

Los Angeles Dodgers - 1982

Batter	1	2	3	4	5	6	7	8	9	AB	R	H	RBI	BB	SO	LOB	TOP
Chili Davis, S (1, 7)	0-3 K		0-3 K		0-0 6-3		0-0 F8		0-3 K	5	0	0	0	0	0	3	0
Joe Morgan, L OBP: 0.200, SLG: 0.200 (1, 4)	0-0 4-3		0-0 WP 1B		0-0 G1		0-0 F9		0-0 F7	5	0	1	0	0	0	0	0
Jack Clark, R OBP: 0.500, SLG: 1.333 (1, 9)	0-0 HR		0-0 F8				0-0 F8		4-0 FC5-4 BB	3	1	1	1	1	0	1	0
Reggie Smith, S OBP: 0.750, SLG: 0.667 Gary Lavelle, S (7, 1) Greg Minton, S (9, 1)	0-0 1B				0-0 FC4-6 1B		4-0 BB 1B		0-0 FC5-4	3	1	2	0	1	0	1	0
Darrell Evans, L (1, 5) (8, 3)	0-0 F8				0-0 FC4-6 1B		4-0 1B 1B		0-0 F8	3	1	0	0	1	0	2	0
Jeffrey Leonard, R OBP: 0.500, SLG: 0.500 (1, 8)		0-0 4-3			0-0 F8		0-0 1B 1B		0-0 E S CS 1B	4	0	2	1	0	0	1	0
Milt May, L OBP: 0.500, SLG: 0.500 (1, 2)		0-0 3-1			0-0 1B		0-0 1B		0-0 P3	4	0	2	1	0	0	1	0
Johnnie LeMaster, R OBP: 0.250, SLG: 0.250 (1, 6)		0-0 F4			0-0 G3		0-0 1B		0-0 E6	4	0	1	0	0	0	3	0
Al Holland, R Jim Wohlford, R Jim Barr, R Dave Bergman, L Guy Sulzard, R (1, 1) (6, PH) (6, 1) (7, 3) (8, PH) (8, 9)			0-0 4-3				0-0 5-3		0-0 G6-4-3 1B	2	0	0	0	0	0	0	0
							0-0 G6-4-3 1B		0-0 CS	1	0	0	0	0	0	0	0
							0-0 G6-4-3 1B		0-0 F9	1	0	0	0	0	0	0	0
							0-0 G6-4-3 1B		0-0 CS	1	0	0	0	0	0	0	0
							0-0 G6-4-3 1B		0-0 F9	1	0	0	0	0	0	0	0
							0-0 G6-4-3 1B		0-0 CS	1	0	0	0	0	0	0	0
							0-0 G6-4-3 1B		0-0 F9	1	0	0	0	0	0	0	0
							0-0 G6-4-3 1B		0-0 CS	1	0	0	0	0	0	0	0
							0-0 G6-4-3 1B		0-0 F9	1	0	0	0	0	0	0	0
							0-0 G6-4-3 1B		0-0 CS	1	0	0	0	0	0	0	0
							0-0 G6-4-3 1B		0-0 F9	1	0	0	0	0	0	0	0
							0-0 G6-4-3 1B		0-0 CS	1	0	0	0	0	0	0	0
							0-0 G6-4-3 1B		0-0 F9	1	0	0	0	0	0	0	0
							0-0 G6-4-3 1B		0-0 CS	1	0	0	0	0	0	0	0
							0-0 G6-4-3 1B		0-0 F9	1	0	0	0	0	0	0	0
							0-0 G6-4-3 1B		0-0 CS	1	0	0	0	0	0	0	0
							0-0 G6-4-3 1B		0-0 F9	1	0	0	0	0	0	0	0
							0-0 G6-4-3 1B		0-0 CS	1	0	0	0	0	0	0	0
							0-0 G6-4-3 1B		0-0 F9	1	0	0	0	0	0	0	0
							0-0 G6-4-3 1B		0-0 CS	1	0	0	0	0	0	0	0
							0-0 G6-4-3 1B		0-0 F9	1	0	0	0	0	0	0	0
							0-0 G6-4-3 1B		0-0 CS	1	0	0	0	0	0	0	0
							0-0 G6-4-3 1B		0-0 F9	1	0	0	0	0	0	0	0
							0-0 G6-4-3 1B		0-0 CS	1	0	0	0	0	0	0	0
							0-0 G6-4-3 1B		0-0 F9	1	0	0	0	0	0	0	0
							0-0 G6-4-3 1B		0-0 CS	1	0	0	0	0	0	0	0
							0-0 G6-4-3 1B		0-0 F9	1	0	0	0	0	0	0	0
							0-0 G6-4-3 1B		0-0 CS	1	0	0	0	0	0	0	0
							0-0 G6-4-3 1B		0-0 F9	1	0	0	0	0	0	0	0
							0-0 G6-4-3 1B		0-0 CS	1	0	0	0	0	0	0	0
							0-0 G6-4-3 1B		0-0 F9	1	0	0	0	0	0	0	0
							0-0 G6-4-3 1B		0-0 CS	1	0	0	0	0	0	0	0
							0-0 G6-4-3 1B		0-0 F9	1	0	0	0	0	0	0	0
							0-0 G6-4-3 1B		0-0 CS	1	0	0	0	0	0	0	0
							0-0 G6-4-3 1B		0-0 F9	1	0	0	0	0	0	0	0
							0-0 G6-4-3 1B		0-0 CS	1	0	0	0	0	0	0	0
							0-0 G6-4-3 1B		0-0 F9	1	0	0	0	0	0	0	0
							0-0 G6-4-3 1B		0-0 CS	1	0	0	0	0	0	0	0
							0-0 G6-4-3 1B		0-0 F9	1	0	0	0	0	0	0	0
							0-0 G6-4-3 1B		0-0 CS	1	0	0	0	0	0	0	0
							0-0 G6-4-3 1B		0-0 F9	1	0	0	0	0	0	0	0
							0-0 G6-4-3 1B		0-0 CS	1	0	0	0	0	0	0	0
							0-0 G6-4-3 1B		0-0 F9	1	0	0	0	0	0	0	0
							0-0 G6-4-3 1B		0-0 CS	1	0	0	0	0	0	0	0
							0-0 G6-4-3 1B		0-0 F9	1	0	0	0	0	0	0	0
							0-0 G6-4-3 1B		0-0 CS	1	0	0	0	0	0	0	0
							0-0 G6-4-3 1B		0-0 F9	1	0	0	0	0	0	0	0
							0-0 G6-4-3 1B		0-0 CS	1	0	0	0	0	0	0	0
							0-0 G6-4-3 1B		0-0 F9	1	0	0	0	0	0	0	0
							0-0 G6-4-3 1B		0-0 CS	1	0	0	0	0	0	0	0
							0-0 G6-4-3 1B		0-0 F9	1	0	0	0	0	0	0	0
							0-0 G6-4-3 1B		0-0 CS	1	0	0	0	0	0	0	0
							0-0 G6-4-3 1B		0-0 F9	1	0	0	0	0	0	0	0
							0-0 G6-4-3 1B		0-0 CS	1	0	0	0	0	0	0	0
							0-0 G6-4-3 1B		0-0 F9	1	0	0	0	0	0	0	0
							0-0 G6-4-3 1B		0-0 CS	1	0	0	0	0	0	0	0
							0-0 G6-4-3 1B		0-0 F9	1	0	0	0	0	0	0	0
							0-0 G6-4-3 1B		0-0 CS	1	0	0	0	0	0	0	0
							0-0 G6-4-3 1B		0-0 F9	1	0	0	0	0	0	0	0
							0-0 G6-4-3 1B		0-0 CS	1	0	0	0	0	0	0	0
							0-0 G6-4-3 1B		0-0 F9	1	0	0	0	0	0	0	0
							0-0 G6-4-3 1B		0-0 CS	1	0	0	0	0	0	0	0
							0-0 G6-4-3 1B		0-0 F9	1	0	0	0	0	0	0	0
							0-0 G6-4-3 1B		0-0 CS	1	0	0	0	0	0	0	0
							0-0 G6-4-3 1B		0-0 F9	1	0	0	0	0	0	0	0
							0-0 G6-4-3 1B		0-0 CS	1	0	0	0	0	0	0	0
							0-0 G6-4-3 1B		0-0 F9	1	0	0	0	0	0	0	0
							0-0 G6-4-3 1B		0-0 CS	1	0	0	0	0	0	0	0
							0-0 G6-4-3 1B		0-0 F9	1	0	0	0	0	0	0	0
							0-0 G6-4-3 1B		0-0 CS	1	0	0	0	0	0	0	0
							0-0 G6-4-3 1B		0-0 F9	1	0	0	0	0	0	0	0
							0-0 G6-4-3 1B		0-0 CS	1	0	0	0	0	0	0	0
							0-0 G6-4-3 1B		0-0 F9	1	0	0	0	0	0	0	0
							0-0 G6-4-3 1B		0-0 CS	1	0	0	0	0	0	0	0
							0-0 G6-4-3 1B		0-0 F9	1	0	0	0	0	0	0	0
							0-0 G6-4-3 1B		0-0 CS	1	0	0	0	0	0	0	0
							0-0 G6-4-3 1B		0-0 F9	1	0	0	0	0	0	0	0
							0-0 G6-4-3 1B		0-0 CS	1	0	0	0	0	0	0	0

Batter	1	2	3	4	5	6	7	8	9	AB	R	H	RBI	BB	SO	LOB	TOP																		
Chili Davis, S (1, 7)	F8				P4			K		3	0	0	0	1	1	0	San Francisco Giants @ Los Angeles Dodgers Dodger Stadium, Los Angeles, CA Wed Apr 07 1982, 6:05 PM PST Att: 36,207 - Unknown																		
Joe Morgan, L OBP: 0.111, SLG: 0.111 (1, 4)	F8	1-3			3-1			K		4	0	0	0	0	1	3																			
Jack Clark, R OBP: 0.375, SLG: 0.667 (1, 9)	F8					F8		6-3		3	0	0	0	1	0																				
Reggie Smith, S OBP: 0.500, SLG: 0.429 (1, 3)		F8	L6			F7			6-3	4	1	1	0	0	0	1																			
Darrell Evans, L (1, 5)		F8	F8			F7			F9	4	0	0	0	0	0	1																			
Jeffrey Leonard, R OBP: 0.375, SLG: 0.286 (1, 8)					F8				6-3	3	1	0	0	0	0	0																			
Milt May, L OBP: 0.571, SLG: 0.571 (1, 2)					4-3					3	0	2	1	0	0	0																			
Johnnie LeMaster, R OBP: 0.286, SLG: 0.286 (1, 6)					F7			K		3	0	1	1	0	1	1																			
Alan Fowkes, R Fred Breining, R Duane Kuiper, L Rennie Martin, R Max Venable, L Greg Minton, S (1, 1) (2, 1) (5, PH) (5, 1) (7, PH) (7, 1)								K		1	0	0	0	0	1	2																			
Inning Stats	R: 0 E: 0 K: 0 S: 3	H: 0 LOB: 0 BB: 0 P: 3	R: 2 E: 0 K: 1 S: 8	H: 3 LOB: 3 BB: 1 P: 13	R: 0 E: 0 K: 0 S: 2	H: 0 LOB: 0 BB: 1 P: 6	R: 0 E: 0 K: 0 S: 3	H: 0 LOB: 0 BB: 0 P: 3	R: 0 E: 0 K: 1 S: 5	H: 1 LOB: 1 BB: 0 P: 6	R: 0 E: 0 K: 2 S: 7	H: 0 LOB: 0 BB: 0 P: 7	R: 0 E: 0 K: 0 S: 3	H: 0 LOB: 0 BB: 0 P: 3	1B: 4 2B: 0 3B: 0 HR: 0	SF: 0 SAC: 0 DP: 0 HBP: 1	WP: 0 PA: 33 PB: 0 SB: 1 CS: 1																		
PITCHER	IP	WLS	BF	H	R	ER	SO	BB	IBB	HBP	BLK	WP	HR	S	P	ERA	WHIP	PITCHER	IP	WLS	BF	H	R	ER	SO	BB	IBB	HBP	BLK	WP	HR	S	P	ERA	WHIP
Bob Welch, R ERA: 3.0 (1, 1)	6.0	W	23	3	2	2	2	2	0	1	0	0	0	24	33	3.00	0.833																		
Alejandro Pena, R ERA: (7, 1)	2.0		7	1	0	0	3	0	0	0	0	0	0	13	13	0.00	0.500																		
Steve Howe, L ERA: (9, 1)	1.0		3	0	0	0	0	0	0	0	0	0	0	3	3	0.00	0.000																		

AB	30
R	2
H	4
RBI	2
BB	2
SO	5
LOB	9



Batter	1	2	3	4	5	6	7	8	9	AB	R	H	RBI	BB	SO	LOB	BOTTOM																			
Steve Sax, R OBP: 0.400, SLG: 0.333 (1, 4)	F4		E9		F9	5-3				5	1	1	0	0	0	2	San Francisco Giants @ Los Angeles Dodgers Dodger Stadium, Los Angeles, CA Wed Apr 07 1982, 6:05 PM PST Att: 36,207 - Unknown																			
Ken Landreaux, L OBP: 0.687, SLG: 0.625 Derrel Thomas, S (1, 8) (8, 8)										4	1	4	1	1	0	0																				
Dusty Baker Jr., R OBP: 0.444, SLG: 0.286 Jorge Orta, L (1, 7) (6, 7)										3	0	1	0	1	0	4																				
Steve Garvey, R OBP: 0.222, SLG: 0.143 (1, 3)										4	1	1	1	1	0	3																				
Ron Cey, R OBP: 0.556, SLG: 1.000 (1, 5)										5	2	3	1	0	0	3																				
Pedro Guerrero, R OBP: 0.444, SLG: 0.286 Steve Howe, L (1, 9) (9, 1)										4	1	1	0	1	1	6																				
Mike Scioscia, L OBP: 0.400, SLG: 0.250 (1, 2)										4	1	1	0	1	0	2																				
Bill Russell, R OBP: 0.500, SLG: 0.667 Mark Belanger, R OBP: 0.333, SLG: 0.667 (1, 6) (6, 6)										3	2	1	2	0	0	2																				
Bob Welch, R Jay Johnstone, L Alejandro Pena, R Ron Roenicke, S (1, 1) (6, PH) (7, 1) (9, 9)										2	0	0	1	0	2	3																				
Inning Stats	R: 0 E: 0 K: 0 S: 4	H: 2 LOB: 1 BB: 0 P: 4	R: 2 E: 0 K: 0 S: 7	H: 4 LOB: 3 BB: 1 P: 11	R: 5 E: 1 K: 1 S: 10	H: 4 LOB: 1 BB: 1 P: 14	R: 0 E: 0 K: 1 S: 6	H: 1 LOB: 1 BB: 0 P: 6	R: 2 E: 2 K: 1 S: 8	H: 1 LOB: 3 BB: 2 P: 16	R: 0 E: 0 K: 0 S: 4	H: 1 LOB: 1 BB: 0 P: 4	R: 0 E: 0 K: 0 S: 3	H: 1 LOB: 1 BB: 1 P: 7	R: 0 E: 0 K: 0 S: 2	H: 0 LOB: 0 BB: 1 P: 6	1B: 12 2B: 1 3B: 0 HR: 1	SF: 1 SAC: 0 DP: 2 HBP: 0	WP: 1 PA: 44 PB: 0 SB: 1 CS: 0																	
PITCHER	IP	WLS	BF	H	R	ER	SO	BB	IBB	HBP	BLK	WP	HR	S	P	ERA	WHIP	PITCHER	IP	WLS	BF	H	R	ER	SO	BB	IBB	HBP	BLK	WP	HR	S	P	ERA	WHIP	
Alan Fowkes, R ERA: 10.8 (1, 1)	1.2	L	14	5	5	2	2	0	1	0	0	0	0	17	21	7.71	2.143																			
Fred Breining, R ERA: 7.71 (2, 1)	2.1		14	5	5	2	2	0	1	0	0	0	0	17	21	7.71	2.143																			
Rennie Martin, R ERA: (5, 1)	2.0		12	2	2	0	1	2	0	0	0	0	0	12	20	0.00	2.000																			
Greg Minton, R ERA: (7, 1)	2.0		7	1	0	0	0	2	0	0	0	1	0	5	13	0.00	1.500																			

AB	37
R	9
H	14
RBI	6
BB	6
SO	3
LOB	26



Batter	1	2	3	4	5	6	7	8	9	AB	R	H	RBI	BB	SO	LOB	TOP		
Gene Richards, L (1, 7) OBP: 0.400, SLG: 0.333 Joe Lefebvre, L (1, FR) OBP: 0.667, SLG: 0.600	BB 1B		4-3 SH1-4 BB		4-3 SH 1B	3-1		FC4-6		1 0 1 0 0 0 0 3 0 1 1 1 0 2							San Diego Padres @ Los Angeles Dodgers Dodger Stadium, Los Angeles, CA Fri Apr 09 1982, 6:05 PM PST Att: 37,965 - Unknown		
Juan Bonilla, R (1, 4) OBP: 0.250, SLG: 0.100	BB		SH1-4		SH 4-3		6-3	F8		2 0 0 0 1 0 1									
Garry Templeton, S (1, 6)	F8		4-3		K		4-3		E6 4-3 1B	5 1 0 1 0 1 6									
Ruppert Jones, L (1, 8) OBP: 0.308, SLG: 0.273	F8		6-3		4-3		2B BB		4-3	4 1 0 1 1 0 6									
Sixto Lezcano, R (1, 9) OBP: 0.308, SLG: 0.364	1-3			1B 2B	F7		2B	1B IBB		4 1 2 1 1 0 4									
Terry Kennedy, L (1, 2) OBP: 0.250, SLG: 0.182		5-3		P4		1-3 SH1-3 BB	4-3		1B	4 1 1 1 1 0 2									
Luis Salazar, R (1, 5) OBP: 0.250, SLG: 0.250		K		6-3		SH1-3 1-2 1B		4-3 S FC4-6 1B	F3	5 1 2 0 0 1 3									
Randy Bass, L (1, 3) OBP: 0.167, SLG: 0.167	1-3			1B		1-3		4-3	F8	5 0 1 1 0 0 5									
Tim Lollar, L (1, 1) OBP: 1.000, SLG: 1.000 Floyd Chiffer, R (6, 1) Kurt Bevacqua, R (8, PH) Gary Lucas, L (8, 1)			SH1-4 BB 4-3 1B		SH 4-3 1B	SH1-3 2-3 3-H		FC4-6 IBB		2 2 2 1 0 0 0 0 0 0 0 0 0 0 0 0 0 0 1 0 0 0 0 0 0 0 0 0									
Inning Stats	R: 0 E: 0 K: 0 S: 4	H: 1 LOB: 2 BB: 1 P: 8	R: 0 E: 0 K: 1 S: 5	H: 0 LOB: 0 BB: 0 P: 5	R: 1 E: 0 K: 0 S: 4	H: 1 LOB: 1 BB: 1 P: 8	R: 1 E: 0 K: 0 S: 4	H: 2 LOB: 1 BB: 0 P: 4	R: 1 E: 0 K: 1 S: 8	H: 2 LOB: 2 BB: 0 P: 8	R: 1 E: 0 K: 0 S: 4	H: 1 LOB: 1 BB: 1 P: 8	R: 1 E: 0 K: 0 S: 4	H: 1 LOB: 1 BB: 1 P: 8	R: 1 E: 1 K: 0 S: 5	H: 1 LOB: 2 BB: 1 P: 9		1B: 8 2B: 2 3B: 0 HR: 0	SF: 0 SAC: 3 DP: 0 HBP: 0
PITCHER	IP WLS BF H R ER SO BB IBB HBP BLK WP HR S P ERA WHIP																		
Burt Hooton, R (1, 1) ERA: 6.75 Ted Power, R (5, 1) ERA: 4.5 Terry Forster, L (7, 1) ERA: 4.15 Alejandro Pena, R (9, 1) ERA:	4.0 2.0 2.1 0.2	WLS 9 L 2	BF 19 14 0	H 6 3 0	R 3 1 0	ER 3 2 0	SO 1 1 0	BB 2 1 0	IBB 0 0 0	HBP 0 0 0	BLK 0 0 0	WP 0 0 0	HR 0 10 11 2	S 19 14 23 2	P 27 14 23 2	ERA 6.75 4.50 7.71 0.00	WHIP 2.000 1.000 1.714 0.000		

Batter	1	2	3	4	5	6	7	8	9	AB	R	H	RBI	BB	SO	LOB	BOTTOM				
Steve Sax, R (1, 4) OBP: 0.267, SLG: 0.214	5-3		F7		4-3	P4			6-3	5 0 0 0 0 0 2							San Diego Padres @ Los Angeles Dodgers Dodger Stadium, Los Angeles, CA Fri Apr 09 1982, 6:05 PM PST Att: 37,965 - Unknown				
Ken Landreaux, L (1, 8) OBP: 0.571, SLG: 0.500	P6		BB		F5		F3			4 0 1 0 1 0 0											
Dusty Baker Jr., R (1, 7) OBP: 0.286, SLG: 0.167	F7		P4		P3		F3		F8	5 0 0 0 0 0 3											
Steve Garvey, R (1, 3) OBP: 0.231, SLG: 0.182		FC6-4 1B		F7		5-3	P4			4 0 1 0 0 0 0											
Ron Cey, R (1, 5) OBP: 0.462, SLG: 0.769		FC6-4 1-2F		P3		BB FC5-2 1B		K		4 0 1 0 0 1 1											
Pedro Guerrero, R (1, 9) OBP: 0.482, SLG: 0.364		K		2B 1B		FC5-2 2B 1B		6-3		4 2 2 0 0 1 1											
Steve Yeager, R (1, 2) OBP: 0.625, SLG: 1.143		K2-3		1B 2B		FC5-2 2B BB			1B	3 1 2 1 1 1 1											
Bill Russell, R (1, 6) OBP: 0.500, SLG: 0.600			FC2-6 1B		2-3 1B	FC5-2 2B		4-3		4 1 2 0 0 0 4											
Burt Hooton, R (1, 1) ERA: 6.75 Rick Monday, L (6, PH) Terry Forster, L (7, 1) Alejandro Pena, R (9, 1) Ron Roenicke, S (9, PH)			FC2-6 BB		5-3		1-2 2-3 3-H		K	2 0 0 0 0 0 3 0 0 0 0 0 0 0 1 0 1 3 0 0 0 0 0 0 0 0 0 0 0 0 0 0 0 0 0 1 0 0 0 0 1 0											
Inning Stats	R: 0 E: 0 K: 0 S: 3	H: 0 LOB: 0 BB: 0 P: 3	R: 0 E: 0 K: 2 S: 8	H: 1 LOB: 1 BB: 0 P: 8	R: 0 E: 0 K: 0 S: 4	H: 1 LOB: 2 BB: 1 P: 8	R: 1 E: 0 K: 0 S: 6	H: 3 LOB: 2 BB: 0 P: 6	R: 0 E: 0 K: 0 S: 3	H: 0 LOB: 0 BB: 0 P: 3	R: 3 E: 0 K: 0 S: 6	H: 3 LOB: 1 BB: 1 P: 10	R: 0 E: 0 K: 0 S: 3	H: 0 LOB: 0 BB: 0 P: 3	R: 0 E: 0 K: 1 S: 6	H: 1 LOB: 1 BB: 0 P: 6		R: 0 E: 0 K: 1 S: 6	H: 1 LOB: 1 BB: 0 P: 6	1B: 8 2B: 2 3B: 0 HR: 0	SF: 0 SAC: 0 DP: 0 HBP: 0
PITCHER	IP WLS BF H R ER SO BB IBB HBP BLK WP HR S P ERA WHIP																				
Tim Lollar, L (1, 1) ERA: 6.75 Floyd Chiffer, R (6, 1) Gary Lucas, L (8, 1) ERA:	5.1 1.2 2.0	WLS W S	BF 25 6 8	H 7 4 2	R 4 0 0	ER 4 0 0	SO 2 4 2	BB 2 0 0	IBB 0 0 0	HBP 0 0 0	BLK 0 0 0	WP 0 0 0	HR 0 6 12	S 27 6 12	P 35 6 12	ERA 6.75 0.00 0.00	WHIP 1.688 0.600 1.000				



Batter	1	2	3	4	5	6	7	8	9	AB	R	H	RBI	BB	SO	LOB	TOP																			
Luis Salazar, R OBP: 0.250, SLG: 0.250	E6 FC1-5	K			6-3		S 1B			4	0	1	0	0	1	3	San Diego Padres @ Los Angeles Dodgers Dodger Stadium, Los Angeles, CA Sat Apr 10 1982, 3:33 AM PST Att: 46,692 - Unknown livebaseballscorecards.com																			
Juan Bonilla, R OBP: 0.250, SLG: 0.077	3-1 FC1-5 BB		F9		6-3		6-3			3	0	0	0	1	0	2																				
Garry Templeton, S (1, 6)	FC1-5 3-1 1-2 2-3*		K		F8			5-3		4	0	0	0	0	1	3																				
Ruppert Jones, L OBP: 0.353, SLG: 0.400	3-1 1-2 2-3					L1				4	0	2	0	0	0	2																				
Sixto Lezcano, R OBP: 0.294, SLG: 0.333	6-3		F8							4	0	1	0	0	1	4																				
Kurt Bevacqua, R (1, 3)		5-3			5-3		K			4	0	0	0	0	1	2																				
Terry Kennedy, L OBP: 0.250, SLG: 0.200						5-3			1-3	4	0	1	0	0	0	1																				
Dave Edwards, R OBP: 0.200, SLG: 0.400							K		K	4	0	1	0	0	2	0																				
Juan Eichelberger, R (1, 1) Tim Flannery, L (5, PH) Eric Show, R (5, 1) Joe Lefebvre, L (7, PH) Rick Wise, R (7, 1) Randy Bass, L (9, PH)		K					K		P6	1	0	0	0	0	1	2																				
Inning Stats	R: 0 E: 1 K: 0 S: 4	H: 0 LOB: 2 BB: 1 P: 8	R: 0 E: 0 K: 2 S: 9	H: 2 LOB: 2 BB: 0 P: 9	R: 0 E: 0 K: 1 S: 6	H: 1 LOB: 1 BB: 0 P: 6	R: 0 E: 0 K: 0 S: 3	H: 0 LOB: 0 BB: 0 P: 3	R: 0 E: 0 K: 0 S: 4	H: 1 LOB: 1 BB: 0 P: 4	R: 0 E: 0 K: 1 S: 6	H: 1 LOB: 1 BB: 0 P: 6	R: 0 E: 0 K: 2 S: 8	H: 1 LOB: 1 BB: 0 P: 8	R: 0 E: 0 K: 1 S: 6	H: 0 LOB: 0 BB: 0 P: 5	1B: 4 2B: 3 3B: 0 HR: 0	SF: 0 SAC: 0 DP: 0 HBP: 0	WP: 0 PA: 36 PB: 0 SB: 1 CS: 0																	
PITCHER	IP	WLS	BF	H	R	ER	SO	BB	IBB	HBP	BLK	WP	HR	S	P	ERA	WHIP	PITCHER		IP	WLS	BF	H	R	ER	SO	BB	IBB	HBP	BLK	WP	HR	S	P	ERA	WHIP
Fernando Valenzuela, L ERA: 4.35	(1, 1)	6.0	W	25	5	0	0	4	1	0	0	0	0	32	36	0.00	1.000																			
Dave Stewart, R ERA: 9.0	(7, 1)	2.0		8	2	0	0	3	0	0	0	0	0	14	14	0.00	1.000																			
Dave Goltz, R ERA: 9.0	(9, 1)	1.0		3	0	0	0	1	0	0	0	0	0	5	5	0.00	0.000																			


Batter	1	2	3	4	5	6	7	8	9	AB	R	H	RBI	BB	SO	LOB	BOTTOM																			
Steve Sax, R OBP: 0.300, SLG: 0.278	1-3		WP FC1-5 BLK BB	WP 2B		1-3		3-1		4	0	1	1	1	0	2	San Diego Padres @ Los Angeles Dodgers Dodger Stadium, Los Angeles, CA Sat Apr 10 1982, 3:33 AM PST Att: 46,692 - Unknown livebaseballscorecards.com																			
Ken Landreaux, L OBP: 0.556, SLG: 0.467	F3		FC1-5 BB	3-1			S E 1B			3	1	1	0	1	0	1																				
Dusty Baker Jr., R OBP: 0.389, SLG: 0.500 Derrel Thomas, S (7, PR) (8, 7)			FC1-5 1-2 3-H				E7 4-3 1-H 1B			4	1	3	2	0	0	2																				
Steve Garvey, R OBP: 0.235, SLG: 0.143			P5			K		4-3		3	0	0	0	1	1	4																				
Ron Cey, R OBP: 0.471, SLG: 0.706	F8			1B 2B 1B		K				4	1	2	1	0	1	1																				
Pedro Guerrero, R OBP: 0.353, SLG: 0.267		6-3		P4		E6 4-3		P4		4	0	0	0	0	0	3																				
Mike Scioscia, L OBP: 0.333, SLG: 0.250		4-3		2B 4-3 1B		4-3		F9		4	1	1	0	0	0	3																				
Bill Russell, R OBP: 0.462, SLG: 0.615 Mark Belanger, R OBP: 0.250, SLG: 0.500		4-3		4-3 2B 2B		5-3		L1		3	1	1	1	0	0	1																				
Fernando Valenzuela, L (1, 1) Jay Johnstone, L (6, PH) Dave Stewart, R (7, 1) Jorge Orta, L (8, PH) Dave Goltz, R (9, 1)			5-3	4-3				P3		2	0	0	1	0	0	1																				
Inning Stats	R: 1 E: 0 K: 0 S: 4	H: 1 LOB: 1 BB: 1 P: 8	R: 0 E: 0 K: 0 S: 3	H: 0 LOB: 0 BB: 0 P: 3	R: 0 E: 0 K: 0 S: 3	H: 0 LOB: 2 BB: 2 P: 11	R: 3 E: 0 K: 0 S: 7	H: 4 LOB: 1 BB: 0 P: 7	R: 0 E: 0 K: 2 S: 7	H: 1 LOB: 0 BB: 0 P: 7	R: 0 E: 1 K: 0 S: 4	H: 0 LOB: 2 BB: 1 P: 8	R: 2 E: 1 K: 0 S: 6	H: 3 LOB: 2 BB: 0 P: 6	R: 0 E: 0 K: 0 S: 3	H: 0 LOB: 0 BB: 0 P: 3	1B: 6 2B: 2 3B: 0 HR: 1	SF: 0 SAC: 0 DP: 0 HBP: 0	WP: 2 PA: 37 PB: 0 SB: 1 CS: 1																	
PITCHER	IP	WLS	BF	H	R	ER	SO	BB	IBB	HBP	BLK	WP	HR	S	P	ERA	WHIP	PITCHER		IP	WLS	BF	H	R	ER	SO	BB	IBB	HBP	BLK	WP	HR	S	P	ERA	WHIP
Juan Eichelberger, R ERA: 4.35	(1, 1)	4.0	L	20	5	4	4	0	3	0	0	1	17	29	9.00	2.000																				
Eric Show, R ERA: 9.0	(5, 1)	2.0		8	1	0	0	2	0	1	0	0	0	11	15	0.00	0.500																			
Rick Wise, R ERA: 9.0	(7, 1)	2.0		9	3	2	2	0	0	0	0	0	0	9	9	9.00	1.500																			



Batter	1	2	3	4	5	6	7	8	9	AB	R	H	RBI	BB	SO	LOB	TOP					
Steve Sax, R OBP: 0.375, SLG: 0.345	0-0 FC5-4 1B	0-0 HR 1B	0-0 FC5 2-3f			0-0 4-3		4-0 4-3 SF8 BB	0-0 1-2 2-3 1B	5	2	3	0	1	0	3						
Ken Landreaux, L OBP: 0.454, SLG: 0.440	0-0 FC5-4 1B	0-0 F8		0-0 E 2B		0-0 F9		0-0 4-3	0-0 L9	6	1	1	0	0	0	6						
Dusty Baker Jr., R OBP: 0.444, SLG: 0.609	0-0 1B SF9	0-0 HR		4-0 L5-3 BB		0-0 6-3		0-0 SF8		3	2	2	2	1	0	0						
Mark Belanger, R OBP: 0.375, SLG: 0.500	1-3 1B SF9	1-H HR		2-3 L5-3 BB				0-0 3-H K		0	0	0	0	0	0	0						
Steve Garvey, R OBP: 0.222, SLG: 0.208	0-0 1B 3-H	0-3 K2-3		0-0 L5-3			0-0 BB FC4-2 2B	0-3 K		5	1	2	1	0	2	2						
Ron Cey, R OBP: 0.370, SLG: 0.500	0-0 SF9		4-0 SH1-4 BB	0-0 6-3			4-0 FC4-2 BB	0-0 F9		2	1	0	1	2	0	1						
Pedro Guerrero, R OBP: 0.444, SLG: 0.348	0-0 1B		4-0 FC5 SH1-4 BB	0-0 5-3			4-0 E FC4-2 BB	0-0 S 1B		3	2	2	0	2	0	0						
Steve Yeager, R OBP: 0.700, SLG: 1.111	0-0 1B		0-0 SH1-4	0-0 6-3 1B			0-0 FC4-2 FC5-4	0-0 S 1B		2	0	2	1	0	0	0						
Mike Scioscia, L OBP: 0.295, SLG: 0.286	1-2 1B		1-2 2-3	0-0 6-3 1B			1-2 2-3 3-H	1-H 1B		2	0	1	1	0	0	3						
Bill Russell, R OBP: 0.476, SLG: 0.471	0-0 F4		4-0	0-0 6-3			0-0 FC5-4	4-0 1B		3	0	0	1	1	0	4						
Derrel Thomas, S	0-0 F4		4-0	1-2 6-3			1-2 2-3 3-H	1-2 BB		0	0	0	0	1	0	0						
Bob Welch, R		0-0 F7	0-0 L6	0-3 K			0-0 F8	0-0 F8		3	0	0	0	0	1	4						
Terry Forster, L		0-0 F7	0-0 L6	0-3 K			0-0 F8	0-0 F8		1	0	0	0	0	0	1						
Alejandro Pena, R		0-0 F7	0-0 L6	0-3 K			0-0 F8	0-0 F8		0	0	0	0	0	0	0						
Jay Johnstone, L		0-0 F7	0-0 L6	0-3 K			0-0 F8	0-0 F8		1	0	0	0	0	0	2						
Dave Stewart, R		0-0 F7	0-0 L6	0-3 K			0-0 F8	0-0 F8		0	0	0	0	0	0	0						
Inning Stats	R: 3 E: 0 K: 0 S: 8	H: 5 LOB: 2 BB: 0 P: 8	R: 2 E: 0 K: 1 S: 7	H: 2 LOB: 0 BB: 0 P: 7	R: 0 E: 0 K: 0 S: 3	H: 0 LOB: 3 BB: 3 P: 15	R: 0 E: 1 K: 0 S: 3	H: 1 LOB: 1 BB: 1 P: 7	R: 0 E: 0 K: 1 S: 6	H: 1 LOB: 1 BB: 0 P: 6	R: 0 E: 0 K: 0 S: 3	H: 0 LOB: 0 BB: 0 P: 3	R: 2 E: 1 K: 0 S: 4	H: 1 LOB: 1 BB: 2 P: 12	R: 1 E: 0 K: 1 S: 5	H: 0 LOB: 0 BB: 1 P: 9	R: 1 E: 0 K: 0 S: 6	H: 3 LOB: 3 BB: 1 P: 10	1B: 10 2B: 3 3B: 0 HR: 1	SF: 2 SAC: 1 DP: 1 HBP: 0	WP: 0 PB: 0 SB: 2 CS: 0	PA: 47
PITCHER	IP WLS BF	H R ER SO	BB IBB HBP BLK	WP HR S P	ERA WHIP	PITCHER	IP WLS BF	H R ER SO	BB IBB HBP BLK	WP HR S P	ERA WHIP											
Bob Knepper, L ERA: 4.5	2.0	7	5	5	1	2	0	0	0	0	0	0	1	15	23	22.50	4.500					
Vern Ruhle, R ERA: 6.75	5.0	3	2	1	1	3	1	0	0	0	0	0	0	19	35	1.80	1.200					
Frank LaCorte, R ERA: 6.75	2.0	3	2	2	1	2	0	0	0	0	0	0	0	11	19	9.00	2.500					

Los Angeles Dodgers @ Houston Astros
Astrodome, Houston, TX
Tue Apr 13 1982, 7:05 PM EST
Att: 20,736 - Unknown


AB 36
R 9
H 13
RBI 8
BB 8
SO 3
LOB 26



Batter	1	2	3	4	5	6	7	8	9	AB	R	H	RBI	BB	SO	LOB	BOTTOM					
Phil Garner, R OBP: 0.286, SLG: 0.138	4-0 6-3 1B BB		0-0 4-3			4-0 1-2 BB	0-0 4-3			2	1	0	0	2	0	2						
Terry Puhl, L OBP: 0.235, SLG: 0.412	0-0 1-2 1B		0-0 F4			0-0 F6		0-0 6-3		4	1	1	0	0	0	2						
Tony Scott, S OBP: 0.212, SLG: 0.250	0-0 1-2 2-3		0-0 6-3		0-0 F8 1B	0-0 F3		0-0 4-3		4	0	1	0	0	0	4						
Jose Cruz, L OBP: 0.313, SLG: 0.276	0-0 G5-4-3 1B		0-0 F8		0-0 F8	0-0 F9		4-0 HR BB		3	0	1	2	0	0	3						
Denny Walling, L	2-H 3-H		0-0 G5-4-3		1-2 F8	0-0 F9		4-0 HR BB		0	1	0	0	1	0	0						
Alan Ashby, S OBP: 0.458, SLG: 0.773	0-0 G5-4-3		0-0 F8		0-0 F8	0-0 FC5-4 1B		1-H HR		4	1	2	2	0	0	1						
Ray Knight, R OBP: 0.387, SLG: 0.448		0-3 K		0-0 F7		0-0 F8		0-0 1-3		4	0	0	0	0	1	1						
Art Howe, R OBP: 0.300, SLG: 0.423		0-0 F8		0-0 F8		0-0 FC5-4 1B		0-0 F2		4	1	0	0	0	0	1						
Dickie Thon, R OBP: 0.313, SLG: 0.313		0-0 4-3		0-3 K		0-0 K		0-0 F9		1	0	0	0	0	0	0						
Frank LaCorte, R		0-0 4-3		0-3 K		0-0 K		0-0 F9		0	0	0	0	0	0	0						
Danny Heep, L OBP: 0.333, SLG: 0.333		0-0 4-3		0-3 K		0-0 K		0-0 F9		1	0	0	0	0	0	0						
Bob Knepper, L		0-0 1-3		0-0 1-3		0-0 BB		0-0 F9		0	0	0	0	0	0	0						
Vern Ruhle, R		0-0 1-3		0-0 1-3		0-0 BB		0-0 F9		1	0	0	0	0	1	0						
Kiko Garcia, R OBP: 0.250, SLG: 0.375		0-0 1-3		0-0 1-3		0-0 BB		0-0 F9		4	0	2	1	0	0	0						
Mike Ivie, R OBP: 0.400, SLG: 0.400		0-0 1-3		0-0 1-3		0-0 BB		0-0 F9		1	0	1	0	0	0	0						
Inning Stats	R: 2 E: 0 K: 0 S: 4	H: 2 LOB: 1 BB: 1 P: 8	R: 0 E: 0 K: 1 S: 5	H: 0 LOB: 0 BB: 0 P: 5	R: 0 E: 0 K: 0 S: 3	H: 0 LOB: 0 BB: 0 P: 3	R: 0 E: 0 K: 0 S: 3	H: 1 LOB: 0 BB: 0 P: 3	R: 0 E: 0 K: 1 S: 5	H: 0 LOB: 0 BB: 0 P: 5	R: 0 E: 0 K: 0 S: 4	H: 1 LOB: 2 BB: 1 P: 8	R: 1 E: 0 K: 0 S: 6	H: 3 LOB: 2 BB: 0 P: 6	R: 2 E: 0 K: 0 S: 4	H: 1 LOB: 0 BB: 1 P: 8	R: 0 E: 0 K: 0 S: 3	H: 0 LOB: 0 BB: 0 P: 3	1B: 6 2B: 1 3B: 0 HR: 1	SF: 0 SAC: 0 DP: 1 HBP: 0	WP: 0 PB: 0 SB: 0 CS: 0	PA: 36
PITCHER	IP WLS BF	H R ER SO	BB IBB HBP BLK	WP HR S P	ERA WHIP	PITCHER	IP WLS BF	H R ER SO	BB IBB HBP BLK	WP HR S P	ERA WHIP											
Bob Welch, R ERA: 3.27	5.0	4	2	2	2	2	0	0	0	0	0	0	0	8	8	5.40	1.800					
Terry Forster, L ERA: 4.5	1.2	3	1	1	0	0	0	0	0	0	0	0	0	8	8	5.40	1.800					
Alejandro Pena, R ERA: 4.5	1.1	6	1	2	2	0	1	0	0	0	1	5	9	13.50	1.500							
Dave Stewart, R ERA: 1.89	1.0	3	0	0	0	0	0	0	0	0	0	3	3	0.00	0.000							

Los Angeles Dodgers @ Houston Astros
Astrodome, Houston, TX
Tue Apr 13 1982, 7:05 PM EST
Att: 20,736 - Unknown

AB 33
R 5
H 8
RBI 5
BB 3
SO 2
LOB 14



Batter	1	2	3	4	5	6	7	8	9	AB	R	H	RBI	BB	SO	LOB	TOP
Steve Sax, R (1,4) OBP: 0.361, SLG: 0.333	4-3		F8			FC5 1B		FC1-6		4	0	1	0	0	0	2	Los Angeles Dodgers @ Houston Astros Astrodome, Houston, TX Wed Apr 14 1982, 7:05 PM EST Att: 25,562 - Unknown livebaseballscorecards.com
Ken Landreaux, L (1,8) OBP: 0.469, SLG: 0.448	6-3 1B		F9			FC5 1B		K		4	1	2	0	0	1	2	
Dusty Baker Jr., R (1,7) OBP: 0.419, SLG: 0.538	6-3		F8			FC5 1B		IBB		3	0	0	0	1	0	3	
Steve Garvey, R (1,3) OBP: 0.226, SLG: 0.214	1B		F8			FC5		1-3		4	0	1	1	0	0	5	
Ron Cey, R (1,5) OBP: 0.323, SLG: 0.429	F9		F9			F9		F4		4	0	0	0	0	0	1	
Pedro Guerrero, R (1,9) OBP: 0.387, SLG: 0.296		5-3				F8		6-3		4	0	0	0	0	0	0	
Mike Scioscia, L (1,2) OBP: 0.316, SLG: 0.235 Steve Yeager, R (9, PH) OBP: 0.636, SLG: 1.000	F9		F2			K		F7		3	0	0	0	0	1	0	
Bill Russell, R (1,6) OBP: 0.456, SLG: 0.450	F9		3-1					FC1-6 BB 1B		3	0	1	0	0	0	0	
Burt Hooton, R (1,1) Rick Monday, L (8, PH) Steve Howe, L (8,1) OBP: 0.750, SLG: 1.000	4-3		4-3			L5		E FC1-6 BB		2	0	0	0	0	0	0	
Inning Stats	R: 1 E: 0 K: 0 S: 5	H: 2 LOB: 1 BB: 0 P: 5	R: 0 E: 0 K: 0 S: 3	H: 0 LOB: 0 BB: 0 P: 3	R: 0 E: 0 K: 0 S: 3	H: 0 LOB: 0 BB: 0 P: 3	R: 0 E: 0 K: 0 S: 5	H: 2 LOB: 2 BB: 0 P: 5	R: 0 E: 1 K: 1 S: 6	H: 1 LOB: 3 BB: 2 P: 14	R: 0 E: 0 K: 0 S: 3	H: 0 LOB: 0 BB: 0 P: 3	1B: 5 2B: 0 3B: 0 HR: 0	SF: 0 SAC: 0 DP: 0 HBP: 0	WP: 0 PB: 0 SB: 0 CS: 0	PA: 34	
PITCHER	IP WLS BF H R ER SO BB IBB HBP BLK WP HR S P ERA WHIP																
Don Sutton, R (1,1) ERA: 3.27	7.0 W 27 5 1 1 1 1 1 0 0 0 0 0 28 32 1.29 0.857																
Joe Sambito, L (8,1) ERA:	2.0 S 7 0 0 0 1 0 1 0 0 0 0 0 8 12 0.00 0.000																

Batter	1	2	3	4	5	6	7	8	9	AB	R	H	RBI	BB	SO	LOB	BOTTOM
Phil Garner, R (1,4) OBP: 0.282, SLG: 0.152	S 1B		F7			4-3		5-3		4	1	1	0	0	0	0	Los Angeles Dodgers @ Houston Astros Astrodome, Houston, TX Wed Apr 14 1982, 7:05 PM EST Att: 25,562 - Unknown livebaseballscorecards.com
Terry Puhl, L (1,9) OBP: 0.211, SLG: 0.368	F7		F3			4-3		6-3		4	0	0	0	0	0	1	
Tony Scott, S (1,8) OBP: 0.189, SLG: 0.222	F4		5-3			G3		6-3		4	0	0	0	0	0	1	
Jose Cruz, L (1,7) OBP: 0.343, SLG: 0.313	1B		CS 1B			1-4				3	0	2	1	0	0	0	
Alan Ashby, S (1,2) OBP: 0.444, SLG: 0.840	4-3		K			HR				3	1	1	1	0	1	2	
Ray Knight, R (1,5) OBP: 0.353, SLG: 0.406	E6 G6-4-3		F8			1-3				3	0	0	0	0	0	0	
Art Howe, R (1,3) OBP: 0.303, SLG: 0.414	G6-4-3		F3			BB 1B				3	0	1	0	0	0	1	
Dickie Thon, R (1,6) OBP: 0.368, SLG: 0.333	6-3		1B			BB				2	0	1	0	1	0	0	
Don Sutton, R (1,1) Joe Sambito, L (8,1) ERA:	K		K			K				3	0	0	0	0	3	3	
Inning Stats	R: 1 E: 0 K: 0 S: 5	H: 2 LOB: 1 BB: 0 P: 5	R: 0 E: 0 K: 1 S: 5	H: 0 LOB: 0 BB: 0 P: 5	R: 0 E: 0 K: 1 S: 5	H: 1 LOB: 0 BB: 0 P: 5	R: 0 E: 0 K: 1 S: 6	H: 1 LOB: 1 BB: 0 P: 6	R: 1 E: 0 K: 0 S: 7	H: 2 LOB: 2 BB: 1 P: 11	R: 0 E: 0 K: 0 S: 3	H: 0 LOB: 0 BB: 0 P: 3	1B: 5 2B: 0 3B: 0 HR: 1	SF: 0 SAC: 0 DP: 1 HBP: 0	WP: 0 PB: 0 SB: 1 CS: 1	PA: 30	
PITCHER	IP WLS BF H R ER SO BB IBB HBP BLK WP HR S P ERA WHIP																
Burt Hooton, R (1,1) ERA: 4.09	7.0 L 27 6 2 2 4 1 0 0 0 0 0 1 34 38 2.57 1.000																
Steve Howe, L (8,1) ERA:	1.0 3 0 0 0 0 0 0 0 0 0 0 0 3 3 0.00 0.000																

Batter	1	2	3	4	5	6	7	8	9	AB	R	H	RBI	BB	SO	LOB	TOP					
Steve Sax, R OBP: 0.370, SLG: 0.340	4-0 2B FC5 BB		0-3 K		0-0 F8		0-0 2B		0-0 FC6-4	4	0	1	1	1	1	2	Los Angeles Dodgers @ San Diego Padres Jack Murphy Stadium, San Diego, CA Sun Apr 18 1982, 6:33 AM EST Att: 22,860 - Unknown livebaseballscorecards.com					
Steve Garvey, R OBP: 0.229, SLG: 0.267	0-0 FC1-6 1-3 2B		0-0 5-3			0-0 HR 1B	0-0 F8		0-3 K	5	1	2	0	0	1	3						
Pedro Guerrero, R OBP: 0.340, SLG: 0.279	0-0 FC5 FC1-6		0-0 F8			0-0 F9		0-0 5-3		4	0	0	0	0	0	3						
Dusty Baker Jr., R OBP: 0.319, SLG: 0.452	0-0 FC1-6 1-2 2-3			0-0 5-3		0-0 HR		0-3 K		4	1	1	2	0	1	2						
Ron Cey, R OBP: 0.340, SLG: 0.442	0-0 F8			0-0 2B		0-0 P3		0-0 E7 1B		4	0	2	0	0	0	2						
Steve Yeager, R OBP: 0.474, SLG: 0.667		0-0 P3		0-0 P4		0-0 F8		0-0 F2		3	0	0	0	0	0	1						
Mike Scioscia, L OBP: 0.296, SLG: 0.208										1	0	0	0	0	0	1						
Ken Landreaux, L OBP: 0.438, SLG: 0.488		0-0 F8		0-0 P6			0-0 SH1-4 2B 1B		0-0 4-3	4	1	1	0	0	0	1						
Mark Belanger, R OBP: 0.429, SLG: 0.500		4-0 BB			0-0 F7		0-0 SH1-4 1-2		0-0 FC6-4 1B 1B	2	0	1	0	1	0	0						
Bob Welch, R	0-3 K		0-3 K		0-3 K		0-0 F8		0-0 FC6-4 1B	2	0	0	0	0	0	2		1				
Ron Roenicke, S										1	0	0	0	0	0	0	1					
Dave Stewart, R										0	0	0	0	0	0	0	0					
Derrel Thomas, S OBP: 0.667, SLG: 0.500										1	0	1	0	0	0	0	0					
Inning Stats	R: 0 E: 0 K: 0 S: 4	H: 1 LOB: 2 BB: 1 P: 8	R: 0 E: 0 K: 1 S: 5	H: 0 LOB: 1 BB: 1 P: 9	R: 0 E: 0 K: 1 S: 5	H: 0 LOB: 0 BB: 0 P: 5	R: 0 E: 0 K: 0 S: 4	H: 1 LOB: 1 BB: 0 P: 4	R: 0 E: 0 K: 1 S: 5	H: 0 LOB: 0 BB: 0 P: 5	R: 2 E: 0 K: 0 S: 5	H: 2 LOB: 0 BB: 0 P: 5	R: 1 E: 0 K: 0 S: 5	H: 2 LOB: 1 BB: 0 P: 5	R: 0 E: 1 K: 1 S: 6	H: 1 LOB: 1 BB: 0 P: 6	R: 0 E: 0 K: 1 S: 7	H: 2 LOB: 2 BB: 0 P: 7	1B: 5 2B: 3 3B: 0 HR: 1	SF: 0 SAC: 1 DP: 0 HBP: 0	WP: 0 PB: 0 SB: 0 CS: 0	PA: 38
PITCHER	IP WLS BF H R ER SO BB IBB HBP BLK WP HR S P ERA WHIP																					
Tim Lollar, L ERA: 3.38	(1, 1) 7.0 0 29 6 3 3 3 2 0 0 0 0 0 1 33 41 3.86 1.143																					
Luis Delson, R ERA: 3.39	(8, 1) 1.0 W 4 1 0 0 1 0 0 0 0 0 0 0 6 6 0.00 1.000																					
Gary Lucas, L ERA:	(9, 1) 1.0 5 2 0 0 1 0 0 0 0 0 0 0 7 7 0.00 2.000																					

Batter	1	2	3	4	5	6	7	8	9	AB	R	H	RBI	BB	SO	LOB	BOTTOM					
Gene Richards, L OBP: 0.324, SLG: 0.314	0-0 BB 1B	0-0 F9			0-3 K		0-0 6-3	0-0 1B 1-2 BB 1B		5	1	2	0	0	1	1	Los Angeles Dodgers @ San Diego Padres Jack Murphy Stadium, San Diego, CA Sun Apr 18 1982, 6:33 AM EST Att: 22,860 - Unknown livebaseballscorecards.com					
Dave Edwards, R OBP: 0.200, SLG: 0.400							0-0 6-3	0-0 BB 1B 1-3 2-H		4	0	1	1	1	0	0						
Juan Bonilla, R OBP: 0.341, SLG: 0.286	4-0 1B 1-2 BB		0-0 6-3		0-0 6-3		0-0 6-3	0-0 BB 1B		4	0	1	1	1	0	0						
Garry Templeton, S OBP: 0.190, SLG: 0.214	0-0 1-2 2-H 1B		0-0 6-3		0-0 4-3			0-0 1B 4-3		5	1	2	1	0	0	3						
Ruppert Jones, L OBP: 0.439, SLG: 0.500	0-3 K		0-0 HR		0-0 4-3		0-0 1B 1B	0-0 1B 1-2 BB BB		4	2	2	1	1	1	2						
Sixto Lezcano, R OBP: 0.310, SLG: 0.385	0-0 F7		0-0 6-3		0-0 1B 1B		0-0 P6	0-0 BB BB		4	0	1	1	1	0	4						
Terry Kennedy, L OBP: 0.241, SLG: 0.259	0-0 F8			0-0 F7		0-0 P6		0-0 1B 1-2 BB 2B F7		5	1	1	2	0	0	6						
Luis Salazar, R OBP: 0.205, SLG: 0.167		0-0 F8		0-0 5-3		0-0 1B		4-0 3B IBB		3	1	1	0	1	0	0						
Broderick Perkins, L OBP: 0.385, SLG: 0.455		0-0 F9		0-0 1B		0-0 F7		0-0 1B 1-2 WP 3B		4	1	2	2	0	0	2						
Tim Lollar, L OBP: 0.714, SLG: 0.667				0-3 K			0-3 K	4-0 1B 1B 3-H		2	0	1	0	0	1	1						
Tim Flannery, L OBP: 0.250, SLG: 0.500										1	0	0	0	0	1	0						
Luis DeLeon, R										0	0	0	0	0	0	0						
Kurt Bevacqua, R OBP: 0.178, SLG: 0.067										0	1	0	0	1	0	0						
Gary Lucas, L										0	0	0	0	0	0	0						
Inning Stats	R: 1 E: 0 K: 1 S: 7	H: 2 LOB: 2 BB: 1 P: 11	R: 0 E: 0 K: 0 S: 4	H: 1 LOB: 1 BB: 0 P: 4	R: 1 E: 0 K: 0 S: 4	H: 1 LOB: 0 BB: 0 P: 4	R: 0 E: 0 K: 1 S: 6	H: 1 LOB: 1 BB: 0 P: 6	R: 0 E: 0 K: 0 S: 5	H: 0 LOB: 0 BB: 0 P: 5	R: 0 E: 0 K: 0 S: 5	H: 2 LOB: 2 BB: 0 P: 5	R: 0 E: 0 K: 1 S: 5	H: 0 LOB: 0 BB: 0 P: 5	R: 7 E: 0 K: 0 S: 9	H: 6 LOB: 3 BB: 4 P: 25	R: 0 E: 0 K: 1 S: 7	H: 1 LOB: 1 BB: 0 P: 7	1B: 10 2B: 1 3B: 1 HR: 1	SF: 0 SAC: 0 DP: 0 HBP: 0	WP: 1 PB: 0 SB: 0 CS: 0	PA: 42
PITCHER	IP WLS BF H R ER SO BB IBB HBP BLK WP HR S P ERA WHIP																					
Bob Welch, R ERA: 3.18	(1, 1) 6.0 0 26 7 2 2 3 1 0 0 0 0 0 0 0 8 8 3.00 1.333																					
Dave Stewart, R ERA: 4.05	(7, 1) 1.1 L 6 2 2 2 1 0 0 0 0 0 0 0 8 8 13.50 1.500																					
Steve Howe, L ERA: 7.11	(8, 1) 0.0 5 3 3 3 0 1 1 0 0 1 0 3 11 ∞ ∞																					
Ted Power, R ERA: 2.25	(8, 1) 0.2 5 1 2 2 0 2 0 0 0 0 0 0 3 11 27.00 4.500																					

Batter	1	2	3	4	5	6	7	8	9	AB	R	H	RBI	BB	SO	LOB	TOP					
Terry Puhl, L (1,9) OBP: 0.245, SLG: 0.306	F8		WP BB		G3		F8			3	0	0	0	2	0	0						
Phil Garner, R (1,4) OBP: 0.288, SLG: 0.212	F9		K			1B	2-3		F9	5	1	1	0	0	1	4						
Jose Cruz, L (1,7) OBP: 0.404, SLG: 0.333	F9		4-3			1B				4	1	2	1	0	0	1						
Alan Ashby, S (1,2)		4-3 S	K			1B				3	2	1	1	1	1	2						
Ray Knight, R (1,5) OBP: 0.333, SLG: 0.356	4-3				6-3					4	1	1	1	0	1	2						
Art Howe, R (1,3) OBP: 0.320, SLG: 0.386	SF8				6-3					3	0	1	3	0	0	1						
Tony Scott, S (1,8) OBP: 0.200, SLG: 0.224					4-3					4	0	1	0	0	0	1						
Dickie Thon, R (1,6) OBP: 0.371, SLG: 0.355	F8				K2-3					4	0	1	0	0	1	1						
Don Sutton, R (1,1) OBP: 0.143, SLG: 0.143					1-3					3	1	1	0	0	1	0						
Joe Sambito, L (8,1)			WP BB				K			1	0	0	0	0	1	1						
Inning Stats	R: 0 E: 0 K: 0 S: 3	H: 0 LOB: 0 BB: 0 P: 3	R: 1 E: 0 K: 0 S: 4	H: 1 LOB: 1 BB: 1 P: 8	R: 1 E: 0 K: 2 S: 8	H: 1 LOB: 1 BB: 1 P: 12	R: 0 E: 0 K: 0 S: 3	H: 0 LOB: 0 BB: 0 P: 3	R: 0 E: 0 K: 1 S: 5	H: 0 LOB: 0 BB: 0 P: 5	R: 4 E: 0 K: 0 S: 7	H: 5 LOB: 0 BB: 0 P: 7	R: 0 E: 0 K: 1 S: 5	H: 0 LOB: 0 BB: 0 P: 5	R: 0 E: 0 K: 1 S: 6	H: 1 LOB: 1 BB: 0 P: 6	R: 0 E: 0 K: 1 S: 6	H: 1 LOB: 2 BB: 1 P: 10	1B: 8 2B: 1 3B: 0 HR: 0	SF: 1 SAC: 0 DP: 1 HBP: 0	WP: 1 PB: 0 SB: 2 CS: 0	PA: 38
PITCHER	IP	WLS	BF	H	R	ER	SO	BB	IBB	HBP	BLK	WP	HR	S	P	ERA	WHIP					
Burt Hooton, R (1,1) ERA: 5.06	5.0		21	4	4	4	3	2	0	0	0	1	0	25	33	7.20	1.200					
Terry Forster, L (6,1) ERA: 5.63	0.0	L	2	2	0	0	0	0	0	0	0	0	0	2	2	∞	∞					
Alejandro Pena, R (6,1) ERA: 1.86	2.0		6	1	2	2	1	0	0	0	0	0	0	8	8	9.00	0.500					
Ted Power, R (8,1) ERA: 1.5	2.0		9	2	0	0	2	1	0	0	0	0	0	12	16	0.00	1.500					

Houston Astros @ Los Angeles Dodgers
 Dodger Stadium, Los Angeles, CA
 Mon Apr 19 1982, 6:05 PM PST
 Att: 39,356 - Unknown



AB 34
 R 6
 H 9
 RBI 6
 BB 3
 SO 6
 LOB 13

Batter	1	2	3	4	5	6	7	8	9	AB	R	H	RBI	BB	SO	LOB	BOTTOM					
Steve Sax, R (1,4) OBP: 0.379, SLG: 0.340	FC3-6		1B		6-3			6-3		3	1	1	0	1	0	0						
Ken Landreaux, L (1,8) OBP: 0.423, SLG: 0.468	FC3-6		1B		5-3			F9		4	1	1	1	0	0	1						
Steve Garvey, R (1,3) OBP: 0.212, SLG: 0.245	6-3		F9		F9			F9		4	0	0	0	0	0	1						
Dusty Baker Jr., R (1,7) OBP: 0.314, SLG: 0.435	F7									4	0	1	0	0	1	0						
Ron Cey, R (1,5) OBP: 0.314, SLG: 0.404		4-3	K			F2			F8	4	0	0	0	0	1	2						
Pedro Guerrero, R (1,9) OBP: 0.333, SLG: 0.319			P4			5-3			E6	4	1	1	0	0	0	2						
Mike Scioscia, L (1,2) OBP: 0.300, SLG: 0.333					4-3					3	1	1	2	0	0	0						
Steve Yeager, R (6,PH) OBP: 0.450, SLG: 0.632			HR						F3	1	0	0	0	0	0	1						
Bill Russell, R (1,6) OBP: 0.378, SLG: 0.323	L7				F7					3	0	0	0	0	0	0						
Burt Hooton, R (1,1)										2	0	0	0	0	1	0						
Terry Forster, L (6,1)										0	0	0	0	0	0	0						
Alejandro Pena, R (6,1)										0	0	0	0	0	0	0						
Jorge Orta, L (7,PH)										1	0	0	0	0	0	0						
Ted Power, R (8,1)										0	0	0	0	0	0	0						
Inning Stats	R: 1 E: 0 K: 0 S: 4	H: 1 LOB: 0 BB: 0 P: 4	R: 2 E: 0 K: 0 S: 5	H: 2 LOB: 0 BB: 0 P: 5	R: 1 E: 0 K: 1 S: 7	H: 2 LOB: 2 BB: 1 P: 11	R: 0 E: 0 K: 1 S: 5	H: 0 LOB: 0 BB: 0 P: 5	R: 0 E: 0 K: 0 S: 3	H: 0 LOB: 0 BB: 0 P: 3	R: 0 E: 0 K: 1 S: 5	H: 0 LOB: 0 BB: 0 P: 5	R: 0 E: 0 K: 0 S: 3	H: 0 LOB: 0 BB: 0 P: 3	R: 0 E: 1 K: 0 S: 4	H: 0 LOB: 1 BB: 0 P: 4	1B: 3 2B: 0 3B: 1 HR: 1	SF: 0 SAC: 0 DP: 0 HBP: 0	WP: 1 PB: 0 SB: 2 CS: 0	PA: 34		
PITCHER	IP	WLS	BF	H	R	ER	SO	BB	IBB	HBP	BLK	WP	HR	S	P	ERA	WHIP					
Don Sutton, R (1,1) ERA: 3.5	7.0		27	5	4	3	3	1	0	0	0	1	1	32	36	3.86	0.857					
Joe Sambito, L (8,1) ERA:	2.0	S	7	0	0	0	0	0	0	0	0	0	0	7	7	0.00	0.000					

Houston Astros @ Los Angeles Dodgers
 Dodger Stadium, Los Angeles, CA
 Mon Apr 19 1982, 6:05 PM PST
 Att: 39,356 - Unknown



AB 33
 R 4
 H 5
 RBI 3
 BB 1
 SO 3
 LOB 7


Batter	1	2	3	4	5	6	7	8	9	AB	R	H	RBI	BB	SO	LOB	TOP					
Phil Garner, R OBP: 0.270, SLG: 0.196 (1, 4)	F3		K		G6-4-3			F5		4	0	0	0	0	1	1	Houston Astros @ Los Angeles Dodgers Dodger Stadium, Los Angeles, CA Tue Apr 20 1982, 6:05 PM PST Att: 44,876 - Unknown					
Tony Scott, S OBP: 0.208, SLG: 0.231 Terry Puhl, L OBP: 0.241, SLG: 0.300 (6, FR) (6, 8)	K		K					4-3		3	0	1	0	0	2	0						
Jose Cruz, L OBP: 0.375, SLG: 0.306 (1, 7)	L1		F8							4	0	0	0	0	0	1						
Ray Knight, R OBP: 0.345, SLG: 0.429 (1, 5)		HR			F7					4	2	2	1	0	0	1						
Alan Knicely, R OBP: 0.250, SLG: 0.286 (1, 9)	K				FC5-4 BB					3	0	1	1	1	2	0						
Art Howe, R OBP: 0.296, SLG: 0.354 (1, 3)					F5			4-3		4	0	0	0	0	1	2						
Kiko Garcia, R OBP: 0.333, SLG: 0.500 (1, 6)					FC5-4					4	0	2	0	0	0	2						
Luis Pujols, R OBP: 0.333, SLG: 0.375 (1, 2)										3	0	1	0	0	1	1						
Vern Ruhle, R OBP: 0.250, SLG: 0.250 Frank LaCorte, R (6, 1)										2	0	1	0	0	0	2						
Mike Ivie, R OBP: 0.429, SLG: 0.333 Gordie Pladson, R (8, 1)	F3							5-3		0	0	0	0	0	0	0						
Inning Stats	R: 0 E: 0 K: 1 S: 5	H: 0 LOB: 0 BB: 0 P: 5	R: 1 E: 0 K: 1 S: 8	H: 3 LOB: 2 BB: 0 P: 8	R: 0 E: 0 K: 2 S: 7	H: 0 LOB: 0 BB: 0 P: 7	R: 0 E: 0 K: 0 S: 3	H: 0 LOB: 1 BB: 1 P: 7	R: 0 E: 0 K: 1 S: 5	H: 1 LOB: 0 BB: 0 P: 5	R: 0 E: 0 K: 0 S: 3	H: 1 LOB: 1 BB: 0 P: 3	R: 0 E: 0 K: 1 S: 6	H: 1 LOB: 1 BB: 0 P: 6	R: 0 E: 0 K: 0 S: 3	H: 0 LOB: 0 BB: 0 P: 3	R: 1 E: 1 K: 1 S: 7	H: 2 LOB: 1 BB: 0 P: 7	1B: 5 2B: 3 3B: 0 HR: 1	SF: 0 SAC: 0 DP: 2 HBP: 0	WP: 0 PB: 0 SB: 1 CS: 0	PA: 34
PITCHER Fernando Valenzuela, L ERA: 1.25 (1, 1)	IP: 9.0 WLS: W BF: 34 H: 8 R: 2 ER: 1 SO: 7 BB: 1 IBB: 0 HBP: 0 BLK: 0 WP: 0 HR: 1 S: 47 P: 51 ERA: 1.00 WHIP: 1.000															PITCHER	IP: 9.0 WLS: W BF: 34 H: 8 R: 2 ER: 1 SO: 7 BB: 1 IBB: 0 HBP: 0 BLK: 0 WP: 0 HR: 1 S: 47 P: 51 ERA: 1.00 WHIP: 1.000					

Batter	1	2	3	4	5	6	7	8	9	AB	R	H	RBI	BB	SO	LOB	BOTTOM			
Steve Sax, R OBP: 0.371, SLG: 0.333 (1, 4)	4-3		G6-3		SH1-4			F9		4	0	1	1	0	0	1	Houston Astros @ Los Angeles Dodgers Dodger Stadium, Los Angeles, CA Tue Apr 20 1982, 6:05 PM PST Att: 44,876 - Unknown			
Ken Landreaux, L OBP: 0.456, SLG: 0.490 (1, 8)	G3									4	2	3	0	1	0	0				
Dusty Baker Jr., R OBP: 0.327, SLG: 0.440 Derrel Thomas, S OBP: 0.750, SLG: 0.667 (1, 7) (7, 7)	F8				F7					4	0	2	2	0	0	2				
Rick Monday, L OBP: 0.500, SLG: 0.875 Ron Roenicke, S (8, PR) (9, 9)		HR			F8					5	1	2	2	0	0	6				
Ron Cey, R OBP: 0.357, SLG: 0.431 (1, 5)										4	1	3	0	1	0	0				
Steve Garvey, R OBP: 0.211, SLG: 0.264 (1, 3)										4	1	1	1	0	1	4				
Mike Scioscia, L OBP: 0.343, SLG: 0.355 (1, 2)										4	1	2	1	1	0	3				
Bill Russell, R OBP: 0.390, SLG: 0.371 Mark Belanger, R OBP: 0.500, SLG: 0.571 (1, 6) (8, 6)										4	1	2	0	0	0	4				
Fernando Valenzuela, L OBP: 0.111, SLG: 0.111 (1, 1)										5	1	1	1	0	0	5				
Inning Stats	R: 0 E: 0 K: 0 S: 3	H: 0 LOB: 0 BB: 0 P: 3	R: 1 E: 0 K: 1 S: 6	H: 2 LOB: 0 BB: 0 P: 6	R: 0 E: 0 K: 0 S: 3	H: 1 LOB: 0 BB: 0 P: 3	R: 1 E: 0 K: 0 S: 6	H: 3 LOB: 2 BB: 0 P: 6	R: 1 E: 1 K: 0 S: 5	H: 1 LOB: 2 BB: 1 P: 9	R: 3 E: 0 K: 0 S: 8	H: 5 LOB: 3 BB: 1 P: 12	R: 0 E: 0 K: 0 S: 5	H: 2 LOB: 2 BB: 0 P: 5	R: 4 E: 0 K: 0 S: 8	H: 5 LOB: 2 BB: 1 P: 12		1B: 16 2B: 2 3B: 0 HR: 1	SF: 1 SAC: 1 DP: 2 HBP: 0	WP: 0 PB: 0 SB: 1 CS: 0
PITCHER Vern Ruhle, R ERA: 7.24 Frank LaCorte, R ERA: 5.0 Gordie Pladson, R ERA: 54.0 (1, 1) (6, 1) (8, 1)	IP: 5.2 WLS: L BF: 27 H: 9 R: 6 ER: 5 SO: 1 BB: 2 IBB: 0 HBP: 0 BLK: 0 WP: 0 HR: 1 S: 27 P: 35 ERA: 7.94 WHIP: 1.941															PITCHER	IP: 5.2 WLS: L BF: 27 H: 9 R: 6 ER: 5 SO: 1 BB: 2 IBB: 0 HBP: 0 BLK: 0 WP: 0 HR: 1 S: 27 P: 35 ERA: 7.94 WHIP: 1.941			

Batter	1	2	3	4	5	6	7	8	9	AB	R	H	RBI	BB	SO	LOB	TOP	
Terry Puhl, L OBP: 0.224, SLG: 0.278 (1, 8)	L4		F5			4-3			4-3	4	0	0	0	0	0	0		
Phil Garner, R OBP: 0.254, SLG: 0.183 (1, 4)	F9			K			6-3		F3	4	0	0	0	0	1	0		
Art Howe, R OBP: 0.298, SLG: 0.373 (1, 3)	WP 2B			5-3			4-3			3	0	1	0	0	0	0		
Ray Knight, R OBP: 0.328, SLG: 0.404 (1, 5)	F9			6-3			6-3			3	0	0	0	0	0	1		
Jose Cruz, L OBP: 0.373, SLG: 0.294 (1, 7)		1-3				6-3		5-3 BB		2	0	0	0	1	0	0		
Alan Knicely, R OBP: 0.182, SLG: 0.200 (1, 9)	F4					6-3		5-3 1-2		3	0	0	0	0	0	1		
Alan Ashby, S OBP: 0.383, SLG: 0.614 (1, 2)		5-3				6-3		5-3		3	0	0	0	0	0	1		
Kiko Garcia, R OBP: 0.267, SLG: 0.400 (1, 6)			F9			4-3		5-3		3	0	0	0	0	0	1		
Nolan Ryan, R OBP: 0.200, SLG: 0.200 (1, 1)				4-3					L4	2	0	0	0	0	1	0		
Dave Smith, R (7, 1)						K				0	0	0	0	0	0	0		
Joe Pittman, R (9, PH)										1	0	0	0	0	0	0		
Inning Stats	R: 0 E: 0 K: 0 S: 4	H: 1 LOB: 1 BB: 0 P: 4	R: 0 E: 0 K: 0 S: 3	H: 0 LOB: 0 BB: 0 P: 3	R: 0 E: 0 K: 0 S: 3	H: 0 LOB: 0 BB: 0 P: 3	R: 0 E: 0 K: 1 S: 5	H: 0 LOB: 0 BB: 0 P: 5	R: 0 E: 0 K: 0 S: 3	H: 0 LOB: 0 BB: 0 P: 3	R: 0 E: 0 K: 0 S: 3	H: 0 LOB: 1 BB: 1 P: 7	R: 0 E: 0 K: 0 S: 3	H: 0 LOB: 0 BB: 0 P: 3	1B: 0 2B: 1 3B: 0 HR: 0	SF: 0 SAC: 0 DP: 0 HBP: 0	WP: 1 PB: 0 SB: 0 CS: 0	PA: 29
PITCHER Jerry Reuss, L ERA: 2.6 (1, 1)	IP: 9.0 WLS: W BF: 29 H: 1 R: 0 ER: 0 SO: 2 BB: 1 IBB: 0 HBP: 0 BLK: 0 WP: 1 HR: 0 S: 32 P: 36 ERA: 0.00 WHIP: 0.222																	

Houston Astros @ Los Angeles Dodgers
Dodger Stadium, Los Angeles, CA
Wed Apr 21 1982, 6:05 PM PST
Att: 41,595 - Unknown


AB 28
R 0
H 1
RBI 0
BB 1
SO 2
LOB 4



Batter	1	2	3	4	5	6	7	8	9	AB	R	H	RBI	BB	SO	LOB	BOTTOM	
Steve Sax, R OBP: 0.388, SLG: 0.390 (1, 4)	1B 1B	6-3		1-3				1B 3B	1B	5	2	3	1	0	0	2		
Ken Landreaux, L OBP: 0.435, SLG: 0.464 (1, 8)	1B 5-3 1B		G3		K		G3	G3		5	1	1	0	0	1	3		
Pedro Guerrero, R OBP: 0.327, SLG: 0.373 (1, 9)	K		K	HR	5-3		K			4	1	1	1	0	2	3		
Rick Monday, L OBP: 0.500, SLG: 0.750 (1, 7)	WP 1B 1B		F5		F5		BB 1B			4	1	2	2	0	0	0		
Ron Cey, R OBP: 0.350, SLG: 0.407 (1, 5)	5-3		F2			1-3	BB 1B			3	0	0	1	1	0	1		
Steve Garvey, R OBP: 0.213, SLG: 0.263 (1, 3)	1B			L6		K	K			4	0	1	1	0	2	2		
Mike Scioscia, L OBP: 0.333, SLG: 0.324 (1, 2)	G3		F9			BB		K		3	0	0	0	1	1	1		
Bill Russell, R OBP: 0.400, SLG: 0.368 (1, 6)		F7		BB 1B		F7		1B BB		3	0	1	0	1	0	1		
Jerry Reuss, L OBP: 0.250, SLG: 0.143 (1, 1)		6-3		BB 1B			3B 1B	K		3	1	1	0	1	1	1		
Inning Stats	R: 3 E: 0 K: 1 S: 9	H: 4 LOB: 1 BB: 0 P: 9	R: 0 E: 0 K: 0 S: 3	H: 0 LOB: 0 BB: 0 P: 3	R: 1 E: 0 K: 0 S: 4	H: 1 LOB: 0 BB: 0 P: 4	R: 0 E: 0 K: 0 S: 4	H: 1 LOB: 2 BB: 1 P: 8	R: 0 E: 0 K: 1 S: 5	H: 0 LOB: 0 BB: 0 P: 5	R: 2 E: 0 K: 2 S: 10	H: 3 LOB: 2 BB: 1 P: 14	R: 0 E: 0 K: 2 S: 8	H: 1 LOB: 2 BB: 1 P: 12	1B: 8 2B: 0 3B: 1 HR: 1	SF: 0 SAC: 0 DP: 0 HBP: 0	WP: 1 PB: 0 SB: 0 CS: 0	PA: 38
PITCHER Nolan Ryan, R ERA: 7.97 Dave Smith, R ERA: 2.61 (7, 1)	IP: 6.2 WLS: L BF: 32 H: 9 R: 6 ER: 6 SO: 4 BB: 3 IBB: 0 HBP: 0 BLK: 0 WP: 1 HR: 1 S: 37 P: 49 ERA: 8.10 WHIP: 1.800																	

Houston Astros @ Los Angeles Dodgers
Dodger Stadium, Los Angeles, CA
Wed Apr 21 1982, 6:05 PM PST
Att: 41,595 - Unknown

AB 34
R 6
H 10
RBI 6
BB 4
SO 7
LOB 14



Batter	1	2	3	4	5	6	7	8	9	AB	R	H	RBI	BB	SO	LOB	TOP			
Bob Dernier, R OBP: 0.346, SLG: 0.261 (1,9)										3	0	1	0	1	0	1	Philadelphia Phillies @ Los Angeles Dodgers Dodger Stadium, Los Angeles, CA Tue Apr 27 1982, 7:05 PM PDT Att: 37,888 - Unknown			
Ivan De Jesus, R OBP: 0.333, SLG: 0.288 (1,5)										4	0	1	0	0	0	1				
Pete Rose, S OBP: 0.275, SLG: 0.328 (1,3)										4	0	0	0	0	0	2				
Gary Matthews, R OBP: 0.275, SLG: 0.303 (1,7)										3	0	0	0	0	0	0				
Bo Diaz, R OBP: 0.316, SLG: 0.611 (1,2)										3	0	0	0	0	0	0				
Gary Maddox, R OBP: 0.239, SLG: 0.326 (1,8)										3	0	1	0	0	0	0				
Julio Franco, R OBP: 0.309, SLG: 0.182 (1,6)										2	0	0	0	0	0	0				
Dick Davis, R OBP: 0.333, SLG: 0.378 (8, PH)										1	0	0	0	0	0	1				
Luis Aguayo, R OBP: 0.250, SLG: 1.000 (8, 6)										0	0	0	0	0	0	0				
Manny Trillo, R OBP: 0.276, SLG: 0.250 (1,4)										3	0	1	0	0	1	0				
Larry Christenson, R Ozzie Virgil, R (8, PH)										1	0	0	0	0	1	0				
Inning Stats	R: 0 E: 0 K: 0 S: 3	H: 1 LOB: 0 BB: 0 P: 3	R: 0 E: 0 K: 0 S: 3	H: 0 LOB: 0 BB: 0 P: 3	R: 0 E: 0 K: 0 S: 4	H: 1 LOB: 1 BB: 0 P: 4	R: 0 E: 0 K: 0 S: 3	H: 0 LOB: 0 BB: 0 P: 3	R: 0 E: 0 K: 1 S: 5	H: 0 LOB: 0 BB: 0 P: 5	R: 0 E: 0 K: 0 S: 3	H: 0 LOB: 0 BB: 0 P: 3	R: 0 E: 0 K: 0 S: 3	H: 1 LOB: 1 BB: 1 P: 3	R: 0 E: 0 K: 1 S: 6	H: 1 LOB: 2 BB: 1 P: 10	1B: 4 2B: 0 3B: 0 HR: 0	SF: 0 SAC: 1 DP: 2 HBP: 0	WP: 0 PB: 0 SB: 0 CS: 0	PA: 30
PITCHER Jerry Reuss, L ERA: 1.96 (1,1)	IP: 9.0 WLS: W BF: 30 H: 4 R: 0 ER: 0 SO: 2 BB: 1 IBB: 0 HBP: 0 BLK: 0 WP: 0 HR: 0 S: 33 P: 37 ERA: 0.00 WHIP: 0.556																			

Batter	1	2	3	4	5	6	7	8	9	AB	R	H	RBI	BB	SO	LOB	BOTTOM	
Steve Sax, R OBP: 0.384, SLG: 0.378 (1,4)										4	0	1	0	0	1	2	Philadelphia Phillies @ Los Angeles Dodgers Dodger Stadium, Los Angeles, CA Tue Apr 27 1982, 7:05 PM PDT Att: 37,888 - Unknown	
Ken Landreaux, L OBP: 0.444, SLG: 0.458 (1,8)										4	1	2	0	0	0	0		
Dusty Baker Jr., R OBP: 0.317, SLG: 0.418 (1,7)										4	0	1	1	0	0	1		
Steve Garvey, R OBP: 0.231, SLG: 0.297 (1,3)										4	0	0	0	0	0	2		
Ron Cey, R OBP: 0.359, SLG: 0.465 (1,5)										3	1	0	0	1	1	2		
Pedro Guerrero, R OBP: 0.356, SLG: 0.500 (1,9)										3	1	1	2	0	0	1		
Mike Scioscia, L OBP: 0.333, SLG: 0.302 (1,2)										3	0	1	0	0	0	0		
Bill Russell, R OBP: 0.441, SLG: 0.388 (1,6)										3	0	1	0	0	0	1		
Jerry Reuss, L OBP: 0.182, SLG: 0.100 (1,1)										3	0	0	0	0	2	2		
Inning Stats	R: 0 E: 0 K: 1 S: 6	H: 1 LOB: 1 BB: 0 P: 6	R: 2 E: 0 K: 1 S: 7	H: 2 LOB: 1 BB: 1 P: 11	R: 1 E: 0 K: 1 S: 7	H: 2 LOB: 1 BB: 0 P: 7	R: 0 E: 0 K: 0 S: 4	H: 1 LOB: 1 BB: 0 P: 4	R: 0 E: 0 K: 0 S: 3	H: 0 LOB: 0 BB: 0 P: 3	R: 0 E: 0 K: 1 S: 5	H: 1 LOB: 0 BB: 0 P: 5	R: 0 E: 1 K: 0 S: 4	H: 0 LOB: 1 BB: 0 P: 4	1B: 6 2B: 0 3B: 0 HR: 1	SF: 0 SAC: 0 DP: 0 HBP: 0		WP: 0 PB: 0 SB: 4 CS: 1
PITCHER Larry Christenson, R ERA: 2.1 (1,1)	IP: 8.0 WLS: L BF: 32 H: 7 R: 3 ER: 3 SO: 4 BB: 1 IBB: 0 HBP: 0 BLK: 0 WP: 0 HR: 1 S: 39 P: 43 ERA: 3.38 WHIP: 1.000																	

Batter	1	2	3	4	5	6	7	8	9	AB	R	H	RBI	BB	SO	LOB	TOP										
Bob Dernier, R OBP: 0.355, SLG: 0.321 (1, 9)	L7		6-3		K			SF7	1B	5	2	2	1	0	1	1	Philadelphia Phillies @ Los Angeles Dodgers Dodger Stadium, Los Angeles, CA Wed Apr 28 1982, 7:05 PM PDT Att: 38,665 - Unknown livebaseballscorecards.com										
Ivan De Jesus, R OBP: 0.324, SLG: 0.281 (1, 5)	K		L6		F8			F9	FC4-6	5	1	1	2	0	1	3											
Pete Rose, S OBP: 0.324, SLG: 0.391 (1, 3)	1B		1B		G5-4-3			1B	FC4-6	5	1	5	1	0	0	0											
Gary Matthews, R OBP: 0.270, SLG: 0.286 (1, 7)	F9		L6		G5-4-3			1B	FC4-6	4	1	0	0	1	0	5											
Bo Diaz, R OBP: 0.306, SLG: 0.586 (1, 2)		G3		F9				SF7	SH3-4	4	1	1	2	0	0	0											
Garry Madrox, R OBP: 0.250, SLG: 0.354 (7, 5)	F3		6-3		F8			FC4-6	SH3-4	3	0	0	0	0	0	0											
Tom Reed, R OBP: 0.196, SLG: 0.156 (8, PH)										0	0	0	0	0	0	0											
George Vukovich, L OBP: 0.196, SLG: 0.156 (8, PH)										0	0	0	0	0	0	0											
Dick Davis, R OBP: 0.336, SLG: 0.395 (8, PH)										1	0	1	1	0	0	0											
Len Mattiace, L OBP: 0.200, SLG: 0.174 (8, 1)										0	0	0	0	0	0	0											
Sparky Lyle, L OBP: 0.200, SLG: 0.174 (8, 1)										0	0	0	0	0	0	0											
Ed Farmer, R OBP: 0.200, SLG: 0.174 (8, 1)										0	0	0	0	0	0	0											
Julio Franco, R OBP: 0.389, SLG: 0.375 (1, 6)	E	1B		CS				6-3	FC4-6	5	0	3	2	0	0	2											
Luis Aguayo, R OBP: 0.444, SLG: 0.875 (1, 4)	E4		CS		SH3-4			P6	SH	4	1	2	0	0	0	1											
Mike Krukow, R OBP: 0.348, SLG: 0.318 (7, 9)	K		SH3-4		SH			1B	SH	1	0	0	0	0	1	2											
Inning Stats	R: 0 E: 0 K: 1 S: 6	H: 1 LOB: 1 BB: 0 P: 6	R: 0 E: 1 K: 1 S: 7	H: 2 LOB: 2 BB: 0 P: 7	R: 0 E: 0 K: 0 S: 4	H: 1 LOB: 0 BB: 0 P: 4	R: 0 E: 0 K: 0 S: 3	H: 1 LOB: 0 BB: 0 P: 3	R: 0 E: 0 K: 1 S: 5	H: 0 LOB: 1 BB: 0 P: 6	R: 0 E: 0 K: 0 S: 3	H: 0 LOB: 0 BB: 0 P: 3	R: 0 E: 0 K: 0 S: 3	H: 0 LOB: 0 BB: 0 P: 3	R: 3 E: 0 K: 0 S: 7	H: 4 LOB: 2 BB: 1 P: 11	R: 6 E: 1 K: 0 S: 10	H: 6 LOB: 1 BB: 0 P: 10	1B: 12 2B: 4 3B: 0 HR: 0	SF: 1 SAC: 3 DP: 1 HBP: 1	WP: 0 PA: 45 PB: 0 SB: 0 CS: 1						
PITCHER	IP	WLS	BF	H	R	ER	SO	BB	IBB	HBP	BLK	WP	HR	S	P	ERA	WHIP										
Bob Welch, R ERA: 2.43 (1, 1)	7.1		30	9	3	3	3	0	0	1	0	0	0	35	36	3.68	1.227										
Tom Niedenfuer, R ERA: 1.8 (8, 1)	0.1		2	0	0	0	0	1	0	0	0	0	0	1	5	0.00	3.000										
Steve Howe, L ERA: 7.27 (8, 1)	0.1	L	5	3	3	3	0	0	0	0	0	0	0	5	5	81.00	9.000										
Dave Stewart, R ERA: 10.57 (9, 1)	0.2		6	4	3	2	0	0	0	0	0	0	0	6	6	27.00	6.000										
Alejandro Pena, R ERA: 1.8 (9, 1)	0.1		1	0	0	0	0	0	0	0	0	0	0	1	1	0.00	0.000										

Batter	1	2	3	4	5	6	7	8	9	AB	R	H	RBI	BB	SO	LOB	BOTTOM										
Steve Sax, R OBP: 0.385, SLG: 0.372 (1, 4)	6-3		5-3		K			BB	BB	4	0	1	2	1	1	0	Philadelphia Phillies @ Los Angeles Dodgers Dodger Stadium, Los Angeles, CA Wed Apr 28 1982, 7:05 PM PDT Att: 38,665 - Unknown livebaseballscorecards.com										
Ken Landreaux, L OBP: 0.442, SLG: 0.447 (1, 8)	K		1B		G3			F9	BB	4	1	1	0	1	1	1											
Dusty Baker Jr., R OBP: 0.338, SLG: 0.433 (1, 7)	1B		1B		1B			L6	L7	5	0	3	0	0	0	3											
Steve Garvey, R OBP: 0.265, SLG: 0.329 (1, 3)	1B		1B		1B			1B	5-3	5	0	4	1	0	0	0											
Ron Cey, R OBP: 0.337, SLG: 0.434 (1, 5)	K		G6-4-3		K			L8	6-3	5	0	0	0	0	2	7											
Pedro Guerrero, R OBP: 0.351, SLG: 0.500 (8, 1)	5-3				K			1B	4-3	4	1	1	0	0	2	1											
Tom Niedenfuer, R ERA: 1.8 (8, 1)										0	0	0	0	0	0	0											
Steve Howe, L ERA: 7.27 (8, 1)										0	0	0	0	0	0	0											
Dave Stewart, R ERA: 10.57 (9, 1)										0	0	0	0	0	0	0											
Alejandro Pena, R ERA: 1.8 (9, 1)										1	0	0	0	0	0	0											
Jorge Orta, L OBP: 0.300, SLG: 0.143 (8, PH)										0	0	0	0	0	0	0											
Mike Scioscia, L OBP: 0.370, SLG: 0.333 (6, PH)	BB				1B			F8		2	1	2	0	1	0	0											
Steve Yeager, R OBP: 0.417, SLG: 0.565 (9, 2)	BB				1B			1B		1	0	0	0	0	0	0											
Bill Russell, R OBP: 0.413, SLG: 0.358 (1, 6)	F9				F8			K	E4	4	0	0	0	0	1	4											
Bob Welch, R OBP: 0.063, SLG: 0.067 (1, 1)	F9				1-3			K	FC5-4	3	0	0	0	0	1	4											
Derrel Thomas, S OBP: 0.800, SLG: 0.500 (8, 9)								K	BB	1	0	0	0	0	0	1											
Inning Stats	R: 0 E: 0 K: 2 S: 9	H: 2 LOB: 2 BB: 0 P: 9	R: 0 E: 0 K: 0 S: 3	H: 0 LOB: 1 BB: 1 P: 7	R: 1 E: 0 K: 0 S: 5	H: 3 LOB: 1 BB: 0 P: 5	R: 0 E: 0 K: 1 S: 6	H: 1 LOB: 1 BB: 0 P: 6	R: 0 E: 0 K: 2 S: 9	H: 2 LOB: 2 BB: 0 P: 9	R: 2 E: 0 K: 2 S: 10	H: 3 LOB: 1 BB: 0 P: 10	R: 0 E: 0 K: 1 S: 6	H: 1 LOB: 1 BB: 0 P: 6	R: 0 E: 1 K: 0 S: 4	H: 0 LOB: 3 BB: 2 P: 12	R: 0 E: 0 K: 0 S: 3	H: 0 LOB: 0 BB: 0 P: 3	1B: 11 2B: 1 3B: 0 HR: 0	SF: 0 SAC: 0 DP: 1 HBP: 0	WP: 0 PA: 42 PB: 1 SB: 0 CS: 0						
PITCHER	IP	WLS	BF	H	R	ER	SO	BB	IBB	HBP	BLK	WP	HR	S	P	ERA	WHIP										
Mike Krukow, R ERA: 3.22 (7, 1)	6.0		29	11	3	2	7	1	0	0	0	0	0	42	46	3.00	2.000										
Ron Reed, R ERA: 1.8 (8, 1)	1.0		4	1	0	0	1	0	0	0	0	0	0	6	6	0.00	1.000										
Sparky Lyle, L ERA: 4.26 (8, 1)	0.2		5	0	0	0	0	2	0	0	0	0	0	3	11	0.00	3.000										
Ed Farmer, R ERA: 3.38 (8, 1)	1.1	W	4	0	0	0	0	0	0	0	0	0	0	4	4	0.00	0.000										

Philadelphia Phillies @ Los Angeles Dodgers
 Dodger Stadium, Los Angeles, CA
 Wed Apr 28 1982, 7:05 PM PDT
 Att: 38,665 - Unknown

AB 38
 R 9
 H 16
 RBI 9
 BB 1
 SO 3
 LOB 14



Philadelphia Phillies @ Los Angeles Dodgers
 Dodger Stadium, Los Angeles, CA
 Wed Apr 28 1982, 7:05 PM PDT
 Att: 38,665 - Unknown

AB 39
 R 3
 H 12
 RBI 3
 BB 3
 SO 8
 LOB 21



Batter	1	2	3	4	5	6	7	8	9	AB	R	H	RBI	BB	SO	LOB	TOP			
Bob Dernier, R OBP: 0.314, SLG: 0.281 (1, 9)	5-3			6-3		K			4-3	4	0	0	0	0	1	0	Philadelphia Phillies @ Los Angeles Dodgers Dodger Stadium, Los Angeles, CA Thu Apr 29 1982, 7:05 PM PDT Att: 36,198 - Unknown livebaseballscores.com			
Ivan De Jesus, R OBP: 0.320, SLG: 0.279 (1, 5)	F9			FC6-4 S 1B		6-3			P4	4	0	1	0	0	0	0				
Pete Rose, S OBP: 0.325, SLG: 0.380 (1, 3)	6-3			FC6-4 BB		L7				2	0	0	0	1	0	0				
Gary Matthews, R OBP: 0.260, SLG: 0.274 (1, 7)	5-3			FC6-4 1-2 2-3		F3				3	0	0	0	0	0	2				
Bo Diaz, R OBP: 0.292, SLG: 0.557 (1, 2)	6-3			F9		6-3				3	0	0	0	0	0	2				
Gary Maddox, R OBP: 0.212, SLG: 0.286 (1, 8)	F9				P6				6-3	3	0	0	0	0	0	0				
Julio Franco, R OBP: 0.333, SLG: 0.316 (1, 6)			K		5-3				E4 G6-4-3	3	0	0	0	0	1	0				
Luis Aguayo, R OBP: 0.364, SLG: 0.700 (8, PH)			6-3		F5				G6-4-3 1-2	2	0	0	0	0	0	0				
Greg Gross, L OBP: 0.333, SLG: 0.304 Warren Brusstar, R (8, 1)										1	0	0	0	0	0	1				
Dick Ruthven, R OBP: 0.250, SLG: 0.250 Del Unser, L (6, PH)										0	0	0	0	0	0	0				
Ron Reed, R (6, 1)										0	0	0	0	0	0	0				
Dave Roberts, R OBP: 0.250, SLG: 0.143 George Vukovich, L (9, PH)										0	0	0	0	0	0	0				
George Vukovich, L OBP: 0.150, SLG: 0.150 (9, PH)										1	0	0	0	0	0	0				
Dick Ruthven, R OBP: 0.250, SLG: 0.250 Del Unser, L (6, PH)										1	0	0	0	0	0	0				
Ron Reed, R (6, 1)										0	0	0	0	0	0	0				
Dave Roberts, R OBP: 0.250, SLG: 0.143 George Vukovich, L (9, PH)										0	0	0	0	0	0	0				
George Vukovich, L OBP: 0.150, SLG: 0.150 (9, PH)										1	0	0	0	0	0	0				
Inning Stats	R: 0 E: 0 K: 0 S: 3	H: 0 LOB: 0 BB: 0 P: 3	R: 0 E: 0 K: 0 S: 3	H: 0 LOB: 0 BB: 0 P: 3	R: 0 E: 0 K: 1 S: 5	H: 0 LOB: 0 BB: 0 P: 5	R: 0 E: 0 K: 0 S: 4	H: 1 LOB: 2 BB: 1 P: 8	R: 0 E: 0 K: 0 S: 3	H: 0 LOB: 0 BB: 0 P: 3	R: 0 E: 0 K: 1 S: 5	H: 0 LOB: 0 BB: 0 P: 5	R: 0 E: 0 K: 0 S: 3	H: 0 LOB: 0 BB: 0 P: 3	R: 0 E: 1 K: 0 S: 3	H: 0 LOB: 0 BB: 0 P: 3	1B: 1 2B: 0 3B: 0 HR: 0	SF: 0 SAC: 0 DP: 1 HBP: 0	WP: 0 PB: 0 SB: 1 CS: 0	PA: 29
PITCHER Burt Hooton, R ERA: 3.16 (1, 1)	IP: 9.0 WLS: W BF: 29	H: 1 R: 0 ER: 0 SO: 2	BB: 1 IBB: 0 HBP: 0 BLK: 0	WP: 0 HR: 0 S: 32 P: 36	ERA: 0.00 WHIP: 0.222	PITCHER														

Batter	1	2	3	4	5	6	7	8	9	AB	R	H	RBI	BB	SO	LOB	BOTTOM				
Steve Sax, R OBP: 0.389, SLG: 0.378 (1, 4)	5-3		4-3 S SF9 1B			E G3 WP 1B			F8	4	2	2	0	0	0	0	Philadelphia Phillies @ Los Angeles Dodgers Dodger Stadium, Los Angeles, CA Thu Apr 29 1982, 7:05 PM PDT Att: 36,198 - Unknown livebaseballscores.com				
Ken Landreaux, L OBP: 0.433, SLG: 0.430 (1, 8)	S 1B SF8 BB		4-3		G3				G3	3	1	0	1	1	0	2					
Dusty Baker Jr., R OBP: 0.348, SLG: 0.435 (1, 7)	S 1-2 1B		SF9						6-3	2	0	1	1	1	0	0					
Steve Garvey, R OBP: 0.253, SLG: 0.317 (1, 3)	SF8		K		L8				1-3	3	0	0	1	0	1	1					
Ron Cey, R OBP: 0.322, SLG: 0.413 Derrel Thomas, S OBP: 0.600, SLG: 0.500 (9, 5)	K					6-3			1-3	4	0	0	0	0	2	1					
Pedro Guerrero, R OBP: 0.350, SLG: 0.493 (1, 9)	5-3				F8				2B 1B	3	0	1	0	0	0	0					
Steve Yeager, R OBP: 0.370, SLG: 0.500 (1, 2)	5-3				4-3				F9	3	0	0	0	0	0	1					
Bill Russell, R OBP: 0.409, SLG: 0.375 Mark Belanger, R OBP: 0.500, SLG: 0.571 (8, 6)	E5				F2					3	0	1	0	0	0	0					
Burt Hooton, R OBP: 0.091, SLG: 0.182 (1, 1)	F8				1B G3 2B				K	3	1	1	0	0	1	1					
Inning Stats	R: 1 E: 0 K: 1 S: 6	H: 1 LOB: 1 BB: 1 P: 10	R: 0 E: 1 K: 0 S: 4	H: 0 LOB: 1 BB: 0 P: 4	R: 1 E: 0 K: 1 S: 6	H: 1 LOB: 0 BB: 0 P: 6	R: 0 E: 0 K: 1 S: 5	H: 0 LOB: 0 BB: 0 P: 5	R: 2 E: 1 K: 0 S: 5	H: 2 LOB: 1 BB: 1 P: 9	R: 0 E: 0 K: 0 S: 4	H: 2 LOB: 2 BB: 0 P: 4	R: 0 E: 0 K: 1 S: 5	H: 0 LOB: 0 BB: 0 P: 5	R: 0 E: 0 K: 0 S: 3	H: 0 LOB: 0 BB: 0 P: 3		1B: 4 2B: 2 3B: 0 HR: 0	SF: 2 SAC: 0 DP: 0 HBP: 0	WP: 1 PB: 0 SB: 3 CS: 0	PA: 32
PITCHER Dick Ruthven, R ERA: 4.73 Ron Reed, R ERA: 1.59 Warren Brusstar, R ERA: 6.14	IP: 5.0 WLS: L BF: 22	H: 4 R: 4 ER: 3 SO: 3	BB: 2 IBB: 0 HBP: 0 BLK: 0	WP: 1 HR: 0 S: 26 P: 34	ERA: 5.40 WHIP: 1.200	PITCHER															

Batter	1	2	3	4	5	6	7	8	9	AB	R	H	RBI	BB	SO	LOB	TOP										
Tim Raines, S OBP: 0.348, SLG: 0.373	SH1-3 SF7 1B		FC6-4 1B BB		5-3		5-3			3	1	1	0	1	0	1											
Frank Taveras, R OBP: 0.188, SLG: 0.071 Mike Phillips, L (7.4)	SH1-3		FC6-4 1-2 1B		2B BB		1-3			2	1	1	0	1	0	0											
Al Oliver, L OBP: 0.366, SLG: 0.508	SF7		FC6-4 1-2 2-3		1B 2B		5-3			3	1	1	3	0	0	2											
Gary Carter, R OBP: 0.385, SLG: 0.482	1B		F8		1B		K			4	0	2	1	0	1	2											
Andre Dawson, R OBP: 0.338, SLG: 0.409	5-3			F3	L5		P4			4	0	0	0	0	0	2											
Warren Cromartie, L OBP: 0.324, SLG: 0.404		G3		G3			3-1			4	0	0	0	0	0	0											
Chris Speier, R OBP: 0.250, SLG: 0.385		F8		K			CS 1B			4	0	1	0	0	2	0											
Tim Wallach, R OBP: 0.241, SLG: 0.255		6-3			SH1-4 2B 1B		G3			4	1	1	0	0	0	1											
Scott Sanderson, R OBP: 0.250, SLG: 0.143 Jeff Reardon, R OBP: 0.500, SLG: 1.000				5-3	SH1-4 1-2		2-3			2	0	0	0	0	0	0											
Inning Stats	R: 1 E: 0 K: 0 S: 5	H: 2 LOB: 1 BB: 0 P: 5	R: 0 E: 0 K: 0 S: 3	H: 0 LOB: 0 BB: 0 P: 3	R: 0 E: 0 K: 0 S: 4	H: 1 LOB: 2 BB: 1 P: 8	R: 0 E: 0 K: 1 S: 5	H: 0 LOB: 0 BB: 0 P: 5	R: 3 E: 0 K: 0 S: 6	H: 3 LOB: 1 BB: 1 P: 10	R: 0 E: 0 K: 0 S: 3	H: 1 LOB: 0 BB: 0 P: 3	R: 0 E: 0 K: 0 S: 3	H: 0 LOB: 0 BB: 0 P: 3	R: 0 E: 0 K: 1 S: 5	H: 0 LOB: 0 BB: 0 P: 5	R: 0 E: 0 K: 1 S: 5	H: 0 LOB: 0 BB: 0 P: 5	R: 0 E: 0 K: 1 S: 5	H: 0 LOB: 0 BB: 0 P: 5	1B: 6 2B: 1 3B: 0 HR: 0	SF: 1 SAC: 2 DP: 0 HBP: 0	WP: 0 PB: 0 SB: 1 CS: 1	PA: 35			
PITCHER	IP	WLS	BF	H	R	ER	SO	BB	IBB	HBP	BLK	WP	HR	S	P	ERA	WHIP										
Fernando Valenzuela, L ERA: 2.75 Alejandro Pena, R ERA: 1.5	7.0	L	29	7	4	4	1	2	0	0	0	0	0	29	37	5.14	1.286										

Montreal Expos @ Los Angeles Dodgers
Dodger Stadium, Los Angeles, CA
Fri Apr 30 1982, 7:05 PM PDT
Att: 51,730 - Unknown

AB	30
R	4
H	7
RBI	4
BB	2
SO	3
LOB	8



Batter	1	2	3	4	5	6	7	8	9	AB	R	H	RBI	BB	SO	LOB	BOTTOM										
Steve Sax, R OBP: 0.390, SLG: 0.372	F9		F8		FC6-4 BB		1B		L8	4	0	1	0	1	0	1											
Ken Landreaux, L OBP: 0.421, SLG: 0.410	K		F7		FC6-4 1-2 2-3		F9		FC2-5 HBP	4	0	0	0	0	1	3											
Dusty Baker Jr., R OBP: 0.351, SLG: 0.433	1B			F9-3 1B	P4			P6	FC2-5	5	0	2	0	0	0	4											
Steve Garvey, R OBP: 0.250, SLG: 0.310	1B			F9-3 1-2	5-3		5-3		5-3	5	0	1	0	0	0	3											
Ron Cey, R OBP: 0.341, SLG: 0.451 Derrel Thomas, S OBP: 0.600, SLG: 0.500	K			HR	HR		BB		BB HBP	2	1	1	1	1	1	2											
Pedro Guerrero, R OBP: 0.357, SLG: 0.526		5-3		HR	F9		BB		BB	3	1	1	1	1	0	1											
Mike Scioscia, L OBP: 0.362, SLG: 0.313 Mark Belanger, R OBP: 0.500, SLG: 0.571		L9		F8	F8		BB		BB	3	0	0	0	1	0	1											
Bill Russell, R OBP: 0.406, SLG: 0.362 Rick Monday, L OBP: 0.463, SLG: 0.545 Steve Yeager, R OBP: 0.370, SLG: 0.500		6-3			FC6-4 SH1-4 BB		F2		P4	2	0	0	0	1	0	0											
Fernando Valenzuela, L OBP: 0.143, SLG: 0.077 Jorge Orta, L OBP: 0.273, SLG: 0.125 Alejandro Pena, R (8.1) Jay Johnstone, L (9. PH)				F7	SH1-4 1-2		F8		FC2-5 HBP BB	1	0	0	0	0	0	0											
Inning Stats	R: 0 E: 0 K: 2 S: 9	H: 2 LOB: 2 BB: 0 P: 9	R: 0 E: 0 K: 0 S: 3	H: 0 LOB: 0 BB: 0 P: 3	R: 0 E: 0 K: 0 S: 3	H: 0 LOB: 0 BB: 0 P: 3	R: 2 E: 0 K: 0 S: 5	H: 3 LOB: 0 BB: 0 P: 5	R: 0 E: 0 K: 0 S: 3	H: 0 LOB: 2 BB: 2 P: 11	R: 0 E: 0 K: 0 S: 3	H: 0 LOB: 1 BB: 1 P: 7	R: 0 E: 0 K: 0 S: 4	H: 1 LOB: 1 BB: 0 P: 4	R: 0 E: 0 K: 0 S: 3	H: 0 LOB: 3 BB: 2 P: 12	R: 0 E: 0 K: 0 S: 3	H: 0 LOB: 2 BB: 1 P: 8	1B: 4 2B: 1 3B: 0 HR: 2	SF: 0 SAC: 1 DP: 1 HBP: 2	WP: 0 PB: 0 SB: 0 CS: 0	PA: 40					
PITCHER	IP	WLS	BF	H	R	ER	SO	BB	IBB	HBP	BLK	WP	HR	S	P	ERA	WHIP										
Scott Sanderson, R ERA: 1.52 Jeff Reardon, R ERA:	7.2	W	33	6	2	2	2	4	0	1	0	0	0	4	13	0.00	1.500										

Montreal Expos @ Los Angeles Dodgers
Dodger Stadium, Los Angeles, CA
Fri Apr 30 1982, 7:05 PM PDT
Att: 51,730 - Unknown

AB	31
R	2
H	6
RBI	2
BB	6
SO	2
LOB	18



Batter	1	2	3	4	5	6	7	8	9	AB	R	H	RBI	BB	SO	LOB	TOP				
Tim Raines, S (1,7) OBP: 0.343, SLG: 0.365	6-3			G3	E6			6-3 SH3-4 1B		4	0	1	0	0	0	1					
Frank Taveras, R (1,4) OBP: 0.156, SLG: 0.059	4-3			E1 FC6-4 1B	1-3			SH3-4 1-2		3	0	0	0	0	0	2					
Al Oliver, L (1,3) OBP: 0.360, SLG: 0.492	K			FC6-4 1-2 1B				6-3 2-3		4	0	1	0	0	2	1					
Gary Carter, R (1,2) OBP: 0.362, SLG: 0.450		6-3		FC6-4 1-2 2-3 1B			F7	K		4	0	0	0	0	1	3					
Andre Dawson, R (1,8) OBP: 0.321, SLG: 0.386		K		FC6-4 1-2			5-3		5-3	4	0	0	0	0	1	2					
Warren Cromartie, L (1,9) OBP: 0.333, SLG: 0.410		L1					3-1			4	1	2	0	0	0	0					
Chris Speier, R (1,6) OBP: 0.254, SLG: 0.382 Rodney Scott, S (9, PR) OBP: 0.296, SLG: 0.208			6-3		SH E 1-2 1B		5-3			3	0	1	0	0	0	0					
Tim Wallach, R (1,5) OBP: 0.274, SLG: 0.288 Terry Francona, L (9, PR)					6-3 1-2 2H 1B					4	0	3	1	0	0	1					
Charlie Lea, R (1,1) OBP: 0.500, SLG: 0.400 Woodie Fryman, R (8,1) Jerry White, S (9, PH) OBP: 0.267, SLG: 0.600			B2-6-4 1B		K		K		F8	3	0	0	0	0	2	3					
Inning Stats	R: 0 E: 0 K: 1 S: 5	H: 0 LOB: 0 BB: 0 P: 5	R: 0 E: 0 K: 1 S: 5	H: 0 LOB: 0 BB: 0 P: 5	R: 0 E: 0 K: 0 S: 3	H: 1 LOB: 0 BB: 0 P: 3	R: 0 E: 1 K: 0 S: 5	H: 1 LOB: 2 BB: 0 P: 5	R: 1 E: 2 K: 1 S: 8	H: 1 LOB: 2 BB: 0 P: 8	R: 0 E: 0 K: 1 S: 6	H: 1 LOB: 1 BB: 0 P: 6	R: 0 E: 0 K: 1 S: 6	H: 1 LOB: 1 BB: 0 P: 6	R: 0 E: 0 K: 0 S: 5	H: 3 LOB: 2 BB: 0 P: 5	1B: 8 2B: 0 3B: 0 HR: 0	SF: 0 SAC: 2 DP: 1 HBP: 0	WP: 0 PB: 0 SB: 0 CS: 0	PA: 36	
PITCHER	IP	WLS	BF	H	R	ER	SO	BB	IBB	HBP	BLK	WP	HR	S	P	ERA	WHIP				
Jerry Reuss, L (1,1) ERA: 1.65	7.0	W	27	4	1	0	5	0	0	0	0	0	0	37	37	0.00	0.571				
Terry Forster, L (8,1) ERA: 4.22	1.2		8	4	0	0	1	0	0	0	0	0	0	10	10	0.00	2.400				
Tom Niedenfuer, R (9,1) ERA:	0.1	S	1	0	0	0	0	0	0	0	0	0	0	1	1	0.00	0.000				

Montreal Expos @ Los Angeles Dodgers
Dodger Stadium, Los Angeles, CA
Sat May 01 1982, 3:33 AM PDT
Att: 48,462 - Unknown

AB	34
R	1
H	8
RBI	1
BB	0
SO	6
LOB	15



Batter	1	2	3	4	5	6	7	8	9	AB	R	H	RBI	BB	SO	LOB	BOTTOM				
Steve Sax, R (1,4) OBP: 0.375, SLG: 0.356	6-3		P4		FC6-5 2-3		1-3			4	0	0	0	0	0	2					
Steve Garvey, R (1,3) OBP: 0.250, SLG: 0.308	E WP 1B		G5-4-3 1-2				F8		P6	4	0	1	0	0	0	1					
Dusty Baker Jr., R (1,7) OBP: 0.333, SLG: 0.408	E3 1-3			F8			P2		F7	4	0	0	0	0	0	1					
Rick Monday, L (1,9) OBP: 0.485, SLG: 0.538 Derrel Thomas, S (9,8) OBP: 0.600, SLG: 0.500	G4-6-3 1-2			FC6-4 1B			BLK 1B		K	4	0	2	0	0	1	2					
Ron Cey, R (1,5) OBP: 0.330, SLG: 0.435		P3		P4			K			3	0	0	0	0	1	2					
Pedro Guerrero, R (1,8) OBP: 0.396, SLG: 0.513		S BB		FC6-4 1-2				F8		2	0	0	0	1	0	1					
Mike Scioscia, L (1,2) OBP: 0.377, SLG: 0.320			F9		FC6-5 1B			WP HR BB		2	1	1	0	1	0	1					
Mark Belanger, R (1,6) OBP: 0.400, SLG: 0.444 Jay Johnstone, L (7, PH) Bill Russell, R (8,6) OBP: 0.406, SLG: 0.362			6-3						F9	2	0	0	0	0	0	2					
Jerry Reuss, L (1,1) OBP: 0.250, SLG: 0.182 Jorge Orta, L (7, PH) OBP: 0.333, SLG: 0.556 Terry Forster, L (8,1) Tom Niedenfuer, R (9,1)					SH1-6-4 1-2				HR	1	0	1	0	0	0	0					
Inning Stats	R: 0 E: 1 K: 0 S: 4	H: 1 LOB: 1 BB: 0 P: 4	R: 0 E: 0 K: 0 S: 3	H: 0 LOB: 1 BB: 1 P: 7	R: 0 E: 0 K: 0 S: 3	H: 1 LOB: 0 BB: 0 P: 3	R: 0 E: 0 K: 0 S: 4	H: 1 LOB: 1 BB: 0 P: 4	R: 0 E: 0 K: 1 S: 6	H: 1 LOB: 1 BB: 0 P: 6	R: 2 E: 0 K: 0 S: 4	H: 1 LOB: 0 BB: 1 P: 8	R: 0 E: 0 K: 1 S: 5	H: 0 LOB: 0 BB: 0 P: 5	1B: 5 2B: 0 3B: 0 HR: 1	SF: 0 SAC: 1 DP: 2 HBP: 0	WP: 2 PB: 0 SB: 1 CS: 0	PA: 31			
PITCHER	IP	WLS	BF	H	R	ER	SO	BB	IBB	HBP	BLK	WP	HR	S	P	ERA	WHIP				
Charlie Lea, R (1,1) ERA: 4.15	7.0	L	28	6	2	2	1	2	0	0	0	2	1	28	36	2.57	1.143				
Woodie Fryman, L (8,1) ERA:	1.0		3	0	0	0	1	0	0	0	0	0	0	5	5	0.00	0.000				

Montreal Expos @ Los Angeles Dodgers
Dodger Stadium, Los Angeles, CA
Sat May 01 1982, 3:33 AM PDT
Att: 48,462 - Unknown

AB	28
R	2
H	6
RBI	2
BB	2
SO	2
LOB	13



Batter	1	2	3	4	5	6	7	8	9	AB	R	H	RBI	BB	SO	LOB	TOP				
Tim Raines, S (1, 7) <small>OBP: 0.360, SLG: 0.388</small> Dan Norman, R (7, 7) <small>OBP: 1.000, SLG: 1.000</small>										4	1	2	1	1	1	2	Montreal Expos @ Los Angeles Dodgers Dodger Stadium, Los Angeles, CA Sun May 02 1982, 3:33 AM PDT Att: 46,033 - Unknown				
Frank Taveras, R (1, 4) <small>OBP: 0.120, SLG: 0.043</small>										6	1	0	0	0	5						
Andre Dawson, R (1, 8) <small>OBP: 0.349, SLG: 0.427</small> Jerry White, S (7, 8) <small>OBP: 0.313, SLG: 0.625</small>										5	3	4	2	0	0						
Al Oliver, L (1, 3) <small>OBP: 0.375, SLG: 0.500</small> Terry Francona, L (7, PR) <small>OBP: 0.313, SLG: 0.625</small>										3	3	1	1	2	0						
Gary Carter, R (1, 2) <small>OBP: 0.360, SLG: 0.455</small>										6	1	2	2	0	6						
Warren Cromartie, L (1, 9) <small>OBP: 0.351, SLG: 0.424</small>										5	1	3	3	0	1						
Chris Speier, R (1, 6) <small>OBP: 0.266, SLG: 0.362</small> Mike Phillips, L (8, 6) <small>OBP: 0.313, SLG: 0.365</small>										3	0	0	0	2	1						
Tim Wallach, R (1, 5) <small>OBP: 0.313, SLG: 0.365</small>										4	2	3	4	1	0						
Steve Rogers, R (1, 1) <small>OBP: 0.294, SLG: 0.143</small>										3	1	0	0	1	2						
Inning Stats	R: 4 E: 0 K: 1 S: 8	H: 3 LOB: 2 BB: 3 P: 20	R: 0 E: 0 K: 1 S: 5	H: 0 LOB: 0 BB: 0 P: 5	R: 0 E: 0 K: 0 S: 4	H: 1 LOB: 1 BB: 0 P: 4	R: 1 E: 0 K: 0 S: 3	H: 1 LOB: 0 BB: 1 P: 7	R: 3 E: 0 K: 1 S: 9	H: 4 LOB: 2 BB: 1 P: 13	R: 2 E: 0 K: 0 S: 6	H: 3 LOB: 2 BB: 1 P: 10	R: 2 E: 0 K: 0 S: 5	H: 2 LOB: 1 BB: 1 P: 9	R: 1 E: 0 K: 2 S: 8	H: 1 LOB: 0 BB: 0 P: 8		R: 0 E: 0 K: 0 S: 5	H: 2 LOB: 2 BB: 0 P: 5	1B: 12 2B: 5 3B: 0 HR: 1	SF: 0 SAC: 1 DP: 1 HBP: 0
PITCHER	IP: 0.2 WLS: L BF: 8 H: 3 R: 4 ER: 4 SO: 0 BB: 3 IBB: 0 HBP: 0 BLK: 0 WP: 0 HR: 0 S: 5 P: 17 ERA: 54.00 WHIP: 9.000	IP: 3.1 WLS: 1 BF: 16 H: 5 R: 4 ER: 4 SO: 2 BB: 2 IBB: 0 HBP: 0 BLK: 1 WP: 0 HR: 0 S: 6 P: 26 ERA: 10.80 WHIP: 2.100	IP: 1.0 WLS: 1 BF: 4 H: 1 R: 0 ER: 0 SO: 1 BB: 0 IBB: 0 HBP: 0 BLK: 0 WP: 0 HR: 0 S: 6 P: 6 ERA: 0.00 WHIP: 1.000	IP: 3.0 WLS: 6 BF: 17 H: 5 R: 5 ER: 5 SO: 2 BB: 2 IBB: 0 HBP: 0 BLK: 0 WP: 0 HR: 1 S: 27 P: 15.00 WHIP: 2.667	IP: 1.0 WLS: 5 BF: 2 H: 0 R: 0 ER: 0 SO: 0 BB: 0 IBB: 0 HBP: 0 BLK: 0 WP: 0 HR: 0 S: 5 P: 5 ERA: 0.00 WHIP: 2.000	PITCHER	IP: 0.3 WLS: 1 BF: 8 H: 3 R: 4 ER: 4 SO: 0 BB: 3 IBB: 0 HBP: 0 BLK: 0 WP: 0 HR: 0 S: 17 P: 54.00 WHIP: 9.000	IP: 3.1 WLS: 1 BF: 16 H: 5 R: 4 ER: 4 SO: 2 BB: 2 IBB: 0 HBP: 0 BLK: 1 WP: 0 HR: 0 S: 26 P: 10.80 WHIP: 2.100	IP: 1.0 WLS: 1 BF: 4 H: 1 R: 0 ER: 0 SO: 1 BB: 0 IBB: 0 HBP: 0 BLK: 0 WP: 0 HR: 0 S: 6 P: 6 ERA: 0.00 WHIP: 1.000	IP: 3.0 WLS: 6 BF: 17 H: 5 R: 5 ER: 5 SO: 2 BB: 2 IBB: 0 HBP: 0 BLK: 0 WP: 0 HR: 1 S: 27 P: 15.00 WHIP: 2.667	IP: 1.0 WLS: 5 BF: 2 H: 0 R: 0 ER: 0 SO: 0 BB: 0 IBB: 0 HBP: 0 BLK: 0 WP: 0 HR: 0 S: 5 P: 5 ERA: 0.00 WHIP: 2.000										
Steve Sax, R (1, 4) <small>OBP: 0.361, SLG: 0.340</small>										4	0	0	0	0	1						
Jorge Orta, L (1, 9) <small>OBP: 0.313, SLG: 0.417</small>										3	1	0	0	1	0						
Dusty Baker Jr., R (1, 7) <small>OBP: 0.317, SLG: 0.387</small>										4	0	0	0	0	2						
Rick Monday, L (1, 3) <small>OBP: 0.486, SLG: 0.517</small>										3	0	1	0	1	0						
Ron Cey, R (1, 5) <small>OBP: 0.330, SLG: 0.432</small> Derrel Thomas, S (8, 8) <small>OBP: 0.500, SLG: 0.400</small>										3	0	1	0	0	1						
Pedro Guerrero, R (1, 8) <small>OBP: 0.363, SLG: 0.512</small>										4	0	2	0	0	1						
Mike Scioscia, L (1, 2) <small>OBP: 0.354, SLG: 0.296</small>										4	0	0	0	0	4						
Bill Russell, R (1, 6) <small>OBP: 0.403, SLG: 0.361</small>										3	0	1	0	0	2						
Bob Welch, R (1, 1) <small>OBP: 0.266, SLG: 0.362</small> Ted Power, R (1, 1) <small>OBP: 0.266, SLG: 0.362</small> Alejandro Pena, R (5, 1) <small>OBP: 0.266, SLG: 0.362</small> Steve Garvey, R (5, PR) <small>OBP: 0.266, SLG: 0.362</small> Dave Stewart, R (8, 1) <small>OBP: 0.266, SLG: 0.362</small> Jose Morales, R (8, PR) <small>OBP: 0.266, SLG: 0.362</small> Steve Howe, L (9, 1) <small>OBP: 0.266, SLG: 0.362</small>										0	0	0	0	0	0						
Inning Stats	R: 0 E: 0 K: 1 S: 5	H: 0 LOB: 2 BB: 0 P: 5	R: 0 E: 0 K: 0 S: 7	H: 2 LOB: 2 BB: 0 P: 5	R: 0 E: 0 K: 2 S: 7	H: 0 LOB: 0 BB: 0 P: 7	R: 0 E: 0 K: 1 S: 6	H: 1 LOB: 1 BB: 0 P: 6	R: 0 E: 0 K: 1 S: 5	H: 0 LOB: 0 BB: 0 P: 5	R: 0 E: 0 K: 1 S: 5	H: 0 LOB: 0 BB: 0 P: 5	R: 0 E: 0 K: 2 S: 7	H: 0 LOB: 0 BB: 0 P: 7	R: 0 E: 0 K: 0 S: 4	H: 1 LOB: 1 BB: 0 P: 4	R: 1 E: 1 K: 1 S: 6	H: 1 LOB: 2 BB: 2 P: 14	1B: 5 2B: 0 3B: 0 HR: 0	SF: 0 SAC: 0 DP: 0 HBP: 0	WP: 0 PA: 34 FB: 0 SB: 0 CS: 0
PITCHER	IP: 9.0 WLS: W BF: 34 H: 5 R: 1 ER: 0 SO: 9 BB: 2 IBB: 0 HBP: 0 BLK: 0 WP: 0 HR: 0 S: 50 P: 58 ERA: 0.00 WHIP: 0.778	IP: 9.0 WLS: W BF: 34 H: 5 R: 1 ER: 0 SO: 9 BB: 2 IBB: 0 HBP: 0 BLK: 0 WP: 0 HR: 0 S: 50 P: 58 ERA: 0.00 WHIP: 0.778	IP: 9.0 WLS: W BF: 34 H: 5 R: 1 ER: 0 SO: 9 BB: 2 IBB: 0 HBP: 0 BLK: 0 WP: 0 HR: 0 S: 50 P: 58 ERA: 0.00 WHIP: 0.778	IP: 9.0 WLS: W BF: 34 H: 5 R: 1 ER: 0 SO: 9 BB: 2 IBB: 0 HBP: 0 BLK: 0 WP: 0 HR: 0 S: 50 P: 58 ERA: 0.00 WHIP: 0.778	IP: 9.0 WLS: W BF: 34 H: 5 R: 1 ER: 0 SO: 9 BB: 2 IBB: 0 HBP: 0 BLK: 0 WP: 0 HR: 0 S: 50 P: 58 ERA: 0.00 WHIP: 0.778	PITCHER	IP: 9.0 WLS: W BF: 34 H: 5 R: 1 ER: 0 SO: 9 BB: 2 IBB: 0 HBP: 0 BLK: 0 WP: 0 HR: 0 S: 50 P: 58 ERA: 0.00 WHIP: 0.778	IP: 9.0 WLS: W BF: 34 H: 5 R: 1 ER: 0 SO: 9 BB: 2 IBB: 0 HBP: 0 BLK: 0 WP: 0 HR: 0 S: 50 P: 58 ERA: 0.00 WHIP: 0.778	IP: 9.0 WLS: W BF: 34 H: 5 R: 1 ER: 0 SO: 9 BB: 2 IBB: 0 HBP: 0 BLK: 0 WP: 0 HR: 0 S: 50 P: 58 ERA: 0.00 WHIP: 0.778	IP: 9.0 WLS: W BF: 34 H: 5 R: 1 ER: 0 SO: 9 BB: 2 IBB: 0 HBP: 0 BLK: 0 WP: 0 HR: 0 S: 50 P: 58 ERA: 0.00 WHIP: 0.778	IP: 9.0 WLS: W BF: 34 H: 5 R: 1 ER: 0 SO: 9 BB: 2 IBB: 0 HBP: 0 BLK: 0 WP: 0 HR: 0 S: 50 P: 58 ERA: 0.00 WHIP: 0.778	IP: 9.0 WLS: W BF: 34 H: 5 R: 1 ER: 0 SO: 9 BB: 2 IBB: 0 HBP: 0 BLK: 0 WP: 0 HR: 0 S: 50 P: 58 ERA: 0.00 WHIP: 0.778	IP: 9.0 WLS: W BF: 34 H: 5 R: 1 ER: 0 SO: 9 BB: 2 IBB: 0 HBP: 0 BLK: 0 WP: 0 HR: 0 S: 50 P: 58 ERA: 0.00 WHIP: 0.778	IP: 9.0 WLS: W BF: 34 H: 5 R: 1 ER: 0 SO: 9 BB: 2 IBB: 0 HBP: 0 BLK: 0 WP: 0 HR: 0 S: 50 P: 58 ERA: 0.00 WHIP: 0.778	IP: 9.0 WLS: W BF: 34 H: 5 R: 1 ER: 0 SO: 9 BB: 2 IBB: 0 HBP: 0 BLK: 0 WP: 0 HR: 0 S: 50 P: 58 ERA: 0.00 WHIP: 0.778	IP: 9.0 WLS: W BF: 34 H: 5 R: 1 ER: 0 SO: 9 BB: 2 IBB: 0 HBP: 0 BLK: 0 WP: 0 HR: 0 S: 50 P: 58 ERA: 0.00 WHIP: 0.778	IP: 9.0 WLS: W BF: 34 H: 5 R: 1 ER: 0 SO: 9 BB: 2 IBB: 0 HBP: 0 BLK: 0 WP: 0 HR: 0 S: 50 P: 58 ERA: 0.00 WHIP: 0.778	IP: 9.0 WLS: W BF: 34 H: 5 R: 1 ER: 0 SO: 9 BB: 2 IBB: 0 HBP: 0 BLK: 0 WP: 0 HR: 0 S: 50 P: 58 ERA: 0.00 WHIP: 0.778	IP: 9.0 WLS: W BF: 34 H: 5 R: 1 ER: 0 SO: 9 BB: 2 IBB: 0 HBP: 0 BLK: 0 WP: 0 HR: 0 S: 50 P: 58 ERA: 0.00 WHIP: 0.778	IP: 9.0 WLS: W BF: 34 H: 5 R: 1 ER: 0 SO: 9 BB: 2 IBB: 0 HBP: 0 BLK: 0 WP: 0 HR: 0 S: 50 P: 58 ERA: 0.00 WHIP: 0.778	

Batter	1	2	3	4	5	6	7	8	9	AB	R	H	RBI	BB	SO	LOB	TOP		
Steve Sax, R OBP: 0.369, SLG: 0.346 (1, 4)										4	1	2	0	0	1	0			
Steve Garvey, R OBP: 0.256, SLG: 0.305 (1, 3)										4	1	1	1	1	0	0			
Dusty Baker Jr., R OBP: 0.299, SLG: 0.356 (1, 7)										4	0	1	0	0	0	1			
Rick Monday, L OBP: 0.420, SLG: 0.571 (1, 9)										4	1	1	1	1	0	1			
Ron Cey, R OBP: 0.327, SLG: 0.410 Derrel Thomas, S OBP: 0.500, SLG: 0.400 (9, PR)										4	0	1	1	0	0	2			
Pedro Guerrero, R OBP: 0.269, SLG: 0.558 (1, 8)										3	0	2	1	0	0	0			
Mike Scioscia, L OBP: 0.347, SLG: 0.262 (1, 2)										3	0	0	0	1	0	2			
Bill Russell, R OBP: 0.398, SLG: 0.343 Tom Niedenfuer, R (9, 1)										4	0	1	1	0	0	2			
Jerry Reuss, L OBP: 0.200, SLG: 0.143 Mark Belanger, R OBP: 0.364, SLG: 0.400 (9, 6)										3	0	0	0	0	1	1			
Inning Stats	R: 3 E: 0 K: 0 S: 7	H: 4 LOB: 1 BB: 0 P: 7	R: 0 E: 0 K: 2 S: 7	H: 0 LOB: 0 BB: 0 P: 7	R: 0 E: 0 K: 0 S: 4	H: 1 LOB: 1 BB: 0 P: 4	R: 0 E: 0 K: 0 S: 4	H: 1 LOB: 0 BB: 0 P: 4	R: 0 E: 0 K: 0 S: 3	H: 1 LOB: 0 BB: 0 P: 3	R: 0 E: 0 K: 0 S: 3	H: 0 LOB: 0 BB: 0 P: 3	R: 0 E: 0 K: 0 S: 3	H: 1 LOB: 2 BB: 1 P: 7	1B: 6 2B: 2 3B: 1 HR: 0	SF: 0 SAC: 1 DP: 1 HBP: 0	WP: 0 PB: 0 SB: 1 CS: 1	PA: 36	
PITCHER	IP WLS BF H R ER SO BB IBB HBP BLK WP HR S P ERA WHIP																		
Scott Sanderson, R ERA: 2.02 Bryn Smith, R ERA: 4.5 Jeff Reardon, R ERA:	(1, 1) (7, 1) (9, 1)	6.0 2.0 1.0	L 6 4	25 1 1	7 0 0	3 0 0	2 0 0	0 0 0	0 0 0	0 0 0	0 0 0	0 0 0	0 0 0	0 6 3	29 6 7	29 6 7	4.50 0.00 0.00	1.167 0.500 1.000	

Los Angeles Dodgers @ Montreal Expos
Olympic Stadium, Montreal, QB
Thu May 06 1982, 3:33 AM EDT
Att: 27,279 - Unknown

AB 33
R 3
H 9
RBI 3
BB 1
SO 2
LOB 9


Batter	1	2	3	4	5	6	7	8	9	AB	R	H	RBI	BB	SO	LOB	BOTTOM			
Tim Raines, S OBP: 0.360, SLG: 0.375 (1, 7)										4	0	0	0	0	1	0				
Frank Taveras, R OBP: 0.187, SLG: 0.063 Dan Norman, R OBP: 0.667, SLG: 0.667 (9, PH)										1	0	0	0	2	0	0				
Andre Dawson, R OBP: 0.354, SLG: 0.425 (1, 8)										4	0	2	0	0	0	1				
Al Oliver, L OBP: 0.362, SLG: 0.463 (1, 3)										4	0	1	0	0	0	2				
Gary Carter, R OBP: 0.364, SLG: 0.557 (1, 2)										4	2	2	2	0	1	3				
Warren Cromartie, L OBP: 0.337, SLG: 0.410 (1, 9)										4	0	1	0	0	1	2				
Tim Wallach, R OBP: 0.308, SLG: 0.384 (1, 5)										3	0	0	0	0	0	1				
Chris Speier, R OBP: 0.253, SLG: 0.368 (1, 6)										3	0	0	0	0	1	0				
Scott Sanderson, R OBP: 0.222, SLG: 0.125 Rodney Scott, S OBP: 0.286, SLG: 0.200 Bryn Smith, R OBP: 0.278, SLG: 0.556 Jeff Reardon, R OBP: 0.500, SLG: 1.000 (9, 1)	(1, 1) (6, PH) (7, 1) (8, PH) (9, 1)	8.1 0.2	W S	31 2	6 0	2 0	2 0	5 1	0 0	0 0	0 0	0 0	0 0	0 0	0 0	0 0				
Inning Stats	R: 0 E: 0 K: 0 S: 2	H: 0 LOB: 0 BB: 1 P: 6	R: 1 E: 0 K: 1 S: 6	H: 1 LOB: 0 BB: 0 P: 6	R: 0 E: 0 K: 2 S: 7	H: 0 LOB: 0 BB: 0 P: 7	R: 0 E: 0 K: 0 S: 3	H: 1 LOB: 1 BB: 1 P: 7	R: 0 E: 0 K: 0 S: 3	H: 0 LOB: 0 BB: 0 P: 3	R: 1 E: 0 K: 0 S: 5	H: 2 LOB: 1 BB: 0 P: 5	R: 0 E: 0 K: 1 S: 5	H: 0 LOB: 2 BB: 0 P: 5	R: 0 E: 0 K: 2 S: 9	H: 2 LOB: 2 BB: 0 P: 9	1B: 3 2B: 2 3B: 0 HR: 2	SF: 0 SAC: 0 DP: 2 HBP: 0	WP: 0 PB: 0 SB: 0 CS: 0	PA: 33
PITCHER	IP WLS BF H R ER SO BB IBB HBP BLK WP HR S P ERA WHIP																			
Jerry Reuss, L ERA: 1.73 Tom Niedenfuer, R ERA:	(1, 1) (9, 1)	8.1 0.2	W S	31 2	6 0	2 0	2 0	5 1	0 0	0 0	0 0	0 0	0 0	0 0	0 0	0 0				

Los Angeles Dodgers @ Montreal Expos
Olympic Stadium, Montreal, QB
Thu May 06 1982, 3:33 AM EDT
Att: 27,279 - Unknown

AB 31
R 2
H 6
RBI 2
BB 2
SO 6
LOB 9

Batter	1	2	3	4	5	6	7	8	9	AB	R	H	RBI	BB	SO	LOB	TOP										
Steve Sax, R OBP: 0.370, SLG: 0.348 (1, 4)										5	3	2	0	0	1	2	Los Angeles Dodgers @ Montreal Expos Olympic Stadium, Montreal, QB Fri May 07 1982, 7:05 PM EDT Att: 32,219 - Unknown										
Ken Landreaux, L OBP: 0.414, SLG: 0.414 Derrel Thomas, S OBP: 0.625, SLG: 0.500 (1, 8) (5, 8)										3	1	1	0	0	1	2											
Dusty Baker Jr., R OBP: 0.304, SLG: 0.394 (1, 7)										4	1	2	4	0	0	2											
Rick Monday, L OBP: 0.426, SLG: 0.609 (1, 9)										4	0	2	1	0	2	2											
Pedro Guerrero, R OBP: 0.364, SLG: 0.545 (1, 5)										4	0	1	0	0	0	4											
Steve Garvey, R OBP: 0.255, SLG: 0.330 (1, 3)										4	1	1	1	0	0	1											
Mike Scioscia, L OBP: 0.329, SLG: 0.246 (1, 2)										4	0	0	0	0	0	0											
Bill Russell, R OBP: 0.391, SLG: 0.329 (1, 6)										3	0	0	0	1	0	0											
Bob Welch, R OBP: 0.100, SLG: 0.105 (1, 1)										4	0	1	0	0	2	1											
Inning Stats	R: 1 E: 0 K: 1 S: 7	H: 2 LOB: 1 BB: 0 P: 7	R: 1 E: 0 K: 2 S: 8	H: 1 LOB: 1 BB: 1 P: 12	R: 2 E: 0 K: 1 S: 7	H: 3 LOB: 0 BB: 0 P: 7	R: 0 E: 0 K: 1 S: 5	H: 0 LOB: 0 BB: 0 P: 5	R: 1 E: 0 K: 0 S: 5	H: 2 LOB: 1 BB: 0 P: 5	R: 0 E: 0 K: 0 S: 3	H: 0 LOB: 0 BB: 0 P: 3	R: 1 E: 0 K: 1 S: 8	H: 3 LOB: 2 BB: 0 P: 8	R: 0 E: 0 K: 0 S: 3	H: 0 LOB: 0 BB: 0 P: 3		R: 0 E: 0 K: 0 S: 3	H: 0 LOB: 1 BB: 1 P: 7	1B: 7 2B: 1 3B: 1 HR: 2	SF: 1 SAC: 0 DP: 1 HBP: 0	WP: 0 PB: 0 SB: 3 CS: 0	PA: 39				
PITCHER	IP	WLS	BF	H	R	ER	SO	BB	IBB	HBP	BLK	WP	HR	S	P	ERA	WHIP										
Steve Rogers, R ERA: 2.02 (1, 1)	5.0	L	23	8	5	5	5	1	0	0	0	0	2	32	36	9.00	1.800										
Bill Lee, L ERA: 4.38 (6, 1)	3.0		12	3	1	1	1	0	0	0	0	0	0	14	14	3.00	1.000										
Woodie Fryman, L ERA: (9, 1)	1.0		4	0	0	0	0	1	0	0	0	0	0	3	7	0.00	1.000										

Batter	1	2	3	4	5	6	7	8	9	AB	R	H	RBI	BB	SO	LOB	BOTTOM										
Tim Raines, S OBP: 0.355, SLG: 0.369 (1, 7)										4	0	1	0	0	0	0	Los Angeles Dodgers @ Montreal Expos Olympic Stadium, Montreal, QB Fri May 07 1982, 7:05 PM EDT Att: 32,219 - Unknown										
Warren Cromartie, L OBP: 0.333, SLG: 0.402 (1, 9)										4	0	1	0	0	1	1											
Andre Dawson, R OBP: 0.370, SLG: 0.484 (1, 8)										4	2	3	1	0	0	1											
Al Oliver, L OBP: 0.347, SLG: 0.442 (1, 3)										4	0	0	0	0	0	3											
Gary Carter, R OBP: 0.359, SLG: 0.543 (1, 2)										2	0	0	1	1	1	0											
Tim Lincecum, R OBP: 0.317, SLG: 0.416 (1, 5)										4	0	2	0	0	0	1											
Chris Speier, R OBP: 0.244, SLG: 0.352 (1, 6)										3	0	0	0	0	0	2											
Frank Taveras, R OBP: 0.158, SLG: 0.059 Tim Blackwell, S OBP: 0.250, SLG: 0.250 Mike Phillips, L (1, 4) (8, PH) (9, 4)										2	0	0	0	0	0	1											
Steve Rogers, R OBP: 0.278, SLG: 0.133 Terry Francona, L (5, PH) Bill Lee, L (6, 1) Jerry White, S OBP: 0.263, SLG: 0.526 Woodie Fryman, R (9, 1)										1	0	0	0	0	1	0											
Inning Stats	R: 0 E: 0 K: 1 S: 6	H: 1 LOB: 1 BB: 0 P: 6	R: 0 E: 0 K: 0 S: 4	H: 1 LOB: 0 BB: 0 P: 4	R: 0 E: 0 K: 1 S: 5	H: 1 LOB: 0 BB: 0 P: 5	R: 1 E: 0 K: 0 S: 4	H: 1 LOB: 0 BB: 0 P: 4	R: 0 E: 0 K: 0 S: 4	H: 1 LOB: 1 BB: 0 P: 4	R: 0 E: 0 K: 1 S: 5	H: 1 LOB: 0 BB: 0 P: 5	R: 0 E: 0 K: 0 S: 3	H: 0 LOB: 0 BB: 0 P: 3	R: 0 E: 0 K: 0 S: 4	H: 0 LOB: 0 BB: 0 P: 4	R: 0 E: 0 K: 0 S: 3	H: 0 LOB: 0 BB: 0 P: 3	R: 1 E: 0 K: 0 S: 4	H: 1 LOB: 1 BB: 1 P: 8	1B: 3 2B: 5 3B: 0 HR: 1	SF: 1 SAC: 0 DP: 2 HBP: 0	WP: 0 PB: 0 SB: 0 CS: 0	PA: 33			
PITCHER	IP	WLS	BF	H	R	ER	SO	BB	IBB	HBP	BLK	WP	HR	S	P	ERA	WHIP										
Bob Welch, R ERA: 3.14 (1, 1)	9.0	W	33	7	2	2	3	1	0	0	0	0	1	38	42	2.00	0.889										



Batter	1	2	3	4	5	6	7	8	9	AB	R	H	RBI	BB	SO	LOB	TOP			
Steve Sax, R OBP: 0.376, SLG: 0.350 (1, 4)										5	3	2	0	1	0	5	Los Angeles Dodgers @ Montreal Expos Olympic Stadium, Montreal, QB Sat May 08 1982, 3:33 AM EDT Att: 30,034 - Unknown AB 41 R 10 H 15 RBI 10 BB 8 SO 1 LOB 26 			
Steve Garvey, R OBP: 0.270, SLG: 0.365 (1, 3)										6	2	3	2	0	0	0				
Dusty Baker Jr., R OBP: 0.333, SLG: 0.480 (1, 7)										6	2	5	5	0	0	0				
Rick Monday, L OBP: 0.441, SLG: 0.583 (9, PH)										2	2	0	0	3	0	0				
Jay Johnstone, L (9, PH)										0	0	0	0	0	0	0				
Ken Landreaux, L OBP: 0.414, SLG: 0.414 (9, 8)										0	0	0	0	0	0	0				
Pedro Guerrero, R OBP: 0.366, SLG: 0.538 (9, 9)										5	1	2	0	0	0	2				
Ron Cey, R OBP: 0.339, SLG: 0.408 (8, 1)										3	0	1	0	2	0	2				
Steve Yeager, R OBP: 0.314, SLG: 0.412 (1, 2)										5	0	1	2	0	1	4				
Bill Russell, R OBP: 0.402, SLG: 0.329 (1, 6)										3	0	1	1	2	0	2				
Burt Hooton, R OBP: 0.125, SLG: 0.188 (5, 1)										3	0	0	0	0	0	7				
Jorge Orta, L OBP: 0.278, SLG: 0.357 (6, PH)										0	0	0	0	0	0	0				
Steve Howe, L (6, 1)										1	0	0	0	0	0	2				
Derrel Thomas, S OBP: 0.556, SLG: 0.429 (8, 5)										1	0	0	0	0	0	0				
Inning Stats	R: 1 E: 0 K: 0 S: 4	H: 1 LOB: 0 BB: 0 P: 4	R: 0 E: 1 K: 0 S: 4	H: 0 LOB: 2 BB: 1 P: 8	R: 4 E: 0 K: 1 S: 10	H: 5 LOB: 2 BB: 1 P: 14	R: 4 E: 1 K: 0 S: 6	H: 4 LOB: 3 BB: 1 P: 22	R: 0 E: 0 K: 0 S: 3	H: 1 LOB: 1 BB: 1 P: 7	R: 0 E: 0 K: 0 S: 3	H: 0 LOB: 0 BB: 0 P: 3	R: 0 E: 0 K: 0 S: 3	H: 0 LOB: 0 BB: 0 P: 3	R: 1 E: 0 K: 0 S: 6	H: 3 LOB: 2 BB: 0 P: 6	1B: 12 2B: 0 3B: 0 HR: 3	SF: 0 SAC: 0 DP: 1 HBP: 0	WP: 1 PB: 0 SB: 0 CS: 1	PA: 49
PITCHER	IP WLS BF H R ER SO BB IBB HBP BLK WP HR S P ERA WHIP																			
Bill Gullickson, R ERA: 5.11 (1, 1)	3.0 L 21 8 8 8 1 3 0 0 0 1 0 3 20 32 24.00 3.667																			
Bryn Smith, R ERA: 5.0 (4, 1)	2.0 11 3 1 1 0 2 2 0 0 1 0 7 23 4.50 2.500																			
Bob James, R ERA: 2.08 (6, 1)	1.0 5 1 0 0 0 1 0 0 0 1 0 0 4 8 0.00 2.000																			
Woodie Fryman, L ERA: 1.23 (7, 1)	2.2 11 3 1 1 0 0 0 0 0 0 0 0 11 3.38 1.125																			
Jeff Reardon, R ERA: (9, 1)	0.1 1 0 0 0 0 0 0 0 0 0 0 0 1 1 0.00 0.000																			

Batter	1	2	3	4	5	6	7	8	9	AB	R	H	RBI	BB	SO	LOB	BOTTOM			
Tim Raines, S OBP: 0.367, SLG: 0.382 (1, 4)										5	2	3	0	0	0	1	Los Angeles Dodgers @ Montreal Expos Olympic Stadium, Montreal, QB Sat May 08 1982, 3:33 AM EDT Att: 30,034 - Unknown AB 36 R 8 H 11 RBI 8 BB 2 SO 5 LOB 11 			
Warren Cromartie, L OBP: 0.316, SLG: 0.379 (1, 9)										5	0	0	0	0	0	4				
Andre Dawson, R OBP: 0.385, SLG: 0.500 (1, 8)										3	2	2	1	1	1	0				
Al Oliver, L OBP: 0.343, SLG: 0.433 (1, 3)										4	1	1	1	0	0	3				
Gary Carter, R OBP: 0.365, SLG: 0.571 (1, 2)										3	2	1	3	1	0	0				
Tim Lincecum, R OBP: 0.314, SLG: 0.444 (1, 5)										4	1	1	3	0	1	0				
Terry Francona, L OBP: 0.308, SLG: 0.182 (1, 7)										4	0	2	0	0	1	0				
Jeff Reardon, R OBP: 0.500, SLG: 1.000 (9, 1)										0	0	0	0	0	0	0				
Chris Speier, R OBP: 0.235, SLG: 0.338 (1, 6)										3	0	0	0	0	0	1				
John Milner, L OBP: 0.250, SLG: 0.250 (8, PH)										1	0	0	0	0	1	1				
Frank Taveras, R OBP: 0.158, SLG: 0.059 (9, 6)										0	0	0	0	0	0	0				
Bill Gullickson, R (1, 1)										1	0	0	0	0	0	1				
Bryn Smith, R (4, 1)										0	0	0	0	0	0	0				
Mike Phillips, L (5, PH)										1	0	0	0	0	0	0				
Bob James, R (6, 1)										0	0	0	0	0	0	0				
Dan Norman, R OBP: 0.300, SLG: 0.500 (8, PH)										1	0	0	0	0	1	0				
Woodie Fryman, R (7, 1)										0	0	0	0	0	0	0				
Jerry White, S OBP: 0.300, SLG: 0.500 (9, 7)										1	0	1	0	0	0	0				
Inning Stats	R: 3 E: 0 K: 0 S: 5	H: 2 LOB: 0 BB: 1 P: 9	R: 0 E: 0 K: 0 S: 5	H: 2 LOB: 2 BB: 0 P: 5	R: 0 E: 0 K: 1 S: 5	H: 0 LOB: 0 BB: 0 P: 5	R: 0 E: 0 K: 0 S: 3	H: 0 LOB: 0 BB: 0 P: 3	R: 5 E: 0 K: 1 S: 9	H: 4 LOB: 0 BB: 1 P: 13	R: 0 E: 0 K: 1 S: 5	H: 0 LOB: 0 BB: 0 P: 5	R: 0 E: 0 K: 2 S: 8	H: 1 LOB: 1 BB: 0 P: 8	R: 0 E: 0 K: 0 S: 3	H: 1 LOB: 0 BB: 0 P: 3	1B: 8 2B: 2 3B: 0 HR: 2	SF: 0 SAC: 0 DP: 2 HBP: 0	WP: 0 PB: 0 SB: 0 CS: 0	PA: 38
PITCHER	IP WLS BF H R ER SO BB IBB HBP BLK WP HR S P ERA WHIP																			
Burt Hooton, R ERA: 4.88 (1, 1)	4.2 24 8 8 8 1 2 0 0 0 0 0 2 24 32 15.43 2.143																			
Alejandro Pena, R ERA: 1.29 (5, 1)	0.1 1 0 0 0 1 0 0 0 0 0 0 0 3 3 0.00 0.000																			
Steve Howe, L ERA: 5.11 (6, 1)	2.0 W 6 1 0 0 1 0 0 0 0 0 0 0 8 8 0.00 0.500																			
Tom Niedenfuer, R ERA: (8, 1)	2.0 S 7 2 0 0 2 0 0 0 0 0 0 0 11 11 0.00 1.000																			

Batter	1	2	3	4	5	6	7	8	9	AB R H RBI BB SO LOB	TOP																	
Steve Sax, R OBP: 0.362, SLG: 0.336 (1, 4)	F9		3-1		E4 2B	F8		K		5 1 0 0 0 1 2	Los Angeles Dodgers @ Montreal Expos Olympic Stadium, Montreal, QB Sun May 09 1982, 3:33 AM EDT Att: 26,904 - Unknown livebaseballscorecards.com																	
Steve Garvey, R OBP: 0.260, SLG: 0.350 (1, 3)	F9		5-3		F3	P3		K	5 0 0 0 0 1 2																			
Dusty Baker Jr., R OBP: 0.336, SLG: 0.481 (1, 7)	BB		F9		HR		F9	F7	4 1 1 1 1 0 0																			
Rick Monday, L OBP: 0.453, SLG: 0.569 Derrel Thomas, S OBP: 0.556, SLG: 0.429 (9, 8)	BB			1B	HR		F8	F7	3 2 1 0 2 0 0 0 0 0 0 0 0 0																			
Pedro Guerrero, R OBP: 0.379, SLG: 0.570 (9, 9)	F7			1B	HR				3 1 2 3 1 0 2																			
Ron Cey, R OBP: 0.345, SLG: 0.421 (1, 5)		G3		F9	5-3		F7		4 0 2 1 0 0 1																			
Mike Scioscia, L OBP: 0.325, SLG: 0.235 (1, 2)	G3			FC6-4	F2		F9		3 0 0 0 1 0 1																			
Bill Russell, R OBP: 0.406, SLG: 0.350 (1, 6)	6-3			F9		F8		SH1-4	4 0 2 0 0 0 3																			
Fernando Valenzuela, L OBP: 0.143, SLG: 0.100 (1, 1)	4-3			FC6-4		F8		SH1-4	3 0 0 0 0 0 4																			
Inning Stats	R: 0 E: 0 K: 0 S: 3	H: 0 LOB: 2 BB: 2 P: 11	R: 0 E: 0 K: 0 S: 4	H: 1 LOB: 1 BB: 0 P: 4	R: 0 E: 0 K: 0 S: 3	H: 0 LOB: 0 BB: 0 P: 3	R: 1 E: 0 K: 0 S: 5	H: 3 LOB: 2 BB: 1 P: 9	R: 4 E: 1 K: 0 S: 6	H: 2 LOB: 0 BB: 1 P: 10		R: 0 E: 0 K: 0 S: 4	H: 1 LOB: 1 BB: 0 P: 4	R: 0 E: 0 K: 0 S: 3	H: 0 LOB: 1 BB: 1 P: 7	R: 0 E: 0 K: 1 S: 6	H: 1 LOB: 1 BB: 0 P: 6	R: 0 E: 0 K: 1 S: 5	H: 0 LOB: 0 BB: 0 P: 5	1B: 4 2B: 3 3B: 0 HR: 1	SF: 0 SAC: 1 DP: 0 HBP: 0	WP: 0 PB: 0 SB: 0 CS: 2	PA: 40					
PITCHER	IP WLS BF H R ER SO BB IBB HBP BLK WP HR S P ERA WHIP											PITCHER	IP WLS BF H R ER SO BB IBB HBP BLK WP HR S P ERA WHIP															
Ray Burris, R ERA: 3.93 Jeff Reardon, R ERA:	(1, 1) (7, 1)	6.0 L	29 7	5 5	4 4	0 0	0 2	4 1	0 0	0 0	0 0	0 0	0 0	0 0	0 14	41 18	6.00 0.00	1.833 0.667										

Batter	1	2	3	4	5	6	7	8	9	AB R H RBI BB SO LOB	BOTTOM													
Tim Raines, S OBP: 0.369, SLG: 0.383 (1, 4)	K		F8		F8		6-3		CS	5 0 2 0 0 1 1	Los Angeles Dodgers @ Montreal Expos Olympic Stadium, Montreal, QB Sun May 09 1982, 3:33 AM EDT Att: 26,904 - Unknown livebaseballscorecards.com													
Warren Cromartie, L OBP: 0.301, SLG: 0.359 (1, 9)	P6		4-3		F8		P3	G3	5 0 0 0 0 0 3															
Andre Dawson, R OBP: 0.370, SLG: 0.480 (1, 8)	F3			1-3	6-3		6-3		4 0 0 0 0 0 1															
Al Oliver, L OBP: 0.349, SLG: 0.441 (1, 3)		G6-4-3		F8		F8	P6		3 1 1 0 1 0 1															
Gary Carter, R OBP: 0.360, SLG: 0.552 (1, 2)	G6-4-3			1B	BB		F8	K	3 1 0 0 1 1 2															
Tim Lincecum, R OBP: 0.333, SLG: 0.364 Dan Norman, R OBP: 0.400, SLG: 0.400 Jeff Reardon, R OBP: 0.500, SLG: 1.000 Frank Taveras, R OBP: 0.154, SLG: 0.057 (1, 1) (6, PH) (7, 1) (8, PH)	PB			1B	BB		SF		2 1 2 1 1 0 0															
Jerry White, S OBP: 0.292, SLG: 0.500 (1, 7)	K			2B	1B		5-3	K	4 1 1 0 0 2 3															
Chris Speier, R OBP: 0.259, SLG: 0.364 (1, 6)				SH3-4	2B			P4	3 0 2 3 1 0 1															
Ray Burris, R OBP: 0.333, SLG: 0.364 Dan Norman, R OBP: 0.400, SLG: 0.400 Jeff Reardon, R OBP: 0.500, SLG: 1.000 Frank Taveras, R OBP: 0.154, SLG: 0.057 (1, 1) (6, PH) (7, 1) (8, PH)	SH3-4			5-3			P4	6-3	1 0 0 0 0 0 1 1 0 0 0 0 0 2 0 0 0 0 0 0 0 1 0 0 0 0 0 0															
Inning Stats	R: 0 E: 0 K: 1 S: 5	H: 0 LOB: 0 BB: 0 P: 5	R: 0 E: 0 K: 1 S: 5	H: 1 LOB: 1 BB: 1 P: 9	R: 0 E: 0 K: 0 S: 4	H: 1 LOB: 1 BB: 0 P: 4	R: 3 E: 0 K: 0 S: 5	H: 2 LOB: 1 BB: 2 P: 13	R: 0 E: 0 K: 0 S: 3	H: 0 LOB: 0 BB: 0 P: 3		R: 1 E: 1 K: 0 S: 5	H: 1 LOB: 2 BB: 1 P: 9	R: 0 E: 0 K: 0 S: 4	H: 1 LOB: 1 BB: 0 P: 4	R: 0 E: 0 K: 2 S: 8	H: 1 LOB: 1 BB: 0 P: 8	R: 0 E: 0 K: 0 S: 3	H: 1 LOB: 0 BB: 0 P: 3	1B: 6 2B: 2 3B: 0 HR: 0	SF: 1 SAC: 1 DP: 1 HBP: 0	WP: 0 PB: 1 SB: 1 CS: 1	PA: 38	
PITCHER	IP WLS BF H R ER SO BB IBB HBP BLK WP HR S P ERA WHIP											PITCHER	IP WLS BF H R ER SO BB IBB HBP BLK WP HR S P ERA WHIP											
Fernando Valenzuela, L ERA: 2.67 (1, 1)	9.0 W	38 4	4 4	4 4	4 4	4 4	4 4	0 0	0 0	0 0	0 0	0 42	58 58	4.00 1.333										




Batter	1	2	3	4	5	6	7	8	9	10	AB	R	H	RBI	BB	SO	LOB	TOP				
Steve Sax, R OBP: 0.364, SLG: 0.346 (1, 4)											5	1	2	1	0	0	2	Los Angeles Dodgers @ Philadelphia Phillies Veterans Stadium, Philadelphia, PA Mon May 10 1982, 7:05 PM EDT Att: 25,269 - Unknown				
Ken Landreaux, L OBP: 0.423, SLG: 0.418 (1, 8)											4	1	2	0	1	0	1					
Dusty Baker Jr., R OBP: 0.333, SLG: 0.467 (1, 7)											3	1	0	0	1	0	1					
Pedro Guerrero, R OBP: 0.380, SLG: 0.568 (1, 9)											4	1	1	2	1	0	2					
Steve Garvey, R OBP: 0.273, SLG: 0.355 (1, 3)											4	1	2	0	1	0	2					
Ron Cey, R OBP: 0.347, SLG: 0.409 (1, 5)											3	1	0	1	2	0	3					
Mike Scioscia, L OBP: 0.318, SLG: 0.233 (1, 2)											5	1	1	2	0	0	3					
Bill Russell, R OBP: 0.394, SLG: 0.337 (8, PH)											3	0	0	0	0	1	3					
Jorge Orta, L OBP: 0.278, SLG: 0.357 (8, PH)											0	0	0	0	0	0	0					
Jose Morales, R OBP: 0.200, SLG: 0.200 (8, PH)											1	0	1	1	0	0	0					
Mark Belanger, R OBP: 0.333, SLG: 0.364 (8, 6)											1	1	0	0	0	0	0					
Ted Power, R Dave Stewart, R Jay Johnstone, L Alejandro Pena, R Steve Yeager, R Tom Niedenfuer, R Steve Howe, L (1, 11) (6, 1) (7, PH) (7, 1) (8, PH) (8, 1) (8, 1)											2	0	0	0	0	1	0					
Inning Stats	R: 2 E: 0 K: 0 S: 5	H: 2 LOB: 1 BB: 1 P: 9	R: 0 E: 0 K: 1 S: 5	H: 0 LOB: 0 BB: 0 P: 5	R: 0 E: 0 K: 0 S: 3	H: 0 LOB: 0 BB: 0 P: 3	R: 0 E: 0 K: 0 S: 4	H: 1 LOB: 2 BB: 1 P: 8	R: 0 E: 0 K: 0 S: 2	H: 0 LOB: 0 BB: 1 P: 6	R: 0 E: 1 K: 1 S: 6	H: 0 LOB: 2 BB: 1 P: 10	R: 6 E: 1 K: 0 S: 7	H: 5 LOB: 1 BB: 2 P: 15	R: 0 E: 0 K: 0 S: 4	H: 1 LOB: 2 BB: 1 P: 8	R: 0 E: 0 K: 0 S: 3	H: 0 LOB: 0 BB: 0 P: 3	1B: 8 2B: 3 3B: 0 HR: 0	SF: 0 SAC: 1 DP: 1 HBP: 0	WP: 1 PB: 0 SB: 0 CS: 2	PA: 47
PITCHER	IP WLS BF H R ER SO BB IBB HBP BLK WP HR S P ERA WHIP	7.0 0.1 0.2 2.0	28 6 3 8	4 2 3 1	2 5 1 0	0 4 0 0	2 0 0 1	0 0 0 0	0 0 0 0	0 0 0 0	1 0 0 0	28 4 2 8	44 0 12 11	0.00 108.00 13.50 0.00	1.143 12.000 4.500 0.500							

Batter	1	2	3	4	5	6	7	8	9	10	AB	R	H	RBI	BB	SO	LOB	BOTTOM						
Bob Dernier, R OBP: 0.333, SLG: 0.306 (1, 8)											3	0	1	0	2	1	1	Los Angeles Dodgers @ Philadelphia Phillies Veterans Stadium, Philadelphia, PA Mon May 10 1982, 7:05 PM EDT Att: 25,269 - Unknown						
Pete Rose, S OBP: 0.320, SLG: 0.324 (1, 3)											5	0	1	1	1	0	2							
Mike Schmidt, R OBP: 0.368, SLG: 0.457 (1, 5)											3	1	0	0	2	2	2							
Gary Matthews, R Ed Farmer, R Sparky Lyle, L Del Unser, L Warren Brusstar, R (1, 7) (8, 1) (8, 1) (8, PH) (9, 1)											3	2	1	0	1	1	3							
Bo Diaz, R OBP: 0.346, SLG: 0.600 (1, 2)											4	3	2	4	1	1	2							
George Vukovich, L OBP: 0.333, SLG: 0.432 (1, 9)											4	1	1	0	1	1	0							
Manny Trillo, R OBP: 0.333, SLG: 0.364 (1, 4)											5	1	2	3	0	1	0							
Ivan De Jesus, R OBP: 0.287, SLG: 0.231 (1, 6)											5	0	1	0	0	0	2							
Larry Christenson, R Greg Gross, L (1, 1) (8, 7)											3	0	0	1	0	2	1							
Inning Stats	R: 0 E: 0 K: 1 S: 5	H: 0 LOB: 2 BB: 2 P: 13	R: 0 E: 0 K: 1 S: 5	H: 0 LOB: 0 BB: 0 P: 5	R: 0 E: 0 K: 2 S: 7	H: 0 LOB: 0 BB: 0 P: 7	R: 2 E: 0 K: 0 S: 4	H: 1 LOB: 0 BB: 1 P: 8	R: 0 E: 0 K: 1 S: 5	H: 0 LOB: 1 BB: 1 P: 9	R: 4 E: 0 K: 0 S: 7	H: 4 LOB: 1 BB: 1 P: 11	R: 2 E: 0 K: 1 S: 7	H: 2 LOB: 2 BB: 2 P: 15	R: 0 E: 0 K: 1 S: 5	H: 0 LOB: 2 BB: 2 P: 13	R: 0 E: 0 K: 2 S: 7		H: 0 LOB: 0 BB: 0 P: 7	R: 1 E: 0 K: 0 S: 3	H: 2 LOB: 2 BB: 1 P: 7	1B: 4 2B: 3 3B: 0 HR: 2	SF: 0 SAC: 1 DP: 0 HBP: 0	WP: 0 PB: 0 SB: 3 CS: 0
PITCHER	IP WLS BF H R ER SO BB IBB HBP BLK WP HR S P ERA WHIP	5.1 0.2 1.0 2.1 0.0	25 3 7 11 1	6 1 2 1 0	5 0 2 3 0	6 0 0 1 0	0 0 0 0 0	0 0 0 0 0	0 0 0 0 0	0 0 0 0 0	2 3 7 14 1	30 3 15 26 1	50 3 15 26 1	10.12 0.00 18.00 3.86 ∞	1.688 1.500 4.000 1.286 ∞									

Batter	1	2	3	4	5	6	7	8	9	AB	R	H	RBI	BB	SO	LOB	TOP										
Steve Sax, R (1.4) OBP: 0.369, SLG: 0.344	5-3	WP S 1B		F9		BB BB			FC6-4 4-3	4	0	1	1	2	0	2	Los Angeles Dodgers @ Philadelphia Phillies Veterans Stadium, Philadelphia, PA Tue May 11 1982, 7:05 PM EDT Att: 25,269 - Unknown										
Ken Landreau, L (1.8) OBP: 0.422, SLG: 0.432	F8 1B	SF7		1B		K			4-3	4	1	2	2	0	2	4											
Derrel Thomas, S (9, PH) OBP: 0.500, SLG: 0.375	1B			2B						1	0	0	0	0	0	1											
Dusty Baker Jr., R (1.7) OBP: 0.358, SLG: 0.477	1B	3-H		CS 1B		G4-3 BB		2B 1B	K	4	1	3	1	2	1	1											
Pedro Guerrero, R (1.9) OBP: 0.373, SLG: 0.548	F8	F4		BB		G4-3		K		4	0	0	0	1	1	7											
Steve Garvey, R (1.3) OBP: 0.270, SLG: 0.357	1-3			K				1-3 1B 2B		5	1	1	0	0	1	3											
Ron Cey, R (1.5) OBP: 0.349, SLG: 0.409		BB 1B		1B		6-3		K	K	5	1	2	0	0	2	2											
Mike Scioscia, L (1.2) OBP: 0.227		BB 1B		1B		F5		BB 1B		2	2	0	0	2	0	1											
Rick Monday, L (8, PH) OBP: 0.462, SLG: 0.577	SH1-4 1B	BB		F7				BB 1B		1	0	1	2	0	0	0											
Steve Yeager, R (8.2) OBP: 0.333, SLG: 0.429	1B	BB						2-H 3-H 1B		0	0	0	0	0	0	0											
Bill Russell, R (1.6) OBP: 0.408, SLG: 0.349				6-3				BB 1B		3	1	2	1	1	0	1											
Jay Johnstone, L (8, PH)								BB 1B		1	0	0	0	0	1	1											
Mark Belanger, R (8.6) OBP: 0.333, SLG: 0.364	1B	SH1-4 SF7 1B		1B				BB 1B		0	0	0	0	0	0	0											
Jerry Reuss, L (1.1) OBP: 0.235, SLG: 0.133										1	1	0	0	0	1	0											
Alejandro Pena, R (5.1)	SH1-4								FC6-4 BB	0	0	0	0	0	0	0											
Jorge Orta, L (7, PH) OBP: 0.316, SLG: 0.400				WP 2B		F7		BB		1	0	1	1	0	0	0											
Steve Howe, L (7.1)	1-2 2-3			BB				1-2 2-H 1B		0	0	0	0	0	0	0											
Jose Morales, R (9, PH) OBP: 0.333, SLG: 0.200				2B						0	0	0	0	1	0	0											
Inning Stats	R: 0 E: 0 K: 0 S: 5	H: 2 LOB: 2 P: 5	R: 3 E: 0 K: 0 S: 6	H: 3 LOB: 2 P: 14	R: 0 E: 0 K: 0 S: 4	H: 1 LOB: 1 P: 4	R: 2 E: 0 K: 1 S: 6	H: 2 LOB: 1 P: 14	R: 0 E: 0 K: 0 S: 4	H: 1 LOB: 1 P: 4	R: 0 E: 0 K: 1 S: 4	H: 0 LOB: 3 P: 12	R: 1 E: 0 K: 2 S: 8	H: 1 LOB: 3 P: 20	R: 2 E: 0 K: 3 S: 12	H: 3 LOB: 1 P: 12	R: 0 E: 0 K: 1 S: 5	H: 0 LOB: 1 P: 9	1B: 11 2B: 2 3B: 0 HR: 0	SF: 1 SAC: 1 DP: 1 HBP: 0	WP: 2 PB: 0 SB: 1 CS: 1	PA: 48					
PITCHER	IP	WLS	BF	H	R	ER	SO	BB	IBB	HBP	BLK	WP	HR	S	P	ERA	WHIP	PITCHER									
Mike Krukow, R (1.1) ERA: 3.27	3.1		21	8	5	5	0	3	0	0	0	2	0	18	30	13.50	3.300										
Porfi Altamirano, R (4.1) ERA: 2.73	2.0	W	9	1	0	0	2	3	0	0	0	0	0	10	22	0.00	2.000										
Ed Farmer, R (6.1) ERA: 0.61	3.0		16	4	3	3	5	4	0	0	0	0	0	22	38	9.00	2.667										
Sparky Lyle, L (9.1) ERA: 3.18	0.1		1	0	0	0	0	0	0	0	0	0	0	1	1	0.00	0.000										
Warren Brusstar, R (9.1) ERA: 4.09	0.1	S	1	0	0	0	1	0	0	0	0	0	0	3	3	0.00	0.000										

Batter	1	2	3	4	5	6	7	8	9	AB	R	H	RBI	BB	SO	LOB	BOTTOM										
Bob Dernier, R (1.8) OBP: 0.326, SLG: 0.289	1B SF9 BB	K		K		E1 S 1B	F8			4	2	0	0	1	2	2	Los Angeles Dodgers @ Philadelphia Phillies Veterans Stadium, Philadelphia, PA Tue May 11 1982, 7:05 PM EDT Att: 25,269 - Unknown										
Pete Rose, S (1.3) OBP: 0.331, SLG: 0.345	S 1B			6-3		S E FC6-4 1B		K		5	3	3	1	0	1	0											
Mike Schmidt, R (1.5) OBP: 0.355, SLG: 0.480	SF9			F8		E4 FC6-4 S		K		4	1	1	2	0	1	1											
Gary Matthews, R (1.7) OBP: 0.294, SLG: 0.324	3-H					2-H 1B 3B		F4		5	1	3	2	0	0	2											
Warren Brusstar, R (9.1)	1-H 2B			1B		1B G1-2-3 1B		F2		0	0	0	0	0	0	0											
Bo Diaz, R (1.2) OBP: 0.360, SLG: 0.612	1-H			4-3		G1-2-3 E 1B		FC6-4 IBB		3	1	2	1	1	0	1											
Dick Davis, R (1.9) OBP: 0.328, SLG: 0.455	1-3			5-3		E 1B		FC6-4		4	1	1	1	0	0	3											
George Yukovich, L (8.9) OBP: 0.333, SLG: 0.432						G1-2-3 E 1B		FC6-4		0	0	0	0	0	0	0											
Manny Trillo, R (1.4) OBP: 0.330, SLG: 0.358	6-3			FC3-5 E 1B		G1-2-3 E 1B		FC6-4		4	0	1	0	0	0	6											
Ivan De Jesus, R (1.6) OBP: 0.286, SLG: 0.231				F9		E4 FC3-5		E7		4	0	1	2	0	0	1											
Mike Krukow, R (1.1) OBP: 0.091, SLG: 0.091				5-3		2-H 3-H 1B				1	0	0	0	0	0	0											
Porfi Altamirano, R (4.1) ERA: 2.73				FC3-5		1-3				2	0	0	0	0	0	3											
Ed Farmer, R (6.1) ERA: 0.61										1	0	0	0	0	0	0											
Sparky Lyle, L (9.1) ERA: 3.18										0	0	0	0	0	0	0											
Greg Gross, L (9.7) OBP: 0.370, SLG: 0.292				1-2 2-3						0	0	0	0	0	0	0											
Inning Stats	R: 3 E: 0 K: 0 S: 6	H: 3 LOB: 1 P: 10	R: 0 E: 0 K: 1 S: 5	H: 0 LOB: 0 P: 5	R: 0 E: 0 K: 0 S: 4	H: 1 LOB: 1 P: 4	R: 0 E: 1 K: 1 S: 7	H: 1 LOB: 2 P: 7	R: 4 E: 1 K: 0 S: 8	H: 6 LOB: 1 P: 8	R: 2 E: 2 K: 0 S: 6	H: 1 LOB: 2 P: 10	R: 0 E: 0 K: 2 S: 7	H: 0 LOB: 0 P: 3	R: 0 E: 0 K: 2 S: 7	H: 0 LOB: 0 P: 7	1B: 9 2B: 2 3B: 1 HR: 0	SF: 1 SAC: 0 DP: 1 HBP: 0	WP: 0 PB: 0 SB: 5 CS: 0	PA: 40							
PITCHER	IP	WLS	BF	H	R	ER	SO	BB	IBB	HBP	BLK	WP	HR	S	P	ERA	WHIP	PITCHER									
Jerry Reuss, L (1.1) ERA: 2.73	4.0	L	23	9	7	7	2	1	0	0	0	0	0	26	30	15.75	2.500										
Alejandro Pena, R (5.1) ERA: 2.12	2.0		11	3	2	0	0	0	1	0	0	0	0	10	14	0.00	1.500										
Steve Howe, L (7.1) ERA: 4.4	2.0		6	0	0	0	2	0	0	0	0	0	0	10	10	0.00	0.000										




Batter	1	2	3	4	5	6	7	8	9	AB	R	H	RBI	BB	SO	LOB	TOP			
Steve Sax, R OBP: 0.366, SLG: 0.341	1-3		G4-6-3 1B			5-3		5-3		4	0	1	0	0	0	0	Los Angeles Dodgers @ Philadelphia Phillies Veterans Stadium, Philadelphia, PA Wed May 12 1982, 7:05 PM EDT Att: 25,977 - Unknown			
Ken Landreaux, L OBP: 0.497, SLG: 0.414	3-1		G4-6-3 1-2			6-3		5-3		4	0	0	0	0	0	1				
Dusty Baker Jr., R OBP: 0.354, SLG: 0.470	F7					6-3			F6	4	0	1	0	0	0	0				
Pedro Guerrero, R OBP: 0.385, SLG: 0.597										4	2	3	1	0	0	1				
Steve Garvey, R OBP: 0.270, SLG: 0.353										4	1	1	1	0	0	2				
Ron Cey, R OBP: 0.361, SLG: 0.415										3	0	2	0	1	1	1				
Mike Scioscia, L OBP: 0.323, SLG: 0.221										2	0	0	1	1	0	2				
Bill Russell, R OBP: 0.393, SLG: 0.333										4	0	0	0	0	0	5				
Bob Welch, R Terry Forster, L Jay Johnstone, L Dave Stewart, R Jorge Orta, L Alejandro Pena, R			K							1	0	0	0	0	0	1				
Inning Stats	R: 0 E: 0 K: 0 S: 3	H: 0 LOB: 0 BB: 0 P: 3	R: 1 E: 0 K: 0 S: 5	H: 2 LOB: 1 BB: 0 P: 5	R: 0 E: 0 K: 1 S: 5	H: 1 LOB: 0 BB: 0 P: 5	R: 0 E: 0 K: 0 S: 3	H: 1 LOB: 1 BB: 1 P: 7	R: 0 E: 0 K: 0 S: 3	H: 0 LOB: 0 BB: 0 P: 3	R: 1 E: 0 K: 0 S: 5	H: 2 LOB: 1 BB: 0 P: 5	R: 0 E: 0 K: 0 S: 3	H: 0 LOB: 0 BB: 0 P: 3	R: 1 E: 0 K: 1 S: 7	H: 2 LOB: 2 BB: 1 P: 11	1B: 5 2B: 2 3B: 0 HR: 1	SF: 1 SAC: 0 DP: 2 HBP: 0	WP: 0 PB: 0 SB: 0 CS: 0	PA: 35
PITCHER	IP WLS BF H R ER SO BB IBB HBP BLK WP HR S P ERA WHIP																			
Ron Reed, R ERA: 2.4	(1, 1)	7.0	W	26	6	2	2	1	1	0	0	0	0	0	0	1	27	31	2.57	1.000
Porfi Altamirano, R ERA: 1.8	(8, 1)	2.0		9	2	1	1	1	1	0	0	0	0	0	0	0	10	14	4.50	1.500

Batter	1	2	3	4	5	6	7	8	9	AB	R	H	RBI	BB	SO	LOB	BOTTOM			
Bob Dernier, R OBP: 0.341, SLG: 0.300	1-3									4	2	2	0	1	0	2	Los Angeles Dodgers @ Philadelphia Phillies Veterans Stadium, Philadelphia, PA Wed May 12 1982, 7:05 PM EDT Att: 25,977 - Unknown			
Pete Rose, S Del Unser, L										5	2	4	2	0	0	0				
Mike Schmidt, R OBP: 0.358, SLG: 0.463										4	1	1	0	1	1	1				
Gary Matthews, R Porfi Altamirano, R										3	1	1	1	1	1	1				
Bo Diaz, R Ozzie Virgil, R										1	1	0	0	1	0	2				
George Vukovich, L OBP: 0.358, SLG: 0.458										2	0	0	0	0	2	1				
Manny Trillo, R OBP: 0.323, SLG: 0.349										4	1	2	3	1	0	1				
Ivan De Jesus, R OBP: 0.290, SLG: 0.250										5	0	1	1	0	2	4				
Ron Reed, R Greg Gross, L										4	1	1	0	1	1	2				
Inning Stats	R: 2 E: 0 K: 1 S: 6	H: 2 LOB: 2 BB: 3 P: 18	R: 2 E: 0 K: 0 S: 7	H: 5 LOB: 2 BB: 0 P: 7	R: 0 E: 0 K: 2 S: 7	H: 0 LOB: 0 BB: 0 P: 7	R: 1 E: 0 K: 0 S: 4	H: 1 LOB: 1 BB: 1 P: 8	R: 1 E: 0 K: 0 S: 4	H: 1 LOB: 2 BB: 1 P: 9	R: 0 E: 0 K: 2 S: 7	H: 0 LOB: 0 BB: 0 P: 7	R: 0 E: 0 K: 1 S: 5	H: 0 LOB: 1 BB: 1 P: 9	R: 5 E: 1 K: 1 S: 10	H: 5 LOB: 1 BB: 1 P: 14	1B: 12 2B: 1 3B: 1 HR: 0	SF: 1 SAC: 0 DP: 0 HBP: 1	WP: 1 PB: 0 SB: 2 CS: 2	PA: 44
PITCHER	IP WLS BF H R ER SO BB IBB HBP BLK WP HR S P ERA WHIP																			
Bob Welch, R ERA: 3.72	(1, 1)	3.0	L	17	7	4	4	3	3	0	0	0	0	0	0	20	32	12.00	3.333	
Terry Forster, L ERA: 6.75	(4, 1)	1.0		5	1	1	1	0	1	0	0	0	0	0	4	8	9.00	2.000		
Dave Stewart, R ERA: 9.42	(5, 1)	3.0		13	1	1	1	3	1	1	1	0	0	0	16	25	3.00	0.667		
Alejandro Pena, R ERA: 4.5	(8, 1)	1.0		9	5	5	5	1	1	0	0	0	1	0	10	14	45.00	6.000		

Batter	1	2	3	4	5	6	7	8	9	AB	R	H	RBI	BB	SO	LOB	TOP										
Derrel Thomas, S (1, 4) OBP: 0.467, SLG: 0.462	0-0 CS 1B		0-0 F7		0-0 F9	0-0 F8		0-0 6-3	5 0 2 1 0 0 1																		
Ken Landreau, L (1, 8) OBP: 0.393, SLG: 0.398	0-0 P4		0-3 K		0-0 F9		0-0 G3	4-0 2H FC8-4 BB	4 0 0 0 0 1 2																		
Jose Morales, R (9, PH) OBP: 0.429, SLG: 0.200	1-2				2-3				0 0 0 0 1 0 0																		
Dusty Baker Jr., R (1, 7) OBP: 0.356, SLG: 0.483	0-0 1B		0-0 2B		0-0 E5 BB		0-0 F7	0-0 FC8-4 1-2	5 1 2 0 0 0 2																		
Pedro Guerrero, R (1, 9) OBP: 0.393, SLG: 0.598	0-3 K		0-0 2B		4-0 1-2 BB		4-0 BB	0-3 K	3 0 1 1 2 2 2																		
Steve Garvey, R (1, 3) OBP: 0.262, SLG: 0.343		0-0 F8	0-3 K		0-0 P3		0-0 F7		4 0 0 0 0 1 5																		
Ron Cey, R (1, 5) OBP: 0.358, SLG: 0.410		0-3 K		0-0 1B	0-0 P6			0-3 K	4 0 1 0 0 2 3																		
Steve Yeager, R (1, 2) OBP: 0.325, SLG: 0.410		0-0 1B		0-0 P6		0-0 6-3		0-3 K	4 0 1 0 0 1 1																		
Mark Belanger, R (1, 6) OBP: 0.313, SLG: 0.333		0-0 1B		0-0 F8		0-0 P4		0-0 F7	4 0 1 0 0 0 1																		
Burt Hooton, R (1, 1) OBP: 0.111, SLG: 0.167		0-0 F9		0-3 K		4-0 BB		0-0 WP 6-3 2B	2 0 0 0 0 1 3																		
Jay Johnstone, L (6, PH)									0 0 0 0 1 0 0																		
Terry Forster, L (6, 1)									0 0 0 0 0 0 0																		
Bill Russell, R (9, PH) OBP: 0.398, SLG: 0.352									1 1 1 0 0 0 0																		
Inning Stats	R: 0 E: 0 K: 1 S: 6	H: 2 LOB: 1 BB: 0 P: 6	R: 0 E: 0 K: 1 S: 7	H: 2 LOB: 2 BB: 0 P: 7	R: 1 E: 0 K: 2 S: 9	H: 2 LOB: 1 BB: 0 P: 9	R: 0 E: 0 K: 1 S: 6	H: 1 LOB: 1 BB: 0 P: 6	R: 0 E: 0 K: 0 S: 5	H: 0 LOB: 1 BB: 1 P: 7	R: 0 E: 0 K: 0 S: 3	H: 0 LOB: 1 BB: 1 P: 7	R: 0 E: 0 K: 2 S: 7	H: 0 LOB: 0 BB: 0 P: 7	R: 1 E: 0 K: 1 S: 6	H: 1 LOB: 1 BB: 1 P: 10	1B: 5 2B: 3 3B: 1 HR: 0	SF: 0 SAC: 0 DP: 0 HBP: 0	WP: 1 PB: 0 SB: 0 CS: 1	PA: 40							
PITCHER	IP	WLS	BF	H	R	ER	SO	BB	IBB	HBP	BLK	WP	HR	S	P	ERA	WHIP										
Pete Falcone, L (1, 1) ERA: 3.53	8.1	W	38	9	2	2	7	4	0	0	0	1	0	48	64	2.16	1.560										
Neil Allen, R (9, 1) ERA: 2.64	0.2	S	2	0	0	0	1	0	0	0	0	0	0	4	4	0.00	0.000										

Los Angeles Dodgers @ New York Mets
Shea Stadium, Flushing, NY
Thu May 13 1982, 7:05 PM EDT
Att: 18,013 - Unknown

AB 36
R 2
H 9
RBI 2
BB 4
SO 8
LOB 20



Batter	1	2	3	4	5	6	7	8	9	AB	R	H	RBI	BB	SO	LOB	BOTTOM										
Mookie Wilson, S (1, 8) OBP: 0.331, SLG: 0.438	0-0 F7	0-3 K		0-0 CS 1B	0-0 1-3			0-0 F9	5 0 1 0 0 1 1																		
John Stearns, R (1, 2) OBP: 0.342, SLG: 0.458	0-0 1B	0-0 1B		0-0 F8 1B	0-3 K			0-0 S 1B	5 2 4 0 0 1 0																		
Joel Youngblood, R (1, 9) OBP: 0.282, SLG: 0.377	0-0 F9	0-0 F8		0-0 F8 1B		0-0 5-3		0-0 F8	5 1 1 0 0 0 4																		
Dave Kingman, R (1, 3) OBP: 0.312, SLG: 0.591	0-0 1B	0-3 K		0-0 F8		0-3 K		0-0 1-3	4 1 1 0 0 2 4																		
George Foster, R (1, 7) OBP: 0.298, SLG: 0.349	0-0 1B		0-0 F5	4-0 1B		0-0 1-3			3 0 1 0 1 0 0																		
Bob Bailor, R (7, 7) OBP: 0.349, SLG: 0.400	1-2 2-3 1B			1B IBB					0 0 0 0 0 0 0																		
Hubie Brooks, R (1, 5) OBP: 0.355, SLG: 0.327	0-0 BB		0-0 BB	0-0 FC5 1B		0-0 3-1			4 0 3 4 0 0 0																		
Wally Backman, S (1, 4) OBP: 0.395, SLG: 0.433	0-0 1B		4-0 BB	0-0 1B				0-0 F9	1 0 1 0 2 0 0																		
Tom Verzyer, R (7, 4) OBP: 0.412, SLG: 0.471	1-2 BB		0-0 BB	1-2 2-3 1B					1 0 0 0 0 0 0																		
Ron Gardenhire, R (1, 6) OBP: 0.320, SLG: 0.290	0-0 5-3		0-3 K	0-0 FC5		0-0 4-3			4 0 0 0 0 1 8																		
Pete Falcone, L (1, 1) OBP: 0.167, SLG: 0.167		0-0 1B		0-0 5-3		0-3 K			4 0 1 0 0 2 2																		
Neil Allen, R (9, 1) OBP: 1.000, SLG: 1.000									0 0 0 0 0 0 0																		
Inning Stats	R: 2 E: 0 K: 0 S: 7	H: 4 LOB: 3 BB: 1 P: 11	R: 0 E: 0 K: 2 S: 9	H: 2 LOB: 0 BB: 0 P: 9	R: 0 E: 0 K: 1 S: 6	H: 1 LOB: 2 BB: 1 P: 10	R: 2 E: 0 K: 0 S: 7	H: 5 LOB: 3 BB: 1 P: 11	R: 0 E: 0 K: 2 S: 7	H: 0 LOB: 0 BB: 0 P: 7	R: 0 E: 0 K: 1 S: 5	H: 0 LOB: 0 BB: 0 P: 5	R: 0 E: 0 K: 0 S: 3	H: 0 LOB: 0 BB: 0 P: 3	R: 0 E: 0 K: 1 S: 6	H: 1 LOB: 1 BB: 0 P: 6	1B: 13 2B: 0 3B: 0 HR: 0	SF: 0 SAC: 0 DP: 0 HBP: 0	WP: 0 PB: 0 SB: 1 CS: 1	PA: 39							
PITCHER	IP	WLS	BF	H	R	ER	SO	BB	IBB	HBP	BLK	WP	HR	S	P	ERA	WHIP										
Burt Hooton, R (1, 1) ERA: 4.94	5.0	L	29	12	4	4	5	2	0	0	0	0	0	36	48	7.20	2.800										
Terry Forster, L (6, 1) ERA: 5.4	3.0		10	1	0	0	2	0	0	0	0	0	0	14	14	0.00	0.333										

Los Angeles Dodgers @ New York Mets
Shea Stadium, Flushing, NY
Thu May 13 1982, 7:05 PM EDT
Att: 18,013 - Unknown

AB 36
R 4
H 13
RBI 4
BB 3
SO 7
LOB 19



Batter	1	2	3	4	5	6	7	8	9	AB	R	H	RBI	BB	SO	LOB	TOP					
Derrel Thomas, S (1,4) OBP: 0.500, SLG: 0.556	F9	2H 1B			G6-3 1B			1-6-3	2B	5	0	3	0	0	0	0						
Bill Russell, R (1,6) OBP: 0.388, SLG: 0.354	F9 BB 1B		L1		G6-3 1-2			1B 1B	F9	5	1	2	0	0	0	2						
Dusty Baker Jr., R (1,7) OBP: 0.360, SLG: 0.504	1-2 BB		5-3			HR		F7		3	1	1	1	1	0	1						
Pedro Guerrero, R (1,9) OBP: 0.388, SLG: 0.587	F9 2-3		F7			6-3		1B 1B	1B 1B	4	1	1	0	0	0	2						
Ron Cey, R (1,5) OBP: 0.362, SLG: 0.413	L5					L3		1B 1B	1-3 2H	4	0	2	1	0	0	2						
Steve Garvey, R (1,3) OBP: 0.288, SLG: 0.343		2B SF7 1B			F8	G3		1B	1B	3	1	1	0	1	0	1						
Steve Yeager, R (1,2) OBP: 0.341, SLG: 0.442		1-3 1B 2B			L6			F7	1-2 2H 3H	4	0	2	1	0	0	1						
Ken Landreaux, L (1,8) OBP: 0.380, SLG: 0.383		P6			K			3-1		4	0	0	0	0	2	3						
Fernando Valenzuela, L (1,1) OBP: 0.120, SLG: 0.087		SF7 3H			1-3			P6		3	0	0	1	0	0	0						
Inning Stats	R: 0 E: 0 K: 0 S: 4	H: 1 LOB: 2 BB: 1 P: 8	R: 1 E: 0 K: 0 S: 5	H: 3 LOB: 2 BB: 0 P: 5	R: 0 E: 0 K: 1 S: 3	H: 0 LOB: 0 BB: 0 P: 3	R: 0 E: 0 K: 1 S: 6	H: 1 LOB: 1 BB: 0 P: 6	R: 0 E: 0 K: 0 S: 3	H: 1 LOB: 0 BB: 0 P: 3	R: 1 E: 0 K: 0 S: 4	H: 1 LOB: 0 BB: 0 P: 4	R: 0 E: 0 K: 0 S: 3	H: 0 LOB: 0 BB: 0 P: 3	R: 2 E: 0 K: 0 S: 6	H: 4 LOB: 2 BB: 1 P: 10	R: 0 E: 0 K: 1 S: 6	H: 1 LOB: 1 BB: 0 P: 6	1B: 9 2B: 2 3B: 0 HR: 1	SF: 1 SAC: 0 DP: 1 HBP: 0	WP: 0 PB: 0 SB: 0 CS: 0	PA: 38
PITCHER	IP	WLS	BF	H	R	ER	SO	BB	IBB	HBP	BLK	WP	HR	S	P	ERA	WHIP					
Randy Jones, L (1,1) ERA: 2.89	8.0	L	34	11	4	4	1	1	1	0	0	0	1	34	42	4.50	1.500					
Craig Swan, R (9,1) ERA: 1.98	1.0		4	1	0	0	1	0	0	0	0	0	0	6	6	0.00	1.000					

Los Angeles Dodgers @ New York Mets
Shea Stadium, Flushing, NY
Fri May 14 1982, 7:05 PM EDT
Att: 50,360 - Unknown

AB 35
R 4
H 12
RBI 4
BB 2
SO 2
LOB 12




Batter	1	2	3	4	5	6	7	8	9	AB	R	H	RBI	BB	SO	LOB	BOTTOM					
Mookie Wilson, S (1,8) OBP: 0.329, SLG: 0.429	K		FC1-6 CS 1-2			G3 1B BB		F8		3	1	0	0	1	1	1						
John Stearns, R (1,2) OBP: 0.339, SLG: 0.459	2B		K 1-2			G3 1-2		5-3		4	0	1	0	0	1	2						
Joel Youngblood, R (1,9) OBP: 0.293, SLG: 0.397	6-3				1B 2B	2H 1B		P4		4	0	2	1	0	0	1						
Dave Kingman, R (1,3) OBP: 0.310, SLG: 0.580	5-3			2H 1B		K		P6		4	0	1	0	0	1	2						
George Foster, R (1,7) OBP: 0.291, SLG: 0.339		5-3		6-3				K		3	0	0	0	0	1	0						
Hubie Brooks, R (1,5) OBP: 0.346, SLG: 0.318		4-3				K		F8		3	0	0	0	0	1	0						
Bob Bailor, R (1,4) OBP: 0.364, SLG: 0.429						G6-4-3 1B		1-3		3	0	2	0	0	0	0						
Ron Gardenhire, R (1,6) OBP: 0.311, SLG: 0.281		F8				G6-4-3 1-2		1-3		3	0	0	0	0	0	2						
Randy Jones, R (1,1) OBP: 0.167, SLG: 0.167										2	0	1	0	0	1	0						
Ellis Valentine, R (8,PH) OBP: 0.254, SLG: 0.258								F8		1	0	0	0	0	0	0						
Craig Swan, R (9,1) ERA: 1.98			FC1-6 1B			K		F8		0	0	0	0	0	0	0						
Inning Stats	R: 0 E: 0 K: 1 S: 6	H: 1 LOB: 1 BB: 0 P: 6	R: 0 E: 0 K: 0 S: 4	H: 1 LOB: 0 BB: 0 P: 4	R: 0 E: 0 K: 1 S: 5	H: 1 LOB: 0 BB: 0 P: 5	R: 0 E: 0 K: 0 S: 3	H: 2 LOB: 0 BB: 0 P: 3	R: 0 E: 0 K: 1 S: 5	H: 1 LOB: 0 BB: 0 P: 5	R: 1 E: 0 K: 2 S: 8	H: 1 LOB: 1 BB: 1 P: 12	R: 0 E: 0 K: 1 S: 5	H: 0 LOB: 0 BB: 0 P: 5	R: 0 E: 0 K: 0 S: 3	H: 0 LOB: 0 BB: 0 P: 3	R: 0 E: 0 K: 0 S: 3	H: 0 LOB: 0 BB: 0 P: 3	1B: 4 2B: 3 3B: 0 HR: 0	SF: 0 SAC: 0 DP: 1 HBP: 0	WP: 0 PB: 0 SB: 0 CS: 1	PA: 31
PITCHER	IP	WLS	BF	H	R	ER	SO	BB	IBB	HBP	BLK	WP	HR	S	P	ERA	WHIP					
Fernando Valenzuela, L (1,1) ERA: 2.43	9.0	W	31	7	1	1	6	1	0	0	0	0	0	42	46	1.00	0.889					

Los Angeles Dodgers @ New York Mets
Shea Stadium, Flushing, NY
Fri May 14 1982, 7:05 PM EDT
Att: 50,360 - Unknown

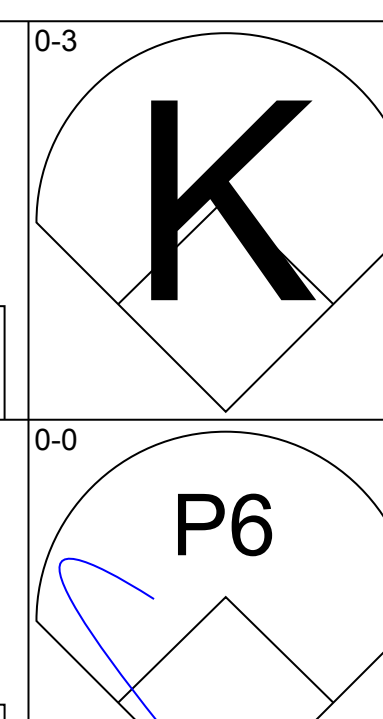
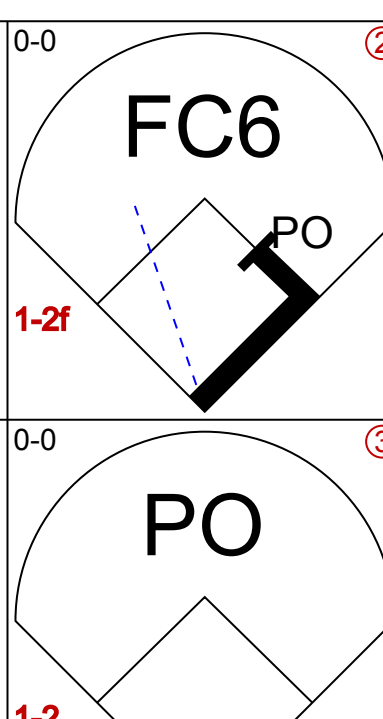
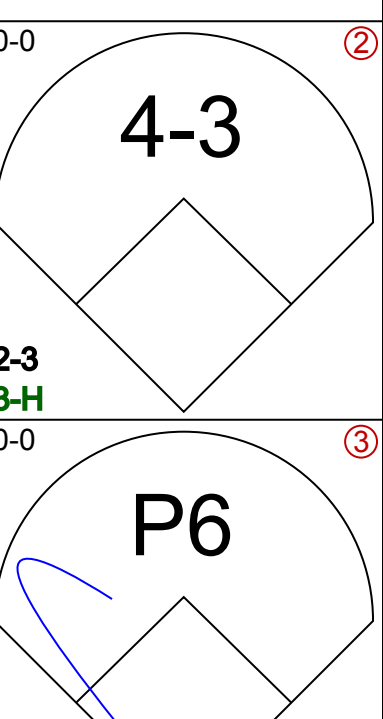
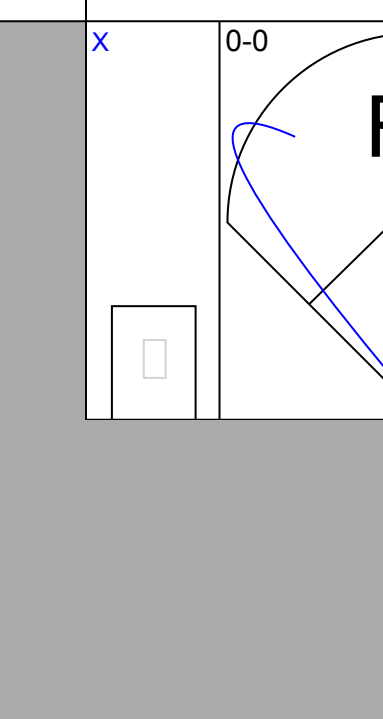
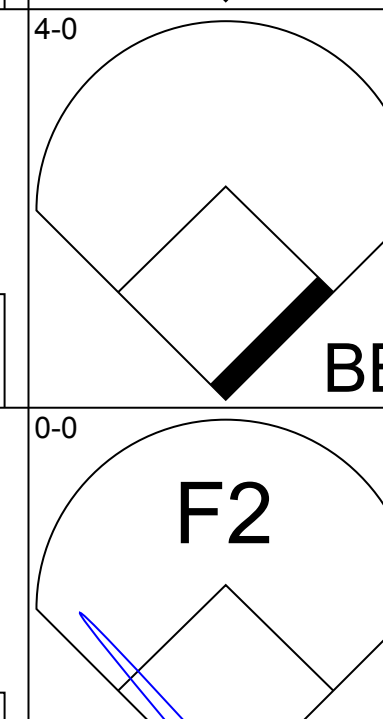

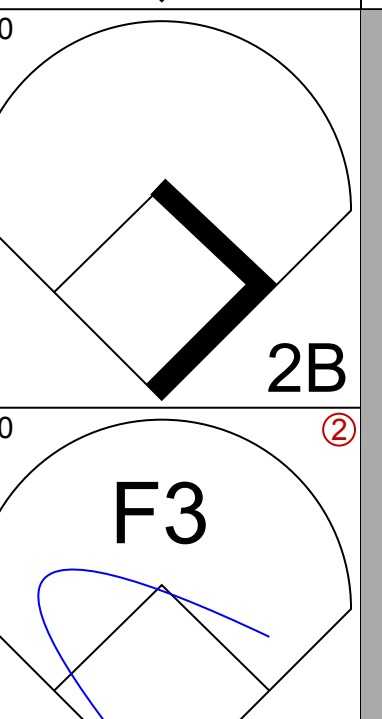

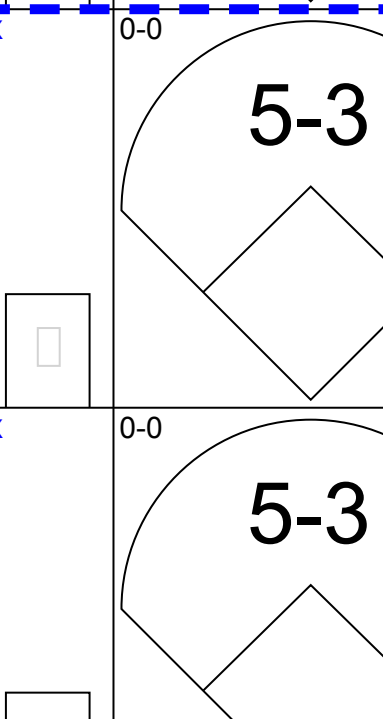

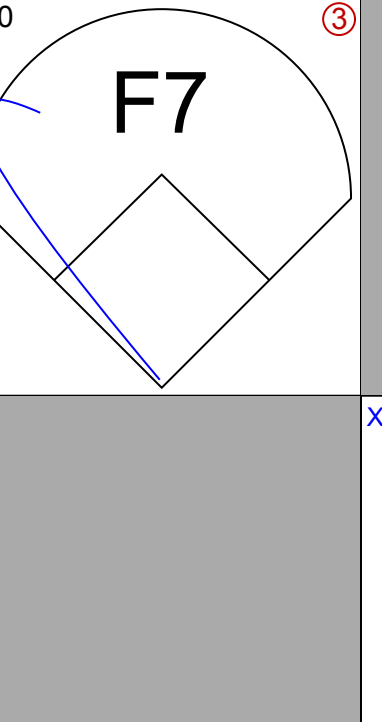
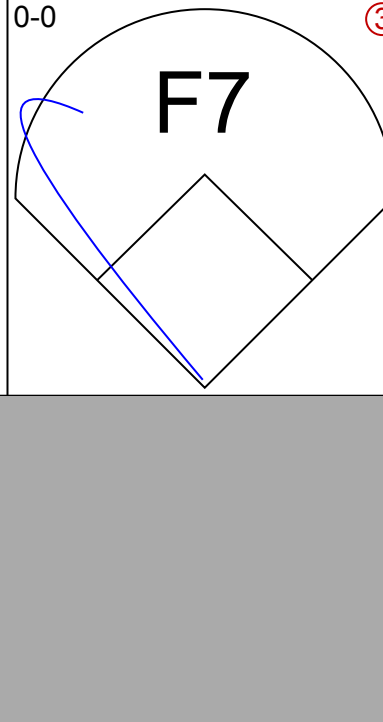





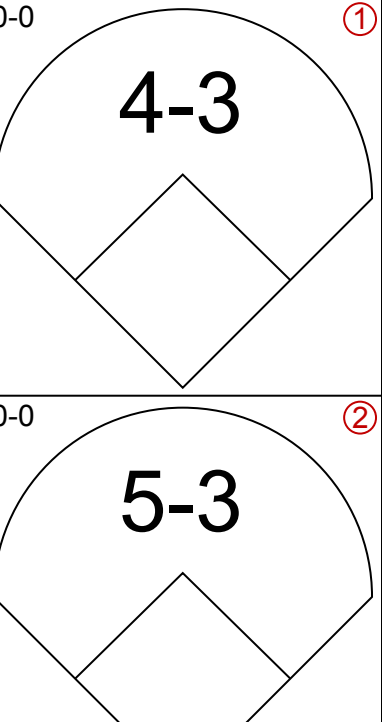
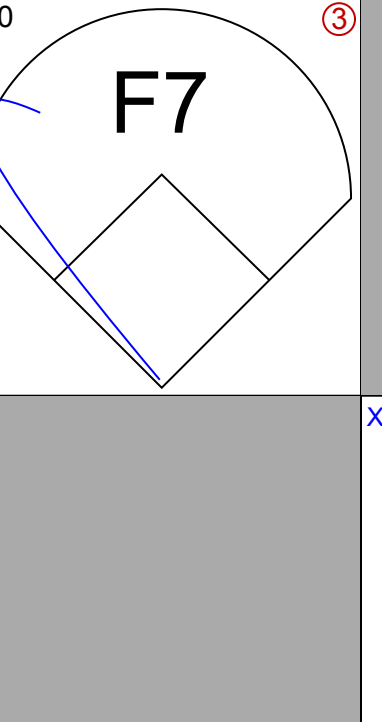
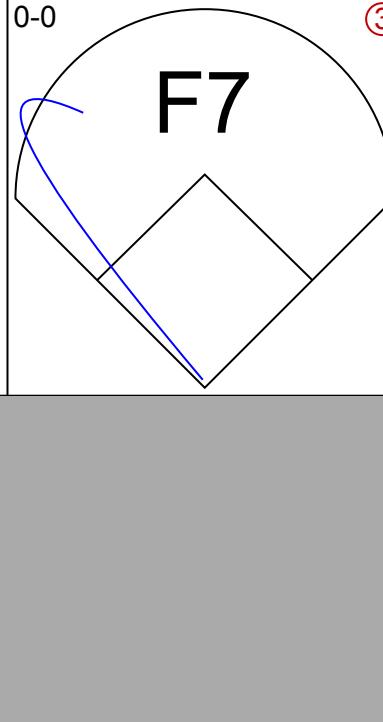
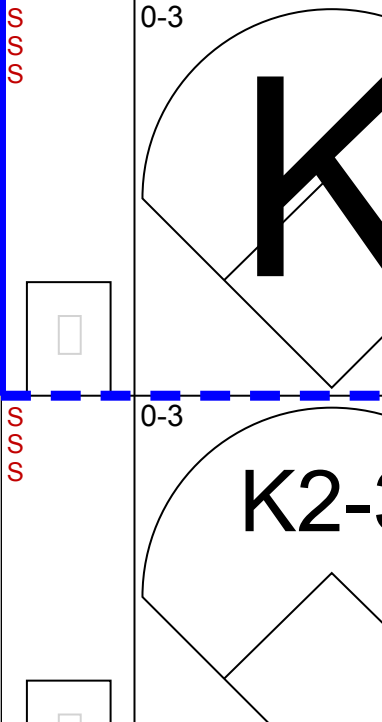
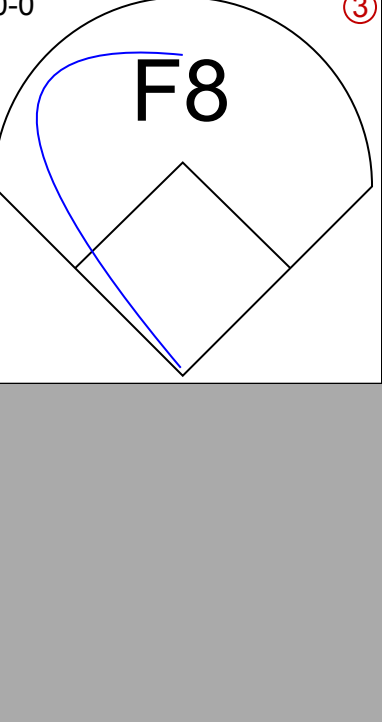
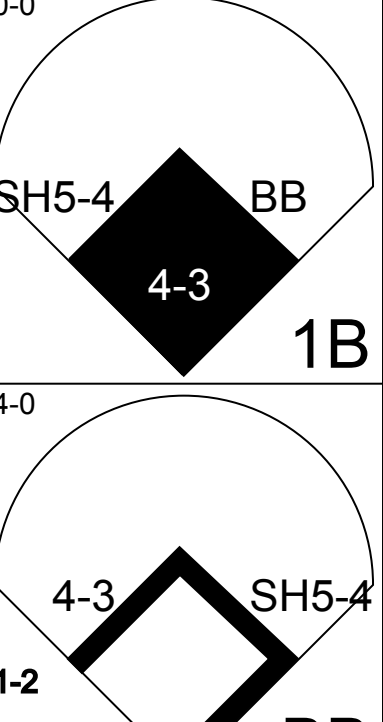
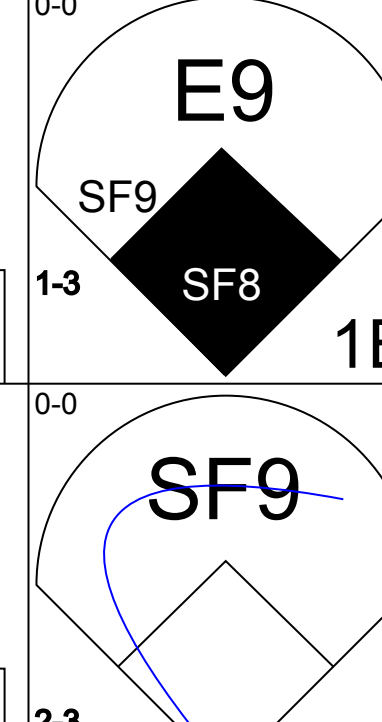
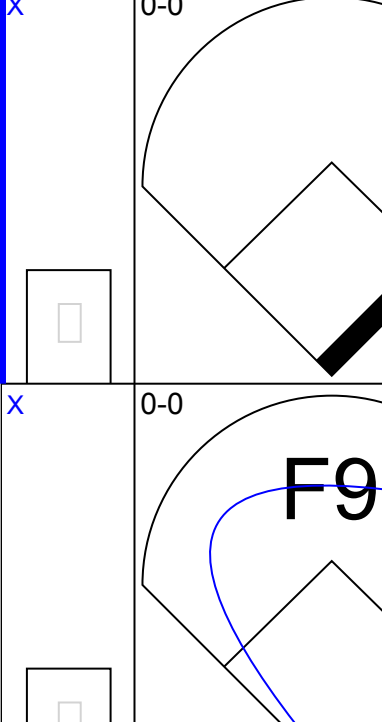

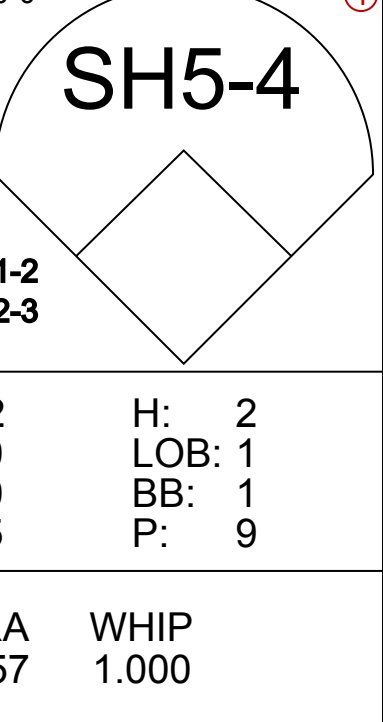
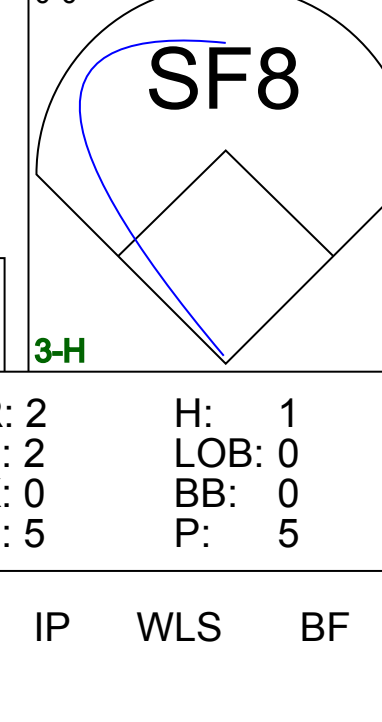
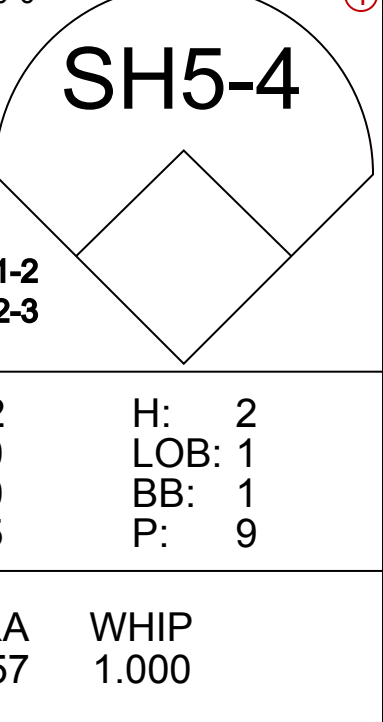
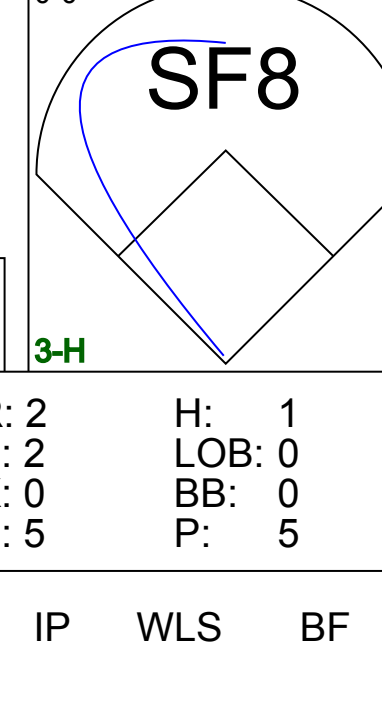
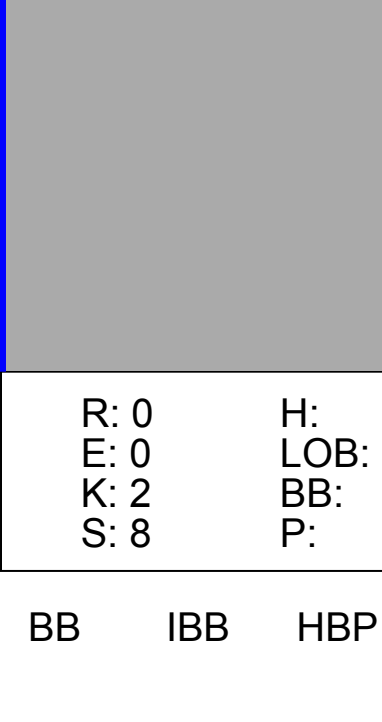
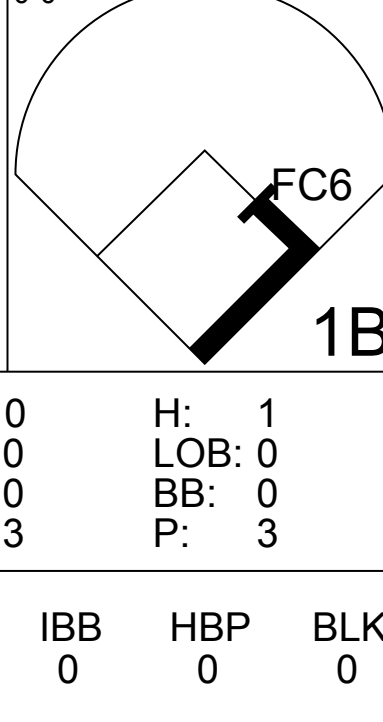
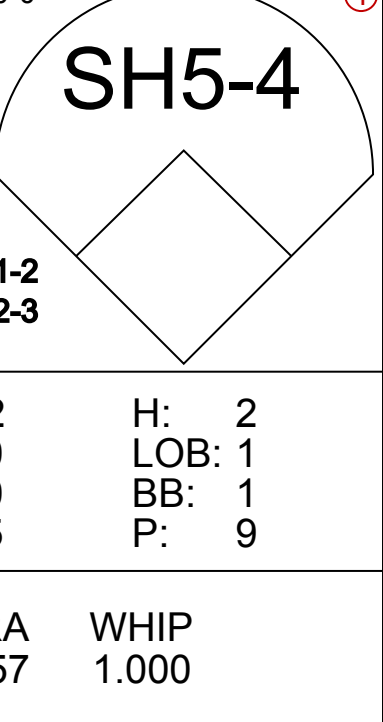
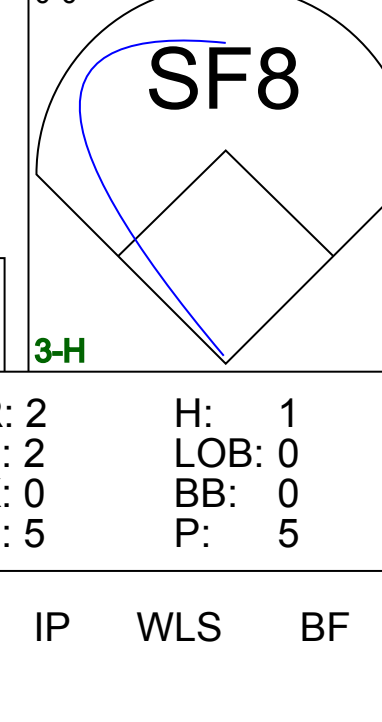
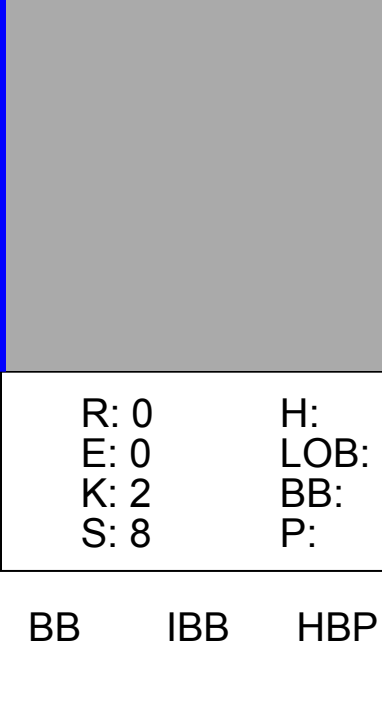
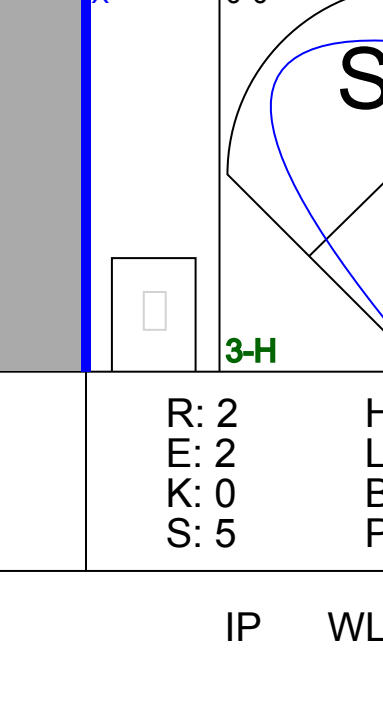
AB 30
R 1
H 7
RBI 1
BB 1
SO 6
LOB 8



Batter	1	2	3	4	5	6	7	8	9	AB	R	H	RBI	BB	SO	LOB	TOP										
Derrel Thomas, S (1.4) OBP: 0.458, SLG: 0.476	5-3		G1-6-3 BB		E6 3-1		4-3			3	0	0	0	1	0	0	Los Angeles Dodgers @ New York Mets Shea Stadium, Flushing, NY Sat May 15 1982, 7:05 PM EDT Att: 29,235 - Unknown										
Rick Monday, L (1.9) OBP: 0.464, SLG: 0.564	F S 1B BB		G1-6-3 1-2		3-1		FC5-4 1B			3	1	1	0	1	0	2											
Dusty Baker Jr., R (1.7) OBP: 0.357, SLG: 0.496	P4				5-3		FC5-4 1-2			4	1	1	0	0	0	3											
Pedro Guerrero, R (1.8) OBP: 0.392, SLG: 0.608	1-H 1B				HR 1B		6-3		P4	4	1	2	3	0	0	0											
Ron Cey, R (1.5) OBP: 0.352, SLG: 0.400	F9				6-3		6-3		F7	4	0	0	0	0	0	1											
Steve Garvey, R (1.3) OBP: 0.286, SLG: 0.340					K		2B 1B		F9	4	1	1	0	0	1	0											
Mike Scioscia, L (1.2) OBP: 0.330, SLG: 0.247					1B		1-H 2B		6-3	4	0	2	1	0	0	0											
Bill Russell, R (1.6) OBP: 0.385, SLG: 0.340					5-3		6-3		5-3	4	0	0	0	0	0	2											
Ted Power, R (1.1) Jay Johnstone, L (3. PH) Dave Stewart, R (3.1) Alejandro Pena, R (5.1) Ken Landreaux, L (7. PH) Steve Howe, L (7.1) Jorge Orta, L (9. PH)					F2		K		G3	0	0	0	0	0	0	0											
Inning Stats	R: 1 E: 0 K: 0 S: 4	H: 1 LOB: 1 BB: 1 P: 8	R: 0 E: 0 K: 0 S: 3	H: 0 LOB: 0 BB: 0 P: 3	R: 0 E: 0 K: 0 S: 2	H: 0 LOB: 0 BB: 1 P: 6	R: 2 E: 0 K: 1 S: 8	H: 3 LOB: 1 BB: 0 P: 8	R: 0 E: 1 K: 1 S: 6	H: 0 LOB: 1 BB: 0 P: 6	R: 1 E: 0 K: 0 S: 5	H: 2 LOB: 1 BB: 0 P: 5	R: 0 E: 0 K: 0 S: 4	H: 1 LOB: 1 BB: 0 P: 4	R: 0 E: 0 K: 0 S: 3	H: 0 LOB: 0 BB: 0 P: 3		R: 0 E: 0 K: 0 S: 3	H: 0 LOB: 0 BB: 0 P: 3	1B: 5 2B: 1 3B: 0 HR: 1	SF: 0 SAC: 0 DP: 1 HBP: 0	WP: 0 PB: 0 SB: 1 CS: 0	PA: 36				
PITCHER	IP	WLS	BF	H	R	ER	SO	BB	IBB	HBP	BLK	WP	HR	S	P	ERA	WHIP										
Charlie Puleo, R (1.1) ERA: 3.72	4.0		17	4	3	2	1	2	0	0	0	0	1	17	25	4.50	1.500										
Pat Zachry, R (5.1) ERA: 5.45	4.0	W	16	3	1	1	1	0	0	0	0	0	0	18	18	2.25	0.750										
Neil Allen, R (9.1) ERA: 2.7	1.0	S	3	0	0	0	0	0	0	0	0	0	0	3	3	0.00	0.000										

Batter	1	2	3	4	5	6	7	8	9	AB	R	H	RBI	BB	SO	LOB	BOTTOM										
Mookie Wilson, S (1.8) OBP: 0.338, SLG: 0.431	BLK 2B BB	S 1B			K	3-1 1B		K 1-2		4	1	2	0	1	2	1	Los Angeles Dodgers @ New York Mets Shea Stadium, Flushing, NY Sat May 15 1982, 7:05 PM EDT Att: 29,235 - Unknown										
John Stearns, R (1.2) OBP: 0.350, SLG: 0.465	1B HR	2B BB			HBP 1B BB	3-1		5-3		3	2	1	1	2	0	2											
George Foster, R (1.7) OBP: 0.298, SLG: 0.339	F3	P3			HBP 1B	4-0				3	1	1	0	1	0	3											
Ellis Valentine, R (9.7) OBP: 0.254, SLG: 0.258					1-2 1B	IBB				0	0	0	0	0	0	0											
Dave Kingman, R (1.3) OBP: 0.308, SLG: 0.569	HR 1B				K	P3				4	1	1	0	0	2	5											
Joel Youngblood, R (1.9) OBP: 0.304, SLG: 0.434	1-H 3-H HR				P6	1B HBP		F8		3	1	1	3	0	0	3											
Hubie Brooks, R (1.5) OBP: 0.344, SLG: 0.316	6-3				K	BB 1B		K		4	0	1	2	0	2	0											
Wally Backman, S (1.4) OBP: 0.167, SLG: 0.420	6-3				1-3 BB	BB		P6		2	0	0	0	1	0	0											
Tom Verzer, R (7.4) OBP: 0.389, SLG: 0.444					1-2 BB					1	0	0	0	0	0	0											
Ron Gardenhire, R (1.6) OBP: 0.300, SLG: 0.270					F9	G3		K		4	0	0	0	0	2	3											
Charlie Puleo, R (1.1) OBP: 0.167, SLG: 0.091					F9					1	0	0	0	0	0	0											
Gary Rajsch, L (4. PH) OBP: 0.250, SLG: 0.243		L3								1	0	0	0	0	0	0											
Pat Zachry, R (5.1)										0	0	0	0	1	0	0											
Bob Bailor, R (8. PH) OBP: 0.373, SLG: 0.438										1	0	1	0	0	0	0											
Neil Allen, R (9.1) OBP: 1.000, SLG: 1.000										0	0	0	0	0	0	0											
Inning Stats	R: 4 E: 0 K: 0 S: 6	H: 3 LOB: 0 BB: 1 P: 10	R: 0 E: 0 K: 1 S: 6	H: 1 LOB: 2 BB: 1 P: 10	R: 0 E: 0 K: 2 S: 7	H: 0 LOB: 0 BB: 0 P: 7	R: 0 E: 0 K: 0 S: 3	H: 0 LOB: 0 BB: 0 P: 3	R: 2 E: 0 K: 2 S: 9	H: 2 LOB: 3 BB: 2 P: 18	R: 0 E: 0 K: 0 S: 4	H: 1 LOB: 3 BB: 2 P: 12	R: 0 E: 0 K: 2 S: 7	H: 0 LOB: 0 BB: 0 P: 7	R: 0 E: 0 K: 1 S: 5	H: 1 LOB: 0 BB: 0 P: 5	R: 0 E: 0 K: 1 S: 5	H: 0 LOB: 0 BB: 0 P: 5	1B: 6 2B: 1 3B: 0 HR: 1	SF: 0 SAC: 0 DP: 0 HBP: 1	WP: 0 PB: 0 SB: 1 CS: 1	PA: 38					
PITCHER	IP	WLS	BF	H	R	ER	SO	BB	IBB	HBP	BLK	WP	HR	S	P	ERA	WHIP										
Ted Power, R (1.1) ERA: 8.1	2.0	L	12	4	4	4	1	2	0	1	0	0	0	12	20	18.00	3.000										
Dave Stewart, R (3.1) ERA: 9.0	2.2		13	2	2	2	4	2	0	1	0	0	0	18	27	6.75	1.500										
Alejandro Pena, R (5.1) ERA: 4.19	1.1		7	1	0	0	0	1	1	0	0	0	0	5	13	0.00	1.500										
Steve Howe, L (7.1) ERA: 3.86	2.0		6	1	0	0	3	0	0	0	0	0	0	12	12	0.00	0.500										

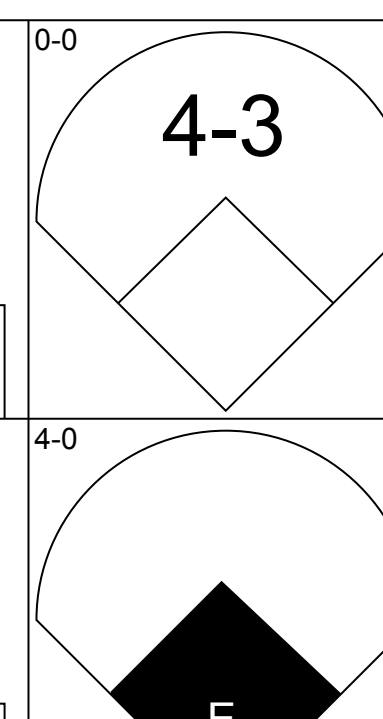
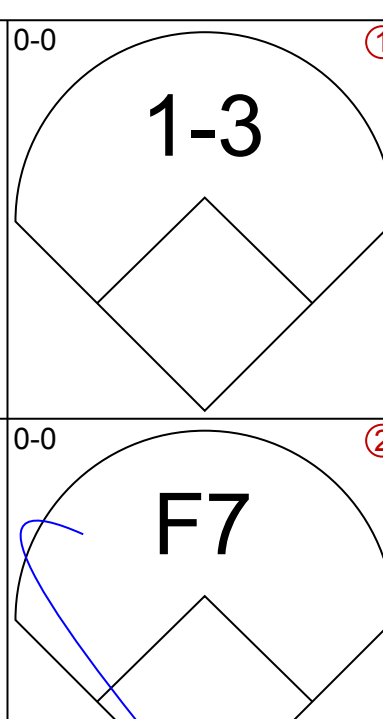

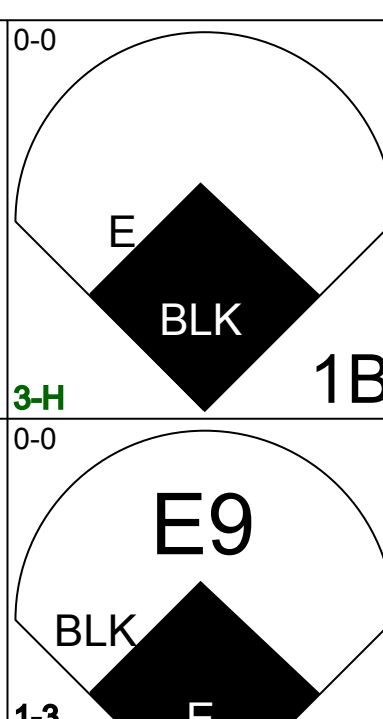

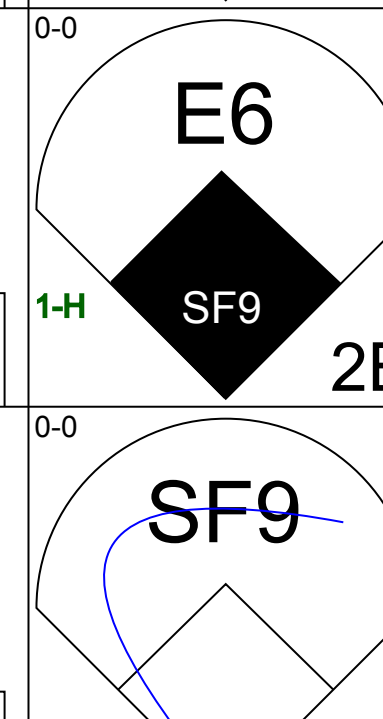

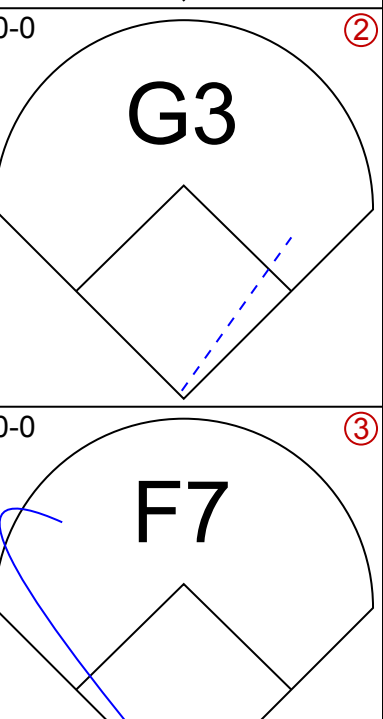
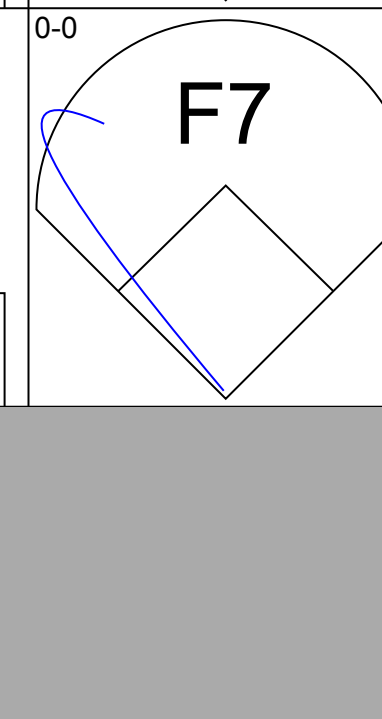

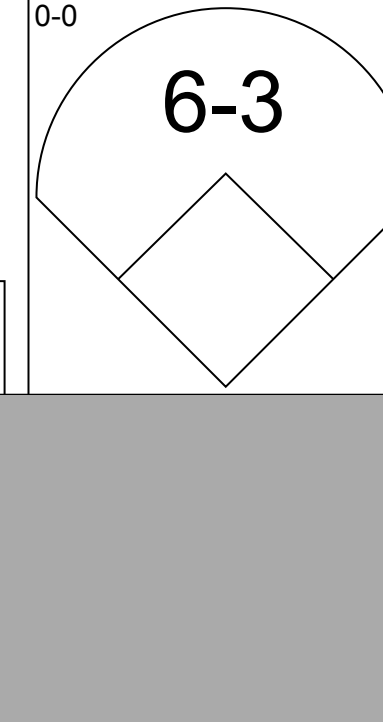





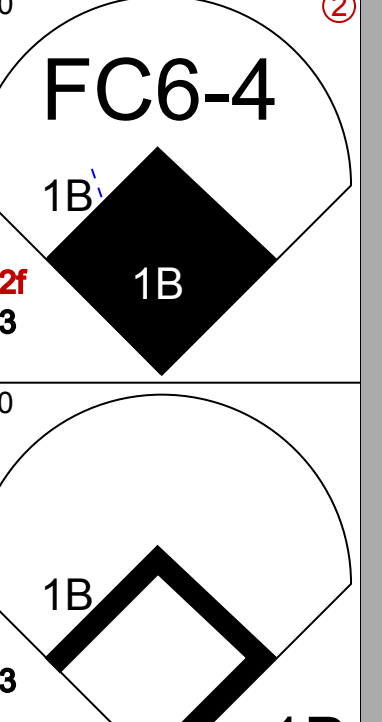



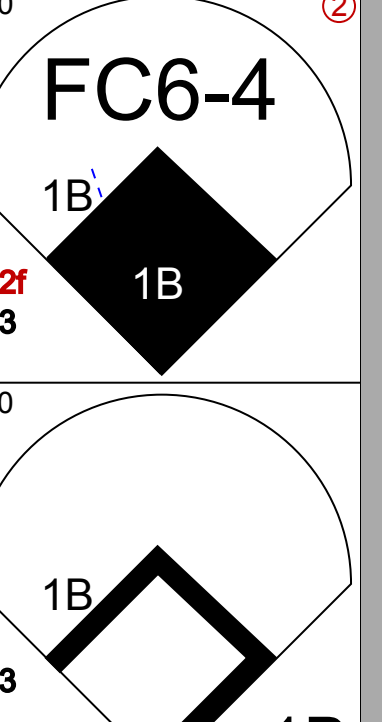



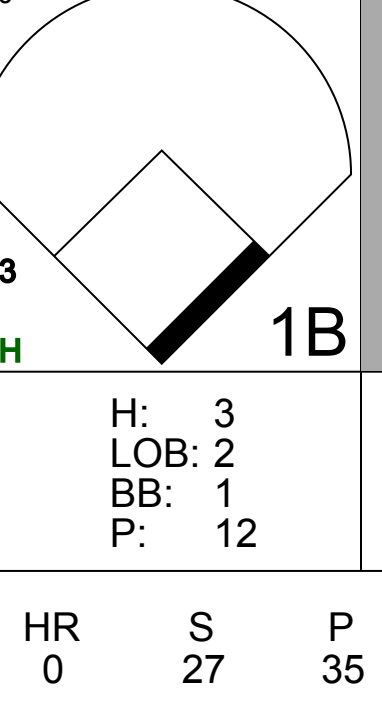
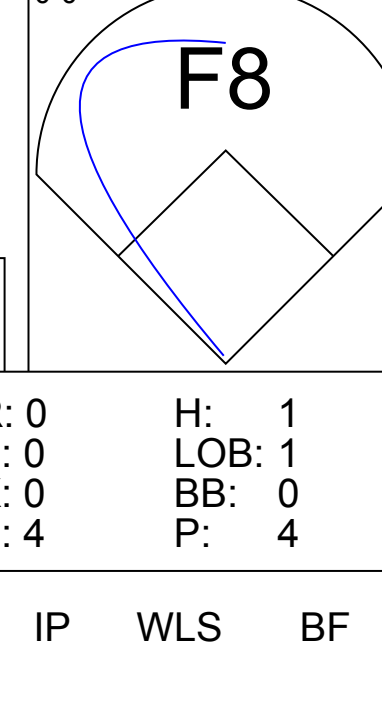

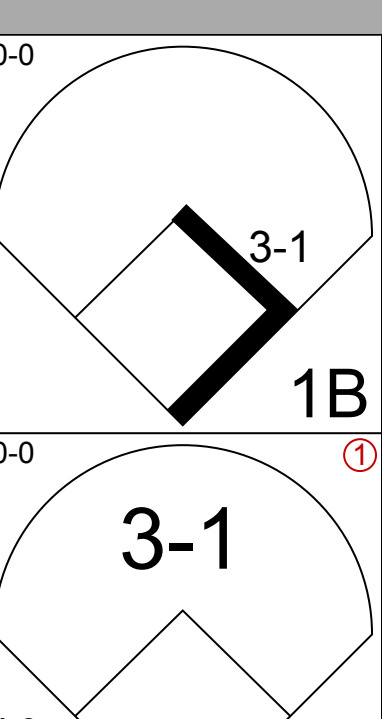
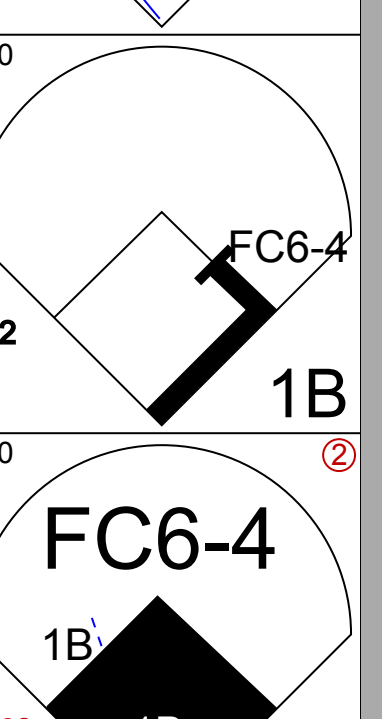


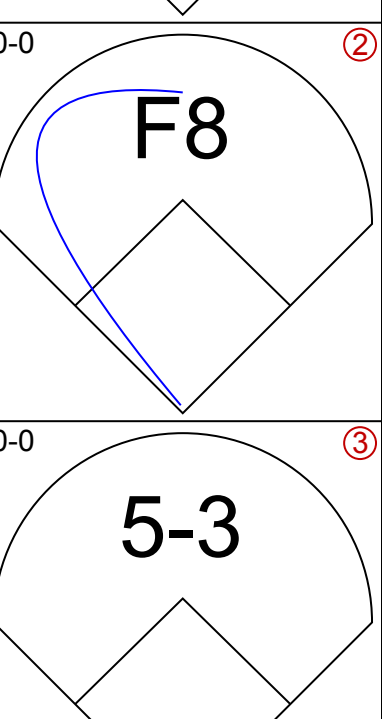
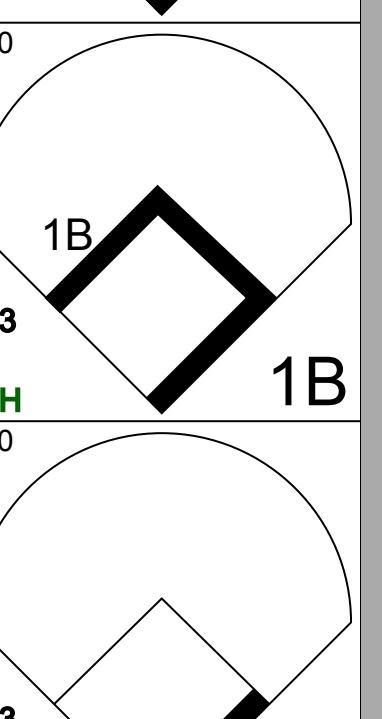
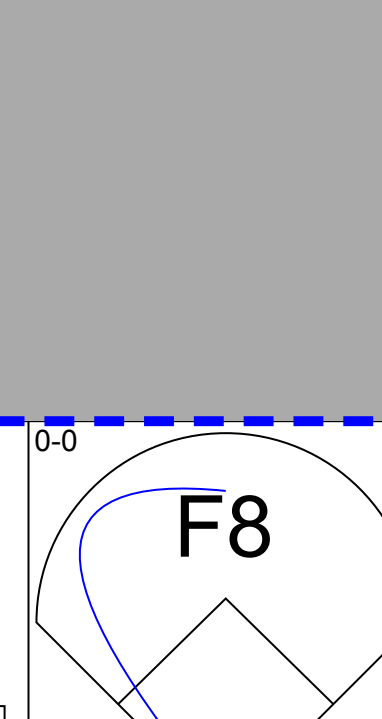

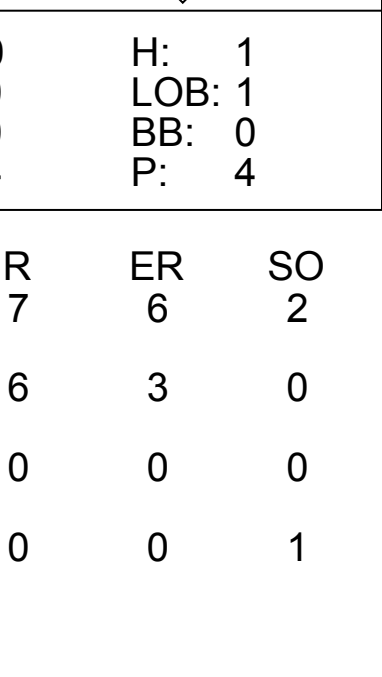
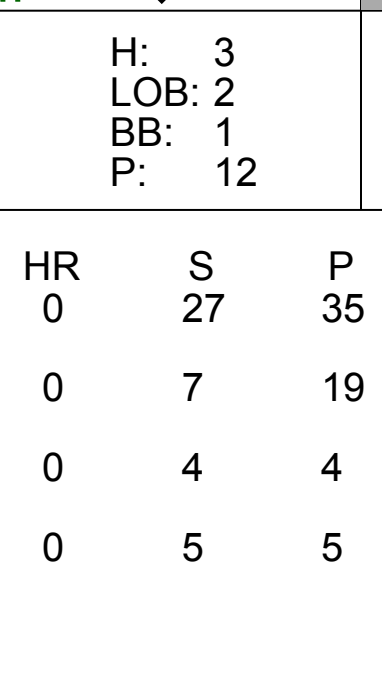
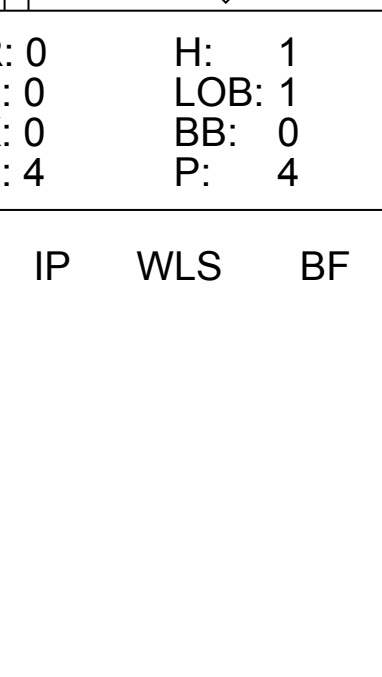

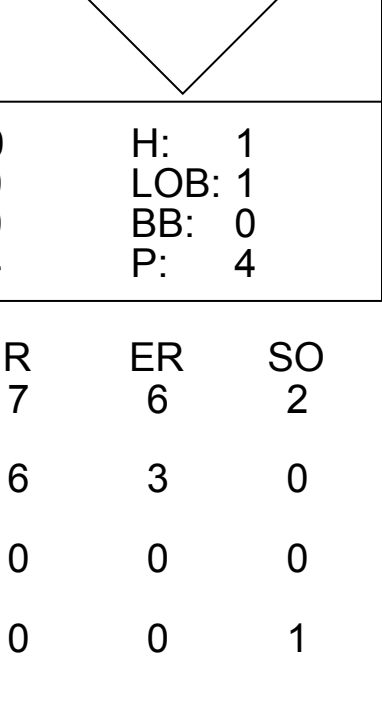
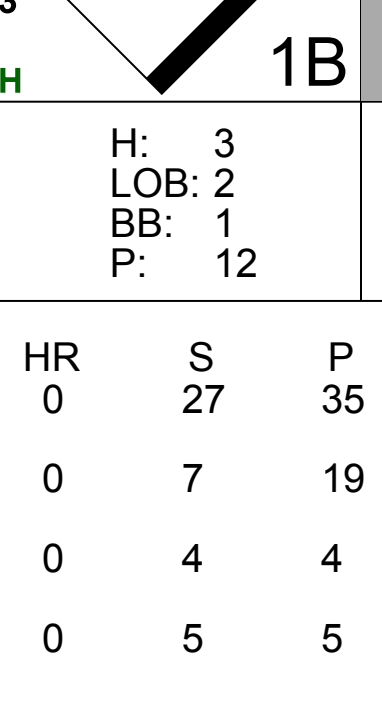
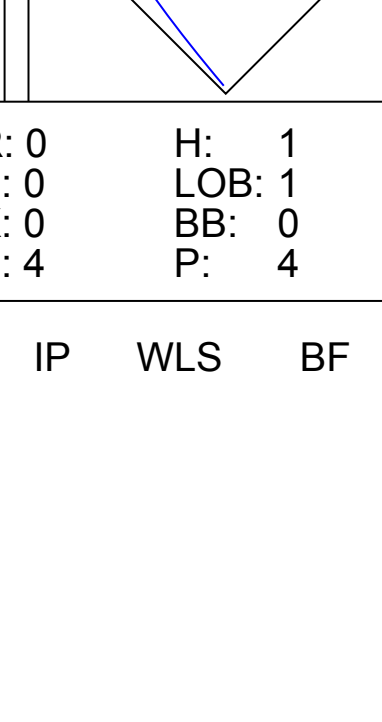



Batter	1	2	3	4	5	6	7	8	9	AB	R	H	RBI	BB	SO	LOB	TOP					
Derrel Thomas, S (1, 4) OBP: 0.393, SLG: 0.400										4	0	0	1	0	1	2						
Steve Garvey, R (1, 3) OBP: 0.261, SLG: 0.331										4	0	0	0	0	1	1						
Dusty Baker Jr., R (1, 7) OBP: 0.361, SLG: 0.500										3	0	1	0	1	1	0						
Pedro Guerrero, R (1, 8) OBP: 0.381, SLG: 0.590										4	0	0	0	0	2							
Rick Monday, L (1, 9) OBP: 0.444, SLG: 0.534										3	0	0	0	0	0	1						
Jose Morales, R (9, PH) OBP: 0.375, SLG: 0.167										1	0	0	0	0	1	0						
Ron Cey, R (1, 5) OBP: 0.349, SLG: 0.418										4	2	1	1	0	1	0						
Mike Scioscia, L (1, 2) OBP: 0.370, SLG: 0.262										3	2	2	0	0	0	0						
Steve Sax, R (9, PH) OBP: 0.370, SLG: 0.346										1	0	1	0	0	0	0						
Bill Russell, R (1, 6) OBP: 0.380, SLG: 0.333										2	0	0	1	1	0	1						
Jerry Reuss, L (1, 1) OBP: 0.278, SLG: 0.188										1	0	1	0	0	0	0						
Alejandro Pena, R (6, 1)										0	0	0	0	0	0	0						
Jay Johnstone, L (7, PH)										0	0	0	1	0	0	0						
Terry Forster, L (7, 1)										0	0	0	0	0	0	0						
Ted Power, R (8, 1)										0	0	0	0	0	0	0						
Inning Stats	R: 0 E: 0 K: 1 S: 5	H: 0 LOB: 1 BB: 1 P: 9	R: 0 E: 0 K: 0 S: 3	H: 0 LOB: 0 BB: 0 P: 3	R: 0 E: 0 K: 0 S: 3	H: 1 LOB: 0 BB: 0 P: 3	R: 0 E: 0 K: 1 S: 6	H: 1 LOB: 1 BB: 0 P: 6	R: 2 E: 0 K: 0 S: 5	H: 2 LOB: 1 BB: 1 P: 9	R: 0 E: 0 K: 1 S: 5	H: 0 LOB: 0 BB: 0 P: 5	R: 2 E: 2 K: 0 S: 5	H: 1 LOB: 0 BB: 0 P: 5	R: 0 E: 0 K: 0 S: 3	H: 0 LOB: 0 BB: 0 P: 3	R: 0 E: 0 K: 2 S: 8	H: 1 LOB: 1 BB: 0 P: 8	1B: 4 2B: 1 3B: 0 HR: 1	SF: 2 SAC: 1 DP: 0 HBP: 0	WP: 0 PB: 0 SB: 0 CS: 0	PA: 36
PITCHER	IP	WLS	BF	H	R	ER	SO	BB	IBB	HBP	BLK	WP	HR	S	P	ERA	WHIP					
Mike Scott, R (1, 1) ERA: 2.36	7.0	W	28	5	4	2	3	2	0	0	0	0	1	32	40	2.57	1.000					
Ed Lynch, R (8, 1) ERA: 3.42	1.0		3	0	0	0	0	0	0	0	0	0	0	3	3	0.00	0.000					
Jesse Orosco, L (9, 1) ERA: 2.25	1.0		4	1	0	0	2	0	0	0	0	0	0	8	8	0.00	1.000					

Los Angeles Dodgers @ New York Mets
Shea Stadium, Flushing, NY
Sun May 16 1982, 3:33 AM EDT
Att: 32,562 - Unknown

AB 30
R 4
H 6
RBI 4
BB 2
SO 5
LOB 7



Batter	1	2	3	4	5	6	7	8	9	AB	R	H	RBI	BB	SO	LOB	BOTTOM				
Mookie Wilson, S (1, 8) OBP: 0.340, SLG: 0.430										5	1	2	1	0	1	2					
John Stearns, R (1, 2) OBP: 0.352, SLG: 0.458										4	2	1	0	1	0	1					
George Foster, R (1, 7) OBP: 0.301, SLG: 0.345										4	2	1	1	1	1	1					
Dave Kingman, R (1, 3) OBP: 0.314, SLG: 0.565										1	2	0	1	2	0	0					
Mike Jorgensen, L (7, 3) OBP: 0.429, SLG: 0.273										1	0	0	0	0	1	0					
Joel Youngblood, R (1, 9) OBP: 0.298, SLG: 0.420										5	2	1	1	0	0	3					
Hubie Brooks, R (1, 5) OBP: 0.353, SLG: 0.328										5	1	3	0	0	0	3					
Bob Bailor, R (1, 4) OBP: 0.380, SLG: 0.441										4	2	2	3	0	0	3					
Tom Veryzer, R (1, 6) OBP: 0.409, SLG: 0.429										3	1	1	1	1	0	2					
Mike Scott, R (1, 1) ERA: 3.39										3	0	1	2	0	0	3					
Ellis Valentine, R (7, PH) OBP: 0.250, SLG: 0.254										1	0	0	0	0	0	0					
Ed Lynch, R (8, 1) ERA: 5.06										0	0	0	0	0	0	0					
Jesse Orosco, R (9, 1) ERA: 7.84										0	0	0	0	0	0	0					
Inning Stats	R: 2 E: 1 K: 0 S: 4	H: 1 LOB: 0 BB: 1 P: 8	R: 0 E: 0 K: 0 S: 4	H: 1 LOB: 1 BB: 0 P: 4	R: 0 E: 0 K: 1 S: 5	H: 0 LOB: 0 BB: 0 P: 5	R: 2 E: 0 K: 1 S: 8	H: 3 LOB: 2 BB: 1 P: 12	R: 0 E: 0 K: 0 S: 3	H: 0 LOB: 0 BB: 0 P: 3	R: 9 E: 3 K: 0 S: 10	H: 6 LOB: 1 BB: 3 P: 22	R: 0 E: 0 K: 0 S: 4	H: 1 LOB: 1 BB: 0 P: 4	R: 0 E: 0 K: 1 S: 5	H: 0 LOB: 0 BB: 0 P: 5	1B: 11 2B: 1 3B: 0 HR: 0	SF: 1 SAC: 0 DP: 0 HBP: 0	WP: 0 PB: 0 SB: 0 CS: 0	PA: 42	
PITCHER	IP	WLS	BF	H	R	ER	SO	BB	IBB	HBP	BLK	WP	HR	S	P	ERA	WHIP				
Jerry Reuss, L (1, 1) ERA: 3.39	5.0	L	25	8	7	6	2	2	0	0	0	0	0	7	19	27.00	4.000				
Alejandro Pena, R (6, 1) ERA: 5.31	1.0		10	3	6	3	0	1	2	0	1	0	0	4	4	0.00	1.000				
Terry Forster, L (7, 1) ERA: 5.06	1.0		4	1	0	0	0	0	0	0	0	0	0	4	4	0.00	1.000				
Ted Power, R (8, 1) ERA: 7.84	1.0		3	0	0	0	1	0	0	0	0	0	0	5	5	0.00	0.000				

Los Angeles Dodgers @ New York Mets
Shea Stadium, Flushing, NY
Sun May 16 1982, 3:33 AM EDT
Att: 32,562 - Unknown

AB 36
R 13
H 12
RBI 10
BB 5
SO 3
LOB 18



Batter	1	2	3	4	5	6	7	8	9	AB	R	H	RBI	BB	SO	LOB	TOP				
Steve Henderson, R (1,7) OBP: 0.304, SLG: 0.315 Dan Briggs, L (7,7) OBP: 0.143, SLG: 0.143										3	0	1	0	0	1	1	Chicago Cubs @ Los Angeles Dodgers Dodger Stadium, Los Angeles, CA Tue May 18 1982, 7:05 PM PDT Att: 39,910 - Cloudy - 72 F				
Bump Wills, S (1,4) OBP: 0.388, SLG: 0.401										4	0	1	0	0	2	3					
Bill Buckner, L (1,3) OBP: 0.295, SLG: 0.349										4	0	1	0	0	0	1					
Keith Moreland, R (1,9) OBP: 0.386, SLG: 0.585 Gary Woods, R (9, PR) OBP: 0.337, SLG: 0.427										4	0	1	0	0	3	3					
Leon Durham, L (1,8) OBP: 0.378, SLG: 0.471										4	0	1	0	0	1	0					
Jody Davis, R (1,2) OBP: 0.194, SLG: 0.333										4	0	0	0	0	1	2					
Larry Bowa, S (1,6) OBP: 0.252, SLG: 0.270										4	0	2	1	0	0	0					
23 Ryne Sandberg, R (1,5) OBP: 0.240, SLG: 0.300										4	0	1	0	0	0	2					
Randy Martz, L (1,1) OBP: 0.400, SLG: 0.444 Lee Smith, R (7,1)										1	0	0	0	0	1	0					
Bob Molinaro, L (8, PH) OBP: 0.333, SLG: 0.158 Bill Campbell, R (8,1)										0	0	0	0	0	0	0					
Inning Stats	R: 0 E: 0 K: 2 S: 8	H: 1 LOB: 1 BB: 0 P: 8	R: 0 E: 0 K: 0 S: 3	H: 0 LOB: 0 BB: 0 P: 3	R: 0 E: 0 K: 1 S: 6	H: 1 LOB: 1 BB: 0 P: 6	R: 0 E: 0 K: 1 S: 5	H: 0 LOB: 0 BB: 0 P: 5	R: 0 E: 0 K: 3 S: 11	H: 2 LOB: 2 BB: 0 P: 11	R: 0 E: 0 K: 1 S: 5	H: 1 LOB: 0 BB: 0 P: 5	R: 0 E: 0 K: 0 S: 4	H: 1 LOB: 1 BB: 0 P: 4	R: 1 E: 0 K: 0 S: 6	H: 3 LOB: 2 BB: 0 P: 6	1B: 9 2B: 0 3B: 0 HR: 0	SF: 0 SAC: 1 DP: 0 HBP: 0	WP: 0 PB: 0 SB: 1 CS: 1	PA: 36	
PITCHER	IP	WLS	BF	H	R	ER	SO	BB	IBB	HBP	BLK	WP	HR	S	P	ERA	WHIP				
Bob Welch, R (1,1) ERA: 3.31	8.1		32	8	1	1	9	0	0	0	0	0	0	50	50	1.08	0.960				
Tom Niedenfuer, R (9,1) ERA: 0.87	0.2	W	3	1	0	0	0	0	0	0	0	0	0	3	3	0.00	1.500				

Batter	1	2	3	4	5	6	7	8	9	AB	R	H	RBI	BB	SO	LOB	BOTTOM					
Steve Sax, R (1,4) OBP: 0.373, SLG: 0.357										4	0	2	0	0	0	0	Chicago Cubs @ Los Angeles Dodgers Dodger Stadium, Los Angeles, CA Tue May 18 1982, 7:05 PM PDT Att: 39,910 - Cloudy - 72 F					
Ken Landreaux, L (1,8) OBP: 0.373, SLG: 0.375 Derrel Thomas, S (9,8) OBP: 0.393, SLG: 0.400										4	0	1	0	0	0	2						
Dusty Baker Jr., R (1,7) OBP: 0.351, SLG: 0.485										4	0	0	0	0	0	3						
Pedro Guerrero, R (1,9) OBP: 0.384, SLG: 0.606										3	1	1	1	1	0	1						
Ron Cey, R (1,5) OBP: 0.349, SLG: 0.412										2	1	0	0	0	0	2						
Steve Garvey, R (1,3) OBP: 0.258, SLG: 0.327										2	0	0	0	0	0	0						
Mike Scioscia, L (1,2) OBP: 0.333, SLG: 0.256										2	0	0	0	0	1	0						
Bill Russell, R (1,6) OBP: 0.379, SLG: 0.337										2	0	1	1	0	0	0						
Bob Welch, R (1,1) OBP: 0.083, SLG: 0.087 Tom Niedenfuer, R (9,1)										3	0	0	0	0	2	2						
Inning Stats	R: 0 E: 0 K: 0 S: 3	H: 1 LOB: 0 BB: 0 P: 3	R: 0 E: 0 K: 0 S: 3	H: 0 LOB: 0 BB: 0 P: 3	R: 0 E: 0 K: 1 S: 5	H: 0 LOB: 0 BB: 0 P: 5	R: 0 E: 0 K: 0 S: 4	H: 1 LOB: 2 BB: 1 P: 8	R: 0 E: 0 K: 1 S: 6	H: 1 LOB: 1 BB: 0 P: 6	R: 0 E: 0 K: 0 S: 4	H: 1 LOB: 1 BB: 0 P: 4	R: 1 E: 1 K: 1 S: 6	H: 0 LOB: 1 BB: 0 P: 7	R: 0 E: 0 K: 0 S: 3	H: 0 LOB: 0 BB: 0 P: 3		R: 1 E: 0 K: 0 S: 1	H: 1 LOB: 0 BB: 0 P: 1	1B: 3 2B: 1 3B: 0 HR: 1	SF: 1 SAC: 2 DP: 0 HBP: 1	WP: 0 PB: 0 SB: 1 CS: 1
PITCHER	IP	WLS	BF	H	R	ER	SO	BB	IBB	HBP	BLK	WP	HR	S	P	ERA	WHIP					
Randy Martz, R (1,1) ERA: 2.09	6.1		25	4	1	0	2	1	0	1	0	0	0	4	4	0.00	0.789					
Lee Smith, R (7,1) ERA: 2.53	0.2		2	0	0	0	1	0	0	0	0	0	0	4	4	0.00	0.000					
Bill Campbell, R (8,1) ERA: 3.8	1.0	L	4	1	1	1	0	0	0	0	0	0	1	4	4	9.00	1.000					

Batter	1	2	3	4	5	6	7	8	9	AB	R	H	RBI	BB	SO	LOB	TOP						
Steve Henderson, R OBP: 0.302, SLG: 0.305	0-3 K		0-0 6-3			0-3 K			4-0 BB 1B	3	1	0	0	1	2	0	Chicago Cubs @ Los Angeles Dodgers Dodger Stadium, Los Angeles, CA Wed May 19 1982, 7:05 PM PDT Att: 43,083 - Unknown - 75 F livebaseballscores.com						
Bump Willis, S OBP: 0.371, SLG: 0.400	0-0 CS 1B			0-0 F7		0-3 K			4-0 FC6-4 1B BB	3	0	1	0	1	1	0							
Bill Buckner, L OBP: 0.300, SLG: 0.353	0-0 6-3			0-0 WP 1B 1B					0-0 F6	4	0	2	0	0	0	3							
Keith Moreland, R OBP: 0.383, SLG: 0.576		0-3 K		0-0 F9		0-0 FC1-6 1B			0-0 FC6-4 1B	4	0	1	1	0	1	2							
Leon Durham, L OBP: 0.381, SLG: 0.468		4-0 1B BB		0-0 1B		0-3 K			0-0 FC6-4 1B	3	0	1	0	1	1	3							
Jody Davis, R OBP: 0.215, SLG: 0.339		0-0 1B		0-0 L1-3 1B		4-0 23 G4-3 BB			0-3 K	2	0	1	0	1	1	1							
Gary Woods, R OBP: 0.333, SLG: 0.422		1-3 1B							0-3 K	1	0	0	0	0	1	2							
Larry Bowa, S OBP: 0.246, SLG: 0.263		0-0 L1-3				0-0 F7			0-0 1-3	3	0	0	0	0	0	3							
23 Ryne Sandberg, R OBP: 0.234, SLG: 0.293			0-0 1-3			0-0 G4-3			0-0 F9	3	0	0	0	0	0	1							
Dickie Noles, R OBP: 0.136, SLG: 0.190			0-3 K			0-0 3-1			0-0 3-1	1	0	0	0	0	0	1		0					
Dick Tidrow, R OBP: 0.225, SLG: 0.150										0	0	0	0	0	0	0	0						
Bob Molinaro, L OBP: 0.225, SLG: 0.150										0	0	0	0	0	0	0	0						
Dan Larson, R OBP: 0.225, SLG: 0.222										0	0	0	0	0	0	0	0						
Dan Briggs, L OBP: 0.136, SLG: 0.136										0	0	0	0	0	0	0	0						
Bill Campbell, R OBP: 0.136, SLG: 0.136										0	0	0	0	0	0	0	0						
Inning Stats	R: 0 E: 0 K: 1 S: 5	H: 1 LOB: 0 BB: 0 P: 5	R: 0 E: 0 K: 1 S: 5	H: 1 LOB: 1 BB: 1 P: 9	R: 0 E: 0 K: 1 S: 5	H: 0 LOB: 0 BB: 0 P: 5	R: 0 E: 0 K: 0 S: 4	H: 2 LOB: 2 BB: 0 P: 4	R: 0 E: 0 K: 0 S: 2	H: 0 LOB: 0 BB: 1 P: 6	R: 0 E: 0 K: 2 S: 7	H: 0 LOB: 0 BB: 0 P: 7	R: 0 E: 0 K: 2 S: 8	H: 1 LOB: 1 BB: 0 P: 8	R: 0 E: 0 K: 0 S: 3	H: 0 LOB: 0 BB: 0 P: 3	R: 1 E: 0 K: 1 S: 6	H: 1 LOB: 2 BB: 2 P: 14	1B: 6 2B: 1 3B: 0 HR: 0	SF: 0 SAC: 0 DP: 2 HBP: 0	WP: 1 PB: 0 SB: 0 CS: 1	PA: 33	
PITCHER	IP WLS BF H R ER SO BB IBB HBP BLK WP HR S P ERA WHIP	8.0 W 29 5 1 1 7 4 0 0 0 0 0 0 39 55 1.12 1.125	0.2 S 3 1 0 0 0 0 0 0 0 0 0 0 3 3 0.00 1.500	0.1 S 1 0 0 0 1 0 0 0 0 0 0 0 3 3 0.00 0.000																			

Batter	1	2	3	4	5	6	7	8	9	AB	R	H	RBI	BB	SO	LOB	BOTTOM						
Steve Sax, R OBP: 0.364, SLG: 0.347	0-0 F9		0-0 F8	0-0 FC6-4		0-0 6-3				4	0	0	0	0	0	3	Chicago Cubs @ Los Angeles Dodgers Dodger Stadium, Los Angeles, CA Wed May 19 1982, 7:05 PM PDT Att: 43,083 - Unknown - 75 F livebaseballscores.com						
Ken Landreaux, L OBP: 0.369, SLG: 0.365	0-0 L6		0-0 F8	4-0 FC6-4 BB		0-0 3-1				3	0	0	0	1	0	1							
Dusty Baker Jr., R OBP: 0.362, SLG: 0.493	0-0 1B		0-0 FC6-4	0-0 FC6-4		0-0 WP 1B				4	1	3	0	0	0	2							
Pedro Guerrero, R OBP: 0.387, SLG: 0.603	0-0 FC5-4 1B		0-0 FC6-4		0-0 L4	0-0 G4-6-3 1B				4	0	2	1	0	0	2							
Ron Cey, R OBP: 0.340, SLG: 0.400	0-0 FC5-4		0-3 K	0-3 K		0-0 G4-6-3				4	0	0	0	0	2	3							
Steve Garvey, R OBP: 0.258, SLG: 0.338		0-0 L6		0-0 1B 3B	0-3 K			0-0 P5		4	1	1	0	0	1	0							
Mike Scioscia, L OBP: 0.349, SLG: 0.300		0-0 6-3		0-0 HR 1B		0-0 3-1 1B				4	1	3	1	0	0	0							
Bill Russell, R OBP: 0.383, SLG: 0.364		0-0 6-3		0-0 HR		0-0 3-1		4-0 FC1-5-6 IBB		3	1	1	2	1	0	1							
Dave Stewart, R OBP: 0.400, SLG: 0.400			0-0 1B	0-0 FC6-4 1B		0-0 5-3		0-0 FC1-5-6		4	0	2	0	0	0	3							
Steve Howe, L OBP: 0.349, SLG: 0.300								1-2 3-H		0	0	0	0	0	0	0							
Tom Niedenfuer, R OBP: 0.349, SLG: 0.300										0	0	0	0	0	0	0							
Inning Stats	R: 0 E: 0 K: 0 S: 5	H: 2 LOB: 2 BB: 0 P: 5	R: 0 E: 0 K: 0 S: 3	H: 0 LOB: 0 BB: 0 P: 3	R: 0 E: 0 K: 0 S: 5	H: 2 LOB: 2 BB: 0 P: 5	R: 3 E: 0 K: 1 S: 9	H: 4 LOB: 2 BB: 1 P: 13	R: 0 E: 0 K: 2 S: 7	H: 0 LOB: 0 BB: 0 P: 7	R: 0 E: 0 K: 0 S: 4	H: 1 LOB: 1 BB: 0 P: 4	R: 1 E: 0 K: 0 S: 4	H: 2 LOB: 0 BB: 0 P: 4	R: 0 E: 0 K: 0 S: 3	H: 1 LOB: 1 BB: 1 P: 7	1B: 9 2B: 1 3B: 2 HR: 1	SF: 0 SAC: 0 DP: 2 HBP: 0	WP: 1 PB: 0 SB: 1 CS: 0	PA: 36			
PITCHER	IP WLS BF H R ER SO BB IBB HBP BLK WP HR S P ERA WHIP	3.2 L 20 8 3 3 3 1 0 0 0 0 0 8 21 25 7.36 2.455	1.1 L 4 0 0 0 2 0 0 0 0 0 0 8 8 0.00 0.000	2.0 L 8 3 1 1 0 0 0 0 0 1 0 8 8 4.50 1.500	1.0 L 4 1 0 0 0 0 1 0 0 0 0 3 7 0.00 1.000																		



Batter	1	2	3	4	5	6	7	8	9	AB	R	H	RBI	BB	SO	LOB	TOP								
Steve Henderson, R (1, 7) OBP: 0.309, SLG: 0.316 Gary Woods, R (6, 7) OBP: 0.330, SLG: 0.417	4-0 1B BB	0-0 1-3		0-0 L4		0-0 2B			0-0 6-3	3	1	1	1	1	0	1									
Bump Wills, S (1, 4) OBP: 0.372, SLG: 0.396	0-0 FC1-6 1B	4-0 1B BB		0-3 K		0-0 6-3			0-0 4-3	4	1	1	0	1	1	1									
Bill Buckner, L (1, 3) OBP: 0.305, SLG: 0.363	0-0 FC1-6 1B	0-0 1B 1B			0-0 E9 SF8 2B				0-0 G3	4	2	2	1	0	0	2									
Keith Moreland, R (1, 9) OBP: 0.386, SLG: 0.577	0-0 E 1B	0-0 1B 1B			0-0 SF8				0-3 K	3	1	2	3	0	1	0									
Leon Durham, L (1, 8) OBP: 0.380, SLG: 0.472 Hector Cruz, R (7, 7)	0-0 E8 SF8 2B			0-0 P6		0-0 6-3			0-0 5-3	3	1	1	2	0	0	0									
Jody Davis, R (1, 2) OBP: 0.232, SLG: 0.355	0-0 SF8			0-0 1B		0-0 P4			0-0 G4-6-3 1B	3	0	2	1	0	0	0									
Larry Bowa, S (1, 6) OBP: 0.238, SLG: 0.254	0-3 K			0-0 F9		0-0 6-3			0-0 G4-6-3 1B	4	0	0	0	0	1	2									
23 Ryne Sandberg, R (1, 5) OBP: 0.242, SLG: 0.299		0-0 SH3-4 1B		0-0 6-3		0-0 SH1-4 2B 1B			0-3 K	4	2	2	0	0	1	1									
Fergie Jenkins, R (1, 1)		0-0 SH3-4		0-0 5-3		0-0 SH1-4			0-0 6-3	2	0	0	0	0	0	0									
Inning Stats	R: 4 E: 1 K: 1 S: 8	H: 3 LOB: 0 BB: 1 P: 12	R: 2 E: 0 K: 0 S: 5	H: 3 LOB: 2 BB: 1 P: 9	R: 0 E: 0 K: 0 S: 4	H: 1 LOB: 1 BB: 0 P: 4	R: 0 E: 0 K: 1 S: 5	H: 0 LOB: 0 BB: 0 P: 5	R: 1 E: 1 K: 0 S: 4	H: 1 LOB: 0 BB: 0 P: 4	R: 1 E: 0 K: 0 S: 5	H: 2 LOB: 1 BB: 0 P: 5	R: 0 E: 0 K: 1 S: 5	H: 0 LOB: 0 BB: 0 P: 5	R: 0 E: 0 K: 1 S: 5	H: 1 LOB: 0 BB: 0 P: 5	R: 0 E: 0 K: 0 S: 3	H: 0 LOB: 0 BB: 0 P: 3	1B: 8 2B: 3 3B: 0 HR: 0	SF: 2 SAC: 2 DP: 1 HBP: 0	WP: 0 PB: 0 SB: 0 CS: 0	PA: 38			
PITCHER	IP	WLS	BF	H	R	ER	SO	BB	IBB	HBP	BLK	WP	HR	S	P	ERA	WHIP								
Fernando Valenzuela, L (1, 1) ERA: 2.91	5.0	L	24	8	7	5	2	2	0	0	0	0	0	26	34	9.00	2.000								
Terry Forster, L (6, 1) ERA: 5.0	2.0		8	2	1	1	1	0	0	0	0	0	0	10	10	4.50	1.000								
Alejandro Pena, R (8, 1) ERA: 4.84	2.0		6	1	0	0	1	0	0	0	0	0	0	8	8	0.00	0.500								

Chicago Cubs @ Los Angeles Dodgers
Dodger Stadium, Los Angeles, CA
Thu May 20 1982, 7:05 PM PDT
Att: 50,904 - Unknown - 68 F

AB 32
R 8
H 11
RBI 8
BB 2
SO 4
LOB 7



Batter	1	2	3	4	5	6	7	8	9	AB	R	H	RBI	BB	SO	LOB	BOTTOM								
Steve Sax, R (1, 4) OBP: 0.365, SLG: 0.356	0-0 2B	0-0 1-3			0-0 1B			0-0 F7	0-3 K	5	0	2	0	0	1	2									
Ken Landreaux, L (1, 8) OBP: 0.373, SLG: 0.373	4-0 BB		0-0 F9		0-3 K			0-0 WP SF8 2B		3	1	1	0	1	1	1									
Dusty Baker Jr., R (1, 7) OBP: 0.359, SLG: 0.482	0-3 K		0-0 5-3		0-0 P4			4-0 BB		3	0	0	0	1	1	3									
Pedro Guerrero, R (1, 9) OBP: 0.377, SLG: 0.590	0-3 K		0-3 K			0-0 P4		0-0 SF8		3	0	0	1	0	2	2									
Ron Cey, R (1, 5) OBP: 0.331, SLG: 0.389	0-3 K			0-3 K		0-0 F9		0-0 F8		4	0	0	0	0	2	3									
Steve Garvey, R (1, 3) OBP: 0.251, SLG: 0.329		0-0 F6		0-3 K		0-0 5-3			0-0 F6	4	0	0	0	0	1	0									
Mike Scioscia, L (1, 2) OBP: 0.363, SLG: 0.312		0-0 E 1B 1B		4-0 BB		0-0 L8			0-0 E6 6-3 1B	3	2	2	0	1	0	0									
Bill Russell, R (1, 6) OBP: 0.371, SLG: 0.351		0-0 F3		0-0 L5		0-0 5-3			0-0 6-3	4	0	0	1	0	0	2									
Fernando Valenzuela, L (1, 1) OBP: 0.154, SLG: 0.125 Jay Adkins, L (5, PH) Terry Forster, L (8, 1) Jorge Orta, L (7, PH) Alejandro Pena, R (8, 1) Rick Monday, L (8, PH) OBP: 0.292, SLG: 0.333 OBP: 0.252, SLG: 0.534		0-0 3H 1B			0-0 F2		0-0 F8		3H 4-0 BB	1	0	1	1	0	0	0									
Inning Stats	R: 0 E: 0 K: 3 S: 10	H: 1 LOB: 2 BB: 1 P: 14	R: 1 E: 1 K: 0 S: 5	H: 2 LOB: 1 BB: 0 P: 5	R: 0 E: 0 K: 1 S: 5	H: 0 LOB: 0 BB: 0 P: 5	R: 0 E: 0 K: 2 S: 7	H: 0 LOB: 1 BB: 1 P: 11	R: 0 E: 0 K: 1 S: 6	H: 1 LOB: 1 BB: 0 P: 6	R: 0 E: 0 K: 0 S: 3	H: 0 LOB: 0 BB: 0 P: 3	R: 0 E: 0 K: 0 S: 3	H: 0 LOB: 0 BB: 0 P: 3	R: 1 E: 0 K: 0 S: 4	H: 1 LOB: 1 BB: 1 P: 8	R: 1 E: 1 K: 1 S: 6	H: 1 LOB: 1 BB: 1 P: 10	1B: 4 2B: 2 3B: 0 HR: 0	SF: 1 SAC: 0 DP: 0 HBP: 0	WP: 1 PB: 0 SB: 0 CS: 0	PA: 37			
PITCHER	IP	WLS	BF	H	R	ER	SO	BB	IBB	HBP	BLK	WP	HR	S	P	ERA	WHIP								
Fergie Jenkins, R (1, 1) ERA: 2.98	9.0	W	37	6	3	1	8	4	0	0	0	1	0	49	65	1.00	1.111								

Chicago Cubs @ Los Angeles Dodgers
Dodger Stadium, Los Angeles, CA
Thu May 20 1982, 7:05 PM PDT
Att: 50,904 - Unknown - 68 F

AB 32
R 3
H 6
RBI 3
BB 4
SO 8
LOB 13



Batter	1	2	3	4	5	6	7	8	9	AB	R	H	RBI	BB	SO	LOB	TOP			
Ozzie Smith, S OBP: 0.352, SLG: 0.414 (1, 6)	G6-4-3 BB BB		G6-4-3 1-2			6-3 WP 2B	FC6-4 1-2 2-3			4	1	2	0	1	0	3	St. Louis Cardinals @ Los Angeles Dodgers Dodger Stadium, Los Angeles, CA Fri May 21 1982, 7:05 PM PDT Att: 49,715 - Unknown - 60 F livebaseballscorecards.com			
Mike Ramsay, S OBP: 0.333, SLG: 0.413 (1, 4)	G6-4-3 BB BB		6-3		6-3	FC6-4 1-2		4-3		4	0	0	0	1	0	4				
Keith Hernandez, L OBP: 0.402, SLG: 0.367 (1, 3)	G6-4-3 1-2 2-3			4-3	F8 3-H		F9		4-3	5	0	0	0	0	0	2				
George Hendrick, R OBP: 0.338, SLG: 0.508 (9, PR)	5-3			G3 1B 1B		6-3	1-3 1B	G6-3 1B		5	1	3	0	0	0	1				
Willie McGee, S OBP: 0.417, SLG: 0.455 (9, 8)				G3 1B 1B			1-3 1B	G6-3 1B		0	0	0	0	0	0	0				
Lonnie Smith, R OBP: 0.411, SLG: 0.513 (1, 7)		6-3		G3 1B 1B		6-3	1-3 1B	G6-3 1B		4	2	2	0	1	0	1				
Tito Landrum, R OBP: 0.324, SLG: 0.333 (9, 9)	K			G3 1-2 2-3		1B 1B	1-3			4	1	1	0	0	1	4				
Ken Oberkfell, L OBP: 0.380, SLG: 0.344 (1, 5)				G3 1-2 2-3		1B 1B	1-3 2H			4	1	3	3	0	0	2				
Glenn Brummer, R OBP: 0.364, SLG: 0.455 (1, 2)	L3			G3 1-2 2-3		1B 1B	FC6-4 SH			4	0	1	2	0	0	2				
Steve Mura, R OBP: 0.118, SLG: 0.063 Bruce Sutter, R (9, 1)				G6-4-3 1B		K	SH 1-2		1-3	3	0	1	0	0	1	0				
Inning Stats	R: 0 E: 0 K: 0 S: 2	H: 0 LOB: 1 BB: 2 P: 10	R: 0 E: 0 K: 1 S: 6	H: 1 LOB: 1 BB: 0 P: 6	R: 0 E: 0 K: 0 S: 3	H: 1 LOB: 0 BB: 0 P: 3	R: 2 E: 0 K: 0 S: 6	H: 3 LOB: 1 BB: 0 P: 6	R: 1 E: 0 K: 1 S: 6	H: 1 LOB: 0 BB: 0 P: 6	R: 3 E: 0 K: 0 S: 7	H: 3 LOB: 2 BB: 1 P: 11	R: 0 E: 0 K: 0 S: 5	H: 2 LOB: 2 BB: 0 P: 5	R: 0 E: 0 K: 0 S: 4	H: 1 LOB: 1 BB: 0 P: 4	R: 0 E: 0 K: 0 S: 3	H: 1 LOB: 1 BB: 0 P: 3	1B: 12 SF: 0 2B: 1 SAC: 1 3B: 0 DP: 3 HR: 0 HBP: 0	WP: 1 PA: 41 PB: 0 SB: 0 CS: 0
PITCHER	IP WLS BF H R ER SO BB IBB HBP BLK WP HR S P ERA WHIP																			
Jerry Reuss, L ERA: 3.93 Terry Forster, L ERA: 4.59 Alejandro Pena, R ERA: 4.44	(1, 1) (6, 1) (8, 1)	5.1 1.2 2.0	L 8 7	26 2 2	9 0 0	6 0 0	6 0 0	2 0 0	3 0 0	0 0 0	0 0 0	0 0 0	0 0 0	1 8 7	0 8 7	39 8 7	10.12 0.00 0.00	2.250 1.200 1.000		

Batter	1	2	3	4	5	6	7	8	9	AB	R	H	RBI	BB	SO	LOB	BOTTOM			
Steve Sax, R OBP: 0.368, SLG: 0.359 (1, 4)	BB 1B	L9					L8 1-3			4	1	2	0	0	0	0	St. Louis Cardinals @ Los Angeles Dodgers Dodger Stadium, Los Angeles, CA Fri May 21 1982, 7:05 PM PDT Att: 49,715 - Unknown - 60 F livebaseballscorecards.com			
Ken Landreaux, L OBP: 0.382, SLG: 0.361 (1, 8)	F5		P6		F8		G3			4	0	0	0	0	0	2				
Dusty Baker Jr., R OBP: 0.356, SLG: 0.472 (1, 7)	1B SF7 BB		5-3		1-3			5-3		3	1	0	0	1	0	1				
Pedro Guerrero, R OBP: 0.387, SLG: 0.592 (1, 9)	S E 1B							K		3	1	2	1	1	1	0				
Ron Cey, R OBP: 0.323, SLG: 0.381 (1, 5)	SF7 3-H		L4		L8			6-3		3	0	0	1	0	0	3				
Steve Garvey, R OBP: 0.246, SLG: 0.321 (1, 3)	E3 1-H			5-3		5-3			F9	4	0	0	0	0	0	0				
Mike Scioscia, L OBP: 0.359, SLG: 0.309 (1, 2)	F9			F9		L8				4	0	1	0	0	0	1				
Bill Russell, R OBP: 0.370, SLG: 0.345 Jorge Orta, L OBP: 0.281, SLG: 0.316 (9, PH)		6-3				5-3			K	2	0	0	0	1	0	0				
Jerry Reuss, L OBP: 0.250, SLG: 0.167 Terry Forster, L Jay Johnstone, L (7, PH) Alejandro Pena, R (8, 1) Rick Monday, L OBP: 0.246, SLG: 0.525 (9, PH)	(1, 1) (6, 1) (7, PH) (8, 1) (9, PH)	6-3 6-3			4-3		K		4-3	2	0	0	0	0	0	1				
Inning Stats	R: 3 E: 1 K: 0 S: 6	H: 2 LOB: 1 BB: 1 P: 10	R: 0 E: 0 K: 0 S: 3	H: 0 LOB: 0 BB: 0 P: 3	R: 0 E: 0 K: 0 S: 4	H: 1 LOB: 1 BB: 0 P: 4	R: 0 E: 0 K: 0 S: 3	H: 0 LOB: 1 BB: 1 P: 7	R: 0 E: 0 K: 0 S: 4	H: 1 LOB: 2 BB: 1 P: 8	R: 0 E: 0 K: 0 S: 3	H: 0 LOB: 0 BB: 0 P: 3	R: 0 E: 0 K: 1 S: 5	H: 0 LOB: 0 BB: 0 P: 5	R: 0 E: 0 K: 1 S: 5	H: 0 LOB: 0 BB: 0 P: 5		R: 0 E: 0 K: 1 S: 6	H: 1 LOB: 1 BB: 0 P: 6	1B: 5 SF: 1 2B: 0 SAC: 0 3B: 0 DP: 0 HR: 0 HBP: 0
PITCHER	IP WLS BF H R ER SO BB IBB HBP BLK WP HR S P ERA WHIP																			
Steve Mura, R ERA: 3.48 Bruce Sutter, R ERA: 3.45	(1, 1) (9, 1)	8.1 0.2	W S	34 2	5 0	3 0	2 0	2 0	0 1	3 0	0 0	0 0	0 0	0 4	4 4	0.00 0.000	0.960			

Batter	1	2	3	4	5	6	7	8	9	AB	R	H	RBI	BB	SO	LOB	TOP		
Lonnie Smith, R OBP: 0.400, SLG: 0.497 (1, 8)	F8		F9		E6 1B		6-3		K	5	1	0	0	0	1	4			
Ozzie Smith, S OBP: 0.350, SLG: 0.405 (1, 6)	4-3			4-3	1B			1-3		3	0	0	0	1	0	0			
Keith Hernandez, L OBP: 0.404, SLG: 0.370 (1, 3)	F7			1B	1B			P6		4	0	2	2	0	0	0			
George Hendrick, R OBP: 0.329, SLG: 0.492 (1, 9)		F8		P5	F8			6-3		4	0	0	0	0	0	3			
Dane Iorg, L OBP: 0.388, SLG: 0.345 Tito Landrum, R OBP: 0.359, SLG: 0.371 (6, PH)				1B					4-3 1B	1	0	1	0	1	0	0			
Ken Oberkfell, L OBP: 0.375, SLG: 0.340 (1, 5)		1B		BB					4-3 1B	2	0	2	0	0	0	0			
Ken Oberkfell, L OBP: 0.375, SLG: 0.340 (1, 5)		L8		BB					FC1-2 4-3 1B	4	0	1	0	0	0	4			
Orlando Sanchez, L OBP: 0.143, SLG: 0.053 Julio Gonzalez, R OBP: 0.244, SLG: 0.356 (9, PH)		4-3			F8				4-3	3	0	0	0	0	0	1			
Mike Ramsey, S OBP: 0.346, SLG: 0.408 (1, 4)			K						4-3	1	0	0	0	0	0	2			
Andy Rincon, R OBP: 0.182, SLG: 0.100 Mark Littell, L OBP: 0.357, SLG: 0.338 Jim Kaat, L OBP: 0.357, SLG: 0.338 Tom Herr, S OBP: 0.357, SLG: 0.338 Doug Bair, R OBP: 0.357, SLG: 0.338 Willie McGee, S OBP: 0.357, SLG: 0.417 (5, PH)			4-3		BB E 1B BB				FC1-2	1	1	0	0	0	0	0			
Inning Stats	R: 0 E: 0 K: 0 S: 3	H: 0 LOB: 0 BB: 0 P: 3	R: 0 E: 0 K: 0 S: 4	H: 1 LOB: 1 BB: 0 P: 4	R: 0 E: 0 K: 1 S: 5	H: 0 LOB: 0 BB: 0 P: 5	R: 0 E: 0 K: 0 S: 4	H: 1 LOB: 2 BB: 1 P: 8	R: 2 E: 1 K: 0 S: 5	H: 2 LOB: 2 BB: 2 P: 13	R: 0 E: 0 K: 0 S: 3	H: 1 LOB: 0 BB: 0 P: 3	R: 0 E: 0 K: 0 S: 3	H: 0 LOB: 0 BB: 0 P: 3	R: 0 E: 0 K: 1 S: 7	H: 2 LOB: 3 BB: 1 P: 11	1B: 7 2B: 0 3B: 0 HR: 0	SF: 0 SAC: 0 DP: 1 HBP: 0	WP: 0 PA: 37 PB: 0 SB: 0 CS: 1
PITCHER	IP WLS BF H R ER SO BB IBB HBP BLK WP HR S P ERA WHIP	IP WLS BF H R ER SO BB IBB HBP BLK WP HR S P ERA WHIP	IP WLS BF H R ER SO BB IBB HBP BLK WP HR S P ERA WHIP	IP WLS BF H R ER SO BB IBB HBP BLK WP HR S P ERA WHIP	IP WLS BF H R ER SO BB IBB HBP BLK WP HR S P ERA WHIP	IP WLS BF H R ER SO BB IBB HBP BLK WP HR S P ERA WHIP	IP WLS BF H R ER SO BB IBB HBP BLK WP HR S P ERA WHIP	IP WLS BF H R ER SO BB IBB HBP BLK WP HR S P ERA WHIP	IP WLS BF H R ER SO BB IBB HBP BLK WP HR S P ERA WHIP	IP WLS BF H R ER SO BB IBB HBP BLK WP HR S P ERA WHIP	IP WLS BF H R ER SO BB IBB HBP BLK WP HR S P ERA WHIP	IP WLS BF H R ER SO BB IBB HBP BLK WP HR S P ERA WHIP	IP WLS BF H R ER SO BB IBB HBP BLK WP HR S P ERA WHIP	IP WLS BF H R ER SO BB IBB HBP BLK WP HR S P ERA WHIP	IP WLS BF H R ER SO BB IBB HBP BLK WP HR S P ERA WHIP	IP WLS BF H R ER SO BB IBB HBP BLK WP HR S P ERA WHIP	IP WLS BF H R ER SO BB IBB HBP BLK WP HR S P ERA WHIP	IP WLS BF H R ER SO BB IBB HBP BLK WP HR S P ERA WHIP	IP WLS BF H R ER SO BB IBB HBP BLK WP HR S P ERA WHIP

St. Louis Cardinals @ Los Angeles Dodgers
 Dodger Stadium, Los Angeles, CA
 Sat May 22 1982, 7:05 PM PDT
 Att: 50,172 - Unknown - 72 F

AB	33
R	2
H	7
RBI	2
BB	4
SO	2
LOB	17



Batter	1	2	3	4	5	6	7	8	9	AB	R	H	RBI	BB	SO	LOB	BOTTOM		
Steve Sax, R OBP: 0.371, SLG: 0.355 (1, 4)	BB FC5-2 BB	PO	6-3		S 1B BB	L6-4				2	1	0	0	2	0	2			
Ken Landreaux, L OBP: 0.352, SLG: 0.352 (1, 8)	F9		4-3		SF8		F8			3	0	0	1	0	0	1			
Dusty Baker Jr., R OBP: 0.360, SLG: 0.476 (1, 7)	FC5-2 BB		6-3		K		2B			3	0	1	0	1	1	2			
Pedro Guerrero, R OBP: 0.395, SLG: 0.591 (1, 5)	FC5-2 BB			S BB	BB 1B		K			2	0	1	2	2	1	1			
Rick Monday, L OBP: 0.449, SLG: 0.508 (1, 3)	FC5-2		F8		BB		IBB			2	0	0	0	2	0	4			
Jorge Orta, L OBP: 0.222, SLG: 0.261 Steve Garvey, R OBP: 0.246, SLG: 0.321 (8, 3)	F7		L7		4-3		3-1			4	0	0	0	0	0	8			
Mike Scioscia, L OBP: 0.372, SLG: 0.320 (1, 2)				5-3						3	0	2	0	1	0	1			
Bill Russell, R OBP: 0.374, SLG: 0.359 (1, 6)	F7				E7 SF8 2B		G3-6-3 BB			4	1	2	0	0	0	2			
Ted Power, R OBP: 0.374, SLG: 0.359 (1, 1)										0	0	0	0	0	0	0			
Jay Johnstone, L OBP: 0.374, SLG: 0.359 (5, PH)	SH5-4									0	1	0	0	1	0	0			
Steve Howe, L OBP: 0.374, SLG: 0.359 (6, 1)										2	0	0	0	0	1	2			
Tom Niedenfuer, R OBP: 0.374, SLG: 0.359 (9, 1)										0	0	0	0	0	0	0			
Inning Stats	R: 0 E: 0 K: 0 S: 3	H: 0 LOB: 3 BB: 3 P: 15	R: 0 E: 0 K: 0 S: 3	H: 1 LOB: 0 BB: 0 P: 3	R: 0 E: 0 K: 0 S: 3	H: 0 LOB: 0 BB: 0 P: 3	R: 0 E: 0 K: 0 S: 3	H: 0 LOB: 1 BB: 1 P: 7	R: 3 E: 1 K: 1 S: 7	H: 2 LOB: 3 BB: 3 P: 19	R: 0 E: 0 K: 0 S: 4	H: 2 LOB: 1 BB: 0 P: 4	R: 0 E: 0 K: 1 S: 6	H: 1 LOB: 2 BB: 1 P: 10	R: 0 E: 0 K: 1 S: 4	H: 0 LOB: 0 BB: 1 P: 8	1B: 4 2B: 3 3B: 0 HR: 0	SF: 1 SAC: 1 DP: 2 HBP: 0	WP: 0 PA: 37 PB: 0 SB: 3 CS: 0
PITCHER	IP WLS BF H R ER SO BB IBB HBP BLK WP HR S P ERA WHIP	IP WLS BF H R ER SO BB IBB HBP BLK WP HR S P ERA WHIP	IP WLS BF H R ER SO BB IBB HBP BLK WP HR S P ERA WHIP	IP WLS BF H R ER SO BB IBB HBP BLK WP HR S P ERA WHIP	IP WLS BF H R ER SO BB IBB HBP BLK WP HR S P ERA WHIP	IP WLS BF H R ER SO BB IBB HBP BLK WP HR S P ERA WHIP	IP WLS BF H R ER SO BB IBB HBP BLK WP HR S P ERA WHIP	IP WLS BF H R ER SO BB IBB HBP BLK WP HR S P ERA WHIP	IP WLS BF H R ER SO BB IBB HBP BLK WP HR S P ERA WHIP	IP WLS BF H R ER SO BB IBB HBP BLK WP HR S P ERA WHIP	IP WLS BF H R ER SO BB IBB HBP BLK WP HR S P ERA WHIP	IP WLS BF H R ER SO BB IBB HBP BLK WP HR S P ERA WHIP	IP WLS BF H R ER SO BB IBB HBP BLK WP HR S P ERA WHIP	IP WLS BF H R ER SO BB IBB HBP BLK WP HR S P ERA WHIP	IP WLS BF H R ER SO BB IBB HBP BLK WP HR S P ERA WHIP	IP WLS BF H R ER SO BB IBB HBP BLK WP HR S P ERA WHIP	IP WLS BF H R ER SO BB IBB HBP BLK WP HR S P ERA WHIP	IP WLS BF H R ER SO BB IBB HBP BLK WP HR S P ERA WHIP	IP WLS BF H R ER SO BB IBB HBP BLK WP HR S P ERA WHIP

St. Louis Cardinals @ Los Angeles Dodgers
 Dodger Stadium, Los Angeles, CA
 Sat May 22 1982, 7:05 PM PDT
 Att: 50,172 - Unknown - 72 F

AB	25
R	3
H	6
RBI	3
BB	9
SO	3
LOB	23



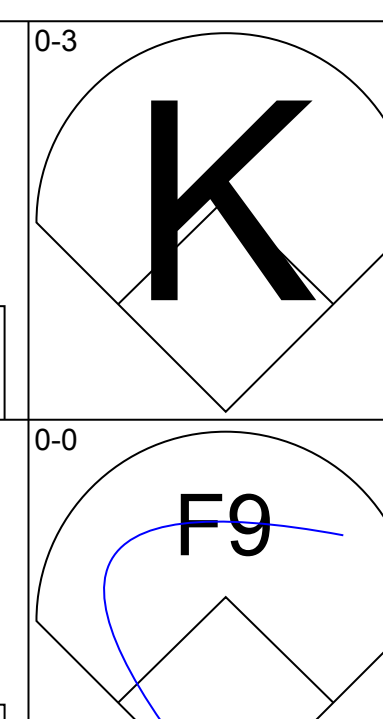
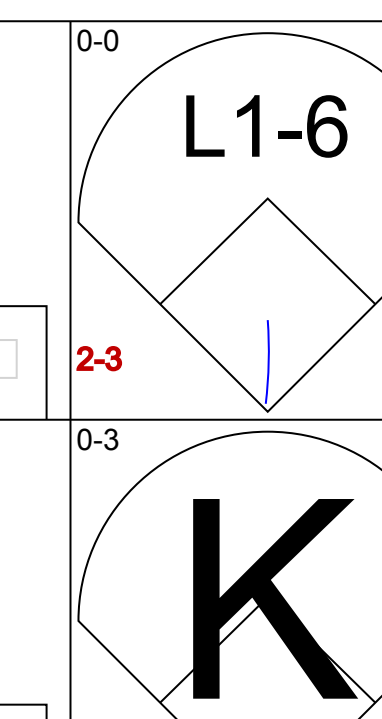
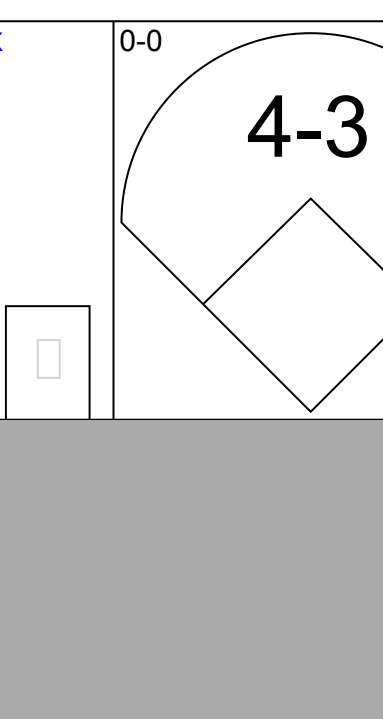
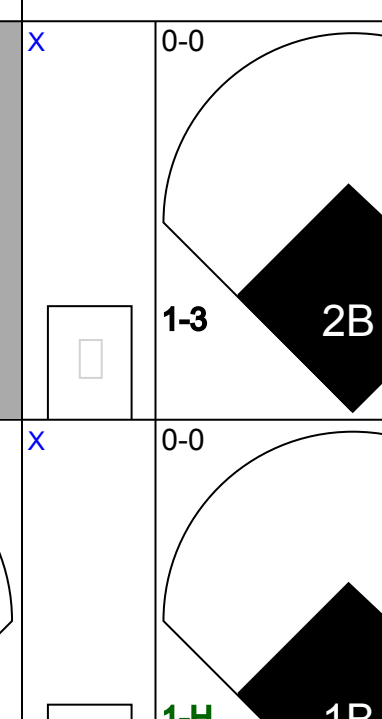
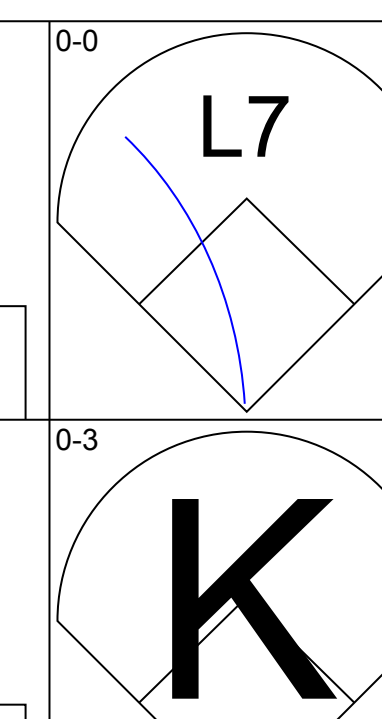
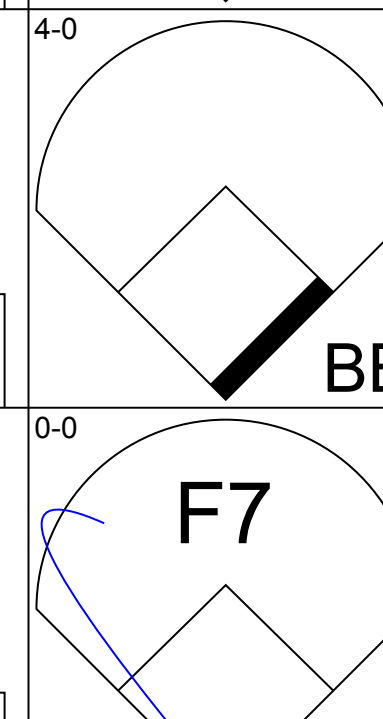

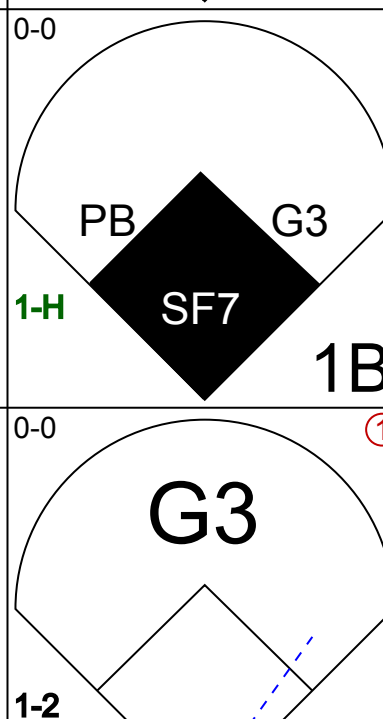
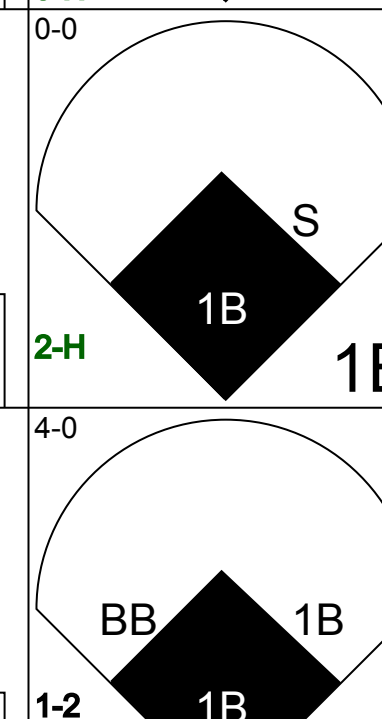


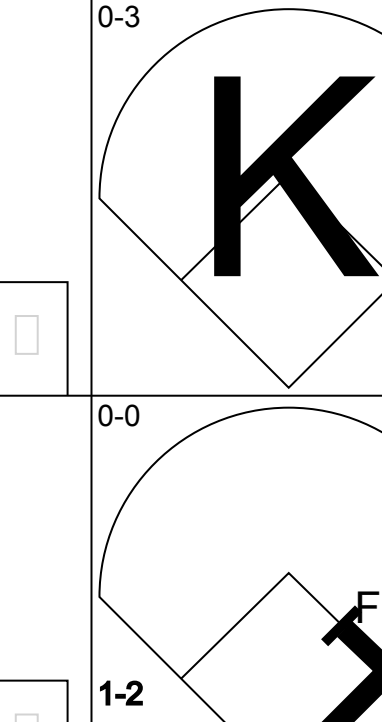
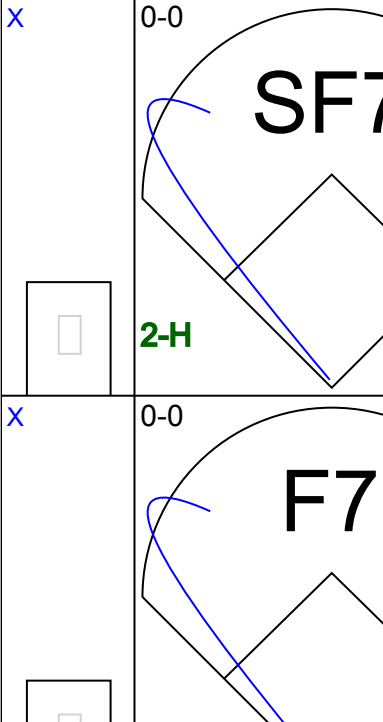
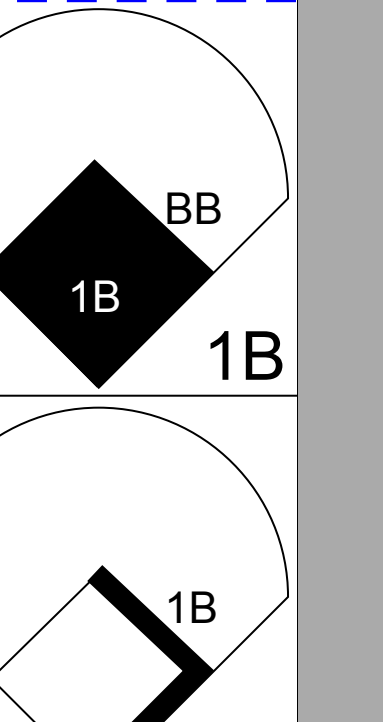
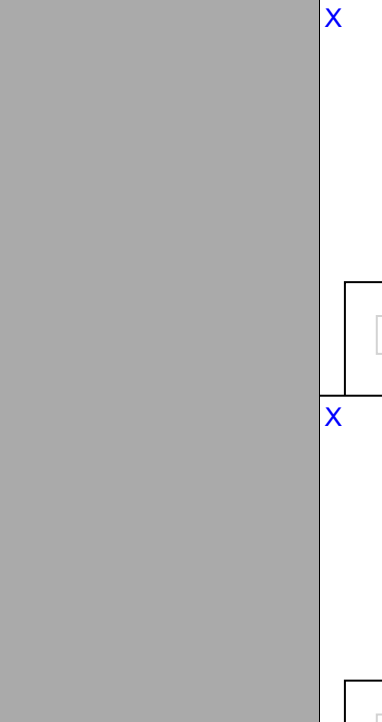

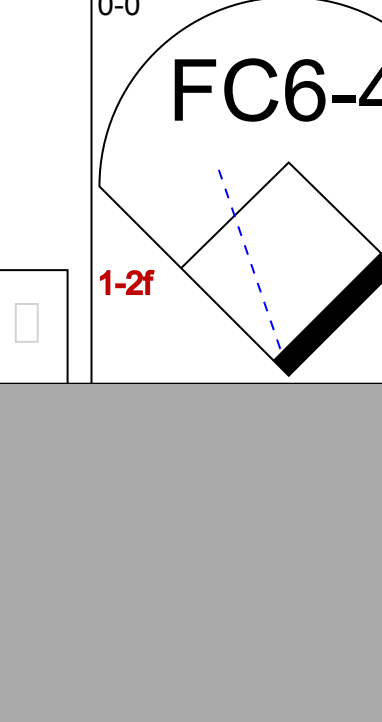

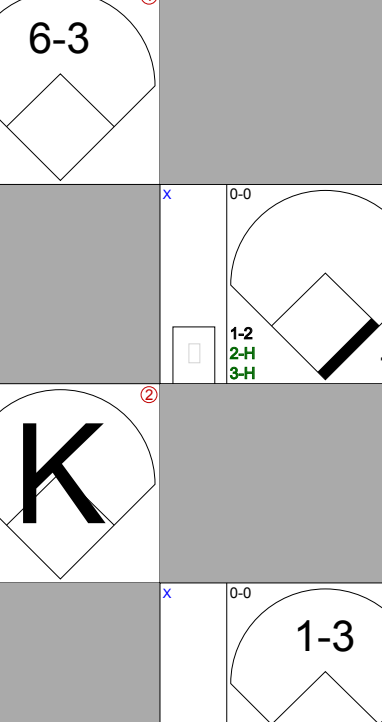
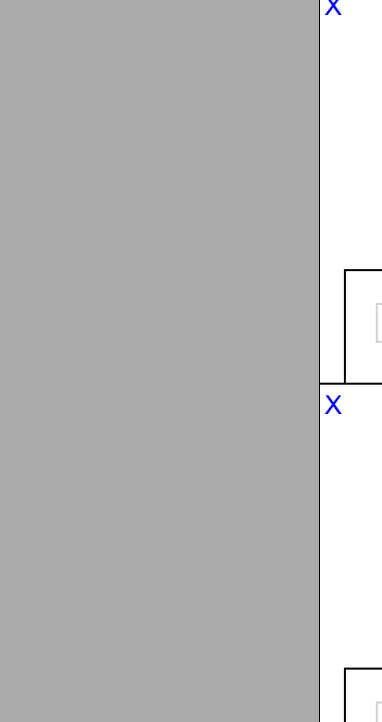

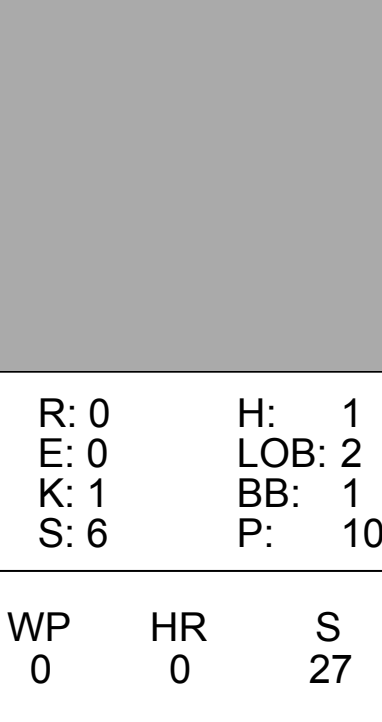
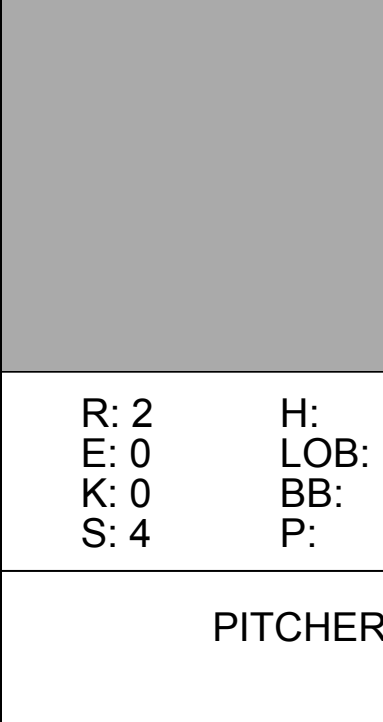
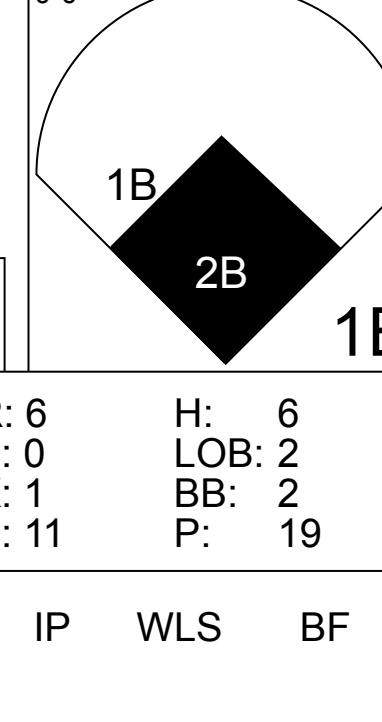
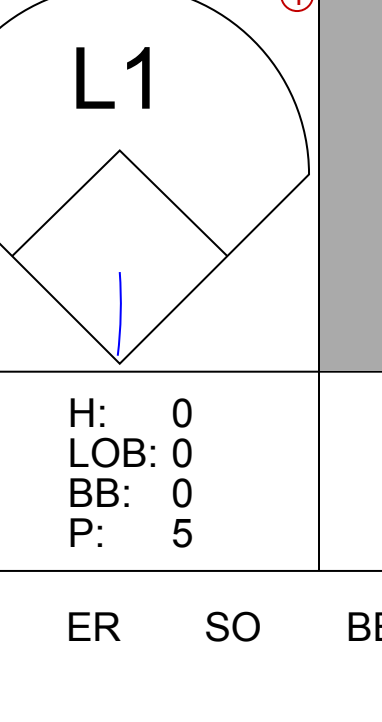
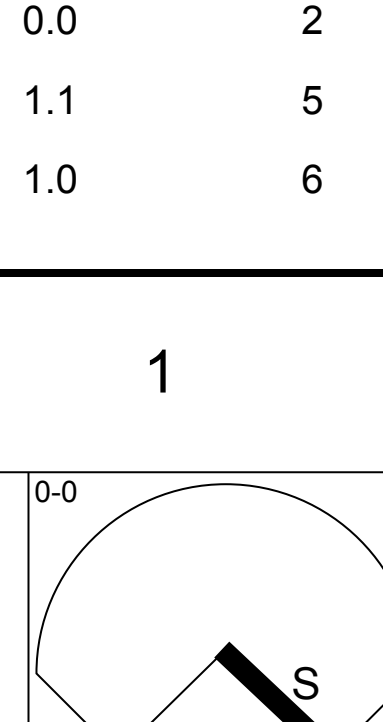
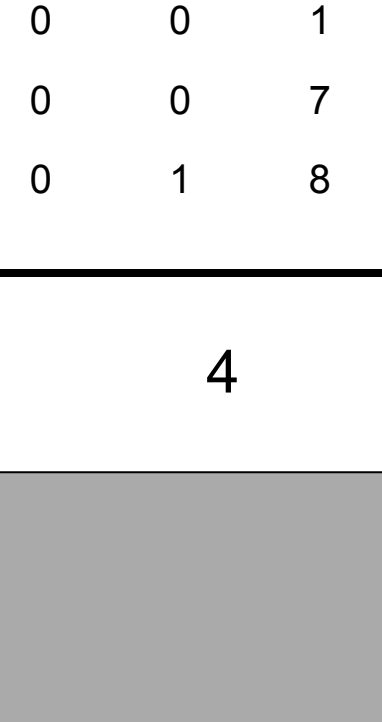
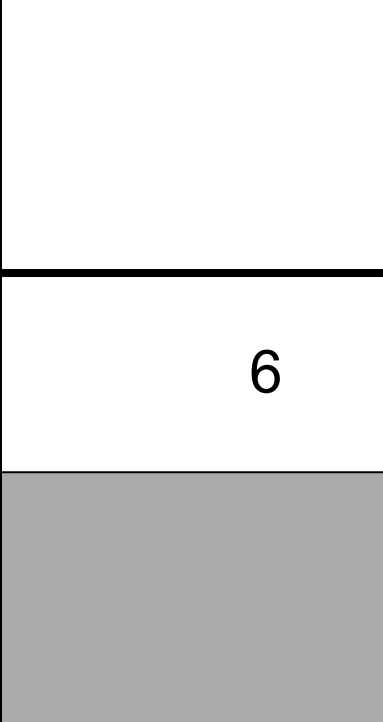
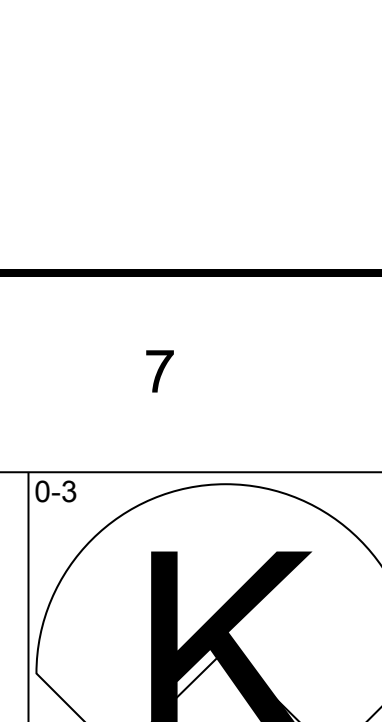
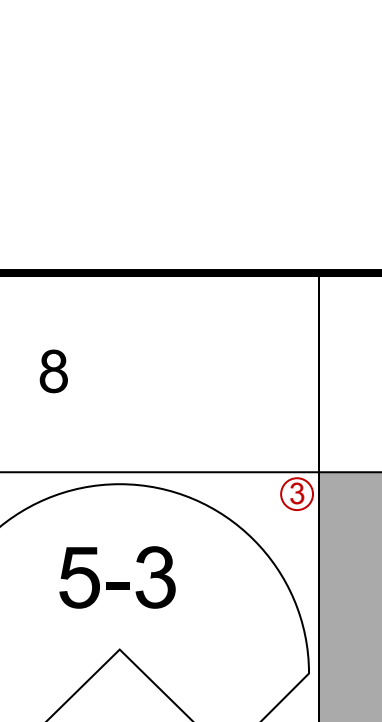
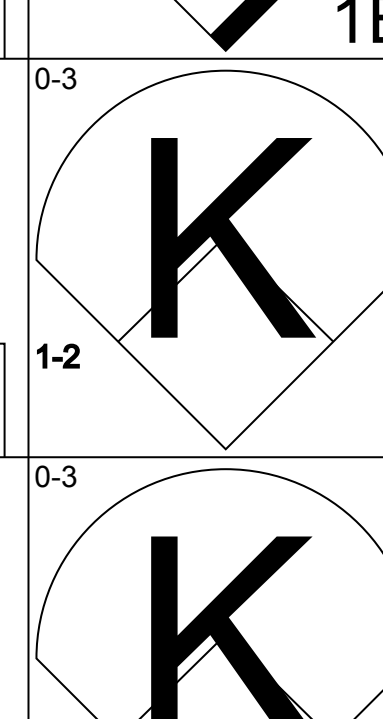

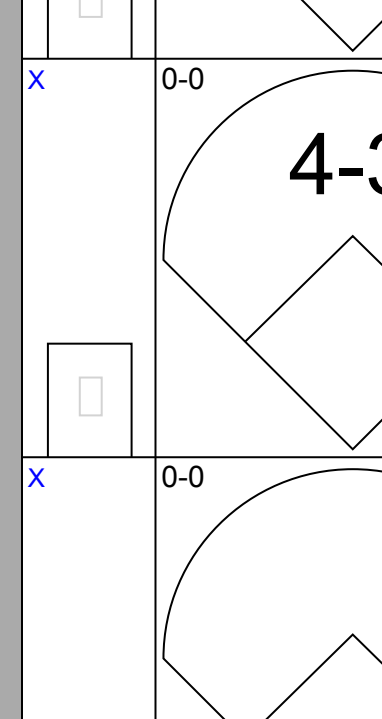
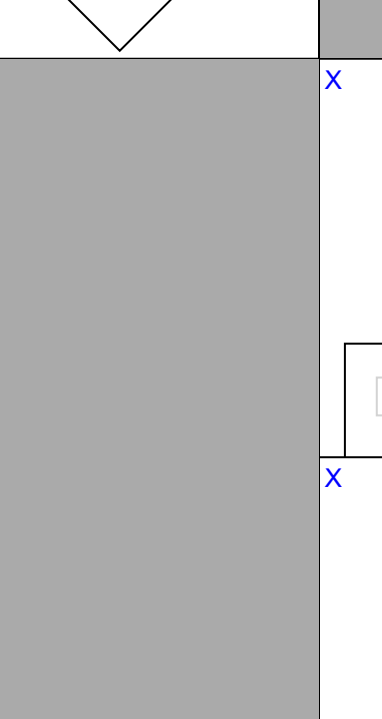
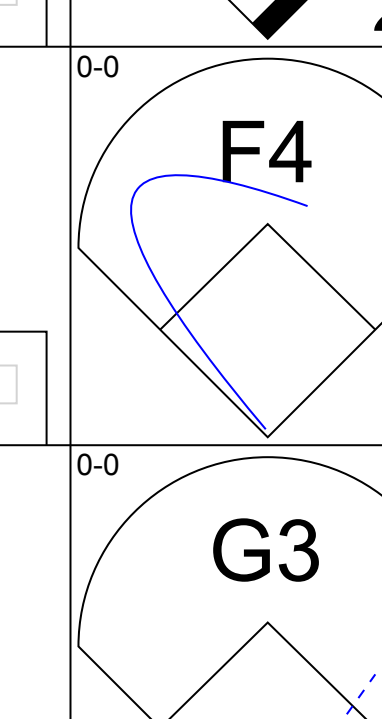
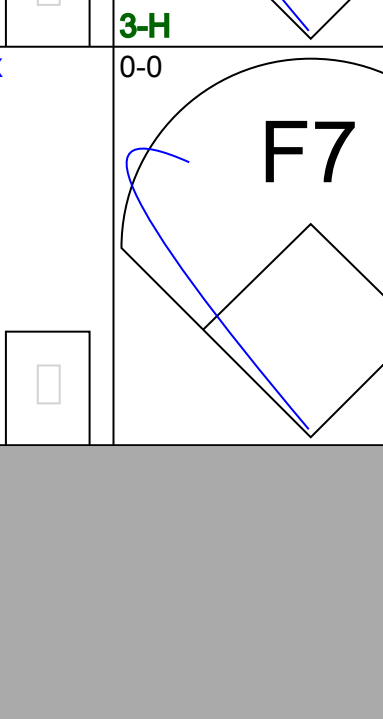
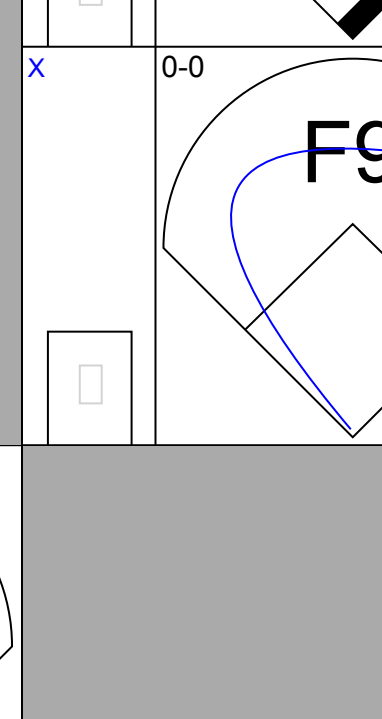
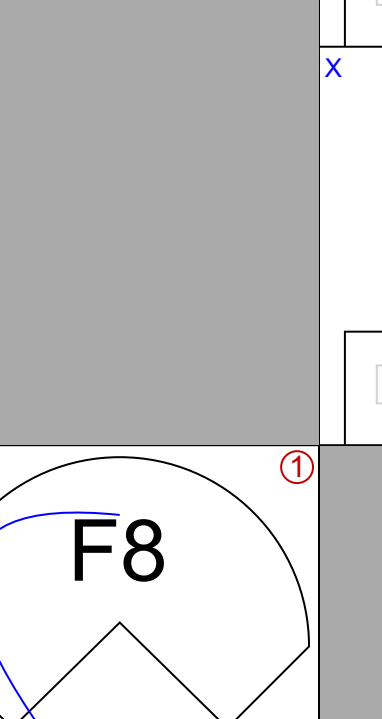



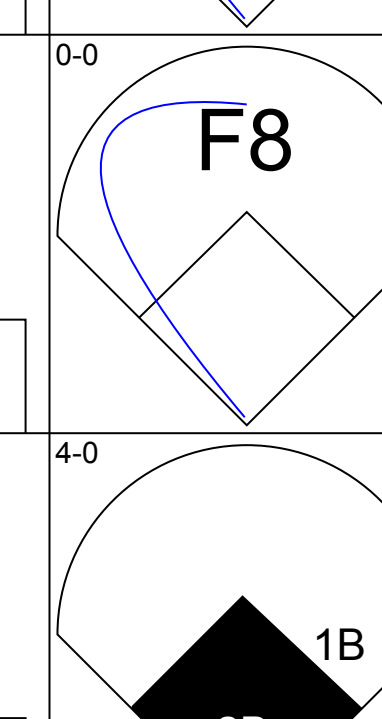
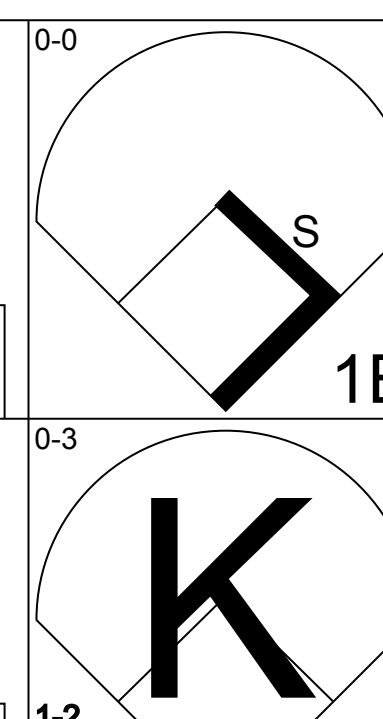
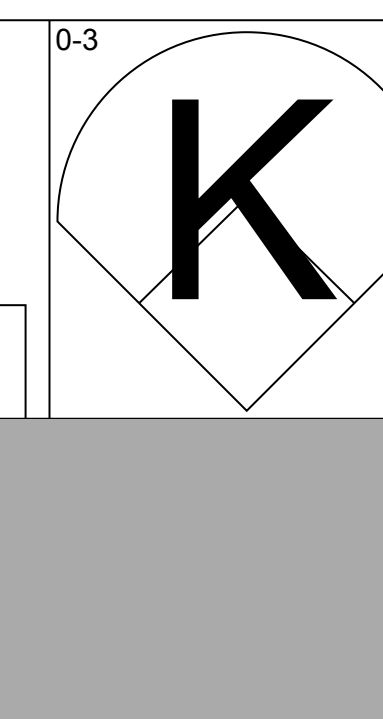
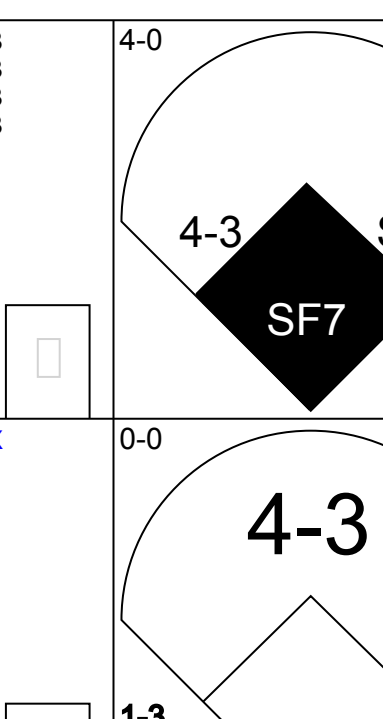
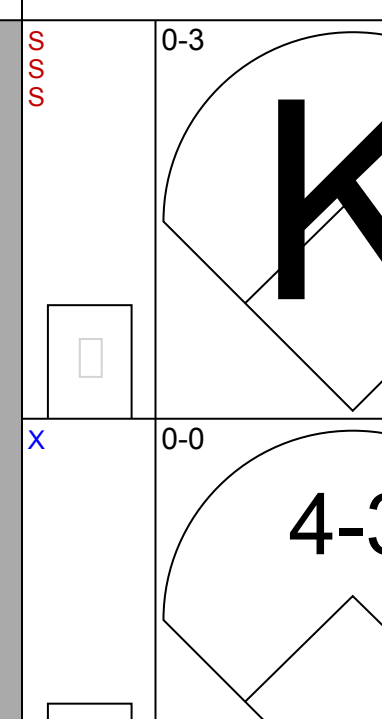
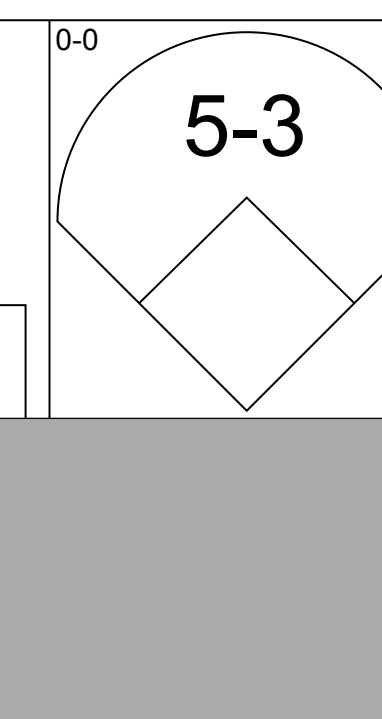
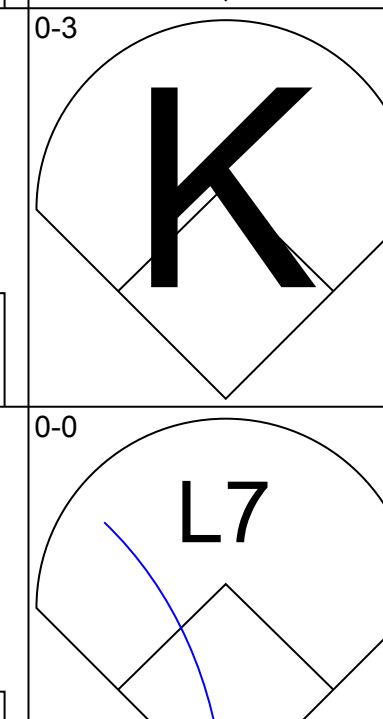
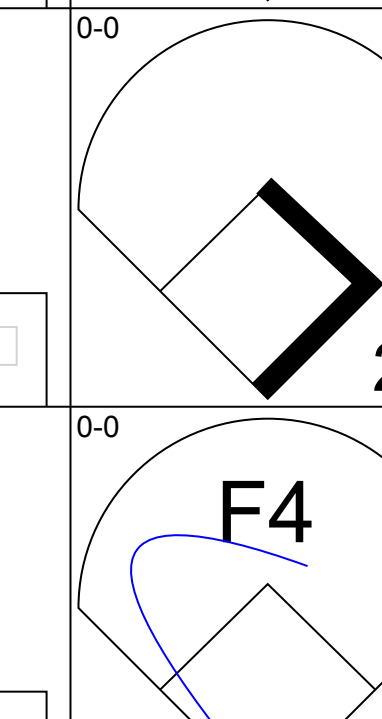
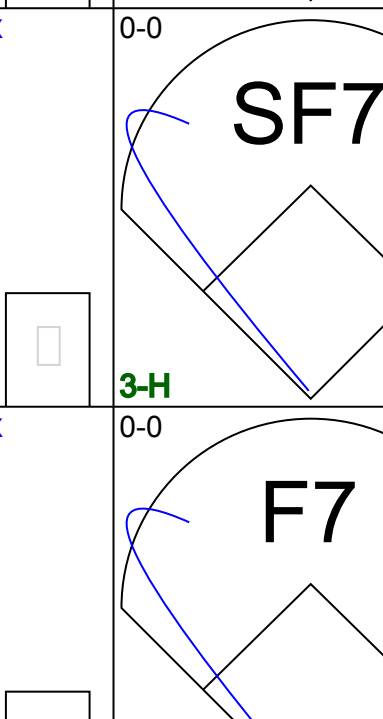
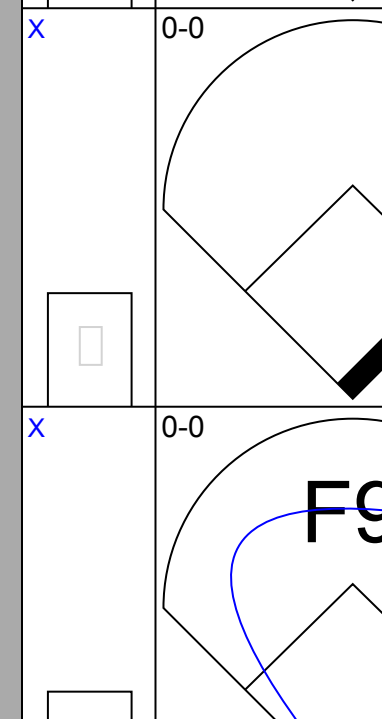



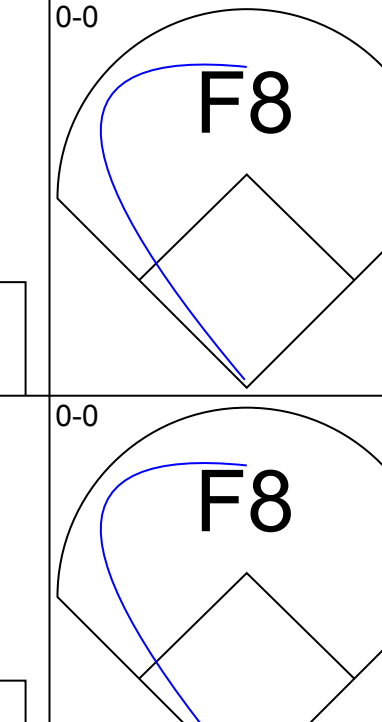




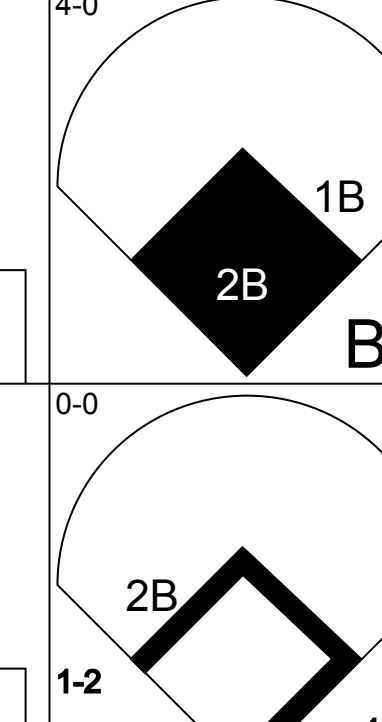
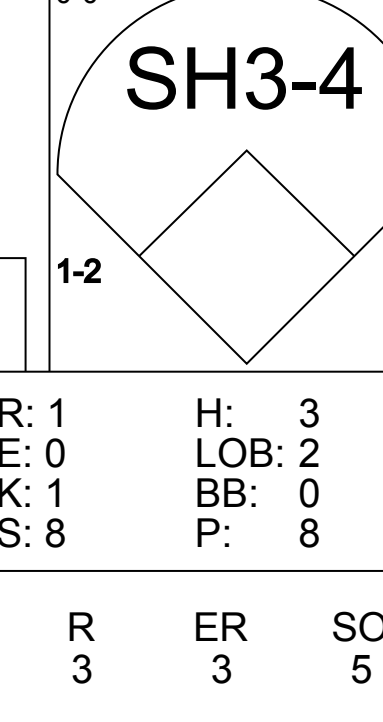
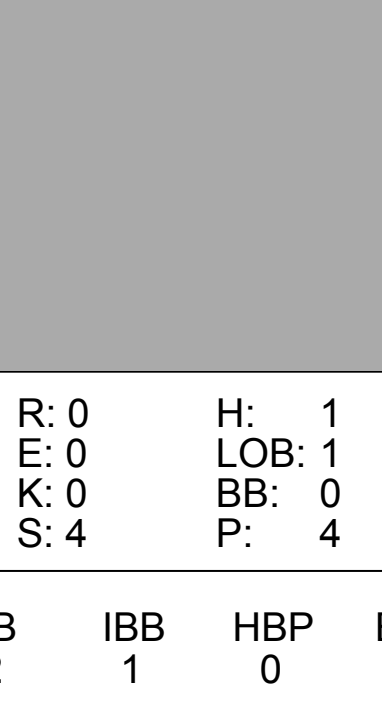
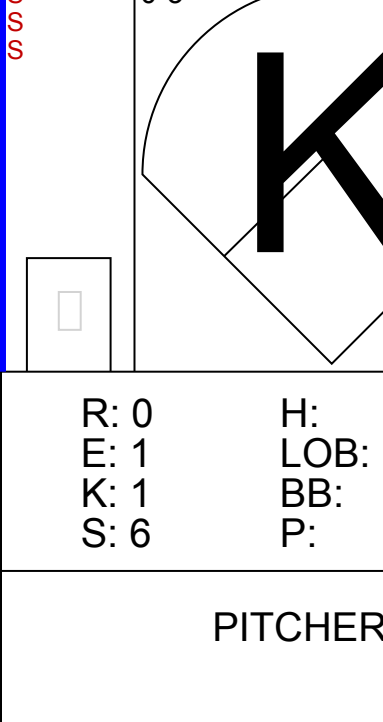
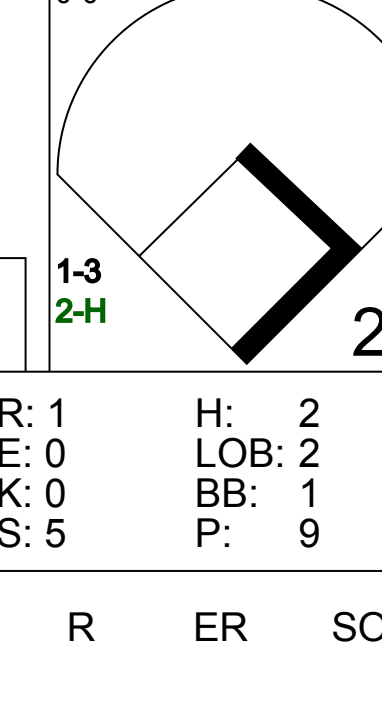




Batter	1	2	3	4	5	6	7	8	9	AB	R	H	RBI	BB	SO	LOB	TOP					
Lonnie Smith, R OBP: 0.392, SLG: 0.485 (1, 8)	F9		F9		F9			F8		4	0	0	0	0	0	0	St. Louis Cardinals @ Los Angeles Dodgers Dodger Stadium, Los Angeles, CA Sun May 23 1982, 3:33 AM PDT Att: 49,674 - Unknown - 75 F					
Ozzie Smith, S OBP: 0.353, SLG: 0.411 (1, 6)	3-1		BB		4-3			2B		3	0	1	0	1	0	0						
Keith Hernandez, L OBP: 0.406, SLG: 0.373 (1, 3)	1B		F8					L7		4	0	2	0	0	0	2						
George Hendrick, R OBP: 0.326, SLG: 0.485 (1, 9)	K				BB			F9-3		4	0	1	0	0	1	2						
Dane Iorg, L OBP: 0.376, SLG: 0.333 (1, 7)		4-3			K			L3		3	0	0	0	0	1	1						
Ken Oberkfell, L OBP: 0.380, SLG: 0.340 (1, 5)	1-3				BB			G4-6-3		3	0	1	0	1	0	0						
Mike Ramsey, S OBP: 0.327, SLG: 0.385 (1, 4)	E6				K			G4-6-3		3	0	0	0	0	1	3						
Glenn Brummer, R OBP: 0.286, SLG: 0.429 (1, 2)	K				F8			K		3	0	0	0	0	2	3						
Bob Forsch, R OBP: 0.286, SLG: 0.357 (1, 1)			5-3					K		2	0	0	0	0	1	0						
John Martin, S OBP: 0.167, SLG: 0.091 (6, 1)										0	0	0	0	0	0	0						
Willie McGee, S OBP: 0.357, SLG: 0.385 (6, 8)										1	0	0	0	0	1	0						
Steve Braun, L OBP: 0.361, SLG: 0.290 (9, PH)										1	0	0	0	0	0	0						
Inning Stats	R: 0 E: 0 K: 1 S: 6	H: 1 LOB: 1 BB: 0 P: 6	R: 0 E: 1 K: 1 S: 6	H: 0 LOB: 1 BB: 0 P: 6	R: 0 E: 0 K: 2 S: 3	H: 0 LOB: 1 BB: 1 P: 7	R: 0 E: 0 K: 2 S: 8	H: 1 LOB: 2 BB: 1 P: 12	R: 0 E: 0 K: 1 S: 5	H: 0 LOB: 0 BB: 0 P: 5	R: 0 E: 0 K: 0 S: 3	H: 1 LOB: 0 BB: 0 P: 3	R: 0 E: 0 K: 1 S: 5	H: 1 LOB: 1 BB: 0 P: 5	R: 0 E: 0 K: 0 S: 6	H: 0 LOB: 0 BB: 0 P: 3	R: 0 E: 0 K: 0 S: 3	H: 0 LOB: 0 BB: 0 P: 3	1B: 4 2B: 2 3B: 0 HR: 0	SF: 0 SAC: 0 DP: 2 HBP: 0	WP: 0 PB: 0 SB: 1 CS: 0	PA: 33
PITCHER Bob Welch, R ERA: 2.84 (1, 1)	IP: 9.0 WLS: W BF: 33 H: 5 R: 0 ER: 0 SO: 7 BB: 2 IBB: 0 HBP: 0 BLK: 0 WP: 0 HR: 0 S: 45 P: 53 ERA: 0.00 WHIP: 0.778															PITCHER						

Batter	1	2	3	4	5	6	7	8	9	AB	R	H	RBI	BB	SO	LOB	BOTTOM			
Steve Sax, R OBP: 0.367, SLG: 0.350 (1, 4)	6-3	G6-3				P4		L7		5	0	1	1	0	0	2	St. Louis Cardinals @ Los Angeles Dodgers Dodger Stadium, Los Angeles, CA Sun May 23 1982, 3:33 AM PDT Att: 49,674 - Unknown - 75 F			
Ken Landreaux, L OBP: 0.356, SLG: 0.364 (1, 8)	1B		4-3		1B	P4				4	1	2	0	0	0	2				
Jorge Orta, L OBP: 0.300, SLG: 0.346 (1, 9)										3	1	3	0	0	0	0				
Bill Russell, R OBP: 0.379, SLG: 0.359 (7, PH)	1-3	3B						FC5-4		0	0	0	0	1	0	0				
Pedro Guerrero, R OBP: 0.392, SLG: 0.595 (8, 9)	1-3	SF7			P4	F3		F8		4	1	1	2	0	0	4				
Rick Monday, L OBP: 0.444, SLG: 0.508 (1, 7)	SF7									2	1	1	1	0	1	1				
Ron Cey, R OBP: 0.321, SLG: 0.378 (7, PH)	3-3					2B		L6		1	0	0	0	0	0	1				
Steve Garvey, R OBP: 0.251, SLG: 0.331 (1, 3)					6-3			FC5-4		4	1	2	0	0	0	1				
Mike Scioscia, L OBP: 0.360, SLG: 0.308 (1, 2)	F9				F8			F8		4	0	0	0	0	0	2				
Derrel Thomas, S OBP: 0.406, SLG: 0.393 (8, 7)			L7		F7					3	0	1	0	1	0	0				
Bob Welch, R OBP: 0.107, SLG: 0.111 (1, 1)					6-3			B3		4	0	1	0	0	0	3				
Inning Stats	R: 3 E: 0 K: 0 S: 7	H: 4 LOB: 1 BB: 0 P: 7	R: 0 E: 0 K: 0 S: 3	H: 1 LOB: 0 BB: 0 P: 3	R: 0 E: 0 K: 1 S: 6	H: 1 LOB: 1 BB: 0 P: 6	R: 0 E: 0 K: 0 S: 3	H: 0 LOB: 0 BB: 0 P: 3	R: 0 E: 0 K: 0 S: 5	H: 2 LOB: 2 BB: 0 P: 5	R: 2 E: 1 K: 0 S: 6	H: 3 LOB: 2 BB: 1 P: 10	R: 0 E: 0 K: 0 S: 3	H: 0 LOB: 1 BB: 1 P: 7	R: 0 E: 0 K: 0 S: 4	H: 1 LOB: 1 BB: 0 P: 4	1B: 9 2B: 2 3B: 1 HR: 0	SF: 1 SAC: 0 DP: 1 HBP: 0	WP: 0 PB: 0 SB: 0 CS: 0	PA: 37
PITCHER Bob Forsch, R ERA: 4.24 (6, 1)	IP: 5.0 WLS: L BF: 24 H: 10 R: 5 ER: 5 SO: 1 BB: 0 IBB: 0 HBP: 0 BLK: 0 WP: 0 HR: 0 S: 26 P: 26 ERA: 9.00 WHIP: 2.000															PITCHER				

AB	31
R	0
H	5
RBI	0
BB	2
SO	7
LOB	11

AB	34
R	5
H	12
RBI	4
BB	2
SO	1
LOB	16




Batter	1	2	3	4	5	6	7	8	9	AB	R	H	RBI	BB	SO	LOB	TOP					
Omar Moreno, L OBP: 0.300, SLG: 0.316 (1, 8)			L1-6 		4-3 			L7 		5	1	1	0	0	1	2	Pittsburgh Pirates @ Los Angeles Dodgers Dodger Stadium, Los Angeles, CA Mon May 24 1982, 7:05 PM PDT Att: 43,274 - Unknown					
Lee Lacy, R OBP: 0.367, SLG: 0.348 (1, 9)	F9 		K 					K 		4	2	1	2	1	2	1						
Bill Madlock, R OBP: 0.354, SLG: 0.392 Jim Smith, R OBP: 0.474, SLG: 0.529 (1, 5) (7, 6)				F8 				K 		3	2	2	2	1	0	0						
Jason Thompson, L OBP: 0.460, SLG: 0.664 (1, 3)	F7 					G3 				3	2	1	1	2	0	2						
Mike Easter, L OBP: 0.353, SLG: 0.356 Bill Robinson, R OBP: 0.308, SLG: 0.474 (7, PH) (7, 7)		6-3 		K 		SF7 				2	0	0	1	0	1	1						
Johnny Ray, S OBP: 0.353, SLG: 0.409 (1, 4)	F7 					F7 				4	0	2	0	1	0	0						
Tony Peña, R OBP: 0.294, SLG: 0.415 (1, 2)	F8 			FC6-4 						5	0	1	2	0	0	4						
Dale Berra, R OBP: 0.272, SLG: 0.324 (7, 5)			E5 		F7 		K 	F7 		5	0	0	0	0	1	4						
Don Robinson, R OBP: 0.273, SLG: 0.318 (1, 1)					L5 			L1 		4	1	2	0	0	0	0						
Inning Stats	R: 0 E: 0 K: 1 S: 5	H: 0 LOB: 1 BB: 1 P: 9	R: 0 E: 0 K: 0 S: 3	H: 0 LOB: 0 BB: 0 P: 3	R: 0 E: 1 K: 1 S: 6	H: 1 LOB: 1 BB: 0 P: 6	R: 0 E: 0 K: 1 S: 6	H: 1 LOB: 2 BB: 1 P: 10	R: 0 E: 0 K: 0 S: 3	H: 0 LOB: 0 BB: 0 P: 3	R: 2 E: 0 K: 0 S: 4	H: 1 LOB: 0 BB: 1 P: 8	R: 6 E: 0 K: 1 S: 11	H: 6 LOB: 2 BB: 2 P: 19	R: 0 E: 0 K: 1 S: 5	H: 0 LOB: 0 BB: 0 P: 5		R: 1 E: 0 K: 1 S: 8	H: 3 LOB: 2 BB: 0 P: 8	1B: 10 2B: 2 3B: 0 HR: 1	SF: 1 SAC: 0 DP: 1 HBP: 0	WP: 0 PB: 1 SB: 2 CS: 0
PITCHER	IP WLS BF H R ER SO BB IBB HBP BLK WP HR S P ERA WHIP																					
Dave Stewart, R ERA: 5.52 (1, 1)	6.0	24	3	2	1	3	3	0	0	0	0	0	0	0	27	39	1.50	1.000				
Tom Niedenfuer, R ERA: 4.53 (7, 1)	0.2	L	7	4	5	5	1	0	0	0	0	0	0	0	8	12	67.50	7.500				
Terry Forster, L ERA: 5.03 (7, 1)	0.0		2	1	0	0	0	1	0	0	0	0	0	0	1	5	∞	∞				
Alejandro Pena, R ERA: 4.21 (7, 1)	1.1		5	1	1	1	0	0	0	0	0	0	0	7	7	6.75	0.750					
Ted Power, R ERA: 6.09 (9, 1)	1.0		6	3	1	1	0	0	0	0	0	0	0	1	8	9.00	3.000					
Batter	1	2	3	4	5	6	7	8	9	AB	R	H	RBI	BB	SO	LOB	BOTTOM					
Steve Sax, R OBP: 0.368, SLG: 0.348 (1, 4)		K 					K 	5-3 		4	1	1	0	1	2	4	Pittsburgh Pirates @ Los Angeles Dodgers Dodger Stadium, Los Angeles, CA Mon May 24 1982, 7:05 PM PDT Att: 43,274 - Unknown					
Ken Landreaux, L OBP: 0.344, SLG: 0.351 (1, 8)	K 		P6 		4-3 		4-3 	P6 		5	0	0	0	0	1	2						
Dusty Baker Jr., R OBP: 0.361, SLG: 0.483 (1, 7)	K 				SF7 			F8 		4	0	2	1	0	1	1						
Pedro Guerrero, R OBP: 0.381, SLG: 0.576 (1, 5)	L7 		F4 		F7 		F9 	F9 		5	0	0	0	0	0	3						
Jorge Orta, L OBP: 0.294, SLG: 0.367 (1, 9)		P4 	G3 				E 	F8 		4	0	1	0	0	0	1						
Steve Garvey, R OBP: 0.257, SLG: 0.335 (1, 3)		2B 			5-3 		L6 	F8 		4	1	2	0	0	0	1						
Mike Scioscia, L OBP: 0.364, SLG: 0.318 (1, 2)		1B 			5-3 		4-3 	1B 		3	1	1	0	1	0	2						
Bill Russell, R OBP: 0.389, SLG: 0.367 (1, 6)		SH3-4 			F8 			2B 		3	0	2	1	1	0	1						
Dave Stewart, R OBP: 0.338, SLG: 0.333 Rick Monday, L OBP: 0.439, SLG: 0.500 Tom Niedenfuer, R ERA: 4.53 Terry Forster, L ERA: 5.03 Alejandro Pena, R ERA: 4.21 Jay Johnstone, L OBP: 0.316, SLG: 0.154 Ted Power, R ERA: 6.09 (1, 1) (6, PH) (7, 1) (7, 1) (7, 1) (8, PH) (9, 1)		SH3-4 			4-3 		K 			1	0	0	0	0	0	1						
Inning Stats	R: 0 E: 0 K: 2 S: 8	H: 1 LOB: 1 BB: 0 P: 8	R: 1 E: 0 K: 1 S: 8	H: 3 LOB: 2 BB: 0 P: 8	R: 0 E: 0 K: 0 S: 4	H: 1 LOB: 1 BB: 0 P: 4	R: 0 E: 0 K: 0 S: 4	H: 1 LOB: 1 BB: 0 P: 4	R: 1 E: 0 K: 0 S: 3	H: 0 LOB: 0 BB: 1 P: 7	R: 0 E: 1 K: 1 S: 6	H: 1 LOB: 2 BB: 1 P: 10	R: 0 E: 0 K: 1 S: 6	H: 1 LOB: 1 BB: 0 P: 6	R: 1 E: 0 K: 0 S: 5	H: 2 LOB: 2 BB: 1 P: 9		R: 0 E: 0 K: 0 S: 3	H: 0 LOB: 0 BB: 0 P: 3	1B: 6 2B: 4 3B: 0 HR: 0	SF: 1 SAC: 1 DP: 0 HBP: 0	WP: 0 PB: 0 SB: 2 CS: 0
PITCHER	IP WLS BF H R ER SO BB IBB HBP BLK WP HR S P ERA WHIP																					
Don Robinson, R ERA: 3.9 (1, 1)	9.0	W	40	10	3	3	5	2	1	0	0	0	0	0	47	59	3.00	1.333				

Batter	1	2	3	4	5	6	7	8	9	AB	R	H	RBI	BB	SO	LOB	TOP					
Omar Moreno, L (1, 8) OBP: 0.293, SLG: 0.309	L9			F9		K		F8		4	0	0	0	0	1	1						
Johnny Ray, S (1, 4) OBP: 0.351, SLG: 0.405	5-3			HR		5-3			6-3	4	1	1	0	0	0	0						
Bill Madlock, R (1, 5) OBP: 0.351, SLG: 0.408	6-3			HR					K	4	1	1	2	0	1	0						
Jason Thompson, L (1, 3)		4-3		1-4-3				F8		4	0	1	0	0	0	0						
Bill Robinson, R (1, 9) OBP: 0.286, SLG: 0.439	K			K						3	0	0	0	0	2	1						
Tony Peña, R (1, 2) OBP: 0.288, SLG: 0.406	5-3									3	0	0	0	0	0	1						
Mike Easter, L (1, 7) OBP: 0.359, SLG: 0.372				FC6-4		K				3	0	2	0	0	1	0						
Dale Berra, R (1, 6) OBP: 0.266, SLG: 0.316				FC6-4		K		5-3		3	0	0	0	0	1	2						
Rick Rhoden, R (1, 1) OBP: 0.304, SLG: 0.714				G5-4-3						2	0	0	0	0	0	1						
Kent Tekulve, R (7, 1)				G5-4-3						0	0	0	0	0	0	0						
Reggie Walton, R (8, PH)										1	0	0	0	0	1	1						
Rod Scurry, L (8, 1) OBP: 0.333, SLG: 0.333										0	0	0	0	0	0	0						
Inning Stats	R: 0 E: 0 K: 0 S: 3	H: 0 LOB: 0 BB: 0 P: 3	R: 0 E: 0 K: 1 S: 5	H: 0 LOB: 0 BB: 0 P: 5	R: 0 E: 0 K: 0 S: 3	H: 1 LOB: 0 BB: 0 P: 3	R: 2 E: 0 K: 1 S: 7	H: 2 LOB: 0 BB: 0 P: 7	R: 0 E: 0 K: 2 S: 7	H: 0 LOB: 0 BB: 0 P: 7	R: 0 E: 0 K: 1 S: 5	H: 0 LOB: 0 BB: 0 P: 5	R: 0 E: 0 K: 0 S: 4	H: 1 LOB: 1 BB: 0 P: 4	R: 0 E: 0 K: 1 S: 6	H: 1 LOB: 1 BB: 0 P: 6	R: 0 E: 0 K: 1 S: 5	H: 0 LOB: 0 BB: 0 P: 5	1B: 2 2B: 2 3B: 0 HR: 1	SF: 0 SAC: 0 DP: 1 HBP: 0	WP: 0 PB: 0 SB: 0 CS: 0	PA: 31
PITCHER Fernando Valenzuela, L (1, 1) ERA: 2.81	IP	WLS	BF	H	R	ER	SO	BB	IBB	HBP	BLK	WP	HR	S	P	ERA	WHIP					
	9.0	W	31	5	2	2	7	0	0	0	0	0	1	45	45	2.00	0.556					

Pittsburgh Pirates @ Los Angeles Dodgers
 Dodger Stadium, Los Angeles, CA
 Tue May 25 1982, 7:05 PM PDT
 Att: 46,486 - Unknown

livebaseballscorecards.com

AB 31
R 2
H 5
RBI 2
BB 0
SO 7
LOB 7




Batter	1	2	3	4	5	6	7	8	9	AB	R	H	RBI	BB	SO	LOB	BOTTOM				
Steve Sax, R (1, 4) OBP: 0.374, SLG: 0.355	1-3 BLK			K				K		5	2	3	1	0	2	0					
Jorge Orta, L (1, 9) OBP: 0.288, SLG: 0.333	1-3									3	1	0	0	1	0	3					
Derrel Thomas, S (8, 8) OBP: 0.406, SLG: 0.393	1-3			L5						0	0	0	0	0	0	0					
Dusty Baker Jr., R (1, 7) OBP: 0.358, SLG: 0.477	4-3									4	0	1	2	0	1	0					
Pedro Guerrero, R (1, 8) OBP: 0.389, SLG: 0.593										4	1	3	1	0	1	0					
Steve Garvey, R (1, 3) OBP: 0.257, SLG: 0.339	K									4	0	1	1	0	2	3					
Ron Cey, R (1, 5) OBP: 0.325, SLG: 0.382										4	1	2	0	0	1	1					
Mike Scioscia, L (1, 2) OBP: 0.361, SLG: 0.309										3	0	0	0	1	1	4					
Bill Russell, R (1, 6) OBP: 0.385, SLG: 0.358										3	0	0	0	1	0	2					
Fernando Valenzuela, L (1, 1) OBP: 0.133, SLG: 0.107										4	0	0	0	0	1	2					
Inning Stats	R: 1 E: 0 K: 1 S: 7	H: 2 LOB: 1 BB: 0 P: 7	R: 0 E: 0 K: 2 S: 7	H: 0 LOB: 0 BB: 0 P: 7	R: 0 E: 0 K: 1 S: 5	H: 0 LOB: 0 BB: 0 P: 5	R: 0 E: 0 K: 3 S: 9	H: 0 LOB: 0 BB: 0 P: 9	R: 0 E: 0 K: 0 S: 5	H: 2 LOB: 2 BB: 1 P: 9	R: 1 E: 0 K: 0 S: 5	H: 2 LOB: 2 BB: 1 P: 9	R: 2 E: 0 K: 0 S: 7	H: 4 LOB: 3 BB: 1 P: 11	R: 0 E: 0 K: 2 S: 7	H: 0 LOB: 0 BB: 0 P: 7	1B: 8 2B: 1 3B: 1 HR: 0	SF: 0 SAC: 0 DP: 0 HBP: 0	WP: 0 PB: 0 SB: 1 CS: 0	PA: 37	
PITCHER Rick Rhoden, R (1, 1) ERA: 6.98	IP	WLS	BF	H	R	ER	SO	BB	IBB	HBP	BLK	WP	HR	S	P	ERA	WHIP				
	6.1	L	31	9	5	5	7	2	1	0	1	0	0	42	54	7.11	1.737				
Kent Tekulve, R (7, 1) ERA: 1.31	0.2		3	1	0	0	0	0	0	0	0	0	0	3	3	0.00	1.500				
Rod Scurry, L (8, 1) ERA: 3.18	1.0		3	0	0	0	2	0	0	0	0	0	0	7	7	0.00	0.000				

Pittsburgh Pirates @ Los Angeles Dodgers
 Dodger Stadium, Los Angeles, CA
 Tue May 25 1982, 7:05 PM PDT
 Att: 46,486 - Unknown

livebaseballscorecards.com

AB 34
R 5
H 10
RBI 5
BB 3
SO 9
LOB 15



Batter	1	2	3	4	5	6	7	8	9	AB	R	H	RBI	BB	SO	LOB	TOP			
Omar Moreno, L OBP: 0.296, SLG: 0.307 (1, 8)	K		FC4-6 1B			K		FC6-4		4	1	1	0	1	2	2	Pittsburgh Pirates @ Los Angeles Dodgers Dodger Stadium, Los Angeles, CA Wed May 26 1982, 7:05 PM PDT Att: 41,594 - Unknown livebaseballscorecards.com			
Johnny Ray, S OBP: 0.341, SLG: 0.393 (1, 4)	6-3		3-1			L9		F8		5	0	0	0	0	0	5				
Bill Madlock, R OBP: 0.347, SLG: 0.397 (1, 5)	E8		FC4-6 BB			6-3		L7		4	0	0	0	1	0	0				
Jason Thompson, L OBP: 0.453, SLG: 0.650 (1, 3)	6-3		FC4-6 1-2			F7		2B 1B		5	0	2	1	0	0	2				
Bill Robinson, R OBP: 0.277, SLG: 0.413 (1, 9)		1-3	F8			1B 1B		L9		5	0	1	0	0	0	3				
Tony Peña, R OBP: 0.308, SLG: 0.426 (1, 2)		FC4-6 1B BB				1B 4-3 1B				3	1	3	0	1	0	0				
Reggie Walton, R OBP: 0.300, SLG: 0.222 Kent Tekulve, R (7, 1)			FC4-6 1B 1-2			4-3 1B		L9		4	0	2	0	0	0	4				
Dale Berra, R OBP: 0.260, SLG: 0.308 Willie Stargell, L OBP: 0.240, SLG: 0.182 Jim Smith, R OBP: 0.474, SLG: 0.529 (8, 6)		FC4-6 FC6-4 1-2 2-3				1-3		K		3	0	0	0	0	1	4				
Eddie Solomon, R OBP: 0.143, SLG: 0.143 Manny Sarmiento, R OBP: 0.429, SLG: 0.333 Mike Easter, L OBP: 0.364, SLG: 0.377 (7, 7)		FC6-4				4-3				2	0	0	1	0	0	3				
Inning Stats	R: 0 E: 1 K: 1 S: 6	H: 0 LOB: 1 BB: 0 P: 6	R: 0 E: 0 K: 0 S: 4	H: 1 LOB: 2 BB: 1 P: 8	R: 1 E: 0 K: 0 S: 4	H: 1 LOB: 1 BB: 1 P: 8	R: 1 E: 0 K: 0 S: 5	H: 2 LOB: 2 BB: 1 P: 9	R: 0 E: 0 K: 2 S: 8	H: 1 LOB: 1 BB: 0 P: 8	R: 0 E: 0 K: 0 S: 5	H: 2 LOB: 2 BB: 0 P: 5	R: 0 E: 0 K: 0 S: 4	H: 1 LOB: 1 BB: 0 P: 4	R: 0 E: 0 K: 0 S: 3	H: 1 LOB: 0 BB: 0 P: 3		1B: 10 2B: 1 3B: 0 HR: 0	SF: 0 SAC: 0 DP: 1 HBP: 0	WP: 0 PB: 1 SB: 2 CS: 0
PITCHER	IP WLS BF H R ER SO BB IBB HBP BLK WP HR S P ERA WHIP	IP WLS BF H R ER SO BB IBB HBP BLK WP HR S P ERA WHIP																		
Jerry Reuss, L ERA: 3.82 Steve Howe, L ERA: 2.74 (7, 1)	6.2 W 33 9 2 2 3 3 0 0 0 0 0 0 36 48 2.70 1.800	2.1 S 8 2 0 0 0 0 0 0 0 0 0 0 8 8 0.00 0.857																		

Batter	1	2	3	4	5	6	7	8	9	AB	R	H	RBI	BB	SO	LOB	BOTTOM	
Steve Sax, R OBP: 0.381, SLG: 0.376 (1, 4)	1B HR	5-3								4	1	3	0	0	0	0	Pittsburgh Pirates @ Los Angeles Dodgers Dodger Stadium, Los Angeles, CA Wed May 26 1982, 7:05 PM PDT Att: 41,594 - Unknown livebaseballscorecards.com	
Jorge Orta, L OBP: 0.310, SLG: 0.333 Derrel Thomas, S OBP: 0.406, SLG: 0.393 (8, 8)			4-3			4-3				3	1	1	0	1	0	1		
Dusty Baker Jr., R OBP: 0.373, SLG: 0.503 (1, 7)						2-3				0	0	0	0	0	0	0		
Dusty Baker Jr., R OBP: 0.373, SLG: 0.503 (1, 7)			F9 1B			G4-3 BB				2	1	2	3	2	0	0		
Pedro Guerrero, R OBP: 0.386, SLG: 0.584 (8, 9)	5-3					G4-3				4	0	1	0	0	0	5		
Steve Garvey, R OBP: 0.251, SLG: 0.331 (1, 3)	F8									4	0	0	0	0	0	2		
Ron Cey, R OBP: 0.318, SLG: 0.372 (1, 5)	E6									4	0	0	0	0	2	2		
Mike Scioscia, L OBP: 0.353, SLG: 0.301 Steve Howe, L (7, 1)	F8									3	0	0	0	0	0	1		
Bill Russell, R OBP: 0.383, SLG: 0.355 Mark Belanger, R OBP: 0.276, SLG: 0.294 (3, 6)		P4								1	0	0	0	0	0	0		
Jerry Reuss, L OBP: 0.227, SLG: 0.150 Steve Yeager, R OBP: 0.333, SLG: 0.432 (7, 2)		4-3								2	0	0	0	0	1	0		
Inning Stats	R: 3 E: 1 K: 0 S: 7	H: 3 LOB: 1 BB: 0 P: 7	R: 0 E: 0 K: 0 S: 3	H: 0 LOB: 0 BB: 0 P: 3	R: 0 E: 0 K: 0 S: 5	H: 2 LOB: 2 BB: 0 P: 5	R: 0 E: 0 K: 1 S: 5	H: 0 LOB: 0 BB: 0 P: 5	R: 0 E: 0 K: 1 S: 5	H: 0 LOB: 0 BB: 0 P: 5	R: 0 E: 0 K: 1 S: 6	H: 1 LOB: 3 BB: 2 P: 14	R: 0 E: 0 K: 1 S: 5	H: 0 LOB: 0 BB: 0 P: 5	1B: 4 2B: 2 3B: 0 HR: 1	SF: 0 SAC: 0 DP: 1 HBP: 0	WP: 0 PB: 0 SB: 0 CS: 0	PA: 34
PITCHER	IP WLS BF H R ER SO BB IBB HBP BLK WP HR S P ERA WHIP	IP WLS BF H R ER SO BB IBB HBP BLK WP HR S P ERA WHIP																
Eddie Solomon, R ERA: 6.23 Manny Sarmiento, R ERA: 1.29 Kent Tekulve, R ERA: 1.26 (7, 1)	4.1 L 21 6 3 3 1 2 2 0 0 0 0 0 11 19 0.00 1.286	1.1 4 0 0 0 1 0 0 0 0 0 0 0 6 6 0.00 0.000																



Batter	1	2	3	4	5	6	7	8	9	AB	R	H	RBI	BB	SO	LOB	TOP										
Steve Sax, R OBP: 0.377, SLG: 0.371 (1, 4)	6-3		B1-3		6-3			1B 1B	4-3	5	1	1	0	0	0	1											
Jorge Orta, L OBP: 0.370, SLG: 0.500 (1, 9)	1B		HR		2B			CS 1B 1-2		4	1	4	1	0	0	0											
Dusty Baker Jr., R OBP: 0.365, SLG: 0.491 (1, 7)	F9		K		5-3			F7		4	0	0	0	0	1	4											
Pedro Guerrero, R OBP: 0.383, SLG: 0.576 (1, 8)	K		K			L5		1-2 2H 1B		4	0	1	1	0	2	1											
Steve Garvey, R OBP: 0.251, SLG: 0.335 (1, 3)		2B		1-3		F7		K		4	0	1	0	0	1	2											
Ron Cey, R OBP: 0.316, SLG: 0.365 (1, 5)	F9		6-3		5-3			6-3 BB SF9 BB		3	1	0	0	1	0	1											
Steve Yeager, R OBP: 0.333, SLG: 0.426 Rick Monday, L OBP: 0.446, SLG: 0.500 (9, PH)	6-3		1B			P3		6-3 BB		3	0	1	0	0	0	1	AB 33										
Bill Russell, R OBP: 0.379, SLG: 0.346 (1, 6)	BB		F8			6-3		6-3		3	0	0	0	1	0	3	R 3										
Bob Welch, R OBP: 0.100, SLG: 0.103 Terry Forster, L (5, 1)	6-3				F9			SF9		2	0	0	0	0	0	2	H 8										
Ken Landreaux, L OBP: 0.342, SLG: 0.348 Vicente Romo, R (7, 1)	6-3					F7				0	0	0	0	0	0	0	RBI 3										
Ron Roenicke, S (9, PH)								3H		0	0	0	1	0	0	0	BB 3										
Inning Stats	R: 0 E: 0 K: 1 S: 6	H: 1 LOB: 1 BB: 0 P: 6	R: 0 E: 0 K: 0 S: 4	H: 1 LOB: 2 BB: 1 P: 8	R: 1 E: 0 K: 2 S: 8	H: 1 LOB: 0 BB: 0 P: 8	R: 0 E: 0 K: 0 S: 4	H: 1 LOB: 1 BB: 0 P: 4	R: 0 E: 0 K: 0 S: 3	H: 0 LOB: 0 BB: 0 P: 3	R: 0 E: 0 K: 0 S: 3	H: 0 LOB: 0 BB: 0 P: 3	R: 1 E: 0 K: 1 S: 7	H: 3 LOB: 2 BB: 0 P: 7	R: 1 E: 0 K: 0 S: 3	H: 0 LOB: 1 BB: 2 P: 11	1B: 5 2B: 3 3B: 0 HR: 1	SF: 1 SAC: 0 DP: 1 HBP: 0	WP: 0 PA: 37 PB: 0 SB: 0 CS: 1								
PITCHER	IP	WLS	BF	H	R	ER	SO	BB	IBB	HBP	BLK	WP	HR	S	P	ERA	WHIP										
Randy Martz, R ERA: 2.21 (1, 1)	7.1	W	30	7	2	2	3	1	0	0	0	0	1	35	39	2.46	1.091										
Lee Smith, R ERA: 3.19 (8, 1)	0.2		4	1	1	1	1	2	0	0	0	0	0	4	12	13.50	4.500										
Bill Campbell, R ERA: 3.33 (9, 1)	1.0	S	3	0	0	0	0	0	0	0	0	0	0	3	3	0.00	0.000										

Los Angeles Dodgers @ Chicago Cubs
Wrigley Field, Chicago, IL
Fri May 28 1982, 3:33 AM CDT
Att: 14,644 - Sunny - 62 F

AB 33
R 3
H 8
RBI 3
BB 3
SO 4
LOB 15



Batter	1	2	3	4	5	6	7	8	9	AB	R	H	RBI	BB	SO	LOB	BOTTOM										
Bump Wills, S OBP: 0.369, SLG: 0.392 (1, 4)	F7		K		23 2B		5-3			4	0	1	0	0	1	1											
23 Ryne Sandberg, R OBP: 0.251, SLG: 0.302 (1, 5)	F8				1-2 2-3		P4			4	0	1	2	0	0	0											
Bill Buckner, L OBP: 0.306, SLG: 0.353 (1, 3)	F8				1-3 2H 3H		F3			4	1	1	0	0	0	2											
Keith Moreland, R OBP: 0.374, SLG: 0.538 (1, 9)		K			HR		6-3			3	1	2	2	1	1	0											
Leon Durham, L OBP: 0.379, SLG: 0.447 (1, 8)	F7				1H HR		1B		WP 1B	4	0	0	0	0	0	4											
Steve Henderson, R OBP: 0.311, SLG: 0.294 Gary Woods, R OBP: 0.337, SLG: 0.408 (1, 7) (7, 7)	K				1-3		1-3		F8	3	0	0	0	0	2	0											
Larry Bowa, S OBP: 0.229, SLG: 0.236 (1, 6)					G3		K		3-1	1	0	0	0	0	0	1											
Jody Davis, R OBP: 0.253, SLG: 0.345 (1, 2)							K			3	0	1	0	0	0	1											
Randy Martz, L OBP: 0.333, SLG: 0.308 Lee Smith, R (8, 1)							1B 23 2B		F9	2	1	0	0	1	1	1	AB 31										
Bill Campbell, R (9, 1)							23 2B			0	0	0	0	0	0	0	R 4										
Inning Stats	R: 0 E: 0 K: 0 S: 3	H: 0 LOB: 0 BB: 0 P: 3	R: 0 E: 0 K: 2 S: 7	H: 0 LOB: 0 BB: 0 P: 7	R: 0 E: 0 K: 2 S: 8	H: 1 LOB: 1 BB: 0 P: 8	R: 2 E: 0 K: 0 S: 5	H: 2 LOB: 0 BB: 0 P: 5	R: 2 E: 0 K: 0 S: 6	H: 3 LOB: 3 BB: 2 P: 14	R: 0 E: 0 K: 2 S: 7	H: 0 LOB: 0 BB: 0 P: 7	R: 0 E: 0 K: 0 S: 3	H: 0 LOB: 0 BB: 0 P: 3	R: 0 E: 0 K: 0 S: 4	H: 1 LOB: 1 BB: 0 P: 4	1B: 4 2B: 2 3B: 0 HR: 1	SF: 0 SAC: 0 DP: 0 HBP: 0	WP: 1 PA: 33 PB: 0 SB: 0 CS: 0								
PITCHER	IP	WLS	BF	H	R	ER	SO	BB	IBB	HBP	BLK	WP	HR	S	P	ERA	WHIP										
Bob Welch, R ERA: 3.19 (1, 1)	4.1	L	20	6	4	4	4	1	0	0	0	0	1	27	31	8.31	1.615										
Terry Forster, L ERA: 4.64 (5, 1)	1.2		6	0	0	0	2	0	1	0	0	0	0	9	13	0.00	0.000										
Vicente Romo, R ERA: (7, 1)	2.0		7	1	0	0	0	0	0	0	0	1	0	7	7	0.00	0.500										

Los Angeles Dodgers @ Chicago Cubs
Wrigley Field, Chicago, IL
Fri May 28 1982, 3:33 AM CDT
Att: 14,644 - Sunny - 62 F

AB 31
R 4
H 7
RBI 4
BB 2
SO 6
LOB 10



Batter	1	2	3	4	5	6	7	8	9	10	11	12	13	AB	R	H	RBI	BB	SO	LOB	TOP			
Steve Sax, R OBP: 0.363, SLG: 0.359 (1, 4)	6-3		L7		5-3		5-3			4-3			L6	6	0	0	0	0	0	0				
Jorge Orta, L OBP: 0.360, SLG: 0.523 Derrel Thomas, S OBP: 0.362, SLG: 0.367 (1, 9) (8, 8) (9, 7) (13, 8)	1B		P5			5-3	1B	F5		4-3			F7	4	2	2	0	0	0	0				
Dusty Baker Jr., R OBP: 0.369, SLG: 0.494 Ken Landreaux, L OBP: 0.338, SLG: 0.343 Alejandro Pena, R (1, 7) (9, 8) (13, 1)	6-3		WP		5-3		5-3	E8 FC1				F8	F9	3	0	1	0	1	0	1				
Pedro Guerrero, R OBP: 0.363, SLG: 0.569 (1, 8) (8, 9)	6-3		5-3			1B	5-3	5-3		6-3				4	0	1	1	1	0	2				
Steve Garvey, R OBP: 0.370, SLG: 0.333 Tom Niedenfuer, R (8, 1) (8, 1) (11, 9) Mark Belanger, R OBP: 0.340, SLG: 0.290 Vicente Romo, R OBP: 0.344, SLG: 0.344 Ron Roenicke, S (1, 1) (13, 7)	6-3		F8				1B	FC1				1B		4	0	1	1	0	0	3				
Ron Cey, R OBP: 0.308, SLG: 0.354 (1, 5) (9, 5)	K		5-3		5-3		P3			4-3			F8	5	0	0	0	0	1	5				
Mike Scioscia, L OBP: 0.340, SLG: 0.288 (1, 2)		5-3		6-3			F9			K			F2	5	0	0	0	0	1	2				
Bill Russell, R OBP: 0.367, SLG: 0.333 (1, 6)		F9			6-3			K		6-3			F8	5	0	0	0	0	1	0				
Dave Stewart, R OBP: 0.222, SLG: 0.222 Steve Howe, L (1, 1) (7, 1)	1-3				5-3		4-3						K	3	0	0	0	0	0	0				
Rick Monday, L OBP: 0.435, SLG: 0.485 (8, 3)										K			K	2	0	0	0	0	0	0				
Inning Stats	R: 1 E: 0 K: 1 S: 7	H: 2 LOB: 2 BB: 1 P: 11	R: 0 E: 0 K: 0 S: 3	H: 0 LOB: 0 BB: 0 P: 3	R: 0 E: 0 K: 0 S: 3	H: 1 LOB: 1 BB: 0 P: 4	R: 0 E: 0 K: 0 S: 3	H: 0 LOB: 0 BB: 0 P: 3	R: 0 E: 0 K: 0 S: 5	H: 0 LOB: 2 BB: 1 P: 9	R: 0 E: 0 K: 1 S: 5	H: 0 LOB: 0 BB: 0 P: 5	R: 0 E: 0 K: 0 S: 4	H: 1 LOB: 1 BB: 0 P: 4	R: 0 E: 0 K: 1 S: 5	H: 0 LOB: 0 BB: 0 P: 5	R: 0 E: 0 K: 0 S: 3	H: 0 LOB: 0 BB: 0 P: 3	1B: 4 2B: 2 3B: 0 HR: 0	SF: 0 SAC: 0 DP: 0 HBP: 0	WP: 1 PB: 0 SB: 0 CS: 0	PA: 48		
PITCHER	IP	WLS	BF	H	R	ER	SO	BB	IBB	HBP	BLK	WP	HR	S	P	ERA	WHIP							
Dickie Noles, R ERA: 4.1 (1, 1)	7.0	28	7	5	2	2	2	2	0	0	0	1	0	30	38	2.57	1.000							
Bill Campbell, R ERA: 3.1 (8, 1)	2.0	7	0	0	0	1	0	0	0	0	0	0	0	9	9	0.00	0.000							
Willie Hernandez, L ERA: 2.3 (10, 1)	2.0	7	1	0	0	1	0	0	0	0	0	0	0	9	9	0.00	0.500							
Lee Smith, R ERA: 3.0 (12, 1)	2.0	W	6	0	0	0	1	0	0	0	0	0	0	8	8	0.00	0.000							
Batter	1	2	3	4	5	6	7	8	9	10	11	12	13	AB	R	H	RBI <td>BB</td> <td>SO</td> <td>LOB</td> <td>BOTTOM</td>	BB	SO	LOB	BOTTOM			
Bump Wills, S OBP: 0.332, SLG: 0.397 (1, 4) (8, 1) (8, 9) Scot Thompson, L (9, 1) Willie Hernandez, L (11, 9) Steve Henderson, R OBP: 0.371, SLG: 0.282 Lee Smith, R OBP: 0.250, SLG: 0.200 (12, 1) (13, 9)	F7		23 5-3		1B		SF8		BB	23 BB		5-3	FC6-2 23 1B	3	0	2	1	0	0	0				
23 Ryne Sandberg, R OBP: 0.253, SLG: 0.296 (1, 5)	F9		5-3		L4		FC6-4		BB	BB		5-3	1B	6	0	1	1	1	0	5				
Bill Buckner, L OBP: 0.302, SLG: 0.353 (1, 3)	3-1		F7		6-3		FC1-6 FC5-2		F8			F8		6	0	1	0	0	0	3				
Keith Moreland, R OBP: 0.376, SLG: 0.529 (1, 9)		F9		4-3		F9		FC1-6 IBB		BB		BB		3	0	0	0	3	0	0				
Leon Durham, L OBP: 0.371, SLG: 0.442 (1, 8)		1B		F9		F7		FC1-6 FC5-2		P5		K		6	1	1	0	0	1	6				
Bob Molinaro, L OBP: 0.367, SLG: 0.240 Junior Kennedy, R OBP: 0.250, SLG: 0.290 (1, 7) (8, 4)		1B		4-3			SH5-4 SF8		FC5-2		K		1-3	3	1	2	1	0	0	0				
Larry Bowa, S OBP: 0.233, SLG: 0.230 (1, 6)	F8				K		SH5-4		FC5-2		6-3		1B	4	0	0	0	2	1	4				
Jody Davis, R OBP: 0.253, SLG: 0.341 (1, 2)	1-3						SH5-4		F8		K		SH3-4	4	0	1	0	0	1	4				
Dickie Noles, R OBP: 0.120, SLG: 0.167 Dan Briggs, L OBP: 0.114, SLG: 0.114 Gary Woods, R OBP: 0.343, SLG: 0.406 (1, 1) (7, PH) (7, PH) (8, 7)	K				K		SH5-4		F8		P4		FC6-2 23 1B	2	0	0	0	0	2	1				
Inning Stats	R: 0 E: 0 K: 0 S: 3	H: 0 LOB: 0 BB: 0 P: 3	R: 1 E: 0 K: 0 S: 5	H: 2 LOB: 1 BB: 1 P: 5	R: 0 E: 0 K: 1 S: 6	H: 1 LOB: 1 BB: 0 P: 6	R: 0 E: 0 K: 0 S: 3	H: 0 LOB: 0 BB: 0 P: 3	R: 0 E: 0 K: 2 S: 9	H: 2 LOB: 2 BB: 0 P: 9	R: 0 E: 0 K: 0 S: 3	H: 0 LOB: 3 BB: 2 P: 15	R: 0 E: 0 K: 2 S: 7	H: 0 LOB: 0 BB: 0 P: 7	R: 0 E: 0 K: 0 S: 5	H: 0 LOB: 0 BB: 0 P: 3	R: 0 E: 0 K: 1 S: 5	H: 0 LOB: 1 BB: 1 P: 9	R: 1 E: 0 K: 0 S: 4	H: 2 LOB: 2 BB: 1 P: 8	1B: 7 2B: 2 3B: 0 HR: 0	SF: 1 SAC: 2 DP: 0 HBP: 0	WP: 0 PB: 0 SB: 0 CS: 0	PA: 56
PITCHER	IP	WLS	BF	H	R	ER	SO	BB	IBB	HBP	BLK	WP	HR	S	P	ERA	WHIP							
Dave Stewart, R ERA: 5.06 (1, 1)	6.1	26	6	2	2	3	1	0	2	0	0	0	0	4	12	0.00	1.000							
Steve Howe, L ERA: 2.83 (7, 1)	1.0	6	1	0	0	0	0	2	0	0	0	0	0	4	20	0.00	3.000							
Tom Niedenfuer, R ERA: 4.16 (8, 1)	1.1	8	0	0	0	0	4	0	0	0	0	0	0	4	20	0.00	3.000							
Terry Forster, L ERA: 4.37 (8, 1)	1.1	4	0	0	0	2	0	0	0	0	0	0	0	8	8	0.00	0.000							
Vicente Romo, R ERA: (11, 1)	2.0	7	0	0	0	1	1	0	0	0	0	0	0	8	12	0.00	0.500							
PITCHER	IP	WLS	BF	H	R	ER	SO	BB	IBB	HBP	BLK	WP	HR	S	P	ERA	WHIP							
Alejandro Pena, R ERA: 4.44 (13, 1)	0.2	L	5	2	1	1	0	1	0	0	0	0	0	4	8	13.50	4.500							

Los Angeles Dodgers @ Chicago Cubs
Wrigley Field, Chicago, IL
Sat May 29 1982, 3:33 AM CDT
Att. 25,671 - Overcast - 67 F

AB 46
R 2
H 6
RBI 2
BB 2
SO 5
LOB 13



Los Angeles Dodgers @ Chicago Cubs
Wrigley Field, Chicago, IL
Sat May 29 1982, 3:33 AM CDT
Att. 25,671 - Overcast - 67 F

AB 44
R 3
H 9
RBI 3
BB 9
SO 6
LOB 26



Batter	1	2	3	4	5	6	7	8	9	AB	R	H	RBI	BB	SO	LOB	TOP										
Steve Sax, R OBP: 0.367, SLG: 0.360 (1, 4)										5	2	2	0	0	0	1	Los Angeles Dodgers @ Chicago Cubs Wrigley Field, Chicago, IL Sun May 30 1982, 3:33 AM CDT Att: 34,306 - Sunny - 71 F										
Jorge Orta, L OBP: 0.370, SLG: 0.489 Mark Belanger, R OBP: 0.278, SLG: 0.294 (1, 9) (7, 6)										3	0	0	1	1	1	0											
Steve Garvey, R OBP: 0.260, SLG: 0.361 (1, 3)										5	2	3	2	0	0	0											
Pedro Guerrero, R OBP: 0.381, SLG: 0.579 (1, 8) (7, 9)										4	1	1	1	0	2	2											
Rick Monday, L OBP: 0.438, SLG: 0.478 Ron Roenicke, S (8, PR) (8, 7)										3	0	1	0	1	1	2											
Ron Cey, R OBP: 0.301, SLG: 0.345 (1, 5)										4	0	0	1	0	1	2											
Mike Scioscia, L OBP: 0.345, SLG: 0.303 (1, 2)										4	1	2	0	0	0	2											
Derrel Thomas, S OBP: 0.342, SLG: 0.324 (1, 6) (7, 8)										4	0	0	0	0	1	3											
Fernando Valenzuela, L OBP: 0.147, SLG: 0.125 (1, 1)										4	1	1	1	0	1	2											
Inning Stats	R: 1 E: 1 K: 0 S: 4	H: 1 LOB: 0 BB: 0 P: 4	R: 0 E: 0 K: 1 S: 7	H: 2 LOB: 2 BB: 0 P: 7	R: 0 E: 0 K: 2 S: 8	H: 1 LOB: 1 BB: 1 P: 12	R: 1 E: 0 K: 1 S: 7	H: 2 LOB: 0 BB: 0 P: 7	R: 1 E: 0 K: 0 S: 4	H: 1 LOB: 0 BB: 0 P: 4	R: 0 E: 0 K: 2 S: 3	H: 0 LOB: 0 BB: 0 P: 3	R: 0 E: 0 K: 1 S: 7	H: 0 LOB: 0 BB: 0 P: 7	R: 1 E: 0 K: 0 S: 4	H: 1 LOB: 2 BB: 1 P: 8		R: 3 E: 1 K: 1 S: 8	H: 2 LOB: 0 BB: 0 P: 8	1B: 6 2B: 2 3B: 0 HR: 2	SF: 0 SAC: 0 DP: 0 HBP: 0	WP: 0 PB: 0 SB: 0 CS: 0	PA: 40				
PITCHER	IP	WLS	BF	H	R	ER	SO	BB	IBB	HBP	BLK	WP	HR	S	P	ERA	WHIP										
Fergie Jenkins, R ERA: 2.94 (1, 1)	6.0	L	26	7	3	2	4	1	0	0	0	0	1	33	37	3.00	1.333										
Dick Tidrow, R ERA: 4.59 (7, 1)	2.0		8	1	1	1	2	0	1	0	0	0	0	11	15	4.50	0.500										
Dan Larson, R ERA: 6.42 (9, 1)	1.0		6	2	3	0	1	0	0	0	0	0	1	8	8	0.00	2.000										

Batter	1	2	3	4	5	6	7	8	9	AB	R	H	RBI	BB	SO	LOB	BOTTOM										
Bump Willis, S OBP: 0.364, SLG: 0.387 (1, 4)										4	0	0	0	0	1	1	Los Angeles Dodgers @ Chicago Cubs Wrigley Field, Chicago, IL Sun May 30 1982, 3:33 AM CDT Att: 34,306 - Sunny - 71 F										
23 Ryne Sandberg, R OBP: 0.258, SLG: 0.302 (1, 5)										4	0	2	0	0	2	2											
Bill Buckner, L OBP: 0.305, SLG: 0.356 (1, 3)										4	0	2	0	0	0	1											
Keith Moreland, R OBP: 0.371, SLG: 0.517 (1, 9)										4	0	0	0	0	1	4											
Leon Durham, L OBP: 0.369, SLG: 0.438 (1, 8)										4	0	1	0	0	0	0											
Steve Henderson, R OBP: 0.314, SLG: 0.306 (1, 7)										4	0	2	0	0	0	1											
Larry Bowa, S OBP: 0.228, SLG: 0.224 (1, 6)										4	0	0	0	0	1	3											
Jody Davis, R OBP: 0.255, SLG: 0.340 (1, 2)										3	0	1	0	0	1	1											
Fergie Jenkins, R OBP: 0.059, SLG: 0.059 Hector Cruz, R OBP: 0.231, SLG: 0.182 Dick Tidrow, R (6, PH) (7, 1) Gary Woods, R OBP: 0.339, SLG: 0.402 (8, PH) Dan Larson, R OBP: 0.273, SLG: 0.273 (9, 1)										1	0	0	0	0	1	1											
Inning Stats	R: 0 E: 0 K: 0 S: 4	H: 2 LOB: 1 BB: 0 P: 4	R: 0 E: 0 K: 0 S: 3	H: 1 LOB: 0 BB: 0 P: 3	R: 0 E: 1 K: 2 S: 8	H: 1 LOB: 1 BB: 0 P: 8	R: 0 E: 0 K: 0 S: 3	H: 0 LOB: 0 BB: 0 P: 3	R: 0 E: 0 K: 1 S: 5	H: 0 LOB: 0 BB: 0 P: 5	R: 0 E: 1 K: 3 S: 11	H: 1 LOB: 2 BB: 0 P: 11	R: 0 E: 0 K: 1 S: 6	H: 1 LOB: 1 BB: 0 P: 6	R: 0 E: 0 K: 2 S: 8	H: 1 LOB: 1 BB: 0 P: 8	R: 0 E: 1 K: 0 S: 4	H: 1 LOB: 1 BB: 0 P: 4	1B: 7 2B: 2 3B: 0 HR: 0	SF: 0 SAC: 0 DP: 2 HBP: 0	WP: 0 PB: 0 SB: 0 CS: 0	PA: 34					
PITCHER	IP	WLS	BF	H	R	ER	SO	BB	IBB	HBP	BLK	WP	HR	S	P	ERA	WHIP										
Fernando Valenzuela, L ERA: 2.51 (1, 1)	9.0	W	34	8	0	0	9	0	0	0	0	0	0	52	52	0.00	0.889										



Batter	1	2	3	4	5	6	7	8	9	AB	R	H	RBI	BB	SO	LOB	TOP			
Steve Sax, R OBP: 0.369, SLG: 0.363 (1, 4)										4	0	2	0	0	0	2	Los Angeles Dodgers @ Pittsburgh Pirates Three Rivers Stadium, Pittsburgh, PA Mon May 31 1982, 3:33 AM EDT Att: 7,826 - Unknown livebaseballscorecards.com			
Jorge Orta, L OBP: 0.356, SLG: 0.462 (1, 9)										5	0	1	0	0	1	2				
Dusty Baker Jr., R OBP: 0.363, SLG: 0.485 (1, 7)										5	0	1	0	0	0	3				
Pedro Guerrero, R OBP: 0.381, SLG: 0.579 (1, 8)										5	2	2	0	0	0	3				
Steve Garvey, R OBP: 0.265, SLG: 0.379 (1, 3)										4	2	2	1	0	1	3				
Ron Cey, R OBP: 0.300, SLG: 0.343 (1, 5)										4	0	1	1	0	2	2				
Mike Scioscia, L OBP: 0.342, SLG: 0.328 (1, 2)										3	1	1	2	0	1	1				
Derrel Thomas, S OBP: 0.341, SLG: 0.306 (8, PH)										2	0	0	0	1	0	0				
Rick Monday, L OBP: 0.444, SLG: 0.478 Mark Belanger, R OBP: 0.278, SLG: 0.294 (8, 6)										0	0	0	0	1	0	0				
Ted Power, R Ron Roenicke, S Steve Howe, L Ken Landreaux, L Tom Niedenfuer, R Terry Forster, L (1, 1) (7, PH) (7, 1) (8, PH) (8, 1) (8, 1)										2	0	0	0	0	2	2				
Inning Stats	R: 0 E: 0 K: 0 S: 4	H: 2 LOB: 1 BB: 0 P: 4	R: 2 E: 0 K: 2 S: 9	H: 2 LOB: 0 BB: 0 P: 9	R: 0 E: 0 K: 0 S: 3	H: 0 LOB: 0 BB: 0 P: 3	R: 1 E: 0 K: 1 S: 7	H: 2 LOB: 2 BB: 1 P: 11	R: 0 E: 0 K: 1 S: 7	H: 0 LOB: 0 BB: 0 P: 7	R: 0 E: 0 K: 2 S: 6	H: 1 LOB: 1 BB: 0 P: 6	R: 2 E: 0 K: 0 S: 6	H: 2 LOB: 2 BB: 1 P: 10	R: 0 E: 0 K: 0 S: 3	H: 0 LOB: 0 BB: 0 P: 3	1B: 8 2B: 1 3B: 0 HR: 2	SF: 2 SAC: 1 DP: 0 HBP: 0	WP: 1 PB: 0 SB: 1 CS: 1	PA: 40
PITCHER	IP WLS BF H R ER SO BB IBB HBP BLK WP HR S P ERA WHIP																			
Paul Moskau, R ERA: 4.97 (1, 1)	2.0	9	4	2	2	2	0	0	0	0	0	0	2	13	13	9.00	2.000			
Manny Sarmiento, R ERA: 1.29 (3, 1)	3.0	14	4	1	1	2	0	1	0	0	1	0	17	21	3.00	1.333				
Enrique Romo, R ERA: 4.82 (6, 1)	2.0	7	1	0	0	3	0	0	0	0	0	0	13	13	0.00	0.500				
Kent Tekulve, R ERA: 1.59 (8, 1)	2.0	L	10	2	2	0	1	0	0	0	0	0	9	13	9.00	1.500				

Batter	1	2	3	4	5	6	7	8	9	AB	R	H	RBI	BB	SO	LOB	BOTTOM			
Omar Moreno, L OBP: 0.311, SLG: 0.325 (1, 8)										2	1	0	0	1	0	0	Los Angeles Dodgers @ Pittsburgh Pirates Three Rivers Stadium, Pittsburgh, PA Mon May 31 1982, 3:33 AM EDT Att: 7,826 - Unknown livebaseballscorecards.com			
Enrique Romo, R OBP: 0.300, SLG: 1.000 (7, PH)										4	0	1	0	1	1	1				
Bill Robinson, R OBP: 0.305, SLG: 0.455 Ken Reitz, R (9, PH)										5	1	2	1	0	1	1				
Lee Lacy, R OBP: 0.354, SLG: 0.341 (1, 9)										4	2	3	2	0	0	2				
Bill Madlock, R OBP: 0.340, SLG: 0.414 (1, 5)										4	0	0	0	0	0	4				
Jason Thompson, L OBP: 0.450, SLG: 0.665 (1, 3)										4	2	3	2	0	0	2				
Mike Easter, L OBP: 0.357, SLG: 0.368 (1, 7)										4	0	0	0	0	0	4				
Johnny Ray, S OBP: 0.346, SLG: 0.436 (1, 4)										3	0	0	1	0	0	1				
Dale Berra, R OBP: 0.266, SLG: 0.294 (1, 6)										4	0	1	0	0	0	2				
Steve Nicosia, R OBP: 0.242, SLG: 0.226 Willie Montanez, L OBP: 0.333, SLG: 0.346 (8, PH) (9, 7)										3	0	0	0	0	0	1				
Paul Moskau, R Manny Sarmiento, R Reggie Watson, R Willie Stargel, L Tony Peña, R (1, 1) (3, 1) (5, PH) (8, 7) (8, PH) (9, 2)										0	0	0	0	0	0	0				
Inning Stats	R: 1 E: 0 K: 0 S: 3	H: 1 LOB: 2 BB: 2 P: 11	R: 0 E: 0 K: 0 S: 3	H: 0 LOB: 0 BB: 0 P: 3	R: 0 E: 0 K: 1 S: 5	H: 0 LOB: 0 BB: 0 P: 5	R: 2 E: 0 K: 0 S: 6	H: 3 LOB: 1 BB: 0 P: 6	R: 0 E: 0 K: 0 S: 4	H: 1 LOB: 1 BB: 0 P: 4	R: 0 E: 0 K: 2 S: 8	H: 1 LOB: 1 BB: 0 P: 8	R: 1 E: 2 K: 0 S: 6	H: 1 LOB: 3 BB: 1 P: 10	R: 0 E: 0 K: 1 S: 5	H: 0 LOB: 0 BB: 0 P: 5	1B: 4 2B: 3 3B: 0 HR: 1	SF: 1 SAC: 0 DP: 1 HBP: 0	WP: 1 PB: 0 SB: 2 CS: 0	PA: 39
PITCHER	IP WLS BF H R ER SO BB IBB HBP BLK WP HR S P ERA WHIP																			
Ted Power, R ERA: 5.76 (1, 1)	6.0	25	6	3	3	1	2	0	0	0	0	0	8	8	4.50	1.333				
Steve Howe, L ERA: 2.52 (7, 1)	1.0	W	4	1	0	0	0	0	0	0	0	0	8	8	0.00	1.000				
Tom Niedenfuer, R ERA: 4.61 (8, 1)	0.2	6	1	1	1	0	0	1	0	0	0	1	5	9	13.50	1.500				
Terry Forster, L ERA: 4.13 (8, 1)	1.1	S	4	0	0	0	1	0	0	0	0	0	6	6	0.00	0.000				

Batter	1	2	3	4	5	6	7	8	9	AB	R	H	RBI	BB	SO	LOB	TOP								
Steve Sax, R (1.4)	F8			F9		G6-4-3 1B				4	0	2	0	0	0	0									
Bill Russell, R (1.6)	4-3					G6-4-3 1-2			F3	4	0	1	0	0	0	2									
Dusty Baker Jr., R (1.7)	F9			F8			6-3		K	4	0	0	0	0	1	2									
Pedro Guerrero, R (1.8)		F3		F8			F9		F8	4	0	0	0	0	0	2									
Steve Garvey, R (1.3)		4-3			F8					3	0	0	0	0	1	0									
Ron Cey, R (1.5)									P6	3	1	1	1	0	1	0									
Ron Roenicke, S (1.9)										3	0	1	0	0	1	0									
Steve Yeager, R (1.2)									F9	3	0	0	0	0	1	1									
Jerry Reuss, L (1.1)										1	0	0	0	0	1	0									
Derrel Thomas, S (6, PH)										1	0	0	0	0	1	0									
Vicente Romo, R (6, PH)										0	0	0	0	0	0	0									
Jose Morales, R (8, PH)										1	0	0	0	0	0	1									
Steve Howe, L (8, 1)										0	0	0	0	0	0	0									
Inning Stats	R: 0 E: 0 K: 0 S: 3	H: 0 LOB: 0 BB: 0 P: 3	R: 0 E: 0 K: 1 S: 5	H: 0 LOB: 0 BB: 0 P: 5	R: 0 E: 0 K: 3 S: 9	H: 0 LOB: 0 BB: 0 P: 9	R: 0 E: 0 K: 0 S: 4	H: 1 LOB: 1 BB: 0 P: 4	R: 1 E: 0 K: 0 S: 4	H: 1 LOB: 0 BB: 0 P: 4	R: 0 E: 0 K: 1 S: 5	H: 1 LOB: 0 BB: 0 P: 5	R: 0 E: 0 K: 1 S: 5	H: 0 LOB: 0 BB: 0 P: 5	R: 0 E: 0 K: 0 S: 4	H: 1 LOB: 1 BB: 0 P: 4	R: 0 E: 0 K: 1 S: 6	H: 1 LOB: 1 BB: 0 P: 6	1B: 3 2B: 1 3B: 0 HR: 1	SF: 0 SAC: 0 DP: 1 HBP: 0	WP: 0 PB: 0 SB: 0 CS: 0	PA: 31			
PITCHER	IP	WLS	BF	H	R	ER	SO	BB	IBB	HBP	BLK	WP	HR	S	P	ERA	WHIP								
John Candelaria, L (1.1)	7.0	W	23	3	1	1	6	0	0	0	0	0	1	35	35	1.29	0.429								
Rod Scurry, L (8, 1)	1.1		6	2	0	0	0	0	0	0	0	0	0	6	6	0.00	1.500								
Kent Tekulve, R (9, 1)	0.2	S	2	0	0	0	1	0	0	0	0	0	0	4	4	0.00	0.000								

Los Angeles Dodgers @ Pittsburgh Pirates
 Three Rivers Stadium, Pittsburgh, PA
 Tue Jun 01 1982, 7:05 PM EDT
 Att: 5,189 - Unknown

AB	31
R	1
H	5
RBI	1
BB	0
SO	7
LOB	8



Batter	1	2	3	4	5	6	7	8	9	AB	R	H	RBI	BB	SO	LOB	BOTTOM								
Omar Moreno, L (1.8)	4-3	4-3			G3	K				4	0	0	0	0	1	2									
Lee Lacy, R (1.9)										3	1	2	0	0	1	0									
Bill Madlock, R (1.5)										3	1	1	2	1	0	1									
Jason Thompson, L (1.3)										4	0	0	0	0	1	3									
Bill Robinson, R (1.7)										3	0	1	0	1	0	1									
Johnny Ray, S (1.4)										4	1	1	0	0	0	4									
Dale Berra, R (1.6)										3	0	0	0	1	1	1									
Steve Nicosia, R (1.2)										3	0	2	0	1	0	2									
John Candelaria, L (1.1)										2	0	0	0	0	0	2									
Rod Scurry, L (8, 1)										1	0	0	0	0	1	2									
Kent Tekulve, R (9, 1)										0	0	0	0	0	0	0									
Inning Stats	R: 2 E: 0 K: 0 S: 5	H: 2 LOB: 0 BB: 0 P: 5	R: 1 E: 0 K: 0 S: 4	H: 1 LOB: 1 BB: 1 P: 8	R: 0 E: 0 K: 1 S: 5	H: 0 LOB: 0 BB: 0 P: 6	R: 0 E: 0 K: 0 S: 4	H: 1 LOB: 1 BB: 0 P: 4	R: 0 E: 0 K: 0 S: 4	H: 1 LOB: 3 BB: 2 P: 12	R: 0 E: 0 K: 1 S: 6	H: 1 LOB: 1 BB: 0 P: 6	R: 0 E: 0 K: 1 S: 5	H: 0 LOB: 0 BB: 0 P: 5	R: 0 E: 0 K: 2 S: 8	H: 1 LOB: 2 BB: 1 P: 12	1B: 5 2B: 1 3B: 0 HR: 1	SF: 0 SAC: 1 DP: 0 HBP: 1	WP: 1 PB: 0 SB: 2 CS: 0	PA: 36					
PITCHER	IP	WLS	BF	H	R	ER	SO	BB	IBB	HBP	BLK	WP	HR	S	P	ERA	WHIP								
Jerry Reuss, L (1.1)	5.0	L	24	5	3	3	1	0	0	0	0	0	0	11	11	0.00	0.500								
Vicente Romo, R (6, 1)	2.0		7	1	0	0	2	0	0	0	0	0	0	11	11	0.00	0.500								
Steve Howe, L (8, 1)	1.0		5	1	0	0	2	0	1	0	0	0	0	8	12	0.00	1.000								

Los Angeles Dodgers @ Pittsburgh Pirates
 Three Rivers Stadium, Pittsburgh, PA
 Tue Jun 01 1982, 7:05 PM EDT
 Att: 5,189 - Unknown

AB	30
R	3
H	7
RBI	2
BB	4
SO	5
LOB	18




Batter	1	2	3	4	5	6	7	8	9	AB	R	H	RBI	BB	SO	LOB	TOP									
Steve Sax, R OBP: 0.377, SLG: 0.368	1B HR BB	1-3		FC6-5 2H 1B		1B		3-1 1-2		4	1	2	1	1	0	1	Los Angeles Dodgers @ Pittsburgh Pirates Three Rivers Stadium, Pittsburgh, PA Wed Jun 02 1982, 7:05 PM EDT Att: 8,535 - Unknown									
Jorge Orta, L OBP: 0.348, SLG: 0.446			4-3	K		P3		G3		4	1	1	0	0	1	2										
Derrel Thomas, S OBP: 0.326, SLG: 0.289	1-3 HR 1B									1	0	0	0	0	0	1										
Steve Garvey, R OBP: 0.259, SLG: 0.374	K		1B 2B	FC6-5-4 1-2			2-3		6-3	5	1	1	0	0	1	3										
Rick Monday, L OBP: 0.447, SLG: 0.514			E 1B 1B BB	4-3			K		1B 2B	3	2	1	3	1	1	1										
Ron Roenicke, S OBP: 0.357, SLG: 0.455	1-H 3-H HR									1	0	1	0	0	0	0										
Ron Cey, R OBP: 0.318, SLG: 0.376			E8 1B 1B BB	4-3		G4-3 BB	E7 1B 2B		1B IBB	3	1	3	1	2	0	0										
Ken Landreaux, L OBP: 0.333, SLG: 0.340	F8		4-3	G4-3					K	4	0	1	1	0	0	4										
Steve Howe, L				1-2						0	0	0	0	0	0	0										
Jose Morales, R OBP: 0.364, SLG: 0.222										1	0	0	0	0	1	2										
Steve Yeager, R OBP: 0.314, SLG: 0.400										0	0	0	0	0	0	0										
Mike Scioscia, L OBP: 0.340, SLG: 0.328	F7									4	0	1	1	0	1	2										
Dusty Baker Jr., R OBP: 0.359, SLG: 0.477				FC6-4						1	0	1	0	0	0	0										
Vicente Romo, R										0	0	0	0	0	0	0										
Tom Niedenfuer, R				2-3 3-H 1B						0	0	0	0	0	0	0										
Bill Russell, R OBP: 0.353, SLG: 0.319			K	FC6-4 1-2			F8		2-3	5	0	0	0	0	1	5										
1-3																										
Bob Welch, R OBP: 0.125, SLG: 0.161							L6			2	1	1	0	0	1	0										
Terry Forster, L										1	0	0	0	0	0	0										
Pedro Guerrero, R OBP: 0.377, SLG: 0.569				PB 1B 2B					3-1 1B	1	0	1	0	0	0	0										
Inning Stats	R: 3 E: 0 K: 1 S: 8	H: 3 LOB: 1 BB: 1 P: 12	R: 0 E: 0 K: 2 S: 7	H: 0 LOB: 0 BB: 0 P: 7	R: 2 E: 1 K: 0 S: 6	H: 3 LOB: 2 BB: 1 P: 10	R: 1 E: 0 K: 1 S: 7	H: 2 LOB: 1 BB: 0 P: 7	R: 0 E: 0 K: 0 S: 2	H: 0 LOB: 0 BB: 1 P: 6	R: 0 E: 0 K: 0 S: 4	H: 1 LOB: 1 BB: 0 P: 4	R: 1 E: 1 K: 2 S: 9	H: 2 LOB: 1 BB: 0 P: 9	R: 0 E: 0 K: 0 S: 4	H: 1 LOB: 3 BB: 1 P: 4	R: 0 E: 0 K: 1 S: 7	H: 2 LOB: 3 BB: 1 P: 11	1B: 9 2B: 4 3B: 0 HR: 1	SF: 0 SAC: 0 DP: 1 HBP: 0	WP: 0 PB: 1 SB: 2 CS: 0	PA: 44				
PITCHER	IP	WLS	BF	H	R	ER	SO	BB	IBB	HBP	BLK	WP	HR	S	P	ERA	WHIP									
Eddie Solomon, R ERA: 6.75	2.1		14	5	5	5	3	2	0	0	0	0	0	1	18	26	19.29	3.000								
Randy Niemann, L ERA: 8.39	1.2		8	3	1	1	1	0	0	0	0	0	0	0	10	10	5.40	1.800								
Manny Sarmiento, R ERA: 1.2	2.0		7	1	0	0	0	1	0	0	0	0	0	6	10	0.00	1.000									
Enrique Romo, R ERA: 4.85	1.2		8	3	1	1	2	0	0	0	0	0	0	12	12	5.40	1.800									
Rod Scully, L ERA: 2.76	1.1	W	7	2	0	0	1	0	1	0	0	0	0	8	12	0.00	1.500									
Batter	1	2	3	4	5	6	7	8	9	AB	R	H	RBI	BB	SO	LOB	BOTTOM									
Omar Moreno, L OBP: 0.307, SLG: 0.330	2B 1B 1B		4-3 3B	K		F9		4-3 2-3		5	2	2	0	0	1	2	Los Angeles Dodgers @ Pittsburgh Pirates Three Rivers Stadium, Pittsburgh, PA Wed Jun 02 1982, 7:05 PM EDT Att: 8,535 - Unknown									
Lee Lacy, R OBP: 0.390, SLG: 0.374			4-3 2B BB			1B 4-3 1B		F9		3	2	2	0	2	0	0										
Johnny Ray, S OBP: 0.353, SLG: 0.436			4-3			4-3 1-3 1B		6-3		5	1	3	2	0	0	3										
Jason Thompson, L OBP: 0.435, SLG: 0.641	2H 3-H 1B		4-3			1-3 3-H 1B		FC4-6 1B		5	1	1	1	0	1	4										
Mike Easter, L OBP: 0.371, SLG: 0.390	F8		2H 2B			K		FC4-6 1B		1-2	1	1	1	0	1	4										
Dale Berra, R OBP: 0.285, SLG: 0.286						4-3		1B		3	1	2	2	2	0	1										
Willie Stargell, L OBP: 0.250, SLG: 0.167						1-3 3-H 1B		1B		1B BB BB																
Jim Smith, R OBP: 0.370, SLG: 0.391	F9					1-3		1B		4	0	1	1	0	0	4										
Ken Reitz, R								1-2 2-H 1B		1-2 2-H 1B																
Bill Robinson, R OBP: 0.313, SLG: 0.441			K					SH3 HBP		2	0	0	0	0	2	2										
Rod Scully, L OBP: 0.200, SLG: 0.200			K					P6		1	0	0	0	0	0	2										
Willie Montanez, L OBP: 0.357, SLG: 0.370										0	0	0	0	0	0	0										
Steve Nicosia, R OBP: 0.293, SLG: 0.289			F8			6-3		SH3		4	0	1	0	0	1	3										
Eddie Solomon, R OBP: 0.133, SLG: 0.133										1	0	0	0	0	1	0										
Randy Niemann, L										0	0	0	0	0	0	0										
Reggie Walton, R										1	0	0	0	0	0	0										
Manny Sarmiento, R										0	0	0	0	0	0	0										
Bill Madlock, R OBP: 0.162, SLG: 0.428										1	0	0	0	0	0	1										
Enrique Romo, R OBP: 0.209, SLG: 1.000										0	0	0	0	0	0	0										
Tony Peña, R OBP: 0.269, SLG: 0.407										1	0	1	2	0	0	0										
Inning Stats	R: 2 E: 0 K: 0 S: 6	H: 4 LOB: 1 BB: 0 P: 6	R: 0 E: 0 K: 2 S: 7	H: 0 LOB: 0 BB: 0 P: 7	R: 2 E: 0 K: 1 S: 7	H: 2 LOB: 2 BB: 2 P: 15	R: 0 E: 0 K: 1 S: 5	H: 0 LOB: 0 BB: 0 P: 5	R: 1 E: 0 K: 1 S: 7	H: 2 LOB: 1 BB: 0 P: 7	R: 0 E: 0 K: 0 S: 3	H: 0 LOB: 1 BB: 0 P: 4	R: 1 E: 0 K: 0 S: 6	H: 3 LOB: 2 BB: 0 P: 6	R: 0 E: 0 K: 0 S: 4	H: 1 LOB: 2 BB: 1 P: 8	R: 2 E: 0 K: 1 S: 6	H: 2 LOB: 2 BB: 2 P: 14	1B: 10 2B: 2 3B: 2 HR: 0	SF: 0 SAC: 2 DP: 0 HBP: 1	WP: 0 PB: 0 SB: 1 CS: 0	PA: 45				
PITCHER	IP	WLS	BF	H	R	ER	SO	BB	IBB	HBP	BLK	WP	HR	S	P	ERA	WHIP									
Bob Welch, R ERA: 3.84	4.0		21	8	5	5	4	2	0	0	0	0	0	12	13	3.38	0.750									
Terry Forster, L ERA: 4.05	2.2		11	2	1	1	1	0	0	1	0	0	0	6	10	0.00	2.250									
Steve Howe, L ERA: 2.3	1.1		7	2	0	0	0	1	0	0	0	0	0	6	10	0.00	2.250									
Vicente Romo, R ERA: 2.84	0.1	L	4	1	2	2	0	2	0	0	0	0	0	2	10	54.00	9.000									
Tom Niedenfuer, R ERA: 4.5	0.1		2	1	0	0	1	0	0	0	0	0	0	4	4	0.00	3.000									

Batter	1	2	3	4	5	6	7	8	9	AB	R	H	RBI	BB	SO	LOB	TOP			
Steve Sax, R OBP: 0.370, SLG: 0.361 (1, 4)	L3		6-3			F8		6-3		4	0	0	0	0	0	0				
Steve Garvey, R OBP: 0.264, SLG: 0.382 (1, 3)	5-3			2B					4-3	4	1	2	0	0	0	0				
Dusty Baker Jr., R OBP: 0.362, SLG: 0.480 (1, 7)				1B		F8			P4	3	1	1	1	1	0	1				
Pedro Guerrero, R OBP: 0.374, SLG: 0.563 (1, 8)	P4			1B		F9			P4	4	0	1	1	0	0	2				
Rick Monday, L OBP: 0.433, SLG: 0.493 (1, 9)		6-3				F7			4-3	3	0	0	0	0	0	1				
Ron Cey, R OBP: 0.313, SLG: 0.370 (1, 5)		F7				G5-4-3			5-3	3	0	0	0	0	0	1				
Mike Scioscia, L OBP: 0.333, SLG: 0.318 (1, 2)									L9	3	0	0	0	0	0	1				
Bill Russell, R OBP: 0.349, SLG: 0.315 (8, PH)										2	0	0	0	0	1	0				
Ron Roenicke, S OBP: 0.353, SLG: 0.417 (8, PH)			K						F2	1	0	0	0	0	0	0				
Mark Belanger, R OBP: 0.278, SLG: 0.294 (8, 6)										0	0	0	0	0	0	0				
Dave Stewart, R OBP: 0.182, SLG: 0.182 (6, 1)									K2-3	2	0	0	0	0	0	1				
Terry Forster, L (6, 1)			K							0	0	0	0	0	0	0				
Ken Landreaux, L OBP: 0.331, SLG: 0.338 (8, PH)										1	0	0	0	0	1	0				
Alejandro Pena, R (8, 1)										0	0	0	0	0	0	0				
Inning Stats	R: 0 E: 0 K: 0 S: 3	H: 0 LOB: 1 BB: 1 P: 7	R: 0 E: 0 K: 1 S: 5	H: 0 LOB: 0 BB: 0 P: 5	R: 0 E: 0 K: 2 S: 7	H: 0 LOB: 0 BB: 0 P: 7	R: 2 E: 0 K: 0 S: 5	H: 3 LOB: 0 BB: 0 P: 5	R: 0 E: 0 K: 0 S: 4	H: 1 LOB: 1 BB: 0 P: 4	R: 0 E: 0 K: 0 S: 3	H: 0 LOB: 0 BB: 0 P: 3	R: 0 E: 0 K: 1 S: 5	H: 0 LOB: 0 BB: 0 P: 5	R: 0 E: 0 K: 0 S: 3	H: 0 LOB: 0 BB: 0 P: 3	1B: 2 2B: 2 3B: 0 HR: 0	SF: 0 SAC: 0 DP: 1 HBP: 0	WP: 0 PB: 0 SB: 1 CS: 0	PA: 31
PITCHER Bob Forsch, R ERA: 3.83 (1, 1)	IP: 9.0 WLS: W BF: 31 H: 4 R: 2 ER: 2 SO: 4 BB: 1 IBB: 0 HBP: 0 BLK: 0 WP: 0 HR: 0 S: 38 P: 42 ERA: 2.00 WHIP: 0.556																			

Los Angeles Dodgers @ St. Louis Cardinals
 Busch Stadium, St. Louis, MO
 Fri Jun 04 1982, 7:05 PM CDT
 Att: 25,415 - Unknown


AB	30
R	2
H	4
RBI	2
BB	1
SO	4
LOB	5



Batter	1	2	3	4	5	6	7	8	9	AB	R	H	RBI	BB	SO	LOB	BOTTOM	
Ozzie Smith, S OBP: 0.343, SLG: 0.394 (1, 6)	5-3			6-3		SF8		F3		4	1	1	0	0	0	0		
Willie McGee, S OBP: 0.346, SLG: 0.420 (1, 8)	P5			P6		F7		F8		4	0	0	0	0	0	1		
Lonnie Smith, R OBP: 0.387, SLG: 0.473 (1, 7)	P3			CS		SF8		P4		3	0	1	1	0	0	0		
Keith Hernandez, L OBP: 0.388, SLG: 0.369 (1, 3)			F7	CS		HR		K		4	2	2	0	0	1	0		
George Hendrick, R OBP: 0.327, SLG: 0.490 (1, 9)			F2			HR				3	1	2	3	0	0	0		
Ken Oberkfell, L OBP: 0.325, SLG: 0.318 (1, 5)			F8			1-3		3-1		3	0	0	0	0	0	1		
Mike Ramsey, S OBP: 0.398, SLG: 0.429 (1, 4)				4-3				F8		3	0	1	0	0	0	0		
Glenn Brummer, R OBP: 0.294, SLG: 0.412 (1, 2)				6-3				F9		3	1	1	0	0	0	1		
Bob Forsch, R OBP: 0.242, SLG: 0.303 (1, 1)				4-3				FC5-4		2	0	0	1	0	0	1		
Inning Stats	R: 0 E: 0 K: 0 S: 3	H: 0 LOB: 0 BB: 0 P: 3	R: 0 E: 0 K: 0 S: 3	H: 0 LOB: 0 BB: 0 P: 3	R: 0 E: 0 K: 0 S: 3	H: 0 LOB: 0 BB: 0 P: 3	R: 2 E: 0 K: 0 S: 6	H: 3 LOB: 1 BB: 0 P: 6	R: 2 E: 0 K: 0 S: 6	H: 3 LOB: 1 BB: 0 P: 6	R: 1 E: 0 K: 0 S: 4	H: 1 LOB: 0 BB: 0 P: 4	R: 0 E: 0 K: 1 S: 5	H: 0 LOB: 0 BB: 0 P: 5	1B: 4 2B: 1 3B: 2 HR: 1	SF: 1 SAC: 1 DP: 0 HBP: 0	WP: 0 PB: 0 SB: 2 CS: 1	PA: 32
PITCHER Dave Stewart, R ERA: 5.23 (1, 1)	IP: 5.2 WLS: L BF: 23 H: 7 R: 4 ER: 4 SO: 0 BB: 0 IBB: 0 HBP: 0 BLK: 0 WP: 0 HR: 1 S: 23 P: 23 ERA: 6.35 WHIP: 1.235																	
Terry Forster, L ERA: 4.18 (6, 1)	1.1 5 1 1 1 0 0 0 0 0 0 0 5 5 6.75 0.750																	
Alejandro Pena, R ERA: 4.28 (8, 1)	1.0 3 0 0 0 1 0 0 0 0 0 0 5 5 0.00 0.000																	

Los Angeles Dodgers @ St. Louis Cardinals
 Busch Stadium, St. Louis, MO
 Fri Jun 04 1982, 7:05 PM CDT
 Att: 25,415 - Unknown


AB	29
R	5
H	8
RBI	5
BB	0
SO	1
LOB	4



Batter	1	2	3	4	5	6	7	8	9	AB	R	H	RBI	BB	SO	LOB	TOP								
Steve Sax, R (1,4) OBP: 0.367, SLG: 0.367	L6	6-3		1B			5-3		SF9	5	1	2	2	0	0	1									
Ken Landreaux, L (1,8) OBP: 0.333, SLG: 0.342			F7	1B			4-3		SF9	4	0	2	1	0	0	0									
Tom Niedenfuer, R (9,1)	BB			1B						0	0	0	0	0	0	0									
Terry Forster, L (9,1)	1B			1B						0	0	0	0	0	0	0									
Dusty Baker Jr., R (1,7) OBP: 0.376, SLG: 0.484	FC5-4		1B	5-3	BB		CS		5-3	3	1	1	0	2	0	0									
Pedro Guerrero, R (1,9) OBP: 0.373, SLG: 0.555	F3		5-3	1B			CS		6-3	4	0	2	0	0	0	2									
Steve Garvey, R (1,3) OBP: 0.267, SLG: 0.394	FC5-4		5-3						6-3	4	0	0	1	0	0	4									
Ron Cey, R (1,5) OBP: 0.306, SLG: 0.360		F9	4-3						K	4	0	0	0	0	1	2									
Steve Yeager, R (1,2) OBP: 0.296, SLG: 0.377	F3			F8			K			3	0	0	0	0	1	0									
Ron Roenicke, S (9, PH) OBP: 0.375, SLG: 0.462										1	0	1	0	0	0	0									
Mike Scioscia, L (9,2) OBP: 0.331, SLG: 0.311									FC3-6	0	0	0	0	0	0	0									
Bill Russell, R (1,6) OBP: 0.345, SLG: 0.318		2B		K			5-3		FC3-6	4	2	1	0	0	1	1									
Jerry Reuss, L (1,1) OBP: 0.269, SLG: 0.250										3	0	2	1	0	0	0									
Steve Howe, L (7,1)										0	0	0	0	0	0	0									
Rick Monday, L (9, PH) OBP: 0.441, SLG: 0.487				1B			6-3			1	1	1	0	0	0	0									
Derrel Thomas, S (9,8) OBP: 0.326, SLG: 0.289	1-H			1B	1B				3B	0	0	0	0	0	0	0									
Inning Stats	R: 0 E: 0 K: 0 S: 4	H: 1 LOB: 2 BB: 1 P: 8	R: 1 E: 0 K: 0 S: 5	H: 2 LOB: 1 BB: 0 P: 5	R: 1 E: 0 K: 0 S: 4	H: 1 LOB: 1 BB: 1 P: 8	R: 0 E: 0 K: 1 S: 7	H: 3 LOB: 2 BB: 0 P: 7	R: 0 E: 0 K: 0 S: 4	H: 1 LOB: 1 BB: 0 P: 4	R: 0 E: 0 K: 1 S: 5	H: 0 LOB: 0 BB: 0 P: 5	R: 0 E: 0 K: 0 S: 3	H: 1 LOB: 0 BB: 0 P: 3	R: 0 E: 0 K: 1 S: 5	H: 0 LOB: 0 BB: 0 P: 5	R: 3 E: 0 K: 0 S: 6	H: 3 LOB: 0 BB: 0 P: 6	1B: 10 2B: 1 3B: 1 HR: 0	SF: 1 SAC: 0 DP: 0 HBP: 0	WP: 1 PB: 0 SB: 0 CS: 1	PA: 40			
PITCHER	IP	WLS	BF	H	R	ER	SO	BB	IBB	HBP	BLK	WP	HR	S	P	ERA	WHIP	PITCHER							
John Stuper, R (1,1) ERA: 3.46	5.0		24	8	2	2	1	2	0	0	0	1	0	24	32	3.60	2.000								
Doug Bair, R (6,1) ERA: 1.71	2.0	L	6	1	0	0	1	0	0	0	0	0	0	8	8	0.00	0.500								
Bruce Sutter, R (8,1) ERA: 3.89	2.0		9	3	3	3	1	0	0	0	0	0	0	11	11	13.50	1.500								
Batter	1	2	3	4	5	6	7	8	9	AB	R	H	RBI	BB	SO	LOB	BOTTOM								
Ozzie Smith, S (1,6) OBP: 0.329, SLG: 0.376	5-3		F9		F8		FC6-4		5-3	5	1	0	1	0	0	2									
Willie McGee, S (1,8) OBP: 0.375, SLG: 0.444	1B		BB		1B		E8			4	0	3	1	0	0	0									
Keith Hernandez, L (1,3) OBP: 0.396, SLG: 0.373	FC4		FC6-4		BB		3-1			3	0	1	0	1	0	1									
George Hendrick, R (1,9) OBP: 0.324, SLG: 0.497	F9		FC6-4						L4	4	0	2	0	0	0	4									
Lonnie Smith, R (1,7) OBP: 0.380, SLG: 0.462	FC4				6-3		5-3		K	4	0	0	0	0	1	4									
Ken Oberkfell, L (1,5) OBP: 0.325, SLG: 0.314		P6		G3			1B		L4	4	1	1	0	0	0	1									
Mike Ramsey, S (1,4) OBP: 0.416, SLG: 0.451	5-3			G3			1B		4-3	3	1	1	0	1	0	0									
Glenn Brummer, R (1,2) OBP: 0.268, SLG: 0.366	6-3				P6		1B		BB	3	0	1	0	0	0	0									
Steve Braun, L (9, PH) OBP: 0.388, SLG: 0.281							FC6-4			0	0	0	0	0	0	0									
Julio Gonzalez, R (9, PH) OBP: 0.255, SLG: 0.327							1B			1	0	0	0	0	0	1									
John Stuper, R (1,1) OBP: 0.265, SLG: 0.750							1B			1	0	0	0	0	1	0									
David Conroy, R (5, PH) OBP: 0.299, SLG: 0.402										1	0	0	0	0	0	0									
Doug Bair, R (8,1) ERA: 1.71										0	0	0	0	0	0	0									
Tilo Landrum, R (7, PH) OBP: 0.346, SLG: 0.449										1	0	0	0	0	1	3									
Bruce Sutter, R (8,1) ERA: 3.89										0	0	0	0	0	0	0									
Tom Harr, S (9, PH) OBP: 0.336, SLG: 0.338										1	0	0	0	0	0	1									
Inning Stats	R: 0 E: 0 K: 0 S: 5	H: 2 LOB: 0 BB: 0 P: 5	R: 0 E: 0 K: 0 S: 3	H: 0 LOB: 0 BB: 0 P: 3	R: 0 E: 0 K: 1 S: 6	H: 1 LOB: 2 BB: 1 P: 10	R: 0 E: 0 K: 0 S: 3	H: 0 LOB: 0 BB: 0 P: 3	R: 0 E: 0 K: 0 S: 4	H: 1 LOB: 1 BB: 0 P: 4	R: 3 E: 2 K: 1 S: 9	H: 4 LOB: 1 BB: 0 P: 9	R: 0 E: 0 K: 1 S: 5	H: 1 LOB: 0 BB: 0 P: 5	R: 0 E: 0 K: 0 S: 3	H: 0 LOB: 1 BB: 1 P: 7	1B: 7 2B: 2 3B: 1 HR: 0	SF: 0 SAC: 0 DP: 1 HBP: 0	WP: 0 PB: 0 SB: 0 CS: 0	PA: 37					
PITCHER	IP	WLS	BF	H	R	ER	SO	BB	IBB	HBP	BLK	WP	HR	S	P	ERA	WHIP	PITCHER							
Jerry Reuss, L (1,1) ERA: 3.86	6.0		25	6	2	2	1	1	0	0	0	0	0	26	30	3.00	1.167								
Steve Howe, L (7,1) ERA: 2.15	2.0	W	8	3	1	0	2	0	0	0	0	0	0	12	12	0.00	1.500								
Tom Niedenfuer, R (9,1) ERA: 4.5	0.0		1	0	0	0	0	1	0	0	0	0	0	4	4	∞	∞								
Terry Forster, L (9,1) ERA: 4.03	1.0	S	3	0	0	0	0	0	0	0	0	0	0	3	3	0.00	0.000								


Los Angeles Dodgers @ St. Louis Cardinals
 Busch Stadium, St. Louis, MO
 Sun Jun 06 1982, 3:33 AM CDT
 Att: 31,367 - Sunny

AB 36
 R 5
 H 12
 RBI 5
 BB 2
 SO 3
 LOB 10



Los Angeles Dodgers @ St. Louis Cardinals
 Busch Stadium, St. Louis, MO
 Sun Jun 06 1982, 3:33 AM CDT
 Att: 31,367 - Sunny

AB 35
 R 3
 H 9
 RBI 2
 BB 2
 SO 3
 LOB 17



livebaseballscorecards.com

livebaseballscorecards.com

Batter	1	2	3	4	5	6	7	8	9	AB	R	H	RBI	BB	SO	LOB	TOP											
Brett Butler, L OBP: 0.315, SLG: 0.236 (1, 8)	4-0 1B BB	0-0 1-3	0-0 K	0-0 K	0-3 K	0-0 SH1-3	0-0 SH1-3	0-0 E5 FC4-6	3	0	0	0	1	1	1													
Glenn Hubbard, R OBP: 0.338, SLG: 0.355 (1, 4)	0-0 BB 1B	0-0 BB 1B	0-0 6-3	0-0 6-3	0-0 6-3	0-0 4-3 BB 6-3 1B	0-0 F7	0-0 F3	5	1	2	0	0	0	2													
Claudell Washington, L OBP: 0.333, SLG: 0.411 (1, 9)	0-3 K	0-3 K	0-3 K	0-0 F7	0-0 F7	4-0 6-3 1-2 BB	4-0 6-3 4-3 HR BB	0-0 FC4-6	3	1	0	0	2	2	3													
Dale Murphy, R OBP: 0.399, SLG: 0.622 (1, 7)	0-3 K	0-3 K	0-0 F7	0-0 F7	0-0 4-3	0-0 4-3	0-0 4-3	0-0 F9	5	1	1	3	0	1	5													
Bob Horner, R OBP: 0.381, SLG: 0.540 Jerry Royster, R OBP: 0.250, SLG: 0.250 (1, 5) (9, 5)	4-0 1-2 BB	0-0 BB	0-0 4-3	0-0 4-3	0-0 4-3	0-0 6-3	0-0 F8	0-0 F8	3	0	0	1	1	0	1													
Chris Chambliss, L OBP: 0.348, SLG: 0.440 (1, 3)	0-0 F8	0-0 F8	0-0 L9	0-0 L9	0-0 L9	0-0 BB IBB	0-0 6-3	0-0 6-3	3	0	0	0	1	0	3													
Bruce Benedict, R OBP: 0.308, SLG: 0.281 (1, 2)	0-0 F8	0-0 F8	0-0 F8	0-0 F8	0-0 F8	4-0 1-2 BB	0-0 P4	0-0 P4	3	0	1	0	1	0	0													
Rafael Ramirez, R OBP: 0.306, SLG: 0.372 (1, 6)	0-0 F7	0-0 F7	0-0 F7	0-0 F7	0-0 F7	0-0 F7	0-0 E6	0-0 E6	4	0	0	0	0	0	3													
Phil Niekro, R OBP: 0.280, SLG: 0.360 Steve Bedrosian, R (7, 1)	0-0 1B	0-0 1B	0-0 1B	0-0 1B	0-0 1B	0-3 K	0-0 K	0-3 K	3	1	2	0	0	1	0													
Inning Stats	R: 0 E: 0 K: 2 S: 8	H: 1 LOB: 3 BB: 2 P: 16	R: 0 E: 0 K: 0 S: 4	H: 1 LOB: 1 BB: 0 P: 4	R: 0 E: 0 K: 1 S: 5	H: 0 LOB: 0 BB: 0 P: 5	R: 0 E: 0 K: 0 S: 3	H: 1 LOB: 0 BB: 0 P: 3	R: 0 E: 0 K: 2 S: 7	H: 0 LOB: 0 BB: 0 P: 7	R: 0 E: 0 K: 0 S: 4	H: 1 LOB: 3 BB: 3 P: 16	R: 3 E: 0 K: 0 S: 5	H: 2 LOB: 0 BB: 1 P: 9	R: 0 E: 1 K: 1 S: 6	H: 0 LOB: 1 BB: 0 P: 6	R: 0 E: 1 K: 0 S: 4	H: 0 LOB: 1 BB: 0 P: 4	1B: 5 2B: 0 3B: 0 HR: 1	SF: 0 SAC: 1 DP: 0 HBP: 0	WP: 0 PB: 0 SB: 0 CS: 1	PA: 41						
PITCHER	IP	WLS	BF	H	R	ER	SO	BB	IBB	HBP	BLK	WP	HR	S	P	ERA	WHIP											
Bob Welch, R ERA: 3.88 Tom Niedenfuer, R ERA: 5.02 Steve Howe, L ERA: 2.01	(1, 1)	6.2	L	30	5	3	3	5	5	1	0	0	0	0	34	58	4.05	1.500										
	(7, 1)	0.1		2	1	1	1	0	0	0	0	0	0	1	2	2	27.00	3.000										
	(8, 1)	2.0		8	0	0	0	1	0	0	0	0	0	10	10	0.00	0.000											

Atlanta Braves @ Los Angeles Dodgers
Dodger Stadium, Los Angeles, CA
Mon Jun 07 1982, 7:05 PM PDT
Att: 44,714 - Unknown

AB 33
R 4
H 6
RBI 4
BB 6
SO 6
LOB 19



Batter	1	2	3	4	5	6	7	8	9	AB	R	H	RBI	BB	SO	LOB	BOTTOM											
Steve Sax, R OBP: 0.364, SLG: 0.364 (1, 4)	0-0 F8	0-0 F8	0-0 E7 4-3 1B	0-0 E7 4-3 1B	0-0 G4-6-3 1-2	0-0 G4-6-3 1-2	0-0 FC4-6 S	0-0 FC4-6 S	0-0 3-1	5	0	1	0	0	0	3												
Ken Landreaux, L OBP: 0.337, SLG: 0.338 (1, 8)	0-0 4-3	0-0 4-3	0-0 4-3	0-0 4-3	0-0 4-3	4-0 CS BB	4-0 CS BB	4-0 CS BB	2	0	0	0	2	0	1													
Dusty Baker Jr., R OBP: 0.376, SLG: 0.495 (1, 7)	0-0 HR	0-0 HR	0-3 K	0-3 K	0-3 K	0-3 K	0-0 F9	0-0 F9	4	1	1	1	0	2	4													
Pedro Guerrero, R OBP: 0.371, SLG: 0.549 (1, 9)	0-0 P3	0-0 P3	0-0 1-3	0-0 1-3	0-0 1-3	0-0 1B	0-0 F9	0-0 F9	4	0	1	0	0	0	1													
Steve Garvey, R OBP: 0.282, SLG: 0.386 (1, 3)	0-3 K2-3	0-3 K2-3	0-0 6-3	0-0 6-3	0-0 6-3	0-0 F9	0-0 F9	0-0 F9	4	0	0	0	0	1	1													
Ron Cey, R OBP: 0.310, SLG: 0.363 (1, 5)	0-0 1B	0-0 1B	0-0 5-3	0-0 5-3	0-0 5-3	0-0 HR 1B	0-3 K	0-3 K	4	1	2	0	0	1	0													
Steve Yeager, R OBP: 0.251, SLG: 0.357 Jorge Orta, L OBP: 0.344, SLG: 0.439 (1, 2) (9, PH)	0-0 F8	0-0 F8	0-0 K	0-0 K	0-3 K	0-0 F7	0-0 K	0-3 K	3	0	0	0	0	1	2													
Bill Russell, R OBP: 0.348, SLG: 0.342 (1, 6)	0-0 1B	0-0 1B	0-0 P4	0-0 P4	0-0 P4	0-0 HR	0-0 E5	0-0 E5	4	1	2	2	0	0	0													
Bob Welch, R OBP: 0.147, SLG: 0.182 Tom Niedenfuer, R (7, 1)	0-3 K2-3	0-3 K2-3	0-0 G4-6-3 1B	0-0 G4-6-3 1B	0-0 G4-6-3 1B	0-0 FC4-6 BB	0-0 K	0-3 K	2	0	1	0	0	1	2													
Ron Roenicke, S OBP: 0.412, SLG: 0.462 Steve Howe, L (8, 1)	0-0 1B	0-0 1B	0-0 K	0-0 K	0-0 K	0-0 F7	0-0 K	0-3 K	0	0	0	0	0	0	0													
Rick Monday, L OBP: 0.437, SLG: 0.481 (9, PH)	0-0 1B	0-0 1B	0-0 K	0-0 K	0-0 K	0-0 F7	0-0 K	0-3 K	1	0	0	0	0	1	1													
Inning Stats	R: 1 E: 0 K: 0 S: 4	H: 1 LOB: 0 BB: 0 P: 4	R: 0 E: 0 K: 2 S: 9	H: 2 LOB: 2 BB: 0 P: 9	R: 0 E: 1 K: 1 S: 6	H: 1 LOB: 1 BB: 0 P: 6	R: 0 E: 0 K: 1 S: 5	H: 0 LOB: 0 BB: 0 P: 5	R: 0 E: 0 K: 0 S: 3	H: 1 LOB: 0 BB: 0 P: 3	R: 0 E: 0 K: 1 S: 5	H: 1 LOB: 1 BB: 1 P: 9	R: 2 E: 0 K: 0 S: 5	H: 2 LOB: 2 BB: 2 P: 13	R: 0 E: 0 K: 1 S: 5	H: 0 LOB: 0 BB: 0 P: 5	R: 0 E: 1 K: 2 S: 8	H: 0 LOB: 1 BB: 0 P: 8	1B: 6 2B: 0 3B: 0 HR: 2	SF: 0 SAC: 0 DP: 1 HBP: 0	WP: 0 PB: 0 SB: 1 CS: 1	PA: 37						
PITCHER	IP	WLS	BF	H	R	ER	SO	BB	IBB	HBP	BLK	WP	HR	S	P	ERA	WHIP											
Phil Niekro, R ERA: 3.03 Steve Bedrosian, R ERA: 1.57	(1, 1)	6.1	W	27	8	3	3	5	2	0	0	0	0	2	35	43	4.26	1.579										
	(7, 1)	2.2	S	10	0	0	0	3	1	0	0	0	0	15	19	0.00	0.375											

Atlanta Braves @ Los Angeles Dodgers
Dodger Stadium, Los Angeles, CA
Mon Jun 07 1982, 7:05 PM PDT
Att: 44,714 - Unknown

AB 34
R 3
H 8
RBI 3
BB 3
SO 8
LOB 15



Batter	1	2	3	4	5	6	7	8	9	AB	R	H	RBI	BB	SO	LOB	TOP																					
Brett Butler, L OBP: 0.306, SLG: 0.228 (1, 8)	F7		G3		4-3		F3		K	5	0	0	0	0	1	3	Atlanta Braves @ Los Angeles Dodgers Dodger Stadium, Los Angeles, CA Tue Jun 08 1982, 7:05 PM PDT Att: 33,153 - Unknown																					
Glenn Hubbard, R OBP: 0.330, SLG: 0.346 (1, 4)	5-3		F9		6-3		F7		F3	5	0	0	0	0	0	3																						
Claudell Washington, L OBP: 0.340, SLG: 0.499 (1, 9)	F9						5-3		1B	3	0	1	0	2	0	0																						
Dale Murphy, R OBP: 0.404, SLG: 0.620 (1, 7)			1B		P5		5-3		FC5-4	4	2	2	1	1	0	3																						
Bob Horner, R OBP: 0.383, SLG: 0.536 Jerry Royster, R OBP: 0.250, SLG: 0.250 (9, 5)			1B		P4		F8		FC5	3	0	1	0	1	0	1																						
Chris Chambliss, L OBP: 0.347, SLG: 0.453 (1, 3)			1B						1B	0	0	0	0	0	0	0																						
Bruce Benedict, R OBP: 0.313, SLG: 0.287 (1, 2)			K		6-3				IBB	4	1	1	2	0	1	5																						
Rafael Ramirez, R OBP: 0.305, SLG: 0.369 (1, 6)			K		K				FC5	4	0	2	1	0	1	0																						
Ken Davley, L OBP: 0.284, SLG: 0.300 Preston Hanna, R OBP: 0.209, SLG: 0.750 Ken Smith, L OBP: 0.242, SLG: 0.444 Al Hrabosky, L OBP: 0.418, SLG: 0.647 Larry Whisenand, L OBP: 0.250, SLG: 0.250 Gene Garber, R OBP: 0.250, SLG: 0.250 (8, 1)			G6-4-3						1B	4	0	1	0	0	1	3																						
Ken Davley, L OBP: 0.284, SLG: 0.300 Preston Hanna, R OBP: 0.209, SLG: 0.750 Ken Smith, L OBP: 0.242, SLG: 0.444 Al Hrabosky, L OBP: 0.418, SLG: 0.647 Larry Whisenand, L OBP: 0.250, SLG: 0.250 Gene Garber, R OBP: 0.250, SLG: 0.250 (8, 1)			G6-4-3		4-3		G3		K2-3	1	0	0	0	0	1	0																						
Ken Davley, L OBP: 0.284, SLG: 0.300 Preston Hanna, R OBP: 0.209, SLG: 0.750 Ken Smith, L OBP: 0.242, SLG: 0.444 Al Hrabosky, L OBP: 0.418, SLG: 0.647 Larry Whisenand, L OBP: 0.250, SLG: 0.250 Gene Garber, R OBP: 0.250, SLG: 0.250 (8, 1)			K		SH5-4				K	1	0	0	0	0	1	0																						
Inning Stats	R: 0 E: 0 K: 0 S: 3	H: 0 LOB: 0 BB: 0 P: 3	R: 1 E: 0 K: 1 S: 7	H: 3 LOB: 1 BB: 0 P: 7	R: 0 E: 0 K: 1 S: 6	H: 0 LOB: 2 BB: 1 P: 10	R: 0 E: 0 K: 1 S: 5	H: 0 LOB: 0 BB: 0 P: 5	R: 0 E: 0 K: 0 S: 4	H: 1 LOB: 1 BB: 0 P: 4	R: 2 E: 0 K: 0 S: 5	H: 2 LOB: 1 BB: 1 P: 9	R: 1 E: 0 K: 0 S: 6	H: 3 LOB: 3 BB: 1 P: 10	R: 0 E: 0 K: 2 S: 7	H: 0 LOB: 0 BB: 0 P: 7	R: 0 E: 0 K: 1 S: 5	H: 0 LOB: 1 BB: 1 P: 9	1B: 8 2B: 0 3B: 0 HR: 1	SF: 0 SAC: 1 DP: 1 HBP: 0	WP: 1 PB: 0 SB: 0 CS: 0	PA: 40																
PITCHER	IP	WLS	BF	H	R	ER	SO	BB	IBB	HBP	BLK	WP	HR	S	P	ERA	WHIP	PITCHER				IP	WLS	BF	H	R	ER	SO	BB	IBB	HBP	BLK	WP	HR	S	P	ERA	WHIP
Burt Hooton, R ERA: 5.0 (1, 1)	6.2	L	31	9	4	4	3	2	0	0	0	1	1	35	43	5.40	1.650																					
Terry Forster, L ERA: 3.99 (7, 1)	0.1		2	0	0	0	0	0	1	0	0	0	0	1	5	0.00	0.000																					
Vicente Romo, R ERA: 2.16 (8, 1)	2.0		7	0	0	0	3	1	0	0	0	0	0	12	16	0.00	0.500																					

Batter	1	2	3	4	5	6	7	8	9	AB	R	H	RBI	BB	SO	LOB	BOTTOM																					
Steve Sax, R OBP: 0.366, SLG: 0.366 (1, 4)	K		FC5		G6-4-3		L6			4	0	2	3	0	1	1	Atlanta Braves @ Los Angeles Dodgers Dodger Stadium, Los Angeles, CA Tue Jun 08 1982, 7:05 PM PDT Att: 33,153 - Unknown																					
Ron Roenicke, S OBP: 0.333, SLG: 0.353 (1, 9)	F8		5-3		G6-4-3				6-3	4	0	0	0	0	0	2																						
Dusty Baker Jr., R OBP: 0.373, SLG: 0.490 (1, 7)	F3		FC5						5-3	4	0	1	0	0	0	1																						
Pedro Guerrero, R OBP: 0.368, SLG: 0.543 (1, 8)			F3		K		F9		FC6-4	4	0	1	0	0	1	1																						
Steve Garvey, R OBP: 0.266, SLG: 0.388 (1, 3)			FC6-4		F3				FC6-4	4	0	2	0	0	0	1																						
Ron Cey, R OBP: 0.304, SLG: 0.355 (1, 5)			F8		F3		G6-4-3		5-3	4	0	0	0	0	0	3																						
Steve Yeager, R OBP: 0.283, SLG: 0.356 Ken Landreaux, L OBP: 0.335, SLG: 0.336 (9, PH)			FC6-4						G3	3	1	1	0	0	0	1																						
Bill Russell, R OBP: 0.359, SLG: 0.354 Rick Monday, L OBP: 0.433, SLG: 0.475 (9, PH)					SH1				K	1	0	0	0	0	1	0																						
Burt Hooton, R OBP: 0.111, SLG: 0.167 Terry Forster, L OBP: 0.359, SLG: 0.354 Jose Morales, R OBP: 0.333, SLG: 0.200 Vicente Romo, R OBP: 0.333, SLG: 0.200 (8, 1)			SH1		SH1				G3	0	0	0	0	0	0	0																						
Burt Hooton, R OBP: 0.111, SLG: 0.167 Terry Forster, L OBP: 0.359, SLG: 0.354 Jose Morales, R OBP: 0.333, SLG: 0.200 Vicente Romo, R OBP: 0.333, SLG: 0.200 (8, 1)			SH1		SH1				G3	1	0	0	0	0	0	1																						
Inning Stats	R: 0 E: 0 K: 1 S: 5	H: 0 LOB: 0 BB: 0 P: 5	R: 0 E: 0 K: 0 S: 4	H: 1 LOB: 1 BB: 0 P: 4	R: 1 E: 0 K: 0 S: 5	H: 2 LOB: 1 BB: 0 P: 5	R: 0 E: 0 K: 1 S: 5	H: 0 LOB: 0 BB: 0 P: 5	R: 0 E: 0 K: 0 S: 4	H: 2 LOB: 1 BB: 0 P: 4	R: 0 E: 0 K: 0 S: 4	H: 1 LOB: 1 BB: 0 P: 4	R: 0 E: 0 K: 0 S: 4	H: 1 LOB: 1 BB: 0 P: 4	R: 0 E: 0 K: 1 S: 5	H: 0 LOB: 0 BB: 0 P: 5	1B: 10 2B: 0 3B: 0 HR: 0	SF: 0 SAC: 2 DP: 2 HBP: 0	WP: 0 PB: 0 SB: 0 CS: 0	PA: 35																		
PITCHER	IP	WLS	BF	H	R	ER	SO	BB	IBB	HBP	BLK	WP	HR	S	P	ERA	WHIP	PITCHER				IP	WLS	BF	H	R	ER	SO	BB	IBB	HBP	BLK	WP	HR	S	P	ERA	WHIP
Ken Davley, L ERA: 6.08 (6, 1)	5.0		21	7	3	3	2	0	0	0	0	0	0	3	3	0.00	1.000																					
Preston Hanna, R ERA: 4.68 (7, 1)	1.0	W	3	1	0	0	0	0	0	0	0	0	0	3	3	0.00	1.000																					
Al Hrabosky, L ERA: 0.68 (8, 1)	1.0		4	1	0	0	0	0	0	0	0	0	0	4	4	0.00	1.000																					
Gene Garber, R ERA: 1.56 (8, 1)	2.0	S	7	1	0	0	1	0	0	0	0	0	0	9	9	0.00	0.500																					



Batter	1	2	3	4	5	6	7	8	9	AB	R	H	RBI	BB	SO	LOB	TOP										
Paul Householder, S OBP: 0.254, SLG: 0.274 (1, 9)										4	0	0	0	1	1	4	Cincinnati Reds @ Los Angeles Dodgers Dodger Stadium, Los Angeles, CA Thu Jun 10 1982, 7:05 PM PDT Att: 47,142 - Unknown										
Ron Oester, S OBP: 0.305, SLG: 0.355 (1, 4)										4	1	0	0	1	0	2											
Dave Concepcion, R OBP: 0.340, SLG: 0.388 (1, 6)										4	0	1	0	0	1	2											
Dan Driessen, L OBP: 0.403, SLG: 0.507 (1, 3)										2	0	0	0	2	0	1											
Mike Vail, R OBP: 0.301, SLG: 0.467 Eddie Milner, L OBP: 0.319, SLG: 0.366 (7, PR) (7, 7)										3	0	0	0	0	0	2											
Cesar Cedeno, R OBP: 0.358, SLG: 0.426 (1, 8)										4	1	2	0	0	0	2											
Johnny Bench, R OBP: 0.297, SLG: 0.341 (1, 5)										3	0	0	0	1	1	4											
Alex Trevino, R OBP: 0.349, SLG: 0.304 (1, 2)										4	0	2	1	0	0	1											
Mario Soto, R OBP: 0.162, SLG: 0.226 Rafael Landestoy, S OBP: 0.310, SLG: 0.393 Jim Kern, R OBP: 0.375, SLG: 0.368 Tom Hume, R OBP: 0.257, SLG: 0.274 (7, PH) (7, 1) (9, 1)										1	0	0	0	0	0	0											
										1	0	1	1	0	0	0											
										1	0	0	0	0	1	1											
										0	0	0	0	0	0	0											
Inning Stats	R: 0 E: 0 K: 2 S: 7	H: 0 LOB: 0 BB: 0 P: 7	R: 0 E: 0 K: 0 S: 3	H: 1 LOB: 0 BB: 0 P: 3	R: 0 E: 0 K: 0 S: 3	H: 0 LOB: 1 BB: 0 P: 7	R: 0 E: 0 K: 0 S: 4	H: 1 LOB: 1 BB: 0 P: 4	R: 0 E: 0 K: 0 S: 3	H: 0 LOB: 0 BB: 0 P: 3	R: 2 E: 0 K: 1 S: 8	H: 3 LOB: 2 BB: 1 P: 12	R: 1 E: 0 K: 0 S: 4	H: 1 LOB: 2 BB: 2 P: 12	R: 0 E: 0 K: 1 S: 6	H: 1 LOB: 1 BB: 0 P: 6	1B: 7 2B: 0 3B: 0 HR: 0	SF: 0 SAC: 1 DP: 0 HBP: 0	WP: 0 PA: 39 PB: 0 SB: 0 CS: 1								
PITCHER	IP	WLS	BF	H	R	ER	SO	BB	IBB	HBP	BLK	WP	HR	S	P	ERA	WHIP										
Fernando Valenzuela, L ERA: 2.95 Vicente Romo, R ERA: 1.64	7.1	L	32	6	3	3	3	5	0	0	0	0	0	33	53	3.68	1.500										
	1.2		6	1	0	0	1	0	0	0	1	0	0	8	8	0.00	0.600										

Batter	1	2	3	4	5	6	7	8	9	AB	R	H	RBI	BB	SO	LOB	BOTTOM										
Steve Sax, R OBP: 0.359, SLG: 0.359 (1, 4)										5	0	0	0	0	1	4	Cincinnati Reds @ Los Angeles Dodgers Dodger Stadium, Los Angeles, CA Thu Jun 10 1982, 7:05 PM PDT Att: 47,142 - Unknown										
Steve Garvey, R OBP: 0.264, SLG: 0.382 (1, 3)										5	0	1	0	0	0	2											
Dusty Baker Jr., R OBP: 0.363, SLG: 0.475 (1, 7)										4	0	0	0	0	2	1											
Pedro Guerrero, R OBP: 0.360, SLG: 0.532 (1, 8)										4	1	1	0	0	1	1											
Rick Monday, L OBP: 0.420, SLG: 0.460 (1, 9)										3	1	0	0	1	2	0											
Ron Cey, R OBP: 0.308, SLG: 0.355 (1, 5)										3	0	1	1	1	0	0											
Mike Scioscia, L OBP: 0.337, SLG: 0.321 (1, 2)										3	0	1	1	1	1	1											
Mark Belanger, R OBP: 0.333, SLG: 0.316 Ron Roenicke, S OBP: 0.375, SLG: 0.368 (9, PH) (9, PH)										2	0	1	0	1	0	1											
Fernando Valenzuela, L OBP: 0.125, SLG: 0.105 Vicente Romo, R OBP: 0.313, SLG: 0.326 Derrel Thomas, S OBP: 0.313, SLG: 0.326 (1, 1) (8, 1) (9, PH)										2	0	0	0	0	0	5											
										0	0	0	0	0	0	0											
										1	0	0	0	0	0	1											
Inning Stats	R: 0 E: 0 K: 1 S: 5	H: 0 LOB: 0 BB: 0 P: 5	R: 0 E: 0 K: 2 S: 7	H: 0 LOB: 1 BB: 1 P: 11	R: 0 E: 0 K: 0 S: 4	H: 1 LOB: 1 BB: 0 P: 4	R: 0 E: 0 K: 0 S: 3	H: 0 LOB: 0 BB: 0 P: 3	R: 0 E: 1 K: 1 S: 6	H: 0 LOB: 2 BB: 1 P: 10	R: 2 E: 0 K: 1 S: 8	H: 3 LOB: 3 BB: 2 P: 16	R: 0 E: 0 K: 1 S: 5	H: 1 LOB: 1 BB: 0 P: 6	R: 0 E: 0 K: 1 S: 5	H: 0 LOB: 0 BB: 0 P: 5	R: 0 E: 1 K: 0 S: 3	H: 0 LOB: 1 BB: 1 P: 7	1B: 3 2B: 2 3B: 0 HR: 0	SF: 0 SAC: 1 DP: 0 HBP: 0	WP: 0 PA: 38 PB: 1 SB: 0 CS: 0						
PITCHER	IP	WLS	BF	H	R	ER	SO	BB	IBB	HBP	BLK	WP	HR	S	P	ERA	WHIP										
Mario Soto, R ERA: 2.44 Jim Kern, R ERA: 3.82 Tom Hume, R ERA: 2.27	6.0		27	4	2	2	5	3	1	0	0	0	0	11	15	0.00	1.000										
	2.0	W	8	1	0	0	2	1	0	0	0	0	0	11	15	0.00	1.000										
	1.0	S	3	0	0	0	0	0	0	0	0	0	0	3	3	0.00	0.000										

Batter	1	2	3	4	5	6	7	8	9	AB	R	H	RBI	BB	SO	LOB	TOP		
Eddie Milner, L OBP: 0.318, SLG: 0.369	0-0 SH2-3 6-3 2B		0-0 F9			0-0 6-3			0-0 4-3	4	1	1	0	0	0	0			
Ron Oester, S OBP: 0.302, SLG: 0.352	0-0 SH2-3 2-3			0-3 K			0-0 5-3			2	0	0	0	0	0	1			
Dave Concepcion, R OBP: 0.338, SLG: 0.385 German Barraclou, L OBP: 0.314, SLG: 0.514	0-0 6-3			0-3 K			0-0 L5			2	0	0	1	0	1	0			
Dan Driessen, L OBP: 0.398, SLG: 0.500	0-0 5-3			0-0 P4			0-0 6-3			3	0	0	0	0	0	0			
Mike Vail, R OBP: 0.292, SLG: 0.452		0-3 K			0-0 6-3			0-0 F9		3	0	0	0	0	1	0			
Johnny Bench, R OBP: 0.294, SLG: 0.337 Rafael Landestoy, S OBP: 0.300, SLG: 0.379	0-0 K				0-0 5-3			0-0 4-3		2	0	0	0	0	0	1			
Paul Householder, S OBP: 0.249, SLG: 0.266	0-0 6-3				0-0 F9			0-3 K		3	0	0	0	0	1	0			
Alex Trevino, R OBP: 0.343, SLG: 0.298			0-0 6-3			0-0 F9			0-0 P4	3	0	0	0	0	0	0			
Frank Pastore, R OBP: 0.174, SLG: 0.217 Wayne Kistritz, L OBP: 0.311, SLG: 0.337 Charles Lebrandt, R OBP: 0.300, SLG: 0.222 Duane Wisker, L OBP: 0.287, SLG: 0.273 Bob Shirley, R OBP: 0.350, SLG: 0.500 Larry Blittner, L OBP: 0.305, SLG: 0.413			0-3 K			0-0 3-1			0-3 K	0	0	0	0	0	0	0			
Inning Stats	R: 1 E: 0 K: 0 S: 4	H: 1 LOB: 0 BB: 0 P: 4	R: 0 E: 0 K: 2 S: 7	H: 0 LOB: 0 BB: 0 P: 7	R: 0 E: 0 K: 1 S: 5	H: 0 LOB: 0 BB: 0 P: 5	R: 0 E: 0 K: 2 S: 7	H: 0 LOB: 0 BB: 0 P: 7	R: 0 E: 0 K: 0 S: 3	H: 0 LOB: 0 BB: 0 P: 3	R: 0 E: 0 K: 0 S: 3	H: 0 LOB: 0 BB: 0 P: 3	R: 0 E: 0 K: 1 S: 5	H: 0 LOB: 0 BB: 0 P: 5	R: 0 E: 0 K: 1 S: 5	H: 0 LOB: 0 BB: 0 P: 5	1B: 0 2B: 1 3B: 0 HR: 0	SF: 0 SAC: 1 DP: 0 HBP: 0	WP: 0 PA: 28 PB: 0 SB: 0 CS: 0
PITCHER Jerry Reuss, L ERA: 3.58	IP: 9.0 WLS: W BF: 28 H: 1 R: 1 ER: 1 SO: 7 BB: 0 IBB: 0 HBP: 0 BLK: 0 WP: 0 HR: 0 S: 42 P: 42 ERA: 1.00 WHIP: 0.111															PITCHER	IP: 9.0 WLS: W BF: 28 H: 1 R: 1 ER: 1 SO: 7 BB: 0 IBB: 0 HBP: 0 BLK: 0 WP: 0 HR: 0 S: 42 P: 42 ERA: 1.00 WHIP: 0.111		

Cincinnati Reds @ Los Angeles Dodgers
Dodger Stadium, Los Angeles, CA
Fri Jun 11 1982, 7:05 PM PDT
Att: 37,586 - Unknown

AB	27
R	1
H	1
RBI	1
BB	0
SO	7
LOB	0

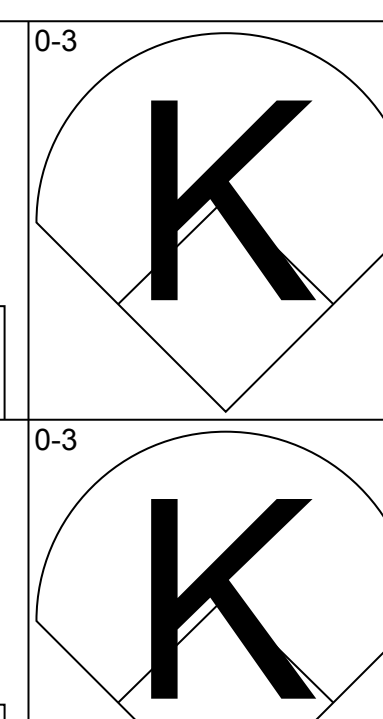
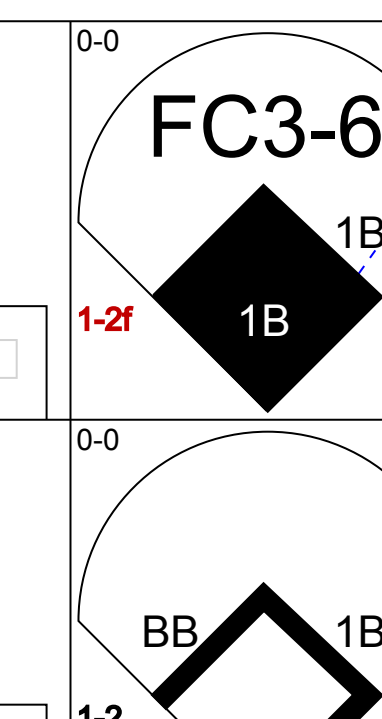
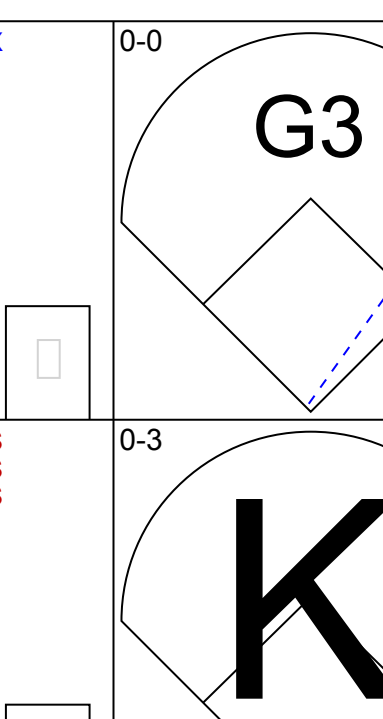
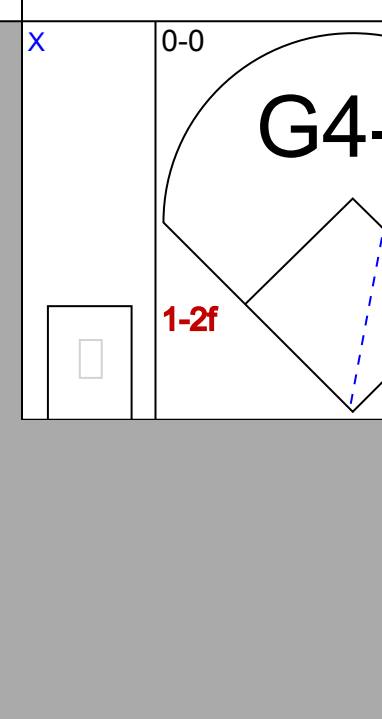
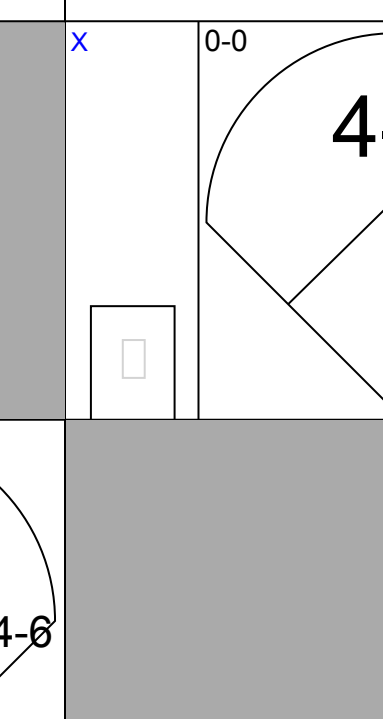
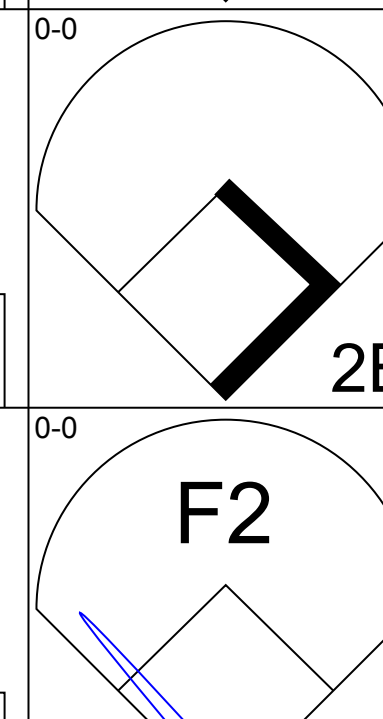
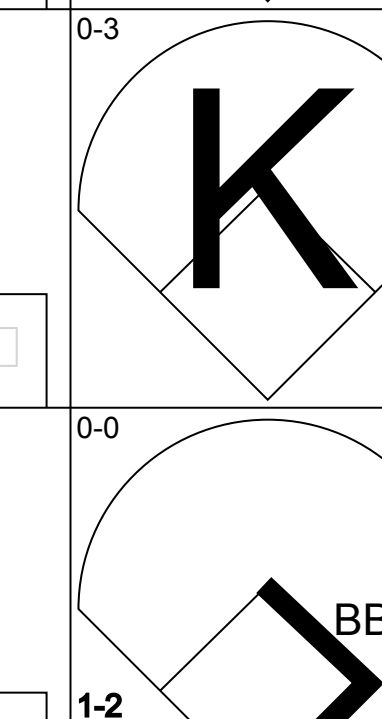
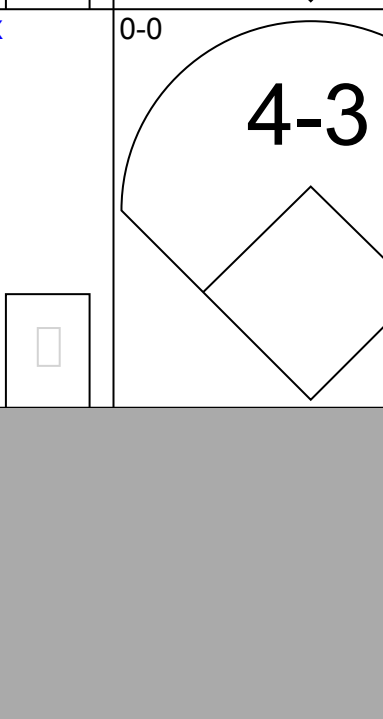
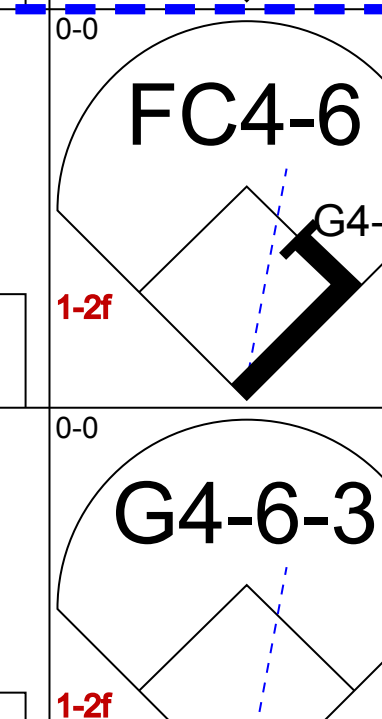

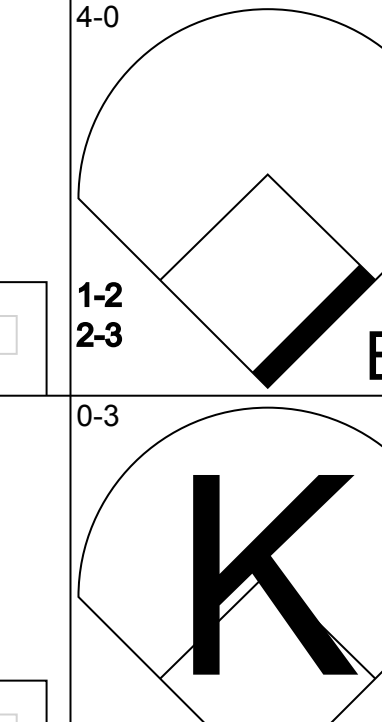






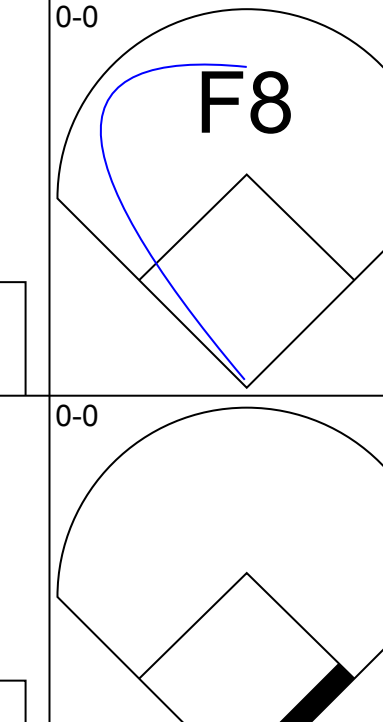
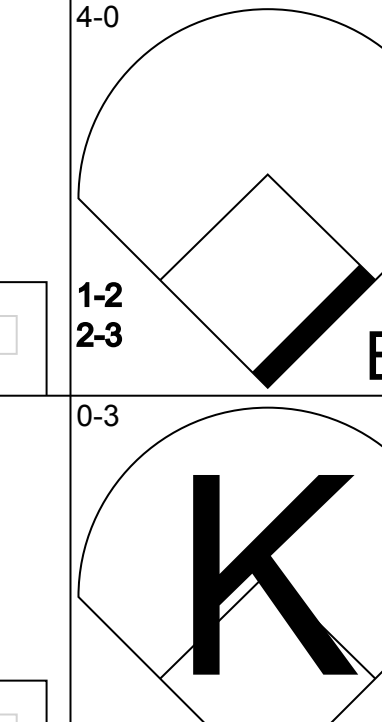
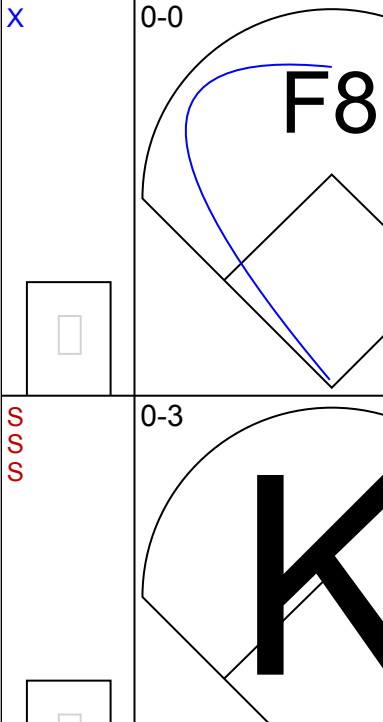
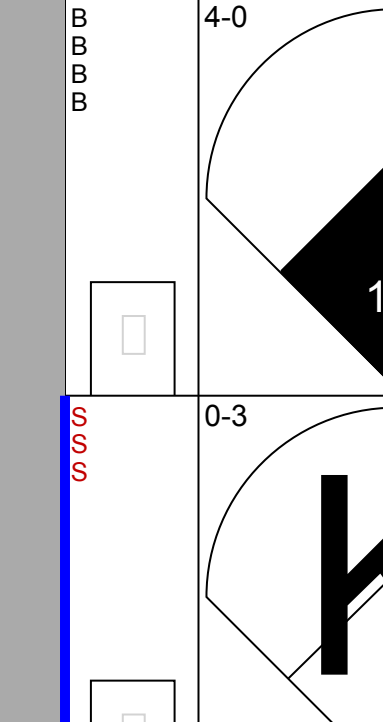
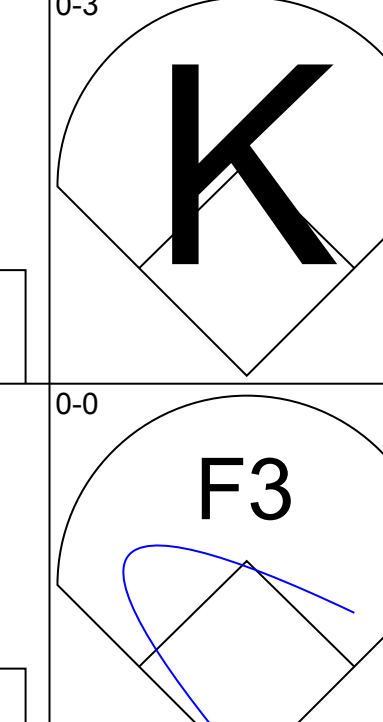


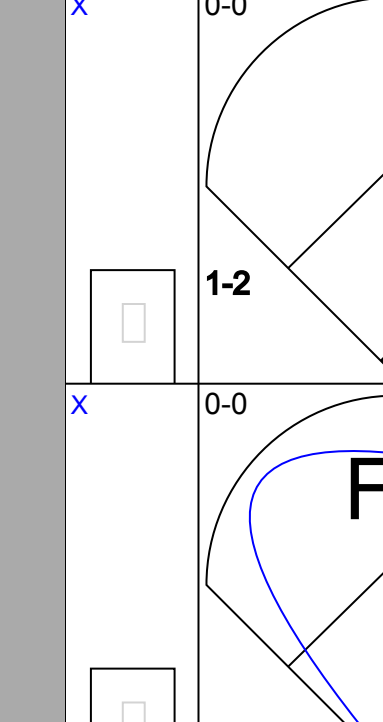
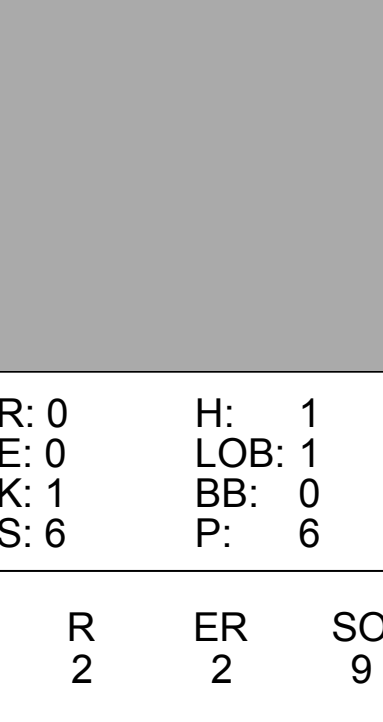
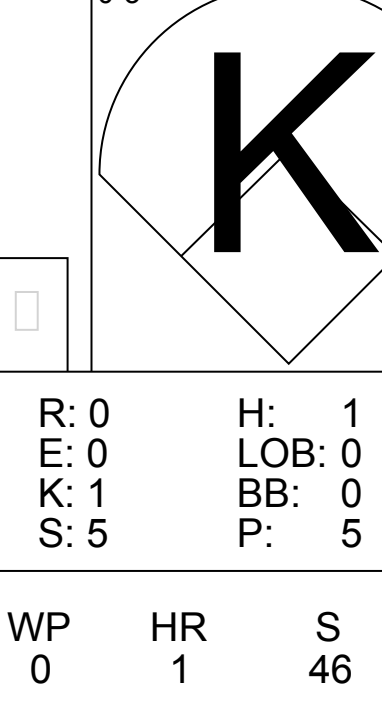
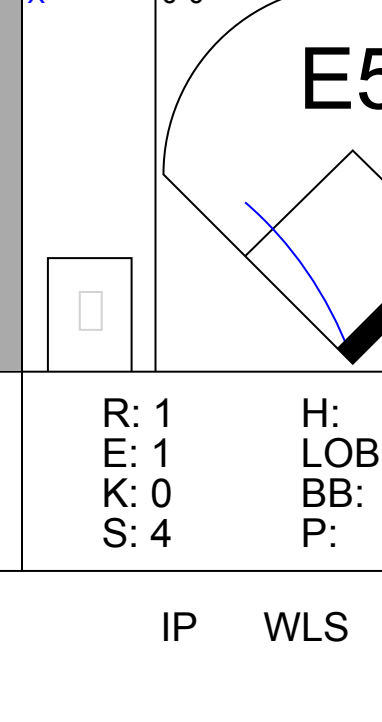
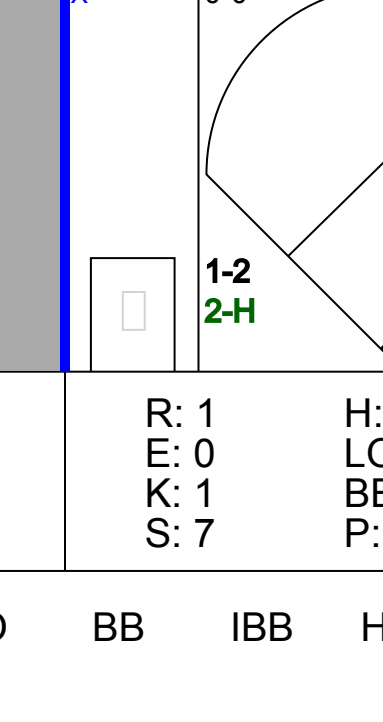
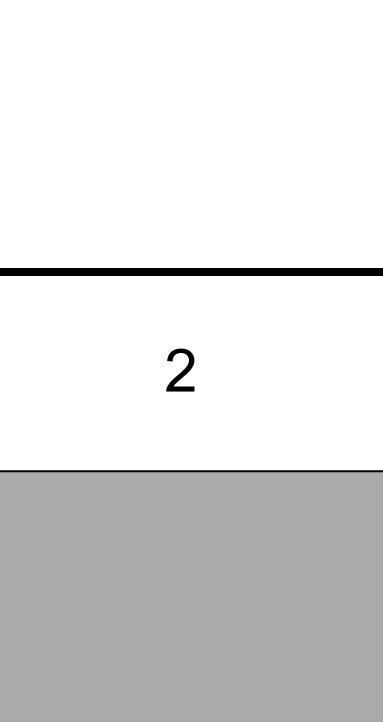
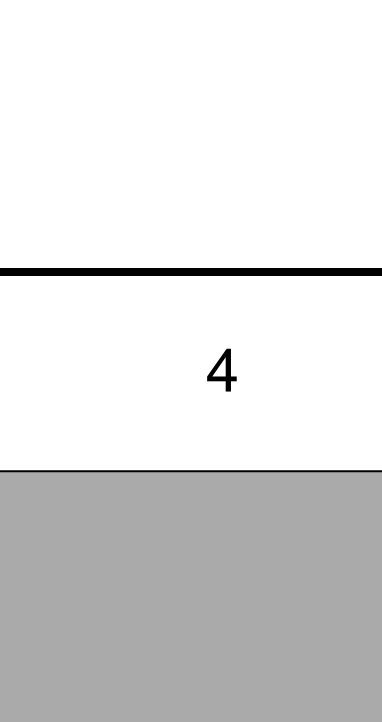
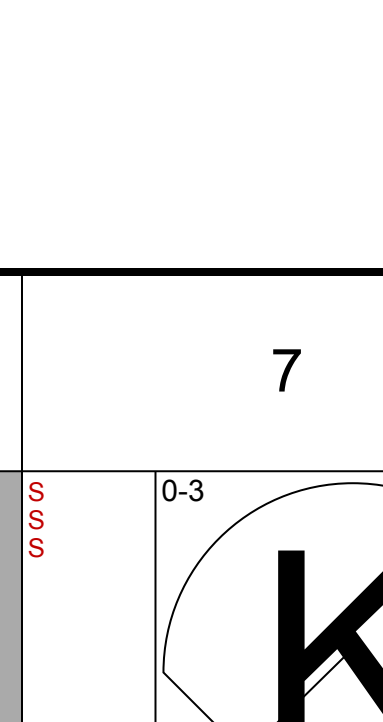
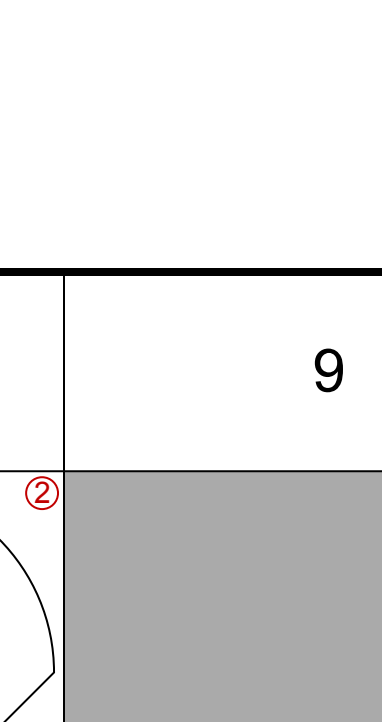

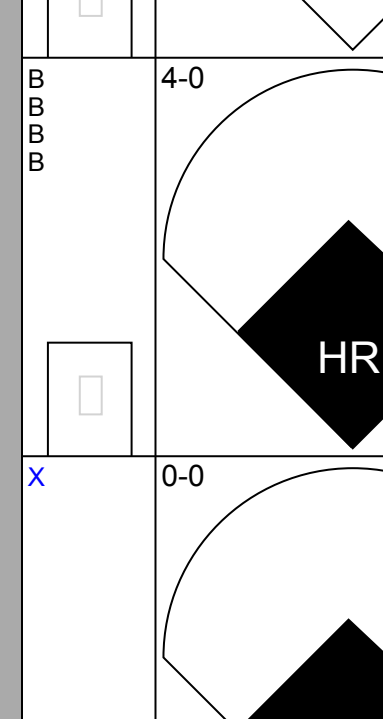

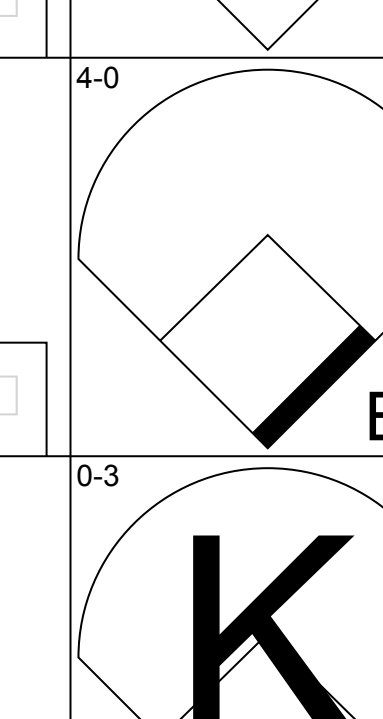

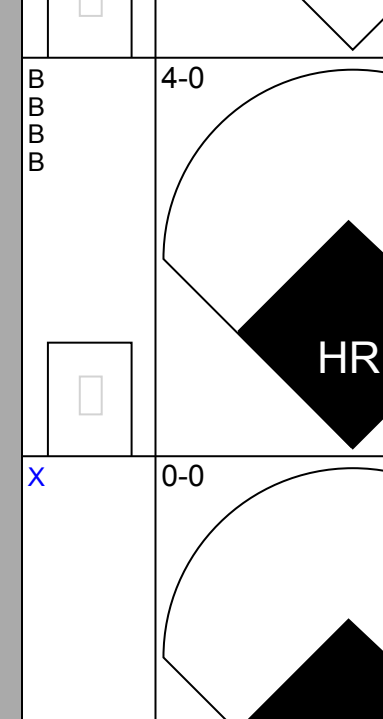



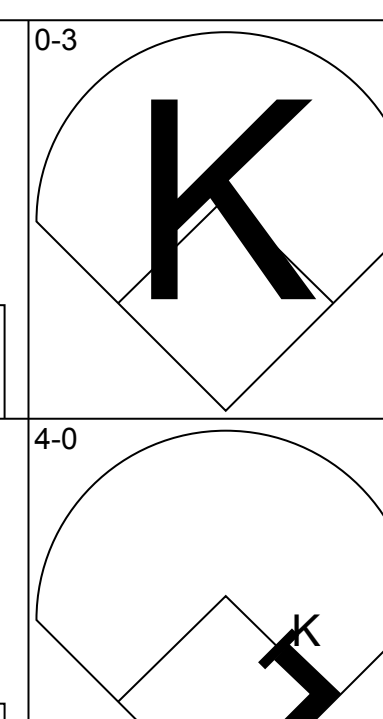
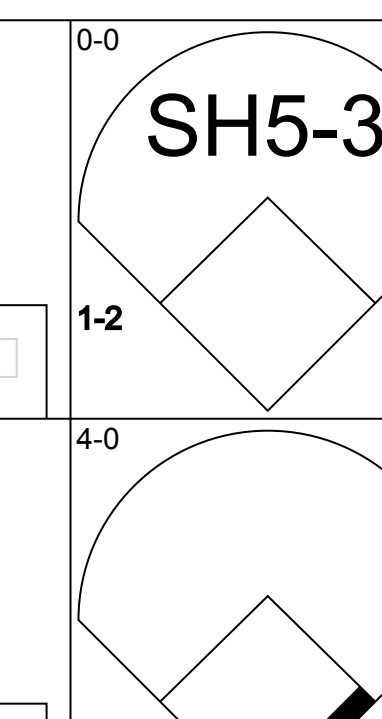
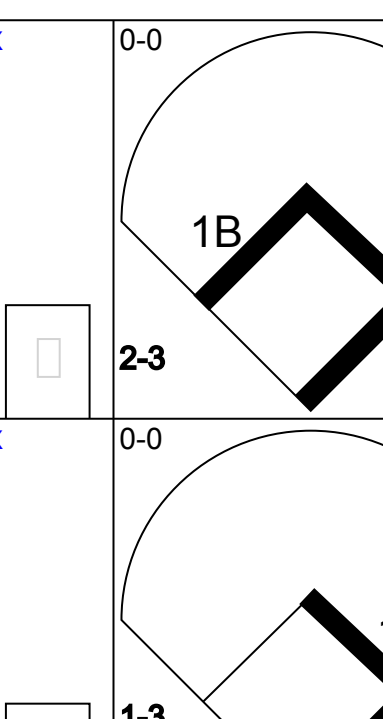
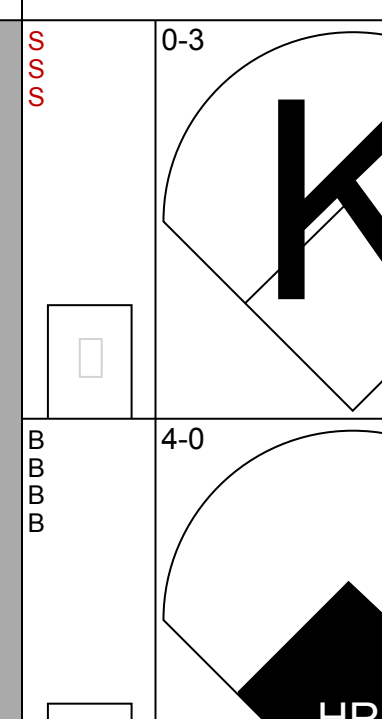
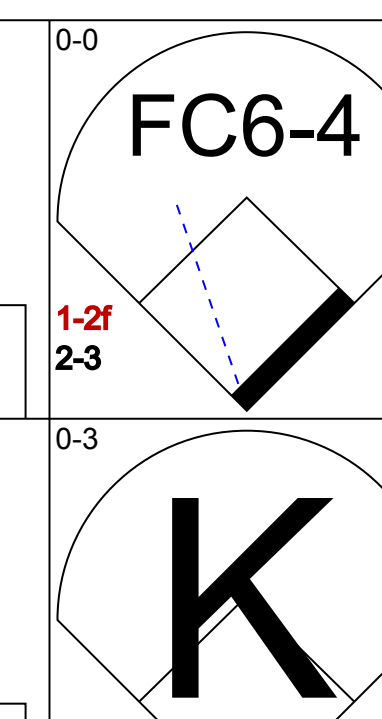
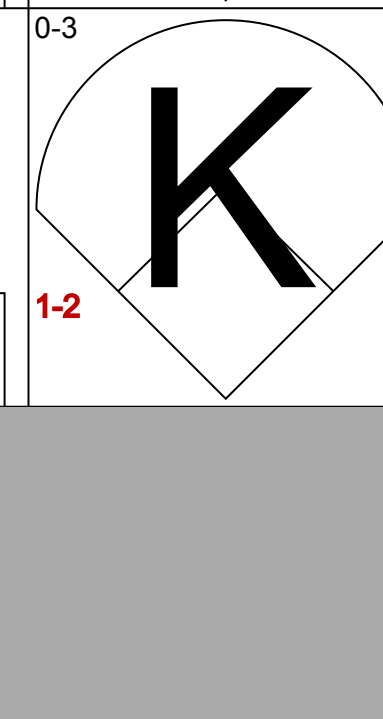
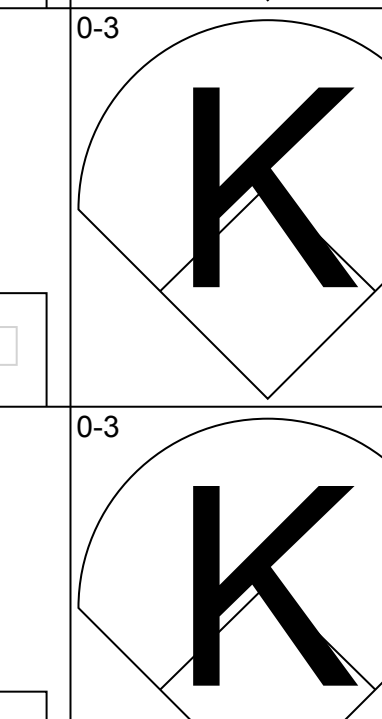
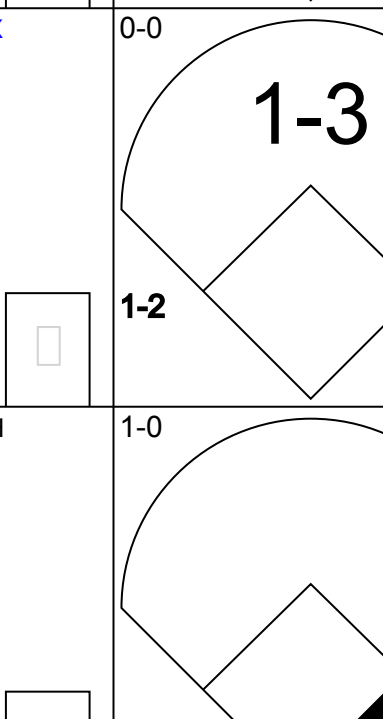
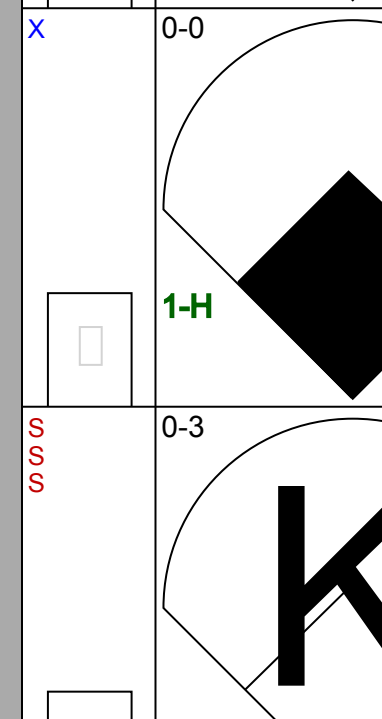



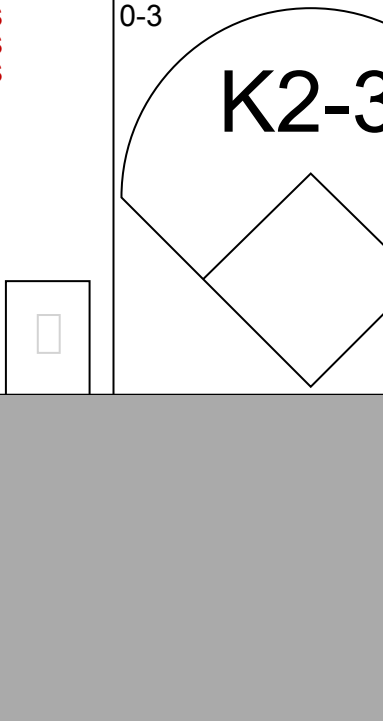
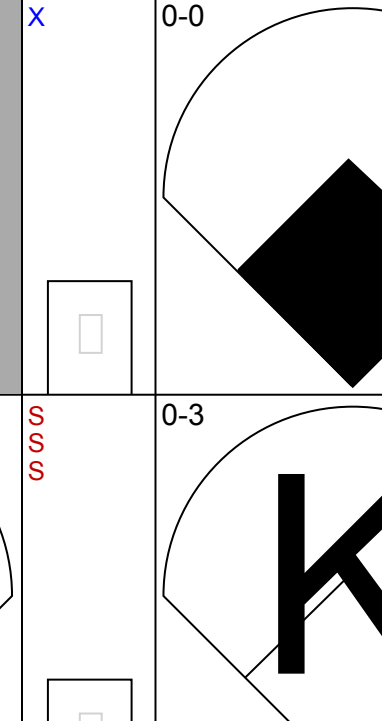
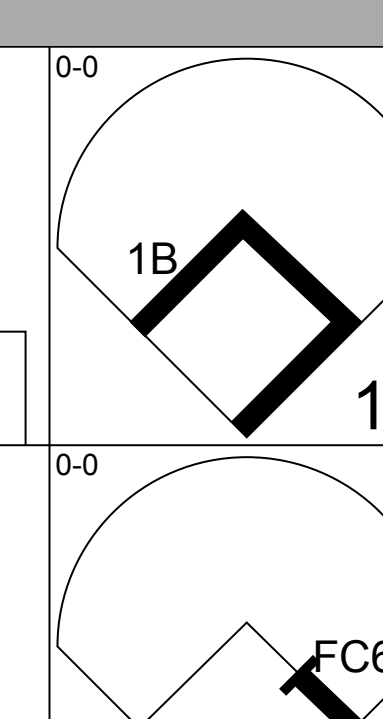
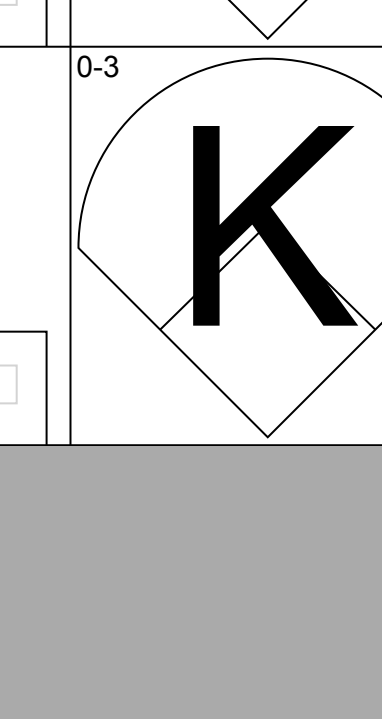
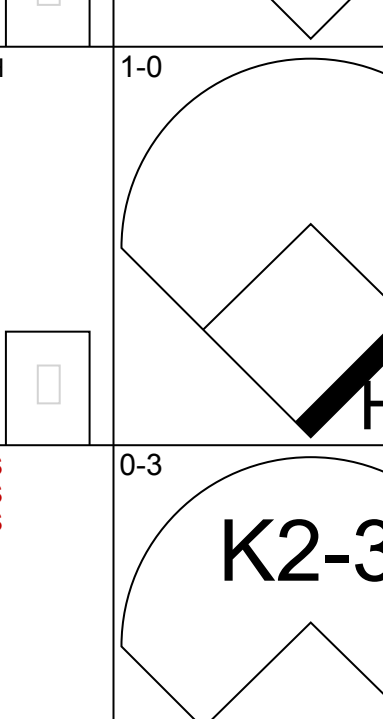
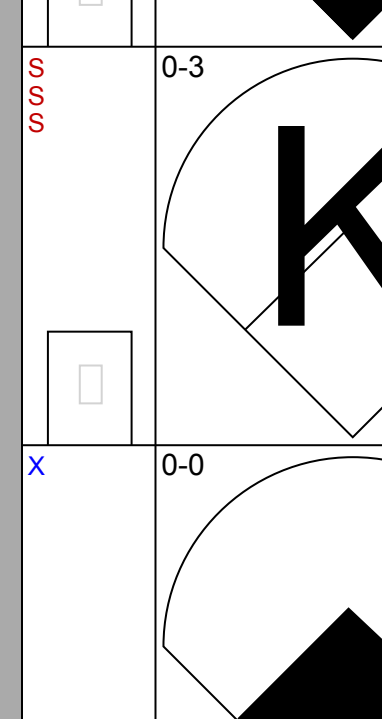
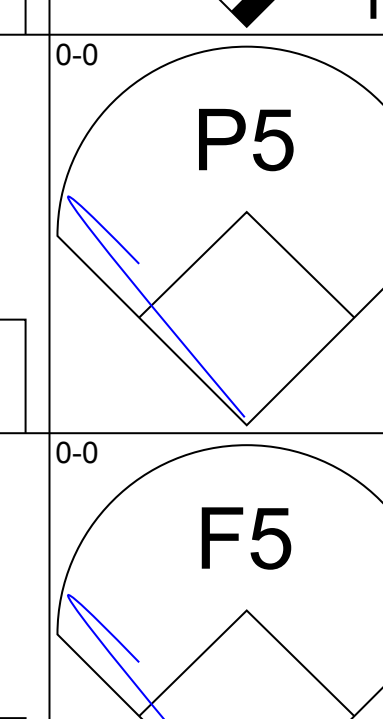
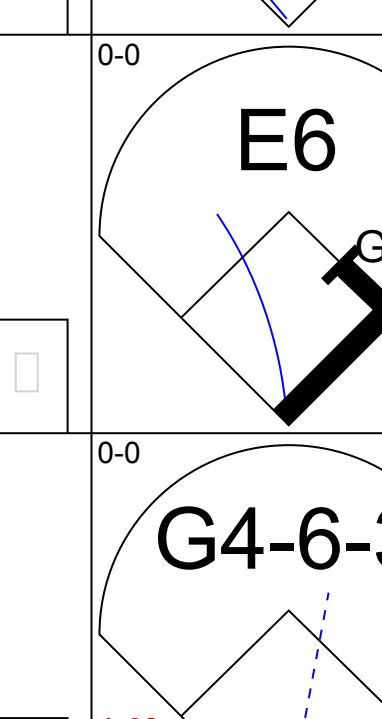

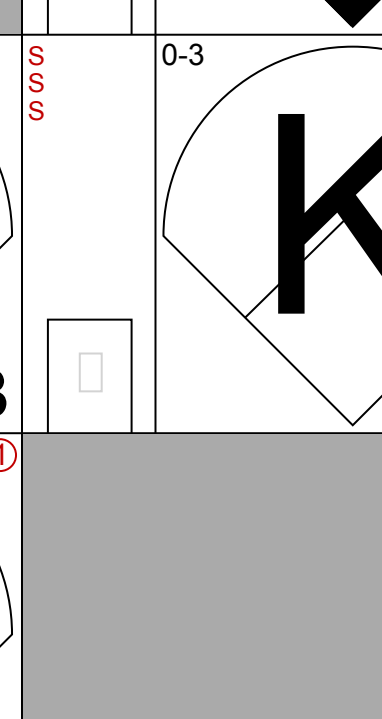
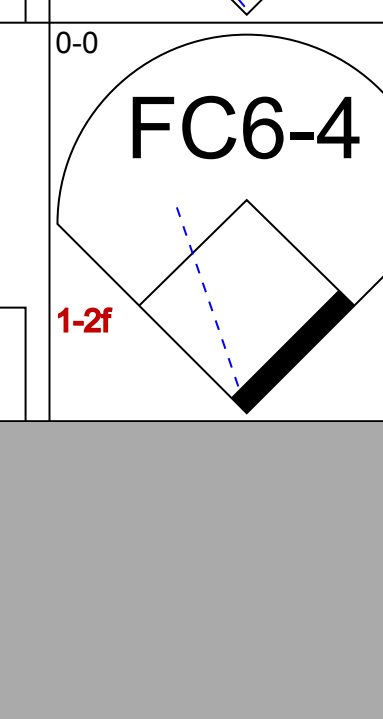

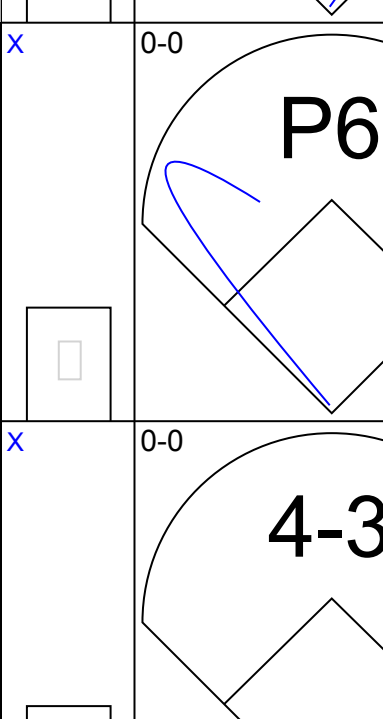

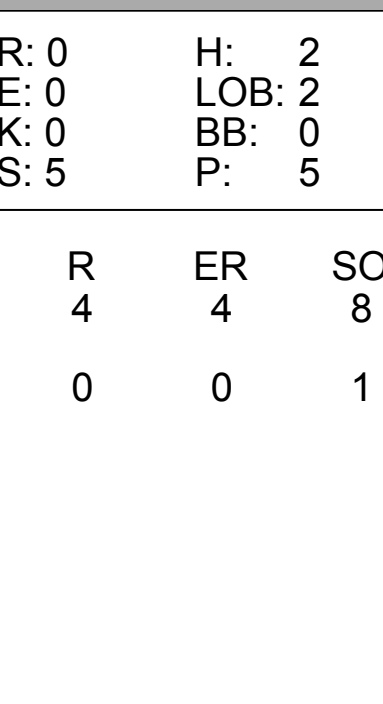
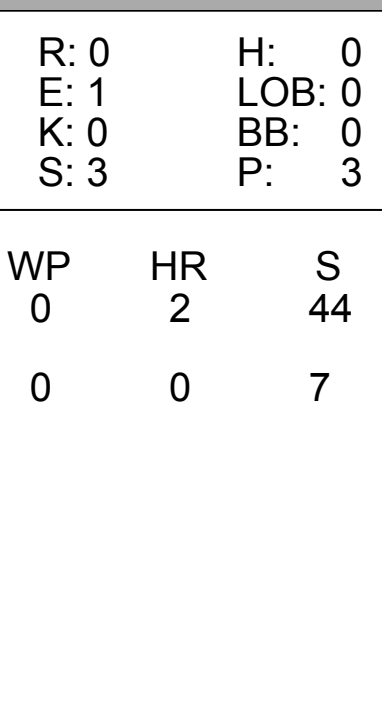
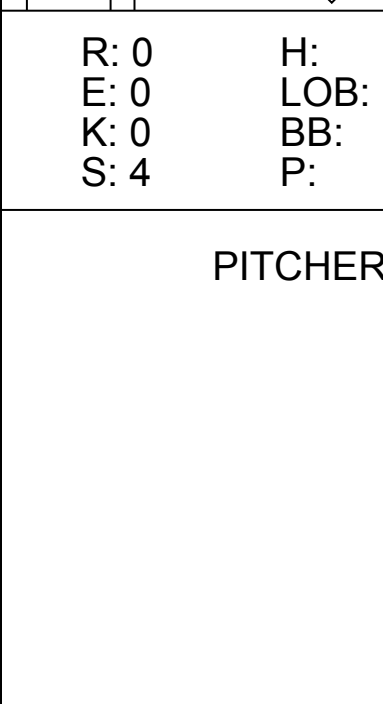
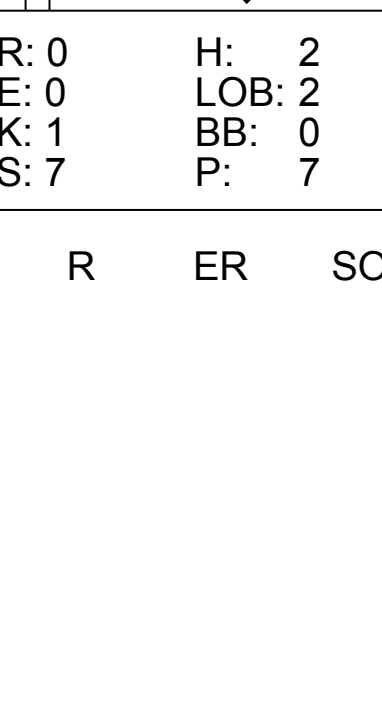
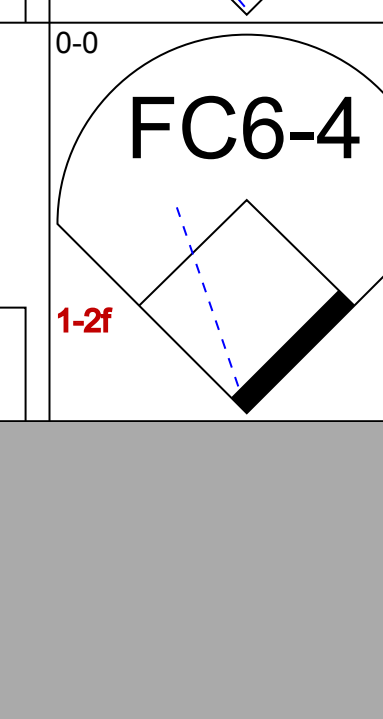
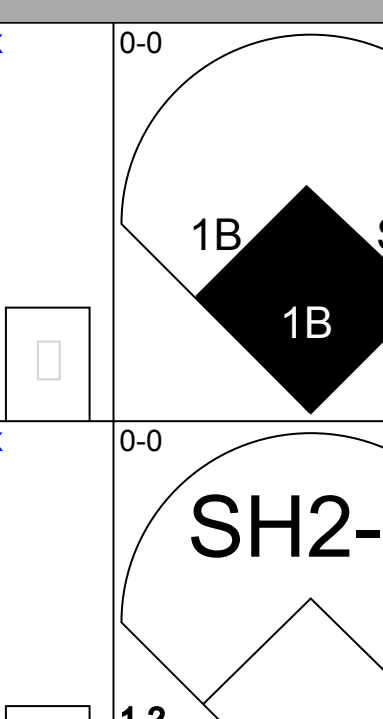
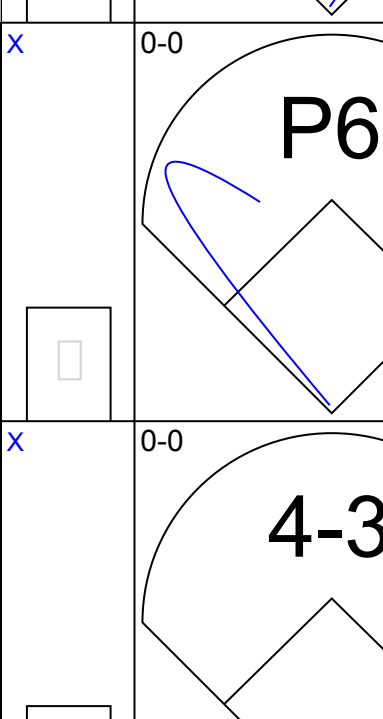
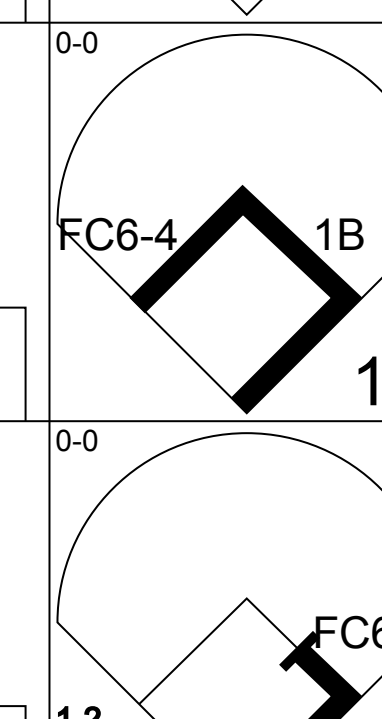
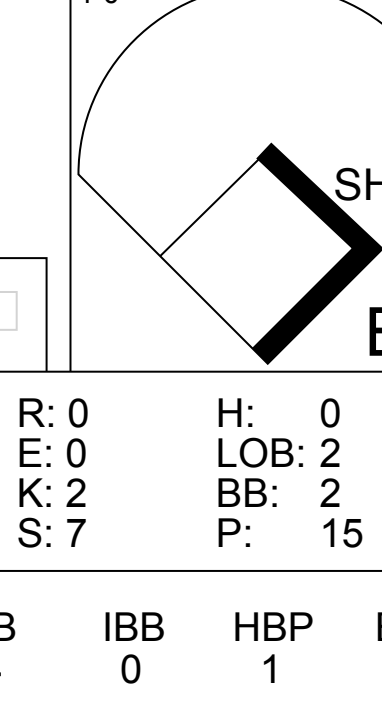
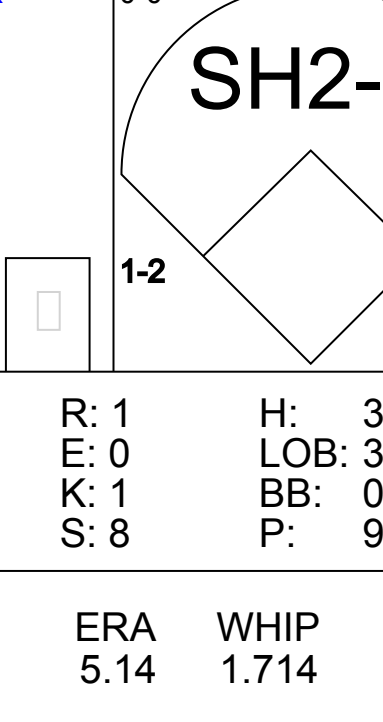
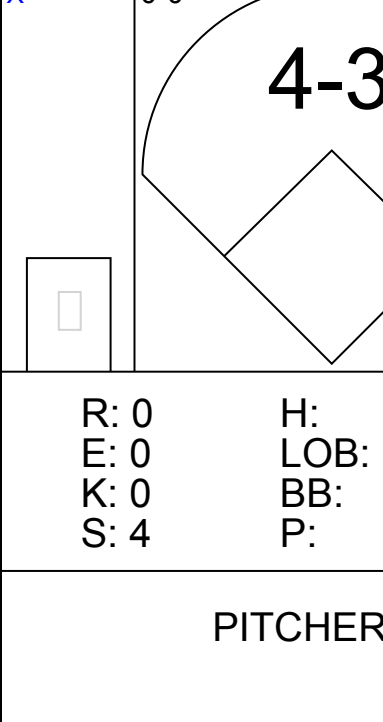
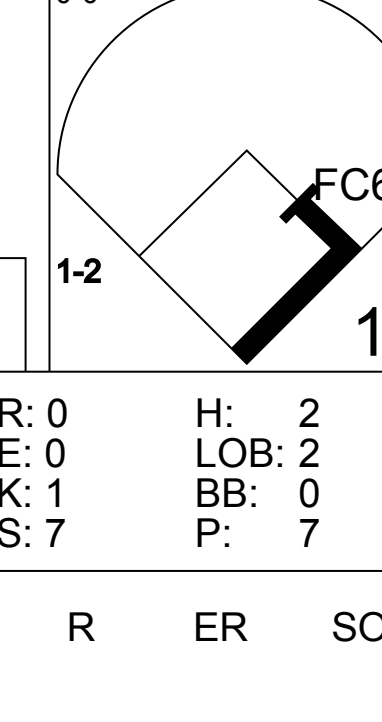
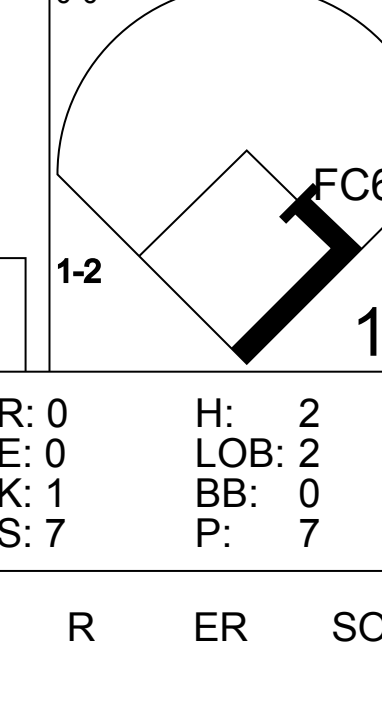
Batter	1	2	3	4	5	6	7	8	9	AB	R	H	RBI	BB	SO	LOB	BOTTOM
Steve Sax, R OBP: 0.360, SLG: 0.357	4-0 3-1 1B BB	0-0 1-3		0-0 1B 1-3 1B	0-0 1-3		0-0 L6			4	2	1	0	1	0	2	
Ken Landreaux, L OBP: 0.344, SLG: 0.373	0-0 3-1 1-3	0-0 3-H HR		0-0 1B 2-3 3-H 1B	0-0 2-H 3B		0-0 F9			5	2	3	4	0	0	1	
Dusty Baker Jr., R OBP: 0.361, SLG: 0.470 Ron Roenicke, S OBP: 0.360, SLG: 0.350	0-0 2B 3-H 1B	0-0 L6		0-0 5-3	0-0 F8		0-0 5-3		0-0 5-3	4	0	1	1	0	0	3	
Pedro Guerrero, R OBP: 0.367, SLG: 0.537 Derrel Thomas, S OBP: 0.306, SLG: 0.318	0-0 1-3 2B		0-0 1B SF7 BB	0-0 1B 5-3 IBB		0-0 6-3		0-0 F9		2	2	1	0	2	0	0	
Steve Garvey, R OBP: 0.272, SLG: 0.401	0-0 F9		0-0 WP 1B	0-0 5-3 1B		0-0 HR				4	1	3	3	0	0	2	
Ron Cey, R OBP: 0.302, SLG: 0.350	0-0 6-3		0-0 SF7	0-0 5-3		0-0 F8		0-0 F8		3	0	0	2	0	0	3	
Mike Scioscia, L OBP: 0.335, SLG: 0.319		0-0 1B 1-3 1B		0-0 F8	0-0 F9		0-0 4-3			4	1	1	0	0	0	2	
Bill Russell, R OBP: 0.360, SLG: 0.356 Mark Belanger, R OBP: 0.345, SLG: 0.333		0-0 5-3 HR 1B		0-0 F8		0-0 SH5-4 3B 1B		0-0 L7		2	1	1	0	0	0	1	
Jerry Reuss, L OBP: 0.276, SLG: 0.259	0-0 5-3		0-0 1B 1-2 1B	0-0 1B 1B		0-0 SH5-4		0-3 K		3	1	1	0	0	1	2	
Inning Stats	R: 1 E: 0 K: 0 S: 5	H: 2 LOB: 2 BB: 1 P: 9	R: 3 E: 0 K: 0 S: 6	H: 3 LOB: 0 BB: 0 P: 6	R: 1 E: 0 K: 0 S: 4	H: 1 LOB: 1 BB: 1 P: 8	R: 4 E: 0 K: 0 S: 7	H: 4 LOB: 1 BB: 1 P: 11	R: 1 E: 0 K: 0 S: 4	H: 1 LOB: 0 BB: 0 P: 4	R: 0 E: 0 K: 1 S: 5	H: 0 LOB: 0 BB: 0 P: 5	R: 0 E: 0 K: 0 S: 3	H: 0 LOB: 0 BB: 0 P: 3	1B: 9 2B: 1 3B: 1 HR: 2	SF: 1 SAC: 1 DP: 0 HBP: 0	WP: 1 PA: 40 PB: 0 SB: 1 CS: 0
PITCHER Frank Pastore, R ERA: 4.6 Charlie Lebrandt, L ERA: 2.84 Bob Shirley, L ERA: 4.66	IP: 2.0 WLS: L BF: 12 H: 7 R: 6 ER: 6 SO: 0 BB: 1 IBB: 0 HBP: 0 BLK: 0 WP: 0 HR: 0 S: 11 P: 15 ERA: 18.00 WHIP: 3.000															PITCHER Frank Pastore, R ERA: 4.6 Charlie Lebrandt, L ERA: 2.84 Bob Shirley, L ERA: 4.66	IP: 2.0 WLS: L BF: 12 H: 7 R: 6 ER: 6 SO: 0 BB: 1 IBB: 0 HBP: 0 BLK: 0 WP: 0 HR: 0 S: 11 P: 15 ERA: 18.00 WHIP: 3.000

Cincinnati Reds @ Los Angeles Dodgers
Dodger Stadium, Los Angeles, CA
Fri Jun 11 1982, 7:05 PM PDT
Att: 37,586 - Unknown

AB	35
R	11
H	13
RBI	10
BB	3
SO	1
LOB	16



Batter	1	2	3	4	5	6	7	8	9	AB	R	H	RBI	BB	SO	LOB	TOP					
Eddie Milner, L OBP: 0.310, SLG: 0.359 (1, 8)										5	1	0	0	0	1	4	Cincinnati Reds @ Los Angeles Dodgers Dodger Stadium, Los Angeles, CA Sat Jun 12 1982, 7:05 PM PDT Att: 47,080 - Unknown					
Ron Oester, S OBP: 0.306, SLG: 0.354 (1, 4)										4	0	2	0	0	2	0						
Dave Concepcion, R OBP: 0.336, SLG: 0.387 (1, 6)										4	0	1	0	0	1	3						
Larry Bittner, L OBP: 0.361, SLG: 0.406 (1, 3)										4	0	1	1	0	1	2						
Johnny Bench, R OBP: 0.298, SLG: 0.333 (1, 5)										2	1	0	0	2	0	0						
Duane Walker, L OBP: 0.287, SLG: 0.286 Cesar Cedeno, R OBP: 0.356, SLG: 0.424 (9, PH)										3	0	1	0	0	2	3						
Paul Householder, S OBP: 0.264, SLG: 0.310 (1, 9)										4	1	3	1	0	1	1						
Alex Trevino, R OBP: 0.335, SLG: 0.290 (1, 2)										4	0	0	0	0	0	4						
Greg Harris, S OBP: 0.222, SLG: 0.222 Joe Price, R (8, 1)										3	0	1	0	0	1	0						
Mike Vail, R OBP: 0.299, SLG: 0.457 (9, PH)										1	0	1	1	0	0	0						
Inning Stats	R: 0 E: 0 K: 2 S: 8	H: 1 LOB: 1 BB: 0 P: 8	R: 0 E: 0 K: 1 S: 6	H: 1 LOB: 1 BB: 0 P: 6	R: 1 E: 0 K: 2 S: 10	H: 3 LOB: 3 BB: 1 P: 14	R: 0 E: 0 K: 1 S: 5	H: 1 LOB: 0 BB: 0 P: 5	R: 0 E: 0 K: 1 S: 5	H: 0 LOB: 0 BB: 0 P: 5	R: 0 E: 0 K: 2 S: 7	H: 0 LOB: 0 BB: 0 P: 7	R: 1 E: 1 K: 0 S: 4	H: 1 LOB: 0 BB: 0 P: 4	R: 0 E: 0 K: 0 S: 3	H: 1 LOB: 0 BB: 0 P: 3	R: 1 E: 0 K: 1 S: 7	H: 2 LOB: 2 BB: 1 P: 11	1B: 8 2B: 1 3B: 0 HR: 1	SF: 0 SAC: 0 DP: 2 HBP: 0	WP: 0 PB: 0 SB: 0 CS: 1	PA: 37
PITCHER	IP	WLS	BF	H	R	ER	SO	BB	IBB	HBP	BLK	WP	HR	S	P	ERA	WHIP					
Bob Welch, R ERA: 3.59	7.0	W	29	8	2	2	9	1	0	0	0	0	1	46	50	2.57	1.286					
Steve Howe, L ERA: 2.16	2.0	S	8	2	1	1	1	1	0	0	0	0	0	9	13	4.50	1.500					

Batter	1	2	3	4	5	6	7	8	9	AB	R	H	RBI	BB	SO	LOB	BOTTOM				
Steve Sax, R OBP: 0.358, SLG: 0.355 (1, 4)										4	0	1	0	0	2	2	Cincinnati Reds @ Los Angeles Dodgers Dodger Stadium, Los Angeles, CA Sat Jun 12 1982, 7:05 PM PDT Att: 47,080 - Unknown				
Ken Landreaux, L OBP: 0.357, SLG: 0.375 (1, 8)										2	1	1	1	3	1	2					
Dusty Baker Jr., R OBP: 0.359, SLG: 0.481 (1, 7)										4	1	1	2	0	2	5					
Pedro Guerrero, R OBP: 0.369, SLG: 0.534 (1, 9)										3	0	1	0	0	2	2					
Steve Garvey, R OBP: 0.276, SLG: 0.415 (1, 3)										4	1	2	1	0	1	3					
Ron Cey, R OBP: 0.301, SLG: 0.348 (1, 5)										4	0	1	0	0	1	2					
Mike Scioscia, L OBP: 0.328, SLG: 0.311 (1, 2)										4	0	0	0	0	0	4					
Bill Russell, R OBP: 0.363, SLG: 0.360 (1, 6)										4	1	2	0	0	0	3					
Bob Welch, R OBP: 0.167, SLG: 0.176 Steve Howe, L (8, 1)										1	0	0	0	1	0	1					
Derrel Thomas, S OBP: 0.320, SLG: 0.333 (8, 5)										1	0	1	0	0	0	0					
Inning Stats	R: 0 E: 0 K: 2 S: 6	H: 0 LOB: 0 BB: 1 P: 10	R: 0 E: 0 K: 0 S: 5	H: 2 LOB: 2 BB: 0 P: 5	R: 0 E: 0 K: 2 S: 7	H: 0 LOB: 2 BB: 2 P: 15	R: 0 E: 1 K: 0 S: 3	H: 0 LOB: 0 BB: 0 P: 3	R: 1 E: 0 K: 1 S: 8	H: 3 LOB: 3 BB: 0 P: 9	R: 0 E: 0 K: 0 S: 4	H: 1 LOB: 1 BB: 0 P: 4	R: 3 E: 0 K: 3 S: 11	H: 2 LOB: 0 BB: 1 P: 15	R: 0 E: 0 K: 1 S: 7	H: 2 LOB: 2 BB: 0 P: 7	1B: 8 2B: 0 3B: 0 HR: 2	SF: 0 SAC: 2 DP: 1 HBP: 1	WP: 0 PB: 0 SB: 0 CS: 0	PA: 38	
PITCHER	IP	WLS	BF	H	R	ER	SO	BB	IBB	HBP	BLK	WP	HR	S	P	ERA	WHIP				
Greg Harris, R ERA: 4.81	7.0	L	33	8	4	4	8	4	0	1	0	0	2	44	61	5.14	1.714				
Joe Price, L ERA: 3.13	1.0	S	5	2	0	0	1	0	0	0	0	0	0	7	7	0.00	2.000				

Batter	1	2	3	4	5	6	7	8	9	AB	R	H	RBI	BB	SO	LOB	TOP				
Eddie Milner, L OBP: 0.317, SLG: 0.367 (1, 7)										4	1	2	0	1	0	2	Cincinnati Reds @ Los Angeles Dodgers Dodger Stadium, Los Angeles, CA Sun Jun 13 1982, 3:33 AM PDT Att: 45,763 - Unknown				
Ron Oester, S OBP: 0.300, SLG: 0.347 (1, 4)										5	0	0	1	0	2	4					
Dave Concepcion, R OBP: 0.337, SLG: 0.389 (1, 6)											4	1	1	0	1	0					
Larry Bittner, L OBP: 0.372, SLG: 0.416 (1, 3)											5	0	3	1	0	0					
Johnny Bench, R OBP: 0.296, SLG: 0.330 (1, 5)											5	0	1	0	0	1					
Cesar Cedeno, R OBP: 0.359, SLG: 0.422 (1, 8)											3	1	1	0	0	0					
Paul Householder, S OBP: 0.264, SLG: 0.308 (1, 9)											4	1	1	0	0	0					
Alex Trevino, R OBP: 0.339, SLG: 0.291 (1, 2)											3	0	1	2	0	0					
Bruce Berenyi, R OBP: 0.280, SLG: 0.360 Tom Hume, R (8, 1)											3	0	2	0	0	0					
Inning Stats	R: 2 E: 1 K: 0 S: 7	H: 4 LOB: 2 BB: 0 P: 7	R: 0 E: 0 K: 1 S: 7	H: 2 LOB: 3 BB: 1 P: 11	R: 2 E: 0 K: 0 S: 5	H: 2 LOB: 1 BB: 0 P: 6	R: 0 E: 0 K: 1 S: 6	H: 1 LOB: 1 BB: 0 P: 6	R: 0 E: 0 K: 0 S: 3	H: 0 LOB: 0 BB: 0 P: 3	R: 0 E: 0 K: 0 S: 4	H: 1 LOB: 1 BB: 0 P: 4	R: 0 E: 0 K: 1 S: 5	H: 0 LOB: 2 BB: 1 P: 10	R: 0 E: 0 K: 0 S: 3	H: 1 LOB: 0 BB: 0 P: 3	1B: 10 2B: 3 3B: 0 HR: 0	SF: 0 SAC: 1 DP: 2 HBP: 2	WP: 0 PB: 0 SB: 1 CS: 0	PA: 41	
PITCHER	IP	WLS	BF	H	R	ER	SO	BB	IBB	HBP	BLK	WP	HR	S	P	ERA	WHIP				
Burt Hooton, R ERA: 5.37 (1, 1)	3.0	L	19	8	4	4	1	1	0	1	0	0	0	19	24	12.00	3.000				
Dave Stewart, R ERA: 4.99 (4, 1)	4.0		14	3	0	0	1	0	0	0	0	0	0	16	16	0.00	0.750				
Terry Forster, L ERA: 3.73 (8, 1)	2.0		8	1	0	0	1	1	0	1	0	0	0	8	13	0.00	1.000				

AB	36
R	4
H	12
RBI	4
BB	2
SO	3
LOB	16



Batter	1	2	3	4	5	6	7	8	9	AB	R	H	RBI	BB	SO	LOB	BOTTOM				
Steve Sax, R OBP: 0.361, SLG: 0.358 (1, 4)										4	1	2	0	0	0	0	Cincinnati Reds @ Los Angeles Dodgers Dodger Stadium, Los Angeles, CA Sun Jun 13 1982, 3:33 AM PDT Att: 45,763 - Unknown				
Ken Landreaux, L OBP: 0.360, SLG: 0.378 (1, 8)										4	1	2	0	0	1	1					
Dusty Baker Jr., R OBP: 0.353, SLG: 0.471 (1, 7)										4	0	0	0	0	1	3					
Pedro Guerrero, R OBP: 0.371, SLG: 0.531 (1, 9)										3	0	1	1	1	0	1					
Steve Garvey, R OBP: 0.276, SLG: 0.412 (1, 3)										4	0	1	0	0	1	3					
Ron Cey, R OBP: 0.296, SLG: 0.341 (1, 5)											4	0	0	0	0	4					
Mike Scioscia, L OBP: 0.320, SLG: 0.303 (1, 2)											4	0	0	0	0	3					
Bill Russell, R OBP: 0.356, SLG: 0.351 (1, 6)											4	0	0	0	0	0					
Burt Hooton, R OBP: 0.111, SLG: 0.167 (1, 1)											0	0	0	0	0	0					
Jorge Orta, L OBP: 0.333, SLG: 0.424 (3, PH)											1	0	0	0	0	0					
Dave Stewart, R OBP: 0.154, SLG: 0.154 (4, 1)											1	0	0	0	0	0					
Ron Roenicke, S OBP: 0.346, SLG: 0.333 (7, PH)											1	0	0	0	1	0					
Terry Forster, L (8, 1)											0	0	0	0	0	0					
Inning Stats	R: 0 E: 0 K: 1 S: 5	H: 0 LOB: 0 BB: 0 P: 5	R: 0 E: 0 K: 1 S: 5	H: 0 LOB: 1 BB: 1 P: 9	R: 0 E: 0 K: 0 S: 3	H: 0 LOB: 0 BB: 0 P: 3	R: 1 E: 1 K: 0 S: 6	H: 3 LOB: 2 BB: 0 P: 6	R: 0 E: 0 K: 0 S: 4	H: 1 LOB: 1 BB: 0 P: 4	R: 0 E: 0 K: 1 S: 5	H: 0 LOB: 0 BB: 0 P: 5	R: 0 E: 0 K: 1 S: 7	H: 2 LOB: 1 BB: 0 P: 7	R: 0 E: 0 K: 0 S: 3	H: 0 LOB: 0 BB: 0 P: 3	1B: 6 2B: 0 3B: 0 HR: 0	SF: 0 SAC: 0 DP: 0 HBP: 0	WP: 0 PB: 0 SB: 2 CS: 0	PA: 35	
PITCHER	IP	WLS	BF	H	R	ER	SO	BB	IBB	HBP	BLK	WP	HR	S	P	ERA	WHIP				
Bruce Berenyi, R ERA: 3.68 (1, 1)	7.0	W	29	6	2	1	3	1	0	0	0	0	0	8	8	0.00	1.000				
Tom Hume, R ERA: 2.15 (8, 1)	2.0	S	6	0	0	0	1	0	0	0	0	0	0	8	8	0.00	0.000				

AB	34
R	2
H	6
RBI	1
BB	1
SO	4
LOB	15



Batter	1	2	3	4	5	6	7	8	9	10	11	AB	R	H	RBI	BB	SO	LOB	TOP									
Steve Sax, R OBP: 0.358, SLG: 0.355 (1, 4)												5	0	1	0	0	1	1										
Ken Landreaux, L OBP: 0.358, SLG: 0.391 (1, 8)												5	1	1	1	0	1	1										
Dusty Baker Jr., R OBP: 0.354, SLG: 0.484 (1, 7)												5	1	2	1	0	1	1										
Pedro Guerrero, R OBP: 0.364, SLG: 0.520 (1, 9) (10, 5) (11, 9)												5	0	0	0	0	1	2										
Steve Garvey, R OBP: 0.275, SLG: 0.422 (1, 3)												4	1	1	1	0	1	1										
Ron Cey, R OBP: 0.295, SLG: 0.340 Derrel Thomas, S OBP: 0.320, SLG: 0.333 (1, 5) (10, PR) (10, 6) (11, 5)												4	0	1	0	0	1	0										
Mike Scioscia, L OBP: 0.315, SLG: 0.297 (1, 2)												3	0	0	0	0	1	0										
Bill Russell, R OBP: 0.355, SLG: 0.351 Jorge Orta, L OBP: 0.328, SLG: 0.417 Steve Howe, L (1, 6) (10, PH) (10, 1)												3	1	1	0	0	1	0										
Fernando Valenzuela, L OBP: 0.416, SLG: 0.455 Rick Monday, L OBP: 0.416, SLG: 0.455 Mark Belanger, R OBP: 0.348, SLG: 0.333 (1, 1) (10, PH) (10, 9) (11, 6)												3	0	1	1	0	0	0										
Inning Stats	R: 0 E: 0 K: 0 S: 4	H: 1 LOB: 1 BB: 0 P: 4	R: 0 E: 0 K: 0 S: 3	H: 0 LOB: 0 BB: 0 P: 3	R: 0 E: 0 K: 0 S: 3	H: 0 LOB: 0 BB: 0 P: 3	R: 2 E: 0 K: 1 S: 7	H: 2 LOB: 0 BB: 0 P: 7	R: 1 E: 0 K: 1 S: 6	H: 2 LOB: 0 BB: 0 P: 6	R: 0 E: 0 K: 0 S: 3	H: 0 LOB: 0 BB: 0 P: 3	R: 0 E: 0 K: 1 S: 5	H: 0 LOB: 0 BB: 0 P: 5	R: 0 E: 0 K: 2 S: 8	H: 1 LOB: 1 BB: 0 P: 8	R: 0 E: 0 K: 0 S: 4	H: 1 LOB: 2 BB: 0 P: 4	R: 1 E: 0 K: 2 S: 8	H: 1 LOB: 0 BB: 0 P: 8	1B: 5 2B: 0 3B: 0 HR: 3	SF: 0 SAC: 1 DP: 1 HBP: 0	WP: 0 PB: 0 SB: 1 CS: 0	PA: 40				
PITCHER	IP 10.0	WLS 10.0	BF 36	H 7	R 3	ER 2	SO 6	BB 0	IBB 0	HBP 0	BLK 0	WP 0	HR 2	S 48	P 48	ERA 1.80	WHIP 0.700											
Juan Eichelberger, R ERA: 3.79 Eric Show, R ERA: 1.56 (1, 1) (11, 1)	1.0	L	4	1	1	1	2	0	0	0	0	0	0	1	8	8	9.00	1.000										

Los Angeles Dodgers @ San Diego Padres
Jack Murphy Stadium, San Diego, CA
Mon Jun 14 1982, 10:05 PM EDT
Att: 49,973 - Unknown

livebaseballscores.com

AB 39
R 4
H 8
RBI 4
BB 0
SO 8
LOB 10

Batter	1	2	3	4	5	6	7	8	9	10	11	AB	R	H	RBI	BB	SO	LOB	BOTTOM								
Alan Wiggins, S OBP: 0.351, SLG: 0.328 (1, 7)												6	0	2	0	0	0	1									
Joe Pittman, R OBP: 0.290, SLG: 0.300 (1, 4)												6	2	3	0	0	0	1									
Garry Templeton, S OBP: 0.289, SLG: 0.364 (1, 6)												5	0	3	0	0	1	1									
Ruppert Jones, L OBP: 0.433, SLG: 0.525 (1, 8)												4	0	1	1	1	1	3									
Sixto Lezcano, R OBP: 0.368, SLG: 0.450 (1, 9)												3	0	1	1	2	0	3									
Terry Kennedy, L OBP: 0.282, SLG: 0.443 (1, 2)												5	1	1	0	0	2	5									
Luis Salazar, R OBP: 0.256, SLG: 0.330 (1, 5)												5	0	0	0	0	3	4									
Kurt Bevacqua, R OBP: 0.357, SLG: 0.524 (1, 3)												5	0	3	1	0	0	0									
Juan Eichelberger, R OBP: 0.296, SLG: 0.129 Dave Edwards, R OBP: 0.227, SLG: 0.273 Eric Show, R (1, 1) (10, PH) (11, 1)												3	0	0	0	0	0	3									
Inning Stats	R: 1 E: 0 K: 0 S: 5	H: 2 LOB: 1 BB: 0 P: 5	R: 0 E: 0 K: 1 S: 6	H: 1 LOB: 1 BB: 0 P: 6	R: 0 E: 0 K: 1 S: 6	H: 1 LOB: 1 BB: 0 P: 6	R: 0 E: 0 K: 2 S: 8	H: 1 LOB: 2 BB: 1 P: 12	R: 0 E: 0 K: 0 S: 5	H: 2 LOB: 1 BB: 0 P: 5	R: 1 E: 0 K: 2 S: 9	H: 2 LOB: 2 BB: 1 P: 13	R: 0 E: 0 K: 0 S: 3	H: 1 LOB: 1 BB: 0 P: 3	R: 0 E: 0 K: 1 S: 6	H: 1 LOB: 1 BB: 1 P: 10	R: 0 E: 0 K: 0 S: 3	H: 0 LOB: 0 BB: 0 P: 3	R: 0 E: 0 K: 0 S: 3	H: 0 LOB: 0 BB: 0 P: 3	1B: 12 2B: 2 3B: 0 HR: 0	SF: 0 SAC: 2 DP: 0 HBP: 0	WP: 0 PB: 0 SB: 2 CS: 2	PA: 49			
PITCHER	IP 9.0	WLS 2.0	BF 42	H 14	R 3	ER 3	SO 7	BB 2	IBB 1	HBP 0	BLK 0	WP 0	HR 0	S 53	P 65	ERA 3.00	WHIP 1.778										
Fernando Valenzuela, L ERA: 2.59 Steve Howe, L ERA: 2.04 (1, 1) (10, 1)	2.0	W	6	0	0	0	0	0	0	0	0	0	0	6	6	0.00	0.000										

Los Angeles Dodgers @ San Diego Padres
Jack Murphy Stadium, San Diego, CA
Mon Jun 14 1982, 10:05 PM EDT
Att: 49,973 - Unknown

livebaseballscores.com

AB 43
R 3
H 14
RBI 3
BB 3
SO 7
LOB 21

Batter	1	2	3	4	5	6	7	8	9	AB R H RBI BB SO LOB	TOP											
Steve Sax, R OBP: 0.359, SLG: 0.358 (1, 4)	F9		4-3		K		2B		1B	5 0 2 2 0 1 1	Los Angeles Dodgers @ San Diego Padres Jack Murphy Stadium, San Diego, CA Wed Jun 16 1982, 10:05 PM EDT Att: 31,463 - Unknown livebaseballscorecards.com											
Bill Russell, R OBP: 0.357, SLG: 0.350 (1, 6)	WP 1B			F8		HR 1B	F8		F7	5 2 2 0 0 0 2												
Dusty Baker Jr., R OBP: 0.361, SLG: 0.495 (1, 7)	F6			HR		F9		1-4-3		4 1 1 1 0 0 2												
Pedro Guerrero, R OBP: 0.368, SLG: 0.528 (1, 9)	2H 1B			S BB		1H HR		F9		3 1 2 3 1 0 0												
Steve Garvey, R OBP: 0.267, SLG: 0.409 (1, 3)		4-3		F7		F7		5-3		4 0 0 0 0 0 1												
Ron Cey, R OBP: 0.298, SLG: 0.360 (1, 5)	F8			F7					SH5-4 1B BB	3 1 1 0 1 0 1												
Ron Roenicke, S OBP: 0.324, SLG: 0.345 (1, 8)	F3				6-3	F8			SH5-4 1B	4 1 1 0 0 0 1												
Steve Yeager, R OBP: 0.296, SLG: 0.338 (1, 2)			5-3		SH3-4 1B		L6		F5	4 0 1 0 0 0 2												
Bob Welch, R OBP: 0.158, SLG: 0.167 (1, 1)			K		SH3-4		K		SH5-4	2 0 0 0 0 2 0												
Inning Stats	R: 1 E: 0 K: 0 S: 4	H: 2 LOB: 1 BB: 0 P: 4	R: 0 E: 0 K: 0 S: 3	H: 0 LOB: 0 BB: 0 P: 3	R: 0 E: 0 K: 1 S: 5	H: 0 LOB: 0 BB: 0 P: 5	R: 1 E: 0 K: 0 S: 4	H: 1 LOB: 1 BB: 1 P: 8	R: 0 E: 0 K: 1 S: 6	H: 1 LOB: 1 BB: 0 P: 6	R: 2 E: 0 K: 1 S: 6	H: 3 LOB: 1 BB: 0 P: 6	R: 0 E: 0 K: 1 S: 6	H: 1 LOB: 0 BB: 0 P: 6	R: 0 E: 0 K: 0 S: 3	H: 0 LOB: 0 BB: 0 P: 3	R: 2 E: 0 K: 0 S: 5	H: 2 LOB: 1 BB: 1 P: 9	1B: 6 2B: 1 3B: 1 HR: 2	SF: 0 SAC: 2 DP: 0 HBP: 0	WP: 1 PB: 0 SB: 1 CS: 0	PA: 38
PITCHER	IP WLS BF H R ER SO BB IBB HBP BLK WP HR S P ERA WHIP											IP WLS BF H R ER SO BB IBB HBP BLK WP HR S P ERA WHIP										
Tim Lollar, L ERA: 2.45 (1, 1)	6.0 L 25 7 4 4 2 1 0 0 0 0 1 2 28 32 6.00 1.333																					
Floyd Chiffer, R ERA: 2.25 (7, 1)	2.0 7 1 0 0 1 0 0 0 0 0 0 9 9 0.00 0.500																					
Dave Dravecky, L ERA: 9.0 (9, 1)	1.0 6 2 2 2 0 1 0 0 0 0 0 5 9 18.00 3.000																					

Batter	1	2	3	4	5	6	7	8	9	AB R H RBI BB SO LOB	BOTTOM									
Alan Wiggins, S OBP: 0.353, SLG: 0.326 (1, 7)	F7			CS BB		FC6-4			4-3	3 0 0 0 1 0 1	Los Angeles Dodgers @ San Diego Padres Jack Murphy Stadium, San Diego, CA Wed Jun 16 1982, 10:05 PM EDT Att: 31,463 - Unknown livebaseballscorecards.com									
Gene Richards, L OBP: 0.326, SLG: 0.316 (1, 3)	1-3 1B			4-3		6-3		6-3		4 0 1 0 0 0 1										
Garry Templeton, S OBP: 0.283, SLG: 0.356 (1, 6)	1-3			K2-3			BB 1B	4-3		4 0 1 0 0 1 1										
Ruppert Jones, L OBP: 0.425, SLG: 0.510 (1, 8)		F9			G3		F7			3 0 0 0 0 0 1										
Sixto Lezcano, R OBP: 0.364, SLG: 0.442 (1, 9)		F4			F8					2 0 0 0 1 0 0										
Terry Kennedy, L OBP: 0.275, SLG: 0.430 (1, 2)			4-3		F7		BB K			3 0 0 0 0 1 2										
Luis Salazar, R OBP: 0.254, SLG: 0.325 (1, 5)				K		K		F9		3 0 0 0 0 2 0										
Tim Flannery, L OBP: 0.326, SLG: 0.349 (1, 4)				F6		FC6-4 1B		F9		3 0 1 0 0 0 0										
Tim Lollar, L OBP: 0.361, SLG: 0.514 (6, PH)				F8						1 0 0 0 0 0 0										
Broderick Perkins, L OBP: 0.354, SLG: 0.339 (7, 1)										1 0 0 0 0 1 1										
Floyd Chiffer, R (7, 1)										0 0 0 0 0 0 0										
Joe Lefebvre, L OBP: 0.267, SLG: 0.250 (8, PH)										1 0 0 0 0 1 0										
Dave Dravecky, R (9, 1)										0 0 0 0 0 0 0										
Inning Stats	R: 0 E: 0 K: 0 S: 3	H: 1 LOB: 0 BB: 0 P: 3	R: 0 E: 0 K: 0 S: 3	H: 0 LOB: 0 BB: 0 P: 3	R: 0 E: 0 K: 1 S: 5	H: 0 LOB: 0 BB: 0 P: 5	R: 0 E: 0 K: 1 S: 4	H: 0 LOB: 0 BB: 1 P: 8	R: 0 E: 0 K: 2 S: 8	H: 1 LOB: 1 BB: 0 P: 8	R: 0 E: 0 K: 1 S: 6	H: 1 LOB: 2 BB: 1 P: 10	R: 0 E: 0 K: 1 S: 5	H: 0 LOB: 0 BB: 0 P: 5	R: 0 E: 0 K: 0 S: 3	H: 0 LOB: 0 BB: 0 P: 3	1B: 3 2B: 0 3B: 0 HR: 0	SF: 0 SAC: 0 DP: 0 HBP: 0	WP: 0 PB: 0 SB: 0 CS: 1	PA: 30
PITCHER	IP WLS BF H R ER SO BB IBB HBP BLK WP HR S P ERA WHIP											IP WLS BF H R ER SO BB IBB HBP BLK WP HR S P ERA WHIP								
Bob Welch, R ERA: 3.24 (1, 1)	9.0 W 30 3 0 0 6 2 0 0 0 0 0 0 40 48 0.00 0.556																			

Batter	1	2	3	4	5	6	7	8	9	10	11	AB	R	H	RBI	BB	SO	LOB	TOP						
Steve Sax, R OBP: 0.355, SLG: 0.353 (1.4)	K		G5-4-3 1B		6-3		P4			B2-3	4-3	6	0	1	0	0	1	5							
Ken Landreaux, L OBP: 0.362, SLG: 0.390 (1.8)	F8		G5-4-3 1B			4-3						3	0	1	0	2	0	0							
Dusty Baker Jr., R OBP: 0.382, SLG: 0.493 (1.7)	F8		G5-4-3 1B									5	0	2	0	0	0	3							
Pedro Guerrero, R OBP: 0.365, SLG: 0.529 (1.9)		F9	K			FC6-4 1B						5	1	1	0	0	1	4							
Steve Garvey, R OBP: 0.286, SLG: 0.402 (1.3)		BB 6-3 1B BB			K		L7					4	1	0	0	1	1	3							
Ron Cey, R OBP: 0.304, SLG: 0.367 (1.5)					F9							4	1	2	0	1	1	0							
Derrel Thomas, S OBP: 0.320, SLG: 0.333 (11, PR)		6-3 BB 1-2 1B 1B										0	0	0	0	0	0	0							
Steve Yeager, R OBP: 0.311, SLG: 0.343 (1.2)					6-3							2	0	1	0	1	0	0							
Mike Scioscia, L OBP: 0.317, SLG: 0.299 (9, PH)												2	0	1	1	0	0	0							
Bill Russell, R OBP: 0.354, SLG: 0.342 (1.6)												4	0	0	1	1	0	4							
Dave Stewart, R OBP: 0.280, SLG: 0.188 (7, 1)												3	0	1	1	0	2	2							
Steve Howe, L OBP: 0.134, SLG: 0.333 (10, PH)												0	0	0	0	0	0	0							
Ron Roenicke, S OBP: 0.141, SLG: 0.145 (11, PH)												0	0	0	0	0	0	0							
Rick Monday, L OBP: 0.141, SLG: 0.145 (11, PH)												0	0	0	0	0	0	0							
Jose Morales, R OBP: 0.141, SLG: 0.145 (11, PH)												1	0	0	0	0	1	3							
Vicente Romo, R OBP: 0.141, SLG: 0.145 (11, 1)												0	0	0	0	0	0	0							
Inning Stats	R: 0 E: 0 K: 1 S: 5	H: 0 LOB: 0 BB: 0 P: 5	R: 2 E: 0 K: 0 S: 4	H: 2 LOB: 2 BB: 2 P: 12	R: 0 E: 0 K: 1 S: 6	H: 2 LOB: 1 BB: 0 P: 6	R: 0 E: 0 K: 1 S: 5	H: 0 LOB: 0 BB: 0 P: 5	R: 0 E: 0 K: 1 S: 4	H: 1 LOB: 1 BB: 0 P: 4	R: 0 E: 0 K: 1 S: 7	H: 2 LOB: 2 BB: 0 P: 7	R: 0 E: 0 K: 0 S: 3	H: 1 LOB: 1 BB: 1 P: 7	R: 0 E: 0 K: 1 S: 5	H: 0 LOB: 0 BB: 0 P: 5	R: 0 E: 0 K: 0 S: 3	H: 0 LOB: 1 BB: 1 P: 7	R: 1 E: 0 K: 1 S: 7	H: 2 LOB: 3 BB: 2 P: 15	1B: 8 2B: 2 3B: 1 HR: 0	SF: 0 SAC: 0 DP: 2 HBP: 0	WP: 0 PB: 0 SB: 2 CS: 0	PA: 46	
PITCHER	IP 2.0	WLS 11	BF 24	H 4	R 0	ER 0	SO 5	BB 1	IBB 0	HBP 0	BLK 0	WP 0	HR 0	S 33	P 37	ERA 0.00	WHIP 0.714								
Greg Harris, R ERA: 5.13 (1, 1)																									
Frank Pastore, R ERA: 4.02 (3, 1)																									
Tom Hume, R ERA: 2.16 (10, 1)																									
Joe Price, L ERA: 3.0 (11, 1)																									

Los Angeles Dodgers @ Cincinnati Reds
Riverfront Stadium, Cincinnati, OH
Fri Jun 18 1982, 7:05 PM EDT
Att: 23,958 - Unknown

livebaseballscorecards.com

AB 40
R 3
H 10
RBI 3
BB 6
SO 7
LOB 24



Batter	1	2	3	4	5	6	7	8	9	10	11	AB	R	H	RBI	BB	SO	LOB	BOTTOM						
Eddie Milner, L OBP: 0.321, SLG: 0.366 (1.7)	F3		F8			P4		SH1-4 1B		K		5	0	1	0	0	1	1							
Ron Oester, S OBP: 0.311, SLG: 0.355 (1.4)	F7				F8	F9 WP BB		SH1-4		CS 1B		3	0	1	0	1	0	0							
Dave Concepcion, R OBP: 0.341, SLG: 0.381 (1.6)	6-3					F9 1B		F9		CS		4	0	1	0	1	0	1							
Dan Driessen, L OBP: 0.380, SLG: 0.471 (1.3)		4-3				F9		F9		F9		5	0	1	0	0	0	3							
Cesar Cedeno, R OBP: 0.363, SLG: 0.464 (1.8)		6-3			G5-4-3 1B	G5-4-3 1B		G4-6-3 1B		CS		5	1	1	0	0	0	2							
Duang Walker, L OBP: 0.222, SLG: 0.381 (9, PH)												3	1	2	1	0	1	0							
Paul Householder, S OBP: 0.254, SLG: 0.294 (10, 9)												1	0	0	0	0	0	1							
Johnny Bench, R OBP: 0.298, SLG: 0.328 (1.5)												4	0	1	1	0	1	2							
Alex Trevino, R OBP: 0.330, SLG: 0.284 (1, 2)												4	0	1	0	0	0	2							
Tom Hume, R ERA: 2.16 (10, 1)												0	0	0	0	0	0	0							
Joe Price, R ERA: 3.0 (11, 1)												0	0	0	0	0	0	0							
Greg Harris, S OBP: 0.222, SLG: 0.222 (1, 1)												0	0	0	0	0	0	0							
Frank Pastore, R OBP: 0.222, SLG: 0.231 (3, 1)												2	0	0	0	0	1	1							
Dave Vangorder, R OBP: 0.250, SLG: 0.250 (10, 2)												1	0	0	0	0	0	0							
Inning Stats	R: 0 E: 0 K: 0 S: 3	H: 0 LOB: 0 BB: 0 P: 3	R: 0 E: 0 K: 1 S: 5	H: 0 LOB: 0 BB: 0 P: 5	R: 0 E: 0 K: 0 S: 4	H: 1 LOB: 1 BB: 0 P: 4	R: 0 E: 0 K: 0 S: 4	H: 2 LOB: 1 BB: 0 P: 4	R: 0 E: 0 K: 0 S: 3	H: 1 LOB: 1 BB: 1 P: 7	R: 2 E: 1 K: 1 S: 7	H: 2 LOB: 0 BB: 0 P: 7	R: 0 E: 0 K: 0 S: 3	H: 1 LOB: 1 BB: 1 P: 7	R: 0 E: 0 K: 1 S: 6	H: 1 LOB: 1 BB: 0 P: 6	R: 0 E: 0 K: 1 S: 5	H: 1 LOB: 0 BB: 0 P: 5	R: 0 E: 0 K: 0 S: 3	H: 0 LOB: 0 BB: 0 P: 3	1B: 8 2B: 1 3B: 0 HR: 0	SF: 0 SAC: 2 DP: 2 HBP: 0	WP: 1 PB: 0 SB: 0 CS: 1	PA: 42	
PITCHER	IP 6.1	WLS 2	BF 25	H 6	R 2	ER 1	SO 1	BB 1	IBB 0	HBP 0	BLK 0	WP 1	HR 0	S 26	P 30	ERA 1.42	WHIP 1.105								
Dave Stewart, R ERA: 4.47 (7, 1)																									
Steve Howe, L ERA: 1.89 (7, 1)																									
Terry Foster, L ERA: 3.62 (10, 1)																									
Vicente Romo, R ERA: 1.5 (11, 1)																									

Los Angeles Dodgers @ Cincinnati Reds
Riverfront Stadium, Cincinnati, OH
Fri Jun 18 1982, 7:05 PM EDT
Att: 23,958 - Unknown


livebaseballscorecards.com


AB 37
R 2
H 9
RBI 2
BB 2
SO 4
LOB 13



Batter	1	2	3	4	5	6	7	8	9	AB	R	H	RBI	BB	SO	LOB	TOP			
Steve Sax, R OBP: 0.352, SLG: 0.354 (1, 4)										5	1	2	0	0	0	2	Los Angeles Dodgers @ Cincinnati Reds Riverfront Stadium, Cincinnati, OH Mon Jun 21 1982, 7:05 PM EDT Att: 17,901 - Unknown livebaseballscorecards.com			
Ken Landreaux, L OBP: 0.383, SLG: 0.393 (1, 8)										3	0	0	0	1	1	2				
Ron Roenicke, S OBP: 0.364, SLG: 0.400 (1, 7)										2	0	0	0	2	2	1				
Pedro Guerrero, R OBP: 0.358, SLG: 0.526 (1, 9)										4	0	1	0	0	2	5				
Steve Garvey, R OBP: 0.289, SLG: 0.399 (1, 3)										4	0	0	0	0	1	2				
Ron Cey, R OBP: 0.313, SLG: 0.398 (1, 5)										3	1	1	1	1	1	0				
Mike Scioscia, L OBP: 0.314, SLG: 0.293 (1, 2)										4	0	1	0	0	1	1				
Mark Belanger, R OBP: 0.308, SLG: 0.292 (9, PH)										3	0	0	0	0	1	1				
Jose Morales, R OBP: 0.286, SLG: 0.167 (9, PH)										1	0	0	0	0	1	1				
Bob Welch, R OBP: 0.156, SLG: 0.158 (6, 1)										2	0	0	0	0	0	1				
Steve Shirley, L OBP: 0.319, SLG: 0.403 (7, PH)										0	0	0	0	0	0	0				
Jorge Orta, L OBP: 0.319, SLG: 0.403 (7, 1)										0	0	0	0	0	0	0				
Dave Stewart, R OBP: 0.319, SLG: 0.403 (7, 1)										0	0	0	0	0	0	0				
Tom Niedenfuer, R OBP: 0.297, SLG: 0.168 (8, 1)										0	0	0	0	0	0	0				
Rick Monday, L OBP: 0.297, SLG: 0.403 (8, PH)										0	0	0	0	1	0	0				
Bill Russell, L OBP: 0.297, SLG: 0.332 (8, PH)										0	0	0	0	0	0	0				
Inning Stats	R: 1 E: 0 K: 2 S: 8	H: 1 LOB: 1 BB: 1 P: 12	R: 0 E: 0 K: 1 S: 5	H: 0 LOB: 0 BB: 0 P: 5	R: 0 E: 0 K: 1 S: 6	H: 1 LOB: 2 BB: 1 P: 10	R: 1 E: 0 K: 0 S: 5	H: 2 LOB: 1 BB: 0 P: 5	R: 0 E: 0 K: 1 S: 7	H: 0 LOB: 1 BB: 0 P: 11	R: 0 E: 0 K: 1 S: 5	H: 0 LOB: 0 BB: 0 P: 5	R: 0 E: 0 K: 1 S: 6	H: 1 LOB: 1 BB: 0 P: 6	R: 0 E: 0 K: 1 S: 5	H: 0 LOB: 2 BB: 2 P: 13	1B: 3 2B: 1 3B: 0 HR: 1	SF: 0 SAC: 0 DP: 0 HBP: 0	WP: 1 PB: 0 SB: 1 CS: 0	PA: 37
PITCHER Mario Soto, R ERA: 2.46 (1, 1)	IP: 9.0 WLS: W BF: 37 H: 5 R: 2 ER: 2 SO: 10 BB: 5 IBB: 0 HBP: 0 BLK: 0 WP: 1 HR: 1 S: 52 P: 72 ERA: 2.00 WHIP: 1.111															PITCHER	IP: 9.0 WLS: W BF: 37 H: 5 R: 2 ER: 2 SO: 10 BB: 5 IBB: 0 HBP: 0 BLK: 0 WP: 1 HR: 1 S: 52 P: 72 ERA: 2.00 WHIP: 1.111			

Batter	1	2	3	4	5	6	7	8	9	AB	R	H	RBI	BB	SO	LOB	BOTTOM	
Eddie Milner, L OBP: 0.342, SLG: 0.395 (1, 7)										3	3	2	4	2	0	0	Los Angeles Dodgers @ Cincinnati Reds Riverfront Stadium, Cincinnati, OH Mon Jun 21 1982, 7:05 PM EDT Att: 17,901 - Unknown livebaseballscorecards.com	
Ron Oester, S OBP: 0.312, SLG: 0.352 (1, 4) (7, 6)										4	1	2	0	1	0	3		
Dave Concepcion, R OBP: 0.337, SLG: 0.383 (7, 4)										4	0	1	1	0	2	3		
Rafael Landestoy, S OBP: 0.300, SLG: 0.324 (7, 4)										1	1	1	0	0	0	0		
Cesar Cedeno, R OBP: 0.361, SLG: 0.483 (1, 8)										4	0	2	2	0	0	2		
Dan Driessen, L OBP: 0.384, SLG: 0.463 (1, 3)										3	2	2	0	2	1	1		
Johnny Bench, R OBP: 0.299, SLG: 0.325 (1, 5)										4	2	2	0	1	0	4		
Paul Householder, S OBP: 0.252, SLG: 0.287 (1, 9)										3	0	0	1	1	1	3		
Alex Trevino, R OBP: 0.321, SLG: 0.277 (1, 2)										5	0	1	1	0	0	7		
Mario Soto, R OBP: 0.214, SLG: 0.231 (1, 1)										5	1	1	1	0	2	7		
Inning Stats	R: 0 E: 0 K: 1 S: 5	H: 0 LOB: 1 BB: 1 P: 9	R: 4 E: 0 K: 1 S: 10	H: 5 LOB: 1 BB: 0 P: 10	R: 0 E: 0 K: 0 S: 4	H: 1 LOB: 2 BB: 2 P: 12	R: 0 E: 0 K: 0 S: 3	H: 0 LOB: 0 BB: 0 P: 3	R: 1 E: 0 K: 2 S: 8	H: 1 LOB: 1 BB: 1 P: 12	R: 1 E: 1 K: 1 S: 8	H: 2 LOB: 2 BB: 0 P: 8	R: 2 E: 0 K: 1 S: 8	H: 3 LOB: 2 BB: 1 P: 12	1B: 11 2B: 3 3B: 0 HR: 1	SF: 2 SAC: 0 DP: 1 HBP: 0	WP: 0 PB: 0 SB: 1 CS: 0	PA: 45
PITCHER Bob Welch, R ERA: 3.6 (1, 1)	IP: 5.2 WLS: L BF: 31 H: 9 R: 7 ER: 6 SO: 3 BB: 4 IBB: 2 HBP: 0 BLK: 0 WP: 0 HR: 1 S: 31 P: 55 ERA: 9.53 WHIP: 2.294															PITCHER	IP: 5.2 WLS: L BF: 31 H: 9 R: 7 ER: 6 SO: 3 BB: 4 IBB: 2 HBP: 0 BLK: 0 WP: 0 HR: 1 S: 31 P: 55 ERA: 9.53 WHIP: 2.294	
Steve Shirley, L ERA: 4.4 (6, 1)	0.1 WLS: L BF: 1 H: 0 R: 0 ER: 0 SO: 1 BB: 0 IBB: 0 HBP: 0 BLK: 0 WP: 0 HR: 0 S: 3 P: 3 ERA: 0.00 WHIP: 0.000															PITCHER	0.1 WLS: L BF: 1 H: 0 R: 0 ER: 0 SO: 1 BB: 0 IBB: 0 HBP: 0 BLK: 0 WP: 0 HR: 0 S: 3 P: 3 ERA: 0.00 WHIP: 0.000	
Dave Stewart, R ERA: 4.4 (7, 1)	1.0 WLS: L BF: 6 H: 2 R: 1 ER: 1 SO: 1 BB: 0 IBB: 0 HBP: 0 BLK: 0 WP: 0 HR: 0 S: 8 P: 8 ERA: 0.00 WHIP: 2.000															PITCHER	1.0 WLS: L BF: 6 H: 2 R: 1 ER: 1 SO: 1 BB: 0 IBB: 0 HBP: 0 BLK: 0 WP: 0 HR: 0 S: 8 P: 8 ERA: 0.00 WHIP: 2.000	
Tom Niedenfuer, R ERA: 5.51 (8, 1)	1.0 WLS: L BF: 7 H: 3 R: 2 ER: 2 SO: 1 BB: 1 IBB: 0 HBP: 0 BLK: 0 WP: 0 HR: 0 S: 8 P: 12 ERA: 18.00 WHIP: 4.000															PITCHER	1.0 WLS: L BF: 7 H: 3 R: 2 ER: 2 SO: 1 BB: 1 IBB: 0 HBP: 0 BLK: 0 WP: 0 HR: 0 S: 8 P: 12 ERA: 18.00 WHIP: 4.000	

Batter	1	2	3	4	5	6	7	8	9	AB	R	H	RBI	BB	SO	LOB	TOP										
Steve Sax, R OBP: 0.350, SLG: 0.351 (1, 4)	6-3			F9			F9		E6	5	0	1	1	0	0	1	Los Angeles Dodgers @ Atlanta Braves Atlanta-Fulton County Stadium, Atlanta, GA Tue Jun 22 1982, 7:05 PM EDT Att: 27,137 - Unknown AB 33 R 4 H 10 RBI 4 BB 3 SO 7 LOB 11 										
Ken Landreaux, L OBP: 0.359, SLG: 0.390 Derrel Thomas, S OBP: 0.320, SLG: 0.333 (1, 8) (9, 8)	4-3	F8			SH3-4 BB		K2-3		SF7	4	0	1	1	0	1	2											
Dusty Baker Jr., R OBP: 0.361, SLG: 0.498 (1, 7)	1B			HR	SH3-4 BB		F8		K	4	1	2	1	1	1	1											
Pedro Guerrero, R OBP: 0.355, SLG: 0.520 (1, 9)	1-3			K	SH3-4				4-3	3	0	0	0	0	1	1											
Steve Garvey, R OBP: 0.272, SLG: 0.409 (1, 3)		HR		K	G6-4-3 IBB				P5	3	1	1	1	1	1	0											
Ron Cey, R OBP: 0.316, SLG: 0.404 (1, 5)	6-3			1B	G6-4-3					4	0	2	0	0	0	3											
Steve Yeager, R OBP: 0.321, SLG: 0.342 (1, 2)				K	1B				F7	4	0	1	0	0	2	2											
Bill Russell, R OBP: 0.350, SLG: 0.332 (1, 6)		1B BB		6-3	G6-4-3				E SH3-4 SF7 1B	3	2	1	0	1	0	1											
Vicente Romo, R OBP: 1.000, SLG: 1.000 Dave Stewart, R OBP: 0.167, SLG: 0.167 Steve Howe, L (7, 1)		1B		K	6-3				SH3-4	1	0	1	0	0	0	0											
	1-2 1B			1B	6-3				1-2	2	0	0	0	0	1	0											
										0	0	0	0	0	0	0											
Inning Stats	R: 0 E: 0 K: 0 S: 4	H: 1 LOB: 1 BB: 0 P: 4	R: 2 E: 0 K: 1 S: 8	H: 3 LOB: 2 BB: 1 P: 12	R: 1 E: 0 K: 3 S: 11	H: 2 LOB: 1 BB: 0 P: 11	R: 0 E: 0 K: 1 S: 5	H: 0 LOB: 0 BB: 0 P: 5	R: 0 E: 0 K: 0 S: 3	H: 1 LOB: 2 BB: 2 P: 11	R: 0 E: 0 K: 1 S: 5	H: 0 LOB: 0 BB: 0 P: 5	R: 0 E: 0 K: 0 S: 4	H: 1 LOB: 1 BB: 0 P: 4	R: 1 E: 1 K: 1 S: 7	H: 1 LOB: 1 BB: 0 P: 7	1B: 7 2B: 1 3B: 0 HR: 2	SF: 1 SAC: 2 DP: 2 HBP: 0	WP: 0 PB: 0 SB: 1 CS: 0	PA: 39							
PITCHER	IP	WLS	BF	H	R	ER	SO	BB	IBB	HBP	BLK	WP	HR	S	P	ERA	WHIP										
Steve Bedrosian, R ERA: 2.09 (1, 1)	5.0	L	24	7	3	3	5	2	1	0	0	0	2	31	43	5.40	1.800										
Preston Hanna, R ERA: 3.9 (6, 1)	3.0		10	2	0	0	1	0	0	0	0	0	0	12	12	0.00	0.667										
Gene Garber, R ERA: 1.7 (9, 1)	1.0		5	1	1	0	1	0	0	0	0	0	0	7	7	0.00	1.000										

Batter	1	2	3	4	5	6	7	8	9	AB	R	H	RBI	BB	SO	LOB	BOTTOM										
Brett Butler, L OBP: 0.311, SLG: 0.237 Bob Watson, R OBP: 0.250, SLG: 0.362 Gene Garber, R (1, 8) (8, PH) (9, 1)	G3		F7			F7		4-3		3	0	0	0	0	0	1	Los Angeles Dodgers @ Atlanta Braves Atlanta-Fulton County Stadium, Atlanta, GA Tue Jun 22 1982, 7:05 PM EDT Att: 27,137 - Unknown AB 28 R 1 H 3 RBI 1 BB 1 SO 5 LOB 8 										
Glenn Hubbard, R OBP: 0.346, SLG: 0.370 (1, 4)	K			E G3 SF8 1B		FC6-4 1B			F7	4	1	2	0	0	1	0											
Chris Chambliss, L OBP: 0.340, SLG: 0.466 (1, 3)	1-3			G3		FC6-4			L4	4	0	0	0	0	0	2											
Dale Murphy, R OBP: 0.388, SLG: 0.596 (1, 7) (8, 9) (9, 8)		K		E7 SF8		6-3			P6	4	0	0	0	0	1	2											
Bob Horner, R OBP: 0.402, SLG: 0.540 (1, 5)		K		SF8		G4-3 BB				1	0	0	1	1	1	0											
Larry Whitenton, L OBP: 0.367, SLG: 0.420 Rufino Linares, R OBP: 0.354, SLG: 0.413 (1, 9) (7, PH) (8, 7) (9, 9)	4-3			F7		G4-3				2	0	0	0	0	0	1											
Bruce Benedict, R OBP: 0.330, SLG: 0.331 (1, 2)				SH2-4 1B		5-3				3	0	1	0	0	0	0											
Rafael Ramirez, R OBP: 0.298, SLG: 0.356 (1, 6)				K		F9			K	3	0	0	0	0	2	1											
Steve Bedrosian, R (1, 1) Ken Smith, L OBP: 0.483, SLG: 0.375 Preston Hanna, R OBP: 0.500, SLG: 0.750 Jerry Royster, R OBP: 0.244, SLG: 0.205 (5, PH) (6, 1) (8, PH) (9, 7)		SH2-4		SH2-4		P5			5-3	0	0	0	0	0	0	0											
										1	0	0	0	0	0	0											
										0	0	0	0	0	0	0											
Inning Stats	R: 0 E: 0 K: 1 S: 5	H: 0 LOB: 0 BB: 0 P: 5	R: 0 E: 0 K: 2 S: 7	H: 0 LOB: 0 BB: 0 P: 7	R: 0 E: 0 K: 1 S: 6	H: 1 LOB: 1 BB: 0 P: 6	R: 1 E: 1 K: 0 S: 5	H: 1 LOB: 1 BB: 0 P: 5	R: 0 E: 0 K: 0 S: 3	H: 0 LOB: 0 BB: 0 P: 3	R: 0 E: 0 K: 0 S: 4	H: 1 LOB: 1 BB: 0 P: 4	R: 0 E: 0 K: 0 S: 2	H: 0 LOB: 0 BB: 1 P: 6	R: 0 E: 0 K: 1 S: 5	H: 0 LOB: 0 BB: 0 P: 5	R: 0 E: 0 K: 0 S: 3	H: 0 LOB: 0 BB: 0 P: 3	1B: 3 2B: 0 3B: 0 HR: 0	SF: 1 SAC: 1 DP: 1 HBP: 0	WP: 0 PB: 0 SB: 0 CS: 0	PA: 31					
PITCHER	IP	WLS	BF	H	R	ER	SO	BB	IBB	HBP	BLK	WP	HR	S	P	ERA	WHIP										
Vicente Romo, R ERA: 1.38 (1, 1)	1.0		3	0	0	0	1	0	0	0	0	0	0	5	5	0.00	0.000										
Dave Stewart, R ERA: 4.04 (2, 1)	5.0	W	20	3	1	0	3	1	0	0	0	0	0	25	29	0.00	0.800										
Steve Howe, L ERA: 1.67 (7, 1)	3.0	S	8	0	0	0	1	0	0	0	0	0	0	10	10	0.00	0.000										

Batter	1	2	3	4	5	6	7	8	9	AB	R	H	RBI	BB	SO	LOB	TOP						
Steve Sax, R OBP: 0.348, SLG: 0.349 (1, 4)										4	1	1	0	0	1	0	Los Angeles Dodgers @ Atlanta Braves Atlanta-Fulton County Stadium, Atlanta, GA Wed Jun 23 1982, 7:05 PM EDT Att: 33,212 - Unknown AB 32 R 2 H 7 RBI 2 BB 1 SO 5 LOB 9 						
Ken Landreaux, L OBP: 0.382, SLG: 0.393 (1, 8)										4	1	2	0	0	0	0							
Dusty Baker Jr., R OBP: 0.356, SLG: 0.490 (1, 7)										4	0	0	0	0	1	3							
Pedro Guerrero, R OBP: 0.357, SLG: 0.519 (1, 9)										4	0	2	1	0	0	0							
Steve Garvey, R OBP: 0.271, SLG: 0.407 (1, 3)										4	0	1	1	0	1	2							
Ron Cey, R OBP: 0.315, SLG: 0.402 (1, 5)										4	0	1	0	0	0	2							
Mike Scioscia, L OBP: 0.309, SLG: 0.287 (1, 2)										3	0	0	0	0	0	1							
Bill Russell, R OBP: 0.351, SLG: 0.330 (8, PH)										1	0	0	0	1	0	0							
Ron Roenicke, S OBP: 0.356, SLG: 0.389 (8, PH)										1	0	0	0	0	1	0							
Derrel Thomas, S OBP: 0.320, SLG: 0.333 (8, 6)										0	0	0	0	0	0	0							
Fernando Valenzuela, L OBP: 0.125, SLG: 0.109 (1, 1)										2	0	0	0	0	1	1							
Alejandro Pena, R (6, 1)										0	0	0	0	0	0	0							
Jorge Orta, L OBP: 0.314, SLG: 0.397 (8, PH)										1	0	0	0	0	0	0							
Steve Shirley, L (8, 1)										0	0	0	0	0	0	0							
Inning Stats	R: 1 E: 0 K: 0 S: 5	H: 3 LOB: 1 BB: 0 P: 5	R: 0 E: 0 K: 0 S: 3	H: 0 LOB: 0 BB: 0 P: 3	R: 0 E: 0 K: 1 S: 5	H: 0 LOB: 0 BB: 0 P: 5	R: 0 E: 0 K: 1 S: 5	H: 0 LOB: 1 BB: 1 P: 7	R: 0 E: 0 K: 0 S: 4	H: 1 LOB: 1 BB: 0 P: 4	R: 0 E: 0 K: 2 S: 7	H: 0 LOB: 0 BB: 0 P: 7	R: 1 E: 0 K: 0 S: 5	H: 3 LOB: 1 BB: 0 P: 5	1B: 7 2B: 0 3B: 0 HR: 0	SF: 0 SAC: 0 DP: 2 HBP: 0	WP: 0 PB: 0 SB: 0 CS: 0	PA: 33					
PITCHER Rick Mahler, R ERA: 3.83 (1, 1)	IP: 9.0 WLS: W BF: 33 H: 7 R: 2 ER: 2 SO: 5 BB: 1 IBB: 0 HBP: 0 BLK: 0 WP: 0 HR: 0 S: 42 P: 46 ERA: 2.00 WHIP: 0.889											PITCHER	IP: 9.0 WLS: W BF: 33 H: 7 R: 2 ER: 2 SO: 5 BB: 1 IBB: 0 HBP: 0 BLK: 0 WP: 0 HR: 0 S: 42 P: 46 ERA: 2.00 WHIP: 0.889										

Batter	1	2	3	4	5	6	7	8	9	AB	R	H	RBI	BB	SO	LOB	BOTTOM						
Claudell Washington, L OBP: 0.344, SLG: 0.408 (1, 9)										5	1	1	0	0	2	2	Los Angeles Dodgers @ Atlanta Braves Atlanta-Fulton County Stadium, Atlanta, GA Wed Jun 23 1982, 7:05 PM EDT Att: 33,212 - Unknown AB 34 R 7 H 11 RBI 7 BB 3 SO 4 LOB 14 						
Glenn Hubbard, R OBP: 0.344, SLG: 0.368 (1, 4)										4	1	1	0	0	1	0							
Chris Chambliss, L OBP: 0.335, SLG: 0.458 (1, 3)										4	0	0	0	0	1	2							
Dale Murphy, R OBP: 0.393, SLG: 0.595 (1, 8)										2	2	1	0	2	0	0							
Bob Horner, R OBP: 0.407, SLG: 0.544 (1, 5)										4	1	3	2	0	0	1							
Jerry Royster, R OBP: 0.244, SLG: 0.205 (8, 5)										0	0	0	0	0	0	0							
Rufino Linares, R OBP: 0.348, SLG: 0.405 (1, 7)										4	1	1	2	0	0	2							
Bruce Benedict, R OBP: 0.333, SLG: 0.332 (1, 2)										3	0	1	1	1	0	1							
Rafael Ramirez, R OBP: 0.297, SLG: 0.354 (1, 6)										4	0	1	0	0	0	4							
Rick Mahler, R OBP: 0.216, SLG: 0.278 (1, 1)										4	1	2	2	0	0	2							
Inning Stats	R: 3 E: 0 K: 1 S: 8	H: 3 LOB: 1 BB: 1 P: 12	R: 0 E: 0 K: 0 S: 3	H: 0 LOB: 0 BB: 0 P: 3	R: 0 E: 0 K: 1 S: 5	H: 0 LOB: 0 BB: 0 P: 5	R: 0 E: 0 K: 0 S: 4	H: 1 LOB: 2 BB: 1 P: 8	R: 0 E: 0 K: 1 S: 5	H: 0 LOB: 0 BB: 0 P: 5	R: 4 E: 0 K: 0 S: 7	H: 5 LOB: 0 BB: 0 P: 7	R: 0 E: 0 K: 0 S: 3	H: 0 LOB: 1 BB: 1 P: 7	R: 0 E: 0 K: 1 S: 7	H: 2 LOB: 2 BB: 0 P: 7	1B: 9 2B: 1 3B: 0 HR: 1	SF: 0 SAC: 0 DP: 1 HBP: 0	WP: 0 PB: 0 SB: 0 CS: 0	PA: 37			
PITCHER Fernando Valenzuela, L ERA: 2.8 (1, 1)	IP: 5.0 WLS: L BF: 25 H: 8 R: 7 ER: 7 SO: 3 BB: 2 IBB: 0 HBP: 0 BLK: 0 WP: 0 HR: 0 S: 29 P: 37 ERA: 12.60 WHIP: 2.000											PITCHER	IP: 5.0 WLS: L BF: 25 H: 8 R: 7 ER: 7 SO: 3 BB: 2 IBB: 0 HBP: 0 BLK: 0 WP: 0 HR: 0 S: 29 P: 37 ERA: 12.60 WHIP: 2.000										
Alejandro Pena, R ERA: 4.3 (6, 1)	IP: 2.0 WLS: 0 BF: 7 H: 1 R: 0 ER: 0 SO: 0 BB: 1 IBB: 0 HBP: 0 BLK: 0 WP: 0 HR: 1 S: 6 P: 10 ERA: 0.00 WHIP: 1.000											PITCHER	IP: 2.0 WLS: 0 BF: 7 H: 1 R: 0 ER: 0 SO: 0 BB: 1 IBB: 0 HBP: 0 BLK: 0 WP: 0 HR: 1 S: 6 P: 10 ERA: 0.00 WHIP: 1.000										
Steve Shirley, L ERA: (8, 1)	IP: 1.0 WLS: 0 BF: 5 H: 2 R: 0 ER: 0 SO: 1 BB: 0 IBB: 0 HBP: 0 BLK: 0 WP: 0 HR: 0 S: 7 P: 7 ERA: 0.00 WHIP: 2.000											PITCHER	IP: 1.0 WLS: 0 BF: 5 H: 2 R: 0 ER: 0 SO: 1 BB: 0 IBB: 0 HBP: 0 BLK: 0 WP: 0 HR: 0 S: 7 P: 7 ERA: 0.00 WHIP: 2.000										

Batter	1	2	3	4	5	6	7	8	9	AB	R	H	RBI	BB	SO	LOB	TOP			
Steve Sax, R OBP: 0.361, SLG: 0.352 (1, 4)										3	0	1	0	1	2	0	Los Angeles Dodgers @ Houston Astros Astrodome, Houston, TX Sat Jun 26 1982, 4:33 AM EDT Att: 25,197 - Unknown			
Ken Landreaux, L OBP: 0.373, SLG: 0.402 (1, 8)										5	0	2	1	0	2	2				
Dusty Baker Jr., R OBP: 0.358, SLG: 0.480 (1, 7)										5	0	0	0	0	0	6				
Rick Monday, L OBP: 0.412, SLG: 0.441 Ron Roenicke, S OBP: 0.347, SLG: 0.359 (7, PR) (7, 9)										4	0	1	0	0	2	2				
Steve Garvey, R OBP: 0.275, SLG: 0.418 (1, 3)										4	2	2	0	0	0	0				
Ron Cey, R OBP: 0.337, SLG: 0.415 (1, 5)										3	1	3	1	2	0	0				
Mike Scioscia, L OBP: 0.307, SLG: 0.285 (1, 2)										4	0	1	1	0	2	3				
Bill Russell, R OBP: 0.357, SLG: 0.322 (1, 6)										2	0	0	0	3	0	3				
Dave Stewart, R OBP: 0.143, SLG: 0.143 Steve Howe, L (6, 1)										3	0	0	1	0	2	6				
										1	0	0	0	0	3					
Inning Stats	R: 0 E: 0 K: 2 S: 8	H: 1 LOB: 1 BB: 0 P: 8	R: 0 E: 0 K: 2 S: 8	H: 1 LOB: 2 BB: 1 P: 12	R: 0 E: 0 K: 1 S: 5	H: 0 LOB: 0 BB: 0 P: 5	R: 1 E: 0 K: 1 S: 7	H: 2 LOB: 2 BB: 1 P: 11	R: 0 E: 0 K: 2 S: 6	H: 1 LOB: 1 BB: 0 P: 8	R: 1 E: 0 K: 0 S: 5	H: 2 LOB: 3 BB: 1 P: 9	R: 0 E: 0 K: 2 S: 7	H: 0 LOB: 1 BB: 0 P: 8	R: 0 E: 0 K: 1 S: 5	H: 0 LOB: 1 BB: 1 P: 9	1B: 8 2B: 2 3B: 0 HR: 0	SF: 0 SAC: 2 DP: 0 HBP: 1	WP: 0 PB: 1 SB: 5 CS: 0	PA: 44
PITCHER	IP WLS BF H R ER SO BB IBB HBP BLK WP HR S P ERA WHIP																			
Don Sutton, R ERA: 3.32 Frank LaCorte, R ERA: 5.88 George Cappuzzello, L ERA: 2.84	(1, 1) (7, 1) (8, 1)	6.1 0.2 2.0	L 2 8	34 0 0	10 0 0	4 0 0	4 0 0	8 0 3	4 0 1	1 0 0	0 0 1	0 0 0	0 0 0	0 2 12	45 2 17	65 0.00 0.00	5.68 0.00 0.00	2.211 0.000 0.500		

AB	35
R	4
H	10
RBI	4
BB	6
SO	11
LOB	26



Batter	1	2	3	4	5	6	7	8	9	AB	R	H	RBI	BB	SO	LOB	BOTTOM					
Dickie Thon, R OBP: 0.309, SLG: 0.345 (1, 6)										4	0	0	0	0	0	0	Los Angeles Dodgers @ Houston Astros Astrodome, Houston, TX Sat Jun 26 1982, 4:33 AM EDT Att: 25,197 - Unknown					
Terry Puhl, L OBP: 0.320, SLG: 0.379 (1, 9)										3	1	0	0	1	1	0						
Ray Knight, R OBP: 0.342, SLG: 0.423 (1, 3)										4	0	1	0	0	0	1						
Jose Cruz, L OBP: 0.346, SLG: 0.384 (1, 7)										4	0	1	1	0	0	1						
Alan Ashby, S OBP: 0.321, SLG: 0.410 (1, 2)										4	0	0	0	0	0	1						
Phil Garner, R OBP: 0.309, SLG: 0.414 (1, 4)										4	0	2	0	0	0	0						
Tony Scott, S OBP: 0.284, SLG: 0.317 (1, 8)										3	0	1	0	0	0	2						
Art Howe, R OBP: 0.318, SLG: 0.306 (1, 5)										2	0	0	0	1	1	2						
Don Sutton, R OBP: 0.250, SLG: 0.211 Frank LaCorte, R OBP: 0.276, SLG: 0.216 George Cappuzzello, R (8, 1)	(1, 1) (7, 1) (8, 1)	5.2 3.1	W S	22 11	4 1	1 0	1 0	3 1	3 0	1 0	0 0	0 0	1 0	0 0	0 0	0						
Inning Stats	R: 0 E: 0 K: 0 S: 4	H: 1 LOB: 1 BB: 0 P: 4	R: 0 E: 0 K: 1 S: 6	H: 1 LOB: 2 BB: 1 P: 10	R: 0 E: 0 K: 1 S: 5	H: 0 LOB: 0 BB: 0 P: 5	R: 0 E: 0 K: 0 S: 3	H: 0 LOB: 0 BB: 0 P: 3	R: 0 E: 0 K: 1 S: 5	H: 1 LOB: 0 BB: 0 P: 5	R: 1 E: 0 K: 0 S: 4	H: 1 LOB: 1 BB: 1 P: 8	R: 0 E: 0 K: 1 S: 6	H: 1 LOB: 1 BB: 0 P: 6	R: 0 E: 0 K: 0 S: 3	H: 0 LOB: 0 BB: 0 P: 3		R: 0 E: 0 K: 0 S: 3	H: 0 LOB: 0 BB: 0 P: 3	1B: 5 2B: 0 3B: 0 HR: 0	SF: 0 SAC: 0 DP: 0 HBP: 0	WP: 1 PB: 0 SB: 1 CS: 1
PITCHER	IP WLS BF H R ER SO BB IBB HBP BLK WP HR S P ERA WHIP																					
Dave Stewart, R ERA: 3.84 Steve Howe, L ERA: 1.54	(1, 1) (6, 1)	5.2 3.1	W S	22 11	4 1	1 0	1 0	3 1	3 0	1 0	0 0	0 0	1 13	26 13	34 13	0.00 0.300	1.59 0.882					



Batter	1	2	3	4	5	6	7	8	9	AB	R	H	RBI	BB	SO	LOB	TOP					
Steve Sax, R OBP: 0.364, SLG: 0.370 (1, 4)	4-3		6-3		1B 3B		CS 1B		3B	5	1	3	3	0	0	1	Los Angeles Dodgers @ Houston Astros Astrodome, Houston, TX Sun Jun 27 1982, 4:33 AM EDT Att: 28,292 - Unknown					
Ken Landreaux, L OBP: 0.378, SLG: 0.421 (1, 8)	2B		3B		CS 1B 1B		CS	3-1	F9	5	1	3	2	0	0	2						
Dusty Baker Jr., R OBP: 0.357, SLG: 0.477 (1, 7)	5-3		6-3		1B			6-3		4	0	1	1	0	0	2						
Steve Garvey, R OBP: 0.272, SLG: 0.413 (1, 3)	P4			4-3	F8			5-3		4	0	0	0	0	0	2						
Ron Cey, R OBP: 0.339, SLG: 0.426 (1, 5)		P3		F9-3 BB			F8		HR	3	1	1	1	1	0	0						
Jorge Orta, L OBP: 0.311, SLG: 0.388 Ron Roenicke, S OBP: 0.360, SLG: 0.359 (6, 9)		G4-6-3 1B		F9-3			G3		SH5-4 3B BB	3	0	1	0	0	0	1						
Mike Scioscia, L OBP: 0.302, SLG: 0.280 Mark Belanger, R OBP: 0.308, SLG: 0.292 Steve Yeager, R OBP: 0.311, SLG: 0.321 (9, PR)		G4-6-3 1B			3-1		F8		SH 3B SH5-4	3	0	0	0	0	0	1						
Bill Russell, R OBP: 0.361, SLG: 0.327 (1, 6)			6-3 SH1-4 3B 1B		SH3 3B 1B		F7		SH5-4	3	2	2	0	0	0	0						
Vicente Romo, R OBP: 1.000, SLG: 1.000 Terry Forster, L OBP: 0.325, SLG: 0.391 Mike Marshall, R OBP: 0.346, SLG: 0.434 Tom Niedenfuer, R OBP: 0.280, SLG: 0.311 Rick Monday, L OBP: 0.428, SLG: 0.438 Steve Howe, L OBP: 0.275, SLG: 0.281 (9, 1)			SH1-4		SH3		K		K	0	0	0	0	0	0	0						
Inning Stats	R: 0 E: 0 K: 0 S: 4	H: 1 LOB: 1 BB: 0 P: 4	R: 0 E: 0 K: 0 S: 3	H: 1 LOB: 0 BB: 0 P: 3	R: 1 E: 0 K: 0 S: 5	H: 2 LOB: 1 BB: 0 P: 5	R: 0 E: 0 K: 0 S: 2	H: 0 LOB: 0 BB: 1 P: 6	R: 3 E: 0 K: 0 S: 7	H: 4 LOB: 1 BB: 0 P: 7	R: 0 E: 0 K: 0 S: 3	H: 0 LOB: 0 BB: 0 P: 3	R: 0 E: 0 K: 1 S: 5	H: 1 LOB: 0 BB: 0 P: 5	R: 0 E: 0 K: 0 S: 3	H: 0 LOB: 0 BB: 0 P: 3		R: 3 E: 0 K: 1 S: 8	H: 2 LOB: 2 BB: 1 P: 12	1B: 6 2B: 2 3B: 3 HR: 1	SF: 0 SAC: 4 DP: 2 HBP: 0	WP: 0 PB: 0 SB: 0 CS: 2
PITCHER	IP	WLS	BF	H	R	ER	SO	BB	IBB	HBP	BLK	WP	HR	S	P	ERA	WHIP					
Vern Ruhle, R ERA: 2.96 Bob Knepper, L ERA: 5.24 Frank LaCorte, R ERA: 5.71 (9, 1)	8.0	L	31	9	4	3	1	1	0	0	0	0	0	32	36	3.38	1.250					

Batter	1	2	3	4	5	6	7	8	9	AB	R	H	RBI	BB	SO	LOB	BOTTOM					
Dickie Thon, R OBP: 0.306, SLG: 0.340 (1, 6)	K		F7		2B 1B		4-3	K		5	1	1	1	0	2	2	Los Angeles Dodgers @ Houston Astros Astrodome, Houston, TX Sun Jun 27 1982, 4:33 AM EDT Att: 28,292 - Unknown					
Terry Puhl, L OBP: 0.325, SLG: 0.391 (1, 9)	2B		4-3		2B 2B		1B		6-3	5	1	3	1	0	0	0						
Ray Knight, R OBP: 0.346, SLG: 0.434 (1, 3) (9, 5)	6-3		4-3		2B		1B		2B	5	0	3	1	0	0	1						
Jose Cruz, L OBP: 0.344, SLG: 0.378 (1, 7)	BB			6-3	G1		K		P5	4	0	0	0	1	1	4						
Alan Ashby, S OBP: 0.319, SLG: 0.402 (1, 2)	K			K	FC6-4 HBP		K		6-3	4	0	0	0	0	3	5						
Phil Garner, R OBP: 0.311, SLG: 0.417 (1, 4)		FC4-6 BB			FC6-4		K			3	0	1	0	1	1	2						
Tony Scott, S OBP: 0.280, SLG: 0.311 (1, 8)		FC4-6		L3			5-3		6-3	4	0	0	0	0	0	2						
Art Howe, R OBP: 0.323, SLG: 0.307 Craig Reynolds, L OBP: 0.309, SLG: 0.316 Bob Knepper, L OBP: 0.280, SLG: 0.311 Frank LaCorte, R OBP: 0.275, SLG: 0.281 (9, 1)		F7			SH1-4 1B BB		F9		PB BB 1B	3	1	1	0	1	0	1						
Vern Ruhle, R OBP: 0.190, SLG: 0.105 Denny Walling, L OBP: 0.275, SLG: 0.281 (8, PH)		K			SH1-4		K		PB BB	2	0	0	0	0	2	1						
Inning Stats	R: 0 E: 0 K: 2 S: 8	H: 1 LOB: 2 BB: 1 P: 12	R: 0 E: 0 K: 1 S: 5	H: 0 LOB: 1 BB: 1 P: 9	R: 0 E: 0 K: 0 S: 3	H: 0 LOB: 0 BB: 0 P: 3	R: 0 E: 0 K: 1 S: 6	H: 1 LOB: 1 BB: 0 P: 6	R: 3 E: 0 K: 0 S: 6	H: 3 LOB: 2 BB: 1 P: 11	R: 0 E: 0 K: 1 S: 5	H: 0 LOB: 0 BB: 0 P: 5	R: 0 E: 0 K: 2 S: 9	H: 2 LOB: 2 BB: 0 P: 9	R: 0 E: 0 K: 2 S: 8	H: 1 LOB: 3 BB: 1 P: 12		R: 0 E: 0 K: 0 S: 4	H: 1 LOB: 1 BB: 0 P: 4	1B: 4 2B: 5 3B: 0 HR: 0	SF: 0 SAC: 1 DP: 0 HBP: 1	WP: 0 PB: 1 SB: 1 CS: 0
PITCHER	IP	WLS	BF	H	R	ER	SO	BB	IBB	HBP	BLK	WP	HR	S	P	ERA	WHIP					
Vicente Romo, R ERA: 2.6 Terry Forster, L ERA: 3.69 Tom Niedenfuer, R ERA: 4.82 Steve Howe, L ERA: 1.51 (9, 1)	4.1	W	7	1	0	0	1	0	0	1	0	0	0	8	9	0.00	0.600					



Batter	1	2	3	4	5	6	7	8	9	AB	R	H	RBI	BB	SO	LOB	TOP					
Gene Richards, L (1.7) OBP: 0.347, SLG: 0.374	5-3 FC5-2 2B	G3		4-3			F8		G6-4-3	5	0	1	0	0	0	4						
Luis Salazar, R (1.5) OBP: 0.256, SLG: 0.343	5-3 2-3				L3		4-3			4	1	1	0	0	0	2						
Garry Templeton, S (1.6) OBP: 0.296, SLG: 0.391	FC5-2 3-H				F8				G3 1B	4	2	2	1	0	0	1						
Ruppert Jones, L (1.8) OBP: 0.411, SLG: 0.469	FC5-4 1-2 BB			1-3	K				G3 1B	3	0	0	1	1	1	1						
Sixto Lezcano, R (1.9) OBP: 0.373, SLG: 0.461	FC5-4 1-2			5-3			6-3		G5-3 1B BB	3	0	0	0	1	0	2						
Terry Kennedy, L (1.2) OBP: 0.286, SLG: 0.445							F7			4	0	2	1	0	1	0						
Alan Wiggins, S (8, PR) OBP: 0.326, SLG: 0.314										0	0	0	0	0	0	0						
Steve Swisher, R (8.2) OBP: 0.294, SLG: 0.500										0	0	0	0	0	0	0						
Kurt Bevacqua, R (1.3) OBP: 0.356, SLG: 0.327							P4		G5-3	4	1	1	0	0	0	3						
Joe Pittman, R (1.4) OBP: 0.270, SLG: 0.324									E4 G6-4-3	3	0	1	0	0	0	1						
Chris Welsh, L (1.1) OBP: 0.304, SLG: 0.333										0	0	0	1	1	0	0						
Luis DeLeon, R (6.1) OBP: 0.143, SLG: 0.286										0	0	0	0	0	0	0						
Dave Edwards, R (7, PH) OBP: 0.192, SLG: 0.231										1	0	0	0	0	1	1						
Dave Dravecky, R (7.1) OBP: 0.333, SLG: 0.313										0	0	0	0	0	0	0						
Mario Ramirez, R (9, PH) OBP: 0.313, SLG: 0.313										1	0	0	0	0	0	1						
Inning Stats	R: 0 E: 0 K: 0 S: 4	H: 1 LOB: 2 BB: 1 P: 8	R: 0 E: 0 K: 0 S: 4	H: 1 LOB: 2 BB: 1 P: 8	R: 2 E: 0 K: 1 S: 7	H: 2 LOB: 0 BB: 0 P: 7	R: 1 E: 0 K: 0 S: 4	H: 1 LOB: 0 BB: 0 P: 4	R: 0 E: 0 K: 1 S: 5	H: 0 LOB: 0 BB: 0 P: 5	R: 0 E: 0 K: 0 S: 3	H: 0 LOB: 0 BB: 0 P: 3	R: 0 E: 0 K: 1 S: 6	H: 1 LOB: 1 BB: 0 P: 6	R: 1 E: 0 K: 0 S: 4	H: 2 LOB: 1 BB: 1 P: 8	R: 0 E: 1 K: 0 S: 3	H: 0 LOB: 0 BB: 0 P: 3	1B: 4 2B: 3 3B: 1 HR: 0	SF: 0 SAC: 2 DP: 2 HBP: 0	WP: 0 PB: 0 SB: 1 CS: 0	PA: 37
PITCHER	IP WLS BF H R ER SO BB IBB HBP BLK WP HR S P ERA WHIP																					
Fernando Valenzuela, L (1.1) ERA: 2.92	7.1 W 33 8 4 4 3 3 0 0 0 0 0 0 36 48 4.91 1.500																					
Steve Howe, L (8.1) ERA: 1.46	1.2 S 4 0 0 0 0 0 0 0 0 0 0 0 4 4 0.00 0.000																					

San Diego Padres @ Los Angeles Dodgers
 Dodger Stadium, Los Angeles, CA
 Mon Jun 28 1982, 7:05 PM PDT
 Att: 46,572 - Unknown

AB	32
R	4
H	8
RBI	4
BB	3
SO	3
LOB	16



Batter	1	2	3	4	5	6	7	8	9	AB	R	H	RBI	BB	SO	LOB	BOTTOM			
Steve Sax, R (1.4) OBP: 0.360, SLG: 0.365	L6				1-3		L9			4	0	0	0	0	0	2				
Ron Roenicke, S (1.8) OBP: 0.352, SLG: 0.333	5-3				5-3		K			3	1	0	0	1	1	0				
Pedro Guerrero, R (1.9) OBP: 0.357, SLG: 0.524	F7				F7		HR BB			4	1	1	2	0	0	0				
Steve Garvey, R (1.3) OBP: 0.272, SLG: 0.415					F8		HR			3	0	1	0	0	0	0				
Ken Landreaux, L (6, PR) OBP: 0.350, SLG: 0.424					F8		4-3 1B 2B			1	2	1	0	0	0	0				
Ron Cey, R (1.5) OBP: 0.338, SLG: 0.427					P6		P4			4	0	1	1	0	0	1				
Mike Marshall, R (1.7) OBP: 0.400, SLG: 0.400					HR 1B		4-3 1B			4	1	2	0	0	0	1				
Steve Yeager, R (1.2) OBP: 0.323, SLG: 0.368					HR		P4 1B			3	1	2	3	0	0	1				
Bill Russell, R (1.6) OBP: 0.357, SLG: 0.322					L5		F7 1B			3	0	0	0	0	1	3				
Fernando Valenzuela, L (1.1) OBP: 0.137, SLG: 0.104										2	0	0	0	1	1	0				
Steve Howe, L (8.1) ERA: 1.46					G3					0	0	0	0	0	0	0				
Inning Stats	R: 0 E: 0 K: 0 S: 3	H: 0 LOB: 0 BB: 0 P: 3	R: 2 E: 0 K: 0 S: 5	H: 2 LOB: 0 BB: 0 P: 5	R: 0 E: 0 K: 0 S: 3	H: 0 LOB: 0 BB: 0 P: 3	R: 0 E: 0 K: 0 S: 3	H: 0 LOB: 0 BB: 0 P: 3	R: 0 E: 0 K: 0 S: 4	H: 1 LOB: 2 BB: 1 P: 8	R: 3 E: 0 K: 1 S: 8	H: 3 LOB: 2 BB: 1 P: 12	R: 0 E: 0 K: 2 S: 7	H: 0 LOB: 0 BB: 0 P: 7	R: 1 E: 0 K: 0 S: 4	H: 2 LOB: 0 BB: 0 P: 4	1B: 4 2B: 2 3B: 0 HR: 2	SF: 0 SAC: 0 DP: 0 HBP: 0	WP: 0 PB: 0 SB: 0 CS: 0	PA: 33
PITCHER	IP WLS BF H R ER SO BB IBB HBP BLK WP HR S P ERA WHIP																			
Chris Welsh, L (1.1) ERA: 4.33	5.0 L 22 5 5 5 0 2 0 0 0 0 0 0 20 28 9.00 1.400																			
Luis DeLeon, R (6.1) ERA: 1.99	1.0 4 1 0 0 1 0 0 0 0 0 0 6 6 0.00 1.000																			
Dave Dravecky, L (7.1) ERA: 5.79	2.0 7 2 1 1 2 0 0 0 0 0 0 0 11 11 4.50 1.000																			

San Diego Padres @ Los Angeles Dodgers
 Dodger Stadium, Los Angeles, CA
 Mon Jun 28 1982, 7:05 PM PDT
 Att: 46,572 - Unknown

AB	31
R	6
H	8
RBI	6
BB	2
SO	3
LOB	8



Batter	1	2	3	4	5	6	7	8	9	AB	R	H	RBI	BB	SO	LOB	TOP					
Alan Wiggins, S OBP: 0.319, SLG: 0.303 (1, 9)	0-0 4-3			0-0 4-3	0-0 4-3		0-0 F3		0-0 FC6-2	5	0	0	0	0	0	4	San Diego Padres @ Los Angeles Dodgers Dodger Stadium, Los Angeles, CA Wed Jun 30 1982, 7:05 PM PDT Att: 47,271 - Unknown livebaseballscorecards.com					
Gene Richards, L OBP: 0.351, SLG: 0.374 Gary Lucas, L (6, 1)	0-0 1-6-3			0-0 4-3				0-3 K	0-3 K	3	1	1	0	0	0	0						
Luis DeLeon, R OBP: 0.111, SLG: 0.222 (7, 1)						1B 4-3				2	0	0	0	0	2	3						
Garry Templeton, S OBP: 0.290, SLG: 0.381 (1, 6)	0-0 G3			0-0 F8		4-3		4-3		4	0	0	0	0	0	1						
Ruppert Jones, L OBP: 0.405, SLG: 0.460 (1, 8)		0-0 4-3			0-0 E1	1B FC6-4	1B 4-3		0-0 F8	4	1	1	0	0	0	0						
Broderick Perkins, L OBP: 0.387, SLG: 0.404 (1, 3)		0-0 1-3			0-0 FC6-4	1B	4-3		0-0 HR	4	1	2	2	0	0	1						
Joe Lefebvre, L OBP: 0.236, SLG: 0.220 (1, 5)		0-0 4-3			0-0 FC6-4	1B HR	1B		1-0 2B FC6-2	3	1	1	0	0	0	2						
Tim Flannery, L OBP: 0.326, SLG: 0.339 (1, 4)			0-0 3-1		0-0 HR	1B	4-3		0-0 FC6-2	4	1	2	1	0	0	2						
Steve Swisher, R OBP: 0.278, SLG: 0.471 Terry Kennedy, L OBP: 0.289, SLG: 0.455 (5, PH)			0-3 K		0-0 HR	1B		0-0 P4	4-0 FC6-2	1	0	0	0	0	1	0						
Eric Show, R Luis Salazar, R OBP: 0.295, SLG: 0.339 (6, 5)			0-3 K		0-3 K			0-0 CS	0-0 FC6-2	2	0	0	0	0	2	0						
Inning Stats	R: 0 E: 0 K: 0 S: 3	H: 0 LOB: 0 BB: 0 P: 3	R: 0 E: 0 K: 0 S: 3	H: 0 LOB: 0 BB: 0 P: 3	R: 0 E: 0 K: 2 S: 7	H: 0 LOB: 0 BB: 0 P: 7	R: 0 E: 0 K: 0 S: 3	H: 0 LOB: 0 BB: 0 P: 3	R: 4 E: 1 K: 1 S: 9	H: 3 LOB: 0 BB: 0 P: 9	R: 1 E: 0 K: 0 S: 6	H: 3 LOB: 2 BB: 0 P: 6	R: 0 E: 0 K: 0 S: 3	H: 1 LOB: 0 BB: 0 P: 3	R: 0 E: 0 K: 1 S: 5	H: 0 LOB: 0 BB: 0 P: 5	R: 1 E: 0 K: 1 S: 7	H: 2 LOB: 3 BB: 1 P: 12	1B: 6 2B: 1 3B: 0 HR: 2	SF: 0 SAC: 0 DP: 0 HBP: 1	WP: 0 PB: 0 SB: 0 CS: 1	PA: 38
PITCHER	IP WLS BF H R ER SO BB IBB HBP BLK WP HR S P ERA WHIP																					
Dave Stewart, R ERA: 3.95 (1, 1)	5.0	19	3	4	3	3	0	0	0	0	0	0	0	1	25	25	5.40	0.600				
Terry Forster, L ERA: 4.1 (6, 1)	2.0	L	9	4	1	1	0	0	0	0	0	0	0	9	9	4.50	2.000					
Tom Niedenfuer, R ERA: 4.95 (8, 1)	1.0		6	2	1	1	0	0	1	0	0	1	7	8	9.00	2.000						
Alejandro Pena, R ERA: 3.9 (9, 1)	1.0		4	0	0	0	0	1	0	0	0	0	5	9	0.00	0.000						

Batter	1	2	3	4	5	6	7	8	9	AB	R	H	RBI	BB	SO	LOB	BOTTOM			
Steve Sax, R OBP: 0.356, SLG: 0.358 (1, 4)	0-0 4-3		0-0 4-3		0-0 F8					3	0	0	0	1	0	1	San Diego Padres @ Los Angeles Dodgers Dodger Stadium, Los Angeles, CA Wed Jun 30 1982, 7:05 PM PDT Att: 47,271 - Unknown livebaseballscorecards.com			
Ken Landreaux, L OBP: 0.379, SLG: 0.418 Dusty Baker Jr., R OBP: 0.351, SLG: 0.489 (7, PH)	0-0 HR		0-0 F7		0-0 4-3		0-0 P5			3	1	1	0	0	0	1				
Pedro Guerrero, R OBP: 0.345, SLG: 0.507 (1, 9)	0-3 K			0-0 F8		0-0 6-3		0-3 K		4	0	0	0	0	2	1				
Rick Monday, L OBP: 0.416, SLG: 0.500 (1, 7)	0-0 HR			0-0 HR		0-0 L4		0-0 F9		4	2	2	3	0	0	0				
Ron Cey, R OBP: 0.337, SLG: 0.425 (1, 5)	0-0 F7			0-0 L6		0-0 F9		0-3 K		4	0	0	0	0	1	0				
Steve Garvey, R OBP: 0.274, SLG: 0.415 Mike Marshall, R OBP: 0.385, SLG: 0.692 (5, 3)		0-0 F3		0-0 F8			5-3 SH1-3		0-0 P4	2	0	0	0	0	0	0				
Steve Yeager, R OBP: 0.326, SLG: 0.371 Mike Scioscia, L OBP: 0.302, SLG: 0.288 (9, PH)		0-0 6-3			0-0 1B		0-0 SH1-3		0-0 L8	2	1	1	0	0	0	0				
Mark Belanger, R OBP: 0.321, SLG: 0.308 Bill Russell, R OBP: 0.358, SLG: 0.319 (7, PH)		0-3 K			0-0 1B		4-0 5-3		4-0 BB	2	0	1	0	0	1	0				
Dave Stewart, R OBP: 0.136, SLG: 0.136 Jorge Orta, L OBP: 0.307, SLG: 0.382 Terry Forster, L (5, PH)			0-0 6-3		0-0 1-3		0-0 5-3		0-3 K	1	0	0	0	0	0	0				
Jose Morales, R OBP: 0.154 Tom Niedenfuer, R (7, PH)					0-0 1-3		0-0 5-3			1	0	0	0	0	0	0				
Alejandro Pena, R Ron Roenicke, S OBP: 0.346, SLG: 0.326 (9, PH)					1-2 3H		1-2 2-3			1	0	0	0	0	1	1				
Inning Stats	R: 2 E: 0 K: 1 S: 7	H: 2 LOB: 0 BB: 0 P: 7	R: 0 E: 0 K: 1 S: 5	H: 0 LOB: 0 BB: 0 P: 5	R: 0 E: 0 K: 0 S: 3	H: 0 LOB: 0 BB: 0 P: 3	R: 1 E: 0 K: 0 S: 4	H: 1 LOB: 0 BB: 0 P: 4	R: 1 E: 0 K: 0 S: 5	H: 2 LOB: 1 BB: 0 P: 5	R: 0 E: 0 K: 0 S: 3	H: 0 LOB: 0 BB: 0 P: 3	R: 0 E: 0 K: 2 S: 7	H: 0 LOB: 0 BB: 0 P: 7	R: 0 E: 0 K: 1 S: 5	H: 0 LOB: 1 BB: 1 P: 9	1B: 4 2B: 0 3B: 0 HR: 2	SF: 0 SAC: 1 DP: 0 HBP: 0	WP: 0 PB: 0 SB: 1 CS: 0	PA: 36
PITCHER	IP WLS BF H R ER SO BB IBB HBP BLK WP HR S P ERA WHIP																			
Eric Show, R ERA: 2.26 (1, 1)	5.1	W	21	5	4	4	2	0	0	0	0	0	0	0	2	25	6.75	0.938		
Gary Lucas, L ERA: 3.32 (6, 1)	1.1		7	1	0	0	0	1	1	0	0	0	0	5	13	0.00	1.500			
Luis DeLeon, R ERA: 2.0 (7, 1)	2.1	S	8	0	0	0	3	1	0	0	0	0	0	13	17	0.00	0.429			



Batter	1	2	3	4	5	6	7	8	9	AB	R	H	RBI	BB	SO	LOB	TOP										
Dickie Thon, R OBP: 0.391, SLG: 0.342	F7	G1			5-3			5-3	FC6-4	5	0	0	0	0	0	2											
Terry Puhl, L OBP: 0.329, SLG: 0.377	1B HBP	G3			F8			CS BB		2	1	0	0	1	0	0											
Ray Knight, R OBP: 0.361, SLG: 0.440	BB 1B				F9			F9		3	0	1	0	1	0	1											
Jose Cruz, L OBP: 0.337, SLG: 0.377	BB 1B				F7			K	F8	4	0	1	1	0	1	1											
Phil Garner, R OBP: 0.308, SLG: 0.407	F7				5-3			K	1B	4	1	1	0	0	1	3											
Art Howe, R OBP: 0.310, SLG: 0.289	BB				5-3			4-3	1B S	3	1	1	1	1	0	1											
Tony Scott, S OBP: 0.271, SLG: 0.305	P6				L6			F7	1B	4	0	1	0	0	0	3											
Luis Pujols, R OBP: 0.323, SLG: 0.466					F7			4-3	FC6-4 1B	4	1	2	2	0	0	0											
Don Sutton, R OBP: 0.227, SLG: 0.190					4-3			6-3	K	4	0	0	0	0	2	2											
Frank LaCorte, R (9, 1)									K	0	0	0	0	0	0	0											
Inning Stats	R: 1 E: 0 K: 0 S: 5	H: 2 LOB: 3 BB: 1 P: 10	R: 1 E: 0 K: 0 S: 4	H: 1 LOB: 0 BB: 0 P: 4	R: 0 E: 0 K: 0 S: 3	H: 0 LOB: 0 BB: 0 P: 3	R: 0 E: 0 K: 0 S: 3	H: 0 LOB: 0 BB: 0 P: 3	R: 0 E: 0 K: 2 S: 7	H: 0 LOB: 1 BB: 1 P: 11	R: 0 E: 0 K: 1 S: 5	H: 0 LOB: 0 BB: 0 P: 5	R: 0 E: 1 K: 1 S: 2	H: 0 LOB: 1 BB: 1 P: 6	R: 2 E: 0 K: 1 S: 9	H: 4 LOB: 2 BB: 0 P: 9	1B: 6 2B: 0 3B: 0 HR: 1	SF: 0 SAC: 0 DP: 0 HBP: 1	WP: 0 PB: 0 CS: 1	PA: 37							
PITCHER	IP	WLS	BF	H	R	ER	SO	BB	IBB	HBP	BLK	WP	HR	S	P	ERA	WHIP										
Vicente Romo, R ERA: 2.82	(1, 1)	5.0	L	20	3	2	2	0	1	0	1	0	0	18	23	3.60	0.800										
Terry Forster, L ERA: 3.89	(6, 1)	2.0		7	0	0	0	3	1	0	0	0	0	12	16	0.00	0.500										
Alejandro Pena, R ERA: 4.28	(8, 1)	1.1		8	4	2	2	0	1	0	0	0	0	7	11	13.50	3.750										
Steve Shirley, L ERA: 4.26	(9, 1)	0.2		2	0	0	0	1	0	0	0	0	0	4	4	0.00	0.000										

Houston Astros @ Los Angeles Dodgers
Dodger Stadium, Los Angeles, CA
Fri Jul 02, 1982, 7:05 PM PDT
Att: 43,364 - Unknown

AB	33
R	4
H	7
RBI	4
BB	3
SO	4
LOB	13



Batter	1	2	3	4	5	6	7	8	9	AB	R	H	RBI	BB	SO	LOB	BOTTOM										
Steve Sax, R OBP: 0.352, SLG: 0.354	5-3		L5		2-3			1-3		4	0	0	0	0	0	1											
Ken Landreaux, L OBP: 0.377, SLG: 0.413	1B BB		K					4-3	4-3	3	0	0	0	1	1	0											
Dusty Baker Jr., R OBP: 0.357, SLG: 0.493	G6-4-3 1B							F7	BB 1B	4	1	3	0	0	0	0											
Pedro Guerrero, R OBP: 0.344, SLG: 0.502	G6-4-3				F9			5-3	BB 1B	3	0	0	0	1	0	3											
Ron Cey, R OBP: 0.335, SLG: 0.422			F7		K			6-3	1B	4	0	1	1	0	1	1											
Steve Garvey, R OBP: 0.275, SLG: 0.414					F7			5-3	F7	3	0	1	0	0	0	1											
Alejandro Pena, R (8, 1)										0	0	0	0	0	0	0											
Steve Shirley, L OBP: 1.000, SLG: 1.000										0	0	0	0	0	0	0											
Rick Monday, L OBP: 0.413, SLG: 0.495										1	0	0	0	0	0	2											
Mike Scioscia, L OBP: 0.298, SLG: 0.283										3	0	0	0	0	2	1											
Ron Roenicke, S OBP: 0.339, SLG: 0.318										1	0	0	0	0	1	2											
Bill Russell, R OBP: 0.358, SLG: 0.320										3	0	1	0	0	0	1											
Vicente Romo, R OBP: 0.500, SLG: 0.500										1	0	0	0	0	0	0											
Jorge Orta, L OBP: 0.303, SLG: 0.377										1	0	0	0	0	0	1											
Terry Forster, L (6, 1)										0	0	0	0	0	0	0											
Mike Marshall, R OBP: 0.357, SLG: 0.643										1	0	0	0	0	1	0											
Inning Stats	R: 0 E: 0 K: 0 S: 3	H: 1 LOB: 1 BB: 1 P: 7	R: 0 E: 0 K: 1 S: 6	H: 1 LOB: 0 BB: 0 P: 6	R: 0 E: 0 K: 1 S: 5	H: 0 LOB: 0 BB: 0 P: 5	R: 0 E: 0 K: 1 S: 6	H: 1 LOB: 1 BB: 0 P: 6	R: 0 E: 0 K: 0 S: 3	H: 0 LOB: 0 BB: 0 P: 3	R: 0 E: 0 K: 0 S: 3	H: 0 LOB: 0 BB: 0 P: 3	R: 0 E: 0 K: 1 S: 5	H: 0 LOB: 0 BB: 0 P: 5	R: 1 E: 0 K: 1 S: 7	H: 2 LOB: 2 BB: 1 P: 11	1B: 6 2B: 0 3B: 0 HR: 0	SF: 0 SAC: 0 DP: 1 HBP: 0	WP: 0 PB: 0 CS: 0	PA: 34							
PITCHER	IP	WLS	BF	H	R	ER	SO	BB	IBB	HBP	BLK	WP	HR	S	P	ERA	WHIP										
Don Sutton, R ERA: 3.16	(1, 1)	8.1	W	32	6	1	1	5	2	0	0	0	0	40	48	1.08	0.960										
Frank LaCorte, R ERA: 5.6	(9, 1)	0.2	S	2	0	0	0	1	0	0	0	0	0	4	4	0.00	0.000										

Houston Astros @ Los Angeles Dodgers
Dodger Stadium, Los Angeles, CA
Fri Jul 02, 1982, 7:05 PM PDT
Att: 43,364 - Unknown

AB	32
R	1
H	6
RBI	1
BB	2
SO	6
LOB	13



Batter	1	2	3	4	5	6	7	8	9	AB	R	H	RBI	BB	SO	LOB	TOP			
Dickie Thon, R OBP: 0.300, SLG: 0.339 (1, 6)	0-0 5-3		0-0 F8		0-0 1B 1-2 3-H 1B		0-0 F8			4	1	1	1	0	0	0	Houston Astros @ Los Angeles Dodgers Dodger Stadium, Los Angeles, CA Sat Jul 03 1982, 7:05 PM PDT Att: 51,238 - Unknown AB 35 R 4 H 8 RBI 4 BB 1 SO 5 LOB 10			
Tony Scott, S OBP: 0.271, SLG: 0.304 (1, 8)	0-0 5-3			0-0 F9	0-0 1B		0-0 6-3			4	1	1	1	0	0	0				
Ray Knight, R OBP: 0.363, SLG: 0.439 (1, 3)	0-0 F7			4-0 1B BB	0-0 1B			0-0 F7		3	0	1	2	1	0	0				
Jose Cruz, L OBP: 0.335, SLG: 0.375 (1, 7)		0-0 F7		0-0 1B	0-0 F2			0-0 4-3		4	0	1	0	0	0	1				
Phil Garner, R OBP: 0.307, SLG: 0.409 Frank LaCorte, R (8, 1)		0-0 4-3 2B		0-0 F8	0-0 6-3			0-0 6-3		4	0	1	0	0	0	3				
Art Howe, R OBP: 0.303, SLG: 0.282 (1, 5)		0-0 4-3 2-3		0-0 4-3		0-3 K			0-0 F9	4	0	0	0	0	1	3				
Alan Knicely, R OBP: 0.274, SLG: 0.218 (1, 9)			0-3 K		0-0 1B 1B	0-3 K			0-0 F9	4	1	1	0	0	2	1				
Luis Pujols, R OBP: 0.318, SLG: 0.452 Denny Walling, L OBP: 0.282, SLG: 0.281 (9, FR)			0-0 F7		0-3 K	0-0 G3			0-0 1B	4	0	1	0	0	1	1				
Vern Ruhle, R OBP: 0.182, SLG: 0.100 Harry Spillane, L OBP: 0.227, SLG: 0.222 George Cappuzzello, R OBP: 0.163, SLG: 0.368 Bert Roberge, R OBP: 0.222, SLG: 0.323 (1, 1)			0-3 K		0-0 1B 1-3 1B		0-0 4-3		0-0 F7	1	0	0	0	0	1	0				
Inning Stats	R: 0 E: 0 K: 0 S: 3	H: 0 LOB: 0 BB: 0 P: 3	R: 0 E: 0 K: 1 S: 6	H: 1 LOB: 1 BB: 0 P: 6	R: 0 E: 0 K: 1 S: 5	H: 0 LOB: 0 BB: 0 P: 5	R: 0 E: 0 K: 0 S: 4	H: 1 LOB: 2 BB: 1 P: 8	R: 4 E: 0 K: 1 S: 10	H: 5 LOB: 1 BB: 0 P: 10	R: 0 E: 0 K: 2 S: 7	H: 0 LOB: 0 BB: 0 P: 7	R: 0 E: 0 K: 0 S: 3	H: 0 LOB: 0 BB: 0 P: 3	R: 0 E: 0 K: 0 S: 4	H: 1 LOB: 1 BB: 0 P: 4		1B: 7 2B: 1 3B: 0 HR: 0	SF: 0 SAC: 0 DP: 0 HBP: 0	WP: 0 PB: 0 SB: 0 CS: 0
PITCHER Fernando Valenzuela, L ERA: 2.99 (1, 1)	IP: 9.0 WLS: W BF: 36 H: 8 R: 4 ER: 4 SO: 5 BB: 1 IBB: 0 HBP: 0 BLK: 0 WP: 0 HR: 0 S: 45 P: 49 ERA: 4.00 WHIP: 1.000																			

Batter	1	2	3	4	5	6	7	8	9	AB	R	H	RBI	BB	SO	LOB	BOTTOM			
Steve Sax, R OBP: 0.351, SLG: 0.353 (1, 4)	0-0 6-3		0-0 G6-4-3 1B		0-0 F9		0-0 6-3			4	0	1	0	0	0	0	Houston Astros @ Los Angeles Dodgers Dodger Stadium, Los Angeles, CA Sat Jul 03 1982, 7:05 PM PDT Att: 51,238 - Unknown AB 30 R 5 H 9 RBI 5 BB 4 SO 1 LOB 14			
Ron Roenicke, S OBP: 0.333, SLG: 0.298 (1, 8)	0-0 1-3		0-0 G6-4-3 1-2 2-3		4-0 FC6 HBP BB		0-3 K			3	0	0	0	1	1	2				
Dusty Baker Jr., R OBP: 0.359, SLG: 0.493 (1, 7)	0-0 6-3		0-0 HR 3-H 1B		0-0 F8			0-0 SH3-4 1B		4	2	2	1	0	0	1				
Rick Monday, L OBP: 0.426, SLG: 0.545 Ken Landreaux, L OBP: 0.377, SLG: 0.413 (9, 8)		0-0 1B 2B	0-0 1-H HR		1-0 HBP			0-0 SH3-4		2	2	2	2	0	0	0				
Ron Cey, R OBP: 0.338, SLG: 0.421 (1, 5)		0-0 G6-3 2-H 1B	0-0 F9		0-0 FC6			4-0 4-3 1B IBB		3	0	1	1	1	0	2				
Steve Garvey, R OBP: 0.275, SLG: 0.412 Mike Marshall, R OBP: 0.357, SLG: 0.643 (8, FR)		0-0 G6-3 1-2		0-0 F8		0-0 5-6-3		0-0 4-3 1B		4	0	1	1	0	0	1				
Mike Scioscia, L OBP: 0.301, SLG: 0.284 (1, 2)		4-0 FC6-4 BB		0-0 1B		0-0 1-3		0-0 4-3		3	0	1	0	1	0	2				
Bill Russell, R OBP: 0.356, SLG: 0.315 (1, 6)		0-0 FC6-4 1-2		0-0 F7		0-0 5-3		4-0 IBB		3	0	0	0	1	0	2				
Fernando Valenzuela, L OBP: 0.145, SLG: 0.115 (1, 1)			0-0 G6-4-3 1B 1B		0-0 4-3			0-0 G3		4	1	1	0	0	0	4				
Inning Stats	R: 0 E: 0 K: 0 S: 3	H: 0 LOB: 0 BB: 0 P: 3	R: 1 E: 0 K: 0 S: 4	H: 2 LOB: 1 BB: 1 P: 8	R: 3 E: 0 K: 0 S: 6	H: 4 LOB: 0 BB: 0 P: 6	R: 0 E: 0 K: 0 S: 4	H: 1 LOB: 1 BB: 0 P: 4	R: 0 E: 0 K: 0 S: 3	H: 0 LOB: 2 BB: 1 P: 8	R: 0 E: 0 K: 0 S: 3	H: 0 LOB: 0 BB: 0 P: 3	R: 0 E: 0 K: 1 S: 5	H: 0 LOB: 0 BB: 0 P: 5	R: 1 E: 0 K: 0 S: 5	H: 2 LOB: 2 BB: 2 P: 13		1B: 7 2B: 1 3B: 0 HR: 1	SF: 0 SAC: 1 DP: 2 HBP: 1	WP: 0 PB: 0 SB: 0 CS: 0
PITCHER Vern Ruhle, R ERA: 3.28 George Cappuzzello, L ERA: 2.45 Bert Roberge, R ERA: 4.7 Frank LaCorte, R ERA: 5.5 (1, 1)	IP: 4.0 WLS: L BF: 18 H: 7 R: 4 ER: 4 SO: 4 BB: 1 IBB: 0 HBP: 0 BLK: 0 WP: 0 HR: 1 S: 17 P: 21 ERA: 9.00 WHIP: 2.000																			

Batter	1	2	3	4	5	6	7	8	9	AB	R	H	RBI	BB	SO	LOB	TOP					
Dickie Thon, R OBP: 0.297, SLG: 0.335	1-3		FC4-6 1B		E5		K		F9								5 0 1 0 0 1 0					
Tony Scott, S OBP: 0.270, SLG: 0.302	G3		F7		F7		F3										5 0 1 0 0 0 3					
Ray Knight, R OBP: 0.360, SLG: 0.435	K		K				F8		SH5-3 1B								5 1 1 0 0 3 3					
Jose Cruz, L OBP: 0.335, SLG: 0.375		4-3	FC4-6						SH5-3								3 1 1 0 0 0 2					
Phil Garner, R OBP: 0.307, SLG: 0.407		BLK 1B			5-3		F7		E6								4 1 1 0 0 0 1					
Art Howe, R OBP: 0.308, SLG: 0.288					K				6-3								4 0 2 1 0 1 1					
Alan Knicely, R OBP: 0.266, SLG: 0.224																	3 0 1 1 1 1 1					
Denny Walling, L OBP: 0.282, SLG: 0.281		K			4-3												0 0 0 0 0 0 0					
Luis Pujols, R OBP: 0.300, SLG: 0.424																	4 0 0 0 0 1 5					
Nolan Ryan, R OBP: 0.190, SLG: 0.128																	3 0 0 0 1 2 0					
Inning Stats	R: 0 E: 0 K: 1 S: 5	H: 0 LOB: 0 BB: 0 P: 5	R: 1 E: 0 K: 1 S: 7	H: 2 LOB: 1 BB: 0 P: 7	R: 0 E: 0 K: 1 S: 6	H: 1 LOB: 2 BB: 1 P: 10	R: 0 E: 0 K: 1 S: 5	H: 0 LOB: 0 BB: 0 P: 5	R: 0 E: 1 K: 1 S: 6	H: 0 LOB: 1 BB: 0 P: 6	R: 0 E: 0 K: 1 S: 8	H: 3 LOB: 2 BB: 0 P: 8	R: 0 E: 0 K: 1 S: 5	H: 0 LOB: 0 BB: 0 P: 5	R: 1 E: 1 K: 0 S: 5	H: 1 LOB: 2 BB: 1 P: 9	R: 0 E: 0 K: 2 S: 8	H: 1 LOB: 1 BB: 0 P: 8	1B: 8 2B: 0 3B: 0 HR: 0	SF: 0 SAC: 1 DP: 0 HBP: 0	WP: 0 PB: 0 SB: 2 CS: 0	PA: 39
PITCHER	IP	WLS	BF	H	R	ER	SO	BB	IBB	HBP	BLK	WP	HR	S	P	ERA	WHIP					
Jerry Reuss, L ERA: 3.23	8.0	L	35	7	3	2	7	1	1	0	1	0	0	47	55	2.25	1.000					
Tom Niedenfuer, R ERA: 4.71	1.0		4	1	0	0	2	0	0	0	0	0	0	8	8	0.00	1.000					

Houston Astros @ Los Angeles Dodgers
Dodger Stadium, Los Angeles, CA
Sun Jul 04 1982, 3:33 AM PDT
Att: 41,450 - Unknown

AB	36
R	3
H	8
RBI	2
BB	2
SO	9
LOB	16



Batter	1	2	3	4	5	6	7	8	9	AB	R	H	RBI	BB	SO	LOB	BOTTOM					
Steve Sax, R OBP: 0.347, SLG: 0.348	K		K		5-3			G6-4-3									4 0 0 0 0 2 2					
Ron Roenicke, S OBP: 0.328, SLG: 0.294	K				K												4 0 1 0 0 3 0					
Dusty Baker Jr., R OBP: 0.357, SLG: 0.489	6-3				BLK 1B		P4		G5-4-3 1B								4 0 1 0 0 0 1					
Ron Cey, R OBP: 0.336, SLG: 0.419					K												4 0 1 0 0 2 0					
Jorge Orta, L OBP: 0.291, SLG: 0.361					K												3 0 0 0 0 2 2					
Steve Garvey, R OBP: 0.276, SLG: 0.416																	2 0 1 0 0 1 2					
Mike Marshall, R OBP: 0.357, SLG: 0.643					K												0 0 0 0 0 0 0					
Mike Scioscia, L OBP: 0.297, SLG: 0.280																	3 0 0 0 0 0 2					
Mark Belanger, R OBP: 0.355, SLG: 0.296																	1 0 0 0 2 0 0					
Jerry Reuss, L OBP: 0.262, SLG: 0.250																	1 0 0 0 0 0 1					
Ken Landreaux, L OBP: 0.376, SLG: 0.411					B1-6-4												1 0 0 0 0 0 1					
Tom Niedenfuer, R ERA: 4.71																	0 0 0 0 0 0 0					
Inning Stats	R: 0 E: 0 K: 2 S: 7	H: 0 LOB: 0 BB: 0 P: 7	R: 0 E: 0 K: 2 S: 8	H: 1 LOB: 0 BB: 0 P: 8	R: 0 E: 0 K: 1 S: 4	H: 0 LOB: 0 BB: 1 P: 8	R: 0 E: 0 K: 3 S: 11	H: 2 LOB: 2 BB: 0 P: 11	R: 0 E: 1 K: 0 S: 4	H: 0 LOB: 1 BB: 0 P: 4	R: 0 E: 0 K: 2 S: 7	H: 0 LOB: 0 BB: 0 P: 7	R: 0 E: 0 K: 0 S: 2	H: 0 LOB: 1 BB: 0 P: 3	R: 0 E: 0 K: 0 S: 2	H: 0 LOB: 0 BB: 1 P: 6	R: 0 E: 0 K: 0 S: 3	H: 1 LOB: 0 BB: 0 P: 3	1B: 3 2B: 1 3B: 0 HR: 0	SF: 0 SAC: 1 DP: 4 HBP: 1	WP: 0 PB: 0 SB: 0 CS: 0	PA: 31
PITCHER	IP	WLS	BF	H	R	ER	SO	BB	IBB	HBP	BLK	WP	HR	S	P	ERA	WHIP					
Nolan Ryan, R ERA: 4.28	9.0	W	31	4	0	0	10	2	0	1	1	0	0	48	57	0.00	0.667					

Houston Astros @ Los Angeles Dodgers
Dodger Stadium, Los Angeles, CA
Sun Jul 04 1982, 3:33 AM PDT
Att: 41,450 - Unknown

AB	27
R	0
H	4
RBI	0
BB	2
SO	10
LOB	11



Batter	1	2	3	4	5	6	7	8	9	AB	R	H	RBI	BB	SO	LOB	TOP				
Steve Sax, R OBP: 0.342, SLG: 0.343 (1, 4)	F7	F8	4-3			F8			F9	5	0	0	0	0	0	3					
Bill Russell, R OBP: 0.353, SLG: 0.317 (1, 6)	6-3	E5		F8			F7		2B	5	1	1	0	0	0	1					
Dusty Baker Jr., R OBP: 0.355, SLG: 0.488 (1, 7)	BB	F7		L4			4-3		F8	5	1	1	0	0	0	3					
Ron Cey, R OBP: 0.341, SLG: 0.434 (1, 5)	BB			HR		F8			2B	4	1	2	2	1	0	0					
Steve Garvey, R OBP: 0.277, SLG: 0.411 (1, 3)	BB		F8		P3			4-3	6-3	4	0	0	0	1	0	1					
Mike Marshall, R OBP: 0.444, SLG: 0.824 Ken Landreaux, L OBP: 0.376, SLG: 0.411 (8, PR)	BB				K			6-3		3	1	2	2	1	1	0					
Ron Roenicke, S OBP: 0.309, SLG: 0.273 (8, 9)	F8			HR		P6			6-3	4	0	0	0	0	1	4	AB 36				
Steve Yeager, R OBP: 0.333, SLG: 0.363 (1, 2)		F2				5-3				2	0	0	0	2	0	0	R 4				
Bob Welch, R OBP: 0.208, SLG: 0.200 (1, 1)						1-3			1-3	4	0	2	0	0	0	2	H 8				
Inning Stats	R: 1 E: 0 K: 0 S: 4	H: 1 LOB: 3 BB: 3 P: 16	R: 0 E: 1 K: 0 S: 5	H: 1 LOB: 2 BB: 0 P: 5	R: 2 E: 0 K: 1 S: 8	H: 3 LOB: 2 BB: 1 P: 12	R: 0 E: 0 K: 0 S: 3	H: 0 LOB: 0 BB: 0 P: 3	R: 0 E: 0 K: 1 S: 5	H: 0 LOB: 0 BB: 0 P: 5	R: 0 E: 0 K: 0 S: 3	H: 0 LOB: 0 BB: 0 P: 3	R: 0 E: 0 K: 0 S: 4	H: 1 LOB: 2 BB: 1 P: 8	R: 1 E: 0 K: 0 S: 5	H: 2 LOB: 1 BB: 0 P: 5	1B: 3 2B: 3 3B: 0 HR: 2	SF: 0 SAC: 0 DP: 0 HBP: 0	WP: 0 PB: 0 SB: 1 CS: 0	PA: 41	
PITCHER	IP	WLS	BF	H	R	ER	SO	BB	IBB	HBP	BLK	WP	HR	S	P	ERA	WHIP				
Pete Falcone, L ERA: 3.55 (1, 1)	7.0	L	31	5	3	3	2	4	0	0	0	0	2	31	47	3.86	1.286				
Terry Leach, R ERA: 0.69 (8, 1)	2.0		10	3	1	1	0	0	1	0	0	0	0	9	13	4.50	1.500				


Los Angeles Dodgers @ New York Mets
Shea Stadium, Flushing, NY
Mon Jul 05 1982, 7:05 PM EDT
Att: 38,270 - Unknown



AB	36
R	4
H	8
RBI	4
BB	5
SO	2
LOB	14

Batter	1	2	3	4	5	6	7	8	9	AB	R	H	RBI	BB	SO	LOB	BOTTOM					
Mookie Wilson, S OBP: 0.315, SLG: 0.348 (1, 8)	K		F9		G3			CS		4	0	1	0	0	1	0						
Bob Bailor, R OBP: 0.331, SLG: 0.356 (1, 4)	L6		F8		4-3			1B		4	0	0	0	0	1	1						
Rusty Staub, L OBP: 0.319, SLG: 0.364 (1, 9)						4-3		F7		4	0	2	0	0	0	0						
Dave Kingman, R OBP: 0.293, SLG: 0.459 (1, 3)	F7		K			HR			P6	4	1	1	1	0	1	2						
George Foster, R OBP: 0.343, SLG: 0.389 (1, 7)		P4		F8		F8		F8		4	0	0	0	0	0	0						
John Stearns, R OBP: 0.355, SLG: 0.421 (1, 5)				E		K			K	3	0	1	0	1	2	0						
Ron Hodges, L OBP: 0.305, SLG: 0.426 (1, 2)					K				F9	2	0	0	0	1	1	1	AB 31					
Ron Gardenhire, R OBP: 0.271, SLG: 0.289 (1, 6)		K			K				F2	3	0	0	0	0	2	3	R 1					
Pete Falcone, L OBP: 0.118, SLG: 0.147 Gary Rajsich, L OBP: 0.276, SLG: 0.325 Terry Leach, R (8, 1)			P6						P5	2	0	0	0	0	0	2	H 5					
Inning Stats	R: 0 E: 0 K: 1 S: 6	H: 1 LOB: 1 BB: 0 P: 6	R: 0 E: 0 K: 1 S: 6	H: 1 LOB: 2 BB: 1 P: 10	R: 0 E: 0 K: 1 S: 6	H: 1 LOB: 1 BB: 0 P: 6	R: 0 E: 1 K: 2 S: 7	H: 0 LOB: 1 BB: 1 P: 11	R: 0 E: 0 K: 0 S: 3	H: 0 LOB: 0 BB: 0 P: 3	R: 1 E: 0 K: 1 S: 6	H: 1 LOB: 0 BB: 0 P: 6	R: 0 E: 0 K: 0 S: 3	H: 0 LOB: 0 BB: 0 P: 3	R: 0 E: 0 K: 1 S: 5	H: 1 LOB: 0 BB: 0 P: 5	R: 0 E: 0 K: 1 S: 5	H: 0 LOB: 0 BB: 0 P: 5	1B: 3 2B: 2 3B: 0 HR: 1	SF: 0 SAC: 0 DP: 1 HBP: 0	WP: 0 PB: 0 SB: 0 CS: 1	PA: 33
PITCHER	IP	WLS	BF	H	R	ER	SO	BB	IBB	HBP	BLK	WP	HR	S	P	ERA	WHIP					
Bob Welch, R ERA: 3.49 (1, 1)	9.0	W	33	5	1	1	8	2	0	0	0	0	1	47	55	1.00	0.778					

Los Angeles Dodgers @ New York Mets
Shea Stadium, Flushing, NY
Mon Jul 05 1982, 7:05 PM EDT
Att: 38,270 - Unknown



AB	31
R	1
H	5
RBI	1
BB	2
SO	8
LOB	9

Batter	1	2	3	4	5	6	7	8	9	AB	R	H	RBI	BB	SO	LOB	TOP								
Steve Sax, R (1,4) OBP: 0.346, SLG: 0.343	4-0 6-3 BB		0-0 SH3-1		4-0 2B	0-0 G4-6-3 1B		0-0 6-3	0-3 K	3	1	2	2	1	1										
Ken Landreaux, L (1,8) OBP: 0.376, SLG: 0.415	0-0 6-3		0-0 F7		0-0 2B	0-0 G4-6-3 1-2		0-0 E8		5	0	2	1	0	0	4									
Jorge Orta, L (1,9) OBP: 0.289, SLG: 0.355	0-0 6-3		0-0 F7		0-0 6-3			0-3 K		4	1	1	1	0	0	3									
Mark Belanger, R (7,6) OBP: 0.344, SLG: 0.286	0-0 6-3							0-0 K		1	0	0	0	0	1	1									
Ron Cey, R (1,5) OBP: 0.345, SLG: 0.433	0-0 5-3									3	1	1	0	2	0	0									
Rick Monday, L (1,7) OBP: 0.418, SLG: 0.529		0-0 F7		0-0 F7		0-0 BB		0-0 4-3		3	1	0	1	1	0	3									
Steve Garvey, R (1,3) OBP: 0.276, SLG: 0.409		0-0 6-3		0-0 G6-4-3		0-0 SH		0-0 K		1	0	0	0	0	0	0									
Mike Marshall, R (2,3) OBP: 0.455, SLG: 0.737				0-0 G6-4-3		0-0 SH		0-0 K		2	1	0	0	2	1	1									
Steve Yeager, R (1,2) OBP: 0.346, SLG: 0.385					0-0 5-3	0-0 E5		0-0 1B		5	1	3	1	0	0	1									
Bill Russell, R (1,6) OBP: 0.351, SLG: 0.314					0-0 F8	0-0 SH		0-0 1B		2	1	0	1	0	0	1									
Ron Roenicke, S (7,PH) OBP: 0.314, SLG: 0.281					0-0 F8	0-0 SH		0-0 1B		2	1	1	0	0	1	2									
Dave Stewart, R (1,1) OBP: 0.200, SLG: 0.200						0-0 SH		0-0 4-3		3	1	2	0	0	0	2									
Terry Forster, L (7,1) OBP: 0.313, SLG: 0.214						0-0 SH		0-0 1B		0	0	0	0	0	0	0									
Jose Morales, R (9,PH) OBP: 0.313, SLG: 0.214						0-0 SH		0-0 1B		1	0	1	1	0	0	0									
Steve Howe, L (9,1) OBP: 0.313, SLG: 0.214						0-0 SH		0-0 1B		0	0	0	0	0	0	0									
Inning Stats	R: 1 E: 0 K: 0 S: 3	H: 0 LOB: 0 BB: 1 P: 7	R: 0 E: 0 K: 0 S: 4	H: 1 LOB: 1 BB: 0 P: 4	R: 0 E: 0 K: 0 S: 4	H: 1 LOB: 1 BB: 0 P: 4	R: 0 E: 0 K: 0 S: 2	H: 0 LOB: 0 BB: 1 P: 6	R: 1 E: 0 K: 0 S: 5	H: 2 LOB: 1 BB: 1 P: 9	R: 4 E: 3 K: 0 S: 6	H: 1 LOB: 1 BB: 2 P: 14	R: 2 E: 0 K: 1 S: 8	H: 3 LOB: 2 BB: 1 P: 12	R: 0 E: 1 K: 1 S: 6	H: 1 LOB: 2 BB: 1 P: 10	R: 1 E: 0 K: 2 S: 9	H: 3 LOB: 1 BB: 0 P: 9	1B: 10 2B: 2 3B: 0 HR: 0	SF: 1 SAC: 3 DP: 2 HBP: 0	WP: 0 PB: 0 SB: 1 CS: 0	PA: 46			
PITCHER	IP WLS BF H R ER SO BB IBB HBP BLK WP HR S P ERA WHIP	IP WLS BF H R ER SO BB IBB HBP BLK WP HR S P ERA WHIP	IP WLS BF H R ER SO BB IBB HBP BLK WP HR S P ERA WHIP	IP WLS BF H R ER SO BB IBB HBP BLK WP HR S P ERA WHIP	IP WLS BF H R ER SO BB IBB HBP BLK WP HR S P ERA WHIP	IP WLS BF H R ER SO BB IBB HBP BLK WP HR S P ERA WHIP	IP WLS BF H R ER SO BB IBB HBP BLK WP HR S P ERA WHIP	IP WLS BF H R ER SO BB IBB HBP BLK WP HR S P ERA WHIP	IP WLS BF H R ER SO BB IBB HBP BLK WP HR S P ERA WHIP	IP WLS BF H R ER SO BB IBB HBP BLK WP HR S P ERA WHIP	IP WLS BF H R ER SO BB IBB HBP BLK WP HR S P ERA WHIP	IP WLS BF H R ER SO BB IBB HBP BLK WP HR S P ERA WHIP	IP WLS BF H R ER SO BB IBB HBP BLK WP HR S P ERA WHIP	IP WLS BF H R ER SO BB IBB HBP BLK WP HR S P ERA WHIP	IP WLS BF H R ER SO BB IBB HBP BLK WP HR S P ERA WHIP	IP WLS BF H R ER SO BB IBB HBP BLK WP HR S P ERA WHIP	IP WLS BF H R ER SO BB IBB HBP BLK WP HR S P ERA WHIP	IP WLS BF H R ER SO BB IBB HBP BLK WP HR S P ERA WHIP	IP WLS BF H R ER SO BB IBB HBP BLK WP HR S P ERA WHIP	IP WLS BF H R ER SO BB IBB HBP BLK WP HR S P ERA WHIP	IP WLS BF H R ER SO BB IBB HBP BLK WP HR S P ERA WHIP	IP WLS BF H R ER SO BB IBB HBP BLK WP HR S P ERA WHIP	IP WLS BF H R ER SO BB IBB HBP BLK WP HR S P ERA WHIP	IP WLS BF H R ER SO BB IBB HBP BLK WP HR S P ERA WHIP	IP WLS BF H R ER SO BB IBB HBP BLK WP HR S P ERA WHIP

Los Angeles Dodgers @ New York Mets
Shea Stadium, Flushing, NY
Tue Jul 06 1982, 7:05 PM EDT
Att: 20,816 - Unknown

livebaseballscorecards.com

AB 35
R 9
H 12
RBI 8
BB 7
SO 4
LOB 19



Batter	1	2	3	4	5	6	7	8	9	AB	R	H	RBI	BB	SO	LOB	BOTTOM								
Mookie Wilson, S (1,8) OBP: 0.313, SLG: 0.346	0-0 F9	0-0 6-3			0-0 S 1B		0-3 K		0-0 FC4-6 FC6-4	5	0	1	1	0	1	5									
Bob Bailor, R (1,5) OBP: 0.323, SLG: 0.346	0-0 6-3		0-0 F8		0-3 K		0-0 F9		0-0 FC6-4	5	0	0	0	0	1	4									
Rusty Staub, L (1,9) OBP: 0.316, SLG: 0.358	0-0 1B		0-0 F9		0-0 F9			0-0 G3		4	0	1	0	0	0	1									
Dave Kingman, R (1,3) OBP: 0.293, SLG: 0.456	0-0 P6		0-0 FC5-4 1B		0-0 F7		0-0 6-3		0-0 6-3	4	0	1	0	0	0	1									
George Foster, R (1,7) OBP: 0.342, SLG: 0.398		0-0 F8	0-0 FC5-4		0-0 6-3		0-0 HR		0-0 HR	4	1	1	1	0	0	1									
Ron Hodges, L (1,2) OBP: 0.398, SLG: 0.458		0-0 HR		0-3 K		0-0 P6		0-0 4-3		4	1	1	1	0	1	0									
Wally Backman, S (1,4) OBP: 0.384, SLG: 0.374		0-0 2B 1B		0-0 6-3		4-0 BB BB		0-0 3-1		3	0	1	0	1	0	0									
Ron Gardenhire, R (1,6) OBP: 0.280, SLG: 0.300		0-0 1B		0-0 F2		4-0 BB BB		0-0 1B FC4-6		3	1	2	0	1	0	0									
Mike Scott, R (1,1) OBP: 0.176, SLG: 0.273		0-3 K			0-3 K			0-0 FC4-6		2	0	0	0	0	2	2									
Pat Zachry, R (7,1) OBP: 0.392, SLG: 0.534								0-0 FC4-6		0	0	0	0	0	0	0									
Gary Rajsich, L (7,PH) OBP: 0.392, SLG: 0.534								0-0 FC4-6		0	0	0	0	0	0	0									
Joel Youngblood, R (7,PH) OBP: 0.392, SLG: 0.534								0-0 FC4-6		1	0	0	0	0	1	2									
Neil Allen, R (9,1) OBP: 0.392, SLG: 0.534								0-0 FC4-6		0	0	0	0	0	0	0									
Ellis Valentine, R (9,PH) OBP: 0.392, SLG: 0.534								0-0 FC4-6		1	0	1	0	0	0	0									
Inning Stats	R: 0 E: 0 K: 0 S: 4	H: 1 LOB: 1 BB: 0 P: 4	R: 1 E: 0 K: 1 S: 8	H: 3 LOB: 2 BB: 0 P: 8	R: 0 E: 0 K: 0 S: 4	H: 1 LOB: 1 BB: 0 P: 4	R: 0 E: 0 K: 1 S: 5	H: 0 LOB: 0 BB: 0 P: 5	R: 0 E: 0 K: 2 S: 8	H: 1 LOB: 1 BB: 0 P: 8	R: 0 E: 0 K: 0 S: 3	H: 0 LOB: 0 BB: 0 P: 3	R: 0 E: 0 K: 2 S: 7	H: 0 LOB: 2 BB: 2 P: 15	R: 1 E: 0 K: 0 S: 4	H: 1 LOB: 0 BB: 0 P: 4	R: 1 E: 0 K: 0 S: 5	H: 2 LOB: 1 BB: 0 P: 5	1B: 6 2B: 1 3B: 0 HR: 2	SF: 0 SAC: 0 DP: 0 HBP: 0	WP: 0 PB: 0 SB: 1 CS: 0	PA: 38			
PITCHER	IP WLS BF H R ER SO BB IBB HBP BLK WP HR S P ERA WHIP	IP WLS BF H R ER SO BB IBB HBP BLK WP HR S P ERA WHIP	IP WLS BF H R ER SO BB IBB HBP BLK WP HR S P ERA WHIP	IP WLS BF H R ER SO BB IBB HBP BLK WP HR S P ERA WHIP	IP WLS BF H R ER SO BB IBB HBP BLK WP HR S P ERA WHIP	IP WLS BF H R ER SO BB IBB HBP BLK WP HR S P ERA WHIP	IP WLS BF H R ER SO BB IBB HBP BLK WP HR S P ERA WHIP	IP WLS BF H R ER SO BB IBB HBP BLK WP HR S P ERA WHIP	IP WLS BF H R ER SO BB IBB HBP BLK WP HR S P ERA WHIP	IP WLS BF H R ER SO BB IBB HBP BLK WP HR S P ERA WHIP	IP WLS BF H R ER SO BB IBB HBP BLK WP HR S P ERA WHIP	IP WLS BF H R ER SO BB IBB HBP BLK WP HR S P ERA WHIP	IP WLS BF H R ER SO BB IBB HBP BLK WP HR S P ERA WHIP	IP WLS BF H R ER SO BB IBB HBP BLK WP HR S P ERA WHIP	IP WLS BF H R ER SO BB IBB HBP BLK WP HR S P ERA WHIP	IP WLS BF H R ER SO BB IBB HBP BLK WP HR S P ERA WHIP	IP WLS BF H R ER SO BB IBB HBP BLK WP HR S P ERA WHIP	IP WLS BF H R ER SO BB IBB HBP BLK WP HR S P ERA WHIP	IP WLS BF H R ER SO BB IBB HBP BLK WP HR S P ERA WHIP	IP WLS BF H R ER SO BB IBB HBP BLK WP HR S P ERA WHIP	IP WLS BF H R ER SO BB IBB HBP BLK WP HR S P ERA WHIP	IP WLS BF H R ER SO BB IBB HBP BLK WP HR S P ERA WHIP	IP WLS BF H R ER SO BB IBB HBP BLK WP HR S P ERA WHIP	IP WLS BF H R ER SO BB IBB HBP BLK WP HR S P ERA WHIP	IP WLS BF H R ER SO BB IBB HBP BLK WP HR S P ERA WHIP

Los Angeles Dodgers @ New York Mets
Shea Stadium, Flushing, NY
Tue Jul 06 1982, 7:05 PM EDT
Att: 20,816 - Unknown

livebaseballscorecards.com

AB 36
R 3
H 9
RBI 3
BB 2
SO 6
LOB 16



Batter	1	2	3	4	5	6	7	8	9	AB	R	H	RBI	BB	SO	LOB	TOP											
Steve Sax, R OBP: 0.345, SLG: 0.342										4	0	1	0	0	0	2	Los Angeles Dodgers @ Montreal Expos Olympic Stadium, Montreal, QB Wed Jul 07 1982, 7:05 PM EDT Att: 26,592 - Unknown											
Ken Landreaux, L OBP: 0.375, SLG: 0.416										4	1	1	1	0	0	1												
Steve Garvey, R OBP: 0.275, SLG: 0.408 Mike Marshall, R OBP: 0.440, SLG: 0.818										1	0	0	0	0	0	1												
Rick Monday, L OBP: 0.406, SLG: 0.509										4	0	0	0	0	2	1												
Ron Cey, R OBP: 0.343, SLG: 0.431										4	0	1	0	0	1	0												
Jorge Orta, L OBP: 0.291, SLG: 0.346 Ron Roenicke, S OBP: 0.310, SLG: 0.276										2	0	0	0	1	1	0												
Steve Yeager, R OBP: 0.336, SLG: 0.374										3	0	0	0	0	0	1												
Bill Russell, R OBP: 0.354, SLG: 0.313										1	1	0	0	2	1	1												
Fernando Valenzuela, L OBP: 0.143, SLG: 0.113										1	0	0	0	0	1	0												
Inning Stats	R: 0 E: 0 K: 1 S: 6	H: 1 LOB: 1 BB: 0 P: 6	R: 0 E: 0 K: 2 S: 7	H: 0 LOB: 0 BB: 0 P: 7	R: 0 E: 0 K: 0 S: 2	H: 0 LOB: 0 BB: 1 P: 6	R: 0 E: 0 K: 0 S: 3	H: 0 LOB: 0 BB: 0 P: 3	R: 0 E: 0 K: 1 S: 5	H: 0 LOB: 1 BB: 1 P: 9	R: 0 E: 0 K: 1 S: 5	H: 0 LOB: 1 BB: 1 P: 9	R: 0 E: 0 K: 1 S: 5	H: 0 LOB: 0 BB: 0 P: 5	R: 0 E: 0 K: 1 S: 6	H: 1 LOB: 1 BB: 0 P: 6		1B: 2 2B: 2 3B: 0 HR: 1	SF: 0 SAC: 2 DP: 1 HBP: 0	WP: 0 PB: 0 SB: 1 CS: 1	PA: 33							
PITCHER	IP	WLS	BF	H	R	ER	SO	BB	IBB	HBP	BLK	WP	HR	S	P	ERA	WHIP											
Charlie Lea, R ERA: 3.4	(1, 1)	7.0	L	26	3	3	3	4	3	0	0	0	0	1	31	43	3.86	0.857										
Jeff Reardon, R ERA: 1.99	(8, 1)	2.0		7	1	0	0	2	0	0	0	0	0	0	11	11	0.00	0.500										

Batter	1	2	3	4	5	6	7	8	9	AB	R	H	RBI	BB	SO	LOB	BOTTOM												
Tim Raines, S OBP: 0.358, SLG: 0.377										4	0	2	0	0	0	0	Los Angeles Dodgers @ Montreal Expos Olympic Stadium, Montreal, QB Wed Jul 07 1982, 7:05 PM EDT Att: 26,592 - Unknown												
Frank Taveras, R OBP: 0.225, SLG: 0.257										4	0	0	0	0	0	2													
Andre Dawson, R OBP: 0.346, SLG: 0.481										4	0	1	0	0	2	2													
Al Oliver, L OBP: 0.388, SLG: 0.538										4	0	1	0	0	0	2													
Gary Carter, R OBP: 0.385, SLG: 0.566										3	1	1	0	1	0	2													
Tim Lincecum, R OBP: 0.327, SLG: 0.448										4	0	1	0	0	0	4													
Dan Norman, R OBP: 0.340, SLG: 0.426										4	0	2	1	0	1	1													
Chris Speier, R OBP: 0.299, SLG: 0.350										3	0	0	0	1	0	1													
Charlie Lea, R OBP: 0.216, SLG: 0.147 Wallace Johnson, S OBP: 0.238, SLG: 0.231 Jeff Reardon, R OBP: 0.200, SLG: 0.400 Brad Mills, L OBP: 0.267, SLG: 0.238	(1, 1) (7, PH) (8, 1) (9, PH)	9.0	W	36	H	R	ER	SO	BB	IBB	HBP	BLK	WP	HR	S	P		ERA	WHIP										
PITCHER	IP	WLS	BF	H	R	ER	SO	BB	IBB	HBP	BLK	WP	HR	S	P	ERA		WHIP											
Fernando Valenzuela, L ERA: 2.97	(1, 1)	9.0	W	36	H	R	ER	SO	BB	IBB	HBP	BLK	WP	HR	S	P	1.00	1.111											
Inning Stats	R: 0 E: 1 K: 1 S: 7	H: 1 LOB: 3 BB: 1 P: 11	R: 0 E: 0 K: 1 S: 5	H: 0 LOB: 0 BB: 0 P: 5	R: 0 E: 0 K: 0 S: 5	H: 3 LOB: 2 BB: 0 P: 5	R: 0 E: 0 K: 1 S: 5	H: 1 LOB: 1 BB: 1 P: 9	R: 0 E: 1 K: 0 S: 4	H: 0 LOB: 1 BB: 0 P: 4	R: 0 E: 0 K: 0 S: 3	H: 1 LOB: 1 BB: 0 P: 3	R: 0 E: 0 K: 1 S: 5	H: 0 LOB: 0 BB: 0 P: 5	R: 0 E: 0 K: 1 S: 5	H: 0 LOB: 0 BB: 0 P: 5	R: 1 E: 0 K: 1 S: 7	H: 2 LOB: 1 BB: 0 P: 7	1B: 6 2B: 2 3B: 0 HR: 0	SF: 0 SAC: 0 DP: 0 HBP: 0	WP: 0 PB: 0 SB: 1 CS: 2	PA: 36							



Batter	1	2	3	4	5	6	7	8	9	AB	R	H	RBI	BB	SO	LOB	TOP					
Steve Sax, R OBP: 0.340, SLG: 0.333 (1,4)	F9		F8		F9			G6-4-3 BB		3	0	0	0	1	0	1	Los Angeles Dodgers @ Philadelphia Phillies Veterans Stadium, Philadelphia, PA Sat Jul 10 1982, 7:05 PM EDT Att: 41,268 - Unknown					
Pedro Guerrero, R OBP: 0.343, SLG: 0.515 (1,8)	6-3			HR	K			G6-4-3 1-2		4	1	1	1	0	1	2						
Dusty Baker Jr., R OBP: 0.350, SLG: 0.490 (1,7)	F9			F7					6-3	4	0	0	0	0	0	0						
Ron Cey, R OBP: 0.335, SLG: 0.416 (1,5)		6-3		K					6-3	4	0	0	0	0	1	0						
Rick Monday, L OBP: 0.409, SLG: 0.542 (1,9)		HR		BB 1B				F8		4	1	2	1	0	1	0						
Mike Marshall, R OBP: 0.459, SLG: 0.710 (1,3)	6-3			FC5-4 BB				4-3		2	0	0	0	1	0	0						
Steve Yeager, R OBP: 0.336, SLG: 0.358 (1,2)	K			FC5-4 1-2				5-3		3	0	0	0	0	1	2						
Bill Russell, R OBP: 0.357, SLG: 0.313 (1,6)			F7					4-3		2	0	0	0	1	0	0						
Bob Welch, R OBP: 0.200, SLG: 0.191 (1,1)			F8					F9		2	0	0	0	0	1	1						
Steve Garvey, R OBP: 0.273, SLG: 0.404 (8, PH)					K					1	0	0	0	0	0	0						
Tom Niedenfuer, R (8, 1)										0	0	0	0	0	0	0						
Inning Stats	R: 0 E: 0 K: 0 S: 3	H: 0 LOB: 0 BB: 0 P: 3	R: 1 E: 0 K: 1 S: 6	H: 1 LOB: 0 BB: 0 P: 6	R: 0 E: 0 K: 0 S: 3	H: 0 LOB: 0 BB: 0 P: 3	R: 1 E: 0 K: 1 S: 7	H: 2 LOB: 2 BB: 1 P: 11	R: 0 E: 0 K: 2 S: 7	H: 0 LOB: 1 BB: 1 P: 11	R: 0 E: 0 K: 0 S: 3	H: 0 LOB: 0 BB: 0 P: 3	R: 0 E: 0 K: 0 S: 3	H: 0 LOB: 0 BB: 0 P: 3	R: 0 E: 0 K: 1 S: 5	H: 0 LOB: 0 BB: 0 P: 5	R: 0 E: 0 K: 1 S: 5	H: 0 LOB: 0 BB: 0 P: 5	1B: 1 2B: 0 3B: 0 HR: 2	SF: 0 SAC: 0 DP: 1 HBP: 0	WP: 0 PB: 0 SB: 0 CS: 0	PA: 32
PITCHER Dick Ruthven, R ERA: 3.26 (1,1)	IP: 9.0 WLS: W BF: 32 H: 3 R: 2 ER: 2 SO: 5 BB: 3 IBB: 0 HBP: 0 BLK: 1 WP: 0 HR: 2 S: 39 P: 51 ERA: 2.00 WHIP: 0.667															PITCHER						

Batter	1	2	3	4	5	6	7	8	9	AB	R	H	RBI	BB	SO	LOB	BOTTOM					
Pete Rose, S OBP: 0.353, SLG: 0.369 (1,3)	6-3		4-3		4-3		1-3			4	0	0	0	0	0	0	Los Angeles Dodgers @ Philadelphia Phillies Veterans Stadium, Philadelphia, PA Sat Jul 10 1982, 7:05 PM EDT Att: 41,268 - Unknown					
George Vukovich, L OBP: 0.309, SLG: 0.403 (1,9) (8,7)				BB HR 1B	K		4-3			3	1	1	0	1	1	0						
Gary Matthews, R OBP: 0.347, SLG: 0.460 (1,7)				F9						3	1	1	1	1	1	2						
Bob Dernier, R OBP: 0.347, SLG: 0.345 (8,9)	K			BB			HR			0	0	0	0	0	0	0						
Mike Schmidt, R OBP: 0.436, SLG: 0.502 (1,5)	K			HR BB			BB			1	1	0	0	3	1	1						
Bo Diaz, R OBP: 0.355, SLG: 0.512 (1,2)		4-3		HR 1B			F9			4	1	1	3	0	1	3						
Garry Maddox, R OBP: 0.306, SLG: 0.434 (1,8)	1-3			CS 1B			F7			4	0	1	0	0	0	0						
Manny Trillo, R OBP: 0.311, SLG: 0.310 (1,4)	6-3			S 1B			F7			4	0	1	0	0	0	0						
Ivan De Jesus, R OBP: 0.305, SLG: 0.299 (1,6)			F9				E2 BB			2	0	0	0	2	0	0						
Dick Ruthven, R OBP: 0.051, SLG: 0.053 (1,1)			K		K		K			3	0	0	0	0	3	3						
Inning Stats	R: 0 E: 0 K: 2 S: 7	H: 0 LOB: 1 BB: 1 P: 11	R: 0 E: 0 K: 0 S: 3	H: 0 LOB: 0 BB: 0 P: 3	R: 0 E: 0 K: 1 S: 5	H: 0 LOB: 0 BB: 0 P: 5	R: 3 E: 0 K: 1 S: 8	H: 4 LOB: 2 BB: 2 P: 16	R: 0 E: 0 K: 1 S: 5	H: 0 LOB: 2 BB: 2 P: 13	R: 0 E: 1 K: 1 S: 5	H: 0 LOB: 1 BB: 1 P: 9	R: 1 E: 0 K: 1 S: 6	H: 1 LOB: 1 BB: 1 P: 10	R: 0 E: 0 K: 0 S: 3	H: 0 LOB: 0 BB: 0 P: 3	R: 0 E: 0 K: 0 S: 3	H: 0 LOB: 0 BB: 0 P: 3	1B: 3 2B: 0 3B: 0 HR: 2	SF: 0 SAC: 0 DP: 0 HBP: 0	WP: 0 PB: 0 SB: 1 CS: 1	PA: 35
PITCHER Bob Welch, R ERA: 3.58 (1,1)	IP: 7.0 WLS: L BF: 32 H: 5 R: 4 ER: 4 SO: 7 BB: 7 IBB: 0 HBP: 0 BLK: 0 WP: 0 HR: 2 S: 39 P: 67 ERA: 5.14 WHIP: 1.714															PITCHER						
Tom Niedenfuer, R ERA: 4.5 (8,1)	IP: 1.0 WLS: 3 BF: 0 H: 0 R: 0 ER: 0 SO: 0 BB: 0 IBB: 0 HBP: 0 BLK: 0 WP: 0 HR: 3 S: 3 P: 3 ERA: 0.00 WHIP: 0.000															PITCHER						

AB	29
R	2
H	3
RBI	2
BB	3
SO	5
LOB	6



Batter	1	2	3	4	5	6	7	8	9	AB	R	H	RBI	BB	SO	LOB	TOP								
Mookie Wilson, S OBP: 0.321, SLG: 0.368 (1, 8)	G3			6-3		1-H HR	5-3		2B	5	1	2	2	0	0	2	New York Mets @ Los Angeles Dodgers Dodger Stadium, Los Angeles, CA Thu Jul 15 1982, 7:05 PM PDT Att: 39,330 - Unknown livebaseballscorecards.com								
John Stearns, R OBP: 0.354, SLG: 0.425 (1, 2)	4-3			L5		PB SF8 2B		K	K	5	1	1	0	0	2	1									
George Foster, R OBP: 0.349, SLG: 0.416 (1, 7)	5-3			HR 1B		SF8 2-H		1B BB BB		2	1	1	1	1	0	0									
Dave Kingman, R OBP: 0.297, SLG: 0.469 Mike Jorgensen, L OBP: 0.405, SLG: 0.356 (8, PR) (8, 3)	6-3			1-H HR		K		1B BB		3	1	1	2	1	1	0									
Ellis Valentine, R OBP: 0.256, SLG: 0.367 (1, 9)	F8			1-3		6-3		1-2 2-3 1B		4	0	1	0	0	0	0									
Joel Youngblood, R OBP: 0.276, SLG: 0.343 (1, 4)	1-3					F3		F8		3	0	0	0	0	0	3									
Wally Backman, S OBP: 0.383, SLG: 0.356 Phil Mankowski, L OBP: 0.150, SLG: 0.167 (7, 5)				K		6-3		4-3		2	0	0	0	1	1	0									
Ron Gardenhire, R OBP: 0.276, SLG: 0.291 (1, 6)				K		G3		F8		3	0	0	0	0	1	0									
Charlie Puleo, R OBP: 0.176, SLG: 0.152 Terry Leach, R (7, 1)	5-3					HR 1B		F3		3	1	1	0	0	0	2									
										1	0	0	0	0	0	0									
Inning Stats	R: 0 E: 0 K: 0 S: 3	H: 0 LOB: 0 BB: 0 P: 3	R: 0 E: 0 K: 0 S: 3	H: 0 LOB: 0 BB: 0 P: 3	R: 0 E: 0 K: 2 S: 7	H: 0 LOB: 0 BB: 0 P: 7	R: 2 E: 0 K: 0 S: 5	H: 2 LOB: 0 BB: 0 P: 5	R: 0 E: 0 K: 0 S: 3	H: 0 LOB: 0 BB: 0 P: 3	R: 3 E: 0 K: 1 S: 8	H: 3 LOB: 0 BB: 0 P: 8	R: 0 E: 0 K: 0 S: 3	H: 0 LOB: 2 BB: 1 P: 8	R: 0 E: 0 K: 1 S: 6	H: 1 LOB: 3 BB: 2 P: 14	R: 0 E: 0 K: 1 S: 6	H: 1 LOB: 1 BB: 0 P: 6	1B: 3 2B: 2 3B: 0 HR: 2	SF: 1 SAC: 1 DP: 0 HBP: 1	WP: 0 PB: 1 SB: 0 CS: 0	PA: 38			
PITCHER	IP	WLS	BF	H	R	ER	SO	BB	IBB	HBP	BLK	WP	HR	S	P	ERA	WHIP								
Jerry Reuss, L ERA: 3.4 (1, 1)	6.0	L	23	5	5	4	3	0	0	0	0	0	2	29	29	6.00	0.833								
Alejandro Pena, R ERA: 4.54 (7, 1)	0.0		2	0	0	0	0	1	0	1	0	0	0	0	5	∞	∞								
Terry Forster, L ERA: 3.97 (7, 1)	2.0		9	1	0	0	1	2	0	0	0	0	0	9	17	0.00	1.500								
Tom Niedenfuer, R ERA: 4.3 (9, 1)	1.0		4	1	0	0	1	0	0	0	0	0	0	6	6	0.00	1.000								

Batter	1	2	3	4	5	6	7	8	9	AB	R	H	RBI	BB	SO	LOB	BOTTOM								
Steve Sax, R OBP: 0.342, SLG: 0.339 (1, 4)	1B BB			F9		F9		E4 4-3 1B 1B	K	4	1	1	0	1	1	0	New York Mets @ Los Angeles Dodgers Dodger Stadium, Los Angeles, CA Thu Jul 15 1982, 7:05 PM PDT Att: 39,330 - Unknown livebaseballscorecards.com								
Bill Russell, R OBP: 0.353, SLG: 0.309 (1, 6)	6-3 1-2 1B			6-3		6-3		4-3 2-3	F7	5	0	1	0	0	0	1									
Dusty Baker Jr., R OBP: 0.359, SLG: 0.490 (1, 7)	6-3 1-2			HBP 1B		E S BB		1B BB	1B	3	0	2	0	2	0	1									
Pedro Guerrero, R OBP: 0.339, SLG: 0.515 (1, 8)	5-3			1-2 HBP		F8 1-3		F3	5-3	4	0	0	0	0	0	5									
Ron Cey, R OBP: 0.333, SLG: 0.411 (1, 5)				1-6-3 1B 1B		F8		F8 1-2 3-H 1B	FC4-6 1B	4	1	2	1	0	0	2									
Steve Garvey, R OBP: 0.272, SLG: 0.401 (1, 3)	1-6-3 1-2			K		BB 1B		FC4-6 1-2		4	0	1	0	0	1	3									
Mike Marshall, R OBP: 0.422, SLG: 0.632 (1, 9)	P3			5-3		BB 1B		F9		3	0	0	0	1	0	1									
Mike Scioscia, L OBP: 0.300, SLG: 0.276 (1, 2)	2-H 1B			BB		F7		6-3		3	0	1	1	1	0	2									
Jerry Reuss, L OBP: 0.236, SLG: 0.227 Rick Monday, L OBP: 0.292, SLG: 0.503 Alejandro Pena, R Terry Forster, L Jorge Orta, L Tom Niedenfuer, R (1, 1) (6, PR) (7, 1) (7, 1) (8, PR) (9, 1)	K			K		F7		4-3		2	0	0	0	0	0	2									
										1	0	0	0	0	0	0									
Inning Stats	R: 0 E: 0 K: 0 S: 3	H: 1 LOB: 1 BB: 1 P: 7	R: 1 E: 0 K: 1 S: 7	H: 2 LOB: 1 BB: 0 P: 7	R: 0 E: 0 K: 2 S: 7	H: 0 LOB: 1 BB: 1 P: 11	R: 0 E: 0 K: 0 S: 3	H: 0 LOB: 1 BB: 1 P: 7	R: 0 E: 0 K: 0 S: 4	H: 1 LOB: 2 BB: 1 P: 8	R: 1 E: 1 K: 0 S: 5	H: 2 LOB: 2 BB: 1 P: 9	R: 0 E: 0 K: 0 S: 3	H: 0 LOB: 0 BB: 0 P: 3	R: 0 E: 0 K: 1 S: 6	H: 1 LOB: 1 BB: 0 P: 6	1B: 8 2B: 0 3B: 0 HR: 0	SF: 0 SAC: 0 DP: 0 HBP: 1	WP: 0 PB: 0 SB: 1 CS: 0	PA: 40					
PITCHER	IP	WLS	BF	H	R	ER	SO	BB	IBB	HBP	BLK	WP	HR	S	P	ERA	WHIP								
Charlie Puleo, R ERA: 4.05 (1, 1)	6.2	W	32	7	2	2	3	5	0	1	0	0	0	32	53	2.70	1.800								
Terry Leach, R ERA: 2.04 (7, 1)	2.1	S	8	1	0	0	1	0	0	0	0	0	0	10	10	0.00	0.429								

Batter	1	2	3	4	5	6	7	8	9	AB	R	H	RBI	BB	SO	LOB	TOP																	
Mookie Wilson, S OBP: 0.324, SLG: 0.371 (1, 8)										5	1	2	0	0	0	3	<p>New York Mets @ Los Angeles Dodgers Dodger Stadium, Los Angeles, CA Sat Jul 17 1982, 7:05 PM PDT Att: 42,690 - Unknown</p> <p>livebaseballscores.com</p> <p>AB 35 R 5 H 9 RBI 4 BB 4 SO 6 LOB 16</p>																	
Wally Backman, S OBP: 0.373, SLG: 0.343 (1, 4)										4	0	0	0	1	2	4																		
George Foster, R OBP: 0.343, SLG: 0.496 Joel Youngblood, R OBP: 0.280, SLG: 0.346 (9, 7)										4	1	0	0	1	0	3																		
Dave Kingman, R OBP: 0.305, SLG: 0.503 Mike Jorgensen, L OBP: 0.405, SLG: 0.356 (9, 3)										4	2	2	4	0	0	0																		
Ellis Valentine, R OBP: 0.256, SLG: 0.368 (1, 9)										4	0	0	0	0	2	0																		
Ron Hodges, L OBP: 0.304, SLG: 0.461 (1, 2)										3	1	1	0	1	1	0																		
Phil Mankowski, L OBP: 0.208, SLG: 0.190 (1, 5)										3	0	1	0	1	0	1																		
Ron Gardenhire, R OBP: 0.283, SLG: 0.302 (1, 6)										4	0	3	0	0	1	1																		
Brent Gaff, R (1, 1) Terry Leach, R (6, 1) Neil Allen, R OBP: 0.286, SLG: 0.167 (9, 1)										3	0	0	0	0	0	4																		
Inning Stats	R: 3 E: 0 K: 2 S: 9	H: 2 LOB: 1 BB: 2 P: 17	R: 0 E: 0 K: 0 S: 4	H: 1 LOB: 2 BB: 1 P: 8	R: 0 E: 0 K: 1 S: 5	H: 0 LOB: 0 BB: 0 P: 5	R: 0 E: 0 K: 0 S: 5	H: 2 LOB: 2 BB: 0 P: 5	R: 0 E: 0 K: 1 S: 6	H: 1 LOB: 1 BB: 0 P: 6	R: 0 E: 0 K: 0 S: 3	H: 0 LOB: 0 BB: 0 P: 3	R: 0 E: 0 K: 1 S: 6	H: 0 LOB: 0 BB: 0 P: 3	R: 2 E: 0 K: 1 S: 6	H: 2 LOB: 0 BB: 1 P: 10		R: 0 E: 0 K: 1 S: 6	H: 1 LOB: 1 BB: 0 P: 6	1B: 5 2B: 2 3B: 0 HR: 2	SF: 0 SAC: 0 DP: 0 HBP: 0	WP: 0 PB: 1 SB: 1 CS: 1	PA: 39											
PITCHER	IP WLS BF H R ER SO BB IBB HBP BLK WP HR S P ERA WHIP																																	
Dave Stewart, R ERA: 3.77 (1, 1)	4.0	20	5	3	3	3	3	0	0	0	0	0	0	1	23	35	6.75	2.000																
Tom Niedenfuer, R ERA: 3.96 (5, 1)	2.0	7	1	0	0	1	0	0	0	0	0	0	0	0	9	9	0.00	0.500																
Terry Forster, L ERA: 3.99 (7, 1)	2.0	8	2	2	1	1	1	0	0	0	0	0	1	9	13	4.50	1.500																	
Steve Shirley, L ERA: 3.24 (9, 1)	1.0	W	4	1	0	0	1	0	0	0	0	0	0	0	6	6	0.00	1.000																

Batter	1	2	3	4	5	6	7	8	9	AB	R	H	RBI	BB	SO	LOB	BOTTOM																
Steve Sax, R OBP: 0.343, SLG: 0.339 (1, 4)										5	1	2	0	0	0	5	<p>New York Mets @ Los Angeles Dodgers Dodger Stadium, Los Angeles, CA Sat Jul 17 1982, 7:05 PM PDT Att: 42,690 - Unknown</p> <p>livebaseballscores.com</p> <p>AB 37 R 6 H 14 RBI 6 BB 4 SO 2 LOB 20</p>																
Bill Russell, R OBP: 0.348, SLG: 0.302 (1, 6)										4	1	1	0	1	0	1																	
Dusty Baker Jr., R OBP: 0.364, SLG: 0.503 (1, 7)										5	1	2	2	0	1	0																	
Pedro Guerrero, R OBP: 0.345, SLG: 0.526 (1, 8)										3	2	1	0	2	0	2																	
Ron Cey, R OBP: 0.339, SLG: 0.425 (1, 5)										5	0	2	2	0	0	3																	
Steve Garvey, R OBP: 0.274, SLG: 0.404 (1, 3)										4	0	2	2	0	0	0																	
Mike Marshall, R OBP: 0.434, SLG: 0.591 (9, 1)										4	0	1	0	0	0	3																	
Mike Scioscia, L OBP: 0.298, SLG: 0.272 (1, 2)										3	1	1	0	1	0	3																	
Dave Stewart, R OBP: 0.185, SLG: 0.185 (4, PH) Rick Monday, L OBP: 0.407, SLG: 0.629 (5, 1) Tom Niedenfuer, R (6, PH) Jorge Orta, L OBP: 0.306, SLG: 0.341 (7, 1) Terry Forster, L (9, 1) Steve Shirley, L OBP: 1.000, SLG: 1.000 (9, PH) Ron Roenicke, S OBP: 0.341, SLG: 0.303										1	0	0	0	0	1	1																	
Inning Stats	R: 0 E: 0 K: 0 S: 5	H: 3 LOB: 2 BB: 0 P: 5	R: 0 E: 0 K: 1 S: 6	H: 1 LOB: 0 BB: 0 P: 6	R: 0 E: 0 K: 0 S: 3	H: 0 LOB: 0 BB: 0 P: 3	R: 1 E: 0 K: 0 S: 5	H: 2 LOB: 2 BB: 1 P: 9	R: 0 E: 0 K: 0 S: 3	H: 1 LOB: 0 BB: 0 P: 3	R: 1 E: 0 K: 0 S: 7	H: 4 LOB: 3 BB: 0 P: 7	R: 0 E: 0 K: 1 S: 5	H: 0 LOB: 0 BB: 0 P: 5	R: 0 E: 0 K: 0 S: 3	H: 0 LOB: 0 BB: 0 P: 3		R: 4 E: 0 K: 0 S: 4	H: 3 LOB: 2 BB: 3 P: 16	1B: 11 2B: 3 3B: 0 HR: 0	SF: 0 SAC: 0 DP: 0 HBP: 0	WP: 0 PB: 0 SB: 0 CS: 1	PA: 41										
PITCHER	IP WLS BF H R ER SO BB IBB HBP BLK WP HR S P ERA WHIP																																
Brent Gaff, R ERA: 1.06 (1, 1)	5.2	26	10	2	2	1	2	0	0	0	0	0	0	12	20	10.12	1.500																
Terry Leach, R ERA: 3.1 (6, 1)	2.2	12	2	3	3	1	2	0	0	0	0	0	0	0	0	0																	
Neil Allen, R ERA: 3.47 (9, 1)	0.0	L	3	2	1	1	0	1	0	0	0	0	0	2	6	∞	∞																

Batter	1	2	3	4	5	6	7	8	9	AB	R	H	RBI	BB	SO	LOB	TOP								
Mookie Wilson, S (1, 8) OBP: 0.322, SLG: 0.374										5	2	1	0	0	0	2									
John Stearns, R (1, 2) OBP: 0.351, SLG: 0.420										5	1	2	0	0	0	2									
George Foster, R (1, 7) OBP: 0.341, SLG: 0.493										5	1	1	1	1	0	13									
Joel Youngblood, R (9, 7) OBP: 0.280, SLG: 0.346										0	0	0	0	0	0	0									
Dave Kingman, R (1, 3) OBP: 0.310, SLG: 0.502										3	1	1	0	2	0	0									
Mike Jorgensen, L (9, PR) OBP: 0.405, SLG: 0.356										0	1	0	0	0	0	0									
Ellis Valentine, R (1, 9) OBP: 0.254, SLG: 0.363										5	0	1	1	0	1	4									
Phil Mankowski, L (1, 5) OBP: 0.241, SLG: 0.231										5	1	2	1	0	0	1									
Wally Backman, S (1, 4) OBP: 0.381, SLG: 0.361										3	1	2	2	2	0	0									
Ron Gardenhire, R (1, 6) OBP: 0.278, SLG: 0.296										5	0	0	0	0	1	7									
Mike Scott, R (1, 1) OBP: 0.162, SLG: 0.250										2	0	0	0	0	1	0									
Craig Swan, R (6, 1) OBP: 0.250, SLG: 0.118										2	0	1	1	0	0	0									
Inning Stats	R: 1 E: 1 K: 0 S: 5	H: 1 LOB: 1 BB: 0 P: 5	R: 0 E: 0 K: 0 S: 3	H: 0 LOB: 0 BB: 0 P: 3	R: 0 E: 0 K: 1 S: 5	H: 0 LOB: 0 BB: 0 P: 5	R: 0 E: 0 K: 1 S: 5	H: 0 LOB: 0 BB: 0 P: 5	R: 1 E: 0 K: 0 S: 4	H: 1 LOB: 0 BB: 0 P: 4	R: 2 E: 1 K: 2 S: 10	H: 2 LOB: 3 BB: 2 P: 18	R: 0 E: 0 K: 0 S: 4	H: 1 LOB: 1 BB: 0 P: 4	R: 2 E: 0 K: 0 S: 7	H: 4 LOB: 2 BB: 0 P: 7	R: 2 E: 0 K: 0 S: 5	H: 2 LOB: 2 BB: 2 P: 13	1B: 9 2B: 0 3B: 1 HR: 1	SF: 0 SAC: 0 DP: 0 HBP: 0	WP: 0 PB: 0 SB: 5 CS: 0	PA: 44			
PITCHER	IP	WLS	BF	H	R	ER	SO	BB	IBB	HBP	BLK	WP	HR	S	P	ERA	WHIP								
Bob Welch, R (1, 1) ERA: 3.49	6.0	L	26	4	4	1	4	2	0	0	0	0	1	32	40	1.50	1.000								
Tom Niedenfuer, R (7, 1) ERA: 4.39	1.2		10	5	2	2	0	0	0	0	0	0	0	10	10	10.80	3.000								
Steve Shirley, L (8, 1) ERA: 4.66	1.1		8	2	2	2	0	1	1	0	0	0	0	6	14	13.50	2.250								

New York Mets @ Los Angeles Dodgers
Dodger Stadium, Los Angeles, CA
 Sun Jul 18 1982, 3:33 AM PDT
 Att: 47,595 - Unknown

AB	40
R	8
H	11
RBI	6
BB	4
SO	4
LOB	19



Batter	1	2	3	4	5	6	7	8	9	AB	R	H	RBI	BB	SO	LOB	BOTTOM								
Steve Sax, R (1, 4) OBP: 0.341, SLG: 0.335										4	1	0	0	1	0	3									
Bill Russell, R (1, 6) OBP: 0.399, SLG: 0.309										4	0	2	0	0	0	2									
Dusty Baker Jr., R (1, 7) OBP: 0.362, SLG: 0.500										4	0	1	1	0	0	1									
Pedro Guerrero, R (1, 8) OBP: 0.344, SLG: 0.521										3	0	0	0	1	1	2									
Ron Cey, R (1, 5) OBP: 0.338, SLG: 0.422										4	1	1	0	0	2	4									
Steve Garvey, R (1, 3) OBP: 0.271, SLG: 0.399										4	1	0	0	0	0	2									
Mike Marshall, R (1, 9) OBP: 0.439, SLG: 0.574										3	0	1	0	1	1	1									
Mike Scioscia, L (1, 2) OBP: 0.302, SLG: 0.281										4	0	2	2	0	0	1									
Bob Welch, R (1, 1) OBP: 0.192, SLG: 0.184										2	0	0	0	0	0	3									
Rick Monday, L (6, PH) OBP: 0.399, SLG: 0.525										1	0	0	0	0	0	1									
Tom Niedenfuer, R (7, 1) ERA: 4.39										0	0	0	0	0	0	0									
Steve Shirley, L (8, 1) OBP: 1.000, SLG: 1.000										0	0	0	0	0	0	0									
Ron Roenicke, S (9, PH) OBP: 0.237, SLG: 0.299										1	0	0	0	0	0	0									
Inning Stats	R: 1 E: 0 K: 0 S: 3	H: 0 LOB: 1 BB: 1 P: 7	R: 1 E: 0 K: 1 S: 7	H: 2 LOB: 1 BB: 0 P: 7	R: 0 E: 0 K: 2 S: 9	H: 2 LOB: 2 BB: 0 P: 9	R: 1 E: 1 K: 0 S: 6	H: 2 LOB: 2 BB: 0 P: 6	R: 0 E: 0 K: 1 S: 5	H: 0 LOB: 1 BB: 1 P: 9	R: 0 E: 0 K: 0 S: 3	H: 0 LOB: 1 BB: 1 P: 7	R: 0 E: 1 K: 0 S: 4	H: 0 LOB: 1 BB: 0 P: 4	R: 0 E: 0 K: 0 S: 3	H: 0 LOB: 0 BB: 0 P: 3	R: 0 E: 0 K: 0 S: 4	H: 1 LOB: 1 BB: 0 P: 4	1B: 5 2B: 2 3B: 0 HR: 0	SF: 1 SAC: 1 DP: 0 HBP: 0	WP: 0 PB: 0 SB: 3 CS: 0	PA: 39			
PITCHER	IP	WLS	BF	H	R	ER	SO	BB	IBB	HBP	BLK	WP	HR	S	P	ERA	WHIP								
Mike Scott, R (1, 1) ERA: 4.58	5.0	W	25	6	3	2	4	3	0	0	1	1	0	30	42	3.60	1.800								
Craig Swan, R (6, 1) ERA: 3.35	4.0	S	14	1	0	0	0	0	0	0	0	0	0	14	14	0.00	0.250								

New York Mets @ Los Angeles Dodgers
Dodger Stadium, Los Angeles, CA
 Sun Jul 18 1982, 3:33 AM PDT
 Att: 47,595 - Unknown

AB	34
R	3
H	7
RBI	3
BB	3
SO	4
LOB	20



Batter	1	2	3	4	5	6	7	8	9	AB	R	H	RBI	BB	SO	LOB	TOP										
Tim Raines, S (1, 7) OBP: 0.357, SLG: 0.366	F8			5-3		FC4-6 BB		G6-4-3		3	0	0	0	1	0	1											
Mike Gates, L (1, 4) Wallace Johnson, S (8, PH) OBP: 0.330, SLG: 0.359 OBP: 0.222, SLG: 0.214	F9			K		FC4-6 HBP			L9	3	0	0	0	0	1	2											
Andre Dawson, R (1, 8) OBP: 0.339, SLG: 0.471	K			1B		1-2 HBP			4-3 PB 1B	3	1	2	0	0	1	0											
Al Oliver, L (1, 3) OBP: 0.390, SLG: 0.533		5-3		P5		P6			4-3	4	0	0	0	0	0	5											
Gary Carter, R (1, 2) OBP: 0.382, SLG: 0.577		6-3				F7			1B	4	0	1	1	0	1	0											
Warren Cromartie, L (1, 9) OBP: 0.332, SLG: 0.388		F7				G3			1B	4	0	0	0	0	1	1											
Tim Wallach, R (1, 5) OBP: 0.326, SLG: 0.445				P3 1B		P4			1B	3	0	1	0	0	1	0											
Chris Speier, R (1, 6) OBP: 0.315, SLG: 0.356				P3		FC4-6 SH1-4 1B		G6-4-3	1B	3	0	2	0	0	0	1											
Scott Sanderson, R (1, 1) Jerry White, S (8, PH) Jeff Reardon, R (8, 1) OBP: 0.206, SLG: 0.219 OBP: 0.313, SLG: 0.405 OBP: 0.167, SLG: 0.333				K		SH1-4		K		1	0	0	0	0	1	0											
Inning Stats	R: 0 E: 0 K: 1 S: 5	H: 0 LOB: 0 BB: 0 P: 5	R: 0 E: 0 K: 0 S: 3	H: 0 LOB: 0 BB: 0 P: 3	R: 0 E: 0 K: 1 S: 5	H: 1 LOB: 0 BB: 0 P: 5	R: 0 E: 0 K: 1 S: 6	H: 1 LOB: 1 BB: 0 P: 6	R: 0 E: 0 K: 0 S: 4	H: 0 LOB: 0 BB: 0 P: 9	R: 0 E: 0 K: 3 S: 9	H: 0 LOB: 0 BB: 0 P: 9	R: 0 E: 0 K: 1 S: 5	H: 1 LOB: 0 BB: 0 P: 5	R: 1 E: 0 K: 0 S: 5	H: 2 LOB: 1 BB: 0 P: 5	1B: 6 2B: 1 3B: 0 HR: 0	SF: 0 SAC: 1 DP: 2 HBP: 1	WP: 0 PB: 1 SB: 1 CS: 0	PA: 33							
PITCHER	IP	WLS	BF	H	R	ER	SO	BB	IBB	HBP	BLK	WP	HR	S	P	ERA	WHIP										
Vicente Romo, R (1, 1) ERA: 2.62	7.0	W	25	3	0	0	6	1	0	1	0	0	0	35	40	0.00	0.571										
Steve Howe, L (8, 1) ERA: 1.7	2.0	S	8	3	1	1	1	0	0	0	0	0	0	10	10	4.50	1.500										

Montreal Expos @ Los Angeles Dodgers
Dodger Stadium, Los Angeles, CA
Mon Jul 19 1982, 7:05 PM PDT
Att: 26,977 - Unknown

AB	30
R	1
H	6
RBI	1
BB	1
SO	7
LOB	11

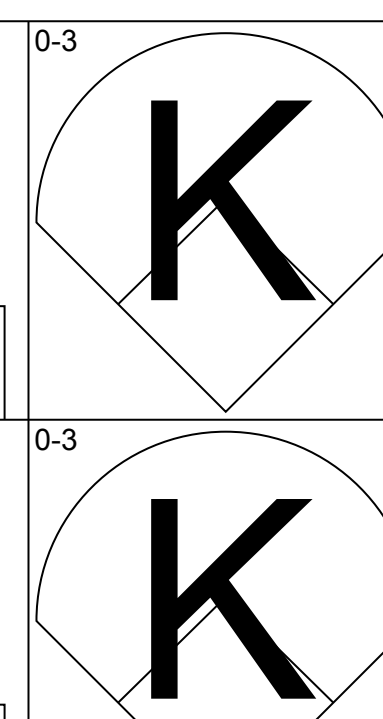
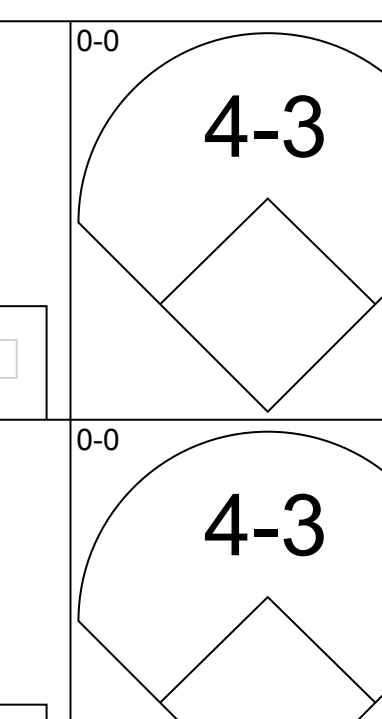
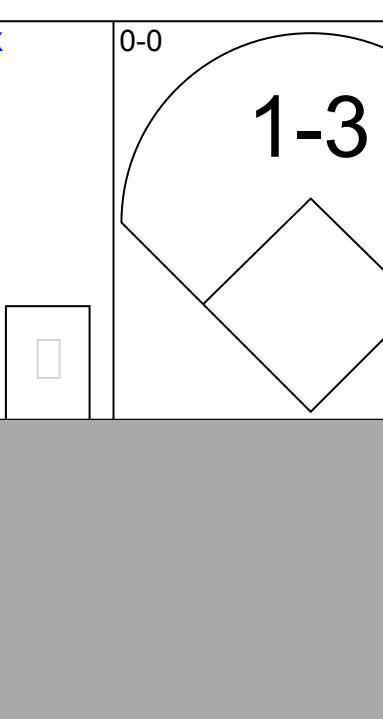
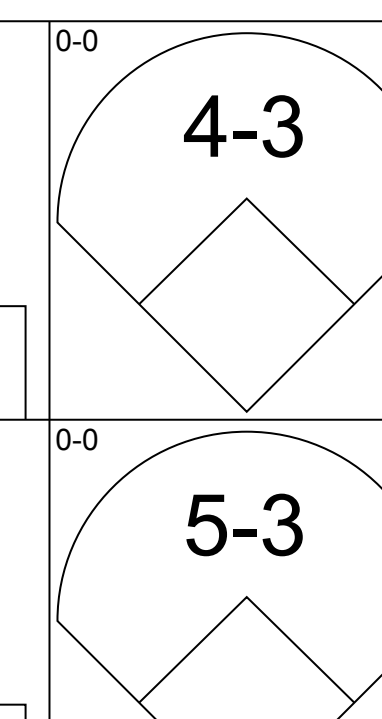
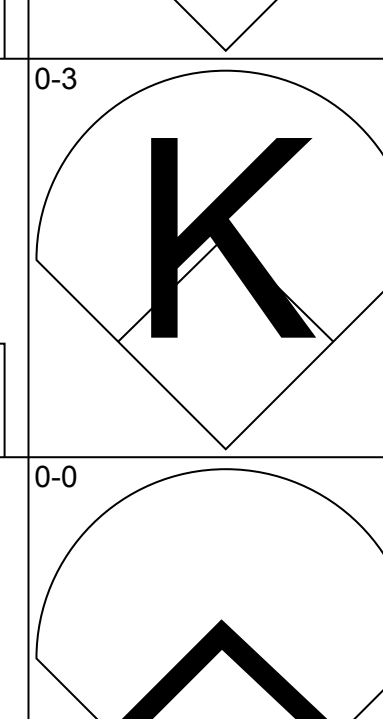
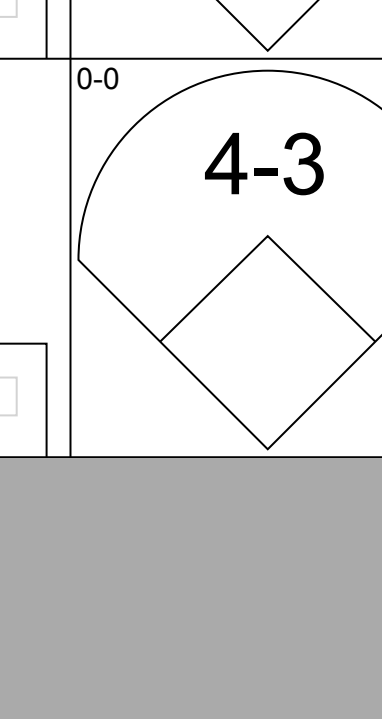
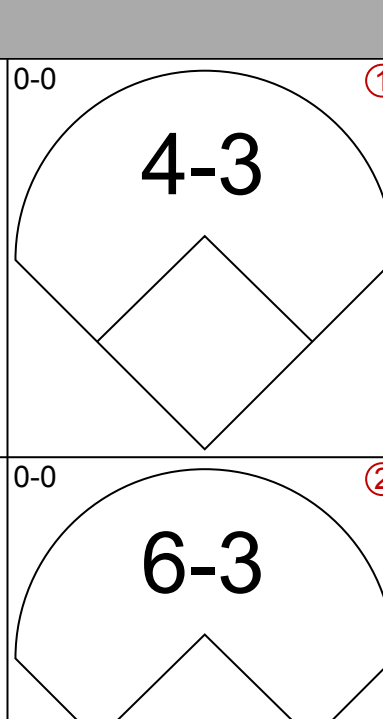
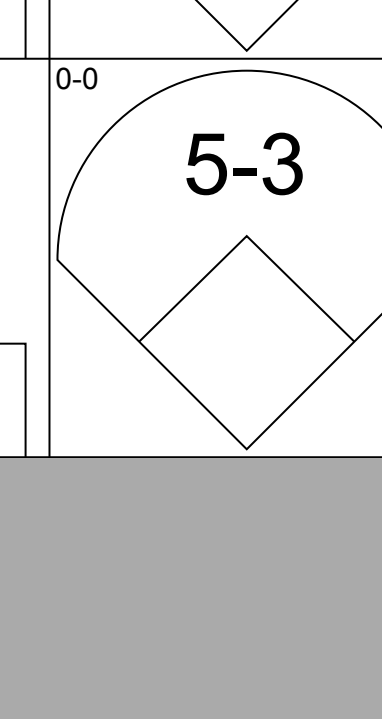
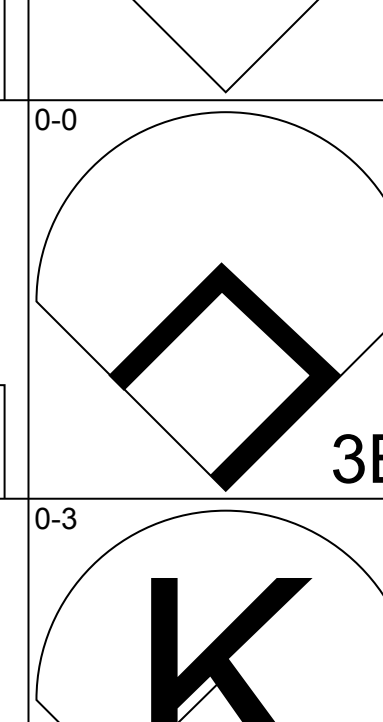

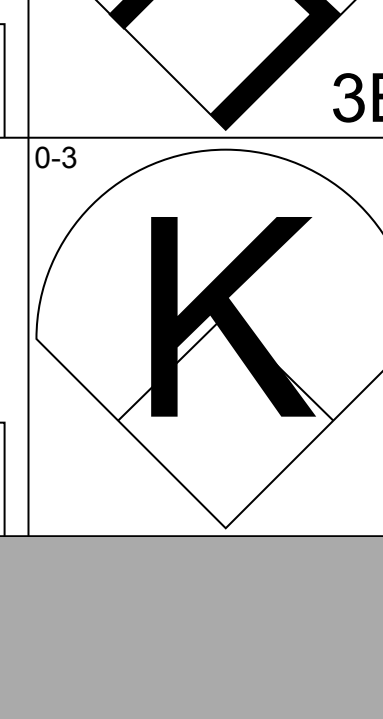


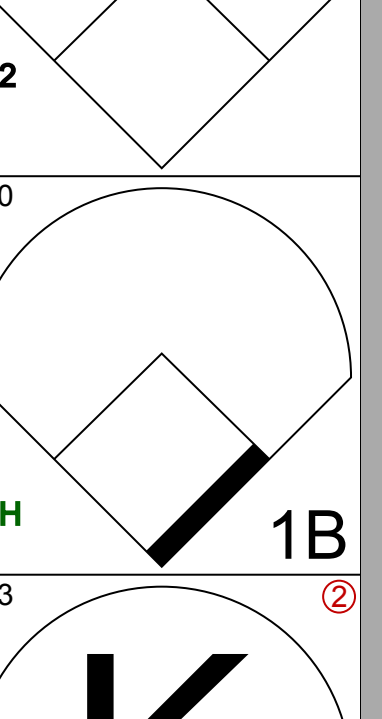

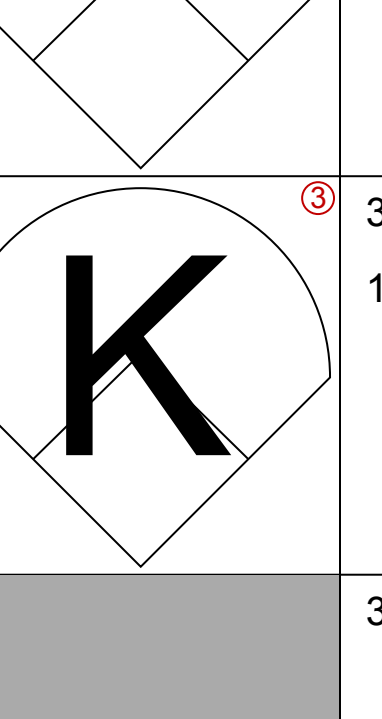

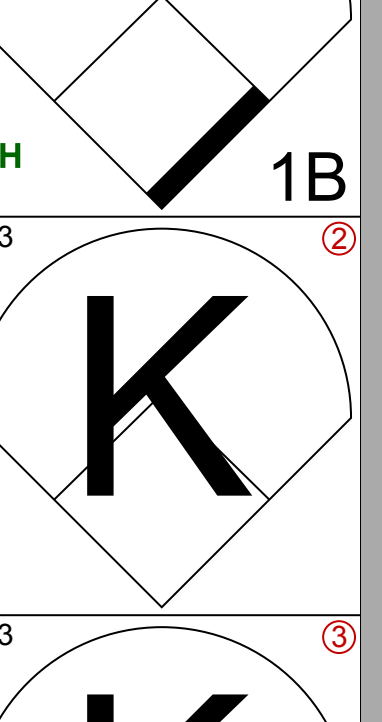

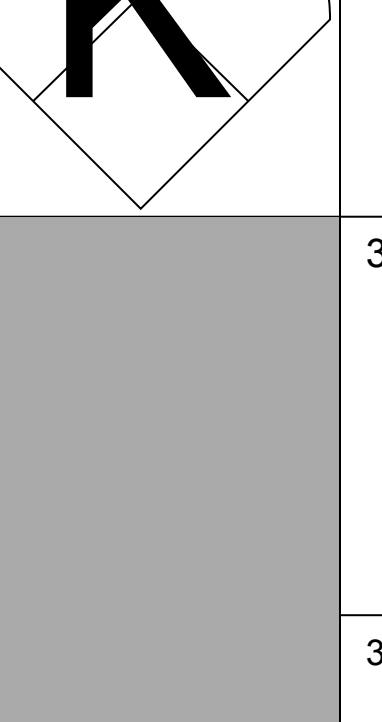
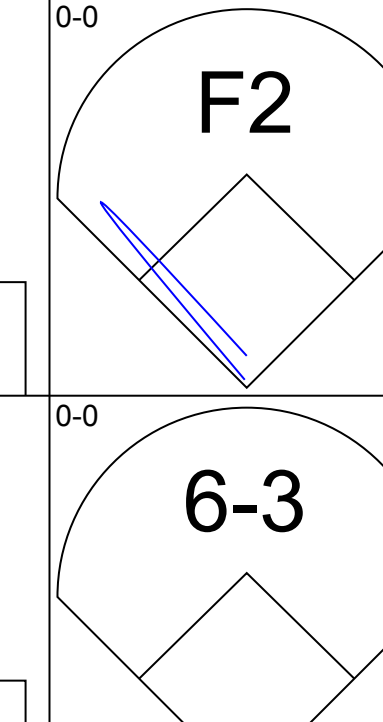
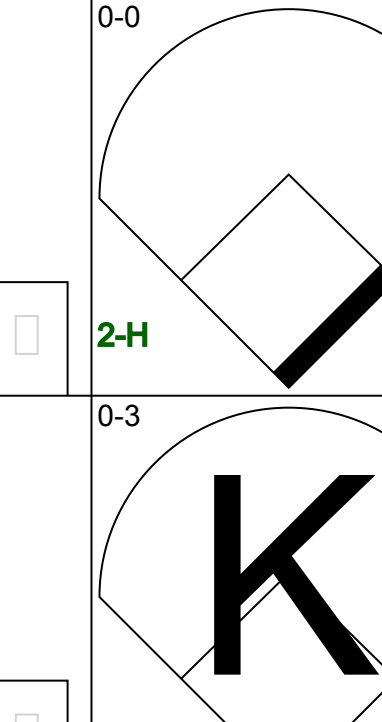
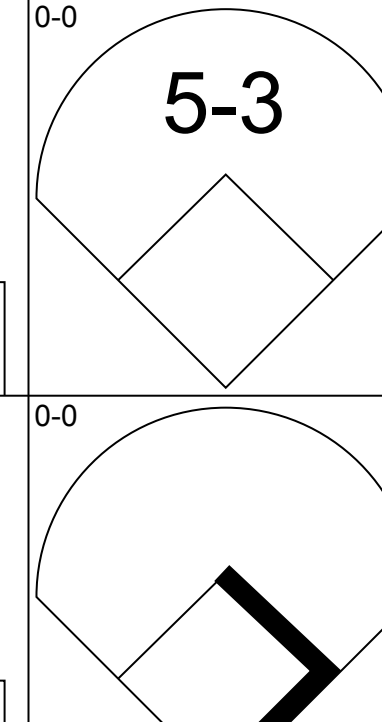

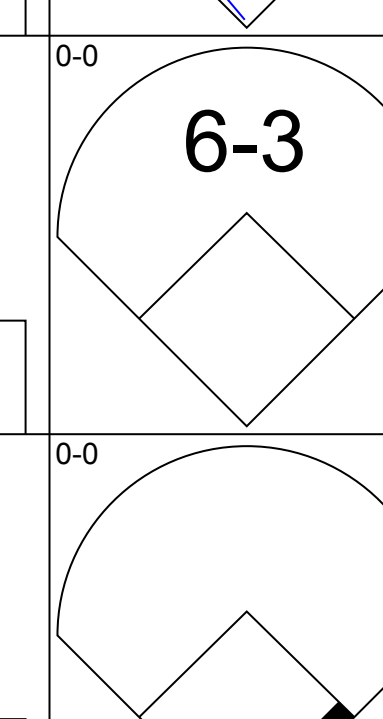
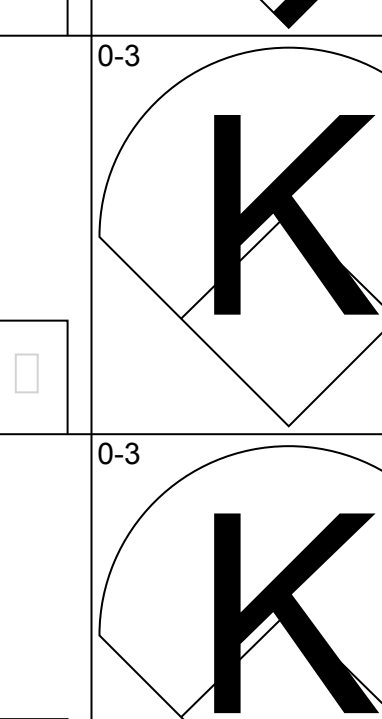
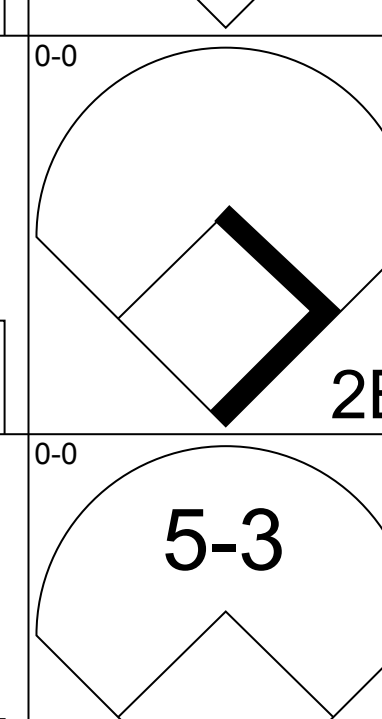
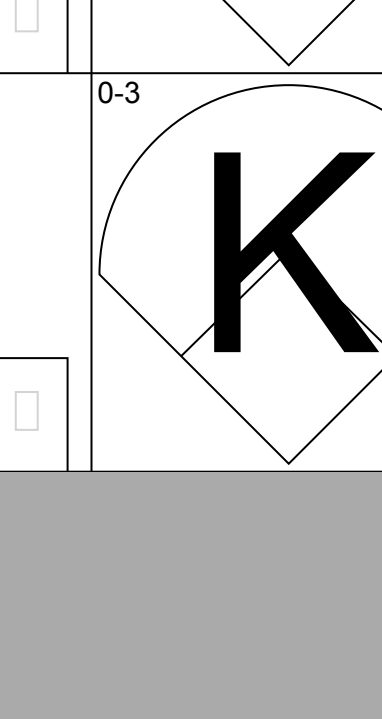
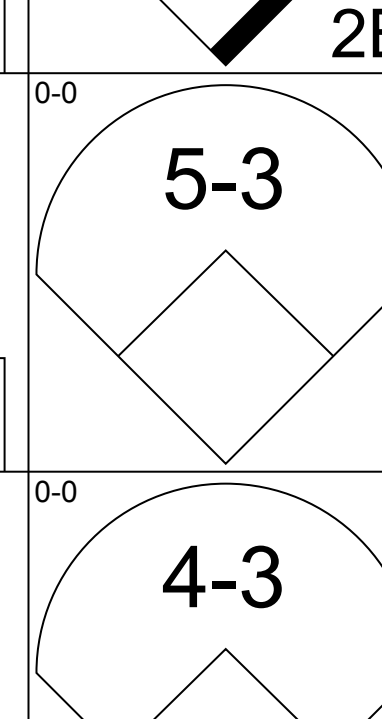
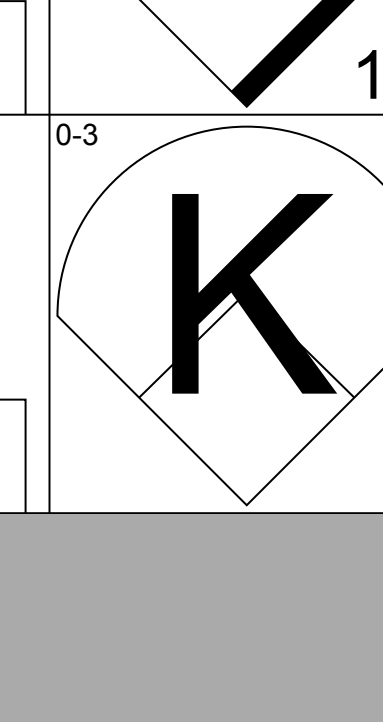
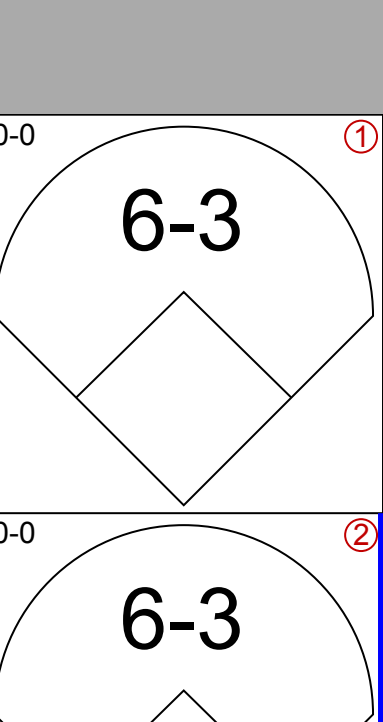
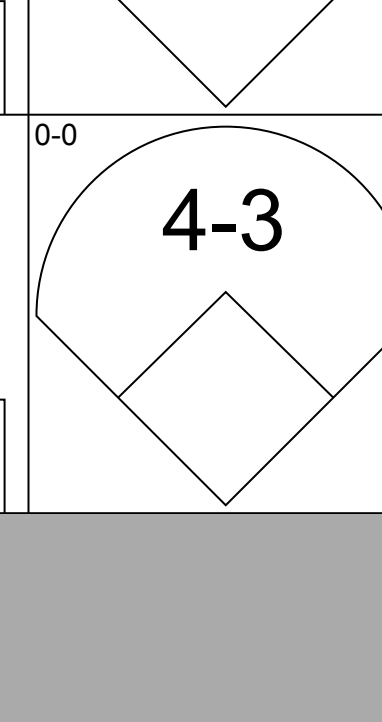
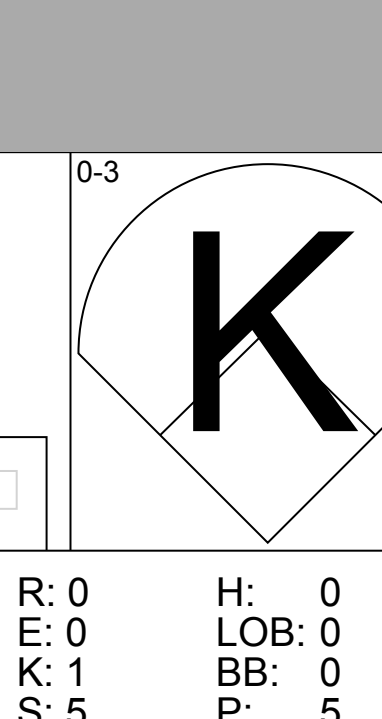
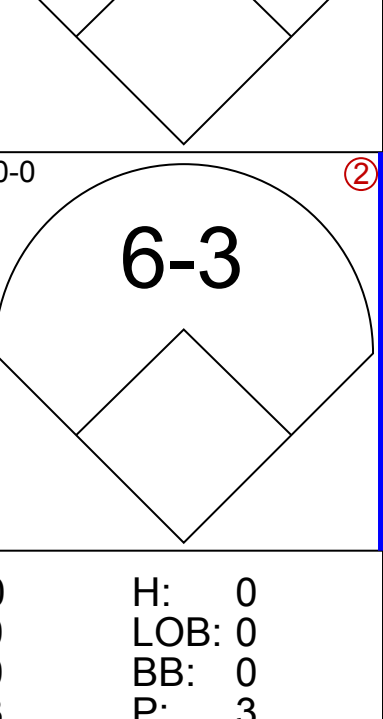
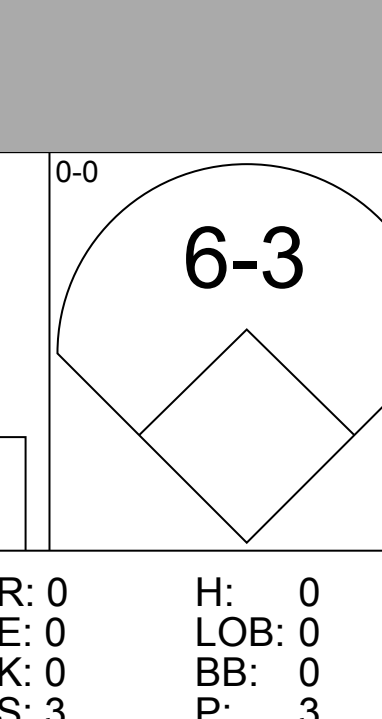


Batter	1	2	3	4	5	6	7	8	9	AB	R	H	RBI	BB	SO	LOB	BOTTOM										
Steve Sax, R (1, 4) OBP: 0.338, SLG: 0.332	1-3			6-3	F9		6-3			4	0	0	0	0	0	1											
Bill Russell, R (1, 6) OBP: 0.352, SLG: 0.309	F8			S 1B		L5		CS BB		3	1	1	0	1	0	0											
Dusty Baker Jr., R (1, 7) OBP: 0.363, SLG: 0.503	F8			FC6-4 1B		L5		1-2 2B		4	0	2	1	0	0	0											
Pedro Guerrero, R (1, 8) OBP: 0.343, SLG: 0.516		F8		FC6-4 1B		E S 1B BB		6-3		3	1	0	0	1	0	2											
Ron Cey, R (1, 5) OBP: 0.340, SLG: 0.422		K		FC5-4 1B		1B BB		K		3	0	1	0	1	2	1											
Steve Garvey, R (1, 3) OBP: 0.272, SLG: 0.398		6-3		FC5-4		FC6-4 1B				3	0	1	1	0	0	2											
Mike Marshall, R (1, 9) Ron Roenicke, S (7, 9) OBP: 0.417, SLG: 0.540 OBP: 0.337, SLG: 0.299				F9		5-3		FC6-4		3	0	0	0	0	0	2											
Mike Scioscia, L (1, 2) OBP: 0.302, SLG: 0.282				3-1		SH3-4 1B		F9		3	0	1	0	0	0	0											
Vicente Romo, R (1, 1) Jorge Orta, L (7, PH) Steve Howe, L (8, 1) OBP: 0.200, SLG: 0.200 OBP: 0.287, SLG: 0.337 ERA: 1.96		6-3		6-3		SH3-4 1B		F8		1	0	0	0	0	0	0											
Inning Stats	R: 0 E: 0 K: 0 S: 3	H: 0 LOB: 0 BB: 0 P: 3	R: 0 E: 0 K: 1 S: 5	H: 0 LOB: 0 BB: 0 P: 5	R: 0 E: 0 K: 0 S: 3	H: 0 LOB: 0 BB: 0 P: 3	R: 1 E: 0 K: 0 S: 6	H: 3 LOB: 2 BB: 0 P: 6	R: 0 E: 0 K: 0 S: 4	H: 1 LOB: 1 BB: 0 P: 4	R: 1 E: 0 K: 0 S: 4	H: 1 LOB: 2 BB: 2 P: 12	R: 0 E: 0 K: 0 S: 3	H: 0 LOB: 0 BB: 0 P: 3	R: 0 E: 0 K: 1 S: 5	H: 1 LOB: 1 BB: 1 P: 9	1B: 5 2B: 1 3B: 0 HR: 0	SF: 0 SAC: 1 DP: 0 HBP: 0	WP: 0 PB: 0 SB: 0 CS: 1	PA: 32							
PITCHER	IP	WLS	BF	H	R	ER	SO	BB	IBB	HBP	BLK	WP	HR	S	P	ERA	WHIP										
Scott Sanderson, R (1, 1) ERA: 3.1	7.0	L	28	5	2	1	1	2	0	0	0	0	0	28	36	1.29	1.000										
Jeff Reardon, R (8, 1) ERA: 1.96	1.0		4	1	0	0	1	1	0	0	0	0	0	5	9	0.00	2.000										


Montreal Expos @ Los Angeles Dodgers
Dodger Stadium, Los Angeles, CA
Mon Jul 19 1982, 7:05 PM PDT
Att: 26,977 - Unknown

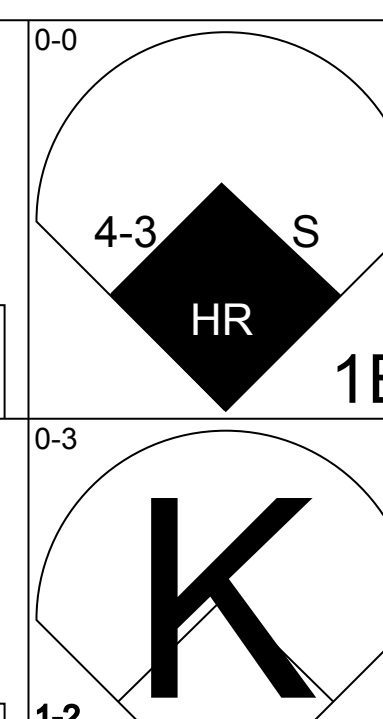
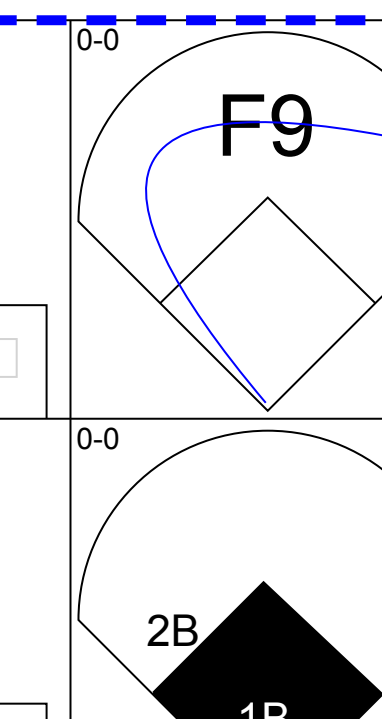
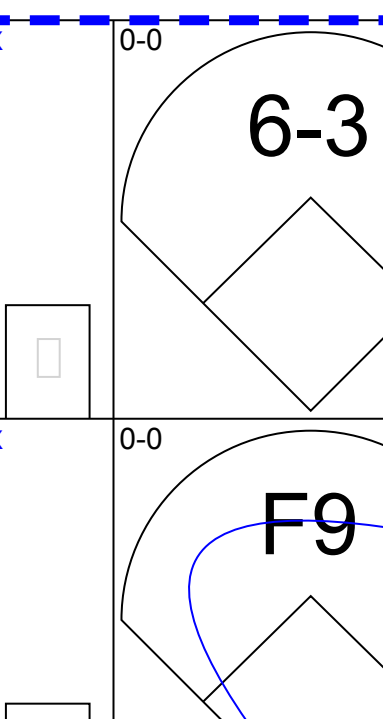
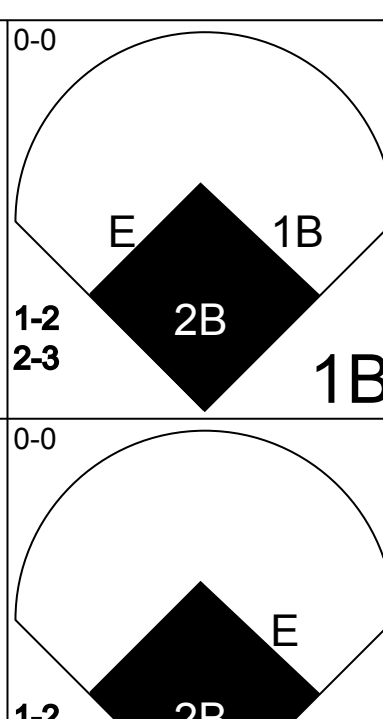
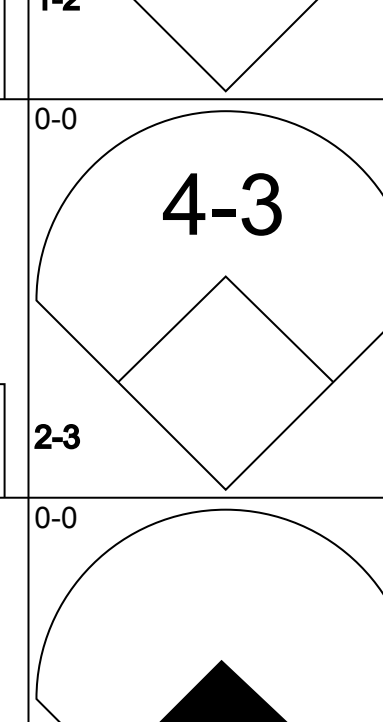
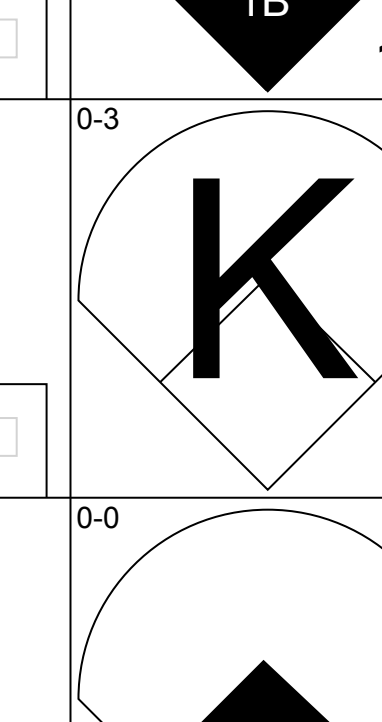
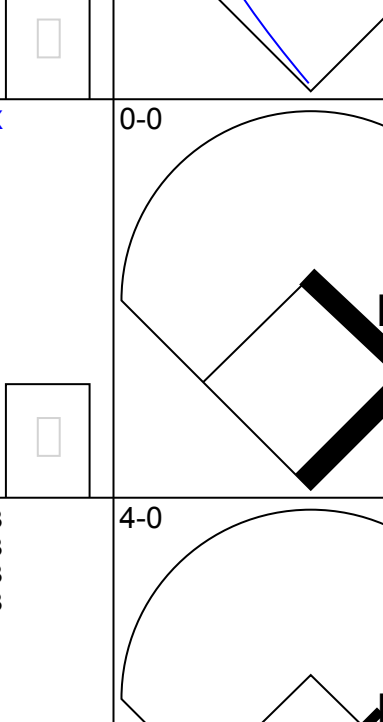
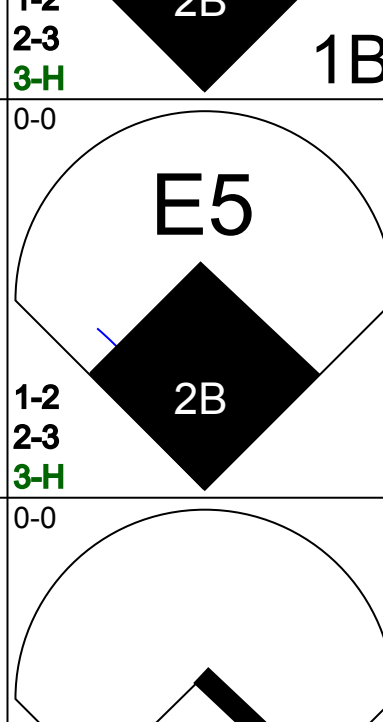
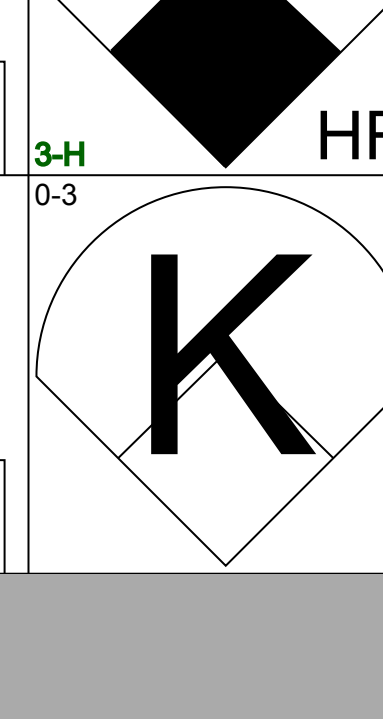
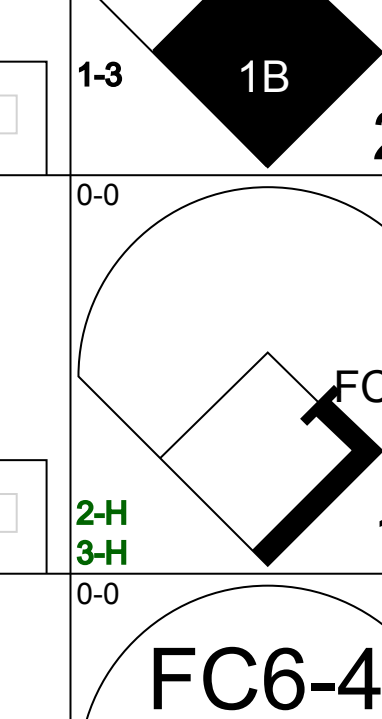
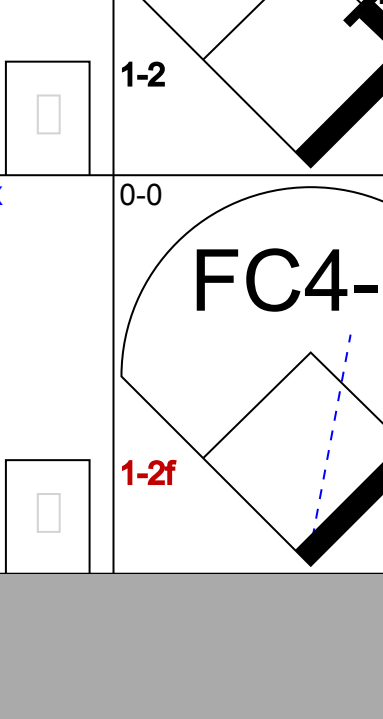
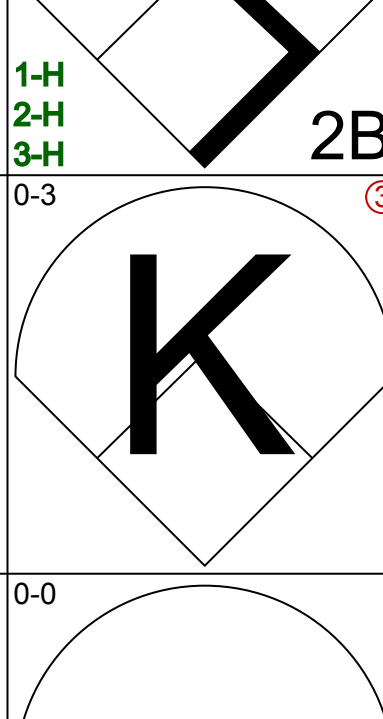

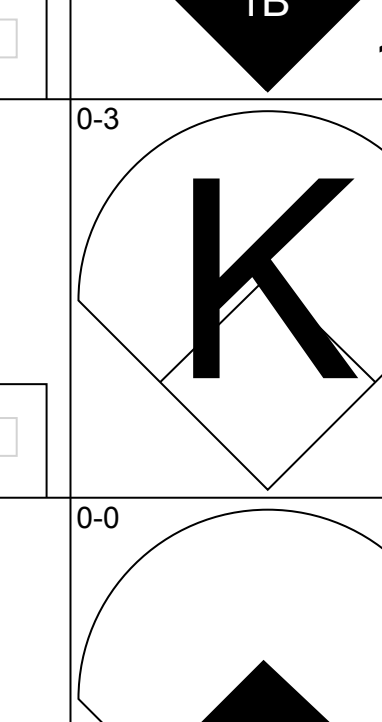
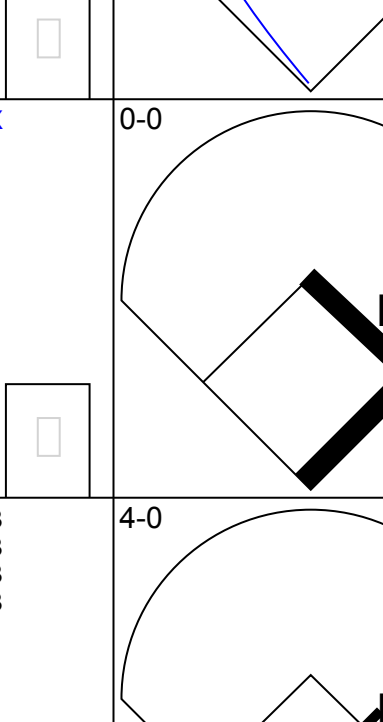
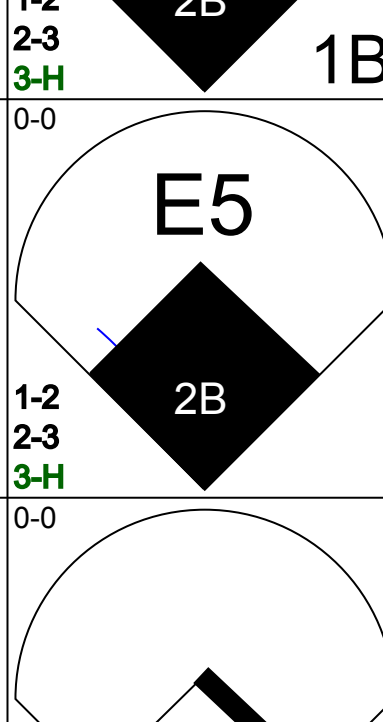

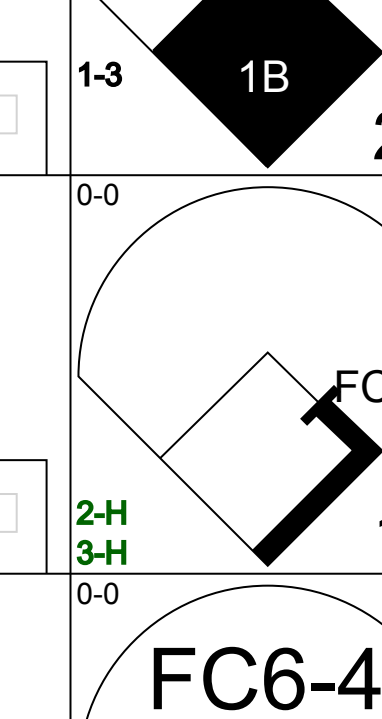
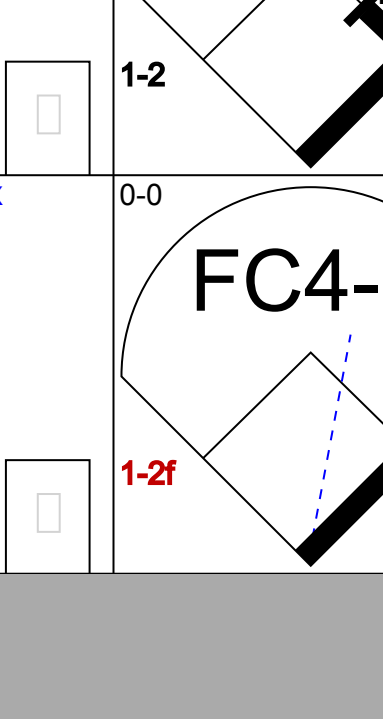
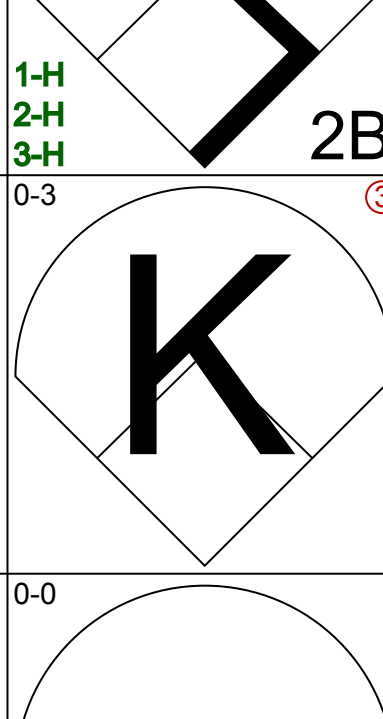

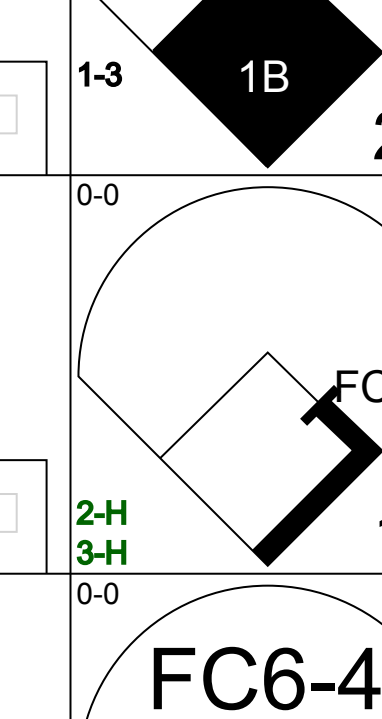
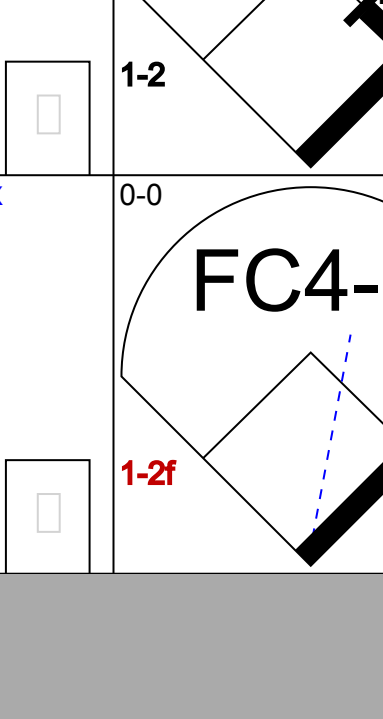
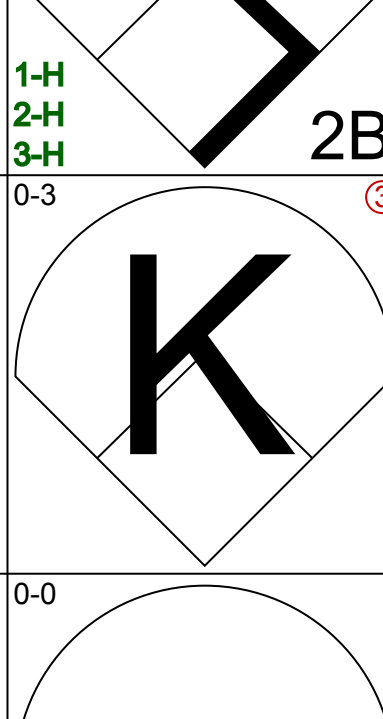

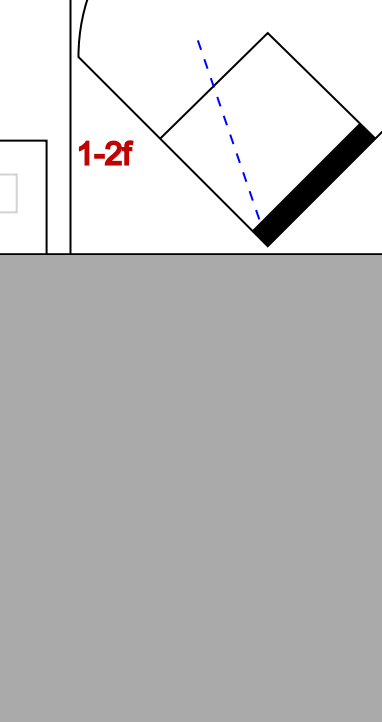

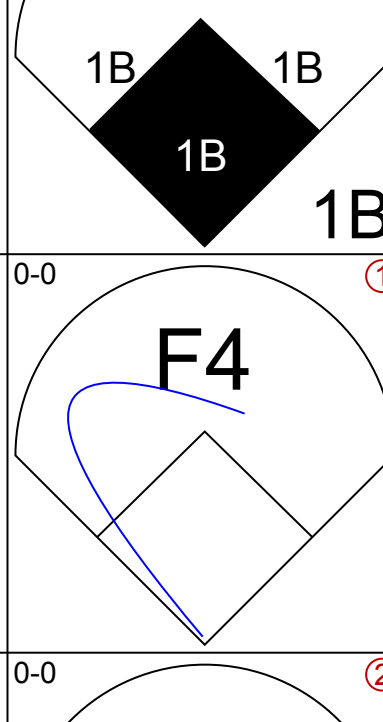
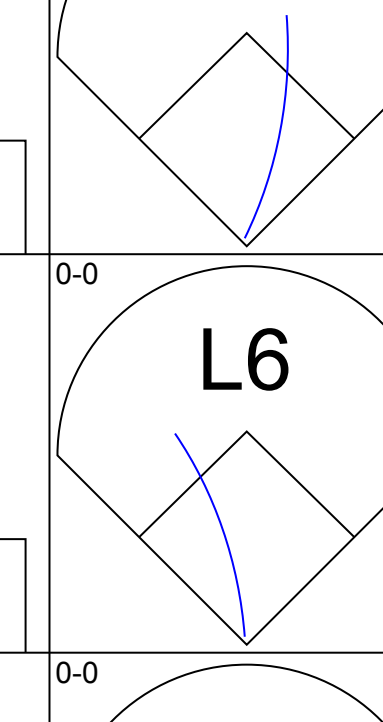
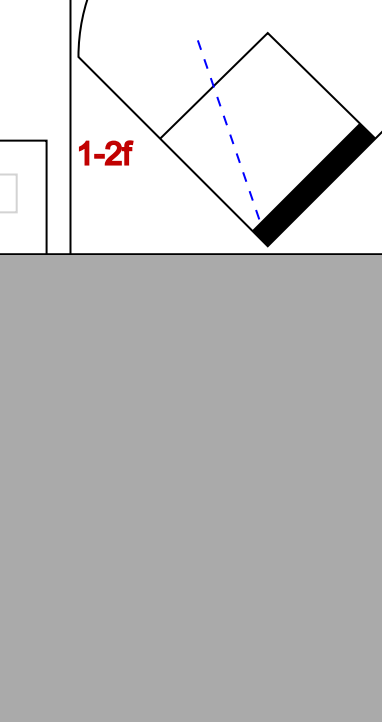

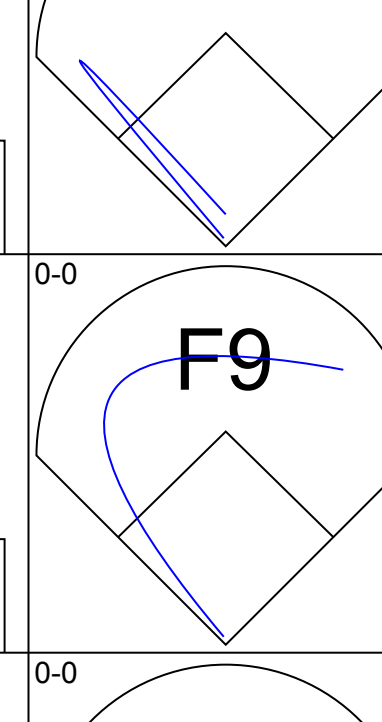
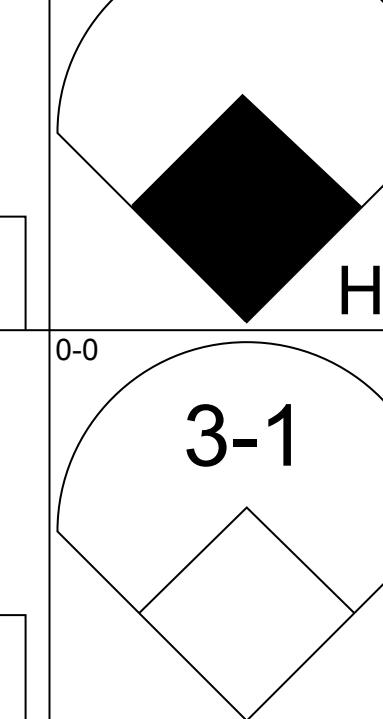
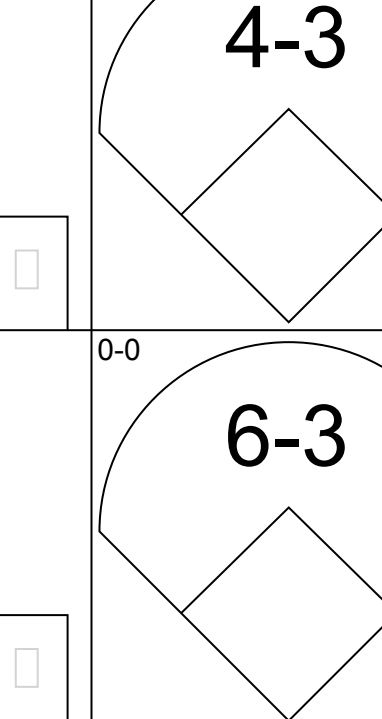
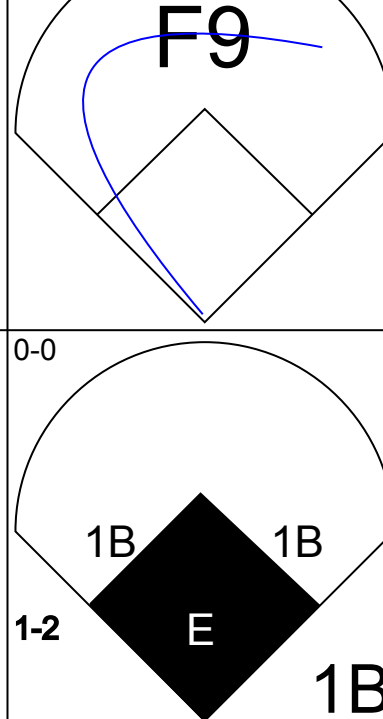
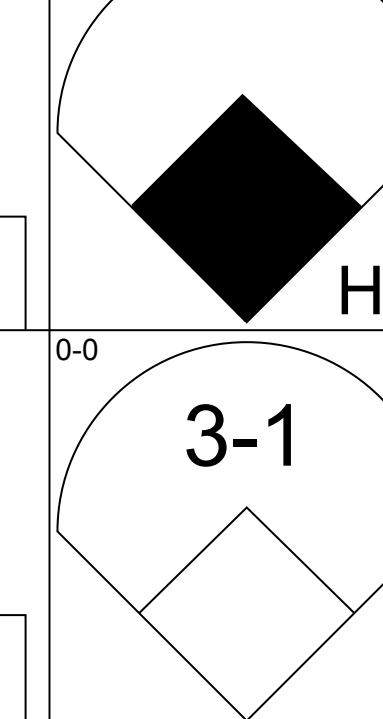
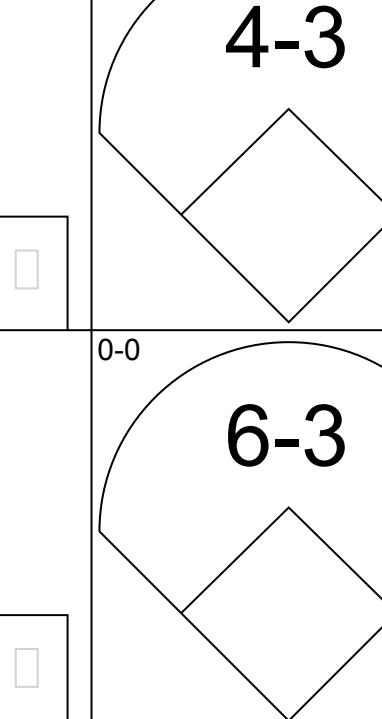
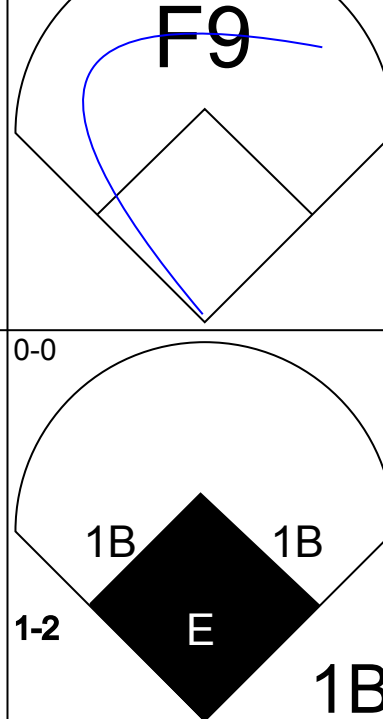
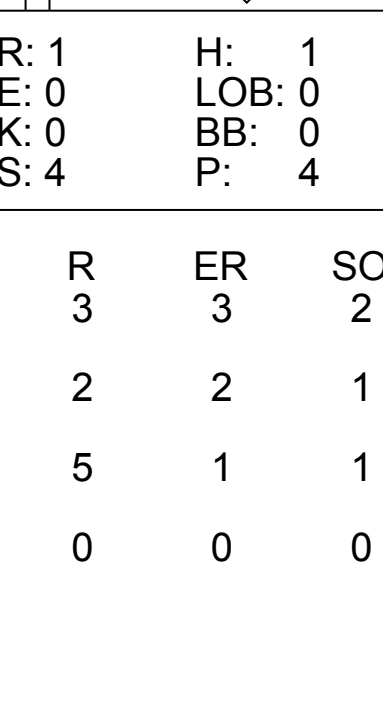
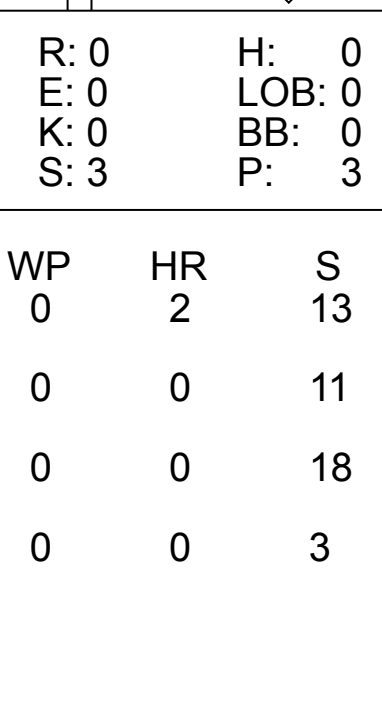
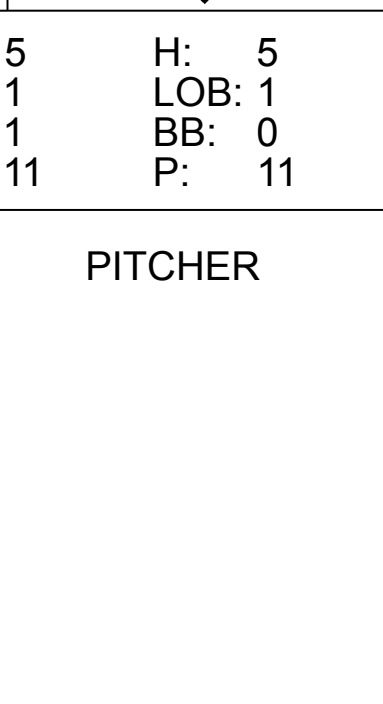
AB	28
R	2
H	6
RBI	2
BB	3
SO	2
LOB	8



Batter	1	2	3	4	5	6	7	8	9	AB	R	H	RBI	BB	SO	LOB	TOP					
Tim Raines, S OBP: 0.354, SLG: 0.362 (1, 7)										4	0	0	0	0	1	0	Montreal Expos @ Los Angeles Dodgers Dodger Stadium, Los Angeles, CA Tue Jul 20 1982, 7:05 PM PDT Att: 37,615 - Unknown					
Mike Gates, L OBP: 0.321, SLG: 0.347 (1, 4)										3	0	0	0	0	1	0						
Jerry White, S OBP: 0.309, SLG: 0.400 (8, PH)										1	0	0	0	0	0	0						
Dan Schatzeder, L OBP: 0.273, SLG: 0.290 (8, 1)										0	0	0	0	0	0	0						
Andre Dawson, R OBP: 0.338, SLG: 0.475 (1, 8)										4	1	1	0	0	0	0						
Al Oliver, L OBP: 0.386, SLG: 0.527 (1, 3)										4	0	0	0	0	1	2						
Gary Carter, R OBP: 0.381, SLG: 0.575 (1, 2)										3	0	1	1	0	0	0						
Tim Blackwell, S OBP: 0.242, SLG: 0.233 (7, 2)										1	0	0	0	0	1	0						
Tim Wallach, R OBP: 0.326, SLG: 0.447 (1, 5)										3	0	1	0	0	1	1						
Warren Cromartie, L OBP: 0.332, SLG: 0.387 (1, 9)										3	0	1	0	0	1	2						
Chris Speier, R OBP: 0.312, SLG: 0.353 (1, 6)										3	0	0	0	0	1	2						
Frank Taveras, R OBP: 0.217, SLG: 0.235 (7, 6)										0	0	0	0	0	0	0						
Charlie Lea, R OBP: 0.196, SLG: 0.132 (3, PH)										0	0	0	0	0	0	0						
Chris Smith, S OBP: 0.295, SLG: 0.408 (5, PH)										1	0	0	0	0	1	0						
Bryn Smith, R OBP: 0.285, SLG: 0.408 (5, PH)										0	0	0	0	0	0	0						
Dan Norman, R OBP: 0.345, SLG: 0.408 (5, PH)										1	0	0	0	0	0	0						
Ray Burris, R OBP: 0.345, SLG: 0.408 (5, PH)										0	0	0	0	0	0	0						
Wallace Johnson, S OBP: 0.271, SLG: 0.299 (8, 4)										1	0	0	0	0	0	0						
Inning Stats	R: 0 E: 0 K: 3 S: 10	H: 1 LOB: 1 BB: 0 P: 10	R: 0 E: 0 K: 1 S: 6	H: 1 LOB: 1 BB: 0 P: 6	R: 0 E: 0 K: 1 S: 5	H: 0 LOB: 0 BB: 0 P: 5	R: 1 E: 1 K: 2 S: 9	H: 1 LOB: 1 BB: 0 P: 9	R: 0 E: 0 K: 0 S: 3	H: 0 LOB: 0 BB: 0 P: 3	R: 0 E: 0 K: 0 S: 3	H: 0 LOB: 0 BB: 0 P: 3	R: 0 E: 0 K: 0 S: 4	H: 1 LOB: 1 BB: 0 P: 4	R: 0 E: 0 K: 0 S: 3	H: 0 LOB: 0 BB: 0 P: 3	R: 0 E: 0 K: 1 S: 5	H: 0 LOB: 0 BB: 0 P: 5	1B: 2 2B: 1 3B: 1 HR: 0	SF: 0 SAC: 0 DP: 0 HBP: 0	WP: 0 PB: 0 SB: 0 CS: 0	PA: 32
PITCHER Jerry Reuss, L ERA: 3.2 (1, 1)	IP: 9.0 WLS: W BF: 32 H: 4 R: 1 ER: 0 SO: 8 BB: 0 IBB: 0 HBP: 0 BLK: 0 WP: 0 HR: 0 S: 48 P: 48 ERA: 0.00 WHIP: 0.444																					

AB	32
R	1
H	4
RBI	1
BB	0
SO	8
LOB	7



Batter	1	2	3	4	5	6	7	8	9	AB	R	H	RBI	BB	SO	LOB	BOTTOM			
Steve Sax, R OBP: 0.339, SLG: 0.332 (1, 4)										5	2	2	0	0	0	1	Montreal Expos @ Los Angeles Dodgers Dodger Stadium, Los Angeles, CA Tue Jul 20 1982, 7:05 PM PDT Att: 37,615 - Unknown			
Bill Russell, R OBP: 0.354, SLG: 0.312 (1, 6)										4	2	2	1	0	1	1				
Mark Belanger, R OBP: 0.333, SLG: 0.276 (8, 6)										1	0	0	0	0	0	1				
Dusty Baker Jr., R OBP: 0.362, SLG: 0.500 (1, 7)										4	1	1	0	0	1	4				
Ron Roenicke, S OBP: 0.337, SLG: 0.299 (7, 7)										0	0	0	0	0	0	0				
Pedro Guerrero, R OBP: 0.350, SLG: 0.536 (1, 8)										3	2	3	5	1	0	0				
Ron Cey, R OBP: 0.339, SLG: 0.420 (1, 5)										4	0	1	2	0	2	3				
Steve Garvey, R OBP: 0.271, SLG: 0.397 (1, 3)										4	1	1	0	0	0	1				
Mike Marshall, R OBP: 0.391, SLG: 0.500 (1, 9)										4	0	0	0	0	0	1				
Mike Scioscia, L OBP: 0.301, SLG: 0.295 (1, 2)										4	1	1	1	0	0	1				
Jerry Reuss, L OBP: 0.260, SLG: 0.250 (1, 1)										4	1	2	0	0	0	0				
Inning Stats	R: 2 E: 0 K: 2 S: 9	H: 2 LOB: 0 BB: 0 P: 9	R: 1 E: 0 K: 0 S: 4	H: 1 LOB: 0 BB: 0 P: 4	R: 2 E: 0 K: 1 S: 8	H: 3 LOB: 1 BB: 0 P: 8	R: 0 E: 0 K: 0 S: 3	H: 0 LOB: 0 BB: 0 P: 3	R: 0 E: 0 K: 0 S: 4	H: 1 LOB: 2 BB: 1 P: 8	R: 5 E: 1 K: 1 S: 11	H: 5 LOB: 1 BB: 0 P: 11	R: 0 E: 0 K: 0 S: 3	H: 0 LOB: 0 BB: 0 P: 3	R: 0 E: 0 K: 0 S: 3	H: 1 LOB: 0 BB: 0 P: 3	1B: 9 2B: 2 3B: 0 HR: 2	SF: 0 SAC: 0 DP: 1 HBP: 0	WP: 0 PB: 0 SB: 1 CS: 0	PA: 38
PITCHER Charlie Lea, R ERA: 3.47 (1, 1)	IP: 2.0 WLS: L BF: 9 H: 3 R: 3 ER: 3 SO: 2 BB: 0 IBB: 0 HBP: 0 BLK: 0 WP: 0 HR: 2 S: 13 P: 13 ERA: 13.50 WHIP: 1.500																			
Bryn Smith, R ERA: 4.08 (3, 1)	IP: 2.0 WLS: L BF: 9 H: 3 R: 2 ER: 2 SO: 1 BB: 0 IBB: 0 HBP: 0 BLK: 0 WP: 0 HR: 11 S: 11 P: 11 ERA: 9.00 WHIP: 1.500																			
Ray Burris, R ERA: 4.45 (5, 1)	IP: 3.0 WLS: L BF: 17 H: 6 R: 5 ER: 1 SO: 1 BB: 1 IBB: 0 HBP: 0 BLK: 0 WP: 0 HR: 18 S: 22 P: 22 ERA: 3.00 WHIP: 2.333																			
Dan Schatzeder, L ERA: 6.52 (8, 1)	IP: 1.0 WLS: L BF: 3 H: 1 R: 0 ER: 0 SO: 0 BB: 0 IBB: 0 HBP: 0 BLK: 0 WP: 0 HR: 3 S: 3 P: 3 ERA: 0.00 WHIP: 1.000																			

AB	37
R	10
H	13
RBI	9
BB	1
SO	4
LOB	13



Batter	1	2	3	4	5	6	7	8	9	10	11	AB	R	H	RBI	BB	SO	LOB
Tim Raines, S OBP: 0.355, SLG: 0.362 (1, 7)	4-3		1-3			6-3 SH1-3 BB		0-0 CS 1B			SH2-4	3	0	1	0	1	0	0
Andre Dawson, R OBP: 0.337, SLG: 0.471 (1, 8)	5-3		F9			SH1-3		F8			1-3 2B IBB	3	1	0	0	1	0	1
Al Oliver, L OBP: 0.381, SLG: 0.519 (1, 3)	F5		K			6-3				K	1-3	5	0	0	0	0	2	3
Gary Carter, R OBP: 0.382, SLG: 0.569 (1, 2)		5-3		6-3				F9			2B IBB	3	1	0	0	2	0	0
Tim Wallach, R OBP: 0.332, SLG: 0.455 (1, 5)		2B G3 1B		G5-4-3 1B		CS		K			2B	5	1	4	3	0	1	0
Chris Speier, R OBP: 0.312, SLG: 0.355 Frank Taveras, R OBP: 0.217, SLG: 0.235 (1, 6)		G3 2B		G5-4-3		F2				6-3		4	0	1	0	0	0	2
Dan Norman, R OBP: 0.339, SLG: 0.404 (1, 9)		G3 BB		G6-3 1B		P4				K		3	0	1	0	1	1	1
Mike Gates, L OBP: 0.309, SLG: 0.333 (1, 4)		G3		G6-3		K				6-3		4	0	0	1	0	1	4
Steve Rogers, R OBP: 0.268, SLG: 0.184 Wallace Johnson, S OBP: 0.234, SLG: 0.227 Jeff Reardon, R OBP: 0.197, SLG: 0.333 (1, 1)		K		6-3		4-3					1-3 SH2-4 2B 1B	3	0	0	0	0	1	2

TOP

Montreal Expos @ Los Angeles Dodgers
Dodger Stadium, Los Angeles, CA

Wed Jul 21 1982, 7:05 PM PDT
Att: 49,146 - Unknown

AB 34
R 4
H 8
RBI 4
BB 5
SO 6
LOB 13



Inning Stats	R	H	E	K	S	P	IP	WLS	BF	H	R	ER	SO	BB	IBB	HBP	BLK	WP	HR	S	P	ERA	WHIP	
PITCHER	0	0	0	0	3	3	8.0	0	29	6	1	3	2	2	1	0	0	0	0	0	32	44	1.12	1.000
Fernando Valenzuela, L ERA: 2.9	0	0	0	0	3	3	3.0	L	12	2	3	3	3	0	2	0	0	0	0	16	24	9.00	0.667	
Steve Howe, L ERA: 2.05	0	0	0	0	3	3	0.0		0	0	0	0	0	0	0	0	0	0	0	0	0	0.00	0.000	

Batter	1	2	3	4	5	6	7	8	9	10	11	AB	R	H	RBI	BB	SO	LOB
Steve Sax, R OBP: 0.340, SLG: 0.332 (1, 4)	6-3		FC5-4			4-3		1B 5-3 1B				4	0	1	0	1	0	1
Rick Monday, L OBP: 0.369, SLG: 0.508 Steve Howe, L (9, 1)	F8			F5		K		5-3				4	0	0	0	0	1	2
Dusty Baker Jr., R OBP: 0.382, SLG: 0.497 (1, 7)	6-3			5-3		F8		FC6-4 1B				4	0	1	1	1	0	0
Pedro Guerrero, R OBP: 0.348, SLG: 0.531 (1, 8)		6-3		K				FC6-4				5	0	1	0	0	2	3
Ron Cey, R OBP: 0.337, SLG: 0.415 (1, 5)		G1-6-3 HBP				E9		3-1		K		4	0	0	0	0	2	2
Steve Garvey, R OBP: 0.268, SLG: 0.391 (1, 3)		G1-6-3				K		K		F7		5	0	0	0	0	3	4
Bill Russell, R OBP: 0.349, SLG: 0.308 (1, 6)				5-3		F7		K		6-3		4	0	0	0	0	1	2
Mike Scioscia, L OBP: 0.300, SLG: 0.291 (1, 2)				G3				K		F5		3	0	0	0	1	0	0
Fernando Valenzuela, L OBP: 0.198, SLG: 0.133 Ron Roenicke, S OBP: 0.341, SLG: 0.394 (1, 1)				FC5-4 1B		4-3		5-3 1B 1B		F2		2	0	1	0	0	0	2

BOTTOM

Montreal Expos @ Los Angeles Dodgers
Dodger Stadium, Los Angeles, CA

Wed Jul 21 1982, 7:05 PM PDT
Att: 49,146 - Unknown

AB 38
R 1
H 5
RBI 1
BB 3
SO 10
LOB 17



Inning Stats	R	H	E	K	S	P	IP	WLS	BF	H	R	ER	SO	BB	IBB	HBP	BLK	WP	HR	S	P	ERA	WHIP
PITCHER	0	0	0	0	3	3	10.0	0	38	5	1	7	1	1	0	0	0	0	0	9	58	0.90	0.600
Steve Rogers, R ERA: 2.15	0	0	0	0	3	3	1.0	S	4	0	0	0	3	1	0	0	0	0	0	9	13	0.00	1.000
Jeff Reardon, R ERA: 1.82	0	0	0	0	3	3	0.0		0	0	0	0	0	0	0	0	0	0	0	0	0	0.00	0.000

Batter	1	2	3	4	5	6	7	8	9	AB	R	H	RBI	BB	SO	LOB	TOP										
Bob Dernier, R OBP: 0.330, SLG: 0.336 (1, 8)	5-3	K			L7	K		FC6-4		5	0	0	0	0	2	3	Philadelphia Phillies @ Los Angeles Dodgers Dodger Stadium, Los Angeles, CA Fri Jul 23 1982, 7:05 PM PDT Att: 47,684 - Unknown										
Pete Rose, S OBP: 0.348, SLG: 0.356 (1, 3)	5-3		E1 HR			BB BB		FC6-4	L8	4	1	0	0	1	0	2											
Gary Matthews, R OBP: 0.332, SLG: 0.441 Greg Gross, L OBP: 0.371, SLG: 0.321 (1, 7) (9, 7)			F3						5-3	5	0	1	0	0	1	2											
Mike Schmidt, R OBP: 0.430, SLG: 0.537 (1, 5)	P5								5-3	0	0	0	0	0	0	0											
Bo Diaz, R OBP: 0.347, SLG: 0.502 (1, 2)									5-3	4	1	2	2	1	0	1											
George Vukovich, L OBP: 0.321, SLG: 0.417 (1, 9)									5-3	4	1	1	0	0	1	1											
Manny Trillo, R OBP: 0.308, SLG: 0.299 (1, 4)									5-3	3	1	0	0	1	0	1											
Ivan De Jesus, R OBP: 0.320, SLG: 0.314 (1, 6)									5-3	4	1	2	1	0	0	0											
Larry Christenson, R OBP: 0.091, SLG: 0.205 Porfi Altamirano, R OBP: 0.333, SLG: 0.333 Ozzie Virgil, R OBP: 0.353, SLG: 0.429 Ron Reed, R OBP: 0.333, SLG: 0.429 (1, 1) (5, 1) (6, PH) (6, 1)									5-3	2	1	1	2	0	0	0											
Inning Stats	R: 0 E: 0 K: 0 S: 4	H: 1 LOB: 1 BB: 0 P: 4	R: 3 E: 0 K: 1 S: 7	H: 2 LOB: 0 BB: 1 P: 11	R: 2 E: 1 K: 0 S: 5	H: 1 LOB: 0 BB: 0 P: 5	R: 0 E: 0 K: 0 S: 3	H: 0 LOB: 0 BB: 0 P: 3	R: 0 E: 0 K: 1 S: 5	H: 0 LOB: 2 BB: 2 P: 13	R: 1 E: 1 K: 1 S: 7	H: 2 LOB: 2 BB: 1 P: 11	R: 0 E: 0 K: 1 S: 6	H: 1 LOB: 1 BB: 0 P: 6	R: 0 E: 0 K: 0 S: 3	H: 0 LOB: 1 BB: 1 P: 7		R: 0 E: 0 K: 0 S: 4	H: 1 LOB: 1 BB: 0 P: 4	1B: 5 2B: 1 3B: 0 HR: 2	SF: 0 SAC: 0 DP: 0 HBP: 0	WP: 1 PB: 0 SB: 1 CS: 0	PA: 41				
PITCHER	IP	WLS	BF	H	R	ER	SO	BB	IBB	HBP	BLK	WP	HR	S	P	ERA	WHIP										
Dave Stewart, R ERA: 3.96 (1, 1)	5.0	L	23	4	5	4	2	3	0	0	0	0	2	24	36	7.20	1.400										
Steve Shirley, L ERA: 5.4 (6, 1)	0.1		3	2	1	1	0	0	0	0	0	1	0	3	3	27.00	6.000										
Joe Beckwith, R ERA: (6, 1)	0.2		3	0	0	0	1	1	0	0	1	0	0	4	8	0.00	1.500										
Terry Forster, L ERA: 3.83 (7, 1)	2.0		8	1	0	0	1	1	0	0	0	0	0	9	13	0.00	1.000										
Tom Niedenfuer, R ERA: 4.23 (9, 1)	1.0		4	1	0	0	0	0	0	0	0	0	0	4	4	0.00	1.000										
Batter	1	2	3	4	5	6	7	8	9	AB	R	H	RBI	BB	SO	LOB	BOTTOM										
Steve Sax, R OBP: 0.338, SLG: 0.328 (1, 4)	F8		FC4-6						P3	4	1	0	0	1	1	1	Philadelphia Phillies @ Los Angeles Dodgers Dodger Stadium, Los Angeles, CA Fri Jul 23 1982, 7:05 PM PDT Att: 47,684 - Unknown										
Ken Landreaux, L OBP: 0.374, SLG: 0.418 Ron Roenicke, S OBP: 0.352, SLG: 0.319 (1, 8) (5, 9)	F3		F5						F3	2	0	0	0	0	0	1											
Dusty Baker Jr., R OBP: 0.363, SLG: 0.495 (1, 7)	F8								6-3	5	1	2	1	0	1	1											
Pedro Guerrero, R OBP: 0.353, SLG: 0.533 (5, 8)									6-3	4	0	3	1	0	1	1											
Ron Cey, R OBP: 0.336, SLG: 0.413 (1, 5)									6-3	4	0	1	1	0	0	4											
Steve Garvey, R OBP: 0.288, SLG: 0.392 (1, 3)									6-3	4	0	1	0	0	0	3											
Mike Scioscia, L OBP: 0.300, SLG: 0.290 (1, 2)									6-3	4	0	1	0	0	0	3											
Bill Russell, R OBP: 0.348, SLG: 0.304 (1, 6)									6-3	3	0	0	0	1	0	1											
Dave Stewart, R ERA: 2.24, SLG: 0.185 Jorge Orta, L OBP: 0.296, SLG: 0.333 Steve Shirley, L OBP: 1.000, SLG: 1.000 Joe Beckwith, L OBP: 0.386, SLG: 0.594 Rick Monday, L OBP: 0.386, SLG: 0.594 Terry Forster, L OBP: 0.386, SLG: 0.491 Mike Marshall, R OBP: 0.386, SLG: 0.491 Tom Niedenfuer, R (1, 1) (5, PH) (6, 1) (6, 1) (6, PH) (7, 1) (6, PH) (6, 1)									6-3	0	0	0	0	1	0	0											
Inning Stats	R: 0 E: 0 K: 0 S: 3	H: 0 LOB: 0 BB: 0 P: 3	R: 0 E: 0 K: 0 S: 3	H: 1 LOB: 1 BB: 0 P: 4	R: 0 E: 0 K: 0 S: 3	H: 0 LOB: 1 BB: 1 P: 7	R: 0 E: 0 K: 1 S: 7	H: 2 LOB: 2 BB: 0 P: 7	R: 3 E: 0 K: 0 S: 7	H: 4 LOB: 2 BB: 1 P: 11	R: 0 E: 0 K: 0 S: 3	H: 1 LOB: 0 BB: 0 P: 3	R: 0 E: 0 K: 2 S: 9	H: 2 LOB: 2 BB: 0 P: 9	R: 0 E: 0 K: 0 S: 3	H: 0 LOB: 1 BB: 1 P: 7		R: 0 E: 0 K: 0 S: 3	H: 0 LOB: 0 BB: 0 P: 3	1B: 9 2B: 1 3B: 0 HR: 0	SF: 0 SAC: 0 DP: 1 HBP: 0	WP: 0 PB: 0 SB: 0 CS: 0	PA: 39				
PITCHER	IP	WLS	BF	H	R	ER	SO	BB	IBB	HBP	BLK	WP	HR	S	P	ERA	WHIP										
Larry Christenson, R ERA: 3.54 (1, 1)	4.2		23	7	3	3	1	2	0	0	0	0	0	23	31	5.79	1.929										
Porfi Altamirano, R ERA: 5.03 (5, 1)	0.1	W	1	0	0	0	0	0	0	0	0	0	0	1	1	0.00	0.000										
Ron Reed, R ERA: 2.76 (6, 1)	4.0	S	15	3	0	0	2	1	0	0	0	0	0	18	22	0.00	1.000										

Batter	1	2	3	4	5	6	7	8	9	AB	R	H	RBI	BB	SO	LOB	TOP										
Bob Dernier, R (1, 8) OBP: 0.328, SLG: 0.332	0-3 K	0-3 K			0-3 K				0-0 4-3	3	0	0	0	0	3	2	Philadelphia Phillies @ Los Angeles Dodgers Dodger Stadium, Los Angeles, CA Sat Jul 24 1982, 7:05 PM PDT Att: 49,110 - Unknown										
Greg Gross, L (7, FH) OBP: 0.378, SLG: 0.329										1	0	1	1	0	0	0											
Ozzie Virgil, R (9, FH) OBP: 0.366, SLG: 0.417		2-3					1B			1	0	0	0	0	0	1											
Pete Rose, S (1, 3) OBP: 0.332, SLG: 0.363	0-0 1B E				0-0 6-3					4	1	3	0	0	0	0											
Gary Matthews, R (1, 7) OBP: 0.332, SLG: 0.439	0-0 S				0-0 6-3					4	0	1	0	0	1	3											
Mike Schmidt, R (1, 5) OBP: 0.428, SLG: 0.531	0-3 K				0-0 BB					3	0	0	0	1	2	1											
Bo Diaz, R (1, 2) OBP: 0.343, SLG: 0.495	0-0 6-3				0-0 K					4	0	0	0	0	1	2											
George Vukovich, L (1, 9) OBP: 0.319, SLG: 0.413		0-3 K			0-0 G6-4-3 1B					4	0	1	0	0	1	0											
Manny Trillo, R (1, 4) OBP: 0.310, SLG: 0.302		0-0 FC3-5 BB 1B			0-0 G6-4-3 1-2					4	0	2	0	0	0	1											
Ivan De Jesus, R (1, 6) OBP: 0.323, SLG: 0.318		4-0 WP FC3-5 BB			0-3 K					2	1	1	0	1	1	0											
Marty Bystrom, R (1, 1) Ed Farmer, R (6, 1) Len Matuszek, L (7, PH) Sid Monge, S (7, 1) Porfi Altamirano, R (8, 1) Bill Robinson, R (8, 9) OBP: 0.297, SLG: 0.434	0-0 FC3-5 1-2 2-3F									2	0	0	0	0	0	1		2									
Inning Stats	R: 1 E: 0 K: 2 S: 9	H: 2 LOB: 1 BB: 0 P: 9	R: 0 E: 0 K: 2 S: 8	H: 1 LOB: 2 BB: 1 P: 12	R: 0 E: 0 K: 1 S: 5	H: 0 LOB: 0 BB: 1 P: 9	R: 0 E: 0 K: 1 S: 5	H: 1 LOB: 0 BB: 0 P: 5	R: 0 E: 0 K: 3 S: 10	H: 0 LOB: 0 BB: 0 P: 10	R: 0 E: 0 K: 0 S: 3	H: 0 LOB: 0 BB: 0 P: 3	R: 1 E: 0 K: 1 S: 8	H: 3 LOB: 2 BB: 0 P: 8	R: 0 E: 0 K: 1 S: 5	H: 0 LOB: 0 BB: 0 P: 5		R: 0 E: 0 K: 0 S: 4	H: 1 LOB: 1 BB: 0 P: 4	1B: 7 2B: 2 3B: 0 HR: 0	SF: 0 SAC: 1 DP: 1 HBP: 0	WP: 1 PB: 0 SB: 1 CS: 0	PA: 37				
PITCHER	IP	WLS	BF	H	R	ER	SO	BB	IBB	HBP	BLK	WP	HR	S	P	ERA		WHIP									
Bob Welch, R (1, 1) ERA: 3.35	8.0	W	33	8	2	1	11	2	0	0	0	1	0	53	61	1.12	1.250										
Steve Howe, L (9, 1) ERA: 2.02	1.0	S	4	1	0	0	0	0	0	0	0	0	0	4	4	0.00	1.000										

AB	34
R	2
H	9
RBI	1
BB	2
SO	11
LOB	14




Batter	1	2	3	4	5	6	7	8	9	AB	R	H	RBI	BB	SO	LOB	BOTTOM										
Steve Sax, R (1, 4) OBP: 0.337, SLG: 0.327	0-0 4-3				0-0 K					4	0	1	0	0	1	0	Philadelphia Phillies @ Los Angeles Dodgers Dodger Stadium, Los Angeles, CA Sat Jul 24 1982, 7:05 PM PDT Att: 49,110 - Unknown										
Rick Monday, L (1, 9) OBP: 0.388, SLG: 0.500	0-0 4-3				0-0 L8					3	0	1	0	1	0	0											
Ron Roenicke, S (8, FR) OBP: 0.352, SLG: 0.319					0-0 L8					0	0	0	0	0	0	0											
Dusty Baker Jr., R (1, 7) OBP: 0.362, SLG: 0.491	4-0 BB				0-0 P6					3	0	0	0	1	0	2											
Steve Howe, L (9, 1)					0-0 BB					0	0	0	0	0	0	0											
Pedro Guerrero, R (1, 8) OBP: 0.354, SLG: 0.535	0-0 F7				0-0 2B					3	1	1	0	1	0	2											
Ron Cey, R (1, 5) OBP: 0.335, SLG: 0.414		0-0 5-3			0-0 WP SH 2B					4	1	1	1	0	0	2											
Steve Garvey, R (1, 3) OBP: 0.267, SLG: 0.391		0-0 1B E 1B			0-0 P4					4	1	1	0	0	0	3											
Bill Russell, R (1, 6) OBP: 0.349, SLG: 0.306		0-0 E9 1H 1B			0-0 SH					2	0	1	1	0	0	0											
Mike Scioscia, L (1, 2) OBP: 0.296, SLG: 0.286		0-0 L7			0-0 F8					3	0	0	0	0	0	2											
Bob Welch, R (1, 1) OBP: 0.182, SLG: 0.173		0-0 6-3			0-3 K					3	0	0	0	0	1	2											
Ken Landreaux, L (9, 7) OBP: 0.374, SLG: 0.418										0	0	0	0	0	0	0											
Inning Stats	R: 0 E: 0 K: 0 S: 3	H: 0 LOB: 1 BB: 1 P: 7	R: 1 E: 1 K: 0 S: 5	H: 2 LOB: 1 BB: 0 P: 5	R: 0 E: 0 K: 1 S: 5	H: 0 LOB: 0 BB: 0 P: 5	R: 2 E: 0 K: 1 S: 8	H: 2 LOB: 1 BB: 0 P: 8	R: 0 E: 0 K: 0 S: 4	H: 2 LOB: 1 BB: 0 P: 4	R: 0 E: 0 K: 0 S: 3	H: 0 LOB: 0 BB: 0 P: 3	R: 0 E: 0 K: 0 S: 3	H: 0 LOB: 0 BB: 0 P: 3	R: 0 E: 0 K: 0 S: 3	H: 0 LOB: 2 BB: 2 P: 11		1B: 4 2B: 2 3B: 0 HR: 0	SF: 0 SAC: 1 DP: 0 HBP: 0	WP: 1 PB: 0 SB: 0 CS: 0	PA: 33						
PITCHER	IP	WLS	BF	H	R	ER	SO	BB	IBB	HBP	BLK	WP	HR	S	P	ERA	WHIP										
Marty Bystrom, R (1, 1) ERA: 4.5	5.0	L	22	6	3	3	2	1	0	0	0	0	0	25	29	5.40	1.400										
Ed Farmer, R (6, 1) ERA: 7.05	1.0		3	0	0	0	0	0	0	0	0	0	0	3	3	0.00	0.000										
Sid Monge, L (7, 1) ERA: 3.63	1.0		4	0	0	0	0	1	0	0	0	0	0	3	7	0.00	1.000										
Porfi Altamirano, R (8, 1) ERA: 4.79	1.0		4	0	0	0	0	0	1	0	0	0	0	3	7	0.00	0.000										


AB	29
R	3
H	6
RBI	2
BB	3
SO	2
LOB	13




Batter	1	2	3	4	5	6	7	8	9	AB	R	H	RBI	BB	SO	LOB	TOP										
Pete Rose, S OBP: 0.391, SLG: 0.360 (1, 3)	0-0 6-3		0-0 L3			0-0 1-3		4-0 IBB		3	0	0	0	1	0	1	Philadelphia Phillies @ Los Angeles Dodgers Dodger Stadium, Los Angeles, CA Sun Jul 25 1982, 3:33 AM PDT Att: 46,623 - Unknown										
Ivan De Jesus, R OBP: 0.322, SLG: 0.315 (1, 6)	0-0 6-3			0-0 6-3		0-0 1-6-3		4-0 BB		3	0	0	0	1	0	1											
Gary Matthews, R OBP: 0.331, SLG: 0.436 (1, 7)	0-0 4-3			0-0 FC6-4 1B		0-0 1-3		0-0 1-3		4	0	1	0	0	0	4											
Mike Schmidt, R OBP: 0.426, SLG: 0.527 (1, 5)		0-0 FC6-4 1B		0-0 F9			0-0 5-3		0-3 K	4	0	1	0	0	1	1											
Bo Diaz, R OBP: 0.342, SLG: 0.492 (1, 2)		0-3 K		0-0 FC6-4 1-2			0-0 G5-4-3 1B		0-0 L6	4	0	1	0	0	1	2											
Bill Robinson, R OBP: 0.280, SLG: 0.422 George Vukovich, L OBP: 0.317, SLG: 0.410 (8, 9)		0-0 FC6-4 1B			0-3 K		0-0 G5-4-3 1-2		0-0 4-3	3	1	0	0	0	1	2											
Manny Trillo, R OBP: 0.310, SLG: 0.302 (1, 4)		0-0 CS 1B			0-3 K			0-3 K		3	0	1	1	0	2	0											
Bob Demier, R OBP: 0.328, SLG: 0.332 (1, 8)		0-0 CS 1-2	0-0 1-3		0-0 5-3			0-0 S 1B		3	0	1	0	0	0	0											
Steve Carlton, L OBP: 0.233, SLG: 0.333 (1, 1)			0-0 L6			0-0 1-3 2B		0-3 K 1-3		3	0	1	0	0	1	1											
Inning Stats	R: 0 E: 0 K: 0 S: 3	H: 0 LOB: 0 BB: 0 P: 3	R: 1 E: 0 K: 1 S: 6	H: 2 LOB: 0 BB: 0 P: 6	R: 0 E: 0 K: 0 S: 3	H: 0 LOB: 1 BB: 0 P: 3	R: 0 E: 0 K: 2 S: 4	H: 1 LOB: 0 BB: 0 P: 4	R: 0 E: 0 K: 0 S: 7	H: 0 LOB: 0 BB: 0 P: 7	R: 0 E: 0 K: 0 S: 4	H: 1 LOB: 0 BB: 0 P: 4	R: 0 E: 0 K: 0 S: 3	H: 1 LOB: 0 BB: 0 P: 3	R: 0 E: 0 K: 2 S: 8	H: 1 LOB: 2 BB: 2 P: 16	R: 0 E: 0 K: 1 S: 5	H: 0 LOB: 0 BB: 0 P: 5	1B: 5 2B: 1 3B: 0 HR: 0	SF: 0 SAC: 0 DP: 1 HBP: 0	WP: 0 PB: 0 SB: 4 CS: 1	PA: 34					
PITCHER	IP	WLS	BF	H	R	ER	SO	BB	IBB	HBP	BLK	WP	HR	S	P	ERA	WHIP										
Jerry Reuss, L ERA: 3.1 Steve Howe, L ERA: 1.99	(1, 1)	8.0	L	30	6	1	1	5	1	1	0	0	0	38	46	1.12	0.875										
(9, 1)	1.0	3	0	0	0	0	1	0	0	0	0	0	0	5	5	0.00	0.000										

Batter	1	2	3	4	5	6	7	8	9	AB	R	H	RBI	BB	SO	LOB	BOTTOM										
Steve Sax, R OBP: 0.341, SLG: 0.334 (1, 4)	0-0 SH1-4 1B		0-0 2B			0-0 6-3		0-0 1B 1B		4	0	3	0	0	0	0	Philadelphia Phillies @ Los Angeles Dodgers Dodger Stadium, Los Angeles, CA Sun Jul 25 1982, 3:33 AM PDT Att: 46,623 - Unknown										
Bill Russell, R OBP: 0.348, SLG: 0.306 (1, 6)	0-0 SH1-4 1-2		0-0 L7			0-0 P4		0-0 1-2 1B		3	0	1	0	0	0	1											
Dusty Baker Jr., R OBP: 0.358, SLG: 0.485 (1, 7)	0-3 K			0-0 5-3		0-0 6-3		0-0 F9		4	0	0	0	0	1	3											
Pedro Guerrero, R OBP: 0.350, SLG: 0.528 (1, 8)	0-0 F8			0-0 6-3		0-3 K		0-0 6-3		4	0	0	0	0	1	1											
Ron Cey, R OBP: 0.332, SLG: 0.409 (1, 5)		0-3 K		0-0 F2		0-0 F9		0-0 F8		4	0	0	0	0	1	0											
Steve Garvey, R OBP: 0.267, SLG: 0.389 (1, 3)		0-0 F9			0-0 L5		0-0 1B		0-3 K	4	0	1	0	0	1	0											
Mike Marshall, R OBP: 0.382, SLG: 0.474 (1, 9)		0-0 6-3			1-0 HBP		0-0 F8			2	0	0	0	0	0	1											
Don Crow, R (1, 2) Ron Roenicke, S OBP: 0.348, SLG: 0.315 Mike Scioscia, L OBP: 0.296, SLG: 0.286 (8, PH) (9, 2)			0-3 K		0-3 K			0-3 K		2	0	0	0	0	2	1											
Jerry Reuss, L OBP: 0.250, SLG: 0.240 Jose Morales, R OBP: 0.333, SLG: 0.200 Steve Howe, L (9, 1)			0-3 K		0-0 L6			0-0 6-3		1	0	0	0	0	0	0											
Inning Stats	R: 0 E: 0 K: 1 S: 6	H: 1 LOB: 1 BB: 0 P: 6	R: 0 E: 0 K: 1 S: 5	H: 0 LOB: 0 BB: 0 P: 5	R: 0 E: 0 K: 2 S: 8	H: 1 LOB: 1 BB: 0 P: 8	R: 0 E: 0 K: 0 S: 3	H: 0 LOB: 0 BB: 0 P: 3	R: 0 E: 0 K: 1 S: 6	H: 1 LOB: 1 BB: 0 P: 6	R: 0 E: 0 K: 0 S: 7	H: 2 LOB: 2 BB: 0 P: 7	R: 0 E: 0 K: 1 S: 5	H: 0 LOB: 0 BB: 0 P: 5	1B: 4 2B: 1 3B: 0 HR: 0	SF: 0 SAC: 1 DP: 0 HBP: 1	WP: 0 PB: 0 SB: 0 CS: 0	PA: 33									
PITCHER	IP	WLS	BF	H	R	ER	SO	BB	IBB	HBP	BLK	WP	HR	S	P	ERA	WHIP										
Steve Carlton, L ERA: 3.18	(1, 1)	9.0	W	33	5	0	0	8	0	0	1	0	0	48	49	0.00	0.556										

Batter	1	2	3	4	5	6	7	8	9	AB	R	H	RBI	BB	SO	LOB	TOP			
Steve Sax, R OBP: 0.338, SLG: 0.331 (1, 4)	L4		F8			F3		6-3		4	0	0	0	0	0	2	Los Angeles Dodgers @ San Francisco Giants Candlestick Park, San Francisco, CA Mon Jul 26 1982, 10:05 PM EDT Att: 47,225 - Unknown AB 27 R 1 H 3 RBI 1 BB 2 SO 6 LOB 7 			
Bill Russell, R OBP: 0.350, SLG: 0.306 (1, 6)	P4			1B		G4-6-3 BB			K	3	0	1	0	1	1	0				
Dusty Baker Jr., R OBP: 0.354, SLG: 0.479 (1, 7)	F7			P6		G4-6-3 1-2			P6	4	0	0	0	0	2					
Pedro Guerrero, R OBP: 0.347, SLG: 0.522 (1, 8)		K		K				F8		4	0	0	0	0	2	1				
Ron Cey, R OBP: 0.329, SLG: 0.406 (1, 5)		K		K				6-3		3	0	0	0	0	2	1				
Rick Monday, L OBP: 0.388, SLG: 0.511 (1, 9)		1-3			SF8 3B			K		3	1	1	0	0	1	0				
Steve Garvey, R OBP: 0.285, SLG: 0.387 (1, 3)			L6		SF8			F8		2	0	0	1	0	0	0				
Mike Scioscia, L OBP: 0.300, SLG: 0.288 (1, 2)			SH3-4 BB		4-3					2	0	1	0	1	0	0				
Fernando Valenzuela, L OBP: 0.156, SLG: 0.131 Jorge Orta, L (8, PH) Tom Niedenfuer, R (8, 1)			SH3-4		1-3			P6		1	0	0	0	0	0	0				
			1-2							1	0	0	0	0	0	1				
										0	0	0	0	0	0	0				
Inning Stats	R: 0 E: 0 K: 0 S: 3	H: 0 LOB: 0 BB: 0 P: 3	R: 0 E: 0 K: 2 S: 7	H: 0 LOB: 0 BB: 0 P: 7	R: 0 E: 0 K: 2 S: 3	H: 0 LOB: 1 BB: 0 P: 7	R: 0 E: 0 K: 2 S: 8	H: 1 LOB: 0 BB: 0 P: 8	R: 1 E: 0 K: 0 S: 4	H: 1 LOB: 0 BB: 0 P: 4	R: 0 E: 0 K: 1 S: 5	H: 0 LOB: 0 BB: 0 P: 5	R: 0 E: 0 K: 1 S: 4	H: 1 LOB: 1 BB: 0 P: 4	R: 0 E: 0 K: 1 S: 5	H: 0 LOB: 0 BB: 0 P: 5	1B: 2 2B: 0 3B: 1 HR: 0	SF: 1 SAC: 1 DP: 1 HBP: 0	WP: 0 PB: 0 SB: 0 CS: 0	PA: 31
PITCHER Bill Laskey, R ERA: 2.69 (1, 1)	IP: 9.0 WLS: W BF: 31 H: 3 R: 1 ER: 1 SO: 6 BB: 2 IBB: 0 HBP: 0 BLK: 0 WP: 0 HR: 0 S: 41 P: 49 ERA: 1.00 WHIP: 0.556																			

Batter	1	2	3	4	5	6	7	8	9	AB	R	H	RBI	BB	SO	LOB	BOTTOM			
Jeffrey Leonard, R OBP: 0.262, SLG: 0.342 (1, 7)	L3 BB		K	K			F8			3	0	0	0	1	2	0	Los Angeles Dodgers @ San Francisco Giants Candlestick Park, San Francisco, CA Mon Jul 26 1982, 10:05 PM EDT Att: 47,225 - Unknown AB 26 R 6 H 6 RBI 6 BB 8 SO 6 LOB 14 			
Joe Morgan, L OBP: 0.405, SLG: 0.446 (1, 4)	L3 1-2		BB 1B BB	F8			L6			3	1	0	0	1	0	1				
Chili Davis, S OBP: 0.325, SLG: 0.405 (1, 8)	F9		1B 2B BB		F9			S SF8 1B		3	2	1	0	1	0	0				
Jack Clark, R OBP: 0.356, SLG: 0.463 (1, 9)		3-1 2B	F9		F3			5-3		4	0	1	0	0	0	3				
Reggie Smith, S OBP: 0.338, SLG: 0.397 Dave Bergman, L (8, PR) (9, 3)		K	2B 1B		F8			S BB		3	1	1	1	1	1	1				
Bob Brenly, R OBP: 0.348, SLG: 0.368 (1, 2)		3-1 BB	2B IBB			G1-6-3 1B		1-2 2-3 BB		1	1	1	0	3	0	0				
Tom O'Malley, L OBP: 0.327, SLG: 0.326 (1, 5)	3-1		1B 2B			F7		SF8		3	1	1	4	0	0	3				
Johnnie LeMaster, R OBP: 0.259, SLG: 0.270 (1, 6)			1B 2B		G1-6-3 1-2			K		3	0	1	1	1	1	3				
Bill Laskey, R OBP: 0.125, SLG: 0.079 (1, 1)	F3			K				K		3	0	0	0	0	2	3				
Inning Stats	R: 0 E: 0 K: 0 S: 2	H: 0 LOB: 0 BB: 1 P: 6	R: 0 E: 0 K: 1 S: 6	H: 1 LOB: 3 BB: 2 P: 14	R: 5 E: 0 K: 1 S: 7	H: 3 LOB: 3 BB: 3 P: 19	R: 0 E: 0 K: 2 S: 7	H: 0 LOB: 0 BB: 0 P: 7	R: 0 E: 0 K: 0 S: 3	H: 0 LOB: 0 BB: 0 P: 3	R: 0 E: 0 K: 1 S: 5	H: 0 LOB: 0 BB: 0 P: 5	R: 1 E: 0 K: 1 S: 6	H: 1 LOB: 2 BB: 2 P: 14	R: 0 E: 0 K: 1 S: 6	H: 0 LOB: 0 BB: 0 P: 5	1B: 4 2B: 3 3B: 0 HR: 0	SF: 1 SAC: 0 DP: 2 HBP: 0	WP: 0 PB: 0 SB: 2 CS: 0	PA: 35
PITCHER Fernando Valenzuela, L ERA: 3.04 Tom Niedenfuer, R ERA: 4.4 (1, 1) (8, 1)	IP: 7.0 WLS: L BF: 29 H: 5 R: 5 ER: 5 SO: 5 BB: 4 IBB: 2 HBP: 0 BLK: 0 WP: 0 HR: 0 S: 33 P: 57 ERA: 6.43 WHIP: 1.286																			

Batter	1	2	3	4	5	6	7	8	9	AB	R	H	RBI	BB	SO	LOB	TOP					
Steve Sax, R OBP: 0.339, SLG: 0.332	E9 SF8 1B	1-3		E3		F9				5	1	2	0	0	0	4	Los Angeles Dodgers @ San Francisco Giants Candlestick Park, San Francisco, CA Tue Jul 27 1982, 10:05 PM EDT Att: 15,442 - Unknown					
Ken Landreaux, L OBP: 0.371, SLG: 0.414	K			P4			4-3	K		5	0	1	1	0	2	3						
Dusty Baker Jr., R OBP: 0.352, SLG: 0.479	SF8			F8					5-3	4	1	1	1	0	0	0						
Pedro Guerrero, R OBP: 0.353, SLG: 0.523				HR	6-3		E7 G3 1B		2B BB	3	2	2	0	2	0	0						
Ron Cey, R OBP: 0.330, SLG: 0.412	1-3			HR					P4	4	1	1	2	1	0	2						
Steve Garvey, R OBP: 0.285, SLG: 0.395				5-3						5	1	3	2	0	0	2						
Bill Russell, R OBP: 0.348, SLG: 0.302				E4 SH3-4 1B			4-3			4	1	0	0	1	1	3						
Mike Scioscia, L OBP: 0.303, SLG: 0.286 (9, PH)										2	0	0	0	2	0	0						
Jose Morales, R OBP: 0.316, SLG: 0.188 Don Crow, R (9, 2)										1	0	0	0	0	1	2						
Vicente Romo, R OBP: 0.200, SLG: 0.200 Joe Beckwith, L (2, 1)										0	0	0	0	0	0	0						
Mike Marshall, R OBP: 0.377, SLG: 0.466 Steve Howe, L (8, 1)										2	0	0	0	0	1	2						
										1	0	0	0	0	0	0						
										0	0	0	0	0	0	0						
Inning Stats	R: 1 E: 1 K: 1 S: 6	H: 1 LOB: 1 BB: 1 P: 10	R: 2 E: 1 K: 0 S: 5	H: 2 LOB: 2 BB: 1 P: 9	R: 2 E: 0 K: 1 S: 7	H: 2 LOB: 0 BB: 0 P: 7	R: 0 E: 1 K: 0 S: 4	H: 0 LOB: 1 BB: 0 P: 4	R: 0 E: 0 K: 0 S: 3	H: 0 LOB: 0 BB: 0 P: 3	R: 0 E: 0 K: 1 S: 6	H: 1 LOB: 2 BB: 1 P: 10	R: 1 E: 1 K: 0 S: 5	H: 2 LOB: 2 BB: 1 P: 9	R: 0 E: 0 K: 1 S: 6	H: 1 LOB: 1 BB: 2 P: 6	R: 1 E: 0 K: 1 S: 6	H: 1 LOB: 2 BB: 2 P: 14	1B: 6 2B: 3 3B: 0 HR: 1	SF: 1 SAC: 1 DP: 0 HBP: 0	WP: 0 PB: 1 SB: 1 CS: 0	PA: 44
PITCHER	IP WLS BF H R ER SO BB IBB HBP BLK WP HR S P ERA WHIP																					
Renie Martin, R ERA: 4.47	(1, 1) 6.1 L 32 8 6 3 3 2 2 0 0 0 0 1 34 50 4.26 1.579																					
Fred Breining, R ERA: 3.58	(7, 1) 0.2 2 0 0 0 0 0 0 0 0 0 0 0 2 2 0.00 0.000																					
Gary Lavelle, L ERA: 3.12	(8, 1) 2.0 10 2 1 1 2 1 1 0 0 0 0 0 12 20 4.50 1.500																					

Batter	1	2	3	4	5	6	7	8	9	AB	R	H	RBI	BB	SO	LOB	BOTTOM			
Jeffrey Leonard, R OBP: 0.250, SLG: 0.325	K	K						K		4	0	0	0	0	3	2	Los Angeles Dodgers @ San Francisco Giants Candlestick Park, San Francisco, CA Tue Jul 27 1982, 10:05 PM EDT Att: 15,442 - Unknown			
Joe Morgan, L OBP: 0.403, SLG: 0.443	4-3	P5								4	1	1	0	0	0	2				
Chili Davis, S OBP: 0.326, SLG: 0.407										3	0	1	0	1	1	0				
Jack Clark, R OBP: 0.353, SLG: 0.459										3	0	0	1	0	0	1				
Reggie Smith, S OBP: 0.336, SLG: 0.390										3	0	0	0	1	0	1				
Milt May, L OBP: 0.331, SLG: 0.408 Guy Sularz, R (9, PH)										3	1	1	0	0	0	1				
										1	0	0	0	0	0	0				
Tom O'Malley, L OBP: 0.326, SLG: 0.325										4	1	1	0	0	0	0				
Johnnie LeMaster, R OBP: 0.259, SLG: 0.273										4	0	1	2	0	1	0				
Renie Martin, R OBP: 0.250, SLG: 0.344 Fred Breining, R OBP: 0.400, SLG: 0.333 Max Venable, L OBP: 0.209, SLG: 0.262 Gary Lavelle, S OBP: 0.286, SLG: 0.429										2	0	0	0	0	0	1				
										0	0	0	0	0	0	0				
										1	0	0	0	0	0	0				
										0	0	0	0	0	0	0				
Inning Stats	R: 0 E: 0 K: 1 S: 5	H: 0 LOB: 1 BB: 1 P: 9	R: 2 E: 0 K: 1 S: 9	H: 3 LOB: 2 BB: 0 P: 9	R: 0 E: 0 K: 1 S: 5	H: 0 LOB: 1 BB: 1 P: 9	R: 0 E: 0 K: 1 S: 5	H: 0 LOB: 0 BB: 0 P: 5	R: 0 E: 0 K: 0 S: 3	H: 0 LOB: 0 BB: 0 P: 3	R: 0 E: 0 K: 0 S: 3	H: 0 LOB: 0 BB: 0 P: 3	R: 0 E: 0 K: 1 S: 7	H: 2 LOB: 1 BB: 0 P: 7	R: 0 E: 0 K: 0 S: 3	H: 0 LOB: 0 BB: 0 P: 3	1B: 3 2B: 2 3B: 0 HR: 0	SF: 1 SAC: 0 DP: 0 HBP: 0	WP: 0 PB: 0 SB: 1 CS: 0	PA: 35
PITCHER	IP WLS BF H R ER SO BB IBB HBP BLK WP HR S P ERA WHIP																			
Vicente Romo, R ERA: 3.03	(1, 1) 1.1 3 2 2 1 0 0 0 0 0 0 0 10 14 13.50 3.000																			
Joe Beckwith, R ERA:	(2, 1) 5.2 W 18 0 0 0 3 1 0 0 0 0 0 0 23 27 0.00 0.176																			
Steve Howe, L ERA: 2.07	(8, 1) 2.0 8 2 1 1 1 0 0 0 0 0 0 0 10 10 4.50 1.000																			



Batter	1	2	3	4	5	6	7	8	9	AB	R	H	RBI	BB	SO	LOB	TOP					
Steve Sax, R OBP: 0.336, SLG: 0.329										4	0	0	0	0	1	0	Los Angeles Dodgers @ San Francisco Giants Candlestick Park, San Francisco, CA Wed Jul 28 1982, 10:05 PM EDT Att: 14,054 - Unknown					
Ken Landreaux, L OBP: 0.372, SLG: 0.415										4	0	2	0	0	0	0						
Dusty Baker Jr., R OBP: 0.353, SLG: 0.480										4	1	2	0	0	0	1						
Pedro Guerrero, R OBP: 0.352, SLG: 0.529										4	1	1	2	0	1	3						
Ron Cey, R OBP: 0.329, SLG: 0.413										4	0	1	0	0	1	3						
Steve Garvey, R OBP: 0.265, SLG: 0.394										4	0	1	0	0	0	1						
Bill Russell, R OBP: 0.344, SLG: 0.298										4	0	0	0	0	0	2						
Mike Scioscia, L OBP: 0.304, SLG: 0.286										3	0	1	0	0	1	0						
Dave Stewart, R OBP: 0.214, SLG: 0.185										0	0	0	0	0	0	0						
Ricky Wright, L OBP: 0.200, SLG: 0.100										1	0	0	0	0	1	0						
Steve Shirley, L OBP: 0.200, SLG: 0.100										0	0	0	0	0	0	0						
Jorge Orta, L OBP: 0.200, SLG: 0.100										0	0	0	0	0	0	0						
Terry Forster, L OBP: 0.200, SLG: 0.100										0	0	0	0	0	0	0						
Ron Roenicke, S OBP: 0.200, SLG: 0.100										0	0	0	0	0	0	0						
Tom Niedenfuer, R OBP: 0.200, SLG: 0.100										0	0	0	0	0	0	0						
Inning Stats	R: 0 E: 0 K: 1 S: 5	H: 0 LOB: 0 BB: 0 P: 5	R: 0 E: 0 K: 2 S: 7	H: 0 LOB: 0 BB: 0 P: 7	R: 0 E: 0 K: 1 S: 5	H: 0 LOB: 0 BB: 0 P: 5	R: 2 E: 0 K: 0 S: 6	H: 3 LOB: 1 BB: 0 P: 6	R: 0 E: 0 K: 0 S: 3	H: 1 LOB: 0 BB: 0 P: 3	R: 0 E: 0 K: 0 S: 5	H: 2 LOB: 2 BB: 0 P: 5	R: 0 E: 0 K: 1 S: 5	H: 0 LOB: 0 BB: 0 P: 5	R: 0 E: 0 K: 0 S: 3	H: 0 LOB: 2 BB: 0 P: 3	R: 0 E: 0 K: 0 S: 5	H: 2 LOB: 2 BB: 0 P: 5	1B: 6 2B: 1 3B: 0 HR: 1	SF: 0 SAC: 0 DP: 1 HBP: 0	WP: 0 PB: 0 SB: 0 CS: 0	PA: 34
PITCHER	IP WLS BF H R ER SO BB IBB HBP BLK WP HR S P ERA WHIP																					
Fred Breining, R ERA: 3.58	(1, 1)	5.0 W 18 4 2 2 4 0 0 0 0 0 1 26 26 3.60 0.800																				
Gary Lavelle, L ERA: 2.92	(6, 1)	4.0 S 16 4 0 0 1 0 0 0 0 0 0 0 18 18 0.00 1.000																				

Batter	1	2	3	4	5	6	7	8	9	AB	R	H	RBI	BB	SO	LOB	BOTTOM			
Joe Morgan, L OBP: 0.403, SLG: 0.442										5	1	2	1	0	0	3	Los Angeles Dodgers @ San Francisco Giants Candlestick Park, San Francisco, CA Wed Jul 28 1982, 10:05 PM EDT Att: 14,054 - Unknown			
Milt May, L OBP: 0.328, SLG: 0.404										5	0	1	0	0	1	1				
Chili Davis, S OBP: 0.325, SLG: 0.403										4	1	0	0	1	1	3				
Jack Clark, R OBP: 0.356, SLG: 0.459										4	1	2	1	1	1	3				
Reggie Smith, S OBP: 0.340, SLG: 0.389										3	1	1	1	1	2	1				
Dave Bergman, L OBP: 0.348, SLG: 0.338										0	0	0	0	0	0	0				
Jeffrey Leonard, R OBP: 0.281, SLG: 0.333										4	0	2	1	0	1	2				
Tom O'Malley, L OBP: 0.329, SLG: 0.338										4	1	2	1	0	0	1				
Johnnie LeMaster, R OBP: 0.262, SLG: 0.271										2	1	0	0	2	1	1				
Fred Breining, R OBP: 0.333, SLG: 0.273	(1, 1)	0.1 L 13 4 2 2 5 3 0 0 0 0 0 0 20 32 9.00 3.500																		
Ricky Wright, L ERA: 9.0	(1, 1)	2.0 6 1 0 0 2 0 0 0 0 0 0 0 10 10 0.00 0.600																		
Steve Shirley, L ERA: 4.63	(3, 1)	1.2 11 1 0 0 3 1 0 0 0 0 0 0 16 20 0.00 0.667																		
Terry Forster, L ERA: 3.61	(5, 1)	3.0 4 0 0 0 0 0 0 0 0 0 0 0 4 4 0.00 0.000																		
Tom Niedenfuer, R ERA: 4.25	(8, 1)	1.0 4 0 0 0 0 0 0 0 0 0 0 0 4 4 0.00 0.000																		
Inning Stats	R: 4 E: 0 K: 1 S: 10	H: 5 LOB: 3 BB: 2 P: 18	R: 0 E: 0 K: 3 S: 10	H: 1 LOB: 2 BB: 1 P: 14	R: 2 E: 0 K: 2 S: 10	H: 3 LOB: 1 BB: 1 P: 14	R: 0 E: 0 K: 1 S: 5	H: 0 LOB: 0 BB: 0 P: 5	R: 0 E: 0 K: 1 S: 5	H: 0 LOB: 0 BB: 0 P: 5	R: 0 E: 0 K: 1 S: 5	H: 0 LOB: 1 BB: 1 P: 9	R: 0 E: 0 K: 1 S: 6	H: 1 LOB: 1 BB: 0 P: 6	R: 0 E: 1 K: 0 S: 4	H: 0 LOB: 1 BB: 0 P: 4	1B: 9 2B: 0 3B: 1 HR: 0	SF: 0 SAC: 0 DP: 0 HBP: 0	WP: 0 PB: 1 SB: 2 CS: 0	PA: 40
PITCHER	IP WLS BF H R ER SO BB IBB HBP BLK WP HR S P ERA WHIP																			

Batter	1	2	3	4	5	6	7	8	9	AB	R	H	RBI	BB	SO	LOB	TOP																					
Steve Sax, R (1.4)	6-3		G6-4-3						G6-4-3	5	0	2	2	0	0	2																						
Ken Landreaux, L (1.8)	4-3			F8	4-3		4-3			4	0	0	0	0	0	2																						
Dusty Baker Jr., R (1.7)	5-3			HR	5-3			F8		4	1	1	1	0	0	1																						
Pedro Guerrero, R (1.9)		P3		G3				F7		4	0	1	0	0	0	0																						
Ron Cey, R (1.5)								1B		0	0	0	0	0	0	0																						
Steve Garvey, R (1.3)		2B		1B				1B		4	0	3	0	0	0	1																						
Mike Scioscia, L (1.2)								1B		4	0	1	0	0	0	3																						
Mark Belanger, R (1.6)								1B		4	1	1	0	0	0	4																						
Fernando Valenzuela, L (1.1)								1B		4	1	1	0	0	0	0																						
Inning Stats	R: 0 E: 0 K: 0 S: 3	H: 0 LOB: 0 BB: 0 P: 3	R: 0 E: 0 K: 0 S: 4	H: 1 LOB: 1 BB: 0 P: 4	R: 0 E: 0 K: 0 S: 3	H: 1 LOB: 0 BB: 0 P: 3	R: 1 E: 0 K: 0 S: 5	H: 2 LOB: 1 BB: 0 P: 5	R: 2 E: 0 K: 0 S: 6	H: 3 LOB: 1 BB: 0 P: 6	R: 0 E: 0 K: 0 S: 4	H: 1 LOB: 1 BB: 0 P: 4	R: 0 E: 0 K: 0 S: 4	H: 1 LOB: 1 BB: 0 P: 4	R: 0 E: 0 K: 0 S: 5	H: 2 LOB: 2 BB: 0 P: 5	R: 0 E: 0 K: 0 S: 3	H: 1 LOB: 0 BB: 0 P: 3	1B: 9 2B: 2 3B: 0 HR: 1	SF: 0 SAC: 1 DP: 2 HBP: 0	WP: 0 PA: 37 PB: 0 SB: 0 CS: 0																	
PITCHER	IP	WLS	BF	H	R	ER	SO	BB	IBB	HBP	BLK	WP	HR	S	P	ERA	WHIP	PITCHER				IP	WLS	BF	H	R	ER	SO	BB	IBB	HBP	BLK	WP	HR	S	P	ERA	WHIP
Pascual Perez, R (1.1)	5.0	L	21	7	3	3	0	0	0	0	0	0	1	21	21	5.40	1.400					9.0	W	35	6	0	0	8	1	0	0	0	0	0	54	0.00	0.778	
Steve Bedrosian, R (6.1)	2.0		8	2	0	0	0	0	0	0	0	0	0	8	8	0.00	1.000																					
Gene Garber, R (8.1)	2.0		8	3	0	0	0	0	0	0	0	0	0	8	8	0.00	1.500																					

Los Angeles Dodgers @ Atlanta Braves
Atlanta-Fulton County Stadium, Atlanta, GA

AB 36
R 3
H 12
RBI 3
BB 0
SO 0
LOB 13



Sat Jul 31 1982, 7:05 PM EDT
Att: 46,694 - Unknown

Batter	1	2	3	4	5	6	7	8	9	AB	R	H	RBI	BB	SO	LOB	BOTTOM																					
Claudell Washington, L (1.9)	3-1		G3		G3			F7		4	0	0	0	0	0	2																						
Glenn Hubbard, R (1.4)	K			P3				F7		4	0	1	0	0	1	0																						
Dale Murphy, R (1.8)	K			G3				F8		4	0	1	0	0	1	1																						
Bob Horner, R (1.5)				G3				2B		3	0	1	0	1	0	2																						
Chris Chambliss, L (1.3)		F7		F7				P6		4	0	0	0	0	0	5																						
Rufino Linares, R (1.7)		K						K		4	0	1	0	0	3	4																						
Bruce Benedict, R (1.2)		FC6-4						2B		4	0	1	0	0	1	2																						
Rafael Ramirez, R (1.6)								K		3	0	1	0	0	0	0																						
Terry Harper, R (9, PH)								K		1	0	0	0	0	1	2																						
Pascual Perez, R (1.1)								K		1	0	0	0	0	1	0																						
Bob Watson, R (5, PH)								K		1	0	0	0	0	0	2																						
Steve Bedrosian, R (6.1)								K		0	0	0	0	0	0	0																						
Larry Whisenton, L (7, PH)								K		1	0	0	0	0	0	0																						
Gene Garber, R (8.1)								K		0	0	0	0	0	0	0																						
Inning Stats	R: 0 E: 0 K: 2 S: 7	H: 0 LOB: 0 BB: 0 P: 7	R: 0 E: 0 K: 1 S: 5	H: 0 LOB: 1 BB: 1 P: 9	R: 0 E: 0 K: 1 S: 5	H: 0 LOB: 0 BB: 0 P: 5	R: 0 E: 0 K: 0 S: 4	H: 1 LOB: 1 BB: 0 P: 4	R: 0 E: 0 K: 0 S: 5	H: 2 LOB: 2 BB: 0 P: 5	R: 0 E: 1 K: 1 S: 7	H: 1 LOB: 2 BB: 0 P: 7	R: 0 E: 0 K: 1 S: 5	H: 0 LOB: 0 BB: 0 P: 5	R: 0 E: 0 K: 0 S: 3	H: 0 LOB: 0 BB: 0 P: 3	R: 0 E: 0 K: 2 S: 9	H: 2 LOB: 2 BB: 0 P: 9	1B: 5 2B: 1 3B: 0 HR: 0	SF: 0 SAC: 0 DP: 0 HBP: 0	WP: 0 PA: 35 PB: 0 SB: 0 CS: 0																	
PITCHER	IP	WLS	BF	H	R	ER	SO	BB	IBB	HBP	BLK	WP	HR	S	P	ERA	WHIP	PITCHER				IP	WLS	BF	H	R	ER	SO	BB	IBB	HBP	BLK	WP	HR	S	P	ERA	WHIP
Fernando Valenzuela, L (1.1)	9.0	W	35	6	0	0	8	1	0	0	0	0	0	50	54	0.00	0.778																					

Los Angeles Dodgers @ Atlanta Braves
Atlanta-Fulton County Stadium, Atlanta, GA

AB 34
R 0
H 6
RBI 0
BB 1
SO 8
LOB 20



Sat Jul 31 1982, 7:05 PM EDT
Att: 46,694 - Unknown

Batter	1	2	3	4	5	6	7	8	9	AB	R	H	RBI	BB	SO	LOB	TOP								
Steve Sax, R OBP: 0.335, SLG: 0.338	0-0 6-3	0-3 K		0-0 G6-4-3		0-0 1-3		0-0 SH1-3		4	0	0	0	0	1	2	Los Angeles Dodgers @ Atlanta Braves Atlanta-Fulton County Stadium, Atlanta, GA Sun Aug 01 1982, 3:33 AM EDT Att: 33,957 - Unknown								
Ken Landreaux, L OBP: 0.372, SLG: 0.438	0-0 E6 1B		0-0 1B	0-0 1B		0-0 L3		0-0 HR 1B		5	2	3	1	0	0	0									
Dusty Baker Jr., R OBP: 0.359, SLG: 0.501	0-3 K		0-3 K		0-0 E SF8 1B		0-0 HR	0-0 HR		5	3	3	3	0	2	2									
Pedro Guerrero, R OBP: 0.356, SLG: 0.533	0-0 E6 2H		0-0 BB 1B	0-0 BB 1B	0-0 E9 SF8 BB 1B		0-0 HR	0-0 5-3		5	1	3	1	0	0	1									
Ron Cey, R OBP: 0.336, SLG: 0.439		0-0 2B	0-3 K	0-0 BB 1B	0-0 1-2 BB		0-0 1B	0-0 6-3		4	1	2	0	1	1	2									
Steve Garvey, R OBP: 0.276, SLG: 0.399		0-0 E 2B	0-0 BB 1B	0-0 1-2 2H 1B	0-3 K		0-0 F8	0-0 F8		5	1	2	2	0	1	4									
Bill Russell, R OBP: 0.345, SLG: 0.300		0-0 E9 1B	0-0 1-2 2-3 BB	0-0 SF8	0-0 2-3 3H K		0-0 F8	0-0 1B		3	0	2	1	1	0	1									
Mike Scioscia, L OBP: 0.297, SLG: 0.276		0-3 K	0-0 F8	0-3 K			0-0 P4	0-3 K		2	0	0	0	0	1	4									
Mike Marshall, R OBP: 0.371, SLG: 0.458										1	0	0	0	0	1	2									
Don Crow, R										2	0	0	0	0	1	2									
Joe Beckwith, L										1	0	0	0	0	1	1									
Jorge Orta, L OBP: 0.293, SLG: 0.333										1	0	1	0	0	0	0									
Tom Niedenfuer, R										0	0	0	0	0	0	0									
Ron Roenicke, S OBP: 0.344, SLG: 0.312				0-0 G6-4-3 1B				0-0 SH1-3 1B		1	0	0	0	0	1	0									
Dave Stewart, R OBP: 0.233, SLG: 0.241										2	1	1	0	0	1	1									
Inning Stats	R: 0 E: 1 K: 1 S: 6	H: 1 LOB: 2 BB: 0 P: 6	R: 2 E: 1 K: 3 S: 12	H: 3 LOB: 1 BB: 0 P: 12	R: 1 E: 0 K: 2 S: 10	H: 3 LOB: 3 BB: 1 P: 14	R: 0 E: 0 K: 0 S: 3	H: 1 LOB: 2 BB: 0 P: 3	R: 1 E: 1 K: 2 S: 9	H: 2 LOB: 2 BB: 1 P: 13	R: 0 E: 0 K: 1 S: 5	H: 0 LOB: 0 BB: 0 P: 5	R: 2 E: 0 K: 0 S: 6	H: 3 LOB: 1 BB: 0 P: 6	R: 3 E: 0 K: 0 S: 6	H: 3 LOB: 0 BB: 0 P: 6	R: 0 E: 0 K: 2 S: 8	H: 1 LOB: 1 BB: 0 P: 8	1B: 11 2B: 3 3B: 0 HR: 3	SF: 1 SAC: 1 DP: 1 HBP: 0	WP: 0 PB: 0 SB: 1 CS: 0	PA: 45			
PITCHER	IP WLS BF H R ER SO BB IBB HBP BLK WP HR S P ERA WHIP	IP WLS BF H R ER SO BB IBB HBP BLK WP HR S P ERA WHIP	IP WLS BF H R ER SO BB IBB HBP BLK WP HR S P ERA WHIP	IP WLS BF H R ER SO BB IBB HBP BLK WP HR S P ERA WHIP	IP WLS BF H R ER SO BB IBB HBP BLK WP HR S P ERA WHIP	IP WLS BF H R ER SO BB IBB HBP BLK WP HR S P ERA WHIP	IP WLS BF H R ER SO BB IBB HBP BLK WP HR S P ERA WHIP	IP WLS BF H R ER SO BB IBB HBP BLK WP HR S P ERA WHIP	IP WLS BF H R ER SO BB IBB HBP BLK WP HR S P ERA WHIP	IP WLS BF H R ER SO BB IBB HBP BLK WP HR S P ERA WHIP	IP WLS BF H R ER SO BB IBB HBP BLK WP HR S P ERA WHIP	IP WLS BF H R ER SO BB IBB HBP BLK WP HR S P ERA WHIP	IP WLS BF H R ER SO BB IBB HBP BLK WP HR S P ERA WHIP	IP WLS BF H R ER SO BB IBB HBP BLK WP HR S P ERA WHIP	IP WLS BF H R ER SO BB IBB HBP BLK WP HR S P ERA WHIP	IP WLS BF H R ER SO BB IBB HBP BLK WP HR S P ERA WHIP	IP WLS BF H R ER SO BB IBB HBP BLK WP HR S P ERA WHIP	IP WLS BF H R ER SO BB IBB HBP BLK WP HR S P ERA WHIP	IP WLS BF H R ER SO BB IBB HBP BLK WP HR S P ERA WHIP	IP WLS BF H R ER SO BB IBB HBP BLK WP HR S P ERA WHIP	IP WLS BF H R ER SO BB IBB HBP BLK WP HR S P ERA WHIP	IP WLS BF H R ER SO BB IBB HBP BLK WP HR S P ERA WHIP	IP WLS BF H R ER SO BB IBB HBP BLK WP HR S P ERA WHIP	IP WLS BF H R ER SO BB IBB HBP BLK WP HR S P ERA WHIP	IP WLS BF H R ER SO BB IBB HBP BLK WP HR S P ERA WHIP
Phil Niekro, R ERA: 3.36	4.0	23	10	4	3	6	2	0	0	0	0	0	0	0	0	0	6.75	3.000							
Carlos Diaz, L ERA: 3.29	3.0	L	13	4	3	3	0	0	0	0	0	0	0	0	0	2	19	19	9.00	1.333					
Gene Garber, R ERA: 2.22	2.0	9	3	2	2	2	0	0	0	0	0	0	0	0	0	1	13	13	9.00	1.500					

AB	41
R	9
H	17
RBI	8
BB	2
SO	11
LOB	22

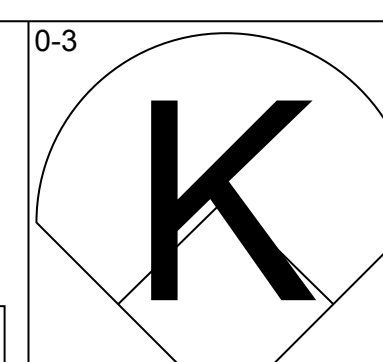
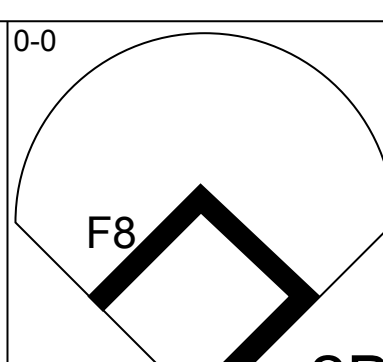
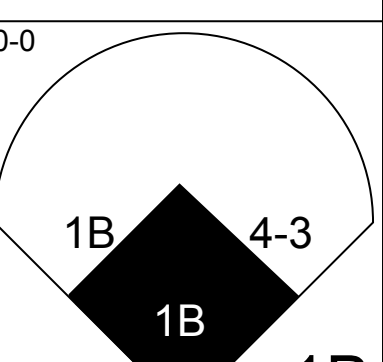
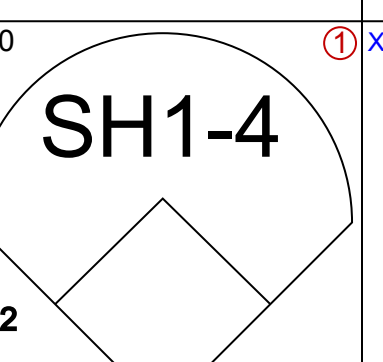
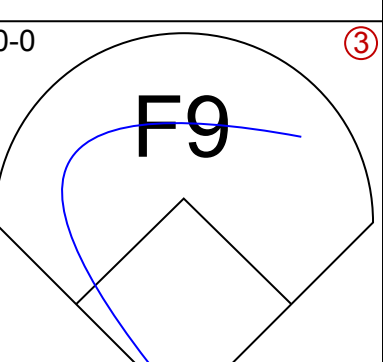
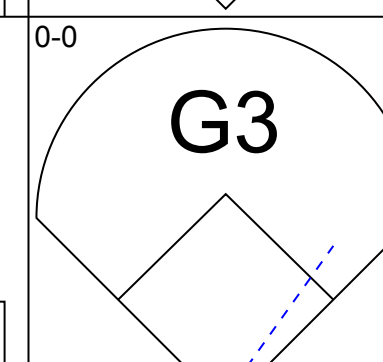
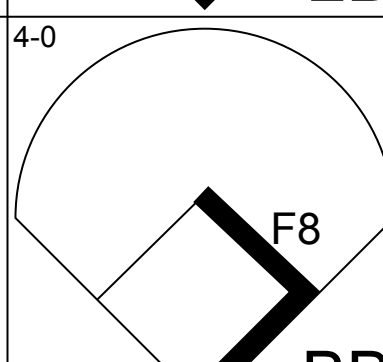
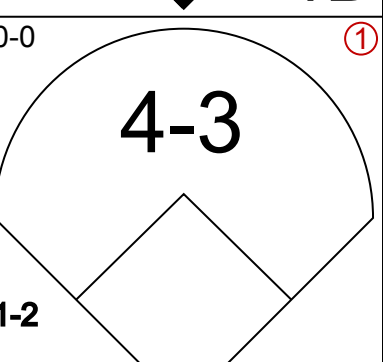
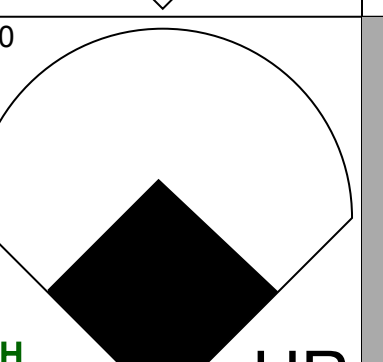
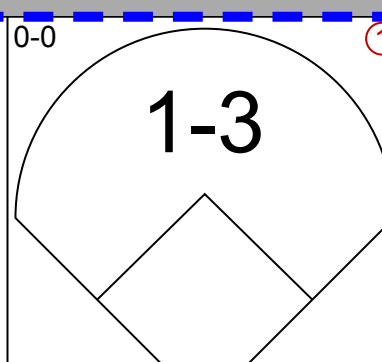
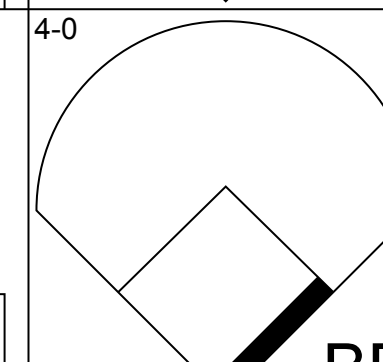
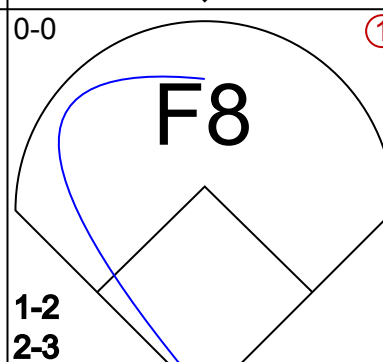
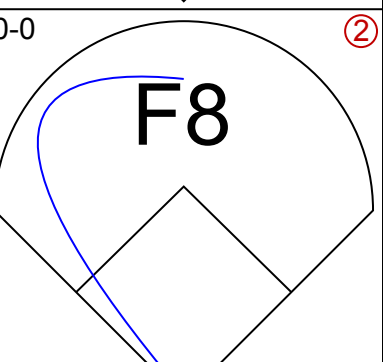
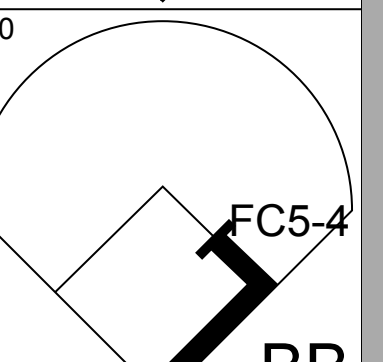
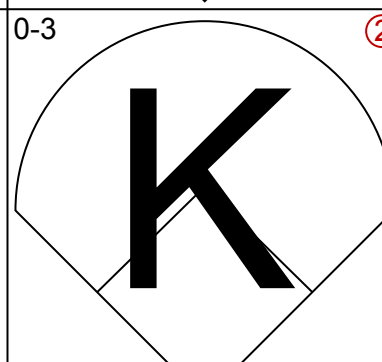
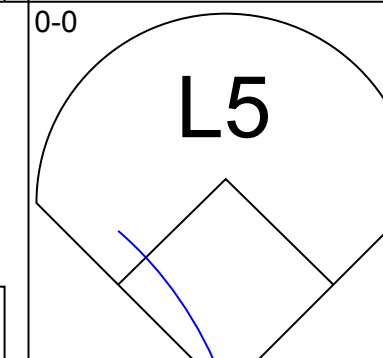
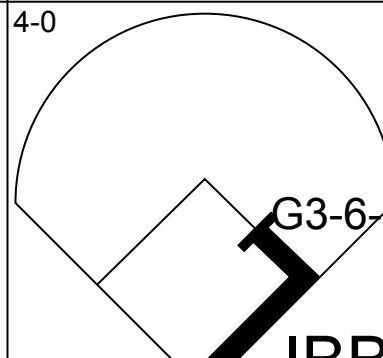
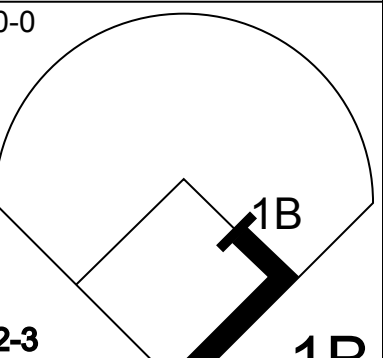
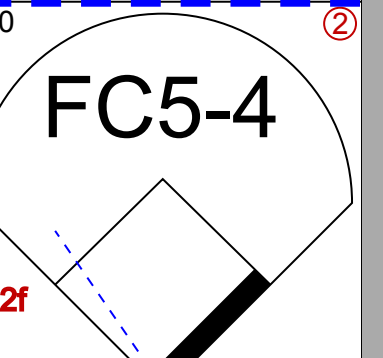
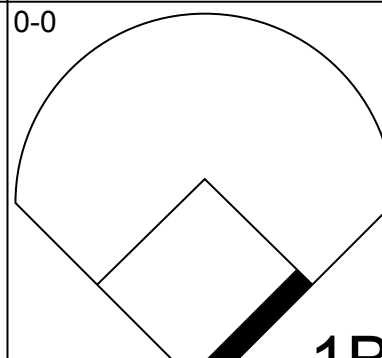
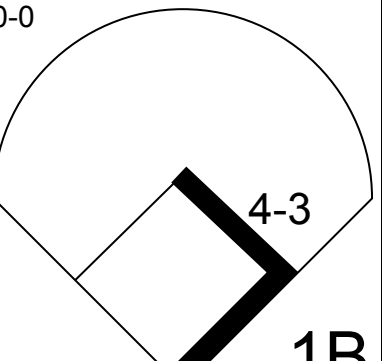
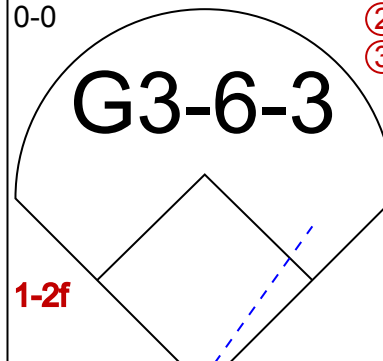
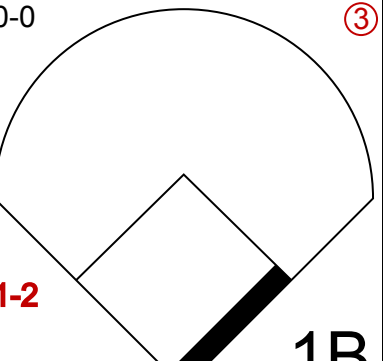
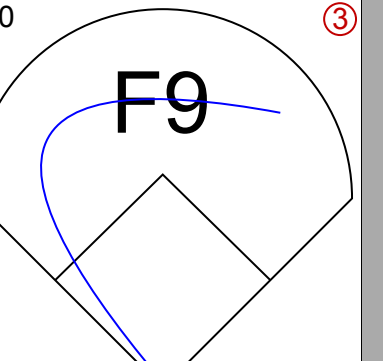
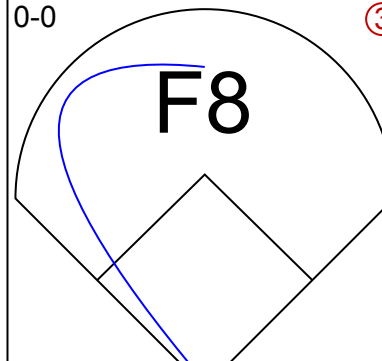
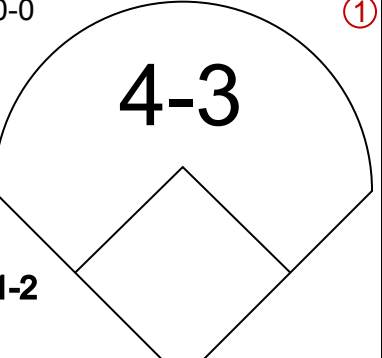
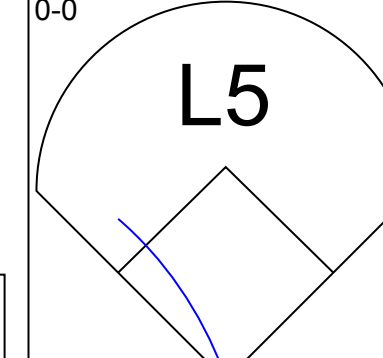
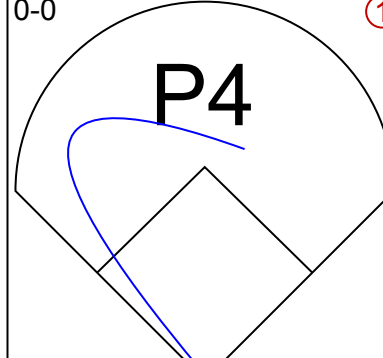
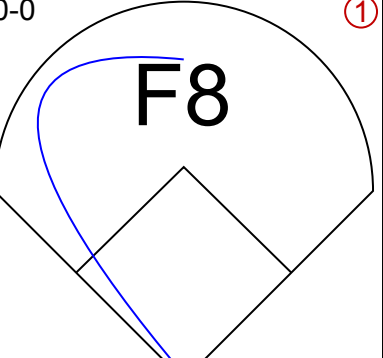
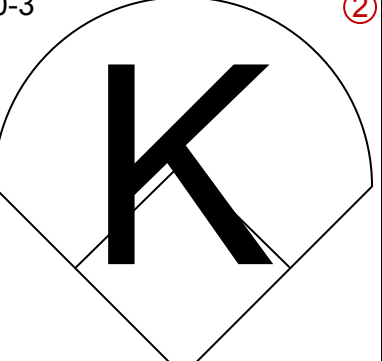
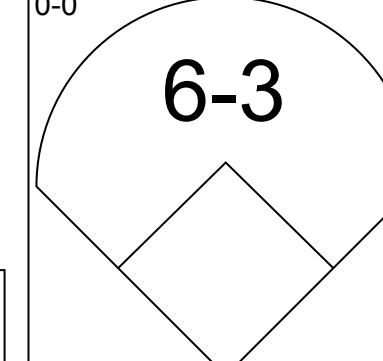
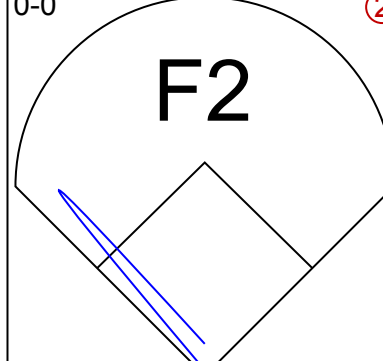
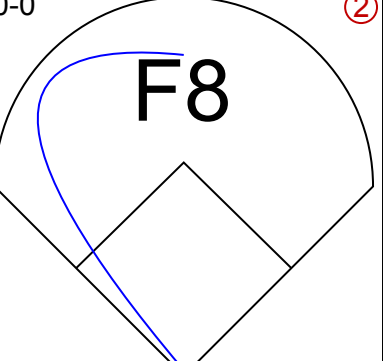
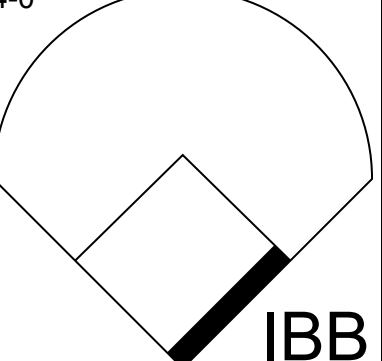
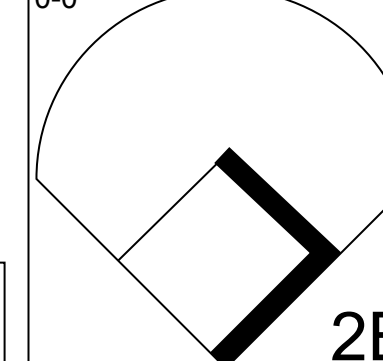
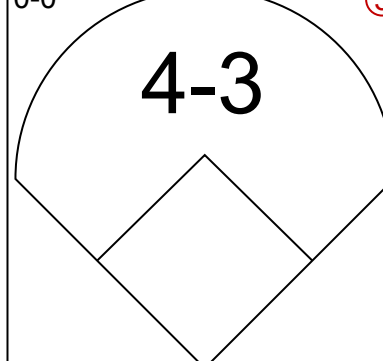
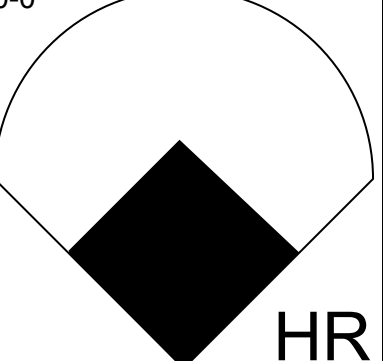
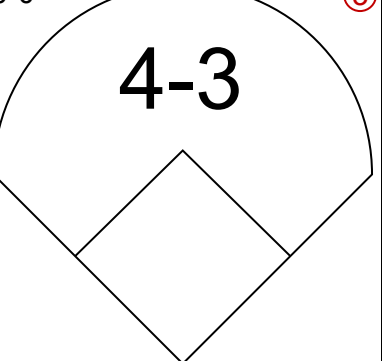
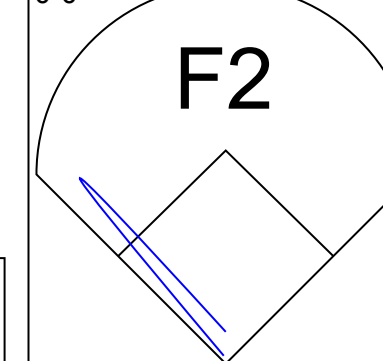
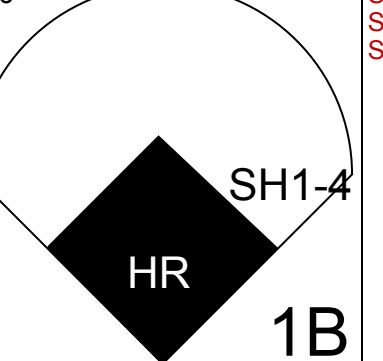
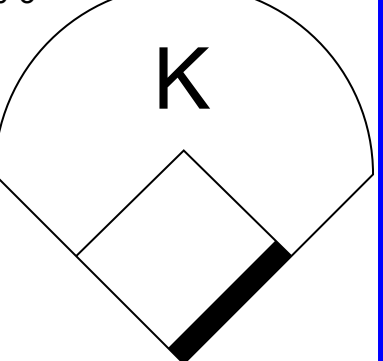



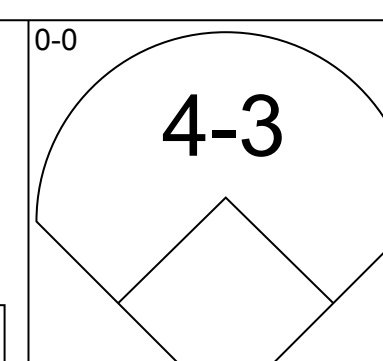
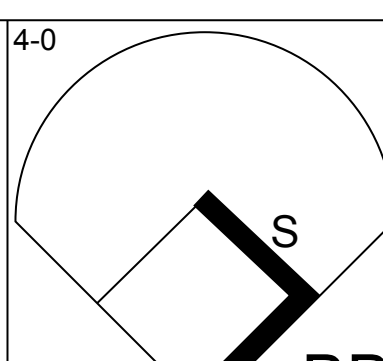
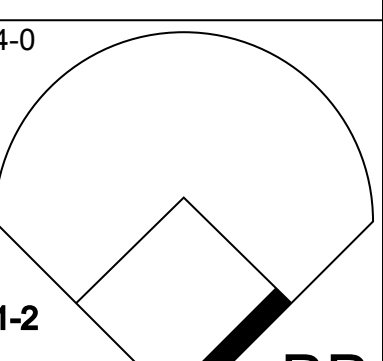
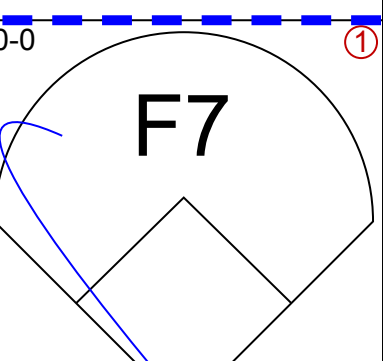
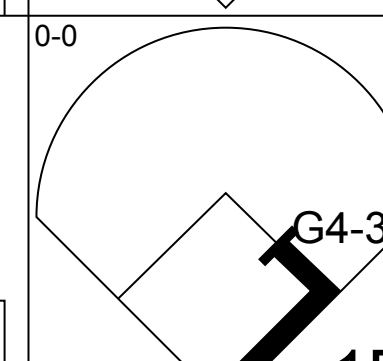
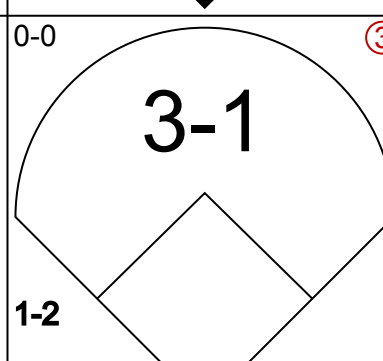
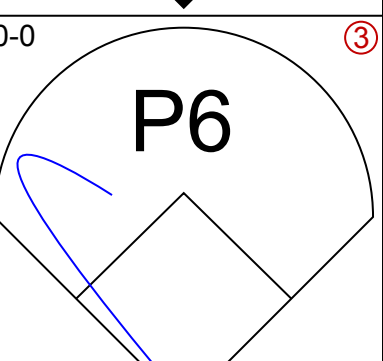
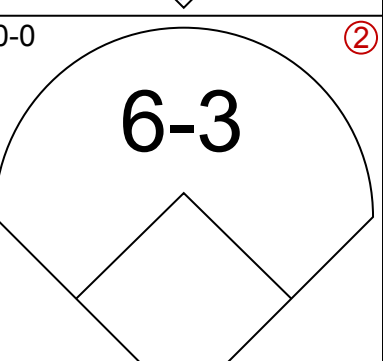
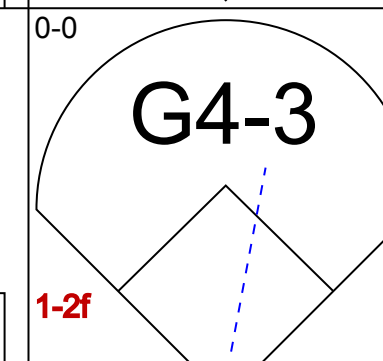
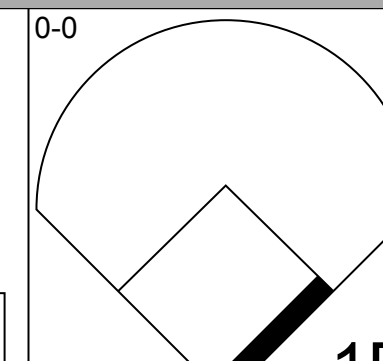
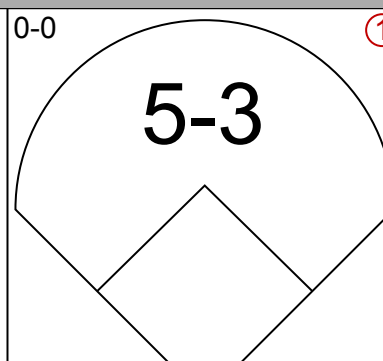
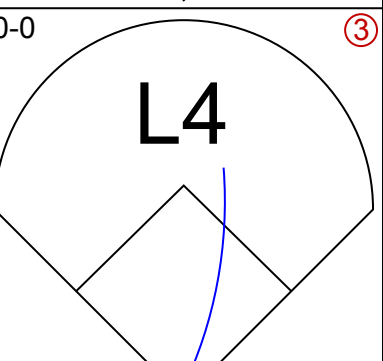
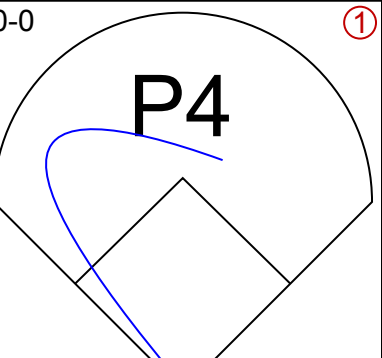
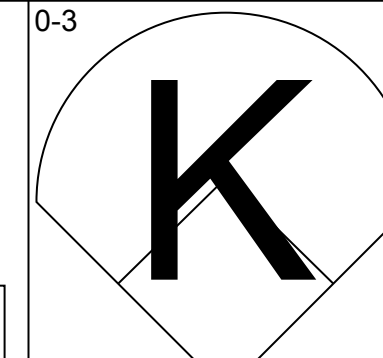
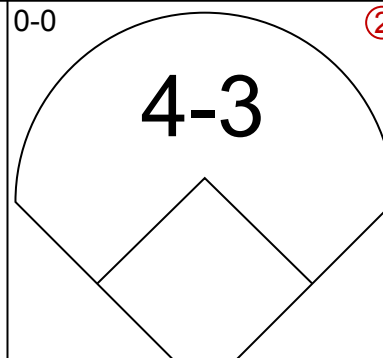

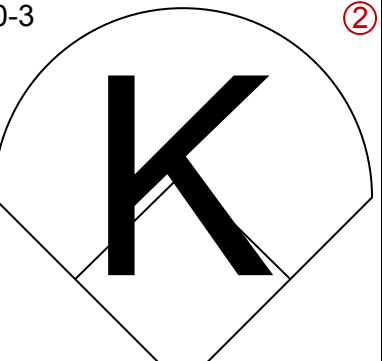
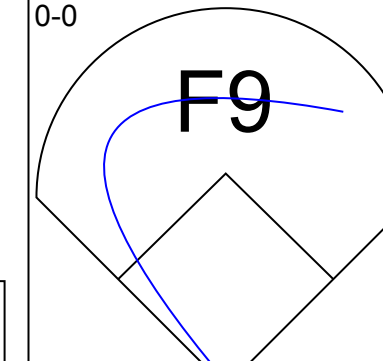
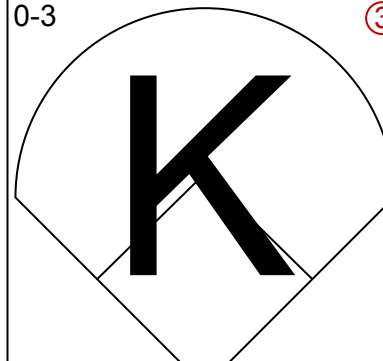

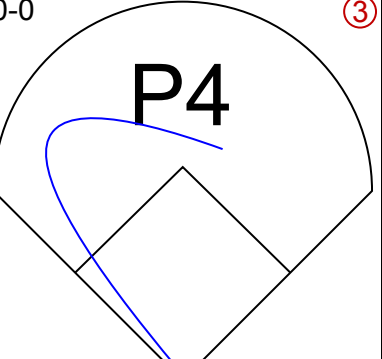
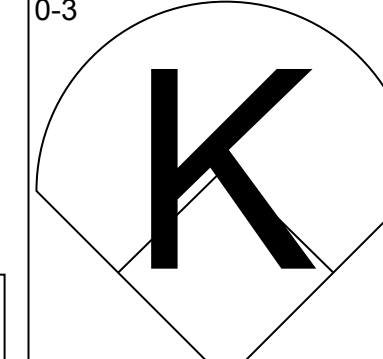


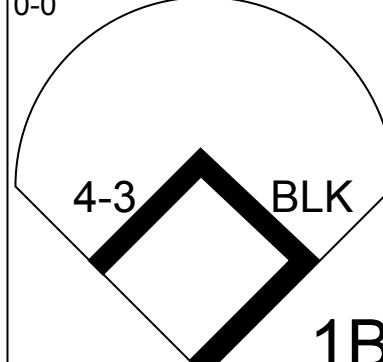
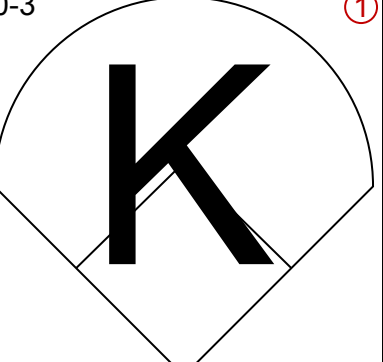
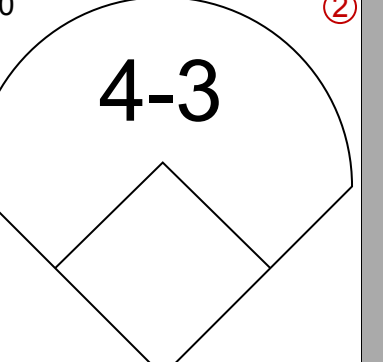

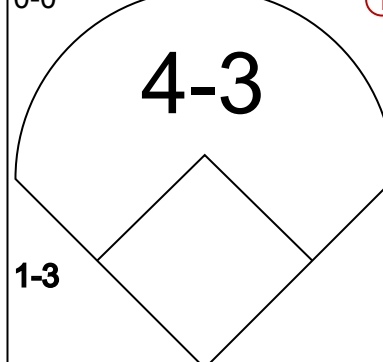
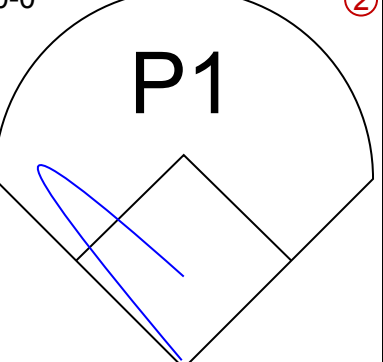
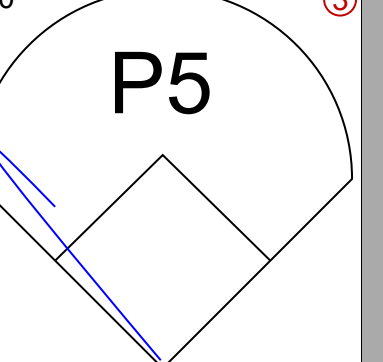
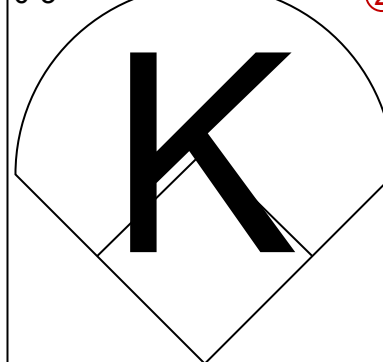
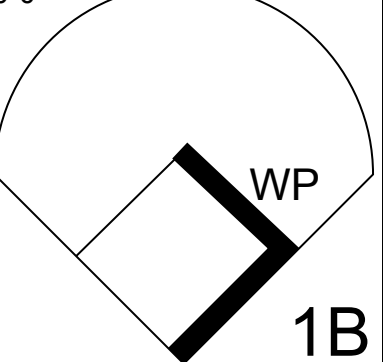
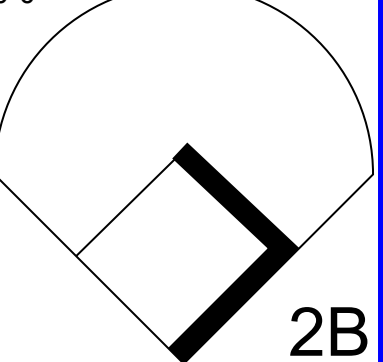
Batter	1	2	3	4	5	6	7	8	9	AB	R	H	RBI	BB	SO	LOB	BOTTOM							
Claudell Washington, L OBP: 0.337, SLG: 0.381	0-0 F8	0-3 K		1-0 HBP			0-3 K		0-3 K	4	0	0	0	0	3	0	Los Angeles Dodgers @ Atlanta Braves Atlanta-Fulton County Stadium, Atlanta, GA Sun Aug 01 1982, 3:33 AM EDT Att: 33,957 - Unknown							
Glenn Hubbard, R OBP: 0.346, SLG: 0.387	0-0 FC HR 1B		0-0 G3 2B	0-0 L6		0-0 F9		0-0 BB		4	1	2	0	1	0	1								
Terry Harper, R OBP: 0.394, SLG: 0.357	0-0 FC HR BB		0-0 G3		0-0 1B		0-0 6-3	0-0 F8		3	1	1	0	1	0	1								
Dale Murphy, R OBP: 0.384, SLG: 0.568	0-3 K		0-0 S BB	0-0 P3		0-0 1-3				3	0	0	0	1	1	3								
Bob Horner, R OBP: 0.373, SLG: 0.510	0-0 FC HR		0-3 K	0-0 P6		0-0 1B		0-0 1B		4	1	1	0	0	1	5								
Chris Chambliss, L OBP: 0.326, SLG: 0.417	0-0 HR		0-0 IBB	0-0 F2		0-0 P3				3	1	1	4	1	0	2								
Bruce Benedict, R OBP: 0.298, SLG: 0.292	0-0 5-3		0-3 K		0-0 F7		0-0 1B			4	0	1	0	0	1	3								
Rafael Ramirez, R OBP: 0.305, SLG: 0.355		0-0 F7		0-0 5-3		0-0 F2		0-0 G3		4	0	0	0	0	0	2								
Phil Niekro, R OBP: 0.218, SLG: 0.273		0-3 K		0-3 K		0-0 G3				2	0	0	0	0	2	0								
Carlos Diaz, R										1	0	0	0	0	0	0								
Gene Garber, R OBP: 0.100, SLG: 0.100										0	0	0	0	0	0	0								
Rufino Linares, R OBP: 0.355, SLG: 0.426										1	0	0	0	0	0	0								
Larry Whitenton, L OBP: 0.361, SLG: 0.446										1	0	0	0	0	0	1								
Inning Stats	R: 4 E: 0 K: 1 S: 8	H: 2 LOB: 0 BB: 1 P: 12	R: 0 E: 0 K: 2 S: 7	H: 0 LOB: 0 BB: 0 P: 7	R: 0 E: 0 K: 2 S: 8	H: 1 LOB: 3 BB: 2 P: 16	R: 0 E: 0 K: 1 S: 5	H: 0 LOB: 1 BB: 0 P: 6	R: 0 E: 0 K: 0 S: 4	H: 1 LOB: 1 BB: 0 P: 4	R: 0 E: 0 K: 0 S: 3	H: 0 LOB: 0 BB: 0 P: 3	R: 0 E: 0 K: 1 S: 5	H: 0 LOB: 2 BB: 0 P: 5	R: 0 E: 0 K: 0 S: 5	H: 2 LOB: 2 BB: 0 P: 5	R: 0 E: 0 K: 1 S: 5	H: 0 LOB: 1 BB: 1 P: 9	1B: 4 2B: 1 3B: 0 HR: 1	SF: 0 SAC: 0 DP: 0 HBP: 1	WP: 0 PB: 0 SB: 1 CS: 0	PA: 39		
PITCHER	IP WLS BF H R ER SO BB IBB HBP BLK WP HR S P ERA WHIP	IP WLS BF H R ER SO BB IBB HBP BLK WP HR S P ERA WHIP	IP WLS BF H R ER SO BB IBB HBP BLK WP HR S P ERA WHIP	IP WLS BF H R ER SO BB IBB HBP BLK WP HR S P ERA WHIP	IP WLS BF H R ER SO BB IBB HBP BLK WP HR S P ERA WHIP	IP WLS BF H R ER SO BB IBB HBP BLK WP HR S P ERA WHIP	IP WLS BF H R ER SO BB IBB HBP BLK WP HR S P ERA WHIP	IP WLS BF H R ER SO BB IBB HBP BLK WP HR S P ERA WHIP	IP WLS BF H R ER SO BB IBB HBP BLK WP HR S P ERA WHIP	IP WLS BF H R ER SO BB IBB HBP BLK WP HR S P ERA WHIP	IP WLS BF H R ER SO BB IBB HBP BLK WP HR S P ERA WHIP	IP WLS BF H R ER SO BB IBB HBP BLK WP HR S P ERA WHIP	IP WLS BF H R ER SO BB IBB HBP BLK WP HR S P ERA WHIP	IP WLS BF H R ER SO BB IBB HBP BLK WP HR S P ERA WHIP	IP WLS BF H R ER SO BB IBB HBP BLK WP HR S P ERA WHIP	IP WLS BF H R ER SO BB IBB HBP BLK WP HR S P ERA WHIP	IP WLS BF H R ER SO BB IBB HBP BLK WP HR S P ERA WHIP	IP WLS BF H R ER SO BB IBB HBP BLK WP HR S P ERA WHIP	IP WLS BF H R ER SO BB IBB HBP BLK WP HR S P ERA WHIP	IP WLS BF H R ER SO BB IBB HBP BLK WP HR S P ERA WHIP	IP WLS BF H R ER SO BB IBB HBP BLK WP HR S P ERA WHIP	IP WLS BF H R ER SO BB IBB HBP BLK WP HR S P ERA WHIP	IP WLS BF H R ER SO BB IBB HBP BLK WP HR S P ERA WHIP	IP WLS BF H R ER SO BB IBB HBP BLK WP HR S P ERA WHIP
Joe Beckwith, R ERA: 3.86	3.0	16	3	4	4	5	2	1	0	0	0	0	0	0	0	0	12.00	1.667						
Tom Niedenfuer, R ERA: 4.41	2.0	8	1	0	0	1	0	0	1	0	0	0	0	0	0	9	10	0.00	0.500					
Dave Stewart, R ERA: 4.15	4.0	W	15	2	0	0	2	1	0	0	0	0	0	0	0	18	22	0.00	0.750					



Batter	1	2	3	4	5	6	7	8	9	AB	R	H	RBI	BB	SO	LOB	TOP			
Steve Sax, R (1, 4) OBP: 0.332, SLG: 0.335										4	0	0	0	0	2	2	Los Angeles Dodgers @ Cincinnati Reds Riverfront Stadium, Cincinnati, OH Mon Aug 02 1982, 7:05 PM EDT Att: 16,104 - Unknown			
Ken Landreaux, L (1, 8) OBP: 0.374, SLG: 0.443										4	0	2	0	0	0	2				
Dusty Baker Jr., R (1, 7) OBP: 0.360, SLG: 0.503										3	0	1	0	1	0	1				
Pedro Guerrero, R (1, 9) OBP: 0.352, SLG: 0.527										4	0	0	0	0	3	3				
Ron Cey, R (1, 5) OBP: 0.335, SLG: 0.436										3	0	0	0	1	1	2				
Steve Garvey, R (1, 3) OBP: 0.276, SLG: 0.401										4	1	1	0	0	2	3				
Bill Russell, R (1, 6) OBP: 0.344, SLG: 0.300										4	0	1	0	0	0	1				
Mike Scioscia, L (1, 2) OBP: 0.300, SLG: 0.281										3	0	1	1	1	0	2				
Jerry Reuss, L (1, 1) OBP: 0.245, SLG: 0.235										1	0	0	0	0	1	0				
Rick Monday, L (7, PH) OBP: 0.383, SLG: 0.504										1	0	0	0	0	1	1				
Terry Forster, L (7, 1) Tom Niedenfuer, R (8, 1) Ron Roenicke, S (9, PH)										0	0	0	0	0	0	0				
										1	0	0	0	0	0	2				
Inning Stats	R: 0 E: 0 K: 1 S: 6	H: 1 LOB: 1 BB: 0 P: 6	R: 0 E: 0 K: 2 S: 7	H: 0 LOB: 0 BB: 0 P: 7	R: 0 E: 0 K: 2 S: 7	H: 0 LOB: 0 BB: 0 P: 7	R: 0 E: 0 K: 1 S: 6	H: 1 LOB: 2 BB: 1 P: 10	R: 0 E: 1 K: 0 S: 4	H: 0 LOB: 2 BB: 1 P: 8	R: 0 E: 0 K: 1 S: 5	H: 0 LOB: 0 BB: 0 P: 5	R: 1 E: 0 K: 1 S: 7	H: 2 LOB: 1 BB: 0 P: 7	R: 0 E: 0 K: 1 S: 5	H: 1 LOB: 2 BB: 1 P: 10	1B: 2 2B: 4 3B: 0 HR: 0	SF: 0 SAC: 1 DP: 1 HBP: 0	WP: 0 PB: 0 SB: 1 CS: 0	PA: 36
PITCHER	IP WLS BF H R ER SO BB IBB HBP BLK WP HR S P ERA WHIP																			
Mario Soto, R (1, 1) ERA: 2.5	9.0 W 36 6 1 1 10 3 0 0 0 0 0 53 65 1.00 1.000																			

Batter	1	2	3	4	5	6	7	8	9	AB	R	H	RBI	BB	SO	LOB	BOTTOM			
Tom Lawless, R (1, 4) OBP: 0.274, SLG: 0.239										5	1	1	0	0	0	4	Los Angeles Dodgers @ Cincinnati Reds Riverfront Stadium, Cincinnati, OH Mon Aug 02 1982, 7:05 PM EDT Att: 16,104 - Unknown			
Eddie Milner, L (1, 8) OBP: 0.340, SLG: 0.396										3	1	2	0	0	0	0				
Dave Concepcion, R (1, 6) OBP: 0.345, SLG: 0.376										4	1	1	0	0	0	3				
Johnny Bench, R (1, 5) Wayne Krenchicki, L (8, PR) (9, 5)										1	0	1	0	3	0	0				
Mike Vail, R (1, 7) Duane Walker, L (6, PR) (7, 7)										0	1	0	0	0	0	0				
Mike Vail, R (1, 7) Duane Walker, L (6, PR) (7, 7)										3	0	2	2	0	0	1				
Dan Driessen, L (1, 3) OBP: 0.390, SLG: 0.443										1	1	1	1	0	0	0				
Paul Householder, S (1, 9) OBP: 0.279, SLG: 0.370										4	0	1	0	0	0	2				
Dave Vangorder, R (1, 2) OBP: 0.260, SLG: 0.262										3	0	0	0	1	0	2				
Mario Soto, R (1, 1) OBP: 0.233, SLG: 0.232										3	0	0	1	1	1	1				
Inning Stats	R: 0 E: 0 K: 0 S: 3	H: 1 LOB: 0 BB: 0 P: 3	R: 0 E: 0 K: 0 S: 3	H: 1 LOB: 0 BB: 0 P: 3	R: 0 E: 0 K: 0 S: 3	H: 0 LOB: 0 BB: 0 P: 3	R: 1 E: 0 K: 0 S: 5	H: 2 LOB: 2 BB: 1 P: 9	R: 0 E: 0 K: 0 S: 3	H: 0 LOB: 1 BB: 1 P: 7	R: 1 E: 0 K: 1 S: 7	H: 2 LOB: 1 BB: 1 P: 11	R: 0 E: 0 K: 1 S: 5	H: 0 LOB: 0 BB: 0 P: 5	R: 3 E: 1 K: 1 S: 9	H: 3 LOB: 3 BB: 2 P: 17	1B: 7 2B: 2 3B: 0 HR: 0	SF: 0 SAC: 1 DP: 2 HBP: 0	WP: 1 PB: 0 SB: 0 CS: 0	PA: 37
PITCHER	IP WLS BF H R ER SO BB IBB HBP BLK WP HR S P ERA WHIP																			
Jerry Reuss, L (1, 1) ERA: 3.36	6.0 L 25 6 2 2 1 2 1 0 0 0 0 24 36 3.00 1.333																			
Terry Forster, L (7, 1) ERA: 3.6	1.2 11 3 3 1 2 1 1 0 0 0 0 13 21 5.40 2.400																			
Tom Niedenfuer, R (8, 1) ERA: 4.36	0.1 1 0 0 0 0 0 0 0 0 0 0 1 1 0.00 0.000																			

Batter	1	2	3	4	5	6	7	8	9	AB	R	H	RBI	BB	SO	LOB	TOP					
Steve Sax, R OBP: 0.333, SLG: 0.339 (1, 4)										4	1	2	0	0	1	1	Los Angeles Dodgers @ Cincinnati Reds Riverfront Stadium, Cincinnati, OH Tue Aug 03 1982, 7:05 PM EDT Att: 18,319 - Unknown livebaseballscorecards.com					
Ken Landreaux, L OBP: 0.374, SLG: 0.451 (1, 8)										4	1	1	2	1	0	1						
Dusty Baker Jr., R OBP: 0.361, SLG: 0.499 (1, 7)										3	0	0	0	2	1	3						
Pedro Guerrero, R OBP: 0.355, SLG: 0.527 (1, 9)										4	0	2	0	1	0	2						
Ron Cey, R OBP: 0.336, SLG: 0.436 (1, 5)										5	0	2	1	0	0	5						
Steve Garvey, R OBP: 0.276, SLG: 0.397 (1, 3)										4	0	0	0	0	0	1						
Bill Russell, R OBP: 0.340, SLG: 0.296 (1, 6)										4	0	0	0	0	1	1						
Mike Scioscia, L OBP: 0.306, SLG: 0.302 (1, 2)										3	1	2	1	1	0	0						
Bob Welch, R OBP: 0.175, SLG: 0.167 Steve Howe, L (8, 1)										4	1	1	0	0	1	3						
Inning Stats	R: 0 E: 0 K: 1 S: 5	H: 0 LOB: 1 BB: 1 P: 9	R: 0 E: 0 K: 1 S: 6	H: 1 LOB: 2 BB: 1 P: 10	R: 0 E: 0 K: 0 S: 3	H: 1 LOB: 2 BB: 2 P: 11	R: 0 E: 0 K: 0 S: 4	H: 1 LOB: 1 BB: 0 P: 4	R: 1 E: 0 K: 0 S: 5	H: 3 LOB: 1 BB: 0 P: 5	R: 0 E: 0 K: 0 S: 3	H: 0 LOB: 0 BB: 0 P: 3	R: 2 E: 0 K: 0 S: 5	H: 2 LOB: 1 BB: 1 P: 9	R: 1 E: 0 K: 1 S: 7	H: 1 LOB: 1 BB: 0 P: 7		R: 0 E: 0 K: 1 S: 6	H: 1 LOB: 1 BB: 0 P: 6	1B: 6 2B: 2 3B: 0 HR: 2	SF: 0 SAC: 1 DP: 1 HBP: 0	WP: 1 PB: 0 SB: 0 CS: 0
PITCHER	IP WLS BF H R ER SO BB IBB HBP BLK WP HR S P ERA WHIP																					
Frank Pastore, R ERA: 3.96 (1, 1)	6.1 L 30 8 3 3 2 3 2 0 0 0 0 1 29 49 4.26 1.737																					
Brad Lesley, R ERA: 3.35 (7, 1)	1.2 7 1 1 1 1 0 0 0 0 1 1 9 9 5.40 0.600																					
Greg Harris, R ERA: 4.5 (9, 1)	1.0 4 1 0 0 1 0 0 0 0 0 0 6 6 0.00 1.000																					

Batter	1	2	3	4	5	6	7	8	9	AB	R	H	RBI	BB	SO	LOB	BOTTOM					
Eddie Milner, L OBP: 0.342, SLG: 0.393 (1, 8)										2	0	0	0	2	0	1	Los Angeles Dodgers @ Cincinnati Reds Riverfront Stadium, Cincinnati, OH Tue Aug 03 1982, 7:05 PM EDT Att: 18,319 - Unknown livebaseballscorecards.com					
Duane Walker, L OBP: 0.330, SLG: 0.385 Mike Vail, R OBP: 0.289, SLG: 0.435 (8, PH) (9, 7)										3	0	1	0	0	0	4						
Dave Concepcion, R OBP: 0.344, SLG: 0.375 (1, 6)										4	0	1	0	0	0	2						
Dan Driessen, L OBP: 0.387, SLG: 0.438 (1, 3)										4	0	0	0	0	1	1						
Johnny Bench, R OBP: 0.321, SLG: 0.377 (1, 5)										4	0	1	0	0	2	1						
Paul Householder, S OBP: 0.275, SLG: 0.364 (1, 9)										4	0	0	0	0	2	2						
Ron Oester, S OBP: 0.291, SLG: 0.317 (1, 4)										4	0	1	0	0	1	1						
Alex Trevino, R OBP: 0.314, SLG: 0.304 (1, 2)										3	0	0	0	0	0	1						
Frank Pastore, R OBP: 0.194, SLG: 0.200 Brad Lesley, R (7, 1) Larry Blittner, L OBP: 0.360, SLG: 0.418 Greg Harris, S OBP: 0.167, SLG: 0.167 (9, 1)										2	0	1	0	0	1	1						
Inning Stats	R: 0 E: 0 K: 0 S: 3	H: 1 LOB: 0 BB: 0 P: 3	R: 0 E: 0 K: 1 S: 5	H: 0 LOB: 0 BB: 0 P: 5	R: 0 E: 0 K: 1 S: 6	H: 1 LOB: 2 BB: 1 P: 10	R: 0 E: 0 K: 2 S: 8	H: 1 LOB: 1 BB: 0 P: 8	R: 0 E: 0 K: 1 S: 6	H: 1 LOB: 2 BB: 1 P: 10	R: 0 E: 0 K: 1 S: 5	H: 0 LOB: 0 BB: 0 P: 5	R: 0 E: 0 K: 1 S: 5	H: 0 LOB: 0 BB: 0 P: 5	R: 0 E: 0 K: 0 S: 4	H: 1 LOB: 1 BB: 0 P: 4	R: 0 E: 0 K: 0 S: 4	H: 1 LOB: 1 BB: 0 P: 4	1B: 5 2B: 1 3B: 0 HR: 0	SF: 0 SAC: 0 DP: 1 HBP: 0	WP: 1 PB: 0 SB: 1 CS: 0	PA: 34
PITCHER	IP WLS BF H R ER SO BB IBB HBP BLK WP HR S P ERA WHIP																					
Bob Welch, R ERA: 3.12 Steve Howe, L ERA: 2.05 (8, 1)	7.0 W 27 5 0 0 7 2 0 0 0 0 0 0 39 47 0.00 1.000																					
	2.0 7 1 0 0 0 0 0 0 0 0 0 7 7 0.00 0.500																					

Batter	1	2	3	4	5	6	7	8	9	AB	R	H	RBI	BB	SO	LOB	TOP					
Steve Sax, R (1, 4) OBP: 0.334, SLG: 0.342	F8		G3 WP 2B 1B	L5 2B		4-3		F8		5	1	2	2	0	0	0						
Ken Landreaux, L (1, 8) OBP: 0.388, SLG: 0.443	K		G3	L5		F7			K	5	0	0	0	0	2	2						
Rick Monday, L (1, 7) OBP: 0.394, SLG: 0.529																						
Ron Roenicke, S (6, PH) OBP: 0.344, SLG: 0.313	WP 2B					E8			5-3	3	1	3	1	0	0	0						
Pedro Guerrero, R (1, 9) OBP: 0.356, SLG: 0.524	4-3		K			F7				4	1	1	0	1	1	3						
Ron Cey, R (1, 5) OBP: 0.334, SLG: 0.431		F8				F9			L6	4	0	0	0	1	0	3						
Steve Garvey, R (1, 3) OBP: 0.276, SLG: 0.405																						
Mike Scioscia, L (1, 2) OBP: 0.305, SLG: 0.301																						
Mark Belanger, R (1, 6) OBP: 0.341, SLG: 0.278	4-3								K	3	1	1	1	1	1	1						
Ricky Wright, L (1, 1) OBP: 0.250, SLG: 0.500																						
Joe Beckwith, L (7, 1)																						
Terry Forster, L (9, 1)																						
Inning Stats	R: 0 E: 0 K: 1 S: 6	H: 1 LOB: 1 BB: 0 P: 6	R: 0 E: 0 K: 0 S: 4	H: 1 LOB: 1 BB: 0 P: 4	R: 1 E: 0 K: 1 S: 7	H: 2 LOB: 1 BB: 0 P: 7	R: 4 E: 0 K: 0 S: 6	H: 4 LOB: 0 BB: 1 P: 10	R: 3 E: 0 K: 0 S: 5	H: 2 LOB: 1 BB: 2 P: 13	R: 0 E: 1 K: 0 S: 4	H: 1 LOB: 1 BB: 0 P: 4	R: 0 E: 0 K: 0 S: 3	H: 0 LOB: 0 BB: 0 P: 3	R: 0 E: 0 K: 1 S: 5	H: 0 LOB: 0 BB: 0 P: 5	R: 0 E: 0 K: 1 S: 6	H: 1 LOB: 1 BB: 0 P: 6	1B: 7 2B: 5 3B: 0 HR: 1	SF: 0 SAC: 0 DP: 1 HBP: 0	WP: 3 PB: 0 SB: 0 CS: 0	PA: 41
PITCHER	IP WLS BF H R ER SO BB IBB HBP BLK WP HR S P ERA WHIP																					
Bruce Berenyi, R (1, 1) ERA: 3.8	4.0 L 22 9 7 7 2 2 0 0 0 0 3 0 24 32 15.75 2.750																					
Greg Harris, R (5, 1) ERA: 4.58	1.0 5 1 1 1 0 1 0 0 0 0 0 1 4 8 9.00 2.000																					
Charlie Leibrandt, L (6, 1) ERA: 4.94	4.0 14 2 0 0 2 0 0 0 0 0 0 0 18 18 0.00 0.500																					

Los Angeles Dodgers @ Cincinnati Reds
Riverfront Stadium, Cincinnati, OH
Wed Aug 04 1982, 3:33 AM EDT
Att: 21,488 - Unknown

AB	38
R	8
H	12
RBI	8
BB	3
SO	4
LOB	12



Batter	1	2	3	4	5	6	7	8	9	AB	R	H	RBI	BB	SO	LOB	BOTTOM			
Tom Lawless, R (1, 4) OBP: 0.273, SLG: 0.239			K			K		P4		4	0	1	0	0	2	2				
Eddie Milner, L (1, 8) OBP: 0.338, SLG: 0.389									K	4	0	0	0	0	2	2				
Dave Concepcion, R (1, 6) OBP: 0.345, SLG: 0.384										4	1	2	2	0	0	0				
Mike Vail, R (1, 7) OBP: 0.288, SLG: 0.425																				
Dan Driessen, L (1, 3) OBP: 0.388, SLG: 0.435																				
Paul Householder, S (1, 9) OBP: 0.274, SLG: 0.266																				
Ron Oester, S (1, 5) OBP: 0.273, SLG: 0.315																				
Charlie Leibrandt, R (6, 1) OBP: 0.136, SLG: 0.095																				
Duane Walker, L (9, PH) OBP: 0.336, SLG: 0.385																				
Dave Vangorder, R (1, 2) OBP: 0.254, SLG: 0.254																				
Larry Blittner, L (9, PH) OBP: 0.358, SLG: 0.415																				
Bruce Berenyi, R (1, 1) OBP: 0.273, SLG: 0.326																				
Greg Harris, S (5, 1) OBP: 0.167, SLG: 0.167																				
Rafael Landestoy, S (6, 5) OBP: 0.259, SLG: 0.250																				
Johnny Bench, R (9, PH) OBP: 0.320, SLG: 0.376																				
Inning Stats	R: 0 E: 0 K: 1 S: 5	H: 1 LOB: 0 BB: 0 P: 5	R: 0 E: 0 K: 0 S: 3	H: 0 LOB: 0 BB: 0 P: 3	R: 0 E: 0 K: 2 S: 7	H: 0 LOB: 1 BB: 1 P: 11	R: 0 E: 0 K: 0 S: 3	H: 0 LOB: 0 BB: 0 P: 3	R: 0 E: 0 K: 1 S: 6	H: 1 LOB: 1 BB: 2 P: 14	R: 0 E: 0 K: 1 S: 6	H: 1 LOB: 1 BB: 0 P: 6	R: 0 E: 0 K: 1 S: 6	H: 1 LOB: 1 BB: 0 P: 6	R: 0 E: 0 K: 0 S: 3	H: 0 LOB: 2 BB: 2 P: 11	1B: 2 2B: 1 3B: 0 HR: 1	SF: 0 SAC: 1 DP: 0 HBP: 0	WP: 0 PB: 0 SB: 0 CS: 1	PA: 36
PITCHER	IP WLS BF H R ER SO BB IBB HBP BLK WP HR S P ERA WHIP																			
Ricky Wright, L (1, 1) ERA: 4.5	6.0 W 23 2 2 2 4 4 0 0 0 0 0 1 27 43 3.00 1.000																			
Joe Beckwith, R (7, 1) ERA: 3.09	2.1 11 2 0 0 2 2 0 0 0 0 0 0 13 21 0.00 1.714																			
Terry Forster, L (9, 1) ERA: 3.56	0.2 2 0 0 0 0 0 0 0 0 0 0 0 2 2 0.00 0.000																			

Los Angeles Dodgers @ Cincinnati Reds
Riverfront Stadium, Cincinnati, OH
Wed Aug 04 1982, 3:33 AM EDT
Att: 21,488 - Unknown

AB	29
R	2
H	4
RBI	2
BB	6
SO	6
LOB	17



Batter	1	2	3	4	5	6	7	8	9	10	AB	R	H	RBI	BB	SO	LOB	TOP										
Claude Washington, L OBP: 0.336, SLG: 0.384 (1, 9)	0-3 K		0-0 F7		0-0 HR			0-0 4-3			4	1	1	2	0	1	0	Atlanta Braves @ Los Angeles Dodgers Dodger Stadium, Los Angeles, CA Thu Aug 05 1982, 7:05 PM PDT Att: 49,607 - Unknown										
Jerry Royster, R OBP: 0.341, SLG: 0.357 (1, 4)	0-0 S 1B		0-0 F9		0-0 L3			0-0 F9			4	0	1	0	0	0	0											
Dale Murphy, R OBP: 0.375, SLG: 0.550 (1, 8)	0-0 4-3		0-0 6-3		0-3 K			0-0 F9			4	0	0	0	0	1	1											
Bob Horner, R OBP: 0.373, SLG: 0.530 (1, 5)	0-0 1-3			0-3 K		0-0 CS 1B			0-0 6-3		4	0	1	0	0	1	1											
Bob Watson, R OBP: 0.290, SLG: 0.442 Gene Garber, R OBP: 0.100, SLG: 0.100 (9, 1)		0-0 4-3 2B		0-0 F7		0-0 F8			0-0 F9		4	0	1	0	0	0	1											
Rufino Linares, R OBP: 0.352, SLG: 0.421 (1, 7)		0-0 4-3		0-0 2-3 1B		0-0 F7			0-0 F7		4	0	1	0	0	0	2											
Bruce Benedict, R OBP: 0.291, SLG: 0.284 (1, 2)		0-0 P4		0-0 F7		0-0 CS 1-2		0-0 5-3			4	0	0	0	0	0	2											
Rafael Ramirez, R OBP: 0.305, SLG: 0.352 (1, 6)		4-0 IBB		0-0 F7				0-0 P4			3	0	0	0	1	0	0											
Pascual Perez, R Chris Chambliss, L OBP: 0.333, SLG: 0.421 (9, 3)	0-3 K		0-0 HR BB		4-0 HR BB			0-0 1-3		0-3 K	2	1	0	0	1	1	2											
Inning Stats	R: 0 E: 0 K: 1 S: 6	H: 1 LOB: 1 BB: 0 P: 6	R: 0 E: 0 K: 1 S: 6	H: 1 LOB: 2 BB: 1 P: 10	R: 0 E: 0 K: 1 S: 3	H: 0 LOB: 0 BB: 0 P: 3	R: 0 E: 0 K: 1 S: 6	H: 1 LOB: 0 BB: 0 P: 6	R: 2 E: 0 K: 1 S: 6	H: 1 LOB: 0 BB: 1 P: 10	R: 0 E: 0 K: 0 S: 3	H: 0 LOB: 0 BB: 0 P: 3	R: 0 E: 0 K: 0 S: 3	H: 0 LOB: 0 BB: 0 P: 3	R: 0 E: 0 K: 1 S: 5	H: 0 LOB: 0 BB: 0 P: 5	1B: 3 2B: 1 3B: 0 HR: 1		SF: 0 SAC: 0 DP: 0 HBP: 0	WP: 0 PA: 37								
PITCHER	IP	WLS	BF	H	R	ER	SO	BB	IBB	HBP	BLK	WP	HR	S	P	ERA	WHIP											
Fernando Valenzuela, L ERA: 2.91 (1, 1)	5.0		22	5	2	2	4	1	0	0	0	0	0	1	28	36	3.60	1.200										
Tom Niedenfuer, R ERA: 4.0 (6, 1)	3.0		8	0	0	0	0	0	0	0	0	0	0	8	8	0.00	0.000											
Steve Howe, L ERA: 2.02 (9, 1)	1.0		3	0	0	0	0	0	0	0	0	0	0	3	3	0.00	0.000											
Terry Forster, L ERA: 3.49 (10, 1)	1.0	W	3	0	0	0	1	0	0	0	0	0	0	5	5	0.00	0.000											

Batter	1	2	3	4	5	6	7	8	9	10	AB	R	H	RBI	BB	SO	LOB	BOTTOM									
Steve Sax, R OBP: 0.335, SLG: 0.342 (1, 4)	0-0 6-3		0-0 F3			0-0 E S SF8 1B		0-0 5-3		0-0 SH1 SF8 1B	5	2	2	0	0	0	0	Atlanta Braves @ Los Angeles Dodgers Dodger Stadium, Los Angeles, CA Thu Aug 05 1982, 7:05 PM PDT Att: 49,607 - Unknown									
Ken Landreaux, L OBP: 0.367, SLG: 0.440 (1, 8)	0-0 F9			0-0 G3		0-0 L6		0-0 S 1B		0-0 SH1	4	0	1	0	0	0	1										
Dusty Baker Jr., R OBP: 0.361, SLG: 0.497 (1, 7)	0-0 BLK 1B			0-0 3-1		0-0 SF8		0-3 K		4-0 IBB IBB	3	0	1	1	1	1	1										
Pedro Guerrero, R OBP: 0.356, SLG: 0.521 (1, 9)	0-3 K			0-0 F8		0-0 3H F8			0-0 SH1-4 E 1B	4-0 IBB	4	1	1	0	1	1	1										
Ron Cey, R OBP: 0.333, SLG: 0.430 (1, 5)		0-0 6-3			0-0 FC5-4 1B			0-3 K		0-0 SH1-4 1-2	3	0	1	1	0	1	0										
Steve Garvey, R OBP: 0.276, SLG: 0.401 (1, 3)		0-0 F7			0-0 FC5-4 1B 1-2			0-0 1-3		0-0 F3	4	0	0	0	0	0	2										
Bill Russell, R OBP: 0.342, SLG: 0.299 Rick Monday, L OBP: 0.302, SLG: 0.525 Mark Belanger, R OBP: 0.341, SLG: 0.278 (1, 6)		0-0 F7			0-0 1-2 1B			0-0 1B		0-0 E9 1B	3	0	2	0	0	0	0										
Mike Scioscia, L OBP: 0.304, SLG: 0.300 (1, 2)			0-0 G3		0-0 F8			0-0 F8		0-0 DI 1B	4	0	1	0	0	0	3										
Fernando Valenzuela, L OBP: 0.314, SLG: 0.502 Tom Niedenfuer, R OBP: 0.280, SLG: 0.330 Steve Howe, L OBP: 0.305, SLG: 0.339 Terry Forster, L (1, 1)	0-3 K		0-3 K		0-0 4-3			0-0 F8		0-0 F7	2	0	0	0	0	1	2										
Inning Stats	R: 0 E: 0 K: 1 S: 6	H: 1 LOB: 1 BB: 0 P: 6	R: 0 E: 0 K: 0 S: 3	H: 0 LOB: 0 BB: 0 P: 3	R: 0 E: 0 K: 1 S: 5	H: 0 LOB: 0 BB: 0 P: 5	R: 0 E: 0 K: 0 S: 3	H: 0 LOB: 0 BB: 0 P: 3	R: 0 E: 0 K: 1 S: 6	H: 1 LOB: 1 BB: 0 P: 6	R: 0 E: 0 K: 1 S: 6	H: 1 LOB: 1 BB: 0 P: 6	R: 1 E: 1 K: 0 S: 6	H: 2 LOB: 2 BB: 0 P: 6	R: 1 E: 1 K: 0 S: 3	H: 1 LOB: 2 BB: 2 P: 11	1B: 9 2B: 0 3B: 0 HR: 0		SF: 2 SAC: 2 DP: 0 HBP: 0	WP: 0 PA: 41							
PITCHER	IP	WLS	BF	H	R	ER	SO	BB	IBB	HBP	BLK	WP	HR	S	P	ERA	WHIP										
Pascual Perez, R ERA: 2.04 (1, 1)	8.0		30	6	1	0	4	0	0	0	1	0	0	38	38	0.00	0.750										
Gene Garber, R ERA: 2.7 (9, 1)	1.2	L	11	3	2	1	0	0	2	0	0	0	0	9	17	5.40	1.800										

AB	34
R	2
H	5
RBI	2
BB	2
SO	5
LOB	9

AB	35
R	3
H	9
RBI	2
BB	2
SO	4
LOB	12



Batter	1	2	3	4	5	6	7	8	9	10	AB	R	H	RBI	BB	SO	LOB	TOP		
Claudell Washington, L OBP: 0.336, SLG: 0.393	E3 SH1-3		F8			P6		2B 1B		HR	5	2	2	1	0	0	1	Atlanta Braves @ Los Angeles Dodgers Dodger Stadium, Los Angeles, CA Fri Aug 06 1982, 7:05 PM PDT Att: 51,423 - Unknown		
Glenn Hubbard, R OBP: 0.344, SLG: 0.384	SH1-3		K			F3		1B 2B		E6 SH2-4	4	1	1	1	0	1				
Terry Harper, R OBP: 0.367, SLG: 0.293 Steve Bedrosian, R (8, 1)			FC6-4			6-3		1B		SH2-4	3	0	1	1	1	0	1			
Bob Horner, R OBP: 0.371, SLG: 0.525 Jerry Royster, R OBP: 0.341, SLG: 0.357	K				6-3			F8 1B		F7	5	0	1	0	0	1	4			
Dale Murphy, R OBP: 0.372, SLG: 0.545		4-3			P3			F8		F9	4	0	0	0	0	0	2			
Chris Chambliss, L OBP: 0.330, SLG: 0.416		K			G3			F8			4	0	0	0	0	1				
Bruce Benedict, R OBP: 0.287, SLG: 0.280		E4				L5		L1-4		6-3	4	0	0	0	0	1				
Rafael Ramirez, R OBP: 0.302, SLG: 0.348		6-3				3-1		L6		6-3	4	0	0	0	0	1				
Phil Niekro, R OBP: 0.228, SLG: 0.281 Larry Whisenton, L OBP: 0.369, SLG: 0.476 Rufino Linares, R OBP: 0.350, SLG: 0.418					6-3			HR		6-3	2	0	1	0	0	0	0			
											1	1	1	1	0	0	0			
											1	0	0	0	0	0	0			
Inning Stats	R: 0 E: 1 K: 1 S: 5	H: 0 LOB: 1 BB: 1 P: 9	R: 0 E: 1 K: 1 S: 6	H: 0 LOB: 1 BB: 0 P: 6	R: 0 E: 0 K: 1 S: 6	H: 1 LOB: 1 BB: 0 P: 6	R: 0 E: 0 K: 0 S: 3	H: 0 LOB: 0 BB: 0 P: 3	R: 0 E: 0 K: 0 S: 3	H: 1 LOB: 1 BB: 0 P: 4	R: 3 E: 0 K: 0 S: 7	H: 4 LOB: 1 BB: 0 P: 7	R: 0 E: 0 K: 0 S: 3	H: 0 LOB: 0 BB: 0 P: 3	R: 1 E: 1 K: 0 S: 5	H: 1 LOB: 1 BB: 0 P: 5	1B: 4 2B: 1 3B: 0 HR: 2	SF: 0 SAC: 2 DP: 0 HBP: 0	WP: 0 PB: 0 SB: 0 CS: 1	PA: 40
PITCHER	IP 7.1	WLS 27	H 3	R 1	ER 1	SO 3	BB 1	IBB 0	HBP 0	BLK 0	WP 0	HR 1	S 32	P 36	ERA 1.23	WHIP 0.545				
Dave Stewart, R ERA: 3.94 Steve Howe, L ERA: 2.31	(1, 1)	2.2	W	13	4	3	3	0	0	0	0	1	13	13	10.12	1.500				

AB 37
R 4
H 7
RBI 4
BB 1
SO 3
LOB 12



Batter	1	2	3	4	5	6	7	8	9	10	AB	R	H	RBI	BB	SO	LOB	BOTTOM		
Steve Sax, R OBP: 0.337, SLG: 0.344	5-3									E6	6	0	3	1	0	1	2	Atlanta Braves @ Los Angeles Dodgers Dodger Stadium, Los Angeles, CA Fri Aug 06 1982, 7:05 PM PDT Att: 51,423 - Unknown		
Ken Landreaux, L OBP: 0.370, SLG: 0.437	F9		F8								2	0	0	0	3	0	1			
Dusty Baker Jr., R OBP: 0.362, SLG: 0.495			5-3								4	0	1	0	1	1	3			
Pedro Guerrero, R OBP: 0.358, SLG: 0.520 Steve Howe, L OBP: 0.287, SLG: 0.326	F9					6-3 1B				F9	3	1	1	0	1	0	2			
Jorge Orta, L OBP: 0.287, SLG: 0.326						1B					0	0	0	0	0	0	0			
Ron Cey, R OBP: 0.330, SLG: 0.425		K				6-3 1B				E3 1B	5	1	0	0	0	3	3			
Steve Garvey, R OBP: 0.275, SLG: 0.399		K2-3				K				6-3	5	0	1	0	0	2	2			
Bill Russell, R OBP: 0.346, SLG: 0.307		4-3									5	2	3	2	0	0	1			
Mike Scioscia, L OBP: 0.309, SLG: 0.306											5	1	3	1	0	0	2			
Dave Stewart, R OBP: 0.219, SLG: 0.226 Ron Roenicke, S OBP: 0.343, SLG: 0.305			SH3-4 1B								2	0	0	0	0	0	2			
											1	0	0	0	1	0	0			
Inning Stats	R: 0 E: 0 K: 0 S: 3	H: 0 LOB: 1 BB: 1 P: 7	R: 0 E: 0 K: 2 S: 7	H: 0 LOB: 0 BB: 0 P: 7	R: 1 E: 0 K: 0 S: 5	H: 2 LOB: 1 BB: 0 P: 5	R: 2 E: 0 K: 1 S: 8	H: 3 LOB: 1 BB: 0 P: 8	R: 0 E: 0 K: 1 S: 5	H: 2 LOB: 2 BB: 2 P: 13	R: 0 E: 0 K: 0 S: 4	H: 1 LOB: 1 BB: 0 P: 4	R: 0 E: 0 K: 2 S: 7	H: 0 LOB: 1 BB: 1 P: 11	R: 2 E: 2 K: 0 S: 6	H: 2 LOB: 3 BB: 1 P: 10	1B: 11 2B: 1 3B: 0 HR: 0	SF: 0 SAC: 1 DP: 0 HBP: 0	WP: 1 PB: 0 SB: 1 CS: 4	PA: 46
PITCHER	IP 7.0	WLS 31	H 9	R 3	ER 3	SO 4	BB 4	IBB 0	HBP 0	BLK 0	WP 1	HR 0	S 35	P 51	ERA 3.86	WHIP 1.857				
Phil Niekro, R ERA: 3.38 Steve Bedrosian, R ERA: 1.88	(1, 1)	2.2	L	15	3	2	0	0	0	0	0	0	19	27	0.00	1.875				

AB 39
R 5
H 12
RBI 4
BB 6
SO 7
LOB 18



Batter	1	2	3	4	5	6	7	8	9	AB	R	H	RBI	BB	SO	LOB	TOP										
Terry Harper, R (1,9) OBP: 0.345, SLG: 0.280	K			F8			1B	F9		4	0	1	0	0	1	2	Atlanta Braves @ Los Angeles Dodgers Dodger Stadium, Los Angeles, CA Sun Aug 08 1982, 3:33 AM PDT Att: 51,494 - Unknown livebaseballscorecards.com										
Rafael Ramirez, R (1,6) OBP: 0.300, SLG: 0.345	F8			F8			1-4-3 1B	FC6-4 1B		4	0	2	0	0	0	0											
Chris Chambliss, L (1,3) OBP: 0.326, SLG: 0.411	G3			F9			FC1-6-2 1-4-3 1-2 3-H	F7		4	0	0	0	0	0	3											
Dale Murphy, R (1,8) OBP: 0.373, SLG: 0.544		K			F8		1-4-3 1-2 2-3	FC6-4 WP 1-2		4	0	0	0	0	1	3											
Bob Horner, R (1,5) OBP: 0.368, SLG: 0.516 Claudell Washington, L (8, PR) OBP: 0.336, SLG: 0.393		F5				G4-6-3 1B	F9		3	0	1	0	1	0	2	0											
Glenn Hubbard, R (1,4) OBP: 0.342, SLG: 0.384						G4-6-3 1-2		F9	BB	4	0	0	0	0	0	3											
Biff Pocoroba, S (1,2) OBP: 0.352, SLG: 0.414								F7		3	0	0	0	0	0	0											
Larry Whisenton, L (1,7) OBP: 0.368, SLG: 0.467									BB BB	2	0	0	0	1	1	0											
Rick Camp, R (1,1) OBP: 0.200, SLG: 0.158 Bob Porter, L (8, PH) OBP: 0.100, SLG: 0.100 Gene Garber, R (8, 1)									BB BB	2	0	0	0	0	1	0											
									BB	0	0	0	0	1	0	0											
									BB	0	0	0	0	0	0	0											
Inning Stats	R: 0 E: 0 K: 1 S: 5	H: 0 LOB: 0 BB: 0 P: 5	R: 0 E: 0 K: 1 S: 5	H: 0 LOB: 0 BB: 0 P: 5	R: 0 E: 0 K: 1 S: 5	H: 0 LOB: 0 BB: 0 P: 5	R: 0 E: 0 K: 0 S: 3	H: 0 LOB: 0 BB: 0 P: 3	R: 0 E: 0 K: 0 S: 3	H: 1 LOB: 0 BB: 0 P: 3	R: 0 E: 0 K: 1 S: 5	H: 0 LOB: 0 BB: 0 P: 5	R: 0 E: 0 K: 0 S: 5	H: 2 LOB: 2 BB: 0 P: 5	R: 0 E: 0 K: 0 S: 3	H: 0 LOB: 2 BB: 1 P: 11	R: 0 E: 0 K: 0 S: 4	H: 1 LOB: 2 BB: 1 P: 8	1B: 4 2B: 0 3B: 0 HR: 0	SF: 0 SAC: 0 DP: 1 HBP: 0	WP: 1 PB: 0 SB: 0 CS: 0	PA: 33					
PITCHER	IP	WLS	BF	H	R	ER	SO	BB	IBB	HBP	BLK	WP	HR	S	P	ERA	WHIP										
Bob Welch, R (1,1) ERA: 2.97	8.0	W	28	3	0	0	4	2	0	0	0	0	0	34	42	0.00	0.625										
Tom Niedenfuer, R (9,1) ERA: 3.95	1.0	S	5	1	0	0	0	1	0	0	0	1	0	4	8	0.00	2.000										

Batter	1	2	3	4	5	6	7	8	9	AB	R	H	RBI	BB	SO	LOB	BOTTOM										
Steve Sax, R (1,4) OBP: 0.338, SLG: 0.345	6-3									4	0	1	0	0	0	0	Atlanta Braves @ Los Angeles Dodgers Dodger Stadium, Los Angeles, CA Sun Aug 08 1982, 3:33 AM PDT Att: 51,494 - Unknown livebaseballscorecards.com										
Ken Landreaux, L (1,8) OBP: 0.383, SLG: 0.427	F8 S 1B									4	2	1	0	0	0	1											
Dusty Baker Jr., R (1,7) OBP: 0.367, SLG: 0.497 Tom Niedenfuer, R (9,1)	F8 1-3									4	0	2	1	0	1	1											
Pedro Guerrero, R (1,9) OBP: 0.361, SLG: 0.524										3	0	1	1	1	0	1											
Ron Cey, R (1,5) OBP: 0.327, SLG: 0.428	CS 1-2									4	0	0	0	0	0	2											
Steve Garvey, R (1,3) OBP: 0.276, SLG: 0.400										3	0	1	0	0	1	0											
Mike Scioscia, L (1,2) OBP: 0.305, SLG: 0.301										3	0	1	0	0	1	1											
Mark Belanger, R (1,6) OBP: 0.341, SLG: 0.282										3	0	1	0	0	0	1											
Bob Welch, R (1,1) OBP: 0.169, SLG: 0.161 Ron Roenicke, S (8, PH) OBP: 0.337, SLG: 0.298										2	0	0	0	0	1	2											
										1	0	0	0	0	0	0											
Inning Stats	R: 1 E: 0 K: 0 S: 4	H: 2 LOB: 0 BB: 0 P: 4	R: 0 E: 0 K: 0 S: 5	H: 2 LOB: 2 BB: 0 P: 5	R: 0 E: 0 K: 1 S: 5	H: 0 LOB: 0 BB: 0 P: 5	R: 0 E: 0 K: 1 S: 5	H: 0 LOB: 0 BB: 0 P: 5	R: 0 E: 0 K: 1 S: 4	H: 1 LOB: 1 BB: 0 P: 4	R: 0 E: 0 K: 1 S: 6	H: 1 LOB: 1 BB: 0 P: 6	R: 0 E: 0 K: 0 S: 5	H: 2 LOB: 2 BB: 1 P: 9	R: 1 E: 0 K: 0 S: 5	H: 2 LOB: 2 BB: 1 P: 9	1B: 8 2B: 0 3B: 0 HR: 0	SF: 0 SAC: 0 DP: 0 HBP: 0	WP: 1 PB: 0 SB: 2 CS: 1	PA: 33							
PITCHER	IP	WLS	BF	H	R	ER	SO	BB	IBB	HBP	BLK	WP	HR	S	P	ERA	WHIP										
Rick Camp, R (1,1) ERA: 3.02	7.0	L	26	6	1	1	4	0	0	0	0	0	0	34	34	1.29	0.857										
Gene Garber, R (8,1) ERA: 2.71	1.0		6	2	1	1	0	1	0	0	0	1	0	5	9	9.00	3.000										

AB 30
R 0
H 4
RBI 0
BB 3
SO 4
LOB 13

AB 31
R 2
H 8
RBI 2
BB 1
SO 4
LOB 9

Batter	1	2	3	4	5	6	7	8	9	10	11	12	13	AB	R	H	RBI	BB	SO	LOB	TOP																		
Tom Lawless, R OBP: 0.273, SLG: 0.267 (1, 4)			G4-6-3 1-2					P4			F9			5	1	2	1	0	0	3																			
Eddie Milner, L OBP: 0.338, SLG: 0.384 Brad Lesley, R (8, 1)	G3			K2-3				F3			F7			4	0	1	1	0	1	2																			
Larry Bittner, L OBP: 0.351, SLG: 0.408 Jim Kern, R (11, 1)														0	0	0	0	0	0	0																			
Dave Concepcion, R OBP: 0.337, SLG: 0.370 (1, 6)	4-3			K				3-1			1-3			5	0	0	0	0	1	2																			
Johnny Bench, R OBP: 0.314, SLG: 0.375 (1, 5)		5-3		K						K				5	0	1	0	0	2	0																			
Cesar Cedeno, R OBP: 0.343, SLG: 0.418 (1, 8)	4-3							K		K		4-3		5	0	0	0	0	2	2																			
Dan Driessen, L OBP: 0.386, SLG: 0.430 (1, 3)	6-3					4-3		4-3		K		F8		5	0	0	0	0	1	0																			
Paul Householder, S OBP: 0.286, SLG: 0.350 (1, 9)			K			F7		L8		4-3				5	0	0	0	0	1	0																			
Dave Vangorder, R OBP: 0.271, SLG: 0.234 (1, 2)								K		F3		K		3	1	0	0	2	2	0																			
Bruce Berenyi, R OBP: 0.267, SLG: 0.318 Duane Walker, L OBP: 0.315, SLG: 0.351 (8, 7)			K			SH3-4				F7		K		1	0	0	0	1	2																				
														2	0	0	0	1	1	0																			
Inning Stats	R: 0 E: 0 K: 0 S: 3	H: 1 LOB: 0 BB: 0 P: 3	R: 0 E: 0 K: 0 S: 3	H: 0 LOB: 0 BB: 0 P: 3	R: 0 E: 0 K: 2 S: 7	H: 0 LOB: 1 BB: 1 P: 11	R: 0 E: 0 K: 3 S: 9	H: 0 LOB: 0 BB: 0 P: 9	R: 0 E: 0 K: 1 S: 5	H: 0 LOB: 0 BB: 0 P: 5	R: 0 E: 1 K: 0 S: 3	H: 0 LOB: 1 BB: 1 P: 7	R: 0 E: 0 K: 3 S: 9	H: 0 LOB: 0 BB: 0 P: 9	R: 0 E: 0 K: 0 S: 3	H: 0 LOB: 0 BB: 0 P: 3	R: 0 E: 0 K: 2 S: 7	H: 0 LOB: 0 BB: 0 P: 7	1B: 4 2B: 0 3B: 0 HR: 0	SF: 0 SAC: 1 DP: 1 HBP: 0	W/P: 1 P/B: 0 S/B: 0 CS: 1	PA: 45																	
PITCHER	IP WLS BF H R ER SO BB IBB HBP BLK WP HR S P ERA WHIP	PITCHER											PITCHER											PITCHER															
Ricky Wright, L ERA: 3.27 Joe Beckwith, R ERA: 3.31 Tom Niedenfuer, R ERA: 3.72 Dave Stewart, R ERA: 3.73	(1, 1) 3.0 2.2 1.1 6.0	WLS 10 12 4 19	BF 10 3 0 19	H 1 3 0 0	R 0 0 0 0	ER 0 2 0 0	SO 2 2 3 5	BB 1 0 0 1	IBB 0 0 0 0	HBP 0 0 0 0	BLK 0 0 0 0	WP 1 0 0 0	HR 0 0 0 0	S 13 17 8 28	P 17 21 8 32	ERA 0.00 6.75 0.00 0.00	WHIP 0.667 1.500 0.000 0.167																						

Cincinnati Reds @ Los Angeles Dodgers
Dodger Stadium, Los Angeles, CA
Mon Aug 09 1982, 7:05 PM PDT
Att. 34,709 - Unknown

AB 41
R 2
H 4
RBI 2
BB 3
SO 12
LOB 11



Batter	1	2	3	4	5	6	7	8	9	10	11	12	13	AB	R	H	RBI	BB	SO	LOB	BOTTOM							
Steve Sax, R OBP: 0.338, SLG: 0.347 (1, 4)						4-3		B2			F8		F2	6	1	2	0	0	0	2								
Ken Landreaux, L OBP: 0.366, SLG: 0.425 (1, 8)	F8							E4						4	0	1	0	2	0	2								
Dusty Baker Jr., R OBP: 0.389, SLG: 0.496 (1, 7)						6-3								5	1	2	1	1	0	2								
Pedro Guerrero, R OBP: 0.363, SLG: 0.530 (1, 9)						L6								5	1	2	1	1	1	2								
Ron Cey, R OBP: 0.326, SLG: 0.425 (1, 5)						K								3	0	0	0	2	1	3								
Steve Garvey, R OBP: 0.278, SLG: 0.398 (1, 3)	SF8										F3			3	0	0	1	1	0	1								
Bill Russell, R OBP: 0.345, SLG: 0.305 (1, 6)	L9					K		4-3			5-3		F2	5	0	0	0	0	1	5								
Mike Scioscia, L OBP: 0.304, SLG: 0.297 Mark Belanger, R OBP: 0.341, SLG: 0.282 Steve Yeager, R OBP: 0.336, SLG: 0.358 (1, 2)			G3			K		F5			F9			4	0	0	0	1	1	0								
Ricky Wright, L OBP: 0.200, SLG: 0.400 Joe Beckwith, L Tom Niedenfuer, R Jorge Orta, L OBP: 0.282, SLG: 0.319 Dave Stewart, R OBP: 0.212, SLG: 0.219 (8, 1)						K		3-1			K			1	0	0	0	0	0	0								
														1	0	0	0	0	0	0								
Inning Stats	R: 2 E: 0 K: 0 S: 6	H: 3 LOB: 2 BB: 1 P: 10	R: 0 E: 0 K: 0 S: 4	H: 1 LOB: 1 BB: 0 P: 4	R: 0 E: 0 K: 1 S: 7	H: 0 LOB: 0 BB: 0 P: 5	R: 0 E: 0 K: 2 S: 5	H: 0 LOB: 0 BB: 0 P: 7	R: 0 E: 1 K: 0 S: 3	H: 0 LOB: 1 BB: 1 P: 7	R: 0 E: 0 K: 0 S: 3	H: 0 LOB: 0 BB: 0 P: 3	R: 0 E: 0 K: 1 S: 5	H: 1 LOB: 3 BB: 3 P: 15	R: 0 E: 0 K: 0 S: 3	H: 0 LOB: 2 BB: 2 P: 11	R: 1 E: 0 K: 0 S: 1	H: 1 LOB: 0 BB: 0 P: 1	1B: 5 2B: 1 3B: 0 HR: 1	SF: 1 SAC: 1 DP: 2 HBP: 0	W/P: 0 P/B: 0 S/B: 2 CS: 0	PA: 49						
PITCHER	IP WLS BF H R ER SO BB IBB HBP BLK WP HR S P ERA WHIP	PITCHER											PITCHER															
Bruce Berenyi, R ERA: 3.75 Brad Lesley, R ERA: 1.74 Jim Kern, R ERA: 2.74	(1, 1) 7.0 3.0 2.0	WLS 27 10 12	BF 27 10 12	H 5 0 2	R 2 0 1	ER 2 0 1	SO 5 0 0	BB 2 1 2	IBB 0 0 3	HBP 0 0 0	BLK 0 0 0	WP 0 0 1	HR 0 0 7	S 35 15 27	P 43 15 27	ERA 2.57 0.00 4.50	WHIP 1.000 0.000 2.000											

Cincinnati Reds @ Los Angeles Dodgers
Dodger Stadium, Los Angeles, CA
Mon Aug 09 1982, 7:05 PM PDT
Att. 34,709 - Unknown

AB 39
R 3
H 7
RBI 3
BB 8
SO 6
LOB 17



Batter	1	2	3	4	5	6	7	8	9	AB	R	H	RBI	BB	SO	LOB	TOP
Tom Lawless, R OBP: 0.271, SLG: 0.278 (1, 4)										4	1	1	0	0	0	1	Cincinnati Reds @ Los Angeles Dodgers Dodger Stadium, Los Angeles, CA Tue Aug 10 1982, 7:05 PM PDT Att: 50,266 - Unknown
Eddie Milner, L OBP: 0.337, SLG: 0.383 Ron Oester, S OBP: 0.291, SLG: 0.316 (1, 7) (8, 6)										4	1	1	0	0	0	1	
Dave Concepcion, R OBP: 0.339, SLG: 0.369 Joe Price, R OBP: 0.333, SLG: 0.333 Greg Harris, S OBP: 0.167, SLG: 0.167 (1, 6) (8, 1) (8, 1)										3	0	1	0	1	2	1	
Johnny Bench, R OBP: 0.313, SLG: 0.374 (1, 5)										4	0	1	1	0	1	4	
Cesar Cedeno, R OBP: 0.345, SLG: 0.417 (1, 8)										3	0	1	0	1	0	1	
Dan Driessen, L OBP: 0.383, SLG: 0.426 (1, 3)										4	0	0	0	0	0	5	
Paul Householder, S OBP: 0.262, SLG: 0.345 (1, 9)										4	0	0	0	0	0	1	
Dave Vangorder, R OBP: 0.258, SLG: 0.222 (1, 2)										4	0	0	0	0	0	1	
Tom Seaver, R OBP: 0.222, SLG: 0.235 Rafael Landestoy, S OBP: 0.272, SLG: 0.253 (1, 1) (8, 6) (8, 7)										2	0	0	0	0	1	0	
Inning Stats	R: 1 E: 0 K: 1 S: 7	H: 2 LOB: 2 BB: 1 P: 11	R: 0 E: 0 K: 1 S: 5	H: 0 LOB: 0 BB: 0 P: 5	R: 0 E: 0 K: 0 S: 3	H: 0 LOB: 0 BB: 0 P: 3	R: 0 E: 0 K: 0 S: 4	H: 1 LOB: 1 BB: 0 P: 4	R: 0 E: 0 K: 0 S: 4	H: 1 LOB: 1 BB: 0 P: 4	R: 2 E: 1 K: 1 S: 8	H: 2 LOB: 2 BB: 1 P: 12	R: 0 E: 0 K: 0 S: 3	H: 0 LOB: 0 BB: 0 P: 3	1B: 5 2B: 1 3B: 0 HR: 0	SF: 0 SAC: 0 DP: 0 HBP: 0	
PITCHER Fernando Valenzuela, L ERA: 2.83 (1, 1)	IP: 9.0 WLS: W BF: 36 H: 6 R: 3 ER: 1 SO: 4 BB: 2 IBB: 0 HBP: 0 BLK: 0 WP: 0 HR: 0 S: 42 P: 50 ERA: 1.00 WHIP: 0.889											PITCHER	IP: 9.0 WLS: W BF: 36 H: 6 R: 3 ER: 1 SO: 4 BB: 2 IBB: 0 HBP: 0 BLK: 0 WP: 0 HR: 0 S: 42 P: 50 ERA: 1.00 WHIP: 0.889				

AB	34
R	3
H	6
RBI	1
BB	2
SO	4
LOB	15



Batter	1	2	3	4	5	6	7	8	9	AB	R	H	RBI	BB	SO	LOB	BOTTOM		
Steve Sax, R OBP: 0.338, SLG: 0.348 (1, 4)										5	2	2	0	0	0	1	Cincinnati Reds @ Los Angeles Dodgers Dodger Stadium, Los Angeles, CA Tue Aug 10 1982, 7:05 PM PDT Att: 50,266 - Unknown		
Rick Monday, L OBP: 0.386, SLG: 0.535 Mike Marshall, R OBP: 0.389, SLG: 0.467 (1, 9) (8, PH) (9, 9)										4	1	1	1	0	2	2			
Dusty Baker Jr., R OBP: 0.370, SLG: 0.495 Ron Roenicke, S OBP: 0.343, SLG: 0.306 (1, 7) (8, 7)										3	1	1	0	1	0	1			
Pedro Guerrero, R OBP: 0.365, SLG: 0.530 (1, 8)										4	3	2	1	1	0	1			
Ron Cey, R OBP: 0.327, SLG: 0.422 (1, 5)										5	0	1	1	0	1	6			
Steve Garvey, R OBP: 0.284, SLG: 0.407 (1, 3)										3	1	2	2	2	1	3			
Bill Russell, R OBP: 0.345, SLG: 0.309 (1, 6)										5	0	2	3	0	1	4			
Mike Scioscia, L OBP: 0.305, SLG: 0.294 (1, 2)										3	0	0	0	2	0	2			
Fernando Valenzuela, L OBP: 0.178, SLG: 0.157 (1, 1)										4	1	1	0	0	1	3			
Inning Stats	R: 1 E: 0 K: 0 S: 4	H: 1 LOB: 0 BB: 0 P: 4	R: 0 E: 0 K: 2 S: 7	H: 0 LOB: 2 BB: 2 P: 15	R: 1 E: 1 K: 0 S: 5	H: 2 LOB: 1 BB: 0 P: 5	R: 0 E: 0 K: 0 S: 3	H: 1 LOB: 1 BB: 1 P: 7	R: 2 E: 0 K: 2 S: 10	H: 3 LOB: 2 BB: 1 P: 14	R: 0 E: 0 K: 1 S: 6	H: 1 LOB: 1 BB: 0 P: 6	R: 2 E: 0 K: 0 S: 5	H: 2 LOB: 1 BB: 1 P: 9	R: 5 E: 1 K: 1 S: 9	H: 3 LOB: 1 BB: 2 P: 17		1B: 10 2B: 1 3B: 0 HR: 2	SF: 0 SAC: 0 DP: 2 HBP: 0
PITCHER Tom Seaver, R ERA: 5.34 Joe Price, L ERA: 3.28 Greg Harris, R ERA: 4.58 (1, 1) (8, 1) (8, 1)	IP: 7.0 WLS: L BF: 35 H: 10 R: 6 ER: 5 SO: 5 BB: 4 IBB: 1 HBP: 0 BLK: 0 WP: 0 HR: 2 S: 40 P: 60 ERA: 6.43 WHIP: 2.000											PITCHER	IP: 7.0 WLS: L BF: 35 H: 10 R: 6 ER: 5 SO: 5 BB: 4 IBB: 1 HBP: 0 BLK: 0 WP: 0 HR: 2 S: 40 P: 60 ERA: 6.43 WHIP: 2.000						

AB	37
R	11
H	13
RBI	10
BB	7
SO	6
LOB	23



Batter	1	2	3	4	5	6	7	8	9	AB	R	H	RBI	BB	SO	LOB	TOP
Tom Lawless, R OBP: 0.270, SLG: 0.277										4	1	1	0	0	0	1	Cincinnati Reds @ Los Angeles Dodgers Dodger Stadium, Los Angeles, CA Wed Aug 11 1982, 7:05 PM PDT Att: 47,774 - Unknown
Duane Walker, L OBP: 0.313, SLG: 0.342										3	1	0	0	1	1	0	
Cesar Cedeno, R OBP: 0.347, SLG: 0.421										4	0	2	2	0	0	0	
Dan Driessen, L OBP: 0.388, SLG: 0.431										2	0	2	0	2	0	0	
Johnny Bench, R OBP: 0.312, SLG: 0.372 Wayne Krenchicki, L OBP: 0.327, SLG: 0.374										4	0	1	0	0	0	5	
Paul Householder, S OBP: 0.282, SLG: 0.341										3	0	0	0	1	1	4	
Ron Oester, S OBP: 0.290, SLG: 0.314										3	0	0	0	1	2	2	
Alex Trevino, R OBP: 0.310, SLG: 0.299										4	0	1	0	0	3	4	
Bob Shirley, R OBP: 0.091, SLG: 0.091 Brad Lesley, R (8, 1)										3	0	0	0	0	1	2	
Inning Stats	R: 2 H: 2 E: 0 K: 0 S: 4	H: 2 R: 1 LOB: 1 BB: 2 P: 12	R: 0 H: 0 E: 0 K: 2 S: 7	H: 0 R: 0 LOB: 0 BB: 0 P: 7	R: 0 H: 0 E: 0 K: 0 S: 3	H: 1 R: 0 LOB: 1 BB: 0 P: 6	R: 0 H: 1 E: 0 K: 1 S: 5	H: 2 R: 0 LOB: 1 BB: 0 P: 6	R: 0 H: 0 E: 0 K: 1 S: 5	H: 0 R: 0 LOB: 0 BB: 1 P: 9	R: 0 H: 0 E: 0 K: 0 S: 3	H: 1 R: 0 LOB: 3 BB: 2 P: 16	1B: 5 2B: 2 3B: 0 HR: 0	SF: 0 SAC: 0 DP: 2 HBP: 0	WP: 0 PB: 0 SB: 4 CS: 1	PA: 36	
PITCHER	IP WLS BF H R ER SO BB IBB HBP BLK WP HR S P ERA WHIP																
Burt Hooton, R ERA: 5.23	5.0 L 19 4 2 2 4 2 0 0 0 0 0 25 33 3.60 1.200																
Joe Beckwith, R ERA: 2.79	3.0 11 2 0 0 2 1 0 0 0 0 0 14 18 0.00 1.000																
Terry Forster, L ERA: 3.32	1.0 6 1 0 0 2 1 1 0 0 0 0 8 16 0.00 2.000																

Batter	1	2	3	4	5	6	7	8	9	AB	R	H	RBI	BB	SO	LOB	BOTTOM
Steve Sax, R OBP: 0.338, SLG: 0.347										4	0	1	0	0	1	0	Cincinnati Reds @ Los Angeles Dodgers Dodger Stadium, Los Angeles, CA Wed Aug 11 1982, 7:05 PM PDT Att: 47,774 - Unknown
Mike Marshall, R OBP: 0.373, SLG: 0.444 Rick Monday, L OBP: 0.384, SLG: 0.531										3	0	0	0	0	0	0	
Dusty Baker Jr., R OBP: 0.372, SLG: 0.495										4	0	2	0	0	0	0	
Pedro Guerrero, R OBP: 0.364, SLG: 0.530										4	0	1	0	0	1	1	
Ron Cey, R OBP: 0.328, SLG: 0.429										3	1	1	1	1	1	1	
Steve Garvey, R OBP: 0.284, SLG: 0.406										3	0	1	0	0	0	1	
Steve Yeager, R OBP: 0.336, SLG: 0.351										2	0	0	0	1	1	1	
Bill Russell, R OBP: 0.348, SLG: 0.310										2	0	1	0	1	0	0	
Burt Hooton, R OBP: 0.105, SLG: 0.158 Jose Morales, R OBP: 0.333, SLG: 0.176 Joe Beckwith, L Mark Belanger, R OBP: 0.333, SLG: 0.275 Terry Forster, L										1	0	0	0	0	2	0	
Inning Stats	R: 0 H: 0 E: 0 K: 0 S: 3	H: 3 R: 1 LOB: 2 BB: 1 P: 9	R: 0 H: 2 E: 0 K: 0 S: 4	H: 2 R: 0 LOB: 2 BB: 0 P: 4	R: 0 H: 0 E: 0 K: 1 S: 4	H: 0 R: 0 LOB: 1 BB: 1 P: 8	R: 0 H: 0 E: 0 K: 1 S: 5	H: 0 R: 0 LOB: 0 BB: 0 P: 3	R: 0 H: 0 E: 0 K: 0 S: 3	H: 0 R: 0 LOB: 0 BB: 0 P: 3	R: 0 H: 1 E: 0 K: 0 S: 2	H: 1 R: 0 LOB: 1 BB: 1 P: 6	R: 0 H: 1 E: 0 K: 3 S: 10	1B: 5 2B: 2 3B: 0 HR: 1	SF: 0 SAC: 0 DP: 2 HBP: 0	WP: 0 PB: 0 SB: 1 CS: 2	PA: 33
PITCHER	IP WLS BF H R ER SO BB IBB HBP BLK WP HR S P ERA WHIP																
Bob Shirley, L ERA: 3.76	7.2 W 28 6 1 1 2 3 0 0 0 0 0 29 41 1.17 1.174																
Brad Lesley, R ERA: 1.54	1.1 S 4 1 0 0 3 0 0 0 0 0 0 10 10 0.00 0.750																



Batter	1	2	3	4	5	6	7	8	9	AB	R	H	RBI	BB	SO	LOB	TOP				
Chili Davis, S OBP: 0.323, SLG: 0.395 (1, 8)	5-3		5-3			1B 2B 1B		F8		4	1	1	0	0	0	1	San Francisco Giants @ Los Angeles Dodgers Dodger Stadium, Los Angeles, CA Thu Aug 12 1982, 3:33 AM PDT Att: 47,725 - Unknown				
Joe Morgan, L OBP: 0.414, SLG: 0.436 (1, 4)	G3			1B 2B		2B F9-4-2 1B		1B		4	1	3	0	0	0	0					
Jack Clark, R OBP: 0.354, SLG: 0.471 (1, 9)	F9			1B		F9-4-2 1B 2B		1B		4	0	3	1	0	0	0					
Reggie Smith, S OBP: 0.385, SLG: 0.481 (1, 3)		FC5-4 1B		1B		IBB		F7		3	0	2	1	1	0	2					
Jeffrey Leonard, R OBP: 0.293, SLG: 0.369 Champ Summers, L (8, PH) OBP: 0.328, SLG: 0.372 Max Venable, L (8, 7) OBP: 0.231, SLG: 0.267	FC5-4 CS		F9	1B		F9-4-2		F2		3	0	0	0	0	0	6					
Darrell Evans, L OBP: 0.359, SLG: 0.421 (1, 6)	K2-3		G4-6-3			K				1	0	0	0	0	0	2					
Bob Brenly, R OBP: 0.346, SLG: 0.345 (1, 2)			5-3			F8		P6		3	0	0	0	1	0	0					
Tom O'Malley, L OBP: 0.333, SLG: 0.348 (1, 5)			SH1-4 1B			F5		F8		4	0	1	0	0	0	1					
Renie Martin, R OBP: 0.263, SLG: 0.342 Al Holland, R (8, 1) OBP: 0.042, SLG: 0.042 Jim Wohlford, R (9, PH) OBP: 0.325, SLG: 0.352	SH1-4		SH1-4		K2-3			F8		2	0	0	0	0	1	0					
								K		1	0	0	0	0	1	1					
Inning Stats	R: 0 E: 0 K: 0 S: 3	H: 0 LOB: 0 BB: 0 P: 3	R: 0 E: 0 K: 1 S: 5	H: 1 LOB: 0 BB: 0 P: 5	R: 0 E: 0 K: 0 S: 4	H: 1 LOB: 1 BB: 0 P: 4	R: 1 E: 0 K: 0 S: 5	H: 3 LOB: 1 BB: 0 P: 5	R: 0 E: 0 K: 1 S: 7	H: 0 LOB: 0 BB: 1 P: 11	R: 0 E: 0 K: 0 S: 3	H: 0 LOB: 0 BB: 0 P: 3	R: 0 E: 0 K: 0 S: 5	H: 2 LOB: 2 BB: 1 P: 5	R: 0 E: 0 K: 1 S: 5	H: 0 LOB: 1 BB: 1 P: 9	1B: 8 2B: 3 3B: 0 HR: 0	SF: 0 SAC: 1 DP: 2 HBP: 0	WP: 0 PB: 0 SB: 0 CS: 1	PA: 36	
PITCHER	IP	WLS	BF	H	R	ER	SO	BB	IBB	HBP	BLK	WP	HR	S	P	ERA	WHIP				
Jerry Reuss, L ERA: 3.41 (1, 1)	5.0		21	8	2	2	2	0	0	0	0	0	0	25	25	3.60	1.600				
Tom Niedenfuer, R ERA: 3.46 (6, 1)	3.0	W	11	2	0	0	1	0	1	0	0	0	0	12	16	0.00	0.667				
Steve Howe, L ERA: 2.25 (9, 1)	1.0		4	0	0	0	1	1	0	0	0	0	0	5	9	0.00	1.000				

Batter	1	2	3	4	5	6	7	8	9	AB	R	H	RBI	BB	SO	LOB	BOTTOM				
Steve Sax, R OBP: 0.339, SLG: 0.351 (1, 4)	4-3				K			1B S BB 1B		4	1	2	0	0	1	0	San Francisco Giants @ Los Angeles Dodgers Dodger Stadium, Los Angeles, CA Thu Aug 12 1982, 3:33 AM PDT Att: 47,725 - Unknown				
Ken Landreaux, L OBP: 0.384, SLG: 0.421 (1, 8)	F7		F7		P6		BB 1B BB			3	1	0	0	1	0	1					
Dusty Baker Jr., R OBP: 0.371, SLG: 0.492 Ron Roenicke, S (9, 7) OBP: 0.343, SLG: 0.306	F9		F8		F7		BB 1B BB			4	1	1	0	0	0	1					
Pedro Guerrero, R OBP: 0.363, SLG: 0.526 (1, 9)		L6		F9		F8		1B FC6-2 BB		3	0	0	1	1	0	0					
Ron Cey, R OBP: 0.330, SLG: 0.436 (1, 5)		1-3		HR		6-3		FC6-2 4-3 1B		4	2	2	3	0	0	0					
Steve Garvey, R OBP: 0.289, SLG: 0.408 (1, 3)		1B		E9 3B 1B		F8		4-3 FC6-2 IBB		3	1	2	0	1	0	0					
Bill Russell, R OBP: 0.349, SLG: 0.319 (1, 6)		1B		3B				FC6-2 4-3		4	0	2	1	0	0	3					
Mike Scioscia, L OBP: 0.302, SLG: 0.291 Jose Morales, R (8, PH) OBP: 0.318, SLG: 0.167 Steve Yeager, R (9, 2) OBP: 0.336, SLG: 0.351	F9		G3					4-3		3	0	0	0	0	0	3					
Jerry Reuss, L OBP: 0.228, SLG: 0.218 (1, 1)				K				4-3		1	0	0	0	0	0	0					
Tom Niedenfuer, R (6, 1)				K				K		1	0	0	0	0	0	0					
Mike Marshall, R (8, PH) OBP: 0.368, SLG: 0.438 Steve Howe, L (9, 1)				K				P6		1	0	0	0	0	0	0					
								K		1	0	0	0	1	2	0					
										0	0	0	0	0	0	0					
Inning Stats	R: 0 E: 0 K: 0 S: 3	H: 0 LOB: 0 BB: 0 P: 3	R: 0 E: 0 K: 0 S: 5	H: 2 LOB: 2 BB: 0 P: 5	R: 0 E: 0 K: 1 S: 6	H: 1 LOB: 1 BB: 0 P: 6	R: 2 E: 1 K: 1 S: 8	H: 3 LOB: 1 BB: 0 P: 8	R: 0 E: 0 K: 1 S: 5	H: 0 LOB: 0 BB: 0 P: 5	R: 0 E: 0 K: 0 S: 3	H: 0 LOB: 0 BB: 0 P: 3	R: 0 E: 0 K: 0 S: 3	H: 0 LOB: 0 BB: 0 P: 3	R: 4 E: 0 K: 1 S: 8	H: 3 LOB: 3 BB: 3 P: 20	1B: 6 2B: 1 3B: 1 HR: 1	SF: 0 SAC: 0 DP: 0 HBP: 0	WP: 0 PB: 0 SB: 1 CS: 0	PA: 36	
PITCHER	IP	WLS	BF	H	R	ER	SO	BB	IBB	HBP	BLK	WP	HR	S	P	ERA	WHIP				
Renie Martin, R ERA: 4.25 (1, 1)	7.0	L	31	8	6	6	3	2	0	0	0	0	0	35	43	7.71	1.429				
Al Holland, L (8, 1) ERA: 3.71	1.0		5	1	0	0	1	0	1	0	0	0	0	6	10	0.00	1.000				

Batter	1	2	3	4	5	6	7	8	9	AB	R	H	RBI	BB	SO	LOB	TOP			
Chili Davis, S OBP: 0.320, SLG: 0.392 (1, 8)	0-0 6-3		0-0 F5			0-0 F8		0-3 K		4	0	0	0	0	1	1	San Francisco Giants @ Los Angeles Dodgers Dodger Stadium, Los Angeles, CA Fri Aug 13 1982, 7:05 PM PDT Att: 47,702 - Unknown			
Joe Morgan, L OBP: 0.412, SLG: 0.432 (1, 5)	0-0 F8			0-0 L5		4-0 BB		0-3 K		3	0	0	0	1	1	1				
Jack Clark, R OBP: 0.354, SLG: 0.467 Gary Lavelle, S OBP: 0.182, SLG: 0.273 (1, 9) (8, 1)	4-0 BB			0-0 F8		0-0 P5		0-0 F8		3	0	0	0	1	0	2				
Reggie Smith, S OBP: 0.383, SLG: 0.490 (1, 3)	0-0 F8			0-0 F7		0-0 F2			HR	4	1	1	1	0	0	2				
Jeffrey Leonard, R OBP: 0.286, SLG: 0.359 (1, 7)		0-3 K				0-3 K		0-3 K		4	0	0	0	0	3	0				
Darrell Evans, L OBP: 0.358, SLG: 0.422 (1, 6)		0-0 1-3				0-0 F9		0-0 F8		4	0	1	0	0	0	0				
Milt May, L OBP: 0.309, SLG: 0.377 (1, 2)		0-3 K				4-0 1B BB		0-0 6-3		3	0	0	0	1	1	1				
Duane Kuiper, L OBP: 0.389, SLG: 0.347 (1, 4)			0-0 3-1			0-0 1-2 1B		0-0 L1		3	0	1	0	0	0	1				
Rich Gale, R OBP: 0.213, SLG: 0.233 Alan Fowkes, R OBP: 0.167, SLG: 0.130 Dave Bergman, L OBP: 0.347, SLG: 0.329 (1, 1) (6, 1) (8, PH) (8, 9)			0-3 K			0-3 K		4-0 WP BB		2	0	0	0	0	2	2				
Inning Stats	R: 0 E: 0 K: 0 S: 3	H: 0 LOB: 1 BB: 1 P: 7	R: 0 E: 0 K: 2 S: 7	H: 0 LOB: 0 BB: 0 P: 7	R: 0 E: 0 K: 1 S: 5	H: 0 LOB: 0 BB: 0 P: 5	R: 0 E: 0 K: 0 S: 3	H: 1 LOB: 2 BB: 1 P: 12	R: 0 E: 0 K: 0 S: 3	H: 0 LOB: 1 BB: 1 P: 7	R: 0 E: 0 K: 0 S: 4	H: 1 LOB: 1 BB: 0 P: 4	R: 0 E: 0 K: 2 S: 7	H: 0 LOB: 1 BB: 1 P: 11	R: 1 E: 0 K: 1 S: 6	H: 1 LOB: 0 BB: 0 P: 6		1B: 1 2B: 1 3B: 0 HR: 1	SF: 0 SAC: 0 DP: 0 HBP: 0	WP: 1 PB: 0 SB: 0 CS: 0
PITCHER Bob Welch, R ERA: 2.87 (1, 1)	IP: 9.0 WLS: W BF: 34 H: 3 R: 1 ER: 1 SO: 8 BB: 4 IBB: 0 HBP: 0 BLK: 0 WP: 1 HR: 1 S: 46 P: 62 ERA: 1.00 WHIP: 0.778															PITCHER				

Batter	1	2	3	4	5	6	7	8	9	AB	R	H	RBI	BB	SO	LOB	BOTTOM			
Steve Sax, R OBP: 0.340, SLG: 0.357 (1, 4)	0-0 G3			0-0 F8		0-0 1B HR				5	2	2	1	0	1	1	San Francisco Giants @ Los Angeles Dodgers Dodger Stadium, Los Angeles, CA Fri Aug 13 1982, 7:05 PM PDT Att: 47,702 - Unknown			
Ken Landreaux, L OBP: 0.388, SLG: 0.423 (1, 8)	0-3 K	0-0 E7 1B		0-0 HBP E 1B		0-0 HR 1B		0-0 F9		5	1	3	0	0	1	0				
Dusty Baker Jr., R OBP: 0.375, SLG: 0.494 Ron Roenicke, S OBP: 0.343, SLG: 0.306 (1, 7) (8, PR) (9, 7)	0-0 BB 1B	4-0 BB		4-0 HBP BB		0-0 F2		0-0 FC6-4 1B		3	1	2	0	2	0	2				
Pedro Guerrero, R OBP: 0.366, SLG: 0.532 (1, 9)	4-0 1B BB	0-3 K		1-0 FC4-6 HBP		0-0 HR		0-3 K		3	2	1	3	1	2	4				
Ron Cey, R OBP: 0.335, SLG: 0.441 (1, 5)	0-0 1B			0-0 FC4-6		0-0 1B		0-0 FC6-4 1B		5	0	4	1	0	0	3				
Steve Garvey, R OBP: 0.288, SLG: 0.405 (1, 3)	0-0 1B			0-0 F8		0-0 F8		0-0 FC6-4 BB		5	0	1	1	0	0	4				
Bill Russell, R OBP: 0.350, SLG: 0.316 (1, 6)	0-0 4-3			0-0 P6		4-0 1B CS BB		4-0 F3		3	0	0	0	2	0	4				
Mike Scioscia, L OBP: 0.301, SLG: 0.289 (1, 2)		0-0 3-1		0-0 F2		0-0 CS 1B		0-0 F7		5	0	1	0	0	0	4				
Bob Welch, R OBP: 0.174, SLG: 0.167 (1, 1)		0-0 E 1B 1B		0-3 K		0-0 4-3		0-0 6-3		4	0	1	0	0	1	2				
Inning Stats	R: 2 E: 0 K: 1 S: 8	H: 3 LOB: 2 BB: 1 P: 12	R: 0 E: 1 K: 2 S: 9	H: 2 LOB: 3 BB: 1 P: 13	R: 0 E: 1 K: 0 S: 4	H: 1 LOB: 1 BB: 0 P: 4	R: 0 E: 1 K: 1 S: 6	H: 1 LOB: 3 BB: 1 P: 11	R: 0 E: 0 K: 0 S: 3	H: 1 LOB: 1 BB: 1 P: 7	R: 3 E: 0 K: 0 S: 7	H: 4 LOB: 1 BB: 0 P: 7	R: 1 E: 0 K: 0 S: 4	H: 1 LOB: 0 BB: 0 P: 4	R: 0 E: 0 K: 1 S: 7	H: 2 LOB: 3 BB: 1 P: 11		1B: 13 2B: 0 3B: 0 HR: 2	SF: 0 SAC: 0 DP: 0 HBP: 1	WP: 0 PB: 0 SB: 1 CS: 2
PITCHER Rich Gale, R ERA: 3.92 Alan Fowkes, R ERA: 5.45 Gary Lavelle, L ERA: 2.74 (1, 1) (6, 1) (8, 1)	IP: 5.0 WLS: L BF: 29 H: 10 R: 4 ER: 4 SO: 4 BB: 4 IBB: 0 HBP: 1 BLK: 0 WP: 0 HR: 0 S: 32 P: 49 ERA: 7.20 WHIP: 2.800															PITCHER				

AB	30
R	1
H	3
RBI	1
BB	4
SO	8
LOB	10



AB	38
R	6
H	15
RBI	6
BB	5
SO	5
LOB	24



Batter	1	2	3	4	5	6	7	8	9	AB	R	H	RBI	BB	SO	LOB	TOP			
Chili Davis, S OBP: 0.321, SLG: 0.397 (1, 8)										4	1	1	1	1	1	2	San Francisco Giants @ Los Angeles Dodgers Dodger Stadium, Los Angeles, CA Sat Aug 14 1982, 7:05 PM PDT Att: 50,955 - Unknown			
Joe Morgan, L OBP: 0.410, SLG: 0.439 (1, 4) (8, 5)										4	1	1	1	0	1	1				
Jack Clark, R OBP: 0.353, SLG: 0.468 (1, 9)										4	0	1	0	0	0	0				
Reggie Smith, S OBP: 0.384, SLG: 0.490 (1, 3)										4	1	2	0	0	0	1				
Darrell Evans, L OBP: 0.357, SLG: 0.419 (1, 5) (8, 6)										4	1	1	0	0	0	2				
Jeffrey Leonard, R OBP: 0.285, SLG: 0.354 (1, 7)										2	0	0	1	1	2	0				
Milt May, L OBP: 0.308, SLG: 0.373 (1, 2)										3	0	0	0	1	0	2				
Johnnie LeMaster, R OBP: 0.270, SLG: 0.276 Duane Kuiper, L OBP: 0.387, SLG: 0.345 (8, 4)										3	0	1	0	0	0	2				
Jim Barr, R OBP: 0.273, SLG: 0.318 Gary Lavelle, S OBP: 0.162, SLG: 0.273 Fred Breining, R OBP: 0.286, SLG: 0.231 Al Holland, R OBP: 0.042, SLG: 0.042 Greg Minton, S OBP: 0.154, SLG: 0.250 (1, 1) (7, 1) (8, 1) (9, 1) (9, 1)										3	0	1	1	0	1	1				
Inning Stats	R: 1 E: 0 K: 1 S: 7	H: 2 LOB: 1 BB: 0 P: 7	R: 0 E: 0 K: 1 S: 5	H: 0 LOB: 0 BB: 0 P: 5	R: 1 E: 0 K: 1 S: 6	H: 1 LOB: 0 BB: 0 P: 6	R: 2 E: 0 K: 0 S: 6	H: 3 LOB: 2 BB: 1 P: 10	R: 0 E: 0 K: 0 S: 3	H: 0 LOB: 0 BB: 0 P: 3	R: 0 E: 0 K: 1 S: 5	H: 1 LOB: 1 BB: 1 P: 9	R: 0 E: 0 K: 0 S: 4	H: 1 LOB: 2 BB: 1 P: 8	R: 0 E: 0 K: 0 S: 3	H: 0 LOB: 0 BB: 0 P: 3		1B: 5 2B: 1 3B: 0 HR: 2	SF: 1 SAC: 0 DP: 0 HBP: 0	WP: 0 PB: 0 SB: 0 CS: 1
PITCHER	IP WLS BF H R ER SO BB IBB HBP BLK WP HR S P ERA WHIP																			
Dave Stewart, R ERA: 3.81 Ricky Wright, L ERA: 2.77 (1, 1) (8, 1)	7.0 L 29 7 4 4 5 1 1 0 0 0 2 37 45 5.14 1.143																			

Batter	1	2	3	4	5	6	7	8	9	AB	R	H	RBI	BB	SO	LOB	BOTTOM					
Steve Sax, R OBP: 0.336, SLG: 0.354 (1, 4)										5	0	0	0	0	0	4	San Francisco Giants @ Los Angeles Dodgers Dodger Stadium, Los Angeles, CA Sat Aug 14 1982, 7:05 PM PDT Att: 50,955 - Unknown					
Ken Landreaux, L OBP: 0.386, SLG: 0.421 Mike Marshall, R OBP: 0.364, SLG: 0.431 (1, 8) (9, PH)										4	0	1	0	0	0	1						
Dusty Baker Jr., R OBP: 0.376, SLG: 0.494 (1, 7)										4	1	2	0	0	0	1						
Pedro Guerrero, R OBP: 0.365, SLG: 0.531 (1, 9)										4	0	1	0	0	1	1						
Ron Cey, R OBP: 0.336, SLG: 0.440 (1, 5)										3	1	1	0	1	0	1						
Steve Garvey, R OBP: 0.285, SLG: 0.407 (1, 3)										3	0	2	1	0	0	1						
Steve Yeager, R OBP: 0.226, SLG: 0.342 Ron Roenicke, S OBP: 0.350, SLG: 0.314 (1, 2) (9, PH)										3	0	0	0	0	0	5						
Bill Russell, R OBP: 0.352, SLG: 0.321 (1, 6)										4	0	2	1	0	0	0						
Dave Stewart, R OBP: 0.229, SLG: 0.235 Jorge Orta, L OBP: 0.268, SLG: 0.337 Ricky Wright, L OBP: 0.200, SLG: 0.400 Rick Monday, L OBP: 0.384, SLG: 0.531 Jose Morales, R OBP: 0.304, SLG: 0.158 (1, 1) (7, PH) (8, 1) (9, PH) (9, PH)										2	0	1	0	0	0	2						
Inning Stats	R: 0 E: 0 K: 0 S: 3	H: 0 LOB: 0 BB: 0 P: 3	R: 1 E: 0 K: 0 S: 6	H: 3 LOB: 2 BB: 0 P: 6	R: 0 E: 0 K: 0 S: 3	H: 1 LOB: 0 BB: 0 P: 3	R: 0 E: 0 K: 0 S: 4	H: 1 LOB: 1 BB: 0 P: 4	R: 0 E: 0 K: 0 S: 3	H: 1 LOB: 0 BB: 0 P: 3	R: 1 E: 0 K: 0 S: 5	H: 2 LOB: 2 BB: 1 P: 9	R: 0 E: 0 K: 0 S: 4	H: 1 LOB: 1 BB: 0 P: 4	R: 0 E: 0 K: 1 S: 6	H: 2 LOB: 2 BB: 0 P: 6		R: 0 E: 0 K: 1 S: 7	H: 2 LOB: 2 BB: 0 P: 7	1B: 9 2B: 4 3B: 0 HR: 0	SF: 1 SAC: 0 DP: 1 HBP: 0	WP: 0 PB: 0 SB: 0 CS: 1
PITCHER	IP WLS BF H R ER SO BB IBB HBP BLK WP HR S P ERA WHIP																					
Jim Barr, R ERA: 2.7 Gary Lavelle, L ERA: 2.72 Fred Breining, R ERA: 3.73 Al Holland, L ERA: 3.68 Greg Minton, R ERA: 1.92 (1, 1) (7, 1) (8, 1) (9, 1) (9, 1)	6.2 W 28 9 2 0 0 0 1 0 0 0 0 0 0 2 2 2.70 1.500																					

AB	33
R	4
H	8
RBI	4
BB	3
SO	5
LOB	11



AB	36
R	2
H	12
RBI	2
BB	1
SO	2
LOB	20



Batter	1	2	3	4	5	6	7	8	9	AB	R	H	RBI	BB	SO	LOB	TOP					
Chili Davis, S OBP: 0.320, SLG: 0.395	0-3 K	0-0 S 1B		0-0 4-3		0-0 F3		0-3 K		5	0	1	1	0	2	1	San Francisco Giants @ Los Angeles Dodgers Dodger Stadium, Los Angeles, CA Sun Aug 15 1982, 3:33 AM PDT Att: 48,352 - Unknown					
Joe Morgan, L OBP: 0.410, SLG: 0.437	0-3 K2-3	0-3 K		0-0 3-1		4-0 E F7-2 BB		0-0 1B		4	0	1	0	1	2	1						
Jack Clark, R OBP: 0.392, SLG: 0.465	4-0 2B			0-3 K		0-0 E7		0-0 1B		4	1	1	0	1	2	1						
Max Venable, L OBP: 0.231, SLG: 0.267				0-3 K		1-3 2-H		1-2 1B		0	0	0	0	0	0	0						
Reggie Smith, S OBP: 0.392, SLG: 0.498	0-0 3B			0-0 HR		4-0 G3 HR		0-0 1B		4	3	3	1	1	0	2						
Dave Bergman, L OBP: 0.347, SLG: 0.329	1-H 3B	2B								0	0	0	0	0	0	0						
Darrell Evans, L OBP: 0.358, SLG: 0.435	0-0 3B			0-0 HR		0-0 G3		0-0 F7-2		5	1	2	3	0	1	4						
Jeffrey Leonard, R OBP: 0.288, SLG: 0.371	4-0 CS BB			0-3 K		0-0 HR		0-0 P4		4	1	1	2	1	1	0						
Bob Brenly, R OBP: 0.348, SLG: 0.356	0-0 CS	0-0 1B		0-0 1B		0-0 L6		0-0 F8		5	1	2	0	0	1	0						
Joe Pettini, R OBP: 0.222, SLG: 0.125		0-0 6-3		0-0 1B		0-0 F9		0-0 5-3		4	0	1	0	0	0	1						
Bill Laskey, R OBP: 0.122, SLG: 0.085	0-3 K	0-3 K		0-3 K		0-0 BB		0-0 6-3		2	0	0	0	0	2	3						
Duane Kuiper, L OBP: 0.390, SLG: 0.349										1	1	1	0	0	0	0						
Fred Breining, R OBP: 0.267, SLG: 0.214										1	0	0	0	0	0	0						
Gary Lavelle, S OBP: 0.182, SLG: 0.273										0	0	0	0	0	0	0						
Greg Minton, S OBP: 0.154, SLG: 0.250										0	0	0	0	0	0	0						
Inning Stats	R: 2 E: 0 K: 2 S: 8	H: 2 LOB: 1 BB: 2 P: 16	R: 1 E: 0 K: 2 S: 9	H: 2 LOB: 1 BB: 0 P: 9	R: 2 E: 0 K: 3 S: 13	H: 4 LOB: 2 BB: 0 P: 13	R: 0 E: 0 K: 1 S: 5	H: 0 LOB: 0 BB: 0 P: 5	R: 2 E: 1 K: 0 S: 4	H: 2 LOB: 0 BB: 2 P: 12	R: 0 E: 0 K: 0 S: 3	H: 0 LOB: 0 BB: 0 P: 3	R: 0 E: 0 K: 1 S: 7	H: 2 LOB: 2 BB: 0 P: 7	R: 0 E: 0 K: 2 S: 7	H: 0 LOB: 0 BB: 0 P: 7	1B: 8 2B: 3 3B: 1 HR: 2	SF: 0 SAC: 0 DP: 1 HBP: 0	WP: 0 PB: 0 SB: 1 CS: 1	PA: 44		
PITCHER	IP WLS BF H R ER SO BB IBB HBP BLK WP HR S P ERA WHIP	IP WLS BF H R ER SO BB IBB HBP BLK WP HR S P ERA WHIP	IP WLS BF H R ER SO BB IBB HBP BLK WP HR S P ERA WHIP	IP WLS BF H R ER SO BB IBB HBP BLK WP HR S P ERA WHIP	IP WLS BF H R ER SO BB IBB HBP BLK WP HR S P ERA WHIP	IP WLS BF H R ER SO BB IBB HBP BLK WP HR S P ERA WHIP	IP WLS BF H R ER SO BB IBB HBP BLK WP HR S P ERA WHIP	IP WLS BF H R ER SO BB IBB HBP BLK WP HR S P ERA WHIP	IP WLS BF H R ER SO BB IBB HBP BLK WP HR S P ERA WHIP	IP WLS BF H R ER SO BB IBB HBP BLK WP HR S P ERA WHIP	IP WLS BF H R ER SO BB IBB HBP BLK WP HR S P ERA WHIP	IP WLS BF H R ER SO BB IBB HBP BLK WP HR S P ERA WHIP	IP WLS BF H R ER SO BB IBB HBP BLK WP HR S P ERA WHIP	IP WLS BF H R ER SO BB IBB HBP BLK WP HR S P ERA WHIP	IP WLS BF H R ER SO BB IBB HBP BLK WP HR S P ERA WHIP	IP WLS BF H R ER SO BB IBB HBP BLK WP HR S P ERA WHIP	IP WLS BF H R ER SO BB IBB HBP BLK WP HR S P ERA WHIP	IP WLS BF H R ER SO BB IBB HBP BLK WP HR S P ERA WHIP	IP WLS BF H R ER SO BB IBB HBP BLK WP HR S P ERA WHIP	IP WLS BF H R ER SO BB IBB HBP BLK WP HR S P ERA WHIP	IP WLS BF H R ER SO BB IBB HBP BLK WP HR S P ERA WHIP	IP WLS BF H R ER SO BB IBB HBP BLK WP HR S P ERA WHIP
Fernando Valenzuela, L ERA: 3.0	3.0	L	18	8	5	5	7	2	0	0	0	0	0	0	0	0	1	30	38	15.00	3.333	
Joe Beckwith, R ERA: 3.38	2.0		8	2	2	2	1	0	0	0	0	0	0	0	0	0	1	10	10	9.00	1.000	
Ricky Wright, L ERA: 2.4	2.0		9	1	1	0	0	1	1	0	0	0	0	0	0	0	0	7	15	0.00	1.000	
Terry Forster, L ERA: 3.21	2.0		8	2	0	0	3	0	0	0	0	0	0	0	0	0	0	14	14	0.00	1.000	

AB	39
R	8
H	13
RBI	7
BB	4
SO	11
LOB	13



Batter	1	2	3	4	5	6	7	8	9	AB	R	H	RBI	BB	SO	LOB	BOTTOM				
Steve Sax, R OBP: 0.337, SLG: 0.353	0-0 F7		0-0 4-3		0-0 F9			0-0 E 1B 2B	4-0 1B BB	4	2	1	0	1	0	1	San Francisco Giants @ Los Angeles Dodgers Dodger Stadium, Los Angeles, CA Sun Aug 15 1982, 3:33 AM PDT Att: 48,352 - Unknown				
Ken Landreaux, L OBP: 0.381, SLG: 0.415	0-0 F8		0-0 P6			0-0 6-3		0-0 F8	0-3 K	5	0	0	0	0	1	3					
Dusty Baker Jr., R OBP: 0.377, SLG: 0.493	0-3 K			0-0 F9		0-0 P6		0-0 E 2B	0-0 1B BB	5	2	2	1	0	1	0					
Pedro Guerrero, R OBP: 0.370, SLG: 0.531		1-0 E SF7 HBP		0-0 1B		4-0 BB		0-0 E5 2B	4-0 1B BB	2	1	1	0	2	0	2					
Ron Cey, R OBP: 0.335, SLG: 0.437		0-0 P6		0-0 F8		0-3 K		0-0 F8	0-0 1B	5	0	1	2	0	1	6					
Steve Garvey, R OBP: 0.291, SLG: 0.409		0-0 E6		0-0 F9				0-0 1B	0-3 K	5	0	2	2	0	1	4					
Mike Scioscia, L OBP: 0.178, SLG: 0.157					4-0 BB			0-0 F9	0-0 F8	1	0	0	1	1	0	1					
Jose Morales, R OBP: 0.292, SLG: 0.150								0-0 F9	0-0 F8	1	0	0	0	0	0	2					
Steve Yeager, R OBP: 0.328, SLG: 0.342								0-0 BB		0	0	0	0	0	0	0					
Mark Belanger, R OBP: 0.313, SLG: 0.256								0-0 F8	0-0 P1	3	0	0	0	0	1	3					
Ron Roenicke, S OBP: 0.346, SLG: 0.310								0-0 K		1	0	0	0	0	0	0					
Fernando Valenzuela, L ERA: 3.0	5.0	W	19	1	1	0	2	1	0	0	0	0	0	0	0	0	1	21	26	0.00	0.400
Joe Beckwith, L ERA: 3.51	2.2		14	4	2	0	2	1	0	0	0	0	0	0	0	0	0	17	21	0.00	1.875
Mike Marshall, R ERA: 3.05	1.0		6	2	3	3	1	1	0	0	0	0	0	0	0	0	0	7	11	27.00	3.000
Ricky Wright, L ERA: 2.4	0.1	S	3	1	0	0	1	1	0	0	0	0	0	0	0	0	0	4	8	0.00	6.000
Inning Stats	R: 0 E: 0 K: 1 S: 5	H: 0 LOB: 0 BB: 0 P: 5	R: 1 E: 1 K: 1 S: 6	H: 0 LOB: 1 BB: 0 P: 7	R: 0 E: 0 K: 0 S: 3	H: 0 LOB: 0 BB: 0 P: 3	R: 0 E: 0 K: 0 S: 4	H: 1 LOB: 1 BB: 0 P: 4	R: 0 E: 0 K: 1 S: 5	H: 0 LOB: 1 BB: 1 P: 9	R: 0 E: 0 K: 1 S: 6	H: 1 LOB: 1 BB: 0 P: 6	R: 2 E: 1 K: 0 S: 7	H: 3 LOB: 2 BB: 0 P: 7	R: 3 E: 0 K: 2 S: 10	H: 3 LOB: 2 BB: 2 P: 18	1B: 7 2B: 1 3B: 0 HR: 0	SF: 1 SAC: 0 DP: 0 HBP: 1	WP: 0 PB: 0 SB: 0 CS: 0	PA: 42	
PITCHER	IP WLS BF H R ER SO BB IBB HBP BLK WP HR S P ERA WHIP	IP WLS BF H R ER SO BB IBB HBP BLK WP HR S P ERA WHIP	IP WLS BF H R ER SO BB IBB HBP BLK WP HR S P ERA WHIP	IP WLS BF H R ER SO BB IBB HBP BLK WP HR S P ERA WHIP	IP WLS BF H R ER SO BB IBB HBP BLK WP HR S P ERA WHIP	IP WLS BF H R ER SO BB IBB HBP BLK WP HR S P ERA WHIP	IP WLS BF H R ER SO BB IBB HBP BLK WP HR S P ERA WHIP	IP WLS BF H R ER SO BB IBB HBP BLK WP HR S P ERA WHIP	IP WLS BF H R ER SO BB IBB HBP BLK WP HR S P ERA WHIP	IP WLS BF H R ER SO BB IBB HBP BLK WP HR S P ERA WHIP	IP WLS BF H R ER SO BB IBB HBP BLK WP HR S P ERA WHIP	IP WLS BF H R ER SO BB IBB HBP BLK WP HR S P ERA WHIP	IP WLS BF H R ER SO BB IBB HBP BLK WP HR S P ERA WHIP	IP WLS BF H R ER SO BB IBB HBP BLK WP HR S P ERA WHIP	IP WLS BF H R ER SO BB IBB HBP BLK WP HR S P ERA WHIP	IP WLS BF H R ER SO BB IBB HBP BLK WP HR S P ERA WHIP	IP WLS BF H R ER SO BB IBB HBP BLK WP HR S P ERA WHIP	IP WLS BF H R ER SO BB IBB HBP BLK WP HR S P ERA WHIP	IP WLS BF H R ER SO BB IBB HBP BLK WP HR S P ERA WHIP	IP WLS BF H R ER SO BB IBB HBP BLK WP HR S P ERA WHIP	IP WLS BF H R ER SO BB IBB HBP BLK WP HR S P ERA WHIP



Batter	1	2	3	4	5	6	7	8	9	AB	R	H	RBI	BB	SO	LOB	TOP			
Steve Sax, R (1.4) OBP: 0.340, SLG: 0.360	0-3 K		0-0 6-3			0-0 5-3		0-0 1-3 2-H 1B		4	0	1	1	0	1	0				
Ken Landreaux, L (1.8) OBP: 0.352, SLG: 0.399	0-0 4-3			0-0 G3		0-0 G3		0-0 F9		4	0	0	0	0	0	2				
Dusty Baker Jr., R (1.7) OBP: 0.372, SLG: 0.483	0-3 K			0-0 1-3			0-0 F8		0-0 FC5-4 1B	4	0	1	0	0	1	0				
Pedro Guerrero, R (1.9) OBP: 0.370, SLG: 0.538		4-0 CS BB		0-0 1B			0-0 F8		0-0 FC5-4 1B 1-2	3	0	1	0	1	0	1				
Ron Cey, R (1.5) OBP: 0.335, SLG: 0.431	0-3 K			0-3 K			0-0 1-3		0-3 K	4	0	0	0	0	3	3				
Steve Garvey, R (1.3) OBP: 0.285, SLG: 0.406	0-0 L7				0-0 F8 1-9-3-2 2B			0-0 6-3	0-0 FC6-4 1B 1-2	4	0	2	0	0	0	0				
Bill Russell, R (1.6) OBP: 0.352, SLG: 0.322			0-0 3-1 PB SF7 1B		0-0 F8			0-0 5-3	0-0 FC6-4 1B 1-2	4	1	1	0	0	0	3				
Mike Scioscia, L (1.2) OBP: 0.303, SLG: 0.289			0-0 3-1		0-0 L9-3-2			4-0 BB 1B BB		2	1	0	0	1	0	2				
Bob Welch, R (1.1) OBP: 0.171, SLG: 0.167			0-0 SF7			0-0 F8		4-0 1B BB		0	0	0	1	0	0	0				
Jorge Orta, L (6, PH) OBP: 0.260, SLG: 0.327										1	0	0	0	0	0	0				
Joe Beckwith, L (6, PH)										0	0	0	0	0	0	0				
Rick Monday, L (8, PH) OBP: 0.397, SLG: 0.536										0	0	0	0	1	0	0				
Tom Niedenfuer, R (8, 1)										0	0	0	0	0	0	0				
Inning Stats	R: 0 E: 0 K: 2 S: 7	H: 0 LOB: 0 BB: 0 P: 7	R: 0 E: 0 K: 1 S: 4	H: 0 LOB: 0 BB: 1 P: 8	R: 0 E: 0 K: 0 S: 4	H: 1 LOB: 0 BB: 0 P: 4	R: 0 E: 0 K: 1 S: 6	H: 1 LOB: 1 BB: 0 P: 6	R: 0 E: 0 K: 0 S: 3	H: 0 LOB: 0 BB: 0 P: 3	R: 0 E: 0 K: 0 S: 3	H: 0 LOB: 0 BB: 0 P: 3	R: 0 E: 0 K: 0 S: 4	H: 1 LOB: 2 BB: 2 P: 12	R: 0 E: 0 K: 1 S: 7	H: 2 LOB: 2 BB: 0 P: 7	1B: 5 2B: 2 3B: 0 HR: 0	SF: 1 SAC: 0 DP: 1 HBP: 0	WP: 0 PB: 1 SB: 0 CS: 1	PA: 34
PITCHER	IP WLS BF H R ER SO BB IBB HBP BLK WP HR S P ERA WHIP																			
Fergie Jenkins, R (1, 1) ERA: 3.27	8.0 W 29 4 2 1 4 3 0 0 0 0 0 0 34 46 1.12 0.875																			
Dick Tidrow, R (9, 1) ERA: 3.45	1.0 5 2 0 0 1 0 0 0 0 0 0 0 7 7 0.00 2.000																			

Los Angeles Dodgers @ Chicago Cubs
Wrigley Field, Chicago, IL
Thu Aug 19 1982, 3:33 AM CDT
Att: 19,461 - Sunny - 82 F

AB 30
R 2
H 6
RBI 2
BB 3
SO 5
LOB 11



Batter	1	2	3	4	5	6	7	8	9	AB	R	H	RBI	BB	SO	LOB	BOTTOM			
Bump Wills, S (1.4) OBP: 0.329, SLG: 0.362	0-0 P1		0-0 2B 3B	0-0 4-3		0-0 2B 2B	0-0 G3			5	2	2	0	0	0	2				
Larry Bowa, S (1.6) OBP: 0.304, SLG: 0.308	0-0 3-1		0-0 P5	0-0 F9		0-0 2B 2B		0-0 1B 1B		5	1	2	1	0	0	1				
Bill Buckner, L (1.3) OBP: 0.341, SLG: 0.421	0-0 1B		0-0 1B 2B	0-0 HR		0-0 F5		0-0 F9-6-4 1B 1-3 1B		5	2	4	2	0	0	1				
Leon Durham, L (1.9) OBP: 0.389, SLG: 0.532	0-0 1-3		0-0 1B 4-3 1B	0-0 1B		4-0 IBB		0-0 F9-6-4 1B 1-2 3-H 1B		4	1	3	1	1	0	1				
Jerry Morales, R (1.8) OBP: 0.325, SLG: 0.429		0-0 F7	0-0 1B 4-3 1B	0-0 4-3		0-0 5-3		0-0 F9-6-4 1B 1-2 2-3		5	1	1	1	0	0	5				
Jay Johnstone, L (1.7) OBP: 0.359, SLG: 0.434	0-0 HR		0-0 4-3		0-0 4-3			4-0 2B 1B IBB		4	1	2	2	1	0	1				
Jody Davis, R (1.2) OBP: 0.302, SLG: 0.377	0-0 FC6-4 1B		0-0 1B BB		0-0 P6			0-0 F7		4	0	2	0	1	0	2				
Junior Kennedy, R (1.5) OBP: 0.297, SLG: 0.271	0-0 FC6-4		0-0 1B		0-0 5-3			0-0 K		4	0	1	1	0	1	3				
Fergie Jenkins, R (1, 1) ERA: 3.09	0-3 K		0-3 K			0-0 6-3		0-0 6-3		4	0	0	0	0	2	5				
Dick Tidrow, R (9, 1) ERA: 3.33										0	0	0	0	0	0	0				
Inning Stats	R: 0 E: 0 K: 0 S: 4	H: 1 LOB: 1 BB: 0 P: 4	R: 1 E: 0 K: 1 S: 7	H: 2 LOB: 1 BB: 0 P: 7	R: 4 E: 0 K: 1 S: 10	H: 5 LOB: 2 BB: 1 P: 14	R: 1 E: 0 K: 0 S: 5	H: 2 LOB: 1 BB: 0 P: 5	R: 0 E: 0 K: 0 S: 3	H: 0 LOB: 0 BB: 0 P: 3	R: 1 E: 0 K: 0 S: 5	H: 2 LOB: 2 BB: 1 P: 9	R: 0 E: 0 K: 1 S: 7	H: 2 LOB: 2 BB: 0 P: 7	R: 1 E: 0 K: 0 S: 5	H: 3 LOB: 2 BB: 1 P: 9	1B: 10 2B: 5 3B: 1 HR: 2	SF: 0 SAC: 0 DP: 1 HBP: 0	WP: 0 PB: 0 SB: 0 CS: 0	PA: 43
PITCHER	IP WLS BF H R ER SO BB IBB HBP BLK WP HR S P ERA WHIP																			
Bob Welch, R (1, 1) ERA: 3.09	5.0 L 26 10 6 6 2 1 0 0 0 0 0 0 29 33 10.80 2.200																			
Joe Beckwith, R (6, 1) ERA: 3.0	2.0 11 4 1 1 1 0 1 0 0 0 0 0 12 16 4.50 2.000																			
Tom Niedenfuer, R (8, 1) ERA: 3.33	1.0 6 3 1 1 0 0 1 0 0 0 0 0 5 9 9.00 3.000																			

Los Angeles Dodgers @ Chicago Cubs
Wrigley Field, Chicago, IL
Thu Aug 19 1982, 3:33 AM CDT
Att: 19,461 - Sunny - 82 F

AB 40
R 8
H 17
RBI 8
BB 3
SO 3
LOB 21



Batter	1	2	3	4	5	6	7	8	9	AB	R	H	RBI	BB	SO	LOB	TOP										
Steve Sax, R (1,4) OBP: 0.339, SLG: 0.359	0-0 1B		0-0 4-3			0-0 F9		0-0 4-3		4	0	1	0	0	0	2	Los Angeles Dodgers @ Pittsburgh Pirates Three Rivers Stadium, Pittsburgh, PA Fri Aug 20 1982, 7:05 PM EDT Att: 15,245 - Unknown livebaseballscorecards.com										
Mike Marshall, R (1,9) OBP: 0.348, SLG: 0.408 Ron Roenicke, S (8,9) OBP: 0.364, SLG: 0.337	0-3 K		0-3 K			0-0 F8			0-0 4-3 2B	3	0	0	0	0	2	1											
Dusty Baker Jr., R (1,7) OBP: 0.369, SLG: 0.479	0-3 K			0-3 K				0-0 5-3	0-3 K	4	0	0	0	0	3	2											
Pedro Guerrero, R (1,8) OBP: 0.367, SLG: 0.533	0-0 F3			0-0 5-3				0-3 K	0-0 4-3	4	0	0	0	0	1	2											
Ron Cey, R (1,5) OBP: 0.334, SLG: 0.436		0-0 HR		0-3 K				0-0 5-3	0-0 4-3	4	1	1	1	0	1	1											
Steve Garvey, R (1,3) OBP: 0.289, SLG: 0.406		0-0 F9			0-0 L8			0-0 SH1-4 1B		3	0	1	0	0	0	0											
Steve Yeager, R (1,2) OBP: 0.323, SLG: 0.336		0-0 5-3			0-0 F9			0-0 SH1-4 1B		3	0	1	0	0	0	0											
Bill Russell, R (1,6) OBP: 0.351, SLG: 0.321		0-0 6-3			0-3 K			0-0 SH1-4		2	0	0	0	0	1	0											
Fernando Valenzuela, L (1,1) OBP: 0.169, SLG: 0.149			0-3 K			0-0 4-3		0-3 K		3	0	0	0	0	2	2											
Inning Stats	R: 0 E: 0 K: 2 S: 8	H: 1 LOB: 1 BB: 0 P: 8	R: 1 E: 0 K: 0 S: 4	H: 1 LOB: 0 BB: 0 P: 4	R: 0 E: 0 K: 2 S: 7	H: 0 LOB: 0 BB: 0 P: 7	R: 0 E: 0 K: 2 S: 7	H: 0 LOB: 0 BB: 0 P: 7	R: 0 E: 0 K: 1 S: 5	H: 0 LOB: 0 BB: 0 P: 5	R: 0 E: 0 K: 1 S: 5	H: 0 LOB: 0 BB: 0 P: 5	R: 0 E: 0 K: 1 S: 7	H: 2 LOB: 2 BB: 0 P: 7	R: 0 E: 0 K: 1 S: 6	H: 1 LOB: 1 BB: 0 P: 6		1B: 3 2B: 1 3B: 0 HR: 1	SF: 0 SAC: 1 DP: 0 HBP: 0	WP: 0 PB: 0 SB: 1 CS: 0	PA: 32						
PITCHER	IP	WLS	BF	H	R	ER	SO	BB	IBB	HBP	BLK	WP	HR	S	P	ERA	WHIP										
Larry McWilliams, L (1,1) ERA: 4.39	7.2	L	27	4	1	1	9	0	0	0	0	0	1	45	45	1.17	0.522										
Kent Tekulve, R (8,1) ERA: 2.97	1.1		5	1	0	0	1	0	0	0	0	0	0	7	7	0.00	0.750										

Batter	1	2	3	4	5	6	7	8	9	AB	R	H	RBI	BB	SO	LOB	BOTTOM										
Omar Moreno, L (1,8) OBP: 0.297, SLG: 0.317	0-0 F8		0-0 L7			0-3 K		0-0 4-3		4	0	0	0	0	1	2	Los Angeles Dodgers @ Pittsburgh Pirates Three Rivers Stadium, Pittsburgh, PA Fri Aug 20 1982, 7:05 PM EDT Att: 15,245 - Unknown livebaseballscorecards.com										
Dale Berra, R (1,6) OBP: 0.306, SLG: 0.396	0-0 FC5-4 1B		0-0 2-3			0-3 K			0-3 K	4	0	1	0	0	2	1											
Bill Madlock, R (1,5) OBP: 0.360, SLG: 0.474	0-0 FC5-4 1-2			0-0 5-3				0-0 5-3	0-0 F9	4	0	0	0	0	0	1											
Jason Thompson, L (1,3) OBP: 0.403, SLG: 0.520 Jim Smith, R (9, PR) OBP: 0.341, SLG: 0.368	0-0 6-3			4-0 BB		0-3 K			4-0 BB	2	0	0	0	2	1	1											
Dick Davis, R (1,9) OBP: 0.282, SLG: 0.430		0-0 1-3		0-0 L9				0-0 F7	0-0 F8	4	0	0	0	0	0	2											
Tony Peña, R (1,2) OBP: 0.331, SLG: 0.436		0-3 K		0-0 F9				0-3 K		3	0	0	0	0	2	1											
Mike Easter, L (1,7) OBP: 0.342, SLG: 0.432 Kent Tekulve, R (8,1) OBP: 0.091, SLG: 0.091	0-0 L1				0-0 L7			0-3 K		3	0	0	0	0	1	0											
Johnny Ray, S (1,4) OBP: 0.330, SLG: 0.411			4-0 FC1-8 BB		0-0 SH2-4 1B			0-3 K		2	0	1	0	1	1	0											
Larry McWilliams, L (1,1) OBP: 0.200, SLG: 0.167 Jim Morrison, R (8,7) OBP: 0.263, SLG: 0.436	0-0 FC1-6				0-0 SH2-4			0-3 K		1	0	0	0	0	0	1											
Inning Stats	R: 0 E: 0 K: 0 S: 4	H: 1 LOB: 1 BB: 0 P: 4	R: 0 E: 0 K: 1 S: 5	H: 0 LOB: 0 BB: 0 P: 5	R: 0 E: 0 K: 0 S: 3	H: 0 LOB: 1 BB: 1 P: 7	R: 0 E: 0 K: 0 S: 3	H: 0 LOB: 1 BB: 1 P: 7	R: 0 E: 0 K: 1 S: 6	H: 1 LOB: 1 BB: 0 P: 6	R: 0 E: 0 K: 2 S: 7	H: 0 LOB: 0 BB: 0 P: 7	R: 0 E: 0 K: 2 S: 7	H: 0 LOB: 0 BB: 0 P: 7	R: 0 E: 0 K: 2 S: 7	H: 0 LOB: 0 BB: 0 P: 7		R: 0 E: 0 K: 1 S: 5	H: 0 LOB: 1 BB: 1 P: 9	1B: 2 2B: 0 3B: 0 HR: 0	SF: 0 SAC: 1 DP: 0 HBP: 0	WP: 0 PB: 0 SB: 0 CS: 0	PA: 32				
PITCHER	IP	WLS	BF	H	R	ER	SO	BB	IBB	HBP	BLK	WP	HR	S	P	ERA	WHIP										
Fernando Valenzuela, L (1,1) ERA: 2.88	9.0	W	32	2	0	0	9	3	0	0	0	0	0	47	59	0.00	0.556										

Batter	1	2	3	4	5	6	7	8	9	AB	R	H	RBI	BB	SO	LOB	TOP				
Steve Sax, R OBP: 0.339, SLG: 0.358 (1,4)	6-3			P3		6-3		L3 1B		4	0	1	0	0	0	0	Los Angeles Dodgers @ Pittsburgh Pirates Three Rivers Stadium, Pittsburgh, PA Sat Aug 21 1982, 7:05 PM EDT Att: 29,581 - Unknown livebaseballscorecards.com				
Ken Landreaux, L OBP: 0.348, SLG: 0.395 (1,8)	F9			6-3		K		L3		4	0	0	0	0	1	2					
Dusty Baker Jr., R OBP: 0.366, SLG: 0.474 (1,7)	F8			P4				6-3		4	0	0	0	0	0	1					
Pedro Guerrero, R OBP: 0.370, SLG: 0.534 (1,5)		1-3				1B FC5-2 1B		6-3 1B BB		3	1	2	0	1	0	0					
Steve Garvey, R OBP: 0.289, SLG: 0.404 (1,3)		F8				FC5-2 1B		6-3		4	0	1	0	0	1	2					
Ron Roenicke, S OBP: 0.360, SLG: 0.326 (1,9)		G3				F7		FC6-4 S		3	0	0	0	1	0	3					
Bill Russell, R OBP: 0.350, SLG: 0.320 (1,6)				5-3		FC5-2		1B		4	0	1	1	0	0	3					
Mike Scioscia, L OBP: 0.301, SLG: 0.287 (1,2)				L7		G3		F8		2	0	0	0	0	0	2					
Rick Monday, L OBP: 0.395, SLG: 0.533 (7, PH)						G3				1	0	0	0	0	0	2					
Steve Yeager, R OBP: 0.323, SLG: 0.336 (7,2)										0	0	0	0	0	0	0					
Ricky Wright, L OBP: 0.143, SLG: 0.286 (1,1)				6-3				G3		2	0	0	0	0	0	0					
Jorge Orta, L OBP: 0.287, SLG: 0.333 (8, PH)										1	0	1	0	0	0	0					
Steve Howe, L (8,1)								1B		0	0	0	0	0	0	0					
Inning Stats	R: 0 E: 0 K: 0 S: 3	H: 0 LOB: 0 BB: 0 P: 3	R: 0 E: 0 K: 0 S: 3	H: 0 LOB: 0 BB: 0 P: 3	R: 0 E: 0 K: 0 S: 3	H: 0 LOB: 0 BB: 0 P: 3	R: 0 E: 0 K: 0 S: 5	H: 2 LOB: 2 BB: 0 P: 5	R: 0 E: 0 K: 1 S: 5	H: 0 LOB: 0 BB: 0 P: 5	R: 1 E: 0 K: 0 S: 4	H: 1 LOB: 2 BB: 2 P: 12	R: 0 E: 0 K: 1 S: 4	H: 2 LOB: 1 BB: 0 P: 4	R: 0 E: 0 K: 1 S: 6	H: 1 LOB: 1 BB: 0 P: 6	1B: 6 2B: 1 3B: 0 HR: 0	SF: 0 SAC: 0 DP: 1 HBP: 0	WP: 0 PB: 0 SB: 1 CS: 1	PA: 34	
PITCHER	IP	WLS	BF	H	R	ER	SO	BB	IBB	HBP	BLK	WP	HR	S	P	ERA	WHIP				
Manny Sarmiento, R ERA: 3.47 (1,1)	7.2		29	5	1	1	1	2	0	0	0	0	0	29	37	1.17	0.913				
Kent Tekulve, R ERA: 2.93 (8,1)	1.1	W	5	1	0	0	1	0	0	0	0	0	0	7	7	0.00	0.750				

Batter	1	2	3	4	5	6	7	8	9	AB	R	H	RBI	BB	SO	LOB	BOTTOM				
Omar Moreno, L OBP: 0.295, SLG: 0.314 (1,8)	3-1		1-3		K		G3			4	0	0	0	0	1	0	Los Angeles Dodgers @ Pittsburgh Pirates Three Rivers Stadium, Pittsburgh, PA Sat Aug 21 1982, 7:05 PM EDT Att: 29,581 - Unknown livebaseballscorecards.com				
Johnny Ray, S OBP: 0.327, SLG: 0.408 (1,4)	6-3		4-3		4-3		5-3			4	0	0	0	0	0	0					
Bill Madlock, R OBP: 0.365, SLG: 0.481 (1,5)										4	1	4	0	0	0	0					
Jason Thompson, L OBP: 0.402, SLG: 0.518 (1,3)										4	0	1	1	0	2	3					
Tony Peña, R OBP: 0.330, SLG: 0.432 (1,2)		5-3								3	0	0	0	1	0	0					
Dick Davis, R OBP: 0.289, SLG: 0.432 (1,9)										4	0	2	0	0	0	2					
Mike Easler, L OBP: 0.341, SLG: 0.439 (1,7)										4	1	1	1	0	2	2					
Dale Berra, R OBP: 0.308, SLG: 0.394 (1,6)										2	0	0	0	2	0	0					
Manny Sarmiento, R OBP: 0.242, SLG: 0.194 (1,1)										3	0	0	0	0	2	5					
Kent Tekulve, R OBP: 0.091, SLG: 0.091 (8,1)										0	0	0	0	0	0	0					
Inning Stats	R: 0 E: 0 K: 1 S: 6	H: 1 LOB: 1 BB: 0 P: 6	R: 0 E: 0 K: 1 S: 6	H: 1 LOB: 2 BB: 1 P: 10	R: 1 E: 0 K: 0 S: 5	H: 2 LOB: 2 BB: 1 P: 9	R: 0 E: 1 K: 2 S: 7	H: 0 LOB: 0 BB: 0 P: 7	R: 0 E: 0 K: 2 S: 8	H: 1 LOB: 1 BB: 0 P: 8	R: 0 E: 0 K: 1 S: 6	H: 1 LOB: 2 BB: 1 P: 10	R: 0 E: 0 K: 0 S: 4	H: 1 LOB: 1 BB: 0 P: 4	R: 0 E: 0 K: 0 S: 4	H: 1 LOB: 0 BB: 0 P: 4	1B: 6 2B: 1 3B: 0 HR: 1	SF: 0 SAC: 0 DP: 0 HBP: 0	WP: 0 PB: 0 SB: 2 CS: 1	PA: 35	
PITCHER	IP	WLS	BF	H	R	ER	SO	BB	IBB	HBP	BLK	WP	HR	S	P	ERA	WHIP				
Ricky Wright, L ERA: 2.01 (1,1)	7.0		31	7	1	1	7	1	2	0	0	0	0	42	54	1.29	1.143				
Steve Howe, L ERA: 2.29 (8,1)	1.0	L	4	1	1	1	0	0	0	0	0	0	1	4	4	9.00	1.000				

Batter	1	2	3	4	5	6	7	8	9	10	11	12	13	14	AB	R	H	RBI	BB	SO	LOB	TOP						
Steve Sax, R OBP: 0.386, SLG: 0.357 (1, 4)	6-3		4-3		K2-3		5-3			6-3	FC4			1B 2B	7	0	1	0	0	1	3							
Ron Roenicke, S OBP: 0.364, SLG: 0.333 (1, 7) (8, 9)	4-3		F7		1B 2H			F2		1B 1B		K		1B	7	0	3	1	0	1	0							
Rick Monday, L Mike Martinez, R Steve Howe, L Ken Landry, L Tom Niedenfuer, R Jose Morales, R Joe Beckwith, L (1, 8) (8, 9) (8, 11) (10, 9) (10, 11) (14, 9) (14, 11)	F8			FC5-4 1B BB	1B			K		K				F9	2	1	1	0	1	0	0							
Pedro Guerrero, R OBP: 0.371, SLG: 0.531 (1, 9)		L7		FC5-4 1B	6-3			K		1B		K		IBB	6	0	2	0	1	2	3							
Ron Cey, R OBP: 0.333, SLG: 0.435 (1, 5)		1B 2B		FC5-4 1B		F8			SH3-4 BB	F3		K		K	6	1	1	0	1	2	8							
Steve Garvey, R OBP: 0.287, SLG: 0.401 (1, 3)		K		G5-4-3 1B		K			SH3-4		6-3			P1	6	0	1	1	0	2	4							
Steve Yeager, R OBP: 0.324, SLG: 0.336 Terry Forster, L Dusty Baker Jr., R OBP: 0.368, SLG: 0.476 (1, 2) (6, 1) (8, 7)				G5-4-3 1B		L5			F7		FC3-6 1B			1B	3	0	1	1	0	0	2							
Bill Russell, R OBP: 0.350, SLG: 0.320 Jorge Orta, L Mark Belanger, R OBP: 0.294, SLG: 0.333 OBP: 0.306, SLG: 0.244 (1, 6) (9, PH) (9, 6)		4-3			SH2-4 1B		5-3			FC3-6 S		K		K	3	1	1	0	0	0	1							
Burt Hooton, R OBP: 0.301, SLG: 0.136 Mike Scioscia, L OBP: 0.301, SLG: 0.284 (1, 1) (6, 2)			K		SH2-4 1B		F8			G3		FC4 IBB		4-3	1	0	0	0	0	1	0							
Inning Stats	R: 0 E: 0 K: 0 S: 3	H: 0 LOB: 0 BB: 0 P: 3	R: 1 E: 0 K: 1 S: 7	H: 2 LOB: 1 BB: 0 P: 7	R: 0 E: 0 K: 1 S: 5	H: 0 LOB: 0 BB: 0 P: 5	R: 1 E: 0 K: 1 S: 4	H: 2 LOB: 1 BB: 1 P: 8	R: 1 E: 0 K: 1 S: 6	H: 3 LOB: 2 BB: 0 P: 8	R: 0 E: 0 K: 0 S: 5	H: 0 LOB: 0 BB: 0 P: 5	R: 0 E: 0 K: 1 S: 7	H: 0 LOB: 0 BB: 0 P: 7	R: 0 E: 0 K: 0 S: 3	H: 0 LOB: 2 BB: 2 P: 11	R: 0 E: 0 K: 0 S: 4	H: 1 LOB: 2 BB: 1 P: 8	R: 0 E: 0 K: 3 S: 9	H: 0 LOB: 1 BB: 1 P: 13	R: 0 E: 0 K: 1 S: 6	H: 1 LOB: 1 BB: 0 P: 6	R: 0 E: 0 K: 1 S: 7	H: 2 LOB: 3 BB: 1 P: 11	1B: 11 2B: 2 3B: 0 HR: 0	SF: 0 SAC: 2 DP: 1 HBP: 0	WP: 0 PB: 0 SB: 1 CS: 0	PA: 60
PITCHER	IP 5.0	WLS 22	BF 7	H 3	R 3	ER 3	SO 3	BB 1	IBB 0	HBP 0	BLK 0	WP 0	HR 0	S 27	P 31	ERA 4.65	WHIP 1.600											
Rick Rhoden, R ERA: 4.65 Enrique Romo, R ERA: 4.3 Rod Scurry, L ERA: 1.94 Kent Tekulve, R ERA: 2.84 Don Robinson, R ERA: 4.01 (6, 1) (8, 1) (9, 1) (12, 1)	2.0	6	0	0	0	1	0	0	0	0	0	0	0	0	8	8	0.00	0.000										
PITCHER	IP 3.0	WLS 14	BF 3	H 0	R 0	ER 0	SO 5	BB 1	IBB 1	HBP 0	BLK 0	WP 0	HR 0	S 22	P 30	ERA 1.333	WHIP 1.000											

Los Angeles Dodgers @ Pittsburgh Pirates
Three Rivers Stadium, Pittsburgh, PA
Sun Aug 22 1982, 3:33 AM EDT
Att: 19,006 - Unknown


AB 52
R 13
H 13
RBI 3
BB 6
SO 12
LOB 30



Batter	1	2	3	4	5	6	7	8	9	10	11	12	13	14	AB	R	H	RBI	BB	SO	LOB	BOTTOM						
Omar Moreno, L OBP: 0.293, SLG: 0.312 (1, 8)	K			K	E5 1B		K			F7		K			6	0	1	1	0	4	3							
Johnny Ray, S OBP: 0.325, SLG: 0.403 (1, 4)	F9			3-1	P3			4-3		4-3		F8			6	0	0	0	0	0	3							
Bill Madlock, R OBP: 0.363, SLG: 0.477 (1, 5)	F3					5-3		6-3		4-3				P4	6	0	1	0	0	0	0							
Jason Thompson, L OBP: 0.401, SLG: 0.515 (1, 3)		P4		G3						K				F8	6	0	2	0	0	1	1							
Richie Hebner, L OBP: 0.360, SLG: 0.443 Don Robinson, R OBP: 0.324, SLG: 0.463 (1, 9) (12, 1)		G3			1B 2B		L8			4-3		P4		K	4	1	1	0	0	0	2							
Mike Easter, L OBP: 0.344, SLG: 0.440 (1, 7)		3-1			1B 2B		1-3					E4 G5-4-3			6	1	3	1	0	0	1							
Tony Peña, R OBP: 0.329, SLG: 0.429 (1, 2)			F8		FC1-5 1B 2H		1-3			SH2-4 1B		G5-4-3			5	1	1	0	0	0	2							
Dale Berra, R OBP: 0.311, SLG: 0.399 (1, 6)			K		FC1-5 1B		FC4-6 1B					E8			5	1	2	0	1	2	2							
Rick Rhoden, R John Milner, R Enrique Romo, R Jim Dwyer, L Rod Scurry, L Kent Tekulve, R Lew Lichtenstein, R Willie Stargis, R (1, 11) (8, 9) (8, 11) (7, 9) (8, 11) (8, 11) (8, 11) (11, 9) (11, 9)			F7		FC4-6 1B		6-3			6-3					1	0	0	0	0	0	0							
Inning Stats	R: 0 E: 0 K: 1 S: 5	H: 0 LOB: 0 BB: 0 P: 3	R: 0 E: 0 K: 1 S: 3	H: 0 LOB: 0 BB: 0 P: 3	R: 0 E: 0 K: 1 S: 5	H: 0 LOB: 0 BB: 0 P: 5	R: 0 E: 0 K: 1 S: 4	H: 1 LOB: 1 BB: 0 P: 6	R: 2 E: 1 K: 0 S: 7	H: 4 LOB: 2 BB: 0 P: 7	R: 0 E: 0 K: 0 S: 4	H: 0 LOB: 0 BB: 0 P: 4	R: 0 E: 0 K: 1 S: 6	H: 1 LOB: 1 BB: 0 P: 6	R: 0 E: 0 K: 0 S: 3	H: 1 LOB: 2 BB: 1 P: 10	R: 0 E: 0 K: 1 S: 5	H: 0 LOB: 0 BB: 0 P: 5	R: 0 E: 0 K: 2 S: 8	H: 1 LOB: 1 BB: 1 P: 8	R: 0 E: 0 K: 1 S: 5	H: 0 LOB: 0 BB: 0 P: 5	R: 1 E: 1 K: 0 S: 3	H: 2 LOB: 1 BB: 0 P: 3	1B: 10 2B: 1 3B: 1 HR: 0	SF: 0 SAC: 1 DP: 1 HBP: 0	WP: 0 PB: 0 SB: 1 CS: 0	PA: 53
PITCHER	IP 5.1	WLS 22	BF 6	H 2	R 2	ER 2	SO 3	BB 0	IBB 0	HBP 0	BLK 0	WP 0	HR 0	S 28	P 28	ERA 3.38	WHIP 1.125											
Burt Hooton, R ERA: 4.79 Terry Forster, L ERA: 3.22 Steve Howe, L ERA: 2.22 Tom Niedenfuer, R ERA: 3.06 Joe Beckwith, R ERA: 2.96 (1, 1) (6, 1) (8, 1) (10, 1) (14, 1)	1.2	6	1	1	1	1	0	0	0	0	0	0	0	8	8	5.40	0.600											
PITCHER	IP 4.0	WLS 13	BF 2	H 1	R 0	ER 0	SO 4	BB 0	IBB 0	HBP 0	BLK 0	WP 0	HR 0	S 21	P 21	ERA 0.00	WHIP 0.250											
PITCHER	IP 0.1	WLS L	BF 3	H 2	R 1	ER 0	SO 0	BB 0	IBB 0	HBP 0	BLK 0	WP 0	HR 0	S 3	P 3	ERA 6.000	WHIP 6.000											

Los Angeles Dodgers @ Pittsburgh Pirates
Three Rivers Stadium, Pittsburgh, PA
Sun Aug 22 1982, 3:33 AM EDT
Att: 19,006 - Unknown

AB 51
R 4
H 12
RBI 3
BB 1
SO 9
LOB 18



Batter	1	2	3	4	5	6	7	8	9	AB	R	H	RBI	BB	SO	LOB	TOP								
Steve Sax, R (1.4) OBP: 0.335, SLG: 0.359	0-0 4-3		0-0 6-3			0-0 6-3		0-0 6-3	0-0 5-3	5	1	1	0	0	0	4									
Ken Landreaux, L (1.8) OBP: 0.346, SLG: 0.392	0-0 4-3			0-3 K		0-0 6-3		0-0 6-3		4	1	1	2	0	1	0									
Dusty Baker Jr., R (1.7) OBP: 0.367, SLG: 0.474	0-0 6-3			0-0 P6		0-0 1B		0-0 F5		4	0	1	0	0	0	1									
Pedro Guerrero, R (1.9) OBP: 0.374, SLG: 0.536		0-0 L6		0-0 1B		0-0 1B		0-0 1B		4	0	3	1	0	0	0									
Ron Cey, R (1.5) OBP: 0.331, SLG: 0.431		0-0 L7		0-0 F9		0-0 L6		0-3 K		4	0	0	0	0	1	4									
Steve Garvey, R (1.3) OBP: 0.287, SLG: 0.402		0-0 6-3				0-0 F9		0-0 5-3		4	0	1	0	0	0	0									
Steve Yeager, R (1.2) OBP: 0.314, SLG: 0.326			0-3 K		0-0 5-3		0-0 6-3		0-0 6-3	4	0	0	0	0	1	1									
Bill Russell, R (1.6) OBP: 0.351, SLG: 0.320			0-0 SH1-4		0-0 F8		0-0 6-3		1-0 HBP	3	0	1	0	0	0	0									
Jerry Reuss, L (1.1) Ron Kline, R (5. PH) Terry Forster, L (5. PH) Jorge Orta, L (5. PH) Dave Stewart, R (8. PH) Joe Beckwith, L (8. PH) Rick Monday, L (9. PH)			0-0 SH1-4		0-0 4-3			0-0 6-3	0-3 K	0	0	0	0	0	0	0									
Inning Stats	R: 0 E: 0 K: 0 S: 3	H: 0 LOB: 0 BB: 0 P: 3	R: 0 E: 0 K: 0 S: 3	H: 0 LOB: 0 BB: 0 P: 3	R: 0 E: 0 K: 1 S: 6	H: 1 LOB: 1 BB: 0 P: 6	R: 0 E: 0 K: 1 S: 6	H: 1 LOB: 1 BB: 0 P: 6	R: 0 E: 0 K: 0 S: 3	H: 0 LOB: 0 BB: 0 P: 3	R: 1 E: 0 K: 0 S: 6	H: 3 LOB: 2 BB: 0 P: 6	R: 0 E: 0 K: 0 S: 3	H: 0 LOB: 0 BB: 0 P: 3	R: 2 E: 1 K: 1 S: 8	H: 3 LOB: 1 BB: 0 P: 8	R: 0 E: 0 K: 1 S: 6	H: 1 LOB: 2 BB: 0 P: 7	1B: 5 2B: 3 3B: 1 HR: 0	SF: 0 SAC: 1 DP: 0 HBP: 1	WP: 0 PB: 0 SB: 0 CS: 0	PA: 37			
PITCHER	IP	WLS	BF	H	R	ER	SO	BB	IBB	HBP	BLK	WP	HR	S	P	ERA	WHIP								
Bob Forsch, R (1.1) ERA: 3.71	7.1	W	29	7	3	3	2	0	0	0	0	0	0	33	33	3.68	0.955								
Bruce Sutter, R (8.1) ERA: 3.18	1.2	S	8	2	0	0	2	0	0	1	0	0	0	11	12	0.00	1.200								

Los Angeles Dodgers @ St. Louis Cardinals
 Busch Stadium, St. Louis, MO
 Mon Aug 23 1982, 7:05 PM CDT
 Att: 25,049 - Unknown

AB	35
R	3
H	9
RBI	3
BB	0
SO	4
LOB	12



Batter	1	2	3	4	5	6	7	8	9	AB	R	H	RBI	BB	SO	LOB	BOTTOM								
Ozzie Smith, S (1.6) OBP: 0.361, SLG: 0.339	0-0 6-3		0-0 2B	0-0 1-3		0-0 SH1-3		4-0 E		3	2	1	1	1	0	0									
Lonnie Smith, R (1.7) OBP: 0.387, SLG: 0.449	0-0 1-3		0-0 F9		0-0 1-3	0-0 6-3		0-0 E7		5	1	1	2	0	0	3									
Keith Hernandez, L (1.3) OBP: 0.384, SLG: 0.408	0-0 FC6-4		0-0 1B	1-0 E		0-0 F7		4-0 E		3	2	2	1	1	0	0									
George Hendrick, R (1.9) OBP: 0.316, SLG: 0.445	0-0 FC6-4		0-0 2B	0-0 L4		0-0 K		0-0 E5		5	2	1	1	0	1	4									
Gene Tenace, R (1.2) OBP: 0.527, SLG: 0.642		0-0 1B	0-0 1B	0-3 K		4-0 BB		0-0 1B		4	1	3	4	1	1	1									
Willie McGee, S (1.8) OBP: 0.358, SLG: 0.442		0-3 K	0-0 K			0-0 SH1-3		0-0 K		5	1	3	2	0	2	2									
Ken Oberkfell, L (1.5) OBP: 0.327, SLG: 0.352	0-0 F8		0-0 4-3			0-0 E5		0-0 E		5	1	1	0	0	0	5									
Tom Herr, S (1.4) OBP: 0.348, SLG: 0.331	0-0 4-3			0-0 6-3		4-0 SH1-3		0-0 E		3	1	1	0	1	0	1									
Bob Forsch, R (1.1) OBP: 0.254, SLG: 0.300			0-3 K		0-3 K			0-0 F9		3	0	0	0	0	3	3									
Bruce Sutter, R (8.1) OBP: 0.167, SLG: 0.200						0-0 K		1-2 F9		1	0	0	0	0	0	2									
Inning Stats	R: 0 E: 0 K: 0 S: 4	H: 1 LOB: 1 BB: 0 P: 4	R: 0 E: 0 K: 1 S: 6	H: 1 LOB: 1 BB: 0 P: 6	R: 4 E: 0 K: 1 S: 10	H: 5 LOB: 1 BB: 0 P: 10	R: 0 E: 0 K: 1 S: 5	H: 0 LOB: 0 BB: 0 P: 5	R: 0 E: 1 K: 1 S: 7	H: 0 LOB: 1 BB: 1 P: 11	R: 1 E: 1 K: 2 S: 7	H: 1 LOB: 2 BB: 1 P: 11	R: 0 E: 0 K: 0 S: 8	H: 0 LOB: 1 BB: 2 P: 16	R: 6 E: 2 K: 0 S: 8	H: 5 LOB: 1 BB: 2 P: 16	1B: 11 2B: 2 3B: 0 HR: 0	SF: 0 SAC: 1 DP: 1 HBP: 1	WP: 0 PB: 0 SB: 1 CS: 0	PA: 43					
PITCHER	IP	WLS	BF	H	R	ER	SO	BB	IBB	HBP	BLK	WP	HR	S	P	ERA	WHIP								
Jerry Reuss, L (1.1) ERA: 3.44	5.0	L	23	7	4	4	4	0	0	1	0	0	0	30	31	7.20	1.400								
Terry Forster, L (6.1) ERA: 3.12	2.0		10	1	1	0	3	1	1	0	0	0	0	14	22	0.00	1.000								
Dave Stewart, R (8.1) ERA: 4.1	0.1		5	3	4	4	0	0	1	0	0	0	0	4	8	108.00	9.000								
Joe Beckwith, R (8.1) ERA: 3.21	0.2		5	2	2	1	0	0	1	0	0	0	0	4	8	13.50	3.000								

Los Angeles Dodgers @ St. Louis Cardinals
 Busch Stadium, St. Louis, MO
 Mon Aug 23 1982, 7:05 PM CDT
 Att: 25,049 - Unknown

AB	37
R	11
H	13
RBI	11
BB	4
SO	7
LOB	21



Batter	1	2	3	4	5	6	7	8	9	AB	R	H	RBI	BB	SO	LOB	TOP			
Steve Sax, R OBP: 0.332, SLG: 0.355 (1,4)	6-3		4-3	F8		3-1		6-3	6-3	6	0	0	0	0	0	1				
Ken Landreaux, L OBP: 0.350, SLG: 0.406 (1,8)	2B		1B	4-3		K		SF7		5	3	3	0	0	1	1				
Dusty Baker Jr., R OBP: 0.369, SLG: 0.481 (1,7)	K		BB	1B		1B		SF7		4	1	3	2	0	1	1				
Pedro Guerrero, R OBP: 0.378, SLG: 0.545 (1,9)	2B		1B	1B		K		HR		3	1	2	2	2	1	1				
Ron Cey, R OBP: 0.333, SLG: 0.429 (1,5)	5-3		FC5-4	BB		WP		1B		2	0	0	0	3	0	3				
Steve Garvey, R OBP: 0.290, SLG: 0.406 (1,3)		E7	L9			WP		6-3		5	0	3	1	0	0	3				
Steve Yeager, R OBP: 0.303, SLG: 0.313 (1,2)	P4		FC5-4			1B		4-3		5	0	0	0	0	1	8				
Bill Russell, R OBP: 0.354, SLG: 0.322 (1,6)	K			SH3-4		1B		1-3		4	0	2	0	1	1	1				
Bob Welch, R OBP: 0.162, SLG: 0.157 (1,1)	K		SH3-4			K		K		4	0	0	0	0	3	5				
Inning Stats	R: 1 E: 0 K: 1 S: 7	H: 2 LOB: 1 BB: 0 P: 7	R: 0 E: 1 K: 2 S: 8	H: 1 LOB: 1 BB: 0 P: 8	R: 1 E: 0 K: 0 S: 5	H: 2 LOB: 3 BB: 2 P: 13	R: 0 E: 0 K: 0 S: 4	H: 1 LOB: 1 BB: 0 P: 4	R: 1 E: 0 K: 2 S: 9	H: 2 LOB: 2 BB: 1 P: 10	R: 0 E: 0 K: 0 S: 4	H: 1 LOB: 1 BB: 0 P: 4	R: 2 E: 0 K: 1 S: 8	H: 3 LOB: 2 BB: 1 P: 12	R: 0 E: 0 K: 1 S: 5	H: 0 LOB: 0 BB: 0 P: 5	1B: 6 2B: 4 3B: 2 HR: 1	SF: 1 SAC: 1 DP: 0 HBP: 0	WP: 1 PB: 0 SB: 2 CS: 0	PA: 46
PITCHER	IP	WLS	BF	H	R	ER	SO	BB	IBB	HBP	BLK	WP	HR	S	P	ERA	WHIP			
John Stuper, R ERA: 3.89 (1,1)	4.1	L	24	8	3	3	4	2	1	0	0	0	0	29	41	6.23	2.308			
Jeff Lahti, R ERA: 2.94 (5,1)	2.2		12	2	0	0	2	0	2	0	0	1	0	14	22	0.00	0.750			
Doug Bair, R ERA: 2.77 (8,1)	2.0		10	3	2	2	2	1	0	0	0	0	1	13	17	9.00	2.000			

Los Angeles Dodgers @ St. Louis Cardinals
 Busch Stadium, St. Louis, MO
 Tue Aug 24 1982, 7:05 PM CDT
 Att: 26,564 - Unknown

AB	38
R	5
H	13
RBI	5
BB	6
SO	8
LOB	24



Batter	1	2	3	4	5	6	7	8	9	AB	R	H	RBI	BB	SO	LOB	BOTTOM					
Tom Herr, S OBP: 0.344, SLG: 0.327 (1,4)	6-3		F7		6-3			4-3		4	0	0	0	0	0	0						
Lonnie Smith, R OBP: 0.386, SLG: 0.448 (1,7)	F9			2B	F9			F9		4	1	1	0	0	0	0						
Keith Hernandez, L OBP: 0.385, SLG: 0.406 (1,3)	K			2B		G3-6		F8		2	1	0	0	2	1	0						
George Hendrick, R OBP: 0.315, SLG: 0.446 (1,9)		K		2B		F3		4-3		4	0	1	2	0	1	1						
Willie McGee, S OBP: 0.356, SLG: 0.439 (1,8)				P5		G3-6		3-1		4	0	1	0	0	0	2						
Ken Oberkfell, L OBP: 0.325, SLG: 0.352 (1,5)	K			BB		SH3		F8		3	0	1	0	1	1	1						
Darrell Porter, L OBP: 0.344, SLG: 0.399 (1,2)	G3			K		SH3				2	0	0	0	0	1	3						
Ozzie Smith, S OBP: 0.359, SLG: 0.337 (1,6)			1-3	3-1				F9		3	0	0	0	0	0	3						
John Stuper, R OBP: 0.192, SLG: 0.240 (1,1)			K							1	0	0	0	0	1	0						
Jeff Lahti, R OBP: 0.367, SLG: 0.371 (5,1)										1	0	0	0	0	1	0						
Dane Iorg, L OBP: 0.367, SLG: 0.371 (7,PH)										1	0	0	0	0	1	1						
Doug Bair, R OBP: 0.367, SLG: 0.371 (8,1)										0	0	0	0	0	0	0						
Inning Stats	R: 0 E: 0 K: 1 S: 5	H: 0 LOB: 0 BB: 0 P: 5	R: 0 E: 0 K: 2 S: 8	H: 1 LOB: 1 BB: 0 P: 8	R: 0 E: 0 K: 1 S: 5	H: 0 LOB: 0 BB: 0 P: 5	R: 2 E: 0 K: 1 S: 7	H: 2 LOB: 2 BB: 2 P: 15	R: 0 E: 0 K: 1 S: 5	H: 0 LOB: 0 BB: 0 P: 5	R: 0 E: 0 K: 0 S: 2	H: 0 LOB: 0 BB: 1 P: 6	R: 0 E: 0 K: 1 S: 6	H: 1 LOB: 1 BB: 0 P: 6	R: 0 E: 0 K: 0 S: 3	H: 0 LOB: 0 BB: 0 P: 3	R: 0 E: 0 K: 0 S: 3	H: 0 LOB: 0 BB: 0 P: 3	1B: 3 2B: 1 3B: 0 HR: 0	SF: 0 SAC: 1 DP: 1 HBP: 0	WP: 0 PB: 0 SB: 1 CS: 0	PA: 33
PITCHER	IP	WLS	BF	H	R	ER	SO	BB	IBB	HBP	BLK	WP	HR	S	P	ERA	WHIP					
Bob Welch, R ERA: 3.04 (1,1)	9.0	W	33	4	2	2	7	3	0	0	0	0	0	44	56	2.00	0.778					

Los Angeles Dodgers @ St. Louis Cardinals
 Busch Stadium, St. Louis, MO
 Tue Aug 24 1982, 7:05 PM CDT
 Att: 26,564 - Unknown

AB	29
R	2
H	4
RBI	2
BB	3
SO	7
LOB	11



Batter	1	2	3	4	5	6	7	8	9	AB	R	H	RBI	BB	SO	LOB	TOP																	
Bump Willis, S OBP: 0.340, SLG: 0.372 (1, 4)										4	1	3	0	1	0	1																		
23 Ryne Sandberg, R OBP: 0.308, SLG: 0.368 (1, 5)										5	2	2	0	0	1	3																		
Bill Buckner, L OBP: 0.350, SLG: 0.433 (1, 3)										5	1	2	2	0	0	1																		
Leon Durham, L OBP: 0.389, SLG: 0.529 (1, 8) (7, 9)										5	0	2	1	0	1	1																		
Steve Henderson, R OBP: 0.300, SLG: 0.356 (1, 7)										4	0	3	1	0	0	2																		
Jay Johnstone, L OBP: 0.351, SLG: 0.420 (1, 9) Jerry Morales, R OBP: 0.306, SLG: 0.390 (7, PH) (7, 8)										3	0	0	0	0	1	3																		
Jody Davis, R OBP: 0.296, SLG: 0.371 (1, 2)										3	0	0	0	1	0	0																		
Larry Bowa, S OBP: 0.298, SLG: 0.300 (1, 6)										4	0	0	0	0	0	1																		
Allen Ripley, R OBP: 0.133, SLG: 0.133 (1, 1) Mike Proly, R OBP: 0.300, SLG: 0.400 (6, 1) Willie Hernandez, L OBP: 0.296, SLG: 0.174 (7, 1) Scot Thompson, L OBP: 0.400, SLG: 0.366 (8, PH) Dick Tidrow, R (8, 1)										3	0	1	0	0	0	1																		
Inning Stats	R: 3 E: 0 K: 0 S: 5	H: 3 LOB: 0 BB: 1 P: 9	R: 0 E: 0 K: 0 S: 3	H: 0 LOB: 0 BB: 0 P: 3	R: 0 E: 0 K: 0 S: 5	H: 2 LOB: 2 BB: 0 P: 5	R: 0 E: 1 K: 1 S: 6	H: 0 LOB: 1 BB: 0 P: 6	R: 1 E: 0 K: 0 S: 6	H: 5 LOB: 2 BB: 0 P: 6	R: 0 E: 0 K: 1 S: 6	H: 1 LOB: 1 BB: 0 P: 6	R: 0 E: 0 K: 1 S: 5	H: 0 LOB: 1 BB: 1 P: 9	R: 0 E: 0 K: 2 S: 7	H: 0 LOB: 0 BB: 0 P: 7	1B: 12 2B: 1 3B: 0 HR: 0	SF: 0 SAC: 0 DP: 0 HBP: 0	WP: 0 PB: 0 SB: 1 CS: 2	PA: 40														
PITCHER	IP WLS BF H R ER SO BB IBB HBP BLK WP HR S P ERA WHIP																																	
Burt Hooton, R ERA: 4.98 (1, 1)	4.1	21	8	4	4	1	1	0	0	0	0	0	0	0	22	26	8.31	2.077																
Terry Forster, L ERA: 3.09 (5, 1)	0.2	3	2	0	0	0	0	0	0	0	0	0	0	3	3	0.00	3.000																	
Ricky Wright, L ERA: 1.85 (6, 1)	2.0	W	9	3	0	0	1	0	0	0	0	0	0	11	11	0.00	1.500																	
Tom Niedenfuer, R ERA: 2.94 (8, 1)	2.0	S	7	0	0	0	3	1	0	0	0	0	0	12	16	0.00	0.500																	

Chicago Cubs @ Los Angeles Dodgers
Dodger Stadium, Los Angeles, CA
Fri Aug 27 1982, 7:05 PM PDT
Att: 51,635 - Unknown - 76 F

AB 38
R 4
H 13
RBI 4
BB 2
SO 5
LOB 15



Batter	1	2	3	4	5	6	7	8	9	AB	R	H	RBI	BB	SO	LOB	BOTTOM																	
Steve Sax, R OBP: 0.334, SLG: 0.358 (1, 4)										4	0	1	1	0	0	1																		
Ken Landreaux, L OBP: 0.351, SLG: 0.412 (1, 8) Jose Morales, R OBP: 0.296, SLG: 0.174 (7, PH) Tom Niedenfuer, R (8, 1)										3	0	1	0	0	0	0																		
Dusty Baker Jr., R OBP: 0.366, SLG: 0.474 (1, 7)										3	2	1	0	1	1	2																		
Pedro Guerrero, R OBP: 0.385, SLG: 0.553 (1, 9) (8, 8)										4	2	3	2	0	1	1																		
Ron Cey, R OBP: 0.330, SLG: 0.423 (1, 5)										3	0	0	1	0	0	1																		
Steve Garvey, R OBP: 0.285, SLG: 0.404 (1, 3)										3	1	0	0	1	0	1																		
Steve Yeager, R OBP: 0.256, SLG: 0.305 (1, 2) Rick Monday, L OBP: 0.400, SLG: 0.551 (6, PH) Mike Scioscia, L OBP: 0.301, SLG: 0.284 (9, 2)										3	0	0	0	0	1	1																		
Bill Russell, R OBP: 0.356, SLG: 0.335 (1, 6)										4	2	1	0	0	0	0																		
Burt Hooton, R ERA: 3.9 (1, 1) Terry Forster, L (5, PH) Mike Marshall, R OBP: 0.335, SLG: 0.452 (6, 1) Ricky Wright, L OBP: 0.364, SLG: 0.527 (7, PH) Ron Roenicke, S (8, 9)										0	0	0	0	0	0	0																		
Inning Stats	R: 0 E: 0 K: 2 S: 8	H: 1 LOB: 1 BB: 0 P: 8	R: 0 E: 0 K: 1 S: 5	H: 0 LOB: 0 BB: 0 P: 5	R: 1 E: 1 K: 0 S: 4	H: 1 LOB: 0 BB: 0 P: 4	R: 1 E: 0 K: 0 S: 5	H: 2 LOB: 1 BB: 0 P: 5	R: 1 E: 0 K: 0 S: 4	H: 1 LOB: 0 BB: 0 P: 4	R: 2 E: 0 K: 0 S: 4	H: 1 LOB: 1 BB: 1 P: 8	R: 1 E: 0 K: 0 S: 5	H: 2 LOB: 0 BB: 1 P: 9	R: 3 E: 0 K: 0 S: 5	H: 2 LOB: 0 BB: 1 P: 9	1B: 7 2B: 0 3B: 0 HR: 3	SF: 1 SAC: 2 DP: 0 HBP: 0	WP: 0 PB: 0 SB: 3 CS: 0	PA: 36														
PITCHER	IP WLS BF H R ER SO BB IBB HBP BLK WP HR S P ERA WHIP																																	
Allen Ripley, R ERA: 3.9 (1, 1)	5.0	21	5	4	3	3	1	0	0	0	0	0	0	1	7	7	10.80	1.200																
Mike Proly, R ERA: 2.11 (6, 1)	1.2	L	7	2	2	2	0	0	0	0	0	0	0	2	2	0.00	3.000																	
Willie Hernandez, L ERA: 3.13 (7, 1)	0.1	2	1	0	0	0	0	0	0	0	0	0	0	2	2	0.00	3.000																	
Dick Tidrow, R ERA: 3.6 (8, 1)	1.0	6	2	3	3	0	0	1	0	0	0	1	5	9	27.00	2.000																		

Chicago Cubs @ Los Angeles Dodgers
Dodger Stadium, Los Angeles, CA
Fri Aug 27 1982, 7:05 PM PDT
Att: 51,635 - Unknown - 76 F

AB 31
R 9
H 10
RBI 9
BB 2
SO 3
LOB 7



Batter	1	2	3	4	5	6	7	8	9	AB	R	H	RBI	BB	SO	LOB	TOP						
Bump Willis, S OBP: 0.340, SLG: 0.371 (1, 4)	0-0 6-3		0-3 K		0-0 FC6-4 1B			0-3 K		4	0	1	0	0	2	0	Chicago Cubs @ Los Angeles Dodgers Dodger Stadium, Los Angeles, CA Sat Aug 28 1982, 7:05 PM PDT Att: 50,528 - Unknown - 69 F						
23 Ryne Sandberg, R OBP: 0.306, SLG: 0.365 (1, 5)	0-0 F8		0-3 K		0-0 FC6-4 1-2			0-0 1-3		4	0	0	0	0	1	1							
Bill Buckner, L OBP: 0.347, SLG: 0.430 Scot Thompson, L OBP: 0.400, SLG: 0.366 (1, 3) (8, 3)	0-0 F9			0-0 F8		0-0 F9		0-0 G3		4	0	0	0	0	0	0							
Keith Moreland, R OBP: 0.329, SLG: 0.403 (1, 9)		0-0 P4		0-0 6-3		0-0 P4		0-0 G5-4-3 1B		4	0	1	0	0	0	0							
Leon Durham, L OBP: 0.389, SLG: 0.528 Gary Woods, R OBP: 0.326, SLG: 0.384 (1, 8) (8, 8)		0-0 P6		0-0 1B		0-0 F9		0-0 G5-4-3 1-2		3	0	1	0	0	0	0							
Steve Henderson, R OBP: 0.312, SLG: 0.367 (1, 7)		0-0 WP 1B		0-0 1-3 1B		0-0 FC6-4 1B		0-0 1B		4	1	4	0	0	0	0							
Jody Davis, R OBP: 0.295, SLG: 0.370 (1, 2)		0-0 FC5-4 1B		0-0 5-3		0-0 FC6-4 1-2		0-3 K		4	0	1	1	0	1	4							
Larry Bowa, S OBP: 0.297, SLG: 0.298 Doug Bird, R OBP: 0.190, SLG: 0.152 Ken Kravec, L (1, 6) (7, 1) (8, 1)		0-0 FC5-4 1-2		0-0 6-3		0-0 4-3				3	0	0	0	0	0	2							
Dickie Noles, R OBP: 0.109, SLG: 0.136 Bill Campbell, R Junior Kennedy, R OBP: 0.291, SLG: 0.265 (1, 1) (5, 1) (7, PH) (7, 6)			0-0 1-3		0-3 K		0-0 1-3			2	0	0	0	0	1	0							
Inning Stats	R: 0 E: 0 K: 0 S: 3	H: 0 LOB: 0 BB: 0 P: 3	R: 1 E: 0 K: 0 S: 5	H: 2 LOB: 1 BB: 0 P: 5	R: 0 E: 0 K: 2 S: 7	H: 0 LOB: 0 BB: 0 P: 7	R: 0 E: 0 K: 0 S: 5	H: 2 LOB: 2 BB: 0 P: 5	R: 0 E: 0 K: 1 S: 6	H: 1 LOB: 1 BB: 0 P: 6	R: 0 E: 0 K: 0 S: 3	H: 0 LOB: 0 BB: 0 P: 3	R: 0 E: 0 K: 0 S: 4	H: 1 LOB: 1 BB: 0 P: 4	R: 0 E: 0 K: 1 S: 5	H: 0 LOB: 0 BB: 0 P: 5		R: 0 E: 0 K: 1 S: 6	H: 2 LOB: 1 BB: 0 P: 6	1B: 8 2B: 0 3B: 0 HR: 0	SF: 0 SAC: 0 DP: 1 HBP: 0	WP: 1 PB: 0 SB: 0 CS: 0	PA: 34
PITCHER Jerry Reuss, L ERA: 3.33 (1, 1)	IP: 9.0 WLS: W BF: 34 H: 8 R: 1 ER: 1 SO: 5 BB: 0 IBB: 0 HBP: 0 BLK: 0 WP: 1 HR: 0 S: 44 P: 44 ERA: 1.00 WHIP: 0.889															PITCHER IP: WLS: BF: H: R: ER: SO: BB: IBB: HBP: BLK: WP: HR: S: P: ERA: WHIP							

AB	34
R	1
H	8
RBI	1
BB	0
SO	5
LOB	9



Batter	1	2	3	4	5	6	7	8	9	AB	R	H	RBI	BB	SO	LOB	BOTTOM						
Steve Sax, R OBP: 0.337, SLG: 0.360 (1, 4)	0-0 PB 4-3 1B		0-0 1-3		0-0 S 1B		0-0 E7 1B	0-0 6-3		5	2	3	0	0	0	0	Chicago Cubs @ Los Angeles Dodgers Dodger Stadium, Los Angeles, CA Sat Aug 28 1982, 7:05 PM PDT Att: 50,528 - Unknown - 69 F						
Ken Landreaux, L OBP: 0.354, SLG: 0.413 (1, 8)	4-0 4-3 SF8 BB		0-0 1B		0-0 F7 1-2		0-0 1-3	0-0 1B BB		4	1	2	0	1	0	3							
Rick Monday, L OBP: 0.402, SLG: 0.547 Ron Roenicke, S OBP: 0.369, SLG: 0.327 (1, 7) (7, 7) (8, 9)	0-0 4-3 1-3 2-H		0-0 1-3 1B		4-0 1B HR BB		0-3 K	4-0 1B BB		3	1	1	1	1	1	3							
Pedro Guerrero, R OBP: 0.385, SLG: 0.552 Mike Marshall, R OBP: 0.349, SLG: 0.446 (1, 9) (8, 7)	4-0 S BB		0-0 P4		0-0 HR 1B		0-0 F9	0-3 K		3	1	1	1	1	0	2							
Ron Cey, R OBP: 0.332, SLG: 0.432 (1, 5)	0-0 SF8		0-0 P6		0-0 1-2 2-H HR 1B		0-0 F9	0-0 K		1	0	0	0	0	1	2							
Steve Garvey, R OBP: 0.288, SLG: 0.402 (1, 3)	0-0 P3 1-2			0-0 S 1B	0-0 5-3		0-0 P3	0-0 L5		5	1	1	0	0	0	5							
Steve Yeager, R OBP: 0.295, SLG: 0.303 (1, 2)		0-0 F8		0-3 K	0-3 K		0-0 BB 1B			4	0	1	0	0	2	1							
Bill Russell, R OBP: 0.355, SLG: 0.332 (1, 6)		0-0 5-3		0-0 P3 1-2		0-3 K	4-0 K 1-2 2-3 BB			3	0	0	0	1	1	1							
Jerry Reuss, L OBP: 0.234, SLG: 0.226 (1, 1)		0-3 K		0-0 1B	0-0 2-H 1B		0-0 K	0-3 K		4	0	2	1	0	2	3							
Inning Stats	R: 2 E: 0 K: 0 S: 4	H: 1 LOB: 1 BB: 2 P: 12	R: 0 E: 0 K: 1 S: 5	H: 0 LOB: 0 BB: 0 P: 5	R: 0 E: 0 K: 0 S: 5	H: 2 LOB: 2 BB: 0 P: 5	R: 1 E: 0 K: 1 S: 6	H: 2 LOB: 1 BB: 0 P: 6	R: 4 E: 0 K: 1 S: 8	H: 3 LOB: 0 BB: 1 P: 12	R: 0 E: 1 K: 2 S: 9	H: 2 LOB: 2 BB: 0 P: 9	R: 0 E: 0 K: 1 S: 7	H: 2 LOB: 3 BB: 1 P: 11	R: 0 E: 0 K: 1 S: 7	H: 2 LOB: 3 BB: 1 P: 11		R: 0 E: 0 K: 1 S: 7	H: 2 LOB: 3 BB: 1 P: 11	1B: 13 2B: 0 3B: 0 HR: 1	SF: 1 SAC: 0 DP: 0 HBP: 0	WP: 0 PB: 1 SB: 4 CS: 0	PA: 42
PITCHER Dickie Noles, R ERA: 4.41 Bill Campbell, R ERA: 3.97 Doug Bird, R ERA: 4.79 Ken Kravec, L ERA: 4.35 (1, 1) (5, 1) (7, 1) (8, 1)	IP: 4.1 WLS: L BF: 22 H: 7 R: 6 ER: 5 SO: 2 BB: 3 IBB: 0 HBP: 0 BLK: 0 WP: 0 HR: 0 S: 23 P: 35 ERA: 10.38 WHIP: 2.308															PITCHER IP: WLS: BF: H: R: ER: SO: BB: IBB: HBP: BLK: WP: HR: S: P: ERA: WHIP							

AB	36
R	7
H	14
RBI	7
BB	5
SO	7
LOB	22

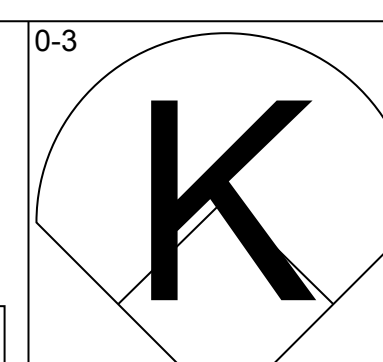
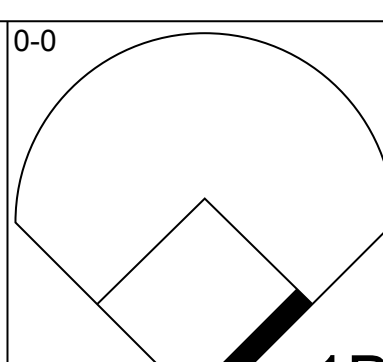
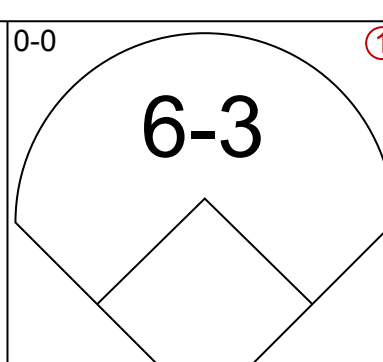
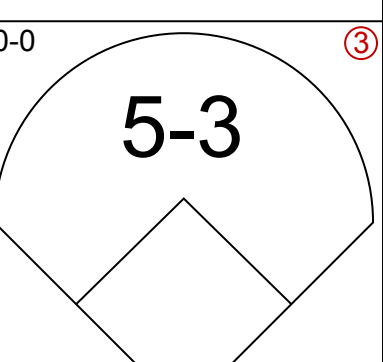
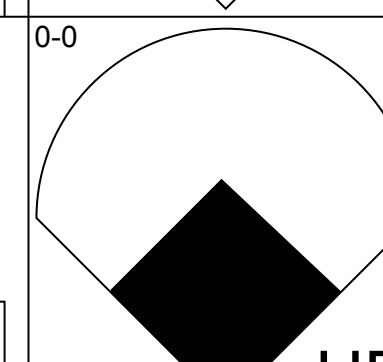
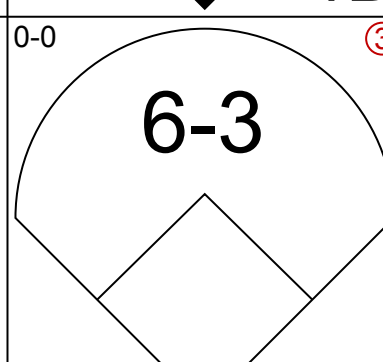
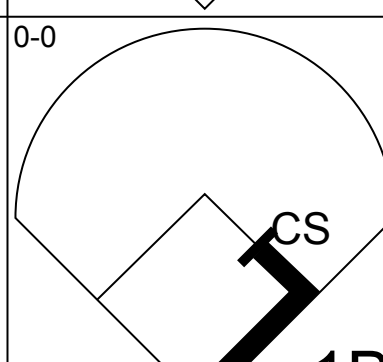
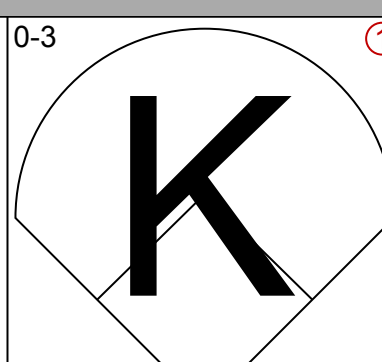
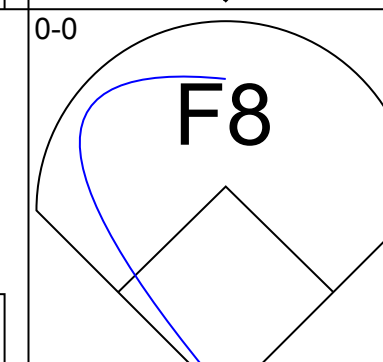
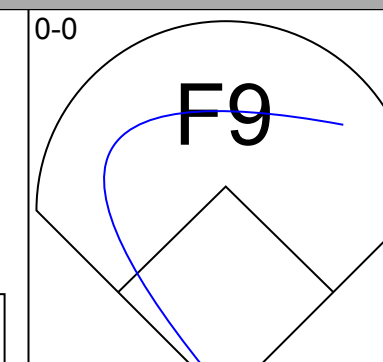
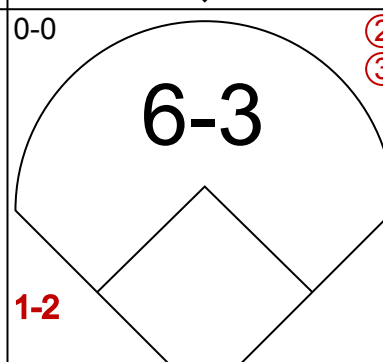
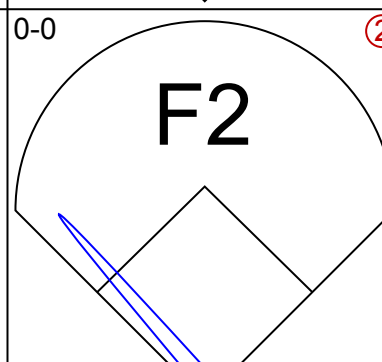
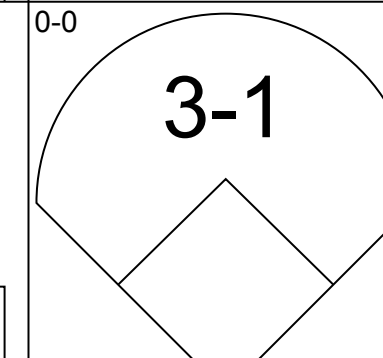
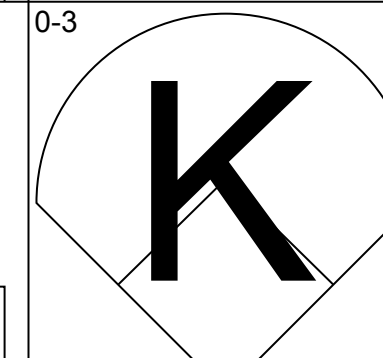
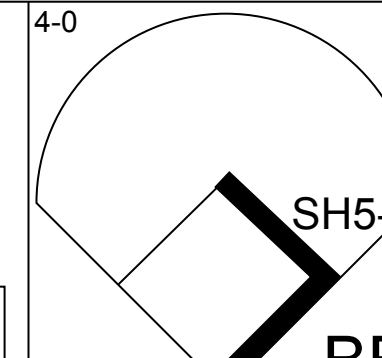
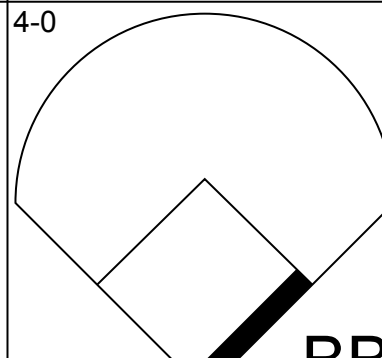
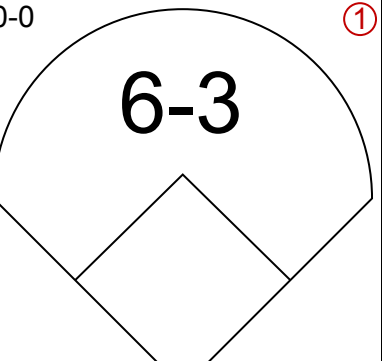
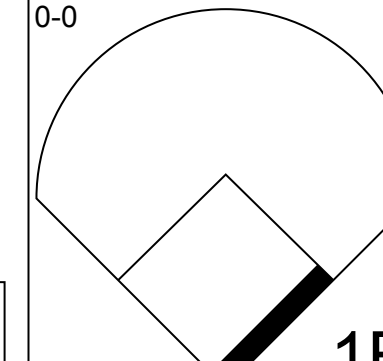
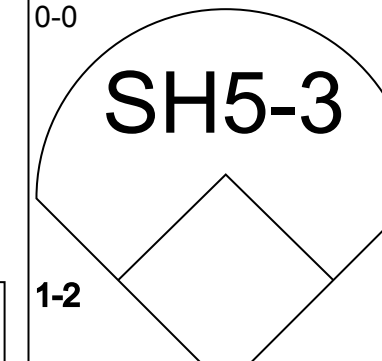
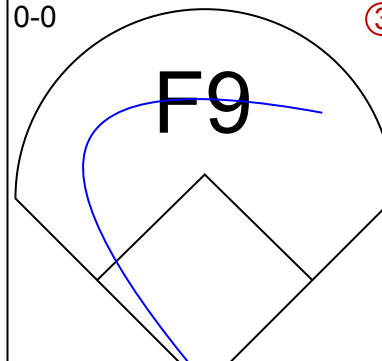
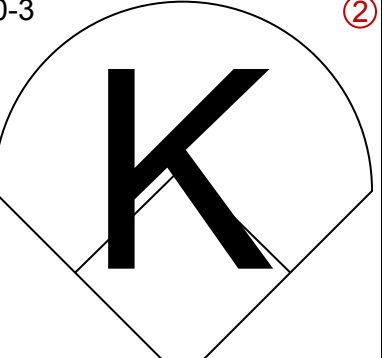
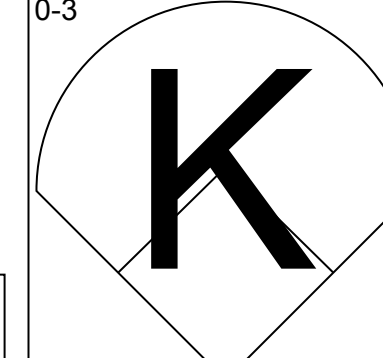
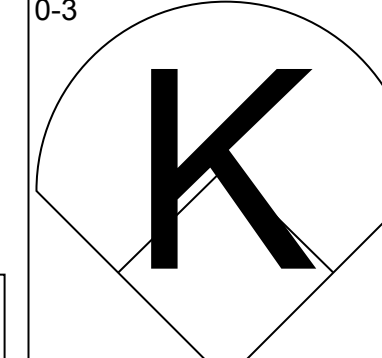
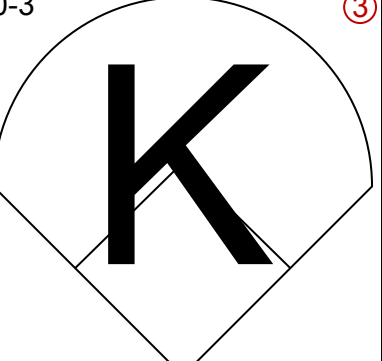
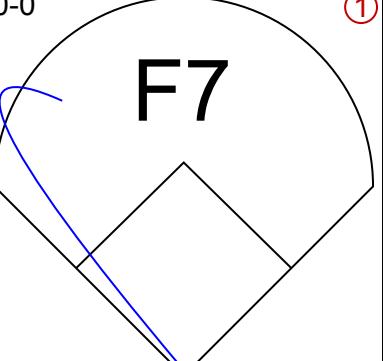
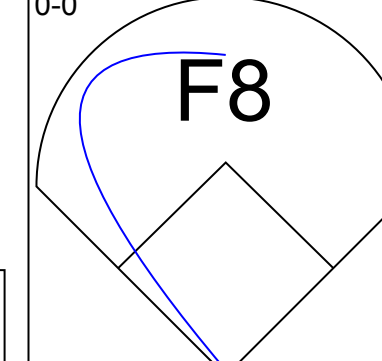
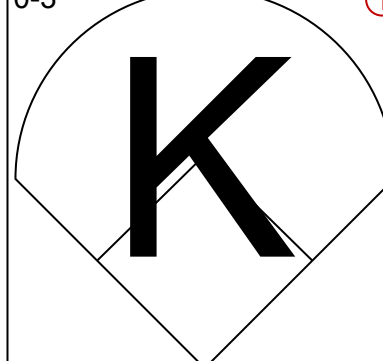
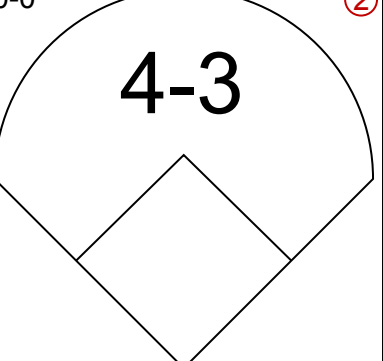
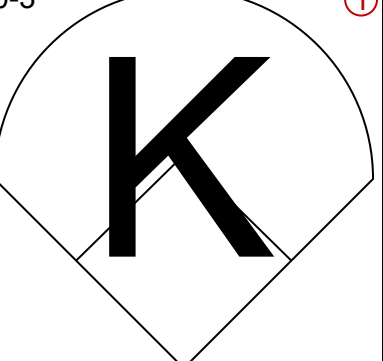

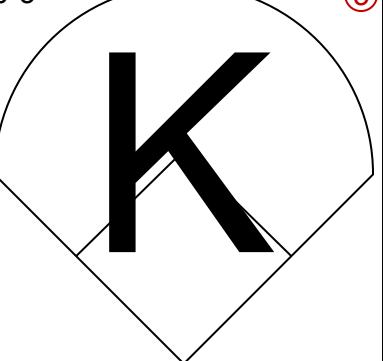
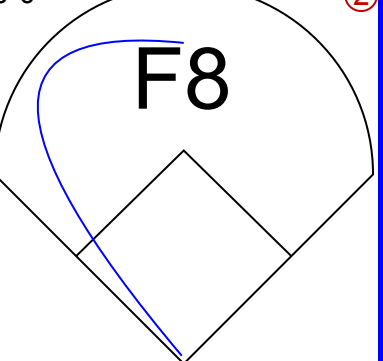


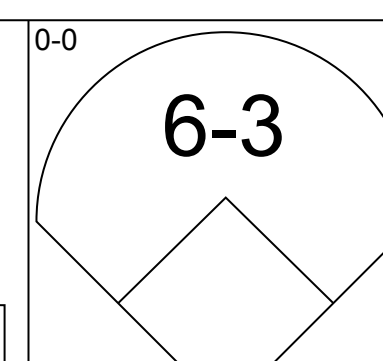
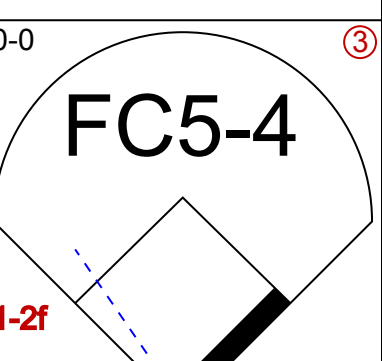
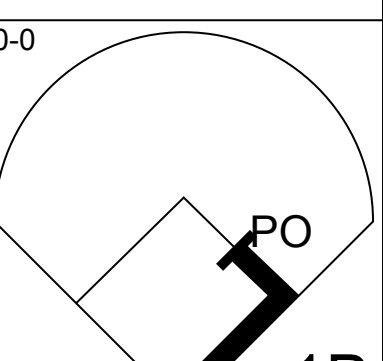
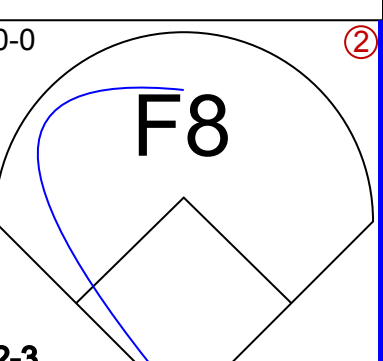
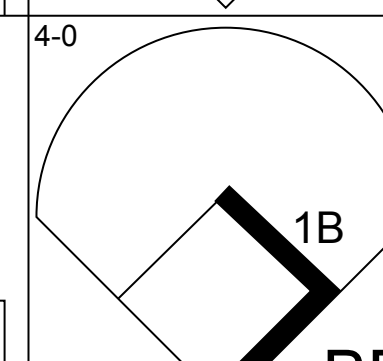
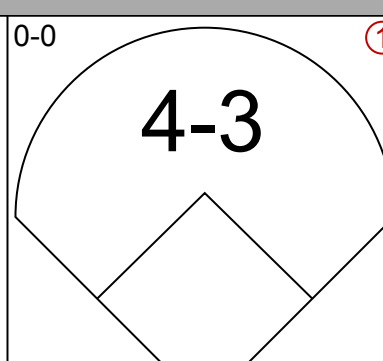
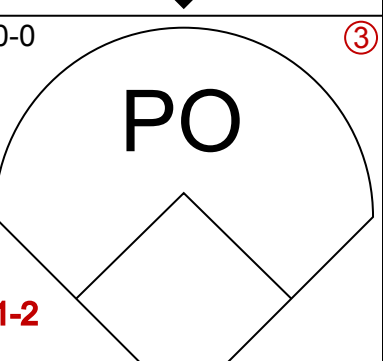
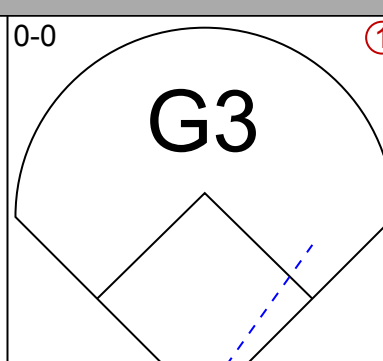
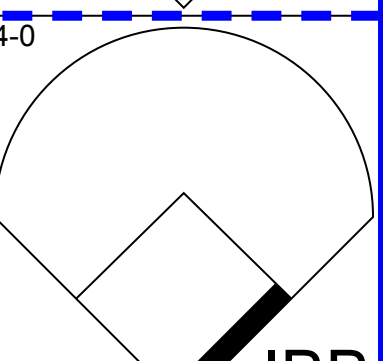
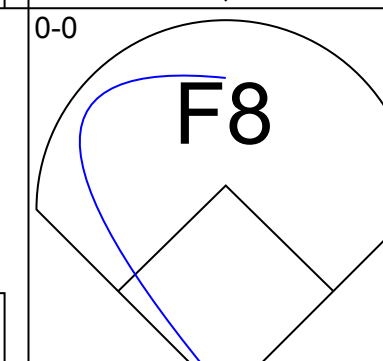
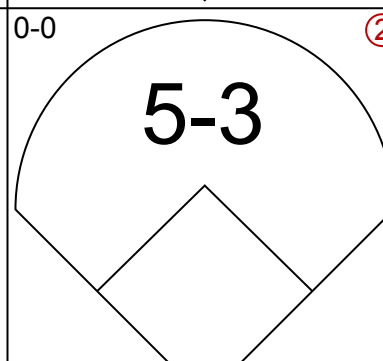
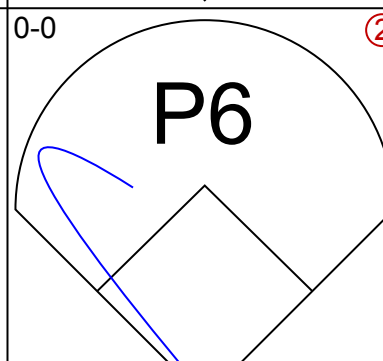
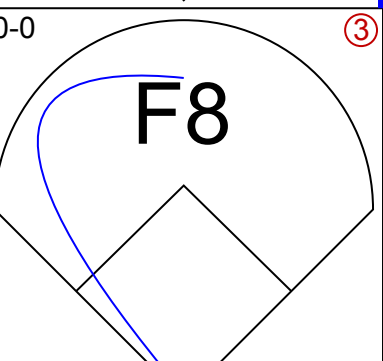
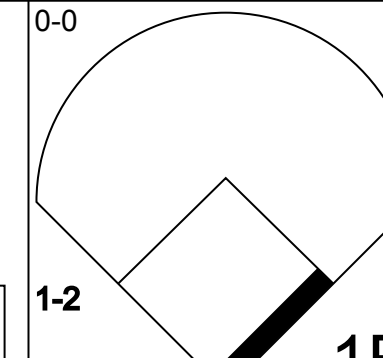
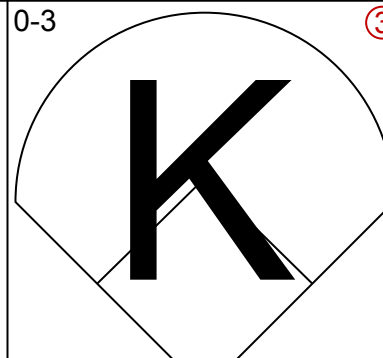
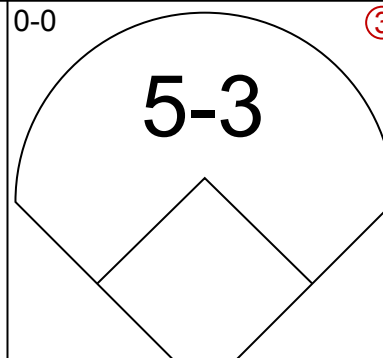
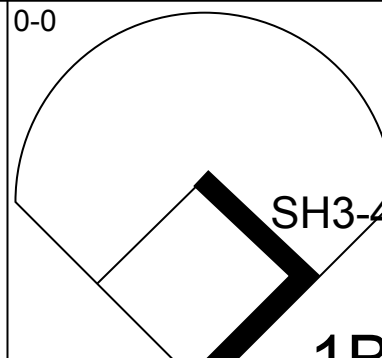
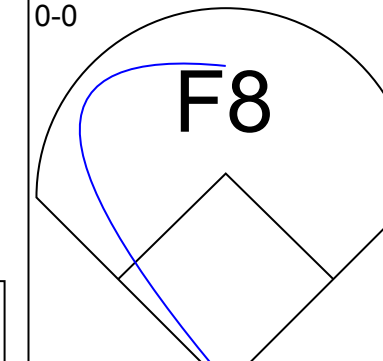
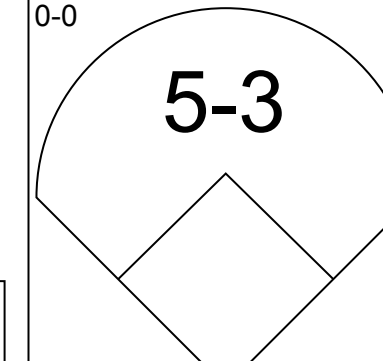
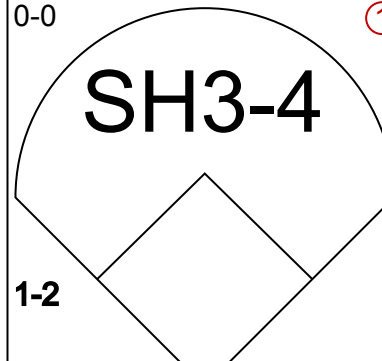
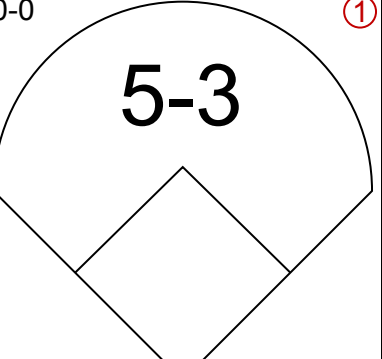
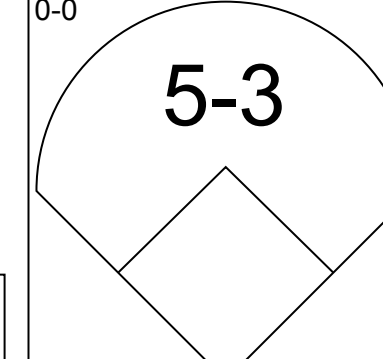
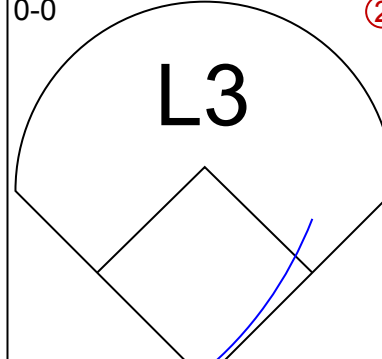
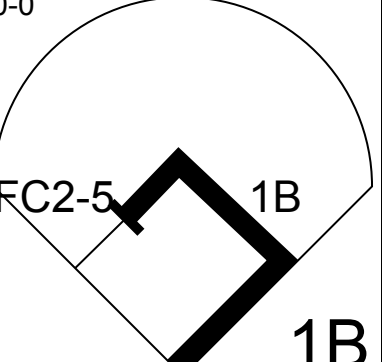
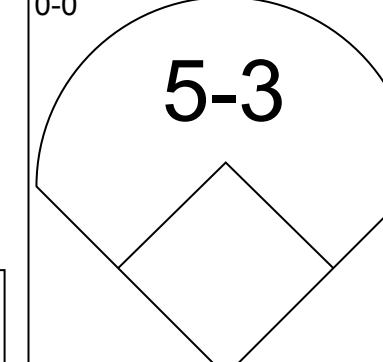
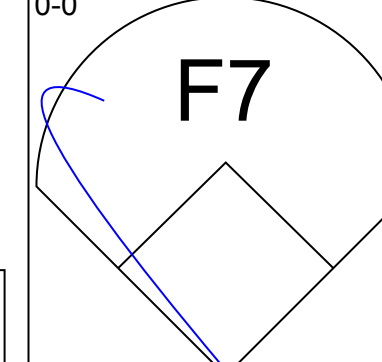
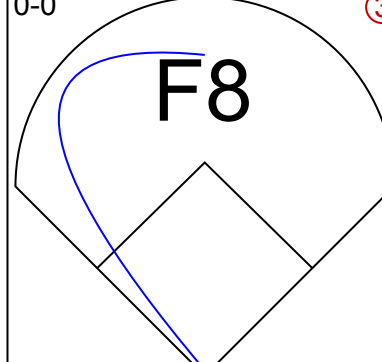
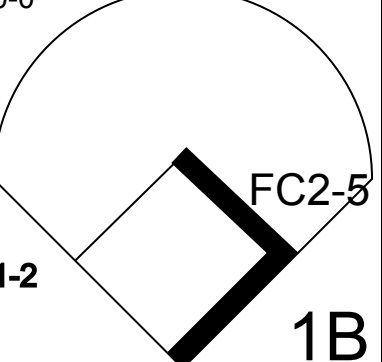
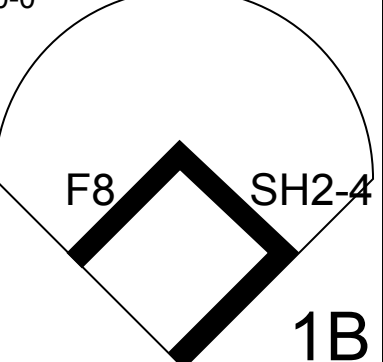
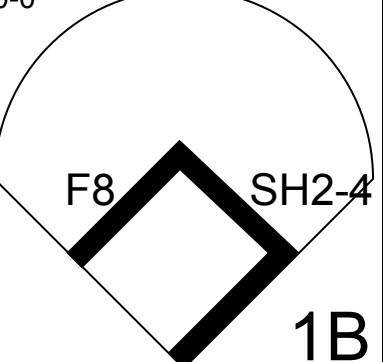
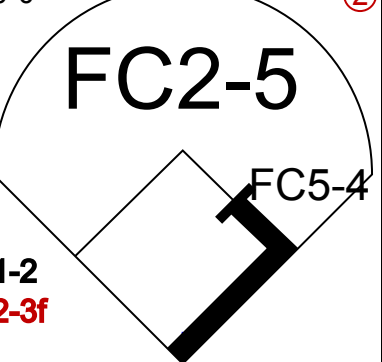
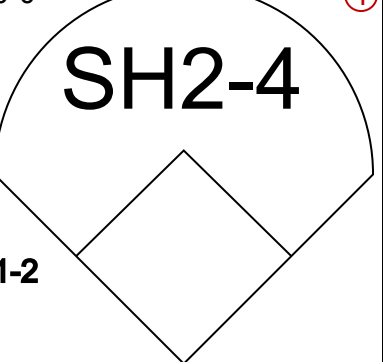
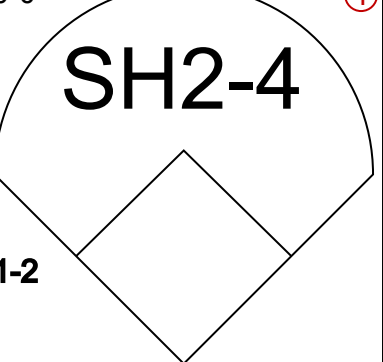
Batter	1	2	3	4	5	6	7	8	9	AB	R	H	RBI	BB	SO	LOB	TOP			
Tom Herr, S OBP: 0.339, SLG: 0.324 (1, 4)	0-0 6-3		0-0 6-3			0-0 6-3		0-0 1B 1B		4	1	1	0	0	0	0	St. Louis Cardinals @ Los Angeles Dodgers Dodger Stadium, Los Angeles, CA Mon Aug 30 1982, 7:05 PM PDT Att: 47,050 - Unknown - 72 F livebaseballscorecards.com			
Ken Oberkfell, L OBP: 0.324, SLG: 0.341 (1, 5)	0-0 F7			4-0 FC5-4 BB		0-0 F9		0-3 K		3	0	0	0	1	1					
Lonnie Smith, R OBP: 0.386, SLG: 0.448 (1, 7)	0-3 K			0-0 FC5-4 2B		0-0 G3		0-0 1B 1B		4	1	1	1	0	1					
Keith Hernandez, L OBP: 0.390, SLG: 0.409 (1, 3)		0-0 6-3		0-0 1-H SF9 2B			0-0 FC5 G1-2-3 1B	0-0 1B		4	1	3	1	0	0					
George Hendrick, R OBP: 0.317, SLG: 0.441 Bruce Sutter, R OBP: 0.167, SLG: 0.200 (8, 1)				0-0 SF9			0-0 F3	0-3 K		3	0	1	1	0	1					
Gene Tenace, R OBP: 0.520, SLG: 0.629 (1, 2)		0-3 K		0-0 3-H F2			4-0 FC5 BB		0-0 5-3	3	0	0	0	1	1					
Willie McGee, S OBP: 0.346, SLG: 0.424 (1, 8)		0-3 K			0-0 L9		0-0 FC5		0-0 1-3	4	0	0	0	0	1					
Ozzie Smith, S OBP: 0.352, SLG: 0.330 (1, 6)			0-0 F8		0-0 F8		0-0 G1-2-3		0-0 F8	4	0	0	0	0	3					
John Stuper, R OBP: 0.172, SLG: 0.214 David Green, R OBP: 0.341, SLG: 0.418 (8, 9)			0-3 K		0-3 K			0-3 K		3	0	0	0	0	3					
Inning Stats	R: 0 E: 0 K: 1 S: 5	H: 0 LOB: 0 BB: 0 P: 5	R: 0 E: 0 K: 2 S: 8	H: 1 LOB: 1 BB: 0 P: 8	R: 0 E: 0 K: 1 S: 5	H: 0 LOB: 0 BB: 0 P: 5	R: 2 E: 0 K: 0 S: 4	H: 1 LOB: 0 BB: 1 P: 8	R: 0 E: 0 K: 1 S: 3	H: 0 LOB: 0 BB: 0 P: 3	R: 0 E: 0 K: 0 S: 4	H: 1 LOB: 2 BB: 1 P: 8	R: 1 E: 0 K: 3 S: 12	H: 3 LOB: 2 BB: 0 P: 12	R: 0 E: 0 K: 0 S: 3	H: 0 LOB: 0 BB: 0 P: 3		1B: 5 2B: 1 3B: 0 HR: 0	SF: 1 SAC: 0 DP: 1 HBP: 0	WP: 0 PB: 0 SB: 1 CS: 0
PITCHER Fernando Valenzuela, L ERA: 2.81 (1, 1)	IP: 9.0 WLS: L BF: 35	H: 6 R: 3 ER: 3 SO: 8	BB: 2 IBB: 0 HBP: 0 BLK: 0	WP: 0 HR: 0 S: 49 P: 57	ERA: 3.00 WHIP: 0.889															

Batter	1	2	3	4	5	6	7	8	9	AB	R	H	RBI	BB	SO	LOB	BOTTOM			
Steve Sax, R OBP: 0.336, SLG: 0.358 (1, 4)	0-0 G3		0-0 6-3		0-0 6-3		0-0 L9			4	0	0	0	0	0	2	St. Louis Cardinals @ Los Angeles Dodgers Dodger Stadium, Los Angeles, CA Mon Aug 30 1982, 7:05 PM PDT Att: 47,050 - Unknown - 72 F livebaseballscorecards.com			
Ken Landreaux, L OBP: 0.347, SLG: 0.404 (1, 8)	0-0 2-3		0-0 L3		0-0 F7			0-0 F3		4	0	0	0	0	1					
Dusty Baker Jr., R OBP: 0.365, SLG: 0.471 (1, 7)	0-0 F7		0-0 6-3			0-0 FC5-4 1B		0-0 P4		4	0	1	0	0	0					
Pedro Guerrero, R OBP: 0.383, SLG: 0.547 (1, 9)		0-0 6-3		0-3 K		0-0 FC5-4 1B		0-0 1B		4	0	1	0	0	1					
Ron Cey, R OBP: 0.331, SLG: 0.431 (1, 5)		0-0 1B 2B		0-0 6-3		0-0 L8		0-3 K		4	1	1	0	0	1					
Steve Garvey, R OBP: 0.291, SLG: 0.408 (1, 3)		4-0 1B IBB		0-0 1B		0-0 F8			0-0 HR	3	1	2	1	1	0					
Steve Yeager, R OBP: 0.259, SLG: 0.297 Jorge Orta, L OBP: 0.295, SLG: 0.343 Mike Scioscia, L OBP: 0.300, SLG: 0.283 (7, PH)		0-0 L4		0-0 6-3			0-3 K		0-0 3-1	2	0	0	0	0	3					
Bill Russell, R OBP: 0.354, SLG: 0.332 Rick Monday, L OBP: 0.399, SLG: 0.540 (8, PH)		0-0 1-2 2-H 1B			0-0 6-3		0-0 6-3		0-0 4-3	3	0	1	1	0	0					
Fernando Valenzuela, L OBP: 0.190, SLG: 0.213 Ron Roenicke, S OBP: 0.365, SLG: 0.324 (8, PH)		0-0 4-3			0-0 6-3 1B			0-0 4-3		3	0	2	0	0	2					
Inning Stats	R: 0 E: 0 K: 0 S: 3	H: 0 LOB: 0 BB: 0 P: 3	R: 1 E: 0 K: 0 S: 5	H: 2 LOB: 2 BB: 1 P: 9	R: 0 E: 0 K: 1 S: 6	H: 0 LOB: 0 BB: 0 P: 3	R: 0 E: 0 K: 1 S: 6	H: 1 LOB: 1 BB: 0 P: 6	R: 0 E: 1 K: 0 S: 4	H: 1 LOB: 1 BB: 0 P: 4	R: 0 E: 0 K: 1 S: 6	H: 1 LOB: 1 BB: 0 P: 6	R: 0 E: 0 K: 1 S: 6	H: 1 LOB: 1 BB: 0 P: 6	R: 1 E: 0 K: 0 S: 4	H: 1 LOB: 0 BB: 0 P: 4		1B: 6 2B: 1 3B: 0 HR: 1	SF: 0 SAC: 0 DP: 0 HBP: 0	WP: 0 PB: 0 SB: 0 CS: 0
PITCHER John Stuper, R ERA: 3.66 Bruce Sutter, R ERA: 3.12 (8, 1)	IP: 7.2 WLS: S BF: 31	H: 7 R: 1 ER: 1 SO: 2	BB: 0 IBB: 0 HBP: 0 BLK: 0	WP: 0 HR: 0 S: 34 P: 38	ERA: 6.75 WHIP: 0.750															

Batter	1	2	3	4	5	6	7	8	9	AB	R	H	RBI	BB	SO	LOB	TOP										
Omar Moreno, L (1, 8) OBP: 0.288, SLG: 0.304	F9		4-3						4-3	3	1	0	0	2	0	0	Pittsburgh Pirates @ Los Angeles Dodgers Dodger Stadium, Los Angeles, CA Fri Sep 03 1982, 7:05 PM PDT Att: 49,573 - Unknown										
Johnny Ray, S (1, 4) OBP: 0.313, SLG: 0.389	P6			6-3	F7					4	0	1	1	0	0	3											
Bill Madlock, R (1, 5) OBP: 0.374, SLG: 0.486					F9					3	0	2	1	0	0	3											
Jason Thompson, L (1, 3) OBP: 0.401, SLG: 0.536	K									2	0	0	0	2	2	3											
Richie Hebner, L (1, 9) OBP: 0.348, SLG: 0.417										3	0	0	0	0	1	2											
Lee Lacy, R (7, 9) OBP: 0.361, SLG: 0.390	K									1	0	0	0	0	0	0											
Mike Easter, L (1, 7) OBP: 0.352, SLG: 0.453										3	1	1	0	1	0	0											
Tony Peña, R (1, 2) OBP: 0.324, SLG: 0.431										4	0	1	1	0	1	0											
Dale Berra, R (1, 6) OBP: 0.304, SLG: 0.382										3	1	1	0	0	0	0											
Don Robinson, R (1, 1) OBP: 0.333, SLG: 0.452										2	0	0	0	1	0	1											
Kent Tekulve, R (8, 1) OBP: 0.093, SLG: 0.083										1	0	0	0	0	0	0											
Rod Scurry, L (9, 1) OBP: 0.250, SLG: 0.350										0	0	0	0	0	0	0											
Inning Stats	R: 0 E: 0 K: 1 S: 5	H: 0 LOB: 1 BB: 0 P: 6	R: 0 E: 0 K: 1 S: 5	H: 0 LOB: 0 BB: 0 P: 5	R: 0 E: 0 K: 0 S: 3	H: 0 LOB: 0 BB: 0 P: 3	R: 0 E: 0 K: 0 S: 3	H: 1 LOB: 1 BB: 1 P: 7	R: 1 E: 0 K: 0 S: 4	H: 1 LOB: 3 BB: 3 P: 16	R: 0 E: 0 K: 0 S: 2	H: 1 LOB: 0 BB: 1 P: 6	R: 2 E: 1 K: 2 S: 10	H: 3 LOB: 2 BB: 1 P: 14	R: 0 E: 0 K: 0 S: 3	H: 0 LOB: 0 BB: 0 P: 3	R: 0 E: 0 K: 0 S: 3	H: 0 LOB: 0 BB: 0 P: 3	1B: 4 2B: 2 3B: 0 HR: 0	SF: 0 SAC: 1 DP: 1 HBP: 1	WP: 0 PB: 0 SB: 0 CS: 1	PA: 38					
PITCHER	IP	WLS	BF	H	R	ER	SO	BB	IBB	HBP	BLK	WP	HR	S	P	ERA	WHIP										
Bob Welch, R (1, 1) ERA: 3.21	7.0	L	31	6	3	3	4	6	0	1	0	0	0	32	57	3.86	1.714										
Terry Forster, L (8, 1) ERA: 2.97	2.0		6	0	0	0	0	0	0	0	0	0	0	6	6	0.00	0.000										

Batter	1	2	3	4	5	6	7	8	9	AB	R	H	RBI	BB	SO	LOB	BOTTOM										
Steve Sax, R (1, 4) OBP: 0.334, SLG: 0.354	4-3								4-3	4	0	1	0	0	1	3	Pittsburgh Pirates @ Los Angeles Dodgers Dodger Stadium, Los Angeles, CA Fri Sep 03 1982, 7:05 PM PDT Att: 49,573 - Unknown										
Ken Landreaux, L (1, 8) OBP: 0.348, SLG: 0.405	K									4	0	1	0	0	1	0											
Dusty Baker Jr., R (1, 7) OBP: 0.361, SLG: 0.461	F9									4	0	0	0	0	1	1											
Pedro Guerrero, R (1, 9) OBP: 0.381, SLG: 0.540										4	0	1	0	0	1	0											
Ron Cey, R (1, 5) OBP: 0.330, SLG: 0.433										3	0	0	0	1	1	1											
Ron Roenicke, S (9, PR) OBP: 0.370, SLG: 0.340										0	0	0	0	0	0	0											
Steve Garvey, R (1, 3) OBP: 0.294, SLG: 0.413										4	1	1	0	0	0	1											
Mike Scioscia, L (1, 2) OBP: 0.304, SLG: 0.288										3	0	1	0	0	0	1											
Greg Brock, L (9, PH)										0	0	0	0	0	0	0											
Jose Morales, R (9, PH) OBP: 0.276, SLG: 0.160										1	0	0	0	0	0	1											
Bill Russell, R (1, 6) OBP: 0.354, SLG: 0.337										1	1	1	1	1	0	0											
Bob Welch, R (1, 1) OBP: 0.169, SLG: 0.164										2	0	1	1	0	0	0											
Jorge Orta, L (7, PH) OBP: 0.269, SLG: 0.337										1	0	0	0	0	0	0											
Terry Forster, L (8, 1) ERA: 1.67										0	0	0	0	0	0	0											
Inning Stats	R: 0 E: 0 K: 1 S: 5	H: 0 LOB: 0 BB: 0 P: 5	R: 0 E: 0 K: 0 S: 3	H: 0 LOB: 0 BB: 0 P: 3	R: 1 E: 0 K: 0 S: 4	H: 2 LOB: 0 BB: 0 P: 4	R: 0 E: 0 K: 0 S: 3	H: 0 LOB: 0 BB: 0 P: 3	R: 0 E: 0 K: 2 S: 9	H: 2 LOB: 3 BB: 1 P: 13	R: 0 E: 0 K: 1 S: 6	H: 2 LOB: 1 BB: 0 P: 6	R: 1 E: 0 K: 0 S: 4	H: 1 LOB: 0 BB: 0 P: 4	R: 0 E: 0 K: 0 S: 3	H: 0 LOB: 0 BB: 0 P: 3	R: 0 E: 0 K: 1 S: 5	H: 0 LOB: 1 BB: 1 P: 9	1B: 4 2B: 2 3B: 1 HR: 0	SF: 1 SAC: 0 DP: 0 HBP: 0	WP: 0 PB: 0 SB: 0 CS: 1	PA: 35					
PITCHER	IP	WLS	BF	H	R	ER	SO	BB	IBB	HBP	BLK	WP	HR	S	P	ERA	WHIP										
Don Robinson, R (1, 1) ERA: 3.82	7.0		27	7	2	2	4	1	0	0	0	0	0	34	38	2.57	1.143										
Kent Tekulve, R (8, 1) ERA: 2.52	1.2		6	0	0	0	1	1	0	0	0	0	0	7	11	0.00	0.600										
Rod Scurry, L (9, 1) ERA: 1.67	0.1	S	1	0	0	0	0	0	0	0	0	0	0	1	1	0.00	0.000										

Batter	1	2	3	4	5	6	7	8	9	AB	R	H	RBI	BB	SO	LOB	TOP			
Omar Moreno, L (1, 8) OBP: 0.288, SLG: 0.305 Dick Davis, R (4, 9) OBP: 0.268, SLG: 0.390										2	0	1	0	0	1	0	Pittsburgh Pirates @ Los Angeles Dodgers Dodger Stadium, Los Angeles, CA Sat Sep 04 1982, 7:05 PM PDT Att: 49,541 - Unknown livebaseballscorecards.com			
Lee Lacy, R (1, 9) OBP: 0.362, SLG: 0.401										4	1	2	1	0	1	1				
Bill Madlock, R (1, 5) OBP: 0.371, SLG: 0.482										4	0	0	0	0	0	1				
Jason Thompson, L (1, 3) OBP: 0.401, SLG: 0.534										2	0	0	0	2	1	0				
Tony Peña, R (1, 2) OBP: 0.324, SLG: 0.431										3	0	1	0	0	0	1				
Mike Easter, L (1, 7) OBP: 0.350, SLG: 0.450										3	0	0	0	0	3	2				
Dale Berra, R (1, 6) OBP: 0.302, SLG: 0.379										3	0	0	0	0	1	1				
Johnny Ray, S (1, 4) OBP: 0.312, SLG: 0.387										3	0	0	0	0	2	0				
Lee Tunnell, R (1, 1) Rod Scurry, L (8, 1) OBP: 0.250, SLG: 0.350 Kent Tekulve, R (8, 1) OBP: 0.083, SLG: 0.083										3	0	0	0	0	2	0				
Inning Stats	R: 1 E: 0 K: 1 S: 6	H: 1 LOB: 0 BB: 0 P: 6	R: 0 E: 0 K: 2 S: 7	H: 0 LOB: 0 BB: 0 P: 7	R: 0 E: 0 K: 2 S: 8	H: 1 LOB: 1 BB: 0 P: 8	R: 0 E: 0 K: 2 S: 8	H: 0 LOB: 0 BB: 0 P: 8	R: 0 E: 0 K: 1 S: 5	H: 0 LOB: 0 BB: 0 P: 5	R: 0 E: 0 K: 0 S: 3	H: 1 LOB: 1 BB: 0 P: 3	R: 0 E: 0 K: 1 S: 5	H: 0 LOB: 1 BB: 1 P: 9	R: 0 E: 0 K: 1 S: 5	H: 0 LOB: 1 BB: 1 P: 9		1B: 3 2B: 0 3B: 0 HR: 1	SF: 0 SAC: 1 DP: 0 HBP: 0	WP: 0 PB: 0 SB: 0 CS: 1
PITCHER Fernando Valenzuela, L (1, 1) ERA: 2.74	IP: 9.0 WLS: L BF: 32	H: 4 R: 1 ER: 1 SO: 11	BB: 2 IBB: 0 HBP: 0 BLK: 0	WP: 0 HR: 1 S: 52 P: 60	ERA: 1.00 WHIP: 0.667	PITCHER										ERA: 1.00 WHIP: 0.667				

Batter	1	2	3	4	5	6	7	8	9	AB	R	H	RBI	BB	SO	LOB	BOTTOM
Steve Sax, R (1, 4) OBP: 0.334, SLG: 0.354 Greg Brock, L (8, PH) Alex Taveras, R (9, 4)										3	0	1	0	0	0	2	Pittsburgh Pirates @ Los Angeles Dodgers Dodger Stadium, Los Angeles, CA Sat Sep 04 1982, 7:05 PM PDT Att: 49,541 - Unknown livebaseballscorecards.com
Rick Monday, L (1, 9) OBP: 0.395, SLG: 0.530 Mike Scioscia, L (9, 2)										2	0	0	0	2	0	0	
Dusty Baker Jr., R (1, 7) OBP: 0.358, SLG: 0.457										4	0	0	0	0	3		
Pedro Guerrero, R (1, 8) OBP: 0.382, SLG: 0.540										4	0	2	0	0	1	0	
Ron Cey, R (1, 5) OBP: 0.328, SLG: 0.430										3	0	0	0	0	2		
Steve Garvey, R (1, 3) OBP: 0.292, SLG: 0.410										4	0	0	0	0	1	1	
Bill Russell, R (1, 6) OBP: 0.354, SLG: 0.337 Ken Landreaux, L (9, PH)										3	0	1	0	0	0	0	
Steve Yeager, R (1, 2) OBP: 0.295, SLG: 0.312 Ron Roenicke, S (8, PH) OBP: 0.375, SLG: 0.346										2	0	1	0	0	0	0	
Fernando Valenzuela, L (1, 1) OBP: 0.186, SLG: 0.207										2	0	0	0	0	0	2	
Inning Stats	R: 0 E: 0 K: 0 S: 4	H: 1 LOB: 2 BB: 1 P: 8	R: 0 E: 0 K: 0 S: 5	H: 2 LOB: 2 BB: 0 P: 5	R: 0 E: 0 K: 1 S: 5	H: 0 LOB: 0 BB: 0 P: 5	R: 0 E: 0 K: 0 S: 3	H: 0 LOB: 0 BB: 0 P: 3	R: 0 E: 0 K: 0 S: 3	H: 1 LOB: 2 BB: 1 P: 8	R: 0 E: 0 K: 0 S: 4	H: 1 LOB: 1 BB: 0 P: 4	1B: 6 2B: 0 3B: 0 HR: 0	SF: 0 SAC: 2 DP: 0 HBP: 0	WP: 0 PB: 0 SB: 0 CS: 0	PA: 35	
PITCHER Lee Tunnell, R (1, 1) ERA: 1.66 Rod Scurry, L (8, 1) ERA: 1.66 Kent Tekulve, R (8, 1) ERA: 2.77	IP: 7.0 WLS: W BF: 25	H: 4 R: 0 ER: 0 SO: 2	BB: 1 IBB: 0 HBP: 0 BLK: 0	WP: 0 HR: 0 S: 28 P: 32	ERA: 0.00 WHIP: 0.714	PITCHER										ERA: 0.00 WHIP: 0.714	

Batter	1	2	3	4	5	6	7	8	9	10	AB	R	H	RBI	BB	SO	LOB	
Lee Lacy, R OBP: 0.360, SLG: 0.398 (1, 8)	0-0 5-3 1B		0-0 6-3		0-0 F8		0-0 FC6-4 WP 1-2		0-0 P4		5	0	1	0	0	0	1	
Johnny Ray, S OBP: 0.311, SLG: 0.385 (1, 4)	0-0 F9		0-0 3-1		0-0 1B		0-0 4-3		0-0 4-3		5	0	1	0	0	0	2	
Bill Madlock, R OBP: 0.371, SLG: 0.481 (1, 5)	0-0 5-3		0-0 1B		0-0 F9				0-0 F7		5	0	2	0	0	0	2	
Jason Thompson, L OBP: 0.401, SLG: 0.532 (1, 3)	0-0 BB		0-0 4-3		0-3 K				0-0 FC3-6 1B		4	1	1	0	1	1	3	
Richie Hebner, L OBP: 0.350, SLG: 0.419 (8, PR)	0-0 5-3				0-0 G3 1B				0-0 FC3-6 1B		4	0	2	0	0	0	2	
Doug Frobel, L (8, 9)					0-0 G3 1B				0-3 K		1	0	0	0	0	1	1	
Mike Easter, L OBP: 0.346, SLG: 0.444 (1, 7)		0-0 F9			0-0 G3				0-0 FC3-6 1B		5	0	0	0	0	0	4	
Dale Berra, R OBP: 0.304, SLG: 0.379 (1, 6)		1-0 HBP			0-0 6-3				0-0 F8		3	0	1	1	0	0	1	
Steve Nicosia, R OBP: 0.352, SLG: 0.366 (1, 2)		0-3 K			4-0 IBB				0-0 F9		3	0	0	0	1	1	3	
Larry McWilliams, L OBP: 0.200, SLG: 0.172 (9, PH)		0-0 F8			0-0 1-3				0-0 F8		3	0	1	0	0	0	3	
John Milner, L OBP: 0.269, SLG: 0.289 (9, 1)											1	0	0	0	0	0	0	
Kent Tekulve, R OBP: 0.063, SLG: 0.063 (10, 1)											0	0	0	0	0	0	0	
Rod Scurrey, L OBP: 0.250, SLG: 0.350 (10, 1)											0	0	0	0	0	0	0	
Inning Stats	R: 0 E: 0 K: 1 S: 4	H: 1 LOB: 2 BB: 1 P: 8	R: 0 E: 0 K: 1 S: 5	H: 0 LOB: 1 BB: 0 P: 6	R: 0 E: 0 K: 0 S: 4	H: 1 LOB: 1 BB: 1 P: 8	R: 0 E: 0 K: 0 S: 6	H: 0 LOB: 0 BB: 0 P: 3	R: 0 E: 1 K: 0 S: 4	H: 1 LOB: 1 BB: 0 P: 4	R: 1 E: 0 K: 0 S: 6	H: 3 LOB: 2 BB: 0 P: 6	R: 0 E: 0 K: 1 S: 6	H: 0 LOB: 1 BB: 0 P: 3	R: 0 E: 0 K: 1 S: 6	H: 1 LOB: 1 BB: 0 P: 6	1B: 9 2B: 0 3B: 0 HR: 0	SF: 0 SAC: 0 DP: 0 HBP: 1
PITCHER	IP 8.0	WLS 35	H 8	R 1	ER 1	SO 2	BB 1	IBB 1	HBP 1	BLK 0	WP 1	HR 0	S 36	P 45	ERA 1.12	WHIP 1.125		
Burt Hooton, R ERA: 4.37 (1, 1)																		
Tom Niedenfuer, R ERA: 2.73 (9, 1)																		

TOP

Pittsburgh Pirates @ Los Angeles Dodgers
Dodger Stadium, Los Angeles, CA

Sun Sep 05 1982, 3:33 AM PDT
Att: 46,819 - Unknown

AB	39
R	1
H	9
RBI	1
BB	2
SO	3
LOB	22

P

WP: 1 PA: 42
PB: 0
SB: 0
CS: 0

Batter	1	2	3	4	5	6	7	8	9	10	AB	R	H	RBI	BB	SO	LOB			
Steve Sax, R OBP: 0.332, SLG: 0.352 (1, 4)	0-3 K		0-0 F2			0-0 4-3		0-0 6-3			4	0	0	0	0	1	0			
Bill Russell, R OBP: 0.352, SLG: 0.334 (1, 6)	0-0 F8		0-0 5-3			0-0 F7			0-0 F7		3	0	0	0	0	0	0			
Ken Landreux, L OBP: 0.346, SLG: 0.403 (9, PH)											1	0	0	0	0	0	0			
Mark Belanger, R OBP: 0.288, SLG: 0.234 (10, 6)											0	0	0	0	0	0	0			
Dusty Baker Jr., R OBP: 0.357, SLG: 0.456 (1, 7)	0-0 2B 1B		0-0 4-3			0-0 F7			0-0 2-3		4	0	1	0	0	0	0			
Pedro Guerrero, R OBP: 0.363, SLG: 0.542 (1, 8)	0-0 2B				0-3 K			0-0 G6-4-3 1B		4	0	2	0	0	1	0	0			
Ron Cey, R OBP: 0.326, SLG: 0.426 (1, 5)	0-0 F2				0-0 P4			0-0 G6-4-3 1-2		3	0	0	0	0	0	0	3			
Ron Roenicke, S OBP: 0.380, SLG: 0.361 (8, 8)					0-3 K			0-0 F9		1	1	1	0	0	0	0	0			
Steve Garvey, R OBP: 0.291, SLG: 0.407 (1, 3)		0-0 F2			0-3 K			0-0 F9		3	0	0	0	0	1	0	0			
Mike Marshall, R OBP: 0.341, SLG: 0.430 (10, PH)									0-0 SH3 1B 2B		3	0	0	0	0	1	0			
Jorge Orta, L OBP: 0.296, SLG: 0.337 (10, PH)									0-0 SH3		3	0	0	0	0	1	0			
Mike Marshall, R OBP: 0.341, SLG: 0.430 (10, PH)									4-0 1B IBB		3	0	1	0	0	0	0			
Steve Yeager, R OBP: 0.280, SLG: 0.306 (1, 2)		0-0 F9			0-3 K				4-0 1B IBB		3	0	0	0	0	2	1			
Mike Scioscia, L OBP: 0.304, SLG: 0.288 (10, PH)									1-2 1B IBB		0	0	0	0	0	0	0			
Candy Maldonado, R (10, PH)											0	0	0	0	1	0	0			
Burt Hooton, R OBP: 0.074, SLG: 0.111 (8, PH)									0-0 1B		2	0	0	0	0	0	1			
Jose Morales, R OBP: 0.303, SLG: 0.308 (9, 1)		0-0 F8			0-0 6-3						1	1	1	1	0	0	0			
Tom Niedenfuer, R (9, 1)											0	0	0	0	0	0	0			
Greg Brock, L OBP: 0.353, SLG: 0.333 (10, PH)									1-2 2-3 3-H		1	0	1	1	0	0	0			
Inning Stats	R: 0 E: 0 K: 1 S: 7	H: 2 LOB: 2 BB: 0 P: 7	R: 0 E: 0 K: 0 S: 4	H: 1 LOB: 1 BB: 0 P: 4	R: 0 E: 0 K: 0 S: 3	H: 0 LOB: 0 BB: 0 P: 3	R: 0 E: 0 K: 2 S: 7	H: 0 LOB: 0 BB: 0 P: 7	R: 0 E: 0 K: 1 S: 5	H: 0 LOB: 0 BB: 0 P: 5	R: 0 E: 0 K: 0 S: 3	H: 1 LOB: 0 BB: 0 P: 3	R: 1 E: 0 K: 1 S: 6	H: 1 LOB: 0 BB: 0 P: 6	R: 0 E: 0 K: 0 S: 3	H: 0 LOB: 0 BB: 0 P: 3	R: 1 E: 0 K: 0 S: 3	H: 2 LOB: 3 BB: 2 P: 11	1B: 4 2B: 2 3B: 0 HR: 1	SF: 0 SAC: 1 DP: 1 HBP: 0
PITCHER	IP 8.0	WLS 28	H 5	R 1	ER 1	SO 5	BB 0	IBB 0	HBP 0	BLK 0	WP 0	HR 1	S 38	P 38	ERA 1.12	WHIP 0.625				
Larry McWilliams, L ERA: 3.99 (1, 1)																				
Kent Tekulve, R ERA: 2.85 (9, 1)																				
Rod Scurrey, L ERA: 1.66 (10, 1)																				

BOTTOM

Pittsburgh Pirates @ Los Angeles Dodgers
Dodger Stadium, Los Angeles, CA

Sun Sep 05 1982, 3:33 AM PDT
Att: 46,819 - Unknown

AB	33
R	2
H	7
RBI	2
BB	2
SO	5
LOB	5

Dodgers

WP: 0 PA: 36
PB: 0
SB: 0
CS: 0

Batter	1	2	3	4	5	6	7	8	9	AB	R	H	RBI	BB	SO	LOB	TOP							
Steve Sax, R OBP: 0.331, SLG: 0.350 (1, 4)										5	0	1	0	0	0	4								
Ken Landreaux, L OBP: 0.349, SLG: 0.412 (1, 8)										4	2	2	1	1	1	2								
Dusty Baker Jr., R OBP: 0.359, SLG: 0.457 Candy Maldonado, R (8, 7)										5	2	3	0	0	0	2								
Pedro Guerrero, R OBP: 0.383, SLG: 0.540 Derrel Thomas, S OBP: 0.320, SLG: 0.333 (9, 5)										5	1	2	0	0	1	3								
Steve Garvey, R OBP: 0.293, SLG: 0.417 (1, 3)										5	1	3	5	0	2	2								
Rick Monday, L OBP: 0.398, SLG: 0.544 Ron Roenicke, S OBP: 0.374, SLG: 0.355 (7, PH) (7, 9)										3	1	1	1	0	2	2								
Mike Scioscia, L OBP: 0.302, SLG: 0.286 Steve Yeager, R OBP: 0.287, SLG: 0.302 (7, PH) (7, 2)										3	0	0	0	0	0	2								
Bill Russell, R OBP: 0.353, SLG: 0.336 (1, 6)										4	0	2	0	0	0	1								
Jerry Reuss, L OBP: 0.250, SLG: 0.242 (1, 1)										4	0	2	0	0	1	1								
Inning Stats	R: 0 E: 0 K: 0 S: 4	H: 1 LOB: 1 BB: 0 P: 4	R: 1 E: 0 K: 1 S: 8	H: 3 LOB: 2 BB: 0 P: 8	R: 3 E: 0 K: 2 S: 10	H: 3 LOB: 0 BB: 0 P: 10	R: 0 E: 0 K: 1 S: 6	H: 1 LOB: 1 BB: 0 P: 6	R: 0 E: 0 K: 2 S: 9	H: 2 LOB: 2 BB: 0 P: 9	R: 0 E: 0 K: 0 S: 3	H: 1 LOB: 1 BB: 0 P: 3	R: 3 E: 0 K: 0 S: 7	H: 4 LOB: 1 BB: 0 P: 7	R: 0 E: 0 K: 1 S: 5	H: 0 LOB: 1 BB: 1 P: 9	R: 0 E: 0 K: 0 S: 4	H: 1 LOB: 1 BB: 0 P: 4	1B: 12 2B: 2 3B: 0 HR: 3	SF: 0 SAC: 0 DP: 1 HBP: 0	WP: 0 PB: 0 SB: 0 CS: 0	PA: 43		
PITCHER	IP	WLS	BF	H	R	ER	SO	BB	IBB	HBP	BLK	WP	HR	S	P	ERA	WHIP							
Mario Soto, R ERA: 2.84 (1, 1)	6.0	L	32	15	7	7	6	0	0	0	0	0	3	44	44	10.50	2.500							
Joe Price, L ERA: 3.08 (7, 1)	2.0		7	0	0	0	1	1	0	0	0	0	0	8	12	0.00	0.500							
Brad Lesley, R ERA: 0.71 (9, 1)	1.0		4	1	0	0	0	0	0	0	0	0	0	4	4	0.00	1.000							

Los Angeles Dodgers @ Cincinnati Reds
Riverfront Stadium, Cincinnati, OH
Mon Sep 06 1982, 7:05 PM EDT
Att: 12,053 - Unknown

AB 42
R 7
H 16
RBI 7
BB 1
SO 7
LOB 23



Batter	1	2	3	4	5	6	7	8	9	AB	R	H	RBI	BB	SO	LOB	BOTTOM							
Paul Householder, S OBP: 0.263, SLG: 0.325 (1, 9)										4	0	1	0	0	1	0								
Ron Oester, S OBP: 0.292, SLG: 0.332 (1, 4)										4	1	1	0	0	1	2								
Dave Concepcion, R OBP: 0.344, SLG: 0.377 (1, 6)										4	0	1	1	0	1	2								
Cesar Cedeno, R OBP: 0.354, SLG: 0.428 (1, 8)										4	1	1	1	0	0	1								
Johnny Bench, R OBP: 0.306, SLG: 0.376 (1, 5)										4	0	0	0	0	0	1								
Mike Vail, R OBP: 0.275, SLG: 0.391 (1, 7)										4	0	1	0	0	0	1								
Dan Driessen, L OBP: 0.374, SLG: 0.414 (1, 3)										3	0	0	0	0	0	1								
Alex Trevino, R OBP: 0.300, SLG: 0.286 (1, 2)										3	0	0	0	0	0	0								
Mario Soto, R OBP: 0.240, SLG: 0.243 Joe Price, R OBP: 0.333, SLG: 0.333 Rafael Landestoy, S OBP: 0.296, SLG: 0.298 Brad Lesley, R (8, PH) (9, 1)										1	0	0	0	1	0	0								
Inning Stats	R: 0 E: 0 K: 1 S: 5	H: 0 LOB: 0 BB: 0 P: 5	R: 0 E: 0 K: 0 S: 4	H: 1 LOB: 1 BB: 0 P: 4	R: 0 E: 0 K: 0 S: 4	H: 1 LOB: 2 BB: 1 P: 8	R: 0 E: 0 K: 0 S: 3	H: 0 LOB: 0 BB: 0 P: 3	R: 0 E: 0 K: 1 S: 5	H: 0 LOB: 0 BB: 0 P: 5	R: 1 E: 0 K: 0 S: 4	H: 1 LOB: 0 BB: 0 P: 4	R: 0 E: 0 K: 1 S: 5	H: 0 LOB: 0 BB: 0 P: 5	R: 1 E: 0 K: 0 S: 5	H: 2 LOB: 1 BB: 0 P: 5	1B: 3 2B: 1 3B: 0 HR: 1	SF: 0 SAC: 0 DP: 0 HBP: 0	WP: 0 PB: 0 SB: 0 CS: 0	PA: 33				
PITCHER	IP	WLS	BF	H	R	ER	SO	BB	IBB	HBP	BLK	WP	HR	S	P	ERA	WHIP							
Jerry Reuss, L ERA: 3.28 (1, 1)	9.0	W	33	5	2	2	3	1	0	0	0	0	1	38	42	2.00	0.667							

Los Angeles Dodgers @ Cincinnati Reds
Riverfront Stadium, Cincinnati, OH
Mon Sep 06 1982, 7:05 PM EDT
Att: 12,053 - Unknown

AB 32
R 2
H 5
RBI 2
BB 1
SO 3
LOB 8



Batter	1	2	3	4	5	6	7	8	9	AB	R	H	RBI	BB	SO	LOB	TOP										
Derrel Thomas, S (1,4) OBP: 0.345, SLG: 0.347										4	2	2	0	1	0	0	Los Angeles Dodgers @ Cincinnati Reds Riverfront Stadium, Cincinnati, OH Tue Sep 07 1982, 7:05 PM EDT Att: 11,097 - Unknown AB 37 R 8 H 13 RBI 8 BB 2 SO 4 LOB 14 										
Ken Landreaux, L (1,8) OBP: 0.347, SLG: 0.409										5	1	1	1	0	0	2											
Dusty Baker Jr., R (1,7) OBP: 0.362, SLG: 0.467										5	3	3	4	0	0	0											
Pedro Guerrero, R (1,5) OBP: 0.383, SLG: 0.539										5	0	2	0	0	0	1											
Steve Garvey, R (1,3) OBP: 0.295, SLG: 0.419										4	1	2	1	0	1	1											
Rick Monday, L (1,9) OBP: 0.396, SLG: 0.541										1	0	0	0	0	1	1											
Ron Roenicke, S (3, PH) OBP: 0.381, SLG: 0.357										2	0	1	1	1	0	0											
Mike Scioscia, L (1,2) OBP: 0.303, SLG: 0.287										2	0	1	1	0	0	1											
Greg Brock, L (5, PH) OBP: 0.250, SLG: 0.250										1	0	0	0	0	1	3											
Steve Yeager, R (5,2) OBP: 0.285, SLG: 0.300										1	0	0	0	0	1	0											
Bill Russell, R (1,6) OBP: 0.352, SLG: 0.337										4	1	1	0	0	0	5											
Ricky Wright, L (1,1) OBP: 0.143, SLG: 0.286										0	0	0	0	0	0	0											
Dave Stewart, R (2,1) OBP: 0.211, SLG: 0.216										2	0	0	0	0	0	0											
Mike Marshall, R (6, PH) OBP: 0.337, SLG: 0.425										1	0	0	0	0	0	0											
Tom Niedenfuer, R (8,1) OBP: 0.336, SLG: 0.382										0	0	0	0	0	0	0											
Steve Howe, L (9,1) OBP: 0.336, SLG: 0.382										0	0	0	0	0	0	0											
Inning Stats	R: 0 E: 0 K: 0 S: 3	H: 1 LOB: 0 BB: 0 P: 3	R: 0 E: 0 K: 2 S: 8	H: 1 LOB: 1 BB: 0 P: 8	R: 5 E: 0 K: 0 S: 8	H: 5 LOB: 2 BB: 2 P: 16	R: 0 E: 0 K: 0 S: 3	H: 0 LOB: 0 BB: 0 P: 3	R: 1 E: 0 K: 1 S: 8	H: 4 LOB: 2 BB: 0 P: 8	R: 2 E: 0 K: 0 S: 5	H: 2 LOB: 0 BB: 0 P: 5	R: 0 E: 0 K: 1 S: 5	H: 0 LOB: 0 BB: 0 P: 5	R: 0 E: 0 K: 0 S: 3	H: 0 LOB: 0 BB: 0 P: 3	R: 0 E: 0 K: 0 S: 3	H: 0 LOB: 0 BB: 0 P: 3	1B: 9 2B: 4 3B: 0 HR: 1	SF: 0 SAC: 1 DP: 2 HBP: 0	WP: 0 PB: 0 SB: 1 CS: 0	PA: 40					
PITCHER	IP	WLS	BF	H	R	ER	SO	BB	IBB	HBP	BLK	WP	HR	S	P	ERA	WHIP										
Greg Harris, R (1,1) ERA: 5.05	2.2	L	14	6	5	5	2	1	0	0	0	0	0	17	21	16.88	2.625										
Charlie Leibrandt, L (3,1) ERA: 4.82	1.1		10	5	1	1	0	0	1	0	0	0	0	9	13	6.75	3.750										
Ben Hayes, R (5,1) ERA: 2.83	3.0		10	2	2	2	2	0	0	0	0	0	1	14	14	6.00	0.667										
Bill Scherrer, L (8,1) ERA:	2.0		6	0	0	0	0	0	0	0	0	0	0	6	6	0.00	0.000										

Batter	1	2	3	4	5	6	7	8	9	AB	R	H	RBI	BB	SO	LOB	BOTTOM										
Rafael Landestoy, S (1,5) OBP: 0.277, SLG: 0.287										3	0	0	1	0	0	1	Los Angeles Dodgers @ Cincinnati Reds Riverfront Stadium, Cincinnati, OH Tue Sep 07 1982, 7:05 PM EDT Att: 11,097 - Unknown AB 32 R 4 H 9 RBI 4 BB 2 SO 3 LOB 12 										
Wayne Krenchicki, L (7, PH) OBP: 0.316, SLG: 0.356										1	0	0	0	0	0	1											
Gary Redus, R (1,7) OBP: 0.343, SLG: 0.376										3	0	0	0	1	1	1											
Dave Concepcion, R (1,6) OBP: 0.343, SLG: 0.376										4	0	1	0	0	1	1											
Cesar Cedeno, R (1,8) OBP: 0.353, SLG: 0.429										4	0	1	0	0	0	2											
Johnny Bench, R (1,3) OBP: 0.306, SLG: 0.374										4	1	1	0	0	1	2											
Paul Householder, S (1,9) OBP: 0.283, SLG: 0.324										4	1	1	0	0	0	1											
Ron Oester, S (1,4) OBP: 0.296, SLG: 0.342										3	1	3	1	0	0	0											
Alex Trevino, R (1,2) OBP: 0.302, SLG: 0.287										3	1	1	0	1	0	2											
Greg Harris, S (1,1) OBP: 0.188, SLG: 0.188										1	0	1	2	0	0	0											
Charlie Leibrandt, R (3,1) OBP: 0.170, SLG: 0.083										1	0	0	0	0	0	0											
Ben Hayes, R (5,1) OBP: 0.336, SLG: 0.382										0	0	0	0	0	0	0											
Eddie Milner, L (7, PH) OBP: 0.336, SLG: 0.382										1	0	0	0	0	0	1											
Bill Scherrer, L (8,1) ERA:										0	0	0	0	0	0	0											
Inning Stats	R: 0 E: 0 K: 0 S: 3	H: 0 LOB: 1 BB: 1 P: 7	R: 3 E: 0 K: 0 S: 6	H: 3 LOB: 1 BB: 1 P: 10	R: 0 E: 0 K: 0 S: 4	H: 1 LOB: 0 BB: 0 P: 4	R: 0 E: 0 K: 0 S: 3	H: 1 LOB: 0 BB: 0 P: 3	R: 0 E: 0 K: 0 S: 3	H: 0 LOB: 0 BB: 0 P: 3	R: 1 E: 0 K: 0 S: 4	H: 2 LOB: 0 BB: 0 P: 4	R: 0 E: 0 K: 3 S: 10	H: 1 LOB: 1 BB: 0 P: 10	R: 0 E: 0 K: 0 S: 3	H: 1 LOB: 0 BB: 0 P: 3	1B: 7 2B: 1 3B: 0 HR: 1	SF: 0 SAC: 1 DP: 3 HBP: 0	WP: 0 PB: 0 SB: 2 CS: 0	PA: 35							
PITCHER	IP	WLS	BF	H	R	ER	SO	BB	IBB	HBP	BLK	WP	HR	S	P	ERA	WHIP										
Ricky Wright, L (1,1) ERA: 2.93	1.1		9	3	3	3	0	1	1	0	0	0	0	7	15	20.25	3.000										
Dave Stewart, R (2,1) ERA: 4.04	5.2	W	19	4	1	1	0	0	0	0	0	0	1	19	19	1.59	0.706										
Tom Niedenfuer, R (8,1) ERA: 2.68	1.0		4	1	0	0	3	0	0	0	0	0	0	10	10	0.00	1.000										
Steve Howe, L (9,1) ERA: 2.16	1.0		3	1	0	0	0	0	0	0	0	0	0	3	3	0.00	1.000										

Batter	1	2	3	4	5	6	7	8	9	AB	R	H	RBI	BB	SO	LOB	TOP			
Steve Sax, R OBP: 0.332, SLG: 0.355 (1, 4)										5	1	1	0	0	0	1	Los Angeles Dodgers @ Houston Astros Astrodome, Houston, TX Sat Sep 11 1982, 4:33 AM EDT Att: 17,981 - Unknown livebaseballscorecards.com			
Ken Landreaux, L OBP: 0.353, SLG: 0.411 (1, 8)										4	0	2	1	0	0	1				
Dusty Baker Jr., R OBP: 0.364, SLG: 0.476 (1, 7)										3	1	2	2	0	0	1				
Pedro Guerrero, R OBP: 0.384, SLG: 0.546 (1, 5)										3	0	0	0	0	0	1				
Steve Garvey, R OBP: 0.293, SLG: 0.419 (1, 3)										4	0	0	0	0	0	4				
Rick Monday, L OBP: 0.387, SLG: 0.520 Ron Roenicke, S OBP: 0.371, SLG: 0.347 (8, PH) (8, 9)										3	0	1	0	0	0	1				
Bill Russell, R OBP: 0.352, SLG: 0.334 Greg Brock, L OBP: 0.125, SLG: 0.125 Mark Belanger, R OBP: 0.288, SLG: 0.234 (8, PH) (8, 6)										2	1	1	0	0	0	0				
Steve Yeager, R OBP: 0.290, SLG: 0.317 (1, 2)										4	1	2	1	0	1	2				
Jerry Reuss, L OBP: 0.254, SLG: 0.261 Steve Howe, L (8, 1)										3	1	1	1	0	0	3				
Inning Stats	R: 2 E: 1 K: 0 S: 5	H: 2 LOB: 0 BB: 0 P: 5	R: 0 E: 0 K: 1 S: 6	H: 2 LOB: 1 BB: 0 P: 6	R: 0 E: 0 K: 1 S: 3	H: 1 LOB: 0 BB: 0 P: 3	R: 0 E: 0 K: 1 S: 5	H: 0 LOB: 0 BB: 0 P: 5	R: 3 E: 0 K: 0 S: 6	H: 3 LOB: 1 BB: 0 P: 7	R: 0 E: 0 K: 0 S: 3	H: 0 LOB: 0 BB: 0 P: 3	R: 0 E: 1 K: 0 S: 3	H: 1 LOB: 3 BB: 0 P: 6	R: 0 E: 0 K: 1 S: 5	H: 0 LOB: 0 BB: 0 P: 5		1B: 6 2B: 2 3B: 1 HR: 1	SF: 0 SAC: 1 DP: 3 HBP: 2	WP: 0 PB: 0 SB: 2 CS: 0
PITCHER	IP WLS BF H R ER SO BB IBB HBP BLK WP HR S P ERA WHIP	Vern Ruhle, R (1, 1) 4.1 L 19 7 5 5 2 0 0 0 1 0 0 1 22 23 10.38 1.615 Bob Knepper, L (5, 1) 2.2 9 2 0 0 0 0 0 0 0 0 0 9 9 0.00 0.750 Randy Moffitt, R (8, 1) 0.1 4 1 0 0 0 0 0 0 1 0 0 0 3 4 0.00 3.000 Danny Boone, L (8, 1) 0.1 1 0 0 0 0 0 0 0 0 0 0 1 1 0.00 0.000 Bert Roberge, R (8, 1) 0.1 1 0 0 0 0 0 0 0 0 0 0 1 1 0.00 0.000 Dave Smith, R (9, 1) 1.0 3 0 0 0 1 0 0 0 0 0 0 5 5 0.00 0.000																		

Batter	1	2	3	4	5	6	7	8	9	AB	R	H	RBI	BB	SO	LOB	BOTTOM					
Terry Puhl, L OBP: 0.333, SLG: 0.392 (1, 9)										5	1	1	1	0	1	1	Los Angeles Dodgers @ Houston Astros Astrodome, Houston, TX Sat Sep 11 1982, 4:33 AM EDT Att: 17,981 - Unknown livebaseballscorecards.com					
Dickie Thon, R OBP: 0.317, SLG: 0.396 (1, 6)										3	0	0	0	2	1	0						
Ray Knight, R OBP: 0.350, SLG: 0.406 (1, 3)										5	0	1	1	0	1	2						
Phil Garner, R OBP: 0.307, SLG: 0.418 (1, 5)										4	0	0	0	0	1	2						
Jose Cruz, L OBP: 0.343, SLG: 0.371 (1, 7)										3	0	1	0	1	0	0						
Alan Ashby, S OBP: 0.318, SLG: 0.422 Kevin Bass, S OBP: 0.083, SLG: 0.043 Luis Pujols, R OBP: 0.223, SLG: 0.297 (1, 2) (8, FR) (9, 2)										4	1	1	0	0	0	2						
Tony Scott, S OBP: 0.260, SLG: 0.287 (1, 8)										4	1	1	0	0	0	3						
Bill Doran, S OBP: 0.409, SLG: 0.400 (1, 4)										4	0	2	1	0	0	1						
Vern Ruhle, R OBP: 0.195, SLG: 0.106 Bob Knepper, L OBP: 0.132, SLG: 0.082 Tim Lincecum, R (7, PH) Randy Moffitt, R (8, 1) Danny Boone, L OBP: 0.107, SLG: 0.333 Bert Roberge, R (8, 1) Art Howe, R OBP: 0.316, SLG: 0.322 Dave Smith, R (8, 1)										2	0	0	0	0	2	4						
Inning Stats	R: 0 E: 0 K: 0 S: 3	H: 0 LOB: 0 BB: 0 P: 3	R: 0 E: 0 K: 0 S: 3	H: 0 LOB: 0 BB: 0 P: 3	R: 1 E: 1 K: 1 S: 7	H: 2 LOB: 2 BB: 1 P: 11	R: 1 E: 1 K: 1 S: 8	H: 2 LOB: 2 BB: 0 P: 8	R: 0 E: 0 K: 3 S: 9	H: 0 LOB: 0 BB: 0 P: 9	R: 0 E: 0 K: 1 S: 6	H: 1 LOB: 1 BB: 0 P: 6	R: 1 E: 0 K: 0 S: 4	H: 1 LOB: 2 BB: 2 P: 12	R: 0 E: 0 K: 0 S: 4	H: 1 LOB: 2 BB: 1 P: 8		R: 0 E: 0 K: 0 S: 3	H: 0 LOB: 0 BB: 0 P: 3	1B: 6 2B: 1 3B: 0 HR: 0	SF: 0 SAC: 0 DP: 0 HBP: 0	WP: 0 PB: 0 SB: 1 CS: 0
PITCHER	IP WLS BF H R ER SO BB IBB HBP BLK WP HR S P ERA WHIP	Jerry Reuss, L (1, 1) 7.2 W 35 7 3 2 6 4 0 0 0 0 0 0 43 59 2.35 1.435 Steve Howe, L (8, 1) 1.1 S 4 0 0 0 0 0 0 0 0 0 0 0 4 4 0.00 0.000																				

Batter	1	2	3	4	5	6	7	8	9	AB	R	H	RBI	BB	SO	LOB	TOP					
Steve Sax, R OBP: 0.330, SLG: 0.352										5	0	0	0	0	1	3						
Bill Russell, R OBP: 0.354, SLG: 0.336										4	1	2	1	1	0	0						
Dusty Baker Jr., R OBP: 0.366, SLG: 0.477										5	2	3	0	0	0	1						
Pedro Guerrero, R OBP: 0.386, SLG: 0.545										4	1	2	0	1	0	3						
Steve Garvey, R OBP: 0.295, SLG: 0.420										4	1	2	3	0	0	1						
Mike Marshall, R OBP: 0.323, SLG: 0.410										3	0	0	1	0	1	2						
Derrel Thomas, S OBP: 0.371, SLG: 0.340										0	0	0	0	0	0	0						
Ron Roenicke, S OBP: 0.361, SLG: 0.336										4	0	0	0	0	1	3						
Steve Yeager, R OBP: 0.294, SLG: 0.317										3	1	1	0	1	0	0						
Ricky Wright, L OBP: 0.325, SLG: 0.250										1	0	0	0	0	1	1						
Ron Cey, R OBP: 0.326, SLG: 0.428										0	0	0	0	0	0	0						
Jose Morales, R OBP: 0.313, SLG: 0.357										1	0	1	2	0	0	0						
Alex Taveras, R OBP: 0.305, SLG: 0.219										0	0	0	0	0	0	0						
Dave Stewart, R OBP: 0.302, SLG: 0.219										1	0	0	0	0	0	0						
Terry Forster, L OBP: 0.222, SLG: 0.333										0	0	0	0	0	0	0						
Greg Brock, L OBP: 0.222, SLG: 0.333										1	1	1	0	0	0	0						
Steve Howe, L OBP: 0.222, SLG: 0.333										0	0	0	0	0	0	0						
Inning Stats	R: 0 E: 0 K: 1 S: 5	H: 1 LOB: 1 BB: 1 P: 9	R: 0 E: 0 K: 0 S: 3	H: 0 LOB: 0 BB: 0 P: 3	R: 0 E: 0 K: 1 S: 5	H: 1 LOB: 0 BB: 0 P: 5	R: 5 E: 0 K: 0 S: 7	H: 4 LOB: 1 BB: 2 P: 15	R: 1 E: 0 K: 1 S: 8	H: 3 LOB: 2 BB: 0 P: 8	R: 0 E: 0 K: 0 S: 3	H: 0 LOB: 0 BB: 0 P: 3	R: 0 E: 0 K: 1 S: 4	H: 1 LOB: 1 BB: 0 P: 4	R: 0 E: 0 K: 1 S: 5	H: 0 LOB: 0 BB: 0 P: 5	R: 1 E: 0 K: 0 S: 5	H: 2 LOB: 1 BB: 0 P: 5	1B: 10 2B: 3 3B: 0 HR: 0	SF: 1 SAC: 0 DP: 2 HBP: 0	WP: 0 PB: 0 SB: 2 CS: 0	PA: 40
PITCHER	IP WLS BF H R ER SO BB IBB HBP BLK WP HR S P ERA WHIP																					
Frank DiPino, L ERA: 7.0	(1, 1) 4.0 L 19 6 5 5 2 2 2 1 0 0 0 0 0 20 32 11.25 2.000																					
Frank LaCorte, R ERA: 4.33	(5, 1) 3.0 13 4 1 1 1 0 0 0 0 0 0 0 15 15 3.00 1.333																					
Mark Ross, R ERA: 4.5	(8, 1) 2.0 8 2 1 1 1 0 0 0 0 0 0 0 10 10 4.50 1.000																					

Los Angeles Dodgers @ Houston Astros
Astrodome, Houston, TX
Sun Sep 12 1982, 4:33 AM EDT
Att: 15,014 - Unknown

AB 36
R 7
H 12
RBI 7
BB 3
SO 4
LOB 14



Batter	1	2	3	4	5	6	7	8	9	AB	R	H	RBI	BB	SO	LOB	BOTTOM					
Terry Puhl, L OBP: 0.331, SLG: 0.390										5	1	1	0	0	0	3						
Dickie Thon, R OBP: 0.320, SLG: 0.395										3	1	1	0	2	0	1						
Ray Knight, R OBP: 0.350, SLG: 0.406										3	0	1	1	0	0	1						
Jose Cruz, L OBP: 0.341, SLG: 0.368										4	0	0	0	0	2	4						
Alan Ashby, S OBP: 0.318, SLG: 0.419										4	0	1	1	0	1	1						
Bill Doran, S OBP: 0.385, SLG: 0.417										4	0	1	0	0	0	1						
Art Howe, R OBP: 0.315, SLG: 0.324										4	1	1	0	0	0	1						
Scott Loucks, R OBP: 0.174, SLG: 0.136										4	0	2	1	0	1	1						
Frank DiPino, L ERA: 3.23	(1, 1) 3.0 14 3 2 2 2 2 1 0 0 0 0 0 0 17 21 6.00 1.333																					
Dave Stewart, R ERA: 3.95	(4, 1) 3.2 W 16 4 1 1 2 1 0 0 0 0 0 0 19 23 2.46 1.364																					
Terry Forster, L ERA: 3.08	(7, 1) 1.1 4 0 0 0 1 0 0 0 0 0 0 0 6 6 0.00 0.000																					
Steve Howe, L ERA: 2.14	(9, 1) 1.0 4 1 0 0 0 0 0 0 0 0 0 0 4 4 0.00 1.000																					
Inning Stats	R: 2 E: 0 K: 1 S: 8	H: 3 LOB: 1 BB: 0 P: 8	R: 0 E: 1 K: 0 S: 4	H: 0 LOB: 1 BB: 0 P: 4	R: 0 E: 0 K: 1 S: 5	H: 0 LOB: 1 BB: 1 P: 9	R: 1 E: 0 K: 1 S: 7	H: 2 LOB: 1 BB: 0 P: 7	R: 0 E: 0 K: 0 S: 3	H: 0 LOB: 0 BB: 0 P: 3	R: 0 E: 0 K: 1 S: 6	H: 1 LOB: 1 BB: 0 P: 6	R: 0 E: 0 K: 1 S: 6	H: 1 LOB: 2 BB: 1 P: 10	R: 0 E: 0 K: 0 S: 3	H: 0 LOB: 0 BB: 0 P: 3	R: 0 E: 0 K: 0 S: 4	H: 1 LOB: 1 BB: 0 P: 4	1B: 6 2B: 2 3B: 0 HR: 0	SF: 1 SAC: 1 DP: 0 HBP: 0	WP: 0 PB: 0 SB: 3 CS: 0	PA: 38
PITCHER	IP WLS BF H R ER SO BB IBB HBP BLK WP HR S P ERA WHIP																					
Ricky Wright, L ERA: 3.23	(1, 1) 3.0 14 3 2 2 2 2 1 0 0 0 0 0 0 17 21 6.00 1.333																					
Dave Stewart, R ERA: 3.95	(4, 1) 3.2 W 16 4 1 1 2 1 0 0 0 0 0 0 19 23 2.46 1.364																					
Terry Forster, L ERA: 3.08	(7, 1) 1.1 4 0 0 0 1 0 0 0 0 0 0 0 6 6 0.00 0.000																					
Steve Howe, L ERA: 2.14	(9, 1) 1.0 4 1 0 0 0 0 0 0 0 0 0 0 4 4 0.00 1.000																					

Los Angeles Dodgers @ Houston Astros
Astrodome, Houston, TX
Sun Sep 12 1982, 4:33 AM EDT
Att: 15,014 - Unknown

AB 34
R 3
H 8
RBI 3
BB 2
SO 5
LOB 15



Batter	1	2	3	4	5	6	7	8	9	10	11	12	13	14	15	16	AB	R	H	RBI	BB	SO	LOB	TOP				
Gene Richards, L OBP: 0.333, SLG: 0.350 (1.7)																	8	2	5	0	0	0	1					
Joe Lefebvre, L OBP: 0.290, SLG: 0.346 (1.5)																	8	1	6	2	0	0	1					
Ruppert Jones, L OBP: 0.381, SLG: 0.431 (1.8)																	7	0	0	1	0	2	8					
Terry Kennedy, L OBP: 0.328, SLG: 0.482 (1.2)																	5	0	1	0	3	0	3					
Ben Liddle, R OBP: 0.285, SLG: 0.322 (1.1)																	7	0	1	0	0	0	3					
Broderick Perkins, L OBP: 0.340, SLG: 0.368 (1.3)																	7	0	1	0	0	0	3					
Luis Salazar, R OBP: 0.286, SLG: 0.351 (1.6)																	7	0	1	0	0	1	1					
Tim Flannery, L OBP: 0.320, SLG: 0.324 (1.4)																	6	0	1	0	1	0	1					
Juan Eichelberger, R OBP: 0.118, SLG: 0.160 (8. PH)																	2	0	0	0	0	1	0					
Kurt Bevacqua, R OBP: 0.338, SLG: 0.317 (8.3)																	4	0	0	0	1	3	4					
Inning Stats	R: 0 E: 0 K: 1 S: 7	H: 2 LOB: 3 BB: 0 P: 6	R: 0 E: 0 K: 0 S: 3	H: 0 LOB: 0 BB: 0 P: 3	R: 2 E: 0 K: 1 S: 7	H: 2 LOB: 0 BB: 0 P: 7	R: 0 E: 0 K: 1 S: 5	H: 0 LOB: 0 BB: 0 P: 5	R: 0 E: 0 K: 1 S: 5	H: 0 LOB: 0 BB: 0 P: 3	R: 0 E: 0 K: 0 S: 3	H: 0 LOB: 0 BB: 0 P: 3	R: 1 E: 0 K: 1 S: 6	H: 3 LOB: 2 BB: 0 P: 8	R: 0 E: 0 K: 2 S: 8	H: 1 LOB: 1 BB: 0 P: 6	R: 0 E: 0 K: 0 S: 4	H: 1 LOB: 1 BB: 0 P: 4	R: 0 E: 0 K: 1 S: 6	H: 1 LOB: 2 BB: 1 P: 10	R: 0 E: 0 K: 0 S: 3	H: 0 LOB: 0 BB: 0 P: 3	R: 0 E: 0 K: 0 S: 4	H: 1 LOB: 3 BB: 2 P: 12	1B: 12 2B: 1 3B: 1 HR: 1	SF: 1 SAC: 0 DP: 1 HBP: 1	WP: 0 PB: 0 SB: 0 CS: 0	PA: 68
PITCHER	IP: 7.1 WLS: 29 BF: 6 H: 3 R: 3 ER: 0 SO: 5 BB: 0 IBB: 0 HBP: 0 BLK: 0 WP: 0 HR: 0 S: 38 P: 39 ERA: 3.68 WHIP: 0.818	IP: 1.1 WLS: 6 BF: 2 H: 2 R: 0 ER: 0 SO: 0 BB: 0 IBB: 0 HBP: 0 BLK: 0 WP: 0 HR: 0 S: 6 P: 6 ERA: 0.00 WHIP: 1.500	IP: 0.1 WLS: 2 BF: 1 H: 0 R: 0 ER: 0 SO: 1 BB: 0 IBB: 0 HBP: 0 BLK: 0 WP: 0 HR: 0 S: 4 P: 4 ERA: 0.00 WHIP: 3.000	IP: 1.0 WLS: 3 BF: 0 H: 0 R: 0 ER: 0 SO: 1 BB: 0 IBB: 0 HBP: 0 BLK: 0 WP: 0 HR: 0 S: 5 P: 5 ERA: 0.00 WHIP: 0.000	IP: 1.1 WLS: 7 BF: 3 H: 0 R: 0 ER: 0 SO: 2 BB: 0 IBB: 1 HBP: 0 BLK: 0 WP: 0 HR: 0 S: 14 P: 14 ERA: 0.00 WHIP: 3.000	PITCHER	IP: 12.1 WLS: 1 BF: 0 H: 0 R: 0 ER: 0 SO: 1 BB: 0 IBB: 0 HBP: 0 BLK: 0 WP: 0 HR: 0 S: 39 P: 39 ERA: 3.58	IP: 4.0 WLS: 17 BF: 3 H: 0 R: 0 ER: 0 SO: 1 BB: 0 IBB: 2 HBP: 0 BLK: 0 WP: 0 HR: 0 S: 16 P: 28 ERA: 3.84	IP: 16.1 WLS: 0.2 BF: 3 H: 0 R: 0 ER: 0 SO: 0 BB: 0 IBB: 1 HBP: 0 BLK: 0 WP: 0 HR: 0 S: 6 P: 6 ERA: 3.24																			

San Diego Padres @ Los Angeles Dodgers
 Dodger Stadium, Los Angeles, CA
 Mon Sep 13 1962, 7:05 PM PDT
 Att. 37,512 - Unknown

AB	61
R	15
H	33
RBI	3
BB	5
SO	10
LOB	32



Batter	1	2	3	4	5	6	7	8	9	10	11	12	13	14	15	16	AB	R	H	RBI	BB	SO	LOB	BOTTOM				
Darrel Thomas, S OBP: 0.371, SLG: 0.344 (12.8)																	8	1	3	0	0	1	4					
Ken Landreth, S OBP: 0.285, SLG: 0.322 (11. PH)																		4	1	1	0	0	0	2				
Jorge Orta, L OBP: 0.118, SLG: 0.160 (13. PH)																		1	0	0	0	0	0	0				
Dusty Baker Jr., R OBP: 0.364, SLG: 0.474 (12.1)																		1	0	0	0	0	0	0				
Pedro Guerrero, R OBP: 0.386, SLG: 0.543 (7.5)																		6	0	2	2	1	0	3				
Steve Garvey, R OBP: 0.297, SLG: 0.426 (1.3)																		8	1	4	1	0	1	3				
Bill Russell, R OBP: 0.305, SLG: 0.336 (1.6)																		6	0	2	0	0	1	1				
Steve Yeager, R OBP: 0.285, SLG: 0.306 (1.2)																	6	0	0	0	0	0	3	3				
Bob Welch, R OBP: 0.165, SLG: 0.171 (8.9)																	1	1	0	0	1	0	1	0				
Jerry Reuss, L OBP: 0.254, SLG: 0.291 (12.9)																	2	0	1	0	1	0	0	0				
Inning Stats	R: 0 E: 0 K: 0 S: 4	H: 1 LOB: 1 BB: 0 P: 4	R: 0 E: 0 K: 0 S: 6	H: 1 LOB: 1 BB: 0 P: 6	R: 2 E: 1 K: 0 S: 6	H: 2 LOB: 2 BB: 1 P: 10	R: 0 E: 0 K: 0 S: 4	H: 1 LOB: 1 BB: 0 P: 4	R: 0 E: 0 K: 1 S: 6	H: 1 LOB: 1 BB: 0 P: 6	R: 0 E: 0 K: 1 S: 6	H: 1 LOB: 2 BB: 1 P: 8	R: 0 E: 0 K: 0 S: 3	H: 0 LOB: 0 BB: 0 P: 3	R: 0 E: 0 K: 2 S: 8	H: 1 LOB: 1 BB: 1 P: 12	R: 0 E: 0 K: 0 S: 3	H: 0 LOB: 0 BB: 0 P: 3	R: 0 E: 0 K: 0 S: 3	H: 0 LOB: 2 BB: 1 P: 8	R: 0 E: 0 K: 0 S: 3	H: 0 LOB: 0 BB: 0 P: 3	R: 1 E: 0 K: 0 S: 3	H: 1 LOB: 0 BB: 0 P: 3	1B: 14 2B: 0 3B: 0 HR: 1	SF: 1 SAC: 3 DP: 0 HBP: 1	WP: 0 PB: 0 SB: 1 CS: 0	PA: 68
PITCHER	IP: 7.0 WLS: 33 BF: 10 H: 3 R: 2 ER: 0 SO: 4 BB: 0 IBB: 0 HBP: 0 BLK: 0 WP: 0 HR: 0 S: 40 P: 44 ERA: 2.57 WHIP: 1.571	IP: 3.0 WLS: 11 BF: 1 H: 0 R: 0 ER: 0 SO: 3 BB: 0 IBB: 0 HBP: 0 BLK: 0 WP: 0 HR: 0 S: 20 P: 20 ERA: 0.00 WHIP: 0.333	IP: 0.1 WLS: 3 BF: 2 H: 0 R: 0 ER: 0 SO: 0 BB: 0 IBB: 0 HBP: 0 BLK: 0 WP: 0 HR: 0 S: 3 P: 3 ERA: 0.00 WHIP: 6.000	IP: 0.2 WLS: 2 BF: 0 H: 0 R: 0 ER: 0 SO: 2 BB: 0 IBB: 0 HBP: 0 BLK: 0 WP: 0 HR: 0 S: 2 P: 2 ERA: 0.00 WHIP: 0.000	IP: 2.0 WLS: 8 BF: 1 H: 0 R: 0 ER: 0 SO: 1 BB: 0 IBB: 0 HBP: 0 BLK: 0 WP: 0 HR: 0 S: 11 P: 15 ERA: 0.00 WHIP: 1.000	PITCHER	IP: 14.1 WLS: 1 BF: 0 H: 0 R: 0 ER: 0 SO: 0 BB: 0 IBB: 0 HBP: 0 BLK: 0 WP: 0 HR: 0 S: 0 P: 0 ERA: 4.13	IP: 16.1 WLS: 0.2 BF: 3 H: 1 R: 1 ER: 1 SO: 0 BB: 0 IBB: 0 HBP: 0 BLK: 0 WP: 0 HR: 0 S: 3 P: 3 ERA: 4.52																				

San Diego Padres @ Los Angeles Dodgers
 Dodger Stadium, Los Angeles, CA
 Mon Sep 13 1962, 7:05 PM PDT
 Att. 37,512 - Unknown

AB	59
R	15
H	45
RBI	4
BB	4
SO	9
LOB	31



Batter	1	2	3	4	5	6	7	8	9	AB	R	H	RBI	BB	SO	LOB	TOP			
Gene Richards, L (1,7) OBP: 0.332, SLG: 0.349	1-3			K		CS 1B			F8	4	0	1	0	0	1	0	San Diego Padres @ Los Angeles Dodgers Dodger Stadium, Los Angeles, CA Tue Sep 14 1982, 7:05 PM PDT Att: 44,302 - Unknown livebaseballscorecards.com			
Joe Lefebvre, L (1,5) OBP: 0.297, SLG: 0.349	4-3					CS			L5	4	0	2	0	0	0	0				
Kurt Bevacqua, R (1,9) OBP: 0.328, SLG: 0.306	K			F9					F8	4	0	0	0	0	1	2				
Terry Kennedy, L (1,3)				P3						3	0	1	0	0	0	1				
Luis Salazar, R (1,6) OBP: 0.285, SLG: 0.349						P6				3	0	0	0	0	1	1				
Ruppert Jones, L (1,8) OBP: 0.381, SLG: 0.430						G3				3	0	1	0	0	1	0				
Steve Swisher, R (1,2) OBP: 0.288, SLG: 0.362				F8		6-3			G2	3	0	0	0	0	0	1				
Joe Pittman, R (1,4) OBP: 0.275, SLG: 0.262				K						3	0	1	0	0	1	0				
Eric Show, R (1,1) OBP: 0.088, SLG: 0.088 (8, PH)				K						2	0	0	0	0	1	0				
Garry Templeton, S (8, PH) OBP: 0.281, SLG: 0.354				K						1	0	0	0	0	0	1				
Luis DeLeon, R (8,1) OBP: 0.167, SLG: 0.182						6-3			F3	0	0	0	0	0	0	0				
Inning Stats	R: 0 E: 0 K: 1 S: 5	H: 0 LOB: 0 BB: 0 P: 5	R: 0 E: 0 K: 1 S: 5	H: 0 LOB: 0 BB: 0 P: 5	R: 0 E: 0 K: 2 S: 7	H: 0 LOB: 0 BB: 0 P: 7	R: 0 E: 0 K: 1 S: 6	H: 1 LOB: 1 BB: 0 P: 6	R: 0 E: 0 K: 0 S: 3	H: 0 LOB: 0 BB: 0 P: 3	R: 0 E: 0 K: 0 S: 6	H: 2 LOB: 1 BB: 0 P: 6	R: 0 E: 0 K: 0 S: 4	H: 2 LOB: 1 BB: 0 P: 4	R: 0 E: 0 K: 0 S: 3	H: 0 LOB: 0 BB: 0 P: 3	1B: 6 2B: 0 3B: 0 HR: 0	SF: 0 SAC: 0 DP: 0 HBP: 0	WP: 0 PB: 0 SB: 0 CS: 1	PA: 31
PITCHER Fernando Valenzuela, L (1,1) ERA: 2.86	IP: 9.0 WLS: W BF: 30 H: 6 R: 0 ER: 0 SO: 6 BB: 0 IBB: 0 HBP: 0 BLK: 0 WP: 0 HR: 0 S: 42 P: 42 ERA: 0.00 WHIP: 0.667																			

Batter	1	2	3	4	5	6	7	8	9	AB	R	H	RBI	BB	SO	LOB	BOTTOM			
Derrel Thomas, S (1,4) OBP: 0.351, SLG: 0.323	4-3		G6-3			6-3		F7		4	0	0	0	0	0	1	San Diego Padres @ Los Angeles Dodgers Dodger Stadium, Los Angeles, CA Tue Sep 14 1982, 7:05 PM PDT Att: 44,302 - Unknown livebaseballscorecards.com			
Ken Landreaux, L (1,8) OBP: 0.356, SLG: 0.420	2B					E4				4	1	3	0	0	0	0				
Dusty Baker Jr., R (1,7) OBP: 0.362, SLG: 0.470	K		P4			F8		F9		4	0	0	0	0	1	4				
Pedro Guerrero, R (1,9) OBP: 0.385, SLG: 0.544 (8,5)	2B					F8				3	0	1	1	0	0	1				
Steve Garvey, R (1,3) OBP: 0.298, SLG: 0.426	K					4-3		SH1-3 1B		3	0	1	0	0	1	1				
Ron Cey, R (1,5) OBP: 0.323, SLG: 0.424 (7, PH)			K			5-3		SH1-3		2	0	0	0	0	1	0				
Ron Roenicke, S (8,9) OBP: 0.358, SLG: 0.333								1-2		0	0	0	0	0	0	0				
Mike Scioscia, L (1,2) OBP: 0.305, SLG: 0.294			F7			G6-3 1B		K		3	0	1	0	0	1	1				
Bill Russell, R (1,6) OBP: 0.353, SLG: 0.333			F8			G6-3		4-3		3	0	0	0	0	2	2				
Fernando Valenzuela, L (1,1) OBP: 0.187, SLG: 0.207						1-3		4-3		3	0	1	0	0	0	0				
Inning Stats	R: 1 E: 0 K: 2 S: 9	H: 2 LOB: 1 BB: 0 P: 9	R: 0 E: 0 K: 1 S: 5	H: 0 LOB: 0 BB: 0 P: 5	R: 0 E: 0 K: 0 S: 4	H: 2 LOB: 1 BB: 0 P: 4	R: 0 E: 0 K: 0 S: 3	H: 0 LOB: 0 BB: 0 P: 3	R: 0 E: 1 K: 0 S: 4	H: 0 LOB: 1 BB: 0 P: 4	R: 0 E: 0 K: 1 S: 6	H: 1 LOB: 1 BB: 0 P: 6	R: 0 E: 0 K: 0 S: 4	H: 1 LOB: 1 BB: 0 P: 4	R: 0 E: 0 K: 0 S: 3	H: 0 LOB: 0 BB: 0 P: 3	1B: 4 2B: 2 3B: 1 HR: 0	SF: 0 SAC: 1 DP: 2 HBP: 0	WP: 0 PB: 0 SB: 0 CS: 0	PA: 30
PITCHER Eric Show, R (1,1) ERA: 2.49	IP: 7.0 WLS: L BF: 26 H: 6 R: 1 ER: 1 SO: 4 BB: 0 IBB: 0 HBP: 0 BLK: 0 WP: 0 HR: 0 S: 34 P: 34 ERA: 1.29 WHIP: 0.857																			
Luis DeLeon, R (8,1) ERA: 1.99	IP: 1.0 WLS: L BF: 4 H: 1 R: 0 ER: 0 SO: 0 BB: 0 IBB: 0 HBP: 0 BLK: 0 WP: 0 HR: 0 S: 4 P: 4 ERA: 0.00 WHIP: 1.000																			



Batter	1	2	3	4	5	6	7	8	9	AB	R	H	RBI	BB	SO	LOB	TOP		
Terry Puhl, L OBP: 0.330, SLG: 0.381 (1, 9)	0-0 4-3		0-0 1-3			0-0 P3		0-0 G3	0-0 F7	5	0	0	0	0	0	2			
Dickie Thon, R OBP: 0.324, SLG: 0.397 (1, 6)	0-0 5-3		4-0 BB			0-0 6-3		0-0 F9	1-2 2-3 1B	4	0	1	0	1	0	0			
Ray Knight, R OBP: 0.347, SLG: 0.403 (1, 3)	0-0 1-3		0-0 F8			0-0 E6		0-0 1B 2B	0-0 FC5	5	1	1	0	0	0	4			
Phil Garner, R OBP: 0.308, SLG: 0.417 (1, 5)		4-0 E 1B SF8 BB		0-0 1-3		0-0 F9		0-0 2B 1B		3	1	1	0	1	0	1			
Jose Cruz, L OBP: 0.340, SLG: 0.375 (1, 7)		0-0 E 1B		0-3 K				0-0 FC5-4 1B	0-0 1-3 2B	4	0	3	1	0	1	0			
Alan Ashby, S OBP: 0.313, SLG: 0.408 (1, 2)		0-3 K		0-0 4-3				0-0 FC5-4 FC6-4 1-2	0-0 5-3	4	0	0	0	0	1	5			
Tony Scott, S OBP: 0.258, SLG: 0.285 (1, 8)		0-0 SF8			0-0 6-3			0-0 FC6-4 1B 1-2	0-0 F7	3	0	0	1	0	0	1			
Bill Doran, S OBP: 0.357, SLG: 0.410 (1, 4)		0-0 6-3			0-0 F8			0-0 1-2 1B	0-0 1B 1B	4	0	2	0	0	0	1			
Frank DiPino, L Vern Ruhle, R Mark Ross, R Tim Tolman, R Randy Moffitt, R Larry Ray, L (1, 1) (5, 1) (6, 1) (7, PH) (7, 1) (9, PH)			0-3 K		0-3 K			0-0 F8	0-0 FC5 1-2 1B	2	0	0	0	0	0	2			
Inning Stats	R: 0 E: 0 K: 0 S: 3	H: 0 LOB: 0 BB: 0 P: 3	R: 1 E: 1 K: 1 S: 6	H: 1 LOB: 1 BB: 1 P: 10	R: 0 E: 0 K: 1 S: 5	H: 0 LOB: 1 BB: 1 P: 9	R: 0 E: 0 K: 1 S: 5	H: 0 LOB: 0 BB: 0 P: 5	R: 0 E: 0 K: 0 S: 4	H: 0 LOB: 1 BB: 0 P: 4	R: 0 E: 0 K: 0 S: 5	H: 2 LOB: 2 BB: 0 P: 5	R: 1 E: 0 K: 0 S: 6	H: 3 LOB: 2 BB: 0 P: 6	R: 0 E: 0 K: 0 S: 6	H: 3 LOB: 3 BB: 0 P: 6	1B: 7 2B: 2 3B: 0 HR: 0	SF: 1 DP: 0 HBP: 0	WP: 0 PA: 39 PB: 0 SB: 0 CS: 0
PITCHER	IP WLS BF H R ER SO BB IBB HBP BLK WP HR S P ERA WHIP	IP WLS BF H R ER SO BB IBB HBP BLK WP HR S P ERA WHIP	IP WLS BF H R ER SO BB IBB HBP BLK WP HR S P ERA WHIP	IP WLS BF H R ER SO BB IBB HBP BLK WP HR S P ERA WHIP	IP WLS BF H R ER SO BB IBB HBP BLK WP HR S P ERA WHIP	IP WLS BF H R ER SO BB IBB HBP BLK WP HR S P ERA WHIP	IP WLS BF H R ER SO BB IBB HBP BLK WP HR S P ERA WHIP	IP WLS BF H R ER SO BB IBB HBP BLK WP HR S P ERA WHIP	IP WLS BF H R ER SO BB IBB HBP BLK WP HR S P ERA WHIP	IP WLS BF H R ER SO BB IBB HBP BLK WP HR S P ERA WHIP	IP WLS BF H R ER SO BB IBB HBP BLK WP HR S P ERA WHIP	IP WLS BF H R ER SO BB IBB HBP BLK WP HR S P ERA WHIP	IP WLS BF H R ER SO BB IBB HBP BLK WP HR S P ERA WHIP	IP WLS BF H R ER SO BB IBB HBP BLK WP HR S P ERA WHIP	IP WLS BF H R ER SO BB IBB HBP BLK WP HR S P ERA WHIP	IP WLS BF H R ER SO BB IBB HBP BLK WP HR S P ERA WHIP	IP WLS BF H R ER SO BB IBB HBP BLK WP HR S P ERA WHIP	IP WLS BF H R ER SO BB IBB HBP BLK WP HR S P ERA WHIP	
Jerry Reuss, L ERA: 3.17 (1, 1)	8.0 W 33	6 2 1 4	2 0 0 0	0 0 0 0	0 0 6 6	0.00 3.000													
Tom Niedenfuer, R ERA: 2.47 (9, 1)	1.0 6 3 0 0 0	0 0 0 0	0 0 0 0	0 0 0 0	0 0 6 6	0.00 3.000													

Houston Astros @ Los Angeles Dodgers
Dodger Stadium, Los Angeles, CA
Fri Sep 17 1982, 7:05 PM PDT
Att: 45,932 - Unknown

AB	36
R	2
H	9
RBI	2
BB	2
SO	4
LOB	16



Batter	1	2	3	4	5	6	7	8	9	AB	R	H	RBI	BB	SO	LOB	BOTTOM		
Derrel Thomas, S OBP: 0.341, SLG: 0.306 (1, 4) (7, 5)	4-0 2B 1B BB		0-0 5-3			0-0 SH5-3		0-0 F7		3	1	0	0	1	1	0			
Bill Russell, R OBP: 0.353, SLG: 0.335 (1, 6)	0-0 BB		0-0 P4			4-0 2-3 1B		0-0 G3		3	2	1	0	1	0	0			
Mike Scioscia, L OBP: 0.304, SLG: 0.293 (8, PH)			1-3 1B			0-0 E BB				1	0	0	0	0	0	0			
Tom Niedenfuer, R (9, 1)			1-3 2B			0-0 E BB				0	0	0	0	0	0	0			
Dusty Baker Jr., R OBP: 0.365, SLG: 0.471 (1, 7)	4-0 L9-4 1B BB		4-0 HR BB			0-0 E 6-3 1B				2	2	1	1	2	1	0			
Candy Maldonado, R (8, 7)			4-0 HR BB			0-0 E 6-3 1B				0	0	0	0	0	0	0			
Pedro Guerrero, R OBP: 0.384, SLG: 0.551 (1, 8)	0-0 F9		0-0 E5			0-0 E5		0-3 K		3	2	1	2	0	0	4			
Greg Brock, L OBP: 0.182, SLG: 0.273 (7, 3)	0-0 F9		0-0 E5			0-0 E5		0-3 K		1	0	0	0	0	1	0			
Steve Garvey, R OBP: 0.297, SLG: 0.424 (1, 3)	0-0 P4		0-0 P4			0-0 6-3		0-0 4-3		3	0	1	3	0	0	1			
Steve Sax, R OBP: 0.329, SLG: 0.351 (7, 4)	0-0 P4		0-0 P4			0-0 6-3		0-0 4-3		1	0	0	0	0	0	0			
Ron Cey, R OBP: 0.325, SLG: 0.430 (1, 5)	1-2 2H 3H 1B		0-0 L9-4			0-0 6-3		0-0 2B		3	1	1	2	0	0	2			
Ron Roenicke, S OBP: 0.360, SLG: 0.344 (6, 8)			0-0 L9-4			0-0 6-3		0-0 2B		1	0	1	0	0	0	0			
Mike Marshall, R OBP: 0.350, SLG: 0.420 (1, 9)			0-0 P4			0-0 G5-4-3 1B		4-0 1B		3	0	2	0	1	0	0			
Steve Yeager, R OBP: 0.285, SLG: 0.306 (1, 2)			0-0 F7			0-0 G5-4-3 1-2		0-0 1B		4	0	1	0	0	0	3			
Jerry Reuss, L OBP: 0.257, SLG: 0.278 (1, 1)			0-3 K			0-0 G5-4-3 1-2		0-0 1B		3	1	1	0	0	1	2			
Jorge Orta, L OBP: 0.300, SLG: 0.327 (8, PH)			0-3 K			0-0 G5-4-3 1-2		0-0 1B		1	0	0	0	0	0	0			
Alex Taveras, R (9, 6)			0-3 K			0-0 G5-4-3 1-2		0-0 1B		0	0	0	0	0	0	0			
Inning Stats	R: 2 E: 0 K: 0 S: 4	H: 2 LOB: 1 BB: 2 P: 12	R: 0 E: 0 K: 1 S: 5	H: 0 LOB: 0 BB: 0 P: 5	R: 2 E: 0 K: 0 S: 4	H: 1 LOB: 0 BB: 1 P: 8	R: 0 E: 0 K: 0 S: 3	H: 1 LOB: 0 BB: 0 P: 3	R: 5 E: 1 K: 0 S: 9	H: 5 LOB: 2 BB: 1 P: 13	R: 0 E: 0 K: 2 S: 7	H: 0 LOB: 0 BB: 0 P: 7	R: 0 E: 0 K: 1 S: 6	H: 1 LOB: 2 BB: 1 P: 10	R: 0 E: 0 K: 0 S: 3	H: 0 LOB: 0 BB: 0 P: 3	1B: 5 2B: 4 3B: 0 HR: 2	SF: 0 SAC: 1 DP: 2 HBP: 0	WP: 0 PA: 38 PB: 0 SB: 0 CS: 0
PITCHER	IP WLS BF H R ER SO BB IBB HBP BLK WP HR S P ERA WHIP	IP WLS BF H R ER SO BB IBB HBP BLK WP HR S P ERA WHIP	IP WLS BF H R ER SO BB IBB HBP BLK WP HR S P ERA WHIP	IP WLS BF H R ER SO BB IBB HBP BLK WP HR S P ERA WHIP	IP WLS BF H R ER SO BB IBB HBP BLK WP HR S P ERA WHIP	IP WLS BF H R ER SO BB IBB HBP BLK WP HR S P ERA WHIP	IP WLS BF H R ER SO BB IBB HBP BLK WP HR S P ERA WHIP	IP WLS BF H R ER SO BB IBB HBP BLK WP HR S P ERA WHIP	IP WLS BF H R ER SO BB IBB HBP BLK WP HR S P ERA WHIP	IP WLS BF H R ER SO BB IBB HBP BLK WP HR S P ERA WHIP	IP WLS BF H R ER SO BB IBB HBP BLK WP HR S P ERA WHIP	IP WLS BF H R ER SO BB IBB HBP BLK WP HR S P ERA WHIP	IP WLS BF H R ER SO BB IBB HBP BLK WP HR S P ERA WHIP	IP WLS BF H R ER SO BB IBB HBP BLK WP HR S P ERA WHIP	IP WLS BF H R ER SO BB IBB HBP BLK WP HR S P ERA WHIP	IP WLS BF H R ER SO BB IBB HBP BLK WP HR S P ERA WHIP	IP WLS BF H R ER SO BB IBB HBP BLK WP HR S P ERA WHIP	IP WLS BF H R ER SO BB IBB HBP BLK WP HR S P ERA WHIP	
Frank DiPino, L ERA: 8.1 (1, 1)	4.1 L 20	5 6 5	0 0 0	0 0 0	0 0 1 7	10.38 2.077													
Vern Ruhle, R ERA: 4.14 (5, 1)	0.2 7 4 3 0 0	0 0 0	0 0 0	0 0 0	0 0 1 7	0.00 6.000													
Mark Ross, R ERA: 3.0 (6, 1)	1.0 3 0 0 0 2	0 0 0	0 0 2	0 0 0	0 0 7 7	0.00 0.000													
Randy Moffitt, R ERA: 3.02 (7, 1)	2.0 8 1 0 0 1	0 0 0	0 0 1	1 0 0	0 0 9 13	0.00 1.000													

Houston Astros @ Los Angeles Dodgers
Dodger Stadium, Los Angeles, CA
Fri Sep 17 1982, 7:05 PM PDT
Att: 45,932 - Unknown

AB	32
R	9
H	10
RBI	8
BB	5
SO	4
LOB	12



Batter	1	2	3	4	5	6	7	8	9	AB	R	H	RBI	BB	SO	LOB	TOP			
Terry Puhl, L OBP: 0.328, SLG: 0.379 (1, 8)	3-1		6-3			SH5-3		4-3		3	0	0	0	0	0	0				
Dickie Thon, R OBP: 0.323, SLG: 0.396 (1, 6)	F8			6-3		E5			5-3 E 1B	4	0	1	0	0	0	1				
Ray Knight, R OBP: 0.347, SLG: 0.407 (1, 3)	HR			L4		4-3			1-3	4	1	1	1	0	0	3				
Phil Garner, R OBP: 0.306, SLG: 0.414 (1, 5)	K			P4		P6			5-3	4	0	0	0	0	1	3				
Jose Cruz, L OBP: 0.339, SLG: 0.372 (1, 7)		F7			K			4-3		3	0	0	0	1	1	0				
Danny Heep, L OBP: 0.307, SLG: 0.379 Scott Loucks, R OBP: 0.192, SLG: 0.160 (7, 8)		G3			5-3			L7		3	0	0	0	0	0	0				
Bill Doran, S OBP: 0.333, SLG: 0.381 (1, 4)		L5			G3			6-3		3	0	0	0	0	0	0				
Luis Pujols, R OBP: 0.231, SLG: 0.317 (1, 2)			P3			HR		K		3	1	1	1	0	1	0				
Joe Niekro, R OBP: 0.108, SLG: 0.123 (1, 1)			K			4-3 SH5-3 1B		5-3		3	0	1	0	0	1	0				
Inning Stats	R: 1 E: 0 K: 1 S: 6	H: 1 LOB: 0 BB: 0 P: 6	R: 0 E: 0 K: 0 S: 3	H: 0 LOB: 0 BB: 0 P: 3	R: 0 E: 0 K: 1 S: 5	H: 0 LOB: 0 BB: 0 P: 5	R: 0 E: 0 K: 0 S: 3	H: 0 LOB: 0 BB: 0 P: 3	R: 0 E: 0 K: 1 S: 5	H: 2 LOB: 2 BB: 0 P: 6	R: 0 E: 0 K: 0 S: 3	H: 0 LOB: 0 BB: 0 P: 3	R: 0 E: 0 K: 1 S: 5	H: 0 LOB: 0 BB: 0 P: 5	R: 0 E: 1 K: 0 S: 4	H: 1 LOB: 2 BB: 1 P: 8	1B: 2 2B: 0 3B: 0 HR: 2	SF: 0 SAC: 1 DP: 0 HBP: 0	WP: 0 PB: 0 SB: 0 CS: 0	PA: 33
PITCHER Bob Welch, R ERA: 3.45 (1, 1)	IP: 9.0 WLS: L BF: 33	H: 4 R: 2 ER: 2 SO: 4	BB: 0 IBB: 1 HBP: 0 BLK: 0	WP: 0 HR: 2 S: 40 P: 44	ERA: 2.00 WHIP: 0.444	PITCHER IP: 9.0 WLS: L BF: 33 H: 4 R: 2 ER: 2 SO: 4 BB: 0 IBB: 1 HBP: 0 BLK: 0 WP: 0 HR: 2 S: 40 P: 44 ERA: 2.00 WHIP: 0.444														

Houston Astros @ Los Angeles Dodgers
Dodger Stadium, Los Angeles, CA
Sat Sep 18 1982, 7:05 PM PDT
Att: 48,567 - Unknown

AB	31
R	2
H	4
RBI	2
BB	1
SO	4
LOB	9



Batter	1	2	3	4	5	6	7	8	9	AB	R	H	RBI	BB	SO	LOB	BOTTOM		
Derrel Thomas, S OBP: 0.337, SLG: 0.303 (1, 4)	1-3			4-3 1B		F9			4-3	4	0	1	0	0	0	0			
Ken Landreaux, L OBP: 0.350, SLG: 0.412 (1, 8)	6-3			4-3		G3			P6	4	0	0	0	0	0	1			
Dusty Baker Jr., R OBP: 0.364, SLG: 0.469 Rick Monday, L OBP: 0.385, SLG: 0.511 (5, 7)	5-3			K		K			K	2	0	0	0	0	1	1			
Pedro Guerrero, R OBP: 0.382, SLG: 0.548 (1, 9)		6-3		5-3		F3				3	0	0	0	0	0	1			
Steve Garvey, R OBP: 0.296, SLG: 0.422 (1, 3)		L6			6-3			6-3		3	0	0	0	0	0	0			
Ron Cey, R OBP: 0.325, SLG: 0.429 Mark Bradley, R (8, PR) Alex Taveras, R (9, 5)	5-3			K					1B	3	0	1	0	0	1	0			
Bill Russell, R OBP: 0.352, SLG: 0.333 Jorge Orta, L OBP: 0.298, SLG: 0.324 Mark Belanger, R OBP: 0.288, SLG: 0.234 (6, PH) (9, 6)			F8		F7			F9		2	0	0	0	0	0	0			
Steve Yeager, R OBP: 0.282, SLG: 0.302 Greg Brock, L OBP: 0.167, SLG: 0.250 Mike Scioscia, L OBP: 0.304, SLG: 0.293 (8, PH) (9, 2)			F9			6-3		F2		2	0	0	0	0	0	0			
Bob Welch, R OBP: 0.181, SLG: 0.167 Ron Roenicke, S OBP: 0.358, SLG: 0.341 (8, PH) (1, 1)			6-3			6-3			4-3	2	0	0	0	0	0	0			
Inning Stats	R: 0 E: 0 K: 0 S: 3	H: 0 LOB: 0 BB: 0 P: 3	R: 0 E: 0 K: 0 S: 3	H: 0 LOB: 0 BB: 0 P: 3	R: 0 E: 0 K: 1 S: 6	H: 1 LOB: 1 BB: 0 P: 6	R: 0 E: 0 K: 1 S: 5	H: 0 LOB: 0 BB: 0 P: 5	R: 0 E: 0 K: 0 S: 4	H: 1 LOB: 1 BB: 0 P: 4	R: 0 E: 0 K: 0 S: 3	H: 0 LOB: 0 BB: 0 P: 3	R: 0 E: 0 K: 0 S: 3	H: 0 LOB: 0 BB: 0 P: 3	1B: 2 2B: 0 3B: 0 HR: 0	SF: 0 SAC: 0 DP: 0 HBP: 0	WP: 0 PB: 0 SB: 0 CS: 0	PA: 29	
PITCHER Joe Niekro, R ERA: 2.51 (1, 1)	IP: 9.0 WLS: W BF: 29	H: 2 R: 0 ER: 0 SO: 3	BB: 0 IBB: 0 HBP: 0 BLK: 0	WP: 0 HR: 0 S: 35 P: 35	ERA: 0.00 WHIP: 0.222	PITCHER IP: 9.0 WLS: W BF: 29 H: 2 R: 0 ER: 0 SO: 3 BB: 0 IBB: 0 HBP: 0 BLK: 0 WP: 0 HR: 0 S: 35 P: 35 ERA: 0.00 WHIP: 0.222													

Houston Astros @ Los Angeles Dodgers
Dodger Stadium, Los Angeles, CA
Sat Sep 18 1982, 7:05 PM PDT
Att: 48,567 - Unknown

AB	29
R	0
H	2
RBI	0
BB	0
SO	3
LOB	5



Batter	1	2	3	4	5	6	7	8	9	10	AB	R	H	RBI	BB	SO	LOB	TOP	
Terry Puhl, L OBP: 0.328, SLG: 0.378 (1, 9)	P6		SH2-4		F7				K		4	0	1	0	0	1	0	Houston Astros @ Los Angeles Dodgers Dodger Stadium, Los Angeles, CA Sun Sep 19 1982, 3:33 AM PDT Att. 48,110 - Unknown	
Dickie Thon, R OBP: 0.322, SLG: 0.394 (1, 6)	1B SF9		E6		F9				G3		5	1	1	0	0	0	1		
Ray Knight, R OBP: 0.345, SLG: 0.405 (1, 3)	1B		FC4-6						F7		5	0	1	0	0	1	2		
Phil Garner, R OBP: 0.307, SLG: 0.417 (1, 5)	SF9		F9						K		4	1	2	1	0	1	1		
Jose Cruz, L OBP: 0.342, SLG: 0.375 (1, 7)	G3								K		5	1	3	0	0	0	1		
Alan Ashby, S OBP: 0.312, SLG: 0.406 (1, 2)		1-3									4	0	1	0	0	0	3		
Kevin Bass, S OBP: 0.083, SLG: 0.043 (8, PR)											0	0	0	0	0	0	0		
Luis Pujols, R OBP: 0.230, SLG: 0.315 (8, 2)											1	0	0	0	0	0	2		
Tony Scott, S OBP: 0.262, SLG: 0.287 (1, 8)	P4										4	0	2	2	1	1	1		
Bill Doran, S OBP: 0.300, SLG: 0.340 (1, 4)	F9										5	0	0	0	0	1	7		
Michael LaCoss, R OBP: 0.316, SLG: 0.333 (1, 1)											3	1	1	0	0	2	0		
Tim Tolman, R OBP: 0.375, SLG: 0.167 (9, PH)											1	0	0	0	0	1	0		
Frank LaCorte, R (9, 1)											0	0	0	0	0	0	0		
Bert Roberge, R (10, 1)											0	0	0	0	0	0	0		
Inning Stats	R: 1 E: 0 K: 0 S: 5	H: 2 LOB: 1 BB: 0 P: 5	R: 0 E: 0 K: 0 S: 3	H: 0 LOB: 0 BB: 0 P: 3	R: 1 E: 1 K: 0 S: 5	H: 1 LOB: 1 BB: 0 P: 5	R: 0 E: 0 K: 1 S: 5	H: 0 LOB: 0 BB: 0 P: 5	R: 1 E: 0 K: 1 S: 8	H: 3 LOB: 2 BB: 0 P: 8	R: 0 E: 0 K: 1 S: 6	H: 1 LOB: 1 BB: 0 P: 6	R: 0 E: 0 K: 2 S: 7	H: 0 LOB: 0 BB: 0 P: 7	R: 1 E: 0 K: 1 S: 8	H: 3 LOB: 2 BB: 0 P: 8	1B: 11 2B: 1 3B: 0 HR: 0	SF: 1 SAC: 1 DP: 0 HBP: 0	WP: 0 PA: 44
PITCHER Fernando Valenzuela, L ERA: 2.86 (1, 1)	IP: 10.0 WLS: W BF: 44 H: 12 R: 4 ER: 3 SO: 8 BB: 1 IBB: 0 HBP: 0 BLK: 0 WP: 0 HR: 0 S: 59 P: 63 ERA: 2.70 WHIP: 1.300																		

Batter	1	2	3	4	5	6	7	8	9	10	AB	R	H	RBI	BB	SO	LOB	BOTTOM			
Derrel Thomas, S OBP: 0.333, SLG: 0.300 (1, 4)	S										4	0	1	0	0	0	1	Houston Astros @ Los Angeles Dodgers Dodger Stadium, Los Angeles, CA Sun Sep 19 1982, 3:33 AM PDT Att. 48,110 - Unknown			
Steve Sax, R OBP: 0.329, SLG: 0.351 (9, 4)	1B										0	0	0	0	0	0	0				
Greg Brock, L OBP: 0.154, SLG: 0.231 (10, PH)											1	0	0	0	0	0	1				
Ken Landreaux, L OBP: 0.348, SLG: 0.410 (1, 8)	F7										5	1	1	0	0	1	1				
Steve Garvey, R OBP: 0.299, SLG: 0.422 (1, 3)	1-3										4	1	2	0	1	0	1				
Pedro Guerrero, R OBP: 0.362, SLG: 0.549 (1, 9)	5-3										5	0	2	2	0	0	3				
Rick Monday, L OBP: 0.376, SLG: 0.500 (1, 7)											4	1	0	0	0	0	2				
Ron Roenicke, S OBP: 0.358, SLG: 0.341 (10, 7)											0	0	0	0	0	0	0				
Ron Cey, R OBP: 0.326, SLG: 0.435 (1, 5)											3	1	1	3	1	0	0				
Mark Bradley, R (9, PR)											0	0	0	0	0	0	0				
Alex Taveras, R (10, 5)											0	0	0	0	0	0	0				
Mike Scioscia, L OBP: 0.304, SLG: 0.293 (1, 2)											4	0	1	0	0	1	1				
Steve Yeager, R OBP: 0.282, SLG: 0.302 (10, 2)	1B										0	0	0	0	0	0	0				
Bill Russell, R OBP: 0.350, SLG: 0.331 (1, 6)											3	0	0	0	0	0	1				
Jorge Orta, L OBP: 0.303, SLG: 0.324 (10, PH)	6-3										0	0	0	0	1	0	0				
Fernando Valenzuela, L OBP: 0.191, SLG: 0.211 (1, 1)											3	0	1	0	0	0	0				
Mark Belanger, R OBP: 0.283, SLG: 0.229 (10, PH)											1	1	0	0	0	0	1				
Inning Stats	R: 0 E: 0 K: 0 S: 4	H: 1 LOB: 1 BB: 0 P: 4	R: 0 E: 0 K: 0 S: 4	H: 1 LOB: 1 BB: 0 P: 4	R: 0 E: 1 K: 0 S: 5	H: 2 LOB: 2 BB: 0 P: 5	R: 0 E: 0 K: 1 S: 5	H: 0 LOB: 0 BB: 0 P: 5	R: 0 E: 0 K: 0 S: 3	H: 0 LOB: 0 BB: 0 P: 3	R: 3 E: 0 K: 0 S: 8	H: 3 LOB: 0 BB: 0 P: 8	R: 0 E: 0 K: 0 S: 3	H: 0 LOB: 0 BB: 0 P: 3	R: 0 E: 0 K: 0 S: 2	H: 0 LOB: 1 BB: 2 P: 6	R: 2 E: 0 K: 0 S: 4	H: 2 LOB: 2 BB: 2 P: 12	1B: 7 2B: 1 3B: 0 HR: 1	SF: 0 SAC: 0 DP: 2 HBP: 0	WP: 0 PA: 40
PITCHER Michael LaCoss, R ERA: 2.92 (1, 1)	IP: 8.0 WLS: L BF: 31 H: 7 R: 3 ER: 2 SO: 2 BB: 0 IBB: 0 HBP: 0 BLK: 0 WP: 0 HR: 1 S: 35 P: 35 ERA: 3.38 WHIP: 0.875																				
Frank LaCorte, R ERA: 4.35 (9, 1)	1.2 L	8	1	2	2	0	3	0	0	0	0	0	5	17	10.80	2.400					
Bert Roberge, R ERA: 3.8 (10, 1)	0.0	1	1	0	0	0	0	0	0	0	0	0	1	1							

Batter	1	2	3	4	5	6	7	8	9	AB	R	H	RBI	BB	SO	LOB	TOP								
Derrel Thomas, S (1,4) OBP: 0.319, SLG: 0.286	L6			F8		1-3		1-3		4	0	0	0	0	0	2	Los Angeles Dodgers @ San Diego Padres Jack Murphy Stadium, San Diego, CA Tue Sep 21 1982, 10:05 PM EDT Att: 20,284 - Unknown livebaseballscorecards.com								
Ken Landreaux, L (1,8) OBP: 0.349, SLG: 0.415	G3			2B			3-1		FC1-6 2B	4	0	2	0	0	0	0									
Dusty Baker Jr., R (1,7) OBP: 0.363, SLG: 0.467	K			F7			P5		FC1-6 BB	3	0	0	0	1	1	1									
Pedro Guerrero, R (1,9) OBP: 0.381, SLG: 0.547		P4		K					F8	4	0	1	0	0	1	3									
Steve Garvey, R (1,3)	L3				F9				FC1-6	4	0	0	0	0	1	3									
Ron Cey, R (1,5) OBP: 0.326, SLG: 0.434																									
Mark Belanger, R (8, PR) OBP: 0.283, SLG: 0.229					5-3																				
Mike Marshall, R (9, PH) OBP: 0.346, SLG: 0.416																									
Bill Russell, R (1,6) OBP: 0.349, SLG: 0.330				L1						2	0	0	0	0	0	0									
Ron Roenicke, S (8, PH) OBP: 0.362, SLG: 0.346					F7					1	0	1	0	0	0	0									
Steve Yeager, R (1,2) OBP: 0.284, SLG: 0.304																									
Rick Monday, L (8, PH) OBP: 0.376, SLG: 0.497				P4						2	0	1	0	0	0	0									
Mike Scioscia, L (8,2) OBP: 0.304, SLG: 0.293										1	0	0	0	0	0	2									
Burt Hooton, R (1,1) OBP: 0.091, SLG: 0.212										1	0	0	0	0	0	0									
Jorge Orta, L (6, PH) OBP: 0.301, SLG: 0.321										1	0	0	0	0	0	1									
Terry Forster, L (6,1) OBP: 0.143, SLG: 0.214										0	0	0	0	0	0	0									
Greg Brock, L (8, PH) OBP: 0.143, SLG: 0.214										1	0	0	0	0	0	2									
Steve Howe, L (8,1)										0	0	0	0	0	0	0									
Inning Stats	R: 0 E: 0 K: 1 S: 5	H: 0 LOB: 0 BB: 0 P: 5	R: 0 E: 0 K: 0 S: 3	H: 0 LOB: 0 BB: 0 P: 3	R: 0 E: 0 K: 0 S: 3	H: 0 LOB: 0 BB: 0 P: 3	R: 0 E: 0 K: 1 S: 6	H: 1 LOB: 1 BB: 0 P: 6	R: 0 E: 0 K: 0 S: 3	H: 0 LOB: 0 BB: 0 P: 3	R: 0 E: 0 K: 0 S: 3	H: 1 LOB: 0 BB: 0 P: 3	R: 0 E: 0 K: 1 S: 6	H: 1 LOB: 1 BB: 0 P: 6	R: 0 E: 0 K: 0 S: 5	H: 2 LOB: 2 BB: 0 P: 5	R: 0 E: 0 K: 1 S: 6	H: 1 LOB: 2 BB: 1 P: 10	1B: 4 2B: 3 3B: 0 HR: 0	SF: 0 SAC: 0 DP: 1 HBP: 0	WP: 0 PB: 0 SB: 0 CS: 0	PA: 33			
PITCHER	IP	WLS	BF	H	R	ER	SO	BB	IBB	HBP	BLK	WP	HR	S	P	ERA	WHIP								
John Montefusco, R (1,1) ERA: 3.92	7.0	W	23	3	0	0	3	0	0	0	0	0	0	29	29	0.00	0.429								
Luis DeLeon, R (8,1) ERA: 2.02	2.0	S	10	3	0	0	1	1	0	0	0	0	0	11	15	0.00	2.000								

Batter	1	2	3	4	5	6	7	8	9	AB	R	H	RBI	BB	SO	LOB	BOTTOM									
Alan Wiggins, S (1,8) OBP: 0.305, SLG: 0.295	F7		6-3		6-3			5-3		4	0	0	0	0	0	1	Los Angeles Dodgers @ San Diego Padres Jack Murphy Stadium, San Diego, CA Tue Sep 21 1982, 10:05 PM EDT Att: 20,284 - Unknown livebaseballscorecards.com									
Gene Richards, L (1,7) OBP: 0.326, SLG: 0.342	F8			4-3		F7				4	0	0	0	0	0	0										
Dave Edwards, R (9,8) OBP: 0.204, SLG: 0.283										0	0	0	0	0	0	0										
Tony Gwynn, L (1,9) OBP: 0.331, SLG: 0.382	P6			4-3		1B BB		6-3		3	0	0	0	1	0	0										
Terry Kennedy, L (1,2) OBP: 0.329, SLG: 0.484		4-3			P6					3	0	1	0	0	0	0										
Joe Lefebvre, L (1,5) OBP: 0.288, SLG: 0.327						1B FC5-4 BB		G4-6-3		2	1	1	0	1	0	2										
Broderick Perkins, L (1,3) OBP: 0.331, SLG: 0.346										3	0	1	0	0	0	1										
Luis Salazar, R (1,6) OBP: 0.280, SLG: 0.341										3	2	0	1	0	1	2										
Joe Pittman, R (8,6) OBP: 0.289, SLG: 0.271										0	0	0	0	0	0	0										
Tim Flannery, L (1,4) OBP: 0.320, SLG: 0.331										2	0	1	1	0	0	0										
John Montefusco, R (1,1) OBP: 0.150, SLG: 0.107										2	0	0	1	0	0	0										
Luis DeLeon, R (8,1) OBP: 0.167, SLG: 0.182										0	0	0	0	0	0	0										
Inning Stats	R: 0 E: 0 K: 0 S: 3	H: 0 LOB: 0 BB: 0 P: 3	R: 0 E: 0 K: 0 S: 4	H: 1 LOB: 1 BB: 0 P: 4	R: 0 E: 0 K: 0 S: 3	H: 0 LOB: 0 BB: 0 P: 3	R: 0 E: 0 K: 0 S: 3	H: 0 LOB: 0 BB: 0 P: 3	R: 2 E: 0 K: 0 S: 5	H: 2 LOB: 1 BB: 1 P: 9	R: 0 E: 0 K: 0 S: 3	H: 1 LOB: 1 BB: 1 P: 7	R: 1 E: 0 K: 1 S: 6	H: 0 LOB: 0 BB: 0 P: 6	R: 0 E: 0 K: 0 S: 3	H: 0 LOB: 0 BB: 0 P: 3		1B: 4 2B: 0 3B: 0 HR: 0	SF: 1 SAC: 1 DP: 1 HBP: 0	WP: 1 PB: 0 SB: 1 CS: 0	PA: 30					
PITCHER	IP	WLS	BF	H	R	ER	SO	BB	IBB	HBP	BLK	WP	HR	S	P	ERA		WHIP								
Burt Hooton, R (1,1) ERA: 3.89	5.0	L	19	3	2	2	0	1	0	0	0	0	0	18	22	3.60		0.800								
Terry Forster, L (6,1) ERA: 2.99	2.0		8	1	1	0	1	1	0	0	0	1	0	9	13	0.00	1.000									
Steve Howe, L (8,1) ERA: 2.08	1.0		3	0	0	0	0	0	0	0	0	0	0	3	3	0.00	0.000									

Batter	1	2	3	4	5	6	7	8	9	10	AB	R	H	RBI	BB	SO	LOB	TOP						
Derrel Thomas, S (1,4) OBP: 0.306, SLG: 0.273	6-3			F8		K		5-3			4	0	0	0	0	1	1	Los Angeles Dodgers @ San Diego Padres Jack Murphy Stadium, San Diego, CA Wed Sep 22 1982, 10:05 PM EDT Att: 26,616 - Unknown livebaseballscorecards.com						
Bill Russell, R (1,6) OBP: 0.348, SLG: 0.331	P6			2B		P3		5-3			4	0	1	0	0	0	0							
Dusty Baker Jr., R (1,7) OBP: 0.363, SLG: 0.465	5-3			F7		F8		E8		1B	4	0	1	0	0	0	1							
Pedro Guerrero, R (1,8) OBP: 0.379, SLG: 0.543		F9		P5		P4		P3			4	0	0	0	0	0	2							
Steve Garvey, R (1,3) OBP: 0.324, SLG: 0.420		K		F8		2B		5-3			4	0	1	0	0	1	1							
Ron Cey, R (1,5) OBP: 0.324, SLG: 0.431		K		P4		6-3				F9	4	0	0	0	0	1	0							
Mike Marshall, R (1,9) OBP: 0.346, SLG: 0.446			K					K		1-3	3	1	1	1	0	2	0							
Ron Roenicke, S (8,9) OBP: 0.359, SLG: 0.344				HR							1	0	0	0	0	0	0							
Steve Yeager, R (1,2) OBP: 0.289, SLG: 0.324			P3					4-3		K	4	0	2	0	0	1	0							
Steve Howe, L (10,1)				3B							0	0	0	0	0	0	0							
Jerry Reuss, L (1,1) OBP: 0.250, SLG: 0.270								4-3			2	0	0	0	0	1	1							
Jose Morales, R (8,PH) OBP: 0.324, SLG: 0.367											1	0	0	0	0	0	1							
Tom Niedenfuer, R (8,1)											0	0	0	0	0	0	0							
Mike Scioscia, L (10,2) OBP: 0.304, SLG: 0.293								2-3			0	0	0	0	0	0	0							
Inning Stats	R: 0 E: 0 K: 0 S: 3	H: 0 LOB: 0 BB: 0 P: 3	R: 0 E: 0 K: 2 S: 7	H: 0 LOB: 0 BB: 0 P: 7	R: 0 E: 0 K: 1 S: 5	H: 0 LOB: 0 BB: 5 P: 5	R: 0 E: 0 K: 0 S: 4	H: 1 LOB: 1 BB: 0 P: 4	R: 1 E: 0 K: 1 S: 7	H: 2 LOB: 1 BB: 0 P: 7	R: 0 E: 0 K: 1 S: 5	H: 0 LOB: 0 BB: 0 P: 5	R: 0 E: 0 K: 0 S: 3	H: 1 LOB: 0 BB: 0 P: 3	R: 0 E: 0 K: 1 S: 6	H: 1 LOB: 1 BB: 0 P: 6	R: 0 E: 1 K: 0 S: 4	H: 1 LOB: 1 BB: 0 P: 4	R: 0 E: 0 K: 1 S: 5	H: 0 LOB: 0 BB: 0 P: 5	1B: 1 2B: 3 3B: 1 HR: 1	SF: 0 SAC: 0 DP: 0 HBP: 0	WP: 0 PB: 0 SB: 0 CS: 0	PA: 35
PITCHER	IP	WLS	BF	H	R	ER	SO	BB	IBB	HBP	BLK	WP	HR	S	P	ERA	WHIP							
Tim Lollar, L (1,1) ERA: 3.27	8.0		28	5	1	1	6	0	0	0	0	0	1	40	40	1.12	0.625							
Luis DeLeon, R (9,1) ERA: 1.98	2.0	W	7	1	0	0	1	0	0	0	0	0	0	9	9	0.00	0.500							

Batter	1	2	3	4	5	6	7	8	9	10	AB	R	H	RBI	BB	SO	LOB	BOTTOM						
Alan Wiggins, S (1,8) OBP: 0.302, SLG: 0.292	G3			1-3		5-3		F5			5	0	1	1	0	0	0	Los Angeles Dodgers @ San Diego Padres Jack Murphy Stadium, San Diego, CA Wed Sep 22 1982, 10:05 PM EDT Att: 26,616 - Unknown livebaseballscorecards.com						
Juan Bonilla, R (1,4) OBP: 0.331, SLG: 0.342	K			1-3		FC6-4		K		1B	4	0	1	0	0	2	0							
Gene Richards, L (1,7) OBP: 0.328, SLG: 0.343											4	0	2	0	0	0	1							
Luis DeLeon, R (9,1) OBP: 0.167, SLG: 0.182	5-3					FC6-4					0	0	0	0	0	0	0							
Terry Kennedy, L (1,2) OBP: 0.482, SLG: 0.482		5-3									2	0	0	0	0	0	1							
Steve Swisher, R (6,2) OBP: 0.254, SLG: 0.315				P6		4-3					2	0	0	0	0	1	2							
Kurt Bevacqua, R (1,3) OBP: 0.319, SLG: 0.300						1B					4	1	1	0	0	1	0							
Joe Lefebvre, L (1,5) OBP: 0.292, SLG: 0.332						1B					3	0	1	0	1	2	0							
George Hinshaw, R (1,9) OBP: 0.167, SLG: 0.167						FC4-6					3	0	1	0	0	2	1							
Tony Gwynn, L (9,PH) OBP: 0.330, SLG: 0.380				K							1	0	0	0	0	0	0							
Joe Pittman, R (1,6) OBP: 0.297, SLG: 0.273				6-3		FC4-6					3	1	1	1	1	0	2							
Tim Lollar, L (1,1) OBP: 0.267, SLG: 0.386											3	0	0	0	0	3	4							
Brodrick Perkins, L (9,7) OBP: 0.331, SLG: 0.346											0	0	0	0	0	0	0							
Inning Stats	R: 0 E: 0 K: 1 S: 5	H: 0 LOB: 0 BB: 0 P: 5	R: 0 E: 0 K: 1 S: 5	H: 0 LOB: 0 BB: 0 P: 5	R: 0 E: 0 K: 2 S: 7	H: 0 LOB: 0 BB: 0 P: 7	R: 0 E: 0 K: 0 S: 4	H: 1 LOB: 1 BB: 0 P: 4	R: 1 E: 0 K: 1 S: 6	H: 2 LOB: 1 BB: 1 P: 10	R: 0 E: 0 K: 0 S: 4	H: 1 LOB: 1 BB: 0 P: 4	R: 0 E: 0 K: 2 S: 8	H: 1 LOB: 2 BB: 1 P: 12	R: 0 E: 0 K: 2 S: 8	H: 1 LOB: 1 BB: 0 P: 8	R: 0 E: 0 K: 2 S: 7	H: 0 LOB: 0 BB: 0 P: 7	R: 1 E: 0 K: 0 S: 3	H: 2 LOB: 1 BB: 0 P: 3	1B: 6 2B: 2 3B: 0 HR: 0	SF: 0 SAC: 1 DP: 0 HBP: 0	WP: 0 PB: 0 SB: 1 CS: 0	PA: 37
PITCHER	IP	WLS	BF	H	R	ER	SO	BB	IBB	HBP	BLK	WP	HR	S	P	ERA	WHIP							
Jerry Reuss, L (1,1) ERA: 3.12	7.0		27	5	1	1	7	1	0	0	0	0	0	39	47	1.29	0.857							
Tom Niedenfuer, R (8,1) ERA: 2.52	2.1	L	9	2	1	1	4	0	0	0	0	0	0	17	17	3.86	0.857							
Steve Howe, L (10,1) ERA: 2.08	0.0		1	1	0	0	0	0	0	0	0	0	0	1	1	∞	∞							

Batter	1	2	3	4	5	6	7	8	9	AB	R	H	RBI	BB	SO	LOB	TOP								
Chili Davis, S OBP: 0.306, SLG: 0.406 (1, 8)	0-0 6-3			0-0 F9	0-0 2B			0-0 BB 1B		4	1	2	2	0	0	0	San Francisco Giants @ Los Angeles Dodgers Dodger Stadium, Los Angeles, CA Fri Sep 24 1982, 7:05 PM PDT Att: 50,666 - Unknown								
Joe Morgan, L OBP: 0.397, SLG: 0.432 (1, 4)	0-0 4-3			0-0 F8	0-0 F8			0-0 P6		4	0	0	0	0	0	4									
Jack Clark, R OBP: 0.380, SLG: 0.492 (1, 9)	0-0 6-3			0-0 2B		0-3 K		4-0 BB 1B		3	0	1	0	1	1	0									
Darrell Evans, L OBP: 0.354, SLG: 0.414 (1, 5)		0-0 P6		0-0 6-3		0-0 P5		0-0 BB 1B		4	0	1	1	0	0	1									
Reggie Smith, S OBP: 0.368, SLG: 0.486 Dave Bergman, L OBP: 0.375, SLG: 0.427 (1, 3) (9, 3)		0-3 K			0-0 G3	0-0 6-3			0-3 K	4	0	0	0	0	2	0									
Jeffrey Leonard, R OBP: 0.291, SLG: 0.384 (1, 7)		0-3 K			0-0 BB 2B S		0-3 K		0-0 4-3	4	1	1	0	0	2	0									
Milt May, L OBP: 0.315, SLG: 0.385 (1, 2)			0-3 K		0-0 F8		0-3 K		0-0 1B	4	0	1	0	0	2	1									
Johnnie LeMaster, R OBP: 0.269, SLG: 0.274 (1, 6)			0-0 F8		4-0 BB 2B BB		0-0 6-3		0-0 F8	3	1	0	0	1	0	1									
Rich Gale, R Tom Kelly, L Brad Weisman, R Al Holland, R Duane Kuiper, L Greg Minton, S (1, 1) (5, PH) (5, PH) (5, 1) (8, PH) (8, 1)			0-3 K		4-0 2B BB			0-0 4-3		1	0	0	0	0	1	0									
Inning Stats	R: 0 E: 0 K: 0 S: 3	H: 0 LOB: 0 BB: 0 P: 3	R: 0 E: 0 K: 2 S: 7	H: 0 LOB: 0 BB: 0 P: 7	R: 0 E: 0 K: 2 S: 7	H: 0 LOB: 0 BB: 0 P: 7	R: 0 E: 0 K: 0 S: 4	H: 1 LOB: 1 BB: 0 P: 4	R: 2 E: 0 K: 0 S: 5	H: 2 LOB: 3 BB: 2 P: 13	R: 0 E: 0 K: 1 S: 5	H: 0 LOB: 0 BB: 0 P: 5	R: 0 E: 0 K: 2 S: 7	H: 0 LOB: 0 BB: 0 P: 7	R: 1 E: 0 K: 0 S: 4	H: 2 LOB: 2 BB: 1 P: 8		R: 0 E: 0 K: 1 S: 6	H: 1 LOB: 1 BB: 0 P: 6	1B: 4 2B: 2 3B: 0 HR: 0	SF: 0 SAC: 0 DP: 0 HBP: 0	WP: 0 PB: 0 SB: 1 CS: 0	PA: 35		
PITCHER	IP	WLS	BF	H	R	ER	SO	BB	IBB	HBP	BLK	WP	HR	S	P	ERA	WHIP								
Bob Welch, R ERA: 3.46 (1, 1)	4.2		19	3	2	2	4	2	0	0	0	0	0	25	33	3.86	1.071								
Terry Forster, L ERA: 2.97 (5, 1)	2.1		7	0	0	0	3	0	0	0	0	0	0	13	13	0.00	0.000								
Steve Howe, L ERA: 2.13 (8, 1)	2.0	L	9	3	1	1	1	1	0	0	0	0	0	10	14	4.50	2.000								

Batter	1	2	3	4	5	6	7	8	9	AB	R	H	RBI	BB	SO	LOB	BOTTOM								
Ken Landreaux, L OBP: 0.347, SLG: 0.412 Ron Roenicke, S OBP: 0.357, SLG: 0.341 (1, 8) (7, PH) (8, 8)	0-0 G3		0-0 G3	0-0 F7			0-0 F7			3	0	0	0	0	0	2	San Francisco Giants @ Los Angeles Dodgers Dodger Stadium, Los Angeles, CA Fri Sep 24 1982, 7:05 PM PDT Att: 50,666 - Unknown								
Bill Russell, R OBP: 0.348, SLG: 0.333 (1, 6)	0-0 2B SF8 1B		0-0 BB 1B	0-0 L3			0-0 1-3			4	2	2	0	0	0	2									
Dusty Baker Jr., R OBP: 0.362, SLG: 0.465 (1, 7)	0-0 1-3 2B		0-0 F9		0-3 K		0-0 F8			4	0	1	0	0	1	1									
Pedro Guerrero, R OBP: 0.380, SLG: 0.541 (1, 9)	4-0 BB		4-0 1B BB		0-0 F3		0-0 5-3			2	0	0	0	2	0	0									
Steve Garvey, R OBP: 0.296, SLG: 0.419 (1, 3)	0-0 SF8 3H		0-0 1-2 2H 1B		0-0 F7		0-0 5-3			3	0	1	2	0	0	0									
Ron Cey, R OBP: 0.322, SLG: 0.427 (1, 5)	0-0 F8		0-0 F9		0-0 F2		0-3 K			4	0	0	0	0	1	4									
Mike Scioscia, L OBP: 0.305, SLG: 0.294 Steve Yeager, R OBP: 0.287, SLG: 0.323 (1, 2) (6, PH) (7, 2)		0-0 3-1		0-0 1B 1B		0-0 F7		0-0 F7		2	0	1	0	0	0	0									
Rick Monday, L OBP: 0.374, SLG: 0.495 (9, PH)				0-0 1B 1B		0-0 F7		0-0 F7		1	0	0	0	0	0	0									
Derrel Thomas, S OBP: 0.307, SLG: 0.275 Greg Brock, L OBP: 0.133, SLG: 0.200 (1, 4) (9, PH)		0-0 4-3		0-0 1-2 1B		0-0 P4		0-0 1-3		3	0	1	0	0	0	0									
Bob Welch, R OBP: 0.176, SLG: 0.163 Terry Forster, L OBP: 0.343, SLG: 0.441 Steve Howe, L (1, 1) (5, 1) (7, PH) (8, 1)		0-0 L6		0-3 K		0-0 F4				2	0	0	0	0	1	2									
Inning Stats	R: 1 E: 0 K: 0 S: 5	H: 2 LOB: 2 BB: 1 P: 9	R: 0 E: 0 K: 0 S: 3	H: 0 LOB: 0 BB: 0 P: 3	R: 1 E: 0 K: 0 S: 5	H: 2 LOB: 2 BB: 1 P: 9	R: 0 E: 0 K: 1 S: 7	H: 2 LOB: 2 BB: 0 P: 7	R: 0 E: 0 K: 1 S: 5	H: 0 LOB: 0 BB: 0 P: 5	R: 0 E: 0 K: 0 S: 3	H: 0 LOB: 0 BB: 0 P: 3	R: 0 E: 0 K: 2 S: 3	H: 0 LOB: 0 BB: 0 P: 3	R: 0 E: 0 K: 1 S: 5	H: 0 LOB: 0 BB: 0 P: 5	1B: 5 2B: 1 3B: 0 HR: 0	SF: 1 SAC: 0 DP: 0 HBP: 0	WP: 0 PB: 0 SB: 0 CS: 0	PA: 35					
PITCHER	IP	WLS	BF	H	R	ER	SO	BB	IBB	HBP	BLK	WP	HR	S	P	ERA	WHIP								
Rich Gale, L ERA: 4.14 (1, 1)	4.0		20	6	2	2	1	2	0	0	0	0	0	20	28	4.50	2.000								
Al Holland, L ERA: 2.97 (5, 1)	3.0	W	9	0	0	0	1	0	0	0	0	0	0	11	11	0.00	0.000								
Greg Minton, R ERA: 1.72 (8, 1)	2.0	S	6	0	0	0	1	0	0	0	0	0	0	8	8	0.00	0.000								



Batter	1	2	3	4	5	6	7	8	9	AB	R	H	RBI	BB	SO	LOB	TOP										
Chili Davis, S OBP: 0.307, SLG: 0.407 (1, 8)	0-0 6-3	4-0 BB			0-0 F8	0-0 F8		0-0 1B		4	0	1	0	1	0	0	San Francisco Giants @ Los Angeles Dodgers Dodger Stadium, Los Angeles, CA Sun Sep 26 1982, 3:33 AM PDT Att: 46,331 - Unknown livebaseballscores.com										
Joe Morgan, L OBP: 0.402, SLG: 0.443 (1, 4)	0-0 3B	0-0 3-1			4-0 2B BB	4-0 FC5-4 BB		0-0 4-3		3	1	1	0	2	0	4											
Jack Clark, R OBP: 0.377, SLG: 0.489 (1, 9)	0-0 F7		0-0 F7		0-0 HR 2B	0-0 FC5-4 1-2		0-0 4-3		5	1	1	1	0	0	2											
Darrell Evans, L OBP: 0.356, SLG: 0.423 (1, 3)	4-0 BB		0-0 6-3		0-0 2H HR		0-0 5-3		0-0 L5	4	1	1	2	1	0	0											
Jeffrey Leonard, R OBP: 0.295, SLG: 0.388 Max Venable, L OBP: 0.269, SLG: 0.277 (9, 7)	0-0 1-3		0-0 6-3		0-0 S 1B		0-0 FC4-6 1B		0-0 L1	5	0	2	0	0	0	2											
Milt May, L OBP: 0.312, SLG: 0.381 (1, 2)		0-0 F8		0-0 F7	0-3 K		0-0 FC4-6 1-2			4	0	0	0	0	1	2											
Tom O'Malley, L OBP: 0.352, SLG: 0.367 (1, 5)		0-0 FC6-4 1B		0-0 K	4-0 1B		0-0 1-3			3	0	2	0	1	0	1											
Johnnie LeMaster, R OBP: 0.267, SLG: 0.270 (1, 6)		0-0 FC6-4 BB 1-2		0-0 F7	0-0 F7			0-0 F8		4	0	0	0	0	0	4											
Fred Breining, R OBP: 0.323, SLG: 0.222 Al Holland, R OBP: 0.061, SLG: 0.061 (6, 1)		4-0 BB 1-2		0-3 K		0-0 P4		0-3 K		2	0	0	0	1	1	1											
Inning Stats	R: 0 E: 0 K: 0 S: 4	H: 1 LOB: 2 BB: 1 P: 8	R: 0 E: 0 K: 0 S: 4	H: 1 LOB: 3 BB: 2 P: 12	R: 0 E: 0 K: 1 S: 3	H: 0 LOB: 0 BB: 0 P: 3	R: 0 E: 0 K: 1 S: 6	H: 1 LOB: 1 BB: 0 P: 6	R: 3 E: 0 K: 0 S: 8	H: 3 LOB: 2 BB: 2 P: 16	R: 0 E: 0 K: 0 S: 3	H: 1 LOB: 1 BB: 0 P: 7	R: 0 E: 0 K: 0 S: 4	H: 1 LOB: 1 BB: 0 P: 4	R: 0 E: 0 K: 1 S: 6	H: 1 LOB: 1 BB: 0 P: 6		R: 0 E: 0 K: 0 S: 3	H: 0 LOB: 0 BB: 0 P: 3	1B: 5 2B: 1 3B: 1 HR: 1	SF: 0 SAC: 0 DP: 0 HBP: 0	WP: 0 PB: 0 SB: 2 CS: 0	PA: 41				
PITCHER	IP	WLS	BF	H	R	ER	SO	BB	IBB	HBP	BLK	WP	HR	S	P	ERA	WHIP										
Burt Hooton, R ERA: 3.98 (1, 1)	4.1	L	23	6	3	3	1	4	0	0	0	0	1	21	37	6.23	2.308										
Ricky Wright, L ERA: 3.13 (5, 1)	0.2		3	0	0	0	1	1	0	0	0	0	0	4	8	0.00	1.500										
Dave Stewart, R ERA: 3.81 (6, 1)	1.0		4	0	0	0	1	0	0	0	0	0	0	3	7	0.00	1.000										
Steve Howe, L ERA: 2.09 (7, 1)	2.0		8	2	0	0	1	0	0	0	0	0	0	10	10	0.00	1.000										
Tom Niedenfuer, R ERA: 2.44 (9, 1)	1.0		3	0	0	0	0	0	0	0	0	0	0	3	3	0.00	0.000										

Batter	1	2	3	4	5	6	7	8	9	AB	R	H	RBI	BB	SO	LOB	BOTTOM										
Bill Russell, R OBP: 0.350, SLG: 0.335 (1, 6)	0-0 F8		0-3 K		0-0 F9		4-0 1B FC5-4 BB		0-0 F7	4	1	0	0	1	1	1	San Francisco Giants @ Los Angeles Dodgers Dodger Stadium, Los Angeles, CA Sun Sep 26 1982, 3:33 AM PDT Att: 46,331 - Unknown livebaseballscores.com										
Rick Monday, L OBP: 0.377, SLG: 0.492 Ron Roenicke, S OBP: 0.354, SLG: 0.338 (7, PH)	0-0 1B		0-0 3-1		0-0 3-1		0-0 FC5-4 1B		0-0 F7	3	0	1	0	0	0	0											
Dusty Baker Jr., R OBP: 0.363, SLG: 0.464 (1, 7)	0-0 1-2 1B			0-0 5-3		4-0 1B BB	0-0 FC5-4 1-2		0-0 F8	3	1	1	1	1	0	1											
Pedro Guerrero, R OBP: 0.379, SLG: 0.543 (8, 9)	0-3 K		0-3 K		0-0 1B 1B		0-0 F8			4	0	1	0	0	2	3											
Steve Garvey, R OBP: 0.296, SLG: 0.418 (1, 3)	0-0 F8			0-0 1B		0-0 1-3 2H 1B		0-0 WP 1B		4	0	3	1	0	0	2											
Ron Cey, R OBP: 0.322, SLG: 0.425 (1, 5)		0-0 F8		0-3 K		4-0 1-2 BB		0-0 P5		3	0	0	0	1	1	2											
Mike Scioscia, L OBP: 0.301, SLG: 0.290 Jose Morales, R OBP: 0.314, SLG: 0.355 Alex Taveras, R (7, 4)	0-0 F8				0-0 F8		0-0 F8		0-3 K	2	0	0	0	0	0	0											
Candy Maldonado, R (8, PH) Tom Niedenfuer, R (9, 1)		0-0 F8			0-0 F8		0-0 F8		0-0 K	1	0	0	0	0	0	0											
Derrel Thomas, S OBP: 0.330, SLG: 0.302 Mike Marshall, R OBP: 0.338, SLG: 0.436 Steve Howe, L (7, 1)		0-3 K			0-0 FC3-6 1B		0-0 F9		0-0 5-3	2	0	1	0	0	0	3											
Mark Bradley, R (8, PH) Steve Sax, R OBP: 0.329, SLG: 0.351 (9, 4)					0-0 F7		0-0 P5		0-0 F2	1	0	0	0	0	0	0											
Burt Hooton, R OBP: 0.088, SLG: 0.206 Ricky Wright, L OBP: 0.375, SLG: 0.250 Jorge Orta, L OBP: 0.304, SLG: 0.324 Dave Stewart, R OBP: 0.200, SLG: 0.205 Steve Yeager, R OBP: 0.236, SLG: 0.323 (7, 2)					0-0 F7		0-0 FC3-6 1-2		0-0 P5	1	0	0	0	0	0	0											
Inning Stats	R: 0 E: 0 K: 1 S: 7	H: 2 LOB: 0 BB: 0 P: 7	R: 0 E: 0 K: 1 S: 5	H: 0 LOB: 0 BB: 0 P: 5	R: 0 E: 0 K: 2 S: 8	H: 1 LOB: 1 BB: 0 P: 8	R: 0 E: 0 K: 0 S: 4	H: 1 LOB: 1 BB: 0 P: 4	R: 1 E: 0 K: 0 S: 5	H: 2 LOB: 3 BB: 2 P: 13	R: 1 E: 0 K: 0 S: 4	H: 1 LOB: 1 BB: 1 P: 8	R: 0 E: 0 K: 1 S: 6	H: 1 LOB: 1 BB: 0 P: 6	R: 0 E: 0 K: 0 S: 3	H: 0 LOB: 0 BB: 0 P: 3	1B: 8 2B: 0 3B: 0 HR: 0	SF: 0 SAC: 0 DP: 0 HBP: 0	WP: 1 PB: 0 SB: 0 CS: 0	PA: 38							
PITCHER	IP	WLS	BF	H	R	ER	SO	BB	IBB	HBP	BLK	WP	HR	S	P	ERA	WHIP										
Fred Breining, R ERA: 2.98 (1, 1)	5.1	W	24	6	1	1	5	2	0	0	0	0	0	32	40	1.69	1.500										
Al Holland, L ERA: 2.96 (6, 1)	3.2	S	14	2	1	1	1	1	0	0	0	1	0	15	19	2.46	0.818										

Batter	1	2	3	4	5	6	7	8	9	AB	R	H	RBI	BB	SO	LOB	TOP		
Gary Redus, R OBP: 0.258, SLG: 0.386 (1, 7)										4	1	2	0	1	0		Cincinnati Reds @ Los Angeles Dodgers Dodger Stadium, Los Angeles, CA Mon Sep 27 1982, 7:05 PM PDT Att: 44,774 - Unknown		
Paul Householder, S OBP: 0.266, SLG: 0.332 (1, 9)										5	0	2	0	0	2				
Dave Concepcion, R OBP: 0.339, SLG: 0.371 (1, 6)										5	0	2	1	0	1	2			
Johnny Bench, R OBP: 0.319, SLG: 0.398 Wayne Krenchicki, L OBP: 0.315, SLG: 0.343 (1, 5) (7, 5)										4	1	1	0	0	0	3			
Cesar Cedeno, R OBP: 0.349, SLG: 0.417 (1, 8)										4	1	1	0	0	1	2			
Dan Driessen, L OBP: 0.386, SLG: 0.414 (1, 3)										4	1	1	1	0	1	1			
Ron Oester, S OBP: 0.301, SLG: 0.352 (1, 4)										4	1	1	1	0	0	0			
Alex Trevino, R OBP: 0.318, SLG: 0.304 (1, 2)										4	1	3	1	0	0	0			
Mario Soto, R OBP: 0.218, SLG: 0.220 (1, 1)										2	0	0	0	0	2	1			
Inning Stats	R: 0 E: 0 K: 2 S: 8	H: 1 LOB: 1 BB: 0 P: 8	R: 0 E: 0 K: 0 S: 3	H: 0 LOB: 0 BB: 0 P: 3	R: 1 E: 0 K: 0 S: 5	H: 2 LOB: 1 BB: 0 P: 5	R: 4 E: 0 K: 0 S: 8	H: 5 LOB: 1 BB: 0 P: 8	R: 0 E: 0 K: 1 S: 6	H: 0 LOB: 0 BB: 0 P: 5	R: 1 E: 0 K: 1 S: 7	H: 2 LOB: 1 BB: 0 P: 7	R: 0 E: 0 K: 1 S: 6	H: 1 LOB: 1 BB: 0 P: 6	R: 0 E: 0 K: 0 S: 3	H: 0 LOB: 0 BB: 0 P: 3		1B: 11 2B: 1 3B: 0 HR: 0	SF: 1 SAC: 2 DP: 0 HBP: 0
PITCHER	IP WLS BF H R ER SO BB IBB HBP BLK WP HR S P ERA WHIP																		
Jerry Reuss, L ERA: 3.26 (1, 1)	3.0 L 17 8 5 5 2 0 0 0 0 0 0 0 0 21 21 15.00 2.667																		
Joe Beckwith, R ERA: 2.97 (4, 1)	2.0 7 1 0 0 1 0 0 0 0 0 0 0 0 9 9 0.00 0.500																		
Dave Stewart, R ERA: 3.79 (6, 1)	3.0 12 3 1 1 3 0 0 0 0 0 0 0 0 18 18 3.00 1.000																		
Ricky Wright, L ERA: 3.03 (9, 1)	1.0 3 0 0 0 0 0 0 0 0 0 0 0 0 3 3 0.00 0.000																		

Batter	1	2	3	4	5	6	7	8	9	AB	R	H	RBI	BB	SO	LOB	BOTTOM		
Steve Sax, R OBP: 0.330, SLG: 0.351 (1, 4)										3	0	1	0	1	0	2	Cincinnati Reds @ Los Angeles Dodgers Dodger Stadium, Los Angeles, CA Mon Sep 27 1982, 7:05 PM PDT Att: 44,774 - Unknown		
Ken Landreaux, L OBP: 0.342, SLG: 0.406 (1, 8)										4	0	0	0	0	1	3			
Dusty Baker Jr., R OBP: 0.361, SLG: 0.461 (1, 7)										4	0	0	0	0	2	0			
Pedro Guerrero, R OBP: 0.378, SLG: 0.541 (1, 9)										4	0	1	0	0	2	0			
Steve Garvey, R OBP: 0.296, SLG: 0.419 (1, 3)										4	1	1	0	0	1	2			
Ron Cey, R OBP: 0.322, SLG: 0.423 (1, 5)										2	0	0	0	1	0	1			
Mike Scioscia, L OBP: 0.304, SLG: 0.291 (1, 2)										2	0	1	1	1	0	0			
Bill Russell, R OBP: 0.348, SLG: 0.333 (1, 6)										3	0	0	0	0	0	2			
Jerry Reuss, L OBP: 0.247, SLG: 0.287 (1, 1)										1	0	0	0	0	0	0			
Joe Beckwith, L (4, 1)										0	0	0	0	0	0	0			
Jorge Orta, L OBP: 0.302, SLG: 0.325 (5, PH)										0	0	0	0	0	0	1			
Dave Stewart, R OBP: 0.306, SLG: 0.325 (6, PH)										0	0	0	0	0	0	0			
Ron Roenicke, S OBP: 0.356, SLG: 0.343 (8, PH)										1	0	1	0	0	0	0			
Ricky Wright, L OBP: 0.121, SLG: 0.250 (9, 1)										0	0	0	0	0	0	0			
Inning Stats	R: 0 E: 0 K: 1 S: 4	H: 0 LOB: 0 BB: 1 P: 8	R: 1 E: 0 K: 1 S: 6	H: 2 LOB: 1 BB: 1 P: 10	R: 0 E: 0 K: 0 S: 3	H: 1 LOB: 0 BB: 0 P: 3	R: 0 E: 0 K: 1 S: 6	H: 1 LOB: 1 BB: 0 P: 6	R: 0 E: 0 K: 2 S: 7	H: 0 LOB: 0 BB: 0 P: 7	R: 0 E: 0 K: 0 S: 3	H: 0 LOB: 0 BB: 0 P: 3	R: 0 E: 1 K: 1 S: 6	H: 1 LOB: 1 BB: 0 P: 6	R: 0 E: 1 K: 0 S: 3	H: 0 LOB: 0 BB: 0 P: 3	1B: 4 2B: 2 3B: 0 HR: 0	SF: 0 SAC: 0 DP: 2 HBP: 0	WP: 0 PA: 32 PB: 0 SB: 0 CS: 1
PITCHER	IP WLS BF H R ER SO BB IBB HBP BLK WP HR S P ERA WHIP																		
Mario Soto, R ERA: 2.73 (1, 1)	9.0 W 32 5 1 1 6 3 0 0 0 0 0 0 41 53 1.00 0.889																		

Batter	1	2	3	4	5	6	7	8	9	10	AB	R	H	RBI	BB	SO	LOB	TOP	
Gary Redus, R OBP: 0.258, SLG: 0.377 Ben Hayes, R (8, 1) Joe Price, R OBP: 0.333, SLG: 0.333 (10, 1)	F7		CS 1B			F2		K		K	4	0	1	0	0	1	1	Cincinnati Reds @ Los Angeles Dodgers Dodger Stadium, Los Angeles, CA Tue Sep 28 1982, 7:05 PM PDT Att: 43,375 - Unknown	
Duane Walker, L OBP: 0.293, SLG: 0.311 Paul Householder, S OBP: 0.265, SLG: 0.330 (9, 9)	K		CS	K			F5		K	F5	3	0	0	0	0	2	0		
Dave Concepcion, R OBP: 0.339, SLG: 0.370 (1, 6)	E6 1B			6-3			6-3		E4 FC5 1B		4	0	1	0	0	0	0		
Dan Driessen, L OBP: 0.365, SLG: 0.413 (1, 3)	F9			G3			K			FC5 1B	4	0	1	0	0	1	1		
Cesar Cedeno, R OBP: 0.348, SLG: 0.416 (1, 8)		6-3				F2				FC5 1B	4	1	1	0	0	0	2		
Johnny Bench, R OBP: 0.318, SLG: 0.396 (1, 5)		F9				K				1B 1B	4	1	1	0	0	1	2		
Ron Oester, S OBP: 0.302, SLG: 0.352 (1, 4)		G3				G3				1B 4-3 1B	3	2	1	1	1	0	0		
Dave Vanorder, R OBP: 0.272, SLG: 0.236 Larry Blittner, L OBP: 0.373, SLG: 0.419 (8, 7)			F9			K				4-3 1B	2	0	0	0	0	1	0		
Frank Pastore, R OBP: 0.199, SLG: 0.288 Brad Lesley, R (7, 1) Wayne Krenchicki, L OBP: 0.319, SLG: 0.346 Mike O'Berry, R OBP: 0.267, SLG: 0.297 Rafael Landestoy, S OBP: 0.304, SLG: 0.305 Alex Trevino, R OBP: 0.188, SLG: 0.304 (10, 2)			K			6-3				3-H 2-H 1B	2	0	0	0	0	1	0		
Inning Stats	R: 0 E: 1 K: 1 S: 6	H: 1 LOB: 1 BB: 0 P: 6	R: 0 E: 0 K: 0 S: 3	H: 0 LOB: 0 BB: 0 P: 3	R: 0 E: 0 K: 1 S: 5	H: 1 LOB: 0 BB: 0 P: 5	R: 0 E: 0 K: 1 S: 5	H: 0 LOB: 0 BB: 0 P: 5	R: 0 E: 0 K: 1 S: 5	H: 0 LOB: 0 BB: 0 P: 5	R: 3 E: 0 K: 1 S: 8	H: 4 LOB: 0 BB: 0 P: 8	R: 0 E: 1 K: 1 S: 7	H: 1 LOB: 2 BB: 0 P: 7	R: 1 E: 0 K: 1 S: 6	H: 1 LOB: 1 BB: 1 P: 10	1B: 8 2B: 0 3B: 0 HR: 0		SF: 0 SAC: 1 DP: 0 HBP: 0
PITCHER	IP 7.0	WLS 24	H 4	R 2	ER 2	SO 6	BB 0	IBB 0	HBP 0	BLK 0	WP 0	HR 0	S 36	P 36	ERA 2.57	WHIP 0.571			
Bob Welch, R ERA: 3.43 Tom Niedenfuer, R ERA: 2.54 Steve Howe, L ERA: 2.08 Dave Stewart, R ERA: 3.81	(1, 1) (8, 1) (9, 1) (9, 1)																		

Cincinnati Reds @ Los Angeles Dodgers
 Dodger Stadium, Los Angeles, CA
 Tue Sep 28 1982, 7:05 PM PDT
 Att: 43,375 - Unknown

AB 36
 R 4
 H 8
 RBI 4
 BB 1
 SO 9
 LOB 9



Batter	1	2	3	4	5	6	7	8	9	10	AB	R	H	RBI	BB	SO	LOB	BOTTOM	
Steve Sax, R OBP: 0.330, SLG: 0.356 (1, 4)	HR				P4		4-3	K		F8	6	1	2	1	0	1	6	Cincinnati Reds @ Los Angeles Dodgers Dodger Stadium, Los Angeles, CA Tue Sep 28 1982, 7:05 PM PDT Att: 43,375 - Unknown	
Ron Roenicke, S OBP: 0.364, SLG: 0.340 (1, 8)	F2		F9			S 1B BB	BB 1B		SH1-4 BB	P4	4	1	1	0	2	0	4		
Dusty Baker Jr., R OBP: 0.358, SLG: 0.456 (1, 7)	4-3			5-3		F2	P3		SH1-4	F9	5	0	0	0	0	0	5		
Pedro Guerrero, R OBP: 0.380, SLG: 0.540 (1, 5)	F8			F9		1B S BB 1B	BB		IBB		3	1	1	1	2	0	0		
Rick Monday, L OBP: 0.174, SLG: 0.485 Derrel Thomas, S OBP: 0.330, SLG: 0.302 Jorge Orta, L OBP: 0.290, SLG: 0.319 Mark Bradley, R (10, 9)		4-3				K	1-3		F7		3	0	0	0	1	1	3		
Steve Garvey, R OBP: 0.297, SLG: 0.417 (1, 3)	F8			6-3		BB 1B IBB		WP SH3-4 1B	F7		4	0	1	0	1	0	3		
Bill Russell, R OBP: 0.351, SLG: 0.335 (1, 6)	5-3					SH1-4 1B	BB 1B			1B BB	3	0	2	0	1	0	0		
Steve Yeager, R OBP: 0.280, SLG: 0.321 (1, 2)			5-3		L6			K		1B	4	0	1	1	1	1	2		
Bob Welch, R OBP: 0.174, SLG: 0.485 Tom Niedenfuer, R ERA: 2.54 Ken Landreaux, L OBP: 0.342, SLG: 0.405 Steve Howe, L ERA: 2.08 Dave Stewart, R ERA: 3.81 Mark Seligson, R OBP: 0.265, SLG: 0.330 (10, 2)			F2		SH1-4			F3		1B	2	0	0	0	0	1	3		
Inning Stats	R: 1 E: 0 K: 0 S: 4	H: 1 LOB: 0 BB: 4 P: 4	R: 0 E: 0 K: 0 S: 3	H: 0 LOB: 0 BB: 0 P: 3	R: 0 E: 1 K: 0 S: 4	H: 1 LOB: 1 BB: 0 P: 4	R: 0 E: 0 K: 0 S: 3	H: 0 LOB: 1 BB: 1 P: 7	R: 0 E: 0 K: 0 S: 4	H: 1 LOB: 1 BB: 0 P: 8	R: 0 E: 0 K: 2 S: 9	H: 1 LOB: 2 BB: 0 P: 9	R: 0 E: 0 K: 0 S: 3	H: 0 LOB: 2 BB: 1 P: 11	R: 0 E: 0 K: 0 S: 5	H: 2 LOB: 3 BB: 1 P: 9	1B: 8 2B: 0 3B: 0 HR: 1		SF: 0 SAC: 3 DP: 0 HBP: 0
PITCHER	IP 6.0	WLS 5	H 3	R 3	ER 0	SO 2	BB 1	IBB 0	HBP 0	BLK 0	WP 0	HR 1	S 27	P 43	ERA 4.50	WHIP 1.333			
Frank Pastore, R ERA: 3.97 Brad Lesley, R ERA: 2.19 Ben Hayes, R ERA: 2.05 Joe Price, L ERA: 2.93	(1, 1) (7, 1) (8, 1) (10, 1)																		

Cincinnati Reds @ Los Angeles Dodgers
 Dodger Stadium, Los Angeles, CA
 Tue Sep 28 1982, 7:05 PM PDT
 Att: 43,375 - Unknown

AB 37
 R 3
 H 9
 RBI 3
 BB 8
 SO 4
 LOB 30



Batter	1	2	3	4	5	6	7	8	9	10	11	12	AB	R	H	RBI	BB	SO	LOB	TOP			
Claudell Washington, L OBP: 0.334, SLG: 0.421 Chris Chambliss, L OBP: 0.338, SLG: 0.435	1-0 SH3-4 HBP		0-0 F8		0-3 K		0-3 K		4-0 IBB		0-0 4-3		0 0 0 0 0 0 4 0 0 0 1 2 2										
Rafael Ramirez, R OBP: 0.316, SLG: 0.379	0-0 SH3-4		0-0 6-3		0-0 6-3		0-0 4-3		0-0 F8			0-0 1B BB	4 1 0 0 1 0 2										
Dale Murphy, R OBP: 0.377, SLG: 0.509 (12, 7)	0-3 K				0-0 F9		0-3 K			0-0 P4		0-0 F8	6 0 1 0 0 2 2										
Bob Watson, R OBP: 0.327, SLG: 0.422 (2, 7)	0-0 4-3		0-0 G6-4-3 1B			4-0 1B 4-3 BB		0-3 K		0-3 K		4-0 1B 1B IBB	4 0 0 0 2 2 2 0 1 0 0 0 0 0										
Brett Butler, L OBP: 0.291, SLG: 0.225 (12, PR) (12, 8)																							
Terry Harper, R OBP: 0.351, SLG: 0.343 (2, 9)																							
Jerry Royster, R OBP: 0.263, SLG: 0.386 (1, 5)																							
Glenn Hubbard, R OBP: 0.325, SLG: 0.353 (1, 4)																							
Bruce Benedict, R OBP: 0.316, SLG: 0.306 Albert Hall, S (11, PR) Matt Sinatro, R OBP: 0.181, SLG: 0.203 (11, 2)																							
Tommy Boggs, R OBP: 0.235, SLG: 0.235 Steve Bedrosian, R OBP: 0.077, SLG: 0.040 Biff Pocoreba, S OBP: 0.351, SLG: 0.383 Gene Garber, R OBP: 0.235, SLG: 0.133 (1, 1) (6, 1) (9, PH) (9, 1)																							
Inning Stats	R: 0 E: 0 K: 1 S: 5	H: 0 LOB: 1 BB: 0 P: 6	R: 0 E: 0 K: 0 S: 4	H: 2 LOB: 1 BB: 0 P: 4	R: 0 E: 0 K: 1 S: 5	H: 0 LOB: 0 BB: 0 P: 5	R: 2 E: 1 K: 0 S: 6	H: 4 LOB: 2 BB: 1 P: 10	R: 0 E: 0 K: 1 S: 5	H: 0 LOB: 3 BB: 0 P: 7	R: 0 E: 0 K: 1 S: 5	H: 0 LOB: 0 BB: 0 P: 5	R: 0 E: 0 K: 1 S: 6	H: 1 LOB: 2 BB: 1 P: 10	R: 0 E: 0 K: 0 S: 4	H: 1 LOB: 2 BB: 1 P: 8	R: 2 E: 0 K: 2 S: 9	H: 2 LOB: 3 BB: 3 P: 21	1B: 9 2B: 1 3B: 0 HR: 1	SF: 0 SAC: 2 DP: 1 HBP: 1	WP: 0 PB: 0 SB: 2 CS: 1	PA: 54	
PITCHER	IP WLS BF H R ER SO BB IBB HBP BLK WP HR S P ERA WHIP	IP WLS BF H R ER SO BB IBB HBP BLK WP HR S P ERA WHIP	IP WLS BF H R ER SO BB IBB HBP BLK WP HR S P ERA WHIP	IP WLS BF H R ER SO BB IBB HBP BLK WP HR S P ERA WHIP	IP WLS BF H R ER SO BB IBB HBP BLK WP HR S P ERA WHIP	IP WLS BF H R ER SO BB IBB HBP BLK WP HR S P ERA WHIP	IP WLS BF H R ER SO BB IBB HBP BLK WP HR S P ERA WHIP	IP WLS BF H R ER SO BB IBB HBP BLK WP HR S P ERA WHIP	IP WLS BF H R ER SO BB IBB HBP BLK WP HR S P ERA WHIP	IP WLS BF H R ER SO BB IBB HBP BLK WP HR S P ERA WHIP	IP WLS BF H R ER SO BB IBB HBP BLK WP HR S P ERA WHIP	IP WLS BF H R ER SO BB IBB HBP BLK WP HR S P ERA WHIP	IP WLS BF H R ER SO BB IBB HBP BLK WP HR S P ERA WHIP	IP WLS BF H R ER SO BB IBB HBP BLK WP HR S P ERA WHIP	IP WLS BF H R ER SO BB IBB HBP BLK WP HR S P ERA WHIP	IP WLS BF H R ER SO BB IBB HBP BLK WP HR S P ERA WHIP	IP WLS BF H R ER SO BB IBB HBP BLK WP HR S P ERA WHIP	IP WLS BF H R ER SO BB IBB HBP BLK WP HR S P ERA WHIP	IP WLS BF H R ER SO BB IBB HBP BLK WP HR S P ERA WHIP	IP WLS BF H R ER SO BB IBB HBP BLK WP HR S P ERA WHIP	IP WLS BF H R ER SO BB IBB HBP BLK WP HR S P ERA WHIP	IP WLS BF H R ER SO BB IBB HBP BLK WP HR S P ERA WHIP	IP WLS BF H R ER SO BB IBB HBP BLK WP HR S P ERA WHIP

Atlanta Braves @ Los Angeles Dodgers
Dodger Stadium, Los Angeles, CA
Wed Sep 29 1982, 7:05 PM PDT
Alt. 45,757 - Unknown

AB 43
R 4
H 11
RBI 4
BB 8
SO 11
LOB 24



Batter	1	2	3	4	5	6	7	8	9	10	11	12	AB	R	H	RBI	BB	SO	LOB	BOTTOM						
Steve Sax, R OBP: 0.332, SLG: 0.357 (1, 4)	0-0 CS 1B		0-0 FC6-5 S 1B		0-0 F9		0-0 S 1B		0-0 FC4-2 1-2 2-3 3-H		0-0 FC4		6 0 3 1 0 0 5													
Rick Monday, L OBP: 0.375, SLG: 0.477 Terry Forster, L (10, 1)	4-0 CS BB		0-0 FC6-5		4-0 PB BB		0-0 4-3		0-0 P4			0-0 1B G6-4-3 1B	3 1 0 0 2 0 5 0 0 0 0 0 0 0 0 0 0 0 0 0 0 1 1 1 0 0 0 0													
Dusty Baker Jr., R OBP: 0.357, SLG: 0.455 (1, 7)	0-3 K		0-0 6-3		0-0 F2																					
Pedro Guerrero, R OBP: 0.378, SLG: 0.536 (10, 5)	0-0 1B				0-0 5-3		0-0 F8		0-0 4-3		0-0 FC6-4 FC6-4	0-0 G6-4-3	6 0 1 1 0 0 2													
Steve Garvey, R OBP: 0.286, SLG: 0.417 (1, 3)	0-0 5-3						0-3 K		0-3 K		0-0 FC6-4	0-0 F8	6 0 1 0 0 2 2													
Ron Cey, R OBP: 0.320, SLG: 0.420 Ron Roenicke, S OBP: 0.361, SLG: 0.338 (10, 8)			0-0 5-3		0-3 K		0-0 6-3		0-3 K		0-0 F7															
Mike Scioscia, L OBP: 0.303, SLG: 0.289 Mark Bradley, R (9, PR) (10, 9)			0-0 5-3		0-0 5-3				0-0 1-3		4-0 1B FC4-2 BB	0-0 6-3	3 0 0 0 1 0 1 1 0 0 0 0 0 0													
Bill Russell, R OBP: 0.351, SLG: 0.335 (1, 6)			0-0 P5		0-0 1-3				0-0 S 1B		0-0 P4		5 1 2 0 0 0 0													
Fernando Valenzuela, L OBP: 0.184, SLG: 0.204 Jorge Orta, L OBP: 0.207, SLG: 0.316 Tom Niedenfuer, R (8, 1) Greg Brock, L OBP: 0.188, SLG: 0.200 Steve Yeager, R OBP: 0.254, SLG: 0.321 (10, 2)					0-3 K		4-0 PB BB BB		0-3 K		4-0 FC4-2 IBB	4-0 FC4	1 0 0 0 1 1 0 1 0 0 0 0 1 1 0 0 0 0 0 0 0 0 0 0 0 1 0 0 0 0 0 0 1 0 0													
Inning Stats	R: 1 E: 0 K: 1 S: 6	H: 2 LOB: 1 BB: 1 P: 10	R: 0 E: 0 K: 0 S: 3	H: 0 LOB: 0 BB: 0 P: 3	R: 0 E: 0 K: 1 S: 3	H: 1 LOB: 1 BB: 0 P: 6	R: 0 E: 0 K: 0 S: 6	H: 1 LOB: 1 BB: 0 P: 6	R: 0 E: 0 K: 1 S: 5	H: 0 LOB: 0 BB: 0 P: 5	R: 1 E: 0 K: 1 S: 7	H: 2 LOB: 1 BB: 0 P: 7	R: 0 E: 0 K: 0 S: 5	H: 0 LOB: 0 BB: 0 P: 5	R: 0 E: 0 K: 1 S: 6	H: 1 LOB: 3 BB: 2 P: 14	R: 0 E: 0 K: 0 S: 4	H: 1 LOB: 1 BB: 0 P: 4	R: 0 E: 0 K: 0 S: 3	H: 0 LOB: 1 BB: 1 P: 7	R: 1 E: 0 K: 0 S: 4	H: 2 LOB: 0 BB: 0 P: 4	1B: 9 2B: 2 3B: 0 HR: 0	SF: 0 SAC: 0 DP: 2 HBP: 0	WP: 0 PB: 1 SB: 4 CS: 2	PA: 50
PITCHER	IP WLS BF H R ER SO BB IBB HBP BLK WP HR S P ERA WHIP	IP WLS BF H R ER SO BB IBB HBP BLK WP HR S P ERA WHIP	IP WLS BF H R ER SO BB IBB HBP BLK WP HR S P ERA WHIP	IP WLS BF H R ER SO BB IBB HBP BLK WP HR S P ERA WHIP	IP WLS BF H R ER SO BB IBB HBP BLK WP HR S P ERA WHIP	IP WLS BF H R ER SO BB IBB HBP BLK WP HR S P ERA WHIP	IP WLS BF H R ER SO BB IBB HBP BLK WP HR S P ERA WHIP	IP WLS BF H R ER SO BB IBB HBP BLK WP HR S P ERA WHIP	IP WLS BF H R ER SO BB IBB HBP BLK WP HR S P ERA WHIP	IP WLS BF H R ER SO BB IBB HBP BLK WP HR S P ERA WHIP	IP WLS BF H R ER SO BB IBB HBP BLK WP HR S P ERA WHIP	IP WLS BF H R ER SO BB IBB HBP BLK WP HR S P ERA WHIP	IP WLS BF H R ER SO BB IBB HBP BLK WP HR S P ERA WHIP	IP WLS BF H R ER SO BB IBB HBP BLK WP HR S P ERA WHIP	IP WLS BF H R ER SO BB IBB HBP BLK WP HR S P ERA WHIP	IP WLS BF H R ER SO BB IBB HBP BLK WP HR S P ERA WHIP	IP WLS BF H R ER SO BB IBB HBP BLK WP HR S P ERA WHIP	IP WLS BF H R ER SO BB IBB HBP BLK WP HR S P ERA WHIP	IP WLS BF H R ER SO BB IBB HBP BLK WP HR S P ERA WHIP	IP WLS BF H R ER SO BB IBB HBP BLK WP HR S P ERA WHIP	IP WLS BF H R ER SO BB IBB HBP BLK WP HR S P ERA WHIP	IP WLS BF H R ER SO BB IBB HBP BLK WP HR S P ERA WHIP	IP WLS BF H R ER SO BB IBB HBP BLK WP HR S P ERA WHIP	IP WLS BF H R ER SO BB IBB HBP BLK WP HR S P ERA WHIP		

Atlanta Braves @ Los Angeles Dodgers
Dodger Stadium, Los Angeles, CA
Wed Sep 29 1982, 7:05 PM PDT
Alt. 45,757 - Unknown

AB 44
R 3
H 10
RBI 2
BB 6
SO 7
LOB 23



Batter	1	2	3	4	5	6	7	8	9	AB	R	H	RBI	BB	SO	LOB	TOP					
Claudell Washington, L OBP: 0.332, SLG: 0.417										5	0	0	0	0	1	1	Atlanta Braves @ Los Angeles Dodgers Dodger Stadium, Los Angeles, CA Thu Sep 30 1982, 7:05 PM PDT Att: 49,926 - Unknown					
Rafael Ramirez, R OBP: 0.318, SLG: 0.381										4	2	3	0	0	1	1						
Dale Murphy, R OBP: 0.376, SLG: 0.508										4	1	1	1	0	0	2						
Chris Chambliss, L OBP: 0.339, SLG: 0.435										4	0	2	2	0	0	1						
Terry Harper, R OBP: 0.355, SLG: 0.338										2	0	0	0	2	1	1						
Jerry Royster, R OBP: 0.354, SLG: 0.384										4	0	1	0	0	0	2						
Glenn Hubbard, R OBP: 0.323, SLG: 0.351										4	0	0	0	0	1	4						
Bruce Benedict, R OBP: 0.318, SLG: 0.309										3	0	2	0	0	0	0						
Paul Runge, R (7, PR)										0	0	0	0	0	0	0						
Matt Sinatro, R OBP: 0.179, SLG: 0.200										1	0	0	0	0	0	0						
Rock Camp, R Bob Purdy, L Donnie Moore, R Pascual Perez, R Ken Smith, L Steve Bedrosian, R Ken Davley, L Tom Hausman, R Lumpkin Williams, L										1	0	0	0	0	0	1						
										1	0	0	0	0	0	0						
Inning Stats	R: 2 E: 0 K: 0 S: 5	H: 3 LOB: 0 BB: 0 P: 5	R: 0 E: 0 K: 1 S: 6	H: 1 LOB: 1 BB: 0 P: 6	R: 0 E: 0 K: 0 S: 4	H: 1 LOB: 1 BB: 0 P: 4	R: 0 E: 0 K: 1 S: 5	H: 0 LOB: 0 BB: 0 P: 5	R: 0 E: 0 K: 1 S: 3	H: 0 LOB: 0 BB: 0 P: 3	R: 1 E: 0 K: 0 S: 5	H: 2 LOB: 2 BB: 1 P: 9	R: 0 E: 0 K: 3 S: 10	H: 1 LOB: 1 BB: 1 P: 10	R: 0 E: 0 K: 1 S: 6	H: 1 LOB: 2 BB: 0 P: 10	R: 0 E: 0 K: 1 S: 5	H: 0 LOB: 0 BB: 0 P: 5	1B: 8 2B: 1 3B: 0 HR: 0	SF: 0 SAC: 0 DP: 1 HBP: 0	WP: 0 PB: 0 SB: 2 CS: 0	PA: 37
PITCHER	IP WLS BF H R ER SO BB IBB HBP BLK WP HR S P ERA WHIP																					
Burt Hooton, R ERA: 4.03	(1, 1)	5.1 W 23 7 3 3 2 1 0 0 0 0 0 26 30 5.06 1.500																				
Joe Beckwith, R ERA: 2.7	(6, 1)	3.2 S 14 2 0 0 5 1 0 0 0 0 0 0 23 27 0.00 0.818																				

Batter	1	2	3	4	5	6	7	8	9	AB	R	H	RBI	BB	SO	LOB	BOTTOM					
Steve Sax, R OBP: 0.332, SLG: 0.359										5	2	2	1	0	0	2	Atlanta Braves @ Los Angeles Dodgers Dodger Stadium, Los Angeles, CA Thu Sep 30 1982, 7:05 PM PDT Att: 49,926 - Unknown					
Ken Landreaux, L OBP: 0.343, SLG: 0.407										4	2	1	1	1	1	1						
Dusty Baker Jr., R OBP: 0.358, SLG: 0.455										2	2	1	3	0	0	0						
Steve Garvey, R OBP: 0.300, SLG: 0.420										3	1	3	0	1	0	0						
Rick Monday, L OBP: 0.379, SLG: 0.480										3	0	2	2	0	0	1						
Jose Morales, R OBP: 0.333, SLG: 0.375										1	0	1	1	0	0	0						
Derrel Thomas, S OBP: 0.330, SLG: 0.302										0	0	0	0	0	0	0						
Ron Cey, R OBP: 0.318, SLG: 0.417										4	0	0	0	0	1	5						
Mike Scioscia, L OBP: 0.305, SLG: 0.291										4	0	2	0	0	0	2						
Bill Russell, R OBP: 0.354, SLG: 0.337										3	2	2	0	1	0	1						
Burt Hooton, R OBP: 0.086, SLG: 0.200	(1, 1)									1	0	0	0	0	0	0						
Joe Beckwith, L ERA: 4.54	(6, 1)									1	1	0	0	0	1	2						
Inning Stats	R: 0 E: 0 K: 0 S: 3	H: 0 LOB: 0 BB: 0 P: 3	R: 1 E: 1 K: 0 S: 4	H: 2 LOB: 0 BB: 0 P: 4	R: 3 E: 1 K: 0 S: 6	H: 3 LOB: 1 BB: 1 P: 10	R: 0 E: 0 K: 1 S: 5	H: 1 LOB: 0 BB: 0 P: 5	R: 0 E: 0 K: 1 S: 5	H: 0 LOB: 0 BB: 0 P: 5	R: 1 E: 0 K: 0 S: 4	H: 2 LOB: 1 BB: 0 P: 5	R: 4 E: 1 K: 0 S: 7	H: 4 LOB: 2 BB: 1 P: 11	R: 1 E: 0 K: 1 S: 6	H: 2 LOB: 1 BB: 1 P: 10	R: 0 E: 0 K: 1 S: 6	H: 0 LOB: 0 BB: 0 P: 5	1B: 12 2B: 2 3B: 0 HR: 0	SF: 1 SAC: 2 DP: 4 HBP: 1	WP: 1 PB: 0 SB: 0 CS: 0	PA: 38
PITCHER	IP WLS BF H R ER SO BB IBB HBP BLK WP HR S P ERA WHIP																					
Rick Camp, R ERA: 3.48	(1, 1)	4.0 L 17 6 4 4 1 0 0 1 0 0 0 7 8 9.00 1.750																				
Donnie Moore, R ERA: 4.39	(5, 1)	1.0 6 2 1 1 1 0 0 1 0 0 0 7 8 9.00 2.000																				
Pascual Perez, R ERA: 3.03	(6, 1)	1.0 2 0 0 0 0 0 0 0 0 0 0 2 2 0.00 0.000																				
Steve Bedrosian, R ERA: 2.47	(7, 1)	0.1 5 3 4 4 0 0 0 0 0 0 0 5 5 108.00 9.000																				
Ken Davley, L ERA: 4.54	(7, 1)	0.0 2 1 0 0 0 0 0 1 0 0 0 1 5 ∞ ∞																				

AB	35
R	3
H	9
RBI	3
BB	2
SO	7
LOB	14

AB	31
R	10
H	14
RBI	8
BB	3
SO	3
LOB	14

Batter	1	2	3	4	5	6	7	8	9	AB R H RBI BB SO LOB	TOP									
Steve Sax, R OBP: 0.333, SLG: 0.359 (1, 4)										4 1 1 0 1 1 4	<p>Los Angeles Dodgers @ San Francisco Giants Candlestick Park, San Francisco, CA</p> <p>Fri Oct 01 1982, 10:05 PM EDT Att: 53,281 - Unknown</p> <p>livebaseballscores.com</p>									
Ken Landreaux, L OBP: 0.342, SLG: 0.404 (1, 8)										4 0 0 0 1 1 5										
Dusty Baker Jr., R OBP: 0.359, SLG: 0.455 (1, 7)										3 1 1 0 1 0 1										
Steve Garvey, R OBP: 0.301, SLG: 0.419 (1, 3)										3 1 1 0 1 1 1										
Rick Monday, L OBP: 0.377, SLG: 0.490 Derrel Thomas, S OBP: 0.330, SLG: 0.302 (1, 9) (9, 9)										4 1 1 4 0 2 1 0 0 0 0 0 0 0										
Ron Cey, R OBP: 0.319, SLG: 0.416 (1, 5)										3 0 1 0 1 0 0										
Mike Scioscia, L OBP: 0.305, SLG: 0.291 (1, 2)										4 0 1 0 0 0 2										
Bill Russell, R OBP: 0.355, SLG: 0.337 (1, 6)										3 0 1 0 1 0 2										
Jerry Reuss, L OBP: 0.241, SLG: 0.260 (1, 1)										2 0 0 0 0 1 1										
Inning Stats	R: 0 E: 0 K: 0 S: 3	H: 1 LOB: 1 BB: 1 P: 7	R: 0 E: 0 K: 1 S: 5	H: 0 LOB: 0 BB: 0 P: 5	R: 0 E: 0 K: 0 S: 4	H: 1 LOB: 1 BB: 0 P: 4	R: 0 E: 0 K: 1 S: 5	H: 0 LOB: 0 BB: 0 P: 5	R: 0 E: 1 K: 1 S: 7	H: 1 LOB: 3 BB: 1 P: 11		R: 0 E: 0 K: 1 S: 6	H: 1 LOB: 1 BB: 0 P: 6	R: 4 E: 0 K: 1 S: 7	H: 2 LOB: 1 BB: 3 P: 19	R: 0 E: 0 K: 0 S: 3	H: 0 LOB: 0 BB: 0 P: 3	1B: 6 2B: 0 3B: 0 HR: 1	SF: 0 SAC: 2 DP: 0 HBP: 0	WP: 0 PB: 0 SB: 1 CS: 3
PITCHER	IP WLS BF H R ER SO BB IBB HBP BLK WP HR S P ERA WHIP																			
Fred Breining, R ERA: 3.08 (1, 1)	7.1 L 33 7 4 4 6 6 0 0 0 0 0 1 39 63 4.91 1.773																			
Al Holland, L ERA: 2.53 (8, 1)	0.2 2 0 0 0 0 0 0 0 0 0 0 0 2 2 0.00 0.000																			
Andy McGaffigan, R ERA: (9, 1)	1.0 3 0 0 0 0 0 0 0 0 0 0 0 3 3 0.00 0.000																			

Batter	1	2	3	4	5	6	7	8	9	AB R H RBI BB SO LOB	BOTTOM									
Jim Wohlford, R OBP: 0.333, SLG: 0.339 (1, 7)										4 0 1 0 0 2 0	<p>Los Angeles Dodgers @ San Francisco Giants Candlestick Park, San Francisco, CA</p> <p>Fri Oct 01 1982, 10:05 PM EDT Att: 53,281 - Unknown</p> <p>livebaseballscores.com</p>									
Joe Morgan, L OBP: 0.399, SLG: 0.434 (1, 4)										4 0 0 0 0 1 1										
Jack Clark, R OBP: 0.375, SLG: 0.487 (1, 9)										3 0 0 0 1 0 1										
Darrell Evans, L OBP: 0.358, SLG: 0.421 (1, 5)										3 0 0 0 1 0 1										
Reggie Smith, S OBP: 0.367, SLG: 0.477 (1, 3)										4 0 1 0 0 1 3										
Jeffrey Leonard, R OBP: 0.303, SLG: 0.406 (1, 8)										2 0 0 0 1 0 0										
Bob Brenly, R OBP: 0.343, SLG: 0.382 (1, 2)										3 0 0 0 0 0 2										
Johnnie LeMaster, R OBP: 0.264, SLG: 0.267 (1, 6)										3 0 1 0 0 0 2										
Fred Breining, R OBP: 0.303, SLG: 0.207 Al Holland, R OBP: 0.061, SLG: 0.061 Ron Pruitt, R OBP: 0.667, SLG: 0.500 Andy McGaffigan, R (1, 1) (8, PH) (9, 1)										2 0 0 0 0 2 0 0 0 0 0 0 0 0 1 0 0 0 0 1 1 0 0 0 0 0 0 0										
Inning Stats	R: 0 E: 0 K: 0 S: 3	H: 0 LOB: 0 BB: 0 P: 3	R: 0 E: 0 K: 0 S: 4	H: 1 LOB: 2 BB: 1 P: 8	R: 0 E: 0 K: 3 S: 9	H: 0 LOB: 0 BB: 0 P: 9	R: 0 E: 0 K: 0 S: 3	H: 0 LOB: 0 BB: 0 P: 3	R: 0 E: 0 K: 2 S: 7	H: 0 LOB: 0 BB: 0 P: 7		R: 0 E: 0 K: 0 S: 2	H: 0 LOB: 0 BB: 1 P: 6	R: 0 E: 0 K: 1 S: 6	H: 1 LOB: 1 BB: 0 P: 6	R: 0 E: 0 K: 1 S: 6	H: 1 LOB: 2 BB: 1 P: 10	1B: 2 2B: 1 3B: 0 HR: 0	SF: 0 SAC: 0 DP: 1 HBP: 0	WP: 0 PB: 0 SB: 0 CS: 0
PITCHER	IP WLS BF H R ER SO BB IBB HBP BLK WP HR S P ERA WHIP																			
Jerry Reuss, L ERA: 3.15 (1, 1)	9.0 W 32 3 0 0 7 3 0 0 0 0 0 0 43 55 0.00 0.667																			

Batter	1	2	3	4	5	6	7	8	9	AB	R	H	RBI	BB	SO	LOB	TOP								
Steve Sax, R (1.4) OBP: 0.337, SLG: 0.361	4-0 F9 BB	0-0 HR 1B		0-0 1B		0-0 1B 1B	0-0 F9		4-0 1B BB	4	2	3	1	2	0	1									
Ken Landreaux, L (1.8) OBP: 0.342, SLG: 0.409	0-0 F9	0-0 HR		0-0 5-3		0-0 1B SF8	0-0 5-3		0-0 F7	6	2	2	3	0	0	5									
Dusty Baker Jr., R (1.7) OBP: 0.360, SLG: 0.456	0-0 F8	0-0 F8			0-0 HR	0-0 F9 1B		0-3 K	0-0 1B	5	1	2	1	0	1	0									
Mark Belanger, R (6.6) OBP: 0.305, SLG: 0.260	0-0 F8					0-0 HR 2B	0-0 F9 1B	0-3 K	0-3 1B	1	0	1	1	0	0	0									
Steve Garvey, R (1.3) OBP: 0.301, SLG: 0.419		0-0 FC3-6 1B	0-3 K		0-3 K	0-3 SF8		0-3 K	0-3 K	3	0	1	1	0	2	1									
Greg Brock, L (7.3) OBP: 0.167, SLG: 0.176										2	0	0	0	0	2	2									
Rick Monday, L (1.9) OBP: 0.373, SLG: 0.485		0-0 FC3-6 1B	0-3 K		0-3 K	0-0 3-H		0-3 K		2	1	0	0	0	1	1									
Mike Marshall, R (5, PH) OBP: 0.336, SLG: 0.432							1-2 1B			1	0	0	0	0	1	1									
Derrel Thomas, S (5.9) OBP: 0.333, SLG: 0.306		1-2 1B								2	0	1	0	0	1	0									
Ron Cey, R (1.5) OBP: 0.322, SLG: 0.422	4-0 E 1B BB		0-0 HR		4-0 HR IBB	0-0 F9			4-0 1B BB	2	3	1	1	2	0	2									
Dave Stewart, R (6.1) OBP: 0.220, SLG: 0.205										0	1	0	0	1	0	0									
Mike Scioscia, L (1.2) OBP: 0.303, SLG: 0.298		0-0 E3 1B	0-0 F9		0-0 HR	0-0 4-3			0-0 F8	5	2	1	3	0	0	5									
Bill Russell, R (1.6) OBP: 0.358, SLG: 0.341				0-0 4-3	0-0 4-3				0-0 2B	4	1	3	2	0	0	0									
Mark Bradley, R (8.7) OBP: 0.333, SLG: 0.333		1-2 HR 1B							1-2 2B 1B	1	1	1	0	0	0	0									
Bob Welch, R (1.1) OBP: 0.167, SLG: 0.153		0-0 B3-4		0-0 F8	0-3 K				0-0 1B 2B	3	0	0	0	0	1	3									
Alex Taveras, R (6.5) OBP: 0.333, SLG: 0.667									1-2 HR 1B	2	1	1	2	0	0	1									
Inning Stats	R: 0 E: 0 K: 0 S: 2	H: 0 LOB: 0 BB: 1 P: 6	R: 6 E: 1 K: 0 S: 8	H: 4 LOB: 0 BB: 1 P: 12	R: 1 E: 0 K: 2 S: 8	H: 1 LOB: 0 BB: 0 P: 8	R: 0 E: 0 K: 0 S: 4	H: 1 LOB: 1 BB: 0 P: 4	R: 3 E: 0 K: 3 S: 12	H: 3 LOB: 1 BB: 1 P: 16	R: 2 E: 0 K: 0 S: 7	H: 4 LOB: 1 BB: 0 P: 7	R: 0 E: 0 K: 0 S: 4	H: 1 LOB: 1 BB: 0 P: 4	R: 0 E: 0 K: 3 S: 9	H: 0 LOB: 0 BB: 0 P: 9	R: 3 E: 0 K: 1 S: 8	H: 3 LOB: 2 BB: 2 P: 16	1B: 12 2B: 2 3B: 0 HR: 3	SF: 1 SAC: 0 DP: 0 HBP: 0	WP: 0 PB: 0 SB: 0 CS: 0	PA: 49			
PITCHER	IP	WLS	BF	H	R	ER	SO	BB	IBB	HBP	BLK	WP	HR	S	P	ERA	WHIP								
Rene Martin, R (1.1) ERA: 4.65	1.1	L	7	1	3	3	0	2	0	0	0	0	0	5	13	20.25	2.250								
Al Holland, L (2.1) ERA: 3.33	3.2		20	8	7	5	5	0	1	0	0	0	3	29	33	12.27	2.182								
Mark Dempsey, R (6.1) ERA: 7.94	2.0		11	5	2	2	0	0	0	0	0	0	0	11	11	9.00	2.500								
Scott Garretts, R (8.1) ERA: 13.5	2.0		11	3	3	3	4	2	0	0	0	0	0	17	25	13.50	2.500								

Los Angeles Dodgers @ San Francisco Giants
Candlestick Park, San Francisco, CA

AB 43
R 15
H 17
RBI 15
BB 5
SO 9
LOB 22



Sat Oct 02 1982, 6:33 AM EDT
Att: 46,562 - Unknown

Batter	1	2	3	4	5	6	7	8	9	AB	R	H	RBI	BB	SO	LOB	BOTTOM								
Max Venable, L (1.8) OBP: 0.271, SLG: 0.287	0-0 5-3			0-0 P6		0-0 F9	0-0 4-3			4	0	0	0	0	0	1									
Joe Morgan, L (1.4) OBP: 0.399, SLG: 0.433	0-0 5-3			4-0 WP BB BB		0-0 1B		0-0 F9		1	0	0	0	1	0	0									
Brad Wellman, R (6.4) OBP: 0.250, SLG: 0.250										2	0	1	0	0	0	0									
Jack Clark, R (1.9) OBP: 0.374, SLG: 0.485	0-3 K			0-3 K		0-3 K		0-0 F7		2	0	0	0	0	2	1									
Champ Summers, L (6.9) OBP: 0.338, SLG: 0.371										2	0	0	0	0	1	1									
Darrell Evans, L (1.5) OBP: 0.359, SLG: 0.420		0-0 F9		4-0 WP BB		0-0 F7		0-0 F8		1	0	0	0	1	0	0									
Tom O'Malley, L (6.5) OBP: 0.350, SLG: 0.364										2	0	0	0	0	0	1									
Reggie Smith, S (1.3) OBP: 0.365, SLG: 0.474		0-0 F8		0-3 K		0-0 F8			0-0 P6	2	0	0	0	0	1	2									
Dave Bergman, L (6.3) OBP: 0.364, SLG: 0.413										2	0	0	0	0	0	0									
Jeffrey Leonard, R (1.7) OBP: 0.307, SLG: 0.420		0-3 K				0-0 G5-3 S 1B		0-0 HR		3	1	2	1	0	1	0									
John Rabb, R (8.7) OBP: 0.500, SLG: 1.500										1	0	1	0	0	0	0									
Milt May, L (1.2) OBP: 0.311, SLG: 0.380										2	0	0	0	0	0	1									
Ron Pruitt, R (6.2) OBP: 0.600, SLG: 0.750										2	1	1	0	0	0	1									
Johnnie LeMaster, R (1.6) OBP: 0.285, SLG: 0.266										1	0	0	0	1	0	0									
Joe Pettini, R (5, PR) OBP: 0.288, SLG: 0.237										2	0	1	1	0	0	1									
Rene Martin, R (1.1) OBP: 0.265, SLG: 0.327										0	0	0	0	0	0	0									
Al Holland, R (2.1) OBP: 0.208, SLG: 0.099										1	0	0	0	0	1	0									
Duane Kuiper, R (5, PH) OBP: 0.276, SLG: 0.330										1	0	0	0	0	2	0									
Mark Dempsey, R (6.1) OBP: 0.332, SLG: 0.337										0	0	0	0	0	0	0									
Jim Wofford, R (7, PH) OBP: 0.332, SLG: 0.337										1	0	0	0	0	1	1									
Scott Garretts, R (8.1) ERA: 13.5										0	0	0	0	0	0	0									
Inning Stats	R: 0 E: 0 K: 1 S: 5	H: 0 LOB: 0 BB: 0 P: 5	R: 0 E: 0 K: 1 S: 5	H: 0 LOB: 0 BB: 0 P: 5	R: 0 E: 0 K: 1 S: 5	H: 0 LOB: 0 BB: 0 P: 5	R: 0 E: 0 K: 2 S: 7	H: 0 LOB: 2 BB: 2 P: 15	R: 0 E: 0 K: 1 S: 6	H: 1 LOB: 1 BB: 0 P: 6	R: 2 E: 0 K: 1 S: 8	H: 3 LOB: 1 BB: 0 P: 8	R: 0 E: 0 K: 0 S: 3	H: 0 LOB: 0 BB: 0 P: 3	R: 0 E: 0 K: 0 S: 4	H: 1 LOB: 1 BB: 0 P: 4	1B: 2 2B: 2 3B: 1 HR: 1	SF: 0 SAC: 0 DP: 1 HBP: 0	WP: 1 PB: 0 SB: 1 CS: 0	PA: 35					
PITCHER	IP	WLS	BF	H	R	ER	SO	BB	IBB	HBP	BLK	WP	HR	S	P	ERA	WHIP								
Bob Welch, R (1.1) ERA: 3.36	5.0	W	18	5	2	2	2	0	0	0	0	0	1	21	21	4.50	1.250								
Dave Stewart, R (6.1) ERA: 3.61	4.0	S	17	5	2	2	2	0	0	0	0	0	1	21	21	4.50	1.250								

Los Angeles Dodgers @ San Francisco Giants
Candlestick Park, San Francisco, CA

AB 32
R 2
H 6
RBI 2
BB 3
SO 7
LOB 12



Sat Oct 02 1982, 6:33 AM EDT
Att: 46,562 - Unknown

Batter	1	2	3	4	5	6	7	8	9	AB	R	H	RBI	BB	SO	LOB	TOP										
Steve Sax, R OBP: 0.335, SLG: 0.359 (1, 4)	F8		2-3			F8		4-3		4	0	0	0	0	0	0	Los Angeles Dodgers @ San Francisco Giants Candlestick Park, San Francisco, CA Sun Oct 03 1982, 6:33 AM EDT Att: 47,457 - Unknown										
Ken Landreaux, L OBP: 0.341, SLG: 0.410 (1, 8)	K		P5			P6		2B		4	1	1	0	0	1	0											
Dusty Baker Jr., R OBP: 0.361, SLG: 0.458 (1, 7)	1B		F2			F8		2B		4	0	2	1	0	0	0											
Steve Garvey, R OBP: 0.301, SLG: 0.418 (1, 3)	CS		FC4-6		F7		F9	K		4	0	1	0	0	1	1											
Rick Monday, L OBP: 0.372, SLG: 0.481 (1, 9)		FC4-6	HR		4-3		1B	1B		4	1	1	0	0	0	2											
Ron Cey, R OBP: 0.323, SLG: 0.428 (1, 5)		HR			K		1B			4	1	2	2	0	1	0											
Mike Scioscia, L OBP: 0.302, SLG: 0.296 (7, PH)		P3			F8		1B			2	0	0	0	0	0	0											
Mark Bradley, R OBP: 0.333, SLG: 0.333 (7, PR)							1B			1	0	1	0	0	0	0											
Steve Yeager, R OBP: 0.294, SLG: 0.321 (9, PH)							1B			0	0	0	0	0	0	0											
Ron Roenicke, S OBP: 0.359, SLG: 0.336 (9, PH)							1B			1	0	0	0	0	1	0											
Bill Russell, R OBP: 0.357, SLG: 0.340 (1, 6)		WP			6-3		K			4	0	1	0	0	1	3											
Fernando Valenzuela, L OBP: 0.190, SLG: 0.200 (7, PH)			F8							2	0	0	0	0	0	1											
Jorge Orta, L OBP: 0.256, SLG: 0.313 (7, 1)										1	0	0	0	0	0	3											
Tom Niedenfuer, R (7, 1)										0	0	0	0	0	0	0											
Terry Forster, L (7, 1)										0	0	0	0	0	0	0											
Inning Stats	R: 0 E: 0 K: 1 S: 5	H: 1 LOB: 0 BB: 0 P: 5	R: 2 E: 0 K: 0 S: 6	H: 3 LOB: 1 BB: 0 P: 6	R: 0 E: 0 K: 0 S: 3	H: 0 LOB: 0 BB: 0 P: 3	R: 0 E: 0 K: 1 S: 5	H: 0 LOB: 0 BB: 0 P: 5	R: 0 E: 0 K: 0 S: 3	H: 0 LOB: 0 BB: 0 P: 3	R: 0 E: 0 K: 0 S: 3	H: 0 LOB: 0 BB: 0 P: 3	R: 0 E: 0 K: 1 S: 8	H: 3 LOB: 3 BB: 0 P: 8	R: 1 E: 0 K: 1 S: 7	H: 2 LOB: 1 BB: 0 P: 7	R: 0 E: 0 K: 1 S: 5	H: 0 LOB: 0 BB: 0 P: 5	1B: 6 2B: 2 HR: 1	SF: 0 SAC: 0 HBP: 0	WP: 1 PB: 0 SB: 0 CS: 1	PA: 36					
PITCHER	IP	WLS	BF	H	R	ER	SO	BB	IBB	HBP	BLK	WP	HR	S	P	ERA	WHIP										
Bill Laskey, R ERA: 3.14 (1, 1)	6.1		24	6	2	2	2	0	0	0	0	1	1	28	28	2.84	0.947										
Gary Lavelle, L ERA: 2.97 (7, 1)	0.0	L	1	1	0	0	0	0	0	0	0	0	0	1	1	∞	∞										
Greg Minton, R ERA: 1.83 (7, 1)	2.2	W	10	2	1	1	3	0	0	0	0	0	0	16	16	3.38	0.750										

Batter	1	2	3	4	5	6	7	8	9	AB	R	H	RBI	BB	SO	LOB	BOTTOM										
Max Venable, L OBP: 0.265, SLG: 0.280 (8, 7)	K									3	0	0	0	0	2	1	Los Angeles Dodgers @ San Francisco Giants Candlestick Park, San Francisco, CA Sun Oct 03 1982, 6:33 AM EDT Att: 47,457 - Unknown										
Jim Wohlford, R OBP: 0.331, SLG: 0.336 (7, PH)	K									1	0	0	0	0	1	2											
Joe Morgan, L OBP: 0.400, SLG: 0.438 (1, 4)	BB		P6							3	1	1	3	1	1	0											
Jack Clark, R OBP: 0.372, SLG: 0.481 (1, 9)	K		K		2-3			5-3		4	0	0	0	0	2	2											
Reggie Smith, S OBP: 0.364, SLG: 0.470 (1, 3)										3	0	0	0	1	1	1											
Dave Bergman, L OBP: 0.364, SLG: 0.413 (9, 3)	K		S							0	0	0	0	0	0	0											
Darrell Evans, L OBP: 0.360, SLG: 0.419 (1, 5)		2B								3	1	1	0	1	1	0											
Jeffrey Leonard, R OBP: 0.306, SLG: 0.421 (8, 8)		BB								4	1	1	0	0	2	2											
Bob Brenly, R OBP: 0.348, SLG: 0.383 (1, 2)		G6-4-3								2	1	1	0	1	0	0											
Johnnie LeMaster, R OBP: 0.267, SLG: 0.266 (4, 6)										0	0	0	1	1	0	0											
Joe Pettini, R OBP: 0.262, SLG: 0.231 (7, PH)										1	0	0	0	0	0	0											
Champ Summers, L OBP: 0.342, SLG: 0.384 (7, PR)										1	0	1	0	0	0	0											
Guy Sularz, R OBP: 0.291, SLG: 0.287 (8, 6)										0	1	0	0	0	0	0											
Bill Laskey, R OBP: 0.156, SLG: 0.129 (7, 1)		G6-4-3								2	0	0	0	0	1	2											
Gary Lavelle, S OBP: 0.154, SLG: 0.231 (7, 1)										0	0	0	0	0	0	0											
Greg Minton, S OBP: 0.167, SLG: 0.235 (7, 1)										1	0	0	0	0	1	2											
Inning Stats	R: 0 E: 0 K: 3 S: 9	H: 0 LOB: 1 BB: 1 P: 13	R: 2 E: 0 K: 1 S: 6	H: 2 LOB: 1 BB: 2 P: 14	R: 0 E: 0 K: 2 S: 7	H: 0 LOB: 2 BB: 2 P: 15	R: 0 E: 0 K: 1 S: 5	H: 0 LOB: 0 BB: 0 P: 5	R: 0 E: 0 K: 1 S: 5	H: 0 LOB: 0 BB: 0 P: 5	R: 3 E: 0 K: 2 S: 10	H: 3 LOB: 1 BB: 0 P: 10	R: 0 E: 0 K: 1 S: 5	H: 0 LOB: 0 BB: 0 P: 5	1B: 2 2B: 2 3B: 0 HR: 1	SF: 0 SAC: 0 DP: 1 HBP: 0	WP: 0 PB: 0 SB: 1 CS: 0	PA: 33									
PITCHER	IP	WLS	BF	H	R	ER	SO	BB	IBB	HBP	BLK	WP	HR	S	P	ERA	WHIP										
Fernando Valenzuela, L ERA: 2.87 (7, 1)	6.0		24	2	2	2	9	5	0	0	0	0	0	37	57	3.00	1.167										
Tom Niedenfuer, R ERA: 2.71 (7, 1)	0.1	L	3	2	2	2	1	0	0	0	0	0	0	5	5	54.00	6.000										
Terry Forster, L ERA: 3.04 (7, 1)	1.2		6	1	1	1	2	0	0	0	0	0	1	10	10	5.40	0.600										

AB 35
R 3
H 9
RBI 3
BB 0
SO 5
LOB 10



AB 28
R 5
H 5
RBI 4
BB 5
SO 12
LOB 12

