

Los Angeles Dodgers - 1983

Batter	1	2	3	4	5	6	7	8	9	AB R H RBI BB SO LOB	TOP																									
Steve Sax, R (1, 4) BBB	4-0 1B 2B BB	0-0 FC E S SF9		0-3 K		4-0 2B IBB	0-0 FC5-2 1B		0-0 F9	4 3 0 0 2 1 4																										
Ken Landreaux, L (1, 8) OBP: 0.500, SLG: 0.800	0-0 2B 3B 1B	0-0 SF9		0-3 K2-3		0-0 WP HR 2B	0-0 1B		0-0 F5	5 2 3 6 0 1 0																										
Dusty Baker Jr., R (1, 7) OBP: 0.600, SLG: 0.750	0-0 3B 2B	0-0 FC5-4 1B		0-0 F8		4-0 HR BB	0-0 F3		0-0 F9	4 2 2 1 1 0 1 1 0 0 0 0 0 0																										
Candy Maldonado, R (8, 7)	1-3 2-H 3B 2B																																			
Pedro Guerrero, R (1, 5) OBP: 0.600, SLG: 1.600	0-0 1B 3B	0-0 FC5-4								5 2 3 5 0 0 1 0 1 0 0 0 0 0																										
Derrel Thomas, S (8, PR) (8, 5)	2-H 3-H 1B 3B	1-2f																																		
Greg Brock, L (1, 3) OBP: 0.200, SLG: 0.600	0-0 F6		0-0 G3		0-0 3-1	0-0 3-1		0-0 3B 1B		5 1 1 1 0 0 1																										
Mike Marshall, R (1, 9)	0-0 F9		0-0 F8		0-3 K	0-3 K		0-3 3B K		4 0 0 0 0 2 1 1 0 0 0 0 1 2																										
Dave Stewart, R (6, 1)																																				
Bill Russell, R (1, 6) OBP: 0.600, SLG: 0.667	0-0 1B		0-0 S 1B 1B			4-0 SH1-4 2B BB	4-0 1B FC5-2 BB	0-0 F7		3 2 2 1 2 0 2																										
Steve Yeager, R (1, 2) OBP: 0.600, SLG: 0.500	0-0 F8		0-0 1B			4-0 SH1-4 2B BB	0-0 FC5-2 1B 1B	0-0 E5		4 2 2 1 1 0 2																										
Fernando Valenzuela, L (1, 1) OBP: 0.500, SLG: 0.500		0-0 FC 1B	0-3 K			0-0 SH1-4	0-0 FC5-2 1B 1B	0-3 K		2 0 1 0 0 1 1 0 0 0 0 0 0 0 2 1 1 0 0 1 1																										
Alejandro Pena, R (3, 1)																																				
Ron Roenicke, S (6, PH) (6, 9)																																				
Inning Stats	R: 4 E: 0 K: 0 S: 7	H: 4 LOB: 1 BB: 1 P: 11	R: 1 E: 1 K: 0 S: 5	H: 2 LOB: 1 BB: 0 P: 5	R: 1 E: 0 K: 1 S: 7	H: 2 LOB: 1 BB: 0 P: 7	R: 0 E: 0 K: 2 S: 7	H: 0 LOB: 0 BB: 0 P: 7	R: 0 E: 0 K: 1 S: 5	H: 0 LOB: 0 BB: 0 P: 5	R: 6 E: 0 K: 1 S: 7	H: 2 LOB: 0 BB: 4 P: 23	R: 2 E: 0 K: 0 S: 5	H: 3 LOB: 1 BB: 1 P: 9	R: 2 E: 1 K: 2 S: 10	H: 2 LOB: 1 BB: 0 P: 10	R: 0 E: 0 K: 0 S: 3	H: 0 LOB: 0 BB: 0 P: 3	1B: 10 2B: 2 3B: 2 HR: 1	SF: 1 SAC: 2 DP: 0 HBP: 0	WP: 1 PB: 0 SB: 3 CS: 0	PA: 48														
PITCHER	IP WLS BF H R ER SO BB IBB HBP BLK WP HR S P ERA WHIP																																			
Joe Niekro, R (1, 1) ERA: 15.0	3.0		18	8	6	5	1	1	0	0	0	0	0	19	23	15.00	3.000																			
Frank LaCorte, R (4, 1) ERA: 23.14	2.1	L	13	2	6	6	3	3	1	0	0	1	1	15	31	23.14	2.143																			
Frank DiPino, L (6, 1) ERA: 27.0	0.2		5	2	2	2	1	1	0	0	0	0	0	6	10	27.00	4.500																			
Julio Solano, R (7, 1) ERA: 4.5	2.0		9	3	2	1	2	0	0	0	0	0	0	13	13	4.50	1.500																			
Mike Madden, L (9, 1) ERA:	1.0		3	0	0	0	0	0	0	0	0	0	0	3	3	0.00	0.000																			

Los Angeles Dodgers @ Houston Astros
Astrodome, Houston, TX

Tue Apr 05 1983, 7:05 PM EST
Att. 27,343 - Unknown

livebaseballscorecards.com


AB 40
R 16
H 15
RBI 15
BB 6
SO 7
LOB 16



Batter	1	2	3	4	5	6	7	8	9	AB	R	H	RBI	BB	SO	LOB					
Omar Moreno, L OBP: 0.600, SLG: 1.000 Kevin Bass, S (1, 8) X (9, 8)	0-0 CS 1B	0-0 L4	0-0 S 1B 1-3 2-H 3-H			0-3 K		0-0 E 3B		5	1	3	2	0	1	1					
Bill Doran, S (1, 4) SSS	0-3 K		2B BB			4-0 CS BB		0-3 K		3	1	0	0	2	3	4					
Dickie Thon, R OBP: 0.400, SLG: 0.500 (1, 6) BBBB	4-0 1B BB 1-2		0-0 2B 3-1 2B 1-3		0-0 F8	0-0 6-3 1-2		0-0 E6 3-H		4	2	1	0	1	0	1					
Phil Garner, R OBP: 0.600, SLG: 0.750 Mike Madden, L (1, 5) X (9, 1)	0-0 1B 1-2		0-0 3-1 1B 2B 2-3 3-H		0-0 1-3		4-0 FC3-6 1B BB	0-0 F9		4	1	2	1	1	0	1					
Jose Cruz, L OBP: 0.400, SLG: 0.250 (1, 7) X	0-0 FC6-4 1B 1-2 2-H		0-0 3-1 2-3 3-H		4-0 BB		0-0 F7		0-0 6-3	4	0	1	2	1	0	2					
Ray Knight, R OBP: 0.200, SLG: 0.200 (1, 3) X	0-0 FC6-4 1-2f		0-0 5-3		0-0 6-3		0-0 FC3-6 1B 1-2		0-0 1-3	5	0	1	0	0	0	4					
Terry Puhl, L OBP: 0.400, SLG: 0.250 (1, 9) SSS		0-3 K	4-0 BB 1B BB		0-0 L9		0-0 FC3-6 1-2f 2-3		0-0 1B	4	1	1	0	1	1	2					
Luis Pujols, R OBP: 0.250, SLG: 0.250 Harry Spilman, L (1, 2) X (9, PH)		0-0 E5	0-0 BB 1B 1-2 3-H		0-3 K		0-3 K		0-0 F7	4	1	1	1	0	2	2					
Joe Niekro, R Tony Scott, S Frank LaCorte, R Frank DiPino, L Julio Solano, R Denny Walling, L (1, 1) (3, PH) (4, 1) (6, 1) (7, 1) (8, PH) (9, 5)		0-0 F8	4-0 1B BB 1-2 2-3		0-0 3-1				0-0 4-3	1	0	0	0	0	0	1					
Inning Stats	R: 1 E: 0 K: 1 S: 7	H: 3 LOB: 2 BB: 1 P: 11	R: 0 E: 1 K: 1 S: 6	H: 0 LOB: 1 BB: 0 P: 6	R: 5 E: 0 K: 1 S: 9	H: 4 LOB: 2 BB: 3 P: 21	R: 0 E: 0 K: 0 S: 3	H: 0 LOB: 1 BB: 1 P: 7	R: 0 E: 0 K: 1 S: 4	H: 0 LOB: 0 BB: 1 P: 8	R: 0 E: 0 K: 1 S: 6	H: 1 LOB: 2 BB: 1 P: 10	R: 1 E: 1 K: 1 S: 7	H: 1 LOB: 1 BB: 0 P: 7	R: 0 E: 0 K: 0 S: 4	H: 1 LOB: 1 BB: 0 P: 4	1B: 7 2B: 2 3B: 1 HR: 0	SF: 0 SAC: 0 DP: 0 HBP: 0	WP: 0 PB: 0 SB: 1 CS: 2	PA: 44	
PITCHER	IP WLS BF H R ER SO BB IBB HBP BLK WP HR S P ERA WHIP	IP WLS BF H R ER SO BB IBB HBP BLK WP HR S P ERA WHIP	IP WLS BF H R ER SO BB IBB HBP BLK WP HR S P ERA WHIP	IP WLS BF H R ER SO BB IBB HBP BLK WP HR S P ERA WHIP	IP WLS BF H R ER SO BB IBB HBP BLK WP HR S P ERA WHIP	IP WLS BF H R ER SO BB IBB HBP BLK WP HR S P ERA WHIP	IP WLS BF H R ER SO BB IBB HBP BLK WP HR S P ERA WHIP	IP WLS BF H R ER SO BB IBB HBP BLK WP HR S P ERA WHIP	IP WLS BF H R ER SO BB IBB HBP BLK WP HR S P ERA WHIP	IP WLS BF H R ER SO BB IBB HBP BLK WP HR S P ERA WHIP	IP WLS BF H R ER SO BB IBB HBP BLK WP HR S P ERA WHIP	IP WLS BF H R ER SO BB IBB HBP BLK WP HR S P ERA WHIP	IP WLS BF H R ER SO BB IBB HBP BLK WP HR S P ERA WHIP	IP WLS BF H R ER SO BB IBB HBP BLK WP HR S P ERA WHIP	IP WLS BF H R ER SO BB IBB HBP BLK WP HR S P ERA WHIP	IP WLS BF H R ER SO BB IBB HBP BLK WP HR S P ERA WHIP	IP WLS BF H R ER SO BB IBB HBP BLK WP HR S P ERA WHIP	IP WLS BF H R ER SO BB IBB HBP BLK WP HR S P ERA WHIP	IP WLS BF H R ER SO BB IBB HBP BLK WP HR S P ERA WHIP	IP WLS BF H R ER SO BB IBB HBP BLK WP HR S P ERA WHIP	IP WLS BF H R ER SO BB IBB HBP BLK WP HR S P ERA WHIP

Los Angeles Dodgers @ Houston Astros
Astrodome, Houston, TX
Tue Apr 05 1983, 7:05 PM EST
Att. 27,343 - Unknown

AB	37
R	7
H	10
RBI	6
BB	7
SO	7
LOB	19



livebaseballscorecards.com

Batter	1	2	3	4	5	6	7	8	9	AB R H RBI BB SO LOB	TOP																
Steve Sax, R (1, 4) OBP: 0.500, SLG: 0.167	0-0 S 1B		0-3 K		0-0 F9		4-0 G3 BB	4-0 1B BB		3 1 1 0 2 1 0																	
Ken Landreaux, L (1, 8) OBP: 0.455, SLG: 0.556	4-0 F8 1B BB		0-0 4-3		0-0 4-1		0-0 G3	0-0 S 1B		4 0 1 2 1 0 1																	
Dusty Baker Jr., R (1, 7) OBP: 0.600, SLG: 0.571	0-0 S 1B		0-0 F9		4-0 S BB		0-0 F8	4-0 1-2 BB		3 0 1 1 2 0 1																	
Pedro Guerrero, R (1, 5) OBP: 0.500, SLG: 1.000	0-0 F8 2-3			4-0 S 2B BB	0-3 K		4-0 IBB	0-0 F8		3 1 0 0 2 1 6																	
Greg Brock, L (1, 3) OBP: 0.300, SLG: 0.444	0-0 L6			4-0 2B 1-2 BB		0-0 5-3 1B	0-0 F3	0-3 K		4 0 1 0 1 1 4																	
Mike Marshall, R (1, 9) OBP: 0.250, SLG: 0.375	0-0 6-3			0-0 1-3 2-H 2B		0-0 F4	0-0 BB S 1B	0-0 6-3		4 0 2 1 0 0 3																	
Derrel Thomas, S (8, PR)	0-0 1-2									1 1 0 0 0 0 0																	
Bill Russell, R (1, 6) OBP: 0.400, SLG: 0.250		0-0 5-3		0-0 4-3		0-0 5-3		0-0 F9	0-0 F7	5 0 0 0 0 0 4																	
Steve Yeager, R (1, 2) OBP: 0.444, SLG: 0.286		0-0 5-3		0-0 F7		4-0 IBB		0-3 K		3 0 0 0 1 1 3																	
Jerry Reuss, L (1, 1)		0-3 K		0-0 5-3		0-3 K		4-0 1-2 BB 1B IBB		3 0 0 0 0 2 4																	
Rick Monday, L (8, PH)										0 1 0 0 1 0 0																	
Steve Howe, L (8, 1)										0 0 0 0 0 0 0																	
Inning Stats	R: 1 E: 0 K: 0 S: 5	H: 2 LOB: 2 BB: 1 P: 9	R: 0 E: 0 K: 1 S: 5	H: 0 LOB: 0 BB: 0 P: 5	R: 0 E: 0 K: 1 S: 5	H: 0 LOB: 0 BB: 0 P: 5	R: 1 E: 0 K: 0 S: 4	H: 1 LOB: 2 BB: 2 P: 12	R: 0 E: 0 K: 1 S: 5	H: 0 LOB: 1 BB: 1 P: 9	R: 0 E: 0 K: 1 S: 6	H: 1 LOB: 2 BB: 1 P: 10	R: 0 E: 0 K: 0 S: 3	H: 0 LOB: 2 BB: 2 P: 11	R: 2 E: 0 K: 1 S: 7	H: 2 LOB: 3 BB: 3 P: 19	R: 0 E: 0 K: 1 S: 5	H: 0 LOB: 0 BB: 0 P: 5	1B: 5 2B: 1 3B: 0 HR: 0	SF: 0 SAC: 0 DP: 0 HBP: 0	WP: 0 PB: 0 SB: 6 CS: 0	PA: 43					
PITCHER	IP WLS BF H R ER SO BB IBB HBP BLK WP HR S P ERA WHIP																										
Michael LaCoss, R (1, 1) ERA: 2.57	7.0		32	4	2	2	4	5	2	0	0	0	0	33	61	2.57	1.286										
Dave Smith, R (8, 1) ERA: 27.0	0.2	L	7	2	2	2	1	2	1	0	0	0	0	6	18	27.00	6.000										
Frank DiPino, L (8, 1) ERA: 9.0	1.1		4	0	0	0	1	0	0	0	0	0	0	6	6	0.00	0.000										

Los Angeles Dodgers @ Houston Astros
 Astrodome, Houston, TX
 Wed Apr 06 1983, 7:05 PM EST
 Att. 9,931 - Unknown

livebaseballscorecards.com

AB 33
R 4
H 6
RBI 4
BB 10
SO 6
LOB 26



Batter	1	2	3	4	5	6	7	8	9	AB R H RBI BB SO LOB	TOP
Tim Raines, S (1, 7) <small>OBP: 0.429, SLG: 0.385</small>										4 3 3 1 1 0 0	Montreal Expos @ Los Angeles Dodgers Dodger Stadium, Los Angeles, CA Fri Apr 08 1983, 3:33 AM PST Att: 45,369 - Unknown livebaseballscorecards.com
Bryan Little, S (1, 6) <small>OBP: 0.357, SLG: 0.250</small>									4 1 0 0 1 0 3		
Andre Dawson, R (1, 8) <small>OBP: 0.643, SLG: 1.077</small>									5 1 5 2 0 0 0		
Al Oliver, L (1, 3) <small>OBP: 0.429, SLG: 0.833</small>									5 0 0 1 0 0 5		
Gary Carter, R (1, 2) <small>OBP: 0.071, SLG: 0.083</small>									4 0 0 1 0 1 1		
Tim Wallach, R (1, 5) <small>OBP: 0.250, SLG: 0.500</small>									4 1 1 0 0 1 2		
Warren Cromartie, L (1, 9) <small>OBP: 0.400, SLG: 0.250</small> Bryn Smith, R (6, 1)									3 1 1 1 0 0 2 1 0 0 0 0 0 0		
Doug Flynn, R (1, 4) <small>OBP: 0.167, SLG: 0.091</small>									3 0 0 0 1 1 1		
Scott Sanderson, R (1, 1) Terry Francona, L (6, PH) <small>OBP: 0.500, SLG: 0.500</small> (6, 9)									2 0 0 0 0 1 1 2 1 1 0 0 0 0		
Inning Stats	R: 2 H: 2 E: 1 LOB: 2 K: 0 BB: 1 S: 6 P: 10	R: 0 H: 0 E: 0 LOB: 1 K: 0 BB: 1 S: 3 P: 7	R: 0 H: 1 E: 0 LOB: 0 K: 0 BB: 0 S: 3 P: 3	R: 0 H: 0 E: 0 LOB: 1 K: 1 BB: 1 S: 5 P: 9	R: 1 H: 2 E: 0 LOB: 1 K: 0 BB: 0 S: 5 P: 5	R: 4 H: 5 E: 1 LOB: 1 K: 1 BB: 0 S: 10 P: 10	R: 0 H: 0 E: 0 LOB: 0 K: 2 BB: 0 S: 7 P: 7	R: 0 H: 0 E: 0 LOB: 0 K: 0 BB: 0 S: 3 P: 3	R: 1 H: 1 E: 1 LOB: 0 K: 0 BB: 0 S: 4 P: 4	1B: 8 SF: 1 2B: 3 SAC: 0 3B: 1 DP: 1 HR: 0 HBP: 0	
PITCHER Burt Hooton, R (1, 1) <small>ERA: 9.0</small> Alejandro Pena, R (6, 1) <small>ERA: 2.08</small> Tom Niedenfuer, R (8, 1) <small>ERA: 4.5</small>	IP WLS BF H R ER SO BB IBB HBP BLK WP HR S P ERA WHIP 5.0 L 25 7 5 5 1 3 0 0 0 0 1 0 24 36 9.00 2.000 2.0 9 3 2 1 3 0 0 0 0 0 0 0 15 15 4.50 1.500 2.0 7 1 1 1 0 0 0 0 0 0 0 0 7 7 4.50 0.500	PITCHER IP WLS BF H R ER SO BB IBB HBP BLK WP HR S P ERA WHIP									

Montreal Expos @ Los Angeles Dodgers
Dodger Stadium, Los Angeles, CA
 Fri Apr 08 1983, 3:33 AM PST
 Att: 45,369 - Unknown

AB	37
R	8
H	11
RBI	6
BB	3
SO	4
LOB	15



Batter	1	2	3	4	5	6	7	8	9	AB R H RBI BB SO LOB	TOP											
Tim Raines, S (1, 7) OBP: 0.421, SLG: 0.353	0-0 F8		0-3 K		0-0 WP 3-1 1B		1-0 SF8 BB HBP		0-0 F8	4 1 1 2 0 1 0												
Bryan Little, S (1, 6) OBP: 0.368, SLG: 0.250	0-0 1-4-3			0-0 G6-4-3 1B	0-0 3-1		4-0 BB BB		0-0 1-3	4 0 1 1 1 0 2												
Andre Dawson, R (1, 8) OBP: 0.556, SLG: 0.875	1-0 HBP			0-0 G6-4-3 1-2f	0-0 F8		0-0 F7			3 0 0 0 0 0 4												
Al Oliver, L (1, 3) OBP: 0.333, SLG: 0.667	0-0 L6			0-0 F7		0-0 6-3	0-0 SF8			3 0 0 1 0 0 1												
Gary Carter, R (1, 2) OBP: 0.111, SLG: 0.067		0-0 6-3			0-0 F8	4-0 BB	0-0 F5			3 0 0 0 1 0 2												
Tim Wallach, R (1, 5) OBP: 0.250, SLG: 0.438		0-3 K			0-0 BB 1B	0-0 P5		0-0 5-3		4 1 1 0 0 1 1												
Warren Cromartie, L (1, 9) OBP: 0.357, SLG: 0.182			0-0 6-3		4-0 SH 1B BB	0-0 F8		0-0 3-1		3 1 0 0 1 0 1												
Jim Wohlford, R (8, 9) OBP: 1.000, SLG: 4.000					1-2 1B BB					0 0 0 0 0 0 0												
Doug Flynn, R (1, 4) OBP: 0.250, SLG: 0.267			0-0 F1-3		0-0 SH 1B		0-0 SH BB 2B		0-0 F2-3	4 2 2 1 0 0 0												
Charlie Lea, R (1, 1)			0-3 K		0-0 SH 3-1 1B WP		0-0 SH BB HBP SF8		0-0 5-3	1 2 0 0 0 1 0												
Jeff Reardon, R (7, 1)					1-2 2-3					1 0 0 0 0 0 0												
Inning Stats	R: 0 E: 0 K: 0 S: 3	H: 0 LOB: 1 BB: 0 P: 4	R: 0 E: 0 K: 1 S: 5	H: 0 LOB: 0 BB: 0 P: 5	R: 0 E: 0 K: 2 S: 7	H: 0 LOB: 0 BB: 0 P: 7	R: 0 E: 0 K: 0 S: 3	H: 1 LOB: 0 BB: 0 P: 3	R: 5 E: 1 K: 0 S: 7	H: 3 LOB: 0 BB: 1 P: 11	R: 0 E: 0 K: 0 S: 3	H: 0 LOB: 1 BB: 1 P: 7	R: 2 E: 0 K: 0 S: 5	H: 1 LOB: 2 BB: 1 P: 10	R: 0 E: 0 K: 0 S: 3	H: 0 LOB: 0 BB: 0 P: 3	R: 0 E: 0 K: 0 S: 3	H: 0 LOB: 0 BB: 0 P: 3	1B: 4 2B: 1 3B: 0 HR: 0	SF: 1 SAC: 2 DP: 1 HBP: 2	WP: 2 PB: 0 SB: 0 CS: 0	PA: 38
PITCHER	IP WLS BF H R ER SO BB IBB HBP BLK WP HR S P ERA WHIP																					
Bob Welch, R (1, 1) ERA: 4.5	6.0 L 25 4 5 3 3 2 0 1 0 0 1 0 28 37 4.50 1.000																					
Dave Stewart, R (7, 1) ERA: 4.5	0.0 4 1 2 2 0 1 0 1 0 0 0 0 2 7 ∞ ∞																					
Pat Zachry, R (7, 1) ERA:	1.0 3 0 0 0 0 0 0 0 0 0 0 0 3 3 0.00 0.000																					
Joe Beckwith, R (8, 1) ERA:	2.0 6 0 0 0 0 0 0 0 0 0 0 0 6 6 0.00 0.000																					

Montreal Expos @ Los Angeles Dodgers
Dodger Stadium, Los Angeles, CA

Sat Apr 09 1983, 3:33 AM PST
 Att. 34,790 - Unknown

livebaseballscorecards.com

AB	30
R	7
H	5
RBI	5
BB	3
SO	3
LOB	11



Batter	1	2	3	4	5	6	7	8	9	AB R H RBI BB SO LOB	TOP	
Tim Raines, S (1, 7) OBP: 0.348, SLG: 0.286	0-0 F3		0-0 6-3		0-0 5-3			0-0 6-3		4 0 0 0 0 0 2	Montreal Expos @ Los Angeles Dodgers Dodger Stadium, Los Angeles, CA Sun Apr 10 1983, 3:33 AM PST Att: 39,873 - Unknown livebaseballscorecards.com	
Bryan Little, S (1, 6) (7, 4) OBP: 0.304, SLG: 0.200	0-0 F4		0-0 1-3			0-0 F9		0-0 5-3		4 0 0 0 0 0 0		
Andre Dawson, R (1, 8) OBP: 0.545, SLG: 0.900	0-3 K			0-0 CS 1B		0-0 3B			0-0 F7	4 0 2 0 0 1 0		
Al Oliver, L (1, 3) OBP: 0.364, SLG: 0.684		0-0 1B 1B		0-3 K 1-2		0-0 1-3			0-0 2B	4 0 2 0 0 1 2		
Gary Carter, R (1, 2) OBP: 0.091, SLG: 0.053		0-3 K		0-0 5-3		0-0 5-3			0-3 K	4 0 0 0 0 2 3		
Tim Wallach, R (1, 5) OBP: 0.200, SLG: 0.350		0-0 F8			0-0 4-3		0-0 P3		0-0 F8	4 0 0 0 0 0 2		
Warren Cromartie, L (1, 9) OBP: 0.412, SLG: 0.286		0-0 1-2 1B			0-0 SH2-4 1B 1B		0-0 F7			3 0 2 0 0 0 0		
Doug Flynn, R (1, 4) Woodie Fryman, R (7, 1) Ray Burris, R (8, 1) OBP: 0.263, SLG: 0.278	0-0 F4-3				0-0 SH2-4 1-2 1B		0-0 F9			3 0 1 0 0 0 2 0 0 0 0 0 0 0 0 0 0 0 0 0 0		
Steve Rogers, R (1, 1) Chris Speier, R (7, 6)			0-0 6-3		0-0 SH2-4 1-2 2-3			0-3 K		1 0 0 0 0 0 0 1 0 0 0 0 1 0		
Inning Stats	R: 0 E: 0 K: 1 S: 5 H: 0 LOB: 0 BB: 0 P: 5	R: 0 E: 0 K: 1 S: 7 H: 2 LOB: 2 BB: 0 P: 7	R: 0 E: 0 K: 0 S: 3 H: 0 LOB: 0 BB: 0 P: 3	R: 0 E: 0 K: 1 S: 5 H: 1 LOB: 0 BB: 0 P: 5	R: 0 E: 0 K: 0 S: 5 H: 2 LOB: 2 BB: 0 P: 5	R: 0 E: 0 K: 0 S: 4 H: 1 LOB: 1 BB: 0 P: 4	R: 0 E: 0 K: 0 S: 3 H: 0 LOB: 0 BB: 0 P: 3	R: 0 E: 0 K: 1 S: 5 H: 0 LOB: 0 BB: 0 P: 5	R: 0 E: 0 K: 1 S: 6 H: 1 LOB: 1 BB: 0 P: 6	1B: 5 2B: 1 3B: 1 HR: 0 SF: 0 SAC: 1 DP: 0 HBP: 0	WP: 0 PB: 0 SB: 0 CS: 1 PA: 33	
PITCHER Fernando Valenzuela, L (1, 1) ERA: 4.63	IP WLS BF H R ER SO BB IBB HBP BLK WP HR S P ERA WHIP											PITCHER IP WLS BF H R ER SO BB IBB HBP BLK WP HR S P ERA WHIP

Montreal Expos @ Los Angeles Dodgers
 Dodger Stadium, Los Angeles, CA
 Sun Apr 10 1983, 3:33 AM PST
 Att: 39,873 - Unknown

AB	32
R	0
H	7
RBI	0
BB	0
SO	5
LOB	11



Batter	1	2	3	4	5	6	7	8	9	AB	R	H	RBI	BB	SO	LOB
Steve Sax, R OBP: 0.500, SLG: 0.375 (1, 4)	0-0 F8		0-3 K		4-0 F9 S BB		0-0 1B 2B			3	1	1	0	1	1	0
Ken Landreaux, L OBP: 0.273, SLG: 0.450 (1, 8)	0-0 F7		0-0 F4-3		0-0 F9 1-3		0-0 F7			4	0	0	0	0	0	2
Dusty Baker Jr., R OBP: 0.500, SLG: 0.667 (1, 7)	0-0 5-3		0-0 2B		0-0 P6		4-0 E 1B BB			3	0	1	0	1	0	1
Pedro Guerrero, R OBP: 0.409, SLG: 0.650 (1, 5)		0-0 HR 1B	0-0 P6			0-0 2B	0-0 E8 FC6-4 1B			4	1	3	1	0	0	1
Greg Brock, L OBP: 0.273, SLG: 0.524 (1, 3)		0-0 HR		0-0 WP 1B		0-0 F7	0-0 FC6-4			4	1	2	2	0	0	3
Ron Roenicke, S OBP: 0.375, SLG: 0.429 (1, 9)		0-0 6-3		0-0 P3 1-2		4-0 1B IBB		0-0 F9		3	0	0	0	1	0	1
Bill Russell, R OBP: 0.364, SLG: 0.300 (1, 6)		0-0 1B		0-0 P3		0-0 F3		0-0 6-3		4	0	1	0	0	0	3
Mike Scioscia, L OBP: 0.200, SLG: 0.200 (1, 2)		0-0 L9		0-0 5-3		0-0 1B		0-0 6-3		4	0	1	0	0	0	2
Fernando Valenzuela, L OBP: 0.200, SLG: 0.200 (1, 1)		0-0 1-3			0-0 F8		0-3 K			3	0	0	0	0	1	1

Inning Stats	R: 0	H: 0	E: 0	K: 0	S: 3	R: 2	H: 3	E: 0	K: 0	S: 6	R: 0	H: 1	E: 0	K: 1	S: 6	R: 0	H: 1	E: 0	K: 0	S: 4	R: 0	H: 0	E: 0	K: 0	S: 3	R: 1	H: 2	E: 1	K: 1	S: 7	R: 0	H: 0	E: 0	K: 0	S: 3
	0	0	0	0	3	2	3	0	0	6	0	1	0	0	6	0	1	0	0	4	0	0	2	0	0	0	1	2	2	1	11	0	0	0	3

PITCHER	IP	WLS	BF	H	R	ER	SO	BB	IBB	HBP	BLK	WP	HR	S	P	ERA	WHIP
Steve Rogers, R ERA: 1.72 (1, 1)	6.2	L	31	9	3	3	2	2	1	0	0	1	1	32	44	4.05	1.650
Woodie Fryman, L ERA: (7, 1)	0.1		1	0	0	0	0	0	0	0	0	0	0	1	1	0.00	0.000
Ray Burris, R ERA: (8, 1)	1.0		3	0	0	0	0	0	0	0	0	0	0	3	3	0.00	0.000

BOTTOM

Montreal Expos @ Los Angeles Dodgers
Dodger Stadium, Los Angeles, CA
 Sun Apr 10 1983, 3:33 AM PST
 Att. 39,873 - Unknown

livebaseballscorecards.com

AB	32
R	3
H	9
RBI	3
BB	3
SO	2
LOB	14



1B: 5	SF: 0	WP: 1	PA: 35
2B: 3	SAC: 0	PB: 0	
3B: 0	DP: 0	SB: 1	
HR: 1	HBP: 0	CS: 0	

Batter	1	2	3	4	5	6	7	8	9	10	11	AB R H RBI BB SO LOB	TOP	
Tony Scott, S (1, 8) OBP: 0.400, SLG: 0.538 Omar Moreno, L (8, 8) OBP: 0.440, SLG: 0.542	F8			FC6-4 BB	K			SF7 1B			BB BB BB BB BB 4-0 BB	3 2 1 0 1 1 1 1 0 1 0 1 0 0	Houston Astros @ Los Angeles Dodgers Dodger Stadium, Los Angeles, CA Mon Apr 11 1983, 6:05 PM PST Att. 30,882 - Unknown	
Bill Doran, S (1, 4) OBP: 0.281, SLG: 0.231	1-3			E BB		5-3		E 1B BB	F9		BB 1-2 2-3	4 1 0 0 2 0 4		
Dickie Thon, R (1, 6) OBP: 0.387, SLG: 0.414	4-3			E6 FC6-4		F8		E 1B				5 0 2 0 0 0 2		
Phil Garner, R (1, 5) OBP: 0.250, SLG: 0.269 Denny Walling, L (10, 5)			K	K		F8		SF7				3 0 0 1 0 2 3 0 0 0 0 0 0 0		
Jose Cruz, L (1, 7) OBP: 0.414, SLG: 0.423			K	FC6-4			5-3 SH1-4 1B	4-3		G3		5 0 1 1 0 1 4		
Ray Knight, R (1, 3) OBP: 0.250, SLG: 0.192			4-3	6-3			SH1-4					3 0 1 0 1 0 1		
Kevin Bass, S (1, 9) OBP: 0.400, SLG: 0.556				K		5-3		F8				3 0 0 0 1 1 3		
Alan Ashby, S (1, 2) OBP: 0.368, SLG: 0.529			1-3				5-3			6-3		4 0 1 0 1 0 2		
Bob Knepper, L (1, 1) OBP: 0.333, SLG: 0.333 Frank LaCorte, R (9, 1) Tim Tolman, R (11, PH) Julio Solano, R (11, 1) Dave Smith, R (11, 1)				K		SH1-4 1B				F7		3 0 0 0 0 2 2 0 0 0 0 0 0 0 1 0 0 0 0 0 2 0 0 0 0 0 0 0 0 0 0 0 0 0 0		
Inning Stats	R: 0 H: 0 E: 0 K: 0 S: 3 LOB: 0 BB: 0 P: 3	R: 0 H: 0 E: 0 K: 2 S: 7 LOB: 0 BB: 0 P: 7	R: 0 H: 0 E: 0 K: 2 S: 7 LOB: 0 BB: 0 P: 7	R: 2 H: 0 E: 0 K: 1 S: 6 LOB: 1 BB: 2 P: 14	R: 0 H: 1 E: 0 K: 1 S: 6 LOB: 1 BB: 0 P: 6	R: 0 H: 0 E: 0 K: 0 S: 3 LOB: 0 BB: 0 P: 3	R: 0 H: 1 E: 0 K: 1 S: 6 LOB: 2 BB: 1 P: 10	R: 1 H: 2 E: 1 K: 0 S: 5 LOB: 3 BB: 2 P: 13	R: 0 H: 1 E: 0 K: 0 S: 4 LOB: 1 BB: 0 P: 4	R: 0 H: 1 E: 0 K: 0 S: 3 LOB: 0 BB: 0 P: 3	R: 0 H: 1 E: 0 K: 0 S: 4 LOB: 3 BB: 2 P: 12	1B: 6 SF: 1 2B: 1 SAC: 4 3B: 0 DP: 0 HR: 0 HBP: 0		WP: 0 PA: 47 PB: 0 SB: 1 CS: 0
PITCHER	IP WLS BF H R ER SO BB IBB HBP BLK WP HR S P ERA WHIP													
Jerry Reuss, L (1, 1) ERA: 1.69 Steve Howe, L (10, 1) ERA:	9.0 38 5 3 1 7 3 2 0 0 0 0 0 47 67 1.00 0.889													
	2.0 9 2 0 0 0 1 1 0 0 0 0 0 7 15 0.00 1.500													

AB	35
R	3
H	7
RBI	2
BB	7
SO	7
LOB	24



Batter	1	2	3	4	5	6	7	8	9	10	11	AB	R	H	RBI	BB	SO	LOB
Steve Sax, R OBP: 0.429, SLG: 0.318 (1, 4)	X 0-0 4-3 ①		X 0-0 1-3 ②		X 0-0 1-3 ③		X 0-0 L4 ③		X 0-0 4-3 ①		X 0-0 F9 ①	6	0	1	1	0	0	5
Bill Russell, R OBP: 0.357, SLG: 0.308 (1, 6)	X 0-0 F9 ②		X 0-0 6-3 ③		X 0-0 L6 ①		X 0-0 4-3 ①		X 0-0 4-3 ①		X 0-0 F9 ①	6	0	2	1	0	0	0
Dusty Baker Jr., R OBP: 0.481, SLG: 0.571 (1, 7)	X 0-0 5-3 ③		X 0-0 5-3 ①		X 0-0 5-3 ①		X 0-0 L6 ①		X 0-0 4-3 ①		X 0-0 F8 ③	3	1	0	0	2	0	3
Pedro Guerrero, R OBP: 0.407, SLG: 0.720 (1, 5)		SS 0-3 K ①		X 0-0 FC6-4 ②		X 0-0 4-3 ②		X 0-0 F9 ②		SS 0-3 K ①		5	1	2	2	0	2	1
Greg Brock, L OBP: 0.259, SLG: 0.462 (1, 3)		X 0-0 HBP 1B ②		X 0-0 F8 ②		X 0-0 G1 ②		SS 0-3 K ③		SS 0-3 K ②		5	0	1	0	0	2	2
Candy Maldonado, R OBP: 0.250, SLG: 0.250 (1, 9)		X 0-0 HBP 1B ③		X 0-0 FC6-4 ③		X 0-3 K ③		SS 0-3 K ③		SS 0-3 K ③		3	0	1	0	0	1	1
Jose Morales, R (9, PH)		X 1-2 HBP 1B ③		X 1-2 FC6-4 ③		X 0-3 K ③		SS 0-3 K ③		SS 0-3 K ③		1	0	0	0	0	0	0
Ken Landreaux, L OBP: 0.261, SLG: 0.429 (10, 8)		X 1-2 HBP 1B ③		X 1-2 FC6-4 ③		X 0-3 K ③		SS 0-3 K ③		SS 0-3 K ③		1	0	0	0	0	1	0
Derrel Thomas, S OBP: 0.500, SLG: 0.333 (1, 8)		H 1-0 G6-4-3 ③		X 0-0 6-3 ①		X 0-0 6-3 ①		X 0-0 F8 ①		X 0-0 4-3 ①		3	2	1	0	1	0	0
Steve Yeager, R OBP: 0.350, SLG: 0.188 (1, 2)		X 0-0 G6-4-3 ②		X 0-0 SH5-4 ②		X 0-0 SH5-4 ②		X 0-0 F8 ②		X 0-3 K ②		4	0	1	0	1	1	4
Jerry Reuss, L (1, 1)		SS 0-3 K ①		X 0-0 SH5-4 ②		X 0-0 SH5-4 ②		X 0-0 F8 ②		X 0-0 4-3 ①		1	0	0	0	1	1	0
Mike Marshall, R OBP: 0.353, SLG: 0.333 (9, PH)		SS 0-3 K ①		X 0-0 SH5-4 ②		X 0-0 SH5-4 ②		X 0-0 F8 ②		X 0-0 4-3 ①		1	0	1	0	0	0	0
Ron Roenicke, S OBP: 0.375, SLG: 0.429 (9, PR)		SS 0-3 K ①		X 0-0 SH5-4 ②		X 0-0 SH5-4 ②		X 0-0 F8 ②		X 0-0 4-3 ①		0	0	0	0	0	0	0
Steve Howe, L (10, 1)		SS 0-3 K ①		X 0-0 SH5-4 ②		X 0-0 SH5-4 ②		X 0-0 F8 ②		X 0-0 4-3 ①		0	0	0	0	0	0	0
Rick Monday, L (11, PH)		SS 0-3 K ①		X 0-0 SH5-4 ②		X 0-0 SH5-4 ②		X 0-0 F8 ②		X 0-0 4-3 ①		0	0	0	0	1	0	0

Inning Stats	R: 0	H: 0	R: 0	H: 2	R: 0	H: 0	R: 0	H: 1	R: 0	H: 1	R: 2	H: 1	R: 0	H: 0	R: 1	H: 4	R: 0	H: 0	R: 1	H: 1	1B: 9	SF: 0	WP: 1	PA: 47
	E: 0	LOB: 0	E: 0	LOB: 2	E: 0	LOB: 0	E: 0	LOB: 1	E: 0	LOB: 1	E: 0	LOB: 0	E: 0	LOB: 1	E: 0	LOB: 3	E: 0	LOB: 0	E: 0	LOB: 3	2B: 0	SAC: 1	PB: 0	
	K: 0	BB: 0	K: 1	BB: 0	K: 1	BB: 0	K: 0	BB: 0	K: 1	BB: 1	K: 1	BB: 1	K: 0	BB: 1	K: 1	BB: 0	K: 3	BB: 0	K: 0	BB: 3	3B: 0	DP: 1	SB: 0	
	S: 3	P: 3	S: 6	P: 7	S: 5	P: 5	S: 4	P: 4	S: 4	P: 4	S: 6	P: 10	S: 3	P: 7	S: 9	P: 9	S: 9	P: 9	S: 2	P: 14	HR: 1	HBP: 1	CS: 0	

PITCHER	IP	WLS	BF	H	R	ER	SO	BB	IBB	HBP	BLK	WP	HR	S	P	ERA	WHIP
Bob Knepper, L ERA: 3.12 (1, 1)	8.2		37	8	3	3	5	3	0	1	0	0	1	43	56	3.12	1.269
Frank LaCorte, R ERA: 12.46 (9, 1)	1.1		5	1	0	0	3	0	0	0	0	0	0	11	11	0.00	0.750
Julio Solano, R ERA: 6.0 (11, 1)	0.0	L	3	0	1	1	0	2	1	0	0	1	0	0	12	∞	∞
Dave Smith, R ERA: 10.13 (11, 1)	0.1		2	1	0	0	0	0	0	0	0	0	0	2	2	0.00	3.000

Houston Astros @ Los Angeles Dodgers
Dodger Stadium, Los Angeles, CA
 Mon Apr 11 1983, 6:05 PM PST
 Att. 30,882 - Unknown

AB	39
R	4
H	10
RBI	4
BB	6
SO	8
LOB	16



WP: 1	PA: 47
PB: 0	
SB: 0	
CS: 0	

Batter	1	2	3	4	5	6	7	8	9	AB R H RBI BB SO LOB	TOP		
Omar Moreno, L (1, 8) OBP: 0.483, SLG: 0.571	0-0 FC4-6 1B		0-0 S 1B		0-0 F7		0-0 PB 1B			4 0 3 0 0 0 0			
Denny Walling, L (1, 5) Phil Garner, R (7, PH) OBP: 0.276, SLG: 0.269 (7, 5)	0-0 FC4-6 1B		4-0 BB		0-0 6-3		4-0 BB			2 0 0 0 1 0 1 0 0 0 0 1 0 0			
Dickie Thon, R (1, 6) OBP: 0.343, SLG: 0.364	0-0 F8		0-0 F6		0-3 K		0-0 L6			4 0 0 0 0 1 6			
Harry Spilman, L (1, 3) Ray Knight, R (8, PH) OBP: 0.250, SLG: 0.250 (8, 3)	0-0 1B		0-0 L3		0-0 5-3		0-0 4-3			3 0 1 0 0 0 2 1 0 0 0 0 0 0			
Jose Cruz, L (1, 7) OBP: 0.394, SLG: 0.433	0-3 K		0-0 F8		0-0 1-3		0-0 L3-6 2B			4 0 1 0 0 1 2			
Terry Puhl, L (1, 9) OBP: 0.174, SLG: 0.227		0-3 K	0-0 F2		0-0 4-3		0-0 L3-6			4 0 0 0 0 1 1			
Bill Doran, S (1, 4) OBP: 0.306, SLG: 0.241		0-0 4-3	0-0 S 1B		0-0 PB 1B BB		0-0 6-3			3 1 1 0 1 0 0			
John Mizerock, L (1, 2) OBP: 0.250, SLG: 0.250		0-0 F6	0-0 1B		0-3 K		0-3 K			4 0 1 1 0 2 1			
Vern Ruhle, R (1, 1) Kevin Bass, S (7, PH) Mike Madden, L (7, 1) Tim Tolman, R (9, PH) OBP: 0.364, SLG: 0.500		0-3 K	0-0 1-3		0-0 F8		0-0 5-3			2 0 0 0 0 1 1 1 0 0 0 0 0 1 0 0 0 0 0 0 0 1 0 0 0 0 0 0			
Inning Stats	R: 0 H: 2 E: 0 LOB: 2 K: 1 BB: 0 S: 7 P: 7	R: 0 H: 0 E: 0 LOB: 0 K: 1 BB: 0 S: 5 P: 5	R: 0 H: 1 E: 0 LOB: 2 K: 1 BB: 1 S: 6 P: 10	R: 1 H: 2 E: 0 LOB: 1 K: 0 BB: 0 S: 5 P: 5	R: 0 H: 0 E: 0 LOB: 0 K: 1 BB: 0 S: 5 P: 5	R: 0 H: 0 E: 0 LOB: 0 K: 0 BB: 0 S: 3 P: 3	R: 0 H: 1 E: 0 LOB: 3 K: 1 BB: 2 S: 6 P: 14	R: 0 H: 1 E: 0 LOB: 0 K: 0 BB: 0 S: 3 P: 3	R: 0 H: 0 E: 0 LOB: 0 K: 1 BB: 0 S: 5 P: 5	1B: 6 SF: 0 2B: 2 SAC: 0 3B: 0 DP: 1 HR: 0 HBP: 0	WP: 0 PA: 36 PB: 1 SB: 2 CS: 0		
PITCHER	IP WLS BF H R ER SO BB IBB HBP BLK WP HR S P ERA WHIP											PITCHER	IP WLS BF H R ER SO BB IBB HBP BLK WP HR S P ERA WHIP
Alejandro Pena, R (1, 1) ERA: 1.64	6.2 W 28 6 1 1 5 2 0 0 0 0 0 0 36 44 1.35 1.200												
Steve Howe, L (7, 1) ERA:	2.1 S 8 1 0 0 1 1 0 0 0 0 0 0 9 13 0.00 0.857												

Houston Astros @ Los Angeles Dodgers
Dodger Stadium, Los Angeles, CA

Tue Apr 12 1983, 6:05 PM PST
Att. 32,841 - Unknown

livebaseballscorecards.com

AB	33
R	1
H	7
RBI	1
BB	3
SO	6
LOB	15



Batter	1	2	3	4	5	6	7	8	9	AB	R	H	RBI	BB	SO	LOB
Steve Sax, R (1, 4) OBP: 0.375, SLG: 0.269	0-0 5-3		0-0 F8		0-0 4-3		0-0 4-3			4	0	0	0	0	0	1
Ken Landreaux, L (1, 8) OBP: 0.296, SLG: 0.391	0-0 4-3		0-0 F6		4-0 BB BB		4-0 FC5-4 BB			2	0	0	0	2	0	0
Dusty Baker Jr., R (1, 7) OBP: 0.452, SLG: 0.500	0-0 5-3			0-0 F8	4-0 BB BB		0-0 FC5-4			3	0	0	0	1	0	1
Pedro Guerrero, R (1, 5) OBP: 0.452, SLG: 0.828		0-0 HR		0-0 E7 1B	0-0 F4			0-0 2-3 1B		4	1	3	1	0	0	3
Greg Brock, L (1, 3) OBP: 0.256, SLG: 0.533		0-0 F7		0-0 G3		0-0 HR		0-0 2-3		4	1	1	1	0	0	2
Bill Russell, R (1, 6) OBP: 0.313, SLG: 0.267		0-0 6-3		0-0 5-3		0-0 F6		0-0 F8		4	0	0	0	0	0	1
Derrel Thomas, S (1, 9) OBP: 0.455, SLG: 0.333		0-0 1B			0-0 F7	0-0 6-3				3	0	1	0	0	0	0
Steve Yeager, R (1, 2) OBP: 0.348, SLG: 0.368		0-0 F8			0-0 HR	0-3 K				3	1	1	1	0	1	1
Alejandro Pena, R (1, 1) OBP: 0.500, SLG: 0.500			0-3 K				0-0 BB 4-3 1B			2	0	1	0	0	1	0
Steve Howe, L (7, 1)								0-3 K		1	0	0	0	0	1	0

Inning Stats	R: 0	H: 0	E: 0	K: 0	S: 3	R: 1	H: 2	E: 0	K: 0	S: 5	R: 0	H: 0	E: 0	K: 1	S: 5	R: 0	H: 1	E: 1	K: 0	S: 4	R: 1	H: 2	E: 0	K: 0	S: 5	R: 1	H: 1	E: 0	K: 1	S: 6	R: 0	H: 0	E: 0	K: 1	S: 5	R: 0	H: 1	E: 0	K: 0	S: 3	1B: 4	SF: 0	2B: 1	SAC: 0	3B: 0	DP: 1	HR: 3	HBP: 0	WP: 0	PA: 33
--------------	------	------	------	------	------	------	------	------	------	------	------	------	------	------	------	------	------	------	------	------	------	------	------	------	------	------	------	------	------	------	------	------	------	------	------	------	------	------	------	------	-------	-------	-------	--------	-------	-------	-------	--------	-------	--------

PITCHER	IP	WLS	BF	H	R	ER	SO	BB	IBB	HBP	BLK	WP	HR	S	P	ERA	WHIP
Vern Ruhle, R (1, 1) ERA: 4.09	6.0	L	26	6	3	3	2	2	0	0	0	0	3	28	36	4.50	1.333
Mike Madden, L (7, 1) ERA: 1.8	2.0		7	1	0	0	1	1	0	0	0	0	0	8	12	0.00	1.000

BOTTOM

Houston Astros @ Los Angeles Dodgers
 Dodger Stadium, Los Angeles, CA
 Tue Apr 12 1983, 6:05 PM PST
 Att. 32,841 - Unknown

livebaseballscores.com

AB	30
R	3
H	7
RBI	3
BB	3
SO	3
LOB	9



Batter	1	2	3	4	5	6	7	8	9	10	11	12	13	14	AB	R	H	RBI	BB	SO	LOB	TOP										
Omar Moreno, L OBP: 0.417, SLG: 0.486 (1, 8)	G3		K		F8		4-3		F7			4-3		SH1-4 1B	7	0	1	0	0	1	0											
Bill Doran, S OBP: 0.333, SLG: 0.265 (1, 4)	F8		G3					1B SH3-4 BB 1B	F8				S 1B	SH1-4 1-2	5	1	2	0	1	0	0											
Dickie Thon, R OBP: 0.317, SLG: 0.333 (1, 6)	S 1B			5-3	F8				SH3-4			F6		K	6	0	1	0	0	1	3											
Phil Garner, R OBP: 0.361, SLG: 0.333 (1, 5)									F9					F9	4	2	2	0	3	0	2											
Jose Cruz, L OBP: 0.385, SLG: 0.382 (1, 7)	F7														4	0	0	0	2	0	6											
Ray Knight, R OBP: 0.294, SLG: 0.258 Kevin Bass, S OBP: 0.417, SLG: 0.545 (11, 9)			F9						SF7						4	0	3	2	0	0	0											
Terry Puhl, L OBP: 0.214, SLG: 0.200 Frank LaCorte, R (11, 1)															1	0	1	0	0	0	0											
John Mizerock, L OBP: 0.100, SLG: 0.100 (1, 2)															3	0	0	1	2	1	1											
Joe Niekro, R Denny Walling, L (11, 3)															0	0	0	0	0	0	0											
Inning Stats	R: 0 E: 0 K: 0 S: 4	H: 1 LOB: 2 BB: 1 P: 8	R: 0 E: 0 K: 1 S: 5	H: 0 LOB: 0 BB: 0 P: 5	R: 0 E: 0 K: 1 S: 5	H: 0 LOB: 0 BB: 0 P: 5	R: 1 E: 0 K: 0 S: 4	H: 2 LOB: 2 BB: 2 P: 12	R: 0 E: 0 K: 1 S: 5	H: 0 LOB: 1 BB: 1 P: 9	R: 1 E: 0 K: 0 S: 4	H: 1 LOB: 0 BB: 0 P: 4	R: 0 E: 0 K: 0 S: 3	H: 0 LOB: 0 BB: 0 P: 3	R: 1 E: 0 K: 0 S: 5	H: 2 LOB: 3 BB: 2 P: 13	R: 0 E: 0 K: 0 S: 3	H: 0 LOB: 0 BB: 0 P: 3	R: 0 E: 0 K: 0 S: 2	H: 0 LOB: 0 BB: 1 P: 6	R: 0 E: 0 K: 0 S: 4	H: 1 LOB: 1 BB: 0 P: 4	R: 0 E: 0 K: 0 S: 4	H: 1 LOB: 2 BB: 1 P: 8	R: 0 E: 0 K: 1 S: 4	H: 1 LOB: 1 BB: 0 P: 4	R: 0 E: 0 K: 1 S: 6	H: 1 LOB: 0 BB: 0 P: 6	1B: 9 2B: 1 3B: 0 HR: 0	SF: 1 SAC: 3 DP: 2 HBP: 0	WP: 0 PB: 0 SB: 3 CS: 0	PA: 58
PITCHER	IP	WLS	BF	H	R	ER	SO	BB	IBB	HBP	BLK	WP	HR	S	P	ERA	WHIP															
Burt Hooton, R ERA: 5.73 (1, 1)	6.0		25	4	2	2	3	4	0	0	0	0	0	27	43	3.00	1.333															
Tom Niedenfuer, R ERA: 4.91 (7, 1)	1.2		6	1	1	1	0	0	0	0	0	0	0	6	6	5.40	0.600															
Joe Beckwith, R ERA: (8, 1)	1.1		7	1	0	0	0	1	1	0	0	0	0	5	13	0.00	1.500															
Dave Stewart, R ERA: 2.7 (10, 1)	2.2		11	2	0	0	0	2	0	0	0	0	0	9	17	0.00	1.500															
Steve Howe, L ERA: (12, 1)	0.1		1	0	0	0	0	0	0	0	0	0	0	1	1	0.00	0.000															
PITCHER	IP	WLS	BF	H	R	ER	SO	BB	IBB	HBP	BLK	WP	HR	S	P	ERA	WHIP															
Pat Zachry, R ERA: (13, 1)	2.0		8	2	0	0	1	0	0	0	0	0	0	10	10	0.00	1.000															

Houston Astros @ Los Angeles Dodgers
Dodger Stadium, Los Angeles, CA

Wed Apr 13 1983, 6:05 PM PST
Att: 34,759 - Unknown

livebaseballscorecards.com

AB	46
R	3
H	10
RBI	3
BB	8
SO	4
LOB	22



Batter	1	2	3	4	5	6	7	8	9	10	11	12	13	14	AB	R	H	RBI	BB	SO	LOB														
Steve Sax, R (1, 4) OBP: 0.368, SLG: 0.258	F9		F9			6-3		S 2H 1B		BB BB BB 1-2 2-3 BB		FC6-4 1-2			5	0	1	1	1	0	2														
Ken Landreux, L (1, 8) OBP: 0.273, SLG: 0.345	F5			4-3			F4	4-3 1-2		F6			K2-3-2 1B		6	0	1	0	0	0	4														
Dusty Baker Jr., R (1, 7) OBP: 0.378, SLG: 0.400	6-3			F2			F3			F4			K2-3-2 1B		6	0	0	0	0	1	4														
Pedro Guerrero, R (1, 5) OBP: 0.432, SLG: 0.765		F9		5-3			HR 2B			BB BB BB 4-0			L6		5	1	1	0	1	1	0														
Greg Brock, L (1, 3) OBP: 0.243, SLG: 0.556		G3			4-3		HR 2B			K 1-2				6-3	6	1	1	2	0	2	1														
Rick Monday, L (1, 9) Joe Beckwith, L (8, 1) Mike Marshall, R (9, PH) Dave Stewart, R (10, 1) Steve Howe, L (12, 1) Pat Zachry, R (13, 1) Jose Morales, R (14, PH)		4-3			4-3		G3			F7				6-3	3	0	0	0	0	0	0														
Derrel Thomas, S (1, 6) OBP: 0.529, SLG: 0.500			SH2-4 1B			F7		BB BB BB 4-0		BB SH1-4 1B		4-3		HR 2B	5	2	3	0	1	0	0														
Steve Yeager, R (1, 2) OBP: 0.357, SLG: 0.478			F2			5-3		F4		SH1-4 1-2		FC6-4 BB		HR	4	1	1	2	1	0	2														
Burt Hooton, R (1, 1) Ron Roenicke, S (6, PH) Tom Niedenfuer, R (7, 1) Bill Russell, R (8, 6)			SH2-4			3-1		4-3 1-2		BB IBB		F7		HR	0	0	0	0	0	0	0														
Inning Stats	R: 0 E: 0 K: 0 S: 3	H: 0 LOB: 0 BB: 0 P: 3	R: 0 E: 0 K: 0 S: 3	H: 0 LOB: 0 BB: 0 P: 3	R: 0 E: 0 K: 0 S: 4	H: 1 LOB: 1 BB: 0 P: 4	R: 0 E: 0 K: 0 S: 3	H: 0 LOB: 0 BB: 0 P: 3	R: 0 E: 0 K: 0 S: 3	H: 0 LOB: 0 BB: 0 P: 3	R: 2 E: 0 K: 0 S: 5	H: 2 LOB: 0 BB: 0 P: 5	R: 1 E: 0 K: 1 S: 5	H: 1 LOB: 1 BB: 1 P: 9	R: 0 E: 0 K: 2 S: 7	H: 0 LOB: 0 BB: 0 P: 7	R: 0 E: 0 K: 1 S: 5	H: 1 LOB: 0 BB: 0 P: 5	R: 2 E: 0 K: 0 S: 4	H: 2 LOB: 0 BB: 0 P: 4	R: 0 E: 0 K: 0 S: 3	H: 0 LOB: 1 BB: 1 P: 7	R: 0 E: 0 K: 1 S: 5	H: 1 LOB: 0 BB: 0 P: 5	R: 2 E: 0 K: 0 S: 4	H: 2 LOB: 0 BB: 0 P: 4	1B: 4 2B: 3 3B: 0 HR: 2	SF: 0 SAC: 2 DP: 1 HBP: 0	WP: 0 PB: 1 SB: 2 CS: 0	PA: 53					
PITCHER	IP WLS BF H R ER SO BB IBB HBP BLK WP HR S P ERA WHIP																			IP WLS BF H R ER SO BB IBB HBP BLK WP HR S P ERA WHIP															
Joe Niekro, R (1, 1) ERA: 3.27	10.0	5	3	3	1	3	1	0	0	0	0	0	1	19	23	4.91	1.091																		
Frank LaCorte, R (11, 1) ERA: 9.0	3.2	L	14	3	2	2	3	1	0	0	0	0	1	19	23	4.91	1.091																		

BOTTOM

Houston Astros @ Los Angeles Dodgers
Dodger Stadium, Los Angeles, CA

Wed Apr 13 1983, 6:05 PM PST

Att. 34,759 - Unknown

AB	46
R	5
H	8
RBI	5
BB	5
SO	4
LOB	16



Batter	1	2	3	4	5	6	7	8	9	AB R H RBI BB SO LOB	TOP	
Gene Richards, L (1, 7) OBP: 0.372, SLG: 0.459 Mike Couchee, R (4, 1) Alan Wiggins, S (7, PH) Floyd Chiffer, R (7, 1) Doug Gwosdz, R (9, PH)	0-0 4-3 1B		0-0 1-3 2B	0-0 4-3			0-0 4-3		0-0 F8 2-3	3 0 1 0 0 0 2 0 0 0 0 0 0 0 1 0 0 0 0 0 0 0 0 0 0 0 0 0 1 0 0 0 0 0 2	San Diego Padres @ Los Angeles Dodgers Dodger Stadium, Los Angeles, CA Fri Apr 15 1983, 6:05 PM PST Att: 52,392 - Unknown	
Juan Bonilla, R (1, 4) OBP: 0.362, SLG: 0.391	0-0 2B 1B		0-0 5-3			0-0 G4-6-3 1B		0-0 F9	0-0 F8	5 1 2 0 0 0 3		
Steve Garvey, R (1, 3) OBP: 0.279, SLG: 0.390	0-0 P3		0-0 1-3 2-3			0-0 G4-6-3 1-2f		0-0 F7		4 0 0 0 0 0 3		
Sixto Lezcano, R (1, 9) OBP: 0.439, SLG: 0.387	0-0 1-H 2B		0-3 K			4-0 2B BB		4-0 G3-6-1 BB		2 0 1 1 2 1 1		
Terry Kennedy, L (1, 2) OBP: 0.415, SLG: 0.500	0-3 K			0-0 4-3		0-0 1-H 2B		0-0 G3-6-1 1-2f		4 0 1 0 0 1 2		
Kurt Bevacqua, R (1, 5) OBP: 0.375, SLG: 0.500 (4, 7)		0-0 G4-6-3 BB 1B		0-0 1B 1B		0-0 F8		0-0 F8		4 1 2 0 0 0 0		
Garry Templeton, S (1, 6) OBP: 0.345, SLG: 0.481		4-0 BB BB BB		0-0 1B 1B		4-0 BB BB BB		4-0 4-3 BB	0-0 5-3	2 0 1 0 2 0 0		
Ruppert Jones, L (1, 8) OBP: 0.175, SLG: 0.250		0-0 G4-6-3 1-2f 2-3		0-3 K		0-0 4-3		0-0 4-3	0-0 F8 1B	4 0 1 0 0 1 5		
Ed Whitson, R (1, 1) Luis Salazar, R (4, PH) OBP: 0.342, SLG: 0.351 (4, 5)		0-0 4-3		0-0 1-2 2-H 1B		0-0 5-3		0-0 5-3	0-0 1-2 1B	1 0 0 0 0 0 1 3 0 2 1 0 0 1		
Inning Stats	R: 1 H: 2 E: 0 LOB: 1 K: 1 BB: 0 S: 7 P: 7	R: 0 H: 1 E: 0 LOB: 1 K: 0 BB: 1 S: 3 P: 7	R: 0 H: 1 E: 0 LOB: 1 K: 1 BB: 0 S: 6 P: 6	R: 1 H: 3 E: 0 LOB: 2 K: 1 BB: 0 S: 8 P: 8	R: 0 H: 2 E: 0 LOB: 2 K: 0 BB: 1 S: 3 P: 7	R: 0 H: 0 E: 0 LOB: 1 K: 0 BB: 1 S: 3 P: 7	R: 0 H: 0 E: 0 LOB: 0 K: 0 BB: 0 S: 3 P: 3	R: 0 H: 0 E: 0 LOB: 0 K: 0 BB: 1 S: 2 P: 6	R: 0 H: 2 E: 0 LOB: 2 K: 0 BB: 0 S: 5 P: 5	1B: 8 SF: 0 2B: 3 SAC: 0 3B: 0 DP: 3 HR: 0 HBP: 0		WP: 0 PA: 38 PB: 0 SB: 0 CS: 0
PITCHER	IP WLS BF H R ER SO BB IBB HBP BLK WP HR S P ERA WHIP											
Fernando Valenzuela, L (1, 1) ERA: 3.54 Joe Beckwith, R (9, 1) ERA:	8.2 W 37 11 2 2 3 4 0 0 0 0 0 39 55 2.08 1.731											
	0.1 S 1 0 0 0 0 0 0 0 0 0 0 0 1 1 0.00 0.000											

livebaseballscorecards.com

AB 34
R 2
H 11
RBI 2
BB 4
SO 3
LOB 20



Batter	1	2	3	4	5	6	7	8	9	AB R H RBI BB SO LOB
Steve Sax, R (1, 4) OBP: 0.395, SLG: 0.294	0-0 2B	0-0 6-3		4-0 F9 S BB		4-0 1B BB		0-0 G3		3 1 1 0 2 0 2
Ken Landreaux, L (1, 8) OBP: 0.316, SLG: 0.394	0-0 E 2-H	4-0 1B BB		0-0 F9		0-0 S 1B		0-3 K		4 1 2 1 1 1 2
Dusty Baker Jr., R (1, 7) OBP: 0.357, SLG: 0.371	0-0 6-3	0-0 1B		0-0 P3		0-0 F8		0-0 3-1		5 0 1 1 0 0 5
Pedro Guerrero, R (1, 5) OBP: 0.390, SLG: 0.684	0-0 E5 2-H	0-0 F8		0-0 L7			0-3 K			4 0 0 0 0 1 3
Greg Brock, L (1, 3) OBP: 0.266, SLG: 0.625	0-0 F7		0-0 HR		0-0 4-3		0-0 6-3 S 1B			4 2 2 1 0 0 1
Bill Russell, R (1, 6) OBP: 0.297, SLG: 0.235	0-0 6-3		0-0 5-3		0-0 F8		0-0 6-3			2 0 0 0 0 0 1
Ron Roenicke, S (5, PH) OBP: 0.273, SLG: 0.300							1-3			2 0 0 0 0 0 1
Derrel Thomas, S (1, 9) OBP: 0.571, SLG: 0.556		0-0 2B 6-3 1B	0-0 1B		0-0 F8		0-0 F8			4 1 3 1 0 0 0
Mike Scioscia, L (1, 2) OBP: 0.222, SLG: 0.333		0-0 6-3 1B	0-0 2B		0-0 F8		0-0 F7			4 1 1 0 0 0 2
Fernando Valenzuela, L (1, 1) OBP: 0.125, SLG: 0.125		0-0 6-3	0-0 F8			0-0 F7		0-1 CI G3		3 0 0 1 0 0 2
Joe Beckwith, L (9, 1)		2-3 3-H								0 0 0 0 0 0 0

Inning Stats	R: 2 E: 1 K: 0 S: 6	H: 2 LOB: 1 BB: 0 P: 6	R: 2 E: 0 K: 0 S: 6	H: 3 LOB: 2 BB: 1 P: 10	R: 1 E: 0 K: 0 S: 5	H: 2 LOB: 1 BB: 0 P: 5	R: 0 E: 0 K: 0 S: 3	H: 0 LOB: 1 BB: 1 P: 7	R: 0 E: 0 K: 0 S: 3	H: 0 LOB: 0 BB: 0 P: 3	R: 0 E: 0 K: 0 S: 4	H: 1 LOB: 2 BB: 1 P: 8	R: 1 E: 0 K: 1 S: 7	H: 2 LOB: 1 BB: 0 P: 7	R: 0 E: 1 K: 1 S: 6	H: 0 LOB: 1 BB: 0 P: 6
1B: 6 2B: 3 3B: 0 HR: 1	SF: 0 SAC: 0 DP: 0 HBP: 0	WP: 0 PA: 39														

PITCHER	IP	WLS	BF	H	R	ER	SO	BB	IBB	HBP	BLK	WP	HR	S	P	ERA	WHIP
Ed Whitson, R (1, 1) ERA: 9.0	3.0	L	18	7	5	4	0	1	0	0	0	0	1	17	21	12.00	2.667
Mike Couchee, R (4, 1) ERA: 5.14	3.0		12	1	0	0	0	2	0	0	0	0	0	10	18	0.00	1.000
Floyd Chiffer, R (7, 1) ERA: 5.4	2.0		9	2	1	1	2	0	0	0	0	0	0	13	13	4.50	1.000

BOTTOM

San Diego Padres @ Los Angeles Dodgers
 Dodger Stadium, Los Angeles, CA
 Fri Apr 15 1983, 6:05 PM PST
 Att. 52,392 - Unknown

livebaseballscorecards.com

AB 35
 R 6
 H 10
 RBI 5
 BB 3
 SO 2
 LOB 19



Batter	1	2	3	4	5	6	7	8	9	AB R H RBI BB SO LOB	TOP											
Gene Richards, L (1, 7) OBP: 0.375, SLG: 0.452	0-0 6-3 	0-3 K 		0-0 1-2 1B 			0-0 1-2 1B 		0-0 P6 	5 0 2 0 0 1 0	San Diego Padres @ Los Angeles Dodgers Dodger Stadium, Los Angeles, CA Sat Apr 16 1983, 6:05 PM PST Att: 50,800 - Unknown livebaseballscorecards.com											
Juan Bonilla, R (1, 4) OBP: 0.346, SLG: 0.431	0-0 	0-0 4-3 		0-0 3-1 			0-0 F2 		0-0 6-3 	5 1 1 1 0 0 4												
Steve Garvey, R (1, 3) OBP: 0.298, SLG: 0.422	0-0 		0-0 			0-0 F8 		0-0 F2 		4 1 2 0 0 0 2												
Sixto Lezcano, R (1, 9) OBP: 0.422, SLG: 0.353	4-0 1-2 HR BB 		0-0 1-3 			0-0 6-3 		0-3 K 		3 1 0 0 1 1 3												
Terry Kennedy, L (1, 2) OBP: 0.400, SLG: 0.550	0-0 1-H 2-H HR 		0-0 1-3 			0-3 K 		0-0 F8 		4 1 1 3 0 1 1												
Luis Salazar, R (1, 5) OBP: 0.310, SLG: 0.317	0-3 K 		0-0 6-3 			0-3 K 		0-3 K 		4 0 0 0 0 3 1												
Garry Templeton, S (1, 6) OBP: 0.303, SLG: 0.419	0-0 E4 			0-0 4-3 			0-0 6-3 		0-0 G3 	4 0 0 0 0 0 0												
Ruppert Jones, L (1, 8) OBP: 0.182, SLG: 0.318	0-0 4-3 			0-0 F8 			0-0 F9 		0-0 HR 	4 1 1 1 0 0 1												
Tim Lollar, L (1, 1) OBP: 0.429, SLG: 0.333		0-0 P5 		0-0 1B 			4-0 1B BB 		0-0 F8 	1 0 0 0 0 0 0 0 0 0 0 0 0 0 0 0 1 0 1 0 0 0 0 0 0 0 0 0 0 0 0 0 0 0 0 0 1 0 0 0 0 0 0 0 0 0 0 0 1 0 0 0 0 0 0 0												
Inning Stats	R: 4 E: 1 K: 1 S: 9	H: 3 LOB: 1 BB: 1 P: 13	R: 0 E: 0 K: 1 S: 5	H: 0 LOB: 0 BB: 0 P: 5	R: 0 E: 0 K: 0 S: 4	H: 1 LOB: 1 BB: 0 P: 4	R: 0 E: 0 K: 0 S: 5	H: 2 LOB: 2 BB: 0 P: 5	R: 0 E: 0 K: 1 S: 5	H: 0 LOB: 0 BB: 0 P: 5	R: 0 E: 0 K: 1 S: 6	H: 1 LOB: 2 BB: 1 P: 10	R: 0 E: 0 K: 1 S: 5	H: 0 LOB: 0 BB: 0 P: 5	R: 1 E: 0 K: 0 S: 4	H: 1 LOB: 0 BB: 0 P: 4	1B: 4 2B: 1 3B: 0 HR: 3	SF: 0 SAC: 0 DP: 0 HBP: 0	WP: 0 PB: 0 SB: 0 CS: 0	PA: 38		
PITCHER Jerry Reuss, L (1, 1) ERA: 2.86	IP: 6.0 WLS: W BF: 28 H: 7 R: 4 ER: 4 SO: 4 BB: 2 IBB: 0 HBP: 0 BLK: 0 WP: 0 HR: 2 S: 34 P: 42 ERA: 6.00 WHIP: 1.500																					
Dave Stewart, R (7, 1) ERA: 2.79	IP: 3.0 WLS: S BF: 10 H: 1 R: 1 ER: 1 SO: 2 BB: 0 IBB: 0 HBP: 0 BLK: 0 WP: 0 HR: 1 S: 14 P: 14 ERA: 3.00 WHIP: 0.333																					



Batter	1	2	3	4	5	6	7	8	9	AB	R	H	RBI	BB	SO	LOB	BOTTOM			
Steve Sax, R OBP: 0.438, SLG: 0.436 (1, 4) X	0-0 S 1B		X 0-0 5-3 1B 2B	X 0-0 SH1-3 E 1B	X 0-0 1-H 3-H 3B			X 0-0 6-3 ①		5	2	4	2	0	0	0	San Diego Padres @ Los Angeles Dodgers Dodger Stadium, Los Angeles, CA Sat Apr 16 1983, 6:05 PM PST Att. 50,800 - Unknown			
Ron Roenicke, S OBP: 0.200, SLG: 0.214 (1, 8) (7, 9) X	0-0 F8		X 0-0 5-3 ① 2-3	X 0-0 SH1-3 ① 1-3	X 0-0 F8 ③		X 0-0 6-3 ②		4	0	0	0	0	0	3					
Dusty Baker Jr., R OBP: 0.362, SLG: 0.359 (1, 7) B B B X	4-0 1-2 BB		X 0-0 3-H 1B 1B	X 0-0 E9 3-H		X 0-0 F7 ①		X 0-0 5-3 ③		4	1	1	1	1	0	0				
Pedro Guerrero, R OBP: 0.356, SLG: 0.619 (1, 5) S S S X	0-3 K		X 0-0 F9 ② 3-H	X 0-0 F9 ② 3-H		X 0-0 F3 ②				4	0	0	0	0	1	4				
Mike Marshall, R OBP: 0.273, SLG: 0.250 (1, 9) S S S X	0-3 K		X 0-0 E5 1B 2B	X 0-0 F8 ③		X 0-3 K ③ S S S				4	1	0	0	0	2	4				
Greg Brock, L OBP: 0.311, SLG: 0.682 (1, 3) X		X 0-0 6-3 SF9 2B	X 0-0 1-3 2-H 2B 1B		X 0-0 FC4-6 3B 2B		X 0-0 F2 ①			4	2	3	1	0	0	0				
Steve Yeager, R OBP: 0.375, SLG: 0.630 (1, 2) X		X 0-0 6-3 ① 2-3	X 0-0 1-3 3-H 2B		X 0-3 K ① S S S		X 0-0 HR			4	1	2	2	0	1	2				
Derrel Thomas, S OBP: 0.560, SLG: 0.526 (1, 6) X		X 0-0 SF9 ② 3-H	X 0-0 4-0 IBB		X 4-0 FC4-6 BB ② S S S		X 0-0 4-3 ②			1	0	0	1	2	0	0				
Jerry Reuss, L (1, 1) Dave Stewart, R (7, 1) Ken Landreaux, L OBP: 0.308, SLG: 0.382 (7, 8) X		X 0-3 K ③ S S S	X 0-0 3-1 ③		X 0-0 FC4-6 3B ② 1-2 2-3		X 0-0 P5 ③			3	1	0	0	0	1	5				
										0	0	0	0	0	0	0				
										1	0	0	0	0	0	0				
Inning Stats	R: 0 E: 0 K: 2 S: 8	H: 1 LOB: 2 BB: 1 P: 12	R: 1 E: 0 K: 1 S: 6	H: 1 LOB: 0 BB: 0 P: 6	R: 3 E: 1 K: 0 S: 8	H: 4 LOB: 3 BB: 1 P: 12	R: 1 E: 0 K: 0 S: 5	H: 1 LOB: 1 BB: 0 P: 5	R: 2 E: 0 K: 1 S: 7	H: 2 LOB: 1 BB: 1 P: 11	R: 0 E: 0 K: 1 S: 5	H: 0 LOB: 0 BB: 0 P: 5	R: 1 E: 0 K: 0 S: 4	H: 1 LOB: 0 BB: 0 P: 4	R: 0 E: 0 K: 0 S: 3	H: 0 LOB: 0 BB: 0 P: 3	1B: 4 2B: 4 3B: 1 HR: 1	SF: 1 SAC: 1 DP: 0 HBP: 0	WP: 0 PB: 0 SB: 2 CS: 0	PA: 39
PITCHER	IP WLS BF H R ER SO	WLS BF H R ER SO	H R ER SO	BB IBB HBP BLK	WP HR S P	ERA WHIP	PITCHER	IP WLS BF H R ER SO	BB IBB HBP BLK	WP HR S P	ERA WHIP									
Tim Lollar, L ERA: 7.82 (1, 1)	2.2		5	4	2	3	1	0	0	0	0	6.75	2.250							
Elias Sosa, R ERA: 13.5 (3, 1)	0.1	3	1	0	0	0	0	1	0	0	0	0.00	3.000							
Floyd Chiffer, R ERA: 5.63 (4, 1)	3.0	L	14	3	3	2	1	0	0	0	0	6.00	1.333							
Chris Welsh, L ERA: 2.35 (7, 1)	2.0		7	1	1	0	0	0	0	0	0	4.50	0.500							

livebaseballscorecards.com

AB 34
R 8
H 10
RBI 7
BB 3
SO 5
LOB 18



Batter	1	2	3	4	5	6	7	8	9	AB R H RBI BB SO LOB	TOP	
Gene Richards, L (1, 7) OBP: 0.365, SLG: 0.422 Alan Wiggins, S (8, 7)	0-3 K		0-0 4-3	0-0 FC1-4		4-0 IBB			4-0 2B BB	3 0 0 1 1 1 1 0 1 0 0 1 0 0		
Juan Bonilla, R (1, 4) OBP: 0.368, SLG: 0.464	0-0 F8 BB 1B		0-0 BLK 1B 1B	0-0 5-3		0-0 1-3			0-0 1B 2B	5 2 3 1 0 0 3		
Steve Garvey, R (1, 3) OBP: 0.327, SLG: 0.429	4-0 1-2 BB		0-0 BLK 1B 1B	0-0 F3			0-0 F9		0-0 1B FC5 1B	4 2 2 1 1 0 1		
Terry Kennedy, L (1, 2) OBP: 0.420, SLG: 0.556	0-0 F8		0-0 FC6 1B		0-0 CS 1B		0-0 F3		0-0 1B FC5 1B	5 1 3 2 0 0 2		
Sixto Lezcano, R (1, 9) OBP: 0.380, SLG: 0.308	0-0 L8		0-0 P4		0-0 F6		0-0 F7		0-0 FC5 1B	5 1 0 1 0 0 5		
Garry Templeton, S (1, 6) OBP: 0.269, SLG: 0.389		0-0 6-3	0-0 FC6		0-0 F6			0-3 K	0-0 E4 1B	5 0 1 0 0 1 2		
Ruppert Jones, L (1, 8) OBP: 0.224, SLG: 0.367		0-3 K		0-0 2B E 1B	0-0 CS	0-0 4-3 1B		0-0 2B	0-0 E4 FC4-6	5 1 3 1 0 1 1		
Tim Flannery, L (1, 5) OBP: 0.308, SLG: 0.385		0-0 1B		0-0 E FC1-4 2B		0-0 4-3		0-0 P6	0-0 FC4-6	5 1 2 0 0 0 3		
Dave Dravecky, R (1, 1) OBP: 0.308, SLG: 0.385		0-3 K		0-0 E4 FC1-4		0-3 K		0-3 K	0-0 P4	5 0 0 0 0 3 5		
Inning Stats	R: 0 H: 1 E: 0 LOB: 2 K: 1 BB: 1 S: 6 P: 10	R: 0 H: 1 E: 0 LOB: 1 K: 2 BB: 0 S: 8 P: 8	R: 2 H: 3 E: 0 LOB: 1 K: 0 BB: 0 S: 6 P: 6	R: 2 H: 2 E: 1 LOB: 1 K: 0 BB: 0 S: 6 P: 6	R: 0 H: 1 E: 0 LOB: 0 K: 0 BB: 0 S: 3 P: 3	R: 0 H: 1 E: 0 LOB: 2 K: 1 BB: 1 S: 6 P: 10	R: 0 H: 0 E: 0 LOB: 0 K: 0 BB: 0 S: 3 P: 3	R: 0 H: 1 E: 0 LOB: 1 K: 2 BB: 0 S: 8 P: 8	R: 5 H: 4 E: 1 LOB: 1 K: 0 BB: 1 S: 8 P: 12	1B: 11 SF: 0 2B: 3 SAC: 0 3B: 0 DP: 0 HR: 0 HBP: 0	WP: 0 PA: 46 PB: 0 SB: 0 CS: 1	
PITCHER	IP WLS BF H R ER SO BB IBB HBP BLK WP HR S P ERA WHIP											
Bob Welch, R (1, 1) ERA: 6.75	3.1 L 19 7 4 4 3 1 0 0 0 1 0 0 24 28 10.80 2.400											
Pat Zachry, R (4, 1) ERA:	2.2 10 2 0 0 1 0 1 0 0 0 0 0 11 15 0.00 0.750											
Tom Niedenfuer, R (7, 1) ERA: 3.18	2.0 7 1 0 0 2 0 0 0 0 0 0 0 11 11 0.00 0.500											
Joe Beckwith, R (9, 1) ERA: 7.71	1.0 9 4 5 4 0 1 0 0 0 0 0 0 8 12 36.00 5.000											

San Diego Padres @ Los Angeles Dodgers
 Dodger Stadium, Los Angeles, CA
 Sun Apr 17 1983, 3:33 AM PST
 Att: 50,363 - Unknown

AB	42
R	9
H	14
RBI	7
BB	3
SO	6
LOB	23



Batter	1	2	3	4	5	6	7	8	9	AB R H RBI BB SO LOB
Steve Sax, R (1, 4) OBP: 0.404, SLG: 0.395	0-0 4-3		0-0 6-3			0-0 F8		0-3 K		4 0 0 0 0 1 2
Ken Landreaux, L (1, 8) OBP: 0.279, SLG: 0.342	0-0 F8		0-0 L1			0-0 F9		0-0 F2		4 0 0 0 0 0 2
Dusty Baker Jr., R (1, 7) OBP: 0.353, SLG: 0.349	0-0 1B 1B		0-0 F7			0-0 P4		0-0 F8		4 0 1 0 0 0 0
Pedro Guerrero, R (1, 5) OBP: 0.347, SLG: 0.587	0-0 1-2 1B		0-3 K			0-0 5-3		0-0 F8		4 0 1 0 0 1 0
Mike Marshall, R (1, 9) OBP: 0.269, SLG: 0.250	0-3 K		0-0 P1			0-0 F9		0-0 1B		4 0 1 0 0 1 2
Greg Brock, L (1, 3) OBP: 0.286, SLG: 0.625		0-0 1-3			0-0 L8		0-0 6-3	0-0 5-3		4 0 0 0 0 0 1
Steve Yeager, R (1, 2) OBP: 0.371, SLG: 0.600		0-0 6-3			0-0 5-3		0-0 1B 1B 1B			3 1 1 0 0 0 0
Derrel Thomas, S (1, 6) OBP: 0.536, SLG: 0.500		0-0 5-3			0-3 K		0-0 1B 1B			3 0 1 0 0 1 0
Bob Welch, R (1, 1) Pat Zachry, R (4, 1) Candy Maldonado, R (6, PH) Tom Niedener, R (7, 1) Jose Morales, R (8, PH) Alex Taveras, R (8, PR) Joe Beckwith, L (9, 1)			0-3 K			0-0 6-3		0-0 1-2 3-H 1B		1 0 0 0 0 0 1 0 0 0 0 0 0 0 0 0 1 0 0 0 0 0 0 0 0 0 0 0 0 0 0 0 1 0 1 1 0 0 0 0 0 0 0 0 0 0 0 0 0 0 0 0 0 0 0 0

Inning Stats	R: 0	H: 2	E: 0	K: 1	S: 7	LOB: 2	BB: 0	P: 7	R: 0	H: 0	E: 0	K: 0	S: 3	LOB: 0	BB: 0	P: 3	R: 0	H: 0	E: 0	K: 1	S: 5	LOB: 0	BB: 0	P: 5	R: 0	H: 0	E: 0	K: 1	S: 5	LOB: 0	BB: 0	P: 5	R: 0	H: 0	E: 0	K: 0	S: 3	LOB: 0	BB: 0	P: 3	R: 1	H: 3	E: 0	K: 1	S: 8	LOB: 2	BB: 0	P: 8	R: 0	H: 1	E: 0	K: 0	S: 4	LOB: 1	BB: 0	P: 4	1B: 6	2B: 0	3B: 0	HR: 0	SF: 0	SAC: 0	DP: 0	HBP: 0	WP: 0	PB: 0	SB: 0	CS: 0	PA: 33								
PITCHER Dave Dravecky, L (1, 1) ERA: 2.86	IP	WLS	BF	H	R	ER	SO	BB	IBB	HBP	BLK	WP	HR	S	P	ERA	WHIP																			IP	WLS	BF	H	R	ER	SO	BB	IBB	HBP	BLK	WP	HR	S	P	ERA	WHIP																									
																		9.0	W	33	6	1	1	5	0	0	0	0	0	0	43	43	1.00	0.667																																											


BOTTOM

San Diego Padres @ Los Angeles Dodgers
 Dodger Stadium, Los Angeles, CA
 Sun Apr 17 1983, 3:33 AM PST
 Att. 50,363 - Unknown

livebaseballscorecards.com

AB	33
R	1
H	6
RBI	1
BB	0
SO	5
LOB	7



Batter	1	2	3	4	5	6	7	8	9	AB R H RBI BB SO LOB	TOP														
Steve Sax, R (1, 4) X OBP: 0.421, SLG: 0.404	0-0 S E 1B		0-3 K		X 0-0 CS 1B		X 0-0 F7		B B B B 4-0 FC4-6 BB 1-2 2-3	4 1 2 0 1 1 1	<p>Los Angeles Dodgers @ San Francisco Giants</p> <p>Candlestick Park, San Francisco, CA</p> <p>Mon Apr 18 1983, 9:05 PM EST Att. 14,703 - Unknown</p> <p>livebaseballscorecards.com</p> <table border="0"> <tr><td>AB</td><td>31</td></tr> <tr><td>R</td><td>4</td></tr> <tr><td>H</td><td>9</td></tr> <tr><td>RBI</td><td>3</td></tr> <tr><td>BB</td><td>6</td></tr> <tr><td>SO</td><td>4</td></tr> <tr><td>LOB</td><td>17</td></tr> </table> 	AB	31	R	4	H	9	RBI	3	BB	6	SO	4	LOB	17
AB	31																								
R	4																								
H	9																								
RBI	3																								
BB	6																								
SO	4																								
LOB	17																								
Ken Landreaux, L (1, 8) X OBP: 0.292, SLG: 0.349	0-0 E3 CS 1-H		0-0 4-3		X 0-0 CS 1-2	X 0-0 2B 1B		X 0-0 SH1-4 1B	X 0-0 FC4-6 BB 1-2f 2-3 3-H	5 1 2 1 0 0 2															
Dusty Baker Jr., R (1, 7) X OBP: 0.345, SLG: 0.362	0-0 F8 1-2		0-0 2B		X 0-0 F7 1-3		X 0-0 F7	X 0-0 SH1-4 1-2	X 0-0 F7	4 0 1 0 0 0 4															
Pedro Guerrero, R (1, 5) S S S OBP: 0.358, SLG: 0.600	0-3 K		0-3 K		X 0-0 2B		X 0-0 2B	X 0-0 WP 1B 2-H		4 1 2 1 0 2 1															
Greg Brock, L (1, 3) B B B B OBP: 0.321, SLG: 0.620		4-0 S BB		X 0-0 F8		X 4-0 G6-4-3 IBB		X 0-0 1-3 1B 2-H		2 0 1 1 2 0 0															
Mike Marshall, R (1, 9) X OBP: 0.233, SLG: 0.214		0-0 F7 1-2		X 0-0 F9		X 0-0 G6-4-3 1-2f		X 0-0 1-3 1-2		4 0 0 0 0 0 5															
Ron Roenicke, S (8, 9) X OBP: 0.200, SLG: 0.214										0 0 0 0 0 0 0															
Derrel Thomas, S (1, 6) X OBP: 0.500, SLG: 0.440		0-0 F7		X 0-0 F8		X 0-0 F9		X 0-0 F9	B B B B 4-0 BB SH2-4 FC4-6 BB	3 1 0 0 1 0 1															
Steve Yeager, R (1, 2) B B B B OBP: 0.385, SLG: 0.594		4-0 BB		X 0-0 F7		X 0-0 F7		X 0-0 1B	X 0-0 SH2-4 1-2	2 0 1 0 1 0 0															
Burt Hooton, R (1, 1) X Steve Howe, L (8, 1) Tom Niedenfuer, R (8, 1) Rick Monday, L (9, PH) Joe Beckwith, L (9, 1) Dave Stewart, R (9, 1)		0-0 F8		X 0-0 5-3		X 0-0 K		X 0-0 K	X 4-0 FC4-6 BB IBB	3 0 0 0 0 0 1 3 0 0 0 0 0 0 0 0 0 0 0 0 0 0 0 0 0 0 0 0 0 1 0 0 0 0 0 0 0 0 0 0 0 0 0 0 0 0 0 0															
Inning Stats	R: 1 E: 1 K: 1 S: 6	H: 1 LOB: 0 BB: 0 P: 6	R: 0 E: 0 K: 0 S: 3	H: 0 LOB: 2 BB: 2 P: 11	R: 0 E: 0 K: 2 S: 8	H: 1 LOB: 1 BB: 0 P: 8	R: 0 E: 0 K: 0 S: 3	H: 0 LOB: 0 BB: 0 P: 3	R: 0 E: 0 K: 0 S: 4	H: 2 LOB: 2 BB: 1 P: 8	R: 0 E: 0 K: 1 S: 6	H: 1 LOB: 1 BB: 0 P: 6	R: 2 E: 0 K: 0 S: 5	H: 3 LOB: 0 BB: 0 P: 5	R: 1 E: 0 K: 0 S: 3	H: 0 LOB: 2 BB: 3 P: 15	1B: 7 2B: 2 3B: 0 HR: 0	SF: 0 SAC: 2 DP: 1 HBP: 0	WP: 1 PB: 0 SB: 2 CS: 2	PA: 40					
PITCHER	IP	WLS	BF	H	R	ER	SO	BB	IBB	HBP	BLK	WP	HR	S	P	ERA	WHIP								
Andy McGaffigan, R (1, 1) ERA: 5.52	7.1		31	8	3	3	4	2	1	0	0	0	0	36	48	3.68	1.364								
Gary Lavelle, L (8, 1) ERA: 1.23	0.2		2	1	0	0	0	0	0	0	0	1	0	2	2	0.00	1.500								
Greg Minton, R (9, 1) ERA: 15.43	1.0	L	6	0	1	1	0	2	1	0	0	0	0	3	15	9.00	2.000								

BOTTOM

Los Angeles Dodgers @ San Francisco Giants
Candlestick Park, San Francisco, CA
Mon Apr 18 1983, 9:05 PM EST
Att. 14,703 - Unknown

livebaseballscorecards.com

AB 31
R 3
H 4
RBI 3
BB 5
SO 5
LOB 15



WP: 0 PA: 36
PB: 0
SB: 0
CS: 1

AB R H RBI BB SO LOB

4 0 1 0 0 0 0
3 0 0 0 0 1 1
1 0 1 1 0 0 0
0 0 0 0 0 0 0

4 0 0 0 0 0 2

3 0 1 0 1 1 2

3 0 0 0 1 0 2

2 1 0 0 2 0 1

3 0 0 0 1 0 3
0 0 0 0 0 0 0

4 1 1 2 0 1 2

2 0 0 0 0 1 0
0 0 0 0 0 0 0
0 0 0 0 0 0 0
1 1 0 0 0 0 0
0 0 0 0 0 0 0
1 0 0 0 0 1 2

1B: 3 SF: 0
2B: 0 SAC: 0
3B: 0 DP: 1
HR: 1 HBP: 0

Batter	1	2	3	4	5	6	7	8	9
Johnnie LeMaster, R (1, 6) OBP: 0.365, SLG: 0.349	0-0 E4 CS		0-0 F9			0-0 4-3		0-0 FC6-4 1B 1-2	
Duane Kuiper, L (1, 4) OBP: 0.283, SLG: 0.200 Joel Youngblood, R (8, PH) OBP: 0.250, SLG: 0.273 Greg Minton, S (9, 1)	0-3 K 1-2			0-0 F7		0-0 4-3		0-0 FC6-4 1B 1-2 2-H	
Chili Davis, S (1, 8) OBP: 0.391, SLG: 0.675	0-0 F9			0-0 P6			0-0 F7	0-0 FC6-4 1-2 2-3	
Jack Clark, R (1, 9) OBP: 0.283, SLG: 0.262		4-0 BB BB		0-0 1B			0-3 K	0-0 6-3	
Jeffrey Leonard, R (1, 7) OBP: 0.288, SLG: 0.367		0-0 F9		0-0 6-3			0-0 6-3	4-0 F9 BB BB	
Darrell Evans, L (1, 3) OBP: 0.300, SLG: 0.381		4-0 BB BB BB			0-0 F8			4-0 HR BB	0-0 F8
Tom O'Malley, L (1, 5) OBP: 0.306, SLG: 0.226 Max Venable, L (9, PR) OBP: 0.200, SLG: 0.526		0-0 G1-6-3 BB 1-2			0-0 F9			0-0 F9 BB BB BB	4-0 BB BB BB
Milt May, L (1, 2) OBP: 0.188, SLG: 0.333			0-0 4-3		0-3 K			0-0 HR 1-H	0-0 F9 2-3
Andy McGaffigan, R (1, 1) Gary Lavelle, S (8, 1) Champ Summers, L (8, PH) OBP: 0.450, SLG: 0.250 Mike Vail, R (8, PH) Joe Pettini, R (9, 4) OBP: 0.143, SLG: 0.429 Dave Bergman, L (9, PH) OBP: 0.417, SLG: 0.222			0-0 1-3			0-3 K		0-0 E6 1B 1B	0-3 K

Inning Stats	R: 0	H: 0	E: 1	LOB: 0	K: 1	S: 5	P: 5	R: 0	H: 0	E: 0	LOB: 1	K: 0	S: 2	P: 10	R: 0	H: 0	E: 0	LOB: 0	K: 0	S: 3	R: 0	H: 1	E: 0	LOB: 1	K: 0	S: 4	P: 4	R: 0	H: 0	E: 0	LOB: 0	K: 1	S: 5	P: 5	R: 0	H: 0	E: 0	LOB: 0	K: 1	S: 5	P: 5	R: 0	H: 0	E: 1	LOB: 2	K: 0	S: 7	P: 11	R: 0	H: 0	E: 0	LOB: 2	K: 1	S: 5	P: 13
--------------	------	------	------	--------	------	------	------	------	------	------	--------	------	------	-------	------	------	------	--------	------	------	------	------	------	--------	------	------	------	------	------	------	--------	------	------	------	------	------	------	--------	------	------	------	------	------	------	--------	------	------	-------	------	------	------	--------	------	------	-------

PITCHER	IP	WLS	BF	H	R	ER	SO	BB	IBB	HBP	BLK	WP	HR	S	P	ERA	WHIP
Burt Hooton, R (1, 1) ERA: 4.42	7.1		26	2	2	2	4	3	0	0	0	0	1	31	43	2.46	0.682
Steve Howe, L (8, 1) ERA:	0.1		4	2	1	0	0	0	0	0	0	0	0	4	4	0.00	6.000
Tom Niedenfuer, R (8, 1) ERA: 3.0	0.1	W	1	0	0	0	0	0	0	0	0	0	0	1	1	0.00	0.000
Joe Beckwith, R (9, 1) ERA: 7.2	0.1		3	0	0	0	0	2	0	0	0	0	0	1	9	0.00	6.000
Dave Stewart, R (9, 1) ERA: 2.61	0.2	S	2	0	0	0	1	0	0	0	0	0	0	4	4	0.00	0.000

PITCHER	IP	WLS	BF	H	R	ER	SO	BB	IBB	HBP	BLK	WP	HR	S	P	ERA	WHIP
---------	----	-----	----	---	---	----	----	----	-----	-----	-----	----	----	---	---	-----	------

Batter	1	2	3	4	5	6	7	8	9	10	AB R H RBI BB SO LOB	TOP												
Steve Sax, R (1, 4) OBP: 0.403, SLG: 0.385	0-0 F8		0-0 F8		0-0	0-0	0-0 5-3		0-0 5-3		5 0 1 1 0 0 1	Los Angeles Dodgers @ San Francisco Giants Candlestick Park, San Francisco, CA Wed Apr 20 1983, 9:05 PM EST Att. 24,520 - Unknown livebaseballscorecards.com												
Ken Landreaux, L (1, 8) OBP: 0.264, SLG: 0.313	0-0 F8		0-0 F7		1-2 3-H 1B	0-3 K	0-0 1-3		0-3 K		5 0 0 0 0 2 3													
Dusty Baker Jr., R (1, 7) OBP: 0.367, SLG: 0.442	0-0 2B 1B			0-3 K		0-0 HR		0-0 1B 1B		0-0 F7	5 1 3 1 0 1 0													
Pedro Guerrero, R (1, 5) OBP: 0.379, SLG: 0.618	0-0 1-3 2B			0-0 L5		0-0 CS 1B		0-0 1-3 1B		0-0 F9	5 0 3 0 0 0 0													
Greg Brock, L (1, 3) OBP: 0.345, SLG: 0.611	0-0 4-3			0-0 G1		0-0 1-2 1B		4-0 1-2 BB		0-0 1B	4 0 2 0 1 0 2													
Mike Marshall, R (1, 9) OBP: 0.229, SLG: 0.212		0-3 K			0-0 CS 1B	0-0 F9		0-0 F9		0-0 F7	5 0 1 0 0 1 5													
Derrel Thomas, S (1, 6) OBP: 0.444, SLG: 0.379		0-0 F8			0-0 4-3	0-0 F9		0-0 L5			4 0 0 0 0 0 5													
Mike Scioscia, L (1, 2) OBP: 0.308, SLG: 0.385		0-0 F7			0-0 1B 1B		0-0 SH1-4 1B		0-0 4-3		4 1 2 0 0 0 3													
Fernando Valenzuela, L (1, 1) OBP: 0.182, SLG: 0.182			0-3 K				0-0 SH1-4		0-0 6-3		3 0 1 0 0 1 0													
Alejandro Pena, R (10, 1) OBP: 0.500, SLG: 0.500					0-0 1-3 1B		0-0 1-2				0 0 0 0 0 0 0													
Inning Stats	R: 0 H: 2 E: 0 K: 0 S: 5	H: 2 LOB: 2 BB: 0 P: 5	R: 0 H: 0 E: 0 K: 1 S: 5	H: 0 LOB: 0 BB: 0 P: 5	R: 0 H: 0 E: 0 K: 1 S: 5	H: 0 LOB: 0 BB: 0 P: 5	R: 1 H: 4 E: 0 K: 1 S: 8	H: 2 LOB: 2 BB: 0 P: 8	R: 1 H: 3 E: 0 K: 0 S: 5	H: 1 LOB: 1 BB: 0 P: 4	R: 0 H: 2 E: 0 K: 0 S: 5	H: 2 LOB: 3 BB: 1 P: 9	R: 0 H: 0 E: 0 K: 1 S: 5	H: 0 LOB: 0 BB: 0 P: 5	R: 0 H: 1 E: 0 K: 0 S: 4	H: 1 LOB: 1 BB: 0 P: 4	1B: 11 2B: 1 3B: 0 HR: 1	SF: 0 SAC: 1 DP: 0 HBP: 0	WP: 0 PA: 42					
PITCHER	IP WLS BF H R ER SO BB IBB HBP BLK WP HR S P ERA WHIP																							
Fred Breining, R (1, 1) ERA: 3.76	5.0																							
Gary Lavelle, L (6, 1) ERA: 0.96	2.0	W	7	2	0	0	0	0	0	0	0	0	0	7	7	0.00	1.000							
Greg Minton, R (8, 1) ERA: 9.39	3.0		13	3	0	0	1	1	0	0	0	0	0	14	18	0.00	1.333							



BOTTOM

Los Angeles Dodgers @ San Francisco Giants
Candlestick Park, San Francisco, CA

Wed Apr 20 1983, 9:05 PM EST
 Att: 24,520 - Unknown

livebaseballscorecards.com

AB	35
R	3
H	7
RBI	3
BB	4
SO	11
LOB	21



WP: 0	PA: 40
PB: 0	
SB: 1	
CS: 1	

AB R H RBI BB SO LOB

4	0	2	0	1	1	2
2	0	0	0	1	0	1
0	0	0	0	1	0	0
5	0	0	0	0	3	7
5	1	1	1	0	1	5
4	1	2	1	0	1	1
4	0	0	0	0	0	2
4	0	0	0	0	2	2
4	0	1	1	0	2	1
2	0	0	0	0	1	0
0	0	0	0	1	0	0
0	0	0	0	0	0	0
1	0	1	0	0	0	0
0	1	0	0	0	0	0

Batter	1	2	3	4	5	6	7	8	9	10
Johnnie LeMaster, R OBP: 0.386, SLG: 0.362 (1, 6)	0-0 SH 1B		4-0 CS BB			0-3 K	0-0 FC6-4			0-0 FC BB 1B
Duane Kuiper, L OBP: 0.286, SLG: 0.190 Joe Pettini, R OBP: 0.250, SLG: 0.429 (8, PR) (9, 4)	0-0 SH G5-4-3		0-0 FC1-5-6-1			0-0 F8		4-0 FC5-4 BB		4-0 FC BB
Chili Davis, S OBP: 0.353, SLG: 0.600 (1, 8)	0-3 K		0-0 1-3			0-3 K		0-0 P6		0-3 K
Jack Clark, R OBP: 0.275, SLG: 0.277 (1, 9)	0-0 G5-4-3			0-3 K			0-0 1B 2B	0-0 FC5-4		0-0 FC
Jeffrey Leonard, R OBP: 0.304, SLG: 0.377 (1, 7)		0-0 6-3 S 1B		0-0 5-3			0-0 2B F8 1B	0-3 K		
Darrell Evans, L OBP: 0.278, SLG: 0.348 (1, 3)		0-0 F8		0-0 F8			0-0 F5		0-0 F7	
Bob Brenly, R OBP: 0.269, SLG: 0.444 (1, 2)		0-0 6-3			0-3 K		0-0 F8		0-3 K	
Tom O'Malley, L OBP: 0.300, SLG: 0.257 (1, 5)		0-3 K			0-0 L3		0-0 2B		0-3 K	
Fred Breining, R OBP: 0.222, SLG: 0.125 Gary Lavelle, S OBP: 0.308, SLG: 0.273 Joel Youngblood, R OBP: 0.308, SLG: 0.273 Greg Winton, S OBP: 0.154, SLG: 0.083 Mike Vail, R OBP: 0.200, SLG: 0.526 (1, 1) (6, 1) (7, PH) (8, 1) (10, PH) (10, PR)			0-3 K		0-0 4-3		4-0 FC6-4 IBB			0-0 BB FC 1B 1B

Inning Stats	R: 0	H: 1	E: 0	LOB: 1	K: 1	BB: 0	S: 6	P: 6	R: 0	H: 1	E: 0	LOB: 1	K: 1	BB: 0	S: 6	P: 6	R: 0	H: 0	E: 0	LOB: 1	K: 1	BB: 1	S: 5	P: 9	R: 0	H: 0	E: 0	LOB: 0	K: 1	BB: 0	S: 5	P: 5	R: 0	H: 0	E: 0	LOB: 0	K: 2	BB: 0	S: 7	P: 7	R: 2	H: 3	E: 0	LOB: 2	K: 0	BB: 1	S: 6	P: 10	R: 0	H: 0	E: 0	LOB: 1	K: 1	BB: 1	S: 5	P: 9	R: 0	H: 0	E: 0	LOB: 0	K: 2	BB: 0	S: 7	P: 7	R: 1	H: 2	E: 0	LOB: 3	K: 1	BB: 1	S: 6	P: 10	1B: 5	SF: 0	2B: 2	SAC: 1	3B: 0	DP: 1	HR: 0	HBP: 0	WP: 0	PA: 40
--------------	------	------	------	--------	------	-------	------	------	------	------	------	--------	------	-------	------	------	------	------	------	--------	------	-------	------	------	------	------	------	--------	------	-------	------	------	------	------	------	--------	------	-------	------	------	------	------	------	--------	------	-------	------	-------	------	------	------	--------	------	-------	------	------	------	------	------	--------	------	-------	------	------	------	------	------	--------	------	-------	------	-------	-------	-------	-------	--------	-------	-------	-------	--------	-------	--------

PITCHER	IP	WLS	BF	H	R	ER	SO	BB	IBB	HBP	BLK	WP	HR	S	P	ERA	WHIP
Fernando Valenzuela, L ERA: 3.38 (1, 1)	9.0	L	38	7	3	3	10	3	1	0	0	0	0	54	70	3.00	1.111
Alejandro Pena, R ERA: 1.59 (10, 1)	0.1		2	0	0	0	1	0	0	0	0	0	0	4	4	0.00	0.000

Batter	1	2	3	4	5	6	7	8	9	AB R H RBI BB SO LOB	TOP									
Steve Sax, R (1, 4) OBP: 0.409, SLG: 0.436	0-0 F9	4-0 1B BB		0-0 FC6-4 1-2f			0-0 HR			3 1 1 1 1 0 1										
Ken Landreaux, L (1, 8) OBP: 0.281, SLG: 0.327	0-0 F8	0-0 1B 1-2 2-H			0-0 F9 1B		0-0 L7			4 0 2 0 0 0 0										
Dusty Baker Jr., R (1, 7) OBP: 0.344, SLG: 0.411	0-0 F8		0-0 F9		0-0 F9 1-2			0-0 5-3		4 0 0 0 0 0 1										
Pedro Guerrero, R (1, 5) OBP: 0.387, SLG: 0.661		0-0 HR	0-0 4-3 1B		0-0 6-3			0-3 K		4 1 2 1 0 1 0										
Greg Brock, L (1, 3) OBP: 0.339, SLG: 0.579		4-0 1B SF8 BB	0-0 4-3		0-0 F7			0-3 K		3 1 0 0 1 1 1										
Mike Marshall, R (1, 9) OBP: 0.263, SLG: 0.250		0-0 SF8 2B 1B	0-0 F8		0-0 G4-6-3 1B			0-0 5-3		3 1 2 0 0 0 1										
Ron Roenicke, S (8, 9) OBP: 0.188, SLG: 0.200		1-2 2B 1B			0-0 G4-6-3 1B					1 0 0 0 0 0 0										
Mike Scioscia, L (1, 2) OBP: 0.235, SLG: 0.294		0-0 6-3		0-0 F7		0-0 G4-6-3		0-0 4-3		4 0 0 0 0 0 3										
Steve Yeager, R (9, 2) OBP: 0.395, SLG: 0.594		1-2 2-3			0-0 5-3					0 0 0 0 0 0 0										
Bill Russell, R (1, 6) OBP: 0.268, SLG: 0.216		0-0 SF8		0-0 5-3			0-0 5-3			3 0 0 1 0 0 0										
Jerry Reuss, L (1, 1) OBP: 0.273, SLG: 0.300		2-3 3-H			0-0 5-3															
Alejandro Pena, R (9, 1) OBP: 0.500, SLG: 0.500		0-0 1B 2B		0-0 FC6-4 1B			0-3 K			3 0 2 1 0 1 0										
Inning Stats	R: 0 E: 0 K: 0 S: 3	H: 0 LOB: 0 BB: 0 P: 3	R: 3 E: 0 K: 0 S: 6	H: 4 LOB: 2 BB: 2 P: 14	R: 0 E: 0 K: 0 S: 4	H: 1 LOB: 1 BB: 0 P: 4	R: 0 E: 0 K: 0 S: 4	H: 1 LOB: 1 BB: 0 P: 4	R: 0 E: 0 K: 0 S: 3	H: 1 LOB: 0 BB: 0 P: 3	R: 1 E: 0 K: 1 S: 6	H: 1 LOB: 0 BB: 0 P: 6	R: 0 E: 0 K: 2 S: 7	H: 0 LOB: 0 BB: 0 P: 7	R: 0 E: 0 K: 0 S: 3	H: 0 LOB: 0 BB: 0 P: 3	1B: 6 2B: 1 3B: 0 HR: 2	SF: 1 SAC: 0 DP: 1 HBP: 0	WP: 0 PB: 0 SB: 0 CS: 0	PA: 35
PITCHER	IP WLS BF H R ER SO BB IBB HBP BLK WP HR S P ERA WHIP																			
Rick Rhoden, R (1, 1) ERA: 3.33	7.0 L 29 9 4 4 1 2 0 0 0 0 0 2 29 37 5.14 1.571																			
Kent Tekulve, R (8, 1) ERA: 1.5	2.0 6 0 0 0 2 0 0 0 0 0 0 0 10 10 0.00 0.000																			

Los Angeles Dodgers @ Pittsburgh Pirates
 Three Rivers Stadium, Pittsburgh, PA
 Fri Apr 22 1983, 6:05 PM EST
 Att. 8,846 - Unknown

AB	32
R	4
H	9
RBI	4
BB	2
SO	3
LOB	7



Batter	1	2	3	4	5	6	7	8	9	AB	R	H	RBI	BB	SO	LOB
Lee Lacy, R OBP: 0.382, SLG: 0.500 (1, 9)	0-0 6-3		0-0 L5-3 2-H 1B			0-0 6-3	0-0 F8			4	0	1	1	0	0	2
Lee Mazzilli, S OBP: 0.444, SLG: 0.512 (1, 8)	0-3 K		0-0 L5-3 1-2			0-0 1B 2B		0-0 1-3		4	1	1	0	0	1	1
Bill Madlock, R OBP: 0.269, SLG: 0.262 (1, 5)	0-0 4-3			0-0 4-3		0-0 5-3 2-H 1B		0-0 L1-3 1B		4	0	2	1	0	0	0
Jason Thompson, L OBP: 0.358, SLG: 0.409 (1, 3)		0-0 FC4-6 1B		0-0 6-3		0-0 5-3 1-2		0-0 L1-3 1-2		4	0	1	0	0	0	2
Tony Peña, R OBP: 0.341, SLG: 0.351 (1, 2)		0-0 FC4-6 1-2f		0-0 E3 S		0-0 4-3		0-0 FC6-4 1B		4	0	1	0	0	0	2
Brian Harper, R OBP: 0.154, SLG: 0.667 (1, 7)		0-0 F9		0-0 F7 1-2		0-0 E5 1B E		0-0 FC6-4 1-2f		4	0	0	0	0	0	3
Dale Berra, R OBP: 0.341, SLG: 0.525 (1, 6)		0-0 6-3			4-0 G6-3 BB		0-0 L6 1-2		0-0 F7	2	0	0	0	1	0	2
Mike Easler, L OBP: 0.393, SLG: 0.385 (9, PH)					BB BB BB				0-0 F8	1	0	0	0	0	0	1
Johnny Ray, S OBP: 0.255, SLG: 0.333 (1, 4)			0-0 1B 2B		0-0 G6-3 1-2f		0-0 2-3 1B		0-0 F8	4	1	2	0	0	0	2
Rick Rhoden, R OBP: 0.167, SLG: 0.167 (7, PH)			0-3 K				0-3 K			2	0	0	0	0	1	1
Kent Tekulve, R (8, 1)										1	0	0	0	0	1	2
										0	0	0	0	0	0	0


Inning Stats	R: 0	H: 0	E: 0	K: 1	S: 5	R: 0	H: 1	E: 0	K: 0	S: 4	R: 1	H: 2	E: 0	K: 1	S: 6	R: 0	H: 0	E: 1	K: 0	S: 4	R: 0	H: 0	E: 0	K: 0	S: 2	R: 1	H: 2	E: 0	K: 1	S: 5	R: 0	H: 1	E: 0	K: 0	S: 3	R: 0	H: 1	E: 0	K: 0	S: 4	1B: 6	SF: 0	2B: 4	SAC: 0	3B: 0	DP: 3	HR: 0	HBP: 0	WP: 0	PA: 35
PITCHER	IP	WLS	BF	H	R	ER	SO	BB	IBB	HBP	BLK	WP	HR	S	P	ERA	WHIP																			WP	PA													
Jerry Reuss, L (1, 1) ERA: 2.67	8.1	W	33	8	2	2	3	1	0	0	0	0	0	38	42	2.16	1.080																			0	35													
Alejandro Pena, R (9, 1) ERA: 1.5	0.2	S	2	0	0	0	0	0	0	0	0	0	0	2	2	0.00	0.000																			0	0													

BOTTOM

Los Angeles Dodgers @ Pittsburgh Pirates
 Three Rivers Stadium, Pittsburgh, PA

Fri Apr 22 1983, 6:05 PM EST
 Att. 8,846 - Unknown

AB	34
R	2
H	8
RBI	2
BB	1
SO	3
LOB	18



Batter	1	2	3	4	5	6	7	8	9	AB R H RBI BB SO LOB	TOP		
Steve Sax, R (1, 4) OBP: 0.394, SLG: 0.433	0-0 F8 HR 2B		0-0 5-3			0-3 K	0-0 6-3		0-0 5-3	5 1 1 0 0 1 2			
Ken Landreaux, L (1, 8) OBP: 0.267, SLG: 0.309 Derrel Thomas, S (7, PH) OBP: 0.432, SLG: 0.367 (7, 8)	0-0 L6		0-0 G3			0-3 K	0-3 K			3 0 0 0 0 1 1 1 0 0 0 0 1 1			
Dusty Baker Jr., R (1, 7) OBP: 0.353, SLG: 0.433	0-0 F8 2-3			0-0 G5-4-3 1B		0-0 BB 2B		0-0 F5		4 0 2 0 0 0 1			
Pedro Guerrero, R (1, 5) OBP: 0.394, SLG: 0.694	0-0 HR			0-0 G5-4-3 1-2f		4-0 BB IBB		0-0 6-3		3 1 1 2 1 0 1			
Mike Marshall, R (1, 9) OBP: 0.286, SLG: 0.237 Ron Roenicke, S (8, PR) OBP: 0.188, SLG: 0.200 (8, 9)	0-3 K			0-0 6-3		4-0 FC4 BB 1-2 2-3		4-0 S BB		2 0 0 0 2 1 0 0 0 0 0 0 0 0			
Greg Brock, L (1, 3) OBP: 0.318, SLG: 0.541		0-0 F8			0-0 4-3	0-0 FC4 1-2f		0-3 K 1-2		4 0 0 0 0 1 4			
Bill Russell, R (1, 6) OBP: 0.311, SLG: 0.275		0-3 K			0-0 1B		4-0 SH1-4 2B BB		0-0 2B	3 1 2 0 1 1 0			
Steve Yeager, R (1, 2) OBP: 0.380, SLG: 0.559		0-0 F4			0-0 F8 1B		0-0 SH1-4 1-2		4-0 FC3-6 BB	2 0 0 0 1 0 1			
Bob Welch, R (1, 1) Jose Morales, R (7, PH) OBP: 0.500, SLG: 0.750 Alex Taveras, R (7, PR) Dave Stewart, R (7, 1) Steve Howe, L (8, 1)			0-0 6-3		0-3 K		0-0 2B 2-H		0-0 FC3-6 1-2f	2 0 0 0 0 1 1 1 0 1 1 0 0 0 0 0 0 0 0 0 0 0 0 0 0 0 0 0 1 0 0 0 0 0 1			
Inning Stats	R: 2 H: 2 E: 0 LOB: 0 K: 1 BB: 0 S: 7 P: 7	R: 0 H: 0 E: 0 LOB: 0 K: 1 BB: 0 S: 5 P: 5	R: 0 H: 0 E: 0 LOB: 0 K: 0 BB: 0 S: 3 P: 3	R: 0 H: 1 E: 0 LOB: 0 K: 0 BB: 0 S: 3 P: 3	R: 0 H: 1 E: 0 LOB: 1 K: 1 BB: 0 S: 6 P: 6	R: 0 H: 1 E: 0 LOB: 3 K: 2 BB: 2 S: 8 P: 16	R: 1 H: 1 E: 0 LOB: 1 K: 1 BB: 1 S: 6 P: 10	R: 0 H: 0 E: 0 LOB: 2 K: 1 BB: 1 S: 5 P: 9	R: 0 H: 1 E: 0 LOB: 1 K: 0 BB: 1 S: 3 P: 7	1B: 2 SF: 0 2B: 4 SAC: 1 3B: 0 DP: 1 HR: 1 HBP: 0	WP: 0 PA: 37 PB: 0 SB: 1 CS: 0		
PITCHER	IP WLS BF H R ER SO BB IBB HBP BLK WP HR S P ERA WHIP											PITCHER	IP WLS BF H R ER SO BB IBB HBP BLK WP HR S P ERA WHIP
John Candelaria, L (1, 1) ERA: 3.7	7.0 L 29 6 3 3 6 2 1 0 0 0 1 38 50 3.86 1.143												
Kent Tekulve, R (8, 1) ERA: 1.13	2.0 8 1 0 0 1 2 0 0 0 0 0 8 16 0.00 1.500												

Los Angeles Dodgers @ Pittsburgh Pirates
 Three Rivers Stadium, Pittsburgh, PA
 Sat Apr 23 1983, 3:33 AM EST
 Att. 8,187 - Unknown

livebaseballscorecards.com

AB	31
R	3
H	7
RBI	3
BB	5
SO	7
LOB	13



Batter	1	2	3	4	5	6	7	8	9	AB R H RBI BB SO LOB
Lee Lacy, R OBP: 0.373, SLG: 0.518 (1, 7)	0-0 SF9 3B		0-0 F9		0-0 F8			0-0 E6 L1-3		4 1 1 0 0 0 1
Lee Mazzilli, S OBP: 0.414, SLG: 0.477 (1, 8)	0-0 SF9 3-H		0-0 F9			0-0 F9		0-0 L1-3 1-2		3 0 0 1 0 0 1
Bill Madlock, R OBP: 0.306, SLG: 0.283 (1, 5)	0-0 1B 1B		0-0 4-3			0-0 6-3		0-0 1B 1B		4 0 2 0 0 0 0
Jason Thompson, L OBP: 0.386, SLG: 0.500 (1, 3)	0-0 FC6 1-2 1B			0-0 3-1		0-0 HR		0-0 1-2 1B		4 1 3 1 0 0 0
Dave Parker, L OBP: 0.263, SLG: 0.222 (1, 9)	0-3 K			0-3 K		0-3 K		0-3 K		4 0 0 0 0 4 4
Johnny Ray, S OBP: 0.260, SLG: 0.333 (1, 4) Jim Morrison, R (9, PH)	0-0 FC6 1-2f			0-0 3-1			0-0 1B	0-0 F8		3 0 1 0 0 0 2 1 0 0 0 0 0 0
Tony Peña, R OBP: 0.333, SLG: 0.341 (1, 2)		0-0 F4			0-0 SH1-4 1B		0-3 K		0-0 1-4-3	4 0 1 0 0 1 1
Dale Berra, R OBP: 0.313, SLG: 0.477 (1, 6)		0-0 5-3			0-0 F7		0-0 F7		0-3 K	4 0 0 0 0 1 2
John Candelaria, L OBP: 0.100, SLG: 0.100 (1, 1) Richie Hebner, L OBP: 0.308, SLG: 0.200 (7, PH) Kent Tekulve, R (8, 1)		0-0 6-3			0-0 SH1-4 1-2		0-0 4-3			1 0 0 0 0 0 0 1 0 0 0 0 0 1 0 0 0 0 0 0 0

Inning Stats	R: 1 E: 0 K: 1 S: 8	H: 3 LOB: 2 BB: 0 P: 8	R: 0 E: 0 K: 0 S: 3	H: 0 LOB: 0 BB: 0 P: 3	R: 0 E: 0 K: 0 S: 3	H: 0 LOB: 0 BB: 0 P: 3	R: 0 E: 0 K: 1 S: 5	H: 0 LOB: 0 BB: 0 P: 5	R: 0 E: 0 K: 0 S: 4	H: 1 LOB: 1 BB: 0 P: 4	R: 1 E: 0 K: 1 S: 6	H: 1 LOB: 0 BB: 0 P: 6	R: 0 E: 0 K: 1 S: 6	H: 1 LOB: 1 BB: 0 P: 6	R: 0 E: 1 K: 1 S: 7	H: 2 LOB: 2 BB: 0 P: 7	R: 0 E: 0 K: 1 S: 5	H: 0 LOB: 0 BB: 0 P: 5	1B: 6 2B: 1 3B: 1 HR: 1	SF: 1 SAC: 1 DP: 1 HBP: 0
--------------	------------------------------	---------------------------------	------------------------------	---------------------------------	------------------------------	---------------------------------	------------------------------	---------------------------------	------------------------------	---------------------------------	------------------------------	---------------------------------	------------------------------	---------------------------------	------------------------------	---------------------------------	------------------------------	---------------------------------	----------------------------------	------------------------------------


BOTTOM

Los Angeles Dodgers @ Pittsburgh Pirates
 Three Rivers Stadium, Pittsburgh, PA

Sat Apr 23 1983, 3:33 AM EST
 Att. 8,187 - Unknown

livebaseballscorecards.com

AB	33
R	2
H	8
RBI	2
BB	0
SO	6
LOB	12



PITCHER	IP	WLS	BF	H	R	ER	SO	BB	IBB	HBP	BLK	WP	HR	S	P	ERA	WHIP
Bob Welch, R ERA: 5.28 (1, 1)	6.0	W	23	5	2	2	3	0	0	0	0	0	1	29	29	3.00	0.833
Dave Stewart, R ERA: 2.25 (7, 1)	1.2		7	2	0	0	1	0	0	0	0	0	0	9	9	0.00	1.200
Steve Howe, L ERA: (8, 1)	1.1	S	5	1	0	0	2	0	0	0	0	0	0	9	9	0.00	0.750

Batter	1	2	3	4	5	6	7	8	9	AB R H RBI BB SO LOB	TOP											
Steve Sax, R (1, 4) OBP: 0.368, SLG: 0.400	0-0 1-3		0-0 6-3		0-3 K		0-0 1-3		0-3 K	5 0 0 0 0 2 4												
Ken Landreaux, L (1, 8) OBP: 0.292, SLG: 0.367	0-0 1B			0-0 G3		0-3 K		0-0 HR 1B	0-0 1B 3B	5 2 3 0 0 1 0												
Dusty Baker Jr., R (1, 7) OBP: 0.347, SLG: 0.469	0-3 K			0-0 1-3		0-0 P4		0-0 HR	0-0 F9	4 1 1 2 0 1 1												
Derrel Thomas, S (8, 7) OBP: 0.421, SLG: 0.355	1-2 K							1-H HR		1 0 0 0 0 0 1												
Pedro Guerrero, R (1, 5) OBP: 0.408, SLG: 0.723	0-0 F8			0-3 K		0-0 HR		4-0 S 2B BB	4-0 1B BB	3 2 1 1 2 1 1												
Greg Brock, L (1, 3) OBP: 0.338, SLG: 0.554		0-0 P6			4-0 HR BB	0-0 4-3		0-0 1-H 3B 2B	0-0 1-3 1B	4 2 2 2 1 0 0												
Mike Marshall, R (1, 9) OBP: 0.311, SLG: 0.341		0-3 K			0-0 HR		0-0 SH5-4 E 1B	0-0 F5	0-0 L4	3 1 2 2 0 1 0												
Ron Roenicke, S (7, PR) OBP: 0.167, SLG: 0.176					1-H HR					2 0 0 0 0 0 3												
Bill Russell, R (1, 6) OBP: 0.306, SLG: 0.256		0-0 6-3			4-0 SH1-4 BB		0-0 E4 SH5-4	0-3 K		3 0 0 0 1 1 2												
Steve Yeager, R (1, 2) OBP: 0.386, SLG: 0.595			0-0 6-3		0-0 F8		0-0 SH5-4	0-0 1-2 2-3 3B		3 0 1 1 0 0 1												
Fernando Valenzuela, L (1, 1) OBP: 0.143, SLG: 0.143			0-3 K		0-0 SH1-4		0-0 L6	0-3 K		3 0 0 0 0 2 4												
Inning Stats	R: 0 E: 0 K: 1 S: 6	H: 1 LOB: 1 BB: 0 P: 6	R: 0 E: 0 K: 1 S: 5	H: 0 LOB: 0 BB: 0 P: 5	R: 0 E: 0 K: 1 S: 5	H: 0 LOB: 0 BB: 0 P: 5	R: 0 E: 0 K: 1 S: 5	H: 0 LOB: 0 BB: 0 P: 5	R: 2 E: 0 K: 1 S: 6	H: 1 LOB: 1 BB: 2 P: 14	R: 1 E: 0 K: 1 S: 6	H: 1 LOB: 0 BB: 0 P: 6	R: 0 E: 1 K: 0 S: 5	H: 1 LOB: 3 BB: 0 P: 5	R: 4 E: 0 K: 2 S: 11	H: 4 LOB: 1 BB: 1 P: 15	R: 1 E: 0 K: 1 S: 7	H: 2 LOB: 2 BB: 1 P: 11	1B: 4 2B: 1 3B: 2 HR: 3	SF: 0 SAC: 2 DP: 0 HBP: 0	WP: 0 PB: 0 SB: 2 CS: 0	PA: 42
PITCHER	IP WLS BF H R ER SO BB IBB HBP BLK WP HR S P ERA WHIP																					
Joaquin Andujar, R (1, 1) ERA: 3.41	7.0 L 30 6 5 5 6 2 0 0 0 0 0 3 40 48 6.43 1.143																					
Jeff Lahti, R (8, 1) ERA: 6.0	1.0 6 2 2 2 2 1 0 0 0 0 0 0 9 13 18.00 3.000																					
Eric Rasmussen, R (9, 1) ERA: 3.38	1.0 6 2 1 1 1 1 0 0 0 0 0 0 7 11 9.00 3.000																					

Los Angeles Dodgers @ St. Louis Cardinals
 Busch Stadium, St. Louis, MO
 Mon Apr 25 1983, 7:05 PM CDT
 Att. 33,265 - Unknown

AB	36
R	8
H	10
RBI	8
BB	4
SO	9
LOB	17



Batter	1	2	3	4	5	6	7	8	9	AB R H RBI BB SO LOB
Lonnie Smith, R OBP: 0.377, SLG: 0.417 (1, 7)	0-0 CS 1B		0-3 K			0-0 5-3		0-0 E6 1B		4 0 2 0 0 1 0
Ozzie Smith, S OBP: 0.353, SLG: 0.383 (1, 6)	0-0 3-1 1-2			0-0 E4 1B		0-0 G3		0-0 E6 1-3		4 0 1 0 0 0 2
Keith Hernandez, L OBP: 0.380, SLG: 0.521 (1, 3)	4-0 BB			0-0 F7 1-2		0-0 3B		0-0 L9		3 0 1 0 1 0 2
George Hendrick, R OBP: 0.429, SLG: 0.783 (1, 9)	0-0 F9			0-3 K		0-0 F9			0-0 FC5-4 1B	4 0 1 0 0 1 3
David Green, R OBP: 0.320, SLG: 0.400 (1, 8)		0-0 3-1		0-0 E4 2-H		0-0 5-3			0-0 FC5-4 HBP 1-2f	4 0 0 0 0 0 2
Ken Oberkfell, L OBP: 0.261, SLG: 0.233 (1, 5)		4-0 BB BB BB G3-6-1 BB			0-0 F9		0-0 4-3		0-0 F8	3 0 0 0 1 0 1
Darrell Porter, L OBP: 0.347, SLG: 0.366 (1, 2)		0-0 G3-6-1 1-2f			0-3 K		0-0 FC6 1B		1-0 HBP	3 0 1 0 0 1 1
Mike Ramsey, S OBP: 0.289, SLG: 0.300 (1, 4)			0-3 K		0-0 1B		0-0 FC6 1-2f		0-0 F7	4 0 1 0 0 1 3
Joaquin Andujar, S OBP: 0.100, SLG: 0.100 (1, 1) Jeff Lahti, R (8, 1) Tito Landrum, R (8, PH) Eric Rasmussen, R (9, 1)			0-0 6-3		0-3 K			0-3 K		2 0 0 0 0 1 1 0 0 0 0 0 0 0 1 0 0 0 0 1 0 0 0 0 0 0 0 0

Inning Stats	R: 0	H: 1	E: 0	LOB: 1	K: 0	BB: 1	S: 3	P: 7
R: 0 H: 0 E: 0 LOB: 0 K: 0 BB: 1 S: 2	R: 0 H: 0 E: 0 LOB: 0 K: 2 BB: 0 S: 7	R: 0 H: 1 E: 1 LOB: 2 K: 1 BB: 0 S: 6	R: 0 H: 1 E: 0 LOB: 1 K: 2 BB: 0 S: 8	R: 0 H: 1 E: 0 LOB: 1 K: 0 BB: 0 S: 4	R: 0 H: 1 E: 1 LOB: 1 K: 1 BB: 0 S: 6	R: 0 H: 1 E: 0 LOB: 1 K: 0 BB: 0 S: 6	R: 0 H: 1 E: 0 LOB: 1 K: 1 BB: 0 S: 6	R: 0 H: 1 E: 0 LOB: 1 K: 0 BB: 0 S: 5

PITCHER	IP	WLS	BF	H	R	ER	SO	BB	IBB	HBP	BLK	WP	HR	S	P	ERA	WHIP
Fernando Valenzuela, L ERA: 2.58 (1, 1)	9.0	W	35	7	0	0	6	2	0	1	0	0	0	44	53	0.00	1.000


BOTTOM

Los Angeles Dodgers @ St. Louis Cardinals

Busch Stadium, St. Louis, MO

Mon Apr 25 1983, 7:05 PM CDT
Att. 33,265 - Unknown

AB	32
R	0
H	7
RBI	0
BB	2
SO	6
LOB	15



WP	PA	ERA	WHIP
0	35		

Los Angeles Dodgers @ St. Louis Cardinals
 Busch Stadium, St. Louis, MO

Tue Apr 26 1983, 7:05 PM CDT
 Att: 17,492 - Unknown

AB	33
R	3
H	6
RBI	3
BB	3
SO	3
LOB	15



WP:	0	PA:	36
PB:	0		
SB:	1		
CS:	0		

AB R H RBI BB SO LOB

3	0	1	0	1	0	0
4	1	0	0	0	0	2
4	1	1	0	0	0	1
3	1	1	1	1	1	0
4	0	2	2	0	0	2
4	0	1	0	0	0	1
0	0	0	0	0	0	0
3	0	0	0	1	0	3
4	0	0	0	0	0	3
3	0	0	0	0	1	1
1	0	0	0	0	1	2

Batter	1	2	3	4	5	6	7	8	9
Derrel Thomas, S (1, 4) OBP: 0.429, SLG: 0.412	4-0 BB BB		0-0 FC6-2-5-1 3B	0-0 4-3			0-0 F7		
Ken Landreaux, L (1, 8) OBP: 0.275, SLG: 0.344	0-0 F8		0-0 FC6-2-5-1 1B 1B				0-0 F7	0-0 6-3	
Dusty Baker Jr., R (1, 7) OBP: 0.342, SLG: 0.456	0-0 F9		0-0 3-H 1B 1B 2-3				0-0 5-3	0-0 F7	
Pedro Guerrero, R (1, 5) OBP: 0.413, SLG: 0.706	4-0 1-2 BB		0-0 1-2 3B 1B 3-H				0-0 F8	0-3 K	
Greg Brock, L (1, 3) OBP: 0.347, SLG: 0.580	0-0 G3		0-0 1-H 2-H 3B				0-0 3-1	0-0 FC1-5 1B 1B	
Mike Marshall, R (1, 9) OBP: 0.306, SLG: 0.333		0-0 5-3	0-0 F3				0-0 F9	0-0 F7 FC1-5 1B	
Ron Roenicke, S (9, PR) OBP: 0.167, SLG: 0.176									
Bill Russell, R (1, 6) OBP: 0.302, SLG: 0.239		4-0 BB	0-0 F7				0-0 L7	0-0 FC1-5 S	
Steve Yeager, R (1, 2) OBP: 0.354, SLG: 0.537		0-0 F2		0-0 F7			0-0 5-3	0-0 F7	
Burt Hooton, R (1, 1) Steve Howe, L (7, 1)		0-3 K		0-0 6-3			0-0 6-3	0-3 K	

Inning Stats	R: 0	H: 0	E: 0	K: 0	S: 3	R: 0	H: 0	E: 0	K: 1	S: 5	R: 3	H: 4	E: 0	K: 0	S: 7	R: 0	H: 0	E: 0	K: 0	S: 3	R: 0	H: 0	E: 0	K: 0	S: 3	R: 0	H: 0	E: 0	K: 0	S: 3	R: 0	H: 0	E: 0	K: 1	S: 7	R: 0	H: 2	E: 0	K: 1	S: 7	1B: 4	SF: 0	2B: 0	SAC: 0	3B: 2	DP: 0	HR: 0	HBP: 0	WP: 0	PA: 36
	P: 11	LOB: 2	BB: 2	P: 11	P: 9	LOB: 1	BB: 1	P: 9	P: 7	LOB: 0	BB: 0	P: 7	P: 3	LOB: 0	BB: 0	P: 3	P: 3	LOB: 0	BB: 0	P: 3	P: 3	LOB: 0	BB: 0	P: 3	P: 3	LOB: 0	BB: 0	P: 3	P: 3	LOB: 0	BB: 0	P: 3	P: 7	LOB: 3	BB: 0	P: 7														

PITCHER	IP	WLS	BF	H	R	ER	SO	BB	IBB	HBP	BLK	WP	HR	S	P	ERA	WHIP
John Stuper, R (1, 1) ERA: 4.76	6.0	L	25	4	3	3	1	3	0	0	0	0	0	24	36	4.50	1.167
Doug Bair, R (7, 1) ERA: 6.75	2.0		6	0	0	0	1	0	0	0	0	0	0	8	8	0.00	0.000
Jim Kaat, L (9, 1) ERA:	0.0		1	1	0	0	0	0	0	0	0	0	0	1	1	∞	∞
Jeff Lahti, R (9, 1) ERA: 4.91	0.2		3	1	0	0	0	0	0	0	0	0	0	3	3	0.00	1.500
John Martin, L (9, 1) ERA: 1.13	0.1		1	0	0	0	1	0	0	0	0	0	0	3	3	0.00	0.000

Batter	1	2	3	4	5	6	7	8	9	AB	R	H	RBI	BB	SO	LOB
Lonnie Smith, R (1, 7) <small>OBP: 0.368, SLG: 0.404</small> Jim Kaat, L (9, 1) Jeff Lahti, R (9, 1) John Martin, S (9, 1) <small>OBP: 0.500, SLG: 0.500</small>	0-0 5-3			0-0 4-3		0-0 1B		0-0 F9		4	0	1	0	0	0	1
Ozzie Smith, S (1, 6) <small>OBP: 0.345, SLG: 0.373</small>	0-0 6-3			0-0 1B		0-0 4-3		0-0 5-3		4	0	1	0	0	0	2
Keith Hernandez, L (1, 3) <small>OBP: 0.370, SLG: 0.558</small>	0-3 K			0-0 F8					0-0 5-3	4	1	1	1	0	1	1
Darrell Porter, L (1, 2) <small>OBP: 0.340, SLG: 0.356</small>		0-0 F8		0-0 F7					0-0 3-1	4	0	1	0	0	0	1
George Hendrick, R (1, 9) <small>OBP: 0.396, SLG: 0.720</small>		0-0 6-3			0-0 1-3			0-0 F9	0-3 K	4	0	0	0	0	1	1
Ken Oberkfell, L (1, 5) <small>OBP: 0.245, SLG: 0.217</small>		0-0 6-3			0-0 L3			0-0 FC4-6		3	0	0	0	0	0	1
David Green, R (1, 8) <small>OBP: 0.302, SLG: 0.375</small>			0-3 K		0-3 K			0-0 5-3		3	0	0	0	0	2	1
Mike Ramsey, S (1, 4) <small>OBP: 0.292, SLG: 0.302</small>			0-0 3-1			0-0 F9		0-0 1B		3	0	1	0	0	0	0
John Stuper, R (1, 1) <small>OBP: 0.500, SLG: 0.500</small> Gene Roof, S (6, PH) Doug Bair, R (7, 1) Tito Landrum, R (8, PH) <small>OBP: 0.333, SLG: 0.600</small> (9, 7)			0-3 K			0-0 1-3		0-3 K		1	0	0	0	0	1	0

Inning Stats	R: 0	H: 0	E: 0	K: 1	S: 5	R: 0	H: 0	E: 0	K: 0	S: 3	R: 0	H: 0	E: 0	K: 2	S: 7	R: 0	H: 1	E: 0	K: 0	S: 4	R: 0	H: 0	E: 0	K: 1	S: 5	R: 1	H: 2	E: 0	K: 0	S: 5	R: 0	H: 1	E: 0	K: 1	S: 6	R: 0	H: 0	E: 0	K: 1	S: 5	1B: 4	2B: 0	3B: 0	HR: 1	SF: 0	SAC: 0	DP: 0	HBP: 0	WP: 0	PB: 0	SB: 0	CS: 0	PA: 32
--------------	------	------	------	------	------	------	------	------	------	------	------	------	------	------	------	------	------	------	------	------	------	------	------	------	------	------	------	------	------	------	------	------	------	------	------	------	------	------	------	------	-------	-------	-------	-------	-------	--------	-------	--------	-------	-------	-------	-------	--------

PITCHER	IP	WLS	BF	H	R	ER	SO	BB	IBB	HBP	BLK	WP	HR	S	P	ERA	WHIP
Burt Hooton, R (1, 1) <small>ERA: 3.65</small>	6.1	W	23	4	1	1	4	0	0	0	0	0	0	31	31	1.42	0.632
Steve Howe, L (7, 1) <small>ERA:</small>	2.2	S	9	1	0	0	2	0	0	0	0	0	0	13	13	0.00	0.375

BOTTOM

Los Angeles Dodgers @ St. Louis Cardinals
 Busch Stadium, St. Louis, MO
 Tue Apr 26 1983, 7:05 PM CDT
 Att. 17,492 - Unknown

AB	32
R	1
H	5
RBI	1
BB	0
SO	6
LOB	9



Batter	1	2	3	4	5	6	7	8	9	AB R H RBI BB SO LOB	TOP														
Steve Sax, R (1, 4) OBP: 0.375, SLG: 0.406	0-0 E3 F9 S SF4		0-0 G6-4-3 1B		0-0 1-2 3-H 3B 1B		0-0 F9			4 2 2 1 0 0 0	Los Angeles Dodgers @ St. Louis Cardinals Busch Stadium, St. Louis, MO Wed Apr 27 1983, 3:33 AM CDT Att. 23,712 - Unknown														
Ken Landreaux, L (1, 8) OBP: 0.274, SLG: 0.368	0-0 F9 1-3		0-0 G6-4-3 1-2f		0-0 1-H 2-H 3B		0-0 1-3			4 0 1 2 0 0 2															
Dusty Baker Jr., R (1, 7) OBP: 0.329, SLG: 0.443	0-0 SF4			0-0 6-3	0-0 F7			0-0 5-3		2 0 0 1 0 0 1															
Bill Russell, R (7, 6) OBP: 0.296, SLG: 0.234	3-H SF4									1 0 0 0 0 0 0															
Pedro Guerrero, R (1, 5) OBP: 0.392, SLG: 0.667	0-0 6-3			0-0 P6	0-0 F8			0-0 F9		4 0 0 0 0 0 0															
Greg Brock, L (1, 3) OBP: 0.342, SLG: 0.556		4-0 K2-6 BB		0-0 F2		0-0 P6		0-0 G3		3 0 0 0 1 0 0															
Mike Marshall, R (1, 9) OBP: 0.288, SLG: 0.313		0-3 K2-6 1-2f			0-0 F5	0-0 6-3		0-0 3-1		3 0 0 0 0 1 1															
Ron Roenicke, S (6, 9) OBP: 0.158, SLG: 0.167										1 0 0 0 0 0 0															
Derrel Thomas, S (1, 6) OBP: 0.478, SLG: 0.500		0-0 S 1B			0-0 1B 1B 2B		0-0 S HR 1B		0-0 CS 1B	4 2 4 0 0 0 0															
Steve Yeager, R (1, 2) OBP: 0.383, SLG: 0.523		0-0 6-3			0-0 1B 3B 1B		0-3 K 1-2		0-0 F8	3 1 1 0 0 1 2															
Mike Scioscia, L (9, PH) OBP: 0.222, SLG: 0.278		1-2			2-3 1B					1 0 0 0 0 0 1															
Jerry Reuss, L (1, 1) OBP: 0.231, SLG: 0.250			0-3 K		0-0 P2		0-0 2-H HR		0-0 CS	2 0 0 0 0 0 1 2															
Rick Monday, L (7, PH)										0 0 0 0 0 0 0 0															
Jose Morales, R (7, PH)										1 1 1 2 0 0 0 0															
Dave Stewart, R (7, 1)										0 0 0 0 0 0 0 0															
Alejandro Pena, R (7, 1)										0 0 0 0 0 0 0 0															
Steve Hows, L (8, 1)										0 0 0 0 0 0 0 0															
Candy Maldonado, R (9, PH) OBP: 0.200, SLG: 0.200										0 0 0 0 0 0 0 0															
Inning Stats	R: 1 E: 1 K: 0 S: 4	H: 0 LOB: 0 BB: 0 P: 4	R: 0 E: 0 K: 1 S: 5	H: 1 LOB: 1 BB: 1 P: 9	R: 0 E: 0 K: 1 S: 5	H: 1 LOB: 0 BB: 0 P: 5	R: 0 E: 0 K: 0 S: 3	H: 0 LOB: 0 BB: 0 P: 3	R: 3 E: 0 K: 0 S: 7	H: 4 LOB: 1 BB: 0 P: 7	R: 0 E: 0 K: 0 S: 3	H: 0 LOB: 0 BB: 0 P: 3	R: 2 E: 0 K: 1 S: 7	H: 2 LOB: 0 BB: 0 P: 7	R: 0 E: 0 K: 0 S: 3	H: 0 LOB: 0 BB: 0 P: 3	R: 0 E: 0 K: 0 S: 3	H: 1 LOB: 0 BB: 0 P: 3	1B: 6 2B: 2 3B: 1 HR: 1	SF: 1 SAC: 0 DP: 2 HBP: 0	WP: 0 PB: 0 SB: 3 CS: 1	PA: 36			
PITCHER	IP WLS BF H R ER SO BB IBB HBP BLK WP HR S P ERA WHIP																								
Bob Forsch, R (1, 1) ERA: 3.45	6.1		26	7	5	4	3	1	0	0	0	0	0	31	35	5.68	1.263								
Jim Kaat, L (7, 1) ERA: 2.7	0.2		3	1	1	1	0	0	0	0	0	0	1	3	3	13.50	1.500								
Bruce Sutter, R (8, 1) ERA: 1.04	2.0	W	6	1	0	0	0	0	0	0	0	0	0	6	6	0.00	0.500								

AB	33
R	6
H	9
RBI	6
BB	1
SO	3
LOB	9



Batter	1	2	3	4	5	6	7	8	9
Ozzie Smith, S OBP: 0.350, SLG: 0.382 (1, 6)	0-0 5-3		0-0 6-3			0-0 FC1-6-5 2B	4-0 1B 1B BB	0-0 G6-4-3 1-2f	
Ken Oberkfell, L OBP: 0.245, SLG: 0.220 (1, 5)	0-0 L5			0-0 F9		0-0 FC1-6-5-4 1B 2-3	0-0 1B 1-2 1B		
Keith Hernandez, L OBP: 0.379, SLG: 0.554 (1, 3)	0-0 3-1			0-0 FC6-4 1B		0-0 1-2 HR 1B	0-0 F7		
George Hendrick, R OBP: 0.404, SLG: 0.759 (1, 9)		0-0 5-3		0-0 L4		0-0 1-H 2-H HR	0-0 1-3 2-H 1B		
Lonnie Smith, R OBP: 0.361, SLG: 0.411 (1, 7) Bruce Sutter, R (8, 1)		0-0 1-3		0-0 FC6-4 1-2f		0-0 3B 2B	0-0 6-3		
David Green, R OBP: 0.298, SLG: 0.404 (1, 8)		0-0 4-3			0-0 1-3	0-0 2-H SF9 3B		0-3 K	
Mike Ramsey, S OBP: 0.288, SLG: 0.348 (1, 4)			0-0 1-3		0-3 K	0-0 3-H SF9		0-0 1B 3B	
Glenn Brummer, R (1, 2) Jim Kast, L (7, 1) Gene Roof, S (8, 7) Dane Iorg, L (8, PH) Tito Landrum, R (8, PR) OBP: 0.650, SLG: 1.000 OBP: 0.333, SLG: 0.600 (8, 7)			0-0 F9		0-0 1B	0-0 F9		4-0 1B IBB	
Bob Forsch, R OBP: 0.222, SLG: 0.444 (1, 1) Darrell Porter, L OBP: 0.345, SLG: 0.362 (7, 2)			0-0 2B		0-3 K		0-0 3-1	0-0 G6-4-3 1-2 3-H 1B	


Inning Stats	R: 0 E: 0 K: 0 S: 3	H: 0 LOB: 0 BB: 0 P: 3	R: 0 E: 0 K: 0 S: 3	H: 0 LOB: 0 BB: 0 P: 3	R: 0 E: 0 K: 0 S: 4	H: 1 LOB: 1 BB: 0 P: 4	R: 0 E: 0 K: 0 S: 4	H: 1 LOB: 1 BB: 0 P: 4	R: 0 E: 0 K: 2 S: 8	H: 1 LOB: 1 BB: 0 P: 8	R: 5 E: 0 K: 0 S: 8	H: 5 LOB: 0 BB: 0 P: 8	R: 1 E: 0 K: 0 S: 5	H: 2 LOB: 2 BB: 1 P: 9	R: 1 E: 0 K: 1 S: 6	H: 2 LOB: 2 BB: 1 P: 10
1B: 6 2B: 3 3B: 2 HR: 1	SF: 1 SAC: 0 DP: 1 HBP: 0	WP: 0 PA: 37 PB: 0 SB: 0 CS: 0														

PITCHER	IP	WLS	BF	H	R	ER	SO	BB	IBB	HBP	BLK	WP	HR	S	P	ERA	WHIP
Jerry Reuss, L ERA: 3.47 (1, 1)	6.0		26	8	5	5	2	0	0	0	0	0	1	30	30	7.50	1.333
Dave Stewart, R ERA: 2.92 (7, 1)	0.1		3	1	1	1	0	1	0	0	0	0	0	2	6	27.00	6.000
Alejandro Pena, R ERA: 2.08 (7, 1)	1.0	L	6	2	1	1	1	0	1	0	0	0	0	7	11	9.00	2.000
Steve Howe, L ERA: (8, 1)	0.2		2	1	0	0	0	0	0	0	0	0	0	2	2	0.00	1.500


BOTTOM

Los Angeles Dodgers @ St. Louis Cardinals
 Busch Stadium, St. Louis, MO
 Wed Apr 27 1983, 3:33 AM CDT
 Att. 23,712 - Unknown

AB	34
R	7
H	12
RBI	7
BB	2
SO	3
LOB	11



WP	HR	S	P	ERA	WHIP
0	1	0	0	0	0

Batter	1	2	3	4	5	6	7	8	9	AB R H RBI BB SO LOB	TOP																									
Steve Sax, R (1, 4) OBP: 0.369, SLG: 0.389	0-3 K		0-0 F6		0-0 CS	4-0 HR	0-0 F7			3 1 0 0 1 1 2																										
Ken Landreaux, L (1, 8) OBP: 0.299, SLG: 0.458	0-0 2B		0-0 F9			0-0 HR		0-0 F7 WP		4 2 3 2 0 0 0																										
Dusty Baker Jr., R (1, 7) OBP: 0.313, SLG: 0.419	0-0 F8			0-0 5-3		0-3 K		0-0 F7		4 0 0 0 0 1 2																										
Pedro Guerrero, R (1, 5) OBP: 0.386, SLG: 0.640	4-0 BB			0-0 F9		0-3 K		0-3 K		3 0 0 0 1 2 0																										
Greg Brock, L (1, 3) OBP: 0.337, SLG: 0.533	0-0 F6			0-0 F9		0-0 F3		4-0 BB		3 0 0 0 1 0 2																										
Mike Marshall, R (1, 9) OBP: 0.309, SLG: 0.380		0-0 5-3			0-0 HR		4-0 SH1-4 BB	0-0 F7		2 1 1 1 1 0 0																										
Ron Roenicke, S (7, PR) OBP: 0.150, SLG: 0.158										1 0 0 0 0 0 1																										
Derrel Thomas, S (1, 6) OBP: 0.449, SLG: 0.463			0-0 F8		0-0 3-1		0-0 SH1-4		0-0 F6	3 0 0 0 0 0 0	AB 29 R 4 H 4 RBI 3 BB 6 SO 5 LOB 10																									
Mike Scioscia, L (1, 2) OBP: 0.227, SLG: 0.238			0-0 F6		4-0 FC3-6 BB		0-3 K		0-0 F7	3 0 0 0 1 1 2																										
Bob Welch, R (1, 1) Dave Stewart, R (5, 1) Rick Monday, L (7, PH) Alejandro Pena, R (7, 1) OBP: 0.333, SLG: 0.333			0-0 5-3		0-0 FC3-6 CS		4-0 IBB		0-0 6-3	2 0 0 0 0 0 1 0 0 0 0 0 0 0 0 0 0 0 1 0 0 1 0 0 0 0 0 0																										
Inning Stats	R: 0 E: 0 K: 1 S: 6	H: 1 LOB: 2 BB: 1 P: 10	R: 0 E: 0 K: 0 S: 3	H: 0 LOB: 0 BB: 0 P: 3	R: 0 E: 0 K: 0 S: 3	H: 0 LOB: 0 BB: 0 P: 3	R: 0 E: 0 K: 0 S: 3	H: 0 LOB: 0 BB: 1 P: 7	R: 2 E: 0 K: 2 S: 8	H: 1 LOB: 0 BB: 1 P: 12	R: 0 E: 0 K: 1 S: 5	H: 0 LOB: 2 BB: 2 P: 13	R: 1 E: 0 K: 1 S: 6	H: 1 LOB: 1 BB: 1 P: 10	R: 0 E: 0 K: 0 S: 3	H: 0 LOB: 0 BB: 0 P: 3	1B: 0 2B: 2 3B: 0 HR: 2	SF: 0 SAC: 1 DP: 0 HBP: 0	WP: 1 PB: 0 SB: 0 CS: 1	PA: 37																
PITCHER	IP WLS BF H R ER SO BB IBB HBP BLK WP HR S P ERA WHIP																																			
Paul Moskau, R (1, 1) ERA: 6.75	5.0		20	3	3	3	1	3	0	0	0	0	2	19	31	5.40	1.200																			
Bill Campbell, R (6, 1) ERA: 4.58	2.1	L	10	1	1	1	3	1	1	0	0	0	0	14	22	3.86	0.857																			
Lee Smith, R (8, 1) ERA:	1.2		6	0	0	0	1	1	0	0	0	1	0	7	11	0.00	0.600																			

Los Angeles Dodgers @ Chicago Cubs
Wrigley Field, Chicago, IL
Fri Apr 29 1983, 3:33 AM CDT
Att. 9,391 - Unknown

livebaseballscorecards.com

BOTTOM

Los Angeles Dodgers @ Chicago Cubs
 Wrigley Field, Chicago, IL
 Fri Apr 29 1983, 3:33 AM CDT
 Att. 9,391 - Unknown

livebaseballscorecards.com

AB	31
R	3
H	7
RBI	3
BB	2
SO	6
LOB	15



WP: 0	PA: 35
PB: 0	
SB: 0	
CS: 0	

AB R H RBI BB SO LOB

3	1	1	1	1	0	1
2	1	1	0	1	0	0
4	0	0	0	0	0	4
4	0	1	1	0	1	2
3	0	0	1	0	0	0
4	0	2	0	0	1	1
4	0	0	0	0	2	3
3	0	1	0	0	1	2
0	0	0	0	0	0	0
0	0	0	0	0	0	0
1	0	0	0	0	1	1
2	1	1	0	0	0	0
1	0	0	0	0	0	1
0	0	0	0	0	0	0

Batter	1	2	3	4	5	6	7	8	9
23 Ryne Sandberg, R OBP: 0.224, SLG: 0.236 (1, 4)	4-0 1B 1B BB		0-0 6-3		0-0 SH5-3 2-H 2B		0-0 4-3		
Larry Bowa, S OBP: 0.299, SLG: 0.306 (1, 6)	0-0 1B 1-2 SF7 1B		4-0 BB		0-0 SH5-3 2-3		0-0 F6		
Bill Buckner, L OBP: 0.241, SLG: 0.273 (1, 3)	0-0 F8		0-0 F9		0-0 1-3		0-0 F8		
Leon Durham, L OBP: 0.414, SLG: 0.517 (1, 8)	0-0 1-3 2-H 1B		0-0 F7		0-0 4-3		0-3 K		
Ron Cey, R OBP: 0.234, SLG: 0.200 (1, 5)	0-0 SF7		0-0 E9 1B		0-0 F8		0-0 F8		
Keith Moreland, R OBP: 0.328, SLG: 0.439 (1, 9)	0-3 K		0-0 L4-3 2-3 1B		0-0 F7		0-0 1B		
Jay Johnstone, L (1, 7)		0-3 K	0-3 K		0-0 3-1		0-0 F9		
Jody Davis, R OBP: 0.317, SLG: 0.389 (1, 2)		0-3 K	0-0 L4-3		0-0 B1-6-4 1B		0-3 K		
Tom Veryzer, R (7, PR)			1-2						
Steve Lake, R OBP: 0.700, SLG: 1.300 (8, 2)									
Scot Thompson, L OBP: 0.226, SLG: 0.300 (9, PH)									
Paul Moskau, R OBP: 0.250, SLG: 0.500 (1, 1)		0-0 F8			0-0 23 2B 2B		0-0 B1-6-4 1-2f		
Bill Campbell, R (6, 1)									
Lee Smith, R (8, 1)									

Inning Stats	R: 2	H: 2	E: 0	K: 1	S: 7	LOB: 1	BB: 1	P: 11	R: 0	H: 0	E: 0	K: 2	S: 7	LOB: 0	BB: 0	P: 7	R: 0	H: 0	E: 0	K: 0	S: 3	LOB: 1	BB: 1	P: 7	R: 0	H: 1	E: 1	K: 1	S: 6	LOB: 1	BB: 0	P: 6	R: 1	H: 2	E: 0	K: 0	S: 5	LOB: 1	BB: 0	P: 5	R: 0	H: 0	E: 0	K: 0	S: 3	LOB: 0	BB: 0	P: 3	R: 0	H: 1	E: 0	K: 0	S: 3	LOB: 1	BB: 0	P: 3	R: 0	H: 0	E: 0	K: 1	S: 5	LOB: 0	BB: 0	P: 5	R: 0	H: 1	E: 0	K: 1	S: 6	LOB: 1	BB: 0	P: 6	1B: 5	2B: 3	3B: 0	HR: 0	SF: 1	SAC: 1	DP: 2	HBP: 0	WP: 0	PA: 35
--------------	------	------	------	------	------	--------	-------	-------	------	------	------	------	------	--------	-------	------	------	------	------	------	------	--------	-------	------	------	------	------	------	------	--------	-------	------	------	------	------	------	------	--------	-------	------	------	------	------	------	------	--------	-------	------	------	------	------	------	------	--------	-------	------	------	------	------	------	------	--------	-------	------	------	------	------	------	------	--------	-------	------	-------	-------	-------	-------	-------	--------	-------	--------	-------	--------

PITCHER	IP	WLS	BF	H	R	ER	SO	BB	IBB	HBP	BLK	WP	HR	S	P	ERA	WHIP
Bob Welch, R ERA: 5.59 (1, 1)	4.0		19	5	3	3	4	2	0	0	0	0	0	25	33	6.75	1.750
Dave Stewart, R ERA: 2.51 (5, 1)	2.0		6	0	0	0	0	0	0	0	0	0	0	6	6	0.00	0.000
Alejandro Pena, R ERA: 1.69 (7, 1)	3.0	W	10	2	0	0	2	0	0	0	0	0	0	14	14	0.00	0.667

Batter	1	2	3	4	5	6	7	8	9	AB R H RBI BB SO LOB	TOP										
Steve Sax, R (1, 4) OBP: 0.348, SLG: 0.364	0-0 6-3		0-0 6-3		0-0 F9		0-0 6-3		0-0 F9	5 0 0 0 0 0 2	Los Angeles Dodgers @ Chicago Cubs Wrigley Field, Chicago, IL Sat Apr 30 1983, 3:33 AM CDT Att. 26,069 - Unknown livebaseballscorecards.com										
Ken Landreaux, L (1, 8) OBP: 0.296, SLG: 0.440	0-0 G3		0-0 G3		0-0 F8			4-0 BB	3 0 0 0 1 0 0												
Dusty Baker Jr., R (1, 7) OBP: 0.310, SLG: 0.403	0-0 6-3		4-0 1B BB		0-0 F7			0-3 K	3 0 0 0 1 1 1												
Pedro Guerrero, R (1, 5) OBP: 0.391, SLG: 0.633		0-0 BB FC5-2 1B	0-0 1-3 1B		0-0 F7			0-3 K	4 0 2 0 0 1 1												
Greg Brock, L (1, 3) OBP: 0.333, SLG: 0.513		4-0 FC5-2 BB 1-2 BB	0-0 1-3		0-3 K			0-3 K	3 1 0 0 1 2 3												
Mike Marshall, R (1, 9) OBP: 0.339, SLG: 0.404		4-0 BB FC5-2 1-2 2-3 BB		0-0 3-1 2B		0-0 6-3		4-0 1B G3 BB	2 1 1 0 2 0 0												
Bill Russell, R (1, 6) OBP: 0.286, SLG: 0.224 Derrel Thomas, S (6, 6) OBP: 0.451, SLG: 0.452		0-0 FC5-2 BB 1-2 2-3 3-H		0-3 K			4-0 G4-6-3 BB BB	0-0 F7	2 0 0 0 0 1 4 1 0 0 0 1 0 1												
Mike Scioscia, L (1, 2) OBP: 0.308, SLG: 0.261		4-0 1-2 2-3 3-H BB		0-0 3-1			4-0 G4-6-3 BB 1-2	0-0 G3 1B	2 0 1 1 2 0 1												
Fernando Valenzuela, L (1, 1) OBP: 0.125, SLG: 0.125 Ron Roenicke, S (7, PH) OBP: 0.143, SLG: 0.150 Tom Niedenfuer, R (7, 1) Joe Beckwith, L (8, 1) Rick Monday, L (9, PH)		0-0 G1-2-3 3-H		0-0 4-3			0-0 G4-6-3 1-2 2-3	0-0 G3	2 0 0 0 0 0 4 1 0 0 0 0 0 2 0 0 0 0 0 0 0 0 0 0 0 0 0 0 1 0 0 1 0 0 1												
Inning Stats	R: 0 E: 0 K: 0 S: 3	H: 0 LOB: 0 BB: 0 P: 3	R: 1 E: 0 K: 0 S: 3	H: 1 LOB: 2 BB: 3 P: 15	R: 0 E: 0 K: 0 S: 4	H: 1 LOB: 1 BB: 0 P: 6	R: 0 E: 0 K: 1 S: 6	H: 0 LOB: 0 BB: 0 P: 6	R: 0 E: 0 K: 1 S: 5	H: 0 LOB: 0 BB: 0 P: 5	R: 0 E: 0 K: 0 S: 2	H: 0 LOB: 1 BB: 2 P: 10	R: 0 E: 0 K: 3 S: 9	H: 0 LOB: 1 BB: 1 P: 13	R: 1 E: 0 K: 0 S: 4	H: 1 LOB: 1 BB: 1 P: 8	1B: 3 2B: 1 3B: 0 HR: 0	SF: 0 SAC: 0 DP: 2 HBP: 0	WP: 0 PB: 0 SB: 0 CS: 0	PA: 37	
PITCHER	IP WLS BF H R ER SO BB IBB HBP BLK WP HR S P ERA WHIP	IP WLS BF H R ER SO BB IBB HBP BLK WP HR S P ERA WHIP	IP WLS BF H R ER SO BB IBB HBP BLK WP HR S P ERA WHIP	IP WLS BF H R ER SO BB IBB HBP BLK WP HR S P ERA WHIP	IP WLS BF H R ER SO BB IBB HBP BLK WP HR S P ERA WHIP	IP WLS BF H R ER SO BB IBB HBP BLK WP HR S P ERA WHIP	IP WLS BF H R ER SO BB IBB HBP BLK WP HR S P ERA WHIP	IP WLS BF H R ER SO BB IBB HBP BLK WP HR S P ERA WHIP	IP WLS BF H R ER SO BB IBB HBP BLK WP HR S P ERA WHIP	IP WLS BF H R ER SO BB IBB HBP BLK WP HR S P ERA WHIP	IP WLS BF H R ER SO BB IBB HBP BLK WP HR S P ERA WHIP	IP WLS BF H R ER SO BB IBB HBP BLK WP HR S P ERA WHIP	IP WLS BF H R ER SO BB IBB HBP BLK WP HR S P ERA WHIP	IP WLS BF H R ER SO BB IBB HBP BLK WP HR S P ERA WHIP	IP WLS BF H R ER SO BB IBB HBP BLK WP HR S P ERA WHIP	IP WLS BF H R ER SO BB IBB HBP BLK WP HR S P ERA WHIP	IP WLS BF H R ER SO BB IBB HBP BLK WP HR S P ERA WHIP	IP WLS BF H R ER SO BB IBB HBP BLK WP HR S P ERA WHIP	IP WLS BF H R ER SO BB IBB HBP BLK WP HR S P ERA WHIP	IP WLS BF H R ER SO BB IBB HBP BLK WP HR S P ERA WHIP	IP WLS BF H R ER SO BB IBB HBP BLK WP HR S P ERA WHIP
Chuck Rainey, R (1, 1) ERA: 2.83 Bill Campbell, R (8, 1) ERA: 4.57	7.0 W 29 3 1 1 2 7 0 0 0 0 0 26 54 1.29 1.429	2.0 8 1 1 1 3 1 0 0 0 0 0 13 17 4.50 1.000																			



Batter	1	2	3	4	5	6	7	8	9	AB	R	H	RBI	BB	SO	LOB
Gary Woods, R OBP: 0.256, SLG: 0.361 (1, 7)	0-0 SH1-3 23 BLK 3B 1B	0-0 23 CS 1B			0-0 L1-4 2-3		0-0 F9			4	1	2	0	0	0	1
23 Ryne Sandberg, R OBP: 0.238, SLG: 0.240 (1, 4)	4-0 SH1-3 3B BB	0-0 CS 1-2	0-3 K			0-0 L1	0-0 1B			3	1	1	0	1	1	0
Bill Buckner, L OBP: 0.244, SLG: 0.275 (1, 3)	0-0 SH1-3 1-2 2-3		0-0 4-3			0-0 E 1B 1B	0-0 1-3			3	1	1	0	0	0	1
Ron Cey, R OBP: 0.247, SLG: 0.216 (1, 5)	0-3 K		0-0 F8			0-0 E8 1B HR 1B		0-0 1B 1B		4	1	2	0	0	1	2
Leon Durham, L OBP: 0.405, SLG: 0.492 (1, 8)	1-0 3B HBP			0-0 G3		0-3 K		0-3 K		3	1	0	0	0	2	3
Keith Moreland, R OBP: 0.338, SLG: 0.475 (1, 9)	0-0 3B		0-0 5-3			0-0 HR 1B		0-3 K		4	1	2	4	0	1	1
Jody Davis, R OBP: 0.328, SLG: 0.448 (1, 2)	0-0 6-3		0-3 K			0-0 HR		0-0 1B		4	1	2	3	0	1	1
Larry Bowa, S OBP: 0.282, SLG: 0.288 (1, 6)		0-0 6-3			0-0 E3 L1-4 SH5-4	0-0 5-3		0-0 L7		4	0	0	0	0	0	2
Chuck Rainey, R OBP: 0.125, SLG: 0.125 (1, 1)		0-0 F7			0-0 SH5-4 1-2		0-3 K			2	0	0	0	0	1	0
Bill Campbell, R (8, 1)										0	0	0	0	0	0	0

Inning Stats	R: 3	H: 2	E: 0	K: 1	S: 7	LOB: 1	BB: 1	P: 12	R: 0	H: 1	E: 0	K: 0	S: 3	LOB: 0	BB: 0	P: 3	R: 0	H: 0	E: 0	K: 1	S: 5	LOB: 0	BB: 0	P: 5	R: 0	H: 0	E: 1	K: 0	S: 3	LOB: 0	BB: 0	P: 3	R: 4	H: 4	E: 1	K: 1	S: 9	LOB: 0	BB: 0	P: 9	R: 0	H: 1	E: 0	K: 1	S: 6	LOB: 1	BB: 0	P: 6	R: 0	H: 2	E: 0	K: 2	S: 9	LOB: 2	BB: 0	P: 9
--------------	------	------	------	------	------	--------	-------	-------	------	------	------	------	------	--------	-------	------	------	------	------	------	------	--------	-------	------	------	------	------	------	------	--------	-------	------	------	------	------	------	------	--------	-------	------	------	------	------	------	------	--------	-------	------	------	------	------	------	------	--------	-------	------

PITCHER	IP	WLS	BF	H	R	ER	SO	BB	IBB	HBP	BLK	WP	HR	S	P	ERA	WHIP
Fernando Valenzuela, L ERA: 3.65 (1, 1)	6.0	L	26	7	7	7	4	1	0	1	1	0	1	32	37	10.50	1.333
Tom Niedentfer, R ERA: 2.57 (7, 1)	1.0		4	1	0	0	1	0	0	0	0	0	0	6	6	0.00	1.000
Joe Beckwith, R ERA: 6.0 (8, 1)	1.0		5	2	0	0	2	0	0	0	0	0	0	9	9	0.00	2.000

BOTTOM

Los Angeles Dodgers @ Chicago Cubs
 Wrigley Field, Chicago, IL
 Sat Apr 30 1983, 3:33 AM CDT
 Att. 26,069 - Unknown

livebaseballscorecards.com

AB	31
R	7
H	10
RBI	7
BB	1
SO	7
LOB	11



WP: 0	PA: 36
PB: 0	
SB: 0	
CS: 1	

Batter	1	2	3	4	5	6	7	8	9	AB R H RBI BB SO LOB	TOP	
Steve Sax, R OBP: 0.337, SLG: 0.350 (1, 4) X	0-0 G3	0-0 F9		0-0 G6-4-3						3 0 0 0 0 0 2	Los Angeles Dodgers @ Chicago Cubs Wrigley Field, Chicago, IL Sun May 01 1983, 3:33 AM CDT Att. 11,295 - Unknown - 49 F livebaseballscorecards.com	
Ken Landreaux, L OBP: 0.298, SLG: 0.429 (1, 8) B B B	4-0 1B SF9 BB	0-0 3-1			0-0 P6					2 1 0 0 1 0 1		
Rick Monday, L OBP: 0.417, SLG: 0.125 (1, 7) X	0-0 SF9 2B 1B		0-3 K		0-0 F8					3 1 1 0 0 1 0		
Pedro Guerrero, R OBP: 0.400, SLG: 0.638 (1, 5) X	0-0 SF9		4-0 S BB		0-0 BLK 1B					1 0 1 1 1 0 0		
Greg Brock, L OBP: 0.344, SLG: 0.525 (1, 3) X	0-0 2B		0-0 F7		4-0 FC6-4 BB					2 0 1 1 1 0 1		
Ron Roenicke, S OBP: 0.167, SLG: 0.136 (1, 9) X	0-0 P3		4-0 BB		0-0 FC6-4					2 0 0 0 1 0 3		
Derrel Thomas, S OBP: 0.444, SLG: 0.432 (1, 6) H		1-0 1B E HBP	0-0 4-3		0-3 K					2 1 0 0 0 1 2		
Mike Scioscia, L OBP: 0.345, SLG: 0.280 (1, 2) X		0-0 E 1B		0-0 F9		4-0 WP BB				2 0 1 0 1 0 0		
Burt Hooton, R Dave Stewart, R (1, 1) (4, 1)		0-3 K		4-0 G6-4-3 BB		0-3 K				1 0 0 0 1 1 2 1 0 0 0 0 1 1		
Inning Stats	R: 2 H: 2 E: 0 LOB: 1 K: 0 BB: 1 S: 5 P: 9	R: 1 H: 1 E: 1 LOB: 1 K: 1 BB: 0 S: 6 P: 7	R: 0 H: 0 E: 0 LOB: 2 K: 1 BB: 2 S: 5 P: 13	R: 0 H: 0 E: 0 LOB: 0 K: 0 BB: 1 S: 2 P: 6	R: 0 H: 1 E: 0 LOB: 2 K: 0 BB: 1 S: 4 P: 8	R: 0 H: 0 E: 0 LOB: 1 K: 2 BB: 1 S: 6 P: 10				1B: 3 SF: 1 2B: 1 SAC: 0 3B: 0 DP: 1 HR: 0 HBP: 1		WP: 1 PA: 27 PB: 0 SB: 1 CS: 0
PITCHER Fergie Jenkins, R ERA: 4.18 Craig Lefferts, L ERA: 2.77 (1, 1) (5, 1)	IP WLS BF H R ER SO BB IBB HBP BLK WP HR S P ERA WHIP											PITCHER IP WLS BF H R ER SO BB IBB HBP BLK WP HR S P ERA WHIP

Los Angeles Dodgers @ Chicago Cubs
Wrigley Field, Chicago, IL
Sun May 01 1983, 3:33 AM CDT
Att. 11,295 - Unknown - 49 F

AB 19
R 3
H 4
RBI 2
BB 6
SO 4
LOB 12



Batter	1	2	3	4	5	6	7	8	9	AB	R	H	RBI	BB	SO	LOB
23 Ryne Sandberg, R OBP: 0.247, SLG: 0.240 Junior Kennedy, R (1, 4) (3, 4)	1-0 FC6 S HBP		0-0 6-3	0-3 K						0	0	0	0	0	0	0
Larry Bowa, S OBP: 0.270, SLG: 0.275 (1, 6)	0-0 F5		0-0 4-3		0-0 F5					3	0	0	0	0	0	1
Bill Buckner, L OBP: 0.235, SLG: 0.265 (1, 3)	0-0 FC6 BB		0-0 4-3		0-3 K					3	0	0	0	0	1	1
Leon Durham, L OBP: 0.416, SLG: 0.484 (1, 8)	4-0 G6-4-3 1-2 BB			4-0 1B BB	0-3 K					1	1	0	0	2	1	0
Ron Cey, R OBP: 0.253, SLG: 0.213 (1, 5)	0-0 G6-4-3 1-2f			4-0 1B 1-2 BB						1	1	0	0	1	0	3
Keith Moreland, R OBP: 0.343, SLG: 0.476 (1, 9)		0-0 4-3		0-0 1B 1-3 2-H 1B						2	0	1	1	0	0	0
Scot Thompson, L OBP: 0.242, SLG: 0.313 (1, 7)		0-0 F7		0-0 1-2 3-H 1B						2	0	1	1	0	0	0
Jody Davis, R OBP: 0.333, SLG: 0.467 (1, 2)		0-0 2B		0-3 K						2	0	1	0	0	1	2
Fergie Jenkins, R OBP: 0.182, SLG: 0.364 Craig Lefferts, L (1, 1) (5, 1)		0-0 P4		0-0 F9						2	0	0	0	0	0	3
										0	0	0	0	0	0	0

Inning Stats	R: 0	H: 0	E: 0	K: 3	S: 3	R: 0	H: 1	E: 0	K: 0	S: 4	R: 0	H: 0	E: 0	K: 0	S: 3	R: 2	H: 2	E: 0	K: 2	S: 9	R: 0	H: 0	E: 0	K: 2	S: 7		
PITCHER	IP	WLS	BF	H	R	ER	SO	BB	IBB	HBP	BLK	WP	HR	S	P	ERA	WHIP										
Burt Hooton, R ERA: 3.9 (1, 1)	3.0		15	2	2	2	0	3	0	1	0	0	0	11	24	6.00	1.667										
Dave Stewart, R ERA: 2.2 (4, 1)	2.0	W	7	1	0	0	4	0	0	0	0	0	0	15	15	0.00	0.500										

BOTTOM

Los Angeles Dodgers @ Chicago Cubs
Wrigley Field, Chicago, IL

Sun May 01 1983, 3:33 AM CDT
Att: 11,295 - Unknown - 49 F

livebaseballscorecards.com

AB	18
R	2
H	3
RBI	2
BB	3
SO	4
LOB	12



WP	HR	S	P	ERA	WHIP
0	0	0	0	0	0

Batter	1	2	3	4	5	6	7	8	9	AB R H RBI BB SO LOB	TOP									
Lee Lacy, R (1, 7) OBP: 0.370, SLG: 0.481	0-0 S BLK 1B	0-0 F8		0-0 FC5 S 1B		4-0 1B IBB		0-0 CS 1B		4 1 3 0 1 0 1	Pittsburgh Pirates @ Los Angeles Dodgers Dodger Stadium, Los Angeles, CA Mon May 02 1983, 7:05 PM PDT Att: 39,765 - Unknown livebaseballscorecards.com									
Lee Mazzilli, S (1, 8) OBP: 0.392, SLG: 0.413	0-0 G3 1B 6-3 1B		0-3 K	4-0 BB		0-0 FC6 1B		0-0 S 1B		4 1 3 2 1 1 0										
Bill Madlock, R (1, 5) OBP: 0.314, SLG: 0.333	0-0 6-3 G3 1-2 1B		0-0 4-3 2B	0-0 FC5 2-3f		0-0 FC6 1-2f		4-0 BB		4 1 2 0 1 0 4										
Jason Thompson, L (1, 3) OBP: 0.346, SLG: 0.463	0-0 G3 1-2 2-3		0-0 4-3 2-3		4-0 G1-6-3 BB		4-0 FC4-6 BB	0-3 K		3 0 0 0 2 1 5										
Dave Parker, L (1, 9) OBP: 0.300, SLG: 0.359	0-0 6-3 2-3 3-H		0-0 3-H 2B		0-3 K		0-0 FC4-6 1B 1-2f		0-0 F7	5 0 1 2 0 1 3										
Tony Peña, R (1, 2) OBP: 0.303, SLG: 0.361	0-0 3-1		0-0 FC6-4 BB		0-0 G1-6-3 1-2f		0-3 K		0-0 HR	4 1 1 1 1 1 3										
Dale Berra, R (1, 6) OBP: 0.299, SLG: 0.393		0-0 1-3	0-0 FC6-4 1-2f			0-0 SH1-4 1B		0-0 1-2 1B	0-0 F3	5 1 2 0 0 0 2										
Johnny Ray, S (1, 4) OBP: 0.290, SLG: 0.439		0-0 F4		0-0 1-3		0-0 SH1-4 1-2		0-0 F7	0-0 2B	4 0 1 0 0 0 2										
Rick Rhoden, R (1, 1) OBP: 0.067, SLG: 0.067		0-0 1B		0-0 F8		0-3 K		0-0 6-3	0-0 1-3	5 0 1 0 0 1 2										
Inning Stats	R: 2 E: 0 K: 0 S: 6	H: 3 LOB: 1 BB: 0 P: 6	R: 0 E: 0 K: 0 S: 4	H: 1 LOB: 1 BB: 0 P: 4	R: 1 E: 0 K: 1 S: 7	H: 2 LOB: 2 BB: 1 P: 11	R: 0 E: 0 K: 0 S: 4	H: 0 LOB: 0 BB: 1 P: 8	R: 1 E: 0 K: 1 S: 7	H: 2 LOB: 2 BB: 1 P: 11	R: 0 E: 0 K: 1 S: 6	H: 1 LOB: 2 BB: 1 P: 10	R: 0 E: 0 K: 1 S: 6	H: 2 LOB: 2 BB: 1 P: 10	R: 1 E: 0 K: 0 S: 5	H: 2 LOB: 1 BB: 0 P: 5	1B: 10 2B: 3 3B: 0 HR: 1	SF: 0 SAC: 1 DP: 1 HBP: 0	WP: 0 PB: 0 SB: 3 CS: 1	PA: 45
PITCHER	IP WLS BF H R ER SO BB IBB HBP BLK WP HR S P ERA WHIP																			
Jerry Reuss, L (1, 1) ERA: 3.86	5.2 L 29 9 4 4 3 3 1 0 0 0 0 0 31 47 6.35 2.118																			
Joe Beckwith, R (6, 1) ERA: 4.32	2.1 11 3 0 0 2 2 0 0 0 0 0 0 13 21 0.00 2.143																			
Pat Zachry, R (9, 1) ERA: 1.35	1.0 5 2 1 1 0 0 0 0 0 0 0 1 5 5 9.00 2.000																			

AB	38
R	5
H	14
RBI	5
BB	6
SO	5
LOB	22



Batter	1	2	3	4	5	6	7	8	9	AB	R	H	RBI	BB	SO	LOB	BOTTOM			
Steve Sax, R OBP: 0.344, SLG: 0.341 (1, 4) X	0-0 4-3 		BBB 4-0 1-2 G4-6-3 BB 		X 0-0 FC6-4 1-2f 			BBB 4-0 G4-6-3 BB 		2	0	0	0	2	0	1	Pittsburgh Pirates @ Los Angeles Dodgers Dodger Stadium, Los Angeles, CA Mon May 02 1983, 7:05 PM PDT Att. 39,765 - Unknown livebaseballscorecards.com			
Ken Landreaux, L OBP: 0.284, SLG: 0.407 (1, 8) X	0-0 4-3 		X 0-0 G4-6-3 1-2f 2-3 		X 0-0 G3 		X 0-0 G4-6-3 1-2f 2-3 		4	0	0	0	0	0	4					
Dusty Baker Jr., R OBP: 0.330, SLG: 0.432 (1, 7) X	0-0 E 1B 		X 0-0 6-3 		X 0-0 F9 		X 0-0 1B 		X 0-0 2B 3-H 		4	0	3	1	0	1				
Pedro Guerrero, R OBP: 0.383, SLG: 0.607 (1, 5) X	0-0 E5 1-2 			X 0-0 5-3 		X 0-0 F9 		X 0-0 4-3 		4	0	0	0	0	0	3				
Greg Brock, L OBP: 0.330, SLG: 0.500 (1, 3) X	0-0 1-3 			X 0-0 F7 		X 0-0 L5 		X 0-0 F7 		4	0	0	0	0	0	3				
Mike Marshall, R OBP: 0.349, SLG: 0.429 (1, 9)		X 0-0 G5-4-3 1B 		0-0 K G5-4-3 		X 0-0 F9 		X 0-0 1B 2B 		4	0	2	0	0	1	0				
Derrel Thomas, S OBP: 0.429, SLG: 0.413 Bill Russell, R OBP: 0.293, SLG: 0.235 (1, 6) (6, 6)		X 0-0 F7 			X 0-0 5-3 		X 0-0 6-3 		X 0-0 1B 2B G6-4-3 		2	0	0	0	0	1				
Steve Yeager, R OBP: 0.345, SLG: 0.500 (1, 2)		X 0-0 G5-4-3 1-2f 			X 0-0 FC6-4 1B 		X 0-0 F3 		X 0-0 G6-4-3 1-2f 		4	0	1	0	0	3				
Jerry Reuss, L OBP: 0.267, SLG: 0.286 Joe Beckwith, L OBP: 0.200, SLG: 0.217 Pat Zachry, R (1, 1) (6, 1) (8, PH) (9, 1)			X 0-0 G4-6-3 BB 1B 		0-0 K G5-4-3 		X 0-0 2B 2B G4-6-3 			2	0	1	0	0	1	1				
Inning Stats	R: 0 H: 1 E: 1 LOB: 2 K: 0 BB: 0 S: 5 P: 5	R: 0 H: 1 E: 0 LOB: 0 K: 0 BB: 0 S: 3 P: 3	R: 0 H: 1 E: 0 LOB: 1 K: 0 BB: 1 S: 3 P: 7	R: 0 H: 0 E: 0 LOB: 0 K: 1 BB: 0 S: 5 P: 5	R: 0 H: 1 E: 0 LOB: 1 K: 1 BB: 0 S: 6 P: 6	R: 0 H: 1 E: 0 LOB: 1 K: 0 BB: 0 S: 4 P: 4	R: 0 H: 0 E: 0 LOB: 0 K: 0 BB: 0 S: 3 P: 3	R: 1 H: 2 E: 0 LOB: 1 K: 0 BB: 1 S: 4 P: 8	R: 0 H: 2 E: 0 LOB: 1 K: 0 BB: 0 S: 4 P: 4	1B: 6 SF: 0 2B: 3 SAC: 0 3B: 0 DP: 4 HR: 0 HBP: 0	WP: 0 PA: 35 PB: 0 SB: 0 CS: 0									
PITCHER Rick Rhoden, R ERA: 2.68 (1, 1)	IP 9.0 WLS W BF 35 H 9 R 1 ER 1 SO 2	BB 2 IBB 0 HBP 0 BLK 0 WP 0 HR 0 S 37 P 45 ERA 1.00 WHIP 1.222							PITCHER IP 9.0 WLS W BF 35 H 9 R 1 ER 1 SO 2	BB 2 IBB 0 HBP 0 BLK 0 WP 0 HR 0 S 37 P 45 ERA 1.00 WHIP 1.222							ERA 1.00 WHIP 1.222			

Pittsburgh Pirates @ Los Angeles Dodgers
 Dodger Stadium, Los Angeles, CA
 Mon May 02 1983, 7:05 PM PDT
 Att. 39,765 - Unknown

AB	33
R	1
H	9
RBI	1
BB	2
SO	2
LOB	17



Batter	1	2	3	4	5	6	7	8	9	AB R H RBI BB SO LOB	TOP											
Lee Lacy, R (1, 7) OBP: 0.372, SLG: 0.476	0-0 4-3			0-0 6-3		0-0 1B E	0-3 K		0-0 FC4-6 1B	5 1 2 0 0 1 0	Pittsburgh Pirates @ Los Angeles Dodgers Dodger Stadium, Los Angeles, CA Tue May 03 1983, 7:05 PM PDT Att: 34,624 - Unknown											
Lee Mazzilli, S (1, 8) OBP: 0.405, SLG: 0.418	4-0 1-3-5 BB			0-3 K		0-0 PB E 1B	0-0		0-0 FC4-6 1-2f	4 1 2 0 1 1 1												
Bill Madlock, R (1, 5) OBP: 0.311, SLG: 0.329	0-0 1-3-5 1-3f			0-0		0-0 E1 PB E 1-2 3-H	0-0 F7			4 1 1 1 0 0 3												
Jason Thompson, L (1, 3) OBP: 0.341, SLG: 0.451 Steve Nicosia, R (8, PR) OBP: 0.111, SLG: 0.111 Gene Tenace, R (8, 3) OBP: 0.125, SLG: 0.125			0-3 K	0-0 F7		0-0 P6				4 0 1 0 0 1 3 0 0 0 0 0 0 0 0 0 0 0 0 0 0												
Dave Parker, L (1, 9) OBP: 0.295, SLG: 0.333			0-0 6-3		0-3 K	4-0 E BB		0-3 K		3 0 0 0 1 2 1												
Johnny Ray, S (1, 4) OBP: 0.268, SLG: 0.429			0-0 5-3		0-0	0-3 2B 6-3 1B	0-3 K	0-0 F8		4 1 1 0 0 1 4												
Tony Peña, R (1, 2) OBP: 0.314, SLG: 0.385				0-0 G1-6-3 1B		0-0 1-3 2B	0-0 E6 1-2 2-H 3-H	0-0 1-3		4 0 2 0 0 0 2												
Dale Berra, R (1, 6) OBP: 0.282, SLG: 0.369			0-0 G1-6-3 1-2f		0-0 6-3	0-3 3-H	0-3 K		0-0 F7	4 0 0 1 0 1 4												
Jim Bibby, R (1, 1) Richie Hebner, L (5, PH) OBP: 0.286, SLG: 0.182 Lee Tunnell, R (5, 1) Brian Harper, R (7, PH) OBP: 0.143, SLG: 0.615 Kent Tekulve, R (7, 1) Jim Morrison, R (8, PH)			0-3 K		0-3 K		0-3 K		0-0 F8	1 0 0 0 0 1 0 1 0 0 0 0 1 1 0 0 0 0 0 0 0 1 0 0 0 0 1 0 0 0 0 0 0 0 0 1 0 0 0 0 0 0												
Inning Stats	R: 0 E: 0 K: 0 S: 2	H: 0 LOB: 0 BB: 1 P: 6	R: 0 E: 0 K: 1 S: 5	H: 0 LOB: 0 BB: 0 P: 5	R: 0 E: 0 K: 1 S: 5	H: 1 LOB: 0 BB: 0 P: 5	R: 0 E: 0 K: 1 S: 6	H: 1 LOB: 1 BB: 0 P: 6	R: 1 E: 0 K: 2 S: 9	H: 2 LOB: 1 BB: 0 P: 9	R: 3 E: 2 K: 2 S: 11	H: 2 LOB: 2 BB: 1 P: 15	R: 0 E: 0 K: 2 S: 8	H: 1 LOB: 1 BB: 0 P: 8	R: 0 E: 0 K: 1 S: 6	H: 1 LOB: 1 BB: 0 P: 6	R: 0 E: 0 K: 0 S: 4	H: 1 LOB: 1 BB: 0 P: 4	1B: 8 2B: 2 3B: 0 HR: 0	SF: 0 SAC: 0 DP: 2 HBP: 0	WP: 0 PB: 1 SB: 0 CS: 0	PA: 38
PITCHER	IP WLS BF H R ER SO BB IBB HBP BLK WP HR S P ERA WHIP																					
Alejandro Peña, R (1, 1) ERA: 2.14	5.0 W 21 6 4 2 5 1 0 0 0 0 0 0 30 34 3.60 1.400																					
Dave Stewart, R (6, 1) ERA: 1.96	2.0 9 1 0 0 4 1 0 0 0 0 0 0 16 20 0.00 1.000																					
Steve Howe, L (8, 1) ERA:	2.0 S 8 2 0 0 1 0 0 0 0 0 0 0 10 10 0.00 1.000																					

AB	36
R	4
H	9
RBI	2
BB	2
SO	10
LOB	19



Batter	1	2	3	4	5	6	7	8	9	AB	R	H	RBI	BB	SO	LOB
Steve Sax, R (1, 4) OBP: 0.350, SLG: 0.365	0-0 4-3 3B		0-0 5-3	4-0 CS BB			0-3 K			3	1	1	0	1	1	0
Ken Landreaux, L (1, 8) OBP: 0.283, SLG: 0.435	0-0 4-3		0-0 P5	0-0 CS 1-2	0-0 HR		0-0 4-3			4	1	1	2	0	0	0
Dusty Baker Jr., R (1, 7) OBP: 0.326, SLG: 0.424	0-0 5-3		0-0 1B 2B 1B		0-0 4-3		0-0 5-3			4	1	1	0	0	0	0
Pedro Guerrero, R (1, 5) OBP: 0.388, SLG: 0.598	4-0 S BB		0-0 1-2 2B 1B		0-0 F9		0-0 6-3			3	1	1	0	1	0	0
Greg Brock, L (1, 3) OBP: 0.337, SLG: 0.511	0-0 1-3 1-2		0-0 1-1 1B 2B		0-0 F7		0-0 S 1B			4	1	2	2	0	0	1
Mike Marshall, R (1, 9) OBP: 0.348, SLG: 0.424		0-3 K	0-0 1B		0-3 K		0-0 G3			3	0	1	1	0	2	0
Ron Roenicke, S (8, 9) OBP: 0.192, SLG: 0.208										1	0	0	0	0	0	1
Steve Yeager, R (1, 2) OBP: 0.328, SLG: 0.471		0-0 P4	0-0 F8		0-0 P6					3	0	0	0	0	0	1
Bill Russell, R (1, 6) OBP: 0.295, SLG: 0.226		4-0 BB		0-0 F7		0-0 L6				2	0	0	0	1	0	0
Alejandro Pena, R (1, 1) OBP: 0.200, SLG: 0.200		0-0 1-3		0-3 K			0-0 4-3			2	0	0	0	0	1	1
Dave Stewart, R (6, 1)										0	0	0	0	0	0	0
Candy Maldonado, R (7, PH) OBP: 0.167, SLG: 0.167										1	0	0	0	0	0	0
Steve Howe, L (8, 1)										0	0	0	0	0	0	0

Inning Stats	R: 1	H: 1	E: 0	K: 0	S: 4	H: 1	LOB: 1	BB: 1	P: 8	R: 0	H: 0	E: 0	K: 1	S: 5	H: 0	LOB: 1	BB: 1	P: 9	R: 3	H: 4	E: 0	K: 0	S: 7	H: 0	LOB: 0	BB: 1	P: 8	R: 1	H: 1	E: 0	K: 0	S: 4	H: 0	LOB: 0	BB: 0	P: 5	R: 0	H: 0	E: 0	K: 1	S: 5	H: 0	LOB: 0	BB: 0	P: 5	R: 0	H: 1	E: 0	K: 0	S: 4	H: 1	LOB: 1	BB: 0	P: 4
--------------	------	------	------	------	------	------	--------	-------	------	------	------	------	------	------	------	--------	-------	------	------	------	------	------	------	------	--------	-------	------	------	------	------	------	------	------	--------	-------	------	------	------	------	------	------	------	--------	-------	------	------	------	------	------	------	------	--------	-------	------

PITCHER	IP	WLS	BF	H	R	ER	SO	BB	IBB	HBP	BLK	WP	HR	S	P	ERA	WHIP
Jim Bibby, R (1, 1) ERA: 7.04	4.0	L	19	5	4	4	2	3	0	0	0	0	0	20	32	9.00	2.000
Lee Tunnell, R (5, 1) ERA: 6.6	2.0		7	1	1	1	1	0	0	0	0	0	1	9	9	4.50	0.500
Kent Tekulve, R (7, 1) ERA: 0.84	2.0		7	1	0	0	1	0	0	0	0	0	0	9	9	0.00	0.500

BOTTOM

Pittsburgh Pirates @ Los Angeles Dodgers
Dodger Stadium, Los Angeles, CA

Tue May 03 1983, 7:05 PM PDT
Att. 34,624 - Unknown

AB	30
R	5
H	7
RBI	5
BB	3
SO	4
LOB	4



1B:	4	SF:	0	WP:	0	PA:	34
2B:	1	SAC:	0	PB:	0		
3B:	1	DP:	0	SB:	2		
HR:	1	HBP:	0	CS:	1		

PITCHER	IP	WLS	BF	H	R	ER	SO	BB	IBB	HBP	BLK	WP	HR	S	P	ERA	WHIP
---------	----	-----	----	---	---	----	----	----	-----	-----	-----	----	----	---	---	-----	------

Batter	1	2	3	4	5	6	7	8	9	AB R H RBI BB SO LOB	TOP
Willie McGee, S OBP: 0.429, SLG: 0.480 (1, 8) X	0-0 CS 1B		0-3 K	0-0 1-3	0-3 K			0-0 FC6-4 1B		5 0 2 1 0 2 4	St. Louis Cardinals @ Los Angeles Dodgers Dodger Stadium, Los Angeles, CA Fri May 06 1983, 7:05 PM PDT Att: 50,993 - Unknown livebaseballscorecards.com
Ken Oberkfell, L OBP: 0.352, SLG: 0.354 (1, 5) X	0-0 F9		0-3 K	4-0 BB	0-0 F9			0-0 FC6-4 1B 1-2f 1B		4 1 0 0 1 1 4	
Lonnie Smith, R OBP: 0.368, SLG: 0.494 (1, 7) X	0-0 L9 1-2							0-3 K		4 1 1 1 0 2 2	
Keith Hernandez, L OBP: 0.387, SLG: 0.541 (1, 3) X		0-0 3-1						0-0 4-3		4 2 2 1 1 0 0	
George Hendrick, R OBP: 0.415, SLG: 0.653 (1, 9) X								0-0 4-3		4 2 3 1 1 0 0	
Darrell Porter, L OBP: 0.333, SLG: 0.313 (1, 2) X								0-0 F7		3 2 2 1 0 0 2	
Tom Herr, S OBP: 0.316, SLG: 0.250 (1, 4) X								0-0 F8		3 2 2 1 0 0 2	
Ozzie Smith, S OBP: 0.301, SLG: 0.302 (1, 6) X								0-0 F7		3 1 1 1 2 0 2	
John Stuper, R John Martin, S Dane Iorg, L Jeff Lahti, R Jim Kaat, L Doug Blair, R Steve Braun, L Eric Rasmussen, R Jamie Quirk, L								0-0 F7		5 1 2 2 0 0 4	

Batter	1	2	3	4	5	6	7	8	9	AB R H RBI BB SO LOB	

Batter	1	2	3	4	5	6	7	8	9	AB R H RBI BB SO LOB	

Inning Stats	R: 0	H: 1	R: 0	H: 2	R: 0	H: 0	R: 6	H: 4	R: 3	H: 3	R: 0	H: 0	R: 0	H: 1	R: 1	H: 3	R: 0	H: 0	1B: 12	SF: 1	WP: 0	PA: 46
	E: 0	LOB: 0	E: 0	LOB: 2	E: 0	LOB: 0	E: 0	LOB: 1	E: 1	LOB: 2	E: 0	LOB: 0	E: 0	LOB: 1	E: 0	LOB: 2	E: 0	LOB: 0	2B: 2 <td>SAC: 0 <td>PB: 0 <td></td> </td></td>	SAC: 0 <td>PB: 0 <td></td> </td>	PB: 0 <td></td>	
	K: 0	BB: 0	K: 0	BB: 0	K: 2	BB: 0	K: 0	BB: 3	K: 1	BB: 2	K: 1	BB: 0	K: 1	BB: 0	K: 1	BB: 0	K: 1	BB: 0	3B: 0 <td>DP: 1 <td>SB: 0 <td></td> </td></td>	DP: 1 <td>SB: 0 <td></td> </td>	SB: 0 <td></td>	
	S: 3	P: 3	S: 5	P: 5	S: 7	P: 7	S: 6	P: 19	S: 8	P: 16	S: 5	P: 5	S: 5	P: 6	S: 8	P: 8	S: 5	P: 5	HR: 0 <td>HBP: 2 <td>CS: 1 <td></td> </td></td>	HBP: 2 <td>CS: 1 <td></td> </td>	CS: 1 <td></td>	

PITCHER	IP	WLS	BF	H	R	ER	SO	BB	IBB	HBP	BLK	WP	HR	S	P	ERA	WHIP
Fernando Valenzuela, L ERA: 4.37 (1, 1)	3.0		16	5	5	5	2	2	0	1	0	0	0	17	26	15.00	2.333
Joe Beckwith, R ERA: 5.19 (4, 1)	0.1		4	2	0	0	0	1	0	0	0	0	0	3	7	0.00	9.000
Pat Zachry, R ERA: 4.91 (4, 1)	0.2		4	2	4	4	0	1	0	0	0	0	0	3	7	54.00	4.500
Dave Stewart, R ERA: 1.77 (5, 1)	2.0	W	8	1	0	0	2	1	0	0	0	0	0	11	15	0.00	1.000
Tom Niedenfuer, R ERA: 2.45 (7, 1)	3.0	S	13	4	1	1	3	0	0	1	0	0	0	18	19	3.00	1.333



Batter	1	2	3	4	5	6	7	8	9
Steve Sax, R OBP: 0.387, SLG: 0.380 (1, 4)	4-0 BB BB BB BB	0-0 G3 HR 1B		0-0 F8 1B	0-0 F9 1B	4-0 BB BB BB		0-0 E7 WP 1B	
Ken Landreaux, L OBP: 0.296, SLG: 0.467 (1, 8)	4-0 BB BB SF8 BB	0-0 G3 1-2 2-3		0-0 F8 1B BB 1B	0-0 L3 1B	0-0 G3 1B		0-0 HR 1B	
Dusty Baker Jr., R OBP: 0.358, SLG: 0.468 (1, 7)	4-0 BB BB 1-2 2-3	0-0 HR 2-H 3-H		0-0 BB BB 1B 1B		0-0 BB BB 1B 1B	0-0 CS 1B	0-0 F7 1B	
Pedro Guerrero, R OBP: 0.370, SLG: 0.588 (1, 5)	0-0 F8 1B	0-0 F8 1B		0-0 F8 1-2 2-3		0-0 1B BB G3 1B	0-0 F7 1-2		
Greg Brock, L OBP: 0.346, SLG: 0.495 (1, 3)	4-0 BB BB 1-2 2-3 3-H		0-0 F8 1B	4-0 BB 1B IBB		4-0 BB BB G3 1B	0-0 G3 1B		
Mike Marshall, R OBP: 0.351, SLG: 0.406 Ron Roenicke, S OBP: 0.200, SLG: 0.214 (1, 9) (8, 9)	0-0 SF8 3-H		0-0 E6 2B	4-0 1B BB		0-0 BB BB G3 1B		0-0 F8 1B	
Mike Scioscia, L OBP: 0.382, SLG: 0.367 Alex Taveras, R (8, PR) Steve Yeager, R OBP: 0.306, SLG: 0.436 (1, 2) (9, 2)	0-0 F2 1B		0-0 WP 1-H 2B	0-0 1-2 2-3 3-H 1B		0-0 G3 1B		0-0 1B FC1-2 1B	
Bill Russell, R OBP: 0.333, SLG: 0.241 (1, 6)		0-0 G3 SH1-4 HR 1B	0-0 5-3 2-3	0-0 4-3 1B		4-0 BB IBB		0-0 FC1-2 1B 1B	
Fernando Valenzuela, L OBP: 0.118, SLG: 0.118 Joe Beckwith, L (4, 1) Pat Zachry, R (4, 1) Dave Stewart, R (5, 1) Rick Monday, L OBP: 0.429, SLG: 0.111 Tom Niedertuer, R (6, PH) (7, 1)		0-0 SH1-4 1-2	0-3 K		0-0 4-3	0-3 K		0-0 FC1-2 1B E	

Inning Stats	R: 2	H: 0	E: 0	K: 0	S: 3	LOB: 2	BB: 4	P: 19	R: 3	H: 3	E: 0	K: 0	S: 6	LOB: 0	BB: 0	P: 6	R: 1	H: 1	E: 1	K: 1	S: 7	LOB: 1	BB: 0	P: 7	R: 3	H: 3	E: 0	K: 0	S: 6	LOB: 2	BB: 2	P: 14	R: 0	H: 0	E: 0	K: 0	S: 3	LOB: 0	BB: 0	P: 3	R: 3	H: 3	E: 0	K: 1	S: 8	LOB: 3	BB: 2	P: 20	R: 0	H: 1	E: 0	K: 0	S: 3	LOB: 0	BB: 0	P: 3	R: 4	H: 4	E: 1	K: 0	S: 7	LOB: 1	BB: 0	P: 7
--------------	------	------	------	------	------	--------	-------	-------	------	------	------	------	------	--------	-------	------	------	------	------	------	------	--------	-------	------	------	------	------	------	------	--------	-------	-------	------	------	------	------	------	--------	-------	------	------	------	------	------	------	--------	-------	-------	------	------	------	------	------	--------	-------	------	------	------	------	------	------	--------	-------	------

PITCHER	IP	WLS	BF	H	R	ER	SO	BB	IBB	HBP	BLK	WP	HR	S	P	ERA	WHIP
John Stuper, R ERA: 5.73 (1, 1)	0.0		3	0	2	2	0	3	0	0	0	0	0	0	12	∞	∞
John Martin, L ERA: 3.07 (1, 1)	3.0		15	4	4	3	1	1	0	0	0	1	1	16	20	9.00	1.667
Jeff Lahti, R ERA: 7.45 (4, 1)	2.0	L	13	5	5	5	0	1	1	0	0	0	0	11	19	22.50	3.000
Jim Kaat, L ERA: 5.4 (6, 1)	0.0		1	0	0	0	0	1	0	0	0	0	0	0	4	∞	∞
Doug Bair, R ERA: 3.18 (6, 1)	1.0		6	1	1	1	1	1	1	0	0	0	0	6	14	9.00	2.000

AB	R	H	RBI	BB	SO	LOB
4	3	2	2	2	0	0
5	3	2	1	1	0	5
5	3	4	3	1	0	1
5	1	1	0	0	0	6
2	2	0	1	3	0	0
2	1	1	3	1	0	0
1	0	0	0	0	0	0
5	0	3	4	0	0	4
0	0	0	0	0	0	0
0	0	0	0	0	0	0
4	2	2	0	1	0	3
1	0	0	0	0	1	1
0	0	0	0	0	0	0
0	0	0	0	0	0	0
1	0	0	0	0	1	3
1	1	0	0	0	0	2

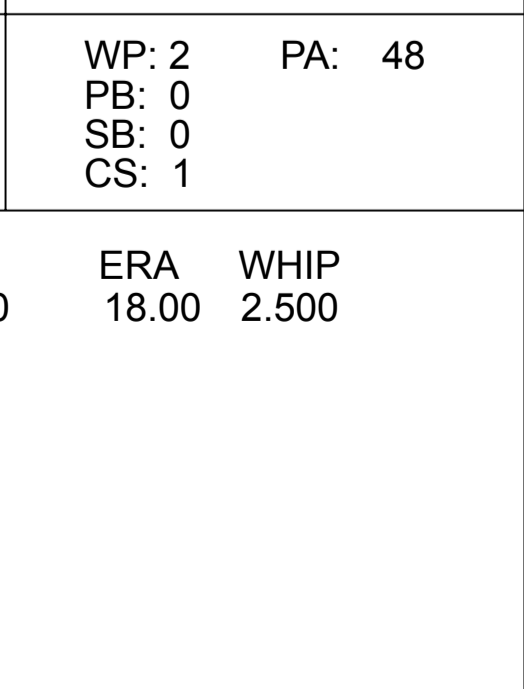
AB	R	H	RBI	BB	SO	LOB
37	16	15	14	9	2	25

WP	HR	S	P	ERA	WHIP
2	1	10	10	18.00	2.500

PA
48

1B	2B	3B	HR	SF	SAC	DP	HBP
12	1	0	2	1	0	0	0

WP	HR	S	P	ERA	WHIP
2	1	10	10	18.00	2.500



St. Louis Cardinals @ Los Angeles Dodgers
 Dodger Stadium, Los Angeles, CA
 Fri May 06 1983, 7:05 PM PDT
 Att. 50,993 - Unknown

livebaseballscorecards.com

Batter	1	2	3	4	5	6	7	8	9	AB R H RBI BB SO LOB	TOP																								
Willie McGee, S (1, 8) OBP: 0.394, SLG: 0.433	0-3 K		0-3 K		0-0 CS 1B		0-0 4-3		0-3 K	5 0 1 0 0 3 4																									
Ken Oberkfell, L (1, 5) OBP: 0.355, SLG: 0.349	0-0 L8		0-0 FC5-4 1B		0-0 F8		4-0 IBB		0-0 F8	4 0 1 0 1 0 3																									
Lonnie Smith, R (1, 7) OBP: 0.354, SLG: 0.472	0-0 5-3		0-0 FC5-4		0-0 CS	0-3 K	0-0 P4			4 0 0 0 0 1 4																									
Keith Hernandez, L (1, 3) OBP: 0.371, SLG: 0.517		0-0 F8		0-0 4-3		0-3 K2-3		0-3 K		4 0 0 0 0 2 0																									
George Hendrick, R (1, 9) OBP: 0.407, SLG: 0.628		0-0 4-3		4-0 1B BB		0-0 6-3		0-0 L4		3 0 0 0 1 0 0																									
Darrell Porter, L (1, 2) OBP: 0.341, SLG: 0.357		0-0 HR		0-3 K		4-0 1B BB		0-0 F7		3 2 1 1 1 1 1																									
Mike Ramsey, S (1, 4) OBP: 0.328, SLG: 0.373		0-0 4-3		0-0 1B		0-0 1B SF7 1B				4 1 3 0 0 0 0																									
Ozzie Smith, S (1, 6) OBP: 0.309, SLG: 0.303			0-0 B5-3		0-0 F7		0-0 4-3 1B		4-0 BB	3 0 1 1 1 0 2																									
Bob Forsch, R (1, 1) OBP: 0.308, SLG: 0.462			0-0 1B		0-0 P4		0-0 SF7		0-3 K	2 0 1 0 0 0 0																									
Dane Iorg, L (7, PH) OBP: 0.385, SLG: 0.500										0 0 0 1 0 0 0																									
Doug Bair, R (7, 1)										0 0 0 0 0 0 0																									
Bruce Sutter, R (8, 1)										0 0 0 0 0 0 0																									
David Green, R (8, 9) OBP: 0.286, SLG: 0.369										1 0 0 0 0 1 2																									
Inning Stats	R: 0 E: 0 K: 1 S: 5	H: 0 LOB: 0 BB: 0 P: 5	R: 1 E: 0 K: 0 S: 4	H: 1 LOB: 0 BB: 0 P: 4	R: 0 E: 0 K: 1 S: 7	H: 2 LOB: 2 BB: 0 P: 7	R: 0 E: 0 K: 1 S: 6	H: 1 LOB: 2 BB: 1 P: 10	R: 0 E: 0 K: 2 S: 7	H: 0 LOB: 0 BB: 0 P: 7	R: 2 E: 0 K: 0 S: 5	H: 2 LOB: 2 BB: 2 P: 13	R: 0 E: 0 K: 1 S: 5	H: 0 LOB: 0 BB: 0 P: 5	R: 0 E: 0 K: 2 S: 8	H: 1 LOB: 2 BB: 1 P: 12	1B: 7 2B: 0 3B: 0 HR: 1	SF: 1 SAC: 0 DP: 0 HBP: 0	WP: 0 PB: 0 SB: 0 CS: 1	PA: 39															
PITCHER	IP WLS BF H R ER SO BB IBB HBP BLK WP HR S P ERA WHIP																			PITCHER	IP WLS BF H R ER SO BB IBB HBP BLK WP HR S P ERA WHIP														
Burt Hooton, R (1, 1) ERA: 4.01	6.0		25	6	3	3	5	2	0	0	0	0	1	33	41	4.50	1.333																		
Dave Stewart, R (7, 1) ERA: 1.69	1.0		5	1	0	0	0	0	1	0	0	0	0	4	8	0.00	1.000																		
Steve Howe, L (8, 1) ERA:	2.0	W	8	1	0	0	3	1	0	0	0	0	0	13	17	0.00	1.000																		

St. Louis Cardinals @ Los Angeles Dodgers
Dodger Stadium, Los Angeles, CA
Sat May 07 1983, 7:05 PM PDT
Att: 48,950 - Unknown

AB	33
R	3
H	8
RBI	3
BB	4
SO	8
LOB	16



Batter	1	2	3	4	5	6	7	8	9	AB R H RBI BB SO LOB	TOP											
Ozzie Smith, S (1, 6) OBP: 0.304, SLG: 0.298	0-0 F6		0-0 1B		0-0 5-3		0-0 L3		0-0 F8	5 0 1 0 0 0 1	St. Louis Cardinals @ Los Angeles Dodgers Dodger Stadium, Los Angeles, CA Sun May 08 1983, 3:33 AM PDT Att: 41,645 - Unknown livebaseballscorecards.com											
Ken Oberkfell, L (1, 5) Mike Ramsey, S (8, PH) OBP: 0.344, SLG: 0.337 OBP: 0.319, SLG: 0.361	0-0 F5		0-0 F5		0-0 3-1			0-3 K	0-0 5-3	3 0 0 0 0 0 2 2 0 0 0 0 1 0												
Keith Hernandez, L (1, 3) OBP: 0.353, SLG: 0.489	0-0 6-3		0-0 F8		0-0 4-3			0-0 L7	0-0 F9	5 0 0 0 0 0 2												
George Hendrick, R (1, 9) OBP: 0.400, SLG: 0.610		0-0 F8	0-0 4-3			0-0 G5-4-3 1B		0-0 E6 1B		4 1 1 0 0 0 2												
Lonnie Smith, R (1, 7) OBP: 0.369, SLG: 0.478		4-0 1B 6-3 BB		0-0 1B 4-3 1B		0-0 G5-4-3 1-2f		0-0 1B 1B 1-3 1B 1B		3 2 2 0 1 0 1												
Willie McGee, S (1, 8) OBP: 0.405, SLG: 0.441		0-0 6-3		0-0 4-3 1B		0-3 K		0-0 1B 1B 1-2 E 1B		4 1 2 1 0 1 1												
Glenn Brummer, R (1, 2) OBP: 0.500, SLG: 0.625		0-0 FC4 2-3 1B		0-0 4-3 1-2 3-H		0-0 5-3		0-0 E 1B 1-2 2-H		4 0 2 2 0 0 1												
Tom Herr, S (1, 4) David Green, R (8, PH) Steve Braun, L (8, 5) OBP: 0.273, SLG: 0.211 OBP: 0.282, SLG: 0.364	0-0 FC4		0-0 6-3		0-0 6-3		0-0 6-3	0-0 E4 1-3 2-H		3 0 0 0 0 0 3 1 0 0 0 0 0 1 0 0 0 0 0 0 0												
Joaquin Andujar, S (1, 1) Rafael Santana, R (7, PH) John Stuper, R (7, 1) Darrell Porter, L (8, PH) Jeff Lahti, R (8, 1) OBP: 0.267, SLG: 0.267 OBP: 0.667, SLG: 0.500 OBP: 0.200, SLG: 0.200 OBP: 0.337, SLG: 0.352			0-0 1B	0-3 K		4-0 BB		0-0 F9		2 0 1 0 0 1 1 0 0 0 0 1 0 0 0 0 0 0 0 0 0 1 0 0 0 0 0 2 0 0 0 0 0 0 0												
Inning Stats	R: 0 E: 0 K: 0 S: 3	H: 0 LOB: 0 BB: 0 P: 3	R: 0 E: 0 K: 0 S: 4	H: 1 LOB: 2 BB: 1 P: 8	R: 0 E: 0 K: 0 S: 5	H: 2 LOB: 2 BB: 0 P: 5	R: 1 E: 0 K: 1 S: 7	H: 2 LOB: 1 BB: 0 P: 7	R: 0 E: 0 K: 0 S: 3	H: 0 LOB: 0 BB: 0 P: 3		R: 0 E: 0 K: 1 S: 5	H: 1 LOB: 0 BB: 0 P: 5	R: 0 E: 0 K: 0 S: 3	H: 0 LOB: 1 BB: 1 P: 7	R: 3 E: 2 K: 1 S: 10	H: 3 LOB: 2 BB: 0 P: 10	R: 0 E: 0 K: 0 S: 3	H: 0 LOB: 0 BB: 0 P: 3	1B: 9 2B: 0 3B: 0 HR: 0	SF: 0 SAC: 0 DP: 1 HBP: 0	WP: 0 PB: 0 SB: 0 CS: 0
PITCHER	IP WLS BF H R ER SO BB IBB HBP BLK WP HR S P ERA WHIP																					
Jerry Reuss, L (1, 1) ERA: 3.44	7.2 W 33 8 4 1 3 2 0 0 0 0 0 0 37 45 1.17 1.304																					
Steve Howe, L (8, 1) ERA:	1.1 S 6 1 0 0 0 0 0 0 0 0 0 0 6 6 0.00 0.750																					



Batter	1	2	3	4	5	6	7	8	9
Steve Sax, R OBP: 0.392, SLG: 0.410 (1, 4)	0-0 6-3 ①		0-0 1-3 ①		0-0 1-2 BB 1B	0-0 4-3 ②		0-0 BBB 4-0 BB	
Ken Landreaux, L OBP: 0.290, SLG: 0.455 (1, 8)	0-0 F6 ②		0-0 F8 ②		0-0 F7 ①	0-0 G3 ③		0-0 F8 ③	
Dusty Baker Jr., R OBP: 0.360, SLG: 0.480 (1, 7)	0-0 HR		4-0 1B BB		0-0 1-3 BB 2-H PB		0-3 K ①		
Pedro Guerrero, R OBP: 0.388, SLG: 0.578 (1, 5)	0-3 K ③		0-0 1-2 1B		4-0 PB BB IBB		0-0 6-3 ②		
Greg Brock, L OBP: 0.366, SLG: 0.521 (1, 3)		0-0 HR	0-0 P6 ③		4-0 1-2 2-3 3-H PB BB		0-0 2B 1B		
Mike Marshall, R OBP: 0.370, SLG: 0.429 Ron Roenicke, S OBP: 0.194, SLG: 0.207 (7, PR) (8, 9)		0-0 4-3 ①		0-3 K ①	0-3 K ②		0-0 1-H 2B		
Mike Scioscia, L OBP: 0.395, SLG: 0.394 (1, 2)		0-0 2B		0-0 F9 ②	4-0 IBB		0-0 1-3 ③		
Dave Anderson, R (1, 6)		0-0 F7 ②		0-3 K2-3 ③	0-0 F9 ③		0-0 6-3 ①		
Jerry Reuss, L OBP: 0.278, SLG: 0.294 Steve Howe, L (8, 1)		0-3 K ③			0-0 1B E 1B	0-3 K ①		0-0 L8 ②	

Inning Stats	R: 1	H: 1	E: 0	K: 1	S: 6	LOB: 0	BB: 0	P: 6
	R: 1	H: 2	E: 0	K: 1	S: 7	LOB: 1	BB: 0	P: 7
	R: 0	H: 1	E: 0	K: 0	S: 4	LOB: 2	BB: 1	P: 8
	R: 0	H: 0	E: 0	K: 2	S: 7	LOB: 0	BB: 0	P: 7
	R: 3	H: 2	E: 1	K: 1	S: 8	LOB: 3	BB: 3	P: 20
	R: 0	H: 0	E: 0	K: 1	S: 5	LOB: 0	BB: 0	P: 5
	R: 1	H: 2	E: 0	K: 1	S: 7	LOB: 1	BB: 0	P: 7
	R: 0	H: 0	E: 0	K: 0	S: 3	LOB: 1	BB: 1	P: 7

PITCHER	IP	WLS	BF	H	R	ER	SO	BB	IBB	HBP	BLK	WP	HR	S	P	ERA	WHIP
Joaquin Andujar, R ERA: 3.26 (1, 1)	6.0	L	29	6	5	3	6	2	2	0	0	0	2	37	53	4.50	1.333
John Stuper, R ERA: 5.87 (7, 1)	1.0		5	2	1	1	1	0	0	0	0	0	0	7	7	9.00	2.000
Jeff Lahti, R ERA: 6.75 (8, 1)	1.0		4	0	0	0	0	1	0	0	0	0	0	3	7	0.00	1.000


BOTTOM

St. Louis Cardinals @ Los Angeles Dodgers
Dodger Stadium, Los Angeles, CA
 Sun May 08 1983, 3:33 AM PDT
 Att. 41,645 - Unknown

AB	R	H	RBI	BB	SO	LOB
4	1	1	0	1	0	0
5	0	0	0	0	0	3
3	2	1	1	1	1	1
3	0	1	0	1	1	0
3	2	2	2	1	0	2
4	0	1	1	0	2	2
0	0	0	0	0	0	0
3	0	1	0	1	0	1
4	0	0	0	0	1	4
3	1	1	0	0	2	1
1	0	0	0	0	0	0

AB	33
R	6
H	8
RBI	4
BB	5
SO	7
LOB	14

livebaseballscorecards.com



WP	PA
38	38

1B	SF	2B	SAC	3B	DP	HR	HBP
4	0	2	0	0	0	2	0

PITCHER	IP	WLS	BF	H	R	ER	SO	BB	IBB	HBP	BLK	WP	HR	S	P	ERA	WHIP
Joaquin Andujar, R ERA: 3.26 (1, 1)	6.0	L	29	6	5	3	6	2	2	0	0	0	2	37	53	4.50	1.333
John Stuper, R ERA: 5.87 (7, 1)	1.0		5	2	1	1	1	0	0	0	0	0	0	7	7	9.00	2.000
Jeff Lahti, R ERA: 6.75 (8, 1)	1.0		4	0	0	0	0	1	0	0	0	0	0	3	7	0.00	1.000

Batter	1	2	3	4	5	6	7	8	9	AB R H RBI BB SO LOB
23 Ryne Sandberg, R (1, 4) OBP: 0.270, SLG: 0.283	0-0 F9		0-0 1B		0-3 K	4-0 BB			0-0 1-4-3	4 0 1 0 1 1 1
Larry Bowa, S (1, 6) OBP: 0.327, SLG: 0.391	0-0 F7		0-0 G1-6-3 1B		0-0 1B	0-0 F7			0-0 4-3	5 1 2 0 0 0 3
Bill Buckner, L (1, 3) OBP: 0.225, SLG: 0.266	0-0 3-1		0-0 G1-6-3 1B		0-0 1B				0-0 F8	4 0 1 2 0 0 2
Leon Durham, L (1, 8) Jerry Morales, R (6, 8) OBP: 0.402, SLG: 0.487 OBP: 0.167, SLG: 0.200		0-0 6-3		0-0 4-3	0-3 K				0-0 4-3	3 0 0 0 0 1 1 1 0 0 0 0 0 0
Keith Moreland, R (1, 9) OBP: 0.330, SLG: 0.471		0-0 1B		0-0 5-3		0-0 6-3			0-0 L6	4 0 1 0 0 0 0
Ron Cey, R (1, 5) OBP: 0.299, SLG: 0.289		0-0 1B		0-0 1B		0-0 G3 PB 1B			0-0 F6	4 1 3 0 0 0 0
Scot Thompson, L (1, 7) OBP: 0.244, SLG: 0.325		0-0 F7		0-3 K		0-0 G3			0-3 K	4 0 0 0 0 2 4
Jody Davis, R (1, 2) OBP: 0.337, SLG: 0.443		0-0 5-3			0-0 FC3-6 1B	4-0 23 BB 1B			0-0 6-3	3 0 1 0 1 0 2
Fergie Jenkins, R (1, 1) Bill Campbell, R (6, 1) Lee Smith, R (8, 1) Gary Woods, R (8, 7) OBP: 0.214, SLG: 0.357 OBP: 0.245, SLG: 0.326			0-0 6-3		0-0 FC3-6 1B	0-0 23 BB 1B			0-0 4-3	3 1 1 1 0 0 1 0 0 0 0 0 0 0 0 0 0 0 0 0 0 1 0 0 0 0 0 0

Inning Stats	R: 0 E: 0 K: 0 S: 3	H: 0 LOB: 0 BB: 0 P: 3	R: 0 E: 0 K: 0 S: 5	H: 2 LOB: 2 BB: 0 P: 5	R: 0 E: 0 K: 0 S: 4	H: 2 LOB: 1 BB: 0 P: 4	R: 0 E: 0 K: 1 S: 6	H: 1 LOB: 1 BB: 0 P: 6	R: 2 E: 0 K: 2 S: 10	H: 3 LOB: 1 BB: 0 P: 10	R: 1 E: 0 K: 0 S: 5	H: 2 LOB: 3 BB: 2 P: 13	R: 0 E: 0 K: 0 S: 3	H: 0 LOB: 0 BB: 0 P: 3	R: 0 E: 0 K: 1 S: 5	H: 0 LOB: 0 BB: 0 P: 5	R: 0 E: 0 K: 0 S: 3	H: 0 LOB: 0 BB: 0 P: 3	1B: 10 2B: 0 3B: 0 HR: 0	SF: 0 SAC: 0 DP: 1 HBP: 0	WP: 0 PB: 1 SB: 0 CS: 0	PA: 38
--------------	------------------------------	---------------------------------	------------------------------	---------------------------------	------------------------------	---------------------------------	------------------------------	---------------------------------	-------------------------------	----------------------------------	------------------------------	----------------------------------	------------------------------	---------------------------------	------------------------------	---------------------------------	------------------------------	---------------------------------	-----------------------------------	------------------------------------	----------------------------------	--------

PITCHER	IP	WLS	BF	H	R	ER	SO	BB	IBB	HBP	BLK	WP	HR	S	P	ERA	WHIP
Alejandro Pena, R (1, 1) ERA: 2.7	5.2		28	10	3	3	3	1	1	0	0	0	0	32	40	4.76	1.941
Joe Beckwith, R (6, 1) ERA: 4.5	1.1		4	0	0	0	0	0	0	0	0	0	0	4	4	0.00	0.000
Dave Stewart, R (8, 1) ERA: 1.54	2.0	W	6	0	0	0	1	0	0	0	0	0	0	8	8	0.00	0.000

TOP

Chicago Cubs @ Los Angeles Dodgers
Dodger Stadium, Los Angeles, CA

Mon May 09 1983, 7:05 PM PDT
Att: 45,587 - Unknown

livebaseballscorecards.com

AB	36
R	3
H	10
RBI	3
BB	2
SO	4
LOB	14



Batter	1	2	3	4	5	6	7	8	9	AB	R	H	RBI	BB	SO	LOB
Steve Sax, R (1, 4) OBP: 0.384, SLG: 0.400	0-0 F7		0-0 G4-6-3 1B			0-0 F9	0-0 6-3		0-0 4-3	5	0	1	0	0	0	2
Ken Landreaux, L (1, 8) OBP: 0.295, SLG: 0.481	0-0 F8		0-0 G4-6-3 1-2f			0-0 HR	0-3 K		0-0 2-3 1B	5	1	2	2	0	1	2
Dusty Baker Jr., R (1, 7) OBP: 0.364, SLG: 0.490	0-0 6-3		0-0 5-3			0-0 1B 2B			0-0 1B 1B	4	0	2	0	0	0	0
Pedro Guerrero, R (1, 5) OBP: 0.392, SLG: 0.575		0-0 HR 1B		0-3 K		0-0 2-3 1B		0-0 F8		4	1	2	0	0	1	1
Greg Brock, L (1, 3) OBP: 0.386, SLG: 0.561		0-0 1-H HR		4-0 BB		4-0 IBB		0-0 1-3 1B		2	1	2	2	2	0	0
Rick Monday, L (1, 9) OBP: 0.368, SLG: 0.077		0-0 F5		0-0 G4-6-3 1-2f		0-0 F8		4-0 IBB		3	0	0	0	1	0	4
Steve Yeager, R (1, 2) OBP: 0.275, SLG: 0.393		0-0 F7			0-0 P6	0-0 6-3		0-0 F8		4	0	0	0	0	0	5
Bill Russell, R (1, 6) OBP: 0.342, SLG: 0.262		0-0 1B			0-0 F8		0-0 6-3 1B		0-0 4-3 SH3-4 1B 1B	4	1	3	0	0	0	0
Alejandro Pena, R (1, 1) OBP: 0.143, SLG: 0.143		0-3 K			0-0 5-3		0-0 6-3 1B		0-0 SH3-4	2	0	0	0	0	1	1
Joe Beckwith, L (6, 1)										0	0	0	0	0	0	0
Ron Roenicke, S (7, PH) OBP: 0.188, SLG: 0.200										1	0	0	0	0	0	1
Dave Stewart, R (8, 1)										0	0	0	0	0	0	0
Dave Anderson, R (9, PH)										0	0	0	0	0	0	0

Inning Stats	R: 0	H: 0	E: 0	K: 0	S: 3	R: 2	H: 3	E: 0	K: 1	S: 8	R: 0	H: 1	E: 0	K: 0	S: 3	R: 0	H: 0	E: 0	K: 1	S: 4	R: 0	H: 0	E: 0	K: 0	S: 3	R: 1	H: 3	E: 0	K: 0	S: 6	R: 0	H: 1	E: 0	K: 1	S: 6	R: 0	H: 2	E: 0	K: 0	S: 4	R: 1	H: 2	E: 0	K: 0	S: 4	1B: 9	SF: 0	2B: 1	SAC: 1	3B: 0	DP: 2	HR: 2	HBP: 0	WP: 0	PA: 38
--------------	------	------	------	------	------	------	------	------	------	------	------	------	------	------	------	------	------	------	------	------	------	------	------	------	------	------	------	------	------	------	------	------	------	------	------	------	------	------	------	------	------	------	------	------	------	-------	-------	-------	--------	-------	-------	-------	--------	-------	--------

PITCHER	IP	WLS	BF	H	R	ER	SO	BB	IBB	HBP	BLK	WP	HR	S	P	ERA	WHIP
Fergie Jenkins, R (1, 1) ERA: 4.3	5.1		22	7	3	3	2	1	0	0	0	0	2	25	29	5.06	1.500
Bill Campbell, R (6, 1) ERA: 3.68	1.2		8	2	0	0	1	0	1	0	0	0	0	9	13	0.00	1.200
Lee Smith, R (8, 1) ERA: 0.63	1.2	L	8	3	1	1	0	0	1	0	0	0	0	7	11	5.40	1.800

BOTTOM

Chicago Cubs @ Los Angeles Dodgers
 Dodger Stadium, Los Angeles, CA
 Mon May 09 1983, 7:05 PM PDT
 Att. 45,587 - Unknown

livebaseballscores.com

AB	34
R	4
H	12
RBI	4
BB	3
SO	3
LOB	16



Batter	1	2	3	4	5	6	7	8	9	AB R H RBI BB SO LOB	TOP									
23 Ryne Sandberg, R (1, 4) OBP: 0.269, SLG: 0.281	0-3 K		0-0 6-3		0-0 BLK 8-2 1B			0-3 K		4 0 1 0 0 2 0	Chicago Cubs @ Los Angeles Dodgers Dodger Stadium, Los Angeles, CA Tue May 10 1983, 7:05 PM PDT Att: 43,626 - Unknown									
Larry Bowa, S (1, 6) OBP: 0.333, SLG: 0.396	0-0 2B 1B		0-0 G3		0-0 BLK 1B			0-3 K		4 1 2 1 0 1 0										
Bill Buckner, L (1, 3) OBP: 0.217, SLG: 0.257	0-0 F6		0-0 3-1		0-0 8-2			0-0 P5		4 0 0 0 0 0 3										
Keith Moreland, R (1, 9) OBP: 0.337, SLG: 0.483	0-0 1-H 2B		0-0 F3		0-0 F9			0-0 G5-4-3 1B		4 0 2 1 0 0 0										
Ron Cey, R (1, 5) OBP: 0.297, SLG: 0.280	4-0 BB		0-0 F7		0-0 F2			0-0 G5-4-3 1-2f		3 0 0 0 1 0 1										
Scot Thompson, L (1, 7) OBP: 0.222, SLG: 0.295	0-0 4-3		0-0 3-1		0-0 4-3			0-0 P3		4 0 0 0 0 0 2										
Jerry Morales, R (1, 8) OBP: 0.182, SLG: 0.242		0-0 F9		0-0 SH 2B			0-0 6-3			3 1 1 0 0 0 0										
Jody Davis, R (1, 2) OBP: 0.326, SLG: 0.427		0-0 4-3		0-0 P5			0-0 F7			3 0 0 0 0 0 1										
Paul Moskau, R (1, 1) OBP: 0.200, SLG: 0.400		0-3 K		0-0 SH 23 1B 1B			0-0 F7			0 0 0 0 0 0 0										
Mike Proly, R (1, 1)										1 1 0 0 0 1 0										
Jay Johnstone, L (7, PH)										1 0 0 0 0 0 0										
Lee Smith, R (7, 1)										0 0 0 0 0 0 0										
Inning Stats	R: 1 E: 0 K: 1 S: 7	H: 2 LOB: 2 BB: 1 P: 11	R: 0 E: 0 K: 1 S: 5	H: 0 LOB: 0 BB: 0 P: 5	R: 0 E: 0 K: 0 S: 3	H: 0 LOB: 0 BB: 0 P: 3	R: 0 E: 0 K: 0 S: 3	H: 0 LOB: 0 BB: 0 P: 3	R: 2 E: 1 K: 0 S: 6	H: 3 LOB: 1 BB: 0 P: 6	R: 0 E: 0 K: 0 S: 3	H: 0 LOB: 0 BB: 0 P: 3	R: 0 E: 0 K: 2 S: 7	H: 0 LOB: 0 BB: 0 P: 7	R: 0 E: 0 K: 0 S: 3	H: 1 LOB: 0 BB: 0 P: 3	1B: 4 2B: 3 3B: 0 HR: 0	SF: 0 SAC: 1 DP: 2 HBP: 0	WP: 0 PB: 0 SB: 0 CS: 0	PA: 33
PITCHER	IP WLS BF H R ER SO BB IBB HBP BLK WP HR S P ERA WHIP																			
Bob Welch, R (1, 1) ERA: 4.32	7.0 L 27 5 3 2 2 1 0 0 0 1 0 0 30 34 2.57 0.857																			
Tom Niedenfuer, R (8, 1) ERA: 2.08	2.0 6 1 0 0 2 0 0 0 0 0 0 0 10 10 0.00 0.500																			

AB	31
R	3
H	6
RBI	2
BB	1
SO	4
LOB	7



WP: 0	PA: 33
PB: 0	
SB: 0	
CS: 0	

Batter	1	2	3	4	5	6	7	8	9	AB	R	H	RBI	BB	SO	LOB
Steve Sax, R OBP: 0.388, SLG: 0.404 (1, 4)	0-0 E 1B	0-0 F9			0-0 5-3 BLK 1B		0-0 F8			4	1	2	0	0	0	1
Ken Landreaux, L OBP: 0.284, SLG: 0.463 (1, 8)	0-0 G3	0-0 CS	0-0 F7		0-0 F8			0-0 P4		4	0	0	0	0	0	2
Dusty Baker Jr., R OBP: 0.361, SLG: 0.481 (1, 7)	0-0 BB 1B		0-0 F3		0-0 5-3			0-0 F8		4	1	1	1	0	0	1
Pedro Guerrero, R OBP: 0.387, SLG: 0.560 (1, 5)	4-0 1B BB		0-0 6-3		0-0 F3			0-0 F7		3	0	0	0	1	0	1
Greg Brock, L OBP: 0.383, SLG: 0.549 (1, 3)	0-0 1-3 2-H 1B			0-0 4-3			0-0 1-3		0-0 F7	4	0	1	1	0	0	0
Mike Marshall, R OBP: 0.365, SLG: 0.432 (1, 9)	0-3 K		0-0 4-3 2B		0-0 5-3			0-0 6-3		4	0	1	0	0	1	2
Steve Yeager, R OBP: 0.284, SLG: 0.375 (1, 2)	0-0 F3		0-0 4-3 2-3		0-0 6-3			0-0 F9		3	0	0	0	0	0	3
Ron Roenicke, S OBP: 0.182, SLG: 0.194 (9, PH)										1	0	0	0	0	0	0
Bill Russell, R OBP: 0.354, SLG: 0.258 (1, 6)		4-0 CS BB		4-0 IBB			0-0 F7			1	0	0	0	2	0	0
Bob Welch, R OBP: 0.091, SLG: 0.182 (1, 1)		0-3 K		0-0 F7			0-3 K			2	0	0	0	0	1	3
Rick Monday, L OBP: 0.350, SLG: 0.071 (7, PH)										1	0	0	0	0	1	0
Tom Niedenfuer, R (8, 1)										0	0	0	0	0	0	0

Inning Stats	R: 2	H: 3	E: 1	K: 1	S: 8	LOB: 2	BB: 1	P: 12	R: 0	H: 0	E: 0	K: 1	S: 4	LOB: 0	BB: 1	P: 8	R: 0	H: 0	E: 0	K: 0	S: 3	LOB: 0	BB: 0	P: 3	R: 0	H: 1	E: 0	K: 0	S: 4	LOB: 1	BB: 0	P: 4	R: 0	H: 0	E: 0	K: 0	S: 3	LOB: 0	BB: 0	P: 3	R: 0	H: 0	E: 0	K: 0	S: 3	LOB: 0	BB: 0	P: 3	R: 0	H: 0	E: 0	K: 0	S: 3	LOB: 0	BB: 0	P: 3	R: 0	H: 0	E: 0	K: 0	S: 3	LOB: 0	BB: 0	P: 3	R: 0	H: 0	E: 0	K: 0	S: 3	LOB: 0	BB: 0	P: 3
--------------	------	------	------	------	------	--------	-------	-------	------	------	------	------	------	--------	-------	------	------	------	------	------	------	--------	-------	------	------	------	------	------	------	--------	-------	------	------	------	------	------	------	--------	-------	------	------	------	------	------	------	--------	-------	------	------	------	------	------	------	--------	-------	------	------	------	------	------	------	--------	-------	------	------	------	------	------	------	--------	-------	------

PITCHER	IP	WLS	BF	H	R	ER	SO	BB	IBB	HBP	BLK	WP	HR	S	P	ERA	WHIP
Paul Moskauer, R ERA: 9.0 (1, 1)	0.1		5	3	2	2	0	0	1	0	0	0	0	4	8	54.00	12.000
Mike Proly, R ERA: 1.2 (1, 1)	5.2	W	20	2	0	0	2	1	1	0	1	0	0	22	30	0.00	0.529
Lee Smith, R ERA: 0.52 (7, 1)	3.0	S	9	0	0	0	1	0	0	0	0	0	0	11	11	0.00	0.000


BOTTOM

Chicago Cubs @ Los Angeles Dodgers
Dodger Stadium, Los Angeles, CA

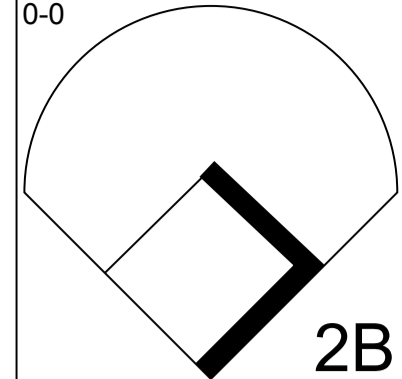
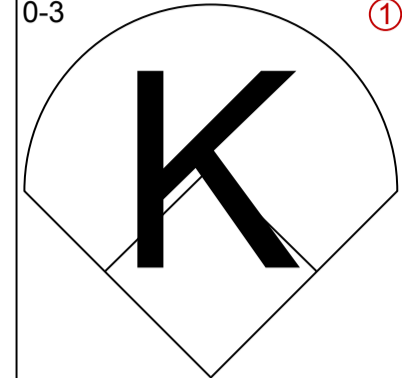
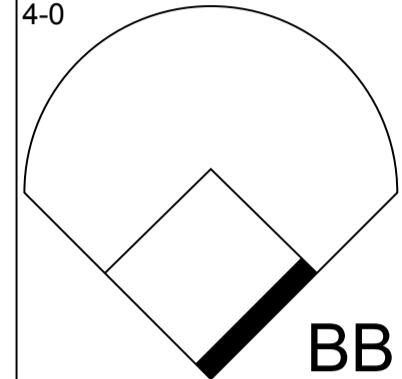
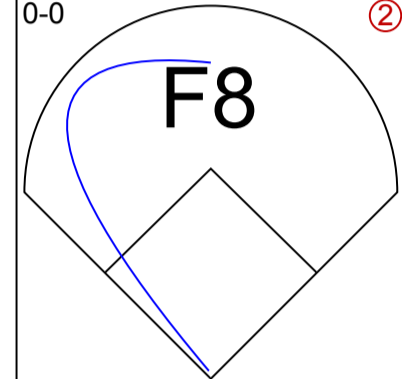
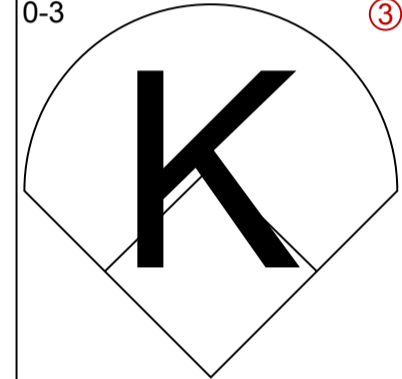
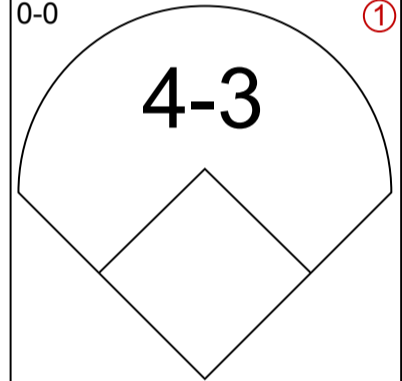
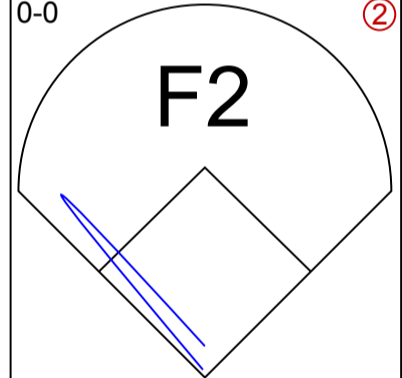
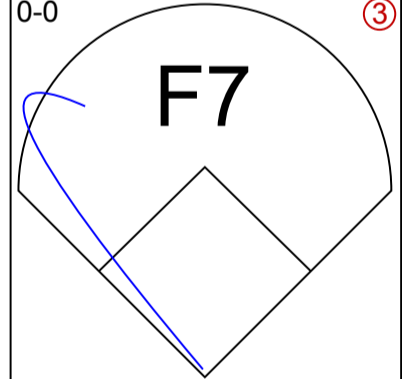
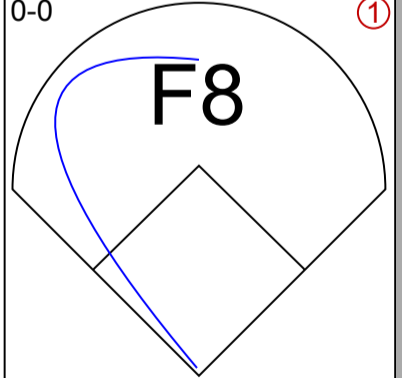
Tue May 10 1983, 7:05 PM PDT
 Att. 43,626 - Unknown

livebaseballscorecards.com

AB	31
R	2
H	5
RBI	2
BB	3
SO	3
LOB	13



WP	PA	35
WP: 0	PA: 35	
PB: 0		
SB: 0		
CS: 1		

Batter	1	2	3	4	5	6	7	8	9	AB R H RBI BB SO LOB	TOP	
Steve Sax, R OBP: 0.381, SLG: 0.404 (1, 4) 	0-0 2B		0-0 5-3			0-0 F9	0-0 F8		0-0 5-3	5 0 1 0 0 0 3	Los Angeles Dodgers @ San Diego Padres Jack Murphy Stadium, San Diego, CA Thu May 12 1983, 6:33 AM EDT Att. 36,469 - Unknown livebaseballscorecards.com	
Ron Roenicke, S OBP: 0.189, SLG: 0.200 (1, 8) (7, 9) 	0-3 K		0-0 F3			0-3 K		0-0 6-3 SF8 1B		4 1 1 0 0 2 1		
Dusty Baker Jr., R OBP: 0.365, SLG: 0.477 (1, 7) 	4-0 BB			0-0 F8		0-0 HR 1B		0-0 6-3 1-2		3 1 1 0 1 0 1		
Pedro Guerrero, R OBP: 0.383, SLG: 0.580 (1, 5) 	0-0 F8			0-3 K		0-0 HR 1B		0-0 SF8 2-H		3 1 1 3 0 1 2		
Mike Marshall, R OBP: 0.352, SLG: 0.416 Ken Landreaux, L OBP: 0.282, SLG: 0.459 (1, 9) (7, 8) 	0-3 K			0-3 K		0-3 K		0-0 5-3		3 0 0 0 0 3 2 1 0 0 0 0 0 0		
Greg Brock, L OBP: 0.379, SLG: 0.547 (1, 3) 		0-0 4-3			0-0 2B		0-0 P5		0-0 L3	4 0 1 0 0 0 0		
Steve Yeager, R OBP: 0.276, SLG: 0.426 (1, 2) 		0-0 F2			0-3 K		0-0 HR		0-0 2B 1B	4 1 2 1 0 1 0		
Bill Russell, R OBP: 0.349, SLG: 0.257 (1, 6) 		0-0 F7			0-0 1B		0-3 K		0-0 F9	4 0 1 0 0 1 1		
Fernando Valenzuela, L OBP: 0.190, SLG: 0.238 Dave Stewart, R (9, 1) 			0-0 F8		0-0 4-3		0-0 1B		0-0 1-3 2B	4 0 2 0 0 0 1 0 0 0 0 0 0 0		
Inning Stats	R: 0 E: 0 K: 2 S: 8 H: 1 LOB: 2 BB: 1 P: 12	R: 0 E: 0 K: 0 S: 3 H: 0 LOB: 0 BB: 0 P: 3	R: 0 E: 0 K: 0 S: 3 H: 0 LOB: 0 BB: 0 P: 3	R: 0 E: 0 K: 2 S: 7 H: 0 LOB: 0 BB: 0 P: 7	R: 0 E: 0 K: 1 S: 6 H: 2 LOB: 1 BB: 0 P: 6	R: 2 E: 0 K: 2 S: 9 H: 2 LOB: 0 BB: 0 P: 9	R: 1 E: 0 K: 1 S: 7 H: 2 LOB: 1 BB: 0 P: 7	R: 1 E: 0 K: 0 S: 4 H: 1 LOB: 0 BB: 0 P: 4	R: 0 E: 0 K: 0 S: 5 H: 2 LOB: 2 BB: 0 P: 5	1B: 5 2B: 3 3B: 0 HR: 2 SF: 1 SAC: 0 DP: 0 HBP: 0	WP: 0 PB: 0 SB: 1 CS: 0 PA: 37	
PITCHER Tim Lollar, L ERA: 5.76 Luis DeLeon, R ERA: 1.88 (1, 1) (8, 1)	IP WLS BF H R ER SO BB IBB HBP BLK WP HR S P ERA WHIP											PITCHER IP WLS BF H R ER SO BB IBB HBP BLK WP HR S P ERA WHIP
	7.0 28 7 3 3 8 1 0 0 0 0 2 43 47 3.86 1.143											

Los Angeles Dodgers @ San Diego Padres
Jack Murphy Stadium, San Diego, CA
 Thu May 12 1983, 6:33 AM EDT
 Att. 36,469 - Unknown

AB	35
R	4
H	10
RBI	4
BB	1
SO	8
LOB	11



Batter	1	2	3	4	5	6	7	8	9	AB R H RBI BB SO LOB	TOP																								
Steve Sax, R (1, 4) OBP: 0.377, SLG: 0.398	0-0 F8		0-0 G5-4-3 1-2 3-H 1B		0-0 5-3		0-0 L5-3 1-2			4 0 1 1 0 0 1	Los Angeles Dodgers @ San Diego Padres Jack Murphy Stadium, San Diego, CA Fri May 13 1983, 10:05 PM EDT Att. 32,581 - Unknown livebaseballscorecards.com																								
Ron Roenicke, S (1, 8) OBP: 0.220, SLG: 0.256	0-0 5-3		0-0 G5-4-3 1-2 2-3		0-0 1B			0-0 2B		4 0 2 0 0 0 2																									
Dusty Baker Jr., R (1, 7) OBP: 0.354, SLG: 0.461	0-0 F8		0-0 4-3		0-0 P4			0-0 F3		4 0 0 0 0 0 3																									
Pedro Guerrero, R (1, 5) OBP: 0.379, SLG: 0.569		0-0 L6		0-0 1B 2B 1B		0-0 P3		0-0 5-3		4 1 1 0 0 0 2																									
Candy Maldonado, R (1, 9) OBP: 0.167, SLG: 0.167 Rick Monday, L (8, PH) OBP: 0.333, SLG: 0.067	0-0 F8			0-0 2B 1B		0-0 F9		0-3 K		3 1 1 0 0 0 0 1 0 0 0 0 1 1																									
Greg Brock, L (1, 3) OBP: 0.375, SLG: 0.532	0-0 F7			0-0 F8		4-0 BB G5-4-3			0-0 4-3	3 0 0 0 1 0 2																									
Steve Yeager, R (1, 2) OBP: 0.281, SLG: 0.451 Ken Landreaux, L (9, PH) OBP: 0.280, SLG: 0.455			0-0 1B E 1B	0-0 1B 2B		0-0 G5-4-3 1-2		0-3 K		3 1 2 2 0 0 1 1 0 0 0 0 1 0																									
Bill Russell, R (1, 6) OBP: 0.356, SLG: 0.270			0-0 1B E 1B	0-0 5-3			0-0 L5-3 1B		0-0 F7	4 1 2 0 0 0 1																									
Burt Hooton, R (1, 1) Pat Zachry, R (2, 1) Rafael Landestoy, S (3, PH) Joe Beckwith, L (3, 1) Mike Marshall, R (4, PH) Tom Niedenfuer, R (4, 1) Jose Morales, R (7, PH) Dave Stewart, R (7, 1)			0-0 E9 G5-4-3 1-3 2-H 1B	0-3 K			0-0 F9			0 0 0 0 0 0 0 0 0 0 0 0 0 0 1 0 0 1 0 0 0 0 0 0 0 0 0 0 1 0 0 0 0 1 1 0 0 0 0 0 0 0 1 0 0 0 0 0 1 0 0 0 0 0 0 0																									
Inning Stats	R: 0 E: 0 K: 0 S: 3	H: 0 LOB: 0 BB: 0 P: 3	R: 0 E: 0 K: 0 S: 3	H: 0 LOB: 0 BB: 0 P: 3	R: 2 E: 1 K: 0 S: 6	H: 4 LOB: 1 BB: 0 P: 6	R: 2 E: 0 K: 1 S: 8	H: 3 LOB: 1 BB: 0 P: 8	R: 0 E: 0 K: 0 S: 4	H: 1 LOB: 1 BB: 0 P: 4	R: 0 E: 0 K: 0 S: 2	H: 0 LOB: 0 BB: 1 P: 6	R: 0 E: 0 K: 0 S: 3	H: 1 LOB: 0 BB: 0 P: 3	R: 0 E: 0 K: 1 S: 6	H: 1 LOB: 1 BB: 0 P: 6	R: 0 E: 0 K: 1 S: 5	H: 0 LOB: 0 BB: 0 P: 5	1B: 8 2B: 3 3B: 0 HR: 0	SF: 0 SAC: 0 DP: 3 HBP: 0	WP: 0 PB: 0 SB: 0 CS: 0	PA: 35													
PITCHER Dave Dravecky, L (1, 1) ERA: 3.05 Luis DeLeon, R (8, 1) ERA: 1.73	IP 7.0	WLS W	BF 29	H 10	R 4	ER 4	SO 1	BB 1	IBB 0	HBP 0	BLK 0	WP 0	HR 0	S 30	P 34	ERA 5.14	WHIP 1.571	PITCHER	IP 2.0	WLS S	BF 6	H 0	R 0	ER 0	SO 2	BB 0	IBB 0	HBP 0	BLK 0	WP 0	HR 0	S 10	P 10	ERA 0.00	WHIP 0.000



Batter	1	2	3	4	5	6	7	8	9	AB	R	H	RBI	BB	SO	LOB
Alan Wiggins, S OBP: 0.329, SLG: 0.290 (1, 8) BB (7, 7)	4-0 S HR BB	0-0 S 1B SF7 1B		0-0 F7 S SF9 1B		0-0 G3		0-0 F8		4	3	2	0	1	0	1
Gene Richards, L OBP: 0.356, SLG: 0.432 Ruppert Jones, L OBP: 0.252, SLG: 0.318 (1, 7) X (7, 8)	0-0 1-H HR	0-0 1-2 BB 1B		0-0 F7 1-3		0-0 G1				4	1	2	2	0	0	1
Juan Bonilla, R OBP: 0.376, SLG: 0.431 (1, 4) X	0-0 1-3	4-0 1-2 2-3 BB		0-0 SF9 3-H		0-0 P4				2	0	0	1	1	0	0
Steve Garvey, R OBP: 0.379, SLG: 0.520 (1, 3) X	0-0 1-3	0-0 SF7		0-0 F7			0-0 F3			3	0	0	1	0	0	0
Terry Kennedy, L OBP: 0.406, SLG: 0.517 (1, 2) BB BB BB	4-0 HR BB	0-0 F9			0-0 F5		0-0 4-3			3	1	0	0	1	0	2
Sixto Lezcano, R OBP: 0.379, SLG: 0.373 Joe Lefebvre, L OBP: 0.333, SLG: 0.263 (1, 9) X (8, 9)	0-0 1-H HR		0-0 6-3		0-0 F7		0-0 P4			4	1	1	2	0	0	0
Tim Flannery, L OBP: 0.382, SLG: 0.509 (1, 5) X	0-0 1B		0-0 6-3		0-0 BB 1B			0-0 F8		4	0	2	0	0	0	0
Mario Ramirez, R OBP: 0.444, SLG: 0.303 (1, 6) X	0-0 F8		0-0 E6		4-0 1-2 BB			4-0 SH5-4 BB		2	0	0	0	2	0	1
Dave Dravecky, R OBP: 0.087, SLG: 0.087 Luis DeLeon, R OBP: 0.333, SLG: 0.333 (1, 1) (8, 1)		0-0 F8	0-3 K		0-0 1-6-3			0-0 SH5-4 1-2		3	0	0	0	0	1	3
										0	0	0	0	0	0	0

Inning Stats	R: 4	H: 3	E: 0	K: 0	S: 6	LOB: 1	BB: 2	P: 14	R: 1	H: 2	E: 0	K: 0	S: 5	LOB: 2	BB: 1	P: 9	R: 0	H: 0	E: 1	K: 1	S: 6	LOB: 1	BB: 0	P: 6	R: 1	H: 1	E: 0	K: 0	S: 4	LOB: 0	BB: 0	P: 4	R: 0	H: 1	E: 0	K: 0	S: 4	LOB: 2	BB: 1	P: 8	R: 0	H: 0	E: 0	K: 0	S: 3	LOB: 0	BB: 0	P: 3	R: 0	H: 0	E: 0	K: 0	S: 3	LOB: 0	BB: 0	P: 3	R: 0	H: 0	E: 0	K: 0	S: 3	LOB: 1	BB: 1	P: 7
--------------	------	------	------	------	------	--------	-------	-------	------	------	------	------	------	--------	-------	------	------	------	------	------	------	--------	-------	------	------	------	------	------	------	--------	-------	------	------	------	------	------	------	--------	-------	------	------	------	------	------	------	--------	-------	------	------	------	------	------	------	--------	-------	------	------	------	------	------	------	--------	-------	------

AB	R	H	RBI	BB	SO	LOB	
1B: 5	SF: 2	2B: 0	SAC: 1	3B: 0	DP: 0	HR: 2	HBP: 0

BOTTOM

Los Angeles Dodgers @ San Diego Padres
Jack Murphy Stadium, San Diego, CA

Fri May 13 1983, 10:05 PM EDT
 Att. 32,581 - Unknown

livebaseballscorecards.com

AB	29
R	6
H	7
RBI	6
BB	5
SO	1
LOB	8



WP: 0	PA: 37
PB: 0	
SB: 3	
CS: 0	

PITCHER	IP	WLS	BF	H	R	ER	SO	BB	IBB	HBP	BLK	WP	HR	S	P	ERA	WHIP
Burt Hooton, R ERA: 5.14 (1, 1)	1.1	L	12	5	5	5	0	3	0	0	0	0	2	9	21	33.75	6.000
Pat Zachry, R ERA: 4.5 (2, 1)	0.2		2	0	0	0	0	0	0	0	0	0	0	2	2	0.00	0.000
Joe Beckwith, R ERA: 4.09 (3, 1)	1.0		4	0	0	0	1	0	0	0	0	0	0	6	6	0.00	0.000
Tom Niedenfuer, R ERA: 2.25 (4, 1)	3.0		12	2	1	1	0	1	0	0	0	0	0	11	15	3.00	1.000
Dave Stewart, R ERA: 1.4 (7, 1)	2.0		7	0	0	0	0	1	0	0	0	0	0	6	10	0.00	0.500

Batter	1	2	3	4	5	6	7	8	9	AB R H RBI BB SO LOB	TOP									
Steve Sax, R (1, 4) OBP: 0.373, SLG: 0.393	0-0 5-3	0-3 K			0-0 F9			0-0 3-1 BLK E 1B		4 1 1 0 0 1 0	Los Angeles Dodgers @ San Diego Padres Jack Murphy Stadium, San Diego, CA Sat May 14 1983, 10:05 PM EDT Att: 34,547 - Unknown livebaseballscorecards.com									
Ken Landreaux, L (1, 8) OBP: 0.279, SLG: 0.456	0-0 2B		0-0 4-3		0-0 F8			0-0 3-1		4 0 1 0 0 0 1										
Dusty Baker Jr., R (1, 7) OBP: 0.351, SLG: 0.449	4-0 BB		0-0 6-3		0-0 F8			0-3 K		3 0 0 0 1 1 1										
Pedro Guerrero, R (1, 5) OBP: 0.368, SLG: 0.550	0-3 K		0-0 F8		0-0 F7			0-0 E6 BB		4 0 0 0 0 1 2										
Greg Brock, L (1, 3) OBP: 0.379, SLG: 0.554	0-0 F8			0-0 HR			0-0 F9	4-0 1-2 BB		3 1 1 1 1 0 2										
Ron Roenicke, S (1, 9)		0-0 HR 1B		0-0 F3			0-0 G5-4-3 1B	0-0 6-3		4 1 2 0 0 0 2										
Mike Scioscia, L (1, 2) OBP: 0.400, SLG: 0.486		0-0 1-H HR		0-3 K			0-0 G5-4-3 1-2f	0-0 F4		2 1 1 2 0 1 0										
Steve Yeager, R (6, 2)				0-3 K						2 0 0 0 0 0 1										
Dave Anderson, R (1, 6)		0-0 F7		0-0 P4			4-0 BB	0-0 F8		3 0 0 0 1 0 0										
Jerry Reuss, L (1, 1) OBP: 0.227, SLG: 0.238		0-3 K			0-3 K		0-0 4-3	0-0 F7		4 0 0 0 0 2 1										
Inning Stats	R: 0 E: 0 K: 1 S: 6	H: 1 LOB: 2 BB: 1 P: 10	R: 2 E: 0 K: 2 S: 9	H: 2 LOB: 0 BB: 0 P: 9	R: 0 E: 0 K: 0 S: 3	H: 0 LOB: 0 BB: 0 P: 3	R: 1 E: 0 K: 1 S: 6	H: 1 LOB: 0 BB: 0 P: 6	R: 0 E: 0 K: 1 S: 5	H: 0 LOB: 0 BB: 0 P: 5	R: 0 E: 0 K: 0 S: 3	H: 1 LOB: 1 BB: 1 P: 7	R: 1 E: 1 K: 1 S: 7	H: 1 LOB: 2 BB: 1 P: 11	R: 0 E: 0 K: 0 S: 3	H: 0 LOB: 0 BB: 0 P: 3	1B: 3 2B: 1 3B: 0 HR: 2	SF: 0 SAC: 0 DP: 1 HBP: 0	WP: 0 PB: 0 SB: 0 CS: 0	PA: 36
PITCHER	IP WLS BF H R ER SO BB IBB HBP BLK WP HR S P ERA WHIP																			
Eric Show, R (1, 1) ERA: 2.92	7.0 L 27 5 3 3 5 2 0 0 0 0 0 2 35 43 3.86 1.000																			
Floyd Chiffer, R (8, 1) ERA: 3.86	1.0 6 1 1 0 1 1 0 0 1 0 0 7 11 0.00 2.000																			
Mark Thurmond, L (9, 1) ERA:	1.0 3 0 0 0 0 0 0 0 0 0 0 3 3 0.00 0.000																			

Los Angeles Dodgers @ San Diego Padres
 Jack Murphy Stadium, San Diego, CA
 Sat May 14 1983, 10:05 PM EDT
 Att: 34,547 - Unknown

AB	33
R	4
H	6
RBI	3
BB	3
SO	6
LOB	10



Batter	1	2	3	4	5	6	7	8	9	AB R H RBI BB SO LOB
Alan Wiggins, S OBP: 0.324, SLG: 0.288 (1, 8)	0-0 5-3			0-0 6-3		0-0 FC6		0-0 1B	0-0 1B	4 0 1 0 0 0 1
Gene Richards, L OBP: 0.351, SLG: 0.424 (1, 7)	0-0 6-3			0-0 2B 4-3 1B		0-0 1-4-3		0-3 K	0-3 K	4 1 1 0 0 1 2
Juan Bonilla, R OBP: 0.373, SLG: 0.433 (1, 4)	0-0 F9			0-0 4-3 1-3 2B			0-0 3-1	0-3 K	0-3 K	4 0 1 0 0 1 1
Steve Garvey, R OBP: 0.368, SLG: 0.504 (1, 3)		0-0 6-3		0-0 4-3		0-0 F8		0-0 F8	0-0 F8	4 0 0 1 0 0 2
Sixto Lezcano, R OBP: 0.370, SLG: 0.363 (1, 9)		0-0 5-3		0-0 4-3		0-0 F8				3 0 0 0 0 0 1
Terry Kennedy, L OBP: 0.397, SLG: 0.504 (1, 2)		0-3 K			0-3 K			0-0 5-3		3 0 0 0 0 2 0
Luis Salazar, R OBP: 0.315, SLG: 0.372 (1, 5)			0-3 K		0-0 F7			0-0 FC3-6 1B		3 0 1 0 0 1 0
Mario Ramirez, R OBP: 0.417, SLG: 0.278 (1, 6)			0-0 3-1		0-3 K			0-0 FC3-6		3 0 0 0 0 1 1
Eric Show, R OBP: 0.294, SLG: 0.353 (1, 1)			0-0 1-3			0-0 FC6 1B		0-0 1-3		2 0 1 0 0 0 0
Floyd Chiffer, R (8, 1)										0 0 0 0 0 0 0
Kurt Bevacqua, R (8, PH)										1 0 0 0 0 0 1
Mark Thurmond, L (9, 1)										0 0 0 0 0 0 0

Inning Stats	R: 0	H: 0	E: 0	LOB: 0	K: 0	BB: 0	S: 3	P: 3	R: 0	H: 0	E: 0	LOB: 0	K: 1	BB: 0	S: 5	P: 5	R: 0	H: 0	E: 0	LOB: 0	K: 2	BB: 0	S: 7	P: 7	R: 0	H: 1	E: 0	LOB: 0	K: 0	BB: 0	S: 3	P: 3	R: 0	H: 1	E: 0	LOB: 1	K: 0	BB: 0	S: 4	P: 4	R: 0	H: 1	E: 0	LOB: 1	K: 2	BB: 0	S: 8	P: 8	1B: 4	SF: 0	2B: 1	SAC: 0	3B: 0	DP: 0	HR: 0	HBP: 0	WP: 0	PA: 31
PITCHER Jerry Reuss, L (1, 1) ERA: 3.07	IP	WLS	BF	H	R	ER	SO	BB	IBB	HBP	BLK	WP	HR	S	P	ERA	WHIP	IP	WLS	BF	H	R	ER	SO	BB	IBB	HBP	BLK	WP	HR	S	P	ERA	WHIP	IP	WLS	BF	H	R	ER	SO	BB	IBB	HBP	BLK	WP	HR	S	P	ERA	WHIP							

BOTTOM

Los Angeles Dodgers @ San Diego Padres
Jack Murphy Stadium, San Diego, CA

Sat May 14 1983, 10:05 PM EDT
 Att. 34,547 - Unknown

livebaseballscorecards.com

AB	31
R	1
H	5
RBI	1
BB	0
SO	6
LOB	9



Batter	1	2	3	4	5	6	7	8	9	AB R H RBI BB SO LOB	TOP									
Steve Sax, R (1, 4) OBP: 0.370, SLG: 0.389	0-3 K		0-0 5-3			0-0 F7		0-0 S S 1B		4 0 1 0 0 1 0	Los Angeles Dodgers @ San Diego Padres Jack Murphy Stadium, San Diego, CA Sun May 15 1983, 6:33 AM EDT Att: 30,974 - Unknown livebaseballscorecards.com									
Ken Landreaux, L (1, 8) OBP: 0.286, SLG: 0.448	0-0 3-1		0-0 6-3			4-0 BB		4-0 S BB		2 0 0 0 2 0 0										
Dusty Baker Jr., R (1, 7) OBP: 0.341, SLG: 0.434	0-0 F8				0-0 6-3	0-0 F8		0-3 K		4 0 0 0 0 1 3										
Pedro Guerrero, R (1, 5) OBP: 0.371, SLG: 0.597		0-0 HR			0-0 E5 CS		0-0 HR	0-0 F8		4 2 2 2 0 0 2										
Greg Brock, L (1, 3) OBP: 0.390, SLG: 0.549		4-0 G3 BB			0-0 5-3 1-2		4-0 SH1-4 1B BB	4-0 FC4-6 IBB		1 1 0 0 3 0 1										
Ron Roenicke, S (1, 9) OBP: 0.229, SLG: 0.261		0-0 G3 1-2			0-0 4-3		0-0 SH1-4 1-2	0-0 FC4-6 1-2f		3 0 0 0 0 0 4										
Steve Yeager, R (1, 2) OBP: 0.282, SLG: 0.429		0-0 E5 G6-4-3			0-0 F7		0-0 2-H 1B		0-0 G3	4 0 1 1 0 0 1										
Bill Russell, R (1, 6) OBP: 0.341, SLG: 0.256		0-0 G6-4-3 1-2f			0-0 4-3		0-0 F9		0-0 F8	4 0 0 0 0 0 3										
Bob Welch, R (1, 1) OBP: 0.077, SLG: 0.154 Rick Monday, L (7, PH) OBP: 0.318, SLG: 0.063 Steve Howe, L (7, 1)			0-3 K			0-0 P6	0-3 K		0-3 K	2 0 0 0 0 1 0 1 0 0 0 0 1 1 1 0 0 0 0 1 0										
Inning Stats	R: 0 E: 0 K: 1 S: 5	H: 0 LOB: 0 BB: 0 P: 5	R: 1 E: 1 K: 0 S: 4	H: 1 LOB: 1 BB: 1 P: 8	R: 0 E: 0 K: 1 S: 5	H: 0 LOB: 0 BB: 0 P: 5	R: 0 E: 1 K: 0 S: 3	H: 0 LOB: 0 BB: 0 P: 3	R: 0 E: 0 K: 0 S: 3	H: 0 LOB: 0 BB: 0 P: 3	R: 2 E: 0 K: 1 S: 7	H: 2 LOB: 1 BB: 1 P: 11	R: 0 E: 0 K: 1 S: 6	H: 1 LOB: 3 BB: 2 P: 14	R: 0 E: 0 K: 1 S: 5	H: 0 LOB: 0 BB: 0 P: 5	1B: 2 2B: 0 3B: 0 HR: 2	SF: 0 SAC: 1 DP: 1 HBP: 0	WP: 0 PB: 0 SB: 3 CS: 1	PA: 36
PITCHER	IP WLS BF H R ER SO BB IBB HBP BLK WP HR S P ERA WHIP																			
Andy Hawkins, R (1, 1) ERA: 2.39	7.0 L 28 4 3 3 3 3 3 0 0 0 0 2 31 43 3.86 1.000																			
Mark Thurmond, L (8, 1) ERA:	0.0 1 0 0 0 0 1 0 0 0 0 0 0 0 4 ∞ ∞																			
Luis DeLeon, R (8, 1) ERA: 1.67	1.0 4 0 0 0 1 0 1 0 0 0 0 0 5 9 0.00 0.000																			
Elias Sosa, R (9, 1) ERA: 6.97	1.0 3 0 0 0 1 0 0 0 0 0 0 0 5 5 0.00 0.000																			



BOTTOM

Los Angeles Dodgers @ San Diego Padres
Jack Murphy Stadium, San Diego, CA

AB 30
R 2
H 5
RBI 1
BB 2
SO 4
LOB 7



WP: 0 PA: 32
PB: 0
SB: 0
CS: 1

ERA WHIP

Sun May 15 1983, 6:33 AM EDT
Att. 30,974 - Unknown

AB R H RBI BB SO LOB

4 0 1 0 0 1 1
3 0 1 0 0 0 1
1 0 0 0 0 0 1

3 0 0 0 1 0 0

4 1 1 0 0 0 2

4 0 0 0 0 1 1

2 1 0 0 1 0 0

3 0 1 1 0 0 0

3 0 0 0 0 1 1

2 0 0 0 0 1 0
0 0 0 0 0 0 0
0 0 0 0 0 0 0
1 0 1 0 0 0 0
0 0 0 0 0 0 0

1B: 4 SF: 0
2B: 1 SAC: 0
3B: 0 DP: 1
HR: 0 HBP: 0

WP HR S P ERA WHIP

Batter	1	2	3	4	5	6	7	8	9
Alan Wiggins, S OBP: 0.321, SLG: 0.286 (1, 8) (7, 7)	0-0 4-3 ①		0-0 G6-4-3 1B			0-3 K ②		0-0 FC4-6 1-2f	
Gene Richards, L OBP: 0.351, SLG: 0.420 Ruppert Jones, L OBP: 0.250, SLG: 0.315 (1, 7) (7, 8)	0-0 4-3 ②		0-0 G6-4-3 1-2f			0-0 BB 1B		0-0 F8	
Juan Bonilla, R OBP: 0.369, SLG: 0.424 (1, 4)	0-0 F9			0-0 P5		4-0 1-2 BB			0-0 1-3 ①
Steve Garvey, R OBP: 0.365, SLG: 0.504 (1, 3)		0-0 1B 2B		0-0 P3		0-0 1-3 ③			0-0 6-3 ②
Terry Kennedy, L OBP: 0.386, SLG: 0.488 (1, 2)		0-0 F7		0-3 K			0-0 F9		0-0 4-3 ③
Sixto Lezcano, R OBP: 0.370, SLG: 0.357 (1, 9)		4-0 1B E BB			0-0 F9		0-0 F9		
Tim Flannery, L OBP: 0.379, SLG: 0.500 (1, 5)		0-0 E5 1-H 2-H CS 1B			0-0 F7		0-0 4-3		
Mario Ramirez, R OBP: 0.392, SLG: 0.256 (1, 6)		0-3 K 3-H			0-0 6-3 ③			0-0 F9	
Andy Hawkins, R OBP: 0.167, SLG: 0.091 Mark Thurmond, L (8, 1)			0-0 F9			0-3 K		0-0 FC4-6 1B	
Luis DeLeon, R OBP: 0.333, SLG: 0.333 Doug Gwosdz, R OBP: 0.286, SLG: 0.167 Elias Sosa, R (8, PH) (9, 1)									

Inning Stats	R: 0	H: 0	E: 0	K: 0	S: 3	R: 2	H: 2	E: 1	K: 1	S: 6	R: 0	H: 1	E: 0	K: 0	S: 3	R: 0	H: 0	E: 0	K: 1	S: 5	R: 0	H: 0	E: 0	K: 0	S: 3	R: 0	H: 1	E: 0	K: 2	S: 8	R: 0	H: 0	E: 0	K: 0	S: 3	R: 0	H: 1	E: 0	K: 0	S: 4	R: 0	H: 0	E: 0	K: 0	S: 3	R: 0	H: 0	E: 0	K: 0	S: 3
	LOB: 0	BB: 0	P: 3	LOB: 0	BB: 1	P: 10	LOB: 0	BB: 0	P: 3	LOB: 0	BB: 0	P: 5	LOB: 2	BB: 1	P: 12	LOB: 0	BB: 0	P: 3	LOB: 1	BB: 0	P: 4	LOB: 0	BB: 0	P: 3	LOB: 0	BB: 0	P: 3	LOB: 0	BB: 0	P: 3	LOB: 0	BB: 0	P: 3	LOB: 0	BB: 0	P: 3	LOB: 0	BB: 0	P: 3	LOB: 0	BB: 0	P: 3	LOB: 0	BB: 0	P: 3					

PITCHER	IP	WLS	BF	H	R	ER	SO	BB	IBB	HBP	BLK	WP	HR	S	P	ERA	WHIP
Bob Welch, R ERA: 3.89 Steve Howe, L ERA:	(1, 1) (7, 1)	6.0 3.0	W S	22 10	4 1	2 0	4 0	2 0	0 0	0 0	0 0	0 0	0 0	28 10	36 10	1.50 0.00	1.000 0.333

Batter	1	2	3	4	5	6	7	8	9	10	11	12	13	14	15	AB	R	H	RBI	BB	SO	LOB	TOP					
Steve Sax, R OBP: 0.366, SLG: 0.383 (1, 4)	0-0 BB 1B S	0-0 L6			0-0 CS 1B		0-0 1-3			0-0 F9		0-0 6-3		0-3 K		7	1	2	0	0	1	3						
Ken Landreaux, L OBP: 0.286, SLG: 0.434 (1, 8)	0-0 F5	0-0 F7			0-0 F5 1-2			0-0 F4-3			0-0 4-3		4-0 3-1 SH2-4 BB		0-0 WP S 1B	6	0	1	0	1	0	3						
Dusty Baker Jr., R OBP: 0.326, SLG: 0.414 (1, 7)	0-0 F7 1-2				0-0 F9			0-0 6-3			0-0 F7		0-0 SH2-4 1-2		0-0 F9	6	0	0	0	0	0	2						
Pedro Guerrero, R OBP: 0.374, SLG: 0.581 (1, 5)	4-0 BB 1B BB				0-0 F7			0-0 F9 BB 1B			4-0 CS BB BB		0-0 3-1 2-3		0-0 F9	5	1	1	0	2	0	2						
Greg Brock, L OBP: 0.406, SLG: 0.539 (1, 3)	4-0 1B BB 1-2 2-3				0-0 F7			4-0 BB 1B 1-2 BB			4-0 BB BB 1-2 BB		4-0 BB IBB		4-0 WP BB	2	0	0	0	5	1	0						
Ron Roenicke, S OBP: 0.255, SLG: 0.269 Tom Niedenfuer, R (15, 1)	0-0 1B 1-3 2-H 3-H				0-0 F4-3			0-0 F5			0-0 F2		0-0 FC5-6 WP 1B		4-0 FC5-4 BB	6	0	2	2	1	0	4						
Steve Yeager, R OBP: 0.276, SLG: 0.402 (1, 2)	0-3 K				0-0 5-3			0-0 5-3			0-0 F6		4-0 WP FC5-6 BB		0-0 FC5-4 1-2f	5	0	0	0	1	1	7						
Bill Russell, R OBP: 0.320, SLG: 0.238 (1, 6)					0-0 F7			0-0 F8			0-0 F3		0-0 FC5-6 WP		0-0 F8	6	0	0	0	0	0	2						
Fernando Valenzuela, L OBP: 0.298, SLG: 0.290 Rick Monday, L OBP: 0.397, SLG: 0.659 Alejandro Pagan, R OBP: 0.143, SLG: 0.143 Jose Migueltres, R OBP: 0.375, SLG: 0.875 David Stewart, R OBP: 0.143, SLG: 0.143 Rafael Landestoy, S OBP: 0.143, SLG: 0.143 Steve Howe, L OBP: 0.143, SLG: 0.143 Candy Maldonado, R OBP: 0.167, SLG: 0.167 (1, 1)					0-0 K			0-3 K			0-0 F4-3		0-0 F5		0-0 F9	3	0	1	0	0	1	0						
Inning Stats	R: 2 E: 0 K: 1 S: 7	H: 2 LOB: 2 BB: 2 P: 15	R: 0 E: 0 K: 0 S: 4	H: 1 LOB: 1 BB: 0 P: 4	R: 0 E: 0 K: 0 S: 3	H: 0 LOB: 0 BB: 0 P: 3	R: 0 E: 0 K: 1 S: 5	H: 1 LOB: 0 BB: 0 P: 5	R: 0 E: 0 K: 0 S: 4	H: 1 LOB: 2 BB: 1 P: 8	R: 0 E: 0 K: 0 S: 3	H: 0 LOB: 0 BB: 0 P: 3	R: 0 E: 0 K: 1 S: 5	H: 0 LOB: 0 BB: 0 P: 5	R: 0 E: 0 K: 0 S: 3	H: 0 LOB: 1 BB: 2 P: 10	R: 0 E: 0 K: 0 S: 4	H: 1 LOB: 2 BB: 1 P: 8	R: 0 E: 0 K: 0 S: 3	H: 0 LOB: 3 BB: 3 P: 15	R: 0 E: 0 K: 1 S: 5	H: 0 LOB: 0 BB: 0 P: 5	R: 0 E: 0 K: 0 S: 4	H: 1 LOB: 2 BB: 1 P: 8	1B: 7 2B: 0 3B: 0 HR: 0	SF: 0 SAC: 1 DP: 0 HBP: 0	WP: 3 PB: 0 SB: 2 CS: 2	PA: 61
PITCHER	IP WLS BF H R ER SO BB IBB HBP BLK WP HR S P ERA WHIP																											
Charlie Lea, R ERA: 3.16 (1, 1)	8.0																											
Jeff Reardon, R ERA: 3.18 (9, 1)	2.0																											
Bryn Smith, R ERA: 3.45 (11, 1)	2.0																											
Ray Burris, R ERA: 2.21 (13, 1)	2.0																											
Dan Schatzeder, L ERA: 1.42 (15, 1)	1.0	W																										

Los Angeles Dodgers @ Montreal Expos
Olympic Stadium, Montreal, QB
Tue May 17 1983, 7:05 PM EDT
Att. 20,135 - Unknown

livebaseballscorecards.com

AB 49
R 2
H 7
RBI 2
BB 10
SO 4
LOB 25



Batter	1	2	3	4	5	6	7	8	9	10	11	12	13	14	15	AB	R	H	RBI	BB	SO	LOB
Tim Raines, S OBP: 0.374, SLG: 0.349 (1, 7)	0-3 K		0-0 6-3		0-0 F7			0-0 G1-6-3 1B		4-0 BB E BB		4-0 IBB		4-0 IBB		4	0	1	0	3	1	1
Warren Cromartie, L Bryn Smith, R Jim Wothford, R Ray Burris, R Tim Blackwell, S Dan Schatzeder, L (1, 9)	0-0 F7		0-0 1B			0-0 6-3		0-0 G1-6-3 1-2		0-0 E4		0-3 K		0-0 F9		5	0	1	0	0	0	2
Andre Dawson, R OBP: 0.355, SLG: 0.609 (1, 8)	0-3 K		0-0 F8			0-0 G3			0-0 P3		0-0 F3		0-3 K		0-0 E BB 4-3 1B	7	1	1	0	0	2	3
Al Oliver, L OBP: 0.338, SLG: 0.423 (1, 3)		4-0 BB BB BB 1B 5-3		0-0 P5		0-0 1B		0-0 L6		0-0 F7			0-0 1B		0-0 4-3	6	1	2	0	1	0	1
Gary Carter, R Jerry White, S Bobby Ramos, R (1, 2)		0-0 5-3		0-0 F7		0-0 1-3		0-0 1B 2B		0-0 1-3		0-0 F8		4-0 BB E BB	4	0	1	0	0	0	2	
Tim Wallach, R OBP: 0.286, SLG: 0.424 (1, 5)		0-0 6-3		0-0 F9			0-0 6-3	2-H 1B		0-0 6-3		0-0 K		0-3 K	7	0	1	1	0	2	4	
Chris Speier, R OBP: 0.310, SLG: 0.235 (1, 6)		0-0 1B		0-0 6-3		0-3 K		0-0 F9		0-0 F9		0-0 E1 1B		0-0 P6	7	0	2	1	0	1	4	
Doug Flynn, R Bryan Little, S (1, 4)		0-3 K		0-0 F6-3		0-0 F3				0-0 F2		0-0 P5		0-0 2B	3	0	0	0	0	1	1	
Charlie Lea, R Wallace Johnson, S Jeff Reardon, R Terry Francona, L (1, 1)			0-3 K		0-0 E5			0-0 4-3		0-0 5-3		0-3 K		0-0 5-3	2	0	0	0	0	1	0	


BOTTOM	
AB	56
R	3
H	10
RBI	3
BB	6
SO	10
LOB	26
WP: 0	PA: 62

PITCHER		PITCHER	
IP	WLS	IP	WLS
Fernando Valenzuela, L ERA: 3.88 (1, 1)	9.0		
Alejandro Pena, R ERA: 2.51 (10, 1)	2.0		
Dave Stewart, R ERA: 1.3 (12, 1)	2.0		
Steve Howe, L ERA: (14, 1)	1.1		
Tom Niedenfuer, R ERA: 2.2 (15, 1)	0.1		



Los Angeles Dodgers @ Montreal Expos
Olympic Stadium, Montreal, QB
Tue May 17 1983, 7:05 PM EDT
Att. 20,135 - Unknown

livebaseballscorecards.com

Batter	1	2	3	4	5	6	7	8	9	AB R H RBI BB SO LOB	TOP	
Steve Sax, R (1, 4) OBP: 0.373, SLG: 0.406	0-0 2B		0-0 FC6 2B		0-0 F8	0-0 1B 2B	0-0 6-3			5 2 3 1 0 0 1		
Ken Landreaux, L (1, 8) OBP: 0.297, SLG: 0.449	0-0 2B		0-0 P5		0-0 HR 1B	0-0 2B 1B		0-0 F9		5 3 3 1 0 0 1		
Dusty Baker Jr., R (1, 7) Rafael Landestoy, S (8, 5) OBP: 0.322, SLG: 0.414 OBP: 0.143, SLG: 0.143	0-0 F4		0-0 FC6		0-0 F2	0-0 1B 2B		0-0 P6		5 1 1 2 0 0 4 0 0 0 0 0 0 0		
Pedro Guerrero, R (1, 5) Pat Zachry, R (8, 1) Dave Sax, R (9, 2) OBP: 0.388, SLG: 0.588	0-0 1B 2B		0-0 F8		0-0 HR BB	0-0 1B BB		0-0 HR HBP		2 3 1 1 2 0 1 0 0 0 0 0 0 0 0 0 0 0 0 0 0		
Greg Brock, L (1, 3) OBP: 0.405, SLG: 0.583	0-0 F8			0-0 F9	0-0 HR	0-0 F7		0-0 HR		5 2 2 6 0 0 3		
Ron Roenicke, S (1, 9) Dave Stewart, R (5, 1) Candy Maldonado, R (8, PH) OBP: 0.276, SLG: 0.278 OBP: 0.200, SLG: 0.200 OBP: 0.154, SLG: 0.154	0-0 CS 1B			0-0 F7	0-0 FC5-4 BB	0-0 1B		0-0 6-3		2 0 1 1 1 0 0 1 0 1 1 0 0 0 1 0 0 0 0 0 0		
Steve Yeager, R (1, 2) Joe Beckwith, L (9, 1) OBP: 0.271, SLG: 0.391	0-0 CS	0-0 1-3		0-0 1B	0-0 FC5-4	0-3 K		0-0 5-3		5 0 1 0 0 1 3 0 0 0 0 0 0 0	AB 40 R 13 H 14 RBI 13 BB 4 SO 3 LOB 15	
Dave Anderson, R (1, 6) OBP: 0.154, SLG: 0.167		0-0 F8		0-0 F9		0-0 1B 2B	0-0 F2		0-0 6-3	5 1 1 0 0 0 1		
Burt Hooton, R (1, 1) Mike Marshall, R (5, 9) OBP: 0.337, SLG: 0.395		0-3 K			0-0 F9	0-3 K	0-0 1-3		0-0 6-3	1 1 0 0 1 1 0 3 0 0 0 0 1 1		
Inning Stats	R: 3 E: 0 K: 0 S: 6 H: 4 LOB: 0 BB: 0 P: 6	R: 0 E: 0 K: 1 S: 5 H: 0 LOB: 0 BB: 0 P: 5	R: 0 E: 0 K: 0 S: 4 H: 1 LOB: 1 BB: 0 P: 4	R: 0 E: 0 K: 0 S: 4 H: 1 LOB: 1 BB: 0 P: 4	R: 4 E: 0 K: 0 S: 5 H: 2 LOB: 1 BB: 3 P: 17	R: 4 E: 0 K: 2 S: 12 H: 5 LOB: 2 BB: 1 P: 16	R: 0 E: 0 K: 0 S: 3 H: 0 LOB: 0 BB: 0 P: 3	R: 2 E: 0 K: 0 S: 4 H: 1 LOB: 0 BB: 0 P: 5	R: 0 E: 0 K: 0 S: 3 H: 0 LOB: 0 BB: 0 P: 3	1B: 6 2B: 6 3B: 0 HR: 2 SF: 0 SAC: 0 DP: 0 HBP: 1	WP: 0 PB: 0 SB: 0 CS: 1 PA: 46	
PITCHER	IP WLS BF H R ER SO BB IBB HBP BLK WP HR S P ERA WHIP											
Bill Gullickson, R (1, 1) ERA: 4.91	4.2 L 24 8 7 7 1 3 0 0 0 0 0 1 23 35 13.50 2.357											
Ray Burris, R (5, 1) ERA: 2.18	0.1 1 0 0 0 0 0 0 0 0 0 0 0 1 1 0.00 0.000											
Randy Lerch, L (6, 1) ERA: 4.24	0.2 8 5 4 4 1 1 0 0 0 0 0 9 13 54.00 9.000											
Chris Welsh, L (6, 1) ERA: 3.0	2.1 9 1 2 2 1 0 0 1 0 0 1 10 11 7.71 0.429											
Dan Schatzeder, L (9, 1) ERA: 1.32	1.0 3 0 0 0 0 0 0 0 0 0 0 3 3 0.00 0.000											

Los Angeles Dodgers @ Montreal Expos
 Olympic Stadium, Montreal, QB
 Wed May 18 1983, 7:05 PM EDT
 Att: 18,779 - Unknown

livebaseballscorecards.com

BOTTOM

Los Angeles Dodgers @ Montreal Expos
 Olympic Stadium, Montreal, QB
 Wed May 18 1983, 7:05 PM EDT
 Att. 18,779 - Unknown

livebaseballscorecards.com

AB	36
R	3
H	9
RBI	3
BB	5
SO	4
LOB	22



WP: 0	PA: 41
PB: 0	
SB: 0	
CS: 0	

AB R H RBI BB SO LOB

5	0	2	1	0	1	1
5	0	0	0	0	1	3
5	0	1	0	0	0	3
5	0	3	1	0	0	0
4	1	1	1	1	0	3
2	0	0	0	2	1	3
4	0	1	0	0	0	2
3	1	1	0	1	1	4
1	0	0	0	0	0	0
0	0	0	0	0	0	0
0	1	0	0	1	0	0
0	0	0	0	0	0	0
1	0	0	0	0	0	1
1	0	0	0	0	0	2
0	0	0	0	0	0	0

1B: 7	SF: 0
2B: 1	SAC: 0
3B: 0	DP: 0
HR: 1	HBP: 0

Batter	1	2	3	4	5	6	7	8	9
Tim Raines, S OBP: 0.375, SLG: 0.351 (1, 7)	0-0 L4 1B		0-0 1B		0-0 FC3-6 1B	0-3 K			0-0 L5
Warren Cromartie, L OBP: 0.337, SLG: 0.398 (1, 9)	0-0 6-3		0-0 F7		0-0 FC3-6 BB 1B				0-3 K
Andre Dawson, R OBP: 0.350, SLG: 0.594 (1, 8)	0-0 6-3		0-0 1-3		0-0 P4				0-0 1B 1B
Al Oliver, L OBP: 0.348, SLG: 0.430 (1, 3)		0-0 BB 1B		0-0 4-3	0-0 BB 1B			0-0 6-3	0-0 1B 1B
Gary Carter, R OBP: 0.282, SLG: 0.427 (1, 2)		0-0 F7		0-0 HR	0-0 BB 1B			0-0 F9	0-0 F8
Tim Wallach, R OBP: 0.292, SLG: 0.417 (1, 5)		4-0 BB 1B		0-0 5-3	0-3 K			4-0 2B BB	
Chris Speier, R OBP: 0.306, SLG: 0.255 (1, 6)		0-0 F8		0-0 F8		0-0 P5		0-0 1-3 2B	
Doug Flynn, R OBP: 0.253, SLG: 0.261 (1, 4)		0-3 K			0-0 BB 1B	4-0 BB 1B		0-0 F2	
Bill Gullickson, R Ray Burris, R Wallace Johnson, S Randy Lerch, L Chris Welsh, L Terry Francona, L Dan Schatzeder, L			0-0 L6		4-0 FC3-6 1B BB	0-0 FC4-6 BB		0-0 4-3	

Inning Stats	R: 0	H: 0	E: 0	K: 0	S: 3	H: 0	LOB: 0	BB: 0	P: 3	R: 0	H: 1	E: 0	K: 0	S: 6	H: 1	LOB: 1	BB: 0	P: 4	R: 1	H: 1	E: 0	K: 0	S: 4	H: 1	LOB: 0	BB: 0	P: 4	R: 2	H: 3	E: 0	K: 1	S: 8	H: 0	LOB: 1	BB: 1	P: 9	R: 0	H: 0	E: 0	K: 0	S: 3	H: 0	LOB: 0	BB: 0	P: 3	R: 0	H: 1	E: 0	K: 0	S: 4	H: 1	LOB: 2	BB: 1	P: 8	R: 0	H: 2	E: 0	K: 1	S: 7	H: 2	LOB: 2	BB: 0	P: 7	1B: 7	SF: 0	2B: 1	SAC: 0	3B: 0	DP: 0	HR: 1	HBP: 0	WP: 0	PA: 41
--------------	------	------	------	------	------	------	--------	-------	------	------	------	------	------	------	------	--------	-------	------	------	------	------	------	------	------	--------	-------	------	------	------	------	------	------	------	--------	-------	------	------	------	------	------	------	------	--------	-------	------	------	------	------	------	------	------	--------	-------	------	------	------	------	------	------	------	--------	-------	------	-------	-------	-------	--------	-------	-------	-------	--------	-------	--------

PITCHER	IP	WLS	BF	H	R	ER	SO	BB	IBB	HBP	BLK	WP	HR	S	P	ERA	WHIP
Burt Hooton, R ERA: 5.22 (1, 1)	4.2		22	6	3	3	1	2	0	0	0	0	1	22	30	5.79	1.714
Dave Stewart, R ERA: 1.2 (5, 1)	2.1	W	9	0	0	0	2	2	0	0	0	0	0	11	19	0.00	0.857
Pat Zachry, R ERA: 4.0 (8, 1)	1.0		5	1	0	0	0	1	0	0	0	0	0	4	8	0.00	2.000
Joe Beckwith, R ERA: 3.75 (9, 1)	1.0		5	2	0	0	1	0	0	0	0	0	0	7	7	0.00	2.000

Batter	1	2	3	4	5	6	7	8	9	AB R H RBI BB SO LOB	TOP									
Steve Sax, R (1, 4) OBP: 0.370, SLG: 0.401	0-0 CS 1B		0-0 6-3			0-3 K		0-3 K		4 0 1 0 0 2 2										
Ken Landreaux, L (1, 8) OBP: 0.303, SLG: 0.446	4-0 S BB			0-0 S 1B		0-0 F6		0-0 F5		3 0 1 0 1 0 2										
Dusty Baker Jr., R (1, 7) OBP: 0.320, SLG: 0.404	0-3 K			0-0 L7		0-3 K			4-0 WP BB	3 0 0 0 1 2 2										
Pedro Guerrero, R (1, 5) OBP: 0.385, SLG: 0.578	0-0 6-3			0-0 F4			0-0 G3-6-3 1B		0-0 F4	4 0 1 0 0 0 3										
Greg Brock, L (1, 3) OBP: 0.401, SLG: 0.573		0-0 CS 1B		0-3 K			0-0 G3-6-3		0-0 F4	4 0 1 0 0 1 3										
Ron Roenicke, S (1, 9) OBP: 0.258, SLG: 0.259		0-0 F5			0-0 G3		0-0 F5		0-0 4-3	4 0 0 0 0 0 2										
Steve Yeager, R (1, 2) OBP: 0.283, SLG: 0.378		0-0 F8			0-3 K			0-0 F6		3 0 0 0 0 1 0										
Bill Russell, R (1, 6) OBP: 0.330, SLG: 0.244			0-0 6-3		0-0 1B			4-0 1B BB		2 0 1 0 1 0 0										
Jerry Reuss, L (1, 1) OBP: 0.208, SLG: 0.217			0-0 5-3		0-3 K			0-0 1B		2 0 0 0 0 1 1										
Rick Monday, L (8, PH) OBP: 0.333, SLG: 0.111										1 0 1 0 0 0 0										
Tom Niedenfuer, R (8, 1)										0 0 0 0 0 0 0										
Inning Stats	R: 0 E: 0 K: 1 S: 5	H: 1 LOB: 1 BB: 1 P: 9	R: 0 E: 0 K: 0 S: 3	H: 1 LOB: 0 BB: 0 P: 3	R: 0 E: 0 K: 0 S: 3	H: 0 LOB: 0 BB: 0 P: 3	R: 0 E: 0 K: 1 S: 6	H: 1 LOB: 1 BB: 0 P: 6	R: 0 E: 0 K: 2 S: 7	H: 0 LOB: 0 BB: 0 P: 7	R: 0 E: 0 K: 0 S: 3	H: 1 LOB: 0 BB: 0 P: 3	R: 0 E: 0 K: 1 S: 6	H: 1 LOB: 2 BB: 1 P: 10	R: 0 E: 0 K: 0 S: 3	H: 0 LOB: 1 BB: 1 P: 7	1B: 6 2B: 0 3B: 0 HR: 0	SF: 0 SAC: 0 DP: 1 HBP: 0	WP: 1 PB: 0 SB: 2 CS: 2	PA: 33
PITCHER Neil Allen, R (1, 1) ERA: 3.82	IP: 9.0 WLS: W BF: 33 H: 6 R: 0 ER: 0 SO: 7 BB: 3 IBB: 0 HBP: 0 BLK: 0 WP: 1 HR: 0 S: 44 P: 56 ERA: 0.00 WHIP: 1.000																			

Los Angeles Dodgers @ New York Mets
Shea Stadium, Flushing, NY
Fri May 20 1983, 7:05 PM EDT
Att. 16,630 - Unknown

livebaseballscorecards.com

AB	30
R	0
H	6
RBI	0
BB	3
SO	7
LOB	15



Batter	1	2	3	4	5	6	7	8	9
Mookie Wilson, S OBP: 0.311, SLG: 0.378 (1, 8)	0-3 K		0-0 F9		0-0 E 1B		0-0 F9		
Hubie Brooks, R OBP: 0.321, SLG: 0.406 (1, 5)	0-0 F8		0-0 1-2 3-H 1B		0-0 1-H 1B		0-0 F7		
Darryl Strawberry, L OBP: 0.245, SLG: 0.435 (1, 9)	0-3 K		0-3 K2-3		0-3 K			0-0 F5	
George Foster, R OBP: 0.319, SLG: 0.429 Mark Bradley, R OBP: 0.320, SLG: 0.238 (1, 7) (9, 7)		0-0 G3		0-0 L8		0-0 F8		0-0 3-1	
Dave Kingman, R OBP: 0.237, SLG: 0.367 Mike Jorgensen, L OBP: 0.412, SLG: 0.571 (1, 3) (9, 3)		0-0 6-3		0-0 5-3		0-3 K		0-0 F2	
Brian Giles, R OBP: 0.331, SLG: 0.301 (1, 4)		0-0 5-3		0-0 CS 1B		0-0 6-3			
Ronn Reynolds, R OBP: 0.216, SLG: 0.182 (1, 2)			0-0 E 1B 4-3 1B	0-0 CS	0-0 1B 2B		0-0 FC1-6 1B		
José Oquendo, S OBP: 0.356, SLG: 0.243 (1, 6)			0-0 4-3		0-3 K		0-0 F9 FC1-6 WP 1B		
Neil Allen, R (1, 1)			0-0 E1 1B		0-0 5-3		0-0 FC1-6 WP		

Inning Stats	R: 0	H: 0	E: 0	LOB: 0	K: 2	BB: 0	S: 7	P: 7
	R: 0	H: 0	E: 0	LOB: 0	K: 0	BB: 0	S: 3	P: 3
	R: 1	H: 2	E: 1	LOB: 2	K: 1	BB: 0	S: 8	P: 8
	R: 0	H: 1	E: 0	LOB: 0	K: 0	BB: 0	S: 3	P: 3
	R: 2	H: 3	E: 1	LOB: 1	K: 2	BB: 0	S: 10	P: 10
	R: 0	H: 0	E: 0	LOB: 0	K: 1	BB: 0	S: 5	P: 5
	R: 1	H: 2	E: 0	LOB: 1	K: 0	BB: 0	S: 5	P: 5
	R: 0	H: 0	E: 0	LOB: 0	K: 0	BB: 0	S: 3	P: 3

PITCHER	IP	WLS	BF	H	R	ER	SO	BB	IBB	HBP	BLK	WP	HR	S	P	ERA	WHIP
Jerry Reuss, L ERA: 3.02 (1, 1)	7.0	L	29	8	4	2	6	0	0	0	0	1	0	41	41	2.57	1.143
Tom Niedenfuer, R ERA: 2.08 (8, 1)	1.0		3	0	0	0	0	0	0	0	0	0	0	3	3	0.00	0.000

BOTTOM

AB	R	H	RBI	BB	SO	LOB
4	1	1	1	0	1	4
4	0	2	2	0	0	1
4	0	0	0	0	3	3
4	0	0	0	0	0	0
0	0	0	0	0	0	0
4	0	0	0	0	1	0
0	0	0	0	0	0	0
3	0	1	0	0	0	0
3	2	3	0	0	0	0
3	1	1	0	0	1	2
3	0	0	0	0	0	4

AB 32
R 4
H 8
RBI 3
BB 0
SO 6
LOB 14



WP: 1 PA: 33
PB: 0
SB: 0
CS: 1


Los Angeles Dodgers @ New York Mets
Shea Stadium, Flushing, NY
Fri May 20 1983, 7:05 PM EDT
Att. 16,630 - Unknown

Batter	1	2	3	4	5	6	7	8	9	AB R H RBI BB SO LOB	TOP											
Steve Sax, R (1, 4) OBP: 0.361, SLG: 0.390	0-3 K	0-0 F9			0-0 SH1		0-3 K		0-0 G4-3	4 0 0 0 0 2 2												
Ken Landreaux, L (1, 8) OBP: 0.306, SLG: 0.444	0-0 4-3		0-0 F8		0-0 F8		0-0 E S 1B		0-0 S 1B	5 0 2 0 0 0 1												
Dusty Baker Jr., R (1, 7) OBP: 0.316, SLG: 0.397	0-0 1B		0-0 L7		0-3 K		0-0 5-3		0-0 F8	5 0 1 0 0 1 3												
Pedro Guerrero, R (1, 5) OBP: 0.388, SLG: 0.576	0-3 K		0-3 K			0-0 FC4-6 1B		0-0 3-1 S SF9 1B		4 1 2 0 0 2 1												
Greg Brock, L (1, 3) OBP: 0.397, SLG: 0.559		4-0 HR BB		0-0 F9		0-0 FC4-6 FC6-4 BB 1-2f		0-0 3-1		3 1 0 0 1 0 2												
Mike Marshall, R (1, 9) OBP: 0.333, SLG: 0.429		0-0 HR		0-0 F7		0-0 F9		0-0 SF9		3 1 1 3 0 0 1												
Ron Roenicke, S (8, 9) OBP: 0.258, SLG: 0.259		1-H HR						3-H		0 0 0 0 0 0 0												
Steve Yeager, R (1, 2) OBP: 0.282, SLG: 0.452		0-0 6-3		0-0 HR		4-0 FC6-4 1-2 BB		0-0 HR		3 2 2 2 1 0 0												
Bill Russell, R (1, 6) OBP: 0.327, SLG: 0.244		0-0 SH2-4 1B		0-3 K		0-0 FC6-4 1-2f 2-3		0-0 F9		4 0 1 0 0 1 2												
Bob Welch, R (1, 1) OBP: 0.188, SLG: 0.250		0-0 SH2-4			0-0 WP SH1 1B		0-0 5-3		0-0 G4-3 1B	3 0 2 0 0 0 0												
Inning Stats	R: 0 E: 0 K: 2 S: 8	H: 1 LOB: 1 BB: 0 P: 8	R: 2 E: 0 K: 0 S: 5	H: 2 LOB: 1 BB: 1 P: 9	R: 0 E: 0 K: 1 S: 5	H: 0 LOB: 0 BB: 0 P: 5	R: 1 E: 0 K: 1 S: 6	H: 1 LOB: 0 BB: 0 P: 6	R: 0 E: 0 K: 1 S: 6	H: 1 LOB: 1 BB: 0 P: 6	R: 0 E: 0 K: 0 S: 4	H: 1 LOB: 2 BB: 1 P: 8	R: 0 E: 0 K: 1 S: 6	H: 1 LOB: 1 BB: 0 P: 6	R: 2 E: 0 K: 0 S: 5	H: 2 LOB: 0 BB: 0 P: 5	R: 0 E: 0 K: 0 S: 4	H: 2 LOB: 1 BB: 0 P: 4	1B: 8 2B: 0 3B: 0 HR: 3	SF: 1 SAC: 2 DP: 1 HBP: 0	WP: 1 PB: 0 SB: 3 CS: 0	PA: 39
PITCHER	IP WLS BF H R ER SO BB IBB HBP BLK WP HR S P ERA WHIP																				IP WLS BF H R ER SO BB IBB HBP BLK WP HR S P ERA WHIP	
Tom Seaver, R (1, 1) ERA: 2.77	8.0 L 35 9 5 5 6 2 0 0 0 1 3 45 53 5.62 1.375																					
Craig Swan, R (9, 1) ERA: 4.82	1.0 4 2 0 0 0 0 0 0 0 0 0 0 4 4 0.00 2.000																					

Los Angeles Dodgers @ New York Mets
 Shea Stadium, Flushing, NY
 Sun May 22 1983, 3:33 AM EDT
 Att: 45,252 - Unknown

AB	34
R	5
H	11
RBI	5
BB	2
SO	6
LOB	12



Batter	1	2	3	4	5	6	7	8	9	AB R H RBI BB SO LOB	TOP	
Steve Sax, R (1, 4) OBP: 0.363, SLG: 0.404	0-0 G3 3B	0-0 4-3			0-0 F9 2-3		0-0 1-3		0-0 2-H 1B	5 1 2 1 0 0 4		
Ken Landreaux, L (1, 8) OBP: 0.309, SLG: 0.443	0-0 G3		0-0 G3		0-0 1B			0-0 S 1B	0-0 P5	5 0 2 1 0 0 1		
Dusty Baker Jr., R (1, 7) OBP: 0.309, SLG: 0.386	0-3 K		0-0 5-3		0-0 F7			0-0 F9		4 0 0 0 0 1 2		
Pedro Guerrero, R (1, 5) OBP: 0.390, SLG: 0.567	4-0 BB		0-0 5-3			0-0 6-3		4-0 1-2 BB		2 0 0 0 2 0 0		
Greg Brock, L (1, 3) OBP: 0.388, SLG: 0.542	0-0 L9			0-0 4-3		0-0 5-3		0-3 K		4 0 0 0 0 1 3		
Mike Marshall, R (1, 9) OBP: 0.320, SLG: 0.409		0-0 3-1		0-3 K		0-3 K		0-3 K		4 0 0 0 0 3 2		
Ron Roenicke, S (8, 9) OBP: 0.258, SLG: 0.259										0 0 0 0 0 0 0		
Steve Yeager, R (1, 2) OBP: 0.289, SLG: 0.458		0-3 K		4-0 BB			0-0 1-3 1B		0-0 SH3-4 1B	3 1 2 0 1 1 0	AB 34 R 2 H 9 RBI 2 BB 3 SO 7 LOB 16	
Bill Russell, R (1, 6) OBP: 0.327, SLG: 0.247		0-0 E 1B 1B		0-0 6-3			0-0 1-3		0-0 SH3-4	3 0 1 0 0 0 2		
Fernando Valenzuela, L (1, 1) OBP: 0.250, SLG: 0.321		0-0 E8 1-3 1B			0-0 CS 2B		0-0 F7		0-3 K	4 0 2 0 0 1 2		
Inning Stats	R: 1 E: 0 K: 1 S: 6 H: 1 LOB: 1 P: 10	R: 0 E: 1 K: 1 S: 7 H: 2 LOB: 2 P: 7	R: 0 E: 0 K: 0 S: 3 H: 0 LOB: 0 P: 3	R: 0 E: 0 K: 1 S: 5 H: 0 LOB: 1 P: 9	R: 0 E: 0 K: 0 S: 4 H: 2 LOB: 1 P: 4	R: 0 E: 0 K: 1 S: 5 H: 0 LOB: 0 P: 5	R: 0 E: 0 K: 0 S: 4 H: 1 LOB: 1 P: 4	R: 0 E: 0 K: 2 S: 8 H: 1 LOB: 2 P: 12	R: 1 E: 0 K: 1 S: 7 H: 2 LOB: 1 P: 7	1B: 7 2B: 1 3B: 1 HR: 0 SF: 0 SAC: 1 DP: 0 HBP: 0	WP: 0 PB: 0 SB: 1 CS: 1 PA: 38	
PITCHER	IP WLS BF H R ER SO BB IBB HBP BLK WP HR S P ERA WHIP											
John Denny, R (1, 1) ERA: 1.9	8.0 L 33 7 1 1 6 3 0 0 0 0 0 0 42 54 1.12 1.250											
Ron Reed, R (9, 1) ERA: 2.53	1.0 5 2 1 1 1 0 0 0 0 0 0 0 7 7 9.00 2.000											

Los Angeles Dodgers @ Philadelphia Phillies
Veterans Stadium, Philadelphia, PA
Mon May 23 1983, 7:05 PM EDT
Att. 24,249 - Unknown

livebaseballscorecards.com

Batter	1	2	3	4	5	6	7	8	9	AB R H RBI BB SO LOB
Pete Rose, S (1, 9) OBP: 0.338, SLG: 0.352	0-0 L9		0-0 FC5-4 1B			0-0 CS 1B			0-0 4-3	4 0 2 0 0 0 0
Gary Matthews, R (1, 7) OBP: 0.336, SLG: 0.339	4-0 CS BB		0-0 FC5-4			0-3 K			0-0 1B	3 0 1 0 1 1 3
Mike Schmidt, R (1, 5) OBP: 0.446, SLG: 0.550	0-0 F9								0-0 P4	3 0 0 0 1 0 2
Tony Perez, R (1, 3) OBP: 0.319, SLG: 0.400		0-3 K				0-3 K			0-3 K	4 0 0 0 0 4 2
Bo Diaz, R (1, 2) OBP: 0.303, SLG: 0.364		0-0 F8			0-0 6-3				0-0 F8	3 0 0 0 0 0 1
Garry Maddox, R (1, 8) OBP: 0.333, SLG: 0.402		0-0 F8							0-0 4-3	3 0 0 0 0 0 1
Larry Milbourne, S (1, 4) OBP: 0.286, SLG: 0.289			0-0 1-3			0-0 F9			0-0 4-3	3 0 0 0 0 0 0
Ivan De Jesus, R (1, 6) OBP: 0.264, SLG: 0.221 Bill Robinson, R (8, PH) OBP: 0.250, SLG: 0.143 Kiko Garcia, R (9, 6)			0-0 FC1-6 1B			0-3 K			0-3 K	2 0 1 0 0 1 0 1 0 0 0 0 1 0 0 0 0 0 0 0 0
John Denny, R (1, 1) OBP: 0.130, SLG: 0.091 Ozzie Virgil, R (8, PH) OBP: 0.214, SLG: 0.500 Ron Reed, R (9, 1)			0-0 FC1-6 1B			0-0 6-3			0-0 6-3	2 0 0 0 0 0 1 1 0 0 0 0 0 0 0 0 0 0 0 0 0

Inning Stats	R: 0 E: 0 K: 0 S: 2	H: 0 LOB: 0 BB: 1 P: 6	R: 0 E: 0 K: 1 S: 5	H: 0 LOB: 0 BB: 0 P: 5	R: 0 E: 0 K: 0 S: 5	H: 0 LOB: 2 BB: 0 P: 5	R: 0 E: 0 K: 1 S: 5	H: 0 LOB: 0 BB: 0 P: 5	R: 0 E: 0 K: 1 S: 5	H: 1 LOB: 0 BB: 0 P: 5	R: 0 E: 0 K: 1 S: 5	H: 0 LOB: 1 BB: 1 P: 9	R: 0 E: 0 K: 1 S: 5	H: 0 LOB: 0 BB: 0 P: 5	R: 0 E: 0 K: 1 S: 6	H: 1 LOB: 1 BB: 0 P: 6	1B: 4 2B: 0 3B: 0 HR: 0	SF: 0 SAC: 0 DP: 0 HBP: 0
WP: 0 PB: 0 SB: 0 CS: 2	PA: 31																	

PITCHER	IP	WLS	BF	H	R	ER	SO	BB	IBB	HBP	BLK	WP	HR	S	P	ERA	WHIP
Fernando Valenzuela, L (1, 1) ERA: 3.41	9.0	W	31	4	0	0	7	2	0	0	0	0	0	43	51	0.00	0.667

BOTTOM

Los Angeles Dodgers @ Philadelphia Phillies
Veterans Stadium, Philadelphia, PA

Mon May 23 1983, 7:05 PM EDT
Att. 24,249 - Unknown

livebaseballscorecards.com

AB	29
R	0
H	4
RBI	0
BB	2
SO	7
LOB	10



Batter	1	2	3	4	5	6	7	8	9	AB R H RBI BB SO LOB	TOP													
Steve Sax, R (1, 4) OBP: 0.356, SLG: 0.396	0-0 F7		0-0 F9			0-0 G6-3		0-0 SH		3 0 0 1 0 0 1	Los Angeles Dodgers @ Philadelphia Phillies Veterans Stadium, Philadelphia, PA Tue May 24 1983, 7:05 PM EDT Att. 24,016 - Unknown													
Ken Landreaux, L (1, 8) OBP: 0.308, SLG: 0.438	0-0 F8			0-3 K		0-0 2B 1B		0-0 P6		4 1 1 0 0 1 1														
Dusty Baker Jr., R (1, 7) OBP: 0.313, SLG: 0.403	0-3 K			0-0 4-3 WP 2B		0-0 2B		0-0 F8		4 1 2 1 0 1 1														
Pedro Guerrero, R (1, 5) OBP: 0.387, SLG: 0.556		4-0 F9 S BB		0-0 4-3		0-3 K		0-3 K		3 0 0 0 1 2 2														
Greg Brock, L (1, 3) OBP: 0.378, SLG: 0.526		0-3 K		0-0 F9		0-0 F8		0-0 F7		4 0 0 0 0 1 1														
Mike Marshall, R (1, 9) OBP: 0.311, SLG: 0.396		0-0 F9		0-3 K		0-3 K		0-0 P4		3 0 0 0 0 2 1														
Ron Roenicke, S (7, 9) OBP: 0.254, SLG: 0.254		2-3								1 0 0 0 0 0 0														
Steve Yeager, R (1, 2) OBP: 0.281, SLG: 0.444		0-0 6-3		0-0 6-3		0-0 F8				3 0 0 0 0 0 1														
Bill Russell, R (1, 6) OBP: 0.327, SLG: 0.271			0-3 K		0-0 F3		0-0 SH 3B			3 1 1 0 0 1 0														
Alejandro Pena, R (1, 1) OBP: 0.100, SLG: 0.100			0-3 K		0-0 E4 G6-3		0-0 4-3			3 0 0 0 0 1 1														
Inning Stats	R: 0 E: 0 K: 1 S: 5	H: 0 LOB: 0 BB: 0 P: 5	R: 0 E: 0 K: 1 S: 5	H: 0 LOB: 1 BB: 1 P: 9	R: 0 E: 0 K: 2 S: 7	H: 0 LOB: 0 BB: 0 P: 7	R: 1 E: 0 K: 1 S: 6	H: 1 LOB: 0 BB: 0 P: 6	R: 0 E: 0 K: 1 S: 5	H: 0 LOB: 0 BB: 0 P: 5	R: 1 E: 1 K: 1 S: 7	H: 2 LOB: 1 BB: 0 P: 7	R: 0 E: 0 K: 1 S: 5	H: 0 LOB: 0 BB: 0 P: 5	R: 1 E: 0 K: 0 S: 5	H: 1 LOB: 1 BB: 0 P: 5	R: 0 E: 0 K: 1 S: 5	H: 0 LOB: 0 BB: 0 P: 5	R: 0 E: 0 K: 1 S: 5	H: 0 LOB: 0 BB: 0 P: 5	1B: 1 2B: 2 3B: 1 HR: 0	SF: 0 SAC: 1 DP: 1 HBP: 0	WP: 1 PB: 0 SB: 3 CS: 0	PA: 33
PITCHER	IP WLS BF H R ER SO BB IBB HBP BLK WP HR S P ERA WHIP																							
Larry Christenson, R (1, 1) ERA: 3.96	7.0 L 25 3 2 2 8 1 0 0 0 1 0 40 44 2.57 0.571																							
Al Holland, L (8, 1) ERA: 3.68	2.0 8 1 1 1 1 0 0 0 0 0 0 10 10 4.50 0.500																							

livebaseballscorecards.com

AB 31
R 3
H 4
RBI 2
BB 1
SO 9
LOB 9



Batter	1	2	3	4	5	6	7	8	9	AB	R	H	RBI	BB	SO	LOB
Bob Demier, R (1, 8) OBP: 0.188, SLG: 0.133 Greg Cross, L (8, PH) OBP: 0.396, SLG: 0.425 (9, 9)	0-0 L3		0-0 P3		0-0 P3			0-0 L7		3	0	1	0	0	0	1
Pete Rose, S (1, 3) OBP: 0.336, SLG: 0.344	0-3 K		0-0 F7			4-0 FC5-4 BB		0-0 F7		3	0	0	0	1	1	1
Gary Matthews, R (1, 7) OBP: 0.340, SLG: 0.333	0-0 5-3			4-0 BB		0-0 F7		4-0 BB		2	0	0	0	2	0	1
Mike Schmidt, R (1, 5) OBP: 0.434, SLG: 0.531		0-3 K		0-0 P4		0-0 FC5-4		0-0 F5		4	0	0	0	0	1	3
Bo Diaz, R (1, 2) OBP: 0.294, SLG: 0.351		0-3 K2-3		0-0 F5		0-0 F7			0-0 1-3	4	0	0	0	0	1	2
Von Hayes, L (1, 9) OBP: 0.182, SLG: 0.125 (9, 8)		0-0 1B		0-3 K			0-0 1-3		0-3 K	4	0	1	0	0	2	1
Larry Milbourne, S (1, 4) OBP: 0.283, SLG: 0.286		0-0 F7			0-0 F9			0-0 1B	0-3 K	4	0	1	0	0	1	1
Ivan De Jesus, R (1, 6) OBP: 0.269, SLG: 0.227 Bob Molinaro, L (7, PH) OBP: 0.118, SLG: 0.375 Al Holland, R (8, 1)			0-0 6-3		0-0 1B		0-0 P5			2	0	1	0	0	0	0
Larry Christenson, R (1, 1) Joe Lefebvre, L (7, PH) OBP: 0.304, SLG: 0.238 Kiko Garcia, R (8, 6)			0-0 5-3		0-3 K		0-3 K			1	0	0	0	0	1	1
										0	0	0	0	0	0	0

Inning Stats	R: 0	H: 0	E: 0	K: 1	S: 5	R: 0	H: 1	E: 0	K: 2	S: 8	R: 0	H: 1	E: 0	K: 0	S: 4	R: 0	H: 0	E: 0	K: 1	S: 5	R: 0	H: 1	E: 0	K: 1	S: 6	R: 0	H: 0	E: 0	K: 0	S: 3	R: 0	H: 1	E: 0	K: 1	S: 6	R: 0	H: 0	E: 0	K: 0	S: 3	R: 0	H: 0	E: 0	K: 2	S: 7	R: 0	H: 0	E: 0	K: 0	S: 7
	LOB: 0	BB: 0	P: 5	LOB: 1	BB: 0	P: 8	LOB: 1	BB: 0	P: 4	LOB: 1	BB: 1	P: 9	LOB: 1	BB: 0	P: 6	LOB: 1	BB: 1	P: 7	LOB: 1	BB: 1	P: 6	LOB: 1	BB: 0	P: 6	LOB: 1	BB: 1	P: 7	LOB: 1	BB: 1	P: 7	LOB: 0	BB: 0	P: 7	LOB: 0	BB: 1	P: 7	LOB: 0	BB: 0	P: 7	LOB: 0	BB: 0	P: 7	LOB: 0	BB: 0	P: 7					
	1B: 4	2B: 0	3B: 0	HR: 0	SF: 0	SAC: 0	DP: 0	HBP: 0	WP: 0	PA: 34	ERA: 0.00	WHIP: 0.778	ERA: 0.00	WHIP: 0.778	ERA: 0.00	WHIP: 0.778	ERA: 0.00	WHIP: 0.778	ERA: 0.00	WHIP: 0.778	ERA: 0.00	WHIP: 0.778	ERA: 0.00	WHIP: 0.778	ERA: 0.00	WHIP: 0.778	ERA: 0.00	WHIP: 0.778	ERA: 0.00	WHIP: 0.778	ERA: 0.00	WHIP: 0.778	ERA: 0.00	WHIP: 0.778	ERA: 0.00	WHIP: 0.778	ERA: 0.00	WHIP: 0.778	ERA: 0.00	WHIP: 0.778	ERA: 0.00	WHIP: 0.778	ERA: 0.00	WHIP: 0.778	ERA: 0.00	WHIP: 0.778				

BOTTOM

Los Angeles Dodgers @ Philadelphia Phillies
Veterans Stadium, Philadelphia, PA

Tue May 24 1983, 7:05 PM EDT
Att. 24,016 - Unknown

livebaseballscorecards.com

AB	31
R	0
H	4
RBI	0
BB	3
SO	8
LOB	13



Batter	1	2	3	4	5	6	7	8	9	AB R H RBI BB SO LOB	TOP											
Steve Sax, R (1, 4) OBP: 0.358, SLG: 0.396	0-0 F3		0-3 K			0-0 BLK 1B	0-0 G3		0-0 1-H BB 1B	5 0 2 1 0 1 1												
Ken Landreaux, L (1, 8) OBP: 0.317, SLG: 0.446	0-0 1B 2B		0-0 P5			0-0 F8 1-2		0-0 HR 1B	4-0 BB 1-2 BB	4 2 2 0 1 0 1												
Dusty Baker Jr., R (1, 7) OBP: 0.304, SLG: 0.390	0-0 L6		0-0 F9			0-0 F8		0-0 F9	0-3 K	5 0 0 0 0 1 5												
Pedro Guerrero, R (1, 5) OBP: 0.390, SLG: 0.574	0-0 2-H 1B				0-0 F8	0-0 5-3		0-0 1-H HR		4 1 2 3 0 0 1												
Greg Brock, L (1, 3) OBP: 0.369, SLG: 0.511	0-0 F9				0-3 K		0-0 3-1	0-0 F2		4 0 0 0 0 1 1												
Mike Marshall, R (1, 9) OBP: 0.302, SLG: 0.383			0-3 K		0-3 K		0-0 3-1	0-0 1-3		3 0 0 0 0 2 0												
Ron Roenicke, S (7, 9) OBP: 0.250, SLG: 0.250										1 0 0 0 0 0 0												
Steve Yeager, R (1, 2) OBP: 0.289, SLG: 0.431			0-3 K			0-0 F7			0-0 5-3	3 1 0 0 1 1 0												
Bill Russell, R (1, 6) OBP: 0.342, SLG: 0.300			0-0 1B			0-0 F7			0-0 S 1B 1B	4 2 3 0 0 0 0												
Burt Hooton, R (1, 1) OBP: 0.360, SLG: 0.158			0-3 K			0-0 F7			0-0 F3	2 0 0 0 0 1 1												
Rick Monday, L (7, PH) OBP: 0.167, SLG: 0.167										1 0 1 2 0 0 0												
Dave Stewart, R (7, 1) OBP: 0.167, SLG: 0.167										1 0 0 0 0 0 1												
Inning Stats	R: 1 E: 0 K: 0 S: 5	H: 2 LOB: 1 BB: 0 P: 5	R: 0 E: 0 K: 3 S: 10	H: 1 LOB: 1 BB: 0 P: 10	R: 0 E: 0 K: 1 S: 5	H: 0 LOB: 0 BB: 0 P: 5	R: 0 E: 0 K: 2 S: 7	H: 0 LOB: 0 BB: 0 P: 7	R: 0 E: 0 K: 0 S: 3	H: 0 LOB: 0 BB: 0 P: 3	R: 0 E: 0 K: 0 S: 4	H: 1 LOB: 1 BB: 0 P: 4	R: 2 E: 0 K: 0 S: 5	H: 2 LOB: 1 BB: 1 P: 9	R: 2 E: 0 K: 0 S: 5	H: 2 LOB: 0 BB: 0 P: 5	R: 1 E: 0 K: 1 S: 7	H: 2 LOB: 2 BB: 1 P: 11	1B: 7 2B: 2 3B: 0 HR: 1	SF: 0 SAC: 0 DP: 0 HBP: 0	WP: 0 PB: 0 SB: 1 CS: 0	PA: 39
PITCHER	IP WLS BF H R ER SO BB IBB HBP BLK WP HR S P ERA WHIP																					
Marty Bystrom, R (1, 1) ERA: 6.17	7.0 L 28 6 3 3 6 1 0 0 1 0 0 39 43 3.86 1.000																					
Tug McGraw, L (8, 1) ERA: 3.27	2.0 11 4 3 3 1 1 0 0 0 0 1 12 16 13.50 2.500																					

Los Angeles Dodgers @ Philadelphia Phillies
Veterans Stadium, Philadelphia, PA
Wed May 25 1983, 7:05 PM EDT
Att: 22,735 - Unknown

livebaseballscorecards.com

AB	37
R	6
H	10
RBI	6
BB	2
SO	7
LOB	11



Batter	1	2	3	4	5	6	7	8	9	AB	R	H	RBI	BB	SO	LOB
Pete Rose, S OBP: 0.327, SLG: 0.333 (1, 3)	0-0 F5	0-0 4-3			0-0 P5		0-0 F7			4	0	0	0	0	0	3
Von Hayes, L OBP: 0.229, SLG: 0.233 (1, 9)	0-0 3B		0-0 2B			4-0 BB		0-0 4-3		3	0	2	0	1	0	0
Mike Schmidt, R OBP: 0.422, SLG: 0.513 (1, 5)	0-3 K		0-0 6-3			0-0 F7		0-0 L8		4	0	0	0	0	1	3
Gary Matthews, R OBP: 0.351, SLG: 0.366 (1, 7)	4-0 BB		0-3 K			0-0 1B		0-0 HR		3	1	2	1	1	1	1
Garry Maddox, R OBP: 0.340, SLG: 0.407 (1, 8)	0-0 P5			0-0 5-3		0-0 1B		0-0 1B		4	0	2	0	0	0	2
Ozzie Virgil, R OBP: 0.167, SLG: 0.389 (1, 2)		0-0 P6		0-0 5-3		0-3 K		0-0 F8		4	0	0	0	0	1	3
Kiko Garcia, R OBP: 0.200, SLG: 0.200 (1, 4) (8, 6)		0-0 FC6-4 1B		0-3 K			0-3 K		0-3 K	4	0	1	0	0	3	0
Ivan De Jesus, R OBP: 0.264, SLG: 0.222 (1, 6) Greg Gross, L OBP: 0.408, SLG: 0.425 (7, PH) Larry Milbourne, S OBP: 0.278, SLG: 0.280 (8, 4)		0-0 FC6-4 BB		0-0 6-3			4-0 BB		0-0 F8	2	0	0	0	0	0	1
Marty Bystrom, R OBP: 0.600, SLG: 0.333 (1, 1) Joe Lefebvre, L OBP: 0.292, SLG: 0.227 (7, PH) Tug McGraw, R (8, 1) Bob Molinaro, L OBP: 0.111, SLG: 0.353 (9, PH)		4-0 BB		0-3 K			0-0 L4		0-0 4-3	1	0	0	0	1	1	0
		1-2 BB								1	0	0	0	0	0	1
										0	0	0	0	0	0	0
										1	0	0	0	0	0	0

Inning Stats	R: 0	H: 1	E: 0	LOB: 2	K: 1	P: 10	R: 0	H: 1	E: 0	LOB: 2	K: 0	P: 8	R: 0	H: 1	E: 0	LOB: 0	K: 1	P: 5	R: 0	H: 0	E: 0	LOB: 0	K: 1	P: 5	R: 0	H: 2	E: 0	LOB: 2	K: 1	P: 10	R: 0	H: 0	E: 0	LOB: 1	K: 1	P: 9	R: 1	H: 2	E: 0	LOB: 1	K: 0	P: 5	R: 0	H: 0	E: 0	LOB: 0	K: 1	P: 5	1B: 4	SF: 0	2B: 1	SAC: 0	3B: 1	DP: 0	HR: 1	HBP: 0	WP: 0	PA: 36
--------------	------	------	------	--------	------	-------	------	------	------	--------	------	------	------	------	------	--------	------	------	------	------	------	--------	------	------	------	------	------	--------	------	-------	------	------	------	--------	------	------	------	------	------	--------	------	------	------	------	------	--------	------	------	-------	-------	-------	--------	-------	-------	-------	--------	-------	--------

PITCHER	IP	WLS	BF	H	R	ER	SO	BB	IBB	HBP	BLK	WP	HR	S	P	ERA	WHIP
Burt Hooton, R ERA: 4.53 (1, 1)	6.0	W	24	5	0	0	5	3	0	0	0	0	0	31	43	0.00	1.333
Dave Stewart, R ERA: 1.36 (7, 1)	3.0	S	12	2	1	1	2	1	0	0	0	0	1	15	19	3.00	1.000

BOTTOM

Los Angeles Dodgers @ Philadelphia Phillies
Veterans Stadium, Philadelphia, PA
Wed May 25 1983, 7:05 PM EDT
Att. 22,735 - Unknown

livebaseballscores.com

AB	32
R	1
H	7
RBI	1
BB	4
SO	7
LOB	14



Batter	1	2	3	4	5	6	7	8	9	AB R H RBI BB SO LOB	TOP											
Johnnie LeMaster, R OBP: 0.393, SLG: 0.406 (1, 6)	0-0 6-3		0-0 S 1B		0-0 G3		0-0 E4 1B		0-0 P6	5 1 1 0 0 0 0												
Darrell Evans, L OBP: 0.440, SLG: 0.618 (1, 3)	0-0 G4-6-3 1B		0-0 F9		4-0 BB		0-0 2-H 1B			3 0 2 1 1 0 1												
Chili Davis, S OBP: 0.352, SLG: 0.468 (1, 8)	0-0 G4-6-3 1-2f		0-3 K		0-0 5-3		0-0 1-3			4 0 0 0 0 1 4												
Jack Clark, R OBP: 0.329, SLG: 0.405 (1, 9)		0-0 HR 1B	0-0 5-3			0-0 HR		0-0 FC5-4 1B		4 2 3 1 0 0 1												
Jeffrey Leonard, R OBP: 0.280, SLG: 0.387 (1, 7)		0-0 1-H HR		0-0 HR		0-0 E5 CS		0-0 FC5-4 1B 1-2f		4 2 2 3 0 0 1												
Joel Youngblood, R OBP: 0.276, SLG: 0.327 (1, 4)		0-0 5-3		0-3 K		0-3 K		0-3 K		4 0 0 0 0 3 2												
Duane Kuiper, L OBP: 0.368, SLG: 0.306 (8, 4)										0 0 0 0 0 0 0												
Tom O'Malley, L OBP: 0.326, SLG: 0.272 (1, 5)		0-0 6-3		0-0 4-3		0-0 4-3		0-0 1-H 1B		4 0 1 0 0 0 1												
Bob Brenly, R OBP: 0.314, SLG: 0.333 (1, 2)		0-0 1B		0-0 F7		0-0 CS	0-0 F8		0-3 K	4 0 1 0 0 1 0												
Bill Laskey, R OBP: 0.269, SLG: 0.095 (1, 1)		0-3 K			0-0 1-3		0-0 5-3		0-0 L6	3 0 0 0 0 1 1												
Greg Minton, S (8, 1)										1 0 0 0 0 0 0												
Inning Stats	R: 0 E: 0 K: 0 S: 3	H: 1 LOB: 0 BB: 0 P: 3	R: 2 E: 0 K: 1 S: 8	H: 3 LOB: 1 BB: 0 P: 8	R: 0 E: 0 K: 1 S: 6	H: 1 LOB: 1 BB: 0 P: 6	R: 1 E: 0 K: 1 S: 6	H: 1 LOB: 0 BB: 0 P: 6	R: 0 E: 0 K: 0 S: 3	H: 0 LOB: 1 BB: 1 P: 7	R: 1 E: 1 K: 0 S: 6	H: 1 LOB: 0 BB: 0 P: 6	R: 1 E: 1 K: 0 S: 5	H: 1 LOB: 1 BB: 0 P: 5	R: 0 E: 0 K: 1 S: 6	H: 2 LOB: 1 BB: 0 P: 6	R: 0 E: 0 K: 1 S: 5	H: 0 LOB: 0 BB: 0 P: 5	1B: 7 2B: 0 3B: 0 HR: 3	SF: 0 SAC: 0 DP: 1 HBP: 0	WP: 0 PB: 0 SB: 1 CS: 1	PA: 38
PITCHER Jerry Reuss, L ERA: 3.18 (1, 1)	IP: 8.0 WLS: L BF: 34 H: 10 R: 5 ER: 4 SO: 5 BB: 1 IBB: 0 HBP: 0 BLK: 0 WP: 0 HR: 3 S: 43 P: 47 ERA: 4.50 WHIP: 1.375																					
Tom Niedenfuer, R ERA: 1.96 (9, 1)	IP: 1.0 WLS: 3 BF: 0 H: 0 R: 0 ER: 0 SO: 1 BB: 0 IBB: 0 HBP: 0 BLK: 0 WP: 0 HR: 0 S: 5 P: 5 ERA: 0.00 WHIP: 0.000																					

San Francisco Giants @ Los Angeles Dodgers
 Dodger Stadium, Los Angeles, CA
 Thu May 26 1983, 7:05 PM PDT
 Att: 40,133 - Unknown

AB	36
R	5
H	10
RBI	5
BB	1
SO	6
LOB	11



Batter	1	2	3	4	5	6	7	8	9	AB	R	H	RBI	BB	SO	LOB
Steve Sax, R (1, 4) OBP: 0.350, SLG: 0.387	0-0 6-3		0-0 F2			0-0 6-3		0-0 FC5-4 1B		4	0	0	0	0	0	1
Ron Roenicke, S (1, 9) OBP: 0.265, SLG: 0.266	0-0 F7			0-0 FC4-6 1B		0-0 6-3		0-0 1-2 1B		4	0	2	0	0	0	0
Ken Landreaux, L (1, 8) OBP: 0.309, SLG: 0.434	0-0 F8			0-0 FC4-6 CS 1-2f		0-0 4-3		0-0 6-3		4	0	0	0	0	0	3
Pedro Guerrero, R (1, 5) OBP: 0.381, SLG: 0.559		0-0 F8		0-3 K			0-0 6-3		0-0 E6 6-3 PB	4	0	0	0	0	1	1
Greg Brock, L (1, 3) OBP: 0.360, SLG: 0.497		0-0 F8		0-0 CS 1-2	0-0 F3		0-0 F9		0-0 F8	4	0	0	0	0	0	1
Rick Monday, L (1, 7) OBP: 0.379, SLG: 0.478		0-0 HR			0-0 HR		0-0 F8		0-0 6-3 1-3	4	2	2	2	0	0	1
Steve Yeager, R (1, 2) OBP: 0.280, SLG: 0.415		0-0 F9			0-3 K			0-0 F7	0-0 6-3	4	0	0	0	0	1	1
Dave Anderson, R (1, 6) OBP: 0.250, SLG: 0.400			0-3 K		0-0 1B			0-0 1B 3B		3	1	2	0	0	1	0
Jerry Reuss, L (1, 1) OBP: 0.192, SLG: 0.200			0-0 3-1			0-0 F7		0-0 FC5-4 1B		2	0	0	0	0	0	1
Dusty Baker Jr., R (8, PH) OBP: 0.308, SLG: 0.394										1	0	1	1	0	0	0
Tom Niedenfuer, R (9, 1)										0	0	0	0	0	0	0

Inning Stats	R: 0	H: 0	E: 0	K: 0	S: 3	R: 1	H: 1	E: 0	K: 0	S: 4	R: 0	H: 0	E: 0	K: 1	S: 5	R: 0	H: 1	E: 0	K: 1	S: 5	R: 1	H: 2	E: 0	K: 1	S: 7	R: 0	H: 0	E: 0	K: 0	S: 3	R: 0	H: 0	E: 0	K: 0	S: 3	R: 1	H: 3	E: 0	K: 0	S: 6	R: 0	H: 0	E: 1	K: 0	S: 4	1B: 4	2B: 0	3B: 1	HR: 2	SF: 0	SAC: 0	DP: 0	HBP: 0	WP: 0	PA: 35
	0	0	0	0	3	1	1	0	0	4	0	0	0	1	5	0	1	0	1	5	0	2	1	0	7	0	0	0	0	3	0	0	0	0	3	1	3	0	0	6	0	0	4	0	0	0	2	0	0	0	0	0	35		

PITCHER	IP	WLS	BF	H	R	ER	SO	BB	IBB	HBP	BLK	WP	HR	S	P	ERA	WHIP
Bill Laskey, R (1, 1) ERA: 4.07	7.1	W	27	6	3	3	3	0	0	0	0	0	2	33	33	3.68	0.818
Greg Minton, R (8, 1) ERA: 5.48	1.2	S	7	1	0	0	0	0	0	0	0	0	0	7	7	0.00	0.600

BOTTOM

San Francisco Giants @ Los Angeles Dodgers
Dodger Stadium, Los Angeles, CA

Thu May 26 1983, 7:05 PM PDT
Att. 40,133 - Unknown

AB	34
R	3
H	7
RBI	3
BB	0
SO	3
LOB	9




WP	PA	ERA	WHIP
0	35		

Batter	1	2	3	4	5	6	7	8	9	AB	R	H	RBI	BB	SO	LOB	TOP								
Johnnie LeMaster, R OBP: 0.396, SLG: 0.409 (1, 6)	0-3 K		0-0 CS 1B		0-0 F6	0-0 1B		0-0 SH1-3		4	0	2	0	0	1	0									
Darrell Evans, L OBP: 0.450, SLG: 0.621 (1, 3) (7, 5)	0-0 1-3		0-0 BB 1B		0-0 BB 1B	0-0 1B		4-0 FC5-2 IBB		4	0	3	0	1	0	0									
Chili Davis, S OBP: 0.353, SLG: 0.460 (1, 8)	0-3 K		4-0 BB		4-0 BB	0-0 P6		0-0 FC5-2		3	0	0	0	2	1	4									
Jack Clark, R OBP: 0.326, SLG: 0.399 (1, 9)		0-0 1-3	0-3 K		0-3 K		0-0 SH1-3 1B	0-0 L7		5	0	1	0	0	2	6									
Jeffrey Leonard, R OBP: 0.284, SLG: 0.388 (1, 7)		0-0 E6 BB HR	0-0 P4			0-0 E 1B	0-0 SH1-3 1B		0-3 K	5	2	2	0	0	1	2									
Tom O'Malley, L OBP: 0.333, SLG: 0.276 Dave Bergman, L OBP: 0.295, SLG: 0.270 (1, 5) (7, 3)		4-0 HR BB		0-0 F7		0-0 SH1-3 HR 1B	0-0 SH1-3		0-0 P6	2	2	1	1	1	0	0									
Milt May, L OBP: 0.268, SLG: 0.308 (1, 2)		0-0 HR		0-0 F6		0-0 SH1-3	4-0 G6-4-3 IBB		0-3 K	3	1	1	3	1	1	0									
Duane Kuiper, L OBP: 0.365, SLG: 0.303 Joel Youngblood, R OBP: 0.279, SLG: 0.379 (1, 4) (3, 4)		0-0 F9		0-3 K		0-0 HR	0-0 G6-4-3			1	0	0	0	0	0	0									
Atlee Hammaker, S OBP: 0.154, SLG: 0.120 Gary Lavelle, S (9, 1)		0-0 4-3		0-3 K		0-3 K		0-0 E5 SH1-3 FC5-2 1B		3	1	1	2	0	1	3									
										4	0	1	0	0	1	0									
										0	0	0	0	0	0	0									
Inning Stats	R: 0 E: 0 K: 2 S: 7	H: 0 LOB: 0 BB: 0 P: 7	R: 3 E: 1 K: 0 S: 5	H: 1 LOB: 0 BB: 1 P: 9	R: 0 E: 0 K: 1 S: 6	H: 2 LOB: 2 BB: 1 P: 10	R: 0 E: 0 K: 1 S: 5	H: 0 LOB: 0 BB: 0 P: 5	R: 0 E: 0 K: 2 S: 8	H: 1 LOB: 2 BB: 1 P: 12	R: 3 E: 1 K: 0 S: 8	H: 5 LOB: 2 BB: 0 P: 8	R: 0 E: 0 K: 0 S: 4	H: 2 LOB: 2 BB: 1 P: 8	R: 0 E: 1 K: 0 S: 4	H: 1 LOB: 2 BB: 1 P: 8	R: 0 E: 0 K: 2 S: 7	H: 0 LOB: 0 BB: 0 P: 7	1B: 10 2B: 0 3B: 0 HR: 2	SF: 0 SAC: 3 DP: 1 HBP: 0	WP: 0 PB: 0 SB: 0 CS: 1	PA: 43			
PITCHER	IP	WLS	BF	H	R	ER	SO	BB	IBB	HBP	BLK	WP	HR	S	P	ERA	WHIP								
Bob Welch, R ERA: 3.54 (1, 1)	5.0	L	24	6	5	4	6	3	0	0	0	0	1	33	45	7.20	1.800								
Tom Niedenfuer, R ERA: 2.21 (6, 1)	2.0		11	5	1	1	0	0	1	0	0	0	1	10	14	4.50	2.500								
Joe Beckwith, R ERA: 3.21 (8, 1)	2.0		8	1	0	0	2	0	1	0	0	0	0	11	15	0.00	0.500								

San Francisco Giants @ Los Angeles Dodgers
 Dodger Stadium, Los Angeles, CA
 Fri May 27 1983, 7:05 PM PDT
 Att: 44,646 - Unknown

AB	35
R	6
H	12
RBI	6
BB	5
SO	8
LOB	15



Batter	1	2	3	4	5	6	7	8	9	AB R H RBI BB SO LOB	TOP														
Johnnie LeMaster, R OBP: 0.398, SLG: 0.414 (1, 6) X	0-0 F8 FC1 2B		0-0 5-3			4-0 BB			0-0 6-3	3 0 1 0 1 0 1	<p>San Francisco Giants @ Los Angeles Dodgers Dodger Stadium, Los Angeles, CA</p> <p>Sat May 28 1983, 3:33 AM PDT Att: 49,302 - Unknown</p> <p>livebaseballscorecards.com</p> <table border="1"> <tr><td>AB</td><td>28</td></tr> <tr><td>R</td><td>0</td></tr> <tr><td>H</td><td>2</td></tr> <tr><td>RBI</td><td>0</td></tr> <tr><td>BB</td><td>2</td></tr> <tr><td>SO</td><td>5</td></tr> <tr><td>LOB</td><td>9</td></tr> </table> 	AB	28	R	0	H	2	RBI	0	BB	2	SO	5	LOB	9
AB	28																								
R	0																								
H	2																								
RBI	0																								
BB	2																								
SO	5																								
LOB	9																								
Darrell Evans, L OBP: 0.440, SLG: 0.604 (1, 3) X	0-0 F8 2-3		0-3 K			0-0 F8			0-0 G3	4 0 0 0 0 1 3															
Chili Davis, S OBP: 0.346, SLG: 0.448 (1, 8) X	0-0 FC1 3-H					0-0 L5			0-3 K	4 0 0 0 0 1 2															
Jack Clark, R OBP: 0.326, SLG: 0.394 (1, 9) X	0-0 P6					0-0 F9			4-0 L3 BB	2 0 0 0 1 0 1															
Jeffrey Leonard, R OBP: 0.278, SLG: 0.380 (1, 7) X						0-0 L4			0-3 K	3 0 0 0 0 1 1															
Tom O'Malley, L OBP: 0.326, SLG: 0.269 (1, 5) X						0-0 4-3			0-0 L3 1-2	3 0 0 0 0 0 1															
Joel Youngblood, R OBP: 0.266, SLG: 0.361 (1, 4) X						0-0 5-3			0-3 K	3 0 0 0 0 2 0															
Bob Brenly, R OBP: 0.306, SLG: 0.323 (1, 2) X						0-0 F8			0-0 P5	3 0 0 0 0 0 0															
Andy McGaffigan, R OBP: 0.089, SLG: 0.118 (1, 1) X Rennie Martin, R OBP: 0.600, SLG: 1.000 (2, 1) Wallace Johnson, S OBP: 0.250, SLG: 0.333 (6, PH) Jim Barr, R OBP: 0.200, SLG: 0.400 (6, 1) Max Venable, L OBP: 0.271, SLG: 0.431 (8, PH) Greg Minton, S OBP: 0.000, SLG: 0.000 (8, 1) X						0-0 2B			0-0 F9	0 0 0 0 0 0 0 1 0 1 0 0 0 0 1 0 0 0 0 0 0 0 0 0 0 0 0 0 1 0 0 0 0 0 0 0 0 0 0 0 0 0															
Inning Stats	R: 0 H: 1 E: 0 LOB: 1 K: 0 BB: 0 S: 4 P: 4	R: 0 H: 0 E: 0 LOB: 0 K: 1 BB: 0 S: 5 P: 5	R: 0 H: 1 E: 0 LOB: 1 K: 1 BB: 0 S: 6 P: 6	R: 0 H: 0 E: 0 LOB: 0 K: 0 BB: 0 S: 3 P: 3	R: 0 H: 0 E: 0 LOB: 0 K: 0 BB: 0 S: 3 P: 3	R: 0 H: 0 E: 0 LOB: 1 K: 0 BB: 1 S: 3 P: 7	R: 0 H: 0 E: 0 LOB: 0 K: 1 BB: 1 S: 4 P: 8	R: 0 H: 0 E: 0 LOB: 0 K: 1 BB: 0 S: 5 P: 5	R: 0 H: 0 E: 0 LOB: 0 K: 1 BB: 0 S: 5 P: 5	1B: 0 SF: 0 2B: 3 SAC: 0 3B: 0 DP: 1 HR: 0 HBP: 0	WP: 0 PA: 30 PB: 0 SB: 0 CS: 0														
PITCHER Fernando Valenzuela, L ERA: 3.04 (1, 1)	IP WLS BF H R ER SO BB IBB HBP BLK WP HR S P ERA WHIP	9.0 W 30 2 0 0 5 2 0 0 0 0 0 0 38 46 0.00 0.444																							

Batter	1	2	3	4	5	6	7	8	9	AB	R	H	RBI	BB	SO	LOB	TOP										
Johnnie LeMaster, R (1, 6) <small>OBP: 0.393, SLG: 0.407</small>	0-0 6-3	0-0 1-3		1-2 1B		0-3 K		0-0 5-3		5	0	1	0	0	1	2											
Darrell Evans, L (1, 3) <small>OBP: 0.439, SLG: 0.617</small>	0-3 K		0-0 HR	2-3		0-0 3-1		0-0 SH1-4 1B		5	2	2	1	0	1	2											
Joel Youngblood, R (1, 4) <small>OBP: 0.250, SLG: 0.338</small> Dave Bergman, L (9, PH) <small>OBP: 0.295, SLG: 0.270</small>	0-3 K		0-0 F7	0-3 K		0-3 K		0-0 SH1-4 1-2		4	0	0	0	0	3	2											
Jack Clark, R (1, 9) <small>OBP: 0.333, SLG: 0.411</small>		0-0 P4	0-3 K		0-0 HR		4-0 BB	4-0 BB 1B IBB		3	2	1	1	2	1	0											
Jeffrey Leonard, R (1, 7) <small>OBP: 0.262, SLG: 0.381</small> Chili Davis, S (9, 8) <small>OBP: 0.346, SLG: 0.448</small>		0-0 BLK 1B	0-0 BB 1B		0-3 K		0-0 F8	0-3 K		5	1	2	0	0	2	3											
Tom O'Malley, L (1, 5) <small>OBP: 0.324, SLG: 0.262</small> Champ Summers, L (9, PH) <small>OBP: 0.365, SLG: 0.200</small> Joe Pettini, R (9, PR) <small>OBP: 0.100, SLG: 0.158</small>		0-3 K	4-0 BB 1B	1-2 BB		0-0 E4 FC6-4		4-0 1B BB		3	0	0	0	1	1	2											
Max Venable, L (1, 8) <small>OBP: 0.281, SLG: 0.429</small>		0-0 1B	0-0 L3		0-0 FC6-4 FC5 1-2f		0-0 F5	0-0 BB 1B		5	1	2	3	0	0	4											
Milt May, L (1, 2) <small>OBP: 0.289, SLG: 0.309</small>		0-0 1B		0-3 K	4-0 1-2 IBB		0-0 3-1	4-0 1-2 BB		3	0	1	1	2	1	0											
Mike Krukow, R (1, 1) <small>OBP: 0.417, SLG: 0.545</small> Greg Minton, S (7, 1) Gary Lavelle, S (7, 1)		0-0 1B		0-0 F8 1B	0-0 FC5 2-3f		0-3 K	0-3 K		3	0	2	0	0	0	2											
Inning Stats	R: 0 E: 0 K: 2 S: 7	H: 0 LOB: 0 BB: 0 P: 7	R: 2 E: 0 K: 1 S: 9	H: 4 LOB: 2 BB: 0 P: 9	R: 1 E: 0 K: 1 S: 7	H: 2 LOB: 2 BB: 1 P: 11	R: 0 E: 0 K: 2 S: 9	H: 2 LOB: 2 BB: 0 P: 9	R: 1 E: 1 K: 1 S: 7	H: 1 LOB: 2 BB: 1 P: 11	R: 0 E: 0 K: 2 S: 7	H: 0 LOB: 0 BB: 0 P: 7	R: 0 E: 0 K: 0 S: 3	H: 0 LOB: 1 BB: 1 P: 7	R: 0 E: 0 K: 1 S: 5	H: 0 LOB: 0 BB: 0 P: 5	R: 2 E: 0 K: 2 S: 9	H: 2 LOB: 3 BB: 3 P: 21	1B: 9 2B: 0 3B: 0 HR: 2	SF: 0 SAC: 1 DP: 0 HBP: 0	WP: 0 PB: 0 SB: 1 CS: 0	PA: 45					
PITCHER	IP	WLS	BF	H	R	ER	SO	BB	IBB	HBP	BLK	WP	HR	S	P	ERA	WHIP										
Alejandro Pena, R (1, 1) <small>ERA: 2.38</small>	4.0		21	8	3	3	6	1	0	0	1	0	1	32	36	6.75	2.250										
Joe Beckwith, R (5, 1) <small>ERA: 3.38</small>	2.0		9	1	1	1	3	0	1	0	0	0	1	14	18	4.50	0.500										
Tom Niedenfuer, R (7, 1) <small>ERA: 2.01</small>	2.0		7	0	0	0	1	1	0	0	0	0	0	8	12	0.00	0.500										
Dave Stewart, R (9, 1) <small>ERA: 1.85</small>	1.0	L	8	2	2	2	2	2	1	0	0	0	0	9	21	18.00	4.000										

San Francisco Giants @ Los Angeles Dodgers
Dodger Stadium, Los Angeles, CA
Sun May 29 1983, 3:33 AM PDT
Att: 45,332 - Unknown

AB	38
R	6
H	11
RBI	6
BB	6
SO	12
LOB	20



Batter	1	2	3	4	5	6	7	8	9	AB	R	H	RBI	BB	SO	LOB
Steve Sax, R (1, 4) OBP: 0.363, SLG: 0.410	0-0 CS 1B		0-0 6-3	0-0 1-2 5-3			0-0 2B 1B	0-0 2B 3B		5	2	3	0	0	0	2
Ken Landreaux, L (1, 8) OBP: 0.318, SLG: 0.434 Jose Morales, R (8, PH) OBP: 0.500, SLG: 1.000 Candy Maldonado, R (8, PR) OBP: 0.125, SLG: 0.125	0-0 F8 1-2		0-0 F8		0-0 1B 1B		0-0 2B 1B 1-2	0-0 2B		4	1	2	0	0	0	1
Dusty Baker Jr., R (1, 7) OBP: 0.319, SLG: 0.401 Dave Stewart, R (9, 1) OBP: 0.167, SLG: 0.167	4-0 BB		0-0 1B 1B		0-3 K		0-0 1B 2B 1-3 2-H	0-0 6-3 3-H		4	1	2	1	1	1	2
Pedro Guerrero, R (1, 5) OBP: 0.381, SLG: 0.552	0-0 F9		0-0 1B		0-0 F7		0-0 1B 1B 2-H 3-H	0-0 6-3		5	0	2	2	0	0	3
Greg Brock, L (1, 3) OBP: 0.356, SLG: 0.483 Bill Russell, R (9, PH) OBP: 0.331, SLG: 0.290	0-3 K		0-0 3-1		0-0 FC5-4 1B		0-0 F3	0-0 6-3		4	0	1	0	0	1	5
Mike Marshall, R (1, 9) OBP: 0.304, SLG: 0.367		0-0 L4		4-0 FC6-4 1B BB	0-0 FC5-4 1-2		0-0 L7	0-0 5-3		4	0	0	0	1	0	3
Steve Yeager, R (1, 2) OBP: 0.289, SLG: 0.422		0-0 2B		0-0 FC6-4 1B		0-0 F9	0-0 1B 1-3			4	0	3	0	0	0	0
Dave Anderson, R (1, 6) OBP: 0.200, SLG: 0.316		0-0 5-3		0-0 FC6-4 S 1-2f 2-3		0-0 F8		0-0 F8		4	0	0	0	0	0	3
Alejandro Pena, R (1, 1) OBP: 0.091, SLG: 0.091 Rick Morisy, L (4, PH) OBP: 0.367, SLG: 0.393 Joe Beckwith, L (5, 1) OBP: 0.000, SLG: 0.000 Ron Roenicke, S (6, PH) OBP: 0.243, SLG: 0.243 Tom Niedenfuer, R (7, 1) OBP: 0.000, SLG: 0.000 Rafael Landestoy, S (8, PH) OBP: 0.231, SLG: 0.308		0-3 K		0-3 K		0-3 K		0-0 1-3		1	0	0	0	0	1	1

BOTTOM

San Francisco Giants @ Los Angeles Dodgers
Dodger Stadium, Los Angeles, CA
 Sun May 29 1983, 3:33 AM PDT
 Att. 45,332 - Unknown

AB 40
R 4
H 14
RBI 4
BB 2
SO 5
LOB 22



Inning Stats	R: 0	H: 1	R: 0	H: 1	R: 0	H: 2	R: 0	H: 2	R: 0	H: 0	R: 3	H: 5	R: 1	H: 2	R: 0	H: 0	1B: 10	SF: 0	WP: 0	PA: 42
	E: 0	LOB: 2	E: 0	LOB: 1	E: 0	LOB: 2	E: 0	LOB: 2	E: 0	LOB: 0	E: 0	LOB: 2	E: 0	LOB: 1	E: 0	LOB: 0	2B: 3	SAC: 0	PB: 0	
	K: 1	BB: 1	K: 1	BB: 0	K: 0	BB: 0	K: 1	BB: 1	K: 1	BB: 0	K: 0	BB: 0	K: 0	BB: 0	K: 0	BB: 0	3B: 1	DP: 0	SB: 1	
	S: 6	P: 10	S: 6	P: 6	S: 5	P: 5	S: 6	P: 10	S: 7	P: 7	S: 7	P: 7	S: 5	P: 5	S: 3	P: 3	HR: 0	HBP: 0	CS: 1	

PITCHER	IP	WLS	BF	H	R	ER	SO	BB	IBB	HBP	BLK	WP	HR	S	P	ERA	WHIP
				9	2	2	5	2	0	0	0	0	0	0	0	37	45
Mike Krukow, R (1, 1) ERA: 2.57	6.0		29	9	2	2	5	2	0	0	0	0	0	2	2	∞	∞
Greg Minton, R (7, 1) ERA: 6.0	0.0		2	2	1	1	0	0	0	0	0	0	0	2	2		
Gary Lavelle, L (7, 1) ERA: 1.69	3.0	W	11	3	1	1	0	0	0	0	0	0	0	11	11	3.00	1.000

Batter	1	2	3	4	5	6	7	8	9	AB R H RBI BB SO LOB	TOP
Pete Rose, S (1, 3) OBP: 0.331, SLG: 0.342	0-0 F7		0-0 4-3		0-0 6-3		0-0 1B			4 0 1 0 0 0 0	Philadelphia Phillies @ Los Angeles Dodgers Dodger Stadium, Los Angeles, CA Mon May 30 1983, 7:05 PM PDT Att: 42,184 - Unknown
Joe Morgan, L (1, 4) OBP: 0.419, SLG: 0.330	4-0 1B BB		0-0 G3		0-0 2B 1B		0-0 F8			3 1 1 0 1 0 1	
Gary Matthews, R (1, 7) OBP: 0.361, SLG: 0.379	0-0 E 1-2 1B		0-0 FC5-4 1B		0-0 1-3 2B		0-0 P3			4 0 3 0 0 0 0	
Mike Schmidt, R (1, 5) OBP: 0.404, SLG: 0.515	0-0 E2 1-3 2-H 1B		0-0 FC5-4 1-2f		0-0 6-3		0-3 K			4 0 1 1 0 1 3	
Von Hayes, L (1, 9) OBP: 0.246, SLG: 0.224 Ron Reed, R (8, 1)	0-0 P5			0-0 F7		0-0 L9		0-0 L9		4 0 0 0 0 0 2 0 0 0 0 0 0 0	
Garry Maddox, R (1, 8) OBP: 0.319, SLG: 0.374	0-0 P4			0-0 F3		0-0 P6		0-0 6-3		4 0 0 0 0 0 2	
Ozzie Virgil, R (1, 2) OBP: 0.190, SLG: 0.524 Willie Hernandez, L (6, 1) Greg Gross, L (8, 9) OBP: 0.392, SLG: 0.405		0-0 5-3		0-0 HR		0-0 F8		0-0 6-3		3 1 1 1 0 0 0 0 0 0 0 0 0 0 1 0 0 0 0 0 0	
Ivan De Jesus, R (1, 6) OBP: 0.274, SLG: 0.283 Joe Lefebvre, L (9, PH) OBP: 0.296, SLG: 0.240		0-3 K		0-0 5-3		0-0 F9		0-3 K		3 0 0 0 0 1 0 1 0 0 0 0 1 0	
Marty Bystrom, R (1, 1) OBP: 0.429, SLG: 0.200 Bo Diaz, R (6, 2) OBP: 0.314, SLG: 0.381		0-3 K			0-0 6-3		0-0 F8			2 0 0 0 0 1 0 1 0 0 0 0 0 0	
Inning Stats	R: 1 E: 1 K: 0 S: 5 H: 2 LOB: 2 BB: 1 P: 9	R: 0 E: 0 K: 2 S: 7 H: 0 LOB: 0 BB: 0 P: 7	R: 0 E: 0 K: 0 S: 4 H: 1 LOB: 1 BB: 0 P: 4	R: 1 E: 0 K: 0 S: 4 H: 1 LOB: 0 BB: 0 P: 4	R: 0 E: 0 K: 0 S: 5 H: 2 LOB: 2 BB: 0 P: 5	R: 0 E: 0 K: 0 S: 3 H: 0 LOB: 0 BB: 0 P: 3	R: 0 E: 0 K: 0 S: 4 H: 1 LOB: 1 BB: 0 P: 4	R: 0 E: 0 K: 1 S: 5 H: 0 LOB: 0 BB: 0 P: 5	R: 0 E: 0 K: 1 S: 5 H: 0 LOB: 0 BB: 0 P: 5	1B: 5 2B: 1 3B: 0 HR: 1 SF: 0 SAC: 0 DP: 0 HBP: 0	
PITCHER Burt Hooton, R (1, 1) ERA: 4.12	IP 9.0 WLS W BF 35 H 7 R 2 ER 2 SO 4 BB 1 IBB 0 HBP 0 BLK 0 WP 0 HR 1 S 42 P 46 ERA 2.00 WHIP 0.889										

livebaseballscorecards.com

AB	34
R	2
H	7
RBI	2
BB	1
SO	4
LOB	8



Batter	1	2	3	4	5	6	7	8	9	AB	R	H	RBI	BB	SO	LOB
Steve Sax, R OBP: 0.355, SLG: 0.401 (1, 4)	0-0 F5	0-0 SH5-4		0-0 F8	0-0 FC5-4			0-0 P6		4	0	0	0	0	0	1
Ken Landreaux, L OBP: 0.320, SLG: 0.433 (1, 8)	0-0 WP S 1B	0-0 F9		0-0 1B		0-0 4-3		0-0 4-3		5	0	2	0	0	0	1
Dusty Baker Jr., R OBP: 0.316, SLG: 0.392 (1, 7)	0-0 F8	1-0 BB HBP		0-0 F2		0-0 4-3		0-0 5-3		4	0	0	0	0	0	2
Pedro Guerrero, R OBP: 0.383, SLG: 0.545 (1, 5)	4-0 1-3 BB	4-0 1-2 BB		0-3 K		0-3 K				2	0	0	0	2	2	1
Greg Brock, L OBP: 0.353, SLG: 0.477 (1, 3)	0-0 1-3	0-0 G3			0-3 K			0-0 L5-4 BB 1B		4	0	1	0	0	1	5
Rick Monday, L OBP: 0.375, SLG: 0.387 (1, 9)		0-0 1B 2B 1B	0-0 F8		0-3 K			4-0 1-2 BB		3	1	1	0	1	1	0
Steve Yeager, R OBP: 0.295, SLG: 0.450 (1, 2)		0-0 1-2 2B 1B	0-3 K		0-0 HR			0-0 L5-4 2-3		4	2	2	1	0	1	2
Bill Russell, R OBP: 0.344, SLG: 0.306 (1, 6)		0-0 1-2 2-3 2B 1B	0-0 E5		0-0 E6 1B			0-0 1-2 1B		4	2	3	0	0	0	0
Burt Hooton, R OBP: 0.200, SLG: 0.167 (1, 1)		0-0 SH5-4 1-H 2-H 3-H 2B	0-0 F2		0-0 FC5-4 1B			0-3 K		4	0	2	4	0	1	3

Inning Stats	R: 0	H: 1	E: 0	LOB: 2	K: 0	BB: 1	S: 4	R: 3	H: 4	E: 0	LOB: 3	K: 0	BB: 1	S: 7	R: 0	H: 0	E: 1	LOB: 1	K: 1	BB: 0	S: 6	R: 0	H: 1	E: 0	LOB: 1	K: 1	BB: 0	S: 6	R: 2	H: 3	E: 1	LOB: 1	K: 2	BB: 0	S: 10	R: 0	H: 0	E: 0	LOB: 0	K: 1	BB: 0	S: 5	R: 0	H: 2	E: 0	LOB: 2	K: 1	BB: 1	S: 6	R: 0	H: 0	E: 0	LOB: 0	K: 0	BB: 0	S: 3
1B: 9	SF: 0	2B: 2	SAC: 1	3B: 0	DP: 1	HR: 1	HBP: 1	WP: 1	PA: 39	CS: 0																																														

PITCHER	IP	WLS	BF	H	R	ER	SO	BB	IBB	HBP	BLK	WP	HR	S	P	ERA	WHIP
Marty Bystrom, R ERA: 6.48 (1, 1)	5.0	L	28	9	5	4	4	2	0	0	0	1	1	33	42	7.20	2.200
Willie Hernandez, L ERA: 2.52 (6, 1)	2.0		8	2	0	0	2	1	0	0	0	0	0	11	15	0.00	1.500
Ron Reed, R ERA: 2.25 (8, 1)	1.0		3	0	0	0	0	0	0	0	0	0	0	3	3	0.00	0.000

BOTTOM

Philadelphia Phillies @ Los Angeles Dodgers
Dodger Stadium, Los Angeles, CA

Mon May 30 1983, 7:05 PM PDT
Att. 42,184 - Unknown

AB	34
R	5
H	11
RBI	5
BB	3
SO	6
LOB	15

Batter	1	2	3	4	5	6	7	8	9	AB R H RBI BB SO LOB	TOP																						
Bob Dernier, R (1, 9) OBP: 0.190, SLG: 0.150	0-3 K		0-0 L9		0-0 L1			0-0 6-3		4 0 0 0 0 1 1	Philadelphia Phillies @ Los Angeles Dodgers Dodger Stadium, Los Angeles, CA Tue May 31 1983, 7:05 PM PDT Att. 32,784 - Unknown																						
Joe Morgan, L (1, 4) OBP: 0.405, SLG: 0.315	0-0 F7		0-0 3-1		0-0 F3			0-0 4-3		4 0 0 0 0 0 1																							
Gary Matthews, R (1, 7) OBP: 0.359, SLG: 0.375	0-0 6-3				0-0 4-3			0-0 L7		4 0 1 0 0 0 0																							
Mike Schmidt, R (1, 5) OBP: 0.400, SLG: 0.504		0-0 5-3		4-0 FC4-6 BB		0-0 F3		0-0 F8		3 0 0 0 1 0 1																							
Tony Perez, R (1, 3) OBP: 0.317, SLG: 0.395		0-0 1B 1B		0-0 FC4-6 1-2f		0-0 4-3		0-0 4-3		4 0 1 0 0 0 2																							
Bo Diaz, R (1, 2) OBP: 0.313, SLG: 0.377		0-0 F8		0-0 5-3		0-0 6-3		0-0 FC6-4 1B		4 0 1 0 0 0 3																							
Garry Maddox, R (1, 8) OBP: 0.325, SLG: 0.373		0-0 1-2 1B			4-0 CS BB		0-0 F8		0-0 FC6-4 1-2f	3 0 1 0 1 0 1																							
Ivan De Jesus, R (1, 6) OBP: 0.283, SLG: 0.302		0-0 5-3			0-0 1-2 E 2B		0-0 G6-3 1B			3 1 2 0 0 0 2																							
Charles Hudson, S (1, 1) OBP: 0.500, SLG: 0.500			0-3 K		0-0 E9		0-0 G6-3 1-2f			2 0 1 0 0 1 0																							
Pete Rose, S (7, PH) OBP: 0.329, SLG: 0.340										1 0 0 0 0 0 1																							
Al Holland, R (7, 1)										0 0 0 0 0 0 0																							
Inning Stats	R: 0 E: 0 K: 1 S: 5	H: 0 LOB: 0 BB: 0 P: 5	R: 0 E: 0 K: 0 S: 5	H: 2 LOB: 2 BB: 0 P: 5	R: 0 E: 0 K: 1 S: 5	H: 0 LOB: 0 BB: 0 P: 5	R: 0 E: 1 K: 0 S: 3	H: 0 LOB: 1 BB: 1 P: 7	R: 1 E: 1 K: 0 S: 4	H: 2 LOB: 1 BB: 1 P: 8	R: 0 E: 0 K: 0 S: 4	H: 1 LOB: 1 BB: 0 P: 4	R: 0 E: 0 K: 0 S: 3	H: 1 LOB: 0 BB: 0 P: 3	R: 0 E: 0 K: 0 S: 3	H: 0 LOB: 0 BB: 0 P: 3	R: 0 E: 0 K: 0 S: 4	H: 1 LOB: 1 BB: 0 P: 4	1B: 6 2B: 1 3B: 0 HR: 0	SF: 0 SAC: 0 DP: 1 HBP: 0	WP: 0 PB: 0 SB: 0 CS: 1	PA: 34											
PITCHER Jerry Reuss, L (1, 1) ERA: 2.83	IP 9.0	WLS W	BF 34	H 7	R 1	ER 0	SO 2	BB 2	IBB 0	HBP 0	BLK 1	WP 0	HR 0	S 36	P 44	ERA 0.00	WHIP 1.000																
											PITCHER	IP	WLS	BF	H	R	ER	SO	BB	IBB	HBP	BLK	WP	HR	S	P	ERA	WHIP					

livebaseballscorecards.com

AB	32
R	1
H	7
RBI	0
BB	2
SO	2
LOB	12



Batter	1	2	3	4	5	6	7	8	9
Steve Sax, R OBP: 0.353, SLG: 0.398 (1, 4)	0-0 6-3		0-0 5-3			0-0 P5		0-0 E S 1B	
Ken Landreaux, L OBP: 0.319, SLG: 0.429 (1, 8)	0-0 BLK 1B 1B		0-3 K			0-0 F8		0-0 1-3 P6	
Dusty Baker Jr., R OBP: 0.309, SLG: 0.383 (1, 7)	0-3 K 1-2			0-0 F9		0-0 6-3		0-0 F7	
Pedro Guerrero, R OBP: 0.383, SLG: 0.541 (1, 5)	0-0 S 2-H 1B			0-3 K			0-0 F8		
Rick Monday, L OBP: 0.357, SLG: 0.364 Ron Roenicke, S OBP: 0.253, SLG: 0.243 (1, 9) (7, PH) (8, 9)	0-3 K 1-2			0-0 4-3			4-0 HR BB		
Greg Brock, L OBP: 0.353, SLG: 0.494 (1, 3)		0-0 F8			0-0 HR		0-3 K		
Steve Yeager, R OBP: 0.296, SLG: 0.472 (1, 2)		0-3 K			0-3 K		0-0 1-H HR		
Bill Russell, R OBP: 0.336, SLG: 0.298 (1, 6)		0-3 K			0-0 4-3		0-0 6-3		
Jerry Reuss, L OBP: 0.172, SLG: 0.179 (1, 1)			0-0 4-3		0-3 K			0-3 K	

Inning Stats	R: 1	H: 2	E: 0	K: 2	S: 9	LOB: 1	BB: 0	P: 9
	R: 0	H: 0	E: 0	K: 2	S: 7	LOB: 0	BB: 0	P: 7
	R: 0	H: 0	E: 0	K: 1	S: 5	LOB: 0	BB: 0	P: 5
	R: 0	H: 0	E: 0	K: 1	S: 5	LOB: 0	BB: 0	P: 5
	R: 1	H: 1	E: 0	K: 2	S: 8	LOB: 0	BB: 0	P: 8
	R: 0	H: 0	E: 0	K: 0	S: 3	LOB: 0	BB: 0	P: 3
	R: 2	H: 1	E: 0	K: 1	S: 6	LOB: 0	BB: 1	P: 10
	R: 0	H: 1	E: 0	K: 1	S: 6	LOB: 1	BB: 0	P: 6

PITCHER	IP	WLS	BF	H	R	ER	SO	BB	IBB	HBP	BLK	WP	HR	S	P	ERA	WHIP
Charles Hudson, R ERA: 3.0 (1, 1)	6.0	L	21	3	2	2	8	0	0	0	1	0	1	37	37	3.00	0.500
Al Holland, L ERA: 3.38 (7, 1)	2.0		9	2	2	2	2	1	0	0	0	0	1	12	16	9.00	1.500

BOTTOM

Philadelphia Phillies @ Los Angeles Dodgers
Dodger Stadium, Los Angeles, CA

Tue May 31 1983, 7:05 PM PDT
Att. 32,784 - Unknown

AB	29
R	4
H	5
RBI	4
BB	1
SO	10
LOB	5



1B:	SF:	WP:	PA:
3	0	0	30
2B:	SAC:	PB:	
0	0	0	
3B:	DP:	SB:	
0	0	2	
HR:	HBP:	CS:	
2	0	0	

Batter	1	2	3	4	5	6	7	8	9	AB R H RBI BB SO LOB	TOP											
Pete Rose, S (1, 3) OBP: 0.328, SLG: 0.333	0-0 4-3		4-0 BB BB		0-0 F7			0-0 F8		3 0 0 0 1 0 1	Philadelphia Phillies @ Los Angeles Dodgers Dodger Stadium, Los Angeles, CA Wed Jun 01 1983, 7:05 PM PDT Att: 39,319 - Unknown											
Joe Morgan, L (1, 4) OBP: 0.400, SLG: 0.305	0-0 F8		4-0 BB 1-2			0-0 6-3		0-0 F7		3 0 0 0 1 0 1												
Gary Matthews, R (1, 7) OBP: 0.356, SLG: 0.367 Willie Hernandez, L (8, 1) OBP: 0.667, SLG: 0.667	0-0 6-3		0-3 K			4-0 E BB		0-3 K		3 0 0 0 1 2 3 0 0 0 0 0 0 0												
Mike Schmidt, R (1, 5) OBP: 0.397, SLG: 0.493		4-0 G3 BB		0-0 L7		0-3 K 1-3		0-0 F5		3 0 0 0 1 1 1												
Bo Diaz, R (1, 2) OBP: 0.304, SLG: 0.366		0-0 F9		0-0 F9		0-0 L8		0-0 5-3		4 0 0 0 0 0 2												
Von Hayes, L (1, 9) OBP: 0.246, SLG: 0.226		0-0 G3 1-2		0-0 1B		0-3 K		0-0 F8		4 0 1 0 0 1 1												
Garry Maddox, R (1, 8) OBP: 0.317, SLG: 0.363		0-0 F7		0-0 4-3		0-3 K		0-3 K		3 0 0 0 0 1 2												
Ivan De Jesus, R (1, 6) OBP: 0.277, SLG: 0.294			0-0 6-3		0-0 P4		0-3 K			3 0 0 0 0 1 0												
Steve Carlton, L (1, 1) OBP: 0.212, SLG: 0.313 Greg Gross, L (8, PH) OBP: 0.385, SLG: 0.395			0-3 K		0-3 K			0-0 E4		2 0 0 0 0 2 0 1 0 0 0 0 0 0												
Inning Stats	R: 0 E: 0 K: 0 S: 3	H: 0 LOB: 0 BB: 0 P: 3	R: 0 E: 0 K: 0 S: 3	H: 0 LOB: 1 BB: 1 P: 7	R: 0 E: 0 K: 2 S: 7	H: 0 LOB: 2 BB: 2 P: 15	R: 0 E: 0 K: 0 S: 4	H: 1 LOB: 1 BB: 0 P: 4	R: 0 E: 0 K: 1 S: 5	H: 0 LOB: 0 BB: 0 P: 5	R: 0 E: 1 K: 1 S: 5	H: 0 LOB: 1 BB: 1 P: 9	R: 0 E: 0 K: 3 S: 9	H: 0 LOB: 0 BB: 0 P: 9	R: 0 E: 1 K: 1 S: 6	H: 0 LOB: 1 BB: 0 P: 6	R: 0 E: 0 K: 0 S: 3	H: 0 LOB: 0 BB: 0 P: 3	1B: 1 2B: 0 3B: 0 HR: 0	SF: 0 SAC: 0 DP: 0 HBP: 0	WP: 0 PB: 0 SB: 0 CS: 0	PA: 33
PITCHER Bob Welch, R (1, 1) ERA: 3.03	IP 9.0	WLS W	BF 33	H 1	R 0	ER 0	SO 8	BB 4	IBB 0	HBP 0	BLK 0	WP 0	HR 0	S 45	P 61	ERA 0.00	WHIP 0.556					

AB	29
R	0
H	1
RBI	0
BB	4
SO	8
LOB	11



Batter	1	2	3	4	5	6	7	8	9	AB	R	H	RBI	BB	SO	LOB	BOTTOM				
Steve Sax, R (1, 4) OBP: 0.356, SLG: 0.397	0-0 6-3 ①			x 0-0 SH5-4 1B ①		x 4-0 WP CS BB ②		x 0-0 FC6 1-2f ③		3	1	1	0	1	0	1					
Bill Russell, R (1, 6) OBP: 0.338, SLG: 0.302	0-3 K ②			x 0-0 SH5-4 1-3 ①		x 0-0 1-H 1B ②				2	0	1	0	0	1	0					
Dusty Baker Jr., R (1, 7) OBP: 0.310, SLG: 0.379	0-3 K ③			B 4-0 1B BB ③		x 0-0 F8 ③				2	0	0	0	1	1	1					
Pedro Guerrero, R (1, 5) OBP: 0.382, SLG: 0.538		x 0-0 F7 ①		x 0-0 G5-4-3 1-2 1B ②		S 0-3 K ①				3	0	1	1	0	1	0					
Mike Marshall, R (1, 3) OBP: 0.296, SLG: 0.356		x 0-0 P6 ②		x 0-0 G5-4-3 1-2f ③		S 0-3 K ②				3	0	0	0	0	1	2					
Greg Brock, L (8, 3) OBP: 0.353, SLG: 0.494										0	0	0	0	0	0	0					
Steve Yeager, R (1, 2) OBP: 0.290, SLG: 0.460		x 0-0 F8 ③			x 0-0 6-3 ①		S 0-3 K ③			3	0	0	0	0	1	0					
Ron Roenicke, S (1, 8) OBP: 0.256, SLG: 0.247			x 0-0 5-3 ①		x 0-0 4-3 ②			x 0-0 FC5-4 1B ①		3	0	1	0	0	0	0					
Candy Maldonado, R (1, 9) OBP: 0.105, SLG: 0.105			x 0-0 F7 ②		S 0-3 K ③		S 0-3 K ①			3	0	0	0	0	2	1					
Ken Landreaux, L (9, 8) OBP: 0.319, SLG: 0.429										0	0	0	0	0	0	0					
Bob Welch, R (1, 1) OBP: 0.143, SLG: 0.190			x 0-0 6-3 ③		S 0-3 K ①		x 0-0 FC5-4 FC6 1-2f ②			3	0	0	0	0	1	1					
Inning Stats	R: 0 E: 0 K: 2 S: 7	H: 0 LOB: 0 BB: 0 P: 7	R: 0 E: 0 K: 0 S: 3	H: 0 LOB: 0 BB: 0 P: 3	R: 0 E: 0 K: 0 S: 3	H: 0 LOB: 0 BB: 0 P: 3	R: 1 E: 0 K: 0 S: 4	H: 2 LOB: 1 BB: 1 P: 8	R: 0 E: 0 K: 1 S: 5	H: 0 LOB: 0 BB: 0 P: 5	R: 0 E: 0 K: 1 S: 5	H: 1 LOB: 1 BB: 1 P: 9	R: 0 E: 0 K: 3 S: 9	H: 0 LOB: 0 BB: 0 P: 9	R: 0 E: 0 K: 1 S: 6	H: 1 LOB: 1 BB: 0 P: 6	1B: 4 2B: 0 3B: 0 HR: 0	SF: 0 SAC: 1 DP: 1 HBP: 0	WP: 2 PB: 0 SB: 1 CS: 1	PA: 28 ERA WHIP	
PITCHER	IP WLS L	WLS BF L	H R	R ER	SO BB	IBB HBP	BLK WP	HR S	P ERA	WHIP	PITCHER	IP WLS	BF L	H R	R ER	SO BB	IBB HBP	BLK WP	HR S	P ERA	WHIP
Steve Carlton, L (1, 1) ERA: 2.58	7.0	24	3	1	7	2	1	0	36	1.29	0.714										
Willie Hernandez, L (8, 1) ERA: 2.42	1.0	4	1	0	1	0	0	0	6	0.00	1.000										

Philadelphia Phillies @ Los Angeles Dodgers
 Dodger Stadium, Los Angeles, CA
 Wed Jun 01 1983, 7:05 PM PDT
 Att. 39,319 - Unknown

livebaseballscores.com

AB 25
 R 1
 H 4
 RBI 1
 BB 2
 SO 8
 LOB 6



Batter	1	2	3	4	5	6	7	8	9	10	11	12	13	14	AB R H RBI BB SO LOB
Mookie Wilson, S OBP: 0.275, SLG: 0.343 (1, 8)	0-3 K		0-0 1B HR	0-0 4-3		0-0 5-3			0-0 FC3-6 1B		0-3 K			0-3 K	7 1 2 0 0 3 3
Bob Bailor, R OBP: 0.253, SLG: 0.265 (1, 4)	0-0 F1		0-0 1B HR	0-0 G1			0-0 L5		0-0 FC3-6 FC4-6 1-2f		0-0 1B			0-0 6-3	7 1 2 0 0 0 2
George Foster, R OBP: 0.324, SLG: 0.480 (1, 7)	4-0 BB		0-0 1B HR		0-0 6-3		0-0 F4		0-0 FC4-6 1-2f		0-0 F8			0-0 1B	6 1 2 3 1 0 3
Dave Kingman, R OBP: 0.247, SLG: 0.409 (1, 3)	0-0 F8		4-0 BB S BB		0-0 2B		0-0 6-3		0-3 K2-3			0-0 F8		0-0 F7	6 0 1 0 1 1 3
Darryl Strawberry, L OBP: 0.226, SLG: 0.308 (1, 9)		0-0 F8	0-3 1B K		4-0 BB G5-4-3 BB		0-0 SH5-4 1B		0-3 K		0-3 K		0-3 K		5 0 1 0 1 3 1
Hubie Brooks, R OBP: 0.311, SLG: 0.367 (1, 5)		0-0 1B	4-0 1B IBB		0-0 G5-4-3 1-2f		0-0 SH5-4 1-2		0-0 5-3		0-0 F8		0-0 F8		4 0 1 0 1 0 2
José Oquendo, S OBP: 0.351, SLG: 0.323 (1, 6)		0-0 1B	0-0 1B F9			0-0 G3 2B		0-3 K		0-0 F9			0-0 F9		6 0 2 0 0 1 3
Ronn Reynolds, R OBP: 0.222, SLG: 0.161 Ron Hodges, L OBP: 0.369, SLG: 0.241 (11, PH) (11, 2)		0-0 G6-4-3 1B		4-0 BB SH1-4 BB		0-0 G3 2-3		0-0 F9		4-0 1B BB			0-0 4-3		3 0 0 0 1 0 4 1 0 0 0 1 0 0
Mike Torrez, R OBP: 0.095, SLG: 0.095 Mark Bradley, R OBP: 0.349, SLG: 0.361 Neil Allen, R (9, 1) Rusty Staub, L OBP: 0.364, SLG: 0.250 Jesse Orosco, R OBP: 0.200, SLG: 0.200 (11, 1)			0-0 1-3	0-0 SH1-4		0-0 1-3		0-0 HR		0-0 P4			0-0 F9		2 0 0 0 0 0 1 1 1 1 1 0 0 0 0 0 0 0 0 0 0 1 0 0 0 0 0 1 1 0 0 0 0 0 0

Inning Stats	R: 0 E: 0 S: 5	H: 0 LOB: 1 BB: 1 P: 9	R: 0 E: 0 K: 4 S: 4	H: 2 LOB: 0 BB: 0 P: 4	R: 3 E: 0 K: 1 S: 8	H: 3 LOB: 2 BB: 2 P: 16	R: 0 E: 0 K: 0 S: 3	H: 0 LOB: 1 BB: 1 P: 7	R: 0 E: 0 K: 0 S: 3	H: 1 LOB: 1 BB: 1 P: 7	R: 0 E: 0 K: 0 S: 3	H: 0 LOB: 0 BB: 0 P: 3	R: 0 E: 0 K: 1 S: 6	H: 1 LOB: 1 BB: 0 P: 6	R: 1 E: 0 K: 1 S: 7	H: 2 LOB: 1 BB: 0 P: 7	R: 0 E: 0 K: 1 S: 5	H: 0 LOB: 0 BB: 0 P: 5	R: 0 E: 0 K: 1 S: 6	H: 1 LOB: 2 BB: 1 P: 10	R: 0 E: 0 K: 1 S: 5	H: 0 LOB: 0 BB: 0 P: 5	R: 0 E: 0 K: 0 S: 3	H: 0 LOB: 0 BB: 0 P: 3	R: 0 E: 0 K: 1 S: 6	H: 1 LOB: 1 BB: 0 P: 6	1B: 8 2B: 2 3B: 0 HR: 2	SF: 0 SAC: 2 DP: 2 HBP: 0	WP: 0 PB: 0 CS: 0	PA: 58
--------------	----------------------	---------------------------------	------------------------------	---------------------------------	------------------------------	----------------------------------	------------------------------	---------------------------------	------------------------------	---------------------------------	------------------------------	---------------------------------	------------------------------	---------------------------------	------------------------------	---------------------------------	------------------------------	---------------------------------	------------------------------	----------------------------------	------------------------------	---------------------------------	------------------------------	---------------------------------	------------------------------	---------------------------------	----------------------------------	------------------------------------	-------------------------	--------


PITCHER	IP	WLS	BF	H	R	ER	SO	BB	IBB	HBP	BLK	WP	HR	S	P	ERA	WHIP
Fernando Valenzuela, L ERA: 3.16 (1, 1)	8.0		37	10	4	4	3	4	1	0	0	0	2	38	58	4.50	1.750
Dave Stewart, R ERA: 1.75 (9, 1)	2.0		6	0	0	0	2	0	0	0	0	0	0	10	10	0.00	0.000
Tom Niedenfuer, R ERA: 1.85 (11, 1)	2.0		8	1	0	0	2	1	0	0	0	0	0	11	15	0.00	1.000
Pat Zachry, R ERA: 3.27 (13, 1)	2.0	W	7	1	0	0	1	0	0	0	0	0	0	9	9	0.00	0.500

New York Mets @ Los Angeles Dodgers
Dodger Stadium, Los Angeles, CA

Thu Jun 02 1983, 7:05 PM PDT
Att. 45,435 - Unknown

livebaseballscorecards.com

AB	50
R	4
H	12
RBI	4
BB	6
SO	8
LOB	23



Batter	1	2	3	4	5	6	7	8	9	10	11	12	13	14	AB	R	H	RBI	BB	SO	LOB	
Steve Sax, R (1, 4) OBP: 0.360, SLG: 0.394	4-0 1B S BLK BB	0-0 4-3			0-0 E8 FC6-5 1-3 1B		0-0 F9				0-0 SH1-4		0-0 FC1-6 1-2f S		4-0 1B IBB	4	1	1	0	2	0	3
Ken Landreaux, L (1, 8) OBP: 0.321, SLG: 0.442	0-0 F2		0-0 L3		0-0 FC6-5 CS			0-0 HR		4-0 6-3 IBB		0-0 5-3 1-2		0-0 1B 1-2	4	1	1	2	1	0	2	
Jose Morales, R (12, PH) OBP: 0.455, SLG: 0.909															1	0	0	0	0	0	1	
Pat Zachry, R (13, 1)	1-2				2-3 3-H										0	0	0	0	0	0	0	
Candy Maldonado, R (14, PH) OBP: 0.150, SLG: 0.150					1-2										1	0	1	1	0	0	0	
Dusty Baker Jr., R (1, 7) OBP: 0.305, SLG: 0.377	0-0 F9		0-0 6-3		0-0 CS 1-2	0-0 6-3 4-3 2B		0-0 F7		0-0 6-3 1-2 2-3		0-0 P6			6	1	1	0	0	0	4	
Pedro Guerrero, R (1, 5) OBP: 0.376, SLG: 0.525	0-0 BLK BB 2-3 1B		0-3 K			0-0 6-3		0-0 L4		0-0 F8			0-0 6-3		6	0	1	0	0	1	3	
Greg Brock, L (1, 3) OBP: 0.358, SLG: 0.491	4-0 BLK BB 1-2			0-0 F9		0-0 4-3		0-0 4-3			0-0 1B		0-0 1B G5-4-3		5	0	2	1	1	0	0	
Mike Marshall, R (1, 9) OBP: 0.288, SLG: 0.346	0-0 F7			0-0 4-3		0-3 K			0-0 F8		0-0 P6		0-0 1B G5-4-3 1-2f		3	0	0	0	0	1	2	
Ron Roenicke, S (9, 9) OBP: 0.247, SLG: 0.237	1-2 2-3 3-H														3	0	0	0	0	0	2	
Steve Yeager, R (1, 2) OBP: 0.292, SLG: 0.450		0-0 P5		0-0 5-3			4-0 4-3 SH1-3 BB		0-0 F8		0-0 F7				5	1	1	0	1	0	1	
Dave Anderson, R (1, 6) OBP: 0.208, SLG: 0.304					0-0 6-3		0-0 SH1-3 1-2		0-0 6-3		0-0 P4				4	0	1	0	0	0	1	
Fernando Valenzuela, L (11, 11) OBP: 0.258, SLG: 0.324		0-0 6-3			0-0 6-3 1B		0-0 4-3			4-0 6-3 SH1-4 BB		0-0 1B FC1-6			3	1	1	0	0	0	2	
Dave Stewart, R (8, 11) OBP: 0.187, SLG: 0.167															0	0	0	0	0	0	0	
Rick Monday, L (10, PH) OBP: 0.372, SLG: 0.364															0	0	0	0	1	0	0	
Tom Niedenfur, R (11, 11) OBP: 0.267, SLG: 0.333					0-0 E FC6-5 1B		2-3								0	0	0	0	0	0	0	
Rafael Landestoy, S (12, PH) OBP: 0.267, SLG: 0.333		1-2													2	0	1	0	0	1	1	

Inning Stats	R: 1	H: 1	R: 0	H: 1	R: 0	H: 0	R: 0	H: 0	R: 1	H: 2	R: 1	H: 1	R: 0	H: 0	R: 0	H: 1	R: 0	H: 1	R: 0	H: 1	R: 0	H: 1	R: 0	H: 1	R: 1	H: 2	1B: 9	SF: 0	WP: 0	PA: 57
	E: 0	LOB: 2	E: 0	LOB: 1	E: 0	LOB: 0	E: 0	LOB: 0	E: 1	LOB: 0	E: 0	LOB: 0	E: 0	LOB: 0	E: 0	LOB: 1	E: 0	LOB: 2	E: 0	LOB: 0	E: 0	LOB: 1	E: 0	LOB: 0	E: 0	LOB: 0	2B: 1 <td>SAC: 3 <td>PB: 0 </td></td>	SAC: 3 <td>PB: 0 </td>	PB: 0	
	K: 0	BB: 2	K: 0	BB: 0	K: 1	BB: 0	K: 0	BB: 0	K: 0	BB: 1	K: 0	BB: 0	K: 0	BB: 0	K: 0	BB: 0	K: 0	BB: 0	K: 0	BB: 0	K: 1	BB: 1	K: 0	BB: 0	K: 1	BB: 1	3B: 0	DP: 1 <td>SB: 2</td>	SB: 2	
	S: 4	P: 12	S: 4	P: 4	S: 5	P: 5	S: 3	P: 3	S: 4	P: 4	S: 6	P: 6	S: 3	P: 3	S: 3	P: 11	S: 4	P: 4	S: 4	P: 4	S: 4	P: 4	S: 3	P: 3	S: 6	P: 10	HR: 1	HBP: 0	CS: 1	


PITCHER	IP	WLS	BF	H	R	ER	SO	BB	IBB	HBP	BLK	WP	HR	S	P	ERA	WHIP
Mike Torrez, R (1, 1) ERA: 4.86	8.0		32	6	4	3	2	3	0	0	0	0	1	33	45	3.38	1.125
Neil Allen, R (9, 1) ERA: 4.74	2.0		8	0	0	0	0	1	1	0	0	0	0	6	14	0.00	0.500
Jesse Orosco, L (11, 1) ERA: 1.06	3.2	L	16	5	1	1	1	0	1	0	0	0	0	17	21	2.46	1.364

BOTTOM

New York Mets @ Los Angeles Dodgers
 Dodger Stadium, Los Angeles, CA

Thu Jun 02 1983, 7:05 PM PDT
 Att. 45,435 - Unknown

AB 47
R 5
H 11
RBI 4
BB 6
SO 3
LOB 22



Batter	1	2	3	4	5	6	7	8	9	AB R H RBI BB SO LOB	TOP										
Mookie Wilson, S OBP: 0.278, SLG: 0.341 (1, 8)	0-3 K		0-0 6-3		0-3 K		4-0 E 1B IBB		0-0 S 1B	4 2 1 0 1 2 0	New York Mets @ Los Angeles Dodgers Dodger Stadium, Los Angeles, CA Fri Jun 03 1983, 7:05 PM PDT Att: 45,662 - Unknown										
Hubie Brooks, R OBP: 0.317, SLG: 0.373 Bob Bailor, R OBP: 0.273, SLG: 0.286 (6, PR) (6, 5)	0-0 E S 1B		0-0 1-3			0-0 6-3 S 1B	0-0 E9 1B	0-0 PB S 1B	3 1 2 0 0 0 0 2 1 2 2 0 0 0												
Darryl Strawberry, L OBP: 0.225, SLG: 0.301 (1, 9)	0-3 K		0-0 1B			0-0 6-3 1-3	0-0 4-3	0-3 K	5 0 1 0 0 2 4												
George Foster, R OBP: 0.333, SLG: 0.483 Mark Bradley, R OBP: 0.341, SLG: 0.351 (8, PR) (8, 7)	4-0 E 1-3 BB		0-0 5-3			0-0 1B 1B		0-0 1B 1B	3 0 2 1 1 0 1 1 0 0 0 0 1 1												
Dave Kingman, R OBP: 0.253, SLG: 0.412 (1, 3)	0-0 E5 1-2			0-0 F3		0-0 G3-6-1 1B		0-0 1B	4 0 2 0 0 0 1												
Ron Hodges, L OBP: 0.355, SLG: 0.230 (1, 2)	0-3 K		0-0 1-3		0-0 G3-6-1 1-2			0-0 F7	4 0 0 0 0 1 6												
Brian Giles, R OBP: 0.290, SLG: 0.252 (1, 4)		0-0 1-3		0-3 K			0-0 SH3 1B	0-0 F9	4 1 1 0 0 1 2												
José Oquendo, S OBP: 0.346, SLG: 0.319 (1, 6)		0-0 3-1 1B			0-0 6-3		0-0 F7	0-0 F9	4 0 1 0 0 0 3												
Ed Lynch, R OBP: 0.250, SLG: 0.250 Doug Sisk, R (8, 1)		0-0 3-1			0-0 5-3		0-0 SH3	0-3 K	2 0 0 0 0 0 1 1 0 0 0 0 1 0												
Inning Stats	R: 1 E: 1 K: 3 S: 11	H: 1 LOB: 2 BB: 1 P: 15	R: 0 E: 0 K: 0 S: 3	H: 1 LOB: 0 BB: 0 P: 3	R: 0 E: 0 K: 0 S: 4	H: 1 LOB: 1 BB: 0 P: 4	R: 0 E: 0 K: 1 S: 5	H: 0 LOB: 0 BB: 0 P: 5	R: 0 E: 0 K: 1 S: 5	H: 0 LOB: 0 BB: 0 P: 5	R: 1 E: 0 K: 0 S: 5	H: 3 LOB: 2 BB: 0 P: 5	R: 2 E: 1 K: 0 S: 5	H: 2 LOB: 1 BB: 1 P: 9	R: 0 E: 0 K: 0 S: 5	H: 2 LOB: 2 BB: 0 P: 5	R: 1 E: 0 K: 3 S: 11	H: 2 LOB: 1 BB: 0 P: 11	1B: 12 SF: 0 2B: 0 SAC: 1 3B: 0 DP: 1 HR: 0 HBP: 0	WP: 0 PA: 40 PB: 1 SB: 4 CS: 0	
PITCHER	IP WLS BF H R ER SO BB IBB HBP BLK WP HR S P ERA WHIP																				
Joe Beckwith, R ERA: 2.95 (1, 1)	5.1 L 23 6 2 1 5 1 0 0 0 0 0 0 32 36 1.69 1.312																				
Pat Zachry, R ERA: 3.09 (6, 1)	0.2 1 0 0 0 0 0 0 0 0 0 0 0 1 1 0.00 0.000																				
Tom Niedenfuer, R ERA: 2.05 (7, 1)	2.0 11 4 2 1 0 0 0 1 0 0 0 0 10 14 4.50 2.000																				
Ricky Wright, L ERA: 9.0 (9, 1)	1.0 5 2 1 1 3 0 0 0 0 0 0 0 11 11 9.00 2.000																				

livebaseballscorecards.com

AB	37
R	5
H	12
RBI	3
BB	2
SO	8
LOB	19



Batter	1	2	3	4	5	6	7	8	9	AB	R	H	RBI	BB	SO	LOB
Steve Sax, R (1, 4) OBP: 0.353, SLG: 0.385	0-0 F3		0-0 6-3			0-0 F9		0-0 4-3		4	0	0	0	0	0	1
Dave Anderson, R (1, 6) OBP: 0.214, SLG: 0.296	0-0 CS 1B		0-0 6-3			0-0 6-3		0-3 K2-3		4	0	1	0	0	1	1
Dusty Baker Jr., R (1, 7) OBP: 0.309, SLG: 0.376	4-0 BB			0-0 6-3			0-0 P3	0-0 FC6-4 1B		3	0	1	1	1	0	0
Ricky Wright, L (9, 1)	1-2 BB							3-H 1B		0	0	0	0	0	0	0
Pedro Guerrero, R (1, 5) OBP: 0.373, SLG: 0.519	0-3 K			0-0 G4-6-3 1B			0-0 F8	0-0 FC6-4 1-2f		4	0	1	0	0	1	2
Greg Brock, L (1, 3) OBP: 0.355, SLG: 0.485		0-0 F8		0-0 G4-6-3 1-2f			0-0 BB 1B		0-0 F8	4	1	1	0	0	0	1
Ken Landreaux, L (1, 8) OBP: 0.325, SLG: 0.437		0-0 4-3			0-0 3-4-3		4-0 BB 1B 1-2 BB		4-0 BB	2	0	0	0	2	0	0
Mike Marshall, R (1, 9) OBP: 0.295, SLG: 0.352		0-0 1B		0-3 K			0-0 BB 1B 1-3 2-H		0-3 K	4	0	2	1	0	2	1
Dave Sax, R (1, 2)	0-0 F7				0-0 5-3			0-0 4-3	0-0 F3	4	0	0	0	0	0	4
Joe Beckwith, L (1, 1)			0-3 K			0-0 F9		0-0 4-3 1B 2B		1	0	0	0	0	1	0
Pat Zachry, R (6, 1)										0	0	0	0	0	0	0
Rafael Landestoy, S (6, PH) OBP: 0.250, SLG: 0.313										0	0	0	0	0	0	0
Tom Niederluer, R (7, 1)										0	0	0	0	0	0	0
Ron Roenicke, S (8, PH) OBP: 0.256, SLG: 0.280										1	1	1	0	0	0	0

Inning Stats	R: 0	H: 1	E: 0	K: 1	S: 5	LOB: 1	BB: 1	P: 9	R: 0	H: 1	E: 0	K: 0	S: 4	LOB: 1	BB: 0	P: 4	R: 0	H: 0	E: 0	K: 1	S: 5	LOB: 0	BB: 0	P: 5	R: 0	H: 1	E: 0	K: 0	S: 3	LOB: 0	BB: 0	P: 3	R: 0	H: 0	E: 0	K: 1	S: 5	LOB: 0	BB: 0	P: 5	R: 1	H: 2	E: 0	K: 0	S: 5	LOB: 2	BB: 1	P: 9	R: 1	H: 2	E: 0	K: 1	S: 7	LOB: 1	BB: 0	P: 7	R: 0	H: 0	E: 0	K: 1	S: 5	LOB: 1	BB: 1	P: 9	1B: 6	SF: 0	2B: 1	SAC: 0	3B: 0	DP: 1	HR: 0	HBP: 0	WP: 0	PA: 35
--------------	------	------	------	------	------	--------	-------	------	------	------	------	------	------	--------	-------	------	------	------	------	------	------	--------	-------	------	------	------	------	------	------	--------	-------	------	------	------	------	------	------	--------	-------	------	------	------	------	------	------	--------	-------	------	------	------	------	------	------	--------	-------	------	------	------	------	------	------	--------	-------	------	-------	-------	-------	--------	-------	-------	-------	--------	-------	--------

PITCHER	IP	WLS	BF	H	R	ER	SO	BB	IBB	HBP	BLK	WP	HR	S	P	ERA	WHIP
Ed Lynch, R (1, 1) ERA: 3.26	7.0	W	27	6	2	2	3	2	0	0	0	0	0	31	39	2.57	1.143
Doug Sisk, R (8, 1) ERA: 3.09	2.0	S	8	1	0	0	2	1	0	0	0	0	0	11	15	0.00	1.000

BOTTOM

New York Mets @ Los Angeles Dodgers
 Dodger Stadium, Los Angeles, CA
 Fri Jun 03 1983, 7:05 PM PDT
 Att. 45,662 - Unknown

livebaseballscores.com

AB	32
R	2
H	7
RBI	2
BB	3
SO	5
LOB	10



Batter	1	2	3	4	5	6	7	8	9	AB R H RBI BB SO LOB	TOP		
Mookie Wilson, S (1, 8) OBP: 0.273, SLG: 0.335	0-3 K		0-0 FC4-6 1B		0-3 K			0-0 F7		4 1 0 0 0 2 1	New York Mets @ Los Angeles Dodgers Dodger Stadium, Los Angeles, CA Sat Jun 04 1983, 7:05 PM PDT Att: 49,447 - Unknown livebaseballscorecards.com		
Hubie Brooks, R (1, 5) OBP: 0.326, SLG: 0.387	0-0 2B		0-0 1B			0-0 F8		0-0 FC4 1B		4 0 3 1 0 0 0			
Darryl Strawberry, L (1, 9) OBP: 0.215, SLG: 0.287	0-0 F8		0-3 K			0-0 6-3		0-3 K		4 0 0 0 0 2 3			
Rusty Staub, L (1, 7) OBP: 0.333, SLG: 0.225	0-0 6-3			0-0 3-1		0-0 6-3		0-0 FC4		4 0 0 0 0 0 2			
Dave Kingman, R (1, 3) OBP: 0.253, SLG: 0.408 Mark Bradley, R (9, PR) OBP: 0.341, SLG: 0.351		0-0 F4		0-0 F4			0-0 F7		0-0 B1-6-4 1B	4 0 1 0 0 0 0 0 0 0 0 0 0 0			
Ron Hodges, L (1, 2) OBP: 0.360, SLG: 0.242		0-3 K		0-0 1B			0-0 1B		0-0 B1-6-4	4 0 2 0 0 1 1			
Brian Giles, R (1, 4) OBP: 0.291, SLG: 0.254 George Foster, R (9, PH) OBP: 0.332, SLG: 0.480		0-0 F9		0-0 1-3			0-0 1B		0-0 L6	3 0 1 0 0 0 1 1 0 0 0 0 0 1			
José Oquendo, S (1, 6) OBP: 0.346, SLG: 0.319			0-0 F8				0-0 F7			3 0 1 0 0 0 2			
Craig Swan, R (1, 1) OBP: 0.200, SLG: 0.200 Danny Heep, L (7, PH) OBP: 0.374, SLG: 0.476 Neil Allen, R (7, 1)			0-0 FC4-6 1B		0-3 K		0-3 K			2 0 1 0 0 1 1 1 0 0 0 0 1 2 0 0 0 0 0 0 0			
Inning Stats	R: 0 H: 1 E: 0 LOB: 1 K: 1 BB: 0 S: 6 P: 6	R: 0 H: 0 E: 0 LOB: 0 K: 1 BB: 0 S: 5 P: 5	R: 1 H: 2 E: 0 LOB: 1 K: 1 BB: 0 S: 7 P: 7	R: 0 H: 1 E: 0 LOB: 1 K: 0 BB: 0 S: 4 P: 4	R: 0 H: 1 E: 0 LOB: 0 K: 2 BB: 0 S: 7 P: 7	R: 0 H: 0 E: 0 LOB: 0 K: 0 BB: 0 S: 3 P: 3	R: 0 H: 2 E: 0 LOB: 2 K: 1 BB: 0 S: 7 P: 7	R: 0 H: 1 E: 0 LOB: 1 K: 0 BB: 0 S: 3 P: 3	R: 0 H: 1 E: 0 LOB: 1 K: 0 BB: 0 S: 3 P: 3	1B: 8 SF: 0 2B: 1 SAC: 0 3B: 0 DP: 1 HR: 0 HBP: 0		WP: 0 PA: 34 PB: 0 SB: 1 CS: 1	
PITCHER	IP WLS BF H R ER SO BB IBB HBP BLK WP HR S P ERA WHIP											PITCHER	IP WLS BF H R ER SO BB IBB HBP BLK WP HR S P ERA WHIP
Burt Hooton, R (1, 1) ERA: 3.73	8.0 W 32 9 1 1 7 0 0 0 0 0 0 0 46 46 1.12 1.125												
Dave Stewart, R (9, 1) ERA: 1.7	1.0 S 2 0 0 0 0 0 0 0 0 0 0 0 2 2 0.00 0.000												



Batter	1	2	3	4	5	6	7	8	9	AB	R	H	RBI	BB	SO	LOB
Steve Sax, R OBP: 0.352, SLG: 0.379 (1, 4)	0-3 K ①		0-0 6-3 ③		0-0 5-3 ③		4-0 S BB			3	0	0	0	1	1	2
Ken Landreaux, L OBP: 0.328, SLG: 0.438 (1, 8)	0-0 CS 1B			0-0 6-3 ①		0-0 F8 5-3 1B	0-0 6-3 ③			4	0	2	0	0	0	1
Dusty Baker Jr., R OBP: 0.308, SLG: 0.370 (1, 7)	0-0 F9 1-2			4-0 BB		0-0 5-3 ①		0-0 F6 ①		3	0	0	0	1	0	2
Pedro Guerrero, R OBP: 0.371, SLG: 0.511 (1, 5)		0-0 F3 ①		0-0 F3 ②		4-0 BB		0-0 5-3 ②		3	0	0	0	1	0	1
Greg Brock, L OBP: 0.356, SLG: 0.503 (1, 3)		0-0 HR		0-0 G3 ③		0-0 F8 ②		0-0 1B		4	1	2	1	0	0	3
Mike Marshall, R OBP: 0.296, SLG: 0.351 Ron Roenicke, S OBP: 0.253, SLG: 0.256 (1, 9) (8, 9)		0-3 K ②			0-0 SH1-4 1B	0-0 F8 ③		0-0 F9 ③		3	0	1	0	0	1	2
Steve Yeager, R OBP: 0.299, SLG: 0.478 (1, 2)		0-3 K ③			0-0 SH1-4 1B					1	0	0	0	0	0	1
Dave Anderson, R OBP: 0.194, SLG: 0.267 (1, 6)			0-0 6-3 ①		0-3 K ①		0-3 K ①			3	0	0	0	0	2	2
Burt Hooton, R OBP: 0.182, SLG: 0.150 Dave Stewart, R OBP: 0.167, SLG: 0.167 Derrel Thomas, S OBP: 0.429, SLG: 0.413 (1, 1) (9, 1) (9, 9)			0-0 F8 ②		0-0 SH1-4 ②		0-0 P5 ②			2	0	0	0	0	0	0


Inning Stats		R: 0	H: 1	R: 1	H: 1	R: 0	H: 0	R: 0	H: 2	R: 0	H: 1	R: 1	H: 1	R: 0	H: 1
E: 0		E: 0	LOB: 0	E: 0	LOB: 0	E: 0	LOB: 1	E: 0	LOB: 2	E: 0	LOB: 2	E: 0	LOB: 1	E: 0	LOB: 1
K: 1		K: 2	BB: 0	K: 0	BB: 0	K: 0	BB: 1	K: 1	BB: 0	K: 1	BB: 1	K: 1	BB: 1	K: 0	BB: 0
S: 5		S: 8	P: 5	S: 3	P: 3	S: 3	P: 7	S: 7	P: 7	S: 4	P: 8	S: 6	P: 10	S: 4	P: 4

BOTTOM

New York Mets @ Los Angeles Dodgers
Dodger Stadium, Los Angeles, CA
 Sat Jun 04 1983, 7:05 PM PDT
 Att. 49,447 - Unknown

AB	29
R	2
H	7
RBI	2
BB	3
SO	5
LOB	14

livebaseballscorecards.com



WP: 0	PA: 33
PB: 0	
SB: 1	
CS: 1	

PITCHER		IP	WLS	BF	H	R	ER	SO	BB	IBB	HBP	BLK	WP	HR	S	P	ERA	WHIP
Craig Swan, R ERA: 4.25 (1, 1)	6.0			24	5	1	1	4	2	0	0	0	0	1	30	38	1.50	1.167
Neil Allen, R ERA: 4.73 (7, 1)	2.0	L		9	2	1	1	1	1	0	0	0	0	1	10	14	4.50	1.500

Batter	1	2	3	4	5	6	7	8	9	AB R H RBI BB SO LOB	TOP		
Mookie Wilson, S (1, 8) OBP: 0.273, SLG: 0.333	0-3 K	0-0 5-3			0-0 G4-6-3			0-0 E S 1B		4 1 1 1 0 1 1			
Bob Bailor, R (1, 7) OBP: 0.272, SLG: 0.284	0-0 6-3		0-0 G3			0-0 6-3		0-0 E 1B		4 0 1 1 0 0 0			
Hubie Brooks, R (1, 5) OBP: 0.324, SLG: 0.384	0-0 1B 1B		0-0 F7			0-0 3-1		0-3 K 1-3		4 1 1 0 0 1 1			
Dave Kingman, R (1, 3) Mike Jorgensen, L (8, 3) OBP: 0.318, SLG: 0.421	0-0 1B 1-2 1B		0-0 6-3			0-0 5-3		0-0 P3		4 1 1 0 0 0 2 0 0 0 0 0 0 0			
Mark Bradley, R (1, 9) OBP: 0.333, SLG: 0.341	0-0 1B 1-2 2-H 1B			0-3 K			0-0 4-3		0-3 K	4 0 1 1 0 2 0			
Brian Giles, R (1, 4) OBP: 0.296, SLG: 0.260	0-0 1B 1-2 2-H 1B			0-0 CS 1B			0-0 G3		0-0 5-3	4 0 2 1 0 0 0			
José Oquendo, S (1, 6) OBP: 0.329, SLG: 0.303	0-0 F9			0-3 K 1-2			0-0 6-3		0-0 F3	4 0 0 0 0 1 3			
Ronn Reynolds, R (1, 2) Darryl Strawberry, L (8, PR) Ron Hodges, L (8, 2) OBP: 0.360, SLG: 0.242		0-3 K			0-0 G4-6-3 1B			0-0 SH1-4 1B		3 0 2 0 0 1 0 0 1 0 0 0 0 0 0 0 0 0 0 0 0			
Scott Holman, R (1, 1) Jesse Orosco, R (9, 1) OBP: 0.200, SLG: 0.200		0-3 K			0-3 K			0-0 SH1-4 1-2		2 0 0 0 0 2 1 0 0 0 0 0 0 0			
Inning Stats	R: 2 H: 4 E: 0 LOB: 2 K: 1 BB: 0 S: 9 P: 9	R: 0 H: 0 E: 0 LOB: 0 K: 2 BB: 0 S: 7 P: 7	R: 0 H: 0 E: 0 LOB: 0 K: 0 BB: 0 S: 3 P: 3	R: 0 H: 1 E: 0 LOB: 1 K: 2 BB: 0 S: 7 P: 7	R: 0 H: 1 E: 0 LOB: 0 K: 1 BB: 0 S: 5 P: 5	R: 0 H: 0 E: 0 LOB: 0 K: 0 BB: 0 S: 3 P: 3	R: 0 H: 0 E: 0 LOB: 0 K: 0 BB: 0 S: 3 P: 3	R: 2 H: 3 E: 1 LOB: 2 K: 1 BB: 0 S: 8 P: 8	R: 0 H: 0 E: 0 LOB: 0 K: 1 BB: 0 S: 5 P: 5	1B: 9 SF: 0 2B: 1 SAC: 1 3B: 0 DP: 2 HR: 0 HBP: 0	WP: 0 PA: 34 PB: 0 SB: 1 CS: 1		
PITCHER	IP WLS BF H R ER SO BB IBB HBP BLK WP HR S P ERA WHIP											PITCHER	IP WLS BF H R ER SO BB IBB HBP BLK WP HR S P ERA WHIP
Jerry Reuss, L (1, 1) ERA: 2.9	7.1 L 29 9 4 3 6 0 0 0 0 0 0 0 41 41 3.68 1.227												
Dave Stewart, R (8, 1) ERA: 1.63	1.2 5 0 0 0 2 0 0 0 0 0 0 0 9 9 0.00 0.000												

New York Mets @ Los Angeles Dodgers
 Dodger Stadium, Los Angeles, CA
 Sun Jun 05 1983, 3:33 AM PDT
 Att: 48,214 - Unknown

livebaseballscorecards.com

AB	33
R	4
H	9
RBI	4
BB	0
SO	8
LOB	8



Batter	1	2	3	4	5	6	7	8	9	AB	R	H	RBI	BB	SO	LOB					
Steve Sax, R OBP: 0.353, SLG: 0.380 (1, 4)	0-0 6-3	0-0 F2			0-0 SH1-3 1B		0-0 S 1B		0-3 K	5	1	2	0	0	1	3					
Bill Russell, R OBP: 0.346, SLG: 0.311 (1, 6)	0-0 1B SF8 1B		0-0 1-3 1B		0-0 SH1-3 1B 1-H		0-0 F7 1-2			3	1	2	1	0	0	1					
Ken Landreaux, L OBP: 0.327, SLG: 0.434 (1, 8)	0-0 1-3 1B		0-0 1-3 1-2		0-0 G3			0-0 F8		4	0	1	0	0	0	1					
Pedro Guerrero, R OBP: 0.364, SLG: 0.503 (1, 5)	0-0 SF8		0-3 K		0-0 F8			0-0 5-3		3	0	0	1	0	1	1					
Greg Brock, L OBP: 0.356, SLG: 0.494 (1, 3)	0-3 K		0-3 4-3		0-0 1-3			4-0 FC6-4 BB		3	0	0	0	1	1	2					
Mike Marshall, R OBP: 0.295, SLG: 0.348 (1, 9)		0-0 5-3		0-0 F8		0-0 1B		0-0 FC6-4 1-2f		4	0	1	0	0	0	1					
Steve Yeager, R OBP: 0.291, SLG: 0.464 (1, 2)		0-0 5-3		0-0 F8		0-0 F9		0-0 F8		4	0	0	0	0	0	1					
Ron Roenicke, S OBP: 0.264, SLG: 0.259 (1, 7)		4-0 1B BB		0-0 4-3		0-0 G3		0-0 1B		3	0	1	0	1	0	0					
Jerry Reuss, L OBP: 0.188, SLG: 0.194 (1, 1)		0-0 1-2 1B		0-3 K		0-0 1-3		0-3 K		3	0	1	0	0	1	0					
Dave Stewart, R OBP: 0.167, SLG: 0.167 (8, 1)										0	0	0	0	0	0	0					
Rick Monday, L OBP: 0.372, SLG: 0.364 (9, PH)										0	0	0	0	0	0	0					
Jose Morales, R OBP: 0.417, SLG: 0.833 (9, PH)										1	0	0	0	0	1	1					
Inning Stats	R: 1 E: 0 K: 1 S: 7	H: 2 LOB: 1 BB: 0 P: 7	R: 0 E: 0 K: 0 S: 4	H: 1 LOB: 2 BB: 1 P: 8	R: 0 E: 0 K: 1 S: 6	H: 1 LOB: 1 BB: 0 P: 6	R: 0 E: 0 K: 0 S: 3	H: 0 LOB: 0 BB: 0 P: 3	R: 1 E: 0 K: 1 S: 6	H: 1 LOB: 0 BB: 0 P: 6	R: 0 E: 0 K: 0 S: 4	H: 1 LOB: 1 BB: 0 P: 4	R: 0 E: 0 K: 0 S: 3	H: 0 LOB: 1 BB: 1 P: 7	R: 0 E: 0 K: 2 S: 8	H: 1 LOB: 1 BB: 0 P: 8	1B: 8 2B: 0 3B: 0 HR: 0	SF: 1 SAC: 1 DP: 0 HBP: 0	WP: 0 PB: 0 SB: 2 CS: 0	PA: 37	
PITCHER	IP WLS BF H R ER SO BB IBB HBP BLK WP HR S P ERA WHIP	IP WLS BF H R ER SO BB IBB HBP BLK WP HR S P ERA WHIP	IP WLS BF H R ER SO BB IBB HBP BLK WP HR S P ERA WHIP	IP WLS BF H R ER SO BB IBB HBP BLK WP HR S P ERA WHIP	IP WLS BF H R ER SO BB IBB HBP BLK WP HR S P ERA WHIP	IP WLS BF H R ER SO BB IBB HBP BLK WP HR S P ERA WHIP	IP WLS BF H R ER SO BB IBB HBP BLK WP HR S P ERA WHIP	IP WLS BF H R ER SO BB IBB HBP BLK WP HR S P ERA WHIP	IP WLS BF H R ER SO BB IBB HBP BLK WP HR S P ERA WHIP	IP WLS BF H R ER SO BB IBB HBP BLK WP HR S P ERA WHIP	IP WLS BF H R ER SO BB IBB HBP BLK WP HR S P ERA WHIP	IP WLS BF H R ER SO BB IBB HBP BLK WP HR S P ERA WHIP	IP WLS BF H R ER SO BB IBB HBP BLK WP HR S P ERA WHIP	IP WLS BF H R ER SO BB IBB HBP BLK WP HR S P ERA WHIP	IP WLS BF H R ER SO BB IBB HBP BLK WP HR S P ERA WHIP	IP WLS BF H R ER SO BB IBB HBP BLK WP HR S P ERA WHIP	IP WLS BF H R ER SO BB IBB HBP BLK WP HR S P ERA WHIP	IP WLS BF H R ER SO BB IBB HBP BLK WP HR S P ERA WHIP	IP WLS BF H R ER SO BB IBB HBP BLK WP HR S P ERA WHIP	IP WLS BF H R ER SO BB IBB HBP BLK WP HR S P ERA WHIP	IP WLS BF H R ER SO BB IBB HBP BLK WP HR S P ERA WHIP

BOTTOM

New York Mets @ Los Angeles Dodgers
Dodger Stadium, Los Angeles, CA
 Sun Jun 05 1983, 3:33 AM PDT
 Att. 48,214 - Unknown

livebaseballscorecards.com

AB	33
R	2
H	8
RBI	2
BB	2
SO	5
LOB	11



Batter	1	2	3	4	5	6	7	8	9	AB R H RBI BB SO LOB	TOP											
Steve Sax, R (1, 4) OBP: 0.351, SLG: 0.377	0-3 K		0-0 S 1B		0-0 6-3		0-0 G2			4 0 1 0 0 1 1												
Ken Landreaux, L (1, 8) OBP: 0.320, SLG: 0.425	0-0 F7		0-0 F8 1-2		0-0 3-1		0-3 K			4 0 0 0 0 1 1												
Dusty Baker Jr., R (1, 7) OBP: 0.312, SLG: 0.373	0-0 1-3			0-0 FC6-4 G1-2-3 1B		0-0 2B 1B		0-0 1-3		4 0 2 0 0 0 0												
Pedro Guerrero, R (1, 5) OBP: 0.371, SLG: 0.528		0-0 HR		0-0 FC6-4 1-2 1B		0-0 2B		0-0 F9		4 1 3 1 0 0 0												
Greg Brock, L (1, 3) OBP: 0.354, SLG: 0.486		0-0 P6		0-0 FC6-4 BB 1-2f 2-3		4-0 G4-6-3 IBB		0-0 F5		3 0 0 0 1 0 2												
Rick Monday, L (1, 9) OBP: 0.362, SLG: 0.333		0-3 K		4-0 BB 1-2		0-0 G4-6-3 1-2f		0-3 K		3 0 0 0 1 2 3												
Steve Yeager, R (1, 2) OBP: 0.286, SLG: 0.454		0-0 6-3		0-0 G1-2-3 3-Hf			0-0 F8		0-3 K	3 0 0 0 0 0 3 1 0 0 0 0 1 0												
Ron Roenicke, S (9, PH) OBP: 0.261, SLG: 0.256																						
Dave Anderson, R (1, 6) OBP: 0.176, SLG: 0.242			0-0 6-3		0-3 K		0-0 E5			3 0 0 0 0 1 0												
Bob Welch, R (1, 1) OBP: 0.125, SLG: 0.167			0-3 K		0-0 F7		0-0 P4			3 0 0 0 0 1 1												
Tom Niedenfuer, R (8, 1)										0 0 0 0 0 0 0												
Inning Stats	R: 0 E: 0 K: 1 S: 5	H: 0 LOB: 0 BB: 0 P: 5	R: 1 E: 0 K: 1 S: 6	H: 1 LOB: 0 BB: 0 P: 6	R: 0 E: 0 K: 1 S: 6	H: 1 LOB: 1 BB: 0 P: 6	R: 0 E: 0 K: 0 S: 4	H: 2 LOB: 2 BB: 1 P: 8	R: 0 E: 0 K: 1 S: 5	H: 0 LOB: 0 BB: 0 P: 5	R: 0 E: 0 K: 0 S: 4	H: 2 LOB: 2 BB: 1 P: 8	R: 0 E: 1 K: 0 S: 4	H: 0 LOB: 1 BB: 0 P: 4	R: 0 E: 0 K: 1 S: 5	H: 0 LOB: 0 BB: 0 P: 5	R: 0 E: 0 K: 2 S: 7	H: 0 LOB: 0 BB: 0 P: 7	1B: 4 2B: 1 3B: 0 HR: 1	SF: 0 SAC: 0 DP: 2 HBP: 0	WP: 0 PB: 0 SB: 1 CS: 0	PA: 34
PITCHER	IP WLS BF H R ER SO BB IBB HBP BLK WP HR S P ERA WHIP																					
Pascual Perez, R (1, 1) ERA: 2.81	7.0 W 28 6 1 1 4 1 1 0 0 0 1 34 42 1.29 1.000																					
Steve Bedrosian, R (8, 1) ERA: 2.7	2.0 S 6 0 0 0 3 0 0 0 0 0 0 0 12 12 0.00 0.000																					

Los Angeles Dodgers @ Atlanta Braves
Atlanta-Fulton County Stadium, Atlanta, GA

Tue Jun 07 1983, 7:05 PM EDT
Att: 38,193 - Unknown

AB	32
R	1
H	6
RBI	1
BB	2
SO	7
LOB	11



Batter	1	2	3	4	5	6	7	8	9	AB	R	H	RBI	BB	SO	LOB
--------	---	---	---	---	---	---	---	---	---	----	---	---	-----	----	----	-----

Brett Butler, L OBP: 0.304, SLG: 0.331 (1, 7)	0-0 BB 1B		0-0 1-3			0-0 4-3		0-0 SH1-4 HR 1B		4	1	2	0	0	0	0
Glenn Hubbard, R OBP: 0.372, SLG: 0.423 (1, 4)	0-0 P4		0-0 1B			0-0 F7		0-0 SH1-4 1-2		3	0	1	0	0	0	1
Claudell Washington, L OBP: 0.332, SLG: 0.421 (1, 9)	0-0 F2		0-0 P4			0-0 F8		0-0 2-H HR		4	1	1	2	0	0	2
Dale Murphy, R OBP: 0.404, SLG: 0.572 (1, 8)	4-0 FC6-4 1-2 BB				0-0 F9		0-0 E4 E	0-0 4-3		3	1	0	0	1	0	0
Bob Horner, R OBP: 0.393, SLG: 0.534 (1, 5)	0-0 FC6-4 1-2f				4-0 7-4-3 BB		0-0 E5 SF9 2-H	0-0 F8		3	1	0	0	1	0	2
Chris Chambliss, L OBP: 0.335, SLG: 0.440 (1, 3)			0-0 4-3		0-0 7-4-3 1-2f		0-0 SF9 3-H			2	0	0	1	0	0	1
Bruce Benedict, R OBP: 0.424, SLG: 0.406 (1, 2)			0-0 G6-4-3 1B			0-0 F9		0-0 1B		3	0	2	0	0	0	0
Rafael Ramirez, R OBP: 0.329, SLG: 0.327 (1, 6)			0-0 G6-4-3 1-2f			0-0 P6		0-3 K		3	0	0	0	0	1	2
Pascual Perez, R OBP: 0.138, SLG: 0.138 Steve Bedrosian, R (8, 1)			0-3 K			0-3 K		0-0 4-3		3	0	0	0	0	2	1
										0	0	0	0	0	0	0

Inning Stats	R: 0	H: 1	R: 0	H: 1	R: 0	H: 0	R: 0	H: 0	R: 2	H: 1	R: 2	H: 2	R: 0	H: 0	R: 0	H: 0
	E: 0	LOB: 2	E: 0	LOB: 0	E: 0	LOB: 0	E: 0	LOB: 0	E: 2	LOB: 1	E: 0	LOB: 0	E: 0	LOB: 0	E: 0	LOB: 0
	K: 0	BB: 1	K: 0	BB: 0	K: 0	BB: 1	K: 1	BB: 0	K: 1	BB: 0	K: 0	BB: 0	K: 0	BB: 0	K: 0	BB: 0
	S: 4	P: 8	S: 3	P: 3	S: 6	P: 6	S: 5	P: 5	S: 8	P: 8	S: 5	P: 5	S: 5	P: 5	S: 5	P: 5

PITCHER	IP	WLS	BF	H	R	ER	SO	BB	IBB	HBP	BLK	WP	HR	S	P	ERA	WHIP
Bob Welch, R ERA: 2.97 (1, 1)	7.1	L	30	6	4	2	3	2	0	0	0	0	1	34	42	2.46	1.091
Tom Niedenfuer, R ERA: 2.0 (8, 1)	0.2		2	0	0	0	0	0	0	0	0	0	0	2	2	0.00	0.000

BOTTOM

AB	R	H	RBI	BB	SO	LOB
4	1	2	0	0	0	0
3	0	1	0	0	0	1
4	1	1	2	0	0	2
3	1	0	0	1	0	0
3	1	0	0	1	0	2
2	0	0	1	0	0	1
3	0	2	0	0	0	0
3	0	0	0	0	1	2
3	0	0	0	0	2	1
0	0	0	0	0	0	0


AB	28
R	4
H	6
RBI	3
BB	2
SO	3
LOB	9



WP	PA	CS
0	32	0

livebaseballscorecards.com

Los Angeles Dodgers @ Atlanta Braves
Atlanta-Fulton County Stadium, Atlanta, GA
Tue Jun 07 1983, 7:05 PM EDT
Att. 38,193 - Unknown

Batter	1	2	3	4	5	6	7	8	9	AB R H RBI BB SO LOB	TOP													
Steve Sax, R (1, 4) OBP: 0.350, SLG: 0.381	0-3 K		0-0 F8	0-0 FC6-4			0-0 SH1-4 1B 2B	0-0 E 1B	0-0 5-3	6 1 2 0 0 1 3														
Ken Landreaux, L (1, 8) OBP: 0.324, SLG: 0.426	0-0 HR 1B		0-0 1-3		0-3 K		0-0 SH1-4	0-0 E7 1B		4 1 2 0 0 1 0														
Dusty Baker Jr., R (1, 7) OBP: 0.314, SLG: 0.389	0-0 HR		0-0 5-3		0-0 5-3		0-0 HR 1B	0-3 K		5 2 2 3 0 1 2														
Ron Roenicke, S (8, 7) OBP: 0.261, SLG: 0.256	1-H HR						3-H HR 1B			0 0 0 0 0 0 0														
Pedro Guerrero, R (1, 5) OBP: 0.376, SLG: 0.551	0-0 F8			0-0 FC4-6 6-4-3 1B	0-0 2B		0-0 HR	0-0 1-3		5 2 3 2 0 0 2														
Rafael Landestoy, S (8, 5) OBP: 0.250, SLG: 0.313							1-H HR			0 0 0 0 0 0 0														
Greg Brock, L (1, 3) OBP: 0.364, SLG: 0.489	4-0 BB			4-0 FC4-6 1-2 BB	0-0 3-1		0-0 1B		0-0 2B SF8 1B	3 1 2 0 2 0 1														
Rick Monday, L (1, 9) OBP: 0.353, SLG: 0.400	0-0 4-3			0-0 FC4-6 6-4-3 2B		0-0 HR	0-3 K		0-0 SF8 1-3 2B	4 2 1 1 0 1 4														
Derrel Thomas, S (7, 9) OBP: 0.439, SLG: 0.447				1-2f 2-3						1 0 1 0 0 0 0														
Steve Yeager, R (1, 2) OBP: 0.277, SLG: 0.438		0-0 F9		0-0 6-4-3		0-3 K	0-0 F8		0-0 E3 SF8	5 0 0 1 0 1 4	AB 42 R 11 H 16 RBI 11 BB 2 SO 7 LOB 19													
Dave Anderson, R (1, 6) OBP: 0.179, SLG: 0.263		0-0 6-3		0-0 1B 2B		0-0 F9		0-0 1-3	0-3 K	5 1 1 1 0 1 3														
Fernando Valenzuela, L (1, 1) OBP: 0.282, SLG: 0.421		0-3 K		0-0 FC6-4 1B		0-0 6-3		0-0 HR	0-0 SF8	4 1 2 3 0 1 0														
Inning Stats	R: 2 E: 0 K: 1 S: 7	H: 2 LOB: 1 BB: 1 P: 11	R: 0 E: 0 K: 1 S: 5	H: 0 LOB: 0 BB: 0 P: 5	R: 0 E: 0 K: 0 S: 3	H: 0 LOB: 0 BB: 0 P: 3	R: 3 E: 0 K: 0 S: 6	H: 3 LOB: 1 BB: 1 P: 10	R: 0 E: 0 K: 1 S: 6	H: 1 LOB: 1 BB: 0 P: 6	R: 1 E: 0 K: 1 S: 6	H: 1 LOB: 0 BB: 0 P: 6	R: 3 E: 0 K: 1 S: 9	H: 4 LOB: 1 BB: 0 P: 9	R: 1 E: 1 K: 1 S: 8	H: 3 LOB: 2 BB: 0 P: 8	R: 1 E: 1 K: 1 S: 8	H: 2 LOB: 2 BB: 0 P: 8	R: 1 E: 1 K: 1 S: 8	H: 2 LOB: 2 BB: 0 P: 8	1B: 8 2B: 4 3B: 0 HR: 4	SF: 1 SAC: 1 DP: 0 HBP: 0	WP: 0 PB: 0 SB: 0 CS: 0	PA: 46
PITCHER	IP WLS BF H R ER SO BB IBB HBP BLK WP HR S P ERA WHIP																							
Rick Camp, R (1, 1) ERA: 3.73	3.2 L 18 5 5 5 2 2 0 0 0 0 0 1 20 28 12.27 1.909																							
Rick Behenna, R (4, 1) ERA: 4.31	2.1 9 2 1 1 2 0 0 0 0 0 0 1 13 13 3.86 0.857																							
Donnie Moore, R (7, 1) ERA: 5.79	0.1 5 4 3 3 0 0 0 0 0 0 0 1 5 5 81.00 12.000																							
Gene Garber, R (7, 1) ERA: 4.07	2.2 14 5 2 1 3 0 0 0 0 0 0 1 20 20 3.38 1.875																							

Los Angeles Dodgers @ Atlanta Braves
Atlanta-Fulton County Stadium, Atlanta, GA
Wed Jun 08 1983, 7:05 PM EDT
Att: 47,142 - Unknown

livebaseballscorecards.com

Batter	1	2	3	4	5	6	7	8	9	AB	R	H	RBI	BB	SO	LOB	BOTTOM																	
Claudell Washington, L OBP: 0.333, SLG: 0.421 (1, 9) X	0-0 1B		0-0 4-3 S 1B	0-3 K			0-0 4-3		0-0 E4 2B	5	2	2	0	0	1	0	Los Angeles Dodgers @ Atlanta Braves Atlanta-Fulton County Stadium, Atlanta, GA Wed Jun 08 1983, 7:05 PM EDT Att. 47,142 - Unknown livebaseballscores.com																	
Glenn Hubbard, R OBP: 0.363, SLG: 0.412 (1, 4) S S S	0-3 K		0-0 4-3 1-3			0-0 F8	0-0 4-3	0-0 F9	5	0	0	0	0	1	3																			
Dale Murphy, R OBP: 0.399, SLG: 0.568 (1, 8) X	0-0 F8		0-0 F9			0-0 5-3	0-0 F8	0-0 2B	5	0	1	1	0	0	2																			
Bob Horner, R OBP: 0.398, SLG: 0.552 (1, 5) S S S	0-3 K		0-0 S 1B			0-0 WP BB 1B		0-0 HR	5	1	3	2	0	1	2																			
Bob Watson, R OBP: 0.451, SLG: 0.556 (1, 3) X		0-0 5-3	0-0 4-3 3-H 1B			4-0 1-2 BB BB BB		0-0 5-3	3	0	0	0	1	0	1																			
Terry Harper, R OBP: 0.356, SLG: 0.409 (1, 7) X		0-0 F3		0-0 6-3		0-3 1-2 2-3 FC		0-0 2B	4	0	1	0	0	0	2																			
Bruce Benedict, R OBP: 0.420, SLG: 0.403 (1, 2) X		0-0 1B 1B		0-0 F9		0-0 5-3		0-0 F8	4	0	1	0	0	0	1																			
Rafael Ramirez, R OBP: 0.332, SLG: 0.344 (1, 6) X		0-0 1B		0-0 HR		0-0 F9		0-0 1-3	4	1	2	1	0	0	1																			
Rick Camp, R OBP: 0.060, SLG: 0.074 (1, 1) S S S Rick Behenna, R OBP: 0.384, SLG: 0.636 (4, 1) S S S Randy Johnson, R OBP: 0.462, SLG: 0.500 (6, PH) Donnie Moore, L (7, 1) Gene Garber, R (7, 1) Chris Chambliss, L OBP: 0.333, SLG: 0.438 (9, PH) X		0-3 K		0-0 HR		0-0 5-3		0-0 L4	1	0	0	0	0	0	1	2																		
Inning Stats	R: 0 E: 0 K: 2 S: 8	H: 1 LOB: 1 BB: 0 P: 8	R: 0 E: 0 K: 1 S: 7	H: 2 LOB: 2 BB: 0 P: 7	R: 1 E: 0 K: 0 S: 5	H: 2 LOB: 1 BB: 0 P: 5	R: 2 E: 0 K: 1 S: 7	H: 2 LOB: 0 BB: 0 P: 7	R: 0 E: 0 K: 0 S: 6	H: 1 LOB: 1 BB: 1 P: 10	R: 0 E: 0 K: 0 S: 3	H: 0 LOB: 0 BB: 0 P: 3	R: 0 E: 0 K: 0 S: 3	H: 0 LOB: 0 BB: 0 P: 3	R: 1 E: 0 K: 0 S: 5	H: 2 LOB: 1 BB: 0 P: 5	R: 1 E: 1 K: 0 S: 5	H: 1 LOB: 1 BB: 0 P: 5	1B: 6 2B: 2 3B: 0 HR: 3	SF: 0 SAC: 0 DP: 0 HBP: 0	WP: 1 PB: 0 SB: 2 CS: 0	PA: 40												
PITCHER Fernando Valenzuela, L ERA: 3.24 (1, 1)	IP 9.0	WLS W	BF 40	H 11	R 5	ER 4	SO 5	BB 1	IBB 0	HBP 0	BLK 0	WP 1	HR 3	S 49	P 53	ERA 4.00	WHIP 1.333																	
																	PITCHER	IP	WLS	BF	H	R	ER	SO	BB	IBB	HBP	BLK	WP	HR	S	P	ERA	WHIP



Batter	1	2	3	4	5	6	7	8	9	AB R H RBI BB SO LOB	TOP																										
Derrel Thomas, S (1, 4) <small>OBP: 0.443, SLG: 0.440</small> Dave Stewart, R (7, 1) <small>OBP: 0.167, SLG: 0.167</small>	0-0 CS 1B		0-0 L3		4-0 BB BB BB BB		0-3 K		0-0 SH 1B	3 0 1 0 1 1 3 0 0 0 0 0 0 0																											
Ken Landreaux, L (1, 8) <small>OBP: 0.319, SLG: 0.420</small> Steve Sax, R (7, PH) <small>OBP: 0.347, SLG: 0.377</small>	0-0 F8 1-2		0-3 K		0-0 P6		0-3 K		0-0 L4-6 2-3	3 0 0 0 0 1 4 2 0 0 0 0 1 5																											
Dusty Baker Jr., R (1, 7) <small>OBP: 0.320, SLG: 0.388</small>	0-0 6-3			4-0 BB BB BB BB		4-0 BB BB BB BB		0-0 6-3	0-0 1B 1-3	3 0 1 0 2 0 0																											
Pedro Guerrero, R (1, 5) <small>OBP: 0.372, SLG: 0.542</small>		0-0 6-3		0-3 K		0-0 F7		0-0 1B 3B 1B	0-0 L5	5 1 1 0 0 1 4																											
Greg Brock, L (1, 3) <small>OBP: 0.367, SLG: 0.486</small>		4-0 2B 6-3 BB		0-0 9-4-3		0-0 G3-6		0-0 1B 3B 1B		3 2 1 0 1 0 2																											
Rick Monday, L (1, 9) <small>OBP: 0.370, SLG: 0.442</small> Mike Marshall, R (8, PH) <small>OBP: 0.300, SLG: 0.348</small> Rafael Landestoy, S (8, 9) <small>OBP: 0.250, SLG: 0.313</small>		0-0 1-3 2B		0-0 FC3-5 1B		0-0 FC3-5 1B		0-0 1B 1B IBB		3 0 2 0 0 0 0 0 1 0 0 1 0 0 0 0 0 0 0 0 0																											
Steve Yeager, R (1, 2) <small>OBP: 0.286, SLG: 0.460</small>		0-0 6-3 3-H		0-0 FC3-5 1B		0-0 FC3-5 1B		0-0 1B 1B 3B		4 0 3 4 0 0 1																											
Dave Anderson, R (1, 6) <small>OBP: 0.163, SLG: 0.238</small>		0-0 F9		0-0 FC3-5 BB FC3-5		0-0 FC3-5 BB FC3-5		0-0 F9 1B L1-5		4 0 0 0 0 0 6																											
Burt Hooton, R (1, 1) <small>OBP: 0.167, SLG: 0.136</small> Tom Niedenfuer, R (6, 1) <small>OBP: 0.278, SLG: 0.274</small> Ron Roenicke, S (7, PH) <small>OBP: 0.278, SLG: 0.274</small>			0-0 5-3		0-0 FC3-5 BB		0-0 FC3-5 1B		0-0 L4-6 SH 1B	2 0 0 0 0 0 2 0 0 0 0 0 0 0 2 0 2 0 0 0 0																											
Inning Stats	R: 0 E: 0 K: 0 S: 3	H: 1 LOB: 0 BB: 0 P: 3	R: 1 E: 0 K: 0 S: 4	H: 1 LOB: 1 BB: 1 P: 8	R: 0 E: 0 K: 1 S: 5	H: 0 LOB: 0 BB: 0 P: 5	R: 0 E: 0 K: 1 S: 4	H: 0 LOB: 0 BB: 1 P: 8	R: 0 E: 0 K: 0 S: 5	H: 2 LOB: 3 BB: 1 P: 9	R: 0 E: 0 K: 0 S: 2	H: 0 LOB: 0 BB: 1 P: 6	R: 0 E: 1 K: 2 S: 10	H: 2 LOB: 3 BB: 0 P: 10	R: 3 E: 0 K: 0 S: 5	H: 3 LOB: 0 BB: 1 P: 9	R: 0 E: 1 K: 0 S: 5	H: 2 LOB: 2 BB: 0 P: 5	1B: 9 2B: 4 3B: 1 HR: 0	SF: 0 SAC: 1 DP: 4 HBP: 0	WP: 0 PB: 0 SB: 0 CS: 1	PA: 40															
PITCHER	IP WLS BF H R ER SO BB IBB HBP BLK WP HR S P ERA WHIP																																				
Craig McMurtry, R (1, 1) <small>ERA: 2.88</small> Terry Forster, L (7, 1) <small>ERA: 1.78</small> Gene Garber, R (9, 1) <small>ERA: 4.01</small>	6.1	L	27	6	1	1	2	4	0	0	0	0	0	27	43	1.42	1.579																				
	2.1		11	4	3	3	2	0	1	0	0	0	0	14	18	11.57	1.714																				
	0.1		2	1	0	0	0	0	0	0	0	0	0	2	2	0.00	3.000																				

Los Angeles Dodgers @ Atlanta Braves
Atlanta-Fulton County Stadium, Atlanta, GA

Thu Jun 09 1983, 7:05 PM EDT
Att: 47,501 - Unknown

AB	34
R	4
H	11
RBI	4
BB	5
SO	4
LOB	27



Batter	1	2	3	4	5	6	7	8	9	AB	R	H	RBI	BB	SO	LOB	BOTTOM
Brett Butler, L (1, 7) OBP: 0.314, SLG: 0.338	0-0 6-3		0-0 1B		0-0 CS 1B		4-0 CS BB			3	0	2	0	1	0	0	Los Angeles Dodgers @ Atlanta Braves Atlanta-Fulton County Stadium, Atlanta, GA Thu Jun 09 1983, 7:05 PM EDT Att. 47,501 - Unknown
Rafael Ramirez, R (1, 6) OBP: 0.331, SLG: 0.351	0-0 F7		0-3 K		0-0 CS 1-2	0-3 K	0-0 CS 1-2	0-0 1B 3B		4	1	1	0	0	2	2	
Claudell Washington, L (1, 9) OBP: 0.337, SLG: 0.426	0-0 G3		0-0 1-3			0-0 6-3 2B		0-0 FC4-6 1B		4	1	2	1	0	0	2	
Dale Murphy, R (1, 8) OBP: 0.397, SLG: 0.562		0-0 G6-4-3 1B		0-3 K		0-0 6-3		0-0 FC4-6 1B		4	0	1	0	0	1	2	
Bob Horner, R (1, 5) OBP: 0.395, SLG: 0.543		0-0 G6-4-3 1-2f		0-0 F7		4-0 2B BB		0-0 G5-4-3 1-2f		3	0	0	0	1	0	2	
Chris Chambliss, L (1, 3) OBP: 0.342, SLG: 0.451		0-0 E S 1B		0-0 1B		0-0 2B		0-0 P4		4	0	3	1	0	0	0	
Glenn Hubbard, R (1, 4) OBP: 0.358, SLG: 0.405		0-0 6-3		0-0 P4		0-0 P6		0-3 K		3	0	0	0	0	0	4	
Terry Forster, L (7, 1) OBP: 1.000, SLG: 1.333		0-0 1-3		0-0 1B		0-0 F8		0-0 4-3		0	0	0	0	0	0	0	
Gene Garber, R (9, 1) OBP: 1.000, SLG: 1.333						0-0 F8		0-0 4-3		0	0	0	0	0	0	0	
Biff Pocoroba, S (9, PH) OBP: 0.200, SLG: 0.222						0-0 K		0-3 K		1	0	0	0	0	1	0	
Bruce Benedict, R (1, 2) OBP: 0.417, SLG: 0.399						0-3 K		0-3 K		2	0	0	0	0	2	1	
Craig McMurtry, R (1, 1) OBP: 0.192, SLG: 0.125						0-0 K		0-3 K		1	0	0	0	0	1	0	
Jerry Royster, R (7, 4) OBP: 0.300, SLG: 0.267																	

Inning Stats		R: 0 E: 0 K: 0 S: 3	H: 0 LOB: 0 BB: 0 P: 3	R: 0 E: 0 K: 0 S: 4	H: 2 LOB: 1 BB: 0 P: 4	R: 0 E: 0 K: 2 S: 9	H: 2 LOB: 2 BB: 0 P: 9	R: 0 E: 0 K: 1 S: 6	H: 1 LOB: 1 BB: 0 P: 6	R: 0 E: 0 K: 1 S: 5	H: 1 LOB: 0 BB: 0 P: 5	R: 1 E: 0 K: 1 S: 7	H: 2 LOB: 2 BB: 1 P: 11	R: 0 E: 0 K: 1 S: 4	H: 0 LOB: 0 BB: 1 P: 8	R: 1 E: 0 K: 0 S: 4	H: 2 LOB: 0 BB: 0 P: 4	R: 0 E: 0 K: 1 S: 5	H: 0 LOB: 0 BB: 0 P: 5	1B: 7 2B: 2 3B: 1 HR: 0	SF: 0 SAC: 0 DP: 2 HBP: 0	WP: 0 PB: 0 SB: 1 CS: 2	PA: 37													
PITCHER	PITCHER	IP	WLS	BF	H	R	ER	SO	BB	IBB	HBP	BLK	WP	HR	S	P	ERA	WHIP	IP	WLS	BF	H	R	ER	SO	BB	IBB	HBP	BLK	WP	HR	S	P	ERA	WHIP	
Burt Hooton, R (1, 1) ERA: 3.56	Tom Niedenfuer, R (6, 1) ERA: 1.98	5.2		24	8	1	1	5	1	0	0	0	0	0	33	37	1.59	1.588	3.0	W	10	2	1	1	2	1	0	0	0	0	0	0	0	0	0	0
Dave Stewart, R (7, 1) ERA: 1.73		3.0		10	2	1	1	2	1	0	0	0	0	0	13	17	3.00	1.000																		




livebaseballscorecards.com

Batter	1	2	3	4	5	6	7	8	9	AB	R	H	RBI	BB	SO	LOB	TOP	
Derrel Thomas, S (1, 4) <small>OBP: 0.438, SLG: 0.453</small> Rafael Landestoy, S (6, PH) <small>OBP: 0.278, SLG: 0.333</small>	0-0 2B	0-0 4-3		0-0 4-3		0-0 F7		0-0 1B		3	0	1	0	0	0	4		
Ken Landreaux, L (1, 8) <small>OBP: 0.318, SLG: 0.416</small> Ron Roenicke, S (8, PH) <small>OBP: 0.286, SLG: 0.282</small>	0-0 F7		0-0 G3		0-0 1B		0-0 G3	0-0 1B		4	0	1	0	0	0	1		
Dusty Baker Jr., R (1, 7) <small>OBP: 0.322, SLG: 0.390</small>	0-0 F7		4-0 1B BB		0-0 F7		0-0 F9 2B		0-0 F8	4	0	1	0	1	0	2		
Pedro Guerrero, R (1, 5) <small>OBP: 0.369, SLG: 0.534</small>	0-3 K		0-0 1B		0-0 L5		0-0 F9		0-0 6-3	5	0	1	0	0	1	3		
Greg Brock, L (1, 3) <small>OBP: 0.368, SLG: 0.478</small>		4-0 BB BB BB	0-0 F8		4-0 BB		0-0 F8		0-0 G3	3	0	0	0	2	0	2		
Rick Monday, L (1, 9) <small>OBP: 0.386, SLG: 0.467</small> Mike Marshall, R (8, PH) <small>OBP: 0.298, SLG: 0.345</small>		4-0 1-2 BB BB		0-0 3B 2B		0-3 K		0-3 K		2	1	1	0	1	1	2		
Steve Yeager, R (1, 2) <small>OBP: 0.287, SLG: 0.468</small>		0-0 P1		0-0 3B		0-0 F8		0-3 K		4	0	1	1	0	1	2		
Bill Russell, R (1, 6) <small>OBP: 0.350, SLG: 0.311</small>		0-0 P4		0-0 P5		1-0 1B CS HBP		0-0 1B 1B 1B		3	1	1	0	0	0	3		
Jerry Reuss, L (1, 1) <small>OBP: 0.229, SLG: 0.212</small> Pat Zachry, R (6, 1) Jose Morales, R (8, PH) <small>OBP: 0.462, SLG: 0.846</small> Dave Anderson, R (8, PR) <small>OBP: 0.163, SLG: 0.238</small> Tom Niedenfuer, R (8, 1)		4-0 BB		0-0 G3		0-0 1B		0-0 1B 1B		2	0	1	0	1	0	1		
Inning Stats	R: 0 E: 0 K: 1 S: 6 H: 1 LOB: 1 P: 6	R: 0 E: 0 K: 0 S: 3 H: 0 LOB: 3 BB: 3 P: 15	R: 0 E: 0 K: 0 S: 3 H: 1 LOB: 1 BB: 1 P: 7	R: 1 E: 0 K: 0 S: 5 H: 2 LOB: 1 BB: 0 P: 5	R: 0 E: 0 K: 1 S: 6 H: 1 LOB: 2 BB: 1 P: 10	R: 0 E: 0 K: 0 S: 3 H: 1 LOB: 1 BB: 0 P: 4	R: 0 E: 0 K: 0 S: 4 H: 1 LOB: 1 BB: 0 P: 4	R: 1 E: 0 K: 2 S: 10 H: 4 LOB: 2 BB: 0 P: 10	R: 0 E: 0 K: 0 S: 3 H: 0 LOB: 0 BB: 0 P: 3	1B: 7 2B: 3 3B: 1 HR: 0 SF: 0 SAC: 0 DP: 0 HBP: 1	WP: 0 PB: 0 SB: 1 CS: 1 PA: 41							
PITCHER Charlie Puleo, R (1, 1) <small>ERA: 4.95</small> Bill Scherrer, L (7, 1) <small>ERA: 3.51</small> Ben Hayes, R (9, 1) <small>ERA: 10.35</small>	IP	WLS	BF	H	R	ER	SO	BB	IBB	HBP	BLK	WP	HR	S	P	ERA	WHIP	
	6.2	W	31	7	1	1	2	5	0	1	0	0	0	29	50	1.35	1.800	
	1.1		7	4	1	1	2	0	0	0	0	0	0	11	11	6.75	3.000	
	1.0	S	3	0	0	0	0	0	0	0	0	0	0	3	3	0.00	0.000	

Los Angeles Dodgers @ Cincinnati Reds
 Riverfront Stadium, Cincinnati, OH
 Fri Jun 10 1983, 7:05 PM EDT
 Att: 16,955 - Unknown

AB	35
R	2
H	11
RBI	2
BB	5
SO	4
LOB	22



Batter	1	2	3	4	5	6	7	8	9	AB R H RBI BB SO LOB	BOTTOM								
Gary Redus, R OBP: 0.351, SLG: 0.487 (1, 7)	0-0 2B		0-0 F8		0-0 SH1-3	0-3 K				3 0 1 0 0 1 1	Los Angeles Dodgers @ Cincinnati Reds Riverfront Stadium, Cincinnati, OH Fri Jun 10 1983, 7:05 PM EDT Att. 16,955 - Unknown AB 29 R 3 H 7 RBI 1 BB 5 SO 6 LOB 20 								
Eddie Milner, L OBP: 0.349, SLG: 0.345 (1, 8)	0-3 K		0-0 2B		4-0 1B BB	0-0 FC4-6				3 1 1 0 0 1 1 2									
Dave Concepcion, R OBP: 0.305, SLG: 0.291 (1, 6)	0-3 K		0-3 K		0-0 1B		0-0 F8			4 0 1 0 0 2 2									
Johnny Bench, R OBP: 0.329, SLG: 0.446 (1, 3)	0-0 F8			0-0 F8	0-0 E4		0-0 5-3			4 0 0 0 0 0 2									
Alan Knicely, R OBP: 0.333, SLG: 0.292 Duane Walker, L OBP: 0.328, SLG: 0.426 (1, 9) (7, 9)		0-0 6-3 2B		4-0 1B BB	4-0 G6-4-3 IBB		0-3 K			1 0 1 0 2 0 0 1 0 0 0 0 1 0									
Kelly Paris, R OBP: 0.214, SLG: 0.231 (1, 5)		0-0 6-3		0-0 1B	0-0 G6-4-3			4-0 SH1-3 BB		3 0 1 0 1 0 4									
Ron Oester, S OBP: 0.336, SLG: 0.459 (1, 4)		0-0 6-3		0-3 K		0-0 2B		0-0 SH1-3		3 1 1 0 0 1 3									
Dann Bilardello, R OBP: 0.255, SLG: 0.354 (1, 2)		0-0 5-3		0-0 6-3		0-0 FC6-5 2B		0-0 F9		4 0 1 1 0 0 4									
Charlie Puleo, R OBP: 0.143, SLG: 0.077 Bill Scherrer, L OBP: 0.500, SLG: 0.333 Paul Householder, S OBP: 0.327, SLG: 0.402 Ben Hayes, R (1, 1) (7, 1) (8, PH) (9, 1)			0-0 F9		4-0 1B SH1-3 E BB	0-0 FC6-5		0-0 G3		2 1 0 0 1 0 1 0 0 0 0 0 0 0 1 0 0 0 0 0 1 0 0 0 0 0 0 0									
Inning Stats	R: 0 E: 0 K: 2 S: 8	H: 1 LOB: 1 BB: 0 P: 8	R: 0 E: 0 K: 0 S: 4	H: 1 LOB: 1 BB: 0 P: 4	R: 0 E: 0 K: 1 S: 6	H: 1 LOB: 2 BB: 1 P: 10	R: 2 E: 1 K: 0 S: 4	H: 1 LOB: 2 BB: 3 P: 16	R: 1 E: 0 K: 1 S: 7	H: 2 LOB: 1 BB: 0 P: 7		R: 0 E: 0 K: 1 S: 5	H: 0 LOB: 0 BB: 0 P: 5	R: 0 E: 0 K: 0 S: 3	H: 0 LOB: 1 BB: 1 P: 7	1B: 2 2B: 5 3B: 0 HR: 0	SF: 0 SAC: 2 DP: 1 HBP: 0	WP: 0 PB: 0 SB: 0 CS: 0	PA: 36 ERA WHIP
PITCHER	IP WLS BF H R ER SO BB IBB HBP BLK WP HR S P ERA WHIP																		
Jerry Reuss, L ERA: 2.84 (1, 1)	5.0 L	26 0	7 0	3 0	1 0	4 2	3 0	1 0	0 0	0 0	0 0	0 0	0 0	1.80 2.000					
Pat Zachry, R ERA: 2.63 (6, 1)	2.0	6	0	0	0	2	0	0	0	0	0	0	0	0.00 0.000					
Tom Niedenfuer, R ERA: 1.91 (8, 1)	1.0	4	0	0	0	0	1	0	0	0	0	0	0	0.00 1.000					

livebaseballscorecards.com

Batter	1	2	3	4	5	6	7	8	9	AB R H RBI BB SO LOB	TOP																
Rafael Landestoy, S OBP: 0.318, SLG: 0.333 (1, 4)	0-0 4-3		0-0 6-3			0-0 FC6-4 1B		4-0 G4-6-3 BB		3 0 1 0 1 0 0	Los Angeles Dodgers @ Cincinnati Reds Riverfront Stadium, Cincinnati, OH Sat Jun 11 1983, 7:05 PM EDT Att. 22,186 - Unknown livebaseballscorecards.com																
Ken Landreaux, L OBP: 0.317, SLG: 0.410 (1, 8)	4-0 1B 5-3 BB		0-0 F7			0-0 F7		0-0 G4-6-3 1-2f		3 1 0 0 1 0 2																	
Dusty Baker Jr., R OBP: 0.321, SLG: 0.388 (1, 7)	0-0 1-3 5-3 1B			0-0 F7		0-0 FC6-4 1-2f		0-0 5-3		4 0 1 0 0 0 1																	
Pedro Guerrero, R OBP: 0.367, SLG: 0.526 (1, 5)	0-0 1-2 5-3			4-0 L4-3 BB			0-0 4-3		0-0 6-3	3 0 0 1 1 0 1																	
Greg Brock, L OBP: 0.370, SLG: 0.476 (1, 3)	0-0 F7			0-0 L4-3 1-2			0-0 1B BB 1B		4-0 HR BB	3 1 1 0 1 0 2																	
Rick Monday, L OBP: 0.383, SLG: 0.447 (1, 9)		0-0 3-4-3			0-0 4-3		4-0 1B BB		0-3 K	2 0 0 0 1 0 0																	
Mike Marshall, R OBP: 0.295, SLG: 0.342 (9, PH)							1-2 BB			1 0 0 0 0 1 1																	
Bill Russell, R OBP: 0.355, SLG: 0.341 (1, 6)		0-3 K			0-0 6-3		0-0 1-2 2-3 1B		0-0 1-H HR	4 1 2 2 0 1 0																	
Gilberto Reyes, R (1, 2)		0-3 K			0-0 5-3		0-3 K		0-0 1B	2 0 0 0 0 1 0																	
Ron Roenicke, S OBP: 0.283, SLG: 0.279 (7, PH)										1 0 0 0 0 1 3																	
Steve Yeager, R OBP: 0.282, SLG: 0.471 (7, 2)										1 0 1 0 0 0 0																	
Joe Beckwith, L (1, 1)			0-3 K			0-3 K		0-0 4-3		0-3 K	1 0 0 0 0 0 1 0																
Derrel Thomas, S OBP: 0.431, SLG: 0.444 (6, PH)										1 0 0 0 0 0 1 0																	
Ricky Wright, L (6, 1)										0 0 0 0 0 0 0 0																	
Jose Morales, R OBP: 0.429, SLG: 0.786 (7, PH)										1 0 0 0 0 0 0 3																	
Tom Niedertuer, R (7, 1)										0 0 0 0 0 0 0 0																	
Fernando Valenzuela, L OBP: 0.275, SLG: 0.410 (8, PH)										1 0 0 0 0 0 1 1																	
Dave Stewart, R OBP: 0.167, SLG: 0.167 (9, 1)										0 0 0 0 0 0 0 0																	
Inning Stats	R: 1 H: 1 E: 0 LOB: 1 K: 0 BB: 1 S: 4 P: 8	R: 0 H: 0 E: 0 LOB: 0 K: 2 BB: 0 S: 7 P: 7	R: 0 H: 0 E: 0 LOB: 0 K: 1 BB: 0 S: 5 P: 5	R: 0 H: 0 E: 0 LOB: 0 K: 0 BB: 1 S: 2 P: 6	R: 0 H: 0 E: 0 LOB: 0 K: 0 BB: 0 S: 3 P: 3	R: 0 H: 1 E: 0 LOB: 1 K: 1 BB: 0 S: 6 P: 6	R: 0 H: 2 E: 0 LOB: 3 K: 1 BB: 1 S: 7 P: 11	R: 0 H: 0 E: 0 LOB: 0 K: 0 BB: 1 S: 2 P: 6	R: 2 H: 2 E: 0 LOB: 1 K: 2 BB: 1 S: 9 P: 13	1B: 5 SF: 0 2B: 1 SAC: 0 3B: 0 DP: 2 HR: 1 HBP: 0	WP: 0 PA: 36 PB: 0 SB: 0 CS: 0																
PITCHER	IP WLS BF H R ER SO BB IBB HBP BLK WP HR S P ERA WHIP											PITCHER	IP WLS BF H R ER SO BB IBB HBP BLK WP HR S P ERA WHIP														
Frank Pastore, R ERA: 5.61 (1, 1)	8.1	32	4	2	2	5	5	0	0	0	0	0	0	37	57	2.16	1.080										
Bill Scherrer, L ERA: 3.48 (9, 1)	0.1	1	0	0	0	1	0	0	0	0	0	0	0	3	3	0.00	0.000										
Ben Hayes, R ERA: 10.62 (9, 1)	0.1	L	3	2	1	1	1	0	0	0	0	0	1	5	5	27.00	6.000										



Batter	1	2	3	4	5	6	7	8	9	AB	R	H	RBI	BB	SO	LOB
Gary Redus, R OBP: 0.352, SLG: 0.483 Cesar Cedeno, R OBP: 0.333, SLG: 0.395	4-0 1B FC6-5 BB	0-0 P6			0-0 6-3		0-0 P6		0-0 CS 1B	1	1	0	0	1	0	1
Eddie Milner, L OBP: 0.354, SLG: 0.345	0-0 1-3 FC6-5 1B		0-0 F9		4-0 4-3 BB		0-0 6-3		4-0 1-2 BB	3	0	1	0	2	0	0
Dave Concepcion, R OBP: 0.303, SLG: 0.289	0-0 1-3 1-2		0-0 G6-4-3 1B		0-0 4-3 1-2		0-3 K		0-3 K	5	0	1	0	0	2	4
Johnny Bench, R OBP: 0.322, SLG: 0.437	0-0 FC6-5 2-H 3-H		0-0 G6-4-3 1-2f		0-0 F7			0-0 F7		4	0	0	1	0	0	3
Duane Walker, L OBP: 0.338, SLG: 0.439	0-3 K			0-0 SH1-3 2B		0-0 F7		4-0 G3 BB		3	0	1	0	1	1	1
Ron Oester, S OBP: 0.341, SLG: 0.471		0-0 WP 3B		0-0 SH1-3 2-3		0-0 6-3 1B		0-0 G3 1-2		3	1	2	0	0	0	1
Wayne Krenchicki, L OBP: 0.371, SLG: 0.357		0-0 F7 3-H		4-0 IBB		0-0 6-3 1-2		4-0 IBB		2	0	0	0	2	0	1
Dann Bilardello, R OBP: 0.264, SLG: 0.347		4-0 SH3 BB		0-0 P4		4-0 IBB		0-3 K		2	0	0	0	2	1	4
Frank Pastore, R OBP: 0.250, SLG: 0.211 Bill Scherrer, L OBP: 0.500, SLG: 0.333 Ben Hayes, R		0-0 SH3		0-0 P4		0-3 K			0-0 3-1	2	0	0	0	0	1	4
Tom Foley, L OBP: 0.433, SLG: 0.458		1-2								0	0	0	0	0	0	0
										0	0	0	0	0	0	0
										1	0	0	0	0	0	0

BOTTOM

Los Angeles Dodgers @ Cincinnati Reds
Riverfront Stadium, Cincinnati, OH
Sat Jun 11 1983, 7:05 PM EDT
Att. 22,186 - Unknown

AB	29
R	2
H	6
RBI	1
BB	8
SO	5
LOB	19



Inning	1	2	3	4	5	6	7	8	9	1B	2B	3B	SF	WP	HR	S	P	ERA	WHIP
R: 1 E: 0 K: 1 S: 6	H: 1 LOB: 1 BB: 1 P: 10	R: 1 E: 0 K: 0 S: 4	H: 1 LOB: 1 BB: 1 P: 8	R: 0 E: 0 K: 0 S: 3	H: 1 LOB: 0 BB: 0 P: 3	R: 0 E: 0 K: 0 S: 4	H: 1 LOB: 2 BB: 1 P: 8	R: 0 E: 0 K: 1 S: 6	H: 1 LOB: 2 BB: 1 P: 10	R: 0 E: 0 K: 1 S: 5	H: 0 LOB: 0 BB: 0 P: 5	R: 0 E: 0 K: 1 S: 5	H: 0 LOB: 2 BB: 2 P: 13	R: 0 E: 0 K: 1 S: 5	H: 1 LOB: 1 BB: 1 P: 9	1B: 4 2B: 1 3B: 1 HR: 0	SF: 0 SAC: 2 DP: 1 HBP: 0	WP: 1 PB: 0 SB: 0 CS: 1	PA: 39 ERA WHIP

PITCHER	IP	WLS	BF	H	R	ER	SO	BB	IBB	HBP	BLK	WP	HR	S	P	ERA	WHIP
Joe Beckwith, R ERA: 3.08	(1, 1)			4	2	2	1	3	1	0	0	1	0	20	36	3.60	1.400
Ricky Wright, L ERA: 4.5	(6, 1)		5	1	0	0	1	0	1	0	0	0	0	6	10	0.00	1.000
Tom Niedenfuer, R ERA: 1.78	(7, 1)	W	8	0	0	0	2	1	1	0	0	0	0	10	18	0.00	0.500
Dave Stewart, R ERA: 1.69	(9, 1)	S	4	1	0	0	1	1	0	0	0	0	0	5	9	0.00	2.000

Batter	1	2	3	4	5	6	7	8	9
Eddie Milner, L (1, 8) OBP: 0.361, SLG: 0.343	0-0 6-3 		4-0 2B BB 		4-0 SH5-3 1B BB 	4-0 BB 			
Tom Foley, L (1, 6) OBP: 0.394, SLG: 0.407	0-0 4-3 		0-0 P5 		0-0 SH5-3 	0-0 F9 			
Duane Walker, L (1, 7) OBP: 0.348, SLG: 0.459	0-3 K 		0-0 1-3 2-H 2B 		0-0 2-H 1B 		0-0 F8 		
Cesar Cedeno, R (1, 3) OBP: 0.331, SLG: 0.390		0-0 L5 	0-3 K 		0-3 K 		0-0 CS 1B 		
Ron Oester, S (1, 4) OBP: 0.339, SLG: 0.467		0-0 E8 1B 		0-0 P2 	0-3 K 		0-0 F2 		
Paul Householder, S (1, 9) OBP: 0.342, SLG: 0.443		0-0 1-3 		0-0 4-3 1B 		0-0 HR 	0-0 FC4-8 1B 		
Wayne Krenchicki, L (1, 5) OBP: 0.364, SLG: 0.350		0-0 4-3 		0-0 4-3 		0-0 SH1-4 1B 	0-0 F8 		
Alex Trevino, R (1, 2) OBP: 0.283, SLG: 0.287			4-0 SH3-4 2B BB 	4-0 IBB 		0-0 F9 	0-0 FC4-6 		
Mario Soto, R (1, 1) OBP: 0.152, SLG: 0.182			0-0 SH3-4 	0-3 K 		0-0 SH1-4 	0-3 K 		

AB R H RBI BB SO LOB

1	1	0	0	3	0	0
3	0	0	0	0	0	4
4	0	2	2	0	1	0
4	0	1	0	0	2	3
4	0	1	0	0	1	2
4	1	3	1	0	0	1
4	0	1	0	0	0	3
2	1	0	0	2	0	2
2	0	0	0	0	2	3

1B: 6	SF: 0	WP: 0	PA: 36
2B: 1	SAC: 3	PB: 0	
3B: 0	DP: 0	SB: 1	
HR: 1	HBP: 0	CS: 1	

PITCHER	IP	WLS	BF	H	R	ER	SO	BB	IBB	HBP	BLK	WP	HR	S	P	ERA	WHIP
Bob Welch, R (1, 1) ERA: 3.13	5.0	L	25	6	3	3	5	3	1	0	0	0	1	31	47	5.40	1.800
Pat Zachry, R (6, 1) ERA: 2.3	2.0		7	1	0	0	0	1	0	0	0	0	0	6	10	0.00	1.000
Alejandro Pena, R (8, 1) ERA: 2.32	1.0		4	1	0	0	1	0	0	0	0	0	0	6	6	0.00	1.000

Los Angeles Dodgers @ Cincinnati Reds
 Riverfront Stadium, Cincinnati, OH
 Sun Jun 12 1983, 3:33 AM EDT
 Att. 23,476 - Unknown

livebaseballscorecards.com

AB	28
R	3
H	8
RBI	3
BB	5
SO	6
LOB	18



Batter	1	2	3	4	5	6	7	8	9	AB R H RBI BB SO LOB	TOP		
Rafael Landestoy, S (1, 4) OBP: 0.290, SLG: 0.276	0-0 E6 CS		0-0 F9		0-3 K			0-0 BB 1B 1B	0-0 4-3	5 1 1 0 0 1 0			
Bill Russell, R (1, 6) OBP: 0.358, SLG: 0.341	0-0 1-5-3		0-0 F5			0-0 6-3		0-0 1B BB SF7 1B		4 1 1 0 0 0 1			
Dusty Baker Jr., R (1, 7) OBP: 0.314, SLG: 0.375	0-0 F8		0-0 F8			0-3 K		4-0 BB 1B		3 0 0 0 1 1 0			
Pedro Guerrero, R (1, 5) OBP: 0.367, SLG: 0.518		0-3 K		0-3 K		0-3 K		0-0 1B		4 0 1 1 0 3 0			
Greg Brock, L (1, 3) OBP: 0.370, SLG: 0.472		0-3 K		0-0 1B			0-3 K	0-0 SF7		3 0 1 1 0 2 0			
Steve Yeager, R (1, 2) OBP: 0.297, SLG: 0.487		4-0 1B BB 1B		0-0 P3			0-0 HR	0-0 F7		3 2 1 1 1 0 3			
Mike Marshall, R (1, 9) OBP: 0.301, SLG: 0.372 Derrel Thomas, S (8, 9) OBP: 0.424, SLG: 0.436		0-0 1B 1-3 1B		0-3 K			0-0 HR	0-0 1-3		4 1 2 1 0 1 3 0 0 0 0 0 0 0	AB 34 R 5 H 8 RBI 5 BB 2 SO 10 LOB 9		
Ron Roenicke, S (1, 8) OBP: 0.278, SLG: 0.275		0-0 1B			0-0 F8		0-0 F7		0-0 F9	4 0 1 1 0 0 0			
Fernando Valenzuela, L (1, 1) OBP: 0.250, SLG: 0.372		0-3 K		0-0 F8			0-0 F8		0-3 K	4 0 0 0 0 2 2			
Inning Stats	R: 0 H: 0 E: 1 LOB: 0 K: 0 BB: 0 S: 3 P: 3	R: 1 H: 2 E: 0 LOB: 2 K: 3 BB: 1 S: 11 P: 15	R: 0 H: 0 E: 0 LOB: 0 K: 0 BB: 0 S: 3 P: 3	R: 0 H: 1 E: 0 LOB: 1 K: 2 BB: 0 S: 8 P: 8	R: 0 H: 0 E: 0 LOB: 0 K: 1 BB: 0 S: 5 P: 5	R: 0 H: 0 E: 0 LOB: 0 K: 2 BB: 0 S: 7 P: 7	R: 2 H: 2 E: 0 LOB: 0 K: 1 BB: 0 S: 7 P: 7	R: 2 H: 3 E: 0 LOB: 2 K: 0 BB: 1 S: 6 P: 10	R: 0 H: 0 E: 0 LOB: 0 K: 1 BB: 0 S: 5 P: 5	1B: 6 SF: 1 2B: 0 SAC: 0 3B: 0 DP: 0 HR: 2 HBP: 0	WP: 0 PA: 37 PB: 0 SB: 0 CS: 1		
PITCHER	IP WLS BF H R ER SO BB IBB HBP BLK WP HR S P ERA WHIP											PITCHER	IP WLS BF H R ER SO BB IBB HBP BLK WP HR S P ERA WHIP
Joe Price, L (1, 1) ERA: 2.91	7.0 L 29 7 5 5 9 1 0 0 0 0 0 2 46 50 6.43 1.143												
Ted Power, R (8, 1) ERA: 4.87	0.0 2 1 0 0 0 1 0 0 0 0 0 0 1 5 ∞ ∞												
Bill Scherrer, L (8, 1) ERA: 3.38	1.0 3 0 0 0 0 0 0 0 0 0 0 0 3 3 0.00 0.000												
Keefe Cato, R (9, 1) ERA:	1.0 3 0 0 0 0 1 0 0 0 0 0 0 5 5 0.00 0.000												

Los Angeles Dodgers @ Cincinnati Reds
Riverfront Stadium, Cincinnati, OH
Mon Jun 13 1983, 3:33 AM EDT
Att. 18,205 - Unknown

livebaseballscorecards.com



BOTTOM

Los Angeles Dodgers @ Cincinnati Reds

Riverfront Stadium, Cincinnati, OH

Mon Jun 13 1983, 3:33 AM EDT

Att. 18,205 - Unknown

livebaseballscorecards.com

AB 30
R 1
H 5
RBI 1
BB 3
SO 6
LOB 16



WP: 0 PA: 34
PB: 0
SB: 0
CS: 0

ERA WHIP

Main game log table with columns for Batter, Inning (1-9), AB, R, H, RBI, BB, SO, LOB. Includes player names, stats, and play diagrams.

PITCHER summary table with columns for IP, WLS, BF, H, R, ER, SO, BB, IBB, HBP, BLK, WP, HR, S, P, ERA, WHIP.

Summary table for PITCHER Fernando Valenzuela, L (1, 1) with stats: IP 9.0, WLS 1, BF 34, H 5, R 1, ER 1, SO 6, BB 3, IBB 0, HBP 0, BLK 0, WP 0, HR 1, S 43, P 55, ERA 3.06, WHIP 0.889.

Batter	1	2	3	4	5	6	7	8	9	AB R H RBI BB SO LOB	TOP			
Brett Butler, L (1, 7) OBP: 0.313, SLG: 0.330 Terry Harper, R (9, PH) OBP: 0.366, SLG: 0.402	0-0 F7		0-0 F8			0-0 4-3		0-3 K	0-0 1B	4 0 0 0 0 1 0 1 0 1 0 0 0 0	Atlanta Braves @ Los Angeles Dodgers Dodger Stadium, Los Angeles, CA Tue Jun 14 1983, 7:05 PM PDT Att: 47,639 - Unknown			
Rafael Ramirez, R (1, 6) OBP: 0.319, SLG: 0.335	0-0 F8		0-3 K			0-0 WP 1B		0-3 1B BB	0-0 F8	4 1 1 0 1 1 2				
Claudell Washington, L (1, 9) OBP: 0.332, SLG: 0.424	0-0 CS 1B				0-0 3-1	0-0 F8 1-2		0-3 K		4 0 1 0 0 1 2				
Dale Murphy, R (1, 8) OBP: 0.417, SLG: 0.635	0-0 CS 1-2	0-0 F7			0-0 HR	0-3 K		0-0 1B 1-2 1B		4 1 2 1 0 1 1				
Bob Horner, R (1, 5) OBP: 0.403, SLG: 0.559		0-0 E6 3-1			0-3 K		0-0 HR	0-0 1-3 2-H 1B		4 1 2 2 0 1 0				
Chris Chambliss, L (1, 3) OBP: 0.322, SLG: 0.418		0-0 3-1			0-3 K		0-0 4-3	0-0 F9		4 0 0 0 0 1 3				
Jerry Royster, R (1, 4) OBP: 0.299, SLG: 0.267		4-0 BB				0-0 F9		0-0 6-3 2B	0-0 F2	3 0 1 0 1 0 0				
Bruce Benedict, R (1, 2) OBP: 0.399, SLG: 0.376 Ken Smith, L (9, PR) OBP: 0.231, SLG: 0.417		0-0 L7				0-0 1-3		0-0 6-3	0-0 1B 1B	4 0 1 0 0 0 3 0 0 0 0 0 0 0				
Craig McMurtry, R (1, 1) OBP: 0.179, SLG: 0.115 Donnie Moore, L (6, 1) OBP: 0.333, SLG: 0.333 Biff Pocoroba, S (7, PH) OBP: 0.269, SLG: 0.333 Steve Bedrosian, R (7, 1) Bob Watson, R (9, PH) OBP: 0.429, SLG: 0.540			0-3 K			0-3 K		0-0 L1	0-0 P5	2 0 0 0 0 2 0 0 0 0 0 0 0 0 1 0 0 0 0 0 1 0 0 0 0 0 0 0 1 0 0 0 0 0 1				
Inning Stats	R: 0 E: 0 K: 0 S: 3 H: 1 LOB: 0 BB: 0 P: 3	R: 0 E: 1 K: 0 S: 4 H: 0 LOB: 2 BB: 1 P: 8	R: 0 E: 0 K: 2 S: 7 H: 0 LOB: 0 BB: 0 P: 7	R: 1 E: 0 K: 2 S: 8 H: 1 LOB: 0 BB: 0 P: 8	R: 0 E: 0 K: 1 S: 5 H: 0 LOB: 0 BB: 0 P: 5	R: 0 E: 0 K: 1 S: 6 H: 1 LOB: 1 BB: 0 P: 6	R: 1 E: 0 K: 0 S: 5 H: 2 LOB: 1 BB: 0 P: 5	R: 1 E: 0 K: 2 S: 9 H: 2 LOB: 2 BB: 1 P: 13	R: 0 E: 0 K: 0 S: 5 H: 2 LOB: 2 BB: 0 P: 5	1B: 6 2B: 1 3B: 0 HR: 2 SF: 0 SAC: 0 DP: 0 HBP: 0		WP: 1 PB: 0 SB: 0 CS: 1 PA: 39		
PITCHER Burt Hooton, R (1, 1) ERA: 3.5 Dave Stewart, R (7, 1) ERA: 1.79	IP WLS BF H R ER SO BB IBB HBP BLK WP HR S P ERA WHIP	6.1 W 25 5 2 2 6 1 0 0 0 1 2 36 40 2.84 0.947	2.2 S 13 4 1 1 2 1 0 0 0 0 0 0 16 20 3.38 1.875	PITCHER IP WLS BF H R ER SO BB IBB HBP BLK WP HR S P ERA WHIP										

AB	36
R	3
H	9
RBI	3
BB	2
SO	8
LOB	13



Batter	1	2	3	4	5	6	7	8	9	AB R H RBI BB SO LOB
Steve Sax, R OBP: 0.350, SLG: 0.380 (1, 4)	0-0 4-3 ①		0-0 SH5-4 1-2 2B 1B		0-0 1B L5 1B		0-0 P5			4 1 2 0 0 0 0
Ken Landreaux, L OBP: 0.311, SLG: 0.401 (1, 8)	0-0 4-3 ②		0-0 SH5-4 1-2 2-3		0-0 1-3 S 1B		0-0 F7			3 0 1 0 0 0 0
Dusty Baker Jr., R OBP: 0.313, SLG: 0.377 (1, 7)	0-3 K ③		0-0 2B 2-H 3-H		0-0 L5 1-2 3-H			0-0 1-3 ①		4 0 1 2 0 1 2
Pedro Guerrero, R OBP: 0.369, SLG: 0.516 (1, 5)		0-0 F8 ①	0-0 F9 ②		4-0 1B BB			0-0 G4-6-3 1B		3 0 1 0 1 0 1
Greg Brock, L OBP: 0.366, SLG: 0.467 (1, 3)		0-0 HR 1B	0-0 F8 ③		0-0 F3 ①			0-0 G4-6-3 ② ③ 1-2f		4 1 1 0 0 0 3
Mike Marshall, R OBP: 0.309, SLG: 0.403 Derrel Thomas, S OBP: 0.424, SLG: 0.436 (1, 9) (9, 9)		0-0 HR ①		0-0 6-3 ①		0-0 1-3 1B				3 1 2 2 0 0 0 0 0 0 0 0 0 0
Steve Yeager, R OBP: 0.291, SLG: 0.478 (1, 2)		0-0 F9 ②		0-0 6-3 ②		0-0 L6 ②				3 0 0 0 0 0 2
Bill Russell, R OBP: 0.351, SLG: 0.333 Dave Stewart, R OBP: 0.167, SLG: 0.167 (1, 6) (7, 1)		0-0 1-3 ③		0-0 5-3 ③		0-0 L4 ③				3 0 0 0 0 0 2 0 0 0 0 0 0 0
Burt Hooton, R OBP: 0.192, SLG: 0.167 Dave Anderson, R OBP: 0.159, SLG: 0.233 (1, 1) (7, 6)			0-0 SH5-4 1B 2B 1B		0-3 K ①		0-0 1-3 ①			2 1 1 0 0 1 0 1 0 0 0 0 0 0

Inning Stats	R: 0 E: 0 K: 1 S: 5	H: 0 LOB: 0 BB: 0 P: 5	R: 2 E: 0 K: 0 S: 5	H: 2 LOB: 0 BB: 0 P: 5	R: 2 E: 0 K: 0 S: 6	H: 3 LOB: 1 BB: 0 P: 6	R: 0 E: 0 K: 0 S: 3	H: 0 LOB: 0 BB: 0 P: 3	R: 0 E: 0 K: 1 S: 6	H: 2 LOB: 1 BB: 0 P: 6	R: 0 E: 0 K: 0 S: 4	H: 1 LOB: 2 BB: 1 P: 8	R: 0 E: 0 K: 0 S: 3	H: 0 LOB: 0 BB: 0 P: 3	R: 0 E: 0 K: 0 S: 3	H: 1 LOB: 0 BB: 0 P: 3
--------------	------------------------------	---------------------------------	------------------------------	---------------------------------	------------------------------	---------------------------------	------------------------------	---------------------------------	------------------------------	---------------------------------	------------------------------	---------------------------------	------------------------------	---------------------------------	------------------------------	---------------------------------

PITCHER	IP	WLS	BF	H	R	ER	SO	BB	IBB	HBP	BLK	WP	HR	S	P	ERA	WHIP
Craig McMurtry, R ERA: 3.13 (1, 1)	5.1	L	24	8	4	4	2	1	0	0	0	0	1	27	31	6.75	1.688
Donnie Moore, R ERA: 4.34 (6, 1)	0.2		2	0	0	0	0	0	0	0	0	0	0	2	2	0.00	0.000
Steve Bedrosian, R ERA: 2.49 (7, 1)	2.0		6	1	0	0	0	0	0	0	0	0	0	6	6	0.00	0.500

BOTTOM

Atlanta Braves @ Los Angeles Dodgers
Dodger Stadium, Los Angeles, CA
 Tue Jun 14 1983, 7:05 PM PDT
 Att. 47,639 - Unknown

AB	30
R	4
H	9
RBI	4
BB	1
SO	2
LOB	10

WP	HR	S	P	ERA	WHIP
32					

Batter	1	2	3	4	5	6	7	8	9	AB R H RBI BB SO LOB	TOP						
Claudell Washington, L OBP: 0.329, SLG: 0.419 (1, 9) X	0-0 6-3		0-0 FC1-6-5 2-3		0-0 1-3		0-3 K		0-0 1B 1-2 2-3	5 0 1 0 0 1 3							
Jerry Royster, R OBP: 0.306, SLG: 0.277 (1, 5) X	0-0 1B 1B		0-0 4-3			0-0 E6 FC6-4	0-0 4-3		0-0 1B	5 0 2 1 0 0 2							
Dale Murphy, R OBP: 0.413, SLG: 0.628 (1, 8) X	0-0 1-2 1B			0-3 K		0-0 FC6-4 1B 1-2f		0-0 4-3	0-0 SF8 3-H	4 1 1 1 0 1 1							
Terry Harper, R OBP: 0.368, SLG: 0.396 (1, 7) X Steve Bedrosian, R (9, 1)	0-0 G6-4-3 1-2f			0-3 K		4-0 1B 1-2 BB		0-0 1B CS	0-0 L5	4 0 1 0 1 1 4 0 0 0 0 0 0 0							
Bob Watson, R OBP: 0.450, SLG: 0.556 (1, 3) S Brett Butler, L OBP: 0.313, SLG: 0.330 (9, 7) S				0-0 1B		0-0 1B 1-2 2-H		0-0 1B		4 0 3 1 0 1 0 0 0 0 0 0 0 0							
Glenn Hubbard, R OBP: 0.346, SLG: 0.389 (1, 4) X			0-0 F9		0-0 F8		0-0 F8		0-3 K 2-3	4 0 0 0 0 1 5							
Bruce Benedict, R OBP: 0.392, SLG: 0.368 (1, 2) X			0-0 L3			0-0 6-3	0-0 3-1		0-0 1-3	4 0 0 0 0 0 2							
Rafael Ramirez, R OBP: 0.326, SLG: 0.339 (1, 6) X			0-0 FC1-6-5 SH1-4 1B			0-0 SH3-4 1B		0-0 6-3	4-0 1B 1B BB	3 1 2 0 1 0 0							
Pete Falcone, L OBP: 0.100, SLG: 0.100 (1, 1) X Randy Johnson, R OBP: 0.467, SLG: 0.500 (7, PH) Gene Garber, R (7, 1) Chris Chambliss, L OBP: 0.325, SLG: 0.421 (9, PH) (9, 3)			0-0 SH1-4		0-0 SH3-4		0-0 1B		0-0 1B 1-2 SF8	0 0 0 0 0 0 0 1 0 1 0 0 0 0 0 0 0 0 0 0 0 1 1 1 0 0 0 0							
Inning Stats	R: 0 H: 2 E: 0 LOB: 1 K: 0 BB: 0 S: 4 P: 4	R: 0 H: 0 E: 0 LOB: 0 K: 1 BB: 0 S: 5 P: 5	R: 0 H: 1 E: 0 LOB: 1 K: 0 BB: 0 S: 4 P: 4	R: 0 H: 1 E: 0 LOB: 1 K: 2 BB: 0 S: 8 P: 8	R: 0 H: 1 E: 0 LOB: 1 K: 0 BB: 0 S: 4 P: 4	R: 1 H: 1 E: 1 LOB: 2 K: 0 BB: 1 S: 5 P: 9	R: 0 H: 1 E: 0 LOB: 1 K: 1 BB: 0 S: 6 P: 6	R: 0 H: 2 E: 0 LOB: 1 K: 1 BB: 0 S: 6 P: 6	R: 2 H: 3 E: 0 LOB: 2 K: 0 BB: 1 S: 6 P: 10	1B: 12 SF: 1 2B: 0 SAC: 2 3B: 0 DP: 1 HR: 0 HBP: 0	WP: 0 PA: 40 PB: 0 SB: 0 CS: 1						
PITCHER	IP WLS BF H R ER SO BB IBB HBP BLK WP HR S P ERA WHIP																
Jerry Reuss, L ERA: 2.64 (1, 1)	7.1		32	9	1	0	4	1	0	0	0	0	0	39	43	0.00	1.364
Dave Stewart, R ERA: 2.14 (8, 1)	1.0	L	6	3	2	2	1	1	0	0	0	0	0	7	11	18.00	4.000
Tom Niedenfuer, R ERA: 1.74 (9, 1)	0.2		2	0	0	0	0	0	0	0	0	0	0	2	2	0.00	0.000

Atlanta Braves @ Los Angeles Dodgers
Dodger Stadium, Los Angeles, CA
Wed Jun 15 1983, 7:05 PM PDT
Att: 46,213 - Unknown

livebaseballscorecards.com



Batter	1	2	3	4	5	6	7	8	9	AB	R	H	RBI	BB	SO	LOB
Steve Sax, R OBP: 0.355, SLG: 0.386 (1, 4)	0-0 SH1-3 1B 2B		4-0 S E 5-3 BB		0-0 CS 1B		0-0 F9		0-3 K	4	2	2	0	1	1	2
Bill Russell, R OBP: 0.351, SLG: 0.333 (1, 6)	0-0 SH1-3 2-3		0-0 5-3		0-0 CS 1-2		0-0 E6 CS		0-0 SH1 1B	3	0	1	0	0	0	1
Dusty Baker Jr., R OBP: 0.313, SLG: 0.374 (1, 7)	0-0 P3		0-0 6-3 2-H				4-0 BB 1-2 BB		0-0 SH1 1-2	2	0	0	0	1	0	1
Pedro Guerrero, R OBP: 0.371, SLG: 0.513 (1, 5)	0-0 WP BB 1B 3-H		0-3 K				0-3 K 2		4-0 IBB	3	0	1	1	1	2	1
Greg Brock, L OBP: 0.370, SLG: 0.462 (1, 3)	4-0 WP 1-2 BB			0-0 4-3			4-0 BB 1-2 BB		0-3 K 2	2	0	0	0	2	1	2
Mike Marshall, R OBP: 0.303, SLG: 0.394 (1, 9)	0-0 F9 1-2 2-3			0-0 5-3			0-3 K 3		0-0 4-3 3	3	0	0	0	0	1	4
Derrel Thomas, S OBP: 0.424, SLG: 0.436 (8, 8)										0	0	0	0	0	0	0
Ken Landreaux, L OBP: 0.310, SLG: 0.399 (8, PH)										1	0	0	0	0	0	2
Steve Yeager, R OBP: 0.291, SLG: 0.473 (1, 2)		0-0 G5-4-3 1B		0-0 F8					0-0 F9 1	4	0	1	0	0	0	0
Ron Roenicke, S OBP: 0.267, SLG: 0.263 (1, 8)		0-0 G5-4-3 1-2			0-3 K 1				0-3 K 2	4	0	0	0	0	3	1
Jerry Reuss, L OBP: 0.237, SLG: 0.222 (1, 1)		0-3 K 3			0-3 K 2				0-0 1B	3	0	1	0	0	2	0
Dave Stewart, R OBP: 0.167, SLG: 0.167 (8, 1)										0	0	0	0	0	0	0
Tom Niedenfuer, R (9, 1)										0	0	0	0	0	0	0
Rick Monday, L OBP: 0.369, SLG: 0.442 (9, PH)										1	0	1	0	0	0	0
Dave Anderson, R OBP: 0.159, SLG: 0.233 (9, PR)										0	0	0	0	0	0	0

Inning Stats	R: 1	H: 2	E: 0	K: 0	S: 5	H: 2	LOB: 2	BB: 1	P: 9	R: 0	H: 1	E: 0	K: 1	S: 5	R: 0	H: 0	E: 0	K: 1	S: 5	R: 0	H: 0	E: 0	K: 0	S: 3	R: 0	H: 1	E: 0	K: 2	S: 7	R: 0	H: 0	E: 1	K: 2	S: 7	R: 0	H: 1	E: 0	K: 1	S: 6	R: 0	H: 1	E: 0	K: 1	S: 6	R: 0	H: 1	E: 0	K: 1	S: 8	R: 0	H: 1	E: 0	K: 2	S: 8	R: 0	H: 1	E: 0	K: 2	S: 8	1B: 5	2B: 2	3B: 0	HR: 0	SF: 0	SAC: 2	DP: 1	HBP: 0	WP: 1	PB: 0	SB: 1	CS: 2	PA: 38
--------------	------	------	------	------	------	------	--------	-------	------	------	------	------	------	------	------	------	------	------	------	------	------	------	------	------	------	------	------	------	------	------	------	------	------	------	------	------	------	------	------	------	------	------	------	------	------	------	------	------	------	------	------	------	------	------	------	------	------	------	------	-------	-------	-------	-------	-------	--------	-------	--------	-------	-------	-------	-------	--------

PITCHER	IP	WLS	BF	H	R	ER	SO	BB	IBB	HBP	BLK	WP	HR	S	P	ERA	WHIP
Pete Falcone, L ERA: 2.78 (1, 1)	6.0		24	4	2	2	6	4	0	0	0	1	0	32	48	3.00	1.333
Gene Garber, R ERA: 4.11 (7, 1)	2.0	W	9	2	0	0	2	0	1	0	0	0	0	12	16	0.00	1.000
Steve Bedrosian, R ERA: 2.44 (9, 1)	1.0	S	4	1	0	0	2	0	0	0	0	0	0	8	8	0.00	1.000

BOTTOM

Atlanta Braves @ Los Angeles Dodgers
Dodger Stadium, Los Angeles, CA

Wed Jun 15 1983, 7:05 PM PDT
Att. 46,213 - Unknown

livebaseballscorecards.com

AB	30
R	2
H	7
RBI	1
BB	5
SO	10
LOB	14



Batter	1	2	3	4	5	6	7	8	9	AB R H RBI BB SO LOB	TOP											
Brett Butler, L (1, 7) OBP: 0.315, SLG: 0.328	0-0 3-1		4-0 BB CS BB		0-0 F5			0-0 1B 1B	0-0 4-3	4 0 1 0 1 0 2												
Jerry Royster, R (1, 5) OBP: 0.329, SLG: 0.284	4-0 4-3 BB		4-0 1-2 BB			0-3 K		0-0 1-2 1B		2 0 1 0 2 1 0 0 0 0 0 0 0 0												
Rick Behenna, R (8, 1) OBP: 0.333, SLG: 0.583																						
Claudell Washington, L (1, 9) OBP: 0.323, SLG: 0.411	0-0 4-3 1-2		0-0 4-3			0-0 F7		0-3 K		4 0 0 0 0 1 4												
Dale Murphy, R (1, 8) OBP: 0.407, SLG: 0.617	0-3 K				0-0 F8		0-3 K	0-3 K		4 0 0 0 0 3 3												
Chris Chambliss, L (1, 3) OBP: 0.333, SLG: 0.428		0-0 FC5-4 1B		0-0 1B			0-0 G4-6-3 1B		0-0 F8	4 0 3 0 0 0 0												
Bruce Benedict, R (1, 2) OBP: 0.386, SLG: 0.362		0-0 FC5-4 FC1-6 1-2f		0-0 F8			0-0 G4-6-3 1-2f		0-1 CI BB 1B	3 1 0 0 0 0 3												
Glenn Hubbard, R (1, 4) OBP: 0.345, SLG: 0.386		0-0 FC1-6 1-2f		0-0 F9			0-0 1B		0-3 K	4 0 1 0 0 1 3												
Rafael Ramirez, R (1, 6) OBP: 0.325, SLG: 0.335		0-0 F9			0-0 P5		0-0 F7		4-0 1B 1-2 BB	3 0 0 0 1 0 2												
Rick Camp, R (1, 1) OBP: 0.065, SLG: 0.069			0-0 F8		0-3 K			0-0 P6	0-0 1B 1-2 2-H	2 0 0 0 0 1 0 0 0 0 0 0 0 0 2 0 1 1 0 0 0												
Donnie Moore, L (6, 1) OBP: 0.333, SLG: 0.333																						
Randy Johnson, R (8, PH) OBP: 0.471, SLG: 0.500																						
Inning Stats	R: 0 E: 0 K: 1 S: 5	H: 0 LOB: 1 BB: 1 P: 9	R: 0 E: 0 K: 0 S: 4	H: 1 LOB: 1 BB: 0 P: 4	R: 0 E: 0 K: 0 S: 2	H: 0 LOB: 1 BB: 2 P: 10	R: 0 E: 0 K: 0 S: 4	H: 1 LOB: 1 BB: 0 P: 4	R: 0 E: 0 K: 1 S: 5	H: 0 LOB: 0 BB: 0 P: 5	R: 0 E: 0 K: 2 S: 7	H: 0 LOB: 0 BB: 0 P: 7	R: 0 E: 0 K: 0 S: 4	H: 2 LOB: 1 BB: 0 P: 4	R: 0 E: 0 K: 2 S: 9	H: 2 LOB: 2 BB: 0 P: 9	R: 1 E: 1 K: 1 S: 7	H: 1 LOB: 2 BB: 1 P: 11	1B: 7 2B: 0 3B: 0 HR: 0	SF: 0 SAC: 0 DP: 1 HBP: 0	WP: 0 PB: 0 SB: 0 CS: 1	PA: 37
PITCHER	IP WLS BF H R ER SO BB IBB HBP BLK WP HR S P ERA WHIP																					
Alejandro Pena, R (1, 1) ERA: 1.93	8.2 W 36 7 1 0 7 4 0 0 0 0 0 0 46 62 0.00 1.269																					
Joe Beckwith, R (9, 1) ERA: 3.04	0.1 1 0 0 0 0 0 0 0 0 0 0 0 1 1 0.00 0.000																					

Atlanta Braves @ Los Angeles Dodgers
Dodger Stadium, Los Angeles, CA

AB	32
R	1
H	7
RBI	1
BB	4
SO	7
LOB	17



Thu Jun 16 1983, 7:05 PM PDT
Att: 49,946 - Unknown

livebaseballscorecards.com

Batter	1	2	3	4	5	6	7	8	9	AB	R	H	RBI	BB	SO	LOB
Steve Sax, R OBP: 0.353, SLG: 0.384 (1, 4)	0-0 CS 1B	0-0 F8			0-0 5-3	0-3 K				4	0	1	0	0	1	2
Ken Landreaux, L OBP: 0.317, SLG: 0.425 (1, 8)	0-0 1-2 2B		0-0 3-1		0-0 HR		0-0 6-3 1B			4	1	3	1	0	0	0
Dusty Baker Jr., R OBP: 0.308, SLG: 0.367 (1, 7)	0-0 F5		0-0 6-3		0-0 4-3		0-0 6-3			4	0	0	0	0	0	2
Ron Roenicke, S OBP: 0.267, SLG: 0.263 (8, 7)								1-2		0	0	0	0	0	0	0
Pedro Guerrero, R OBP: 0.377, SLG: 0.513 (1, 5)	0-0 F8		4-0 BB		0-0 1B 1B		4-0 BB BB			2	1	1	0	2	0	1
Greg Brock, L OBP: 0.372, SLG: 0.463 (1, 3)		0-0 5-4-3 2B 1B	0-0 L1		0-0 1B 1B		0-0 1-3			4	2	2	0	0	0	2
Mike Marshall, R OBP: 0.310, SLG: 0.400 (1, 9)		0-0 5-4-3		0-0 G6-4-3 1B		0-0 FC6-4 4-3 1B		0-3 K		3	1	2	1	0	0	1
Derrel Thomas, S OBP: 0.418, SLG: 0.429 (7, 9)										1	0	0	0	0	1	0
Steve Yeager, R OBP: 0.295, SLG: 0.479 (1, 2)		0-0 2-H 1B 2B		0-0 G6-4-3 1-2f		0-0 1-2 2-H 1B		0-3 K		4	1	2	2	0	1	1
Bill Russell, R OBP: 0.354, SLG: 0.338 (1, 6)		0-0 2-H FC1-6 1B		0-0 5-3		0-0 FC6-4 4-3		0-0 1B		4	0	2	1	0	0	2
Alejandro Pena, R OBP: 0.067, SLG: 0.067 (1, 1)		0-0 FC1-6			0-0 5-3		0-0 4-3		0-0 4-3		4	0	0	1	0	3
Joe Beckwith, L (9, 1)		0-0 1-2f								0	0	0	0	0	0	0

Inning Stats	R: 0	H: 2	R: 2	H: 3	R: 0	H: 0	R: 0	H: 1	R: 1	H: 1	R: 3	H: 4	R: 0	H: 1	R: 0	H: 1
	E: 0	LOB: 1	E: 0	LOB: 1	E: 0	LOB: 1	E: 0	LOB: 0	E: 0	LOB: 0	E: 0	LOB: 1	E: 0	LOB: 1	E: 0	LOB: 1
	K: 0	BB: 0	K: 0	BB: 0	K: 0	BB: 1	K: 0	BB: 0	K: 1	BB: 0	K: 0	BB: 1	K: 2	BB: 1	K: 0	BB: 0
	S: 4	P: 4	S: 6	P: 6	S: 3	P: 7	S: 3	P: 3	S: 4	P: 4	S: 9	P: 9	S: 8	P: 8	S: 8	P: 8

PITCHER	IP	WLS	BF	H	R	ER	SO	BB	IBB	HBP	BLK	WP	HR	S	P	ERA	WHIP
Rick Camp, R ERA: 4.14 (1, 1)	5.0	L	24	10	6	6	0	1	0	0	0	0	1	23	27	10.80	2.200
Donnie Moore, R ERA: 3.92 (6, 1)	2.0		8	2	0	0	1	1	0	0	0	0	0	9	13	0.00	1.500
Rick Behenna, R ERA: 4.58 (8, 1)	1.0		4	1	0	0	2	0	0	0	0	0	0	8	8	0.00	1.000

BOTTOM

Atlanta Braves @ Los Angeles Dodgers
Dodger Stadium, Los Angeles, CA

Thu Jun 16 1983, 7:05 PM PDT
 Att. 49,946 - Unknown

livebaseballscorecards.com

AB	34
R	6
H	13
RBI	6
BB	2
SO	3
LOB	14



WP	PA	ERA	WHIP
3	36		
0			
0			
1			

Batter	1	2	3	4	5	6	7	8	9	AB R H RBI BB SO LOB	TOP																						
Eddie Milner, L (1, 8) OBP: 0.357, SLG: 0.336	0-0 4-3		0-0 G6-4-3 1B		0-3 K		0-0 4-3			4 0 1 0 0 1 0	Cincinnati Reds @ Los Angeles Dodgers Dodger Stadium, Los Angeles, CA Fri Jun 17 1983, 7:05 PM PDT Att: 41,870 - Unknown																						
Dave Concepcion, R (1, 6) OBP: 0.290, SLG: 0.276	0-0 F5		0-0 G6-4-3 1-2f		0-0 F8			0-0 F9		4 0 0 0 0 0 1																							
Duane Walker, L (1, 7) OBP: 0.341, SLG: 0.431	4-0 BB			0-0 FC5-4 1B		0-0 F5		0-0 G1 1B		3 0 2 0 1 0 0																							
Cesar Cedeno, R (1, 3) OBP: 0.301, SLG: 0.377	0-0 5-3			0-0 FC5-4 1B 1-2f		0-0 5-3		0-0 G1 1-2		4 0 0 0 0 0 3																							
Ron Oester, S (1, 4) OBP: 0.325, SLG: 0.442		0-0 K 1B		0-0 F7		0-0 BB 1B		0-0 G3		4 0 2 0 0 0 2																							
Paul Householder, S (1, 9) OBP: 0.336, SLG: 0.413		0-3 K 1-2		0-0 BB 1B 1-3		4-0 BB 1-2		0-0 F7		3 0 1 0 1 1 1																							
Wayne Krenchicki, L (1, 5) OBP: 0.382, SLG: 0.333		4-0 BB		4-0 BB 1-2		0-0 L6		0-0 F5		2 0 0 0 2 0 2																							
Alex Trevino, R (1, 2) OBP: 0.282, SLG: 0.296		0-3 K		0-0 F9			0-0 4-3	4-0 BB		3 0 0 0 0 1 4																							
Gary Redus, R (9, PH) OBP: 0.363, SLG: 0.490								BB BB BB BB BB BB BB BB BB BB		0 0 0 0 1 0 0																							
Mario Soto, R (1, 1) OBP: 0.139, SLG: 0.167			0-0 5-3		0-3 K		0-0 6-3	0-0 F7		3 0 0 0 0 1 0																							
Johnny Bench, R (9, PH) OBP: 0.322, SLG: 0.429										1 0 0 0 0 0 1																							
Inning Stats	R: 0 E: 0 K: 0 S: 3	H: 0 LOB: 1 BB: 1 P: 7	R: 0 E: 0 K: 2 S: 7	H: 1 LOB: 1 BB: 1 P: 11	R: 0 E: 0 K: 0 S: 3	H: 1 LOB: 0 BB: 0 P: 3	R: 0 E: 0 K: 0 S: 5	H: 2 LOB: 3 BB: 1 P: 9	R: 0 E: 0 K: 2 S: 7	H: 0 LOB: 0 BB: 0 P: 7	R: 0 E: 0 K: 0 S: 4	H: 1 LOB: 2 BB: 1 P: 8	R: 0 E: 0 K: 0 S: 3	H: 0 LOB: 0 BB: 0 P: 3	R: 0 E: 0 K: 0 S: 4	H: 1 LOB: 1 BB: 0 P: 4	R: 0 E: 0 K: 0 S: 3	H: 0 LOB: 1 BB: 1 P: 7	1B: 6 2B: 0 3B: 0 HR: 0	SF: 0 SAC: 0 DP: 1 HBP: 0	WP: 0 PB: 0 SB: 0 CS: 0	PA: 36											
PITCHER Bob Welch, R (1, 1) ERA: 2.8	IP 9.0	WLS W	BF 36	H 6	R 0	ER 0	SO 4	BB 5	IBB 0	HBP 0	BLK 0	WP 0	HR 0	S 39	P 59	ERA 0.00	WHIP 1.222																
											PITCHER	IP	WLS	BF	H	R	ER	SO	BB	IBB	HBP	BLK	WP	HR	S	P	ERA	WHIP					

livebaseballscorecards.com

AB	31
R	0
H	6
RBI	0
BB	5
SO	4
LOB	14



Batter	1	2	3	4	5	6	7	8	9	AB R H RBI BB SO LOB	TOP		
Gary Redus, R (1, 7) OBP: 0.366, SLG: 0.490	0-3 K		0-0 F8 BB 1B		0-0 P4		0-0 S 1B			4 1 2 1 0 1 1			
Dave Concepcion, R (1, 6) OBP: 0.298, SLG: 0.282	0-0 1B		4-0 G5-4-3 1-2 BB		0-3 K		0-0 3-H 1-H 1B			3 0 2 1 1 1 1			
Cesar Cedeno, R (1, 9) Eddie Milner, L (7, 8) OBP: 0.294, SLG: 0.366 OBP: 0.357, SLG: 0.336	0-0 F9		0-0 F8		0-0 E4 G4-6-3		0-0 F3			4 0 0 0 0 0 4 0 0 0 0 0 0 0			
Johnny Bench, R (1, 3) OBP: 0.316, SLG: 0.421	0-0 F6		0-0 G5-4-3 1-2f		0-0 G4-6-3 1-2f		0-0 F5			4 0 0 0 0 0 4			
Paul Householder, S (1, 8) (7, 9) OBP: 0.333, SLG: 0.416			0-0 1-3		0-0 SH3 CS 2B		0-0 F8			4 0 1 0 0 0 0			
Kelly Paris, R (1, 5) Keefe Cato, R (8, 1) Bill Scherrer, L (8, 1) OBP: 0.273, SLG: 0.245 OBP: 0.500, SLG: 0.333			0-0 F7 1B 1B		0-0 SH3 2-3		0-0 SH1-4 1B 1B			3 1 2 0 0 0 0 0 0 0 0 0 0 0 0 0 0 0 0 0 0			
Ron Oester, S (1, 4) OBP: 0.325, SLG: 0.440			0-0 1-2 1B		0-0 F8 3-H		0-0 SH1-4 1-2			3 0 1 0 0 0 1			
Dann Bilardello, R (1, 2) OBP: 0.279, SLG: 0.333			0-0 F7 2-3		4-0 FC3-6 BB		0-0 6-3 2-H 1B 1B			3 1 1 1 1 0 2			
Joe Price, R (1, 1) Wayne Krenchicki, L (8, 5) OBP: 0.115, SLG: 0.080 OBP: 0.377, SLG: 0.328			0-0 P6		0-0 FC3-6 1-2f		0-0 6-3 2-3			3 0 0 0 0 0 4 1 0 0 0 0 0 0			
Inning Stats	R: 0 E: 0 K: 1 S: 6 H: 1 LOB: 1 BB: 0 P: 6	R: 0 E: 0 K: 0 S: 5 H: 2 LOB: 2 BB: 0 P: 5	R: 0 E: 0 K: 0 S: 3 H: 1 LOB: 1 BB: 1 P: 7	R: 0 E: 0 K: 0 S: 3 H: 1 LOB: 0 BB: 0 P: 3	R: 0 E: 0 K: 1 S: 5 H: 0 LOB: 1 BB: 1 P: 9	R: 0 E: 1 K: 0 S: 3 H: 0 LOB: 0 BB: 0 P: 3	R: 3 E: 0 K: 0 S: 7 H: 4 LOB: 1 BB: 0 P: 7	R: 0 E: 0 K: 0 S: 3 H: 0 LOB: 0 BB: 0 P: 3	R: 0 E: 0 K: 0 S: 3 H: 0 LOB: 0 BB: 0 P: 3	1B: 8 2B: 1 3B: 0 HR: 0 SF: 0 SAC: 2 DP: 2 HBP: 0	WP: 0 PB: 0 SB: 1 CS: 1 PA: 36		
PITCHER	IP WLS BF H R ER SO BB IBB HBP BLK WP HR S P ERA WHIP											PITCHER	IP WLS BF H R ER SO BB IBB HBP BLK WP HR S P ERA WHIP
Fernando Valenzuela, L (1, 1) ERA: 3.11	6.2 L 29 9 3 3 2 2 2 0 0 0 0 0 0 31 39 4.05 1.650												
Tom Niedenfuer, R (7, 1) ERA: 1.67	1.1 4 0 0 0 0 0 0 0 0 0 0 0 0 4 4 0.00 0.000												
Dave Stewart, R (9, 1) ERA: 2.09	1.0 3 0 0 0 0 0 0 0 0 0 0 0 0 3 3 0.00 0.000												

Cincinnati Reds @ Los Angeles Dodgers
 Dodger Stadium, Los Angeles, CA
 Sat Jun 18 1983, 3:33 AM PDT
 Att. 48,439 - Unknown

AB	32
R	3
H	9
RBI	3
BB	2
SO	2
LOB	17



Batter	1	2	3	4	5	6	7	8	9	AB	R	H	RBI	BB	SO	LOB
Steve Sax, R (1, 4) OBP: 0.346, SLG: 0.375	0-0 F3		0-0 F3		0-0 F2			0-0 1B		4	1	1	0	0	0	0
Bill Russell, R (1, 6) OBP: 0.352, SLG: 0.336	0-0 F3			0-0 F3		0-0 CS 1B		0-0 1-3		4	0	1	0	0	0	1
Dusty Baker Jr., R (1, 7) OBP: 0.307, SLG: 0.365	0-3 K			0-0 L5		0-0 5-3		0-0 1B		4	0	1	1	0	1	1
Pedro Guerrero, R (1, 5) OBP: 0.390, SLG: 0.517		4-0 S BB		4-0 1B BB		0-3 K		0-0 1-3 1B		2	1	1	0	2	1	0
Mike Marshall, R (1, 9) OBP: 0.311, SLG: 0.397		0-3 K		0-0 1B				0-3 K		3	0	2	0	0	1	1
Rick Monday, L (8, PH) OBP: 0.353, SLG: 0.418										0	0	0	0	0	0	0
Jose Morales, R (8, PH) OBP: 0.400, SLG: 0.733										1	0	0	0	0	1	2
Dave Stewart, R (9, 1) OBP: 0.167, SLG: 0.167		1-2 K		1-2 1B						0	0	0	0	0	0	0
Greg Brock, L (1, 3) OBP: 0.366, SLG: 0.452		0-0 P5		0-0 FC6-4 1B				0-0 G3-6-3 1B		4	0	1	1	0	0	2
Steve Yeager, R (1, 2) OBP: 0.289, SLG: 0.472		0-0 5-3		0-0 FC6-4 1-2f				0-0 2B		4	0	1	0	0	0	3
Derrel Thomas, S (1, 8) OBP: 0.403, SLG: 0.410			0-3 K		0-0 P3			0-0 F5		2	0	0	0	0	1	0
Ron Roenicke, S (7, PH) OBP: 0.262, SLG: 0.258										2	0	0	0	0	1	1
Fernando Valenzuela, L (1, 1) OBP: 0.239, SLG: 0.356			0-0 6-3		0-3 K			0-0 F8		2	0	0	0	0	1	0
Tom Niedenfuer, R (7, 1) OBP: 0.281, SLG: 0.267										0	0	0	0	0	0	0
Rafael Landestoy, S (8, PH) OBP: 0.281, SLG: 0.267										1	0	0	0	0	0	0

Inning Stats	R: 0	H: 0	E: 0	K: 1	S: 5	R: 0	H: 0	E: 0	K: 1	S: 5	R: 1	H: 2	E: 0	K: 0	S: 5	R: 0	H: 0	E: 0	K: 1	S: 5	R: 0	H: 1	E: 0	K: 0	S: 5	R: 0	H: 2	E: 0	K: 0	S: 4	R: 1	H: 3	E: 0	K: 1	S: 8	R: 0	H: 0	E: 0	K: 1	S: 5	1B: 7	2B: 1	3B: 0	HR: 0	SF: 0	SAC: 0	DP: 1	HBP: 0	WP: 0	PB: 0	SB: 1	CS: 1	PA: 35
--------------	------	------	------	------	------	------	------	------	------	------	------	------	------	------	------	------	------	------	------	------	------	------	------	------	------	------	------	------	------	------	------	------	------	------	------	------	------	------	------	------	-------	-------	-------	-------	-------	--------	-------	--------	-------	-------	-------	-------	--------

PITCHER	IP	WLS	BF	H	R	ER	SO	BB	IBB	HBP	BLK	WP	HR	S	P	ERA	WHIP
Joe Price, L (1, 1) ERA: 2.86	7.2	W	30	7	2	2	5	2	0	0	0	0	0	38	46	2.35	1.174
Keefe Cato, R (8, 1) ERA: 2.45	0.0		1	1	0	0	0	0	0	0	0	0	0	1	1	∞	∞
Bill Scherrer, L (8, 1) ERA: 3.19	1.1	S	4	0	0	0	2	0	0	0	0	0	0	8	8	0.00	0.000

BOTTOM

Cincinnati Reds @ Los Angeles Dodgers
 Dodger Stadium, Los Angeles, CA
 Sat Jun 18 1983, 3:33 AM PDT
 Att. 48,439 - Unknown

livebaseballscorecards.com

AB	33
R	2
H	8
RBI	2
BB	2
SO	7
LOB	11



Batter	1	2	3	4	5	6	7	8	9	AB R H RBI BB SO LOB	TOP	
Gary Redus, R (1, 7) OBP: 0.358, SLG: 0.478	0-0 E4 SH5-3 SF9		0-0 FC1-4 CS 1-2f			0-0 F8		0-0 F3		4 1 0 0 0 0 1		
Eddie Milner, L (1, 8) OBP: 0.356, SLG: 0.333	0-0 SH5-3 2-3		4-0 S BB 1-2			0-0 F5		0-0 L5		2 0 0 0 1 0 0		
Dave Concepcion, R (1, 6) OBP: 0.293, SLG: 0.278	0-0 SF9 3-H		0-0 F8 1-2			0-0 F8		0-0 F8		3 0 0 1 0 0 1		
Johnny Bench, R (1, 3) OBP: 0.311, SLG: 0.413	0-0 P5			0-0 F9			0-0 1-3		0-0 6-3	4 0 0 0 0 0 0		
Paul Householder, S (1, 9) OBP: 0.341, SLG: 0.422		0-0 5-3 1B		0-0 3-1			0-0 G3 1B			3 0 2 0 0 0 0		
Nick Esasky, R (1, 5)		0-0 5-3 1-2		0-3 K			0-0 F8			3 0 0 0 0 1 2		
Ron Oester, S (1, 4) OBP: 0.321, SLG: 0.435		0-0 F7			0-0 F8		0-0 G3 1-2			3 0 0 0 0 0 2		
Dann Bilardello, R (1, 2) OBP: 0.274, SLG: 0.328 Wayne Krenchicki, L (8, PH) OBP: 0.372, SLG: 0.324 Alex Trevino, R (8, 2) OBP: 0.282, SLG: 0.296		0-0 F9			0-0 F7		0-0 G3			2 0 0 0 0 0 1 1 0 0 0 0 0 0 0 0 0 0 0 0 0		
Bruce Berenyi, R (1, 1) OBP: 0.222, SLG: 0.259 Duane Walker, L (8, PH) OBP: 0.337, SLG: 0.425 Tom Hume, R (8, 1)			0-0 FC1-4 1B		0-0 F8		0-0 F7			2 0 1 0 0 0 0 1 0 0 0 0 0 0 0 0 0 0 0 0 0		
Inning Stats	R: 1 H: 0 E: 1 LOB: 0 K: 0 BB: 0 S: 4 P: 4	R: 0 H: 1 E: 0 LOB: 1 K: 0 BB: 0 S: 4 P: 4	R: 0 H: 1 E: 0 LOB: 1 K: 0 BB: 1 S: 3 P: 7	R: 0 H: 0 E: 0 LOB: 0 K: 1 BB: 0 S: 5 P: 5	R: 0 H: 0 E: 0 LOB: 0 K: 0 BB: 0 S: 3 P: 3	R: 0 H: 0 E: 0 LOB: 0 K: 0 BB: 0 S: 3 P: 3	R: 0 H: 1 E: 0 LOB: 1 K: 0 BB: 0 S: 4 P: 4	R: 0 H: 0 E: 0 LOB: 0 K: 0 BB: 0 S: 3 P: 3	R: 0 H: 0 E: 0 LOB: 0 K: 0 BB: 0 S: 3 P: 3	1B: 3 SF: 1 2B: 0 SAC: 1 3B: 0 DP: 0 HR: 0 HBP: 0	WP: 0 PA: 31 PB: 0 SB: 1 CS: 1	
PITCHER Burt Hooton, R (1, 1) ERA: 3.12	IP WLS BF H R ER SO BB IBB HBP BLK WP HR S P ERA WHIP	9.0 W 31 3 1 0 1 1 0 0 0 0 0 0 32 36 0.00 0.444										

Cincinnati Reds @ Los Angeles Dodgers
Dodger Stadium, Los Angeles, CA
Sun Jun 19 1983, 3:33 AM PDT
Att. 44,634 - Unknown

livebaseballscorecards.com

AB 28
R 1
H 3
RBI 1
BB 1
SO 1
LOB 7



Batter	1	2	3	4	5	6	7	8	9	AB	R	H	RBI	BB	SO	LOB
--------	---	---	---	---	---	---	---	---	---	----	---	---	-----	----	----	-----

Steve Sax, R (1, 4) <small>OBP: 0.349, SLG: 0.374</small> Rafael Landestoy, S (8, 4) <small>OBP: 0.261, SLG: 0.267</small>	0-0 <small>BBB</small>	4-0 <small>BBB</small>			0-0 <small>WP</small>		0-3 <small>SSS</small>			3	1	1	0	1	1	0
Ken Landreaux, L (1, 8) <small>OBP: 0.315, SLG: 0.423</small>	0-3 <small>SSS</small>	0-0 <small>1-H, 2-H</small>			0-0 <small>SSS</small>		0-3 <small>SSS</small>			4	1	2	1	0	2	1
Dusty Baker Jr., R (1, 7) <small>OBP: 0.310, SLG: 0.378</small>	0-0 <small>SSS</small>	0-0 <small>SSS</small>			0-3 <small>SSS</small>		4-0 <small>SSS</small>			3	1	1	1	1	1	2
Pedro Guerrero, R (1, 5) <small>OBP: 0.387, SLG: 0.511</small> Ron Roenicke, S (9, 9) <small>OBP: 0.262, SLG: 0.258</small>	4-0 <small>SSS</small>		0-0 <small>SSS</small>		0-3 <small>SSS</small>		0-3 <small>SSS</small>			3	0	0	0	1	2	1
Greg Brock, L (1, 3) <small>OBP: 0.366, SLG: 0.448</small>	4-0 <small>SSS</small>		4-0 <small>SSS</small>		0-3 <small>SSS</small>		0-0 <small>SSS</small>			2	0	0	0	2	1	0
Mike Marshall, R (1, 9) <small>OBP: 0.310, SLG: 0.393</small> Derrel Thomas, S (9, 5) <small>OBP: 0.403, SLG: 0.410</small>	0-3 <small>SSS</small>		0-0 <small>SSS</small>		0-0 <small>SSS</small>		0-0 <small>SSS</small>			4	1	1	0	0	1	3
Steve Yeager, R (1, 2) <small>OBP: 0.289, SLG: 0.467</small>		0-0 <small>SSS</small>		0-0 <small>SSS</small>		0-3 <small>SSS</small>		0-0 <small>SSS</small>		4	0	1	0	0	1	1
Bill Russell, R (1, 6) <small>OBP: 0.361, SLG: 0.349</small>		0-0 <small>SSS</small>		0-3 <small>SSS</small>		4-0 <small>SSS</small>		0-0 <small>SSS</small>		3	1	2	0	1	1	0
Burt Hooton, R (1, 1) <small>OBP: 0.200, SLG: 0.179</small>		0-0 <small>SSS</small>		0-3 <small>SSS</small>		0-0 <small>SSS</small>		0-3 <small>SSS</small>		4	0	1	1	0	2	3

Inning Stats	R: 1	H: 2	R: 2	H: 2	R: 0	H: 0	R: 0	H: 0	R: 1	H: 1	R: 0	H: 0	R: 1	H: 2	R: 0	H: 0	R: 0	H: 2	R: 0	H: 2
	E: 0	LOB: 2	E: 1	LOB: 1	E: 0	LOB: 0	E: 0	LOB: 0	E: 0	LOB: 2	E: 0	LOB: 0	E: 0	LOB: 1	E: 0	LOB: 2	E: 0	LOB: 2	E: 0	LOB: 2
	K: 2	BB: 2	K: 0	BB: 1	K: 0	BB: 1	K: 2	BB: 0	K: 3	BB: 1	K: 3	BB: 1	K: 1	BB: 0	K: 1	BB: 0	K: 3	BB: 1	K: 1	BB: 0
	S: 8	P: 16	S: 5	P: 9	S: 2	P: 6	S: 7	P: 7	S: 8	P: 8	S: 8	P: 7	S: 8	P: 12	S: 9	P: 13	S: 9	P: 13	S: 7	P: 7

PITCHER	IP	WLS	BF	H	R	ER	SO	BB	IBB	HBP	BLK	WP	HR	S	P	ERA	WHIP
Bruce Berenyi, R (1, 1) <small>ERA: 3.32</small>	7.0	L	31	7	5	4	11	5	1	0	0	2	1	47	71	5.14	1.714
Tom Hume, R (8, 1) <small>ERA: 6.86</small>	1.0		5	2	0	0	1	0	0	0	0	0	0	7	7	0.00	2.000

BOTTOM

Cincinnati Reds @ Los Angeles Dodgers
 Dodger Stadium, Los Angeles, CA
 Sun Jun 19 1983, 3:33 AM PDT
 Att. 44,634 - Unknown

AB	30
R	5
H	9
RBI	3
BB	6
SO	12
LOB	11



WP	PA	3B	SF	SAC	DP	HBP
2	36	0	0	0	1	0

WP	HR	S	P	ERA	WHIP
2	0	0	0	5.14	1.714

Batter	1	2	3	4	5	6	7	8	9	AB	R	H	RBI	BB	SO	LOB
Steve Sax, R OBP: 0.351, SLG: 0.374 (1, 4)	0-0 5-3 ①		0-0 2-H 1B ②			0-0 F9 ②			4-0 1B BB	3	0	1	1	1	0	0
Ken Landreaux, L OBP: 0.314, SLG: 0.420 (1, 8)	0-0 6-3 ②		0-0 F8 ③			0-3 K ③			0-0 G5-4-3 1B	4	0	1	0	0	1	1
Dusty Baker Jr., R OBP: 0.306, SLG: 0.371 (1, 7)	0-3 K ③			0-0 P6 ①				0-0 P4 ①	0-0 P5 ①	4	0	0	0	0	1	2
Pedro Guerrero, R OBP: 0.382, SLG: 0.502 (1, 5)		0-0 5-3 ①		0-3 K ②				0-0 F9 ②	0-0 G5-4-3 ② ③	4	0	0	0	0	1	2
Greg Brock, L OBP: 0.364, SLG: 0.442 (1, 3)		0-3 K ②		0-0 P6 ③				0-0 4-3 ③		3	0	0	0	0	1	0
Mike Marshall, R OBP: 0.310, SLG: 0.399 (1, 9)		0-0 F8 ③			0-0 P4 ①				0-0 6-3 2B	3	0	1	0	0	0	0
Steve Yeager, R OBP: 0.289, SLG: 0.464 (1, 2)			0-0 FC6-4 1B		0-0 F7 ②			0-3 K ①		3	0	1	0	0	1	1
Bill Russell, R OBP: 0.355, SLG: 0.342 (1, 6)			0-0 FC6-4 SH3-4 1B		0-0 6-3 ③			0-0 6-3 ②		3	1	0	0	0	0	2
Jerry Reuss, L OBP: 0.237, SLG: 0.222 (6, PH)			0-0 SH3-4 ②			0-0 F8 ①			0-0 6-3 ③	0	0	0	0	0	0	0
Ron Roenicke, S OBP: 0.260, SLG: 0.255 (7, 1)										1	0	0	0	0	0	0
Joe Beckwith, L (7, 1)										0	0	0	0	0	0	0
Rick Monday, L OBP: 0.348, SLG: 0.411 (8, PH)										1	0	0	0	0	0	1
Pat Zachry, R (9, 1)										0	0	0	0	0	0	0

Inning Stats	R: 0	H: 0	E: 0	LOB: 0	K: 1	BB: 0	S: 5	P: 5	R: 0	H: 0	E: 0	LOB: 0	K: 1	BB: 0	S: 5	P: 5	R: 1	H: 2	E: 0	LOB: 1	K: 0	BB: 0	S: 5	P: 5	R: 0	H: 0	E: 0	LOB: 0	K: 1	BB: 0	S: 5	P: 5	R: 0	H: 0	E: 0	LOB: 0	K: 0	BB: 0	S: 3	P: 3	R: 0	H: 0	E: 0	LOB: 0	K: 1	BB: 0	S: 5	P: 5	R: 0	H: 1	E: 0	LOB: 1	K: 1	BB: 0	S: 6	P: 6	R: 0	H: 1	E: 0	LOB: 1	K: 0	BB: 1	S: 3	P: 7	1B: 3	SF: 0	2B: 1	SAC: 1	3B: 0	DP: 1	HR: 0	HBP: 0	WP: 0	PA: 31	PB: 0	SB: 0	CS: 0
--------------	------	------	------	--------	------	-------	------	------	------	------	------	--------	------	-------	------	------	------	------	------	--------	------	-------	------	------	------	------	------	--------	------	-------	------	------	------	------	------	--------	------	-------	------	------	------	------	------	--------	------	-------	------	------	------	------	------	--------	------	-------	------	------	------	------	------	--------	------	-------	------	------	-------	-------	-------	--------	-------	-------	-------	--------	-------	--------	-------	-------	-------

PITCHER	IP	WLS	BF	H	R	ER	SO	BB	IBB	HBP	BLK	WP	HR	S	P	ERA	WHIP
Ed Whitson, R ERA: 3.35 (1, 1)	8.0	W	28	3	1	1	5	1	0	0	0	0	0	37	41	1.12	0.500
John Montefusco, R ERA: 5.31 (9, 1)	1.0	S	3	1	0	0	0	0	0	0	0	0	0	3	3	0.00	1.000

BOTTOM

San Diego Padres @ Los Angeles Dodgers
Dodger Stadium, Los Angeles, CA

Mon Jun 20 1983, 7:05 PM PDT
Att. 43,980 - Unknown

livebaseballscores.com

AB	29
R	1
H	4
RBI	1
BB	1
SO	5
LOB	9



Batter	1	2	3	4	5	6	7	8	9	AB R H RBI BB SO LOB	TOP									
Luis Salazar, R (1, 5) OBP: 0.330, SLG: 0.366	0-3 K		0-0 F9		0-0 S 1B		0-0 5-3			4 0 1 0 0 1 0	San Diego Padres @ Los Angeles Dodgers Dodger Stadium, Los Angeles, CA Tue Jun 21 1983, 7:05 PM PDT Att: 47,619 - Unknown livebaseballscorecards.com									
Alan Wiggins, S (1, 8) OBP: 0.356, SLG: 0.323	0-0 E 1B		0-0 CS 1B		0-3 K			0-0 4-3 2B		4 0 3 0 0 1 1										
Steve Garvey, R (1, 3) OBP: 0.351, SLG: 0.475	0-0 1-3		0-0 F6			0-0 F9 E 1B 1B		0-0 4-3		4 1 1 0 0 0 3										
Terry Kennedy, L (1, 2) OBP: 0.361, SLG: 0.438	0-0 F7			0-0 F9		0-0 F9		4-0 G6-3 IBB		3 0 0 0 1 0 2										
Sixto Lezcano, R (1, 9) OBP: 0.338, SLG: 0.341		4-0 E BB		0-0 6-3		0-0 L5		0-0 G6-3		3 0 0 0 1 0 3										
Garry Templeton, S (1, 6) OBP: 0.262, SLG: 0.341		0-0 F7		0-0 F9		0-0 1B		0-0 E4 CS		4 0 1 1 0 0 1										
Tony Gwynn, L (1, 7) OBP: 0.250, SLG: 0.250		0-3 K			0-0 4-3 S SF8 1B	0-0 G3		0-0 P6		4 1 1 0 0 1 3										
Juan Bonilla, R (1, 4) OBP: 0.300, SLG: 0.315		0-0 E4			0-0 4-3		0-3 K	0-3 K		4 0 0 0 0 2 3										
Tim Lollar, L (1, 1) OBP: 0.280, SLG: 0.200		0-3 K			0-0 SF8		0-0 3-1			2 0 0 1 0 1 2										
Luis DeLeon, R (9, 1) OBP: 0.200, SLG: 0.200										0 0 0 0 0 0 0										
Inning Stats	R: 0 E: 1 K: 1 S: 6	H: 1 LOB: 1 BB: 0 P: 6	R: 0 E: 1 K: 2 S: 8	H: 0 LOB: 2 BB: 1 P: 12	R: 0 E: 0 K: 0 S: 3	H: 1 LOB: 0 BB: 0 P: 3	R: 0 E: 0 K: 0 S: 3	H: 0 LOB: 0 BB: 0 P: 3	R: 1 E: 1 K: 0 S: 5	H: 2 LOB: 1 BB: 0 P: 5	R: 0 E: 0 K: 1 S: 5	H: 0 LOB: 0 BB: 0 P: 5	R: 0 E: 0 K: 0 S: 3	H: 1 LOB: 1 BB: 1 P: 7	R: 0 E: 1 K: 1 S: 5	H: 0 LOB: 0 BB: 0 P: 5	1B: 6 2B: 1 3B: 0 HR: 0	SF: 1 SAC: 0 DP: 1 HBP: 0	WP: 0 PB: 0 SB: 2 CS: 2	PA: 35
PITCHER	IP WLS BF H R ER SO BB IBB HBP BLK WP HR S P ERA WHIP																			
Alejandro Pena, R (1, 1) ERA: 1.88	6.0 L 25 6 2 1 4 1 0 0 0 0 0 0 32 36 1.50 1.167																			
Tom Niedenfuer, R (7, 1) ERA: 1.57	2.0 7 1 0 0 1 0 1 0 0 0 0 0 8 12 0.00 0.500																			
Dave Stewart, R (9, 1) ERA: 2.05	1.0 3 0 0 0 1 0 0 0 0 0 0 0 5 5 0.00 0.000																			

AB	32
R	2
H	7
RBI	2
BB	2
SO	6
LOB	18



Batter	1	2	3	4	5	6	7	8	9	AB	R	H	RBI	BB	SO	LOB	BOTTOM	
Steve Sax, R OBP: 0.346, SLG: 0.368 (1, 4)	0-0 5-3		0-0 G3			0-0 4-3		0-0 5-3		4	0	0	0	0	0	0	San Diego Padres @ Los Angeles Dodgers Dodger Stadium, Los Angeles, CA Tue Jun 21 1983, 7:05 PM PDT Att. 47,619 - Unknown livebaseballscorecards.com	
Bill Russell, R OBP: 0.358, SLG: 0.342 (1, 6)	4-0 BB			0-0 6-3		0-0 5-3			0-0 1B	3	0	1	0	1	0	0		
Mike Marshall, R OBP: 0.304, SLG: 0.390 Rick Monday, L OBP: 0.343, SLG: 0.404 (1, 9) (9, PH)	0-3 K			0-0 4-3			0-3 K		0-0 F2	3	0	0	0	0	2	1		
Pedro Guerrero, R OBP: 0.380, SLG: 0.496 (1, 5)	0-3 K			0-0 P6				4-0 F9 1B BB	0-0 F8	3	0	0	0	1	1	2		
Dusty Baker Jr., R OBP: 0.305, SLG: 0.369 (1, 7)		0-0 4-3			0-3 K			0-0 1-2 1B	0-0 P4	4	0	1	0	0	1	1		
Greg Brock, L OBP: 0.360, SLG: 0.436 (1, 3)		0-3 K			0-0 G1			0-0 F9		3	0	0	0	0	1	2		
Steve Yeager, R OBP: 0.290, SLG: 0.459 (1, 2)		0-0 5-3			4-0 FC6-4 BB			0-0 5-3		2	0	0	0	1	0	2		
Ron Roenicke, S OBP: 0.252, SLG: 0.248 (1, 8)			0-0 F9		0-0 FC6-4			0-0 F3		3	0	0	0	0	0	1		
Alejandro Pena, R OBP: 0.063, SLG: 0.063 Derrel Thomas, S OBP: 0.397, SLG: 0.403 Tom Niedenfuer, R OBP: 0.273, SLG: 0.258 Rafael Landestoy, S OBP: 0.167, SLG: 0.167 (1, 1) (6, PH) (7, 1) (8, PH) (9, 1)			0-3 K			0-0 F2		0-0 F8		1	0	0	0	0	1	0		
Inning Stats	R: 0 E: 0 K: 2 S: 7	H: 0 LOB: 1 BB: 1 P: 11	R: 0 E: 0 K: 1 S: 5	H: 0 LOB: 0 BB: 0 P: 5	R: 0 E: 0 K: 1 S: 5	H: 0 LOB: 0 BB: 0 P: 5	R: 0 E: 0 K: 1 S: 5	H: 0 LOB: 1 BB: 1 P: 9	R: 0 E: 0 K: 0 S: 3	H: 1 LOB: 2 BB: 1 P: 10	R: 0 E: 0 K: 0 S: 3	H: 0 LOB: 0 BB: 0 P: 3	R: 0 E: 0 K: 0 S: 4	H: 1 LOB: 1 BB: 0 P: 4	1B: 2 2B: 0 3B: 0 HR: 0	SF: 0 SAC: 0 DP: 0 HBP: 0		
PITCHER	IP WLS BF H R ER SO BB IBB HBP BLK WP HR S P ERA WHIP	IP WLS BF H R ER SO BB IBB HBP BLK WP HR S P ERA WHIP																
Tim Lollar, L ERA: 5.28 Luis DeLeon, R ERA: 2.48 (1, 1) (9, 1)	8.0 W 29 2 0 0 6 3 0 0 0 0 0 38 50 0.00 0.625	1.0 S 3 0 0 0 0 0 0 0 0 0 0 3 3 0.00 0.000																

AB	29
R	0
H	2
RBI	0
BB	3
SO	6
LOB	10



Batter	1	2	3	4	5	6	7	8	9	AB R H RBI BB SO LOB	TOP											
Luis Salazar, R (1, 5) OBP: 0.321, SLG: 0.356	0-0 F4		0-0 F8		0-0 5-3		0-0 L4	0-0 P4		5 0 0 0 0 0 4	San Diego Padres @ Los Angeles Dodgers Dodger Stadium, Los Angeles, CA Wed Jun 22 1983, 7:05 PM PDT Att. 46,340 - Unknown livebaseballscorecards.com											
Alan Wiggins, S (1, 8) OBP: 0.363, SLG: 0.324	4-0 E 6-3 BB		0-0 F8			0-0 1B SH1 1B	0-0 L4	4-0 BB 1B BB	3 2 1 0 2 0 0													
Steve Garvey, R (1, 3) OBP: 0.352, SLG: 0.473	0-0 6-3 1-H			0-0 P4		0-0 1B SH1 E 1B	0-0 6-3	0-0 L4 BB 1B	5 1 2 1 0 0 0													
Terry Kennedy, L (1, 2) OBP: 0.354, SLG: 0.429	0-0 F5			0-3 K		0-0 P6		0-0 F9	0-0 F2	5 0 0 0 0 1 4												
Sixto Lezcano, R (1, 9) OBP: 0.345, SLG: 0.342		0-3 K		4-0 BB		0-0 SH1		0-0 1B 1B	4-0 1B BB	2 1 1 1 2 1 0												
Garry Templeton, S (1, 6) OBP: 0.279, SLG: 0.336		0-0 F7		0-0 4-3		0-0 E6 2B		0-0 1B 1B	0-0 L4	5 1 1 0 0 0 4												
Tony Gwynn, L (1, 7) OBP: 0.500, SLG: 0.625		0-0 1B			0-0 1-3	0-0 2B		0-0 1B		4 0 3 2 0 0 0												
Juan Bonilla, R (1, 4) OBP: 0.306, SLG: 0.317		0-0 5-3			0-0 SH5-4 1B	4-0 IBB		4-0 IBB		2 0 1 0 2 0 1												
Eric Show, R (1, 1) OBP: 0.242, SLG: 0.250			0-0 F8		0-0 SH5-4	0-0 F9		0-0 F5		2 0 0 0 0 0 2												
Gene Richards, L (8, PH) OBP: 0.342, SLG: 0.417					1-2					1 0 0 0 0 0 3												
Gary Lucas, L (8, 1)										0 0 0 0 0 0 0												
Inning Stats	R: 1 E: 1 K: 0 S: 3	H: 0 LOB: 0 BB: 1 P: 7	R: 0 E: 0 K: 1 S: 6	H: 1 LOB: 1 BB: 0 P: 6	R: 0 E: 0 K: 0 S: 3	H: 0 LOB: 0 BB: 0 P: 3	R: 0 E: 0 K: 1 S: 5	H: 0 LOB: 1 BB: 1 P: 9	R: 0 E: 0 K: 0 S: 4	H: 1 LOB: 1 BB: 0 P: 4	R: 3 E: 1 K: 0 S: 7	H: 3 LOB: 2 BB: 1 P: 11	R: 0 E: 0 K: 0 S: 3	H: 0 LOB: 0 BB: 0 P: 3	R: 1 E: 0 K: 0 S: 6	H: 3 LOB: 3 BB: 1 P: 10	R: 0 E: 0 K: 0 S: 3	H: 1 LOB: 2 BB: 2 P: 11	1B: 8 2B: 2 3B: 0 HR: 0	SF: 0 SAC: 2 DP: 1 HBP: 0	WP: 0 PB: 0 SB: 0 CS: 0	PA: 42
PITCHER	IP WLS BF H R ER SO BB IBB HBP BLK WP HR S P ERA WHIP																			IP WLS BF H R ER SO BB IBB HBP BLK WP HR S P ERA WHIP		
Bob Welch, R (1, 1) ERA: 2.68	7.0 L 30 5 4 1 2 2 1 0 0 0 0 31 43 1.29 1.000																					
Dave Stewart, R (8, 1) ERA: 2.19	1.0 8 3 1 1 0 1 1 0 0 0 0 6 14 9.00 4.000																					
Joe Beckwith, R (9, 1) ERA: 2.73	1.0 4 1 0 0 0 0 1 0 0 0 0 3 7 0.00 2.000																					



Batter	1	2	3	4	5	6	7	8	9
Derrel Thomas, S OBP: 0.390, SLG: 0.394 (1, 4) (9, 8)	0-0 P4		0-0 1-3			0-0 6-3		0-0 G4-6-3 1B	
Ken Landreux, L OBP: 0.310, SLG: 0.414 Rafael Landestoy, S OBP: 0.265, SLG: 0.250 (1, 8) (8, PH) (9, 4)	0-0 F8			0-0 4-3		0-0 4-3		0-0 G4-6-3 1-2f	
Rick Monday, L OBP: 0.329, SLG: 0.383 Mike Marshall, R OBP: 0.302, SLG: 0.388 (1, 9) (8, PH) (9, 9)	0-3 K			0-3 K		0-0 G3		0-3 K	
Pedro Guerrero, R OBP: 0.382, SLG: 0.506 (1, 5)		0-0 L5		0-0 HR		4-0 F8 FC4-6 1B BB		0-3 K	
Dusty Baker Jr., R OBP: 0.308, SLG: 0.369 (1, 7)		0-0 5-3		4-0 BB		0-0 FC4-6 1-2 1B		0-3 K	
Greg Brock, L OBP: 0.354, SLG: 0.428 (1, 3)		0-3 K		0-0 G3		0-0 F8 2-3		0-0 4-3	
Bill Russell, R OBP: 0.352, SLG: 0.335 (1, 6)			0-0 5-3		0-0 F7		0-0 FC4-6 1-2f 3-H BB		
Gilberto Reyes, R OBP: 0.167, SLG: 0.333 Ron Roenicke, S OBP: 0.259, SLG: 0.248 Dave Stewart, R OBP: 0.167, SLG: 0.167 Joe Beckwith, L (1, 2) (7, PH) (8, 1) (9, 1)			0-0 2B		0-3 K		4-0 1-2 BB		
Bob Welch, R OBP: 0.161, SLG: 0.290 Steve Yeager, R OBP: 0.289, SLG: 0.457 (1, 1) (7, PH) (8, 2)			0-3 K		0-3 K		0-3 K		

AB	R	H	RBI	BB	SO	LOB
4	0	1	0	0	0	1
3	0	0	0	0	0	0
1	0	0	0	0	0	1
3	0	0	0	0	2	0
1	0	0	0	0	1	0
3	2	1	1	1	1	0
3	0	1	0	1	1	0
4	0	0	0	0	1	3
3	0	0	1	0	0	1
2	0	1	0	0	1	0
0	0	0	0	1	0	0
0	0	0	0	0	0	0
0	0	0	0	0	0	0
2	0	0	0	0	2	1
1	0	0	0	0	1	2

WP	PA
33	

AB	30
R	2
H	4
RBI	2
BB	3
SO	10
LOB	9



Inning Stats	R	H	E	K	S	R	H	E	K	S	R	H	E	K	S	R	H	E	K	S	R	H	E	K	S	R	H	E	K	S	R	H	E	K	S				
	0	0	0	1	6	0	0	0	1	6	0	0	0	1	6	0	0	0	1	6	0	0	0	1	6	0	0	0	1	6	0	0	0	1	6	0	0	1	6

PITCHER	IP	WLS	BF	H	R	ER	SO	BB	IBB	HBP	BLK	WP	HR	S	P	ERA	WHIP
Eric Show, R ERA: 2.83 (1, 1)	7.0	W	27	3	2	2	7	3	0	0	0	0	1	38	50	2.57	0.857
Gary Lucas, L ERA: 2.6 (8, 1)	2.0	S	6	1	0	0	3	0	0	0	0	0	0	12	12	0.00	0.500

PITCHER	IP	WLS	BF	H	R	ER	SO	BB	IBB	HBP	BLK	WP	HR	S	P	ERA	WHIP

BOTTOM

San Diego Padres @ Los Angeles Dodgers
 Dodger Stadium, Los Angeles, CA
 Wed Jun 22 1983, 7:05 PM PDT
 Att. 46,340 - Unknown

livebaseballscorecards.com

Batter	1	2	3	4	5	6	7	8	9	AB R H RBI BB SO LOB	TOP											
Luis Salazar, R (1, 5) OBP: 0.314, SLG: 0.348	0-0 F9		0-0 SH3		0-0 F7		0-0 E5		0-0 6-3	4 1 0 0 0 0 2	San Diego Padres @ Los Angeles Dodgers Dodger Stadium, Los Angeles, CA Thu Jun 23 1983, 3:33 AM PDT Att. 44,703 - Unknown livebaseballscorecards.com											
Alan Wiggins, S (1, 8) OBP: 0.364, SLG: 0.331	0-0 4-3		0-0 9-3 1B			0-0 6-3	0-0 2B	0-0 2B	0-0 6-3	5 0 2 3 0 0 0												
Steve Garvey, R (1, 3) OBP: 0.349, SLG: 0.479	0-0 6-3		0-0 9-3 1-2f			0-0 HR	0-0 P5	0-0 5-3	0-0 5-3	5 1 1 1 0 0 2												
Sixto Lezcano, R (1, 9) OBP: 0.344, SLG: 0.340		0-0 HR 1B		0-0 5-3		0-3 K	0-3 K			4 1 1 0 0 2 1												
Garry Templeton, S (1, 6) OBP: 0.293, SLG: 0.371		0-0 HR		0-0 F9		0-0 1B		0-0 1B		4 1 3 2 0 0 0												
Mario Ramirez, R (8, PR) OBP: 0.389, SLG: 0.342		1-H HR		0-0 F9		0-0 1B		0-0 1B		0 0 0 0 0 0 0												
Tony Gwynn, L (1, 7) OBP: 0.333, SLG: 0.417		0-0 F7		0-3 K		0-0 6-3		0-3 K		4 0 0 0 0 2 2												
Ruppert Jones, L (9, 8) OBP: 0.270, SLG: 0.312		0-0 F7		0-3 K		0-0 6-3		0-3 K		0 0 0 0 0 0 0												
Juan Bonilla, R (1, 4) OBP: 0.313, SLG: 0.323		0-0 F4			0-0 SH2-3 1B		0-0 SH3-4 E 1B	0-0 1-3 1B		4 1 3 0 0 0 0												
Doug Gwosdz, R (1, 2) OBP: 0.200, SLG: 0.059		0-0 F8			0-0 F8		4-0 E 2B BB	0-3 K		3 1 0 0 1 1 3												
Dave Dravecky, R (1, 1) OBP: 0.156, SLG: 0.182			0-0 SH3 1B 2B		0-0 SH2-3		0-0 SH3-4	0-3 K		1 1 1 0 0 0 0												
Luis DeLeon, R (7, 1) OBP: 0.167, SLG: 0.167										1 0 0 0 0 1 2												
Gary Lucas, L (9, 1)										0 0 0 0 0 0 0												
Inning Stats	R: 0 E: 0 K: 0 S: 3	H: 0 LOB: 0 BB: 0 P: 3	R: 2 E: 0 K: 0 S: 5	H: 2 LOB: 0 BB: 0 P: 5	R: 1 E: 0 K: 0 S: 4	H: 2 LOB: 0 BB: 0 P: 4	R: 0 E: 0 K: 1 S: 5	H: 0 LOB: 0 BB: 0 P: 5	R: 0 E: 0 K: 1 S: 4	H: 1 LOB: 1 BB: 0 P: 4	R: 1 E: 0 K: 1 S: 7	H: 2 LOB: 1 BB: 0 P: 7	R: 3 E: 1 K: 1 S: 8	H: 2 LOB: 1 BB: 1 P: 12	R: 0 E: 0 K: 3 S: 11	H: 2 LOB: 2 BB: 0 P: 11	R: 0 E: 0 K: 0 S: 3	H: 0 LOB: 0 BB: 0 P: 3	1B: 7 2B: 3 3B: 0 HR: 2	SF: 0 SAC: 3 DP: 1 HBP: 0	WP: 0 PB: 0 SB: 0 CS: 0	PA: 39
PITCHER	IP WLS BF H R ER SO BB IBB HBP BLK WP HR S P ERA WHIP											PITCHER	IP WLS BF H R ER SO BB IBB HBP BLK WP HR S P ERA WHIP									
Fernando Valenzuela, L (1, 1) ERA: 3.39	6.1 L 29 9 7 6 2 1 0 0 0 0 2 32 36 8.53 1.579																					
Joe Beckwith, R (7, 1) ERA: 2.59	1.2 7 2 0 0 4 0 0 0 0 0 0 0 15 15 0.00 1.200																					
Ricky Wright, L (9, 1) ERA: 3.0	1.0 3 0 0 0 0 0 0 0 0 0 0 0 3 3 0.00 0.000																					

AB	35
R	7
H	11
RBI	6
BB	1
SO	6
LOB	12



Batter	1	2	3	4	5	6	7	8	9	AB R H RBI BB SO LOB
Derrel Thomas, S (1, 4) OBP: 0.390, SLG: 0.394	0-0 F3		0-0 F7		0-0 HR 1B		0-0 F7		0-0 SF8 1B	5 2 2 0 0 0 0
Ron Roenicke, S (1, 8) OBP: 0.274, SLG: 0.321	0-0 HR		0-3 K		0-0 HR		0-0 FC6-4 1B		0-0 F3	5 2 3 4 0 1 1
Dusty Baker Jr., R (1, 7) OBP: 0.306, SLG: 0.365	0-0 F8		0-0 F7		0-0 F8		0-0 FC6-4		0-0 FC4-6 1B	5 0 1 0 0 0 1
Pedro Guerrero, R (1, 5) OBP: 0.378, SLG: 0.502	0-0 5-3			0-0 1B	0-0 F7		0-0 5-3		0-0 SF8	4 0 1 1 0 0 1
Jose Morales, R (1, 3) OBP: 0.389, SLG: 0.667		0-0 G4-6-3 1B		0-0 F7		0-0 F9		0-0 F7	0-0 FC4-6	3 0 1 0 0 0 1
Greg Brock, L (7, 3) OBP: 0.352, SLG: 0.424										2 0 0 0 0 0 1
Steve Yeager, R (1, 2) OBP: 0.284, SLG: 0.450		0-0 G4-6-3		0-0 F7		0-0 P4		0-0 1B		3 0 0 0 0 0 2
Rafael Landestoy, S (8, PH) OBP: 0.286, SLG: 0.273								0-0 1B		1 0 1 0 0 0 0
Mike Marshall, R (1, 9) OBP: 0.307, SLG: 0.397		0-0 BB 1B		0-0 F7		0-0 2B		0-3 K		4 0 2 0 0 1 2
Dave Anderson, R (1, 6) OBP: 0.191, SLG: 0.227		4-0 BB		0-0 F8		4-0 IBB		0-0 1B		1 0 0 0 2 0 0
Ken Landreaux, L (8, PH) OBP: 0.313, SLG: 0.417								0-0 1B		1 0 1 0 0 0 0
Gilberto Reyes, R (9, 2) OBP: 0.167, SLG: 0.333		0-0 F8		0-0 HR 1B		0-0 P4		0-0 F2		0 0 0 0 0 0 0
Fernando Valenzuela, L (1, 1) OBP: 0.245, SLG: 0.354										3 1 1 0 0 0 4
Joe Beckwith, L (7, 1)										0 0 0 0 0 0 0
Rick Monday, L (8, PH) OBP: 0.324, SLG: 0.377										1 0 0 0 0 0 2
Ricky Wright, L (9, 1)										0 0 0 0 0 0 0

Inning Stats	R: 1	H: 1	E: 0	K: 0	S: 4	R: 0	H: 2	E: 0	K: 0	S: 4	R: 0	H: 0	E: 0	K: 1	S: 5	R: 0	H: 1	E: 0	K: 0	S: 4	R: 3	H: 3	E: 0	K: 0	S: 6	R: 0	H: 1	E: 0	K: 0	S: 4	R: 0	H: 2	E: 0	K: 1	S: 7	R: 1	H: 2	E: 0	K: 0	S: 5	1B: 10	SF: 1	2B: 1	3B: 0	HR: 2
	LOB: 0	BB: 0	P: 4	LOB: 2	BB: 1	P: 8	LOB: 0	BB: 0	P: 5	LOB: 1	BB: 0	P: 4	LOB: 0	BB: 0	P: 6	LOB: 2	BB: 1	P: 8	LOB: 1	BB: 0	P: 4	LOB: 0	BB: 0	P: 6	LOB: 2	BB: 1	P: 8	LOB: 1	BB: 0	P: 4	LOB: 2	BB: 0	P: 7	LOB: 1	BB: 0	P: 5	SAC: 0	DP: 1	HBP: 0	WP: 0	PA: 41				

PITCHER	IP	WLS	BF	H	R	ER	SO	BB	IBB	HBP	BLK	WP	HR	S	P	ERA	WHIP
Dave Dravecky, L (1, 1) ERA: 2.88	6.0	W	27	8	4	4	1	1	1	0	0	0	2	27	35	6.00	1.500
Luis DeLeon, R (7, 1) ERA: 2.53	2.2		13	5	1	1	1	0	0	0	0	0	0	15	15	3.38	1.875
Gary Lucas, L (9, 1) ERA: 2.57	0.1	S	1	0	0	0	0	0	0	0	0	0	0	1	1	0.00	0.000

BOTTOM

San Diego Padres @ Los Angeles Dodgers
 Dodger Stadium, Los Angeles, CA
 Thu Jun 23 1983, 3:33 AM PDT
 Att. 44,703 - Unknown

livebaseballscores.com

AB	38
R	5
H	13
RBI	5
BB	2
SO	2
LOB	15



Batter	1	2	3	4	5	6	7	8	9	AB R H RBI BB SO LOB	TOP									
Omar Moreno, L (1, 8) OBP: 0.285, SLG: 0.328 Frank LaCorte, R (7, 1) OBP: 0.167, SLG: 0.400 Vern Ruhle, R (7, 1) OBP: 0.231, SLG: 0.091 Mike Madden, L (8, 1)	0-0 SF9 3B		0-0 1-3		0-0 F7		0-3 K			4 1 1 0 0 1 3 0 0 0 0 0 0 0 0 0 0 0 0 0 0 0 0 0 0 0 0 0	Houston Astros @ Los Angeles Dodgers Dodger Stadium, Los Angeles, CA Fri Jun 24 1983, 7:05 PM PDT Att: 40,316 - Unknown livebaseballscorecards.com									
Terry Puhl, L (1, 9) OBP: 0.341, SLG: 0.374	0-0 SF9 3-H		0-0 F9 2-3		0-0 FC5-4 1B		0-0 F8		3 0 1 1 0 0 1											
Dickie Thon, R (1, 6) OBP: 0.337, SLG: 0.443	0-0 6-3		0-3 K		0-0 FC5-4 1B 1-2f		0-0 HR		4 1 1 1 0 1 2											
Phil Garner, R (1, 5) OBP: 0.347, SLG: 0.405	0-0 6-3			0-0 F2		0-0 1B	0-3 K		4 0 1 0 0 1 0											
Jose Cruz, L (1, 7) OBP: 0.383, SLG: 0.425		4-0 BB BB BB	4-3 4-3 BB	0-0 F5		0-0 F8	0-3 K		3 0 0 0 1 1 2											
Ray Knight, R (1, 3) OBP: 0.371, SLG: 0.468		0-0 4-3 1-2		0-0 F9		0-0 F7	4-0 BB BB BB	G4-6-3 BB	3 0 0 0 1 0 3											
Bill Doran, S (1, 4) OBP: 0.335, SLG: 0.300		0-0 4-3 2-3		0-3 K		0-0 2B	0-0 F8		4 0 1 0 0 1 2											
Luis Pujols, R (1, 2) OBP: 0.288, SLG: 0.290		0-0 F4		0-0 5-3 1B		0-0 F8	0-0 G4-6-3 1-2f		4 0 1 0 0 0 3											
Joe Niekro, R (1, 1) OBP: 0.083, SLG: 0.111 Kevin Bass, S (7, PH) OBP: 0.274, SLG: 0.370 (7, 8)			0-0 F9 2B		0-0 5-3 1-2		0-0 F8		2 0 1 0 0 0 1 1 0 0 0 0 0 1											
Inning Stats	R: 1 E: 0 K: 0 S: 4	H: 1 LOB: 0 BB: 0 P: 4	R: 0 E: 0 K: 0 S: 3	H: 0 LOB: 1 BB: 1 P: 7	R: 0 E: 0 K: 1 S: 6	H: 1 LOB: 1 BB: 0 P: 6	R: 0 E: 0 K: 1 S: 6	H: 1 LOB: 1 BB: 0 P: 6	R: 0 E: 0 K: 1 S: 5	H: 2 LOB: 2 BB: 0 P: 5	R: 0 E: 0 K: 1 S: 6	H: 1 LOB: 1 BB: 0 P: 6	R: 1 E: 0 K: 2 S: 8	H: 1 LOB: 0 BB: 0 P: 8	R: 0 E: 0 K: 0 S: 2	H: 0 LOB: 0 BB: 1 P: 6	1B: 3 2B: 2 3B: 1 HR: 1	SF: 1 SAC: 0 DP: 1 HBP: 0	WP: 0 PB: 0 SB: 0 CS: 0	PA: 35
PITCHER	IP WLS BF H R ER SO BB IBB HBP BLK WP HR S P ERA WHIP																			
Burt Hooton, R (1, 1) ERA: 2.98	7.0 W 28 6 1 1 3 1 0 0 0 0 0 0 33 37 1.29 1.000																			
Tom Niedenfuer, R (8, 1) ERA: 1.78	1.0 4 1 1 1 2 0 0 0 0 0 0 1 8 8 9.00 1.000																			
Ricky Wright, L (9, 1) ERA: 2.25	1.0 3 0 0 0 0 1 0 0 0 0 0 0 2 6 0.00 1.000																			

Batter	1	2	3	4	5	6	7	8	9
Steve Sax, R (1, 4) OBP: 0.347, SLG: 0.381 Ricky Wright, L (9, 1)	0-3 K		0-0 PB S 1B		0-3 K		0-0 HR	0-0 4-3	
Ken Landreaux, L (1, 8) OBP: 0.320, SLG: 0.424 Derrel Thomas, S (7, PR) OBP: 0.390, SLG: 0.394	0-0 PB 2B		0-0 4-3 S 1B 1-H		0-3 K		3-0 HR HBP		
Dusty Baker Jr., R (1, 7) OBP: 0.312, SLG: 0.381	0-0 6-3		4-0 4-3 BB 1-2		0-0 HR 1B		0-0 HR 1-H		
Pedro Guerrero, R (1, 5) OBP: 0.377, SLG: 0.510	0-0 6-3 2-3		0-3 K		0-0 HR		0-0 F4		
Greg Brock, L (1, 3) OBP: 0.347, SLG: 0.417		0-3 K	0-0 4-3 1-2 2-3		0-0 F8		0-0 3-1		
Ron Roenicke, S (1, 9) OBP: 0.274, SLG: 0.312		4-0 FC5-4 BB	0-3 K		0-3 K		0-0 G1		
Steve Yeager, R (1, 2) OBP: 0.288, SLG: 0.466		0-0 FC5-4 S 1-2f		0-0 F8		0-0 HR		0-0 G4-6-3 1B	
Bill Russell, R (1, 6) OBP: 0.350, SLG: 0.329		4-0 1-2 BB		0-0 4-3		0-0 5-3		0-0 G4-6-3 1-2f	
Burt Hooton, R (1, 1) OBP: 0.182, SLG: 0.161 Tom Niedenfuer, R (8, 1) Mike Marshall, R (8, PH) OBP: 0.311, SLG: 0.397 Rafael Landestoy, S (9, 4) OBP: 0.286, SLG: 0.273		0-3 K2-3		0-0 F8		0-0 6-3		4-0 BB	

Inning Stats	R: 0 E: 0 K: 1 S: 6	H: 1 LOB: 1 BB: 0 P: 6	R: 0 E: 0 K: 2 S: 7	H: 0 LOB: 2 BB: 2 P: 15	R: 1 E: 0 K: 2 S: 9	H: 2 LOB: 2 BB: 1 P: 13	R: 0 E: 0 K: 0 S: 3	H: 0 LOB: 0 BB: 0 P: 3	R: 2 E: 0 K: 2 S: 9	H: 2 LOB: 0 BB: 0 P: 9	R: 1 E: 0 K: 1 S: 6	H: 1 LOB: 0 BB: 0 P: 6	R: 3 E: 0 K: 0 S: 5	H: 2 LOB: 1 BB: 0 P: 8	R: 0 E: 0 K: 0 S: 3	H: 1 LOB: 1 BB: 1 P: 7
--------------	------------------------------	---------------------------------	------------------------------	----------------------------------	------------------------------	----------------------------------	------------------------------	---------------------------------	------------------------------	---------------------------------	------------------------------	---------------------------------	------------------------------	---------------------------------	------------------------------	---------------------------------

PITCHER	IP	WLS	BF	H	R	ER	SO	BB	IBB	HBP	BLK	WP	HR	S	P	ERA	WHIP
Joe Niekro, R (1, 1) ERA: 3.33	6.0	L	27	6	4	4	8	3	0	0	0	0	2	40	52	6.00	1.500
Frank LaCorte, R (7, 1) ERA: 4.23	0.0		2	1	2	2	0	0	0	1	0	0	1	1	4	∞	∞
Vern Ruhle, R (7, 1) ERA: 5.14	1.0		4	1	1	1	0	0	0	0	0	0	1	4	4	9.00	1.000
Mike Madden, L (8, 1) ERA: 2.1	1.0		4	1	0	0	0	1	0	0	0	0	0	3	7	0.00	2.000

AB R H RBI BB SO LOB

5 2 2 1 0 2 1
0 0 0 0 0 0 0

3 0 2 1 0 1 0
0 1 0 0 0 0 0

3 2 2 2 1 0 1

4 1 1 2 0 1 4

4 0 0 0 0 1 3

3 0 0 0 1 2 3

4 1 2 1 0 0 1

3 0 0 0 1 0 1

3 0 0 0 0 1 2
0 0 0 0 0 0 0
0 0 0 0 1 0 0
0 0 0 0 0 0 0

1B: 4 SF: 0
2B: 1 SAC: 0
3B: 0 DP: 1
HR: 4 HBP: 1

WP: 0 PA: 37
PB: 2
SB: 4
CS: 0

AB 32
R 7
H 9
RBI 7
BB 4
SO 8
LOB 16

Dodgers

Houston Astros @ Los Angeles Dodgers
Dodger Stadium, Los Angeles, CA
Fri Jun 24 1983, 7:05 PM PDT
Att. 40,316 - Unknown

livebaseballscorecards.com

Batter	1	2	3	4	5	6	7	8	9	10	11	AB R H RBI BB SO LOB	TOP					
Omar Moreno, L (1, 8) Bill Dawley, R (7, 1) OBP: 0.282, SLG: 0.323 OBP: 0.333, SLG: 0.333	F5		L5			1-3	K			K		4 0 0 0 0 1 3 1 0 0 0 0 1 0	Houston Astros @ Los Angeles Dodgers Dodger Stadium, Los Angeles, CA Sat Jun 25 1983, 7:05 PM PDT Att. 44,294 - Unknown					
Kevin Bass, S (1, 9) OBP: 0.270, SLG: 0.361	6-3		4-3			K		L4		1B 1B		5 0 1 0 0 1 0						
Dickie Thon, R (1, 6) OBP: 0.338, SLG: 0.442	K					K		6-3		1B 1-2 1B		5 0 2 0 0 2 0						
Phil Garner, R (1, 5) OBP: 0.348, SLG: 0.405										F9		5 0 2 0 0 1 3						
Jose Cruz, L (1, 7) OBP: 0.380, SLG: 0.421												5 1 1 0 0 1 1						
Ray Knight, R (1, 3) OBP: 0.372, SLG: 0.467												5 0 2 0 0 0 2						
Bill Doran, S (1, 4) OBP: 0.340, SLG: 0.306												5 0 3 1 0 0 0						
Luis Pujols, R (1, 2) Harry Spilman, L (2, PH) OBP: 0.288, SLG: 0.290 OBP: 0.255, SLG: 0.300												0 0 0 0 0 0 0 4 0 0 0 0 3 5						
Bob Knepper, L (1, 1) Tony Scott, S (7, PH) OBP: 0.226, SLG: 0.414 OBP: 0.233, SLG: 0.289												2 0 0 0 0 2 0 2 0 0 0 0 0 2						
Inning Stats	R: 0 H: 0 E: 0 K: 1 S: 5	R: 0 H: 2 E: 0 K: 2 S: 9	R: 0 H: 0 E: 0 K: 1 S: 5	R: 0 H: 2 E: 0 K: 0 S: 4	R: 0 H: 0 E: 0 K: 2 S: 7	R: 0 H: 0 E: 0 K: 2 S: 7	R: 1 H: 3 E: 1 K: 2 S: 11	R: 0 H: 1 E: 0 K: 0 S: 3	R: 0 H: 1 E: 0 K: 0 S: 4	R: 0 H: 2 E: 0 K: 1 S: 7	R: 0 H: 0 E: 0 K: 1 S: 5	1B: 11 SF: 0 2B: 0 SAC: 0 3B: 0 DP: 1 HR: 0 HBP: 0		WP: 0 PA: 44 PB: 1 SB: 0 CS: 1				
PITCHER	IP WLS BF H R ER SO BB IBB HBP BLK WP HR S P ERA WHIP																	
Jerry Reuss, L (1, 1) ERA: 2.51	10.0	W 3	0	0	0	1	0	0	0	0	0	0	0	0	62	62	0.90	1.100
Tom Niedenfuer, R (11, 1) ERA: 1.73	1.0	W 3	0	0	0	1	0	0	0	0	0	0	0	5	5	0.00	0.000	

livebaseballscorecards.com

AB	43
R	1
H	11
RBI	1
BB	0
SO	12
LOB	16



Batter	1	2	3	4	5	6	7	8	9	10	11	AB R H RBI BB SO LOB
Steve Sax, R OBP: 0.344, SLG: 0.389 (1, 4)	0-0 HR	0-0 FC6-4			0-0 5-3		0-0 6-3			0-0 4-3		5 1 1 1 0 0 3
Bill Russell, R OBP: 0.341, SLG: 0.319 (1, 6)	0-0 F8		0-0 G3		0-0 F8			0-0 6-3		0-0 6-3		5 0 0 0 0 0 0
Dave Anderson, R OBP: 0.191, SLG: 0.227 (11, 6)												0 0 0 0 0 0 0
Dusty Baker Jr., R OBP: 0.307, SLG: 0.374 (1, 7)	0-0 F9		0-0 F7		0-0 F8			0-0 5-3			0-0 5-3	5 0 0 0 0 0 0
Pedro Guerrero, R OBP: 0.384, SLG: 0.520 (1, 5)	0-0 2B		0-0 1B		0-0 1B			0-3 K			0-0 2B 1B	5 1 4 0 0 1 0
Mike Marshall, R OBP: 0.308, SLG: 0.397 (1, 3)	0-0 5-3		0-0 FC6-4		0-3 K				0-0 6-3		0-0 1B 2B	5 0 1 0 0 1 3
Steve Yeager, R OBP: 0.291, SLG: 0.462 (1, 2)		0-0 5-3		0-0 F9		0-0 5-3			0-0 1B		4-0 1B IBB	4 0 1 0 1 0 1
Ron Roenicke, S OBP: 0.270, SLG: 0.307 (1, 9)		0-0 1-3		0-3 K			0-0 F4		0-0 F7		0-0 1B	5 0 1 1 0 1 1
Derrel Thomas, S OBP: 0.395, SLG: 0.400 (1, 8)		0-0 1B 1B		0-0 1-3			0-0 SH1-4 1B		0-3 K			4 0 2 0 0 1 1
Jerry Reuss, L OBP: 0.250, SLG: 0.237 (1, 1)		0-0 1B		0-0 K		0-3 K		0-0 SH1-4		0-0 G3		2 0 1 0 0 1 0
Rick Monday, L OBP: 0.320, SLG: 0.371 (10, PH)		0-0 FC6-4 1B										1 0 0 0 0 0 0
Tom Niedenfuer, R OBP: 0.176 (11, 1)												0 0 0 0 0 0 0

Inning Stats	R: 1	H: 2	E: 0	LOB: 1	K: 0	BB: 0	S: 5	P: 5	R: 0	H: 2	E: 0	LOB: 2	K: 0	BB: 0	S: 5	P: 5	R: 0	H: 1	E: 0	LOB: 1	K: 0	BB: 0	S: 4	P: 4	R: 0	H: 0	E: 0	LOB: 0	K: 1	BB: 0	S: 5	P: 5	R: 0	H: 1	E: 0	LOB: 1	K: 0	BB: 0	S: 4	P: 4	R: 0	H: 0	E: 0	LOB: 0	K: 1	BB: 0	S: 5	P: 5	R: 0	H: 1	E: 0	LOB: 1	K: 0	BB: 0	S: 6	P: 6	R: 0	H: 0	E: 0	LOB: 0	K: 1	BB: 0	S: 5	P: 5	R: 0	H: 1	E: 0	LOB: 1	K: 1	BB: 0	S: 6	P: 6	R: 0	H: 0	E: 0	LOB: 0	K: 1	BB: 0	S: 6	P: 6	R: 0	H: 1	E: 0	LOB: 1	K: 1	BB: 0	S: 3	P: 3	R: 0	H: 0	E: 0	LOB: 0	K: 0	BB: 0	S: 4	P: 8	R: 1	H: 3	E: 0	LOB: 3	K: 0	BB: 1	S: 4	P: 8
1B: 8	SF: 0	2B: 2	SAC: 1	3B: 0	DP: 0	HR: 1	HBP: 0	WP: 0	PA: 43																																																																																															

PITCHER	IP	WLS	BF	H	R	ER	SO	BB	IBB	HBP	BLK	WP	HR	S	P	ERA	WHIP
Bob Knepper, L ERA: 2.88 (1, 1)	6.0		24	6	1	1	3	0	0	0	0	0	1	30	30	1.50	1.000
Bill Dawley, R ERA: 1.76 (7, 1)	4.1	L	19	5	1	1	2	0	1	0	0	0	0	22	26	2.08	1.154

BOTTOM

Houston Astros @ Los Angeles Dodgers
 Dodger Stadium, Los Angeles, CA
 Sat Jun 25 1983, 7:05 PM PDT
 Att. 44,294 - Unknown

livebaseballscores.com

AB	41
R	2
H	11
RBI	2
BB	1
SO	5
LOB	9



Batter	1	2	3	4	5	6	7	8	9	AB R H RBI BB SO LOB	TOP											
Omar Moreno, L (1, 8) OBP: 0.280, SLG: 0.321	0-0 S S 1B	0-0 F7		0-0 F9		0-0 G3	0-0 F2			5 1 1 0 0 0 4												
Terry Puhl, L (1, 9) OBP: 0.335, SLG: 0.367 Tony Scott, S (4, 9) OBP: 0.238, SLG: 0.287	0-0 F8	0-0 F8		0-3 K		4-0 HR BB		0-0 F9		3 0 0 0 0 1 1 1 1 0 0 1 0 0												
Dickie Thon, R (1, 6) OBP: 0.342, SLG: 0.453	4-0 S 1B BB		0-0 S 1B	0-0 F7		0-0 1-H 3-H HR		0-0 6-3		4 3 2 3 1 0 0												
Phil Garner, R (1, 5) OBP: 0.342, SLG: 0.397	0-3 K		0-0 P4		0-0 5-3	0-0 1-3		0-3 K2-3		5 0 0 0 0 2 3												
Jose Cruz, L (1, 7) OBP: 0.380, SLG: 0.418	4-0 1B 1B IBB		0-0 1B 6-3 1B		0-0 F4		0-0 5-3		0-0 F8	4 2 1 1 1 0 0												
Ray Knight, R (1, 3) OBP: 0.381, SLG: 0.474 Denny Walling, L (7, PR) OBP: 0.217, SLG: 0.163	0-0 1B 1B		0-0 6-3 BB 1B		4-0 BB		0-0 1B S E 1B		0-0 F7	3 0 3 2 1 0 0 1 1 0 0 0 0 0												
Bill Doran, S (1, 4) OBP: 0.345, SLG: 0.310	0-0 1-2 3-H 1B		4-0 1-2 6-3 BB		0-0 P6		0-0 E 1-3 1B		0-0 F5	4 0 2 1 1 0 1												
John Mizerock, L (1, 2) OBP: 0.160, SLG: 0.250	0-0 6-3		0-0 6-3			0-0 SH1-4 HR 2B	0-0 E4 SH2-3			4 1 1 2 0 0 5												
Mike Scott, R (1, 1) OBP: 0.095, SLG: 0.095 Dave Smith, R (6, 1)		0-0 5-3	0-0 F9			0-0 SH1-4	0-0 SH2-3			2 0 0 0 0 0 2 0 0 0 0 0 0 0												
Inning Stats	R: 3 E: 0 K: 1 S: 8	H: 3 LOB: 2 BB: 2 P: 16	R: 0 E: 0 K: 0 S: 3	H: 0 LOB: 0 BB: 0 P: 3	R: 2 E: 0 K: 0 S: 6	H: 3 LOB: 2 BB: 1 P: 10	R: 0 E: 0 K: 1 S: 5	H: 0 LOB: 0 BB: 0 P: 5	R: 0 E: 0 K: 0 S: 3	H: 0 LOB: 1 BB: 1 P: 7	R: 3 E: 0 K: 0 S: 5	H: 2 LOB: 0 BB: 1 P: 9	R: 1 E: 1 K: 0 S: 6	H: 2 LOB: 3 BB: 0 P: 6	R: 0 E: 0 K: 1 S: 5	H: 0 LOB: 0 BB: 0 P: 5	R: 0 E: 0 K: 0 S: 3	H: 0 LOB: 0 BB: 0 P: 3	1B: 8 2B: 1 3B: 0 HR: 1	SF: 0 SAC: 2 DP: 0 HBP: 0	WP: 0 PB: 0 SB: 5 CS: 0	PA: 43
PITCHER	IP WLS BF H R ER SO BB IBB HBP BLK WP HR S P ERA WHIP																					
Alejandro Pena, R (1, 1) ERA: 2.56	2.1 L 14 5 5 5 1 1 1 0 0 0 0 0 14 22 19.29 2.571																					
Pat Zachry, R (3, 1) ERA: 1.96	1.2 7 1 0 0 1 1 0 0 0 0 0 0 8 12 0.00 1.200																					
Joe Beckwith, R (5, 1) ERA: 3.24	2.0 10 2 3 3 0 2 0 0 0 0 0 1 8 16 13.50 2.000																					
Ricky Wright, L (7, 1) ERA: 3.0	2.0 9 2 1 1 1 0 0 0 0 0 0 0 11 11 4.50 1.000																					
Tom Niedenfuer, R (9, 1) ERA: 1.69	1.0 3 0 0 0 0 0 0 0 0 0 0 0 3 3 0.00 0.000																					

Houston Astros @ Los Angeles Dodgers
Dodger Stadium, Los Angeles, CA
Sun Jun 26 1983, 3:33 AM PDT
Att: 48,401 - Unknown

livebaseballscorecards.com

AB	36
R	9
H	10
RBI	9
BB	5
SO	3
LOB	16



Batter	1	2	3	4	5	6	7	8	9	AB R H RBI BB SO LOB	TOP		
Steve Sax, R (1, 4) OBP: 0.346, SLG: 0.393	0-0 F9		0-0 4-3	0-0 BB HR 2B		0-0 4-3			0-0 FC6-5-4 S 1B	5 1 2 0 0 0 1	Los Angeles Dodgers @ San Diego Padres Jack Murphy Stadium, San Diego, CA Tue Jun 28 1983, 10:05 PM EDT Att: 35,213 - Unknown livebaseballscorecards.com		
Bill Russell, R (1, 6) OBP: 0.342, SLG: 0.314	0-0 4-3		0-0 BB	1-0 BB HR HBP		0-0 P5		0-0 FC6-5-4 1-3	3 1 0 0 1 0 1				
Dusty Baker Jr., R (1, 7) OBP: 0.304, SLG: 0.365 Tom Niedenfuer, R (7, 1)	0-0 F7		0-0 5-3	4-0 HR BB		0-0 P3		0-0 L6	3 1 0 1 1 0 2 1 0 0 0 0 0 1				
Pedro Guerrero, R (1, 5) OBP: 0.389, SLG: 0.538		0-0 SF8 3B		0-0 HR BB		0-3 K			3 3 2 4 1 1 0				
Mike Marshall, R (1, 3) OBP: 0.307, SLG: 0.429 Greg Brock, L (6, 3) OBP: 0.344, SLG: 0.413		0-3 K		0-0 HR		0-0 L5			3 1 1 2 0 1 1 1 0 0 0 0 0 0				
Ron Roenicke, S (1, 9) OBP: 0.275, SLG: 0.300		0-0 SF8		0-0 F8	0-3 K		0-3 K		3 0 0 1 0 2 0				
Steve Yeager, R (1, 2) OBP: 0.289, SLG: 0.473		0-0 F7		0-0 HR	0-0 5-3			4-0 G1-6-3 BB	3 1 1 1 1 0 0				
Derrel Thomas, S (1, 8) OBP: 0.396, SLG: 0.405			0-0 4-3 2B	4-0 2B BB BB	0-3 K			0-0 G1-6-3 1-2f	3 1 1 0 1 1 1				
Bob Welch, R (1, 1) OBP: 0.147, SLG: 0.265 Joe Beckwith, L (7, 1) Ricky Wright, L (7, 1) Rafael Landestoy, S (7, 7) OBP: 0.270, SLG: 0.257			0-0 F2	0-3 K		0-3 K		0-0 5-3	3 0 0 0 0 2 2 0 0 0 0 0 0 0 0 0 0 0 0 0 0 1 0 0 0 0 0 0				
Inning Stats	R: 0 H: 0 E: 0 LOB: 0 K: 0 BB: 0 S: 3 P: 3	R: 1 H: 1 E: 0 LOB: 0 K: 1 BB: 0 S: 6 P: 6	R: 0 H: 1 E: 0 LOB: 2 K: 0 BB: 1 S: 4 P: 8	R: 8 H: 4 E: 0 LOB: 0 K: 1 BB: 3 S: 9 P: 22	R: 0 H: 0 E: 0 LOB: 0 K: 2 BB: 0 S: 7 P: 7	R: 0 H: 0 E: 0 LOB: 0 K: 1 BB: 0 S: 5 P: 5	R: 0 H: 0 E: 0 LOB: 0 K: 1 BB: 0 S: 5 P: 5	R: 0 H: 0 E: 0 LOB: 0 K: 1 BB: 1 S: 4 P: 8	R: 0 H: 1 E: 0 LOB: 1 K: 0 BB: 0 S: 4 P: 4	1B: 1 SF: 1 2B: 2 SAC: 0 3B: 1 DP: 1 HR: 3 HBP: 1		WP: 0 PA: 39 PB: 0 SB: 1 CS: 0	
PITCHER	IP WLS BF H R ER SO BB IBB HBP BLK WP HR S P ERA WHIP											PITCHER	IP WLS BF H R ER SO BB IBB HBP BLK WP HR S P ERA WHIP
Dave Dravecky, L (1, 1) ERA: 3.22	3.2 L 19 5 6 6 2 3 0 0 0 0 0 2 20 32 14.73 2.182												
Elias Sosa, R (4, 1) ERA: 5.76	1.1 7 1 3 3 2 1 0 1 0 0 0 1 9 14 20.25 1.500												
John Montefusco, R (6, 1) ERA: 4.78	2.0 6 0 0 0 2 0 0 0 0 0 0 0 10 10 0.00 0.000												
Gary Lucas, L (8, 1) ERA: 2.39	2.0 7 1 0 0 1 1 0 0 0 0 0 0 8 12 0.00 1.000												



Batter	1	2	3	4	5	6	7	8	9	AB	R	H	RBI	BB	SO	LOB
Luis Salazar, R OBP: 0.322, SLG: 0.363 (1, 5)	0-0 5-3		0-0 F9			0-0 1B			0-0 K	5	1	2	1	0	1	0
Alan Wiggins, S OBP: 0.343, SLG: 0.307 John Montefusco, R OBP: 0.333, SLG: 0.143 Gene Richards, L OBP: 0.342, SLG: 0.416 (1, 9) (6, 1) (7, PH) (8, 7)	0-0 6-3			0-0 1-3	0-0 3-1				0-0 F8	3	0	0	0	0	0	2
Steve Garvey, R OBP: 0.343, SLG: 0.471 (1, 3)	0-0 6-3			0-0 5-3		0-0 F9			0-0 K	5	0	0	0	0	1	2
Terry Kennedy, L OBP: 0.356, SLG: 0.433 (1, 2)		0-0 4-3 2B		0-0 E8		0-0 1B			0-0 SF8	3	1	2	1	0	0	0
Ruppert Jones, L OBP: 0.275, SLG: 0.322 Kurt Bevacqua, R OBP: 0.481, SLG: 0.419 Gary Lucas, L (1, 8) (7, PH) (8, 1)		0-0 4-3		0-0 4-3		0-0 F8			0-3 K	3	0	0	0	0	0	3
Garry Templeton, S OBP: 0.289, SLG: 0.361 (1, 6)			0-3 K		0-0 F9				0-0 L3	4	1	1	0	0	1	1
Tony Gwynn, L OBP: 0.333, SLG: 0.346 (1, 7) (8, 9)		0-0 6-3			0-0 F7				0-0 E4	4	0	2	1	0	0	1
Tim Flannery, L OBP: 0.348, SLG: 0.410 (1, 4)			0-0 F7			0-0 1B			0-3 K	4	1	1	0	0	1	2
Dave Dravecky, R OBP: 0.152, SLG: 0.178 Elias Sosa, R Kevin McReynolds, R OBP: 0.235, SLG: 0.301 (1, 1) (4, 1) (5, PH) (6, 9) (8, 8)			0-3 K			0-0 1B			0-3 K	1	0	0	0	0	1	0
						0-0 1B			0-3 K	0	0	0	0	0	0	0
						1-2 1B			0-3 K	3	1	1	0	0	1	1

Inning Stats	R: 0	H: 0	E: 0	K: 3	S: 3	P: 3	R: 0	H: 1	E: 0	K: 1	S: 6	R: 0	H: 0	E: 0	K: 1	S: 5	R: 0	H: 0	E: 1	K: 0	S: 4	R: 1	H: 3	E: 0	K: 0	S: 6	R: 2	H: 3	E: 1	K: 0	S: 6	R: 2	H: 2	E: 1	K: 2	S: 10	R: 0	H: 1	E: 1	K: 2	S: 8	R: 0	H: 0	E: 0	K: 1	S: 5	1B: 9	SF: 1	2B: 1	SAC: 0	3B: 0	DP: 0	HR: 0	HBP: 0	WP: 1	PA: 39
--------------	------	------	------	------	------	------	------	------	------	------	------	------	------	------	------	------	------	------	------	------	------	------	------	------	------	------	------	------	------	------	------	------	------	------	------	-------	------	------	------	------	------	------	------	------	------	------	-------	-------	-------	--------	-------	-------	-------	--------	-------	--------

PITCHER	IP	WLS	BF	H	R	ER	SO	BB	IBB	HBP	BLK	WP	HR	S	P	ERA	WHIP
Bob Welch, R ERA: 2.7 (1, 1)	6.0	W	26	7	3	2	2	0	0	0	0	0	0	30	30	3.00	1.167
Joe Beckwith, R ERA: 3.21 (7, 1)	0.1		4	2	2	0	1	0	0	0	0	0	0	6	6	0.00	6.000
Ricky Wright, L ERA: 2.84 (7, 1)	0.1		1	0	0	0	0	0	0	0	0	1	0	1	1	0.00	0.000
Tom Niedenfuer, R ERA: 1.59 (7, 1)	2.1		8	1	0	0	4	0	0	0	0	0	0	16	16	0.00	0.429

BOTTOM

Los Angeles Dodgers @ San Diego Padres
Jack Murphy Stadium, San Diego, CA
Tue Jun 28 1983, 10:05 PM EDT
Att. 35,213 - Unknown

livebaseballscores.com

AB	38
R	5
H	10
RBI	4
BB	0
SO	7
LOB	13



Batter	1	2	3	4	5	6	7	8	9	AB R H RBI BB SO LOB	TOP									
Steve Sax, R (1, 4) OBP: 0.345, SLG: 0.391	0-0 5-3	0-0 CS 1B			0-0 F3			0-0 F9		4 0 1 0 0 0 1										
Bill Russell, R (1, 6) OBP: 0.335, SLG: 0.306 Dave Anderson, R (8, 6) OBP: 0.176, SLG: 0.208	0-0 E6 1B	0-0 CS 1-2	0-0 E5 CS		0-0 5-3 2-3			0-0 5-3		4 0 0 0 0 0 1 0 0 0 0 0 0 0										
Ron Roenicke, S (1, 7) OBP: 0.281, SLG: 0.301	0-0 1-2 1B		0-0 F8 1-2		0-0 5-3			4-0 BB BB BB		3 0 1 0 1 0 2										
Pedro Guerrero, R (1, 5) OBP: 0.385, SLG: 0.532 Dave Stewart, R (7, 1) OBP: 0.167, SLG: 0.167 Rick Monday, L (8, PH) OBP: 0.338, SLG: 0.415 Steve Howe, L (8, 1)	0-0 F8		0-0 L1		0-0 6-3			0-3 K S S S		3 0 0 0 0 0 2 0 0 0 0 0 0 0 1 0 0 0 0 1 1 0 0 0 0 0 0 0										
Mike Marshall, R (1, 9) OBP: 0.306, SLG: 0.425	0-0 L5			0-0 FC5-4 1B	0-0 4-3			0-3 K S S	0-3 K	4 0 1 0 0 1 2										
Jose Morales, R (1, 3) OBP: 0.409, SLG: 0.636		0-0 3B 1B		0-0 FC5-4 1-2f	0-3 K			0-0 G5-4-3 1B		4 1 2 0 0 1 1										
Steve Yeager, R (1, 2) OBP: 0.236, SLG: 0.468 Gilberto Reyes, R (6, 2) OBP: 0.125, SLG: 0.250		0-0 P3		0-0 F8	0-0 4-3			0-0 G5-4-3 1-2f		2 0 0 0 0 0 2 2 0 0 0 0 0 1										
Derrel Thomas, S (1, 8) OBP: 0.394, SLG: 0.427		0-0 SH1-2-3 3B		0-0 FC5-4 1-2f	0-3 K			0-3 K		3 1 1 1 0 1 1										
Fernando Valenzuela, L (1, 1) OBP: 0.260, SLG: 0.388 Pat Zachry, R (5, 1) Rafael Landestoy, S (7, PH) OBP: 0.263, SLG: 0.250		0-0 SH1-2-3 3-H		0-0 5-3 2B	0-0 F8			0-0 F8		1 0 1 1 0 0 0 0 0 0 0 0 0 0 1 0 0 0 0 0 0										
Inning Stats	R: 0 E: 1 K: 0 S: 5	H: 1 LOB: 2 BB: 0 P: 5	R: 2 E: 0 K: 0 S: 5	H: 3 LOB: 0 BB: 0 P: 5	R: 0 E: 1 K: 0 S: 3	H: 0 LOB: 0 BB: 0 P: 3	R: 0 E: 0 K: 0 S: 4	H: 1 LOB: 1 BB: 0 P: 4	R: 0 E: 0 K: 1 S: 5	H: 0 LOB: 0 BB: 0 P: 5	R: 0 E: 0 K: 1 S: 5	H: 0 LOB: 0 BB: 0 P: 5	R: 0 E: 0 K: 1 S: 5	H: 0 LOB: 1 BB: 1 P: 9	R: 0 E: 0 K: 1 S: 5	H: 1 LOB: 0 BB: 0 P: 5	1B: 5 2B: 1 3B: 1 HR: 0	SF: 0 SAC: 1 DP: 1 HBP: 0	WP: 0 PB: 0 SB: 0 CS: 2	PA: 35
PITCHER Mark Thurmond, L (1, 1) ERA: 1.64	IP: 9.0 WLS: W BF: 34 H: 7 R: 2 ER: 2 SO: 4 BB: 1 IBB: 0 HBP: 0 BLK: 0 WP: 0 HR: 0 S: 41 P: 45 ERA: 2.00 WHIP: 0.889											PITCHER	IP: 9.0 WLS: W BF: 34 H: 7 R: 2 ER: 2 SO: 4 BB: 1 IBB: 0 HBP: 0 BLK: 0 WP: 0 HR: 0 S: 41 P: 45 ERA: 2.00 WHIP: 0.889							

Los Angeles Dodgers @ San Diego Padres
 Jack Murphy Stadium, San Diego, CA
 Wed Jun 29 1983, 10:05 PM EDT
 Att: 36,545 - Unknown

AB	32
R	2
H	7
RBI	2
BB	1
SO	4
LOB	14



Batter	1	2	3	4	5	6	7	8	9
Luis Salazar, R OBP: 0.324, SLG: 0.380 (1, 5)	0-0 6-3 ①		0-0 SF8 ②		0-0 E4 1B BB 2-H	0-0 HR		0-0 1B 1-2 1B	
Alan Wiggins, S OBP: 0.353, SLG: 0.316 (1, 8) (7, 9)	4-0 G5-4-3 BB		0-0 HR 1B 2-H		0-0 BB S WP 1B 2-3	0-0 1B		0-0 F4 ②	
Steve Garvey, R OBP: 0.347, SLG: 0.481 (1, 3)	0-0 G5-4-3 1-2f		0-0 HR 1-H		4-0 WP BB 1B 1-2 IBB	0-0 F4 ②		0-0 1B 1-3 2-H	
Sixto Lezcano, R OBP: 0.335, SLG: 0.328 Tony Gwynn, L OBP: 0.321, SLG: 0.333 (6, PH) (7, 7)		0-0 G3 ①	0-0 5-3 ③		4-0 WP 1B BB 1-2 2-3 3-H	0-0 F7 ③			
Terry Kennedy, L OBP: 0.356, SLG: 0.432 Doug Gwosdz, R OBP: 0.167, SLG: 0.048 (5, PR) (6, 2)		0-0 F2 ②		0-0 4-3 ①	0-0 HR 1B 1-H 2-H 3-H		0-0 6-3 ①		
Kurt Bevacqua, R OBP: 0.473, SLG: 0.478 Ruppert Jones, L OBP: 0.273, SLG: 0.320 (7, 8)		0-0 5-3 ③		0-3 K ②	0-0 HR 1-H		0-0 L4 ②		
Garry Templeton, S OBP: 0.290, SLG: 0.361 Mario Ramirez, R OBP: 0.375, SLG: 0.321 (6, 6)			0-0 SH1-4 SF8 1B	0-0 1-3 ③	0-0 F8 ②		0-3 K ③		
Juan Bonilla, R OBP: 0.306, SLG: 0.316 (1, 4)			0-0 E6 SH1-4 1B 1-2		0-0 SH3-4 E 1B K		0-0 1B 1B		
Mark Thurmond, L (1, 1)			0-0 SH1-4 ① 1-2 2-3		0-0 SH3-4 ① 1-2	0-0 P4 ①		0-3 K ①	

Inning Stats	R: 0	H: 0	E: 0	LOB: 0	K: 0	BB: 1	S: 2	P: 6	R: 0	H: 0	E: 0	LOB: 0	K: 0	BB: 0	S: 3	P: 3	R: 4	H: 3	E: 1	LOB: 0	K: 0	BB: 0	S: 7	P: 7	R: 0	H: 0	E: 0	LOB: 0	K: 1	BB: 0	S: 5	P: 5	R: 7	H: 4	E: 1	LOB: 1	K: 1	BB: 2	S: 10	P: 18	R: 1	H: 2	E: 0	LOB: 1	K: 0	BB: 0	S: 5	P: 5	R: 0	H: 0	E: 0	LOB: 0	K: 1	BB: 0	S: 5	P: 5	R: 1	H: 3	E: 0	LOB: 2	K: 1	BB: 0	S: 7	P: 7
--------------	------	------	------	--------	------	-------	------	------	------	------	------	--------	------	-------	------	------	------	------	------	--------	------	-------	------	------	------	------	------	--------	------	-------	------	------	------	------	------	--------	------	-------	-------	-------	------	------	------	--------	------	-------	------	------	------	------	------	--------	------	-------	------	------	------	------	------	--------	------	-------	------	------

PITCHER	IP	WLS	BF	H	R	ER	SO	BB	IBB	HBP	BLK	WP	HR	S	P	ERA	WHIP
Fernando Valenzuela, L ERA: 3.63 (1, 1)	4.1	L	23	6	10	5	1	2	1	0	0	1	1	22	34	10.38	1.846
Pat Zachry, R ERA: 2.7 (5, 1)	1.2		8	3	2	2	1	0	0	0	0	0	2	10	10	10.80	1.800
Dave Stewart, R ERA: 2.15 (7, 1)	1.0		3	0	0	0	1	0	0	0	0	0	0	5	5	0.00	0.000
Steve Howe, L ERA: 0.39 (8, 1)	1.0		5	3	1	1	1	0	0	0	0	0	0	7	7	9.00	3.000

BOTTOM

Los Angeles Dodgers @ San Diego Padres
Jack Murphy Stadium, San Diego, CA

Wed Jun 29 1983, 10:05 PM EDT
 Att. 36,545 - Unknown

AB	R	H	RBI	BB	SO	LOB
4	2	2	2	0	0	0
4	2	3	1	1	0	2
4	2	2	3	1	0	2
2	1	0	1	1	0	0
1	0	0	0	0	0	1
3	0	1	2	0	0	0
1	1	0	0	0	0	0
3	1	1	2	0	1	0
1	0	0	0	0	0	0
3	1	1	0	0	0	1
1	0	0	0	0	1	0
4	3	2	0	0	1	2
2	0	0	0	0	1	1

AB	33
R	13
H	12
RBI	11
BB	3
SO	4
LOB	9



PITCHER	IP	WLS	BF	H	R	ER	SO	BB	IBB	HBP	BLK	WP	HR	S	P	ERA	WHIP
Fernando Valenzuela, L ERA: 3.63 (1, 1)	4.1	L	23	6	10	5	1	2	1	0	0	1	1	22	34	10.38	1.846
Pat Zachry, R ERA: 2.7 (5, 1)	1.2		8	3	2	2	1	0	0	0	0	0	2	10	10	10.80	1.800
Dave Stewart, R ERA: 2.15 (7, 1)	1.0		3	0	0	0	1	0	0	0	0	0	0	5	5	0.00	0.000
Steve Howe, L ERA: 0.39 (8, 1)	1.0		5	3	1	1	1	0	0	0	0	0	0	7	7	9.00	3.000

Batter	1	2	3	4	5	6	7	8	9	AB R H RBI BB SO LOB	TOP															
Steve Sax, R OBP: 0.342, SLG: 0.385 (1, 4)	0-0 6-3	0-0 E4 1B			0-0 F9		4-0 E S 1B BB		0-0 L5	4 1 0 0 1 0 2																
Derrel Thomas, S OBP: 0.404, SLG: 0.430 (1, 8)	4-0 1B BB	0-0 1-2 3-H 1B			0-0 F3		0-0 1-H 1B		0-0 FC4-6 1-2f	4 0 2 2 1 0 1																
Rick Monday, L OBP: 0.329, SLG: 0.391 (1, 7) (8, 9)	0-0 P6	0-0 P5			4-0 HR BB		0-3 K		0-0 L4	4 1 0 0 1 1 4																
Pedro Guerrero, R OBP: 0.387, SLG: 0.542 (1, 5)	0-0 1-H 1B				0-0 1-H HR		0-3 K			4 1 2 2 0 1 0																
Greg Brock, L OBP: 0.343, SLG: 0.410 (1, 3)		0-0 F8	0-0 P5		0-0 1B			0-0 F8		4 0 1 0 0 0 0																
Mike Marshall, R OBP: 0.310, SLG: 0.424 Steve Howe, L (8, 1)		4-0 BB 2B BB	0-3 K		0-0 F9			0-0 1B		3 1 1 0 1 1 1 0 0 0 0 0 0 0																
Steve Yeager, R OBP: 0.285, SLG: 0.462 (1, 2)		4-0 1-2 2B BB			0-0 6-3		0-0 6-3	0-0 F8		3 1 0 0 1 0 1																
Dave Anderson, R OBP: 0.185, SLG: 0.216 Bill Russell, R OBP: 0.333, SLG: 0.305 (8, 6)		0-0 F2			0-0 F8		0-0 L5-3 1B	0-0 P3		3 0 1 0 0 0 2 1 0 0 0 0 0 1																
Burt Hooton, R OBP: 0.200, SLG: 0.212 Joe Beckwith, L (5, 1)		0-0 E 1B 2B			0-0 F9		0-0 L5-3 1B		0-0 FC4-6 1B	2 1 1 2 0 0 0 0 0 0 0 0 0 0 1 0 0 0 0 0 1 0 0 0 0 0 0 0 1 0 1 0 0 0 0																
Ron Roenicke, S OBP: 0.279, SLG: 0.298 Tom Niedenfuer, R (6, 1)		1-H 2-H																								
Dusty Baker Jr., R OBP: 0.306, SLG: 0.367 (8, 7)																										
Inning Stats	R: 0 E: 0 K: 0 S: 3	H: 1 LOB: 2 BB: 1 P: 7	R: 3 E: 1 K: 0 S: 6	H: 2 LOB: 2 BB: 2 P: 14	R: 0 E: 0 K: 1 S: 5	H: 0 LOB: 0 BB: 0 P: 5	R: 0 E: 0 K: 0 S: 3	H: 0 LOB: 0 BB: 0 P: 3	R: 2 E: 0 K: 0 S: 5	H: 2 LOB: 1 BB: 1 P: 9	R: 0 E: 0 K: 0 S: 3	H: 1 LOB: 0 BB: 0 P: 3	R: 1 E: 0 K: 2 S: 7	H: 1 LOB: 0 BB: 1 P: 11	R: 0 E: 0 K: 0 S: 4	H: 1 LOB: 1 BB: 0 P: 4	R: 0 E: 0 K: 0 S: 4	H: 1 LOB: 1 BB: 0 P: 4	1B: 7 2B: 2 3B: 0 HR: 1	SF: 0 SAC: 0 DP: 1 HBP: 0	WP: 0 PB: 0 SB: 1 CS: 0	PA: 39				
PITCHER Ed Whitson, R ERA: 3.48 John Montefusco, R ERA: 4.6	IP 5.1 3.2	WLS W	BF 26 13	H 6 3	R 5 1	ER 4 1	SO 1 2	BB 4 1	IBB 0 0	HBP 0 0	BLK 0 0	WP 0 0	HR 1 0	S 24 16	P 40 20	ERA 6.75 2.46	WHIP 1.875 1.091									

Los Angeles Dodgers @ San Diego Padres
 Jack Murphy Stadium, San Diego, CA
 Thu Jun 30 1983, 6:33 AM EDT
 Att: 41,914 - Unknown

AB	34
R	6
H	9
RBI	6
BB	5
SO	3
LOB	13



Batter	1	2	3	4	5	6	7	8	9	AB R H RBI BB SO LOB
Luis Salazar, R OBP: 0.326, SLG: 0.385 (1, 5)	0-0 E BB E 1B	0-0 G6-4-3 1-2f		0-0 F8			0-3 K		0-0 1-H 2B	5 1 2 1 0 1 2
Alan Wiggins, S OBP: 0.356, SLG: 0.321 (1, 8) (6, 9)	4-0 E E SF8 BB		0-0 E1 1B S HR		0-0 1B 2B		0-0 P3			3 3 1 0 1 0 0
Steve Garvey, R OBP: 0.346, SLG: 0.478 (1, 3)	0-0 F8 1-2 2-3		0-0 HR 1B		0-0 F4		0-0 P6			4 1 1 0 0 0 3
Terry Kennedy, L OBP: 0.351, SLG: 0.425 (1, 2)	0-0 E3 SF8 2-3 3-H		0-3 K		0-3 K		0-0 L1			4 0 0 1 0 2 4
Sixto Lezcano, R OBP: 0.339, SLG: 0.350 Ruppert Jones, L OBP: 0.272, SLG: 0.318 (1, 9) (5, PR) (6, 8)	0-0 SF8 1-2 3-H		0-0 HR		0-0 1B 2-H		0-0 4-3			2 1 2 5 0 0 0 1 0 0 0 0 0 0
Garry Templeton, S OBP: 0.283, SLG: 0.351 (1, 6)	0-0 6-3		0-0 1-3		0-0 G3		0-0 4-3			4 0 0 0 0 0 2
Tony Gwynn, L OBP: 0.313, SLG: 0.323 (1, 7)		0-0 FC3-6 1B	0-0 F7		0-0 4-3		0-0 5-3			4 0 1 0 0 0 0
Juan Bonilla, R OBP: 0.305, SLG: 0.315 (1, 4)		0-0 FC3-6 BB 1-2f		0-0 6-3		0-0 3-1		0-0 2B 1B		4 1 1 0 0 0 1
Ed Whitson, R OBP: 0.158, SLG: 0.111 John Montefusco, R OBP: 0.300, SLG: 0.125 Kurt Bevacqua, R OBP: 0.464, SLG: 0.468 (1, 1) (6, 1) (9, PH)		4-0 G6-4-3 BB	0-0 F3		0-3 K		0-3 K			1 0 0 0 1 0 0 1 0 0 0 0 1 0 1 0 0 0 0 1 1

Inning Stats	R: 2	H: 1	E: 2	K: 0	S: 5	LOB: 1	BB: 1	P: 9	R: 0	H: 1	E: 0	K: 0	S: 3	LOB: 1	BB: 1	P: 7	R: 3	H: 2	E: 1	K: 1	S: 8	LOB: 0	BB: 0	P: 8	R: 0	H: 0	E: 0	K: 0	S: 3	LOB: 0	BB: 0	P: 3	R: 1	H: 2	E: 0	K: 1	S: 7	LOB: 1	BB: 0	P: 7	R: 0	H: 0	E: 0	K: 1	S: 5	LOB: 0	BB: 0	P: 5	R: 0	H: 0	E: 0	K: 1	S: 5	LOB: 0	BB: 0	P: 5	R: 0	H: 0	E: 0	K: 0	S: 3	LOB: 0	BB: 0	P: 3	R: 1	H: 2	E: 0	K: 1	S: 6	LOB: 1	BB: 0	P: 6	1B: 5	SF: 1	2B: 2	SAC: 0	3B: 0	DP: 1	HR: 1	HBP: 0	WP: 0	PA: 37
--------------	------	------	------	------	------	--------	-------	------	------	------	------	------	------	--------	-------	------	------	------	------	------	------	--------	-------	------	------	------	------	------	------	--------	-------	------	------	------	------	------	------	--------	-------	------	------	------	------	------	------	--------	-------	------	------	------	------	------	------	--------	-------	------	------	------	------	------	------	--------	-------	------	------	------	------	------	------	--------	-------	------	-------	-------	-------	--------	-------	-------	-------	--------	-------	--------

PITCHER	IP	WLS	BF	H	R	ER	SO	BB	IBB	HBP	BLK	WP	HR	S	P	ERA	WHIP
Burt Hooton, R ERA: 3.12 (1, 1)	4.2		23	6	6	3	2	2	0	0	0	0	1	25	33	5.79	1.714
Joe Beckwith, R ERA: 3.18 (5, 1)	0.1		1	0	0	0	0	0	0	0	0	0	0	1	1	0.00	0.000
Tom Niedenfuer, R ERA: 1.51 (6, 1)	2.0		6	0	0	0	2	0	0	0	0	0	0	10	10	0.00	0.000
Steve Howe, L ERA: 0.72 (8, 1)	1.2	L	7	2	1	1	1	0	0	0	0	0	0	9	9	5.40	1.200

BOTTOM

Los Angeles Dodgers @ San Diego Padres
Jack Murphy Stadium, San Diego, CA

Thu Jun 30 1983, 6:33 AM EDT
 Att. 41,914 - Unknown

livebaseballscorecards.com

AB	34
R	7
H	8
RBI	7
BB	2
SO	5
LOB	13



TOP

Los Angeles Dodgers @ Houston Astros
Astrodome, Houston, TX

Fri Jul 01 1983, 8:05 PM EDT
Att. 20,925 - Dome

AB	38
R	5
H	11
RBI	5
BB	3
SO	2
LOB	19



AB R H RBI BB SO LOB

4	1	1	0	0	0	3
0	0	0	0	0	0	0
4	3	2	0	1	0	0
3	0	2	4	1	0	1
0	0	0	0	0	0	0
5	0	1	1	0	0	4
5	0	1	0	0	0	3
4	0	1	0	0	1	2
0	0	0	0	1	0	0
5	0	1	0	0	1	3
4	0	0	0	0	0	2
3	0	1	0	0	0	1
1	0	1	0	0	0	0
0	1	0	0	0	0	0

Batter	1	2	3	4	5	6	7	8	9	10
Steve Sax, R (1, 4) OBP: 0.343, SLG: 0.383 Rafael Landestoy, S (10, 4) OBP: 0.263, SLG: 0.250	0-0 5-3	0-0 1-3			0-0 1B		0-0 F8			H 1-0 2B BB HBP
Derrel Thomas, S (1, 8) OBP: 0.413, SLG: 0.456	0-0 2B S 1B		0-0 SF8 3B		0-0 F8			0-0 4-3		B B B B 1-2 2-3 2B BB
Dusty Baker Jr., R (1, 7) OBP: 0.311, SLG: 0.375 Steve Howe, L (10, 1)	0-0 F8 1-2		0-0 SF8			4-0 BB G6-4-3		0-0 FC4-6 1B		X 0-0 2B 1-H 2-H 3-H
Pedro Guerrero, R (1, 5) OBP: 0.384, SLG: 0.540	0-0 1B 2-H 2B		0-0 F7			0-0 G6-4-3 1-2f		0-0 F7		X 0-0 5-3
Greg Brock, L (1, 3) OBP: 0.340, SLG: 0.406	0-0 2-3 1B		0-0 6-3			0-0 F7		0-0 FC4-6 1-2f		X 0-0 6-3
Mike Marshall, R (1, 9) OBP: 0.309, SLG: 0.420 Ron Roenicke, S (9, 9) OBP: 0.285, SLG: 0.298	0-3 K				0-0 F7					X 0-0 4-3 B B B B BB
Steve Yeager, R (1, 2) OBP: 0.293, SLG: 0.455		0-0 1B			0-0 5-3					S S 0-3 K 2-3 6-3
Bill Russell, R (1, 6) OBP: 0.327, SLG: 0.298		0-0 P3			0-0 4-3					X 0-0 F7
Alejandro Pena, R (1, 1) OBP: 0.100, SLG: 0.100 Rick Monday, L (10, PH) OBP: 0.337, SLG: 0.400 Ken Landreaux, L (10, PR) OBP: 0.320, SLG: 0.424		0-0 L1								X 0-0 1B WP HBP 2B

Inning Stats	R: 1	H: 3	E: 0	K: 1	S: 8	P: 8	R: 0	H: 1	E: 0	K: 0	S: 4	P: 4	R: 1	H: 1	E: 0	K: 0	S: 4	P: 4	R: 0	H: 0	E: 0	K: 0	S: 3	P: 3	R: 0	H: 1	E: 0	K: 0	S: 3	P: 3	R: 0	H: 0	E: 0	K: 0	S: 2	P: 6	R: 0	H: 2	E: 0	K: 0	S: 5	P: 5	R: 0	H: 1	E: 0	K: 0	S: 4	P: 4	R: 0	H: 0	E: 0	K: 1	S: 5	P: 5	R: 3	H: 2	E: 0	K: 0	S: 5	P: 14	1B: 8	SF: 1	2B: 2	3B: 1	HR: 0	WP: 1	PA: 43
--------------	------	------	------	------	------	------	------	------	------	------	------	------	------	------	------	------	------	------	------	------	------	------	------	------	------	------	------	------	------	------	------	------	------	------	------	------	------	------	------	------	------	------	------	------	------	------	------	------	------	------	------	------	------	------	------	------	------	------	------	-------	-------	-------	-------	-------	-------	-------	--------

PITCHER	IP	WLS	BF	H	R	ER	SO	BB	IBB	HBP	BLK	WP	HR	S	P	ERA	WHIP
Mike Scott, R (1, 1) ERA: 3.1	7.0		28	8	2	2	1	1	0	0	0	0	0	29	33	2.57	1.286
Dave Smith, R (8, 1) ERA: 3.79	2.0		7	1	0	0	1	0	0	0	0	0	0	9	9	0.00	0.500
Frank LaCorte, R (10, 1) ERA: 4.84	0.0	L	3	1	3	3	0	1	0	1	0	1	0	1	6	∞	∞
Bill Dawley, R (10, 1) ERA: 1.88	1.0		5	1	0	0	0	1	0	0	0	0	0	4	8	0.00	2.000

WP: 1 PA: 43
PB: 0
SB: 1
CS: 0

Batter	1	2	3	4	5	6	7	8	9	AB R H RBI BB SO LOB	TOP									
Steve Sax, R (1, 4) OBP: 0.342, SLG: 0.388	0-0 6-3		0-0 4-3			0-0 1-3			0-0 SF8 3B	4 1 1 0 0 0 0										
Derrel Thomas, S (1, 8) OBP: 0.398, SLG: 0.436	0-0 F8			0-0 4-3		0-3 K		0-3 K	0-3 K	4 0 0 0 0 2 1										
Dusty Baker Jr., R (1, 7) OBP: 0.314, SLG: 0.375	0-0 5-3			0-0 G6-4-3 1B		4-0 1B BB		0-0 SF8	0-0 SF8	2 0 1 1 1 0 0										
Pedro Guerrero, R (1, 5) OBP: 0.385, SLG: 0.538		0-3 K		0-0 G6-4-3 1-2f		0-0 1-2 1B		0-0 1-2 1B	4-0 3-H S BB	3 0 1 0 1 1 1										
Greg Brock, L (1, 3) OBP: 0.343, SLG: 0.412		0-0 2B			0-0 G4-6-3 1B		0-3 K		0-0 4-3	4 0 2 0 0 1 3										
Mike Marshall, R (1, 9) OBP: 0.304, SLG: 0.412		0-0 5-3			0-0 G4-6-3 1-2f		0-3 K			3 0 0 0 0 1 4										
Steve Yeager, R (1, 2) OBP: 0.289, SLG: 0.449		0-0 1-6-3			0-0 6-3			0-0 F8		3 0 0 0 0 0 1										
Bill Russell, R (1, 6) OBP: 0.322, SLG: 0.293			0-0 F8			0-0 P4		0-0 4-3		3 0 0 0 0 0 0										
Joe Beckwith, L (1, 1) Rafael Landestoy, S (6, PH) Pat Zachry, R (6, 1) Ron Roenicke, S (8, PH) Dave Stewart, R (8, 1) OBP: 0.283, SLG: 0.296 OBP: 0.167, SLG: 0.167			0-3 K			0-3 K		0-3 K		1 0 0 0 0 1 0 1 0 0 0 0 1 0 0 0 0 0 0 0 0 1 0 0 0 0 1 0 0 0 0 0 0 0 0										
Inning Stats	R: 0 E: 0 K: 0 S: 3	H: 0 LOB: 0 BB: 0 P: 3	R: 0 E: 0 K: 1 S: 6	H: 1 LOB: 1 BB: 0 P: 6	R: 0 E: 0 K: 1 S: 5	H: 0 LOB: 0 BB: 0 P: 5	R: 0 E: 0 K: 0 S: 3	H: 1 LOB: 0 BB: 0 P: 3	R: 0 E: 0 K: 1 S: 5	H: 0 LOB: 0 BB: 0 P: 5	R: 0 E: 0 K: 3 S: 10	H: 1 LOB: 2 BB: 1 P: 14	R: 0 E: 0 K: 1 S: 5	H: 0 LOB: 0 BB: 0 P: 5	R: 1 E: 0 K: 1 S: 6	H: 1 LOB: 1 BB: 1 P: 10	1B: 3 2B: 1 3B: 1 HR: 0	SF: 1 SAC: 0 DP: 2 HBP: 0	WP: 0 PB: 0 SB: 1 CS: 0	PA: 32
PITCHER Nolan Ryan, R (1, 1) ERA: 1.94	IP: 9.0 WLS: W BF: 32 H: 5 R: 1 ER: 1 SO: 8 BB: 2 IBB: 0 HBP: 0 BLK: 0 WP: 0 HR: 0 S: 46 P: 54 ERA: 1.00 WHIP: 0.778											PITCHER	IP: 9.0 WLS: W BF: 32 H: 5 R: 1 ER: 1 SO: 8 BB: 2 IBB: 0 HBP: 0 BLK: 0 WP: 0 HR: 0 S: 46 P: 54 ERA: 1.00 WHIP: 0.778							

Los Angeles Dodgers @ Houston Astros
 Astrodome, Houston, TX
 Sat Jul 02 1983, 8:05 PM EDT
 Att. 38,985 - Dome

livebaseballscorecards.com

AB 29
R 1
H 5
RBI 1
BB 2
SO 8
LOB 10



Batter	1	2	3	4	5	6	7	8	9	AB	R	H	RBI	BB	SO	LOB
Omar Moreno, L (1, 8) OBP: 0.280, SLG: 0.322	0-0 6-3			0-0 F8	0-0 3-1		0-0 P4			4	0	0	0	0	0	0
Terry Puhl, L (1, 9) OBP: 0.330, SLG: 0.361	0-0 F8			0-0 F8	0-0 6-3		0-0 2B			4	0	1	0	0	0	0
Dickie Thon, R (1, 6) OBP: 0.350, SLG: 0.470	0-0 5-3			0-0 1B HR 1B		0-0 CS 1B	0-0 F8			4	1	2	0	0	0	1
Phil Garner, R (1, 5) OBP: 0.336, SLG: 0.382		0-3 K		0-0 1-3 HR 1B		4-0 2B BB	0-0 F8			3	1	1	0	1	1	0
Jose Cruz, L (1, 7) OBP: 0.375, SLG: 0.422		0-0 6-3		0-0 1-H 3-H HR		0-0 1-3 2B	0-0 F8			4	1	2	3	0	0	0
Ray Knight, R (1, 3) OBP: 0.386, SLG: 0.496		0-0 1B		0-0 2B		0-0 6-3	0-0 2B			4	0	3	0	0	0	2
Denny Walling, L (8, PR) OBP: 0.245, SLG: 0.239 (9, 3)										0	0	0	0	0	0	0
Bill Doran, S (1, 4) OBP: 0.351, SLG: 0.325			0-0 F9	4-0 IBB		4-0 IBB	4-0 IBB			1	0	0	0	3	0	0
Luis Pujols, R (1, 2) OBP: 0.257, SLG: 0.257			0-0 6-3	0-3 K		0-3 K	0-0 F9			4	0	0	0	0	2	7
Nolan Ryan, R (1, 1) OBP: 0.077, SLG: 0.040			0-3 K		0-0 6-3		0-0 F8			3	0	0	0	0	1	0

BOTTOM

Los Angeles Dodgers @ Houston Astros
Astrodome, Houston, TX
Sat Jul 02 1983, 8:05 PM EDT
Att. 38,985 - Dome

livebaseballscorecards.com


AB	31
R	3
H	9
RBI	3
BB	4
SO	4
LOB	10



Inning Stats	R: 0	H: 0	E: 0	K: 0	S: 3	R: 0	H: 1	E: 0	K: 1	S: 5	R: 0	H: 0	E: 0	K: 1	S: 5	R: 3	H: 4	E: 0	K: 1	S: 9	R: 0	H: 0	E: 0	K: 0	S: 3	R: 0	H: 2	E: 0	K: 1	S: 6	R: 0	H: 1	E: 0	K: 0	S: 4	R: 0	H: 1	E: 0	K: 0	S: 4
	LOB: 0	BB: 0	P: 3	LOB: 1	BB: 0	P: 5	LOB: 2	BB: 1	P: 13	LOB: 3	BB: 2	P: 14	LOB: 1	BB: 1	P: 8	LOB: 0	BB: 0	P: 3	LOB: 3	BB: 2	P: 14	LOB: 1	BB: 1	P: 8	LOB: 2	BB: 1	P: 8	LOB: 0	BB: 0	P: 4	LOB: 1	BB: 1	P: 8	LOB: 2	BB: 1	P: 8				

PITCHER	IP	WLS	BF	H	R	ER	SO	BB	IBB	HBP	BLK	WP	HR	S	P	ERA	WHIP
Joe Beckwith, R (1, 1) ERA: 3.46	5.0	L	20	5	3	3	3	0	0	0	0	0	1	25	29	5.40	1.000
Pat Zachry, R (6, 1) ERA: 2.45	2.0		10	3	0	0	1	1	1	0	0	0	0	10	18	0.00	2.000
Dave Stewart, R (8, 1) ERA: 2.1	1.0		5	1	0	0	0	0	1	0	0	0	0	4	8	0.00	1.000

WP: 0	PA: 35
PB: 0	CS: 1
SB: 0	
CS: 1	

Batter	1	2	3	4	5	6	7	8	9	AB R H RBI BB SO LOB	TOP									
Steve Sax, R OBP: 0.344, SLG: 0.386 (1, 4)	0-0 5-3			4-0 BB S BB		0-0 6-3		4-0 BB		2 0 0 0 2 0 0										
Derrel Thomas, S OBP: 0.384, SLG: 0.418 (1, 6) (6, 8)	0-0 F8			0-0 F7 1-2		0-0 4-3		0-3 K		4 0 0 0 0 1 2										
Dusty Baker Jr., R OBP: 0.311, SLG: 0.371 Dave Anderson, R OBP: 0.182, SLG: 0.212 (1, 7) (6, 6)	0-0 6-3			0-0 F5		0-3 K		0-3 K		3 0 0 0 0 1 1 1 0 0 0 0 1 1										
Pedro Guerrero, R OBP: 0.385, SLG: 0.535 Gilberto Reyes, R OBP: 0.111, SLG: 0.222 (1, 5) (7, 2)		0-0 G4-6-3 1B		0-0 6-3				0-0 F8		0-0 F9	3 0 1 0 0 0 1 1 0 0 0 0 0 0									
Greg Brock, L OBP: 0.338, SLG: 0.405 (1, 3)		0-0 G4-6-3 1-2f			0-3 K			0-0 F9		0-0 4-3	4 0 0 0 0 1 1									
Mike Marshall, R OBP: 0.308, SLG: 0.408 (1, 9)		0-0 6-3			4-0 BB 1B BB			4-0 FC6-4 BB		0-3 K	2 0 0 0 2 1 0									
Steve Yeager, R OBP: 0.280, SLG: 0.447 Rafael Landestoy, S OBP: 0.250, SLG: 0.237 (1, 2) (7, 5)			0-0 6-3		0-0 L6 BB 1B			0-0 FC6-4 1-2f		0-0 4-3	3 0 1 0 0 0 1 1 0 0 0 0 0 1	AB 29 R 1 H 3 RBI 1 BB 5 SO 5 LOB 11								
Ron Roenicke, S OBP: 0.284, SLG: 0.291 (1, 8) (6, 7)			0-0 G3		4-0 BB 1-2 2-3			0-0 4-3			2 0 0 0 1 0 0									
Bob Welch, R OBP: 0.143, SLG: 0.257 Rick Monday, L OBP: 0.333, SLG: 0.394 Burt Hooton, R OBP: 0.230, SLG: 0.212 Pat Zachry, R OBP: 0.435, SLG: 0.783 Tom Niedertuer, R (1, 1) (5, PH) (5, 1) (6, 1) (8, PH) (8, 1)			0-0 F8		0-0 L6 2-3			0-0 HR			1 0 0 0 0 0 0 1 0 0 0 0 0 3 0 0 0 0 0 0 0 0 0 0 0 0 0 0 1 1 1 1 0 0 0 0 0 0 0 0 0 0									
Inning Stats	R: 0 E: 0 K: 0 S: 3	H: 0 LOB: 0 BB: 0 P: 3	R: 0 E: 0 K: 0 S: 3	H: 1 LOB: 0 BB: 0 P: 3	R: 0 E: 0 K: 0 S: 3	H: 0 LOB: 1 BB: 1 P: 7	R: 0 E: 0 K: 1 S: 5	H: 1 LOB: 2 BB: 2 P: 13	R: 0 E: 0 K: 1 S: 5	H: 0 LOB: 0 BB: 0 P: 5	R: 0 E: 0 K: 0 S: 3	H: 0 LOB: 1 BB: 1 P: 7	R: 1 E: 0 K: 2 S: 8	H: 1 LOB: 1 BB: 1 P: 12	R: 0 E: 0 K: 1 S: 6	H: 0 LOB: 1 BB: 0 P: 6	1B: 2 2B: 1 3B: 0 HR: 1	SF: 0 SAC: 0 DP: 2 HBP: 0	WP: 1 PB: 0 SB: 1 CS: 0	PA: 34
PITCHER Joe Niekro, R ERA: 3.63 (1, 1)	IP 9.0 WLS W BF 34 H 3 R 1 ER 1 SO 5 BB 5 IBB 0 HBP 0 BLK 0 WP 1 HR 1 S 39 P 59 ERA 1.00 WHIP 0.889											PITCHER	IP WLS BF H R ER SO BB IBB HBP BLK WP HR S P ERA WHIP							

Los Angeles Dodgers @ Houston Astros
 Astrodome, Houston, TX
 Sun Jul 03 1983, 8:05 PM EDT
 Att: 39,269 - Unknown

livebaseballscorecards.com

Batter	1	2	3	4	5	6	7	8	9
Omar Moreno, L OBP: 0.284, SLG: 0.326 (1, 8)	0-3 K	0-0 1B		0-0 F7		0-0 FC1-5 E 1B		0-0 IHR 1B	
Terry Puhl, L OBP: 0.337, SLG: 0.385 (1, 9)	0-0 F9 1B	0-0 F7			0-0 HR 1B	0-0 FC1-5 L6-4 E 1-2 2-3f		0-0 IHR	
Dickie Thon, R OBP: 0.351, SLG: 0.467 (1, 6)	0-0 1B		0-3 K		4-0 HR BB	0-0 E6		0-0 L5	
Phil Garner, R OBP: 0.335, SLG: 0.384 (1, 5)	0-0 F9		0-0 2B		0-0 F7	0-0 L6-4			
Jose Cruz, L OBP: 0.373, SLG: 0.430 (1, 7)	0-3 K		0-0 F8		0-0 HR		0-0 4-3		
Ray Knight, R OBP: 0.381, SLG: 0.488 Denny Walling, L OBP: 0.245, SLG: 0.239 (1, 3) (8, 3)		0-0 F8	0-3 K		0-0 1-3		0-0 4-3		
Bill Doran, S OBP: 0.356, SLG: 0.340 (1, 4)		0-0 1B 1B		0-0 SF8 3B	0-0 1B		0-0 1-3		
Luis Pujols, R OBP: 0.256, SLG: 0.260 (1, 2)		0-0 1B 1B		0-0 SF8	0-0 1-3		0-3 K2-3		
Joe Niekro, R OBP: 0.098, SLG: 0.122 (1, 1)		0-3 K		0-0 F9		0-0 FC1-5 1B		0-0 5-3	

Inning Stats	R: 0	H: 2	E: 0	K: 2	S: 9	LOB: 2	BB: 0	P: 9	R: 1	H: 3	E: 0	K: 1	S: 8	LOB: 2	BB: 0	P: 8	R: 0	H: 1	E: 0	K: 2	S: 8	LOB: 1	BB: 0	P: 8	R: 1	H: 1	E: 0	K: 0	S: 4	LOB: 0	BB: 0	P: 4	R: 3	H: 3	E: 0	K: 0	S: 6	LOB: 1	BB: 1	P: 10	R: 1	H: 2	E: 1	K: 0	S: 5	LOB: 1	BB: 0	P: 5	R: 0	H: 0	E: 0	K: 0	S: 3	LOB: 0	BB: 0	P: 3	R: 2	H: 2	E: 0	K: 1	S: 7	LOB: 0	BB: 0	P: 7	R: 0	H: 0	E: 0	K: 0	S: 3	LOB: 0	BB: 0	P: 7
--------------	------	------	------	------	------	--------	-------	------	------	------	------	------	------	--------	-------	------	------	------	------	------	------	--------	-------	------	------	------	------	------	------	--------	-------	------	------	------	------	------	------	--------	-------	-------	------	------	------	------	------	--------	-------	------	------	------	------	------	------	--------	-------	------	------	------	------	------	------	--------	-------	------	------	------	------	------	------	--------	-------	------

PITCHER	IP	WLS	BF	H	R	ER	SO	BB	IBB	HBP	BLK	WP	HR	S	P	ERA	WHIP
Bob Welch, R ERA: 2.77 (1, 1)	4.0	L	19	7	2	2	5	0	0	0	0	0	0	29	29	4.50	1.750
Burt Hooton, R ERA: 3.36 (5, 1)	1.0		9	5	4	3	0	1	0	0	0	0	1	8	12	27.00	6.000
Pat Zachry, R ERA: 2.25 (6, 1)	2.0		6	0	0	0	0	0	0	0	0	0	0	6	6	0.00	0.000
Tom Niedenfuer, R ERA: 1.9 (8, 1)	1.0		5	2	2	2	1	0	0	0	0	0	0	7	7	18.00	2.000


AB R H RBI BB SO LOB

5	2	3	0	0	1	0
5	2	3	2	0	0	4
4	1	1	0	1	1	1
4	0	1	0	0	0	6
4	1	1	3	0	1	3
4	0	0	0	0	1	1
0	0	0	0	0	0	0
4	2	3	0	0	0	0
3	0	1	2	0	1	1
4	0	1	0	0	1	1

AB 37
R 8
H 14
RBI 7
BB 1
SO 6
LOB 17

WP: 0 **PA: 39**
PB: 0
SB: 2
CS: 0

Los Angeles Dodgers @ Houston Astros
Astrodome, Houston, TX
Sun Jul 03 1983, 8:05 PM EDT
Att. 39,269 - Unknown



Batter	1	2	3	4	5	6	7	8	9	AB R H RBI BB SO LOB	TOP																	
Steve Sax, R (1, 4) OBP: 0.343, SLG: 0.384	0-0 6-3		0-0 L4			0-3 K	0-0 E S 1-H 2-H 1B			4 0 1 2 0 1 1	Los Angeles Dodgers @ Houston Astros Astrodome, Houston, TX Mon Jul 04 1983, 8:05 PM EDT Att. 29,462 - Dome																	
Bill Russell, R (1, 6) OBP: 0.325, SLG: 0.297	0-0 1-3			0-0 1B		0-0 HR 1B	0-0 F8 1-3			4 1 2 0 0 0 1																		
Steve Yeager, R (1, 2) OBP: 0.289, SLG: 0.457	0-3 K			0-0 P3		0-0 HR 1-H		0-0 6-3		4 1 1 2 0 1 1																		
Pedro Guerrero, R (1, 5) OBP: 0.380, SLG: 0.528		0-3 K		0-0 F9		0-0 P3		0-0 F8		4 0 0 0 0 1 1																		
Mike Marshall, R (1, 9) OBP: 0.303, SLG: 0.401 Ken Landreaux, L (6, 7) OBP: 0.319, SLG: 0.422		0-3 K		0-3 K		0-0 5-3		0-0 F8		3 0 0 0 0 2 1 1 0 0 0 0 0 0																		
Greg Brock, L (1, 3) OBP: 0.333, SLG: 0.398		0-0 F8			0-3 K		0-0 4-3		0-0 3-1	4 0 0 0 0 1 0																		
Ron Roenicke, S (1, 7) OBP: 0.290, SLG: 0.298			0-0 F9		0-0 F8		0-0 BLK BB 1B 1B		0-0 1B	4 1 2 0 0 0 0																		
Derrel Thomas, S (1, 8) OBP: 0.397, SLG: 0.414			4-0 SH1-4 BB		4-0 BB		4-0 BLK 1B BB		0-0 F8	1 1 0 0 3 0 1																		
Fernando Valenzuela, L (1, 1) OBP: 0.255, SLG: 0.380 Dave Stewart, R (6, 1) OBP: 0.167, SLG: 0.167 Jose Morales, R (7, PH) OBP: 0.436, SLG: 0.783 Rick Monday, L (7, PH) OBP: 0.330, SLG: 0.389 Steve Howe, L (7, 1) Dusty Baker Jr., R (8, PH) OBP: 0.310, SLG: 0.370			0-0 SH1-4 1-2		0-0 4-3		0-3 K		0-0 F8	1 0 0 0 0 0 1 0 0 0 0 0 0 0 0 0 0 0 0 0 0 1 0 0 0 0 0 1 0 0 0 0 0 0 0 1 0 0 0 0 0 1																		
Inning Stats	R: 0 E: 0 K: 1 S: 5	H: 0 LOB: 0 BB: 0 P: 5	R: 0 E: 0 K: 2 S: 7	H: 0 LOB: 0 BB: 0 P: 7	R: 0 E: 0 K: 0 S: 3	H: 0 LOB: 1 BB: 1 P: 7	R: 0 E: 0 K: 1 S: 6	H: 1 LOB: 1 BB: 0 P: 6	R: 0 E: 0 K: 1 S: 5	H: 0 LOB: 1 BB: 1 P: 9	R: 2 E: 0 K: 1 S: 7	H: 2 LOB: 0 BB: 0 P: 7	R: 2 E: 0 K: 1 S: 7	H: 2 LOB: 1 BB: 1 P: 11	R: 0 E: 0 K: 0 S: 3	H: 0 LOB: 0 BB: 0 P: 3	R: 0 E: 0 K: 0 S: 4	H: 1 LOB: 1 BB: 0 P: 4	1B: 5 2B: 0 3B: 0 HR: 1	SF: 0 SAC: 1 DP: 0 HBP: 0	WP: 0 PB: 0 SB: 1 CS: 0	PA: 36						
PITCHER	IP WLS BF H R ER SO BB IBB HBP BLK WP HR S P ERA WHIP																											
Bob Knepper, L (1, 1) ERA: 3.13	6.1		26	4	4	4	6	3	0	0	0	0	0	1	35	47	5.68	1.105										
Dave Smith, R (7, 1) ERA: 3.64	1.2	W	6	1	0	0	1	0	0	0	1	0	0	8	8	0.00	0.600											
Frank DiPino, L (9, 1) ERA: 2.8	1.0	S	4	1	0	0	0	0	0	0	0	0	0	4	4	0.00	1.000											

livebaseballscores.com

AB	32
R	4
H	6
RBI	4
BB	3
SO	7
LOB	10



BOTTOM

Los Angeles Dodgers @ Houston Astros
 Astrodome, Houston, TX
 Mon Jul 04 1983, 8:05 PM EDT
 Att. 29,462 - Dome

livebaseballscorecards.com

AB	30
R	5
H	7
RBI	4
BB	4
SO	8
LOB	16



WP: 2	PA: 36
PB: 0	
SB: 1	
CS: 1	

AB	R	H	RBI	BB	SO	LOB
4	0	1	0	0	0	4
2	1	0	0	2	0	0
3	2	1	0	1	1	2
4	0	1	1	0	2	4
3	2	2	1	1	0	0
4	0	1	1	0	2	1
4	0	1	0	0	0	1
3	0	0	1	0	2	1
3	0	0	0	0	1	3
0	0	0	0	0	0	0
0	0	0	0	0	0	0
1B: 5	SF: 0	WP: 2	PA: 36			
2B: 1	SAC: 1	PB: 0				
3B: 0	DP: 0	SB: 1				
HR: 1	HBP: 0	CS: 1				

Batter	1	2	3	4	5	6	7	8	9					
Omar Moreno, L OBP: 0.284, SLG: 0.325 (1, 8)	0-0 4-3 1B		0-0 F8 S 1B		0-0 FC3-6 CS 1-2f	0-0 G3								
Terry Puhl, L OBP: 0.340, SLG: 0.381 (1, 9)	0-0 4-1 1B		4-0 1-2 BB		0-0 CS 1-2	4-0 1B WP BB	0-0 4-3 1B							
Dickie Thon, R OBP: 0.352, SLG: 0.466 (1, 6)	4-0 2B BB		0-0 F8 2-3			0-0 1B WP 1B	0-3 K							
Phil Garner, R OBP: 0.334, SLG: 0.386 (1, 5)	0-0 1-H 2B		0-3 K			0-0 P6	0-3 K							
Jose Cruz, L OBP: 0.378, SLG: 0.443 (1, 7)		0-0 WP 1B		0-0 4-3 1B		4-0 1B SH 1-2 BB	0-0 HR							
Ray Knight, R OBP: 0.379, SLG: 0.484 (1, 3)		0-3 K 1-2		0-3 K		0-0 SH 1B	0-0 P4							
Bill Doran, S OBP: 0.355, SLG: 0.339 (1, 4)		0-0 P4		0-0 F8		0-0 SH 1B	0-0 6-3							
Luis Pujols, R OBP: 0.247, SLG: 0.250 (1, 2)		0-3 K			0-3 K	0-0 SH 1-2 2-3 3-H	0-0 4-3							
Bob Knepper, L OBP: 0.216, SLG: 0.371 Dave Smith, R (7, 1) Frank DiPino, L OBP: 0.400, SLG: 0.500 (9, 1)			0-3 K		0-0 E4 FC3-6	0-0 F8								
Inning Stats	R: 1 E: 0 K: 0 S: 3	H: 1 LOB: 1 BB: 1 P: 7	R: 0 E: 0 K: 2 S: 8	H: 1 LOB: 1 BB: 0 P: 8	R: 0 E: 0 K: 2 S: 8	H: 0 LOB: 0 BB: 1 P: 12	R: 0 E: 0 K: 1 S: 5	H: 0 LOB: 0 BB: 0 P: 5	R: 3 E: 0 K: 0 S: 7	H: 3 LOB: 3 BB: 2 P: 15	R: 0 E: 0 K: 2 S: 7	H: 0 LOB: 0 BB: 0 P: 7	R: 1 E: 0 K: 0 S: 4	H: 1 LOB: 0 BB: 0 P: 4

PITCHER	IP	WLS	BF	H	R	ER	SO	BB	IBB	HBP	BLK	WP	HR	S	P	ERA	WHIP
Fernando Valenzuela, L ERA: 3.76 (1, 1)	5.1		23	4	4	4	6	4	0	0	0	2	0	31	47	6.75	1.500
Dave Stewart, R ERA: 2.08 (6, 1)	0.2		5	2	0	0	0	0	0	0	0	0	0	5	5	0.00	3.000
Steve Howe, L ERA: 0.96 (7, 1)	2.0	L	7	1	1	1	2	0	0	0	0	0	1	11	11	4.50	0.500

Batter	1	2	3	4	5	6	7	8	9	AB R H RBI BB SO LOB	TOP								
Lee Lacy, R (1, 9) OBP: 0.319, SLG: 0.393	0-3 K (1)		0-0 F9 (3)		0-0 SH5-4 (1)		0-0 5-3 (2)		0-0 6-3 (3)	4 0 0 0 0 1 1	Pittsburgh Pirates @ Los Angeles Dodgers Dodger Stadium, Los Angeles, CA Fri Jul 08 1983, 7:05 PM PDT Att: 41,397 - Unknown livebaseballscorecards.com								
Marvell Wynne, L (1, 8) OBP: 0.347, SLG: 0.409	0-0 5-3 (2)			0-0 4-3 (1)	0-3 K2-6-2 (2, 3)		1-0 CS HBP			3 0 0 0 0 1 2									
Bill Madlock, R (1, 5) OBP: 0.371, SLG: 0.439	0-0 6-3 (3)			0-0 1B 1B		4-0 1B HR BB	0-0 CS (3)	0-0 F8		3 2 1 0 1 0 0									
Jason Thompson, L (1, 3) OBP: 0.402, SLG: 0.454	0-3 K (1)			0-0 1B 1B		0-0 1B HR 1B		4-0 PB BB		3 1 2 0 1 1 0									
Jim Morrison, R (1, 4) OBP: 0.368, SLG: 0.648	0-0 5-3 (2)			0-3 K (2)		0-0 1B HR		4-0 IBB		3 1 1 3 0 1 2									
Johnny Ray, S (6, 4) OBP: 0.336, SLG: 0.384				0-3 K (2)		1-H 3-H		1-2		0 0 0 0 1 0 0									
Brian Harper, R (1, 7) OBP: 0.167, SLG: 0.359	0-0 5-3 (3)			0-0 1B		0-0 5-3 (1)		0-0 F8 (2)		3 0 1 1 0 0 0									
Mike Easler, L (8, PH) (8, 7) OBP: 0.368, SLG: 0.434				1-2 2-H 1B		0-0 5-3				1 0 0 0 0 0 2									
Tony Peña, R (1, 2) OBP: 0.312, SLG: 0.359	0-3 K (1)		0-3 K (3)		0-3 K (2)		0-0 6-3 (3)			4 0 0 0 0 3 4									
Dale Berra, R (1, 6) OBP: 0.307, SLG: 0.375	0-0 FC5-6 1B				0-0 SH5-4 BB 1B		0-0 3-1		0-3 K (1)	4 0 2 0 0 1 0									
John Candelaria, L (1, 1) OBP: 0.270, SLG: 0.182	0-0 FC5-6 (2)				4-0 K2-6-2 SH5-4 BB		0-0 5-3 (1)		0-3 K (2)	2 0 0 0 1 0 1									
Kent Tekulve, R (8, 1)	1-2									1 0 0 0 0 1 0									
Inning Stats	R: 0 H: 0 E: 0 K: 1 S: 5	H: 0 LOB: 0 BB: 0 P: 5	R: 0 H: 0 E: 0 K: 1 S: 5	H: 0 LOB: 0 BB: 0 P: 5	R: 0 H: 1 E: 0 K: 1 S: 6	H: 1 LOB: 1 BB: 0 P: 6	R: 1 H: 3 E: 0 K: 2 S: 10	H: 3 LOB: 2 BB: 0 P: 10	R: 0 H: 1 E: 0 K: 1 S: 5	H: 1 LOB: 2 BB: 1 P: 9	R: 3 H: 2 E: 0 K: 1 S: 7	H: 2 LOB: 0 BB: 1 P: 11	R: 0 H: 0 E: 0 K: 0 S: 2	H: 0 LOB: 2 BB: 0 P: 3	R: 0 H: 0 E: 0 K: 2 S: 7	H: 0 LOB: 0 BB: 0 P: 7	1B: 6 SF: 0 2B: 1 SAC: 1 3B: 0 DP: 1 HR: 1 HBP: 1	WP: 0 PA: 38 PB: 1 SB: 0 CS: 1	
PITCHER	IP WLS BF H R ER SO BB IBB HBP BLK WP HR S P ERA WHIP																		
Jerry Reuss, L (1, 1) ERA: 2.66	7.0 L 29 7 4 4 7 2 0 1 0 0 0 1 40 49 5.14 1.286																		
Tom Niedenfuer, R (8, 1) ERA: 1.88	0.1 3 0 0 0 0 1 1 0 0 0 0 1 9 0.00 3.000																		
Steve Howe, L (8, 1) ERA: 0.91	1.2 5 0 0 0 0 2 0 0 0 0 0 0 9 9 0.00 0.000																		

Batter	1	2	3	4	5	6	7	8	9	AB	R	H	RBI	BB	SO	LOB
Steve Sax, R (1, 4) OBP: 0.344, SLG: 0.384	0-0 F6		0-0 FC4-6 1B	0-0 F9			0-0 CS 1B		0-3 K	5	0	2	0	0	1	2
Bill Russell, R (1, 6) OBP: 0.319, SLG: 0.291	0-0 5-3		0-0 FC4-6 CS 1B			0-3 K	0-3 K			4	0	0	0	0	2	3
Dusty Baker Jr., R (1, 7) OBP: 0.312, SLG: 0.370	0-0 F8		0-0 CS 1B			4-0 G6-4-3 BB		0-0 F9		3	0	1	1	1	0	0
Pedro Guerrero, R (1, 5) OBP: 0.381, SLG: 0.538		0-0 HR	0-3 K			0-0 G6-4-3		0-0 S 1B		4	1	2	1	0	1	3
Mike Marshall, R (1, 3) OBP: 0.302, SLG: 0.398		0-0 F9		0-3 K		0-0 1B		0-3 K		4	0	1	0	0	2	1
Ron Roenicke, S (1, 9) OBP: 0.295, SLG: 0.299		0-0 6-3		0-0 1B 1B		0-3 K		4-0 BB		3	1	1	0	1	1	1
Steve Yeager, R (1, 2) OBP: 0.289, SLG: 0.457		0-0 1B 1B		0-0 1B 1B		0-0 L9		0-3 K		0	0	0	0	0	0	0
Gilberto Reyes, R (2, 2) OBP: 0.231, SLG: 0.308		0-0 1B 1B		1-2 1B 1B		0-0 F7				4	0	2	0	0	1	3
Derrel Thomas, S (1, 8) OBP: 0.392, SLG: 0.408		0-0 1B		0-3 K		0-0 F7				4	0	1	0	0	2	3
Jerry Reuss, L (1, 1) OBP: 0.286, SLG: 0.275			0-0 FC4-6 1B	0-0 1B 1B			0-0 F4		0-0 L7	2	1	2	1	0	0	0
Rafael Landestoy, S (7, PH) OBP: 0.244, SLG: 0.231										1	0	0	0	0	0	0
Tom Niedenfuer, R (8, 1)										0	0	0	0	0	0	0
Steve Howe, L (8, 1)										0	0	0	0	0	0	0
Rick Monday, L (9, PH) OBP: 0.326, SLG: 0.384				1-2 2-H 1B						1	0	0	0	0	0	0

Inning Stats	R: 0	H: 0	E: 0	K: 0	S: 3	H: 0	LOB: 0	BB: 0	P: 3	R: 1	H: 3	E: 0	K: 0	S: 5	H: 3	LOB: 2	BB: 0	P: 5	R: 1	H: 3	E: 0	K: 1	S: 7	H: 3	LOB: 1	BB: 0	P: 7	R: 1	H: 3	E: 0	K: 2	S: 10	H: 3	LOB: 2	BB: 0	P: 10	R: 0	H: 0	E: 0	K: 1	S: 4	H: 0	LOB: 0	BB: 1	P: 8	R: 0	H: 1	E: 0	K: 1	S: 6	H: 1	LOB: 1	BB: 0	P: 6	R: 0	H: 1	E: 0	K: 1	S: 5	H: 1	LOB: 0	BB: 0	P: 5	R: 0	H: 1	E: 0	K: 2	S: 8	H: 1	LOB: 2	BB: 1	P: 12	R: 0	H: 0	E: 0	K: 2	S: 7	H: 0	LOB: 0	BB: 0	P: 7	1B: 11	SF: 0	2B: 0	SAC: 0	3B: 0	DP: 1	HR: 1	HBP: 0	WP: 0	PA: 37	PB: 0	SB: 1	CS: 3
--------------	------	------	------	------	------	------	--------	-------	------	------	------	------	------	------	------	--------	-------	------	------	------	------	------	------	------	--------	-------	------	------	------	------	------	-------	------	--------	-------	-------	------	------	------	------	------	------	--------	-------	------	------	------	------	------	------	------	--------	-------	------	------	------	------	------	------	------	--------	-------	------	------	------	------	------	------	------	--------	-------	-------	------	------	------	------	------	------	--------	-------	------	--------	-------	-------	--------	-------	-------	-------	--------	-------	--------	-------	-------	-------

PITCHER	IP	WLS	BF	H	R	ER	SO	BB	IBB	HBP	BLK	WP	HR	S	P	ERA	WHIP
John Candelaria, L (1, 1) ERA: 3.97	7.0	W	29	11	3	3	6	1	0	0	0	0	1	40	44	3.86	1.714
Kent Tekulve, R (8, 1) ERA: 1.99	2.0	S	8	1	0	0	4	1	0	0	0	0	0	15	19	0.00	1.000

BOTTOM

Pittsburgh Pirates @ Los Angeles Dodgers
Dodger Stadium, Los Angeles, CA

Fri Jul 08 1983, 7:05 PM PDT
Att. 41,397 - Unknown

AB	35
R	3
H	12
RBI	3
BB	2
SO	10
LOB	16



Batter	1	2	3	4	5	6	7	8	9	AB R H RBI BB SO LOB	TOP	
Marvell Wynne, L (1, 8) <small>OBP: 0.333, SLG: 0.391</small>	0-3 	0-0 			0-0 		0-0 			4 0 0 0 0 1 0	Pittsburgh Pirates @ Los Angeles Dodgers Dodger Stadium, Los Angeles, CA Sat Jul 09 1983, 7:05 PM PDT Att. 46,046 - Unknown livebaseballscorecards.com	
Johnny Ray, S (1, 4) <small>OBP: 0.331, SLG: 0.378</small>	0-0 		0-0 		0-0 		0-3 			4 1 0 0 0 1 0		
Bill Madlock, R (1, 5) <small>OBP: 0.373, SLG: 0.440</small>	0-0 		0-0 		0-0 			0-0 		4 1 2 0 0 0 0		
Jason Thompson, L (1, 3) <small>OBP: 0.403, SLG: 0.452</small>	0-0 		0-0 			4-0 		0-3 		3 1 1 1 1 1 1		
Mike Easler, L (1, 7) <small>OBP: 0.366, SLG: 0.430</small>	0-0 			0-0 		0-0 		0-3 		4 0 1 1 0 1 2		
Dave Parker, L (1, 9) <small>OBP: 0.261, SLG: 0.346</small>	0-0 		0-0 		0-0 		0-0 	0-0 		3 0 1 1 0 0 1		
Tony Peña, R (1, 2) <small>OBP: 0.311, SLG: 0.357</small>	0-3 			0-0 		0-0 		0-3 		4 0 1 0 0 2 3		
Dale Berra, R (1, 6) <small>OBP: 0.302, SLG: 0.369</small>		0-0 		0-0 		0-0 		0-0 		4 0 0 0 0 0 2		
Larry McWilliams, L (1, 1) <small>OBP: 0.156, SLG: 0.159</small>		0-0 		0-3 			0-3 	0-0 		4 0 0 0 0 2 2		
Inning Stats	R: 2 H: 3 E: 1 LOB: 2 K: 2 BB: 0 S: 11 P: 11	R: 0 H: 0 E: 0 LOB: 0 K: 0 BB: 0 S: 3 P: 3	R: 0 H: 0 E: 0 LOB: 0 K: 0 BB: 0 S: 3 P: 3	R: 0 H: 1 E: 1 LOB: 2 K: 1 BB: 0 S: 7 P: 7	R: 0 H: 0 E: 0 LOB: 0 K: 0 BB: 0 S: 3 P: 3	R: 1 H: 1 E: 0 LOB: 1 K: 0 BB: 1 S: 4 P: 8	R: 0 H: 0 E: 0 LOB: 0 K: 2 BB: 0 S: 7 P: 7	R: 0 H: 1 E: 1 LOB: 1 K: 2 BB: 0 S: 8 P: 8	R: 0 H: 0 E: 0 LOB: 0 K: 1 BB: 0 S: 5 P: 5	1B: 6 SF: 1 2B: 0 SAC: 0 3B: 0 DP: 0 HR: 0 HBP: 0	WP: 0 PA: 36 PB: 0 SB: 0 CS: 0	
PITCHER Alejandro Pena, R (1, 1) <small>ERA: 2.41</small> Tom Niedenfuer, R (7, 1) <small>ERA: 1.76</small>	IP WLS BF H R ER SO BB IBB HBP BLK WP HR S P ERA WHIP											PITCHER IP WLS BF H R ER SO BB IBB HBP BLK WP HR S P ERA WHIP

Batter	1	2	3	4	5	6	7	8	9	AB R H RBI BB SO LOB	BOTTOM							
Steve Sax, R OBP: 0.340, SLG: 0.379 (1, 4)	0-3 K ①		0-3 K ②			0-0 L3 ②			0-0 F8 ②	4 0 0 0 0 2 1	Pittsburgh Pirates @ Los Angeles Dodgers Dodger Stadium, Los Angeles, CA Sat Jul 09 1983, 7:05 PM PDT Att. 46,046 - Unknown							
Derrel Thomas, S OBP: 0.379, SLG: 0.393 (1, 8)	0-0 5-3 ②		0-0 3-1 ③			0-0 L3 ③			0-0 5-3 ③	4 0 0 0 0 0 1								
Dusty Baker Jr., R OBP: 0.312, SLG: 0.369 (1, 7)	0-3 K ③				0-0 6-3 ①				0-0 G1-4-3 1B ①	3 0 1 0 0 1 0								
Pedro Guerrero, R OBP: 0.381, SLG: 0.534 (1, 5)		4-0 BB ①		0-3 K ②		0-3 K ①			0-3 K ①	2 0 0 0 1 2 1								
Jose Morales, R OBP: 0.385, SLG: 0.692 (1, 3)		0-0 P4 ①		0-0 F9 ③		0-0 G1-4-3 ③			0-0 G1-4-3 ③	3 0 0 0 0 0 2								
Ron Roenicke, S OBP: 0.289, SLG: 0.292 (1, 9)		0-3 K ②			0-0 F3 ①			0-3 K ①	0-3 K ①	3 0 0 0 0 2 1								
Gilberto Reyes, R OBP: 0.188, SLG: 0.250 (1, 2)		0-0 P4 ③			0-3 K ②			0-0 5-3 ②	0-0 5-3 ②	3 0 0 0 0 1 1								
Dave Anderson, R OBP: 0.190, SLG: 0.218 (1, 6)			0-0 SH1-4 1B ①		0-0 6-3 ③			0-3 K ③	0-3 K ③	3 0 1 0 0 1 0								
Alejandro Pena, R OBP: 0.100, SLG: 0.100 (1, 1)			0-0 SH1-4 ①			0-0 3-1 ①			0-0 F8 ①	0 0 0 0 0 0 0								
Rafael Landestoy, S OBP: 0.236, SLG: 0.225 (6, PH)										1 0 0 0 0 0 0								
Tom Niedenfuer, R (7, 1)										0 0 0 0 0 0 0								
Bill Russell, R OBP: 0.318, SLG: 0.289 (9, PH)			1-2							1 0 0 0 0 0 0								
Inning Stats	R: 0 E: 0 K: 2 S: 7	H: 0 LOB: 0 BB: 0 P: 7	R: 0 E: 0 K: 1 S: 5	H: 0 LOB: 1 BB: 1 P: 9	R: 0 E: 0 K: 1 S: 6	H: 1 LOB: 1 BB: 0 P: 6	R: 0 E: 0 K: 1 S: 5	H: 0 LOB: 0 BB: 0 P: 5	R: 0 E: 0 K: 1 S: 3	H: 1 LOB: 0 BB: 0 P: 3	R: 0 E: 0 K: 2 S: 7	H: 0 LOB: 0 BB: 0 P: 7	R: 0 E: 0 K: 0 S: 3	H: 0 LOB: 0 BB: 0 P: 3	1B: 2 2B: 0 3B: 0 HR: 0	SF: 0 SAC: 1 DP: 1 HBP: 0	WP: 0 PB: 0 SB: 0 CS: 0	PA: 29
PITCHER Larry McWilliams, L ERA: 3.03 (1, 1)	IP: 9.0 WLS: W BF: 29 H: 2 R: 0 ER: 0 SO: 9 BB: 1 IBB: 0 HBP: 0 BLK: 0 WP: 0 HR: 0 S: 46 P: 50 ERA: 0.00 WHIP: 0.333																	

livebaseballscorecards.com

AB	27
R	0
H	2
RBI	0
BB	1
SO	9
LOB	7



Batter	1	2	3	4	5	6	7	8	9	AB R H RBI BB SO LOB	TOP
Marvell Wynne, L (1, 8) OBP: 0.349, SLG: 0.432 BB	4-0 BB		0-0 HR		0-0 4-3			0-0 E7 3-1 1B		3 2 2 1 1 0 0	Pittsburgh Pirates @ Los Angeles Dodgers Dodger Stadium, Los Angeles, CA Sun Jul 10 1983, 3:33 AM PDT Att: 42,480 - Unknown
Johnny Ray, S (1, 4) OBP: 0.327, SLG: 0.373 X	0-0 F5 1-2		0-0 4-3		0-0 4-3			0-0 P6		4 0 0 0 0 0 2	
Bill Madlock, R (1, 5) OBP: 0.375, SLG: 0.452 X	0-0 CS 2-H 1B		0-0 HR			0-0 P5		0-0 3-1		4 1 2 2 0 0 1	
Jason Thompson, L (1, 3) OBP: 0.404, SLG: 0.449 S S	0-3 K 1-2		4-0 BB			4-0 BB		0-3 K		2 0 0 0 2 2 2	
Mike Easler, L (1, 7) OBP: 0.361, SLG: 0.424 Gene Tenace, R (9, PH) OBP: 0.279, SLG: 0.167		0-0 4-3	0-0 3-1			0-0 F7		0-0 6-3		3 0 0 0 0 0 2 1 0 0 0 0 0 0	
Dave Parker, L (1, 9) OBP: 0.278, SLG: 0.342 Lee Lacy, R (9, PH) OBP: 0.318, SLG: 0.391		0-0 6-3		0-0 F7		0-0 F9		0-0 F9		3 0 0 0 0 0 1 1 0 0 0 0 0 0	
Tony Peña, R (1, 2) OBP: 0.314, SLG: 0.363		0-0 S 1B		0-0 F9			0-0 3-1		0-0 2B	4 0 2 0 0 0 0	
Dale Berra, R (1, 6) OBP: 0.303, SLG: 0.369		0-0 5-3 1-2		0-0 P5			0-0 L6-3 1B		0-1 CI	3 0 1 0 0 0 1	
Rick Rhoden, R (1, 1) OBP: 0.125, SLG: 0.146 Lee Mazzilli, S (7, PH) OBP: 0.399, SLG: 0.386 Cecilio Guante, R (7, 1) OBP: 0.250, SLG: 0.250 Rod Scurry, L (8, 1) Jim Morrison, R (9, PH) OBP: 0.362, SLG: 0.636			0-0 P6		0-3 K		0-0 L6-3 1B		0-0 F7	2 0 0 0 0 1 0 1 0 0 0 0 0 1 0 0 0 0 0 0 0 0 0 0 0 0 0 0 1 0 0 0 0 0 2	
Inning Stats	R: 1 H: 1 E: 1 LOB: 1 K: 1 BB: 1 S: 5 P: 9	R: 0 H: 1 E: 0 LOB: 1 K: 0 BB: 0 S: 4 P: 4	R: 2 H: 2 E: 0 LOB: 1 K: 0 BB: 1 S: 5 P: 9	R: 0 H: 0 E: 0 LOB: 0 K: 0 BB: 0 S: 3 P: 3	R: 0 H: 0 E: 0 LOB: 0 K: 1 BB: 0 S: 5 P: 5	R: 0 H: 0 E: 0 LOB: 1 K: 0 BB: 1 S: 3 P: 7	R: 0 H: 1 E: 0 LOB: 0 K: 0 BB: 0 S: 3 P: 3	R: 0 H: 1 E: 1 LOB: 1 K: 1 BB: 0 S: 6 P: 6	R: 0 H: 1 E: 1 LOB: 2 K: 0 BB: 0 S: 5 P: 5	1B: 4 SF: 0 2B: 3 SAC: 0 3B: 0 DP: 2 HR: 2 HBP: 0	
PITCHER Burt Hooton, R (1, 1) ERA: 3.34 Dave Stewart, R (7, 1) ERA: 2.01 Steve Howe, L (8, 1) ERA: 0.87	IP WLS BF H R ER SO BB IBB HBP BLK WP HR S P ERA WHIP 6.0 W 24 4 3 2 2 3 0 0 0 0 2 25 37 3.00 1.167 1.2 6 2 0 0 0 0 0 0 0 0 0 6 6 0.00 1.200 1.1 S 6 1 0 0 1 0 0 0 0 0 0 8 8 0.00 0.750										

AB	32
R	3
H	7
RBI	3
BB	3
SO	3
LOB	12



Batter	1	2	3	4	5	6	7	8	9
Steve Sax, R OBP: 0.337, SLG: 0.376 (1, 4)	0-0 CS 1B		0-0 1-2 4-3	0-0 4-3		0-0 4-3		0-0 E6 1B BB	
Derrel Thomas, S OBP: 0.372, SLG: 0.378 (1, 8)	0-0 P5 1-2		4-0 2B 1B BB		0-0 F7	0-0 P5		2-3 3-H 0-3 K	
Dusty Baker Jr., R OBP: 0.315, SLG: 0.372 Steve Howe, L (8, 1)	0-0 6-3		0-0 1-3 2-H 1B 2B		4-0 1B 1B BB		0-0 6-3 1-2 E BB	4-0 1-2 E BB	
Pedro Guerrero, R OBP: 0.387, SLG: 0.547 (1, 5)		0-0 HR	4-0 1B IBB		0-0 E 1B FC5-2 1B		0-0 F6	0-0 E7 1B BB	
Greg Brock, L OBP: 0.334, SLG: 0.398 (1, 3)		0-0 5-3	0-0 1-3 2-H 3-H 1B FC6-4		0-0 E7 FC5-2 1B		0-0 4-3	0-0 F8	
Rick Monday, L OBP: 0.333, SLG: 0.373 Ken Landreaux, L OBP: 0.319, SLG: 0.422 (8, PR) (9, 7)		0-0 6-3	0-0 1-2f FC6-4		4-0 FC5-2 IBB		4-0 FC5-6 BB BB	4-0 FC5-6 BB BB	
Bill Russell, R OBP: 0.316, SLG: 0.285 (1, 6)		0-0 F2		0-0 4-3		0-0 FC5-2		4-0 1-2 2-3 3-Hf 1B BB FC5-6	
Gilberto Reyes, R OBP: 0.200, SLG: 0.300 (1, 2)			0-0 F7	0-0 6-3 2B		0-0 P4		0-0 FC5-6 1B E	
Burt Hooton, R OBP: 0.216, SLG: 0.229 Rafael Landestoy, S OBP: 0.233, SLG: 0.220 Dave Stewart, R OBP: 0.167, SLG: 0.167 Ron Roenicke, S OBP: 0.294, SLG: 0.297 (8, 7) (9, 9)			0-0 4-3 2B 1B	0-0 6-3		0-0 4-3		0-0 E 1B 1B	

AB	R	H	RBI	BB	SO	LOB
5	1	1	0	0	0	4
4	1	0	0	1	1	3
3	2	1	1	1	0	0
0	1	0	0	1	0	0
4	1	3	3	1	0	0
5	0	2	3	0	0	2
2	0	0	0	2	0	2
0	0	0	0	0	0	0
3	1	0	0	1	0	3
4	1	1	0	0	0	5
2	1	1	0	0	0	1
1	0	0	0	0	0	0
0	0	0	0	0	0	0
1	1	1	1	0	0	0

Inning	R	H	E	K	S	WLS	BF	H	R	ER	SO	BB	IBB	HBP	BLK	WP	HR	S	P	ERA	WHIP
1	0	1	0	3	0	0	29	8	5	5	0	2	2	0	0	0	1	25	41	7.50	1.667
7	1	1	0	0	0	0	8	4	1	0	0	2	0	0	0	0	0	6	14	6.75	2.250
8	0	1	0	0	0	0	4	1	0	0	1	1	0	0	0	0	0	5	9	0.00	3.000

PITCHER	IP	WLS	BF	H	R	ER	SO	BB	IBB	HBP	BLK	WP	HR	S	P	ERA	WHIP
Rick Rhoden, R ERA: 3.5 (1, 1)	6.0	L	29	8	5	5	0	2	2	0	0	0	1	25	41	7.50	1.667
Cecilio Guante, R ERA: 3.28 (7, 1)	1.1		8	1	4	1	0	2	0	0	0	0	0	6	14	6.75	2.250
Rod Scurry, L ERA: 5.45 (8, 1)	0.2		4	1	1	0	1	1	0	0	0	0	0	5	9	0.00	3.000

BOTTOM

Pittsburgh Pirates @ Los Angeles Dodgers
 Dodger Stadium, Los Angeles, CA

Sun Jul 10 1983, 3:33 AM PDT
 Att. 42,480 - Unknown

AB	34
R	10
H	10
RBI	8
BB	7
SO	1
LOB	20

WP: 0 PA: 41
 PB: 0
 SB: 0
 CS: 1



1B	2B	3B	HR	SF	SAC	DP	HBP
7	2	0	1	0	0	0	0

Batter	1	2	3	4	5	6	7	8	9	AB R H RBI BB SO LOB	TOP																									
Tom Herr, S (1, 4) OBP: 0.370, SLG: 0.377 Mike Ramsey, S (8, PR) OBP: 0.325, SLG: 0.343 (8, 4)	0-0 5-3		4-0 E 1B BB		0-0 F8	4-0 E2 1-H 2-H 3-H BB		4-0 BB		2 0 0 1 3 0 1 0 0 0 0 0 0 0	St. Louis Cardinals @ Los Angeles Dodgers Dodger Stadium, Los Angeles, CA Mon Jul 11 1983, 7:05 PM PDT Att: 47,087 - Unknown livebaseballscorecards.com																									
Ken Oberkfell, L (1, 5) OBP: 0.356, SLG: 0.350	0-0 4-3		0-0 E9 FC6-4 1B 1-3		0-0 1-3	0-0 F7		0-0 1-3-2 2-H	5 0 1 0 0 0 4																											
Lonnie Smith, R (1, 7) OBP: 0.369, SLG: 0.425 Andy Van Slyke, L (7, 7) OBP: 0.326, SLG: 0.425	0-0 6-3		0-0 FC6-4 1-2f			0-0 1-3	4-0 4-3 S SF9 BB	0-3 K	3 1 0 0 1 0 2 1 0 0 0 0 1 0																											
George Hendrick, R (1, 3) OBP: 0.401, SLG: 0.544		0-0 G5-4-3 1B		0-0 F7		0-0 1B E 2B	0-0 4-3	0-0 6-3	5 1 2 0 0 0 1																											
Willie McGee, S (1, 8) OBP: 0.341, SLG: 0.385		0-0 G5-4-3 1-2f		0-0 5-3		0-0 1B E 4-3 1B	4-0 SF9 S IBB	0-0 6-3	4 1 1 0 1 0 1																											
David Green, R (1, 9) OBP: 0.339, SLG: 0.406		0-0 1B		4-0 S BB		0-0 E5 4-3 WP 1-2 3-H	0-0 SF9		2 1 1 1 1 0 1																											
Glenn Brummer, R (1, 2) OBP: 0.378, SLG: 0.452		0-0 4-3		0-0 6-3 1-2		0-0 WP E 4-3 1B	0-0 6-3		4 1 1 0 0 0 3																											
Ozzie Smith, S (1, 6) OBP: 0.262, SLG: 0.263			0-0 1-3		0-0 F8	0-0 4-3 1-2 2-3 3-H		0-0 SH3-4 1-3-2 1B	4 0 1 1 0 0 2																											
Bob Forsch, R (1, 1) OBP: 0.243, SLG: 0.273 Bruce Sutter, R (8, 1)			0-0 F8		0-0 1B	4-0 E E BB		0-0 SH3-4 1-2	2 1 1 0 1 0 0 0 0 0 0 0 0 0																											
Inning Stats	R: 0 E: 0 K: 0 S: 3	H: 0 LOB: 0 BB: 0 P: 3	R: 0 E: 0 K: 0 S: 4	H: 2 LOB: 1 BB: 0 P: 4	R: 0 E: 1 K: 0 S: 4	H: 1 LOB: 2 BB: 1 P: 8	R: 0 E: 0 K: 0 S: 3	H: 0 LOB: 1 BB: 1 P: 7	R: 0 E: 0 K: 0 S: 4	H: 1 LOB: 1 BB: 0 P: 4		R: 5 E: 2 K: 0 S: 7	H: 3 LOB: 1 BB: 2 P: 15	R: 1 E: 0 K: 0 S: 3	H: 0 LOB: 1 BB: 2 P: 11	R: 0 E: 0 K: 0 S: 3	H: 1 LOB: 1 BB: 1 P: 7	R: 0 E: 0 K: 1 S: 5	H: 0 LOB: 0 BB: 0 P: 5	1B: 7 2B: 2 3B: 0 HR: 0	SF: 1 SAC: 1 DP: 2 HBP: 0	WP: 1 PB: 0 SB: 3 CS: 0	PA: 41													
PITCHER	IP WLS BF H R ER SO BB IBB HBP BLK WP HR S P ERA WHIP																																			
Fernando Valenzuela, L (1, 1) ERA: 3.67	5.2		27	7	5	1	0	3	0	0	0	0	0	24	36	1.59	1.765																			
Dave Stewart, R (6, 1) ERA: 2.13	1.1		7	0	1	1	0	2	1	0	0	1	0	4	16	6.75	1.500																			
Joe Beckwith, R (8, 1) ERA: 3.29	2.0	W	7	1	0	0	1	1	0	0	0	0	0	8	12	0.00	1.000																			



Batter	1	2	3	4	5	6	7	8	9	AB R H RBI BB SO LOB
Steve Sax, R (1, 4) OBP: 0.341, SLG: 0.377	4-0 WP BB		0-0 4-3 2-3		0-0 6-3		0-0 1B		0-0 2B 1B	4 1 2 0 1 0 2
Ken Landreaux, L (1, 8) OBP: 0.320, SLG: 0.426	0-0 P5		0-0 HR 1B		0-0 1-3		0-0 F8		0-0 HR 2B	5 2 2 2 0 0 3
Dusty Baker Jr., R (1, 7) OBP: 0.322, SLG: 0.401	0-0 5-3 1-2		0-0 HR 1B			0-0 FC6-4 1B 1B		0-0 1B 1B	0-0 HR	5 3 4 4 0 0 1
Pedro Guerrero, R (1, 5) OBP: 0.383, SLG: 0.540	0-3 K		0-0 5-3			0-0 F7		0-3 K		4 0 0 0 0 2 3
Greg Brock, L (1, 3) OBP: 0.333, SLG: 0.396		0-0 3-4-1		0-0 F8		0-0 FC6-4 1B		0-3 K		4 0 1 0 0 1 1
Mike Marshall, R (1, 9) OBP: 0.301, SLG: 0.395		0-0 F5		0-0 F8		0-0 FC6-4 1-2 2-3		0-0 1B 1B		4 0 1 0 0 0 2
Steve Yeager, R (1, 2) OBP: 0.286, SLG: 0.451		0-3 K		0-3 K		0-0 F7		0-0 1B		3 0 0 0 0 2 2
Rick Monday, L (8, PH) OBP: 0.340, SLG: 0.382								1-2 3-H		1 0 1 1 0 0 0
Dave Anderson, R (8, PR) OBP: 0.190, SLG: 0.218								0-0 1B		0 0 0 0 0 0 0
Bill Russell, R (1, 6) OBP: 0.317, SLG: 0.286			0-0 E9 SH1-4 1B		0-0 SH1-4 1B		0-0 1-4-3	0-0 G3		3 1 1 0 0 0 0
Ron Roenicke, S (8, PH) OBP: 0.292, SLG: 0.295										1 0 0 0 0 0 2
Gilberto Reyes, R (9, 2) OBP: 0.200, SLG: 0.300										0 0 0 0 0 0 0
Fernando Valenzuela, L (1, 1) OBP: 0.255, SLG: 0.380			0-0 SH1-4		0-0 SH1-4		0-3 K		0-0 F8	0 0 0 0 0 0 0
Dave Stewart, R (8, 1) OBP: 0.167, SLG: 0.167										0 0 0 0 0 0 0
Derrel Thomas, S (7, PH) OBP: 0.369, SLG: 0.375										1 0 0 0 0 1 0
Joe Beckwith, L (8, 1) OBP: 0.190, SLG: 0.218										0 0 0 0 0 0 0
Rafael Landestoy, S (9, PH) OBP: 0.227, SLG: 0.214			1-2		1-2					1 0 0 0 0 0 0

Inning Stats	R: 0	H: 0	E: 0	LOB: 1	K: 1	BB: 1	S: 5	P: 9	R: 0	H: 0	E: 0	LOB: 0	K: 1	BB: 0	S: 5	P: 5	R: 3	H: 2	E: 1	LOB: 0	K: 0	BB: 0	S: 6	P: 6	R: 0	H: 0	E: 0	LOB: 0	K: 1	BB: 0	S: 5	P: 5	R: 0	H: 1	E: 1	LOB: 2	K: 0	BB: 0	S: 4	P: 4	R: 0	H: 2	E: 1	LOB: 2	K: 1	BB: 0	S: 5	P: 5	R: 0	H: 1	E: 0	LOB: 1	K: 1	BB: 0	S: 6	P: 6	R: 1	H: 3	E: 0	LOB: 2	K: 2	BB: 0	S: 10	P: 10	R: 3	H: 3	E: 0	LOB: 0	K: 0	BB: 0	S: 4	P: 4	1B: 9	SF: 0	2B: 1	SAC: 2	3B: 0	DP: 0	HR: 2	HBP: 0	WP: 1	PA: 39
--------------	------	------	------	--------	------	-------	------	------	------	------	------	--------	------	-------	------	------	------	------	------	--------	------	-------	------	------	------	------	------	--------	------	-------	------	------	------	------	------	--------	------	-------	------	------	------	------	------	--------	------	-------	------	------	------	------	------	--------	------	-------	------	------	------	------	------	--------	------	-------	-------	-------	------	------	------	--------	------	-------	------	------	-------	-------	-------	--------	-------	-------	-------	--------	-------	--------

PITCHER	IP	WLS	BF	H	R	ER	SO	BB	IBB	HBP	BLK	WP	HR	S	P	ERA	WHIP
Bob Forsch, R (1, 1) ERA: 4.38	7.0		30	7	4	1	4	1	0	0	0	1	1	37	41	1.29	1.143
Bruce Sutter, R (8, 1) ERA: 3.44	1.1	L	9	5	3	3	2	0	0	0	0	0	1	13	13	20.25	3.750

BOTTOM

St. Louis Cardinals @ Los Angeles Dodgers
 Dodger Stadium, Los Angeles, CA
 Mon Jul 11 1983, 7:05 PM PDT
 Att. 47,087 - Unknown

livebaseballscores.com

AB	36
R	7
H	12
RBI	7
BB	1
SO	6
LOB	16



Batter	1	2	3	4	5	6	7	8	9	AB R H RBI BB SO LOB	TOP									
Tom Herr, S (1, 4) OBP: 0.368, SLG: 0.375	0-0 4-3		0-0 1-3 1B		0-0 5-3			0-0 FC3-6 FC6 1-2f		4 0 1 0 0 0 2	St. Louis Cardinals @ Los Angeles Dodgers Dodger Stadium, Los Angeles, CA Tue Jul 12 1983, 7:05 PM PDT Att. 44,515 - Unknown livebaseballscorecards.com									
Willie McGee, S (1, 8) OBP: 0.340, SLG: 0.387	0-0 1B 2B		0-0 FC6-2			0-0 G1		0-0 FC6 1-2f		4 1 1 0 0 0 3										
David Green, R (1, 9) OBP: 0.342, SLG: 0.408	0-0 CS 1B 2-H		0-3 K			0-0 CS 1B		0-3 K		4 0 2 1 0 2 3										
George Hendrick, R (1, 3) OBP: 0.396, SLG: 0.536	0-3 K 1-2			0-3 K G6-3		0-3 K 1-2			0-0 G3	4 0 0 0 0 3 2										
Andy Van Slyke, L (1, 7) OBP: 0.333, SLG: 0.422		4-0 CS BB		0-0 G6-3 1-2f			0-0 FC4-6 1B		0-3 K	3 0 1 0 1 1 1										
Ken Oberkfell, L (1, 5) OBP: 0.396, SLG: 0.347		4-0 G6-3 BB 1-2		0-0 P5			0-0 FC4-6 5-3 1-2f		0-0 5-3	2 0 0 0 1 0 1 1 0 0 0 0 0 0										
Lonnie Smith, R (9, PH) OBP: 0.367, SLG: 0.423																				
Jamie Quirk, L (1, 2) OBP: 0.288, SLG: 0.352		0-0 G6-3 1-2f			0-0 F7		0-0 5-3 1-2			3 0 0 0 0 0 2										
Ozzie Smith, S (1, 6) OBP: 0.267, SLG: 0.263			4-0 1B FC6-2 BB			4-0 BB		0-0 4-3		0 0 0 0 2 0 0 1 0 0 0 0 0 1 0 0 0 0 0 0 0										
Darrell Porter, L (7, PH) OBP: 0.343, SLG: 0.422																				
Mike Ramsey, S (7, 6) OBP: 0.325, SLG: 0.343																				
John Stuper, R (1, 1) OBP: 0.214, SLG: 0.185			0-3 K		0-3 K			4-0 FC3-6 BB		2 0 0 0 0 2 2 0 0 0 0 0 0 0 0 0 0 0 1 0 0 0 0 0 0 0 0 0 0 0 0 0 0 0 0										
Dave Rucker, L (6, 1)																				
Steve Braun, L (8, PH) OBP: 0.465, SLG: 0.571																				
Jeff Lahti, R (8, 1)																				
Dave Vonohlen, L (8, 1)																				
Inning Stats	R: 1 E: 0 K: 1 S: 6	H: 2 LOB: 1 BB: 0 P: 6	R: 0 E: 0 K: 0 S: 1	H: 0 LOB: 0 BB: 2 P: 9	R: 0 E: 0 K: 2 S: 8	H: 1 LOB: 2 BB: 1 P: 12	R: 0 E: 0 K: 1 S: 5	H: 0 LOB: 0 BB: 0 P: 5	R: 0 E: 0 K: 1 S: 5	H: 0 LOB: 1 BB: 1 P: 9	R: 0 E: 0 K: 0 S: 4	H: 1 LOB: 1 BB: 0 P: 4	R: 0 E: 0 K: 0 S: 5	H: 0 LOB: 1 BB: 1 P: 9	R: 0 E: 0 K: 1 S: 5	H: 0 LOB: 0 BB: 0 P: 5	1B: 4 2B: 3 3B: 0 HR: 0	SF: 0 SAC: 0 DP: 4 HBP: 0	WP: 1 PB: 0 SB: 0 CS: 3	PA: 33
PITCHER	IP WLS BF H R ER SO BB IBB HBP BLK WP HR S P ERA WHIP																			
Bob Welch, R (1, 1) ERA: 2.67	7.0 W 27 5 1 1 6 5 0 0 0 1 0 34 54 1.29 1.429																			
Steve Howe, L (8, 1) ERA: 0.82	2.0 S 6 0 0 0 2 0 0 0 0 0 0 10 10 0.00 0.000																			



Batter	1	2	3	4	5	6	7	8	9
Steve Sax, R (1, 4) OBP: 0.343, SLG: 0.380 Derrel Thomas, S (3, 4) OBP: 0.368, SLG: 0.368	0-0 CS 1B		0-3 K			4-0 G3 HR BB		0-0 F7	
Ken Landreaux, L (1, 8) OBP: 0.323, SLG: 0.427	0-0 6-3 WP 1-2 1B			0-0 E S 1B		0-0 G3 1-2		0-0 4-3	
Dusty Baker Jr., R (1, 7) OBP: 0.327, SLG: 0.414	0-0 6-3 1-3			0-0 G3-6-3 1-H 1B		0-0 HR 2-H		4-0 1B BB	
Pedro Guerrero, R (1, 5) OBP: 0.384, SLG: 0.543	0-0 5-3		0-3 K			0-0 2B		0-0 1-2 1B	
Greg Brock, L (1, 3) OBP: 0.329, SLG: 0.390		0-0 F7		0-0 G3-6-3 1-2f		0-0 G3		0-0 4-3	
Mike Marshall, R (1, 9) OBP: 0.297, SLG: 0.389 Ron Roenicke, S (8, 9) OBP: 0.292, SLG: 0.295		0-3 K			0-0 5-3		0-0 6-3		
Steve Yeager, R (1, 2) OBP: 0.286, SLG: 0.450		0-0 6-3			0-0 F7		0-0 FC4-6 1B		
Bill Russell, R (1, 6) OBP: 0.312, SLG: 0.281 Dave Anderson, R (9, 6) OBP: 0.190, SLG: 0.218			0-0 5-3		0-0 F7		0-0 FC4-6 1-2f		
Bob Welch, R (1, 1) OBP: 0.132, SLG: 0.237 Steve Howe, L (8, 1)			0-0 L1			0-0 1-3		0-0 4-3	

Inning Stats	R: 0	H: 2	E: 0	LOB: 1	K: 0	BB: 0	S: 4	P: 4	R: 0	H: 0	E: 0	LOB: 0	K: 1	BB: 0	S: 5	P: 5	R: 0	H: 0	E: 0	LOB: 0	K: 1	BB: 0	S: 5	P: 5	R: 1	H: 2	E: 0	LOB: 0	K: 1	BB: 0	S: 6	P: 6	R: 0	H: 0	E: 0	LOB: 0	K: 0	BB: 0	S: 3	P: 3	R: 2	H: 2	E: 0	LOB: 1	K: 0	BB: 1	S: 5	P: 9	R: 0	H: 1	E: 0	LOB: 1	K: 0	BB: 0	S: 4	P: 4	R: 0	H: 1	E: 0	LOB: 2	K: 0	BB: 1	S: 4	P: 8
--------------	------	------	------	--------	------	-------	------	------	------	------	------	--------	------	-------	------	------	------	------	------	--------	------	-------	------	------	------	------	------	--------	------	-------	------	------	------	------	------	--------	------	-------	------	------	------	------	------	--------	------	-------	------	------	------	------	------	--------	------	-------	------	------	------	------	------	--------	------	-------	------	------

PITCHER	IP	WLS	BF	H	R	ER	SO	BB	IBB	HBP	BLK	WP	HR	S	P	ERA	WHIP
John Stuper, R (1, 1) ERA: 4.44	5.2	L	22	6	3	3	3	1	0	0	0	1	1	27	31	4.76	1.235
Dave Rucker, L (6, 1) ERA: 14.29	1.1		5	1	0	0	0	0	0	0	0	0	0	5	5	0.00	0.750
Jeff Lahti, R (8, 1) ERA: 2.48	0.2		4	1	0	0	0	1	0	0	0	0	0	3	7	0.00	3.000
Dave Vonohlen, L (8, 1) ERA: 3.41	0.1		1	0	0	0	0	0	0	0	0	0	0	1	1	0.00	0.000

BOTTOM

St. Louis Cardinals @ Los Angeles Dodgers
Dodger Stadium, Los Angeles, CA
 Tue Jul 12 1983, 7:05 PM PDT
 Att. 44,515 - Unknown

AB	R	H	RBI	BB	SO	LOB
1	0	1	0	0	0	0
2	1	0	0	1	1	0
4	1	2	0	0	0	1
3	1	2	3	1	0	1
4	0	2	0	0	1	2
4	0	0	0	0	0	4
3	0	0	0	0	1	0
0	0	0	0	0	0	0
3	0	1	0	0	0	0
3	0	0	0	0	0	1
0	0	0	0	0	0	0
3	0	0	0	0	0	1
0	0	0	0	0	0	0

AB	30
R	3
H	8
RBI	3
BB	2
SO	3
LOB	10

WP: 1 **PA: 32**
PB: 0
SB: 1
CS: 1



1B	2B	3B	HR	SF	SAC	DP	HBP	WP	HR	S	P	ERA	WHIP
6	1	0	1	0	0	1	0	1	1	3	31	4.76	1.235

Batter	1	2	3	4	5	6	7	8	9	AB R H RBI BB SO LOB	TOP
Lonnie Smith, R (1, 7) <small>OBP: 0.370, SLG: 0.425</small> Andy Van Slyke, L (2, PH) <small>OBP: 0.330, SLG: 0.414</small> (2, 7)	0-0 	0-0 4-3 		0-0 4-3 		0-0 FC4-6 			0-0 	1 0 1 0 0 0 0 4 1 1 1 0 0 3	
Willie McGee, S (1, 8) <small>OBP: 0.334, SLG: 0.380</small>	0-3 K 		0-3 K 		0-0 5-3 	0-0 1-3 			0-3 K 	5 0 0 0 0 3 3	
David Green, R (1, 9) <small>OBP: 0.344, SLG: 0.405</small>	0-0 FC6-4 		4-0 		0-0 5-3 		0-0 6-3 		0-0 E8 	4 1 1 1 1 0 1	
George Hendrick, R (1, 3) <small>OBP: 0.402, SLG: 0.539</small>	0-0 		0-0 		0-0 		0-0 F2 		4-0 	4 1 3 0 1 0 0	
Floyd Rayford, R (1, 5) <small>OBP: 0.261, SLG: 0.395</small> Ken Oberkell, L (9, PR) <small>OBP: 0.356, SLG: 0.347</small> (9, 5)	0-0 		0-0 F9 		0-0 FC4 		0-0 5-3 		0-0 E5 	5 1 1 3 0 0 5 0 0 0 0 0 0 0	
Darrell Porter, L (1, 2) <small>OBP: 0.337, SLG: 0.413</small>	0-0 6-3 		0-0 4-3 			0-3 K 		0-0 P4 	0-0 F8 	5 0 0 0 0 1 5	
Tom Herr, S (1, 4) <small>OBP: 0.369, SLG: 0.376</small> Bruce Sutter, R (9, 1)		0-0 		0-3 K 		0-0 		0-3 K 	0-0 FC6-4 	5 1 2 0 0 2 3 0 0 0 0 0 0 0	
Ozzie Smith, S (1, 6) <small>OBP: 0.273, SLG: 0.273</small>		0-3 K 		0-0 		0-0 		0-0 		4 1 3 0 0 1 1	
Neil Allen, R (1, 1) <small>OBP: 0.130, SLG: 0.174</small> Glenn Brummer, R (8, PH) <small>OBP: 0.370, SLG: 0.442</small> Jeff Lahti, R (8, 1) <small>OBP: 0.329, SLG: 0.403</small> Dane Iorg, L (8, PH) <small>OBP: 0.329, SLG: 0.403</small> Dave Rucker, L (8, 1) <small>OBP: 0.325, SLG: 0.343</small> Mike Ramsey, S (8, 4)		0-0 SH1-4 		0-0 SH3-4 		0-0 FC1 		0-3 K 		0 0 0 0 0 0 0 1 0 0 1 0 0 1 0 0 0 0 0 0 0 1 0 0 0 0 1 1 0 0 0 0 0 0 0 0 0 0 0 0 0 0	
Inning Stats	R: 3 H: 3 E: 0 LOB: 0 K: 1 BB: 0 S: 8 P: 8	R: 0 H: 1 E: 0 LOB: 1 K: 1 BB: 0 S: 6 P: 6	R: 0 H: 1 E: 0 LOB: 2 K: 1 BB: 1 S: 6 P: 10	R: 0 H: 1 E: 0 LOB: 1 K: 1 BB: 0 S: 6 P: 6	R: 0 H: 1 E: 0 LOB: 1 K: 0 BB: 0 S: 4 P: 4	R: 2 H: 2 E: 0 LOB: 1 K: 1 BB: 0 S: 8 P: 8	R: 0 H: 0 E: 0 LOB: 0 K: 0 BB: 0 S: 3 P: 3	R: 0 H: 1 E: 0 LOB: 1 K: 2 BB: 0 S: 8 P: 8	R: 1 H: 2 E: 2 LOB: 3 K: 1 BB: 1 S: 8 P: 12	1B: 10 SF: 0 2B: 1 SAC: 2 3B: 0 DP: 0 HR: 1 HBP: 0	WP: 1 PA: 43 PB: 0 SB: 0 CS: 0
PITCHER Jerry Reuss, L (1, 1) <small>ERA: 2.88</small> Tom Niedenfuer, R (7, 1) <small>ERA: 1.69</small> Steve Howe, L (9, 1) <small>ERA: 1.06</small>	IP WLS BF H R ER SO BB IBB HBP BLK WP HR S P ERA WHIP 6.0 0 29 9 5 5 5 1 0 0 0 0 1 38 42 7.50 1.667 2.0 0 7 1 0 0 2 0 0 0 0 0 0 11 11 0.00 0.500 1.0 L 7 2 1 1 1 1 0 1 0 0 1 0 8 12 9.00 2.000	PITCHER IP WLS BF H R ER SO BB IBB HBP BLK WP HR S P ERA WHIP									

St. Louis Cardinals @ Los Angeles Dodgers
Dodger Stadium, Los Angeles, CA
 Wed Jul 13 1983, 7:05 PM PDT
 Att: 45,895 - Unknown

AB	39
R	6
H	12
RBI	6
BB	2
SO	8
LOB	23



Batter	1	2	3	4	5	6	7	8	9	AB R H RBI BB SO LOB
Steve Sax, R (1, 4) OBP: 0.344, SLG: 0.380	0-0 E8 3B		0-0 F9		0-0 G3		0-0 F8 BLK SF8 1B		0-0 1B	5 2 2 0 0 0 1
Ken Landreaux, L (1, 8) OBP: 0.328, SLG: 0.441	4-0 1-2 3B BB		0-0 WP 6-3 1B		0-0 3-H HR		0-0 1-3 F8		0-3 K	4 2 2 2 1 1 2
Dusty Baker Jr., R (1, 7) OBP: 0.328, SLG: 0.422	0-0 1-H 2-H 3B		0-0 6-3 1-2 1B		0-0 1B 1B		0-0 3-H SF8		0-0 1-3	4 0 2 3 0 0 2
Pedro Guerrero, R (1, 5) OBP: 0.382, SLG: 0.539	0-3 K		0-0 P6 2-3		0-0 1-2 1B		0-3 K			4 0 1 0 0 2 2
Greg Brock, L (1, 3) OBP: 0.325, SLG: 0.384	0-0 4-3			0-3 K	0-3 K			0-0 P3		4 0 0 0 0 2 3
Mike Marshall, R (1, 9) Rafael Landestoy, S (8, PR) Steve Howe, L (9, 1)	0-0 F9			0-3 K		0-0 P4		0-0 1B		4 0 1 0 0 1 1 0 0 0 0 0 0 0 0 0 0 0 0 0 0
Steve Yeager, R (1, 2) OBP: 0.282, SLG: 0.442		0-0 5-3		0-0 F9		0-0 6-3		0-3 K		4 0 0 0 0 1 1
Bill Russell, R (1, 6) OBP: 0.316, SLG: 0.291		0-0 P4			0-0 G3 SH1-4 HR 1B	0-0 2B		0-0 4-3		4 1 2 0 0 0 1
Jerry Reuss, L (1, 1) Ron Roenicke, S (6, PH) Tom Niedenfuer, R (7, 1) Derrel Thomas, S (9, 9) Jose Morales, R (9, PH)		0-3 K			0-0 SH1-4 1-2	0-0 G3			0-3 K	1 0 0 0 0 1 0 1 0 0 0 0 0 1 0 0 0 0 0 0 0 0 0 0 0 0 0 0 1 0 0 0 0 1 0

Inning Stats	R: 2 E: 1 K: 1 S: 7	H: 1 LOB: 1 BB: 1 P: 11	R: 0 E: 0 K: 1 S: 5	H: 0 LOB: 0 BB: 0 P: 5	R: 0 E: 0 K: 0 S: 4	H: 1 LOB: 1 BB: 0 P: 4	R: 0 E: 0 K: 2 S: 7	H: 0 LOB: 0 BB: 0 P: 7	R: 2 E: 0 K: 1 S: 9	H: 4 LOB: 2 BB: 0 P: 9	R: 0 E: 0 K: 0 S: 4	H: 1 LOB: 1 BB: 0 P: 4	R: 1 E: 0 K: 1 S: 6	H: 1 LOB: 0 BB: 0 P: 6	R: 0 E: 0 K: 1 S: 6	H: 1 LOB: 1 BB: 0 P: 6	R: 0 E: 0 K: 2 S: 8	H: 1 LOB: 1 BB: 0 P: 8	1B: 7 2B: 1 3B: 1 HR: 1	SF: 1 SAC: 1 DP: 0 HBP: 0	WP: 1 PB: 0 SB: 1 CS: 0	PA: 39
--------------	------------------------------	----------------------------------	------------------------------	---------------------------------	------------------------------	---------------------------------	------------------------------	---------------------------------	------------------------------	---------------------------------	------------------------------	---------------------------------	------------------------------	---------------------------------	------------------------------	---------------------------------	------------------------------	---------------------------------	----------------------------------	------------------------------------	----------------------------------	--------

PITCHER	IP	WLS	BF	H	R	ER	SO	BB	IBB	HBP	BLK	WP	HR	S	P	ERA	WHIP
Neil Allen, R (1, 1) ERA: 3.83	5.0		23	6	4	3	5	1	0	0	0	1	0	10	10	4.50	1.000
Jeff Lahti, R (6, 1) ERA: 2.6	2.0		8	2	1	1	1	0	0	0	1	0	0	13	13	0.00	1.200
Dave Rucker, L (8, 1) ERA: 12.46	1.2	W	7	2	0	0	3	0	0	0	0	0	0	1	1	0.00	0.000
Bruce Sutter, R (9, 1) ERA: 3.42	0.1	S	1	0	0	0	0	0	0	0	0	0	0	1	1	0.00	0.000

BOTTOM

St. Louis Cardinals @ Los Angeles Dodgers
 Dodger Stadium, Los Angeles, CA
 Wed Jul 13 1983, 7:05 PM PDT
 Att. 45,895 - Unknown

AB	36
R	5
H	10
RBI	5
BB	1
SO	9
LOB	14



PITCHER	IP	WLS	BF	H	R	ER	SO	BB	IBB	HBP	BLK	WP	HR	S	P	ERA	WHIP
Neil Allen, R (1, 1) ERA: 3.83	5.0		23	6	4	3	5	1	0	0	0	1	0	10	10	4.50	1.000
Jeff Lahti, R (6, 1) ERA: 2.6	2.0		8	2	1	1	1	0	0	0	1	0	0	13	13	0.00	1.200
Dave Rucker, L (8, 1) ERA: 12.46	1.2	W	7	2	0	0	3	0	0	0	0	0	0	1	1	0.00	0.000
Bruce Sutter, R (9, 1) ERA: 3.42	0.1	S	1	0	0	0	0	0	0	0	0	0	0	1	1	0.00	0.000

Chicago Cubs @ Los Angeles Dodgers
 Dodger Stadium, Los Angeles, CA

Thu Jul 14 1983, 7:05 PM PDT
 Att: 40,939 - Unknown

livebaseballscorecards.com

AB	40
R	4
H	13
RBI	4
BB	2
SO	1
LOB	19



WP:	0	PA:	42
PB:	0		
SB:	0		
CS:	0		


Batter	1	2	3	4	5	6	7	8	9	AB	R	H	RBI	BB	SO	LOB
Mel Hall, L (1, 8) OBP: 0.351, SLG: 0.440	0-0 F7		0-0 F9	0-0		0-0		0-0 F9		5	1	3	1	0	0	0
23 Ryne Sandberg, R (1, 4) OBP: 0.322, SLG: 0.393	0-0 G3		0-0	0-0		0-0		0-0 F9		5	0	1	0	0	0	3
Bill Buckner, L (1, 3) OBP: 0.299, SLG: 0.443	0-0		0-0 F9					0-0		5	0	1	0	0	0	2
Leon Durham, L (1, 7) OBP: 0.400, SLG: 0.521	0-3 K		0-0	0-0						5	1	2	1	0	1	1
Ron Cey, R (1, 5) OBP: 0.324, SLG: 0.422		0-0 F8	0-0							5	1	2	0	0	0	2
Keith Moreland, R (1, 9) OBP: 0.349, SLG: 0.485		0-0	0-0							5	0	0	0	0	0	5
Jody Davis, R (1, 2) OBP: 0.307, SLG: 0.488		4-0								2	0	1	0	2	0	0
Larry Bowa, S (1, 6) OBP: 0.301, SLG: 0.336		0-0								4	0	2	2	0	0	1
Steve Trout, L (1, 1) OBP: 0.250, SLG: 0.250		0-0								2	1	1	0	0	0	2
Warren Brusstar, R (5, 1)										0	0	0	0	0	0	0
Scott Thompson, L (6, PH) OBP: 0.222, SLG: 0.253										1	0	0	0	0	0	1
Mike Prolly, R (6, 1)										0	0	0	0	0	0	0
Jay Johnstone, L (7, PH) OBP: 0.389, SLG: 0.448										1	0	0	0	0	0	2
Bill Campbell, R (7, 1)										0	0	0	0	0	0	0

Inning Stats	R: 0	H: 1	E: 0	LOB: 1	K: 1	BB: 0	S: 6	P: 6	R: 0	H: 1	E: 0	LOB: 2	K: 0	BB: 1	S: 4	P: 8	R: 1	H: 3	E: 0	LOB: 2	K: 0	BB: 0	S: 6	P: 6	R: 1	H: 2	E: 1	LOB: 1	K: 0	BB: 0	S: 5	P: 5	R: 0	H: 1	E: 0	LOB: 1	K: 0	BB: 0	S: 4	P: 4	R: 0	H: 2	E: 0	LOB: 2	K: 0	BB: 0	S: 5	P: 5	R: 2	H: 3	E: 0	LOB: 2	K: 0	BB: 1	S: 6	P: 10	R: 0	H: 0	E: 0	LOB: 0	K: 0	BB: 0	S: 3	P: 3	R: 0	H: 0	E: 0	LOB: 0	K: 0	BB: 0	S: 3	P: 3
1B: 11	SF: 0	2B: 2	SAC: 0	3B: 0	DP: 0	HR: 0	HBP: 0	WP: 0	PA: 42																																																															


PITCHER	IP	WLS	BF	H	R	ER	SO	BB	IBB	HBP	BLK	WP	HR	S	P	ERA	WHIP
Alejandro Pena, R (1, 1) ERA: 2.35	5.2	W	28	10	2	1	1	1	0	0	0	0	0	29	33	1.59	1.941
Dave Stewart, R (6, 1) ERA: 2.41	1.0		7	3	2	2	0	1	0	0	0	0	0	6	10	18.00	4.000
Tom Niedenfuer, R (7, 1) ERA: 1.61	2.1	S	7	0	0	0	0	0	0	0	0	0	0	7	7	0.00	0.000

Batter	1	2	3	4	5	6	7	8	9	AB	R	H	RBI	BB	SO	LOB
Steve Sax, R OBP: 0.345, SLG: 0.380 (1, 4)	0-0 4-3	0-0 P4			0-0 1B	0-0 1B		0-0 6-3		5	2	2	2	0	0	1
Bill Russell, R OBP: 0.326, SLG: 0.308 (1, 6)	0-0 F9 1B		0-0 6-3		0-0 1B	0-0 1B		0-0 1B		5	2	4	1	0	0	0
Dusty Baker Jr., R OBP: 0.332, SLG: 0.421 (1, 7) Rafael Landestoy, S OBP: 0.227, SLG: 0.214 (9, 7)	4-0 1B		0-3 K		0-0 1B	4-0 1B		0-3 K		3	2	1	1	2	2	1
Pedro Guerrero, R OBP: 0.387, SLG: 0.548 (1, 5)	0-0 F9		0-0 3B		0-0 1B	0-0 E9		0-0 1B		4	0	3	1	0	0	2
Mike Marshall, R OBP: 0.300, SLG: 0.388 (1, 3) Greg Brock, L OBP: 0.325, SLG: 0.384 (7, 3)	0-0 1B		0-3 K		0-0 1B	0-0 FC6-4		0-0 FC6-4		4	0	2	2	0	1	1
Ron Roenicke, S OBP: 0.291, SLG: 0.294 (1, 9) Dave Stewart, R OBP: 0.167, SLG: 0.167 (6, 1) Tom Niedenfuer, R (7, 1)	0-0 4-3		0-0 1B		0-0 P5		0-0 5-3			3	0	1	0	0	0	4
Steve Yeager, R OBP: 0.277, SLG: 0.435 (1, 2)		0-0 6-3		0-0 5-3		0-0 4-3		0-3 K		4	0	0	0	0	1	1
Derrel Thomas, S OBP: 0.380, SLG: 0.393 (1, 8)		0-0 5-3 WP 1B			0-0 1B	4-0 1B		0-3 K		3	2	2	0	1	1	0
Alejandro Pena, R OBP: 0.091, SLG: 0.091 (1, 1) Ken Landreaux, L OBP: 0.326, SLG: 0.437 (6, 9)		0-0 5-3			0-0 1-3	0-0 3-1		0-0 3-1		2	0	0	0	0	0	2

Inning Stats																	1B	2B	3B	HR	SF	DP	HBP																															
R: 1	H: 2	E: 0	K: 0	S: 5	H: 2	LOB: 2	BB: 1	P: 9	R: 0	H: 1	E: 0	K: 0	S: 4	H: 1	LOB: 1	BB: 0	P: 4	R: 0	H: 1	E: 0	K: 1	S: 5	R: 0	H: 1	E: 0	K: 1	S: 5	R: 3	H: 6	E: 0	K: 0	S: 8	R: 4	H: 3	E: 1	K: 0	S: 6	R: 0	H: 0	E: 0	K: 2	S: 7	R: 0	H: 1	E: 0	K: 1	S: 6	1B: 12	SF: 0	2B: 1	HR: 0	3B: 2	DP: 0	HBP: 0

BOTTOM																
<p style="text-align: center;">Chicago Cubs @ Los Angeles Dodgers Dodger Stadium, Los Angeles, CA</p> <p style="text-align: center;">Thu Jul 14 1983, 7:05 PM PDT Att. 40,939 - Unknown</p> <p style="text-align: right;"> AB 36 R 8 H 15 RBI 7 BB 3 SO 5 LOB 13</p> 																

PITCHER																	WP	HR	S	P	ERA	WHIP	
Steve Trout, L ERA: 4.51 (1, 1)	4.2	WLS	BF	H	R	ER	SO	BB	IBB	HBP	BLK	WP	HR	S	P	ERA	WHIP	WP: 1	HR: 0	S: 25	P: 29	7.71	2.357
Warren Brusstar, R ERA: 2.33 (5, 1)	0.1		2	1	0	0	0	0	0	0	0	0	0	2	2	0.00	3.000						
Mike Proly, R ERA: 3.95 (6, 1)	1.0		8	3	4	3	0	1	1	0	0	0	0	6	14	27.00	4.000						
Bill Campbell, R ERA: 3.27 (7, 1)	2.0		7	1	0	0	3	0	0	0	0	0	0	13	13	0.00	0.500						

Batter	1	2	3	4	5	6	7	8	9	AB R H RBI BB SO LOB	TOP														
Mel Hall, L (1, 8) X OBP: 0.352, SLG: 0.445	0-0 23 1B 23 S G3-6-3 1B		0-3 K		0-0 2B		0-0 F5	0-0 F7		5 1 2 0 0 1 1	<p>Chicago Cubs @ Los Angeles Dodgers Dodger Stadium, Los Angeles, CA</p> <p>Fri Jul 15 1983, 7:05 PM PDT Att: 49,609 - Unknown</p> <p>livebaseballscorecards.com</p> <table border="0"> <tr><td>AB</td><td>39</td></tr> <tr><td>R</td><td>8</td></tr> <tr><td>H</td><td>14</td></tr> <tr><td>RBI</td><td>7</td></tr> <tr><td>BB</td><td>2</td></tr> <tr><td>SO</td><td>4</td></tr> <tr><td>LOB</td><td>17</td></tr> </table> 	AB	39	R	8	H	14	RBI	7	BB	2	SO	4	LOB	17
AB	39																								
R	8																								
H	14																								
RBI	7																								
BB	2																								
SO	4																								
LOB	17																								
23 Ryne Sandberg, R (1, 4) X OBP: 0.321, SLG: 0.390	0-0 1-3 G3-6-3 1B		0-0 5-3		0-0 6-3		0-0 6-3	0-0 6-3		5 0 1 0 0 0 2															
Bill Buckner, L (1, 3) X OBP: 0.300, SLG: 0.448	0-0 1-2f 3-H G3-6-3		0-0 5-3		0-0 P6		0-0 1B 2B		0-0 F8 1B 2B	5 2 2 0 0 0 2															
Leon Durham, L (1, 7) X OBP: 0.404, SLG: 0.523	0-0 G1			4-0 F9 S HR BB		0-0 F9 1B 2B	4-0 1B 1B IBB		0-0 F8 2-3	3 3 1 0 2 0 1															
Ron Cey, R (1, 5) X OBP: 0.325, SLG: 0.422		0-0 F9		0-3 K 1-2		0-0 F9 2-3	0-0 1B 1B		0-0 G6-3 1B	5 0 2 2 0 1 2															
Keith Moreland, R (1, 9) X OBP: 0.350, SLG: 0.483		0-3 K		0-0 F9 2-3		0-0 1B 4-3 1B	0-0 1-2 2-H 1B		0-0 G6-3 1-2f	5 1 2 2 0 1 2															
Jody Davis, R (1, 2) X OBP: 0.313, SLG: 0.504		0-0 E 1B		0-0 HR 3-H		0-0 4-3 1B 1-3	0-0 P5			4 1 3 2 0 0 2															
Larry Bowa, S (1, 6) X OBP: 0.300, SLG: 0.334		0-0 E6 1-2		0-0 1-3		0-0 4-3 1-2 3-H		0-0 SH3 1B		4 0 1 1 0 0 2															
Dick Ruthven, R (1, 1) X Lee Smith, R (6, 1) X		0-0 G3		0-3 K		0-0 4-3		0-0 SH3		3 0 0 0 0 1 3 0 0 0 0 0 0 0															
Inning Stats	R: 1 H: 2 E: 0 LOB: 0 K: 0 BB: 0 S: 4 P: 4	R: 0 H: 1 E: 1 LOB: 2 K: 1 BB: 0 S: 7 P: 7	R: 0 H: 0 E: 0 LOB: 0 K: 1 BB: 0 S: 5 P: 5	R: 2 H: 1 E: 0 LOB: 0 K: 1 BB: 1 S: 6 P: 10	R: 0 H: 1 E: 0 LOB: 1 K: 1 BB: 0 S: 6 P: 6	R: 2 H: 3 E: 0 LOB: 1 K: 0 BB: 0 S: 6 P: 6	R: 2 H: 3 E: 0 LOB: 2 K: 0 BB: 1 S: 6 P: 10	R: 0 H: 1 E: 0 LOB: 1 K: 0 BB: 0 S: 4 P: 4	R: 1 H: 2 E: 0 LOB: 0 K: 0 BB: 0 S: 4 P: 4	1B: 9 SF: 0 2B: 4 SAC: 1 3B: 0 DP: 2 HR: 1 HBP: 0	WP: 0 PA: 42 PB: 0 SB: 2 CS: 0														
PITCHER	IP WLS BF H R ER SO BB IBB HBP BLK WP HR S P ERA WHIP											PITCHER	IP WLS BF H R ER SO BB IBB HBP BLK WP HR S P ERA WHIP												
Burt Hooton, R (1, 1) ERA: 3.59	5.1 L 25 8 5 5 4 1 0 0 0 0 0 1 32 36 8.44 1.688																								
Joe Beckwith, R (6, 1) ERA: 3.61	1.1 8 3 2 2 0 0 0 1 0 0 0 0 7 11 13.50 2.250																								
Dave Stewart, R (7, 1) ERA: 2.35	1.1 5 1 0 0 0 0 0 0 0 0 0 0 5 5 0.00 0.750																								
Pat Zachry, R (9, 1) ERA: 2.52	1.0 4 2 1 1 0 0 0 0 0 0 0 0 4 4 9.00 2.000																								

Batter	1	2	3	4	5	6	7	8	9	AB	R	H	RBI	BB	SO	LOB
Steve Sax, R (1, 4) OBP: 0.349, SLG: 0.387	0-0 F9 SF9 2B		0-0 1B		0-0 6-3		0-0 1-2 1B		0-3 K	5	1	3	0	0	1	1
Ken Landreaux, L (1, 8) OBP: 0.321, SLG: 0.430	0-0 F9 2-3		0-0 G3		0-0 F2		0-0 F9 2-3			4	0	0	0	0	0	4
Dusty Baker Jr., R (1, 7) OBP: 0.331, SLG: 0.423	0-0 SF9			0-0 F8		0-0 4-3 1B 2B	0-0 F8			3	1	1	1	0	0	2
Pedro Guerrero, R (1, 5) OBP: 0.385, SLG: 0.551	0-0 F2 3-H			0-0 4-1 3B		0-3 K	0-0 F8			4	1	1	0	0	1	1
Greg Brock, L (1, 3) OBP: 0.322, SLG: 0.380		0-0 F9		0-0 4-1		0-0 4-3	0-0 6-3			3	0	0	1	0	0	1
Dave Stewart, R (7, 1) OBP: 0.167, SLG: 0.167										0	0	0	0	0	0	0
Ron Roenicke, S (8, PH) OBP: 0.289, SLG: 0.292										1	0	0	0	0	0	0
Pat Zachry, R (9, 1)										0	0	0	0	0	0	0
Mike Marshall, R (1, 9) OBP: 0.308, SLG: 0.410		0-0 G1-4-3 1B		0-0 HR		0-0 1B 3-H	0-3 K			4	1	3	2	0	1	0
Steve Yeager, R (1, 2) OBP: 0.277, SLG: 0.432		0-0 G1-4-3 1-2f		0-0 1B		0-0 F8 3-H	0-0 5-3			4	0	1	0	0	0	2
Bill Russell, R (1, 6) OBP: 0.325, SLG: 0.307			0-0 5-3	0-0 F3			0-0 F9 1B 1B		0-0 F8	4	0	1	0	0	0	1
Burt Hooton, R (1, 1) OBP: 0.205, SLG: 0.216			0-0 1-3		0-0 P4		0-0 F5		0-0 1B	2	0	0	0	0	0	0
Joe Beckwith, L (6, 1)										0	0	0	0	0	0	0
Rick Monday, L (7, 3) OBP: 0.344, SLG: 0.385										2	0	1	0	0	0	1

Inning Stats	R: 1	H: 1	R: 0	H: 1	R: 0	H: 1	R: 2	H: 3	R: 0	H: 0	R: 1	H: 2	R: 0	H: 2	R: 0	H: 0	R: 0	H: 1	1B:	SF:	WP:	PA:
	E: 0	LOB: 0	E: 0	LOB: 0	E: 0	LOB: 1	E: 0	LOB: 1	E: 0	LOB: 0	E: 0	LOB: 1	E: 0	LOB: 2	E: 0	LOB: 0	E: 0	LOB: 1	2B:	SAC:	PB:	37
	K: 0	BB: 0	K: 0	BB: 0	K: 0	BB: 0	K: 0	BB: 0	K: 1	BB: 0	K: 1	BB: 0	K: 0	BB: 0	K: 1	BB: 0	K: 1	BB: 0	3B:	DP:	SB:	
	S: 4	P: 4	S: 3	P: 3	S: 4	P: 4	S: 6	P: 6	S: 3	P: 3	S: 7	P: 7	S: 5	P: 5	S: 5	P: 5	S: 6	P: 6	HR:	HBP:	CS:	

PITCHER	IP	WLS	BF	H	R	ER	SO	BB	IBB	HBP	BLK	WP	HR	S	P	ERA	WHIP
Dick Ruthven, R (1, 1) ERA: 4.39	5.2	W	24	8	4	4	1	0	0	0	0	0	1	26	26	6.35	1.412
Lee Smith, R (6, 1) ERA: 1.17	3.1	S	13	3	0	0	2	0	0	0	0	0	0	17	17	0.00	0.900

BOTTOM

Chicago Cubs @ Los Angeles Dodgers
 Dodger Stadium, Los Angeles, CA

Fri Jul 15 1983, 7:05 PM PDT
 Att. 49,609 - Unknown

livebaseballscorecards.com

AB	36
R	4
H	11
RBI	4
BB	0
SO	3
LOB	13



Batter	1	2	3	4	5	6	7	8	9	AB R H RBI BB SO LOB	TOP												
Mel Hall, L OBP: 0.348, SLG: 0.435 (1, 8)	0-0 3-1	0-3 K		4-0 BB		0-0 P6		0-3 K		4 0 0 0 1 2 2													
23 Ryne Sandberg, R OBP: 0.322, SLG: 0.399 (1, 4)	0-0 1B		0-0 F9	0-3 K			0-0 HR	0-0 4-3		5 2 2 1 0 1 3													
Bill Buckner, L OBP: 0.302, SLG: 0.447 (1, 3)	0-0 F9		0-0 WP 1B	0-0 G3			0-0 P3		0-0 2B 1B	5 0 2 0 0 0 3													
Ron Cey, R OBP: 0.326, SLG: 0.419 (1, 5)	4-0 1B		0-0 WP 1B		0-0 4-3		0-0 6-3		0-0 F8	4 0 1 0 1 0 1													
Leon Durham, L OBP: 0.407, SLG: 0.529 (1, 7)	0-0 1B		0-3 K		0-0 1B		0-0 6-3		0-0 2B	5 0 3 1 0 1 2													
Keith Moreland, R OBP: 0.354, SLG: 0.487 (1, 9)	0-3 K2-3		4-0 BB		0-0 1B			0-0 2B	0-0 P3	4 1 2 0 1 1 4													
Jody Davis, R OBP: 0.311, SLG: 0.502 (1, 2)		0-0 F2	0-3 K		0-0 G6-4-3			0-0 2B	0-0 5-3	5 1 1 1 0 1 7													
Larry Bowa, S OBP: 0.302, SLG: 0.340 (1, 6)		0-0 F3		0-0 2B		0-0 6-3		0-0 1B		4 0 2 1 0 0 0													
Fergie Jenkins, R OBP: 0.289, SLG: 0.324 (2, 1)		4-0 BB		0-0 P3		0-0 4-3		0-0 FC5-4		0 0 0 0 1 0 0													
Mike Proly, R OBP: 0.174, SLG: 0.196 (6, PH)										1 0 0 0 0 0 1													
Tom Venzler, R OBP: 0.221, SLG: 0.277 (8, PH)										1 0 0 0 0 0 0													
Warren Brusstar, R OBP: 0.133, SLG: 0.071 (8, 1)										0 0 0 0 0 0 0													
Jerry Morales, R OBP: 0.133, SLG: 0.071 (8, 1)										1 0 0 0 0 0 1													
Craig Lefferts, L OBP: 0.133, SLG: 0.071 (8, 1)										0 0 0 0 0 0 0													
Bill Campbell, R (8, 1)										0 0 0 0 0 0 0													
Inning Stats	R: 1 E: 0 K: 1 S: 7	H: 2 LOB: 2 BB: 1 P: 11	R: 0 E: 0 K: 1 S: 5	H: 0 LOB: 1 BB: 1 P: 9	R: 0 E: 0 K: 2 S: 9	H: 2 LOB: 3 BB: 1 P: 13	R: 0 E: 0 K: 1 S: 6	H: 1 LOB: 2 BB: 1 P: 10	R: 0 E: 0 K: 0 S: 4	H: 2 LOB: 1 BB: 0 P: 4	R: 0 E: 0 K: 0 S: 3	H: 0 LOB: 0 BB: 0 P: 3	R: 1 E: 0 K: 0 S: 4	H: 1 LOB: 0 BB: 0 P: 4	R: 2 E: 0 K: 1 S: 8	H: 3 LOB: 1 BB: 0 P: 8	R: 0 E: 0 K: 0 S: 5	H: 2 LOB: 2 BB: 0 P: 5	1B: 8 2B: 4 3B: 0 HR: 1	SF: 0 SAC: 0 DP: 1 HBP: 0	WP: 1 PB: 0 SB: 1 CS: 0	PA: 43	
PITCHER	IP WLS BF H R ER SO BB IBB HBP BLK WP HR S P ERA WHIP	IP WLS BF H R ER SO BB IBB HBP BLK WP HR S P ERA WHIP	IP WLS BF H R ER SO BB IBB HBP BLK WP HR S P ERA WHIP	IP WLS BF H R ER SO BB IBB HBP BLK WP HR S P ERA WHIP	IP WLS BF H R ER SO BB IBB HBP BLK WP HR S P ERA WHIP	IP WLS BF H R ER SO BB IBB HBP BLK WP HR S P ERA WHIP	IP WLS BF H R ER SO BB IBB HBP BLK WP HR S P ERA WHIP	IP WLS BF H R ER SO BB IBB HBP BLK WP HR S P ERA WHIP	IP WLS BF H R ER SO BB IBB HBP BLK WP HR S P ERA WHIP	IP WLS BF H R ER SO BB IBB HBP BLK WP HR S P ERA WHIP	IP WLS BF H R ER SO BB IBB HBP BLK WP HR S P ERA WHIP	IP WLS BF H R ER SO BB IBB HBP BLK WP HR S P ERA WHIP	IP WLS BF H R ER SO BB IBB HBP BLK WP HR S P ERA WHIP	IP WLS BF H R ER SO BB IBB HBP BLK WP HR S P ERA WHIP	IP WLS BF H R ER SO BB IBB HBP BLK WP HR S P ERA WHIP	IP WLS BF H R ER SO BB IBB HBP BLK WP HR S P ERA WHIP	IP WLS BF H R ER SO BB IBB HBP BLK WP HR S P ERA WHIP	IP WLS BF H R ER SO BB IBB HBP BLK WP HR S P ERA WHIP	IP WLS BF H R ER SO BB IBB HBP BLK WP HR S P ERA WHIP	IP WLS BF H R ER SO BB IBB HBP BLK WP HR S P ERA WHIP	IP WLS BF H R ER SO BB IBB HBP BLK WP HR S P ERA WHIP		
Fernando Valenzuela, L ERA: 3.71 (1, 1)	8.1 W 41 13 4 4 6 4 0 0 0 1 1 49 65 4.32 2.040	0.2 S 2 0 0 0 0 0 0 0 0 0 0 2 2 0.00 0.000																					
Tom Niedenfuer, R ERA: 1.59 (9, 1)																							

Chicago Cubs @ Los Angeles Dodgers
 Dodger Stadium, Los Angeles, CA
 Sat Jul 16 1983, 7:05 PM PDT
 Att: 48,849 - Unknown

AB	39
R	4
H	13
RBI	4
BB	4
SO	6
LOB	24



BOTTOM

Chicago Cubs @ Los Angeles Dodgers
Dodger Stadium, Los Angeles, CA
Sat Jul 16 1983, 7:05 PM PDT
Att. 48,849 - Unknown

livebaseballscorecards.com

AB	37
R	7
H	12
RBI	7
BB	4
SO	4
LOB	21



WP	0	PA	41
PB	0		
SB	2		
CS	0		

AB R H RBI BB SO LOB

5	1	1	0	0	0	3
4	2	2	0	1	0	2
2	1	0	0	3	0	3
0	0	0	0	0	0	0
5	1	4	5	0	0	1
5	1	1	2	0	1	8
4	0	1	0	0	2	2
0	0	0	0	0	0	0
4	0	0	0	0	1	1
4	0	1	0	0	0	1
4	1	2	0	0	0	0
0	0	0	0	0	0	0

1B	10	SF	0
2B	0	SAC	0
3B	1	DP	1
HR	1	HBP	0

WP	0	PA	41
PB	0		
SB	2		
CS	0		

1B	10	SF	0
2B	0	SAC	0
3B	1	DP	1
HR	1	HBP	0

Batter	1	2	3	4	5	6	7	8	9
Steve Sax, R (1,4)	0-0 F7	0-0 E4 1B	0-0 4-3			0-0 4-3		0-0 FC1-5 1B	
Ken Landreaux, L (1,8)	4-0 S 3B	0-0 P4		0-0 G3 E 1B		0-0 3-1		0-0 FC1-5 1B	
Dusty Baker Jr., R (1,7)	4-0 3B	4-0 1B		0-0 F9		4-0 1B		0-0 FC1-5 1B	
Ron Roenicke, S (8, PR)	1-2 3B	IBB		0-0 G3 E 1B		4-0 BB		1-2 2-3f	
Pedro Guerrero, R (1,5)	0-0 HR 3B	0-0 G4-6-3 1B		0-0 E6 G3 1B		0-0 1B		0-0 1B	
Greg Brock, L (1,3)	0-0 HR	0-0 G4-6-3		0-0 G3		0-0 1-3		0-3 K	
Mike Marshall, R (1,9)	0-0 S 1B		0-0 1-3		0-3 K		0-3 K		
Derrel Thomas, S (8,9)									
Steve Yeager, R (1,2)	0-3 K		0-0 4-3		0-0 F8		0-0 F9		
Bill Russell, R (1,6)	0-0 5-3		0-0 1B		0-0 F4		0-0 5-3		
Fernando Valenzuela, L (1,1)		0-0 E 1B		0-0 1B		0-0 4-3		0-0 G3	
Tom Niedenfuer, R (9,1)									

R: 4	H: 3	R: 2	H: 2	R: 0	H: 2	R: 0	H: 1	R: 0	H: 0	R: 0	H: 1	R: 0	H: 0	R: 1	H: 3
E: 0	LOB: 1	E: 1	LOB: 1	E: 0	LOB: 2	E: 1	LOB: 2	E: 0	LOB: 0	E: 0	LOB: 2	E: 0	LOB: 0	E: 0	LOB: 2
K: 1	BB: 2	K: 0	BB: 1	K: 0	BB: 0	K: 1	BB: 0	K: 1	BB: 0	K: 0	BB: 1	K: 1	BB: 0	K: 1	BB: 0
S: 8	P: 16	S: 5	P: 9	S: 5	P: 5	S: 7	P: 7	S: 3	P: 3	S: 4	P: 8	S: 5	P: 5	S: 8	P: 8

PITCHER	IP	WLS	BF	H	R	ER	SO	BB	IBB	HBP	BLK	WP	HR	S	P	ERA	WHIP
Fergie Jenkins, R (1,1)	1.1	L	13	5	6	5	1	2	1	0	0	0	1	12	24	33.75	5.250
Mike Proly, R (2,1)	3.2		14	3	0	0	1	0	0	0	0	0	0	16	16	0.00	0.818
Warren Brusstar, R (6,1)	2.0		8	1	0	0	1	1	0	0	0	0	0	9	13	0.00	1.000
Craig Lefferts, L (8,1)	0.1		3	2	1	1	0	0	0	0	0	0	0	3	3	27.00	6.000
Bill Campbell, R (8,1)	0.2		3	1	0	0	1	0	0	0	0	0	0	5	5	0.00	1.500

Batter	1	2	3	4	5	6	7	8	9	AB R H RBI BB SO LOB	TOP											
Mel Hall, L (1, 8) OBP: 0.347, SLG: 0.428	0-3 K	0-0 1B		0-0 F6		0-0 4-3	4-0 FC6-4 BB		0-3 K	5 0 1 2 1 2 2	Chicago Cubs @ Los Angeles Dodgers Dodger Stadium, Los Angeles, CA Sun Jul 17 1983, 3:33 AM PDT Att: 44,852 - Unknown livebaseballscorecards.com											
23 Ryne Sandberg, R (1, 4) OBP: 0.319, SLG: 0.393	0-3 K	0-3 K		0-0 5-3		0-0 F8	0-0 FC6-4		1-0 HBP	5 0 0 0 0 2 5												
Bill Buckner, L (1, 3) OBP: 0.305, SLG: 0.456	0-0 1B	0-0 F8		0-0 HR			0-0 S 1B S 1B	0-0 P4	0-0 F8	6 2 3 1 0 0 4												
Leon Durham, L (1, 7) Jay Johnstone, L (9, 7) OBP: 0.400, SLG: 0.517 OBP: 0.369, SLG: 0.448	0-0 G3		0-3 K	0-0 F8			0-3 K	0-0 E7 SF7		5 1 0 0 0 2 2 0 0 0 0 0 0 0												
Ron Cey, R (1, 5) Junior Kennedy, R (8, PR) OBP: 0.332, SLG: 0.423 OBP: 0.167, SLG: 0.136		4-0 1B BB	0-0 1B 2B		0-0 F8	4-0 FC3-6 IBB	4-0 IBB			2 2 1 0 3 0 0 0 0 0 0 0 0 0												
Keith Moreland, R (1, 9) Thad Bosley, L (8, PH) OBP: 0.353, SLG: 0.484		0-0 1B 1B	0-0 F4		0-0 F3	0-0 FC3-6 E	0-0 SF7			4 2 1 0 0 0 3 0 0 0 1 0 0 0												
Jody Davis, R (1, 2) OBP: 0.316, SLG: 0.504		0-0 1B BB 1B	0-0 1B		0-0 F8	0-0 E 1B 1B	0-0 F7			5 2 3 3 0 0 1												
Larry Bowa, S (1, 6) Tom Verzyer, R (8, 6) OBP: 0.308, SLG: 0.343 OBP: 0.170, SLG: 0.191		4-0 1B BB	0-0 1B			0-0 4-3 S 1B	0-0 E4 1B		0-0 P5	3 1 2 0 1 0 1 1 0 0 0 0 0 0												
Dickie Noles, R (1, 1) OBP: 0.167, SLG: 0.167	0-3 K	0-3 K		0-3 K		0-3 K	0-0 BB 1B		0-0 23 HBP 1B	5 0 2 2 0 3 6												
Inning Stats	R: 0 E: 0 K: 2 S: 8	H: 1 LOB: 1 BB: 0 P: 8	R: 3 E: 0 K: 2 S: 10	H: 3 LOB: 2 BB: 2 P: 18	R: 1 E: 0 K: 2 S: 10	H: 3 LOB: 2 BB: 0 P: 10	R: 1 E: 0 K: 0 S: 4	H: 1 LOB: 0 BB: 0 P: 4	R: 0 E: 0 K: 0 S: 3	H: 0 LOB: 0 BB: 0 P: 3		R: 0 E: 0 K: 1 S: 6	H: 1 LOB: 1 BB: 0 P: 6	R: 4 E: 1 K: 1 S: 9	H: 3 LOB: 2 BB: 2 P: 17	R: 1 E: 1 K: 0 S: 4	H: 0 LOB: 1 BB: 1 P: 8	R: 0 E: 0 K: 1 S: 6	H: 1 LOB: 2 BB: 0 P: 7	1B: 11 2B: 1 3B: 0 HR: 1	SF: 1 SAC: 0 DP: 0 HBP: 1	WP: 0 PB: 0 SB: 3 CS: 0
PITCHER	IP WLS BF H R ER SO BB IBB HBP BLK WP HR S P ERA WHIP																					
Bob Welch, R (1, 1) ERA: 2.96	5.0 L 25 8 5 5 6 2 0 0 0 0 0 1 35 43 9.00 2.000																					
Joe Beckwith, R (6, 1) ERA: 3.65	2.0 13 4 4 1 2 1 1 0 0 0 0 0 15 23 4.50 2.500																					
Dave Stewart, R (8, 1) ERA: 2.28	2.0 10 1 1 0 1 0 1 1 0 0 0 0 10 15 0.00 0.500																					

Chicago Cubs @ Los Angeles Dodgers
Dodger Stadium, Los Angeles, CA
Sun Jul 17 1983, 3:33 AM PDT
Att: 44,852 - Unknown

AB	41
R	10
H	13
RBI	9
BB	5
SO	9
LOB	24



Batter	1	2	3	4	5	6	7	8	9	AB	R	H	RBI	BB	SO	LOB
Steve Sax, R (1, 4) OBP: 0.343, SLG: 0.379	0-0 4-3		0-0 F8		0-0 F9		0-3 K			4	0	0	0	0	1	2
Ken Landreaux, L (1, 8) OBP: 0.321, SLG: 0.425	0-0 3-1		0-0 F8		0-0 F2			0-3 K		4	0	0	0	0	1	1
Dusty Baker Jr., R (1, 7) OBP: 0.337, SLG: 0.425 Derrel Thomas, S (9, 7) OBP: 0.380, SLG: 0.393	0-0 2B		0-0 1B			0-0 P6		0-0 F2		4	0	2	0	0	0	0
Pedro Guerrero, R (1, 5) OBP: 0.388, SLG: 0.554 Rafael Landestoy, S (9, 5) OBP: 0.227, SLG: 0.214	0-0 F8		0-3 K			0-0 F8		0-0 6-3		4	0	0	0	0	1	2
Greg Brock, L (1, 3) OBP: 0.319, SLG: 0.386		0-0 F5		0-0 3-1		0-0 1B		0-0 F8		4	0	1	0	0	0	0
Mike Marshall, R (1, 9) OBP: 0.315, SLG: 0.410		0-0 1B		4-0 BB		0-3 K		0-0 1B		3	0	2	0	1	1	1
Gilberto Reyes, R (1, 2) OBP: 0.174, SLG: 0.261 Rick Monday, L (9, PH) OBP: 0.340, SLG: 0.380		0-3 K		0-0 G4-6-3			0-0 6-3		0-3 K	3	0	0	0	0	1	2
Dave Anderson, R (1, 6) OBP: 0.226, SLG: 0.241		4-0 1B		1-2f		0-0 1B		0-0 FC6		3	0	2	0	1	0	1
Bob Welch, R (1, 1) OBP: 0.128, SLG: 0.231 Ron Roenicke, S (5, PH) OBP: 0.288, SLG: 0.290 Joe Beckwith, L (6, 1)		0-3 K				0-0 1B		0-0 F9 WP		1	0	0	0	0	1	2
Jose Morales, R (7, PH) OBP: 0.357, SLG: 0.643 Dave Stewart, R (8, 1) OBP: 0.167, SLG: 0.167						0-0 L6		0-0 F9		1	0	0	0	0	0	1

Inning Stats	R: 0	H: 1	R: 0	H: 1	R: 0	H: 0	R: 0	H: 1	R: 0	H: 1	R: 0	H: 0	R: 0	H: 1	R: 0	H: 0	R: 0	H: 1	R: 0	H: 0	R: 0	H: 1	R: 0	H: 0	R: 0	H: 1	R: 0	H: 1	1B: 6	SF: 0	WP: 1	PA: 35	
E: 0	LOB: 1	E: 0	LOB: 2	E: 0	LOB: 0	E: 0	LOB: 1	E: 0	LOB: 1	E: 0	LOB: 1	E: 0	LOB: 0	E: 0	LOB: 1	E: 0	LOB: 0	E: 0	LOB: 1	E: 0	LOB: 1	E: 0	LOB: 0	E: 0	LOB: 0	E: 0	LOB: 1	E: 0	LOB: 1	2B: 1	SAC: 0	PB: 0	PA: 35
K: 0	BB: 0	K: 2	BB: 1	K: 1	BB: 1	K: 0	BB: 1	K: 1	BB: 0	K: 1	BB: 0	K: 1	BB: 0	K: 1	BB: 0	K: 1	BB: 0	K: 1	BB: 0	K: 1	BB: 0	K: 1	BB: 0	K: 1	BB: 0	K: 1	BB: 0	K: 1	BB: 0	3B: 0	DP: 1	SB: 0	
S: 4	P: 4	S: 8	P: 12	S: 6	P: 6	S: 2	P: 6	S: 4	P: 4	S: 6	P: 6	S: 6	P: 6	S: 5	P: 5	S: 6	P: 6	S: 5	P: 5	S: 6	P: 6	S: 6	P: 6	S: 5	P: 5	S: 6	P: 6	S: 5	P: 5	HR: 0	HBP: 0	CS: 0	

PITCHER	IP	WLS	BF	H	R	ER	SO	BB	IBB	HBP	BLK	WP	HR	S	P	ERA	WHIP	PITCHER	IP	WLS	BF	H	R	ER	SO	BB	IBB	HBP	BLK	WP	HR	S	P	ERA	WHIP	
Dickie Noles, R (1, 1) ERA: 4.76	9.0	W	35	7	0	0	7	2	0	0	0	1	0	47	55	0.00	1.000																			

Chicago Cubs @ Los Angeles Dodgers
Dodger Stadium, Los Angeles, CA

Sun Jul 17 1983, 3:33 AM PDT
Att. 44,852 - Unknown

AB	33
R	0
H	7
RBI	0
BB	2
SO	7
LOB	14

Batter	1	2	3	4	5	6	7	8	9	AB R H RBI BB SO LOB	TOP
Steve Sax, R OBP: 0.338, SLG: 0.373 (1, 4) X	0-0 4-3		0-3 K		0-0 F6		0-0 FC6-4		0-0 6-3	5 0 0 0 0 1 1	
Bill Russell, R OBP: 0.322, SLG: 0.305 (1, 6) X	0-0 FC6-4 1B		0-0 F8			0-0 F7		0-0 F8		4 0 1 0 0 0 0	
Dusty Baker Jr., R OBP: 0.342, SLG: 0.427 (1, 7) X	0-0 FC6-4 1-2f		4-0 BB			0-0 1B		0-0 BB 1B		3 0 2 0 1 0 1	
Pedro Guerrero, R OBP: 0.385, SLG: 0.550 (1, 5) X	0-0 F9		0-3 K			0-0 F9		0-0 1-2 1B		4 0 1 0 0 1 3	
Mike Marshall, R OBP: 0.309, SLG: 0.403 (1, 3) S S S		0-3 K		0-3 K		0-0 F9		0-3 K		4 0 0 0 0 3 3	
Steve Yeager, R OBP: 0.276, SLG: 0.427 (1, 2) X		0-0 5-3		0-0 F3			0-0 1B SF7 2B	4-0 1-2 2-3 BB		3 1 1 0 1 0 0	
Candy Maldonado, R OBP: 0.208, SLG: 0.174 (1, 9) B B B B		4-0 1B BB		0-0 6-3			0-0 2-3 1B FC6-4	0-0 F8		3 0 1 0 1 0 3	
Derrel Thomas, S OBP: 0.376, SLG: 0.392 (1, 8) X		0-0 1-2 1B			0-0 5-3		0-0 SF7	0-3 K		3 0 1 1 0 1 0	
Jerry Reuss, L OBP: 0.267, SLG: 0.256 (1, 1) X		0-0 F7			0-3 K		0-0 3-H F9	0-0 F6		2 0 0 0 0 1 2	
Pat Zachry, R (5, 1)										0 0 0 0 0 0 0	
Jose Morales, R OBP: 0.345, SLG: 0.621 (7, PH)										1 0 0 0 0 0 1	
Dave Stewart, R OBP: 0.167, SLG: 0.167 (7, 1)										0 0 0 0 0 0 0	
Rafael Landestoy, S OBP: 0.222, SLG: 0.209 (9, PH)										1 0 0 0 0 0 0	
Inning Stats	R: 0 E: 0 K: 0 S: 4 H: 1 LOB: 1 BB: 0 P: 4	R: 0 E: 0 K: 1 S: 6 H: 1 LOB: 2 BB: 1 P: 10	R: 0 E: 0 K: 2 S: 7 H: 0 LOB: 1 BB: 1 P: 11	R: 0 E: 0 K: 1 S: 5 H: 0 LOB: 0 BB: 0 P: 5	R: 0 E: 0 K: 1 S: 5 H: 0 LOB: 0 BB: 0 P: 5	R: 0 E: 0 K: 0 S: 4 H: 1 LOB: 1 BB: 0 P: 4	R: 1 E: 0 K: 0 S: 5 H: 2 LOB: 1 BB: 0 P: 5	R: 0 E: 0 K: 1 S: 7 H: 2 LOB: 3 BB: 1 P: 11	R: 0 E: 0 K: 1 S: 5 H: 0 LOB: 0 BB: 0 P: 5	1B: 6 2B: 1 3B: 0 HR: 0 SF: 1 SAC: 0 DP: 0 HBP: 0	WP: 0 PB: 0 SB: 0 CS: 0 PA: 37
PITCHER John Candelaria, L ERA: 4.04 (1, 1)	IP: 7.2 WLS: W BF: 33 H: 7 R: 1 ER: 1 SO: 6 BB: 3 IBB: 0 HBP: 0 BLK: 0 WP: 0 HR: 0 S: 42 P: 54 ERA: 1.17 WHIP: 1.304										
Rod Scurry, L ERA: 5.02 (8, 1)	IP: 1.1 WLS: S BF: 4 H: 0 R: 0 ER: 0 SO: 1 BB: 0 IBB: 0 HBP: 0 BLK: 0 WP: 0 HR: 0 S: 6 P: 6 ERA: 0.00 WHIP: 0.000										

Los Angeles Dodgers @ Pittsburgh Pirates
 Three Rivers Stadium, Pittsburgh, PA
 Tue Jul 19 1983, 7:05 PM EDT
 Unknown

livebaseballscores.com

AB	33
R	1
H	7
RBI	1
BB	3
SO	7
LOB	14



Batter	1	2	3	4	5	6	7	8	9	AB	R	H	RBI	BB	SO	LOB
Lee Lacy, R OBP: 0.343, SLG: 0.438 (1, 9) (6, 7)	0-0 1B SH1-3 PB 1B	0-0 F8		0-0 FC6-4 1-2f		0-0 6-3 2B				4	1	2	0	0	0	3
Marvell Wynne, L OBP: 0.326, SLG: 0.379 (1, 8)	0-0 SH1-3 1-2		4-0 FC5-4 BB	0-3 K2-3		0-0 6-3 2-3				2	0	0	0	1	1	2
Bill Madlock, R OBP: 0.363, SLG: 0.443 (1, 5)	0-0 PB 2-3 1B		0-0 FC5-4 1-2f 1B		0-0 6-3		0-0 F6			4	1	1	0	0	0	1
Jim Morrison, R OBP: 0.347, SLG: 0.609 Jason Thompson, L OBP: 0.394, SLG: 0.454 (1, 4) (6, 3)	0-0 5-3 1-2 3-H		0-0 F8		0-0 F9		0-3 K			3	0	0	0	0	0	2
Brian Harper, R OBP: 0.175, SLG: 0.410 Dave Parker, L OBP: 0.298, SLG: 0.368 (1, 7) (6, 9)	0-0 F8		0-0 1B 1-2 2B 1B			HR		0-3 K		3	2	2	1	0	0	1
Tony Peña, R OBP: 0.314, SLG: 0.370 (1, 2)		0-3 K2-3		0-0 1-3 2-H 2B 1B		4-0 1B BB		0-3 K		3	0	1	1	1	2	0
Gene Tenace, R OBP: 0.313, SLG: 0.225 Johnny Ray, S OBP: 0.331, SLG: 0.405 (1, 3) (6, 4)		4-0 BB BB		0-0 1-H 3-H 2B		0-0 FC6-4 1-3 1B		0-0 3B		2	0	2	1	1	0	0
Dale Berra, R OBP: 0.324, SLG: 0.385 (1, 6)		0-3 K		0-0 FC6-4 1B		0-0 FC6-4 1-2f 1B		0-3 K		4	0	1	0	0	2	4
John Candelaria, L OBP: 0.268, SLG: 0.167 Rod Scurry, L (8, 1)		4-0 BB		0-0 F5		0-3 K		0-3 K		2	0	0	0	1	1	1


Inning Stats	R: 1	H: 2	E: 0	K: 0	S: 5	H: 2	LOB: 1	BB: 0	P: 5	R: 0	H: 0	E: 0	K: 2	S: 7	H: 0	LOB: 2	BB: 2	P: 15	R: 2	H: 3	E: 0	K: 0	S: 5	H: 1	LOB: 1	BB: 0	P: 6	R: 1	H: 2	E: 0	K: 0	S: 5	H: 1	LOB: 0	BB: 0	P: 5	R: 0	H: 0	E: 0	K: 2	S: 7	H: 1	LOB: 1	BB: 0	P: 10
--------------	------	------	------	------	------	------	--------	-------	------	------	------	------	------	------	------	--------	-------	-------	------	------	------	------	------	------	--------	-------	------	------	------	------	------	------	------	--------	-------	------	------	------	------	------	------	------	--------	-------	-------

PITCHER	IP	WLS	BF	H	R	ER	SO	BB	IBB	HBP	BLK	WP	HR	S	P	ERA	WHIP
Jerry Reuss, L ERA: 3.04 (1, 1)	4.2	L	25	8	4	4	3	4	0	0	0	0	1	27	43	7.71	2.571
Pat Zachry, R ERA: 2.39 (5, 1)	1.1		4	1	0	0	1	0	0	0	0	0	0	6	6	0.00	0.750
Dave Stewart, R ERA: 2.2 (7, 1)	2.0		7	1	0	0	5	0	0	0	0	0	0	17	17	0.00	0.500

BOTTOM

Los Angeles Dodgers @ Pittsburgh Pirates
Three Rivers Stadium, Pittsburgh, PA
 Tue Jul 19 1983, 7:05 PM EDT
 Unknown

AB	31
R	4
H	10
RBI	3
BB	4
SO	9
LOB	15



1B	2B	3B	HR	SF	SAC	DP	HBP	WP	HR	S	P	ERA	WHIP
6	2	1	1	0	1	0	0	0	0	0	36		

Batter	1	2	3	4	5	6	7	8	9	10	11	AB R H RBI BB SO LOB	TOP												
Steve Sax, R OBP: 0.337, SLG: 0.372 (1, 4)	0-0 6-3		0-0 SH3-4		0-0 5-3			0-0 F8			0-0 1B SF8 1B	4 1 1 0 0 0 1	Los Angeles Dodgers @ Pittsburgh Pirates Three Rivers Stadium, Pittsburgh, PA Tue Jul 19 1983, 7:05 PM EDT Att. 31,304 - Unknown livebaseballscorecards.com												
Derrel Thomas, S OBP: 0.377, SLG: 0.387 (1, 8)	4-0 BLK HR BB		0-3 K2-3			0-0 F2		0-3 K			0-0 BB 1B	4 1 1 0 1 2 1													
Dusty Baker Jr, R OBP: 0.342, SLG: 0.436 (1, 7)	0-0		0-3 K			0-3 K		0-0 F4			0-0 SF8	3 1 1 2 0 2 1													
Rafael Landestoy, S OBP: 0.217, SLG: 0.205 (6, 7)												1 0 0 0 0 0 0													
Steve Howe, L (8, 1)												0 0 0 0 0 0 0													
Rick Monday, L OBP: 0.337, SLG: 0.380 (11, PH) (11, 9)	1-H HR											0 0 0 0 1 0 0 0													
Pedro Guerrero, R OBP: 0.388, SLG: 0.550 (1, 5)	0-3 K			0-0 6-3		0-0 2B			0-0 6-3		4-0 BB 1-2 BB	4 0 1 0 1 1 0													
Steve Yeager, R OBP: 0.275, SLG: 0.421 (1, 2)	0-0 5-3			0-0 6-3		4-0 BB			0-0 1-3		0-0 F3	4 0 0 0 1 0 2													
Candy Maldonado, R OBP: 0.179, SLG: 0.148 (1, 9)		0-0 F9		0-0 4-3		0-3 K			0-0 6-3		0-0 F3	4 0 0 0 0 1 2													
Bill Russell, R OBP: 0.321, SLG: 0.303 (11, PH)												1 0 0 0 0 0 2													
Tom Niedenfuer, R (11, 1)												0 0 0 0 0 0 0													
Greg Brock, L OBP: 0.315, SLG: 0.380 (1, 3)		0-0 4-3			0-3 K		0-0 6-3			0-0 4-3		4 0 0 0 0 1 0													
Dave Anderson, R OBP: 0.227, SLG: 0.274 (1, 6)		0-0 4-3			0-0 3B		0-0 F9			0-3 K		4 0 1 0 0 1 0													
Alejandro Pena, R OBP: 0.120, SLG: 0.120 (1, 1)			0-0 WP SH3-4 1B			0-3 K		0-0 5-3		0-3 K		3 0 1 0 0 1 1													
Ken Landreaux, L OBP: 0.320, SLG: 0.423 (8, 7)												1 0 0 0 0 1 0													
Inning Stats	R: 2 E: 0 K: 1 S: 6	H: 1 LOB: 0 BB: 1 P: 10	R: 0 E: 0 K: 0 S: 3	H: 0 LOB: 0 BB: 0 P: 3	R: 0 E: 0 K: 2 S: 8	H: 1 LOB: 1 BB: 0 P: 8	R: 0 E: 0 K: 2 S: 8	H: 0 LOB: 0 BB: 0 P: 8	R: 0 E: 0 K: 2 S: 8	H: 1 LOB: 2 BB: 1 P: 12	R: 0 E: 0 K: 1 S: 5	H: 0 LOB: 0 BB: 0 P: 5	R: 0 E: 0 K: 0 S: 3	H: 0 LOB: 0 BB: 0 P: 3	R: 0 E: 0 K: 2 S: 7	H: 0 LOB: 0 BB: 0 P: 7	R: 1 E: 0 K: 0 S: 5	H: 2 LOB: 2 BB: 1 P: 9	1B: 3 2B: 1 3B: 1 HR: 1	SF: 1 SAC: 1 DP: 0 HBP: 0	WP: 1 PB: 0 SB: 0 CS: 0	PA: 42			
PITCHER	IP	WLS	BF	H	R	ER	SO	BB	IBB	HBP	BLK	WP	HR	S	P	ERA	WHIP								
Larry McWilliams, L ERA: 3.05 (1, 1)	8.0		30	4	2	2	8	2	0	0	1	1	1	44	52	2.25	0.750								
Kent Tekulve, R ERA: 2.1 (9, 1)	2.0		6	0	0	0	2	0	0	0	0	0	0	10	10	0.00	0.000								
Manny Sarmiento, R ERA: 2.83 (11, 1)	1.0	L	6	2	1	1	0	1	0	0	0	0	0	5	9	9.00	3.000								

Batter	1	2	3	4	5	6	7	8	9	10	11	AB R H RBI BB SO LOB
Marvell Wynne, L (1, 8) OBP: 0.321, SLG: 0.372	L9		1B		F9			F4		FC1-6		5 0 1 1 0 0 1
Johnny Ray, S (1, 4) OBP: 0.332, SLG: 0.404	4-3		CS			F6				L4		5 0 2 0 0 0 1
Dave Parker, L (1, 9) OBP: 0.293, SLG: 0.362	K		CS		F7	F7		1-3			K	5 0 0 0 0 2 1
Jason Thompson, L (1, 3) OBP: 0.392, SLG: 0.460		HR			K	F7					F9	5 1 1 1 0 2 0
Mike Easler, L (1, 7) OBP: 0.360, SLG: 0.442		F7					F5				F7	3 0 1 0 0 0 0
Lee Lacy, R (9, PH) OBP: 0.340, SLG: 0.433					1B				4-3			2 0 0 0 0 0 0
Richie Hebner, L (1, 5) OBP: 0.337, SLG: 0.380							F7					1 0 0 0 0 0 0
Jim Morrison, R (4, PH) OBP: 0.360, SLG: 0.611		G3										3 0 2 0 0 0 0
Dale Berra, R (1, 6) OBP: 0.323, SLG: 0.381		5-3			K					L4		3 0 0 0 1 1 3
Gene Tenace, R (1, 2) OBP: 0.314, SLG: 0.214												2 1 0 0 1 1 1
Tony Peña, R (8, 2) OBP: 0.316, SLG: 0.372			SH1-4					F8			FC1-6	1 0 1 0 0 0 0
Larry McWilliams, L (1, 1) OBP: 0.143, SLG: 0.146			1B								1B	1 0 0 0 0 1 0
Lee Mazzilli, S (8, PH) OBP: 0.403, SLG: 0.385			SH1-4									1 0 0 0 0 0 0
Kent Tekulve, R (9, 1)												0 0 0 0 0 0 0
Don Robinson, R (10, PH) OBP: 0.200, SLG: 0.500												1 0 0 0 0 1 1
Manny Sarmiento, R (11, 1)												0 0 0 0 0 0 0

Inning Stats	R: 0	H: 0	R: 1	H: 1	R: 1	H: 2	R: 0	H: 2	R: 0	H: 0	R: 0	H: 0	R: 0	H: 1	R: 0	H: 1	R: 0	H: 1	R: 0	H: 0	1B: 7	SF: 0	WP: 0	PA: 42
	E: 0	LOB: 0	E: 0	LOB: 0	E: 0	LOB: 2	E: 0	LOB: 0	E: 0	LOB: 0	E: 0	LOB: 1	E: 0	LOB: 1	E: 0	LOB: 1	E: 0	LOB: 1	E: 0	LOB: 0	2B: 0	SAC: 1	PB: 0	
	K: 1	BB: 0	K: 0	BB: 0	K: 0	BB: 1	K: 2	BB: 0	K: 0	BB: 0	K: 2	BB: 0	K: 0	BB: 1	K: 1	BB: 0	K: 1	BB: 0	K: 1	BB: 0	3B: 0	DP: 0	SB: 1	
	S: 5	P: 5	S: 4	P: 4	S: 3	P: 7	S: 9	P: 9	S: 7	P: 7	S: 3	P: 3	S: 3	P: 7	S: 4	P: 4	S: 6	P: 6	S: 6	P: 6	HR: 1	HBP: 0	CS: 1	

PITCHER	IP	WLS	BF	H	R	ER	SO	BB	IBB	HBP	BLK	WP	HR	S	P	ERA	WHIP
Alejandro Pena, R (1, 1) ERA: 2.35	7.2		29	6	2	2	5	2	0	0	0	0	1	37	45	2.35	1.043
Steve Howe, L (8, 1) ERA: 0.99	2.1	W	9	2	0	0	2	0	0	0	0	0	0	13	13	0.00	0.857
Tom Niedenfuer, R (11, 1) ERA: 1.56	1.0	S	3	0	0	0	1	0	0	0	0	0	0	5	5	0.00	0.000

PITCHER	IP	WLS	BF	H	R	ER	SO	BB	IBB	HBP	BLK	WP	HR	S	P	ERA	WHIP

BOTTOM

Los Angeles Dodgers @ Pittsburgh Pirates
 Three Rivers Stadium, Pittsburgh, PA
 Tue Jul 19 1983, 7:05 PM EDT
 Att. 31,304 - Unknown

livebaseballscorecards.com


AB	38
R	2
H	8
RBI	2
BB	2
SO	8
LOB	8



Batter	1	2	3	4	5	6	7	8	9	AB R H RBI BB SO LOB												
Steve Sax, R (1, 4) OBP: 0.332, SLG: 0.367	0-3 K		0-3 K		0-0 6-3		0-0 L8		0-0 G5-4-3	5 0 0 0 0 2 2												
Ken Landreaux, L (1, 8) OBP: 0.332, SLG: 0.438	0-0 S 1B			0-0 G4-6-3 1B	0-0 WP 2B		0-0 FC5-4 1B		0-0 1B	5 0 5 1 0 0 0												
Dusty Baker Jr., R (1, 7) OBP: 0.342, SLG: 0.432	4-0 G6-4-3 BB			0-0 G4-6-3 1B	4-0 BB		0-0 F8		0-0 F9	3 0 0 0 2 0 3												
Pedro Guerrero, R (1, 5) OBP: 0.384, SLG: 0.546	0-0 G6-4-3 1-2f			0-0 1B 1B	0-0 F4		0-0 FC5-4 1-2f			4 1 1 0 0 0 5												
Rick Monday, L (1, 9) OBP: 0.343, SLG: 0.386		0-3 K		0-0 1B 1-2		0-0 4-3		0-0 4-3 WP 1B		4 0 2 0 0 1 0												
Greg Brock, L (1, 3) OBP: 0.314, SLG: 0.378		0-0 F8		0-0 1B 1-2 2-H		0-3 K		0-3 K		4 0 1 1 0 2 1												
Steve Yeager, R (1, 2) OBP: 0.274, SLG: 0.418		0-0 L9		0-0 L4		0-0 2B 1B		0-0 4-3		4 1 1 0 0 0 3												
Bill Russell, R (1, 6) OBP: 0.324, SLG: 0.311			0-0 F3		0-0 SH3-4 2B 1B		0-0 1H 2B		0-0 F7	4 1 2 1 0 0 1												
Burt Hooton, R (1, 1) OBP: 0.195, SLG: 0.205			0-3 K		0-0 SH3-4		0-0 F9			2 0 0 0 0 1 1												
Steve Howe, L (6, 1)										0 0 0 0 0 0 0												
Dave Stewart, R (7, 1) OBP: 0.167, SLG: 0.167										0 0 0 0 0 0 0												
Derrel Thomas, S (9, PH) OBP: 0.381, SLG: 0.392					1-2				0-0 G5-4-3 1B	1 0 1 0 0 0 0												
Inning Stats	R: 0 E: 0 K: 1 S: 5	H: 1 LOB: 1 BB: 1 P: 9	R: 0 E: 0 K: 1 S: 5	H: 0 LOB: 0 BB: 0 P: 5	R: 0 E: 0 K: 2 S: 7	H: 0 LOB: 0 BB: 0 P: 7	R: 1 E: 0 K: 0 S: 6	H: 4 LOB: 2 BB: 0 P: 6	R: 1 E: 0 K: 0 S: 5	H: 2 LOB: 2 BB: 1 P: 9	R: 1 E: 0 K: 1 S: 7	H: 2 LOB: 1 BB: 0 P: 7	R: 0 E: 0 K: 0 S: 4	H: 1 LOB: 1 BB: 0 P: 4	R: 0 E: 0 K: 1 S: 6	H: 1 LOB: 1 BB: 0 P: 6	R: 0 E: 0 K: 0 S: 4	H: 2 LOB: 1 BB: 0 P: 4	1B: 11 2B: 2 3B: 0 HR: 0	SF: 0 SAC: 1 DP: 3 HBP: 0	WP: 2 PB: 0 SB: 1 CS: 0	PA: 39

PITCHER	IP	WLS	BF	H	R	ER	SO	BB	IBB	HBP	BLK	WP	HR	S	P	ERA	WHIP
Rick Rhoden, R (1, 1) ERA: 3.39	8.0	W	36	12	3	3	6	2	0	0	0	2	0	46	54	3.38	1.750
Kent Tekulve, R (9, 1) ERA: 2.06	1.0		3	1	0	0	0	0	0	0	0	0	0	3	3	0.00	1.000

AB	36
R	3
H	13
RBI	3
BB	2
SO	6
LOB	16



Batter	1	2	3	4	5	6	7	8	9
Marvell Wynne, L OBP: 0.312, SLG: 0.360 (1, 8)	0-3 K		0-3 K		0-0 G3		0-0 L9		
Johnny Ray, S OBP: 0.331, SLG: 0.403 (1, 4)	0-0 F9		0-0 4-3			0-0 E4 1B	0-0 2B 1B		
Bill Madlock, R OBP: 0.362, SLG: 0.440 (1, 5)	0-0 6-3		0-0 6-3			0-0 SH1-3 2-H 1B	0-0 F8		
Jason Thompson, L OBP: 0.396, SLG: 0.463 (1, 3)		4-0 FC4 BB HR BB		0-0 F5		4-0 SH1-3 1-2 1B BB	0-0 2B 1-H		
Mike Easler, L OBP: 0.365, SLG: 0.445 Lee Lacy, R OBP: 0.338, SLG: 0.431 (6, PH) (7, 7)		4-0 FC4 BB		0-0 CS 1B		0-0 SH1-3 1-2 2-3	0-0 4-3		
Dave Parker, L OBP: 0.289, SLG: 0.356 (1, 9)		0-0 F6		0-3 K 1-2		0-0 P5	0-0 6-3		
Tony Peña, R OBP: 0.322, SLG: 0.375 (1, 2)		0-0 FC4 HR 1-2 2-3			0-0 1B	4-0 1B IBB	0-0 1B		
Dale Berra, R OBP: 0.325, SLG: 0.393 (1, 6)		0-0 HR 1-H 3-H			0-0 F8 1B	0-0 1B	0-0 F4		
Rick Rhoden, R OBP: 0.111, SLG: 0.130 Kent Tekulve, R (9, 1)		0-0 6-3			0-0 F8	0-0 5-3	0-0 F8		

AB	R	H	RBI	BB	SO	LOB
4	0	0	0	0	2	1
4	2	1	0	0	0	0
4	1	1	1	0	0	1
2	2	1	1	2	0	0
1	0	1	0	1	0	0
1	0	0	0	0	0	1
4	0	0	0	0	1	5
3	1	2	0	1	0	2
4	1	2	5	0	0	2
4	0	0	0	0	0	4
0	0	0	0	0	0	0

BOTTOM

Los Angeles Dodgers @ Pittsburgh Pirates
Three Rivers Stadium, Pittsburgh, PA

Wed Jul 20 1983, 7:05 PM EDT
Att. 16,561 - Unknown

livebaseballscorecards.com

AB	31
R	7
H	8
RBI	7
BB	4
SO	3
LOB	16



Inning Stats		R: 0	H: 0	E: 0	K: 1	S: 5	R: 3	H: 1	E: 0	K: 0	S: 4	R: 0	H: 0	E: 0	K: 1	S: 5	R: 0	H: 1	E: 0	K: 1	S: 5	R: 0	H: 1	E: 0	K: 0	S: 4	R: 3	H: 2	E: 1	K: 0	S: 6	R: 1	H: 2	E: 0	K: 0	S: 5	R: 0	H: 1	E: 0	K: 0	S: 4											
PITCHER	IP	WLS	BF	H	R	ER	SO	BB	IBB	HBP	BLK	WP	HR	S	P	ERA	WHIP	PITCHER	IP	WLS	BF	H	R	ER	SO	BB	IBB	HBP	BLK	WP	HR	S	P	ERA	WHIP																	
Burt Hooton, R ERA: 3.67	(1, 1)	5.0	L	22	4	6	3	3	3	0	0	0	1	25	37	5.40	1.400	Steve Howe, L ERA: 0.96	(6, 1)	1.0		5	1	0	0	0	1	0	0	0	0	4	8	0.00	1.000	Dave Stewart, R ERA: 2.27	(7, 1)	2.0		9	3	1	1	0	0	0	0	0	9	9	4.50	1.500

WP: 0	PA: 36
PB: 0	
SB: 0	
CS: 1	

Batter	1	2	3	4	5	6	7	8	9	AB R H RBI BB SO LOB	TOP																									
Derrel Thomas, S OBP: 0.368, SLG: 0.377 (1, 4) (8, 8)	0-0 F5		0-0 F8	0-0 F6		0-0 F8		0-0 L8		5 0 0 0 0 0 5																										
Ken Landreaux, L OBP: 0.331, SLG: 0.435 Jose Morales, R OBP: 0.333, SLG: 0.600 Rafael Landestoy, S OBP: 0.217, SLG: 0.205 (1, 8) (8, PH) (8, 4)	0-0 F8		0-0 2B 1B		0-0 4-3		0-0 F8	0-0 G4-6-3		4 1 1 0 0 0 0 1 0 0 0 0 0 2 0 0 0 0 0 0 0																										
Dusty Baker Jr., R OBP: 0.343, SLG: 0.434 Candy Maldonado, R OBP: 0.179, SLG: 0.148 (1, 7) (9, 7)	0-0 1B		0-0 1-H 2B		0-0 F2		0-0 L9		0-0 4-3	5 0 2 1 0 0 0 0 0 0 0 0 0 0																										
Pedro Guerrero, R OBP: 0.384, SLG: 0.545 (1, 5)	0-0 F9		0-3 K2-3		0-0 6-3		4-0 BB S BB		0-0 2B	4 0 1 0 1 1 2																										
Rick Monday, L OBP: 0.355, SLG: 0.419 (1, 9)		0-3 K		0-0 E3 SH5-4 1B 1B		0-0 HR	4-0 BB BB		4-0 IBB	3 2 1 1 2 1 0																										
Greg Brock, L OBP: 0.319, SLG: 0.378 (1, 3)		4-0 BB		0-0 1B SH5-4 1B		0-0 4-3	4-0 1-2 BB FC5-4 BB		0-0 F7	3 0 1 0 2 0 2																										
Steve Yeager, R OBP: 0.274, SLG: 0.419 (1, 2)		0-0 F5		0-0 SH5-4		0-0 2B 2B	0-0 FC5-4		0-0 F4	4 1 1 0 0 0 6																										
Bill Russell, R OBP: 0.331, SLG: 0.323 (1, 6)		0-3 K		0-0 2-3 3-H 1B		0-0 2B		0-0 BB 1B		4 0 3 2 0 1 1																										
Fernando Valenzuela, L OBP: 0.271, SLG: 0.368 Tom Niedenfuer, R Steve Howe, L (1, 1) (8, 1) (8, 1)		0-3 K	0-3 K	0-3 K		0-3 K		4-0 BB 1B		3 0 0 0 1 3 3 0 0 0 0 0 0 0 0 0 0 0 0 0 0																										
Inning Stats	R: 0 E: 0 K: 0 S: 4	H: 1 LOB: 1 BB: 0 P: 4	R: 0 E: 0 K: 2 S: 7	H: 0 LOB: 1 BB: 1 P: 11	R: 1 E: 0 K: 2 S: 8	H: 2 LOB: 1 BB: 0 P: 8	R: 1 E: 1 K: 1 S: 8	H: 2 LOB: 2 BB: 0 P: 8	R: 0 E: 0 K: 0 S: 3	H: 0 LOB: 0 BB: 0 P: 3	R: 2 E: 0 K: 1 S: 8	H: 3 LOB: 1 BB: 0 P: 8	R: 0 E: 0 K: 0 S: 3	H: 0 LOB: 3 BB: 3 P: 15	R: 0 E: 0 K: 0 S: 3	H: 1 LOB: 1 BB: 1 P: 7	R: 0 E: 0 K: 0 S: 4	H: 1 LOB: 2 BB: 1 P: 8	1B: 5 2B: 4 3B: 0 HR: 1	SF: 0 SAC: 1 DP: 1 HBP: 0	WP: 0 PB: 0 SB: 1 CS: 0	PA: 43														
PITCHER	IP WLS BF H R ER SO BB IBB HBP BLK WP HR S P ERA WHIP																																			
Don Robinson, R ERA: 4.02 (1, 1)	5.1		26	8	4	3	5	1	0	0	0	0	1	35	39	5.06	1.688																			
Jim Bibby, R ERA: 8.22 (6, 1)	1.2		8	0	0	0	1	3	0	0	0	0	0	7	19	0.00	1.800																			
Rod Scurray, L ERA: 4.98 (8, 1)	0.1		3	1	0	0	0	1	0	0	0	0	0	2	6	0.00	6.000																			
Kent Tekulve, R ERA: 2.0 (8, 1)	1.2	W	6	1	0	0	0	0	1	0	0	0	0	5	9	0.00	0.600																			

Los Angeles Dodgers @ Pittsburgh Pirates
Three Rivers Stadium, Pittsburgh, PA

Thu Jul 21 1983, 7:05 PM EDT
Att: 16,351 - Unknown

AB	36
R	4
H	10
RBI	4
BB	6
SO	6
LOB	21




Batter	1	2	3	4	5	6	7	8	9	AB	R	H	RBI	BB	SO	LOB
Lee Lacy, R OBP: 0.339, SLG: 0.428 (1, 8)	F8		1B BB		F7		2B 1B		B1	4	1	1	0	1	0	1
Brian Harper, R OBP: 0.179, SLG: 0.415 Rod Scurry, L (8, 1)	E3 FC5 WP		L7		K		2B		K	4	0	1	1	0	1	1
Kent Tekulve, R (8, 1)							1-H 2B			0	0	0	0	0	0	0
Gene Tenace, R OBP: 0.308, SLG: 0.209 (9, PH)										0	0	0	0	0	0	0
Bill Madlock, R OBP: 0.362, SLG: 0.440 (1, 5)	K				F8		F3		BB 1B	5	1	2	0	0	1	2
Jason Thompson, L OBP: 0.398, SLG: 0.460 (1, 3)	1-2 BB		G3					BB BB BB	4-0 1B BB	2	1	0	0	3	1	2
Jim Morrison, R OBP: 0.375, SLG: 0.610 (1, 4) (9, 6)	FC5 2-3f				2B 1B		1B		BB 1B	5	1	3	2	0	1	3
Dave Parker, L OBP: 0.292, SLG: 0.366 (1, 9)		4-3			1B CS 2B		F4		4-3 1-3 2B	4	0	2	0	0	0	1
Tony Peña, R OBP: 0.321, SLG: 0.373 (1, 2)		K			2-3 3-H 1B		F6		4-3	4	0	1	2	0	1	2
Dale Berra, R OBP: 0.322, SLG: 0.389 Johnny Ray, S OBP: 0.330, SLG: 0.401 (8, PH) (9, 4)					0-0 F8		P6		F7	3	0	0	0	0	1	2
Don Robinson, R OBP: 0.167, SLG: 0.417 Jim Bibby, R OBP: 0.133, SLG: 0.133 Lee Mazzilli, S OBP: 0.400, SLG: 0.381 (8, 7)			K		3-H K				BB 1B 1B	2	0	0	0	0	2	2
										0	0	0	0	0	0	0
										2	1	0	0	0	1	0

Inning Stats		R: 0	H: 0	R: 0	H: 0	R: 0	H: 1	R: 0	H: 0	R: 0	H: 1	R: 1	H: 2	R: 1	H: 1	R: 2	H: 2		
E: 1		LOB: 2		E: 0		LOB: 0		E: 0		LOB: 2		E: 0		LOB: 1		E: 1		LOB: 2	
K: 1		BB: 1		K: 1		BB: 0		K: 1		BB: 0		K: 2		BB: 0		K: 1		BB: 1	
S: 6		P: 10		S: 5		P: 5		S: 6		P: 10		S: 5		P: 5		S: 7		P: 11	
1B: 7		SF: 0		2B: 4		SAC: 0		3B: 0		DP: 1		HR: 0		HBP: 0		WP: 1		PA: 41	
SB: 0		CS: 1		WP: 1		PA: 41		ERA		WHIP		ERA		WHIP					
PITCHER	IP	WLS	BF	H	R	ER	SO	BB	IBB	HBP	BLK	WP	HR	S	P	ERA	WHIP		
Fernando Valenzuela, L ERA: 3.71 (1, 1)	7.1		33	8	3	3	9	3	0	0	0	1	0	48	60	3.68	1.500		
Tom Niedenfuer, R ERA: 1.55 (8, 1)	0.1		1	0	0	0	0	0	0	0	0	0	0	1	1	0.00	0.000		
Steve Howe, L ERA: 0.94 (8, 1)	1.0	L	7	2	2	0	1	1	0	0	0	0	0	8	12	0.00	3.000		

Los Angeles Dodgers @ Pittsburgh Pirates
Three Rivers Stadium, Pittsburgh, PA
Thu Jul 21 1983, 7:05 PM EDT
Att. 16,351 - Unknown

AB	37
R	5
H	10
RBI	5
BB	4
SO	10
LOB	18



Batter	1	2	3	4	5	6	7	8	9	AB R H RBI BB SO LOB	TOP	
Steve Sax, R OBP: 0.333, SLG: 0.367 (1, 4) X	0-0 6-3		0-0 4-3		0-0 CS 1B		0-3 K	0-0 FC3-6 1B		5 0 2 0 0 1 1		
Ken Landreaux, L OBP: 0.336, SLG: 0.436 (1, 8) B B B	4-0 S BB		0-0 E S 1B		0-0 1-2 1B		0-0 4-3	0-0 FC3-6 1-2f		4 1 2 1 1 0 1		
Dusty Baker Jr., R OBP: 0.345, SLG: 0.438 Candy Maldonado, R OBP: 0.172, SLG: 0.143 (1, 7) X (7, 7)	0-0 F8		0-0 1-H 1B		0-0 F8		0-0 2B	0-3 K		4 1 2 1 0 0 2 1 0 0 0 0 1 1		
Pedro Guerrero, R OBP: 0.383, SLG: 0.545 Derrel Thomas, S OBP: 0.366, SLG: 0.374 (1, 5) X (7, 9)	0-0 F4 1-2		0-0 F4		0-0 F6		0-0 PB 1B		0-0 6-3	4 1 1 1 0 0 2 1 0 0 0 0 0 0		
Rick Monday, L OBP: 0.375, SLG: 0.432 Rafael Landestoy, S OBP: 0.213, SLG: 0.200 (1, 9) X (7, 5)		0-0 G6-4-3 1B		0-0 1B		4-0 HR BB	4-0 PB 1B IBB		0-0 F9	2 2 2 0 2 0 0 1 0 0 0 0 0 0		
Mike Marshall, R OBP: 0.307, SLG: 0.398 (1, 3) X		0-0 G6-4-3 1-2f		0-0 F7		0-0 F7	0-0 1-H 2-H HR 1B		0-0 4-3	5 1 1 2 0 0 3		
Steve Yeager, R OBP: 0.277, SLG: 0.443 Gilberto Reyes, R OBP: 0.174, SLG: 0.261 (1, 2) X (9, 2)		0-3 K		0-0 F3		0-0 1-H HR	0-0 2-H HR			4 2 2 4 0 1 1 0 0 0 0 0 0 0	AB 38 R 9 H 14 RBI 9 BB 3 SO 4 LOB 13	
Bill Russell, R OBP: 0.333, SLG: 0.330 (1, 6) X			0-0 4-3 SH3-4 1B		0-0 F8		0-0 2B		0-0 4-3	4 1 2 0 0 0 1		
Bob Welch, R OBP: 0.119, SLG: 0.214 Tom Niedenfuer, R (1, 1) X (9, 1)			0-0 SH3-4 1-2		0-3 K		0-0 5-3		0-0 6-3	3 0 0 0 0 1 1 0 0 0 0 0 0 0		
Inning Stats	R: 0 H: 0 E: 0 LOB: 1 K: 0 BB: 1 S: 3 P: 7	R: 0 H: 1 E: 0 LOB: 0 K: 1 BB: 0 S: 5 P: 5	R: 2 H: 3 E: 0 LOB: 1 K: 0 BB: 0 S: 6 P: 6	R: 0 H: 1 E: 0 LOB: 1 K: 0 BB: 0 S: 4 P: 4	R: 0 H: 2 E: 0 LOB: 1 K: 1 BB: 0 S: 6 P: 6	R: 2 H: 2 E: 0 LOB: 1 K: 0 BB: 1 S: 5 P: 9	R: 5 H: 4 E: 0 LOB: 0 K: 1 BB: 1 S: 9 P: 13	R: 0 H: 1 E: 0 LOB: 1 K: 1 BB: 0 S: 6 P: 6	R: 0 H: 0 E: 0 LOB: 0 K: 0 BB: 0 S: 3 P: 3	1B: 9 SF: 0 2B: 3 SAC: 1 3B: 0 DP: 1 HR: 2 HBP: 0	WP: 0 PA: 42 PB: 1 SB: 2 CS: 1	
PITCHER	IP WLS BF H R ER SO BB IBB HBP BLK WP HR S P ERA WHIP											
Bob Forsch, R ERA: 4.59 (1, 1)	6.2 L 30 10 5 5 3 2 0 0 0 0 0 1 34 42 6.75 1.800											
Jeff Lahti, R ERA: 3.53 (7, 1)	0.0 4 3 4 4 0 0 0 1 0 0 0 0 3 7 ∞ ∞											
Dave Vonohlen, L ERA: 3.0 (7, 1)	0.1 1 0 0 0 0 0 0 0 0 0 0 0 1 1 0.00 0.000											
John Martin, L ERA: 3.49 (8, 1)	2.0 7 1 0 0 0 1 0 0 0 0 0 0 9 9 0.00 0.500											

Los Angeles Dodgers @ St. Louis Cardinals
 Busch Stadium, St. Louis, MO
 Fri Jul 22 1983, 7:05 PM CDT
 Att: 36,390 - Unknown

livebaseballscores.com


Batter	1	2	3	4	5	6	7	8	9	AB	R	H	RBI	BB	SO	LOB
Lonnie Smith, R OBP: 0.377, SLG: 0.442 (1, 7)	0-0 6-3 3B	0-0 F4		0-0 CS 1-2	0-0 6-3		0-0 1B 1B		0-0 F9	5	1	2	0	0	0	2
Willie McGee, S OBP: 0.323, SLG: 0.362 (1, 8)	0-0 F6	0-0 F7			0-0 G3		0-0 1B 1-3		0-3 K	5	0	1	0	0	1	3
David Green, R OBP: 0.337, SLG: 0.402 (1, 9)	0-0 6-3		0-0 F3		0-3 K			0-0 1-3		4	0	0	1	0	1	0
Andy Van Slyke, L OBP: 0.333, SLG: 0.421 (1, 3)	0-0 3-H HR 1B		0-0 L4			0-0 F8		0-0 1B		4	1	2	0	0	0	0
Darrell Porter, L OBP: 0.325, SLG: 0.420 (1, 2)	0-0 1-H HR		0-0 F9			0-3 K		0-0 F2		4	1	1	2	0	1	1
Jamie Quirk, L OBP: 0.288, SLG: 0.352 (9, 2)										0	0	0	0	0	0	0
Ken Oberkfell, L OBP: 0.361, SLG: 0.352 (1, 5)	4-0 1B BB			0-0 1B CS 1B		0-0 1B		0-0 F8		3	0	2	0	1	0	1
Tom Herr, S OBP: 0.386, SLG: 0.382 (1, 4)	0-0			0-0 F4		0-0 F8			0-0 F8	3	0	1	0	0	0	2
Jeff Lahti, R (7, 1)										0	0	0	0	0	0	0
Dave Vonohlen, L (7, 1)										0	0	0	0	0	0	0
Bill Lyons, R (8, 4)	1-2 1B									1	0	0	0	0	0	0
Ozzie Smith, S OBP: 0.290, SLG: 0.300 (1, 6)	0-0 F4			0-0 CS 1B 1B			0-0 4-3		0-0 1B 1B	3	1	1	0	0	0	2
John Martin, S OBP: 0.250, SLG: 0.313 (8, 1)										0	0	0	0	0	0	0
Steve Braun, L OBP: 0.489, SLG: 0.615 (9, PH)										1	0	1	0	0	0	0
Bob Forsch, R OBP: 0.250, SLG: 0.278 (1, 1)		0-0 6-3		0-0 CS 1B			0-3 K		0-0 1B	2	0	1	1	0	0	0
Mike Ramsey, S OBP: 0.333, SLG: 0.346 (7, 4)				2-H 3-H					1-2 1B	2	0	1	0	0	1	0

Inning Stats	R: 3	H: 4	E: 0	LOB: 2	K: 0	S: 7	P: 11	R: 0	H: 0	E: 0	LOB: 0	K: 0	S: 3	R: 0	H: 0	E: 0	LOB: 0	K: 0	S: 3	R: 0	H: 0	E: 0	LOB: 0	K: 1	S: 5	R: 0	H: 1	E: 0	LOB: 1	K: 1	S: 6	R: 0	H: 2	E: 0	LOB: 2	K: 1	S: 6	R: 0	H: 1	E: 0	LOB: 1	K: 0	S: 4	R: 0	H: 2	E: 0	LOB: 2	K: 1	S: 7	1B: 11	SF: 0	2B: 0	3B: 1	HR: 1	SAC: 0	DP: 0	HBP: 0	WP: 0	PA: 39
PITCHER	IP	WLS	BF	H	R	ER	SO	BB	IBB	HBP	BLK	WP	HR	S	P	ERA	WHIP																																										
Bob Welch, R ERA: 3.05 (1, 1)	8.1	W	36	13	4	4	3	1	0	0	0	0	0	41	45	4.32	1.680																																										
Tom Niedenfuer, R ERA: 1.53 (9, 1)	0.2		2	0	0	0	1	0	0	0	0	0	0	4	4	0.00	0.000																																										

BOTTOM

Los Angeles Dodgers @ St. Louis Cardinals
 Busch Stadium, St. Louis, MO
 Fri Jul 22 1983, 7:05 PM CDT
 Att. 36,390 - Unknown

AB	37
R	4
H	13
RBI	4
BB	1
SO	4
LOB	11



Batter	1	2	3	4	5	6	7	8	9	AB R H RBI BB SO LOB	TOP																									
Steve Sax, R (1, 4) OBP: 0.337, SLG: 0.365	0-0 6-3		4-0 1B BB		0-0 F8		4-0 BB	4-0 HR BB		2 2 0 0 3 0 0																										
Ken Landreaux, L (1, 8) OBP: 0.337, SLG: 0.446	0-0 G5-4-3 1B		0-0 G3		0-0 6-3		0-0 4-3	0-0 HR		5 1 2 4 0 0 3																										
Dusty Baker Jr., R (1, 7) OBP: 0.346, SLG: 0.436	0-0 G5-4-3 1-2f		4-0 WP 1B BB		0-0 6-3			5-3		4 1 1 0 1 0 1																										
Pedro Guerrero, R (1, 5) OBP: 0.384, SLG: 0.543		0-0 F4	0-0 WP 1B		0-0 5-3		4-0 BB E 1B BB	0-0 F8		3 1 1 2 1 0 0																										
Rafael Landestoy, S (8, 5) OBP: 0.206, SLG: 0.196			1-2 2-H 3-H							1 0 0 0 0 0 0																										
Rick Monday, L (1, 9) OBP: 0.377, SLG: 0.422		0-3 K	4-0 1B		0-0 5-3		0-0 E6 1B BB	0-0 BB 1B		2 0 0 0 1 1 0																										
Derrel Thomas, S (8, PH)			1-2 2-3				1-2 2-3			2 1 1 0 0 0 2																										
Mike Marshall, R (1, 3) OBP: 0.313, SLG: 0.402		0-0 2B	0-0 F8		0-3 K		4-0 FC1-5 1B BB	4-0 1-2 BB		3 0 1 1 2 1 3																										
Steve Yeager, R (1, 2) OBP: 0.276, SLG: 0.439	0-0 F4			0-0 F9		0-0 4-3	0-0 WP FC1-5 CS 1B	0-0 P4		5 0 1 2 0 0 3																										
Bill Russell, R (1, 6) OBP: 0.332, SLG: 0.329			0-0 FC4-6 1B		0-0 F9		0-0 6-3	0-0 FC1-5 CS HR		4 1 1 0 0 0 2																										
Dave Anderson, R (8, 6) OBP: 0.224, SLG: 0.270				0-0 F9				0-0 F3		1 0 0 0 0 0 2																										
Alejandro Pena, R (1, 1) OBP: 0.143, SLG: 0.250			0-0 FC4-6 1B		0-0 F9		0-0 HR			3 2 1 1 0 0 1																										
Steve Howe, L (7, 1)										0 0 0 0 0 0 0																										
Greg Brock, L (8, PH) OBP: 0.321, SLG: 0.378			G3 BB 1B					4-0 CS		0 1 0 0 1 0 0																										
Dave Stewart, R (8, 1) OBP: 0.167, SLG: 0.167			1-2f					1-2 2-3 HR IBB		0 0 0 0 0 0 0																										
Inning Stats	R: 0 E: 0 K: 0 S: 3	H: 1 LOB: 0 BB: 0 P: 3	R: 0 E: 0 K: 1 S: 6	H: 1 LOB: 1 BB: 0 P: 6	R: 2 E: 0 K: 0 S: 5	H: 2 LOB: 3 BB: 3 P: 17	R: 0 E: 0 K: 0 S: 3	H: 0 LOB: 0 BB: 0 P: 3	R: 0 E: 0 K: 1 S: 5	H: 0 LOB: 0 BB: 0 P: 5	R: 1 E: 0 K: 0 S: 4	H: 1 LOB: 1 BB: 1 P: 8	R: 7 E: 1 K: 0 S: 6	H: 3 LOB: 0 BB: 4 P: 22	R: 0 E: 0 K: 0 S: 4	H: 1 LOB: 2 BB: 1 P: 8	1B: 6 2B: 1 3B: 0 HR: 2	SF: 0 SAC: 0 DP: 1 HBP: 0	WP: 2 PB: 0 SB: 0 CS: 3	PA: 44																
PITCHER	IP WLS BF H R ER SO BB IBB HBP BLK WP HR S P ERA WHIP																																			
John Stuper, R (1, 1) ERA: 4.4	7.0		29	5	3	3	2	4	0	0	0	1	1	29	45	3.86	1.286																			
Dave Rucker, L (8, 1) ERA: 11.49	0.0	L	3	1	3	3	0	1	0	0	0	0	0	2	6	∞	∞																			
Bruce Sutter, R (8, 1) ERA: 4.53	1.0		7	2	4	3	0	2	1	0	0	1	1	4	16	27.00	4.000																			
John Martin, L (9, 1) ERA: 3.43	1.0		5	1	0	0	0	1	0	0	0	0	0	4	8	0.00	2.000																			

Los Angeles Dodgers @ St. Louis Cardinals
 Busch Stadium, St. Louis, MO
 Sat Jul 23 1983, 7:05 PM CDT
 Att: 45,356 - Unknown

AB	35
R	10
H	9
RBI	10
BB	9
SO	2
LOB	17



BOTTOM

Los Angeles Dodgers @ St. Louis Cardinals
Busch Stadium, St. Louis, MO
Sat Jul 23 1983, 7:05 PM CDT
Att. 45,356 - Unknown

AB	31
R	5
H	7
RBI	5
BB	5
SO	3
LOB	15



WP:	0	PA:	37
PB:	0	SB:	2
CS:	0		

Batter	1	2	3	4	5	6	7	8	9	AB	R	H	RBI	BB	SO	LOB
Lonnie Smith, R OBP: 0.382, SLG: 0.449 Dave Rucker, L (8, 1) Bruce Sutter, R (8, 1) John Martin, S OBP: 0.250, SLG: 0.313 Jamie Quirk, L OBP: 0.283, SLG: 0.345 (9, PH)	0-0 S FC4-6 2B		0-0 G4-6-3 BB 1B		4-0 BB BB BB BB BB G4-6-3 BB		0-0 F9 FC6 1B		0-0 5-3	3	2	2	0	1	0	1
Tom Herr, S OBP: 0.391, SLG: 0.383 (1, 4)	4-0 FC4-6 2-3 BB		4-0 BB BB BB BB BB G4-6-3 BB		0-0 G4-6-3 1-2f		0-0 FC6 1B			2	1	1	0	2	0	1
Andy Van Slyke, L OBP: 0.331, SLG: 0.414 (1, 8) (8, 7)	0-0 FC4-6 1-2f 3-H		0-0 G4-6-3 1-2f 2-3		0-0 F9		0-0 FC6 1B			4	0	1	1	0	0	3
George Hendrick, R OBP: 0.385, SLG: 0.505 (1, 3)	0-3 K		0-0 1B		0-3 SS SS SS K		0-0 F8			4	0	1	1	0	2	3
Steve Braun, L OBP: 0.480, SLG: 0.585 David Green, R OBP: 0.336, SLG: 0.400 (8, 9)	4-0 1-2 BB		0-0 F8		0-0 F9		0-0 FC6 1-2f 2-3 2B			2	0	0	0	1	0	1
Darrell Porter, L OBP: 0.327, SLG: 0.423 (1, 2)	0-0 F8				0-0 3-1		4-0 BB SH5-4 1B		0-0 1-H 3-H 2B	3	1	1	2	1	0	2
Ken Oberkfell, L OBP: 0.358, SLG: 0.349 (1, 5)			0-0 3-1		0-0 1-3		0-0 1-2 SH5-4		0-0 F8	3	0	0	0	0	0	1
Ozzie Smith, S OBP: 0.287, SLG: 0.297 (1, 6)			0-0 3-1		0-0 F8		0-0 L9		0-0 5-3	4	0	0	0	0	0	1
John Stuper, R OBP: 0.188, SLG: 0.161 Willie McGee, S OBP: 0.324, SLG: 0.363 (7, PH) (8, 8)			0-0 1-3		0-0 1-3		0-0 2-H 1B		0-3 K	2	0	0	0	0	0	0


Inning Stats																
R:	H:	R:	H:	R:	H:	R:	H:	R:	H:	R:	H:	R:	H:	R:	H:	R:
1	1	0	0	1	2	0	0	0	0	0	0	1	1	2	3	0
E: 0	LOB: 2	E: 0	LOB: 0	E: 0	LOB: 1	E: 0	LOB: 0	E: 0	LOB: 0	E: 0	LOB: 0	E: 0	LOB: 1	E: 0	LOB: 1	E: 0
K: 1	BB: 2	K: 0	BB: 0	K: 0	BB: 1	K: 0	BB: 0	K: 1	BB: 0	K: 0	BB: 1	K: 0	BB: 1	K: 1	BB: 0	K: 1
S: 6	P: 14	S: 3	P: 3	S: 4	P: 8	S: 3	P: 3	S: 2	P: 6	S: 5	P: 5	S: 4	P: 8	S: 6	P: 6	S: 5
PITCHER																
IP	WLS	BF	H	R	ER	SO	BB	IBB	HBP	BLK	WP	HR	S	P	ERA	WHIP
Alejandro Pena, R ERA: 2.47 (1, 1)	6.2	26	3	3	3	2	5	0	0	0	0	0	25	45	4.05	1.200
Steve Howe, L ERA: 0.93 (7, 1)	0.1	2	1	0	0	0	0	0	0	0	0	0	2	2	0.00	3.000
Dave Stewart, R ERA: 2.48 (8, 1)	2.0	9	3	2	2	1	0	0	0	0	0	0	11	11	9.00	1.500

Batter	1	2	3	4	5	6	7	8	9	AB R H RBI BB SO LOB	TOP	
Steve Sax, R (1, 4) OBP: 0.339, SLG: 0.366	0-0 4-3		0-0 6-3			0-0 G6-3 1B		0-0 FC4-6 1B		4 0 2 0 0 0 1	Los Angeles Dodgers @ St. Louis Cardinals Busch Stadium, St. Louis, MO Sun Jul 24 1983, 3:33 AM CDT Att. 35,928 - Unknown livebaseballscorecards.com	
Ken Landreaux, L (1, 7) OBP: 0.336, SLG: 0.447 (7, 8)	0-0 4-3			0-0 2B		0-0 G6-3 1-2f		0-0 FC4-6 1-2f		4 0 1 0 0 0 2		
Mike Marshall, R (1, 9) OBP: 0.312, SLG: 0.399	0-3 K		0-3 K		0-0 1B			0-0 4-3		4 0 1 0 0 2 1		
Pedro Guerrero, R (1, 5) OBP: 0.380, SLG: 0.537		0-0 F8		0-0 5-3		0-0 F7		0-0 F8		4 0 0 0 0 0 2		
Greg Brock, L (1, 3) OBP: 0.320, SLG: 0.374		0-3 K		4-0 BB		0-0 F5		0-0 E3		3 0 0 0 1 1 0		
Derrel Thomas, S (1, 8) OBP: 0.387, SLG: 0.375 Candy Maldonado, R (7, 7) OBP: 0.167, SLG: 0.138		0-0 6-3		0-3 K		0-0 G5-4-3 1B		0-0 P3		3 0 1 0 0 1 2 1 0 0 0 0 0 1		
Gilberto Reyes, R (1, 2) OBP: 0.192, SLG: 0.269			0-0 SH3-4 1B		0-0 F8		0-0 G5-4-3 1-2f		0-0 F8			3 0 1 0 0 0 1
Dave Anderson, R (1, 6) OBP: 0.214, SLG: 0.258			0-0 F9		0-0 F3		0-0 F8		0-0 F8			3 0 0 0 0 0 1
Jerry Reuss, L (1, 1) OBP: 0.261, SLG: 0.250 Rick Monday, L (8, PH) OBP: 0.374, SLG: 0.418 Tom Niedenfuer, R (8, 1)			0-0 SH3-4 1-2		0-3 K		0-0 F7					1 0 0 0 0 1 0 1 0 0 0 0 0 0 0 0 0 0 0 0 0
Inning Stats	R: 0 H: 0 E: 0 LOB: 0 K: 1 BB: 0 S: 5 P: 5	R: 0 H: 0 E: 0 LOB: 0 K: 1 BB: 0 S: 5 P: 5	R: 0 H: 1 E: 0 LOB: 1 K: 0 BB: 0 S: 4 P: 4	R: 0 H: 1 E: 0 LOB: 2 K: 2 BB: 1 S: 8 P: 12	R: 0 H: 0 E: 0 LOB: 0 K: 1 BB: 0 S: 5 P: 5	R: 0 H: 2 E: 0 LOB: 1 K: 0 BB: 0 S: 4 P: 4	R: 0 H: 1 E: 0 LOB: 0 K: 0 BB: 0 S: 3 P: 3	R: 0 H: 1 E: 0 LOB: 1 K: 0 BB: 0 S: 4 P: 4	R: 0 H: 0 E: 1 LOB: 1 K: 0 BB: 0 S: 4 P: 4	1B: 5 SF: 0 2B: 1 SAC: 1 3B: 0 DP: 2 HR: 0 HBP: 0		WP: 0 PA: 33 PB: 0 SB: 0 CS: 0
PITCHER Neil Allen, R (1, 1) ERA: 3.21	IP WLS BF H R ER SO BB IBB HBP BLK WP HR S P ERA WHIP											



Batter	1	2	3	4	5	6	7	8	9
Lonnie Smith, R (1, 7) OBP: 0.384, SLG: 0.462 Andy Van Slyke, L (9, 7) OBP: 0.331, SLG: 0.414	0-0 2B	0-0 F9			0-0 FCB-5-2 3B			0-0 E5	
Willie McGee, S (1, 8) OBP: 0.326, SLG: 0.367	0-0 6-3 2-H PB 2B		0-0 G4-6-3 1B		0-0 FC6-5-2			0-3 K2-3	
David Green, R (1, 9) OBP: 0.331, SLG: 0.393	0-0 F7		0-0 G4-6-3 1-2f		0-3 K			0-3 K	
George Hendrick, R (1, 3) OBP: 0.381, SLG: 0.498	0-0 6-3 2-3		0-3 K		0-0 5-3			0-0 1-3	
Floyd Rayford, R (1, 5) OBP: 0.282, SLG: 0.431 Ken Oberkfell, L (7, 5) OBP: 0.358, SLG: 0.349	0-0 F3 3-H			0-0 5-3 FC5-2 1B		0-3 K			
Bill Lyons, R (1, 4) OBP: 0.200, SLG: 0.200		0-0 4-3		0-0 FC5-2 1-2 CS 1B		0-0 1-3			
Glenn Brummer, R (1, 2) OBP: 0.327, SLG: 0.388		0-0 1-3		0-0 5-3 1-2 2-3			0-0 6-3		
Ozzie Smith, S (1, 6) OBP: 0.287, SLG: 0.300		0-0 2B		0-0 FC5-2 2-3 3-H			0-0 F7		
Neil Allen, R (1, 1) OBP: 0.138, SLG: 0.207		0-0 2B		0-0 CS 3-H	0-3 K		0-3 K		

Inning Stats	R: 2	H: 2	E: 0	LOB: 0	K: 0	BB: 0	S: 5	P: 5	R: 1	H: 2	E: 0	LOB: 1	K: 0	BB: 0	S: 5	P: 5	R: 0	H: 1	E: 0	LOB: 0	K: 1	BB: 0	S: 5	P: 5	R: 0	H: 2	E: 0	LOB: 1	K: 0	BB: 0	S: 4	P: 4	R: 0	H: 1	E: 0	LOB: 0	K: 2	BB: 0	S: 8	P: 8	R: 0	H: 0	E: 0	LOB: 0	K: 1	BB: 0	S: 5	P: 5	R: 0	H: 0	E: 2	LOB: 1	K: 2	BB: 0	S: 8	P: 8	R: 0	H: 0	E: 0	LOB: 0	K: 1	BB: 0	S: 5	P: 5
--------------	------	------	------	--------	------	-------	------	------	------	------	------	--------	------	-------	------	------	------	------	------	--------	------	-------	------	------	------	------	------	--------	------	-------	------	------	------	------	------	--------	------	-------	------	------	------	------	------	--------	------	-------	------	------	------	------	------	--------	------	-------	------	------	------	------	------	--------	------	-------	------	------

AB R H RBI BB SO LOB		BOTTOM												
4 1 2 0 0 0 1		Los Angeles Dodgers @ St. Louis Cardinals												
0 0 0 0 0 0 0		Busch Stadium, St. Louis, MO												
4 1 2 1 0 1 2		Sun Jul 24 1983, 3:33 AM CDT												
4 0 0 0 0 2 4		Att. 35,928 - Unknown												
4 0 0 0 0 1 2		livebaseballscorecards.com												
3 0 1 0 0 1 0		AB 31												
0 0 0 0 0 0 0		R 3												
3 0 1 0 0 0 0		H 8												
3 0 0 0 0 0 2		RBI 2												
3 1 1 0 0 0 2		BB 0												
3 0 1 1 0 2 0		SO 7												
		LOB 13												
														
1B: 3 SF: 0		WP: 0 PA: 32												
2B: 4 SAC: 0		PB: 1												
3B: 1 DP: 1		SB: 0												
HR: 0 HBP: 0		CS: 1												
PITCHER		PITCHER												
Jerry Reuss, L (1, 1) ERA: 3.02		IP WLS BF H R ER SO BB IBB HBP BLK WP HR S P ERA WHIP												
Tom Niedenfuer, R (8, 1) ERA: 1.5		1.0 4 0 0 0 2 0 0 0 0 0 0 0 8 8 0.00 0.000												

Batter	1	2	3	4	5	6	7	8	9	AB R H RBI BB SO LOB	TOP														
Steve Sax, R OBP: 0.339, SLG: 0.365 (1, 4) X	0-0 4-3		0-0 5-3		0-0 5-3 1B		0-0 6-3		4-0 1B BB BB	4 0 1 0 1 0 0															
Bill Russell, R OBP: 0.331, SLG: 0.328 (1, 6) X	0-0		0-0 P3		0-0 5-3		0-0 5-3		0-0	4 0 1 1 0 0 1															
Joe Beckwith, L (7, 1)	G4-6-3 1B				1-2 3-H				1-2 2-3 1B	0 0 0 0 0 0 0															
Rick Monday, L OBP: 0.379, SLG: 0.424 (9, PH)										1 0 1 0 0 0 0															
Dusty Baker Jr., R OBP: 0.346, SLG: 0.438 (1, 7) X	0-0 G4-6-3 1-2f		0-0 FC5-4 2B		0-0 1B				0-0 F8	5 0 2 0 0 0 4															
Pedro Guerrero, R OBP: 0.378, SLG: 0.532 (1, 5)		0-0 1B SF9 1B	0-0 FC5-4		0-3 K			0-0 4-3	0-3 K	5 1 1 0 0 2 6															
Mike Marshall, R OBP: 0.314, SLG: 0.397 (1, 3)				0-3 K		0-0 F9		4-0 1B BB	0-0 F7	4 0 1 0 1 1 5															
Steve Yeager, R OBP: 0.276, SLG: 0.436 (1, 2)		0-3 K		0-3 K		0-0 5-3		0-0 1B		4 0 1 0 0 2 2															
Ken Landreaux, L OBP: 0.331, SLG: 0.442 (1, 8)		0-0 SF9		0-0 E3 S		0-3 K		0-0 F9		3 0 0 1 0 1 2															
Candy Maldonado, R OBP: 0.206, SLG: 0.242 (1, 9)		0-0 1B		0-0 6-3		0-0 5-3			0-0 1B 3B	4 1 2 0 0 0 1															
Burt Hooton, R OBP: 0.209, SLG: 0.220 (1, 1)		0-0 4-3			0-0 1B WP 5-3 1B		0-0 1-3		0-0 1B BB 3-H 1B	2 1 1 0 0 0 2															
Pat Zachry, R (5, 1)										0 0 0 0 0 0 0															
Rafael Landestoy, S OBP: 0.204, SLG: 0.191 (7, PH)										1 0 0 0 0 0 0															
Dave Anderson, R OBP: 0.214, SLG: 0.258 (7, 6)										0 0 0 0 0 0 0															
Greg Brock, L OBP: 0.322, SLG: 0.376 (9, PH)										1 0 1 1 0 0 0															
Inning Stats	R: 0 E: 0 K: 0 S: 3	H: 1 LOB: 0 BB: 0 P: 3	R: 1 E: 0 K: 1 S: 8	H: 3 LOB: 2 BB: 0 P: 8	R: 0 E: 0 K: 0 S: 4	H: 1 LOB: 1 BB: 0 P: 4	R: 0 E: 1 K: 2 S: 8	H: 0 LOB: 1 BB: 0 P: 8	R: 1 E: 0 K: 1 S: 8	H: 3 LOB: 2 BB: 0 P: 8	R: 0 E: 0 K: 1 S: 5	H: 0 LOB: 0 BB: 0 P: 5	R: 0 E: 0 K: 0 S: 3	H: 0 LOB: 0 BB: 0 P: 3	R: 0 E: 0 K: 0 S: 4	H: 1 LOB: 2 BB: 1 P: 8	R: 1 E: 0 K: 1 S: 8	H: 3 LOB: 3 BB: 1 P: 12	1B: 10 2B: 1 3B: 1 HR: 0	SF: 1 SAC: 0 DP: 1 HBP: 0	WP: 1 PB: 0 SB: 1 CS: 0	PA: 41			
PITCHER	IP	WLS	BF	H	R	ER	SO	BB	IBB	HBP	BLK	WP	HR	S	P	ERA	WHIP								
Steve Trout, L ERA: 4.39 (1, 1)	7.0	W	29	8	2	2	5	0	0	0	0	1	0	39	39	2.57	1.143								
Mike Proly, R ERA: 3.79 (8, 1)	1.0		9	4	1	1	0	2	0	0	0	0	0	7	15	9.00	6.000								
Bill Campbell, R ERA: 3.12 (9, 1)	1.0		3	0	0	0	1	0	0	0	0	0	0	5	5	0.00	0.000								

Los Angeles Dodgers @ Chicago Cubs
Wrigley Field, Chicago, IL
Mon Jul 25 1983, 3:33 AM CDT
Att: 25,135 - Unknown

livebaseballscorecards.com

AB	38
R	3
H	12
RBI	3
BB	2
SO	6
LOB	23



Batter	1	2	3	4	5	6	7	8	9
Mel Hall, L OBP: 0.349, SLG: 0.434 (1, 8)	0-0 G3			0-0 F5	0-0 2B 1B	0-0 L4-3		0-0 FC4-6	
23 Ryne Sandberg, R OBP: 0.324, SLG: 0.393 (1, 4)	0-0 F8			0-0 1B	0-0 HR 1B	0-0 F9			
Bill Buckner, L OBP: 0.300, SLG: 0.453 (1, 3) Scot Thompson, L OBP: 0.220, SLG: 0.250 (8, 3)	0-0 P3			0-3 K	0-0 HR		0-0 F4		
Ron Cey, R OBP: 0.329, SLG: 0.431 (1, 5) Tom Verzer, R OBP: 0.170, SLG: 0.245 (8, 5)		0-3 K		0-0 6-3	1-0 FC4-6 HBP		0-0 F7		
Leon Durham, L OBP: 0.395, SLG: 0.498 (1, 7)		0-0 CS 1B			0-0 1B 1B		0-0 3-1		
Keith Moreland, R OBP: 0.348, SLG: 0.472 (1, 9)		0-0 F8			0-0 1B 1B			0-0 1B 1B	
Jody Davis, R OBP: 0.321, SLG: 0.514 (1, 2)		0-0 CS	0-0 5-3		0-0 1B 3B 1B	0-0 1B SH 1B		0-0 F8	
Larry Bowa, S OBP: 0.308, SLG: 0.339 (1, 6)			0-0 4-3		0-0 3B 1B	0-0 SH E 1B		0-0 F8	
Steve Trout, L OBP: 0.250, SLG: 0.250 (1, 1) Mike Prolly, R OBP: 0.182, SLG: 0.100 (8, 1) Bill Campbell, R OBP: 0.182, SLG: 0.100 (9, 1)			0-3 K		0-3 K	0-0 SH L4-3		0-0 FC4-6 1B	

Inning Stats	R: 0	H: 0	E: 0	K: 0	S: 3	R: 0	H: 1	E: 0	K: 1	S: 5	R: 0	H: 0	E: 0	K: 1	S: 5	R: 0	H: 1	E: 0	K: 1	S: 6	R: 7	H: 7	E: 0	K: 1	S: 12	R: 2	H: 2	E: 2	K: 0	S: 5	R: 0	H: 0	E: 0	K: 0	S: 3	R: 0	H: 2	E: 0	K: 0	S: 5
	LOB: 0	BB: 0	P: 3	LOB: 0	BB: 0	P: 5	LOB: 0	BB: 0	P: 5	LOB: 1	BB: 1	P: 6	LOB: 1	BB: 0	P: 13	LOB: 0	BB: 0	P: 5	LOB: 0	BB: 0	P: 5	LOB: 0	BB: 0	P: 13	LOB: 0	BB: 0	P: 5	LOB: 2	BB: 0	P: 5	LOB: 2	BB: 0	P: 5	LOB: 0	BB: 0	P: 5	LOB: 2	BB: 0	P: 5	

PITCHER	IP	WLS	BF	H	R	ER	SO	BB	IBB	HBP	BLK	WP	HR	S	P	ERA	WHIP
Burt Hooton, R ERA: 3.92 (1, 1)	4.1	L	19	7	5	5	4	0	0	0	0	0	0	27	27	10.38	1.615
Pat Zachry, R ERA: 2.89 (5, 1)	1.2		10	4	4	2	0	0	0	1	0	0	1	9	10	10.80	2.400
Joe Beckwith, R ERA: 3.5 (7, 1)	2.0		8	2	0	0	0	0	0	0	0	0	0	8	8	0.00	1.000

BOTTOM

Los Angeles Dodgers @ Chicago Cubs

Wrigley Field, Chicago, IL

Mon Jul 25 1983, 3:33 AM CDT

Att. 25,135 - Unknown

livebaseballscorecards.com

AB	35
R	9
H	13
RBI	7
BB	0
SO	4
LOB	13



1B: 11	SF: 0	WP: 0	PA: 38
2B: 1	SAC: 1	PB: 0	
3B: 1	DP: 1	SB: 2	
HR: 1	HBP: 1	CS: 1	

PITCHER	IP	WLS	BF	H	R	ER	SO	BB	IBB	HBP	BLK	WP	HR	S	P	ERA	WHIP
Burt Hooton, R ERA: 3.92 (1, 1)	4.1	L	19	7	5	5	4	0	0	0	0	0	0	27	27	10.38	1.615
Pat Zachry, R ERA: 2.89 (5, 1)	1.2		10	4	4	2	0	0	0	1	0	0	1	9	10	10.80	2.400
Joe Beckwith, R ERA: 3.5 (7, 1)	2.0		8	2	0	0	0	0	0	0	0	0	0	8	8	0.00	1.000

Batter	1	2	3	4	5	6	7	8	9	AB R H RBI BB SO LOB	TOP											
Steve Sax, R (1, 4) OBP: 0.338, SLG: 0.363	0-0 2B 1B	0-0 6-3		0-0 6-3		0-0 6-3			0-0 F9	5 1 1 0 0 0 2												
Ken Landreaux, L (1, 8) OBP: 0.339, SLG: 0.462	0-0 1-H 2B		0-0 1-3	0-0 CS 1B			0-0 HR		0-0 1B	5 1 4 3 0 0 0												
Dusty Baker Jr., R (1, 7) OBP: 0.350, SLG: 0.439	0-3 K		4-0 2B BB	0-0 CS 1-2	0-0 1B 1B		0-0 F8		0-0 G5-4-3 1B	4 1 2 0 1 1 1 0 0 0 0 0 0 0												
Derrel Thomas, S (9, 7) OBP: 0.367, SLG: 0.375																						
Pedro Guerrero, R (1, 5) OBP: 0.373, SLG: 0.525	0-3 K		0-3 K		0-0 F8		0-0 F7		0-0 G5-4-3 1-2f	5 0 0 0 0 2 5												
Rick Monday, L (1, 9) OBP: 0.383, SLG: 0.438	0-3 K		0-0 1-3 2B		0-0 1-2 1B 1B		0-0 F6			4 0 2 0 0 1 1												
Mike Marshall, R (1, 3) OBP: 0.320, SLG: 0.413		0-0 HR	4-0 IBB		0-0 1-2 2-H 1B			0-0 6-3		3 1 2 2 1 0 0												
Steve Yeager, R (1, 2) OBP: 0.272, SLG: 0.430		0-3 K	0-0 F3		0-0 G6-4-3 1-2f			0-0 3-1		4 0 0 0 0 1 5												
Bill Russell, R (1, 6) OBP: 0.337, SLG: 0.335		0-0 PB SH3-4 1B		0-0 6-3 SH2-4 1B 1B		0-0 F7		0-0 1B		4 1 3 0 0 0 0												
Fernando Valenzuela, L (1, 1) OBP: 0.262, SLG: 0.356		0-0 SH3-4		0-0 SH2-4		0-0 F8		0-0 G3		2 0 0 0 0 0 1												
Inning Stats	R: 1 E: 0 K: 3 S: 11	H: 2 LOB: 1 BB: 0 P: 11	R: 1 E: 0 K: 1 S: 7	H: 2 LOB: 1 BB: 0 P: 7	R: 0 E: 0 K: 1 S: 6	H: 1 LOB: 3 BB: 2 P: 14	R: 1 E: 0 K: 0 S: 4	H: 2 LOB: 0 BB: 0 P: 4	R: 1 E: 0 K: 0 S: 5	H: 3 LOB: 1 BB: 0 P: 5	R: 0 E: 0 K: 0 S: 3	H: 0 LOB: 0 BB: 0 P: 3	R: 1 E: 0 K: 0 S: 4	H: 1 LOB: 0 BB: 0 P: 4	R: 0 E: 0 K: 0 S: 4	H: 1 LOB: 1 BB: 0 P: 4	R: 0 E: 0 K: 0 S: 4	H: 2 LOB: 1 BB: 0 P: 4	1B: 10 2B: 2 3B: 0 HR: 2	SF: 0 SAC: 2 DP: 2 HBP: 0	WP: 0 PB: 1 SB: 1 CS: 1	PA: 41
PITCHER	IP WLS BF H R ER SO BB IBB HBP BLK WP HR S P ERA WHIP																					
Dick Ruthven, R (1, 1) ERA: 4.42	4.1 L 24 10 4 4 5 1 1 0 0 0 1 32 40 8.31 2.538																					
Mike Proly, R (5, 1) ERA: 3.75	0.2 1 0 0 0 0 0 0 0 0 0 0 0 1 1 0.00 0.000																					
Warren Brusstar, R (6, 1) ERA: 2.24	2.0 7 1 1 1 0 0 0 0 0 0 1 7 7 4.50 0.500																					
Bill Campbell, R (8, 1) ERA: 3.05	2.0 8 3 0 0 0 0 0 0 0 0 0 0 8 8 0.00 1.500																					

Los Angeles Dodgers @ Chicago Cubs
Wrigley Field, Chicago, IL
Tue Jul 26 1983, 3:33 AM CDT
Att: 35,391 - Unknown

livebaseballscorecards.com

AB	36
R	5
H	14
RBI	5
BB	2
SO	5
LOB	15



Batter	1	2	3	4	5	6	7	8	9	AB R H RBI BB SO LOB
Mel Hall, L (1, 8) OBP: 0.347, SLG: 0.431 Bill Campbell, R (8, 1) Steve Lake, R (9, PH) OBP: 0.339, SLG: 0.456	0-0 4-3		0-0 23 G3 1B		0-0 F8		0-3 K		0-3 K	4 0 1 1 0 1 0 0 0 0 0 0 0 0 1 0 0 0 0 1 1
23 Ryne Sandberg, R (1, 4) OBP: 0.322, SLG: 0.390	0-3 K		0-0 G3 1-2		0-3 K		0-0 2B 1B		0-0 1-3	5 1 1 0 0 2 2
Bill Buckner, L (1, 3) OBP: 0.301, SLG: 0.458	0-0 F9		0-0 1-3			0-0 1B 2B	0-0 1-H 2B			4 0 2 1 0 0 1
Ron Cey, R (1, 5) OBP: 0.331, SLG: 0.433		0-3 K		0-0 2B		4-0 1B BB	0-0 F7			3 0 1 0 1 1 1
Leon Durham, L (1, 7) OBP: 0.390, SLG: 0.490		0-3 K		0-0 F6		0-0 F7		0-0 F9		4 0 0 0 0 1 3
Keith Moreland, R (1, 9) OBP: 0.352, SLG: 0.472		4-0 FC6-4 BB		4-0 BB		0-0 1-2 2-3 1B		0-0 4-3		2 0 1 0 2 0 0
Jody Davis, R (1, 2) OBP: 0.317, SLG: 0.507		0-0 FC6-4 1-2f		0-0 F8		0-3 K		0-0 F8		4 0 0 0 0 1 6
Larry Bowa, S (1, 6) OBP: 0.311, SLG: 0.344			0-0 SH3 1B 1B		0-3 K		0-0 4-3		0-0 6-3 2B	4 1 2 0 0 1 5
Dick Ruthven, R (1, 1) OBP: 0.171, SLG: 0.184 Mike Provy, R (5, 1) OBP: 0.182, SLG: 0.100 Tom Verzefer, R (5, PH) OBP: 0.167, SLG: 0.241 Warren Brusstar, R (6, 1) Jay Loviglio, R (7, PH) Jerry Morales, R (8, 8) OBP: 0.227, SLG: 0.288			0-0 SH3 1-2		0-0 6-3		0-3 K		0-0 6-3 2-3	0 0 0 0 0 0 0 0 0 0 0 0 0 0 1 0 0 0 0 0 0 0 0 0 0 0 0 0 1 0 0 0 0 1 0 1 0 0 0 0 0 1

Inning Stats	R: 0 E: 0 K: 1 S: 5	H: 0 LOB: 0 BB: 0 P: 5	R: 0 E: 0 K: 2 S: 7	H: 0 LOB: 1 BB: 1 P: 11	R: 1 E: 0 K: 0 S: 5	H: 2 LOB: 1 BB: 0 P: 5	R: 0 E: 0 K: 1 S: 6	H: 1 LOB: 2 BB: 1 P: 10	R: 0 E: 0 K: 1 S: 5	H: 0 LOB: 0 BB: 0 P: 5	R: 0 E: 0 K: 1 S: 7	H: 2 LOB: 3 BB: 1 P: 11	R: 1 E: 0 K: 2 S: 9	H: 2 LOB: 1 BB: 0 P: 9	R: 0 E: 0 K: 0 S: 3	H: 0 LOB: 0 BB: 0 P: 3	R: 0 E: 0 K: 1 S: 6	H: 1 LOB: 1 BB: 0 P: 6	1B: 4 2B: 4 3B: 0 HR: 0	SF: 0 SAC: 1 DP: 0 HBP: 0	WP: 0 PB: 0 SB: 0 CS: 0	PA: 38
--------------	------------------------------	---------------------------------	------------------------------	----------------------------------	------------------------------	---------------------------------	------------------------------	----------------------------------	------------------------------	---------------------------------	------------------------------	----------------------------------	------------------------------	---------------------------------	------------------------------	---------------------------------	------------------------------	---------------------------------	----------------------------------	------------------------------------	----------------------------------	--------

PITCHER	IP	WLS	BF	H	R	ER	SO	BB	IBB	HBP	BLK	WP	HR	S	P	ERA	WHIP
Fernando Valenzuela, L (1, 1) ERA: 3.61	9.0	W	38	8	2	2	9	3	0	0	0	0	0	53	65	2.00	1.222

Los Angeles Dodgers @ Chicago Cubs
Wrigley Field, Chicago, IL
Tue Jul 26 1983, 3:33 AM CDT
Att. 35,391 - Unknown

AB	34
R	2
H	8
RBI	2
BB	3
SO	9
LOB	20

Batter	1	2	3	4	5	6	7	8	9	AB R H RBI BB SO LOB	TOP	
Steve Sax, R (1, 4) OBP: 0.342, SLG: 0.370	0-0 E5 E 1B		0-0 F9 2B		0-0 1-2 1B		0-0 5-3			4 1 3 0 0 0 0	Los Angeles Dodgers @ Chicago Cubs Wrigley Field, Chicago, IL Wed Jul 27 1983, 3:33 AM CDT Att: 30,951 - Unknown livebaseballscorecards.com	
Ken Landreaux, L (1, 8) OBP: 0.338, SLG: 0.459	0-0 E5 CS 2-H 1B		0-0 F9 2-3		0-0 F9		0-0 P6			4 0 1 0 0 0 3		
Dusty Baker Jr., R (1, 7) OBP: 0.346, SLG: 0.434	0-0 F8		0-0 F6		0-0 1-3			0-0 F3		4 0 0 0 0 0 4		
Pedro Guerrero, R (1, 5) OBP: 0.372, SLG: 0.521	4-0 1-2 BB			0-0 F7		0-3 K		0-0 5-3		3 0 0 0 1 1 0		
Rick Monday, L (1, 9) OBP: 0.387, SLG: 0.440 Derrel Thomas, S (8, PR) OBP: 0.367, SLG: 0.375	0-0 F9			0-0 FC6-4 1B		0-0 4-3		0-0 FC6-4 1B		4 0 2 0 0 0 1 0 0 0 0 0 0 0		
Mike Marshall, R (1, 3) OBP: 0.319, SLG: 0.410 Steve Howe, L (8, 1)		0-3 K		0-3 K		0-0 1B 1B		0-0 FC6-4 1-2f		4 0 1 0 0 2 2 0 0 0 0 0 0 0		
Bill Russell, R (1, 6) OBP: 0.336, SLG: 0.333		0-0 5-3		0-0 FC6-4 1-2f		0-0 1-3 1B		0-0 6-3		4 0 1 0 0 0 1		
Gilberto Reyes, R (1, 2) OBP: 0.172, SLG: 0.241 Jose Morales, R (9, PH) OBP: 0.355, SLG: 0.600 Dave Anderson, R (9, PR) OBP: 0.214, SLG: 0.258		0-0 6-3			0-0 F6	0-0 4-3		4-0 CS BB		3 0 0 0 0 0 2 0 0 0 0 1 0 0 0 0 0 0 0 0 0		
Bob Welch, R (1, 1) OBP: 0.133, SLG: 0.222 Greg Brock, L (8, 3) OBP: 0.321, SLG: 0.375			0-3 K		0-0 1B 1B		0-3 K2-3		0-3 K	3 0 1 0 0 2 0 1 0 0 0 0 1 1		
Inning Stats	R: 1 H: 2 E: 2 LOB: 1 K: 0 BB: 1 S: 4 P: 8	R: 0 H: 0 E: 0 LOB: 0 K: 1 BB: 0 S: 5 P: 5	R: 0 H: 1 E: 0 LOB: 1 K: 1 BB: 0 S: 6 P: 6	R: 0 H: 1 E: 0 LOB: 1 K: 1 BB: 0 S: 6 P: 6	R: 0 H: 2 E: 0 LOB: 2 K: 0 BB: 0 S: 5 P: 5	R: 0 H: 2 E: 0 LOB: 2 K: 1 BB: 0 S: 7 P: 7	R: 0 H: 0 E: 0 LOB: 0 K: 1 BB: 0 S: 5 P: 5	R: 0 H: 1 E: 0 LOB: 1 K: 0 BB: 0 S: 4 P: 4	R: 0 H: 0 E: 0 LOB: 1 K: 1 BB: 1 S: 4 P: 8	1B: 8 SF: 0 2B: 1 SAC: 0 3B: 0 DP: 0 HR: 0 HBP: 0		WP: 0 PA: 36 PB: 0 SB: 0 CS: 2
PITCHER Fergie Jenkins, R (1, 1) ERA: 4.44 Lee Smith, R (8, 1) ERA: 1.15	IP WLS BF H R ER SO BB IBB HBP BLK WP HR S P ERA WHIP	7.0 29 8 1 0 5 1 0 0 0 0 0 0 38 42 0.00 1.286	2.0 7 1 0 0 1 1 0 0 0 0 0 0 8 12 0.00 1.000	PITCHER IP WLS BF H R ER SO BB IBB HBP BLK WP HR S P ERA WHIP								



Batter	1	2	3	4	5	6	7	8	9
Mel Hall, L OBP: 0.345, SLG: 0.424 (1, 8)	0-0 3-1		0-0 F5		4-0 FC6-4 IBB		0-3 K		
23 Ryne Sandberg, R OBP: 0.321, SLG: 0.389 (1, 4)	0-0 F9			0-0 1-3	0-0 FC6-4			0-0 BB S SF7 1B	
Bill Buckner, L OBP: 0.299, SLG: 0.454 (1, 3)	0-0 G3			0-0 F8		0-0 F6		0-3 K	
Ron Cey, R OBP: 0.333, SLG: 0.432 (1, 5)		0-0 1B		0-0 F9		0-0 4-3		4-0 BB IBB	
Keith Moreland, R OBP: 0.356, SLG: 0.474 (1, 9)		0-0 F9			0-0 FC5-4 1B	0-0 1B		4-0 BB IBB	
Jay Johnstone, L OBP: 0.378, SLG: 0.441 (1, 7)		0-3 K			0-0 FC5-4 E 1B	0-0 FC6-4 1B		0-0 SF7	
Jerry Morales, R OBP: 0.224, SLG: 0.268 (8, PH) (9, 7)					1-2f 1B	1-2 1B		3-H K	
Jody Davis, R OBP: 0.313, SLG: 0.500 (1, 2)		0-0 F8			0-0 E5 1B FC5-2	0-0 FC6-4		0-3 K	
Larry Bowa, S OBP: 0.311, SLG: 0.343 (1, 6)			0-0 4-3		0-0 BLK FC5-2 1B		0-0 G3		
Fergie Jenkins, R OBP: 0.268, SLG: 0.300 (1, 1)			0-0 F8		0-0 FC5-2 BLK		4-0 CS BB		
Thad Bosley, L (7, PH)					1-2 3-H				
Lee Smith, R (8, 1)									

AB	R	H	RBI	BB	SO	LOB
3	0	0	0	1	1	1
4	1	1	0	0	0	3
4	0	0	0	0	1	1
3	0	1	0	1	0	0
3	0	2	0	1	0	1
3	1	1	0	0	1	2
0	0	0	1	0	0	0
4	0	0	0	0	1	6
3	0	1	1	0	0	0
2	0	0	0	0	0	2
0	0	0	0	1	0	0
0	0	0	0	0	0	0

BOTTOM

Los Angeles Dodgers @ Chicago Cubs
 Wrigley Field, Chicago, IL
 Wed Jul 27 1983, 3:33 AM CDT
 Att. 30,951 - Unknown

livebaseballscorecards.com

AB	29
R	2
H	6
RBI	2
BB	4
SO	4
LOB	16



1B: 6	SF: 1	WP: 0	PA: 34
2B: 0	SAC: 0	PB: 0	
3B: 0	DP: 0	SB: 1	
HR: 0	HBP: 0	CS: 1	

Inning Stats	R: 0	H: 0	E: 0	K: 0	S: 3	R: 0	H: 1	E: 0	K: 1	S: 6	R: 0	H: 0	E: 0	K: 0	S: 3	R: 1	H: 2	E: 1	K: 0	S: 6	R: 0	H: 2	E: 0	K: 0	S: 5	R: 0	H: 0	E: 0	K: 1	S: 4	R: 1	H: 1	E: 0	K: 2	S: 8
IP	7.1	7.1	0.2																																
WLS	L	L																																	
BF	32	32	2																																
H	6	6	0																																
R	2	2	0																																
ER	1	1	0																																
SO	3	3	1																																
BB	2	2	0																																
IBB	2	2	0																																
HBP	0	0	0																																
BLK	1	1	0																																
WP	0	0	0																																
HR	0	0	0																																
S	34	34	4																																
P	50	50	4																																
ERA	1.23	1.23	0.00																																
WHIP	1.091	1.091	0.000																																

PITCHER	IP	WLS	BF	H	R	ER	SO	BB	IBB	HBP	BLK	WP	HR	S	P	ERA	WHIP
Bob Welch, R ERA: 2.95 (1, 1)	7.1	L	32	6	2	1	3	2	2	0	1	0	0	34	50	1.23	1.091
Steve Howe, L ERA: 0.92 (8, 1)	0.2		2	0	0	0	1	0	0	0	0	0	0	4	4	0.00	0.000

Batter	1	2	3	4	5	6	7	8	9	AB R H RBI BB SO LOB	TOP									
Steve Sax, R (1, 4) <small>OBP: 0.341, SLG: 0.367</small> Jose Morales, R (9, PH) <small>OBP: 0.344, SLG: 0.581</small>	0-0 1-3		4-0 BB 1B S BB		0-0 6-3			0-0 P4	0-0 FC5	3 1 0 0 1 0 0 1 0 0 0 0 0 2										
Ken Landreaux, L (1, 8) <small>OBP: 0.340, SLG: 0.473</small>	0-0 2B		0-3 K		0-0 F8			0-0 HR		4 1 2 1 0 1 1										
Dusty Baker Jr., R (1, 7) <small>OBP: 0.345, SLG: 0.430</small>	0-3 K		4-0 1B BB BB		0-0 P3			0-0 F8		3 0 0 0 1 1 1										
Pedro Guerrero, R (1, 5) <small>OBP: 0.373, SLG: 0.518</small>	0-3 K		4-0 1B BB 1-2 2-3		0-3 K			4-0 BB		2 0 0 0 2 2 1										
Mike Marshall, R (1, 9) <small>OBP: 0.322, SLG: 0.412</small>		0-0 1B S	0-0 1B 1-2 2-3 3-H		0-0 5-3			0-0 F7		4 0 2 1 0 0 1										
Greg Brock, L (1, 3) <small>OBP: 0.317, SLG: 0.370</small>		0-0 P6	0-3 K		0-0 F9			0-0 4-3		4 0 0 0 0 1 4										
Steve Yeager, R (1, 2) <small>OBP: 0.288, SLG: 0.423</small>		0-3 K		0-3 K			0-0 F7	0-3 K		4 0 0 0 0 3 1										
Bill Russell, R (1, 6) <small>OBP: 0.335, SLG: 0.329</small>		0-0 F9		0-0 5-3			0-0 P6	4-0 FC5 PB BB		3 0 0 0 1 0 1										
Alejandro Pena, R (1, 1) <small>OBP: 0.129, SLG: 0.226</small> Steve Howe, L (7, 1) Rick Monday, L (9, PH) <small>OBP: 0.392, SLG: 0.440</small>			0-0 5-3	0-3 K			0-0 F9	4-0 BB BB BB BB 1-2 BB		3 0 0 0 0 1 0 0 0 0 0 0 0 0 0 0 0 0 1 0 0										
Inning Stats	R: 0 E: 0 K: 2 S: 8	H: 1 LOB: 1 BB: 0 P: 8	R: 0 E: 0 K: 1 S: 6	H: 1 LOB: 1 BB: 0 P: 6	R: 1 E: 0 K: 2 S: 8	H: 1 LOB: 3 BB: 3 P: 20	R: 0 E: 0 K: 2 S: 7	H: 0 LOB: 0 BB: 0 P: 7	R: 0 E: 0 K: 1 S: 5	H: 0 LOB: 0 BB: 0 P: 5	R: 0 E: 0 K: 0 S: 3	H: 0 LOB: 0 BB: 0 P: 3	R: 1 E: 0 K: 0 S: 4	H: 1 LOB: 1 BB: 1 P: 8	R: 0 E: 0 K: 1 S: 5	H: 0 LOB: 2 BB: 2 P: 13	1B: 2 2B: 1 3B: 0 HR: 1	SF: 0 SAC: 0 DP: 0 HBP: 0	WP: 0 PB: 1 SB: 2 CS: 0	PA: 37
PITCHER	IP WLS BF H R ER SO BB IBB HBP BLK WP HR S P ERA WHIP																			
Mike Krukow, R (1, 1) <small>ERA: 3.43</small> Greg Minton, R (9, 1) <small>ERA: 3.97</small>	8.2 W 36 4 2 2 9 6 0 0 0 0 0 1 48 72 2.08 1.154																			
	0.1 S 1 0 0 0 0 0 0 0 0 0 0 0 0 1 1 0.00 0.000																			

Los Angeles Dodgers @ San Francisco Giants
 Candlestick Park, San Francisco, CA
 Fri Jul 29 1983, 10:05 PM EDT
 Att: 36,557 - Unknown

livebaseballscorecards.com

AB 31
 R 2
 H 4
 RBI 2
 BB 6
 SO 9
 LOB 12



Batter	1	2	3	4	5	6	7	8	9	AB R H RBI BB SO LOB	BOTTOM
--------	---	---	---	---	---	---	---	---	---	----------------------	--------

Johnnie LeMaster, R (1, 6) <small>OBP: 0.337, SLG: 0.328</small>	X 0-0 ① 		X 0-0 ② 			X 0-0 ② 	X 0-0 ② 			4 0 0 0 0 0 1	Los Angeles Dodgers @ San Francisco Giants Candlestick Park, San Francisco, CA <small>Fri Jul 29 1983, 10:05 PM EDT Att. 36,557 - Unknown</small>
Joel Youngblood, R (1, 9) <small>OBP: 0.338, SLG: 0.474</small>	X 0-0 		X 0-0 ③ 			X 0-0 ③ 	X 0-3 ③ 			4 1 1 0 0 1 2	
Chili Davis, S (1, 8) <small>OBP: 0.316, SLG: 0.387</small>	X 0-0 			X 0-0 		X 0-0 ③ 		X 0-0 ① 		4 0 2 0 0 0 0	
Jeffrey Leonard, R (1, 7) <small>OBP: 0.324, SLG: 0.463</small>	X 0-0 ② 			X 0-3 ① ② 			X 0-0 	X 0-0 ② 		4 1 0 1 0 1 2	
Tom O'Malley, L (1, 5) <small>OBP: 0.333, SLG: 0.342</small>	X 0-0 ③ 			X 4-0 			X 0-0 	X 0-0 ③ 		3 1 1 0 1 0 1	
Dave Bergman, L (1, 3) <small>OBP: 0.321, SLG: 0.227</small> Bob Brenly, R (7, PH) <small>OBP: 0.291, SLG: 0.346</small> (8, 3)			X 0-3 ① 		X 0-0 ③ 			X 0-0 		2 0 0 0 0 1 1 1 1 1 1 0 0 0	
John Rabb, R (1, 2) <small>OBP: 0.316, SLG: 0.472</small>			X 0-0 ② 			X 0-0 ① 		X 0-0 		3 1 1 1 0 0 0	
Duane Kuiper, L (1, 4) <small>OBP: 0.374, SLG: 0.301</small>			X 0-0 ③ 			X 0-0 ② 		X 0-0 		3 0 0 1 0 0 0	
Mike Krukow, R (1, 1) <small>OBP: 0.233, SLG: 0.231</small> Greg Minton, S (9, 1) <small>OBP: 0.571, SLG: 0.500</small>			X 0-0 ① 			X 0-0 ③ 			X 0-3 ① 		

Inning Stats	R: 1 E: 0 K: 0 S: 5	H: 2 LOB: 1 BB: 0 P: 5	R: 0 E: 0 K: 1 S: 5	H: 0 LOB: 0 BB: 0 P: 5	R: 0 E: 0 K: 0 S: 3	H: 0 LOB: 0 BB: 0 P: 3	R: 0 E: 0 K: 1 S: 5	H: 1 LOB: 1 BB: 1 P: 9	R: 0 E: 0 K: 0 S: 3	H: 0 LOB: 0 BB: 0 P: 3	R: 0 E: 1 K: 0 S: 3	H: 0 LOB: 0 BB: 0 P: 3	R: 4 E: 2 K: 2 S: 12	H: 3 LOB: 1 BB: 0 P: 12	R: 0 E: 0 K: 0 S: 3	H: 0 LOB: 0 BB: 0 P: 3	1B: 5 2B: 1 3B: 0 HR: 0	SF: 0 SAC: 0 DP: 0 HBP: 0	WP: 0 PB: 0 SB: 0 CS: 1	PA: 32
PITCHER Alejandro Pena, R (1, 1) <small>ERA: 2.5</small> Steve Howe, L (7, 1) <small>ERA: 1.31</small>	IP 6.0 WLS L BF 23 H 4 R 3 ER 3 SO 2 BB 1 IBB 0 HBP 0 BLK 0 WP 0 HR 0 S 26 P 30 ERA 4.50 WHIP 0.833	IP 2.0 WLS L BF 9 H 2 R 2 ER 1 SO 2 BB 0 IBB 0 HBP 0 BLK 0 WP 0 HR 0 S 13 P 13 ERA 4.50 WHIP 1.000	PITCHER	IP WLS BF H R ER SO BB IBB HBP BLK WP HR S P ERA WHIP																

AB	31
R	5
H	6
RBI	4
BB	1
SO	4
LOB	8

WP: 0	PA: 32
PB: 0	ERA:
SB: 0	WHIP:
CS: 1	

Batter	1	2	3	4	5	6	7	8	9	AB R H RBI BB SO LOB	TOP	
Bill Russell, R (1, 6) <small>OBP: 0.333, SLG: 0.328</small> Dave Stewart, R (8, 1) <small>OBP: 0.167, SLG: 0.167</small>	0-0 P3 		0-0 6-3 		0-0 F7 			0-0 1B		4 0 1 0 0 0 2 0 0 0 0 0 0 0	Los Angeles Dodgers @ San Francisco Giants Candlestick Park, San Francisco, CA Sat Jul 30 1983, 6:33 AM EDT Att: 38,771 - Unknown	
Ken Landreaux, L (1, 8) <small>OBP: 0.335, SLG: 0.467</small>	0-0 F9 		0-0 4-3 		0-0 G3 			0-3 K 		4 0 0 0 0 1 2		
Dusty Baker Jr., R (1, 7) <small>OBP: 0.347, SLG: 0.434</small>	0-0 2B			0-0 1B		0-0 F7 		0-0 F4 		4 0 2 0 0 0 1		
Pedro Guerrero, R (1, 5) <small>OBP: 0.370, SLG: 0.512</small>	0-0 5-3 			0-0 F8 		0-0 F8 		0-0 F4 		4 0 0 0 0 0 2		
Mike Marshall, R (1, 3) <small>OBP: 0.332, SLG: 0.419</small>		4-0 BB		0-0 1B		0-0 1B		0-0 1B		3 0 3 0 1 0 0		
Steve Yeager, R (1, 2) <small>OBP: 0.266, SLG: 0.419</small> Jack Fimple, R (7, 2)		0-0 G5-4-3 1-2f		0-0 G6-3 1-2f		0-0 F7 		0-0 F8 		3 0 0 0 0 0 4 1 0 0 0 0 0 1		
Candy Maldonado, R (1, 9) <small>OBP: 0.211, SLG: 0.222</small>		0-0 F3 			0-3 K 		0-0 F8 		4-0 BB			3 0 0 0 1 1 1
Derrel Thomas, S (1, 4) <small>OBP: 0.371, SLG: 0.387</small> Rafael Landestoy, S (4, 4) <small>OBP: 0.212, SLG: 0.184</small>			0-0 6-3 2B		4-0 BB		0-0 F7 		0-0 F7 			1 0 1 0 0 0 0 2 0 0 0 1 0 3
Jerry Reuss, L (1, 1) <small>OBP: 0.255, SLG: 0.244</small> Joe Beckwith, L (3, 1) <small>OBP: 0.340, SLG: 0.366</small> Steve Sax, R (5, PH) <small>OBP: 0.212, SLG: 0.184</small> Pat Zachry, R (5, 1) Dave Anderson, R (8, PH) <small>OBP: 0.211, SLG: 0.254</small> (8, 6)			0-0 F1 		0-3 K 		0-3 K 			1 0 0 0 0 0 1 0 0 0 0 0 0 0 1 0 0 0 0 1 1 0 0 0 0 0 0 0 1 0 0 0 0 1 0		
Inning Stats	R: 0 H: 1 E: 0 LOB: 1 K: 0 BB: 0 S: 4 P: 4	R: 0 H: 0 E: 0 LOB: 0 K: 0 BB: 1 S: 2 P: 6	R: 0 H: 1 E: 0 LOB: 1 K: 0 BB: 0 S: 4 P: 4	R: 0 H: 2 E: 0 LOB: 1 K: 0 BB: 0 S: 4 P: 4	R: 0 H: 0 E: 0 LOB: 1 K: 2 BB: 1 S: 7 P: 11	R: 0 H: 0 E: 0 LOB: 0 K: 0 BB: 0 S: 3 P: 3	R: 0 H: 1 E: 0 LOB: 1 K: 0 BB: 0 S: 4 P: 4	R: 0 H: 1 E: 0 LOB: 1 K: 2 BB: 0 S: 8 P: 8	R: 0 H: 1 E: 0 LOB: 2 K: 0 BB: 1 S: 4 P: 8	1B: 5 SF: 0 2B: 2 SAC: 0 3B: 0 DP: 2 HR: 0 HBP: 0		WP: 0 PA: 35 PB: 0 SB: 0 CS: 0
PITCHER Mark Davis, L (1, 1) <small>ERA: 4.2</small>	IP WLS BF H R ER SO BB IBB HBP BLK WP HR S P ERA WHIP 9.0 W 35 7 0 0 4 3 0 0 0 0 0 0 40 52 0.00 1.111											

livebaseballscores.com

AB	32
R	0
H	7
RBI	0
BB	3
SO	4
LOB	18



Batter	1	2	3	4	5	6	7	8	9	AB R H RBI BB SO LOB	TOP		
Steve Sax, R (1, 4) OBP: 0.338, SLG: 0.362	0-0 F8		0-0 6-3			0-0 F7	4-0 BB		0-0 FC2 FC5-2 FC3-2	4 0 0 0 1 0 2	<p>Los Angeles Dodgers @ San Francisco Giants</p> <p>Candlestick Park, San Francisco, CA</p> <p>Sun Jul 31 1983, 6:33 AM EDT Unknown</p>		
Rick Monday, L (1, 9) OBP: 0.385, SLG: 0.448 Steve Howe, L (9, 1)	0-0 3B			0-0 F7		0-0 F7	0-0 3-1		0-0 FC3-2 FC5-2	5 0 1 0 0 0 5 0 0 0 0 0 0 0			
Dusty Baker Jr., R (1, 7) OBP: 0.345, SLG: 0.429	0-3 K			0-0 F5		1-0 2B HBP		0-0 F8	0-0 FC5-2	4 0 0 0 0 1 4			
Pedro Guerrero, R (1, 5) OBP: 0.368, SLG: 0.511	0-0 P4			0-0 6-3		0-0 2B		0-0 6-3	0-0 P3	5 0 1 0 0 0 4			
Ken Landreaux, L (1, 8) OBP: 0.340, SLG: 0.482		0-0 4-3			0-0 HR	4-0 IBB		0-0 2B		3 1 2 1 1 0 0			
Mike Marshall, R (1, 3) OBP: 0.331, SLG: 0.416		0-0 6-3			0-0 1B FC6-4	0-0 L4		0-0 5-3		4 0 1 0 0 0 4			
Steve Yeager, R (1, 2) OBP: 0.286, SLG: 0.416 Jack Fimple, R (8, 2) OBP: 0.500, SLG: 0.500		0-0 P6			0-0 1B FC6-4		1-0 SH3-4 HBP		0-0 SH HBP E 1B	2 0 0 0 0 0 1 1 1 1 0 0 0 0			
Bill Russell, R (1, 6) OBP: 0.333, SLG: 0.326			0-0 P5		0-0 P6		0-0 SH3-4		1-0 E SH FC3-2 HBP	2 0 0 0 0 0 1			
Burt Hooton, R (1, 1) OBP: 0.200, SLG: 0.209 Greg Brock, L (7, PH) OBP: 0.316, SLG: 0.369 Tom Niedenfuer, R (7, 1) Derrel Thomas, S (9, PH) OBP: 0.371, SLG: 0.387			0-0 F8		0-3 K		0-0 F5		0-0 SH FC3-2 E FC5-2	2 0 0 0 0 1 1 1 0 0 0 0 0 1 0 0 0 0 0 0 0 0 0 0 0 0 0 0			
Inning Stats	R: 0 E: 0 K: 1 S: 6 H: 1 LOB: 1 BB: 0 P: 6	R: 0 E: 0 K: 0 S: 3 H: 0 LOB: 0 BB: 0 P: 3	R: 0 E: 0 K: 0 S: 3 H: 0 LOB: 0 BB: 0 P: 3	R: 0 E: 0 K: 0 S: 3 H: 0 LOB: 0 BB: 0 P: 3	R: 1 E: 0 K: 1 S: 7 H: 2 LOB: 1 BB: 0 P: 7	R: 0 E: 0 K: 0 S: 4 H: 1 LOB: 3 BB: 1 P: 9	R: 0 E: 0 K: 0 S: 3 H: 0 LOB: 2 BB: 1 P: 8	R: 0 E: 0 K: 0 S: 4 H: 1 LOB: 1 BB: 0 P: 4	R: 1 E: 2 K: 0 S: 6 H: 1 LOB: 3 BB: 0 P: 7	1B: 2 2B: 2 3B: 1 HR: 1 SF: 0 SAC: 2 DP: 0 HBP: 3		WP: 0 PB: 0 SB: 0 CS: 0 PA: 40	
PITCHER	IP WLS BF H R ER SO BB IBB HBP BLK WP HR S P ERA WHIP											PITCHER	IP WLS BF H R ER SO BB IBB HBP BLK WP HR S P ERA WHIP
Fred Breining, R (1, 1) ERA: 4.24 Greg Minton, R (9, 1) ERA: 3.92	8.0 L 35 6 2 1 2 1 1 3 0 0 1 34 45 1.12 0.875												

livebaseballscorecards.com

AB	33
R	2
H	6
RBI	1
BB	2
SO	2
LOB	23



Batter	1	2	3	4	5	6	7	8	9	AB	R	H	RBI	BB	SO	LOB
Johnnie LeMaster, R (1, 6) OBP: 0.332, SLG: 0.322	0-0 1-3 K	0-3 K			0-0 6-3 K			0-3 K		4	0	0	0	0	2	1
Tom O'Malley, L (1, 5) OBP: 0.331, SLG: 0.335	4-0 FC6-4 BB BB		0-0 P6			0-0 F8		0-0 F7		3	0	0	0	1	0	0
Chili Davis, S (1, 8) OBP: 0.322, SLG: 0.390	4-0 FC6-4 BB 1-2		0-0 F8			0-0 E S 1B		0-0 F5		3	0	1	0	1	0	0
Jeffrey Leonard, R (1, 7) OBP: 0.322, SLG: 0.457	0-0 FC6-4 1-2f 2-3		0-3 K			0-3 K 1-3			0-3 K	4	0	0	0	0	3	3
Darrell Evans, L (1, 3) OBP: 0.379, SLG: 0.521	0-3 K			0-3 K		4-0 FC6-4 IBB			0-0 F2	3	0	0	0	1	2	2
Joel Youngblood, R (1, 9) OBP: 0.338, SLG: 0.478		0-0 F3 SH1-3 2B		0-0 5-3		0-0 FC6-4 1-2f			0-0 4-3	4	1	1	0	0	0	2
John Rabb, R (1, 2) OBP: 0.289, SLG: 0.419		0-0 F3 2-3		0-0 5-3			0-0 F7			3	0	0	0	0	0	1
Duane Kuiper, L (1, 4) OBP: 0.369, SLG: 0.296		0-0 SH1-3 3-H			0-0 G3		0-0 P5			2	0	0	1	0	0	0
Fred Breining, R (1, 1) OBP: 0.191, SLG: 0.178		0-0			0-3 K		0-0 F9			3	0	1	0	0	1	0
Greg Minton, S (9, 1) OBP: 0.571, SLG: 0.500										0	0	0	0	0	0	0
Joe Pettini, R (9, 5) OBP: 0.228, SLG: 0.192										0	0	0	0	0	0	0

Inning Stats	R: 0	H: 0	E: 0	K: 1	S: 5	H: 0	LOB: 2	BB: 2	P: 13	R: 1	H: 2	E: 0	K: 1	S: 7	H: 0	LOB: 1	BB: 0	P: 7	R: 0	H: 0	E: 0	K: 1	S: 5	H: 0	LOB: 0	BB: 0	P: 5	R: 0	H: 0	E: 0	K: 1	S: 5	H: 1	LOB: 2	BB: 1	P: 10	R: 0	H: 0	E: 0	K: 0	S: 3	H: 0	LOB: 0	BB: 0	P: 3	R: 0	H: 0	E: 0	K: 1	S: 5	H: 0	LOB: 0	BB: 0	P: 5
--------------	------	------	------	------	------	------	--------	-------	-------	------	------	------	------	------	------	--------	-------	------	------	------	------	------	------	------	--------	-------	------	------	------	------	------	------	------	--------	-------	-------	------	------	------	------	------	------	--------	-------	------	------	------	------	------	------	------	--------	-------	------

PITCHER	IP	WLS	BF	H	R	ER	SO	BB	IBB	HBP	BLK	WP	HR	S	P	ERA	WHIP
Burt Hooton, R (1, 1) ERA: 3.8	6.0		24	3	1	1	6	2	1	0	0	0	0	33	45	1.50	0.833
Tom Niedenfuer, R (7, 1) ERA: 1.45	2.0	W	6	0	0	0	1	0	0	0	0	0	0	8	8	0.00	0.000
Steve Howe, L (9, 1) ERA: 1.28	1.0	S	3	0	0	0	1	0	0	0	0	0	0	5	5	0.00	0.000

BOTTOM

Los Angeles Dodgers @ San Francisco Giants
Candlestick Park, San Francisco, CA

Sun Jul 31 1983, 6:33 AM EDT
Unknown

AB	29
R	1
H	3
RBI	1
BB	3
SO	8
LOB	9



WP	HR	S	P	ERA	WHIP
0	0	0	33		
0	0	0			
0	0	0			


Batter	1	2	3	4	5	6	7	8	9	AB R H RBI BB SO LOB	TOP																
Steve Sax, R (1, 4) OBP: 0.341, SLG: 0.365	0-0 G1 2B 1B		0-0 CS 1B	0-0 5-3			0-3 K		0-0 1B	5 1 3 1 0 1 2																	
Rick Monday, L (1, 9) OBP: 0.385, SLG: 0.445 Rafael Landestoy, S (9, PR) OBP: 0.212, SLG: 0.184	0-0 G1 1-2		0-0 F4 1-2		0-0 WP 4-3 1B		0-0 3-1		0-0 G4-6-3 1B	5 0 2 0 0 0 2 0 0 0 0 0 0 0																	
Dusty Baker Jr., R (1, 7) OBP: 0.346, SLG: 0.430 Derrel Thomas, S (8, PR) OBP: 0.369, SLG: 0.384	0-0 F8			0-0 HR 1B	0-0 4-3			0-0 E SF9 1B	0-0 G4-6-3 1-2f	4 1 2 0 0 0 2 1 1 0 0 0 0 2																	
Pedro Guerrero, R (1, 5) OBP: 0.369, SLG: 0.521	0-0 2-H 2B			0-0 HR	0-0 F7 2-3			0-0 P5		4 1 2 3 0 0 2																	
Ken Landreaux, L (1, 8) OBP: 0.336, SLG: 0.477	0-0 F8			0-0 1-3	0-0 F9			0-0 SF9 1-H		3 0 0 1 0 0 2																	
Mike Marshall, R (1, 3) OBP: 0.333, SLG: 0.417 Tom Niedenfuer, R (8, 1) Steve Howe, L (8, 1)		0-3 K		0-0 1B 1B 1B		0-0 5-3		0-0 1B		4 1 2 0 0 1 0 0 0 0 0 0 0 0 0 0 0 0 0 0 0																	
Bill Russell, R (1, 6) OBP: 0.332, SLG: 0.324 Dave Anderson, R (8, 6)		0-0 3-1		0-0 1-2 1B 1B		0-0 6-3		0-0 F8		4 0 1 0 0 0 1 0 0 0 0 0 0 0																	
Jack Fimple, R (1, 2) OBP: 0.500, SLG: 0.667		0-3 K2-3		0-0 1-2 2-3 1B 1B		0-3 K			0-0 4-3 1B 2B	4 1 2 0 0 2 0																	
Fernando Valenzuela, L (1, 1) OBP: 0.266, SLG: 0.355 Greg Brock, L (8, 3) OBP: 0.315, SLG: 0.368			0-0 3-1	0-0 1-2 2-H 3-H 1B		0-0 4-3			0-0 4-3	3 0 1 1 0 0 0 1 0 0 0 0 0 1																	
Inning Stats	R: 1 E: 0 K: 0 S: 5	H: 2 LOB: 1 BB: 0 P: 5	R: 0 E: 0 K: 2 S: 7	H: 0 LOB: 0 BB: 0 P: 7	R: 0 E: 0 K: 0 S: 3	H: 1 LOB: 0 BB: 0 P: 3	R: 3 E: 0 K: 0 S: 8	H: 6 LOB: 2 BB: 0 P: 8	R: 0 E: 0 K: 0 S: 4	H: 1 LOB: 1 BB: 0 P: 4	R: 0 E: 0 K: 1 S: 5	H: 0 LOB: 0 BB: 0 P: 5	R: 0 E: 0 K: 1 S: 5	H: 0 LOB: 0 BB: 0 P: 5	R: 1 E: 1 K: 0 S: 5	H: 2 LOB: 1 BB: 0 P: 5	R: 1 E: 0 K: 0 S: 5	H: 3 LOB: 2 BB: 0 P: 5	1B: 12 2B: 2 3B: 0 HR: 1	SF: 1 SAC: 0 DP: 1 HBP: 0	WP: 1 PB: 0 SB: 0 CS: 1	PA: 39					
PITCHER	IP WLS BF H R ER SO BB IBB HBP BLK WP HR S P ERA WHIP																										
Renie Martin, R (1, 1) ERA: 3.64	7.1		31	11	5	4	4	0	0	0	0	1	1	39	39	4.91	1.500										
Pat Larkin, L (8, 1) ERA: 4.82	0.1		2	1	0	0	0	0	0	0	0	0	0	2	2	0.00	3.000										
Jim Barr, R (8, 1) ERA: 4.6	0.1	W	2	1	1	1	0	0	0	0	0	0	0	2	2	27.00	3.000										
Greg Minton, R (9, 1) ERA: 3.86	1.0	S	4	2	0	0	0	0	0	0	0	0	0	4	4	0.00	2.000										

Los Angeles Dodgers @ San Francisco Giants
 Candlestick Park, San Francisco, CA
 Sun Jul 31 1983, 6:38 AM EDT
 Att: 53,178 - Unknown

livebaseballscorecards.com

AB	38
R	6
H	15
RBI	6
BB	0
SO	4
LOB	14



Batter	1	2	3	4	5	6	7	8	9	10	AB R H RBI BB SO LOB	TOP														
Eddie Milner, L OBP: 0.361, SLG: 0.386 (1, 8) X	0-0 G5-4-3 BB 1B		X 0-0 2B 2B		X 0-0 F8		X 0-0 4-3			B B B 4-0 SH3 1B BB	4 2 2 0 1 0 0	<p align="center">Cincinnati Reds @ Los Angeles Dodgers Dodger Stadium, Los Angeles, CA</p> <p align="center">Mon Aug 01 1983, 7:05 PM PDT Att. 37,937 - Unknown</p> <p align="right">livebaseballscorecards.com</p> <table border="1"> <tr><td>AB</td><td>35</td></tr> <tr><td>R</td><td>4</td></tr> <tr><td>H</td><td>10</td></tr> <tr><td>RBI</td><td>4</td></tr> <tr><td>BB</td><td>6</td></tr> <tr><td>SO</td><td>9</td></tr> <tr><td>LOB</td><td>18</td></tr> </table> 	AB	35	R	4	H	10	RBI	4	BB	6	SO	9	LOB	18
AB	35																									
R	4																									
H	10																									
RBI	4																									
BB	6																									
SO	9																									
LOB	18																									
Dave Concepcion, R OBP: 0.308, SLG: 0.292 (1, 6) B B B	4-0 G5-4-3 BB 1-2		X 0-0 2B 2-H		X 4-0 BB		X 0-0 4-3		X 0-0 SH3	X 0-0 SH3	2 0 1 1 2 0 0															
Gary Redus, R OBP: 0.358, SLG: 0.450 (1, 7) X	0-0 G5-4-3 1-2f 2-3		X 0-3 K		X 0-0 F7		X 0-0 G6-3 1B		X 0-0 G6-3 1B	B B B 4-0 1B BB	4 1 1 0 1 1 4															
Dan Driessen, L OBP: 0.396, SLG: 0.451 (1, 3) B B B	4-0 WP BB		X 0-3 K		X 0-3 K		X 0-0 G6-3		X 0-0 G6-3	X 0-0 1B BB	4 0 1 1 1 2 2															
Cesar Cedeno, R OBP: 0.293, SLG: 0.346 (1, 9) S S S	0-3 K 1-2		X 0-0 F7		X 0-0 F8		X 0-0 F8		X 0-0 CS 1B	X 0-0 P4	5 0 1 0 0 1 5															
Nick Esasky, R OBP: 0.331, SLG: 0.507 (1, 5) X		X 0-0 P4		X 0-0 G1-6-3 1B		X 0-3 K		X 0-3 K	S S S 0-3 K	X 0-0 1-3 2-H 1B	5 0 2 1 0 2 1															
Ron Oester, S OBP: 0.308, SLG: 0.383 (1, 4) S S S		X 0-3 K		X 0-0 G1-6-3 1-2f		X 0-0 HR		X 0-0 HR	B B B 4-0 1-2 1B BB	X 0-3 K	4 1 1 1 1 2 3															
Dann Bilardello, R OBP: 0.277, SLG: 0.352 (1, 2) H		H 1-0 HBP		X 0-0 G3		X 0-0 F3		X 0-0 F3	X 0-0 1-2 1B		3 0 1 0 0 0 0															
Charlie Puleo, R OBP: 0.219, SLG: 0.107 (1, 1) S S S		X 0-3 K		X 0-0 6-3		X 0-0 F7		X 0-0 F7	X 0-0 F7		2 0 0 0 0 1 1															
Paul Householder, S OBP: 0.324, SLG: 0.371 (7, PH)											1 0 0 0 0 0 0															
Ted Power, R (7, 1)											0 0 0 0 0 0 0															
Johnny Bench, R OBP: 0.305, SLG: 0.405 (9, PH)											1 0 0 0 0 0 2															
Ben Hayes, R (9, 1)											0 0 0 0 0 0 0															
Inning Stats	R: 0 E: 0 K: 1 S: 5	H: 1 LOB: 2 BB: 2 P: 13	R: 0 E: 0 K: 2 S: 7	H: 0 LOB: 1 BB: 0 P: 8	R: 1 E: 0 K: 2 S: 9	H: 2 LOB: 1 BB: 0 P: 9	R: 0 E: 0 K: 0 S: 3	H: 1 LOB: 0 BB: 0 P: 3	R: 0 E: 0 K: 2 S: 7	H: 0 LOB: 0 BB: 0 P: 7	R: 1 E: 0 K: 0 S: 4	H: 1 LOB: 0 BB: 0 P: 4	R: 0 E: 0 K: 0 S: 3	H: 1 LOB: 0 BB: 0 P: 3	R: 0 E: 0 K: 1 S: 6	H: 2 LOB: 2 BB: 1 P: 10	R: 2 E: 0 K: 1 S: 7	H: 2 LOB: 2 BB: 2 P: 15	1B: 7 2B: 2 3B: 0 HR: 1	SF: 0 SAC: 1 DP: 3 HBP: 1	WP: 1 PB: 0 SB: 0 CS: 1	PA: 43				
PITCHER	IP WLS BF H R ER SO BB IBB HBP BLK WP HR S P ERA WHIP																									
Bob Welch, R ERA: 2.95 (1, 1)	9.0	37	8	3	3	8	5	0	1	0	0	1	0	0	68	3.00	1.444									
Tom Niedenfuer, R ERA: 1.6 (10, 1)	0.1	2	0	0	0	0	1	0	0	0	0	0	0	1	5	0.00	3.000									
Steve Howe, L ERA: 1.24 (10, 1)	0.2	4	2	1	1	1	0	0	0	0	0	0	0	6	6	13.50	3.000									

Batter	1	2	3	4	5	6	7	8	9	10	AB R H RBI BB SO LOB
Steve Sax, R OBP: 0.342, SLG: 0.366 (1, 4)	0-0 CS 1B		0-3 K			0-0 4-3	0-0 G6-3			0-0 G6-4-3 1B	5 0 2 0 0 1 1
Rick Monday, L OBP: 0.388, SLG: 0.474 Derrel Thomas, S OBP: 0.366, SLG: 0.381 (1, 9)	0-0 1-2 HR			0-0 G3		0-0 BB 2B 1B		0-0 6-3		0-0 G6-4-3	4 2 2 1 0 0 0 1 0 0 0 0 0 1
Dusty Baker Jr., R OBP: 0.348, SLG: 0.429 (1, 7)	0-0 F7			0-0 1B		4-0 2B 1-2 BB		0-0 4-3			3 0 1 0 1 0 0
Pedro Guerrero, R OBP: 0.370, SLG: 0.522 (1, 5)	0-3 K		0-3 K		0-0 K	0-0 1-3 2-H 2B		4-0 S BB			3 0 1 1 1 2 1
Ken Landreaux, L OBP: 0.335, SLG: 0.473 (1, 8)		0-0 L3		0-0 F7		4-0 FC6-4 IBB		0-0 G3			3 0 0 0 1 0 2
Mike Marshall, R OBP: 0.336, SLG: 0.419 Steve Howe, L (10, 1)		0-0 G5-4-3 1B		0-3 K	0-3 K				0-0 FC2-6 1B		4 0 2 0 0 2 3 0 0 0 0 0 0 0
Dave Anderson, R OBP: 0.200, SLG: 0.239 (1, 6)		0-0 G5-4-3		0-0 F9	0-0 FC6-4				0-0 FC2-6		4 0 0 0 0 0 5
Jack Fimple, R OBP: 0.400, SLG: 0.500 (1, 2)			0-0 6-3		0-0 1B		0-3 K		0-0 F7		4 0 1 0 0 1 1
Bob Welch, R OBP: 0.146, SLG: 0.229 Tom Niedenfuer, R (10, 1) Greg Brock, L OBP: 0.314, SLG: 0.366 (10, 3)			0-0 4-3		0-3 K		0-0 G6-3 1B			0-3 K	3 0 1 0 0 1 1 0 0 0 0 0 0 0 1 0 0 0 0 1 0

Inning Stats	R: 1	H: 2	E: 0	K: 1	S: 6	H: 0	LOB: 0	BB: 0	P: 6	R: 0	H: 1	E: 0	K: 0	S: 3	R: 0	H: 0	E: 0	K: 1	S: 5	R: 0	H: 1	E: 0	K: 1	S: 6	R: 0	H: 0	E: 0	K: 2	S: 8	R: 1	H: 2	E: 0	K: 1	S: 7	R: 0	H: 1	E: 0	K: 1	S: 5	R: 0	H: 0	E: 0	K: 0	S: 3	R: 0	H: 1	E: 0	K: 0	S: 3	R: 0	H: 1	E: 0	K: 1	S: 5	R: 0	H: 1	E: 0	K: 1	S: 5	1B: 8	SF: 0	2B: 1	SAC: 0	3B: 0	DP: 3	HR: 1	HBP: 0	WP: 0	PA: 38
--------------	------	------	------	------	------	------	--------	-------	------	------	------	------	------	------	------	------	------	------	------	------	------	------	------	------	------	------	------	------	------	------	------	------	------	------	------	------	------	------	------	------	------	------	------	------	------	------	------	------	------	------	------	------	------	------	------	------	------	------	------	-------	-------	-------	--------	-------	-------	-------	--------	-------	--------


PITCHER	IP	WLS	BF	H	R	ER	SO	BB	IBB	HBP	BLK	WP	HR	S	P	ERA	WHIP
Charlie Puleo, R ERA: 4.45 (1, 1)	6.0		25	7	2	2	6	1	1	0	0	0	1	35	43	3.00	1.333
Ted Power, R ERA: 4.14 (7, 1)	2.0		7	1	0	0	1	1	0	0	0	0	0	8	12	0.00	1.000
Ben Hayes, R ERA: 6.27 (9, 1)	2.0	W	6	2	0	0	1	0	0	0	0	0	0	8	8	0.00	1.000

BOTTOM

Cincinnati Reds @ Los Angeles Dodgers
Dodger Stadium, Los Angeles, CA
 Mon Aug 01 1983, 7:05 PM PDT
 Att: 37,937 - Unknown

livebaseballscorecards.com

AB	35
R	2
H	10
RBI	2
BB	3
SO	8
LOB	15



Batter	1	2	3	4	5	6	7	8	9	AB R H RBI BB SO LOB	TOP									
Eddie Milner, L (1, 8) OBP: 0.363, SLG: 0.386	4-0 PB 4-3 BB		0-0 F7			0-0 G3			0-0 FC4-6 1B	3 0 1 0 1 0 0										
Dave Concepcion, R (1, 6) OBP: 0.308, SLG: 0.292	0-0 4-3			0-0 G4-6-3 1B		0-0 1-3			0-0 FC4-6 1-2f	4 1 1 0 0 0 2										
Gary Redus, R (1, 7) OBP: 0.357, SLG: 0.448	0-0 F4			0-0 G4-6-3 1B		0-3 K			0-0 F5	4 0 1 0 0 1 2										
Dan Driessen, L (1, 3) OBP: 0.390, SLG: 0.443	0-3 K			0-0 G4-6-3 1-2f 2-3			0-0 F7		0-0 F7	4 0 0 0 0 1 4										
Cesar Cedeno, R (1, 9) OBP: 0.293, SLG: 0.346		0-0 L7		0-0 1B		0-0 F2				3 0 1 1 0 0 0										
Nick Esasky, R (1, 5) OBP: 0.325, SLG: 0.497		0-3 K2-3		0-0 F9		0-3 K				3 0 0 0 0 2 1										
Ron Oester, S (1, 4) OBP: 0.305, SLG: 0.380		0-0 6-3			0-0 F5			0-3 K		3 0 0 0 0 1 0										
Dann Bilardello, R (1, 2) OBP: 0.275, SLG: 0.348			0-0 6-3		0-0 F3			0-3 K		2 0 0 0 0 0 0										
Duane Walker, L (8, PH) OBP: 0.324, SLG: 0.394										1 0 0 0 0 1 0										
Ted Power, R (8, 1)										0 0 0 0 0 0 0										
Frank Pastore, R (1, 1) OBP: 0.158, SLG: 0.162			0-0 F2		0-0 6-3			0-0 F5		2 0 0 0 0 0 0										
Johnny Bench, R (8, PH) OBP: 0.304, SLG: 0.404										1 0 0 0 0 0 0										
Inning Stats	R: 0 E: 0 K: 1 S: 5	H: 0 LOB: 1 BB: 1 P: 9	R: 0 E: 0 K: 1 S: 5	H: 0 LOB: 0 BB: 0 P: 5	R: 0 E: 0 K: 0 S: 3	H: 0 LOB: 0 BB: 0 P: 3	R: 1 E: 0 K: 0 S: 5	H: 3 LOB: 1 BB: 0 P: 5	R: 0 E: 0 K: 1 S: 5	H: 0 LOB: 0 BB: 0 P: 5	R: 0 E: 0 K: 1 S: 5	H: 0 LOB: 0 BB: 0 P: 5	R: 0 E: 0 K: 2 S: 7	H: 0 LOB: 0 BB: 0 P: 7	R: 0 E: 0 K: 0 S: 4	H: 1 LOB: 1 BB: 0 P: 4	1B: 4 2B: 0 3B: 0 HR: 0	SF: 0 SAC: 0 DP: 1 HBP: 0	WP: 0 PB: 1 SB: 0 CS: 0	PA: 31
PITCHER Alejandro Pena, R (1, 1) ERA: 2.38	IP: 9.0 WLS: W BF: 31 H: 4 R: 1 ER: 1 SO: 6 BB: 1 IBB: 0 HBP: 0 BLK: 0 WP: 0 HR: 0 S: 42 P: 46 ERA: 1.00 WHIP: 0.556																			

Cincinnati Reds @ Los Angeles Dodgers
Dodger Stadium, Los Angeles, CA

Tue Aug 02 1983, 7:05 PM PDT
Att: 36,132 - Unknown

AB	30
R	1
H	4
RBI	1
BB	1
SO	6
LOB	9



WP: 0	PA: 31
PB: 1	
SB: 0	
CS: 0	

livebaseballscorecards.com

Batter	1	2	3	4	5	6	7	8	9
Steve Sax, R OBP: 0.339, SLG: 0.362 (1, 4)	0-0 6-3		0-0 F7		0-0 L6		0-0 6-3		
Rick Monday, L OBP: 0.385, SLG: 0.466 Derrel Thomas, S OBP: 0.366, SLG: 0.381 (8, PR) (9, 9)	0-0 4-3		0-3 K		0-0 F6		0-0 CS 1B		
Dusty Baker Jr., R OBP: 0.347, SLG: 0.427 (1, 7)	0-0 6-3			0-0 1B 1B	0-0 F8		0-0 F7 1-2		
Pedro Guerrero, R OBP: 0.367, SLG: 0.517 (1, 5)		0-0 6-3		0-3 K		0-0 6-3		0-0 P6	
Ken Landreaux, L OBP: 0.338, SLG: 0.473 (1, 8)		4-0 BB		0-0 1B 1B		0-0 4-3			
Mike Marshall, R OBP: 0.339, SLG: 0.421 (1, 3)		0-0 F9		0-0 WP 1-H 3-H 5-3 1B		0-0 1B			
Jack Fimple, R OBP: 0.308, SLG: 0.385 (1, 2)		0-0 F7		0-0 5-3 1-H		0-3 K			
Dave Anderson, R OBP: 0.218, SLG: 0.257 (1, 6)			0-0 1B	0-0 1B		0-0 F7			
Alejandro Pena, R OBP: 0.118, SLG: 0.206 (1, 1)			0-0 P1	0-3 K		0-3 K			

BOTTOM										
AB	R	H	RBI	BB	SO	LOB				
4	0	0	0	0	0	1				
4	0	1	0	0	1	1				
0	0	0	0	0	0	0				
4	1	1	0	0	0	1				
4	0	0	0	0	1	2				
2	1	1	0	1	0	0				
3	1	2	2	0	0	1				
3	0	0	1	0	1	2				
3	0	2	0	0	0	0				
3	0	0	0	0	2	2				

Cincinnati Reds @ Los Angeles Dodgers
 Dodger Stadium, Los Angeles, CA
 Tue Aug 02 1983, 7:05 PM PDT
 Att. 36,132 - Unknown

livebaseballscorecards.com

AB	30
R	3
H	7
RBI	3
BB	1
SO	5
LOB	10



Inning Stats											
R: 0	H: 0	R: 0	H: 0	R: 0	H: 1	R: 3	H: 4	R: 0	H: 0	R: 0	H: 1
E: 0	LOB: 0	E: 0	LOB: 1	E: 0	LOB: 1	E: 0	LOB: 1	E: 0	LOB: 0	E: 0	LOB: 1
K: 0	BB: 0	K: 0	BB: 1	K: 1	BB: 0	K: 2	BB: 0	K: 0	BB: 0	K: 1	BB: 0
S: 3	P: 3	S: 3	P: 7	S: 6	P: 6	S: 11	P: 11	S: 3	P: 3	S: 5	P: 3

PITCHER																
IP	WLS	BF	H	R	ER	SO	BB	IBB	HBP	BLK	WP	HR	S	P	ERA	WHIP
7.0	L	28	6	3	3	5	1	0	0	0	1	0	37	41	3.86	1.000
1.0		3	1	0	0	0	0	0	0	0	0	0	3	3	0.00	1.000

1B: 7	SF: 0	WP: 1	PA: 31
2B: 0	SAC: 0	PB: 0	
3B: 0	DP: 0	SB: 2	
HR: 0	HBP: 0	CS: 1	

Batter	1	2	3	4	5	6	7	8	9	AB R H RBI BB SO LOB	TOP																										
Eddie Milner, L (1, 8) OBP: 0.361, SLG: 0.383	0-3 K	0-0 F9		0-0 1B		0-3 K		0-0 F9		5 0 1 0 0 2 4																											
Dave Concepcion, R (1, 6) OBP: 0.311, SLG: 0.297	0-0 2B		0-0 1B	4-0 BB		0-0 FC3-6		0-3 K		4 1 2 0 1 1 2																											
Gary Redus, R (1, 7) OBP: 0.353, SLG: 0.443 Tom Hume, R (6, 1)	0-3 K		0-0 F7	0-0 SF4		0-0 FC5-4		0-0 F8		3 0 0 1 0 1 4																											
Bill Scherrer, L (8, 1) OBP: 0.222, SLG: 0.125 Johnny Bench, R (8, 7) OBP: 0.302, SLG: 0.402										0 0 0 0 0 0 0																											
Dan Driessen, L (1, 3) OBP: 0.386, SLG: 0.438	0-0 F8		0-0 F7	0-0 F9			0-0 1B		0-0 E3	5 0 1 0 0 0 4																											
Cesar Cedeno, R (1, 9) OBP: 0.295, SLG: 0.356		4-0 1B 2B BB	0-0 1-H HR		0-0 F7		0-3 K		0-0 F2	4 2 1 2 1 1 2																											
Nick Esasky, R (1, 5) OBP: 0.323, SLG: 0.490		0-0 P4	0-0 1B		0-0 6-3		0-0 F8			4 0 1 0 0 0 2																											
Ron Oester, S (1, 4) OBP: 0.305, SLG: 0.379		0-0 2B 1B	0-3 K		0-3 K		0-0 F6			4 0 1 0 0 2 2																											
Dann Bilardello, R (1, 2) OBP: 0.279, SLG: 0.351		0-3 K		0-0 BB 1B SF4 1B		0-0 FC3-6 BB 1B		0-0 F5		4 1 2 0 0 1 2																											
Rich Gale, R (1, 1) OBP: 0.222, SLG: 0.188 Duane Walker, L (2, PH) OBP: 0.329, SLG: 0.406 Ted Power, R (2, 1) Paul Householder, S (6, PH) OBP: 0.326, SLG: 0.399 Ben Hayes, R (8, 1)		0-0 1-3 3-H 2B	0-3 K		0-3 K		4-0 FC3-6 BB	0-3 K		0 0 0 0 0 0 0																											
										1 0 1 1 0 0 0																											
										1 0 0 0 0 1 1																											
										1 0 0 0 0 1 1 0																											
										0 0 0 0 0 0 0																											
Inning Stats	R: 0 E: 0 K: 2 S: 8	H: 1 LOB: 1 BB: 0 P: 8	R: 1 E: 0 K: 1 S: 7	H: 2 LOB: 2 BB: 1 P: 11	R: 2 E: 0 K: 1 S: 8	H: 3 LOB: 1 BB: 0 P: 8	R: 1 E: 0 K: 1 S: 7	H: 2 LOB: 2 BB: 1 P: 11	R: 0 E: 0 K: 1 S: 5	H: 0 LOB: 0 BB: 0 P: 5	R: 0 E: 0 K: 1 S: 6	H: 1 LOB: 2 BB: 1 P: 10	R: 0 E: 0 K: 1 S: 6	H: 1 LOB: 1 BB: 0 P: 6	R: 0 E: 0 K: 1 S: 5	H: 0 LOB: 0 BB: 0 P: 5	R: 0 E: 1 K: 1 S: 6	H: 0 LOB: 1 BB: 0 P: 6	1B: 7 2B: 2 3B: 0 HR: 1	SF: 1 SAC: 0 DP: 0 HBP: 0	WP: 0 PB: 0 SB: 0 CS: 0	PA: 41															
PITCHER	IP WLS BF H R ER SO BB IBB HBP BLK WP HR S P ERA WHIP																																				
Dave Stewart, R (1, 1) ERA: 2.87	2.2		15	6	3	3	3	1	0	0	0	0	1	20	24	10.12	2.625																				
Joe Beckwith, R (3, 1) ERA: 3.44	1.1		7	2	1	1	2	1	0	0	0	0	0	10	14	6.75	2.250																				
Pat Zachry, R (5, 1) ERA: 2.38	3.0	W	12	2	0	0	3	1	0	0	0	0	0	17	21	0.00	1.000																				
Tom Niedenfuer, R (8, 1) ERA: 1.54	2.0	S	7	0	0	0	2	0	0	0	0	0	0	11	11	0.00	0.000																				

Cincinnati Reds @ Los Angeles Dodgers
Dodger Stadium, Los Angeles, CA
Wed Aug 03 1983, 7:05 PM PDT
Att: 37,670 - Unknown

livebaseballscorecards.com

AB	37
R	4
H	10
RBI	4
BB	3
SO	10
LOB	23



Batter	1	2	3	4	5	6	7	8	9	AB R H RBI BB SO LOB	BOTTOM										
Steve Sax, R OBP: 0.344, SLG: 0.366 (1, 4)	0-0 F7 BB	4-0 CS BB		0-0 1B		0-0 FC1-2-5-6 1B		0-0 1-2 2-H 1B		4 0 3 1 1 0 0	Cincinnati Reds @ Los Angeles Dodgers Dodger Stadium, Los Angeles, CA Wed Aug 03 1983, 7:05 PM PDT Att. 37,670 - Unknown livebaseballscorecards.com										
Bill Russell, R OBP: 0.330, SLG: 0.326 (1, 6)	0-0 E7 1B 2B	0-0 F3		0-0 F7		0-0 FC1-2-5-6 1-2 2-3		0-0 F8		5 1 1 0 0 0 6											
Dusty Baker Jr., R OBP: 0.348, SLG: 0.425 (1, 7)	0-0 HR 1B 3-H	4-0 1B BB 1-2		0-0 F7		0-0 5-3		0-0 F8		4 1 1 1 1 0 4											
Mike Marshall, R OBP: 0.348, SLG: 0.451 (1, 9)	0-0 HR 1-H	0-0 1B 1-2			0-0 HR		4-0 L3-4 BB			3 2 3 3 1 0 0											
Ken Landreaux, L OBP: 0.339, SLG: 0.473 (1, 8)	0-0 S 2B 1B	0-0 3-1			0-0 FC5-4 1B		0-0 F7			2 1 1 0 0 0 2											
Candy Maldonado, R OBP: 0.225, SLG: 0.237 (5, 8)										2 0 1 0 0 0 1											
Greg Brock, L OBP: 0.314, SLG: 0.363 (1, 3)	4-0 2B BB 1-2		0-3 K		0-3 K		0-0 L3-4 1-2			3 1 0 0 1 2 2											
Tom Niedenfuer, R (8, 1)										0 0 0 0 0 0 0											
Derrel Thomas, S OBP: 0.364, SLG: 0.373 (1, 5)	0-3 K		0-3 K		0-0 P6		4-0 SH1-4 1B BB			3 1 0 0 1 2 3											
Jack Fimple, R OBP: 0.313, SLG: 0.438 (1, 2)	0-0 2B 1-H 2-H		0-0 F2		0-0 FC5-4 1-2		0-0 SH1-4			3 0 1 2 0 0 1											
Dave Stewart, R OBP: 0.143, SLG: 0.143 (1, 1)	0-3 K			0-0 5-3		0-0 FC1-2-5-6 1B 1B		4-0 1B IBB		1 0 0 0 0 0 1 1 0 0 0 0 0 0 0 0 1 0 0 0 0 0 0 0 1 0 1 0 0 0 0 0 0 0 0 0 0 0 0 0 0 0 0 0 0 1 0 0											
Joe Beckwith, L (3, 1)																					
Rafael Landestoy, S OBP: 0.208, SLG: 0.180 (4, PH)																					
Pat Zachry, R OBP: 1.000, SLG: 1.000 (5, 1)																					
Rick Monday, L OBP: 0.385, SLG: 0.486 (8, 3)																					
Pedro Guerrero, R OBP: 0.368, SLG: 0.517 (8, PH)																					
Inning Stats	R: 5 E: 1 K: 2 S: 12	H: 5 LOB: 1 BB: 1 P: 16	R: 0 E: 0 K: 0 S: 3	H: 1 LOB: 2 BB: 2 P: 11	R: 0 E: 0 K: 2 S: 7	H: 0 LOB: 0 BB: 0 P: 7	R: 0 E: 0 K: 0 S: 4	H: 1 LOB: 1 BB: 0 P: 4	R: 1 E: 0 K: 1 S: 7	H: 2 LOB: 1 BB: 0 P: 7	R: 0 E: 0 K: 0 S: 4	H: 2 LOB: 1 BB: 0 P: 4	R: 0 E: 0 K: 0 S: 2	H: 0 LOB: 0 BB: 1 P: 6	R: 1 E: 0 K: 0 S: 4	H: 1 LOB: 2 BB: 2 P: 12	1B: 8 2B: 3 3B: 0 HR: 2	SF: 0 SAC: 1 DP: 2 HBP: 0	WP: 0 PB: 0 SB: 1 CS: 1	PA: 39	
PITCHER	IP WLS BF H R ER SO BB IBB HBP BLK WP HR S P ERA WHIP																				
Rich Gale, R ERA: 5.75 (1, 1)	1.0	L	9	5	5	5	2	1	0	0	0	0	1	12	16	45.00	6.000				
Ted Power, R ERA: 4.0 (2, 1)	4.0		17	4	1	1	3	2	0	0	0	0	1	21	29	2.25	1.500				
Tom Hume, R ERA: 6.14 (6, 1)	2.0		7	2	0	0	0	1	0	0	0	0	0	6	10	0.00	1.500				
Bill Scherrer, L ERA: 3.32 (8, 1)	0.1		3	0	1	1	0	1	1	0	0	0	0	1	9	27.00	3.000				
Ben Hayes, R ERA: 6.19 (8, 1)	0.2		3	1	0	0	0	0	0	0	0	0	0	3	3	0.00	1.500				



Batter	1	2	3	4	5	6	7	8	9	10	11	AB R H RBI BB SO LOB	TOP					
Eddie Milner, L OBP: 0.358, SLG: 0.378 (1, 8)	F7		K				F8		E3		G3	5 0 0 0 1 1 1	Cincinnati Reds @ Los Angeles Dodgers Dodger Stadium, Los Angeles, CA Thu Aug 04 1983, 7:05 PM PDT Att. 41,614 - Unknown					
Dave Concepcion, R OBP: 0.314, SLG: 0.296 (1, 6)	CS 1B		5-3				L3		IBB		IBB	4 0 1 0 2 1 2						
Gary Redus, R OBP: 0.354, SLG: 0.444 Tom Hume, R (9, 1)	K						F9		K		4-3	4 0 1 0 1 2 5 0 0 0 0 0 0 0 0 0 0 0 0 0 0 1 0 0 0 0 0 2						
Bill Scherrer, L OBP: 0.222, SLG: 0.125 Ben Hayes, R (10, 1)	K																	
Dan Driessen, L OBP: 0.387, SLG: 0.450 (1, 3)			K									5 2 2 1 0 1 2						
Cesar Cedeno, R OBP: 0.297, SLG: 0.354 (1, 9)												4 1 1 0 1 1 0						
Nick Esasky, R OBP: 0.314, SLG: 0.474 (1, 5)												5 0 0 0 0 2 3						
Ron Oester, S OBP: 0.308, SLG: 0.388 (1, 4)												4 1 2 1 1 0 0						
Alex Trevino, R OBP: 0.262, SLG: 0.260 Paul Householder, S OBP: 0.328, SLG: 0.370 (9, PH) (9, 7)												3 0 1 2 0 0 2 2 0 1 0 0 1 0						
Mario Soto, R OBP: 0.150, SLG: 0.186 Johnny Bench, R OBP: 0.301, SLG: 0.401 Dann Bilardello, R OBP: 0.279, SLG: 0.351 (1, 1) (9, PH) (9, 2)												2 0 0 0 0 0 4 1 0 0 0 0 1 0 0 0 0 0 0 0 0						
Inning Stats	R: 0 H: 1 E: 0 LOB: 0 K: 1 BB: 0 S: 5 P: 5	R: 2 H: 3 E: 0 LOB: 1 K: 0 BB: 1 S: 5 P: 9	R: 0 H: 1 E: 0 LOB: 1 K: 2 BB: 0 S: 8 P: 8	R: 0 H: 0 E: 0 LOB: 0 K: 0 BB: 0 S: 3 P: 3	R: 0 H: 0 E: 1 LOB: 2 K: 1 BB: 1 S: 6 P: 10	R: 1 H: 2 E: 0 LOB: 1 K: 1 BB: 1 S: 7 P: 11	R: 0 H: 0 E: 0 LOB: 1 K: 0 BB: 1 S: 3 P: 7	R: 0 H: 0 E: 0 LOB: 0 K: 0 BB: 0 S: 3 P: 3	R: 0 H: 0 E: 1 LOB: 2 K: 3 BB: 1 S: 10 P: 14	R: 0 H: 0 E: 0 LOB: 0 K: 2 BB: 0 S: 7 P: 7	R: 1 H: 2 E: 0 LOB: 2 K: 0 BB: 1 S: 5 P: 9	1B: 6 SF: 0 2B: 1 SAC: 2 3B: 0 DP: 0 HR: 2 HBP: 0		WP: 0 PA: 48 PB: 1 SB: 1 CS: 3				
PITCHER	IP WLS BF H R ER SO BB IBB HBP BLK WP HR S P ERA WHIP																	
Burt Hooton, R ERA: 3.81 (1, 1)	7.0	31	7	3	3	5	4	0	0	0	0	0	0	1	37	53	3.86	1.571
Steve Howe, L ERA: 1.18 (8, 1)	2.0	8	0	0	0	3	0	1	0	0	0	0	0	0	13	17	0.00	0.000
Tom Niedenfuer, R ERA: 1.64 (10, 1)	2.0	L 9	2	1	1	2	0	1	0	0	0	0	0	1	12	16	4.50	1.000

AB	40
R	4
H	9
RBI	4
BB	6
SO	10
LOB	21



Batter	1	2	3	4	5	6	7	8	9	10	11	AB	R	H	RBI	BB	SO	LOB	BOTTOM								
Steve Sax, R OBP: 0.340, SLG: 0.361 (1, 4)	F8			E1		4-3	F8		G6-3			5	0	0	0	0	0	4	<p>Cincinnati Reds @ Los Angeles Dodgers</p> <p>Dodger Stadium, Los Angeles, CA</p> <p>Thu Aug 04 1983, 7:05 PM PDT</p> <p>Att. 41,614 - Unknown</p>								
Derrel Thomas, S OBP: 0.353, SLG: 0.361 (1, 5)	P6			FC4		P6		K		K		5	0	0	0	0	2	1									
Rick Monday, L OBP: 0.385, SLG: 0.463 Dave Anderson, R OBP: 0.218, SLG: 0.257 (10, PR)	4-3			K		F8		1B		1B		5	0	2	0	0	1	1									
Mike Marshall, R OBP: 0.353, SLG: 0.449 (11, 3)				1-2 BB		1-2 BB		F8		1B		3	1	1	0	2	1	1									
Ken Landreaux, L OBP: 0.344, SLG: 0.476 Jose Morales, R OBP: 0.333, SLG: 0.563 Rafael Landestoy, S OBP: 0.208, SLG: 0.180 (11, 7)				K		1-2 BB		1B		1B		4	1	3	0	0	1	2									
Greg Brock, L OBP: 0.316, SLG: 0.372 Candy Maldonado, R OBP: 0.220, SLG: 0.231 (11, 9)				K		HR		1B		K		1	0	0	0	0	1	2									
Bill Russell, R OBP: 0.331, SLG: 0.325 (1, 6)	CS			F7		F7		1B		SH1-4		4	0	1	2	1	1	0									
Jack Fimple, R OBP: 0.250, SLG: 0.350 (1, 2)				P5		K		P1		SH1-4		4	0	0	0	0	1	2									
Burt Hooton, R OBP: 0.191, SLG: 0.200 Dusty Baker Jr., R OBP: 0.347, SLG: 0.424 Steve Howe, L OBP: 0.370, SLG: 0.517 Tom Niedenfuer, R OBP: 0.218, SLG: 0.257 Dave Sax, R OBP: 0.340, SLG: 0.361 (11, PH)				F3		F8		F8		G6-3		2	0	0	0	0	0	0									
Inning Stats	R: 0 E: 0 K: 0 S: 3	H: 0 LOB: 0 BB: 0 P: 3	R: 0 E: 0 K: 2 S: 7	H: 1 LOB: 0 BB: 0 P: 7	R: 0 E: 0 K: 1 S: 5	H: 0 LOB: 0 BB: 0 P: 5	R: 0 E: 1 K: 2 S: 8	H: 0 LOB: 2 BB: 1 P: 12	R: 1 E: 0 K: 1 S: 6	H: 1 LOB: 0 BB: 0 P: 6	R: 0 E: 0 K: 0 S: 3	H: 0 LOB: 0 BB: 0 P: 3	R: 2 E: 0 K: 0 S: 5	H: 2 LOB: 2 BB: 2 P: 13	R: 0 E: 0 K: 1 S: 7	H: 2 LOB: 2 BB: 0 P: 7	R: 0 E: 0 K: 0 S: 2	H: 0 LOB: 1 BB: 2 P: 10		R: 0 E: 0 K: 3 S: 11	H: 2 LOB: 2 BB: 0 P: 11	R: 0 E: 0 K: 0 S: 3	H: 0 LOB: 0 BB: 0 P: 3	1B: 7 2B: 0 3B: 0 HR: 1	SF: 0 SAC: 1 DP: 1 HBP: 0	WP: 0 PB: 0 SB: 1 CS: 1	PA: 46
PITCHER	IP	WLS	BF	H	R	ER	SO	BB	IBB	HBP	BLK	WP	HR	S	P	ERA	WHIP										
Mario Soto, R ERA: 2.41 (1, 1)	8.0		33	6	3	3	7	3	0	0	0	0	1	44	56	3.38	1.125										
Tom Hume, R ERA: 5.92 (9, 1)	1.1		7	2	0	0	1	1	1	0	0	0	0	7	15	0.00	2.250										
Bill Scherrer, L ERA: 3.3 (10, 1)	0.1		1	0	0	0	1	0	0	0	0	0	0	3	3	0.00	0.000										
Ben Hayes, R ERA: 6.02 (10, 1)	1.1	W	4	0	0	0	1	0	0	0	0	0	0	6	6	0.00	0.000										

livebaseballscores.com

AB	39
R	3
H	8
RBI	3
BB	5
SO	10
LOB	20



Batter	1	2	3	4	5	6	7	8	9	AB R H RBI BB SO LOB	TOP									
Rafael Ramirez, R (1, 6) OBP: 0.324, SLG: 0.356	0-3 K		0-0 F8			0-0 1-2 1B		0-0 1-2 1B		4 0 2 0 0 1 0	Atlanta Braves @ Los Angeles Dodgers Dodger Stadium, Los Angeles, CA Fri Aug 05 1983, 7:05 PM PDT Att: 50,039 - Unknown livebaseballscorecards.com									
Jerry Royster, R (1, 7) OBP: 0.362, SLG: 0.400	0-3 K			0-0 6-3		0-0 F8		0-3 K		4 0 0 0 0 2 4										
Dale Murphy, R (1, 8) OBP: 0.400, SLG: 0.536	4-0 BB			0-0 5-3		0-0 F9			0-0 1-3	3 0 0 0 1 0 2										
Bob Horner, R (1, 5) OBP: 0.388, SLG: 0.534	0-3 K			0-3 K		0-0 F8			0-0 E SF9 1B	4 1 1 0 0 2 1										
Chris Chambliss, L (1, 3) OBP: 0.378, SLG: 0.515 Brett Butler, L (9, PR) OBP: 0.348, SLG: 0.410		0-0 F7			0-0 3-1		0-3 K		0-0 E4	4 0 0 0 0 1 1 0 0 0 0 0 0 0										
Terry Harper, R (1, 9) OBP: 0.346, SLG: 0.398 Bob Watson, R (9, PH) OBP: 0.439, SLG: 0.571		0-0 6-3			0-0 F8		0-0 6-3		0-0 SF9	3 0 0 0 0 0 0 0 0 0 1 0 0 0										
Glenn Hubbard, R (1, 4) OBP: 0.344, SLG: 0.396		0-0 5-3			0-3 K			0-3 K	0-0 1-3	4 0 0 0 0 2 1										
Bruce Benedict, R (1, 2) OBP: 0.373, SLG: 0.337			0-0 5-3			0-0 F8		0-0 6-3		3 0 0 0 0 0 0										
Craig McMurtry, R (1, 1) OBP: 0.135, SLG: 0.082 Terry Forster, L (7, 1) OBP: 0.750, SLG: 1.000 Randy Johnson, R (8, PH) OBP: 0.475, SLG: 0.455 Gene Garber, R (8, 1)			0-3 K			0-0 F8 1B		0-0 1B		2 0 1 0 0 1 0 0 0 0 0 0 0 0 1 0 1 0 0 0 0 0 0 0 0 0 0 0										
Inning Stats	R: 0 E: 0 K: 3 S: 9	H: 0 LOB: 1 BB: 1 P: 13	R: 0 E: 0 K: 0 S: 3	H: 0 LOB: 0 BB: 0 P: 3	R: 0 E: 0 K: 1 S: 5	H: 0 LOB: 0 BB: 0 P: 5	R: 0 E: 0 K: 1 S: 5	H: 0 LOB: 0 BB: 0 P: 5	R: 0 E: 0 K: 0 S: 5	H: 2 LOB: 2 BB: 0 P: 5		R: 0 E: 0 K: 1 S: 5	H: 0 LOB: 0 BB: 0 P: 5	R: 0 E: 0 K: 2 S: 9	H: 2 LOB: 2 BB: 0 P: 9	R: 1 E: 1 K: 0 S: 5	H: 1 LOB: 1 BB: 0 P: 5	1B: 5 2B: 0 3B: 0 HR: 0	SF: 1 SAC: 0 DP: 0 HBP: 0	WP: 0 PB: 0 SB: 0 CS: 0
PITCHER Fernando Valenzuela, L (1, 1) ERA: 3.63	IP: 9.0 WLS: W BF: 34 H: 5 R: 1 ER: 0 SO: 9 BB: 1 IBB: 0 HBP: 0 BLK: 0 WP: 0 HR: 0 S: 51 P: 55 ERA: 0.00 WHIP: 0.667																			



Batter	1	2	3	4	5	6	7	8	9
Steve Sax, R OBP: 0.344, SLG: 0.365 (1, 4)	0-0 4-3 S 1B		0-0 4-3 BLK 1B		0-0 G6-3 1-2f		0-0 CS 1B		
Rick Monday, L OBP: 0.384, SLG: 0.456 (1, 9) Jose Morales, R OBP: 0.324, SLG: 0.545 (7, PH) Derrel Thomas, S OBP: 0.353, SLG: 0.361 (8, 9)	0-0 4-3 1-3		0-0 F8 1-2		4-0 BB		0-3 K		
Dusty Baker Jr., R OBP: 0.348, SLG: 0.422 (1, 7)	4-0 BB BB		0-0 4-3 2-3		0-0 P4		4-0 1-2 BB		
Pedro Guerrero, R OBP: 0.366, SLG: 0.512 (1, 5)	0-0 F2		0-0 F8		0-0 P5		0-3 K		
Ken Landreaux, L OBP: 0.346, SLG: 0.475 (1, 8)	4-0 1-2 BB			0-0 F6		0-0 FC5-4 1B		0-0 4-3	
Mike Marshall, R OBP: 0.348, SLG: 0.443 (1, 3)	0-0 F9			0-0 6-3		0-0 FC5-4 1-2f		0-0 F7	
Bill Russell, R OBP: 0.327, SLG: 0.320 (1, 6)		0-0 F4		0-0 6-3		0-0 F8		0-0 F8	
Jack Fimple, R OBP: 0.304, SLG: 0.522 (1, 2)		0-3 K			0-0 1B 3B		0-0 SH 2B		
Fernando Valenzuela, L OBP: 0.273, SLG: 0.359 (1, 1)		0-0 4-3			0-0 G6-3 1B 3-H		0-0 SH 1B 2-H		

AB	R	H	RBI	BB	SO	LOB	
4	0	3	0	0	0	1	
2	0	0	0	1	0	2	
1	0	0	0	0	1	2	
0	0	0	0	0	0	0	
2	0	0	0	2	0	2	
4	0	0	0	0	1	5	
3	0	1	0	1	0	0	
4	0	0	0	0	0	4	
4	0	0	0	0	0	1	
3	2	2	0	0	1	0	
2	0	1	1	0	0	0	
1B: 5	SF: 0	2B: 1	SAC: 1	3B: 1	DP: 1	HR: 0	HBP: 0

BOTTOM

Atlanta Braves @ Los Angeles Dodgers
Dodger Stadium, Los Angeles, CA

Fri Aug 05 1983, 7:05 PM PDT
 Att. 50,039 - Unknown

livebaseballscorecards.com

AB	29
R	2
H	7
RBI	1
BB	4
SO	3
LOB	17



Inning Stats	R: 0	H: 1	E: 0	K: 0	S: 4	H: 0	LOB: 3	BB: 2	P: 12	R: 0	H: 0	E: 0	K: 1	S: 5	R: 0	H: 1	E: 0	K: 0	S: 4	R: 0	H: 0	E: 0	K: 0	S: 3	R: 1	H: 2	E: 0	K: 0	S: 4	R: 0	H: 1	E: 0	K: 0	S: 4	R: 1	H: 2	E: 1	K: 2	S: 9	R: 0	H: 0	E: 0	K: 0	S: 3
--------------	------	------	------	------	------	------	--------	-------	-------	------	------	------	------	------	------	------	------	------	------	------	------	------	------	------	------	------	------	------	------	------	------	------	------	------	------	------	------	------	------	------	------	------	------	------

PITCHER	IP	WLS	BF	H	R	ER	SO	BB	IBB	HBP	BLK	WP	HR	S	P	ERA	WHIP
Craig McMurtry, R ERA: 3.19 (1, 1)	6.0	L	28	7	2	2	1	3	0	0	1	0	0	27	39	3.00	1.667
Terry Forster, L ERA: 2.21 (7, 1)	1.0		3	0	0	0	2	1	0	0	0	0	0	6	10	0.00	1.000
Gene Garber, R ERA: 4.35 (8, 1)	1.0		3	0	0	0	0	0	0	0	0	0	0	3	3	0.00	0.000

WP	PA	ERA	WHIP
0	34		
0			
1			
1			

Batter	1	2	3	4	5	6	7	8	9	AB R H RBI BB SO LOB	TOP									
Brett Butler, L (1, 7) OBP: 0.344, SLG: 0.405	0-0 F4			0-0 5-3		0-3 K		0-0 FC4		4 0 0 0 0 1 1										
Rafael Ramirez, R (1, 6) OBP: 0.326, SLG: 0.357	0-0 F8			0-0 P6			0-0 CS 1B		0-0 G6-3 1B	4 0 2 0 0 0 0										
Claudell Washington, L (1, 9) OBP: 0.326, SLG: 0.413	0-0 6-3			0-3 K			0-3 K 1-2		0-0 G6-3 1-2f	4 0 0 0 0 2 2										
Bob Horner, R (1, 5) OBP: 0.386, SLG: 0.531		0-3 K			0-0 F9		0-0 HR 1B		0-0 3-1	4 1 1 0 0 1 0										
Chris Chambliss, L (1, 3) OBP: 0.378, SLG: 0.522		0-0 4-3			0-0 6-3		0-0 HR			3 1 1 2 0 0 0										
Dale Murphy, R (1, 8) OBP: 0.400, SLG: 0.534		0-3 K			0-0 1B		0-3 K			3 0 1 0 0 2 0										
Glenn Hubbard, R (1, 4) OBP: 0.341, SLG: 0.392			0-0 F7		0-0 F7			0-3 K		3 0 0 0 0 1 1										
Bruce Benedict, R (1, 2) OBP: 0.372, SLG: 0.337			0-3 K		0-0 5-3			0-0 FC4 1B		3 0 1 0 0 1 0										
Rick Camp, R (1, 1) OBP: 0.100, SLG: 0.081 Pete Falcone, L (3, 1) OBP: 0.130, SLG: 0.136 Biff Pocoreba, S (6, PH) OBP: 0.326, SLG: 0.420 Tony Brizzolara, R (6, 1) Mike Jorgensen, L (8, PH) OBP: 0.317, SLG: 0.377 Terry Foster, L (8, 1) OBP: 0.750, SLG: 1.000			0-3 K		0-0 F9			0-3 K		1 0 0 0 0 0 1 0 0 0 0 0 0 0 0 0 1 0 0 0 0 0 0 0 0 0 0 0 0 0 0 0 1 0 0 0 0 0 1 1 0 0 0 0 0 0 0 0										
Inning Stats	R: 0 E: 0 K: 0 S: 3	H: 0 LOB: 0 BB: 0 P: 3	R: 0 E: 0 K: 2 S: 7	H: 0 LOB: 0 BB: 0 P: 7	R: 0 E: 0 K: 2 S: 7	H: 0 LOB: 0 BB: 0 P: 7	R: 0 E: 0 K: 1 S: 5	H: 0 LOB: 0 BB: 0 P: 5	R: 0 E: 0 K: 0 S: 4	H: 1 LOB: 1 BB: 0 P: 4	R: 2 E: 0 K: 2 S: 9	H: 3 LOB: 0 BB: 0 P: 9	R: 0 E: 0 K: 2 S: 8	H: 1 LOB: 1 BB: 0 P: 8	R: 0 E: 0 K: 0 S: 3	H: 1 LOB: 0 BB: 0 P: 3	1B: 5 2B: 1 3B: 0 HR: 1	SF: 0 SAC: 0 DP: 2 HBP: 0	WP: 0 PB: 0 SB: 0 CS: 1	PA: 31
PITCHER	IP WLS BF H R ER SO BB IBB HBP BLK WP HR S P ERA WHIP																			
Bob Welch, R (1, 1) ERA: 2.91	8.0 W 29 6 2 2 10 0 0 0 0 0 0 1 49 49 2.25 0.750																			
Steve Howe, L (9, 1) ERA: 1.16	1.0 S 2 0 0 0 0 0 0 0 0 0 0 0 2 2 0.00 0.000																			

Atlanta Braves @ Los Angeles Dodgers
Dodger Stadium, Los Angeles, CA
Sat Aug 06 1983, 7:05 PM PDT
Att: 48,677 - Unknown

AB	31
R	2
H	6
RBI	2
BB	0
SO	10
LOB	5



WP	0	PA	31
PB	0		
SB	0		
CS	1		

ERA	2.91	WHIP	0.750
ERA	1.16	WHIP	0.000

livebaseballscorecards.com

Batter	1	2	3	4	5	6	7	8	9	AB	R	H	RBI	BB	SO	LOB
Steve Sax, R OBP: 0.345, SLG: 0.365 (1, 4)	0-0 6-3		0-0 1B	4-0 BB		0-0 6-3				3	1	1	0	1	0	0
Rick Monday, L OBP: 0.381, SLG: 0.450 (1, 9) Derrel Thomas, S OBP: 0.353, SLG: 0.361 (9, 9)	0-0 G1		0-0 1B	0-0 3-1			0-3 K			4	1	1	1	0	1	1
Dusty Baker Jr., R OBP: 0.347, SLG: 0.420 (1, 7)	0-0 P4		0-0 F2		0-0 1B		0-0 F8			4	0	1	0	0	0	1
Pedro Guerrero, R OBP: 0.365, SLG: 0.516 (1, 5)		0-0 P3	0-0 1B	0-3 K		0-0 F9				4	1	1	2	0	1	1
Ken Landreaux, L OBP: 0.350, SLG: 0.486 (1, 8)		0-0 HR	4-0 BB	0-0 1B			0-0 6-3			3	1	2	1	1	0	0
Mike Marshall, R OBP: 0.350, SLG: 0.440 (1, 3)		1-0 HBP	4-0 BB	0-3 K			0-3 K2-3			2	0	0	0	1	2	2
Bill Russell, R OBP: 0.322, SLG: 0.315 (1, 6)		0-0 E1	0-3 K	0-0 P6			0-3 K			4	0	0	0	0	2	4
Jack Fimple, R OBP: 0.269, SLG: 0.462 (1, 2)		0-0 5-3		0-0 1-3		0-0 4-3				3	0	0	0	0	0	2
Bob Welch, R OBP: 0.137, SLG: 0.216 (1, 1) Steve Howe, L (9, 1)		0-0 5-3		0-0 6-3		0-0 F8				3	0	0	0	0	0	2

Inning Stats	R: 0	H: 0	E: 0	K: 0	S: 3	LOB: 0	BB: 0	P: 3	R: 1	H: 1	E: 1	K: 0	S: 5	LOB: 2	BB: 0	P: 6	R: 3	H: 3	E: 0	K: 1	S: 7	LOB: 1	BB: 2	P: 15	R: 0	H: 0	E: 0	K: 0	S: 3	LOB: 1	BB: 1	P: 7	R: 0	H: 2	E: 0	K: 2	S: 9	LOB: 2	BB: 0	P: 9	R: 0	H: 0	E: 0	K: 0	S: 3	LOB: 0	BB: 0	P: 3	R: 0	H: 0	E: 0	K: 1	S: 5	LOB: 0	BB: 0	P: 7	R: 0	H: 0	E: 0	K: 2	S: 7	LOB: 0	BB: 0	P: 7
--------------	------	------	------	------	------	--------	-------	------	------	------	------	------	------	--------	-------	------	------	------	------	------	------	--------	-------	-------	------	------	------	------	------	--------	-------	------	------	------	------	------	------	--------	-------	------	------	------	------	------	------	--------	-------	------	------	------	------	------	------	--------	-------	------	------	------	------	------	------	--------	-------	------

PITCHER	IP	WLS	BF	H	R	ER	SO	BB	IBB	HBP	BLK	WP	HR	S	P	ERA	WHIP
Rick Camp, R ERA: 3.91 (1, 1)	2.1	L	13	4	4	4	0	0	0	0	0	0	2	12	13	15.43	1.714
Pete Falcone, L ERA: 2.96 (3, 1)	2.2		12	2	0	0	3	3	0	0	0	0	0	15	27	0.00	1.875
Tony Brizzolara, R ERA: 6.35 (6, 1)	2.0		6	0	0	0	1	0	0	0	0	0	0	8	8	0.00	0.000
Terry Forster, L ERA: 2.17 (8, 1)	1.0		3	0	0	0	2	0	0	0	0	0	0	7	7	0.00	0.000

BOTTOM

Atlanta Braves @ Los Angeles Dodgers
Dodger Stadium, Los Angeles, CA

Sat Aug 06 1983, 7:05 PM PDT
 Att. 48,677 - Unknown

livebaseballscorecards.com

AB	30
R	4
H	6
RBI	4
BB	3
SO	6
LOB	13



WP: 0	PA: 34
PB: 0	
SB: 1	
CS: 1	

Batter	1	2	3	4	5	6	7	8	9	AB R H RBI BB SO LOB	TOP		
Brett Butler, L (1, 7) OBP: 0.346, SLG: 0.407	0-0 1B	0-0 SF7			0-0 G3 1B		0-0 F8			3 1 2 1 0 0 0	Atlanta Braves @ Los Angeles Dodgers Dodger Stadium, Los Angeles, CA Sun Aug 07 1983, 3:33 AM PDT Att: 46,594 - Unknown		
Rafael Ramirez, R (1, 6) OBP: 0.325, SLG: 0.356	0-0 FC5-4 1B	0-0 6-3			0-0 G3		0-0 F3			4 0 1 0 0 0 2			
Claudell Washington, L (1, 9) OBP: 0.323, SLG: 0.408	0-0 FC5-4			0-0 4-3	0-0 F7		0-3 K			4 0 0 0 0 1 2			
Bob Homer, R (1, 5) Glenn Hubbard, R (8, 4) OBP: 0.385, SLG: 0.527 OBP: 0.341, SLG: 0.392	0-0 F9			0-0 6-3	0-0 1B		0-0 F4			4 0 1 1 0 0 1 0 0 0 0 0 0 0			
Chris Chambliss, L (1, 3) Mike Jorgensen, L (3, PH) OBP: 0.377, SLG: 0.521 OBP: 0.318, SLG: 0.375		0-0 4-3		0-0 1B	0-0 4-3		0-0 F7			1 0 0 0 0 0 0 3 0 1 0 0 0 1			
Dale Murphy, R (1, 8) OBP: 0.401, SLG: 0.533		0-0 2B 1B		0-0 F7	4-0 1B S G4-6-3 BB		0-0 5-3			3 2 1 0 1 0 1			
Jerry Royster, R (1, 4) OBP: 0.365, SLG: 0.408		0-0 1B E 2B		0-0 F7	0-0 G4-6-3 1B		0-3 K			4 1 2 0 0 1 0			
Bruce Benedict, R (1, 2) OBP: 0.371, SLG: 0.336		0-0 E SF7 1B		0-0 F7	0-0 G4-6-3		0-0 6-3			4 1 1 1 0 0 1			
Pascual Perez, R (1, 1) OBP: 0.155, SLG: 0.140 Steve Bedrosian, R (6, 1)		0-0 E2 SF7		0-0 4-3	0-3 K		0-3 K			3 0 0 0 0 1 1 1 0 0 0 0 1 0			
Inning Stats	R: 0 E: 0 K: 0 S: 4 H: 2 LOB: 1 P: 4	R: 3 E: 1 K: 0 S: 7 H: 3 LOB: 1 P: 7	R: 0 E: 0 K: 0 S: 4 H: 1 LOB: 1 P: 4	R: 0 E: 0 K: 0 S: 3 H: 0 LOB: 0 P: 3	R: 1 E: 0 K: 0 S: 5 H: 2 LOB: 1 P: 5	R: 1 E: 0 K: 1 S: 5 H: 1 LOB: 0 P: 9	R: 0 E: 0 K: 1 S: 5 H: 0 LOB: 0 P: 5	R: 0 E: 0 K: 0 S: 3 H: 0 LOB: 0 P: 3	R: 0 E: 0 K: 2 S: 7 H: 0 LOB: 0 P: 7	1B: 8 2B: 1 3B: 0 HR: 0 SF: 1 SAC: 0 DP: 1 HBP: 0		WP: 0 PB: 0 SB: 1 CS: 0 PA: 36	
PITCHER	IP WLS BF H R ER SO BB IBB HBP BLK WP HR S P ERA WHIP											PITCHER	IP WLS BF H R ER SO BB IBB HBP BLK WP HR S P ERA WHIP
Alejandro Pena, R (1, 1) ERA: 2.43	5.0 L 23 8 4 2 0 0 0 0 0 0 0 0 23 23 3.60 1.600												
Joe Beckwith, R (6, 1) ERA: 3.48	2.0 7 1 1 1 2 1 0 0 0 0 0 0 10 14 4.50 1.000												
Dave Stewart, R (8, 1) ERA: 2.79	2.0 6 0 0 0 2 0 0 0 0 0 0 0 10 10 0.00 0.000												

AB	34
R	5
H	9
RBI	3
BB	1
SO	4
LOB	9



Batter	1	2	3	4	5	6	7	8	9	AB	R	H	RBI	BB	SO	LOB
Steve Sax, R OBP: 0.342, SLG: 0.361 (1, 4)	0-0 F8		0-0 6-3			0-0 6-3		0-3 K		4	0	0	0	0	1	1
Greg Brock, L OBP: 0.318, SLG: 0.383 (1, 3)	0-0 3-1			0-0 G5-4-3 1B		0-0 HR		0-0 G3		4	1	2	1	0	0	0
Dusty Baker Jr., R OBP: 0.346, SLG: 0.418 (1, 7)	0-0 5-3			0-0 G5-4-3 1-2f		0-0 2B SF8 1B		0-0 F3		4	1	1	0	0	0	1
Pedro Guerrero, R OBP: 0.364, SLG: 0.516 (1, 5)		0-0 E9 L4-6 G3		0-3 K		0-0 SF8 2B			0-0 5-3	4	0	1	0	0	1	0
Ken Landreaux, L OBP: 0.349, SLG: 0.488 (1, 8)		0-0 G3 1-2			0-0 F8	0-0 SF8			0-0 2B	3	0	1	1	0	0	1
Mike Marshall, R OBP: 0.349, SLG: 0.437 (1, 9)		0-0 L4-6 2-3			0-0 1B 1B	0-3 K			0-0 L4	4	0	1	0	0	1	3
Bill Russell, R OBP: 0.325, SLG: 0.316 (1, 6)			0-0 6-3		0-0 1B		4-0 BB BB		0-0 P6	3	0	1	0	1	0	1
Jack Fimple, R OBP: 0.241, SLG: 0.414 (1, 2)			0-3 K		0-0 F8		0-0 G4-6-3 1-2f			3	0	0	0	0	1	3
Alejandro Pena, R OBP: 0.143, SLG: 0.229 (1, 1)			0-0 1B		0-3 K		0-3 K			1	0	1	0	0	0	0
Rick Monday, L OBP: 0.378, SLG: 0.446 (5, PH)										1	0	0	0	0	1	2
Joe Beckwith, L (6, 1)										0	0	0	0	0	0	0
Derrel Thomas, S OBP: 0.351, SLG: 0.358 (7, PH)										1	0	0	0	0	1	0
Dave Stewart, R OBP: 0.143, SLG: 0.143 (8, 1)										0	0	0	0	0	0	0

Inning Stats	R: 0	H: 0	E: 0	K: 0	S: 3	R: 0	H: 0	E: 1	K: 0	S: 3	R: 0	H: 1	E: 0	K: 1	S: 6	R: 0	H: 1	E: 0	K: 1	S: 5	R: 0	H: 2	E: 0	K: 1	S: 7	R: 2	H: 3	E: 0	K: 1	S: 8	R: 0	H: 0	E: 0	K: 1	S: 4	R: 0	H: 0	E: 0	K: 1	S: 5	R: 0	H: 1	E: 0	K: 0	S: 4	R: 0	H: 1	E: 0	K: 0	S: 4	1B: 5	SF: 1	2B: 3	3B: 0	HR: 1	WP: 0	PB: 0	SB: 0	CS: 0
--------------	------	------	------	------	------	------	------	------	------	------	------	------	------	------	------	------	------	------	------	------	------	------	------	------	------	------	------	------	------	------	------	------	------	------	------	------	------	------	------	------	------	------	------	------	------	------	------	------	------	------	-------	-------	-------	-------	-------	-------	-------	-------	-------

PITCHER	IP	WLS	BF	H	R	ER	SO	BB	IBB	HBP	BLK	WP	HR	S	P	ERA	WHIP
Pascual Perez, R ERA: 3.02 (1, 1)	5.2	W	23	7	2	2	3	0	0	0	0	0	1	29	29	3.18	1.235
Steve Bedrosian, R ERA: 2.67 (6, 1)	3.1	S	11	1	0	0	3	1	0	0	0	0	0	16	20	0.00	0.600

BOTTOM

Atlanta Braves @ Los Angeles Dodgers
Dodger Stadium, Los Angeles, CA

Sun Aug 07 1983, 3:33 AM PDT
Att. 46,594 - Unknown

AB	32
R	2
H	8
RBI	2
BB	1
SO	6
LOB	12



Batter	1	2	3	4	5	6	7	8	9	AB R H RBI BB SO LOB	TOP	
Steve Sax, R (1, 4) OBP: 0.343, SLG: 0.369	0-0 6-3		0-3 K		0-0 HR		0-0 F8		0-0 1B	5 2 2 2 0 1 0		
Bill Russell, R (1, 6) OBP: 0.326, SLG: 0.321	0-0 F8		0-3 K		0-0 F7		0-0 2B		0-0 1B	5 0 2 1 0 1 0		
Dusty Baker Jr., R (1, 7) OBP: 0.347, SLG: 0.416 Steve Howe, L (9, 1)	4-0 2B BB		0-0 1B		0-0 L4		0-3 K		0-0 5-3	4 0 1 0 1 1 2 0 0 0 0 0 0 0		
Ken Landreaux, L (1, 8) OBP: 0.348, SLG: 0.488	0-0 1-3 2B		0-0 G3		0-0 4-3			0-0 F7		4 0 1 0 0 0 1		
Mike Marshall, R (1, 9) OBP: 0.347, SLG: 0.432	0-3 K			0-0 4-3		4-0 1B FC3-2 BB		0-3 K		3 0 0 0 1 2 2		
Greg Brock, L (1, 3) OBP: 0.320, SLG: 0.385		0-0 G3		0-0 1B 1B		0-0 1-3 FC3-2 1B		0-0 6-3		4 0 2 0 0 0 0		
Derrel Thomas, S (1, 5) OBP: 0.349, SLG: 0.351			0-0 F7		0-0 F8		0-0 FC3-2 L4-3		4-0 FC4-6 BB	3 0 0 0 1 0 3		
Jack Fimple, R (1, 2) OBP: 0.281, SLG: 0.531 Rick Monday, L (9, PH) OBP: 0.376, SLG: 0.443 (9, 7)			0-0 HR		0-0 1-3 1B		0-0 L4-3		0-0 FC4-6 6-3 1B	3 1 2 1 0 0 2 1 1 0 0 0 0 1		
Fernando Valenzuela, L (1, 1) OBP: 0.261, SLG: 0.343 Tom Niedenfuer, R (8, 1) Jose Morales, R (9, PH) OBP: 0.314, SLG: 0.529 Dave Sax, R (9, 2)		0-0 F2		0-0 4-3			0-3 K		0-0 6-3	3 0 0 0 0 1 2 0 0 0 0 0 0 0 1 0 0 0 0 0 1 0 0 0 0 0 0 0		
Inning Stats	R: 0 H: 1 E: 0 LOB: 2 K: 1 BB: 1 S: 6 P: 10	R: 1 H: 1 E: 0 LOB: 0 K: 0 BB: 0 S: 4 P: 4	R: 0 H: 1 E: 0 LOB: 1 K: 2 BB: 0 S: 8 P: 8	R: 0 H: 2 E: 0 LOB: 2 K: 0 BB: 0 S: 5 P: 5	R: 1 H: 1 E: 0 LOB: 0 K: 0 BB: 0 S: 4 P: 4	R: 0 H: 1 E: 0 LOB: 1 K: 0 BB: 1 S: 3 P: 7	R: 0 H: 1 E: 0 LOB: 1 K: 2 BB: 0 S: 8 P: 8	R: 0 H: 0 E: 0 LOB: 0 K: 1 BB: 0 S: 5 P: 5	R: 2 H: 2 E: 0 LOB: 1 K: 0 BB: 1 S: 5 P: 9	1B: 6 SF: 0 2B: 3 SAC: 0 3B: 0 DP: 1 HR: 2 HBP: 0	WP: 0 PA: 39 PB: 0 SB: 2 CS: 0	
PITCHER Mario Soto, R (1, 1) ERA: 2.48	IP WLS BF H R ER SO BB IBB HBP BLK WP HR S P ERA WHIP	9.0 W 39 10 4 4 6 3 0 0 0 0 0 2 48 60 4.00 1.444										

Los Angeles Dodgers @ Cincinnati Reds
Riverfront Stadium, Cincinnati, OH
Tue Aug 09 1983, 7:05 PM EDT
Att: 20,473 - Unknown

AB	36
R	4
H	10
RBI	4
BB	3
SO	6
LOB	14



WP: 0	PA: 39
PB: 0	
SB: 2	
CS: 0	

Batter	1	2	3	4	5	6	7	8	9	AB R H RBI BB SO LOB
Gary Redus, R (1, 7) OBP: 0.346, SLG: 0.429	0-3 K		4-0 BB G6-4-3 1-2 BB		0-3 K		0-0 5-3		0-0 P3	4 0 0 0 1 2 1
Dave Concepcion, R (1, 6) OBP: 0.312, SLG: 0.294	0-0 6-3		0-0 G6-4-3 1-2f		0-0 4-3		4-0 IBB		0-0 1B 2B	4 1 1 0 1 0 2
Paul Householder, S (1, 8) OBP: 0.318, SLG: 0.354	0-0 5-3			0-0 F8	0-0 1-3		0-0 F9		0-0 1B 2-H	5 0 1 1 0 0 2
Cesar Cedeno, R (1, 9) OBP: 0.306, SLG: 0.358		0-0 4-3		0-0 2B 2B		0-0 L8		0-0 F2		4 1 1 0 0 0 0
Dan Driessen, L (1, 3) OBP: 0.393, SLG: 0.461		0-0 1-3		0-0 1B 2-H 2B		0-0 P4		0-0 2B 1B WP		4 2 2 1 0 0 0
Nick Esasky, R (1, 5) OBP: 0.317, SLG: 0.474		0-0 1B		0-0 1B 2-H S		4-0 BB		4-0 2B 1-2 IBB		2 1 2 1 2 0 0
Ron Oester, S (1, 4) OBP: 0.307, SLG: 0.390		0-0 F8		0-3 K 1-2		0-0 L5		0-3 K		4 0 0 0 0 2 5
Alex Trevino, R (1, 2) OBP: 0.271, SLG: 0.264			0-0 4-3	4-0 IBB		0-0 SH1-4 1B		0-0 2B 1-H 2-H		2 0 1 0 1 0 0
Johnny Bench, R (8, PH) OBP: 0.300, SLG: 0.401										1 0 1 2 0 0 0
Tom Foley, L (8, PR) OBP: 0.273, SLG: 0.283										0 0 0 0 0 0 0
Dann Bilardello, R (9, 2) OBP: 0.278, SLG: 0.347										0 0 0 0 0 0 0
Mario Soto, R (1, 1) OBP: 0.159, SLG: 0.194			0-0 BB 1B	0-3 K		0-0 SH1-4 1-2		0-0 F9		3 0 1 0 0 1 3

BOTTOM

Los Angeles Dodgers @ Cincinnati Reds
Riverfront Stadium, Cincinnati, OH
Tue Aug 09 1983, 7:05 PM EDT
Att. 20,473 - Unknown

livebaseballscorecards.com

AB	33
R	5
H	10
RBI	5
BB	5
SO	5
LOB	13



Inning Stats		R: 0	H: 0	E: 0	K: 1	S: 5	R: 0	H: 1	E: 0	K: 0	S: 4	R: 0	H: 1	E: 0	K: 0	S: 3	R: 2	H: 3	E: 0	K: 2	S: 10	R: 0	H: 0	E: 0	K: 1	S: 5	R: 0	H: 0	E: 0	K: 0	S: 3	R: 0	H: 2	E: 0	K: 0	S: 7	R: 2	H: 2	E: 0	K: 1	S: 7	R: 1	H: 2	E: 0	K: 0	S: 3	1B: 6	SF: 0	3B: 0	HR: 0	WP: 1	PA: 39
Inning Stats		R: 0	H: 0	E: 0	K: 1	S: 5	R: 0	H: 1	E: 0	K: 0	S: 4	R: 0	H: 1	E: 0	K: 0	S: 3	R: 2	H: 3	E: 0	K: 2	S: 10	R: 0	H: 0	E: 0	K: 1	S: 5	R: 0	H: 0	E: 0	K: 0	S: 3	R: 0	H: 1	E: 0	K: 0	S: 7	R: 2	H: 2	E: 0	K: 1	S: 7	R: 1	H: 2	E: 0	K: 0	S: 3	1B: 6	SF: 0	3B: 0	HR: 0	WP: 1	PA: 39
PITCHER	IP	WLS	BF	H	R	ER	SO	BB	IBB	HBP	BLK	WP	HR	S	P	ERA	WHIP																																			
Fernando Valenzuela, L (1, 1) ERA: 3.68	7.2		35	8	4	4	5	2	3	0	0	1	0	40	60	4.70	1.304																																			
Tom Niedentuer, R (8, 1) ERA: 1.63	0.1		1	0	0	0	0	0	0	0	0	0	0	1	1	0.00	0.000																																			
Steve Howe, L (9, 1) ERA: 1.34	0.1	L	3	2	1	1	0	0	0	0	0	0	0	3	3	27.00	6.000																																			

Batter	1	2	3	4	5	6	7	8	9	AB R H RBI BB SO LOB	TOP												
Steve Sax, R (1, 4) OBP: 0.344, SLG: 0.367	4-0 BB		4-0 FC2-5 BB		0-0 F9			0-0 6-3		2 0 0 0 2 0 1													
Bill Russell, R (1, 6) OBP: 0.325, SLG: 0.317	0-0 9-3		0-0 FC2-5			4-0 G6-4-3 BB		0-0 5-3		3 0 0 0 1 0 3													
Dave Anderson, R (8, 6) OBP: 0.218, SLG: 0.257	1-2f		1-2 2-3f			BB				0 0 0 0 0 0 0													
Ken Landreaux, L (1, 8) OBP: 0.348, SLG: 0.485	0-0 F8		0-0 G4-6-3			BB		0-0		2 0 0 0 1 0 2													
Rafael Landestoy, S (7, 8) OBP: 0.222, SLG: 0.196			1-2f			BB		2B		1 1 1 0 0 0 0													
Pedro Guerrero, R (1, 5) OBP: 0.363, SLG: 0.516		0-0 F8		0-3 K		0-0 G6-4-3		0-0		4 0 1 1 0 1 2													
Rick Monday, L (1, 7) OBP: 0.366, SLG: 0.430		0-3 K		0-0 F8		0-0 5-3		0-3 K		4 0 0 0 0 2 2													
Greg Brock, L (1, 3) OBP: 0.324, SLG: 0.394		4-0 1B BB		0-3 K			0-0			3 1 2 0 1 1 0													
Mike Marshall, R (1, 9) OBP: 0.349, SLG: 0.431		0-0 1B			4-0 BB		0-0 6-3		0-0 6-3	3 0 1 0 1 0 2													
Jack Fimple, R (1, 2) OBP: 0.257, SLG: 0.486		0-0 5-3			0-3 K		0-3 K		0-0 1-3	3 0 0 0 0 2 4													
Dave Sax, R (9, PH)									3-H	1 0 0 1 0 0 0													
Burt Hooton, R (1, 1) OBP: 0.208, SLG: 0.200			4-0 FC2-5 PB BB		0-3 K		0-0 1-3		0-0 F9	0 0 0 0 1 0 0													
Pat Zachry, R (4, 1) OBP: 1.000, SLG: 1.000										0 0 0 0 0 0 0													
Derrell Thomas, S (5, PH) OBP: 0.347, SLG: 0.349										1 0 0 0 0 1 1													
Joe Beckwith, L (5, 1)										0 0 0 0 0 0 0													
Candy Maldonado, R (7, PH) OBP: 0.214, SLG: 0.225										1 0 0 0 0 0 1													
Dave Stewart, R (7, 1) OBP: 0.143, SLG: 0.143										0 0 0 0 0 0 0													
Jose Morales, R (9, PH) OBP: 0.306, SLG: 0.514										1 0 0 0 0 0 0													
Inning Stats	R: 0 E: 0 K: 0 S: 2	H: 0 LOB: 0 BB: 1 P: 6	R: 0 E: 0 K: 1 S: 6	H: 1 LOB: 2 BB: 1 P: 10	R: 0 E: 0 K: 0 S: 2	H: 0 LOB: 1 BB: 2 P: 10	R: 0 E: 0 K: 2 S: 7	H: 0 LOB: 0 BB: 0 P: 7	R: 0 E: 0 K: 1 S: 7	H: 0 LOB: 1 BB: 1 P: 11	R: 0 E: 0 K: 0 S: 2	H: 0 LOB: 1 BB: 2 P: 10	R: 0 E: 0 K: 1 S: 6	H: 1 LOB: 1 BB: 0 P: 6	R: 1 E: 0 K: 1 S: 7	H: 2 LOB: 1 BB: 0 P: 7	R: 1 E: 0 K: 0 S: 4	H: 1 LOB: 0 BB: 0 P: 4	1B: 2 2B: 4 3B: 0 HR: 0	SF: 0 SAC: 0 DP: 3 HBP: 0	WP: 0 PB: 1 SB: 0 CS: 0	PA: 36	
PITCHER Bruce Berenyi, R (1, 1) ERA: 3.94	IP: 9.0 WLS: W BF: 36 H: 5 R: 2 ER: 2 SO: 7 BB: 7 IBB: 0 HBP: 0 BLK: 0 WP: 0 HR: 0 S: 43 P: 71 ERA: 2.00 WHIP: 1.333																						

Los Angeles Dodgers @ Cincinnati Reds
Riverfront Stadium, Cincinnati, OH
Wed Aug 10 1983, 7:05 PM EDT
Att: 14,685 - Unknown

AB	29
R	2
H	5
RBI	2
BB	7
SO	7
LOB	18



Batter	1	2	3	4	5	6	7	8	9
Eddie Milner, L OBP: 0.363, SLG: 0.397 (1, 8)	0-0 SF9 3B	0-0 FC6-4 1-2f		0-0 G3		0-3 K		0-0 BB 1B	
Gary Redus, R OBP: 0.352, SLG: 0.438 (1, 7)	0-0 SF9 3-H		0-0 CS 2B		0-0 F8 1B	0-0 1B		4-0 BB BB BB 1-2 1B BB	
Dave Concepcion, R OBP: 0.309, SLG: 0.290 Tom Foley, L OBP: 0.273, SLG: 0.283 (1, 6) (9, 6)	0-0 6-3		0-0 F9		0-0 E6 1-2 1B	0-0 F9		0-0 F9	
Dan Driessen, L OBP: 0.396, SLG: 0.459 (1, 3)	4-0 FC4 BB		4-0 CS IBB		0-0 F8 1-2 2-3	0-0 6-3		0-0 E8 1-H 2-H 1B	
Cesar Cedeno, R OBP: 0.305, SLG: 0.354 Paul Householder, S OBP: 0.317, SLG: 0.353 (1, 9) (8, 9)	0-0 FC4 1-2f		0-0 5-3 1-2 2-3		4-0 1B FC5 IBB		0-0 F9	0-0 F8	
Nick Esasky, R OBP: 0.321, SLG: 0.480 (1, 5)		0-0 4-3 6-3 2B		0-0 F9	0-0 FC5 1-3 2-H 3-H 1B		0-0 F8		
Ron Oester, S OBP: 0.311, SLG: 0.395 Kelly Paris, R OBP: 0.310, SLG: 0.284 (1, 4) (7, PR) (8, 4)		0-0 4-3 2-3		0-0 HR 2B	4-0 FC5 IBB		0-0 1B		
Dann Bilardello, R OBP: 0.277, SLG: 0.360 (1, 2)		0-0 6-3 3-H		0-0 HR 2-H	0-0 FC5 1-2 2-3f 3-H		0-0 F9		
Bruce Berenyi, R OBP: 0.200, SLG: 0.250 (1, 1)		0-0 FC6-4 1B		0-3 K	0-3 K		0-3 K		

Inning Stats	R: 1	H: 1	E: 0	K: 0	S: 4	LOB: 1	BB: 1	P: 8	R: 1	H: 2	E: 0	K: 0	S: 5	LOB: 1	BB: 0	P: 5	R: 0	H: 1	E: 0	K: 0	S: 3	LOB: 1	BB: 1	P: 7	R: 2	H: 2	E: 0	K: 1	S: 7	LOB: 0	BB: 0	P: 7	R: 3	H: 2	E: 1	K: 1	S: 8	LOB: 2	BB: 2	P: 16	R: 0	H: 1	E: 0	K: 1	S: 6	LOB: 1	BB: 0	P: 6	R: 0	H: 1	E: 0	K: 0	S: 4	LOB: 1	BB: 0	P: 4	R: 2	H: 2	E: 1	K: 1	S: 7	LOB: 1	BB: 1	P: 11
--------------	------	------	------	------	------	--------	-------	------	------	------	------	------	------	--------	-------	------	------	------	------	------	------	--------	-------	------	------	------	------	------	------	--------	-------	------	------	------	------	------	------	--------	-------	-------	------	------	------	------	------	--------	-------	------	------	------	------	------	------	--------	-------	------	------	------	------	------	------	--------	-------	-------

AB	R	H	RBI	BB	SO	LOB
5	2	2	0	0	1	1
3	2	3	1	1	0	0
5	1	0	0	0	0	5
0	0	0	0	0	0	0
3	0	1	1	2	0	3
3	1	0	0	1	0	3
1	0	0	0	0	0	1
4	1	2	2	0	0	0
3	1	2	0	1	0	1
0	0	0	0	0	0	0
4	1	1	4	0	0	3
4	0	1	0	0	3	2

PITCHER	IP	WLS	BF	H	R	ER	SO	BB	IBB	HBP	BLK	WP	HR	S	P	ERA	WHIP
Burt Hooton, R ERA: 3.98 (1, 1)	3.1	L	17	6	4	4	0	1	1	0	0	0	1	15	23	10.80	2.100
Pat Zachry, R ERA: 2.34 (4, 1)	0.2		2	0	0	0	1	0	0	0	0	0	0	4	4	0.00	0.000
Joe Beckwith, R ERA: 3.52 (5, 1)	2.0		12	3	3	1	2	0	2	0	0	0	0	14	22	4.50	1.500
Dave Stewart, R ERA: 2.84 (7, 1)	2.0		10	3	2	1	1	1	0	0	0	0	0	11	15	4.50	2.000

WP	HR	S	P	ERA	WHIP
0	0	0	0	0	0
0	0	0	0	0	0
0	0	0	0	0	0
0	0	0	0	0	0
0	0	0	0	0	0
0	0	0	0	0	0

BOTTOM

Los Angeles Dodgers @ Cincinnati Reds
Riverfront Stadium, Cincinnati, OH
Wed Aug 10 1983, 7:05 PM EDT
Att. 14,685 - Unknown

livebaseballscorecards.com

AB	35
R	9
H	12
RBI	8
BB	5
SO	4
LOB	19



Batter	1	2	3	4	5	6	7	8	9	AB	R	H	RBI	BB	SO	LOB	BOTTOM								
Eddie Milner, L OBP: 0.361, SLG: 0.397 (1, 8) X	0-0 4-3 K	0-3 K		0-0 WP 2B		0-0 F5		0-3 K		5	0	1	0	0	2	1	Los Angeles Dodgers @ Cincinnati Reds Riverfront Stadium, Cincinnati, OH Thu Aug 11 1983, 7:05 PM EDT Att. 14,069 - Unknown livebaseballscorecards.com								
Gary Redus, R OBP: 0.350, SLG: 0.434 (1, 7) X	0-0 4-3 2B 1B		0-0 E6 SF7	0-3 K		0-0 F7			0-3 K	5	2	1	0	0	2	1									
Dave Concepcion, R OBP: 0.308, SLG: 0.288 (1, 6) X	0-0 4-3 1-2		0-0 SF7 2-H	4-0 FC5 BB BB		0-3 K			0-0 F9	3	0	0	1	1	1	1									
Cesar Cedeno, R OBP: 0.310, SLG: 0.360 (1, 9) X	0-0 BB 2B 2-H		0-0 1B S PB 1B	4-0 1-2 BB			0-3 K		0-0 F7	4	1	2	1	1	1	0									
Dan Driessen, L OBP: 0.397, SLG: 0.458 (1, 3) B B B B	4-0 BB BB		0-0 1B PB 1B 1-3	0-0 FC5 2-3f			0-0 F8			3	0	1	0	1	0	3									
Nick Esasky, R OBP: 0.330, SLG: 0.483 (1, 5) B B B B	4-0 1-2 2-3 BB		0-0 1-3 3-H 1B	0-0 FC5-4 1B			0-3 K			3	0	2	0	1	1	0									
Ron Oester, S OBP: 0.308, SLG: 0.391 (1, 4) S S S S	0-3 K		0-3 K	0-0 FC5-4 2-3 1-2f			0-3 K			4	0	0	0	0	3	6									
Dann Bilardello, R OBP: 0.273, SLG: 0.355 (1, 2)		0-3 K	0-0 F7			0-0 2-3			0-0 S 1B	3	0	0	0	0	1	3									
Duane Walker, L OBP: 0.325, SLG: 0.390 (8, PH)						1-2				1	0	1	0	0	0	0									
Alex Trevino, R OBP: 0.271, SLG: 0.264 (9, 2)										0	0	0	0	0	0	0									
Charlie Puleo, R OBP: 0.184, SLG: 0.088 (1, 1)		0-0 G3		0-0 G3		0-3 K			0-3 K 1-2	3	0	0	0	0	1	1									
Bill Scherrer, L OBP: 0.200, SLG: 0.111 (7, 1)										0	0	0	0	0	0	0									
Johnny Bench, R OBP: 0.299, SLG: 0.399 (8, PH)										1	0	0	0	0	1	1									
Ben Hayes, R (9, 1)										0	0	0	0	0	0	0									
Inning Stats	R: 1 E: 0 K: 1 S: 7	H: 2 LOB: 3 BB: 2 P: 15	R: 0 E: 0 K: 2 S: 7	H: 0 LOB: 0 BB: 0 P: 7	R: 2 E: 1 K: 1 S: 9	H: 3 LOB: 2 BB: 0 P: 9	R: 0 E: 0 K: 1 S: 6	H: 1 LOB: 3 BB: 2 P: 14	R: 0 E: 0 K: 1 S: 6	H: 1 LOB: 1 BB: 0 P: 6	R: 0 E: 0 K: 1 S: 5	H: 0 LOB: 0 BB: 0 P: 5	R: 0 E: 0 K: 2 S: 7	H: 0 LOB: 0 BB: 0 P: 7	R: 0 E: 0 K: 3 S: 10	H: 1 LOB: 1 BB: 0 P: 10	R: 0 E: 0 K: 1 S: 5	H: 0 LOB: 0 BB: 0 P: 5	1B: 6 2B: 2 3B: 0 HR: 0	SF: 1 SAC: 0 DP: 0 HBP: 0	WP: 1 PB: 1 SB: 3 CS: 0	PA: 40			
PITCHER Jerry Reuss, L ERA: 3.36 (1, 1)	IP: 5.0	WLS: 27	H: 7	R: 3	ER: 2	SO: 6	BB: 4	IBB: 0	HBP: 0	BLK: 0	WP: 1	HR: 0	S: 35	P: 51	ERA: 3.60	WHIP: 2.200									
Tom Niedenfuer, R ERA: 1.53 (6, 1)	IP: 4.0	WLS: 13	H: 1	R: 0	ER: 0	SO: 7	BB: 0	IBB: 0	HBP: 0	BLK: 0	WP: 0	HR: 0	S: 27	P: 27	ERA: 0.00	WHIP: 0.250									

AB	35
R	3
H	8
RBI	2
BB	4
SO	13
LOB	17



Batter	1	2	3	4	5	6	7	8	9	AB R H RBI BB SO LOB	TOP											
Steve Sax, R (1, 4) OBP: 0.345, SLG: 0.365	0-0 2B 1B	0-0 F8		0-0 6-3		4-0 FC4 BB			0-0 6-3	4 1 1 0 1 0 3												
Rick Monday, L (1, 9) Mike Marshall, R (5, 9) OBP: 0.375, SLG: 0.436 OBP: 0.343, SLG: 0.422	0-0 1-H 2B		0-0 1B	0-0 4-3		0-0 FC4 1-2f			0-0 4-3	3 1 2 1 0 0 2 2 0 0 0 0 0 1												
Dusty Baker Jr., R (1, 7) Derrel Thomas, S (9, 7) OBP: 0.348, SLG: 0.415 OBP: 0.347, SLG: 0.349	0-0 2-H 1B		0-3 K		4-0 1-3 HR BB				0-0 5-3	4 1 1 1 1 1 1 0 0 0 0 0 0 0												
Pedro Guerrero, R (1, 5) OBP: 0.359, SLG: 0.507	0-0 P4		0-3 K		0-0 1-3 1-2				0-3 K	4 0 0 0 0 2 3												
Ken Landreaux, L (1, 8) OBP: 0.349, SLG: 0.494	0-0 F8		0-0 P4		0-0 2-H HR				0-0 4-3	4 1 1 2 0 0 2												
Greg Brock, L (1, 3) OBP: 0.323, SLG: 0.399	0-3 K			0-0 1B 1B	0-3 K				0-3 K	4 1 1 0 0 3 1												
Bill Russell, R (1, 6) OBP: 0.327, SLG: 0.318		0-0 P6		0-0 FC1-5 1-2 1B 1B	0-0 F7				4-0 BB	3 0 1 0 1 0 0												
Jack Fimple, R (1, 2) OBP: 0.279, SLG: 0.452		0-0 FC1-6 1B		0-0 6-3 FC1-5 1-2 2-H 1B		0-3 K			0-3 K	4 0 2 1 0 2 1												
Bob Welch, R (1, 1) Steve Howe, L (7, 1) OBP: 0.130, SLG: 0.204		0-0 FC1-6 1-2f		0-0 FC1-5 6-3 1-2 2-3f		0-0 6-3			0-0 4-3	3 0 0 0 0 0 3 1 0 0 0 0 0 1												
Inning Stats	R: 2 E: 0 K: 1 S: 8	H: 3 LOB: 1 BB: 0 P: 8	R: 0 E: 0 K: 0 S: 4	H: 1 LOB: 1 BB: 0 P: 4	R: 0 E: 0 K: 2 S: 8	H: 1 LOB: 1 BB: 0 P: 8	R: 1 E: 0 K: 0 S: 6	H: 3 LOB: 2 BB: 0 P: 6	R: 2 E: 0 K: 1 S: 6	H: 1 LOB: 0 BB: 1 P: 10	R: 0 E: 0 K: 1 S: 5	H: 0 LOB: 1 BB: 1 P: 9	R: 0 E: 0 K: 1 S: 5	H: 0 LOB: 0 BB: 0 P: 5	R: 0 E: 0 K: 2 S: 7	H: 0 LOB: 1 BB: 1 P: 11	R: 0 E: 0 K: 0 S: 3	H: 0 LOB: 0 BB: 0 P: 3	1B: 7 2B: 1 3B: 0 HR: 1	SF: 0 SAC: 0 DP: 0 HBP: 0	WP: 0 PB: 0 SB: 0 CS: 0	PA: 39
PITCHER	IP WLS BF H R ER SO BB IBB HBP BLK WP HR S P ERA WHIP																					
Pascual Perez, R (1, 1) ERA: 3.21	5.0 L 25 9 5 5 4 1 0 0 0 0 0 1 32 36 9.00 2.000																					
Tony Brizzolara, R (6, 1) ERA: 4.7	2.0 7 0 0 0 2 1 0 0 0 0 0 0 10 14 0.00 0.500																					
Gene Garber, R (8, 1) ERA: 4.04	2.0 7 0 0 0 2 1 0 0 0 0 0 0 10 14 0.00 0.500																					

Los Angeles Dodgers @ Atlanta Braves
Atlanta-Fulton County Stadium, Atlanta, GA

AB 36
R 5
H 9
RBI 5
BB 3
SO 8
LOB 18



Fri Aug 12 1983, 7:05 PM EDT
Att: 47,718 - Unknown

livebaseballscorecards.com

BOTTOM

Los Angeles Dodgers @ Atlanta Braves
Atlanta-Fulton County Stadium, Atlanta, GA

Fri Aug 12 1983, 7:05 PM EDT
Att. 47,718 - Unknown

livebaseballscorecards.com

AB	31
R	3
H	6
RBI	3
BB	2
SO	9
LOB	13



WP:	1	PA:	35
PB:	1		
SB:	1		
CS:	0		

AB R H RBI BB SO LOB

4 1 2 0 0 0 3

3 0 0 1 0 2 4

3 1 1 1 0 1 1

4 0 0 0 0 1 1

4 0 0 0 0 2 1

4 0 1 1 0 1 0

4 0 0 0 0 1 1

3 1 1 0 1 0 1

1B:	5	SF:	2
2B:	2	SAC:	0
3B:	0	DP:	1
HR:	0	HBP:	0

0	0	0	0	1	0	0
1	0	1	0	0	0	0
0	0	0	0	0	0	0
0	0	0	0	0	0	0
0	0	0	0	0	0	0
1	0	0	0	0	1	1
0	0	0	0	0	0	0

Batter	1	2	3	4	5	6	7	8	9
Brett Butler, L OBP: 0.346, SLG: 0.408 (1, 7)	0-0 G1 SF7 2B		0-0 F7		0-0 F7		0-0 WP 1B		
Rafael Ramirez, R OBP: 0.324, SLG: 0.353 (1, 6)	0-0 G1 2-3		0-3 K		0-0 SF7		0-3 K		
Claudell Washington, L OBP: 0.323, SLG: 0.407 (1, 9)	0-0 SF7 3-H			0-0 S 1B	0-0 6-3			0-3 K	
Bob Horner, R OBP: 0.385, SLG: 0.528 (1, 5)	0-0 F8			0-0 F9		0-3 K		0-0 5-3	
Dale Murphy, R OBP: 0.404, SLG: 0.544 (1, 8)		0-3 K		0-3 K		0-0 4-3		0-0 F8	
Bob Watson, R OBP: 0.427, SLG: 0.568 (1, 3)		0-3 K		0-0 1B		0-0 F9		0-0 6-3	
Glenn Hubbard, R OBP: 0.335, SLG: 0.384 (1, 4)		0-3 K		0-0 F7			0-0 5-3		0-0 E5 P4-3
Bruce Benedict, R OBP: 0.378, SLG: 0.339 (1, 2)			0-0 F9		0-0 PB SF7 1B		4-0 WP 1B BB		0-0 P4-3
Pascual Perez, R OBP: 0.188, SLG: 0.140 (5, PH)			4-0 BB				0-3 K		
Gerald Perry, L OBP: 0.406, SLG: 0.600 (6, 1)									
Tony Grizzolara, R (6, 1)									
Mike Jorgensen, L OBP: 0.328, SLG: 0.386 (7, PH)									
Randy Johnson, R OBP: 0.452, SLG: 0.429 (7, PH)									
Gene Garber, R (8, 1)									

Inning Stats	R: 1	H: 1	E: 0	LOB: 0	K: 0	BB: 0	S: 4	P: 4
	R: 0	H: 0	E: 0	LOB: 0	K: 3	BB: 0	S: 9	P: 9
	R: 0	H: 0	E: 0	LOB: 1	K: 1	BB: 1	S: 5	P: 9
	R: 1	H: 2	E: 0	LOB: 1	K: 1	BB: 0	S: 7	P: 7
	R: 1	H: 2	E: 0	LOB: 1	K: 0	BB: 0	S: 5	P: 5
	R: 0	H: 0	E: 0	LOB: 0	K: 1	BB: 0	S: 5	P: 5
	R: 0	H: 1	E: 0	LOB: 2	K: 2	BB: 1	S: 8	P: 12
	R: 0	H: 0	E: 0	LOB: 0	K: 1	BB: 0	S: 5	P: 5

PITCHER	IP	WLS	BF	H	R	ER	SO	BB	IBB	HBP	BLK	WP	HR	S	P	ERA	WHIP
Bob Welch, R ERA: 2.91 (1, 1)	6.1	W	26	5	3	2	6	2	0	0	0	0	0	36	44	2.84	1.105
Steve Howe, L ERA: 1.27 (7, 1)	2.2	S	9	1	0	0	3	0	0	0	0	1	0	15	15	0.00	0.375

Batter	1	2	3	4	5	6	7	8	9	AB R H RBI BB SO LOB	TOP														
Steve Sax, R OBP: 0.342, SLG: 0.361 (1, 4)	0-0 F8		0-0 1-3		0-0 4-3		0-0 P4		0-0 6-3	5 0 0 0 0 0 0															
Bill Russell, R OBP: 0.326, SLG: 0.317 (1, 6)	0-3 K		0-0 4-3		0-0 5-3			0-0 S 1B		4 0 1 0 0 1 0															
Dusty Baker Jr., R OBP: 0.347, SLG: 0.411 (1, 7)	4-0 HR BB		0-0 F7		0-0 6-3			0-3 K 1-2		3 1 0 0 1 1 1															
Pedro Guerrero, R OBP: 0.365, SLG: 0.524 (1, 5)	0-0 1-H HR			4-0 BB 2B BB		0-0 HR		4-0 IBB		2 3 2 3 2 0 0															
Mike Marshall, R OBP: 0.342, SLG: 0.418 (1, 3)	0-0 5-3			4-0 1-2 2B BB		0-0 6-3		0-3 K		3 1 0 0 1 1 2															
Derrel Thomas, S OBP: 0.347, SLG: 0.349 (9, 9)										0 0 0 0 0 0 0															
Ken Landreaux, L OBP: 0.345, SLG: 0.488 (1, 8)		0-3 K		0-0 F8		0-0 F8		0-0 P6		4 0 0 0 0 1 4															
Candy Maldonado, R OBP: 0.244, SLG: 0.262 (1, 9)		4-0 BB		0-0 1-H 2-H SH5-3 2B		0-0 F9		0-3 K		2 1 1 2 1 0 0															
Steve Howe, L (9, 1)										0 0 0 0 0 0 0															
Jack Fimple, R OBP: 0.261, SLG: 0.422 (1, 2)		0-0 P3		0-0 SH5-3		0-3 K		0-3 K		3 0 0 1 0 2 1															
Alejandro Pena, R OBP: 0.135, SLG: 0.216 (1, 1)		0-0 4-3		0-3 K		0-3 K		0-0 HR		2 0 0 0 0 1 1															
Dave Stewart, R OBP: 0.143, SLG: 0.143 (6, 1)										0 0 0 0 0 0 0															
Greg Brock, L OBP: 0.324, SLG: 0.409 (6, 3)										2 1 1 1 0 1 0															
Pat Zachry, R OBP: 1.000, SLG: 1.000 (7, 1)										0 0 0 0 0 0 0															
Rick Monday, L OBP: 0.373, SLG: 0.433 (9, PH)										1 0 0 0 0 1 0															
Inning Stats	R: 2 E: 0 K: 1 S: 6	H: 1 LOB: 0 BB: 1 P: 10	R: 0 E: 0 K: 1 S: 5	H: 0 LOB: 1 BB: 1 P: 9	R: 0 E: 0 K: 0 S: 3	H: 0 LOB: 0 BB: 0 P: 3	R: 3 E: 0 K: 1 S: 6	H: 1 LOB: 0 BB: 2 P: 14	R: 0 E: 0 K: 0 S: 3	H: 0 LOB: 0 BB: 0 P: 3	R: 1 E: 0 K: 0 S: 4	H: 1 LOB: 0 BB: 0 P: 4	R: 0 E: 0 K: 2 S: 7	H: 0 LOB: 0 BB: 0 P: 7	R: 0 E: 0 K: 2 S: 8	H: 1 LOB: 2 BB: 1 P: 12	R: 1 E: 0 K: 2 S: 8	H: 1 LOB: 0 BB: 0 P: 8	1B: 1 2B: 1 3B: 0 HR: 3	SF: 0 SAC: 1 DP: 0 HBP: 0	WP: 0 PB: 0 SB: 1 CS: 0	PA: 37			
PITCHER	IP WLS BF H R ER SO BB IBB HBP BLK WP HR S P ERA WHIP																								
Pete Falcone, L ERA: 3.36 (1, 1)	3.1		16	2	5	5	2	4	0	0	0	0	1	16	32	13.50	1.800								
Rick Camp, R ERA: 3.78 (4, 1)	1.2		5	0	0	0	1	0	0	0	0	0	0	7	7	0.00	0.000								
Tony Brizzolara, R ERA: 5.19 (6, 1)	1.0		4	1	1	1	0	0	0	0	0	1	4	4	9.00	1.000									
Steve Bedrosian, R ERA: 2.85 (7, 1)	3.0	W	12	2	1	1	6	0	1	0	0	0	1	23	27	3.00	0.667								

Los Angeles Dodgers @ Atlanta Braves
Atlanta-Fulton County Stadium, Atlanta, GA

Sat Aug 13 1983, 7:05 PM EDT
Att: 48,566 - Unknown

livebaseballscorecards.com

AB 31
R 7
H 5
RBI 7
BB 5
SO 9
LOB 9



Batter	1	2	3	4	5	6	7	8	9	AB	R	H	RBI	BB	SO	LOB
Brett Butler, L (1, 7) OBP: 0.347, SLG: 0.407	0-0 6-3		0-0 4-3			0-0 HR 1B	4-0 BB SH BB	0-0 FC6-4		4	1	1	0	1	0	1
Rafael Ramirez, R (1, 6) OBP: 0.328, SLG: 0.359	0-0 E 2B		0-0 1-3			0-0 HR 1B	0-0 SH BB		0-0 HR 1B	4	3	3	0	0	0	0
Claudell Washington, L (1, 9) Bob Watson, R (9, PH) OBP: 0.432, SLG: 0.604	0-0 E3 CS 2-H		0-0 F7			0-0 HR 1-H 2-H	4-0 BB 1-2 2-3		0-0 HR 1-H	3	1	1	3	1	0	0
Bob Horner, R (1, 5) OBP: 0.383, SLG: 0.524	4-0 1-2 BB			0-0 5-3		0-0 5-3	0-0 F3			3	0	0	0	1	0	3
Dale Murphy, R (1, 8) OBP: 0.401, SLG: 0.538	0-0 4-3			0-3 K		0-0 6-3	0-3 K			4	0	0	0	0	2	4
Gerald Perry, L (1, 3) OBP: 0.333, SLG: 0.444		0-0 3-1		0-0 F8		0-0 HR 1B	0-0 4-3			4	1	1	0	0	0	3
Glenn Hubbard, R (1, 4) OBP: 0.334, SLG: 0.390		0-0 5-3			0-0 F8	0-0 HR 1-H		0-0 P4		4	1	1	2	0	0	0
Bruce Benedict, R (1, 2) OBP: 0.385, SLG: 0.343		4-0 BB			4-0 BB G6-4-3	0-0 1B		0-0 FC6-4 1B		2	0	2	0	2	0	0
Pete Falcone, L (1, 1) Rick Carrino, R (4, 1) Mike Jorgensen, L (5, PH) Tony Brizzolara, R (6, 1) Biff Pocoroba, S (6, PH) Steve Bedrosian, R (7, 1)		0-0 L6			0-0 G6-4-3 1-2f	0-0 G3		0-3 K		1	0	0	0	0	0	1

Inning Stats	R: 1	H: 1	E: 1	K: 0	S: 4	LOB: 1	BB: 1	P: 8	R: 0	H: 0	E: 0	K: 0	S: 3	LOB: 1	BB: 1	P: 7	R: 0	H: 0	E: 0	K: 1	S: 5	LOB: 0	BB: 0	P: 3	R: 0	H: 0	E: 0	K: 0	S: 2	LOB: 0	BB: 1	P: 6	R: 5	H: 6	E: 0	K: 0	S: 9	LOB: 1	BB: 0	P: 9	R: 0	H: 0	E: 1	K: 1	S: 6	LOB: 3	BB: 2	P: 14	R: 0	H: 1	E: 0	K: 1	S: 6	LOB: 1	BB: 0	P: 6	R: 2	H: 2	E: 0	K: 0	S: 2	LOB: 0	BB: 0	P: 2	1B: 6	SF: 0	2B: 1	SAC: 1	3B: 0	DP: 1	HR: 3	HBP: 0	WP: 0	PA: 39
--------------	------	------	------	------	------	--------	-------	------	------	------	------	------	------	--------	-------	------	------	------	------	------	------	--------	-------	------	------	------	------	------	------	--------	-------	------	------	------	------	------	------	--------	-------	------	------	------	------	------	------	--------	-------	-------	------	------	------	------	------	--------	-------	------	------	------	------	------	------	--------	-------	------	-------	-------	-------	--------	-------	-------	-------	--------	-------	--------

PITCHER	IP	WLS	BF	H	R	ER	SO	BB	IBB	HBP	BLK	WP	HR	S	P	ERA	WHIP
Alejandro Pena, R (1, 1) ERA: 2.56	5.0		21	4	4	3	1	3	0	0	0	0	1	20	32	5.40	1.400
Dave Stewart, R (6, 1) ERA: 3.04	1.0		9	3	2	2	0	2	0	0	0	0	1	7	15	18.00	5.000
Pat Zachry, R (7, 1) ERA: 2.21	2.0		7	1	0	0	2	0	0	0	0	0	0	11	11	0.00	0.500
Steve Howe, L (9, 1) ERA: 1.63	0.0	L	2	2	2	2	0	0	0	0	0	0	1	2	2	∞	∞

BOTTOM

Los Angeles Dodgers @ Atlanta Braves
Atlanta-Fulton County Stadium, Atlanta, GA

Sat Aug 13 1983, 7:05 PM EDT
Att. 48,566 - Unknown

livebaseballscorecards.com

AB	33
R	8
H	10
RBI	7
BB	5
SO	3
LOB	15



Batter	1	2	3	4	5	6	7	8	9	AB R H RBI BB SO LOB	TOP									
Steve Sax, R (1, 4) OBP: 0.347, SLG: 0.366	0-0 E 1B	0-0 SH1-3 1B		0-0 CS 1B			0-0 SH1 4-3 1B		0-0 1-3	5 2 4 0 0 0 0	Los Angeles Dodgers @ Atlanta Braves Atlanta-Fulton County Stadium, Atlanta, GA Sun Aug 14 1983, 3:33 AM EDT Att: 47,684 - Unknown livebaseballscorecards.com									
Bill Russell, R (1, 6) OBP: 0.328, SLG: 0.319	0-0 1-H HR 1B	0-0 SH1-3		0-0 F7 1-2			0-0 4-3 SH1 1B		0-0 L5	4 1 2 1 0 0 1										
Dusty Baker Jr., R (1, 7) OBP: 0.346, SLG: 0.417	0-0 1-H HR	0-0 F9		0-0 F7			0-0 SH1 1-2 2-3		0-0 6-3	4 1 1 2 0 0 1										
Pedro Guerrero, R (1, 5) OBP: 0.364, SLG: 0.520	0-0 F3	0-0 F7					4-0 4-3 IBB			3 0 0 0 1 0 1										
Ken Landreaux, L (1, 8) OBP: 0.344, SLG: 0.484 Derrel Thomas, S (7, 8) OBP: 0.347, SLG: 0.349	4-0 WP 1B BB			0-0 4-3			0-0 F7 1-2 2-3 3-H			3 0 0 1 1 0 2 0 0 0 0 0 0 0										
Mike Marshall, R (1, 9) OBP: 0.343, SLG: 0.422	0-0 1-2 WP 1B			0-0 1B 2B			0-0 5-3			4 1 2 0 0 0 2										
Greg Brock, L (1, 3) OBP: 0.320, SLG: 0.404	0-0 F3			0-0 F8			0-3 K		0-3 K	4 0 0 0 0 2 3										
Jack Fimple, R (1, 2) OBP: 0.280, SLG: 0.417	4-0 1-2 2-3 BB			0-0 2-H 1B			0-0 F8		0-0 F2	3 0 1 1 1 0 0										
Fernando Valenzuela, L (1, 1) OBP: 0.247, SLG: 0.324 Tom Niedenfuer, R (8, 1)	0-0 G3			0-0 P5			0-0 4-3		0-0 6-3	4 0 0 0 0 0 4 0 0 0 0 0 0 0										
Inning Stats	R: 3 E: 1 K: 0 S: 7	H: 4 LOB: 3 BB: 2 P: 15	R: 0 E: 0 K: 0 S: 4	H: 1 LOB: 1 BB: 0 P: 4	R: 1 E: 0 K: 0 S: 5	H: 2 LOB: 1 BB: 0 P: 5	R: 0 E: 0 K: 0 S: 3	H: 1 LOB: 0 BB: 0 P: 3	R: 0 E: 0 K: 1 S: 5	H: 0 LOB: 0 BB: 0 P: 5	R: 1 E: 0 K: 0 S: 5	H: 2 LOB: 2 BB: 1 P: 9	R: 0 E: 0 K: 1 S: 5	H: 0 LOB: 0 BB: 0 P: 5	R: 0 E: 0 K: 0 S: 3	H: 0 LOB: 0 BB: 0 P: 3	1B: 8 2B: 1 3B: 0 HR: 1	SF: 0 SAC: 2 DP: 0 HBP: 0	WP: 1 PB: 0 SB: 0 CS: 1	PA: 39
PITCHER	IP WLS BF H R ER SO BB IBB HBP BLK WP HR S P ERA WHIP																			
Phil Niekro, R (1, 1) ERA: 4.03	2.2 L 17 7 4 4 0 2 0 0 0 0 1 1 15 23 13.50 3.375																			
Ken Dayley, L (3, 1) ERA: 4.43	2.1 7 1 0 0 0 0 0 0 0 0 0 0 7 7 0.00 0.429																			
Rick Camp, R (6, 1) ERA: 3.79	2.0 9 2 1 1 1 0 1 0 0 0 0 0 10 14 4.50 1.000																			
Terry Forster, L (8, 1) ERA: 2.16	2.0 6 0 0 0 0 1 0 0 0 0 0 0 8 8 0.00 0.000																			

Los Angeles Dodgers @ Atlanta Braves
Atlanta-Fulton County Stadium, Atlanta, GA
Sun Aug 14 1983, 3:33 AM EDT
Att: 47,684 - Unknown

AB	34
R	5
H	10
RBI	5
BB	3
SO	2
LOB	14



BOTTOM

Los Angeles Dodgers @ Atlanta Braves
Atlanta-Fulton County Stadium, Atlanta, GA

Sun Aug 14 1983, 3:33 AM EDT
Att. 47,684 - Unknown

livebaseballscorecards.com

AB 33
R 4
H 8
RBI 4
BB 4
SO 9
LOB 16



WP: 0 PA: 38
PB: 0
SB: 1
CS: 0

AB R H RBI BB SO LOB

3	0	1	0	0	1	1
0	0	0	0	0	0	0
1	0	0	0	0	1	1
0	0	0	0	0	0	0
1	0	0	0	0	0	1
5	2	2	1	0	0	2
4	0	2	1	0	2	1
4	1	1	2	0	1	2
1	0	0	0	3	0	0
0	0	0	0	0	0	0
4	0	0	0	0	2	4
4	0	0	0	0	0	3
4	1	2	0	0	0	0
0	0	0	0	0	0	0
0	0	0	0	0	0	0
2	0	0	0	1	2	1
1B: 6	SF: 0	2B: 1	SAC: 1	3B: 0	DP: 0	HR: 1

Batter	1	2	3	4	5	6	7	8	9
Claudell Washington, L (1, 9) Rick Camp, R (6, 1) Randy Johnson, R (7, PH) Terry Forster, L (8, 1) Biff Pocoroba, S (9, PH)	0-0 F8 1B		0-3 K		0-0 1-3		0-3 K		0-0 4-3 1-2
Rafael Ramirez, R (1, 6)	0-0 F8 1-2		0-0 2B 1B			0-0 4-3		0-0 HR 1B	0-0 F8
Dale Murphy, R (1, 8)	0-3 K		0-0 1-H 2B			0-0 BB 1B		0-3 K	
Bob Horner, R (1, 5) (9, 3)		0-3 K	0-0 F7			0-0 F8		0-0 1-H HR	
Bob Watson, R (1, 3) Brett Butler, L (8, PR) (9, 7)		4-0 2-3 BB		0-0 F9		4-0 1-2 BB		4-0 S BB	
Jerry Royster, R (1, 7) (9, 5)		0-0 2-3 1-2		0-3 K		0-0 F7		0-3 K 1-2	
Glenn Hubbard, R (1, 4)		0-0 F9		0-0 F8			0-0 F7	0-0 P4	
Bruce Benedict, R (1, 2)			0-0 SH3-4 1B 1B		0-0 F9		0-0 1B		0-0 F9
Phil Niekro, R (1, 1) Ken Dayley, L (3, 1) Brad Komminsk, R (5, PH) (6, 9)			0-0 SH3-4 1-2		0-3 K		0-3 K		4-0 4-3 BB

Inning Stats	R: 0	H: 1	E: 0	LOB: 0	K: 1	S: 5	R: 0	H: 0	E: 0	LOB: 1	K: 1	S: 5	R: 2	H: 3	E: 0	LOB: 1	K: 1	S: 8	R: 0	H: 0	E: 0	LOB: 0	K: 1	S: 5	R: 0	H: 0	E: 0	LOB: 0	K: 1	S: 5	R: 0	H: 1	E: 0	LOB: 2	K: 0	S: 4	R: 0	H: 1	E: 0	LOB: 1	K: 2	S: 8	R: 2	H: 2	E: 0	LOB: 2	K: 2	S: 9	R: 0	H: 0	E: 0	LOB: 1	K: 0	S: 3	1B: 6	SF: 0	2B: 1	SAC: 1	3B: 0	DP: 0	HR: 1
PITCHER	IP	WLS	BF	H	R	ER	SO	BB	IBB	HBP	BLK	WP	HR	S	P	ERA	WHIP	PITCHER	IP	WLS	BF	H	R	ER	SO	BB	IBB	HBP	BLK	WP	HR	S	P	ERA	WHIP																										
Fernando Valenzuela, L (1, 1) ERA: 3.72	7.1	W	32	8	4	4	8	3	0	0	0	0	1	45	57	4.91	1.500	Tom Niedertuer, R (8, 1) ERA: 1.49	1.2	S	6	0	0	0	1	1	0	0	0	0	0	7	11	0.00	0.600																										

Batter	1	2	3	4	5	6	7	8	9	AB R H RBI BB SO LOB	TOP
Johnnie LeMaster, R (1, 6) <small>OBP: 0.328, SLG: 0.329</small>	4-0 HR BB		0-0 F7	0-0 6-3		0-3 K		0-0 F9		4 1 0 0 1 1 2	
Darrell Evans, L (1, 3) <small>OBP: 0.382, SLG: 0.530</small>	0-0 HR		0-0 G3		0-0 3-1 1B		0-0 HR 1B	0-0 1-3 1B		5 2 4 2 0 0 0	
Jack Clark, R (1, 9) Max Venable, L (8, 9) <small>OBP: 0.350, SLG: 0.427</small> <small>OBP: 0.287, SLG: 0.406</small>	0-0 6-3-5 1B		0-0 3B 2B		0-0 3-1 1B		0-0 HR 1B	0-0 P4		5 2 4 0 0 0 2 0 0 0 0 0 0 0	
Jeffrey Leonard, R (1, 7) Joel Youngblood, R (9, 7) <small>OBP: 0.317, SLG: 0.467</small> <small>OBP: 0.347, SLG: 0.485</small>	0-0 6-3-5 1-3f		0-0 1B 3B		0-3 K		0-0 HR 1-3 1B		0-3 K	5 2 2 4 0 2 3 0 0 0 0 0 0 0	
Chili Davis, S (1, 8) <small>OBP: 0.321, SLG: 0.380</small>	4-0 BB		0-0 1B 1B		0-0 3-1		0-0 F7	0-0 F8		4 0 1 1 1 0 2	
Tom O'Malley, L (1, 5) <small>OBP: 0.332, SLG: 0.332</small>	0-3 K		0-0 1-3 1B		0-0 F7		0-0 F8	0-0 4-3		5 0 1 0 0 1 3	
Milt May, L (1, 2) <small>OBP: 0.320, SLG: 0.373</small>		0-0 F8	0-0 F9		0-0 G1		0-0 3-1			4 0 0 0 0 0 2	
Duane Kuiper, L (1, 4) Brad Wellman, R (8, PR) <small>OBP: 0.366, SLG: 0.299</small> <small>OBP: 0.308, SLG: 0.253</small>		0-0 F8		0-0 F8		4-0 SH3-4 BB		0-0 1B 1B		3 0 1 0 1 0 0 0 0 0 0 0 0 0	
Fred Breining, R (1, 1) <small>OBP: 0.185, SLG: 0.157</small>		0-0 4-3		0-3 K		0-0 SH3-4 1-2		0-0 F2		3 0 0 0 0 1 1	
Inning Stats	R: 2 H: 2 E: 0 LOB: 1 K: 1 BB: 2 S: 6 P: 14	R: 0 H: 0 E: 0 LOB: 0 K: 0 BB: 0 S: 3 P: 3	R: 2 H: 4 E: 0 LOB: 2 K: 0 BB: 0 S: 7 P: 7	R: 0 H: 0 E: 0 LOB: 0 K: 1 BB: 0 S: 5 P: 5	R: 0 H: 2 E: 0 LOB: 2 K: 1 BB: 0 S: 7 P: 7	R: 0 H: 0 E: 0 LOB: 1 K: 1 BB: 1 S: 5 P: 9	R: 3 H: 3 E: 0 LOB: 0 K: 0 BB: 0 S: 6 P: 6	R: 0 H: 2 E: 0 LOB: 2 K: 0 BB: 0 S: 5 P: 5	R: 0 H: 0 E: 0 LOB: 0 K: 1 BB: 0 S: 5 P: 5	1B: 9 SF: 0 2B: 2 SAC: 1 3B: 1 DP: 1 HR: 2 HBP: 0	WP: 0 PA: 42 PB: 0 SB: 0 CS: 0
PITCHER Burt Hooton, R (1, 1) <small>ERA: 4.17</small> Pat Zachry, R (3, 1) <small>ERA: 2.08</small> Joe Beckwith, R (6, 1) <small>ERA: 3.88</small> Dave Stewart, R (8, 1) <small>ERA: 2.96</small>	IP WLS BF H R ER SO BB IBB HBP BLK WP HR S P ERA WHIP 2.2 L 14 5 4 4 1 2 0 0 0 0 0 1 14 22 13.50 2.625 2.1 10 3 0 0 2 0 0 0 0 0 0 0 14 14 0.00 1.286 2.0 10 3 3 3 1 1 0 0 0 0 0 1 11 15 13.50 2.000 2.0 8 2 0 0 1 0 0 0 0 0 0 0 10 10 0.00 1.000	PITCHER IP WLS BF H R ER SO BB IBB HBP BLK WP HR S P ERA WHIP									

San Francisco Giants @ Los Angeles Dodgers
 Dodger Stadium, Los Angeles, CA
 Mon Aug 15 1983, 7:05 PM PDT
 Att: 40,913 - Unknown

AB	38
R	7
H	13
RBI	7
BB	3
SO	5
LOB	15



livebaseballscorecards.com

Batter	1	2	3	4	5	6	7	8	9	AB R H RBI BB SO LOB	TOP											
Johnnie LeMaster, R (1, 6) <small>OBP: 0.325, SLG: 0.326</small>	0-0 F9			0-0 F9	0-0 5-3			0-0 P4		4 0 0 0 0 0 2	San Francisco Giants @ Los Angeles Dodgers Dodger Stadium, Los Angeles, CA Tue Aug 16 1983, 7:05 PM PDT Att: 41,339 - Unknown											
Darrell Evans, L (1, 3) <small>OBP: 0.378, SLG: 0.525</small>	0-3 K			0-3 K2-3			0-0 F4		4 0 0 0 0 3 0													
Jack Clark, R (1, 9) <small>OBP: 0.349, SLG: 0.428</small>	0-0 F2			0-0 2B			0-0 F8		4 0 1 0 0 0 0													
Jeffrey Leonard, R (1, 7) <small>OBP: 0.319, SLG: 0.467</small>		0-0 G6-3 1B		0-0 L6			0-0 1B		4 0 2 0 0 1 1													
Chili Davis, S (1, 8) <small>OBP: 0.321, SLG: 0.378</small>		0-0 L8			0-0 1B 1B		0-0 P4		4 1 1 0 0 1 2													
Joel Youngblood, R (1, 5) <small>OBP: 0.346, SLG: 0.481</small>		0-0 G6-3 1-2f			0-0 F8			0-0 5-3	4 0 1 0 0 0 2													
Bob Brenly, R (1, 2) <small>OBP: 0.296, SLG: 0.362</small>			0-3 K		0-0 P3		0-0 S 1B		4 0 1 0 0 1 2													
Brad Wellman, R (1, 4) <small>OBP: 0.309, SLG: 0.255</small>			0-0 F8		0-0 1B 1B		0-3 K		3 0 1 0 0 1 1													
Bill Laskey, R (1, 1) <small>OBP: 0.245, SLG: 0.111</small> John Rabb, R (7, PH) <small>OBP: 0.307, SLG: 0.362</small> Greg Minton, S (7, 1) <small>OBP: 0.571, SLG: 0.500</small>			0-3 K		0-0 1B 3-H		0-0 F8		2 0 1 1 0 1 0 1 0 0 0 0 0 1 0 0 0 0 0 0 0													
Inning Stats	R: 0 E: 0 K: 1 S: 5	H: 0 LOB: 0 BB: 0 P: 5	R: 0 E: 0 K: 0 S: 3	H: 1 LOB: 0 BB: 0 P: 3	R: 0 E: 0 K: 2 S: 7	H: 0 LOB: 0 BB: 0 P: 7	R: 0 E: 0 K: 1 S: 6	H: 1 LOB: 1 BB: 0 P: 6	R: 1 E: 0 K: 0 S: 6	H: 3 LOB: 2 BB: 0 P: 6	R: 0 E: 0 K: 1 S: 6	H: 1 LOB: 1 BB: 0 P: 6	R: 0 E: 0 K: 1 S: 6	H: 1 LOB: 1 BB: 0 P: 6	R: 0 E: 0 K: 0 S: 3	H: 0 LOB: 0 BB: 0 P: 3	R: 0 E: 0 K: 2 S: 8	H: 1 LOB: 1 BB: 0 P: 8	1B: 7 2B: 1 3B: 0 HR: 0	SF: 0 SAC: 0 DP: 1 HBP: 0	WP: 0 PB: 0 SB: 1 CS: 0	PA: 34
PITCHER	IP WLS BF H R ER SO BB IBB HBP BLK WP HR S P ERA WHIP																					
Jerry Reuss, L (1, 1) <small>ERA: 3.27</small> Tom Niedenfuer, R (8, 1) <small>ERA: 1.45</small>	7.0 W 27 7 1 1 6 0 0 0 0 0 0 0 39 39 1.29 1.000																					
	2.0 7 1 0 0 2 0 0 0 0 0 0 0 11 11 0.00 0.500																					

livebaseballscores.com

AB	34
R	1
H	8
RBI	1
BB	0
SO	8
LOB	11



Batter	1	2	3	4	5	6	7	8	9
Steve Sax, R (1, 4) OBP: 0.343, SLG: 0.360	0-3 K		0-0 P2		0-0 1-3		0-0 F7		
Bill Russell, R (1, 6) OBP: 0.330, SLG: 0.328	0-0 6-3		0-0 F2			0-0 F9 SF9 2B	0-0 2B 1-H 2-H 3-H		
Dusty Baker Jr., R (1, 7) OBP: 0.346, SLG: 0.416	0-3 K			0-0 F9 1B S 1B		0-0 F9 2-3		0-0 S 1B 1B	
Derrel Thomas, S (8, PR) OBP: 0.345, SLG: 0.346									
Pedro Guerrero, R (1, 5) OBP: 0.362, SLG: 0.524		0-0 F9		0-0 S 1B		0-0 SF9		0-0 F8	
Rafael Landestoy, S (9, 5) OBP: 0.222, SLG: 0.196				1-2 S 1B		0-0 F8 3-H			
Ken Landreaux, L (1, 8) OBP: 0.343, SLG: 0.486		0-0 F7		0-0 P6		0-0 F8		0-0 S 1B	
Mike Marshall, R (1, 9) OBP: 0.341, SLG: 0.416		0-0 F9		0-0 F9 2-3		4-0 1B FC4-2 BB		0-0 G3 1-2 2-3	
Greg Brock, L (1, 3) OBP: 0.322, SLG: 0.411			0-0 HR	0-0 L9 1-2 3-H		0-0 1B FC4-2 2B 1B		4-0 FC6-4 IBB	
Jack Fimple, R (1, 2) OBP: 0.281, SLG: 0.389			0-0 F7		0-3 K	0-0 FC4-2 2B 1B		0-0 FC6-4	
Jerry Reuss, L (1, 1) OBP: 0.260, SLG: 0.250			0-0 1B		0-0 6-3	0-0 2B 1B			
Rick Monday, L (7, PH) OBP: 0.374, SLG: 0.434									
Tom Niedenfuer, R (8, 1)									

Inning Stats	R: 0	H: 0	E: 0	LOB: 0	K: 2	BB: 0	S: 7	P: 7
	R: 0	H: 0	E: 0	LOB: 0	K: 0	BB: 0	S: 3	P: 3
	R: 1	H: 2	E: 0	LOB: 1	K: 0	BB: 0	S: 5	P: 5
	R: 1	H: 2	E: 0	LOB: 1	K: 0	BB: 0	S: 5	P: 5
	R: 0	H: 0	E: 0	LOB: 0	K: 1	BB: 0	S: 5	P: 5
	R: 1	H: 1	E: 0	LOB: 0	K: 0	BB: 0	S: 4	P: 4
	R: 2	H: 3	E: 0	LOB: 1	K: 0	BB: 1	S: 5	P: 9
	R: 0	H: 2	E: 0	LOB: 3	K: 0	BB: 1	S: 5	P: 9

PITCHER	IP	WLS	BF	H	R	ER	SO	BB	IBB	HBP	BLK	WP	HR	S	P	ERA	WHIP
Bill Laskey, R (1, 1) ERA: 4.08	6.0	L	23	5	3	3	3	0	0	0	0	0	1	29	29	4.50	0.833
Greg Minton, R (7, 1) ERA: 3.83	2.0		12	5	2	2	0	1	1	0	0	0	0	10	18	9.00	3.000

BOTTOM

San Francisco Giants @ Los Angeles Dodgers
Dodger Stadium, Los Angeles, CA

Tue Aug 16 1983, 7:05 PM PDT
 Att. 41,339 - Unknown

AB	R	H	RBI	BB	SO	LOB
4	0	0	0	0	1	4
4	1	2	2	0	0	1
4	1	2	0	0	1	1
0	0	0	0	0	0	0
3	0	1	1	0	0	1
0	0	0	0	0	0	0
4	0	1	0	0	0	2
3	0	0	0	1	0	4
3	2	2	1	1	0	1
4	1	0	0	0	1	5
2	0	1	0	0	0	0
1	0	1	0	0	0	0
0	0	0	0	0	0	0

AB	32
R	5
H	10
RBI	4
BB	2
SO	3
LOB	19

livebaseballscorecards.com



WP	PA
0	35

Batter	1	2	3	4	5	6	7	8	9	AB R H RBI BB SO LOB
Danny Heep, L (1, 8) OBP: 0.338, SLG: 0.426	0-0 F7		0-0 6-3			0-0 P6		0-0 L3		4 0 0 0 0 0 0
Hubie Brooks, R (1, 5) OBP: 0.307, SLG: 0.350	0-3 K			0-0 4-3		0-3 K		0-0 4-3		4 0 0 0 0 2 0
Keith Hernandez, L (1, 3) OBP: 0.371, SLG: 0.417	4-0 S BB			4-0 BB		0-0 4-3		1-0 FC4 HBP		1 0 0 0 2 0 0
George Foster, R (1, 7) OBP: 0.297, SLG: 0.416	0-3 K			0-0 P2		0-0 4-3 1B		0-3 K		4 1 1 0 0 2 3
Darryl Strawberry, L (1, 9) OBP: 0.308, SLG: 0.456		0-3 K		0-3 K		0-0 4-3		0-0 FC4		4 0 0 0 0 2 3
Bob Bailor, R (1, 6) OBP: 0.301, SLG: 0.307		0-0 CS 1B		0-0 L3		0-0 FC5-4 1B				3 0 2 1 0 0 0
Ron Hodges, L (1, 2) OBP: 0.363, SLG: 0.260		0-3 K		0-3 K		0-0 FC5-4				2 0 0 0 0 2 1
Dave Kingman, R (7, PH) OBP: 0.265, SLG: 0.395										1 0 0 0 0 0 1
Junior Ortiz, R (7, 2) OBP: 0.243, SLG: 0.229		1-2				1-2f				0 0 0 0 0 0 0
Brian Giles, R (1, 4) OBP: 0.306, SLG: 0.287			0-0 F7		0-0 F8			0-3 K		3 0 0 0 0 1 0
Walt Terrell, L (1, 1) OBP: 0.136, SLG: 0.381			0-3 K			0-0 4-3		0-3 K		2 0 0 0 0 1 0
Mark Bradley, R (8, PH) OBP: 0.289, SLG: 0.333										1 0 0 0 0 1 0
Doug Sisk, R (8, 1) OBP: 0.500, SLG: 0.500										0 0 0 0 0 0 0

New York Mets @ Los Angeles Dodgers
Dodger Stadium, Los Angeles, CA
 Wed Aug 17 1983, 7:05 PM PDT
 Att: 33,250 - Unknown

AB	29
R	1
H	3
RBI	1
BB	2
SO	11
LOB	8



Inning Stats	R: 0	H: 0	R: 0	H: 1	R: 0	H: 0	R: 0	H: 0	R: 0	H: 0	R: 1	H: 2	R: 0	H: 0	R: 0	H: 0	
E: 0	LOB: 1	E: 0	LOB: 0	E: 0	LOB: 0	E: 0	LOB: 0	E: 0	LOB: 0	E: 0	LOB: 1	E: 0	LOB: 0	E: 0	LOB: 0	E: 0	LOB: 1
K: 2	BB: 1	K: 2	BB: 0	K: 1	BB: 0	K: 1	BB: 0	K: 1	BB: 0	K: 0	BB: 0	K: 0	BB: 0	K: 1	BB: 0	K: 1	BB: 0
S: 7	P: 11	S: 7	P: 7	S: 5	P: 5	S: 5	P: 9	S: 5	P: 5	S: 5	P: 5	S: 5	P: 5	S: 7	P: 7	S: 5	P: 6

PITCHER	IP	WLS	BF	H	R	ER	SO	BB	IBB	HBP	BLK	WP	HR	S	P	ERA	WHIP
Bob Welch, R (1, 1) ERA: 2.8	6.0	W	20	1	0	0	8	2	0	0	0	0	0	34	42	0.00	0.500
Steve Howe, L (7, 1) ERA: 1.71	3.0	S	12	2	1	1	3	0	0	1	0	0	0	17	18	3.00	0.667

WP: 0	PA: 32
PB: 0	
SB: 1	
CS: 1	

BOTTOM

New York Mets @ Los Angeles Dodgers
Dodger Stadium, Los Angeles, CA

Wed Aug 17 1983, 7:05 PM PDT
Att. 33,250 - Unknown

AB	31
R	4
H	8
RBI	4
BB	5
SO	3
LOB	20



WP:	1	PA:	39
PB:	0	SB:	1
CS:	0		

AB	R	H	RBI	BB	SO	LOB
5	1	1	2	0	0	3
4	0	0	1	0	0	4
4	0	1	1	1	0	1
3	0	1	0	0	0	2
1	0	0	0	0	0	0
4	0	2	0	0	2	2
1	1	0	0	3	0	0
3	1	1	0	1	1	2
3	0	1	0	0	0	4
2	1	0	0	0	0	2
1	0	1	0	0	0	0
1B:	8	SF:	1			
2B:	0	SAC:	1			
3B:	0	DP:	1			
HR:	0	HBP:	1			

Batter	1	2	3	4	5	6	7	8	9
Steve Sax, R OBP: 0.342, SLG: 0.358 (1, 4)	0-0 5-3	0-0 FC4-6 1B		0-0 4-3		0-0 FC6-4		0-0 FC6-4 SF7	
Bill Russell, R OBP: 0.326, SLG: 0.324 (1, 6)	0-0 L5	0-0 FC4-6 1B		0-0 E6		0-0 FC6-4		0-0 SF7	
Dusty Baker Jr., R OBP: 0.347, SLG: 0.415 (1, 7)	4-0 1B BB	0-0 1-2 3-H 1B		0-0 F7			0-0 F3	0-0 5-3	
Ken Landreaux, L OBP: 0.343, SLG: 0.485 Rafael Landestoy, S OBP: 0.218, SLG: 0.192 (7, PH) (8, 5)	0-0 1-2 1B	0-0 4-3			0-0 F9		0-0 6-3		
Mike Marshall, R OBP: 0.343, SLG: 0.417 (1, 9)	0-3 K			0-0 G6-3 BB 1B		0-3 K		0-0 BB WP 1B	
Greg Brock, L OBP: 0.326, SLG: 0.409 (1, 3)		4-0 SH2-4 1B BB		4-0 1-2 G6-3 BB		0-0 G3		4-0 1-2 BB BB	
Derrel Thomas, S OBP: 0.348, SLG: 0.346 (1, 5) (8, 8)		0-0 1-2 SH2-4 1B 1B		0-0 1-2 G6-3		0-3 K		4-0 1-2 BB BB	
Jack Fimple, R OBP: 0.283, SLG: 0.386 (1, 2)		0-0 SH2-4		0-0 6-3		0-0 FC6-4 HBP 1B		0-0 F7	
Bob Welch, R OBP: 0.140, SLG: 0.196 Steve Howe, L OBP: 0.250, SLG: 0.143 (7, 1)		0-0 FC2 FC4-6 1B 1B		0-0 5-3		1-0 FC6-4 HBP		0-0 FC6-4 1B	

Inning Stats	R	H	E	K	S	H	LOB	BB	IBB	HBP	BLK	WP	HR	S	P	ERA	WHIP
	0	1	0	1	6	3	2	0	0	0	0	0	0	0	5	3.86	1.714
	3	3	0	0	7	3	2	0	0	1	0	1	0	0	4	0.00	1.000
	0	0	0	0	0	0	0	0	0	0	0	0	0	0	0	0.00	1.000
	0	0	0	0	0	0	0	0	0	0	0	0	0	0	0	0.00	1.000

PITCHER	IP	WLS	BF	H	R	ER	SO	BB	IBB	HBP	BLK	WP	HR	S	P	ERA	WHIP
Walt Terrell, R ERA: 3.65 (1, 1)	7.0	L	35	7	3	3	3	5	0	1	0	1	0	35	56	3.86	1.714
Doug Sisk, R ERA: 2.56 (8, 1)	1.0		4	1	1	0	0	0	0	0	0	0	0	4	4	0.00	1.000

Batter	1	2	3	4	5	6	7	8	9	AB R H RBI BB SO LOB	TOP
Greg Gross, L OBP: 0.397, SLG: 0.388 (1, 7) X	0-0 F8			X 0-0 4-3		X 0-0 4-3			X 0-0 G6-4-3 1B	4 0 1 0 0 0 1	
Pete Rose, S OBP: 0.329, SLG: 0.306 (1, 3) X	0-0 L7		0-3 K			0-3 K			X 0-0 G6-4-3 1-2f	4 0 0 0 0 2 1	
Joe Morgan, L OBP: 0.350, SLG: 0.352 (1, 4) X	0-0 F5		X 0-0 F8			X 0-0 F8				3 0 0 0 0 0 0	
Mike Schmidt, R OBP: 0.387, SLG: 0.494 Von Hayes, L OBP: 0.333, SLG: 0.377 (1, 5) (4, 9)		4-0 CS BB		X 0-0 4-3		X 0-0 4-3				0 0 0 0 1 0 0 2 0 0 0 0 0 0	
Joe Lefebvre, L OBP: 0.409, SLG: 0.584 (1, 9) (4, 5)		0-3 K 1-2		X 0-0 L9				X 0-0 F7		3 0 0 0 0 1 1	
Garry Maddox, R OBP: 0.323, SLG: 0.391 (1, 8)		0-3 K		X 0-0 F7				X 0-0 4-3		3 0 0 0 0 1 0	
Bo Diaz, R OBP: 0.301, SLG: 0.374 (1, 2)			X 0-0 5-3			X 0-0 F9		X 0-0 1B		3 0 1 0 0 0 0	
Ivan De Jesus, R OBP: 0.329, SLG: 0.321 (1, 6)			X 0-0 P6			X 0-0 5-3		X 0-0 5-3		3 0 0 0 0 0 1	
Steve Carlton, L OBP: 0.203, SLG: 0.256 Gary Matthews, R OBP: 0.369, SLG: 0.393 (1, 1) (9, PH)			X 0-0 F5			X 0-0 1B		X 0-0 F8		2 0 1 0 0 0 0 1 0 0 0 0 0 0	
Inning Stats	R: 0 E: 0 K: 0 S: 3 H: 0 LOB: 0 BB: 0 P: 3	R: 0 E: 0 K: 2 S: 6 H: 0 LOB: 0 BB: 1 P: 10	R: 0 E: 0 K: 0 S: 3 H: 0 LOB: 0 BB: 0 P: 3	R: 0 E: 0 K: 1 S: 5 H: 0 LOB: 0 BB: 0 P: 5	R: 0 E: 0 K: 0 S: 3 H: 0 LOB: 0 BB: 0 P: 3	R: 0 E: 0 K: 0 S: 4 H: 1 LOB: 1 BB: 0 P: 4	R: 0 E: 0 K: 1 S: 5 H: 0 LOB: 0 BB: 0 P: 5	R: 0 E: 0 K: 0 S: 4 H: 1 LOB: 1 BB: 0 P: 4	R: 0 E: 0 K: 0 S: 3 H: 1 LOB: 0 BB: 0 P: 3	1B: 3 2B: 0 3B: 0 HR: 0 SF: 0 SAC: 0 DP: 1 HBP: 0	WP: 0 PB: 0 SB: 0 CS: 1 PA: 29
PITCHER Alejandro Pena, R ERA: 2.38 (1, 1)	IP WLS BF H R ER SO BB IBB HBP BLK WP HR S P ERA WHIP	9.0 W 29 3 0 0 4 1 0 0 0 0 0 0 36 40 0.00 0.444									

Philadelphia Phillies @ Los Angeles Dodgers
Dodger Stadium, Los Angeles, CA
Fri Aug 19 1983, 7:05 PM PDT
Att. 45,633 - Unknown

livebaseballscorecards.com

AB	28
R	0
H	3
RBI	0
BB	1
SO	4
LOB	4



Batter	1	2	3	4	5	6	7	8	9	AB	R	H	RBI	BB	SO	LOB
Steve Sax, R OBP: 0.341, SLG: 0.357 (1, 4)	0-0 G3		0-3 K			0-0 6-3	0-0 S 1B			4	0	1	1	0	1	0
Bill Russell, R OBP: 0.325, SLG: 0.323 (1, 6)	0-0 F7			0-0 1-3		0-0 1B	0-0 F7 1-2			4	0	1	0	0	0	1
Dusty Baker Jr., R OBP: 0.348, SLG: 0.413 (1, 7)	4-0 FC5-4 BB			4-0 BB		0-0 F5		0-0 6-3		2	0	0	0	2	0	1
Pedro Guerrero, R OBP: 0.359, SLG: 0.519 (1, 5)	0-0 FC5-4 1-2f			0-0 F9		0-0 F7		0-0 P6		4	0	0	0	0	0	3
Mike Marshall, R OBP: 0.345, SLG: 0.416 (1, 3)		0-3 K		0-0 F7			4-0 1B BB	0-0 1B		3	1	1	0	1	1	1
Candy Maldonado, R OBP: 0.260, SLG: 0.340 (1, 9)		0-0 F7			0-0 4-3 PB 1B		0-0 F9	0-0 F9		4	0	1	0	0	0	2
Derrel Thomas, S OBP: 0.348, SLG: 0.346 (1, 8)		0-0 F7			0-0 4-3 1-3		0-0 1B E 1B			3	1	1	0	0	0	1
Jack Fimple, R OBP: 0.286, SLG: 0.383 (1, 2)			0-3 K		0-3 K		0-0 E5 1B 1B			3	1	1	1	0	2	1
Alejandro Pena, R OBP: 0.125, SLG: 0.200 (1, 1)			0-0 F9		0-3 K		0-3 K			3	0	0	0	0	2	2

Inning Stats		R: 0 E: 0 K: 0 S: 3	H: 0 LOB: 1 BB: 1 P: 7	R: 0 E: 0 K: 1 S: 5	H: 0 LOB: 0 BB: 0 P: 5	R: 0 E: 0 K: 2 S: 7	H: 0 LOB: 0 BB: 0 P: 7	R: 0 E: 0 K: 0 S: 3	H: 0 LOB: 1 BB: 1 P: 7	R: 0 E: 0 K: 2 S: 8	H: 1 LOB: 1 BB: 0 P: 8	R: 0 E: 0 K: 0 S: 4	H: 1 LOB: 1 BB: 0 P: 4	R: 3 E: 1 K: 1 S: 8	H: 3 LOB: 1 BB: 1 P: 12	R: 0 E: 0 K: 0 S: 4	H: 1 LOB: 1 BB: 0 P: 4	1B: 6 2B: 0 3B: 0 HR: 0	SF: 0 SAC: 0 DP: 0 HBP: 0					
PITCHER		IP	WLS	BF	H	R	ER	SO	BB	IBB	HBP	BLK	WP	HR	S	P	ERA	WHIP	WP	HR	S	P	ERA	WHIP
Steve Carlton, L ERA: 2.81 (1, 1)		8.0	L	33	6	3	2	6	3	0	0	0	0	0	42	54	2.25	1.125						

Philadelphia Phillies @ Los Angeles Dodgers
Dodger Stadium, Los Angeles, CA
 Fri Aug 19 1983, 7:05 PM PDT
 Att. 45,633 - Unknown

AB	30
R	3
H	6
RBI	2
BB	3
SO	6
LOB	12



Batter	1	2	3	4	5	6	7	8	9	AB R H RBI BB SO LOB	TOP											
Bob Dernier, R (1, 9) <small>OBP: 0.285, SLG: 0.291</small> Bo Diaz, R (8, PH) <small>OBP: 0.303, SLG: 0.379</small> Von Hayes, L (8, PR) <small>OBP: 0.333, SLG: 0.377</small>	0-0 5-3		0-0 FC5-4 1B		0-0 L4			0-0 1B 1-3 1B 2B		3 0 1 0 0 0 0 1 0 1 0 0 0 0 0 1 0 0 0 0 0	Philadelphia Phillies @ Los Angeles Dodgers Dodger Stadium, Los Angeles, CA Sat Aug 20 1983, 7:05 PM PDT Att: 48,986 - Unknown											
Pete Rose, S (1, 3) <small>OBP: 0.328, SLG: 0.303</small> Larry Andersen, R (8, 1)	0-0 F9		0-0 FC5-4 1-2f			4-0 FC3-6 BB		0-0 6-3		3 0 0 1 1 0 2 0 0 0 0 0 0 0												
Gary Matthews, R (1, 7) <small>OBP: 0.368, SLG: 0.391</small>	0-0 G3			0-0 L8		0-0 FC3-6 1-2f		0-0 1B 2-3 1B		4 0 1 0 0 0 1												
Mike Schmidt, R (1, 5) <small>OBP: 0.388, SLG: 0.501</small>		0-0 F7		0-0 HR		0-3 K		0-0 1-2 3-H 1B		4 1 2 2 0 1 1												
Garry Maddox, R (1, 8) <small>OBP: 0.325, SLG: 0.392</small>		0-0 1B		0-0 1B		0-0 F9		0-0 P6		4 0 2 0 0 0 3												
Ozzie Virgil, R (1, 2) <small>OBP: 0.258, SLG: 0.357</small> Joe Lefebvre, L (8, PH) <small>OBP: 0.407, SLG: 0.581</small>		0-3 K		0-3 K			0-0 FC4-6 1B	0-3 K		3 0 1 0 0 2 2 1 0 0 0 0 1 2												
Kiko Garcia, R (1, 4) <small>OBP: 0.346, SLG: 0.454</small>		0-0 P3		0-0 5-3			0-0 FC4-6 1-2f G5-4-3		0-0 4-3	4 0 0 0 0 0 3												
Ivan De Jesus, R (1, 6) <small>OBP: 0.328, SLG: 0.321</small>			0-3 K		0-0 G1-6-3 1B		0-0 G5-4-3 1-2f		0-3 K	4 0 1 0 0 2 1												
Marty Bystrom, R (1, 1) <small>OBP: 0.206, SLG: 0.161</small> Tug McGraw, R (8, PH) <small>OBP: 0.333, SLG: 0.333</small> Steve Jeltz, S (5, PH) <small>OBP: 0.200, SLG: 0.200</small> Ron Reed, R (8, PH) <small>OBP: 0.316, SLG: 0.395</small> Tony Perez, R (8, 3)			0-3 K		0-0 G1-6-3 1-2f		4-0 2B 6-3 BB	0-3 K	1 0 0 0 0 1 0 0 0 0 0 0 0 0 1 0 0 0 0 0 1 0 0 0 0 0 0 0 1 1 0 0 1 1 0													
Inning Stats	R: 0 E: 0 K: 0 S: 3	H: 0 LOB: 0 BB: 0 P: 3	R: 0 E: 0 K: 1 S: 6	H: 1 LOB: 1 BB: 0 P: 6	R: 0 E: 0 K: 2 S: 8	H: 1 LOB: 1 BB: 0 P: 8	R: 1 E: 0 K: 1 S: 7	H: 2 LOB: 1 BB: 0 P: 7	R: 0 E: 0 K: 0 S: 3	H: 1 LOB: 0 BB: 0 P: 3		R: 0 E: 0 K: 1 S: 5	H: 0 LOB: 1 BB: 1 P: 9	R: 0 E: 0 K: 0 S: 3	H: 1 LOB: 0 BB: 0 P: 3	R: 2 E: 0 K: 1 S: 8	H: 3 LOB: 2 BB: 1 P: 12	R: 0 E: 0 K: 2 S: 7	H: 0 LOB: 0 BB: 0 P: 7	1B: 7 2B: 1 3B: 0 HR: 1	SF: 0 SAC: 0 DP: 2 HBP: 0	WP: 0 PB: 0 SB: 0 CS: 0
PITCHER	IP WLS BF H R ER SO BB IBB HBP BLK WP HR S P ERA WHIP																					
Fernando Valenzuela, L (1, 1) <small>ERA: 3.72</small> Tom Niedenfuer, R (8, 1) <small>ERA: 1.44</small> Steve Howe, L (8, 1) <small>ERA: 1.67</small>	7.1 W 30 8 3 3 5 2 0 0 0 0 1 38 46 3.68 1.364																					
	0.1 2 1 0 0 0 0 0 0 0 0 0 2 2 0.00 3.000																					
	1.1 S 4 0 0 0 3 0 0 0 0 0 0 10 10 0.00 0.000																					

livebaseballscorecards.com

AB	34
R	3
H	9
RBI	3
BB	2
SO	8
LOB	16



Batter	1	2	3	4	5	6	7	8	9	AB R H RBI BB SO LOB	BOTTOM																
Steve Sax, R OBP: 0.346, SLG: 0.363 (1, 4)	0-0 S 1B	0-0 E S 1B		0-0 CS 1B			0-0 CS 1B			4 1 4 0 0 0 0	Philadelphia Phillies @ Los Angeles Dodgers Dodger Stadium, Los Angeles, CA Sat Aug 20 1983, 7:05 PM PDT Att. 48,986 - Unknown livebaseballscorecards.com																
Bill Russell, R OBP: 0.324, SLG: 0.322 (1, 6)	0-0 PB S E 1B	0-0 F8		0-0 P6			0-0 6-3			4 1 1 1 0 0 3																	
Dusty Baker Jr., R OBP: 0.347, SLG: 0.411 (1, 7)	0-0 5-3		0-0 1B BB 1B		0-3 K		0-3 K			4 1 1 0 0 2 1																	
Pedro Guerrero, R OBP: 0.358, SLG: 0.516 (1, 5)	0-0 E6 1B		0-0 BB E 1-3 L4-3-5 1B		0-0 F8		0-0 F9			4 1 1 1 0 0 0																	
Ken Landreaux, L OBP: 0.339, SLG: 0.479 (1, 8)	0-0 F3		0-0 E3 BB 1-2		0-0 4-3		0-0 F8			4 0 0 0 0 0 3																	
Mike Marshall, R OBP: 0.345, SLG: 0.415 Derrel Thomas, S OBP: 0.348, SLG: 0.346 (1, 9) (9, 9)	0-0 1B		0-3 K		0-3 K					3 0 1 1 0 2 3 0 0 0 0 0 0 0																	
Greg Brock, L OBP: 0.326, SLG: 0.407 (1, 3)	0-0 F8		4-0 BB 1-2 2-3 3-H BB		0-3 K		0-3 K			2 0 0 1 1 1 1																	
Jack Fimple, R OBP: 0.273, SLG: 0.365 (1, 2)		0-0 6-3	0-0 L4-3-5		0-0 L9					3 0 0 0 0 0 3																	
Fernando Valenzuela, L OBP: 0.237, SLG: 0.311 Tom Niedenfuer, R (8, 1) Steve Howe, L OBP: 0.250, SLG: 0.143 (8, 1)		0-0 F6		0-0 F9		0-3 K				3 0 0 0 0 1 0 0 0 0 0 0 0 0 0 0 0 0 0 0 0																	
Inning Stats	R: 3 H: 3 E: 1 LOB: 1 K: 0 BB: 0 S: 7 P: 7	R: 0 H: 1 E: 0 LOB: 1 K: 0 BB: 0 S: 4 P: 4	R: 1 H: 2 E: 1 LOB: 2 K: 1 BB: 1 S: 7 P: 11	R: 0 H: 1 E: 0 LOB: 0 K: 0 BB: 0 S: 3 P: 3	R: 0 H: 0 E: 0 LOB: 0 K: 1 BB: 0 S: 5 P: 5	R: 0 H: 0 E: 0 LOB: 0 K: 2 BB: 0 S: 7 P: 7	R: 0 H: 1 E: 0 LOB: 0 K: 1 BB: 0 S: 5 P: 5	R: 0 H: 0 E: 0 LOB: 0 K: 1 BB: 0 S: 5 P: 5	1B: 8 SF: 0 2B: 1 SAC: 0 3B: 0 DP: 1 HR: 0 HBP: 0	WP: 0 PA: 32 PB: 1 SB: 3 CS: 2																	
PITCHER	IP WLS BF H R ER SO BB IBB HBP BLK WP HR S P ERA WHIP											PITCHER	IP WLS BF H R ER SO BB IBB HBP BLK WP HR S P ERA WHIP														
Marty Bystrom, R ERA: 5.0 (1, 1)	2.0 L	13	6	4	2	0	0	0	0	0	0	0	0	8	12	0.00	1.000										
Tug McGraw, L ERA: 2.84 (3, 1)	2.0	7	1	0	0	1	1	0	0	0	0	0	0	8	12	0.00	0.333										
Ron Reed, R ERA: 2.82 (5, 1)	3.0	9	1	0	0	4	0	0	0	0	0	0	0	17	17	0.00	0.000										
Larry Andersen, R ERA: 4.5 (8, 1)	1.0	3	0	0	0	1	0	0	0	0	0	0	0	5	5	0.00	0.000										



Batter	1	2	3	4	5	6	7	8	9	AB R H RBI BB SO LOB	TOP														
Bob Dernier, R (1, 9) OBP: 0.286, SLG: 0.291 Pete Rose, S (9, PH) OBP: 0.328, SLG: 0.303	0-0 4-3 1B		0-3 K			0-3 K			0-0 L9	3 0 1 0 0 2 0 1 0 0 0 0 0 0															
Kiko Garcia, R (1, 4) OBP: 0.346, SLG: 0.450 Von Hayes, L (9, PH) OBP: 0.335, SLG: 0.379	0-0 4-3 1-2			0-0 G5-3 1B		0-0 5-3			0-0 1B	3 0 1 0 0 0 1 1 0 1 0 0 0 0															
Gary Matthews, R (1, 7) OBP: 0.366, SLG: 0.390	0-0 F7			0-0 G5-3 1B			0-3 K		0-3 K	4 0 1 0 0 2 2															
Mike Schmidt, R (1, 5) OBP: 0.386, SLG: 0.497 Steve Jeltz, S (7, 4) Joe Lefebvre, L (9, PH) OBP: 0.410, SLG: 0.583	0-0 6-3			0-0 G5-3 1-2 2-3f			0-3 K		0-0 BB 1B	3 0 0 0 0 1 3 0 0 0 0 0 0 0 1 0 1 0 0 0 0															
Tony Perez, R (1, 3) OBP: 0.315, SLG: 0.390		0-0 4-3		0-0 6-3			0-3 K		4-0 FC6-4 BB	3 0 0 0 1 1 1															
Garry Maddox, R (1, 8) OBP: 0.320, SLG: 0.386		0-0 5-3			0-0 5-3			0-0 F9	0-0 FC6-4	4 0 0 0 0 0 3															
Bo Diaz, R (1, 2) OBP: 0.300, SLG: 0.375		0-0 6-3			0-0 6-3			0-3 K		3 0 0 0 0 1 0															
Ivan De Jesus, R (1, 6) OBP: 0.331, SLG: 0.323			0-0 CS 1B		0-0 6-3			0-0 1B		3 0 2 0 0 0 0															
Kevin Gross, R (1, 1) OBP: 0.105, SLG: 0.158 Willie Hernandez, L (6, 1) OBP: 0.500, SLG: 0.500 Ron Reed, R (6, 1) OBP: 0.200, SLG: 0.200 Greg Gross, L (8, PH) OBP: 0.394, SLG: 0.386 Al Holland, R (8, 1)			0-3 K			0-3 K		0-0 F7		2 0 0 0 0 2 1 0 0 0 0 0 0 0 0 0 0 0 0 0 0 1 0 0 0 0 0 1 0 0 0 0 0 0 0															
Inning Stats	R: 0 E: 0 K: 0 S: 4	H: 1 LOB: 1 BB: 0 P: 4	R: 0 E: 0 K: 0 S: 3	H: 0 LOB: 0 BB: 0 P: 3	R: 0 E: 0 K: 2 S: 7	H: 1 LOB: 0 BB: 0 P: 7	R: 0 E: 0 K: 0 S: 4	H: 2 LOB: 1 BB: 0 P: 4	R: 0 E: 0 K: 0 S: 3	H: 0 LOB: 0 BB: 0 P: 3	R: 0 E: 0 K: 2 S: 7	H: 0 LOB: 0 BB: 0 P: 7	R: 0 E: 0 K: 3 S: 9	H: 0 LOB: 0 BB: 0 P: 9	R: 0 E: 0 K: 1 S: 6	H: 1 LOB: 1 BB: 0 P: 6	R: 0 E: 0 K: 1 S: 7	H: 2 LOB: 3 BB: 1 P: 11	1B: 7 2B: 0 3B: 0 HR: 0	SF: 0 SAC: 0 DP: 1 HBP: 0	WP: 0 PB: 0 SB: 0 CS: 1	PA: 33			
PITCHER Rick Honeycutt, L (1, 1) ERA: 2.33 Tom Niedenfuer, R (8, 1) ERA: 1.4	IP 7.0 2.0	WLS W 10	BF 23 10	H 4 3	R 0 0	ER 0 0	SO 7 2	BB 0 1	IBB 0 0	HBP 0 0	BLK 0 0	WP 0 0	HR 0 0	S 37 13	P 37 17	ERA 0.00 0.00	WHIP 0.571 2.000								

Philadelphia Phillies @ Los Angeles Dodgers
Dodger Stadium, Los Angeles, CA
Sun Aug 21 1983, 3:33 AM PDT
Att: 42,946 - Unknown

livebaseballscorecards.com

AB	32
R	0
H	7
RBI	0
BB	1
SO	9
LOB	12



Batter	1	2	3	4	5	6	7	8	9
Steve Sax, R (1, 4) OBP: 0.351, SLG: 0.364	4-0 CS BB		4-0 FC2-5 BB		4-0 S BB	0-0 FC6-4 1B			
Bill Russell, R (1, 6) OBP: 0.320, SLG: 0.318 Dave Anderson, R (9, 6) OBP: 0.214, SLG: 0.250	0-3 K		0-0 FC2-5 G4-3		0-0 F2	0-0 F7			
Dusty Baker Jr., R (1, 7) OBP: 0.347, SLG: 0.408 Derrel Thomas, S (7, 7) OBP: 0.348, SLG: 0.346	4-0 BB		0-0 G4-3		0-0 F8	0-0 FC6-4			
Pedro Guerrero, R (1, 5) OBP: 0.359, SLG: 0.515	0-3 K			0-0 S HR 1B		4-0 S 1B BB	0-0 F8		
Ken Landreaux, L (1, 8) OBP: 0.338, SLG: 0.477	0-3 K			0-3 K		0-3 K	0-0 G4-6-3 1B		
Mike Marshall, R (1, 9) OBP: 0.347, SLG: 0.424 Tom Niedenfuer, R (8, 1)		0-3 K		0-0 HR		4-0 1B 1B IBB	0-0 G4-6-3		
Greg Brock, L (1, 3) OBP: 0.325, SLG: 0.405		0-0 F8		0-0 4-3		0-0 1B E 1B	0-3 K		
Jack Fimple, R (1, 2) OBP: 0.271, SLG: 0.358		0-3 K2-3		0-0 6-3		0-0 1B E 1B	0-3 K		
Rick Honeycutt, L (1, 1) OBP: 0.333, SLG: 0.333 Candy Maldonado, R (8, 9) OBP: 0.255, SLG: 0.333			0-0 FC2-5 BB 1B		0-0 4-3	0-0 E6 1B	0-3 K		

Inning Stats	R: 0	H: 0	E: 0	K: 3	S: 9	R: 0	H: 0	E: 0	K: 2	S: 7	R: 0	H: 1	E: 0	K: 0	S: 3	R: 2	H: 2	E: 0	K: 1	S: 7	R: 0	H: 0	E: 0	K: 0	S: 3	R: 4	H: 3	E: 1	K: 1	S: 9	R: 0	H: 1	E: 0	K: 0	S: 3	R: 0	H: 0	E: 0	K: 3	S: 9
	LOB: 2	BB: 2	P: 17	LOB: 0	BB: 0	P: 7	LOB: 1	BB: 1	P: 7	LOB: 0	BB: 0	LOB: 1	BB: 1	P: 7	LOB: 2	BB: 2	LOB: 0	BB: 0	P: 3	LOB: 0	BB: 0	LOB: 0	BB: 0	P: 9	LOB: 0	BB: 0	LOB: 0	BB: 0	P: 9	LOB: 0	BB: 0	LOB: 0	BB: 0	P: 9	LOB: 0	BB: 0	LOB: 0	BB: 0	P: 9	

PITCHER	IP	WLS	BF	H	R	ER	SO	BB	IBB	HBP	BLK	WP	HR	S	P	ERA	WHIP
Kevin Gross, R (1, 1) ERA: 4.13	5.1	L	24	3	4	4	7	5	1	0	0	0	1	32	56	6.75	1.500
Willie Hernandez, L (6, 1) ERA: 3.39	0.0		3	2	1	1	0	0	0	0	0	0	0	3	3	∞	∞
Ron Reed, R (6, 1) ERA: 2.75	1.2		6	2	1	0	0	0	0	0	0	0	0	6	6	0.00	1.200
Al Holland, L (8, 1) ERA: 2.23	1.0		3	0	0	0	3	0	0	0	0	0	0	9	9	0.00	0.000

BOTTOM


Philadelphia Phillies @ Los Angeles Dodgers
 Dodger Stadium, Los Angeles, CA

Sun Aug 21 1983, 3:33 AM PDT
 Att. 42,946 - Unknown

AB	R	H	RBI	BB	SO	LOB
1	0	1	1	3	0	0
4	0	0	0	0	1	6
0	0	0	0	0	0	0
3	0	0	0	1	0	5
0	0	0	0	0	0	0
3	2	1	0	1	1	2
4	0	1	0	0	3	4
3	2	1	2	1	1	1
0	0	0	0	0	0	0
4	1	1	1	0	1	0
4	1	1	1	0	2	0
3	0	1	1	0	0	1
1	0	0	0	0	1	0

AB	30
R	6
H	7
RBI	6
BB	6
SO	10
LOB	19

WP: 0 PA: 36
 PB: 0
 SB: 3
 CS: 1



PITCHER	IP	WLS	BF	H	R	ER	SO	BB	IBB	HBP	BLK	WP	HR	S	P	ERA	WHIP
Kevin Gross, R (1, 1) ERA: 4.13	5.1	L	24	3	4	4	7	5	1	0	0	0	1	32	56	6.75	1.500
Willie Hernandez, L (6, 1) ERA: 3.39	0.0		3	2	1	1	0	0	0	0	0	0	0	3	3	∞	∞
Ron Reed, R (6, 1) ERA: 2.75	1.2		6	2	1	0	0	0	0	0	0	0	0	6	6	0.00	1.200
Al Holland, L (8, 1) ERA: 2.23	1.0		3	0	0	0	3	0	0	0	0	0	0	9	9	0.00	0.000

Batter	1	2	3	4	5	6	7	8	9	AB R H RBI BB SO LOB	TOP									
Tim Raines, S (1, 7) x OBP: 0.381, SLG: 0.420	0-0 F9 ①		0-0 F4 ③			0-0 4-3 ②		0-0 FC6-4 ② 1-2f 2-3		4 0 0 0 0 0 2	Montreal Expos @ Los Angeles Dodgers Dodger Stadium, Los Angeles, CA Mon Aug 22 1983, 7:05 PM PDT Att: 47,581 - Unknown livebaseballscorecards.com									
Jim Wohlford, R (1, 9) x OBP: 0.318, SLG: 0.387	0-0 6-3 ②			0-0 PB 1B		0-0 6-3 ③		0-0 4-3 ③		4 0 1 0 0 0 2										
Andre Dawson, R (1, 8) x OBP: 0.349, SLG: 0.568	0-0 6-3 ③			0-0 L5 ①			0-0 FC5-4 1B		0-0 1B G6-3 1B	4 1 2 0 0 0 1										
Gary Carter, R (1, 2) x OBP: 0.338, SLG: 0.461		0-0 F9 ①		0-0 F9 ②		0-0 FC5-4 ① 1-2f		0-0 G6-3 1B		4 0 1 0 0 0 2										
Al Oliver, L (1, 3) x OBP: 0.351, SLG: 0.407		4-0 BB		0-0 F8 ③ 1-2		0-0 P6 ②		0-0 G6-3 ① 1-2f 3-H		3 0 0 0 1 0 3										
Tim Wallach, R (1, 5) x OBP: 0.352, SLG: 0.471		0-3 K ②			0-0 G6-3 1B		0-0 L6 ③		0-0 6-3 ③	4 0 1 0 0 1 2										
Chris Speier, R (1, 6) x OBP: 0.326, SLG: 0.323		0-0 6-3 ③			0-0 G6-3 ① 1-2f			0-0 FC4-6 1B		3 0 1 0 0 0 2										
Doug Flynn, R (1, 4) x OBP: 0.250, SLG: 0.275			0-0 F6-3 ①		0-0 F5-3 ③			0-0 FC4-6 FC6-4 1-2f BB		3 0 0 0 0 0 1										
Steve Rogers, R (1, 1) x OBP: 0.143, SLG: 0.130			0-3 K ②			0-0 F9 ①		4-0 FC6-4 1-2 BB		1 0 0 0 0 1 0										
Bryan Little, S (6, PH) OBP: 0.353, SLG: 0.318										1 0 0 0 0 0 0										
Dan Schatzeder, L (6, 1) OBP: 0.200, SLG: 0.200										0 0 0 0 0 0 0										
Mike Vail, R (8, PH) OBP: 0.313, SLG: 0.338										0 0 0 0 1 0 0										
Jeff Reardon, R (8, 1) OBP: 0.143, SLG: 0.143										0 0 0 0 0 0 0										
Inning Stats	R: 0 E: 0 K: 0 S: 3	H: 0 LOB: 0 BB: 0 P: 3	R: 0 E: 0 K: 1 S: 5	H: 0 LOB: 1 BB: 1 P: 9	R: 0 E: 0 K: 1 S: 5	H: 0 LOB: 0 BB: 0 P: 5	R: 0 E: 0 K: 0 S: 4	H: 1 LOB: 1 BB: 0 P: 4	R: 0 E: 0 K: 0 S: 3	H: 1 LOB: 0 BB: 0 P: 3	R: 0 E: 0 K: 0 S: 4	H: 1 LOB: 1 BB: 0 P: 4	R: 0 E: 0 K: 0 S: 4	H: 1 LOB: 2 BB: 1 P: 8	R: 1 E: 0 K: 0 S: 4	H: 2 LOB: 0 BB: 0 P: 4	1B: 6 2B: 0 3B: 0 HR: 0	SF: 0 SAC: 0 DP: 2 HBP: 0	WP: 0 PB: 1 SB: 0 CS: 0	PA: 33
PITCHER Jerry Reuss, L (1, 1) ERA: 3.14	IP: 9.0 WLS: W BF: 33 H: 6 R: 1 ER: 1 SO: 2 BB: 2 IBB: 0 HBP: 0 BLK: 0 WP: 0 HR: 0 S: 35 P: 43 ERA: 1.00 WHIP: 0.889																			

Montreal Expos @ Los Angeles Dodgers
Dodger Stadium, Los Angeles, CA
 Mon Aug 22 1983, 7:05 PM PDT
 Att: 47,581 - Unknown

AB	31
R	1
H	6
RBI	0
BB	2
SO	2
LOB	15



Batter	1	2	3	4	5	6	7	8	9	AB	R	H	RBI	BB	SO	LOB
Steve Sax, R OBP: 0.349, SLG: 0.361 (1, 4)	0-0 5-3	0-0 F4-3				0-0 F9				4	0	0	0	0	0	2
Bill Russell, R OBP: 0.322, SLG: 0.318 (1, 6)	0-0 F6		0-0 L5		4-0 1B BB			0-0 F6-4-3 1B		3	1	1	0	1	0	0
Dusty Baker Jr., R OBP: 0.348, SLG: 0.408 (1, 7) Derrel Thomas, S OBP: 0.348, SLG: 0.346 (8, 7)	4-0 BB		0-0 6-3		0-0 FC4-6 1B 1-2			0-0 F6-4-3 1-2		3	0	1	0	1	0	1
Pedro Guerrero, R OBP: 0.360, SLG: 0.515 (1, 5)	0-0 3-1		0-0 S 1B		0-0 FC4-6 1B 1-2 2-H			0-3 K		0	0	0	0	0	0	0
Ken Landreaux, L OBP: 0.337, SLG: 0.474 (1, 8)		0-0 S 1B	0-3 K		0-0 FC4-6 1-2 2-3			0-3 K		4	0	2	1	0	1	1
Mike Marshall, R OBP: 0.348, SLG: 0.434 (1, 9)		0-0 1-H 2B 1B		0-0 HR		0-0 F9		0-0 F8		4	2	2	2	0	0	2
Greg Brock, L OBP: 0.322, SLG: 0.401 (1, 3)		0-0 1-2 2-3		0-0 1-3				0-3 K		4	0	0	0	0	1	1
Jack Fimple, R OBP: 0.274, SLG: 0.371 (1, 2)		0-0 2-H 2B		0-0 F9				0-3 K		3	0	1	1	0	1	0
Jerry Reuss, L OBP: 0.264, SLG: 0.255 (1, 1)		0-3 K		0-0 6-3				0-0 FC4-6 1B		3	0	1	0	0	1	1

Inning Stats	R: 0	H: 0	E: 0	K: 0	S: 3	LOB: 1	BB: 1	P: 7	R: 2	H: 3	E: 0	K: 1	S: 8	LOB: 1	BB: 0	P: 8	R: 0	H: 1	E: 0	K: 1	S: 6	LOB: 1	BB: 0	P: 6	R: 1	H: 1	E: 0	K: 0	S: 4	LOB: 0	BB: 0	P: 4	R: 1	H: 2	E: 0	K: 0	S: 5	LOB: 2	BB: 1	P: 9	R: 0	H: 1	E: 0	K: 2	S: 8	LOB: 1	BB: 0	P: 8	R: 0	H: 1	E: 0	K: 1	S: 5	LOB: 0	BB: 0	P: 5	R: 0	H: 0	E: 0	K: 1	S: 5	LOB: 0	BB: 0	P: 5
--------------	------	------	------	------	------	--------	-------	------	------	------	------	------	------	--------	-------	------	------	------	------	------	------	--------	-------	------	------	------	------	------	------	--------	-------	------	------	------	------	------	------	--------	-------	------	------	------	------	------	------	--------	-------	------	------	------	------	------	------	--------	-------	------	------	------	------	------	------	--------	-------	------

PITCHER	IP	WLS	BF	H	R	ER	SO	BB	IBB	HBP	BLK	WP	HR	S	P	ERA	WHIP
Steve Rogers, R ERA: 3.05 (1, 1)	5.0	L	24	7	4	4	2	2	0	0	0	0	1	26	34	7.20	1.800
Dan Schatzeder, L ERA: 2.97 (6, 1)	2.0		7	2	0	0	3	0	0	0	0	0	0	13	13	0.00	1.000
Jeff Reardon, R ERA: 3.0 (8, 1)	1.0		3	0	0	0	1	0	0	0	0	0	0	5	5	0.00	0.000

BOTTOM

Montreal Expos @ Los Angeles Dodgers
Dodger Stadium, Los Angeles, CA


Mon Aug 22 1983, 7:05 PM PDT
 Att. 47,581 - Unknown

livebaseballscorecards.com

AB	32
R	4
H	9
RBI	4
BB	2
SO	6
LOB	11



WP	HR	S	P	ERA	WHIP
3	0	1	0	0	1

Batter	1	2	3	4	5	6	7	8	9	AB R H RBI BB SO LOB	TOP																
Tim Raines, S (1, 7) OBP: 0.377, SLG: 0.415	0-0 L6		0-0 1-3		0-3 K		0-3 K		0-0 4-3	5 0 0 0 0 2 0	<p>Montreal Expos @ Los Angeles Dodgers Dodger Stadium, Los Angeles, CA Tue Aug 23 1983, 7:05 PM PDT Att: 44,250 - Unknown</p> <p>livebaseballscorecards.com</p> <table border="1"> <tr><td>AB</td><td>37</td></tr> <tr><td>R</td><td>3</td></tr> <tr><td>H</td><td>9</td></tr> <tr><td>RBI</td><td>3</td></tr> <tr><td>BB</td><td>3</td></tr> <tr><td>SO</td><td>4</td></tr> <tr><td>LOB</td><td>17</td></tr> </table> 	AB	37	R	3	H	9	RBI	3	BB	3	SO	4	LOB	17		
AB	37																										
R	3																										
H	9																										
RBI	3																										
BB	3																										
SO	4																										
LOB	17																										
Bryan Little, S (1, 4) OBP: 0.351, SLG: 0.314	0-0 4-3		4-0 BB		0-0 G3		0-0 6-3		0-0 4-3	4 0 0 0 1 0 0																	
Andre Dawson, R (1, 8) OBP: 0.351, SLG: 0.581	0-0 E6 1B		0-0 F7		0-0 HR		0-0 1B		0-0 HR	5 2 3 2 0 0 1																	
Al Oliver, L (1, 3) OBP: 0.351, SLG: 0.407	0-0 1B		0-0 F8		0-0 5-3		0-0 1B		0-0 F8	5 0 2 0 0 0 1																	
Gary Carter, R (1, 2) OBP: 0.338, SLG: 0.459	0-0 4-3			0-0 F7		0-0 FC1-6 WP 1B		0-0 5-3		4 0 1 0 0 0 4																	
Tim Wallach, R (1, 5) OBP: 0.353, SLG: 0.471		0-0 6-3		0-0 CS 3B 1B		0-0 F8 1-2		0-0 FC6-4 1B		4 1 2 0 0 0 1																	
Warren Cromartie, L (1, 9) OBP: 0.341, SLG: 0.386		0-0 P6		0-0 1-H 3B		4-0 FC1-6 IBB		0-3 K		3 0 1 1 1 1 1																	
Doug Flynn, R (1, 6) OBP: 0.251, SLG: 0.273		4-0 BB		0-0 F6-3		0-0 FC1-6 1-2f 2-3		0-0 FC6-4 1-2f		2 0 0 0 1 0 3																	
Terry Francona, L (8, PH) OBP: 0.214, SLG: 0.241										1 0 0 0 0 0 1																	
Angel Salazar, R (8, 6) OBP: 0.143, SLG: 0.143										0 0 0 0 0 0 0																	
Bryn Smith, R (1, 1) OBP: 0.167, SLG: 0.167		0-0 4-3		0-3 K		0-0 1-3		0-0 P6		3 0 0 0 0 1 4																	
Dan Schatzeder, L (7, 1) OBP: 0.200, SLG: 0.200										0 0 0 0 0 0 0																	
Terry Crowley, L (8, PH) OBP: 0.357, SLG: 0.161										1 0 0 0 0 0 1																	
Bob James, R (8, 1)										0 0 0 0 0 0 0																	
Inning Stats	R: 0 E: 1 K: 0 S: 5	H: 1 LOB: 2 BB: 0 P: 5	R: 0 E: 0 K: 0 S: 3	H: 0 LOB: 1 BB: 1 P: 7	R: 0 E: 0 K: 0 S: 3	H: 0 LOB: 1 BB: 0 P: 7	R: 1 E: 0 K: 1 S: 7	H: 2 LOB: 1 BB: 0 P: 7	R: 1 E: 0 K: 1 S: 6	H: 1 LOB: 0 BB: 0 P: 6	R: 0 E: 0 K: 0 S: 4	H: 1 LOB: 2 BB: 1 P: 8	R: 0 E: 0 K: 1 S: 7	H: 2 LOB: 2 BB: 0 P: 7	R: 0 E: 0 K: 1 S: 6	H: 1 LOB: 1 BB: 0 P: 6	R: 1 E: 0 K: 0 S: 4	H: 1 LOB: 0 BB: 0 P: 4	1B: 6 2B: 0 3B: 1 HR: 2	SF: 0 SAC: 0 DP: 0 HBP: 0	WP: 1 PB: 0 SB: 0 CS: 1	PA: 40					
PITCHER	IP WLS BF H R ER SO BB IBB HBP BLK WP HR S P ERA WHIP																										
Burt Hooton, R (1, 1) ERA: 4.06	6.0		27	5	2	1	2	2	1	0	0	1	1	28	40	1.50	1.167										
Pat Zachry, R (7, 1) ERA: 2.03	1.0	W	5	2	0	0	1	0	0	0	0	0	0	7	7	0.00	2.000										
Tom Niedenfuer, R (8, 1) ERA: 1.49	2.0	S	8	2	1	1	1	0	0	0	0	0	1	10	10	4.50	1.000										

Batter	1	2	3	4	5	6	7	8	9	AB	R	H	RBI	BB	SO	LOB
Steve Sax, R (1, 4) OBP: 0.348, SLG: 0.362	0-0 1-3			0-3 K		0-0 4-3		0-0 SH		4	1	1	1	0	1	0
Bill Russell, R (1, 6) OBP: 0.319, SLG: 0.315	0-0 P5			0-0 F6-3		0-0 4-3		0-0 SH		3	0	0	0	0	0	0
Dusty Baker Jr., R (1, 7) OBP: 0.347, SLG: 0.405	0-0 4-3			4-0 BB			0-0 F6-3	0-0 F7		3	0	0	0	1	0	1
Pedro Guerrero, R (1, 5) OBP: 0.357, SLG: 0.510		0-0 4-3		0-0 L3			0-0 E3	0-0 F9		4	1	0	0	0	0	2
Ken Landreaux, L (1, 8) OBP: 0.337, SLG: 0.480		0-0 4-3			0-0 F8		0-0 HR	0-0 F8		4	1	1	2	0	0	1
Mike Marshall, R (1, 9) OBP: 0.348, SLG: 0.432		0-3 K			0-0 F8		1-0 HR			2	0	0	0	0	1	0
Derrel Thomas, S (7, PR) OBP: 0.348, SLG: 0.346										0	1	0	0	0	0	0
Greg Brock, L (1, 3) OBP: 0.322, SLG: 0.408				0-0 F8		0-0 4-3		0-0 HR		3	1	1	2	0	0	0
Jack Fimple, R (1, 2) OBP: 0.263, SLG: 0.356				0-0 F4		0-0 4-3	0-0 F9			3	0	0	0	0	0	1
Burt Hooton, R (1, 1) OBP: 0.204, SLG: 0.196				0-0 F6-3		0-0 4-3	0-0 1-3			1	0	0	0	0	0	0
Rafael Landestoy, S (6, PH) OBP: 0.232, SLG: 0.245										1	1	1	0	0	0	0
Pat Zachry, R (7, 1) OBP: 0.500, SLG: 0.500										0	0	0	0	0	0	0
Candy Maldonado, R (7, PH) OBP: 0.250, SLG: 0.327										1	0	0	0	0	0	1
Tom Niedenfuer, R (8, 1)										0	0	0	0	0	0	0

Inning Stats	R: 0	H: 0	E: 0	LOB: 0	K: 0	BB: 0	S: 3	P: 3	R: 0	H: 0	E: 0	LOB: 0	K: 0	BB: 0	S: 3	P: 3	R: 0	H: 0	E: 0	LOB: 0	K: 0	BB: 0	S: 3	P: 3	R: 0	H: 0	E: 0	LOB: 0	K: 0	BB: 0	S: 3	P: 3	R: 1	H: 1	E: 0	LOB: 0	K: 0	BB: 0	S: 4	P: 4	R: 4	H: 2	E: 1	LOB: 1	K: 0	BB: 0	S: 6	P: 7	R: 1	H: 1	E: 1	LOB: 1	K: 0	BB: 0	S: 5	P: 5
--------------	------	------	------	--------	------	-------	------	------	------	------	------	--------	------	-------	------	------	------	------	------	--------	------	-------	------	------	------	------	------	--------	------	-------	------	------	------	------	------	--------	------	-------	------	------	------	------	------	--------	------	-------	------	------	------	------	------	--------	------	-------	------	------

PITCHER	IP	WLS	BF	H	R	ER	SO	BB	IBB	HBP	BLK	WP	HR	S	P	ERA	WHIP
Bryn Smith, R (1, 1) ERA: 2.68	6.1	L	24	2	4	3	2	1	0	1	0	0	1	26	31	4.26	0.474
Dan Schatzeder, L (7, 1) ERA: 3.07	0.2		3	1	1	1	0	0	0	0	0	0	1	3	3	13.50	1.500
Bob James, R (8, 1) ERA: 4.55	1.0		5	1	1	1	0	0	0	0	0	0	0	5	5	9.00	1.000

BOTTOM

Montreal Expos @ Los Angeles Dodgers
Dodger Stadium, Los Angeles, CA
 Tue Aug 23 1983, 7:05 PM PDT
 Att. 44,250 - Unknown

AB	29
R	6
H	4
RBI	5
BB	1
SO	2
LOB	6

livebaseballscorecards.com



WP	PA	1B	SF	2B	SAC	3B	DP	HR	HBP
0	32	0	0	1	1	0	0	2	1

Batter	1	2	3	4	5	6	7	8	9	AB R H RBI BB SO LOB	TOP	
Tim Raines, S (1, 7) <small>OBP: 0.376, SLG: 0.414</small>	0-3 		0-0 			0-3 		0-0 		4 0 1 0 0 2 1	Montreal Expos @ Los Angeles Dodgers Dodger Stadium, Los Angeles, CA Wed Aug 24 1983, 3:33 AM PDT Att: 42,658 - Unknown livebaseballscorecards.com	
Bryan Little, S (1, 4) <small>OBP: 0.350, SLG: 0.311</small>	0-0 		0-0 			0-0 		0-0 		3 0 0 1 1 0 1		
Andre Dawson, R (1, 8) <small>OBP: 0.350, SLG: 0.578</small>	1-0 			0-0 		0-3 		0-0 		2 0 0 1 0 1 0		
Al Oliver, L (1, 3) <small>OBP: 0.349, SLG: 0.404</small>	0-0 			0-0 			0-0 	0-0 		4 0 0 0 0 0 3		
Gary Carter, R (1, 2) <small>OBP: 0.337, SLG: 0.457</small>		0-0 		0-0 			0-0 		0-0 	4 0 1 0 0 0 0		
Tim Wallach, R (1, 5) <small>OBP: 0.350, SLG: 0.467</small>		0-0 		0-0 			0-0 		0-0 	4 0 0 0 0 0 1		
Warren Cromartie, L (1, 9) <small>OBP: 0.338, SLG: 0.381</small>		0-0 			0-0 			0-0 	0-0 	4 0 0 0 0 0 0		
Doug Flynn, R (1, 6) <small>OBP: 0.252, SLG: 0.274</small> Terry Francona, L (8, PH) <small>OBP: 0.219, SLG: 0.246</small> Jeff Reardon, R (8, 1) <small>OBP: 0.143, SLG: 0.143</small>			0-0 			0-0 		0-0 		2 0 1 0 0 0 0		
Ray Burris, R (1, 1) <small>OBP: 0.282, SLG: 0.297</small> Terry Crowley, L (8, PH) <small>OBP: 0.372, SLG: 0.188</small> Angel Salazar, R (8, PR) <small>OBP: 0.143, SLG: 0.143</small> (8, 6)			0-0 			0-0 		0-0 		1 0 0 0 0 0 0		
Inning Stats	R: 0 H: 0 E: 0 LOB: 1 K: 1 BB: 0 S: 5 P: 6	R: 0 H: 0 E: 0 LOB: 0 K: 0 BB: 0 S: 3 P: 3	R: 0 H: 1 E: 0 LOB: 1 K: 0 BB: 0 S: 4 P: 4	R: 0 H: 1 E: 0 LOB: 1 K: 0 BB: 0 S: 4 P: 4	R: 0 H: 0 E: 0 LOB: 0 K: 0 BB: 0 S: 3 P: 3	R: 0 H: 0 E: 0 LOB: 0 K: 2 BB: 0 S: 7 P: 7	R: 0 H: 0 E: 0 LOB: 0 K: 0 BB: 0 S: 3 P: 3	R: 2 H: 3 E: 0 LOB: 2 K: 0 BB: 1 S: 6 P: 10	R: 0 H: 0 E: 0 LOB: 0 K: 0 BB: 0 S: 3 P: 3	1B: 5 SF: 1 2B: 0 SAC: 1 3B: 0 DP: 0 HR: 0 HBP: 1		WP: 0 PA: 34 PB: 0 SB: 0 CS: 0
PITCHER Alejandro Pena, R (1, 1) <small>ERA: 2.38</small> Tom Niedenfuer, R (8, 1) <small>ERA: 1.45</small>	IP WLS BF H R ER SO BB IBB HBP BLK WP HR S P ERA WHIP 7.1 0 29 5 2 2 3 1 0 1 0 0 0 33 38 2.46 0.818											PITCHER IP WLS BF H R ER SO BB IBB HBP BLK WP HR S P ERA WHIP 1.2 W 5 0 0 0 0 0 0 0 0 0 0 0 5 5 0.00 0.000

Montreal Expos @ Los Angeles Dodgers
Dodger Stadium, Los Angeles, CA
 Wed Aug 24 1983, 3:33 AM PDT
 Att: 42,658 - Unknown
livebaseballscorecards.com

AB	30
R	2
H	5
RBI	2
BB	1
SO	3
LOB	6



Batter	1	2	3	4	5	6	7	8	9	AB	R	H	RBI	BB	SO	LOB
Steve Sax, R OBP: 0.347, SLG: 0.361 (1, 4)	0-3 K		0-0 SH1-3 1B		0-0 5-3		0-0 4-3			4	0	1	0	0	1	0
Dave Anderson, R OBP: 0.218, SLG: 0.244 (1, 6)	0-0 F6-3		0-0 SH1-3 1-2			4-0 FC6 1B BB	0-0 F3			2	1	0	0	1	0	0
Dusty Baker Jr., R OBP: 0.346, SLG: 0.403 (1, 7)	0-0 F2		0-0 F9			0-0 FC6 1-2 1B		0-3 K		4	0	1	0	0	1	1
Pedro Guerrero, R OBP: 0.354, SLG: 0.506 (1, 5)		0-0 F8	0-0 5-3			0-0 FC6 1B SF9 1-2 2-3		0-0 F8		4	1	0	0	0	0	3
Ken Landreaux, L OBP: 0.341, SLG: 0.491 Derrel Thomas, S OBP: 0.348, SLG: 0.346 (1, 8) (9, 8)		0-0 CS 1B		0-0 1-3		0-0 SF9 1B 1-3 3-H 1B		0-0 HR		4	1	3	2	0	0	0
Mike Marshall, R OBP: 0.350, SLG: 0.431 (1, 9)		4-0 1B BB 1-2 BB		0-0 F9		0-0 1-2 1B		0-3 K		3	0	1	0	1	1	0
Greg Brock, L OBP: 0.322, SLG: 0.407 (1, 3)		4-0 1B 1-2 BB		0-3 K		0-0 SF9 2-3 3-H				1	0	0	1	1	1	0
Jack Fimple, R OBP: 0.269, SLG: 0.360 Rick Monday, L OBP: 0.372, SLG: 0.431 Steve Yeager, R OBP: 0.286, SLG: 0.416 (1, 2) (6, PH) (7, 2)		0-0 1-2 2-3 1B			0-3 K	0-0 P5				2	0	1	0	0	1	0
Alejandro Pena, R OBP: 0.116, SLG: 0.186 Tom Niedenfuer, R (8, 1)		0-0 P4			0-0 5-3		0-3 K			1	0	0	0	0	0	2
										0	0	0	0	0	0	0

Inning Stats	R: 0	H: 0	E: 0	K: 1	S: 5	R: 0	H: 2	E: 0	K: 0	S: 4	R: 0	H: 1	E: 0	K: 0	S: 4	R: 0	H: 0	E: 0	K: 1	S: 5	R: 0	H: 0	E: 0	K: 1	S: 5	R: 2	H: 3	E: 0	K: 0	S: 6	R: 0	H: 0	E: 0	K: 1	S: 5	R: 1	H: 1	E: 0	K: 2	S: 8		
	LOB: 0	BB: 0	P: 5	LOB: 3	BB: 2	P: 12	LOB: 1	BB: 0	P: 4	LOB: 0	BB: 0	P: 5	LOB: 0	BB: 0	P: 5	LOB: 2	BB: 1	P: 10	LOB: 0	BB: 0	P: 5	LOB: 0	BB: 0	P: 8	LOB: 0	BB: 0	P: 8	LOB: 1	SAC: 1	DP: 0	HBP: 0	WP: 0	PA: 33	PB: 0	SB: 0	CS: 1						

PITCHER	IP	WLS	BF	H	R	ER	SO	BB	IBB	HBP	BLK	WP	HR	S	P	ERA	WHIP
Ray Burris, R ERA: 3.12 (1, 1)	7.0		29	6	2	2	4	3	0	0	0	0	0	34	46	2.57	1.286
Jeff Reardon, R ERA: 3.09 (8, 1)	1.0	L	4	1	1	1	2	0	0	0	0	0	1	8	8	9.00	1.000

BOTTOM

Montreal Expos @ Los Angeles Dodgers
Dodger Stadium, Los Angeles, CA

Wed Aug 24 1983, 3:33 AM PDT
Att. 42,658 - Unknown

livebaseballscorecards.com

AB	28
R	3
H	7
RBI	3
BB	3
SO	6
LOB	9



Batter	1	2	3	4	5	6	7	8	9	AB R H RBI BB SO LOB	TOP											
Steve Sax, R (1, 4) OBP: 0.346, SLG: 0.360	0-3 K		0-0 5-3		0-3 K			0-0 FC5-4 1-2 1B		4 0 1 0 0 2 1	Los Angeles Dodgers @ Philadelphia Phillies Veterans Stadium, Philadelphia, PA Fri Aug 26 1983, 7:05 PM EDT Att: 40,427 - Unknown											
Bill Russell, R (1, 6) OBP: 0.319, SLG: 0.314	0-0 E6 4-3 2B		0-0 5-3			0-0 G6-4-3 1B		0-0 P4		4 1 1 0 0 0 2												
Dusty Baker Jr., R (1, 7) OBP: 0.343, SLG: 0.400	0-0 4-3 1-2		0-0 4-3			0-0 G6-4-3 1-2f		0-0 P4		4 0 0 0 0 0 4												
Pedro Guerrero, R (1, 5) OBP: 0.358, SLG: 0.510	0-0 2-H 2B			0-0 CS 1B		0-0 BLK 1B		0-0 FC5-4 1-2f		4 0 3 1 0 0 2												
Ken Landreaux, L (1, 8) OBP: 0.340, SLG: 0.488 Dave Anderson, R (9, PR) OBP: 0.218, SLG: 0.244	0-0 G3			0-0 F8		0-0 F2 1-2		0-0 1B		4 0 1 0 0 0 3 0 0 0 0 0 0 0												
Mike Marshall, R (1, 9) OBP: 0.346, SLG: 0.426		0-3 K		0-3 K 1-2		0-0 F7		0-3 K		4 0 0 0 0 3 2												
Greg Brock, L (1, 3) OBP: 0.322, SLG: 0.405 Candy Maldonado, R (9, PH) OBP: 0.245, SLG: 0.320		0-3 K			4-0 FC4-6 BB	0-0 4-3		0-3 K		2 0 0 0 1 1 0 1 0 0 0 0 1 1												
Jack Fimple, R (1, 2) OBP: 0.275, SLG: 0.377 Rafael Landestoy, S (7, PH) OBP: 0.228, SLG: 0.241 Steve Yeager, R (7, 2) OBP: 0.265, SLG: 0.415		0-0 2B			0-0 FC4-6 1-2f	0-3 K		0-0 F8		2 0 1 0 0 0 1 1 0 0 0 0 1 0 1 0 0 0 0 0 1												
Fernando Valenzuela, L (1, 1) OBP: 0.231, SLG: 0.303 Derrel Thomas, S (8, PH) OBP: 0.351, SLG: 0.346 Pat Zachry, R (8, 1) OBP: 0.500, SLG: 0.500		0-3 K			0-0 G3 1-2			4-0 1B BB		2 0 0 0 0 1 2 0 0 0 0 1 0 0 0 0 0 0 0 0 0												
Inning Stats	R: 1 E: 1 K: 1 S: 7	H: 1 LOB: 1 BB: 0 P: 7	R: 0 E: 0 K: 3 S: 10	H: 1 LOB: 1 BB: 0 P: 10	R: 0 E: 0 K: 0 S: 3	H: 0 LOB: 0 BB: 0 P: 3	R: 0 E: 0 K: 1 S: 5	H: 1 LOB: 0 BB: 0 P: 5	R: 0 E: 0 K: 1 S: 5	H: 0 LOB: 1 BB: 1 P: 9	R: 0 E: 0 K: 0 S: 4	H: 2 LOB: 1 BB: 0 P: 4	R: 0 E: 0 K: 1 S: 5	H: 0 LOB: 0 BB: 0 P: 5	R: 0 E: 0 K: 0 S: 4	H: 1 LOB: 2 BB: 1 P: 8	R: 0 E: 0 K: 2 S: 8	H: 1 LOB: 1 BB: 0 P: 8	1B: 5 2B: 2 3B: 0 HR: 0	SF: 0 SAC: 0 DP: 1 HBP: 0	WP: 0 PB: 0 SB: 1 CS: 1	PA: 35
PITCHER	IP WLS BF H R ER SO BB IBB HBP BLK WP HR S P ERA WHIP																					
Kevin Gross, R (1, 1) ERA: 3.64	7.0 W 28 6 1 0 7 2 0 0 0 1 0 0 40 48 0.00 1.143																					
Al Holland, L (8, 1) ERA: 2.5	2.0 S 7 1 0 0 2 0 0 0 0 0 0 0 11 11 0.00 0.500																					

livebaseballscorecards.com

AB	33
R	1
H	7
RBI	1
BB	2
SO	9
LOB	19



Batter	1	2	3	4	5	6	7	8	9	AB	R	H	RBI	BB	SO	LOB
--------	---	---	---	---	---	---	---	---	---	----	---	---	-----	----	----	-----

Juan Samuel, R OBP: 0.333, SLG: 0.500 (1, 4)	0-0 G3	0-0 E5			0-0 SF7 1B		0-0 5-3			4	1	1	0	0	0	0
Pete Rose, S OBP: 0.327, SLG: 0.301 (1, 3)	0-0 2B 1B	0-0 5-3			0-0 E4 CS		0-3 K			4	1	1	1	0	1	2
Gary Matthews, R OBP: 0.362, SLG: 0.388 Greg Gross, L OBP: 0.395, SLG: 0.378 (1, 7) (9, 7)	0-0 2B		0-0 6-3		0-0 SF7 3-H		0-0 K	4-0 CS BB		2	1	1	1	1	0	0
Mike Schmidt, R OBP: 0.383, SLG: 0.488 (1, 5)	4-0 2B BB		0-0 F9		0-3 K		0-3 K	0-3 K 1-2		3	0	0	0	1	2	2
Bo Diaz, R OBP: 0.298, SLG: 0.379 (1, 2)	0-0 2B		0-0 F8		0-0 CS 1-2	0-0 5-3		4-0 2B BB		3	0	1	2	1	0	0
Garry Maddox, R OBP: 0.328, SLG: 0.397 (1, 8)	0-3 K			0-0 CS 1B		0-0 FC3-6 1B		0-0 2B		4	0	3	0	0	1	2
Joe Lefebvre, L OBP: 0.415, SLG: 0.576 (1, 9)	0-3 K			0-0 F7 1-2		0-0 FC3-6 1-2f		4-0 IBB		3	0	0	0	1	1	4
Ivan De Jesus, R OBP: 0.330, SLG: 0.319 (1, 6)		0-3 K		0-0 4-3		0-0 L6		0-3 K		4	0	0	0	0	2	4
Kevin Gross, R OBP: 0.136, SLG: 0.143 Al Holland, R (8, 1)		0-0 6-3			4-0 S E 1B BB		0-3 K			2	1	0	0	1	1	0
										0	0	0	0	0	0	0

Inning Stats	R: 2	H: 3	E: 0	K: 2	S: 10	P: 14	R: 0	H: 0	E: 1	K: 1	S: 6	P: 6	R: 0	H: 0	E: 0	K: 0	S: 3	P: 3	R: 0	H: 1	E: 0	K: 0	S: 3	P: 3	R: 2	H: 1	E: 1	K: 1	S: 6	P: 10	R: 0	H: 1	E: 0	K: 0	S: 4	P: 4	R: 0	H: 0	E: 0	K: 2	S: 7	P: 7	R: 0	H: 1	E: 0	K: 2	S: 7	P: 19
--------------	------	------	------	------	-------	-------	------	------	------	------	------	------	------	------	------	------	------	------	------	------	------	------	------	------	------	------	------	------	------	-------	------	------	------	------	------	------	------	------	------	------	------	------	------	------	------	------	------	-------

PITCHER	IP	WLS	BF	H	R	ER	SO	BB	IBB	HBP	BLK	WP	HR	S	P	ERA	WHIP
Fernando Valenzuela, L ERA: 3.73 (1, 1)	7.0	L	29	6	4	3	6	2	0	0	0	0	0	39	47	3.86	1.143
Pat Zachry, R ERA: 1.98 (8, 1)	1.0		6	1	0	0	2	2	1	0	0	0	0	7	19	0.00	3.000

BOTTOM

Los Angeles Dodgers @ Philadelphia Phillies
Veterans Stadium, Philadelphia, PA
Fri Aug 26 1983, 7:05 PM EDT
Att. 40,427 - Unknown

AB	29
R	4
H	7
RBI	4
BB	5
SO	8
LOB	14



WP	PA	ERA	WHIP
0	36		

Batter	1	2	3	4	5	6	7	8	9	AB R H RBI BB SO LOB	TOP		
Steve Sax, R (1, 4) OBP: 0.347, SLG: 0.359	0-0 4-3		4-0 1B BB		0-0 F8		0-0 6-3 HR 1B		0-0 F9	4 1 1 0 1 0 0			
Bill Russell, R (1, 6) OBP: 0.320, SLG: 0.316	0-0 S 1B		0-0 1-3 1B		0-0 3-1		0-0 6-3		0-0 6-3	5 0 2 0 0 0 1			
Dusty Baker Jr., R (1, 7) OBP: 0.345, SLG: 0.399	0-3 K		0-0 F5			0-0 3B 1B	4-0 HR BB			3 2 1 0 1 1 3			
Pedro Guerrero, R (1, 5) OBP: 0.361, SLG: 0.523	0-0 P4			0-0 2B 1B		0-0 1-H 3B	0-0 1-H 2-H HR			4 2 3 4 0 0 1			
Ken Landreaux, L (1, 8) Derrel Thomas, S (7, 8) OBP: 0.339, SLG: 0.488 OBP: 0.351, SLG: 0.346		0-0 G3		0-0 1B 1-3 G4-6-3 2B		0-0 F2	0-0 6-3			4 1 1 0 0 0 1 0 0 0 0 0 0 0			
Mike Marshall, R (1, 9) OBP: 0.348, SLG: 0.425		0-0 3-1		0-0 2-3 3-H 1B		4-0 BB		0-3 K		3 0 1 1 1 1 0			
Greg Brock, L (1, 3) OBP: 0.322, SLG: 0.402		4-0 PO BB		0-0 G4-6-3		0-0 F7		0-0 F7		3 0 0 0 1 0 3			
Steve Yeager, R (1, 2) OBP: 0.282, SLG: 0.409		0-0 PO	0-0 F7	0-0 P4		0-3 K		0-0 6-3		4 0 0 0 0 1 2			
Rick Honeycutt, L (1, 1) OBP: 0.143, SLG: 0.143			0-0 6-3		0-0 4-3		0-0 3-1		0-0 1-3	4 0 0 0 0 0 0			
Inning Stats	R: 0 H: 1 E: 0 LOB: 1 K: 1 BB: 0 S: 6 P: 6	R: 0 H: 0 E: 0 LOB: 0 K: 0 BB: 1 S: 2 P: 6	R: 0 H: 1 E: 0 LOB: 2 K: 0 BB: 1 S: 4 P: 8	R: 2 H: 3 E: 0 LOB: 0 K: 0 BB: 0 S: 5 P: 5	R: 0 H: 0 E: 0 LOB: 0 K: 0 BB: 0 S: 3 P: 3	R: 1 H: 2 E: 0 LOB: 2 K: 1 BB: 1 S: 7 P: 11	R: 3 H: 2 E: 0 LOB: 0 K: 0 BB: 1 S: 5 P: 9	R: 0 H: 0 E: 0 LOB: 0 K: 1 BB: 0 S: 5 P: 5	R: 0 H: 0 E: 0 LOB: 0 K: 0 BB: 0 S: 3 P: 3	1B: 6 SF: 0 2B: 1 SAC: 0 3B: 1 DP: 1 HR: 1 HBP: 0	WP: 0 PA: 39 PB: 0 SB: 1 CS: 0		
PITCHER	IP WLS BF H R ER SO BB IBB HBP BLK WP HR S P ERA WHIP											PITCHER	IP WLS BF H R ER SO BB IBB HBP BLK WP HR S P ERA WHIP
Charles Hudson, R (1, 1) ERA: 3.61	6.2 L 29 8 4 4 2 3 0 0 0 0 0 0 30 42 5.40 1.650												
Ron Reed, R (7, 1) ERA: 3.21	1.1 6 1 2 2 1 1 0 0 0 0 0 1 7 11 13.50 1.500												
Willie Hernandez, L (9, 1) ERA: 3.24	1.0 3 0 0 0 0 0 0 0 0 0 0 0 0 3 3 0.00 0.000												

Los Angeles Dodgers @ Philadelphia Phillies
Veterans Stadium, Philadelphia, PA
Sat Aug 27 1983, 7:05 PM EDT
Att: 43,482 - Unknown

livebaseballscorecards.com

AB	34
R	6
H	9
RBI	5
BB	4
SO	3
LOB	11



Batter	1	2	3	4	5	6	7	8	9	AB	R	H	RBI	BB	SO	LOB	TOP										
Steve Sax, R (1, 4) OBP: 0.345, SLG: 0.356 Rafael Landestoy, S (8, 4) OBP: 0.228, SLG: 0.241	0-0 5-3	0-0 4-3		0-0 6-3		0-0 1-3		4-0 1B 1-2 BB		4	0	0	0	1	0	1											
Bill Russell, R (1, 6) OBP: 0.322, SLG: 0.316 Jose Morales, R (8, PH) OBP: 0.324, SLG: 0.528 Dave Anderson, R (8, PR) OBP: 0.218, SLG: 0.244	0-0 E S 1B	4-0 S 1B		0-0 5-3		0-0 6-3		0-0 FC5-4 1-3 2-H 1B		3	2	1	0	1	0	0											
Rick Monday, L (1, 7) OBP: 0.383, SLG: 0.442 Derrel Thomas, S (5, 8) OBP: 0.353, SLG: 0.344	0-0 1B BB 1-H 1B	0-0 1-H 3-H 1B		0-0 FC5-4 1B		4-0 BB BB		0-0 FC5-4 1-2f		3	1	3	3	0	0	0											
Pedro Guerrero, R (1, 5) OBP: 0.359, SLG: 0.519	4-0 E 1B 1-2 G3-2-3 BB	0-0 F9		0-0 FC5-4 G3 BLK 1-2f 1B		0-0 F8		0-0 F9		4	1	0	0	1	0	3											
Ken Landreaux, L (1, 8) OBP: 0.339, SLG: 0.487 Candy Maldonado, R (6, 7) OBP: 0.255, SLG: 0.314	0-0 E 1-2 2-3 1B		0-0 G3		0-0 G3 1-3		4-0 BB 1-2		0-3 K		3	0	1	0	0	1											
Mike Marshall, R (1, 9) OBP: 0.348, SLG: 0.433	0-0 E5 1-2 2-3 3-H		0-0 HR		0-0 2B 1B 3-H		0-3 K		0-0 P6		5	2	2	3	0	1	4										
Greg Brock, L (1, 3) OBP: 0.321, SLG: 0.403	0-0 G3-2-3 3-Hf		0-3 K		0-0 2B		0-0 F7		0-0 F7		4	0	1	1	0	1	3										
Jack Fimple, R (1, 2) OBP: 0.262, SLG: 0.358		0-0 E4 4-3 SH3-4 1B		0-0 5-3		0-3 K		0-0 F9		4	1	0	0	0	1	0											
Jerry Reuss, L (1, 1) OBP: 0.268, SLG: 0.259		0-0 SH3-4 1-2		0-3 K		0-0 L5		0-0 BB 1B		3	1	1	0	0	1	0											
Inning Stats	R: 2 E: 1 K: 0 S: 6	H: 3 LOB: 2 BB: 1 P: 10	R: 2 E: 1 K: 0 S: 5	H: 1 LOB: 1 BB: 1 P: 9	R: 1 E: 0 K: 1 S: 6	H: 1 LOB: 0 BB: 0 P: 6	R: 0 E: 0 K: 1 S: 5	H: 0 LOB: 0 BB: 0 P: 5	R: 2 E: 0 K: 0 S: 5	H: 3 LOB: 1 BB: 0 P: 5	R: 0 E: 0 K: 1 S: 5	H: 0 LOB: 0 BB: 0 P: 5	R: 0 E: 0 K: 1 S: 5	H: 0 LOB: 2 BB: 2 P: 13	R: 1 E: 0 K: 0 S: 5	H: 2 LOB: 2 BB: 1 P: 9	R: 0 E: 0 K: 1 S: 5	H: 0 LOB: 0 BB: 0 P: 5	1B: 8 2B: 1 3B: 0 HR: 1	SF: 0 SAC: 1 DP: 1 HBP: 0	WP: 0 PB: 0 SB: 2 CS: 0	PA: 42					
PITCHER	IP	WLS	BF	H	R	ER	SO	BB	IBB	HBP	BLK	WP	HR	S	P	ERA	WHIP										
John Denny, R (1, 1) ERA: 2.5	5.0	L	25	8	7	5	2	2	0	0	1	0	1	27	35	9.00	2.000										
Larry Andersen, R (6, 1) ERA: 2.92	2.0		8	0	0	0	2	2	0	0	0	0	0	10	18	0.00	1.000										
Tug McGraw, L (8, 1) ERA: 3.35	1.0		6	2	1	1	0	1	0	0	0	0	0	5	9	9.00	3.000										
Willie Hernandez, L (9, 1) ERA: 3.2	1.0		3	0	0	0	1	0	0	0	0	0	0	5	5	0.00	0.000										

Los Angeles Dodgers @ Philadelphia Phillies
Veterans Stadium, Philadelphia, PA
Sun Aug 28 1983, 3:33 AM EDT
Att: 34,442 - Unknown

livebaseballscorecards.com

AB	36
R	8
H	10
RBI	8
BB	5
SO	5
LOB	14



Batter	1	2	3	4	5	6	7	8	9	AB	R	H	RBI	BB	SO	LOB
Juan Samuel, R OBP: 0.278, SLG: 0.313 (1, 4)	0-0 4-3		0-3 K		4-0 G4-6-3 BB			0-0 F9	0-0 5-3	4	0	0	0	1	1	1
Pete Rose, S OBP: 0.322, SLG: 0.296 (1, 3)	0-0 6-3		0-0 6-3		0-0 G4-6-3 1-2f			0-0 5-3		4	0	0	0	0	0	1
Gary Matthews, R OBP: 0.362, SLG: 0.388 (1, 7)	0-0 PB 1B		0-0 1-3				0-0 G3	0-0 1B		4	0	2	0	0	0	0
Mike Schmidt, R OBP: 0.387, SLG: 0.493 Willie Hernandez, L OBP: 0.500, SLG: 0.500 (1, 5) (9, 1)	0-0 6-3 1-2		0-0 F7 1B 2B		0-0 F7 2B		0-0 K2-3	0-3 K		4	1	2	0	0	1	2
Bo Diaz, R OBP: 0.292, SLG: 0.371 (1, 2)		0-0 6-3		0-0 F7 2-3		0-3 K2-3		0-0 5-3	0-0 5-3	4	0	0	0	0	1	2
Garry Maddox, R OBP: 0.335, SLG: 0.402 (1, 8)		0-0 F9 BB 1B		0-0 1B		0-0 5-3		0-0 F8		4	0	2	1	0	0	1
Joe Lefebvre, L OBP: 0.411, SLG: 0.568 (1, 9)		4-0 FC4 BB		0-3 K		0-0 L6		0-0 1B 2B		3	1	1	0	1	1	1
Ivan De Jesus, R OBP: 0.327, SLG: 0.316 (1, 6)		0-0 F9 2-3		0-0 4-3		0-0 5-3		0-0 3B 1B		4	1	1	1	0	0	3
John Denny, R OBP: 0.188, SLG: 0.175 Kiko Garcia, R OBP: 0.339, SLG: 0.441 Larry Andersen, R OBP: 0.309, SLG: 0.378 Tug McGraw, R OBP: 0.333, SLG: 0.333 Steve Jeltz, S OBP: 0.533, SLG: 0.600 (1, 1) (5, PH) (6, 1) (7, PH) (8, 1) (9, 5)		0-0 FC4 1-2f		0-0 P6		0-3 K		0-0 1-H 3B		1	0	0	0	0	0	2

BOTTOM

Los Angeles Dodgers @ Philadelphia Phillies
Veterans Stadium, Philadelphia, PA
Sun Aug 28 1983, 3:33 AM EDT
Att. 34,442 - Unknown

livebaseballscores.com

AB	35
R	3
H	9
RBI	3
BB	2
SO	5
LOB	13



Inning Stats	R: 0	H: 1	E: 0	LOB: 1	K: 0	BB: 0	S: 4	P: 4	R: 0	H: 1	E: 0	LOB: 2	K: 0	BB: 1	S: 4	P: 8	R: 0	H: 0	E: 0	LOB: 0	K: 1	BB: 0	S: 5	P: 5	R: 1	H: 2	E: 0	LOB: 1	K: 1	BB: 0	S: 7	P: 7	R: 0	H: 0	E: 0	LOB: 0	K: 0	BB: 1	S: 2	P: 6	R: 0	H: 1	E: 0	LOB: 1	K: 1	BB: 0	S: 6	P: 6	R: 0	H: 0	E: 0	LOB: 0	K: 1	BB: 0	S: 5	P: 5	R: 0	H: 1	E: 0	LOB: 1	K: 1	BB: 0	S: 6	P: 6	R: 0	H: 1	E: 0	LOB: 1	K: 1	BB: 0	S: 6	P: 6	R: 2	H: 3	E: 0	LOB: 1	K: 0	BB: 0	S: 6	P: 6	1B: 5	2B: 3	3B: 1	HR: 0	SF: 0	SAC: 0	DP: 1	HBP: 0	WP: 0	PA: 37	PB: 1	SB: 0	CS: 0	ERA	WHIP
PITCHER Jerry Reuss, L ERA: 3.14 (1, 1)	IP: 9.0	WLS: 0	BF: 37	H: 9	R: 3	ER: 3	SO: 5	BB: 2	IBB: 0	HBP: 0	BLK: 0	WP: 0	HR: 0	S: 45	P: 53	ERA: 3.00	WHIP: 1.222																																																																														

Los Angeles Dodgers @ New York Mets
 Shea Stadium, Flushing, NY
 Mon Aug 29 1983, 7:05 PM EDT
 Unknown

livebaseballscorecards.com

AB	36
R	6
H	12
RBI	5
BB	4
SO	1
LOB	17



WP:	1	PA:	41
PB:	0		
SB:	3		
CS:	1		

AB R H RBI BB SO LOB

5	0	1	0	0	0	2
4	0	1	0	1	0	3
2	2	1	0	2	0	1
0	1	0	0	1	0	0
5	1	3	1	0	0	3
5	0	2	2	0	1	3
3	1	1	1	0	0	2
4	1	1	0	0	0	1
4	0	2	1	0	0	0
4	0	0	0	0	0	2
0	0	0	0	0	0	0

Batter	1	2	3	4	5	6	7	8	9
Steve Sax, R (1, 4) OBP: 0.344, SLG: 0.355	0-0 1-3	0-0 F8		0-0 4-3			0-0 6-3		0-0 S CS 1B
Bill Russell, R (1, 6) OBP: 0.323, SLG: 0.315	4-0 1B BB	0-0 FC5 2-3f			0-0 FC5-4 1B		0-0 L5		0-0 F8 1-2
Dusty Baker Jr., R (1, 7) OBP: 0.348, SLG: 0.400	0-0 1-3 1B		4-0 1B 1B BB		0-0 FC5-4 G6-4-3 1-2f		4-0 1B 1B BB		4-0 E BB 2-H
Derrel Thomas, S (7, 8) OBP: 0.356, SLG: 0.344									
Pedro Guerrero, R (1, 5) OBP: 0.361, SLG: 0.522	0-0 F2		0-0 WP 1B SF8 1B		0-0 G6-4-3 1-2f		0-0 1-2 1B		0-0 E2 1-H 2B
Ken Landreaux, L (1, 8) OBP: 0.340, SLG: 0.486	0-0 F7		0-0 1-2 WP 1B 3-H				0-0 F7 1-2 2-H 1B		0-3 K 3-H
Mike Marshall, R (1, 9) OBP: 0.347, SLG: 0.432		0-0 6-3	0-0 SF8 1-2 2-H				0-0 S 1B		0-0 P6
Greg Brock, L (1, 3) OBP: 0.320, SLG: 0.401		0-0 1B E 1B	0-0 F8				0-0 F9		0-0 P6
Jack Fimple, R (1, 2) OBP: 0.273, SLG: 0.365		0-0 FC5 E 1B		0-0 6-3			0-0 FC6 1-H 1B		0-0 5-3
Bob Welch, R (1, 1) OBP: 0.131, SLG: 0.183		0-0 E1		0-0 6-3			0-0 FC6 1-2f		0-0 6-3
Tom Niedenfuer, R (8, 1) OBP: 0.131, SLG: 0.183									

Inning Stats	R: 0	H: 1	R: 1	H: 2	R: 2	H: 2	R: 0	H: 0	R: 1	H: 2	R: 1	H: 2	R: 0	H: 0	R: 1	H: 2
	E: 0	LOB: 2	E: 1	LOB: 2	E: 0	LOB: 0	E: 0	LOB: 0	E: 0	LOB: 1	E: 0	LOB: 2	E: 0	LOB: 0	E: 0	LOB: 0
	K: 0	BB: 1	K: 0	BB: 0	K: 0	BB: 1	K: 0	BB: 0	K: 0	BB: 0	K: 0	BB: 1	K: 0	BB: 0	K: 1	BB: 1
	S: 4	P: 8	S: 6	P: 6	S: 4	P: 8	S: 3	P: 3	S: 5	P: 5	S: 5	P: 9	S: 3	P: 3	S: 6	P: 10

PITCHER	IP	WLS	BF	H	R	ER	SO	BB	IBB	HBP	BLK	WP	HR	S	P	ERA	WHIP
Tom Seaver, R (1, 1) ERA: 3.74	8.0	L	36	10	5	4	0	3	0	0	0	1	0	33	45	4.50	1.625
Carlos Diaz, L (9, 1) ERA: 2.3	1.0		5	2	1	1	1	1	0	0	0	0	0	6	10	9.00	3.000

Batter	1	2	3	4	5	6	7	8	9	AB	R	H	RBI	BB	SO	LOB
Mookie Wilson, S OBP: 0.301, SLG: 0.353 (1, 8)	0-3 K		0-0 L6		0-3 K			0-0 F5		4	0	0	0	0	2	0
Hubie Brooks, R OBP: 0.303, SLG: 0.342 (1, 5)	0-0 6-3 2B 1B		0-3 K			0-0 6-3		0-0 BB 1B		4	1	2	0	0	1	0
Keith Hernandez, L OBP: 0.364, SLG: 0.416 (1, 3)	0-0 6-3 1-2		4-0 BB BB			0-0 4-3		4-0 FC5-4 BB 1-2		2	0	0	0	2	0	1
George Foster, R OBP: 0.297, SLG: 0.423 Carlos Diaz, R (9, 1)	0-0 2B 2-H		0-3 K			0-0 L3		0-0 FC5-4 1-2f		4	0	1	1	0	1	3
Darryl Strawberry, L OBP: 0.310, SLG: 0.483 (1, 9)	0-3 K			0-3 K			0-0 F8		0-0 P4	4	0	0	0	0	2	1
Brian Giles, R OBP: 0.304, SLG: 0.285 (1, 4)		4-0 BB BB		0-0 P6			4-0 BB BB		0-0 F2 BB	2	0	0	0	2	0	0
José Oquendo, S OBP: 0.279, SLG: 0.268 Danny Heep, L OBP: 0.319, SLG: 0.398 Bob Bailor, R OBP: 0.292, SLG: 0.297 (8, 6)		0-0 4-3 1-2 S 1B		0-0 5-3			0-0 F7		0-0 F9	2	0	1	0	0	0	0
Junior Ortiz, R OBP: 0.236, SLG: 0.234 Rusty Staub, L OBP: 0.387, SLG: 0.417 Ron Hodges, L OBP: 0.371, SLG: 0.282 (8, 2)		0-0 4-3 1-3			0-0 6-3		0-3 K			2	0	0	0	0	0	1
Tom Seaver, R OBP: 0.214, SLG: 0.250 Mark Bradley, R OBP: 0.298, SLG: 0.323 (9, 7)		0-3 K			0-0 1-3			0-0 6-3		1	0	0	0	0	0	0

Inning Stats	R: 1	H: 2	E: 0	K: 2	S: 9	LOB: 1	BB: 0	P: 9	R: 0	H: 1	E: 0	K: 1	S: 5	LOB: 1	BB: 1	P: 9	R: 0	H: 0	E: 0	K: 2	S: 7	LOB: 1	BB: 1	P: 11	R: 0	H: 0	E: 0	K: 1	S: 5	LOB: 0	BB: 0	P: 5	R: 0	H: 0	E: 0	K: 1	S: 5	LOB: 0	BB: 0	P: 5	R: 0	H: 0	E: 0	K: 0	S: 3	LOB: 0	BB: 0	P: 3	R: 0	H: 0	E: 0	K: 1	S: 5	LOB: 1	BB: 1	P: 9	R: 0	H: 1	E: 0	K: 0	S: 4	LOB: 2	BB: 1	P: 8	R: 0	H: 0	E: 0	K: 0	S: 3	LOB: 0	BB: 0	P: 3	1B: 3	2B: 1	3B: 0	HR: 0	SF: 0	SAC: 0	DP: 0	HBP: 0	WP: 0	PB: 0	SB: 1	CS: 1	PA: 34
PITCHER	IP	WLS	BF	H	R	ER	SO	BB	IBB	HBP	BLK	WP	HR	S	P	ERA	WHIP																																																																				
Bob Welch, R ERA: 2.72 (1, 1)	7.2	W	30	4	1	1	8	4	0	0	0	0	0	42	58	1.17	1.043																																																																				
Tom Niedenfuer, R ERA: 1.43 (8, 1)	1.1	S	4	0	0	0	0	0	0	0	0	0	0	4	4	0.00	0.000																																																																				

Los Angeles Dodgers @ New York Mets
 Shea Stadium, Flushing, NY
 Mon Aug 29 1983, 7:05 PM EDT
 Unknown

AB	30
R	1
H	4
RBI	1
BB	4
SO	8
LOB	9



PITCHER	IP	WLS	BF	H	R	ER	SO	BB	IBB	HBP	BLK	WP	HR	S	P	ERA	WHIP
Bob Welch, R ERA: 2.72 (1, 1)	7.2	W	30	4	1	1	8	4	0	0	0	0	0	42	58	1.17	1.043
Tom Niedenfuer, R ERA: 1.43 (8, 1)	1.1	S	4	0	0	0	0	0	0	0	0	0	0	4	4	0.00	0.000

Batter	1	2	3	4	5	6	7	8	9	AB R H RBI BB SO LOB
Steve Sax, R (1, 4) OBP: 0.344, SLG: 0.354	0-0 5-3		0-0 FC4-6 FC5-4 1-2f		0-0 5-3		0-0 E6 1B		0-0 S 1B	5 0 2 0 0 0 1
Bill Russell, R (1, 6) OBP: 0.319, SLG: 0.311	0-0 P6		0-0 FC5-4 1-2f		0-0 P4		0-0 5-3		0-0 5-3 1-2	5 0 0 0 0 0 3
Dusty Baker Jr., R (1, 7) OBP: 0.352, SLG: 0.401 Derrel Thomas, S (8, PR) OBP: 0.353, SLG: 0.340	0-0 5-3				0-0 1B SF8 1B		0-0 1B 1B		0-0 E5 BB	4 1 2 0 0 0 0 0 0 0 0 0 0 0
Pedro Guerrero, R (1, 5) OBP: 0.363, SLG: 0.522		0-0 F8 FC5-2-1 2B		0-0 F7		0-0 1B		0-3 K		4 0 2 0 0 1 2
Ken Landreaux, L (1, 8) OBP: 0.339, SLG: 0.485		0-0 F8 2-3		0-0 2B E 1B		0-0 F7		0-3 K		4 1 1 0 0 1 4
Mike Marshall, R (1, 9) OBP: 0.345, SLG: 0.429		0-0 FC5-2-1 3-H		0-0 SF8 3-H		0-0 F8		4-0 BB 1-2		2 0 0 1 1 0 3
Greg Brock, L (1, 3) OBP: 0.322, SLG: 0.411 Jose Morales, R (8, PH) OBP: 0.316, SLG: 0.514 Candy Maldonado, R (8, 9) OBP: 0.255, SLG: 0.314		0-0 P4 3-H		0-0 E6 1-H 2B		0-0 3-1		0-3 K		3 0 1 0 0 0 3 1 0 0 0 0 1 2 0 0 0 0 0 0 0
Jack Fimple, R (1, 2) OBP: 0.272, SLG: 0.352			4-0 FC1-6 BB		0-0 L8		0-0 5-3		0-0 F9	3 0 0 0 1 0 1
Alejandro Pena, R (1, 1) OBP: 0.109, SLG: 0.174 Tom Niedenfuer, R (7, 1) Steve Yeager, R (9, PH) OBP: 0.287, SLG: 0.414			0-0 FC1-6 FC4-6 1-2f		0-0 5-3		0-0 P3		0-0 6-3	3 0 0 0 0 0 1 0 0 0 0 0 0 0 1 0 0 0 0 0 0

Los Angeles Dodgers @ New York Mets
Shea Stadium, Flushing, NY
Tue Aug 30 1983, 7:05 PM EDT
Unknown

AB	35
R	2
H	8
RBI	1
BB	2
SO	3
LOB	20



Inning Stats	R: 0	H: 0	E: 0	K: 0	S: 3	P: 3	R: 0	H: 1	E: 0	K: 0	S: 4	P: 4	R: 0	H: 0	E: 0	K: 0	S: 3	P: 3	R: 2	H: 3	E: 1	K: 0	S: 6	P: 6	R: 0	H: 0	E: 0	K: 0	S: 3	P: 3	R: 0	H: 2	E: 0	K: 0	S: 5	P: 5	R: 0	H: 1	E: 1	K: 0	S: 4	P: 4	R: 0	H: 0	E: 1	K: 3	S: 10	P: 14	R: 0	H: 1	E: 0	K: 0	S: 4	P: 4	1B: 6	SF: 1	2B: 2	3B: 0	HR: 0	SAC: 0	DP: 0	HBP: 0	WP: 0	PA: 38
--------------	------	------	------	------	------	------	------	------	------	------	------	------	------	------	------	------	------	------	------	------	------	------	------	------	------	------	------	------	------	------	------	------	------	------	------	------	------	------	------	------	------	------	------	------	------	------	-------	-------	------	------	------	------	------	------	-------	-------	-------	-------	-------	--------	-------	--------	-------	--------

PITCHER	IP	WLS	BF	H	R	ER	SO	BB	IBB	HBP	BLK	WP	HR	S	P	ERA	WHIP
Ed Lynch, R (1, 1) ERA: 3.65	7.0		29	7	2	1	0	1	0	0	0	0	0	28	32	1.29	1.143
Jesse Orosco, L (8, 1) ERA: 1.19	2.0	W	9	1	0	0	3	1	0	0	0	0	0	14	18	0.00	1.000

PITCHER	IP	WLS	BF	H	R	ER	SO	BB	IBB	HBP	BLK	WP	HR	S	P	ERA	WHIP
---------	----	-----	----	---	---	----	----	----	-----	-----	-----	----	----	---	---	-----	------

Batter	1	2	3	4	5	6	7	8	9	AB	R	H	RBI	BB	SO	LOB
--------	---	---	---	---	---	---	---	---	---	----	---	---	-----	----	----	-----

Mookie Wilson, S OBP: 0.298, SLG: 0.349 (1, 8)	0-0 F8 ①		0-0 1B ①			0-0 F7 ①	0-0 4-3 ③			4	0	1	0	0	0	3
Hubie Brooks, R OBP: 0.304, SLG: 0.341 (1, 5)	0-0 F8 ②		0-0 F8 ③			0-0 6-3 ②		0-0 G6-3 1B 1B		4	1	1	0	0	0	1
Keith Hernandez, L OBP: 0.385, SLG: 0.432 (1, 3)	0-0 E3			0-0 HR		0-3 K ③		0-0 G6-3 1B 1-2		4	1	2	1	0	1	0
George Foster, R OBP: 0.296, SLG: 0.421 (1, 7)	0-3 K ③			0-0 7-4 1B			0-0 BB 1B 1B	0-0 G6-3 ① ② 1-2 2-3		4	1	2	0	0	1	3
Darryl Strawberry, L OBP: 0.306, SLG: 0.475 (1, 9)		0-0 P6 ①		0-0 7-4 ① ② 1-2f			0-0 F8 ①	4-0 1B IBB		3	0	0	0	1	0	2
Ron Hodges, L OBP: 0.377, SLG: 0.286 (1, 2)		0-0 4-3 ②		0-0 F7 ③			4-0 1B BB 1-2	0-0 1-2 3-H 1B		3	0	1	1	1	0	0
Bob Bailor, R OBP: 0.288, SLG: 0.292 (1, 4) (8, 6)		0-0 4-3 ③			0-3 K ①		0-0 IBB 1B 1-3 2-H	0-0 F3 ③		4	0	1	1	0	1	2
José Oquendo, S OBP: 0.274, SLG: 0.263 Danny Heep, L OBP: 0.322, SLG: 0.398 (7, PH) Brian Giles, R OBP: 0.303, SLG: 0.284 (8, 4)			0-0 6-3 ①			0-0 F9 ②	4-0 1-2 IBB			2	0	0	0	0	0	0
Ed Lynch, R OBP: 0.191, SLG: 0.174 Rusty Staub, L OBP: 0.384, SLG: 0.412 (7, PH) Jesse Orosco, R OBP: 0.306, SLG: 0.333 (8, 1)			0-3 K ②			0-0 F9 ③	0-0 P3 ②			0	0	0	0	0	1	0

Inning Stats	R: 0	H: 0	E: 1	LOB: 1	K: 1	BB: 0	S: 6	P: 6	R: 0	H: 0	E: 0	LOB: 0	K: 0	BB: 0	S: 3	P: 3	R: 0	H: 1	E: 0	LOB: 1	K: 1	BB: 0	S: 6	P: 6	R: 1	H: 2	E: 0	LOB: 0	K: 0	BB: 0	S: 4	P: 4	R: 0	H: 0	E: 0	LOB: 0	K: 1	BB: 0	S: 5	P: 5	R: 0	H: 0	E: 0	LOB: 0	K: 1	BB: 0	S: 5	P: 5	R: 1	H: 2	E: 0	LOB: 3	K: 0	BB: 2	S: 5	P: 13	R: 1	H: 3	E: 0	LOB: 2	K: 0	BB: 1	S: 5	P: 9
--------------	------	------	------	--------	------	-------	------	------	------	------	------	--------	------	-------	------	------	------	------	------	--------	------	-------	------	------	------	------	------	--------	------	-------	------	------	------	------	------	--------	------	-------	------	------	------	------	------	--------	------	-------	------	------	------	------	------	--------	------	-------	------	-------	------	------	------	--------	------	-------	------	------

PITCHER	IP	WLS	BF	H	R	ER	SO	BB	IBB	HBP	BLK	WP	HR	S	P	ERA	WHIP
Alejandro Pena, R ERA: 2.4 (1, 1)	6.1		24	4	2	2	4	1	0	0	0	0	1	31	35	2.84	0.789
Tom Niedenfuer, R ERA: 1.51 (7, 1)	1.2	L	10	4	1	1	0	0	2	0	0	0	0	8	16	5.40	2.400

BOTTOM

4	0	1	0	0	0	3
4	1	1	0	0	0	1
4	1	2	1	0	1	0
4	1	2	0	0	1	3
3	0	0	0	1	0	2
3	0	1	1	1	0	0
4	0	1	1	0	1	2
2	0	0	0	0	0	0
0	0	0	0	1	0	0
0	0	0	0	0	0	0
2	0	0	0	0	1	0
1	0	0	0	0	0	3
0	0	0	0	0	0	0

AB	31
R	3
H	8
RBI	3
BB	3
SO	4
LOB	14



WP	PA	ERA	WHIP
0	34		

Los Angeles Dodgers @ New York Mets
Shea Stadium, Flushing, NY
 Tue Aug 30 1983, 7:05 PM EDT
 Unknown

livebaseballscores.com

Batter	1	2	3	4	5	6	7	8	9	AB R H RBI BB SO LOB	TOP											
Steve Sax, R (1, 4) OBP: 0.343, SLG: 0.352	4-0 BB 2B	0-0 F8			0-0 FC5-4			0-0 L9		3 1 0 0 1 0 1												
Dave Anderson, R (1, 6) OBP: 0.208, SLG: 0.242	0-0 P4		0-3 K		0-0 4-3			0-0 3-1		4 0 0 0 0 1 2												
Dusty Baker Jr., R (1, 7) OBP: 0.349, SLG: 0.398	0-3 K		0-0 P3			0-0 6-3		0-0 6-3		4 0 0 0 0 1 1												
Pedro Guerrero, R (1, 5) OBP: 0.364, SLG: 0.524	0-0 1B 2B		0-0 6-3			0-0 G3 1B		0-0 F8		4 1 2 1 0 0 0												
Greg Brock, L (1, 3) OBP: 0.324, SLG: 0.412	0-0 1B 1B			0-0 3-1		0-0 G3		0-0 G4-6-3 1B		4 0 2 1 0 0 1												
Mike Marshall, R (1, 9) OBP: 0.344, SLG: 0.427	0-0 1B			0-0 5-3		0-0 F8		0-0 G4-6-3		4 0 1 0 0 0 2												
Tom Niedenfuer, R (9, 1)	1-2 1B							1-2		0 0 0 0 0 0 0												
Steve Yeager, R (1, 2) OBP: 0.285, SLG: 0.409	0-0 1-3			0-0 F8			0-0 L5			3 0 0 0 0 0 2												
Derrel Thomas, S (1, 8) OBP: 0.347, SLG: 0.333		0-3 K			0-0 6-3		0-0 4-3			3 0 0 0 0 1 0												
Pat Zachry, R (1, 1) OBP: 0.500, SLG: 0.500		0-0 4-3			0-0 FC5-4 1B		0-0 F9			2 0 1 0 0 0 0												
Rafael Landestoy, S (7, PH) OBP: 0.224, SLG: 0.236										1 0 0 0 0 0 0												
Jerry Reuss, L (7, 1) OBP: 0.268, SLG: 0.259										0 0 0 0 0 0 0												
Steve Howe, L (8, 1) OBP: 0.222, SLG: 0.125										0 0 0 0 0 0 0												
Ken Landreaux, L (9, 9) OBP: 0.339, SLG: 0.485										0 0 0 0 0 0 0												
Inning Stats	R: 2 E: 0 K: 1 S: 8	H: 3 LOB: 2 BB: 1 P: 12	R: 0 E: 0 K: 1 S: 5	H: 0 LOB: 0 BB: 0 P: 5	R: 0 E: 0 K: 1 S: 5	H: 0 LOB: 0 BB: 0 P: 5	R: 0 E: 0 K: 0 S: 3	H: 0 LOB: 0 BB: 0 P: 3	R: 0 E: 0 K: 0 S: 4	H: 1 LOB: 1 BB: 0 P: 4	R: 0 E: 0 K: 0 S: 4	H: 1 LOB: 1 BB: 0 P: 4	R: 0 E: 0 K: 0 S: 3	H: 0 LOB: 0 BB: 0 P: 3	R: 0 E: 0 K: 0 S: 3	H: 0 LOB: 0 BB: 0 P: 3	R: 0 E: 0 K: 0 S: 3	H: 1 LOB: 0 BB: 0 P: 3	1B: 5 2B: 1 3B: 0 HR: 0	SF: 0 SAC: 0 DP: 1 HBP: 0	WP: 0 PB: 0 SB: 0 CS: 0	PA: 33
PITCHER	IP WLS BF H R ER SO BB IBB HBP BLK WP HR S P ERA WHIP																					
Scott Holman, R (1, 1) ERA: 3.83	7.0 L 27 5 2 2 3 1 0 0 0 0 0 0 32 36 2.57 0.857																					
Doug Sisk, R (8, 1) ERA: 2.36	2.0 6 1 0 0 0 0 0 0 0 0 0 0 6 6 0.00 0.500																					

Los Angeles Dodgers @ New York Mets
 Shea Stadium, Flushing, NY
 Tue Aug 30 1983, 7:05 PM EDT
 Att: 20,704 - Unknown

AB	32
R	2
H	6
RBI	2
BB	1
SO	3
LOB	9



BOTTOM

Los Angeles Dodgers @ New York Mets
Shea Stadium, Flushing, NY
Tue Aug 30 1983, 7:05 PM EDT
Att. 20,704 - Unknown

livebaseballscorecards.com

AB 33
R 1
H 10
RBI 1
BB 4
SO 9
LOB 17



WP: 0 PA: 39
PB: 0
SB: 0
CS: 2

AB R H RBI BB SO LOB

5 0 2 1 0 0 1

4 0 0 0 1 1 3

2 0 1 0 2 0 0

4 0 1 0 0 1 4

0 0 0 0 0 0 0

4 0 2 0 0 1 1

4 1 1 0 0 2 2

2 0 0 0 1 1 1

1 0 0 0 0 1 1

4 0 3 0 0 1 0

1 2

1-2 2-H

0-3

0-0

0-0

0-0

0-3

0-0

0-0

0-0

0-0

1B: 10 SF: 0
2B: 0 SAC: 1
3B: 0 DP: 1
HR: 0 HBP: 0

Batter	1	2	3	4	5	6	7	8	9
Mookie Wilson, S OBP: 0.299, SLG: 0.350 (1, 8)	0-0 F6 1B		0-0 CS 1B		0-0 3-1 2-3		0-0 L3		0-0 1B 1-2 2-H
Hubie Brooks, R OBP: 0.303, SLG: 0.338 (1, 5)	0-0 F8		0-0 F9 1-2		4-0 BB BB			0-3 K	0-0 F8
Keith Hernandez, L OBP: 0.388, SLG: 0.433 (1, 3)	4-0 BB		0-0 CS 1B		4-0 BB 1-2			0-0 F8	
George Foster, R OBP: 0.296, SLG: 0.419 (1, 7)	0-3 K		0-0 CS 1-2	0-0 F8 1-2	0-0 F8			0-0 1B	
Darryl Strawberry, L OBP: 0.306, SLG: 0.475 Danny Heep, L OBP: 0.325, SLG: 0.400 (1, 9) (2, 9)		0-3 K		0-0 1B		0-0 G6-3 1B		0-0 4-3	
Bob Bailor, R OBP: 0.287, SLG: 0.291 (1, 6)		0-3 K		0-3 K		0-0 G6-3 1-2f		0-0 1B 1B	
Brian Giles, R OBP: 0.303, SLG: 0.282 Dave Kingman, R OBP: 0.268, SLG: 0.393 (1, 4) (9, PH)		4-0 1B BB		0-3 K		0-0 5-3		0-3 K	0-3 K
Junior Ortiz, R OBP: 0.252, SLG: 0.248 José Oquendo, S OBP: 0.274, SLG: 0.263 (1, 2) (9, PR)		0-0 1B		0-0 SH5-4 1B		0-0 K		0-0 1B 1-2	0-0 1B 1-2
Scott Holman, R OBP: 0.250, SLG: 0.250 Mark Bradley, R OBP: 0.292, SLG: 0.316 Doug Sisk, R OBP: 0.400, SLG: 0.400 Rusty Staub, L OBP: 0.381, SLG: 0.408 (1, 1) (7, PH) (8, 1) (9, PH)		0-3 K		0-0 SH5-4 1-2		0-0 F8		0-0 F7	

Inning Stats	R: 0	H: 0	E: 0	K: 1	S: 5	H: 0	LOB: 1	BB: 1	P: 9	R: 0	H: 1	E: 0	K: 3	S: 10	H: 1	LOB: 2	BB: 1	P: 14	R: 0	H: 2	E: 0	K: 0	S: 3	R: 0	H: 1	E: 0	K: 2	S: 8	H: 1	LOB: 1	BB: 0	P: 8	R: 0	H: 1	E: 0	K: 0	S: 4	R: 0	H: 1	E: 0	K: 1	S: 5	R: 0	H: 0	E: 0	K: 1	S: 6	R: 0	H: 1	E: 0	K: 1	S: 8	R: 1	H: 3	E: 0	K: 1	S: 8	R: 0	H: 3	E: 0	K: 1	S: 8
--------------	------	------	------	------	------	------	--------	-------	------	------	------	------	------	-------	------	--------	-------	-------	------	------	------	------	------	------	------	------	------	------	------	--------	-------	------	------	------	------	------	------	------	------	------	------	------	------	------	------	------	------	------	------	------	------	------	------	------	------	------	------	------	------	------	------	------

PITCHER	IP	WLS	BF	H	R	ER	SO	BB	IBB	HBP	BLK	WP	HR	S	P	ERA	WHIP
Pat Zachry, R ERA: 1.72 (1, 1)	6.0	W	25	6	0	0	6	4	0	0	0	0	0	33	49	0.00	1.667
Jerry Reuss, L ERA: 3.12 (7, 1)	1.0		3	0	0	0	1	0	0	0	0	0	0	5	5	0.00	0.000
Steve Howe, L ERA: 1.66 (8, 1)	1.2		9	4	1	1	2	0	0	0	0	0	0	13	13	5.40	2.400
Tom Niedenfuer, R ERA: 1.51 (9, 1)	0.1	S	1	0	0	0	0	0	0	0	0	0	0	1	1	0.00	0.000

PITCHER	IP	WLS	BF	H	R	ER	SO	BB	IBB	HBP	BLK	WP	HR	S	P	ERA	WHIP
---------	----	-----	----	---	---	----	----	----	-----	-----	-----	----	----	---	---	-----	------

Batter	1	2	3	4	5	6	7	8	9	AB R H RBI BB SO LOB	TOP											
Steve Sax, R (1, 4) OBP: 0.344, SLG: 0.353	0-0 1B 4-3 1B		0-0 G3		0-0 F9		0-0 1B			4 1 2 0 0 0 0	Los Angeles Dodgers @ New York Mets Shea Stadium, Flushing, NY Wed Aug 31 1983, 7:05 PM EDT Att: 13,187 - Unknown											
Bill Russell, R (1, 6) OBP: 0.320, SLG: 0.311 Dave Anderson, R (8, 6) OBP: 0.208, SLG: 0.242	0-0 1B 4-3 1B		4-0 BB CS		0-0 5-3		0-0 P6			3 0 1 0 1 0 1 0 0 0 0 0 0 0												
Dusty Baker Jr., R (1, 7) OBP: 0.348, SLG: 0.396 Candy Maldonado, R (8, 7) OBP: 0.255, SLG: 0.314	0-0 1B 4-3 1-2 3-H		0-0 1B 1-2		0-0 F8		0-0 P4			4 0 1 1 0 0 1 0 0 0 0 0 0 0												
Pedro Guerrero, R (1, 5) OBP: 0.363, SLG: 0.524 Derrel Thomas, S (8, 5) OBP: 0.347, SLG: 0.333	0-0 L3		0-3 K		0-0 F7		0-0 G3 2B			4 0 1 0 0 1 2 0 0 0 0 0 0 0												
Ken Landreaux, L (1, 8) OBP: 0.336, SLG: 0.480	0-0 F9				0-0 F7		0-0 P6 G3			4 0 0 0 0 0 2 2-3												
Mike Marshall, R (1, 9) OBP: 0.346, SLG: 0.428			0-0 5-3		0-0 BB 1B		0-0 1B			4 0 2 0 0 0 1 F9												
Greg Brock, L (1, 3) OBP: 0.323, SLG: 0.408			0-0 F7		4-0 BB 1-2 BB		0-0 F8			3 0 0 0 1 0 1 F9												
Steve Yeager, R (1, 2) OBP: 0.285, SLG: 0.409 Jose Morales, R (9, PH) OBP: 0.308, SLG: 0.500			0-0 1B		0-0 P5		0-3 K			3 0 1 0 0 1 2 1 0 0 0 0 1 0												
Fernando Valenzuela, L (1, 1) OBP: 0.225, SLG: 0.295 Rafael Landestoy, S (7, PH) OBP: 0.220, SLG: 0.232 Joe Beckwith, L (7, 1) Rick Monday, L (9, PH) OBP: 0.381, SLG: 0.439			0-3 K		0-3 K		0-0 F7			2 0 0 0 0 2 3 1 0 0 0 0 0 0 0 0 0 0 0 0 0 1 0 0 0 0 1 0												
Inning Stats	R: 1 E: 0 K: 0 S: 5	H: 2 LOB: 1 BB: 0 P: 5	R: 0 E: 0 K: 1 S: 6	H: 1 LOB: 1 BB: 0 P: 6	R: 0 E: 0 K: 1 S: 5	H: 1 LOB: 1 BB: 1 P: 9	R: 0 E: 0 K: 1 S: 6	H: 1 LOB: 2 BB: 1 P: 10	R: 0 E: 0 K: 0 S: 3	H: 0 LOB: 0 BB: 0 P: 3	R: 0 E: 0 K: 0 S: 4	H: 1 LOB: 1 BB: 0 P: 4	R: 0 E: 0 K: 1 S: 6	H: 1 LOB: 1 BB: 0 P: 6	R: 0 E: 0 K: 0 S: 4	H: 1 LOB: 1 BB: 0 P: 4	R: 0 E: 0 K: 2 S: 7	H: 0 LOB: 0 BB: 0 P: 7	1B: 7 2B: 1 3B: 0 HR: 0	SF: 0 SAC: 0 DP: 0 HBP: 0	WP: 0 PB: 0 SB: 0 CS: 1	PA: 36
PITCHER Mike Torrez, R (1, 1) ERA: 3.94	IP: 9.0 WLS: W BF: 36 H: 8 R: 1 ER: 1 SO: 6 BB: 2 IBB: 0 HBP: 0 BLK: 0 WP: 0 HR: 0 S: 46 P: 54 ERA: 1.00 WHIP: 1.111											PITCHER IP: WLS: BF: H: R: ER: SO: BB: IBB: HBP: BLK: WP: HR: S: P: ERA: WHIP										

livebaseballscorecards.com

AB	34
R	1
H	8
RBI	1
BB	2
SO	6
LOB	13



Batter	1	2	3	4	5	6	7	8	9
Mookie Wilson, S OBP: 0.300, SLG: 0.356 (1, 8)	0-0 1-3		0-0 BB 1B	0-0 1-H 3-H HR		0-3 K		0-3 K	
Hubie Brooks, R OBP: 0.302, SLG: 0.335 (1, 5)	0-0 6-3		4-0 BB 1-2	0-0 F8		0-3 K		0-0 F8	
Keith Hernandez, L OBP: 0.369, SLG: 0.434 (1, 3)	4-0 BB		0-0 L6		0-0 F7	0-0 1-3 3-H 2B			
George Foster, R OBP: 0.295, SLG: 0.418 (1, 7)	0-3 K			0-0 5-3	0-0 1B 2B 1B	0-0 P3			
Mark Bradley, R OBP: 0.291, SLG: 0.343 (1, 9)		0-3 K		0-0 IHR	0-3 K		0-0 F9		
Bob Bailor, R OBP: 0.290, SLG: 0.294 (1, 4)		0-0 5-3		0-0 S 1B 1B	0-0 1-2 2B 1B		0-0 6-3		
Junior Ortiz, R OBP: 0.259, SLG: 0.263 (1, 2)		0-0 1-3		0-3 K 1-2	0-0 1-H 2-H 2B		0-0 1B		
José Oquendo, S OBP: 0.277, SLG: 0.261 (1, 6)			0-0 P4	4-0 1B HR IBB		4-0 SH 2B BB	0-0 F7		
Mike Torrez, R OBP: 0.070, SLG: 0.054 (1, 1)			0-3 K	0-0 1-3 2-H HR 1B		0-0 SH 2B		0-0 6-3	

AB	R	H	RBI	BB	SO	LOB
5	1	2	3	0	2	2
4	0	0	0	1	1	2
3	0	1	1	1	0	2
4	1	1	0	0	1	3
4	1	1	1	0	2	1
4	1	2	0	0	0	0
4	0	2	1	0	1	1
2	2	0	0	2	0	1
3	1	1	1	0	1	0

BOTTOM

Los Angeles Dodgers @ New York Mets
 Shea Stadium, Flushing, NY
 Wed Aug 31 1983, 7:05 PM EDT
 Att. 13,187 - Unknown

livebaseballscorecards.com

AB	33
R	7
H	10
RBI	7
BB	4
SO	8
LOB	12



Inning Stats		R: 0	H: 0	E: 0	K: 1	S: 5	R: 0	H: 0	E: 0	K: 1	S: 5	R: 0	H: 1	E: 0	K: 1	S: 6	R: 5	H: 4	E: 0	K: 1	S: 9	R: 1	H: 3	E: 0	K: 1	S: 7	R: 1	H: 1	E: 1	K: 2	S: 9	R: 0	H: 1	E: 0	K: 0	S: 4	R: 0	H: 0	E: 0	K: 1	S: 5					
PITCHER		IP	WLS	BF	H	R	ER	SO	BB	IBB	HBP	BLK	WP	HR	S	P	ERA	WHIP	PITCHER		IP	WLS	BF	H	R	ER	SO	BB	IBB	HBP	BLK	WP	HR	S	P	ERA	WHIP									
Fernando Valenzuela, L ERA: 3.88		(1, 1)	6.0	L	31	9	7	6	7	3	1	0	0	0	1	41	57	9.00	2.000	Joe Beckwith, R ERA: 3.75		(7, 1)	2.0	7	1	0	0	1	0	0	0	0	9	9	0.00	0.500										

WP: 0	PA: 38
PB: 0	SB: 1
CS: 0	

Batter	1	2	3	4	5	6	7	8	9	AB R H RBI BB SO LOB	TOP									
Steve Sax, R (1, 4) OBP: 0.345, SLG: 0.355	0-0 F8		0-0 F9			4-0 1B BB BB	0-0 2B			3 1 1 0 1 0 0										
Bill Russell, R (1, 6) OBP: 0.320, SLG: 0.310	0-3 K			0-0 F6		0-0 BB 1B 1B		0-0 F6-3		4 1 1 0 0 1 0										
Dusty Baker Jr., R (1, 7) OBP: 0.351, SLG: 0.405	4-0 S BB			0-3 K		0-0 1B BB 1B		0-0 HR		3 1 2 1 1 1 0										
Pedro Guerrero, R (1, 5) OBP: 0.364, SLG: 0.522	0-3 K 1-2			0-0 F8		4-0 1-2 2-3 3-H BB		4-0 CS BB		2 0 0 1 2 1 1										
Ken Landreaux, L (1, 8) OBP: 0.335, SLG: 0.478		0-3 K			0-0 F9	0-0 F6-4-3 1B		0-3 K		4 0 1 1 0 2 1										
Mike Marshall, R (1, 9) OBP: 0.345, SLG: 0.426		0-3 K			0-0 1B 1B	0-3 K		0-0 CS 1-2	0-0 E5	4 0 1 0 0 2 3										
Greg Brock, L (1, 3) OBP: 0.322, SLG: 0.407		0-0 1-3			0-0 1B	0-0 F6-4-3 1-2			0-3 K	4 0 1 0 0 1 4										
Steve Yeager, R (1, 2) OBP: 0.283, SLG: 0.405 Sid Bream, L (9, PH)			0-3 K		0-0 F8		0-0 F8		0-0 F8	3 0 0 0 0 1 2 1 0 0 0 0 0 1										
Rick Honeycutt, L (1, 1) OBP: 0.125, SLG: 0.125 Rick Monday, L (5, PH) OBP: 0.379, SLG: 0.436 Burt Hooton, R (5, 1) OBP: 0.216, SLG: 0.208 R.J. Reynolds, S (7, PH) Orel Hershiser, R (7, 1) Joe Beckwith, L (8, 1) Derrel Thomas, S (9, PH) OBP: 0.345, SLG: 0.331			0-0 F9		0-3 K		0-0 F6		0-3 K	1 0 0 0 0 0 0 1 0 0 0 0 1 2 0 0 0 0 0 0 0 1 0 0 0 0 0 0 0 0 0 0 0 0 0 0 0 0 0 0 0 0 1 0 0 0 0 1 1										
Inning Stats	R: 0 E: 0 K: 2 S: 7	H: 0 LOB: 1 BB: 1 P: 11	R: 0 E: 0 K: 2 S: 7	H: 0 LOB: 0 BB: 0 P: 7	R: 0 E: 0 K: 1 S: 5	H: 0 LOB: 0 BB: 0 P: 5	R: 0 E: 0 K: 1 S: 7	H: 2 LOB: 2 BB: 0 P: 7	R: 2 E: 0 K: 1 S: 7	H: 3 LOB: 2 BB: 2 P: 15	R: 0 E: 0 K: 0 S: 3	H: 1 LOB: 1 BB: 0 P: 3	R: 1 E: 0 K: 1 S: 5	H: 1 LOB: 0 BB: 1 P: 9	R: 0 E: 1 K: 2 S: 8	H: 0 LOB: 1 BB: 0 P: 8	1B: 5 2B: 1 3B: 0 HR: 1	SF: 0 SAC: 0 DP: 1 HBP: 0	WP: 0 PB: 0 SB: 1 CS: 1	PA: 37
PITCHER	IP WLS BF H R ER SO BB IBB HBP BLK WP HR S P ERA WHIP																			
Charlie Lea, R (1, 1) ERA: 3.1	5.0 W 23 5 2 2 7 3 0 0 0 0 0 0 34 46 3.60 1.600																			
Bob James, R (6, 1) ERA: 5.01	2.1 8 2 1 1 1 1 0 0 0 0 0 1 9 13 3.86 1.286																			
Dan Schatzeder, L (8, 1) ERA: 3.01	0.1 1 0 0 0 1 0 0 0 0 0 0 0 3 3 0.00 0.000																			
Jeff Reardon, R (8, 1) ERA: 2.97	1.1 S 4 0 0 0 2 0 0 0 0 0 0 0 8 8 0.00 0.000																			

Los Angeles Dodgers @ Montreal Expos
Olympic Stadium, Montreal, QB
Thu Sep 01 1983, 7:05 PM EDT
Att: 30,428 - Unknown

livebaseballscorecards.com

AB	32
R	3
H	7
RBI	3
BB	4
SO	11
LOB	15



Batter	1	2	3	4	5	6	7	8	9	AB	R	H	RBI	BB	SO	LOB	BOTTOM			
Tim Raines, S <small>OBP: 0.383, SLG: 0.419</small> (1, 7)	0-0 F7 		0-0 1B 	4-0 BB 		4-0 BB 		0-0 E 		3	2	2	0	2	0	0				
Manny Trillo, R <small>OBP: 0.322, SLG: 0.342</small> (1, 4)	0-0 FC1-4 1B 		0-0 2B 6-3 	0-0 6-3 		0-0 F8 		0-0 G5-2-3 		5	1	2	1	0	0	6				
Andre Dawson, R <small>OBP: 0.353, SLG: 0.564</small> (1, 8)	0-0 FC1-4 1B 		0-0 2B 	4-0 IBB 		0-0 FC5 		4-0 E IBB 		3	3	1	0	2	0	3				
Gary Carter, R <small>OBP: 0.337, SLG: 0.451</small> (1, 2)	0-0 1B 		0-0 6-3 	0-0 L7 			0-0 6-3 	0-0 E7 		5	0	1	2	0	0	3				
Al Oliver, L <small>OBP: 0.348, SLG: 0.409</small> (1, 3)	0-0 1-3 		0-0 FC6-4 2B 		0-0 2-3 		0-0 1-3 	4-0 IBB 		4	0	1	1	1	0	1				
Tim Wallach, R <small>OBP: 0.350, SLG: 0.467</small> Jeff Reardon, R <small>OBP: 0.125, SLG: 0.125</small> (8, 1)		0-0 FC1-6 1B 	4-0 FC6-4 IBB 		0-0 F7 		0-3 K 	0-3 K 		3	0	1	0	1	1	0	1	0	2	
Jim Wohlford, R <small>OBP: 0.307, SLG: 0.382</small> (1, 9)		0-0 L4 	0-0 FC6-4 FC6-4 		0-3 K 			0-0 SH 1B 2B 		4	1	1	0	0	1	3				
Doug Flynn, R <small>OBP: 0.266, SLG: 0.290</small> (1, 6)		0-0 FC1-6 	0-0 FC6-4 			0-0 F4 		0-0 SH 1B 1B 		3	0	0	0	0	0	3				
Charlie Lea, R <small>OBP: 0.115, SLG: 0.085</small> Bob James, R <small>OBP: 0.500, SLG: 0.500</small> Dan Schatzeder, L <small>OBP: 0.200, SLG: 0.200</small> Chris Speier, R <small>OBP: 0.332, SLG: 0.328</small> (8, 5)		0-3 K 		0-0 1-3 		0-0 FC5 BB 1B 		0-0 G5-2-3 E 1B 		2	0	0	0	0	1	1				
Inning Stats	R: 1 E: 0 K: 0 S: 5	H: 2 LOB: 1 BB: 0 P: 5	R: 0 E: 0 K: 1 S: 6	H: 1 LOB: 1 BB: 0 P: 6	R: 3 E: 0 K: 0 S: 7	H: 4 LOB: 2 BB: 1 P: 11	R: 0 E: 0 K: 0 S: 3	H: 0 LOB: 2 BB: 2 P: 11	R: 0 E: 0 K: 1 S: 4	H: 1 LOB: 2 BB: 1 P: 8	R: 0 E: 0 K: 1 S: 5	H: 0 LOB: 0 BB: 0 P: 5	R: 0 E: 0 K: 1 S: 4	H: 0 LOB: 0 BB: 0 P: 5	R: 4 E: 1 K: 1 S: 9	H: 3 LOB: 2 BB: 2 P: 17	1B: 7 2B: 4 3B: 0 HR: 0	SF: 0 SAC: 1 DP: 1 HBP: 0	WP: 0 PB: 0 SB: 2 CS: 0	PA: 42
PITCHER Rick Honeycutt, L <small>ERA: 2.4</small> (1, 1)	IP: 4.0 WLS: L BF: 22	H: 7 R: 4 ER: 4 SO: 1	BB: 1 IBB: 2 HBP: 0 BLK: 0	WP: 0 HR: 0 S: 21 P: 33	ERA: 9.00 WHIP: 2.000															
Burt Hooton, R <small>ERA: 4.05</small> (5, 1)	IP: 2.0 WLS: L BF: 8	H: 1 R: 0 ER: 0 SO: 1	BB: 1 IBB: 0 HBP: 0 BLK: 0	WP: 0 HR: 0 S: 9 P: 13	ERA: 0.00 WHIP: 1.000															
Orel Hershiser, R <small>ERA: 9.0</small> (7, 1)	IP: 1.0 WLS: L BF: 6	H: 2 R: 3 ER: 1 SO: 1	BB: 0 IBB: 0 HBP: 0 BLK: 0	WP: 0 HR: 0 S: 8 P: 8	ERA: 9.00 WHIP: 2.000															
Joe Beckwith, R <small>ERA: 3.68</small> (8, 1)	IP: 1.0 WLS: L BF: 6	H: 1 R: 1 ER: 0 SO: 1	BB: 0 IBB: 2 HBP: 0 BLK: 0	WP: 0 HR: 0 S: 6 P: 14	ERA: 0.00 WHIP: 1.000															

Los Angeles Dodgers @ Montreal Expos
 Olympic Stadium, Montreal, QB
 Thu Sep 01 1983, 7:05 PM EDT
 Att. 30,428 - Unknown

AB	35
R	8
H	11
RBI	5
BB	6
SO	4
LOB	22



Los Angeles Dodgers @ Montreal Expos
 Olympic Stadium, Montreal, QB

Fri Sep 02 1983, 7:05 PM EDT
 Att: 41,198 - Unknown

AB	32
R	4
H	11
RBI	4
BB	4
SO	8
LOB	17



AB R H RBI BB SO LOB

4	1	2	1	0	0	1
3	0	1	0	0	0	1
4	1	2	1	0	0	1
1	0	0	0	0	1	1
3	1	2	1	2	0	0
0	0	0	0	0	0	0
4	0	0	0	0	1	4
0	0	0	0	0	0	0
1	0	0	0	0	0	2
0	0	0	0	0	0	0
4	0	2	1	0	1	2
1	1	0	0	2	1	0
4	0	1	0	0	2	5
3	0	1	0	0	2	0

1B:	7	SF:	1
2B:	4	SAC:	3
3B:	0	DP:	1
HR:	1	HBP:	1

WP:	0	PA:	41
PB:	0		
SB:	0		
CS:	1		

Batter	1	2	3	4	5	6	7	8	9																																	
Steve Sax, R (1, 4) OBP: 0.346, SLG: 0.358	0-0 SH5-3 2B	0-0 FC6-4 CS 1-2f		0-0 SF7		0-0 F6-3			0-0 SH1-4 1B																																	
Bill Russell, R (1, 6) OBP: 0.320, SLG: 0.310	0-0 SH5-3 2-3	0-0 1B		0-0 L4		0-0 F6-3			0-0 SH1-4 1-2																																	
Dusty Baker Jr., R (1, 7) OBP: 0.352, SLG: 0.408 Derrel Thomas, S (7, PR) OBP: 0.344, SLG: 0.329	0-0 1B 2B	0-0 1-4-3			0-0 F7		0-0 L5-4 1B		0-3 K																																	
Pedro Guerrero, R (1, 5) OBP: 0.368, SLG: 0.529 German Rivera, R (9, 5)	4-0 HBP 1B BB		0-0 F7		0-0 HR		0-0 1-2 1B		4-0 IBB																																	
Ken Landreaux, L (1, 8) OBP: 0.332, SLG: 0.473 Cecil Espy, S (8, 8) Rick Monday, L (9, PH) OBP: 0.376, SLG: 0.433 R.J. Reynolds, S (9, 7)	0-3 K		0-0 3-1		0-0 P5		0-0 F5		0-0 F9																																	
Mike Marshall, R (1, 9) OBP: 0.347, SLG: 0.429	0-0 HBP 1B		0-3 K		0-0 2B		0-0 L5-4 2-3																																			
Greg Brock, L (1, 3) OBP: 0.326, SLG: 0.406	1-0 1-2 2-3 HBP			4-0 SH5-4 SF7 1B BB		4-0 IBB		0-3 K																																		
Jack Fimple, R (1, 2) OBP: 0.271, SLG: 0.348	0-3 K			0-0 SH5-4 1B		0-0 F7		0-3 K																																		
Jerry Reuss, L (1, 1) OBP: 0.271, SLG: 0.263		0-0 FC6-4 1B		0-0 SH5-4 1-2 2-3		0-3 K		0-3 K																																		
Inning Stats	R: 2 E: 0 K: 2 S: 10	H: 3 LOB: 3 BB: 1 P: 15	R: 0 E: 0 K: 0 S: 4	H: 2 LOB: 1 BB: 0 P: 4	R: 0 E: 0 K: 1 S: 5	H: 0 LOB: 0 BB: 0 P: 5	R: 1 E: 0 K: 0 S: 4	H: 1 LOB: 1 BB: 1 P: 8	R: 1 E: 0 K: 0 S: 5	H: 2 LOB: 2 BB: 1 P: 9	R: 0 E: 0 K: 1 S: 5	H: 0 LOB: 0 BB: 0 P: 5	R: 0 E: 0 K: 0 S: 4	H: 2 LOB: 1 BB: 0 P: 4	R: 0 E: 0 K: 3 S: 9	H: 0 LOB: 0 BB: 0 P: 9	R: 0 E: 0 K: 1 S: 6	H: 1 LOB: 2 BB: 1 P: 10	1B: 7 2B: 4 3B: 0 HR: 1	SF: 1 SAC: 3 DP: 1 HBP: 1	WP: 0 PA: 41 PB: 0 SB: 0 CS: 1																					
PITCHER	IP	WLS	BF	H	R	ER	SO	BB	IBB	HBP	BLK	WP	HR	S	P	ERA	WHIP					PITCHER				IP	WLS	BF	H	R	ER	SO	BB	IBB	HBP	BLK	WP	HR	S	P	ERA	WHIP
Steve Rogers, R (1, 1) ERA: 3.01	6.0	L	29	8	4	4	4	2	1	1	0	0	1	33	46	6.00	1.667																									
Scott Sanderson, R (7, 1) ERA: 4.5	2.0		7	2	0	0	3	0	0	0	0	0	0	13	13	0.00	1.000																									
Bob James, R (9, 1) ERA: 4.86	1.0		5	1	0	0	1	0	1	0	0	0	0	6	10	0.00	1.000																									

livebaseballscorecards.com

Batter	1	2	3	4	5	6	7	8	9	AB	R	H	RBI	BB	SO	LOB
Tim Raines, S (1, 7) OBP: 0.382, SLG: 0.417	4-0 FC6-4 BB		x 0-0 5-3			x 0-0 6-3		x 0-0 F8		3	0	0	0	1	0	2
Manny Trillo, R (1, 4) OBP: 0.319, SLG: 0.338	0-0 FC6-4 G1-4-3 1-2f		x 0-0 5-3			0-3 K			x 0-0 L4	4	0	0	0	0	1	1
Andre Dawson, R (1, 8) OBP: 0.354, SLG: 0.567	0-0 G1-4-3 1-2f		x 0-0 E7 2B			x 0-0 G6-4-3 2B			x 0-0 1-4-3	4	1	2	0	0	0	1
Gary Carter, R (1, 2) OBP: 0.335, SLG: 0.446		x 0-0 L1		0-3 K		x 0-0 E5 G6-4-3 2-3			0-3 K	4	0	0	0	0	2	2
Al Oliver, L (1, 3) OBP: 0.346, SLG: 0.407		x 0-0 1-3		0-3 K		x 0-0 G6-4-3 1-2f 3-H			0-3 K	3	0	0	0	0	1	2
Tim Wallach, R (1, 5) OBP: 0.348, SLG: 0.464		x 0-0 F8			x 0-0 6-3		0-3 K			3	0	0	0	0	1	0
Jim Wohlford, R (1, 9) OBP: 0.315, SLG: 0.389			x 0-0 SH1-4 1B		x 0-0 P6			x 0-0 F5-4-3 1B		3	0	2	0	0	0	0
Doug Flynn, R (1, 6) OBP: 0.264, SLG: 0.288			x 0-0 F7		x 0-0 F4-3			x 0-0 F5-4-3 1-2		3	0	0	0	0	0	2
Steve Rogers, R (1, 1) OBP: 0.162, SLG: 0.153			x 0-0 SH1-4			x 0-0 L4		x 0-0 2B		0	0	0	0	0	0	0
Mike Fuentes, R (6, PH)										1	0	0	0	0	0	0
Scott Sanderson, R (7, 1) OBP: 0.182, SLG: 0.273										0	0	0	0	0	0	0
Mike Vail, R (8, PH) OBP: 0.317, SLG: 0.356										1	0	1	0	0	0	0
Bob James, R (9, 1) OBP: 0.500, SLG: 0.500										0	0	0	0	0	0	0

BOTTOM

Los Angeles Dodgers @ Montreal Expos
Olympic Stadium, Montreal, QB
Fri Sep 02 1983, 7:05 PM EDT
Att. 41,198 - Unknown

livebaseballscores.com

AB	29
R	1
H	5
RBI	0
BB	1
SO	5
LOB	10



Inning Stats		R: 0	H: 0	R: 0	H: 0	R: 0	H: 1	R: 0	H: 0	R: 0	H: 0	R: 1	H: 1	R: 0	H: 2	R: 0	H: 0	1B: 2	SF: 0	WP: 0	PA: 31
		E: 0	LOB: 0	E: 0	LOB: 0	E: 1	LOB: 1	E: 0	LOB: 0	E: 0	LOB: 0	E: 1	LOB: 0	E: 0	LOB: 1	E: 0	LOB: 0	2B: 3	SAC: 1	PB: 0	
		K: 0	BB: 1	K: 0	BB: 0	K: 2	BB: 0	K: 0	BB: 0	K: 1	BB: 0	K: 1	BB: 0	K: 1	BB: 0	K: 1	BB: 0	3B: 0	DP: 3	SB: 0	
		S: 2	P: 6	S: 3	P: 3	S: 8	P: 8	S: 3	P: 3	S: 5	P: 5	S: 6	P: 6	S: 4	P: 4	S: 5	P: 5	HR: 0	HBP: 0	CS: 0	

PITCHER	IP	WLS	BF	H	R	ER	SO	BB	IBB	HBP	BLK	WP	HR	S	P	ERA	WHIP													
Jerry Reuss, L (1, 1) ERA: 2.97	9.0	W	31	5	1	0	5	1	0	0	0	0	0	40	44	0.00	0.667													

Batter	1	2	3	4	5	6	7	8	9	AB R H RBI BB SO LOB	TOP											
Steve Sax, R OBP: 0.345, SLG: 0.358 (1, 4) X	0-0 1B 1B 1B	0-0 F6			0-0 3-1			0-3 K		4 1 1 0 0 1 1												
Bill Russell, R OBP: 0.319, SLG: 0.310 (1, 6) X	0-0 1B 1B	0-0 5-3			0-0 F6-3			0-0 F7		4 1 1 0 0 0 1												
Dusty Baker Jr., R OBP: 0.352, SLG: 0.407 Cecil Espy, S (1, 7) X (8, 8)	0-0 1B 1B		0-0 F8		0-0 L4			0-3 K		4 1 1 0 0 1 0 0 0 0 0 0 0 0												
Pedro Guerrero, R OBP: 0.368, SLG: 0.528 Rafael Landestoy, S OBP: 0.233, SLG: 0.298 (1, 5) S (8, 5) S	0-3 K		0-0 F4-6-3 1B		0-3 K			0-0 HR		3 0 1 0 0 2 3 1 1 1 1 0 0 0												
Ken Landreaux, L OBP: 0.334, SLG: 0.475 Derrel Thomas, S OBP: 0.342, SLG: 0.327 (1, 8) X (8, 7)	0-0 1B CS 1B		0-0 F4-6-3 1-2		0-0 1B			0-0 F7		3 0 2 2 0 0 1 1 0 0 0 0 0 0												
Mike Marshall, R OBP: 0.346, SLG: 0.427 R.J. Reynolds, S (1, 9) X (9, 9)	0-0 1B		0-3 K		0-3 K			0-3 K		4 0 1 1 0 3 1 0 0 0 0 0 0 0												
Greg Brock, L OBP: 0.325, SLG: 0.403 (1, 3) S S	0-3 K 3-H		0-3 K		0-0 4-3			4-0 BB		3 0 0 0 1 2 2												
Steve Yeager, R OBP: 0.283, SLG: 0.403 (1, 2) X		0-0 SH3 1B		0-3 K		0-3 K		0-0 F9		4 0 1 0 0 2 1												
Bob Welch, R OBP: 0.127, SLG: 0.177 Tom Niedenfuer, R (1, 1) X (7, 1)		0-0 SH3		0-0 1-3		0-3 K				2 0 0 0 0 1 0 0 0 0 0 0 0 0												
Inning Stats	R: 3 E: 0 K: 2 S: 11	H: 5 LOB: 2 BB: 0 P: 11	R: 0 E: 0 K: 0 S: 4	H: 1 LOB: 1 BB: 0 P: 4	R: 0 E: 0 K: 0 S: 3	H: 1 LOB: 0 BB: 0 P: 3	R: 0 E: 0 K: 3 S: 9	H: 0 LOB: 0 BB: 0 P: 9	R: 0 E: 0 K: 0 S: 3	H: 0 LOB: 0 BB: 0 P: 3	R: 0 E: 0 K: 2 S: 8	H: 1 LOB: 1 BB: 0 P: 8	R: 0 E: 0 K: 2 S: 7	H: 0 LOB: 0 BB: 0 P: 7	R: 0 E: 0 K: 2 S: 7	H: 0 LOB: 0 BB: 0 P: 7	R: 1 E: 0 K: 1 S: 6	H: 1 LOB: 1 BB: 1 P: 10	1B: 8 2B: 1 3B: 0 HR: 1	SF: 0 SAC: 1 DP: 2 HBP: 0	WP: 0 PB: 0 SB: 0 CS: 1	PA: 35
PITCHER	IP WLS BF H R ER SO BB IBB HBP BLK WP HR S P ERA WHIP																					
Bryn Smith, R ERA: 2.55 Jeff Reardon, R ERA: 3.01	(1, 1) 7.0 L 27 8 3 3 9 0 0 0 0 0 0 0 45 45 3.86 1.143																					
	(8, 1) 2.0 8 1 1 1 3 1 0 0 0 0 0 1 13 17 4.50 1.000																					

Los Angeles Dodgers @ Montreal Expos
Olympic Stadium, Montreal, QB
Sat Sep 03 1983, 7:05 PM EDT
Att: 42,054 - Unknown

livebaseballscorecards.com

AB	33
R	4
H	9
RBI	4
BB	1
SO	12
LOB	10



BOTTOM

Los Angeles Dodgers @ Montreal Expos
Olympic Stadium, Montreal, QB

Sat Sep 03 1983, 7:05 PM EDT
Att. 42,054 - Unknown

livebaseballscorecards.com

AB	33
R	0
H	6
RBI	0
BB	3
SO	5
LOB	27



WP:	1	PA:	37
PB:	0	SB:	1
CS:	0		

AB R H RBI BB SO LOB

5	0	1	0	0	0	5
2	0	0	0	1	1	1
4	0	1	0	0	2	2
4	0	1	0	0	0	3
3	0	1	0	1	2	3
4	0	0	0	0	0	5
4	0	1	0	0	0	4
2	0	0	0	0	0	0
1	0	1	0	0	0	0
0	0	0	0	0	0	0
1	0	0	0	0	0	1
2	0	0	0	0	0	0
1	0	0	0	0	0	3
0	0	0	0	0	0	0
0	0	0	0	1	0	0

Batter	1	2	3	4	5	6	7	8	9
Tim Raines, S (1, 7) OBP: 0.380, SLG: 0.415	0-0 1-3		0-0 F7			0-0 1B	0-0 F8		0-0 F7
Manny Trillo, R (1, 4) OBP: 0.320, SLG: 0.336	1-0 G6-4-3 HBP			4-0 WP 1B BB		0-3 K		0-0 L5	
Andre Dawson, R (1, 8) OBP: 0.354, SLG: 0.565	0-0 G6-4-3 1-2f			0-0 WP 1B		0-3 K		0-3 K	
Al Oliver, L (1, 3) OBP: 0.345, SLG: 0.407		0-0 2B		0-0 F7		0-0 5-3		0-0 E5	
Gary Carter, R (1, 2) OBP: 0.336, SLG: 0.448		4-0 G6-3 BB		0-3 K			0-0 1B 2B	0-3 K	
Tim Wallach, R (1, 5) OBP: 0.345, SLG: 0.460		0-0 P6		0-0 F8 1-2 2-3			0-0 E5 1B		0-0 P4
Warren Cromartie, L (1, 9) OBP: 0.347, SLG: 0.388		0-0 G6-3 1-2f			0-0 F8		0-0 F7		0-0 BB 1B
Doug Flynn, R (1, 6) OBP: 0.263, SLG: 0.287			0-0 F6-3		0-0 F1-3		0-0 1B		0-0 F5
Terry Crowley, L (7, PH) OBP: 0.386, SLG: 0.212							1-2 2-3 1B		
Angel Salazar, R (7, PR) OBP: 0.300, SLG: 0.222							0-0 F3		
Brad Mills, L (9, PH) OBP: 0.200, SLG: 0.200									4-0 BB BB
Bryn Smith, R (1, 1) OBP: 0.174, SLG: 0.174			0-0 5-3		0-0 F8				1-2 BB
Terry Francona, L (7, PH) OBP: 0.223, SLG: 0.250									
Jeff Reardon, R (8, 1) OBP: 0.125, SLG: 0.125									
Mike Stenhouse, L (9, PH) OBP: 0.222, SLG: 0.200									

Inning Stats	R: 0	H: 0	R: 0	H: 1	R: 0	H: 0	R: 0	H: 1	R: 0	H: 0	R: 0	H: 1	R: 0	H: 2	R: 0	H: 0	R: 0	H: 1	R: 0	H: 1	
E: 0	LOB: 0	E: 0	LOB: 1	E: 0	LOB: 0	E: 0	LOB: 2	E: 0	LOB: 0	E: 0	LOB: 0	E: 1	LOB: 3	E: 1	LOB: 1	E: 0	LOB: 2	E: 0	LOB: 2	E: 0	LOB: 2
K: 0	BB: 0	K: 0	BB: 1	K: 0	BB: 0	K: 1	BB: 1	K: 0	BB: 0	K: 2	BB: 0	K: 0	BB: 0	K: 0	BB: 0	K: 2	BB: 0	K: 0	BB: 1	K: 0	BB: 1
S: 2	P: 3	S: 3	P: 7	S: 3	P: 3	S: 6	P: 10	S: 3	P: 3	S: 8	P: 8	S: 6	P: 6	S: 8	P: 8	S: 8	P: 8	S: 4	P: 8	S: 4	P: 8

PITCHER	IP	WLS	BF	H	R	ER	SO	BB	IBB	HBP	BLK	WP	HR	S	P	ERA	WHIP
Bob Welch, R (1, 1) ERA: 2.62	6.1	W	26	5	0	0	3	2	0	1	0	1	0	29	38	0.00	1.105
Tom Niedenfuer, R (7, 1) ERA: 1.46	2.2	S	11	1	0	0	2	1	0	0	0	0	0	14	18	0.00	0.750

1B:	4	SF:	0
2B:	2	SAC:	0
3B:	0	DP:	2
HR:	0	HBP:	1

Batter	1	2	3	4	5	6	7	8	9	10	11	12	AB	R	H	RBI	BB	SO	LOB	TOP						
Steve Sax, R OBP: 0.344, SLG: 0.356 (1, 4) 	0-0 		0-0 		0-0 			0-0 		0-0 			5	1	1	0	0	0	0							
Dave Anderson, R OBP: 0.218, SLG: 0.242 (1, 6) 	0-0 		0-0 				0-0 	0-0 		4-0 			4	0	1	0	1	0	1							
R.J. Reynolds, S (1, 7) (10, 9) 	0-0 			0-0 		0-3 		0-0 		0-3 			4	0	0	1	0	2	2							
Greg Brock, L OBP: 0.323, SLG: 0.398 (9, 1) Tom Niedenfuer, R OBP: 0.230, SLG: 0.293 (11, PH) Pat Zachry, R OBP: 0.500, SLG: 0.500 (11, 1) 	0-3 			0-3 		0-3 		0-0 					4	0	0	0	0	3	1							
Mike Marshall, R OBP: 0.346, SLG: 0.428 (1, 9) (10, 3) 		0-0 		0-0 			4-0 		0-0 				4	0	1	0	1	0	0							
German Rivera, R OBP: 0.400, SLG: 0.600 (1, 5) 	0-0 			0-0 			0-0 		0-0 				5	0	2	0	0	0	1							
Derrel Thomas, S OBP: 0.345, SLG: 0.343 (1, 8) (10, 7) 	0-0 				0-0 		0-0 		0-0 				4	1	2	0	0	0	1							
Jack Fimple, R OBP: 0.263, SLG: 0.340 (1, 2) Ken Landreaux, L OBP: 0.333, SLG: 0.474 (9, PH) Steve Yeager, R OBP: 0.282, SLG: 0.401 (9, 2) 	0-0 				0-0 		0-3 		0-0 				2	0	0	1	0	1	3							
Alejandro Pena, R OBP: 0.102, SLG: 0.163 (1, 1) Steve Howe, L OBP: 0.222, SLG: 0.125 (8, 1) Sid Bream, L (8, 3) Dusty Baker Jr., R OBP: 0.351, SLG: 0.406 (10, PH) Cecil Espy, S (10, 8) 	0-3 				0-0 		0-3 			0-3 			3	0	0	0	0	2	2							
Inning Stats	R: 1 E: 0 K: 1 S: 6	H: 1 LOB: 0 BB: 0 P: 6	R: 0 E: 0 K: 1 S: 4	H: 1 LOB: 1 BB: 0 P: 4	R: 0 E: 0 K: 1 S: 5	H: 1 LOB: 0 BB: 0 P: 5	R: 0 E: 0 K: 1 S: 6	H: 1 LOB: 1 BB: 0 P: 4	R: 0 E: 0 K: 2 S: 7	H: 1 LOB: 2 BB: 1 P: 12	R: 0 E: 0 K: 0 S: 4	H: 1 LOB: 1 BB: 0 P: 4	R: 0 E: 0 K: 2 S: 7	H: 0 LOB: 1 BB: 1 P: 11	R: 0 E: 0 K: 0 S: 3	H: 0 LOB: 0 BB: 0 P: 3	R: 0 E: 0 K: 0 S: 3	H: 0 LOB: 0 BB: 0 P: 3	R: 0 E: 0 K: 0 S: 3	H: 0 LOB: 0 BB: 0 P: 3	1B: 4 2B: 2 3B: 1 HR: 0	SF: 2 SAC: 1 DP: 0 HBP: 0	WP: 0 PB: 0 SB: 3 CS: 0	PA: 45		
PITCHER	IP	WLS	BF	H	R	ER	SO	BB	IBB	HBP	BLK	WP	HR	S	P	ERA	WHIP									
Ray Burris, R ERA: 3.36 (1, 1)	5.0		19	4	2	2	3	0	0	0	0	0	0	25	25	3.60	0.800									
Bob James, R ERA: 4.58 (6, 1)	2.0		8	1	0	0	4	1	0	0	0	0	0	15	19	0.00	1.000									
Jeff Reardon, R ERA: 2.93 (8, 1)	2.0		8	2	0	0	0	0	0	0	0	0	0	8	8	0.00	1.000									
Dan Schatzeder, L ERA: 2.9 (10, 1)	3.0	W	10	0	0	0	2	1	0	0	0	0	0	13	17	0.00	0.333									

Los Angeles Dodgers @ Montreal Expos
Olympic Stadium, Montreal, QB

Sun Sep 04 1983, 3:33 AM EDT
Att. 45,189 - Unknown

livebaseballscorecards.com

AB	40
R	2
H	7
RBI	2
BB	2
SO	9
LOB	12



Batter	1	2	3	4	5	6	7	8	9	AB R H RBI BB SO LOB	TOP
Bobby Brown, S (1, 7) <small>OBP: 0.331, SLG: 0.420</small> Ruppert Jones, L (8, 8) <small>OBP: 0.309, SLG: 0.382</small>	4-0 SH WP S BB		0-0 6-3	0-0 6-3		0-3 K		0-3 K		4 1 0 0 1 2 3 0 0 0 0 0 0 0	San Diego Padres @ Los Angeles Dodgers Dodger Stadium, Los Angeles, CA Mon Sep 05 1983, 7:05 PM PDT Att: 49,849 - Unknown livebaseballscorecards.com
Alan Wiggins, S (1, 8) <small>OBP: 0.366, SLG: 0.337</small> (8, 7)	0-0 SH S BB		4-0 1B S BB	0-0 4-3		0-0 F9		0-0 6-3	3 1 0 0 1 0 2		
Kurt Bevacqua, R (1, 3) <small>OBP: 0.348, SLG: 0.353</small>	0-3 K S S S		0-0 1B S BB	0-0 6-3			0-0 CS 1B	0-3 K	5 1 2 0 0 2 1		
Terry Kennedy, L (1, 2) <small>OBP: 0.349, SLG: 0.434</small>	0-0 P6		0-0 2B SH1-3 1B		0-0 F8		0-0 1B 1B	0-0 HR	5 2 3 2 0 0 1		
Garry Templeton, S (1, 6) <small>OBP: 0.299, SLG: 0.340</small>	0-3 K S S S		0-0 SH1-3 FC1 2B		0-3 K S S S		0-0 G6-4-3 1B	0-0 1B	5 0 3 1 0 2 1		
Luis Salazar, R (1, 5) <small>OBP: 0.285, SLG: 0.380</small>		0-0 6-3	4-0 SH1-3 IBB		0-3 K S S S		0-0 G6-4-3	0-0 5-3	4 0 0 0 1 1 3		
Tony Gwynn, L (1, 9) <small>OBP: 0.340, SLG: 0.358</small>		0-0 F8	0-0 SH1-3			0-0 1B 1B		0-0 6-3	3 0 1 1 0 0 0		
Juan Bonilla, R (1, 4) <small>OBP: 0.310, SLG: 0.304</small>		4-0 BB	4-0 IBB			0-0 1B		0-0 6-3	2 0 1 0 2 0 0		
Mark Thurmond, L (1, 1) <small>OBP: 0.129, SLG: 0.103</small> Gary Lucas, L (9, 1)		0-0 1-3	0-0 FC1			0-3 K		4-0 BB	3 0 0 0 1 1 6 0 0 0 0 0 0 0		
Inning Stats	R: 1 H: 0 E: 1 LOB: 1 K: 2 BB: 1 S: 8 P: 12	R: 0 H: 0 E: 0 LOB: 1 K: 0 BB: 1 S: 3 P: 7	R: 3 H: 3 E: 0 LOB: 3 K: 0 BB: 3 S: 6 P: 18	R: 0 H: 0 E: 0 LOB: 0 K: 0 BB: 0 S: 3 P: 3	R: 0 H: 0 E: 0 LOB: 0 K: 2 BB: 0 S: 7 P: 7	R: 0 H: 2 E: 0 LOB: 2 K: 2 BB: 0 S: 9 P: 9	R: 0 H: 3 E: 0 LOB: 1 K: 0 BB: 0 S: 4 P: 4	R: 0 H: 0 E: 0 LOB: 1 K: 1 BB: 1 S: 5 P: 9	R: 1 H: 2 E: 0 LOB: 1 K: 1 BB: 0 S: 7 P: 7	1B: 8 SF: 0 2B: 1 SAC: 2 3B: 0 DP: 1 HR: 1 HBP: 0	WP: 1 PA: 42 PB: 0 SB: 3 CS: 1
PITCHER Fernando Valenzuela, L (1, 1) <small>ERA: 3.92</small> Joe Beckwith, R (8, 1) <small>ERA: 3.71</small>	IP WLS BF H R ER SO BB IBB HBP BLK WP HR S P ERA WHIP	7.0 L 33 8 4 4 6 3 2 0 0 1 0 40 60 5.14 1.571	2.0 9 2 1 1 2 1 0 0 0 0 1 12 16 4.50 1.500			PITCHER IP WLS BF H R ER SO BB IBB HBP BLK WP HR S P ERA WHIP					

Batter	1	2	3	4	5	6	7	8	9	AB	R	H	RBI	BB	SO	LOB
Steve Sax, R OBP: 0.343, SLG: 0.354 (1, 4)	0-0 P4		4-0 1B BB		0-0 F3			0-0 5-3		3	0	0	0	1	0	0
Bill Russell, R OBP: 0.318, SLG: 0.309 (1, 6)	0-0 F7		0-0 BB 1B				0-0 5-3	0-0 4-3		4	0	1	0	0	0	0
Dusty Baker Jr., R OBP: 0.352, SLG: 0.405 (1, 7)	0-0 5-3		4-0 BB				0-0 HBP 1B	0-0 P4		3	0	1	0	1	0	0
Pedro Guerrero, R OBP: 0.367, SLG: 0.532 (1, 5)		0-0 5-3	0-3 K				0-3 K		0-0 HR	4	1	1	1	0	2	4
Mike Marshall, R OBP: 0.350, SLG: 0.430 (1, 3)		0-0 5-3		0-0 G6-4-3 1B			1-0 HBP		0-0 FC5-4 1B	3	0	2	0	0	0	0
Candy Maldonado, R OBP: 0.241, SLG: 0.296 (1, 9)		0-0 E3		0-0 G6-4-3			0-3 K		0-0 FC5-4	3	0	0	0	0	1	3
Jose Morales, R OBP: 0.300, SLG: 0.487 (9, PH)				1-2f						1	0	0	0	0	0	1
Cecil Espy, S (9, PR)										0	0	0	0	0	0	0
Derrel Thomas, S OBP: 0.343, SLG: 0.341 (1, 8)			0-0 1B G6-4-3		0-0 6-3			0-0 6-3	0-0 FC5-4	4	1	1	0	0	0	1
Jack Fimple, R OBP: 0.267, SLG: 0.344 (1, 2)			0-0 G6-4-3 1B		0-0 F8			0-0 L3 1B	0-3 K	2	0	1	0	0	0	0
German Rivera, R OBP: 0.500, SLG: 0.667 (7, PH)			1-3 1B							1	0	1	0	0	0	0
Steve Yeager, R OBP: 0.281, SLG: 0.400 (8, 2)										1	0	0	0	0	1	1
Fernando Valenzuela, L OBP: 0.220, SLG: 0.288 (1, 1)			0-0 G6-4-3		0-0 G3			0-0 L3		2	0	0	0	0	0	1
R.J. Reynolds, S (7, PH)			1-2f 3-H							1	0	0	0	0	0	1
Joe Beckwith, L (8, 1)										0	0	0	0	0	0	0

Inning Stats	R: 0	H: 0	E: 0	K: 0	S: 3	R: 0	H: 0	E: 1	K: 0	S: 3	R: 1	H: 3	E: 0	K: 1	S: 7	R: 0	H: 1	E: 0	K: 0	S: 3	R: 0	H: 0	E: 0	K: 2	S: 8	R: 0	H: 1	E: 0	K: 0	S: 3	R: 0	H: 0	E: 0	K: 0	S: 3	R: 1	H: 2	E: 0	K: 1	S: 7	1B: 7	2B: 1	3B: 0	HR: 1	SF: 0	SAC: 0	DP: 3	HBP: 1	WP: 0	PA: 35
--------------	------	------	------	------	------	------	------	------	------	------	------	------	------	------	------	------	------	------	------	------	------	------	------	------	------	------	------	------	------	------	------	------	------	------	------	------	------	------	------	------	-------	-------	-------	-------	-------	--------	-------	--------	-------	--------

PITCHER	IP	WLS	BF	H	R	ER	SO	BB	IBB	HBP	BLK	WP	HR	S	P	ERA	WHIP
Mark Thurmond, L ERA: 2.36 (1, 1)	8.0	W	32	8	2	2	3	2	0	1	0	0	1	35	44	2.25	1.250
Gary Lucas, L ERA: 3.08 (9, 1)	1.0	S	3	0	0	0	1	0	0	0	0	0	0	5	5	0.00	0.000

BOTTOM

San Diego Padres @ Los Angeles Dodgers
 Dodger Stadium, Los Angeles, CA
 Mon Sep 05 1983, 7:05 PM PDT
 Att. 49,849 - Unknown

livebaseballscorecards.com

AB	32
R	2
H	8
RBI	1
BB	2
SO	4
LOB	12



Batter	1	2	3	4	5	6	7	8	9	AB	R	H	RBI	BB	SO	LOB	TOP								
Bobby Brown, S (1, 7) OBP: 0.333, SLG: 0.420 Ruppert Jones, L (8, 8) OBP: 0.309, SLG: 0.382	0-0 CS 1B		0-0 1-3		0-0 1B FC5-2 1B	0-0 G3		0-3 K		5	0	2	0	0	1	1									
Alan Wiggins, S (1, 8) OBP: 0.366, SLG: 0.338 (8, 7)	0-0 5-3 1-2		0-0 5-3		0-0 1-3 HR 1B		0-0 S E 1B		0-0 6-3	5	2	2	0	0	0	1									
Kurt Bevacqua, R (1, 3) OBP: 0.344, SLG: 0.354	0-0 5-3		0-0 1B 2B		0-0 1-2 HR		0-3 K 1-2		0-0 6-3	5	2	1	0	0	1	3									
Terry Kennedy, L (1, 2) OBP: 0.351, SLG: 0.442		0-0 3-1	0-0 2-H 1B		0-0 1-H 2-H HR		0-3 K 2-3		0-0 1B	5	1	3	4	0	1	1									
Garry Templeton, S (1, 6) OBP: 0.298, SLG: 0.339		0-0 HR 1B	0-0 5-3		0-0 F9		0-0 E5 BLK		0-0 F7	5	1	1	0	0	0	2									
Luis Salazar, R (1, 5) OBP: 0.287, SLG: 0.387		0-0 1-H HR		0-0 F8		0-3 K		4-0 1-2 IBB	3	1	1	2	1	1	0										
Tony Gwynn, L (1, 9) OBP: 0.339, SLG: 0.361		0-0 G3		0-0 P4		0-0 1B 2B		0-0 4-3	4	1	1	0	0	0	2										
Juan Bonilla, R (1, 4) OBP: 0.312, SLG: 0.308		0-0 2B		0-3 K		0-0 2-H FC2-6 1B		0-0 6-3	4	0	2	1	0	1	0										
Ed Whitson, R (1, 1) OBP: 0.194, SLG: 0.147		0-0 5-3		0-0 1-3		0-0 1-2f FC2-6		0-3 K	4	0	0	0	0	1	2										
Inning Stats	R: 0 E: 0 K: 0 S: 3	H: 1 LOB: 0 BB: 0 P: 3	R: 2 E: 0 K: 0 S: 6	H: 3 LOB: 1 BB: 0 P: 6	R: 1 E: 0 K: 1 S: 5	H: 2 LOB: 1 BB: 0 P: 5	R: 0 E: 0 K: 1 S: 5	H: 0 LOB: 0 BB: 0 P: 5	R: 3 E: 0 K: 0 S: 6	H: 3 LOB: 0 BB: 0 P: 6	R: 1 E: 0 K: 1 S: 7	H: 2 LOB: 1 BB: 0 P: 7	R: 1 E: 1 K: 2 S: 9	H: 1 LOB: 2 BB: 1 P: 13	R: 0 E: 0 K: 2 S: 7	H: 0 LOB: 0 BB: 0 P: 7	R: 0 E: 0 K: 0 S: 4	H: 1 LOB: 1 BB: 0 P: 4	1B: 8 2B: 3 3B: 0 HR: 2	SF: 0 SAC: 0 DP: 0 HBP: 0	WP: 0 PB: 0 SB: 2 CS: 1	PA: 41			
PITCHER	IP	WLS	BF	H	R	ER	SO	BB	IBB	HBP	BLK	WP	HR	S	P	ERA	WHIP								
Rick Honeycutt, L (1, 1) ERA: 2.61	5.0	L	23	9	6	6	1	0	0	0	1	0	2	25	25	10.80	1.800								
Burt Hooton, R (6, 1) ERA: 4.07	1.1		7	3	2	1	2	0	0	0	0	0	0	11	11	6.75	2.250								
Rich Rodas, L (7, 1) ERA:	0.2		4	0	0	0	1	0	1	0	1	0	0	5	9	0.00	0.000								
Pat Zachry, R (8, 1) ERA: 1.8	2.0		7	1	0	0	2	0	0	0	0	0	0	11	11	0.00	0.500								

San Diego Padres @ Los Angeles Dodgers
Dodger Stadium, Los Angeles, CA
 Tue Sep 06 1983, 7:05 PM PDT
 Att: 41,264 - Unknown

AB	40
R	8
H	13
RBI	7
BB	1
SO	6
LOB	12



WP: 0	PA: 41
PB: 0	
SB: 2	
CS: 1	

Batter	1	2	3	4	5	6	7	8	9	10	AB R H RBI BB SO LOB	TOP													
Gary Redus, R OBP: 0.354, SLG: 0.445 (1, 7) X	0-0 F8		0-0 FC4-6 1B		0-0 G3			0-0 WP 1B			4 0 2 0 0 0 0	Cincinnati Reds @ Los Angeles Dodgers Dodger Stadium, Los Angeles, CA Wed Sep 07 1983, 7:05 PM PDT Att. 44,198 - Unknown													
Paul Householder, S OBP: 0.320, SLG: 0.377 (1, 8) X (9, 9)	0-0 CS 1B		0-0 FC4-6			0-0 6-3		0-3 K2-3			4 0 1 0 0 1 3														
Dave Concepcion, R OBP: 0.307, SLG: 0.285 (1, 6) X	0-0 F4		0-0 SF9			0-3 K		0-0 4-3			3 0 0 1 0 1 1														
Cesar Cedeno, R OBP: 0.301, SLG: 0.356 Eddie Milner, L OBP: 0.354, SLG: 0.379 (1, 9) X (9, 8)	0-0 CS	0-0 6-3	0-0 F8			0-0 F3		0-0 L4			4 0 0 0 0 0 1 0 0 0 0 0 0 0														
Dan Driessen, L OBP: 0.391, SLG: 0.428 (1, 3) X		4-0 HR BB			0-0 6-3		0-0 1-3		0-0 1-3		3 1 0 0 1 0 0														
Nick Esasky, R OBP: 0.328, SLG: 0.439 (1, 5) X		0-0 HR			0-0 G1-6-3 1B		0-0 6-3		0-3 K		4 1 2 2 0 1 0														
Alan Knicely, R OBP: 0.333, SLG: 0.323 Duane Walker, L OBP: 0.296, SLG: 0.340 Alex Trevino, R OBP: 0.281, SLG: 0.283 (1, 2) X (10, PH) (10, 2)		0-0 CS 1B			0-0 G1-6-3		0-3 K		0-0 1B		3 0 1 0 0 1 1 1 0 1 0 0 0 0 0 0 0 0 0 0 0														
Ron Oester, S OBP: 0.308, SLG: 0.377 (1, 4) X		0-3 K			0-3 K		0-3 K		0-3 K		4 0 0 0 0 4 2														
Frank Pastore, R OBP: 0.212, SLG: 0.260 Tom Hume, R (1, 1) X (7, 1)		0-0 CS	0-0 FC4-6 1B SF9 1B			0-3 K		0-0 P6		0-0 F8	2 1 1 0 0 1 0 1 0 0 0 0 0 0 1 0 0 0 0 0 1 0 0 0 0 0 0 0														
Johnny Bench, R OBP: 0.303, SLG: 0.423 Ben Hayes, R (10, 1)		1-2																							
Inning Stats	R: 0 E: 0 K: 0 S: 3	H: 1 LOB: 0 BB: 0 P: 3	R: 2 E: 0 K: 1 S: 6	H: 2 LOB: 0 BB: 1 P: 10	R: 1 E: 0 K: 0 S: 5	H: 2 LOB: 1 BB: 0 P: 5	R: 0 E: 0 K: 0 S: 3	H: 1 LOB: 0 BB: 0 P: 3	R: 0 E: 0 K: 1 S: 5	H: 0 LOB: 0 BB: 0 P: 5	R: 0 E: 0 K: 1 S: 5	H: 0 LOB: 0 BB: 0 P: 5	R: 0 E: 0 K: 1 S: 5	H: 0 LOB: 0 BB: 0 P: 5	R: 0 E: 0 K: 2 S: 8	H: 1 LOB: 1 BB: 0 P: 8	R: 0 E: 0 K: 0 S: 3	H: 0 LOB: 0 BB: 0 P: 3	R: 0 E: 0 K: 2 S: 8	H: 1 LOB: 1 BB: 0 P: 8	1B: 7 2B: 0 3B: 0 HR: 1	SF: 1 SAC: 0 DP: 1 HBP: 0	WP: 1 PB: 0 SB: 0 CS: 2	PA: 38	
PITCHER	IP WLS BF H R ER SO BB IBB HBP BLK WP HR S P ERA WHIP																								
Jerry Reuss, L ERA: 3.0 (1, 1)	7.0	25	6	3	3	5	1	0	0	0	0	0	0	0	34	38	3.86	1.000							
Steve Howe, L ERA: 1.56 (8, 1)	2.0	7	1	0	0	2	0	0	0	0	1	0	11	11	0.00	0.500									
Tom Niedenfuer, R ERA: 1.42 (10, 1)	1.0	W 4	1	0	0	2	0	0	0	0	0	0	8	8	0.00	1.000									

livebaseballscores.com

AB	34
R	3
H	8
RBI	3
BB	1
SO	9
LOB	9



Batter	1	2	3	4	5	6	7	8	9	AB R H RBI BB SO LOB	TOP											
Eddie Milner, L (1, 8) OBP: 0.351, SLG: 0.376	0-0 P6		0-3 K			0-0 4-3		0-0 F8		4 0 0 0 0 1 2												
Gary Redus, R (1, 7) OBP: 0.353, SLG: 0.448	0-0 F9			0-0 BLK 3B		0-0 F8		0-0 F7		4 1 1 0 0 0 0												
Dave Concepcion, R (1, 6) OBP: 0.307, SLG: 0.285	0-3 K			0-0 F9		0-0 F9		0-0 1B 1B		4 1 1 0 0 1 0												
Dan Driessen, L (1, 3) OBP: 0.392, SLG: 0.427 Kelly Paris, R (9, PR) OBP: 0.297, SLG: 0.270		4-0 CS BB		0-3 K		0-0 1-3		0-0 1B 1B		3 0 1 0 1 1 0 0 0 0 0 0 0 0												
Nick Esasky, R (1, 5) OBP: 0.323, SLG: 0.433		0-3 K		0-0 F9		0-3 K		0-0 P4		4 0 0 0 0 2 3												
Paul Householder, S (1, 9) OBP: 0.319, SLG: 0.375		0-3 K			0-0 F5		0-0 F7		0-0 1B	4 0 1 1 0 1 1												
Ron Oester, S (1, 4) OBP: 0.310, SLG: 0.380 Cesar Cedeno, R (9, PH) OBP: 0.300, SLG: 0.355				0-0 2B		0-0 4-3		4-0 G5-4-3 1B BB		2 0 1 0 1 0 0 1 0 0 0 0 0 2												
Alex Trevino, R (1, 2) OBP: 0.284, SLG: 0.293 Duane Walker, L (8, PH) OBP: 0.300, SLG: 0.343 Dann Bilardello, R (8, 2) OBP: 0.257, SLG: 0.345				0-0 F9		0-0 2B		0-0 G5-4-3 1B		2 0 1 0 0 0 1 1 0 1 0 0 0 0 0 0 0 0 0 0 0												
Mario Soto, R (1, 1) OBP: 0.152, SLG: 0.179 Johnny Bench, R (8, PH) OBP: 0.302, SLG: 0.422 Bill Scherrer, L (8, 1) OBP: 0.182, SLG: 0.100				0-3 K		0-3 K		0-0 G5-4-3 1B		2 0 0 0 0 2 2 1 0 0 0 0 0 2 0 0 0 0 0 0 0												
Inning Stats	R: 0 E: 0 K: 1 S: 5	H: 0 LOB: 0 BB: 0 P: 5	R: 0 E: 0 K: 2 S: 6	H: 0 LOB: 0 BB: 1 P: 10	R: 0 E: 0 K: 2 S: 8	H: 1 LOB: 1 BB: 0 P: 8	R: 1 E: 0 K: 1 S: 6	H: 1 LOB: 0 BB: 0 P: 6	R: 0 E: 0 K: 1 S: 6	H: 1 LOB: 1 BB: 0 P: 6	R: 0 E: 0 K: 0 S: 3	H: 0 LOB: 0 BB: 0 P: 3	R: 0 E: 0 K: 1 S: 5	H: 0 LOB: 0 BB: 0 P: 5	R: 0 E: 0 K: 0 S: 3	H: 1 LOB: 1 BB: 1 P: 7	R: 1 E: 0 K: 0 S: 6	H: 3 LOB: 2 BB: 0 P: 6	1B: 4 2B: 2 3B: 1 HR: 0	SF: 0 SAC: 0 DP: 1 HBP: 0	WP: 0 PB: 0 SB: 0 CS: 1	PA: 34
PITCHER	IP WLS BF H R ER SO BB IBB HBP BLK WP HR S P ERA WHIP																					
Bob Welch, R (1, 1) ERA: 2.55	8.0 W 28 4 1 1 8 2 0 0 0 0 0 0 42 50 1.12 0.750																					
Tom Niedenfuer, R (9, 1) ERA: 1.51	0.2 5 3 1 1 0 0 0 0 0 0 0 0 5 5 13.50 4.500																					
Steve Howe, L (9, 1) ERA: 1.55	0.1 S 1 0 0 0 0 0 0 0 0 0 0 0 1 1 0.00 0.000																					

Cincinnati Reds @ Los Angeles Dodgers
 Dodger Stadium, Los Angeles, CA
 Thu Sep 08 1983, 7:05 PM PDT
 Att: 45,826 - Unknown

AB	32
R	2
H	7
RBI	1
BB	2
SO	8
LOB	13



Batter	1	2	3	4	5	6	7	8	9
Steve Sax, R OBP: 0.341, SLG: 0.351 (1, 4)	0-0 4-3		0-3 K		0-0 4-3		0-0 SH1-3 1B		
Bill Russell, R OBP: 0.316, SLG: 0.307 (1, 6)	0-0 5-3		0-0 G3		0-0 1B		0-0 SH1-3 1-2		
Dusty Baker Jr., R OBP: 0.349, SLG: 0.400 Cecil Espy, S (8, 8)	0-0 5-3			0-0 1B HR 1B	0-0 F7		0-3 K		
Pedro Guerrero, R OBP: 0.366, SLG: 0.524 (1, 5)		0-0 F9		0-0 1-2 HR 1B		0-0 F9	4-0 BB		
Mike Marshall, R OBP: 0.349, SLG: 0.444 (1, 9)		0-0 P4		0-0 1-H 2-H HR		0-0 BB 1B	0-0 4-3		
Greg Brock, L OBP: 0.331, SLG: 0.412 (1, 3)		4-0 BB		0-0 F8		4-0 3-1 1-2 K BB	0-0 4-3		
R.J. Reynolds, S OBP: 0.214, SLG: 0.462 (8, 7)		0-0 F9		0-0 F7		0-0 3-1 1-2 2-H 1B	0-0 1B		
Jack Fimple, R OBP: 0.266, SLG: 0.337 Rick Monday, L OBP: 0.372, SLG: 0.428 (6, PH) Steve Yeager, R OBP: 0.280, SLG: 0.397 (7, 2)			0-3 K	0-0 6-3		0-0 3-1 1-2 2-3	0-0 F9		
Bob Welch, R OBP: 0.136, SLG: 0.172 Jose Morales, R OBP: 0.293, SLG: 0.475 (8, PH) Tom Niedenfuer, R (9, 1) Steve Howe, L OBP: 0.222, SLG: 0.125 (9, 1)			4-0 BB		0-0 P6	0-3 K	0-3 K		

Inning Stats	R: 0	H: 0	E: 0	K: 0	S: 3	R: 0	H: 0	E: 0	K: 0	S: 3	R: 0	H: 0	E: 0	K: 2	S: 7	R: 3	H: 3	E: 0	K: 0	S: 6	R: 0	H: 1	E: 0	K: 0	S: 4	R: 2	H: 2	E: 0	K: 1	S: 7	R: 0	H: 1	E: 0	K: 1	S: 6	R: 0	H: 1	E: 0	K: 1	S: 6
	LOB: 0	BB: 0	P: 3	LOB: 1	BB: 1	P: 7	LOB: 1	BB: 1	P: 11	LOB: 0	BB: 0	P: 6	LOB: 1	BB: 0	P: 4	LOB: 1	BB: 1	P: 11	LOB: 2	BB: 1	P: 10	LOB: 1	BB: 0	P: 6	LOB: 2	BB: 1	P: 10	LOB: 1	BB: 1	P: 6	LOB: 1	BB: 0	P: 6	LOB: 1	BB: 0	P: 6	LOB: 1	BB: 0	P: 6	

PITCHER	IP	WLS	BF	H	R	ER	SO	BB	IBB	HBP	BLK	WP	HR	S	P	ERA	WHIP
Mario Soto, R ERA: 2.67 (1, 1)	7.0	L	32	7	5	5	4	4	0	0	0	0	1	36	52	6.43	1.571
Bill Scherrer, L ERA: 2.79 (8, 1)	1.0		4	1	0	0	1	0	0	0	0	0	0	6	6	0.00	1.000

AB R H RBI BB SO LOB

4 0 1 0 0 1 1

3 0 1 0 0 0 1

4 1 1 0 0 1 2

0 0 0 0 0 0 0

3 1 1 0 1 0 0

4 2 2 3 0 0 2

2 1 0 0 2 0 0

4 0 2 1 0 0 1

2 0 0 0 0 1 0

1 0 0 0 0 0 2

1 0 0 0 0 0 1

2 0 0 0 1 1 1

1 0 0 0 0 1 1

0 0 0 0 0 0 0

0 0 0 0 0 0 0

1B: 7 SF: 0
2B: 0 SAC: 1
3B: 0 DP: 0
HR: 1 HBP: 0

WP: 0 PA: 36
PB: 0
SB: 0
CS: 0

AB 31
R 5
H 8
RBI 4
BB 4
SO 5
LOB 12

Cincinnati Reds @ Los Angeles Dodgers
Dodger Stadium, Los Angeles, CA
Thu Sep 08 1983, 7:05 PM PDT
Att. 45,826 - Unknown



PITCHER	IP	WLS	BF	H	R	ER	SO	BB	IBB	HBP	BLK	WP	HR	S	P	ERA	WHIP
---------	----	-----	----	---	---	----	----	----	-----	-----	-----	----	----	---	---	-----	------

Batter	1	2	3	4	5	6	7	8	9	AB R H RBI BB SO LOB	TOP											
Brett Butler, L (1, 7) OBP: 0.333, SLG: 0.395	0-0 F8		0-0 F5			0-0 1B		4-0 BB	0-0 1-3	4 0 1 0 1 0 3												
Jerry Royster, R (1, 5) OBP: 0.328, SLG: 0.362	0-0 G3		0-3 K			0-0 E6		0-0 G5-4-3		4 0 0 0 0 1 3												
Claudell Washington, L (1, 9) OBP: 0.322, SLG: 0.415	0-3 K			0-3 K		0-0 F7		0-0 6-3		4 0 0 0 0 2 2												
Dale Murphy, R (1, 8) OBP: 0.405, SLG: 0.553		0-0 6-3		0-0 F8		0-0 G3			0-0 HR	4 1 1 1 0 0 2												
Chris Chambliss, L (1, 3) OBP: 0.366, SLG: 0.492		0-0 WP 1B		0-3 K			0-0 F9		4-0 FC6-4 1B BB	3 1 1 0 1 1 0												
Rafael Ramirez, R (1, 6) OBP: 0.339, SLG: 0.373		0-0 4-3 1B			0-0 F9		0-0 5-3		0-0 FC6-4 1B	4 0 1 0 0 0 1												
Bruce Benedict, R (1, 2) OBP: 0.391, SLG: 0.344		0-3 K			0-0 6-3		4-0 1B BB		0-3 K	2 0 0 0 1 1 1												
Terry Harper, R (9, PH) OBP: 0.351, SLG: 0.412										1 0 0 0 0 1 2												
Glenn Hubbard, R (1, 4) OBP: 0.324, SLG: 0.385			0-0 E5 SH1-4			0-0 F8		0-0 1-2 1B	0-0 FC6-4 1B	2 0 0 0 0 0 0												
Gerald Perry, L (7, PH) OBP: 0.467, SLG: 0.600									1-2 2-3	1 0 1 0 0 0 0												
Randy Johnson, R (7, 5) OBP: 0.365, SLG: 0.327									3-H	1 0 0 0 0 0 2												
Phil Niekro, R (1, 1) OBP: 0.169, SLG: 0.193			0-0 SH1-4			0-3 K		0-0 F5		1 0 0 0 0 1 0												
Mike Jorgensen, L (7, PH) OBP: 0.342, SLG: 0.388										1 0 0 0 0 0 2												
Tony Brizzolara, R (7, 1)										0 0 0 0 0 0 0												
Bob Watson, R (9, PH) OBP: 0.408, SLG: 0.540										1 0 1 1 0 0 0												
Albert Hall, S (9, PR)										0 0 0 0 0 0 0												
Inning Stats	R: 0 E: 0 K: 1 S: 5	H: 0 LOB: 0 BB: 0 P: 5	R: 0 E: 0 K: 1 S: 6	H: 1 LOB: 1 BB: 0 P: 6	R: 0 E: 1 K: 1 S: 6	H: 0 LOB: 1 BB: 0 P: 6	R: 0 E: 0 K: 2 S: 7	H: 0 LOB: 0 BB: 0 P: 7	R: 0 E: 0 K: 0 S: 3	H: 0 LOB: 0 BB: 0 P: 3	R: 0 E: 1 K: 1 S: 7	H: 1 LOB: 2 BB: 0 P: 7	R: 0 E: 0 K: 0 S: 4	H: 1 LOB: 2 BB: 1 P: 8	R: 0 E: 0 K: 0 S: 2	H: 0 LOB: 0 BB: 1 P: 6	R: 2 E: 0 K: 1 S: 8	H: 3 LOB: 2 BB: 1 P: 12	1B: 5 2B: 0 3B: 0 HR: 1	SF: 0 SAC: 1 DP: 1 HBP: 0	WP: 1 PB: 0 SB: 1 CS: 0	PA: 37
PITCHER	IP WLS BF H R ER SO BB IBB HBP BLK WP HR S P ERA WHIP																					
Alejandro Pena, R (1, 1) ERA: 2.3	7.0 W 28 3 0 0 6 2 0 0 0 1 0 38 46 0.00 0.714																					
Tom Niedenfuer, R (8, 1) ERA: 1.71	1.0 4 1 2 2 0 1 0 0 0 0 1 3 7 18.00 2.000																					
Steve Howe, L (9, 1) ERA: 1.53	1.0 S 5 2 0 0 1 0 0 0 0 0 0 7 7 0.00 2.000																					

Atlanta Braves @ Los Angeles Dodgers
Dodger Stadium, Los Angeles, CA

AB	33
R	2
H	6
RBI	2
BB	3
SO	7
LOB	18



Fri Sep 09 1983, 7:05 PM PDT
Att: 48,258 - Unknown

livebaseballscorecards.com

Batter	1	2	3	4	5	6	7	8	9
Steve Sax, R OBP: 0.340, SLG: 0.350 (1, 4)	0-0 1-3	0-3 K			0-0 S 1B		0-0 4-3		
Bill Russell, R OBP: 0.321, SLG: 0.310 (1, 6)	0-0 F2		0-0 G1-4-3 1B		4-0 BB 1-2 BB		0-0 CS S 1B		
Dusty Baker Jr., R OBP: 0.348, SLG: 0.398 (1, 7)	0-0 G3		0-0 G1-4-3 1-2f		0-0 5-3		4-0 1-2 BB		
Pedro Guerrero, R OBP: 0.365, SLG: 0.528 (1, 5)		0-0 5-3	0-3 K			0-0 HR	0-3 K 2-3		
Mike Marshall, R OBP: 0.348, SLG: 0.441 (1, 9)		4-0 BB 1B BB		0-0 F7		0-0 5-3		0-0 F9	
Cecil Espy, S (9, 8)									
Greg Brock, L OBP: 0.333, SLG: 0.410 (1, 3)		4-0 BB 1B BB		0-3 K		4-0 E BB		0-3 K	
R.J. Reynolds, S OBP: 0.167, SLG: 0.353 (1, 8)		0-0 F7		0-3 K		0-0 E6 1-2		0-0 4-3	
Jack Fimple, R OBP: 0.268, SLG: 0.330 (1, 2)		4-0 BB 1B BB			0-3 K	0-0 F7			
Alejandro Pena, R OBP: 0.115, SLG: 0.173 (1, 1)		0-0			0-0 F3	0-3 K			
Tom Niedenfuer, R (8, 1)									
Steve Howe, L OBP: 0.222, SLG: 0.125 (9, 1)									
Derrel Thomas, S OBP: 0.338, SLG: 0.335 (9, 9)		1-2 2-H 3-H 1B							

Inning Stats	R: 0	H: 0	E: 0	K: 0	S: 3	R: 2	H: 1	E: 0	K: 1	S: 6	R: 0	H: 1	E: 0	K: 1	S: 5	R: 0	H: 0	E: 0	K: 2	S: 7	R: 0	H: 1	E: 0	K: 1	S: 6	R: 1	H: 1	E: 1	K: 1	S: 7	R: 0	H: 1	E: 0	K: 1	S: 5	R: 0	H: 0	E: 0	K: 1	S: 5	
	0	0	0	0	3	2	1	0	1	6	0	0	0	1	5	0	0	0	2	7	0	1	0	0	1	6	1	1	1	1	7	0	1	0	1	5	0	0	0	1	5
	0	0	0	0	3	2	1	0	1	6	0	0	0	1	5	0	0	0	2	7	0	1	0	0	1	6	1	1	1	1	7	0	1	0	1	5	0	0	0	1	5

BOTTOM

Atlanta Braves @ Los Angeles Dodgers
Dodger Stadium, Los Angeles, CA

Fri Sep 09 1983, 7:05 PM PDT
 Att. 48,258 - Unknown

livebaseballscorecards.com

AB	28
R	3
H	5
RBI	3
BB	6
SO	8
LOB	14



WP: 0	PA: 34
PB: 0	
SB: 2	
CS: 1	

PITCHER	IP	WLS	BF	H	R	ER	SO	BB	IBB	HBP	BLK	WP	HR	S	P	ERA	WHIP
Phil Niekro, R ERA: 3.98 (1, 1)	6.0	L	27	4	3	3	6	5	0	0	0	0	1	34	54	4.50	1.500
Tony Brizzolara, R ERA: 3.6 (7, 1)	2.0		7	1	0	0	2	1	0	0	0	0	0	10	14	0.00	1.000

Batter	1	2	3	4	5	6	7	8	9	10	AB R H RBI BB SO LOB	TOP													
Brett Butler, L (1, 7) OBP: 0.337, SLG: 0.397	0-0 4-3		4-0 BB			0-0 1B	0-0 1B			4-0 1B	3 2 2 1 2 0 0	Atlanta Braves @ Los Angeles Dodgers Dodger Stadium, Los Angeles, CA Sat Sep 10 1983, 7:05 PM PDT Att. 51,418 - Unknown													
Jerry Royster, R (1, 4) OBP: 0.325, SLG: 0.358	0-0 G3		0-0 F9			0-0 F9	0-0 5-3			0-0 FC4-2	5 0 1 0 0 0 5														
Dale Murphy, R (1, 8) OBP: 0.402, SLG: 0.547	0-0 6-3			0-0 P6		0-3 K2-3		0-3 K		0-0 E6	5 1 0 1 0 2 2														
Bob Watson, R (1, 3) OBP: 0.401, SLG: 0.527 Albert Hall, S (10, PR) Gene Garber, R (10, 1)		0-0 F8		0-0 6-3		0-0 WP		0-0 F9		0-0 FC4-2	5 0 1 1 0 0 2														
Terry Harper, R (1, 9) OBP: 0.344, SLG: 0.403 Chris Chambliss, L (10, PH) OBP: 0.367, SLG: 0.494		0-0 F8		0-0 6-3		0-3 K2-3		0-0 4-3		0-0 1B	4 0 0 0 0 1 1														
Rafael Ramirez, R (1, 6) OBP: 0.340, SLG: 0.377		0-0 6-3			0-0 6-3		0-0 F7		0-0 F9	0-0 1B	5 1 2 1 0 0 0														
Bruce Benedict, R (1, 2) OBP: 0.386, SLG: 0.339			0-0 5-6-3		0-0 6-3		0-0 F9		0-0 F9	0-3 K	5 0 0 1 0 1 2														
Randy Johnson, R (1, 5) OBP: 0.369, SLG: 0.327			4-0 SH3-4		0-3 K		0-0 1B		0-0 5-3		3 1 1 0 1 1 0														
Craig McMurtry, R (1, 1) OBP: 0.115, SLG: 0.069 Brad Komminsk, R (7, PH) OBP: 0.313, SLG: 0.154 Steve Bedrosian, R (7, 1) OBP: 0.125, SLG: 0.125 Claudell Washington, L (10, PH) OBP: 0.321, SLG: 0.414			0-0 SH3-4		0-3 K		0-0 1B		0-0 F2		1 0 0 0 0 1 0														
Inning Stats	R: 0 E: 0 K: 0 S: 3	H: 0 LOB: 0 BB: 0 P: 3	R: 0 E: 0 K: 0 S: 3	H: 0 LOB: 0 BB: 0 P: 3	R: 0 E: 0 K: 0 S: 3	H: 0 LOB: 2 BB: 2 P: 11	R: 0 E: 0 K: 2 S: 8	H: 1 LOB: 0 BB: 0 P: 8	R: 1 E: 0 K: 2 S: 9	H: 2 LOB: 1 BB: 0 P: 9	R: 1 E: 0 K: 0 S: 6		H: 3 LOB: 2 BB: 0 P: 6	R: 0 E: 0 K: 1 S: 5	H: 0 LOB: 0 BB: 0 P: 5	R: 0 E: 0 K: 0 S: 3	H: 0 LOB: 0 BB: 0 P: 3	R: 3 E: 1 K: 1 S: 9	H: 3 LOB: 2 BB: 1 P: 13	1B: 8 2B: 0 3B: 1 HR: 0	SF: 0 SAC: 1 DP: 0 HBP: 0	WP: 1 PB: 0 SB: 3 CS: 0	PA: 43		
PITCHER	IP WLS BF H R ER SO BB IBB HBP BLK WP HR S P ERA WHIP																								
Fernando Valenzuela, L (1, 1) ERA: 3.91	7.0	29	6	3	3	4	2	0	0	0	0	1	0	35	43	3.86	1.143								
Steve Howe, L (8, 1) ERA: 1.49	2.0	6	0	0	0	1	0	0	0	0	0	0	0	8	8	0.00	0.000								
Joe Beckwith, R (10, 1) ERA: 3.84	0.1	L 3	1	2	1	0	1	0	0	0	0	0	0	2	6	27.00	6.000								
Pat Zachry, R (10, 1) ERA: 1.79	0.1	4	2	1	0	0	0	0	0	0	0	0	0	4	4	0.00	6.000								
Orel Hershiser, R (10, 1) ERA: 6.75	0.1	1	0	0	0	1	0	0	0	0	0	0	0	3	3	0.00	0.000								

AB	39
R	6
H	9
RBI	6
BB	3
SO	6
LOB	12



livebaseballscorecards.com

BOTTOM

Atlanta Braves @ Los Angeles Dodgers
Dodger Stadium, Los Angeles, CA

Sat Sep 10 1983, 7:05 PM PDT
Att: 51,418 - Unknown

livebaseballscorecards.com

AB 35
R 3
H 8
RBI 3
BB 3
SO 6
LOB 19



AB R H RBI BB SO LOB

5 0 0 0 0 1 3

4 0 0 0 1 1 1

4 1 0 0 1 1 1

5 0 3 0 0 0 2

4 1 0 0 1 0 4

4 0 0 0 0 1 5

4 1 3 1 0 0 0

2 0 2 2 0 0 0

1 0 0 0 0 0 1
1 0 0 0 0 0 1
0 0 0 0 0 0 0
1 0 0 0 0 0 1
0 0 0 0 0 0 0
0 0 0 0 0 0 0
0 0 0 0 0 0 0

1B: 8 SF: 0
2B: 0 SAC: 3
3B: 0 DP: 1
HR: 0 HBP: 0

WP: 0 PA: 41
PB: 0
SB: 1
CS: 0

Batter	1	2	3	4	5	6	7	8	9	10
Steve Sax, R (1.4) OBP: 0.337, SLG: 0.347	0-0 6-3		0-0 G1		0-0 4-3		0-0 4-3		0-3 K	
Bill Russell, R (1.6) OBP: 0.319, SLG: 0.307	4-0 BB		0-0 6-3		0-0 5-3			0-3 K		0-0 F3
Dusty Baker Jr., R (1.7) OBP: 0.347, SLG: 0.395	0-0 L4			4-0 FC5-4 1B BB	0-3 K			0-0 E6 F9		0-0 5-3
Pedro Guerrero, R (1.5) OBP: 0.367, SLG: 0.528	0-0 F9					0-0 G4-6-3 1B		0-0 F9		0-0 1B
Mike Marshall, R (1.9) OBP: 0.346, SLG: 0.436		0-0 F8		0-0 FC5-4 1B		0-0 F7		4-0 BB		0-0 F9
Greg Brock, L (1.3) OBP: 0.330, SLG: 0.406		0-0 F8		0-0 P6		0-0 G4-6-3		0-3 K		
R.J. Reynolds, S (1.8) OBP: 0.273, SLG: 0.429		0-0 F2		0-0 1B S			0-0 SH1-4 1B		0-0 SH2-4 1B	
Jack Fimple, R (1.2) OBP: 0.281, SLG: 0.343			0-0 G1 SH1-4 1B		0-0 1B		0-0 SH1-4 1-2		0-0 SH2-4 1-2	
Fernando Valenzuela, L (1.1) OBP: 0.217, SLG: 0.284 Rick Monday, L (7. PH) OBP: 0.370, SLG: 0.425 Steve Howe, L (8. 1) OBP: 0.222, SLG: 0.125 Sid Eassey, L (9. PH) OBP: 0.250, SLG: 0.250 Joe Beckwith, L (10. 1) Pat Zachry, R (10. 1) Orel Hershiser, R (10. 1)			0-0 SH1-4		0-0 3-1		0-3 K		0-3 K	

Inning Stats	R: 0	H: 0	E: 0	K: 0	S: 3	P: 7	R: 0	H: 0	E: 0	K: 0	S: 3	P: 3	R: 0	H: 1	E: 0	K: 0	S: 4	R: 3	H: 3	E: 0	K: 0	S: 6	R: 0	H: 0	E: 0	K: 1	S: 5	R: 0	H: 1	E: 0	K: 0	S: 3	R: 0	H: 1	E: 1	K: 2	S: 8	R: 0	H: 1	E: 0	K: 2	S: 8	R: 0	H: 1	E: 0	K: 0	S: 4	R: 0	H: 1	E: 0	K: 0	S: 4	1B: 8	SF: 0	2B: 0	SAC: 3	3B: 0	DP: 1	HR: 0	HBP: 0	WP: 0	PA: 41
PITCHER	IP	WLS	BF	H	R	ER	SO	BB	IBB	HBP	BLK	WP	HR	S	P	ERA	WHIP																																													
Craig McMurry, R (1.1) ERA: 3.47	6.0		24	5	3	3	1	2	0	0	0	0	0	24	32	4.50	1.167																																													
Steve Bedrosian, R (7.1) ERA: 3.62	3.0	W	13	2	0	0	5	1	0	0	0	0	0	22	26	0.00	1.000																																													
Gene Garber, R (10.1) ERA: 4.14	1.0	S	4	1	0	0	0	0	0	0	0	0	0	4	4	0.00	1.000																																													

Batter	1	2	3	4	5	6	7	8	9	AB	R	H	RBI	BB	SO	LOB	TOP					
Brett Butler, L (1, 7) OBP: 0.338, SLG: 0.396	1-0 HBP		0-0 F8	0-0 6-3	0-0 8-3 1B			0-0 4-3		4	0	1	0	0	0	0						
Jerry Royster, R (1, 4) OBP: 0.327, SLG: 0.359	0-0 1-3		0-0 HR 1B	0-0 1B E 1B	0-0 8-3			0-3 K		5	2	2	0	0	1	2						
Rafael Ramirez, R (1, 6) OBP: 0.342, SLG: 0.378	0-0 4-3		4-0 HR BB 1B	0-0 BB S 1B 1B			0-0 F8	0-0 1B		4	2	2	0	1	0	1						
Dale Murphy, R (1, 8) OBP: 0.403, SLG: 0.552	4-0 IBB		0-0 HR 1B BB	4-0 BB 1B BB			0-3 K	0-0 4-3		3	2	1	3	2	1	1						
Chris Chambliss, L (1, 3) OBP: 0.368, SLG: 0.491	0-0 L4		0-0 FC5-4 1B	4-0 BB 1B BB			0-0 G3		0-0 6-3	4	0	1	0	1	0	2						
Brad Komminsk, R (1, 9) OBP: 0.318, SLG: 0.188		0-0 5-3	0-0 FC5-4 1B	0-0 FC5 BB 1B			0-0 F7		0-0 6-3	3	0	1	2	0	0	1						
Claudell Washington, L (5, 9) OBP: 0.320, SLG: 0.412			1-2f	1-2 2-H 3-H						2	0	0	0	0	0	0						
Bruce Benedict, R (1, 2) OBP: 0.389, SLG: 0.341		0-0 4-3	0-0 1B	4-0 1-2 2-3 BB			0-0 6-3		0-0 1B	4	0	2	0	1	0	0						
Randy Johnson, R (1, 5) OBP: 0.370, SLG: 0.325		0-0 1B	0-0 1-3 1B	0-0 FC5 2-3f			4-0 BB		0-3 K	4	0	1	0	1	1	6						
Len Barker, R (1, 1) OBP: 0.200, SLG: 0.200		0-3 K		0-0 6-3			0-3 K			3	0	0	0	0	2	1						
Tommy Boggs, R (6, 1) OBP: 0.571, SLG: 0.714										0	0	0	0	0	0	0						
Tony Brizzolara, R (6, 1) OBP: 0.500, SLG: 0.500										0	0	0	0	0	0	0						
Terry Forster, L (7, 1) OBP: 0.500, SLG: 0.500										1	0	0	0	0	1	1						
Donnie Moore, L (8, 1) OBP: 0.500, SLG: 0.500										0	0	0	0	0	0	0						
Gene Garber, R (8, 1)										0	0	0	0	0	0	0						
Inning Stats	R: 0 E: 0 K: 0 S: 3	H: 0 LOB: 2 BB: 1 P: 8	R: 0 E: 0 K: 1 S: 6	H: 1 LOB: 1 BB: 0 P: 6	R: 3 E: 0 K: 0 S: 7	H: 4 LOB: 2 BB: 1 P: 11	R: 3 E: 0 K: 0 S: 6	H: 3 LOB: 3 BB: 3 P: 18	R: 0 E: 0 K: 1 S: 5	H: 1 LOB: 0 BB: 0 P: 5	R: 0 E: 0 K: 1 S: 5	H: 0 LOB: 0 BB: 0 P: 5	R: 0 E: 0 K: 1 S: 5	H: 0 LOB: 1 BB: 1 P: 9	R: 0 E: 0 K: 1 S: 6	H: 1 LOB: 1 BB: 0 P: 6	R: 0 E: 0 K: 1 S: 6	H: 1 LOB: 1 BB: 0 P: 6	1B: 10 2B: 1 3B: 0 HR: 1	SF: 0 SAC: 0 DP: 1 HBP: 1	WP: 0 PB: 0 SB: 1 CS: 0	PA: 44
PITCHER	IP	WLS	BF	H	R	ER	SO	BB	IBB	HBP	BLK	WP	HR	S	P	ERA	WHIP					
Rich Honeycutt, L (1, 1) ERA: 2.79	3.2		21	7	5	5	1	1	1	1	0	0	1	20	29	12.27	2.182					
Pat Zachry, R (4, 1) ERA: 1.97	0.0		1	0	0	0	0	1	0	0	0	0	0	0	4	∞	∞					
Rich Rodas, L (4, 1) ERA:	0.0		2	1	1	1	0	1	0	0	0	0	0	1	5	∞	∞					
Orel Hershiser, R (4, 1) ERA: 5.4	0.1		2	0	0	0	0	1	0	0	0	0	0	1	5	0.00	3.000					
Burt Hooton, R (5, 1) ERA: 4.02	2.0		6	1	0	0	2	0	0	0	0	0	0	10	10	0.00	0.500					
PITCHER	IP	WLS	BF	H	R	ER	SO	BB	IBB	HBP	BLK	WP	HR	S	P	ERA	WHIP					
Joe Beckwith, R (7, 1) ERA: 3.66	3.0	W	12	2	0	0	3	1	0	0	0	0	0	17	21	0.00	1.000					

Atlanta Braves @ Los Angeles Dodgers
Dodger Stadium, Los Angeles, CA
Sun Sep 11 1983, 3:33 AM PDT
Att: 45,269 - Unknown

livebaseballscorecards.com

AB	37
R	6
H	11
RBI	5
BB	6
SO	6
LOB	15



BOTTOM

Atlanta Braves @ Los Angeles Dodgers
Dodger Stadium, Los Angeles, CA

Sun Sep 11 1983, 3:33 AM PDT
Att. 45,269 - Unknown

livebaseballscorecards.com

AB	34
R	7
H	9
RBI	7
BB	8
SO	4
LOB	17



WP:	0	PA:	43
PB:	0	SB:	0
CS:	0		

AB R H RBI BB SO LOB

3	1	0	1	2	0	0
5	0	1	0	0	2	5
5	0	1	0	0	1	1
0	1	0	0	0	0	0
4	1	0	1	1	0	2
5	1	3	2	0	0	0
2	2	1	0	3	0	0
4	0	1	1	0	0	4
1	0	1	2	1	0	0
1	0	0	0	0	1	2
1	0	0	0	0	0	0
1	0	0	0	0	0	0
0	1	0	0	0	0	0
0	1	0	0	0	0	0
1	0	0	0	0	0	0
0	1	0	0	0	0	0

Batter	1	2	3	4	5	6	7	8	9
Steve Sax, R (1, 4) OBP: 0.338, SLG: 0.345	0-0 4-3 ①		0-0 3-1 ①		0-0 L4 ①	4-0 BB ①			4-0 BB ①
Bill Russell, R (1, 6) OBP: 0.318, SLG: 0.305	0-0 4-3 ②		0-0 1B ②		0-0 F2 ②	0-3 K ②			0-3 K ②
Dusty Baker Jr., R (1, 7) OBP: 0.346, SLG: 0.393 Cecil Espy, S (9, PR)	0-0 6-3 ③		0-3 K ③		0-0 E6 ③				0-0 BB ③
Pedro Guerrero, R (1, 5) OBP: 0.365, SLG: 0.524		0-0 F7 ①	0-0 F8 ③		0-0 F7 ③				4-0 BB ②
Mike Marshall, R (1, 9) OBP: 0.349, SLG: 0.441		0-0 BB ①		0-0 G4-6-3 1B ①		0-0 F9 ①			0-0 SH1-3 ①
Greg Brock, L (1, 3) OBP: 0.335, SLG: 0.406		4-0 BB ②		0-0 G4-6-3 1B ②		4-0 BB ②			4-0 SH1-3 ②
R.J. Reynolds, S (1, 8) OBP: 0.269, SLG: 0.400		0-0 F7 ②		0-0 G4-6-3 ②		0-0 BB ②			0-0 SH1-3 ②
Jack Fimple, R (1, 2) OBP: 0.293, SLG: 0.358 Rick Monday, L (6, PH) OBP: 0.368, SLG: 0.422 Steve Yeager, R (7, 2) OBP: 0.259, SLG: 0.396		0-0 FC5 ③		4-0 BB ③		0-3 K ③			0-0 F9 ③
Rick Honeycutt, L Pat Zachry, R Rich Rodas, L Orel Hershiser, R Sid Bream, L Burt Hooton, R Ken Landreaux, L Rafael Landestoy, S Jose Beckwith, L Jose Morales, R Dave Anderson, R		0-0 FC5 ③		0-0 4-3 ③		4-0 BB ③			0-0 BB ③

Inning Stats	R: 0	H: 0	E: 0	K: 0	S: 3	R: 2	H: 2	E: 0	K: 0	S: 5	R: 0	H: 1	E: 0	K: 1	S: 6	R: 0	H: 2	E: 0	K: 0	S: 4	R: 0	H: 0	E: 1	K: 0	S: 4	R: 1	H: 1	E: 0	K: 2	S: 8	R: 0	H: 0	E: 0	K: 0	S: 3	R: 0	H: 0	E: 0	K: 0	S: 3	R: 4	H: 3	E: 0	K: 1	S: 7	1B: 6	2B: 3	3B: 0	HR: 0	SF: 0	SAC: 1	DP: 1	HBP: 0	WP: 0	PA: 43
--------------	------	------	------	------	------	------	------	------	------	------	------	------	------	------	------	------	------	------	------	------	------	------	------	------	------	------	------	------	------	------	------	------	------	------	------	------	------	------	------	------	------	------	------	------	------	-------	-------	-------	-------	-------	--------	-------	--------	-------	--------

PITCHER	IP	WLS	BF	H	R	ER	SO	BB	IBB	HBP	BLK	WP	HR	S	P	ERA	WHIP
Len Barker, R (1, 1) ERA: 5.02	5.1		25	6	3	3	1	3	0	0	0	0	0	24	36	5.06	1.688
Tommy Boggs, R (6, 1) ERA:	0.1		2	0	0	0	1	1	0	0	0	0	0	3	7	0.00	3.000
Tony Brizzolara, R (6, 1) ERA: 3.6	0.0		1	0	0	0	0	1	0	0	0	0	0	0	4	∞	∞
Terry Forster, L (6, 1) ERA: 1.91	0.1		1	0	0	0	1	0	0	0	0	0	0	3	3	0.00	0.000
Donnie Moore, R (7, 1) ERA: 3.94	2.0		8	1	2	2	0	1	0	0	0	0	0	7	11	9.00	1.000

PITCHER	IP	WLS	BF	H	R	ER	SO	BB	IBB	HBP	BLK	WP	HR	S	P	ERA	WHIP
Gene Garber, R (9, 1) ERA: 4.42	0.2		6	2	2	2	1	1	1	0	0	0	0	6	14	27.00	4.500

Batter	1	2	3	4	5	6	7	8	9	AB R H RBI BB SO LOB	TOP
Steve Sax, R (1, 4) OBP: 0.339, SLG: 0.348	0-0 P6		0-0 1B 2B	0-0 1B			0-0 1-3			4 1 2 2 0 0 0	
Bill Russell, R (1, 6) OBP: 0.317, SLG: 0.305	0-3 K		0-0 E 1B	0-0 P5			0-0 6-3			4 1 1 1 0 1 2	
Dusty Baker Jr., R (1, 7) OBP: 0.344, SLG: 0.390 R.J. Reynolds, S (5, 7) OBP: 0.259, SLG: 0.385	0-3 K		0-0 E5				0-3 K			3 0 0 0 0 1 0 1 0 0 0 0 1 0	
Pedro Guerrero, R (1, 5) OBP: 0.365, SLG: 0.521		4-0 3-1 S BB	0-0 F9				0-0 F8			3 0 0 0 1 0 1	
Ken Landreaux, L (1, 8) OBP: 0.333, SLG: 0.469 Derrel Thomas, S (8, PR) OBP: 0.338, SLG: 0.335		0-0 3-1		0-0 5-3			0-3 K			4 0 1 0 0 1 1 0 0 0 0 0 0 0	
Mike Marshall, R (1, 9) OBP: 0.350, SLG: 0.441		0-0 F8		0-0 E 1B FC3-2 1B			0-0 S 1B			4 1 2 0 0 0 2	
Greg Brock, L (1, 3) OBP: 0.336, SLG: 0.407		0-3 K		0-0 FC3-2 E 1B			0-0 1B 1B			4 1 2 1 0 1 1	
Jack Fimple, R (1, 2) OBP: 0.292, SLG: 0.354			0-0 F7	0-0 E4 FC3-2 1B			0-0 B1-6-4 1B			4 1 1 0 0 1 2	
Jerry Reuss, L (1, 1) OBP: 0.262, SLG: 0.254			0-3 K	0-0 FC3-2 1B			0-0 B1-6-4			4 0 0 0 0 1 4	
Inning Stats	R: 0 H: 0 E: 0 LOB: 0 K: 2 BB: 0 S: 7 P: 7	R: 0 H: 0 E: 0 LOB: 1 K: 1 BB: 1 S: 5 P: 9	R: 2 H: 2 E: 1 LOB: 1 K: 1 BB: 0 S: 8 P: 8	R: 2 H: 3 E: 1 LOB: 2 K: 0 BB: 0 S: 7 P: 7	R: 0 H: 0 E: 0 LOB: 0 K: 1 BB: 0 S: 5 P: 5	R: 1 H: 3 E: 0 LOB: 0 K: 0 BB: 0 S: 4 P: 4	R: 0 H: 0 E: 0 LOB: 0 K: 1 BB: 0 S: 5 P: 5	R: 0 H: 1 E: 0 LOB: 1 K: 0 BB: 0 S: 3 P: 3	R: 0 H: 0 E: 0 LOB: 0 K: 1 BB: 0 S: 5 P: 5	1B: 8 SF: 0 2B: 1 SAC: 0 3B: 0 DP: 2 HR: 0 HBP: 0	WP: 0 PA: 36 PB: 0 SB: 2 CS: 0
PITCHER	IP WLS BF H R ER SO BB IBB HBP BLK WP HR S P ERA WHIP										
Mike Scott, R (1, 1) ERA: 3.83	5.0 L 23 5 4 1 5 1 0 0 0 0 0 0 32 36 1.80 1.200										
Michael LaCoss, R (6, 1) ERA: 4.82	3.0 10 4 1 1 1 0 0 0 0 0 0 0 12 12 3.00 1.333										
Frank LaCorte, R (9, 1) ERA: 5.36	1.0 3 0 0 0 1 0 0 0 0 0 0 0 5 5 0.00 0.000										

Los Angeles Dodgers @ Houston Astros
 Astrodome, Houston, TX
 Tue Sep 13 1983, 8:05 PM EDT
 Att. 19,697 - Dome

livebaseballscorecards.com

AB 35
R 5
H 9
RBI 4
BB 1
SO 7
LOB 13



BOTTOM

Los Angeles Dodgers @ Houston Astros
Astrodome, Houston, TX
Tue Sep 13 1983, 8:05 PM EDT
Att. 19,697 - Dome

livebaseballscorecards.com

AB	32
R	1
H	6
RBI	1
BB	3
SO	9
LOB	19



WP:	0	PA:	36
PB:	1		
SB:	0		
CS:	1		

AB R H RBI BB SO LOB

4	0	1	0	0	2	0
4	0	1	0	0	0	1
4	0	0	0	0	2	2
3	1	0	0	0	1	0
3	0	3	0	1	0	0
4	0	0	0	0	1	5
2	0	1	1	2	0	1
2	0	0	0	0	2	2
1	0	0	0	0	0	2
1	0	0	0	0	0	0
1	0	0	0	0	0	0
1	0	0	0	0	0	0
0	0	0	0	0	0	0
1	0	0	0	0	1	2

Batter	1	2	3	4	5	6	7	8	9
Bill Doran, S (1, 4) OBP: 0.379, SLG: 0.373	0-3 K ①		0-3 K ③			0-0 5-3 ①		0-0 1B	
Terry Puhl, L (1, 9) OBP: 0.352, SLG: 0.438	0-0 P6 ②			0-0 F8 ①		0-0 G6-4-3 1B		0-0 F6 ②	
Dickie Thon, R (1, 6) OBP: 0.347, SLG: 0.469	0-3 K ③			0-0 4-3 ②		0-0 G6-4-3 ② ③ 1-2f		0-3 K ③	
Jose Cruz, L (1, 7) OBP: 0.384, SLG: 0.468		H 1-0		0-0 5-3 ③			0-3 K ①		0-0 E1 1B 1B
Ray Knight, R (1, 3) OBP: 0.363, SLG: 0.455		B 4-0			0-0 PB 2B		0-0 BB 1B		0-0 BB 1B 1B
Phil Garner, R (1, 5) OBP: 0.315, SLG: 0.360		X 0-0			0-3 K ①		0-0 F4 ②		0-0 F8 ①
Jerry Mumphrey, S (1, 8) OBP: 0.341, SLG: 0.407		X 0-0			4-0 BB 2B		4-0 BB 1B		0-0 BB 1B 1B
George Bjorkman, R (1, 2) OBP: 0.370, SLG: 0.354			0-3 K ①		0-3 K ②		0-0 F8 ③		0-0 F9 ②
Kevin Bass, S (7, PH) OBP: 0.249, SLG: 0.335									
Luis Pujols, R (8, 2) OBP: 0.225, SLG: 0.226									
Mike Scott, R (1, 1) OBP: 0.186, SLG: 0.214			X 0-0		X 0-0			X 0-0	0-3 K ③
Tim Lincecum, R (5, PH) OBP: 0.250, SLG: 0.353									
Michael Lacsina, R (6, 1) OBP: 0.114, SLG: 0.088									
Tony Scott, S (8, PH) OBP: 0.262, SLG: 0.288									
Frank LaCorte, R (9, 1) OBP: 0.167, SLG: 0.400									
Denny Walling, L (9, PH) OBP: 0.349, SLG: 0.424									

Inning Stats	R: 0 E: 0 K: 2 S: 7	H: 0 LOB: 0 BB: 0 P: 7	R: 0 E: 0 K: 0 S: 2	H: 0 LOB: 1 BB: 1 P: 7	R: 0 E: 0 K: 2 S: 7	H: 0 LOB: 0 BB: 0 P: 7	R: 0 E: 0 K: 0 S: 3	H: 0 LOB: 0 BB: 0 P: 3	R: 0 E: 0 K: 2 S: 8	H: 1 LOB: 2 BB: 1 P: 12	R: 0 E: 0 K: 0 S: 3	H: 1 LOB: 0 BB: 0 P: 3	R: 0 E: 0 K: 1 S: 6	H: 1 LOB: 2 BB: 1 P: 10	R: 0 E: 0 K: 1 S: 6	H: 1 LOB: 1 BB: 0 P: 6	R: 1 E: 1 K: 1 S: 8	H: 2 LOB: 2 BB: 0 P: 8	1B: 5 2B: 1 3B: 0 HR: 0	SF: 0 SAC: 0 DP: 1 HBP: 1
--------------	------------------------------	---------------------------------	------------------------------	---------------------------------	------------------------------	---------------------------------	------------------------------	---------------------------------	------------------------------	----------------------------------	------------------------------	---------------------------------	------------------------------	----------------------------------	------------------------------	---------------------------------	------------------------------	---------------------------------	----------------------------------	------------------------------------

PITCHER	Jerry Reuss, L (1, 1) ERA: 2.87	IP: 9.0 WLS: W BF: 36 H: 6 R: 1 ER: 0 SO: 9 BB: 3 IBB: 0 HBP: 1 BLK: 0 WP: 0 HR: 0 S: 50 P: 63 ERA: 0.00 WHIP: 1.000
---------	------------------------------------	----------------------------------------------------------------------------------------------------------------------------------------------------------------------

Batter	1	2	3	4	5	6	7	8	9	AB R H RBI BB SO LOB	TOP	
Steve Sax, R (1, 4) OBP: 0.340, SLG: 0.349	0-0 S 1B		0-0 F8 HBP 1B		0-3 K		0-0 FC5-4 S 1-2f			4 2 2 0 0 1 1	Los Angeles Dodgers @ Houston Astros Astrodome, Houston, TX Wed Sep 14 1983, 8:05 PM EDT Att. 19,713 - Dome livebaseballscorecards.com	
Bill Russell, R (1, 6) OBP: 0.317, SLG: 0.303	0-3 K 1-2		1-0 PB 1B 1-2 HBP		0-0 5-3		0-0 6-3 1-2			3 0 0 0 0 1 2		
Mike Marshall, R (1, 9) OBP: 0.350, SLG: 0.438	0-0 L6		0-0 F8 2-3		4-0 BB		0-0 F8			3 0 0 0 1 0 3		
Pedro Guerrero, R (1, 5) OBP: 0.365, SLG: 0.521	0-0 1B		0-0 PB 1B 1-2 3-H		0-0 F3		0-3 K			4 0 2 2 0 1 1		
Ken Landreaux, L (1, 8) OBP: 0.332, SLG: 0.469	0-0 F9		0-0 P6 1-2 2-3		0-0 3-1		0-0 2B			4 0 1 0 0 0 3		
R.J. Reynolds, S (1, 7) OBP: 0.258, SLG: 0.367		0-0 S 1B	0-0 F8		0-0 F7		0-0 G3			4 0 1 0 0 0 3		
Greg Brock, L (1, 3) OBP: 0.333, SLG: 0.403		0-3 K 1-2		0-0 F8		0-3 K2-3		0-0 P6		4 0 0 0 0 2 1		
Jack Fimple, R (1, 2) OBP: 0.301, SLG: 0.362		0-0 4-3		0-0 B3-6-4 1B		0-0 FC6-4 1B		0-3 K		3 0 2 0 0 0 1		
Rick Monday, L (9, PH) OBP: 0.366, SLG: 0.419		2-3		0-0 B3-6-4 1B		0-0 FC6-4 1B		0-0 L9		1 0 0 0 0 1 0		
Bob Welch, R (1, 1) OBP: 0.130, SLG: 0.164		0-0 6-3		0-0 B3-6-4 1-2f		0-0 FC6-4 FC5-4 1-2f		0-0 L9		3 0 0 0 0 0 3		
Jose Morales, R (9, PH) OBP: 0.302, SLG: 0.500										1 0 0 0 0 0 0		
Inning Stats	R: 1 H: 2 E: 0 LOB: 1 K: 1 BB: 0 S: 7 P: 7	R: 0 H: 1 E: 0 LOB: 1 K: 1 BB: 0 S: 6 P: 6	R: 1 H: 2 E: 0 LOB: 2 K: 0 BB: 0 S: 5 P: 6	R: 0 H: 1 E: 0 LOB: 0 K: 0 BB: 0 S: 3 P: 3	R: 0 H: 0 E: 0 LOB: 1 K: 1 BB: 1 S: 5 P: 9	R: 0 H: 0 E: 0 LOB: 0 K: 1 BB: 0 S: 5 P: 5	R: 0 H: 1 E: 0 LOB: 1 K: 0 BB: 0 S: 4 P: 4	R: 0 H: 1 E: 0 LOB: 1 K: 1 BB: 0 S: 6 P: 6	R: 0 H: 0 E: 0 LOB: 0 K: 1 BB: 0 S: 5 P: 5	1B: 7 SF: 0 2B: 1 SAC: 0 3B: 0 DP: 1 HR: 0 HBP: 1	WP: 0 PA: 36 PB: 1 SB: 3 CS: 0	
PITCHER Joe Niekro, R (1, 1) ERA: 3.46	IP WLS BF H R ER SO BB IBB HBP BLK WP HR S P ERA WHIP	9.0 W 36 8 2 2 6 1 0 1 0 0 0 0 46 51 2.00 1.000										

Batter	1	2	3	4	5	6	7	8	9
Bill Doran, S OBP: 0.377, SLG: 0.370 (1, 4) X	0-0 6-3			0-3 K		0-0 4-3		0-3 K	
Terry Puhl, L OBP: 0.353, SLG: 0.439 (1, 9) X	0-0 CS 1B			0-0 E 2B 1B		0-0 P4		0-0 F8	
Dickie Thon, R OBP: 0.347, SLG: 0.469 (1, 6) X	0-0 F9 1-2			0-0 1-H 2B		0-0 F3		0-0 5-3	
Jose Cruz, L OBP: 0.383, SLG: 0.466 (1, 7)		0-0 4-3		0-3 K			4-0 HR BB		
Ray Knight, R OBP: 0.363, SLG: 0.455 (1, 3)		0-0 F7			0-0 1B SF8 1B		0-3 K		
Phil Garner, R OBP: 0.317, SLG: 0.368 (1, 5)		0-0 F8			0-0 SF8 CS 1B		0-0 1-H HR		
Jerry Mumphrey, S OBP: 0.341, SLG: 0.406 (1, 8)			0-3 K		0-0 CS 1B		0-3 K		
Luis Pujols, R OBP: 0.222, SLG: 0.224 (1, 2)			0-0 F9		0-0 SF8		4-0 BB		
Denny Walling, L OBP: 0.345, SLG: 0.424 (5, PH)					2-3 3-H				
John Mizerock, L OBP: 0.271, SLG: 0.268 (6, 2)			0-3 K		0-3 K		0-0 F7		
Joe Niekro, R OBP: 0.100, SLG: 0.101 (1, 1)					1-2 3-H				

AB	R	H	RBI	BB	SO	LOB
4	0	0	0	0	2	0
4	1	2	0	0	0	0
4	0	1	1	0	0	1
2	1	0	0	1	1	0
3	1	1	0	0	1	1
3	1	2	2	0	0	0
3	0	1	0	0	2	0
1	0	0	0	0	0	0
0	0	0	1	0	0	0
0	0	0	0	1	0	0
3	0	0	0	0	2	3

Los Angeles Dodgers @ Houston Astros
Astrodome, Houston, TX
Wed Sep 14 1983, 8:05 PM EDT
Att. 19,713 - Dome

livebaseballscorecards.com

AB	27
R	4
H	7
RBI	4
BB	2
SO	8
LOB	5



Inning Stats	R	H	E	K	S	P	IP	WLS	BF	H	R	ER	SO	BB	IBB	HBP	BLK	WP	HR	S	P	ERA	WHIP
Bob Welch, R ERA: 2.64 (1, 1)	0	1	0	0	3	7	8.0	L	30	7	4	4	8	2	0	0	0	0	1	44	52	4.50	1.125

WP	PA	ERA	WHIP
0	30		

Batter	1	2	3	4	5	6	7	8	9	AB R H RBI BB SO LOB	TOP											
Steve Sax, R (1, 4) OBP: 0.340, SLG: 0.348	0-0 4-3		0-0 P4	0-0 PB 1B		0-3 K		4-0 BB		4 1 1 0 1 1 0												
Bill Russell, R (1, 6) OBP: 0.315, SLG: 0.301 Dave Anderson, R (8, 6) OBP: 0.218, SLG: 0.242	0-3 K		0-0 F7	0-0 CS 1B		0-0 P6		0-0 4-3		5 0 1 2 0 1 1 0 0 0 0 0 0 0												
Mike Marshall, R (1, 9) OBP: 0.352, SLG: 0.441	4-0 BB		0-0 1B S WP 1B	0-0 CS 1-2	0-0 HBP SF7 2B	0-0 F8		0-3 K		4 2 2 0 1 1 0												
Pedro Guerrero, R (1, 5) OBP: 0.366, SLG: 0.520 German Rivera, R (7, 5) OBP: 0.429, SLG: 0.571	0-0 P4		0-0 WP BB 1B		1-0 BB HBP WP HBP		0-0 5-3	0-0 6-3		3 1 1 0 0 0 1 1 0 0 0 0 0 0												
Ken Landreaux, L (1, 8) OBP: 0.336, SLG: 0.469 Steve Yeager, R (5, 2) OBP: 0.257, SLG: 0.394		4-0 F8 E BB	1-2 WP BB		1-0 WP BB 1B HBP		0-0 6-3	0-0 6-3		0 1 0 0 2 0 0 2 0 0 0 0 0 0												
R.J. Reynolds, S (1, 7) OBP: 0.257, SLG: 0.364		0-3 K	0-3 K		0-0 SF7		0-0 1B			3 0 1 1 0 2 3												
Greg Brock, L (1, 3) OBP: 0.337, SLG: 0.402		4-0 1-2 BB		4-0 FC1-6 BB	4-0 1-2 2-3 BB		0-3 K			1 0 0 0 3 1 1												
Jack Fimple, R (1, 2) OBP: 0.296, SLG: 0.356 Rick Monday, L (5, PH) OBP: 0.370, SLG: 0.423 Rafael Landestoy, S (5, PR) OBP: 0.230, SLG: 0.293 Derrel Thomas, S (5, 8) OBP: 0.337, SLG: 0.333		0-0 F8		0-0 FC1-6 PB 1B	0-0 1-3 2-H 3-H 1B		0-3 K			2 1 0 0 0 0 3 1 0 1 1 0 0 0 0 0 0 0 0 0 0 1 0 0 0 0 1 0												
Alejandro Pena, R (1, 1) OBP: 0.107, SLG: 0.161		0-3 K		0-3 K	0-0 G6-3		0-0 F9			4 0 0 0 0 2 5												
Inning Stats	R: 0 E: 0 K: 1 S: 5	H: 0 LOB: 1 BB: 1 P: 9	R: 0 E: 1 K: 2 S: 7	H: 0 LOB: 2 BB: 2 P: 15	R: 1 E: 0 K: 1 S: 7	H: 2 LOB: 2 BB: 1 P: 11	R: 2 E: 0 K: 1 S: 6	H: 2 LOB: 0 BB: 1 P: 10	R: 3 E: 0 K: 1 S: 4	H: 2 LOB: 2 BB: 1 P: 10	R: 0 E: 0 K: 1 S: 5	H: 0 LOB: 0 BB: 0 P: 5	R: 0 E: 0 K: 1 S: 6	H: 1 LOB: 1 BB: 0 P: 6	R: 0 E: 0 K: 1 S: 5	H: 0 LOB: 1 BB: 1 P: 9	R: 0 E: 0 K: 1 S: 5	H: 0 LOB: 0 BB: 0 P: 5	1B: 6 2B: 1 3B: 0 HR: 0	SF: 1 SAC: 0 DP: 1 HBP: 2	WP: 2 PB: 1 SB: 1 CS: 1	PA: 42
PITCHER	IP WLS BF H R ER SO BB IBB HBP BLK WP HR S P ERA WHIP																					
Nolan Ryan, R (1, 1) ERA: 2.82	4.1 L 25 5 6 5 5 6 0 2 0 1 0 27 53 10.38 2.538																					
Michael LaCoss, R (5, 1) ERA: 4.8	0.2 2 1 0 0 0 0 0 0 0 0 1 0 2 2 0.00 1.500																					
Bob Knepper, L (6, 1) ERA: 3.39	2.0 7 1 0 0 2 0 0 0 0 0 0 0 11 11 0.00 0.500																					
Dave Smith, R (8, 1) ERA: 3.06	1.0 4 0 0 0 1 1 0 0 0 0 0 0 5 9 0.00 1.000																					
Frank LaCorte, R (9, 1) ERA: 5.26	1.0 3 0 0 0 1 0 0 0 0 0 0 0 5 5 0.00 0.000																					

Los Angeles Dodgers @ Houston Astros
 Astrodome, Houston, TX
 Thu Sep 15 1983, 8:05 PM EDT
 Att. 20,697 - Dome

livebaseballscorecards.com

AB	31
R	6
H	7
RBI	4
BB	7
SO	9
LOB	14



BOTTOM

Los Angeles Dodgers @ Houston Astros
Astrodome, Houston, TX
Thu Sep 15 1983, 8:05 PM EDT
Att. 20,697 - Dome

livebaseballscorecards.com

AB 30
R 0
H 5
RBI 0
BB 4
SO 6
LOB 14



WP: 0 PA: 34
PB: 0
SB: 1
CS: 0

AB R H RBI BB SO LOB

4 0 0 0 0 1 1

4 0 0 0 0 1 1

4 0 1 0 0 0 1

3 0 1 0 1 0 0

3 0 0 0 1 1 3

4 0 1 0 0 1 1

2 0 1 0 2 0 1

2 0 0 0 0 2 2

1 0 0 0 0 0 2

1 0 0 0 0 0 1
0 0 0 0 0 0 0
1 0 0 0 0 0 1
0 0 0 0 0 0 0
0 0 0 0 0 0 0
1 0 1 0 0 0 0
0 0 0 0 0 0 0


1B: 4 SF: 0
2B: 0 SAC: 0
3B: 1 DP: 2
HR: 0 HBP: 0

Batter	1	2	3	4	5	6	7	8	9
Bill Doran, S (1, 4) OBP: 0.374, SLG: 0.367	0-0 F8		0-0 4-3			0-3 K2-3		0-0 F7	
Terry Puhl, L (1, 9) OBP: 0.350, SLG: 0.434	0-3 K		0-0 F8			0-0 F7		0-0 3-1	
Dickie Thon, R (1, 6) OBP: 0.346, SLG: 0.468	0-0 1B		0-0 F3			0-0 6-3		0-0 F7	
Jose Cruz, L (1, 7) OBP: 0.384, SLG: 0.465	4-0 1-2 BB			0-0 F8			0-0 1B		0-0 4-3
Ray Knight, R (1, 3) OBP: 0.362, SLG: 0.452	0-0 F8			0-3 K		0-0 G4-6-3		0-0 BB	4-0 BB
Phil Garner, R (1, 5) OBP: 0.316, SLG: 0.367		0-0 5-3		0-0 6-3			0-0 BB		0-3 K
Jerry Mumphrey, S (1, 8) OBP: 0.345, SLG: 0.412		0-0 3B			4-0 BB	4-0 G4-6-3		4-0 1-2 BB	0-0 4-3
John Mizerock, L (1, 2) OBP: 0.265, SLG: 0.262		0-3 K			0-3 K			0-0 F8	
Harry Spilman, L (7, PH) OBP: 0.219, SLG: 0.258									
Nolan Ryan, R (1, 1) OBP: 0.078, SLG: 0.048		0-0 4-3				0-0 G4-6-3			0-0 3-1
Michael LaCoss, R (5, 1) OBP: 0.114, SLG: 0.088									
Kevin Bass, S (5, PH) OBP: 0.247, SLG: 0.333									
Bob Knepper, L (6, 1) OBP: 0.229, SLG: 0.302									
Dave Smith, R (8, 1) OBP: 0.280, SLG: 0.280									
Craig Reynolds, L (8, PH) OBP: 0.167, SLG: 0.400									

Inning Stats	R: 0	H: 1	E: 0	LOB: 2	K: 1	BB: 1	S: 6	R: 0	H: 1	E: 0	LOB: 1	K: 1	BB: 0	S: 6	R: 0	H: 0	E: 0	LOB: 0	K: 0	BB: 0	S: 3	R: 0	H: 0	E: 0	LOB: 0	K: 1	BB: 0	S: 5	R: 0	H: 0	E: 0	LOB: 0	K: 1	BB: 1	S: 4	R: 0	H: 2	E: 0	LOB: 2	K: 0	BB: 1	S: 4	R: 0	H: 1	E: 0	LOB: 1	K: 0	BB: 0	S: 4	R: 0	H: 0	E: 0	LOB: 1	K: 1	BB: 1	S: 5
--------------	------	------	------	--------	------	-------	------	------	------	------	--------	------	-------	------	------	------	------	--------	------	-------	------	------	------	------	--------	------	-------	------	------	------	------	--------	------	-------	------	------	------	------	--------	------	-------	------	------	------	------	--------	------	-------	------	------	------	------	--------	------	-------	------

PITCHER	IP	WLS	BF	H	R	ER	SO	BB	IBB	HBP	BLK	WP	HR	S	P	ERA	WHIP
Alejandro Pena, R (1, 1) ERA: 2.18	9.0	W	34	5	0	0	6	4	0	0	0	0	0	42	58	0.00	1.000

PITCHER	IP	WLS	BF	H	R	ER	SO	BB	IBB	HBP	BLK	WP	HR	S	P	ERA	WHIP
---------	----	-----	----	---	---	----	----	----	-----	-----	-----	----	----	---	---	-----	------

Batter	1	2	3	4	5	6	7	8	9	AB R H RBI BB SO LOB	TOP														
Steve Sax, R (1, 4) OBP: 0.338, SLG: 0.346	0-3 K		0-0 F8			0-0 F8			0-0 F8	4 0 0 0 0 1 0	<p>Los Angeles Dodgers @ San Francisco Giants Candlestick Park, San Francisco, CA</p> <p>Fri Sep 16 1983, 10:05 PM EDT Att. 22,220 - Unknown</p> <p>livebaseballscorecards.com</p> <table border="1"> <tr><td>AB</td><td>27</td></tr> <tr><td>R</td><td>0</td></tr> <tr><td>H</td><td>2</td></tr> <tr><td>RBI</td><td>0</td></tr> <tr><td>BB</td><td>2</td></tr> <tr><td>SO</td><td>8</td></tr> <tr><td>LOB</td><td>8</td></tr> </table> 	AB	27	R	0	H	2	RBI	0	BB	2	SO	8	LOB	8
AB	27																								
R	0																								
H	2																								
RBI	0																								
BB	2																								
SO	8																								
LOB	8																								
Bill Russell, R (1, 6) OBP: 0.312, SLG: 0.298	0-0 F2		0-0 6-3			0-0 G3			0-0 L3	4 0 0 0 0 0 0															
Mike Marshall, R (1, 9) OBP: 0.350, SLG: 0.438	0-3 K				0-3 K				0-0 F8	3 0 0 0 0 2 0															
Pedro Guerrero, R (1, 3) OBP: 0.366, SLG: 0.519 (8, 5)		0-0 S 1B			0-0 F3				0-0 F8	3 0 1 0 0 0 0															
Candy Maldonado, R (1, 7) OBP: 0.230, SLG: 0.281		0-3 K 1-2			0-0 5-3				0-3 K	3 0 0 0 0 2 1															
German Rivera, R (1, 5) Cecil Espy, S (8, PR) Greg Brock, L (8, 3) OBP: 0.337, SLG: 0.402		0-0 F7			0-0 CS 1B				4-0 FC5-4 BB	2 0 1 0 1 0 1 0 0 0 0 0 0 0 0 0 0 0 0 0 0															
Ken Landreaux, L (1, 8) OBP: 0.336, SLG: 0.467		4-0 BB			0-0 P5				0-0 FC5-4 CS	2 0 0 0 1 0 2															
Jack Fimple, R (1, 2) Dusty Baker Jr., R (8, PH) Tom Niedenfuer, R (8, 1) OBP: 0.291, SLG: 0.350 OBP: 0.343, SLG: 0.389		0-3 K2-3			0-3 K 1-2				0-0 P4	2 0 0 0 0 2 3 1 0 0 0 0 0 1 0 0 0 0 0 0 0															
Fernando Valenzuela, L (1, 1) Jose Morales, R (8, PH) Steve Yeager, R (8, 2) OBP: 0.212, SLG: 0.277 OBP: 0.302, SLG: 0.500 OBP: 0.257, SLG: 0.392			0-0 4-3			0-3 K			0-0 CS 1-2	0-0 6-3	2 0 0 0 0 1 0 0 0 0 0 0 0 0 1 0 0 0 0 0 0														
Inning Stats	R: 0 E: 0 K: 2 S: 7	H: 0 LOB: 0 BB: 0 P: 7	R: 0 E: 0 K: 2 S: 8	H: 1 LOB: 2 BB: 1 P: 12	R: 0 E: 0 K: 0 S: 3	H: 0 LOB: 0 BB: 0 P: 3	R: 0 E: 0 K: 1 S: 5	H: 0 LOB: 0 BB: 0 P: 5	R: 0 E: 0 K: 1 S: 5	H: 1 LOB: 1 BB: 0 P: 5	R: 0 E: 0 K: 1 S: 5	H: 0 LOB: 0 BB: 0 P: 5	R: 0 E: 0 K: 1 S: 5	H: 0 LOB: 0 BB: 0 P: 5	R: 0 E: 0 K: 0 S: 2	H: 0 LOB: 1 BB: 1 P: 6	R: 0 E: 0 K: 0 S: 3	H: 0 LOB: 0 BB: 0 P: 3	1B: 2 2B: 1 3B: 0 HR: 0	SF: 0 SAC: 0 DP: 1 HBP: 0	WP: 0 PB: 0 SB: 1 CS: 2	PA: 30			
PITCHER Mark Davis, L (1, 1) ERA: 4.06	IP: 9.0 WLS: W BF: 29 H: 2 R: 0 ER: 0 SO: 8 BB: 2 IBB: 0 HBP: 0 BLK: 0 WP: 0 HR: 0 S: 43 P: 51 ERA: 0.00 WHIP: 0.444																				PITCHER IP: WLS: BF: H: R: ER: SO: BB: IBB: HBP: BLK: WP: HR: S: P: ERA: WHIP				

Batter	1	2	3	4	5	6	7	8	9
Johnnie LeMaster, R OBP: 0.319, SLG: 0.309 (1, 6)	0-3 K		0-0 6-3			0-0 SH3-4		0-0 F7	
Darrell Evans, L OBP: 0.384, SLG: 0.527 (1, 3) (8, 5)	0-0 F8			0-3 K		0-0 F7		0-0 F7 G6-4-3 1B	
Jack Clark, R OBP: 0.357, SLG: 0.434 (1, 9)	0-0 5-3			4-0 BB		0-0 1B 2-3 1B		0-0 G6-4-3 1-2f	
Jeffrey Leonard, R OBP: 0.325, SLG: 0.472 (1, 7)		0-3 K		0-3 K		0-0 1B 1-3 3-H			
Chili Davis, S OBP: 0.307, SLG: 0.351 (1, 8)		0-3 K2-3		0-0 5-3		0-0 P4 1-2			
Joel Youngblood, R OBP: 0.351, SLG: 0.472 Dave Bergman, L OBP: 0.384, SLG: 0.448 (1, 4) (8, 3)		0-0 CS 1B		0-0 1-3		0-0 1-3		0-3 K	
Tom O'Malley, L OBP: 0.334, SLG: 0.328 Brad Wellman, R OBP: 0.299, SLG: 0.253 (1, 5) (7, PR) (8, 4)		0-0 CS 1-2	0-0 SH3-4 1B		0-0 1-3		4-0 BB		
Bob Brenly, R OBP: 0.310, SLG: 0.371 (1, 2)			0-0 F8		0-3 K		0-0 F3		
Mark Davis, L OBP: 0.269, SLG: 0.217 (1, 1)			0-0 SH3-4 1-2			0-0 1B SH3-4 1B		0-0 F8	

Inning Stats	R: 0 E: 0 K: 1 S: 5	H: 0 LOB: 0 BB: 0 P: 5	R: 0 E: 0 K: 2 S: 7	H: 1 LOB: 0 BB: 0 P: 7	R: 0 E: 0 K: 0 S: 4	H: 1 LOB: 1 BB: 0 P: 4	R: 0 E: 0 K: 2 S: 7	H: 0 LOB: 1 BB: 1 P: 11	R: 0 E: 0 K: 1 S: 5	H: 0 LOB: 0 BB: 0 P: 5	R: 1 E: 0 K: 0 S: 6	H: 3 LOB: 2 BB: 0 P: 6	R: 0 E: 0 K: 1 S: 5	H: 0 LOB: 1 BB: 1 P: 9	R: 0 E: 0 K: 0 S: 3	H: 1 LOB: 0 BB: 0 P: 3
1B: 6 2B: 0 3B: 0 HR: 0	SF: 0 SAC: 2 DP: 1 HBP: 0	WP: 0 PB: 0 SB: 1 CS: 1	PA: 31													

PITCHER	IP	WLS	BF	H	R	ER	SO	BB	IBB	HBP	BLK	WP	HR	S	P	ERA	WHIP
Fernando Valenzuela, L ERA: 3.84 (1, 1)	7.0	L	27	5	1	1	7	2	0	0	0	0	0	39	47	1.29	1.000
Tom Niedertuer, R ERA: 1.69 (8, 1)	1.0		3	1	0	0	0	0	0	0	0	0	0	3	3	0.00	1.000

BOTTOM


Los Angeles Dodgers @ San Francisco Giants
Candlestick Park, San Francisco, CA

Fri Sep 16 1983, 10:05 PM EDT
Att. 22,220 - Unknown

livebaseballscorecards.com

AB	26
R	1
H	6
RBI	1
BB	2
SO	7
LOB	10



Batter	1	2	3	4	5	6	7	8	9	AB R H RBI BB SO LOB	TOP														
Steve Sax, R (1, 4) OBP: 0.338, SLG: 0.345	0-0 6-3		0-0 L6			0-0 6-3		0-0 1B		4 0 1 0 0 0 0	<p>Los Angeles Dodgers @ San Francisco Giants Candlestick Park, San Francisco, CA</p> <p>Sat Sep 17 1983, 10:05 PM EDT Att: 23,982 - Unknown</p> <p>livebaseballscorecards.com</p> <table border="1"> <tr><td>AB</td><td>32</td></tr> <tr><td>R</td><td>1</td></tr> <tr><td>H</td><td>5</td></tr> <tr><td>RBI</td><td>1</td></tr> <tr><td>BB</td><td>1</td></tr> <tr><td>SO</td><td>4</td></tr> <tr><td>LOB</td><td>10</td></tr> </table> 	AB	32	R	1	H	5	RBI	1	BB	1	SO	4	LOB	10
AB	32																								
R	1																								
H	5																								
RBI	1																								
BB	1																								
SO	4																								
LOB	10																								
Bill Russell, R (1, 6) OBP: 0.310, SLG: 0.295 Joe Beckwith, L (8, 1)	0-0 5-3		0-0 F7			0-0 5-3		0-0 P4		4 0 0 0 0 0 1 0 0 0 0 0 0 0															
Rick Monday, L (1, 7) OBP: 0.372, SLG: 0.431	0-0 2B			0-0 F9			0-0 4-3 BB 1B	0-0 1-3		4 0 2 0 0 0 1															
Pedro Guerrero, R (1, 5) OBP: 0.365, SLG: 0.516	0-0 5-3			0-0 F8			4-0 4-3 BB 1-2		0-3 K	3 0 0 0 1 1 1															
Ken Landreaux, L (1, 8) OBP: 0.333, SLG: 0.463		0-0 F9		0-0 6-3			0-0 4-3 1-2 2-3	0-0 F8	0-0 F8	4 0 0 0 0 0 2															
Mike Marshall, R (1, 9) OBP: 0.347, SLG: 0.434		0-3 K			0-0 F8		0-0 F8	0-3 K	0-3 K	4 0 0 0 0 2 2															
Greg Brock, L (1, 3) OBP: 0.337, SLG: 0.402		0-0 1B			0-0 4-3		0-0 F8			3 0 1 0 0 0 2															
Steve Yeager, R (1, 2) OBP: 0.285, SLG: 0.390 Derrel Thomas, S (8, PH) OBP: 0.335, SLG: 0.331 Dave Anderson, R (8, 6) OBP: 0.218, SLG: 0.242		0-3 K			0-0 F8			0-0 F3		2 0 0 0 0 1 1 1 0 0 0 0 0 0 0 0 0 0 0 0 0															
Rick Honeycutt, L (1, 1) OBP: 0.150, SLG: 0.100 Pat Zachry, R (5, 1) OBP: 0.500, SLG: 0.500 Rafael Landestoy, S (6, PH) OBP: 0.226, SLG: 0.288 Burt Hooton, R (6, 1) OBP: 0.216, SLG: 0.208 R.J. Reynolds, S (8, PH) OBP: 0.278, SLG: 0.471 Jack Trimble, R (8, 2) OBP: 0.291, SLG: 0.350			0-0 3-1			0-0 5-3		0-0 HR		1 0 0 0 0 0 0 0 0 0 0 0 0 0 1 0 0 0 0 0 0 0 0 0 0 0 0 0 0 0 0 0 0 0 0 1 1 1 1 0 0 0 0 0 0 0 0 0 0															
Inning Stats	R: 0 H: 1 E: 0 LOB: 1 K: 0 BB: 0 S: 4 P: 4	R: 0 H: 1 E: 0 LOB: 1 K: 2 BB: 0 S: 8 P: 8	R: 0 H: 0 E: 0 LOB: 0 K: 0 BB: 0 S: 3 P: 3	R: 0 H: 0 E: 0 LOB: 0 K: 0 BB: 0 S: 3 P: 3	R: 0 H: 0 E: 0 LOB: 0 K: 0 BB: 0 S: 3 P: 3	R: 0 H: 0 E: 0 LOB: 0 K: 0 BB: 0 S: 3 P: 3	R: 0 H: 1 E: 0 LOB: 2 K: 0 BB: 1 S: 4 P: 8	R: 1 H: 2 E: 0 LOB: 1 K: 0 BB: 0 S: 5 P: 5	R: 0 H: 0 E: 0 LOB: 0 K: 2 BB: 0 S: 7 P: 7	1B: 3 SF: 0 2B: 1 SAC: 0 3B: 0 DP: 0 HR: 1 HBP: 0	WP: 0 PA: 33 PB: 0 SB: 0 CS: 0														
PITCHER Fred Breining, R (1, 1) ERA: 3.88	IP WLS BF H R ER SO BB IBB HBP BLK WP HR S P ERA WHIP	9.0 W 33 5 1 1 4 1 0 0 0 0 1 40 44 1.00 0.667																							

Batter	1	2	3	4	5	6	7	8	9	AB	R	H	RBI	BB	SO	LOB
Johnnie LeMaster, R OBP: 0.318, SLG: 0.309 (1, 6)	0-0 1B 1B	0-0 1-3		0-0 5-3		0-0 4-3				4	1	1	0	0	0	2
Darrell Evans, L OBP: 0.384, SLG: 0.525 (1, 3)	0-0 1B FC6-4	0-0 F8		0-0 F8		4-0 G6-4-3 IBB				3	1	1	0	1	0	1
Jack Clark, R OBP: 0.358, SLG: 0.441 (1, 9)	0-0 FC6-4 1B		0-0 HR		0-0 L6	0-0 G6-4-3				4	1	2	2	0	0	2
Jeffrey Leonard, R OBP: 0.326, SLG: 0.474 (1, 7)	0-0 FC6-4 BB		4-0 S BB		0-0 2B		0-0 G3			3	1	1	1	1	0	1
Chili Davis, S OBP: 0.308, SLG: 0.353 (1, 8)	4-0 BB BB		0-0 P6		0-0 6-3 2B		0-0 F8			3	0	1	1	1	0	1
Joel Youngblood, R OBP: 0.350, SLG: 0.467 (1, 4)	0-0 F7		4-0 L4-3 IBB		0-0 6-3		0-0 F8			3	0	0	0	1	0	3
Brad Wellman, R OBP: 0.299, SLG: 0.253 (8, 4)			1-2 IBB		2-3					0	0	0	0	0	0	0
Tom O'Malley, L OBP: 0.336, SLG: 0.326 (1, 5)	4-0 FC6-4 BB		0-0 L4-3		4-0 FC6-4 IBB			0-0 4-3		2	0	0	0	2	0	2
Bob Brenly, R OBP: 0.309, SLG: 0.367 (1, 2)	0-0 FC6-4			4-0 SH5-4 BB	0-0 FC6-4			0-0 5-3		3	0	0	0	1	0	5
Fred Breining, R OBP: 0.188, SLG: 0.154 (1, 1)		0-3 K		0-0 SH5-4		4-0 4-3 BB		0-0 F8		2	0	0	0	1	1	0

Inning Stats	R: 2	H: 3	E: 0	K: 0	S: 6	LOB: 3	BB: 2	P: 14	R: 0	H: 0	E: 0	K: 1	S: 5	LOB: 0	BB: 0	P: 5	R: 1	H: 1	E: 0	K: 0	S: 3	LOB: 1	BB: 2	P: 11	R: 0	H: 0	E: 0	K: 0	S: 3	LOB: 1	BB: 1	P: 7	R: 1	H: 2	E: 0	K: 0	S: 5	LOB: 2	BB: 1	P: 9	R: 0	H: 0	E: 0	K: 0	S: 2	LOB: 1	BB: 2	P: 10	R: 0	H: 0	E: 0	K: 0	S: 3	LOB: 0	BB: 0	P: 3	R: 0	H: 0	E: 0	K: 0	S: 3	LOB: 0	BB: 0	P: 3	R: 0	H: 0	E: 0	K: 0	S: 3	LOB: 0	BB: 0	P: 3
--------------	------	------	------	------	------	--------	-------	-------	------	------	------	------	------	--------	-------	------	------	------	------	------	------	--------	-------	-------	------	------	------	------	------	--------	-------	------	------	------	------	------	------	--------	-------	------	------	------	------	------	------	--------	-------	-------	------	------	------	------	------	--------	-------	------	------	------	------	------	------	--------	-------	------	------	------	------	------	------	--------	-------	------

PITCHER	IP	WLS	BF	H	R	ER	SO	BB	IBB	HBP	BLK	WP	HR	S	P	ERA	WHIP
Rick Honeycutt, L ERA: 2.9 (1, 1)	4.1	L	23	6	4	4	1	4	1	0	0	0	1	20	40	8.31	2.308
Pat Zachry, R ERA: 1.94 (5, 1)	0.2		3	0	0	0	0	0	1	0	0	0	0	2	6	0.00	0.000
Burt Hooton, R ERA: 3.97 (6, 1)	2.0		7	0	0	0	0	1	1	0	0	0	0	5	13	0.00	0.500
Joe Beckwith, R ERA: 3.6 (8, 1)	1.0		3	0	0	0	0	0	0	0	0	0	0	3	3	0.00	0.000

BOTTOM

Los Angeles Dodgers @ San Francisco Giants
Candlestick Park, San Francisco, CA

Sat Sep 17 1983, 10:05 PM EDT
Att. 23,982 - Unknown

AB	27
R	4
H	6
RBI	4
BB	8
SO	1
LOB	17

livebaseballscores.com



WP: 0	PA: 36
PB: 0	SB: 1
CS: 0	

Batter	1	2	3	4	5	6	7	8	9	AB R H RBI BB SO LOB	TOP		
Steve Sax, R (1, 4) OBP: 0.340, SLG: 0.349	0-0 FC5-4 1B		0-0 5-3		0-0 1B		0-0 E6		0-0 1B 2B	5 1 3 0 0 0 0			
R.J. Reynolds, S (1, 9) OBP: 0.268, SLG: 0.436	0-0 FC5-4 G3 1-2f		0-3 K		0-3 K		0-0 4-3		0-0 1B 2-H 3-H	5 0 1 2 0 2 3			
Rick Monday, L (1, 7) OBP: 0.370, SLG: 0.433 Bill Russell, R (9, PH) OBP: 0.309, SLG: 0.295	0-0 G3 1-2		0-0 4-3		0-0 4-3		0-0 2B		0-0 P6	4 0 1 0 0 0 1 1 0 0 0 0 0 1			
Pedro Guerrero, R (1, 5) OBP: 0.366, SLG: 0.514 Alex Taveras, R (8, 5) German Rivera, R (9, PH) OBP: 0.455, SLG: 0.500	4-0 BB			0-0 F9		4-0 BB BB		0-0 L5	0-3 K	2 0 0 0 2 0 1 0 0 0 0 0 0 0 1 0 0 0 0 1 1			
Ken Landreaux, L (1, 8) OBP: 0.333, SLG: 0.463	0-3 K			0-0 2B		0-0 F7		0-0 F5		4 0 1 0 0 1 4			
Greg Brock, L (1, 3) OBP: 0.336, SLG: 0.399		0-3 K		0-3 K		4-0 1-2 BB		0-0 P4		3 0 0 0 1 2 2			
Jack Fimple, R (1, 2) OBP: 0.287, SLG: 0.344 Dusty Baker Jr., R (6, PH) OBP: 0.343, SLG: 0.389 Steve Yeager, R (6, 2) Derrel Thomas, S (9, PH) OBP: 0.338, SLG: 0.352		0-3 K		0-0 6-3		0-0 4-3			0-0 HR	2 0 0 0 0 1 1 1 0 0 0 0 0 2 0 0 0 0 0 0 0 1 1 1 1 0 0 0	AB 36 R 3 H 8 RBI 3 BB 4 SO 9 LOB 18		
Dave Anderson, R (1, 6) OBP: 0.221, SLG: 0.237 Cecil Espy, S (9, PH) OBP: 0.333, SLG: 0.333		4-0 S BB			0-0 F2		0-0 F7		0-0 2B 1B 1B	2 0 0 0 1 0 0 1 1 1 0 0 0 0			
Jerry Reuss, L (1, 1) OBP: 0.258, SLG: 0.250 Rafael Landestoy, S (5, PH) OBP: 0.222, SLG: 0.283 Orel Hershiser, R (5, 1) Sid Bream, L (7, PH) OBP: 0.187, SLG: 0.167 Pat Zachry, R (7, 1) OBP: 0.500, SLG: 0.500 Jose Mota, R (9, PH) OBP: 0.295, SLG: 0.488		0-3 K		0-3 K		0-0 K		0-0 F7	0-0 F9	1 0 0 0 0 1 1 1 0 0 0 0 1 0 0 0 0 0 0 0 0 1 0 0 0 0 0 0 0 0 0 0 0 0 0 1 0 0 0 0 0 1			
Inning Stats	R: 0 H: 1 E: 0 LOB: 2 K: 1 BB: 1 S: 6 P: 10	R: 0 H: 0 E: 0 LOB: 1 K: 3 BB: 1 S: 9 P: 13	R: 0 H: 0 E: 0 LOB: 0 K: 1 BB: 0 S: 5 P: 5	R: 0 H: 1 E: 0 LOB: 1 K: 1 BB: 0 S: 6 P: 6	R: 0 H: 1 E: 0 LOB: 1 K: 2 BB: 0 S: 8 P: 8	R: 0 H: 0 E: 0 LOB: 2 K: 0 BB: 2 S: 3 P: 11	R: 0 H: 0 E: 1 LOB: 1 K: 0 BB: 0 S: 4 P: 4	R: 0 H: 1 E: 0 LOB: 1 K: 0 BB: 0 S: 4 P: 4	R: 3 H: 4 E: 0 LOB: 1 K: 1 BB: 0 S: 9 P: 9	1B: 4 SF: 0 2B: 3 SAC: 0 3B: 0 DP: 0 HR: 1 HBP: 0	WP: 0 PA: 40 PB: 0 SB: 1 CS: 0		
PITCHER	IP WLS BF H R ER SO BB IBB HBP BLK WP HR S P ERA WHIP											PITCHER	IP WLS BF H R ER SO BB IBB HBP BLK WP HR S P ERA WHIP
Mike Krukow, R (1, 1) ERA: 3.58	8.0 W 34 5 1 1 8 4 0 0 0 0 0 1 46 62 1.12 1.125												
Greg Minton, R (9, 1) ERA: 3.7	0.1 4 3 2 2 0 0 0 0 0 0 0 0 4 4 54.00 9.000												
Gary Lavelle, L (9, 1) ERA: 2.59	0.2 S 2 0 0 0 1 0 0 0 0 0 0 0 4 4 0.00 0.000												

Los Angeles Dodgers @ San Francisco Giants
Candlestick Park, San Francisco, CA
Sun Sep 18 1983, 6:33 AM EDT
Att: 35,370 - Unknown

livebaseballscorecards.com



Batter	1	2	3	4	5	6	7	8	9
Johnnie LeMaster, R OBP: 0.320, SLG: 0.310 (1, 6)	0-0 BB 1B 1B	0-3 K		0-0 F8			0-0 E 2B 1B		
Darrell Evans, L OBP: 0.385, SLG: 0.524 (1, 3) (7, 5)	0-0 BB 1B 1B	0-0 G4-6-3		0-0 F2			4-0 2B E 1B IBB		
Jack Clark, R OBP: 0.360, SLG: 0.443 Max Venable, L OBP: 0.300, SLG: 0.390 (1, 9) (9, 9)	4-0 1B BB 1-2 2-3		4-0 HR BB		0-0 6-3		0-0 E7 1-H 2B 3-H		
Jeffrey Leonard, R OBP: 0.324, SLG: 0.470 (1, 7)	0-0 L6		0-3 K		0-0 6-3		0-3 K		
Chili Davis, S OBP: 0.306, SLG: 0.350 (1, 8)	0-3 K		0-0 F9		0-0 4-3		0-0 F8		
Joel Youngblood, R OBP: 0.352, SLG: 0.477 Brad Wellman, R OBP: 0.299, SLG: 0.253 (1, 4) (9, 4)	0-0 1B 1-3 2-H 3-H		0-0 HR		0-0 5-3		0-0 5-3		
Tom O'Malley, L OBP: 0.338, SLG: 0.326 Joe Pettini, R OBP: 0.232, SLG: 0.194 Dave Bergman, L OBP: 0.388, SLG: 0.452 (1, 5) (6, PR) (7, 3)	4-0 FC6-4 BB		0-0 3-1		4-0 G1-6-3 BB		0-0 G5-4-3 1B		
Bob Brenly, R OBP: 0.304, SLG: 0.361 (1, 2)	0-0 FC6-4 1-2f		0-0 6-3		0-0 G1-6-3 1-2f		0-0 G5-4-3 1-2f		
Mike Krukow, R OBP: 0.281, SLG: 0.350 Greg Minton, S OBP: 0.545, SLG: 0.600 Gary Lavelle, S (1, 1) (9, 1) (9, 1)		0-0 G4-6-3 1B		0-0 1B		0-0 F9			

Inning Stats	R: 2 E: 0 K: 1 S: 8	H: 3 LOB: 3 BB: 2 P: 16	R: 0 E: 0 K: 1 S: 5	H: 1 LOB: 0 BB: 0 P: 5	R: 2 E: 0 K: 1 S: 6	H: 1 LOB: 0 BB: 1 P: 10	R: 0 E: 0 K: 0 S: 4	H: 1 LOB: 1 BB: 0 P: 4	R: 0 E: 0 K: 0 S: 3	H: 0 LOB: 0 BB: 0 P: 3	R: 0 E: 0 K: 0 S: 2	H: 0 LOB: 1 BB: 1 P: 6	R: 2 E: 2 K: 1 S: 7	H: 2 LOB: 1 BB: 1 P: 11	R: 0 E: 0 K: 0 S: 3	H: 1 LOB: 0 BB: 0 P: 3
--------------	------------------------------	----------------------------------	------------------------------	---------------------------------	------------------------------	----------------------------------	------------------------------	---------------------------------	------------------------------	---------------------------------	------------------------------	---------------------------------	------------------------------	----------------------------------	------------------------------	---------------------------------

PITCHER	IP	WLS	BF	H	R	ER	SO	BB	IBB	HBP	BLK	WP	HR	S	P	ERA	WHIP
Jerry Reuss, L ERA: 2.99 (1, 1)	4.0	L	20	6	4	4	3	3	0	0	0	0	1	23	35	9.00	2.250
Orel Hershiser, R ERA: 2.45 (5, 1)	2.0		6	0	0	0	0	1	0	0	0	0	0	5	9	0.00	0.500
Pat Zachry, R ERA: 2.04 (7, 1)	2.0		9	3	2	1	1	0	1	0	0	0	0	10	14	4.50	1.500

BOTTOM

Los Angeles Dodgers @ San Francisco Giants
Candlestick Park, San Francisco, CA

Sun Sep 18 1983, 6:33 AM EDT
Att. 35,370 - Unknown

AB	30
R	6
H	9
RBI	5
BB	5
SO	4
LOB	19

livebaseballscorecards.com

GIANTS

1B	7	SF	0	WP	0	PA	35
2B	1	SAC	0	PB	0		
3B	0	DP	3	SB	0		
HR	1	HBP	0	CS	0		

Batter	1	2	3	4	5	6	7	8	9	AB R H RBI BB SO LOB	TOP											
Bill Doran, S (1, 4) <small>OBP: 0.366, SLG: 0.362</small> Frank LaCorte, R (8, 1) <small>OBP: 0.167, SLG: 0.400</small>	0-0 5-3		0-0 6-3		0-0 F8			0-0 L3		4 0 0 0 0 0 0 0 0 0 0 0 0 0												
Terry Puhl, L (1, 9) <small>OBP: 0.350, SLG: 0.445</small>	0-0 HR		0-0 4-3		0-0 F7			0-0 F8	4 1 1 1 0 0 0													
Dickie Thon, R (1, 6) <small>OBP: 0.343, SLG: 0.468</small>	0-0 HR		0-3 K		0-0 4-3			0-0 P4	4 1 1 1 0 1 0													
Jose Cruz, L (1, 7) <small>OBP: 0.392, SLG: 0.475</small>	0-0 P5			0-0 BLK 1B	0-0 6-3			0-0 1B	4 0 2 0 0 0 0													
Ray Knight, R (1, 3) <small>OBP: 0.358, SLG: 0.448</small>	0-3 K			0-0 P4	0-0 1-3			0-0 F7	4 0 0 0 0 1 2													
Phil Garner, R (1, 5) <small>OBP: 0.313, SLG: 0.361</small>		0-0 CS 1B		0-0 6-3	0-0 F9				3 0 1 0 0 0 1													
Jerry Mumphrey, S (1, 8) <small>OBP: 0.346, SLG: 0.416</small>		0-3 K		0-0 4-3	0-3 K				3 0 0 0 0 2 2													
Alan Ashby, S (1, 2) <small>OBP: 0.306, SLG: 0.414</small>		0-0 1B		0-3 K	0-0 6-3			0-0 6-3	3 0 1 0 0 1 0													
Joe Niekro, R (1, 1) <small>OBP: 0.098, SLG: 0.099</small> Michael LaCoss, R (6, 1) <small>OBP: 0.114, SLG: 0.088</small> Dave Smith, R (7, 1) Kevin Bass, S (8, PH) <small>OBP: 0.244, SLG: 0.329</small> Craig Reynolds, L (8, 4) <small>OBP: 0.259, SLG: 0.259</small>		0-0 F8		0-0 5-3	0-3 K			0-3 K	2 0 0 0 0 0 1 0 0 0 0 0 0 0 0 0 0 0 0 0 0 1 0 0 0 0 1 0 0 0 0 0 0 0 0													
Inning Stats	R: 2 E: 0 K: 1 S: 7	H: 2 LOB: 0 BB: 0 P: 7	R: 0 E: 0 K: 1 S: 6	H: 2 LOB: 1 BB: 0 P: 6	R: 0 E: 0 K: 1 S: 5	H: 0 LOB: 0 BB: 0 P: 5	R: 0 E: 0 K: 0 S: 4	H: 1 LOB: 1 BB: 0 P: 4	R: 0 E: 0 K: 1 S: 5	H: 0 LOB: 0 BB: 0 P: 5	R: 0 E: 0 K: 1 S: 3	H: 0 LOB: 0 BB: 0 P: 3	R: 0 E: 0 K: 1 S: 5	H: 0 LOB: 0 BB: 0 P: 5	R: 0 E: 0 K: 0 S: 4	H: 1 LOB: 1 BB: 0 P: 4	1B: 4 2B: 1 3B: 0 HR: 2	SF: 0 SAC: 0 DP: 1 HBP: 0	WP: 0 PB: 0 SB: 0 CS: 1	PA: 32		
PITCHER	IP WLS BF H R ER SO BB IBB HBP BLK WP HR S P ERA WHIP																					
Bob Welch, R (1, 1) <small>ERA: 2.65</small> Steve Howe, L (7, 1) <small>ERA: 1.44</small> Tom Niedenfuer, R (9, 1) <small>ERA: 1.67</small>	6.0 W 22 5 2 2 4 0 0 0 0 0 2 30 30 3.00 0.833	2.0 6 0 0 0 2 0 0 0 0 0 0 10 10 0.00 0.000	1.0 4 1 0 0 0 0 0 0 0 0 0 4 4 0.00 1.000																			

Houston Astros @ Los Angeles Dodgers
Dodger Stadium, Los Angeles, CA
 Mon Sep 19 1983, 7:05 PM PDT
 Att: 44,748 - Unknown

livebaseballscorecards.com

AB 32
R 2
H 6
RBI 2
BB 0
SO 6
LOB 6



Batter	1	2	3	4	5	6	7	8	9
Steve Sax, R OBP: 0.340, SLG: 0.350 (1, 4)	0-0 4-3 1B	0-3 K			0-0 L1	0-0 E6 1B	0-0 1-2 1B		
Bill Russell, R OBP: 0.308, SLG: 0.294 Dave Anderson, R OBP: 0.221, SLG: 0.237 (1, 6) (8, 6)	0-0 S 1B		0-0 F7		0-0 F9	0-0 E6 1B	0-0 F8		
Dusty Baker Jr., R OBP: 0.342, SLG: 0.388 Steve Howe, L OBP: 0.222, SLG: 0.125 Sid Bream, L OBP: 0.143, SLG: 0.143 Tom Niedenfuer, R (1, 7) (7, 1) (8, PH) (9, 1)	0-3 K		0-0 4-3			0-0 K		0-0 F8	
Pedro Guerrero, R OBP: 0.368, SLG: 0.519 (1, 5)	4-0 1B BB		0-3 K			0-0 HR		4-0 BB	
Ken Landreaux, L OBP: 0.336, SLG: 0.466 Cecil Espy, S OBP: 0.250, SLG: 0.250 (1, 8) (8, 8)	0-0 1-2 2-H 1B		0-3 K		0-0 WP S BB 1B	0-0 E 1B 1B	0-0 F8		
Mike Marshall, R OBP: 0.348, SLG: 0.432 (1, 3)	0-3 K		0-0 FC1-6 PB 1B		4-0 BB WP 4-3 BB	0-0 F9	0-0 F7		
R.J. Reynolds, S OBP: 0.289, SLG: 0.429 (1, 9)		0-0 S 1B		0-0 FC1-6 S		4-0 4-3 E IBB	0-0 F9		
Steve Yeager, R OBP: 0.254, SLG: 0.388 Rick Monday, L OBP: 0.373, SLG: 0.433 Rafael Landestoy, S OBP: 0.222, SLG: 0.283 Derrel Thomas, S OBP: 0.341, SLG: 0.355 (1, 2) (6, PH) (6, PR) (7, 7)	0-3 K		0-0 F5		4-0 E 4-3 BB	0-0 E9 1B 1B			
Bob Welch, R OBP: 0.127, SLG: 0.159 Greg Brock, L OBP: 0.335, SLG: 0.398 Jack Fimple, R OBP: 0.292, SLG: 0.350 (1, 1) (6, PH) (7, 2)	0-3 K				0-0 F4	0-0 4-3	0-0 1-2 2-3 3-H 1B		

AB	R	H	RBI	BB	SO	LOB
5	1	2	1	0	1	1
5	1	1	0	0	0	4
0	0	0	0	0	0	0
4	0	1	1	0	2	1
0	0	0	0	0	0	0
1	0	0	0	0	0	0
0	0	0	0	0	0	0
3	1	1	1	2	1	2
4	2	3	1	0	1	0
1	0	0	0	0	0	1
4	1	1	0	1	1	4
3	1	1	0	1	0	2
2	0	0	0	0	1	2
0	0	0	1	1	0	0
0	1	0	0	0	0	0
1	1	1	0	0	0	0
2	0	0	0	0	1	1
1	0	0	1	0	0	2
1	0	1	2	0	0	0


BOTTOM

Houston Astros @ Los Angeles Dodgers
Dodger Stadium, Los Angeles, CA

Mon Sep 19 1983, 7:05 PM PDT
Att. 44,748 - Unknown

AB	37
R	9
H	12
RBI	8
BB	5
SO	8
LOB	20

livebaseballscores.com



WP: 1	PA: 42
PB: 1	
SB: 4	
CS: 0	

Inning	1	2	3	4	5	6	7	8	9
R: 1	R: 0	R: 0	R: 0	R: 0	R: 0	R: 6	R: 2	R: 0	R: 0
E: 0	E: 0	E: 0	E: 0	E: 0	E: 0	E: 2	E: 1	E: 0	E: 0
K: 2	K: 3	K: 3	K: 1	K: 1	K: 0	K: 1	K: 0	K: 0	K: 0
S: 9	S: 10	S: 10	S: 6	S: 5	S: 3	S: 10	S: 7	S: 3	S: 3
H: 2	H: 1	H: 0	H: 1	H: 0	H: 0	H: 4	H: 4	H: 0	H: 0
LOB: 2	LOB: 1	LOB: 0	LOB: 1	LOB: 0	LOB: 0	LOB: 2	LOB: 2	LOB: 1	LOB: 1
BB: 1	BB: 0	BB: 0	BB: 0	BB: 0	BB: 0	BB: 3	BB: 0	BB: 1	BB: 1
P: 13	P: 10	P: 5	P: 6	P: 3	P: 3	P: 22	P: 7	P: 7	P: 7

PITCHER	IP	WLS	BF	H	R	ER	SO	BB	IBB	HBP	BLK	WP	HR	S	P	ERA	WHIP
Joe Niekro, R ERA: 3.57 (1, 1)	5.1	L	26	6	6	5	8	3	1	0	0	1	1	38	54	8.44	1.688
Michael LaCoss, R ERA: 4.76 (6, 1)	0.2		5	2	1	0	0	0	0	0	0	0	0	5	5	0.00	3.000
Dave Smith, R ERA: 3.28 (7, 1)	1.0		7	4	2	2	0	0	0	0	0	0	0	7	7	18.00	4.000
Frank LaCorte, R ERA: 5.16 (8, 1)	1.0		4	0	0	0	0	1	0	0	0	0	0	3	7	0.00	1.000

Houston Astros @ Los Angeles Dodgers
Dodger Stadium, Los Angeles, CA

Tue Sep 20 1983, 7:05 PM PDT
 Att: 40,843 - Unknown

AB	40
R	15
H	15
RBI	14
BB	5
SO	10
LOB	14



Batter	1	2	3	4	5	6	7	8	9	AB R H RBI BB SO LOB
Bill Doran, S (1, 4) OBP: 0.368, SLG: 0.363	0-0 6-3 2B 1B	0-0 BB HR 1B	4-0 2B 1B	0-0 F7			0-3 K		0-0 5-3	5 3 2 1 1 1 2
Terry Puhl, L (1, 9) OBP: 0.355, SLG: 0.446 Jeff Heathcock, R (7, 1)	0-0 6-3 2B 1B	4-0 BB HR 1B	0-0 2B E 1B		0-0 L4		1-0 BB HBP		0-3 K	3 3 2 0 1 0 0 1 0 0 0 0 1 0
Dickie Thon, R (1, 6) OBP: 0.343, SLG: 0.467 Bert Pena, R (9, 6)	0-0 6-3	4-0 HR BB	0-0 E 2B		0-3 K		0-3 K		0-0 6-3	5 2 1 1 1 2 3 0 0 0 0 0 0 0
Jose Cruz, L (1, 7) OBP: 0.394, SLG: 0.482 Tony Scott, S (5, 7)	4-0 2B IBB	0-0 HR	0-0 E9 1B		0-0 3-1		4-0 BB			3 2 2 6 1 0 0 0 0 0 0 1 0 0
Denny Walling, L (1, 3) OBP: 0.347, SLG: 0.438	0-0 WP SF9 2B	0-0 1B	0-3 K			0-0 2B 2B		0-3 K		5 2 3 3 0 2 3
Phil Garner, R (1, 5) OBP: 0.311, SLG: 0.360 Craig Reynolds, L (4, 5)	0-0 SF9	0-0 F7		0-0 5-3		0-0 1-3		0-0 3-1		2 0 0 1 0 0 1 2 0 0 0 0 0 1
Jerry Mumphrey, S (1, 8) OBP: 0.344, SLG: 0.416 Scott Loucks, R (8, 8)	0-3 K	0-0 G3	0-0 4-3 1B 2B		0-3 K		0-0 6-3			5 1 1 0 0 2 2 0 0 0 0 0 0 0
Alan Ashby, S (1, 2) OBP: 0.307, SLG: 0.417		0-0 SH1-4 1B 1B	0-0 6-3	0-0 4-3		0-0 PB 2B		0-0 F8		5 1 2 1 0 0 1
Nolan Ryan, R (1, 1) OBP: 0.090, SLG: 0.062 Kevin Bass, S (7, 9)		0-0 SH1-4	0-3 K	0-0 1B		0-3 K		0-0 WP PB 2B		3 0 1 1 0 2 1 1 1 1 0 0 0 0

Inning Stats	R: 4 E: 0 K: 1 S: 8	H: 3 LOB: 0 BB: 1 P: 12	R: 5 E: 0 K: 0 S: 7	H: 4 LOB: 1 BB: 2 P: 15	R: 3 E: 1 K: 2 S: 10	H: 3 LOB: 1 BB: 1 P: 14	R: 1 E: 0 K: 0 S: 5	H: 2 LOB: 1 BB: 0 P: 5	R: 0 E: 0 K: 1 S: 5	H: 0 LOB: 0 BB: 0 P: 5	R: 1 E: 0 K: 2 S: 9	H: 2 LOB: 1 BB: 0 P: 9	R: 0 E: 0 K: 3 S: 9	H: 0 LOB: 2 BB: 1 P: 14	R: 0 E: 0 K: 0 S: 3	H: 0 LOB: 0 BB: 0 P: 3	R: 1 E: 0 K: 1 S: 6	H: 1 LOB: 0 BB: 0 P: 6	1B: 8 2B: 6 3B: 0 HR: 1	SF: 1 SAC: 1 DP: 0 HBP: 1	WP: 2 PB: 2 SB: 0 CS: 0	PA: 48
--------------	------------------------------	----------------------------------	------------------------------	----------------------------------	-------------------------------	----------------------------------	------------------------------	---------------------------------	------------------------------	---------------------------------	------------------------------	---------------------------------	------------------------------	----------------------------------	------------------------------	---------------------------------	------------------------------	---------------------------------	----------------------------------	------------------------------------	----------------------------------	--------

PITCHER	IP	WLS	BF	H	R	ER	SO	BB	IBB	HBP	BLK	WP	HR	S	P	ERA	WHIP
Alejandro Pena, R (1, 1) ERA: 2.48	1.1	L	10	5	6	6	1	0	1	0	0	1	0	11	15	40.50	3.750
Burt Hooton, R (2, 1) ERA: 4.14	0.0		4	2	3	3	0	2	0	0	0	0	1	2	10	∞	∞
Pat Zachry, R (2, 1) ERA: 2.48	1.1		8	3	3	3	1	1	0	0	0	0	0	9	13	20.25	3.000
Rich Rodas, L (3, 1) ERA:	0.1		1	0	0	0	1	0	0	0	0	0	0	3	3	0.00	0.000
Larry White, R (4, 1) ERA: 4.5	2.0		8	2	1	1	1	0	0	0	0	0	0	10	10	4.50	1.000

PITCHER	IP	WLS	BF	H	R	ER	SO	BB	IBB	HBP	BLK	WP	HR	S	P	ERA	WHIP
Sid Fernandez, L (6, 1) ERA: 3.0	3.0		13	2	1	1	5	1	0	1	0	0	0	21	26	3.00	1.000
Orel Hershiser, R (9, 1) ERA: 1.93	1.0		4	1	1	0	1	0	0	0	0	1	0	6	6	0.00	1.000

Batter	1	2	3	4	5	6	7	8	9
Steve Sax, R (1, 4) OBP: 0.338, SLG: 0.347 Alex Taveras, R (8, 4)	0-0 5-3		0-3 K		0-0 6-3		0-0 6-3		
Bill Russell, R (1, 8) OBP: 0.396, SLG: 0.292 Larry White, R (4, 1) Sid Bream, L (5, PH) OBP: 0.250, SLG: 0.250 Sid Fernandez, L (6, 1) Greg Brock, L (8, PH) OBP: 0.335, SLG: 0.397 Orel Hershiser, R (9, 1)	0-0 E6 G5-4-3		0-0 G3		0-0 FC6-4 1B		0-0 F7		
Dusty Baker Jr., R (1, 7) OBP: 0.340, SLG: 0.384 Candy Maldonado, R (9, 7) OBP: 0.230, SLG: 0.281	0-0 G5-4-3 1-2f			0-0 F3	0-0 FC6-4 1-2f		0-3 K		
Pedro Guerrero, R (1, 5) OBP: 0.371, SLG: 0.528 German Rivera, R (7, 5) OBP: 0.500, SLG: 0.545		0-0 HR		4-0 1B BB		0-0 2B	0-0 1B		
Ken Landreaux, L (1, 8) OBP: 0.336, SLG: 0.465 Cecil Espy, S (8, 8) OBP: 0.200, SLG: 0.200		0-0 4-3		0-0 1-2 1B		0-3 K	0-3 K		
Mike Marshall, R (1, 3) OBP: 0.345, SLG: 0.428		0-0 P4		0-0 F8		0-3 K		0-3 K	
R.J. Reynolds, S (1, 9) OBP: 0.286, SLG: 0.400		4-0 BB		0-3 K		0-0 P6		0-0 4-3	
Steve Yeager, R (1, 2) OBP: 0.254, SLG: 0.387 Gilberto Reyes, R (8, 2) OBP: 0.172, SLG: 0.241 Jose Morales, R (9, PH) OBP: 0.289, SLG: 0.477		0-3 K		0-3 K		0-0 L1-3 1B		0-0 F5	
Alejandro Pena, R (1, 1) OBP: 0.107, SLG: 0.161 Burt Hooton, R (2, 1) OBP: 0.216, SLG: 0.208 Pat Zachry, R (2, 1) OBP: 0.500, SLG: 0.500 Rich Rodas, L (3, 1) Rafael Landestoy, S (3, PH) OBP: 0.219, SLG: 0.279 Dave Anderson, R (4, 8) OBP: 0.226, SLG: 0.235			0-3 K		4-0 1B BB		0-0 L1-3		

Inning Stats	R: 0	H: 0	E: 1	K: 0	S: 3	LOB: 0	BB: 0	P: 3	R: 1	H: 1	E: 0	K: 1	S: 6	LOB: 1	BB: 1	P: 10	R: 0	H: 0	E: 0	K: 2	S: 7	LOB: 0	BB: 0	P: 7	R: 0	H: 1	E: 0	K: 1	S: 6	LOB: 2	BB: 1	P: 10	R: 1	H: 1	E: 0	K: 1	S: 6	LOB: 1	BB: 1	P: 10	R: 0	H: 1	E: 0	K: 2	S: 8	LOB: 1	BB: 0	P: 8	R: 0	H: 1	E: 0	K: 0	S: 3	LOB: 0	BB: 0	P: 3	R: 0	H: 1	E: 0	K: 2	S: 8	LOB: 1	BB: 0	P: 8	R: 0	H: 0	E: 0	K: 1	S: 5	LOB: 0	BB: 0	P: 5
1B: 4	2B: 2	3B: 0	HR: 1	SF: 0	SAC: 0	DP: 2	HBP: 0	WP: 0	HR: 1	S: 7	P: 10	ERA: 3.00	WHIP: 1.167	1B: 4	2B: 2	3B: 0	HR: 1	SF: 0	SAC: 0	DP: 2	HBP: 0	WP: 0	HR: 1	S: 7	P: 10	ERA: 3.00	WHIP: 1.167	1B: 4	2B: 2	3B: 0	HR: 1	SF: 0	SAC: 0	DP: 2	HBP: 0	WP: 0	HR: 1	S: 6	P: 10	ERA: 0.00	WHIP: 0.667	1B: 4	2B: 2	3B: 0	HR: 1	SF: 0	SAC: 0	DP: 2	HBP: 0	WP: 0	HR: 1	S: 8	P: 8	ERA: 0.00	WHIP: 0.667	1B: 4	2B: 2	3B: 0	HR: 1	SF: 0	SAC: 0	DP: 2	HBP: 0	WP: 0	HR: 1	S: 5	P: 5	ERA: 0.00	WHIP: 0.667			


PITCHER	IP	WLS	BF	H	R	ER	SO	BB	IBB	HBP	BLK	WP	HR	S	P	ERA	WHIP
Nolan Ryan, R (1, 1) ERA: 2.82	6.0	W	25	4	2	2	7	3	0	0	0	0	1	36	48	3.00	1.167
Jeff Heathcock, R (7, 1) ERA: 3.94	3.0	S	10	2	0	0	3	0	0	0	0	0	0	16	16	0.00	0.667

BOTTOM

Houston Astros @ Los Angeles Dodgers
Dodger Stadium, Los Angeles, CA

Tue Sep 20 1983, 7:05 PM PDT
Att. 40,843 - Unknown

AB	32
R	2
H	6
RBI	2
BB	3
SO	10
LOB	13



Batter	1	2	3	4	5	6	7	8	9	AB R H RBI BB SO LOB	TOP											
Bill Doran, S (1, 4) OBP: 0.367, SLG: 0.362	0-0 1-3		0-0 6-3			0-0 1B		0-0 F8		4 1 1 0 0 0 0												
Terry Puhl, L (1, 9) OBP: 0.352, SLG: 0.442	0-0 1-6-3			0-0 1-3		0-0 L7		0-0 G3		4 0 0 0 0 0 1												
Dickie Thon, R (1, 6) OBP: 0.343, SLG: 0.466	0-3 K			0-0 6-3		0-0 1B		0-3 K		4 0 1 1 0 2 0												
Jose Cruz, L (1, 7) OBP: 0.393, SLG: 0.480		0-0 4-3		0-0 3-1		0-0 F7			0-0 BB	4 0 1 0 0 0 1												
Ray Knight, R (1, 3) OBP: 0.357, SLG: 0.446		0-0 WP SH1-3			0-0 6-3		0-0 F9		0-0 F8	4 0 1 0 0 0 1												
Phil Garner, R (1, 5) OBP: 0.313, SLG: 0.360		0-0 SH1-3			4-0 1B		0-0 6-3		0-3 K	2 0 1 0 1 1 1												
Jerry Mumphrey, S (1, 8) OBP: 0.348, SLG: 0.416		0-3 K			0-0 1B		4-0 1B		4-0 BB	2 0 1 0 2 1 1												
Alan Ashby, S (1, 2) OBP: 0.303, SLG: 0.411			0-3 K		0-0 G6-4-3		0-0 6-3		0-0 F8	4 0 0 0 0 1 6												
Mike Madden, L (1, 1) OBP: 0.095, SLG: 0.050			0-3 K			0-3 K		0-0 6-3		2 0 0 0 0 2 0												
Tim Tolman, R (7, PH) OBP: 0.244, SLG: 0.343										1 0 0 0 0 0 2												
Vern Ruhle, R (7, 1) OBP: 0.238, SLG: 0.111										0 0 0 0 0 0 0												
Inning Stats	R: 0 E: 0 K: 1 S: 5	H: 0 LOB: 0 BB: 0 P: 5	R: 0 E: 0 K: 1 S: 6	H: 1 LOB: 1 BB: 0 P: 6	R: 0 E: 0 K: 2 S: 7	H: 0 LOB: 0 BB: 0 P: 7	R: 0 E: 0 K: 0 S: 3	H: 0 LOB: 0 BB: 0 P: 3	R: 0 E: 0 K: 0 S: 3	H: 1 LOB: 1 BB: 1 P: 7	R: 1 E: 0 K: 1 S: 7	H: 2 LOB: 1 BB: 0 P: 7	R: 0 E: 0 K: 0 S: 4	H: 1 LOB: 2 BB: 1 P: 8	R: 0 E: 0 K: 1 S: 5	H: 0 LOB: 0 BB: 0 P: 5	R: 0 E: 0 K: 1 S: 6	H: 1 LOB: 2 BB: 1 P: 10	1B: 6 2B: 0 3B: 0 HR: 0	SF: 0 SAC: 1 DP: 1 HBP: 0	WP: 1 PB: 0 SB: 2 CS: 0	PA: 35
PITCHER Fernando Valenzuela, L (1, 1) ERA: 3.73	IP: 9.0 WLS: W BF: 35 H: 6 R: 1 ER: 1 SO: 7 BB: 2 IBB: 1 HBP: 0 BLK: 0 WP: 1 HR: 0 S: 46 P: 58 ERA: 1.00 WHIP: 0.889																					

Houston Astros @ Los Angeles Dodgers
Dodger Stadium, Los Angeles, CA

Wed Sep 21 1983, 7:05 PM PDT
Att: 45,242 - Unknown

livebaseballscores.com

AB 31
R 1
H 6
RBI 1
BB 3
SO 7
LOB 13



Batter	1	2	3	4	5	6	7	8	9
Steve Sax, R OBP: 0.341, SLG: 0.350 (1, 4)	0-0 F9		0-0 1B		0-0 1B		0-0 2B 1B		
Bill Russell, R OBP: 0.306, SLG: 0.294 (1, 6)	0-0 1-3		0-0 6-3		0-0 E6		0-0 2B		
Dusty Baker Jr., R OBP: 0.337, SLG: 0.381 (1, 7)	0-0 L8			0-0 F9	0-0 F9		0-0 F9		
Pedro Guerrero, R OBP: 0.372, SLG: 0.527 (1, 5)		0-3 K		4-0 1B BB		0-0 G3-6-3 1B		0-3 K	
Mike Marshall, R OBP: 0.348, SLG: 0.432 (1, 3)		0-0 4-3 2B		0-0 1-2 1B		4-0 1-2 BB		0-0 6-3	
Ken Landreaux, L OBP: 0.333, SLG: 0.461 (1, 8)		0-0 4-3		0-0 P4		0-0 G3-6-3		0-0 G3	
Derrel Thomas, S OBP: 0.341, SLG: 0.355 (9, 8)		2-3				1-2f 2-3			
R.J. Reynolds, S OBP: 0.269, SLG: 0.375 (1, 9)		0-3 K		0-0 6-3		0-0 6-3			
Jack Fimple, R OBP: 0.286, SLG: 0.341 (1, 2)			0-0 F9		0-0 F8		0-0 6-3		
Fernando Valenzuela, L OBP: 0.205, SLG: 0.267 (1, 1)			0-0 P4		0-0 F8		0-3 K		

Inning Stats	R: 0	H: 0	E: 0	K: 0	S: 3	LOB: 0	BB: 0	P: 3
	R: 0	H: 1	E: 0	K: 2	S: 8 <td>LOB: 1</td> <td>BB: 0</td> <td>P: 8 </td>	LOB: 1	BB: 0	P: 8
	R: 0	H: 1	E: 0	K: 0	S: 4 <td>LOB: 1</td> <td>BB: 0</td> <td>P: 4 </td>	LOB: 1	BB: 0	P: 4
	R: 0	H: 1	E: 0	K: 0	S: 4 <td>LOB: 2</td> <td>BB: 1</td> <td>P: 8 </td>	LOB: 2	BB: 1	P: 8
	R: 1	H: 1	E: 1	K: 0	S: 5 <td>LOB: 1</td> <td>BB: 0</td> <td>P: 5 </td>	LOB: 1	BB: 0	P: 5
	R: 0	H: 1	E: 0	K: 0	S: 3 <td>LOB: 1</td> <td>BB: 1</td> <td>P: 7 </td>	LOB: 1	BB: 1	P: 7
	R: 1	H: 2	E: 0	K: 1	S: 7 <td>LOB: 1</td> <td>BB: 0</td> <td>P: 7 </td>	LOB: 1	BB: 0	P: 7
	R: 0	H: 0	E: 0	K: 1	S: 5 <td>LOB: 0</td> <td>BB: 0</td> <td>P: 5 </td>	LOB: 0	BB: 0	P: 5

PITCHER	IP	WLS	BF	H	R	ER	SO	BB	IBB	HBP	BLK	WP	HR	S	P	ERA	WHIP
Mike Madden, L ERA: 2.81 (1, 1)	6.0		25	5	1	0	2	2	0	0	0	0	0	27	35	0.00	1.167
Vern Ruhle, R ERA: 3.76 (7, 1)	2.0	L	8	2	1	1	2	0	0	0	0	0	0	12	12	4.50	1.000

BOTTOM

Houston Astros @ Los Angeles Dodgers
 Dodger Stadium, Los Angeles, CA

Wed Sep 21 1983, 7:05 PM PDT
 Att. 45,242 - Unknown

AB	R	H	RBI	BB	SO	LOB
4	2	3	0	0	0	0
4	0	1	1	0	0	1
4	0	0	0	0	0	2
3	0	1	0	1	2	0
3	0	2	0	1	0	0
4	0	0	0	0	0	5
0	0	0	0	0	0	0
3	0	0	0	0	1	4
3	0	0	0	0	0	0
3	0	0	0	0	1	0

AB	31
R	2
H	7
RBI	1
BB	2
SO	4
LOB	12

livebaseballscorecards.com



WP	PA
33	

WP	PA	ERA	WHIP
0	0		
0	0		
0	0		
0	0		

Batter	1	2	3	4	5	6	7	8	9	AB R H RBI BB SO LOB	TOP											
Steve Sax, R (1, 4) OBP: 0.342, SLG: 0.352	0-0 WP S SF9 1B		0-0 BB BB 1-3 1B	0-3 K		0-0 1B S 2-3 HR 1B	0-3 K		0-3 K	6 3 3 0 0 3 5												
Bill Russell, R (1, 6) OBP: 0.307, SLG: 0.294	0-0 6-3 1-3		4-0 1-3 BB 1-2 3B BB	0-0 3-1		0-0 HR 1-3 3-H 1B		0-0 5-3		4 2 1 1 1 0 2												
Dusty Baker Jr., R (1, 7) OBP: 0.338, SLG: 0.387	0-0 SF9		4-0 1-3 1-2 2-3 3B BB		0-0 5-3	0-0 HR 1-H 3-H 1B		0-0 5-3		3 2 1 4 1 0 0 0 0 0 0 0 0 0												
Derrel Thomas, S (9, 7) OBP: 0.341, SLG: 0.355	0-3 K		0-3 K		0-0 HR 1B	0-0 F5		0-0 HR		5 2 2 1 0 2 3												
Pedro Guerrero, R (1, 5) OBP: 0.372, SLG: 0.531	0-3 K		0-3 K		0-0 HR 1B	0-0 F9		0-0 F2		5 1 2 3 0 0 2 0 0 0 0 0 0 0												
Ken Landreaux, L (1, 8) OBP: 0.334, SLG: 0.467		0-0 E 1B	0-0 1-3 1-2 2-3 3-H		0-0 HR	0-0 F9		0-0 F2		5 0 1 2 0 2 1												
Cecil Espy, S (9, 8) OBP: 0.200, SLG: 0.200																						
Mike Marshall, R (1, 9) OBP: 0.346, SLG: 0.434		0-3 K	0-0 1-2 2-H 3-H 3B		0-0 F3		0-3 K		0-0 E5 1B	5 0 1 2 0 2 1												
Greg Brock, L (1, 3) OBP: 0.333, SLG: 0.395		0-0 F7	0-0 5-3		0-3 K		0-0 1B 1B		0-0 F8	5 0 1 0 0 1 3												
Steve Yeager, R (1, 2) OBP: 0.256, SLG: 0.385		4-0 IBB		0-0 E5 SH1-4		0-0 1B SH3-4 1B		0-0 F8		4 1 1 0 1 1 2												
Jerry Reuss, L (1, 1) OBP: 0.275, SLG: 0.269		0-3 K		0-0 SH1-4		0-0 SH3-4		0-0 1B		3 0 2 0 0 1 2												
Inning Stats	R: 1 E: 0 K: 1 S: 6	H: 1 LOB: 0 BB: 0 P: 6	R: 0 E: 1 K: 2 S: 8	H: 1 LOB: 2 BB: 1 P: 12	R: 3 E: 0 K: 1 S: 7	H: 2 LOB: 1 BB: 2 P: 15	R: 0 E: 1 K: 1 S: 6	H: 0 LOB: 1 BB: 0 P: 6	R: 2 E: 0 K: 1 S: 7	H: 2 LOB: 0 BB: 0 P: 7	R: 4 E: 0 K: 0 S: 7	H: 4 LOB: 0 BB: 0 P: 7	R: 0 E: 0 K: 2 S: 9	H: 2 LOB: 2 BB: 0 P: 9	R: 1 E: 0 K: 0 S: 4	H: 1 LOB: 0 BB: 0 P: 4	R: 0 E: 1 K: 2 S: 9	H: 1 LOB: 2 BB: 0 P: 9	1B: 10 2B: 0 3B: 1 HR: 3	SF: 1 SAC: 2 DP: 0 HBP: 0	WP: 1 PB: 0 SB: 2 CS: 0	PA: 46
PITCHER	IP WLS BF H R ER SO BB IBB HBP BLK WP HR S P ERA WHIP	IP WLS BF H R ER SO BB IBB HBP BLK WP HR S P ERA WHIP																				
Len Barker, R (1, 1) ERA: 5.04	2.2 L 15 4 4 4 4 2 1 0 0 1 0 20 32 13.50 2.250	Pete Falcone, L (3, 1) ERA: 3.67	0.1 1 0 0 0 0 0 0 0 0 0 0 1 1 0.00 0.000	Jeff Dedmon, R (4, 1) ERA: 10.8	2.0 9 2 2 2 2 0 0 0 0 0 1 13 13 9.00 1.000	Tommy Boggs, R (6, 1) ERA: 5.68	0.1 5 4 4 4 0 0 0 0 0 0 1 5 5 108.00 12.000	Tony Brizzolara, R (6, 1) ERA: 3.93	2.2 11 3 1 1 2 0 0 0 0 0 1 15 15 3.38 1.125	Donnie Moore, R (9, 1) ERA: 3.9	1.0 5 1 0 0 2 0 0 0 0 0 0 9 9 0.00 1.000											

Los Angeles Dodgers @ Atlanta Braves
Atlanta-Fulton County Stadium, Atlanta, GA

livebaseballscorecards.com

AB 40
R 11
H 14
RBI 11
BB 3
SO 10
LOB 20



Fri Sep 23 1983, 7:05 PM EDT
Att. 44,403 - Unknown

Batter	1	2	3	4	5	6	7	8	9	AB R H RBI BB SO LOB
Brett Butler, L (1, 7) OBP: 0.344, SLG: 0.395	0-0 L5		0-0 5-3		0-0 6-3			0-0 1B		4 0 1 0 0 0 0
Glenn Hubbard, R (1, 4) OBP: 0.335, SLG: 0.394 Donnie Moore, L (9, 1) OBP: 0.500, SLG: 0.500	0-0 6-3			0-0 1B 1B	0-0 5-3			0-0 P3		4 1 1 0 0 0 1 0 0 0 0 0 0 0
Rafael Ramirez, R (1, 6) OBP: 0.340, SLG: 0.375	0-0 6-3			0-0 1B 1-2 FC1-5-2 1B		0-0 G3-6-1 1B		0-0 P3		4 0 2 0 0 0 1
Dale Murphy, R (1, 8) OBP: 0.404, SLG: 0.560		0-0 1-3 1B		0-0 FC1-5-2 1-3 2-H 1B 1B		0-0 G3-6-1 1-2f		0-3 K		4 1 2 1 0 1 1
Bob Watson, R (1, 3) OBP: 0.373, SLG: 0.480		0-0 1-3		0-0 FC1-5-2 FC1-4 1-3 3-H 1B		0-0 F8		0-0 1-3 1B		4 0 1 0 0 0 3
Brad Komminsk, R (1, 9) OBP: 0.333, SLG: 0.258		0-0 6-3		0-0 FC1-4 1-2 3-H 1B		0-0 G6-4-3 1B		0-0 1-3		4 0 2 1 0 0 2
Bruce Benedict, R (1, 2) OBP: 0.384, SLG: 0.341		0-0 1-3		0-0 FC1-4 1-2f 2-3		0-0 G6-4-3		0-0 F7		4 0 0 0 0 0 5
Jerry Royster, R (1, 5) OBP: 0.300, SLG: 0.325			0-0 F8	0-0 1-3		0-0 6-3				3 0 0 0 0 0 2
Len Barker, R Pete Falcone, L Paul Runge, R Jeff Deason, L Brook Jacoby, R Tommy Boggs, R Tony Brizzolara, R Randy Johnson, R			0-3 K		0-3 K			0-3 K		0 0 0 0 0 0 0 0 0 0 0 0 0 0 1 0 0 0 0 0 1 0 0 0 0 0 0 0 1 0 0 0 0 0 1 0 0 0 0 0 0 0 1 0 0 0 0 0 0 1 0 0 0 0 0 1 0 0 0 0 0 0 0

BOTTOM

Los Angeles Dodgers @ Atlanta Braves
Atlanta-Fulton County Stadium, Atlanta, GA

livebaseballscores.com

AB	34
R	2
H	9
RBI	2
BB	0
SO	4
LOB	15

WP: 0	PA: 34
PB: 0	
SB: 0	
CS: 0	



Fri Sep 23 1983, 7:05 PM EDT
Att. 44,403 - Unknown

Inning Stats	R: 0	H: 0	E: 0	K: 0	S: 3	P: 3	R: 0	H: 1	E: 0	K: 0	S: 4	R: 0	H: 0	E: 0	K: 1	S: 5	R: 2	H: 4	E: 0	K: 0	S: 7	R: 0	H: 0	E: 0	K: 1	S: 5	R: 0	H: 1	E: 0	K: 0	S: 3	R: 0	H: 1	E: 0	K: 1	S: 6	R: 0	H: 1	E: 0	K: 1	S: 6	R: 0	H: 1	E: 0	K: 1	S: 6	1B: 9	SF: 0	2B: 0	SAC: 0	3B: 0	DP: 2	HR: 0	HBP: 0	WP: 0	PA: 34
PITCHER Jerry Reuss, L (1, 1) ERA: 2.94	IP	WLS	BF	H	R	ER	SO	BB	IBB	HBP	BLK	WP	HR	S	P	ERA	WHIP	IP	WLS	BF	H	R	ER	SO	BB	IBB	HBP	BLK	WP	HR	S	P	ERA	WHIP																						

Batter	1	2	3	4	5	6	7	8	9	AB R H RBI BB SO LOB	TOP											
Steve Sax, R (1, 4) OBP: 0.342, SLG: 0.353	0-3 K		0-0 5-3		0-0 6-3 1H 1B 2B		0-0 6-3			4 1 1 1 0 1 0	Los Angeles Dodgers @ Atlanta Braves Atlanta-Fulton County Stadium, Atlanta, GA Sat Sep 24 1983, 3:33 AM EDT Att: 43,999 - Unknown livebaseballscorecards.com											
Bill Russell, R (1, 6) OBP: 0.306, SLG: 0.292	0-0 6-3		0-0 6-3		0-0 6-3 2-3			4-0 1B FC6-4-2 BB		3 0 0 0 1 0 1												
Dusty Baker Jr., R (1, 7) OBP: 0.342, SLG: 0.392	0-0 S 1B		0-0 1B		0-0 1B 3-H			0-0 1-3 1B FC6-4-2		4 0 4 1 0 0 0												
Pedro Guerrero, R (1, 5) OBP: 0.370, SLG: 0.527	0-0 F7 1-2		0-0 F8		0-0 5-3			0-0 FC6-4-2 1-2 3-H		4 0 0 0 0 0 5												
Ken Landreaux, L (1, 8) OBP: 0.331, SLG: 0.463		0-0 E3 S E		0-0 G3		0-0 F9		0-0 F7		4 0 0 0 0 0 1												
Mike Marshall, R (1, 9) OBP: 0.344, SLG: 0.430		0-0 F7		0-0 6-3		0-3 K		0-0 6-3		4 0 0 0 0 1 1												
Greg Brock, L (1, 3) OBP: 0.331, SLG: 0.391		0-0 E6 1-2 BB		0-3 K		0-0 G3		0-0 3-1		4 0 0 0 0 1 1												
Steve Yeager, R (1, 2) OBP: 0.258, SLG: 0.384		4-0 BB BB BB		0-0 5-3		0-3 K		0-0 P4		1 0 0 0 1 0 0												
Sid Bream, L (7, PH) OBP: 0.222, SLG: 0.222		1-2 2-3 BB								1 0 0 0 0 1 0												
Jack Fimple, R (7, 2) OBP: 0.284, SLG: 0.339		0-0 F8 3								1 0 0 0 0 0 0												
Bob Welch, R (1, 1) OBP: 0.125, SLG: 0.157					0-0 2B 1B		0-0 F7			1 0 0 0 0 0 2												
Joe Beckwith, L (4, 1) OBP: 0.250, SLG: 0.250										1 1 1 0 0 0 0												
Rafael Landestoy, S (7, PH) OBP: 0.215, SLG: 0.274										1 0 0 0 0 0 0												
Tom Niedenfuer, R (7, 1)										0 0 0 0 0 0 0												
Inning Stats	R: 0 E: 0 K: 1 S: 6	H: 1 LOB: 1 BB: 0 P: 6	R: 0 E: 2 K: 0 S: 4	H: 0 LOB: 2 BB: 1 P: 8	R: 0 E: 0 K: 0 S: 4	H: 1 LOB: 1 BB: 0 P: 4	R: 0 E: 0 K: 1 S: 5	H: 0 LOB: 0 BB: 0 P: 5	R: 2 E: 0 K: 0 S: 6	H: 3 LOB: 1 BB: 0 P: 6	R: 0 E: 0 K: 1 S: 5	H: 0 LOB: 0 BB: 0 P: 5	R: 0 E: 0 K: 1 S: 5	H: 0 LOB: 0 BB: 0 P: 5	R: 0 E: 0 K: 0 S: 3	H: 1 LOB: 1 BB: 1 P: 7	R: 0 E: 0 K: 0 S: 3	H: 0 LOB: 0 BB: 0 P: 3	1B: 5 2B: 2 3B: 0 HR: 0	SF: 0 SAC: 0 DP: 1 HBP: 0	WP: 0 PB: 0 SB: 2 CS: 0	PA: 35
PITCHER Pascual Perez, R (1, 1) ERA: 3.53	IP: 9.0 WLS: W BF: 35 H: 6 R: 2 ER: 2 SO: 4 BB: 2 IBB: 0 HBP: 0 BLK: 0 WP: 0 HR: 0 S: 41 P: 49 ERA: 2.00 WHIP: 0.889											PITCHER	IP: WLS: BF: H: R: ER: SO: BB: IBB: HBP: BLK: WP: HR: S: P: ERA: WHIP:									



Batter	1	2	3	4	5	6	7	8	9	AB	R	H	RBI	BB	SO	LOB	
Brett Butler, L (1, 7) OBP: 0.344, SLG: 0.392	0-3 K			4-0 HR BB	0-3 K			0-0 F7		3	1	0	0	1	2	3	
Glenn Hubbard, R (1, 4) OBP: 0.335, SLG: 0.399	0-3 K			0-0 1-H HR		0-0 1-3		0-3 K		4	1	1	2	0	2	1	
Claudell Washington, L (1, 9) OBP: 0.312, SLG: 0.400	0-0 1-3			0-3 K2-3		0-3 K			0-0 F8	4	0	0	0	0	2	0	
Dale Murphy, R (1, 8) OBP: 0.403, SLG: 0.557		0-0 P5		0-0 F7		0-0 F3			4-0 1B BB	3	1	0	0	1	0	0	
Chris Chambliss, L (1, 3) OBP: 0.370, SLG: 0.496		0-0 4-3		0-0 F9			0-0 1-3		4-0 1B IBB	3	0	0	0	1	0	0	
Rafael Ramirez, R (1, 6) OBP: 0.342, SLG: 0.377		4-0 PO BB			0-0 FC4-6 1B		0-0 6-3		0-0 1B	3	0	2	1	1	0	0	
Biff Pocoroba, S (1, 2) OBP: 0.333, SLG: 0.377		0-0 PO	0-0 1-6-3		0-0 FC4-6 BB		4-0 CS BB		2 0 0 0 1 0 1	0 0 0 0 0 0 0	0 0 0 0 0 0 0						
Albert Hall, S (7, PR)																	
Bruce Benedict, R (8, 2) OBP: 0.384, SLG: 0.341		1-2			1-2f												
Jerry Royster, R (1, 5) OBP: 0.301, SLG: 0.323			0-0 F8		0-0 F7		0-0 CS	4-0 FC3-6 BB		2 0 0 0 1 0 1							
Pascual Perez, R (1, 1) OBP: 0.176, SLG: 0.141			0-0 F9		4-0 BB			0-0 FC3-6		2 0 0 0 1 0 1							

Inning Stats	R: 0	H: 0	E: 0	K: 2	S: 7	L: 0	LOB: 0	BB: 0	P: 7	R: 0	H: 0	E: 0	K: 0	S: 2	R: 0	H: 0	E: 0	K: 0	S: 3	R: 2	H: 1	E: 0	K: 1	S: 6	R: 0	H: 1	E: 0	K: 1	S: 6	R: 0	H: 0	E: 0	K: 1	S: 5	R: 0	H: 0	E: 0	K: 0	S: 2	R: 0	H: 0	E: 0	K: 1	S: 5	R: 1	H: 1	E: 0	K: 0	S: 2	1B: 2	2B: 0	3B: 0	HR: 1	SF: 0	SAC: 0	DP: 0	HBP: 0	WP: 0	PA: 35
--------------	------	------	------	------	------	------	--------	-------	------	------	------	------	------	------	------	------	------	------	------	------	------	------	------	------	------	------	------	------	------	------	------	------	------	------	------	------	------	------	------	------	------	------	------	------	------	------	------	------	------	-------	-------	-------	-------	-------	--------	-------	--------	-------	--------

PITCHER	IP	WLS	BF	H	R	ER	SO	BB	IBB	HBP	BLK	WP	HR	S	P	ERA	WHIP
Bob Welch, R (1, 1) ERA: 2.7	3.1		12	1	2	2	3	2	0	0	0	0	1	16	24	5.40	0.900
Joe Beckwith, R (4, 1) ERA: 3.46	2.2		10	1	0	0	2	1	0	0	0	0	0	13	17	0.00	0.750
Tom Niedenfuer, R (7, 1) ERA: 1.73	2.1	L	11	1	1	1	1	3	1	0	0	0	0	9	25	3.86	1.714

BOTTOM


Los Angeles Dodgers @ Atlanta Braves
Atlanta-Fulton County Stadium, Atlanta, GA

livebaseballscorecards.com

AB	26
R	3
H	3
RBI	3
BB	7
SO	6
LOB	7



Sat Sep 24 1983, 3:33 AM EDT
Att. 43,999 - Unknown

Batter	1	2	3	4	5	6	7	8	9	AB R H RBI BB SO LOB	TOP
Steve Sax, R (1, 4) <small>OBP: 0.341, SLG: 0.352</small> Larry White, R (7, 1) German Rivera, R (9, PH) <small>OBP: 0.462, SLG: 0.500</small>	0-0 1-3		0-0 CS 1B		0-0 F9		0-3 K		0-0 P4	4 0 1 0 0 1 0 0 0 0 0 0 0 0 1 0 0 0 0 0 1	Los Angeles Dodgers @ Atlanta Braves Atlanta-Fulton County Stadium, Atlanta, GA Sun Sep 25 1983, 3:33 AM EDT Att: 43,931 - Unknown livebaseballscorecards.com
Rick Monday, L (1, 9) <small>OBP: 0.367, SLG: 0.425</small> Greg Brock, L (6, 3) <small>OBP: 0.332, SLG: 0.393</small>	0-0 G3		0-0 F7 1-2			0-0 4-3		0-0 E 1B	3 0 0 0 0 0 1 1 0 1 0 0 0 0		
Dusty Baker Jr., R (1, 7) <small>OBP: 0.340, SLG: 0.389</small> Candy Maldonado, R (8, 7) <small>OBP: 0.230, SLG: 0.281</small>	0-0 F9		0-0 5-3			0-0 E6 1B 1B		0-0 F7	4 1 0 0 0 0 1 0 0 0 0 0 0 0		
Pedro Guerrero, R (1, 5) <small>OBP: 0.372, SLG: 0.529</small>		0-0 1B 1B 1B		0-0 FC4-6 1B		0-0 1B 1B		0-0 E6 FC5-4	4 0 3 0 0 0 1		
Ken Landreaux, L (1, 8) <small>OBP: 0.329, SLG: 0.460</small> Jose Morales, R (8, PH) <small>OBP: 0.283, SLG: 0.467</small> Cecil Espy, S (8, 8) <small>OBP: 0.200, SLG: 0.200</small>		0-3 K		0-0 FC4-6 FC5-4 1-2f		0-3 K		0-0 P4	3 0 0 0 0 0 2 4 1 0 0 0 0 0 0 2 0 0 0 0 0 0 0 0		
Mike Marshall, R (1, 3) <small>OBP: 0.343, SLG: 0.428</small>		0-0 F9		0-3 K		0-0 1B		0-0 FC5-4	4 0 1 1 0 1 4		
Jack Fimple, R (1, 2) <small>OBP: 0.283, SLG: 0.336</small>		0-0 1B 1B		0-0 FC5-4 1-2f		0-3 K		0-0 F8	4 0 1 0 0 1 3	AB 35 R 1 H 8 RBI 1 BB 2 SO 6 LOB 22	
Dave Anderson, R (1, 6) <small>OBP: 0.245, SLG: 0.240</small>		0-0 1-2 2-3 1B		0-0 1-3			4-0 G1-6-3 BB	4-0 BB	2 0 1 0 2 0 0		
Alejandro Pena, R (1, 1) <small>OBP: 0.103, SLG: 0.155</small> Orel Hershiser, R (5, 1) <small>OBP: 0.650, SLG: 0.500</small> Pat Zachry, R (5, 1) <small>OBP: 0.650, SLG: 0.500</small> Rich Rodas, L (6, 1) Sid Bream, L (7, PH) <small>OBP: 0.200, SLG: 0.200</small> Delore Thomas, S (7, 4) <small>OBP: 0.340, SLG: 0.353</small>		0-0 4-3		0-3 K		0-0 G1-6-3 1-2f		0-0 F7	2 0 0 0 0 0 1 3 0 0 0 0 0 0 0 0 0 0 0 0 0 0 0 0 0 0 0 0 0 0 0 0 1 0 0 0 0 0 0 1 1 0 0 0 0 0 0 1		
Inning Stats	R: 0 H: 0 E: 0 LOB: 0 K: 0 BB: 0 S: 3 P: 3	R: 0 H: 3 E: 0 LOB: 3 K: 1 BB: 0 S: 8 P: 8	R: 0 H: 1 E: 0 LOB: 0 K: 0 BB: 0 S: 3 P: 3	R: 0 H: 1 E: 0 LOB: 1 K: 1 BB: 0 S: 6 P: 6	R: 0 H: 0 E: 0 LOB: 0 K: 1 BB: 0 S: 5 P: 5	R: 1 H: 2 E: 1 LOB: 2 K: 2 BB: 0 S: 10 P: 10	R: 0 H: 0 E: 0 LOB: 0 K: 1 BB: 1 S: 4 P: 8	R: 0 H: 1 E: 1 LOB: 2 K: 0 BB: 0 S: 5 P: 5	R: 0 H: 0 E: 0 LOB: 1 K: 0 BB: 1 S: 3 P: 7	1B: 8 SF: 0 2B: 0 SAC: 0 3B: 0 DP: 1 HR: 0 HBP: 0	
PITCHER Craig McMurtry, R (1, 1) <small>ERA: 3.11</small> Terry Forster, L (8, 1) <small>ERA: 1.96</small>	IP WLS BF H R ER SO BB IBB HBP BLK WP HR S P ERA WHIP 7.1 W 31 8 1 0 6 1 0 0 0 0 0 0 42 46 0.00 1.227										

Batter	1	2	3	4	5	6	7	8	9	AB	R	H	RBI	BB	SO	LOB
Brett Butler, L OBP: 0.344, SLG: 0.397 (1, 7)	0-0 HR	0-0 F7		0-0 6-3	4-0 BB 1B 1-2 2-3	0-0 4-3				4	1	1	1	1	0	3
Glenn Hubbard, R OBP: 0.337, SLG: 0.401 (1, 4)	0-3 K		0-0 3-1 1B 1B	0-0 5-3	0-0 BB 1B 1-2 2-H 3-H			0-0 CS 1B		5	1	3	2	0	1	0
Claudell Washington, L OBP: 0.316, SLG: 0.400 (1, 9)	4-0 1B BB		0-0 1-2 1B 3-1	4-0 BB	4-0 FC6-4 BB 1-2 2-3			0-3 K 1-2		2	1	1	0	3	1	1
Dale Murphy, R OBP: 0.402, SLG: 0.553 (1, 8)	0-3 K		0-0 3-1 1-2 2-3	0-0 5-3	0-0 FC6-4 1-2			4-0 BB		4	0	0	0	1	1	7
Chris Chambliss, L OBP: 0.372, SLG: 0.496 (1, 3)	0-0 1-3 1B		4-0 CI 1B IBB		0-0 5-3 2B 1B	0-0 F8		0-3 K		4	1	2	0	1	1	1
Rafael Ramirez, R OBP: 0.341, SLG: 0.375 (1, 6)	0-3 K		0-0 1-2 2-H 3-H CI 1B		0-0 5-3 1-2	0-0 F7		0-0 5-3		5	0	1	2	0	1	3
Bruce Benedict, R OBP: 0.388, SLG: 0.347 (1, 2)		0-0 SH1-4 1B	0-1 CI		0-0 BB 1B 2-H 2B	0-0 1B 1B		0-0 5-3		4	2	3	1	0	0	0
Randy Johnson, R OBP: 0.361, SLG: 0.307 (1, 5)		0-3 K	0-3 K		4-0 BB 1B BB	0-0 1B 1B		4-0 BB		3	1	1	0	2	2	4
Craig McMurtry, R OBP: 0.125, SLG: 0.087 (1, 1)		0-0 SH1-4	0-3 K		0-3 K	0-0 K		0-0 F7		3	0	1	1	0	2	5
Terry Forster, L OBP: 0.500, SLG: 0.625 (8, 1)		1-2				1-2 3-H 1B				1	0	0	0	0	0	1

Inning Stats	R: 1	H: 2	E: 0	K: 3	S: 11	H: 2	LOB: 2	BB: 1	P: 15	R: 0	H: 1	E: 0	K: 1	S: 6	H: 3	LOB: 1	BB: 0	P: 6	R: 2	H: 3	E: 1	K: 2	S: 11	R: 0	H: 0	E: 0	K: 0	S: 3	R: 3	H: 3	E: 0	K: 1	S: 8	R: 1	H: 3	E: 0	K: 0	S: 6	R: 0	H: 1	E: 0	K: 2	S: 7	R: 0	H: 0	E: 0	K: 0	S: 3	R: 0	H: 0	E: 0	K: 0	S: 3
	11	2	0	3	11	1	2	1	15	0	1	0	1	6	3	3	0	0	7	2	3	1	2	11	0	0	0	3	1	3	0	1	8	1	3	0	0	6	0	1	11	0	0	0	3	0	0	0	3				

1B	2B	3B	HR	SF	SAC	DP	HBP	WP	PA
11	1	0	1	0	1	0	0	0	45

PITCHER	IP	WLS	BF	H	R	ER	SO	BB	IBB	HBP	BLK	WP	HR	S	P	ERA	WHIP
Alejandro Pena, R ERA: 2.68 (1, 1)	4.1	L	25	8	5	5	6	2	1	0	0	0	1	34	46	10.38	2.308
Orel Hershiser, R ERA: 3.6 (5, 1)	0.1		3	0	0	0	1	2	0	0	0	0	0	3	11	0.00	6.000
Pat Zachry, R ERA: 2.6 (5, 1)	1.0		8	4	2	2	0	1	0	0	0	0	0	7	11	18.00	5.000
Rich Rodas, L ERA: (6, 1)	0.1		1	0	0	0	0	0	0	0	0	0	0	1	1	0.00	0.000
Larry White, R ERA: 2.25 (7, 1)	2.0		8	1	0	0	2	2	0	0	0	0	0	10	18	0.00	1.500

Los Angeles Dodgers @ Atlanta Braves
Atlanta-Fulton County Stadium, Atlanta, GA
 Sun Sep 25 1983, 3:33 AM EDT
 Att. 43,931 - Unknown

AB	35
R	7
H	13
RBI	7
BB	8
SO	9
LOB	25



WP	PA	ERA	WHIP
0	45		

Batter	1	2	3	4	5	6	7	8	9	10	AB	R	H	RBI	BB	SO	LOB	TOP								
Steve Sax, R OBP: 0.340, SLG: 0.349 (1, 4)	4-0 CS BB	0-0 F8 1-2		0-0 F9 2-3 3-H		0-0 FC5-6-1 2-3 3-H		0-3 K 2	0-0 FC5-4 1-2f	4-0 BB 1-2 2-3 3-H	5	0	0	2	2	1	4									
Greg Brock, L OBP: 0.338, SLG: 0.400 Derrel Thomas, S OBP: 0.338, SLG: 0.351 (1, 3) (10, PR) (10, 9)	0-0 2B 1-2 5-3 1B	0-0 BB 2-3 1B		0-0 L6-4 2B		0-0 1B BB BB	4-0 1B BB BB	0-0 4-3 3		0-0 1B 1B 1B	5	2	4	0	1	0	0									
Dusty Baker Jr., R OBP: 0.347, SLG: 0.397 Candy Maldonado, R OBP: 0.230, SLG: 0.281 (1, 7) (10, PR) (10, 7)	0-0 1-3 2B	4-0 1-2 BB		4-0 S BB		0-0 BB 1-3 1B	0-0 BB 1-3 1B		0-0 1B 2B	0-0 1-2 2B 1B	4	1	4	0	2	0	0									
Pedro Guerrero, R OBP: 0.372, SLG: 0.529 (1, 5)	0-0 5-3 3-H	0-0 F8		0-0 L6-4 2-3		0-0 1-3 1-2	0-0 1-2		0-0 1B 1B 2-H	0-0 1B 2B 1-H 2-H	6	2	2	4	0	0	8									
Ken Landreaux, L OBP: 0.329, SLG: 0.457 Jose Morales, R OBP: 0.298, SLG: 0.478 Cecil Espy, S OBP: 0.333, SLG: 0.333 (1, 8) (9, PH) (9, PR) (9, 8)	0-3 K		0-3 K		0-0 F9 1-2		4-0 BB IBB		0-0 1B 1-2 1B	0-0 HBP BB 1B	3	0	0	0	1	2	2									
Mike Marshall, R OBP: 0.347, SLG: 0.438 (1, 9) (10, 3)		0-0 HR	0-0 G5-4-3 1B		0-0 1B		0-3 K		0-0 F7	0-0 BB HBP 1B 1-2 3-H	6	1	4	2	0	1	5									
Jack Fimple, R OBP: 0.301, SLG: 0.351 Rafael Landestoy, S OBP: 0.215, SLG: 0.274 Gilberto Reyes, R OBP: 0.200, SLG: 0.241 (1, 2) (9, PR) (9, 2)		0-0 F8 FC6 2B	0-0 G5-4-3		4-0 SH2-4 FC5-6-1 BB BB		4-0 FC6-4 BB		0-0 E 1-3 2-H 1B	1-0 BB HBP	3	2	2	2	2	0	1									
Dave Anderson, R OBP: 0.246, SLG: 0.233 Tom Niedenfuer, R Rich Rodas, L Joe Beckwith, L German Rivera, R Pat Zachry, R Rick Monday, L Orel Hershiser, R (1, 6) (7, 1) (8, 1) (8, 1) (9, PH) (9, 1) (10, PH) (10, 1)		0-0 F8		0-0 F8		4-0 FC5-6-1 SH2-4 BB		0-0 FC6-4	0-0 E4 BB 2-H	0-0 P5	3	0	0	0	1	0	4									
Fernando Valenzuela, L OBP: 0.200, SLG: 0.281 Alex Taveras, R R.J. Reynolds, S OBP: 0.284, SLG: 0.367 Bill Russell, R OBP: 0.307, SLG: 0.291 (1, 1) (7, 6) (8, PH) (8, 6)		0-0 FC6 1B F8 3-H		0-0 6-3		0-0 SH2-4		0-0 P4	4-0 FC5-4 BB 1-2	0-3 K	2	0	0	1	0	0	0									
Inning Stats	R: 1 E: 0 K: 1 S: 6	H: 2 LOB: 1 BB: 1 P: 10	R: 2 E: 0 K: 0 S: 7	H: 3 LOB: 3 BB: 1 P: 11	R: 0 E: 0 K: 1 S: 5	H: 1 LOB: 0 BB: 0 P: 5	R: 0 E: 0 K: 0 S: 3	H: 1 LOB: 0 BB: 0 P: 3	R: 0 E: 0 K: 0 S: 3	H: 1 LOB: 1 BB: 1 P: 7	R: 1 E: 0 K: 0 S: 3	H: 1 LOB: 2 BB: 2 P: 11	R: 1 E: 0 K: 1 S: 6	H: 1 LOB: 3 BB: 3 P: 18	R: 0 E: 0 K: 1 S: 5	H: 0 LOB: 0 BB: 0 P: 5	R: 3 E: 1 K: 0 S: 7	H: 4 LOB: 2 BB: 1 P: 11	R: 4 E: 0 K: 2 S: 12	H: 5 LOB: 3 BB: 1 P: 17	1B: 12 2B: 6 3B: 0 HR: 1	SF: 0 SAC: 1 DP: 2 HBP: 1	WP: 0 PB: 0 SB: 1 CS: 1	PA: 56		
PITCHER	IP WLS BF H R ER SO BB IBB HBP BLK WP HR S P ERA WHIP	IP WLS BF H R ER SO BB IBB HBP BLK WP HR S P ERA WHIP	IP WLS BF H R ER SO BB IBB HBP BLK WP HR S P ERA WHIP	IP WLS BF H R ER SO BB IBB HBP BLK WP HR S P ERA WHIP	IP WLS BF H R ER SO BB IBB HBP BLK WP HR S P ERA WHIP	IP WLS BF H R ER SO BB IBB HBP BLK WP HR S P ERA WHIP	IP WLS BF H R ER SO BB IBB HBP BLK WP HR S P ERA WHIP	IP WLS BF H R ER SO BB IBB HBP BLK WP HR S P ERA WHIP	IP WLS BF H R ER SO BB IBB HBP BLK WP HR S P ERA WHIP	IP WLS BF H R ER SO BB IBB HBP BLK WP HR S P ERA WHIP	IP WLS BF H R ER SO BB IBB HBP BLK WP HR S P ERA WHIP	IP WLS BF H R ER SO BB IBB HBP BLK WP HR S P ERA WHIP	IP WLS BF H R ER SO BB IBB HBP BLK WP HR S P ERA WHIP	IP WLS BF H R ER SO BB IBB HBP BLK WP HR S P ERA WHIP	IP WLS BF H R ER SO BB IBB HBP BLK WP HR S P ERA WHIP	IP WLS BF H R ER SO BB IBB HBP BLK WP HR S P ERA WHIP	IP WLS BF H R ER SO BB IBB HBP BLK WP HR S P ERA WHIP	IP WLS BF H R ER SO BB IBB HBP BLK WP HR S P ERA WHIP	IP WLS BF H R ER SO BB IBB HBP BLK WP HR S P ERA WHIP	IP WLS BF H R ER SO BB IBB HBP BLK WP HR S P ERA WHIP	IP WLS BF H R ER SO BB IBB HBP BLK WP HR S P ERA WHIP	IP WLS BF H R ER SO BB IBB HBP BLK WP HR S P ERA WHIP	IP WLS BF H R ER SO BB IBB HBP BLK WP HR S P ERA WHIP	IP WLS BF H R ER SO BB IBB HBP BLK WP HR S P ERA WHIP	IP WLS BF H R ER SO BB IBB HBP BLK WP HR S P ERA WHIP	IP WLS BF H R ER SO BB IBB HBP BLK WP HR S P ERA WHIP
Frank Pastore, R ERA: 4.98 Ted Power, R ERA: 4.74 Tom Hume, R ERA: 4.78 Ben Hayes, R ERA: 6.51 Bill Scherrer, L ERA: 2.8 (1, 1) (6, 1) (7, 1) (9, 1) (9, 1)	5.0 1.0 2.0 0.0 0.2	23 6 9 2 5	7 1 1 2 2	3 2 0 2 0	3 0 1 0 0	0 0 0 0 0	1 3 15 19 2	36 15 19 2 8	5.40 18.00 0.00 ∞ 0.00	2.000 4.000 1.000 ∞ 4.500	Rich Gale, R ERA: 5.62 Bruce Berenyi, R ERA: 3.66 (9, 1) (10, 1)	0.1 1.0	6 5	5 0	4 0	0 2	0 1	0 0	0 7	12 12	0.00 1.000					

Los Angeles Dodgers @ Cincinnati Reds
Riverfront Stadium, Cincinnati, OH

Mon Sep 26 1983, 7:05 PM EDT
Att: 8,891 - Unknown

AB	44
R	12
H	18
RBI	11
BB	10
SO	6
LOB	34



Los Angeles Dodgers @ Cincinnati Reds
 Riverfront Stadium, Cincinnati, OH

Mon Sep 26 1983, 7:05 PM EDT
 Att. 8,891 - Unknown

AB	35
R	9
H	8
RBI	8
BB	9
SO	11
LOB	18



WP	2	PA	47
PB	1		
SB	4		
CS	0		

Batter	1	2	3	4	5	6	7	8	9	10	AB	R	H	RBI	BB	SO	LOB								
Gary Redus, R OBP: 0.349, SLG: 0.439 (1, 7)	4-0 S 2B BB	0-3 K			0-3 K		0-0 SF9 1-3 2-H 2B	4-0 1B BB		0-0 6-3	4	1	1	2	2	2	3								
Paul Householder, S OBP: 0.334, SLG: 0.385 (1, 9)	0-0 2B WP 1B		0-0 5-3		0-3 K		4-0 S IBB	0-0 1B		0-0 P5	4	1	2	1	1	1	1								
Rich Gale, R OBP: 0.227, SLG: 0.350 (9, 1)											0	0	0	0	0	0	0								
Bruce Berenyi, R OBP: 0.226, SLG: 0.283 (10, 1)											0	0	0	0	0	0	0								
Johnny Bench, R OBP: 0.307, SLG: 0.432 (10, PH)											1	0	0	0	0	0	1								
Dave Concepcion, R OBP: 0.304, SLG: 0.282 (1, 6)	0-0 WP SF7 2B		0-3 K		0-0 K		0-0 F8	0-0 SF9		0-0 5-3	4	1	1	2	0	1	2								
Cesar Cedeno, R OBP: 0.297, SLG: 0.350 (1, 8)	0-3 K		0-0 6-3		0-3 K		0-3 K			0-0 1-6-3	4	0	0	0	0	3	4								
Steve Christmas, L OBP: 0.182, SLG: 0.111 (9, 2)											1	0	0	0	0	0	0								
Dan Driessen, L OBP: 0.395, SLG: 0.424 (1, 3)	0-0 SF7			0-0 3-1		0-0 FC5-4 1B		0-0 WP SF8 2B		0-0 F8	4	1	2	1	0	0	0								
Nick Esasky, R OBP: 0.328, SLG: 0.450 (1, 5)	0-0 5-3			0-0 L6		0-0 FC5-4		4-0 S 1B IBB		0-3 K	1	0	0	0	0	0	0								
Skeeter Barnes, R OBP: 0.385, SLG: 0.350 (3, 5)											2	0	0	0	0	0	1								
Duane Walker, L OBP: 0.294, SLG: 0.332 (8, PH)											0	1	0	0	1	0	0								
Ben Hayes, R OBP: 0.197, SLG: 0.091 (9, 1)											0	0	0	0	0	0	0								
Bill Scherrer, L OBP: 0.091, SLG: 0.048 (9, 9)											0	0	0	0	0	0	0								
Dann Bilardello, R OBP: 0.267, SLG: 0.375 (1, 2)		0-0 4-3 2B		0-3 K		0-0 5-3		4-0 FC1-5 BB		0-3 K	2	0	1	0	1	1	0								
Alex Trevino, R OBP: 0.290, SLG: 0.304 (7, PR)											0	0	0	0	0	0	0								
Eddie Milner, L OBP: 0.345, SLG: 0.373 (8, PH)											2	0	0	0	0	1	2								
Ron Oester, S OBP: 0.320, SLG: 0.388 (1, 4)		0-3 K		0-0 5-3		0-0 5-3		4-0 FC1-5 2B BB		0-0 SF8	2	2	0	1	2	1	1								
Frank Pastore, R OBP: 0.211, SLG: 0.273 (1, 1)											1	0	0	0	0	0	1								
Alan Knicely, R OBP: 0.333, SLG: 0.316 (5, PH)											0	0	0	0	1	0	0								
Ted Power, R OBP: 0.211, SLG: 0.273 (6, 1)											0	0	0	0	0	0	0								
Tom Hume, R OBP: 0.321, SLG: 0.278 (7, 1)											0	0	0	0	0	0	0								
Kelly Paris, R OBP: 0.321, SLG: 0.278 (7, 5)		0-0 4-3		0-0 4-3		4-0 BB		0-0 FC1-5 2B SF9		0-0 S 1B	2	2	1	1	1	0	2								
Inning Stats	R: 3 E: 0 K: 1 S: 7	H: 2 LOB: 0 BB: 1 P: 11	R: 0 E: 0 K: 2 S: 8	H: 1 LOB: 1 BB: 0 P: 8	R: 0 E: 0 K: 1 S: 5	H: 0 LOB: 0 BB: 0 P: 5	R: 0 E: 0 K: 1 S: 5	H: 0 LOB: 0 BB: 0 P: 5	R: 0 E: 0 K: 2 S: 7	H: 0 LOB: 1 BB: 1 P: 11	R: 0 E: 0 K: 1 S: 6	H: 1 LOB: 1 BB: 0 P: 6	R: 2 E: 0 K: 1 S: 6	H: 1 LOB: 3 BB: 3 P: 18	R: 3 E: 0 K: 1 S: 8	H: 3 LOB: 2 BB: 2 P: 16	R: 0 E: 0 K: 1 S: 5	H: 0 LOB: 0 BB: 0 P: 5	R: 1 E: 0 K: 0 S: 3	H: 0 LOB: 1 BB: 2 P: 11	1B: 4 2B: 4 3B: 0 HR: 0	SF: 3 SAC: 0 DP: 0 HBP: 0	WP: 2 PB: 1 SB: 4 CS: 0	PA: 47	
PITCHER	IP	WLS	BF	H	R	ER	SO	BB	IBB	HBP	BLK	WP	HR	S	P	ERA	WHIP								
Fernando Valenzuela, L ERA: 3.82 (1, 1)	6.1		28	5	5	5	8	4	0	0	0	1	0	40	56	7.11	1.421								
Tom Niedenfuer, R ERA: 2.0 (7, 1)	1.1		9	2	3	3	2	1	2	0	0	1	0	10	22	20.25	2.250								
Rich Rodas, L ERA: (8, 1)	0.0		1	1	0	0	0	0	0	0	0	0	0	1	1	∞	∞								
Joe Beckwith, R ERA: 3.44 (8, 1)	0.1		1	0	0	0	0	0	0	0	0	0	0	1	1	0.00	0.000								
Pat Zachry, R ERA: 2.56 (9, 1)	1.0	W	3	0	0	0	1	0	0	0	0	0	0	5	5	0.00	0.000								
PITCHER	IP	WLS	BF	H	R	ER	SO	BB	IBB	HBP	BLK	WP	HR	S	P	ERA	WHIP								
Orel Hershiser, R ERA: 3.0 (10, 1)	1.0		5	0	1	0	0	2	0	0	0	0	0	3	11	0.00	2.000								

livebaseballscorecards.com

Los Angeles Dodgers @ Cincinnati Reds
 Riverfront Stadium, Cincinnati, OH

Tue Sep 27 1983, 7:05 PM EDT
 Att. 7,828 - Unknown

AB	31
R	7
H	8
RBI	7
BB	5
SO	3
LOB	15



WP	0	PA	40
PB	0		
SB	2		
CS	0		

Batter	1	2	3	4	5	6	7	8	9	AB	R	H	RBI	BB	SO	LOB
Steve Sax, R (1, 4) OBP: 0.341, SLG: 0.350	0-0 BB S SF9 1B	0-0 SF7		0-0 S 1B		0-0 F8		0-0 6-3		4	1	2	2	0	0	0
Rick Monday, L (1, 7) OBP: 0.361, SLG: 0.413 Derrel Thomas, S (9, 7) OBP: 0.338, SLG: 0.351	4-0 SF9 BB 1-2 BB	0-0 F8		0-3 K 1-2		0-0 F7		0-0 G3		4	0	0	0	1	1	2
Greg Brock, L (1, 3) OBP: 0.338, SLG: 0.399	4-0 IBB 1-2 2-3 BB		0-0 HR 1B	0-0 SF9		0-0 F7		0-3 K		3	1	1	1	1	1	0
Pedro Guerrero, R (1, 5) OBP: 0.371, SLG: 0.532	0-0 SF9		0-0 HR	0-0 P6				0-0 F8		4	1	1	3	0	0	1
Ken Landreaux, L (1, 8) OBP: 0.328, SLG: 0.455	0-0 F7		0-0 F2		0-0 5-3 1B			0-0 P4		4	0	1	0	0	0	2
Mike Marshall, R (1, 9) OBP: 0.348, SLG: 0.438	4-0 1-2 IBB		0-0 G4-6-3 1B		0-0 5-3			0-0 6-3		3	0	1	0	1	0	1
Jack Fimple, R (1, 2) OBP: 0.306, SLG: 0.372	0-3 K		0-0 G4-6-3		4-0 BB			0-0 HR		3	1	1	1	1	1	4
Dave Anderson, R (1, 6) OBP: 0.254, SLG: 0.245		0-0 1-3 SF7 2B		4-0 E SH 1B BB		0-0 F8		0-0 P4		3	2	1	0	1	0	2
Rick Honeycutt, L (1, 1) OBP: 0.083, SLG: 0.083 Joe Beckwith, L (5, 1) OBP: 0.200, SLG: 0.200 Tom Niedenfuer, R (8, 1)		0-0 1-3		0-0 SH 1B E SF9		0-0 F7		0-0 F8		2	1	0	0	0	0	3
		2-3								1	0	0	0	0	0	0
										0	0	0	0	0	0	0

Inning Stats	R: 1	H: 1	E: 0	LOB: 3	K: 1	BB: 3	S: 6	P: 18	R: 1	H: 1	E: 0	LOB: 0	K: 0	BB: 0	S: 4	P: 4	R: 2	H: 3	E: 0	LOB: 0	K: 0	BB: 0	S: 5	P: 5	R: 2	H: 1	E: 1	LOB: 1	K: 1	BB: 1	S: 7	P: 11	R: 0	H: 1	E: 0	LOB: 2	K: 0	BB: 1	S: 4	P: 8	R: 0	H: 0	E: 0	LOB: 0	K: 0	BB: 0	S: 3	P: 3	R: 0	H: 0	E: 0	LOB: 0	K: 0	BB: 0	S: 3	P: 3	R: 1	H: 1	E: 0	LOB: 0	K: 0	BB: 0	S: 4	P: 4	R: 0	H: 0	E: 0	LOB: 0	K: 1	BB: 0	S: 5	P: 5	1B: 5	SF: 3	2B: 1	SAC: 1	3B: 0	DP: 1	HR: 2	HBP: 0	WP: 0	PA: 40
--------------	------	------	------	--------	------	-------	------	-------	------	------	------	--------	------	-------	------	------	------	------	------	--------	------	-------	------	------	------	------	------	--------	------	-------	------	-------	------	------	------	--------	------	-------	------	------	------	------	------	--------	------	-------	------	------	------	------	------	--------	------	-------	------	------	------	------	------	--------	------	-------	------	------	------	------	------	--------	------	-------	------	------	-------	-------	-------	--------	-------	-------	-------	--------	-------	--------

PITCHER	IP	WLS	BF	H	R	ER	SO	BB	IBB	HBP	BLK	WP	HR	S	P	ERA	WHIP
Jeff Russell, R (1, 1) ERA: 3.08	5.0	L	27	7	6	5	2	4	1	0	0	0	1	26	46	9.00	2.200
Ted Power, R (6, 1) ERA: 4.65	2.0		6	0	0	0	0	0	0	0	0	0	0	6	6	0.00	0.000
Tom Hume, R (8, 1) ERA: 4.77	2.0		7	1	1	1	1	0	0	0	0	0	1	9	9	4.50	0.500

PITCHER	IP	WLS	BF	H	R	ER	SO	BB	IBB	HBP	BLK	WP	HR	S	P	ERA	WHIP
---------	----	-----	----	---	---	----	----	----	-----	-----	-----	----	----	---	---	-----	------

BOTTOM

Los Angeles Dodgers @ Cincinnati Reds
Riverfront Stadium, Cincinnati, OH

livebaseballscores.com

AB	35
R	4
H	8
RBI	3
BB	3
SO	3
LOB	16



WP:	0	PA:	38
PB:	0		
SB:	1		
CS:	1		

Tue Sep 27 1983, 7:05 PM EDT
Att. 7,828 - Unknown

AB R H RBI BB SO LOB

4	1	2	0	1	0	1
3	0	1	0	0	0	2
0	0	0	0	0	0	0
1	0	0	0	0	0	1
0	0	0	0	0	0	0
1	0	0	0	0	0	1
4	0	1	0	0	0	1
3	2	2	1	1	0	1
4	0	0	0	0	0	3
4	0	0	0	0	2	3
3	1	2	2	0	0	0
1	0	0	0	0	0	2
0	0	0	0	0	0	0
4	0	0	0	0	1	1
1	0	0	0	0	0	0
1	0	0	0	1	0	0
1	0	0	0	0	0	0

Batter	1	2	3	4	5	6	7	8	9
Gary Redus, R (1, 7) OBP: 0.352, SLG: 0.444	0-0 E6 CS		0-0 2B		0-0 E 2B		0-0 FC5-4 FC6-4 1-2f		4-0 BB
Kelly Paris, R (1, 5) OBP: 0.322, SLG: 0.290	0-0 F7		0-0 2B		0-0 F8		0-0 FC6-4 1-2f		0-0 3-1
Ted Power, R (6, 1)	1-2								
Johnny Bench, R (7, PH) OBP: 0.306, SLG: 0.430									
Tom Hume, R (8, 1)									
Eddie Milner, L (9, PH) OBP: 0.344, SLG: 0.373			2B						
Dave Concepcion, R (1, 6) OBP: 0.303, SLG: 0.282	0-0 4-3		0-0 5-3		0-0 E5 2-H		0-0 F8	0-0 1B 1B	0-0 1B 1B
Cesar Cedeno, R (1, 9) OBP: 0.302, SLG: 0.361		4-0 S HR BB		0-0 HR		0-0 F8		0-0 1-2 1B	
Dan Driessen, L (1, 3) OBP: 0.392, SLG: 0.419		0-0 F8 1-2		0-0 F8		0-0 F5		0-0 P2	
Paul Householder, S (1, 8) OBP: 0.331, SLG: 0.381		0-0 F7		0-3 K		0-3 K		0-0 F2	
Dann Bilardello, R (1, 2) OBP: 0.271, SLG: 0.392		0-0 F7		0-0 K		0-0 3-1		0-0 G3	
Duane Walker, L (8, PH) OBP: 0.293, SLG: 0.330		2-H HR		0-0 2B					
Alex Trevino, R (9, 2) OBP: 0.290, SLG: 0.304									
Ron Oester, S (1, 4) OBP: 0.318, SLG: 0.385		0-0 6-3		0-0 P6			0-0 4-3		0-3 K
Jeff Russell, R (1, 1) OBP: 0.200, SLG: 0.368			0-0 5-3		0-0 F8		4-0 FC5-4 BB		0-0 P6
Skeeter Barnes, R (5, PH) OBP: 0.393, SLG: 0.333									
Dallas Williams, L (9, PH) OBP: 0.087, SLG: 0.045									

Inning Stats	R: 0 E: 1 K: 0 S: 3	H: 0 LOB: 0 BB: 0 P: 3	R: 2 E: 0 K: 0 S: 4	H: 1 LOB: 0 BB: 1 P: 8	R: 0 E: 0 K: 0 S: 4	H: 2 LOB: 1 BB: 0 P: 4	R: 1 E: 0 K: 1 S: 7	H: 2 LOB: 1 BB: 0 P: 7	R: 1 E: 1 K: 0 S: 5	H: 1 LOB: 1 BB: 0 P: 5	R: 0 E: 0 K: 1 S: 5	H: 0 LOB: 0 BB: 0 P: 5	R: 0 E: 0 K: 0 S: 3	H: 0 LOB: 1 BB: 1 P: 7	R: 0 E: 0 K: 0 S: 5	H: 2 LOB: 2 BB: 0 P: 5	R: 0 E: 0 K: 1 S: 5	H: 0 LOB: 1 BB: 1 P: 9
--------------	------------------------------	---------------------------------	------------------------------	---------------------------------	------------------------------	---------------------------------	------------------------------	---------------------------------	------------------------------	---------------------------------	------------------------------	---------------------------------	------------------------------	---------------------------------	------------------------------	---------------------------------	------------------------------	---------------------------------

PITCHER	IP	WLS	BF	H	R	ER	SO	BB	IBB	HBP	BLK	WP	HR	S	P	ERA	WHIP
Rick Honeycutt, L (1, 1) ERA: 2.97	4.2		21	6	4	3	1	1	0	0	0	0	2	22	26	5.79	1.500
Joe Beckwith, R (5, 1) ERA: 3.33	2.1	W	10	2	0	0	1	1	0	0	0	0	0	11	15	0.00	1.286
Tom Niedenfuer, R (8, 1) ERA: 1.96	2.0	S	7	0	0	0	1	1	0	0	0	0	0	8	12	0.00	0.500

1B: 2 SF: 0
2B: 4 SAC: 0
3B: 0 DP: 0
HR: 2 HBP: 0

PITCHER	IP	WLS	BF	H	R	ER	SO	BB	IBB	HBP	BLK	WP	HR	S	P	ERA	WHIP
---------	----	-----	----	---	---	----	----	----	-----	-----	-----	----	----	---	---	-----	------

Batter	1	2	3	4	5	6	7	8	9	10	11	12	13	14	AB	R	H	RBI	BB	SO	LOB	TOP						
Steve Sax, R OBP: 0.340, SLG: 0.349 (1, 4)	E6 6-3 1B	5-3			G4-6-3 1-2f			SH2-4 1-2		F8			K 0-3		5	1	1	0	0	1	5	Los Angeles Dodgers @ San Diego Padres Jack Murphy Stadium, San Diego, CA Wed Sep 28 1983, 10:05 PM EDT Att: 23,588 - Unknown livebaseballscorecards.com						
Ken Landreaux, L OBP: 0.325, SLG: 0.450 (1, 8)	6-3		F9		K			L3-6 2-3			K		F8		5	0	0	1	0	2	1							
German Rivera, R OBP: 0.400, SLG: 0.429 (13, PH)															1	0	0	0	0	0	1							
Cecil Espy, S OBP: 0.333, SLG: 0.333 (13, 8)															0	0	0	0	0	0	0							
Dusty Baker Jr, R OBP: 0.344, SLG: 0.394 (1, 7)	6-3		4-3												4	0	0	0	0	2	0							
R.J. Reynolds, S OBP: 0.255, SLG: 0.353 (10, 7)															2	0	0	0	0	0	0							
Pedro Guerrero, R OBP: 0.369, SLG: 0.528 (1, 5)	5-3		6-3												4	0	0	0	1	1	0							
Mike Marshall, R OBP: 0.349, SLG: 0.439 (1, 3)															5	1	2	0	0	1	0							
Bill Russell, R OBP: 0.305, SLG: 0.288 (1, 6)															4	0	0	0	0	0	0							
Pat Zachry, R OBP: 0.500, SLG: 0.500 (12, 1)	5-3		SH5-4		SH5-4 2-3			CS 1-2		1-3			4-3		0	0	0	0	0	0	0							
Jack Fimple, R OBP: 0.305, SLG: 0.376 (1, 2)					SH1-3					1-3					4	1	1	1	0	0	0							
Derrel Thomas, S OBP: 0.344, SLG: 0.381 (1, 9)										4-3			F8		4	1	2	1	1	0	0							
Jerry Reuss, L OBP: 0.301, SLG: 0.310 (1, 1)															4	0	3	1	0	0	0							
Tom Niedenfuer, R OBP: 0.254, SLG: 0.245 (10, 1)															0	0	0	0	0	0	0							
Dave Anderson, R OBP: 0.254, SLG: 0.245 (12, 6)															0	0	0	0	0	0	0							
Jose Morales, R OBP: 0.282, SLG: 0.468 (13, PH)															0	0	0	0	0	0	1							
Alex Taveras, R OBP: 0.282, SLG: 0.468 (13, 6)															0	0	0	0	0	0	0							
Inning Stats	R: 1 E: 1 K: 0 S: 4	H: 1 LOB: 0 BB: 0 P: 4	R: 1 E: 0 K: 1 S: 7	H: 2 LOB: 2 BB: 1 P: 11	R: 0 E: 0 K: 0 S: 3	H: 0 LOB: 0 BB: 0 P: 3	R: 1 E: 0 K: 0 S: 4	H: 1 LOB: 0 BB: 0 P: 4	R: 0 E: 0 K: 1 S: 5	H: 1 LOB: 0 BB: 0 P: 5	R: 0 E: 0 K: 1 S: 3	H: 0 LOB: 0 BB: 0 P: 3	R: 0 E: 0 K: 2 S: 7	H: 0 LOB: 0 BB: 0 P: 7	R: 1 E: 0 K: 0 S: 5	H: 2 LOB: 1 BB: 0 P: 5	R: 0 E: 0 K: 1 S: 4	H: 0 LOB: 0 BB: 1 P: 8	R: 0 E: 0 K: 0 S: 3	H: 0 LOB: 0 BB: 0 P: 3	R: 0 E: 0 K: 1 S: 6	H: 1 LOB: 1 BB: 0 P: 6	R: 0 E: 0 K: 0 S: 1	H: 0 LOB: 0 BB: 0 P: 1	1B: 4 2B: 4 3B: 1 HR: 1	SF: 0 SAC: 3 DP: 2 HBP: 0	WP: 0 PB: 0 SB: 0 CS: 2	PA: 50
PITCHER	IP	WLS	BF	H	R	ER	SO	BB	IBB	HBP	BLK	WP	HR	S	P	ERA	WHIP											
Mark Thurmond, L ERA: 2.65 (1, 1)	6.0		23	6	3	2	3	0	1	0	0	0	0	28	32	3.00	1.000											
Floyd Chiffer, R ERA: 3.43 (7, 1)	1.0		3	0	0	0	0	0	0	0	0	0	0	3	3	0.00	0.000											
Luis DeLeon, R ERA: 2.73 (8, 1)	2.0		6	0	0	0	2	0	0	0	0	0	0	10	10	0.00	0.000											
Eric Show, R ERA: 4.25 (10, 1)	2.0		8	2	1	1	1	1	0	0	0	0	1	9	13	4.50	1.500											
Gary Lucas, L ERA: 2.9 (12, 1)	2.0		7	1	0	0	1	0	0	0	0	0	0	9	9	0.00	0.500											
PITCHER	IP	WLS	BF	H	R	ER	SO	BB	IBB	HBP	BLK	WP	HR	S	P	ERA	WHIP											
Sid Monge, L ERA: 3.76 (14, 1)	0.1		1	0	0	0	0	0	0	0	0	0	0	1	1	0.00	0.000											

AB	43
R	4
H	9
RBI	4
BB	2
SO	7
LOB	8



Batter	1	2	3	4	5	6	7	8	9	10	11	12	13	14
Bobby Brown, S (1, 7) OBP: 0.343, SLG: 0.396	F9		F9			BB 1B G3 1B		SH3 1B	FC6-2 FC6-4		F9		F4	
Alan Wiggins, S (1, 3) OBP: 0.360, SLG: 0.326	1-3			6-3		G3 BB 1B PB		SH3	FC6-4		K			
Kevin McReynolds, R (1, 8) OBP: 0.297, SLG: 0.317				5-3		4-0 PB G3 1B BB		6-3		4-0 SH3-4 1B BB		K		
Terry Kennedy, L (1, 2) George Hinshaw, R (8, PR) Doug Gwosdz, R (9, 2) OBP: 0.343, SLG: 0.434 OBP: 0.250, SLG: 0.250 OBP: 0.217, SLG: 0.189	P6			K		G3				SH3-4		P6		
Garry Templeton, S (1, 6) OBP: 0.292, SLG: 0.333		4-3				E6 FC5-4 BB		5-3		5-3				
Gerry Davis, R (1, 9) Ruppert Jones, L (10, PH) OBP: 0.444, SLG: 0.625 OBP: 0.307, SLG: 0.399		K				4-0 FC5-4 1B BB		F9 SH1-4 1B		SH FC6-2 2B		F9		IBB
Luis Salazar, R (1, 5) OBP: 0.280, SLG: 0.376		5-3				FC5-4 G4-3		SH1-4		FC6-2 SH IBB		F9		K
Juan Bonilla, R (1, 4) OBP: 0.304, SLG: 0.302			K			G4-3		F9		SH FC6-2				5-3
Mark Thurmond, L Mario Ramirez, R Floyd Chaffin, R Kurt Bevacqua, R Luis Delgado, R Joe Lantieri, R Eric Stryker, R Tom Fingersh, L Gary Lucas, L Tony Gwynn, L Bud Mitchell, R			K					K		P6		F9		F8

Inning Stats	R: 0	H: 1	E: 0	K: 0	S: 4	LOB: 1	BB: 0	P: 4	R: 0	H: 0	E: 0	K: 1	S: 5	LOB: 0	BB: 0	P: 5	R: 0	H: 0	E: 0	K: 2	S: 7	LOB: 0	BB: 0	P: 7	R: 0	H: 0	E: 1	K: 0	S: 3	LOB: 1	BB: 1	P: 7	R: 2	H: 2	E: 0	K: 1	S: 7	LOB: 1	BB: 1	P: 11	R: 0	H: 1	E: 0	K: 1	S: 6	LOB: 0	BB: 0	P: 6	R: 1	H: 2	E: 0	K: 0	S: 5	LOB: 1	BB: 0	P: 5	R: 0	H: 1	E: 0	K: 0	S: 5	LOB: 3	BB: 1	P: 9	R: 1	H: 1	E: 0	K: 0	S: 4	LOB: 1	BB: 1	P: 8	R: 0	H: 1	E: 0	K: 1	S: 6	LOB: 1	BB: 0	P: 6	R: 0	H: 1	E: 0	K: 2	S: 8	LOB: 2	BB: 1	P: 12	R: 0	H: 0	E: 0	K: 0	S: 3	LOB: 0	BB: 0	P: 3
Jerry Reuss, L (1, 1) ERA: 2.94	IP: 9.1	WLS: 41	BF: 8	H: 8	R: 4	ER: 3	SO: 6	BB: 3	IBB: 1	HBP: 0	BLK: 0	WP: 0	HR: 0	HR: 0	S: 49	P: 65	ERA: 2.89	WHIP: 1.179																																																																														
Tom Niedenfuer, R (10, 1) ERA: 1.92	IP: 1.2	WLS: 6	BF: 1	H: 0	R: 0	ER: 0	SO: 1	BB: 0	IBB: 0	HBP: 0	BLK: 0	WP: 0	HR: 0	HR: 0	S: 8	P: 8	ERA: 0.00	WHIP: 0.600																																																																														
Pat Zachry, R (12, 1) ERA: 2.47	IP: 2.0	WLS: 8	BF: 1	H: 0	R: 0	ER: 0	SO: 2	BB: 0	IBB: 1	HBP: 0	BLK: 0	WP: 0	HR: 0	HR: 0	S: 11	P: 15	ERA: 0.00	WHIP: 0.500																																																																														

AB	R	H	RBI	BB	SO	LOB
7	2	2	0	0	0	4
5	1	1	0	0	1	4
4	1	1	0	2	1	1
4	0	1	2	0	1	3
0	0	0	0	0	0	0
1	0	0	0	0	0	0
6	0	2	1	0	0	2
3	0	2	0	1	1	0
1	0	0	0	1	0	1
4	0	0	0	1	1	5
5	0	1	0	0	1	3
1	0	0	0	0	0	0
1	0	0	0	0	0	0
0	0	0	0	0	0	0
0	0	0	0	0	0	0
0	0	0	0	0	0	0
0	0	0	0	0	0	0
0	0	0	0	0	0	0
0	0	0	0	0	0	0

Los Angeles Dodgers @ San Diego Padres
 Jack Murphy Stadium, San Diego, CA
 Wed Sep 28 1983, 10:05 PM EDT
 Att: 23,588 - Unknown

AB	46
R	4
H	10
RBI	3
BB	5
SO	9
LOB	28



WP: 0	PA: 55
PB: 1	SB: 1
CS: 0	
SF: 0	SAC: 4
DP: 1	HBP: 0

Batter	1	2	3	4	5	6	7	8	9	AB R H RBI BB SO LOB
--------	---	---	---	---	---	---	---	---	---	----------------------

TOP

Steve Sax, R <small>(1, 4) OBP: 0.339, SLG: 0.347</small>										5 0 1 0 0 1 0
Bill Russell, R <small>(1, 6) OBP: 0.304, SLG: 0.287</small>										5 0 1 0 0 0 1
Dusty Baker Jr., R <small>(1, 7) OBP: 0.344, SLG: 0.393</small> R.J. Reynolds, S <small>(6, 7) OBP: 0.263, SLG: 0.346</small>										2 0 0 0 1 1 2 1 0 0 0 1 0 0
Pedro Guerrero, R <small>(1, 5) OBP: 0.370, SLG: 0.528</small>										4 0 2 0 0 2 2
Ken Landreaux, L <small>(1, 8) OBP: 0.324, SLG: 0.451</small>										4 1 1 0 0 0 2
Mike Marshall, R <small>(1, 9) OBP: 0.350, SLG: 0.440</small>										4 0 2 0 0 0 1
Greg Brock, L <small>(1, 3) OBP: 0.341, SLG: 0.400</small>										2 0 1 1 2 1 2
Jack Fimple, R <small>(1, 2) OBP: 0.310, SLG: 0.371</small>										2 0 0 0 2 0 3
Bob Welch, R <small>(1, 1) OBP: 0.120, SLG: 0.151</small> Rick Monday, L <small>(8, PH) OBP: 0.361, SLG: 0.413</small> Jose Morales, R <small>(8, PH) OBP: 0.290, SLG: 0.458</small> Joe Beckwith, L <small>(8, 1) OBP: 0.200, SLG: 0.200</small> Rick Honeycutt, L <small>(8, 1) OBP: 0.083, SLG: 0.083</small> Pat Zachry, R <small>(8, 1) OBP: 0.500, SLG: 0.500</small> Rich Rodas, L <small>(8, 1)</small>										3 0 0 0 0 0 2 3 0 0 0 0 0 0 0 0 1 0 0 0 0 0 0 2 0 0 0 0 0 0 0 0 0 0 0 0 0 0 0 0 0 0 0 0 0 0 0 0 0 0 0 0 0 0 0 0 0 0 0 0 0 0 0 0

Los Angeles Dodgers @ San Diego Padres
 Jack Murphy Stadium, San Diego, CA
 Thu Sep 29 1983, 10:05 PM EDT
 Unknown

AB	33
R	1
H	8
RBI	1
BB	6
SO	7
LOB	18



Inning Stats	R: 0 E: 0 K: 2 S: 7	H: 0 LOB: 1 BB: 1 P: 11	R: 1 E: 0 K: 0 S: 4	H: 2 LOB: 0 BB: 0 P: 4	R: 0 E: 1 K: 1 S: 6	H: 0 LOB: 1 BB: 0 P: 6	R: 0 E: 0 K: 1 S: 7	H: 2 LOB: 2 BB: 0 P: 7	R: 0 E: 0 K: 1 S: 6	H: 1 LOB: 1 BB: 0 P: 6	R: 0 E: 0 K: 1 S: 6	H: 2 LOB: 3 BB: 2 P: 14	R: 0 E: 0 K: 1 S: 5	H: 0 LOB: 1 BB: 1 P: 9	R: 0 E: 0 K: 0 S: 3	H: 0 LOB: 2 BB: 2 P: 11	R: 0 E: 0 K: 0 S: 3	H: 1 LOB: 0 BB: 0 P: 3	1B: 7 2B: 1 3B: 0 HR: 0	SF: 0 SAC: 0 DP: 2 HBP: 0	WP: 0 PB: 0 SB: 0 CS: 0	PA: 39
--------------	------------------------------	----------------------------------	------------------------------	---------------------------------	------------------------------	---------------------------------	------------------------------	---------------------------------	------------------------------	---------------------------------	------------------------------	----------------------------------	------------------------------	---------------------------------	------------------------------	----------------------------------	------------------------------	---------------------------------	----------------------------------	------------------------------------	----------------------------------	--------

PITCHER	IP	WLS	BF	H	R	ER	SO	BB	IBB	HBP	BLK	WP	HR	S	P	ERA	WHIP
Ed Whitson, R <small>(1, 1) ERA: 4.3</small>	7.2		35	7	1	1	7	6	0	0	0	0	0	43	67	1.17	1.696
Sid Monge, L <small>(8, 1) ERA: 3.74</small>	0.1	W	1	0	0	0	0	0	0	0	0	0	0	1	1	0.00	0.000
Luis DeLeon, R <small>(9, 1) ERA: 2.71</small>	1.0		3	1	0	0	0	0	0	0	0	0	0	3	3	0.00	1.000

PITCHER	IP	WLS	BF	H	R	ER	SO	BB	IBB	HBP	BLK	WP	HR	S	P	ERA	WHIP
---------	----	-----	----	---	---	----	----	----	-----	-----	-----	----	----	---	---	-----	------

Batter	1	2	3	4	5	6	7	8	9	AB R H RBI BB SO LOB
Bobby Brown, S (1, 7) OBP: 0.338, SLG: 0.389	0-3 K		0-0 4-3		0-3 K			0-0 F8		4 0 0 0 0 2 2
Alan Wiggins, S (1, 3) OBP: 0.362, SLG: 0.327	0-0 3-1 BLK 1B			4-0 S 1B BB		0-0 3-1		0-0 SH1-3		2 1 1 0 1 0 0
Tony Gwynn, L (1, 9) OBP: 0.356, SLG: 0.372 Luis DeLeon, R (9, 1) OBP: 0.200, SLG: 0.143	0-0 3-1			0-0 4-3		0-0 F9		0-0 1B 1B		4 1 1 1 0 0 2 0 0 0 0 0 0 0
Terry Kennedy, L (1, 2) OBP: 0.344, SLG: 0.434	0-3 K			0-3 K		0-0 1B		1-0 1B 1B HBP		3 1 1 0 0 2 2
Garry Templeton, S (1, 6) OBP: 0.294, SLG: 0.335		0-0 5-3		0-0 1B		0-0 4-3		0-0 1B 1B 1B		4 1 2 1 0 0 1
Kevin McReynolds, R (1, 8) OBP: 0.259, SLG: 0.315		0-0 5-3		0-0 F7		0-3 K		0-0 1B 1B		4 1 1 2 0 1 1
Luis Salazar, R (1, 5) OBP: 0.282, SLG: 0.379		0-0 F8			0-0 4-3 2B	0-0 5-3		0-0 E7 WP 1B		4 1 2 1 0 0 0
Juan Bonilla, R (1, 4) OBP: 0.303, SLG: 0.300 Sid Monge, S (8, 1) OBP: 0.091, SLG: 0.091 Ruppert Jones, L (8, PH) OBP: 0.309, SLG: 0.399			0-0 4-3		0-0 4-3	0-0 6-3		4-0 WP BB		3 0 0 0 0 0 1 0 0 0 0 0 0 0 0 0 0 0 1 0 0
Ed Whitson, R (1, 1) OBP: 0.217, SLG: 0.182 Tim Flannery, L (8, 4) OBP: 0.310, SLG: 0.338			0-0 G3		0-0 2-3			SH1-3 1B 1B		2 0 0 0 0 0 1 2 1 1 0 0 0 1

Inning Stats	R: 0 E: 0 K: 2 S: 8	H: 1 LOB: 1 BB: 0 P: 8	R: 0 E: 0 K: 0 S: 3	H: 0 LOB: 0 BB: 0 P: 3	R: 0 E: 0 K: 0 S: 3	H: 0 LOB: 0 BB: 0 P: 3	R: 1 E: 0 K: 1 S: 6	H: 1 LOB: 1 BB: 1 P: 10	R: 0 E: 0 K: 1 S: 6	H: 1 LOB: 1 BB: 0 P: 6	R: 0 E: 0 K: 0 S: 4	H: 1 LOB: 1 BB: 0 P: 4	R: 0 E: 0 K: 1 S: 5	H: 0 LOB: 0 BB: 0 P: 5	R: 6 E: 1 K: 0 S: 8	H: 5 LOB: 1 BB: 1 P: 13
--------------	------------------------------	---------------------------------	------------------------------	---------------------------------	------------------------------	---------------------------------	------------------------------	----------------------------------	------------------------------	---------------------------------	------------------------------	---------------------------------	------------------------------	---------------------------------	------------------------------	----------------------------------

PITCHER	IP	WLS	BF	H	R	ER	SO	BB	IBB	HBP	BLK	WP	HR	S	P	ERA	WHIP
Bob Welch, R (1, 1) ERA: 2.65	7.0		26	4	1	1	5	1	0	0	1	0	0	35	39	1.29	0.714
Joe Beckwith, R (8, 1) ERA: 3.55	0.2	L	4	2	2	2	0	0	0	0	0	0	0	4	4	27.00	3.000
Rick Honeycutt, L (8, 1) ERA: 3.05	0.0		2	1	0	0	0	0	0	1	0	0	0	1	2	∞	∞
Pat Zachry, R (8, 1) ERA: 2.62	0.0		2	2	3	3	0	0	0	0	0	0	0	2	2	∞	∞
Rich Rodas, L (8, 1) ERA:	0.1		2	0	1	0	0	1	0	0	0	2	0	1	5	0.00	3.000

BOTTOM

Los Angeles Dodgers @ San Diego Padres
Jack Murphy Stadium, San Diego, CA
 Thu Sep 29 1983, 10:05 PM EDT
 Unknown

livebaseballscorecards.com

AB	32
R	7
H	9
RBI	5
BB	2
SO	5
LOB	11



WP	HR	S	P	ERA	WHIP
2	0	13	36		

Batter	1	2	3	4	5	6	7	8	9	AB R H RBI BB SO LOB	TOP											
Steve Sax, R (1, 4) OBP: 0.341, SLG: 0.348	0-3 K		0-0 S 1B		4-0 S BB		0-0 L1		0-0 1-2 1B	4 0 2 0 1 1 0	Los Angeles Dodgers @ San Diego Padres Jack Murphy Stadium, San Diego, CA Thu Sep 29 1983, 10:05 PM EDT Att. 20,230 - Unknown livebaseballscorecards.com											
Bill Russell, R (1, 6) OBP: 0.302, SLG: 0.286	0-0 6-3		0-0 P1 1-2		0-3 K 1-2			0-0 E8 1B	0-0 F9	5 0 1 0 0 1 4												
Rick Monday, L (1, 7) OBP: 0.354, SLG: 0.403	0-3 K		0-3 K			0-0 G1		0-0 F7		4 0 0 0 0 2 2												
Pedro Guerrero, R (1, 5) OBP: 0.371, SLG: 0.530		0-0 WP 2B	0-0 F9			0-0 1B 1B		0-0 F2		4 0 2 0 0 0 2												
Ken Landreaux, L (1, 8) OBP: 0.324, SLG: 0.449		0-0 F7		0-3 K		0-0 1-2 1B		0-3 K		4 0 1 0 0 2 2												
Mike Marshall, R (1, 9) OBP: 0.350, SLG: 0.438		1-0 WP HBP		0-0 F7		0-3 K			4-0 G3-6-1 BB	2 0 0 0 0 1 2												
Pat Zachry, R (7, 1) OBP: 0.500, SLG: 0.500										0 0 0 0 0 0 0												
Sid Bream, L (9, PH) OBP: 0.273, SLG: 0.200										0 0 0 0 1 0 0												
Rafael Landestoy, S (9, PR) OBP: 0.215, SLG: 0.274										0 0 0 0 0 0 0												
Greg Brock, L (1, 3) OBP: 0.341, SLG: 0.397		4-0 1-2 2-3 IBB		0-0 3-1		0-0 6-3		0-0 G3-6-1	1-2	3 0 0 0 1 0 3												
Steve Yeager, R (1, 2) OBP: 0.259, SLG: 0.385		0-3 K			0-0 G5-4-3 1B		0-0 5-3		0-0 HR	2 0 1 0 0 1 3												
R.J. Reynolds, S (7, PH) OBP: 0.259, SLG: 0.340										1 0 0 0 0 0 0												
Gilberto Reyes, R (7, 2) OBP: 0.200, SLG: 0.241										0 0 0 0 0 0 0												
Jose Morales, R (9, PH) OBP: 0.300, SLG: 0.531										1 1 1 1 0 0 0												
Alejandro Pena, R (1, 1) OBP: 0.100, SLG: 0.150		0-3 K			0-0 G5-4-3		0-3 K		4-0 1B BB	2 0 0 0 0 1 4												
Derrel Thomas, S (7, PH) (7, 9) OBP: 0.345, SLG: 0.379										1 0 0 0 1 1 0												
Inning Stats	R: 0 E: 0 K: 2 S: 7	H: 0 LOB: 0 BB: 0 P: 7	R: 0 E: 0 K: 2 S: 8	H: 1 LOB: 3 BB: 1 P: 13	R: 0 E: 0 K: 1 S: 6	H: 1 LOB: 1 BB: 0 P: 6	R: 0 E: 0 K: 1 S: 5	H: 0 LOB: 0 BB: 0 P: 5	R: 0 E: 0 K: 1 S: 5	H: 1 LOB: 1 BB: 1 P: 9	R: 0 E: 0 K: 1 S: 7	H: 2 LOB: 2 BB: 0 P: 7	R: 0 E: 0 K: 1 S: 5	H: 0 LOB: 0 BB: 0 P: 5	R: 0 E: 1 K: 1 S: 6	H: 1 LOB: 1 BB: 0 P: 6	R: 1 E: 0 K: 0 S: 4	H: 2 LOB: 2 BB: 2 P: 12	1B: 6 2B: 1 3B: 0 HR: 1	SF: 0 SAC: 0 DP: 2 HBP: 1	WP: 1 PB: 0 SB: 2 CS: 0	PA: 38
PITCHER	IP WLS BF H R ER SO BB IBB HBP BLK WP HR S P ERA WHIP											PITCHER	IP WLS BF H R ER SO BB IBB HBP BLK WP HR S P ERA WHIP									
Andy Hawkins, R (1, 1) ERA: 2.93	8.2 W 36 7 1 1 10 3 1 1 0 1 1 51 68 1.04 1.154											Luis DeLeon, R (9, 1) ERA: 2.7	0.1 S 2 1 0 0 0 0 0 0 0 0 0 2 2 0.00 3.000									



Batter	1	2	3	4	5	6	7	8	9
Bobby Brown, S (1, 7) OBP: 0.333, SLG: 0.384 Ruppert Jones, L (7, 8) OBP: 0.308, SLG: 0.398	0-0 4-3		0-0 P6		0-3 K		0-3 K		
Alan Wiggins, S (1, 3) OBP: 0.361, SLG: 0.325	0-3 K		0-0 1-3			4-0 S SH1-3 SF6 BB	0-0 4-3		
Tony Gwynn, L (1, 9) OBP: 0.356, SLG: 0.372	0-0 1B			0-0 6-3		0-0 SH1-3 1-2	0-0 3-1		
Terry Kennedy, L (1, 2) OBP: 0.346, SLG: 0.439	0-0 F5			0-0 HR		4-0 S 1B IBB	0-0 F7		
Kevin McReynolds, R (1, 8) OBP: 0.266, SLG: 0.315		0-0 1B		0-0 F8		4-0 1B E IBB	0-0 4-3		
Luis Salazar, R (1, 6) OBP: 0.281, SLG: 0.378		0-0 F9		0-0 1-3		0-0 SF6	0-0 CS 1B		
Tim Flannery, L (1, 5) OBP: 0.310, SLG: 0.338		0-3 K			0-3 K	0-0 E 1B	0-0 CS		
Juan Bonilla, R (1, 4) OBP: 0.301, SLG: 0.298		0-0 5-3			0-0 6-3	0-0 E5			
Andy Hawkins, R (1, 1) OBP: 0.171, SLG: 0.065 Luis DeLeon, R (9, 1) OBP: 0.200, SLG: 0.143			0-3 K			0-0 1B	0-3 K		

Inning Stats	R: 0 E: 0 K: 1 S: 6	H: 1 LOB: 1 BB: 0 P: 6	R: 0 E: 0 K: 1 S: 6	H: 1 LOB: 1 BB: 0 P: 6	R: 0 E: 0 K: 1 S: 5	H: 0 LOB: 0 BB: 0 P: 5	R: 1 E: 0 K: 0 S: 4	H: 1 LOB: 0 BB: 0 P: 4	R: 0 E: 0 K: 2 S: 8	H: 1 LOB: 1 BB: 0 P: 8	R: 3 E: 1 K: 1 S: 7	H: 1 LOB: 2 BB: 3 P: 19	R: 0 E: 0 K: 1 S: 5	H: 0 LOB: 0 BB: 0 P: 5	R: 0 E: 0 K: 0 S: 3	H: 1 LOB: 0 BB: 0 P: 3
1B: 5 2B: 0 3B: 0 HR: 1	SF: 1 SAC: 1 DP: 0 HBP: 0	WP: 0 PB: 0 SB: 2 CS: 1														

PITCHER	IP	WLS	BF	H	R	ER	SO	BB	IBB	HBP	BLK	WP	HR	S	P	ERA	WHIP
Alejandro Pena, R (1, 1) ERA: 2.75	6.0	L	27	5	4	3	6	1	2	0	0	0	1	36	48	4.50	1.000
Pat Zachry, R (7, 1) ERA: 2.54	2.0		6	1	0	0	1	0	0	0	0	0	0	8	8	0.00	0.500

BOTTOM

Los Angeles Dodgers @ San Diego Padres
Jack Murphy Stadium, San Diego, CA
 Thu Sep 29 1983, 10:05 PM EDT
 Att. 20,230 - Unknown

AB	28
R	4
H	6
RBI	3
BB	3
SO	7
LOB	8



WP	PA	ERA	WHIP
0	34		

Batter	1	2	3	4	5	6	7	8	9	AB R H RBI BB SO LOB	TOP	
Johnnie LeMaster, R (1, 6) OBP: 0.317, SLG: 0.307 Andy McGaffigan, R (7, 1) OBP: 0.097, SLG: 0.133 Champ Summers, L (9, PH) OBP: 0.310, SLG: 0.136 Brad Wellman, R (9, PR) OBP: 0.297, SLG: 0.247	0-0 		0-0 		0-3 		0-3 		0-0 	4 0 0 0 0 2 3 0 0 0 0 0 0 0 1 0 0 0 0 0 1 0 0 0 0 0 0 0	San Francisco Giants @ Los Angeles Dodgers Dodger Stadium, Los Angeles, CA Fri Sep 30 1983, 7:05 PM PDT Att. 42,928 - Unknown	
Darrell Evans, L (1, 3) OBP: 0.378, SLG: 0.516	0-0 			0-0 		0-3 		0-0 	0-0 	5 1 2 1 0 1 1		
Jack Clark, R (1, 9) OBP: 0.361, SLG: 0.441 Dan Gladden, R (8, PR) OBP: 0.283, SLG: 0.296 (8, 9)	0-0 			0-0 		0-0 		0-0 		4 0 2 0 0 0 0 0 0 0 0 0 0 0		
Jeffrey Leonard, R (1, 7) OBP: 0.319, SLG: 0.461		0-0 		0-0 		0-3 		0-3 		4 0 0 0 0 2 3		
Chili Davis, S (1, 8) OBP: 0.305, SLG: 0.352		0-0 		0-0 			0-0 	0-1 		3 1 0 0 0 0 2		
Joel Youngblood, R (1, 4) OBP: 0.358, SLG: 0.500		0-3 		4-0 			0-0 	0-0 		3 1 2 1 1 1 0		
Tom O'Malley, L (1, 5) OBP: 0.345, SLG: 0.339			0-0 	0-3 			0-0 	0-0 		4 0 1 1 0 1 5		
Bob Brenly, R (1, 2) OBP: 0.317, SLG: 0.356 Chris Smith, S (9, PH) OBP: 0.391, SLG: 0.467 Max Venable, L (9, PR) OBP: 0.298, SLG: 0.367			0-0 		0-0 		0-0 		0-0 	3 0 1 0 0 0 1 1 0 1 0 0 0 0 0 0 0 0 0 0 0		
Scott Garrelts, R (1, 1) OBP: 0.222, SLG: 0.222 John Rabb, R (7, PH) OBP: 0.286, SLG: 0.340 Joe Pettini, R (7, 6) OBP: 0.261, SLG: 0.215 Dave Bergman, L (9, PH) OBP: 0.390, SLG: 0.457			0-0 		0-3 		0-0 		0-0 	1 0 0 0 0 1 0 1 0 1 0 0 0 0 0 0 0 0 0 0 0 1 0 0 0 0 0 1		
Inning Stats	R: 0 H: 0 E: 0 LOB: 0 K: 0 BB: 0 S: 3 P: 3	R: 0 H: 0 E: 0 LOB: 0 K: 1 BB: 0 S: 5 P: 5	R: 0 H: 1 E: 0 LOB: 1 K: 0 BB: 0 S: 4 P: 4	R: 0 H: 2 E: 0 LOB: 3 K: 1 BB: 1 S: 7 P: 11	R: 0 H: 0 E: 0 LOB: 0 K: 2 BB: 0 S: 7 P: 7	R: 0 H: 0 E: 0 LOB: 0 K: 2 BB: 0 S: 7 P: 7	R: 2 H: 3 E: 1 LOB: 2 K: 1 BB: 0 S: 8 P: 8	R: 1 H: 3 E: 1 LOB: 2 K: 1 BB: 0 S: 8 P: 8	R: 0 H: 1 E: 0 LOB: 1 K: 0 BB: 0 S: 4 P: 4	1B: 8 SF: 0 2B: 2 SAC: 1 3B: 0 DP: 1 HR: 1 HBP: 0		WP: 0 PA: 38 PB: 0 SB: 0 CS: 2
PITCHER Fernando Valenzuela, L (1, 1) ERA: 3.75 Orel Hershiser, R (8, 1) ERA: 3.38	IP WLS BF H R ER SO BB IBB HBP BLK WP HR S P ERA WHIP 7.0 W 28 6 2 1 7 1 0 0 0 0 0 0 41 45 1.29 1.000 2.0 S 10 4 1 1 1 1 0 0 0 0 0 0 1 12 12 4.50 2.000											PITCHER IP WLS BF H R ER SO BB IBB HBP BLK WP HR S P ERA WHIP

livebaseballscorecards.com

AB	35
R	3
H	10
RBI	3
BB	1
SO	8
LOB	17



Batter	1	2	3	4	5	6	7	8	9	AB	R	H	RBI	BB	SO	LOB
--------	---	---	---	---	---	---	---	---	---	----	---	---	-----	----	----	-----

Steve Sax, R (1, 4) <small>OBP: 0.342, SLG: 0.350</small> Rafael Landestoy, S (6, PH) <small>OBP: 0.212, SLG: 0.270</small> <small>(7, 4)</small>	0-0 		0-0 		0-0 	0-0 				3	1	2	0	0	0	0
Greg Brock, L (1, 3) <small>OBP: 0.344, SLG: 0.398</small> Sid Bream, L (7, 3) <small>OBP: 0.333, SLG: 0.200</small>	4-0 		4-0 		0-0 		4-0 			1	1	1	0	2	0	0
Dusty Baker Jr., R (1, 7) <small>OBP: 0.346, SLG: 0.393</small> Rick Monday, L (7, 7) <small>OBP: 0.353, SLG: 0.401</small>	0-0 		4-0 		0-0 		0-0 			2	1	1	1	1	0	1
Pedro Guerrero, R (1, 5) <small>OBP: 0.370, SLG: 0.528</small> Orel Hershiser, R (8, 1)	0-0 		0-0 		0-3 		0-0 			4	0	1	0	0	1	4
Ken Landreaux, L (1, 8) <small>OBP: 0.328, SLG: 0.451</small> Derrel Thomas, S (7, 8) <small>OBP: 0.345, SLG: 0.379</small> Cecil Espy, S (8, 8) <small>OBP: 0.286, SLG: 0.286</small>	0-0 		0-0 		4-0 		0-0 			2	0	2	2	1	0	0
Mike Marshall, R (1, 9) <small>OBP: 0.348, SLG: 0.435</small> Candy Maldonado, R (7, 9) <small>OBP: 0.242, SLG: 0.293</small>		0-3 	0-3 		0-0 		0-0 			3	0	0	0	0	2	4
Bill Russell, R (1, 6) <small>OBP: 0.301, SLG: 0.285</small> Dave Anderson, R (6, PH) <small>OBP: 0.258, SLG: 0.278</small> <small>(7, 6)</small>		0-0 		0-0 		0-0 		0-0 		2	0	0	0	0	0	0
Jack Fimple, R (1, 2) <small>OBP: 0.304, SLG: 0.363</small> Gilberto Reyes, R (8, 2) <small>OBP: 0.194, SLG: 0.233</small>		0-0 		0-3 		0-0 		0-0 		3	0	0	0	0	1	0
Fernando Valenzuela, L (1, 1) <small>OBP: 0.194, SLG: 0.253</small> German Rivera, R (8, 5) <small>OBP: 0.400, SLG: 0.429</small>			0-0 		0-0 		0-0 			3	0	0	0	0	0	0

Inning Stats	R: 0	H: 2	E: 0	LOB: 2	K: 0	BB: 1	S: 4	P: 8	R: 0	H: 0	E: 0	LOB: 0	K: 1	BB: 0	S: 5	P: 5	R: 2	H: 3	E: 0	LOB: 2	K: 1	BB: 2	S: 7	P: 15	R: 0	H: 0	E: 0	LOB: 0	K: 1	BB: 0	S: 5	P: 5	R: 1	H: 2	E: 0	LOB: 2	K: 1	BB: 1	S: 7	P: 11	R: 1	H: 1	E: 0	LOB: 0	K: 0	BB: 0	S: 4	P: 4	R: 0	H: 0	E: 0	LOB: 0	K: 0	BB: 1	S: 2	P: 6	R: 0	H: 1	E: 1	LOB: 1	K: 0	BB: 0	S: 4	P: 4	1B: 8	SF: 0	2B: 1	SAC: 0	3B: 0	DP: 2	HR: 1	HBP: 0	WP: 1	PA: 35
--------------	------	------	------	--------	------	-------	------	------	------	------	------	--------	------	-------	------	------	------	------	------	--------	------	-------	------	-------	------	------	------	--------	------	-------	------	------	------	------	------	--------	------	-------	------	-------	------	------	------	--------	------	-------	------	------	------	------	------	--------	------	-------	------	------	------	------	------	--------	------	-------	------	------	-------	-------	-------	--------	-------	-------	-------	--------	-------	--------

PITCHER	IP	WLS	BF	H	R	ER	SO	BB	IBB	HBP	BLK	WP	HR	S	P	ERA	WHIP
Scott Garrelts, R (1, 1) <small>ERA: 2.52</small>	6.0	L	28	8	4	4	4	3	1	0	0	1	1	32	48	6.00	1.833
Andy McGaffigan, R (7, 1) <small>ERA: 4.29</small>	2.0		7	1	0	0	0	1	0	0	0	0	0	6	10	0.00	1.000

BOTTOM

San Francisco Giants @ Los Angeles Dodgers
Dodger Stadium, Los Angeles, CA
 Fri Sep 30 1983, 7:05 PM PDT
 Att. 42,928 - Unknown

AB	30
R	4
H	9
RBI	4
BB	5
SO	4
LOB	14



WP	PA	ERA	WHIP
1	35		

Batter	1	2	3	4	5	6	7	8	9	AB R H RBI BB SO LOB	TOP		
Dan Gladden, R (1, 8) OBP: 0.266, SLG: 0.276	0-0 5-3		0-0 4-3			0-0 F4	0-0 5-3			4 0 0 0 0 0 1	San Francisco Giants @ Los Angeles Dodgers Dodger Stadium, Los Angeles, CA Sat Oct 01 1983, 3:33 AM PDT Att: 34,707 - Unknown livebaseballscorecards.com		
Joel Youngblood, R (1, 4) OBP: 0.357, SLG: 0.500 Dave Bergman, L (9, 3) OBP: 0.390, SLG: 0.457	0-0 5-3		0-0 2B			0-0 F3	0-0 4-3			4 0 1 0 0 0 1 0 0 0 0 0 0 0			
Guy Sularz, R (1, 5) OBP: 0.222, SLG: 0.125	0-0 6-3		0-0 F2			0-0 1B 2B 1B		0-0 1-3		4 1 1 0 0 0 1			
Jeffrey Leonard, R (1, 7) OBP: 0.321, SLG: 0.461		0-0 6-3		0-3 K		0-0 2B 1B		0-0 E S 1B		4 1 2 0 0 1 0			
Chris Smith, S (1, 3) OBP: 0.397, SLG: 0.476 Brad Wellman, R (9, 4) OBP: 0.297, SLG: 0.247		4-0 1B BB		0-0 4-3		0-0 1B 2B		0-0 F8		3 2 1 2 1 0 1 0 0 0 0 0 0 0			
John Rabb, R (1, 9) OBP: 0.284, SLG: 0.337		0-0 1-3 1-2		0-0 F7		0-0 2-H 1B		0-0 F8 1-3		4 0 1 1 0 0 2			
Jeff Ransom, R (1, 2) OBP: 0.350, SLG: 0.412		0-0 FC5-4 1B 2-H			0-0 F8	0-3 K			0-0 5-3	4 0 1 1 0 1 1			
Joe Pettini, R (1, 6) OBP: 0.261, SLG: 0.217		0-0 FC5-4 1-2f			0-0 5-3		0-0 SH1-4 1B		0-0 F6	4 0 1 0 0 0 1			
Mark Davis, L (1, 1) OBP: 0.212, SLG: 0.167 Gary Lavelle, S (9, 1)			0-3 K		0-0 P5		0-0 SH1-4 1-2		0-0 1-3	3 0 0 0 0 1 0 0 0 0 0 0 0 0			
Inning Stats	R: 0 H: 0 E: 0 LOB: 0 K: 0 BB: 0 S: 3 P: 3	R: 1 H: 1 E: 0 LOB: 1 K: 0 BB: 1 S: 4 P: 8	R: 0 H: 1 E: 0 LOB: 1 K: 1 BB: 0 S: 6 P: 6	R: 0 H: 0 E: 0 LOB: 0 K: 1 BB: 0 S: 5 P: 5	R: 0 H: 0 E: 0 LOB: 0 K: 0 BB: 0 S: 3 P: 3	R: 3 H: 4 E: 0 LOB: 1 K: 1 BB: 0 S: 9 P: 9	R: 0 H: 1 E: 0 LOB: 1 K: 0 BB: 0 S: 4 P: 4	R: 0 H: 1 E: 0 LOB: 1 K: 0 BB: 0 S: 4 P: 4	R: 0 H: 0 E: 0 LOB: 0 K: 0 BB: 0 S: 3 P: 3	1B: 6 SF: 0 2B: 2 SAC: 1 3B: 0 DP: 0 HR: 0 HBP: 0	WP: 0 PA: 36 PB: 0 SB: 1 CS: 0		
PITCHER	IP WLS BF H R ER SO BB IBB HBP BLK WP HR S P ERA WHIP											PITCHER	IP WLS BF H R ER SO BB IBB HBP BLK WP HR S P ERA WHIP
Burt Hooton, R (1, 1) ERA: 4.22	5.2 L 24 6 4 4 2 1 0 0 0 0 0 0 27 31 6.35 1.235												
Rick Honeycutt, L (6, 1) ERA: 3.03	1.1 5 1 0 0 1 0 0 0 0 0 0 0 7 7 0.00 0.750												
Pat Zachry, R (8, 1) ERA: 2.49	1.0 4 1 0 0 0 0 0 0 0 0 0 0 4 4 0.00 1.000												
Larry White, R (9, 1) ERA: 1.8	1.0 3 0 0 0 0 0 0 0 0 0 0 0 3 3 0.00 0.000												



Batter	1	2	3	4	5	6	7	8	9	AB	R	H	RBI	BB	SO	LOB
Cecil Espy, S OBP: 0.364, SLG: 0.400 (1, 8)	0-0 WP 2B		4-0 BB			0-0 6-3		0-3 K		3	0	1	0	1	1	0
Dave Anderson, R OBP: 0.250, SLG: 0.268 (1, 6)	0-3 K		0-0 F4			0-0 5-3			0-3 K	4	0	0	0	0	2	2
German Rivera, R OBP: 0.421, SLG: 0.412 (1, 5)	0-0 F9			4-0 BB		0-3 K			0-0 1B 1B	3	1	1	0	1	1	1
Jose Morales, R OBP: 0.283, SLG: 0.500 (1, 3)	0-3 K			0-0 4-3		0-0 F8			0-0 1B 1B	3	0	0	0	0	1	2
Sid Bream, L OBP: 0.333, SLG: 0.200 (8, 3)				1-2					1-2 1B 1B	0	0	0	0	0	0	0
Pedro Guerrero, R OBP: 0.371, SLG: 0.528 (9, PH)	2-3									1	0	1	0	0	0	0
Candy Maldonado, R OBP: 0.258, SLG: 0.295 (1, 9)		0-0 5-3		0-0 F7		4-0 FC5-4 BB			0-0 1-2 2-H 1B	3	0	1	1	1	0	1
Steve Yeager, R OBP: 0.257, SLG: 0.381 (1, 2)		0-0 F8		0-0 F8		0-3 K			0-0 F3	3	0	0	0	0	1	2
Gilberto Reyes, R OBP: 0.188, SLG: 0.226 (8, 2)										1	0	0	0	0	0	2
Alex Taveras, R (1, 4)		0-0 F9			0-3 K		0-0 FC5-4 1-2		0-0 G3	4	0	0	0	0	1	3
Rafael Landestoy, S OBP: 0.203, SLG: 0.258 (1, 7)			0-0 F9		0-0 F8			0-0 F8		3	0	0	0	0	0	0
Burt Hooton, R OBP: 0.208, SLG: 0.200 (1, 1)			0-0 F2		0-0 F9			0-0 5-3		2	0	0	0	0	0	0
Rick Honeycutt, L OBP: 0.083, SLG: 0.083 (6, 1)										0	0	0	0	0	0	0
Pat Zachry, R OBP: 0.500, SLG: 0.500 (8, 1)										0	0	0	0	0	0	0
Steve Sax, R OBP: 0.342, SLG: 0.349 (8, PH)										1	0	0	0	0	0	0
Larry White, R (9, 1)										0	0	0	0	0	0	0

Inning Stats	R: 0	H: 1	R: 0	H: 0	R: 0	H: 0	R: 0	H: 0	R: 0	H: 0	R: 0	H: 0	R: 1	H: 3	1B: 3	SF: 0
	E: 0	LOB: 1	E: 0	LOB: 0	E: 0	LOB: 1	E: 0	LOB: 0	E: 0	LOB: 0	E: 0	LOB: 1	E: 0	LOB: 2	2B: 1	SAC: 0
	K: 2	BB: 0	K: 0	BB: 0	K: 0	BB: 1	K: 1	BB: 0	K: 1	BB: 0	K: 1	BB: 1	K: 1	BB: 0	3B: 0	DP: 0
	S: 8	P: 8	S: 3	P: 3	S: 3	P: 7	S: 5	P: 5	S: 5	P: 5	S: 5	P: 9	S: 8	P: 8	HR: 0	HBP: 0

PITCHER	IP	WLS	BF	H	R	ER	SO	BB	IBB	HBP	BLK	WP	HR	S	P	ERA	WHIP
Mark Davis, L ERA: 3.49 (1, 1)	8.1	W	32	4	1	1	7	3	0	0	0	1	0	43	55	1.08	0.840
Gary Lavelle, L ERA: 2.64 (9, 1)	0.2	S	2	0	0	0	0	0	0	0	0	0	0	2	2	0.00	0.000

BOTTOM

San Francisco Giants @ Los Angeles Dodgers
Dodger Stadium, Los Angeles, CA
 Sat Oct 01 1983, 3:33 AM PDT
 Att. 34,707 - Unknown

AB	31
R	1
H	4
RBI	1
BB	3
SO	7
LOB	13



WP	PA	ERA	WHIP
1	34		
0			
0			

Batter	1	2	3	4	5	6	7	8	9	AB R H RBI BB SO LOB	TOP											
Dan Gladden, R (1, 8) OBP: 0.275, SLG: 0.302	0-0 5-3	0-0 1-2 2-3 3-H 1B		0-0 E8 1B 2B		0-3 K		0-3 K 1-2		5 1 2 2 0 2 2												
Joel Youngblood, R (1, 4) OBP: 0.356, SLG: 0.499	0-3 K	0-3 K		0-0 G4-6-3 1B		0-3 K		0-0 5-3		1 0 0 0 0 1 0												
Brad Wellman, R (1, 4) OBP: 0.296, SLG: 0.247										4 0 1 1 0 2 4												
Guy Sularz, R (1, 5) OBP: 0.217, SLG: 0.100	4-0 BB BB	0-0 F3		0-0 G4-6-3 1-2f		0-0 F8		0-0 F9		4 0 0 0 1 0 5												
Jeffrey Leonard, R (1, 7) OBP: 0.323, SLG: 0.461	4-0 1-2 BB			0-0 FC5 1B		0-0 F8		0-3 K		2 0 1 0 1 0 0												
Max Venable, L (4, 7) OBP: 0.295, SLG: 0.364										2 0 0 0 0 2 0												
Chris Smith, S (1, 3) OBP: 0.403, SLG: 0.493	0-3 K			0-0 FC5 1B		0-0 F9 WP 2B		0-0 F7		4 1 2 0 0 1 2												
John Rabb, R (1, 9) OBP: 0.292, SLG: 0.346				0-0 FC5 1-2 2-3f		0-0 F9		0-0 2B		3 1 1 0 1 0 3												
Jeff Ransom, R (1, 2) OBP: 0.333, SLG: 0.350				0-0 F3		0-3 K		0-0 F7		3 0 0 0 1 1 3												
Joe Pettini, R (1, 6) OBP: 0.260, SLG: 0.209				0-0 F9		0-0 4-3		0-0 F7		3 0 0 0 1 0 2												
Mike Krukow, R (1, 1) OBP: 0.269, SLG: 0.333				0-0 E BB		0-0 WP 1B		0-0 CS BB		1 0 0 0 0 1 3												
Dave Bergman, L (4, PH) OBP: 0.394, SLG: 0.457										0 1 0 0 1 0 0												
Jim Barr, R (4, 1) OBP: 0.133, SLG: 0.200										1 0 1 0 0 0 0												
Champ Summers, L (8, PH) OBP: 0.333, SLG: 0.136										0 0 0 0 1 0 0												
Johnnie LeMaster, R (8, PR) OBP: 0.317, SLG: 0.307										0 0 0 0 0 0 0												
Greg Minton, S (8, 1) OBP: 0.615, SLG: 0.909										0 0 0 0 0 0 0												
Gary Lavelle, S (8, 1)										0 0 0 0 0 0 0												
Inning Stats	R: 0 E: 0 K: 2 S: 7	H: 0 LOB: 2 BB: 2 P: 15	R: 1 E: 0 K: 2 S: 8	H: 1 LOB: 3 BB: 3 P: 20	R: 0 E: 0 K: 0 S: 5	H: 2 LOB: 2 BB: 0 P: 5	R: 2 E: 1 K: 0 S: 4	H: 2 LOB: 0 BB: 1 P: 8	R: 1 E: 0 K: 1 S: 6	H: 1 LOB: 0 BB: 0 P: 6	R: 0 E: 0 K: 2 S: 8	H: 1 LOB: 1 BB: 0 P: 8	R: 0 E: 0 K: 1 S: 6	H: 1 LOB: 1 BB: 0 P: 6	R: 0 E: 0 K: 1 S: 4	H: 0 LOB: 1 BB: 1 P: 8	R: 0 E: 0 K: 1 S: 5	H: 0 LOB: 0 BB: 0 P: 5	1B: 5 2B: 3 3B: 0 HR: 0	SF: 0 SAC: 0 DP: 1 HBP: 0	WP: 3 PB: 0 SB: 0 CS: 1	PA: 40
PITCHER	IP WLS BF H R ER SO BB IBB HBP BLK WP HR S P ERA WHIP																				PITCHER	IP WLS BF H R ER SO BB IBB HBP BLK WP HR S P ERA WHIP
Sid Fernandez, L (1, 1) ERA: 6.0	3.0 L 20 5 3 3 4 6 0 0 0 0 0 22 46 9.00 3.667																					
Rich Rodas, L (4, 1) ERA: 1.93	3.0 10 2 1 1 3 0 0 0 0 2 0 16 16 3.00 0.667																					
Larry White, R (7, 1) ERA: 1.29	2.0 7 1 0 0 2 1 0 0 0 0 0 10 14 0.00 1.000																					
Tom Niedenfuer, R (9, 1) ERA: 1.9	1.0 3 0 0 0 0 1 0 0 0 0 0 5 5 0.00 0.000																					

San Francisco Giants @ Los Angeles Dodgers
Dodger Stadium, Los Angeles, CA
Sun Oct 02 1983, 3:33 AM PDT
Att: 47,007 - Unknown

livebaseballscorecards.com

AB	33
R	4
H	8
RBI	3
BB	7
SO	10
LOB	24



Batter	1	2	3	4	5	6	7	8	9	AB	R	H	RBI	BB	SO	LOB
Steve Sax, R (1, 4) Rafael Landestoy, S (4, 4) OBP: 0.342, SLG: 0.350 OBP: 0.194, SLG: 0.246	0-0 E S 2B 1B	0-0 FC6-4 1-2f			0-0 4-3		0-0 F7		0-3 K	2	1	1	0	0	0	2
Greg Brock, L (1, 3) Sid Bream, L (7, 3) OBP: 0.343, SLG: 0.396 OBP: 0.308, SLG: 0.182	0-3 K 1-3		0-0 F9		0-3 K			0-0 G3		3	0	0	0	0	2	1
Dusty Baker Jr., R (1, 7) R.J. Reynolds, S (4, 7) OBP: 0.346, SLG: 0.395 OBP: 0.267, SLG: 0.345	0-0 WP 6-3 2B		0-0 F8		0-0 G3			0-0 WP S FC6 1B		2	1	1	1	0	0	0
Pedro Guerrero, R (1, 5) German Rivera, R (9, 5) OBP: 0.373, SLG: 0.531 OBP: 0.421, SLG: 0.412	0-0 6-3		0-0 1B 1B		0-0 2B			4-0 BB BB BB 1-3 FC6 BB		3	0	2	1	1	0	0
Mike Marshall, R (1, 9) Cecil Espy, S (8, 8) OBP: 0.347, SLG: 0.434 OBP: 0.333, SLG: 0.364	0-0 5-3		0-0 1B		0-0 F7			0-0 FC6 1B 1-2f 3-H		3	0	1	0	0	0	1
Bill Russell, R (1, 6) Larry White, R (7, 1) Jose Morales, R (8, PH) Alex Taveras, R (8, PR) Tom Niedenfuer, R (9, 1)		0-0 G5-4-3 1B	0-0 F7		0-0 F8			0-0 1-2 1B		2	0	1	0	0	0	2
Steve Yeager, R (1, 2) Jack Fimple, R (5, 2) OBP: 0.256, SLG: 0.379 OBP: 0.300, SLG: 0.358		0-0 G5-4-3 1-2f		0-3 K		0-0 F9		0-0 4-3		2	0	0	0	0	1	1
Derrel Thomas, S (1, 8) Candy Maldonado, R (9, 9) OBP: 0.345, SLG: 0.375 OBP: 0.254, SLG: 0.290		4-0 1B BB		0-0 4-3			0-0 F8		0-0 5-3	2	0	0	0	1	0	0
Sid Fernandez, L (1, 1) Rich Rodas, L (4, 1) Dave Anderson, R (4, 6) Rick Monday, L (6, PH) OBP: 1.000, SLG: 1.000 OBP: 0.244, SLG: 0.261 OBP: 0.351, SLG: 0.399		0-0 FC6-4 1B		0-0 F2			0-0 F9		0-0 F9	1	0	1	0	0	0	0

Inning Stats	R: 2	H: 2	E: 0	LOB: 0	K: 1	BB: 0	S: 7	R: 0	H: 2	E: 0	LOB: 2	K: 0	BB: 1	S: 4	R: 0	H: 2	E: 0	LOB: 2	K: 0	BB: 0	S: 5	R: 0	H: 0	E: 0	LOB: 0	K: 1	BB: 0	S: 5	R: 0	H: 1	E: 0	LOB: 1	K: 0	BB: 0	S: 4	R: 0	H: 0	E: 0	LOB: 0	K: 0	BB: 0	S: 3	R: 1	H: 2	E: 0	LOB: 2	K: 0	BB: 1	S: 5	R: 0	H: 0	E: 0	LOB: 0	K: 1	BB: 0	S: 5	1B: 7	SF: 0	2B: 2	SAC: 0	3B: 0	DP: 1	HR: 0	HBP: 0	WP: 2	PA: 37
--------------	------	------	------	--------	------	-------	------	------	------	------	--------	------	-------	------	------	------	------	--------	------	-------	------	------	------	------	--------	------	-------	------	------	------	------	--------	------	-------	------	------	------	------	--------	------	-------	------	------	------	------	--------	------	-------	------	------	------	------	--------	------	-------	------	-------	-------	-------	--------	-------	-------	-------	--------	-------	--------

PITCHER	IP	WLS	BF	H	R	ER	SO	BB	IBB	HBP	BLK	WP	HR	S	P	ERA	WHIP
Mike Krukow, R (1, 1) ERA: 3.95	3.0		15	6	2	2	1	1	0	0	0	1	0	16	20	6.00	2.333
Jim Barr, R (4, 1) ERA: 3.98	4.0	W	13	1	0	0	2	0	0	0	0	0	0	17	17	0.00	0.250
Greg Minton, R (8, 1) ERA: 3.54	0.1		3	1	1	1	0	1	0	0	0	1	0	2	6	27.00	6.000
Gary Lavelle, L (8, 1) ERA: 2.59	1.2	S	6	1	0	0	1	0	0	0	0	0	0	8	8	0.00	0.600

BOTTOM

San Francisco Giants @ Los Angeles Dodgers
Dodger Stadium, Los Angeles, CA
 Sun Oct 02 1983, 3:33 AM PDT
 Att. 47,007 - Unknown

livebaseballscorecards.com

AB 35
R 3
H 9
RBI 3
BB 2
SO 4
LOB 12



Batter	1	2	3	4	5	6	7	8	9	AB R H RBI BB SO LOB	TOP												
Joe Morgan, L (1, 4) C B X	1-2 G3 ①		1-2 4-3 ③			0-2 4-3 ①		0-1 F7 ①		4 0 0 0 0 0 0	Philadelphia Phillies @ Los Angeles Dodgers Dodger Stadium, Los Angeles, CA Tue Oct 04 1983, 3:33 AM PDT Att: 49,963 - Unknown												
Pete Rose, S (1, 3) OBP: 0.250, SLG: 0.250 B X	1-0 F9 ②			1-0 6-3 ①		2-2 1B ②		0-0 4-3 ②		4 0 1 0 0 0 0													
Mike Schmidt, R (1, 5) OBP: 0.750, SLG: 1.667 C B X	1-1 HR			4-0 1B BB		2-1 F8 ②		1-0 BB 1B		3 1 2 1 1 0 1													
Sixto Lezcano, R (1, 9) OBP: 0.500, SLG: 0.333 B X	1-0 4-3 ③			1-0 1-2 1B		0-1 F7 ③		4-1 BB 1-2 BB		3 0 1 0 1 0 1													
Gary Matthews, R (1, 7) Al Holland, R (8, 1)		1-0 F8 ①		0-0 L4 ②		1-2 5-3 ①		0-0 1-3 ③		4 0 0 0 0 0 4 0 0 0 0 0 0 0													
Garry Maddox, R (1, 8) OBP: 0.250, SLG: 0.250 B X T S		1-1 F9 ②		0-0 G3 ③		1-1 WP 4-3 1B		0-0 F9 ①		4 0 1 0 0 0 2													
Bo Diaz, R (1, 2)		1-2 6-3 ③		1-0 F9 ①		1-0 4-3 ②		4-2 BB		3 0 0 0 1 0 1													
Ivan De Jesus, R (1, 6)			1-0 F9 ①		1-3 K ②		4-0 WP IBB		0-3 K ②	3 0 0 0 1 2 1													
Steve Carlton, L (1, 1) Greg Gross, L (8, 7)			0-3 K ②		0-0 F7 ③		1-3 K ③		0-2 1-6-3 ③	3 0 0 0 0 2 2 1 0 0 0 0 0 1													
Inning Stats	R: 1 E: 0 K: 0 S: 7	H: 1 LOB: 0 BB: 0 P: 11	R: 0 E: 0 K: 0 S: 6	H: 0 LOB: 0 BB: 0 P: 9	R: 0 E: 0 K: 1 S: 7	H: 0 LOB: 0 BB: 0 P: 9	R: 0 E: 0 K: 0 S: 4	H: 1 LOB: 2 BB: 1 P: 10	R: 0 E: 0 K: 1 S: 6	H: 0 LOB: 0 BB: 0 P: 8		R: 0 E: 0 K: 0 S: 10	H: 1 LOB: 1 BB: 0 P: 14	R: 0 E: 0 K: 1 S: 10	H: 1 LOB: 2 BB: 1 P: 17	R: 0 E: 0 K: 0 S: 6	H: 1 LOB: 2 BB: 1 P: 11	R: 0 E: 0 K: 1 S: 9	H: 0 LOB: 1 BB: 1 P: 13	1B: 4 2B: 0 3B: 0 HR: 1	SF: 0 SAC: 0 DP: 0 HBP: 0	WP: 1 PB: 0 SB: 0 CS: 0	PA: 36
PITCHER Jerry Reuss, L (1, 1) ERA: 1.13 Tom Niedenfuer, R (9, 1) ERA:	IP 8.0 1.0	WLS L 4	BF 32 4	H 5 0	R 1 0	ER 1 0	SO 3 1	BB 2 1	IBB 1 0	HBP 0 0	BLK 0 0	WP 1 0	HR 1 0	S 56 9	P 89 13	ERA 1.12 0.00	WHIP 0.875 1.000						PITCHER IP WLS BF H R ER SO BB IBB HBP BLK WP HR S P ERA WHIP

livebaseballscorecards.com

AB	32
R	1
H	5
RBI	1
BB	4
SO	4
LOB	13



Batter	1	2	3	4	5	6	7	8	9	AB	R	H	RBI	BB	SO	LOB
Steve Sax, R OBP: 0.750, SLG: 0.750 (1, 4)	0-0 K 1B		0-1 5-3			0-1 WP SH3-4 1B		0-2 1B 1B		4	0	3	0	0	0	1
Bill Russell, R OBP: 0.333, SLG: 0.333 (1, 6)	2-3 K 1-2			0-1 FC5-4 1B		0-1 SH3-4 1-2		0-0 F3		3	0	1	0	0	1	2
Dusty Baker Jr., R OBP: 0.250, SLG: 0.250 (1, 7)	0-0 F8			2-0 L8		2-2 P1 2-3		3-2 BB 1-3 1B		4	0	1	0	0	0	2
Pedro Guerrero, R (1, 5)		3-2 F7		0-3 K		4-2 BB		4-0 BB 1-2 BB		2	0	0	0	2	1	1
Mike Marshall, R (1, 3) Tom Niedenfuer, R (9, 1)		0-0 4-3		1-0 FC5-4 1-2		0-3 K		1-2 F9		4	0	0	0	0	1	6
Steve Yeager, R (1, 2)		0-1 F8			3-2 F7		0-0 6-3		0-0 F6	4	0	0	0	0	0	0
Ken Landreaux, L (1, 8) Jose Morales, R (9, PH)			1-3 K		1-1 1-3		2-1 F8		0-0 F3	3	0	0	0	0	1	0
Derrel Thomas, S OBP: 0.500, SLG: 0.500 (1, 9)			1-0 SH1-4 1B		0-0 1B		1-3 K		2-2 E5	4	0	2	0	0	1	0
Jerry Reuss, L (1, 1) Candy Maldonado, R (8, PH) Greg Brock, L (9, 3)			1-0 SH1-4 1-2		0-3 K			3-2 F9	1-2 6-3	1	0	0	0	0	1	1

Inning Stats	R: 0	H: 1	E: 0	LOB: 0	K: 1	S: 5	R: 0	H: 0	E: 0	LOB: 0	K: 0	S: 7	R: 0	H: 1	E: 0	LOB: 1	K: 1	S: 7	R: 0	H: 1	E: 0	LOB: 1	K: 1	S: 8	R: 0	H: 1	E: 0	LOB: 1	K: 1	S: 9	R: 0	H: 1	E: 0	LOB: 2	K: 1	S: 12	R: 0	H: 0	E: 0	LOB: 0	K: 1	S: 6	R: 0	H: 2	E: 0	LOB: 3	K: 0	S: 15	R: 0	H: 0	E: 1	LOB: 1	K: 0	S: 9	1B: 7	2B: 0	3B: 0	HR: 0	SF: 0	SAC: 2	DP: 0	HBP: 0	WP: 1	PA: 36
--------------	------	------	------	--------	------	------	------	------	------	--------	------	------	------	------	------	--------	------	------	------	------	------	--------	------	------	------	------	------	--------	------	------	------	------	------	--------	------	-------	------	------	------	--------	------	------	------	------	------	--------	------	-------	------	------	------	--------	------	------	-------	-------	-------	-------	-------	--------	-------	--------	-------	--------

PITCHER	IP	WLS	BF	H	R	ER	SO	BB	IBB	HBP	BLK	WP	HR	S	P	ERA	WHIP
Steve Carlton, L (1, 1) ERA:	7.2	W	31	7	0	0	6	2	0	0	0	1	0	66	100	0.00	1.174
Al Holland, L (8, 1) ERA:	1.1	S	5	0	0	0	0	0	0	0	0	0	0	12	16	0.00	0.000

BOTTOM

Philadelphia Phillies @ Los Angeles Dodgers
Dodger Stadium, Los Angeles, CA

Tue Oct 04 1983, 3:33 AM PDT
Att. 49,963 - Unknown

livebaseballscorecards.com

AB	32
R	0
H	7
RBI	0
BB	2
SO	6
LOB	14

Batter	1	2	3	4	5	6	7	8	9	AB R H RBI BB SO LOB	TOP											
Joe Morgan, L (1, 4)	0-0 4-3		1-3 K		4-2 G6-4-3 BB		1-1 F9			3 0 0 0 1 1 2	Philadelphia Phillies @ Los Angeles Dodgers Dodger Stadium, Los Angeles, CA Wed Oct 05 1983, 3:33 AM PDT Att: 55,967 - Unknown											
Pete Rose, S (1, 3) OBP: 0.250, SLG: 0.143	4-2 S BB		1-2 L1		2-1 G6-4-3 1-2f			0-3 K		3 0 0 0 1 1 2												
Mike Schmidt, R (1, 5) OBP: 0.500, SLG: 0.857	2-3 K		2-2 F7		2-3 K			0-0 G6-4-3 1B		4 0 1 0 0 2 1												
Sixto Lezcano, R (1, 9) OBP: 0.250, SLG: 0.143	2-2 F7 1-2			2-1 5-3		2-1 F8		3-2 G6-4-3 1-2f		4 0 0 0 0 0 2												
Gary Matthews, R (1, 7) OBP: 0.250, SLG: 0.625		1-2 HR		0-0 F8		3-1 6-3		0-0 E6 1B		4 1 2 1 0 0 0												
Garry Maddox, R (1, 8) OBP: 0.429, SLG: 0.571		1-1 1B		2-1 2B		2-2 F8		4-0 BB		3 0 2 0 0 0 0 0 0 0 0 1 0 0												
Greg Gross, L (9, PH)																						
Bo Diaz, R (1, 2)		1-2 G6-4-3 1-2f		3-2 6-3		0-0 5-3		2-3 K		3 0 0 0 0 0 2 1 0 0 0 0 1 2												
Joe Lefebvre, L (9, PH)																						
Ivan De Jesus, R (1, 6) OBP: 0.429, SLG: 0.200		4-2 BB		0-3 K SH2-4		2-0 1B 1B		1-1 F6		2 0 1 0 1 1 0 1 0 0 0 0 0 2												
Von Hayes, L (9, PH)								1-1 SAFE F6														
John Denny, R (1, 1)		3-2 F7		0-1 SH2-4		3-1 1B 1B		1-3 K		1 0 0 0 0 0 1 1 0 1 0 0 0 0 0 0 0 0 0 0 0 0 0 0 0 0 0 0 1 0 0 0 0 1 2												
Tony Perez, R (7, PH) OBP: 1.000, SLG: 1.000																						
Juan Samuel, R (7, PR)																						
Ron Reed, R (7, 1)																						
Ozzie Virgil, R (9, PH)																						
Inning Stats	R: 0 E: 0 K: 1 S: 9	H: 0 LOB: 1 BB: 1 P: 17	R: 1 E: 0 K: 0 S: 14	H: 2 LOB: 1 BB: 1 P: 24	R: 0 E: 0 K: 1 S: 10	H: 0 LOB: 0 BB: 0 P: 14	R: 0 E: 0 K: 0 S: 10	H: 1 LOB: 1 BB: 0 P: 17	R: 0 E: 0 K: 1 S: 11	H: 0 LOB: 1 BB: 1 P: 17	R: 0 E: 0 K: 1 S: 7	H: 0 LOB: 0 BB: 0 P: 14	R: 0 E: 0 K: 0 S: 10	H: 2 LOB: 2 BB: 0 P: 18	R: 0 E: 0 K: 1 S: 7	H: 1 LOB: 0 BB: 0 P: 10	R: 0 E: 1 K: 2 S: 10	H: 1 LOB: 2 BB: 1 P: 18	1B: 5 2B: 1 3B: 0 HR: 1	SF: 0 SAC: 1 DP: 3 HBP: 0	WP: 1 PB: 0 SB: 1 CS: 0	PA: 36
PITCHER	IP WLS BF H R ER SO BB IBB HBP BLK WP HR S P ERA WHIP																					
Fernando Valenzuela, L (1, 1) ERA: 1.13	8.0 W 32 7 1 1 5 3 0 0 0 1 1 79 132 1.12 1.250																					
Tom Niedenfuer, R (9, 1) ERA:	1.0 S 4 0 0 0 2 1 0 0 0 0 0 9 17 0.00 1.000																					

livebaseballscorecards.com

AB	31
R	1
H	7
RBI	1
BB	4
SO	7
LOB	16



Batter	1	2	3	4	5	6	7	8	9	AB	R	H	RBI	BB	SO	LOB
Steve Sax, R OBP: 0.375, SLG: 0.375 (1, 4)	0-0 F8	0-1 5-3			1-1 4-3	0-0 6-3				4	0	0	0	0	0	3
Greg Brock, L Derrel Thomas, S OBP: 0.500, SLG: 0.500 (1, 3) (8, 9)	2-3 K		1-1 4-3		1-1 FC5-2 BB 3B		0-1 F8			4	1	0	0	0	1	1
Dusty Baker Jr., R OBP: 0.250, SLG: 0.143 (1, 7)	2-1 E6 HBP 1B		0-1 F8		4-1 3B BB		3-2 1-3			3	2	0	0	1	0	0
Pedro Guerrero, R OBP: 0.500, SLG: 0.600 (1, 5)	2-2 1B HBP		2-2 F6		2-2 3B		2-1 F9			3	0	1	2	0	0	0
Ken Landreaux, L OBP: 0.429, SLG: 0.333 (1, 8)	1-0 1B			2-2 FC4 1B	4-0 IBB		1-0 F7			3	0	2	1	1	0	0
Mike Marshall, R (1, 9) (8, 3)	2-2 F8		0-2 FC4 1B CS		0-0 6-3		2-3 K			4	0	0	0	0	1	5
Bill Russell, R OBP: 0.571, SLG: 0.500 (1, 6)		1-3 K		3-1 1B		0-0 FC5-4 1B		4-1 S BB		3	1	2	0	1	1	0
Jack Fimple, R OBP: 0.250, SLG: 0.250 (1, 2)		2-3 K		3-2 L4		1-0 FC5-4 G3		3-2 FC6-4 1B		4	0	1	1	0	1	3
Fernando Valenzuela, L Tom Niedenfuer, R (1, 1) (9, 1)		4-0 BB				0-0 E8 FC5-2		1-2 G3		3	0	0	0	1	0	2

Inning Stats	R: 1	H: 1	E: 1	K: 1	S: 15	LOB: 2	BB: 0	P: 24	R: 0	H: 0	E: 0	K: 2	S: 9	LOB: 1	BB: 1	P: 16	R: 0	H: 0	E: 0	K: 0	S: 7	LOB: 0	BB: 0	P: 10	R: 0	H: 2	E: 0	K: 0	S: 13	LOB: 1	BB: 0	P: 20	R: 2	H: 1	E: 1	K: 0	S: 10	LOB: 2	BB: 2	P: 22	R: 0	H: 1	E: 0	K: 1	S: 4	LOB: 1	BB: 0	P: 5	R: 0	H: 0	E: 0	K: 0	S: 9	LOB: 0	BB: 0	P: 14	R: 1	H: 1	E: 0	K: 1	S: 17	LOB: 1	BB: 1	P: 27
1B: 5	SF: 0	2B: 0	SAC: 0	3B: 1	DP: 0	HR: 0	HBP: 1																																																									


BOTTOM

Philadelphia Phillies @ Los Angeles Dodgers
 Dodger Stadium, Los Angeles, CA
 Wed Oct 05 1983, 3:33 AM PDT
 Att. 55,967 - Unknown

AB	31
R	4
H	6
RBI	4
BB	4
SO	4
LOB	14



PITCHER	IP	WLS	BF	H	R	ER	SO	BB	IBB	HBP	BLK	WP	HR	S	P	ERA	WHIP
John Denny, R ERA: 4.5 (1, 1)	6.0	L	28	5	3	0	3	2	1	1	0	0	0	58	97	0.00	1.167
Ron Reed, R ERA: 4.5 (7, 1)	2.0		8	1	1	1	1	1	0	0	0	0	0	26	41	4.50	1.000

Batter	1	2	3	4	5	6	7	8	9	AB R H RBI BB SO LOB	TOP	
Steve Sax, R (1, 4) OBP: 0.333, SLG: 0.273	1-1 F9		0-0 F8		4-1 BB			1-1 6-3		3 0 0 0 1 0 1		
Greg Brock, L (1, 3)	0-1 F5		1-1 F9		3-3 K			2-3 K		4 0 0 0 0 2 2		
Dusty Baker Jr., R (1, 7) OBP: 0.333, SLG: 0.364	2-1 2B			3-2 HR 1B		0-2 F8		0-0 P5		4 1 2 0 0 0 0		
Pedro Guerrero, R (1, 5) OBP: 0.333, SLG: 0.333	1-3 K		1-2 F7	C B 1 SAFE F 1 SAFE X		0-3 K		1-2 5-3		4 0 0 0 0 2 2		
Ken Landreaux, L (1, 8) OBP: 0.273, SLG: 0.200		0-0 F9		1-1 F5		2-2 E6		1-0 F2		4 0 0 0 0 0 1		
Mike Marshall, R (1, 9) OBP: 0.167, SLG: 0.364		0-3 K		0-1 HR	1-H	0-3 K		4-2 BB		3 1 1 2 1 2 1		
Bill Russell, R (1, 6) OBP: 0.364, SLG: 0.300		1-1 G3		0-0 4-3			2-1 F7		1-1 F7	4 0 0 0 0 0 1	AB 32 R 2 H 4 RBI 2 BB 2 SO 9 LOB 8	
Jack Fimple, R (1, 2) OBP: 0.143, SLG: 0.143			0-3 K		0-1 6-3		1-3 K			3 0 0 0 0 2 0		
Bob Welch, R (1, 1) Alejandro Pena, R (2, 1) Rafael Landestoy, S (5, PH) Rick Honeycutt, L (5, 1) Joe Beckwith, L (5, 1) Derrel Thomas, S (7, PH) Pat Zachry, R (7, 1)			0-2 1B		0-0 4-3		3-3 K			0 0 0 0 0 0 0 1 0 1 0 0 0 0 1 0 0 0 0 0 0 0 0 0 0 0 0 0 0 0 0 0 0 0 0 0 0 0 0 0 0 0 1 0 0 0 0 1 0 0 0 0 0 0 0 0		
Inning Stats	R: 0 H: 1 E: 0 LOB: 1 K: 1 BB: 0 S: 9 P: 13	R: 0 H: 0 E: 0 LOB: 0 K: 1 BB: 0 S: 6 P: 7	R: 0 H: 1 E: 0 LOB: 1 K: 1 BB: 0 S: 10 P: 11	R: 2 H: 2 E: 0 LOB: 0 K: 0 BB: 0 S: 11 P: 16	R: 0 H: 0 E: 0 LOB: 1 K: 1 BB: 1 S: 7 P: 14	R: 0 H: 0 E: 1 LOB: 1 K: 2 BB: 0 S: 17 P: 19	R: 0 H: 0 E: 0 LOB: 0 K: 2 BB: 0 S: 8 P: 14	R: 0 H: 0 E: 0 LOB: 0 K: 1 BB: 0 S: 7 P: 10	R: 0 H: 0 E: 0 LOB: 1 K: 0 BB: 1 S: 9 P: 16	1B: 2 SF: 0 2B: 1 SAC: 0 3B: 0 DP: 0 HR: 1 HBP: 0	WP: 0 PA: 34 PB: 0 SB: 1 CS: 0	
PITCHER Charles Hudson, R (1, 1) ERA: 2.0	IP WLS BF H R ER SO BB IBB HBP BLK WP HR S P ERA WHIP	9.0 W 34 4 2 2 9 2 0 0 0 0 0 1 84 120 2.00 0.667										

Los Angeles Dodgers @ Philadelphia Phillies
Veterans Stadium, Philadelphia, PA
Fri Oct 07 1983, 3:33 AM EDT
Att: 53,490 - Unknown

livebaseballscorecards.com

Batter	1	2	3	4	5	6	7	8	9	AB	R	H	RBI	BB	SO	LOB
Joe Morgan, L (1, 4) OBP: 0.167, SLG: 0.091	2-2 F9		3-2 1B SF7 1B		1-2 F8		0-0 F9			4	1	1	0	0	0	0
Pete Rose, S (1, 3) OBP: 0.417, SLG: 0.364	2-1 5-3		1-2 CS 1B		2-0 2B 1B 1B		2-1 BB 1B 1B			4	2	3	0	0	0	0
Mike Schmidt, R (1, 5) OBP: 0.500, SLG: 0.800	0-2 F9		1-1 F8		2-0 1B 2B		4-0 1B BB			3	1	1	0	1	0	2
Joe Lefebvre, L (1, 9) Sixto Lezcano, R (5, PH) OBP: 0.200, SLG: 0.111		1-2 F8	2-0 SF7		2-3 K		3-2 F7			1	0	0	1	0	0	0
Gary Matthews, R (1, 7) Bob Dernier, R (8, 8) OBP: 0.500, SLG: 1.000		4-2 WP BB PB BB	1-2 CS	3-1 HR	1-0 S 1B		1-1 1-2 2-H 3-H 1B			3	2	3	4	1	0	0
Greg Gross, L (1, 8) (8, 7)	1-1 SAFE 1-1 SAFE 1-1 SAFE 1-1 SAFE	4-0 PB WP 5-3 BB		0-3 K	1-3 K		0-0 F8			3	1	0	0	1	2	3
Bo Diaz, R (1, 2)		4-2 1-3 2-H 5-3 BB		3-2 5-3		0-3 K		0-0 P5		3	0	0	0	1	1	0
Ivan De Jesus, R (1, 6) OBP: 0.364, SLG: 0.222		0-0 5-3		0-1 WP 1B		1-2 F3		1-0 F9		4	0	1	1	0	0	1
Charles Hudson, S (1, 1)		1-3 K		2-3 K		1-2 F8		1-3 K		4	0	0	0	0	3	2

Inning Stats	R: 0	H: 0	E: 0	K: 0	S: 9	LOB: 0	BB: 0	P: 13	R: 2	H: 0	E: 0	K: 1	S: 11	LOB: 1	BB: 3	P: 25	R: 1	H: 2	E: 0	K: 0	S: 13	LOB: 0	BB: 0	P: 21	R: 1	H: 2	E: 0	K: 2	S: 14	LOB: 1	BB: 0	P: 22	R: 2	H: 3	E: 0	K: 2	S: 15	LOB: 1	BB: 0	P: 23	R: 0	H: 0	E: 0	K: 1	S: 9	LOB: 0	BB: 0	P: 11	R: 1	H: 2	E: 0	K: 0	S: 10	LOB: 2	BB: 1	P: 20	R: 0	H: 0	E: 0	K: 1	S: 5	LOB: 0	BB: 0	P: 7
PITCHER	IP	WLS	BF	H	R	ER	SO	BB	IBB	HBP	BLK	WP	HR	S	P	ERA	WHIP																																															
Bob Welch, R (1, 1) ERA: 6.75	1.1	L	6	0	2	1	0	2	0	0	0	0	0	14	27	6.75	1.500																																															
Alejandro Pena, R (2, 1) ERA: 6.75	2.2		12	4	2	2	3	1	0	0	0	2	1	33	54	6.75	1.875																																															
Rick Honeycutt, L (5, 1) ERA: 54.0	0.1		3	2	2	2	0	0	0	0	0	0	0	5	10	54.00	6.000																																															
Joe Beckwith, R (5, 1) ERA:	1.2		6	1	0	0	3	0	0	0	0	0	0	19	24	0.00	0.600																																															
Pat Zachry, R (7, 1) ERA: 4.5	2.0		9	2	1	1	1	1	0	0	0	0	0	15	27	4.50	1.500																																															

BOTTOM

Los Angeles Dodgers @ Philadelphia Phillies
Veterans Stadium, Philadelphia, PA

Fri Oct 07 1983, 3:33 AM EDT
Att. 53,490 - Unknown

AB	31
R	7
H	9
RBI	6
BB	4
SO	7
LOB	12

livebaseballscorecards.com

1B: 7	SF: 1	WP: 2	PA: 37
2B: 1	SAC: 0	PB: 1	
3B: 0	DP: 0	SB: 1	
HR: 1	HBP: 0	CS: 1	

Batter	1	2	3	4	5	6	7	8	9	AB R H RBI BB SO LOB	TOP											
Steve Sax, R (1, 4) OBP: 0.294, SLG: 0.250	0-1 CS 1B		2-1 F7		1-2 6-3		1-0 6-3		1-2 P5	5 0 1 0 0 0 1												
Bill Russell, R (1, 6) OBP: 0.375, SLG: 0.286	1-1 SAFE 5-3 1-2		2-3 K		4-1 BB BB		0-1 1B		0-3 K	4 0 1 0 1 2 2												
Pedro Guerrero, R (1, 5) OBP: 0.438, SLG: 0.500	3-2 2B		0-1 1-3		4-2 SAFE 1-2 BB			1-2 1B E 1B		3 1 2 0 1 0 0												
Dusty Baker Jr., R (1, 7) OBP: 0.438, SLG: 0.643	4-0 BB			1-0 HR	3-2 F9			1-2 E9 1-H 1B		3 1 2 1 1 0 2												
Mike Marshall, R (1, 3) OBP: 0.188, SLG: 0.400	2-3 K			1-0 CS 2B	3-2 F9			0-3 K		4 0 1 0 0 2 3												
Steve Yeager, R (1, 2) OBP: 0.286, SLG: 0.333		1-1 F4		0-2 CS HBP	1-2 2B			1-3 K		2 0 1 0 0 0 0												
Rick Monday, L (8, PH)										0 0 0 0 0 0 0												
Jose Morales, R (8, PH)										1 0 0 0 0 1 1												
Jack Fimple, R (8, 2) OBP: 0.143, SLG: 0.143										0 0 0 0 0 0 0												
Ken Landreaux, L (1, 8) OBP: 0.200, SLG: 0.143		1-0 4-3		2-3 K 1-2 2-3	1-3 K		1-3 K	0-2 6-3		4 0 0 0 0 2 4												
Derrel Thomas, S (1, 9) OBP: 0.444, SLG: 0.556		2-2 1B		1-3 K	0-1 G3				0-2 2B	4 0 2 0 0 1 2												
Jerry Reuss, L (1, 1)		0-3 K			1-3 K		0-3 K		1-3 K	2 0 0 0 0 2 1												
Joe Beckwith, L (5, 1)										0 0 0 0 0 0 0												
Rick Honeycutt, L (5, 1)										0 0 0 0 0 0 0												
Rafael Landestoy, S (7, PH)										1 0 0 0 0 1 0												
Pat Zachry, R (7, 1)										0 0 0 0 0 0 0												
Candy Maldonado, R (8, PH)										1 0 0 0 0 1 1												
Inning Stats	R: 0 E: 0 K: 1 S: 11	H: 2 LOB: 2 BB: 1 P: 21	R: 0 E: 0 K: 1 S: 11	H: 1 LOB: 1 BB: 0 P: 15	R: 0 E: 0 K: 1 S: 9	H: 0 LOB: 0 BB: 0 P: 13	R: 1 E: 0 K: 2 S: 11	H: 2 LOB: 1 BB: 0 P: 16	R: 0 E: 0 K: 1 S: 16	H: 0 LOB: 2 BB: 2 P: 29	R: 0 E: 0 K: 1 S: 11	H: 1 LOB: 1 BB: 0 P: 16	R: 0 E: 0 K: 1 S: 6	H: 1 LOB: 1 BB: 0 P: 7	R: 1 E: 1 K: 2 S: 21	H: 2 LOB: 1 BB: 0 P: 24	R: 0 E: 0 K: 2 S: 13	H: 1 LOB: 1 BB: 0 P: 15	1B: 5 2B: 4 3B: 0 HR: 1	SF: 0 SAC: 0 DP: 0 HBP: 1	WP: 0 PB: 0 SB: 0 CS: 3	PA: 38
PITCHER	IP WLS BF H R ER SO BB IBB HBP BLK WP HR S P ERA WHIP																					
Steve Carlton, L (1, 1) ERA: 0.66	6.0 W 26 6 1 1 7 3 0 1 0 0 1 69 110 1.50 1.500																					
Ron Reed, R (7, 1) ERA: 2.7	1.1 6 3 1 0 2 0 0 0 0 0 0 17 20 0.00 2.250																					
Al Holland, L (8, 1) ERA:	1.2 6 1 0 0 3 0 0 0 0 0 0 23 26 0.00 0.600																					

Los Angeles Dodgers @ Philadelphia Phillies
Veterans Stadium, Philadelphia, PA
Sat Oct 08 1983, 7:05 PM EDT
Att: 64,494 - Unknown

AB	34
R	2
H	10
RBI	1
BB	3
SO	12
LOB	17



Batter	1	2	3	4	5	6	7	8	9	AB	R	H	RBI	BB	SO	LOB
Joe Morgan, L OBP: 0.176, SLG: 0.067 (1, 4)	0-0 4-3 X	0-0 F9 X		0-0 F3 X		1-1 3-1 X		4-2 BB BB BB BB BB BB BB BB		4	0	0	0	1	0	3
Pete Rose, S OBP: 0.412, SLG: 0.375 (1, 3)	1-2 F8 X		1-1 FC4-6 1B X		1-1 2B 1B X	2-1 6-3 X		0-0 F6 X		5	1	2	0	0	0	1
Mike Schmidt, R OBP: 0.529, SLG: 0.800 (1, 5)	3-1 1B HR 1B X		3-1 FC4-6 FC6-4 1-2f X		2-0 SH3-4 1-H FC1 2B X	2-0 HR 1B X		0-3 K X		5	3	3	1	0	1	2
Sixto Lezcano, R OBP: 0.357, SLG: 0.538 (1, 9) (8, 7)	1-2 HR 1B X		3-1 SAFE F7 X		2-0 SH3-4 2-3 X	3-2 HR 1B X		0-0 1B X		4	2	3	2	0	0	1
Gary Matthews, R OBP: 0.500, SLG: 1.071 Ron Reed, R Von Hayes, L (1, 7) (7, 1) (8, 9)	1-0 HR 1B 1-H 2-H X		1-0 FC6-4 1-2f X		4-0 5-3 FC1 IBB X	1-2 K X		3-1 X		3	1	1	3	1	1	1
Garry Maddox, R OBP: 0.273, SLG: 0.364 (1, 8)	0-0 F4 X			1-3 K SAFE X	2-2 FC1 5-3 1-2 3-H X		2-2 L6 X		4	0	0	1	0	1	1	
Bo Diaz, R OBP: 0.267, SLG: 0.231 (1, 2)		1-0 SH2-4 1B X		1-2 5-3 X	2-1 5-3 1-2 2-3 X		0-1 2B X		4	0	2	0	0	0	2	
Ivan De Jesus, R OBP: 0.400, SLG: 0.250 (1, 6)		1-2 F9 X		1-0 1B 1B X	4-0 IBB X		0-1 F4 X		3	0	1	0	1	0	2	
Steve Carlton, L OBP: 0.200, SLG: 0.200 Greg Gross, L Al Holland, R (1, 1) (7, 7) (8, 1)		1-1 SH2-4 1-2 X		2-2 1B X	1-3 K X		2-1 L9 X		2	0	1	0	0	1	3	
										1	0	0	0	0	0	1
										0	0	0	0	0	0	0

Inning Stats	R: 3	H: 3	LOB: 0	K: 0	P: 20	R: 0	H: 1	LOB: 1	K: 0	P: 10	R: 0	H: 1	LOB: 1	K: 0	P: 15	R: 0	H: 2	LOB: 2	K: 1	P: 17	R: 2	H: 2	LOB: 3	K: 1	P: 30	R: 2	H: 2	LOB: 0	K: 1	P: 21	R: 0	H: 1	LOB: 1	K: 0	P: 13	R: 0	H: 1	LOB: 2	K: 1	P: 16	
	S: 14			S: 7		S: 7			S: 12		S: 12			S: 9		S: 9			S: 9		S: 9					S: 9															

PITCHER	IP	WLS	BF	H	R	ER	SO	BB	IBB	HBP	BLK	WP	HR	S	P	ERA	WHIP
Jerry Reuss, L ERA: 4.5 (1, 1)	4.0	L	21	9	5	5	1	0	0	0	0	0	1	43	68	11.25	2.250
Joe Beckwith, R ERA: (5, 1)	0.2		5	0	0	0	0	0	2	0	0	0	0	6	20	0.00	0.000
Rick Honeycutt, L ERA: 21.6 (5, 1)	1.1		6	2	2	2	2	0	0	0	0	0	1	15	25	13.50	1.500
Pat Zachry, R ERA: 2.25 (7, 1)	2.0		9	2	0	0	1	1	0	0	0	0	0	18	29	0.00	1.500

BOTTOM

Los Angeles Dodgers @ Philadelphia Phillies
Veterans Stadium, Philadelphia, PA

Sat Oct 08 1983, 7:05 PM EDT
Att. 64,494 - Unknown

livebaseballscorecards.com

AB	36
R	7
H	13
RBI	7
BB	3
SO	4
LOB	19



WP	PA	ERA	WHIP
0	41		
0			
0			
0			