

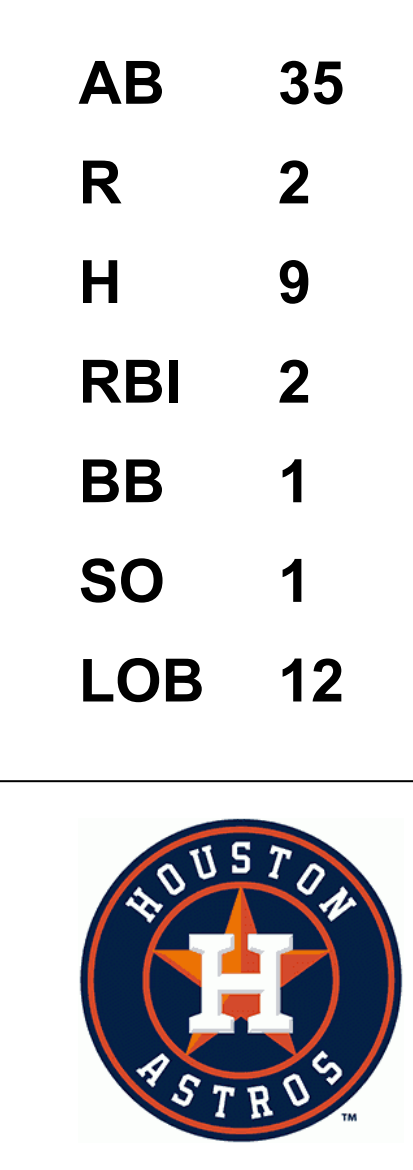
Los Angeles Dodgers - 1983

Batter	1	2	3	4	5	6	7	8	9	AB	R	H	RBI	BB	SO	LOB	TOP	
Steve Sax, R OBP: 0.500, SLG: 0.167 (1, 4)										3	1	1	0	2	1	0	Los Angeles Dodgers @ Houston Astros Astrodome, Houston, TX Wed Apr 06 1983, 7:05 PM EST Att: 9,931 - Unknown	
Ken Landreaux, L OBP: 0.455, SLG: 0.556 (1, 8)										4	0	1	2	1	0	1		
Dusty Baker Jr., R OBP: 0.600, SLG: 0.571 (1, 7)										3	0	1	1	2	0	1		
Pedro Guerrero, R OBP: 0.500, SLG: 1.000 (1, 5)										3	1	0	0	2	1	6		
Greg Brock, L OBP: 0.300, SLG: 0.444 (1, 3)										4	0	1	0	1	1	4		
Mike Marshall, R OBP: 0.250, SLG: 0.375 Derrel Thomas, S (8, PR) (8, 9)										4	0	2	1	0	0	3		
Bill Russell, R OBP: 0.400, SLG: 0.250 (1, 6)										5	0	0	0	0	0	4		
Steve Yeager, R OBP: 0.444, SLG: 0.286 (1, 2)										3	0	0	0	1	1	3		
Jerry Reuss, L (1, 1)										3	0	0	0	0	2	4		
Rick Monday, L Steve Howe, L (8, PH) (8, 1)										0	1	0	0	1	0	0		
Inning Stats	R: 1 E: 0 K: 0 S: 5	H: 2 LOB: 2 BB: 1 P: 9	R: 0 E: 0 K: 1 S: 5	H: 0 LOB: 0 BB: 0 P: 5	R: 0 E: 0 K: 1 S: 5	H: 1 LOB: 2 BB: 2 P: 12	R: 0 E: 0 K: 1 S: 6	H: 1 LOB: 2 BB: 1 P: 10	R: 0 E: 0 K: 0 S: 3	H: 0 LOB: 2 BB: 2 P: 11	R: 2 E: 0 K: 1 S: 7	H: 2 LOB: 3 BB: 3 P: 19	R: 0 E: 0 K: 1 S: 5	H: 0 LOB: 0 BB: 0 P: 5	1B: 5 2B: 1 3B: 0 HR: 0	SF: 0 SAC: 0 DP: 0 HBP: 0	WP: 0 PA: 43 PB: 0 SB: 6 CS: 0	
PITCHER	IP WLS BF H R ER SO BB IBB HBP BLK WP HR S P ERA WHIP	IP WLS BF H R ER SO BB IBB HBP BLK WP HR S P ERA WHIP																
Michael LaCoss, R ERA: 2.57 (1, 1)	7.0	32	4	2	2	4	5	2	0	0	0	0	0	0	33	61	2.57	1.286
Dave Smith, R ERA: 27.0 (8, 1)	0.2	L	7	2	2	1	2	1	0	0	0	0	0	6	18	27.00	6.000	
Frank DiPino, L ERA: 9.0 (8, 1)	1.1		4	0	0	0	1	0	0	0	0	0	0	6	6	0.00	0.000	

AB 33
R 4
H 6
RBI 4
BB 10
SO 6
LOB 26



Batter	1	2	3	4	5	6	7	8	9	AB	R	H	RBI	BB	SO	LOB	BOTTOM
Omar Moreno, L OBP: 0.333, SLG: 0.556 Dave Smith, R Frank DiPino, L (1, 8) (8, 1) (8, 1)										4	0	0	0	0	0	3	Los Angeles Dodgers @ Houston Astros Astrodome, Houston, TX Wed Apr 06 1983, 7:05 PM EST Att: 9,931 - Unknown
Bill Doran, S OBP: 0.333, SLG: 0.143 (1, 4)										4	0	1	0	0	0	0	
Dickie Thon, R OBP: 0.444, SLG: 0.500 (1, 6)										4	0	2	0	0	0	1	
Phil Garner, R OBP: 0.444, SLG: 0.500 (1, 5)										4	1	1	0	0	0	2	
Jose Cruz, L OBP: 0.444, SLG: 0.500 (1, 7)										4	1	2	1	0	0	1	
Ray Knight, R OBP: 0.222, SLG: 0.222 (1, 3)										4	0	1	1	0	0	1	
Terry Puhl, L OBP: 0.222, SLG: 0.125 (1, 9)										4	0	0	0	0	1	1	
Luis Pujols, R OBP: 0.333, SLG: 0.200 Tony Scott, S OBP: 0.567, SLG: 0.500 (1, 2) (7, PH) (8, 8)										1	0	0	0	1	0	0	
Michael LaCoss, R Alan Ashby, S (1, 1) (7, PH) (8, 2)										2	0	0	0	0	0	2	
Inning Stats	R: 0 E: 0 K: 0 S: 4	H: 1 LOB: 1 BB: 0 P: 4	R: 1 E: 0 K: 0 S: 5	H: 2 LOB: 2 BB: 1 P: 9	R: 1 E: 0 K: 0 S: 5	H: 2 LOB: 1 BB: 0 P: 5	R: 0 E: 0 K: 0 S: 3	H: 0 LOB: 0 BB: 0 P: 3	R: 0 E: 0 K: 0 S: 3	H: 0 LOB: 0 BB: 0 P: 3	R: 0 E: 0 K: 0 S: 4	H: 1 LOB: 1 BB: 0 P: 4	R: 0 E: 0 K: 1 S: 6	H: 1 LOB: 1 BB: 0 P: 6	1B: 8 2B: 1 3B: 0 HR: 0	SF: 0 SAC: 0 DP: 0 HBP: 0	
PITCHER	IP WLS BF H R ER SO BB IBB HBP BLK WP HR S P ERA WHIP	IP WLS BF H R ER SO BB IBB HBP BLK WP HR S P ERA WHIP															
Jerry Reuss, L ERA: 2.57 (1, 1)	7.0	28	7	2	2	0	1	0	0	0	0	27	31	2.57	1.143		
Steve Howe, L ERA: (8, 1)	2.0	S	8	2	0	0	1	0	0	0	0	10	10	0.00	1.000		



Batter	1	2	3	4	5	6	7	8	9	AB	R	H	RBI	BB	SO	LOB	TOP					
Tim Raines, S (1, 7) OBP: 0.429, SLG: 0.385										4	3	3	1	1	0	0						
Bryan Little, S (1, 6) OBP: 0.357, SLG: 0.250										4	1	0	0	1	0	3						
Andre Dawson, R (1, 8) OBP: 0.643, SLG: 1.077										5	1	5	2	0	0	0						
Al Oliver, L (1, 3) OBP: 0.429, SLG: 0.833										5	0	0	1	0	0	5						
Gary Carter, R (1, 2) OBP: 0.071, SLG: 0.083										4	0	0	1	0	1	1						
Tim Lincecum, R (1, 5) OBP: 0.250, SLG: 0.500										4	1	1	0	0	1	2						
Warren Cromartie, L (1, 9) Bryn Smith, R (6, 1) OBP: 0.400, SLG: 0.250										3	1	1	1	0	0	2	AB 37					
Doug Flynn, R (1, 4) OBP: 0.167, SLG: 0.091										3	0	0	0	1	1	1	R 8					
Scott Sanderson, R (1, 1) Terry Francona, L (6, PH) OBP: 0.500, SLG: 0.500										2	0	0	0	0	1	1	H 11					
Inning Stats	R: 2 E: 1 K: 0 S: 6	H: 2 LOB: 2 BB: 1 P: 10	R: 0 E: 0 K: 0 S: 3	H: 0 LOB: 1 BB: 1 P: 7	R: 0 E: 0 K: 1 S: 3	H: 1 LOB: 0 BB: 0 P: 3	R: 0 E: 0 K: 1 S: 5	H: 0 LOB: 1 BB: 1 P: 9	R: 1 E: 0 K: 0 S: 5	H: 2 LOB: 1 BB: 0 P: 5	R: 4 E: 1 K: 1 S: 10	H: 5 LOB: 1 BB: 0 P: 10	R: 0 E: 0 K: 2 S: 7	H: 0 LOB: 0 BB: 0 P: 7	R: 0 E: 0 K: 0 S: 3	H: 0 LOB: 0 BB: 0 P: 3	R: 1 E: 1 K: 0 S: 4	H: 1 LOB: 0 BB: 0 P: 4	1B: 8 2B: 3 3B: 1 HR: 0	SF: 1 SAC: 0 DP: 1 HBP: 0	WP: 1 PB: 0 SB: 3 CS: 0	PA: 41
PITCHER	IP WLS BF H R ER SO BB IBB HBP BLK WP HR S P ERA WHIP																	PITCHER	IP WLS BF H R ER SO BB IBB HBP BLK WP HR S P ERA WHIP			
Burt Hooton, R (1, 1) ERA: 9.0	5.0 L 25 7 5 5 1 3 0 0 0 0 1 0 24 36 9.00 2.000																					
Alejandro Pena, R (6, 1) ERA: 2.09	2.0 9 3 2 1 3 0 0 0 0 0 0 0 15 15 4.50 1.500																					
Tom Niedenfuer, R (8, 1) ERA: 4.5	2.0 7 1 1 1 0 0 0 0 0 0 0 0 7 7 4.50 0.500																					

Batter	1	2	3	4	5	6	7	8	9	AB	R	H	RBI	BB	SO	LOB	BOTTOM			
Steve Sax, R (1, 4) OBP: 0.500, SLG: 0.300										4	0	2	0	0	0	2				
Ken Landreaux, L (1, 8) Ron Roenicke, S (7, 8) OBP: 0.429, SLG: 0.750										3	1	1	1	0	0	2				
Dusty Baker Jr., R (1, 7) OBP: 0.500, SLG: 0.455										4	1	1	0	0	0	0				
Pedro Guerrero, R (1, 5) OBP: 0.357, SLG: 0.667										4	0	0	0	0	0	1				
Greg Brock, L (1, 3) OBP: 0.286, SLG: 0.462										4	1	1	0	0	0	1				
Mike Marshall, R (1, 9) OBP: 0.333, SLG: 0.364										3	0	1	1	1	2	0				
Bill Russell, R (1, 6) OBP: 0.429, SLG: 0.333										4	0	2	1	0	1	1	AB 33			
Steve Yeager, R (1, 2) OBP: 0.385, SLG: 0.200										3	0	0	0	1	1	2	R 3			
Burt Hooton, R (1, 1) Alejandro Pena, R (6, 1) Derrel Thomas, S (7, PH) Tom Niedenfuer, R (8, 1)										2	0	0	0	0	1	1	H 9			
Inning Stats	R: 1 E: 0 K: 0 S: 4	H: 1 LOB: 0 BB: 0 P: 4	R: 1 E: 0 K: 2 S: 8	H: 2 LOB: 0 BB: 0 P: 8	R: 0 E: 0 K: 1 S: 5	H: 1 LOB: 0 BB: 0 P: 5	R: 1 E: 0 K: 0 S: 4	H: 2 LOB: 2 BB: 1 P: 8	R: 0 E: 0 K: 0 S: 3	H: 0 LOB: 0 BB: 0 P: 3	R: 0 E: 1 K: 1 S: 7	H: 1 LOB: 2 BB: 0 P: 7	R: 0 E: 0 K: 0 S: 3	H: 0 LOB: 0 BB: 0 P: 3	R: 0 E: 0 K: 1 S: 6	H: 1 LOB: 1 BB: 0 P: 6	1B: 7 2B: 2 3B: 0 HR: 1	SF: 0 SAC: 0 DP: 2 HBP: 0	WP: 0 PB: 0 SB: 0 CS: 2	PA: 35
PITCHER	IP WLS BF H R ER SO BB IBB HBP BLK WP HR S P ERA WHIP																	PITCHER	IP WLS BF H R ER SO BB IBB HBP BLK WP HR S P ERA WHIP	
Scott Sanderson, R (1, 1) ERA: 5.4	5.0 W 20 7 3 3 3 2 0 0 0 0 0 0 24 32 5.40 1.800																			
Bryn Smith, R (6, 1) ERA:	4.0 S 15 2 0 0 2 0 0 0 0 0 0 0 19 19 0.00 0.500																			

Montreal Expos @ Los Angeles Dodgers
Dodger Stadium, Los Angeles, CA
Fri Apr 08 1983, 3:33 AM PST
Att: 45,369 - Unknown

AB	37
R	8
H	11
RBI	6
BB	3
SO	4
LOB	15



Montreal Expos @ Los Angeles Dodgers
Dodger Stadium, Los Angeles, CA
Fri Apr 08 1983, 3:33 AM PST
Att: 45,369 - Unknown

AB	33
R	3
H	9
RBI	3
BB	2
SO	5
LOB	10



Batter	1	2	3	4	5	6	7	8	9	AB	R	H	RBI	BB	SO	LOB	TOP								
Tim Raines, S (1,7) OBP: 0.421, SLG: 0.353	F8		K						F8	4	1	1	2	0	1	0	Montreal Expos @ Los Angeles Dodgers Dodger Stadium, Los Angeles, CA Sat Apr 09 1983, 3:33 AM PST Att: 34,790 - Unknown livebaseballscorecards.com								
Bryan Little, S (1,6) OBP: 0.368, SLG: 0.250	1-4-3								1-3	4	0	1	1	1	0	2									
Andre Dawson, R (1,8) OBP: 0.556, SLG: 0.875				G6-4-3						3	0	0	0	0	4										
Al Oliver, L (1,3) OBP: 0.333, SLG: 0.667	L6			F7						3	0	0	1	0	0										
Gary Carter, R (1,2) OBP: 0.111, SLG: 0.067		6-3								3	0	0	0	1	0										
Tim Lincecum, R (1,5) OBP: 0.250, SLG: 0.438	K									4	1	1	0	0	1										
Warren Cromartie, L (1,9) OBP: 0.357, SLG: 0.182 Jim Wohlford, R (8,9) OBP: 1.000, SLG: 4.000	6-3									3	1	0	0	1	0										
Doug Flynn, R (1,4) OBP: 0.250, SLG: 0.267				F1-3						4	2	2	1	0	0										
Charlie Lea, R (1,1) Jeff Reardon, R (7,1)			K							1	2	0	0	0	1										
Inning Stats	R: 0 E: 0 K: 0 S: 3	H: 0 LOB: 1 BB: 0 P: 4	R: 0 E: 0 K: 1 S: 5	H: 0 LOB: 0 BB: 0 P: 5	R: 0 E: 0 K: 2 S: 7	H: 0 LOB: 0 BB: 0 P: 7	R: 0 E: 0 K: 0 S: 3	H: 1 LOB: 0 BB: 0 P: 3	R: 5 E: 1 K: 0 S: 7	H: 3 LOB: 0 BB: 1 P: 11	R: 0 E: 0 K: 0 S: 3	H: 0 LOB: 1 BB: 1 P: 7	R: 2 E: 0 K: 0 S: 5	H: 1 LOB: 2 BB: 1 P: 10	R: 0 E: 0 K: 0 S: 3	H: 0 LOB: 0 BB: 0 P: 3	R: 0 E: 0 K: 0 S: 3	H: 0 LOB: 0 BB: 0 P: 3	1B: 4 2B: 1 3B: 0 HR: 0	SF: 1 SAC: 2 DP: 1 HBP: 2	WP: 2 PB: 0 CS: 0	PA: 38			
PITCHER	IP	WLS	BF	H	R	ER	SO	BB	IBB	HBP	BLK	WP	HR	S	P	ERA	WHIP								
Bob Welch, R (1,1) ERA: 4.5	6.0	L	25	4	5	3	3	2	0	1	0	1	0	28	37	4.50	1.000								
Dave Stewart, R (7,1) ERA: 4.5	0.0		4	1	2	2	0	1	0	1	0	0	0	2	7	∞	∞								
Pat Zachry, R (7,1) ERA: 4.5	1.0		3	0	0	0	0	0	0	0	0	0	0	3	3	0.00	0.000								
Joe Beckwith, R (8,1) ERA: 4.5	2.0		6	0	0	0	0	0	0	0	0	0	0	6	6	0.00	0.000								

Batter	1	2	3	4	5	6	7	8	9	AB	R	H	RBI	BB	SO	LOB	BOTTOM								
Steve Sax, R (1,4) OBP: 0.500, SLG: 0.308	F9									3	0	1	0	1	0	0	Montreal Expos @ Los Angeles Dodgers Dodger Stadium, Los Angeles, CA Sat Apr 09 1983, 3:33 AM PST Att: 34,790 - Unknown livebaseballscorecards.com								
Ken Landreaux, L (1,8) OBP: 0.333, SLG: 0.563	5-3									4	0	0	0	0	0	1									
Dusty Baker Jr., R (1,7) OBP: 0.500, SLG: 0.667	P5									4	1	2	1	0	0	0									
Pedro Guerrero, R (1,5) OBP: 0.333, SLG: 0.563		5-3								4	1	1	0	0	0	2									
Greg Brock, L (1,3) OBP: 0.222, SLG: 0.353		F8								4	0	0	0	0	0	1									
Mike Marshall, R (1,9) OBP: 0.313, SLG: 0.286 Candy Maldonado, R (8, FR)		P3								3	0	0	0	0	0	1									
Bill Russell, R (1,6) OBP: 0.389, SLG: 0.313										4	0	1	1	0	0	1									
Steve Yeager, R (1,2) OBP: 0.333, SLG: 0.167 Rick Monday, L (7, PH)										2	0	0	0	0	0	0									
Joe Beckwith, L (8,1) Derrel Thomas, S (9, PH) OBP: 0.333, SLG: 0.333										1	0	0	0	0	0	1									
Bob Welch, R (1,1) Ron Roenicke, S (6, PH) OBP: 0.500, SLG: 0.750 Dave Stewart, R (7,1) Pat Zachry, R (7,1) Mike Scioscia, L (8,2)										1	0	0	0	0	0	0									
Inning Stats	R: 0 E: 0 K: 0 S: 3	H: 0 LOB: 0 BB: 0 P: 3	R: 0 E: 0 K: 0 S: 3	H: 0 LOB: 0 BB: 0 P: 3	R: 0 E: 0 K: 0 S: 3	H: 0 LOB: 0 BB: 0 P: 3	R: 0 E: 0 K: 0 S: 3	H: 0 LOB: 0 BB: 0 P: 3	R: 0 E: 0 K: 0 S: 4	H: 2 LOB: 2 BB: 0 P: 4	R: 2 E: 1 K: 0 S: 7	H: 3 LOB: 2 BB: 0 P: 7	R: 0 E: 0 K: 0 S: 4	H: 1 LOB: 2 BB: 1 P: 8	R: 0 E: 0 K: 0 S: 3	H: 0 LOB: 1 BB: 0 P: 4	1B: 4 2B: 1 3B: 0 HR: 1	SF: 0 SAC: 0 DP: 0 HBP: 1	WP: 0 PB: 0 CS: 0	PA: 35					
PITCHER	IP	WLS	BF	H	R	ER	SO	BB	IBB	HBP	BLK	WP	HR	S	P	ERA	WHIP								
Charlie Lea, R (1,1) ERA: 1.35	6.2	W	25	5	2	1	0	0	0	0	0	0	0	25	25	1.35	0.750								
Jeff Reardon, R (7,1) ERA: 1.35	2.1		10	1	0	0	0	1	0	1	0	0	0	8	13	0.00	0.857								

Batter	1	2	3	4	5	6	7	8	9	10	11	AB	R	H	RBI	BB	SO	LOB	TOP								
Tony Scott, S OBP: 0.460, SLG: 0.538 Omar Moreno, L OBP: 0.440, SLG: 0.542	(1, 8) X F8			(4, 0) BB FC6-4	(0, 3) K			(0, 0) X 1B SF7	(0, 0) X 2B		(4, 0) BB 1-2 2-3	3	2	1	0	1	1	1	1								
Bill Doran, S OBP: 0.261, SLG: 0.231	(1, 4) X 1-3			(4, 0) BB E		(0, 0) X 5-3		(4, 0) BB E 1B	(0, 0) X F9		(0, 0) X F9	4	1	0	0	2	0	4									
Dickie Thon, R OBP: 0.387, SLG: 0.414	(1, 6) X 4-3			(0, 0) X E6 FC6-4 1-2 2-3		(0, 0) X F8		(0, 0) X E 1B		(0, 0) X G3 SH1-4 1B		5	0	2	0	0	0	2									
Phil Garner, R OBP: 0.250, SLG: 0.269 Denny Waling, L (10, 5)		(0, 3) K		(0, 3) K		(0, 0) X F8		(0, 0) X SF7		(0, 0) X SH1-4		3	0	0	1	0	2	3									
Jose Cruz, L OBP: 0.414, SLG: 0.423		(0, 3) K		(0, 0) X FC6-4 1-2 2-3 3-4		(0, 0) X 5-3 SH1-4 1B		(0, 0) X 4-3		(0, 0) X G3		5	0	1	1	0	1	4									
Rav Knight, R OBP: 0.250, SLG: 0.192	(1, 3) X 4-3			(0, 0) X 6-3		(0, 0) X SH1-4 1-2		(4, 0) X IBB		(0, 0) X BB SH1-4 1B		3	0	1	0	1	0	1									
Kevin Bass, S OBP: 0.400, SLG: 0.556			(0, 3) K		(0, 0) X 5-3		(4, 0) X IBB 5-3	(0, 0) X F8		(0, 0) X SH1-4		3	0	0	0	1	1	3									
Alan Ashby, S OBP: 0.368, SLG: 0.529	(1, 2) X 1-3			(0, 0) X SH1-4 1B		(0, 0) X 5-3		(0, 0) X 6-3		(0, 0) X BB IBB		4	0	1	0	1	0	2									
Bob Knepper, L OBP: 0.333, SLG: 0.333 Frank LaCorte, R (9, 1) Tim Tolman, R (11, PH) Julio Solano, R (11, 1) Dave Smith, R (11, 1)		(0, 3) K		(0, 0) X SH1-4		(0, 0) X K		(0, 0) X F7		(0, 0) X F7		3	0	0	0	0	2	2									
Inning Stats	R: 0 E: 0 K: 0 S: 3	H: 0 LOB: 0 BB: 0 P: 3	R: 0 E: 0 K: 2 S: 7	H: 0 LOB: 0 BB: 0 P: 7	R: 0 E: 0 K: 2 S: 7	H: 0 LOB: 0 BB: 0 P: 7	R: 2 E: 2 K: 1 S: 6	H: 0 LOB: 1 BB: 2 P: 14	R: 0 E: 0 K: 1 S: 6	H: 1 LOB: 1 BB: 0 P: 6	R: 0 E: 0 K: 0 S: 3	H: 0 LOB: 0 BB: 0 P: 3	R: 0 E: 0 K: 1 S: 6	H: 1 LOB: 2 BB: 1 P: 10	R: 1 E: 1 K: 0 S: 5	H: 2 LOB: 3 BB: 2 P: 13	R: 0 E: 0 K: 0 S: 4	H: 1 LOB: 1 BB: 0 P: 4	R: 0 E: 0 K: 0 S: 3	H: 1 LOB: 0 BB: 0 P: 3	R: 0 E: 0 K: 0 S: 4	H: 1 LOB: 3 BB: 2 P: 12	1B: 6 2B: 1 3B: 0 HR: 0	SF: 1 SAC: 4 DP: 0 HBP: 0	WP: 0 PB: 0 SB: 1 CS: 0	PA: 47	
PITCHER	IP 9.0	WLS 9.0	BF 38	H 5	R 3	ER 1	SO 7	BB 3	IBB 2	HBP 0	BLK 0	WP 0	HR 0	S 47	P 67	ERA 1.69	WHIP 0.889										
Jerry Reuss, L ERA: 1.69 Steve Howe, L ERA:	(1, 1) (10, 1)	2.0 W	9 9	2 2	0 0	0 0	0 0	1 1	1 0	0 0	0 0	0 0	0 0	7 15	0.00 1.500												

Houston Astros @ Los Angeles Dodgers
Dodger Stadium, Los Angeles, CA
Mon Apr 11 1983, 6:05 PM PST
Att: 30,862 - Unknown

AB	35
R	3
H	7
RBI	2
BB	7
SO	7
LOB	24



Batter	1	2	3	4	5	6	7	8	9	10	11	AB	R	H	RBI	BB	SO	LOB	BOTTOM								
Steve Sax, R OBP: 0.429, SLG: 0.318	(1, 4) X 4-3		(0, 0) X 1-3		(0, 0) X 1-3		(0, 0) X L4		(0, 0) X 1B 1B		(0, 0) X F9	6	0	1	1	0	0	5									
Bill Russell, R OBP: 0.307, SLG: 0.306	(1, 6) X F9		(0, 0) X 6-3		(0, 0) X L6		(0, 0) X 4-3		(0, 0) X 1B 1B		(0, 0) X 1B	6	0	2	1	0	0	0									
Dusty Baker Jr., R OBP: 0.481, SLG: 0.571	(1, 7) X 5-3		(0, 0) X 5-3		(4, 0) X HR BB		(4, 0) X BB		(0, 0) X F8			3	1	0	0	2	0	3									
Pedro Guerrero, R OBP: 0.407, SLG: 0.720		(0, 3) K		(0, 0) X FC6-4 1B		(0, 0) X 1H HR		(0, 0) X F9		(0, 3) K		5	1	2	2	0	2	1									
Greg Brock, L OBP: 0.259, SLG: 0.462	(1, 3) X HBP 1B 1B		(0, 0) X F8		(0, 0) X G1		(0, 3) K		(0, 3) K		(0, 3) K	5	0	1	0	0	2	2									
Candy Maldonado, R OBP: 0.250, SLG: 0.250 Jose Morales, R (9, PH) Ken Landreaux, L OBP: 0.261, SLG: 0.429		(0, 0) X HBP 1B		(0, 0) X FC6-4 1-2		(0, 3) K		(0, 0) X 4-3		(0, 3) K		3	0	1	0	0	1	1									
Derrel Thomas, S OBP: 0.500, SLG: 0.333 (10, 9)		(1, 0) X G6-4-3 HBP		(0, 0) X 6-3		(0, 0) X F8		(0, 0) X 1B 1B		(0, 0) X WP BB 1B		3	2	1	0	1	0	0									
Steve Yeager, R OBP: 0.350, SLG: 0.188	(1, 2) X G6-4-3		(0, 0) X SH5-4 1B		(0, 0) X F8		(0, 0) X K		(0, 3) X 1B 1B		(0, 0) X 1B IBB BB	4	0	1	0	1	1	4									
Jerry Reuss, L (1, 1) Mike Marshall, R OBP: 0.353, SLG: 0.333 Ron Roenicke, S OBP: 0.275, SLG: 0.429 Steve Howe, L (10, 1) Rick Monday, L (11, PH)		(0, 3) K		(0, 0) X SH5-4		(4, 0) X BB		(0, 0) X 1B 1B		(0, 0) X 1B 1B		1	0	0	0	1	1	0									
Inning Stats	R: 0 E: 0 K: 0 S: 3	H: 0 LOB: 0 BB: 0 P: 3	R: 0 E: 0 K: 1 S: 6	H: 2 LOB: 2 BB: 0 P: 7	R: 0 E: 0 K: 1 S: 5	H: 0 LOB: 0 BB: 0 P: 5	R: 0 E: 0 K: 0 S: 4	H: 1 LOB: 1 BB: 0 P: 4	R: 0 E: 0 K: 0 S: 4	H: 0 LOB: 1 BB: 0 P: 7	R: 0 E: 0 K: 1 S: 5	H: 0 LOB: 1 BB: 1 P: 9	R: 1 E: 0 K: 1 S: 9	H: 4 LOB: 3 BB: 0 P: 9	R: 0 E: 0 K: 3 S: 9	H: 0 LOB: 0 BB: 0 P: 9	R: 1 E: 0 K: 0 S: 2	H: 1 LOB: 3 BB: 3 P: 14	1B: 9 2B: 0 3B: 0 HR: 1	SF: 0 SAC: 1 DP: 1 HBP: 1	WP: 1 PB: 0 SB: 0 CS: 0	PA: 47					
PITCHER	IP 8.2	WLS 1.1	BF 37	H 8	R 3	ER 3	SO 5	BB 3	IBB 0	HBP 1	BLK 0	WP 0	HR 1	S 43	P 56	ERA 3.12	WHIP 1.269										
Bob Knepper, L ERA: 3.12 Frank LaCorte, R ERA: 12.46 Julio Solano, R ERA: 6.0 Dave Smith, R ERA: 10.13	(1, 1) (9, 1) (11, 1) (11, 1)	0.1 L	2 3	1 0	0 1	0 0	0 0	0 0	0 0	0 0	0 0	0 0	0 0	2 12	0.00 "												

Houston Astros @ Los Angeles Dodgers
Dodger Stadium, Los Angeles, CA
Mon Apr 11 1983, 6:05 PM PST
Att: 30,862 - Unknown

AB	39
R	4
H	10
RBI	4
BB	6
SO	8
LOB	16



Batter	1	2	3	4	5	6	7	8	9	AB	R	H	RBI	BB	SO	LOB	TOP			
Omar Moreno, L (1, 8) OBP: 0.483, SLG: 0.571										4	0	3	0	0	0	0	Houston Astros @ Los Angeles Dodgers Dodger Stadium, Los Angeles, CA Tue Apr 12 1983, 6:05 PM PST Att: 32,841 - Unknown			
Denny Walling, L (1, 5) Phil Garner, R (7, PH) OBP: 0.276, SLG: 0.269										2	0	0	0	1	0	1				
Dickie Thon, R (1, 6) OBP: 0.343, SLG: 0.364										4	0	0	0	0	1	6				
Harry Spilman, L (1, 3) Ray Knight, R (8, PH) OBP: 0.250, SLG: 0.250 OBP: 0.241, SLG: 0.185										3	0	1	0	0	0	2				
Jose Cruz, L (1, 7) OBP: 0.394, SLG: 0.433										4	0	1	0	0	1	2				
Terry Puhl, L (1, 9) OBP: 0.174, SLG: 0.227										4	0	0	0	0	1	1				
Bill Doran, S (1, 4) OBP: 0.306, SLG: 0.241										3	1	1	0	1	0	0				
John Mizerock, L (1, 2) OBP: 0.250, SLG: 0.250										4	0	1	1	0	2	1				
Vern Ruhle, R (1, 1) Kevin Bass, S (7, PH) Mike Madden, L (7, 1) Tim Tolman, R (8, PH)										2	0	0	0	0	1	1				
Inning Stats	R: 0 E: 0 K: 1 S: 7	H: 2 LOB: 2 BB: 0 P: 7	R: 0 E: 0 K: 1 S: 5	H: 0 LOB: 0 BB: 0 P: 5	R: 0 E: 0 K: 1 S: 6	H: 1 LOB: 2 BB: 1 P: 10	R: 1 E: 0 K: 0 S: 5	H: 2 LOB: 1 BB: 0 P: 5	R: 0 E: 0 K: 0 S: 3	H: 0 LOB: 0 BB: 0 P: 3	R: 0 E: 0 K: 1 S: 6	H: 1 LOB: 3 BB: 2 P: 14	R: 0 E: 0 K: 0 S: 3	H: 1 LOB: 0 BB: 0 P: 3	R: 0 E: 0 K: 1 S: 5	H: 0 LOB: 0 BB: 0 P: 5		1B: 6 2B: 2 3B: 0 HR: 0	SF: 0 SAC: 0 DP: 1 HBP: 0	WP: 0 PB: 1 SB: 2 CS: 0
PITCHER	IP WLS BF H R ER SO BB IBB HBP BLK WP HR S P ERA WHIP																			
Alejandro Pena, R (1, 1) ERA: 1.64	6.2 W 28 6 1 1 5 2 0 0 0 0 0 0 36 44 1.35 1.200																			
Steve Howe, L (7, 1) ERA:	2.1 S 8 1 0 0 1 1 0 0 0 0 0 0 9 13 0.00 0.857																			


Batter	1	2	3	4	5	6	7	8	9	AB	R	H	RBI	BB	SO	LOB	BOTTOM			
Steve Sax, R (1, 4) OBP: 0.375, SLG: 0.269										4	0	0	0	0	0	1	Houston Astros @ Los Angeles Dodgers Dodger Stadium, Los Angeles, CA Tue Apr 12 1983, 6:05 PM PST Att: 32,841 - Unknown			
Ken Landreaux, L (1, 8) OBP: 0.286, SLG: 0.391										2	0	0	0	2	0	0				
Dusty Baker Jr., R (1, 7) OBP: 0.452, SLG: 0.500										3	0	0	0	1	0	1				
Pedro Guerrero, R (1, 5) OBP: 0.452, SLG: 0.828										4	1	3	1	0	0	3				
Greg Brock, L (1, 3) OBP: 0.258, SLG: 0.533										4	1	1	1	0	0	2				
Bill Russell, R (1, 6) OBP: 0.313, SLG: 0.267										4	0	0	0	0	0	1				
Derrel Thomas, S (1, 9) OBP: 0.455, SLG: 0.333										3	0	1	0	0	0	0				
Steve Yeager, R (1, 2) OBP: 0.348, SLG: 0.368										3	1	1	1	0	1	1				
Alejandro Pena, R (1, 1) Steve Howe, L (7, 1) OBP: 0.500, SLG: 0.500										2	0	1	0	0	1	0				
Inning Stats	R: 0 E: 0 K: 0 S: 3	H: 0 LOB: 0 BB: 0 P: 3	R: 1 E: 0 K: 0 S: 5	H: 2 LOB: 1 BB: 0 P: 5	R: 0 E: 0 K: 1 S: 5	H: 0 LOB: 0 BB: 0 P: 5	R: 0 E: 1 K: 0 S: 4	H: 1 LOB: 1 BB: 0 P: 4	R: 1 E: 0 K: 0 S: 5	H: 2 LOB: 3 BB: 2 P: 13	R: 1 E: 0 K: 1 S: 6	H: 1 LOB: 0 BB: 0 P: 6	R: 0 E: 0 K: 1 S: 5	H: 0 LOB: 1 BB: 1 P: 9	R: 0 E: 0 K: 0 S: 3	H: 1 LOB: 0 BB: 0 P: 3		1B: 4 2B: 1 3B: 0 HR: 3	SF: 0 SAC: 0 DP: 1 HBP: 0	WP: 0 PB: 0 SB: 0 CS: 0
PITCHER	IP WLS BF H R ER SO BB IBB HBP BLK WP HR S P ERA WHIP																			
Vern Ruhle, R (1, 1) ERA: 4.09	6.0 L 26 6 3 3 2 2 0 0 0 0 0 0 3 28 36 4.50 1.333																			
Mike Madden, L (7, 1) ERA: 1.8	2.0 7 1 0 0 1 1 0 0 0 0 0 0 8 12 0.00 1.000																			



Batter	1	2	3	4	5	6	7	8	9	10	11	12	13	14	AB	R	H	RBI	BB	SO	LOB	TOP
Omar Moreno, L OBP: 0.417, SLG: 0.486 (1, 8)	G3		K		F8		4-3		F7		4-3			SH1-4 1B	7	0	1	0	0	1	0	
Bill Doran, S OBP: 0.333, SLG: 0.265 (1, 4)	F8		G3					1B SH3-4 BB	F8					1B	5	1	2	0	1	0	0	
Dickie Thon, R OBP: 0.317, SLG: 0.333 (1, 6)				5-3	F8					4-3				K	6	0	1	0	0	1	3	
Phil Garner, R OBP: 0.361, SLG: 0.333 (1, 5)									F9					F9	4	2	2	0	3	0	2	
Jose Cruz, L OBP: 0.385, SLG: 0.382 (1, 7)	F7									G6-4-3 BB				F8	4	0	0	0	2	0	6	
Ray Knight, R OBP: 0.294, SLG: 0.258 Kevin Bass, S OBP: 0.417, SLG: 0.545 (11, PR) (11, 9)	F9														4	0	3	2	0	0	0	
Terry Puhl, L OBP: 0.214, SLG: 0.200 Frank LaCorte, R (11, 1)															3	0	0	1	2	1	1	
John Mizerock, L OBP: 0.100, SLG: 0.100 (1, 2)	F8														6	0	0	0	0	0	8	
Joe Niekro, R Denny Walling, L (11, PH) (11, 3)															4	0	0	0	0	1	0	
Inning Stats	R: 0 E: 0 K: 0 S: 4	H: 1 LOB: 2 BB: 1 P: 8	R: 0 E: 0 K: 1 S: 5	H: 0 LOB: 0 BB: 0 P: 5	R: 0 E: 0 K: 1 S: 5	H: 0 LOB: 0 BB: 0 P: 5	R: 1 E: 0 K: 0 S: 4	H: 1 LOB: 0 BB: 0 P: 4	R: 0 E: 0 K: 0 S: 3	H: 0 LOB: 0 BB: 0 P: 3	R: 1 E: 0 K: 0 S: 5	H: 2 LOB: 3 BB: 2 P: 13	R: 0 E: 0 K: 0 S: 4	H: 1 LOB: 1 BB: 0 P: 4	R: 0 E: 0 K: 0 S: 4	H: 1 LOB: 2 BB: 1 P: 8	R: 0 E: 0 K: 1 S: 6	H: 1 LOB: 1 BB: 0 P: 6	1B: 9 2B: 1 3B: 0 HR: 0	SF: 1 SAC: 3 DP: 2 HBP: 0	WP: 0 PB: 0 SB: 3 CS: 0	PA: 58
PITCHER	IP: 6.0 ERA: 5.73	WLS: 25 BF: 4	H: 4 R: 2 ER: 2 SO: 3	R: 2 ER: 0 SO: 3	BB: 0 IBB: 0 HBP: 0 BLK: 0	WP: 0 HR: 0 S: 27 P: 43	ERA: 5.40 WHIP: 0.600	PITCHER	IP: 2.0 ERA: 5.73	WLS: 8 BF: 2	H: 2 R: 0 ER: 0 SO: 1	BB: 0 IBB: 0 HBP: 0 BLK: 0	WP: 0 HR: 0 S: 10 P: 10	ERA: 0.00 WHIP: 1.000								

Houston Astros @ Los Angeles Dodgers
Dodger Stadium, Los Angeles, CA
Wed Apr 13 1983, 6:05 PM PST
Att. 34,759 - Unknown


AB 46
R 3
H 10
RBI 3
BB 8
SO 4
LOB 22



Batter	1	2	3	4	5	6	7	8	9	10	11	12	13	14	AB	R	H	RBI	BB	SO	LOB	BOTTOM
Steve Sax, R OBP: 0.388, SLG: 0.258 (1, 4)	F9													FC6-4	5	0	1	1	1	0	2	
Ken Landreaux, L OBP: 0.273, SLG: 0.345 (1, 8)	F5														6	0	1	0	0	0	4	
Dusty Baker Jr., R OBP: 0.378, SLG: 0.400 (1, 7)	6-3														6	0	0	0	0	1	4	
Pedro Guerrero, R OBP: 0.432, SLG: 0.765 (1, 5)															5	1	1	0	1	1	0	
Greg Brock, L OBP: 0.243, SLG: 0.556 (1, 3)															6	1	1	2	0	2	1	
Rick Monday, L Joe Beckwith, L Mike Morgan, R Dave Stewart, R Steve Howe, L Pat Zachry, R Jose Morales, R (11, 9) (8, 11) (8, PR) (12, 11) (12, 1) (13, 11) (14, PR)															3	0	0	0	0	0	0	
Derrel Thomas, S OBP: 0.529, SLG: 0.900 (8, 9)															5	2	3	0	1	0	0	
Steve Yeager, R OBP: 0.357, SLG: 0.478 (1, 2)															4	1	1	2	1	0	2	
Burt Hooton, R Ron Roenicke, S Tom Niedenfuer, R Bill Russell, R (1, 1) (6, PH) (7, 1) (8, 6)															0	0	0	0	0	0	0	
Inning Stats	R: 0 E: 0 K: 0 S: 3	H: 0 LOB: 0 BB: 0 P: 3	R: 0 E: 0 K: 0 S: 4	H: 0 LOB: 1 BB: 0 P: 4	R: 0 E: 0 K: 0 S: 3	H: 0 LOB: 0 BB: 0 P: 3	R: 0 E: 0 K: 0 S: 3	H: 0 LOB: 0 BB: 0 P: 3	R: 2 E: 0 K: 0 S: 5	H: 2 LOB: 0 BB: 0 P: 5	R: 0 E: 0 K: 1 S: 5	H: 0 LOB: 3 BB: 2 P: 12	R: 0 E: 0 K: 2 S: 7	H: 0 LOB: 1 BB: 0 P: 7	R: 0 E: 0 K: 1 S: 5	H: 1 LOB: 0 BB: 0 P: 5	R: 2 E: 0 K: 0 S: 4	H: 2 LOB: 0 BB: 0 P: 4	1B: 4 2B: 3 3B: 0 HR: 2	SF: 0 SAC: 2 DP: 1 HBP: 0	WP: 0 PB: 1 SB: 2 CS: 0	PA: 53
PITCHER	IP: 10.0 ERA: 3.27	WLS: 39 BF: 5	H: 5 R: 3 ER: 3 SO: 1	R: 3 ER: 1 SO: 3	BB: 3 IBB: 1 HBP: 0 BLK: 0	WP: 0 HR: 1 S: 37 P: 53	ERA: 2.70 WHIP: 0.800	PITCHER	IP: 10.0 ERA: 3.27	WLS: 14 BF: 3	H: 3 R: 2 ER: 2 SO: 3	R: 1 ER: 0 SO: 3	BB: 1 IBB: 0 HBP: 0 BLK: 0	WP: 0 HR: 1 S: 23 P: 49	4.91 1.091							

Houston Astros @ Los Angeles Dodgers
Dodger Stadium, Los Angeles, CA
Wed Apr 13 1983, 6:05 PM PST
Att. 34,759 - Unknown

AB 46
R 5
H 8
RBI 5
BB 5
SO 4
LOB 16



Batter	1	2	3	4	5	6	7	8	9	AB	R	H	RBI	BB	SO	LOB	TOP											
Gene Richards, L (1,7) OBP: 0.372, SLG: 0.459	4-3		1-3	4-3			4-3		F8	3	0	1	0	0	0	2	San Diego Padres @ Los Angeles Dodgers Dodger Stadium, Los Angeles, CA Fri Apr 15 1983, 6:05 PM PST Att: 52,392 - Unknown											
Mike Couchee, R (4,1)										0	0	0	0	0	0													
Alan Wiggins, S (7,PH)										1	0	0	0	0	0													
Floyd Chiffer, R (7,1)										0	0	0	0	0	0													
Doug Gwosdz, R (9,PH)										1	0	0	0	0	2													
Juan Bonilla, R (1,4) OBP: 0.382, SLG: 0.391	2B		5-3				F9		F8	5	1	2	0	0	3													
Steve Garvey, R (1,3) OBP: 0.279, SLG: 0.390	P3		1-3				G4-6-3			4	0	0	0	0	3													
Sixto Lezcano, R (1,9) OBP: 0.439, SLG: 0.387	1-H		K				2B			2	0	1	1	2	1													
Terry Kennedy, L (1,2) OBP: 0.415, SLG: 0.500	K			4-3			1-H		G3-6-1	4	0	1	0	0	1	2												
Kurt Bevacqua, R (1,5) OBP: 0.375, SLG: 0.500										4	1	2	0	0	0													
Garry Templeton, S (1,6) OBP: 0.345, SLG: 0.481									5-3	2	0	1	0	2	0	0	AB 34 R 2 H 11 RBI 2 BB 4 SO 3 LOB 20											
Ruppert Jones, L (1,8) OBP: 0.175, SLG: 0.250										4	0	1	0	0	1	5												
Ed Whitson, R (1,1)										1	0	0	0	0	1													
Luis Salazar, R (4,PH) OBP: 0.342, SLG: 0.351										3	0	2	1	0	0	1												
Inning Stats	R: 1 E: 0 K: 1 S: 7	H: 2 LOB: 1 BB: 0 P: 7	R: 0 E: 0 K: 0 S: 3	H: 1 LOB: 1 BB: 1 P: 7	R: 0 E: 0 K: 1 S: 6	H: 1 LOB: 1 BB: 0 P: 6	R: 1 E: 0 K: 1 S: 8	H: 3 LOB: 2 BB: 0 P: 8	R: 0 E: 0 K: 0 S: 3	H: 0 LOB: 1 BB: 1 P: 7	R: 0 E: 0 K: 0 S: 3	H: 0 LOB: 0 BB: 0 P: 3	R: 0 E: 0 K: 0 S: 2	H: 0 LOB: 2 BB: 1 P: 6	R: 0 E: 0 K: 0 S: 5	H: 2 LOB: 2 BB: 0 P: 5		1B: 8 2B: 3 3B: 0 HR: 0	SF: 0 SAC: 0 DP: 3 HBP: 0	WP: 0 PB: 0 SB: 0 CS: 0	PA: 38							
PITCHER	IP	WLS	BF	H	R	ER	SO	BB	IBB	HBP	BLK	WP	HR	S	P	ERA		WHIP										
Fernando Valenzuela, L (1,1) ERA: 3.54	8.2	W	37	11	2	2	3	4	0	0	0	0	0	39	55	2.08		1.731										
Joe Beckwith, R (9,1) ERA:	0.1	S	1	0	0	0	0	0	0	0	0	0	0	1	1	0.00		0.000										

Batter	1	2	3	4	5	6	7	8	9	AB	R	H	RBI	BB	SO	LOB	BOTTOM											
Steve Sax, R (1,4) OBP: 0.395, SLG: 0.294	2B	6-3		F9		1B		G3		3	1	1	0	2	0	2	San Diego Padres @ Los Angeles Dodgers Dodger Stadium, Los Angeles, CA Fri Apr 15 1983, 6:05 PM PST Att: 52,392 - Unknown											
Ken Landreaux, L (1,8) OBP: 0.316, SLG: 0.394	E	1B		F9		S		K		4	1	2	1	1	1	2												
Dusty Baker Jr., R (1,7) OBP: 0.357, SLG: 0.371	6-3			P3		F8		3-1		5	0	1	1	0	0	5												
Pedro Guerrero, R (1,5) OBP: 0.390, SLG: 0.684	E5	F8		L7				K		4	0	0	0	0	1	3												
Greg Brock, L (1,3) OBP: 0.268, SLG: 0.625	F7					4-3				4	2	2	1	0	0	1												
Bill Russell, R (1,6) OBP: 0.297, SLG: 0.235	6-3									2	0	0	0	0	0	1												
Ron Roenicke, S (5,PH) OBP: 0.273, SLG: 0.300				5-3		F8		6-3		2	0	0	0	0	0	1												
Derrel Thomas, S (1,9) OBP: 0.571, SLG: 0.556										4	1	3	1	0	0	0												
Mike Scioscia, L (1,2) OBP: 0.222, SLG: 0.333										4	1	1	0	0	0	2												
Fernando Valenzuela, L (1,1) OBP: 0.125, SLG: 0.125										3	0	0	1	0	0	2												
Joe Beckwith, L (9,1) ERA:										0	0	0	0	0	0	0												
Inning Stats	R: 2 E: 1 K: 0 S: 6	H: 2 LOB: 1 BB: 0 P: 6	R: 2 E: 0 K: 0 S: 6	H: 3 LOB: 2 BB: 1 P: 10	R: 1 E: 0 K: 0 S: 5	H: 2 LOB: 1 BB: 0 P: 5	R: 0 E: 0 K: 0 S: 3	H: 0 LOB: 1 BB: 1 P: 7	R: 0 E: 0 K: 0 S: 3	H: 0 LOB: 0 BB: 0 P: 3	R: 0 E: 0 K: 0 S: 4	H: 1 LOB: 2 BB: 1 P: 8	R: 1 E: 0 K: 1 S: 7	H: 2 LOB: 1 BB: 0 P: 7	R: 0 E: 1 K: 1 S: 6	H: 0 LOB: 1 BB: 0 P: 6	1B: 6 2B: 3 3B: 0 HR: 1	SF: 0 SAC: 0 DP: 0 HBP: 0	WP: 0 PB: 0 SB: 4 CS: 0	PA: 39								
PITCHER	IP	WLS	BF	H	R	ER	SO	BB	IBB	HBP	BLK	WP	HR	S	P	ERA	WHIP											
Ed Whitson, R (1,1) ERA: 9.0	3.0	L	18	7	5	4	0	1	0	0	0	0	0	10	17	21	12.00	2.667										
Mike Couchee, R (4,1) ERA: 5.14	3.0		12	1	0	0	0	2	0	0	0	0	0	10	18	0.00	1.000											
Floyd Chiffer, R (7,1) ERA: 5.4	2.0		9	2	1	1	2	0	0	0	0	0	0	13	13	4.50	1.000											



Batter	1	2	3	4	5	6	7	8	9	AB	R	H	RBI	BB	SO	LOB	TOP			
Gene Richards, L OBP: 0.375, SLG: 0.452	0-0 6-3	0-3 K		0-0 1-2 1B			0-0 1-2 1B		0-0 P6	5	0	2	0	0	1	0				
Juan Bonilla, R OBP: 0.346, SLG: 0.431	0-0 HR	0-0 4-3		0-0 3-1			0-0 F2		0-0 6-3	5	1	1	1	0	0	4				
Steve Garvey, R OBP: 0.298, SLG: 0.422	0-0 BB HR 1B			0-0 2B			0-0 F8		0-0 F2	4	1	2	0	0	0	2				
Sixto Lezcano, R OBP: 0.422, SLG: 0.353	4-0 HR BB			0-0 1-3			0-0 6-3		0-3 K	3	1	0	0	1	1	3				
Terry Kennedy, L OBP: 0.400, SLG: 0.550	0-0 HR			0-0 1-3			0-3 K		0-0 F8	4	1	1	3	0	1	1				
Luis Salazar, R OBP: 0.310, SLG: 0.317	0-3 K			0-0 6-3			0-3 K		0-3 K	4	0	0	0	0	3	1				
Garry Templeton, S OBP: 0.303, SLG: 0.419	0-0 E4			0-0 4-3			0-0 6-3		0-0 G3	4	0	0	0	0	0	0				
Ruppert Jones, L OBP: 0.182, SLG: 0.318	0-0 4-3			0-0 F8			0-0 F9		0-0 HR	4	1	1	1	0	0	1				
Tim Lollar, L Elias Sosa, R Joe Lefebvre, L Floyd Chiffer, R Alan Wiggins, S Chris Welsh, L Jerry Turner, L		0-0 P5		0-0 1B 1B			4-0 1B BB		0-0 F8	1	0	0	0	0	0	0				
Inning Stats	R: 4 E: 1 K: 1 S: 9	H: 3 LOB: 1 BB: 1 P: 13	R: 0 E: 0 K: 1 S: 5	H: 0 LOB: 0 BB: 0 P: 5	R: 0 E: 0 K: 0 S: 4	H: 1 LOB: 1 BB: 0 P: 4	R: 0 E: 0 K: 0 S: 5	H: 2 LOB: 2 BB: 0 P: 5	R: 0 E: 0 K: 1 S: 5	H: 0 LOB: 0 BB: 0 P: 5	R: 0 E: 0 K: 1 S: 6	H: 1 LOB: 2 BB: 1 P: 10	R: 0 E: 0 K: 1 S: 5	H: 0 LOB: 0 BB: 0 P: 5	R: 1 E: 0 K: 0 S: 4	H: 1 LOB: 0 BB: 0 P: 4	1B: 4 2B: 1 3B: 0 HR: 3	SF: 0 SAC: 0 DP: 0 HBP: 0	WP: 0 PB: 0 SB: 0 CS: 0	PA: 38
PITCHER	IP WLS BF H R ER SO BB IBB HBP BLK WP HR S P ERA WHIP	IP WLS BF H R ER SO BB IBB HBP BLK WP HR S P ERA WHIP																		
Jerry Reuss, L ERA: 2.86	(1, 1) 6.0 W 28 7 4 4 4 2 0 0 0 0 2 34 42 6.00 1.500																			
Dave Stewart, R ERA: 2.79	(7, 1) 3.0 S 10 1 1 1 2 0 0 0 0 0 1 14 14 3.00 0.333																			

San Diego Padres @ Los Angeles Dodgers
 Dodger Stadium, Los Angeles, CA
 Sat Apr 16 1983, 6:05 PM PST
 Att: 50,800 - Unknown

AB 36
 R 5
 H 8
 RBI 5
 BB 2
 SO 6
 LOB 12



Batter	1	2	3	4	5	6	7	8	9	AB	R	H	RBI	BB	SO	LOB	BOTTOM			
Steve Sax, R OBP: 0.438, SLG: 0.436	0-0 S 1B			0-0 5-3 1B 2B	0-0 SH1-3 S 1B			0-0 6-3		5	2	4	2	0	0	0				
Ron Roenicke, S OBP: 0.200, SLG: 0.214	0-0 F8			0-0 5-3	0-0 SH1-3			0-0 6-3		4	0	0	0	0	0	3				
Dusty Baker Jr., R OBP: 0.362, SLG: 0.359	4-0 1-2 BB			0-0 E 1B	0-0 E9			0-0 5-3		4	1	1	1	1	0	0				
Pedro Guerrero, R OBP: 0.356, SLG: 0.619	0-3 K			0-0 F9	0-0 F9			0-0 F3		4	0	0	0	0	1	4				
Mike Marshall, R OBP: 0.273, SLG: 0.250	0-3 K			0-0 E5 1B 2B	0-0 F8			0-3 K		4	1	0	0	0	2	4				
Greg Brock, L OBP: 0.311, SLG: 0.682		0-0 6-3 SF9 2B		0-0 2B 1-3 2H 1B			0-0 FC4-6 3B 2B		0-0 F2	4	2	3	1	0	0	0				
Steve Yeager, R OBP: 0.375, SLG: 0.630		0-0 6-3		0-0 2-3 1-3 2B			0-3 K		0-0 HR	4	1	2	2	0	1	2				
Derrel Thomas, S OBP: 0.560, SLG: 0.526		0-0 SF9		0-0 3H 4-0 IBB			4-0 FC4-6 BB		0-0 4-3	1	0	0	1	2	0	0				
Jerry Reuss, L Dave Stewart, R Ken Landreaux, L	(1, 1) (7, 1) (7, 8)	0-3 K		0-0 3-1			0-0 FC4-6 3B		0-0 P5	3	1	0	0	0	1	5				
Inning Stats	R: 0 E: 0 K: 2 S: 8	H: 1 LOB: 2 BB: 1 P: 12	R: 1 E: 0 K: 1 S: 6	H: 1 LOB: 0 BB: 0 P: 6	R: 3 E: 1 K: 0 S: 8	H: 4 LOB: 3 BB: 1 P: 12	R: 1 E: 1 K: 0 S: 5	H: 1 LOB: 1 BB: 0 P: 5	R: 2 E: 0 K: 1 S: 7	H: 2 LOB: 1 BB: 1 P: 11	R: 0 E: 0 K: 1 S: 5	H: 0 LOB: 0 BB: 0 P: 5	R: 1 E: 0 K: 0 S: 4	H: 1 LOB: 0 BB: 0 P: 4	R: 0 E: 0 K: 0 S: 3	H: 0 LOB: 0 BB: 0 P: 3	1B: 4 2B: 4 3B: 1 HR: 1	SF: 1 SAC: 1 DP: 0 HBP: 0	WP: 0 PB: 0 SB: 2 CS: 0	PA: 39
PITCHER	IP WLS BF H R ER SO BB IBB HBP BLK WP HR S P ERA WHIP	IP WLS BF H R ER SO BB IBB HBP BLK WP HR S P ERA WHIP																		
Tim Lollar, L ERA: 7.82	(1, 1) 2.2 15 5 4 2 3																			
Elias Sosa, R ERA: 13.5	(3, 1) 0.1 3 1 0 0 0																			
Floyd Chiffer, R ERA: 5.63	(4, 1) 3.0 L 14 3 3 2 2																			
Chris Welsh, L ERA: 2.35	(7, 1) 2.0 7 1 1 1 0																			

San Diego Padres @ Los Angeles Dodgers
 Dodger Stadium, Los Angeles, CA
 Sat Apr 16 1983, 6:05 PM PST
 Att: 50,800 - Unknown

AB 34
 R 8
 H 10
 RBI 7
 BB 3
 SO 5
 LOB 18



Batter	1	2	3	4	5	6	7	8	9	AB	R	H	RBI	BB	SO	LOB	TOP		
Gene Richards, L (1, 7) OBP: 0.365, SLG: 0.422 Alan Wiggins, S (8, 7)	K		4-3	FC1-4		IBB			2B	3	0	0	1	1	1	1			
Juan Bonilla, R (1, 4) OBP: 0.368, SLG: 0.464	F8 BB 1B		BLK 1B 1B	5-3		1-3			1B	5	2	3	1	0	0	3			
Steve Garvey, R (1, 3) OBP: 0.327, SLG: 0.429	1-2 BB		BLK 1B 1B	F3			F9		1B	4	2	2	1	1	0	1			
Terry Kennedy, L (1, 2) OBP: 0.420, SLG: 0.556	F8		FC6 1B				F3		1B	5	1	3	2	0	0	2			
Sixto Lezcano, R (1, 9) OBP: 0.380, SLG: 0.308	L8		P4				F6		FC5 1B	5	1	0	1	0	0	5			
Gary Templeton, S (1, 6) OBP: 0.289, SLG: 0.389		6-3	FC6				F6		K	5	0	1	0	0	1	2			
Ruppert Jones, L (1, 8) OBP: 0.224, SLG: 0.367	K			2B E 1B		CS			E4 FC4-6	5	1	3	1	0	1	1	AB 42		
Tim Flannery, L (1, 5) OBP: 0.308, SLG: 0.385				E FC1-4 2B			4-3		P6 FC4-6	5	1	2	0	0	0	3	R 9		
Dave Dravecky, R (1, 1)	K			E4 FC1-4			K		P4	5	0	0	0	0	3	5	H 14		
Inning Stats	R: 0 E: 0 K: 1 S: 6	H: 1 LOB: 2 BB: 1 P: 10	R: 0 E: 0 K: 2 S: 8	H: 1 LOB: 1 BB: 0 P: 8	R: 2 E: 0 K: 0 S: 6	H: 3 LOB: 1 BB: 0 P: 6	R: 2 E: 1 K: 0 S: 6	H: 2 LOB: 1 BB: 0 P: 6	R: 0 E: 0 K: 0 S: 3	H: 1 LOB: 0 BB: 0 P: 3	R: 0 E: 0 K: 0 S: 3	H: 0 LOB: 0 BB: 0 P: 3	R: 0 E: 0 K: 2 S: 8	H: 1 LOB: 1 BB: 1 P: 8	R: 5 E: 1 K: 0 S: 8	H: 4 LOB: 1 BB: 1 P: 12	1B: 11 2B: 3 HR: 0	SF: 0 SAC: 0 DP: 0 HBP: 0	WP: 0 PA: 46 PB: 0 CS: 1 SB: 0
PITCHER	IP WLS BF H R ER SO BB IBB HBP BLK WP HR S P ERA WHIP																		
Bob Welch, R (1, 1) ERA: 6.75	3.1 L 19 7 4 4 3 1 0 0 0 0 0 0 24 28 10.80 2.400																		
Pat Zachry, R (4, 1) ERA:	2.2 10 2 0 0 1 0 1 0 0 0 0 11 15 0.00 0.750																		
Tom Niedenfuer, R (7, 1) ERA: 3.18	2.0 7 1 0 0 2 0 0 0 0 0 0 0 11 15 0.00 0.500																		
Joe Beckwith, R (9, 1) ERA: 7.71	1.0 9 4 5 4 0 1 0 0 0 0 0 0 8 12 36.00 5.000																		

San Diego Padres @ Los Angeles Dodgers
Dodger Stadium, Los Angeles, CA
Sun Apr 17 1983, 3:33 AM PST
Att: 50,363 - Unknown


livebaseballscorecards.com



Batter	1	2	3	4	5	6	7	8	9	AB	R	H	RBI	BB	SO	LOB	BOTTOM		
Steve Sax, R (1, 4) OBP: 0.404, SLG: 0.395	4-3		6-3			F8			K	4	0	0	0	0	1	2			
Ken Landreaux, L (1, 8) OBP: 0.279, SLG: 0.342	F8		L1			F9			F2	4	0	0	0	0	0	2			
Dusty Baker Jr., R (1, 7) OBP: 0.353, SLG: 0.349	1B 1B				F7				F8	4	0	1	0	0	0	0			
Pedro Guerrero, R (1, 5) OBP: 0.347, SLG: 0.587	1-2 1B				K				F8	4	0	1	0	0	1	0			
Mike Marshall, R (1, 9) OBP: 0.269, SLG: 0.250	K				P1				F9	4	0	1	0	0	1	2			
Greg Brock, L (1, 3) OBP: 0.286, SLG: 0.625		1-3				L8			6-3	4	0	0	0	0	0	1			
Steve Yeager, R (1, 2) OBP: 0.371, SLG: 0.600		6-3				5-3			1B 1B	3	1	1	0	0	0	0	AB 33		
Derrel Thomas, S (1, 6) OBP: 0.536, SLG: 0.500		5-3				K			1B 1B	3	0	1	0	0	1	0	R 1		
Bob Welch, R (1, 1) Pat Zachry, R (4, 1) Candy Maldonado, R (6, PH) Tom Niedenfuer, R (7, 1) Jose Morales, R (8, PH) Alex Taveras, R (8, PH) Joe Beckwith, L (9, 1)			K			6-3			1-2 3H 1B	1	0	0	0	0	0	0	H 6		
Inning Stats	R: 0 E: 0 K: 1 S: 7	H: 2 LOB: 0 BB: 0 P: 7	R: 0 E: 0 K: 0 S: 3	H: 0 LOB: 0 BB: 0 P: 3	R: 0 E: 0 K: 1 S: 5	H: 0 LOB: 0 BB: 0 P: 5	R: 0 E: 0 K: 1 S: 5	H: 0 LOB: 0 BB: 0 P: 5	R: 0 E: 0 K: 0 S: 3	H: 0 LOB: 0 BB: 0 P: 3	R: 0 E: 0 K: 0 S: 3	H: 0 LOB: 0 BB: 0 P: 3	R: 1 E: 0 K: 1 S: 8	H: 3 LOB: 2 BB: 0 P: 8	R: 0 E: 0 K: 0 S: 4	H: 1 LOB: 1 BB: 0 P: 4	1B: 6 2B: 0 3B: 0 HR: 0	SF: 0 SAC: 0 DP: 0 HBP: 0	WP: 0 PA: 33 PB: 0 CS: 0 SB: 0
PITCHER	IP WLS BF H R ER SO BB IBB HBP BLK WP HR S P ERA WHIP																		
Dave Dravecky, L (1, 1) ERA: 2.86	9.0 W 33 6 1 1 5 0 0 0 0 0 0 0 43 43 1.00 0.667																		

San Diego Padres @ Los Angeles Dodgers
Dodger Stadium, Los Angeles, CA
Sun Apr 17 1983, 3:33 AM PST
Att: 50,363 - Unknown

livebaseballscorecards.com



Batter	1	2	3	4	5	6	7	8	9	AB	R	H	RBI	BB	SO	LOB	TOP				
Steve Sax, R OBP: 0.421, SLG: 0.404										4	1	2	0	1	1	1	Los Angeles Dodgers @ San Francisco Giants Candlestick Park, San Francisco, CA Mon Apr 18 1983, 9:05 PM EST Att: 14,703 - Unknown				
Ken Landreaux, L OBP: 0.292, SLG: 0.349										5	1	2	1	0	2						
Dusty Baker Jr., R OBP: 0.345, SLG: 0.362										4	0	1	0	0	4						
Pedro Guerrero, R OBP: 0.358, SLG: 0.600										4	1	2	1	0	2						
Greg Brock, L OBP: 0.321, SLG: 0.620										2	0	1	1	2	0						
Mike Marshall, R OBP: 0.233, SLG: 0.214										4	0	0	0	0	5						
Ron Roenicke, S OBP: 0.200, SLG: 0.214										0	0	0	0	0	0						
Derrel Thomas, S OBP: 0.500, SLG: 0.440										3	1	0	0	1	0						
Steve Yeager, R OBP: 0.395, SLG: 0.594										2	0	1	0	1	0						
Burt Hooton, R Steve Howe, L Tom Niedenfuer, R Rick Monday, L Joe Beckwith, L Dave Stewart, R										3	0	0	0	0	1	3					
Inning Stats	R: 1 E: 1 K: 1 S: 6	H: 1 LOB: 0 BB: 0 P: 6	R: 0 E: 0 K: 0 S: 3	H: 0 LOB: 2 BB: 11	R: 0 E: 0 K: 2 S: 8	H: 1 LOB: 1 BB: 0 P: 8	R: 0 E: 0 K: 0 S: 3	H: 0 LOB: 0 BB: 0 P: 3	R: 0 E: 0 K: 0 S: 4	H: 2 LOB: 2 BB: 1 P: 8	R: 0 E: 0 K: 1 S: 6	H: 1 LOB: 1 BB: 0 P: 6	R: 2 E: 0 K: 0 S: 5	H: 3 LOB: 0 BB: 3 P: 5	R: 1 E: 0 K: 0 S: 3	H: 0 LOB: 2 BB: 3 P: 15	1B: 7 2B: 2 3B: 0 HR: 0	SF: 0 SAC: 2 DP: 1 HBP: 0	WP: 1 PB: 0 SB: 2 CS: 2	PA: 40	
PITCHER	IP	WLS	BF	H	R	ER	SO	BB	IBB	HBP	BLK	WP	HR	S	P	ERA	WHIP				
Andy McGaffigan, R ERA: 5.52	(1, 1)	7.1	31	8	3	3	4	2	1	0	0	0	0	36	48	3.68	1.364				
Gary Lavelle, L ERA: 1.23	(8, 1)	0.2	2	1	0	0	0	0	0	0	0	1	0	2	2	0.00	1.500				
Greg Minton, R ERA: 15.43	(9, 1)	1.0	L	6	0	1	1	0	2	1	0	0	0	3	15	9.00	2.000				

Batter	1	2	3	4	5	6	7	8	9	AB	R	H	RBI	BB	SO	LOB	BOTTOM				
Johnnie LeMaster, R OBP: 0.365, SLG: 0.349										4	0	1	0	0	0	0	Los Angeles Dodgers @ San Francisco Giants Candlestick Park, San Francisco, CA Mon Apr 18 1983, 9:05 PM EST Att: 14,703 - Unknown				
Duane Kuiper, L OBP: 0.283, SLG: 0.200										3	0	0	0	0	1						
Joel Youngblood, R OBP: 0.250, SLG: 0.273										1	0	1	1	0	0						
Greg Minton, S										0	0	0	0	0	0						
Chili Davis, S OBP: 0.391, SLG: 0.675										4	0	0	0	0	2						
Jack Clark, R OBP: 0.283, SLG: 0.262										3	0	1	0	1	2						
Jeffrey Leonard, R OBP: 0.288, SLG: 0.367										3	0	0	0	1	0						
Darrell Evans, L OBP: 0.300, SLG: 0.381										2	1	0	0	2	0						
Tom O'Malley, L OBP: 0.306, SLG: 0.226										3	0	0	0	1	0						
Max Venable, L OBP: 0.200, SLG: 0.526										0	0	0	0	0	0						
Milt May, L OBP: 0.188, SLG: 0.333										4	1	1	2	0	1						
Andy McGaffigan, R Gary Lavelle, S Champ Summers, L Mike Vail, R Joe Pettini, R Dave Bergman, L										2	0	0	0	0	1	0					
Inning Stats	R: 0 E: 1 K: 1 S: 5	H: 0 LOB: 0 BB: 0 P: 5	R: 0 E: 0 K: 0 S: 2	H: 0 LOB: 1 BB: 2 P: 10	R: 0 E: 0 K: 0 S: 3	H: 0 LOB: 0 BB: 0 P: 3	R: 0 E: 0 K: 0 S: 4	H: 1 LOB: 1 BB: 0 P: 4	R: 0 E: 0 K: 1 S: 5	H: 0 LOB: 0 BB: 0 P: 5	R: 0 E: 0 K: 1 S: 5	H: 0 LOB: 0 BB: 0 P: 5	R: 3 E: 1 K: 0 S: 7	H: 3 LOB: 2 BB: 1 P: 11	R: 0 E: 0 K: 1 S: 5	H: 0 LOB: 2 BB: 2 P: 13	1B: 3 2B: 0 3B: 0 HR: 1	SF: 0 SAC: 0 DP: 1 HBP: 0	WP: 0 PB: 0 SB: 0 CS: 1	PA: 36	
PITCHER	IP	WLS	BF	H	R	ER	SO	BB	IBB	HBP	BLK	WP	HR	S	P	ERA	WHIP				
Burt Hooton, R ERA: 4.42	(1, 1)	7.1	26	2	2	2	4	3	0	0	0	0	0	4	4	2.46	0.682				
Steve Howe, L ERA	(8, 1)	0.1	4	2	1	0	0	0	0	0	0	0	0	4	4	0.00	6.000				
Tom Niedenfuer, R ERA: 3.0	(8, 1)	0.1	W	1	0	0	0	0	0	0	0	0	0	1	1	0.00	0.000				
Joe Beckwith, R ERA: 7.2	(9, 1)	0.1	3	0	0	0	0	2	0	0	0	0	0	1	9	0.00	6.000				
Dave Stewart, R ERA: 2.61	(9, 1)	0.2	S	2	0	0	1	0	0	0	0	0	0	4	4	0.00	0.000				



Batter	1	2	3	4	5	6	7	8	9	10	AB	R	H	RBI	BB	SO	LOB	TOP							
Steve Sax, R OBP: 0.403, SLG: 0.385 (1,4)	F8		F8				5-3		5-3		5	0	1	1	0	0	1	Los Angeles Dodgers @ San Francisco Giants Candlestick Park, San Francisco, CA Wed Apr 20 1983, 9:05 PM EST Att: 24,520 - Unknown livebaseballscorecards.com							
Ken Landreaux, L OBP: 0.264, SLG: 0.313 (1,8)	F8		F7		1B		1-3		K		5	0	0	0	0	2	3								
Dusty Baker Jr., R OBP: 0.367, SLG: 0.442 (1,7)	2B 1B				K				1B		5	1	3	1	0	1	0								
Pedro Guerrero, R OBP: 0.379, SLG: 0.618 (1,5)			L5				CS 1B		BB 1B		5	0	3	0	0	0	0								
Greg Brock, L OBP: 0.345, SLG: 0.611 (1,3)	4-3		G1				1-2 1B		BB 1B		4	0	2	0	1	0	2								
Mike Marshall, R OBP: 0.228, SLG: 0.212 (1,9)			K				CS 1B		F9		5	0	1	0	0	1	5								
Derrel Thomas, S OBP: 0.444, SLG: 0.379 (1,6)	F8				4-3		F9		L5		4	0	0	0	0	0	5								
Mike Scioscia, L OBP: 0.308, SLG: 0.385 (1,2)	F7				1B 1B				4-3		4	1	2	0	0	0	3								
Fernando Valenzuela, L OBP: 0.182, SLG: 0.182 Alejandro Pena, R OBP: 0.503, SLG: 0.500 (10,1)			K				1B 1B		SH1-4 1B		3	0	1	0	0	1	0								
							1-2 1B		6-3		0	0	0	0	0	0	0								
Inning Stats	R: 0 E: 0 K: 0 S: 5	H: 2 LOB: 2 BB: 0 P: 5	R: 0 E: 0 K: 1 S: 5	H: 0 LOB: 0 BB: 0 P: 5	R: 0 E: 0 K: 1 S: 5	H: 0 LOB: 0 BB: 0 P: 5	R: 0 E: 0 K: 1 S: 5	H: 0 LOB: 0 BB: 0 P: 5	R: 1 E: 0 K: 1 S: 8	H: 4 LOB: 2 BB: 0 P: 8	R: 1 E: 0 K: 0 S: 5	H: 3 LOB: 1 BB: 0 P: 5	R: 0 E: 0 K: 0 S: 4	H: 1 LOB: 1 BB: 0 P: 4	R: 0 E: 0 K: 1 S: 5	H: 2 LOB: 3 BB: 1 P: 9	R: 0 E: 0 K: 0 S: 4	H: 0 LOB: 0 BB: 0 P: 5	R: 0 E: 0 K: 0 S: 4	H: 1 LOB: 1 BB: 0 P: 4	1B: 11 2B: 1 3B: 0 HR: 1	SF: 0 SAC: 1 DP: 0 HBP: 0	WP: 0 PB: 0 SB: 0 CS: 2	PA: 42	
PITCHER	IP 5.0	WLS 2	BF 22	H 8	R 2	ER 2	SO 4	BB 0	IBB 0	HBP 0	BLK 0	WP 0	HR 1	S 30	P 30	ERA 3.60	WHIP 1.600								
Fred Breining, R ERA: 3.76 Gary Lavelle, L ERA: 0.96 Greg Minton, R ERA: 9.39	(1,1)	(6,1)	(8,1)																						

Batter	1	2	3	4	5	6	7	8	9	10	AB	R	H	RBI	BB	SO	LOB	BOTTOM							
Johnnie LeMaster, R OBP: 0.386, SLG: 0.362 (1,6)	SH 1B		CS BB				K		FC6-4		4	0	2	0	1	1	2	Los Angeles Dodgers @ San Francisco Giants Candlestick Park, San Francisco, CA Wed Apr 20 1983, 9:05 PM EST Att: 24,520 - Unknown livebaseballscorecards.com							
Duane Kuiper, L OBP: 0.286, SLG: 0.190 Joe Pettini, R OBP: 0.250, SLG: 0.429 (8, PR) (9, 4)	SH G5-4-3		FC1-5-6-1				F8		FC5-4 BB		2	0	0	0	1	0	1								
Chili Davis, S OBP: 0.353, SLG: 0.600 (1,8)	K		1-3				K		P6		5	0	0	0	0	3	7								
Jack Clark, R OBP: 0.275, SLG: 0.277 (1,9)	G5-4-3						K		FC5-4 1B 2B		5	1	1	1	0	1	5								
Jeffrey Leonard, R OBP: 0.304, SLG: 0.377 (1,7)			6-3 S 1B				5-3		F8 2B 1B		4	1	2	1	0	1	1								
Darrell Evans, L OBP: 0.278, SLG: 0.348 (1,3)	F8						F8		F5		4	0	0	0	0	0	2								
Bob Brently, R OBP: 0.289, SLG: 0.444 (1,2)			6-3				K		F8		4	0	0	0	0	2	2								
Tom O'Malley, L OBP: 0.300, SLG: 0.257 (1,5)			K				L3		K		4	0	1	1	0	2	1								
Fred Breining, R ERA: 3.76 Gary Lavelle, L ERA: 0.96 Joel Youngblood, R ERA: 3.03 Greg Minton, S ERA: 9.39 Mike Vail, R ERA: 0.083 Max Venable, L ERA: 0.526 (1,1) (6,1) (7, PR) (8,1) (10, PR) (10, PR)			K				4-3		FC6-4 IBB		2	0	0	0	0	1	0								
											0	0	0	0	0	0	0								
Inning Stats	R: 0 E: 0 K: 1 S: 6	H: 1 LOB: 1 BB: 0 P: 6	R: 0 E: 0 K: 1 S: 6	H: 1 LOB: 1 BB: 0 P: 6	R: 0 E: 0 K: 1 S: 5	H: 0 LOB: 1 BB: 1 P: 9	R: 0 E: 0 K: 1 S: 5	H: 0 LOB: 0 BB: 0 P: 5	R: 0 E: 0 K: 1 S: 7	H: 0 LOB: 0 BB: 0 P: 7	R: 2 E: 0 K: 0 S: 6	H: 3 LOB: 2 BB: 1 P: 10	R: 0 E: 0 K: 1 S: 5	H: 0 LOB: 1 BB: 1 P: 9	R: 0 E: 0 K: 2 S: 7	H: 0 LOB: 0 BB: 0 P: 7	R: 1 E: 0 K: 1 S: 6	H: 2 LOB: 3 BB: 1 P: 10	1B: 5 2B: 2 3B: 0 HR: 0	SF: 0 SAC: 1 DP: 1 HBP: 0	WP: 0 PB: 0 SB: 1 CS: 1	PA: 40			
PITCHER	IP 9.0	WLS L	BF 38	H 7	R 3	ER 3	SO 10	BB 3	IBB 1	HBP 0	BLK 0	WP 0	HR 0	S 54	P 70	ERA 3.00	WHIP 1.111								
Fernando Valenzuela, L ERA: 3.38 Alejandro Pena, R ERA: 1.59	(1,1)	(10,1)																							



Batter	1	2	3	4	5	6	7	8	9	AB	R	H	RBI	BB	SO	LOB	TOP			
Steve Sax, R OBP: 0.394, SLG: 0.433 (1, 4)										5	1	1	0	0	1	2	Los Angeles Dodgers @ Pittsburgh Pirates Three Rivers Stadium, Pittsburgh, PA Sat Apr 23 1983, 3:33 AM EST Att: 8,187 - Unknown			
Ken Landreau, L OBP: 0.287, SLG: 0.309 Derrel Thomas, S OBP: 0.432, SLG: 0.367 (7, PH) (7, 8)										3	0	0	0	0	1	1				
Dusty Baker Jr., R OBP: 0.353, SLG: 0.433 (1, 7)										4	0	2	0	0	0	1				
Pedro Guerrero, R OBP: 0.394, SLG: 0.694 (1, 5)										3	1	1	2	1	0	1				
Mike Marshall, R OBP: 0.286, SLG: 0.237 Ron Roenicke, S OBP: 0.188, SLG: 0.200 (8, PR) (8, 9)										2	0	0	0	2	1	0				
Greg Brock, L OBP: 0.318, SLG: 0.541 (1, 3)										4	0	0	0	0	1	4				
Bill Russell, R OBP: 0.311, SLG: 0.275 (1, 6)										3	1	2	0	1	1	0				
Steve Yeager, R OBP: 0.390, SLG: 0.559 (1, 2)										2	0	0	0	1	0	1				
Bob Welch, R (1, 1) Jose Morales, R OBP: 0.500, SLG: 0.750 Alex Taveras, R (7, PR) Dave Stewart, R (7, 1) Steve Howe, L (8, 1)										2	0	0	0	0	1	1				
Inning Stats	R: 2 E: 0 K: 1 S: 7	H: 2 LOB: 0 BB: 0 P: 7	R: 0 E: 0 K: 1 S: 5	H: 0 LOB: 0 BB: 0 P: 5	R: 0 E: 0 K: 0 S: 3	H: 1 LOB: 0 BB: 0 P: 3	R: 0 E: 0 K: 1 S: 6	H: 1 LOB: 1 BB: 0 P: 6	R: 0 E: 0 K: 2 S: 8	H: 1 LOB: 3 BB: 2 P: 16	R: 1 E: 0 K: 1 S: 6	H: 1 LOB: 1 BB: 1 P: 10	R: 0 E: 0 K: 1 S: 5	H: 0 LOB: 2 BB: 1 P: 9	R: 0 E: 0 K: 0 S: 3	H: 1 LOB: 1 BB: 1 P: 7		1B: 2 2B: 4 3B: 0 HR: 1	SF: 0 SAC: 1 DP: 1 HBP: 0	WP: 0 PA: 37 PB: 0 SB: 1 CS: 0
PITCHER	IP WLS BF H R ER SO BB IBB HBP BLK WP HR S P ERA WHIP	7.0 L 29 6 3 3 6 2 1 0 0 0 1 38 50 3.86 1.143	2.0 8 1 0 0 1 2 0 0 0 0 0 8 16 0.00 1.500																	

Batter	1	2	3	4	5	6	7	8	9	AB	R	H	RBI	BB	SO	LOB	BOTTOM				
Lee Lacy, R OBP: 0.373, SLG: 0.518 (1, 7)										4	1	1	0	0	0	1	Los Angeles Dodgers @ Pittsburgh Pirates Three Rivers Stadium, Pittsburgh, PA Sat Apr 23 1983, 3:33 AM EST Att: 8,187 - Unknown				
Lee Mazzilli, S OBP: 0.414, SLG: 0.477 (1, 8)										3	0	0	1	0	0	1					
Bill Madlock, R OBP: 0.306, SLG: 0.283 (1, 5)										4	0	2	0	0	0	0					
Jason Thompson, L OBP: 0.386, SLG: 0.500 (1, 3)										4	1	3	1	0	0	0					
Dave Parker, L OBP: 0.263, SLG: 0.222 (1, 9)										4	0	0	0	0	4	4					
Johnny Ray, S OBP: 0.280, SLG: 0.333 Jim Morrison, R (9, PH)										3	0	1	0	0	0	2					
Tony Peña, R OBP: 0.333, SLG: 0.341 (1, 2)										4	0	1	0	0	1	1					
Dale Berra, R OBP: 0.313, SLG: 0.477 (1, 6)										4	0	0	0	0	1	2					
John Candelaria, L OBP: 0.100, SLG: 0.100 Richie Hebner, L OBP: 0.308, SLG: 0.200 Kent Tekulve, R (8, 1)										1	0	0	0	0	0	0					
Inning Stats	R: 1 E: 0 K: 1 S: 8	H: 3 LOB: 2 BB: 0 P: 8	R: 0 E: 0 K: 0 S: 3	H: 0 LOB: 0 BB: 0 P: 3	R: 0 E: 0 K: 1 S: 5	H: 0 LOB: 0 BB: 0 P: 5	R: 0 E: 0 K: 0 S: 4	H: 1 LOB: 1 BB: 0 P: 4	R: 1 E: 0 K: 1 S: 6	H: 1 LOB: 1 BB: 0 P: 6	R: 0 E: 0 K: 1 S: 6	H: 1 LOB: 1 BB: 0 P: 6	R: 0 E: 1 K: 1 S: 7	H: 2 LOB: 2 BB: 0 P: 7	R: 0 E: 0 K: 1 S: 5	H: 0 LOB: 0 BB: 0 P: 5		1B: 6 2B: 1 3B: 1 HR: 1	SF: 1 SAC: 1 DP: 1 HBP: 0	WP: 0 PA: 35 PB: 0 SB: 0 CS: 0	
PITCHER	IP WLS BF H R ER SO BB IBB HBP BLK WP HR S P ERA WHIP	6.0 W 23 5 2 2 3 0 0 0 0 0 0 29 29 3.00 0.833	1.2 7 2 0 0 1 0 0 0 0 0 0 9 9 0.00 1.200	1.1 S 5 1 0 0 2 0 0 0 0 0 0 9 9 0.00 0.750																	

Batter	1	2	3	4	5	6	7	8	9	AB	R	H	RBI	BB	SO	LOB	TOP								
Steve Sax, R OBP: 0.368, SLG: 0.400 (1,4)	1-3		6-3		K		1-3		K	5	0	0	0	0	2	4									
Ken Landreaux, L OBP: 0.292, SLG: 0.367 (1,8)				G3		K		HR	1B	5	2	3	0	0	1	0									
Dusty Baker Jr., R OBP: 0.347, SLG: 0.469 (1,7)				1-3		P4		HR	F9	4	1	1	2	0	1	1									
Derrel Thomas, S OBP: 0.421, SLG: 0.355 (8,7)	K							HR		1	0	0	0	0	0	1									
Pedro Guerrero, R OBP: 0.408, SLG: 0.723 (1,5)	F8			K		HR		S	1B	3	2	1	1	2	1	1									
Greg Brock, L OBP: 0.338, SLG: 0.554 (1,3)		P6				HR		BB	BB	4	2	2	2	1	0	0									
Mike Marshall, R OBP: 0.311, SLG: 0.341 (1,9)						BB																			
Ron Roenicke, S OBP: 0.167, SLG: 0.176 (7, PR)	K					HR				3	1	2	2	0	1	0									
Bill Russell, R OBP: 0.306, SLG: 0.256 (1,6)				6-3		HR		SH5-4	1B	2	0	0	0	0	0	3									
Steve Yeager, R OBP: 0.386, SLG: 0.595 (1,2)								E4	SH5-4	3	0	0	0	1	1	2									
Fernando Valenzuela, L OBP: 0.143, SLG: 0.143 (1,1)				6-3		F8		SH5-4		3	0	1	1	0	0	1									
				K		SH1-4		L6	K	3	0	0	0	0	2	4									
Inning Stats	R: 0 E: 0 K: 1 S: 6	H: 1 LOB: 1 BB: 0 P: 6	R: 0 E: 0 K: 1 S: 5	H: 0 LOB: 0 BB: 0 P: 5	R: 0 E: 0 K: 1 S: 5	H: 0 LOB: 0 BB: 0 P: 5	R: 0 E: 0 K: 1 S: 5	H: 0 LOB: 0 BB: 0 P: 5	R: 2 E: 0 K: 1 S: 6	H: 1 LOB: 1 BB: 2 P: 14	R: 1 E: 0 K: 1 S: 6	H: 1 LOB: 0 BB: 0 P: 6	R: 0 E: 0 K: 0 S: 5	H: 1 LOB: 3 BB: 0 P: 5	R: 4 E: 0 K: 2 S: 11	H: 4 LOB: 1 BB: 1 P: 15	R: 1 E: 0 K: 1 S: 7	H: 2 LOB: 2 BB: 1 P: 11	1B: 4 2B: 1 3B: 2 HR: 3	SF: 0 SAC: 2 DP: 0 HBP: 0	WP: 0 PB: 0 SB: 2 CS: 0	PA: 42			
PITCHER	IP	WLS	BF	H	R	ER	SO	BB	IBB	HBP	BLK	WP	HR	S	P	ERA	WHIP								
Joaquin Andujar, R ERA: 3.41 (1,1)	7.0	L	30	6	5	5	6	2	0	0	0	0	3	40	48	6.43	1.143								
Jeff Lahti, R ERA: 6.0 (8,1)	1.0		6	2	2	2	2	1	0	0	0	0	0	9	13	18.00	3.000								
Eric Rasmussen, R ERA: 3.38 (9,1)	1.0		6	2	1	1	1	1	0	0	0	0	0	7	11	9.00	3.000								

Los Angeles Dodgers @ St. Louis Cardinals
 Busch Stadium, St. Louis, MO
 Mon Apr 25 1983, 7:05 PM CDT
 Att: 33,265 - Unknown

AB	36
R	8
H	10
RBI	8
BB	4
SO	9
LOB	17



Batter	1	2	3	4	5	6	7	8	9	AB	R	H	RBI	BB	SO	LOB	BOTTOM								
Lonnie Smith, R OBP: 0.377, SLG: 0.417 (1,7)			K			5-3		E6	1B	4	0	2	0	0	1	0									
Ozzie Smith, S OBP: 0.353, SLG: 0.383 (1,6)	3-1			E4		G3		E6		4	0	1	0	0	0	2									
Keith Hernandez, L OBP: 0.380, SLG: 0.521 (1,3)				F7				L9		3	0	1	0	1	0	2									
George Hendrick, R OBP: 0.429, SLG: 0.783 (1,9)	F9			K		F9				4	0	1	0	0	1	3									
David Green, R OBP: 0.320, SLG: 0.400 (1,8)				E4		5-3		FC5-4	1B	4	0	0	0	0	0	2									
Ken Oberkfell, L OBP: 0.261, SLG: 0.233 (1,5)										3	0	0	0	1	0	1									
Darrell Porter, L OBP: 0.347, SLG: 0.366 (1,2)				G3-6-1		F9		F8		3	0	1	0	0	1	1									
Mike Ramsey, S OBP: 0.289, SLG: 0.300 (1,4)			K					FC6		4	0	1	0	0	1	3									
Joaquin Andujar, S OBP: 0.100, SLG: 0.100 (1,1)										2	0	0	0	0	1	1									
Jeff Lahti, R (8,1)				6-3						0	0	0	0	0	0	0									
Tito Landrum, R OBP: 0.400, SLG: 0.750 (8, PH)										1	0	0	0	0	1	0									
Eric Rasmussen, R (9,1)										0	0	0	0	0	0	0									
Inning Stats	R: 0 E: 0 K: 0 S: 3	H: 1 LOB: 1 BB: 1 P: 7	R: 0 E: 0 K: 0 S: 2	H: 0 LOB: 0 BB: 1 P: 6	R: 0 E: 0 K: 2 S: 7	H: 0 LOB: 0 BB: 0 P: 7	R: 0 E: 1 K: 1 S: 6	H: 1 LOB: 2 BB: 0 P: 6	R: 0 E: 0 K: 2 S: 8	H: 1 LOB: 1 BB: 0 P: 8	R: 0 E: 0 K: 0 S: 4	H: 1 LOB: 1 BB: 0 P: 4	R: 0 E: 0 K: 0 S: 4	H: 1 LOB: 1 BB: 0 P: 4	R: 0 E: 1 K: 1 S: 6	H: 1 LOB: 1 BB: 0 P: 6	R: 0 E: 0 K: 0 S: 4	H: 1 LOB: 2 BB: 0 P: 5	1B: 6 2B: 0 3B: 1 HR: 0	SF: 0 SAC: 0 DP: 1 HBP: 1	WP: 0 PB: 0 SB: 2 CS: 1	PA: 35			
PITCHER	IP	WLS	BF	H	R	ER	SO	BB	IBB	HBP	BLK	WP	HR	S	P	ERA	WHIP								
Fernando Valenzuela, L ERA: 2.98 (1,1)	9.0	W	35	7	0	0	6	2	0	1	0	0	0	44	53	0.00	1.000								

Los Angeles Dodgers @ St. Louis Cardinals
 Busch Stadium, St. Louis, MO
 Mon Apr 25 1983, 7:05 PM CDT
 Att: 33,265 - Unknown

AB	32
R	0
H	7
RBI	0
BB	2
SO	6
LOB	15



Batter	1	2	3	4	5	6	7	8	9	AB	R	H	RBI	BB	SO	LOB	TOP
Derrel Thomas, S (1,4) OBP: 0.428, SLG: 0.412										3	0	1	0	1	0	0	Los Angeles Dodgers @ St. Louis Cardinals Busch Stadium, St. Louis, MO Tue Apr 26 1983, 7:05 PM CDT Att: 17,492 - Unknown
Ken Landreaux, L (1,8) OBP: 0.275, SLG: 0.344										4	1	0	0	0	2		
Dusty Baker Jr., R (1,7) OBP: 0.342, SLG: 0.456										4	1	1	0	0	1		
Pedro Guerrero, R (1,5) OBP: 0.413, SLG: 0.706										3	1	1	1	1	1		
Greg Brock, L (1,3) OBP: 0.347, SLG: 0.580										4	0	2	2	0	2		
Mike Marshall, R (1,9) OBP: 0.306, SLG: 0.333										4	0	1	0	0	1		
Ron Roenicke, S (9, PR)										0	0	0	0	0	0		
Bill Russell, R (1,6) OBP: 0.302, SLG: 0.239										3	0	0	0	1	0		
Steve Yeager, R (1,2) OBP: 0.354, SLG: 0.537										4	0	0	0	0	3		
Burt Hooton, R (1,1)										3	0	0	0	0	1		
Steve Howe, L (7,1)										1	0	0	0	0	1		
Inning Stats	R: 0 E: 0 K: 0 S: 3	H: 0 LOB: 2 BB: 2 P: 11	R: 0 E: 0 K: 0 S: 5	H: 0 LOB: 1 BB: 1 P: 9	R: 3 E: 0 K: 0 S: 7	H: 4 LOB: 1 BB: 0 P: 7	R: 0 E: 0 K: 0 S: 3	H: 0 LOB: 0 BB: 0 P: 3	R: 0 E: 0 K: 0 S: 3	H: 0 LOB: 0 BB: 0 P: 3	R: 0 E: 0 K: 1 S: 5	H: 0 LOB: 0 BB: 0 P: 5	R: 0 E: 0 K: 1 S: 7	H: 2 LOB: 3 BB: 0 P: 7	1B: 4 2B: 0 3B: 2 HR: 0	SF: 0 SAC: 0 DP: 0 HBP: 0	WP: 0 PA: 36 PB: 0 CS: 1 SB: 0
PITCHER	IP WLS BF H R ER SO BB IBB HBP BLK WP HR S P ERA WHIP																
John Stuper, R (1,1) ERA: 4.76	6.0 L 25 4 3 3 1 3 0 0 0 0 0 0 24 36 4.50 1.167																
Doug Bair, R (7,1) ERA: 8.75	2.0 6 0 0 0 1 0 0 0 0 0 0 0 8 8 0.00 0.000																
Jim Kaat, L (9,1) ERA: 8.75	0.0 1 1 0 0 0 0 0 0 0 0 0 0 1 1 ∞ ∞																
Jeff Lahti, R (9,1) ERA: 4.91	0.2 3 1 0 0 0 0 0 0 0 0 0 0 3 3 0.00 1.500																
John Martin, L (9,1) ERA: 1.13	0.1 1 0 0 0 1 0 0 0 0 0 0 0 3 3 0.00 0.000																

Batter	1	2	3	4	5	6	7	8	9	AB	R	H	RBI	BB	SO	LOB	BOTTOM				
Lonnie Smith, R (1,7) OBP: 0.368, SLG: 0.404										4	0	1	0	0	0	1	Los Angeles Dodgers @ St. Louis Cardinals Busch Stadium, St. Louis, MO Tue Apr 26 1983, 7:05 PM CDT Att: 17,492 - Unknown				
Jim Kaat, L (9,1)										0	0	0	0	0	0	0					
Jeff Lahti, R (9,1)										0	0	0	0	0	0	0					
John Martin, S (9,1) OBP: 0.500, SLG: 0.500										0	0	0	0	0	0	0					
Ozzie Smith, S (1,6) OBP: 0.345, SLG: 0.373										4	0	1	0	0	2						
Keith Hernandez, L (1,3) OBP: 0.370, SLG: 0.558										4	1	1	1	0	1						
Darrell Porter, L (1,2) OBP: 0.340, SLG: 0.356										4	0	1	0	0	1						
George Hendrick, R (1,9) OBP: 0.396, SLG: 0.720										4	0	0	0	0	1						
Ken Oberkfell, L (1,5) OBP: 0.245, SLG: 0.217										3	0	0	0	0	1						
David Green, R (1,8) OBP: 0.302, SLG: 0.375										3	0	0	0	0	2						
Mike Ramsey, S (1,4) OBP: 0.292, SLG: 0.302										3	0	1	0	0	0						
John Stuper, R (1,1) OBP: 0.500, SLG: 0.500										1	0	0	0	0	1						
Gene Roof, S (6, PH)										1	0	0	0	0	0						
Doug Bair, R (7,1)										0	0	0	0	0	0						
Tito Landrum, R (8, PH) OBP: 0.333, SLG: 0.600										1	0	0	0	0	1						
Inning Stats	R: 0 E: 0 K: 1 S: 5	H: 0 LOB: 0 BB: 0 P: 5	R: 0 E: 0 K: 0 S: 3	H: 0 LOB: 0 BB: 0 P: 3	R: 0 E: 0 K: 2 S: 7	H: 0 LOB: 0 BB: 0 P: 7	R: 0 E: 0 K: 0 S: 4	H: 1 LOB: 1 BB: 0 P: 4	R: 0 E: 0 K: 1 S: 5	H: 0 LOB: 0 BB: 0 P: 5	R: 0 E: 0 K: 0 S: 4	H: 1 LOB: 1 BB: 0 P: 4	R: 1 E: 0 K: 0 S: 5	H: 2 LOB: 1 BB: 0 P: 5	R: 0 E: 0 K: 1 S: 6	H: 1 LOB: 1 BB: 0 P: 6	R: 0 E: 0 K: 1 S: 5	H: 0 LOB: 0 BB: 0 P: 5	1B: 4 2B: 0 3B: 0 HR: 1	SF: 0 SAC: 0 DP: 0 HBP: 0	WP: 0 PA: 32 PB: 0 CS: 0
PITCHER	IP WLS BF H R ER SO BB IBB HBP BLK WP HR S P ERA WHIP																				
Burt Hooton, R (1,1) ERA: 3.85	6.1 W 23 4 1 1 4 0 0 0 0 0 0 0 31 31 1.42 0.632																				
Steve Howe, L (7,1) ERA:	2.2 S 9 1 0 0 2 0 0 0 0 0 0 0 13 13 0.00 0.375																				

Batter	1	2	3	4	5	6	7	8	9	AB	R	H	RBI	BB	SO	LOB	TOP								
Steve Sax, R OBP: 0.375, SLG: 0.406 (1, 4)										4	2	2	1	0	0	0	Los Angeles Dodgers @ St. Louis Cardinals Busch Stadium, St. Louis, MO Wed Apr 27 1983, 3:33 AM CDT Att: 23,712 - Unknown livebaseballscorecards.com								
Ken Landreaux, L OBP: 0.274, SLG: 0.368 (1, 8)										4	0	1	2	0	0	2									
Dusty Baker Jr., R OBP: 0.329, SLG: 0.443 Bill Russell, R OBP: 0.296, SLG: 0.234 (1, 7) (7, 6)										2	0	0	1	0	0	1									
Pedro Guerrero, R OBP: 0.392, SLG: 0.667 (1, 5)										4	0	0	0	0	0	0									
Greg Brock, L OBP: 0.342, SLG: 0.556 (1, 3)										3	0	0	0	1	0	0									
Mike Marshall, R OBP: 0.288, SLG: 0.313 Ron Roenicke, S OBP: 0.158, SLG: 0.167 (1, 9) (6, 9)										3	0	0	0	0	1	1									
Derrel Thomas, S OBP: 0.478, SLG: 0.500 (1, 6) (7, 7)										4	2	4	0	0	0	0									
Steve Yeager, R OBP: 0.353, SLG: 0.523 Mike Scioscia, L OBP: 0.222, SLG: 0.278 (1, 2) (9, PH)										3	1	1	0	0	1	2									
Jerry Reuss, L OBP: 0.231, SLG: 0.250 Rick Monday, L OBP: 0.260, SLG: 1.400 Jose Morales, R OBP: 0.260, SLG: 1.400 Dave Stewart, R OBP: 0.260, SLG: 1.400 Alejandro Pena, R OBP: 0.260, SLG: 1.400 Steve Howe, L OBP: 0.260, SLG: 1.400 Candy Maldonado, R OBP: 0.260, SLG: 1.400 (1, 1) (7, PH) (7, 1) (7, 1) (8, 1) (8, 1) (9, PH)										2	0	0	0	0	1	2									
Inning Stats	R: 1 E: 1 K: 0 S: 4	H: 0 LOB: 0 BB: 0 P: 4	R: 0 E: 0 K: 1 S: 5	H: 1 LOB: 1 BB: 1 P: 9	R: 0 E: 0 K: 1 S: 5	H: 1 LOB: 0 BB: 0 P: 5	R: 0 E: 0 K: 0 S: 3	H: 0 LOB: 0 BB: 0 P: 3	R: 3 E: 0 K: 0 S: 7	H: 4 LOB: 1 BB: 0 P: 7	R: 0 E: 0 K: 0 S: 3	H: 0 LOB: 0 BB: 0 P: 3	R: 2 E: 0 K: 1 S: 7	H: 2 LOB: 2 BB: 0 P: 7	R: 0 E: 0 K: 0 S: 3	H: 0 LOB: 0 BB: 0 P: 3		R: 0 E: 0 K: 0 S: 3	H: 1 LOB: 0 BB: 0 P: 3	1B: 6 2B: 2 3B: 1 HR: 1	SF: 1 SAC: 0 DP: 2 HBP: 0	WP: 0 PB: 0 SB: 3 CS: 1	PA: 36		
PITCHER	IP WLS BF H R ER SO BB IBB HBP BLK WP HR S P ERA WHIP																								
Bob Forsch, R ERA: 3.45 Jim Kaat, L ERA: 2.7 Bruce Sutter, R ERA: 1.04 (1, 1) (7, 1) (8, 1)	6.1 0.2 2.0	WLS 3 W	BF 26 6	H 7 1	R 5 0	ER 4 0	SO 3 0	BB 1 0	IBB 0 0	HBP 0 0	BLK 0 0	WP 0 0	HR 0 1	S 31 3	P 35 3	ERA 5.68 13.50	WHIP 1.263 1.500								

Batter	1	2	3	4	5	6	7	8	9	AB	R	H	RBI	BB	SO	LOB	BOTTOM								
Ozzie Smith, S OBP: 0.350, SLG: 0.382 (1, 6)										4	1	1	0	1	0	3	Los Angeles Dodgers @ St. Louis Cardinals Busch Stadium, St. Louis, MO Wed Apr 27 1983, 3:33 AM CDT Att: 23,712 - Unknown livebaseballscorecards.com								
Ken Oberkfell, L OBP: 0.245, SLG: 0.220 (1, 5)										4	1	1	0	0	1										
Keith Hernandez, L OBP: 0.379, SLG: 0.554 (1, 3)										4	1	2	0	0	2										
George Hendrick, R OBP: 0.404, SLG: 0.759 (1, 9)										4	1	2	4	0	1										
Lonnie Smith, R OBP: 0.361, SLG: 0.411 Bruce Sutter, R ERA: 1.04 (1, 7) (8, 1)										4	1	1	0	0	3										
David Green, R OBP: 0.298, SLG: 0.404 (1, 8)										4	1	1	1	0	1										
Mike Ramsey, S OBP: 0.288, SLG: 0.348 (1, 4)										3	1	1	1	0	1										
Glenn Brummer, R OBP: 0.331, SLG: 0.333 Jim Kaat, L ERA: 2.7 Gene Roof, S OBP: 0.260, SLG: 1.400 Dane Iorg, L OBP: 0.260, SLG: 1.400 Tito Landrum, R OBP: 0.260, SLG: 1.400 (1, 2) (7, 1) (8, 7) (8, PH) (8, PH) (8, 7)										3	0	1	0	0	0										
Bob Forsch, R OBP: 0.222, SLG: 0.444 Darrell Porter, L OBP: 0.345, SLG: 0.362 (1, 1) (7, 2)										2	0	1	0	0	1										
Inning Stats	R: 0 E: 0 K: 0 S: 3	H: 0 LOB: 0 BB: 0 P: 3	R: 0 E: 0 K: 0 S: 3	H: 0 LOB: 0 BB: 0 P: 3	R: 0 E: 0 K: 0 S: 4	H: 1 LOB: 1 BB: 0 P: 4	R: 0 E: 0 K: 0 S: 4	H: 1 LOB: 1 BB: 0 P: 4	R: 0 E: 0 K: 2 S: 8	H: 1 LOB: 1 BB: 0 P: 8	R: 5 E: 0 K: 0 S: 8	H: 5 LOB: 0 BB: 0 P: 8	R: 1 E: 0 K: 0 S: 5	H: 2 LOB: 2 BB: 1 P: 9	R: 0 E: 0 K: 1 S: 6	H: 2 LOB: 2 BB: 1 P: 10		1B: 6 2B: 3 3B: 2 HR: 1	SF: 1 SAC: 0 DP: 1 HBP: 0	WP: 0 PB: 0 SB: 0 CS: 0	PA: 37				
PITCHER	IP WLS BF H R ER SO BB IBB HBP BLK WP HR S P ERA WHIP																								
Jerry Reuss, L ERA: 3.47 Dave Stewart, R ERA: 2.92 Alejandro Pena, R ERA: 2.08 Steve Howe, L ERA: (1, 1) (7, 1) (7, 1) (8, 1)	6.0 0.1 1.0 0.2	WLS 3 L	BF 26 6	H 8 2	R 5 1	ER 5 1	SO 2 1	BB 0 1	IBB 0 0	HBP 0 0	BLK 0 0	WP 0 0	HR 1 0	S 30 7	P 30 11	ERA 7.50 9.00	WHIP 1.333 2.000								

Batter	1	2	3	4	5	6	7	8	9	AB	R	H	RBI	BB	SO	LOB	TOP								
Steve Sax, R OBP: 0.389, SLG: 0.389 (1, 4)										3	1	0	0	1	1	2	Los Angeles Dodgers @ Chicago Cubs Wrigley Field, Chicago, IL Fri Apr 29 1983, 3:33 AM CDT Att: 9,391 - Unknown livebaseballscorecards.com								
Ken Landreaux, L OBP: 0.299, SLG: 0.458 (1, 8)										4	2	3	2	0	0										
Dusty Baker Jr., R OBP: 0.313, SLG: 0.419 (1, 7)										4	0	0	0	0	1	2									
Pedro Guerrero, R OBP: 0.386, SLG: 0.640 (1, 5)										3	0	0	0	1	2	0									
Greg Brock, L OBP: 0.337, SLG: 0.533 (1, 3)										3	0	0	0	1	0	2									
Mike Marshall, R OBP: 0.309, SLG: 0.380 (7, PR)										2	1	1	1	1	0	0									
Ron Roenicke, S OBP: 0.150, SLG: 0.158 (7, 9)										1	0	0	0	0	0	1									
Derrel Thomas, S OBP: 0.449, SLG: 0.463 (1, 6)										3	0	0	0	0	0	0									
Mike Scioscia, L OBP: 0.227, SLG: 0.238 (1, 2)										3	0	0	0	1	1	2									
Bob Welch, R (1, 1)										2	0	0	0	0	0	1									
Dave Stewart, R (5, 1)										0	0	0	0	0	0	0									
Rick Monday, L (7, PH)										0	0	0	0	1	0	0									
Alejandro Pena, R OBP: 0.333, SLG: 0.333 (7, 1)										1	0	0	0	0	0	0									
Inning Stats	R: 0 E: 0 K: 1 S: 6	H: 1 LOB: 2 BB: 1 P: 10	R: 0 E: 0 K: 0 S: 3	H: 0 LOB: 0 BB: 0 P: 3	R: 0 E: 0 K: 0 S: 3	H: 0 LOB: 0 BB: 0 P: 3	R: 0 E: 0 K: 0 S: 3	H: 0 LOB: 0 BB: 0 P: 3	R: 1 E: 0 K: 0 S: 3	H: 1 LOB: 0 BB: 1 P: 7	R: 2 E: 0 K: 2 S: 8	H: 1 LOB: 0 BB: 1 P: 12	R: 0 E: 0 K: 1 S: 5	H: 0 LOB: 2 BB: 2 P: 13	R: 1 E: 0 K: 1 S: 6	H: 1 LOB: 1 BB: 1 P: 10	R: 0 E: 0 K: 0 S: 3	H: 0 LOB: 0 BB: 0 P: 3	1B: 0 2B: 2 3B: 0 HR: 2	SF: 0 SAC: 1 DP: 0 HBP: 0	WP: 1 PB: 0 SB: 0 CS: 1	PA: 37			
PITCHER	IP WLS BF H R ER SO BB IBB HBP BLK WP HR S P ERA WHIP																								
Paul Moskau, R ERA: 6.75 (1, 1)	5.0	L	20	3	3	3	1	3	0	0	0	0	0	0	2	19	31	5.40	1.200						
Bill Campbell, R ERA: 4.59 (6, 1)	2.1	L	10	1	1	1	3	1	1	0	0	0	0	0	0	14	22	3.86	0.857						
Lee Smith, R ERA: (8, 1)	1.2		6	0	0	0	1	1	0	0	0	0	1	0	7	11	0.00	0.600							

Batter	1	2	3	4	5	6	7	8	9	AB	R	H	RBI	BB	SO	LOB	BOTTOM							
23 Ryne Sandberg, R OBP: 0.224, SLG: 0.236 (1, 4)										3	1	1	1	1	0	1	Los Angeles Dodgers @ Chicago Cubs Wrigley Field, Chicago, IL Fri Apr 29 1983, 3:33 AM CDT Att: 9,391 - Unknown livebaseballscorecards.com							
Larry Bowa, S OBP: 0.299, SLG: 0.306 (1, 6)										2	1	1	0	1	0	0								
Bill Buckner, L OBP: 0.241, SLG: 0.273 (1, 3)										4	0	0	0	0	0	4								
Leon Durham, L OBP: 0.414, SLG: 0.517 (1, 8)										4	0	1	1	0	1	2								
Ron Cey, R OBP: 0.234, SLG: 0.200 (1, 5)										3	0	0	1	0	0	0								
Keith Moreland, R OBP: 0.328, SLG: 0.439 (1, 9)										4	0	2	0	0	1	1								
Jay Johnstone, L (1, 7)										4	0	0	0	0	2	3								
Jody Davis, R OBP: 0.317, SLG: 0.389 (7, PR)										3	0	1	0	0	1	2								
Steve Lake, R OBP: 0.700, SLG: 1.300 (8, 2)										0	0	0	0	0	0	0								
Scott Thompson, L OBP: 0.226, SLG: 0.300 (9, PH)										1	0	0	0	0	1	1								
Paul Moskau, R OBP: 0.250, SLG: 0.500 (6, 1)										2	1	1	0	0	0	0								
Bill Campbell, R (6, 1)										1	0	0	0	0	0	1								
Lee Smith, R (8, 1)										0	0	0	0	0	0	0								
Inning Stats	R: 2 E: 0 K: 1 S: 7	H: 2 LOB: 1 BB: 1 P: 11	R: 0 E: 0 K: 2 S: 7	H: 0 LOB: 0 BB: 0 P: 7	R: 0 E: 0 K: 1 S: 6	H: 1 LOB: 1 BB: 0 P: 6	R: 0 E: 0 K: 0 S: 3	H: 0 LOB: 0 BB: 0 P: 3	R: 0 E: 0 K: 1 S: 5	H: 1 LOB: 1 BB: 0 P: 5	R: 0 E: 0 K: 0 S: 3	H: 0 LOB: 0 BB: 0 P: 3	R: 0 E: 0 K: 1 S: 5	H: 0 LOB: 0 BB: 0 P: 5	R: 0 E: 0 K: 1 S: 6	H: 1 LOB: 1 BB: 0 P: 6	1B: 5 2B: 3 3B: 0 HR: 0	SF: 1 SAC: 1 DP: 2 HBP: 0	WP: 0 PB: 0 SB: 0 CS: 0	PA: 35				
PITCHER	IP WLS BF H R ER SO BB IBB HBP BLK WP HR S P ERA WHIP																							
Bob Welch, R ERA: 5.59 (1, 1)	4.0		19	5	3	3	4	2	0	0	0	0	0	0	25	33	6.75	1.750						
Dave Stewart, R ERA: 2.51 (5, 1)	2.0		6	0	0	0	0	0	0	0	0	0	0	0	6	6	0.00	0.000						
Alejandro Pena, R ERA: 1.69 (7, 1)	3.0	W	10	2	0	0	2	0	0	0	0	0	0	0	14	14	0.00	0.667						

Batter	1	2	3	4	5	6	7	8	9	AB	R	H	RBI	BB	SO	LOB	TOP			
Steve Sax, R OBP: 0.348, SLG: 0.364 (1, 4)	0-0 6-3		0-0 6-3		0-0 F9		0-0 6-3		0-0 F9	5	0	0	0	0	0	2	Los Angeles Dodgers @ Chicago Cubs Wrigley Field, Chicago, IL Sat Apr 30 1983, 3:33 AM CDT Att: 26,069 - Unknown			
Ken Landreaux, L OBP: 0.296, SLG: 0.440 (1, 8)	0-0 G3		0-0 G3		0-0 F8			4-0 BB		3	0	0	0	1	0					
Dusty Baker Jr., R OBP: 0.310, SLG: 0.403 (1, 7)	0-0 6-3		4-0 1B BB		0-0 F7			0-3 K		3	0	0	0	1	1					
Pedro Guerrero, R OBP: 0.391, SLG: 0.633 (1, 5)		0-0 BB FC5-2 1B	0-0 1-3 1B		0-0 F7			0-3 K		4	0	2	0	0	1					
Greg Brock, L OBP: 0.333, SLG: 0.513 (1, 3)		4-0 FC5-2 BB 1-2 BB	0-0 1-3		0-3 K			0-3 K		3	1	0	0	1	2	3				
Mike Marshall, R OBP: 0.339, SLG: 0.404 (1, 9)		4-0 BB FC5-2 G1-2-3 BB 1-2 2-3		0-0 3-1 2B		0-0 6-3		4-0 1B G3 BB		2	1	1	0	2	0	0				
Bill Russell, R Derrel Thomas, S OBP: 0.286, SLG: 0.224 OBP: 0.451, SLG: 0.452 (6, 6)	0-0 FC5-2 BB 1-2 2-3 3-H		0-3 K		4-0 G4-6-3 BB BB			0-0 F7		2	0	0	0	0	1	4				
Mike Scioscia, L OBP: 0.308, SLG: 0.261 (1, 2)		4-0 1-2 2-3 3-H BB	0-0 3-1		0-0 3-1		4-0 G4-6-3 BB		0-0 G3	2	0	1	1	2	0	1				
Fernando Valenzuela, L OBP: 0.125, SLG: 0.125 Ron Roenicke, S Tom Niedenfuer, R Joe Beckwith, L Rick Monday, L OBP: 0.143, SLG: 0.150 (7, 1) (7, 1) (8, 1) (9, PH)	0-0 G1-2-3 3-H		0-0 4-3		0-0 G4-6-3 1-2 2-3			0-0 G3		2	0	0	0	0	0	4				
Inning Stats	R: 0 E: 0 K: 0 S: 3	H: 0 LOB: 0 BB: 0 P: 3	R: 1 E: 0 K: 0 S: 3	H: 1 LOB: 2 BB: 3 P: 15	R: 0 E: 0 K: 1 S: 4	H: 1 LOB: 1 BB: 0 P: 8	R: 0 E: 0 K: 1 S: 6	H: 0 LOB: 0 BB: 0 P: 6	R: 0 E: 0 K: 1 S: 5	H: 0 LOB: 0 BB: 0 P: 5	R: 0 E: 0 K: 0 S: 2	H: 0 LOB: 1 BB: 2 P: 10	R: 0 E: 0 K: 3 S: 9	H: 0 LOB: 1 BB: 1 P: 13	R: 1 E: 0 K: 0 S: 4	H: 1 LOB: 1 BB: 1 P: 8		1B: 3 2B: 1 3B: 0 HR: 0	SF: 0 SAC: 0 DP: 2 HBP: 0	WP: 0 PB: 0 SB: 0 CS: 0
PITCHER	IP WLS BF H R ER SO BB IBB HBP BLK WP HR S P ERA WHIP	IP WLS BF H R ER SO BB IBB HBP BLK WP HR S P ERA WHIP	IP WLS BF H R ER SO BB IBB HBP BLK WP HR S P ERA WHIP	IP WLS BF H R ER SO BB IBB HBP BLK WP HR S P ERA WHIP	IP WLS BF H R ER SO BB IBB HBP BLK WP HR S P ERA WHIP	IP WLS BF H R ER SO BB IBB HBP BLK WP HR S P ERA WHIP	IP WLS BF H R ER SO BB IBB HBP BLK WP HR S P ERA WHIP	IP WLS BF H R ER SO BB IBB HBP BLK WP HR S P ERA WHIP	IP WLS BF H R ER SO BB IBB HBP BLK WP HR S P ERA WHIP	IP WLS BF H R ER SO BB IBB HBP BLK WP HR S P ERA WHIP	IP WLS BF H R ER SO BB IBB HBP BLK WP HR S P ERA WHIP	IP WLS BF H R ER SO BB IBB HBP BLK WP HR S P ERA WHIP	IP WLS BF H R ER SO BB IBB HBP BLK WP HR S P ERA WHIP	IP WLS BF H R ER SO BB IBB HBP BLK WP HR S P ERA WHIP	IP WLS BF H R ER SO BB IBB HBP BLK WP HR S P ERA WHIP	IP WLS BF H R ER SO BB IBB HBP BLK WP HR S P ERA WHIP	IP WLS BF H R ER SO BB IBB HBP BLK WP HR S P ERA WHIP			

Batter	1	2	3	4	5	6	7	8	9	AB	R	H	RBI	BB	SO	LOB	BOTTOM			
Gary Woods, R OBP: 0.256, SLG: 0.361 (1, 7)	0-0 SH1-3 23 BLK 3B 1B				0-0 L1-4 2-3		0-0 F9			4	1	2	0	0	0	1	Los Angeles Dodgers @ Chicago Cubs Wrigley Field, Chicago, IL Sat Apr 30 1983, 3:33 AM CDT Att: 26,069 - Unknown			
23 Ryne Sandberg, R OBP: 0.238, SLG: 0.240 (1, 4)	4-0 SH1-3 3B BB	0-0 CS	0-3 K		0-0 L1		0-0 1B			3	1	1	0	1	1	0				
Bill Buckner, L OBP: 0.244, SLG: 0.275 (1, 3)	0-0 SH1-3 1-2 2-3		0-0 4-3		0-0 E 1B 1B		0-0 1-3			3	1	1	0	0	0	1				
Ron Cey, R OBP: 0.247, SLG: 0.216 (1, 5)	0-3 K		0-0 F8		0-0 E8 1B HR 1B			0-0 1B 1B		4	1	2	0	0	1	2				
Leon Durham, L OBP: 0.405, SLG: 0.492 (1, 8)	1-0 3B HBP		0-0 G3		0-3 K		0-3 K		0-3 K	3	1	0	0	0	2	3				
Keith Moreland, R OBP: 0.338, SLG: 0.475 (1, 9)	0-0 1-H 2-H 3-H 3B		0-0 5-3		0-0 1-2 HR 1B		0-3 K		0-3 K	4	1	2	4	0	1	1				
Jody Davis, R OBP: 0.328, SLG: 0.448 (1, 2)	0-0 6-3		0-3 K		0-0 1-H 2-H HR			0-0 1-2 1B		4	1	2	3	0	1	1				
Larry Bowa, S OBP: 0.282, SLG: 0.288 (1, 6)		0-0 6-3			0-0 E3 L1-4 SH5-4		0-0 5-3		0-0 L7	4	0	0	0	0	2					
Chuck Rainey, R OBP: 0.125, SLG: 0.125 Bill Campbell, R (8, 1)	0-0 F7		0-0 SH5-4 1-2		0-0 SH5-4		0-3 K			2	0	0	0	0	1	0				
Inning Stats	R: 3 E: 0 K: 1 S: 7	H: 2 LOB: 1 BB: 1 P: 12	R: 0 E: 0 K: 0 S: 3	H: 1 LOB: 0 BB: 0 P: 3	R: 0 E: 0 K: 1 S: 5	H: 0 LOB: 0 BB: 0 P: 5	R: 0 E: 0 K: 1 S: 5	H: 0 LOB: 0 BB: 0 P: 5	R: 4 E: 1 K: 1 S: 9	H: 4 LOB: 0 BB: 0 P: 9	R: 0 E: 0 K: 1 S: 6	H: 1 LOB: 1 BB: 0 P: 6	R: 0 E: 0 K: 2 S: 9	H: 2 LOB: 2 BB: 0 P: 9	R: 0 E: 0 K: 0 S: 0	H: 0 LOB: 0 BB: 0 P: 0		1B: 8 2B: 1 3B: 1 HR: 1	SF: 0 SAC: 2 DP: 1 HBP: 1	WP: 0 PB: 0 SB: 0 CS: 1
PITCHER	IP WLS BF H R ER SO BB IBB HBP BLK WP HR S P ERA WHIP	IP WLS BF H R ER SO BB IBB HBP BLK WP HR S P ERA WHIP	IP WLS BF H R ER SO BB IBB HBP BLK WP HR S P ERA WHIP	IP WLS BF H R ER SO BB IBB HBP BLK WP HR S P ERA WHIP	IP WLS BF H R ER SO BB IBB HBP BLK WP HR S P ERA WHIP	IP WLS BF H R ER SO BB IBB HBP BLK WP HR S P ERA WHIP	IP WLS BF H R ER SO BB IBB HBP BLK WP HR S P ERA WHIP	IP WLS BF H R ER SO BB IBB HBP BLK WP HR S P ERA WHIP	IP WLS BF H R ER SO BB IBB HBP BLK WP HR S P ERA WHIP	IP WLS BF H R ER SO BB IBB HBP BLK WP HR S P ERA WHIP	IP WLS BF H R ER SO BB IBB HBP BLK WP HR S P ERA WHIP	IP WLS BF H R ER SO BB IBB HBP BLK WP HR S P ERA WHIP	IP WLS BF H R ER SO BB IBB HBP BLK WP HR S P ERA WHIP	IP WLS BF H R ER SO BB IBB HBP BLK WP HR S P ERA WHIP	IP WLS BF H R ER SO BB IBB HBP BLK WP HR S P ERA WHIP	IP WLS BF H R ER SO BB IBB HBP BLK WP HR S P ERA WHIP	IP WLS BF H R ER SO BB IBB HBP BLK WP HR S P ERA WHIP			



Batter	1	2	3	4	5	6	7	8	9	AB	R	H	RBI	BB	SO	LOB	TOP																					
Steve Sax, R OBP: 0.337, SLG: 0.350	G3	F9		G6-4-3						3	0	0	0	0	0	2	Los Angeles Dodgers @ Chicago Cubs Wrigley Field, Chicago, IL Sun May 01 1983, 3:33 AM CDT Att: 11,295 - Unknown - 49 F livebaseballscorecards.com																					
Ken Landreaux, L OBP: 0.298, SLG: 0.429	1B SF9 BB	3-1			P6					2	1	0	0	1	0	1																						
Rick Monday, L OBP: 0.417, SLG: 0.125	SF9 2B 1B			K	F8					3	1	1	0	0	1	0																						
Pedro Guerrero, R OBP: 0.400, SLG: 0.638	SF9			S BB	BLK 1B					1	0	1	1	1	0	0																						
Greg Brock, L OBP: 0.344, SLG: 0.525	2-3 3-H 2B			F7	FC6-4 BB					2	0	1	1	1	0	1																						
Ron Roenicke, S OBP: 0.167, SLG: 0.136	P3			BB	FC6-4 BB					2	0	0	0	1	0	3																						
Derrel Thomas, S OBP: 0.444, SLG: 0.432		1B E HBP	4-3		K					2	1	0	0	0	1	2																						
Mike Scioscia, L OBP: 0.345, SLG: 0.280		E 1B		F9	WP BB					2	0	1	0	1	0	0																						
Burt Hooton, R Dave Stewart, R		K		G6-4-3 BB	K					1	0	0	0	1	1	2																						
		K			K					1	0	0	0	0	1	1																						
Inning Stats	R: 2 E: 0 K: 0 S: 5	H: 2 LOB: 1 BB: 1 P: 9	R: 1 E: 1 K: 1 S: 6	H: 1 LOB: 1 BB: 0 P: 7	R: 0 E: 0 K: 1 S: 5	H: 0 LOB: 2 BB: 1 P: 13	R: 0 E: 0 K: 0 S: 2	H: 0 LOB: 0 BB: 1 P: 6	R: 0 E: 0 K: 0 S: 4	H: 1 LOB: 2 BB: 1 P: 8	R: 0 E: 0 K: 2 S: 6	H: 0 LOB: 1 BB: 1 P: 10																										
PITCHER	IP	WLS	BF	H	R	ER	SO	BB	IBB	HBP	BLK	WP	HR	S	P	ERA	WHIP	PITCHER				IP	WLS	BF	H	R	ER	SO	BB	IBB	HBP	BLK	WP	HR	S	P	ERA	WHIP
Fergie Jenkins, R ERA: 4.18	(1, 1)	4.2	L	23	4	3	2	2	5	0	1	1	0	0	21	42	3.86	1.929																				
Craig Lefferts, L ERA: 2.77	(5, 1)	1.0		4	0	0	0	2	1	0	0	0	1	0	7	11	0.00	1.000																				

AB 19
R 3
H 4
RBI 2
BB 6
SO 4
LOB 12



WP: 1 PA: 27
PB: 0
SB: 1
CS: 0

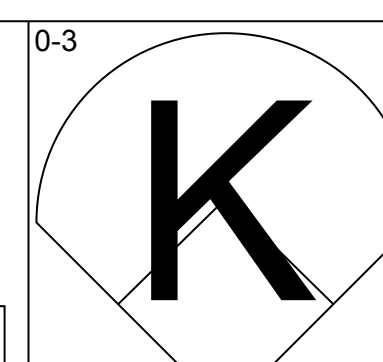
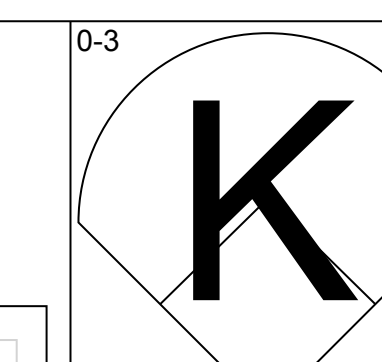
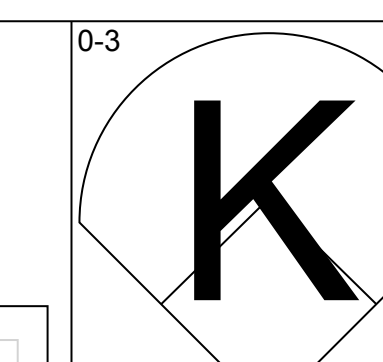
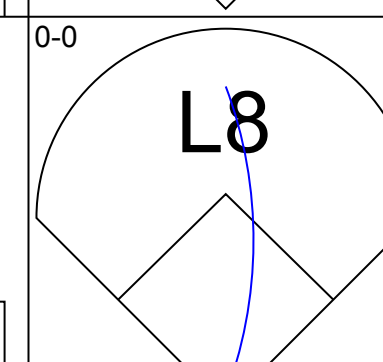
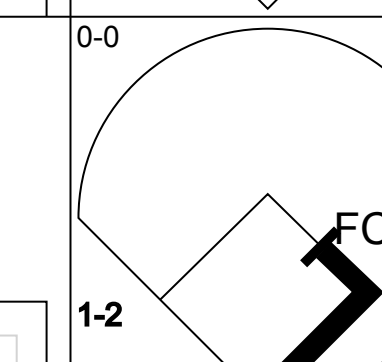
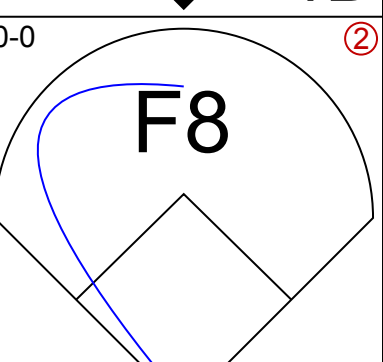
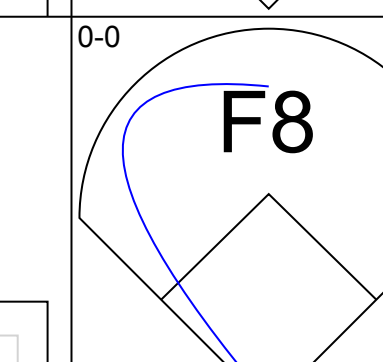
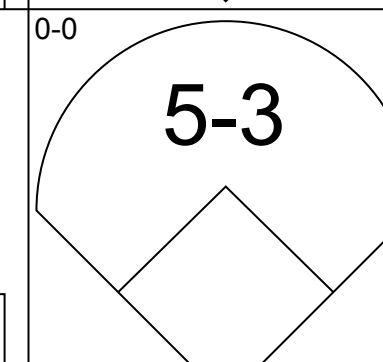
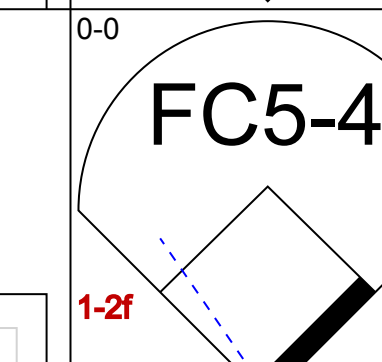
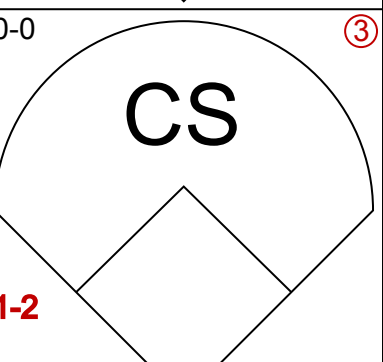

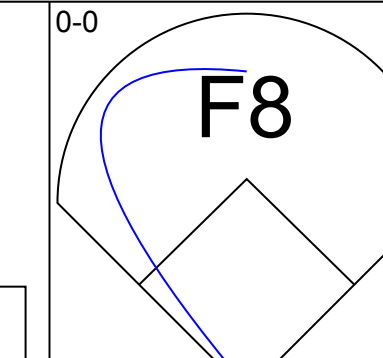
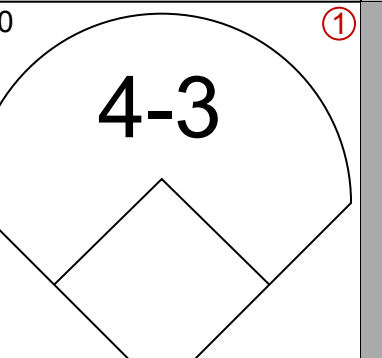
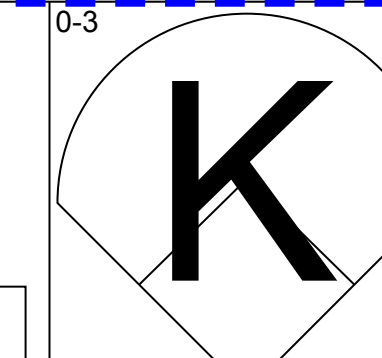
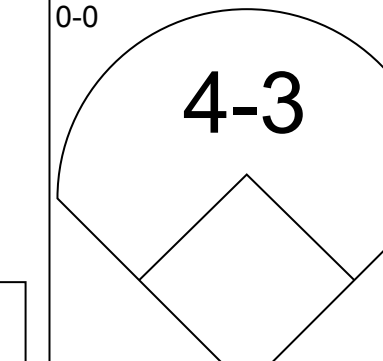
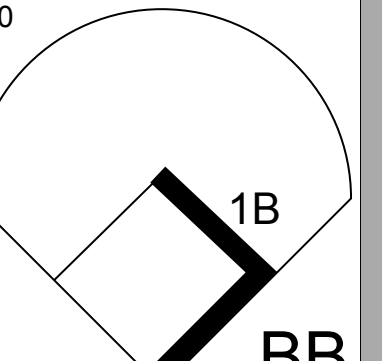
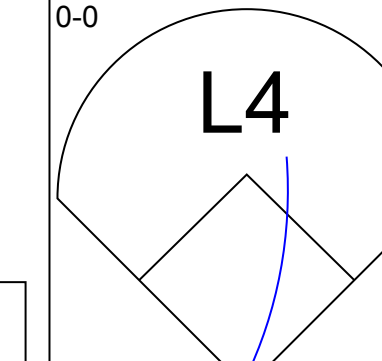
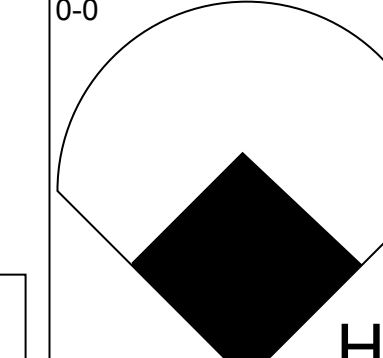

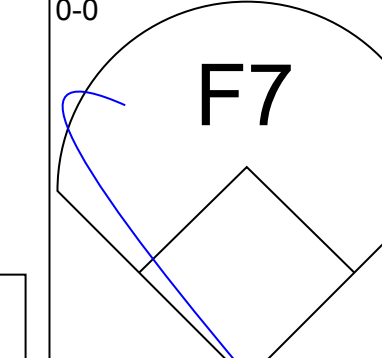
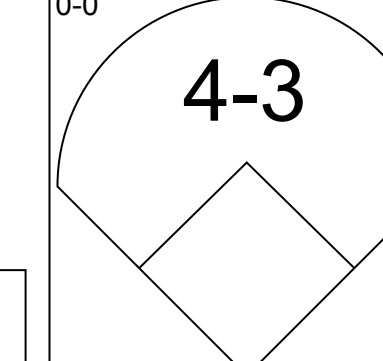
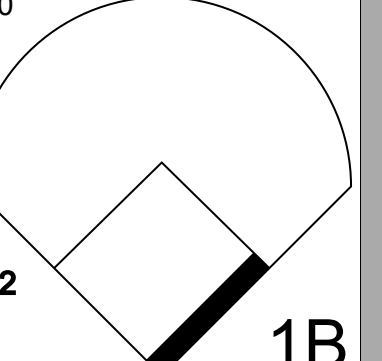

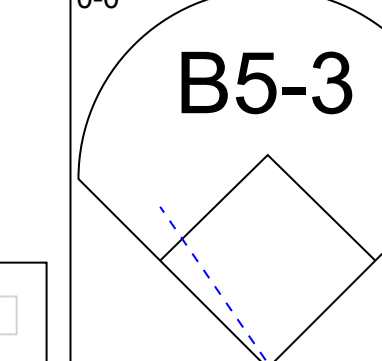
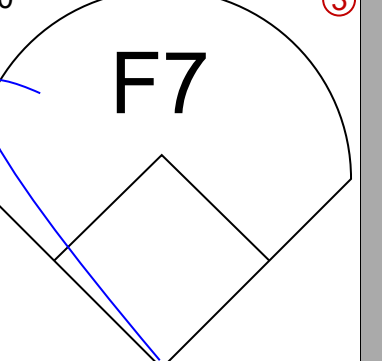


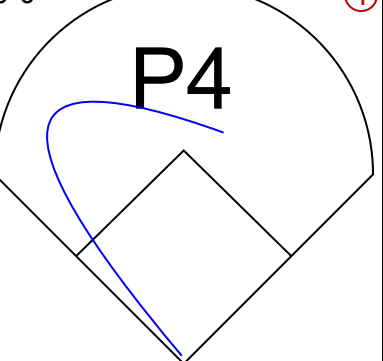




Batter	1	2	3	4	5	6	7	8	9	AB	R	H	RBI	BB	SO	LOB	BOTTOM																					
23 Ryne Sandberg, R OBP: 0.247, SLG: 0.240 Junior Kennedy, R	FC6 S HBP		6-3	K						0	0	0	0	0	0	0	Los Angeles Dodgers @ Chicago Cubs Wrigley Field, Chicago, IL Sun May 01 1983, 3:33 AM CDT Att: 11,295 - Unknown - 49 F livebaseballscorecards.com																					
Larry Bowa, S OBP: 0.270, SLG: 0.275	F5		4-3		F5					3	0	0	0	0	0	1																						
Bill Buckner, L OBP: 0.235, SLG: 0.265	FC6 BB		4-3		K					3	0	0	0	0	1	1																						
Leon Durham, L OBP: 0.416, SLG: 0.484	G6-4-3 BB			BB 1B BB	K					1	1	0	0	2	1	0																						
Ron Cey, R OBP: 0.253, SLG: 0.213	G6-4-3			1B BB						1	1	0	0	1	0	3																						
Keith Moreland, R OBP: 0.343, SLG: 0.476		4-3		1B 1B						2	0	1	1	0	0	0																						
Scot Thompson, L OBP: 0.242, SLG: 0.313		F7		1-2 3-H 1B						2	0	1	1	0	0	0																						
Jody Davis, R OBP: 0.333, SLG: 0.467				K						2	0	1	0	0	1	2																						
Fergie Jenkins, R ERA: 3.9 Craig Lefferts, L		P4		F9						2	0	0	0	0	0	3																						
										0	0	0	0	0	0	0																						
Inning Stats	R: 0 E: 0 K: 0 S: 3	H: 0 LOB: 2 BB: 1 P: 8	R: 0 E: 0 K: 0 S: 4	H: 1 LOB: 1 BB: 0 P: 4	R: 0 E: 0 K: 0 S: 3	H: 0 LOB: 0 BB: 0 P: 3	R: 2 E: 0 K: 2 S: 9	H: 2 LOB: 2 BB: 2 P: 17	R: 0 E: 0 K: 2 S: 7	H: 0 LOB: 0 BB: 0 P: 7																												
PITCHER	IP	WLS	BF	H	R	ER	SO	BB	IBB	HBP	BLK	WP	HR	S	P	ERA	WHIP	PITCHER				IP	WLS	BF	H	R	ER	SO	BB	IBB	HBP	BLK	WP	HR	S	P	ERA	WHIP
Burt Hooton, R ERA: 3.9	(1, 1)	3.0		15	1	0	2	0	3	0	1	0	0	0	11	24	6.00	1.667																				
Dave Stewart, R ERA: 2.2	(4, 1)	2.0	W	7	1	0	0	4	0	0	0	0	0	0	15	15	0.00	0.500																				

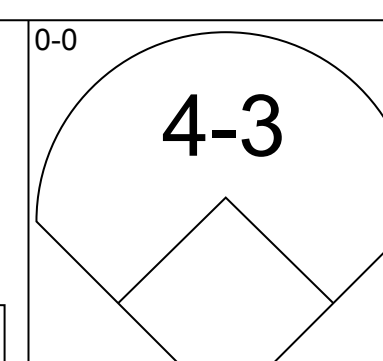
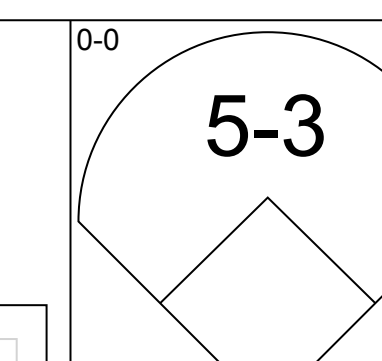
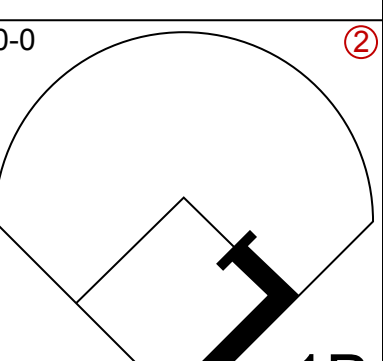
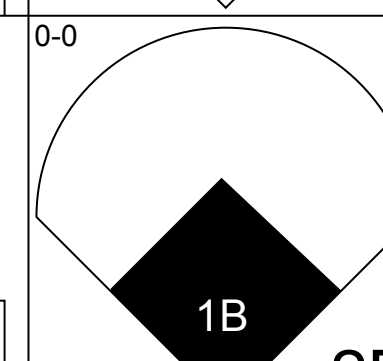
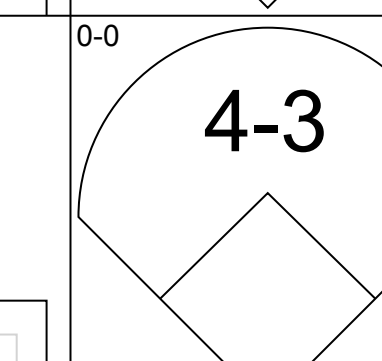
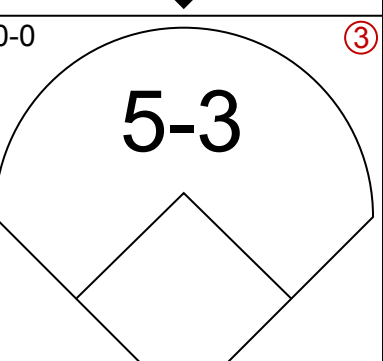
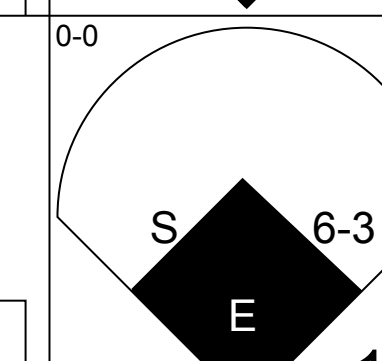
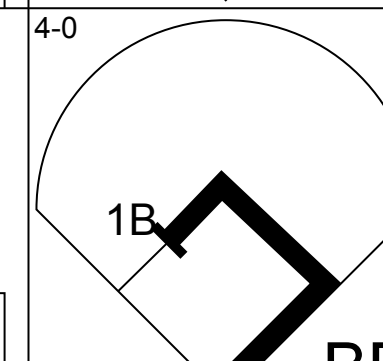

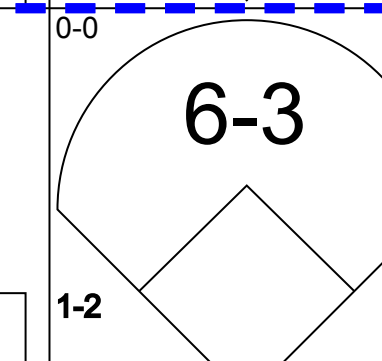
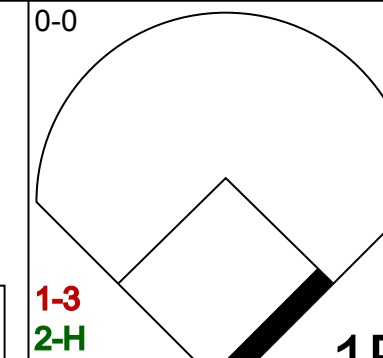
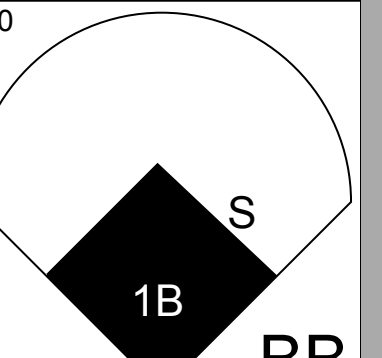
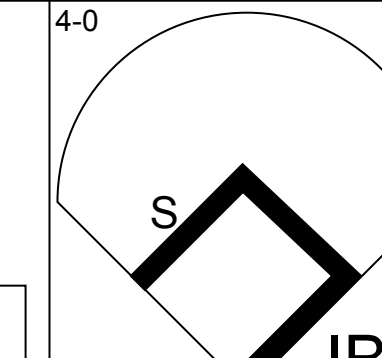
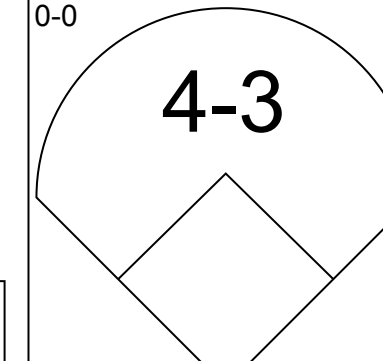
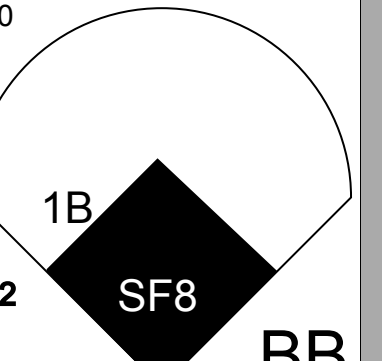
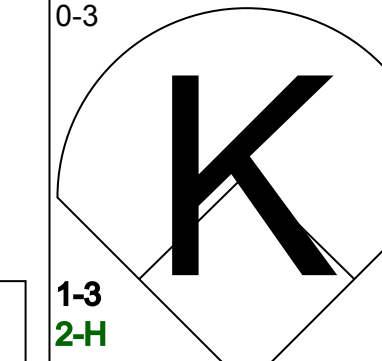
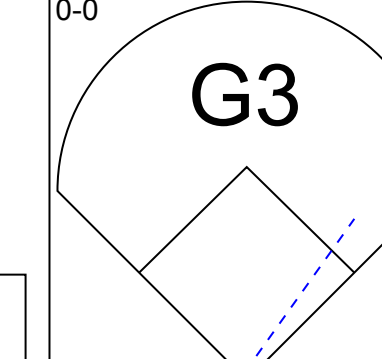
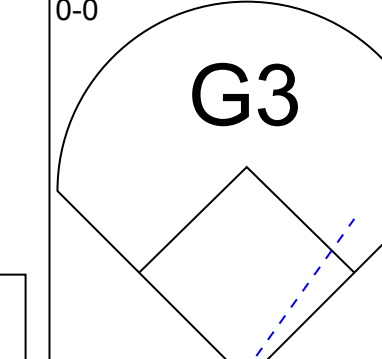
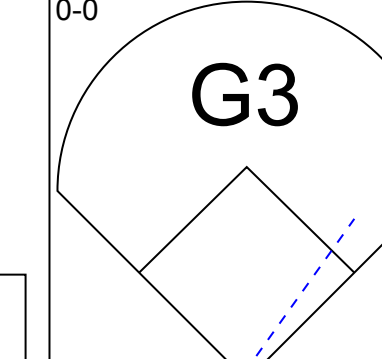
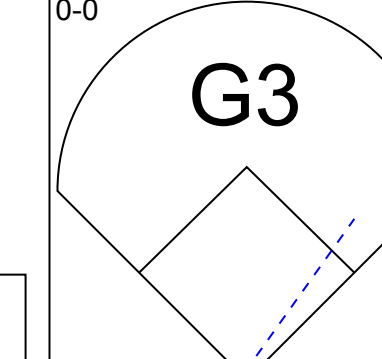




AB 18
R 2
H 3
RBI 2
BB 3
SO 4
LOB 12



WP: 0 PA: 22
PB: 0
SB: 1
CS: 0

Batter	1	2	3	4	5	6	7	8	9	AB	R	H	RBI	BB	SO	LOB	TOP
Willie McGee, S (1.8)										5	0	2	1	0	2	4	St. Louis Cardinals @ Los Angeles Dodgers Dodger Stadium, Los Angeles, CA Fri May 06 1983, 7:05 PM PDT Att: 50,993 - Unknown
Ken Oberkfell, L (1.5)										4	1	0	0	1	1	4	
Lonnie Smith, R (1.7)										4	1	1	1	0	2	2	
Keith Hernandez, L (1.3)										4	2	2	1	1	0	0	
George Hendrick, R (1.9)										4	2	3	1	1	0	0	
Darrell Porter, L (1.2)										3	2	2	1	0	0	2	
Tom Herr, S (1.4)										3	1	1	1	2	0	2	
Ozzie Smith, S (1.6)										5	1	2	2	0	0	4	
John Stuper, R (1.1)										0	0	0	0	0	0	0	
John Martin, L (1.1)										1	0	0	0	0	0	0	
Dana Goggin, L (1.1)										0	0	0	0	0	0	0	
Jeff Lahti, R (4.1)										0	0	0	0	0	0	0	
Jim Kaat, L (6.1)										0	0	0	0	0	0	0	
Doug Bair, R (6.1)										0	0	0	0	0	0	0	
Eric Rasmussen, R (7.1)										0	0	0	0	0	0	0	
Eric Rasmussen, R (7.1)										0	0	0	0	0	0	0	
Eric Rasmussen, R (7.1)										0	0	0	0	0	0	0	
Eric Rasmussen, R (7.1)										0	0	0	0	0	0	0	
Eric Rasmussen, R (7.1)										0	0	0	0	0	0	0	
Eric Rasmussen, R (7.1)										0	0	0	0	0	0	0	
Eric Rasmussen, R (7.1)										0	0	0	0	0	0	0	
Eric Rasmussen, R (7.1)										0	0	0	0	0	0	0	
Eric Rasmussen, R (7.1)										0	0	0	0	0	0	0	
Eric Rasmussen, R (7.1)										0	0	0	0	0	0	0	
Eric Rasmussen, R (7.1)										0	0	0	0	0	0	0	
Eric Rasmussen, R (7.1)										0	0	0	0	0	0	0	
Eric Rasmussen, R (7.1)										0	0	0	0	0	0	0	
Eric Rasmussen, R (7.1)										0	0	0	0	0	0	0	
Eric Rasmussen, R (7.1)										0	0	0	0	0	0	0	
Eric Rasmussen, R (7.1)										0	0	0	0	0	0	0	
Eric Rasmussen, R (7.1)										0	0	0	0	0	0	0	
Eric Rasmussen, R (7.1)										0	0	0	0	0	0	0	
Eric Rasmussen, R (7.1)										0	0	0	0	0	0	0	
Eric Rasmussen, R (7.1)										0	0	0	0	0	0	0	
Eric Rasmussen, R (7.1)										0	0	0	0	0	0	0	
Eric Rasmussen, R (7.1)										0	0	0	0	0	0	0	
Eric Rasmussen, R (7.1)										0	0	0	0	0	0	0	
Eric Rasmussen, R (7.1)										0	0	0	0	0	0	0	
Eric Rasmussen, R (7.1)										0	0	0	0	0	0	0	
Eric Rasmussen, R (7.1)										0	0	0	0	0	0	0	
Eric Rasmussen, R (7.1)										0	0	0	0	0	0	0	
Eric Rasmussen, R (7.1)										0	0	0	0	0	0	0	
Eric Rasmussen, R (7.1)										0	0	0	0	0	0	0	
Eric Rasmussen, R (7.1)										0	0	0	0	0	0	0	
Eric Rasmussen, R (7.1)										0	0	0	0	0	0	0	
Eric Rasmussen, R (7.1)										0	0	0	0	0	0	0	
Eric Rasmussen, R (7.1)										0	0	0	0	0	0	0	
Eric Rasmussen, R (7.1)										0	0	0	0	0	0	0	
Eric Rasmussen, R (7.1)										0	0	0	0	0	0	0	
Eric Rasmussen, R (7.1)										0	0	0	0	0	0	0	
Eric Rasmussen, R (7.1)										0	0	0	0	0	0	0	
Eric Rasmussen, R (7.1)										0	0	0	0	0	0	0	
Eric Rasmussen, R (7.1)										0	0	0	0	0	0	0	
Eric Rasmussen, R (7.1)										0	0	0	0	0	0	0	
Eric Rasmussen, R (7.1)										0	0	0	0	0	0	0	
Eric Rasmussen, R (7.1)										0	0	0	0	0	0	0	
Eric Rasmussen, R (7.1)										0	0	0	0	0	0	0	
Eric Rasmussen, R (7.1)										0	0	0	0	0	0	0	
Eric Rasmussen, R (7.1)										0	0	0	0	0	0	0	
Eric Rasmussen, R (7.1)										0	0	0	0	0	0	0	
Eric Rasmussen, R (7.1)										0	0	0	0	0	0	0	
Eric Rasmussen, R (7.1)																	

Batter	1	2	3	4	5	6	7	8	9	AB	R	H	RBI	BB	SO	LOB	TOP				
Willie McGee, S (1, 8) OBP: 0.394, SLG: 0.433										5	0	1	0	0	3	4	St. Louis Cardinals @ Los Angeles Dodgers Dodger Stadium, Los Angeles, CA Sat May 07 1983, 7:05 PM PDT Att: 48,950 - Unknown livebaseballscorecards.com				
Ken Oberkfell, L (1, 5) OBP: 0.355, SLG: 0.349										4	0	1	0	1	0	3					
Lonnie Smith, R (1, 7) OBP: 0.354, SLG: 0.472										4	0	0	0	0	1	4					
Keith Hernandez, L (1, 3) OBP: 0.371, SLG: 0.517										4	0	0	0	0	2	0					
George Hendrick, R (1, 9) OBP: 0.407, SLG: 0.628										3	0	0	0	1	0	0					
Darrell Porter, L (1, 2) OBP: 0.341, SLG: 0.357										3	2	1	1	1	1	1					
Mike Ramsey, S (1, 4) OBP: 0.328, SLG: 0.373										4	1	3	0	0	0	0					
Ozzie Smith, S (1, 6) OBP: 0.309, SLG: 0.303										3	0	1	1	1	0	2					
Bob Forsch, R (1, 1) OBP: 0.308, SLG: 0.462										2	0	1	0	0	0	0					
Dane Iorg, L (7, PH) OBP: 0.305, SLG: 0.500										0	0	0	1	0	0	0					
Doug Bair, R (7, 1) OBP: 0.286, SLG: 0.369										0	0	0	0	0	0	0					
Bruce Sutter, R (8, 1) OBP: 0.286, SLG: 0.369										0	0	0	0	0	0	0					
David Green, R (8, 9) OBP: 0.286, SLG: 0.369										1	0	0	0	0	1	2					
Inning Stats	R: 0 E: 0 K: 1 S: 5	H: 0 LOB: 0 BB: 0 P: 5	R: 1 E: 0 K: 0 S: 4	H: 1 LOB: 0 BB: 0 P: 4	R: 0 E: 0 K: 1 S: 7	H: 2 LOB: 2 BB: 0 P: 7	R: 0 E: 0 K: 1 S: 6	H: 1 LOB: 2 BB: 1 P: 10	R: 0 E: 0 K: 0 S: 3	H: 0 LOB: 0 BB: 0 P: 7	R: 2 E: 0 K: 0 S: 5	H: 2 LOB: 2 BB: 2 P: 13	R: 0 E: 0 K: 1 S: 5	H: 0 LOB: 0 BB: 0 P: 5	R: 0 E: 0 K: 2 S: 8	H: 1 LOB: 2 BB: 1 P: 12	1B: 7 2B: 0 3B: 0 HR: 1	SF: 1 SAC: 0 DP: 0 HBP: 0	WP: 0 PB: 0 SB: 0 CS: 1	PA: 39	
PITCHER	IP	WLS	BF	H	R	ER	SO	BB	IBB	HBP	BLK	WP	HR	S	P	ERA	WHIP				
Burt Hooton, R (1, 1) ERA: 4.01	6.0		25	6	3	3	5	2	0	0	0	0	1	33	41	4.50	1.333				
Dave Stewart, R (7, 1) ERA: 1.69	1.0	L	5	1	0	0	0	0	1	0	0	0	0	4	8	0.00	1.000				
Steve Howe, L (8, 1) ERA:	2.0	W	8	1	0	0	3	1	0	0	0	0	0	13	17	0.00	1.000				

Batter	1	2	3	4	5	6	7	8	9	AB	R	H	RBI	BB	SO	LOB	BOTTOM				
Steve Sax, R (1, 4) OBP: 0.391, SLG: 0.417										4	1	2	1	0	0	0	St. Louis Cardinals @ Los Angeles Dodgers Dodger Stadium, Los Angeles, CA Sat May 07 1983, 7:05 PM PDT Att: 48,950 - Unknown livebaseballscorecards.com				
Ken Landreaux, L (1, 8) OBP: 0.304, SLG: 0.479										4	2	2	0	0	0	0					
Dusty Baker Jr., R (1, 7) OBP: 0.355, SLG: 0.454										3	0	0	0	1	1	1					
Pedro Guerrero, R (1, 5) OBP: 0.384, SLG: 0.586										2	1	1	1	2	0	0					
Greg Brock, L (1, 3) OBP: 0.352, SLG: 0.484										2	1	0	0	2	1	2					
Mike Marshall, R (1, 9) OBP: 0.377, SLG: 0.424										2	0	2	1	1	0	0					
Ron Roenicke, S (7, 9) OBP: 0.194, SLG: 0.207										1	0	0	0	0	0	1					
Steve Yeager, R (1, 2) OBP: 0.292, SLG: 0.421										2	0	0	1	0	0	1					
Bill Russell, R (1, 6) OBP: 0.319, SLG: 0.230										3	0	0	0	0	0	1					
Burt Hooton, R (1, 1) ERA: 4.19										2	0	0	0	0	1	0					
Dave Stewart, R (7, 1) ERA: 3.65										0	0	0	0	0	0	0					
Rick Monday, L (7, PH) OBP: 0.400, SLG: 0.100										1	0	0	0	0	1	0					
Steve Howe, L (8, 1) ERA: 2.35										0	0	0	0	0	0	0					
Inning Stats	R: 1 E: 0 K: 0 S: 4	H: 2 LOB: 1 BB: 1 P: 8	R: 0 E: 0 K: 0 S: 2	H: 0 LOB: 0 BB: 1 P: 6	R: 0 E: 0 K: 0 S: 3	H: 0 LOB: 0 BB: 0 P: 3	R: 2 E: 0 K: 1 S: 6	H: 1 LOB: 2 BB: 2 P: 14	R: 0 E: 0 K: 1 S: 5	H: 1 LOB: 2 BB: 1 P: 7	R: 0 E: 0 K: 1 S: 5	H: 0 LOB: 0 BB: 0 P: 5	R: 2 E: 1 K: 1 S: 7	H: 2 LOB: 1 BB: 1 P: 11	1B: 5 2B: 1 3B: 0 HR: 1	SF: 1 SAC: 0 DP: 1 HBP: 0	WP: 0 PB: 0 SB: 4 CS: 0	PA: 33			
PITCHER	IP	WLS	BF	H	R	ER	SO	BB	IBB	HBP	BLK	WP	HR	S	P	ERA	WHIP				
Bob Forsch, R (1, 1) ERA: 4.19	6.0		24	5	3	3	2	5	0	0	0	0	1	23	43	4.50	1.667				
Doug Bair, R (7, 1) ERA: 3.65	1.0	L	5	2	2	1	1	0	0	0	0	0	1	7	7	9.00	2.000				
Bruce Sutter, R (8, 1) ERA: 2.35	1.0	W	4	0	0	0	1	0	1	0	0	0	0	5	9	0.00	0.000				

Batter	1	2	3	4	5	6	7	8	9	AB	R	H	RBI	BB	SO	LOB	TOP		
Ozzie Smith, S (1, 6) OBP: 0.304, SLG: 0.298	F6		1-2 1B		5-3		L3		F8	5	0	1	0	0	0	1	St. Louis Cardinals @ Los Angeles Dodgers Dodger Stadium, Los Angeles, CA Sun May 08 1983, 3:33 AM PDT Att: 41,645 - Unknown		
Ken Oberkfell, L (1, 5) OBP: 0.344, SLG: 0.337	F5		F5		3-1				5-3	3	0	0	0	0	0	2			
Mike Ramsey, S (8, PH) OBP: 0.319, SLG: 0.361	F5		F5					K	5-3	2	0	0	0	0	1	0			
Keith Hernandez, L (1, 3) OBP: 0.353, SLG: 0.489	6-3		F8		4-3			L7	F9	5	0	0	0	0	0	2			
George Hendrick, R (1, 9) OBP: 0.400, SLG: 0.610		F8	4-3			G5-4-3 1B		E6 1B		4	1	1	0	0	0	2			
Lonnie Smith, R (1, 7) OBP: 0.369, SLG: 0.478		1B 6-3 BB		1B 4-3 1B		G5-4-3 1B 1-2		1B 1B		3	2	2	0	1	0	1			
Willie McGee, S (1, 8) OBP: 0.405, SLG: 0.441		6-3		4-3 1B		K		1B 1B		4	1	2	1	0	1	1			
Glenn Brummer, R (1, 2) OBP: 0.500, SLG: 0.625		FC4 1B		4-3			5-3	E 1B		4	0	2	2	0	0	1			
Tom Herr, S (1, 4) OBP: 0.273, SLG: 0.211		FC4 1B		6-3			6-3	E4		3	0	0	0	0	0	3			
David Green, R (8, PH) OBP: 0.292, SLG: 0.364		FC4		6-3				1-2 2-H		1	0	0	0	0	0	1			
Steve Braun, L (8, 5)		1-2						1-3 2-H		0	0	0	0	0	0	0			
Joaquin Andujar, S (1, 1) OBP: 0.267, SLG: 0.267								F9		2	0	1	0	0	1	1			
Rafael Santana, R (7, PH) OBP: 0.667, SLG: 0.500										0	0	0	0	1	0	0			
John Stuper, R (7, 1) OBP: 0.200, SLG: 0.200			1B		K					0	0	0	0	0	0	0			
Darrell Porter, L (8, PH) OBP: 0.337, SLG: 0.352			1B							1	0	0	0	0	0	2			
Jeff Lahti, R (8, 1)			1B							0	0	0	0	0	0	0			
Inning Stats	R: 0 E: 0 K: 0 S: 3	H: 0 LOB: 0 BB: 0 P: 3	R: 0 E: 0 K: 0 S: 4	H: 1 LOB: 2 BB: 1 P: 8	R: 0 E: 0 K: 0 S: 5	H: 2 LOB: 2 BB: 0 P: 5	R: 1 E: 0 K: 1 S: 7	H: 2 LOB: 1 BB: 0 P: 7	R: 0 E: 0 K: 1 S: 5	H: 1 LOB: 0 BB: 0 P: 5	R: 0 E: 0 K: 1 S: 5	H: 0 LOB: 1 BB: 1 P: 7	R: 3 E: 2 K: 1 S: 10	H: 3 LOB: 2 BB: 0 P: 10	R: 0 E: 0 K: 0 S: 3	H: 0 LOB: 0 BB: 0 P: 3	1B: 9 2B: 0 3B: 0 HR: 0	SF: 0 SAC: 0 DP: 1 HBP: 0	WP: 0 PA: 39 PB: 0 SB: 0 CS: 0
PITCHER	IP WLS BF H R ER SO BB IBB HBP BLK WP HR S P ERA WHIP																		
Jerry Reuss, L (1, 1) ERA: 3.44	7.2 W 33 8 4 1 3 2 0 0 0 0 0 0 37 45 1.17 1.304																		
Steve Howe, L (8, 1) ERA:	1.1 S 6 1 0 0 0 0 0 0 0 0 0 0 6 6 0.00 0.750																		

Batter	1	2	3	4	5	6	7	8	9	AB	R	H	RBI	BB	SO	LOB	BOTTOM			
Steve Sax, R (1, 4) OBP: 0.392, SLG: 0.410	6-3		1-3		E BB 1B	4-3		BB		4	1	1	0	1	0	0	St. Louis Cardinals @ Los Angeles Dodgers Dodger Stadium, Los Angeles, CA Sun May 08 1983, 3:33 AM PDT Att: 41,645 - Unknown			
Ken Landreaux, L (1, 8) OBP: 0.290, SLG: 0.455	F6		F8		F7	G3		F8		5	0	0	0	0	0	3				
Dusty Baker Jr., R (1, 7) OBP: 0.360, SLG: 0.480		HR	1B BB		E5 BB PB		K			3	2	1	1	1	1	1				
Pedro Guerrero, R (1, 5) OBP: 0.388, SLG: 0.578	K		1B		PB BB IBB		6-3			3	0	1	0	1	1	0				
Greg Brock, L (1, 3) OBP: 0.366, SLG: 0.521		HR	P6		PB BB		2B 1B			3	2	2	2	1	0	2				
Mike Marshall, R (1, 9) OBP: 0.370, SLG: 0.429		4-3		K			K			4	0	1	1	0	2	2				
Ron Roenicke, S (7, PR) OBP: 0.194, SLG: 0.207				K			K			0	0	0	0	0	0	0				
Mike Scioscia, L (1, 2) OBP: 0.395, SLG: 0.394			F9		F9		1-3			3	0	1	0	1	0	1				
Dave Anderson, R (1, 6) OBP: 0.278, SLG: 0.294		F7		K2-3			F9			4	0	0	0	0	1	4				
Jerry Reuss, L (1, 1) ERA: 3.26										3	1	1	0	0	2	1				
Steve Howe, L (8, 1) ERA: 6.75		K			E 1B		K			1	0	0	0	0	0	0				
Inning Stats	R: 1 E: 0 K: 1 S: 6	H: 1 LOB: 0 BB: 0 P: 6	R: 1 E: 0 K: 1 S: 7	H: 2 LOB: 1 BB: 0 P: 7	R: 0 E: 0 K: 2 S: 7	H: 1 LOB: 2 BB: 1 P: 8	R: 0 E: 0 K: 2 S: 7	H: 0 LOB: 0 BB: 0 P: 7	R: 3 E: 1 K: 1 S: 8	H: 2 LOB: 3 BB: 3 P: 20	R: 0 E: 0 K: 1 S: 5	H: 0 LOB: 0 BB: 0 P: 5	R: 1 E: 0 K: 1 S: 7	H: 2 LOB: 1 BB: 0 P: 7	R: 0 E: 0 K: 0 S: 3	H: 0 LOB: 1 BB: 1 P: 7		1B: 4 2B: 2 3B: 0 HR: 2	SF: 0 SAC: 0 DP: 0 HBP: 0	WP: 0 PA: 38 PB: 1 SB: 0 CS: 0
PITCHER	IP WLS BF H R ER SO BB IBB HBP BLK WP HR S P ERA WHIP																			
Joaquin Andujar, R (1, 1) ERA: 3.26	6.0 L 29 6 5 3 6 2 2 0 0 0 0 0 2 37 4.50 1.333																			
John Stuper, R (7, 1) ERA: 5.87	1.0 5 2 1 1 1 0 0 0 0 0 0 0 7 7 9.00 2.000																			
Jeff Lahti, R (8, 1) ERA: 6.75	1.0 4 0 0 0 0 0 1 0 0 0 0 0 0 3 7 0.00 1.000																			

Batter	1	2	3	4	5	6	7	8	9	AB	R	H	RBI	BB	SO	LOB	TOP										
23 Ryne Sandberg, R OBP: 0.270, SLG: 0.283	F9		1B			K			1-4-3	4	0	1	0	1	1	1	Chicago Cubs @ Los Angeles Dodgers Dodger Stadium, Los Angeles, CA Mon May 09 1983, 7:05 PM PDT Att: 45,587 - Unknown										
Larry Bowa, S OBP: 0.327, SLG: 0.391	F7		1B			F7			4-3	5	1	2	0	0	0	3											
Bill Buckner, L OBP: 0.225, SLG: 0.266	3-1		G1-6-3			1B			F8	4	0	1	2	0	0	2											
Leon Durham, L OBP: 0.402, SLG: 0.487 Jerry Morales, R OBP: 0.167, SLG: 0.200		6-3			4-3	K			4-3	3	0	0	0	0	1	1											
Keith Moreland, R OBP: 0.330, SLG: 0.471		1B			5-3				6-3	4	0	1	0	0	0	0											
Ron Cey, R OBP: 0.299, SLG: 0.289		1B			1B				F6	4	1	3	0	0	0	0											
Scot Thompson, L OBP: 0.244, SLG: 0.325		1B			1B				K	4	0	0	0	0	2	4											
Jody Davis, R OBP: 0.337, SLG: 0.443		5-3				FC3-6			6-3	3	0	1	0	1	0	2											
Fergie Jenkins, R OBP: 0.214, SLG: 0.357 Bill Campbell, R Lee Smith, R Gary Woods, R OBP: 0.245, SLG: 0.326			6-3		FC3-6				4-3	0	0	0	0	0	0	0											
					1B					1	0	0	0	0	0	0											
Inning Stats	R: 0 E: 0 K: 0 S: 3	H: 0 LOB: 0 BB: 0 P: 3	R: 0 E: 0 K: 0 S: 5	H: 2 LOB: 2 BB: 0 P: 5	R: 0 E: 0 K: 0 S: 4	H: 2 LOB: 1 BB: 0 P: 4	R: 0 E: 0 K: 1 S: 6	H: 1 LOB: 1 BB: 0 P: 6	R: 2 E: 0 K: 2 S: 10	H: 3 LOB: 1 BB: 0 P: 10	R: 0 E: 0 K: 0 S: 5	H: 2 LOB: 3 BB: 2 P: 13	R: 0 E: 0 K: 1 S: 5	H: 0 LOB: 0 BB: 0 P: 3	R: 0 E: 0 K: 0 S: 5	H: 0 LOB: 0 BB: 0 P: 3	R: 0 E: 0 K: 0 S: 3	H: 0 LOB: 0 BB: 0 P: 3	1B: 10 2B: 0 3B: 0 HR: 0	SF: 0 SAC: 0 DP: 1 HBP: 0	WP: 0 PB: 1 SB: 0 CS: 0	PA: 38					
PITCHER	IP	WLS	BF	H	R	ER	SO	BB	IBB	HBP	BLK	WP	HR	S	P	ERA	WHIP										
Alejandro Pena, R ERA: 2.7	(1, 1)	5.2	28	10	3	3	3	1	1	0	0	0	0	32	40	4.76	1.941										
Joe Beckwith, R ERA: 4.5	(6, 1)	1.1	4	0	0	0	0	0	0	0	0	0	0	4	4	0.00	0.000										
Dave Stewart, R ERA: 1.54	(8, 1)	2.0	W	6	0	0	0	1	0	0	0	0	0	8	8	0.00	0.000										

AB	36
R	3
H	10
RBI	3
BB	2
SO	4
LOB	14



Batter	1	2	3	4	5	6	7	8	9	AB	R	H	RBI	BB	SO	LOB	BOTTOM										
Steve Sax, R OBP: 0.384, SLG: 0.400	F7		G4-6-3			F9			4-3	5	0	1	0	0	0	2	Chicago Cubs @ Los Angeles Dodgers Dodger Stadium, Los Angeles, CA Mon May 09 1983, 7:05 PM PDT Att: 45,587 - Unknown										
Ken Landreaux, L OBP: 0.295, SLG: 0.481	F8		G4-6-3			HR			2-3	5	1	2	2	0	1	2											
Dusty Baker Jr., R OBP: 0.364, SLG: 0.490	6-3		5-3			1B			3-H	4	0	2	0	0	0	0											
Pedro Guerrero, R OBP: 0.392, SLG: 0.575						K			F8	4	1	2	0	0	1	1											
Greg Brock, L OBP: 0.388, SLG: 0.561						1B			2-3	2	1	2	2	2	0	0											
Rick Monday, L OBP: 0.368, SLG: 0.077						G4-6-3			1-3	3	0	0	0	1	0	4											
Steve Yeager, R OBP: 0.275, SLG: 0.393						F8			1B	4	0	0	0	0	0	5											
Bill Russell, R OBP: 0.342, SLG: 0.262						F8			F8	4	1	3	0	0	0	0											
Alejandro Pena, R OBP: 0.143, SLG: 0.143 Joe Beckwith, L Ron Roenicke, S OBP: 0.188, SLG: 0.200 Dave Stewart, R Dave Anderson, R						5-3			SH3-4	2	0	0	0	0	1	1											
									1-2	1	0	0	0	0	0	0											
										0	0	0	0	0	0	0											
Inning Stats	R: 0 E: 0 K: 0 S: 3	H: 0 LOB: 0 BB: 0 P: 3	R: 2 E: 0 K: 1 S: 8	H: 3 LOB: 1 BB: 0 P: 8	R: 0 E: 0 K: 0 S: 3	H: 1 LOB: 0 BB: 0 P: 3	R: 0 E: 0 K: 1 S: 4	H: 0 LOB: 0 BB: 1 P: 8	R: 0 E: 0 K: 0 S: 6	H: 0 LOB: 0 BB: 0 P: 3	R: 1 E: 0 K: 0 S: 6	H: 3 LOB: 3 BB: 1 P: 10	R: 0 E: 0 K: 1 S: 6	H: 1 LOB: 1 BB: 0 P: 6	R: 0 E: 0 K: 0 S: 4	H: 2 LOB: 2 BB: 1 P: 8	R: 1 E: 0 K: 0 S: 4	H: 2 LOB: 1 BB: 0 P: 4	1B: 9 2B: 1 3B: 0 HR: 2	SF: 0 SAC: 1 DP: 2 HBP: 0	WP: 0 PB: 0 SB: 0 CS: 0	PA: 38					
PITCHER	IP	WLS	BF	H	R	ER	SO	BB	IBB	HBP	BLK	WP	HR	S	P	ERA	WHIP										
Fergie Jenkins, R ERA: 4.3	(1, 1)	5.1	22	7	3	3	2	1	0	0	0	0	0	25	29	5.06	1.500										
Bill Campbell, R ERA: 3.69	(6, 1)	1.2	8	2	0	0	1	0	1	0	0	0	0	9	13	0.00	1.200										
Lee Smith, R ERA: 0.63	(8, 1)	1.2	L	8	3	1	1	0	0	1	0	0	0	7	11	5.40	1.800										



Batter	1	2	3	4	5	6	7	8	9	AB	R	H	RBI	BB	SO	LOB	TOP
23 Ryne Sandberg, R OBP: 0.269, SLG: 0.281	0-3 K		0-0 6-3		0-0 BLK 1B 8-2 1B			0-3 K		4	0	1	0	0	2	0	Chicago Cubs @ Los Angeles Dodgers Dodger Stadium, Los Angeles, CA Tue May 10 1983, 7:05 PM PDT Att: 43,626 - Unknown
Larry Bowa, S OBP: 0.333, SLG: 0.396	0-0 2B		0-0 G3		0-0 BLK 1-2 1B			0-3 K		4	1	2	1	0	1	0	
Bill Buckner, L OBP: 0.217, SLG: 0.257	0-0 F6		0-0 3-1		0-0 8-2			0-0 P5		4	0	0	0	0	0	3	
Keith Moreland, R OBP: 0.337, SLG: 0.483	0-0 1-H 2B			0-0 F3				0-0 G5-4-3 1B		4	0	2	1	0	0	0	
Ron Cey, R OBP: 0.297, SLG: 0.280	4-0 BB			0-0 F7				0-0 G5-4-3 1-2		3	0	0	0	1	0	1	
Scot Thompson, L OBP: 0.222, SLG: 0.295	0-0 4-3			0-0 3-1				0-0 P3		4	0	0	0	0	0	2	
Jerry Morales, R OBP: 0.182, SLG: 0.242		0-0 F9			0-0 SH 2B			0-0 6-3		3	1	1	0	0	0	0	
Jody Davis, R OBP: 0.326, SLG: 0.427		0-0 4-3			0-0 P5			0-0 F7		3	0	0	0	0	0	1	
Paul Moskau, R OBP: 0.200, SLG: 0.400		0-3 K			0-0 SH 23 1B 1B			0-0 F7		0	0	0	0	0	0	0	
Mike Proly, R OBP: 0.222, SLG: 0.295										1	1	0	0	0	1	0	
Jay Johnstone, L OBP: 0.222, SLG: 0.295										1	0	0	0	0	0	0	
Lee Smith, R OBP: 0.222, SLG: 0.295										0	0	0	0	0	0	0	
Inning Stats	R: 1 E: 0 K: 1 S: 7	H: 2 LOB: 2 BB: 1 P: 11	R: 0 E: 0 K: 1 S: 5	H: 0 LOB: 0 BB: 0 P: 5	R: 0 E: 0 K: 0 S: 3	H: 0 LOB: 0 BB: 0 P: 3	R: 0 E: 0 K: 0 S: 3	H: 0 LOB: 0 BB: 0 P: 3	R: 0 E: 0 K: 2 S: 7	H: 0 LOB: 0 BB: 0 P: 7	R: 0 E: 0 K: 0 S: 3	H: 1 LOB: 0 BB: 0 P: 3	1B: 4 2B: 3 3B: 0 HR: 0	SF: 0 SAC: 1 DP: 2 HBP: 0	WP: 0 PB: 0 SB: 0 CS: 0	PA: 33	
PITCHER	IP WLS BF H R ER SO BB IBB HBP BLK WP HR S P ERA WHIP																
Bob Welch, R ERA: 4.32	7.0 L 27 5 3 2 2 1 0 0 0 1 0 0 30 34 2.57 0.857																
Tom Niedenfuer, R ERA: 2.09	2.0 6 1 0 0 2 0 0 0 0 0 0 0 10 10 0.00 0.500																

Batter	1	2	3	4	5	6	7	8	9	AB	R	H	RBI	BB	SO	LOB	BOTTOM			
Steve Sax, R OBP: 0.388, SLG: 0.404	0-0 E 1B	0-0 F9			0-0 5-3 BLK 1B			0-0 F8		4	1	2	0	0	0	1	Chicago Cubs @ Los Angeles Dodgers Dodger Stadium, Los Angeles, CA Tue May 10 1983, 7:05 PM PDT Att: 43,626 - Unknown			
Ken Landreaux, L OBP: 0.284, SLG: 0.463	0-0 G3	0-0 CS	0-0 F7		0-0 F8			0-0 P4		4	0	0	0	0	2					
Dusty Baker Jr., R OBP: 0.361, SLG: 0.481	0-0 BB 1B		0-0 F3		0-0 5-3			0-0 F8		4	1	1	1	0	0	1				
Pedro Guerrero, R OBP: 0.387, SLG: 0.560	4-0 1B BB		0-0 6-3		0-0 F3			0-0 F7		3	0	0	0	1	0	1				
Greg Brock, L OBP: 0.383, SLG: 0.549	0-0 1-3 2-H 1B			0-0 4-3				0-0 F7		4	0	1	1	0	0	0				
Mike Marshall, R OBP: 0.365, SLG: 0.432	0-3 K			0-0 4-3 2B				0-0 6-3		4	0	1	0	0	1	2				
Steve Yeager, R OBP: 0.254, SLG: 0.375	0-0 F3			0-0 4-3				0-0 F9		3	0	0	0	0	0	3				
Ron Roenicke, S OBP: 0.182, SLG: 0.194				0-0 4-3				0-0 F9		1	0	0	0	0	0	0				
Bill Russell, R OBP: 0.354, SLG: 0.258		4-0 CS BB		4-0 IBB				0-0 F7		1	0	0	0	2	0	0				
Bob Welch, R OBP: 0.091, SLG: 0.182		0-3 K		0-0 F7				0-3 K		2	0	0	0	0	1	3				
Rick Monday, L OBP: 0.350, SLG: 0.071										1	0	0	0	0	1	0				
Tom Niedenfuer, R ERA: 0.52										0	0	0	0	0	0	0				
Inning Stats	R: 2 E: 1 K: 1 S: 8	H: 3 LOB: 2 BB: 1 P: 12	R: 0 E: 0 K: 1 S: 4	H: 0 LOB: 0 BB: 1 P: 8	R: 0 E: 0 K: 0 S: 3	H: 0 LOB: 0 BB: 0 P: 3	R: 0 E: 0 K: 0 S: 4	H: 1 LOB: 2 BB: 1 P: 8	R: 0 E: 0 K: 0 S: 4	H: 1 LOB: 1 BB: 0 P: 4	R: 0 E: 0 K: 0 S: 3	H: 0 LOB: 0 BB: 0 P: 3	R: 0 E: 0 K: 1 S: 5	H: 0 LOB: 0 BB: 0 P: 5	R: 0 E: 0 K: 0 S: 3	H: 0 LOB: 0 BB: 0 P: 3	1B: 4 2B: 1 3B: 0 HR: 0	SF: 0 SAC: 0 DP: 0 HBP: 0	WP: 0 PB: 0 SB: 0 CS: 1	PA: 35
PITCHER	IP WLS BF H R ER SO BB IBB HBP BLK WP HR S P ERA WHIP																			
Paul Moskau, R ERA: 9.0	0.1 5 3 2 2 0 2 1 1 0 0 1 0 0 4 8 54.00 12.000																			
Mike Proly, R ERA: 1.2	5.2 W 20 2 0 0 2 1 1 0 0 1 0 0 22 30 0.00 0.529																			
Lee Smith, R ERA: 0.52	3.0 S 9 0 0 0 1 0 0 0 0 0 0 0 11 11 0.00 0.000																			



Batter	1	2	3	4	5	6	7	8	9	AB	R	H	RBI	BB	SO	LOB	TOP				
Steve Sax, R OBP: 0.373, SLG: 0.393 (1, 4)	5-3	K			F9			3-1 BLK E 1B		4	1	1	0	0	1	0	Los Angeles Dodgers @ San Diego Padres Jack Murphy Stadium, San Diego, CA Sat May 14 1983, 10:05 PM EDT Att: 34,547 - Unknown livebaseballscorecards.com				
Ken Landreaux, L OBP: 0.279, SLG: 0.456 (1, 8)	2B		4-3		F8			3-1		4	0	1	0	0	0	1					
Dusty Baker Jr., R OBP: 0.351, SLG: 0.449 (1, 7)	BB		6-3		F8			K		3	0	0	0	1	1	1					
Pedro Guerrero, R OBP: 0.368, SLG: 0.550 (1, 5)	K		F8		F7			E6 BB		4	0	0	0	0	1	2					
Greg Brock, L OBP: 0.379, SLG: 0.554 (1, 3)	F8				F9			3-H 4-0 BB		3	1	1	1	1	0	2					
Ron Roenicke, S OBP: 0.244, SLG: 0.279 (1, 9)		HR 1B			F3			6-3 BB		4	1	2	0	0	0	2					
Mike Scioscia, L OBP: 0.400, SLG: 0.486 Steve Yeager, R OBP: 0.284, SLG: 0.438 (6, 2)		HR			K			G5-4-3 1B		2	1	1	2	0	1	0					
Dave Anderson, R (1, 6)	F7				P4			BB		3	0	0	0	1	0	0					
Jerry Reuss, L OBP: 0.227, SLG: 0.238 (1, 1)	K				K			4-3		4	0	0	0	0	2	1					
Inning Stats	R: 0 E: 0 K: 1 S: 6	H: 1 LOB: 2 P: 10	R: 2 E: 0 K: 2 S: 9	H: 2 LOB: 0 BB: 0 P: 9	R: 0 E: 0 K: 0 S: 3	H: 0 LOB: 0 BB: 0 P: 3	R: 1 E: 0 K: 1 S: 6	H: 1 LOB: 0 BB: 0 P: 6	R: 0 E: 0 K: 0 S: 5	H: 0 LOB: 0 BB: 0 P: 5	R: 0 E: 0 K: 0 S: 3	H: 1 LOB: 1 BB: 1 P: 7	R: 1 E: 1 K: 1 S: 7	H: 1 LOB: 2 BB: 1 P: 11	R: 0 E: 0 K: 0 S: 3	H: 0 LOB: 0 BB: 0 P: 3		1B: 3 2B: 1 3B: 0 HR: 2	SF: 0 SAC: 0 DP: 1 HBP: 0	WP: 0 PB: 0 SB: 0 CS: 0	PA: 36
PITCHER	IP	WLS	BF	H	R	ER	SO	BB	IBB	HBP	BLK	WP	HR	S	P	ERA	WHIP				
Eric Show, R ERA: 2.92 (1, 1)	7.0	L	27	5	3	3	5	2	0	0	0	0	2	35	43	3.86	1.000				
Floyd Chiffer, R ERA: 3.95 (8, 1)	1.0		6	1	1	0	1	1	0	0	1	0	0	7	11	0.00	2.000				
Mark Thurmond, L ERA: (9, 1)	1.0		3	0	0	0	0	0	0	0	0	0	0	3	3	0.00	0.000				

Batter	1	2	3	4	5	6	7	8	9	AB	R	H	RBI	BB	SO	LOB	BOTTOM				
Alan Wiggins, S OBP: 0.324, SLG: 0.288 (1, 8)	5-3			6-3		FC6 CS				4	0	1	0	0	0	1	Los Angeles Dodgers @ San Diego Padres Jack Murphy Stadium, San Diego, CA Sat May 14 1983, 10:05 PM EDT Att: 34,547 - Unknown livebaseballscorecards.com				
Gene Richards, L OBP: 0.351, SLG: 0.424 (1, 7)	6-3			2B 4-3 1B		1-4-3 1-2			1B	4	1	1	0	0	1	2					
Juan Bonilla, R OBP: 0.373, SLG: 0.433 (1, 4)	F9			4-3 1-3 2B					K	4	0	1	0	0	1	1					
Steve Garvey, R OBP: 0.368, SLG: 0.504 (1, 3)		6-3		4-3					F8	4	0	0	1	0	0	2					
Sixto Lezcano, R OBP: 0.370, SLG: 0.363 (1, 9)		5-3		4-3					F8	3	0	0	0	0	0	1					
Terry Kennedy, L OBP: 0.397, SLG: 0.504 (1, 2)		K			K				5-3	3	0	0	0	0	2	0					
Luis Salazar, R OBP: 0.315, SLG: 0.372 (1, 5)				K		F7			FC3-6 1B	3	0	1	0	0	1	0					
Mario Ramirez, R OBP: 0.417, SLG: 0.278 (1, 6)				3-1		K			FC3-6 1-2	3	0	0	0	0	1	1					
Eric Show, R OBP: 0.294, SLG: 0.353 Floyd Chiffer, R (8, 1)				1-3					1-3	2	0	1	0	0	0	0					
Kurt Bevacqua, R OBP: 0.467, SLG: 0.417 Mark Thurmond, L (9, 1)						FC6 1B				1	0	0	0	0	0	1					
Inning Stats	R: 0 E: 0 K: 0 S: 3	H: 0 LOB: 0 P: 3	R: 0 E: 0 K: 1 S: 5	H: 0 LOB: 0 BB: 0 P: 5	R: 0 E: 0 K: 1 S: 5	H: 0 LOB: 0 BB: 0 P: 5	R: 1 E: 0 K: 0 S: 5	H: 2 LOB: 1 BB: 0 P: 5	R: 0 E: 0 K: 2 S: 7	H: 0 LOB: 0 BB: 0 P: 7	R: 0 E: 0 K: 0 S: 3	H: 1 LOB: 0 BB: 0 P: 3	R: 0 E: 0 K: 0 S: 4	H: 1 LOB: 1 BB: 0 P: 4	R: 0 E: 0 K: 2 S: 8	H: 1 LOB: 1 BB: 0 P: 8	1B: 4 2B: 1 3B: 0 HR: 0	SF: 0 SAC: 0 DP: 0 HBP: 0	WP: 0 PB: 0 SB: 0 CS: 1	PA: 31	
PITCHER	IP	WLS	BF	H	R	ER	SO	BB	IBB	HBP	BLK	WP	HR	S	P	ERA	WHIP				
Jerry Reuss, L ERA: 3.07 (1, 1)	9.0	W	31	5	1	1	6	0	0	0	0	0	0	43	43	1.00	0.556				

Batter	1	2	3	4	5	6	7	8	9	10	11	12	13	14	15	AB	R	H	RBI	BB	SO	LOB	TOP										
Steve Sax, R OBP: 0.366, SLG: 0.383 (1, 4)																	7	1	2	0	0	1	3										
Ken Landreaux, L OBP: 0.286, SLG: 0.434 (1, 8)																		6	0	1	0	1	0	3									
Dusty Baker Jr., R OBP: 0.326, SLG: 0.414 (1, 7)																	6	0	0	0	0	0	2										
Pedro Guerrero, R OBP: 0.374, SLG: 0.581 (1, 5)																	5	1	1	0	2	0	2										
Greg Brock, L OBP: 0.406, SLG: 0.539 (1, 3)																	2	0	0	0	5	1	0										
Ron Roenicke, S OBP: 0.285, SLG: 0.269 Tom Niedenfuer, R (15, 1)																	6	0	2	2	1	0	4										
Steve Yeager, R OBP: 0.275, SLG: 0.402 (1, 2)																	5	0	0	0	1	1	7										
Bill Russell, R OBP: 0.320, SLG: 0.238 (1, 6)																	6	0	0	0	0	0	2										
Fernando Valenzuela, L Ricky Ledesma, R Alejandro Pena, R Dave Stewart, R Steve Howe, L Tom Niedenfuer, R Candy Rodriguez, R (11, 1) (08, PH) (10, PH) (12, PH) (14, PH) (14, PH) (15, 1)																	3	0	1	0	0	1	0										
Inning Stats	R: 2 E: 0 K: 1 S: 7	H: 2 LOB: 2 BB: 2 P: 15	R: 0 E: 0 K: 0 S: 4	H: 1 LOB: 1 BB: 0 P: 4	R: 0 E: 0 K: 0 S: 3	H: 0 LOB: 0 BB: 0 P: 3	R: 0 E: 0 K: 0 S: 3	H: 0 LOB: 0 BB: 0 P: 3	R: 0 E: 0 K: 1 S: 5	H: 1 LOB: 0 BB: 0 P: 5	R: 0 E: 0 K: 0 S: 4	H: 1 LOB: 2 BB: 1 P: 8	R: 0 E: 0 K: 0 S: 3	H: 0 LOB: 0 BB: 0 P: 3	R: 0 E: 0 K: 0 S: 2	H: 0 LOB: 1 BB: 2 P: 10	R: 0 E: 0 K: 0 S: 4	H: 1 LOB: 2 BB: 1 P: 8	R: 0 E: 0 K: 0 S: 3	H: 3 LOB: 3 BB: 3 P: 15	R: 0 E: 0 K: 1 S: 5	H: 0 LOB: 2 BB: 1 P: 8	R: 0 E: 0 K: 0 S: 4	H: 1 LOB: 3 BB: 1 P: 8	1B: 7 2B: 0 3B: 0 HR: 0	SF: 0 SAC: 1 DP: 0 HBP: 0	WP: 3 PB: 0 CS: 0	PA: 61					
PITCHER	IP: 8.0 ERA: 3.16	WLS: 6 R: 0 ER: 0 SO: 2	BF: 31 H: 5 R: 2 ER: 2	BB: 3 IBB: 0 HBP: 0 BLK: 0	WP: 0 HR: 0 S: 32 P: 44	ERA: 2.25 WHIP: 1.000	PITCHER																IP: 8.0 ERA: 2.25 WHIP: 1.000										
Charlie Lea, R ERA: 3.16	Jeff Reardon, R ERA: 3.16	Bryn Smith, R ERA: 3.45	Ray Burns, R ERA: 2.21	Dan Schatzeder, L ERA: 1.42																													

Los Angeles Dodgers @ Montreal Expos
Olympic Stadium, Montreal, QB
Tue May 17 1983, 7:05 PM EDT
Att. 20,135 - Unknown

AB 49
R 2
H 7
RBI 2
SO 10
LOB 25



Batter	1	2	3	4	5	6	7	8	9	10	11	12	13	14	15	AB	R	H	RBI	BB	SO	LOB	BOTTOM										
Tim Raines, S OBP: 0.374, SLG: 0.349 (1, 7)																	4	0	1	0	3	1	1										
Warren Cromartie, L Bryn Smith, R Jim Workman, R Ray Burns, R Tim Blackwell, S Dan Schatzeder, L (11, 1) (11, 1) (12, PH) (13, 1) (14, PH) (15, 1)																	5	0	1	0	0	0	2										
Andre Dawson, R OBP: 0.355, SLG: 0.609 (1, 8)																	7	1	1	0	0	2	3										
Al Oliver, L OBP: 0.338, SLG: 0.423 (1, 3)																	6	1	2	0	1	0	1										
Gary Carter, R OBP: 0.276, SLG: 0.402 Jerry White, S (8, PH) Bobby Ramos, R OBP: 0.397, SLG: 0.417 (10, 2)																	4	0	1	0	0	0	2										
Tim Wallach, R OBP: 0.286, SLG: 0.424 (1, 5)																	7	0	1	1	0	2	4										
Chris Speier, R OBP: 0.310, SLG: 0.235 (1, 6)																	7	0	2	1	0	1	4										
Doug Flynn, R OBP: 0.242, SLG: 0.258 Bryan Little, S OBP: 0.345, SLG: 0.316 (11, 4) (11, 4)																	3	0	0	0	0	1	1										
Charlie Lea, R Wallace Johnson, S (8, PH) Jeff Reardon, R (9, 1) Terry Francona, L OBP: 0.182, SLG: 0.212 (11, 9)																	2	0	0	0	0	1	0										
Inning Stats	R: 0 E: 0 K: 2 S: 7	H: 0 LOB: 0 BB: 0 P: 7	R: 1 E: 0 K: 1 S: 6	H: 1 LOB: 1 BB: 1 P: 10	R: 0 E: 0 K: 1 S: 6	H: 0 LOB: 1 BB: 0 P: 6	R: 0 E: 0 K: 0 S: 3	H: 0 LOB: 0 BB: 0 P: 3	R: 0 E: 0 K: 0 S: 3	H: 1 LOB: 1 BB: 0 P: 4	R: 0 E: 0 K: 0 S: 5	H: 0 LOB: 0 BB: 0 P: 5	R: 0 E: 0 K: 0 S: 3	H: 0 LOB: 0 BB: 0 P: 3	R: 0 E: 0 K: 0 S: 8	H: 1 LOB: 2 BB: 1 P: 12	R: 0 E: 0 K: 0 S: 6	H: 1 LOB: 1 BB: 0 P: 8	R: 0 E: 0 K: 0 S: 4	H: 1 LOB: 2 BB: 1 P: 8	R: 1 E: 1 K: 1 S: 6	H: 1 LOB: 3 BB: 2 P: 14	1B: 8 2B: 2 3B: 0 HR: 0	SF: 0 SAC: 0 DP: 1 HBP: 0	WP: 0 PB: 0 CS: 0	PA: 62							
PITCHER	IP: 9.0 ERA: 3.88	WLS: 8 R: 0 ER: 0 SO: 5	BF: 34 H: 8 R: 2 ER: 2	BB: 1 IBB: 0 HBP: 0 BLK: 0	WP: 0 HR: 0 S: 43 P: 47	ERA: 2.00 WHIP: 0.778	PITCHER																IP: 9.0 ERA: 2.00 WHIP: 0.778										
Fernando Valenzuela, L ERA: 3.88	Alejandro Pena, R ERA: 2.31	Dave Stewart, R ERA: 1.31	Steve Howe, L ERA: 1.500	Tom Niedenfuer, R ERA: 2.2																													

Los Angeles Dodgers @ Montreal Expos
Olympic Stadium, Montreal, QB
Tue May 17 1983, 7:05 PM EDT
Att. 20,135 - Unknown

AB 56
R 3
H 10
RBI 3
SO 10
LOB 26



Batter	1	2	3	4	5	6	7	8	9	AB	R	H	RBI	BB	SO	LOB	TOP					
Steve Sax, R OBP: 0.373, SLG: 0.406										5	2	3	1	0	0	1	Los Angeles Dodgers @ Montreal Expos Olympic Stadium, Montreal, QB Wed May 18 1983, 7:05 PM EDT Att: 18,779 - Unknown					
Ken Landreaux, L OBP: 0.297, SLG: 0.449										5	3	3	1	0	0	1						
Dusty Baker Jr., R OBP: 0.322, SLG: 0.414 Rafael Landestoy, S OBP: 0.143, SLG: 0.143										5	1	1	2	0	0	4						
Pedro Guerrero, R OBP: 0.388, SLG: 0.588 Pat Zachry, R										2	3	1	1	2	0	1						
Dave Sax, R										0	0	0	0	0	0	0						
Greg Brock, L OBP: 0.405, SLG: 0.583										5	2	2	6	0	0	3						
Ron Roenicke, S OBP: 0.276, SLG: 0.278 Dave Stewart, R OBP: 0.200, SLG: 0.200 Candy Maldonado, R OBP: 0.154, SLG: 0.154										2	0	1	1	1	0	0						
Steve Yeager, R OBP: 0.271, SLG: 0.391 Joe Beckwith, L										5	0	1	0	0	1	3						
Dave Anderson, R OBP: 0.154, SLG: 0.167										5	1	1	0	0	0	1						
Burt Hooton, R Mike Marshall, R OBP: 0.337, SLG: 0.395										1	1	0	0	1	1	0						
Inning Stats	R: 3 E: 0 K: 0 S: 6	H: 4 LOB: 0 BB: 0 P: 6	R: 0 E: 0 K: 1 S: 5	H: 0 LOB: 0 BB: 0 P: 5	R: 0 E: 0 K: 0 S: 4	H: 1 LOB: 1 BB: 0 P: 4	R: 0 E: 0 K: 0 S: 4	H: 1 LOB: 1 BB: 0 P: 4	R: 4 E: 0 K: 0 S: 5	H: 2 LOB: 1 BB: 3 P: 17	R: 4 E: 0 K: 12 S: 12	H: 5 LOB: 2 BB: 1 P: 16	R: 0 E: 0 K: 0 S: 3	H: 0 LOB: 0 BB: 0 P: 3	R: 2 E: 0 K: 0 S: 4	H: 1 LOB: 0 BB: 0 P: 5	R: 0 E: 0 K: 0 S: 3	H: 0 LOB: 0 BB: 0 P: 3	1B: 6 2B: 6 3B: 0 HR: 2	SF: 0 SAC: 0 DP: 0 HBP: 1	WP: 0 PB: 0 SB: 0 CS: 1	PA: 46
PITCHER	IP WLS BF H R ER SO BB IBB HBP BLK WP HR S P ERA WHIP																					
Bill Gullickson, R ERA: 4.91	(1, 1) 4.2 L 24 8 7 7 1 3 0 0 0 0 0 1 23 35 13.50 2.357																					
Ray Burris, R ERA: 2.19	(5, 1) 0.1 1 0 0 0 0 0 0 0 0 0 0 1 1 0.00 0.000																					
Randy Lerch, L ERA: 4.24	(6, 1) 0.2 8 5 4 4 1 1 0 0 0 0 0 9 13 54.00 9.000																					
Chris Welsh, L ERA: 3.0	(6, 1) 2.1 9 1 2 2 1 0 0 1 0 0 1 10 11 7.71 0.429																					
Dan Schatzeder, L ERA: 1.32	(9, 1) 1.0 3 0 0 0 0 0 0 0 0 0 0 3 3 0.00 0.000																					

Batter	1	2	3	4	5	6	7	8	9	AB	R	H	RBI	BB	SO	LOB	BOTTOM					
Tim Raines, S OBP: 0.375, SLG: 0.351										5	0	2	1	0	1	1	Los Angeles Dodgers @ Montreal Expos Olympic Stadium, Montreal, QB Wed May 18 1983, 7:05 PM EDT Att: 18,779 - Unknown					
Warren Cromartie, L OBP: 0.337, SLG: 0.398										5	0	0	0	0	1	3						
Andre Dawson, R OBP: 0.350, SLG: 0.594										5	0	1	0	0	0	3						
Al Oliver, L OBP: 0.348, SLG: 0.430										5	0	3	1	0	0	0						
Gary Carter, R OBP: 0.282, SLG: 0.427										4	1	1	1	1	0	3						
Tim Lincecum, R OBP: 0.292, SLG: 0.417										2	0	0	0	2	1	3						
Chris Speier, R OBP: 0.306, SLG: 0.255										4	0	1	0	0	0	2						
Doug Flynn, R OBP: 0.253, SLG: 0.261										3	1	1	0	1	1	4						
Bill Gullickson, R Ray Burris, R Wallace Johnson, S Randy Lerch, L Chris Welsh, L Terry Francona, S Dan Schatzeder, L	(1, 1) 4.2 (5, 1) 0.1 (6, 1) 0.2 (6, 1) 2.1 (9, 1) 1.0																					
Inning Stats	R: 0 E: 0 K: 0 S: 3	H: 0 LOB: 0 BB: 0 P: 3	R: 0 E: 0 K: 1 S: 6	H: 1 LOB: 2 BB: 1 P: 10	R: 0 E: 0 K: 0 S: 4	H: 1 LOB: 1 BB: 0 P: 4	R: 1 E: 0 K: 0 S: 4	H: 1 LOB: 0 BB: 0 P: 4	R: 2 E: 0 K: 1 S: 8	H: 3 LOB: 3 BB: 2 P: 16	R: 0 E: 0 K: 1 S: 5	H: 0 LOB: 1 BB: 1 P: 9	R: 0 E: 0 K: 0 S: 3	H: 0 LOB: 0 BB: 0 P: 3	R: 0 E: 0 K: 0 S: 4	H: 1 LOB: 2 BB: 1 P: 8		R: 0 E: 0 K: 1 S: 7	H: 2 LOB: 2 BB: 0 P: 7	1B: 7 2B: 1 3B: 0 HR: 1	SF: 0 SAC: 0 DP: 0 HBP: 0	WP: 0 PB: 0 SB: 0 CS: 0
PITCHER	IP WLS BF H R ER SO BB IBB HBP BLK WP HR S P ERA WHIP																					
Burt Hooton, R ERA: 5.22	(1, 1) 4.2 W 9 0 0 0 2 2 0 0 0 0 0 0 11 19 0.00 0.857																					
Dave Stewart, R ERA: 1.2	(5, 1) 2.1 9 0 0 0 2 2 0 0 0 0 0 0 4 8 0.00 2.000																					
Pat Zachry, R ERA: 4.0	(8, 1) 1.0 5 1 0 0 0 1 0 0 0 0 0 0 4 8 0.00 2.000																					
Joe Beckwith, R ERA: 3.75	(9, 1) 1.0 5 2 0 0 1 0 0 0 0 0 0 0 7 7 0.00 2.000																					

Batter	1	2	3	4	5	6	7	8	9	AB	R	H	RBI	BB	SO	LOB	TOP			
Steve Sax, R OBP: 0.361, SLG: 0.390 (1, 4)										4	0	0	0	0	2	2	Los Angeles Dodgers @ New York Mets Shea Stadium, Flushing, NY Sun May 22 1983, 3:33 AM EDT Att: 45,252 - Unknown livebaseballscorecards.com			
Ken Landreaux, L OBP: 0.306, SLG: 0.444 (1, 8)										5	0	2	0	0	0	1				
Dusty Baker Jr., R OBP: 0.316, SLG: 0.397 (1, 7)										5	0	1	0	0	1	3				
Pedro Guerrero, R OBP: 0.388, SLG: 0.576 (1, 5)										4	1	2	0	0	2	1				
Greg Brock, L OBP: 0.397, SLG: 0.559 (1, 3)										3	1	0	0	1	0	2				
Mike Marshall, R OBP: 0.333, SLG: 0.429 Ron Roenicke, S OBP: 0.258, SLG: 0.259 (8, 9)										3	1	1	3	0	0	1				
Steve Yeager, R OBP: 0.282, SLG: 0.452 (1, 2)										3	2	2	2	1	0	0				
Bill Russell, R OBP: 0.327, SLG: 0.244 (1, 6)										4	0	1	0	0	1	2				
Bob Welch, R OBP: 0.188, SLG: 0.250 (1, 1)										3	0	2	0	0	0	0				
Inning Stats	R: 0 E: 0 K: 2 S: 8	H: 1 LOB: 1 BB: 0 P: 8	R: 2 E: 0 K: 0 S: 5	H: 2 LOB: 1 BB: 1 P: 9	R: 0 E: 0 K: 1 S: 5	H: 0 LOB: 0 BB: 0 P: 5	R: 1 E: 0 K: 1 S: 6	H: 1 LOB: 0 BB: 0 P: 6	R: 0 E: 0 K: 0 S: 4	H: 1 LOB: 2 BB: 1 P: 8	R: 0 E: 0 K: 1 S: 6	H: 1 LOB: 1 BB: 0 P: 6	R: 2 E: 0 K: 0 S: 5	H: 2 LOB: 2 BB: 0 P: 5	R: 0 E: 0 K: 0 S: 4	H: 2 LOB: 1 BB: 0 P: 4		1B: 8 2B: 0 3B: 0 HR: 3	SF: 1 SAC: 2 DP: 1 HBP: 0	WP: 1 PB: 0 SB: 3 CS: 0
PITCHER	IP WLS BF H R ER SO BB IBB HBP BLK WP HR S P ERA WHIP																			
Tom Seaver, R ERA: 2.77 Craig Swan, R ERA: 4.82 (1, 1) (9, 1)	8.0 L 35 9 5 5 6 2 0 0 0 0 1 3 45 53 5.62 1.375																			

Batter	1	2	3	4	5	6	7	8	9	AB	R	H	RBI	BB	SO	LOB	BOTTOM			
Mookie Wilson, S OBP: 0.303, SLG: 0.369 (1, 8)										4	0	0	0	0	1	1	Los Angeles Dodgers @ New York Mets Shea Stadium, Flushing, NY Sun May 22 1983, 3:33 AM EDT Att: 45,252 - Unknown livebaseballscorecards.com			
Hubie Brooks, R OBP: 0.319, SLG: 0.397 (1, 5)										3	0	0	0	1	0	0				
Daryl Strawberry, L OBP: 0.226, SLG: 0.400 (1, 9)										4	0	0	0	0	1	1				
George Foster, R OBP: 0.310, SLG: 0.415 (1, 7)										4	0	0	0	0	1	1				
Danny Heep, L OBP: 0.385, SLG: 0.494 (1, 3)										3	0	1	0	1	0	0				
Ron Hodges, L OBP: 0.383, SLG: 0.253 (1, 2)										2	0	0	0	2	1	1				
Brian Giles, R OBP: 0.323, SLG: 0.293 Rusty Staub, L OBP: 0.405, SLG: 0.300 (8, PH) (9, PH)										3	0	0	0	0	3	2				
Bob Bailor, R OBP: 0.255, SLG: 0.273 (1, 6)										2	0	0	0	1	1	1				
Tom Seaver, R OBP: 0.263, SLG: 0.444 Mike Jorgensen, L OBP: 0.389, SLG: 0.533 Craig Swan, R OBP: 0.125, SLG: 0.125 (1, 1) (8, PH) (9, 1)										2	0	1	0	0	1	2				
Inning Stats	R: 0 E: 0 K: 1 S: 5	H: 0 LOB: 2 BB: 2 P: 15	R: 0 E: 0 K: 1 S: 5	H: 0 LOB: 0 BB: 0 P: 5	R: 0 E: 0 K: 1 S: 5	H: 0 LOB: 0 BB: 0 P: 5	R: 0 E: 0 K: 2 S: 8	H: 1 LOB: 1 BB: 0 P: 8	R: 0 E: 0 K: 1 S: 5	H: 0 LOB: 0 BB: 0 P: 5	R: 0 E: 0 K: 1 S: 5	H: 0 LOB: 1 BB: 1 P: 9	R: 0 E: 0 K: 0 S: 3	H: 0 LOB: 0 BB: 0 P: 3	R: 0 E: 0 K: 0 S: 4	H: 1 LOB: 2 BB: 1 P: 8		1B: 1 2B: 1 3B: 0 HR: 0	SF: 0 SAC: 0 DP: 0 HBP: 0	WP: 0 PB: 0 SB: 0 CS: 0
PITCHER	IP WLS BF H R ER SO BB IBB HBP BLK WP HR S P ERA WHIP																			
Bob Welch, R ERA: 3.17 (1, 1)	9.0 W 34 2 0 0 9 5 0 0 0 0 0 0 47 67 0.00 0.778																			

Batter	1	2	3	4	5	6	7	8	9	AB	R	H	RBI	BB	SO	LOB	TOP			
Steve Sax, R OBP: 0.363, SLG: 0.404 (1, 4)										5	1	2	1	0	0	4	Los Angeles Dodgers @ Philadelphia Phillies Veterans Stadium, Philadelphia, PA Mon May 23 1983, 7:05 PM EDT Att: 24,249 - Unknown			
Ken Landreaux, L OBP: 0.399, SLG: 0.443 (1, 8)										5	0	2	1	0	0	1				
Dusty Baker Jr., R OBP: 0.309, SLG: 0.386 (1, 7)										4	0	0	0	0	1	2				
Pedro Guerrero, R OBP: 0.390, SLG: 0.567 (1, 5)										2	0	0	0	2	0	0				
Greg Brock, L OBP: 0.388, SLG: 0.542 (1, 3)										4	0	0	0	0	1	3				
Mike Marshall, R OBP: 0.320, SLG: 0.409 Ron Roenicke, S OBP: 0.258, SLG: 0.259 (8, 9)										4	0	0	0	0	3	2				
Steve Yeager, R OBP: 0.299, SLG: 0.458 (1, 2)										3	1	2	0	1	1	0				
Bill Russell, R OBP: 0.327, SLG: 0.247 (1, 6)										3	0	1	0	0	0	2				
Fernando Valenzuela, L OBP: 0.250, SLG: 0.321 (1, 1)										4	0	2	0	0	1	2				
Inning Stats	R: 1 E: 0 K: 1 S: 6	H: 1 LOB: 1 BB: 1 P: 10	R: 0 E: 1 K: 1 S: 7	H: 2 LOB: 2 BB: 0 P: 7	R: 0 E: 0 K: 0 S: 3	H: 0 LOB: 0 BB: 0 P: 3	R: 0 E: 0 K: 1 S: 5	H: 0 LOB: 1 BB: 1 P: 9	R: 0 E: 0 K: 0 S: 4	H: 2 LOB: 1 BB: 0 P: 4	R: 0 E: 0 K: 1 S: 5	H: 1 LOB: 1 BB: 0 P: 4	R: 0 E: 0 K: 2 S: 8	H: 1 LOB: 2 BB: 1 P: 12	R: 1 E: 0 K: 1 S: 7	H: 2 LOB: 1 BB: 0 P: 7		1B: 7 2B: 1 3B: 1 HR: 0	SF: 0 SAC: 1 DP: 0 HBP: 0	WP: 0 PB: 0 SB: 1 CS: 1
PITCHER	IP WLS BF H R ER SO BB IBB HBP BLK WP HR S P ERA WHIP																			
John Denny, R ERA: 1.9 Ron Reed, R ERA: 2.53 (9, 1)	8.0 L 33 7 1 1 6 3 0 0 0 0 0 0 42 54 1.12 1.250																			

AB	34
R	2
H	9
RBI	2
BB	3
SO	7
LOB	16



Batter	1	2	3	4	5	6	7	8	9	AB	R	H	RBI	BB	SO	LOB	BOTTOM			
Pete Rose, S OBP: 0.338, SLG: 0.352 (1, 9)										4	0	2	0	0	0	0	Los Angeles Dodgers @ Philadelphia Phillies Veterans Stadium, Philadelphia, PA Mon May 23 1983, 7:05 PM EDT Att: 24,249 - Unknown			
Gary Matthews, R OBP: 0.336, SLG: 0.339 (1, 7)										3	0	1	0	1	1	3				
Mike Schmidt, R OBP: 0.446, SLG: 0.550 (1, 5)										3	0	0	0	1	0	2				
Tony Perez, R OBP: 0.319, SLG: 0.400 (1, 3)										4	0	0	0	0	4	2				
Bo Diaz, R OBP: 0.303, SLG: 0.364 (1, 2)										3	0	0	0	0	0	1				
Gary Maddox, R OBP: 0.333, SLG: 0.402 (1, 8)										3	0	0	0	0	0	1				
Larry Milbourne, S OBP: 0.286, SLG: 0.289 (1, 4)										3	0	0	0	0	0	0				
Ivan De Jesus, R OBP: 0.264, SLG: 0.221 Bill Robinson, R OBP: 0.214, SLG: 0.143 Kiko Garcia, R (8, 6)										2	0	1	0	0	1	0				
John Denny, R OBP: 0.130, SLG: 0.091 Ozzie Virgil, R OBP: 0.214, SLG: 0.500 Ron Reed, R (8, 1)										2	0	0	0	0	0	1				
Inning Stats	R: 0 E: 0 K: 0 S: 2	H: 0 LOB: 0 BB: 1 P: 6	R: 0 E: 0 K: 1 S: 5	H: 0 LOB: 0 BB: 0 P: 5	R: 0 E: 0 K: 0 S: 5	H: 2 LOB: 2 BB: 0 P: 5	R: 0 E: 0 K: 1 S: 5	H: 0 LOB: 0 BB: 0 P: 5	R: 0 E: 0 K: 1 S: 5	H: 1 LOB: 0 BB: 0 P: 5	R: 0 E: 0 K: 1 S: 5	H: 0 LOB: 0 BB: 1 P: 9	R: 0 E: 0 K: 1 S: 5	H: 0 LOB: 0 BB: 0 P: 5	R: 0 E: 0 K: 1 S: 6	H: 1 LOB: 1 BB: 0 P: 6		1B: 4 2B: 0 3B: 0 HR: 0	SF: 0 SAC: 0 DP: 0 HBP: 0	WP: 0 PB: 0 SB: 0 CS: 2
PITCHER	IP WLS BF H R ER SO BB IBB HBP BLK WP HR S P ERA WHIP																			
Fernando Valenzuela, L ERA: 3.41 (1, 1)	9.0 W 31 4 0 0 7 2 0 0 0 0 0 0 43 51 0.00 0.667																			



Batter	1	2	3	4	5	6	7	8	9	AB	R	H	RBI	BB	SO	LOB	TOP								
Steve Sax, R (1,4) OBP: 0.356, SLG: 0.396	F7		F9			G6-3		SH		3	0	1	0	0	1		Los Angeles Dodgers @ Philadelphia Phillies Veterans Stadium, Philadelphia, PA Tue May 24 1983, 7:05 PM EDT Att: 24,016 - Unknown								
Ken Landreaux, L (1,8) OBP: 0.308, SLG: 0.438	F8			K				P6		4	1	1	0	0	1	1									
Dusty Baker Jr., R (1,7) OBP: 0.313, SLG: 0.403	K							F8		4	1	2	1	0	1	1									
Pedro Guerrero, R (1,5) OBP: 0.387, SLG: 0.556		F9 S BB							K	3	0	0	0	1	2	2									
Greg Brock, L (1,3) OBP: 0.378, SLG: 0.526		K						F7		4	0	0	0	0	1	1									
Mike Marshall, R (1,9) OBP: 0.311, SLG: 0.396	F9									3	0	0	0	0	2	1									
Ron Roenicke, S (7,9) OBP: 0.254, SLG: 0.254								P4		1	0	0	0	0	0	0									
Steve Yeager, R (1,2) OBP: 0.291, SLG: 0.444										3	0	0	0	0	0	1									
Bill Russell, R (1,6) OBP: 0.327, SLG: 0.271			K							3	1	1	0	0	1	0									
Alejandro Pena, R (1,1) OBP: 0.100, SLG: 0.100			K							3	0	0	0	0	1	1									
Inning Stats	R: 0 E: 0 K: 1 S: 5	H: 0 LOB: 0 BB: 0 P: 5	R: 0 E: 0 K: 1 S: 5	H: 0 LOB: 1 BB: 1 P: 9	R: 0 E: 0 K: 2 S: 7	H: 0 LOB: 0 BB: 0 P: 7	R: 1 E: 0 K: 1 S: 6	H: 1 LOB: 0 BB: 0 P: 6	R: 0 E: 0 K: 1 S: 5	H: 0 LOB: 0 BB: 0 P: 5	R: 1 E: 1 K: 1 S: 7	H: 2 LOB: 1 BB: 0 P: 7	R: 0 E: 0 K: 1 S: 5	H: 0 LOB: 0 BB: 0 P: 5	R: 1 E: 0 K: 0 S: 5	H: 1 LOB: 1 BB: 0 P: 5	R: 0 E: 0 K: 1 S: 5	H: 0 LOB: 0 BB: 0 P: 5	1B: 1 2B: 2 3B: 1 HR: 0	SF: 0 SAC: 1 DP: 1 HBP: 0	WP: 1 PB: 0 SB: 3 CS: 0	PA: 33			
PITCHER	IP	WLS	BF	H	R	ER	SO	BB	IBB	HBP	BLK	WP	HR	S	P	ERA	WHIP								
Larry Christenson, R (1,1) ERA: 3.98	7.0	L	25	3	2	2	8	1	0	0	0	1	0	40	44	2.57	0.571								
Al Holland, L (8,1) ERA: 3.68	2.0		8	1	1	1	1	0	0	0	0	0	0	10	10	4.50	0.500								

Batter	1	2	3	4	5	6	7	8	9	AB	R	H	RBI	BB	SO	LOB	BOTTOM								
Bob Dernier, R (1,8) OBP: 0.188, SLG: 0.133	L3									3	0	1	0	0	0	1	Los Angeles Dodgers @ Philadelphia Phillies Veterans Stadium, Philadelphia, PA Tue May 24 1983, 7:05 PM EDT Att: 24,016 - Unknown								
Greg Gross, L (8,PH) OBP: 0.396, SLG: 0.425										1	0	0	0	0	0	0									
Pete Rose, S (1,3) OBP: 0.336, SLG: 0.344	K									3	0	0	0	1	1	1									
Gary Matthews, R (1,7) OBP: 0.340, SLG: 0.333	5-3									2	0	0	0	2	0	1									
Mike Schmidt, R (1,5) OBP: 0.434, SLG: 0.531		K								4	0	0	0	0	1	3									
Bo Diaz, R (1,2) OBP: 0.294, SLG: 0.351		K2-3								4	0	0	0	0	1	2									
Von Hayes, L (1,9) OBP: 0.182, SLG: 0.125										4	0	1	0	0	2	1									
Larry Milbourne, S (1,4) OBP: 0.283, SLG: 0.286										4	0	1	0	0	1	1									
Ivan De Jesus, R (1,6) OBP: 0.269, SLG: 0.227										2	0	1	0	0	0	0									
Bob Molinaro, L (7,PH) OBP: 0.116, SLG: 0.375										1	0	0	0	0	0	1									
Al Holland, R (8,1) ERA: 3.68										0	0	0	0	0	0	0									
Larry Christenson, R (1,1) ERA: 3.98										2	0	0	0	0	1	1									
Joe Lefebvre, L (7,PH) OBP: 0.304, SLG: 0.238										1	0	0	0	0	1	1									
Kiko Garcia, R (8,6) ERA: 3.68										0	0	0	0	0	0	0									
Inning Stats	R: 0 E: 0 K: 1 S: 5	H: 0 LOB: 0 BB: 0 P: 5	R: 0 E: 0 K: 2 S: 8	H: 1 LOB: 0 BB: 0 P: 8	R: 0 E: 0 K: 0 S: 4	H: 1 LOB: 1 BB: 0 P: 4	R: 0 E: 0 K: 1 S: 5	H: 0 LOB: 1 BB: 1 P: 9	R: 0 E: 0 K: 1 S: 6	H: 0 LOB: 1 BB: 1 P: 7	R: 0 E: 0 K: 1 S: 3	H: 1 LOB: 1 BB: 0 P: 6	R: 0 E: 0 K: 0 S: 6	H: 0 LOB: 1 BB: 1 P: 7	R: 0 E: 0 K: 2 S: 7	H: 0 LOB: 0 BB: 0 P: 7	1B: 4 2B: 0 3B: 0 HR: 0	SF: 0 SAC: 0 DP: 0 HBP: 0	WP: 0 PB: 0 SB: 1 CS: 0	PA: 34					
PITCHER	IP	WLS	BF	H	R	ER	SO	BB	IBB	HBP	BLK	WP	HR	S	P	ERA	WHIP								
Alejandro Pena, R (1,1) ERA: 1.91	9.0	W	34	4	0	0	8	3	0	0	0	0	0	47	59	0.00	0.778								

AB	31
R	3
H	4
RBI	2
BB	1
SO	9
LOB	9



AB	31
R	0
H	4
RBI	0
BB	3
SO	8
LOB	13



Batter	1	2	3	4	5	6	7	8	9	AB	R	H	RBI	BB	SO	LOB	TOP					
Steve Sax, R (1,4) OBP: 0.356, SLG: 0.396	F3		K				G3			5	0	2	1	0	1	1	Los Angeles Dodgers @ Philadelphia Phillies Veterans Stadium, Philadelphia, PA Wed May 25 1983, 7:05 PM EDT Att: 22,735 - Unknown livebaseballscorecards.com					
Ken Landreaux, L (1,8) OBP: 0.317, SLG: 0.446	1B 2B		P5				F8			4	2	2	0	1	0	1						
Dusty Baker Jr., R (1,7) OBP: 0.304, SLG: 0.390	L6		F9				F8			5	0	0	0	0	1	5						
Pedro Guerrero, R (1,5) OBP: 0.390, SLG: 0.574	2H 1B		F8				5-3			4	1	2	3	0	0	1						
Greg Brock, L (1,3) OBP: 0.369, SLG: 0.511	F9		K				3-1			4	0	0	0	0	1	1						
Mike Marshall, R (1,9) OBP: 0.302, SLG: 0.383			K				3-1			3	0	0	0	0	2	0						
Ron Roenicke, S (7,9) OBP: 0.250, SLG: 0.250			K				3-1			1	0	0	0	0	0	0						
Steve Yeager, R (1,2) OBP: 0.289, SLG: 0.431			K				F7			3	1	0	0	1	1	0						
Bill Russell, R (1,6) OBP: 0.342, SLG: 0.300							F7			4	2	3	0	0	0	0						
Burt Hooton, R (1,1) OBP: 0.360, SLG: 0.158							F7			2	0	0	0	0	1	1						
Rick Monday, L (7,PH) OBP: 0.167, SLG: 0.167			K				F7			1	0	1	2	0	0	0						
Dave Stewart, R (7,1) OBP: 0.167, SLG: 0.167										1	0	0	0	0	0	1						
Inning Stats	R: 1 E: 0 K: 0 S: 5	H: 2 LOB: 1 BB: 0 P: 5	R: 0 E: 0 K: 3 S: 10	H: 1 LOB: 1 BB: 0 P: 10	R: 0 E: 0 K: 1 S: 5	H: 0 LOB: 0 BB: 0 P: 5	R: 0 E: 0 K: 2 S: 7	H: 0 LOB: 0 BB: 0 P: 7	R: 0 E: 0 K: 0 S: 3	H: 0 LOB: 0 BB: 0 P: 3	R: 0 E: 0 K: 0 S: 4	H: 1 LOB: 1 BB: 0 P: 4	R: 2 E: 0 K: 0 S: 5	H: 2 LOB: 1 BB: 1 P: 9	R: 2 E: 0 K: 0 S: 5	H: 2 LOB: 0 BB: 0 P: 5	R: 1 E: 0 K: 1 S: 7	H: 2 LOB: 2 BB: 1 P: 11	1B: 7 2B: 2 3B: 0 HR: 1	SF: 0 SAC: 0 DP: 0 HBP: 0	WP: 0 PB: 0 SB: 1 CS: 0	PA: 39
PITCHER	IP WLS BF H R ER SO BB IBB HBP BLK WP HR S P ERA WHIP																					
Marty Bystrom, R (1,1) ERA: 6.17	7.0 L 28 6 3 3 6 1 0 0 0 1 0 0 39 43 3.86 1.000																					
Tug McGraw, L (8,1) ERA: 3.27	2.0 11 4 3 3 1 1 0 0 0 0 0 1 12 16 13.50 2.500																					

Batter	1	2	3	4	5	6	7	8	9	AB	R	H	RBI	BB	SO	LOB	BOTTOM			
Pete Rose, S (1,3) OBP: 0.327, SLG: 0.333	F5	4-3					F7			4	0	0	0	0	0	3	Los Angeles Dodgers @ Philadelphia Phillies Veterans Stadium, Philadelphia, PA Wed May 25 1983, 7:05 PM EDT Att: 22,735 - Unknown livebaseballscorecards.com			
Von Hayes, L (1,9) OBP: 0.229, SLG: 0.233	3B		CS 2B				CS BB			3	0	2	0	1	0	0				
Mike Schmidt, R (1,5) OBP: 0.422, SLG: 0.513	K		6-3				F7			4	0	0	0	0	1	3				
Gary Matthews, R (1,7) OBP: 0.351, SLG: 0.366	BB		K				1B			3	1	2	1	1	1	1				
Garry Maddox, R (1,8) OBP: 0.340, SLG: 0.407	P5						5-3			4	0	2	0	0	0	2				
Ozzie Virgil, R (1,2) OBP: 0.167, SLG: 0.389			P6				5-3			4	0	0	0	0	1	3				
Kiko Garcia, R (1,4) OBP: 0.200, SLG: 0.200			FC6-4 1B				K			4	0	1	0	0	3	0				
Ivan De Jesus, R (1,6) OBP: 0.264, SLG: 0.222			FC6-4 1B				6-3			2	0	0	0	0	0	1				
Greg Gross, L (7,PH) OBP: 0.409, SLG: 0.425			BB							0	0	0	0	1	0	0				
Larry Milbourne, S (8,4) OBP: 0.278, SLG: 0.280			1-2							1	0	0	0	0	0	0				
Marty Bystrom, R (1,1) OBP: 0.600, SLG: 0.333										1	0	0	0	1	1	0				
Joe Lefebvre, L (7,PH) OBP: 0.292, SLG: 0.227										1	0	0	0	0	0	1				
Tug McGraw, R (8,1) OBP: 0.111, SLG: 0.353										0	0	0	0	0	0	0				
Bob Molinaro, L (8,PH) OBP: 0.111, SLG: 0.353										1	0	0	0	0	0	0				
Inning Stats	R: 0 E: 0 K: 1 S: 6	H: 1 LOB: 2 BB: 1 P: 10	R: 0 E: 0 K: 0 S: 4	H: 1 LOB: 2 BB: 1 P: 8	R: 0 E: 0 K: 1 S: 5	H: 1 LOB: 0 BB: 0 P: 5	R: 0 E: 0 K: 1 S: 5	H: 0 LOB: 0 BB: 0 P: 5	R: 0 E: 0 K: 1 S: 6	H: 2 LOB: 2 BB: 1 P: 10	R: 0 E: 0 K: 1 S: 5	H: 0 LOB: 1 BB: 1 P: 9	R: 1 E: 0 K: 0 S: 5	H: 2 LOB: 1 BB: 0 P: 5	R: 0 E: 0 K: 1 S: 5	H: 0 LOB: 0 BB: 0 P: 5	1B: 4 2B: 1 3B: 1 HR: 1	SF: 0 SAC: 0 DP: 0 HBP: 0	WP: 0 PB: 0 SB: 0 CS: 2	PA: 36
PITCHER	IP WLS BF H R ER SO BB IBB HBP BLK WP HR S P ERA WHIP																			
Burt Hooton, R (1,1) ERA: 4.53	6.0 W 24 5 0 0 5 3 0 0 0 0 0 1 31 43 0.00 1.333																			
Dave Stewart, R (7,1) ERA: 1.36	3.0 S 12 2 1 1 2 1 0 0 0 0 0 1 15 19 3.00 1.000																			

Batter	1	2	3	4	5	6	7	8	9	AB	R	H	RBI	BB	SO	LOB	TOP									
Johnnie LeMaster, R OBP: 0.393, SLG: 0.406	6-3		1B		G3		E4 1B		P6	5	1	1	0	0	0	0	San Francisco Giants @ Los Angeles Dodgers Dodger Stadium, Los Angeles, CA Thu May 26 1983, 7:05 PM PDT Att: 40,133 - Unknown									
Darrell Evans, L OBP: 0.440, SLG: 0.618			F9							3	0	2	1	1	0	1										
Chili Davis, S OBP: 0.352, SLG: 0.468	G4-6-3 1B		K		5-3					4	0	0	0	0	1	4										
Jack Clark, R OBP: 0.329, SLG: 0.405		HR 1B	5-3			HR			FC5-4 1B	4	2	3	1	0	0	1										
Jeffrey Leonard, R OBP: 0.280, SLG: 0.387		HR			HR		E5 CS		FC5-4 1B	4	2	2	3	0	0	1										
Joel Youngblood, R OBP: 0.276, SLG: 0.327	5-3				K		K		K	4	0	0	0	0	3	2										
Duane Kuiper, L OBP: 0.368, SLG: 0.306										0	0	0	0	0	0	0										
Tom O'Malley, L OBP: 0.326, SLG: 0.272	6-3				4-3		4-3			4	0	1	0	0	0	1										
Bob Brenly, R OBP: 0.314, SLG: 0.333					F7		CS		F8	4	0	1	0	0	1	0										
Bill Laskey, R OBP: 0.269, SLG: 0.095							1-3		5-3	3	0	0	0	0	1	1										
Greg Minton, S	K								L6	1	0	0	0	0	0	0										
Inning Stats	R: 0 E: 0 K: 0 S: 3	H: 1 LOB: 0 BB: 0 P: 3	R: 2 E: 0 K: 1 S: 8	H: 3 LOB: 1 BB: 0 P: 8	R: 0 E: 0 K: 1 S: 6	H: 1 LOB: 1 BB: 0 P: 6	R: 1 E: 0 K: 1 S: 6	H: 1 LOB: 0 BB: 0 P: 6	R: 0 E: 0 K: 0 S: 3	H: 0 LOB: 1 BB: 1 P: 7	R: 1 E: 1 K: 1 S: 6	H: 1 LOB: 1 BB: 0 P: 6	R: 1 E: 1 K: 0 S: 5	H: 1 LOB: 1 BB: 0 P: 5	R: 0 E: 0 K: 1 S: 6	H: 2 LOB: 1 BB: 0 P: 6	R: 0 E: 0 K: 1 S: 5	H: 0 LOB: 0 BB: 0 P: 5	1B: 7 2B: 0 3B: 0 HR: 3	SF: 0 SAC: 0 DP: 1 HBP: 0	WP: 0 PB: 0 SB: 1 CS: 1	PA: 38				
PITCHER	IP	WLS	BF	H	R	ER	SO	BB	IBB	HBP	BLK	WP	HR	S	P	ERA	WHIP									
Jerry Reuss, L ERA: 3.18	(1, 1)	8.0	L	34	10	5	4	5	1	0	0	0	0	3	43	47	4.50	1.375								
Tom Niedenfuer, R ERA: 1.96	(9, 1)	1.0		3	0	0	0	1	0	0	0	0	0	5	5	0.00	0.000									

AB	36
R	5
H	10
RBI	5
BB	1
SO	6
LOB	11



Batter	1	2	3	4	5	6	7	8	9	AB	R	H	RBI	BB	SO	LOB	BOTTOM									
Steve Sax, R OBP: 0.350, SLG: 0.387	6-3		F2			6-3		FC5-4 1B		4	0	0	0	0	0	1	San Francisco Giants @ Los Angeles Dodgers Dodger Stadium, Los Angeles, CA Thu May 26 1983, 7:05 PM PDT Att: 40,133 - Unknown									
Ron Roenicke, S OBP: 0.285, SLG: 0.266	F7					6-3				4	0	2	0	0	0	0										
Ken Landreaux, L OBP: 0.309, SLG: 0.434	F8				FC4-6 1B	4-3		6-3		4	0	0	0	0	0	3										
Pedro Guerrero, R OBP: 0.381, SLG: 0.559		F8			K		6-3		E6 6-3 PB	4	0	0	0	0	1	1										
Greg Brock, L OBP: 0.360, SLG: 0.497		F8			CS	F3		F9		4	0	0	0	0	0	1										
Rick Monday, L OBP: 0.379, SLG: 0.478							HR		F8	4	2	2	2	0	0	1										
Steve Yeager, R OBP: 0.280, SLG: 0.415							HR		6-3	4	0	0	0	0	1	1										
Dave Anderson, R OBP: 0.250, SLG: 0.400					K					3	1	2	0	0	1	0										
Jerry Reuss, L OBP: 0.192, SLG: 0.200										2	0	0	0	0	0	1										
Dusty Baker Jr., R OBP: 0.308, SLG: 0.394			3-1							1	0	1	1	0	0	0										
Tom Niedenfuer, R									FC5-4 1B	0	0	0	0	0	0	0										
Inning Stats	R: 0 E: 0 K: 0 S: 3	H: 0 LOB: 0 BB: 0 P: 3	R: 1 E: 0 K: 0 S: 4	H: 1 LOB: 0 BB: 0 P: 4	R: 0 E: 0 K: 1 S: 5	H: 0 LOB: 0 BB: 0 P: 5	R: 0 E: 0 K: 1 S: 5	H: 1 LOB: 0 BB: 0 P: 5	R: 1 E: 0 K: 1 S: 7	H: 2 LOB: 1 BB: 0 P: 7	R: 0 E: 0 K: 0 S: 3	H: 0 LOB: 0 BB: 0 P: 3	R: 0 E: 0 K: 0 S: 3	H: 0 LOB: 0 BB: 0 P: 3	R: 1 E: 0 K: 0 S: 6	H: 3 LOB: 2 BB: 0 P: 6	R: 0 E: 1 K: 0 S: 4	H: 0 LOB: 1 BB: 0 P: 4	1B: 4 2B: 0 3B: 1 HR: 2	SF: 0 SAC: 0 DP: 0 HBP: 0	WP: 0 PB: 1 SB: 0 CS: 1	PA: 35				
PITCHER	IP	WLS	BF	H	R	ER	SO	BB	IBB	HBP	BLK	WP	HR	S	P	ERA	WHIP									
Bill Laskey, R ERA: 4.07	(1, 1)	7.1	W	27	6	3	3	3	0	0	0	0	0	2	33	33	3.68	0.818								
Greg Minton, R ERA: 5.49	(8, 1)	1.2	S	7	1	0	0	0	0	0	0	0	0	7	7	0.00	0.600									

AB	34
R	3
H	7
RBI	3
BB	0
SO	3
LOB	9



Batter	1	2	3	4	5	6	7	8	9	AB	R	H	RBI	BB	SO	LOB	TOP										
Johnnie LeMaster, R OBP: 0.393, SLG: 0.407 (1, 6)	6-3	1-3															5 0 1 0 0 1 2										
Darrell Evans, L OBP: 0.439, SLG: 0.617 (1, 3) (9, 5)	K																5 2 2 1 0 1 2										
Joel Youngblood, R OBP: 0.350, SLG: 0.338 Dave Bergman, L OBP: 0.295, SLG: 0.270 (9, PH) (9, 3)	K																4 0 0 0 0 3 2 0 0 0 0 0 0 0										
Jack Clark, R OBP: 0.333, SLG: 0.411 (1, 9)																	3 2 1 1 2 1 0										
Jeffrey Leonard, R OBP: 0.282, SLG: 0.381 Chili Davis, S OBP: 0.346, SLG: 0.448 (1, 7) (9, 8)																	5 1 2 0 0 2 3 0 0 0 0 0 0 0										
Tom O'Malley, L OBP: 0.324, SLG: 0.262 Champ Summers, L OBP: 0.385, SLG: 0.200 Joe Pettini, R OBP: 0.100, SLG: 0.158 (9, PR) (9, 4)																	3 0 0 0 1 1 2 0 0 0 0 1 0 0 0 0 0 0 0 0 0										
Max Venable, L OBP: 0.281, SLG: 0.429 (1, 8) (9, 7)																	5 1 2 3 0 0 4										
Milt May, L OBP: 0.289, SLG: 0.309 (1, 2)																	3 0 1 1 2 1 0										
Mike Krukow, R OBP: 0.417, SLG: 0.545 Greg Minton, S (7, 1) Gary Lavelle, S (7, 1)																	3 0 2 0 0 0 2 0 0 0 0 0 0 0 2 0 0 0 0 2 3										
Inning Stats	R: 0 E: 0 K: 2 S: 7	H: 0 LOB: 0 BB: 0 P: 7	R: 2 E: 0 K: 1 S: 9	H: 4 LOB: 2 BB: 0 P: 9	R: 1 E: 0 K: 1 S: 7	H: 2 LOB: 2 BB: 1 P: 11	R: 0 E: 0 K: 2 S: 9	H: 2 LOB: 2 BB: 0 P: 9	R: 1 E: 1 K: 1 S: 7	H: 1 LOB: 2 BB: 1 P: 11	R: 0 E: 0 K: 0 S: 3	H: 0 LOB: 1 BB: 1 P: 7	R: 0 E: 0 K: 1 S: 5	H: 0 LOB: 0 BB: 0 P: 5	R: 2 E: 0 K: 2 S: 9	H: 2 LOB: 3 BB: 3 P: 21	1B: 9 2B: 0 3B: 0 HR: 2	SF: 0 SAC: 1 DP: 0 HBP: 0	WP: 0 PB: 0 SB: 1 CS: 0	PA: 45							
PITCHER	IP	WLS	BF	H	R	ER	SO	BB	IBB	HBP	BLK	WP	HR	S	P	ERA	WHIP										
Alejandro Pena, R ERA: 2.38 (1, 1)	4.0		21	8	3	3	6	1	0	0	1	0	1	32	36	6.75	2.250										
Joe Beckwith, R ERA: 3.39 (5, 1)	2.0		9	1	1	1	3	0	1	0	0	0	1	14	18	4.50	0.500										
Tom Niedenfuer, R ERA: 2.01 (7, 1)	2.0		7	0	0	0	1	1	0	0	0	0	0	8	12	0.00	0.500										
Dave Stewart, R ERA: 1.85 (9, 1)	1.0	L	8	2	2	2	2	2	1	0	0	0	0	9	21	18.00	4.000										

San Francisco Giants @ Los Angeles Dodgers
Dodger Stadium, Los Angeles, CA
Sun May 29 1983, 3:33 AM PDT
Att: 45,332 - Unknown

AB	38
R	6
H	11
RBI	6
BB	6
SO	12
LOB	20



Batter	1	2	3	4	5	6	7	8	9	AB	R	H	RBI	BB	SO	LOB	BOTTOM										
Steve Sax, R OBP: 0.363, SLG: 0.410 (1, 4)																	5 2 3 0 0 0 2										
Ken Landreaux, L OBP: 0.318, SLG: 0.434 Jose Morales, R OBP: 0.500, SLG: 1.000 Candy Maldonado, R OBP: 0.125, SLG: 0.125 (8, PR) (9, 8)																	4 1 2 0 0 0 1 1 0 1 1 0 0 0 0 0 0 0 0 0 0										
Dusty Baker Jr., R OBP: 0.319, SLG: 0.401 Dave Stewart, R OBP: 0.167, SLG: 0.167 (1, 7) (9, 1)																	4 1 2 1 1 1 2 0 0 0 0 0 0 0										
Pedro Guerrero, R OBP: 0.381, SLG: 0.552 (1, 5)																	5 0 2 2 0 0 3										
Greg Brock, L OBP: 0.356, SLG: 0.483 Bill Russell, R OBP: 0.331, SLG: 0.290 (1, 3) (9, PH)																	4 0 1 0 0 1 5 1 0 0 0 0 0 0										
Mike Marshall, R OBP: 0.304, SLG: 0.367 (1, 9)																	4 0 0 0 1 0 3										
Steve Yeager, R OBP: 0.289, SLG: 0.422 (1, 2)																	4 0 3 0 0 0 0										
Dave Anderson, R OBP: 0.200, SLG: 0.316 (1, 6)																	4 0 0 0 0 0 3										
Alejandro Pena, R OBP: 0.291, SLG: 0.391 Rick Monday, R OBP: 0.307, SLG: 0.393 Joe Beckwith, L (4, PH) (5, 1)																	1 0 0 0 0 1 1 1 0 0 0 0 1 2 0 0 0 0 0 0 0 1 0 0 0 0 1 0 0 0 0 0 0 0 0 1 0 0 0 0 0 0										
Ron Roenicke, S OBP: 0.345, SLG: 0.243 Tom Niedenfuer, R (7, 1) Rafael Landestoy, S OBP: 0.231, SLG: 0.336 (8, PH) (9, 7)																	1 0 0 0 0 0 0										
Inning Stats	R: 0 E: 0 K: 1 S: 6	H: 1 LOB: 2 BB: 1 P: 10	R: 0 E: 0 K: 1 S: 6	H: 1 LOB: 0 BB: 0 P: 6	R: 0 E: 0 K: 0 S: 5	H: 2 LOB: 0 BB: 0 P: 5	R: 0 E: 0 K: 1 S: 6	H: 1 LOB: 2 BB: 1 P: 10	R: 0 E: 0 K: 1 S: 7	H: 2 LOB: 2 BB: 0 P: 7	R: 0 E: 0 K: 1 S: 5	H: 0 LOB: 0 BB: 0 P: 5	R: 3 E: 0 K: 0 S: 7	H: 5 LOB: 2 BB: 0 P: 7	R: 1 E: 0 K: 0 S: 5	H: 2 LOB: 1 BB: 0 P: 5	R: 0 E: 0 K: 0 S: 3	H: 0 LOB: 0 BB: 0 P: 3	1B: 10 2B: 3 3B: 1 HR: 0	SF: 0 SAC: 0 DP: 0 HBP: 0	WP: 0 PB: 0 SB: 1 CS: 1	PA: 42					
PITCHER	IP	WLS	BF	H	R	ER	SO	BB	IBB	HBP	BLK	WP	HR	S	P	ERA	WHIP										
Mike Krukow, R ERA: 2.57 (1, 1)	6.0		29	9	2	2	5	2	0	0	0	0	0	37	45	3.00	1.833										
Greg Minton, R ERA: 6.0 (7, 1)	0.0		2	2	1	1	0	0	0	0	0	0	0	2	2	∞	∞										
Gary Lavelle, L ERA: 1.69 (7, 1)	3.0	W	11	3	1	1	0	0	0	0	0	0	0	11	11	3.00	1.000										

San Francisco Giants @ Los Angeles Dodgers
Dodger Stadium, Los Angeles, CA
Sun May 29 1983, 3:33 AM PDT
Att: 45,332 - Unknown

AB	40
R	4
H	14
RBI	4
BB	2
SO	5
LOB	22



Batter	1	2	3	4	5	6	7	8	9	AB	R	H	RBI	BB	SO	LOB	TOP			
Pete Rose, S OBP: 0.331, SLG: 0.342 (1, 3)	F7		4-3		6-3		1B			4	0	1	0	0	0	0	Philadelphia Phillies @ Los Angeles Dodgers Dodger Stadium, Los Angeles, CA Mon May 30 1983, 7:05 PM PDT Att: 42,184 - Unknown			
Joe Morgan, L OBP: 0.419, SLG: 0.330 (1, 4)	1B BB		G3		2B 1B		F8			3	1	1	0	1	0	1				
Gary Matthews, R OBP: 0.361, SLG: 0.379 (1, 7)	E 1B 1-2		FC5-4 1B		1-3 2B			P3		4	0	3	0	0	0	0				
Mike Schmidt, R OBP: 0.404, SLG: 0.515 (1, 5)	E2 1-3 2H 1B		FC5-4 1-2		6-3			K		4	0	1	1	0	1	3				
Von Hayes, L OBP: 0.246, SLG: 0.224 (1, 9) Ron Reed, R (8, 1)	P5			F7		L9		L9		4	0	0	0	0	0	2				
Gary Maddox, R OBP: 0.319, SLG: 0.374 (1, 8)	P4			F3		P6			6-3	4	0	0	0	0	0	2				
Ozzie Virgil, R OBP: 0.190, SLG: 0.524 (1, 2) Willie Hernandez, L OBP: 0.667, SLG: 0.667 (6, 1) Greg Gross, L OBP: 0.392, SLG: 0.405 (8, 9)		5-3				F8			6-3	3	1	1	1	0	0	0				
Ivan De Jesus, R OBP: 0.274, SLG: 0.283 (1, 6) Joe Lefebvre, L OBP: 0.236, SLG: 0.240 (9, PH)		K		HR					K	3	0	0	0	0	1	0				
Marty Bystrom, R OBP: 0.429, SLG: 0.200 (1, 1) Bo Diaz, R OBP: 0.314, SLG: 0.381 (6, 2)		K							K	1	0	0	0	0	1	0				
Inning Stats	R: 1 E: 1 K: 0 S: 5	H: 2 LOB: 2 BB: 1 P: 9	R: 0 E: 0 K: 2 S: 7	H: 0 LOB: 0 BB: 0 P: 7	R: 0 E: 0 K: 0 S: 4	H: 1 LOB: 1 BB: 0 P: 4	R: 1 E: 0 K: 0 S: 4	H: 1 LOB: 0 BB: 0 P: 4	R: 0 E: 0 K: 1 S: 5	H: 0 LOB: 0 BB: 0 P: 5	R: 0 E: 0 K: 1 S: 5	H: 0 LOB: 0 BB: 0 P: 5	R: 0 E: 0 K: 1 S: 5	H: 0 LOB: 0 BB: 0 P: 5	R: 0 E: 0 K: 1 S: 5	H: 0 LOB: 0 BB: 0 P: 5		1B: 5 2B: 1 3B: 0 HR: 1	SF: 0 SAC: 0 DP: 0 HBP: 0	WP: 0 PB: 0 SB: 0 CS: 0
PITCHER Burt Hooton, R ERA: 4.12 (1, 1)	IP: 9.0 WLS: W BF: 35 H: 7 R: 2 ER: 2 SO: 4 BB: 1 IBB: 0 HBP: 0 BLK: 0 WP: 0 HR: 1 S: 42 P: 46 ERA: 2.00 WHIP: 0.889											PITCHER	IP: 9.0 WLS: W BF: 35 H: 7 R: 2 ER: 2 SO: 4 BB: 1 IBB: 0 HBP: 0 BLK: 0 WP: 0 HR: 1 S: 42 P: 46 ERA: 2.00 WHIP: 0.889							

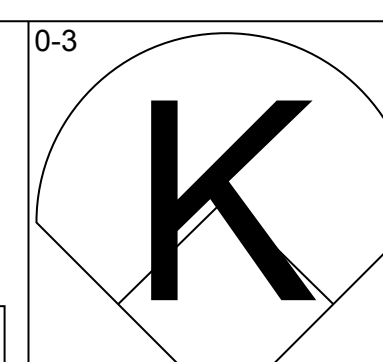
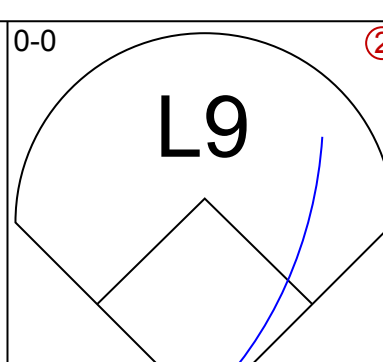
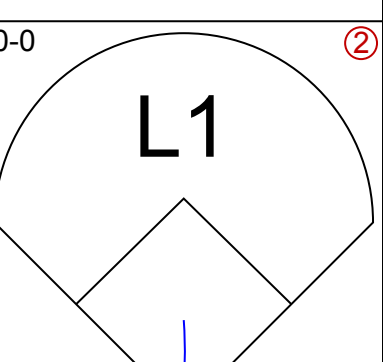
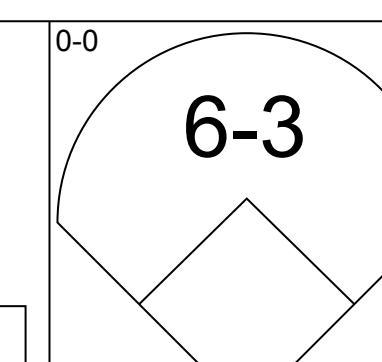
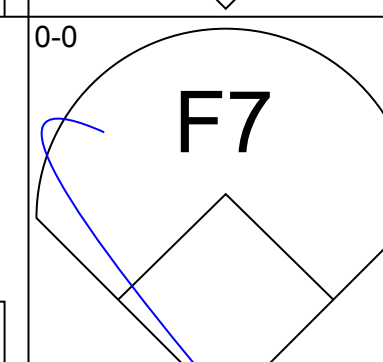
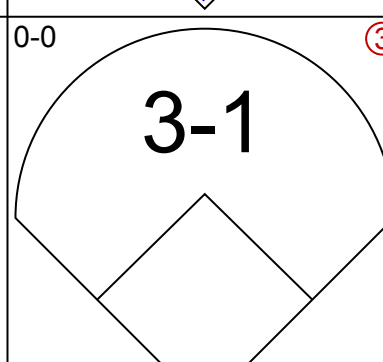
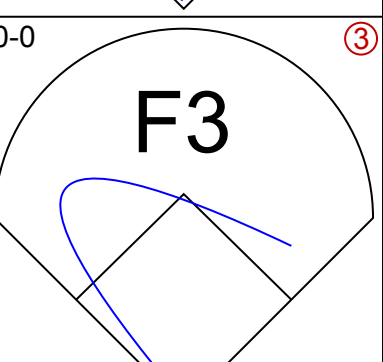
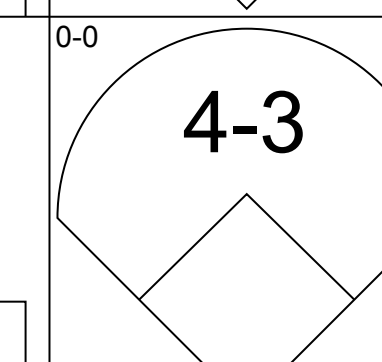
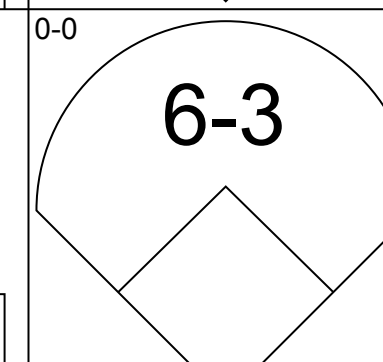
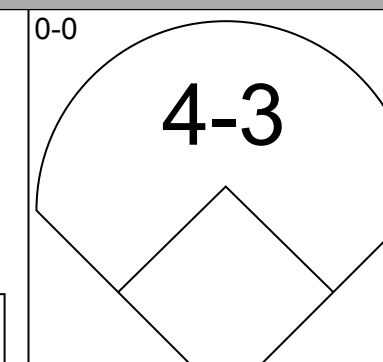
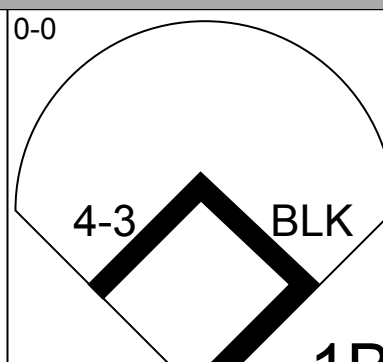
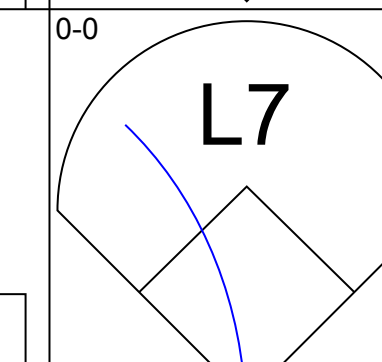
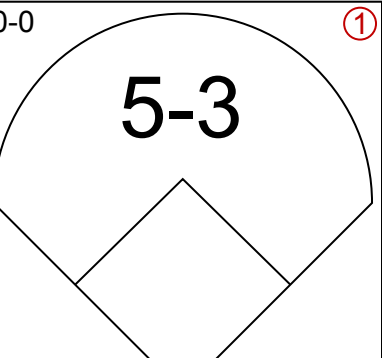
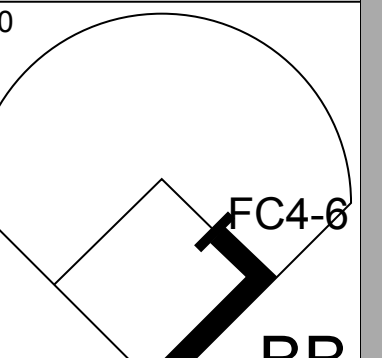
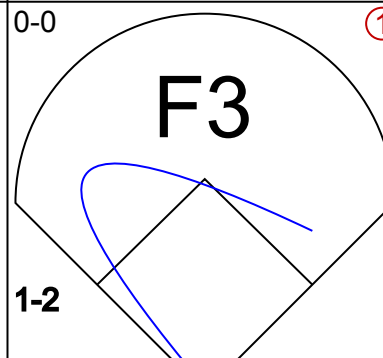
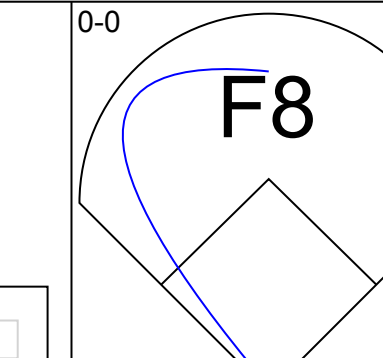
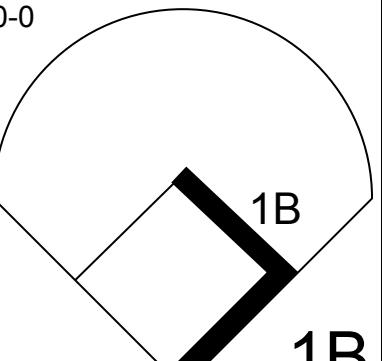
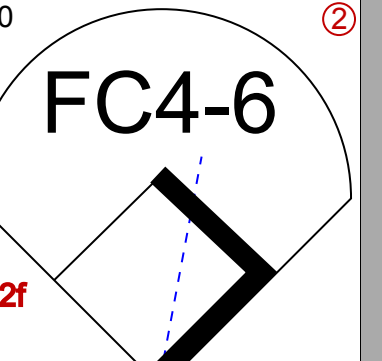
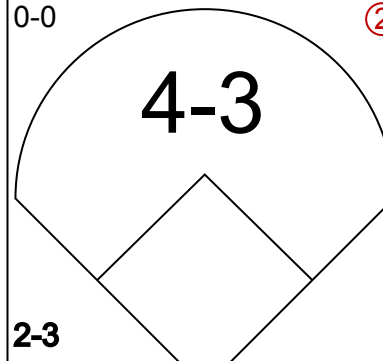
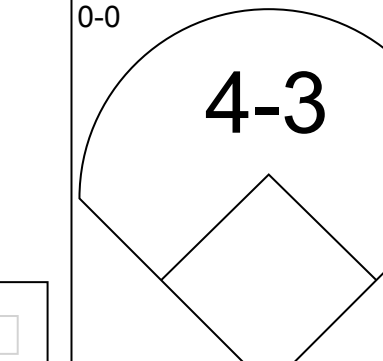
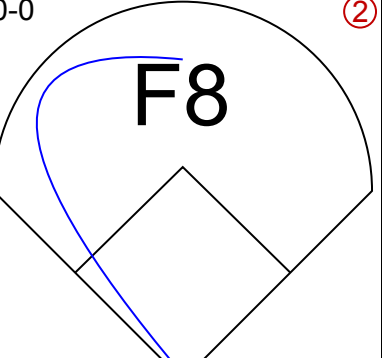
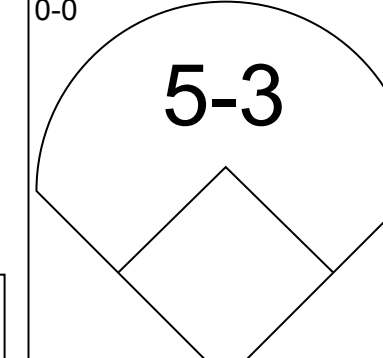
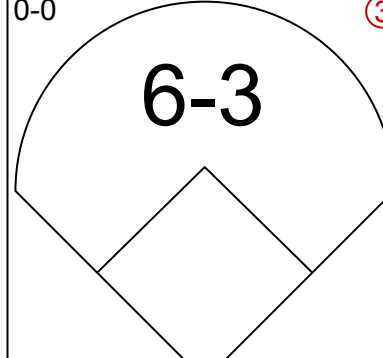
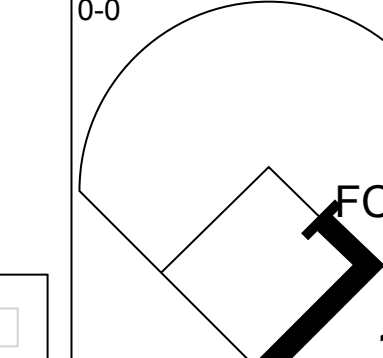
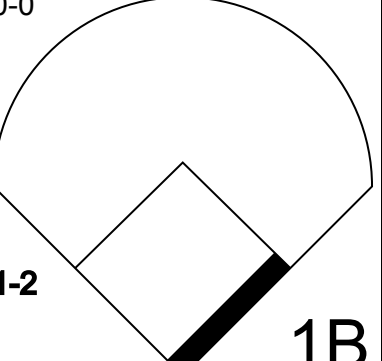
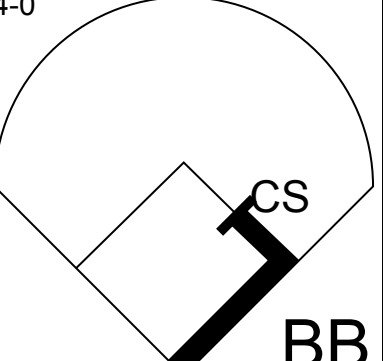
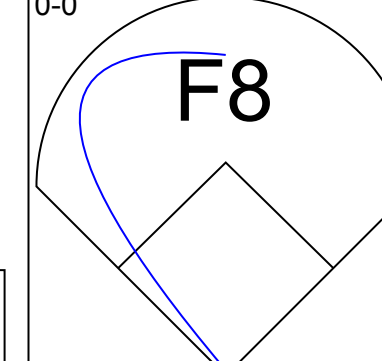
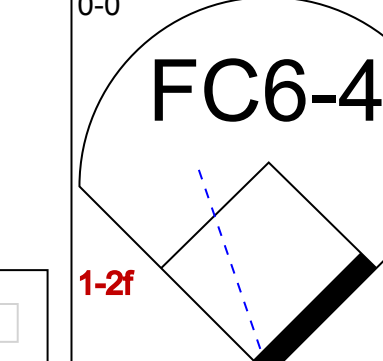
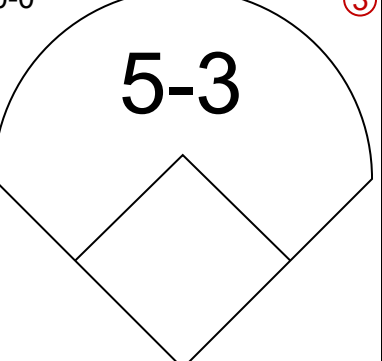
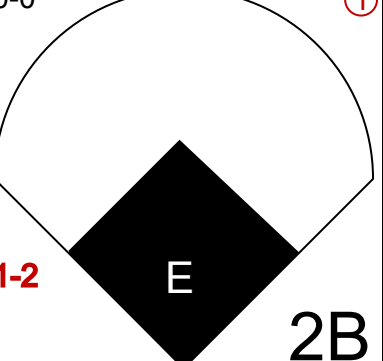
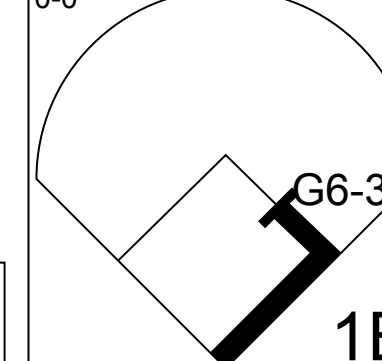

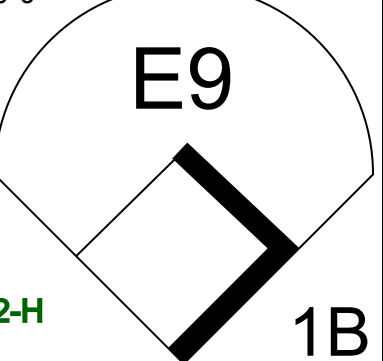
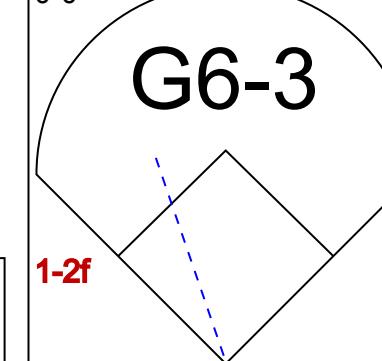
AB	34
R	2
H	7
RBI	2
BB	1
SO	4
LOB	8

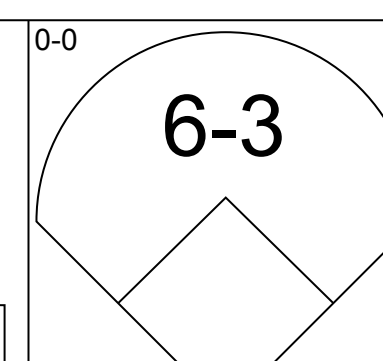
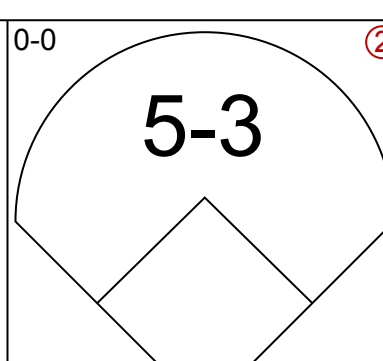
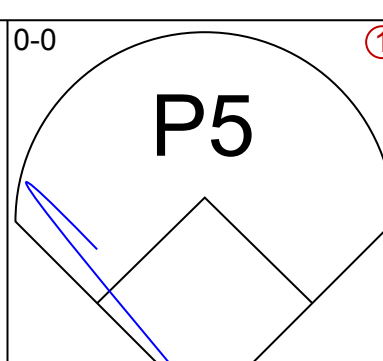
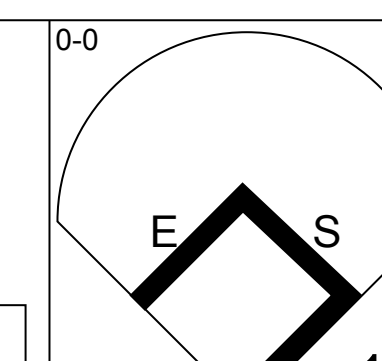
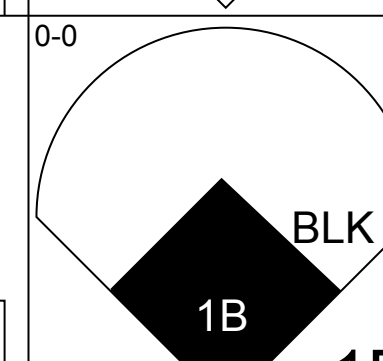
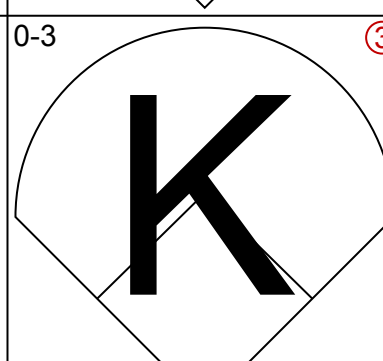
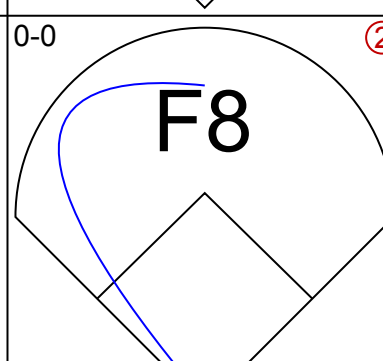
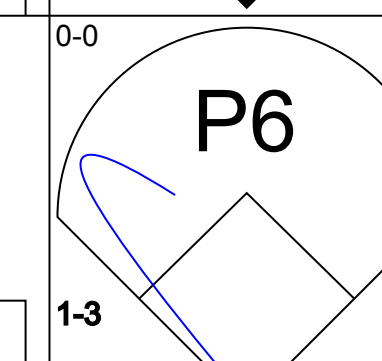
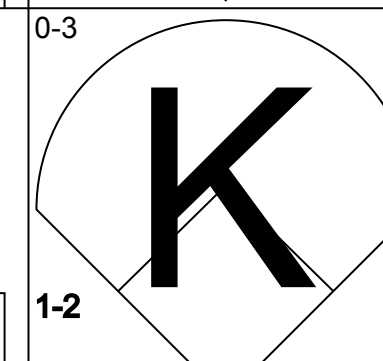
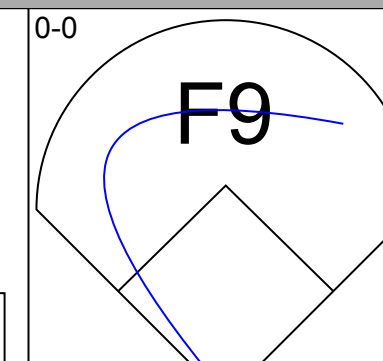
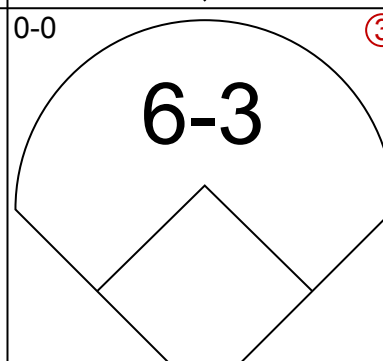
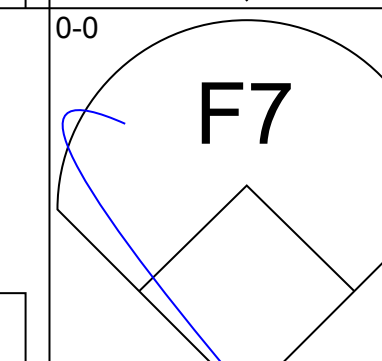
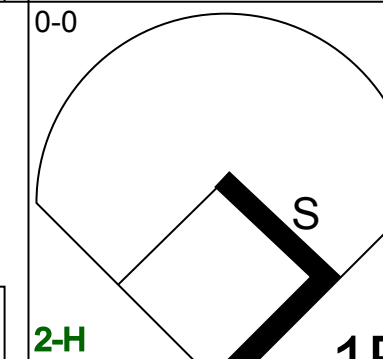
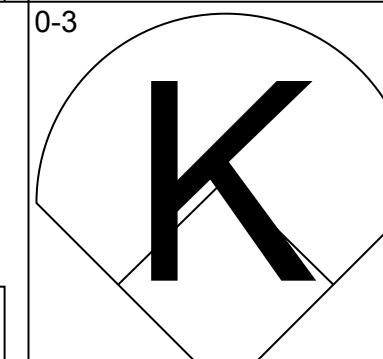
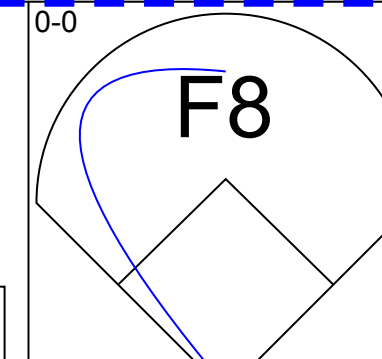
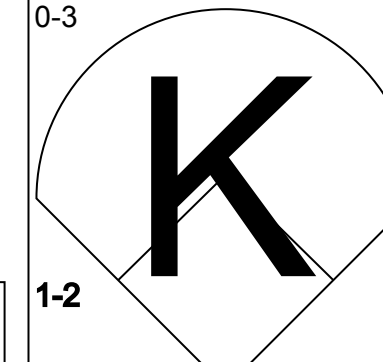
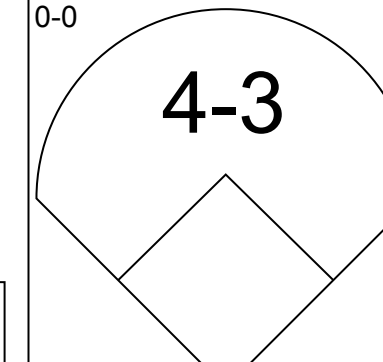
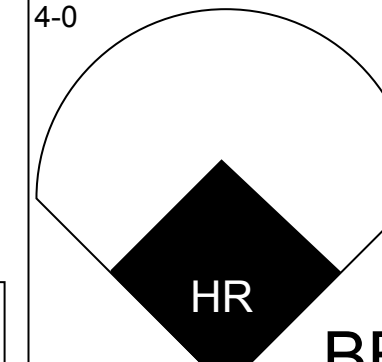

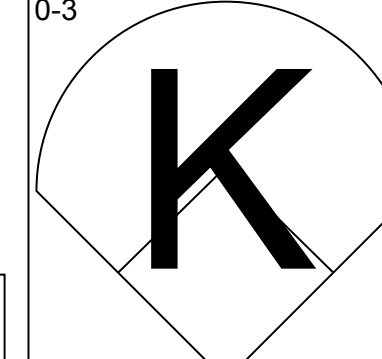
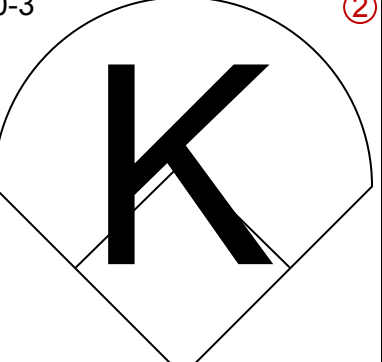
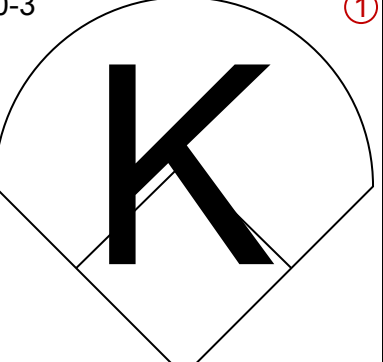
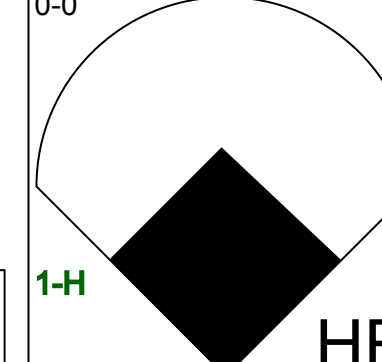
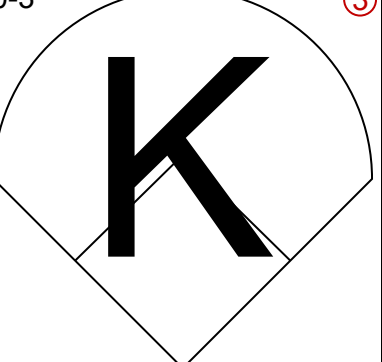
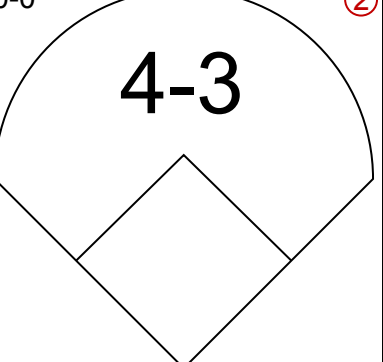
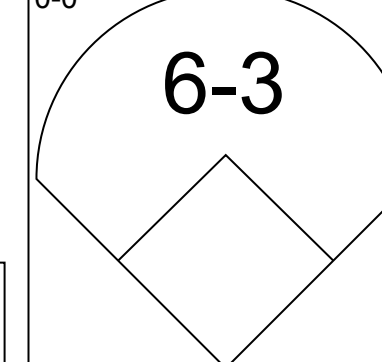

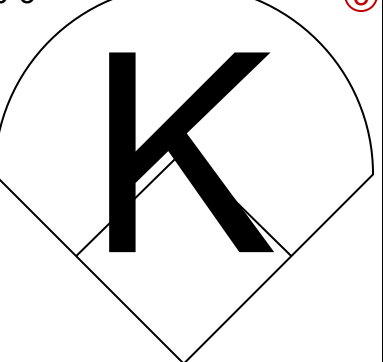

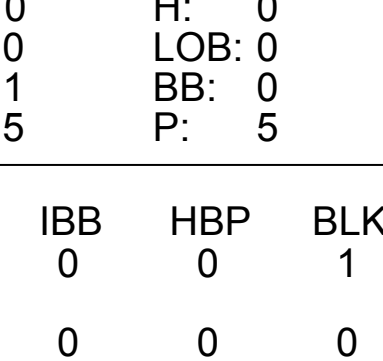
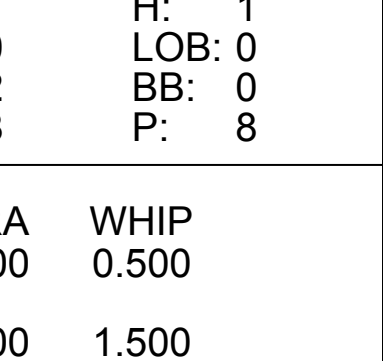
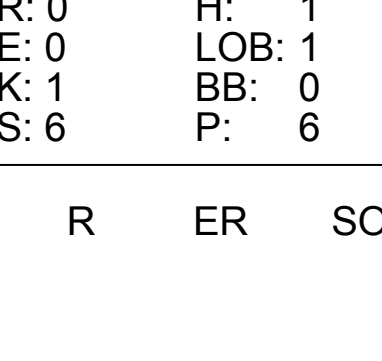


Batter	1	2	3	4	5	6	7	8	9	AB	R	H	RBI	BB	SO	LOB	BOTTOM			
Steve Sax, R OBP: 0.355, SLG: 0.401 (1, 4)	F5	SH5-4		F8	FC5-4			P6		4	0	0	0	0	0	1	Philadelphia Phillies @ Los Angeles Dodgers Dodger Stadium, Los Angeles, CA Mon May 30 1983, 7:05 PM PDT Att: 42,184 - Unknown			
Ken Landreaux, L OBP: 0.320, SLG: 0.433 (1, 8)	WP S 1B	F9				4-3		4-3		5	0	2	0	0	0	1				
Dusty Baker Jr., R OBP: 0.316, SLG: 0.392 (1, 7)	F8	BB HBP		F2		4-3		5-3		4	0	0	0	0	0	2				
Pedro Guerrero, R OBP: 0.383, SLG: 0.545 (1, 5)	1-3 BB	1-2 BB		K		K				2	0	0	0	2	2	1				
Greg Brock, L OBP: 0.353, SLG: 0.477 (1, 3)	1-3	G3			K			L5-4 BB 1B		4	0	1	0	0	1	5				
Rick Monday, L OBP: 0.375, SLG: 0.387 (1, 9)		1B 2B 1B		F8		K		1B BB		3	1	1	0	1	1	0				
Steve Yeager, R OBP: 0.295, SLG: 0.450 (1, 2)		1B 2B 1B		K		HR		L5-4 2-3		4	2	2	1	0	1	2				
Bill Russell, R OBP: 0.344, SLG: 0.306 (1, 6)		1-2 2B 1B		E5		E6 1B 1B				4	2	3	0	0	0	0				
Burt Hooton, R OBP: 0.200, SLG: 0.167 (1, 1)		SH5-4 1-1 2-1 2-1 2H 2B		F2		FC5-4 2H 1B		K		4	0	2	4	0	1	3				
Inning Stats	R: 0 E: 0 K: 0 S: 4	H: 1 LOB: 2 BB: 1 P: 8	R: 3 E: 0 K: 0 S: 7	H: 4 LOB: 3 BB: 1 P: 12	R: 0 E: 1 K: 1 S: 6	H: 0 LOB: 1 BB: 0 P: 6	R: 0 E: 0 K: 1 S: 6	H: 1 LOB: 1 BB: 0 P: 6	R: 2 E: 1 K: 2 S: 10	H: 3 LOB: 1 BB: 0 P: 10	R: 0 E: 0 K: 1 S: 5	H: 0 LOB: 0 BB: 0 P: 5	R: 0 E: 0 K: 1 S: 6	H: 2 LOB: 2 BB: 1 P: 10	R: 0 E: 0 K: 0 S: 3	H: 0 LOB: 0 BB: 0 P: 3		1B: 9 2B: 2 3B: 0 HR: 1	SF: 0 SAC: 1 DP: 1 HBP: 1	WP: 1 PB: 0 SB: 1 CS: 0
PITCHER Marty Bystrom, R ERA: 6.48 (1, 1) Willie Hernandez, L ERA: 2.52 (6, 1) Ron Reed, R ERA: 2.25 (8, 1)	IP: 5.0 WLS: L BF: 28 H: 5 R: 5 ER: 4 SO: 4 BB: 1 IBB: 0 HBP: 0 BLK: 0 WP: 0 HR: 1 S: 33 P: 42 ERA: 7.20 WHIP: 2.200											PITCHER	IP: 5.0 WLS: L BF: 28 H: 5 R: 5 ER: 4 SO: 4 BB: 1 IBB: 0 HBP: 0 BLK: 0 WP: 0 HR: 1 S: 33 P: 42 ERA: 7.20 WHIP: 2.200							

AB	34
R	5
H	11
RBI	5
BB	3
SO	6
LOB	15



Batter	1	2	3	4	5	6	7	8	9	AB	R	H	RBI	BB	SO	LOB	TOP			
Bob Dernier, R OBP: 0.190, SLG: 0.150 (1, 9)										4	0	0	0	0	1	1	Philadelphia Phillies @ Los Angeles Dodgers Dodger Stadium, Los Angeles, CA Tue May 31 1983, 7:05 PM PDT Att: 32,784 - Unknown			
Joe Morgan, L OBP: 0.405, SLG: 0.315 (1, 4)										4	0	0	0	0	0	1				
Gary Matthews, R OBP: 0.359, SLG: 0.375 (1, 7)										4	0	1	0	0	0	0				
Mike Schmidt, R OBP: 0.400, SLG: 0.504 (1, 5)										3	0	0	0	1	0	1				
Tony Perez, R OBP: 0.317, SLG: 0.395 (1, 3)										4	0	1	0	0	0	2				
Bo Diaz, R OBP: 0.313, SLG: 0.377 (1, 2)										4	0	1	0	0	0	3				
Garry Maddox, R OBP: 0.325, SLG: 0.373 (1, 8)										3	0	1	0	1	0	1				
Ivan De Jesus, R OBP: 0.283, SLG: 0.302 (1, 6)										3	1	2	0	0	0	2				
Charles Hudson, S OBP: 0.500, SLG: 0.500 (1, 1)										2	0	1	0	0	1	0				
Pete Rose, S OBP: 0.329, SLG: 0.340 (7, PH)										1	0	0	0	0	0	1				
Al Holland, R (7, 1)										0	0	0	0	0	0	0				
Inning Stats	R: 0 E: 0 K: 1 S: 5	H: 0 LOB: 0 BB: 0 P: 5	R: 0 E: 0 K: 0 S: 5	H: 2 LOB: 2 BB: 0 P: 5	R: 0 E: 0 K: 1 S: 5	H: 0 LOB: 0 BB: 0 P: 5	R: 0 E: 1 K: 0 S: 3	H: 0 LOB: 1 BB: 1 P: 7	R: 1 E: 1 K: 0 S: 4	H: 2 LOB: 1 BB: 1 P: 8	R: 0 E: 0 K: 0 S: 4	H: 1 LOB: 1 BB: 0 P: 4	R: 0 E: 0 K: 0 S: 3	H: 1 LOB: 0 BB: 0 P: 3	R: 0 E: 0 K: 0 S: 3	H: 1 LOB: 1 BB: 0 P: 4	1B: 6 2B: 1 3B: 0 HR: 0	SF: 0 SAC: 0 DP: 1 HBP: 0	WP: 0 PB: 0 SB: 0 CS: 1	PA: 34
PITCHER Jerry Reuss, L ERA: 2.83 (1, 1)	IP: 9.0 WLS: W BF: 34 H: 7 R: 1 ER: 0 SO: 2 BB: 2 IBB: 0 HBP: 0 BLK: 1 WP: 0 HR: 0 S: 36 P: 44 ERA: 0.00 WHIP: 1.000															PITCHER				

Batter	1	2	3	4	5	6	7	8	9	AB	R	H	RBI	BB	SO	LOB	BOTTOM			
Steve Sax, R OBP: 0.353, SLG: 0.398 (1, 4)										4	0	1	0	0	0	0	Philadelphia Phillies @ Los Angeles Dodgers Dodger Stadium, Los Angeles, CA Tue May 31 1983, 7:05 PM PDT Att: 32,784 - Unknown			
Ken Landreaux, L OBP: 0.319, SLG: 0.429 (1, 8)										4	1	1	0	0	1	1				
Dusty Baker Jr., R OBP: 0.309, SLG: 0.383 (1, 7)										4	0	0	0	0	1	2				
Pedro Guerrero, R OBP: 0.383, SLG: 0.541 (1, 5)										3	0	1	1	0	1	0				
Rick Monday, L OBP: 0.357, SLG: 0.364 (1, 9)										2	0	0	0	0	1	1				
Ron Roenicke, S OBP: 0.253, SLG: 0.243 (7, PH) (8, 9)										0	1	0	0	1	0	0				
Greg Brock, L OBP: 0.353, SLG: 0.494 (1, 3)										3	1	1	1	0	1	1				
Steve Yeager, R OBP: 0.296, SLG: 0.472 (1, 2)										3	1	1	2	0	2	0				
Bill Russell, R OBP: 0.336, SLG: 0.298 (1, 6)										3	0	0	0	0	1	0				
Jerry Reuss, L OBP: 0.172, SLG: 0.179 (1, 1)										3	0	0	0	0	2	0				
Inning Stats	R: 1 E: 0 K: 2 S: 9	H: 2 LOB: 1 BB: 0 P: 9	R: 0 E: 0 K: 2 S: 7	H: 0 LOB: 0 BB: 0 P: 7	R: 0 E: 0 K: 1 S: 5	H: 0 LOB: 0 BB: 0 P: 5	R: 0 E: 0 K: 1 S: 5	H: 0 LOB: 0 BB: 0 P: 5	R: 1 E: 0 K: 2 S: 8	H: 1 LOB: 0 BB: 0 P: 8	R: 0 E: 0 K: 0 S: 3	H: 0 LOB: 0 BB: 0 P: 3	R: 2 E: 0 K: 1 S: 6	H: 1 LOB: 0 BB: 1 P: 10	R: 0 E: 0 K: 1 S: 6	H: 1 LOB: 1 BB: 0 P: 6	1B: 3 2B: 0 3B: 0 HR: 2	SF: 0 SAC: 0 DP: 0 HBP: 0	WP: 0 PB: 0 SB: 2 CS: 0	PA: 30
PITCHER Charles Hudson, R ERA: 3.0 (1, 1)	IP: 6.0 WLS: L BF: 21 H: 3 R: 2 ER: 2 SO: 8 BB: 3 IBB: 2 HBP: 2 BLK: 0 WP: 0 HR: 1 S: 37 P: 37 ERA: 3.00 WHIP: 0.500															PITCHER				
Al Holland, L ERA: 3.35 (7, 1)	IP: 2.0 WLS: 9 BF: 2 H: 2 R: 2 ER: 2 SO: 2 BB: 1 IBB: 0 HBP: 0 BLK: 0 WP: 0 HR: 1 S: 12 P: 16 ERA: 9.00 WHIP: 1.500															PITCHER				




Batter	1	2	3	4	5	6	7	8	9	AB	R	H	RBI	BB	SO	LOB	TOP			
Pete Rose, S OBP: 0.328, SLG: 0.333 (1, 3)	4-3		BB	BB	F7			F8		3	0	0	0	1	0	1	Philadelphia Phillies @ Los Angeles Dodgers Dodger Stadium, Los Angeles, CA Wed Jun 01 1983, 7:05 PM PDT Att: 39,319 - Unknown			
Joe Morgan, L OBP: 0.400, SLG: 0.305 (1, 4)	F8		BB	BB		6-3		F7		3	0	0	0	1	0	1				
Gary Matthews, R OBP: 0.399, SLG: 0.367 (1, 7)			BB	BB						3	0	0	0	1	2	3				
Willie Hernandez, L OBP: 0.667, SLG: 0.667 (8, 1)	6-3		BB	BB	K			K		0	0	0	0	0	0	0				
Mike Schmidt, R OBP: 0.397, SLG: 0.493 (1, 5)			BB	BB						3	0	0	0	1	1	1				
Bo Diaz, R OBP: 0.304, SLG: 0.366 (1, 2)			BB	BB						4	0	0	0	0	0	2				
Von Hayes, L OBP: 0.246, SLG: 0.226 (1, 9)			BB	BB						4	0	1	0	0	1	1				
Garry Maddox, R OBP: 0.317, SLG: 0.363 (1, 8)			BB	BB						3	0	0	0	0	1	2				
Ivan De Jesus, R OBP: 0.277, SLG: 0.294 (1, 6)			BB	BB						3	0	0	0	0	1	0				
Steve Carlton, L OBP: 0.212, SLG: 0.313 (1, 1)			BB	BB						2	0	0	0	0	2	0				
Greg Gross, L OBP: 0.385, SLG: 0.395 (8, PH) (8, 7)			BB	BB						1	0	0	0	0	0	0				
Inning Stats	R: 0 E: 0 K: 0 S: 3	H: 0 LOB: 0 BB: 0 P: 3	R: 0 E: 0 K: 0 S: 3	H: 0 LOB: 1 BB: 1 P: 7	R: 0 E: 0 K: 2 S: 7	H: 0 LOB: 2 BB: 2 P: 15	R: 0 E: 0 K: 0 S: 4	H: 1 LOB: 0 BB: 0 P: 4	R: 0 E: 0 K: 1 S: 5	H: 0 LOB: 0 BB: 0 P: 5	R: 0 E: 0 K: 3 S: 9	H: 0 LOB: 0 BB: 0 P: 9	R: 0 E: 1 K: 1 S: 6	H: 0 LOB: 1 BB: 0 P: 6	R: 0 E: 0 K: 0 S: 3	H: 0 LOB: 0 BB: 0 P: 3	1B: 1 2B: 0 3B: 0 HR: 0	SF: 0 SAC: 0 DP: 0 HBP: 0	WP: 0 PB: 0 SB: 0 CS: 0	PA: 33
PITCHER Bob Welch, R ERA: 3.03 (1, 1)	IP: 9.0 WLS: W BF: 33 H: 1 R: 0 ER: 0 SO: 8 BB: 4 IBB: 0 HBP: 0 BLK: 0 WP: 0 HR: 0 S: 45 P: 61 ERA: 0.00 WHIP: 0.556															PITCHER				

Batter	1	2	3	4	5	6	7	8	9	AB	R	H	RBI	BB	SO	LOB	BOTTOM			
Steve Sax, R OBP: 0.356, SLG: 0.397 (1, 4)	6-3			SH5-4 1B		WP CS BB		FC6		3	1	1	0	1	0	1	Philadelphia Phillies @ Los Angeles Dodgers Dodger Stadium, Los Angeles, CA Wed Jun 01 1983, 7:05 PM PDT Att: 39,319 - Unknown			
Bill Russell, R OBP: 0.338, SLG: 0.302 (1, 6)	K			SH5-4		1-H 1B				2	0	1	0	0	1	0				
Dusty Baker Jr., R OBP: 0.310, SLG: 0.379 (1, 7)	K			1B BB		F8				2	0	0	0	1	1	1				
Pedro Guerrero, R OBP: 0.382, SLG: 0.538 (1, 5)				BB						3	0	1	1	0	1	0				
Mike Marshall, R OBP: 0.296, SLG: 0.356 (1, 3)				1B						3	0	0	0	0	1	2				
Greg Brock, L OBP: 0.353, SLG: 0.494 (8, 3)				1B						0	0	0	0	0	0	0				
Steve Yeager, R OBP: 0.280, SLG: 0.460 (1, 2)										3	0	0	0	0	1	0				
Ron Roenicke, S OBP: 0.256, SLG: 0.247 (1, 8) (9, 9)										3	0	1	0	0	0	0				
Candy Maldonado, R OBP: 0.105, SLG: 0.105 (1, 9)										3	0	0	0	0	2	1				
Ken Landreaux, L OBP: 0.319, SLG: 0.429 (9, 8)										0	0	0	0	0	0	0				
Bob Welch, R OBP: 0.143, SLG: 0.190 (1, 1)										3	0	0	0	0	1	1				
Inning Stats	R: 0 E: 0 K: 2 S: 7	H: 0 LOB: 0 BB: 0 P: 7	R: 0 E: 0 K: 0 S: 3	H: 0 LOB: 0 BB: 0 P: 3	R: 0 E: 0 K: 0 S: 3	H: 2 LOB: 1 BB: 1 P: 8	R: 0 E: 0 K: 1 S: 5	H: 0 LOB: 0 BB: 0 P: 5	R: 0 E: 0 K: 1 S: 5	H: 1 LOB: 1 BB: 1 P: 9	R: 0 E: 0 K: 3 S: 9	H: 0 LOB: 0 BB: 0 P: 9	R: 0 E: 0 K: 1 S: 6	H: 1 LOB: 1 BB: 0 P: 6	R: 0 E: 0 K: 1 S: 6	H: 1 LOB: 0 BB: 0 P: 6	1B: 4 2B: 0 3B: 0 HR: 0	SF: 0 SAC: 1 DP: 1 HBP: 0	WP: 2 PB: 0 SB: 1 CS: 1	PA: 28
PITCHER Steve Carlton, L ERA: 2.98 (1, 1)	IP: 7.0 WLS: L BF: 24 H: 3 R: 1 ER: 1 SO: 7 BB: 2 IBB: 0 HBP: 0 BLK: 0 WP: 1 HR: 0 S: 36 P: 44 ERA: 1.29 WHIP: 0.714															PITCHER				
Willie Hernandez, L ERA: 2.42 (8, 1)	IP: 1.0 WLS: L BF: 4 H: 1 R: 0 ER: 0 SO: 1 BB: 0 IBB: 0 HBP: 0 BLK: 0 WP: 0 HR: 0 S: 6 P: 6 ERA: 0.00 WHIP: 1.000															PITCHER				

Batter	1	2	3	4	5	6	7	8	9	10	11	12	13	14	AB	R	H	RBI	BB	SO	LOB	TOP		
Mookie Wilson, S OBP: 0.275, SLG: 0.343	K		1B HR	4-3		5-3			FC3-6 1B		K			K	7	1	2	0	0	3	3			
Bob Bailor, R OBP: 0.253, SLG: 0.265	F1		HR 1B	G1			L5		FC3-6 FC4-6					6-3	7	1	2	0	0	0	2			
George Foster, R OBP: 0.324, SLG: 0.480					6-3		F4		FC4-6		F8				6	1	2	3	1	0	3			
Dave Kingman, R OBP: 0.247, SLG: 0.409	F8		HR BB				6-3		K2-3			F8			6	0	1	0	1	1	3			
Darryl Strawberry, L OBP: 0.226, SLG: 0.308		F8	K							K		K			5	0	1	0	1	3	1			
Hubie Brooks, R OBP: 0.311, SLG: 0.367		1B						SH5-4 1B		5-3		F8			4	0	1	0	1	0	2			
José Quiendo, S OBP: 0.351, SLG: 0.323				F9				K		F9			F9		6	0	2	0	0	1	3			
Ronn Reynolds, R OBP: 0.222, SLG: 0.161															3	0	0	0	1	0	4			
Ron Hodges, L OBP: 0.369, SLG: 0.241	G6-4-3			4-3 SH1-4 BB			G3		F9				4-3		1	0	0	0	1	0	0			
Mike Torrez, R OBP: 0.095, SLG: 0.095															2	0	0	0	0	0	1			
Mark Bradley, R OBP: 0.349, SLG: 0.361			1-3	SH1-4											1	1	1	1	0	0	0			
Neil Allen, R OBP: 0.250, SLG: 0.250															0	0	0	0	0	0	0			
Rusty Staub, L OBP: 0.200, SLG: 0.200															1	0	0	0	0	0	1			
Jesse Orosco, R OBP: 0.200, SLG: 0.200															1	0	0	0	0	0	0			
Inning Stats	R: 0 E: 0 K: 1 S: 5	H: 0 LOB: 1 BB: 1 P: 9	R: 0 E: 0 K: 0 S: 4	H: 2 LOB: 1 BB: 0 P: 4	R: 3 E: 0 K: 1 S: 8	H: 3 LOB: 2 BB: 2 P: 16	R: 0 E: 0 K: 0 S: 3	H: 0 LOB: 1 BB: 1 P: 7	R: 0 E: 0 K: 0 S: 4	H: 1 LOB: 0 BB: 0 P: 4	R: 0 E: 0 K: 0 S: 3	H: 0 LOB: 0 BB: 0 P: 3	R: 0 E: 0 K: 1 S: 6	H: 0 LOB: 0 BB: 0 P: 5	R: 0 E: 0 K: 1 S: 5	H: 1 LOB: 0 BB: 1 P: 10	R: 0 E: 0 K: 0 S: 3	H: 0 LOB: 0 BB: 0 P: 3	R: 0 E: 0 K: 1 S: 6	H: 1 LOB: 1 BB: 0 P: 6	1B: 8 2B: 2 HR: 2	SF: 0 SAC: 2 HBP: 0	WP: 0 PB: 0 SB: 1 CS: 0	PA: 58
PITCHER	IP WLS BF H R ER SO BB IBB HBP BLK WP HR S P ERA WHIP	IP WLS BF H R ER SO BB IBB HBP BLK WP HR S P ERA WHIP	IP WLS BF H R ER SO BB IBB HBP BLK WP HR S P ERA WHIP	IP WLS BF H R ER SO BB IBB HBP BLK WP HR S P ERA WHIP	IP WLS BF H R ER SO BB IBB HBP BLK WP HR S P ERA WHIP	IP WLS BF H R ER SO BB IBB HBP BLK WP HR S P ERA WHIP	IP WLS BF H R ER SO BB IBB HBP BLK WP HR S P ERA WHIP	IP WLS BF H R ER SO BB IBB HBP BLK WP HR S P ERA WHIP	IP WLS BF H R ER SO BB IBB HBP BLK WP HR S P ERA WHIP	IP WLS BF H R ER SO BB IBB HBP BLK WP HR S P ERA WHIP	IP WLS BF H R ER SO BB IBB HBP BLK WP HR S P ERA WHIP	IP WLS BF H R ER SO BB IBB HBP BLK WP HR S P ERA WHIP	IP WLS BF H R ER SO BB IBB HBP BLK WP HR S P ERA WHIP	IP WLS BF H R ER SO BB IBB HBP BLK WP HR S P ERA WHIP	IP WLS BF H R ER SO BB IBB HBP BLK WP HR S P ERA WHIP	IP WLS BF H R ER SO BB IBB HBP BLK WP HR S P ERA WHIP	IP WLS BF H R ER SO BB IBB HBP BLK WP HR S P ERA WHIP	IP WLS BF H R ER SO BB IBB HBP BLK WP HR S P ERA WHIP	IP WLS BF H R ER SO BB IBB HBP BLK WP HR S P ERA WHIP	IP WLS BF H R ER SO BB IBB HBP BLK WP HR S P ERA WHIP	IP WLS BF H R ER SO BB IBB HBP BLK WP HR S P ERA WHIP	IP WLS BF H R ER SO BB IBB HBP BLK WP HR S P ERA WHIP	IP WLS BF H R ER SO BB IBB HBP BLK WP HR S P ERA WHIP	

New York Mets @ Los Angeles Dodgers
Dodger Stadium, Los Angeles, CA
Thu Jun 02 1983, 7:05 PM PDT
Att. 45,435 - Unknown


AB 50
R 12
H 14
RBI 4
BB 6
SO 8
LOB 23

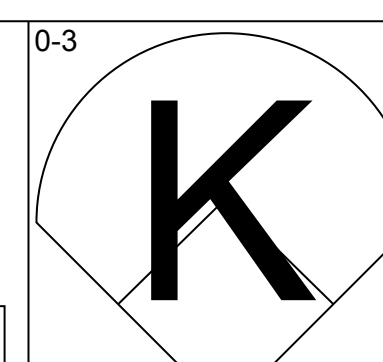
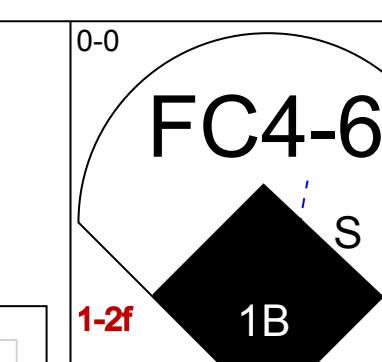
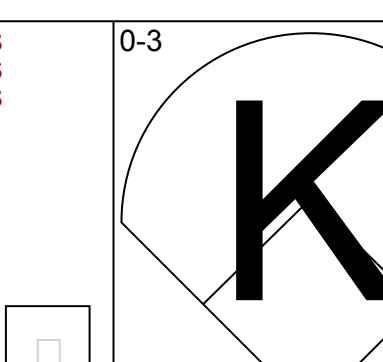
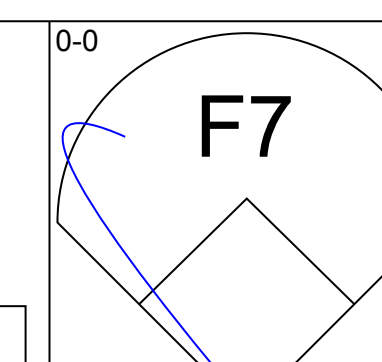
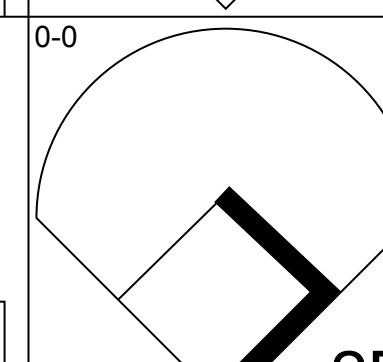
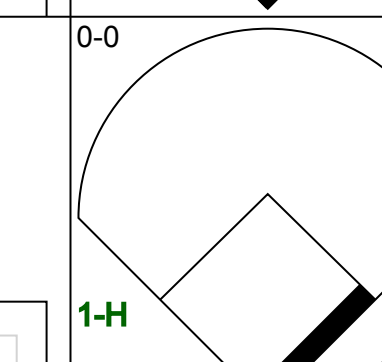
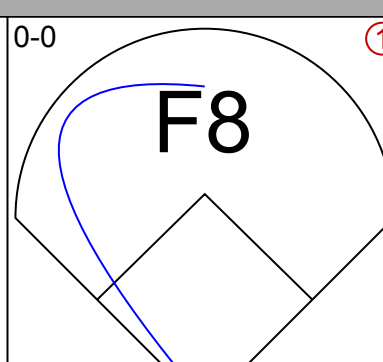
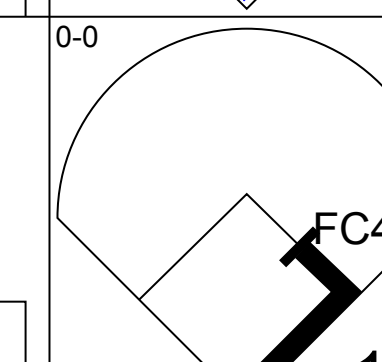
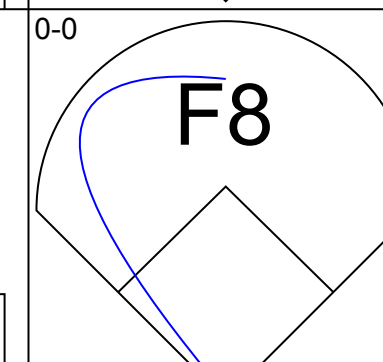
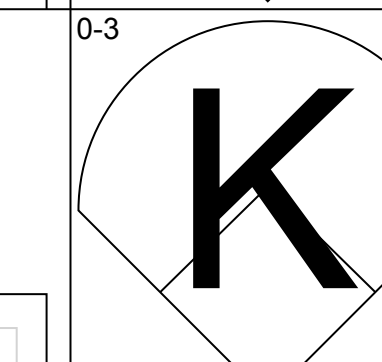
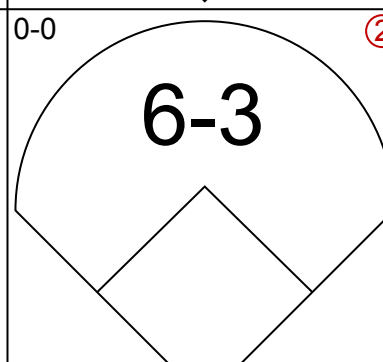
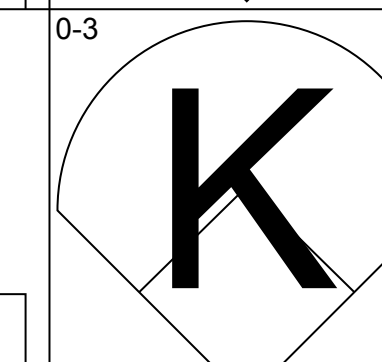
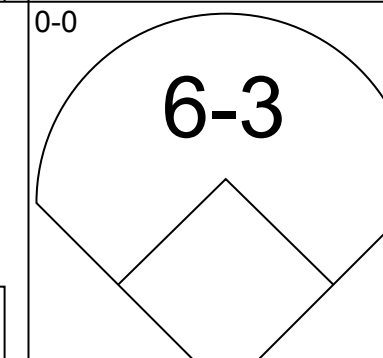
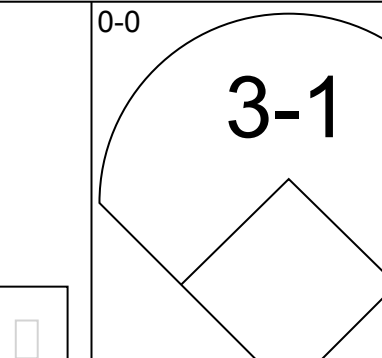
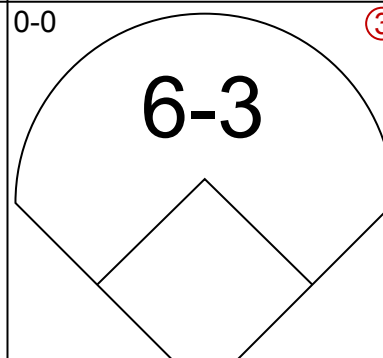
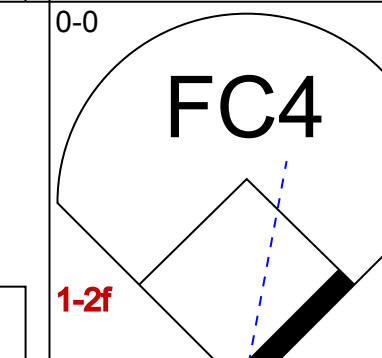
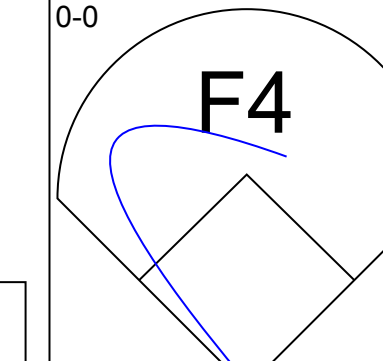
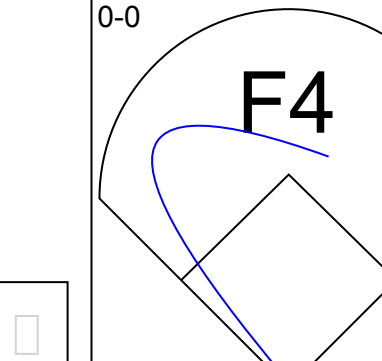
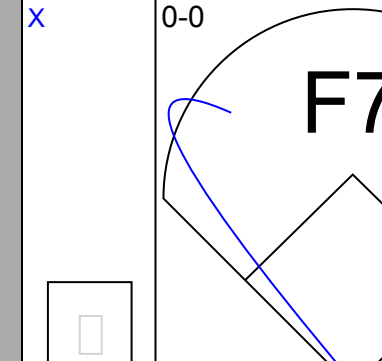
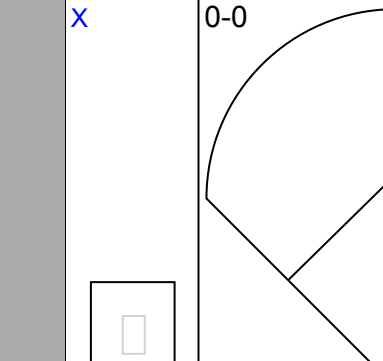

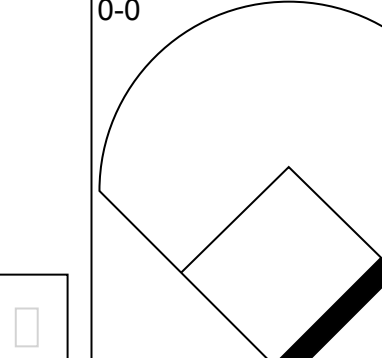
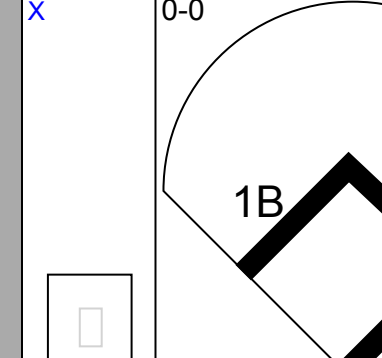
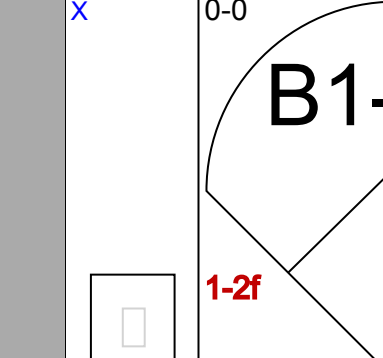
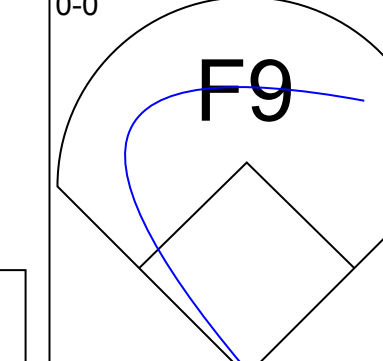
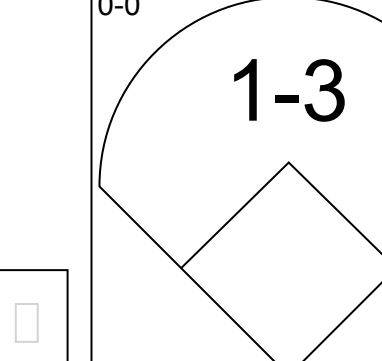
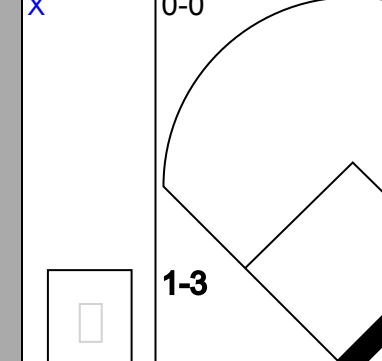
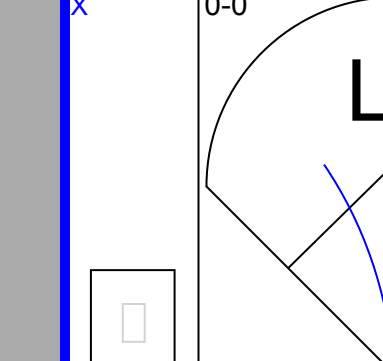
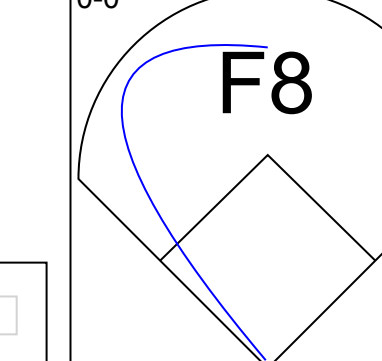
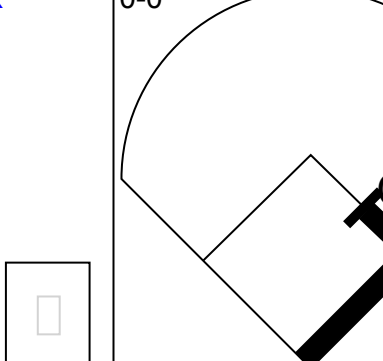
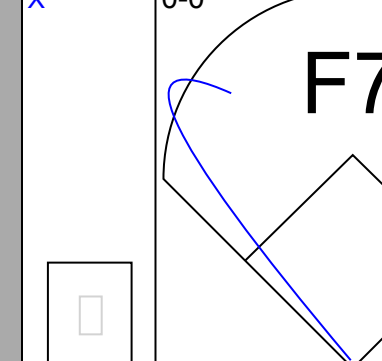
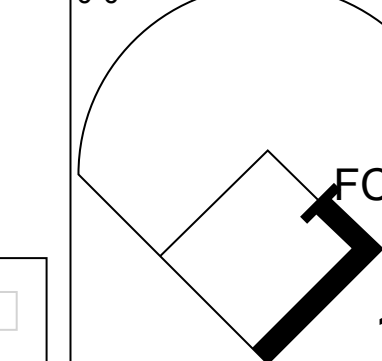
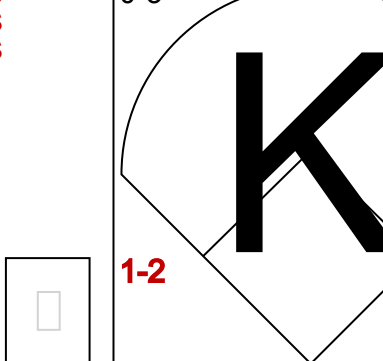
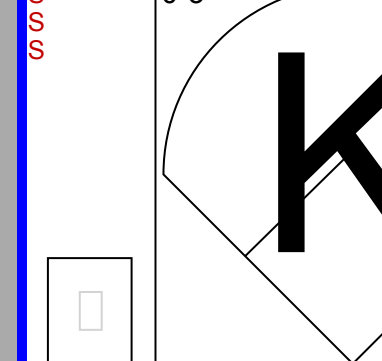


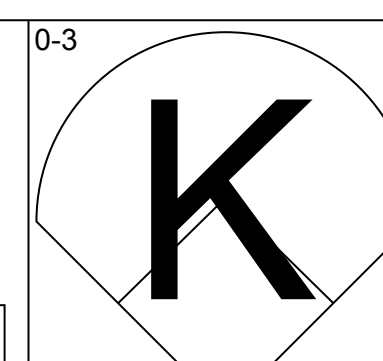
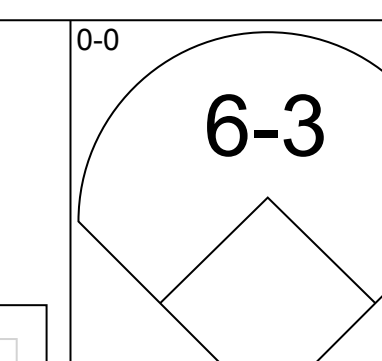
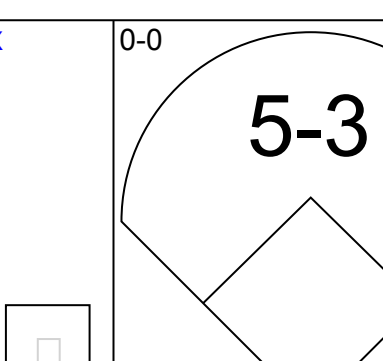
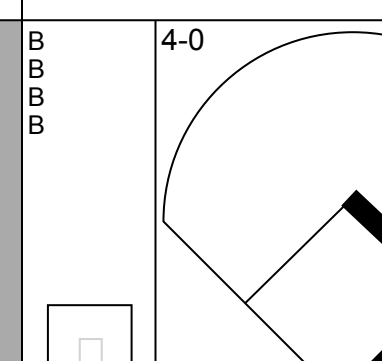
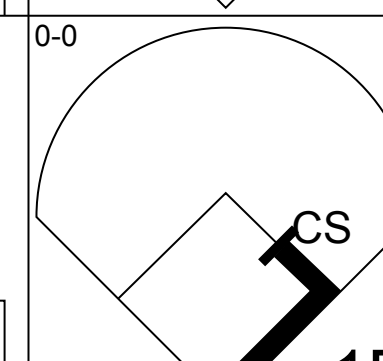
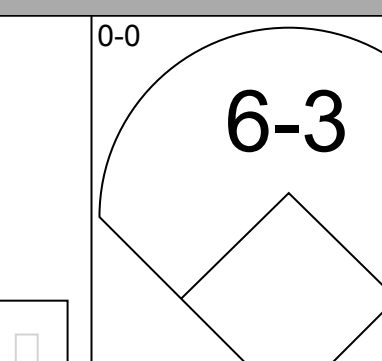
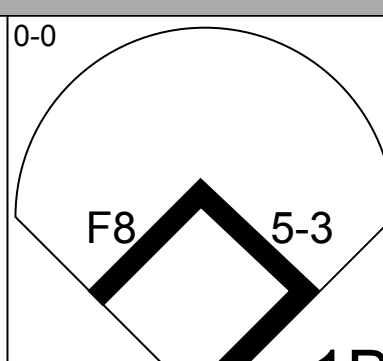
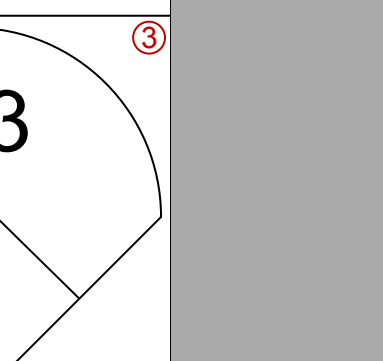
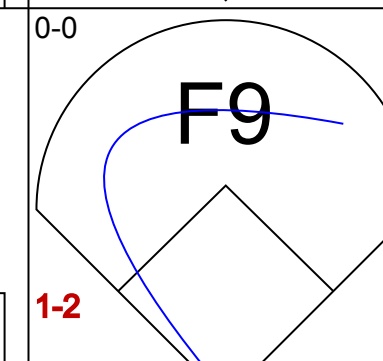
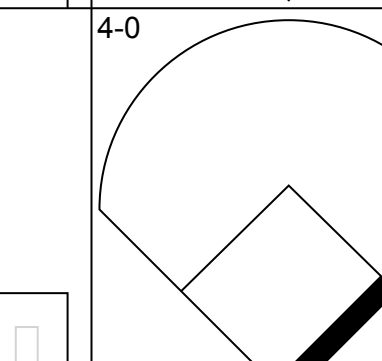
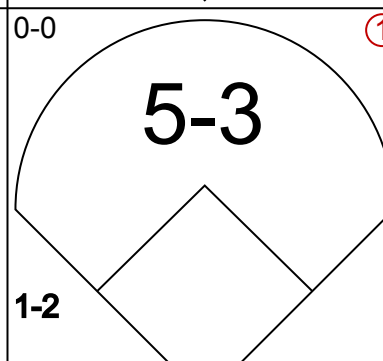
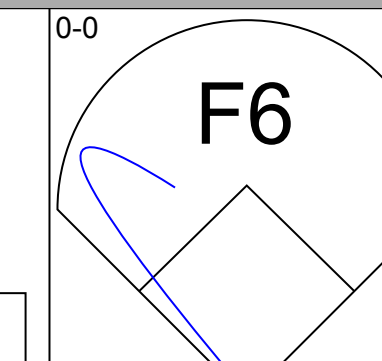
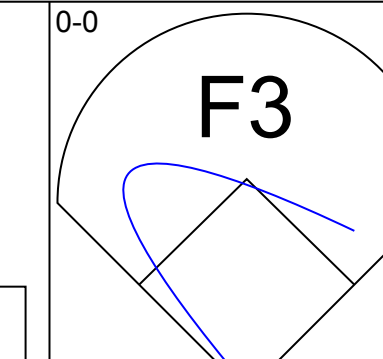
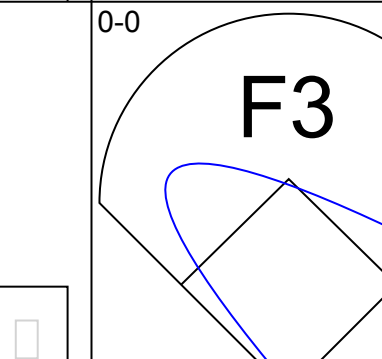
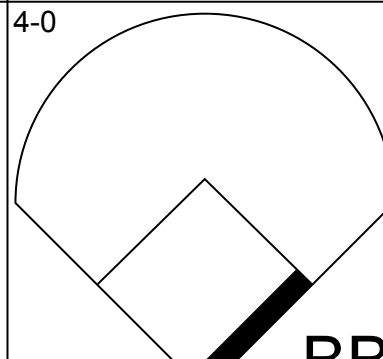
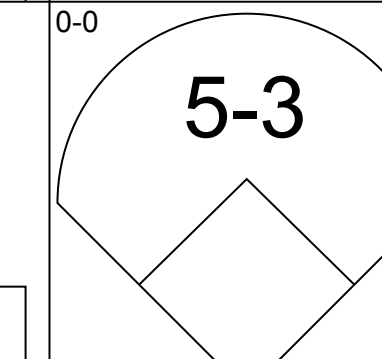
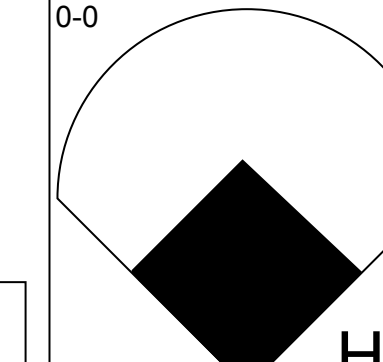
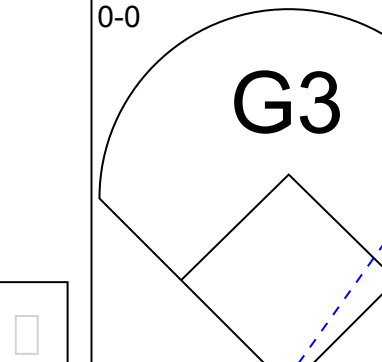
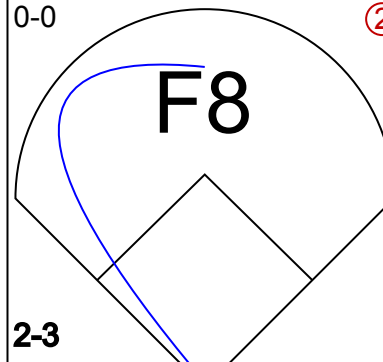
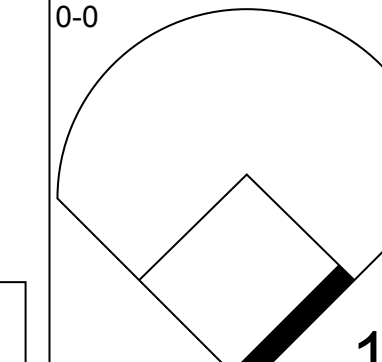

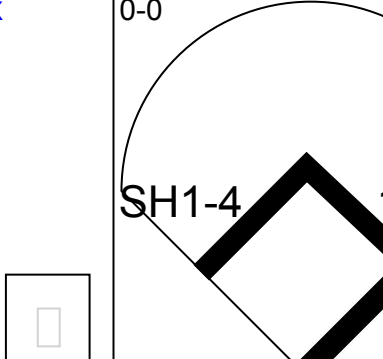
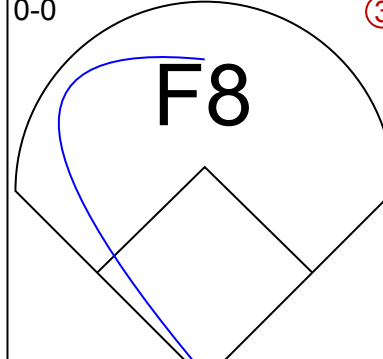
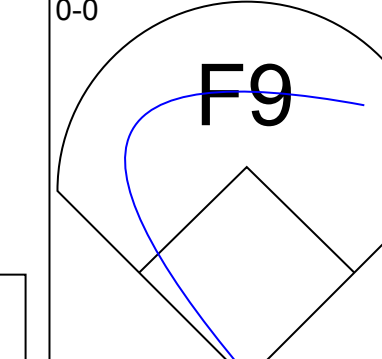

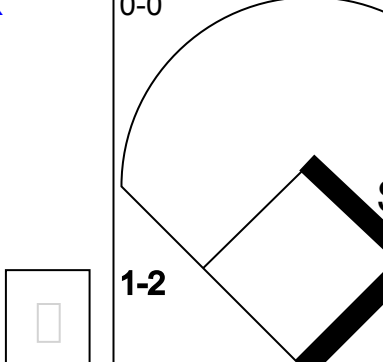
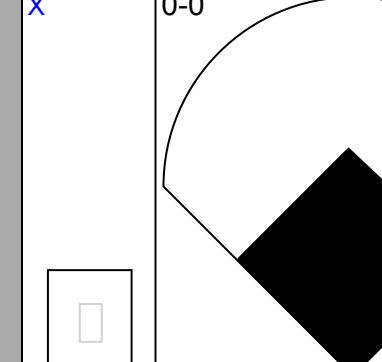
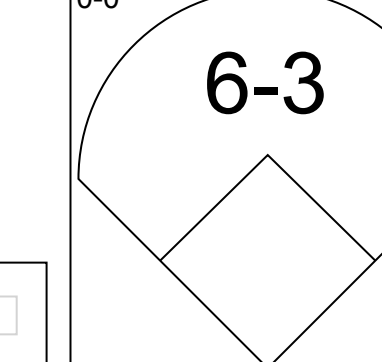
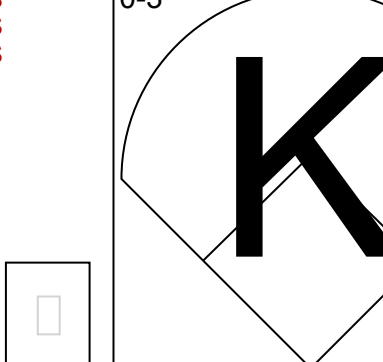
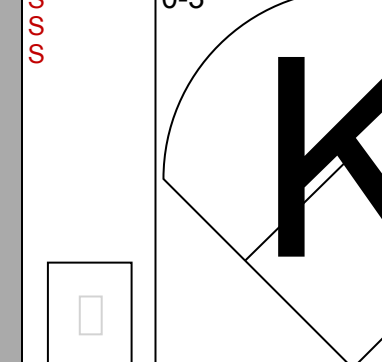
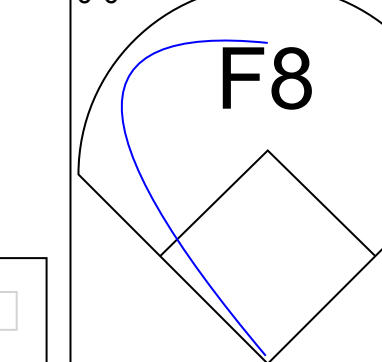
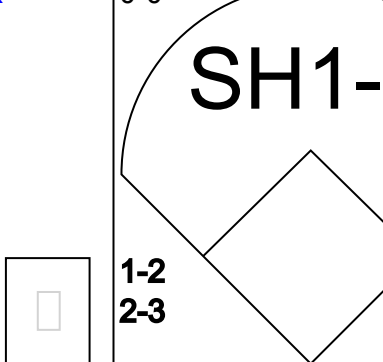
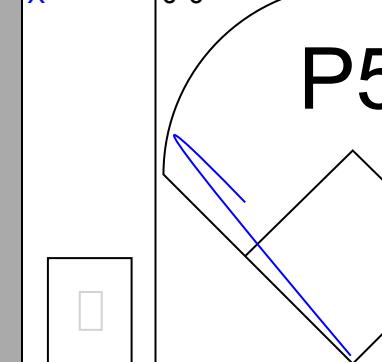
Batter	1	2	3	4	5	6	7	8	9	10	11	12	13	14	AB	R	H	RBI	BB	SO	LOB	BOTTOM				
Steve Sax, R OBP: 0.360, SLG: 0.394	1B BLK BB	4-3			E8 FC6-5 1B		F9			SH1-4		FC1-6		1B IBB	4	1	1	0	2	0	3					
Ken Landreaux, L OBP: 0.321, SLG: 0.442	F2		L3		FC6-5 CS			HR		6-3 IBB		5-3		1B 2H	4	1	1	2	1	0	2					
Jose Morales, R OBP: 0.495, SLG: 0.909															1	0	0	0	0	0	1					
Pat Zachry, R OBP: 0.150, SLG: 0.150															0	0	0	0	0	0	0					
Candy Maldonado, R OBP: 0.305, SLG: 0.377	F9		6-3		CS					6-3		P6			6	1	1	0	0	0	4					
Dusty Baker Jr., R OBP: 0.305, SLG: 0.377																										
Pedro Guerrero, R OBP: 0.376, SLG: 0.525	BLK BB 1B		K				6-3 2B			L4		F8			6	0	1	0	0	1	3					
Greg Brock, L OBP: 0.358, SLG: 0.491				F9						4-3					5	0	2	1	1	0	0					
Mike Marshall, R OBP: 0.285, SLG: 0.346																										
Ron Roenicke, S OBP: 0.247, SLG: 0.237	F7		4-3												3	0	0	0	0	1	2					
Steve Yeager, R OBP: 0.292, SLG: 0.450		P5			5-3										3	0	0	0	0	0	2					
Dave Anderson, R OBP: 0.208, SLG: 0.304															3	0	0	0	0	0	2					
Fernando Valenzuela, L OBP: 0.295, SLG: 0.339															2	0	0	0	0	0	0					
Dave Stewart, R OBP: 0.372, SLG: 0.524															0	0	0	0	0	0	0					
Ron Nix, R OBP: 0.372, SLG: 0.524															0	0	0	0	0	0	0					
Tom Niedenfuer, R OBP: 0.297, SLG: 0.323															0	0	0	0	0	0	0					
Rafael Landestoy, S OBP: 0.297, SLG: 0.323															2	0	1	0	0	1	1					
Inning Stats	R: 1 E: 0 K: 0 S: 4	H: 1 LOB: 2 BB: 2 P: 12	R: 0 E: 0 K: 0 S: 4	H: 1 LOB: 1 BB: 0 P: 4	R: 0 E: 0 K: 1 S: 5	H: 0 LOB: 0 BB: 0 P: 5	R: 0 E: 0 K: 0 S: 4	H: 0 LOB: 0 BB: 0 P: 3	R: 0 E: 0 K: 1 S: 6	H: 0 LOB: 0 BB: 1 P: 7	R: 0 E: 0 K: 0 S: 3	H: 0 LOB: 0 BB: 0 P: 3	R: 0 E: 0 K: 0 S: 4	H: 1 LOB: 1 BB: 0 P: 4	R: 0 E: 0 K: 0 S: 3	H: 1 LOB: 0 BB: 1 P: 11	R: 0 E: 0 K: 0 S: 4	H: 1 LOB: 1 BB: 0 P: 4	R: 0 E: 0 K: 0 S: 3	H: 1 LOB: 0 BB: 0 P: 3	R: 0 E: 0 K: 1 S: 6	H: 2 LOB: 2 BB: 1 P: 10	1B: 9 2B: 1 HR: 1	SF: 0 SAC: 3 DP: 1 HBP: 0	WP: 0 PB: 0 SB: 2 CS: 1	PA: 57
PITCHER	IP WLS BF H R ER SO BB IBB HBP BLK WP HR S P ERA WHIP	IP WLS BF H R ER SO BB IBB HBP BLK WP HR S P ERA WHIP	IP WLS BF H R ER SO BB IBB HBP BLK WP HR S P ERA WHIP	IP WLS BF H R ER SO BB IBB HBP BLK WP HR S P ERA WHIP	IP WLS BF H R ER SO BB IBB HBP BLK WP HR S P ERA WHIP	IP WLS BF H R ER SO BB IBB HBP BLK WP HR S P ERA WHIP	IP WLS BF H R ER SO BB IBB HBP BLK WP HR S P ERA WHIP	IP WLS BF H R ER SO BB IBB HBP BLK WP HR S P ERA WHIP	IP WLS BF H R ER SO BB IBB HBP BLK WP HR S P ERA WHIP	IP WLS BF H R ER SO BB IBB HBP BLK WP HR S P ERA WHIP	IP WLS BF H R ER SO BB IBB HBP BLK WP HR S P ERA WHIP	IP WLS BF H R ER SO BB IBB HBP BLK WP HR S P ERA WHIP	IP WLS BF H R ER SO BB IBB HBP BLK WP HR S P ERA WHIP	IP WLS BF H R ER SO BB IBB HBP BLK WP HR S P ERA WHIP	IP WLS BF H R ER SO BB IBB HBP BLK WP HR S P ERA WHIP	IP WLS BF H R ER SO BB IBB HBP BLK WP HR S P ERA WHIP	IP WLS BF H R ER SO BB IBB HBP BLK WP HR S P ERA WHIP	IP WLS BF H R ER SO BB IBB HBP BLK WP HR S P ERA WHIP	IP WLS BF H R ER SO BB IBB HBP BLK WP HR S P ERA WHIP	IP WLS BF H R ER SO BB IBB HBP BLK WP HR S P ERA WHIP	IP WLS BF H R ER SO BB IBB HBP BLK WP HR S P ERA WHIP	IP WLS BF H R ER SO BB IBB HBP BLK WP HR S P ERA WHIP	IP WLS BF H R ER SO BB IBB HBP BLK WP HR S P ERA WHIP			

New York Mets @ Los Angeles Dodgers
Dodger Stadium, Los Angeles, CA
Thu Jun 02 1983, 7:05 PM PDT
Att. 45,435 - Unknown

AB 47
R 5
H 11
RBI 4
BB 6
SO 3
LOB 22



Batter	1	2	3	4	5	6	7	8	9	AB	R	H	RBI	BB	SO	LOB	TOP					
Mookie Wilson, S (1, 8) OBP: 0.273, SLG: 0.335										4	1	0	0	0	2	1	<p>New York Mets @ Los Angeles Dodgers Dodger Stadium, Los Angeles, CA Sat Jun 04 1983, 7:05 PM PDT Att: 49,447 - Unknown</p>					
Hubie Brooks, R (1, 5) OBP: 0.326, SLG: 0.387										4	0	3	1	0	0	0						
Darryl Strawberry, L (1, 9) OBP: 0.215, SLG: 0.287										4	0	0	0	0	2	3						
Rusty Staub, L (1, 7) OBP: 0.333, SLG: 0.225										4	0	0	0	0	0	2						
Dave Kingman, R (1, 3) OBP: 0.253, SLG: 0.408 Mark Bradley, R (9, PR) OBP: 0.341, SLG: 0.351										4	0	1	0	0	0	0						
Ron Hodges, L (1, 2) OBP: 0.350, SLG: 0.242										4	0	2	0	0	1	1						
Brian Giles, R (1, 4) George Foster, R (9, PH) OBP: 0.332, SLG: 0.480										3	0	1	0	0	0	1						
José Oquendo, S (1, 6) OBP: 0.346, SLG: 0.319										3	0	1	0	0	0	2						
Craig Swan, R (1, 1) OBP: 0.200, SLG: 0.200 Danny Heep, L (7, PH) OBP: 0.374, SLG: 0.476 Neil Allen, R (7, 1)										2	0	1	0	0	1	1						
Inning Stats	R: 0 E: 0 K: 1 S: 6	H: 1 LOB: 1 BB: 0 P: 6	R: 0 E: 0 K: 1 S: 5	H: 0 LOB: 0 BB: 0 P: 5	R: 1 E: 0 K: 1 S: 7	H: 2 LOB: 1 BB: 0 P: 7	R: 0 E: 0 K: 0 S: 4	H: 1 LOB: 1 BB: 0 P: 4	R: 0 E: 0 K: 2 S: 7	H: 1 LOB: 0 BB: 0 P: 7	R: 0 E: 0 K: 0 S: 3	H: 0 LOB: 0 BB: 0 P: 3	R: 0 E: 0 K: 1 S: 7	H: 2 LOB: 2 BB: 0 P: 7	R: 0 E: 0 K: 1 S: 6	H: 1 LOB: 1 BB: 0 P: 6		R: 0 E: 0 K: 0 S: 3	H: 1 LOB: 1 BB: 0 P: 3	1B: 8 2B: 1 3B: 0 HR: 0	SF: 0 SAC: 0 DP: 1 HBP: 0	WP: 0 PB: 0 SB: 1 CS: 1
PITCHER	IP WLS BF H R ER SO BB IBB HBP BLK WP HR S P ERA WHIP																					
Burt Hooton, R (1, 1) ERA: 3.73	8.0 W 32 9 1 1 7 0 0 0 0 0 0 0 46 46 1.12 1.125																					
Dave Stewart, R (9, 1) ERA: 1.7	1.0 S 2 0 0 0 0 0 0 0 0 0 0 0 2 2 0.00 0.000																					

Batter	1	2	3	4	5	6	7	8	9	AB	R	H	RBI	BB	SO	LOB	BOTTOM			
Steve Sax, R (1, 4) OBP: 0.352, SLG: 0.379										3	0	0	0	1	1	2	<p>New York Mets @ Los Angeles Dodgers Dodger Stadium, Los Angeles, CA Sat Jun 04 1983, 7:05 PM PDT Att: 49,447 - Unknown</p>			
Ken Landreaux, L (1, 8) OBP: 0.328, SLG: 0.438										4	0	2	0	0	0	1				
Dusty Baker Jr., R (1, 7) OBP: 0.308, SLG: 0.370										3	0	0	0	1	0	2				
Pedro Guerrero, R (1, 5) OBP: 0.371, SLG: 0.511										3	0	0	0	1	0	1				
Greg Brock, L (1, 3) OBP: 0.358, SLG: 0.503										4	1	2	1	0	0	3				
Mike Marshall, R (1, 9) OBP: 0.286, SLG: 0.351 Ron Roenicke, S (8, 9) OBP: 0.253, SLG: 0.256											3	0	1	0	0	1				
Steve Yeager, R (1, 2) OBP: 0.299, SLG: 0.478										3	1	2	1	0	1	0				
Dave Anderson, R (1, 6) OBP: 0.194, SLG: 0.267										3	0	0	0	0	2	2				
Burt Hooton, R (1, 1) OBP: 0.182, SLG: 0.150 Dave Stewart, R (9, 1) OBP: 0.167, SLG: 0.167 Derrel Thomas, S (9, 9) OBP: 0.428, SLG: 0.413										2	0	0	0	0	0	0				
Inning Stats	R: 0 E: 0 K: 1 S: 5	H: 1 LOB: 0 BB: 0 P: 5	R: 1 E: 0 K: 2 S: 8	H: 1 LOB: 0 BB: 0 P: 8	R: 0 E: 0 K: 0 S: 3	H: 0 LOB: 0 BB: 0 P: 3	R: 0 E: 0 K: 0 S: 3	H: 0 LOB: 1 BB: 1 P: 7	R: 0 E: 0 K: 1 S: 7	H: 2 LOB: 2 BB: 0 P: 7	R: 0 E: 0 K: 0 S: 4	H: 1 LOB: 2 BB: 1 P: 8	R: 1 E: 0 K: 1 S: 6	H: 1 LOB: 1 BB: 1 P: 10	R: 0 E: 0 K: 0 S: 4	H: 1 LOB: 1 BB: 0 P: 4		1B: 5 2B: 0 3B: 0 HR: 2	SF: 0 SAC: 1 DP: 0 HBP: 0	WP: 0 PB: 0 SB: 1 CS: 1
PITCHER	IP WLS BF H R ER SO BB IBB HBP BLK WP HR S P ERA WHIP																			
Craig Swan, R (1, 1) ERA: 4.25	6.0 L 9 2 1 1 1 1 0 0 0 0 0 1 10 14 4.50 1.500																			
Neil Allen, R (7, 1) ERA: 4.73	2.0 L 9 2 1 1 1 1 0 0 0 0 0 1 10 14 4.50 1.500																			

AB	34
R	1
H	9
RBI	1
BB	0
SO	7
LOB	14



AB	29
R	2
H	7
RBI	2
BB	3
SO	5
LOB	14



Batter	1	2	3	4	5	6	7	8	9	AB	R	H	RBI	BB	SO	LOB	TOP																
Steve Sax, R OBP: 0.351, SLG: 0.377 (1, 4)										4	0	1	0	0	1	1	Los Angeles Dodgers @ Atlanta Braves Atlanta-Fulton County Stadium, Atlanta, GA Tue Jun 07 1983, 7:05 PM EDT Att: 38,193 - Unknown																
Ken Landreaux, L OBP: 0.320, SLG: 0.425 (1, 8)										4	0	0	0	0	1																		
Dusty Baker Jr., R OBP: 0.312, SLG: 0.373 (1, 7)										4	0	2	0	0	0																		
Pedro Guerrero, R OBP: 0.371, SLG: 0.528 (1, 5)										4	1	3	1	0	0																		
Greg Brock, L OBP: 0.354, SLG: 0.486 (1, 3)										3	0	0	0	1	0	2																	
Rick Monday, L OBP: 0.352, SLG: 0.333 (1, 9)										3	0	0	0	1	2	3																	
Steve Yeager, R OBP: 0.286, SLG: 0.454 Ron Roenicke, S OBP: 0.261, SLG: 0.256 (0, PH)										3	0	0	0	0	0	3																	
Dave Anderson, R OBP: 0.176, SLG: 0.242 (1, 6)										3	0	0	0	0	1	0																	
Bob Welch, R OBP: 0.125, SLG: 0.167 Tom Niedenfuer, R (8, 1)										3	0	0	0	0	1	1																	
										0	0	0	0	0	0	0																	
Inning Stats	R: 0 E: 0 K: 1 S: 5	H: 0 LOB: 0 BB: 0 P: 5	R: 1 E: 0 K: 1 S: 6	H: 1 LOB: 0 BB: 0 P: 6	R: 0 E: 0 K: 1 S: 6	H: 1 LOB: 1 BB: 0 P: 6	R: 0 E: 0 K: 0 S: 4	H: 2 LOB: 2 BB: 1 P: 8	R: 0 E: 0 K: 1 S: 5	H: 0 LOB: 0 BB: 0 P: 5	R: 0 E: 0 K: 0 S: 4	H: 2 LOB: 2 BB: 1 P: 8	R: 0 E: 1 K: 0 S: 4	H: 0 LOB: 1 BB: 0 P: 4	R: 0 E: 0 K: 1 S: 5	H: 0 LOB: 0 BB: 0 P: 5	1B: 4 2B: 1 3B: 0 HR: 1	SF: 0 SAC: 0 DP: 2 HBP: 0	WP: 0 PB: 0 SB: 1 CS: 0	PA: 34													
PITCHER	IP WLS BF H R ER SO BB IBB HBP BLK WP HR S P ERA WHIP																																
Pascual Perez, R ERA: 2.81 Steve Bedrosian, R ERA: 2.7	(1, 1) (8, 1)	7.0 S	28 6	6 1	1 1	4 3	1 0	1 0	0 0	0 0	0 0	0 0	0 0	1 12	34 12	1.29 0.00	1.000 0.000																

Batter	1	2	3	4	5	6	7	8	9	AB	R	H	RBI	BB	SO	LOB	BOTTOM																
Brett Butler, L OBP: 0.304, SLG: 0.331 (1, 7)										4	1	2	0	0	0	0	Los Angeles Dodgers @ Atlanta Braves Atlanta-Fulton County Stadium, Atlanta, GA Tue Jun 07 1983, 7:05 PM EDT Att: 38,193 - Unknown																
Glenn Hubbard, R OBP: 0.372, SLG: 0.423 (1, 4)										3	0	1	0	0	0	1																	
Claudell Washington, L OBP: 0.332, SLG: 0.421 (1, 9)										4	1	1	2	0	0	2																	
Dale Murphy, R OBP: 0.404, SLG: 0.572 (1, 8)										3	1	0	0	1	0	0																	
Bob Horner, R OBP: 0.393, SLG: 0.534 (1, 5)										3	1	0	0	1	0	2																	
Chris Chambliss, L OBP: 0.335, SLG: 0.440 (1, 3)										2	0	0	1	0	0	1																	
Bruce Benedict, R OBP: 0.424, SLG: 0.406 (1, 2)										3	0	2	0	0	0	0																	
Rafael Ramirez, R OBP: 0.329, SLG: 0.327 (1, 6)										3	0	0	0	0	1	2																	
Pascual Perez, R OBP: 0.138, SLG: 0.138 Steve Bedrosian, R (8, 1)										3	0	0	0	0	2	1																	
										0	0	0	0	0	0	0																	
Inning Stats	R: 0 E: 0 K: 0 S: 4	H: 1 LOB: 2 BB: 1 P: 8	R: 0 E: 0 K: 0 S: 3	H: 1 LOB: 0 BB: 0 P: 3	R: 0 E: 0 K: 1 S: 6	H: 1 LOB: 1 BB: 0 P: 6	R: 0 E: 0 K: 0 S: 2	H: 0 LOB: 0 BB: 1 P: 6	R: 0 E: 0 K: 1 S: 5	H: 0 LOB: 0 BB: 0 P: 5	R: 0 E: 0 K: 0 S: 3	H: 0 LOB: 0 BB: 0 P: 3	R: 2 E: 2 K: 1 S: 8	H: 1 LOB: 1 BB: 0 P: 8	R: 2 E: 0 K: 0 S: 5	H: 2 LOB: 2 BB: 0 P: 5	1B: 5 2B: 1 3B: 0 HR: 1	SF: 1 SAC: 1 DP: 2 HBP: 0	WP: 0 PB: 0 SB: 0 CS: 0	PA: 32													
PITCHER	IP WLS BF H R ER SO BB IBB HBP BLK WP HR S P ERA WHIP																																
Bob Welch, R ERA: 2.97 Tom Niedenfuer, R ERA: 2.0	(1, 1) (8, 1)	7.1 L	30 2	6 4	4 2	3 3	0 0	0 0	0 0	0 0	0 0	0 0	0 0	0 2	34 2	2.46 0.00	1.091 0.000																

Batter	1	2	3	4	5	6	7	8	9	AB	R	H	RBI	BB	SO	LOB	TOP					
Steve Sax, R OBP: 0.350, SLG: 0.381 (1, 4)										6	1	2	0	0	1	3	Los Angeles Dodgers @ Atlanta Braves Atlanta-Fulton County Stadium, Atlanta, GA Wed Jun 08 1983, 7:05 PM EDT Att: 47,142 - Unknown					
Ken Landreux, L OBP: 0.324, SLG: 0.426 (1, 8)										4	1	2	0	0	1	0						
Dusty Baker Jr., R OBP: 0.376, SLG: 0.389 Ron Roenicke, S OBP: 0.261, SLG: 0.256 (1, 7) (6, 7)										5	2	2	3	0	1	2						
Pedro Guerrero, R OBP: 0.314, SLG: 0.551 Rafael Landestoy, S OBP: 0.250, SLG: 0.313 (1, 5) (6, 5)										5	2	3	2	0	0	2						
Greg Brock, L OBP: 0.364, SLG: 0.489 (1, 3)										3	1	2	0	2	0	1						
Rick Monday, L OBP: 0.353, SLG: 0.400 Derrel Thomas, S OBP: 0.439, SLG: 0.447 (1, 9) (7, 9)										4	2	1	1	0	1	4						
Steve Yeager, R OBP: 0.277, SLG: 0.438 (1, 2)										5	0	0	1	0	1	4						
Dave Anderson, R OBP: 0.179, SLG: 0.263 (1, 6)										5	1	1	1	0	1	3						
Fernando Valenzuela, L OBP: 0.282, SLG: 0.421 (1, 1)										4	1	2	3	0	1	0						
Inning Stats	R: 2 E: 0 K: 1 S: 7	H: 2 LOB: 1 BB: 1 P: 11	R: 0 E: 0 K: 1 S: 5	H: 0 LOB: 0 BB: 0 P: 5	R: 0 E: 0 K: 0 S: 3	H: 0 LOB: 0 BB: 0 P: 3	R: 3 E: 0 K: 0 S: 6	H: 3 LOB: 1 BB: 1 P: 10	R: 0 E: 0 K: 1 S: 6	H: 1 LOB: 1 BB: 0 P: 6	R: 1 E: 0 K: 1 S: 6	H: 1 LOB: 0 BB: 0 P: 6	R: 3 E: 0 K: 1 S: 9	H: 4 LOB: 1 BB: 0 P: 9	R: 1 E: 1 K: 1 S: 8	H: 3 LOB: 2 BB: 0 P: 8		R: 1 E: 1 K: 1 S: 8	H: 2 LOB: 2 BB: 0 P: 8	1B: 8 2B: 4 3B: 0 HR: 4	SF: 1 SAC: 1 DP: 0 HBP: 0	WP: 0 PB: 0 SB: 0 CS: 0
PITCHER	IP WLS BF H R ER SO BB IBB HBP BLK WP HR S P ERA WHIP																					
Rick Camp, R ERA: 3.73 (1, 1)	3.2 L 18 5 5 5 2 2 0 0 0 0 0 1 20 28 12.27 1.909																					
Rick Behenna, R ERA: 4.31 (4, 1)	2.1 9 2 1 1 2 0 0 0 0 0 0 1 13 13 3.86 0.857																					
Donnie Moore, R ERA: 5.79 (7, 1)	0.1 5 4 3 3 0 0 0 0 0 0 0 1 5 5 81.00 12.000																					
Gene Garber, R ERA: 4.07 (7, 1)	2.2 14 5 2 1 3 0 0 0 0 0 0 1 20 20 3.38 1.875																					

Batter	1	2	3	4	5	6	7	8	9	AB	R	H	RBI	BB	SO	LOB	BOTTOM					
Claudell Washington, L OBP: 0.333, SLG: 0.421 (1, 9)										5	2	2	0	0	1	0	Los Angeles Dodgers @ Atlanta Braves Atlanta-Fulton County Stadium, Atlanta, GA Wed Jun 08 1983, 7:05 PM EDT Att: 47,142 - Unknown					
Glenn Hubbard, R OBP: 0.363, SLG: 0.412 (1, 4)										5	0	0	0	0	1	3						
Dale Murphy, R OBP: 0.399, SLG: 0.568 (1, 8)										5	0	1	1	0	0	2						
Bob Horner, R OBP: 0.398, SLG: 0.552 (1, 5)										5	1	3	2	0	1	2						
Bob Watson, R OBP: 0.451, SLG: 0.556 (1, 3)										3	0	0	0	1	0	1						
Terry Harper, R OBP: 0.356, SLG: 0.409 (1, 7)										4	0	1	0	0	0	2						
Bruce Benedict, R OBP: 0.420, SLG: 0.403 (1, 2)										4	0	1	0	0	0	1						
Rafael Ramirez, R OBP: 0.332, SLG: 0.344 (1, 6)										4	1	2	1	0	0	1						
Rick Camp, R OBP: 0.369, SLG: 0.674 (4, 1) Rick Stethem, R OBP: 0.266, SLG: 0.306 Rand Johnson, R OBP: 0.445, SLG: 0.500 Donnie Moore, L (7, 1) Gene Garber, R OBP: 0.333, SLG: 0.428 (6, PH)										1	0	0	0	0	1	2						
Inning Stats	R: 0 E: 0 K: 2 S: 8	H: 1 LOB: 1 BB: 0 P: 8	R: 0 E: 0 K: 1 S: 7	H: 2 LOB: 2 BB: 0 P: 7	R: 1 E: 0 K: 0 S: 5	H: 2 LOB: 1 BB: 0 P: 5	R: 2 E: 0 K: 1 S: 7	H: 2 LOB: 1 BB: 0 P: 7	R: 0 E: 0 K: 0 S: 6	H: 1 LOB: 1 BB: 1 P: 10	R: 0 E: 0 K: 0 S: 3	H: 0 LOB: 0 BB: 0 P: 3	R: 0 E: 0 K: 0 S: 3	H: 0 LOB: 0 BB: 0 P: 3	R: 1 E: 0 K: 0 S: 5	H: 2 LOB: 1 BB: 0 P: 5		R: 1 E: 1 K: 0 S: 5	H: 1 LOB: 1 BB: 0 P: 5	1B: 6 2B: 2 3B: 0 HR: 3	SF: 0 SAC: 0 DP: 0 HBP: 0	WP: 1 PB: 0 SB: 2 CS: 0
PITCHER	IP WLS BF H R ER SO BB IBB HBP BLK WP HR S P ERA WHIP																					
Fernando Valenzuela, L ERA: 3.24 (1, 1)	9.0 W 40 11 5 4 5 1 0 0 0 0 1 3 49 53 4.00 1.333																					


Batter	1	2	3	4	5	6	7	8	9	AB	R	H	RBI	BB	SO	LOB	TOP					
Derrel Thomas, S OBP: 0.443, SLG: 0.440 Dave Stewart, R OBP: 0.167, SLG: 0.167	0-0 CS 1B		0-0 L3		4-0 BB	0-3 K	0-0 SH		3 0 1 0 1 1 3 0 0 0 0 0 0 0								Los Angeles Dodgers @ Atlanta Braves Atlanta-Fulton County Stadium, Atlanta, GA Thu Jun 09 1983, 7:05 PM EDT Att: 47,501 - Unknown					
Ken Landreau, L OBP: 0.319, SLG: 0.420 Steve Sax, R OBP: 0.347, SLG: 0.377	0-0 F8		0-3 K		0-0 P6	0-3 K	0-0 L4-6		3 0 0 0 0 0 1 4 2 0 0 0 0 0 1 5													
Dusty Baker Jr., R OBP: 0.320, SLG: 0.388	0-0 6-3			4-0 BB		4-0 BB	0-0 6-3	0-0 1B	3 0 1 0 2 0 0													
Pedro Guerrero, R OBP: 0.372, SLG: 0.542		0-0 6-3		0-3 K		0-0 F7	0-0 1B	0-0 L5	5 1 1 0 0 1 4													
Greg Brock, L OBP: 0.367, SLG: 0.486		4-0 2B 6-3 BB		0-0 9-4-3		0-0 G3-6	0-0 3B	1B	3 2 1 0 1 0 2													
Rick Mondav, L OBP: 0.370, SLG: 0.442 Mike Marshall, R OBP: 0.300, SLG: 0.348 Rafael Landestoy, S OBP: 0.250, SLG: 0.313		0-0 2B		0-0 FC3-5 1B		0-0 E6 1B	4-0 3B	IBB	3 0 2 0 0 0 0 0 0 1 0 0 1 0 0 0 0 0 0 0 0 0 0 0													
Steve Yeager, R OBP: 0.286, SLG: 0.460		0-0 6-3		0-0 FC3-5 FC3-5 1B		0-0 1B	0-0 1B	1-5 3B	4 0 3 4 0 0 1													
Dave Anderson, R OBP: 0.163, SLG: 0.238		0-0 F9		0-0 FC3-5 BB FC3-5		0-0 F9	0-0 L1-5		4 0 0 0 0 0 0 6													
Burt Hooton, R OBP: 0.167, SLG: 0.136 Tom Niedenfuer, R OBP: 0.278, SLG: 0.274			0-0 5-3		0-0 FC3-5 BB		0-0 1B	0-0 L4-6 SH	2 0 0 0 0 0 0 2 0 0 0 0 0 0 0 0 2 0 2 0 0 0 0 0													
Inning Stats	R: 0 E: 0 K: 0 S: 3	H: 1 LOB: 0 BB: 0 P: 3	R: 1 E: 0 K: 0 S: 4	H: 1 LOB: 1 BB: 1 P: 8	R: 0 E: 0 K: 1 S: 5	H: 0 LOB: 0 BB: 0 P: 5	R: 0 E: 0 K: 1 S: 4	H: 0 LOB: 0 BB: 1 P: 8	R: 0 E: 0 K: 0 S: 2	H: 0 LOB: 0 BB: 1 P: 6	R: 0 E: 1 K: 2 S: 10	H: 2 LOB: 2 BB: 0 P: 10	R: 3 E: 0 K: 0 S: 5	H: 3 LOB: 0 BB: 1 P: 9	R: 0 E: 1 K: 0 S: 5	H: 2 LOB: 2 BB: 0 P: 5		1B: 9 2B: 4 3B: 1 HR: 0	SF: 0 SAC: 1 DP: 4 HBP: 0	WP: 0 PB: 0 SB: 0 CS: 1	PA: 40	
PITCHER	IP WLS BF H R ER SO BB IBB HBP BLK WP HR S P ERA WHIP	IP WLS BF H R ER SO BB IBB HBP BLK WP HR S P ERA WHIP	IP WLS BF H R ER SO BB IBB HBP BLK WP HR S P ERA WHIP	IP WLS BF H R ER SO BB IBB HBP BLK WP HR S P ERA WHIP	IP WLS BF H R ER SO BB IBB HBP BLK WP HR S P ERA WHIP	IP WLS BF H R ER SO BB IBB HBP BLK WP HR S P ERA WHIP	IP WLS BF H R ER SO BB IBB HBP BLK WP HR S P ERA WHIP	IP WLS BF H R ER SO BB IBB HBP BLK WP HR S P ERA WHIP	IP WLS BF H R ER SO BB IBB HBP BLK WP HR S P ERA WHIP	IP WLS BF H R ER SO BB IBB HBP BLK WP HR S P ERA WHIP	IP WLS BF H R ER SO BB IBB HBP BLK WP HR S P ERA WHIP	IP WLS BF H R ER SO BB IBB HBP BLK WP HR S P ERA WHIP	IP WLS BF H R ER SO BB IBB HBP BLK WP HR S P ERA WHIP	IP WLS BF H R ER SO BB IBB HBP BLK WP HR S P ERA WHIP	IP WLS BF H R ER SO BB IBB HBP BLK WP HR S P ERA WHIP	IP WLS BF H R ER SO BB IBB HBP BLK WP HR S P ERA WHIP		IP WLS BF H R ER SO BB IBB HBP BLK WP HR S P ERA WHIP	IP WLS BF H R ER SO BB IBB HBP BLK WP HR S P ERA WHIP	IP WLS BF H R ER SO BB IBB HBP BLK WP HR S P ERA WHIP	IP WLS BF H R ER SO BB IBB HBP BLK WP HR S P ERA WHIP	IP WLS BF H R ER SO BB IBB HBP BLK WP HR S P ERA WHIP


AB	34
R	4
H	11
RBI	4
BB	5
SO	4
LOB	27





Batter	1	2	3	4	5	6	7	8	9	AB	R	H	RBI	BB	SO	LOB	BOTTOM						
Brett Butler, L OBP: 0.314, SLG: 0.338	0-0 6-3		0-0 1-2 1B		0-0 CS 1B		4-0 CS BB		3 0 2 0 1 0 0								Los Angeles Dodgers @ Atlanta Braves Atlanta-Fulton County Stadium, Atlanta, GA Thu Jun 09 1983, 7:05 PM EDT Att: 47,501 - Unknown						
Rafael Ramirez, R OBP: 0.331, SLG: 0.351	0-0 F7		0-3 K		0-0 CS	0-3 K	0-0 CS	0-0 1B 3B	4 1 1 0 0 2 2														
Claudell Washington, L OBP: 0.337, SLG: 0.428	0-0 G3		0-0 1-3			0-0 6-3 2B		0-0 FC4-6 1B	4 1 2 1 0 0 2														
Dale Murphy, R OBP: 0.397, SLG: 0.562		0-0 G6-4-3 1B		0-3 K		0-0 6-3		0-0 FC4-6 G5-4-3	4 0 1 0 0 1 2														
Bob Horner, R OBP: 0.395, SLG: 0.543		0-0 G6-4-3 1-2		0-0 F7		4-0 2B BB		0-0 G5-4-3	3 0 0 0 1 0 2														
Chris Chambliss, L OBP: 0.342, SLG: 0.451		0-0 E S 1B		0-0 1B		0-0 1-3 2B		0-0 P4	4 0 3 1 0 0 0														
Glenn Hubbard, R OBP: 0.358, SLG: 0.495 Terry Forster, L OBP: 1.000, SLG: 1.333 Gene Garber, R OBP: 0.200, SLG: 0.222		0-0 6-3		0-0 P4		0-0 P6		0-3 K	3 0 0 0 0 0 4 0 0 0 0 0 0 0 0 0 0 0 0 0 0 1 0														
Bruce Benedict, R OBP: 0.417, SLG: 0.399			0-0 1B 1B		0-0 F8		0-0 F8	0-0 4-3	4 0 1 0 0 0 0														
Craig McMurtry, R OBP: 0.192, SLG: 0.125 Jerry Royster, R OBP: 0.300, SLG: 0.267			0-3 K		0-3 K		0-3 K		2 0 0 0 0 2 1 1 0 0 0 0 1 0														
Inning Stats	R: 0 E: 0 K: 0 S: 3	H: 0 LOB: 0 BB: 0 P: 3	R: 0 E: 0 K: 0 S: 4	H: 2 LOB: 1 BB: 0 P: 4	R: 0 E: 0 K: 2 S: 9	H: 2 LOB: 2 BB: 0 P: 9	R: 0 E: 0 K: 1 S: 6	H: 1 LOB: 1 BB: 0 P: 6	R: 0 E: 0 K: 1 S: 5	H: 1 LOB: 0 BB: 0 P: 5	R: 1 E: 0 K: 1 S: 7	H: 2 LOB: 2 BB: 1 P: 11	R: 0 E: 0 K: 1 S: 4	H: 0 LOB: 0 BB: 1 P: 8	R: 1 E: 0 K: 0 S: 4	H: 2 LOB: 0 BB: 0 P: 4		R: 0 E: 0 K: 1 S: 5	H: 0 LOB: 0 BB: 0 P: 5	1B: 7 2B: 2 3B: 1 HR: 0	SF: 0 SAC: 0 DP: 2 HBP: 0	WP: 0 PB: 0 SB: 1 CS: 2	PA: 37
PITCHER	IP WLS BF H R ER SO BB IBB HBP BLK WP HR S P ERA WHIP	IP WLS BF H R ER SO BB IBB HBP BLK WP HR S P ERA WHIP	IP WLS BF H R ER SO BB IBB HBP BLK WP HR S P ERA WHIP	IP WLS BF H R ER SO BB IBB HBP BLK WP HR S P ERA WHIP	IP WLS BF H R ER SO BB IBB HBP BLK WP HR S P ERA WHIP	IP WLS BF H R ER SO BB IBB HBP BLK WP HR S P ERA WHIP	IP WLS BF H R ER SO BB IBB HBP BLK WP HR S P ERA WHIP	IP WLS BF H R ER SO BB IBB HBP BLK WP HR S P ERA WHIP	IP WLS BF H R ER SO BB IBB HBP BLK WP HR S P ERA WHIP	IP WLS BF H R ER SO BB IBB HBP BLK WP HR S P ERA WHIP	IP WLS BF H R ER SO BB IBB HBP BLK WP HR S P ERA WHIP	IP WLS BF H R ER SO BB IBB HBP BLK WP HR S P ERA WHIP	IP WLS BF H R ER SO BB IBB HBP BLK WP HR S P ERA WHIP	IP WLS BF H R ER SO BB IBB HBP BLK WP HR S P ERA WHIP	IP WLS BF H R ER SO BB IBB HBP BLK WP HR S P ERA WHIP	IP WLS BF H R ER SO BB IBB HBP BLK WP HR S P ERA WHIP		IP WLS BF H R ER SO BB IBB HBP BLK WP HR S P ERA WHIP	IP WLS BF H R ER SO BB IBB HBP BLK WP HR S P ERA WHIP	IP WLS BF H R ER SO BB IBB HBP BLK WP HR S P ERA WHIP	IP WLS BF H R ER SO BB IBB HBP BLK WP HR S P ERA WHIP	IP WLS BF H R ER SO BB IBB HBP BLK WP HR S P ERA WHIP	





Batter	1	2	3	4	5	6	7	8	9	AB	R	H	RBI	BB	SO	LOB	TOP									
Derrel Thomas, S (1.4) OBP: 0.438, SLG: 0.453 Rafael Landestoy, S (6. PH) OBP: 0.276, SLG: 0.333 (6.4)	0-0 2B	0-0 4-3	0-0 4-3	0-0 4-3	0-0 4-3	0-0 F7	0-0 F7	0-0 1B	0-0 1B	3	0	1	0	0	0	4	Los Angeles Dodgers @ Cincinnati Reds Riverfront Stadium, Cincinnati, OH Fri Jun 10 1983, 7:05 PM EDT Att: 16,955 - Unknown AB 35 R 2 H 11 RBI 2 BB 5 SO 4 LOB 22 									
Ken Landreau, L (1.8) OBP: 0.318, SLG: 0.416 Ron Roenicke, S (8. PH) OBP: 0.286, SLG: 0.282 (8.8)	0-0 F7		0-0 G3		0-0 1B		0-0 G3	1-2 2-3 1B	0-0 1B	4	0	1	0	0	0	1										
Dusty Baker Jr., R (1.7) OBP: 0.322, SLG: 0.390	0-0 F7		4-0 1B		0-0 F7		0-0 F9		0-0 F8	4	0	1	0	1	0	2										
Pedro Guerrero, R (1.5) OBP: 0.369, SLG: 0.534	0-3 K		0-0 1B		0-0 L5		0-0 F9		0-0 6-3	5	0	1	0	0	1	3										
Greg Brock, L (1.3) OBP: 0.368, SLG: 0.478		4-0 BB	0-0 F8		4-0 BB		0-0 F8		0-0 G3	3	0	0	0	2	0	2										
Rick Monday, L (1.9) OBP: 0.386, SLG: 0.467 Mike Marshall, R (8. PH) OBP: 0.298, SLG: 0.345 (8.9)		4-0 BB		0-0 3B		0-3 K		0-3 K		2	1	1	0	1	1	2										
Steve Yeager, R (1.2) OBP: 0.287, SLG: 0.468		0-0 P1		0-0 3B		0-0 F8		0-3 K		4	0	1	1	0	1	2										
Bill Russell, R (1.6) OBP: 0.350, SLG: 0.311		0-0 P4		0-0 P5		1-0 1B		0-0 1B		3	1	1	0	0	0	3										
Jerry Reuss, L (1.1) OBP: 0.229, SLG: 0.212 Pat Zachry, R (6.1)		4-0 BB		0-0 G3		0-0 G3		0-0 1B		2	0	1	0	1	0	1										
Jose Morales, R (8. PH) OBP: 0.462, SLG: 0.846 Dave Anderson, R (8. PR) OBP: 0.163, SLG: 0.238 Tom Niedenfuer, R (8.1)		1-2 2-3 BB				1-3 1B		1-2 1B		0	0	0	0	0	0	0										
Inning Stats	R: 0 E: 0 K: 1 S: 6	H: 1 LOB: 1 BB: 0 P: 6	R: 0 E: 0 K: 0 S: 3	H: 0 LOB: 3 BB: 3 P: 15	R: 0 E: 0 K: 0 S: 3	H: 1 LOB: 1 BB: 1 P: 7	R: 1 E: 0 K: 0 S: 5	H: 2 LOB: 1 BB: 0 P: 5	R: 0 E: 0 K: 1 S: 6	H: 1 LOB: 2 BB: 1 P: 10	R: 0 E: 0 K: 0 S: 4	H: 1 LOB: 1 BB: 0 P: 4	R: 0 E: 0 K: 0 S: 4	H: 1 LOB: 1 BB: 0 P: 4	R: 1 E: 0 K: 2 S: 10	H: 4 LOB: 2 BB: 0 P: 10		R: 0 E: 0 K: 0 S: 3	H: 0 LOB: 0 BB: 0 P: 3	1B: 7 2B: 3 3B: 1 HR: 0	SF: 0 SAC: 0 DP: 0 HBP: 1	WP: 0 PB: 0 SB: 1 CS: 1	PA: 41			
PITCHER	IP	WLS	BF	H	R	ER	SO	BB	IBB	HBP	BLK	WP	HR	S	P	ERA		WHIP								
Charlie Puleo, R (1.1) ERA: 4.95	6.2	W	31	7	1	1	2	5	0	1	0	0	0	29	50	1.35		1.800								
Bill Scherrer, L (7.1) ERA: 3.51	1.1		7	4	1	1	2	0	0	0	0	0	0	11	11	6.75		3.000								
Ben Hayes, R (9.1) ERA: 10.35	1.0	S	3	0	0	0	0	0	0	0	0	0	0	3	3	0.00		0.000								

Batter	1	2	3	4	5	6	7	8	9	AB	R	H	RBI	BB	SO	LOB	BOTTOM									
Gary Redus, R (1.7) OBP: 0.351, SLG: 0.487	0-0 2B		0-0 F8		0-0 SH1-3		0-3 K			3	0	1	0	0	1	1	Los Angeles Dodgers @ Cincinnati Reds Riverfront Stadium, Cincinnati, OH Fri Jun 10 1983, 7:05 PM EDT Att: 16,955 - Unknown AB 29 R 3 H 7 RBI 1 BB 5 SO 6 LOB 20 									
Eddie Milner, L (1.8) OBP: 0.348, SLG: 0.345	0-3 K		0-0 2B		4-0 1B		0-0 FC4-6			3	1	1	0	1	1	2										
Dave Concepcion, R (1.6) OBP: 0.305, SLG: 0.291	0-3 K		0-3 K		0-0 1B		0-0 F8			4	0	1	0	0	2	2										
Johnny Bench, R (1.3) OBP: 0.329, SLG: 0.446	0-0 F8				0-0 F8		0-0 E4		0-0 5-3	4	0	0	0	0	0	2										
Alan Knicely, R (1.9) OBP: 0.333, SLG: 0.292 Duane Walker, L (7.9) OBP: 0.328, SLG: 0.426		0-0 6-3		4-0 1B		4-0 G6-4-3		0-3 K		1	0	1	0	2	0	0										
Kelly Paris, R (1.5) OBP: 0.214, SLG: 0.231		0-0 6-3		0-0 BB		0-0 G6-4-3				3	0	1	0	1	0	4										
Ron Oester, S (1.4) OBP: 0.336, SLG: 0.459		0-0 6-3		0-3 K		0-0 2B		0-0 SH1-3		3	1	1	0	0	1	3										
Dann Bilardello, R (1.2) OBP: 0.255, SLG: 0.354		0-0 5-3		0-0 6-3		0-0 2B		0-0 F9		4	0	1	1	0	0	4										
Charlie Puleo, R (1.1) OBP: 0.143, SLG: 0.077 Bill Scherrer, L (7.1) OBP: 0.550, SLG: 0.333 Paul Householder, S (8. PH) OBP: 0.337, SLG: 0.482 Ben Hayes, R (9.1)			0-0 F9		4-0 1B		0-0 FC6-5		0-0 G3	2	1	0	0	1	0	1										
Inning Stats	R: 0 E: 0 K: 2 S: 8	H: 1 LOB: 1 BB: 0 P: 8	R: 0 E: 0 K: 0 S: 4	H: 1 LOB: 1 BB: 0 P: 4	R: 0 E: 0 K: 1 S: 6	H: 1 LOB: 1 BB: 0 P: 6	R: 0 E: 0 K: 1 S: 6	H: 1 LOB: 2 BB: 3 P: 10	R: 2 E: 0 K: 0 S: 4	H: 1 LOB: 1 BB: 0 P: 16	R: 1 E: 0 K: 1 S: 7	H: 2 LOB: 1 BB: 0 P: 7	R: 0 E: 0 K: 1 S: 5	H: 0 LOB: 0 BB: 0 P: 5	R: 0 E: 0 K: 0 S: 3	H: 0 LOB: 1 BB: 1 P: 7		1B: 2 2B: 5 3B: 0 HR: 0	SF: 0 SAC: 2 DP: 1 HBP: 0	WP: 0 PB: 0 SB: 0 CS: 0	PA: 36					
PITCHER	IP	WLS	BF	H	R	ER	SO	BB	IBB	HBP	BLK	WP	HR	S	P	ERA		WHIP								
Jerry Reuss, L (1.1) ERA: 2.84	5.0	L	26	7	3	1	4	3	0	0	0	0	0	30	46	1.80		2.000								
Pat Zachry, R (6.1) ERA: 2.63	2.0		6	0	0	0	2	0	0	0	0	0	0	10	10	0.00		0.000								
Tom Niedenfuer, R (8.1) ERA: 1.91	1.0		4	0	0	0	0	1	0	0	0	0	0	3	7	0.00		1.000								

Batter	1	2	3	4	5	6	7	8	9	AB	R	H	RBI	BB	SO	LOB	TOP										
Rafael Landestoy, S OBP: 0.319, SLG: 0.333 (1, 4)	4-3		6-3			FC6-4 1B		G4-6-3 BB		3	0	1	0	1	0	0	Los Angeles Dodgers @ Cincinnati Reds Riverfront Stadium, Cincinnati, OH Sat Jun 11 1983, 7:05 PM EDT Att: 22,186 - Unknown AB 31 R 3 H 6 RBI 3 BB 5 SO 7 LOB 14 										
Ken Landreaux, L OBP: 0.317, SLG: 0.410 (1, 8)	1B 5-3 BB		F7			F7		G4-6-3 1-2		3	1	0	0	1	0	2											
Dusty Baker Jr., R OBP: 0.321, SLG: 0.388 (1, 7)	5-3 1B		F7			FC6-4 1-2		5-3		4	0	1	0	0	0	1											
Pedro Guerrero, R OBP: 0.367, SLG: 0.526 (1, 5)	5-3		L4-3 BB			4-3		6-3		3	0	0	1	1	0	1											
Greg Brock, L OBP: 0.370, SLG: 0.476 (1, 3)	F7		L4-3			1B BB		HR BB		3	1	1	0	1	0	2											
Rick Monday, L OBP: 0.383, SLG: 0.447 (9, PH)			3-4-3			4-3		0-3 K		2	0	0	0	1	0	0											
Mike Marshall, R OBP: 0.295, SLG: 0.342 (9, 9)						1B BB				1	0	0	0	0	1	1											
Bill Russell, R OBP: 0.355, SLG: 0.341 (1, 6)			K			6-3		1-2 2-3 1B		4	1	2	2	0	1	0											
Gilberto Reyes, R (1, 2)						5-3		0-3 K		2	0	0	0	0	1	0											
Ron Roenicke, S OBP: 0.283, SLG: 0.279 (7, PH)			K			5-3				1	0	0	0	0	1	3											
Steve Yeager, R OBP: 0.282, SLG: 0.471 (7, 2)								1B		1	0	1	0	0	0	0											
Joe Beckwith, L Derrel Thomas, S Ricky Wright, L Jose Morales, R Tom Niedenfuer, R Fernando Valenzuela, L Dave Stewart, R (1, 1) (5, PH) (5, 1) (7, PH) (7, 1) (5, PH) (9, 1)			K			4-3		0-3 K		1	0	0	0	0	1	0											
Inning Stats	R: 1 E: 0 K: 0 S: 4	H: 1 LOB: 1 BB: 1 P: 8	R: 0 E: 0 K: 2 S: 7	H: 0 LOB: 0 BB: 0 P: 7	R: 0 E: 0 K: 1 S: 5	H: 0 LOB: 0 BB: 1 P: 5	R: 0 E: 0 K: 0 S: 2	H: 0 LOB: 0 BB: 0 P: 6	R: 0 E: 0 K: 1 S: 3	H: 1 LOB: 1 BB: 0 P: 6	R: 0 E: 0 K: 1 S: 6	H: 2 LOB: 3 BB: 1 P: 11	R: 0 E: 0 K: 2 S: 2	H: 0 LOB: 0 BB: 1 P: 6	R: 2 E: 0 K: 2 S: 9	H: 2 LOB: 1 BB: 1 P: 13	1B: 5 2B: 1 3B: 0 HR: 1	SF: 0 SAC: 0 DP: 2 HBP: 0	WP: 0 PB: 0 SB: 0 CS: 0	PA: 36							
PITCHER	IP	WLS	BF	H	R	ER	SO	BB	IBB	HBP	BLK	WP	HR	S	P	ERA	WHIP										
Frank Pastore, R ERA: 5.61 (1, 1)	8.1		32	4	2	2	5	5	0	0	0	0	0	37	57	2.16	1.080										
Bill Scherrer, L ERA: 3.45 (9, 1)	0.1		1	0	0	0	1	0	0	0	0	0	0	3	3	0.00	0.000										
Ben Hayes, R ERA: 10.62 (9, 1)	0.1	L	3	2	1	1	1	0	0	0	0	0	1	5	5	27.00	6.000										

Batter	1	2	3	4	5	6	7	8	9	AB	R	H	RBI	BB	SO	LOB	BOTTOM										
Gary Redus, R OBP: 0.352, SLG: 0.483 (1, 7)	1B FC6-5 BB		P6			6-3		P6		1	1	0	0	1	0	1	Los Angeles Dodgers @ Cincinnati Reds Riverfront Stadium, Cincinnati, OH Sat Jun 11 1983, 7:05 PM EDT Att: 22,186 - Unknown AB 29 R 2 H 6 RBI 1 BB 8 SO 5 LOB 19 										
Cesar Cedeno, R OBP: 0.333, SLG: 0.395 (3, 9)								CS 1B		3	0	1	0	0	0	0											
Eddie Milner, L OBP: 0.354, SLG: 0.345 (1, 8)	1-3 FC6-5 1B		F9			4-3 BB		6-3		3	0	1	0	2	0	0											
Dave Concepcion, R OBP: 0.303, SLG: 0.289 (1, 6)	1-3		G6-4-3 1B			4-3		K		5	0	1	0	0	2	4											
Johnny Bench, R OBP: 0.322, SLG: 0.437 (1, 3)	FC6-5 2H 3H		G6-4-3 1-2			F7		F7		4	0	0	1	0	0	3											
Duane Walker, L OBP: 0.338, SLG: 0.439 (1, 9) (3, 7)	K					SH1-3 2B		F7		3	0	1	0	1	1	1											
Ron Oester, S OBP: 0.341, SLG: 0.471 (1, 4)			WP 3B			SH1-3		G3 BB		3	1	2	0	0	0	1											
Wayne Krenchicki, L OBP: 0.371, SLG: 0.357 (1, 5)	F7					6-3		6-3		2	0	0	0	2	0	1											
Dann Bilardello, R OBP: 0.264, SLG: 0.347 (1, 2)	SH3 BB					P4		G3 BB		2	0	0	0	2	1	4											
Frank Pastore, R OBP: 0.250, SLG: 0.211 (1, 1)						P4		IBB		2	0	0	0	0	1	4											
Bill Scherrer, L OBP: 0.500, SLG: 0.333 (9, 1)			SH3			P4		IBB		0	0	0	0	0	0	0											
Ben Hayes, R (9, 1)								K		0	0	0	0	0	0	0											
Tom Foley, L OBP: 0.433, SLG: 0.458 (9, PH)			1-2							1	0	0	0	0	0	0											
Inning Stats	R: 1 E: 0 K: 1 S: 6	H: 1 LOB: 1 BB: 1 P: 10	R: 1 E: 0 K: 0 S: 4	H: 1 LOB: 1 BB: 1 P: 8	R: 0 E: 0 K: 0 S: 3	H: 1 LOB: 2 BB: 1 P: 3	R: 0 E: 0 K: 0 S: 4	H: 1 LOB: 1 BB: 1 P: 8	R: 0 E: 0 K: 1 S: 6	H: 1 LOB: 2 BB: 1 P: 10	R: 0 E: 0 K: 1 S: 5	H: 0 LOB: 0 BB: 0 P: 5	R: 0 E: 0 K: 1 S: 5	H: 0 LOB: 2 BB: 2 P: 13	R: 0 E: 0 K: 1 S: 5	H: 1 LOB: 1 BB: 1 P: 9	1B: 4 2B: 1 3B: 1 HR: 0	SF: 0 SAC: 2 DP: 1 HBP: 0	WP: 1 PB: 0 SB: 0 CS: 1	PA: 39							
PITCHER	IP	WLS	BF	H	R	ER	SO	BB	IBB	HBP	BLK	WP	HR	S	P	ERA	WHIP										
Joe Beckwith, R ERA: 3.08 (6, 1)	5.0		22	4	2	2	1	3	1	0	0	0	0	20	36	3.60	1.400										
Ricky Wright, L ERA: 4.5 (6, 1)	1.0		5	1	0	0	1	0	1	0	0	0	0	6	10	0.00	1.000										
Tom Niedenfuer, R ERA: 1.78 (7, 1)	2.0	W	8	0	0	0	2	1	1	0	0	0	0	10	18	0.00	0.500										
Dave Stewart, R ERA: 1.69 (9, 1)	1.0	S	4	1	0	0	1	1	0	0	0	0	0	5	9	0.00	2.000										

Batter	1	2	3	4	5	6	7	8	9	AB	R	H	RBI	BB	SO	LOB	TOP			
Rafael Landestoy, S OBP: 0.309, SLG: 0.292	4-0 CS BB			F7		F8		G3		3	0	0	0	1	0	0	Los Angeles Dodgers @ Cincinnati Reds Riverfront Stadium, Cincinnati, OH Sun Jun 12 1983, 3:33 AM EDT Att: 23,476 - Unknown AB 29 R 1 H 3 RBI 1 BB 4 SO 8 LOB 9 			
Ken Landreaux, L OBP: 0.311, SLG: 0.402	0-0 P4			K		F9		4-3		4	0	0	0	0	1					
Dusty Baker Jr., R OBP: 0.315, SLG: 0.380	0-0 F9			6-3					F2	4	0	0	0	0	0					
Pedro Guerrero, R OBP: 0.369, SLG: 0.523		0-3 K			K				4-0 BB	3	1	1	0	1	2	0				
Greg Brock, L OBP: 0.372, SLG: 0.474		0-0 4-3			4-0 S 4-3 BB				0-0 BB	3	0	1	1	1	0	1				
Rick Monday, L OBP: 0.359, SLG: 0.412		0-3 K			0-0 4-3				0-0 4-3	4	0	0	0	0	2	3				
Bill Russell, R OBP: 0.361, SLG: 0.344			0-3 K		4-0 FC6-4 BB				0-0 1-2 BB	2	0	1	0	1	1	0				
Gilberto Reyes, R OBP: 0.280, SLG: 0.276			0-0 F7		0-0 FC6-4				0-3 K	2	0	0	0	0	0	2				
Ron Roenicke, S OBP: 0.280, SLG: 0.276					0-0 FC6-4				0-0 K	1	0	0	0	0	1	2				
Steve Yeager, R OBP: 0.282, SLG: 0.471					0-0 FC6-4				0-3 K	0	0	0	0	0	0	0				
Bob Welch, R OBP: 0.115, SLG: 0.154			0-3 K			0-0 4-3			0-0 F8	2	0	0	0	0	1	0				
Pat Zachry, R OBP: 0.424, SLG: 0.436										0	0	0	0	0	0	0				
Derrel Thomas, S OBP: 0.091, SLG: 0.091										0	0	0	0	0	0	0				
Alejandro Pena, R OBP: 0.091, SLG: 0.091										0	0	0	0	0	0	0				
Inning Stats	R: 0 E: 0 K: 0 S: 2	H: 0 LOB: 0 BB: 1 P: 6	R: 0 E: 0 K: 2 S: 7	H: 0 LOB: 0 BB: 0 P: 7	R: 0 E: 0 K: 2 S: 7	H: 0 LOB: 0 BB: 0 P: 7	R: 0 E: 0 K: 1 S: 5	H: 0 LOB: 0 BB: 0 P: 5	R: 0 E: 0 K: 1 S: 5	H: 0 LOB: 2 BB: 2 P: 13	R: 1 E: 1 K: 2 S: 10	H: 3 LOB: 2 BB: 0 P: 10	R: 0 E: 0 K: 0 S: 3	H: 0 LOB: 0 BB: 0 P: 3	R: 0 E: 0 K: 0 S: 3	H: 0 LOB: 1 BB: 1 P: 7	1B: 3 2B: 0 3B: 0 HR: 0	SF: 0 SAC: 0 DP: 0 HBP: 0	WP: 0 PB: 0 SB: 1 CS: 1	PA: 33
PITCHER Mario Soto, R ERA: 2.25	IP: 9.0 WLS: W BF: 33 H: 3 R: 1 ER: 1 SO: 8 BB: 4 IBB: 0 HBP: 0 BLK: 0 WP: 0 HR: 0 S: 45 P: 61 ERA: 1.00 WHIP: 0.778															PITCHER	IP: 9.0 WLS: W BF: 33 H: 3 R: 1 ER: 1 SO: 8 BB: 4 IBB: 0 HBP: 0 BLK: 0 WP: 0 HR: 0 S: 45 P: 61 ERA: 1.00 WHIP: 0.778			

Batter	1	2	3	4	5	6	7	8	9	AB	R	H	RBI	BB	SO	LOB	BOTTOM				
Eddie Milner, L OBP: 0.361, SLG: 0.343	0-0 6-3		4-0 2B BB		4-0 SH5-3 1B BB	4-0 BB				1	1	0	0	3	0	0	Los Angeles Dodgers @ Cincinnati Reds Riverfront Stadium, Cincinnati, OH Sun Jun 12 1983, 3:33 AM EDT Att: 23,476 - Unknown AB 28 R 3 H 8 RBI 3 BB 5 SO 6 LOB 18 				
Tom Foley, L OBP: 0.394, SLG: 0.407	0-0 4-3		0-0 P5		0-0 SH5-3	0-0 F9				3	0	0	0	0	4						
Duane Walker, L OBP: 0.348, SLG: 0.459	0-3 K		0-0 1-3 2-H 2B		0-0 2-H 1B				F8	4	0	2	2	0	1	0					
Cesar Cedeno, R OBP: 0.331, SLG: 0.390		0-0 L5	0-3 K		0-3 K				0-0 CS 1B	4	0	1	0	0	2	3					
Ron Oester, S OBP: 0.339, SLG: 0.467		0-0 E8 1B		0-0 P2	0-3 K				0-0 F2	4	0	1	0	0	1	2					
Paul Householder, S OBP: 0.342, SLG: 0.443		0-0 1-3		0-0 4-3 1B		0-0 HR			0-0 FC4-6 1B	4	1	3	1	0	0	1					
Wayne Krenchicki, L OBP: 0.364, SLG: 0.350		0-0 4-3		0-0 4-3		0-0 SH1-4 1B			0-0 F8	4	0	1	0	0	0	3					
Alex Trevino, R OBP: 0.283, SLG: 0.287			4-0 SH3-4 2B BB		4-0 IBB				0-0 F9	2	1	0	0	2	0	2					
Mario Soto, R OBP: 0.152, SLG: 0.182			0-0 SH3-4		0-3 K				0-3 K	2	0	0	0	0	2	3					
Inning Stats	R: 0 E: 0 K: 1 S: 5	H: 1 LOB: 0 BB: 0 P: 5	R: 0 E: 1 K: 0 S: 4	H: 1 LOB: 1 BB: 0 P: 4	R: 1 E: 0 K: 1 S: 6	H: 1 LOB: 2 BB: 2 P: 14	R: 0 E: 0 K: 1 S: 6	H: 1 LOB: 2 BB: 1 P: 10	R: 1 E: 0 K: 2 S: 8	H: 1 LOB: 1 BB: 1 P: 12	R: 1 E: 0 K: 0 S: 5	H: 2 LOB: 2 BB: 1 P: 9	R: 0 E: 0 K: 0 S: 3	H: 1 LOB: 0 BB: 0 P: 3	R: 0 E: 0 K: 1 S: 6	H: 1 LOB: 1 BB: 0 P: 6		1B: 6 2B: 1 3B: 0 HR: 1	SF: 0 SAC: 3 DP: 0 HBP: 0	WP: 0 PB: 0 SB: 1 CS: 1	PA: 36
PITCHER Bob Welch, R ERA: 3.13 Pat Zachry, R ERA: 2.3 Alejandro Pena, R ERA: 2.32	IP: 5.0 WLS: L BF: 25 H: 6 R: 3 ER: 3 SO: 3 BB: 3 IBB: 0 HBP: 0 BLK: 0 WP: 0 HR: 1 S: 31 P: 47 ERA: 5.40 WHIP: 1.800															PITCHER		IP: 5.0 WLS: L BF: 25 H: 6 R: 3 ER: 3 SO: 3 BB: 3 IBB: 0 HBP: 0 BLK: 0 WP: 0 HR: 1 S: 31 P: 47 ERA: 5.40 WHIP: 1.800			

Batter	1	2	3	4	5	6	7	8	9	AB	R	H	RBI	BB	SO	LOB	TOP								
Rafael Landestoy, S OBP: 0.290, SLG: 0.276 (1.4)	E6 CS		F9		K			BB 1B 1B	4-3	5	1	1	0	0	1	0									
Bill Russell, R OBP: 0.358, SLG: 0.341 (1.6)	1-5-3		F5			6-3		1B BB SF7 1B		4	1	1	0	0	0	1									
Dusty Baker Jr., R OBP: 0.314, SLG: 0.375 (1.7)	F8		F8			K		1B 1-2 2-3		3	0	0	0	1	1	0									
Pedro Guerrero, R OBP: 0.367, SLG: 0.518 (1.5)		K		K		K		1-2 2-3 3-H		4	0	1	1	0	3	0									
Greg Brock, L OBP: 0.370, SLG: 0.472 (1.3)		K					K	SF7		3	0	1	1	0	2	0									
Steve Yeager, R OBP: 0.297, SLG: 0.487 (1.2)		1B BB 1B		P3			HR	F7		3	2	1	1	1	0	3									
Mike Marshall, R OBP: 0.301, SLG: 0.372 Derrel Thomas, S OBP: 0.424, SLG: 0.436 (1.9)		1B 1-3		K			HR	1-3		4	1	2	1	0	1	3									
Ron Roenicke, S OBP: 0.278, SLG: 0.275 (1.8)						F8		F7		4	0	1	1	0	0	0									
Fernando Valenzuela, L OBP: 0.290, SLG: 0.372 (1.1)			F8			F8		F8		4	0	0	0	0	2	2									
Inning Stats	R: 0 E: 1 K: 0 S: 3	H: 0 LOB: 0 BB: 0 P: 3	R: 1 E: 0 K: 3 S: 11	H: 2 LOB: 2 BB: 1 P: 15	R: 0 E: 0 K: 0 S: 3	H: 0 LOB: 0 BB: 0 P: 3	R: 0 E: 0 K: 2 S: 8	H: 1 LOB: 1 BB: 0 P: 8	R: 0 E: 0 K: 1 S: 5	H: 0 LOB: 0 BB: 0 P: 5	R: 0 E: 0 K: 2 S: 7	H: 0 LOB: 0 BB: 0 P: 7	R: 2 E: 0 K: 1 S: 7	H: 2 LOB: 0 BB: 0 P: 7	R: 2 E: 0 K: 0 S: 6	H: 3 LOB: 2 BB: 1 P: 10	R: 0 E: 0 K: 1 S: 5	H: 0 LOB: 0 BB: 0 P: 5	1B: 6 2B: 0 3B: 0 HR: 2	SF: 1 SAC: 0 DP: 0 HBP: 0	WP: 0 PB: 0 SB: 0 CS: 1	PA: 37			
PITCHER	IP	WLS	BF	H	R	ER	SO	BB	IBB	HBP	BLK	WP	HR	S	P	ERA	WHIP								
Joe Price, L ERA: 2.91 (1.1)	7.0	L	29	7	5	5	9	1	0	0	0	0	2	46	50	6.43	1.143								
Ted Power, R ERA: 4.57 (8.1)	0.0		2	1	0	0	0	1	0	0	0	0	0	1	5	∞	∞								
Bill Scherrer, L ERA: 3.38 (8.1)	1.0		3	0	0	0	0	0	0	0	0	0	0	3	3	0.00	0.000								
Keefe Cato, R ERA: (9.1)	1.0		3	0	0	0	1	0	0	0	0	0	0	5	5	0.00	0.000								

Los Angeles Dodgers @ Cincinnati Reds
Riverfront Stadium, Cincinnati, OH
Mon Jun 13 1983, 3:33 AM EDT
Att: 18,205 - Unknown

AB 34
R 5
H 8
RBI 5
BB 2
SO 10
LOB 9



Batter	1	2	3	4	5	6	7	8	9	AB	R	H	RBI	BB	SO	LOB	BOTTOM								
Kelly Paris, R OBP: 0.239, SLG: 0.238 (1.6)	FC1-6 1B		G4-6-3 BB			K		F8		3	0	1	0	1	1	1									
Eddie Milner, L OBP: 0.355, SLG: 0.337 (1.8)	FC1-6 1-2		G4-6-3 1-2			F2		4-3		4	0	0	0	0	0	4									
Cesar Cedeno, R OBP: 0.329, SLG: 0.410 (1.3)						K		4-3		4	1	1	1	0	1	2									
Johnny Bench, R OBP: 0.326, SLG: 0.441 (1.5)						F9		4-3		3	0	1	0	1	0	1									
Paul Householder, S OBP: 0.331, SLG: 0.427 (1.9)		6-3				P6		4-3		4	0	0	0	0	0	2									
Alan Knicely, R OBP: 0.333, SLG: 0.269 Dave Concepcion, R (7, FR) OBP: 0.303, SLG: 0.289 Duane Walker, L OBP: 0.343, SLG: 0.452 (1.7)		5-3				K		F7		2	0	0	0	1	1	0									
Ron Oester, S OBP: 0.333, SLG: 0.458 (1.4)						F8		4-3		4	0	0	0	0	2	3									
Dann Bilardello, R OBP: 0.266, SLG: 0.346 (1.2)						4-3		F8		3	0	1	0	0	0	2									
Joe Price, R OBP: 0.130, SLG: 0.091 Ted Power, R (8.1)										1	0	0	0	0	1	0									
Bill Scherrer, L OBP: 0.500, SLG: 0.333 Alex Trevino, R (8, PH) OBP: 0.290, SLG: 0.305 Keefe Cato, R (9.1)								4-3		0	0	0	0	0	0	0									
Inning Stats	R: 0 E: 0 K: 0 S: 4	H: 1 LOB: 1 BB: 0 P: 4	R: 0 E: 0 K: 1 S: 5	H: 0 LOB: 0 BB: 0 P: 5	R: 0 E: 0 K: 1 S: 3	H: 1 LOB: 1 BB: 1 P: 7	R: 0 E: 0 K: 1 S: 5	H: 0 LOB: 0 BB: 0 P: 5	R: 0 E: 0 K: 1 S: 5	H: 0 LOB: 0 BB: 0 P: 5	R: 0 E: 0 K: 2 S: 7	H: 0 LOB: 0 BB: 0 P: 7	R: 1 E: 0 K: 0 S: 5	H: 2 LOB: 2 BB: 1 P: 9	R: 0 E: 0 K: 0 S: 4	H: 1 LOB: 1 BB: 0 P: 4	R: 0 E: 0 K: 1 S: 5	H: 0 LOB: 1 BB: 1 P: 9	1B: 2 2B: 2 3B: 0 HR: 1	SF: 0 SAC: 1 DP: 1 HBP: 0	WP: 0 PB: 0 SB: 0 CS: 0	PA: 34			
PITCHER	IP	WLS	BF	H	R	ER	SO	BB	IBB	HBP	BLK	WP	HR	S	P	ERA	WHIP								
Fernando Valenzuela, L ERA: 3.06 (1.1)	9.0	W	34	5	1	1	6	3	0	0	0	0	1	43	55	1.00	0.889								

Los Angeles Dodgers @ Cincinnati Reds
Riverfront Stadium, Cincinnati, OH
Mon Jun 13 1983, 3:33 AM EDT
Att: 18,205 - Unknown

AB 30
R 1
H 5
RBI 1
BB 3
SO 6
LOB 16



Batter	1	2	3	4	5	6	7	8	9	AB	R	H	RBI	BB	SO	LOB	TOP					
Brett Butler, L (1, 7) OBP: 0.313, SLG: 0.330 Terry Harper, R (9, PH) OBP: 0.366, SLG: 0.402	F7		F8			4-3		K	1B	4	0	0	0	0	1	0	Atlanta Braves @ Los Angeles Dodgers Dodger Stadium, Los Angeles, CA Tue Jun 14 1983, 7:05 PM PDT Att: 47,639 - Unknown					
Rafael Ramirez, R (1, 6) OBP: 0.319, SLG: 0.335	F8		K			WP 1B		1B BB	F8	4	1	1	0	1	1	2						
Claudell Washington, L (1, 9) OBP: 0.332, SLG: 0.424	CS 1B			3-1		F8		K		4	0	1	0	0	1	2						
Dale Murphy, R (1, 8) OBP: 0.417, SLG: 0.635	CS 1-2	F7				K		1B 1-2	1B	4	1	2	1	0	1	1						
Bob Horner, R (1, 5) OBP: 0.403, SLG: 0.559		E6 3-1				K		HR	1-3 2-H 1B	4	1	2	2	0	1	0						
Chris Chambliss, L (1, 3) OBP: 0.322, SLG: 0.418		3-1				K		4-3	F9	4	0	0	0	0	1	3						
Jerry Royster, R (1, 4) OBP: 0.299, SLG: 0.267		BB BB BB				F9		6-3 2B	F2	3	0	1	0	1	0	0						
Bruce Benedict, R (1, 2) OBP: 0.399, SLG: 0.376 Ken Smith, L (9, PR) OBP: 0.231, SLG: 0.417		L7				1-3		6-3	1B 1B	4	0	1	0	0	0	3						
Craig McMurtry, R (1, 1) OBP: 0.179, SLG: 0.115 Donnie Moore, L (6, 1) OBP: 0.333, SLG: 0.333 Biff Pocoroba, S (7, PH) OBP: 0.269, SLG: 0.333 Steve Bedrosian, R (7, 1) OBP: 0.429, SLG: 0.540 Bob Watson, R (9, PH) OBP: 0.429, SLG: 0.540			K			K		L1	P5	2	0	0	0	0	2	0						
Inning Stats	R: 0 E: 0 K: 0 S: 3	H: 1 LOB: 0 BB: 0 P: 3	R: 0 E: 1 K: 0 S: 4	H: 0 LOB: 2 BB: 1 P: 8	R: 0 E: 0 K: 2 S: 7	H: 0 LOB: 0 BB: 0 P: 7	R: 1 E: 0 K: 2 S: 8	H: 1 LOB: 0 BB: 0 P: 8	R: 0 E: 0 K: 1 S: 5	H: 0 LOB: 0 BB: 0 P: 5	R: 0 E: 0 K: 1 S: 6	H: 1 LOB: 1 BB: 0 P: 6	R: 1 E: 0 K: 0 S: 5	H: 2 LOB: 1 BB: 0 P: 5	R: 1 E: 0 K: 2 S: 9	H: 2 LOB: 2 BB: 1 P: 13		R: 0 E: 0 K: 0 S: 5	H: 2 LOB: 2 BB: 0 P: 5	1B: 6 2B: 1 3B: 0 HR: 2	SF: 0 SAC: 0 DP: 0 HBP: 0	WP: 1 PB: 0 SB: 1 CS: 0
PITCHER	IP WLS BF H R ER SO BB IBB HBP BLK WP HR S P ERA WHIP																					
Burt Hooton, R (1, 1) ERA: 3.5	6.1 W 25 5 2 2 6 1 0 0 0 1 2 36 40 2.84 0.947																					
Dave Stewart, R (7, 1) ERA: 1.79	2.2 S 13 4 1 1 2 1 0 0 0 0 0 16 20 3.38 1.875																					

AB 36
R 3
H 9
RBI 3
BB 2
SO 8
LOB 13



Batter	1	2	3	4	5	6	7	8	9	AB	R	H	RBI	BB	SO	LOB	BOTTOM			
Steve Sax, R (1, 4) OBP: 0.350, SLG: 0.380	4-3		SH5-4 2B 1B			1B L5 1B		P5		4	1	2	0	0	0	0	Atlanta Braves @ Los Angeles Dodgers Dodger Stadium, Los Angeles, CA Tue Jun 14 1983, 7:05 PM PDT Att: 47,639 - Unknown			
Ken Landreaux, L (1, 8) OBP: 0.311, SLG: 0.401	4-3		SH5-4			S 1B		F7		3	0	1	0	0	0	0				
Dusty Baker Jr., R (1, 7) OBP: 0.313, SLG: 0.377	K		2B			L5		1-3	1B	4	0	1	2	0	1	2				
Pedro Guerrero, R (1, 5) OBP: 0.369, SLG: 0.516		F8	F9			1B BB		1B	G4-6-3 1B	3	0	1	0	1	0	1				
Greg Brock, L (1, 3) OBP: 0.368, SLG: 0.467		HR 1B	F8			F3		F3	G4-6-3 1-2	4	1	1	0	0	0	3				
Mike Marshall, R (1, 9) OBP: 0.309, SLG: 0.403 Derrel Thomas, S (9, 9) OBP: 0.424, SLG: 0.436		HR				6-3		1-3 1B		3	1	2	2	0	0	0				
Steve Yeager, R (1, 2) OBP: 0.291, SLG: 0.478		F9				6-3		L6		3	0	0	0	0	2					
Bill Russell, R (1, 6) OBP: 0.351, SLG: 0.333 Dave Stewart, R (7, 1) OBP: 0.167, SLG: 0.167		1-3				5-3		L4		3	0	0	0	0	2					
Burt Hooton, R (1, 1) OBP: 0.192, SLG: 0.167 Dave Anderson, R (7, 6) OBP: 0.159, SLG: 0.233			SH5-4 1B 2B 1B			K		1-3		2	1	1	0	0	1	0				
Inning Stats	R: 0 E: 0 K: 1 S: 5	H: 0 LOB: 0 BB: 0 P: 5	R: 2 E: 0 K: 0 S: 5	H: 2 LOB: 0 BB: 0 P: 5	R: 2 E: 0 K: 0 S: 6	H: 3 LOB: 1 BB: 0 P: 6	R: 0 E: 0 K: 0 S: 3	H: 0 LOB: 0 BB: 0 P: 3	R: 0 E: 0 K: 1 S: 6	H: 2 LOB: 1 BB: 0 P: 6	R: 0 E: 0 K: 0 S: 4	H: 1 LOB: 2 BB: 1 P: 8	R: 0 E: 0 K: 0 S: 3	H: 0 LOB: 0 BB: 0 P: 3	R: 0 E: 0 K: 0 S: 3	H: 1 LOB: 0 BB: 0 P: 3		1B: 7 2B: 2 3B: 0 HR: 1	SF: 0 SAC: 1 DP: 2 HBP: 0	WP: 0 PB: 0 SB: 1 CS: 0
PITCHER	IP WLS BF H R ER SO BB IBB HBP BLK WP HR S P ERA WHIP																			
Craig McMurtry, R (1, 1) ERA: 3.13	5.1 L 24 8 4 4 2 1 0 0 0 0 1 27 31 6.75 1.688																			
Donnie Moore, R (6, 1) ERA: 4.34	0.2 2 0 0 0 0 0 0 0 0 0 0 2 2 0.00 0.000																			
Steve Bedrosian, R (7, 1) ERA: 2.49	2.0 6 1 0 0 0 0 0 0 0 0 0 6 6 0.00 0.500																			

AB 30
R 4
H 9
RBI 4
BB 1
SO 2
LOB 10



Batter	1	2	3	4	5	6	7	8	9	AB	R	H	RBI	BB	SO	LOB	TOP			
Brett Butler, L OBP: 0.315, SLG: 0.328 (1, 7)	3-1		CS BB		F5			1B	4-3	4	0	1	0	1	0	2	Atlanta Braves @ Los Angeles Dodgers Dodger Stadium, Los Angeles, CA Thu Jun 16 1983, 7:05 PM PDT Att: 49,946 - Unknown			
Jerry Royster, R OBP: 0.325, SLG: 0.284 Rick Behenna, R OBP: 0.333, SLG: 0.583 (1, 5) (8, 1)	4-3 BB		1-2 BB			K		1B		2	0	1	0	2	1	0				
Claudell Washington, L OBP: 0.323, SLG: 0.411 (1, 9)	4-3 1-2		4-3		F7			K		4	0	0	0	0	1	4				
Dale Murphy, R OBP: 0.407, SLG: 0.617 (1, 8)	K				F8			K		4	0	0	0	0	3	3				
Chris Chambliss, L OBP: 0.333, SLG: 0.428 (1, 3)									F8	4	0	3	0	0	0	0				
Bruce Benedict, R OBP: 0.386, SLG: 0.362 (1, 2)		FC5-4 1-2			F8			G4-6-3 1B	CI 1B	3	1	0	0	0	0	3				
Glenn Hubbard, R OBP: 0.345, SLG: 0.386 (1, 4)		FC1-6 1-2			F9			1B	K	4	0	1	0	0	1	3				
Rafael Ramirez, R OBP: 0.325, SLG: 0.335 (1, 6)		F9			P5			F7	1B BB	3	0	0	0	1	0	2				
Rick Camp, R OBP: 0.065, SLG: 0.069 Donnie Moore, L OBP: 0.333, SLG: 0.333 Randy Johnson, R OBP: 0.471, SLG: 0.500 (1, 1) (6, 1) (6, PH) (8, 5)			F8		K			P6	1B 1-2 2-H	2	0	0	0	0	1	0				
Inning Stats	R: 0 E: 0 K: 1 S: 5	H: 0 LOB: 1 BB: 1 P: 9	R: 0 E: 0 K: 0 S: 4	H: 1 LOB: 1 BB: 0 P: 4	R: 0 E: 0 K: 0 S: 2	H: 0 LOB: 1 BB: 2 P: 10	R: 0 E: 0 K: 0 S: 4	H: 1 LOB: 1 BB: 0 P: 4	R: 0 E: 0 K: 2 S: 7	H: 0 LOB: 0 BB: 0 P: 7	R: 0 E: 0 K: 0 S: 4	H: 2 LOB: 1 BB: 0 P: 4	R: 0 E: 0 K: 2 S: 9	H: 2 LOB: 2 BB: 0 P: 9	R: 1 E: 1 K: 1 S: 7	H: 1 LOB: 2 BB: 1 P: 11		1B: 7 2B: 0 3B: 0 HR: 0	SF: 0 SAC: 0 DP: 1 HBP: 0	WP: 0 PB: 0 SB: 0 CS: 1
PITCHER	IP	WLS	BF	H	R	ER	SO	BB	IBB	HBP	BLK	WP	HR	S	P	ERA	WHIP			
Alejandro Pena, R ERA: 1.93 Joe Beckwith, R ERA: 3.04 (1, 1) (9, 1)	8.2	W	36	7	1	0	7	4	0	0	0	0	0	46	62	0.00	1.269			

Batter	1	2	3	4	5	6	7	8	9	AB	R	H	RBI	BB	SO	LOB	BOTTOM			
Steve Sax, R OBP: 0.353, SLG: 0.384 (1, 4)	CS 1B	F8			5-3	K				4	0	1	0	0	1	2	Atlanta Braves @ Los Angeles Dodgers Dodger Stadium, Los Angeles, CA Thu Jun 16 1983, 7:05 PM PDT Att: 49,946 - Unknown			
Ken Landreaux, L OBP: 0.317, SLG: 0.425 (1, 8)	1-2 2B		3-1		HR			6-3 1B		4	1	3	1	0	0	0				
Dusty Baker Jr., R OBP: 0.308, SLG: 0.367 Ron Roenicke, S OBP: 0.267, SLG: 0.263 (1, 7) (6, 7)	F5		6-3		4-3			6-3 1-2		4	0	0	0	0	0	2				
Pedro Guerrero, R OBP: 0.377, SLG: 0.513 (1, 5)	F8					1B 1B		BB		2	1	1	0	2	0	1				
Greg Brock, L OBP: 0.372, SLG: 0.463 (1, 3)		5-4-3 2B 1B	L1			1B 1B		1-3		4	2	2	0	0	0	2				
Mike Marshall, R OBP: 0.310, SLG: 0.400 Derrel Thomas, S OBP: 0.418, SLG: 0.429 (1, 9) (7, 9)	5-4-3				G6-4-3 1B	FC6-4 4-3 1B		K		3	1	2	1	0	0	1				
Steve Yeager, R OBP: 0.295, SLG: 0.479 (1, 2)		1B 2B			G6-4-3 1-2	FC6-4 1-2 2-H 1B		K		4	1	2	2	0	1	1				
Bill Russell, R OBP: 0.354, SLG: 0.338 (1, 6)		FC1-6 2-H 1B			5-3	FC6-4 1-2 2-3 1B				4	0	2	1	0	0	2				
Alejandro Pena, R OBP: 0.067, SLG: 0.067 Joe Beckwith, L (1, 1) (9, 1)	FC1-6 1-2				5-3	4-3		4-3		4	0	0	1	0	0	3				
Inning Stats	R: 0 E: 0 K: 0 S: 4	H: 2 LOB: 1 BB: 0 P: 4	R: 2 E: 0 K: 0 S: 6	H: 3 LOB: 1 BB: 0 P: 6	R: 0 E: 0 K: 0 S: 3	H: 0 LOB: 1 BB: 1 P: 7	R: 0 E: 0 K: 0 S: 3	H: 1 LOB: 0 BB: 0 P: 3	R: 1 E: 0 K: 0 S: 4	H: 1 LOB: 0 BB: 0 P: 4	R: 3 E: 0 K: 1 S: 9	H: 4 LOB: 1 BB: 0 P: 9	R: 0 E: 0 K: 0 S: 3	H: 1 LOB: 1 BB: 0 P: 7	R: 0 E: 0 K: 2 S: 8	H: 1 LOB: 1 BB: 0 P: 8		1B: 10 2B: 2 3B: 0 HR: 1	SF: 0 SAC: 0 DP: 1 HBP: 0	WP: 0 PB: 0 SB: 0 CS: 1
PITCHER	IP	WLS	BF	H	R	ER	SO	BB	IBB	HBP	BLK	WP	HR	S	P	ERA	WHIP			
Rick Camp, R ERA: 4.14 Donnie Moore, R ERA: 3.92 Rick Behenna, R ERA: 4.58 (1, 1) (6, 1) (8, 1)	5.0	L	24	10	6	6	0	1	0	0	0	0	0	23	27	10.80	2.200			

Batter	1	2	3	4	5	6	7	8	9	AB	R	H	RBI	BB	SO	LOB	TOP			
Eddie Milner, L (1, 8) OBP: 0.357, SLG: 0.336	0-0 4-3		0-0 G6-4-3 1B		0-3 K		0-0 4-3			4	0	1	0	0	1	0	Cincinnati Reds @ Los Angeles Dodgers Dodger Stadium, Los Angeles, CA Fri Jun 17 1983, 7:05 PM PDT Att: 41,870 - Unknown livebaseballscorecards.com			
Dave Concepcion, R (1, 6) OBP: 0.290, SLG: 0.276	0-0 F5		0-0 G6-4-3 1-2		0-0 F8		0-0 F9			4	0	0	0	0	0	1				
Duane Walker, L (1, 7) OBP: 0.341, SLG: 0.431	4-0 BB			0-0 FC5-4 1B		0-0 F5		0-0 G1 1B		3	0	2	0	1	0	0				
Cesar Cedeno, R (1, 3) OBP: 0.301, SLG: 0.377	0-0 5-3			0-0 FC5-4 1B 1-2		0-0 5-3		0-0 G1 1-2		4	0	0	0	0	0	3				
Ron Oester, S (1, 4) OBP: 0.325, SLG: 0.442		0-0 K 1B		0-0 F7		0-0 BB 1B		0-0 G3		4	0	2	0	0	0	2				
Paul Householder, S (1, 9) OBP: 0.398, SLG: 0.473		0-3 K 1-2		0-0 BB 1B		4-0 BB 1-2		0-0 F7		3	0	1	0	1	1	1				
Wayne Krenchicki, L (1, 5) OBP: 0.382, SLG: 0.333		4-0 BB		4-0 BB 1-2		0-0 L6		0-0 F5		2	0	0	0	2	0	2				
Alex Trevino, R (1, 2) OBP: 0.282, SLG: 0.296		0-3 K		0-0 F9			0-0 4-3		4-0 BB	3	0	0	0	0	1	4				
Gary Redus, R (9, PH) OBP: 0.363, SLG: 0.490										0	0	0	0	1	0	0				
Mario Soto, R (1, 1) OBP: 0.139, SLG: 0.167				0-0 5-3		0-3 K			0-0 F7	3	0	0	0	0	1	0				
Johnny Bench, R (9, PH) OBP: 0.322, SLG: 0.429							0-0 6-3		0-0 F7	1	0	0	0	0	0	1				
Inning Stats	R: 0 E: 0 K: 0 S: 3	H: 0 LOB: 1 BB: 1 P: 7	R: 0 E: 0 K: 2 S: 7	H: 1 LOB: 1 BB: 1 P: 11	R: 0 E: 0 K: 0 S: 3	H: 1 LOB: 0 BB: 0 P: 3	R: 0 E: 0 K: 0 S: 5	H: 2 LOB: 3 BB: 1 P: 9	R: 0 E: 0 K: 2 S: 7	H: 0 LOB: 0 BB: 0 P: 7	R: 0 E: 0 K: 0 S: 4	H: 1 LOB: 2 BB: 1 P: 8	R: 0 E: 0 K: 0 S: 3	H: 0 LOB: 0 BB: 0 P: 3	R: 0 E: 0 K: 0 S: 4	H: 1 LOB: 1 BB: 1 P: 7	1B: 6 2B: 0 3B: 0 HR: 0	SF: 0 SAC: 0 DP: 1 HBP: 0	WP: 0 PB: 0 SB: 0 CS: 0	PA: 36
PITCHER Bob Welch, R (1, 1) ERA: 2.8	IP: 9.0 WLS: W BF: 36 H: 6 R: 0 ER: 0 SO: 4 BB: 5 IBB: 0 HBP: 0 BLK: 0 WP: 0 HR: 0 S: 39 P: 59 ERA: 0.00 WHIP: 1.222															PITCHER				

Batter	1	2	3	4	5	6	7	8	9	AB	R	H	RBI	BB	SO	LOB	BOTTOM			
Steve Sax, R (1, 4) OBP: 0.348, SLG: 0.377	0-0 G1		0-0 F9			0-3 K		0-0 F8		4	0	0	0	0	1	2	Cincinnati Reds @ Los Angeles Dodgers Dodger Stadium, Los Angeles, CA Fri Jun 17 1983, 7:05 PM PDT Att: 41,870 - Unknown livebaseballscorecards.com			
Ken Landreaux, L (1, 8) OBP: 0.312, SLG: 0.417	0-0 F7		0-0 F8			0-3 K		0-3 K		4	0	0	0	0	2	2				
Rick Monday, L (1, 7) OBP: 0.353, SLG: 0.418	0-0 L6			0-0 P4		0-3 K				3	0	0	0	0	1	0				
Pedro Guerrero, R (1, 5) OBP: 0.384, SLG: 0.518		0-0 E5 1B		4-0 CS BB		0-0 5-3 4-3 1B				2	0	2	0	1	0	0				
Greg Brock, L (1, 3) OBP: 0.368, SLG: 0.456	0-0 F7			0-0 F9		0-0 4-3		1-2		3	0	0	0	0	0	3				
Mike Marshall, R (1, 9) OBP: 0.304, SLG: 0.391		0-3 K		0-0 CS		0-0 1-3		0-0 5-3		3	0	0	0	0	1	2				
Dave Anderson, R (8, 6) OBP: 0.159, SLG: 0.233				1-2				2-3		0	0	0	0	0	0	0				
Steve Yeager, R (1, 2) OBP: 0.290, SLG: 0.471	0-3 K				0-3 K		0-3 K			3	0	0	0	0	3	2				
Derrel Thomas, S (1, 6) OBP: 0.414, SLG: 0.424			0-0 FC1-8 1B		0-0 F7			0-0 F7		3	0	1	0	0	0	0				
Bob Welch, R (1, 1) OBP: 0.172, SLG: 0.310			0-0 FC1-6			0-0 HR		0-0 1B		3	1	2	1	0	0	1				
Inning Stats	R: 0 E: 0 K: 0 S: 3	H: 0 LOB: 0 BB: 0 P: 3	R: 0 E: 1 K: 2 S: 8	H: 1 LOB: 1 BB: 0 P: 8	R: 0 E: 0 K: 0 S: 4	H: 1 LOB: 1 BB: 0 P: 4	R: 0 E: 0 K: 0 S: 2	H: 0 LOB: 0 BB: 1 P: 6	R: 0 E: 0 K: 1 S: 5	H: 0 LOB: 0 BB: 0 P: 5	R: 1 E: 0 K: 3 S: 10	H: 1 LOB: 0 BB: 0 P: 10	R: 0 E: 0 K: 1 S: 6	H: 1 LOB: 1 BB: 0 P: 6	R: 0 E: 0 K: 1 S: 6	H: 1 LOB: 1 BB: 0 P: 6	1B: 4 2B: 0 3B: 0 HR: 1	SF: 0 SAC: 0 DP: 0 HBP: 0	WP: 0 PB: 0 SB: 0 CS: 1	PA: 30
PITCHER Mario Soto, R (1, 1) ERA: 2.17	IP: 8.0 WLS: L BF: 29 H: 5 R: 1 ER: 1 SO: 8 BB: 1 IBB: 0 HBP: 0 BLK: 0 WP: 0 HR: 1 S: 44 P: 48 ERA: 1.12 WHIP: 0.750															PITCHER				

Batter	1	2	3	4	5	6	7	8	9	AB	R	H	RBI	BB	SO	LOB	TOP			
Gary Redus, R OBP: 0.358, SLG: 0.478 (1,7)	E4 SH5-3 SF9		FC1-4 CS			F8		F3		4	1	0	0	0	0	1				
Eddie Milner, L OBP: 0.356, SLG: 0.333 (1,8)	SH5-3					F5			L5	2	0	0	0	1	0	0				
Dave Concepcion, R OBP: 0.293, SLG: 0.278 (1,6)	SF9		F8			F8			F8	3	0	0	1	0	0	1				
Johnny Bench, R OBP: 0.311, SLG: 0.413 (1,3)	P5					F9			6-3	4	0	0	0	0	0	0				
Paul Householder, S OBP: 0.341, SLG: 0.422 (1,9)										3	0	2	0	0	0	0				
Nick Esasky, R (1,5)										3	0	0	0	0	1	2				
Ron Oester, S OBP: 0.321, SLG: 0.435 (1,4)						F8			G3	3	0	0	0	0	0	2				
Dann Bilardello, R OBP: 0.274, SLG: 0.328 (8, PH)						F7				2	0	0	0	0	0	1				
Wayne Krenchicki, L OBP: 0.372, SLG: 0.324 (8, PH)						F7				1	0	0	0	0	0	0				
Alex Trevino, R OBP: 0.282, SLG: 0.296 (8, 2)									G3	0	0	0	0	0	0	0				
Bruce Berenyi, R OBP: 0.222, SLG: 0.259 (8, PH)										2	0	1	0	0	0	0				
Duane Walker, L OBP: 0.337, SLG: 0.425 (8, PH)									F7	1	0	0	0	0	0	0				
Tom Hume, R (8, 1)										0	0	0	0	0	0	0				
Inning Stats	R: 1 E: 1 K: 0 S: 4	H: 0 LOB: 0 BB: 0 P: 4	R: 0 E: 0 K: 0 S: 4	H: 1 LOB: 1 BB: 0 P: 4	R: 0 E: 0 K: 0 S: 3	H: 1 LOB: 1 BB: 1 P: 7	R: 0 E: 0 K: 1 S: 5	H: 0 LOB: 0 BB: 0 P: 5	R: 0 E: 0 K: 0 S: 3	H: 0 LOB: 0 BB: 0 P: 3	R: 0 E: 0 K: 0 S: 3	H: 1 LOB: 1 BB: 0 P: 4	R: 0 E: 0 K: 0 S: 3	H: 0 LOB: 0 BB: 0 P: 3	R: 0 E: 0 K: 0 S: 3	H: 0 LOB: 0 BB: 0 P: 3	1B: 3 2B: 0 3B: 0 HR: 0	SF: 1 SAC: 1 DP: 0 HBP: 0	WP: 0 PB: 0 SB: 1 CS: 1	PA: 31
PITCHER Burt Hooton, R ERA: 3.12 (1,1)	IP: 9.0 WLS: W BF: 31 H: 3 R: 1 ER: 0 SO: 1 BB: 1 IBB: 0 HBP: 0 BLK: 0 WP: 0 HR: 0 S: 32 P: 36 ERA: 0.00 WHIP: 0.444																			

Cincinnati Reds @ Los Angeles Dodgers
 Dodger Stadium, Los Angeles, CA
 Sun Jun 19 1983, 3:33 AM PDT
 Att: 44,634 - Unknown

AB	28
R	1
H	3
RBI	1
BB	1
SO	1
LOB	7



Batter	1	2	3	4	5	6	7	8	9	AB	R	H	RBI	BB	SO	LOB	BOTTOM			
Steve Sax, R OBP: 0.349, SLG: 0.374 (1,4)										3	1	1	0	1	1	0				
Rafael Landestoy, S OBP: 0.291, SLG: 0.267 (8, 4)										0	0	0	0	0	0	0				
Ken Landreaux, L OBP: 0.315, SLG: 0.423 (1,8)	K									4	1	2	1	0	2	1				
Dusty Baker Jr., R OBP: 0.310, SLG: 0.378 (1,7)										3	1	1	1	1	1	2				
Pedro Guerrero, R OBP: 0.387, SLG: 0.511 (1,5)										3	0	0	0	1	2	1				
Ron Roenicke, S OBP: 0.292, SLG: 0.258 (9, 9)										0	0	0	0	0	0	0				
Greg Brock, L OBP: 0.368, SLG: 0.448 (1,3)										2	0	0	0	2	1	0				
Mike Marshall, R OBP: 0.310, SLG: 0.393 (1,9)										4	1	1	0	0	1	3				
Derrel Thomas, S OBP: 0.403, SLG: 0.410 (9, 5)										0	0	0	0	0	0	0				
Steve Yeager, R OBP: 0.289, SLG: 0.467 (1,2)										4	0	1	0	0	1	1				
Bill Russell, R OBP: 0.361, SLG: 0.349 (1,6)										3	1	2	0	1	1	0				
Burt Hooton, R OBP: 0.200, SLG: 0.179 (1,1)										4	0	1	1	0	2	3				
Inning Stats	R: 1 E: 0 K: 2 S: 8	H: 2 LOB: 2 BB: 2 P: 16	R: 2 E: 1 K: 0 S: 5	H: 2 LOB: 1 BB: 1 P: 9	R: 0 E: 0 K: 0 S: 2	H: 0 LOB: 0 BB: 1 P: 6	R: 0 E: 0 K: 2 S: 7	H: 0 LOB: 0 BB: 0 P: 7	R: 1 E: 0 K: 2 S: 8	H: 1 LOB: 0 BB: 0 P: 8	R: 1 E: 0 K: 2 S: 8	H: 2 LOB: 2 BB: 1 P: 12	R: 0 E: 0 K: 3 S: 9	H: 0 LOB: 1 BB: 1 P: 13	R: 0 E: 0 K: 1 S: 7	H: 2 LOB: 2 BB: 0 P: 7	1B: 6 2B: 2 3B: 0 HR: 1	SF: 0 SAC: 0 DP: 1 HBP: 0	WP: 2 PB: 0 SB: 1 CS: 1	PA: 36
PITCHER Bruce Berenyi, R ERA: 3.32 (1,1)	IP: 7.0 WLS: L BF: 31 H: 7 R: 5 ER: 4 SO: 11 BB: 5 IBB: 1 HBP: 0 BLK: 0 WP: 2 HR: 1 S: 47 P: 71 ERA: 5.14 WHIP: 1.714																			
Tom Hume, R ERA: 6.86 (8, 1)	IP: 1.0 WLS: L BF: 5 H: 2 R: 0 ER: 0 SO: 1 BB: 0 IBB: 0 HBP: 0 BLK: 0 WP: 0 HR: 0 S: 7 P: 7 ERA: 0.00 WHIP: 2.000																			

Cincinnati Reds @ Los Angeles Dodgers
 Dodger Stadium, Los Angeles, CA
 Sun Jun 19 1983, 3:33 AM PDT
 Att: 44,634 - Unknown

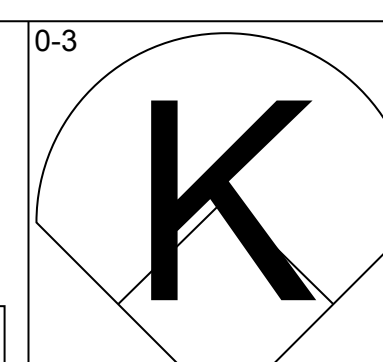
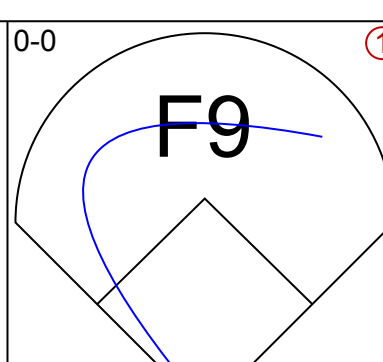
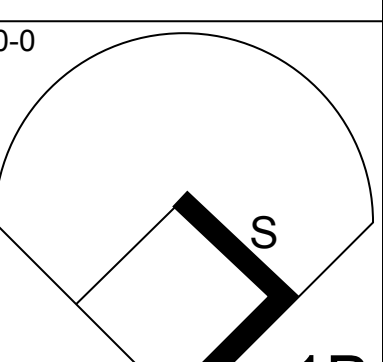
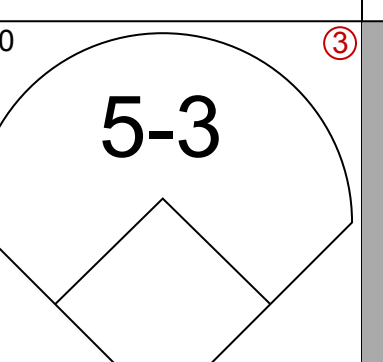
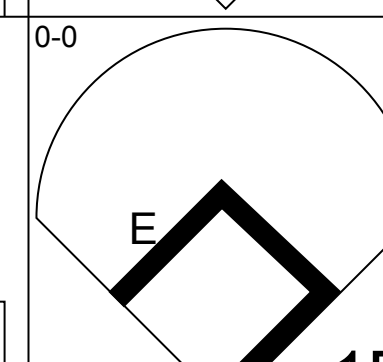
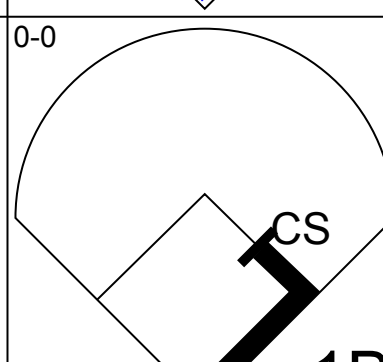
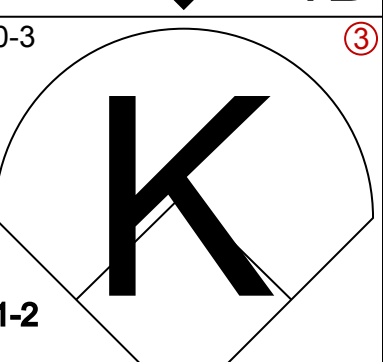
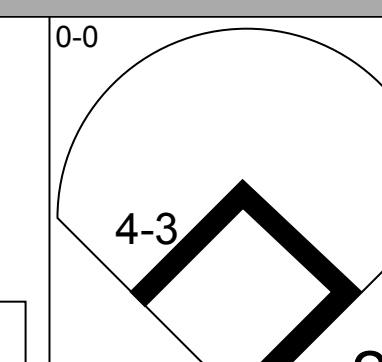
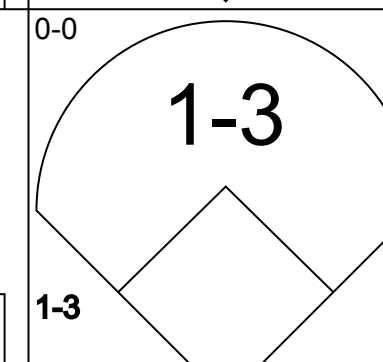
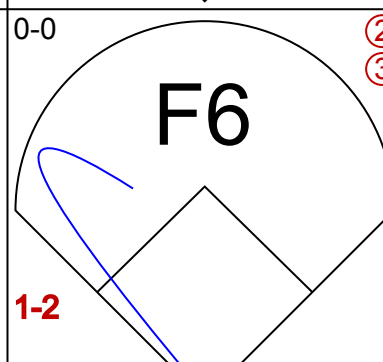
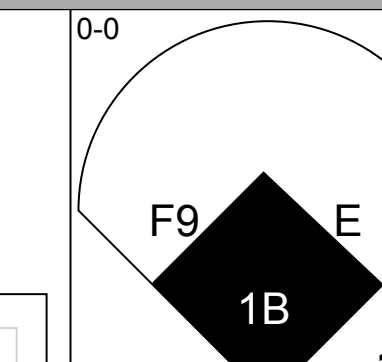
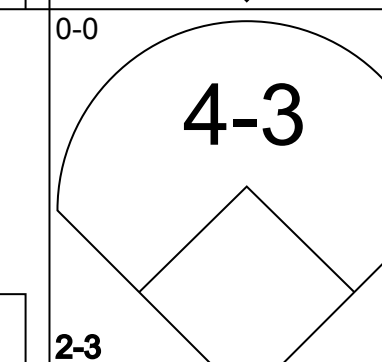
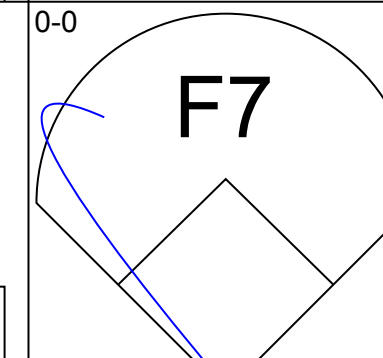
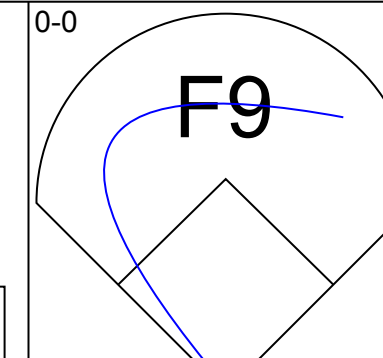
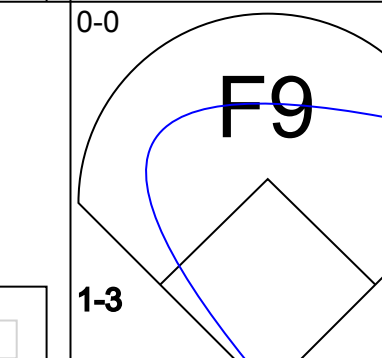
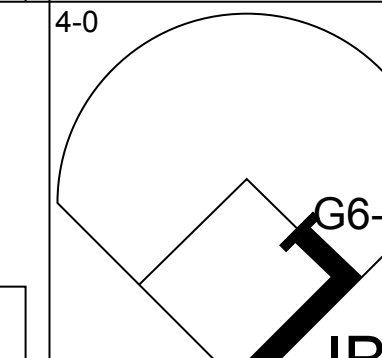
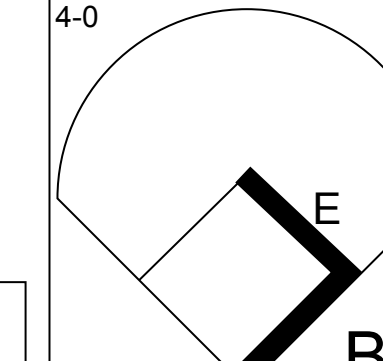
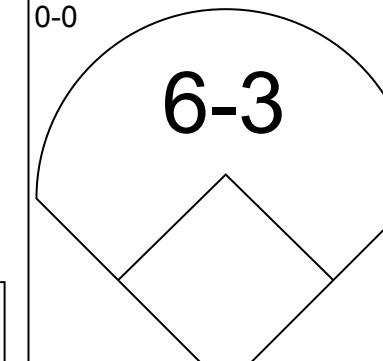
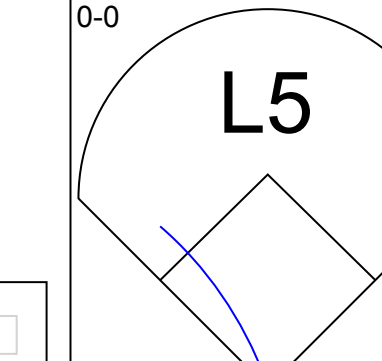
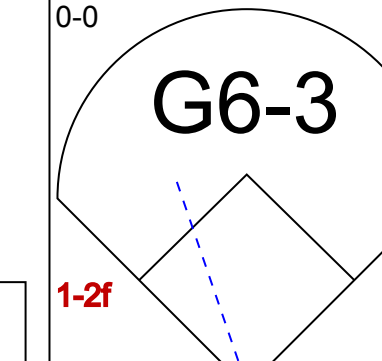
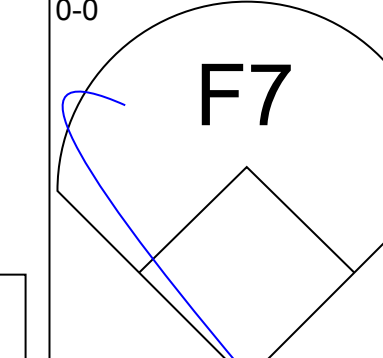
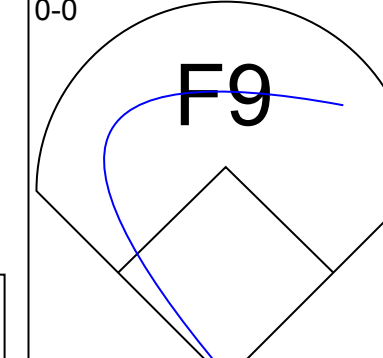
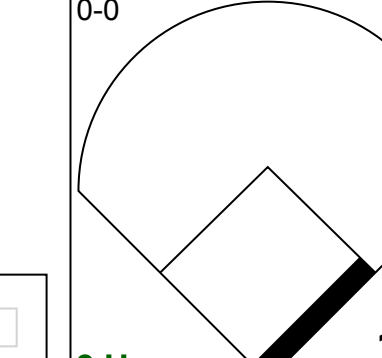
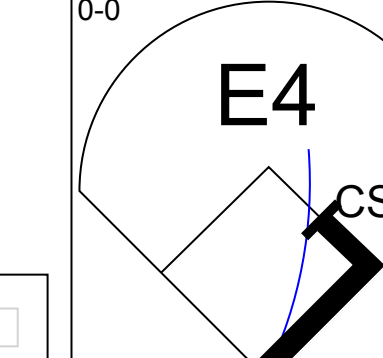
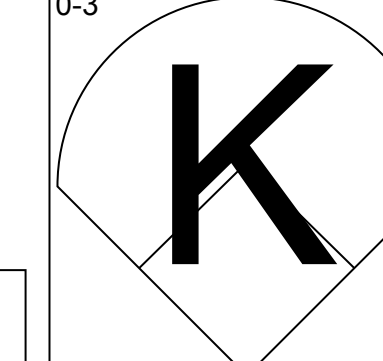
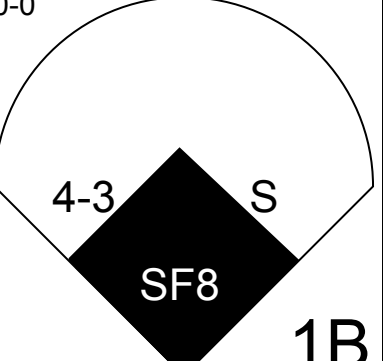
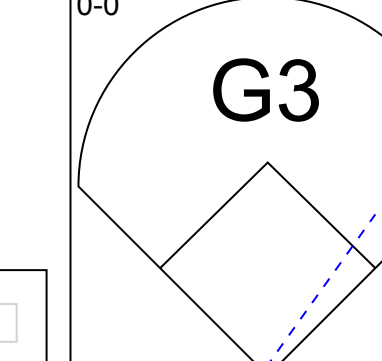
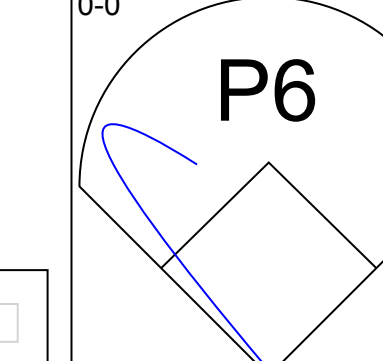
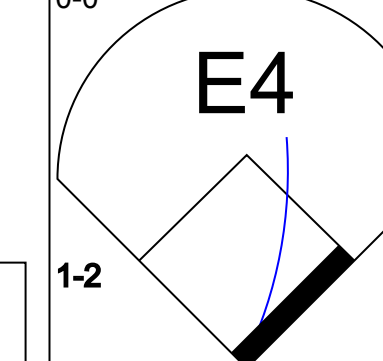
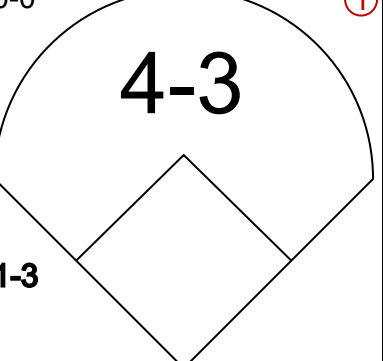
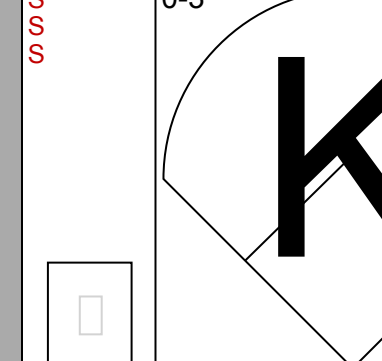
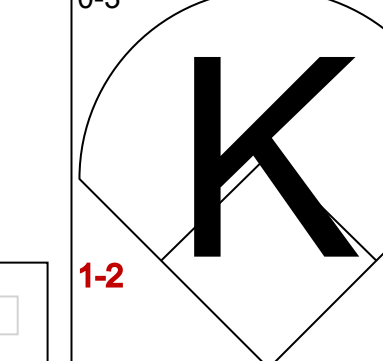
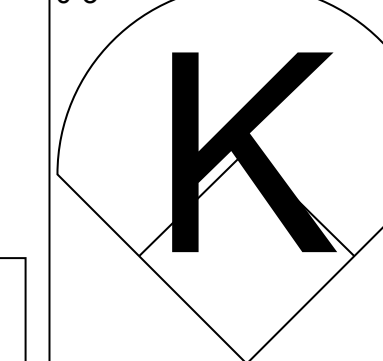
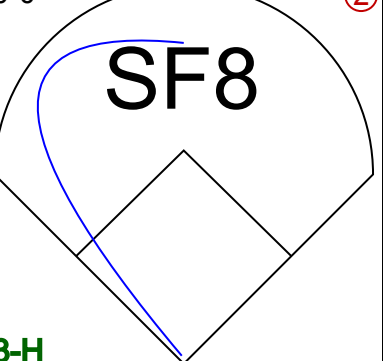
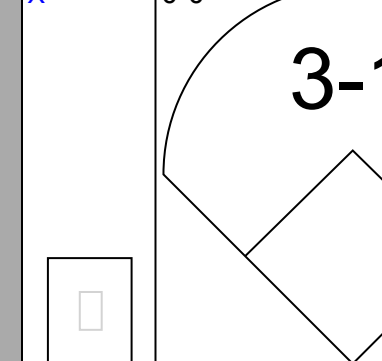
AB	30
R	5
H	9
RBI	3
BB	6
SO	12
LOB	11



Batter	1	2	3	4	5	6	7	8	9	AB	R	H	RBI	BB	SO	LOB	TOP					
Luis Salazar, R (1.5) OBP: 0.331, SLG: 0.369	L4		4-3 SF8 2B		F9		K		6-3	5	1	1	0	0	1	0	San Diego Padres @ Los Angeles Dodgers Dodger Stadium, Los Angeles, CA Mon Jun 20 1983, 7:05 PM PDT Att: 43,980 - Unknown livebaseballscorecards.com					
Alan Wiggins, S (1.7) OBP: 0.348, SLG: 0.307	K		4-3		F8		2B 1B			4	0	1	0	0	1	1						
Steve Garvey, R (1.3) OBP: 0.352, SLG: 0.478	3-1		SF8		P4		2B			3	0	1	1	0	0	0						
Sixto Lezcano, R (1.9) OBP: 0.340, SLG: 0.346		SH 1B FC4-6 1B				2B E 1B		K		4	2	3	0	0	1	0						
Terry Kennedy, L (1.2) OBP: 0.363, SLG: 0.444		FC4-6 SH 1B	F8		F5		FC6-4 1B			4	0	2	0	0	0	2						
Gary Templeton, S (1.6) OBP: 0.283, SLG: 0.345		SH FC4-6 1B		5-3		E9 SF9 2B		FC6-4 FC6-4		3	1	1	0	0	0	1						
Kevin McReynolds, R (1.8) OBP: 0.243, SLG: 0.316		K		F8		SF9		FC6-4		3	0	0	1	0	1	4						
Juan Bonilla, R (1.4) OBP: 0.304, SLG: 0.320		FC4-6				4-3			6-3	4	0	1	1	0	0	2						
Ed Whitson, R (1.1) OBP: 0.133, SLG: 0.133				4-3						4	0	0	0	0	1	3						
John Montefusco, R (9.1) OBP: 0.333, SLG: 0.143		6-3							K	0	0	0	0	0	0	0						
Inning Stats	R: 0 E: 0 K: 1 S: 5	H: 0 LOB: 0 BB: 0 P: 5	R: 1 E: 1 K: 1 S: 8	H: 2 LOB: 2 BB: 0 P: 8	R: 1 E: 0 K: 0 S: 5	H: 2 LOB: 1 BB: 0 P: 5	R: 0 E: 0 K: 0 S: 4	H: 1 LOB: 1 BB: 0 P: 4	R: 0 E: 0 K: 0 S: 3	H: 0 LOB: 0 BB: 0 P: 3	R: 2 E: 1 K: 0 S: 5	H: 2 LOB: 0 BB: 0 P: 5	R: 0 E: 0 K: 1 S: 6	H: 2 LOB: 2 BB: 0 P: 6	R: 0 E: 0 K: 1 S: 6	H: 1 LOB: 1 BB: 0 P: 6	R: 0 E: 0 K: 1 S: 5	H: 0 LOB: 0 BB: 0 P: 5	1B: 7 2B: 3 3B: 0 HR: 0	SF: 2 SAC: 1 DP: 0 HBP: 0	WP: 0 PB: 0 SB: 0 CS: 0	PA: 37
PITCHER	IP WLS BF H R ER SO BB IBB HBP BLK WP HR S P ERA WHIP																					
Jerry Reuss, L (1.1) ERA: 2.66	6.0 L 26 7 4 2 2 0 0 0 0 0 0 0 30 30 3.00 1.167																					
Joe Beckwith, R (7.1) ERA: 2.53	2.0 8 3 0 0 2 0 0 0 0 0 0 0 12 12 0.00 1.500																					
Pat Zachry, R (9.1) ERA: 2.16	1.0 3 0 0 0 1 0 0 0 0 0 0 0 5 5 0.00 0.000																					

Batter	1	2	3	4	5	6	7	8	9	AB	R	H	RBI	BB	SO	LOB	BOTTOM					
Steve Sax, R (1.4) OBP: 0.351, SLG: 0.374	5-3					F9			1B BB	3	0	1	1	1	0	0	San Diego Padres @ Los Angeles Dodgers Dodger Stadium, Los Angeles, CA Mon Jun 20 1983, 7:05 PM PDT Att: 43,980 - Unknown livebaseballscorecards.com					
Ken Landreaux, L (1.8) OBP: 0.314, SLG: 0.420	6-3		2H 1B			K			G5-4-3 1B	4	0	1	0	0	1	1						
Dusty Baker Jr., R (1.7) OBP: 0.306, SLG: 0.371	K			P6			P4		P5	4	0	0	0	0	1	2						
Pedro Guerrero, R (1.5) OBP: 0.382, SLG: 0.502		5-3		K			F9		G5-4-3	4	0	0	0	0	1	2						
Greg Brock, L (1.3) OBP: 0.364, SLG: 0.442		K			P6					3	0	0	0	0	1	0						
Mike Marshall, R (1.9) OBP: 0.310, SLG: 0.399		F8					P4		6-3 2B	3	0	1	0	0	0	0						
Steve Yeager, R (1.2) OBP: 0.289, SLG: 0.464							F7		K	3	0	1	0	0	1	1						
Bill Russell, R (1.6) OBP: 0.355, SLG: 0.342				FC6-4 1B			6-3		6-3	3	1	0	0	0	0	2						
Jerry Reuss, L (1.1) OBP: 0.237, SLG: 0.222				SH3-4 1B						0	0	0	0	0	0	0						
Ron Roenicke, S (6, PH) OBP: 0.260, SLG: 0.255				SH3-4						1	0	0	0	0	0	0						
Joe Beckwith, L (7.1) OBP: 0.255, SLG: 0.255										0	0	0	0	0	0	0						
Rick Monday, L (8, PH) OBP: 0.348, SLG: 0.411										1	0	0	0	0	0	1						
Pat Zachry, R (9.1) ERA: 5.31										0	0	0	0	0	0	0						
Inning Stats	R: 0 E: 0 K: 1 S: 5	H: 0 LOB: 0 BB: 0 P: 5	R: 0 E: 0 K: 1 S: 5	H: 0 LOB: 0 BB: 0 P: 5	R: 1 E: 0 K: 0 S: 5	H: 2 LOB: 1 BB: 0 P: 5	R: 0 E: 0 K: 1 S: 5	H: 0 LOB: 0 BB: 0 P: 5	R: 0 E: 0 K: 0 S: 3	H: 0 LOB: 0 BB: 0 P: 3	R: 0 E: 0 K: 1 S: 5	H: 0 LOB: 0 BB: 0 P: 5	R: 0 E: 0 K: 0 S: 3	H: 0 LOB: 0 BB: 0 P: 3	R: 0 E: 0 K: 1 S: 6	H: 1 LOB: 1 BB: 0 P: 6	R: 0 E: 0 K: 0 S: 3	H: 1 LOB: 1 BB: 1 P: 7	1B: 3 2B: 1 3B: 0 HR: 0	SF: 0 SAC: 1 DP: 1 HBP: 0	WP: 0 PB: 0 SB: 0 CS: 0	PA: 31
PITCHER	IP WLS BF H R ER SO BB IBB HBP BLK WP HR S P ERA WHIP																					
Ed Whitson, R (1.1) ERA: 3.35	8.0 W 28 3 1 1 1 0 0 0 0 0 0 0 37 41 1.12 0.500																					
John Montefusco, R (9.1) ERA: 5.31	1.0 S 3 1 0 0 0 0 0 0 0 0 0 0 3 3 0.00 1.000																					




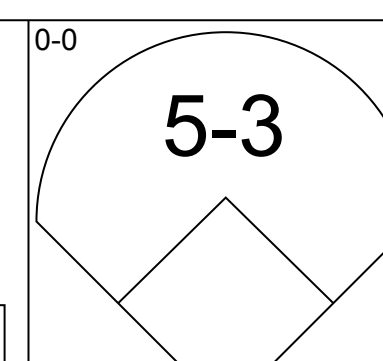
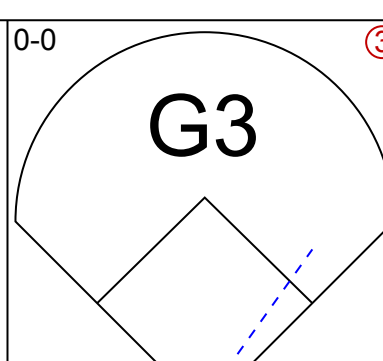
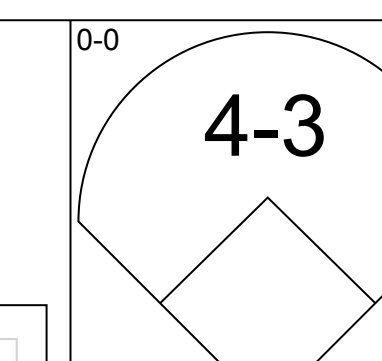
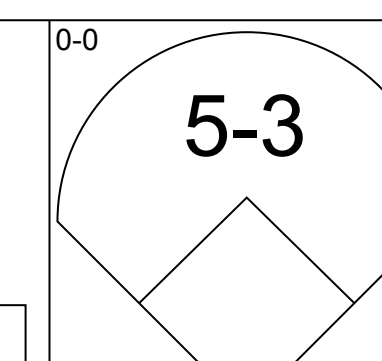
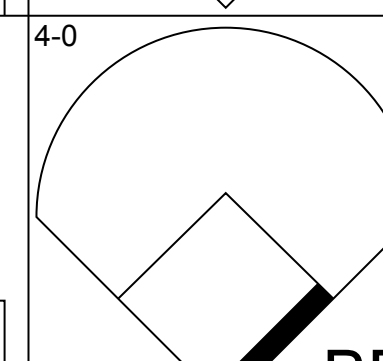
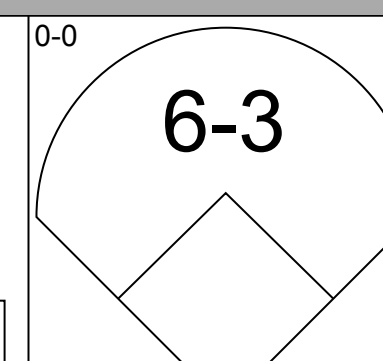
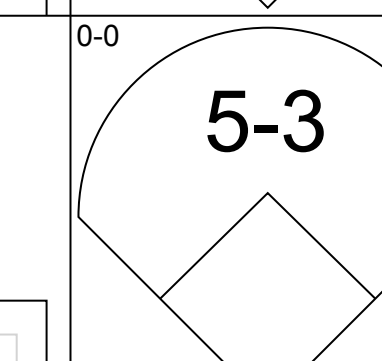
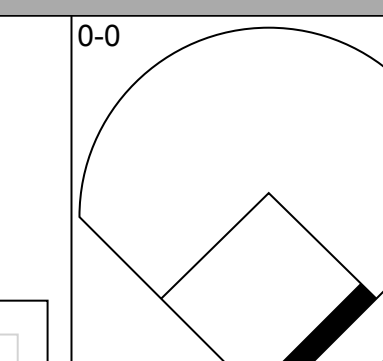
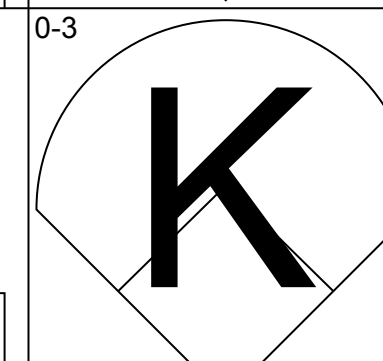
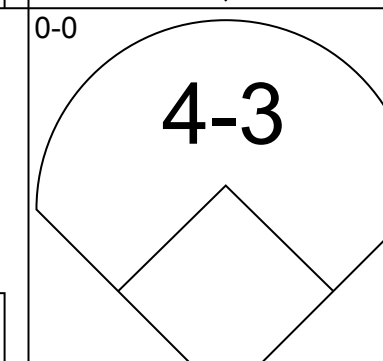
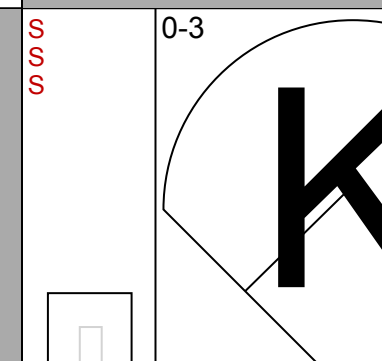
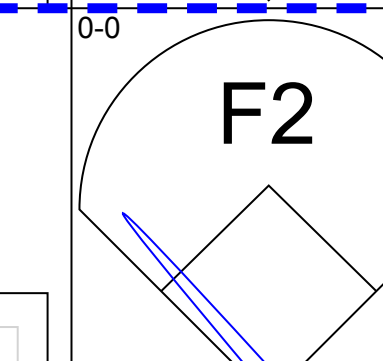
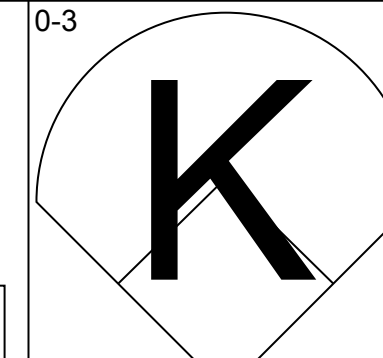
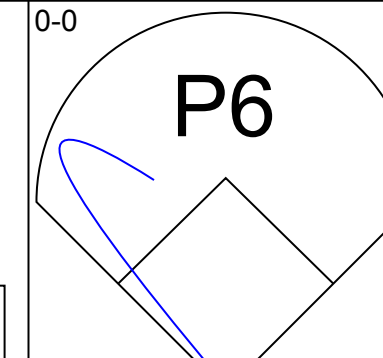
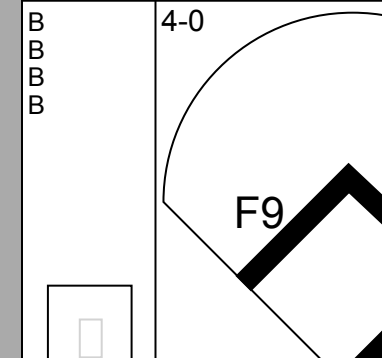
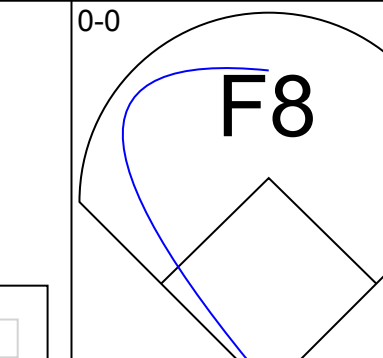
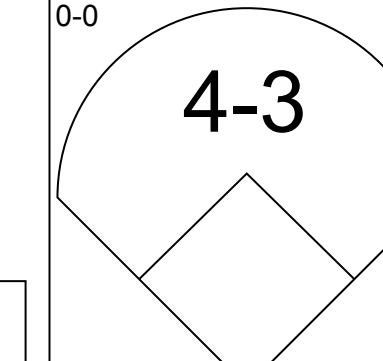
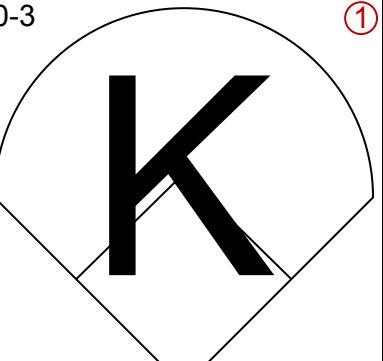
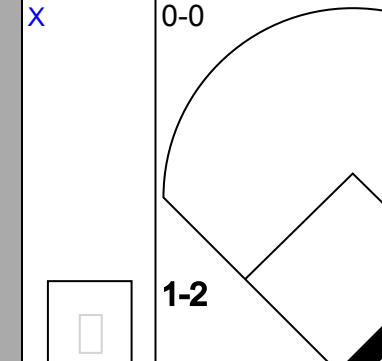
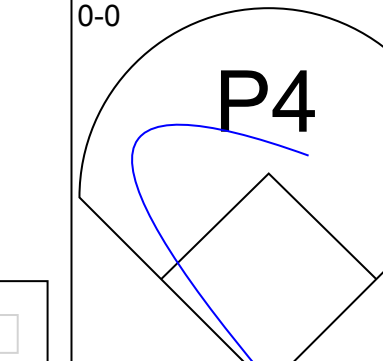
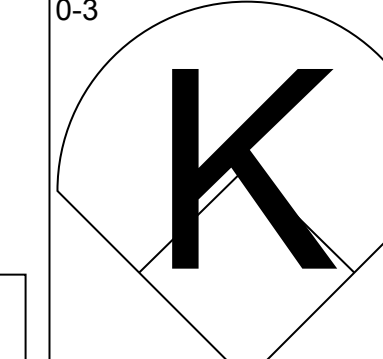
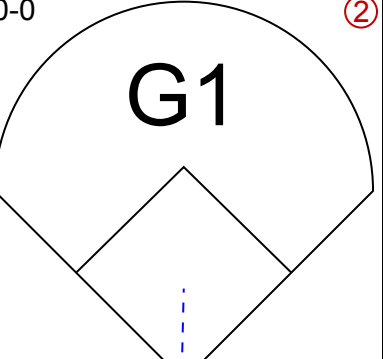
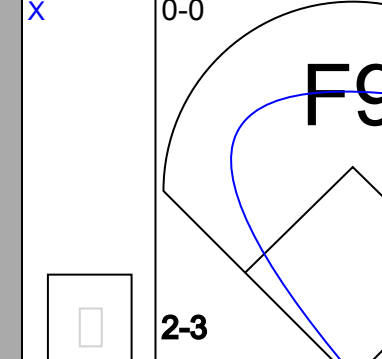
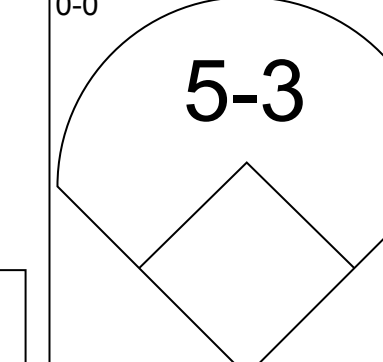
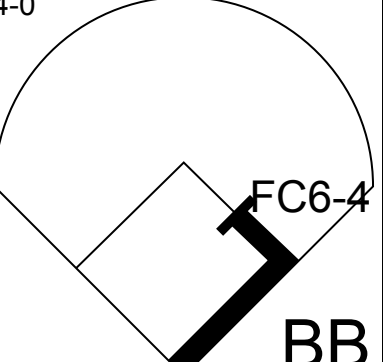
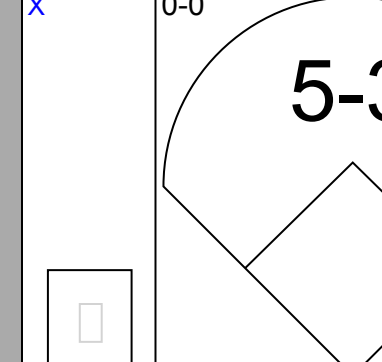
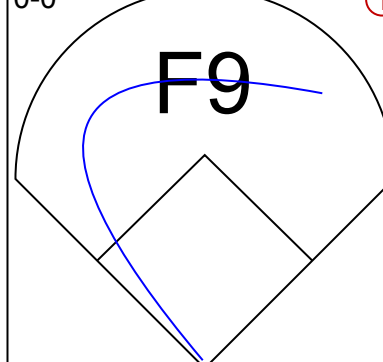
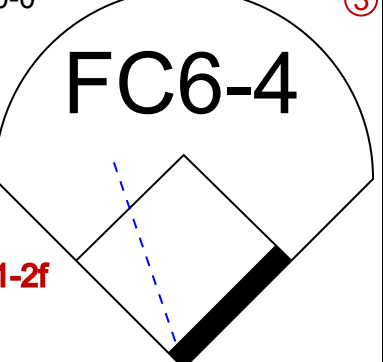
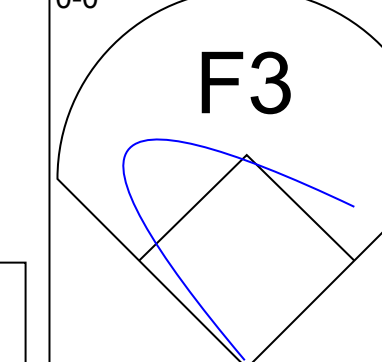
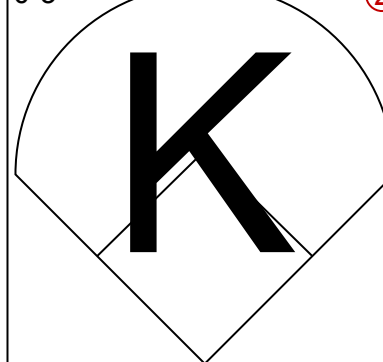
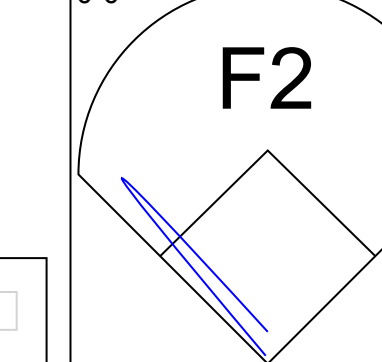
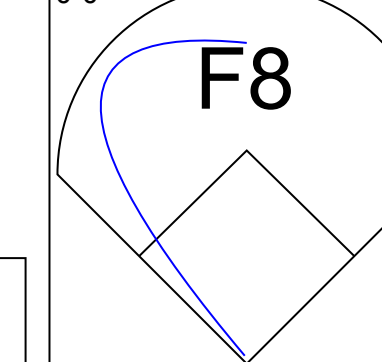
Batter	1	2	3	4	5	6	7	8	9	AB	R	H	RBI	BB	SO	LOB	TOP					
Luis Salazar, R OBP: 0.330, SLG: 0.366 (1, 5)										4	0	1	0	0	1	0						
Alan Wiggins, S OBP: 0.356, SLG: 0.323 (1, 8)										4	0	3	0	0	1	1						
Steve Garvey, R OBP: 0.351, SLG: 0.475 (1, 3)										4	1	1	0	0	0	3						
Terry Kennedy, L OBP: 0.361, SLG: 0.438 (1, 2)										3	0	0	0	1	0	2						
Sixto Lezcano, R OBP: 0.338, SLG: 0.341 (1, 9)										3	0	0	0	1	0	3						
Gary Templeton, S OBP: 0.282, SLG: 0.341 (1, 6)										4	0	1	1	0	0	1						
Tony Gwynn, L OBP: 0.250, SLG: 0.250 (1, 7)										4	1	1	0	0	1	3						
Juan Bonilla, R OBP: 0.300, SLG: 0.315 (1, 4)										4	0	0	0	0	2	3						
Tim Lollar, L OBP: 0.280, SLG: 0.200 Luis DeLeon, R OBP: 0.200, SLG: 0.200 (9, 1)										2	0	0	1	0	1	2						
										0	0	0	0	0	0	0						
Inning Stats	R: 0 E: 1 K: 1 S: 6	H: 1 LOB: 1 BB: 0 P: 6	R: 0 E: 1 K: 2 S: 8	H: 0 LOB: 2 BB: 1 P: 12	R: 0 E: 0 K: 0 S: 3	H: 1 LOB: 0 BB: 0 P: 3	R: 0 E: 0 K: 0 S: 3	H: 0 LOB: 0 BB: 0 P: 3	R: 1 E: 0 K: 1 S: 7	H: 2 LOB: 1 BB: 0 P: 7	R: 1 E: 1 K: 0 S: 5	H: 2 LOB: 1 BB: 0 P: 5	R: 0 E: 0 K: 0 S: 5	H: 0 LOB: 0 BB: 0 P: 5	R: 0 E: 0 K: 0 S: 3	H: 1 LOB: 1 BB: 1 P: 7	R: 0 E: 1 K: 1 S: 5	H: 0 LOB: 0 BB: 0 P: 5	1B: 6 2B: 1 3B: 0 HR: 0	SF: 1 SAC: 0 DP: 1 HBP: 0	WP: 0 PB: 0 CS: 2	PA: 35
PITCHER	IP	WLS	BF	H	R	ER	SO	BB	IBB	HBP	BLK	WP	HR	S	P	ERA	WHIP					
Alejandro Pena, R ERA: 1.88 Tom Niedenfuer, R ERA: 1.57 Dave Stewart, R ERA: 2.05	(1, 1) (7, 1) (9, 1)	6.0 2.0 1.0	L 7 3	25 1 0	6 0 0	2 0 0	1 1 0	4 0 1	1 1 0	0 0 0	0 0 0	0 0 0	0 0 0	0 8 5	32 12 5	36 0.00 0.00	1.167 0.500 0.000					

San Diego Padres @ Los Angeles Dodgers
 Dodger Stadium, Los Angeles, CA
 Tue Jun 21 1983, 7:05 PM PDT
 Att: 47,619 - Unknown

livebaseballscorecards.com

AB 32
 R 2
 H 7
 RBI 2
 BB 2
 SO 6
 LOB 18




Batter	1	2	3	4	5	6	7	8	9	AB	R	H	RBI	BB	SO	LOB	BOTTOM					
Steve Sax, R OBP: 0.346, SLG: 0.368 (1, 4)										4	0	0	0	0	0	0						
Bill Russell, R OBP: 0.358, SLG: 0.342 (1, 6)										3	0	1	0	1	0	0						
Mike Marshall, R OBP: 0.304, SLG: 0.390 Rick Monday, L OBP: 0.343, SLG: 0.404 (9, PH)										3	0	0	0	0	2	1						
Pedro Guerrero, R OBP: 0.380, SLG: 0.496 (1, 5)										3	0	0	0	1	1	2						
Dusty Baker Jr., R OBP: 0.305, SLG: 0.369 (1, 7)										4	0	1	0	0	1	1						
Greg Brock, L OBP: 0.380, SLG: 0.436 (1, 3)										3	0	0	0	0	1	2						
Steve Yeager, R OBP: 0.290, SLG: 0.459 (1, 2)										2	0	0	0	1	0	2						
Ron Roenicke, S OBP: 0.252, SLG: 0.248 (1, 8)										3	0	0	0	0	1							
Alejandro Pena, R OBP: 0.063, SLG: 0.063 Derrel Thomas, S OBP: 0.337, SLG: 0.403 Tom Niedenfuer, R Rafael Landestoy, S OBP: 0.273, SLG: 0.258 Dave Stewart, R OBP: 0.167, SLG: 0.167 (1, 1) (6, PH) (7, 1) (8, PH) (9, 1)										1	0	0	0	0	1	0						
										0	0	0	0	0	0	0						
										0	0	0	0	0	0	0						
										0	0	0	0	0	0	0						
										0	0	0	0	0	0	0						
Inning Stats	R: 0 E: 0 K: 2 S: 7	H: 0 LOB: 1 BB: 1 P: 11	R: 0 E: 0 K: 1 S: 5	H: 0 LOB: 0 BB: 0 P: 5	R: 0 E: 0 K: 1 S: 5	H: 0 LOB: 0 BB: 0 P: 5	R: 0 E: 0 K: 0 S: 3	H: 0 LOB: 0 BB: 0 P: 3	R: 0 E: 0 K: 1 S: 5	H: 0 LOB: 0 BB: 1 P: 9	R: 0 E: 0 K: 0 S: 3	H: 0 LOB: 0 BB: 0 P: 3	R: 0 E: 0 K: 1 S: 6	H: 1 LOB: 2 BB: 1 P: 10	R: 0 E: 0 K: 0 S: 3	H: 0 LOB: 0 BB: 0 P: 3	R: 0 E: 0 K: 0 S: 4	H: 1 LOB: 1 BB: 0 P: 4	1B: 2 2B: 0 3B: 0 HR: 0	SF: 0 SAC: 0 DP: 0 HBP: 0	WP: 0 PB: 0 CS: 0	PA: 32
PITCHER	IP	WLS	BF	H	R	ER	SO	BB	IBB	HBP	BLK	WP	HR	S	P	ERA	WHIP					
Tim Lollar, L ERA: 5.28 Luis DeLeon, R ERA: 2.49	(1, 1) (9, 1)	8.0 1.0	W S	29 3	2 0	0 0	0 0	0 0	0 0	0 0	0 0	0 0	0 0	3 3	0 3	0.00 0.000	0.625 0.000					

San Diego Padres @ Los Angeles Dodgers
 Dodger Stadium, Los Angeles, CA
 Tue Jun 21 1983, 7:05 PM PDT
 Att: 47,619 - Unknown

livebaseballscorecards.com

AB 29
 R 0
 H 2
 RBI 0
 BB 3
 SO 6
 LOB 10



Batter	1	2	3	4	5	6	7	8	9	AB	R	H	RBI	BB	SO	LOB	TOP					
Luis Salazar, R (1, 5) OBP: 0.321, SLG: 0.356	F4		F8		5-3		L4	P4		5	0	0	0	0	0	4	San Diego Padres @ Los Angeles Dodgers Dodger Stadium, Los Angeles, CA Wed Jun 22 1983, 7:05 PM PDT Att: 46,340 - Unknown livebaseballscorecards.com					
Alan Wiggins, S (1, 8) OBP: 0.363, SLG: 0.324	F6-3 BB		F8			1B SH1 1B	L4		BB 1B BB	3	2	1	0	2	0	0						
Steve Garvey, R (1, 3) OBP: 0.352, SLG: 0.473	6-3			P4		SH1 1B	6-3		L4 BB 1B	5	1	2	1	0	0	0						
Terry Kennedy, L (1, 2) OBP: 0.354, SLG: 0.429	F5			K		P6		F9	F2	5	0	0	0	0	1	4						
Sixto Lezcano, R (1, 9) OBP: 0.345, SLG: 0.342		K				SH1			1B BB	2	1	1	1	2	1	0						
Gary Templeton, S (1, 6) OBP: 0.279, SLG: 0.336	F7			4-3		E6			L4	5	1	1	0	0	0	4						
Tony Gwynn, L (1, 7) OBP: 0.500, SLG: 0.625					1-3					4	0	3	2	0	0	0						
Juan Bonilla, R (1, 4) OBP: 0.306, SLG: 0.317	5-3					SH5-4 1B			IBB	2	0	1	0	2	0	1						
Eric Show, R (1, 1) OBP: 0.242, SLG: 0.250			F8				F9		F5	2	0	0	0	0	0	2						
Gene Richards, L (8, PH) OBP: 0.342, SLG: 0.417					SH5-4					1	0	0	0	0	0	3						
Gary Lucas, L (8, 1)										0	0	0	0	0	0	0						
Inning Stats	R: 1 E: 1 K: 0 S: 3	H: 0 LOB: 0 BB: 1 P: 7	R: 0 E: 0 K: 1 S: 6	H: 1 LOB: 1 BB: 0 P: 6	R: 0 E: 0 K: 0 S: 3	H: 0 LOB: 0 BB: 0 P: 3	R: 0 E: 0 K: 1 S: 5	H: 0 LOB: 1 BB: 1 P: 9	R: 0 E: 0 K: 0 S: 4	H: 1 LOB: 1 BB: 0 P: 4	R: 3 E: 1 K: 0 S: 7	H: 3 LOB: 2 BB: 1 P: 11	R: 0 E: 0 K: 0 S: 3	H: 0 LOB: 0 BB: 0 P: 3	R: 1 E: 0 K: 0 S: 6	H: 3 LOB: 3 BB: 1 P: 10	R: 0 E: 0 K: 0 S: 3	H: 1 LOB: 2 BB: 2 P: 11	1B: 8 2B: 2 3B: 0 HR: 0	SF: 0 SAC: 2 DP: 1 HBP: 0	WP: 0 PB: 0 SB: 0 CS: 0	PA: 42
PITCHER	IP WLS BF H R ER SO BB IBB HBP BLK WP HR S P ERA WHIP																					
Bob Welch, R (1, 1) ERA: 2.68	7.0 L 30 5 4 1 2 2 1 0 0 0 0 0 31 43 1.29 1.000																					
Dave Stewart, R (8, 1) ERA: 2.19	1.0 8 3 1 1 0 1 1 0 0 0 0 0 6 14 9.00 4.000																					
Joe Beckwith, R (9, 1) ERA: 2.73	1.0 4 1 0 0 0 1 0 0 0 0 0 0 3 7 0.00 2.000																					

Batter	1	2	3	4	5	6	7	8	9	AB	R	H	RBI	BB	SO	LOB	BOTTOM					
Derrel Thomas, S (1, 4) OBP: 0.390, SLG: 0.394	P4		1-3			6-3				4	0	1	0	0	0	1	San Diego Padres @ Los Angeles Dodgers Dodger Stadium, Los Angeles, CA Wed Jun 22 1983, 7:05 PM PDT Att: 46,340 - Unknown livebaseballscorecards.com					
Ken Landreaux, L (1, 8) OBP: 0.310, SLG: 0.414	F8			4-3		4-3		G4-6-3 1B		3	0	0	0	0	0	0						
Rafael Landestoy, S (8, PH) OBP: 0.285, SLG: 0.250								G4-6-3		1	0	0	0	0	0	1						
Rick Monday, L (1, 9) OBP: 0.329, SLG: 0.383										3	0	0	0	0	2	0						
Mike Marshall, R (8, PH) OBP: 0.302, SLG: 0.388	K			K		G3		K		1	0	0	0	0	1	0						
Pedro Guerrero, R (1, 5) OBP: 0.382, SLG: 0.506		L5								3	2	1	1	1	1	0						
Dusty Baker Jr., R (1, 7) OBP: 0.308, SLG: 0.369		5-3								3	0	1	0	1	1	0						
Greg Brock, L (1, 3) OBP: 0.354, SLG: 0.428										4	0	0	0	0	1	3						
Bill Russell, R (1, 6) OBP: 0.352, SLG: 0.335					5-3					3	0	0	1	0	0	1						
Gilberto Reyes, R (1, 2) OBP: 0.167, SLG: 0.333										2	0	1	0	0	1	0						
Ron Roenicke, S (7, PH) OBP: 0.259, SLG: 0.248										0	0	0	0	1	0	0						
Dave Stewart, R (8, 1) OBP: 0.167, SLG: 0.167										0	0	0	0	0	0	0						
Joe Beckwith, L (9, 1)										0	0	0	0	0	0	0						
Bob Welch, R (1, 1) OBP: 0.161, SLG: 0.290										2	0	0	0	0	2	1						
Steve Yeager, R (7, PH) OBP: 0.289, SLG: 0.457										1	0	0	0	0	1	2						
Inning Stats	R: 0 E: 0 K: 1 S: 5	H: 0 LOB: 0 BB: 0 P: 5	R: 0 E: 0 K: 1 S: 5	H: 0 LOB: 0 BB: 0 P: 5	R: 0 E: 0 K: 1 S: 6	H: 1 LOB: 1 BB: 0 P: 6	R: 1 E: 0 K: 1 S: 6	H: 1 LOB: 1 BB: 1 P: 10	R: 0 E: 0 K: 2 S: 7	H: 0 LOB: 0 BB: 0 P: 7	R: 0 E: 0 K: 0 S: 3	H: 0 LOB: 0 BB: 0 P: 3	R: 1 E: 0 K: 1 S: 6	H: 1 LOB: 2 BB: 2 P: 14	R: 0 E: 0 K: 1 S: 5	H: 1 LOB: 0 BB: 0 P: 5	R: 0 E: 0 K: 2 S: 7	H: 0 LOB: 0 BB: 0 P: 7	1B: 2 2B: 1 3B: 0 HR: 1	SF: 0 SAC: 0 DP: 1 HBP: 0	WP: 0 PB: 0 SB: 0 CS: 0	PA: 33
PITCHER	IP WLS BF H R ER SO BB IBB HBP BLK WP HR S P ERA WHIP																					
Eric Show, R (1, 1) ERA: 2.83	7.0 W 27 3 2 2 7 3 0 0 0 0 0 0 1 38 50 2.57 0.857																					
Gary Lucas, L (8, 1) ERA: 2.6	2.0 S 6 1 0 0 3 0 0 0 0 0 0 0 12 12 0.00 0.500																					



Batter	1	2	3	4	5	6	7	8	9	AB	R	H	RBI	BB	SO	LOB	TOP								
Luis Salazar, R OBP: 0.314, SLG: 0.348 (1, 5)	F9		SH3		F7		E5		6-3	4	1	0	0	0	0	2	San Diego Padres @ Los Angeles Dodgers Dodger Stadium, Los Angeles, CA Thu Jun 23 1983, 3:33 AM PDT Att: 44,703 - Unknown livebaseballscorecards.com								
Alan Wiggins, S OBP: 0.364, SLG: 0.331 (1, 8) (9, 7)	4-3					6-3			6-3	5	0	2	3	0	0	0									
Steve Garvey, R OBP: 0.349, SLG: 0.479 (1, 3)	6-3		9-3				P5		5-3	5	1	1	1	0	0	2									
Sixto Lezcano, R OBP: 0.344, SLG: 0.340 (1, 9)		HR		5-3		K	K			4	1	1	0	0	2	1									
Garry Templeton, S OBP: 0.293, SLG: 0.371 Mario Ramirez, R OBP: 0.389, SLG: 0.342 (8, PR) (8, 6)		HR	F9					1B	1B	4	1	3	2	0	0	0									
Tony Gwynn, L OBP: 0.333, SLG: 0.417 Ruppert Jones, L OBP: 0.270, SLG: 0.312 (1, 7) (9, 8)		F7		K		6-3		K		4	0	0	0	0	2	2									
Juan Bonilla, R OBP: 0.313, SLG: 0.323 (1, 4)		F4			SH2-3		SH3-4	BB	1B	4	1	3	0	0	0	0									
Doug Gwosdz, R OBP: 0.200, SLG: 0.059 (1, 2)		F8			F8		F8	SH3-4	BB	3	1	0	0	1	1	3									
Dave Dravecky, R OBP: 0.156, SLG: 0.182 Luis DeLeon, R OBP: 0.167, SLG: 0.167 Gary Lucas, L (9, 1)			SH3		SH2-3		SH3-4		K	1	1	1	0	0	0	0									
Inning Stats	R: 0 E: 0 K: 0 S: 3	H: 0 LOB: 0 BB: 0 P: 3	R: 2 E: 0 K: 0 S: 5	H: 2 LOB: 0 BB: 0 P: 5	R: 1 E: 0 K: 0 S: 4	H: 2 LOB: 0 BB: 0 P: 4	R: 0 E: 0 K: 1 S: 5	H: 0 LOB: 0 BB: 0 P: 5	R: 0 E: 0 K: 0 S: 4	H: 1 LOB: 1 BB: 1 P: 4	R: 1 E: 0 K: 1 S: 7	H: 2 LOB: 1 BB: 0 P: 7	R: 3 E: 1 K: 1 S: 8	H: 2 LOB: 1 BB: 1 P: 12	R: 0 E: 0 K: 3 S: 11	H: 2 LOB: 2 BB: 0 P: 11	R: 0 E: 0 K: 0 S: 3	H: 0 LOB: 0 BB: 0 P: 3	1B: 7 2B: 3 3B: 0 HR: 2	SF: 0 SAC: 0 DP: 1 HBP: 0	WP: 0 PB: 0 SB: 0 CS: 0	PA: 39			
PITCHER	IP	WLS	BF	H	R	ER	SO	BB	IBB	HBP	BLK	WP	HR	S	P	ERA	WHIP								
Fernando Valenzuela, L ERA: 3.39 Joe Beckwith, R ERA: 2.59 Ricky Wright, L ERA: 3.0	6.1	L	29	9	7	6	2	1	0	0	0	0	2	32	36	8.53	1.579								

Batter	1	2	3	4	5	6	7	8	9	AB	R	H	RBI	BB	SO	LOB	BOTTOM								
Derrel Thomas, S OBP: 0.390, SLG: 0.394 (1, 4)	F3		F7				F7		1B	5	2	2	0	0	0	0	San Diego Padres @ Los Angeles Dodgers Dodger Stadium, Los Angeles, CA Thu Jun 23 1983, 3:33 AM PDT Att: 44,703 - Unknown livebaseballscorecards.com								
Ron Roenicke, S OBP: 0.274, SLG: 0.321 (1, 8)		HR	K			HR	FC6-4		F3	5	2	3	4	0	1	1									
Dusty Baker Jr., R OBP: 0.306, SLG: 0.365 (1, 7)	F8		F7		F8		FC6-4		FC4-6	5	0	1	0	0	0	1									
Pedro Guerrero, R OBP: 0.378, SLG: 0.502 (1, 5)	5-3				F7		5-3		SF8	4	0	1	1	0	0	1									
Jose Morales, R OBP: 0.389, SLG: 0.667 Greg Brock, L OBP: 0.352, SLG: 0.424 (1, 3) (7, 3)			G4-6-3		F7		F9		FC4-6	3	0	1	0	0	0	1									
Steve Yeager, R OBP: 0.284, SLG: 0.450 Rafael Landestoy, S OBP: 0.280, SLG: 0.273 (1, 2) (8, PH) (9, 6)		G4-6-3			F7		P4			3	0	0	0	0	0	2									
Mike Marshall, R OBP: 0.307, SLG: 0.397 (1, 9)					F7				1B	4	0	2	0	0	1	2									
Dave Anderson, R OBP: 0.191, SLG: 0.227 Ken Landreaux, L OBP: 0.313, SLG: 0.417 Gilberto Reyes, R OBP: 0.167, SLG: 0.333 (1, 6) (8, PH) (9, 2)					F8				1B	1	0	0	0	2	0	0									
Fernando Valenzuela, L OBP: 0.245, SLG: 0.354 Joe Beckwith, L Rick Monday, L Ricky Wright, L (1, 1) (7, 1) (8, PH) (9, 1)		F8					P4		F2	3	1	1	0	0	0	4									
Inning Stats	R: 1 E: 0 K: 0 S: 4	H: 1 LOB: 0 BB: 0 P: 4	R: 0 E: 0 K: 0 S: 4	H: 2 LOB: 2 BB: 1 P: 8	R: 0 E: 0 K: 1 S: 5	H: 0 LOB: 0 BB: 0 P: 5	R: 0 E: 0 K: 0 S: 4	H: 1 LOB: 1 BB: 0 P: 4	R: 3 E: 0 K: 0 S: 6	H: 3 LOB: 0 BB: 0 P: 6	R: 0 E: 0 K: 0 S: 4	H: 1 LOB: 2 BB: 1 P: 8	R: 0 E: 0 K: 0 S: 4	H: 1 LOB: 1 BB: 0 P: 4	R: 0 E: 0 K: 1 S: 7	H: 2 LOB: 2 BB: 0 P: 7	R: 1 E: 0 K: 0 S: 5	H: 2 LOB: 1 BB: 0 P: 5	1B: 10 2B: 1 3B: 0 HR: 2	SF: 1 SAC: 0 DP: 1 HBP: 0	WP: 0 PB: 0 SB: 0 CS: 0	PA: 41			
PITCHER	IP	WLS	BF	H	R	ER	SO	BB	IBB	HBP	BLK	WP	HR	S	P	ERA	WHIP								
Dave Dravecky, L ERA: 2.88 Luis DeLeon, R ERA: 2.53 Gary Lucas, L ERA: 2.57	6.0	W	27	8	4	4	1	1	0	0	0	0	0	15	15	3.38	1.875								



Batter	1	2	3	4	5	6	7	8	9	AB	R	H	RBI	BB	SO	LOB	TOP								
Omar Moreno, L (1, 8) Frank LaCorte, R (7, 1) Vern Ruhle, R (7, 1) Mike Madden, L (8, 1)	0-0 SF9 3B		0-0 1-3		0-0 F7		0-3 K			4	1	1	0	0	1	3									
Terry Puhl, L (1, 9) Dickie Thon, R (1, 6) Phil Garner, R (1, 5)	0-0 SF9 3H		0-0 F9 2-3		0-0 FC5-4 1B		0-0 F8			3	0	1	1	0	0	1									
Jose Cruz, L (1, 7) Ray Knight, R (1, 3)	4-0 4-3 BB		0-0 4-3		0-0 F5		0-0 F8			4	1	1	1	0	1	2									
Bill Doran, S (1, 4) Luis Pujols, R (1, 2)	0-0 4-3		0-0 4-3		0-0 F9		0-0 F7			3	0	0	0	1	1	2									
Joe Niekro, R (1, 1) Kevin Bass, S (7, PH)	0-0 F4		0-0 F9		0-0 5-3 1B		0-0 F8			4	0	1	0	0	0	3									
Inning Stats	R: 1 E: 0 K: 0 S: 4	H: 1 LOB: 0 BB: 0 P: 4	R: 0 E: 0 K: 0 S: 3	H: 0 LOB: 1 BB: 1 P: 7	R: 0 E: 0 K: 1 S: 6	H: 1 LOB: 1 BB: 0 P: 6	R: 0 E: 0 K: 0 S: 3	H: 0 LOB: 0 BB: 0 P: 3	R: 0 E: 0 K: 1 S: 6	H: 1 LOB: 1 BB: 0 P: 6	R: 0 E: 0 K: 0 S: 5	H: 2 LOB: 2 BB: 0 P: 5	R: 0 E: 0 K: 1 S: 6	H: 1 LOB: 1 BB: 0 P: 6	R: 1 E: 0 K: 2 S: 8	H: 1 LOB: 0 BB: 1 P: 8	R: 0 E: 0 K: 0 S: 2	H: 0 LOB: 0 BB: 1 P: 6	1B: 3 2B: 2 3B: 1 HR: 1	SF: 1 SAC: 0 DP: 1 HBP: 0	WP: 0 PB: 0 SB: 0 CS: 0	PA: 35			
PITCHER	IP	WLS	BF	H	R	ER	SO	BB	IBB	HBP	BLK	WP	HR	S	P	ERA	WHIP								
Burt Hooton, R (1, 1) Tom Niedenfuer, R (8, 1) Ricky Wright, L (9, 1)	7.0	W	28	6	1	1	3	1	0	0	0	0	0	33	37	1.29	1.000								

Houston Astros @ Los Angeles Dodgers
Dodger Stadium, Los Angeles, CA
Fri Jun 24 1983, 7:05 PM PDT
Att: 40,316 - Unknown

AB	32
R	2
H	7
RBI	2
BB	2
SO	5
LOB	18



Batter	1	2	3	4	5	6	7	8	9	AB	R	H	RBI	BB	SO	LOB	BOTTOM								
Steve Sax, R (1, 4) Ricky Wright, L (9, 1)	0-3 K		0-0 PB S 1B		0-3 K		0-0 K HR	0-0 4-3		5	2	2	1	0	2	1									
Ken Landreaux, L (1, 8) Derrel Thomas, S (7, FR)	0-0 PB 2B		0-0 4-3 S 1B		0-3 K		3-0 K HR HBP			3	0	2	1	0	1	0									
Dusty Baker Jr., R (1, 7) Pedro Guerrero, R (1, 5)	0-0 6-3		4-0 1-2 4-3 BB		0-0 K 1B		0-0 K HR			3	2	2	2	1	0	1									
Greg Brock, L (1, 3) Ron Roenicke, S (1, 9)	0-0 6-3		0-3 K		0-0 4-3		0-0 F8			4	1	1	2	0	1	4									
Steve Yeager, R (1, 2) Bill Russell, R (1, 6)	0-0 2-3		0-3 K		1-2 2-3		0-0 F8			4	0	0	0	0	1	3									
Steve Yeager, R (1, 2) Bill Russell, R (1, 6)	0-0 FC5-4		4-0 FC5-4 BB		0-0 K		0-0 K			4	1	2	1	0	0	1									
Steve Yeager, R (1, 2) Bill Russell, R (1, 6)	0-0 FC5-4		4-0 FC5-4 BB		0-0 K		0-0 K			4	1	2	1	0	0	1									
Steve Yeager, R (1, 2) Bill Russell, R (1, 6)	0-0 FC5-4		4-0 FC5-4 BB		0-0 K		0-0 K			4	1	2	1	0	0	1									
Steve Yeager, R (1, 2) Bill Russell, R (1, 6)	0-0 FC5-4		4-0 FC5-4 BB		0-0 K		0-0 K			4	1	2	1	0	0	1									
Steve Yeager, R (1, 2) Bill Russell, R (1, 6)	0-0 FC5-4		4-0 FC5-4 BB		0-0 K		0-0 K			4	1	2	1	0	0	1									
Steve Yeager, R (1, 2) Bill Russell, R (1, 6)	0-0 FC5-4		4-0 FC5-4 BB		0-0 K		0-0 K			4	1	2	1	0	0	1									
Steve Yeager, R (1, 2) Bill Russell, R (1, 6)	0-0 FC5-4		4-0 FC5-4 BB		0-0 K		0-0 K			4	1	2	1	0	0	1									
Inning Stats	R: 0 E: 0 K: 1 S: 6	H: 1 LOB: 1 BB: 0 P: 6	R: 0 E: 0 K: 2 S: 7	H: 0 LOB: 2 BB: 2 P: 15	R: 1 E: 0 K: 2 S: 9	H: 2 LOB: 2 BB: 1 P: 13	R: 0 E: 0 K: 0 S: 3	H: 0 LOB: 0 BB: 0 P: 3	R: 2 E: 0 K: 2 S: 9	H: 2 LOB: 0 BB: 0 P: 9	R: 1 E: 0 K: 1 S: 6	H: 1 LOB: 0 BB: 0 P: 6	R: 3 E: 0 K: 0 S: 5	H: 2 LOB: 1 BB: 0 P: 8	R: 0 E: 0 K: 0 S: 3	H: 1 LOB: 1 BB: 1 P: 7	1B: 4 2B: 1 3B: 0 HR: 4	SF: 0 SAC: 0 DP: 1 HBP: 1	WP: 0 PB: 2 SB: 4 CS: 0	PA: 37					
PITCHER	IP	WLS	BF	H	R	ER	SO	BB	IBB	HBP	BLK	WP	HR	S	P	ERA	WHIP								
Joe Niekro, R (1, 1) Frank LaCorte, R (7, 1) Vern Ruhle, R (7, 1) Mike Madden, L (8, 1)	6.0	L	27	6	4	4	8	3	0	0	0	0	1	1	4	6.00	1.500								

Houston Astros @ Los Angeles Dodgers
Dodger Stadium, Los Angeles, CA
Fri Jun 24 1983, 7:05 PM PDT
Att: 40,316 - Unknown

AB	32
R	7
H	9
RBI	7
BB	4
SO	8
LOB	16



Batter	1	2	3	4	5	6	7	8	9	10	11	AB	R	H	RBI	BB	SO	LOB	TOP				
Omar Moreno, L OBP: 0.282, SLG: 0.323 Bill Dawley, R OBP: 0.333, SLG: 0.333	F5		L5			1-3	K			K		4	0	0	0	0	1	3					
Kevin Bass, S OBP: 0.270, SLG: 0.361	6-3		4-3			K				L4		5	0	1	0	0	1	0					
Dickie Thon, R OBP: 0.338, SLG: 0.442	K					K				6-3		5	0	2	0	0	2	0					
Phil Garner, R OBP: 0.348, SLG: 0.405												5	0	2	0	0	1	3					
Jose Cruz, L OBP: 0.380, SLG: 0.421												5	1	1	0	0	1	1					
Rav Knight, R OBP: 0.372, SLG: 0.467												5	0	2	0	0	0	2					
Bill Doran, S OBP: 0.340, SLG: 0.306												5	0	3	1	0	0	0					
Luis Pujols, R OBP: 0.288, SLG: 0.290 Harry Spillman, L OBP: 0.255, SLG: 0.300												0	0	0	0	0	0	0					
Bob Knepper, L OBP: 0.233, SLG: 0.414 Tony Scott, S OBP: 0.233, SLG: 0.289												2	0	0	0	0	2	0					
												2	0	0	0	0	2	0					
Inning Stats	R: 0 E: 0 K: 1 S: 5	H: 0 LOB: 0 BB: 0 P: 5	R: 0 E: 0 K: 2 S: 9	H: 2 LOB: 2 BB: 0 P: 9	R: 0 E: 0 K: 1 S: 5	H: 0 LOB: 0 BB: 0 P: 5	R: 0 E: 0 K: 0 S: 4	H: 2 LOB: 1 BB: 0 P: 4	R: 0 E: 0 K: 2 S: 7	H: 0 LOB: 0 BB: 0 P: 7	R: 0 E: 0 K: 0 S: 3	H: 1 LOB: 0 BB: 0 P: 3	R: 0 E: 0 K: 0 S: 4	H: 1 LOB: 1 BB: 0 P: 4	R: 0 E: 0 K: 1 S: 7	H: 2 LOB: 2 BB: 0 P: 7	R: 0 E: 0 K: 1 S: 5	H: 0 LOB: 0 BB: 0 P: 5	1B: 11 2B: 0 3B: 0 HR: 0	SF: 0 SAC: 0 DP: 1 HBP: 0	WP: 0 PB: 1 SB: 0 CS: 1	PA: 44	
PITCHER	Jerry Reuss, L ERA: 2.51	IP: 10.0 WLS: 10.0 BF: 40	H: 11 R: 1 ER: 1 SO: 11	BB: 0 IBB: 0 HBP: 0 BLK: 0	WP: 0 HR: 0 S: 62 P: 62	ERA: 0.90 WHIP: 1.100		PITCHER	Tom Niedenfuer, R ERA: 1.73	IP: 11.1 WLS: 1.0 BF: 3	H: 0 R: 0 ER: 0 SO: 1	BB: 0 IBB: 0 HBP: 0 BLK: 0	WP: 0 HR: 0 S: 5 P: 5	ERA: 0.00 WHIP: 0.000									

Houston Astros @ Los Angeles Dodgers
Dodger Stadium, Los Angeles, CA
Sat Jun 25 1983, 7:05 PM PDT
Att: 44,294 - Unknown

AB 43
R 1
H 11
RBI 1
BB 0
SO 12
LOB 16



Batter	1	2	3	4	5	6	7	8	9	10	11	AB	R	H	RBI	BB	SO	LOB	BOTTOM			
Steve Sax, R OBP: 0.344, SLG: 0.389	HR											5	1	1	1	0	0	3				
Bill Russell, R OBP: 0.341, SLG: 0.319 Dave Anderson, R OBP: 0.191, SLG: 0.227	F8											5	0	0	0	0	0	0				
Dusty Baker Jr., R OBP: 0.307, SLG: 0.374	F9											5	0	0	0	0	0	0				
Pedro Guerrero, R OBP: 0.384, SLG: 0.520												5	1	4	0	0	1	0				
Mike Marshall, R OBP: 0.308, SLG: 0.397	5-3											5	0	1	0	0	1	3				
Steve Yeager, R OBP: 0.281, SLG: 0.462												4	0	1	0	1	0	1				
Ron Roenicke, S OBP: 0.270, SLG: 0.307												5	0	1	1	0	1	1				
Derrel Thomas, S OBP: 0.395, SLG: 0.400												4	0	2	0	0	1	1				
Jerry Reuss, L OBP: 0.230, SLG: 0.237 Rick Monday, L OBP: 0.320, SLG: 0.371 Tom Niedenfuer, R ERA: 1.76												2	0	1	0	0	1	0				
												1	0	0	0	0	0	0				
												0	0	0	0	0	0	0				
Inning Stats	R: 1 E: 0 K: 0 S: 5	H: 2 LOB: 1 BB: 0 P: 5	R: 0 E: 0 K: 0 S: 5	H: 2 LOB: 2 BB: 0 P: 5	R: 0 E: 0 K: 0 S: 4	H: 1 LOB: 1 BB: 0 P: 4	R: 0 E: 0 K: 1 S: 5	H: 0 LOB: 0 BB: 0 P: 5	R: 0 E: 0 K: 1 S: 6	H: 1 LOB: 1 BB: 0 P: 6	R: 0 E: 0 K: 1 S: 5	H: 0 LOB: 0 BB: 0 P: 5	R: 0 E: 0 K: 0 S: 3	H: 0 LOB: 0 BB: 0 P: 3	R: 1 E: 0 K: 0 S: 4	H: 3 LOB: 3 BB: 1 P: 8	1B: 8 2B: 2 3B: 0 HR: 1	SF: 0 SAC: 1 DP: 0 HBP: 0	WP: 0 PB: 0 SB: 0 CS: 0	PA: 43		
PITCHER	Bob Knepper, L ERA: 2.86	IP: 6.0 WLS: 4.1 BF: 19	H: 6 R: 1 ER: 1 SO: 2	BB: 0 IBB: 0 HBP: 0 BLK: 0	WP: 0 HR: 1 S: 30 P: 30	ERA: 1.50 WHIP: 1.000		PITCHER	Bill Dawley, R ERA: 1.76	IP: 7.1 WLS: 1.0 BF: 3	H: 0 R: 0 ER: 0 SO: 1	BB: 0 IBB: 0 HBP: 0 BLK: 0	WP: 0 HR: 0 S: 22 P: 26	ERA: 2.08 WHIP: 1.154								

Houston Astros @ Los Angeles Dodgers
Dodger Stadium, Los Angeles, CA
Sat Jun 25 1983, 7:05 PM PDT
Att: 44,294 - Unknown

AB 41
R 2
H 11
RBI 2
BB 1
SO 5
LOB 9



Batter	1	2	3	4	5	6	7	8	9	AB	R	H	RBI	BB	SO	LOB	TOP					
Omar Moreno, L OBP: 0.280, SLG: 0.321										5	1	1	0	0	0	4						
Tony Puhl, L OBP: 0.335, SLG: 0.367 Tony Scott, S OBP: 0.238, SLG: 0.287										3	0	0	0	0	1	1						
Dickie Thon, R OBP: 0.342, SLG: 0.453										4	3	2	3	1	0	0						
Phil Garner, R OBP: 0.342, SLG: 0.397										5	0	0	0	0	2	3						
Jose Cruz, L OBP: 0.380, SLG: 0.418										4	2	1	1	1	0	0						
Ray Knight, R OBP: 0.381, SLG: 0.474 Denny Walling, L OBP: 0.217, SLG: 0.163										3	0	3	2	1	0	0						
Bill Doran, S OBP: 0.345, SLG: 0.310										4	0	2	1	1	0	1						
John Mizerock, L OBP: 0.160, SLG: 0.250										4	1	1	2	0	0	5						
Mike Scott, R OBP: 0.095, SLG: 0.095 Dave Smith, R OBP: 0.095, SLG: 0.095										2	0	0	0	0	0	2						
										0	0	0	0	0	0	0						
Inning Stats	R: 3 E: 0 K: 1 S: 8	H: 3 LOB: 2 BB: 2 P: 16	R: 0 E: 0 K: 0 S: 3	H: 0 LOB: 0 BB: 0 P: 3	R: 2 E: 0 K: 0 S: 6	H: 3 LOB: 2 BB: 1 P: 10	R: 0 E: 0 K: 1 S: 5	H: 0 LOB: 0 BB: 0 P: 5	R: 0 E: 0 K: 0 S: 3	H: 0 LOB: 1 BB: 1 P: 7	R: 0 E: 0 K: 0 S: 5	H: 2 LOB: 0 BB: 1 P: 9	R: 1 E: 1 K: 0 S: 6	H: 2 LOB: 2 BB: 0 P: 6	R: 0 E: 0 K: 1 S: 5	H: 0 LOB: 0 BB: 0 P: 5	R: 0 E: 0 K: 0 S: 3	H: 0 LOB: 0 BB: 0 P: 3	1B: 8 2B: 1 3B: 0 HR: 1	SF: 0 SAC: 2 DP: 0 HBP: 0	WP: 0 PB: 0 SB: 5 CS: 0	PA: 43
PITCHER	IP WLS BF H R ER SO BB IBB HBP BLK WP HR S P ERA WHIP																					
Alejandro Pena, R ERA: 2.56	(1, 1) 2.1 L 14 5 5 5 1 1 1 0 0 0 0 0 14 22 19.29 2.571																					
Pat Zachry, R ERA: 1.96	(3, 1) 1.2 7 1 0 0 1 1 0 0 0 0 0 1 8 12 0.00 1.200																					
Joe Beckwith, R ERA: 3.24	(5, 1) 2.0 10 2 3 3 0 2 0 0 0 0 0 1 8 16 13.50 2.000																					
Ricky Wright, L ERA: 3.0	(7, 1) 2.0 9 2 1 1 1 0 0 0 0 0 0 11 11 4.50 1.000																					
Tom Niedenfuer, R ERA: 1.69	(9, 1) 1.0 3 0 0 0 0 0 0 0 0 0 0 3 3 0.00 0.000																					

Houston Astros @ Los Angeles Dodgers
Dodger Stadium, Los Angeles, CA
Sun Jun 26 1983, 3:33 AM PDT
Att: 48,401 - Unknown

AB	36
R	9
H	10
RBI	9
BB	5
SO	3
LOB	16



Batter	1	2	3	4	5	6	7	8	9	AB	R	H	RBI	BB	SO	LOB	BOTTOM					
Steve Sax, R OBP: 0.345, SLG: 0.389										5	1	2	0	0	0	0						
Ron Roenicke, S OBP: 0.283, SLG: 0.308										3	1	1	0	2	0	1						
Dusty Baker Jr., R OBP: 0.305, SLG: 0.369										3	1	0	1	1	0	1						
Pedro Guerrero, R OBP: 0.384, SLG: 0.517										5	2	2	1	0	0	1						
Rick Monday, L OBP: 0.342, SLG: 0.422										2	1	1	2	2	0	2						
Mike Marshall, R OBP: 0.307, SLG: 0.413										4	1	1	1	0	2	3						
Steve Yeager, R OBP: 0.295, SLG: 0.460										3	0	1	1	1	0	0						
Dave Anderson, R OBP: 0.176, SLG: 0.208										4	0	0	0	0	0	3						
Alejandro Pena, R Pat Zachry, R Greg Brock, L Joe Beckwith, L Dwight Gooden, S Ricky Wright, L Rafael Landestoy, S Tom Niedenfuer, R	(1, 1) (3, 1) (4, PH) (5, 1) (5, PH) (7, 1) (8, PH) (9, 1)									1	0	0	0	0	0	0						
Inning Stats	R: 2 E: 0 K: 1 S: 5	H: 1 LOB: 1 BB: 3 P: 17	R: 0 E: 0 K: 0 S: 3	H: 0 LOB: 0 BB: 0 P: 3	R: 0 E: 0 K: 0 S: 3	H: 1 LOB: 0 BB: 0 P: 3	R: 1 E: 0 K: 1 S: 7	H: 2 LOB: 2 BB: 1 P: 11	R: 0 E: 0 K: 0 S: 3	H: 0 LOB: 0 BB: 0 P: 3	R: 2 E: 1 K: 0 S: 5	H: 1 LOB: 1 BB: 1 P: 9	R: 0 E: 0 K: 0 S: 4	H: 1 LOB: 2 BB: 1 P: 8	R: 0 E: 0 K: 0 S: 4	H: 1 LOB: 0 BB: 0 P: 4	R: 1 E: 1 K: 0 S: 4	H: 1 LOB: 0 BB: 0 P: 4	1B: 6 2B: 0 3B: 0 HR: 2	SF: 1 SAC: 0 DP: 2 HBP: 0	WP: 0 PB: 0 SB: 3 CS: 1	PA: 40
PITCHER	IP WLS BF H R ER SO BB IBB HBP BLK WP HR S P ERA WHIP																					
Mike Scott, R ERA: 3.16	(1, 1) 5.1 W 25 3 2 1 0 1 0 0 0 0 0 1 24 44 5.06 1.875																					
Dave Smith, R ERA: 3.39	(6, 1) 3.2 S 15 3 2 1 0 1 0 0 0 0 0 1 14 18 2.46 1.091																					

Houston Astros @ Los Angeles Dodgers
Dodger Stadium, Los Angeles, CA
Sun Jun 26 1983, 3:33 AM PDT
Att: 48,401 - Unknown

AB	33
R	7
H	8
RBI	6
BB	6
SO	2
LOB	14



Batter	1	2	3	4	5	6	7	8	9	AB	R	H	RBI	BB	SO	LOB	TOP				
Steve Sax, R OBP: 0.345, SLG: 0.391 (1, 4)	5-3	CS 1B			F3			F9		4	0	1	0	0	0	1	Los Angeles Dodgers @ San Diego Padres Jack Murphy Stadium, San Diego, CA Wed Jun 29 1983, 10:05 PM EDT Att: 36,545 - Unknown livebaseballscorecards.com				
Bill Russell, R OBP: 0.335, SLG: 0.306 Dave Anderson, R OBP: 0.176, SLG: 0.208 (1, 6) (8, 6)	E6 1B	CS 1-2	E5 CS		5-3			5-3		4	0	0	0	0	0	1					
Ron Roenicke, S OBP: 0.281, SLG: 0.301 (1, 7)	1-2 1B		F8 1-2		5-3			BB		3	0	1	0	1	0	2					
Pedro Guerrero, R OBP: 0.385, SLG: 0.532 Dave Stewart, R OBP: 0.167, SLG: 0.167 Rick Mondav, L OBP: 0.338, SLG: 0.415 Steve Howe, L (1, 5) (7, 1) (8, PH) (8, 1)	F8		L1			6-3		K		3	0	0	0	0	0	2					
Mike Marshall, R OBP: 0.306, SLG: 0.425 (1, 9)	L5			FC5-4 1B		4-3			0-3 K	4	0	1	0	0	1	2					
Jose Morales, R OBP: 0.405, SLG: 0.636 (1, 3)		3B 1B		FC5-4 1-2 FC5-4		K			0-0 G5-4-3 1B	4	1	2	0	0	1	1					
Steve Yeager, R Gilberto Reyes, R OBP: 0.125, SLG: 0.250 (1, 2) (6, 2)	P3		F8			4-3			0-0 G5-4-3 1-2	2	0	0	0	0	0	2					
Derrel Thomas, S OBP: 0.394, SLG: 0.427 (1, 8)		1-H SH1-2-3 3B		FC5-4 1-2		K				3	1	1	1	0	1	1					
Fernando Valenzuela, L Pat Zachry, R Rafael Landestoy, S OBP: 0.260, SLG: 0.388 (5, 1) (7, PH) (7, 5)		SH1-2-3 3H			5-3 2B			F8		1	0	1	1	0	0	0					
Inning Stats	R: 0 E: 1 K: 0 S: 5	H: 1 LOB: 2 BB: 0 P: 5	R: 2 E: 0 K: 0 S: 5	H: 3 LOB: 0 BB: 0 P: 5	R: 0 E: 1 K: 0 S: 3	H: 0 LOB: 1 BB: 0 P: 3	R: 0 E: 0 K: 0 S: 4	H: 1 LOB: 1 BB: 0 P: 4	R: 0 E: 0 K: 1 S: 5	H: 0 LOB: 0 BB: 0 P: 5	R: 0 E: 0 K: 1 S: 5	H: 0 LOB: 1 BB: 1 P: 9	R: 0 E: 0 K: 1 S: 5	H: 1 LOB: 0 BB: 0 P: 5	R: 0 E: 0 K: 1 S: 5	H: 1 LOB: 0 BB: 0 P: 5		1B: 5 2B: 1 3B: 1 HR: 0	SF: 0 SAC: 1 DP: 1 HBP: 0	WP: 0 PB: 0 SB: 0 CS: 2	PA: 35
PITCHER Mark Thurmond, L ERA: 1.64 (1, 1)	IP: 9.0 WLS: W BF: 34 H: 7 R: 2 ER: 2 SO: 4 BB: 1 IBB: 0 HBP: 0 BLK: 0 WP: 0 HR: 0 S: 41 P: 45 ERA: 2.00 WHIP: 0.889															PITCHER					

Batter	1	2	3	4	5	6	7	8	9	AB	R	H	RBI	BB	SO	LOB	BOTTOM				
Luis Salazar, R OBP: 0.324, SLG: 0.380 (1, 5)	6-3		SF8		E4 1B BB	HR		1B 1-2 1B		4	2	2	2	0	0	0	Los Angeles Dodgers @ San Diego Padres Jack Murphy Stadium, San Diego, CA Wed Jun 29 1983, 10:05 PM EDT Att: 36,545 - Unknown livebaseballscorecards.com				
Alan Wiggins, S OBP: 0.353, SLG: 0.316 (1, 8) (7, 9)	G5-4-3 BB		HR 1B		BB WP 1B	1B		F4		4	2	3	1	1	0	2					
Steve Garvey, R OBP: 0.347, SLG: 0.481 (1, 3)	G5-4-3 1-2		HR 1B		WP 1B IBB			F4		4	2	2	3	1	0	2					
Sixto Lezcano, R OBP: 0.335, SLG: 0.328 Tony Gwynn, L OBP: 0.321, SLG: 0.333 (1, 9) (6, PH) (7, 7)		G3	5-3		WP 1B BB			F7		2	1	0	1	1	0	0					
Terry Kennedy, L OBP: 0.356, SLG: 0.432 Doug Gwosdz, R OBP: 0.167, SLG: 0.048 (1, 2) (5, PR) (6, 2)	F2			4-3	HR 1B			6-3		3	0	1	2	0	0	0					
Kurt Bevacqua, R OBP: 0.473, SLG: 0.478 Ruppert Jones, L OBP: 0.273, SLG: 0.320 (1, 7) (7, 8)	5-3			K	HR 1B			L4		3	1	1	2	0	1	0					
Garry Templeton, S OBP: 0.290, SLG: 0.361 Mario Ramirez, R OBP: 0.375, SLG: 0.321 (1, 6) (6, 6)			SH1-4 SF8 1B	1-3	F8			K		3	1	1	0	0	0	1					
Juan Bonilla, R OBP: 0.306, SLG: 0.316 (1, 4)			E6 SH1-4 1B					1B 1B		4	3	2	0	0	1	2					
Mark Thurmond, L (1, 1)			SH1-4		SH3-4	P4		K		2	0	0	0	0	1	1					
Inning Stats	R: 0 E: 0 K: 0 S: 2	H: 0 LOB: 1 BB: 1 P: 6	R: 0 E: 0 K: 0 S: 3	H: 0 LOB: 0 BB: 0 P: 3	R: 4 E: 1 K: 0 S: 7	H: 3 LOB: 0 BB: 0 P: 7	R: 0 E: 0 K: 1 S: 5	H: 0 LOB: 0 BB: 0 P: 5	R: 7 E: 1 K: 1 S: 10	H: 4 LOB: 2 BB: 2 P: 18	R: 1 E: 0 K: 0 S: 5	H: 2 LOB: 1 BB: 0 P: 5	R: 0 E: 0 K: 1 S: 5	H: 0 LOB: 0 BB: 0 P: 5	R: 1 E: 0 K: 1 S: 7	H: 3 LOB: 2 BB: 0 P: 7		1B: 9 2B: 0 3B: 0 HR: 3	SF: 1 SAC: 2 DP: 1 HBP: 0	WP: 1 PB: 0 SB: 1 CS: 0	PA: 39
PITCHER Fernando Valenzuela, L ERA: 3.63 Pat Zachry, R ERA: 2.7 Dave Stewart, R ERA: 2.15 Steve Howe, L ERA: 0.39 (1, 1) (5, 1) (7, 1) (8, 1)	IP: 4.1 WLS: L BF: 23 H: 6 R: 10 ER: 5 SO: 1 BB: 2 IBB: 0 HBP: 0 BLK: 0 WP: 1 HR: 1 S: 11 P: 22 ERA: 10.38 WHIP: 1.846															PITCHER					

Batter	1	2	3	4	5	6	7	8	9	AB	R	H	RBI	BB	SO	LOB	TOP			
Steve Sax, R (1,4) OBP: 0.342, SLG: 0.388	6-3		4-3			1-3			SF8 3B	4	1	1	0	0	0	0				
Derrel Thomas, S (1,8) OBP: 0.398, SLG: 0.436	F8			4-3			K		K	4	0	0	0	0	2	1				
Dusty Baker Jr., R (1,7) OBP: 0.314, SLG: 0.375	5-3			G6-4-3 1B			1B BB		SF8	2	0	1	1	1	0	0				
Pedro Guerrero, R (1,5) OBP: 0.385, SLG: 0.538		K		G6-4-3 1-2			1B		S BB	3	0	1	0	1	1	1				
Greg Brock, L (1,3) OBP: 0.343, SLG: 0.412		2B		G4-6-3 1B			K		4-3	4	0	2	0	0	1	3				
Mike Marshall, R (1,9) OBP: 0.304, SLG: 0.412	5-3			G4-6-3 1-2			K			3	0	0	0	0	1	4				
Steve Yeager, R (1,2) OBP: 0.289, SLG: 0.449	1-6-3			6-3					F8	3	0	0	0	0	0	1				
Bill Russell, R (1,6) OBP: 0.322, SLG: 0.293			F8			P4			4-3	3	0	0	0	0	0	0				
Joe Beckwith, L (1,1) Rafael Landestoy, S (6, PH) Pat Zachry, R (6, 1) Ron Roenicke, S (8, PH) Dave Stewart, R (8, 1)			K			K			K	1	0	0	0	0	1	0				
										1	0	0	0	0	1	0				
										1	0	0	0	0	1	0				
										1	0	0	0	0	1	0				
										0	0	0	0	0	0	0				
										0	0	0	0	0	0	0				
										0	0	0	0	0	0	0				
Inning Stats	R: 0 E: 0 K: 0 S: 3	H: 0 LOB: 0 BB: 0 P: 3	R: 0 E: 0 K: 1 S: 6	H: 1 LOB: 1 BB: 0 P: 6	R: 0 E: 0 K: 1 S: 5	H: 0 LOB: 0 BB: 0 P: 5	R: 0 E: 0 K: 0 S: 3	H: 1 LOB: 0 BB: 0 P: 3	R: 0 E: 0 K: 1 S: 5	H: 0 LOB: 0 BB: 0 P: 5	R: 0 E: 0 K: 3 S: 10	H: 1 LOB: 2 BB: 1 P: 14	R: 0 E: 0 K: 1 S: 5	H: 0 LOB: 0 BB: 0 P: 5	R: 1 E: 0 K: 1 S: 6	H: 1 LOB: 1 BB: 1 P: 10	1B: 3 2B: 1 3B: 1 HR: 0	SF: 1 SAC: 0 DP: 2 HBP: 0	WP: 0 PB: 0 SB: 1 CS: 0	PA: 32
PITCHER Nolan Ryan, R (1,1) ERA: 1.94	IP: 9.0 WLS: W BF: 32 H: 5 R: 1 ER: 1 SO: 8 BB: 2 IBB: 0 HBP: 0 BLK: 0 WP: 0 HR: 0 S: 46 P: 54 ERA: 1.00 WHIP: 0.778											PITCHER	IP: 9.0 WLS: W BF: 32 H: 5 R: 1 ER: 1 SO: 8 BB: 2 IBB: 0 HBP: 0 BLK: 0 WP: 0 HR: 0 S: 46 P: 54 ERA: 1.00 WHIP: 0.778							

Los Angeles Dodgers @ Houston Astros
Astrodome, Houston, TX
Sat Jul 02 1983, 8:05 PM EDT
Att: 38,985 - Dome

AB	29
R	1
H	5
RBI	1
BB	2
SO	8
LOB	10





Batter	1	2	3	4	5	6	7	8	9	AB	R	H	RBI	BB	SO	LOB	BOTTOM	
Omar Moreno, L (1,8) OBP: 0.280, SLG: 0.322	6-3			F8	3-1		P4			4	0	0	0	0	0	0		
Terry Puhl, L (1,9) OBP: 0.330, SLG: 0.361	F8			F8	6-3		2B			4	0	1	0	0	0	0		
Dickie Thon, R (1,6) OBP: 0.350, SLG: 0.470	5-3			1B HR			F8			4	1	2	0	0	0	1		
Phil Garner, R (1,5) OBP: 0.336, SLG: 0.382		K		1B HR			2B BB		F8	3	1	1	0	1	1	0		
Jose Cruz, L (1,7) OBP: 0.375, SLG: 0.422	6-3			1B HR			2B		F8	4	1	2	3	0	0	0		
Ray Knight, R (1,3) OBP: 0.386, SLG: 0.496				1B HR			2B			4	0	3	0	0	0	2		
Denny Walling, L (8, FR) OBP: 0.245, SLG: 0.239				2B			6-3			0	0	0	0	0	0	0		
Bill Doran, S (1,4) OBP: 0.351, SLG: 0.325				2B			6-3			1	0	0	0	3	0	0		
Luis Pujols, R (1,2) OBP: 0.257, SLG: 0.257				IBB			6-3			4	0	0	0	0	2	7		
Nolan Ryan, R (1,1) OBP: 0.077, SLG: 0.040				K			6-3		F8	3	0	0	0	0	1	0		
Inning Stats	R: 0 E: 0 K: 0 S: 3	H: 0 LOB: 0 BB: 0 P: 3	R: 0 E: 0 K: 1 S: 5	H: 1 LOB: 1 BB: 0 P: 5	R: 0 E: 0 K: 1 S: 9	H: 0 LOB: 0 BB: 0 P: 5	R: 3 E: 0 K: 1 S: 9	H: 4 LOB: 2 BB: 1 P: 13	R: 0 E: 0 K: 0 S: 6	H: 2 LOB: 3 BB: 2 P: 14	R: 0 E: 0 K: 0 S: 4	H: 1 LOB: 1 BB: 0 P: 4	R: 0 E: 0 K: 0 S: 4	H: 1 LOB: 2 BB: 1 P: 8	1B: 4 2B: 4 3B: 0 HR: 1	SF: 0 SAC: 0 DP: 0 HBP: 0	WP: 0 PB: 0 SB: 0 CS: 1	PA: 35
PITCHER Joe Beckwith, R (1,1) ERA: 3.46 Pat Zachry, R (6, 1) ERA: 2.45 Dave Stewart, R (8, 1) ERA: 2.1	IP: 5.0 WLS: L BF: 20 H: 5 R: 3 ER: 3 SO: 3 BB: 0 IBB: 1 HBP: 0 BLK: 0 WP: 0 HR: 1 S: 25 P: 29 ERA: 5.40 WHIP: 1.000											PITCHER	IP: 5.0 WLS: L BF: 20 H: 5 R: 3 ER: 3 SO: 3 BB: 0 IBB: 1 HBP: 0 BLK: 0 WP: 0 HR: 1 S: 25 P: 29 ERA: 5.40 WHIP: 1.000					

Los Angeles Dodgers @ Houston Astros
Astrodome, Houston, TX
Sat Jul 02 1983, 8:05 PM EDT
Att: 38,985 - Dome

AB	31
R	3
H	9
RBI	3
BB	4
SO	4
LOB	10



Batter	1	2	3	4	5	6	7	8	9	AB	R	H	RBI	BB	SO	LOB	TOP			
Steve Sax, R OBP: 0.344, SLG: 0.386 (1, 4)	5-3			BB		6-3				2	0	0	0	2	0	0	Los Angeles Dodgers @ Houston Astros Astrodome, Houston, TX Sun Jul 03 1983, 8:05 PM EDT Att: 39,269 - Unknown 			
Derrel Thomas, S OBP: 0.384, SLG: 0.418 (1, 6) (6, 8)	F8			F7		4-3		K		4	0	0	0	0	1	2				
Dusty Baker Jr., R OBP: 0.311, SLG: 0.371 Dave Anderson, R OBP: 0.182, SLG: 0.212 (1, 7) (6, 6)	6-3			F5		K		K		3	0	0	0	0	1	1				
Pedro Guerrero, R OBP: 0.385, SLG: 0.535 Gilberto Reyes, R OBP: 0.111, SLG: 0.222 (1, 5) (7, 2)		G4-6-3 1B		6-3				F8		3	0	1	0	0	0	1				
Greg Brock, L OBP: 0.338, SLG: 0.405 (1, 3)		G4-6-3 1-2f				K		F9		4	0	0	0	0	1	1				
Mike Marshall, R OBP: 0.308, SLG: 0.408 (1, 9)		6-3		BB 1B BB				FC6-4 BB		2	0	0	0	2	1	0				
Steve Yeager, R OBP: 0.290, SLG: 0.447 Rafael Landestoy, S OBP: 0.250, SLG: 0.237 (1, 2) (7, 5)				6-3		L6 BB 1B		FC6-4 1-2f		3	0	1	0	0	0	1				
Ron Roenicke, S OBP: 0.284, SLG: 0.291 (1, 8) (6, 7)		G3						4-3		2	0	0	0	1	0	0				
Bob Welch, R OBP: 0.143, SLG: 0.257 Rick Monday, L OBP: 0.337, SLG: 0.394 Burt Hooton, R OBP: 0.200, SLG: 0.212 Pat Zachry, R OBP: 0.425, SLG: 0.763 Jose Morales, R OBP: 0.425, SLG: 0.763 Tom Niedenfuer, R (1, 1) (5, PH) (5, 1) (6, 1) (8, PH) (8, 1)				F8		L6 2-3				1	0	0	0	0	0	0				
Inning Stats	R: 0 E: 0 K: 0 S: 3	H: 0 LOB: 0 BB: 0 P: 3	R: 0 E: 0 K: 0 S: 3	H: 1 LOB: 0 BB: 0 P: 3	R: 0 E: 0 K: 0 S: 3	H: 0 LOB: 0 BB: 0 P: 3	R: 0 E: 0 K: 0 S: 3	H: 0 LOB: 1 BB: 1 P: 7	R: 0 E: 0 K: 1 S: 5	H: 0 LOB: 0 BB: 0 P: 5	R: 0 E: 0 K: 0 S: 3	H: 0 LOB: 1 BB: 1 P: 7	R: 1 E: 0 K: 2 S: 8	H: 1 LOB: 1 BB: 0 P: 12	R: 0 E: 0 K: 1 S: 6	H: 0 LOB: 1 BB: 0 P: 6		1B: 2 2B: 1 3B: 0 HR: 1	SF: 0 SAC: 0 DP: 2 HBP: 0	WP: 1 PB: 0 SB: 1 CS: 0
PITCHER Joe Niekro, R ERA: 3.63 (1, 1)	IP: 9.0 WLS: W BF: 34 H: 3 R: 1 ER: 1 SO: 5 BB: 5 IBB: 0 HBP: 0 BLK: 0 WP: 1 HR: 1 S: 39 P: 59 ERA: 1.00 WHIP: 0.889											PITCHER	IP: 0.0 WLS: 0 BF: 0 H: 0 R: 0 ER: 0 SO: 0 BB: 0 IBB: 0 HBP: 0 BLK: 0 WP: 0 HR: 0 S: 0 P: 0 ERA: 0.00 WHIP: 0.000							

Batter	1	2	3	4	5	6	7	8	9	AB	R	H	RBI	BB	SO	LOB	BOTTOM			
Omar Moreno, L OBP: 0.284, SLG: 0.326 (1, 8)	K			F7		FC1-5 E 1B		S IHR 1B		5	2	3	0	0	1	0	Los Angeles Dodgers @ Houston Astros Astrodome, Houston, TX Sun Jul 03 1983, 8:05 PM EDT Att: 39,269 - Unknown 			
Terry Puhl, L OBP: 0.337, SLG: 0.385 (1, 9)	F9 1B	F7			S HR 1B	FC1-5 L6-4 E 1-2 2-3f		IHR 1B		5	2	3	2	0	0	4				
Dickie Thon, R OBP: 0.351, SLG: 0.467 (1, 6)				K		E6		L5		4	1	1	0	1	1	1				
Phil Garner, R OBP: 0.335, SLG: 0.384 (1, 5)	F9				F7	L6-4				4	0	1	0	0	0	6				
Jose Cruz, L OBP: 0.373, SLG: 0.430 (1, 7)	K			F8				4-3		4	1	1	3	0	1	3				
Ray Knight, R OBP: 0.381, SLG: 0.488 Denny Walling, L OBP: 0.245, SLG: 0.239 (1, 3) (8, 3)		F8		K		1-3		4-3		4	0	0	0	0	1	1				
Bill Doran, S OBP: 0.356, SLG: 0.340 (1, 4)								1-3		4	2	3	0	0	0	0				
Luis Pujols, R OBP: 0.256, SLG: 0.260 (1, 2)						SF8		K2-3		3	0	1	2	0	1	1				
Joe Niekro, R OBP: 0.098, SLG: 0.122 (1, 1)								5-3		4	0	1	0	0	1	1				
Inning Stats	R: 0 E: 0 K: 2 S: 9	H: 2 LOB: 2 BB: 0 P: 9	R: 1 E: 0 K: 1 S: 8	H: 3 LOB: 0 BB: 0 P: 8	R: 0 E: 0 K: 2 S: 8	H: 1 LOB: 0 BB: 0 P: 8	R: 1 E: 0 K: 0 S: 4	H: 1 LOB: 0 BB: 0 P: 4	R: 3 E: 0 K: 0 S: 6	H: 3 LOB: 1 BB: 1 P: 10	R: 1 E: 1 K: 0 S: 5	H: 2 LOB: 1 BB: 0 P: 5	R: 0 E: 0 K: 0 S: 3	H: 0 LOB: 0 BB: 0 P: 3	R: 2 E: 0 K: 1 S: 7	H: 2 LOB: 0 BB: 0 P: 7		1B: 10 2B: 2 3B: 1 HR: 2	SF: 1 SAC: 0 DP: 1 HBP: 0	WP: 0 PB: 0 SB: 2 CS: 0
PITCHER Bob Welch, R ERA: 2.77 Burt Hooton, R ERA: 3.36 Pat Zachry, R ERA: 2.25 Tom Niedenfuer, R ERA: 1.9 (1, 1) (5, 1) (6, 1) (8, 1)	IP: 4.0 WLS: L BF: 19 H: 7 R: 2 ER: 2 SO: 2 BB: 0 IBB: 0 HBP: 0 BLK: 0 WP: 0 HR: 0 S: 29 P: 29 ERA: 4.50 WHIP: 1.750											PITCHER	IP: 0.0 WLS: 0 BF: 0 H: 0 R: 0 ER: 0 SO: 0 BB: 0 IBB: 0 HBP: 0 BLK: 0 WP: 0 HR: 0 S: 0 P: 0 ERA: 0.00 WHIP: 0.000							

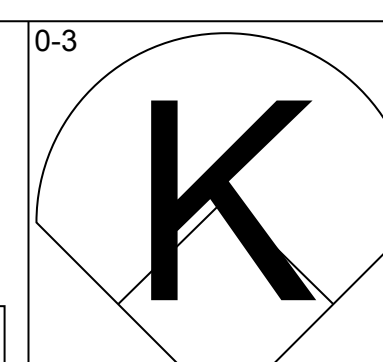
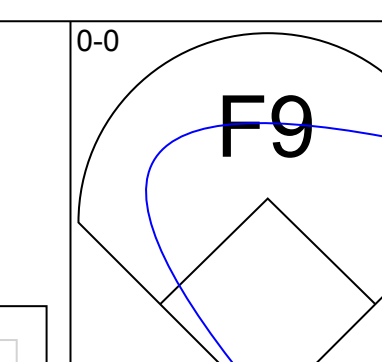
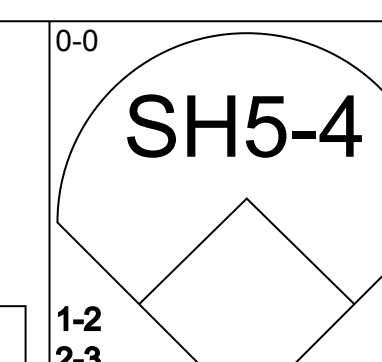
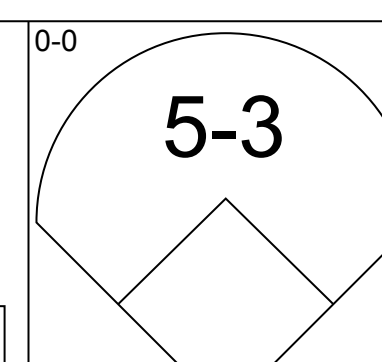
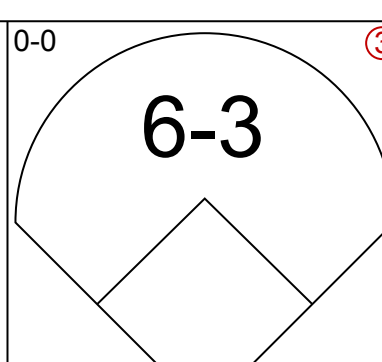
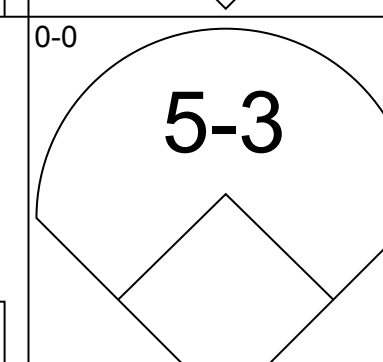
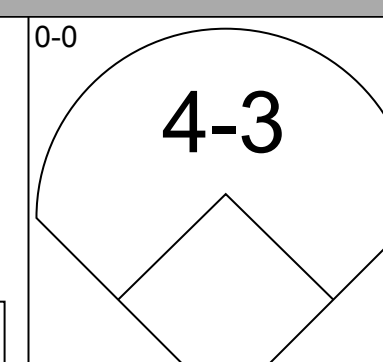
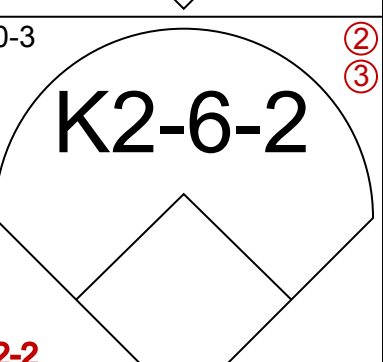
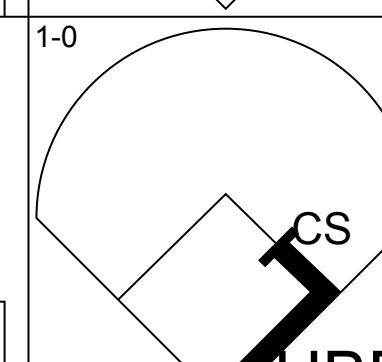
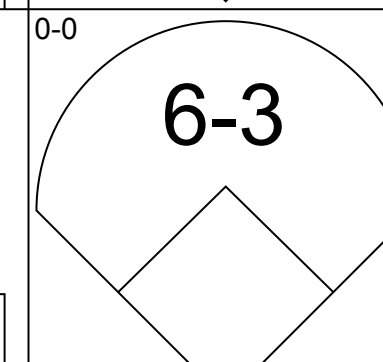
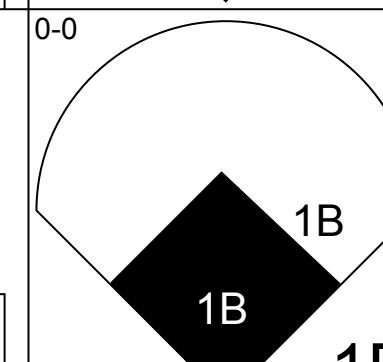
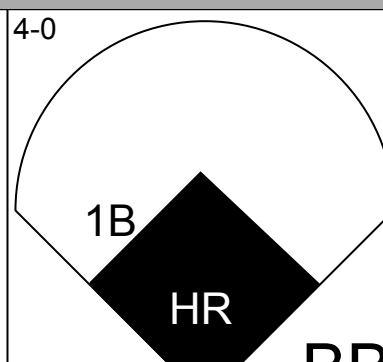
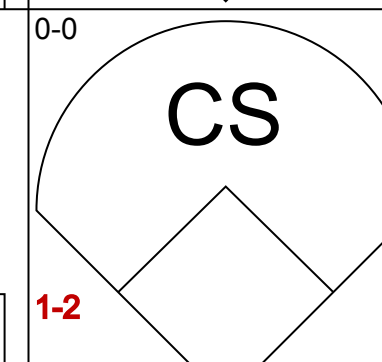
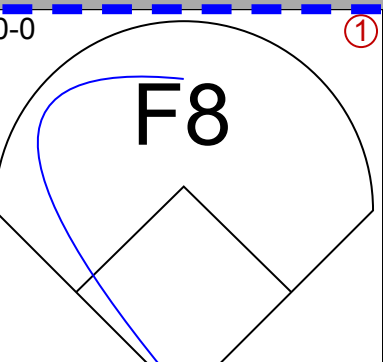
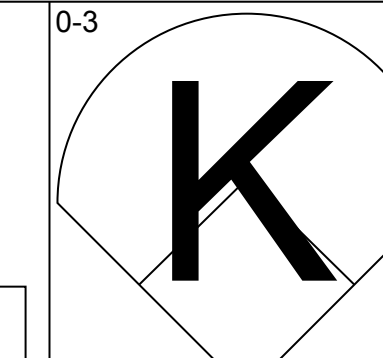
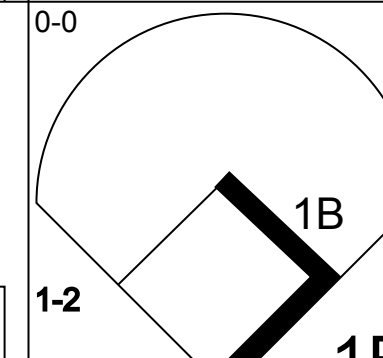
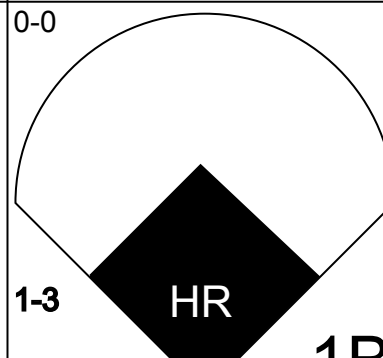
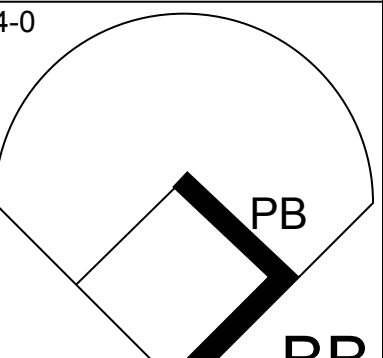
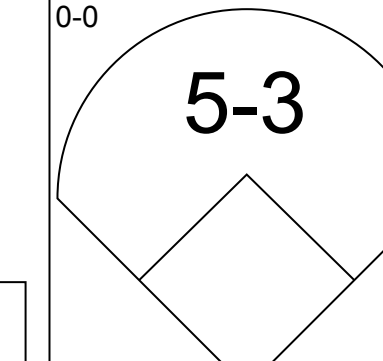
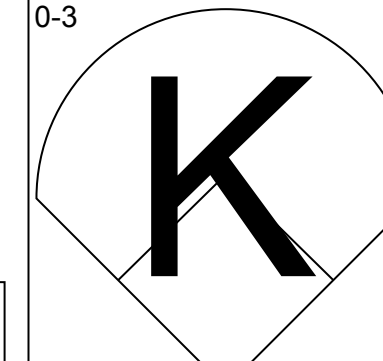
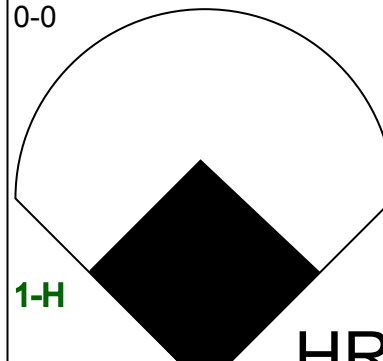
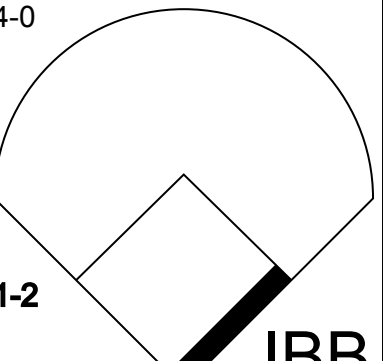
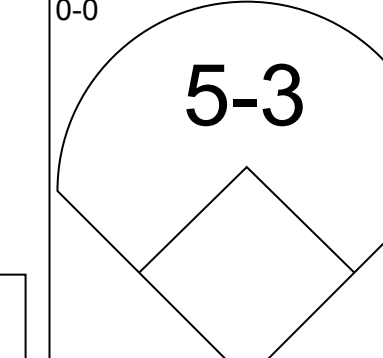
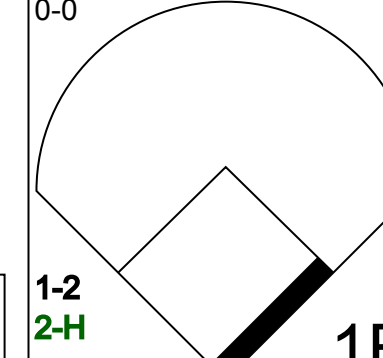
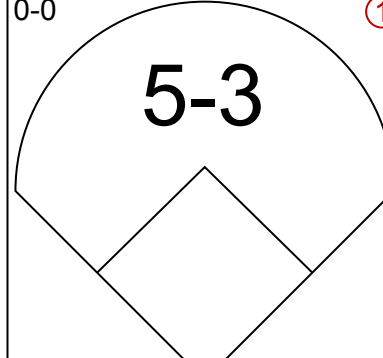
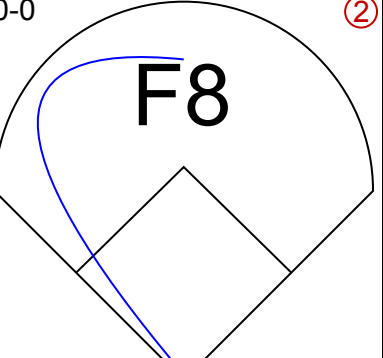
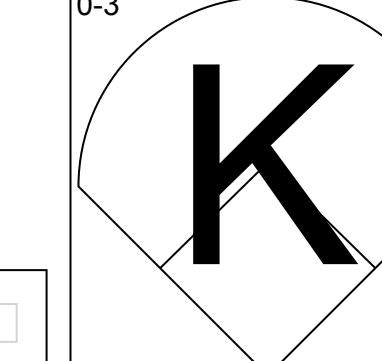
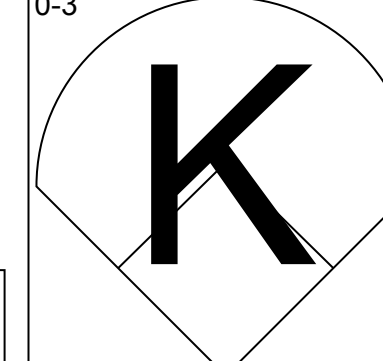
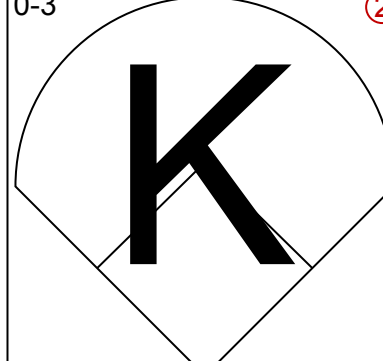
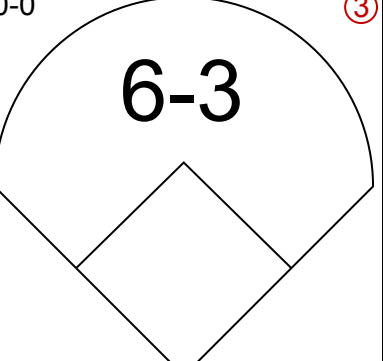
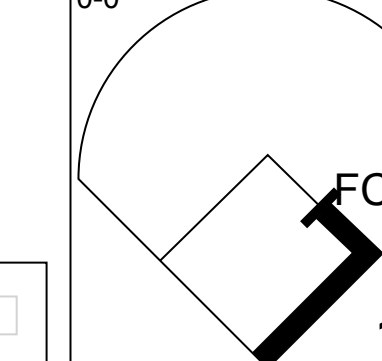
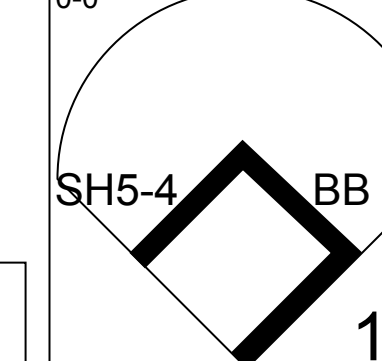
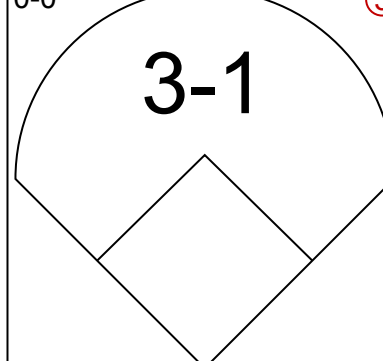
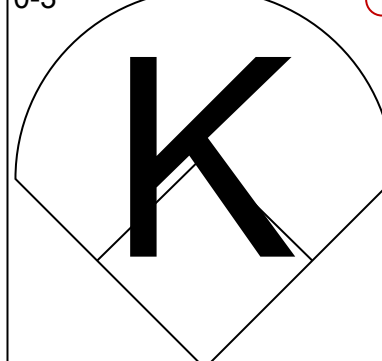
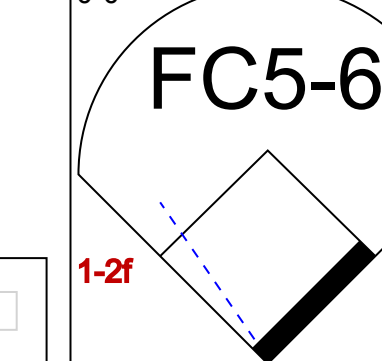

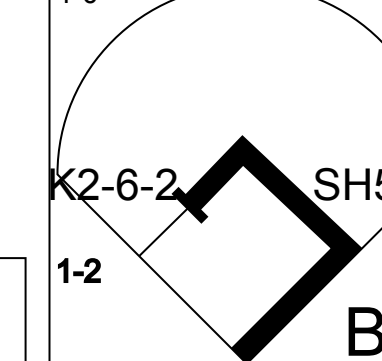
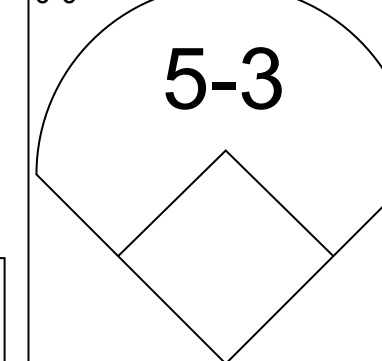

Batter	1	2	3	4	5	6	7	8	9	AB	R	H	RBI	BB	SO	LOB	TOP																
Steve Sax, R OBP: 0.343, SLG: 0.384 (1, 4)	0-0 6-3		0-0 L4			0-3 K	0-0 E S 1B			4	0	1	2	0	1	1	Los Angeles Dodgers @ Houston Astros Astrodome, Houston, TX Mon Jul 04 1983, 8:05 PM EDT Att: 29,462 - Dome																
Bill Russell, R OBP: 0.325, SLG: 0.297 (1, 6)	0-0 1-3			0-0 1B		0-0 HR 1B	0-0 F8			4	1	2	0	0	0	1																	
Steve Yeager, R OBP: 0.289, SLG: 0.457 (1, 2)	0-3 K			0-0 P3		0-0 HR 1B		0-0 6-3		4	1	1	2	0	1	1																	
Pedro Guerrero, R OBP: 0.380, SLG: 0.528 (1, 5)		0-3 K		0-0 F9		0-0 P3		0-0 F8		4	0	0	0	0	1	1																	
Mike Marshall, R OBP: 0.303, SLG: 0.401 Ken Landreaux, L OBP: 0.319, SLG: 0.422 (1, 9) (6, 7)		0-3 K		0-3 K		0-0 5-3		0-0 F8		3	0	0	0	0	2	1																	
Greg Brock, L OBP: 0.333, SLG: 0.398 (1, 3)	0-0 F8				0-3 K		0-0 4-3		0-0 3-1	4	0	0	0	0	1	0																	
Ron Roenicke, S OBP: 0.290, SLG: 0.298 (6, 9)			0-0 F9		0-0 F8		0-0 BLK BB 1B		0-0 1B	4	1	2	0	0	0	0																	
Derrel Thomas, S OBP: 0.397, SLG: 0.414 (1, 8)			4-0 SH1-4 BB		4-0 BB		4-0 BLK 1B BB		0-0 F8	1	1	0	0	3	0	1																	
Fernando Valenzuela, L OBP: 0.285, SLG: 0.360 Dave Stewart, R OBP: 0.197, SLG: 0.167 Jose Morales, R OBP: 0.426, SLG: 0.783 Rick Montalvo, L OBP: 0.389, SLG: 0.389 Steve Howe, L OBP: 0.310, SLG: 0.310 (1, 1) (6, 1) (7, PH) (7, PH) (7, 1) (6, PH)			0-0 SH1-4		0-0 4-3		0-3 K		0-0 F8	1	0	0	0	0	0	1																	
Inning Stats	R: 0 E: 0 K: 1 S: 5	H: 0 LOB: 0 BB: 0 P: 5	R: 0 E: 0 K: 2 S: 7	H: 0 LOB: 0 BB: 0 P: 7	R: 0 E: 0 K: 0 S: 3	H: 1 LOB: 1 BB: 0 P: 6	R: 0 E: 0 K: 1 S: 5	H: 0 LOB: 1 BB: 1 P: 9	R: 2 E: 0 K: 1 S: 7	H: 2 LOB: 0 BB: 0 P: 7	R: 2 E: 0 K: 1 S: 7	H: 2 LOB: 1 BB: 1 P: 11	R: 0 E: 0 K: 0 S: 3	H: 0 LOB: 0 BB: 0 P: 3	R: 0 E: 0 K: 0 S: 4	H: 1 LOB: 1 BB: 0 P: 4		1B: 5 2B: 0 3B: 0 HR: 1	SF: 0 SAC: 1 DP: 0 HBP: 0	WP: 0 PB: 0 SB: 1 CS: 0	PA: 36												
PITCHER	IP WLS BF H R ER SO BB IBB HBP BLK WP HR S P ERA WHIP																																
Bob Knepper, L ERA: 3.13 (1, 1)	6.1	26	4	4	4	6	3	0	0	0	0	0	1	35	47	5.68	1.105																
Dave Smith, R ERA: 3.64 (7, 1)	1.2	W 6	1	0	0	1	0	0	0	1	0	0	0	8	8	0.00	0.600																
Frank DiPino, L ERA: 2.8 (9, 1)	1.0	S 4	1	0	0	0	0	0	0	0	0	0	0	4	4	0.00	1.000																

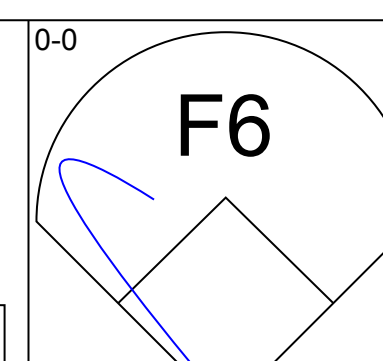
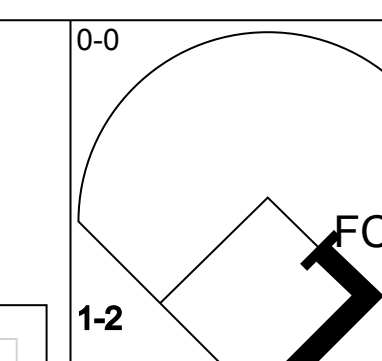
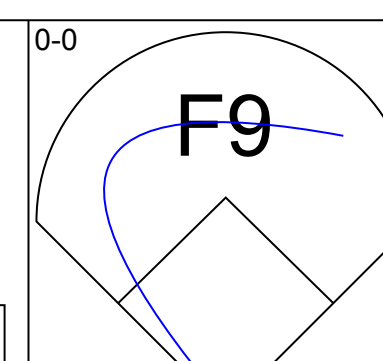
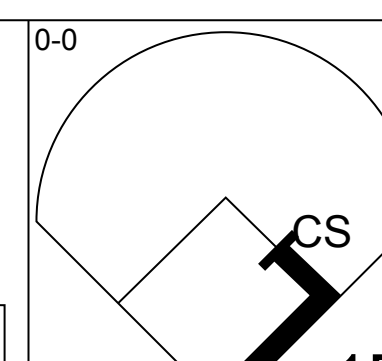
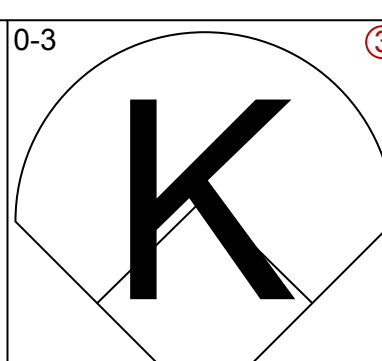
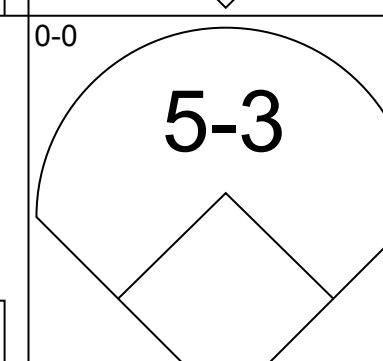
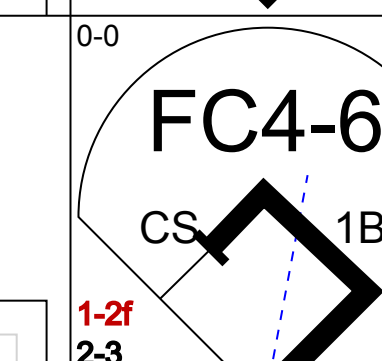
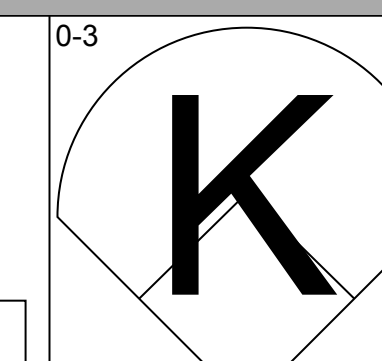
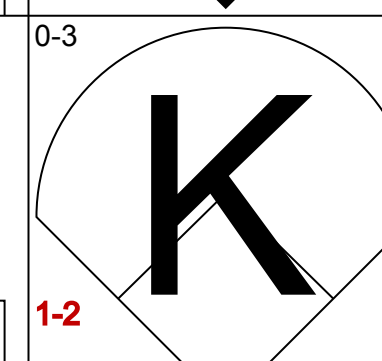
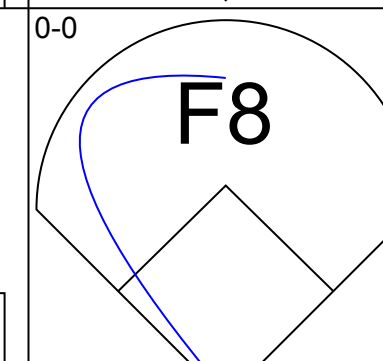
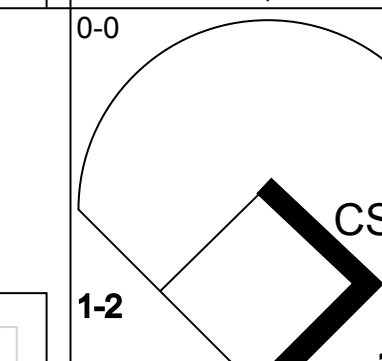
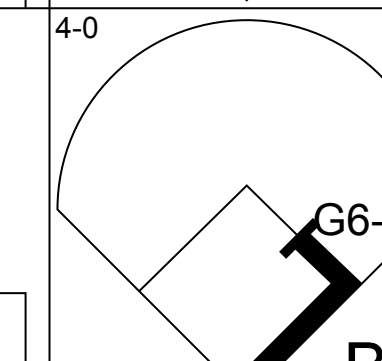
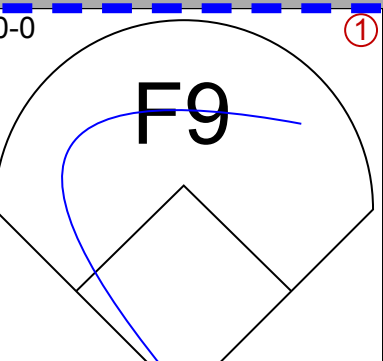
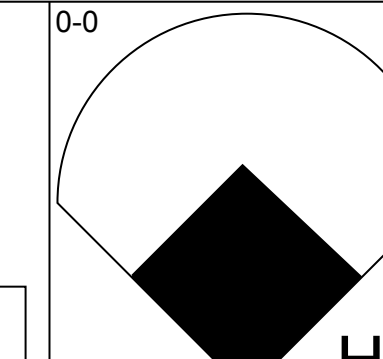
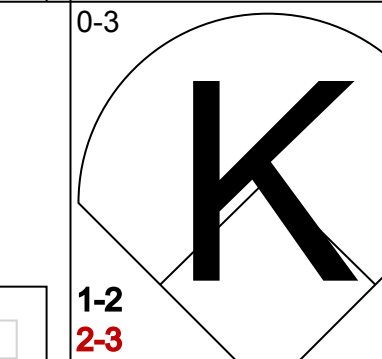
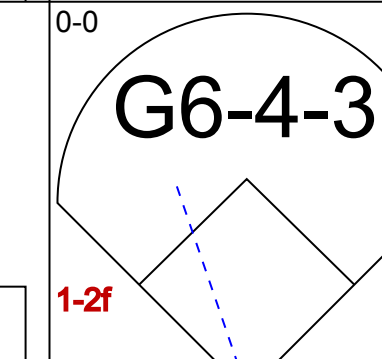
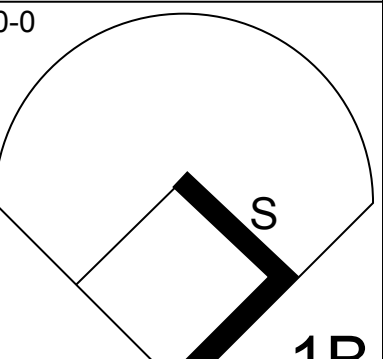
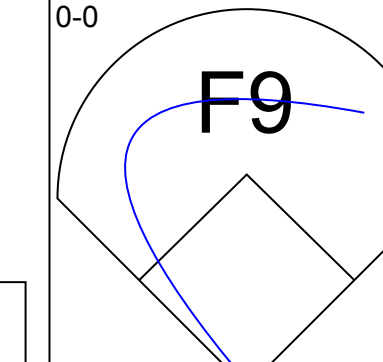
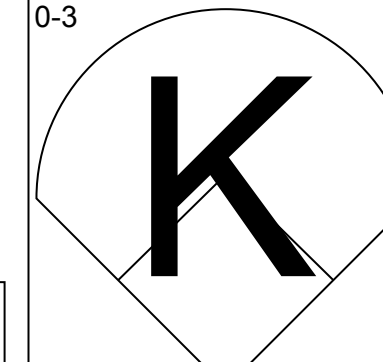
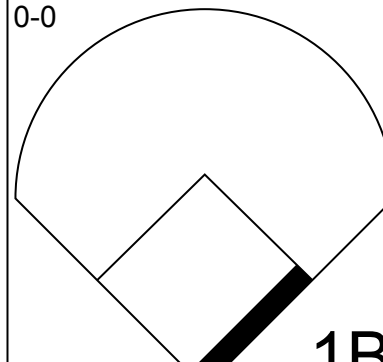
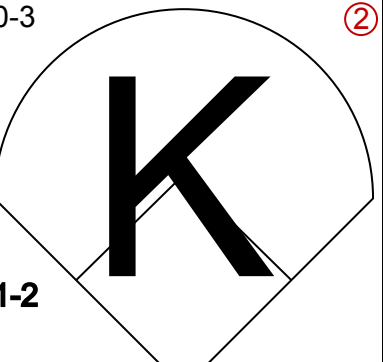
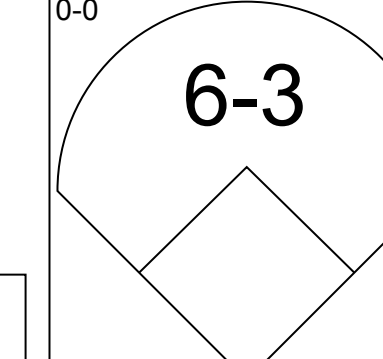
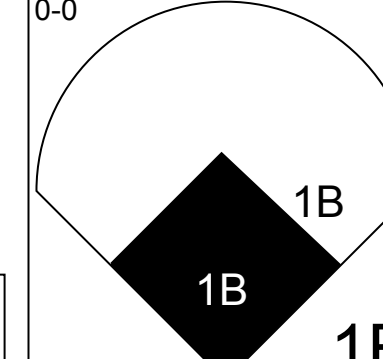
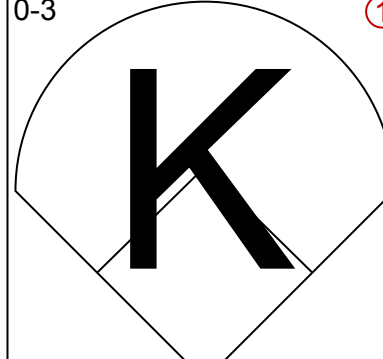
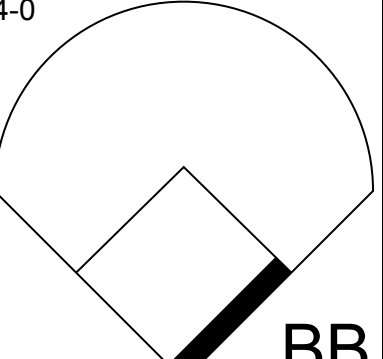
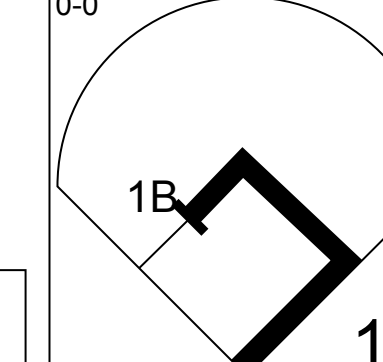
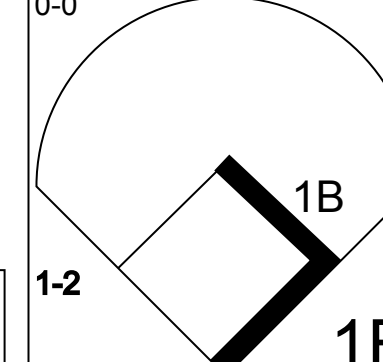
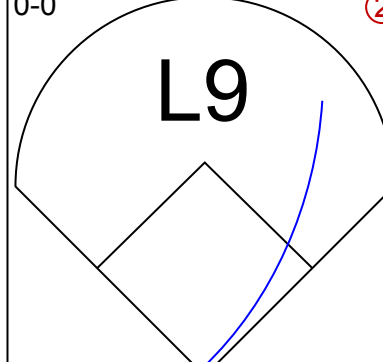
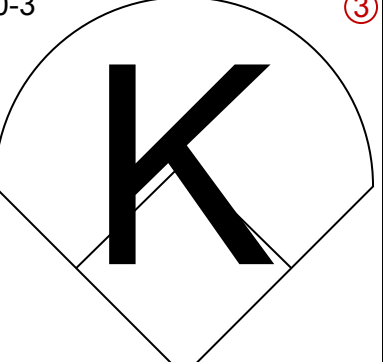
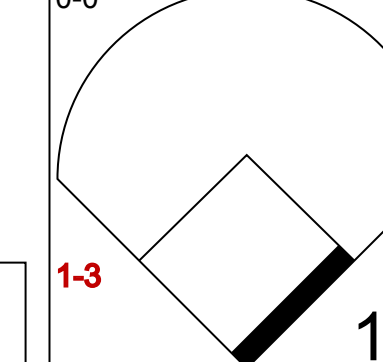
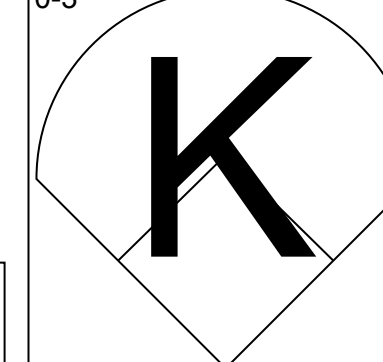
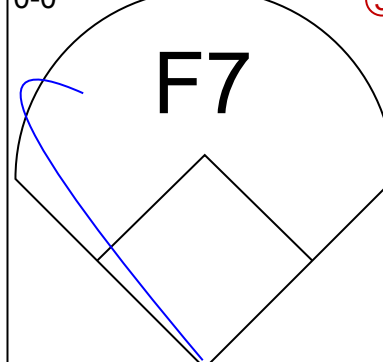
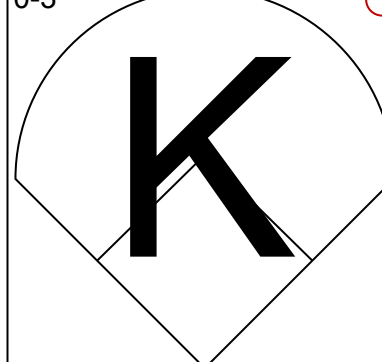
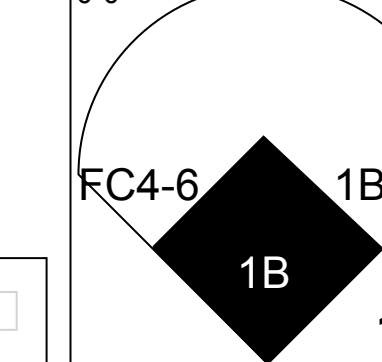
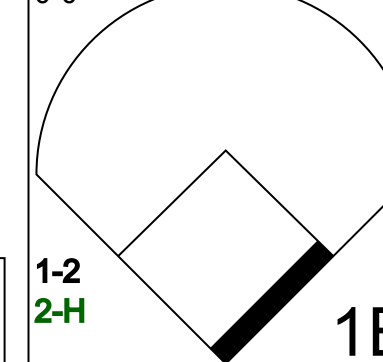

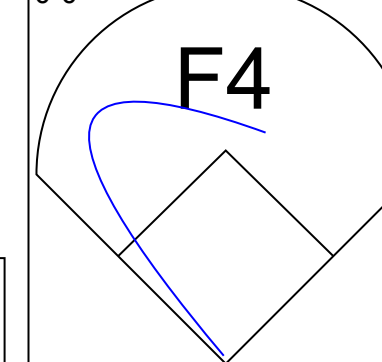
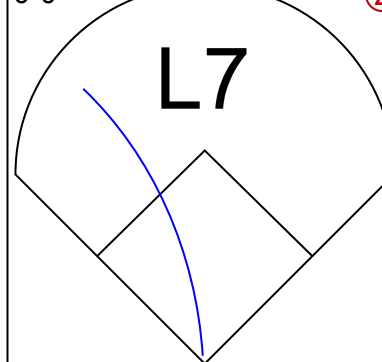
AB	32
R	4
H	6
RBI	4
BB	3
SO	7
LOB	10



Batter	1	2	3	4	5	6	7	8	9	AB	R	H	RBI	BB	SO	LOB	BOTTOM																
Omar Moreno, L OBP: 0.284, SLG: 0.325 (1, 8)	0-0 4-3		0-0 F8 S 1B		0-0 FC3-6 CS	0-0 G3				4	0	1	0	0	0	4	Los Angeles Dodgers @ Houston Astros Astrodome, Houston, TX Mon Jul 04 1983, 8:05 PM EDT Att: 29,462 - Dome																
Terry Puhl, L OBP: 0.340, SLG: 0.381 (1, 9)	0-0 4-1		4-0 1-2 BB		0-0 CS	4-0 1B WP BB	0-0 4-3			2	1	0	0	2	0	0																	
Dickie Thon, R OBP: 0.352, SLG: 0.466 (1, 6)	4-0 2B BB		0-0 F8		0-0 2-3	0-0 WP 1B 1B	0-3 K			3	2	1	0	1	1	2																	
Phil Garner, R OBP: 0.334, SLG: 0.386 (1, 5)	0-0 1-H 2B		0-3 K		0-0 P6	0-0 K				4	0	1	1	0	2	4																	
Jose Cruz, L OBP: 0.378, SLG: 0.443 (1, 7)		0-0 WP 1B		0-0 4-3		4-0 1B SH BB		0-0 HR		3	2	2	1	1	0	0																	
Ray Knight, R OBP: 0.379, SLG: 0.484 (1, 3)	0-3 K		0-3 K		0-3 K	0-0 SH 1B	0-0 P4			4	0	1	1	0	2	1																	
Bill Doran, S OBP: 0.355, SLG: 0.339 (1, 4)	0-0 P4		0-0 F8		0-0 F8	0-0 SH 1B	0-0 6-3			4	0	1	0	0	0	1																	
Luis Pujols, R OBP: 0.247, SLG: 0.250 (1, 2)	0-3 K				0-3 K	0-0 SH	0-0 4-3			3	0	0	1	0	2	1																	
Bob Knepper, L OBP: 0.216, SLG: 0.371 Dave Smith, R OBP: 0.379, SLG: 0.484 Frank DiPino, L OBP: 0.400, SLG: 0.500 (1, 1) (7, 1) (9, 1)			0-3 K		0-0 E4 FC3-6	0-0 F8				3	0	0	0	0	1	3																	
Inning Stats	R: 1 E: 0 K: 0 S: 3	H: 1 LOB: 1 BB: 1 P: 7	R: 0 E: 0 K: 2 S: 8	H: 1 LOB: 0 BB: 0 P: 8	R: 0 E: 0 K: 2 S: 8	H: 1 LOB: 2 BB: 1 P: 12	R: 0 E: 0 K: 1 S: 5	H: 0 LOB: 0 BB: 0 P: 5	R: 3 E: 0 K: 0 S: 7	H: 3 LOB: 3 BB: 2 P: 15	R: 0 E: 0 K: 2 S: 7	H: 0 LOB: 0 BB: 0 P: 7	R: 1 E: 0 K: 0 S: 4	H: 1 LOB: 0 BB: 0 P: 4	R: 0 E: 0 K: 0 S: 4	H: 1 LOB: 0 BB: 0 P: 4		1B: 5 2B: 1 3B: 0 HR: 1	SF: 0 SAC: 1 DP: 0 HBP: 0	WP: 2 PB: 0 SB: 1 CS: 1	PA: 36												
PITCHER	IP WLS BF H R ER SO BB IBB HBP BLK WP HR S P ERA WHIP																																
Fernando Valenzuela, L ERA: 3.76 (1, 1)	5.1	23	4	4	4	6	4	0	0	0	0	0	0	31	47	6.75	1.500																
Dave Stewart, R ERA: 2.08 (6, 1)	0.2	5	2	0	0	0	0	0	0	0	0	0	0	5	5	0.00	3.000																
Steve Howe, L ERA: 0.96 (7, 1)	2.0	L 7	1	1	1	2	0	0	0	0	0	1	11	11	4.50	0.500																	



Batter	1	2	3	4	5	6	7	8	9	AB	R	H	RBI	BB	SO	LOB	TOP					
Lee Lacy, R OBP: 0.319, SLG: 0.393 (1, 9)										4	0	0	0	0	1	1	Pittsburgh Pirates @ Los Angeles Dodgers Dodger Stadium, Los Angeles, CA Fri Jul 08 1983, 7:05 PM PDT Att: 41,397 - Unknown livebaseballscores.com					
Manvell Wynne, L OBP: 0.347, SLG: 0.409 (1, 8)										3	0	0	0	0	1	2						
Bill Madlock, R OBP: 0.371, SLG: 0.439 (1, 5)										3	2	1	0	1	0	0						
Jason Thompson, L OBP: 0.402, SLG: 0.454 (1, 3)										3	1	2	0	1	1	0						
Jim Morrison, R OBP: 0.368, SLG: 0.648 Johnny Ray, S OBP: 0.336, SLG: 0.384 (6, 4)										3	1	1	3	0	1	2						
Brian Harper, R OBP: 0.167, SLG: 0.359 Mike Easter, L OBP: 0.366, SLG: 0.434 (8, 7)										3	0	1	1	0	0	0						
Tony Peña, R OBP: 0.312, SLG: 0.359 (1, 2)										4	0	0	0	0	3	4						
Dale Berra, R OBP: 0.307, SLG: 0.375 (1, 6)										4	0	2	0	0	1	0						
John Candelaria, L OBP: 0.270, SLG: 0.182 Kent Tekulve, R (8, 1)										2	0	0	0	1	0	1						
Inning Stats	R: 0 E: 0 K: 1 S: 5	H: 0 LOB: 0 BB: 0 P: 5	R: 0 E: 0 K: 1 S: 5	H: 0 LOB: 0 BB: 0 P: 5	R: 0 E: 0 K: 1 S: 6	H: 1 LOB: 1 BB: 0 P: 6	R: 1 E: 0 K: 2 S: 10	H: 3 LOB: 2 BB: 0 P: 10	R: 0 E: 0 K: 1 S: 5	H: 1 LOB: 2 BB: 1 P: 9	R: 3 E: 0 K: 1 S: 7	H: 2 LOB: 0 BB: 1 P: 11	R: 0 E: 0 K: 0 S: 2	H: 0 LOB: 0 BB: 0 P: 3	R: 0 E: 0 K: 0 S: 3	H: 0 LOB: 2 BB: 0 P: 11		R: 0 E: 0 K: 2 S: 7	H: 0 LOB: 0 BB: 0 P: 7	1B: 6 2B: 1 3B: 0 HR: 1	SF: 0 SAC: 1 DP: 1 HBP: 1	WP: 0 PB: 1 SB: 0 CS: 1
PITCHER	IP	WLS	BF	H	R	ER	SO	BB	IBB	HBP	BLK	WP	HR	S	P	ERA	WHIP					
Jerry Reuss, L ERA: 2.66 (1, 1)	7.0	L	29	7	4	4	7	2	0	1	0	0	1	40	49	5.14	1.286					
Tom Niedenfuer, R ERA: 1.99 (8, 1)	0.1		3	0	0	0	0	1	1	0	0	0	0	1	9	0.00	3.000					
Steve Howe, L ERA: 0.91 (8, 1)	1.2		5	0	0	0	2	0	0	0	0	0	0	9	9	0.00	0.000					

Batter	1	2	3	4	5	6	7	8	9	AB	R	H	RBI	BB	SO	LOB	BOTTOM					
Steve Sax, R OBP: 0.344, SLG: 0.384 (1, 4)										5	0	2	0	0	1	2	Pittsburgh Pirates @ Los Angeles Dodgers Dodger Stadium, Los Angeles, CA Fri Jul 08 1983, 7:05 PM PDT Att: 41,397 - Unknown livebaseballscores.com					
Bill Russell, R OBP: 0.319, SLG: 0.291 (1, 6)										4	0	0	0	0	2	3						
Dusty Baker Jr., R OBP: 0.312, SLG: 0.370 (1, 7)										3	0	1	1	1	0	0						
Pedro Guerrero, R OBP: 0.381, SLG: 0.538 (1, 5)										4	1	2	1	0	1	3						
Mike Marshall, R OBP: 0.302, SLG: 0.398 (1, 3)										4	0	1	0	0	2	1						
Ron Roenicke, S OBP: 0.295, SLG: 0.299 (1, 9)										3	1	1	0	1	1	1						
Steve Yeager, R OBP: 0.289, SLG: 0.457 Gilberto Reyes, R OBP: 0.231, SLG: 0.308 (2, 2)										0	0	0	0	0	0	0						
Derrel Thomas, S OBP: 0.392, SLG: 0.408 (1, 8)										4	0	1	0	0	2	3						
Jerry Reuss, L OBP: 0.286, SLG: 0.275 Rafael Landestoy, S OBP: 0.234, SLG: 0.231 Tom Niedenfuer, R Steve Howe, L Rick Monday, L OBP: 0.326, SLG: 0.384 (9, PH)										2	1	2	1	0	0	0						
Inning Stats	R: 0 E: 0 K: 0 S: 3	H: 0 LOB: 0 BB: 0 P: 3	R: 1 E: 0 K: 0 S: 5	H: 3 LOB: 2 BB: 0 P: 5	R: 1 E: 0 K: 1 S: 7	H: 3 LOB: 1 BB: 0 P: 7	R: 1 E: 0 K: 2 S: 10	H: 3 LOB: 2 BB: 0 P: 10	R: 0 E: 0 K: 1 S: 4	H: 0 LOB: 0 BB: 1 P: 8	R: 0 E: 0 K: 1 S: 6	H: 1 LOB: 1 BB: 0 P: 6	R: 0 E: 0 K: 1 S: 5	H: 1 LOB: 0 BB: 0 P: 5	R: 0 E: 0 K: 2 S: 8	H: 1 LOB: 2 BB: 1 P: 12		R: 0 E: 0 K: 2 S: 7	H: 0 LOB: 0 BB: 0 P: 7	1B: 11 2B: 0 3B: 0 HR: 1	SF: 0 SAC: 0 DP: 1 HBP: 0	WP: 0 PB: 0 SB: 1 CS: 3
PITCHER	IP	WLS	BF	H	R	ER	SO	BB	IBB	HBP	BLK	WP	HR	S	P	ERA	WHIP					
John Candelaria, L ERA: 3.97 (1, 1)	7.0		29	11	3	3	6	1	0	0	0	0	0	40	44	3.86	1.714					
Kent Tekulve, R ERA: 1.99 (8, 1)	2.0	S	8	1	0	0	4	1	0	0	0	0	0	15	19	0.00	1.000					

Batter	1	2	3	4	5	6	7	8	9	AB	R	H	RBI	BB	SO	LOB	TOP								
Marvell Wynne, L OBP: 0.333, SLG: 0.391	K	G3			F5		G3			4	0	0	0	0	1	0	Pittsburgh Pirates @ Los Angeles Dodgers Dodger Stadium, Los Angeles, CA Sat Jul 09 1983, 7:05 PM PDT Att: 46,046 - Unknown livebaseballscorecards.com								
Johnny Ray, S OBP: 0.331, SLG: 0.378	E3 1B		4-3		4-3		K			4	1	0	0	0	1	0									
Bill Madlock, R OBP: 0.373, SLG: 0.440	1B FC4-6		5-3		6-3			E2 1B		4	1	2	0	0	0	0									
Jason Thompson, L OBP: 0.403, SLG: 0.452	FC4-6 1B		F8			1B SF8		K		3	1	1	1	1	1	1									
Mike Easter, L OBP: 0.366, SLG: 0.430	FC4-6 1B			4-3		1B		K		4	0	1	1	0	1	2									
Dave Parker, L OBP: 0.281, SLG: 0.346			F8		SF8			F7		3	0	1	1	0	0	1									
Tony Peña, R OBP: 0.311, SLG: 0.357	K			E 1B		F7			K	4	0	1	0	0	2	3									
Dale Berra, R OBP: 0.302, SLG: 0.369		6-3		E3 1B		1-3			P4	4	0	0	0	0	0	2									
Larry McWilliams, L OBP: 0.156, SLG: 0.159		5-3		K					3-1	4	0	0	0	0	2	2									
Inning Stats	R: 2 E: 1 K: 2 S: 11	H: 3 LOB: 2 BB: 0 P: 11	R: 0 E: 0 K: 0 S: 3	H: 0 LOB: 0 BB: 0 P: 3	R: 0 E: 0 K: 0 S: 3	H: 0 LOB: 0 BB: 0 P: 3	R: 0 E: 1 K: 1 S: 7	H: 1 LOB: 2 BB: 0 P: 7	R: 0 E: 0 K: 0 S: 3	H: 0 LOB: 0 BB: 0 P: 3	R: 1 E: 0 K: 0 S: 4	H: 1 LOB: 1 BB: 1 P: 8	R: 0 E: 1 K: 2 S: 8	H: 0 LOB: 0 BB: 0 P: 7	R: 0 E: 0 K: 1 S: 5	H: 1 LOB: 1 BB: 0 P: 8	R: 0 E: 0 K: 1 S: 5	H: 0 LOB: 0 BB: 0 P: 5	1B: 6 2B: 0 3B: 0 HR: 0	SF: 1 SAC: 0 DP: 0 HBP: 0	WP: 0 PB: 0 SB: 0 CS: 0	PA: 36			
PITCHER	IP	WLS	BF	H	R	ER	SO	BB	IBB	HBP	BLK	WP	HR	S	P	ERA	WHIP								
Alejandro Pena, R ERA: 2.41	(1, 1)	6.0	L	26	5	3	1	3	1	0	0	0	0	31	35	1.50	1.000								
Tom Niedenfuer, R ERA: 1.76	(7, 1)	3.0		10	1	0	0	5	0	0	0	0	0	20	20	0.00	0.333								

Batter	1	2	3	4	5	6	7	8	9	AB	R	H	RBI	BB	SO	LOB	BOTTOM								
Steve Sax, R OBP: 0.340, SLG: 0.379	K		K			L3			F8	4	0	0	0	0	2	1	Pittsburgh Pirates @ Los Angeles Dodgers Dodger Stadium, Los Angeles, CA Sat Jul 09 1983, 7:05 PM PDT Att: 46,046 - Unknown livebaseballscorecards.com								
Derrel Thomas, S OBP: 0.379, SLG: 0.393	5-3		3-1			L3			5-3	4	0	0	0	0	0	1									
Dusty Baker Jr., R OBP: 0.312, SLG: 0.369	K			6-3			G1-4-3 1B			3	0	1	0	0	1	0									
Pedro Guerrero, R OBP: 0.381, SLG: 0.534				K			K			2	0	0	0	1	2	1									
Jose Morales, R OBP: 0.385, SLG: 0.692		P4		F9			G1-4-3			3	0	0	0	0	0	2									
Ron Roenicke, S OBP: 0.289, SLG: 0.292		K			F3			K		3	0	0	0	0	2	1									
Gilberto Reyes, R OBP: 0.186, SLG: 0.250		P4			K			5-3		3	0	0	0	0	1	1									
Dave Anderson, R OBP: 0.190, SLG: 0.218				SH1-4 1B		6-3		K		3	0	1	0	0	1	0									
Alejandro Pena, R OBP: 0.100, SLG: 0.100									F8	0	0	0	0	0	0	0									
Rafael Landestoy, S OBP: 0.238, SLG: 0.225				SH1-4						1	0	0	0	0	0	0									
Tom Niedenfuer, R										0	0	0	0	0	0	0									
Bill Russell, R OBP: 0.318, SLG: 0.289										1	0	0	0	0	0	0									
Inning Stats	R: 0 E: 0 K: 2 S: 7	H: 0 LOB: 0 BB: 0 P: 7	R: 0 E: 0 K: 1 S: 5	H: 0 LOB: 1 BB: 1 P: 9	R: 0 E: 0 K: 1 S: 6	H: 1 LOB: 0 BB: 0 P: 6	R: 0 E: 0 K: 1 S: 5	H: 0 LOB: 0 BB: 0 P: 5	R: 0 E: 0 K: 1 S: 5	H: 0 LOB: 0 BB: 0 P: 5	R: 0 E: 0 K: 0 S: 3	H: 0 LOB: 0 BB: 0 P: 3	R: 0 E: 0 K: 1 S: 5	H: 1 LOB: 0 BB: 0 P: 5	R: 0 E: 0 K: 2 S: 7	H: 0 LOB: 0 BB: 0 P: 7	R: 0 E: 0 K: 0 S: 3	H: 0 LOB: 0 BB: 0 P: 3	1B: 2 2B: 0 3B: 0 HR: 0	SF: 0 SAC: 1 DP: 1 HBP: 0	WP: 0 PB: 0 SB: 0 CS: 0	PA: 29			
PITCHER	IP	WLS	BF	H	R	ER	SO	BB	IBB	HBP	BLK	WP	HR	S	P	ERA	WHIP								
Larry McWilliams, L ERA: 3.03	(1, 1)	9.0	W	29	2	0	0	9	1	0	0	0	0	46	50	0.00	0.333								



Batter	1	2	3	4	5	6	7	8	9	AB	R	H	RBI	BB	SO	LOB	TOP					
Marvell Wynne, L (1, 8) OBP: 0.348, SLG: 0.432										3	2	1	1	0	0		Pittsburgh Pirates @ Los Angeles Dodgers Dodger Stadium, Los Angeles, CA Sun Jul 10 1983, 3:33 AM PDT Att: 42,480 - Unknown livebaseballscores.com					
Johnny Ray, S (1, 4) OBP: 0.327, SLG: 0.373										4	0	0	0	0	0	2						
Bill Madlock, R (1, 5) OBP: 0.375, SLG: 0.452										4	1	2	2	0	0	1						
Jason Thompson, L (1, 3) OBP: 0.404, SLG: 0.449										2	0	0	0	2	2							
Mike Easter, L (1, 7) OBP: 0.361, SLG: 0.424										3	0	0	0	0	0	2						
Gene Tenace, R (9, PH) OBP: 0.279, SLG: 0.167										1	0	0	0	0	0							
Dave Parker, L (1, 9) OBP: 0.278, SLG: 0.342										3	0	0	0	0	0	1						
Lee Lacy, R (9, PH) OBP: 0.318, SLG: 0.391										1	0	0	0	0	0							
Tony Peña, R (1, 2) OBP: 0.314, SLG: 0.363										4	0	2	0	0	0	0						
Dale Berra, R (1, 6) OBP: 0.303, SLG: 0.369										3	0	1	0	0	0	1						
Rick Rhoden, R (1, 1) OBP: 0.125, SLG: 0.146										2	0	0	0	0	1	0						
Lee Mazzilli, S (7, PH) OBP: 0.399, SLG: 0.386										1	0	0	0	0	0	1						
Cecilio Guante, R (7, 1) OBP: 0.250, SLG: 0.250										0	0	0	0	0	0	0						
Rod Scurry, L (8, 1) OBP: 0.362, SLG: 0.636										0	0	0	0	0	0	0						
Jim Morrison, R (9, PH) OBP: 0.362, SLG: 0.636										1	0	0	0	0	0	2						
Inning Stats	R: 1 E: 1 K: 1 S: 5	H: 1 LOB: 1 BB: 1 P: 9	R: 0 E: 0 K: 0 S: 4	H: 1 LOB: 1 BB: 0 P: 4	R: 2 E: 0 K: 0 S: 5	H: 2 LOB: 1 BB: 1 P: 9	R: 0 E: 0 K: 0 S: 3	H: 0 LOB: 0 BB: 0 P: 3	R: 0 E: 0 K: 0 S: 5	H: 0 LOB: 0 BB: 0 P: 5	R: 0 E: 0 K: 0 S: 3	H: 1 LOB: 0 BB: 1 P: 7	R: 0 E: 0 K: 0 S: 3	H: 1 LOB: 0 BB: 0 P: 3	R: 0 E: 1 K: 1 S: 6	H: 1 LOB: 1 BB: 0 P: 6		R: 0 E: 1 K: 0 S: 5	H: 1 LOB: 2 BB: 0 P: 5	1B: 4 2B: 3 3B: 0 HR: 2	SF: 0 SAC: 0 DP: 2 HBP: 0	WP: 0 PB: 0 SB: 1 CS: 1
PITCHER	IP WLS BF H R ER SO BB IBB HBP BLK WP HR S P ERA WHIP																					
Burt Hooton, R (1, 1) ERA: 3.34	6.0 W 24 4 3 2 2 3 0 0 0 0 0 2 25 37 3.00 1.167																					
Dave Stewart, R (7, 1) ERA: 2.01	1.2 6 2 0 0 0 0 0 0 0 0 0 0 6 6 0.00 1.200																					
Steve Howe, L (8, 1) ERA: 0.87	1.1 S 6 1 0 0 1 0 0 0 0 0 0 0 8 8 0.00 0.750																					

Batter	1	2	3	4	5	6	7	8	9	AB	R	H	RBI	BB	SO	LOB	BOTTOM					
Steve Sax, R (1, 4) OBP: 0.337, SLG: 0.376										5	1	1	0	0	0	4	Pittsburgh Pirates @ Los Angeles Dodgers Dodger Stadium, Los Angeles, CA Sun Jul 10 1983, 3:33 AM PDT Att: 42,480 - Unknown livebaseballscores.com					
Derrel Thomas, S (1, 8) OBP: 0.372, SLG: 0.378										4	1	0	0	1	1	3						
Dusty Baker Jr., R (1, 7) OBP: 0.372, SLG: 0.372										3	2	1	1	1	0	0						
Steve Howe, L (8, 1) ERA: 0.87										0	1	0	0	1	0	0						
Pedro Guerrero, R (1, 5) OBP: 0.387, SLG: 0.547									4	1	3	3	1	0	0							
Greg Brock, L (1, 3) OBP: 0.334, SLG: 0.398									5	0	2	3	0	0	2							
Rick Monday, L (1, 9) OBP: 0.333, SLG: 0.373									2	0	0	0	2	0	2							
Ken Landreaux, L (8, FR) OBP: 0.319, SLG: 0.422									0	0	0	0	0	0	0							
Bill Russell, R (1, 6) OBP: 0.316, SLG: 0.285									3	1	0	0	1	0	3							
Gilberto Reyes, R (1, 2) OBP: 0.200, SLG: 0.300									4	1	1	0	0	0	5							
Burt Hooton, R (1, 1) OBP: 0.216, SLG: 0.229										2	1	1	0	0	0	1						
Rafael Landestoy, S (6, PH) OBP: 0.233, SLG: 0.200										1	0	0	0	0	0	0						
Dave Stewart, R (7, 1) OBP: 0.167, SLG: 0.167										0	0	0	0	0	0	0						
Ron Roenicke, S (8, 7) OBP: 0.294, SLG: 0.297										1	1	1	1	0	0	0						
										1	1	1	1	0	0	0						
Inning Stats	R: 0 E: 0 K: 0 S: 3	H: 1 LOB: 0 BB: 0 P: 3	R: 1 E: 0 K: 0 S: 4	H: 1 LOB: 0 BB: 0 P: 4	R: 3 E: 0 K: 0 S: 6	H: 3 LOB: 2 BB: 2 P: 14	R: 0 E: 0 K: 0 S: 4	H: 1 LOB: 1 BB: 0 P: 4	R: 1 E: 1 K: 0 S: 5	H: 2 LOB: 3 BB: 2 P: 13	R: 0 E: 0 K: 0 S: 3	H: 0 LOB: 0 BB: 0 P: 3	R: 0 E: 0 K: 0 S: 3	H: 0 LOB: 0 BB: 0 P: 3	R: 5 E: 2 K: 1 S: 8	H: 2 LOB: 2 BB: 3 P: 20		R: 0 E: 1 K: 1 S: 5	H: 1 LOB: 2 BB: 0 P: 5	1B: 7 2B: 2 3B: 0 HR: 1	SF: 0 SAC: 0 DP: 0 HBP: 0	WP: 0 PB: 0 SB: 0 CS: 1
PITCHER	IP WLS BF H R ER SO BB IBB HBP BLK WP HR S P ERA WHIP																					
Rick Rhoden, R (1, 1) ERA: 3.5	6.0 L 29 8 5 5 0 2 2 0 0 0 0 0 1 25 41 7.50 1.667																					
Cecilio Guante, R (7, 1) ERA: 3.29	1.1 8 1 4 1 0 2 0 0 0 0 0 0 6 14 6.75 2.250																					
Rod Scurry, L (8, 1) ERA: 5.45	0.2 4 1 1 0 1 1 0 0 0 0 0 0 5 9 0.00 3.000																					

Batter	1	2	3	4	5	6	7	8	9	AB	R	H	RBI	BB	SO	LOB	TOP								
Tom Herr, S OBP: 0.370, SLG: 0.377 Mike Ramsey, S OBP: 0.325, SLG: 0.343 (8, FR)	5-3		E 1B BB		F8	E2 BB		BB		2	0	0	1	3	0	1	St. Louis Cardinals @ Los Angeles Dodgers Dodger Stadium, Los Angeles, CA Mon Jul 11 1983, 7:05 PM PDT Att: 47,087 - Unknown livebaseballscorecards.com								
Ken Oberkfell, L OBP: 0.356, SLG: 0.350	4-3		E9 FC6-4 1B		1-3	F7		1-3-2 2-H		5	0	1	0	0	4										
Lonnie Smith, R OBP: 0.369, SLG: 0.425 Andy Van Slyke, L OBP: 0.326, SLG: 0.425	6-3		FC6-4 1-2		1-3	1-3 BB	4-3 S SF9 BB		K	3	1	0	0	1	0	2									
George Hendrick, R OBP: 0.401, SLG: 0.544		G5-4-3 1B		F7		1B E 2B	4-3		6-3	5	1	2	0	0	1										
Willie McGee, S OBP: 0.341, SLG: 0.385	G5-4-3 1-2			5-3		1B E 4-3 1B	SF9 S IBB		6-3	4	1	1	0	1	0										
David Green, R OBP: 0.339, SLG: 0.406				S BB		E5 4-3 1B WP	SF9			2	1	1	1	1	0	1									
Glenn Brummer, R OBP: 0.378, SLG: 0.452	4-3			6-3		WP E 4-3 1B	6-3			4	1	1	0	0	3										
Ozzie Smith, S OBP: 0.262, SLG: 0.263			1-3		F8	4-3				4	0	1	1	0	2										
Bob Forsch, R OBP: 0.243, SLG: 0.273 Bruce Sutter, R (8, 1)			F8			1-2 2-3 3-H	SH3-4 1-3-2 1B			2	1	1	0	1	0	0									
						1B	E BB		SH3-4 1-2	0	0	0	0	0	0	0									
Inning Stats	R: 0 E: 0 K: 0 S: 3	H: 0 LOB: 0 BB: 0 P: 3	R: 0 E: 0 K: 0 S: 4	H: 2 LOB: 1 BB: 0 P: 4	R: 0 E: 1 K: 0 S: 4	H: 1 LOB: 2 BB: 1 P: 8	R: 0 E: 0 K: 0 S: 3	H: 0 LOB: 1 BB: 1 P: 7	R: 0 E: 0 K: 0 S: 4	H: 1 LOB: 1 BB: 0 P: 4	R: 5 E: 2 K: 0 S: 7	H: 3 LOB: 1 BB: 2 P: 15	R: 1 E: 0 K: 0 S: 3	H: 0 LOB: 1 BB: 2 P: 11	R: 0 E: 0 K: 0 S: 3	H: 1 LOB: 1 BB: 1 P: 7	R: 0 E: 0 K: 1 S: 5	H: 0 LOB: 0 BB: 0 P: 5	1B: 7 2B: 2 3B: 0 HR: 0	SF: 1 SAC: 1 DP: 2 HBP: 0	WP: 1 PB: 0 SB: 3 CS: 0	PA: 41			
PITCHER	IP	WLS	BF	H	R	ER	SO	BB	IBB	HBP	BLK	WP	HR	S	P	ERA	WHIP								
Fernando Valenzuela, L ERA: 3.67	(1, 1)	5.2	27	7	5	1	0	3	0	0	0	0	0	24	36	1.59	1.765								
Dave Stewart, R ERA: 2.13	(6, 1)	1.1	7	0	1	1	0	2	1	0	0	1	0	4	16	6.75	1.500								
Joe Beckwith, R ERA: 3.29	(8, 1)	2.0	W	7	1	0	0	1	1	0	0	0	0	8	12	0.00	1.000								

Batter	1	2	3	4	5	6	7	8	9	AB	R	H	RBI	BB	SO	LOB	BOTTOM								
Steve Sax, R OBP: 0.341, SLG: 0.377	WP BB		4-3		6-3				2B 1B	4	1	2	0	1	0	2	St. Louis Cardinals @ Los Angeles Dodgers Dodger Stadium, Los Angeles, CA Mon Jul 11 1983, 7:05 PM PDT Att: 47,087 - Unknown livebaseballscorecards.com								
Ken Landreaux, L OBP: 0.320, SLG: 0.426	P5		2-3 HR 1B		1-3		F8		1-H HR 2B	5	2	2	2	0	3										
Dusty Baker Jr., R OBP: 0.322, SLG: 0.401	5-3		3-H HR 1B			FC6-4 1B		1B 1B	2-H HR	5	3	4	4	0	1										
Pedro Guerrero, R OBP: 0.383, SLG: 0.540	K		5-3			F7		K		4	0	0	0	2	3										
Greg Brock, L OBP: 0.333, SLG: 0.396		3-4-1		F8		FC6-4 1B		K		4	0	1	0	0	1										
Mike Marshall, R OBP: 0.301, SLG: 0.395	F5			F8		FC6-4		1B		4	0	1	0	0	2										
Steve Yeager, R OBP: 0.286, SLG: 0.451						1-2 2-3		1B		3	0	0	0	0	2										
Rick Monday, L OBP: 0.340, SLG: 0.382						1-2 2-3		1B		1	0	1	1	0	0										
Dave Anderson, R OBP: 0.190, SLG: 0.218						F7		1-2 3-H		0	0	0	0	0	0										
Bill Russell, R OBP: 0.317, SLG: 0.286								1-2 3-H		3	1	1	0	0	0										
Ron Roenicke, S OBP: 0.292, SLG: 0.295			E9 4-3 SH1-4 1B			SH1-4 1B		1-4-3	G3	1	0	0	0	0	2										
Gilberto Reyes, R OBP: 0.200, SLG: 0.300										0	0	0	0	0	0										
Fernando Valenzuela, L OBP: 0.255, SLG: 0.380										0	0	0	0	0	0										
Dave Stewart, R OBP: 0.167, SLG: 0.167			SH1-4		SH1-4					0	0	0	0	0	0										
Derrel Thomas, S OBP: 0.369, SLG: 0.375										1	0	0	0	0	1										
Joe Beckwith, L (8, 1)										0	0	0	0	0	0										
Rafael Landestoy, S OBP: 0.227, SLG: 0.214										1	0	0	0	0	0										
Inning Stats	R: 0 E: 0 K: 1 S: 5	H: 0 LOB: 1 BB: 1 P: 9	R: 0 E: 0 K: 1 S: 5	H: 0 LOB: 0 BB: 0 P: 5	R: 3 E: 1 K: 0 S: 6	H: 2 LOB: 0 BB: 0 P: 6	R: 0 E: 0 K: 1 S: 5	H: 0 LOB: 0 BB: 0 P: 5	R: 0 E: 0 K: 0 S: 4	H: 1 LOB: 1 BB: 0 P: 4	R: 0 E: 1 K: 0 S: 5	H: 2 LOB: 2 BB: 0 P: 5	R: 0 E: 0 K: 1 S: 6	H: 1 LOB: 1 BB: 0 P: 6	R: 1 E: 0 K: 2 S: 10	H: 3 LOB: 2 BB: 0 P: 10	R: 3 E: 0 K: 0 S: 4	H: 3 LOB: 0 BB: 0 P: 4	1B: 9 2B: 1 3B: 0 HR: 2	SF: 0 SAC: 2 DP: 0 HBP: 0	WP: 1 PB: 0 SB: 0 CS: 0	PA: 39			
PITCHER	IP	WLS	BF	H	R	ER	SO	BB	IBB	HBP	BLK	WP	HR	S	P	ERA	WHIP								
Bob Forsch, R ERA: 4.38	(1, 1)	7.0	30	7	4	1	4	1	0	0	0	0	1	37	41	1.29	1.143								
Bruce Sutter, R ERA: 3.44	(8, 1)	1.1	L	9	5	3	3	2	0	0	0	0	1	13	13	20.25	3.750								

Batter	1	2	3	4	5	6	7	8	9	AB	R	H	RBI	BB	SO	LOB	TOP					
Tom Herr, S OBP: 0.368, SLG: 0.375 (1,4)	4-3		1-3 1B		5-3			FC3-6 FC6		4	0	1	0	0	0	2						
Willie McGee, S OBP: 0.340, SLG: 0.387 (1,8)	1B 2B		FC6-2			G1		FC6		4	1	1	0	0	0	3						
David Green, R OBP: 0.342, SLG: 0.408 (1,9)	2H 1B		3H 6-3 K				CS 1B	K		4	0	2	1	0	2	3						
George Hendrick, R OBP: 0.396, SLG: 0.536 (1,3)	K			K G6-3		K			G3	4	0	0	0	0	3	2						
Andy Van Slyke, L OBP: 0.333, SLG: 0.422 (1,7)		4-0 CS BB		G6-3			FC4-6 1B		K	3	0	1	0	1	1	1						
Ken Oberkfell, L OBP: 0.356, SLG: 0.347 (7, PH)		4-0 BB		P5			FC4-6 5-3		5-3	2	0	0	0	1	0	1						
Lonnie Smith, R OBP: 0.367, SLG: 0.423 (9, PH)		1-2 BB					1-2			1	0	0	0	0	0	0						
Jamie Quirk, L OBP: 0.288, SLG: 0.352 (1,2)		G6-3			F7		5-3			3	0	0	0	0	0	2						
Ozzie Smith, S OBP: 0.267, SLG: 0.263 (7, PH)			1B FC6-2 BB				4-3			0	0	0	0	2	0	0						
Darrell Porter, L OBP: 0.343, SLG: 0.422 (7, PH)										1	0	0	0	0	0	1						
Mike Ramsey, S OBP: 0.325, SLG: 0.343 (7,6)										0	0	0	0	0	0	0						
John Stuper, R OBP: 0.214, SLG: 0.185 (1,1)										2	0	0	0	0	2	2						
Dave Rucker, L (6,1)										0	0	0	0	0	0	0						
Steve Braun, L (8, PH)										0	0	0	0	1	0	0						
Jeff Lahti, R (8,1)										0	0	0	0	0	0	0						
Dave Vonohlen, L (8,1)								FC3-6 BB		0	0	0	0	0	0	0						
Inning Stats	R: 1 E: 0 K: 1 S: 6	H: 2 LOB: 1 BB: 0 P: 6	R: 0 E: 0 K: 0 S: 1	H: 0 LOB: 0 BB: 2 P: 9	R: 0 E: 0 K: 2 S: 8	H: 1 LOB: 2 BB: 1 P: 12	R: 0 E: 0 K: 1 S: 5	H: 0 LOB: 0 BB: 0 P: 5	R: 0 E: 0 K: 1 S: 5	H: 1 LOB: 1 BB: 0 P: 5	R: 0 E: 0 K: 0 S: 4	H: 1 LOB: 1 BB: 0 P: 4	R: 0 E: 0 K: 1 S: 5	H: 0 LOB: 0 BB: 0 P: 9	R: 0 E: 0 K: 1 S: 5	H: 0 LOB: 0 BB: 0 P: 5	R: 0 E: 0 K: 1 S: 5	H: 0 LOB: 0 BB: 0 P: 5	1B: 4 2B: 3 3B: 0 HR: 0	SF: 0 SAC: 0 DP: 4 HBP: 0	WP: 1 PB: 0 SB: 1 CS: 3	PA: 33
PITCHER	IP WLS BF H R ER SO BB IBB HBP BLK WP HR S P ERA WHIP																					
Bob Welch, R (1,1)	7.0 W 27 5 1 1 6 5 0 0 0 0 1 0 34 54 1.29 1.429																					
Steve Howe, L (8,1)	2.0 S 6 0 0 0 2 0 0 0 0 0 0 0 10 10 0.00 0.000																					

St. Louis Cardinals @ Los Angeles Dodgers
Dodger Stadium, Los Angeles, CA
Tue Jul 12 1983, 7:05 PM PDT
Att: 44,515 - Unknown

AB 28
R 1
H 5
RBI 1
BB 5
SO 8
LOB 17



Batter	1	2	3	4	5	6	7	8	9	AB	R	H	RBI	BB	SO	LOB	BOTTOM			
Steve Sax, R OBP: 0.343, SLG: 0.380 (1,4)			K					F7		1	0	1	0	0	0	0				
Derrel Thomas, S OBP: 0.368, SLG: 0.368 (3,4)										2	1	0	0	1	1	0				
Ken Landreaux, L OBP: 0.323, SLG: 0.427 (1,8)	CS 1B									4	1	2	0	0	0	1				
Dusty Baker Jr., R OBP: 0.327, SLG: 0.414 (1,7)	6-3 1B			E S 1B						3	1	2	3	1	0	1				
Pedro Guerrero, R OBP: 0.384, SLG: 0.543 (1,5)	6-3			G3-6-3 1B						4	0	2	0	0	1	2				
Greg Brock, L OBP: 0.329, SLG: 0.390 (1,3)				K						4	0	0	0	0	0	4				
Mike Marshall, R OBP: 0.297, SLG: 0.389 (1,9)										3	0	0	0	0	1	0				
Ron Roenicke, S OBP: 0.292, SLG: 0.295 (8,9)										0	0	0	0	0	0	0				
Steve Yeager, R OBP: 0.286, SLG: 0.450 (1,2)										3	0	1	0	0	0	0				
Bill Russell, R OBP: 0.312, SLG: 0.281 (1,6)										3	0	0	0	0	0	1				
Dave Anderson, R OBP: 0.190, SLG: 0.218 (9,6)										0	0	0	0	0	0	0				
Bob Welch, R (1,1)										3	0	0	0	0	0	1				
Steve Howe, L (8,1)										0	0	0	0	0	0	0				
Inning Stats	R: 0 E: 0 K: 0 S: 4	H: 2 LOB: 1 BB: 0 P: 4	R: 0 E: 0 K: 1 S: 5	H: 0 LOB: 0 BB: 0 P: 5	R: 0 E: 0 K: 1 S: 5	H: 0 LOB: 0 BB: 0 P: 5	R: 1 E: 0 K: 1 S: 6	H: 2 LOB: 0 BB: 0 P: 6	R: 0 E: 0 K: 0 S: 3	H: 0 LOB: 0 BB: 0 P: 3	R: 2 E: 0 K: 0 S: 5	H: 2 LOB: 1 BB: 1 P: 9	R: 0 E: 0 K: 0 S: 4	H: 1 LOB: 1 BB: 0 P: 4	R: 0 E: 0 K: 0 S: 4	H: 1 LOB: 2 BB: 1 P: 8	1B: 6 2B: 1 3B: 0 HR: 1	SF: 0 SAC: 0 DP: 1 HBP: 0	WP: 1 PB: 0 SB: 1 CS: 1	PA: 32
PITCHER	IP WLS BF H R ER SO BB IBB HBP BLK WP HR S P ERA WHIP																			
John Stuper, R (1,1)	5.2 L 22 6 3 3 3 3 0 0 0 0 0 0 27 31 4.76 1.235																			
Dave Rucker, L (6,1)	1.1 5 1 0 0 0 0 0 0 0 0 0 0 5 5 0.00 0.750																			
Jeff Lahti, R (8,1)	0.2 4 1 0 0 0 0 1 0 0 0 0 0 3 7 0.00 3.000																			
Dave Vonohlen, L (8,1)	0.1 1 0 0 0 0 0 0 0 0 0 0 0 1 1 0.00 0.000																			

St. Louis Cardinals @ Los Angeles Dodgers
Dodger Stadium, Los Angeles, CA
Tue Jul 12 1983, 7:05 PM PDT
Att: 44,515 - Unknown

AB 30
R 3
H 8
RBI 3
BB 2
SO 3
LOB 10



Batter	1	2	3	4	5	6	7	8	9	AB	R	H	RBI	BB	SO	LOB	TOP										
Lonnie Smith, R OBP: 0.370, SLG: 0.425 Andy Van Slyke, L OBP: 0.330, SLG: 0.414	0-0 FC6-4 1B	0-0 4-3	0-0 4-3	0-0 4-3	0-0 4-3	0-0 FC4-6	0-0 FC4-6	0-0 FC4-6	0-0 WP E 1B	1	0	1	0	0	0	0	4 1 1 1 0 0 3										
Willie McGee, S OBP: 0.334, SLG: 0.380	0-3 K	0-3 K	0-3 K	0-0 5-3	0-0 1-3	0-0 5-3	0-0 5-3	0-0 5-3	0-3 K	5	0	0	0	0	3	3	5 0 0 0 0 3 3										
David Green, R OBP: 0.344, SLG: 0.405	0-0 FC6-4 1B HR	0-0 FC6-4	4-0 1B BB	0-0 1B	0-0 5-3	0-0 5-3	0-0 6-3	0-0 6-3	0-0 E8 E 1B	4	1	1	1	1	0	1	4 1 1 1 1 0 1										
George Hendrick, R OBP: 0.402, SLG: 0.539	0-0 1B HR	0-0 1B	0-0 1B	1-2 1B	0-0 FC4 1B	0-0 FC4	0-0 F2	0-0 F2	4-0 E 1B	4	1	3	0	1	0	0	4 1 3 0 1 0 0										
Floyd Rayford, R OBP: 0.261, SLG: 0.395 Ken Oberkfell, L OBP: 0.356, SLG: 0.347	0-0 1B HR	0-0 1B	0-0 F9	0-0 FC4	0-0 FC4	0-0 FC4	0-0 5-3	0-0 5-3	0-0 E5 FC6-4	5	1	1	3	0	0	5	5 1 1 3 0 0 5										
Darrell Porter, L OBP: 0.337, SLG: 0.413	0-0 6-3	0-0 6-3	0-0 4-3	0-0 4-3	0-0 4-3	0-3 K	0-0 K	0-0 P4	0-0 F8	5	0	0	0	0	1	5	5 0 0 0 0 1 5										
Tom Herr, S OBP: 0.369, SLG: 0.376 Bruce Sutter, R OBP: 0.273, SLG: 0.273	0-0 SH1-4 1B	0-0 SH1-4	0-3 K	0-0 SH3-4 1B	0-0 SH3-4	0-0 FC1 1B	0-0 FC1	0-0 FC6-4	0-0 FC6-4	5	1	2	0	0	2	3	5 1 2 0 0 2 3										
Ozzie Smith, S OBP: 0.273, SLG: 0.273	0-3 K	0-3 K	0-0 SH3-4 1B	0-0 SH3-4	0-0 SH3-4	0-0 FC1 2B	0-0 FC1	0-0 FC1	0-0 FC1	4	1	3	0	0	1	1	4 1 3 0 0 1 1										
Neil Allen, R OBP: 0.136, SLG: 0.174 Glenn Schmitz, R OBP: 0.329, SLG: 0.442 Jeff Latini, R OBP: 0.299, SLG: 0.409 Dave Rucker, L OBP: 0.325, SLG: 0.343	0-0 SH1-4	0-0 SH1-4	0-0 SH1-4	0-0 SH3-4	0-0 SH3-4	0-0 FC1 FC4-6	0-0 FC1	0-0 FC1	0-0 FC1	0	0	0	0	0	0	0	0 0 0 0 0 0 0										
Inning Stats	R: 3 E: 0 K: 1 S: 8	H: 3 LOB: 0 BB: 0 P: 8	R: 0 E: 0 K: 1 S: 6	H: 1 LOB: 1 BB: 0 P: 6	R: 0 E: 0 K: 1 S: 6	H: 1 LOB: 2 BB: 1 P: 10	R: 0 E: 0 K: 1 S: 6	H: 1 LOB: 1 BB: 0 P: 6	R: 0 E: 0 K: 0 S: 4	H: 1 LOB: 1 BB: 0 P: 4	R: 0 E: 0 K: 1 S: 8	H: 2 LOB: 1 BB: 0 P: 8	R: 0 E: 0 K: 0 S: 3	H: 0 LOB: 0 BB: 0 P: 3	R: 0 E: 0 K: 2 S: 6	H: 1 LOB: 1 BB: 0 P: 8	R: 1 E: 2 K: 1 S: 8	H: 2 LOB: 3 BB: 1 P: 12	1B: 10 2B: 1 3B: 0 HR: 1	SF: 0 SAC: 2 DP: 0 HBP: 0	WP: 1 PB: 0 SB: 0 CS: 0	PA: 43					
PITCHER	IP	WLS	BF	H	R	ER	SO	BB	IBB	HBP	BLK	WP	HR	S	P	ERA	WHIP										
Jerry Reuss, L ERA: 2.88	6.0		29	9	5	5	5	1	0	0	0	0	1	38	42	7.50	1.667										
Tom Niedenfuer, R ERA: 1.99	2.0		7	1	0	0	2	0	0	0	0	0	0	11	11	0.00	0.500										
Steve Howe, L ERA: 1.06	1.0	L	7	2	1	1	1	0	1	0	0	1	0	8	12	9.00	2.000										

St. Louis Cardinals @ Los Angeles Dodgers
Dodger Stadium, Los Angeles, CA
 Wed Jul 13 1983, 7:05 PM PDT
 Att: 45,895 - Unknown

livebaseballscorecards.com

AB 39
 R 6
 H 12
 RBI 6
 BB 2
 SO 8
 LOB 23




Batter	1	2	3	4	5	6	7	8	9	AB	R	H	RBI	BB	SO	LOB	BOTTOM										
Steve Sax, R OBP: 0.344, SLG: 0.380	0-0 E8 3B	0-0 E8	0-0 F9	0-0 F9	0-0 G3	0-0 G3	0-0 F8 BLK SF8 1B	0-0 F8	0-0 1B	5	2	2	0	0	0	1	5 2 2 0 0 0 1										
Ken Landreaux, L OBP: 0.328, SLG: 0.441	4-0 3B BB	4-0 3B	0-0 WP 6-3 1B	0-0 WP 6-3 1B	0-0 HR	0-0 HR	0-0 F8	0-0 F8	0-3 K	4	2	2	2	1	1	2	4 2 2 2 1 1 2										
Dusty Baker Jr., R OBP: 0.328, SLG: 0.422	0-0 3B	0-0 3B	0-0 6-3 1B	0-0 6-3	0-0 1B	0-0 1B	0-0 SF8	0-0 SF8	0-0 1-3	4	0	2	3	0	0	2	4 0 2 3 0 0 2										
Pedro Guerrero, R OBP: 0.382, SLG: 0.539	0-3 K	0-3 K	0-0 P6	0-0 P6	0-0 1B	0-0 1B	0-0 K	0-0 K	0-0 K	4	0	1	0	0	2	2	4 0 1 0 0 2 2										
Greg Brock, L OBP: 0.325, SLG: 0.384	0-0 4-3	0-0 4-3	0-0 4-3	0-3 K	0-3 K	0-3 K	0-0 P3	0-0 P3	0-0 P3	4	0	0	0	0	2	3	4 0 0 0 0 2 3										
Mike Marshall, R OBP: 0.298, SLG: 0.386 Rafael Landestoy, S OBP: 0.227, SLG: 0.214 Steve Howe, L ERA: 1.06	0-0 F9	0-0 F9	0-3 K	0-3 K	0-0 P4	0-0 P4	0-0 1B	0-0 1B	0-0 1B	4	0	1	0	0	1	1	4 0 1 0 0 1 1										
Steve Yeager, R OBP: 0.282, SLG: 0.442	0-0 5-3	0-0 5-3	0-0 F9	0-0 F9	0-0 6-3	0-0 6-3	0-0 K	0-0 K	0-3 K	4	0	0	0	0	1	1	4 0 0 0 0 1 1										
Bill Russell, R OBP: 0.316, SLG: 0.291	0-0 P4	0-0 P4	0-0 G3 SH1-4 HR 1B	0-0 G3 SH1-4 HR 1B	0-0 2B	0-0 2B	0-0 4-3	0-0 4-3	0-0 4-3	4	1	2	0	0	0	1	4 1 2 0 0 0 1										
Jerry Reuss, L OBP: 0.279, SLG: 0.268 Ron Roenicke, S OBP: 0.290, SLG: 0.293 Tom Niedenfuer, R ERA: 1.99 Derrel Thomas, S OBP: 0.368, SLG: 0.368 Jose Morales, R OBP: 0.370, SLG: 0.667	0-3 K	0-3 K	0-0 SH1-4	0-0 SH1-4	0-0 G3	0-0 G3	0-0 K	0-0 K	0-3 K	1	0	0	0	0	1	0	1 0 0 0 0 1 0										
Inning Stats	R: 2 E: 1 K: 1 S: 7	H: 1 LOB: 1 BB: 1 P: 11	R: 0 E: 0 K: 1 S: 5	H: 0 LOB: 0 BB: 0 P: 5	R: 0 E: 0 K: 0 S: 4	H: 1 LOB: 1 BB: 0 P: 4	R: 0 E: 0 K: 2 S: 7	H: 0 LOB: 0 BB: 0 P: 7	R: 2 E: 0 K: 1 S: 9	H: 4 LOB: 2 BB: 0 P: 9	R: 0 E: 0 K: 0 S: 4	H: 1 LOB: 1 BB: 0 P: 4	R: 1 E: 0 K: 1 S: 6	H: 1 LOB: 0 BB: 0 P: 6	R: 0 E: 0 K: 1 S: 6	H: 1 LOB: 1 BB: 0 P: 6	R: 0 E: 0 K: 2 S: 8	H: 1 LOB: 1 BB: 0 P: 8	1B: 7 2B: 1 3B: 1 HR: 1	SF: 1 SAC: 1 DP: 0 HBP: 0	WP: 1 PB: 0 SB: 1 CS: 0	PA: 39					
PITCHER	IP	WLS	BF	H	R	ER	SO	BB	IBB	HBP	BLK	WP	HR	S	P	ERA	WHIP										
Neil Allen, R ERA: 3.83	5.0		23	6	4	3	5	1	0	0	0	0	1	32	36	5.40	1.400										
Jeff Latini, R ERA: 2.6	2.0		8	2	1	1	1	0	0	0	1	0	0	10	10	4.50	1.000										
Dave Rucker, L ERA: 12.46	1.2	W	7	2	0	0	3	0	0	0	0	0	0	13	13	0.00	1.200										
Bruce Sutter, R ERA: 3.42	0.1	S	1	0	0	0	0	0	0	0	0	0	0	1	1	0.00	0.000										

St. Louis Cardinals @ Los Angeles Dodgers
Dodger Stadium, Los Angeles, CA
 Wed Jul 13 1983, 7:05 PM PDT
 Att: 45,895 - Unknown

livebaseballscorecards.com

AB 36
 R 5
 H 10
 RBI 5
 BB 1
 SO 9
 LOB 14



Batter	1	2	3	4	5	6	7	8	9	AB	R	H	RBI	BB	SO	LOB	TOP					
Mel Hall, L OBP: 0.352, SLG: 0.445 (1, 8)										5	1	2	0	0	1	1	Chicago Cubs @ Los Angeles Dodgers Dodger Stadium, Los Angeles, CA Fri Jul 15 1983, 7:05 PM PDT Att: 49,609 - Unknown					
23 Ryne Sandberg, R OBP: 0.321, SLG: 0.390 (1, 4)										5	0	1	0	0	0	2						
Bill Buckner, L OBP: 0.300, SLG: 0.448 (1, 3)										5	2	2	0	0	0	2						
Leon Durham, L OBP: 0.404, SLG: 0.523 (1, 7)										3	3	1	0	2	0	1						
Ron Cey, R OBP: 0.325, SLG: 0.422 (1, 5)										5	0	2	2	0	1	2						
Keith Moreland, R OBP: 0.350, SLG: 0.483 (1, 9)									5	1	2	2	0	1	2							
Jody Davis, R OBP: 0.313, SLG: 0.504 (1, 2)									4	1	3	2	0	0	2							
Larry Bowa, S OBP: 0.300, SLG: 0.334 (1, 6)									4	0	1	1	0	0	2							
Dick Ruthven, R OBP: 0.189, SLG: 0.194 Lee Smith, R (6, 1)									3	0	0	0	0	1	3							
										0	0	0	0	0	0							
Inning Stats	R: 1 E: 0 K: 0 S: 4	H: 2 LOB: 0 BB: 0 P: 4	R: 0 E: 1 K: 1 S: 7	H: 1 LOB: 2 BB: 0 P: 7	R: 0 E: 0 K: 1 S: 5	H: 0 LOB: 0 BB: 0 P: 5	R: 2 E: 0 K: 1 S: 6	H: 1 LOB: 0 BB: 1 P: 10	R: 0 E: 0 K: 1 S: 6	H: 1 LOB: 1 BB: 0 P: 6	R: 2 E: 0 K: 0 S: 6	H: 3 LOB: 1 BB: 0 P: 6	R: 2 E: 0 K: 0 S: 6	H: 3 LOB: 2 BB: 1 P: 10	R: 0 E: 0 K: 0 S: 4	H: 1 LOB: 1 BB: 0 P: 4	R: 1 E: 0 K: 0 S: 4	H: 2 LOB: 0 BB: 0 P: 4	1B: 9 2B: 4 3B: 0 HR: 1	SF: 0 SAC: 1 DP: 2 HBP: 0	WP: 0 PB: 0 SB: 2 CS: 0	PA: 42
PITCHER	IP WLS BF H R ER SO BB IBB HBP BLK WP HR S P ERA WHIP																					
Burt Hooton, R ERA: 3.59	(1, 1) 5.1 L 25 8 5 5 4 1 0 0 0 0 0 1 32 36 8.44 1.688																					
Joe Beckwith, R ERA: 3.51	(6, 1) 1.1 8 3 2 2 0 0 1 0 0 0 0 0 7 11 13.50 2.250																					
Dave Stewart, R ERA: 2.35	(7, 1) 1.1 5 1 0 0 0 0 0 0 0 0 0 0 5 5 0.00 0.750																					
Pat Zachry, R ERA: 2.52	(9, 1) 1.0 4 2 1 1 0 0 0 0 0 0 0 0 4 4 9.00 2.000																					

Batter	1	2	3	4	5	6	7	8	9	AB	R	H	RBI	BB	SO	LOB	BOTTOM					
Steve Sax, R OBP: 0.349, SLG: 0.387 (1, 4)										5	1	3	0	0	1	1	Chicago Cubs @ Los Angeles Dodgers Dodger Stadium, Los Angeles, CA Fri Jul 15 1983, 7:05 PM PDT Att: 49,609 - Unknown					
Ken Landreaux, L OBP: 0.321, SLG: 0.430 (1, 8)										4	0	0	0	0	4							
Dusty Baker Jr., R OBP: 0.331, SLG: 0.423 (1, 7)										3	1	1	1	0	2							
Pedro Guerrero, R OBP: 0.385, SLG: 0.551 (1, 5)									4	1	1	0	0	1	1							
Greg Brock, L OBP: 0.322, SLG: 0.380 Dave Stewart, R OBP: 0.167, SLG: 0.167 Ron Roenicke, S OBP: 0.289, SLG: 0.292 Pat Zachry, R (9, 1)									3	0	0	1	0	0	1							
Mike Marshall, R OBP: 0.308, SLG: 0.410 (1, 9)										4	1	3	2	0	1							
Steve Yeager, R OBP: 0.277, SLG: 0.432 (1, 2)									4	0	1	0	0	0	2							
Bill Russell, R OBP: 0.325, SLG: 0.307 (1, 6)										4	0	1	0	0	1							
Burt Hooton, R OBP: 0.205, SLG: 0.216 Joe Beckwith, L Rick Monday, L OBP: 0.344, SLG: 0.385 (7, 3)										2	0	0	0	0	0							
										2	0	1	0	0	1							
Inning Stats	R: 1 E: 0 K: 0 S: 4	H: 1 LOB: 0 BB: 0 P: 4	R: 0 E: 0 K: 0 S: 3	H: 1 LOB: 0 BB: 0 P: 3	R: 0 E: 0 K: 0 S: 4	H: 1 LOB: 1 BB: 0 P: 4	R: 2 E: 0 K: 0 S: 6	H: 3 LOB: 1 BB: 0 P: 6	R: 0 E: 0 K: 0 S: 3	H: 0 LOB: 0 BB: 0 P: 3	R: 1 E: 0 K: 1 S: 7	H: 2 LOB: 1 BB: 0 P: 7	R: 0 E: 0 K: 0 S: 5	H: 2 LOB: 2 BB: 0 P: 5	R: 0 E: 0 K: 1 S: 5	H: 0 LOB: 0 BB: 0 P: 5	R: 0 E: 0 K: 1 S: 6	H: 1 LOB: 1 BB: 0 P: 6	1B: 7 2B: 2 3B: 1 HR: 1	SF: 1 SAC: 0 DP: 1 HBP: 0	WP: 0 PB: 0 SB: 0 CS: 0	PA: 37
PITCHER	IP WLS BF H R ER SO BB IBB HBP BLK WP HR S P ERA WHIP																					
Dick Ruthven, R ERA: 4.39	(1, 1) 5.2 W 24 8 4 4 1 0 0 0 0 0 0 0 1 26 26 6.35 1.412																					
Lee Smith, R ERA: 1.17	(6, 1) 3.1 S 13 3 0 0 2 0 0 0 0 0 0 0 0 17 17 0.00 0.900																					

Batter	1	2	3	4	5	6	7	8	9	AB	R	H	RBI	BB	SO	LOB	TOP								
Mel Hall, L OBP: 0.347, SLG: 0.428 (1, 8)	0-3 K	0-0 1B		0-0 F6		0-0 4-3	4-0 BB		0-3 K	5	0	1	2	1	2	2	Chicago Cubs @ Los Angeles Dodgers Dodger Stadium, Los Angeles, CA Sun Jul 17 1983, 3:33 AM PDT Att: 44,852 - Unknown								
23 Ryne Sandberg, R OBP: 0.319, SLG: 0.393 (1, 4)	0-3 K	0-3 K		0-0 5-3		0-0 F8	0-0 FC6-4		1-0 HBP	5	0	0	0	0	2	5									
Bill Buckner, L OBP: 0.305, SLG: 0.456 (1, 3)	0-0 1B	0-0 F8		0-0 HR			0-0 1B	0-0 P4	0-0 F8	6	2	3	1	0	0	4									
Leon Durham, L OBP: 0.400, SLG: 0.517 Jay Johnstone, L OBP: 0.369, SLG: 0.448 (1, 7) (9, 7)	0-0 G3		0-3 K	0-0 F8			0-3 K	0-0 E7		5	1	0	0	0	2	2									
Ron Cey, R OBP: 0.332, SLG: 0.423 Junior Kennedy, R OBP: 0.167, SLG: 0.136 (8, PR) (8, 5)		4-0 1B	0-0 1B		0-0 F8		4-0 FC3-6	4-0 IBB		2	2	1	0	3	0	0									
Keith Moreland, R OBP: 0.353, SLG: 0.484 Thad Bosley, L (8, PH) (8, 9)		0-0 1B	0-0 F4		0-0 F3		0-0 FC3-6	0-0 IBB	0-0 SF7	4	2	1	0	0	0	3									
Jody Davis, R OBP: 0.316, SLG: 0.504 (1, 2)		0-0 1B	0-0 1B	0-0 1B	0-0 F8		0-0 1B	0-0 F7		5	2	3	3	0	0	1									
Larry Bowa, S OBP: 0.308, SLG: 0.343 Tom Verzyr, R OBP: 0.170, SLG: 0.191 (8, 6) (8, 6)		4-0 1B	0-0 1B		0-0 E4		0-0 E4		0-0 P5	3	1	2	0	1	0	1									
Dickie Noles, R OBP: 0.167, SLG: 0.167 (1, 1)	0-3 K	0-3 K				0-3 K	0-0 BB		0-0 23 HBP	5	0	2	2	0	3	6									
Inning Stats	R: 0 E: 0 K: 2 S: 8	H: 1 LOB: 1 BB: 0 P: 8	R: 3 E: 0 K: 2 S: 10	H: 3 LOB: 2 BB: 2 P: 18	R: 1 E: 0 K: 2 S: 10	H: 3 LOB: 2 BB: 0 P: 10	R: 1 E: 0 K: 0 S: 4	H: 1 LOB: 0 BB: 0 P: 4	R: 0 E: 0 K: 0 S: 3	H: 0 LOB: 0 BB: 0 P: 3	R: 0 E: 0 K: 1 S: 6	H: 1 LOB: 1 BB: 0 P: 6	R: 4 E: 1 K: 1 S: 9	H: 3 LOB: 2 BB: 2 P: 17	R: 1 E: 0 K: 0 S: 4	H: 0 LOB: 1 BB: 1 P: 8		R: 0 E: 0 K: 1 S: 6	H: 1 LOB: 2 BB: 0 P: 7	1B: 11 2B: 1 3B: 0 HR: 1	SF: 1 SAC: 0 DP: 0 HBP: 1	WP: 0 PB: 0 SB: 3 CS: 0	PA: 48		
PITCHER	IP	WLS	BF	H	R	ER	SO	BB	IBB	HBP	BLK	WP	HR	S	P	ERA	WHIP								
Bob Welch, R ERA: 2.96 (1, 1)	5.0	L	25	8	5	5	6	2	0	0	0	0	1	35	43	9.00	2.000								
Joe Beckwith, R ERA: 3.65 (6, 1)	2.0		13	4	4	1	2	1	1	0	0	0	0	15	23	4.50	2.500								
Dave Stewart, R ERA: 2.28 (8, 1)	2.0		10	1	1	0	1	0	1	1	0	0	0	10	15	0.00	0.500								

Batter	1	2	3	4	5	6	7	8	9	AB	R	H	RBI	BB	SO	LOB	BOTTOM								
Steve Sax, R OBP: 0.343, SLG: 0.379 (1, 4)	0-0 4-3		0-0 F8		0-0 F9		0-3 K			4	0	0	0	0	1	2	Chicago Cubs @ Los Angeles Dodgers Dodger Stadium, Los Angeles, CA Sun Jul 17 1983, 3:33 AM PDT Att: 44,852 - Unknown								
Ken Landreaux, L OBP: 0.321, SLG: 0.425 (1, 8)	0-0 3-1		0-0 F8		0-0 F2			0-3 K		4	0	0	0	0	1	1									
Dusty Baker Jr., R OBP: 0.337, SLG: 0.425 Derrel Thomas, S OBP: 0.380, SLG: 0.393 (1, 7) (9, 7)	0-0 2B		0-0 1B			0-0 P6		0-0 F2		4	0	2	0	0	0	0									
Pedro Guerrero, R OBP: 0.386, SLG: 0.554 Rafael Landestoy, S OBP: 0.227, SLG: 0.214 (1, 5) (9, 5)	0-0 F8		0-3 K			0-0 F8		0-0 6-3		4	0	0	0	0	1	2									
Greg Brock, L OBP: 0.319, SLG: 0.386 (1, 3)		0-0 F5		0-0 3-1		0-0 1B			0-0 F8	4	0	1	0	0	0	0									
Mike Marshall, R OBP: 0.315, SLG: 0.410 (1, 9)		0-0 BB		4-0 G4-6-3		0-3 K			0-0 FC6	3	0	2	0	1	1	1									
Gilberto Reyes, R OBP: 0.174, SLG: 0.261 Rick Monday, L OBP: 0.340, SLG: 0.380 (1, 2) (9, PH)		0-3 K		0-0 G4-6-3			0-0 6-3		0-3 K	3	0	0	0	0	1	2									
Dave Anderson, R OBP: 0.226, SLG: 0.241 (1, 6)		4-0 BB			0-0 1B		0-0 F9	0-0 WP	0-0 FC6	3	0	2	0	1	0	1									
Bob Welch, R OBP: 0.128, SLG: 0.231 Ron Roenicke, S OBP: 0.288, SLG: 0.290 Joe Beckwith, L (1, 1) (5, PH) (6, 1)	0-3 K				0-0 L6		0-0 F9			1	0	0	0	0	1	2									
Jose Morales, R OBP: 0.357, SLG: 0.643 Dave Stewart, R OBP: 0.167, SLG: 0.167 (7, PH) (8, 1)						1-3 1B				0	0	0	0	0	0	0									
Inning Stats	R: 0 E: 0 K: 0 S: 4	H: 1 LOB: 1 BB: 0 P: 4	R: 0 E: 0 K: 2 S: 8	H: 1 LOB: 2 BB: 1 P: 12	R: 0 E: 0 K: 1 S: 6	H: 1 LOB: 1 BB: 0 P: 6	R: 0 E: 0 K: 0 S: 2	H: 0 LOB: 0 BB: 1 P: 6	R: 0 E: 0 K: 0 S: 4	H: 1 LOB: 1 BB: 0 P: 4	R: 0 E: 0 K: 1 S: 6	H: 1 LOB: 1 BB: 0 P: 6	R: 0 E: 0 K: 1 S: 5	H: 0 LOB: 0 BB: 0 P: 5	R: 0 E: 0 K: 1 S: 6	H: 1 LOB: 1 BB: 0 P: 6	1B: 6 2B: 1 3B: 0 HR: 0	SF: 0 SAC: 0 DP: 1 HBP: 0	WP: 1 PB: 0 SB: 0 CS: 0	PA: 35					
PITCHER	IP	WLS	BF	H	R	ER	SO	BB	IBB	HBP	BLK	WP	HR	S	P	ERA	WHIP								
Dickie Noles, R ERA: 4.76 (1, 1)	9.0	W	35	7	0	0	7	2	0	0	0	1	0	47	55	0.00	1.000								



Batter	1	2	3	4	5	6	7	8	9	AB	R	H	RBI	BB	SO	LOB	TOP		
Steve Sax, R OBP: 0.338, SLG: 0.373 (1, 4)	0-0 4-3		0-3 K		0-0 F6		0-0 FC6-4		0-0 6-3	5	0	0	0	0	1	1	Los Angeles Dodgers @ Pittsburgh Pirates Three Rivers Stadium, Pittsburgh, PA Tue Jul 19 1983, 7:05 PM EDT Unknown livebaseballscorecards.com		
Bill Russell, R OBP: 0.322, SLG: 0.305 (1, 6)	0-0 FC6-4 1B		0-0 F8			0-0 F7		0-0 F8		4	0	1	0	0	0	0			
Dusty Baker Jr., R OBP: 0.342, SLG: 0.427 (1, 7)	0-0 FC6-4 1-2		4-0 BB			0-0 1B		0-0 BB 1B		3	0	2	0	1	0	1			
Pedro Guerrero, R OBP: 0.385, SLG: 0.550 (1, 5)	0-0 F9		0-3 K			0-0 F9 1B		0-0 BB 1B		4	0	1	0	0	1	3			
Mike Marshall, R OBP: 0.309, SLG: 0.403 (1, 3)		0-3 K		0-3 K		0-0 F9		0-3 K		4	0	0	0	0	3	3			
Steve Yeager, R OBP: 0.276, SLG: 0.427 (1, 2)		0-0 5-3		0-0 F3			0-0 1B SF7 2B	4-0 1-2 2-3 BB		3	1	1	0	1	0	0			
Candy Maldonado, R OBP: 0.208, SLG: 0.174 (1, 9)		4-0 1B BB		0-0 6-3			0-0 FC6-4 1B	0-0 F8		3	0	1	0	1	0	3			
Derrel Thomas, S OBP: 0.376, SLG: 0.392 (1, 8)		0-0 1-2 1B			0-0 5-3		0-0 SF7	0-3 K		3	0	1	1	0	1	0			
Jerry Reuss, L OBP: 0.267, SLG: 0.256 Pat Zachry, R OBP: 0.345, SLG: 0.621 Jose Morales, R OBP: 0.167, SLG: 0.167 Dave Stewart, R OBP: 0.222, SLG: 0.209 (1, 1) (5, 1) (7, PH) (7, 1) (9, PH)	0-0 F7		0-3 K		0-3 K		0-0 F9	0-0 F6		2	0	0	0	0	1	2			
Inning Stats	R: 0 E: 0 K: 0 S: 4	H: 1 LOB: 1 BB: 0 P: 4	R: 0 E: 0 K: 1 S: 6	H: 1 LOB: 2 BB: 1 P: 10	R: 0 E: 0 K: 2 S: 7	H: 0 LOB: 1 BB: 1 P: 11	R: 0 E: 0 K: 1 S: 5	H: 0 LOB: 0 BB: 0 P: 5	R: 0 E: 0 K: 0 S: 4	H: 1 LOB: 1 BB: 0 P: 4	R: 1 E: 0 K: 0 S: 5	H: 2 LOB: 1 BB: 0 P: 5	R: 0 E: 0 K: 1 S: 7	H: 2 LOB: 3 BB: 1 P: 11	R: 0 E: 0 K: 1 S: 5	H: 0 LOB: 0 BB: 0 P: 5		1B: 6 2B: 1 3B: 0 HR: 0	SF: 1 SAC: 0 DP: 0 HBP: 0
PITCHER	IP WLS BF H R ER SO BB IBB HBP BLK WP HR S P ERA WHIP	7.2 W 33 7 1 1 6 3 0 0 0 0 0 0 42 54 1.17 1.304	8.1 S 4 0 0 0 1 0 0 0 0 0 0 0 6 6 0.00 0.000	PITCHER															

Batter	1	2	3	4	5	6	7	8	9	AB	R	H	RBI	BB	SO	LOB	BOTTOM		
Lee Lacy, R OBP: 0.343, SLG: 0.438 (1, 9) (6, 7)	0-0 1B SH1-3 PB 1B		0-0 F8		0-0 FC6-4 1-2		0-0 6-3 2B			4	1	2	0	0	0	3	Los Angeles Dodgers @ Pittsburgh Pirates Three Rivers Stadium, Pittsburgh, PA Tue Jul 19 1983, 7:05 PM EDT Unknown livebaseballscorecards.com		
Manvell Wynne, L OBP: 0.326, SLG: 0.379 (1, 8)	0-0 SH1-3 1-2		4-0 FC5-4 BB		0-3 K2-3		0-0 6-3 2-3			2	0	0	0	1	1	2			
Bill Madlock, R OBP: 0.383, SLG: 0.443 (1, 5)	0-0 PB 2-3 1B		0-0 FC5-4 1B 1-2		0-0 6-3		0-0 F6			4	1	1	0	0	0	1			
Jim Morrison, R OBP: 0.347, SLG: 0.609 Jason Thompson, L OBP: 0.304, SLG: 0.454 (1, 4) (6, 3)	0-0 5-3 1-2 3-H		0-0 F8		0-0 F9		0-3 K			3	0	0	0	0	0	2			
Brian Harper, R OBP: 0.175, SLG: 0.410 Dave Parker, L OBP: 0.298, SLG: 0.368 (1, 7) (6, 9)	0-0 F8		0-0 1B 2B 1B		0-0 HR		0-3 K			3	2	2	1	0	0	1			
Tony Peña, R OBP: 0.314, SLG: 0.370 (1, 2)		0-3 K2-3		0-0 1B 2B 1B		4-0 1B BB		0-3 K		3	0	1	1	1	2	0			
Gene Tenace, R OBP: 0.313, SLG: 0.225 Johnny Ray, S OBP: 0.331, SLG: 0.405 (1, 3) (6, 4)		4-0 BB BB		0-0 BB 2B		0-0 FC6-4 1B		0-0 3B		2	0	2	1	1	0	0			
Dale Berra, R OBP: 0.324, SLG: 0.385 (1, 6)		0-3 K		0-0 FC6-4 1B		0-0 FC6-4 1-2		0-3 K		4	0	1	0	0	2	4			
John Candelaria, L OBP: 0.268, SLG: 0.167 Rod Scurry, L (1, 1) (8, 1)	0-0 1-2 BB		4-0 BB BB		0-0 F5		0-3 K		0-3 K	2	0	0	0	1	1	1			
Inning Stats	R: 1 E: 0 K: 0 S: 5	H: 2 LOB: 1 BB: 0 P: 5	R: 0 E: 0 K: 2 S: 7	H: 0 LOB: 2 BB: 2 P: 15	R: 2 E: 0 K: 0 S: 5	H: 3 LOB: 2 BB: 1 P: 9	R: 0 E: 0 K: 1 S: 6	H: 1 LOB: 1 BB: 0 P: 6	R: 1 E: 0 K: 0 S: 5	H: 2 LOB: 2 BB: 1 P: 9	R: 0 E: 0 K: 1 S: 5	H: 1 LOB: 0 BB: 0 P: 5	R: 0 E: 0 K: 2 S: 7	H: 0 LOB: 0 BB: 0 P: 7	R: 0 E: 0 K: 3 S: 10	H: 1 LOB: 1 BB: 0 P: 10		1B: 6 2B: 2 3B: 1 HR: 1	SF: 0 SAC: 1 DP: 0 HBP: 0
PITCHER	IP WLS BF H R ER SO BB IBB HBP BLK WP HR S P ERA WHIP	4.2 L 25 8 4 4 3 4 0 0 0 0 0 0 6 6 0.00 0.750	7.1 7 1 0 0 5 0 0 0 0 0 0 0 0 17 17 0.00 0.500	PITCHER															

Batter	1	2	3	4	5	6	7	8	9	AB	R	H	RBI	BB	SO	LOB	TOP											
Steve Sax, R OBP: 0.332, SLG: 0.367 (1, 4)										5	0	0	0	0	2	2												
Ken Landreaux, L OBP: 0.332, SLG: 0.438 (1, 8)										5	0	5	1	0	0	0												
Dusty Baker Jr., R OBP: 0.342, SLG: 0.432 (1, 7)										3	0	0	0	2	0	3												
Pedro Guerrero, R OBP: 0.384, SLG: 0.546 (1, 5)										4	1	1	0	0	0	5												
Rick Monday, L OBP: 0.343, SLG: 0.386 (1, 9)										4	0	2	0	0	1	0												
Greg Brock, L OBP: 0.314, SLG: 0.378 (1, 3)										4	0	1	1	0	2	1												
Steve Yeager, R OBP: 0.274, SLG: 0.418 (1, 2)										4	1	1	0	0	0	3												
Bill Russell, R OBP: 0.324, SLG: 0.311 (1, 6)										4	1	2	1	0	0	1												
Burt Hooton, R OBP: 0.195, SLG: 0.205 Steve Howe, L (6, 1)										2	0	0	0	0	1	1												
Dave Stewart, R OBP: 0.167, SLG: 0.167 Derrel Thomas, S OBP: 0.381, SLG: 0.392 (9, PH)										0	0	0	0	0	0	0												
Inning Stats	R: 0 E: 0 K: 1 S: 5	H: 1 LOB: 1 BB: 1 P: 9	R: 0 E: 0 K: 1 S: 5	H: 0 LOB: 0 BB: 0 P: 5	R: 0 E: 0 K: 2 S: 7	H: 0 LOB: 0 BB: 0 P: 7	R: 1 E: 0 K: 0 S: 6	H: 4 LOB: 2 BB: 0 P: 6	R: 1 E: 0 K: 0 S: 5	H: 2 LOB: 2 BB: 1 P: 9	R: 1 E: 0 K: 1 S: 7	H: 2 LOB: 1 BB: 0 P: 7	R: 0 E: 0 K: 0 S: 4	H: 1 LOB: 1 BB: 0 P: 4	R: 0 E: 0 K: 1 S: 6	H: 2 LOB: 1 BB: 0 P: 4	1B: 11 2B: 2 3B: 0 HR: 0	SF: 0 SAC: 1 DP: 3 HBP: 0	WP: 2 PA: 39 PB: 0 SB: 1 CS: 0									
PITCHER	IP	WLS	BF	H	R	ER	SO	BB	IBB	HBP	BLK	WP	HR	S	P	ERA	WHIP											
Rick Rhoden, R ERA: 3.39 Kent Tekulve, R ERA: 2.06	(1, 1)	8.0	W	36	12	3	3	6	2	0	0	0	2	0	46	54	3.38	1.750										
(9, 1)	1.0		3	1	0	0	0	0	0	0	0	0	0	3	3	0.00	1.000											

Los Angeles Dodgers @ Pittsburgh Pirates
Three Rivers Stadium, Pittsburgh, PA
Wed Jul 20 1983, 7:05 PM EDT
Att: 16,561 - Unknown

livebaseballscores.com

AB 36
R 3
H 13
RBI 3
BB 2
SO 6
LOB 16

Batter	1	2	3	4	5	6	7	8	9	AB	R	H	RBI	BB	SO	LOB	BOTTOM											
Marvell Wynne, L OBP: 0.312, SLG: 0.360 (1, 8)										4	0	0	0	0	2	1												
Johnny Ray, S OBP: 0.331, SLG: 0.403 (1, 4)										4	2	1	0	0	0	0												
Bill Madlock, R OBP: 0.382, SLG: 0.440 (1, 5)										4	1	1	1	0	0	1												
Jason Thompson, L OBP: 0.396, SLG: 0.463 (1, 3)										2	2	1	1	2	0	0												
Mike Easter, L OBP: 0.365, SLG: 0.445 Lee Lacy, R OBP: 0.338, SLG: 0.431 (6, PH) (7, 7)										1	0	1	0	1	0	0												
Dave Parker, L OBP: 0.289, SLG: 0.356 (1, 9)										4	0	0	0	0	1	5												
Tony Peña, R OBP: 0.322, SLG: 0.375 (1, 2)										3	1	2	0	1	0	2												
Dale Berra, R OBP: 0.325, SLG: 0.393 (1, 6)										4	1	2	5	0	0	2												
Rick Rhoden, R OBP: 0.111, SLG: 0.130 Kent Tekulve, R (9, 1)										4	0	0	0	0	0	4												
Inning Stats	R: 0 E: 0 K: 1 S: 5	H: 0 LOB: 0 BB: 0 P: 5	R: 3 E: 0 K: 0 S: 4	H: 1 LOB: 2 BB: 2 P: 12	R: 0 E: 0 K: 1 S: 5	H: 0 LOB: 0 BB: 0 P: 5	R: 0 E: 0 K: 1 S: 5	H: 1 LOB: 0 BB: 0 P: 5	R: 0 E: 0 K: 0 S: 4	H: 1 LOB: 1 BB: 0 P: 4	R: 3 E: 1 K: 0 S: 6	H: 2 LOB: 2 BB: 2 P: 14	R: 1 E: 0 K: 0 S: 5	H: 2 LOB: 1 BB: 0 P: 5	R: 0 E: 0 K: 0 S: 4	H: 1 LOB: 1 BB: 0 P: 4	1B: 6 2B: 1 3B: 0 HR: 1	SF: 0 SAC: 1 DP: 0 HBP: 0	WP: 0 PA: 36 PB: 0 SB: 0 CS: 1									
PITCHER	IP	WLS	BF	H	R	ER	SO	BB	IBB	HBP	BLK	WP	HR	S	P	ERA	WHIP											
Burt Hooton, R ERA: 3.67 Steve Howe, L ERA: 0.96 Dave Stewart, R ERA: 2.27	(1, 1)	5.0	L	22	4	6	3	3	3	0	0	0	0	0	25	37	5.40	1.400										
(6, 1)	1.0		5	1	0	0	0	0	1	0	0	0	0	4	8	0.00	1.000											
(7, 1)	2.0		9	3	1	1	0	0	0	0	0	0	0	9	9	4.50	1.500											

Los Angeles Dodgers @ Pittsburgh Pirates
Three Rivers Stadium, Pittsburgh, PA
Wed Jul 20 1983, 7:05 PM EDT
Att: 16,561 - Unknown

livebaseballscores.com

AB 31
R 7
H 8
RBI 7
BB 4
SO 3
LOB 16


Batter	1	2	3	4	5	6	7	8	9	AB	R	H	RBI	BB	SO	LOB	TOP										
Derrel Thomas, S (1,4) OBP: 0.368, SLG: 0.377 (8,8)	F5		F8	F6		F8		L8		5	0	0	0	0	0	5	Los Angeles Dodgers @ Pittsburgh Pirates Three Rivers Stadium, Pittsburgh, PA Thu Jul 21 1983, 7:05 PM EDT Att: 16,351 - Unknown livebaseballscorecards.com										
Ken Landreaux, L (1,8) OBP: 0.331, SLG: 0.435 Jose Morales, R (8,PH) OBP: 0.333, SLG: 0.600 Rafael Landestoy, S (8,4) OBP: 0.217, SLG: 0.205	F8		2B		4-3		F8	G4-6-3		4	1	1	0	0	0	0											
Dusty Baker Jr., R (1,7) OBP: 0.343, SLG: 0.434 Candy Maldonado, R (9,7) OBP: 0.179, SLG: 0.148					F2		L9		4-3	5	0	2	1	0	0	0											
Pedro Guerrero, R (1,5) OBP: 0.384, SLG: 0.545	F9		K2-3		6-3		BB	BB		4	0	1	0	1	1	2											
Rick Monday, L (1,9) OBP: 0.355, SLG: 0.419		K			E3	SH5-4	BB			3	2	1	1	2	1	0											
Greg Brock, L (1,3) OBP: 0.319, SLG: 0.378					1B	SH5-4	4-3	FC5-4	F7	3	0	1	0	2	0	2											
Steve Yeager, R (1,2) OBP: 0.274, SLG: 0.419	F5				SH5-4		2B	FC5-4	F4	4	1	1	0	0	0	6											
Bill Russell, R (1,6) OBP: 0.331, SLG: 0.323		K								4	0	3	2	0	1	1											
Fernando Valenzuela, L (1,1) OBP: 0.271, SLG: 0.388 Tom Niedenfuer, R (8,1) Steve Howe, L (8,1)			K		K					3	0	0	0	1	3	3											
Inning Stats	R: 0 E: 0 K: 0 S: 4	H: 1 LOB: 1 BB: 0 P: 4	R: 0 E: 0 K: 2 S: 7	H: 0 LOB: 1 BB: 1 P: 11	R: 1 E: 0 K: 2 S: 9	H: 2 LOB: 1 BB: 0 P: 9	R: 1 E: 1 K: 1 S: 8	H: 2 LOB: 2 BB: 0 P: 8	R: 0 E: 0 K: 1 S: 3	H: 0 LOB: 0 BB: 0 P: 3	R: 2 E: 0 K: 1 S: 8	H: 3 LOB: 1 BB: 0 P: 8	R: 0 E: 0 K: 0 S: 3	H: 0 LOB: 3 BB: 15	R: 0 E: 0 K: 0 S: 3	H: 1 LOB: 1 BB: 1 P: 7	R: 0 E: 0 K: 0 S: 4	H: 1 LOB: 2 BB: 1 P: 8	1B: 5 2B: 4 3B: 0 HR: 1	SF: 0 SAC: 1 DP: 1 HBP: 0	WP: 0 PB: 0 SB: 1 CS: 0	PA: 43					
PITCHER	IP	WLS	BF	H	R	ER	SO	BB	IBB	HBP	BLK	WP	HR	S	P	ERA	WHIP										
Don Robinson, R (1,1) ERA: 4.02	5.1		26	8	4	3	5	1	0	0	0	0	1	35	39	5.06	1.688										
Jim Bibby, R (6,1) ERA: 9.22	1.2		8	0	0	0	1	3	0	0	0	0	0	7	19	0.00	1.800										
Rod Scurry, L (8,1) ERA: 4.98	0.1		3	1	0	0	0	1	0	0	0	0	0	2	6	0.00	6.000										
Kent Tekulve, R (8,1) ERA: 2.0	1.2	W	6	1	0	0	0	0	1	0	0	0	0	5	9	0.00	0.600										


Batter	1	2	3	4	5	6	7	8	9	AB	R	H	RBI	BB	SO	LOB	BOTTOM										
Lee Lacy, R (1,8) OBP: 0.339, SLG: 0.428	F8								B1	4	1	1	0	1	0	1	Los Angeles Dodgers @ Pittsburgh Pirates Three Rivers Stadium, Pittsburgh, PA Thu Jul 21 1983, 7:05 PM EDT Att: 16,351 - Unknown livebaseballscorecards.com										
Brian Harper, R (1,7) OBP: 0.178, SLG: 0.415 Rod Scurry, L (8,1) Kent Tekulve, R (8,1)	E3		L7						K	4	0	1	1	0	1	1											
Gene Tenace, R (9,PH) OBP: 0.308, SLG: 0.209	FC5								2B	0	0	0	0	0	0	0											
Bill Madlock, R (1,5) OBP: 0.382, SLG: 0.440	K									1	0	0	0	0	1	1											
Jason Thompson, L (1,3) OBP: 0.398, SLG: 0.460			G3						BB	5	1	2	0	0	1	2											
Jim Morrison, R (1,4) OBP: 0.375, SLG: 0.610	FC5								1B	2	1	0	0	3	1	2											
Dave Parker, L (1,9) OBP: 0.292, SLG: 0.366									BB	5	1	3	2	0	1	3											
Tony Peña, R (1,2) OBP: 0.321, SLG: 0.373									1B	4	0	2	0	0	0	1											
Dale Berra, R (1,6) OBP: 0.322, SLG: 0.389 Johnny Ray, S (7,PH) OBP: 0.330, SLG: 0.401	F8									4	0	2	0	0	0	1											
Don Robinson, R (1,1) OBP: 0.167, SLG: 0.417 Jim Bibby, R (6,1) OBP: 0.133, SLG: 0.133 Lee Mazzilli, S (7,PH) OBP: 0.400, SLG: 0.381			K		K					2	0	0	0	0	2	2											
Inning Stats	R: 0 E: 1 K: 1 S: 6	H: 0 LOB: 2 BB: 1 P: 10	R: 0 E: 0 K: 1 S: 5	H: 0 LOB: 0 BB: 0 P: 5	R: 0 E: 0 K: 1 S: 6	H: 1 LOB: 2 BB: 1 P: 10	R: 1 E: 0 K: 1 S: 7	H: 3 LOB: 0 BB: 0 P: 7	R: 0 E: 0 K: 1 S: 5	H: 0 LOB: 0 BB: 0 P: 5	R: 0 E: 0 K: 1 S: 6	H: 1 LOB: 1 BB: 0 P: 6	R: 1 E: 0 K: 2 S: 9	H: 2 LOB: 1 BB: 0 P: 9	R: 1 E: 0 K: 1 S: 6	H: 1 LOB: 1 BB: 1 P: 10	R: 2 E: 1 K: 1 S: 7	H: 2 LOB: 2 BB: 1 P: 11	1B: 7 2B: 4 3B: 0 HR: 0	SF: 0 SAC: 0 DP: 1 HBP: 0	WP: 1 PB: 0 SB: 0 CS: 1	PA: 41					
PITCHER	IP	WLS	BF	H	R	ER	SO	BB	IBB	HBP	BLK	WP	HR	S	P	ERA	WHIP										
Fernando Valenzuela, L (1,1) ERA: 3.71	3.7		33	8	3	3	9	3	0	0	0	0	0	48	60	3.68	1.500										
Tom Niedenfuer, R (8,1) ERA: 1.55	0.1		1	0	0	0	0	0	0	0	0	0	0	1	1	0.00	0.000										
Steve Howe, L (8,1) ERA: 0.94	1.0	L	7	2	2	0	1	1	0	0	0	0	0	8	12	0.00	3.000										



Batter	1	2	3	4	5	6	7	8	9	AB	R	H	RBI	BB	SO	LOB	TOP										
Steve Sax, R OBP: 0.333, SLG: 0.367 (1, 4)	6-3		4-3		CS		K	FC3-6		5	0	2	0	0	1	1	Los Angeles Dodgers @ St. Louis Cardinals Busch Stadium, St. Louis, MO Fri Jul 22 1983, 7:05 PM CDT Att: 36,390 - Unknown livebaseballscorecards.com										
Ken Landreaux, L OBP: 0.336, SLG: 0.436 (1, 8)	S		F	S	1B		4-3	FC3-6		4	1	2	1	1	0	1											
Dusty Baker Jr., R OBP: 0.438, SLG: 0.438 Candy Maldonado, R OBP: 0.172, SLG: 0.143 (1, 7) (7, 7)	F8		3-H	1B			F8			4	1	2	1	0	0	2											
Pedro Guerrero, R OBP: 0.383, SLG: 0.545 Derrel Thomas, S OBP: 0.396, SLG: 0.374 (1, 5) (7, 9)	F4		F4				F6	PB	1B	2B						4											
Rick Monday, L OBP: 0.376, SLG: 0.432 Rafael Landestoy, S OBP: 0.213, SLG: 0.200 (1, 9) (7, 5)		G6-4-3					HR	BB																			
Mike Marshall, R OBP: 0.307, SLG: 0.398 (1, 3)	G6-4-3				F7		F7																				
Steve Yeager, R OBP: 0.376, SLG: 0.443 Gilberto Reyes, R OBP: 0.174, SLG: 0.261 (1, 2) (9, 2)	K				F3		HR																				
Bill Russell, R OBP: 0.333, SLG: 0.330 (1, 6)			4-3	SH3-4	1B																						
Bob Welch, R OBP: 0.119, SLG: 0.214 Tom Niedenfuer, R (9, 1)			SH3-4				K																				
							5-3																				
Inning Stats	R: 0 E: 0 K: 0 S: 3	H: 0 LOB: 1 BB: 1 P: 7	R: 0 E: 0 K: 1 S: 5	H: 1 LOB: 0 BB: 0 P: 5	R: 2 E: 0 K: 0 S: 6	H: 3 LOB: 1 BB: 0 P: 6	R: 0 E: 0 K: 0 S: 4	H: 1 LOB: 1 BB: 0 P: 4	R: 0 E: 0 K: 1 S: 6	H: 2 LOB: 1 BB: 1 P: 6	R: 2 E: 0 K: 0 S: 5	H: 2 LOB: 1 BB: 0 P: 9	R: 5 E: 0 K: 1 S: 9	H: 4 LOB: 0 BB: 1 P: 13	R: 0 E: 0 K: 1 S: 6	H: 1 LOB: 1 BB: 0 P: 6	R: 0 E: 0 K: 0 S: 3	H: 0 LOB: 0 BB: 0 P: 3	1B: 9 2B: 3 3B: 0 HR: 2	SF: 0 SAC: 1 DP: 1 HBP: 0	WP: 0 PB: 1 SB: 2 CS: 1	PA: 42					
PITCHER	IP	WLS	BF	H	R	ER	SO	BB	IBB	HBP	BLK	WP	HR	S	P	ERA	WHIP										
Bob Forsch, R ERA: 4.59 Jeff Lahti, R ERA: 3.53 Dave Vonohlen, L ERA: 3.0 John Martin, L ERA: 3.49	6.2	L	30	10	5	5	3	2	0	0	0	0	1	34	42	6.75	1.800										

Batter	1	2	3	4	5	6	7	8	9	AB	R	H	RBI	BB	SO	LOB	BOTTOM										
Lonnie Smith, R OBP: 0.377, SLG: 0.442 (1, 7)	6-3			CS			6-3		F9	5	1	2	0	0	0	2	Los Angeles Dodgers @ St. Louis Cardinals Busch Stadium, St. Louis, MO Fri Jul 22 1983, 7:05 PM CDT Att: 36,390 - Unknown livebaseballscorecards.com										
Willie McGee, S OBP: 0.323, SLG: 0.362 (1, 8)	F6						G3		K	5	0	1	0	0	1	3											
David Green, R OBP: 0.337, SLG: 0.402 (1, 9)	6-3						K		1-3	4	0	0	1	0	1	0											
Andy Van Slyke, L OBP: 0.333, SLG: 0.421 (1, 3)	HR						F8			4	1	2	0	0	0	0											
Darrell Porter, L OBP: 0.325, SLG: 0.420 Jamie Quirk, L OBP: 0.288, SLG: 0.352 (1, 2) (9, 2)	HR						K		F2	4	1	1	2	0	1	1											
Ken Oberkfell, L OBP: 0.361, SLG: 0.352 (1, 5)	1B								F8	3	0	2	0	1	0	1											
Tom Herr, S OBP: 0.366, SLG: 0.382 Jeff Lahti, R (7, 1) Dave Vonohlen, L (7, 1) Bill Lyons, R (8, 4)							F4		F8	3	0	1	0	0	0	2											
Ozzie Smith, S OBP: 0.290, SLG: 0.300 John Martin, S OBP: 0.250, SLG: 0.313 Steve Braun, L OBP: 0.489, SLG: 0.615 (9, PH)	F4						CS	1B		3	1	1	0	0	0	2											
Bob Forsch, R OBP: 0.250, SLG: 0.278 Mike Ramsey, S OBP: 0.333, SLG: 0.346 (1, 1) (7, 4) (8, 6)		6-3								2	0	1	1	0	0	0											
										2	0	1	0	0	1	0											
Inning Stats	R: 3 E: 0 K: 0 S: 7	H: 4 LOB: 2 BB: 1 P: 11	R: 0 E: 0 K: 0 S: 3	H: 0 LOB: 0 BB: 0 P: 3	R: 0 E: 0 K: 0 S: 3	H: 0 LOB: 0 BB: 0 P: 3	R: 1 E: 0 K: 0 S: 4	H: 3 LOB: 0 BB: 0 P: 4	R: 0 E: 0 K: 1 S: 5	H: 0 LOB: 0 BB: 0 P: 5	R: 0 E: 0 K: 1 S: 6	H: 1 LOB: 1 BB: 0 P: 6	R: 0 E: 0 K: 1 S: 6	H: 2 LOB: 2 BB: 0 P: 6	R: 0 E: 0 K: 0 S: 4	H: 1 LOB: 1 BB: 0 P: 4	R: 0 E: 0 K: 1 S: 7	H: 2 LOB: 2 BB: 0 P: 7	1B: 11 2B: 0 3B: 1 HR: 1	SF: 0 SAC: 0 DP: 0 HBP: 0	WP: 0 PB: 0 SB: 0 CS: 3	PA: 39					
PITCHER	IP	WLS	BF	H	R	ER	SO	BB	IBB	HBP	BLK	WP	HR	S	P	ERA	WHIP										
Bob Welch, R ERA: 3.05 Tom Niedenfuer, R ERA: 1.53	8.1	W	36	13	4	4	3	1	0	0	0	0	0	41	45	4.32	1.680										


Batter	1	2	3	4	5	6	7	8	9	AB	R	H	RBI	BB	SO	LOB	TOP			
Steve Sax, R OBP: 0.337, SLG: 0.365	6-3		G3 1B BB		F8		BB BB	HR BB		2	2	0	0	3	0	0	Los Angeles Dodgers @ St. Louis Cardinals Busch Stadium, St. Louis, MO Sat Jul 23 1983, 7:05 PM CDT Att: 45,356 - Unknown AB 35 R 10 H 9 RBI 10 BB 9 SO 2 LOB 17 			
Ken Landreaux, L OBP: 0.337, SLG: 0.446	G5-4-3 1B		G3		6-3		4-3	HR		5	1	2	4	0	0	3				
Dusty Baker Jr., R OBP: 0.346, SLG: 0.436	G5-4-3		WP 1B BB		6-3			HR		4	1	1	0	1	0	1				
Pedro Guerrero, R OBP: 0.384, SLG: 0.543		F4	WP 1B		5-3			BB E 1B BB	F8	3	1	1	2	1	0	0				
Rafael Landestoy, S OBP: 0.209, SLG: 0.196			1-2 2-H 3-H		5-3			BB 1B BB		1	0	0	0	0	0	0				
Rick Monday, L OBP: 0.377, SLG: 0.422		K			5-3			BB 1B BB		2	0	0	0	1	1	0				
Derrel Thomas, S OBP: 0.368, SLG: 0.376			1-2 2-3					BB 1B		2	1	1	0	0	0	2				
Mike Marshall, R OBP: 0.313, SLG: 0.402					K			FC1-5 1B BB		3	0	1	1	2	1	3				
Steve Yeager, R OBP: 0.276, SLG: 0.439	F4				F9		4-3	WP CS FC1-5 1B	P4	5	0	1	2	0	0	3				
Bill Russell, R OBP: 0.332, SLG: 0.329					F9		6-3	FC1-5 CS WP HR	F3	4	1	1	0	0	0	2				
Dave Anderson, R OBP: 0.224, SLG: 0.270			FC4-6 1B					CS WP HR		1	0	0	0	0	0	2				
Alejandro Pena, R OBP: 0.143, SLG: 0.250			FC4-6 G3 BB 1B		F9			CS HR IBB		3	2	1	1	0	0	1				
Steve Howe, L OBP: 0.321, SLG: 0.378										0	0	0	0	0	0	0				
Greg Brock, L OBP: 0.321, SLG: 0.378										0	1	0	0	1	0	0				
Dave Stewart, R OBP: 0.167, SLG: 0.167										0	0	0	0	0	0	0				
Inning Stats	R: 0 E: 0 K: 1 S: 3	H: 1 LOB: 0 BB: 0 P: 3	R: 0 E: 0 K: 1 S: 6	H: 1 LOB: 1 BB: 0 P: 6	R: 2 E: 0 K: 0 S: 5	H: 2 LOB: 3 BB: 3 P: 17	R: 0 E: 0 K: 0 S: 3	H: 0 LOB: 0 BB: 0 P: 3	R: 0 E: 0 K: 1 S: 5	H: 0 LOB: 0 BB: 0 P: 5	R: 1 E: 0 K: 0 S: 4	H: 1 LOB: 1 BB: 1 P: 8	R: 7 E: 1 K: 0 S: 6	H: 3 LOB: 0 BB: 4 P: 22	R: 0 E: 0 K: 0 S: 4	H: 1 LOB: 2 BB: 1 P: 8	1B: 6 2B: 1 3B: 0 HR: 2	SF: 0 SAC: 0 DP: 1 HBP: 0	WP: 2 PB: 0 CS: 0	PA: 44
PITCHER	IP WLS BF H R ER SO	IP WLS BF H R ER SO	IP WLS BF H R ER SO	IP WLS BF H R ER SO	IP WLS BF H R ER SO	IP WLS BF H R ER SO	IP WLS BF H R ER SO	IP WLS BF H R ER SO	IP WLS BF H R ER SO	IP WLS BF H R ER SO	IP WLS BF H R ER SO	IP WLS BF H R ER SO	IP WLS BF H R ER SO	IP WLS BF H R ER SO	IP WLS BF H R ER SO	IP WLS BF H R ER SO	ERA WHIP	ERA WHIP		
John Stuper, R ERA: 4.4	(1, 1)	7.0	29	5	3	3	2	4	0	0	0	0	1	1	29	45	3.86	1.286		
Dave Rucker, L ERA: 11.48	(8, 1)	0.0	L	3	1	3	3	0	1	0	0	0	0	0	2	6	∞	∞		
Bruce Sutter, R ERA: 4.53	(8, 1)	1.0		7	2	4	3	0	2	1	0	0	1	1	4	16	27.00	4.000		
John Martin, L ERA: 3.43	(9, 1)	1.0		5	1	0	0	0	1	0	0	0	0	0	4	8	0.00	2.000		

Batter	1	2	3	4	5	6	7	8	9	AB	R	H	RBI	BB	SO	LOB	BOTTOM			
Lonnie Smith, R OBP: 0.382, SLG: 0.449										3	2	2	0	1	0	1	Los Angeles Dodgers @ St. Louis Cardinals Busch Stadium, St. Louis, MO Sat Jul 23 1983, 7:05 PM CDT Att: 45,356 - Unknown AB 31 R 5 H 7 RBI 5 BB 5 SO 3 LOB 15 			
Dave Rucker, L										0	0	0	0	0	0	0				
Bruce Sutter, R										0	0	0	0	0	0	0				
John Martin, S OBP: 0.250, SLG: 0.313										0	0	0	0	0	0	0				
Jamie Quirk, L OBP: 0.293, SLG: 0.345										1	0	0	0	0	0	0				
Tom Herr, S OBP: 0.391, SLG: 0.383										2	1	1	0	2	0	1				
Andy Van Slyke, L OBP: 0.331, SLG: 0.414										4	0	1	1	0	0	3				
George Hendrick, R OBP: 0.385, SLG: 0.505										4	0	1	1	0	2	3				
Steve Braun, L OBP: 0.480, SLG: 0.585										2	0	0	0	1	0	1				
David Green, R OBP: 0.336, SLG: 0.400										1	1	0	0	0	0	2				
Darrell Porter, L OBP: 0.327, SLG: 0.423										3	1	1	2	1	0	2				
Ken Oberkfell, L OBP: 0.358, SLG: 0.349										3	0	0	0	0	0	1				
Ozzie Smith, S OBP: 0.287, SLG: 0.297										4	0	0	0	0	0	1				
John Stuper, R OBP: 0.188, SLG: 0.161										2	0	0	0	0	0	0				
Willie McGee, S OBP: 0.324, SLG: 0.363										2	0	1	1	0	1	0				
Inning Stats	R: 1 E: 0 K: 1 S: 6	H: 1 LOB: 2 BB: 2 P: 14	R: 0 E: 0 K: 0 S: 3	H: 0 LOB: 0 BB: 0 P: 3	R: 1 E: 0 K: 0 S: 4	H: 2 LOB: 1 BB: 1 P: 8	R: 0 E: 0 K: 0 S: 3	H: 0 LOB: 0 BB: 0 P: 3	R: 0 E: 0 K: 1 S: 5	H: 0 LOB: 0 BB: 0 P: 5	R: 1 E: 0 K: 0 S: 4	H: 1 LOB: 1 BB: 1 P: 8	R: 2 E: 0 K: 0 S: 6	H: 3 LOB: 1 BB: 0 P: 6	R: 0 E: 0 K: 1 S: 5	H: 0 LOB: 0 BB: 0 P: 5	1B: 5 2B: 2 3B: 0 HR: 0	SF: 0 SAC: 1 DP: 2 HBP: 0	WP: 0 PB: 0 SB: 2 CS: 0	PA: 37
PITCHER	IP WLS BF H R ER SO	IP WLS BF H R ER SO	IP WLS BF H R ER SO	IP WLS BF H R ER SO	IP WLS BF H R ER SO	IP WLS BF H R ER SO	IP WLS BF H R ER SO	IP WLS BF H R ER SO	IP WLS BF H R ER SO	IP WLS BF H R ER SO	IP WLS BF H R ER SO	IP WLS BF H R ER SO	IP WLS BF H R ER SO	IP WLS BF H R ER SO	IP WLS BF H R ER SO	IP WLS BF H R ER SO	ERA WHIP	ERA WHIP		
Alejandro Pena, R ERA: 2.47	(1, 1)	6.2		26	3	3	2	5	0	0	0	0	0	0	25	45	4.05	1.200		
Steve Howe, L ERA: 0.93	(7, 1)	0.1	W	2	1	0	0	0	0	0	0	2	2	0.00	3.000					
Dave Stewart, R ERA: 2.48	(8, 1)	2.0		9	3	2	2	1	0	0	0	11	11	9.00	1.500					

Batter	1	2	3	4	5	6	7	8	9	AB	R	H	RBI	BB	SO	LOB	TOP					
Steve Sax, R OBP: 0.339, SLG: 0.366 (1,4)	0-0 4-3		0-0 6-3			0-0 G6-3 1B		0-0 FC4-6 1B		4	0	2	0	0	0	1						
Ken Landreaux, L OBP: 0.336, SLG: 0.447 (1,7) (7,8)	0-0 4-3			0-0 2B		0-0 G6-3 1-2f		0-0 FC4-6 1-2f		4	0	1	0	0	0	2						
Mike Marshall, R OBP: 0.312, SLG: 0.399 (1,9)	0-3 K			0-3 K		0-0 1B			0-0 4-3	4	0	1	0	0	2	1						
Pedro Guerrero, R OBP: 0.380, SLG: 0.537 (1,5)		0-0 F8		0-0 5-3		0-0 F7			0-0 F8	4	0	0	0	0	2							
Greg Brock, L OBP: 0.320, SLG: 0.374 (1,3)		0-3 K		4-0 BB			0-0 F5		0-0 E3	3	0	0	0	1	1	0						
Derrel Thomas, S OBP: 0.367, SLG: 0.375 (1,8) Candy Maldonado, R OBP: 0.167, SLG: 0.138 (7,7)	0-0 6-3			0-3 K			0-0 G5-4-3 1B		0-0 P3	3	0	1	0	0	1	2						
Gilberto Reyes, R OBP: 0.192, SLG: 0.269 (1,2)			0-0 SH3-4 1B		0-0 F8		0-0 G5-4-3 1-2f			3	0	1	0	0	0	1						
Dave Anderson, R OBP: 0.214, SLG: 0.258 (1,6)			0-0 F9		0-0 F3			0-0 F8		3	0	0	0	0	0	1						
Jerry Reuss, L OBP: 0.261, SLG: 0.250 (1,1) Rick Monday, L OBP: 0.374, SLG: 0.418 (8,PH) Tom Niedenfuer, R (8,1)			0-0 SH3-4 1-2		0-3 K			0-0 F7		1	0	0	0	0	1	0						
Inning Stats	R: 0 E: 0 K: 1 S: 5	H: 0 LOB: 0 BB: 0 P: 5	R: 0 E: 0 K: 1 S: 5	H: 0 LOB: 0 BB: 0 P: 5	R: 0 E: 0 K: 0 S: 4	H: 1 LOB: 1 BB: 0 P: 4	R: 0 E: 0 K: 2 S: 8	H: 1 LOB: 2 BB: 1 P: 12	R: 0 E: 0 K: 1 S: 5	H: 0 LOB: 0 BB: 0 P: 5	R: 0 E: 0 K: 0 S: 4	H: 2 LOB: 1 BB: 0 P: 4	R: 0 E: 0 K: 0 S: 3	H: 1 LOB: 0 BB: 0 P: 3	R: 0 E: 0 K: 0 S: 4	H: 1 LOB: 1 BB: 0 P: 4	R: 0 E: 1 K: 0 S: 4	H: 0 LOB: 1 BB: 0 P: 4	1B: 5 2B: 1 3B: 0 HR: 0	SF: 0 SAC: 1 DP: 2 HBP: 0	WP: 0 PB: 0 SB: 0 CS: 0	PA: 33
PITCHER Neil Allen, R ERA: 3.21 (1,1)	IP: 9.0 WLS: W BF: 33 H: 6 R: 0 ER: 0 SO: 5 BB: 1 IBB: 0 HBP: 0 BLK: 0 WP: 0 HR: 0 S: 42 P: 46 ERA: 0.00 WHIP: 0.778											PITCHER	IP: 9.0 WLS: W BF: 33 H: 6 R: 0 ER: 0 SO: 5 BB: 1 IBB: 0 HBP: 0 BLK: 0 WP: 0 HR: 0 S: 42 P: 46 ERA: 0.00 WHIP: 0.778									

Los Angeles Dodgers @ St. Louis Cardinals
Busch Stadium, St. Louis, MO
Sun Jul 24 1983, 3:33 AM CDT
Att: 35,928 - Unknown


AB	31
R	0
H	6
RBI	0
BB	1
SO	5
LOB	11



Batter	1	2	3	4	5	6	7	8	9	AB	R	H	RBI	BB	SO	LOB	BOTTOM					
Lonnie Smith, R OBP: 0.384, SLG: 0.462 (1,7) Andy Van Slyke, L OBP: 0.331, SLG: 0.414 (9,7)	0-0 2B	0-0 F9			0-0 FC6-5-2 3B			0-0 E5		4	1	2	0	0	0	1						
Willie McGee, S OBP: 0.326, SLG: 0.367 (1,8)	0-0 6-3 PB 2B		0-0 G4-6-3 1B		0-0 FC6-5-2 3H			0-3 K2-3		4	1	2	1	0	1	2						
David Green, R OBP: 0.331, SLG: 0.393 (1,9)	0-0 F7		0-0 G4-6-3 1-2f		0-3 K			0-3 K		4	0	0	0	0	2	4						
George Hendrick, R OBP: 0.381, SLG: 0.498 (1,3)	0-0 6-3 2-3		0-3 K		0-0 5-3			0-0 1-3		4	0	0	0	0	1	2						
Floyd Rayford, R OBP: 0.262, SLG: 0.431 (1,5) Ken Oberkfell, L OBP: 0.358, SLG: 0.349 (7,5)	0-0 F3			0-0 5-3 FC5-2 1B		0-3 K				3	0	1	0	0	1	0						
Bill Lyons, R OBP: 0.200, SLG: 0.200 (1,4)		0-0 4-3		0-0 FC5-2 1-2 CS 1B		0-0 1-3				3	0	1	0	0	0	0						
Glenn Brummer, R OBP: 0.327, SLG: 0.388 (1,2)		0-0 1-3		0-0 5-3 1-2 2-3			0-0 6-3			3	0	0	0	0	2							
Ozzie Smith, S OBP: 0.287, SLG: 0.300 (1,6)		0-0 2B		0-0 FC5-2			0-0 F7			3	1	1	0	0	2							
Neil Allen, R OBP: 0.138, SLG: 0.207 (1,1)		0-0 2B		0-0 CS		0-3 K		0-3 K		3	0	1	1	0	2	0						
Inning Stats	R: 2 E: 0 K: 0 S: 5	H: 2 LOB: 0 BB: 0 P: 5	R: 1 E: 0 K: 0 S: 5	H: 2 LOB: 1 BB: 0 P: 5	R: 0 E: 0 K: 1 S: 5	H: 1 LOB: 0 BB: 0 P: 5	R: 0 E: 0 K: 0 S: 4	H: 2 LOB: 1 BB: 0 P: 4	R: 0 E: 0 K: 2 S: 8	H: 1 LOB: 1 BB: 0 P: 8	R: 0 E: 0 K: 1 S: 5	H: 0 LOB: 0 BB: 0 P: 5	R: 0 E: 0 K: 1 S: 5	H: 0 LOB: 0 BB: 0 P: 5	R: 0 E: 2 K: 2 S: 8	H: 0 LOB: 1 BB: 0 P: 8	R: 0 E: 2 K: 2 S: 8	H: 0 LOB: 1 BB: 0 P: 8	1B: 3 2B: 4 3B: 1 HR: 0	SF: 0 SAC: 0 DP: 1 HBP: 0	WP: 0 PB: 1 SB: 0 CS: 1	PA: 32
PITCHER Jerry Reuss, L ERA: 3.02 (1,1) Tom Niedenfuer, R ERA: 1.5 (8,1)	IP: 7.0 WLS: L BF: 27 H: 8 R: 3 ER: 2 SO: 5 BB: 0 IBB: 0 HBP: 0 BLK: 0 WP: 0 HR: 0 S: 37 P: 37 ERA: 2.57 WHIP: 1.143											PITCHER	IP: 1.0 WLS: L BF: 4 H: 0 R: 0 ER: 0 SO: 2 BB: 0 IBB: 0 HBP: 0 BLK: 0 WP: 0 HR: 0 S: 8 P: 8 ERA: 0.00 WHIP: 0.000									

Los Angeles Dodgers @ St. Louis Cardinals
Busch Stadium, St. Louis, MO
Sun Jul 24 1983, 3:33 AM CDT
Att: 35,928 - Unknown

AB	31
R	3
H	8
RBI	2
BB	0
SO	7
LOB	13



Batter	1	2	3	4	5	6	7	8	9	AB	R	H	RBI	BB	SO	LOB	TOP										
Steve Sax, R (1.4) OBP: 0.339, SLG: 0.365	4-3		5-3		5-3		6-3			4	0	1	0	1	0	0	Los Angeles Dodgers @ Chicago Cubs Wrigley Field, Chicago, IL Mon Jul 25 1983, 3:33 AM CDT Att: 25,135 - Unknown										
Bill Russell, R (1.6) OBP: 0.331, SLG: 0.328 Joe Beckwith, L (7.1)			P3		5-3		5-3			4	0	1	1	0	0	1											
Rick Monday, L (9, PH) OBP: 0.379, SLG: 0.424	G4-6-3									1	0	1	0	0	0	0											
Dusty Baker Jr., R (1.7) OBP: 0.346, SLG: 0.438	G4-6-3		FC5-4							5	0	2	0	0	0	4											
Pedro Guerrero, R (1.5) OBP: 0.378, SLG: 0.532		1B SF9	FC5-4		K					5	1	1	0	0	2	6											
Mike Marshall, R (1.3) OBP: 0.314, SLG: 0.397		1B			K					4	0	1	0	1	1	5											
Steve Yeager, R (1.2) OBP: 0.276, SLG: 0.436		K			K					4	0	1	0	0	2	2											
Ken Landreaux, L (1.8) OBP: 0.331, SLG: 0.442		SF9			E3					3	0	0	1	0	1	2											
Candy Maldonado, R (1.9) OBP: 0.206, SLG: 0.242					6-3					4	1	2	0	0	0	1											
Burt Hooton, R (1.1) OBP: 0.209, SLG: 0.220 Pat Zachry, R (5.1) Rafael Landestoy, S (7, PH) Dave Anderson, R (7.6) Greg Brock, L (9, PH) OBP: 0.322, SLG: 0.376	4-3						1-3			2	1	1	0	0	0	2											
Inning Stats	R: 0 E: 0 K: 0 S: 3	H: 1 LOB: 0 BB: 0 P: 3	R: 1 E: 0 K: 1 S: 8	H: 3 LOB: 2 BB: 0 P: 8	R: 0 E: 0 K: 2 S: 4	H: 0 LOB: 1 BB: 0 P: 4	R: 0 E: 1 K: 2 S: 8	H: 0 LOB: 1 BB: 0 P: 8	R: 1 E: 0 K: 1 S: 8	H: 3 LOB: 2 BB: 0 P: 8	R: 0 E: 0 K: 0 S: 5	H: 0 LOB: 0 BB: 0 P: 5	R: 0 E: 0 K: 0 S: 3	H: 0 LOB: 0 BB: 0 P: 3	R: 0 E: 0 K: 0 S: 4	H: 1 LOB: 2 BB: 1 P: 8	R: 1 E: 0 K: 1 S: 8	H: 3 LOB: 3 BB: 1 P: 12	1B: 10 2B: 1 3B: 1 HR: 0	SF: 1 SAC: 0 DP: 1 HBP: 0	WP: 1 PB: 0 SB: 1 CS: 0	PA: 41					
PITCHER	IP	WLS	BF	H	R	ER	SO	BB	IBB	HBP	BLK	WP	HR	S	P	ERA	WHIP	PITCHER									
Steve Trout, L (1.1) ERA: 4.39	7.0	W	29	8	2	2	5	0	0	0	0	1	0	39	39	2.57	1.143										
Mike Proly, R (8.1) ERA: 3.79	1.0		9	4	1	1	0	2	0	0	0	0	0	7	15	9.00	6.000										
Bill Campbell, R (9.1) ERA: 3.12	1.0		3	0	0	0	1	0	0	0	0	0	0	5	5	0.00	0.000										

Batter	1	2	3	4	5	6	7	8	9	AB	R	H	RBI	BB	SO	LOB	BOTTOM										
Mel Hall, L (1.8) OBP: 0.349, SLG: 0.434	G3			F5	23 1B	L4-3		FC4-6		5	1	1	3	0	0	3	Los Angeles Dodgers @ Chicago Cubs Wrigley Field, Chicago, IL Mon Jul 25 1983, 3:33 AM CDT Att: 25,135 - Unknown										
23 Ryne Sandberg, R (1.4) OBP: 0.324, SLG: 0.393	F8				E S	F9				4	1	2	1	0	0	0											
Bill Buckner, L (1.3) OBP: 0.300, SLG: 0.453 Scot Thompson, L (8.3) OBP: 0.220, SLG: 0.250	P3			K						4	1	1	2	0	1	1											
Ron Cey, R (1.5) OBP: 0.329, SLG: 0.431 Tom Verzyer, R (8.5) OBP: 0.170, SLG: 0.245		K		6-3						3	0	0	0	0	1	1											
Leon Durham, L (1.7) OBP: 0.395, SLG: 0.498										4	1	2	0	0	0	1											
Keith Moreland, R (1.9) OBP: 0.348, SLG: 0.472										4	1	2	0	0	0	2											
Jody Davis, R (1.2) OBP: 0.321, SLG: 0.514			CS		5-3					4	2	2	1	0	0	1											
Larry Bowa, S (1.6) OBP: 0.308, SLG: 0.339					4-3					4	2	2	0	0	0	1											
Steve Trout, L (1.1) OBP: 0.250, SLG: 0.250 Mike Proly, R (8.1) OBP: 0.182, SLG: 0.100 Bill Campbell, R (9.1)										2	0	0	0	0	2	3											
Inning Stats	R: 0 E: 0 K: 0 S: 3	H: 0 LOB: 0 BB: 0 P: 3	R: 0 E: 0 K: 1 S: 5	H: 1 LOB: 0 BB: 0 P: 5	R: 0 E: 0 K: 1 S: 6	H: 1 LOB: 1 BB: 0 P: 6	R: 7 E: 0 K: 1 S: 12	H: 7 LOB: 1 BB: 0 P: 13	R: 2 E: 2 K: 0 S: 5	H: 2 LOB: 0 BB: 0 P: 5	R: 0 E: 0 K: 0 S: 3	H: 0 LOB: 0 BB: 0 P: 3	R: 0 E: 0 K: 0 S: 5	H: 2 LOB: 2 BB: 0 P: 5	1B: 11 2B: 1 3B: 1 HR: 1	SF: 0 SAC: 1 DP: 1 HBP: 1		WP: 0 PB: 0 SB: 2 CS: 1	PA: 38								
PITCHER	IP	WLS	BF	H	R	ER	SO	BB	IBB	HBP	BLK	WP	HR	S	P	ERA	WHIP	PITCHER									
Burt Hooton, R (1.1) ERA: 3.92	4.1	L	19	7	5	5	4	0	0	1	0	0	0	27	27	10.38	1.615										
Pat Zachry, R (5.1) ERA: 2.59	1.2		10	4	4	2	0	0	0	1	9	10	10.80	2.400													
Joe Beckwith, R (7.1) ERA: 3.5	2.0		8	2	0	0	0	0	0	0	8	8	0.00	1.000													

AB 38
R 3
H 12
RBI 3
BB 2
SO 6
LOB 23



AB 35
R 9
H 13
RBI 7
BB 0
SO 4
LOB 13



Batter	1	2	3	4	5	6	7	8	9	AB	R	H	RBI	BB	SO	LOB	TOP															
Steve Sax, R OBP: 0.342, SLG: 0.370 (1, 4)										4	1	3	0	0	0	0	Los Angeles Dodgers @ Chicago Cubs Wrigley Field, Chicago, IL Wed Jul 27 1983, 3:33 AM CDT Att: 30,951 - Unknown															
Ken Landreaux, L OBP: 0.338, SLG: 0.459 (1, 8)										4	0	1	0	0	0	3																
Dusty Baker Jr., R OBP: 0.346, SLG: 0.434 (1, 7)										4	0	0	0	0	0	4																
Pedro Guerrero, R OBP: 0.372, SLG: 0.521 (1, 5)										3	0	0	0	1	1	0																
Rick Monday, L OBP: 0.387, SLG: 0.440 Derrel Thomas, S OBP: 0.367, SLG: 0.375 (8, PR) (8, 9)										4	0	2	0	0	0	1																
Mike Marshall, R OBP: 0.319, SLG: 0.410 Steve Howe, L (8, 1)										4	0	1	0	0	2	2																
Bill Russell, R OBP: 0.336, SLG: 0.333 (1, 6)										4	0	1	0	0	0	1																
Gilberto Reyes, R OBP: 0.172, SLG: 0.241 Jose Morales, R OBP: 0.355, SLG: 0.600 Dave Anderson, R OBP: 0.214, SLG: 0.258 (9, PH) (9, PR)										3	0	0	0	0	0	2																
Bob Welch, R OBP: 0.133, SLG: 0.222 Greg Brock, L OBP: 0.321, SLG: 0.375 (8, 3)										3	0	1	0	0	2	0																
Inning Stats	R: 1 E: 2 K: 0 S: 4	H: 2 LOB: 1 BB: 1 P: 8	R: 0 E: 0 K: 1 S: 5	H: 0 LOB: 0 BB: 0 P: 5	R: 0 E: 0 K: 1 S: 6	H: 1 LOB: 1 BB: 0 P: 6	R: 0 E: 0 K: 1 S: 6	H: 1 LOB: 1 BB: 0 P: 6	R: 0 E: 0 K: 1 S: 7	H: 2 LOB: 2 BB: 0 P: 5	R: 0 E: 0 K: 1 S: 5	H: 0 LOB: 0 BB: 0 P: 5	R: 0 E: 0 K: 0 S: 4	H: 1 LOB: 1 BB: 1 P: 4	R: 0 E: 0 K: 1 S: 4	H: 0 LOB: 1 BB: 1 P: 8		1B: 8 2B: 1 3B: 0 HR: 0	SF: 0 SAC: 0 DP: 0 HBP: 0	WP: 0 PB: 0 SB: 0 CS: 2	PA: 36											
PITCHER	IP WLS BF H R ER SO BB IBB HBP BLK WP HR S P ERA WHIP																															
Fergie Jenkins, R ERA: 4.44 Lee Smith, R ERA: 1.15	(1, 1) (8, 1)	7.0 W 2.0	29 7	8 1	1 0	0 0	5 1	1 0	0 0	0 0	0 0	0 0	0 8	42 12	0.00 0.00	1.286 1.000																

Batter	1	2	3	4	5	6	7	8	9	AB	R	H	RBI	BB	SO	LOB	BOTTOM												
Mel Hall, L OBP: 0.345, SLG: 0.424 (1, 8)										3	0	0	0	1	1	1	Los Angeles Dodgers @ Chicago Cubs Wrigley Field, Chicago, IL Wed Jul 27 1983, 3:33 AM CDT Att: 30,951 - Unknown												
23 Ryne Sandberg, R OBP: 0.321, SLG: 0.389 (1, 4)										4	1	1	0	0	0	3													
Bill Buckner, L OBP: 0.299, SLG: 0.454 (1, 3)										4	0	0	0	0	1	1													
Ron Cey, R OBP: 0.333, SLG: 0.432 (1, 5)										3	0	1	0	1	0	0													
Keith Moreland, R OBP: 0.356, SLG: 0.474 (1, 9)										3	0	2	0	1	0	1													
Jay Johnstone, L OBP: 0.378, SLG: 0.441 Jerry Morales, R OBP: 0.224, SLG: 0.268 (8, PH) (9, 7)										3	1	1	0	0	1	2													
Jody Davis, R OBP: 0.313, SLG: 0.500 (1, 2)										4	0	0	0	0	1	6													
Larry Bowa, S OBP: 0.311, SLG: 0.343 (1, 6)										3	0	1	1	0	0	0													
Fergie Jenkins, R OBP: 0.268, SLG: 0.300 Thad Bosley, L (7, PH) Lee Smith, R (8, 1)										2	0	0	0	0	0	2													
Inning Stats	R: 0 E: 0 K: 0 S: 3	H: 0 LOB: 0 BB: 0 P: 3	R: 0 E: 0 K: 1 S: 6	H: 1 LOB: 1 BB: 0 P: 6	R: 0 E: 0 K: 0 S: 3	H: 0 LOB: 0 BB: 0 P: 3	R: 0 E: 0 K: 0 S: 3	H: 0 LOB: 0 BB: 0 P: 3	R: 1 E: 1 K: 0 S: 6	H: 2 LOB: 3 BB: 1 P: 10	R: 0 E: 0 K: 0 S: 5	H: 2 LOB: 2 BB: 0 P: 5	R: 0 E: 0 K: 1 S: 4	H: 0 LOB: 0 BB: 1 P: 8	R: 1 E: 0 K: 2 S: 8	H: 1 LOB: 2 BB: 2 P: 16		1B: 6 2B: 0 3B: 0 HR: 0	SF: 1 SAC: 0 DP: 0 HBP: 0	WP: 0 PB: 0 SB: 1 CS: 1	PA: 34								
PITCHER	IP WLS BF H R ER SO BB IBB HBP BLK WP HR S P ERA WHIP																												
Bob Welch, R ERA: 2.95 Steve Howe, L ERA: 0.92	(1, 1) (8, 1)	7.1 L 0.2	32 2	6 2	1 1	3 0	1 1	0 0	0 0	0 0	0 4	4 4	0.00 0.00																



Batter	1	2	3	4	5	6	7	8	9	AB	R	H	RBI	BB	SO	LOB	TOP					
Bill Russell, R OBP: 0.333, SLG: 0.328 Dave Stewart, R OBP: 0.167, SLG: 0.167	0-0 P3		0-0 6-3		0-0 F7			0-0 1B		4	0	1	0	0	0	2	Los Angeles Dodgers @ San Francisco Giants Candlestick Park, San Francisco, CA Sat Jul 30 1983, 6:33 AM EDT Att: 38,771 - Unknown					
Ken Landreaux, L OBP: 0.335, SLG: 0.467	0-0 F9		0-0 4-3			0-0 G3		0-3 K		4	0	0	0	0	1	2						
Dusty Baker Jr., R OBP: 0.347, SLG: 0.434	0-0 2B			0-0 1B		0-0 F7		0-0 F4		4	0	2	0	0	0	1						
Pedro Guerrero, R OBP: 0.370, SLG: 0.512	0-0 5-3			0-0 F8		0-0 F8			0-0 F4	4	0	0	0	0	0	2						
Mike Marshall, R OBP: 0.332, SLG: 0.419		4-0 BB		0-0 1B			0-0 1B		0-0 BB	3	0	3	0	1	0	0						
Steve Yeager, R OBP: 0.285, SLG: 0.419 Jack Fimple, R OBP: 0.212, SLG: 0.184	0-0 G5-4-3		0-0 G6-3		0-0 F7		0-0 F8		0-0 F8	3	0	0	0	0	0	4						
Candy Maldonado, R OBP: 0.211, SLG: 0.222	0-0 F3			0-0 BB		0-0 F7		0-0 BB		1	0	1	0	0	0	0						
Derrel Thomas, S OBP: 0.371, SLG: 0.387 Rafael Landestoy, S OBP: 0.212, SLG: 0.184			0-0 6-3		0-0 BB		0-0 F7		0-0 F7	2	0	0	0	1	0	3						
Jerry Reuss, L OBP: 0.205, SLG: 0.244 Joe Beckwith, L OBP: 0.340, SLG: 0.398 Steve Sax, R OBP: 0.240, SLG: 0.398 Pat Zachry, R OBP: 0.211, SLG: 0.254			0-0 F1		0-0 K		0-3 K		0-3 K	1	0	0	0	0	0	1						
Inning Stats	R: 0 E: 0 K: 0 S: 4	H: 1 LOB: 1 BB: 0 P: 4	R: 0 E: 0 K: 0 S: 2	H: 0 LOB: 0 BB: 1 P: 6	R: 0 E: 0 K: 0 S: 4	H: 1 LOB: 1 BB: 0 P: 4	R: 0 E: 0 K: 0 S: 4	H: 2 LOB: 1 BB: 0 P: 4	R: 0 E: 0 K: 2 S: 7	H: 0 LOB: 1 BB: 1 P: 11	R: 0 E: 0 K: 0 S: 3	H: 0 LOB: 1 BB: 0 P: 3	R: 0 E: 0 K: 0 S: 4	H: 1 LOB: 1 BB: 0 P: 4	R: 0 E: 0 K: 2 S: 8	H: 1 LOB: 2 BB: 1 P: 8		R: 0 E: 0 K: 0 S: 4	H: 1 LOB: 2 BB: 1 P: 8	1B: 5 2B: 2 3B: 0 HR: 0	SF: 0 SAC: 0 DP: 2 HBP: 0	WP: 0 PB: 0 SB: 0 CS: 0
PITCHER Mark Davis, L ERA: 4.2	IP: 9.0 WLS: W BF: 35 H: 7 R: 0 ER: 0 SO: 4 BB: 3 IBB: 0 HBP: 0 BLK: 0 WP: 0 HR: 0 S: 40 P: 52 ERA: 0.00 WHIP: 1.111															PITCHER	IP: 9.0 WLS: W BF: 35 H: 7 R: 0 ER: 0 SO: 4 BB: 3 IBB: 0 HBP: 0 BLK: 0 WP: 0 HR: 0 S: 40 P: 52 ERA: 0.00 WHIP: 1.111					

Batter	1	2	3	4	5	6	7	8	9	AB	R	H	RBI	BB	SO	LOB	BOTTOM					
Johnnie LeMaster, R OBP: 0.333, SLG: 0.326	0-3 K SH 1B		0-3 K		0-0 5-3			0-0 F8		5	1	1	0	0	2	2	Los Angeles Dodgers @ San Francisco Giants Candlestick Park, San Francisco, CA Sat Jul 30 1983, 6:33 AM EDT Att: 38,771 - Unknown					
Tom O'Malley, L OBP: 0.332, SLG: 0.338	0-0 SH 2B		0-0 F7		1-0 1B HBP		0-0 F8		0-0 F7	3	1	0	0	0	0	3						
Chili Davis, S OBP: 0.320, SLG: 0.391	0-0 F2		0-0 1B		0-0 1B		0-3 K		0-0 1B	5	1	3	1	0	1	3						
Jeffrey Leonard, R OBP: 0.326, SLG: 0.463 Max Venable, L OBP: 0.292, SLG: 0.413	0-0 2B		0-0 1B		0-3 K		0-0 F9		0-0 1B	4	2	2	1	0	1	3						
Joel Youngblood, R OBP: 0.340, SLG: 0.477	0-0 4-3		0-0 1B		0-0 5-3			0-0 F9		5	1	2	3	0	0	4						
Bob Brenly, R OBP: 0.295, SLG: 0.372	0-0 4-3		0-0 HR		0-0 F2		0-0 3-1		0-0 2B	4	1	2	3	0	0	1						
John Rabb, R OBP: 0.310, SLG: 0.450	0-3 K		0-0 6-3		0-0 1B		0-0 3-1		0-0 2B	4	0	1	0	0	1	2						
Brad Wellman, R OBP: 0.289, SLG: 0.256		0-0 1-3		0-0 K		0-0 F8		0-0 4-3		4	0	0	0	0	1	2						
Mark Davis, L OBP: 0.267, SLG: 0.154		0-0 1B		0-0 K		0-0 F6		0-0 WP 1B		4	1	2	0	0	1	1						
Inning Stats	R: 3 E: 1 K: 2 S: 11	H: 2 LOB: 1 BB: 0 P: 11	R: 0 E: 0 K: 1 S: 6	H: 1 LOB: 0 BB: 0 P: 6	R: 4 E: 0 K: 2 S: 11	H: 4 LOB: 0 BB: 0 P: 11	R: 0 E: 0 K: 1 S: 6	H: 1 LOB: 2 BB: 0 P: 7	R: 0 E: 0 K: 0 S: 4	H: 1 LOB: 1 BB: 0 P: 4	R: 0 E: 0 K: 1 S: 6	H: 1 LOB: 1 BB: 0 P: 6	R: 0 E: 0 K: 0 S: 4	H: 1 LOB: 1 BB: 0 P: 4	R: 1 E: 0 K: 0 S: 6	H: 3 LOB: 2 BB: 0 P: 6		R: 0 E: 0 K: 0 S: 6	H: 3 LOB: 2 BB: 0 P: 6	1B: 11 2B: 2 3B: 0 HR: 1	SF: 0 SAC: 1 DP: 0 HBP: 1	WP: 2 PB: 0 SB: 0 CS: 0
PITCHER Jerry Reuss, L ERA: 3.35 Joe Beckwith, R ERA: 3.35 Pat Zachry, R ERA: 2.61 Dave Stewart, R ERA: 2.58	IP: 2.0 WLS: L BF: 8 H: 1 R: 0 ER: 0 SO: 3 BB: 0 IBB: 0 HBP: 1 BLK: 0 WP: 0 HR: 0 S: 13 P: 14 ERA: 0.00 WHIP: 0.500															PITCHER	IP: 2.0 WLS: L BF: 8 H: 1 R: 0 ER: 0 SO: 3 BB: 0 IBB: 0 HBP: 1 BLK: 0 WP: 0 HR: 0 S: 13 P: 14 ERA: 0.00 WHIP: 0.500					



Batter	1	2	3	4	5	6	7	8	9	AB	R	H	RBI	BB	SO	LOB	TOP																			
Steve Sax, R OBP: 0.338, SLG: 0.362 (1, 4)	F8		6-3			F7			FC2 FC5-2 FC3-2	4	0	0	0	1	0	2	Los Angeles Dodgers @ San Francisco Giants Candlestick Park, San Francisco, CA Sun Jul 31 1983, 6:33 AM EDT Unknown																			
Rick Monday, L OBP: 0.385, SLG: 0.448 Steve Howe, L (1, 9) (9, 1)	3B			F7		F7	3-1		FC3-2 FC5-2	5	0	1	0	0	0	5																				
Dusty Baker Jr., R OBP: 0.345, SLG: 0.429 (1, 7)	K			F5		2B HBP			FC5-2	4	0	0	0	0	1	4																				
Pedro Guerrero, R OBP: 0.368, SLG: 0.511 (1, 5)	P4			6-3					P3	5	0	1	0	0	0	4																				
Ken Landreaux, L OBP: 0.340, SLG: 0.482 (1, 8)		4-3								3	1	2	1	1	0	0																				
Mike Marshall, R OBP: 0.331, SLG: 0.416 (1, 3)		6-3				HR			2B	4	0	1	0	0	0	4																				
Steve Yeager, R OBP: 0.266, SLG: 0.416 Jack Fimple, R OBP: 0.500, SLG: 0.500 (1, 2) (8, 2)						1B			1B	2	0	0	0	0	0	1																				
Bill Russell, R OBP: 0.333, SLG: 0.326 (1, 6)			P5			P6			1B	2	0	0	0	0	0	1																				
Burt Hooton, R OBP: 0.200, SLG: 0.209 Greg Brock, L OBP: 0.316, SLG: 0.369 Tom Niedenfuer, R (7, PH) Derrel Thomas, S OBP: 0.371, SLG: 0.387 (9, PH) (9, 9)			F8			K			SH	2	0	0	0	0	1	1																				
Inning Stats	R: 0 E: 0 K: 1 S: 6	H: 1 LOB: 1 BB: 0 P: 6	R: 0 E: 0 K: 0 S: 3	H: 0 LOB: 0 BB: 0 P: 3	R: 0 E: 0 K: 0 S: 3	H: 0 LOB: 0 BB: 0 P: 3	R: 1 E: 0 K: 1 S: 7	H: 2 LOB: 1 BB: 0 P: 7	R: 0 E: 0 K: 0 S: 4	H: 1 LOB: 3 BB: 1 P: 9	R: 0 E: 0 K: 0 S: 3	H: 0 LOB: 2 BB: 1 P: 8	R: 0 E: 0 K: 0 S: 4	H: 1 LOB: 1 BB: 0 P: 4	R: 1 E: 2 K: 0 S: 6	H: 1 LOB: 3 BB: 0 P: 7		1B: 2 2B: 2 3B: 1 HR: 1	SF: 0 SAC: 2 DP: 0 HBP: 3	WP: 0 PB: 0 SB: 0 CS: 0	PA: 40															
PITCHER	IP	WLS	BF	H	R	ER	SO	BB	IBB	HBP	BLK	WP	HR	S	P	ERA	WHIP	PITCHER		IP	WLS	BF	H	R	ER	SO	BB	IBB	HBP	BLK	WP	HR	S	P	ERA	WHIP
Fred Breining, R ERA: 4.24 Greg Minton, R ERA: 3.92 (1, 1) (9, 1)	8.0	L	35	6	2	1	2	1	1	3	0	0	0	1	34	45	1.12	0.875																		

AB 33
R 2
H 6
RBI 1
BB 2
SO 2
LOB 23




Batter	1	2	3	4	5	6	7	8	9	AB	R	H	RBI	BB	SO	LOB	BOTTOM																			
Johnnie LeMaster, R OBP: 0.332, SLG: 0.322 (1, 6)	1-3	K			6-3			K		4	0	0	0	0	2	1	Los Angeles Dodgers @ San Francisco Giants Candlestick Park, San Francisco, CA Sun Jul 31 1983, 6:33 AM EDT Unknown																			
Tom O'Malley, L OBP: 0.331, SLG: 0.335 (1, 5)	FC6-4 BB		P6			F8		F7		3	0	0	0	1	0	0																				
Chili Davis, S OBP: 0.322, SLG: 0.390 (1, 8)	FC6-4 BB		F8			E S 1B		F5		3	0	1	0	1	0	0																				
Jeffrey Leonard, R OBP: 0.322, SLG: 0.457 (1, 7)	FC6-4 1-2 2-3		K			K		K		4	0	0	0	0	3	3																				
Darrell Evans, L OBP: 0.379, SLG: 0.521 (1, 3)	K					K		F2		3	0	0	0	1	2	2																				
Joel Youngblood, R OBP: 0.338, SLG: 0.478 (1, 9)		F3 SH1-3 2B			5-3	FC6-4 1-2		4-3		4	1	1	0	0	0	2																				
John Rabb, R OBP: 0.289, SLG: 0.419 (1, 2)		F3 2-3			5-3			F7		3	0	0	0	0	0	1																				
Duane Kuiper, L OBP: 0.369, SLG: 0.296 (1, 4)		SH1-3				G3		P5		2	0	0	1	0	0	0																				
Fred Breining, R ERA: 3.8 Greg Minton, S OBP: 0.571, SLG: 0.500 Joe Peltini, P OBP: 0.228, SLG: 0.192 (1, 1) (9, 1) (9, 5)		3-H 1B				K		F9		3	0	1	0	0	1	0																				
Inning Stats	R: 0 E: 0 K: 1 S: 5	H: 0 LOB: 2 BB: 2 P: 13	R: 1 E: 0 K: 1 S: 7	H: 2 LOB: 1 BB: 0 P: 7	R: 0 E: 0 K: 1 S: 5	H: 0 LOB: 0 BB: 0 P: 5	R: 0 E: 0 K: 1 S: 5	H: 0 LOB: 0 BB: 0 P: 5	R: 0 E: 0 K: 1 S: 6	H: 1 LOB: 2 BB: 1 P: 10	R: 0 E: 0 K: 0 S: 3	H: 0 LOB: 0 BB: 0 P: 3	R: 0 E: 0 K: 1 S: 5	H: 0 LOB: 0 BB: 0 P: 5	R: 0 E: 0 K: 1 S: 5	H: 0 LOB: 0 BB: 0 P: 5		1B: 2 2B: 1 3B: 0 HR: 0	SF: 0 SAC: 1 DP: 0 HBP: 0	WP: 0 PB: 0 SB: 1 CS: 0	PA: 33															
PITCHER	IP	WLS	BF	H	R	ER	SO	BB	IBB	HBP	BLK	WP	HR	S	P	ERA	WHIP	PITCHER		IP	WLS	BF	H	R	ER	SO	BB	IBB	HBP	BLK	WP	HR	S	P	ERA	WHIP
Burt Hooton, R ERA: 3.8 Tom Niedenfuer, R ERA: 1.45 Steve Howe, L ERA: 1.28 (1, 1) (7, 1) (9, 1)	6.0	W	24	3	0	0	6	2	1	0	0	0	0	8	33	45	1.50	0.833																		


AB 29
R 1
H 3
RBI 1
BB 3
SO 8
LOB 9



Batter	1	2	3	4	5	6	7	8	9	AB	R	H	RBI	BB	SO	LOB	TOP										
Steve Sax, R OBP: 0.341, SLG: 0.365 (1, 4)										5	1	3	1	0	1	2	Los Angeles Dodgers @ San Francisco Giants Candlestick Park, San Francisco, CA Sun Jul 31 1983, 6:38 AM EDT Att: 53,178 - Unknown livebaseballscorecards.com										
Rick Monday, L OBP: 0.365, SLG: 0.445 Rafael Landestoy, S OBP: 0.212, SLG: 0.184 (1, 9) (9, PR)										5	0	2	0	0	0	2											
Dusty Baker Jr., R OBP: 0.346, SLG: 0.430 Derrel Thomas, S OBP: 0.369, SLG: 0.384 (1, 7) (8, PR) (8, 7)										4	1	2	0	0	0	2											
Pedro Guerrero, R OBP: 0.369, SLG: 0.521 (1, 5)										4	1	2	3	0	0	2											
Ken Landreaux, L OBP: 0.336, SLG: 0.477 (1, 8)										3	0	0	1	0	0	2											
Mike Marshall, R OBP: 0.333, SLG: 0.417 Tom Niedenfuer, R Steve Howe, L (1, 3) (8, 1) (8, 1)										4	1	2	0	0	1	0											
Bill Russell, R Dave Anderson, R OBP: 0.332, SLG: 0.324 OBP: 0.211, SLG: 0.254 (1, 6) (8, 6)										4	0	1	0	0	0	1											
Jack Fimple, R OBP: 0.500, SLG: 0.667 (1, 2)										4	1	2	0	0	2	0											
Fernando Valenzuela, L OBP: 0.266, SLG: 0.355 Greg Brock, L OBP: 0.315, SLG: 0.368 (1, 1) (8, 3)										3	0	1	1	0	0	0											
Inning Stats	R: 1 E: 0 K: 0 S: 5	H: 2 LOB: 1 BB: 0 P: 5	R: 0 E: 0 K: 2 S: 7	H: 0 LOB: 0 BB: 0 P: 7	R: 0 E: 0 K: 0 S: 3	H: 1 LOB: 0 BB: 0 P: 3	R: 3 E: 0 K: 0 S: 8	H: 6 LOB: 2 BB: 0 P: 8	R: 0 E: 0 K: 0 S: 4	H: 0 LOB: 0 BB: 0 P: 4	R: 0 E: 0 K: 1 S: 5	H: 0 LOB: 0 BB: 0 P: 5	R: 0 E: 0 K: 1 S: 5	H: 0 LOB: 0 BB: 0 P: 5	R: 1 E: 1 K: 0 S: 5	H: 2 LOB: 1 BB: 0 P: 5		R: 1 E: 0 K: 0 S: 5	H: 3 LOB: 2 BB: 0 P: 5	1B: 12 2B: 2 3B: 0 HR: 1	SF: 1 SAC: 0 DP: 1 HBP: 0	WP: 1 PB: 0 SB: 0 CS: 1	PA: 39				
PITCHER	IP	WLS	BF	H	R	ER	SO	BB	IBB	HBP	BLK	WP	HR	S	P	ERA	WHIP										
Renie Martin, R ERA: 3.64 Pat Larkin, L ERA: 4.52 Jim Barr, R ERA: 4.6 Greg Minton, R ERA: 3.86 (1, 1) (8, 1) (8, 1) (9, 1)	7.1		31	11	5	4	4	0	0	0	0	1	1	39	39	4.91	1.500										

Batter	1	2	3	4	5	6	7	8	9	AB	R	H	RBI	BB	SO	LOB	BOTTOM										
Joe Pettini, R OBP: 0.233, SLG: 0.200 (1, 6) (8, 4)										3	0	1	1	0	1	0	Los Angeles Dodgers @ San Francisco Giants Candlestick Park, San Francisco, CA Sun Jul 31 1983, 6:38 AM EDT Att: 53,178 - Unknown livebaseballscorecards.com										
Milt May, L OBP: 0.317, SLG: 0.386 Max Venable, L OBP: 0.280, SLG: 0.410 (8, PH) (8, PR) (9, 9)										1	0	1	0	0	0	0											
Darrell Evans, L OBP: 0.380, SLG: 0.519 (1, 3) BB										3	1	1	1	1	1	1											
Chili Davis, S OBP: 0.321, SLG: 0.389 (1, 8)										4	1	1	0	0	1	3											
Jeffrey Leonard, R OBP: 0.321, SLG: 0.453 (1, 7)										3	1	0	0	1	0	2											
Bob Brenly, R OBP: 0.299, SLG: 0.380 (1, 2)										4	2	2	2	0	0	0											
Joel Youngblood, R OBP: 0.336, SLG: 0.471 (1, 9) (9, 4)										3	1	0	1	1	1	1											
Tom O'Malley, L OBP: 0.331, SLG: 0.335 (1, 5)										3	0	1	1	0	1	0											
Brad Wellman, R OBP: 0.283, SLG: 0.250 Jim Barr, R OBP: 0.100, SLG: 0.200 Greg Minton, S OBP: 0.571, SLG: 0.500 (1, 4) (8, 1) (9, 1)										3	0	0	0	0	1	2											
Renie Martin, R OBP: 0.444, SLG: 0.778 Pat Larkin, L Johnnie LetMaster, R OBP: 0.335, SLG: 0.322 (1, 1) (8, 1) (8, 6)										2	1	1	1	0	0	0											
Inning Stats	R: 0 E: 0 K: 1 S: 5	H: 0 LOB: 1 BB: 1 P: 9	R: 3 E: 0 K: 1 S: 8	H: 3 LOB: 1 BB: 1 P: 12	R: 0 E: 0 K: 0 S: 3	H: 1 LOB: 0 BB: 0 P: 3	R: 0 E: 0 K: 3 S: 9	H: 0 LOB: 0 BB: 0 P: 9	R: 0 E: 0 K: 0 S: 3	H: 0 LOB: 0 BB: 0 P: 3	R: 0 E: 0 K: 1 S: 5	H: 0 LOB: 0 BB: 0 P: 5	R: 0 E: 0 K: 0 S: 3	H: 0 LOB: 0 BB: 0 P: 3	R: 5 E: 1 K: 0 S: 8	H: 4 LOB: 3 BB: 3 P: 20	1B: 7 2B: 1 3B: 0 HR: 0	SF: 0 SAC: 2 DP: 0 HBP: 0	WP: 0 PB: 0 SB: 1 CS: 1	PA: 37							
PITCHER	IP	WLS	BF	H	R	ER	SO	BB	IBB	HBP	BLK	WP	HR	S	P	ERA	WHIP										
Fernando Valenzuela, L ERA: 3.85 Tom Niedenfuer, R ERA: 1.45 Steve Howe, L ERA: 1.26 (1, 1) (8, 1) (8, 1)	7.1	L	31	6	7	7	6	4	0	0	0	0	0	39	55	8.59	1.364										

Batter	1	2	3	4	5	6	7	8	9	10	AB	R	H	RBI	BB	SO	LOB	TOP						
Eddie Milner, L OBP: 0.361, SLG: 0.386 (1, 8)	G5-4-3 BB 1B		2B 2B		F8		4-3			SH3 BB 1B	4	2	2	0	1	0	0	Cincinnati Reds @ Los Angeles Dodgers Dodger Stadium, Los Angeles, CA Mon Aug 01 1983, 7:05 PM PDT Att: 37,937 - Unknown AB 35 R 4 H 10 RBI 4 BB 6 SO 9 LOB 18 						
Dave Concepcion, R OBP: 0.308, SLG: 0.292 (1, 6)	G5-4-3 BB 1-2		2B 2H		BB		4-3			SH3	2	0	1	1	2	0	0							
Gary Redus, R OBP: 0.358, SLG: 0.450 (1, 7)	G5-4-3 1-2 2-3		K		F7					BB 1B	4	1	1	0	1	1	4							
Dan Driessen, L OBP: 0.396, SLG: 0.451 (1, 3)	WP BB		K							BB 1B	4	0	1	1	1	2	2							
Cesar Cedeno, R OBP: 0.293, SLG: 0.346 (1, 9)	K 1-2		F7							BB 1B	5	0	1	0	0	1	5							
Nick Esasky, R OBP: 0.331, SLG: 0.507 (1, 5)		P4								CS BB 1B	5	0	2	1	0	2	1							
Ron Oester, S OBP: 0.308, SLG: 0.383 (1, 4)		K			G1-6-3 1-2					BB 1B	4	1	1	1	1	2	3							
Dann Bilardello, R OBP: 0.277, SLG: 0.352 (1, 2)		HBP			G3					HR F3	3	0	1	0	0	0	0							
Charlie Puleo, R OBP: 0.219, SLG: 0.107 Paul Householder, S OBP: 0.324, SLG: 0.371 Ted Power, R (7, 1) Johnny Bench, R OBP: 0.305, SLG: 0.405 Ben Hayes, R (8, 1)		K			6-3					F7	2	0	0	0	0	1	1							
Inning Stats	R: 0 E: 0 K: 1 S: 5	H: 1 LOB: 2 BB: 2 P: 13	R: 0 E: 0 K: 2 S: 7	H: 0 LOB: 1 BB: 0 P: 8	R: 1 E: 0 K: 2 S: 9	H: 2 LOB: 1 BB: 0 P: 9	R: 0 E: 0 K: 0 S: 3	H: 0 LOB: 0 BB: 0 P: 7	R: 0 E: 0 K: 2 S: 7	H: 0 LOB: 0 BB: 0 P: 7	R: 1 E: 0 K: 0 S: 4	H: 1 LOB: 0 BB: 0 P: 4	R: 0 E: 0 K: 0 S: 3	H: 1 LOB: 0 BB: 0 P: 3	R: 0 E: 0 K: 1 S: 6	H: 2 LOB: 2 BB: 1 P: 10	R: 2 E: 0 K: 1 S: 7		H: 2 LOB: 2 BB: 2 P: 15	1B: 7 2B: 2 3B: 0 HR: 1	SF: 0 SAC: 1 DP: 3 HBP: 1	WP: 1 PB: 0 SB: 0 CS: 1	PA: 43	
PITCHER	IP 9.0	WLS L	BF 37	H 8	R 3	ER 3	SO 8	BB 5	IBB 0	HBP 1	BLK 0	WP 1	HR 1	S 47	P 68	ERA 3.00	WHIP 1.444							
Bob Welch, R ERA: 2.95	(1, 1)																							
Tom Niedenfuer, R ERA: 1.6	(10, 1)	0.1	2	0	0	0	0	1	0	0	0	0	0	1	5	0.00	3.000							
Steve Howe, L ERA: 1.24	(10, 1)	0.2	4	2	1	1	1	0	0	0	0	0	0	6	6	13.50	3.000							

Batter	1	2	3	4	5	6	7	8	9	10	AB	R	H	RBI	BB	SO	LOB	BOTTOM						
Steve Sax, R OBP: 0.342, SLG: 0.366 (1, 4)	CS BB 1B		K				4-3			G6-4-3 BB 1B	5	0	2	0	0	1	1	Cincinnati Reds @ Los Angeles Dodgers Dodger Stadium, Los Angeles, CA Mon Aug 01 1983, 7:05 PM PDT Att: 37,937 - Unknown AB 35 R 2 H 10 RBI 2 BB 3 SO 8 LOB 15 						
Rick Monday, L OBP: 0.388, SLG: 0.474 Derrel Thomas, S OBP: 0.366, SLG: 0.381 (9, 9)	G3 HR				G3					G6-4-3	4	2	2	1	0	0	0							
Dusty Baker Jr., R OBP: 0.348, SLG: 0.429 (1, 7)	F7				BB 1B					BB 1B	3	0	1	0	1	0	0							
Pedro Guerrero, R OBP: 0.370, SLG: 0.522 (1, 5)	K				BB 1B					BB 1B	3	0	1	1	1	2	1							
Ken Landreaux, L OBP: 0.335, SLG: 0.473 (1, 8)		L3			F7					FC6-4 IBB	3	0	0	0	1	0	2							
Mike Marshall, R OBP: 0.338, SLG: 0.419 Steve Howe, L (10, 1)	G5-4-3 BB 1B									FC2-6 BB 1B	4	0	2	0	0	2	3							
Dave Anderson, R OBP: 0.200, SLG: 0.239 (1, 6)	G5-4-3 1-2				K					FC2-6 CS 1B	4	0	0	0	0	0	5							
Jack Fimple, R OBP: 0.400, SLG: 0.500 (1, 2)					6-3					F7	4	0	1	0	0	1	1							
Bob Welch, R OBP: 0.146, SLG: 0.229 Tom Niedenfuer, R (10, 1) Greg Brock, L OBP: 0.314, SLG: 0.366 (10, 3)					4-3					G6-3 BB 1B	3	0	1	0	0	1	1							
Inning Stats	R: 1 E: 0 K: 1 S: 6	H: 2 LOB: 0 BB: 0 P: 6	R: 0 E: 0 K: 0 S: 3	H: 1 LOB: 0 BB: 0 P: 3	R: 0 E: 0 K: 1 S: 5	H: 0 LOB: 0 BB: 0 P: 5	R: 0 E: 0 K: 1 S: 6	H: 1 LOB: 1 BB: 0 P: 6	R: 0 E: 0 K: 2 S: 8	H: 1 LOB: 3 BB: 2 P: 15	R: 0 E: 0 K: 1 S: 5	H: 1 LOB: 0 BB: 0 P: 5	R: 0 E: 0 K: 0 S: 3	H: 1 LOB: 0 BB: 0 P: 3	R: 0 E: 0 K: 1 S: 5	H: 1 LOB: 0 BB: 0 P: 5	1B: 8 2B: 1 3B: 0 HR: 1		SF: 0 SAC: 0 DP: 0 HBP: 0	WP: 0 PB: 0 SB: 1 CS: 2	PA: 38			
PITCHER	IP 6.0	WLS 7	BF 25	H 7	R 2	ER 2	SO 6	BB 1	IBB 0	HBP 0	BLK 0	WP 0	HR 1	S 35	P 43	ERA 3.00	WHIP 1.333							
Charlie Puleo, R ERA: 4.45	(1, 1)																							
Ted Power, R ERA: 4.14	(7, 1)	2.0	7	1	0	0	1	1	0	0	0	0	0	8	12	0.00	1.000							
Ben Hayes, R ERA: 6.27	(9, 1)	2.0	W	6	2	0	0	1	0	0	0	0	0	8	8	0.00	1.000							

Batter	1	2	3	4	5	6	7	8	9	AB	R	H	RBI	BB	SO	LOB	TOP										
Eddie Milner, L (1, 8) OBP: 0.363, SLG: 0.386	4-0 PB 4-3 BB		0-0 F7			0-0 G3			0-0 FC4-6 1B	3	0	1	0	1	0	0	Cincinnati Reds @ Los Angeles Dodgers Dodger Stadium, Los Angeles, CA Tue Aug 02 1983, 7:05 PM PDT Att: 36,132 - Unknown livebaseballscorecards.com										
Dave Concepcion, R (1, 6) OBP: 0.308, SLG: 0.292	0-0 4-3			0-0 G4-6-3 1B		0-0 1-3			0-0 FC4-6 1-2	4	1	1	0	0	0	2											
Gary Redus, R (1, 7) OBP: 0.357, SLG: 0.448	0-0 F4			0-0 G4-6-3 1B		0-3 K			0-0 F5	4	0	1	0	0	1	2											
Dan Driessen, L (1, 3) OBP: 0.390, SLG: 0.443	0-3 K			0-0 G4-6-3 1-2 2-3		0-0 F7			0-0 F7	4	0	0	0	0	1	4											
Cesar Cedeno, R (1, 9) OBP: 0.293, SLG: 0.346		0-0 L7		0-0 1B		0-0 F2				3	0	1	1	0	0	0											
Nick Esasky, R (1, 5) OBP: 0.325, SLG: 0.497		0-3 K2-3		0-0 F9		0-3 K				3	0	0	0	0	2	1											
Ron Oester, S (1, 4) OBP: 0.305, SLG: 0.380		0-0 6-3			0-0 F5			0-3 K		3	0	0	0	0	1	0											
Dann Bilardello, R (1, 2) OBP: 0.275, SLG: 0.348			0-0 6-3			0-0 F3		0-3 K		2	0	0	0	0	0	0											
Duane Walker, L (8, PH) OBP: 0.324, SLG: 0.394										1	0	0	0	0	1	0											
Ted Power, R (8, 1)										0	0	0	0	0	0	0											
Frank Pastore, R (1, 1) OBP: 0.158, SLG: 0.162			0-0 F2			0-0 6-3		0-0 F5		2	0	0	0	0	0	0											
Johnny Bench, R (8, PH) OBP: 0.304, SLG: 0.404										1	0	0	0	0	0	0											
Inning Stats	R: 0 E: 0 K: 1 S: 5	H: 0 LOB: 1 BB: 1 P: 9	R: 0 E: 0 K: 1 S: 5	H: 0 LOB: 0 BB: 0 P: 5	R: 0 E: 0 K: 0 S: 3	H: 0 LOB: 0 BB: 0 P: 3	R: 1 E: 0 K: 0 S: 5	H: 3 LOB: 1 BB: 0 P: 5	R: 0 E: 0 K: 1 S: 5	H: 0 LOB: 0 BB: 0 P: 3	R: 0 E: 0 K: 1 S: 5	H: 0 LOB: 0 BB: 0 P: 5	R: 0 E: 0 K: 2 S: 7	H: 0 LOB: 0 BB: 0 P: 7	R: 0 E: 0 K: 0 S: 4	H: 1 LOB: 1 BB: 0 P: 4	1B: 4 2B: 0 3B: 0 HR: 0	SF: 0 SAC: 0 DP: 1 HBP: 0	WP: 0 PB: 1 SB: 0 CS: 0	PA: 31							
PITCHER	IP	WLS	BF	H	R	ER	SO	BB	IBB	HBP	BLK	WP	HR	S	P	ERA	WHIP										
Alejandro Pena, R (1, 1) ERA: 2.38	9.0	W	31	4	1	1	6	1	0	0	0	0	0	42	46	1.00	0.556										

Batter	1	2	3	4	5	6	7	8	9	AB	R	H	RBI	BB	SO	LOB	BOTTOM										
Steve Sax, R (1, 4) OBP: 0.339, SLG: 0.362	0-0 6-3		0-0 F7		0-0 L6		0-0 6-3			4	0	0	0	0	0	1	Cincinnati Reds @ Los Angeles Dodgers Dodger Stadium, Los Angeles, CA Tue Aug 02 1983, 7:05 PM PDT Att: 36,132 - Unknown livebaseballscorecards.com										
Rick Monday, L (1, 9) OBP: 0.385, SLG: 0.466	0-0 4-3		0-3 K		0-0 F6			0-0 CS 1B		4	0	1	0	0	1	1											
Derrel Thomas, S (8, FR) OBP: 0.366, SLG: 0.381										0	0	0	0	0	0	0											
Dusty Baker Jr., R (1, 7) OBP: 0.347, SLG: 0.427	0-0 6-3			0-0 1B 1B	0-0 F8			0-0 F7 1-2		4	1	1	0	0	0	1											
Pedro Guerrero, R (1, 5) OBP: 0.367, SLG: 0.517		0-0 6-3		0-3 K		0-0 6-3		0-0 P6		4	0	0	0	0	1	2											
Ken Landreaux, L (1, 8) OBP: 0.338, SLG: 0.473		4-0 BB		0-0 S 1B 1B		0-0 4-3				2	1	1	0	1	0	0											
Mike Marshall, R (1, 3) OBP: 0.339, SLG: 0.421		0-0 F9		0-0 WP S 1-1 5-3 1B		0-0 1B				3	1	2	2	0	0	1											
Jack Fimple, R (1, 2) OBP: 0.308, SLG: 0.385	0-0 F7			0-0 5-3 1-1 1B		0-3 K				3	0	0	1	0	1	2											
Dave Anderson, R (1, 6) OBP: 0.218, SLG: 0.257			0-0 1B	0-0 1B				0-0 F7		3	0	2	0	0	0	0											
Alejandro Pena, R (1, 1) OBP: 0.118, SLG: 0.206			0-0 P1	0-3 K		0-3 K				3	0	0	0	0	2	2											
Inning Stats	R: 0 E: 0 K: 0 S: 3	H: 0 LOB: 0 BB: 0 P: 3	R: 0 E: 0 K: 0 S: 3	H: 0 LOB: 1 BB: 1 P: 7	R: 0 E: 0 K: 1 S: 6	H: 1 LOB: 1 BB: 0 P: 6	R: 3 E: 0 K: 2 S: 11	H: 4 LOB: 1 BB: 0 P: 11	R: 0 E: 0 K: 0 S: 3	H: 0 LOB: 0 BB: 0 P: 3	R: 0 E: 0 K: 1 S: 6	H: 1 LOB: 0 BB: 0 P: 6	R: 0 E: 0 K: 1 S: 5	H: 0 LOB: 0 BB: 0 P: 5	R: 0 E: 0 K: 0 S: 3	H: 1 LOB: 1 BB: 0 P: 3	1B: 7 2B: 0 3B: 0 HR: 0	SF: 0 SAC: 0 DP: 0 HBP: 0	WP: 1 PB: 0 SB: 2 CS: 1	PA: 31							
PITCHER	IP	WLS	BF	H	R	ER	SO	BB	IBB	HBP	BLK	WP	HR	S	P	ERA	WHIP										
Frank Pastore, R (1, 1) ERA: 5.34	7.0	L	28	6	3	3	5	1	0	0	0	0	0	37	41	3.86	1.000										
Ted Power, R (8, 1) ERA: 4.09	1.0		3	1	0	0	0	0	0	0	0	0	0	3	3	0.00	1.000										

Batter	1	2	3	4	5	6	7	8	9	AB	R	H	RBI	BB	SO	LOB	TOP										
Eddie Milner, L OBP: 0.361, SLG: 0.383 (1, 8)										5	0	1	0	0	2	4	Cincinnati Reds @ Los Angeles Dodgers Dodger Stadium, Los Angeles, CA Wed Aug 03 1983, 7:05 PM PDT Att: 37,670 - Unknown										
Dave Concepcion, R OBP: 0.311, SLG: 0.297 (1, 6)										4	1	2	0	1	1	2											
Gary Redus, R OBP: 0.353, SLG: 0.443 Tom Hume, R (6, 1)										3	0	0	1	0	1	4											
Bill Scherrer, L OBP: 0.222, SLG: 0.125 Johnny Bench, R OBP: 0.302, SLG: 0.402 (8, 1)										0	0	0	0	0	0	0											
Johnny Bench, R OBP: 0.302, SLG: 0.402 (8, 7)										0	0	0	0	0	0	0											
Dan Driessen, L OBP: 0.386, SLG: 0.438 (1, 3)										5	0	1	0	0	0	4											
Cesar Cedeno, R OBP: 0.295, SLG: 0.356 (1, 9)										4	2	1	2	1	1	2											
Nick Esasky, R OBP: 0.323, SLG: 0.490 (1, 5)										4	0	1	0	0	0	2											
Ron Oester, S OBP: 0.305, SLG: 0.379 (1, 4)										4	0	1	0	0	2	2											
Dann Bilardello, R OBP: 0.279, SLG: 0.351 (1, 2)										4	1	2	0	0	1	2											
Rich Gale, R OBP: 0.232, SLG: 0.188 Dwight Gooden, L OBP: 0.329, SLG: 0.406 Ted Power, R OBP: 0.352, SLG: 0.500 Paul Householder, S OBP: 0.326, SLG: 0.369 Ben Hayes, R (8, 7)										0	0	0	0	0	0	0											
Inning Stats	R: 0 E: 0 K: 2 S: 8	H: 1 LOB: 1 BB: 0 P: 8	R: 1 E: 0 K: 1 S: 7	H: 2 LOB: 2 BB: 1 P: 11	R: 2 E: 0 K: 1 S: 8	H: 3 LOB: 1 BB: 0 P: 8	R: 1 E: 0 K: 1 S: 7	H: 2 LOB: 2 BB: 1 P: 11	R: 0 E: 0 K: 1 S: 5	H: 0 LOB: 0 BB: 0 P: 5	R: 0 E: 0 K: 1 S: 6	H: 1 LOB: 1 BB: 0 P: 10	R: 0 E: 0 K: 1 S: 6	H: 1 LOB: 1 BB: 0 P: 6	R: 0 E: 1 K: 1 S: 6	H: 0 LOB: 1 BB: 0 P: 6	1B: 7 2B: 2 3B: 0 HR: 1	SF: 1 SAC: 0 DP: 0 HBP: 0	WP: 0 PB: 0 SB: 0 CS: 0	PA: 41							
PITCHER	IP	WLS	BF	H	R	ER	SO	BB	IBB	HBP	BLK	WP	HR	S	P	ERA	WHIP										
Dave Stewart, R ERA: 2.87 (1, 1)	2.2		15	6	3	3	3	1	0	0	0	0	1	20	24	10.12	2.625										
Joe Beckwith, R ERA: 3.44 (3, 1)	1.1	W	7	2	1	1	2	1	0	0	0	0	0	10	14	6.75	2.250										
Pat Zachry, R ERA: 2.38 (5, 1)	3.0	S	12	2	0	0	3	1	0	0	0	0	0	17	21	0.00	1.000										
Tom Niedenfuer, R ERA: 1.54 (8, 1)	2.0		7	0	0	0	2	0	0	0	0	0	0	11	11	0.00	0.000										

Batter	1	2	3	4	5	6	7	8	9	AB	R	H	RBI	BB	SO	LOB	BOTTOM										
Steve Sax, R OBP: 0.344, SLG: 0.366 (1, 4)										4	0	3	1	1	0	0	Cincinnati Reds @ Los Angeles Dodgers Dodger Stadium, Los Angeles, CA Wed Aug 03 1983, 7:05 PM PDT Att: 37,670 - Unknown										
Bill Russell, R OBP: 0.330, SLG: 0.326 (1, 6)										5	1	1	0	0	0	6											
Dusty Baker Jr., R OBP: 0.348, SLG: 0.425 (1, 7)										4	1	1	1	1	0	4											
Mike Marshall, R OBP: 0.348, SLG: 0.451 (1, 9)										3	2	3	3	1	0	0											
Ken Landreaux, L OBP: 0.339, SLG: 0.473 Candy Maldonado, R OBP: 0.225, SLG: 0.237 (5, 8)										2	1	1	0	0	0	2											
Greg Brock, L OBP: 0.314, SLG: 0.363 Tom Niedenfuer, R (8, 1)										3	1	0	0	1	2	2											
Derrel Thomas, S OBP: 0.364, SLG: 0.373 (1, 5)										3	1	0	0	1	2	3											
Jack Fimple, R OBP: 0.313, SLG: 0.438 (1, 2)										3	0	1	2	0	0	1											
Dave Stewart, R OBP: 0.143, SLG: 0.143 Joe Beckwith, L OBP: 0.329, SLG: 0.406 Rafael Landestoy, S OBP: 0.352, SLG: 0.500 Pat Zachry, R OBP: 0.352, SLG: 0.500 Rick Monday, L OBP: 0.352, SLG: 0.500 Pedro Guerrero, R OBP: 0.306, SLG: 0.317 (8, 3)										1	0	0	0	0	1	1											
Inning Stats	R: 5 E: 1 K: 2 S: 12	H: 5 LOB: 1 BB: 1 P: 16	R: 0 E: 0 K: 0 S: 3	H: 1 LOB: 2 BB: 2 P: 11	R: 0 E: 0 K: 2 S: 7	H: 0 LOB: 0 BB: 0 P: 7	R: 0 E: 0 K: 0 S: 4	H: 1 LOB: 1 BB: 0 P: 4	R: 1 E: 0 K: 1 S: 7	H: 2 LOB: 1 BB: 0 P: 7	R: 0 E: 0 K: 0 S: 4	H: 2 LOB: 1 BB: 1 P: 4	R: 0 E: 0 K: 0 S: 2	H: 0 LOB: 0 BB: 1 P: 6	R: 1 E: 0 K: 0 S: 4	H: 1 LOB: 2 BB: 2 P: 12		1B: 8 2B: 3 3B: 0 HR: 2	SF: 0 SAC: 1 DP: 2 HBP: 0	WP: 0 PB: 0 SB: 1 CS: 1	PA: 39						
PITCHER	IP	WLS	BF	H	R	ER	SO	BB	IBB	HBP	BLK	WP	HR	S	P	ERA	WHIP										
Rich Gale, R ERA: 5.75 (2, 1)	4.0	L	17	4	1	1	3	2	0	0	0	0	1	21	29	2.25	1.500										
Ted Power, R ERA: 4.0 (6, 1)	2.0		7	2	0	0	0	1	0	0	0	0	0	6	10	0.00	1.500										
Bill Scherrer, L ERA: 6.14 (8, 1)	0.1		3	0	1	1	0	1	1	0	0	0	0	1	9	27.00	3.000										
Ben Hayes, R ERA: 3.32 OBP: 0.319 (8, 1)	3		1	0	0	0	0	0	0	0	0	0	0	3	3	0.00	1.500										

AB	37
R	4
H	10
RBI	4
BB	3
SO	10
LOB	23



AB	32
R	7
H	12
RBI	7
BB	6
SO	5
LOB	20



Batter	1	2	3	4	5	6	7	8	9	AB	R	H	RBI	BB	SO	LOB	TOP			
Rafael Ramirez, R OBP: 0.324, SLG: 0.356 (1, 6)										4	0	2	0	0	1	0	Atlanta Braves @ Los Angeles Dodgers Dodger Stadium, Los Angeles, CA Fri Aug 05 1983, 7:05 PM PDT Att: 50,039 - Unknown			
Jerry Royster, R OBP: 0.362, SLG: 0.400 (1, 7)										4	0	0	0	0	2	4				
Dale Murphy, R OBP: 0.400, SLG: 0.536 (1, 8)										3	0	0	0	1	0	2				
Bob Horner, R OBP: 0.388, SLG: 0.534 (1, 5)										4	1	1	0	0	2	1				
Chris Chambliss, L OBP: 0.378, SLG: 0.515 Brett Butler, L OBP: 0.348, SLG: 0.410 (9, PR)										4	0	0	0	0	1	1				
Terry Harper, R OBP: 0.346, SLG: 0.398 Bob Watson, R OBP: 0.439, SLG: 0.571 (9, PH)										3	0	0	0	0	0	0				
Glenn Hubbard, R OBP: 0.344, SLG: 0.396 (1, 4)										4	0	0	0	0	2	1				
Bruce Benedict, R OBP: 0.373, SLG: 0.337 (1, 2)										3	0	0	0	0	0	0				
Craig McMurtry, R OBP: 0.135, SLG: 0.082 Terry Forster, L OBP: 0.750, SLG: 1.000 Randy Johnson, R OBP: 0.475, SLG: 0.455 Gene Garber, R (8, 1)										2	0	1	0	0	1	0				
Inning Stats	R: 0 E: 0 K: 3 S: 9	H: 0 LOB: 1 BB: 1 P: 13	R: 0 E: 0 K: 0 S: 3	H: 0 LOB: 0 BB: 0 P: 3	R: 0 E: 0 K: 1 S: 5	H: 0 LOB: 0 BB: 0 P: 5	R: 0 E: 0 K: 1 S: 5	H: 0 LOB: 0 BB: 0 P: 5	R: 0 E: 0 K: 1 S: 5	H: 2 LOB: 2 BB: 0 P: 5	R: 0 E: 0 K: 1 S: 5	H: 0 LOB: 0 BB: 0 P: 5	R: 0 E: 0 K: 2 S: 9	H: 2 LOB: 2 BB: 0 P: 9	R: 1 E: 1 K: 0 S: 5	H: 1 LOB: 1 BB: 0 P: 5		1B: 5 2B: 0 3B: 0 HR: 0	SF: 1 SAC: 0 DP: 0 HBP: 0	WP: 0 PB: 0 SB: 0 CS: 0
PITCHER Fernando Valenzuela, L ERA: 3.63 (1, 1)	IP: 9.0 WLS: W BF: 34 H: 5 R: 1 ER: 0 SO: 9 BB: 1 IBB: 0 HBP: 0 BLK: 0 WP: 0 HR: 0 S: 51 P: 55 ERA: 0.00 WHIP: 0.667																			

Batter	1	2	3	4	5	6	7	8	9	AB	R	H	RBI	BB	SO	LOB	BOTTOM			
Steve Sax, R OBP: 0.344, SLG: 0.365 (1, 4)										4	0	3	0	0	0	1	Atlanta Braves @ Los Angeles Dodgers Dodger Stadium, Los Angeles, CA Fri Aug 05 1983, 7:05 PM PDT Att: 50,039 - Unknown			
Rick Monday, L OBP: 0.384, SLG: 0.456 Jose Morales, R OBP: 0.324, SLG: 0.545 Derrel Thomas, S OBP: 0.353, SLG: 0.361 (7, PH)										2	0	0	0	1	0	2				
Dusty Baker Jr., R OBP: 0.348, SLG: 0.422 (1, 7)										2	0	0	0	2	0	2				
Pedro Guerrero, R OBP: 0.366, SLG: 0.512 (1, 5)										4	0	0	0	0	1	5				
Ken Landreaux, L OBP: 0.346, SLG: 0.475 (1, 8)										3	0	1	0	1	0	0				
Mike Marshall, R OBP: 0.348, SLG: 0.443 (1, 3)										4	0	0	0	0	0	4				
Bill Russell, R OBP: 0.327, SLG: 0.320 (1, 6)										4	0	0	0	0	0	1				
Jack Fimple, R OBP: 0.304, SLG: 0.522 (1, 2)										3	2	2	0	0	1	0				
Fernando Valenzuela, L OBP: 0.273, SLG: 0.359 (1, 1)										2	0	1	1	0	0	0				
Inning Stats	R: 0 E: 0 K: 0 S: 4	H: 1 LOB: 3 BB: 2 P: 12	R: 0 E: 0 K: 1 S: 5	H: 0 LOB: 0 BB: 0 P: 5	R: 0 E: 0 K: 0 S: 4	H: 1 LOB: 1 BB: 0 P: 4	R: 0 E: 0 K: 0 S: 3	H: 0 LOB: 0 BB: 0 P: 3	R: 1 E: 0 K: 0 S: 4	H: 2 LOB: 1 BB: 1 P: 8	R: 0 E: 0 K: 0 S: 4	H: 1 LOB: 1 BB: 0 P: 4	R: 1 E: 1 K: 2 S: 9	H: 2 LOB: 2 BB: 1 P: 13	R: 0 E: 0 K: 0 S: 3	H: 0 LOB: 0 BB: 0 P: 3		1B: 5 2B: 1 3B: 1 HR: 0	SF: 0 SAC: 1 DP: 1 HBP: 0	WP: 0 PB: 0 SB: 1 CS: 1
PITCHER Craig McMurtry, R ERA: 3.19 Terry Forster, L ERA: 2.21 Gene Garber, R ERA: 4.35 (7, 1)	IP: 6.0 WLS: L BF: 28 H: 7 R: 2 ER: 2 SO: 2 BB: 3 IBB: 0 HBP: 0 BLK: 0 WP: 0 HR: 0 S: 27 P: 39 ERA: 3.00 WHIP: 1.667																			

Batter	1	2	3	4	5	6	7	8	9	AB	R	H	RBI	BB	SO	LOB	TOP				
Brett Butler, L OBP: 0.344, SLG: 0.405 (1, 7)	F4			5-3		K		FC4		4	0	0	0	0	1	1	Atlanta Braves @ Los Angeles Dodgers Dodger Stadium, Los Angeles, CA Sat Aug 06 1983, 7:05 PM PDT Att: 48,677 - Unknown				
Rafael Ramirez, R OBP: 0.326, SLG: 0.357 (1, 6)	F8			P6			CS 1B		G6-3 1B	4	0	2	0	0	0	0					
Claudell Washington, L OBP: 0.326, SLG: 0.413 (1, 9)	6-3			K			K 1-2		G6-3 1-2	4	0	0	0	0	2	2					
Bob Horner, R OBP: 0.386, SLG: 0.531 (1, 5)			K		F9		HR 1B		3-1	4	1	1	0	0	1	0					
Chris Chambliss, L OBP: 0.378, SLG: 0.522 (1, 3)		4-3			6-3		HR 1B			3	1	1	2	0	0	0					
Dale Murphy, R OBP: 0.400, SLG: 0.534 (1, 8)			K				K			3	0	1	0	0	2	0					
Glenn Hubbard, R OBP: 0.341, SLG: 0.392 (1, 4)			F7		F7		K			3	0	0	0	0	1	1					
Bruce Benedict, R OBP: 0.372, SLG: 0.337 (1, 2)			K		5-3			FC4 1B		3	0	1	0	0	1	0					
Rick Camp, R OBP: 0.100, SLG: 0.081 (1, 1)			K		F9			K		1	0	0	0	0	0	0					
Pete Falcone, L OBP: 0.130, SLG: 0.136 (3, 1)										0	0	0	0	0	0	0					
Biff Pocorella, S OBP: 0.226, SLG: 0.420 (6, PH)										0	0	0	0	0	0	0					
Tony Brizzolara, R OBP: 0.310, SLG: 0.377 (6, PH)										0	0	0	0	0	0	0					
Mike Jorgensen, L OBP: 0.310, SLG: 0.377 (8, PH)										1	0	0	0	0	1	1					
Terry Forster, L OBP: 0.190, SLG: 1.000 (8, PH)										0	0	0	0	0	0	0					
Inning Stats	R: 0 E: 0 K: 0 S: 3	H: 0 LOB: 0 BB: 0 P: 3	R: 0 E: 0 K: 2 S: 7	H: 0 LOB: 0 BB: 0 P: 7	R: 0 E: 0 K: 2 S: 7	H: 0 LOB: 0 BB: 0 P: 7	R: 0 E: 0 K: 1 S: 5	H: 0 LOB: 0 BB: 0 P: 5	R: 0 E: 0 K: 1 S: 4	H: 1 LOB: 1 BB: 0 P: 4	R: 2 E: 0 K: 2 S: 9	H: 3 LOB: 0 BB: 0 P: 9	R: 0 E: 0 K: 2 S: 8	H: 1 LOB: 1 BB: 0 P: 8	R: 0 E: 0 K: 0 S: 3	H: 1 LOB: 0 BB: 0 P: 3	1B: 5 2B: 1 3B: 0 HR: 1	SF: 0 SAC: 0 DP: 2 HBP: 0	WP: 0 PB: 0 SB: 0 CS: 1	PA: 31	
PITCHER	IP	WLS	BF	H	R	ER	SO	BB	IBB	HBP	BLK	WP	HR	S	P	ERA	WHIP				
Bob Welch, R ERA: 2.91 (1, 1)	8.0	W	29	6	2	2	10	0	0	0	0	0	1	49	49	2.25	0.750				
Steve Howe, L ERA: 1.16 (9, 1)	1.0	S	2	0	0	0	0	0	0	0	0	0	0	2	2	0.00	0.000				

Batter	1	2	3	4	5	6	7	8	9	AB	R	H	RBI	BB	SO	LOB	BOTTOM				
Steve Sax, R OBP: 0.345, SLG: 0.365 (1, 4)	6-3		S 1B	BB		6-3				3	1	1	0	1	0	0	Atlanta Braves @ Los Angeles Dodgers Dodger Stadium, Los Angeles, CA Sat Aug 06 1983, 7:05 PM PDT Att: 48,677 - Unknown				
Rick Monday, L OBP: 0.381, SLG: 0.450 (1, 9)	G1		HR 1B		3-1		K			4	1	1	1	0	1	1					
Derrel Thomas, S OBP: 0.353, SLG: 0.361 (9, 9)										0	0	0	0	0	0	0					
Dusty Baker Jr., R OBP: 0.347, SLG: 0.420 (1, 7)	P4		F2				F8			4	0	1	0	0	0	1					
Pedro Guerrero, R OBP: 0.365, SLG: 0.516 (1, 5)		P3	HR		K		F9			4	1	1	2	0	1	1					
Ken Landreaux, L OBP: 0.350, SLG: 0.486 (1, 8)		HR	CS BB			1-2 1B		6-3		3	1	2	1	1	0	0					
Mike Marshall, R OBP: 0.350, SLG: 0.440 (1, 3)		5-3 HBP	1-2 BB		K		K2-3			2	0	0	0	1	2	2					
Bill Russell, R OBP: 0.322, SLG: 0.315 (1, 6)	E1		K		P6			K		4	0	0	0	0	2	4					
Jack Fimple, R OBP: 0.269, SLG: 0.462 (1, 2)	5-3				1-3			4-3		3	0	0	0	0	2						
Bob Welch, R OBP: 0.137, SLG: 0.216 (1, 1)	5-3				6-3			F8		3	0	0	0	0	2						
Steve Howe, L (9, 1)										0	0	0	0	0	0	0					
Inning Stats	R: 0 E: 0 K: 0 S: 3	H: 0 LOB: 0 BB: 0 P: 3	R: 1 E: 1 K: 0 S: 5	H: 1 LOB: 2 BB: 0 P: 6	R: 3 E: 0 K: 1 S: 7	H: 3 LOB: 1 BB: 2 P: 15	R: 0 E: 0 K: 0 S: 3	H: 0 LOB: 1 BB: 1 P: 7	R: 0 E: 0 K: 2 S: 9	H: 2 LOB: 2 BB: 0 P: 9	R: 0 E: 0 K: 0 S: 3	H: 0 LOB: 0 BB: 0 P: 3	R: 0 E: 0 K: 1 S: 5	H: 0 LOB: 0 BB: 0 P: 5	R: 0 E: 0 K: 2 S: 7	H: 0 LOB: 0 BB: 0 P: 7	1B: 4 2B: 0 3B: 0 HR: 2	SF: 0 SAC: 0 DP: 0 HBP: 1	WP: 0 PB: 0 SB: 1 CS: 1	PA: 34	
PITCHER	IP	WLS	BF	H	R	ER	SO	BB	IBB	HBP	BLK	WP	HR	S	P	ERA	WHIP				
Rick Camp, R ERA: 3.91 (1, 1)	2.1	L	13	4	4	4	0	0	0	1	0	0	0	15	27	0.00	1.875				
Pete Falcone, L ERA: 2.96 (3, 1)	2.2		12	2	0	0	3	3	0	0	0	0	0	8	8	0.00	0.000				
Tony Brizzolara, R ERA: 6.35 (6, 1)	2.0		6	0	0	0	1	0	0	0	0	0	0	7	7	0.00	0.000				
Terry Forster, L ERA: 2.17 (8, 1)	1.0		3	0	0	0	2	0	0	0	0	0	0	7	7	0.00	0.000				

AB 31
R 2
H 6
RBI 2
BB 0
SO 10
LOB 5



AB 30
R 4
H 6
RBI 4
BB 3
SO 6
LOB 13



Batter	1	2	3	4	5	6	7	8	9	AB	R	H	RBI	BB	SO	LOB	TOP										
Brett Butler, L OBP: 0.346, SLG: 0.407 (1, 7)										3	1	2	1	0	0	0	Atlanta Braves @ Los Angeles Dodgers Dodger Stadium, Los Angeles, CA Sun Aug 07 1983, 3:33 AM PDT Att: 46,594 - Unknown livebaseballscorecards.com										
Rafael Ramirez, R OBP: 0.325, SLG: 0.356 (1, 6)										4	0	1	0	0	0	2											
Claudell Washington, L OBP: 0.323, SLG: 0.498 (1, 9)										4	0	0	0	0	1	2											
Bob Horner, R OBP: 0.385, SLG: 0.527 Glenn Hubbard, R OBP: 0.341, SLG: 0.392 (8, 4)										4	0	1	1	0	0	1											
Chris Chambliss, L OBP: 0.377, SLG: 0.521 Mike Jorgensen, L (3, PH) OBP: 0.318, SLG: 0.375 (3, 3)										1	0	0	0	0	0	0											
Dale Murphy, R OBP: 0.401, SLG: 0.533 (1, 8)										3	2	1	0	1	0	1											
Jerry Royster, R OBP: 0.365, SLG: 0.408 (8, 5)										4	1	2	0	0	1	0											
Bruce Benedict, R OBP: 0.371, SLG: 0.336 (1, 2)										4	1	1	1	0	0	1											
Pascual Perez, R OBP: 0.155, SLG: 0.140 Steve Bedrosian, R (6, 1)										3	0	0	0	0	1	1											
Inning Stats	R: 0 E: 0 K: 0 S: 4	H: 2 LOB: 1 BB: 0 P: 4	R: 3 E: 1 K: 0 S: 7	H: 3 LOB: 1 BB: 0 P: 7	R: 0 E: 0 K: 0 S: 4	H: 1 LOB: 1 BB: 0 P: 4	R: 0 E: 0 K: 0 S: 3	H: 0 LOB: 0 BB: 0 P: 3	R: 1 E: 0 K: 0 S: 5	H: 2 LOB: 1 BB: 0 P: 5	R: 0 E: 0 K: 0 S: 5	H: 0 LOB: 0 BB: 0 P: 5	R: 0 E: 0 K: 0 S: 3	H: 0 LOB: 0 BB: 0 P: 3	R: 0 E: 0 K: 2 S: 7	H: 0 LOB: 0 BB: 0 P: 7		1B: 8 2B: 1 3B: 0 HR: 0	SF: 1 SAC: 0 DP: 1 HBP: 0	WP: 0 PB: 0 SB: 1 CS: 0	PA: 36						
PITCHER	IP	WLS	BF	H	R	ER	SO	BB	IBB	HBP	BLK	WP	HR	S	P	ERA	WHIP										
Alejandro Pena, R ERA: 2.43 (1, 1)	5.0	L	23	8	4	2	0	0	0	0	0	0	0	23	23	3.60	1.600										
Joe Beckwith, R ERA: 3.49 (6, 1)	2.0		7	1	1	1	2	1	0	0	0	0	0	10	14	4.50	1.000										
Dave Stewart, R ERA: 2.79 (8, 1)	2.0		6	0	0	0	2	0	0	0	0	0	0	10	10	0.00	0.000										

Batter	1	2	3	4	5	6	7	8	9	AB	R	H	RBI	BB	SO	LOB	BOTTOM										
Steve Sax, R OBP: 0.342, SLG: 0.361 (1, 4)										4	0	0	0	0	1	1	Atlanta Braves @ Los Angeles Dodgers Dodger Stadium, Los Angeles, CA Sun Aug 07 1983, 3:33 AM PDT Att: 46,594 - Unknown livebaseballscorecards.com										
Greg Brock, L OBP: 0.318, SLG: 0.383 (1, 3)										4	1	2	1	0	0	0											
Dusty Baker Jr., R OBP: 0.346, SLG: 0.418 (1, 7)										4	1	1	0	0	0	1											
Pedro Guerrero, R OBP: 0.364, SLG: 0.516 (1, 5)										4	0	1	0	0	1	0											
Ken Landreaux, L OBP: 0.349, SLG: 0.488 (1, 8)										3	0	1	1	0	0	1											
Mike Marshall, R OBP: 0.348, SLG: 0.437 (1, 9)										4	0	1	0	0	1	3											
Bill Russell, R OBP: 0.325, SLG: 0.316 (1, 6)										3	0	1	0	1	0	1											
Jack Fimple, R OBP: 0.241, SLG: 0.414 (1, 2)										3	0	0	0	0	1	3											
Alejandro Pena, R OBP: 0.143, SLG: 0.229 Rick Monday, L (5, PH) OBP: 0.378, SLG: 0.446 Joe Beckwith, L (6, 1)										1	0	1	0	0	0	0											
Derrel Thomas, S OBP: 0.351, SLG: 0.358 Dave Stewart, R OBP: 0.143, SLG: 0.143 (8, 1)										0	0	0	0	0	0	0											
Inning Stats	R: 0 E: 0 K: 0 S: 3	H: 0 LOB: 0 BB: 0 P: 3	R: 0 E: 1 K: 0 S: 3	H: 0 LOB: 0 BB: 0 P: 3	R: 0 E: 0 K: 1 S: 6	H: 1 LOB: 1 BB: 0 P: 6	R: 0 E: 0 K: 1 S: 5	H: 1 LOB: 0 BB: 0 P: 5	R: 0 E: 0 K: 1 S: 8	H: 2 LOB: 2 BB: 0 P: 7	R: 2 E: 0 K: 1 S: 8	H: 3 LOB: 1 BB: 0 P: 8	R: 0 E: 0 K: 1 S: 4	H: 0 LOB: 0 BB: 1 P: 8	R: 0 E: 0 K: 1 S: 5	H: 0 LOB: 0 BB: 0 P: 5	R: 0 E: 0 K: 0 S: 4	H: 1 LOB: 1 BB: 0 P: 4	1B: 5 2B: 3 3B: 0 HR: 1	SF: 1 SAC: 0 DP: 3 HBP: 0	WP: 0 PB: 0 SB: 0 CS: 0	PA: 34					
PITCHER	IP	WLS	BF	H	R	ER	SO	BB	IBB	HBP	BLK	WP	HR	S	P	ERA	WHIP										
Pascual Perez, R ERA: 3.02 (1, 1)	5.2	W	23	7	2	2	3	0	0	0	0	0	0	29	29	3.18	1.235										
Steve Bedrosian, R ERA: 2.67 (6, 1)	3.1	S	11	1	0	0	3	1	0	0	0	0	0	16	20	0.00	0.600										

Batter	1	2	3	4	5	6	7	8	9	AB	R	H	RBI	BB	SO	LOB	TOP					
Steve Sax, R OBP: 0.343, SLG: 0.369 (1, 4)	6-3		K				F8		S 1B	5	2	2	2	0	1	0	Los Angeles Dodgers @ Cincinnati Reds Riverfront Stadium, Cincinnati, OH Tue Aug 09 1983, 7:05 PM EDT Att: 20,473 - Unknown livebaseballscorecards.com					
Bill Russell, R OBP: 0.326, SLG: 0.321 (1, 6)	F8		K				F7		2H 1B	5	0	2	1	0	1	0						
Dusty Baker Jr., R OBP: 0.347, SLG: 0.416 Steve Howe, L (9, 1)	2B						L4		S 1B	4	0	1	0	1	1	2						
Ken Landreaux, L OBP: 0.348, SLG: 0.488 (1, 8)									1-2	4	0	1	0	0	0	1						
Mike Marshall, R OBP: 0.347, SLG: 0.432 (1, 9)	K								5-3	3	0	0	0	1	2	2						
Greg Brock, L OBP: 0.320, SLG: 0.385 (1, 3)										4	0	2	0	0	0	0						
Derrel Thomas, S OBP: 0.349, SLG: 0.351 (1, 5)										3	0	0	0	1	0	3						
Jack Fimple, R OBP: 0.281, SLG: 0.531 (9, PH) Rick Monday, L OBP: 0.376, SLG: 0.443 (9, 7)										3	1	2	1	0	0	2						
Fernando Valenzuela, L OBP: 0.261, SLG: 0.343 Tom Niedertuer, R (8, 1) Jose Morales, R OBP: 0.314, SLG: 0.529 (9, PH) Dave Sax, R (9, 2)										1	0	0	0	0	0	1						
Inning Stats	R: 0 E: 0 K: 1 S: 6	H: 1 LOB: 2 BB: 1 P: 10	R: 1 E: 0 K: 0 S: 4	H: 1 LOB: 0 BB: 0 P: 4	R: 0 E: 0 K: 2 S: 8	H: 1 LOB: 1 BB: 0 P: 8	R: 0 E: 0 K: 0 S: 5	H: 2 LOB: 2 BB: 0 P: 5	R: 1 E: 0 K: 0 S: 4	H: 1 LOB: 0 BB: 0 P: 4	R: 0 E: 0 K: 0 S: 3	H: 1 LOB: 1 BB: 1 P: 7	R: 0 E: 0 K: 2 S: 8	H: 1 LOB: 0 BB: 0 P: 8	R: 0 E: 0 K: 1 S: 5	H: 0 LOB: 0 BB: 0 P: 5		R: 2 E: 0 K: 0 S: 5	H: 2 LOB: 1 BB: 1 P: 9	1B: 6 2B: 3 3B: 0 HR: 2	SF: 0 SAC: 0 DP: 1 HBP: 0	WP: 0 PB: 0 SB: 2 CS: 0
PITCHER Mario Soto, R ERA: 2.48 (1, 1)	IP: 9.0 WLS: W BF: 39 H: 10 R: 4 ER: 4 SO: 6 BB: 3 IBB: 0 HBP: 0 BLK: 0 WP: 0 HR: 2 S: 48 P: 60 ERA: 4.00 WHIP: 1.444															PITCHER						

Batter	1	2	3	4	5	6	7	8	9	AB	R	H	RBI	BB	SO	LOB	BOTTOM					
Gary Redus, R OBP: 0.346, SLG: 0.429 (1, 7)	K									4	0	0	0	1	2	1	Los Angeles Dodgers @ Cincinnati Reds Riverfront Stadium, Cincinnati, OH Tue Aug 09 1983, 7:05 PM EDT Att: 20,473 - Unknown livebaseballscorecards.com					
Dave Concepcion, R OBP: 0.312, SLG: 0.294 (1, 6)	6-3									4	1	1	0	1	0	2						
Paul Householder, S OBP: 0.319, SLG: 0.354 (1, 8)	5-3									5	0	1	1	0	0	2						
Cesar Cedeno, R OBP: 0.306, SLG: 0.358 (1, 9)										4	1	1	0	0	0	0						
Dan Driessen, L OBP: 0.393, SLG: 0.461 (1, 3)										4	2	2	1	0	0	0						
Nick Esasky, R OBP: 0.317, SLG: 0.474 (1, 5)										2	1	2	1	2	0	0						
Ron Oester, S OBP: 0.307, SLG: 0.390 (1, 4)										4	0	0	0	0	2	5						
Alex Trevino, R OBP: 0.271, SLG: 0.264 (8, PH) Johnny Bench, R OBP: 0.500, SLG: 0.401 (8, PR) Tom Foley, L OBP: 0.273, SLG: 0.283 (8, PR) Dann Bilardello, R OBP: 0.276, SLG: 0.347 (9, 2)										2	0	1	0	1	0	0						
Mario Soto, R OBP: 0.159, SLG: 0.194 (1, 1)										3	0	1	0	0	1	3						
Inning Stats	R: 0 E: 0 K: 1 S: 5	H: 0 LOB: 0 BB: 0 P: 5	R: 0 E: 0 K: 0 S: 4	H: 1 LOB: 1 BB: 0 P: 4	R: 0 E: 0 K: 0 S: 3	H: 1 LOB: 1 BB: 1 P: 7	R: 0 E: 0 K: 2 S: 10	H: 3 LOB: 2 BB: 1 P: 14	R: 0 E: 0 K: 1 S: 5	H: 0 LOB: 0 BB: 0 P: 5	R: 0 E: 0 K: 0 S: 3	H: 0 LOB: 1 BB: 1 P: 7	R: 0 E: 0 K: 0 S: 4	H: 1 LOB: 2 BB: 1 P: 8	R: 0 E: 0 K: 1 S: 7	H: 2 LOB: 1 BB: 1 P: 11		R: 1 E: 0 K: 0 S: 3	H: 2 LOB: 1 BB: 0 P: 3	1B: 6 2B: 4 3B: 0 HR: 0	SF: 0 SAC: 1 DP: 1 HBP: 0	WP: 1 PB: 0 SB: 1 CS: 0
PITCHER Fernando Valenzuela, L ERA: 3.68 (1, 1) Tom Niedertuer, R ERA: 1.63 (8, 1) Steve Howe, L ERA: 1.34 (9, 1)	IP: 7.2 WLS: L BF: 35 H: 8 R: 4 ER: 4 SO: 5 BB: 2 IBB: 3 HBP: 0 BLK: 0 WP: 1 HR: 0 S: 40 P: 60 ERA: 4.70 WHIP: 1.304															PITCHER						



Batter	1	2	3	4	5	6	7	8	9	AB	R	H	RBI	BB	SO	LOB	TOP					
Steve Sax, R (1, 4) OBP: 0.344, SLG: 0.367	4-0 BB		4-0 FC2-5 BB		0-0 F9			0-0 6-3		2	0	0	0	2	0	1	Los Angeles Dodgers @ Cincinnati Reds Riverfront Stadium, Cincinnati, OH Wed Aug 10 1983, 7:05 PM EDT Att: 14,685 - Unknown					
Bill Russell, R (1, 6) OBP: 0.325, SLG: 0.317 Dave Anderson, R (8, 6) OBP: 0.218, SLG: 0.257	0-0 9-3		0-0 FC2-5 G4-6-3 BB			4-0 G6-4-3 BB		0-0 5-3		3	0	0	0	1	0	3						
Ken Landreaux, L (1, 8) OBP: 0.348, SLG: 0.485 Rafael Landestoy, S (7, 8) OBP: 0.222, SLG: 0.196	0-0 F8		0-0 G4-6-3			4-0 G6-4-3 BB		0-0 2B 1B		2	0	0	0	1	0	2						
Pedro Guerrero, R (1, 5) OBP: 0.363, SLG: 0.516		0-0 F8		0-3 K		0-0 G6-4-3		0-0 2B		4	0	1	1	0	1	2						
Rick Monday, L (1, 7) OBP: 0.366, SLG: 0.430		0-3 K		0-0 F8		0-0 5-3		0-3 K		4	0	0	0	0	2	2						
Greg Brock, L (1, 3) OBP: 0.324, SLG: 0.394		4-0 1B BB		0-3 K			0-0 2B		0-0 6-3 1-3 2B	3	1	2	0	1	1	0						
Mike Marshall, R (1, 9) OBP: 0.349, SLG: 0.431		0-0 1-2 1B		4-0 BB		0-0 6-3		0-0 6-3		3	0	1	0	1	0	2						
Jack Fimple, R (1, 2) OBP: 0.257, SLG: 0.486 Dave Sax, R (9, PH)		0-0 5-3		0-3 K		0-3 K		0-0 1-3		3	0	0	0	0	2	4						
Burt Hooton, R (1, 1) OBP: 0.298, SLG: 0.200 Pat Zachry, R (4, 1) OBP: 0.300, SLG: 0.300 Derrin Thomas, S (5, PH) OBP: 0.347, SLG: 0.349 Joe Beckwith, L (5, 1) Candy Maldonado, R (7, PH) OBP: 0.143, SLG: 0.143 Dave Stewart, R (7, 1) OBP: 0.143, SLG: 0.143 Jose Morales, R (9, PH) OBP: 0.006, SLG: 0.054			4-0 FC2-5 PB BB		0-3 K		0-0 1-3		0-0 F9	0	0	0	0	1	0	0						
Inning Stats	R: 0 E: 0 K: 0 S: 2	H: 0 LOB: 0 BB: 1 P: 6	R: 0 E: 0 K: 1 S: 6	H: 1 LOB: 2 BB: 1 P: 10	R: 0 E: 0 K: 0 S: 2	H: 0 LOB: 1 BB: 2 P: 10	R: 0 E: 0 K: 2 S: 7	H: 0 LOB: 0 BB: 0 P: 7	R: 0 E: 0 K: 2 S: 7	H: 0 LOB: 1 BB: 1 P: 11	R: 0 E: 0 K: 0 S: 2	H: 0 LOB: 1 BB: 2 P: 10	R: 0 E: 0 K: 1 S: 6	H: 1 LOB: 1 BB: 0 P: 6	R: 1 E: 0 K: 1 S: 7	H: 2 LOB: 1 BB: 0 P: 7		R: 1 E: 0 K: 0 S: 4	H: 1 LOB: 0 BB: 4 P: 4	1B: 2 2B: 4 3B: 0 HR: 0	SF: 0 SAC: 0 DP: 3 HBP: 0	WP: 0 PB: 1 SB: 0 CS: 0
PITCHER Bruce Berenyi, R (1, 1) ERA: 3.94	IP: 9.0 WLS: W BF: 36 H: 5 R: 2 ER: 2 SO: 7 BB: 7 IBB: 0 HBP: 0 BLK: 0 WP: 0 HR: 0 S: 43 P: 71 ERA: 2.00 WHIP: 1.333															PITCHER	IP: 9.0 WLS: W BF: 36 H: 5 R: 2 ER: 2 SO: 7 BB: 7 IBB: 0 HBP: 0 BLK: 0 WP: 0 HR: 0 S: 43 P: 71 ERA: 2.00 WHIP: 1.333					

Batter	1	2	3	4	5	6	7	8	9	AB	R	H	RBI	BB	SO	LOB	BOTTOM			
Eddie Milner, L (1, 8) OBP: 0.363, SLG: 0.397	0-0 SF9 3B	0-0 FC6-4		0-0 G3		0-3 K		0-0 BB 1B		5	2	2	0	0	1	1	Los Angeles Dodgers @ Cincinnati Reds Riverfront Stadium, Cincinnati, OH Wed Aug 10 1983, 7:05 PM EDT Att: 14,685 - Unknown			
Gary Redus, R (1, 7) OBP: 0.352, SLG: 0.438	0-0 SF9		0-0 CS 2B		0-0 F8 1B 1B		0-0 1B 1B		4-0 BB 1B BB	3	2	3	1	1	0	0				
Dave Concepcion, R (1, 6) OBP: 0.309, SLG: 0.290 Tom Foley, L (9, 6) OBP: 0.273, SLG: 0.283	0-0 6-3		0-0 F9		0-0 E6 F8 1B		0-0 F9		0-0 F9	5	1	0	0	0	0	5				
Dan Driessen, L (1, 3) OBP: 0.396, SLG: 0.459	4-0 FC4 BB		4-0 CS IBB		0-0 F8 1-2 2-3		0-0 6-3		0-0 E8 1-2 2H 1B	3	0	1	1	2	0	3				
Cesar Cedeno, R (1, 9) OBP: 0.305, SLG: 0.354 Paul Householder, S (8, 9) OBP: 0.317, SLG: 0.353	0-0 FC4		0-0 5-3		4-0 1B FC5 IBB		0-0 F9		0-0 F8	3	1	0	0	1	0	3				
Nick Esasky, R (1, 5) OBP: 0.321, SLG: 0.480		0-0 4-3 2B		0-0 F9		0-0 FC5 1B		0-0 F8		4	1	2	2	0	0	0				
Ron Oester, S (1, 4) OBP: 0.311, SLG: 0.395 Kelly Paris, R (7, PR) OBP: 0.310, SLG: 0.284		0-0 4-3		0-0 HR 2B		0-0 FC5 IBB		0-0 1B		3	1	2	0	1	0	1				
Dann Bilardello, R (1, 2) OBP: 0.277, SLG: 0.360		0-0 6-3		0-0 HR 2B		0-0 FC5		0-0 F9		4	1	1	4	0	0	3				
Bruce Berenyi, R (1, 1) OBP: 0.200, SLG: 0.250		0-0 FC6-4 1B		0-3 K		0-3 K		0-3 K		4	0	1	0	0	3	2				
Inning Stats	R: 1 E: 0 K: 0 S: 4	H: 1 LOB: 1 BB: 1 P: 8	R: 1 E: 0 K: 0 S: 5	H: 2 LOB: 1 BB: 0 P: 5	R: 0 E: 0 K: 0 S: 3	H: 1 LOB: 1 BB: 1 P: 7	R: 2 E: 0 K: 1 S: 7	H: 2 LOB: 0 BB: 0 P: 7	R: 3 E: 1 K: 1 S: 8	H: 2 LOB: 2 BB: 2 P: 16	R: 0 E: 0 K: 1 S: 6	H: 1 LOB: 1 BB: 0 P: 6	R: 0 E: 0 K: 0 S: 4	H: 1 LOB: 1 BB: 0 P: 4	R: 2 E: 1 K: 1 S: 7	H: 2 LOB: 1 BB: 1 P: 11		1B: 7 2B: 3 3B: 1 HR: 1	SF: 1 SAC: 0 DP: 0 HBP: 0	WP: 0 PB: 0 SB: 0 CS: 2
PITCHER Burt Hooton, R (1, 1) ERA: 3.98 Pat Zachry, R (4, 1) ERA: 2.34 Joe Beckwith, R (5, 1) ERA: 3.52 Dave Stewart, R (7, 1) ERA: 2.84	IP: 3.1 WLS: L BF: 17 H: 6 R: 4 ER: 4 SO: 4 BB: 1 IBB: 0 HBP: 0 BLK: 0 WP: 0 HR: 1 S: 15 P: 23 ERA: 10.80 WHIP: 2.100															PITCHER	IP: 3.1 WLS: L BF: 17 H: 6 R: 4 ER: 4 SO: 4 BB: 1 IBB: 0 HBP: 0 BLK: 0 WP: 0 HR: 1 S: 15 P: 23 ERA: 10.80 WHIP: 2.100			



Batter	1	2	3	4	5	6	7	8	9	AB	R	H	RBI	BB	SO	LOB	TOP										
Steve Sax, R OBP: 0.345, SLG: 0.366 (1, 4)	5-3	P4							F9	4	0	1	0	1	0	2	Los Angeles Dodgers @ Cincinnati Reds Riverfront Stadium, Cincinnati, OH Thu Aug 11 1983, 7:05 PM EDT Att: 14,069 - Unknown AB 29 R 4 H 5 RBI 4 BB 6 SO 7 LOB 9										
Rick Monday, L OBP: 0.370, SLG: 0.423 (1, 7)	6-3									2	0	0	0	2	1												
Ken Landreaux, L OBP: 0.350, SLG: 0.488 (1, 8)		F2								2	1	1	1	1	0												
Pedro Guerrero, R OBP: 0.362, SLG: 0.512 (1, 5)										3	1	0	0	1	0												
Greg Brock, L OBP: 0.324, SLG: 0.401 (1, 3)										4	1	1	3	0	1												
Mike Marshall, R OBP: 0.345, SLG: 0.425 Derrel Thomas, S OBP: 0.347, SLG: 0.349 (1, 9) (8, 9)										4	0	0	0	0	2												
Bill Russell, R Tom Niedenfuer, R (1, 6) (6, 1)										3	0	1	0	0	1												
Jack Fimple, R OBP: 0.256, SLG: 0.447 (1, 2)										3	0	0	0	1	2												
Jerry Reuss, L OBP: 0.250, SLG: 0.239 Dave Anderson, R OBP: 0.225, SLG: 0.263 (1, 1) (6, 6)										1	0	0	0	0	0												
Inning Stats	R: 3 E: 0 K: 1 S: 6	H: 1 LOB: 0 BB: 2 P: 14	R: 0 E: 0 K: 0 S: 4	H: 1 LOB: 3 BB: 2 P: 12	R: 0 E: 0 K: 1 S: 5	H: 0 LOB: 0 BB: 0 P: 5	R: 0 E: 0 K: 1 S: 5	H: 0 LOB: 1 BB: 1 P: 9	R: 0 E: 0 K: 1 S: 5	H: 0 LOB: 0 BB: 0 P: 5	R: 1 E: 0 K: 0 S: 5	H: 2 LOB: 2 BB: 1 P: 9	R: 0 E: 0 K: 1 S: 5	H: 0 LOB: 0 BB: 0 P: 5	R: 0 E: 0 K: 1 S: 5	H: 0 LOB: 0 BB: 0 P: 5		1B: 3 2B: 1 3B: 0 HR: 1	SF: 1 SAC: 1 DP: 0 HBP: 0	WP: 0 PB: 0 SB: 0 CS: 1	PA: 37						
PITCHER	IP	WLS	BF	H	R	ER	SO	BB	IBB	HBP	BLK	WP	HR	S	P	ERA	WHIP										
Charlie Puleo, R ERA: 4.51 (1, 1)	6.1	L	29	5	4	4	5	6	0	0	0	0	1	33	57	5.68	1.737										
Bill Scherrer, L ERA: 3.32 (7, 1)	1.2		5	0	0	0	1	0	0	0	0	0	0	7	7	0.00	0.000										
Ben Hayes, R ERA: 5.98 (9, 1)	1.0		3	0	0	0	1	0	0	0	0	0	0	5	5	0.00	0.000										

Batter	1	2	3	4	5	6	7	8	9	AB	R	H	RBI	BB	SO	LOB	BOTTOM										
Eddie Milner, L OBP: 0.361, SLG: 0.397 (1, 8)	4-3									5	0	1	0	0	2	1	Los Angeles Dodgers @ Cincinnati Reds Riverfront Stadium, Cincinnati, OH Thu Aug 11 1983, 7:05 PM EDT Att: 14,069 - Unknown AB 35 R 3 H 8 RBI 2 BB 4 SO 13 LOB 17										
Gary Redus, R OBP: 0.350, SLG: 0.434 (1, 7)										5	2	1	0	0	2	1											
Dave Concepcion, R OBP: 0.308, SLG: 0.288 (1, 6)										3	0	0	1	1	1	1											
Cesar Cedeno, R OBP: 0.310, SLG: 0.360 (1, 9)										4	1	2	1	1	1	0											
Dan Driessen, L OBP: 0.397, SLG: 0.458 (1, 3)										3	0	1	0	1	0	3											
Nick Easkey, R OBP: 0.330, SLG: 0.483 (1, 5)										3	0	2	0	1	1	0											
Ron Oester, S OBP: 0.308, SLG: 0.391 (1, 4)										4	0	0	0	0	3	6											
Dann Bilardello, R OBP: 0.273, SLG: 0.355 Duane Walker, L OBP: 0.325, SLG: 0.350 Alex Trevino, R OBP: 0.271, SLG: 0.264 (1, 2) (8, PH) (9, 2)										3	0	0	0	0	1	3											
Charlie Puleo, R OBP: 0.184, SLG: 0.088 Bill Scherrer, L OBP: 0.200, SLG: 0.111 Johnny Bench, R OBP: 0.299, SLG: 0.399 Ben Hayes, R (1, 1) (7, 1) (8, PH) (9, 1)										3	0	0	0	0	1	1											
Inning Stats	R: 1 E: 0 K: 1 S: 7	H: 2 LOB: 3 BB: 2 P: 15	R: 0 E: 0 K: 2 S: 7	H: 0 LOB: 0 BB: 0 P: 7	R: 2 E: 1 K: 1 S: 9	H: 3 LOB: 2 BB: 0 P: 9	R: 0 E: 0 K: 1 S: 6	H: 1 LOB: 3 BB: 2 P: 14	R: 0 E: 0 K: 1 S: 6	H: 1 LOB: 1 BB: 0 P: 6	R: 0 E: 0 K: 1 S: 5	H: 0 LOB: 0 BB: 0 P: 5	R: 0 E: 0 K: 2 S: 7	H: 0 LOB: 0 BB: 0 P: 7	R: 0 E: 0 K: 3 S: 10	H: 1 LOB: 1 BB: 0 P: 10		R: 0 E: 0 K: 1 S: 5	H: 0 LOB: 0 BB: 0 P: 5	1B: 6 2B: 2 3B: 0 HR: 0	SF: 1 SAC: 0 DP: 0 HBP: 0	WP: 1 PB: 1 SB: 3 CS: 0	PA: 40				
PITCHER	IP	WLS	BF	H	R	ER	SO	BB	IBB	HBP	BLK	WP	HR	S	P	ERA	WHIP										
Jerry Reuss, L ERA: 3.36 (1, 1)	5.0		27	7	3	2	6	4	0	0	0	0	0	35	51	3.60	2.200										
Tom Niedenfuer, R ERA: 1.53 (6, 1)	4.0	W	13	1	0	0	7	0	0	0	0	0	0	27	27	0.00	0.250										

Batter	1	2	3	4	5	6	7	8	9	AB	R	H	RBI	BB	SO	LOB	TOP					
Steve Sax, R OBP: 0.345, SLG: 0.365 (1, 4)										4	1	1	0	1	0	3	Los Angeles Dodgers @ Atlanta Braves Atlanta-Fulton County Stadium, Atlanta, GA Fri Aug 12 1983, 7:05 PM EDT Att: 47,718 - Unknown AB 36 R 5 H 9 RBI 5 BB 3 SO 8 LOB 18 					
Rick Monday, L OBP: 0.375, SLG: 0.436 Mike Marshall, R OBP: 0.343, SLG: 0.422 (1, 9) (5, 9)										3	1	2	1	0	0	2						
Dusty Baker Jr., R OBP: 0.348, SLG: 0.415 Derrel Thomas, S OBP: 0.347, SLG: 0.349 (1, 7) (9, 7)										4	1	1	1	1	1	1						
Pedro Guerrero, R OBP: 0.359, SLG: 0.507 (1, 5)										4	0	0	0	0	2	3						
Ken Landreaux, L OBP: 0.349, SLG: 0.494 (1, 8)										4	1	1	2	0	0	2						
Greg Brock, L OBP: 0.323, SLG: 0.399 (1, 3)										4	1	1	0	0	3	1						
Bill Russell, R OBP: 0.327, SLG: 0.318 (1, 6)										3	0	1	0	1	0	0						
Jack Fimple, R OBP: 0.279, SLG: 0.452 (1, 2)										4	0	2	1	0	2	1						
Bob Welch, R OBP: 0.130, SLG: 0.204 Steve Howe, L (7, 1)										3	0	0	0	0	0	3						
										1	0	0	0	0	0	1						
Inning Stats	R: 2 E: 0 K: 1 S: 8	H: 3 LOB: 1 BB: 0 P: 8	R: 0 E: 0 K: 0 S: 4	H: 1 LOB: 1 BB: 0 P: 4	R: 0 E: 0 K: 2 S: 8	H: 1 LOB: 2 BB: 0 P: 8	R: 1 E: 0 K: 0 S: 6	H: 3 LOB: 1 BB: 0 P: 6	R: 2 E: 0 K: 1 S: 6	H: 1 LOB: 1 BB: 1 P: 10	R: 0 E: 0 K: 1 S: 5	H: 0 LOB: 1 BB: 1 P: 9	R: 0 E: 0 K: 1 S: 5	H: 0 LOB: 0 BB: 0 P: 5	R: 0 E: 0 K: 2 S: 7	H: 0 LOB: 1 BB: 1 P: 11	R: 0 E: 0 K: 0 S: 3	H: 0 LOB: 0 BB: 0 P: 3	1B: 7 2B: 1 3B: 0 HR: 1	SF: 0 SAC: 0 DP: 0 HBP: 0	WP: 0 PB: 0 SB: 0 CS: 0	PA: 39
PITCHER	IP WLS BF H R ER SO BB IBB HBP BLK WP HR S P ERA WHIP																					
Pascual Perez, R ERA: 3.21 (1, 1)	5.0 L 25 9 5 5 4 1 0 0 0 0 0 1 32 36 9.00 2.000																					
Tony Brizzolara, R ERA: 4.7 (6, 1)	2.0 7 0 0 0 2 1 0 0 0 0 0 0 10 14 0.00 0.500																					
Gene Garber, R ERA: 4.04 (8, 1)	2.0 7 0 0 0 2 1 0 0 0 0 0 0 10 14 0.00 0.500																					

Batter	1	2	3	4	5	6	7	8	9	AB	R	H	RBI	BB	SO	LOB	BOTTOM					
Brett Butler, L OBP: 0.346, SLG: 0.408 (1, 7)										4	1	2	0	0	0	3	Los Angeles Dodgers @ Atlanta Braves Atlanta-Fulton County Stadium, Atlanta, GA Fri Aug 12 1983, 7:05 PM EDT Att: 47,718 - Unknown AB 31 R 3 H 6 RBI 3 BB 2 SO 9 LOB 13 					
Rafael Ramirez, R OBP: 0.324, SLG: 0.353 (1, 6)										3	0	0	1	0	2	4						
Claudell Washington, L OBP: 0.323, SLG: 0.497 (1, 9)										3	1	1	1	0	1	1						
Bob Horner, R OBP: 0.385, SLG: 0.528 (1, 5)										4	0	0	0	0	1	1						
Dale Murphy, R OBP: 0.404, SLG: 0.544 (1, 8)										4	0	0	0	0	2	1						
Bob Watson, R OBP: 0.427, SLG: 0.568 (1, 3)										4	0	1	1	0	1	0						
Glenn Hubbard, R OBP: 0.335, SLG: 0.384 (1, 4)										4	0	0	0	0	1	1						
Bruce Benedict, R OBP: 0.378, SLG: 0.339 (1, 2)										3	1	1	0	1	0	1						
Pascual Perez, R OBP: 0.189, SLG: 0.140 Gerald Perry, L OBP: 2.407, SLG: 0.600 Tony Brizzolara, R OBP: 0.324, SLG: 0.353 Mike Jorgensen, L OBP: 0.288, SLG: 0.364 Randy Johnson, R OBP: 0.442, SLG: 0.643 Gene Garber, R (1, 1) (5, PH) (6, 1) (7, PH) (7, PH) (8, 1)										0	0	0	0	1	0	0						
										1	0	1	0	0	0	0						
										0	0	0	0	0	0	0						
										0	0	0	0	0	0	0						
										0	0	0	0	0	0	0						
										0	0	0	0	0	0	0						
										0	0	0	0	0	0	0						
Inning Stats	R: 1 E: 0 K: 0 S: 4	H: 1 LOB: 0 BB: 0 P: 4	R: 0 E: 0 K: 3 S: 9	H: 0 LOB: 0 BB: 0 P: 9	R: 0 E: 0 K: 1 S: 5	H: 0 LOB: 1 BB: 1 P: 9	R: 1 E: 0 K: 1 S: 7	H: 2 LOB: 1 BB: 0 P: 7	R: 1 E: 0 K: 0 S: 5	H: 2 LOB: 1 BB: 0 P: 5	R: 0 E: 0 K: 1 S: 5	H: 0 LOB: 0 BB: 0 P: 5	R: 0 E: 0 K: 2 S: 8	H: 1 LOB: 2 BB: 1 P: 12	R: 0 E: 0 K: 1 S: 5	H: 0 LOB: 0 BB: 0 P: 5	R: 0 E: 1 K: 0 S: 3	H: 0 LOB: 0 BB: 0 P: 3	1B: 5 2B: 2 3B: 0 HR: 0	SF: 2 SAC: 0 DP: 1 HBP: 0	WP: 1 PB: 1 SB: 1 CS: 0	PA: 35
PITCHER	IP WLS BF H R ER SO BB IBB HBP BLK WP HR S P ERA WHIP																					
Bob Welch, R ERA: 2.91 (1, 1)	6.1 W 26 5 3 2 6 2 0 0 0 0 0 1 36 44 2.84 1.105																					
Steve Howe, L ERA: 1.27 (7, 1)	2.2 S 9 1 0 0 3 0 0 0 0 0 1 0 15 15 0.00 0.375																					

Batter	1	2	3	4	5	6	7	8	9	AB	R	H	RBI	BB	SO	LOB	TOP								
Steve Sax, R OBP: 0.342, SLG: 0.361 (1,4)	F8		1-3		4-3		P4		6-3	5	0	0	0	0	0	0	Los Angeles Dodgers @ Atlanta Braves Atlanta-Fulton County Stadium, Atlanta, GA Sat Aug 13 1983, 7:05 PM EDT Att: 48,566 - Unknown livebaseballscorecards.com								
Bill Russell, R OBP: 0.326, SLG: 0.317 (1,6)	K		4-3		5-3					4	0	1	0	0	1	0									
Dusty Baker Jr., R OBP: 0.347, SLG: 0.411 (1,7)	HR		F7		6-3					3	1	0	0	1	1	1									
Pedro Guerrero, R OBP: 0.365, SLG: 0.524 (1,5)	HR			BB		HR				2	3	2	3	2	0	0									
Mike Marshall, R OBP: 0.342, SLG: 0.418 (1,3)	5-3			BB		6-3				3	1	0	0	1	1	2									
Derrel Thomas, S OBP: 0.347, SLG: 0.349 (9,9)				BB						0	0	0	0	0	0	0									
Ken Landreaux, L OBP: 0.345, SLG: 0.488 (1,8)			F8		F8					4	0	0	0	0	1	4									
Candy Maldonado, R OBP: 0.244, SLG: 0.262 (1,9)					F9					2	1	1	2	1	0	0									
Steve Howe, L (9,1)										0	0	0	0	0	0	0									
Jack Fimple, R OBP: 0.261, SLG: 0.422 (1,2)										3	0	0	1	0	2	1									
Alejandro Pena, R OBP: 0.135, SLG: 0.216 (1,1)										2	0	0	0	0	1	1									
Dave Stewart, R OBP: 0.143, SLG: 0.143 (6,1)										0	0	0	0	0	0	0									
Greg Brock, L OBP: 0.324, SLG: 0.409 (6,3)										2	1	1	1	0	1	0									
Pat Zachry, R OBP: 1.000, SLG: 1.000 (7,1)										0	0	0	0	0	0	0									
Rick Monday, L OBP: 0.373, SLG: 0.433 (9,PH)										1	0	0	0	0	1	0									
Inning Stats	R: 2 E: 0 K: 1 S: 6	H: 1 LOB: 0 BB: 1 P: 10	R: 0 E: 0 K: 1 S: 5	H: 0 LOB: 1 BB: 1 P: 9	R: 0 E: 0 K: 0 S: 3	H: 0 LOB: 0 BB: 0 P: 3	R: 3 E: 0 K: 1 S: 6	H: 1 LOB: 0 BB: 2 P: 14	R: 0 E: 0 K: 0 S: 3	H: 0 LOB: 0 BB: 0 P: 3	R: 1 E: 0 K: 0 S: 4	H: 1 LOB: 0 BB: 0 P: 4	R: 0 E: 0 K: 2 S: 7	H: 0 LOB: 0 BB: 0 P: 7	R: 0 E: 0 K: 2 S: 8	H: 1 LOB: 2 BB: 1 P: 12	R: 1 E: 0 K: 2 S: 8	H: 1 LOB: 0 BB: 0 P: 8	1B: 1 2B: 1 3B: 0 HR: 3	SF: 0 SAC: 1 DP: 0 HBP: 0	WP: 0 PB: 0 SB: 1 CS: 0	PA: 37			
PITCHER	IP WLS BF H R ER SO BB IBB HBP BLK WP HR S P ERA WHIP																								
Pete Falcone, L (1,1)	3.1	16	2	5	5	2	4	0	0	0	0	0	0	0	1	16	32	13.50	1.800						
Rick Camp, R (4,1)	1.2	5	0	0	0	1	0	0	0	0	0	0	0	0	7	7	4	0.00	0.000						
Tony Brizzolara, R (6,1)	1.0	4	1	1	1	0	0	0	0	0	0	1	4	4	9.00	1.000									
Steve Bedrosian, R (7,1)	3.0	W 12	2	1	1	6	0	1	0	0	0	1	23	27	3.00	0.667									

Batter	1	2	3	4	5	6	7	8	9	AB	R	H	RBI	BB	SO	LOB	BOTTOM					
Brett Butler, L OBP: 0.347, SLG: 0.407 (1,7)	6-3		4-3			1B	BB	FC6-4		4	1	1	0	1	0	1	Los Angeles Dodgers @ Atlanta Braves Atlanta-Fulton County Stadium, Atlanta, GA Sat Aug 13 1983, 7:05 PM EDT Att: 48,566 - Unknown livebaseballscorecards.com					
Rafael Ramirez, R OBP: 0.328, SLG: 0.359 (1,6)	E		1-3			HR	SH			4	3	3	0	0	0	0						
Claudell Washington, L OBP: 0.335, SLG: 0.414 (1,9)	E3		F7			HR	BB			3	1	1	3	1	0	0						
Bob Watson, R (9,PH)						HR	BB			1	1	1	2	0	0	0						
Bob Horner, R OBP: 0.383, SLG: 0.524 (1,5)					5-3					3	0	0	0	1	0	3						
Dale Murphy, R OBP: 0.401, SLG: 0.538 (1,8)	4-3									4	0	0	0	0	2	4						
Gerald Perry, L (1,3)										4	1	1	0	0	0	3						
Glenn Hubbard, R OBP: 0.334, SLG: 0.390 (1,4)										4	1	1	2	0	0	0						
Bruce Benedict, R OBP: 0.385, SLG: 0.343 (1,2)										2	0	2	0	2	0	0						
Pete Falcone, L (1,1)										1	0	0	0	0	0	1						
Rick Camp, R (4,1)										0	0	0	0	0	0	0						
Mike Gargano, R (5,PH)										1	0	0	0	0	0	1						
Tony Brizzolara, R (6,1)										0	0	0	0	0	0	0						
Bill Pecorella, S (6,PH)										1	0	0	0	0	0	1						
Steve Bedrosian, R (7,1)										1	0	0	0	0	1	1						
Inning Stats	R: 1 E: 1 K: 0 S: 4	H: 1 LOB: 1 BB: 1 P: 8	R: 0 E: 0 K: 0 S: 3	H: 0 LOB: 1 BB: 1 P: 7	R: 0 E: 0 K: 1 S: 5	H: 0 LOB: 0 BB: 0 P: 3	R: 0 E: 0 K: 1 S: 5	H: 0 LOB: 0 BB: 0 P: 5	R: 0 E: 0 K: 0 S: 2	H: 0 LOB: 0 BB: 1 P: 6	R: 5 E: 0 K: 0 S: 9	H: 6 LOB: 1 BB: 0 P: 9	R: 0 E: 1 K: 1 S: 6	H: 0 LOB: 3 BB: 2 P: 14	R: 0 E: 0 K: 1 S: 6	H: 1 LOB: 1 BB: 0 P: 6	R: 2 E: 0 K: 0 S: 2	H: 2 LOB: 0 BB: 0 P: 2	1B: 6 2B: 1 3B: 0 HR: 3	SF: 0 SAC: 1 DP: 1 HBP: 0	WP: 0 PB: 0 SB: 0 CS: 1	PA: 39
PITCHER	IP WLS BF H R ER SO BB IBB HBP BLK WP HR S P ERA WHIP																					
Alejandro Pena, R (1,1)	5.0	21	4	4	3	1	3	0	0	0	0	1	20	32	5.40	1.400						
Dave Stewart, R (6,1)	1.0	9	3	2	2	0	2	0	0	0	0	1	7	15	18.00	5.000						
Pat Zachry, R (7,1)	2.0	7	1	0	0	2	0	0	0	0	0	11	11	0.00	0.500							
Steve Howe, L (9,1)	0.0	L 2	2	2	2	0	0	0	0	0	1	2	2	∞	∞							

Batter	1	2	3	4	5	6	7	8	9	AB	R	H	RBI	BB	SO	LOB	TOP					
Johnnie LeMaster, R OBP: 0.328, SLG: 0.329	4-0 HR BB		0-0 F7	0-0 6-3		0-3 K		0-0 F9		4	1	0	0	1	1	2						
Darrell Evans, L OBP: 0.392, SLG: 0.530	0-0 HR		0-0 G3		0-0 3-1 1B		0-0 1B HR	0-0 1B		5	2	4	2	0	0	0						
Jack Clark, R OBP: 0.317, SLG: 0.427	0-0		0-0		0-0 3-1 1B		0-0 HR	0-0 P4		5	2	4	0	0	0	2						
Max Venable, L OBP: 0.287, SLG: 0.406	6-3-5 1B		0-0 3B	2B		0-0 1-2 1B		0-0 1-3 HR	1B	0	0	0	0	0	0	0						
Jeffrey Leonard, R OBP: 0.317, SLG: 0.457	0-0 6-3-5		0-0 1B	3B		0-3 K		0-0 1-3 HR		5	2	2	4	0	2	3						
Joel Youngblood, R OBP: 0.347, SLG: 0.485	1-3		0-0 2H 1B	3B		0-0 K		0-0 1-3 HR		0	0	0	0	0	0	0						
Chili Davis, S OBP: 0.321, SLG: 0.380	4-0 BB		0-0 1B	1B		0-0 3-1		0-0 F7		4	0	1	1	1	0	2						
Tom O'Malley, L OBP: 0.332, SLG: 0.332	0-3 K		0-0 3H 1B	1B		0-0 F7		0-0 F8		5	0	1	0	0	1	3						
Milt May, L OBP: 0.320, SLG: 0.373		0-0 F8	0-0 F9			0-0 G1		0-0 3-1		4	0	0	0	0	0	2						
Duane Kuiper, L OBP: 0.366, SLG: 0.299		0-0 F8			0-0 F8		4-0 SH3-4 BB	0-0 1B	1B	3	0	1	0	1	0	0						
Brad Wellman, R OBP: 0.308, SLG: 0.253									1B	0	0	0	0	0	0	0						
Fred Breining, R OBP: 0.185, SLG: 0.157		0-0 4-3			0-3 K		0-0 SH3-4	0-0 F2		3	0	0	0	0	1	1						
Inning Stats	R: 2 E: 0 K: 1 S: 6	H: 2 LOB: 1 BB: 2 P: 14	R: 0 E: 0 K: 0 S: 3	H: 0 LOB: 0 BB: 0 P: 3	R: 2 E: 0 K: 0 S: 7	H: 4 LOB: 2 BB: 0 P: 7	R: 0 E: 0 K: 1 S: 5	H: 0 LOB: 0 BB: 0 P: 5	R: 0 E: 0 K: 1 S: 7	H: 2 LOB: 2 BB: 1 P: 7	R: 3 E: 0 K: 0 S: 6	H: 3 LOB: 0 BB: 0 P: 6	R: 0 E: 0 K: 0 S: 5	H: 2 LOB: 2 BB: 0 P: 5	R: 0 E: 0 K: 1 S: 5	H: 0 LOB: 0 BB: 0 P: 5	1B: 9 2B: 2 3B: 1 HR: 2	SF: 0 SAC: 1 DP: 1 HBP: 0	WP: 0 PB: 0 SB: 0 CS: 0	PA: 42		
PITCHER	IP WLS BF H R ER SO BB IBB HBP BLK WP HR S P ERA WHIP	IP WLS BF H R ER SO BB IBB HBP BLK WP HR S P ERA WHIP																				
Burt Hooton, R ERA: 4.17	(1, 1)	2.2	L	14	5	4	4	1	2	0	0	0	0	0	0	0	0	1	14	22	13.50	2.625
Pat Zachry, R ERA: 2.09	(3, 1)	2.1		10	3	0	0	2	0	0	0	0	0	0	0	0	0	1	14	14	0.00	1.286
Joe Beckwith, R ERA: 3.88	(6, 1)	2.0		10	3	3	3	1	1	0	0	0	0	0	1	11	15	14	15	13.50	2.000	
Dave Stewart, R ERA: 2.96	(8, 1)	2.0		8	2	0	0	1	0	0	0	0	0	0	0	10	10	10	10	0.00	1.000	

San Francisco Giants @ Los Angeles Dodgers
 Dodger Stadium, Los Angeles, CA
 Mon Aug 15 1983, 7:05 PM PDT
 Att: 40,913 - Unknown



Batter	1	2	3	4	5	6	7	8	9	AB	R	H	RBI	BB	SO	LOB	BOTTOM					
Steve Sax, R OBP: 0.346, SLG: 0.363	0-0 4-3		4-0 BB		0-3 K			0-0 F7		3	0	0	0	1	1	0						
Dave Anderson, R OBP: 0.214, SLG: 0.250	0-0 F9		0-0 5-3		0-0 F8			0-0 6-3		4	0	0	0	0	0	1						
Dusty Baker Jr., R OBP: 0.345, SLG: 0.416	0-0 6-3			0-0 1B		0-0 P4		0-0 5-3		4	0	1	0	0	0	0						
Pedro Guerrero, R OBP: 0.363, SLG: 0.525		0-0 F8		0-0 L4		0-3 K		0-0 HR		4	1	1	1	0	1	1						
Ken Landreaux, L OBP: 0.344, SLG: 0.489		0-0		0-0 P5		0-0 3-1		0-0 1-3		3	0	1	0	0	0	1						
Derrel Thomas, S OBP: 0.345, SLG: 0.346		0-0 3B		0-0 P5		0-0 3-1		0-0 1-3		1	0	0	0	0	0	0						
Mike Marshall, R OBP: 0.342, SLG: 0.420		0-3 K		0-0 F7			0-0 5-3		0-0 1B	4	0	1	0	0	1	2						
Greg Brock, L OBP: 0.317, SLG: 0.399		0-0 F7			0-0 4-3		0-0 F8		0-0 F9	4	0	0	0	0	0	2						
Jack Fimple, R OBP: 0.302, SLG: 0.420			0-3 K		4-0 HR		0-0 1B		0-0 F8	2	1	1	0	1	1	0						
Dave Stewart, R OBP: 0.143, SLG: 0.143					0-0 HR		0-0 BB		0-0 F8	0	0	0	0	0	0	0						
Rick Monday, L OBP: 0.371, SLG: 0.430					0-0 K			0-0 1B		1	0	0	0	0	0	1						
Burt Hooton, R ERA: 4.17	(1, 1)	9.0	W	35	6	3	3	5	2	0	0	0	0	0	0	0						
Pat Zachry, R ERA: 2.09	(3, 1)																					
Candy Maldonado, R OBP: 0.267, SLG: 0.349	(5, PH)																					
Joe Beckwith, L ERA: 3.88	(6, 1)																					
Dave Stewart, R ERA: 2.96	(8, 2)																					
Inning Stats	R: 0 E: 0 K: 0 S: 3	H: 0 LOB: 0 BB: 0 P: 3	R: 0 E: 0 K: 1 S: 6	H: 1 LOB: 1 BB: 0 P: 6	R: 0 E: 0 K: 2 S: 7	H: 0 LOB: 1 BB: 1 P: 11	R: 0 E: 0 K: 0 S: 4	H: 1 LOB: 1 BB: 0 P: 4	R: 2 E: 0 K: 1 S: 6	H: 1 LOB: 0 BB: 1 P: 10	R: 0 E: 0 K: 1 S: 5	H: 0 LOB: 0 BB: 0 P: 5	R: 0 E: 0 K: 0 S: 4	H: 1 LOB: 1 BB: 0 P: 4	R: 0 E: 0 K: 0 S: 3	H: 0 LOB: 0 BB: 0 P: 3	R: 1 E: 0 K: 0 S: 5	H: 2 LOB: 1 BB: 0 P: 5	1B: 3 2B: 0 3B: 1 HR: 2	SF: 0 SAC: 0 DP: 0 HBP: 0	WP: 0 PB: 0 SB: 0 CS: 0	PA: 35
PITCHER	IP WLS BF H R ER SO BB IBB HBP BLK WP HR S P ERA WHIP	IP WLS BF H R ER SO BB IBB HBP BLK WP HR S P ERA WHIP																				
Fred Breining, R ERA: 4.04	(1, 1)	9.0	W	35	6	3	3	5	2	0	0	0	0	0	0	0						

San Francisco Giants @ Los Angeles Dodgers
 Dodger Stadium, Los Angeles, CA
 Mon Aug 15 1983, 7:05 PM PDT
 Att: 40,913 - Unknown



Batter	1	2	3	4	5	6	7	8	9	AB	R	H	RBI	BB	SO	LOB	TOP			
Johnnie LeMaster, R OBP: 0.325, SLG: 0.326 (1, 6)										4	0	0	0	0	0	2	San Francisco Giants @ Los Angeles Dodgers Dodger Stadium, Los Angeles, CA Tue Aug 16 1983, 7:05 PM PDT Att: 41,339 - Unknown			
Darrell Evans, L OBP: 0.378, SLG: 0.525 (1, 3)										4	0	0	0	0	3	0				
Jack Clark, R OBP: 0.349, SLG: 0.428 (1, 9)										4	0	1	0	0	0	0				
Jeffrey Leonard, R OBP: 0.319, SLG: 0.467 (1, 7)										4	0	2	0	0	1	1				
Chili Davis, S OBP: 0.321, SLG: 0.378 (1, 8)										4	1	1	0	0	1	2				
Joel Youngblood, R OBP: 0.346, SLG: 0.481 (1, 5)										4	0	1	0	0	0	2				
Bob Brenly, R OBP: 0.296, SLG: 0.362 (1, 2)										4	0	1	0	0	1	2				
Brad Wellman, R OBP: 0.309, SLG: 0.255 (1, 4)										3	0	1	0	0	1	1				
Bill Laskey, R OBP: 0.245, SLG: 0.111 (7, PH)										2	0	1	1	0	1	0				
John Rabb, R OBP: 0.307, SLG: 0.362 (7, PH)										1	0	0	0	0	0	1				
Greg Minton, S OBP: 0.571, SLG: 0.500 (7, 1)										0	0	0	0	0	0	0				
Inning Stats	R: 0 E: 0 K: 1 S: 5	H: 0 LOB: 0 BB: 0 P: 5	R: 0 E: 0 K: 0 S: 3	H: 1 LOB: 0 BB: 0 P: 3	R: 0 E: 0 K: 2 S: 7	H: 0 LOB: 0 BB: 0 P: 7	R: 0 E: 0 K: 1 S: 6	H: 1 LOB: 1 BB: 0 P: 6	R: 1 E: 0 K: 0 S: 6	H: 3 LOB: 2 BB: 0 P: 6	R: 0 E: 0 K: 1 S: 6	H: 1 LOB: 1 BB: 0 P: 6	R: 0 E: 0 K: 0 S: 3	H: 0 LOB: 0 BB: 0 P: 3	R: 0 E: 0 K: 2 S: 8	H: 1 LOB: 1 BB: 0 P: 8	1B: 7 2B: 1 3B: 0 HR: 0	SF: 0 SAC: 0 DP: 1 HBP: 0	WP: 0 PB: 0 SB: 1 CS: 0	PA: 34
PITCHER	IP WLS BF H R ER SO BB IBB HBP BLK WP HR S P ERA WHIP	7.0 W 27 7 1 1 6 0 0 0 0 0 0 39 39 1.29 1.000	2.0 L 7 1 0 0 2 0 0 0 0 0 0 11 11 0.00 0.500																	

Batter	1	2	3	4	5	6	7	8	9	AB	R	H	RBI	BB	SO	LOB	BOTTOM			
Steve Sax, R OBP: 0.343, SLG: 0.360 (1, 4)										4	0	0	0	0	1	4	San Francisco Giants @ Los Angeles Dodgers Dodger Stadium, Los Angeles, CA Tue Aug 16 1983, 7:05 PM PDT Att: 41,339 - Unknown			
Bill Russell, R OBP: 0.330, SLG: 0.328 (1, 6)										4	1	2	2	0	0	1				
Dusty Baker Jr., R OBP: 0.346, SLG: 0.416 (1, 7)										4	1	2	0	0	1	1				
Derrel Thomas, S OBP: 0.345, SLG: 0.346 (6, PR) (9, 7)										0	0	0	0	0	0	0				
Pedro Guerrero, R OBP: 0.362, SLG: 0.524 (1, 5)										3	0	1	1	0	0	1				
Rafael Landestoy, S OBP: 0.222, SLG: 0.196 (9, 5)										0	0	0	0	0	0	0				
Ken Landreaux, L OBP: 0.343, SLG: 0.486 (1, 8)										4	0	1	0	0	0	2				
Mike Marshall, R OBP: 0.341, SLG: 0.416 (1, 9)										3	0	0	0	1	0	4				
Greg Brock, L OBP: 0.322, SLG: 0.411 (1, 3)										3	2	2	1	1	0	1				
Jack Fimple, R OBP: 0.281, SLG: 0.389 (1, 2)										4	1	0	0	0	1	5				
Jerry Reuss, L OBP: 0.260, SLG: 0.250 (1, 1)										2	0	1	0	0	0	0				
Rick Monday, L OBP: 0.374, SLG: 0.434 (7, PH)										1	0	1	0	0	0	0				
Tom Niedenfuer, R ERA: 3.63 (8, 1)										0	0	0	0	0	0	0				
Inning Stats	R: 0 E: 0 K: 2 S: 7	H: 0 LOB: 0 BB: 0 P: 7	R: 0 E: 0 K: 0 S: 3	H: 0 LOB: 0 BB: 0 P: 3	R: 1 E: 0 K: 0 S: 5	H: 2 LOB: 1 BB: 0 P: 5	R: 1 E: 0 K: 0 S: 5	H: 2 LOB: 1 BB: 0 P: 5	R: 0 E: 0 K: 1 S: 5	H: 0 LOB: 0 BB: 0 P: 5	R: 1 E: 0 K: 0 S: 4	H: 1 LOB: 0 BB: 0 P: 4	R: 2 E: 0 K: 0 S: 5	H: 3 LOB: 1 BB: 1 P: 9	R: 0 E: 0 K: 0 S: 5	H: 2 LOB: 3 BB: 1 P: 9	1B: 7 2B: 2 3B: 0 HR: 1	SF: 1 SAC: 0 DP: 0 HBP: 0	WP: 0 PB: 0 SB: 4 CS: 0	PA: 35
PITCHER	IP WLS BF H R ER SO BB IBB HBP BLK WP HR S P ERA WHIP	6.0 L 23 5 3 3 3 0 0 0 0 0 1 29 29 4.50 0.833	2.0 L 12 5 2 2 0 1 1 0 0 0 0 10 18 9.00 3.000																	



Batter	1	2	3	4	5	6	7	8	9	AB	R	H	RBI	BB	SO	LOB	TOP										
Danny Heep, L OBP: 0.338, SLG: 0.426 (1, 8)										4	0	0	0	0	0	0											
Hubie Brooks, R OBP: 0.307, SLG: 0.350 (1, 5)										4	0	0	0	0	2	0											
Keith Hernandez, L OBP: 0.371, SLG: 0.417 (1, 3)										1	0	0	0	2	0	0											
George Foster, R OBP: 0.297, SLG: 0.416 (1, 7)										4	1	1	0	0	2	3											
Darryl Strawberry, L OBP: 0.308, SLG: 0.456 (1, 9)										4	0	0	0	0	2	3											
Bob Bailor, R OBP: 0.301, SLG: 0.307 (1, 6)										3	0	2	1	0	0	0											
Ron Hodges, L OBP: 0.263, SLG: 0.260 (7, PH)										2	0	0	0	0	2	1											
Dave Kingman, R OBP: 0.265, SLG: 0.395 Junior Ortiz, R OBP: 0.243, SLG: 0.229 (7, 2)										1	0	0	0	0	1	0											
Brian Giles, R OBP: 0.306, SLG: 0.287 (1, 4)										3	0	0	0	0	1	0											
Walt Terrell, L OBP: 0.136, SLG: 0.381 Mark Bradley, R OBP: 0.289, SLG: 0.333 Doug Sisk, R OBP: 0.500, SLG: 0.500 (8, PH)										2	0	0	0	0	1	0											
										1	0	0	0	0	1	0											
										0	0	0	0	0	0	0											
Inning Stats	R: 0 E: 0 K: 2 S: 7	H: 0 LOB: 1 BB: 1 P: 11	R: 0 E: 0 K: 2 S: 7	H: 1 LOB: 0 BB: 0 P: 7	R: 0 E: 0 K: 1 S: 5	H: 0 LOB: 0 BB: 0 P: 5	R: 0 E: 0 K: 1 S: 5	H: 0 LOB: 0 BB: 1 P: 9	R: 0 E: 0 K: 1 S: 5	H: 0 LOB: 0 BB: 0 P: 5	R: 1 E: 0 K: 0 S: 5	H: 2 LOB: 1 BB: 0 P: 5	R: 0 E: 0 K: 2 S: 7	H: 0 LOB: 0 BB: 0 P: 7	R: 0 E: 0 K: 1 S: 5	H: 0 LOB: 1 BB: 0 P: 6	1B: 3 2B: 0 3B: 0 HR: 0	SF: 0 SAC: 0 DP: 0 HBP: 1	WP: 0 PB: 0 SB: 1 CS: 1	PA: 32							
PITCHER	IP	WLS	BF	H	R	ER	SO	BB	IBB	HBP	BLK	WP	HR	S	P	ERA	WHIP										
Bob Welch, R ERA: 2.8 (1, 1)	6.0	W	20	1	0	0	8	2	0	0	0	0	0	34	42	0.00	0.500										
Steve Howe, L ERA: 1.71 (7, 1)	3.0	S	12	2	1	1	3	0	0	1	0	0	0	17	18	3.00	0.667										

New York Mets @ Los Angeles Dodgers
Dodger Stadium, Los Angeles, CA
Wed Aug 17 1983, 7:05 PM PDT
Att: 33,250 - Unknown

AB	29
R	1
H	3
RBI	1
BB	2
SO	11
LOB	8



Batter	1	2	3	4	5	6	7	8	9	AB	R	H	RBI	BB	SO	LOB	BOTTOM										
Steve Sax, R OBP: 0.342, SLG: 0.358 (1, 4)										5	1	1	2	0	0	3											
Bill Russell, R OBP: 0.326, SLG: 0.324 (1, 6)										4	0	0	1	0	0	4											
Dusty Baker Jr., R OBP: 0.347, SLG: 0.415 (1, 7)										4	0	1	1	1	0	1											
Ken Landreaux, L OBP: 0.343, SLG: 0.485 Rafael Landestoy, S OBP: 0.219, SLG: 0.192 (7, PH)										3	0	1	0	0	0	2											
										1	0	0	0	0	0	0											
Mike Marshall, R OBP: 0.343, SLG: 0.417 (1, 9)										4	0	2	0	0	2	2											
Greg Brock, L OBP: 0.326, SLG: 0.409 (1, 3)										1	1	0	0	3	0	0											
Derrel Thomas, S OBP: 0.348, SLG: 0.346 (8, 8)										3	1	1	0	1	1	2											
Jack Fimple, R OBP: 0.283, SLG: 0.386 (1, 2)										3	0	1	0	0	0	4											
Bob Welch, R OBP: 0.140, SLG: 0.196 Steve Howe, L OBP: 0.250, SLG: 0.143 (7, 1)										2	1	0	0	0	0	2											
										1	0	1	0	0	0	0											
Inning Stats	R: 0 E: 0 K: 1 S: 6	H: 1 LOB: 2 BB: 1 P: 10	R: 3 E: 0 K: 0 S: 7	H: 3 LOB: 2 BB: 1 P: 11	R: 0 E: 0 K: 0 S: 3	H: 1 LOB: 1 BB: 1 P: 7	R: 0 E: 0 K: 0 S: 4	H: 0 LOB: 0 BB: 0 P: 4	R: 0 E: 0 K: 1 S: 5	H: 0 LOB: 0 BB: 0 P: 5	R: 0 E: 0 K: 1 S: 6	H: 1 LOB: 2 BB: 0 P: 7	R: 0 E: 0 K: 0 S: 4	H: 1 LOB: 3 BB: 2 P: 12	R: 0 E: 0 K: 0 S: 4	H: 1 LOB: 0 BB: 0 P: 4	1B: 8 2B: 0 3B: 0 HR: 0	SF: 1 SAC: 1 DP: 1 HBP: 1	WP: 1 PB: 0 SB: 1 CS: 0	PA: 39							
PITCHER	IP	WLS	BF	H	R	ER	SO	BB	IBB	HBP	BLK	WP	HR	S	P	ERA	WHIP										
Walt Terrell, R ERA: 3.85 (1, 1)	7.0	L	35	7	3	3	3	5	0	1	0	0	0	35	56	3.86	1.714										
Doug Sisk, R ERA: 2.56 (8, 1)	1.0		4	1	1	0	0	0	0	0	0	0	0	4	4	0.00	1.000										

New York Mets @ Los Angeles Dodgers
Dodger Stadium, Los Angeles, CA
Wed Aug 17 1983, 7:05 PM PDT
Att: 33,250 - Unknown

AB	31
R	4
H	8
RBI	4
BB	5
SO	3
LOB	20



Batter	1	2	3	4	5	6	7	8	9	AB	R	H	RBI	BB	SO	LOB	TOP					
Greg Gross, L (1,7) OBP: 0.397, SLG: 0.388	F8			4-3		4-3			G6-4-3 1B	4	0	1	0	0	0	1	Philadelphia Phillies @ Los Angeles Dodgers Dodger Stadium, Los Angeles, CA Fri Aug 19 1983, 7:05 PM PDT Att: 45,633 - Unknown					
Pete Ross, S (1,3) OBP: 0.329, SLG: 0.306	L7			K			K		G6-4-3 1-2	4	0	0	0	0	2	1						
Joe Morgan, L (1,4) OBP: 0.350, SLG: 0.352	F5			F8			F8			3	0	0	0	0	0	0						
Mike Schmidt, R (1,5) OBP: 0.387, SLG: 0.494 Von Hayes, L (4,9) OBP: 0.323, SLG: 0.377			CS BB	4-3			4-3			0	0	0	0	1	0	0						
Joe Lefebvre, L (1,9) OBP: 0.409, SLG: 0.584			1-2 K	L9				F7		3	0	0	0	0	1	1						
Gary Maddox, R (1,8) OBP: 0.323, SLG: 0.391			K	F7				4-3		3	0	0	0	0	1	0						
Bo Diaz, R (1,2) OBP: 0.301, SLG: 0.374				5-3			F9			3	0	1	0	0	0	0						
Ivan De Jesus, R (1,6) OBP: 0.329, SLG: 0.321				P6			5-3			3	0	0	0	0	0	1						
Steve Carlton, L (1,1) OBP: 0.203, SLG: 0.256 Gary Matthews, R (9,PH) OBP: 0.369, SLG: 0.393				F5					F8	2	0	1	0	0	0	0						
										1	0	0	0	0	0	0						
Inning Stats	R: 0 E: 0 K: 0 S: 3	H: 0 LOB: 0 BB: 0 P: 3	R: 0 E: 0 K: 2 S: 6	H: 0 LOB: 0 BB: 1 P: 10	R: 0 E: 0 K: 2 S: 7	H: 0 LOB: 0 BB: 0 P: 7	R: 0 E: 0 K: 0 S: 3	H: 0 LOB: 0 BB: 0 P: 5	R: 0 E: 0 K: 1 S: 5	H: 0 LOB: 0 BB: 0 P: 3	R: 0 E: 0 K: 0 S: 4	H: 1 LOB: 1 BB: 0 P: 4	R: 0 E: 0 K: 1 S: 5	H: 0 LOB: 0 BB: 0 P: 5	R: 0 E: 0 K: 0 S: 4	H: 1 LOB: 1 BB: 0 P: 4	R: 0 E: 0 K: 0 S: 3	H: 1 LOB: 0 BB: 0 P: 3	1B: 3 2B: 0 3B: 0 HR: 0	SF: 0 SAC: 0 DP: 1 HBP: 0	WP: 0 PB: 0 SB: 0 CS: 1	PA: 29
PITCHER Alejandro Pena, R (1,1) ERA: 2.38	IP: 9.0 WLS: W BF: 29 H: 3 R: 0 ER: 0 SO: 4 BB: 1 IBB: 0 HBP: 0 BLK: 0 WP: 0 HR: 0 S: 36 P: 40 ERA: 0.00 WHIP: 0.444															PITCHER						

Batter	1	2	3	4	5	6	7	8	9	AB	R	H	RBI	BB	SO	LOB	BOTTOM					
Steve Sax, R (1,4) OBP: 0.341, SLG: 0.357	G3		K			6-3	S 1B			4	0	1	1	0	1	0	Philadelphia Phillies @ Los Angeles Dodgers Dodger Stadium, Los Angeles, CA Fri Aug 19 1983, 7:05 PM PDT Att: 45,633 - Unknown					
Bill Russell, R (1,6) OBP: 0.325, SLG: 0.323	F7			1-3			F7 1-2			4	0	1	0	0	0	1						
Dusty Baker Jr., R (1,7) OBP: 0.348, SLG: 0.413	FC5-4 BB					F5		6-3		2	0	0	0	2	0	1						
Pedro Guerrero, R (1,5) OBP: 0.359, SLG: 0.519	FC5-4 1-2			F9		F7		P6		4	0	0	0	0	0	3						
Mike Marshall, R (1,3) OBP: 0.345, SLG: 0.416		K		F7			1B BB			3	1	1	0	1	1	1						
Candy Maldonado, R (1,9) OBP: 0.280, SLG: 0.340		F7			4-3 PB 1B	F9		F9		4	0	1	0	0	0	2						
Derrel Thomas, S (1,8) OBP: 0.348, SLG: 0.346		F7			4-3		1B E 1B			3	1	1	0	0	0	1						
Jack Fimple, R (1,2) OBP: 0.286, SLG: 0.383			K				E5 1B 1B			3	1	1	1	0	2	1						
Alejandro Pena, R (1,1) OBP: 0.125, SLG: 0.200			F9				K			3	0	0	0	0	2	2						
Inning Stats	R: 0 E: 0 K: 0 S: 3	H: 0 LOB: 1 BB: 1 P: 7	R: 0 E: 0 K: 1 S: 5	H: 0 LOB: 0 BB: 0 P: 5	R: 0 E: 0 K: 2 S: 7	H: 0 LOB: 0 BB: 0 P: 7	R: 0 E: 0 K: 0 S: 3	H: 0 LOB: 0 BB: 1 P: 7	R: 0 E: 0 K: 0 S: 8	H: 1 LOB: 1 BB: 0 P: 8	R: 0 E: 0 K: 0 S: 4	H: 1 LOB: 1 BB: 0 P: 4	R: 3 E: 1 K: 1 S: 8	H: 3 LOB: 1 BB: 1 P: 12	R: 0 E: 0 K: 0 S: 4	H: 1 LOB: 1 BB: 0 P: 4	R: 0 E: 0 K: 0 S: 3	H: 1 LOB: 1 BB: 0 P: 4	1B: 6 2B: 0 3B: 0 HR: 0	SF: 0 SAC: 0 DP: 0 HBP: 0	WP: 0 PB: 1 SB: 1 CS: 0	PA: 33
PITCHER Steve Carlton, L (1,1) ERA: 2.81	IP: 8.0 WLS: L BF: 33 H: 6 R: 3 ER: 2 SO: 6 BB: 3 IBB: 0 HBP: 0 BLK: 0 WP: 0 HR: 0 S: 42 P: 54 ERA: 2.25 WHIP: 1.125															PITCHER						



Batter	1	2	3	4	5	6	7	8	9	AB	R	H	RBI	BB	SO	LOB	TOP				
Bob Dernier, R (1, 9) OBP: 0.285, SLG: 0.291	5-3																3 0 1 0 0 0 0				
Bo Diaz, R (8, PH) OBP: 0.303, SLG: 0.379																	1 0 1 0 0 0 0				
Von Hayes, L (8, PR) OBP: 0.333, SLG: 0.377																	0 1 0 0 0 0 0				
Pete Rose, S (1, 3) OBP: 0.328, SLG: 0.303	F9																3 0 0 1 1 0 2				
Larry Andersen, R (8, 1)																	0 0 0 0 0 0 0				
Gary Matthews, R (1, 7) OBP: 0.368, SLG: 0.391	G3																4 0 1 0 0 0 1				
Mike Schmidt, R (1, 5) OBP: 0.388, SLG: 0.501																	4 1 2 2 0 1 1				
Garry Maddox, R (1, 8) OBP: 0.325, SLG: 0.392																	4 0 2 0 0 0 3				
Ozzie Virgil, R (1, 2) OBP: 0.258, SLG: 0.357																	3 0 1 0 0 2 2				
Joe Lefebvre, L (8, PH) OBP: 0.407, SLG: 0.581	K																1 0 0 0 0 1 2				
Kiko Garcia, R (1, 4) OBP: 0.346, SLG: 0.454																	4 0 0 0 0 0 3				
Ivan De Jesus, R (1, 6) OBP: 0.328, SLG: 0.321																	4 0 1 0 0 2 1				
Marty Bystrom, R (1, 1) OBP: 0.266, SLG: 0.161																	1 0 0 0 0 0 1 0				
Tug McGraw, L (3, 1) OBP: 0.323, SLG: 0.333																	0 0 0 0 0 0 0 1				
Steve Jeltz, S (5, PH)																	1 0 0 0 0 0 0 1				
Ron Reed, R (5, 1) OBP: 0.249, SLG: 0.200																	0 0 0 0 0 0 0 0				
Tony Perez, R (8, PH) OBP: 0.316, SLG: 0.395																	1 1 0 0 0 1 1 0				
Inning Stats	R: 0 E: 0 K: 0 S: 3	H: 0 LOB: 0 BB: 0 P: 3	R: 0 E: 0 K: 1 S: 6	H: 1 LOB: 1 BB: 0 P: 6	R: 0 E: 0 K: 2 S: 8	H: 1 LOB: 1 BB: 0 P: 8	R: 1 E: 0 K: 1 S: 7	H: 2 LOB: 1 BB: 0 P: 7	R: 0 E: 0 K: 0 S: 5	H: 0 LOB: 1 BB: 1 P: 9	R: 0 E: 0 K: 0 S: 3	H: 1 LOB: 0 BB: 0 P: 3	R: 2 E: 0 K: 1 S: 8	H: 3 LOB: 2 BB: 1 P: 12	R: 0 E: 0 K: 2 S: 7	H: 0 LOB: 0 BB: 0 P: 7	1B: 7 2B: 1 3B: 0 HR: 1	SF: 0 SAC: 0 DP: 2 HBP: 0	WP: 0 PB: 0 SB: 0 CS: 0	PA: 36	
PITCHER	IP	WLS	BF	H	R	ER	SO	BB	IBB	HBP	BLK	WP	HR	S	P	ERA	WHIP				
Fernando Valenzuela, L (1, 1) ERA: 3.72	7.1	W	30	8	3	3	5	2	0	0	0	0	1	38	46	3.68	1.364				
Tom Niedertuer, R (8, 1) ERA: 1.44	0.1		2	1	0	0	0	0	0	0	0	0	0	2	2	0.00	3.000				
Steve Howe, L (8, 1) ERA: 1.67	1.1	S	4	0	0	0	3	0	0	0	0	0	0	10	10	0.00	0.000				

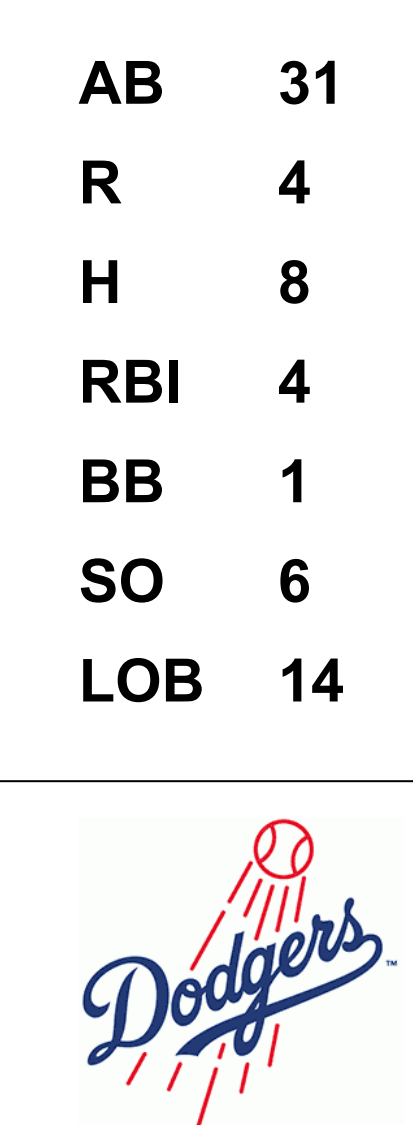
Philadelphia Phillies @ Los Angeles Dodgers
 Dodger Stadium, Los Angeles, CA
 Sat Aug 20 1983, 7:05 PM PDT
 Att: 48,986 - Unknown

AB	34
R	3
H	9
RBI	3
BB	2
SO	8
LOB	16



Batter	1	2	3	4	5	6	7	8	9	AB	R	H	RBI	BB	SO	LOB	BOTTOM				
Steve Sax, R (1, 4) OBP: 0.346, SLG: 0.363																	4 1 4 0 0 0 0				
Bill Russell, R (1, 6) OBP: 0.324, SLG: 0.322																	4 1 1 1 0 0 3				
Dusty Baker Jr., R (1, 7) OBP: 0.347, SLG: 0.411																	4 1 1 0 0 2 1				
Pedro Guerrero, R (1, 5) OBP: 0.358, SLG: 0.516																	4 1 1 1 0 0 0				
Ken Landreaux, L (1, 8) OBP: 0.339, SLG: 0.479																	4 0 0 0 0 0 3				
Mike Marshall, R (1, 9) OBP: 0.345, SLG: 0.415																	3 0 1 1 0 2 3				
Derrel Thomas, S (9, 9) OBP: 0.348, SLG: 0.346																	0 0 0 0 0 0 0				
Greg Brock, L (1, 3) OBP: 0.326, SLG: 0.407																	2 0 0 1 1 1 1				
Jack Fimple, R (1, 2) OBP: 0.273, SLG: 0.365																	3 0 0 0 0 0 3				
Fernando Valenzuela, L (1, 1) OBP: 0.237, SLG: 0.311																	3 0 0 0 0 1 0				
Tom Niedertuer, R (8, 1) ERA: 2.84																	0 0 0 0 0 0 0				
Steve Howe, L (8, 1) OBP: 0.250, SLG: 0.143																	0 0 0 0 0 0 0				
Inning Stats	R: 3 E: 1 K: 0 S: 7	H: 3 LOB: 1 BB: 0 P: 7	R: 0 E: 0 K: 0 S: 4	H: 1 LOB: 0 BB: 0 P: 4	R: 1 E: 1 K: 1 S: 7	H: 2 LOB: 2 BB: 1 P: 11	R: 0 E: 0 K: 0 S: 3	H: 1 LOB: 0 BB: 0 P: 3	R: 0 E: 0 K: 2 S: 7	H: 0 LOB: 0 BB: 0 P: 7	R: 0 E: 0 K: 1 S: 5	H: 1 LOB: 0 BB: 0 P: 5	R: 0 E: 0 K: 1 S: 5	H: 0 LOB: 0 BB: 0 P: 5	R: 0 E: 0 K: 1 S: 5	H: 0 LOB: 0 BB: 0 P: 5	1B: 8 2B: 1 3B: 0 HR: 0	SF: 0 SAC: 0 DP: 1 HBP: 0	WP: 0 PB: 1 SB: 3 CS: 2	PA: 32	
PITCHER	IP	WLS	BF	H	R	ER	SO	BB	IBB	HBP	BLK	WP	HR	S	P	ERA	WHIP				
Marty Bystrom, R (1, 1) ERA: 5.0	2.0	L	13	6	4	2	0	1	0	0	0	0	0	8	12	9.00	3.000				
Tug McGraw, L (3, 1) ERA: 2.84	2.0		7	1	0	0	1	1	0	0	0	0	0	8	12	0.00	1.000				
Ron Reed, R (5, 1) ERA: 2.82	3.0		9	1	0	0	4	0	0	0	0	0	0	17	17	0.00	0.333				
Larry Andersen, R (8, 1) ERA: 4.5	1.0		3	0	0	0	1	0	0	0	0	0	0	5	5	0.00	0.000				

Philadelphia Phillies @ Los Angeles Dodgers
 Dodger Stadium, Los Angeles, CA
 Sat Aug 20 1983, 7:05 PM PDT
 Att: 48,986 - Unknown



Batter	1	2	3	4	5	6	7	8	9	AB	R	H	RBI	BB	SO	LOB	TOP				
Bob Dernier, R (1, 9) OBP: 0.286, SLG: 0.291	0-0 4-3 1B		0-3 K			0-3 K			0-0 L9	3	0	1	0	0	2	0	Philadelphia Phillies @ Los Angeles Dodgers Dodger Stadium, Los Angeles, CA Sun Aug 21 1983, 3:33 AM PDT Att: 42,946 - Unknown				
Pete Rose, S (9, FH) OBP: 0.328, SLG: 0.303										1	0	0	0	0	0						
Kiko Garcia, R (1, 4) OBP: 0.346, SLG: 0.450	0-0 4-3			0-0 G5-3 1B		0-0 5-3			0-0 1B	3	0	1	0	0	0	1					
Von Hayes, L (9, FH) OBP: 0.335, SLG: 0.379	1-2			1-2 1B					1-3 1B	1	0	1	0	0	0	0					
Gary Matthews, R (1, 7) OBP: 0.366, SLG: 0.390	0-0 F7			0-0 G5-3 1B			0-3 K		0-3 K	4	0	1	0	0	2	2					
Mike Schmidt, R (1, 5) OBP: 0.386, SLG: 0.497	0-0 6-3			0-0 G5-3			0-3 K		0-0 BB	3	0	0	0	0	1	3					
Steve Jeltz, S (7, 4)				1-2 2-3f					1-3 1B	0	0	0	0	0	0	0					
Joe Lefebvre, L (9, FH) OBP: 0.410, SLG: 0.583				1-2 2-3f					1-3 1B	1	0	1	0	0	0	0					
Tony Perez, R (1, 3) OBP: 0.315, SLG: 0.390	0-0 4-3			0-0 6-3			0-3 K		4-0 FC6-4 BB	3	0	0	0	1	1	1					
Gary Maddox, R (1, 8) OBP: 0.320, SLG: 0.386	0-0 5-3				0-0 5-3			0-0 F9	0-0 FC6-4	4	0	0	0	0	0	3					
Bo Diaz, R (1, 2) OBP: 0.300, SLG: 0.375	0-0 6-3				0-0 6-3			0-3 K		3	0	0	0	0	1	0					
Ivan De Jesus, R (1, 6) OBP: 0.331, SLG: 0.323			0-0 CS 1B		0-0 6-3			0-0 1B		3	0	2	0	0	0	0					
Kevin Gross, R (1, 1) OBP: 0.105, SLG: 0.158			0-3 K			0-3 K		0-0 F7		2	0	0	0	0	2	1					
Willie Hernandez, L (6, 1) OBP: 0.200, SLG: 0.200										0	0	0	0	0	0	0					
Ron Reed, R (6, 1) OBP: 0.200, SLG: 0.200										0	0	0	0	0	0	0					
Greg Gross, L (8, FH) OBP: 0.394, SLG: 0.386										1	0	0	0	0	0	1					
Al Holland, R (8, 1)			1-2							0	0	0	0	0	0	0					
Inning Stats	R: 0 E: 0 K: 0 S: 4	H: 1 LOB: 1 BB: 0 P: 4	R: 0 E: 0 K: 0 S: 3	H: 0 LOB: 0 BB: 0 P: 3	R: 0 E: 0 K: 2 S: 7	H: 1 LOB: 0 BB: 0 P: 7	R: 0 E: 0 K: 0 S: 4	H: 2 LOB: 1 BB: 0 P: 4	R: 0 E: 0 K: 0 S: 3	H: 0 LOB: 0 BB: 0 P: 3	R: 0 E: 0 K: 2 S: 7	H: 0 LOB: 0 BB: 0 P: 7	R: 0 E: 0 K: 3 S: 9	H: 1 LOB: 1 BB: 0 P: 9	R: 0 E: 0 K: 1 S: 6	H: 2 LOB: 3 BB: 1 P: 11	1B: 7 2B: 0 3B: 0 HR: 0	SF: 0 SAC: 0 DP: 1 HBP: 0	WP: 0 PB: 0 SB: 0 CS: 1	PA: 33	
PITCHER	IP	WLS	BF	H	R	ER	SO	BB	IBB	HBP	BLK	WP	HR	S	P	ERA	WHIP				
Rick Honeycutt, L (1, 1) ERA: 2.33	7.0	W	23	4	0	0	7	0	0	0	0	0	0	37	37	0.00	0.571				
Tom Niedenfuer, R (8, 1) ERA: 1.4	2.0		10	3	0	0	2	1	0	0	0	0	0	13	17	0.00	2.000				

Batter	1	2	3	4	5	6	7	8	9	AB	R	H	RBI	BB	SO	LOB	BOTTOM				
Steve Sax, R (1, 4) OBP: 0.351, SLG: 0.364	4-0 CS BB		4-0 FC2-5 BB		4-0 S BB	0-0 FC6-4 1B				1	0	1	1	3	0	0	Philadelphia Phillies @ Los Angeles Dodgers Dodger Stadium, Los Angeles, CA Sun Aug 21 1983, 3:33 AM PDT Att: 42,946 - Unknown				
Bill Russell, R (1, 6) OBP: 0.320, SLG: 0.318	0-3 K		0-0 FC2-5 G4-3		0-0 F2	0-0 F7				4	0	0	0	0	1	6					
Dave Anderson, R (9, 6) OBP: 0.214, SLG: 0.250	1-2		1-2 2-3f		1-2					0	0	0	0	0	0	0					
Dusty Baker Jr., R (1, 7) OBP: 0.347, SLG: 0.408	4-0		0-0 G4-3		0-0 F8	0-0 FC6-4				3	0	0	0	1	0	5					
Derrel Thomas, S (7, 7) OBP: 0.348, SLG: 0.346	BB		1-2f			1-2f				0	0	0	0	0	0	0					
Pedro Guerrero, R (1, 5) OBP: 0.359, SLG: 0.515	0-3 K			0-0 HR 1B		4-0 S 1B BB		0-0 F8		3	2	1	0	1	1	2					
Ken Landreaux, L (1, 8) OBP: 0.338, SLG: 0.477	0-3 K			0-3 K		0-3 K		0-0 G4-6-3 1B		4	0	1	0	0	3	4					
Mike Marshall, R (1, 9) OBP: 0.347, SLG: 0.424		0-3 K		0-0 HR		4-0 1B 1B IBB		0-0 G4-6-3		3	2	1	2	1	1	1					
Tom Niedenfuer, R (8, 1) ERA: 1.4				2H		1-2f				0	0	0	0	0	0	0					
Greg Brock, L (1, 3) OBP: 0.325, SLG: 0.405	0-0 F8		0-0 4-3		0-0 4-3	0-0 1B E 1B		0-3 K		4	1	1	1	0	1	0					
Jack Fimple, R (1, 2) OBP: 0.271, SLG: 0.358	0-3 K2-3			0-0 6-3		0-0 1B E 1B		0-3 K		4	1	1	1	0	2	0					
Rick Honeycutt, L (1, 1) ERA: 2.33			0-0 FC2-5 BB 1B		0-0 4-3	0-0 E6 1B		0-3 K		3	0	1	1	0	0	1					
Candy Maldonado, R (8, 9) OBP: 0.255, SLG: 0.333						1-2 3H				1	0	0	0	0	1	0					
Inning Stats	R: 0 E: 0 K: 3 S: 9	H: 0 LOB: 2 BB: 2 P: 17	R: 0 E: 0 K: 2 S: 7	H: 0 LOB: 0 BB: 0 P: 7	R: 0 E: 0 K: 0 S: 3	H: 1 LOB: 1 BB: 1 P: 7	R: 2 E: 0 K: 1 S: 7	H: 2 LOB: 0 BB: 0 P: 7	R: 0 E: 0 K: 0 S: 3	H: 0 LOB: 1 BB: 1 P: 7	R: 4 E: 1 K: 1 S: 9	H: 3 LOB: 2 BB: 2 P: 17	R: 0 E: 0 K: 0 S: 3	H: 1 LOB: 0 BB: 0 P: 3	R: 0 E: 0 K: 3 S: 9	H: 0 LOB: 0 BB: 0 P: 9	1B: 6 2B: 0 3B: 0 HR: 1	SF: 0 SAC: 0 DP: 2 HBP: 0	WP: 0 PB: 0 SB: 3 CS: 1	PA: 36	
PITCHER	IP	WLS	BF	H	R	ER	SO	BB	IBB	HBP	BLK	WP	HR	S	P	ERA	WHIP				
Kevin Gross, R (1, 1) ERA: 4.15	5.1	L	24	3	4	4	7	5	1	0	0	0	0	3	3	-	-				
Willie Hernandez, L (6, 1) ERA: 3.39	0.0		3	2	1	1	0	0	0	0	0	0	0	3	3						
Ron Reed, R (6, 1) ERA: 2.75	1.2		6	2	1	0	0	0	0	0	0	0	0	6	6	0.00	1.200				
Al Holland, L (8, 1) ERA: 2.23	1.0		3	0	0	0	3	0	0	0	0	0	0	9	9	0.00	0.000				



Batter	1	2	3	4	5	6	7	8	9	AB	R	H	RBI	BB	SO	LOB	TOP			
Tim Raines, S OBP: 0.381, SLG: 0.420	F9		F4			4-3		FC6-4		4	0	0	0	0	0	2				
Jim Wothford, R OBP: 0.318, SLG: 0.387	6-3					6-3		4-3		4	0	1	0	0	0	2				
Andre Dawson, R OBP: 0.349, SLG: 0.568	6-3			L5				FC5-4 1B		4	1	2	0	0	0	1				
Gary Carter, R OBP: 0.338, SLG: 0.461		F9		F9				FC5-4 1B		4	0	1	0	0	0	2				
Al Oliver, L OBP: 0.351, SLG: 0.407				F8				P6		3	0	0	0	1	0	3				
Tim Lincecum, R OBP: 0.352, SLG: 0.471								L6		4	0	1	0	0	1	2				
Chris Speier, R OBP: 0.326, SLG: 0.323										3	0	1	0	0	0	2				
Doug Flynn, R OBP: 0.250, SLG: 0.275										3	0	0	0	0	0	1				
Steve Rogers, R OBP: 0.143, SLG: 0.130										1	0	0	0	0	1	0				
Bryan Little, S OBP: 0.353, SLG: 0.318										1	0	0	0	0	0	0				
Dan Schatzeder, L OBP: 0.200, SLG: 0.200										0	0	0	0	0	0	0				
Mike Vail, R OBP: 0.313, SLG: 0.338										0	0	0	0	1	0	0				
Jeff Reardon, R OBP: 0.143, SLG: 0.143										0	0	0	0	0	0	0				
Inning Stats	R: 0 E: 0 K: 0 S: 3	H: 0 LOB: 0 BB: 0 P: 3	R: 0 E: 0 K: 1 S: 5	H: 0 LOB: 1 BB: 1 P: 9	R: 0 E: 0 K: 1 S: 5	H: 0 LOB: 0 BB: 0 P: 5	R: 0 E: 0 K: 0 S: 4	H: 1 LOB: 1 BB: 0 P: 4	R: 0 E: 0 K: 0 S: 3	H: 1 LOB: 0 BB: 0 P: 3	R: 0 E: 0 K: 0 S: 4	H: 1 LOB: 1 BB: 0 P: 4	R: 0 E: 0 K: 0 S: 4	H: 1 LOB: 2 BB: 1 P: 8	R: 1 E: 0 K: 0 S: 4	H: 2 LOB: 0 BB: 0 P: 4	1B: 6 2B: 0 3B: 0 HR: 0	SF: 0 SAC: 0 DP: 2 HBP: 0	WP: 0 PB: 1 SB: 0 CS: 0	PA: 33
PITCHER	IP WLS BF H R ER SO BB IBB HBP BLK WP HR S P ERA WHIP																			
Jerry Reuss, L ERA: 3.14	(1, 1) 9.0 W 33 6 1 1 2 2 0 0 0 0 0 0 35 43 1.00 0.889																			

Montreal Expos @ Los Angeles Dodgers
 Dodger Stadium, Los Angeles, CA
 Mon Aug 22 1983, 7:05 PM PDT
 Att: 47,581 - Unknown

AB	31
R	1
H	6
RBI	0
BB	2
SO	2
LOB	15



Batter	1	2	3	4	5	6	7	8	9	AB	R	H	RBI	BB	SO	LOB	BOTTOM			
Steve Sax, R OBP: 0.349, SLG: 0.361	5-3		F4-3			F9		FC4-6		4	0	0	0	0	0	2				
Bill Russell, R OBP: 0.322, SLG: 0.318	F6					L5				3	1	1	0	1	0	0				
Dusty Baker Jr., R OBP: 0.348, SLG: 0.408										3	0	1	0	1	0	1				
Derrel Thomas, S OBP: 0.348, SLG: 0.346										0	0	0	0	0	0	0				
Pedro Guerrero, R OBP: 0.360, SLG: 0.515										4	0	2	1	0	1	1				
Ken Landreaux, L OBP: 0.337, SLG: 0.474										4	1	1	0	0	2	3				
Mike Marshall, R OBP: 0.348, SLG: 0.434										4	2	2	2	0	0	2				
Greg Brock, L OBP: 0.322, SLG: 0.401										4	0	0	0	0	1	1				
Jack Fimple, R OBP: 0.274, SLG: 0.371										3	0	1	1	0	1	0				
Jerry Reuss, L ERA: 3.0										3	0	1	0	0	1	1				
Inning Stats	R: 0 E: 0 K: 0 S: 3	H: 0 LOB: 1 BB: 1 P: 7	R: 2 E: 0 K: 1 S: 8	H: 3 LOB: 1 BB: 0 P: 8	R: 0 E: 0 K: 1 S: 6	H: 1 LOB: 0 BB: 0 P: 6	R: 1 E: 0 K: 0 S: 4	H: 1 LOB: 0 BB: 0 P: 4	R: 1 E: 0 K: 0 S: 5	H: 2 LOB: 2 BB: 1 P: 9	R: 0 E: 0 K: 2 S: 8	H: 1 LOB: 1 BB: 0 P: 8	R: 0 E: 0 K: 1 S: 5	H: 0 LOB: 0 BB: 0 P: 5	R: 0 E: 0 K: 1 S: 5	H: 0 LOB: 0 BB: 0 P: 5	1B: 7 2B: 1 3B: 0 HR: 1	SF: 0 SAC: 0 DP: 1 HBP: 0	WP: 0 PB: 0 SB: 0 CS: 0	PA: 34
PITCHER	IP WLS BF H R ER SO BB IBB HBP BLK WP HR S P ERA WHIP																			
Steve Rogers, R ERA: 3.05	(1, 1) 5.0 L 24 7 4 4 2 2 0 0 0 0 0 0 26 34 7.20 1.800																			
Dan Schatzeder, L ERA: 2.97	(6, 1) 2.0 7 2 0 0 3 0 0 0 0 0 0 13 13 0.00 1.000																			
Jeff Reardon, R ERA: 3.0	(8, 1) 1.0 3 0 0 0 1 0 0 0 0 0 0 5 5 0.00 0.000																			

Montreal Expos @ Los Angeles Dodgers
 Dodger Stadium, Los Angeles, CA
 Mon Aug 22 1983, 7:05 PM PDT
 Att: 47,581 - Unknown

AB	32
R	4
H	9
RBI	4
BB	2
SO	6
LOB	11




Batter	1	2	3	4	5	6	7	8	9	AB	R	H	RBI	BB	SO	LOB	TOP															
Tim Raines, S OBP: 0.377, SLG: 0.415 (1, 7)	L6		1-3		K		K		4-3	5	0	0	0	0	2	0	Montreal Expos @ Los Angeles Dodgers Dodger Stadium, Los Angeles, CA Tue Aug 23 1983, 7:05 PM PDT Att: 44,250 - Unknown livebaseballscorecards.com															
Bryan Little, S OBP: 0.351, SLG: 0.314 (1, 4)	4-3		BB		G3		6-3		4-3	4	0	0	0	1	0	0																
Andre Dawson, R OBP: 0.351, SLG: 0.581 (1, 8)	E6		F7		HR		1B		HR	5	2	3	2	0	0	1																
Al Oliver, L OBP: 0.351, SLG: 0.407 (1, 3)	1B		F8		5-3		1B		F8	5	0	2	0	0	0	1																
Gary Carter, R OBP: 0.338, SLG: 0.459 (1, 2)	4-3				F7		5-3			4	0	1	0	0	0	4																
Tim Lincecum, R OBP: 0.353, SLG: 0.471 (1, 5)										4	1	2	0	0	0	1																
Warren Cromartie, L OBP: 0.341, SLG: 0.386 (1, 9)										3	0	1	1	1	1	1																
Doug Flynn, R OBP: 0.251, SLG: 0.273 (8, PH)										2	0	0	0	1	0	3																
Terry Francona, L OBP: 0.214, SLG: 0.241 (8, PH)										1	0	0	0	0	0	1																
Angel Salazar, R OBP: 0.143, SLG: 0.143 (8, 6)										0	0	0	0	0	0	0																
Bryn Smith, R OBP: 0.167, SLG: 0.167 (1, 1)										3	0	0	0	0	1	4																
Dan Schatzeder, L OBP: 0.200, SLG: 0.200 (7, 1)										0	0	0	0	0	0	0																
Terry Crowley, L OBP: 0.357, SLG: 0.161 (8, PH)										1	0	0	0	0	0	1																
Bob James, R OBP: 0.143, SLG: 0.143 (8, 1)										0	0	0	0	0	0	0																
Inning Stats	R: 0 E: 1 K: 0 S: 5	H: 1 LOB: 2 BB: 0 P: 5	R: 0 E: 0 K: 0 S: 3	H: 0 LOB: 1 BB: 1 P: 7	R: 0 E: 0 K: 0 S: 3	H: 0 LOB: 1 BB: 1 P: 7	R: 1 E: 0 K: 1 S: 7	H: 2 LOB: 1 BB: 0 P: 7	R: 1 E: 0 K: 1 S: 6	H: 1 LOB: 0 BB: 0 P: 6	R: 0 E: 0 K: 1 S: 7	H: 2 LOB: 2 BB: 0 P: 7	R: 0 E: 0 K: 1 S: 6	H: 1 LOB: 1 BB: 0 P: 6	R: 1 E: 0 K: 0 S: 4	H: 1 LOB: 0 BB: 0 P: 4	1B: 6 2B: 0 3B: 1 HR: 2	SF: 0 SAC: 0 DP: 0 HBP: 0	WP: 1 PB: 0 SB: 0 CS: 1	PA: 40												
PITCHER	IP WLS BF H R ER SO BB IBB HBP BLK WP HR S P ERA WHIP																															
Burt Hooton, R ERA: 4.06 (1, 1)	6.0	27	5	2	1	2	2	1	0	0	1	1	28	40	1.50	1.167																
Pat Zachry, R ERA: 2.03 (7, 1)	1.0	5	2	0	0	1	0	0	0	0	0	0	7	7	0.00	2.000																
Tom Niedenfuer, R ERA: 1.49 (8, 1)	2.0	8	2	1	1	1	0	0	0	0	0	1	10	10	4.50	1.000																

Batter	1	2	3	4	5	6	7	8	9	AB	R	H	RBI	BB	SO	LOB	BOTTOM														
Steve Sax, R OBP: 0.348, SLG: 0.362 (1, 4)	1-3				K					4	1	1	1	0	1	0	Montreal Expos @ Los Angeles Dodgers Dodger Stadium, Los Angeles, CA Tue Aug 23 1983, 7:05 PM PDT Att: 44,250 - Unknown livebaseballscorecards.com														
Bill Russell, R OBP: 0.319, SLG: 0.315 (1, 6)	P5				F6-3					3	0	0	0	0	0	0															
Dusty Baker Jr., R OBP: 0.347, SLG: 0.405 (1, 7)	4-3				BB					3	0	0	0	1	0	1															
Pedro Guerrero, R OBP: 0.357, SLG: 0.510 (1, 5)					L3					4	1	0	0	0	0	2															
Ken Landreaux, L OBP: 0.337, SLG: 0.480 (1, 8)										4	1	1	2	0	0	1															
Mike Marshall, R OBP: 0.348, SLG: 0.432 (1, 9)										2	0	0	0	0	1	0															
Derrel Thomas, S OBP: 0.348, SLG: 0.346 (7, FR)										0	1	0	0	0	0	0															
Greg Brock, L OBP: 0.322, SLG: 0.408 (1, 3)										3	1	1	2	0	0	0															
Jack Fimple, R OBP: 0.263, SLG: 0.356 (1, 2)										3	0	0	0	0	0	1															
Burt Hooton, R OBP: 0.204, SLG: 0.196 (1, 1)										1	0	0	0	0	0	0															
Rafael Landestoy, S OBP: 0.232, SLG: 0.245 (8, PH)										1	1	1	0	0	0	0															
Pat Zachry, R OBP: 0.500, SLG: 0.500 (7, 1)										0	0	0	0	0	0	0															
Candy Maldonado, R OBP: 0.250, SLG: 0.327 (7, PH)										1	0	0	0	0	0	1															
Tom Niedenfuer, R ERA: 4.55 (8, 1)										0	0	0	0	0	0	0															
Inning Stats	R: 0 E: 0 K: 0 S: 3	H: 0 LOB: 0 BB: 0 P: 3	R: 0 E: 0 K: 1 S: 5	H: 0 LOB: 0 BB: 0 P: 5	R: 0 E: 0 K: 0 S: 3	H: 0 LOB: 0 BB: 0 P: 3	R: 0 E: 0 K: 1 S: 5	H: 0 LOB: 1 BB: 1 P: 9	R: 0 E: 0 K: 0 S: 3	H: 0 LOB: 0 BB: 0 P: 3	R: 1 E: 0 K: 0 S: 4	H: 1 LOB: 0 BB: 0 P: 4	R: 4 E: 1 K: 0 S: 6	H: 2 LOB: 1 BB: 0 P: 7	R: 1 E: 1 K: 0 S: 5	H: 1 LOB: 1 BB: 0 P: 5	1B: 0 2B: 1 3B: 1 HR: 2	SF: 0 SAC: 1 DP: 0 HBP: 1	WP: 0 PB: 0 SB: 0 CS: 0	PA: 32											
PITCHER	IP WLS BF H R ER SO BB IBB HBP BLK WP HR S P ERA WHIP																														
Bryn Smith, R ERA: 2.88 (1, 1)	6.1	24	2	4	3	2	1	0	1	0	1	26	31	4.26	0.474																
Dan Schatzeder, L ERA: 3.07 (7, 1)	0.2	3	1	1	1	0	0	0	0	0	1	3	3	13.50	1.500																
Bob James, R ERA: 4.55 (8, 1)	1.0	5	1	1	1	0	0	0	0	0	0	5	5	9.00	1.000																


Batter	1	2	3	4	5	6	7	8	9	AB	R	H	RBI	BB	SO	LOB	TOP																	
Tim Raines, S OBP: 0.376, SLG: 0.414 (1, 7)										4	0	1	0	0	2	1	Montreal Expos @ Los Angeles Dodgers Dodger Stadium, Los Angeles, CA Wed Aug 24 1983, 3:33 AM PDT Att: 42,658 - Unknown																	
Bryan Little, S OBP: 0.350, SLG: 0.311 (1, 4)										3	0	0	1	1	0	1																		
Andre Dawson, R OBP: 0.350, SLG: 0.578 (1, 8)										2	0	0	1	0	1	0																		
Al Oliver, L OBP: 0.349, SLG: 0.404 (1, 3)										4	0	0	0	0	0	3																		
Gary Carter, R OBP: 0.337, SLG: 0.457 (1, 2)										4	0	1	0	0	0	0																		
Tim Lincecum, R OBP: 0.350, SLG: 0.467 (1, 5)										4	0	0	0	0	0	1																		
Warren Cromartie, L OBP: 0.339, SLG: 0.381 (1, 9)										4	0	0	0	0	0	0																		
Doug Flynn, R OBP: 0.252, SLG: 0.274 (8, PH)										2	0	1	0	0	0	0																		
Terry Francona, L OBP: 0.219, SLG: 0.246 (8, PH)										1	1	1	0	0	0	0																		
Jeff Reardon, R OBP: 0.143, SLG: 0.143 (8, 1)										0	0	0	0	0	0	0																		
Ray Burris, R OBP: 0.282, SLG: 0.297 (1, 1)										1	0	0	0	0	0	0																		
Terry Crowley, L OBP: 0.372, SLG: 0.188 (8, PH)										1	0	1	0	0	0	0																		
Angel Salazar, R OBP: 0.143, SLG: 0.143 (8, 6)										0	1	0	0	0	0	0																		
Inning Stats	R: 0 E: 0 K: 1 S: 5	H: 0 LOB: 1 BB: 0 P: 6	R: 0 E: 0 K: 0 S: 3	H: 0 LOB: 0 BB: 0 P: 3	R: 0 E: 0 K: 0 S: 4	H: 1 LOB: 1 BB: 0 P: 4	R: 0 E: 0 K: 0 S: 4	H: 1 LOB: 1 BB: 0 P: 4	R: 0 E: 0 K: 0 S: 3	H: 0 LOB: 0 BB: 0 P: 3	R: 0 E: 0 K: 0 S: 3	H: 0 LOB: 0 BB: 0 P: 3	R: 0 E: 0 K: 0 S: 3	H: 0 LOB: 0 BB: 0 P: 3	R: 2 E: 0 K: 0 S: 6	H: 3 LOB: 2 BB: 1 P: 10	R: 0 E: 0 K: 0 S: 3	H: 0 LOB: 0 BB: 0 P: 3	1B: 5 2B: 0 3B: 0 HR: 0	SF: 1 SAC: 1 DP: 0 HBP: 1	WP: 0 PB: 0 SB: 0 CS: 0	PA: 34												
PITCHER	IP WLS BF H R ER SO BB IBB HBP BLK WP HR S P ERA WHIP																																	
Alejandro Pena, R ERA: 2.38 (1, 1)	7.1	29	5	2	2	3	1	0	1	0	0	0	0	0	33	38	2.46	0.818																
Tom Niedenfuer, R ERA: 1.45 (8, 1)	1.2	W	5	0	0	0	0	0	0	0	0	0	0	5	5	0.00	0.000																	

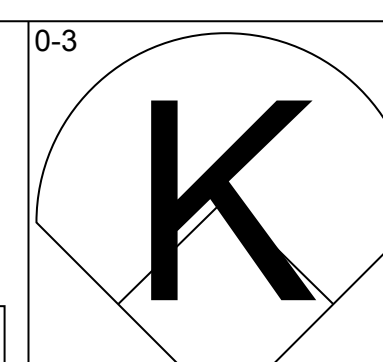
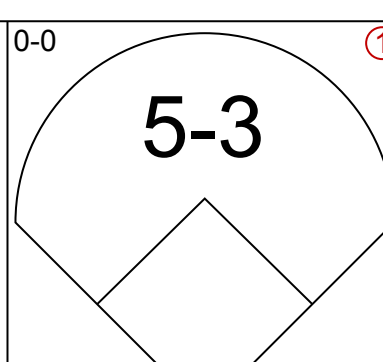
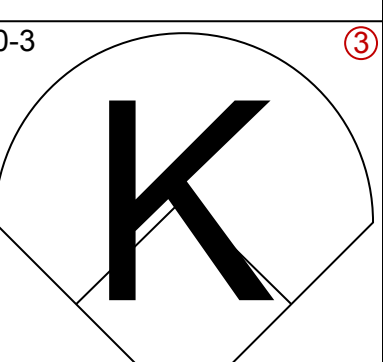
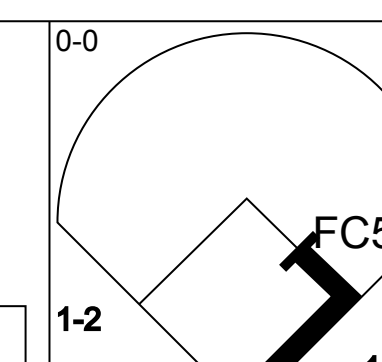
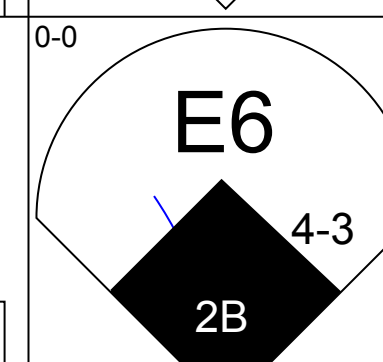
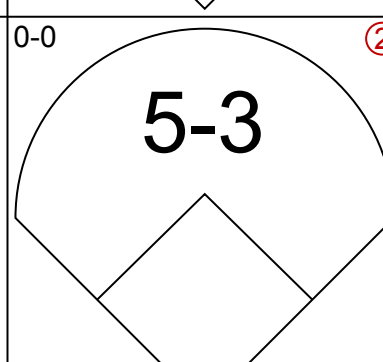
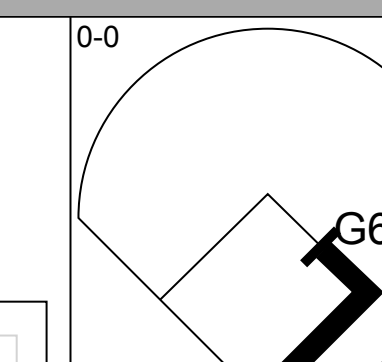
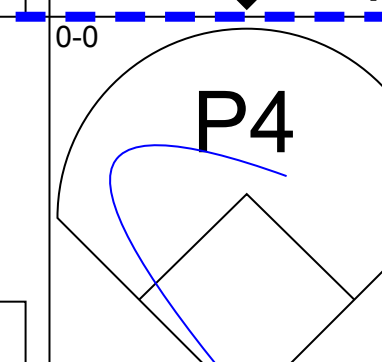
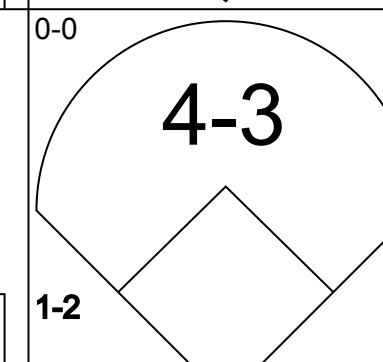
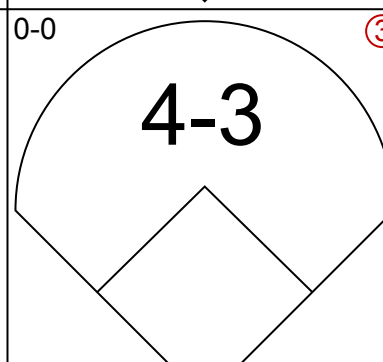
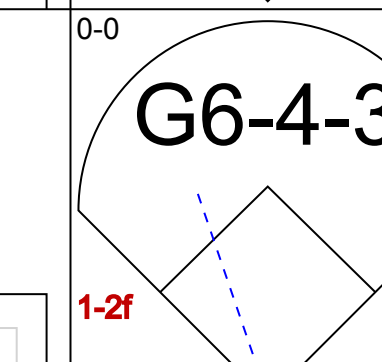
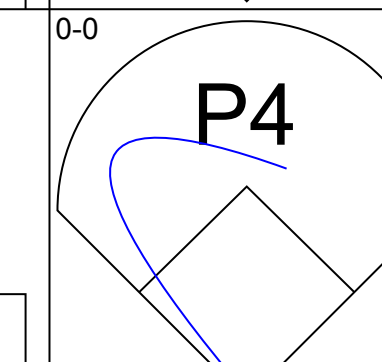
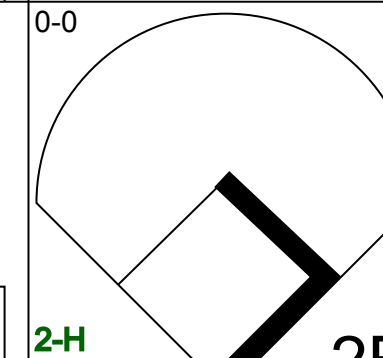
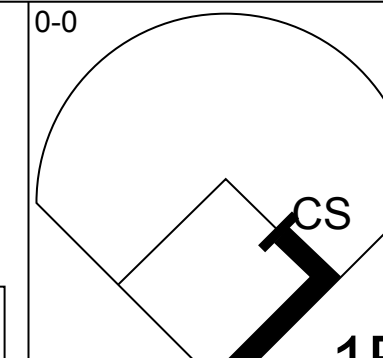
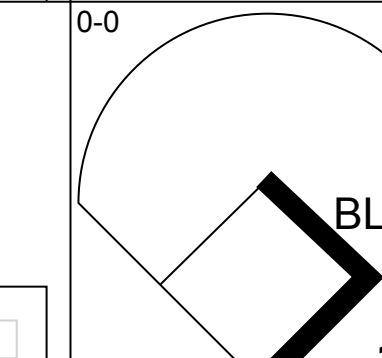
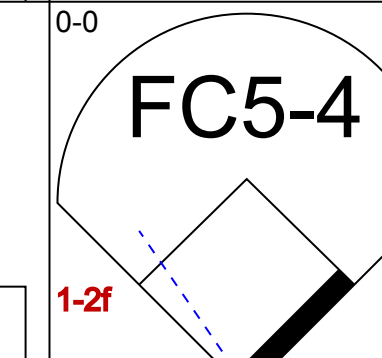
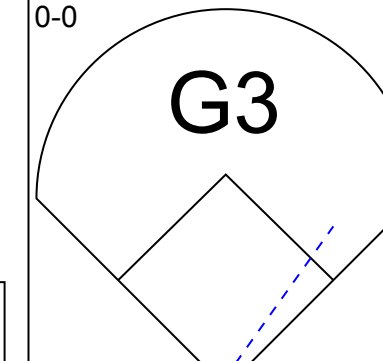
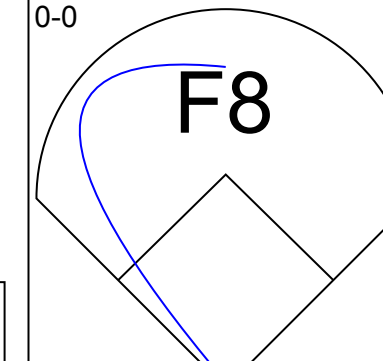
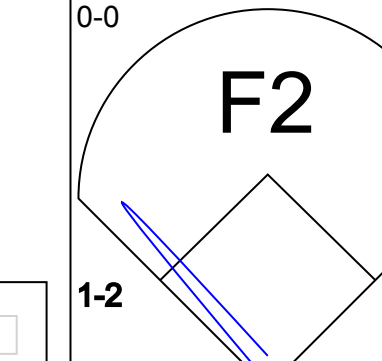
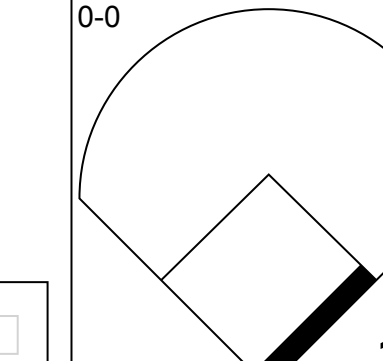
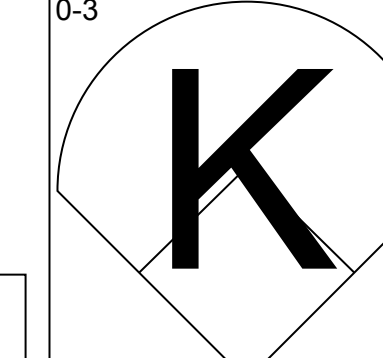
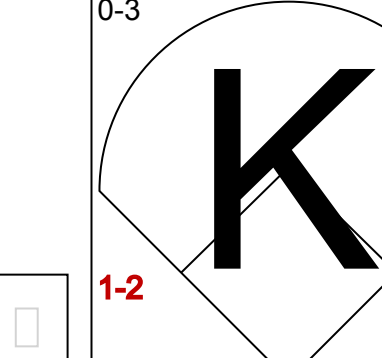
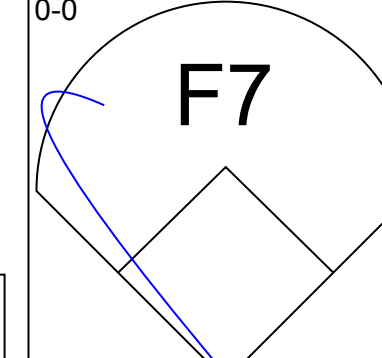
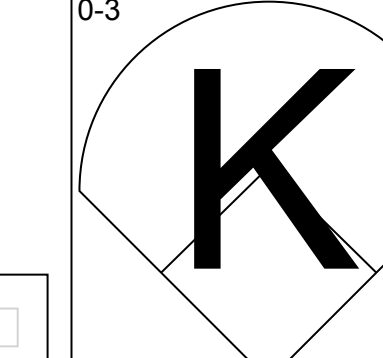
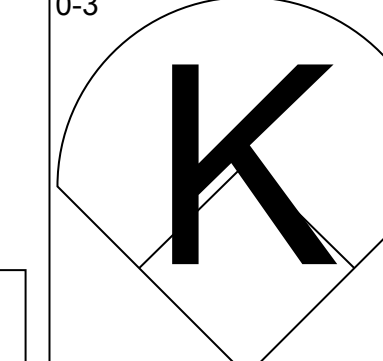
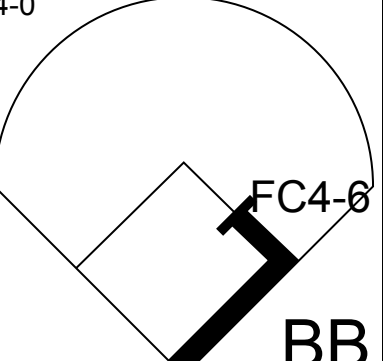
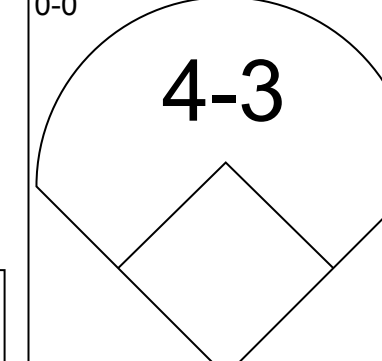
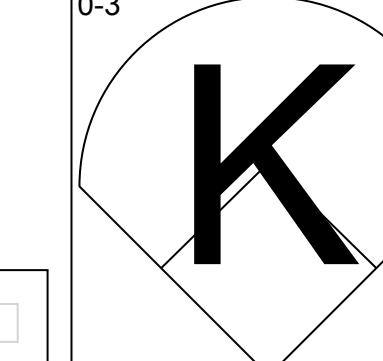
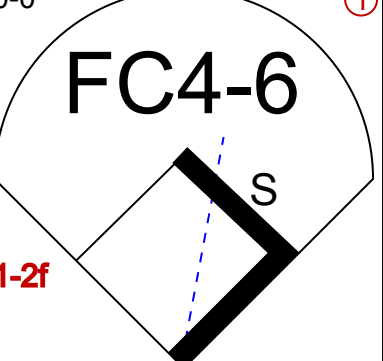
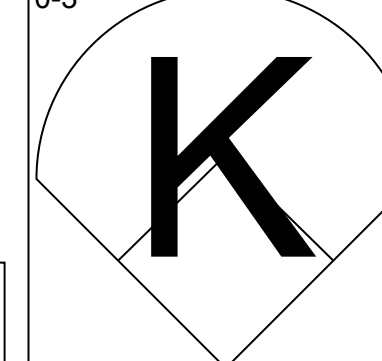
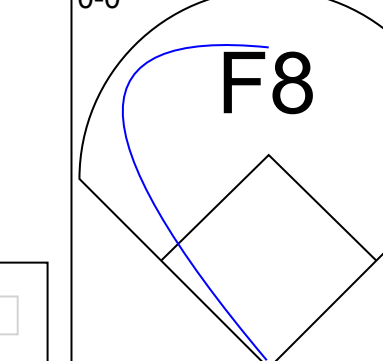
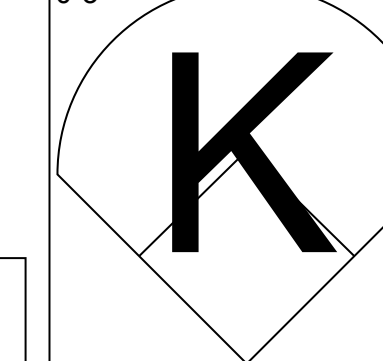
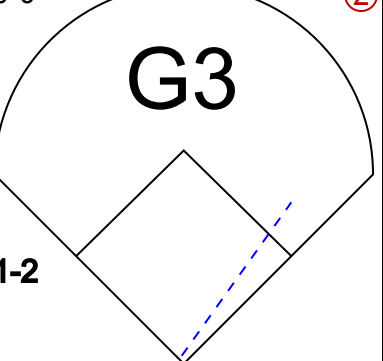
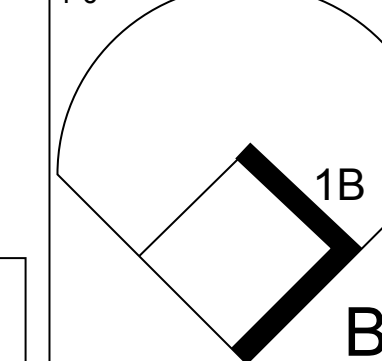
AB	30
R	2
H	5
RBI	2
BB	1
SO	3
LOB	6

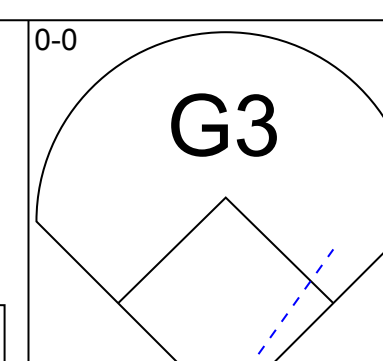
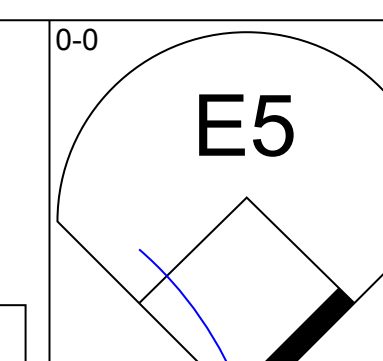
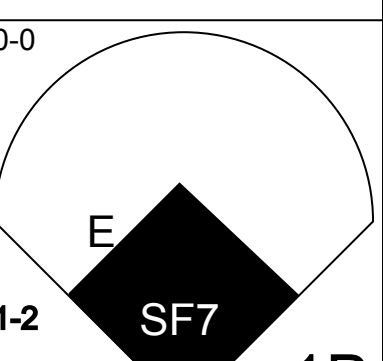
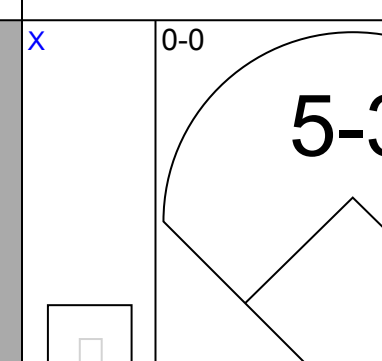
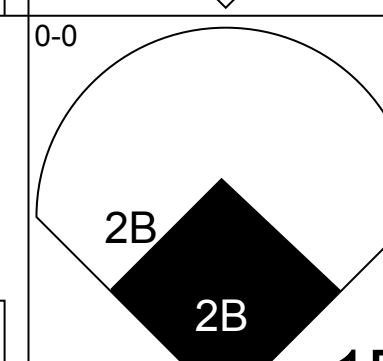
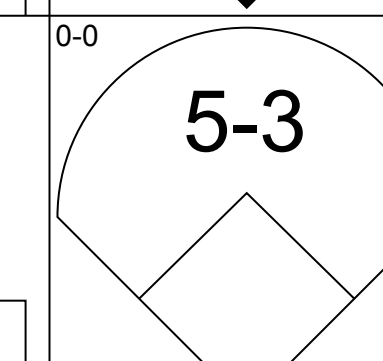
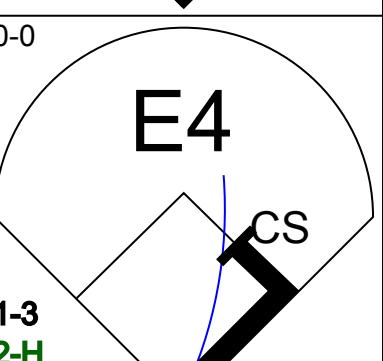
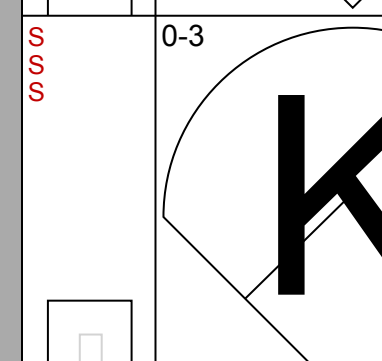
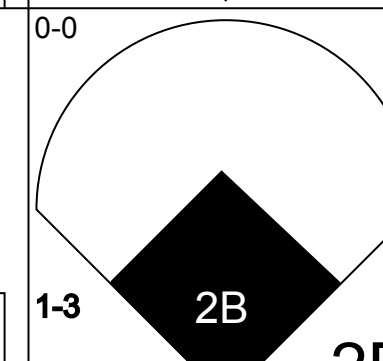
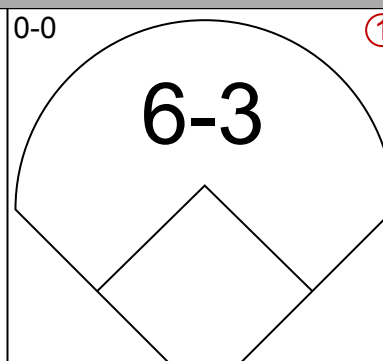
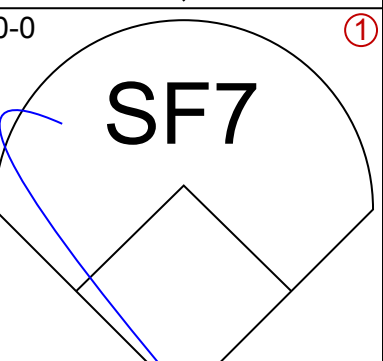
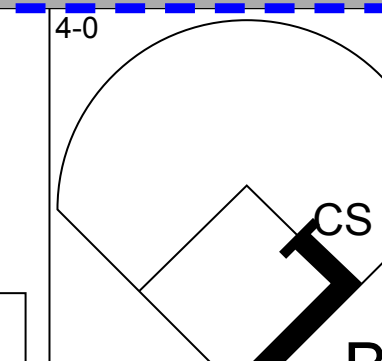
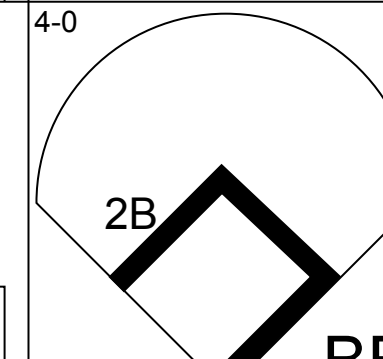
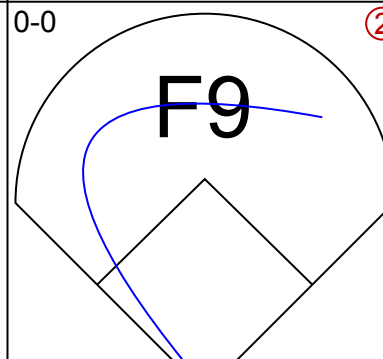
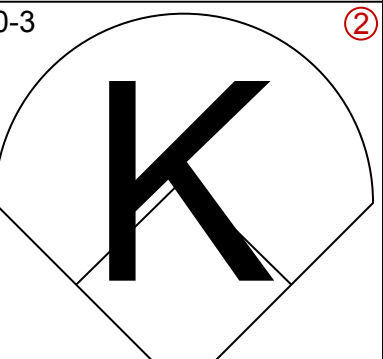
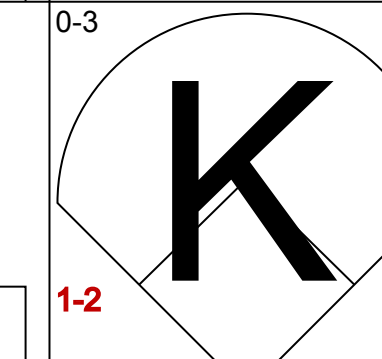
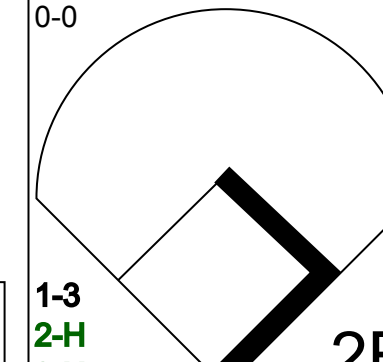
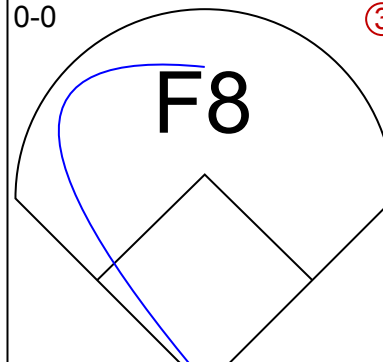
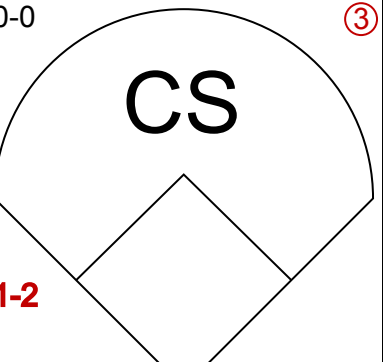
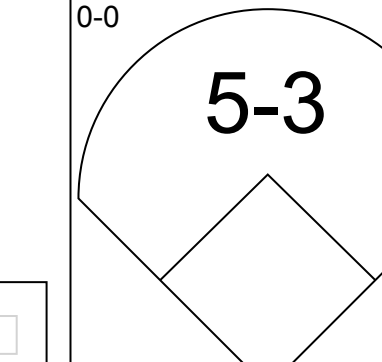
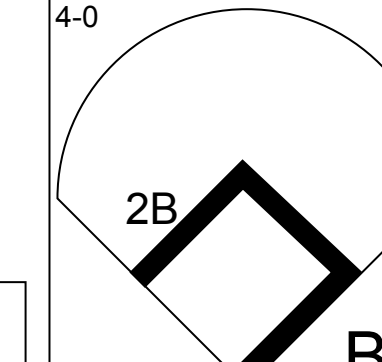
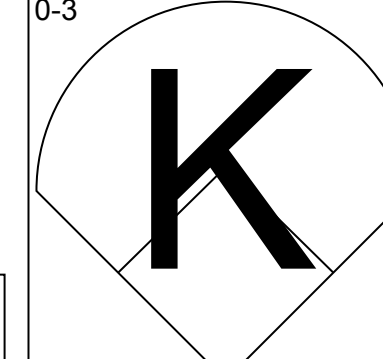
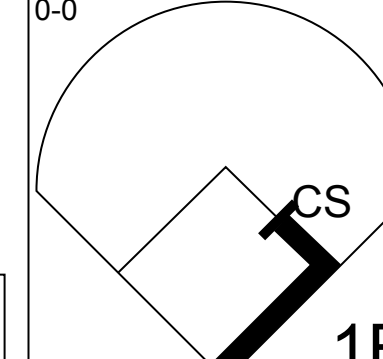
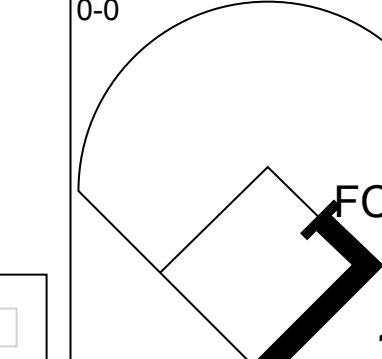
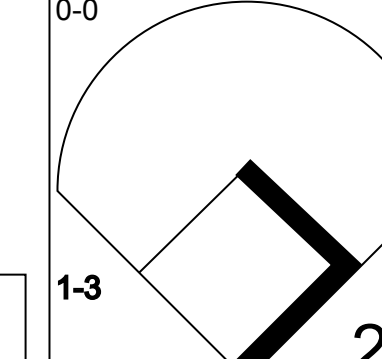
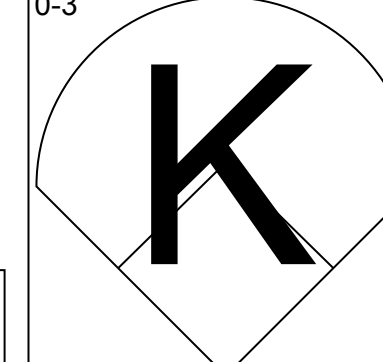
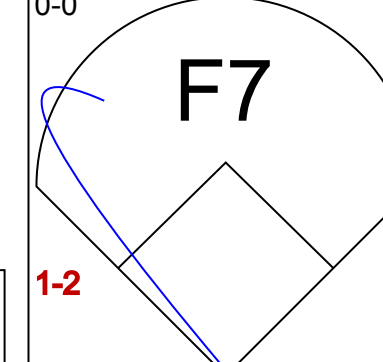
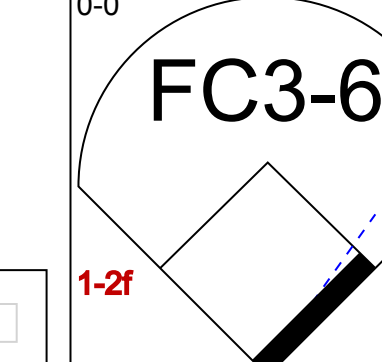
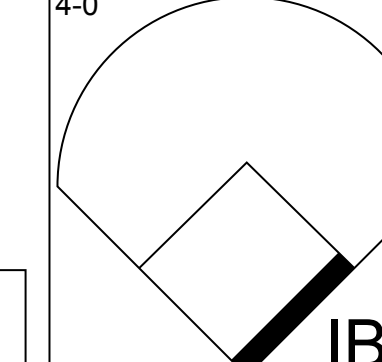
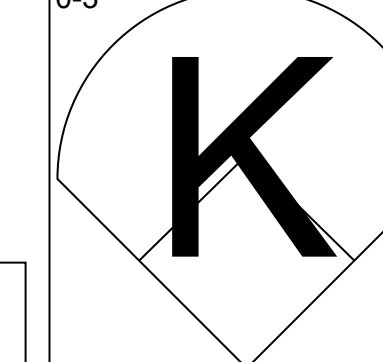
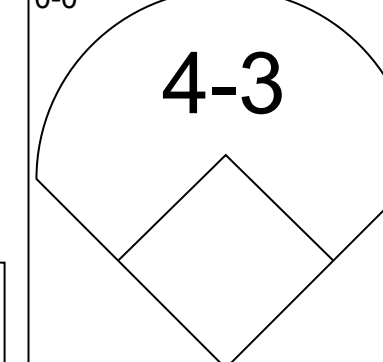
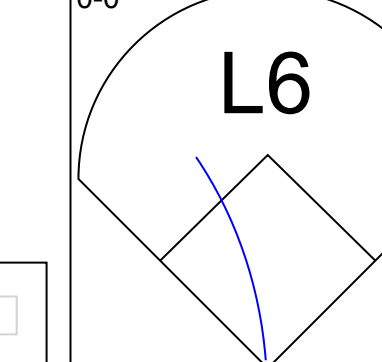
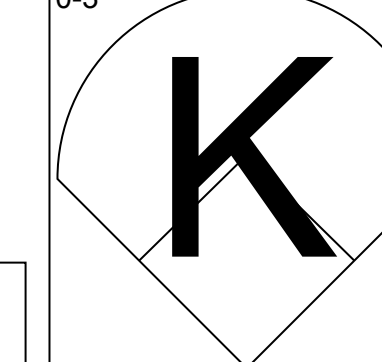
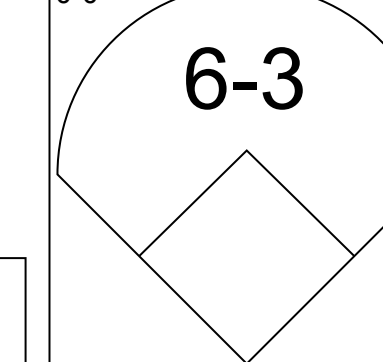
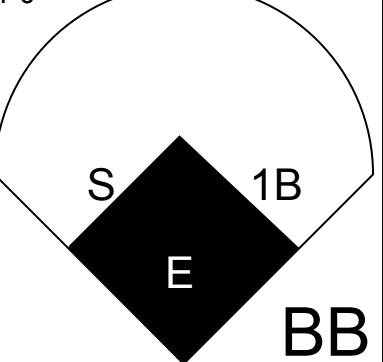
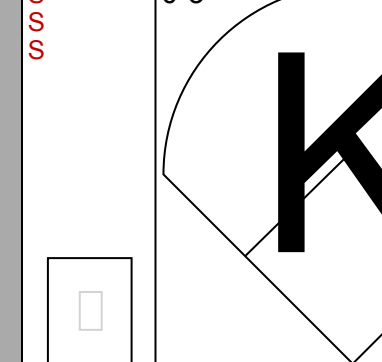


Batter	1	2	3	4	5	6	7	8	9	AB	R	H	RBI	BB	SO	LOB	BOTTOM																	
Steve Sax, R OBP: 0.347, SLG: 0.361 (1, 4)										4	0	1	0	0	1	0	Montreal Expos @ Los Angeles Dodgers Dodger Stadium, Los Angeles, CA Wed Aug 24 1983, 3:33 AM PDT Att: 42,658 - Unknown																	
Dave Anderson, R OBP: 0.218, SLG: 0.244 (1, 6)										2	1	0	0	1	0	0																		
Dusty Baker Jr., R OBP: 0.346, SLG: 0.403 (1, 7)										4	0	1	0	0	1	1																		
Pedro Guerrero, R OBP: 0.354, SLG: 0.506 (1, 5)										4	1	0	0	0	0	3																		
Ken Landreaux, L OBP: 0.341, SLG: 0.491 (1, 8)										4	1	3	2	0	0	0																		
Derrel Thomas, S OBP: 0.348, SLG: 0.346 (9, 8)										0	0	0	0	0	0	0																		
Mike Marshall, R OBP: 0.350, SLG: 0.431 (1, 9)										3	0	1	0	1	1	0																		
Greg Brock, L OBP: 0.322, SLG: 0.407 (1, 3)										1	0	0	1	1	1	0																		
Jack Fimple, R OBP: 0.269, SLG: 0.360 (1, 2)										2	0	1	0	0	1	0																		
Rick Monday, L OBP: 0.372, SLG: 0.431 (6, PH)										1	0	0	0	0	0	2																		
Steve Yeager, R OBP: 0.286, SLG: 0.416 (7, 2)										0	0	0	0	0	0	0																		
Alejandro Pena, R OBP: 0.116, SLG: 0.186 (1, 1)										3	0	0	0	0	1	3																		
Tom Niedenfuer, R ERA: 3.09 (8, 1)										0	0	0	0	0	0	0																		
Inning Stats	R: 0 E: 0 K: 1 S: 5	H: 2 LOB: 3 BB: 2 P: 12	R: 0 E: 0 K: 0 S: 4	H: 1 LOB: 1 BB: 0 P: 4	R: 0 E: 0 K: 1 S: 5	H: 0 LOB: 0 BB: 0 P: 5	R: 0 E: 0 K: 0 S: 5	H: 0 LOB: 0 BB: 0 P: 5	R: 2 E: 0 K: 0 S: 6	H: 3 LOB: 2 BB: 1 P: 10	R: 0 E: 0 K: 1 S: 5	H: 0 LOB: 0 BB: 0 P: 5	R: 0 E: 0 K: 2 S: 8	H: 1 LOB: 0 BB: 0 P: 8	R: 1 E: 0 K: 2 S: 8	H: 1 LOB: 0 BB: 0 P: 8	1B: 6 2B: 0 3B: 0 HR: 1	SF: 1 SAC: 1 DP: 0 HBP: 0	WP: 0 PB: 0 SB: 0 CS: 1	PA: 33														
PITCHER	IP WLS BF H R ER SO BB IBB HBP BLK WP HR S P ERA WHIP																																	
Ray Burris, R ERA: 3.12 (1, 1)	7.0	L	29	6	2	2	4	3	0	0	0	0	0	0	34	46	2.57	1.286																
Jeff Reardon, R ERA: 3.09 (8, 1)	1.0	L	4	1	1	1	2	0	0	0	0	0	0	1	8	8	9.00	1.000																

AB	28
R	3
H	7
RBI	3
BB	3
SO	6
LOB	9



Batter	1	2	3	4	5	6	7	8	9	AB	R	H	RBI	BB	SO	LOB	TOP			
Steve Sax, R OBP: 0.346, SLG: 0.360 (1, 4)										4	0	1	0	0	2	1	Los Angeles Dodgers @ Philadelphia Phillies Veterans Stadium, Philadelphia, PA Fri Aug 26 1983, 7:05 PM EDT Att: 40,427 - Unknown			
Bill Russell, R OBP: 0.319, SLG: 0.314 (1, 6)										4	1	1	0	0	0	2				
Dusty Baker Jr., R OBP: 0.343, SLG: 0.400 (1, 7)										4	0	0	0	0	0	4				
Pedro Guerrero, R OBP: 0.358, SLG: 0.510 (1, 5)										4	0	3	1	0	0	2				
Ken Landreaux, L OBP: 0.340, SLG: 0.488 Dave Anderson, R (9, PR) OBP: 0.218, SLG: 0.244 (1, 8)										4	0	1	0	0	0	3				
Mike Marshall, R OBP: 0.346, SLG: 0.426 (1, 9)										4	0	0	0	0	3	2				
Greg Brock, L Candy Maldonado, R (9, PH) OBP: 0.245, SLG: 0.320 (1, 3)										2	0	0	0	1	1	0				
Jack Fimple, R Rafael Landestoy, S Steve Yeager, R OBP: 0.275, SLG: 0.377 OBP: 0.228, SLG: 0.241 OBP: 0.285, SLG: 0.415 (1, 2)										2	0	1	0	0	0	1				
Fernando Valenzuela, L Derrel Thomas, S Pat Zachry, R OBP: 0.231, SLG: 0.303 OBP: 0.351, SLG: 0.346 OBP: 0.500, SLG: 0.500 (8, PH)										2	0	0	0	0	1	2				
Inning Stats	R: 1 E: 1 K: 1 S: 7	H: 1 LOB: 1 BB: 0 P: 7	R: 0 E: 0 K: 3 S: 10	H: 1 LOB: 1 BB: 0 P: 10	R: 0 E: 0 K: 0 S: 3	H: 0 LOB: 0 BB: 0 P: 3	R: 0 E: 0 K: 1 S: 5	H: 1 LOB: 0 BB: 0 P: 5	R: 0 E: 0 K: 1 S: 5	H: 2 LOB: 1 BB: 0 P: 4	R: 0 E: 0 K: 1 S: 5	H: 0 LOB: 0 BB: 0 P: 5	R: 0 E: 0 K: 0 S: 4	H: 1 LOB: 2 BB: 0 P: 8	R: 0 E: 0 K: 2 S: 8	H: 1 LOB: 1 BB: 0 P: 8		1B: 5 2B: 2 3B: 0 HR: 0	SF: 0 SAC: 0 DP: 1 HBP: 0	WP: 0 PB: 0 SB: 1 CS: 1
PITCHER	IP WLS BF H R ER SO BB IBB HBP BLK WP HR S P ERA WHIP																			
Kevin Gross, R ERA: 3.64 Al Holland, L ERA: 2.5 (1, 1)	7.0 W 28 6 1 0 7 2 0 0 0 0 0 0 0 0 0.00 1.143																			
(8, 1)	2.0 S 7 1 0 0 2 0 0 0 0 0 0 0 0 0 0.00 0.500																			

Batter	1	2	3	4	5	6	7	8	9	AB	R	H	RBI	BB	SO	LOB	BOTTOM			
Juan Samuel, R OBP: 0.333, SLG: 0.500 (1, 4)										4	1	1	0	0	0	0	Los Angeles Dodgers @ Philadelphia Phillies Veterans Stadium, Philadelphia, PA Fri Aug 26 1983, 7:05 PM EDT Att: 40,427 - Unknown			
Pete Rose, S OBP: 0.327, SLG: 0.301 (1, 3)										4	1	1	1	0	1	2				
Gary Matthews, R Greg Gross, L OBP: 0.362, SLG: 0.388 OBP: 0.395, SLG: 0.378 (1, 7)										2	1	1	1	1	0	0				
Mike Schmidt, R OBP: 0.383, SLG: 0.488 (1, 5)										3	0	0	0	1	2	2				
Bo Diaz, R OBP: 0.298, SLG: 0.379 (1, 2)										3	0	1	2	1	0	0				
Garry Maddox, R OBP: 0.328, SLG: 0.397 (1, 8)										4	0	3	0	0	1	2				
Joe Lefebvre, L OBP: 0.415, SLG: 0.576 (1, 9)										3	0	0	0	1	1	4				
Ivan De Jesus, R OBP: 0.330, SLG: 0.319 (1, 6)										4	0	0	0	0	2	4				
Kevin Gross, R Al Holland, R OBP: 0.136, SLG: 0.143 (8, 1)										2	1	0	0	1	1	0				
Inning Stats	R: 2 E: 0 K: 2 S: 10	H: 3 LOB: 2 BB: 1 P: 14	R: 0 E: 1 K: 1 S: 6	H: 0 LOB: 0 BB: 0 P: 6	R: 0 E: 0 K: 0 S: 3	H: 0 LOB: 0 BB: 0 P: 3	R: 0 E: 0 K: 0 S: 3	H: 1 LOB: 0 BB: 0 P: 3	R: 2 E: 1 K: 1 S: 6	H: 1 LOB: 0 BB: 1 P: 10	R: 0 E: 0 K: 0 S: 4	H: 1 LOB: 1 BB: 0 P: 4	R: 0 E: 0 K: 2 S: 7	H: 0 LOB: 0 BB: 0 P: 7	R: 0 E: 0 K: 2 S: 7	H: 1 LOB: 3 BB: 3 P: 19		1B: 4 2B: 4 3B: 0 HR: 0	SF: 1 SAC: 0 DP: 1 HBP: 0	WP: 0 PB: 0 SB: 1 CS: 3
PITCHER	IP WLS BF H R ER SO BB IBB HBP BLK WP HR S P ERA WHIP																			
Fernando Valenzuela, L ERA: 3.73 Pat Zachry, R ERA: 1.98 (1, 1)	7.0 L 29 6 4 3 6 2 0 0 0 0 0 0 0 0 3.86 1.143																			
(8, 1)	1.0 6 1 0 0 2 2 1 0 0 0 0 0 0 7 0.00 3.000																			

Batter	1	2	3	4	5	6	7	8	9	AB	R	H	RBI	BB	SO	LOB	TOP						
Steve Sax, R (1, 4) <small>OBP: 0.345, SLG: 0.356</small> Rafael Landestoy, S (8, 4) <small>OBP: 0.229, SLG: 0.241</small>	0-0 5-3	0-0 4-3		0-0 6-3		0-0 1-3		4-0 1B 1-2 BB		4	0	0	0	1	0	1							
Bill Russell, R (1, 6) <small>OBP: 0.322, SLG: 0.316</small> Jose Morales, R (8, PH) <small>OBP: 0.324, SLG: 0.528</small> Dave Anderson, R (8, PR) <small>OBP: 0.218, SLG: 0.244</small>	0-0 E 1B	4-0 S 1B BB		0-0 5-3			0-0 6-3	0-0 FC5-4 1B		3	2	1	0	1	0	0							
Rick Monday, L (1, 7) <small>OBP: 0.383, SLG: 0.442</small> Derrel Thomas, S (5, 8) <small>OBP: 0.353, SLG: 0.344</small>	0-0 1B 1H E 1B	0-0 1B BB			0-0 FC5-4 1B		4-0 BB BB	0-0 FC5-4 1-2		3	1	3	3	0	0	0							
Pedro Guerrero, R (1, 5) <small>OBP: 0.359, SLG: 0.519</small>	4-0 E 1B G3-2-3 BB	0-0 F9			0-0 FC5-4 G3 BLK 1B		0-0 F8		0-0 F9	4	1	0	0	1	0	3							
Ken Landreaux, L (1, 8) <small>OBP: 0.339, SLG: 0.487</small> Candy Maldonado, R (6, 7) <small>OBP: 0.255, SLG: 0.314</small>	0-0 E 1B		0-0 G3		0-0 G3		4-0 1-2 BB	0-3 K		3	0	1	0	0	0	1							
Mike Marshall, R (1, 9) <small>OBP: 0.348, SLG: 0.433</small>	0-0 E5 1-2 2-3 3-H		0-0 HR		0-0 2B 1B		0-3 K	0-0 P6		5	2	2	3	0	1	4							
Greg Brock, L (1, 3) <small>OBP: 0.321, SLG: 0.403</small>	0-0 G3-2-3 3-H		0-3 K		0-0 2B			0-0 F7		4	0	1	1	0	1	3							
Jack Fimple, R (1, 2) <small>OBP: 0.262, SLG: 0.358</small>		0-0 E4 4-3 SH3-4 1B		0-0 5-3		0-3 K		0-0 F9		4	1	0	0	0	1	0							
Jerry Reuss, L (1, 1) <small>OBP: 0.268, SLG: 0.259</small>		0-0 SH3-4 1-2		0-3 K		0-0 L5		0-0 BB 1B		3	1	1	0	0	1	0							
Inning Stats	R: 2 E: 1 K: 0 S: 6	H: 3 LOB: 2 BB: 1 P: 10	R: 2 E: 1 K: 0 S: 5	H: 1 LOB: 1 BB: 1 P: 9	R: 1 E: 0 K: 1 S: 6	H: 1 LOB: 0 BB: 0 P: 6	R: 0 E: 0 K: 1 S: 5	H: 0 LOB: 0 BB: 0 P: 5	R: 2 E: 0 K: 0 S: 5	H: 3 LOB: 1 BB: 0 P: 5	R: 0 E: 0 K: 1 S: 5	H: 0 LOB: 2 BB: 2 P: 13	R: 1 E: 0 K: 0 S: 5	H: 2 LOB: 2 BB: 1 P: 9	R: 0 E: 0 K: 1 S: 5	H: 0 LOB: 0 BB: 0 P: 5	1B: 8 2B: 1 3B: 0 HR: 1	SF: 0 SAC: 1 DP: 1 HBP: 0	WP: 0 PB: 0 SB: 2 CS: 0	PA: 42			
PITCHER	IP WLS BF H R ER SO BB IBB HBP BLK WP HR S P ERA WHIP	IP WLS BF H R ER SO BB IBB HBP BLK WP HR S P ERA WHIP	IP WLS BF H R ER SO BB IBB HBP BLK WP HR S P ERA WHIP	IP WLS BF H R ER SO BB IBB HBP BLK WP HR S P ERA WHIP	IP WLS BF H R ER SO BB IBB HBP BLK WP HR S P ERA WHIP	IP WLS BF H R ER SO BB IBB HBP BLK WP HR S P ERA WHIP	IP WLS BF H R ER SO BB IBB HBP BLK WP HR S P ERA WHIP	IP WLS BF H R ER SO BB IBB HBP BLK WP HR S P ERA WHIP	IP WLS BF H R ER SO BB IBB HBP BLK WP HR S P ERA WHIP	IP WLS BF H R ER SO BB IBB HBP BLK WP HR S P ERA WHIP	IP WLS BF H R ER SO BB IBB HBP BLK WP HR S P ERA WHIP	IP WLS BF H R ER SO BB IBB HBP BLK WP HR S P ERA WHIP	IP WLS BF H R ER SO BB IBB HBP BLK WP HR S P ERA WHIP	IP WLS BF H R ER SO BB IBB HBP BLK WP HR S P ERA WHIP	IP WLS BF H R ER SO BB IBB HBP BLK WP HR S P ERA WHIP	IP WLS BF H R ER SO BB IBB HBP BLK WP HR S P ERA WHIP	IP WLS BF H R ER SO BB IBB HBP BLK WP HR S P ERA WHIP	IP WLS BF H R ER SO BB IBB HBP BLK WP HR S P ERA WHIP	IP WLS BF H R ER SO BB IBB HBP BLK WP HR S P ERA WHIP	IP WLS BF H R ER SO BB IBB HBP BLK WP HR S P ERA WHIP			
John Denny, R (1, 1) <small>ERA: 2.5</small> Larry Andersen, R (6, 1) <small>ERA: 2.92</small> Tug McGraw, L (8, 1) <small>ERA: 3.35</small> Willie Hernandez, L (9, 1) <small>ERA: 3.2</small>	5.0 L 25 8 0 7 5 2 2 0 0 0 1 0 1 27 35 9.00 2.000	2.0 8 0 0 0 2 2 0 0 0 0 0 0 0 10 18 0.00 1.000	1.0 6 2 1 1 0 1 0 0 0 0 0 0 0 5 9 9.00 3.000	1.0 3 0 0 0 1 0 0 0 0 0 0 0 0 5 5 0.00 0.000																			
Batter	1	2	3	4	5	6	7	8	9	AB	R	H	RBI	BB	SO	LOB	BOTTOM						
Juan Samuel, R (1, 4) <small>OBP: 0.278, SLG: 0.313</small>	0-0 4-3		0-3 K		4-0 G4-6-3 BB			0-0 F9	0-0 5-3	4	0	0	0	1	1	1							
Pete Rose, S (1, 3) <small>OBP: 0.322, SLG: 0.296</small>	0-0 6-3		0-0 6-3		0-0 G4-6-3 1-2			0-0 5-3		4	0	0	0	0	0	1							
Gary Matthews, R (1, 7) <small>OBP: 0.362, SLG: 0.388</small>	0-0 PB 1B		0-0 1-3			0-0 G3		0-0 1B		4	0	2	0	0	0	0							
Mike Schmidt, R (1, 5) <small>OBP: 0.387, SLG: 0.493</small> Willie Hernandez, L (9, 1) <small>OBP: 0.500, SLG: 0.500</small>	0-0 6-3 1-2			0-0 F7 1B 2B		0-0 2B		0-3 K		4	1	2	0	0	1	2							
Bo Diaz, R (1, 2) <small>OBP: 0.292, SLG: 0.371</small>		0-0 6-3		0-0 F7 2-3		0-3 K2-3		0-0 5-3		4	0	0	0	0	1	2							
Gary Maddox, R (1, 8) <small>OBP: 0.335, SLG: 0.402</small>		0-0 F9 BB 1B		0-0 1B		0-0 5-3		0-0 F8		4	0	2	1	0	0	1							
Joe Lefebvre, L (1, 9) <small>OBP: 0.411, SLG: 0.568</small>		4-0 FC4 BB		0-3 K		0-0 L6		0-0 1B 2B		3	1	1	0	1	1	1							
Ivan De Jesus, R (1, 6) <small>OBP: 0.327, SLG: 0.316</small>		0-0 F9 2-3		0-0 4-3		0-0 5-3		0-0 3B 1B		4	1	1	1	0	0	3							
John Denny, R (1, 1) <small>OBP: 0.186, SLG: 0.175</small> Kiko Garcia, R (5, PH) <small>OBP: 0.336, SLG: 0.441</small> Larry Andersen, R (6, 1) <small>ERA: 2.92</small> Tony Perez, R (7, PH) <small>OBP: 0.299, SLG: 0.378</small> Tug McGraw, R (8, 1) <small>ERA: 3.35</small> Steve Jeltz, L (9, 9) <small>OBP: 0.333, SLG: 0.600</small>	9.0 W 37 9 3 3 5 2 0 0 0 0 0 0 45 53 3.00 1.222																						
PITCHER	IP WLS BF H R ER SO BB IBB HBP BLK WP HR S P ERA WHIP	IP WLS BF H R ER SO BB IBB HBP BLK WP HR S P ERA WHIP	IP WLS BF H R ER SO BB IBB HBP BLK WP HR S P ERA WHIP	IP WLS BF H R ER SO BB IBB HBP BLK WP HR S P ERA WHIP	IP WLS BF H R ER SO BB IBB HBP BLK WP HR S P ERA WHIP	IP WLS BF H R ER SO BB IBB HBP BLK WP HR S P ERA WHIP	IP WLS BF H R ER SO BB IBB HBP BLK WP HR S P ERA WHIP	IP WLS BF H R ER SO BB IBB HBP BLK WP HR S P ERA WHIP	IP WLS BF H R ER SO BB IBB HBP BLK WP HR S P ERA WHIP	IP WLS BF H R ER SO BB IBB HBP BLK WP HR S P ERA WHIP	IP WLS BF H R ER SO BB IBB HBP BLK WP HR S P ERA WHIP	IP WLS BF H R ER SO BB IBB HBP BLK WP HR S P ERA WHIP	IP WLS BF H R ER SO BB IBB HBP BLK WP HR S P ERA WHIP	IP WLS BF H R ER SO BB IBB HBP BLK WP HR S P ERA WHIP	IP WLS BF H R ER SO BB IBB HBP BLK WP HR S P ERA WHIP	IP WLS BF H R ER SO BB IBB HBP BLK WP HR S P ERA WHIP	IP WLS BF H R ER SO BB IBB HBP BLK WP HR S P ERA WHIP	IP WLS BF H R ER SO BB IBB HBP BLK WP HR S P ERA WHIP	IP WLS BF H R ER SO BB IBB HBP BLK WP HR S P ERA WHIP	IP WLS BF H R ER SO BB IBB HBP BLK WP HR S P ERA WHIP	IP WLS BF H R ER SO BB IBB HBP BLK WP HR S P ERA WHIP		
Inning Stats	R: 0 E: 0 K: 0 S: 4	H: 1 LOB: 1 BB: 0 P: 4	R: 0 E: 0 K: 0 S: 4	H: 1 LOB: 2 BB: 1 P: 8	R: 0 E: 0 K: 1 S: 5	H: 0 LOB: 0 BB: 0 P: 5	R: 1 E: 0 K: 1 S: 7	H: 2 LOB: 1 BB: 0 P: 7	R: 0 E: 0 K: 0 S: 2	H: 0 LOB: 0 BB: 1 P: 6	R: 0 E: 0 K: 1 S: 6	H: 1 LOB: 1 BB: 0 P: 6	R: 0 E: 0 K: 1 S: 5	H: 0 LOB: 0 BB: 0 P: 5	R: 0 E: 0 K: 1 S: 6	H: 1 LOB: 1 BB: 0 P: 6	R: 2 E: 0 K: 0 S: 6	H: 3 LOB: 1 BB: 0 P: 6	1B: 5 2B: 3 3B: 1 HR: 0	SF: 0 SAC: 0 DP: 1 HBP: 0	WP: 0 PB: 1 SB: 0 CS: 0	PA: 37	
PITCHER	IP WLS BF H R ER SO BB IBB HBP BLK WP HR S P ERA WHIP	IP WLS BF H R ER SO BB IBB HBP BLK WP HR S P ERA WHIP	IP WLS BF H R ER SO BB IBB HBP BLK WP HR S P ERA WHIP	IP WLS BF H R ER SO BB IBB HBP BLK WP HR S P ERA WHIP	IP WLS BF H R ER SO BB IBB HBP BLK WP HR S P ERA WHIP	IP WLS BF H R ER SO BB IBB HBP BLK WP HR S P ERA WHIP	IP WLS BF H R ER SO BB IBB HBP BLK WP HR S P ERA WHIP	IP WLS BF H R ER SO BB IBB HBP BLK WP HR S P ERA WHIP	IP WLS BF H R ER SO BB IBB HBP BLK WP HR S P ERA WHIP	IP WLS BF H R ER SO BB IBB HBP BLK WP HR S P ERA WHIP	IP WLS BF H R ER SO BB IBB HBP BLK WP HR S P ERA WHIP	IP WLS BF H R ER SO BB IBB HBP BLK WP HR S P ERA WHIP	IP WLS BF H R ER SO BB IBB HBP BLK WP HR S P ERA WHIP	IP WLS BF H R ER SO BB IBB HBP BLK WP HR S P ERA WHIP	IP WLS BF H R ER SO BB IBB HBP BLK WP HR S P ERA WHIP	IP WLS BF H R ER SO BB IBB HBP BLK WP HR S P ERA WHIP	IP WLS BF H R ER SO BB IBB HBP BLK WP HR S P ERA WHIP	IP WLS BF H R ER SO BB IBB HBP BLK WP HR S P ERA WHIP	IP WLS BF H R ER SO BB IBB HBP BLK WP HR S P ERA WHIP	IP WLS BF H R ER SO BB IBB HBP BLK WP HR S P ERA WHIP	IP WLS BF H R ER SO BB IBB HBP BLK WP HR S P ERA WHIP	IP WLS BF H R ER SO BB IBB HBP BLK WP HR S P ERA WHIP	IP WLS BF H R ER SO BB IBB HBP BLK WP HR S P ERA WHIP


Los Angeles Dodgers @ Philadelphia Phillies
 Veterans Stadium, Philadelphia, PA
 Sun Aug 28 1983, 3:33 AM EDT
 Att: 34,442 - Unknown

AB	36
R	8
H	10
RBI	8
BB	5
SO	5
LOB	14



Los Angeles Dodgers @ Philadelphia Phillies
 Veterans Stadium, Philadelphia, PA
 Sun Aug 28 1983, 3:33 AM EDT
 Att: 34,442 - Unknown

AB	35
R	3
H	9
RBI	3
BB	2
SO	5
LOB	13




Batter	1	2	3	4	5	6	7	8	9	AB	R	H	RBI	BB	SO	LOB	TOP											
Steve Sax, R OBP: 0.344, SLG: 0.355 (1, 4)	1-3	F8		4-3			6-3		S CS 1B	5	0	1	0	0	0	2												
Bill Russell, R OBP: 0.323, SLG: 0.315 (1, 6)	1B BB	FC5				FC5-4 1B	L5		F8 1-2	4	0	1	0	1	0	3												
Dusty Baker Jr., R OBP: 0.248, SLG: 0.400 Derrel Thomas, S OBP: 0.356, SLG: 0.344 (7, 8)	1-3 1B			1B BB		FC5-4 1-2 G6-4-3 1B	1B BB		E BB 2-H	2	2	1	0	2	0	1												
Pedro Guerrero, R OBP: 0.361, SLG: 0.522 (1, 5)	F2			WP 1B SF8 1B		G6-4-3 1-2	1B		E2 1-H 2B	5	1	3	1	0	0	3												
Ken Landreaux, L OBP: 0.340, SLG: 0.486 (1, 8) (7, 7)	F7			1-2 WP 1B 3-H			F7		K	5	0	2	2	0	1	3												
Mike Marshall, R OBP: 0.347, SLG: 0.432 (1, 9)		6-3		1-2 SF8 1B 2-H			S 1B		P6	3	1	1	1	0	0	2												
Greg Brock, L OBP: 0.320, SLG: 0.401 (1, 3)		1B E 1B		F8			F9		P6	4	1	1	0	0	0	1												
Jack Fimple, R OBP: 0.273, SLG: 0.365 (1, 2)		FC5 E 1B		6-3			1-H FC6 1B		5-3	4	0	2	1	0	0	0												
Bob Welch, R OBP: 0.131, SLG: 0.183 Tom Niedenfuer, R (8, 1)	1-2 3-H E1			6-3			1-2 FC6		6-3	4	0	0	0	0	0	2												
Inning Stats	R: 0 E: 0 K: 0 S: 4	H: 1 LOB: 2 BB: 1 P: 8	R: 1 E: 1 K: 0 S: 6	H: 2 LOB: 2 BB: 0 P: 6	R: 2 E: 0 K: 0 S: 4	H: 2 LOB: 0 BB: 1 P: 8	R: 0 E: 0 K: 0 S: 3	H: 0 LOB: 0 BB: 0 P: 3	R: 0 E: 0 K: 0 S: 3	H: 1 LOB: 0 BB: 0 P: 3	R: 1 E: 0 K: 0 S: 5	H: 2 LOB: 1 BB: 0 P: 5	R: 1 E: 0 K: 0 S: 5	H: 2 LOB: 2 BB: 1 P: 9	R: 0 E: 0 K: 0 S: 3	H: 0 LOB: 0 BB: 0 P: 3	R: 1 E: 1 K: 1 S: 6	H: 2 LOB: 1 BB: 1 P: 10	1B: 11 2B: 1 3B: 0 HR: 0	SF: 1 SAC: 0 DP: 1 HBP: 0	WP: 1 PB: 0 SB: 3 CS: 1	PA: 41						
PITCHER	IP	WLS	BF	H	R	ER	SO	BB	IBB	HBP	BLK	WP	HR	S	P	ERA	WHIP											
Tom Seaver, R ERA: 3.74 Carlos Diaz, L ERA: 2.3	(1, 1)	8.0	L	36	10	5	4	0	3	0	0	0	1	0	33	45	4.50	1.625										
(9, 1)	1.0	S	5	2	1	1	1	1	0	0	0	0	0	0	6	10	9.00	3.000										

Los Angeles Dodgers @ New York Mets
Shea Stadium, Flushing, NY
Mon Aug 29 1983, 7:05 PM EDT
Unknown

livebaseballscores.com

AB 36
R 6
H 12
RBI 5
BB 4
SO 1
LOB 17




Batter	1	2	3	4	5	6	7	8	9	AB	R	H	RBI	BB	SO	LOB	BOTTOM											
Mookie Wilson, S OBP: 0.301, SLG: 0.353 (1, 8)	K		L6		K				F5	4	0	0	0	0	2	0												
Hubie Brooks, R OBP: 0.303, SLG: 0.342 (1, 5)	6-3 2B 1B		K			6-3			BB 1B	4	1	2	0	0	1	0												
Keith Hernandez, L OBP: 0.384, SLG: 0.416 (1, 3)	6-3					4-3			FC5-4 BB	2	0	0	0	2	0	1												
George Foster, R OBP: 0.297, SLG: 0.423 Carlos Diaz, R (9, 1)	2-H 2B		K						FC5-4 1-2	4	0	1	1	0	1	3												
Darryl Strawberry, L OBP: 0.310, SLG: 0.483 (1, 9)	K									4	0	0	0	0	2	1												
Brian Giles, R OBP: 0.304, SLG: 0.285 (1, 4)						P6			F2	2	0	0	0	2	0	0												
José Oquendo, S OBP: 0.279, SLG: 0.268 Danny Heep, L OBP: 0.319, SLG: 0.398 Bob Bailor, R OBP: 0.292, SLG: 0.297 (8, 6)			4-3 S 1B						F9	2	0	1	0	0	0	0												
Junior Ortiz, R OBP: 0.238, SLG: 0.234 Rusty Staub, L OBP: 0.387, SLG: 0.417 Ron Hodges, L OBP: 0.371, SLG: 0.282 (8, 2)			4-3							1	0	0	0	0	0	1												
Tom Seaver, R OBP: 0.214, SLG: 0.250 Mark Bradley, R OBP: 0.298, SLG: 0.323 (9, 7)			K						6-3	2	0	0	0	0	1	1												
Inning Stats	R: 1 E: 0 K: 2 S: 9	H: 2 LOB: 1 BB: 0 P: 9	R: 0 E: 0 K: 1 S: 5	H: 1 LOB: 1 BB: 1 P: 9	R: 0 E: 0 K: 2 S: 7	H: 0 LOB: 1 BB: 1 P: 11	R: 0 E: 0 K: 1 S: 5	H: 0 LOB: 0 BB: 0 P: 5	R: 0 E: 0 K: 0 S: 3	H: 0 LOB: 0 BB: 0 P: 3	R: 0 E: 0 K: 1 S: 5	H: 0 LOB: 1 BB: 1 P: 9	R: 0 E: 0 K: 0 S: 4	H: 1 LOB: 2 BB: 1 P: 8	R: 0 E: 0 K: 0 S: 3	H: 0 LOB: 0 BB: 0 P: 3	1B: 3 2B: 1 3B: 0 HR: 0	SF: 0 SAC: 0 DP: 0 HBP: 0	WP: 0 PB: 0 SB: 1 CS: 1	PA: 34								
PITCHER	IP	WLS	BF	H	R	ER	SO	BB	IBB	HBP	BLK	WP	HR	S	P	ERA	WHIP											
Bob Welch, R ERA: 2.72 Tom Niedenfuer, R ERA: 1.43	(1, 1)	7.2	W	30	4	1	1	8	4	0	0	0	0	0	42	58	1.17	1.043										
(8, 1)	1.1	S	4	0	0	0	0	0	0	0	0	0	0	4	4	0.00	0.000											

Los Angeles Dodgers @ New York Mets
Shea Stadium, Flushing, NY
Mon Aug 29 1983, 7:05 PM EDT
Unknown

livebaseballscores.com

AB 30
R 1
H 4
RBI 1
BB 4
SO 8
LOB 9



Batter	1	2	3	4	5	6	7	8	9	AB	R	H	RBI	BB	SO	LOB	TOP											
Steve Sax, R OBP: 0.343, SLG: 0.354 (1, 4)										4	0	1	0	0	1	1												
Dave Anderson, R OBP: 0.217, SLG: 0.253 (1, 6)										5	2	1	0	0	1	2												
Dusty Baker Jr., R OBP: 0.350, SLG: 0.490 Candy Maldonado, R OBP: 0.255, SLG: 0.314 (1, 7) (9, 7)										4	1	2	1	1	0	1												
Pedro Guerrero, R OBP: 0.362, SLG: 0.520 (1, 5)										5	1	2	1	0	0	2												
Ken Landreaux, L OBP: 0.340, SLG: 0.487 Derrel Thomas, S OBP: 0.353, SLG: 0.340 (1, 8) (6, 8)										3	1	1	0	0	0	1												
Mike Marshall, R OBP: 0.346, SLG: 0.431 (1, 9)										3	0	1	1	0	0	1												
Greg Brock, L OBP: 0.322, SLG: 0.409 (1, 3)										3	2	1	2	1	1	1												
Steve Yeager, R OBP: 0.266, SLG: 0.415 (1, 2)										3	0	2	2	1	0	0												
Burt Hooton, R OBP: 0.216, SLG: 0.208 Steve Howe, L OBP: 0.222, SLG: 0.125 (1, 1) (6, 1)										2	0	1	0	0	1	1												
Inning Stats	R: 0 E: 0 K: 2 S: 7	H: 0 LOB: 0 BB: 0 P: 7	R: 0 E: 0 K: 0 S: 3	H: 0 LOB: 0 BB: 0 P: 3	R: 0 E: 0 K: 1 S: 6	H: 1 LOB: 1 BB: 0 P: 6	R: 4 E: 0 K: 0 S: 7	H: 4 LOB: 0 BB: 0 P: 7	R: 0 E: 0 K: 0 S: 4	H: 1 LOB: 1 BB: 0 P: 4	R: 2 E: 0 K: 1 S: 7	H: 2 LOB: 1 BB: 1 P: 11	R: 0 E: 0 K: 0 S: 4	H: 1 LOB: 1 BB: 0 P: 4	R: 0 E: 0 K: 0 S: 4	H: 1 LOB: 2 BB: 1 P: 8	R: 1 E: 1 K: 0 S: 4	H: 2 LOB: 1 BB: 1 P: 8	1B: 8 2B: 3 3B: 0 HR: 1	SF: 1 SAC: 2 DP: 0 HBP: 0	WP: 0 PB: 0 SB: 0 CS: 0	PA: 41						
PITCHER	IP WLS BF H R ER SO BB IBB HBP BLK WP HR S P ERA WHIP																											
Walt Terrell, R ERA: 3.94 Doug Sisk, R ERA: 2.42 (1, 1) (7, 1)	6.0 L 27 8 6 6 4 0 1 0 0 0 1 34 38 9.00 1.333																											
																					AB	R	H	RBI	BB	SO	LOB	
																					35	7	12	7	3	4	13	

Los Angeles Dodgers @ New York Mets
Shea Stadium, Flushing, NY
Mon Aug 29 1983, 7:05 PM EDT
Att: 22,452 - Unknown

livebaseballscores.com

Batter	1	2	3	4	5	6	7	8	9	AB	R	H	RBI	BB	SO	LOB	BOTTOM											
Mookie Wilson, S OBP: 0.299, SLG: 0.350 (1, 8)										4	0	0	0	0	1	1												
Hubie Brooks, R OBP: 0.305, SLG: 0.342 (1, 5)										3	1	1	0	0	0	1												
Keith Hernandez, L OBP: 0.385, SLG: 0.426 (1, 3)										4	2	2	1	0	1	1												
George Foster, R OBP: 0.294, SLG: 0.420 (1, 7)										3	0	0	1	0	1	1												
Darryl Strawberry, L OBP: 0.306, SLG: 0.479 (1, 9)										3	0	0	1	0	1	0												
Ron Hodges, L OBP: 0.375, SLG: 0.285 Mark Bradley, R OBP: 0.295, SLG: 0.319 Doug Sisk, R OBP: 0.400, SLG: 0.400 Brian Giles, R OBP: 0.303, SLG: 0.284 (1, 2) (6, FH) (7, 1) (9, FH)										1	0	1	0	1	0	0												
Bob Bailor, R OBP: 0.288, SLG: 0.292 (1, 4)										4	0	0	0	0	2													
José Oquendo, S OBP: 0.276, SLG: 0.265 (1, 6)										3	0	0	0	0	0	0												
Walt Terrell, L OBP: 0.250, SLG: 0.593 Junior Ortiz, R OBP: 0.237, SLG: 0.233 (1, 1) (7, 2)										2	0	1	0	0	0	0												
Inning Stats	R: 0 E: 0 K: 1 S: 5	H: 0 LOB: 0 BB: 0 P: 5	R: 0 E: 0 K: 1 S: 6	H: 1 LOB: 1 BB: 0 P: 6	R: 0 E: 0 K: 0 S: 4	H: 1 LOB: 1 BB: 0 P: 4	R: 1 E: 0 K: 0 S: 4	H: 1 LOB: 1 BB: 1 P: 8	R: 0 E: 0 K: 0 S: 3	H: 0 LOB: 0 BB: 0 P: 3	R: 2 E: 0 K: 0 S: 4	H: 1 LOB: 0 BB: 0 P: 5	R: 0 E: 0 K: 2 S: 8	H: 0 LOB: 0 BB: 0 P: 8	R: 0 E: 0 K: 0 S: 3	H: 0 LOB: 0 BB: 0 P: 3	R: 0 E: 0 K: 0 S: 3	H: 0 LOB: 0 BB: 0 P: 3	1B: 3 2B: 1 3B: 0 HR: 1	SF: 2 SAC: 0 DP: 0 HBP: 1	WP: 0 PB: 0 SB: 0 CS: 0	PA: 34						
PITCHER	IP WLS BF H R ER SO BB IBB HBP BLK WP HR S P ERA WHIP																											
Burt Hooton, R ERA: 4.1 Steve Howe, L ERA: 1.55 (1, 1) (6, 1)	5.0 W 21 4 3 3 2 1 0 0 0 0 0 17 17 5.40 1.000																											
																					AB	R	H	RBI	BB	SO	LOB	
																					30	3	5	3	1	4	6	

Los Angeles Dodgers @ New York Mets
Shea Stadium, Flushing, NY
Mon Aug 29 1983, 7:05 PM EDT
Att: 22,452 - Unknown

livebaseballscores.com

Batter	1	2	3	4	5	6	7	8	9	AB	R	H	RBI	BB	SO	LOB	TOP								
Steve Sax, R OBP: 0.344, SLG: 0.354 (1, 4)	5-3		FC4-6 FC5-4		5-3		E6 1B			5	0	2	0	0	0	1									
Bill Russell, R OBP: 0.319, SLG: 0.311 (1, 6)	P6		FC5-4		P4		5-3		5-3	5	0	0	0	0	0	3									
Dusty Baker Jr., R OBP: 0.352, SLG: 0.401 Derrel Thomas, S OBP: 0.353, SLG: 0.340 (6, PR) (8, 8)	5-3			1B SF8 1B		1B		E5 BB		4	1	2	0	0	0	0									
Pedro Guerrero, R OBP: 0.363, SLG: 0.522 (1, 5)		F8 FC5-2-1 2B		F7		1B		K		4	0	2	0	0	1	2									
Ken Landreaux, L OBP: 0.339, SLG: 0.485 (1, 8) (8, 7)		F8		2B E 1B		1B		K		4	1	1	0	0	1	4									
Mike Marshall, R OBP: 0.345, SLG: 0.429 (1, 9) (8, 3)		FC5-2-1		SF8		F8				2	0	0	1	1	0	3									
Greg Brock, L OBP: 0.322, SLG: 0.411 Jose Morales, R OBP: 0.316, SLG: 0.514 Candy Maldonado, R OBP: 0.255, SLG: 0.314 (1, 3) (8, PH) (8, 9)		P4		E6 1B 2B		3-1		K		3	0	1	0	0	0	3									
Jack Fimple, R OBP: 0.272, SLG: 0.352 (1, 2)			FC1-6 BB	L8		5-3				3	0	0	0	1	0	1									
Alejandro Pena, R OBP: 0.109, SLG: 0.174 Tom Niedenfuer, R (7, 1) Steve Yeager, R OBP: 0.287, SLG: 0.414 (9, PH)			FC1-6 FC4-6		5-3		P3		6-3	3	0	0	0	0	0	1									
Inning Stats	R: 0 E: 0 K: 0 S: 3	H: 0 LOB: 0 BB: 0 P: 3	R: 0 E: 0 K: 0 S: 4	H: 1 LOB: 1 BB: 0 P: 4	R: 0 E: 0 K: 0 S: 3	H: 0 LOB: 1 BB: 1 P: 7	R: 2 E: 1 K: 0 S: 6	H: 3 LOB: 1 BB: 0 P: 6	R: 0 E: 0 K: 0 S: 3	H: 0 LOB: 0 BB: 0 P: 3	R: 0 E: 0 K: 0 S: 5	H: 2 LOB: 2 BB: 0 P: 5	R: 0 E: 1 K: 3 S: 10	H: 1 LOB: 1 BB: 0 P: 4	R: 0 E: 1 K: 3 S: 10	H: 0 LOB: 2 BB: 1 P: 14	R: 0 E: 0 K: 0 S: 4	H: 1 LOB: 1 BB: 0 P: 4	1B: 6 2B: 2 3B: 0 HR: 0	SF: 1 SAC: 0 DP: 0 HBP: 0	WP: 0 PB: 0 SB: 1 CS: 0	PA: 38			
PITCHER	IP	WLS	BF	H	R	ER	SO	BB	IBB	HBP	BLK	WP	HR	S	P	ERA	WHIP								
Ed Lynch, R ERA: 3.65 Jesse Orosco, L ERA: 1.19	(1, 1) (8, 1)	7.0 W	29 9	7 1	2 0	1 0	0 3	1 1	0 0	0 0	0 0	0 0	0 0	28 14	32 18	1.29 0.00	1.143 1.000								

Los Angeles Dodgers @ New York Mets
Shea Stadium, Flushing, NY
Tue Aug 30 1983, 7:05 PM EDT
Unknown

AB	35
R	2
H	8
RBI	1
BB	2
SO	3
LOB	20



Batter	1	2	3	4	5	6	7	8	9	AB	R	H	RBI	BB	SO	LOB	BOTTOM								
Mookie Wilson, S OBP: 0.298, SLG: 0.349 (1, 8)	F8					F7	4-3			4	0	1	0	0	0	3									
Hubie Brooks, R OBP: 0.304, SLG: 0.341 (1, 5)	F8		F8			6-3		G6-3 1B		4	1	1	0	0	0	1									
Keith Hernandez, L OBP: 0.385, SLG: 0.432 (1, 3)	E3			HR		K		G6-3 1B		4	1	2	1	0	1	0									
George Foster, R OBP: 0.296, SLG: 0.421 (1, 7)	K			7-4 1B			BB 1B	G6-3 2B 2-3		4	1	2	0	0	1	3									
Darryl Strawberry, L OBP: 0.306, SLG: 0.475 (1, 9)		P6		7-4 1B		F8		1B IBB		3	0	0	0	1	0	2									
Ron Hodges, L OBP: 0.377, SLG: 0.286 (1, 2)	4-3			F7		1B BB		1B		3	0	1	1	1	0	0									
Bob Bailor, R OBP: 0.288, SLG: 0.292 (1, 4) (8, 6)	4-3				K	1-3 2-H 1B		F3		4	0	1	1	0	1	2									
José Oquendo, S OBP: 0.274, SLG: 0.263 Danny Heep, L OBP: 0.322, SLG: 0.398 Brian Giles, R OBP: 0.303, SLG: 0.284 (1, 6) (7, PH) (8, 4)			6-3		F9		1B IBB			2	0	0	0	0	0	0									
Ed Lynch, R OBP: 0.191, SLG: 0.174 Rusty Staub, L OBP: 0.394, SLG: 0.412 Jesse Orosco, R OBP: 0.308, SLG: 0.333 (1, 1) (7, PH) (8, 1)			K		F9		P3			2	0	0	0	0	1	0									
Inning Stats	R: 0 E: 1 K: 1 S: 6	H: 0 LOB: 1 BB: 0 P: 6	R: 0 E: 0 K: 0 S: 3	H: 0 LOB: 0 BB: 0 P: 3	R: 0 E: 0 K: 1 S: 6	H: 1 LOB: 1 BB: 0 P: 6	R: 1 E: 0 K: 0 S: 4	H: 2 LOB: 0 BB: 0 P: 4	R: 0 E: 0 K: 1 S: 5	H: 0 LOB: 0 BB: 0 P: 5	R: 0 E: 0 K: 1 S: 5	H: 0 LOB: 0 BB: 0 P: 5	R: 1 E: 0 K: 0 S: 5	H: 2 LOB: 3 BB: 2 P: 13	R: 1 E: 0 K: 0 S: 5	H: 3 LOB: 2 BB: 1 P: 9	1B: 7 2B: 1 3B: 0 HR: 1	SF: 0 SAC: 0 DP: 2 HBP: 0	WP: 0 PB: 0 SB: 0 CS: 0	PA: 34					
PITCHER	IP	WLS	BF	H	R	ER	SO	BB	IBB	HBP	BLK	WP	HR	S	P	ERA	WHIP								
Alejandro Pena, R ERA: 2.4 Tom Niedenfuer, R ERA: 1.51	(1, 1) (7, 1)	6.1 L	24 10	4 4	2 1	2 1	0 0	1 0	2 2	0 0	0 0	0 0	0 0	8 8	16 16	5.40 5.40	2.400 2.400								

Los Angeles Dodgers @ New York Mets
Shea Stadium, Flushing, NY
Tue Aug 30 1983, 7:05 PM EDT
Unknown

AB	31
R	3
H	8
RBI	3
BB	3
SO	4
LOB	14



Batter	1	2	3	4	5	6	7	8	9	AB	R	H	RBI	BB	SO	LOB	TOP					
Steve Sax, R OBP: 0.344, SLG: 0.353 (1,4)										4	1	2	0	0	0	0	Los Angeles Dodgers @ New York Mets Shea Stadium, Flushing, NY Wed Aug 31 1983, 7:05 PM EDT Att: 13,187 - Unknown					
Bill Russell, R OBP: 0.320, SLG: 0.311 (1,6)										3	0	1	0	1	0	1						
Dave Anderson, R OBP: 0.208, SLG: 0.242 (8,6)										0	0	0	0	0	0	0						
Dusty Baker Jr., R OBP: 0.348, SLG: 0.396 (1,7)										4	0	1	1	0	0	1						
Candy Maldonado, R OBP: 0.255, SLG: 0.314 (8,7)										0	0	0	0	0	0	0						
Pedro Guerrero, R OBP: 0.363, SLG: 0.524 (1,5)										4	0	1	0	0	1	2						
Derrel Thomas, S OBP: 0.347, SLG: 0.333 (8,5)										0	0	0	0	0	0	0						
Ken Landreaux, L OBP: 0.336, SLG: 0.480 (1,8)										4	0	0	0	0	0	2						
Mike Marshall, R OBP: 0.346, SLG: 0.428 (1,9)										4	0	2	0	0	0	1						
Greg Brock, L OBP: 0.323, SLG: 0.408 (1,3)										3	0	0	0	1	0	1						
Steve Yeager, R OBP: 0.265, SLG: 0.409 (1,2)										3	0	1	0	0	1	2						
Jose Morales, R OBP: 0.308, SLG: 0.500 (9, PH)										1	0	0	0	0	1	0						
Fernando Valenzuela, L OBP: 0.225, SLG: 0.295 (1,1)										2	0	0	0	0	2	3						
Rafael Landestoy, S OBP: 0.220, SLG: 0.232 (7, PH)										1	0	0	0	0	0	0						
Joe Beckwith, L OBP: 0.381, SLG: 0.439 (9, PH)										1	0	0	0	0	1	0						
Inning Stats	R: 1 E: 0 K: 0 S: 5	H: 2 LOB: 1 BB: 0 P: 5	R: 0 E: 0 K: 1 S: 6	H: 1 LOB: 1 BB: 0 P: 6	R: 0 E: 0 K: 1 S: 5	H: 1 LOB: 1 BB: 1 P: 9	R: 0 E: 0 K: 1 S: 6	H: 1 LOB: 2 BB: 1 P: 10	R: 0 E: 0 K: 0 S: 3	H: 0 LOB: 0 BB: 0 P: 3	R: 0 E: 0 K: 0 S: 4	H: 1 LOB: 1 BB: 0 P: 4	R: 0 E: 0 K: 1 S: 6	H: 1 LOB: 1 BB: 0 P: 6	R: 0 E: 0 K: 0 S: 4	H: 1 LOB: 1 BB: 0 P: 4	R: 0 E: 0 K: 0 S: 7	H: 0 LOB: 0 BB: 0 P: 7	1B: 7 2B: 1 3B: 0 HR: 0	SF: 0 SAC: 0 DP: 0 HBP: 0	WP: 0 PB: 0 SB: 0 CS: 1	PA: 36
PITCHER Mike Torrez, R ERA: 3.94 (1,1)	IP: 9.0 WLS: W BF: 36 H: 8 R: 1 ER: 1 SO: 6 BB: 2 IBB: 0 HBP: 0 BLK: 0 WP: 0 HR: 0 S: 46 P: 54 ERA: 1.00 WHIP: 1.111															PITCHER						

Batter	1	2	3	4	5	6	7	8	9	AB	R	H	RBI	BB	SO	LOB	BOTTOM			
Mookie Wilson, S OBP: 0.300, SLG: 0.356 (1,8)										5	1	2	3	0	2	2	Los Angeles Dodgers @ New York Mets Shea Stadium, Flushing, NY Wed Aug 31 1983, 7:05 PM EDT Att: 13,187 - Unknown			
Hubie Brooks, R OBP: 0.302, SLG: 0.335 (1,5)										4	0	0	0	1	1	2				
Keith Hernandez, L OBP: 0.389, SLG: 0.434 (1,3)										3	0	1	1	1	0	2				
George Foster, R OBP: 0.295, SLG: 0.418 (1,7)										4	1	1	0	0	1	3				
Mark Bradley, R OBP: 0.291, SLG: 0.343 (1,9)										4	1	1	1	0	2	1				
Bob Bailor, R OBP: 0.290, SLG: 0.294 (1,4)										4	1	2	0	0	0	0				
Junior Ortiz, R OBP: 0.259, SLG: 0.263 (1,2)										4	0	2	1	0	1	1				
José Oquendo, S OBP: 0.277, SLG: 0.261 (1,6)										2	2	0	0	2	0	1				
Mike Torrez, R OBP: 0.070, SLG: 0.054 (1,1)										3	1	1	1	0	1	0				
Inning Stats	R: 0 E: 0 K: 1 S: 5	H: 0 LOB: 1 BB: 1 P: 9	R: 0 E: 0 K: 1 S: 5	H: 0 LOB: 0 BB: 0 P: 5	R: 0 E: 0 K: 1 S: 6	H: 1 LOB: 2 BB: 1 P: 10	R: 5 E: 0 K: 1 S: 9	H: 4 LOB: 0 BB: 1 P: 13	R: 1 E: 0 K: 1 S: 7	H: 3 LOB: 2 BB: 0 P: 7	R: 1 E: 1 K: 2 S: 9	H: 1 LOB: 2 BB: 1 P: 13	R: 0 E: 0 K: 0 S: 4	H: 1 LOB: 1 BB: 0 P: 4	R: 0 E: 0 K: 1 S: 5	H: 0 LOB: 0 BB: 0 P: 5		1B: 6 2B: 2 3B: 0 HR: 2	SF: 0 SAC: 1 DP: 0 HBP: 0	WP: 0 PB: 0 SB: 1 CS: 0
PITCHER Fernando Valenzuela, L ERA: 3.88 (1,1)	IP: 6.0 WLS: L BF: 31 H: 9 R: 7 ER: 6 SO: 7 BB: 3 IBB: 1 HBP: 0 BLK: 0 WP: 0 HR: 1 S: 41 P: 57 ERA: 2.000 WHIP: 0.500															PITCHER				
PITCHER Joe Beckwith, R ERA: 3.75 (7,1)	IP: 2.0 WLS: L BF: 7 H: 1 R: 0 ER: 0 SO: 1 BB: 0 IBB: 0 HBP: 0 BLK: 0 WP: 0 HR: 0 S: 9 P: 9 ERA: 0.00 WHIP: 0.500															PITCHER				

Batter	1	2	3	4	5	6	7	8	9	AB	R	H	RBI	BB	SO	LOB	TOP			
Steve Sax, R OBP: 0.345, SLG: 0.355 (1, 4)										3	1	1	0	1	0	0	Los Angeles Dodgers @ Montreal Expos Olympic Stadium, Montreal, QB Thu Sep 01 1983, 7:05 PM EDT Att: 30,428 - Unknown 			
Bill Russell, R OBP: 0.320, SLG: 0.310 (1, 6)										4	1	1	0	0	1	0				
Dusty Baker Jr., R OBP: 0.351, SLG: 0.405 (1, 7)										3	1	2	1	1	1	0				
Pedro Guerrero, R OBP: 0.364, SLG: 0.522 (1, 5)										2	0	0	1	2	1	1				
Ken Landreaux, L OBP: 0.335, SLG: 0.478 (1, 8)										4	0	1	1	0	2	1				
Mike Marshall, R OBP: 0.345, SLG: 0.426 (1, 9)										4	0	1	0	0	2	3				
Greg Brock, L OBP: 0.322, SLG: 0.407 (1, 3)										4	0	1	0	0	1	4				
Steve Yeager, R OBP: 0.263, SLG: 0.405 Sid Bream, L (9, PH)										3	0	0	0	0	1	2				
Rick Honeycutt, L OBP: 0.125, SLG: 0.125 Rick Monday, L OBP: 0.377, SLG: 0.436 Burt Hooton, R OBP: 0.276, SLG: 0.298 R.J. Reynolds, S OBP: 0.345, SLG: 0.321										1	0	0	0	0	0	0				
Inning Stats	R: 0 E: 0 K: 2 S: 7	H: 0 LOB: 1 BB: 1 P: 11	R: 0 E: 0 K: 2 S: 7	H: 0 LOB: 0 BB: 0 P: 7	R: 0 E: 0 K: 1 S: 5	H: 0 LOB: 0 BB: 0 P: 5	R: 0 E: 0 K: 1 S: 5	H: 2 LOB: 2 BB: 0 P: 7	R: 2 E: 0 K: 1 S: 7	H: 3 LOB: 2 BB: 2 P: 15	R: 0 E: 0 K: 0 S: 3	H: 1 LOB: 1 BB: 0 P: 3	R: 1 E: 0 K: 1 S: 5	H: 1 LOB: 0 BB: 1 P: 9	R: 0 E: 1 K: 2 S: 8	H: 0 LOB: 1 BB: 0 P: 8		1B: 5 2B: 1 3B: 0 HR: 1	SF: 0 SAC: 0 DP: 1 HBP: 0	WP: 0 PB: 0 SB: 1 CS: 1
PITCHER	IP WLS BF H R ER SO BB IBB HBP BLK WP HR S P ERA WHIP																			
Charlie Lea, R ERA: 3.1 Bob James, R ERA: 5.01 Dan Schatzeder, L ERA: 3.01 Jeff Reardon, R ERA: 2.97	(1, 1) (6, 1) (8, 1) (8, 1)	5.0 2.1 0.1 1.1	W 8 1 S	23 8 1 4	H 5 2 0 0	R 2 1 0 0	ER 2 1 0 0	SO 7 1 0 2	BB 3 1 0 0	IBB 0 0 0 0	HBP 0 0 0 0	BLK 0 0 0 0	WP 0 0 0 0	HR 0 1 9 3	S 34 13 3 8	P 46 13 3 8	ERA 3.60 3.86 0.00 0.00	WHIP 1.600 1.286 0.000 0.000		

Batter	1	2	3	4	5	6	7	8	9	AB	R	H	RBI	BB	SO	LOB	BOTTOM		
Tim Raines, S OBP: 0.383, SLG: 0.419 (1, 7)										3	2	2	0	2	0	0	Los Angeles Dodgers @ Montreal Expos Olympic Stadium, Montreal, QB Thu Sep 01 1983, 7:05 PM EDT Att: 30,428 - Unknown 		
Manny Trillo, R OBP: 0.322, SLG: 0.342 (1, 4)										5	1	2	1	0	0	6			
Andre Dawson, R OBP: 0.353, SLG: 0.564 (1, 8)										3	3	1	0	2	0	3			
Gary Carter, R OBP: 0.337, SLG: 0.451 (1, 2)										5	0	1	2	0	0	3			
Al Oliver, L OBP: 0.348, SLG: 0.409 (1, 3)										4	0	1	1	1	0	1			
Tim Lincecum, R OBP: 0.350, SLG: 0.467 Jeff Reardon, R OBP: 0.125, SLG: 0.125										3	0	1	0	1	1	0			
Jim Wohlford, R OBP: 0.307, SLG: 0.382 (1, 9)										4	1	1	0	0	1	3			
Doug Flynn, R OBP: 0.266, SLG: 0.290 (1, 6)										3	0	0	0	0	0	3			
Charlie Lea, R OBP: 0.115, SLG: 0.085 Bob James, R OBP: 0.500, SLG: 0.500 Dan Schatzeder, L OBP: 0.200, SLG: 0.200 Chris Speier, R OBP: 0.332, SLG: 0.328										2	0	0	0	0	1	1			
Inning Stats	R: 1 E: 0 K: 0 S: 5	H: 2 LOB: 1 BB: 0 P: 5	R: 0 E: 0 K: 1 S: 6	H: 1 LOB: 0 BB: 0 P: 6	R: 3 E: 0 K: 0 S: 7	H: 4 LOB: 2 BB: 1 P: 11	R: 0 E: 0 K: 0 S: 3	H: 0 LOB: 2 BB: 2 P: 11	R: 0 E: 0 K: 1 S: 5	H: 1 LOB: 2 BB: 1 P: 8	R: 0 E: 0 K: 1 S: 5	H: 0 LOB: 0 BB: 0 P: 5	R: 4 E: 1 K: 1 S: 9	H: 3 LOB: 2 BB: 2 P: 17	1B: 7 2B: 4 3B: 0 HR: 0	SF: 0 SAC: 1 DP: 1 HBP: 0		WP: 0 PB: 0 SB: 2 CS: 0	PA: 42
PITCHER	IP WLS BF H R ER SO BB IBB HBP BLK WP HR S P ERA WHIP																		
Rick Honeycutt, L ERA: 2.4 Burt Hooton, R ERA: 4.05 Orel Hershiser, R ERA: 9.0 Joe Beckwith, R ERA: 3.88	(1, 1) (5, 1) (7, 1) (8, 1)	4.0 2.0 1.0 1.0	L 8 6 6	7 1 2 1	R 4 0 3	ER 4 0 3 1	SO 4 1 1 0	BB 1 0 0 2	IBB 2 0 0 0	HBP 0 0 0 0	BLK 0 0 0 0	WP 0 0 0 0	HR 0 9 8 6	S 21 13 8 14	P 33 13 8 14	ERA 9.00 0.00 9.00 0.00	WHIP 2.000 1.000 2.000 1.000		

Batter	1	2	3	4	5	6	7	8	9	AB	R	H	RBI	BB	SO	LOB	TOP								
Steve Sax, R OBP: 0.345, SLG: 0.358 (1, 4)										4	1	1	0	0	1	1									
Bill Russell, R OBP: 0.319, SLG: 0.310 (1, 6)										4	1	1	0	0	0	1									
Dusty Baker Jr., R OBP: 0.352, SLG: 0.407 Cecil Espy, S (8, 8)										4	1	1	0	0	1	0									
Pedro Guerrero, R OBP: 0.368, SLG: 0.528 Rafael Landestoy, S OBP: 0.233, SLG: 0.298 (8, 5)										3	0	1	0	0	2	3									
Ken Landreaux, L OBP: 0.334, SLG: 0.475 Derrel Thomas, S OBP: 0.342, SLG: 0.327 (8, 7)										3	0	2	2	0	0	1									
Mike Marshall, R OBP: 0.346, SLG: 0.427 R.J. Reynolds, S (9, 9)										4	0	1	1	0	3	1									
Greg Brock, L OBP: 0.325, SLG: 0.403 (1, 3)										3	0	0	0	1	2	2									
Steve Yeager, R OBP: 0.263, SLG: 0.403 (1, 2)										4	0	1	0	0	2	1									
Bob Welch, R OBP: 0.127, SLG: 0.177 Tom Niedenfuer, R (7, 1)										2	0	0	0	0	1	0									
Inning Stats	R: 3 E: 0 K: 2 S: 11	H: 5 LOB: 2 BB: 0 P: 11	R: 0 E: 0 K: 0 S: 4	H: 1 LOB: 1 BB: 0 P: 4	R: 0 E: 0 K: 0 S: 3	H: 1 LOB: 0 BB: 0 P: 3	R: 0 E: 0 K: 3 S: 9	H: 0 LOB: 0 BB: 0 P: 9	R: 0 E: 0 K: 0 S: 3	H: 0 LOB: 0 BB: 0 P: 3	R: 0 E: 0 K: 2 S: 8	H: 1 LOB: 1 BB: 0 P: 8	R: 0 E: 0 K: 2 S: 7	H: 0 LOB: 0 BB: 0 P: 7	R: 0 E: 0 K: 2 S: 7	H: 0 LOB: 0 BB: 0 P: 7	R: 1 E: 0 K: 1 S: 6	H: 1 LOB: 1 BB: 1 P: 10	1B: 8 2B: 1 3B: 0 HR: 1	SF: 0 SAC: 1 DP: 2 HBP: 0	WP: 0 SB: 0 CS: 1	PA: 35			
PITCHER	IP WLS BF H R ER SO BB IBB HBP BLK WP HR S P ERA WHIP	7.0 L 27 8 3 3 9 0 0 0 0 0 0 45 45 3.86 1.143	2.0 S 8 1 1 1 3 1 0 0 0 0 1 13 17 4.50 1.000																						

Los Angeles Dodgers @ Montreal Expos
Olympic Stadium, Montreal, QB
Sat Sep 03 1983, 7:05 PM EDT
Att: 42,054 - Unknown

AB	33
R	4
H	9
RBI	4
BB	1
SO	12
LOB	10



Batter	1	2	3	4	5	6	7	8	9	AB	R	H	RBI	BB	SO	LOB	BOTTOM								
Tim Raines, S OBP: 0.380, SLG: 0.415 (1, 7)										5	0	1	0	0	0	5									
Manny Trillo, R OBP: 0.320, SLG: 0.336 (1, 4)										2	0	0	0	1	1	1									
Andre Dawson, R OBP: 0.354, SLG: 0.565 (1, 8)										4	0	1	0	0	2	2									
Al Oliver, L OBP: 0.345, SLG: 0.407 (1, 3)										4	0	1	0	0	0	3									
Gary Carter, R OBP: 0.336, SLG: 0.448 (1, 2)										3	0	1	0	1	2	3									
Tim Lincecum, R OBP: 0.345, SLG: 0.460 (1, 5)										4	0	0	0	0	0	5									
Warren Cromartie, L OBP: 0.347, SLG: 0.366 (1, 9)										4	0	1	0	0	0	4									
Doug Flynn, R OBP: 0.263, SLG: 0.287 Terry Crowley, L OBP: 0.396, SLG: 0.212 Angel Salazar, R OBP: 0.300, SLG: 0.222 (8, 6)										2	0	0	0	0	0	0									
Brad Mills, L OBP: 0.200, SLG: 0.200 (9, PH)										1	0	0	0	0	1										
Bryn Smith, R OBP: 0.174, SLG: 0.174 Terry Francona, L OBP: 0.223, SLG: 0.250 Jeff Reardon, R OBP: 0.125, SLG: 0.125 Mike Stenhouse, L OBP: 0.222, SLG: 0.200 (8, PH)										2	0	0	0	0	0	0									
Inning Stats	R: 0 E: 0 K: 0 S: 2	H: 0 LOB: 0 BB: 0 P: 3	R: 0 E: 0 K: 0 S: 3	H: 1 LOB: 1 BB: 1 P: 7	R: 0 E: 0 K: 0 S: 3	H: 0 LOB: 0 BB: 0 P: 3	R: 0 E: 0 K: 1 S: 6	H: 1 LOB: 2 BB: 1 P: 10	R: 0 E: 0 K: 0 S: 3	H: 0 LOB: 0 BB: 0 P: 3	R: 0 E: 0 K: 2 S: 8	H: 1 LOB: 3 BB: 0 P: 8	R: 0 E: 1 K: 0 S: 6	H: 2 LOB: 3 BB: 0 P: 6	R: 0 E: 1 K: 2 S: 8	H: 0 LOB: 1 BB: 0 P: 8	R: 0 E: 0 K: 0 S: 4	H: 1 LOB: 2 BB: 1 P: 8	1B: 4 2B: 2 3B: 0 HR: 0	SF: 0 SAC: 0 DP: 2 HBP: 1	WP: 1 SB: 0 CS: 0	PA: 37			
PITCHER	IP WLS BF H R ER SO BB IBB HBP BLK WP HR S P ERA WHIP	6.1 W 26 5 0 0 3 2 0 0 0 0 0 29 38 0.00 1.105	2.2 S 11 1 0 0 2 1 0 0 0 0 0 14 18 0.00 0.750																						

Los Angeles Dodgers @ Montreal Expos
Olympic Stadium, Montreal, QB
Sat Sep 03 1983, 7:05 PM EDT
Att: 42,054 - Unknown

AB	33
R	0
H	6
RBI	0
BB	3
SO	5
LOB	27



Batter	1	2	3	4	5	6	7	8	9	AB	R	H	RBI	BB	SO	LOB	TOP			
Bobby Brown, S (1, 7) OBP: 0.331, SLG: 0.420 Ruppert Jones, L (8, 8) OBP: 0.309, SLG: 0.382	4-0 SH WP S BB		0-0 6-3	0-0 6-3		0-3 K		0-3 K		4	1	0	0	1	2	3				
Alan Wiggins, S (1, 8) OBP: 0.365, SLG: 0.337	0-0 SH S 1-3		4-0 1B S BB	0-0 4-3		0-0 F9			0-0 6-3	3	1	0	0	1	0	2				
Kurt Bevacqua, R (1, 3) OBP: 0.348, SLG: 0.353	0-3 K 1-2 3-H		0-0 1B 1-3 2B	0-0 6-3			0-0 CS 1B		0-3 K	5	1	2	0	0	2	1				
Terry Kennedy, L (1, 2) OBP: 0.349, SLG: 0.434	0-0 P6		0-0 2B SH1-3 1B		0-0 F8		0-0 1B 1-2 1B		0-0 HR	5	2	3	2	0	0	1				
Garry Templeton, S (1, 6) OBP: 0.299, SLG: 0.340	0-3 K		0-0 SH1-3 1-3 2-H FC1 2B		0-3 K		0-0 G6-4-3 1B		0-0 1B	5	0	3	1	0	2	1				
Luis Salazar, R (1, 5) OBP: 0.285, SLG: 0.380		0-0 6-3	4-0 SH1-3 IBB		0-3 K		0-0 G6-4-3 1-2		0-0 5-3	4	0	0	0	1	1	3				
Tony Gwynn, L (1, 9) OBP: 0.340, SLG: 0.358		0-0 F8	0-0 SH1-3		0-0 1B			0-0 6-3		3	0	1	1	0	0	0				
Juan Bonilla, R (1, 4) OBP: 0.310, SLG: 0.304		4-0 BB	4-0 IBB		0-0 1B		0-0 1-2 1B		0-0 6-3	2	0	1	0	2	0	0				
Mark Thurmond, L (1, 1) OBP: 0.129, SLG: 0.103 Gary Lucas, L (9, 1)		0-0 1-3	0-0 FC1		0-3 K		0-0 BB		4-0 BB	3	0	0	0	1	1	6				
Inning Stats	R: 1 E: 1 K: 2 S: 8	H: 0 LOB: 1 BB: 1 P: 12	R: 0 E: 0 K: 0 S: 3	H: 0 LOB: 1 BB: 1 P: 7	R: 3 E: 0 K: 0 S: 6	H: 3 LOB: 3 BB: 3 P: 18	R: 0 E: 0 K: 0 S: 3	H: 0 LOB: 0 BB: 0 P: 3	R: 0 E: 0 K: 2 S: 7	H: 2 LOB: 2 BB: 0 P: 9	R: 0 E: 0 K: 0 S: 4	H: 3 LOB: 1 BB: 0 P: 4	R: 0 E: 0 K: 1 S: 5	H: 0 LOB: 1 BB: 1 P: 9	R: 1 E: 0 K: 1 S: 7	H: 2 LOB: 1 BB: 0 P: 7	1B: 8 2B: 1 3B: 0 HR: 1	SF: 0 SAC: 2 DP: 1 HBP: 0	WP: 1 PB: 0 SB: 3 CS: 1	PA: 42
PITCHER	IP	WLS	BF	H	R	ER	SO	BB	IBB	HBP	BLK	WP	HR	S	P	ERA	WHIP			
Fernando Valenzuela, L (1, 1) ERA: 3.92	7.0	L	33	8	4	4	6	3	2	0	0	1	0	40	60	5.14	1.571			
Joe Beckwith, R (8, 1) ERA: 3.71	2.0		9	2	1	1	2	1	0	0	0	0	1	12	16	4.50	1.500			

San Diego Padres @ Los Angeles Dodgers
Dodger Stadium, Los Angeles, CA
Mon Sep 05 1983, 7:05 PM PDT
Att: 49,849 - Unknown

AB	34
R	5
H	10
RBI	4
BB	6
SO	8
LOB	17



Batter	1	2	3	4	5	6	7	8	9	AB	R	H	RBI	BB	SO	LOB	BOTTOM			
Steve Sax, R (1, 4) OBP: 0.343, SLG: 0.354	0-0 P4		4-0 1B BB		0-0 F3			0-0 5-3		3	0	0	0	1	0	0				
Bill Russell, R (1, 6) OBP: 0.318, SLG: 0.309	0-0 F7		0-0 BB 1-3 1B			0-0 5-3		0-0 4-3		4	0	1	0	0	0	0				
Dusty Baker Jr., R (1, 7) OBP: 0.352, SLG: 0.405	0-0 5-3		4-0 1-2 BB			0-0 HBP 1B		0-0 P4		3	0	1	0	1	0	0				
Pedro Guerrero, R (1, 5) OBP: 0.367, SLG: 0.532		0-0 5-3	0-3 K			0-3 K		0-0 HR		4	1	1	1	0	2	4				
Mike Marshall, R (1, 3) OBP: 0.350, SLG: 0.430		0-0 5-3		0-0 G6-4-3 1B		1-0 HBP		0-0 FC5-4 1B		3	0	2	0	0	0	0				
Candy Maldonado, R (1, 9) OBP: 0.241, SLG: 0.296 Jose Morales, R (9, PH) OBP: 0.300, SLG: 0.487 Cecil Espy, S (9, PR)		0-0 E3		0-0 G6-4-3 1-2		0-3 K		0-0 FC5-4 FC5-4		3	0	0	0	0	1	3				
Derrel Thomas, S (1, 8) OBP: 0.343, SLG: 0.341			0-0 1B G6-4-3 1B		0-0 6-3		0-0 6-3		0-0 FC5-4 1-2	4	1	1	0	0	0	1				
Jack Fimple, R (1, 2) OBP: 0.267, SLG: 0.344 German Rivera, R (7, PH) OBP: 0.500, SLG: 0.667 Steve Yeager, R (8, 2) OBP: 0.281, SLG: 0.400			0-0 1-3 1B		0-0 F8		0-0 L3 1B		0-3 K	2	0	1	0	0	0	0				
Fernando Valenzuela, L (1, 1) OBP: 0.220, SLG: 0.288 R.J. Reynolds, S (7, PH) Joe Beckwith, L (8, 1)			0-0 G6-4-3 1-2 3-H		0-0 G3		0-0 L3			2	0	0	0	0	0	1				
Inning Stats	R: 0 E: 0 K: 0 S: 3	H: 0 LOB: 0 BB: 0 P: 3	R: 0 E: 1 K: 0 S: 3	H: 0 LOB: 1 BB: 0 P: 3	R: 1 E: 0 K: 1 S: 7	H: 3 LOB: 3 BB: 2 P: 15	R: 0 E: 0 K: 0 S: 3	H: 1 LOB: 0 BB: 0 P: 3	R: 0 E: 0 K: 2 S: 8	H: 1 LOB: 2 BB: 0 P: 9	R: 0 E: 0 K: 0 S: 3	H: 1 LOB: 0 BB: 0 P: 3	R: 0 E: 0 K: 0 S: 3	H: 0 LOB: 0 BB: 0 P: 3	R: 1 E: 0 K: 1 S: 7	H: 2 LOB: 1 BB: 0 P: 7	1B: 7 2B: 1 3B: 0 HR: 1	SF: 0 SAC: 0 DP: 3 HBP: 1	WP: 0 PB: 0 SB: 0 CS: 0	PA: 35
PITCHER	IP	WLS	BF	H	R	ER	SO	BB	IBB	HBP	BLK	WP	HR	S	P	ERA	WHIP			
Mark Thurmond, L (1, 1) ERA: 2.36	8.0	W	32	8	2	2	3	2	0	1	0	0	0	35	44	2.25	1.250			
Gary Lucas, L (9, 1) ERA: 3.09	1.0	S	3	0	0	0	1	0	0	0	0	0	0	5	5	0.00	0.000			

San Diego Padres @ Los Angeles Dodgers
Dodger Stadium, Los Angeles, CA
Mon Sep 05 1983, 7:05 PM PDT
Att: 49,849 - Unknown

AB	32
R	2
H	8
RBI	1
BB	2
SO	4
LOB	12



Batter	1	2	3	4	5	6	7	8	9	AB	R	H	RBI	BB	SO	LOB	TOP								
Bobby Brown, S (1.7) OBP: 0.333, SLG: 0.420 Ruppert Jones, L (8.8) OBP: 0.309, SLG: 0.382	0-0 CS 1B		1-3		0-0 1B FC5-2 1B	G3		0-3 K		5	0	2	0	0	1	1									
Alan Wiggins, S (1.8) OBP: 0.366, SLG: 0.338	0-0 1-2 5-3		5-3		0-0 1-3 HR 1B			S S E 1B	6-3	5	2	2	0	0	0	1									
Kurt Bevacqua, R (1.3) OBP: 0.344, SLG: 0.354	0-0 5-3		1B 2B		0-0 1-2 HR	FC5-2		0-3 K	6-3	5	2	1	0	0	1	3									
Terry Kennedy, L (1.2) OBP: 0.351, SLG: 0.442		0-0 3-1		0-0 2H 1B	0-0 1-H 2H HR			0-3 K		5	1	3	4	0	1	1									
Garry Templeton, S (1.6) OBP: 0.298, SLG: 0.339		0-0 HR 1B		0-0 5-3	0-0 F9			0-0 E5 BLK	F7	5	1	1	0	0	0	2									
Luis Salazar, R (1.5) OBP: 0.287, SLG: 0.387		0-0 1-H HR		0-0 F8				0-3 K	1-2 IBB	3	1	1	2	1	1	0									
Tony Gwynn, L (1.9) OBP: 0.339, SLG: 0.361		0-0 G3		0-0 P4				0-0 1B 2B	4-3	4	1	1	0	0	0	2									
Juan Bonilla, R (1.4) OBP: 0.312, SLG: 0.308		0-0 2B		0-3 K				0-0 2H FC2-6 1B	6-3	4	0	2	1	0	1	0									
Ed Whitson, R (1.1) OBP: 0.194, SLG: 0.147		0-0 5-3		0-0 1-3	0-0 FC2-6			0-3 K		4	0	0	0	0	1	2									
Inning Stats	R: 0 E: 0 K: 0 S: 3	H: 1 LOB: 0 BB: 0 P: 3	R: 2 E: 0 K: 0 S: 6	H: 3 LOB: 1 BB: 0 P: 6	R: 1 E: 0 K: 0 S: 5	H: 2 LOB: 1 BB: 0 P: 5	R: 0 E: 0 K: 1 S: 5	H: 0 LOB: 0 BB: 0 P: 5	R: 3 E: 0 K: 0 S: 6	H: 3 LOB: 0 BB: 0 P: 6	R: 1 E: 0 K: 1 S: 7	H: 2 LOB: 1 BB: 0 P: 7	R: 1 E: 1 K: 2 S: 9	H: 1 LOB: 2 BB: 1 P: 13	R: 0 E: 0 K: 2 S: 7	H: 0 LOB: 0 BB: 0 P: 7	R: 0 E: 0 K: 0 S: 4	H: 1 LOB: 1 BB: 0 P: 4	1B: 8 2B: 3 3B: 0 HR: 2	SF: 0 SAC: 0 DP: 0 HBP: 0	WP: 0 PB: 0 SB: 2 CS: 1	PA: 41			
PITCHER	IP	WLS	BF	H	R	ER	SO	BB	IBB	HBP	BLK	WP	HR	S	P	ERA	WHIP								
Rick Honeycutt, L (1.1) ERA: 2.61	5.0	L	23	9	6	6	1	0	0	0	1	0	2	25	25	10.80	1.800								
Burt Hooton, R (6.1) ERA: 4.07	1.1		7	3	2	1	2	0	0	0	0	0	0	11	11	6.75	2.250								
Rich Rodas, L (7.1) ERA:	0.2		4	0	0	0	1	0	0	0	0	0	0	5	9	0.00	0.000								
Pat Zachry, R (8.1) ERA: 1.8	2.0		7	1	0	0	2	0	0	0	0	0	0	11	11	0.00	0.500								

San Diego Padres @ Los Angeles Dodgers
 Dodger Stadium, Los Angeles, CA
 Tue Sep 06 1983, 7:05 PM PDT
 Att: 41,264 - Unknown

livebaseballscorecards.com

AB 40
R 8
H 13
RBI 7
BB 1
SO 6
LOB 12



Batter	1	2	3	4	5	6	7	8	9	AB	R	H	RBI	BB	SO	LOB	BOTTOM								
Steve Sax, R (1.4) OBP: 0.343, SLG: 0.353	0-0 5-3		0-0 F3			0-0 F8 1B HR 1B	6-3			4	1	1	0	0	0	3									
Bill Russell, R (1.6) OBP: 0.318, SLG: 0.308	0-0 6-3		0-0 P5			0-0 1-2 HR 1B		0-0 6-3		4	1	1	0	0	0	2									
Dusty Baker Jr., R (1.7) OBP: 0.349, SLG: 0.402	0-0 1-3			0-0 L7		0-0 F8 1-2 2-3		0-0 G3		4	0	0	0	0	0	2									
Pedro Guerrero, R (1.5) OBP: 0.366, SLG: 0.529		0-0 5-3		0-0 P6		0-0 F9		0-0 1B		4	0	1	0	0	0	2									
Ken Landreaux, L (1.8) OBP: 0.332, SLG: 0.471 R.J. Reynolds, S (6, PH) OBP: 0.111, SLG: 0.500		0-0 F8		0-0 4-3		0-0 2H 3H HR		0-3 K		2	0	0	0	0	0	0									
Mike Marshall, R (1.9) OBP: 0.347, SLG: 0.426		0-0 F8		0-0 F9		0-0 K		0-0 L6		4	0	0	0	0	1	0									
Greg Brock, L (1.3) OBP: 0.324, SLG: 0.398			0-0 SH5-4 1B BB		0-0 1B			0-0 L7		3	0	1	0	1	0	0									
Jack Fimple, R (1.2) OBP: 0.276, SLG: 0.350			0-0 SH5-4 1B		0-0 F8			0-3 K		4	0	2	0	0	1	1									
Rick Honeycutt, L (1.1) OBP: 0.125, SLG: 0.125 Sid Eismann, L (5, PH) Burt Hooton, R (6.1) Rich Rodas, L (7.1) Cecil Espy, S (7, PH) Pat Zachry, R (8.1)			0-0 SH5-4		0-0 L7			0-0 5-3 1B		0	0	0	0	0	0	0									
Inning Stats	R: 0 E: 0 K: 0 S: 3	H: 0 LOB: 0 BB: 0 P: 3	R: 0 E: 0 K: 0 S: 3	H: 0 LOB: 0 BB: 0 P: 3	R: 0 E: 0 K: 0 S: 4	H: 1 LOB: 2 BB: 1 P: 8	R: 0 E: 0 K: 0 S: 3	H: 0 LOB: 0 BB: 0 P: 3	R: 0 E: 0 K: 1 S: 4	H: 1 LOB: 1 BB: 0 P: 4	R: 3 E: 1 K: 1 S: 8	H: 3 LOB: 0 BB: 0 P: 8	R: 0 E: 0 K: 1 S: 4	H: 1 LOB: 1 BB: 0 P: 4	R: 0 E: 0 K: 1 S: 6	H: 0 LOB: 0 BB: 0 P: 5	1B: 6 2B: 0 3B: 0 HR: 1	SF: 0 SAC: 1 DP: 0 HBP: 0	WP: 0 PB: 0 SB: 0 CS: 0	PA: 35					
PITCHER	IP	WLS	BF	H	R	ER	SO	BB	IBB	HBP	BLK	WP	HR	S	P	ERA	WHIP								
Ed Whitson, R (1.1) ERA: 4.76	9.0	W	35	7	3	3	3	1	0	0	0	0	1	40	44	3.00	0.889								

San Diego Padres @ Los Angeles Dodgers
 Dodger Stadium, Los Angeles, CA
 Tue Sep 06 1983, 7:05 PM PDT
 Att: 41,264 - Unknown

livebaseballscorecards.com

AB 33
R 3
H 7
RBI 3
BB 1
SO 3
LOB 13



Batter	1	2	3	4	5	6	7	8	9	10	AB	R	H	RBI	BB	SO	LOB	TOP	
Gary Redus, R OBP: 0.354, SLG: 0.445 (1, 7)	F8		FC4-6 1B		G3			WP 1B			4	0	2	0	0	0	0	Cincinnati Reds @ Los Angeles Dodgers Dodger Stadium, Los Angeles, CA Wed Sep 07 1983, 7:05 PM PDT Att: 44,198 - Unknown livebaseballscorecards.com	
Paul Householder, S OBP: 0.320, SLG: 0.377 (1, 8) (9, 9)	CS 1B		FC4-6			6-3		K2-3			4	0	1	0	0	1	3		
Dave Concepcion, R OBP: 0.307, SLG: 0.285 (1, 6)	F4		SF9				K		4-3		3	0	0	1	0	1	1		
Cesar Cedeno, R OBP: 0.301, SLG: 0.356 Eddie Milner, L OBP: 0.354, SLG: 0.379 (1, 9) (9, 8)	CS	6-3	F8				F3		L4		4	0	0	0	0	0	1		
Dan Driessen, L OBP: 0.351, SLG: 0.428 (1, 3)				6-3					1-3		3	1	0	0	1	0	0		
Nick Esasky, R OBP: 0.328, SLG: 0.439 (1, 5)		HR BB							6-3		4	1	2	2	0	1	0		
Alan Knicely, R OBP: 0.333, SLG: 0.323 Duane Walker, L OBP: 0.296, SLG: 0.340 Alex Trevino, R OBP: 0.281, SLG: 0.283 (1, 2) (10, PH) (10, 2)		HR			G1-6-3 1B				6-3		3	0	1	0	0	1	1		
Ron Oester, S OBP: 0.308, SLG: 0.377 (1, 4)									K		1	0	1	0	0	0	0		
Frank Pastore, R OBP: 0.212, SLG: 0.260 Tom Hume, R (7, 1) Johnny Bench, R OBP: 0.303, SLG: 0.423 Ben Hayes, R (10, 1)	CS 1B		FC4-6 1B SF9 1B						P6		2	1	1	0	0	1	0		
Inning Stats	R: 0 E: 0 K: 0 S: 3	H: 1 LOB: 0 BB: 0 P: 3	R: 2 E: 0 K: 1 S: 6	H: 2 LOB: 1 BB: 1 P: 10	R: 1 E: 0 K: 0 S: 5	H: 2 LOB: 1 BB: 0 P: 5	R: 0 E: 0 K: 2 S: 7	H: 0 LOB: 0 BB: 0 P: 7	R: 0 E: 0 K: 1 S: 5	H: 0 LOB: 0 BB: 0 P: 5	R: 0 E: 0 K: 2 S: 8	H: 1 LOB: 1 BB: 0 P: 8	R: 0 E: 0 K: 0 S: 3	H: 0 LOB: 0 BB: 0 P: 3	R: 0 E: 0 K: 2 S: 8	H: 1 LOB: 1 BB: 0 P: 8	1B: 7 2B: 0 3B: 0 HR: 1		SF: 1 SAC: 0 DP: 1 HBP: 0
PITCHER	IP	WLS	BF	H	R	ER	SO	BB	IBB	HBP	BLK	WP	HR	S	P	ERA	WHIP		
Jerry Reuss, L ERA: 3.0 Steve Howe, L ERA: 1.93 Tom Niedenfuer, R ERA: 1.42	(1, 1) (8, 1) (10, 1)	7.0 2.0 1.0	25 7 4	6 1 1	3 0 0	3 0 0	5 2 2	0 0 0	1 0 0	0 0 0	0 0 0	0 1 0	0 0 8	34 11 8	38 11 8	3.86 0.00 0.00	1.000 0.500 1.000		

Batter	1	2	3	4	5	6	7	8	9	10	AB	R	H	RBI	BB	SO	LOB	BOTTOM			
Steve Sax, R OBP: 0.341, SLG: 0.352 (1, 4)	K		G1-6-3 1B		FC6					6-3	5	0	1	0	0	1	3	Cincinnati Reds @ Los Angeles Dodgers Dodger Stadium, Los Angeles, CA Wed Sep 07 1983, 7:05 PM PDT Att: 44,198 - Unknown livebaseballscorecards.com			
Bill Russell, R OBP: 0.316, SLG: 0.307 (1, 6)	F2		G1-6-3			F7		P4		1B HR 1B	5	1	1	0	0	0	1				
Dusty Baker Jr., R OBP: 0.350, SLG: 0.402 (1, 7)	FC6-4 1B					F8		P4		1B HR 1B	5	1	2	0	0	0	0				
Pedro Guerrero, R OBP: 0.365, SLG: 0.525 (1, 5)	FC6-4					1-3		L1		HR 1B	4	1	0	0	1	1	1				
Mike Marshall, R OBP: 0.347, SLG: 0.436 (1, 9) (10, 3)		6-3				L5		1B 2B		K	5	2	2	4	0	1	0				
Greg Brock, L OBP: 0.330, SLG: 0.414 Cecil Espy, S (9, PR) (10, 8)						HR		E SH3-4 1B		E7 1B	4	1	4	2	0	0	0				
Derrel Thomas, S OBP: 0.338, SLG: 0.335 (1, 8) (10, 9)						F7		SH3-4		6-3	3	0	0	0	0	0	2				
Jack Fimple, R OBP: 0.271, SLG: 0.343 Rick Monday, L OBP: 0.274, SLG: 0.430 Steve Howe, L OBP: 0.302, SLG: 0.329 Sid Bream, L OBP: 0.300, SLG: 0.330 Dave Anderson, R OBP: 0.278, SLG: 0.337 Tom Niedenfuer, R (10, 1)								K		F7	2	0	0	0	0	2	1				
Jerry Reuss, L OBP: 0.279, SLG: 0.271 R.J. Reynolds, S OBP: 0.100, SLG: 0.444 Steve Yeager, R OBP: 0.280, SLG: 0.399 (1, 1) (7, PH) (8, 2)						G3		E6		P3	2	0	1	0	0	0	0				
Inning Stats	R: 0 E: 0 K: 1 S: 6	H: 1 LOB: 1 BB: 0 P: 6	R: 0 E: 0 K: 1 S: 6	H: 1 LOB: 1 BB: 0 P: 6	R: 0 E: 0 K: 0 S: 3	H: 0 LOB: 0 BB: 0 P: 3	R: 1 E: 0 K: 1 S: 7	H: 2 LOB: 1 BB: 0 P: 7	R: 0 E: 0 K: 0 S: 3	H: 0 LOB: 0 BB: 0 P: 3	R: 1 E: 1 K: 0 S: 6	H: 2 LOB: 2 BB: 0 P: 6	R: 0 E: 0 K: 1 S: 5	H: 0 LOB: 0 BB: 0 P: 5	R: 1 E: 1 K: 1 S: 7	H: 2 LOB: 2 BB: 0 P: 7	R: 4 E: 0 K: 0 S: 4		H: 3 LOB: 0 BB: 1 P: 8	1B: 8 2B: 2 3B: 0 HR: 2	SF: 0 SAC: 1 DP: 1 HBP: 0
PITCHER	IP	WLS	BF	H	R	ER	SO	BB	IBB	HBP	BLK	WP	HR	S	P	ERA	WHIP				
Frank Pastore, R ERA: 5.09 Tom Hume, R ERA: 5.97 Ben Hayes, R ERA: 6.16	(1, 1) (7, 1) (10, 1)	6.0 3.0 0.1	24 12 5	7 2 3	2 1 4	2 2 4	3 2 0	0 0 0	0 0 1	0 0 0	0 0 0	0 0 1	0 0 4	30 16 8	30 16 8	3.00 3.00 108.00	1.167 0.667 9.000				

Batter	1	2	3	4	5	6	7	8	9	AB	R	H	RBI	BB	SO	LOB	TOP			
Eddie Milner, L OBP: 0.351, SLG: 0.376 (1, 8)										4	0	0	0	0	1	2				
Gary Redus, R OBP: 0.353, SLG: 0.448 (1, 7)										4	1	1	0	0	0	0				
Dave Concepcion, R OBP: 0.307, SLG: 0.285 (1, 6)										4	1	1	0	0	1	0				
Dan Driessen, L OBP: 0.310, SLG: 0.427 (1, 3)										3	0	1	0	1	1	0				
Kelly Paris, R OBP: 0.297, SLG: 0.270 (9, PR)										0	0	0	0	0	0	0				
Nick Esasky, R OBP: 0.323, SLG: 0.433 (1, 5)										4	0	0	0	0	2	3				
Paul Householder, S OBP: 0.319, SLG: 0.375 (1, 9)										4	0	1	1	0	1	1				
Ron Oester, S OBP: 0.310, SLG: 0.380 (9, PH)										2	0	1	0	1	0	0				
Cesar Cedeno, R OBP: 0.300, SLG: 0.355 (9, PH)										1	0	0	0	0	0	2				
Alex Trevino, R OBP: 0.284, SLG: 0.293 (1, 2)										2	0	1	0	0	0	1				
Duane Walker, L OBP: 0.300, SLG: 0.343 (8, PH)										1	0	1	0	0	0	0				
Dann Bilardello, R OBP: 0.257, SLG: 0.345 (8, 2)										0	0	0	0	0	0	0				
Mario Soto, R OBP: 0.192, SLG: 0.179 (1, 1)										2	0	0	0	0	2	2				
Johnny Bench, R OBP: 0.302, SLG: 0.422 (8, PH)										1	0	0	0	0	0	2				
Bill Scherrer, L OBP: 0.182, SLG: 0.100 (8, 1)										0	0	0	0	0	0	0				
Inning Stats	R: 0 E: 0 K: 1 S: 5	H: 0 LOB: 0 BB: 0 P: 5	R: 0 E: 0 K: 2 S: 6	H: 0 LOB: 0 BB: 1 P: 10	R: 0 E: 0 K: 2 S: 8	H: 1 LOB: 1 BB: 0 P: 8	R: 1 E: 0 K: 1 S: 6	H: 1 LOB: 0 BB: 0 P: 6	R: 0 E: 0 K: 1 S: 3	H: 0 LOB: 0 BB: 0 P: 3	R: 0 E: 0 K: 1 S: 5	H: 0 LOB: 0 BB: 0 P: 5	R: 0 E: 0 K: 0 S: 3	H: 1 LOB: 1 BB: 1 P: 7	R: 1 E: 0 K: 0 S: 6	H: 3 LOB: 2 BB: 0 P: 6	1B: 4 2B: 2 3B: 1 HR: 0	SF: 0 SAC: 0 DP: 1 HBP: 0	WP: 0 PB: 0 SB: 0 CS: 1	PA: 34
PITCHER	IP WLS BF H R ER SO BB IBB HBP BLK WP HR S P ERA WHIP																			
Bob Welch, R ERA: 2.55 (1, 1)	8.0 W 28 4 1 1 8 2 0 0 0 1 0 0 42 50 1.12 0.750																			
Tom Niedenfuer, R ERA: 1.51 (9, 1)	0.2 5 3 1 1 0 0 0 0 0 0 0 0 5 5 13.50 4.500																			
Steve Howe, L ERA: 1.55 (9, 1)	0.1 S 1 0 0 0 0 0 0 0 0 0 0 0 0 1 1 0.00 0.000																			

Cincinnati Reds @ Los Angeles Dodgers
Dodger Stadium, Los Angeles, CA
Thu Sep 08 1983, 7:05 PM PDT
Att: 45,826 - Unknown

livebaseballscorecards.com

AB 32
R 2
H 7
RBI 1
BB 2
SO 8
LOB 13

Batter	1	2	3	4	5	6	7	8	9	AB	R	H	RBI	BB	SO	LOB	BOTTOM			
Steve Sax, R OBP: 0.341, SLG: 0.351 (1, 4)										4	0	1	0	0	1	1				
Bill Russell, R OBP: 0.316, SLG: 0.307 (1, 6)										3	0	1	0	0	0	1				
Dusty Baker Jr., R OBP: 0.349, SLG: 0.400 (1, 7)										4	1	1	0	0	1	2				
Cecil Espy, S (8, 8)										0	0	0	0	0	0	0				
Pedro Guerrero, R OBP: 0.366, SLG: 0.524 (1, 5)										3	1	1	0	1	0	0				
Mike Marshall, R OBP: 0.349, SLG: 0.444 (1, 9)										4	2	2	3	0	0	2				
Greg Brock, L OBP: 0.331, SLG: 0.412 (1, 3)										2	1	0	0	2	0	0				
R.J. Reynolds, S OBP: 0.214, SLG: 0.462 (8, 7)										4	0	2	1	0	0	1				
Jack Fimple, R OBP: 0.266, SLG: 0.337 (1, 2)										2	0	0	0	0	1	0				
Rick Monday, L OBP: 0.372, SLG: 0.428 (6, PH)										1	0	0	0	0	2					
Steve Yeager, R OBP: 0.280, SLG: 0.397 (7, 2)										1	0	0	0	0	0	1				
Bob Welch, R OBP: 0.136, SLG: 0.172 (1, 1)										2	0	0	0	1	1	1				
Jose Morales, R OBP: 0.293, SLG: 0.475 (8, PH)										1	0	0	0	0	1	1				
Tom Niedenfuer, R (9, 1)										0	0	0	0	0	0	0				
Steve Howe, L OBP: 0.222, SLG: 0.125 (9, 1)										0	0	0	0	0	0	0				
Inning Stats	R: 0 E: 0 K: 0 S: 3	H: 0 LOB: 0 BB: 0 P: 3	R: 0 E: 0 K: 0 S: 3	H: 0 LOB: 1 BB: 1 P: 7	R: 0 E: 0 K: 2 S: 7	H: 0 LOB: 1 BB: 1 P: 11	R: 3 E: 0 K: 0 S: 6	H: 3 LOB: 0 BB: 0 P: 6	R: 0 E: 0 K: 0 S: 4	H: 1 LOB: 1 BB: 0 P: 4	R: 2 E: 0 K: 1 S: 7	H: 2 LOB: 1 BB: 1 P: 11	R: 0 E: 0 K: 1 S: 6	H: 1 LOB: 2 BB: 1 P: 10	R: 0 E: 0 K: 1 S: 6	H: 1 LOB: 1 BB: 0 P: 6	1B: 7 2B: 0 3B: 0 HR: 1	SF: 0 SAC: 1 DP: 0 HBP: 0	WP: 0 PB: 0 SB: 0 CS: 0	PA: 36
PITCHER	IP WLS BF H R ER SO BB IBB HBP BLK WP HR S P ERA WHIP																			
Mario Soto, R ERA: 2.67 (1, 1)	7.0 L 32 7 5 5 4 4 0 0 0 0 0 0 1 36 52 6.43 1.571																			
Bill Scherrer, L ERA: 2.79 (8, 1)	1.0 4 1 0 0 1 0 0 0 0 0 0 0 6 6 0.00 1.000																			

Cincinnati Reds @ Los Angeles Dodgers
Dodger Stadium, Los Angeles, CA
Thu Sep 08 1983, 7:05 PM PDT
Att: 45,826 - Unknown

livebaseballscorecards.com

AB 31
R 5
H 8
RBI 4
BB 4
SO 5
LOB 12

Batter	1	2	3	4	5	6	7	8	9	AB	R	H	RBI	BB	SO	LOB	TOP											
Brett Butler, L OBP: 0.333, SLG: 0.395 (1, 7)	F8		F5			S 1B		G5-4-3 BB	1-3	4	0	1	0	1	0	3	Atlanta Braves @ Los Angeles Dodgers Dodger Stadium, Los Angeles, CA Fri Sep 09 1983, 7:05 PM PDT Att: 48,258 - Unknown											
Jerry Royster, R OBP: 0.326, SLG: 0.362 (1, 5) (7, 4)	G3		K			E6		G5-4-3		4	0	0	0	0	1	3												
Claudell Washington, L OBP: 0.322, SLG: 0.415 (1, 9)	K			K		F7		6-3		4	0	0	0	0	2	2												
Dale Murphy, R OBP: 0.405, SLG: 0.553 (1, 8)		6-3		F8		G3			HR	4	1	1	1	0	0	2												
Chris Chambliss, L OBP: 0.366, SLG: 0.492 (1, 3)		4-3 WP 1B		K		F9			HR FC6-4 1B BB	3	1	1	0	1	1	0												
Rafael Ramirez, R OBP: 0.338, SLG: 0.373 (1, 6)		4-3				F9			FC6-4 1B	4	0	1	0	0	0	1												
Bruce Benedict, R OBP: 0.391, SLG: 0.344 Terry Harper, R OBP: 0.351, SLG: 0.412 (9, PH)						6-3			K	2	0	0	0	1	1	1												
Glenn Hubbard, R OBP: 0.324, SLG: 0.385 Gerald Perry, L OBP: 0.467, SLG: 0.600 Randy Johnson, R OBP: 0.365, SLG: 0.327 (7, PH) (7, 5)			E5 SH1-4			F8			FC6-4 1B	2	0	0	0	0	0	0												
Phil Niekro, R OBP: 0.169, SLG: 0.193 Mike Jorgensen, L OBP: 0.342, SLG: 0.388 Tony Brizzolara, R OBP: 0.408, SLG: 0.540 (9, PH) Bob Watson, R OBP: 0.408, SLG: 0.540 Albert Hall, S (9, PR)			SH1-4			K			1-2 3H 1B	1	0	0	0	0	1	0												
Inning Stats	R: 0 E: 0 K: 1 S: 5	H: 0 LOB: 0 BB: 0 P: 5	R: 0 E: 0 K: 1 S: 6	H: 1 LOB: 1 BB: 0 P: 6	R: 0 E: 1 K: 1 S: 6	H: 0 LOB: 0 BB: 0 P: 6	R: 0 E: 0 K: 2 S: 7	H: 0 LOB: 0 BB: 0 P: 7	R: 0 E: 0 K: 0 S: 3	H: 0 LOB: 0 BB: 0 P: 3	R: 0 E: 1 K: 1 S: 7	H: 1 LOB: 2 BB: 0 P: 7	R: 0 E: 0 K: 0 S: 4	H: 1 LOB: 2 BB: 1 P: 8	R: 0 E: 0 K: 0 S: 2	H: 0 LOB: 0 BB: 1 P: 6		R: 2 E: 0 K: 1 S: 8	H: 3 LOB: 2 BB: 1 P: 12	1B: 5 2B: 0 3B: 0 HR: 1	SF: 0 SAC: 1 DP: 1 HBP: 0	WP: 1 PB: 0 SB: 1 CS: 0	PA: 37					
PITCHER	IP	WLS	BF	H	R	ER	SO	BB	IBB	HBP	BLK	WP	HR	S	P	ERA		WHIP										
Alejandro Pena, R ERA: 2.3 (1, 1)	7.0	W	28	3	0	0	6	2	0	0	0	1	0	38	46	0.00		0.714										
Tom Niedenfuer, R ERA: 1.71 (8, 1)	1.0		4	1	2	2	0	1	0	0	0	0	1	3	7	18.00	2.000											
Steve Howe, L ERA: 1.53 (9, 1)	1.0	S	5	2	0	0	1	0	0	0	0	0	0	7	7	0.00	2.000											

Batter	1	2	3	4	5	6	7	8	9	AB	R	H	RBI	BB	SO	LOB	BOTTOM										
Steve Sax, R OBP: 0.340, SLG: 0.350 (1, 4)	1-3		K			S 1B			4-3	4	0	1	0	0	1	2	Atlanta Braves @ Los Angeles Dodgers Dodger Stadium, Los Angeles, CA Fri Sep 09 1983, 7:05 PM PDT Att: 48,258 - Unknown										
Bill Russell, R OBP: 0.321, SLG: 0.310 (1, 6)	F2					G1-4-3 1B			CS S 1B	3	0	2	0	1	0	0											
Dusty Baker Jr., R OBP: 0.348, SLG: 0.398 (1, 7)	G3		G1-4-3			5-3			BB	3	0	0	0	1	0	3											
Pedro Guerrero, R OBP: 0.365, SLG: 0.528 (1, 5)		5-3				HR			K	4	1	1	1	0	2	2											
Mike Marshall, R OBP: 0.348, SLG: 0.441 Cecil Espy, S (9, 8)		BB BB 1B BB				F7			5-3	3	1	0	0	1	0	0											
Greg Brock, L OBP: 0.333, SLG: 0.410 (1, 3)		BB BB 1B BB				K			E BB	2	1	0	0	2	2	0											
R.J. Reynolds, S OBP: 0.167, SLG: 0.353 (9, 9)						K			E6	4	0	0	0	0	1	3											
Jack Fimple, R OBP: 0.268, SLG: 0.330 (1, 2)						K			F7	2	0	0	0	1	1	2											
Alejandro Pena, R OBP: 0.115, SLG: 0.173 Tom Niedenfuer, R (8, 1)						F3			K	3	0	1	2	0	1	2											
Steve Howe, L OBP: 0.222, SLG: 0.125 Derrel Thomas, S OBP: 0.338, SLG: 0.335 (9, 9)						1-2 2H 3H 1B				0	0	0	0	0	0	0											
Inning Stats	R: 0 E: 0 K: 0 S: 3	H: 0 LOB: 0 BB: 0 P: 3	R: 2 E: 0 K: 1 S: 6	H: 1 LOB: 2 BB: 3 P: 18	R: 0 E: 0 K: 1 S: 5	H: 1 LOB: 0 BB: 0 P: 5	R: 0 E: 0 K: 2 S: 7	H: 0 LOB: 0 BB: 0 P: 7	R: 0 E: 0 K: 1 S: 6	H: 1 LOB: 2 BB: 1 P: 10	R: 1 E: 1 K: 1 S: 7	H: 1 LOB: 2 BB: 1 P: 11	R: 0 E: 0 K: 1 S: 5	H: 1 LOB: 2 BB: 1 P: 9	R: 0 E: 0 K: 1 S: 5	H: 0 LOB: 0 BB: 0 P: 5		1B: 4 2B: 1 3B: 0 HR: 1	SF: 0 SAC: 0 DP: 2 HBP: 0	WP: 0 PB: 0 SB: 2 CS: 1	PA: 34						
PITCHER	IP	WLS	BF	H	R	ER	SO	BB	IBB	HBP	BLK	WP	HR	S	P	ERA		WHIP									
Phil Niekro, R ERA: 3.98 (1, 1)	6.0	L	27	4	3	3	6	5	0	0	0	0	0	34	54	4.50	1.500										
Tony Brizzolara, R ERA: 3.6 (7, 1)	2.0		7	1	0	0	2	1	0	0	0	0	0	10	14	0.00	1.000										



Batter	1	2	3	4	5	6	7	8	9	10	AB	R	H	RBI	BB	SO	LOB	TOP								
Brett Butler, L OBP: 0.337, SLG: 0.397 (1, 7)	0-0 4-3		4-0 BB			0-0 1B	0-0 1B			4-0 1B	3	2	2	1	2	0	0	Atlanta Braves @ Los Angeles Dodgers Dodger Stadium, Los Angeles, CA Sat Sep 10 1983, 7:05 PM PDT Att: 51,418 - Unknown								
Jerry Royster, R OBP: 0.325, SLG: 0.358 (1, 4)	0-0 G3		0-0 F9			0-0 F9	0-0 5-3			0-0 1B	5	0	1	0	0	0	5									
Dale Murphy, R OBP: 0.402, SLG: 0.547 (1, 8)	0-0 6-3					0-3 K2-3				0-0 E6	5	1	0	1	0	2	2									
Bob Watson, R OBP: 0.344, SLG: 0.527 (1, 3)		0-0 F8				0-0 6-3				0-0 FC4-2	5	0	1	1	0	0	2									
Albert Hall, S Gene Garber, R (10, 1)						0-0 6-3				0-0 FC4-2	0	1	0	0	0	0	0									
Terry Harper, R OBP: 0.343, SLG: 0.403 (1, 9)						0-0 6-3				0-0 1B	4	0	0	0	0	1	1									
Chris Chambliss, L OBP: 0.367, SLG: 0.494 (10, 3)						0-3 K2-3				0-0 1B	1	0	1	1	0	0	0									
Rafael Ramirez, R OBP: 0.340, SLG: 0.377 (1, 6)						0-0 6-3				0-0 1B	5	1	2	1	0	0	0									
Bruce Benedict, R OBP: 0.386, SLG: 0.339 (1, 2)						0-0 6-3				0-0 1B	5	0	0	1	0	1	2									
Randy Johnson, R OBP: 0.389, SLG: 0.327 (1, 5)						0-0 K				0-0 5-3	3	1	1	0	1	1	0									
Craig McMurry, R OBP: 0.115, SLG: 0.069 (7, PH)						0-0 SH3-4				0-0 F2	1	0	0	0	0	0	1									
Brad Komminsk, R OBP: 0.313, SLG: 0.154 (7, 1)						0-0 SH3-4					1	0	1	0	0	0	0									
Steve Bedrosian, R OBP: 0.125, SLG: 0.125 (10, PH)						0-0 K					0	0	0	0	0	0	0									
Claudell Washington, L OBP: 0.321, SLG: 0.414 (10, 9)						0-3 K					1	0	0	0	0	0	0									
Inning Stats	R: 0 E: 0 K: 0 S: 3	H: 0 LOB: 0 BB: 0 P: 3	R: 0 E: 0 K: 0 S: 3	H: 0 LOB: 0 BB: 0 P: 3	R: 0 E: 0 K: 0 S: 3	H: 0 LOB: 2 BB: 2 P: 11	R: 0 E: 0 K: 0 S: 3	H: 0 LOB: 0 BB: 0 P: 3	R: 1 E: 0 K: 2 S: 8	H: 1 LOB: 0 BB: 0 P: 8	R: 1 E: 0 K: 2 S: 9	H: 2 LOB: 1 BB: 0 P: 9	R: 1 E: 0 K: 0 S: 6	H: 3 LOB: 2 BB: 0 P: 6	R: 0 E: 0 K: 1 S: 5	H: 0 LOB: 0 BB: 0 P: 5	R: 0 E: 0 K: 0 S: 3	H: 0 LOB: 0 BB: 0 P: 3	R: 3 E: 1 K: 1 S: 9	H: 3 LOB: 2 BB: 1 P: 13	1B: 8 2B: 0 3B: 1 HR: 0	SF: 0 SAC: 1 DP: 0 HBP: 0	WP: 1 PB: 0 SB: 3 CS: 0	PA: 43		
PITCHER	IP	WLS	BF	H	R	ER	SO	BB	IBB	HBP	BLK	WP	HR	S	P	ERA	WHIP									
Fernando Valenzuela, L ERA: 3.91	7.0		29	6	3	4	2	0	0	0	0	1	0	35	43	3.86	1.143									
Steve Howe, L ERA: 1.49	2.0		6	0	0	0	1	0	0	0	0	0	0	8	8	0.00	0.000									
Joe Beckwith, R ERA: 3.84	0.1	L	3	1	2	1	0	0	0	0	0	0	0	2	6	27.00	6.000									
Pat Zachry, R ERA: 1.79	0.1		4	2	1	0	0	0	0	0	0	0	0	4	4	0.00	6.000									
Orel Hershiser, R ERA: 5.75	0.1		1	0	0	0	1	0	0	0	0	0	0	3	3	0.00	0.000									
Batter	1	2	3	4	5	6	7	8	9	10	AB	R	H	RBI	BB	SO	LOB	BOTTOM								
Steve Sax, R OBP: 0.337, SLG: 0.347 (1, 4)	0-0 6-3		0-0 G1		0-0 4-3		0-0 4-3			0-3 K	5	0	0	0	0	1	3	Atlanta Braves @ Los Angeles Dodgers Dodger Stadium, Los Angeles, CA Sat Sep 10 1983, 7:05 PM PDT Att: 51,418 - Unknown								
Bill Russell, R OBP: 0.319, SLG: 0.307 (1, 6)	4-0 BB		0-0 6-3		0-0 5-3		0-3 K			0-0 F3	4	0	0	0	1	1	1									
Dusty Baker Jr., R OBP: 0.347, SLG: 0.395 (1, 7)	0-0 L4				0-3 K		0-0 E6			0-0 5-3	4	1	0	0	1	1	1									
Pedro Guerrero, R OBP: 0.367, SLG: 0.528 (1, 5)	0-0 F9				0-0 K		0-0 F9			0-0 5-3	5	0	3	0	0	0	2									
Mike Marshall, R OBP: 0.345, SLG: 0.436 (1, 9)					0-0 K		0-0 F7			0-0 F9	4	1	0	0	1	0	4									
Greg Brock, L OBP: 0.330, SLG: 0.406 (1, 3)					0-0 P6		0-0 G4-6-3			0-0 F9	4	1	0	0	1	0	4									
R.J. Reynolds, S OBP: 0.273, SLG: 0.429 (1, 8)					0-0 F8		0-0 G4-6-3			0-0 F9	4	0	0	0	0	1	5									
Jack Fimple, R OBP: 0.281, SLG: 0.343 (1, 2)					0-0 F2		0-0 G4-6-3			0-0 F9	4	1	3	1	0	0	0									
Fernando Valenzuela, L ERA: 3.47	6.0		24	5	3	3	1	2	0	0	0	0	0	24	32	4.50	1.167									
Steve Bedrosian, R ERA: 3.62	3.0	W	13	2	0	0	5	1	0	0	0	0	0	22	26	0.00	1.000									
Gene Garber, R ERA: 4.14	1.0	S	4	1	0	0	0	0	0	0	0	0	0	4	4	0.00	1.000									
Inning Stats	R: 0 E: 0 K: 0 S: 3	H: 0 LOB: 1 BB: 1 P: 7	R: 0 E: 0 K: 0 S: 3	H: 0 LOB: 0 BB: 0 P: 3	R: 0 E: 0 K: 0 S: 4	H: 1 LOB: 1 BB: 0 P: 4	R: 3 E: 0 K: 0 S: 6	H: 3 LOB: 1 BB: 1 P: 10	R: 0 E: 0 K: 1 S: 5	H: 0 LOB: 0 BB: 0 P: 5	R: 0 E: 0 K: 1 S: 6	H: 1 LOB: 1 BB: 0 P: 6	R: 0 E: 1 K: 2 S: 8	H: 0 LOB: 2 BB: 1 P: 12	R: 0 E: 0 K: 2 S: 8	H: 1 LOB: 1 BB: 0 P: 8	R: 0 E: 0 K: 0 S: 4	H: 1 LOB: 1 BB: 0 P: 4	1B: 8 2B: 0 3B: 0 HR: 0	SF: 0 SAC: 3 DP: 1 HBP: 0	WP: 0 PB: 0 SB: 1 CS: 0	PA: 41				
PITCHER	IP	WLS	BF	H	R	ER	SO	BB	IBB	HBP	BLK	WP	HR	S	P	ERA	WHIP									
Craig McMurry, R ERA: 3.47	6.0		24	5	3	3	1	2	0	0	0	0	0	24	32	4.50	1.167									
Steve Bedrosian, R ERA: 3.62	3.0	W	13	2	0	0	5	1	0	0	0	0	0	22	26	0.00	1.000									
Gene Garber, R ERA: 4.14	1.0	S	4	1	0	0	0	0	0	0	0	0	0	4	4	0.00	1.000									

Batter	1	2	3	4	5	6	7	8	9	AB	R	H	RBI	BB	SO	LOB	TOP					
Steve Sax, R OBP: 0.340, SLG: 0.349										4	2	2	0	0	1	1	Los Angeles Dodgers @ Houston Astros Astrodome, Houston, TX Wed Sep 14 1983, 8:05 PM EDT Att: 19,713 - Dome					
Bill Russell, R OBP: 0.317, SLG: 0.303										3	0	0	0	0	1	2						
Mike Marshall, R OBP: 0.350, SLG: 0.438										3	0	0	0	1	0	3						
Pedro Guerrero, R OBP: 0.365, SLG: 0.521										4	0	2	2	0	1	1						
Ken Landreaux, L OBP: 0.332, SLG: 0.469										4	0	1	0	0	0	3						
R.J. Reynolds, S OBP: 0.298, SLG: 0.367										4	0	1	0	0	0	3						
Greg Brock, L OBP: 0.333, SLG: 0.403										4	0	0	0	0	2	1						
Jack Fimple, R OBP: 0.301, SLG: 0.362										3	0	2	0	0	0	1						
Rick Monday, L OBP: 0.366, SLG: 0.419										1	0	0	0	0	1	0						
Bob Welch, R OBP: 0.130, SLG: 0.164										3	0	0	0	0	0	3						
Jose Morales, R OBP: 0.302, SLG: 0.500										1	0	0	0	0	0	0						
Inning Stats	R: 1 E: 0 K: 1 S: 7	H: 2 LOB: 1 BB: 0 P: 7	R: 0 E: 0 K: 1 S: 6	H: 1 LOB: 1 BB: 0 P: 6	R: 1 E: 0 K: 0 S: 5	H: 2 LOB: 2 BB: 0 P: 6	R: 0 E: 0 K: 0 S: 3	H: 1 LOB: 0 BB: 0 P: 3	R: 0 E: 0 K: 1 S: 5	H: 0 LOB: 1 BB: 1 P: 9	R: 0 E: 0 K: 1 S: 5	H: 0 LOB: 0 BB: 0 P: 5	R: 0 E: 0 K: 0 S: 4	H: 1 LOB: 1 BB: 0 P: 4	R: 0 E: 0 K: 1 S: 6	H: 1 LOB: 0 BB: 0 P: 6	R: 0 E: 0 K: 1 S: 5	H: 0 LOB: 0 BB: 0 P: 5	1B: 7 2B: 1 3B: 0 HR: 0	SF: 0 SAC: 0 DP: 1 HBP: 1	WP: 0 PB: 1 SB: 3 CS: 0	PA: 36
PITCHER Joe Niekro, R ERA: 3.46	IP: 9.0 WLS: W BF: 36	H: 8 R: 2 ER: 2 SO: 6	BB: 1 IBB: 0 HBP: 1 BLK: 0	WP: 0 HR: 0 S: 46 P: 51	ERA: 2.00 WHIP: 1.000	PITCHER										IP: 9.0 WLS: W BF: 36	H: 8 R: 2 ER: 2 SO: 6	BB: 1 IBB: 0 HBP: 1 BLK: 0	WP: 0 HR: 0 S: 46 P: 51	ERA: 2.00 WHIP: 1.000		

Batter	1	2	3	4	5	6	7	8	9	AB	R	H	RBI	BB	SO	LOB	BOTTOM			
Bill Doran, S OBP: 0.377, SLG: 0.370										4	0	0	0	0	2	0	Los Angeles Dodgers @ Houston Astros Astrodome, Houston, TX Wed Sep 14 1983, 8:05 PM EDT Att: 19,713 - Dome			
Terry Puhl, L OBP: 0.353, SLG: 0.439										4	1	2	0	0	0	0				
Dickie Thon, R OBP: 0.347, SLG: 0.469										4	0	1	1	0	0	1				
Jose Cruz, L OBP: 0.383, SLG: 0.466										2	1	0	0	1	1	0				
Ray Knight, R OBP: 0.363, SLG: 0.455										3	1	1	0	0	1	1				
Phil Garner, R OBP: 0.317, SLG: 0.368										3	1	2	2	0	0	0				
Jerry Mumphrey, S OBP: 0.341, SLG: 0.406										3	0	1	0	0	2	0				
Luis Pujols, R OBP: 0.222, SLG: 0.224										1	0	0	0	0	0	0				
Denny Walling, L OBP: 0.345, SLG: 0.424										0	0	0	1	0	0	0				
John Mizerock, L OBP: 0.271, SLG: 0.268										0	0	0	0	1	0	0				
Joe Niekro, R OBP: 0.100, SLG: 0.101										3	0	0	0	0	2	3				
Inning Stats	R: 0 E: 0 K: 0 S: 3	H: 1 LOB: 0 BB: 0 P: 3	R: 0 E: 0 K: 0 S: 3	H: 0 LOB: 0 BB: 0 P: 3	R: 0 E: 0 K: 2 S: 7	H: 0 LOB: 0 BB: 0 P: 7	R: 1 E: 1 K: 2 S: 8	H: 2 LOB: 0 BB: 0 P: 8	R: 1 E: 0 K: 1 S: 7	H: 3 LOB: 1 BB: 0 P: 7	R: 0 E: 0 K: 0 S: 3	H: 0 LOB: 0 BB: 0 P: 3	R: 2 E: 0 K: 2 S: 8	H: 1 LOB: 1 BB: 2 P: 16	R: 0 E: 0 K: 1 S: 5	H: 0 LOB: 0 BB: 0 P: 5	1B: 5 2B: 1 3B: 0 HR: 1	SF: 1 SAC: 0 DP: 0 HBP: 0	WP: 0 PB: 0 SB: 0 CS: 3	PA: 30
PITCHER Bob Welch, R ERA: 2.64	IP: 8.0 WLS: L BF: 30	H: 7 R: 4 ER: 4 SO: 8	BB: 2 IBB: 0 HBP: 0 BLK: 0	WP: 0 HR: 1 S: 44 P: 52	ERA: 4.50 WHIP: 1.125	PITCHER										IP: 8.0 WLS: L BF: 30	H: 7 R: 4 ER: 4 SO: 8	BB: 2 IBB: 0 HBP: 0 BLK: 0	WP: 0 HR: 1 S: 44 P: 52	ERA: 4.50 WHIP: 1.125

Batter	1	2	3	4	5	6	7	8	9	AB	R	H	RBI	BB	SO	LOB	TOP			
Steve Sax, R OBP: 0.336, SLG: 0.346 (1, 4)										4	0	0	0	0	1	0	Los Angeles Dodgers @ San Francisco Giants Candlestick Park, San Francisco, CA Fri Sep 16 1983, 10:05 PM EDT Att: 22,220 - Unknown			
Bill Russell, R OBP: 0.312, SLG: 0.298 (1, 6)										4	0	0	0	0	0	0				
Mike Marshall, R OBP: 0.350, SLG: 0.438 (1, 9)										3	0	0	0	0	2	0				
Pedro Guerrero, R OBP: 0.366, SLG: 0.519 (8, 5)										3	0	1	0	0	0	0				
Candy Maldonado, R OBP: 0.230, SLG: 0.281 (1, 7)										3	0	0	0	0	2	1				
German Rivera, R OBP: 0.500, SLG: 0.556 (8, PR)										2	0	1	0	1	0	1				
Greg Brock, L OBP: 0.337, SLG: 0.402 (8, 3)										0	0	0	0	0	0	0				
Ken Landreaux, L OBP: 0.336, SLG: 0.467 (1, 8)										2	0	0	0	1	0	2				
Jack Fimple, R OBP: 0.291, SLG: 0.350 (8, PH)										2	0	0	0	0	2	3				
Dusty Baker Jr., R OBP: 0.343, SLG: 0.389 (8, 1)										1	0	0	0	0	0	1				
Fernando Valenzuela, L OBP: 0.212, SLG: 0.277 (8, PH)										2	0	0	0	0	1	0				
Jose Morales, R OBP: 0.302, SLG: 0.500 (8, 2)										0	0	0	0	0	0	0				
Steve Yeager, R OBP: 0.287, SLG: 0.392 (8, 2)										1	0	0	0	0	0	0				
Inning Stats	R: 0 E: 0 K: 2 S: 7	H: 0 LOB: 0 BB: 0 P: 7	R: 0 E: 0 K: 2 S: 8	H: 1 LOB: 2 BB: 1 P: 12	R: 0 E: 0 K: 0 S: 3	H: 0 LOB: 0 BB: 0 P: 3	R: 0 E: 0 K: 1 S: 5	H: 0 LOB: 1 BB: 0 P: 5	R: 0 E: 0 K: 1 S: 5	H: 0 LOB: 0 BB: 0 P: 5	R: 0 E: 0 K: 1 S: 5	H: 0 LOB: 0 BB: 0 P: 5	R: 0 E: 0 K: 0 S: 2	H: 0 LOB: 1 BB: 1 P: 6	R: 0 E: 0 K: 0 S: 3	H: 0 LOB: 0 BB: 0 P: 3	1B: 2 2B: 1 3B: 0 HR: 0	SF: 0 SAC: 0 DP: 1 HBP: 0	WP: 0 PB: 0 SB: 1 CS: 2	PA: 30
PITCHER Mark Davis, L ERA: 4.06 (1, 1)	IP: 9.0 WLS: W BF: 29 H: 2 R: 0 ER: 0 SO: 8 BB: 2 IBB: 0 HBP: 0 BLK: 0 WP: 0 HR: 0 S: 43 P: 51 ERA: 0.00 WHIP: 0.444																			

Batter	1	2	3	4	5	6	7	8	9	AB	R	H	RBI	BB	SO	LOB	BOTTOM			
Johnnie LeMaster, R OBP: 0.319, SLG: 0.309 (1, 6)										3	0	0	0	0	1	1	Los Angeles Dodgers @ San Francisco Giants Candlestick Park, San Francisco, CA Fri Sep 16 1983, 10:05 PM EDT Att: 22,220 - Unknown			
Darrell Evans, L OBP: 0.384, SLG: 0.527 (8, 5)										4	0	1	0	0	1	1				
Jack Clark, R OBP: 0.357, SLG: 0.434 (1, 9)										3	0	1	0	1	0	1				
Jeffrey Leonard, R OBP: 0.325, SLG: 0.472 (1, 7)										3	0	1	1	0	2	1				
Chili Davis, S OBP: 0.307, SLG: 0.351 (1, 8)										3	0	0	0	0	1	3				
Joel Youngblood, R OBP: 0.351, SLG: 0.472 (8, 3)										3	0	1	0	0	1	0				
Dave Bergman, L OBP: 0.384, SLG: 0.448 (8, 3)										0	0	0	0	0	0	0				
Tom O'Malley, L OBP: 0.334, SLG: 0.328 (7, PR)										2	0	1	0	1	0	0				
Brad Wellman, R OBP: 0.299, SLG: 0.253 (8, 4)										0	0	0	0	0	0	0				
Bob Brenly, R OBP: 0.310, SLG: 0.371 (1, 2)										3	0	0	0	0	1	2				
Mark Davis, L OBP: 0.269, SLG: 0.217 (1, 1)										2	1	1	0	0	0	1				
Inning Stats	R: 0 E: 0 K: 1 S: 5	H: 0 LOB: 0 BB: 0 P: 5	R: 0 E: 0 K: 2 S: 7	H: 1 LOB: 0 BB: 0 P: 7	R: 0 E: 0 K: 0 S: 4	H: 1 LOB: 1 BB: 0 P: 4	R: 0 E: 0 K: 2 S: 7	H: 0 LOB: 1 BB: 1 P: 11	R: 0 E: 0 K: 1 S: 5	H: 0 LOB: 0 BB: 0 P: 5	R: 1 E: 0 K: 0 S: 6	H: 3 LOB: 2 BB: 0 P: 6	R: 0 E: 0 K: 1 S: 5	H: 0 LOB: 1 BB: 1 P: 9	R: 0 E: 0 K: 0 S: 3	H: 1 LOB: 0 BB: 0 P: 3	1B: 6 2B: 0 3B: 0 HR: 0	SF: 0 SAC: 2 DP: 1 HBP: 0	WP: 0 PB: 0 SB: 1 CS: 1	PA: 31
PITCHER Fernando Valenzuela, L ERA: 3.84 (1, 1)	IP: 7.0 WLS: L BF: 27 H: 5 R: 1 ER: 1 SO: 7 BB: 2 IBB: 0 HBP: 0 BLK: 0 WP: 0 HR: 0 S: 39 P: 47 ERA: 1.29 WHIP: 1.000																			
PITCHER Tom Niedenfuer, R ERA: 1.69 (8, 1)	IP: 1.0 WLS: L BF: 3 H: 1 R: 0 ER: 0 SO: 0 BB: 0 IBB: 0 HBP: 0 BLK: 0 WP: 0 HR: 0 S: 3 P: 3 ERA: 0.00 WHIP: 1.000																			

Batter	1	2	3	4	5	6	7	8	9	AB	R	H	RBI	BB	SO	LOB	TOP	
Steve Sax, R OBP: 0.338, SLG: 0.345 (1, 4)	0-0 6-3		0-0 L6			0-0 6-3		0-0 1B		4	0	1	0	0	0	0	Los Angeles Dodgers @ San Francisco Giants Candlestick Park, San Francisco, CA Sat Sep 17 1983, 10:05 PM EDT Att: 23,982 - Unknown	
Bill Russell, R OBP: 0.310, SLG: 0.295 Joe Beckwith, L (8, 1)	0-0 5-3		0-0 F7			0-0 5-3		0-0 P4		4	0	0	0	0	0	1		
Rick Monday, L OBP: 0.372, SLG: 0.431 (1, 7)	0-0 2B			0-0 F9			0-0 4-3 1B	0-0 1-3		4	0	2	0	0	0	1		
Pedro Guerrero, R OBP: 0.365, SLG: 0.516 (1, 5)	0-0 5-3			0-0 F8			4-0 4-3 1B		0-3 K	3	0	0	0	1	1	1		
Ken Landreaux, L OBP: 0.333, SLG: 0.463 (1, 8)		0-0 F9		0-0 6-3			0-0 4-3		0-0 F8	4	0	0	0	0	0	2		
Mike Marshall, R OBP: 0.347, SLG: 0.434 (1, 9)		0-3 K			0-0 F8		0-0 F8		0-3 K	4	0	0	0	0	2	2		
Greg Brock, L OBP: 0.337, SLG: 0.402 (1, 3)		0-0 1B			0-0 4-3		0-0 F8			3	0	1	0	0	0	2		
Steve Yeager, R OBP: 0.255, SLG: 0.390 Derrel Thomas, S OBP: 0.335, SLG: 0.331 Dave Anderson, R OBP: 0.218, SLG: 0.242 (8, PH)	0-3 K				0-0 F8			0-0 F3		2	0	0	0	0	1	1		
Rick Honeycutt, L Pat Zachry, R Rafael Landestam, S Burt Hooton, R R.J. Reynolds, S Jack Fimple, R (1, 1) (5, 1) (6, PH) (6, 1) (8, PH) (8, 2)			0-0 3-1			0-0 5-3		0-0 HR		1	0	0	0	0	0	0		
Inning Stats	R: 0 E: 0 K: 0 S: 4	H: 1 LOB: 1 BB: 0 P: 4	R: 0 E: 0 K: 2 S: 8	H: 1 LOB: 0 BB: 0 P: 8	R: 0 E: 0 K: 0 S: 3	H: 0 LOB: 0 BB: 0 P: 3	R: 0 E: 0 K: 0 S: 3	H: 0 LOB: 0 BB: 0 P: 3	R: 0 E: 0 K: 0 S: 3	H: 1 LOB: 2 BB: 1 P: 8	R: 1 E: 0 K: 0 S: 5	H: 2 LOB: 1 BB: 0 P: 5	R: 0 E: 0 K: 2 S: 7	H: 0 LOB: 0 BB: 0 P: 7	1B: 3 2B: 1 3B: 0 HR: 1	SF: 0 SAC: 0 DP: 0 HBP: 0		WP: 0 PB: 0 SB: 0 CS: 0
PITCHER Fred Breining, R ERA: 3.88 (1, 1)	IP: 9.0 WLS: W BF: 33 H: 5 R: 1 ER: 1 SO: 4 BB: 1 IBB: 0 HBP: 0 BLK: 0 WP: 0 HR: 1 S: 40 P: 44 ERA: 1.00 WHIP: 0.667																	

Batter	1	2	3	4	5	6	7	8	9	AB	R	H	RBI	BB	SO	LOB	BOTTOM			
Johnnie LeMaster, R OBP: 0.318, SLG: 0.309 (1, 6)	0-0 1B 1B		0-0 1-3		0-0 5-3		0-0 4-3			4	1	1	0	0	0	2	Los Angeles Dodgers @ San Francisco Giants Candlestick Park, San Francisco, CA Sat Sep 17 1983, 10:05 PM EDT Att: 23,982 - Unknown			
Darrell Evans, L OBP: 0.384, SLG: 0.525 (1, 3)	0-0 1B FC6-4 1B		0-0 F8		0-0 F8		4-0 G6-4-3 IBB			3	1	1	0	1	0	1				
Jack Clark, R OBP: 0.358, SLG: 0.441 (1, 9)	0-0 FC6-4 1-3 3-H 1B		0-0 HR		0-0 L6		0-0 G6-4-3			4	1	2	2	0	0	2				
Jeffrey Leonard, R OBP: 0.326, SLG: 0.474 (1, 7)	0-0 FC6-4 BB 1-2 3-H 1B		4-0 S BB		0-0 2B		0-0 G3			3	1	1	1	1	0	1				
Chili Davis, S OBP: 0.308, SLG: 0.353 (1, 8)	4-0 BB 1-2 BB		0-0 P6		0-0 2B		0-0 F8			3	0	1	1	1	0	1				
Joel Youngblood, R OBP: 0.350, SLG: 0.467 Brad Wellman, R OBP: 0.299, SLG: 0.253 (1, 4) (8, 4)	0-0 F7		4-0 L4-3 IBB		0-0 6-3		0-0 F8			3	0	0	0	1	0	3				
Tom O'Malley, L OBP: 0.336, SLG: 0.326 (1, 5)	4-0 FC6-4 1-2 2-3 BB		0-0 L4-3		4-0 FC6-4 IBB		0-0 4-3			2	0	0	0	2	0	2				
Bob Brenly, R OBP: 0.309, SLG: 0.367 (1, 2)	0-0 FC6-4		4-0 SH5-4 BB		0-0 FC6-4		0-0 5-3			3	0	0	0	1	0	5				
Fred Breining, R OBP: 0.188, SLG: 0.154 (1, 1)		0-3 K		0-0 SH5-4		4-0 4-3 BB		0-0 F8		2	0	0	0	1	1	0				
Inning Stats	R: 2 E: 0 K: 0 S: 6	H: 3 LOB: 3 BB: 2 P: 14	R: 0 E: 0 K: 1 S: 5	H: 0 LOB: 0 BB: 0 P: 5	R: 1 E: 0 K: 0 S: 3	H: 1 LOB: 1 BB: 2 P: 11	R: 0 E: 0 K: 0 S: 3	H: 0 LOB: 1 BB: 1 P: 7	R: 1 E: 0 K: 0 S: 5	H: 2 LOB: 2 BB: 1 P: 9	R: 0 E: 0 K: 0 S: 2	H: 0 LOB: 1 BB: 2 P: 10	R: 0 E: 0 K: 0 S: 3	H: 0 LOB: 0 BB: 0 P: 3	R: 0 E: 0 K: 0 S: 3	H: 0 LOB: 0 BB: 0 P: 3		1B: 3 2B: 3 3B: 0 HR: 1	SF: 0 SAC: 1 DP: 2 HBP: 0	WP: 0 PB: 0 SB: 1 CS: 0
PITCHER Rick Honeycutt, L ERA: 2.9 Pat Zachry, R ERA: 1.94 Burt Hooton, R ERA: 3.97 Joe Beckwith, R ERA: 3.6 (1, 1) (5, 1) (6, 1) (8, 1)	IP: 4.1 WLS: L BF: 23 H: 6 R: 4 ER: 4 SO: 4 BB: 4 IBB: 1 HBP: 0 BLK: 0 WP: 0 HR: 1 S: 20 P: 40 ERA: 8.31 WHIP: 2.308																			



Batter	1	2	3	4	5	6	7	8	9	AB	R	H	RBI	BB	SO	LOB	TOP				
Steve Sax, R OBP: 0.340, SLG: 0.349 (1, 4)										5	1	3	0	0	0	0	Los Angeles Dodgers @ San Francisco Giants Candlestick Park, San Francisco, CA Sun Sep 18 1983, 6:33 AM EDT Att: 35,370 - Unknown				
R.J. Reynolds, S OBP: 0.288, SLG: 0.436 (1, 9)										5	0	1	2	0	2	3					
Rick Monday, L OBP: 0.270, SLG: 0.433 Bill Russell, R OBP: 0.309, SLG: 0.295 (9, PH)										4	0	1	0	0	0	1					
Pedro Guerrero, R OBP: 0.366, SLG: 0.514 Alex Taveras, R (8, 5)										2	0	0	0	2	0	1					
German Rivera, R OBP: 0.455, SLG: 0.500 (9, PH)										0	0	0	0	0	0	0					
Ken Landreaux, L OBP: 0.333, SLG: 0.463 (1, 8)										4	0	1	0	0	1	4					
Greg Brock, L OBP: 0.336, SLG: 0.399 (1, 3)											3	0	0	0	1	2					
Jack Fimple, R OBP: 0.344 Dusty Baker Jr., R OBP: 0.343, SLG: 0.389 Steve Yeager, R OBP: 0.255, SLG: 0.390 Derrel Thomas, S OBP: 0.338, SLG: 0.352 (6, PH)										2	0	0	0	0	1	1					
Dave Anderson, R OBP: 0.221, SLG: 0.237 Cecil Espy, S OBP: 0.333, SLG: 0.333 (9, PH)										2	0	0	0	1	0	0					
Jerry Reuss, L OBP: 0.298, SLG: 0.350 Rafael Landestoy, S OBP: 0.222, SLG: 0.280 Orel Hershisser, R (5, 1)										1	0	0	0	0	1	1					
Sid Bream, L OBP: 0.280, SLG: 0.187 Pat Zachry, R OBP: 0.350, SLG: 0.500 Jose Morales, R OBP: 0.250, SLG: 0.498 (7, 1)										1	0	0	0	0	1	0					
Inning Stats	R: 0 E: 0 K: 1 S: 6	H: 1 LOB: 2 BB: 1 P: 10	R: 0 E: 0 K: 3 S: 9	H: 0 LOB: 1 BB: 1 P: 13	R: 0 E: 0 K: 1 S: 5	H: 0 LOB: 0 BB: 0 P: 5	R: 0 E: 0 K: 1 S: 6	H: 1 LOB: 1 BB: 0 P: 6	R: 0 E: 0 K: 2 S: 8	H: 0 LOB: 2 BB: 2 P: 11	R: 0 E: 1 K: 0 S: 4	H: 0 LOB: 1 BB: 0 P: 4	R: 0 E: 0 K: 0 S: 4	H: 1 LOB: 1 BB: 0 P: 4	R: 3 E: 0 K: 1 S: 9	H: 4 LOB: 1 BB: 0 P: 9	1B: 4 2B: 3 3B: 0 HR: 1	SF: 0 SAC: 0 DP: 0 HBP: 0	WP: 0 PB: 0 SB: 1 CS: 0	PA: 40	
PITCHER	IP WLS BF H R ER SO BB IBB HBP BLK WP HR S P ERA WHIP	IP WLS BF H R ER SO BB IBB HBP BLK WP HR S P ERA WHIP	IP WLS BF H R ER SO BB IBB HBP BLK WP HR S P ERA WHIP	IP WLS BF H R ER SO BB IBB HBP BLK WP HR S P ERA WHIP	IP WLS BF H R ER SO BB IBB HBP BLK WP HR S P ERA WHIP	IP WLS BF H R ER SO BB IBB HBP BLK WP HR S P ERA WHIP	IP WLS BF H R ER SO BB IBB HBP BLK WP HR S P ERA WHIP	IP WLS BF H R ER SO BB IBB HBP BLK WP HR S P ERA WHIP	IP WLS BF H R ER SO BB IBB HBP BLK WP HR S P ERA WHIP	IP WLS BF H R ER SO BB IBB HBP BLK WP HR S P ERA WHIP	IP WLS BF H R ER SO BB IBB HBP BLK WP HR S P ERA WHIP	IP WLS BF H R ER SO BB IBB HBP BLK WP HR S P ERA WHIP	IP WLS BF H R ER SO BB IBB HBP BLK WP HR S P ERA WHIP	IP WLS BF H R ER SO BB IBB HBP BLK WP HR S P ERA WHIP	IP WLS BF H R ER SO BB IBB HBP BLK WP HR S P ERA WHIP	IP WLS BF H R ER SO BB IBB HBP BLK WP HR S P ERA WHIP	IP WLS BF H R ER SO BB IBB HBP BLK WP HR S P ERA WHIP	IP WLS BF H R ER SO BB IBB HBP BLK WP HR S P ERA WHIP	IP WLS BF H R ER SO BB IBB HBP BLK WP HR S P ERA WHIP	IP WLS BF H R ER SO BB IBB HBP BLK WP HR S P ERA WHIP	IP WLS BF H R ER SO BB IBB HBP BLK WP HR S P ERA WHIP

AB 36
R 3
H 8
RBI 3
BB 4
SO 9
LOB 18



Batter	1	2	3	4	5	6	7	8	9	AB	R	H	RBI	BB	SO	LOB	BOTTOM				
Johnnie LeMaster, R OBP: 0.320, SLG: 0.310 (1, 6)										4	2	2	0	0	1	2	Los Angeles Dodgers @ San Francisco Giants Candlestick Park, San Francisco, CA Sun Sep 18 1983, 6:33 AM EDT Att: 35,370 - Unknown				
Darrell Evans, L OBP: 0.385, SLG: 0.524 (1, 3) (7, 5)										3	2	1	0	1	0	2					
Jack Clark, R OBP: 0.360, SLG: 0.443 Max Venable, L OBP: 0.300, SLG: 0.390 (1, 9) (9, 9)										2	1	1	1	2	0	0					
Jeffrey Leonard, R OBP: 0.324, SLG: 0.470 (1, 7)										4	0	0	0	0	2	5					
Chili Davis, S OBP: 0.306, SLG: 0.350 (1, 8)										4	0	0	0	0	1	5					
Joel Youngblood, R OBP: 0.352, SLG: 0.477 Brad Wellman, R OBP: 0.299, SLG: 0.253 (1, 4) (9, 4)										4	1	2	4	0	0	0					
Tom O'Malley, L OBP: 0.338, SLG: 0.326 Joe Pettini, R OBP: 0.232, SLG: 0.194 Dave Bergman, L OBP: 0.388, SLG: 0.452 (1, 5) (6, PR) (7, 3)										1	0	0	0	2	0	0					
Bob Brenly, R OBP: 0.304, SLG: 0.361 (1, 2)										4	0	0	0	0	0	5					
Mike Krukow, R OBP: 0.281, SLG: 0.350 Greg Minton, S OBP: 0.345, SLG: 0.600 Gary Lavelle, S (1, 1) (9, 1) (9, 1)										3	0	2	0	0	0	0					
Inning Stats	R: 2 E: 0 K: 1 S: 8	H: 3 LOB: 3 BB: 2 P: 16	R: 0 E: 0 K: 1 S: 5	H: 1 LOB: 0 BB: 0 P: 5	R: 2 E: 0 K: 1 S: 6	H: 1 LOB: 1 BB: 1 P: 10	R: 0 E: 0 K: 0 S: 4	H: 1 LOB: 1 BB: 0 P: 4	R: 0 E: 0 K: 0 S: 3	H: 0 LOB: 0 BB: 0 P: 3	R: 0 E: 0 K: 0 S: 2	H: 0 LOB: 1 BB: 1 P: 6	R: 2 E: 2 K: 1 S: 7	H: 2 LOB: 1 BB: 1 P: 11	R: 0 E: 0 K: 0 S: 3	H: 1 LOB: 0 BB: 0 P: 3		1B: 7 2B: 1 3B: 0 HR: 1	SF: 0 SAC: 0 DP: 3 HBP: 0	WP: 0 PB: 0 SB: 0 CS: 0	PA: 35
PITCHER	IP WLS BF H R ER SO BB IBB HBP BLK WP HR S P ERA WHIP	IP WLS BF H R ER SO BB IBB HBP BLK WP HR S P ERA WHIP	IP WLS BF H R ER SO BB IBB HBP BLK WP HR S P ERA WHIP	IP WLS BF H R ER SO BB IBB HBP BLK WP HR S P ERA WHIP	IP WLS BF H R ER SO BB IBB HBP BLK WP HR S P ERA WHIP	IP WLS BF H R ER SO BB IBB HBP BLK WP HR S P ERA WHIP	IP WLS BF H R ER SO BB IBB HBP BLK WP HR S P ERA WHIP	IP WLS BF H R ER SO BB IBB HBP BLK WP HR S P ERA WHIP	IP WLS BF H R ER SO BB IBB HBP BLK WP HR S P ERA WHIP	IP WLS BF H R ER SO BB IBB HBP BLK WP HR S P ERA WHIP	IP WLS BF H R ER SO BB IBB HBP BLK WP HR S P ERA WHIP	IP WLS BF H R ER SO BB IBB HBP BLK WP HR S P ERA WHIP	IP WLS BF H R ER SO BB IBB HBP BLK WP HR S P ERA WHIP	IP WLS BF H R ER SO BB IBB HBP BLK WP HR S P ERA WHIP	IP WLS BF H R ER SO BB IBB HBP BLK WP HR S P ERA WHIP	IP WLS BF H R ER SO BB IBB HBP BLK WP HR S P ERA WHIP	IP WLS BF H R ER SO BB IBB HBP BLK WP HR S P ERA WHIP	IP WLS BF H R ER SO BB IBB HBP BLK WP HR S P ERA WHIP	IP WLS BF H R ER SO BB IBB HBP BLK WP HR S P ERA WHIP	IP WLS BF H R ER SO BB IBB HBP BLK WP HR S P ERA WHIP	IP WLS BF H R ER SO BB IBB HBP BLK WP HR S P ERA WHIP

AB 30
R 6
H 9
RBI 5
BB 5
SO 4
LOB 19



Batter	1	2	3	4	5	6	7	8	9	AB	R	H	RBI	BB	SO	LOB	TOP										
Bill Doran, S OBP: 0.366, SLG: 0.362 Frank LaCorte, R OBP: 0.167, SLG: 0.400	5-3		6-3		F8			L3		4	0	0	0	0	0	0											
Terry Puhl, L OBP: 0.350, SLG: 0.445	HR		4-3					F8		4	1	1	1	0	0	0											
Dickie Thon, R OBP: 0.343, SLG: 0.468	HR		K					P4		4	1	1	1	0	1	0											
Jose Cruz, L OBP: 0.392, SLG: 0.475	P5							1B		4	0	2	0	0	0	0											
Ray Knight, R OBP: 0.358, SLG: 0.448	K							1B		4	0	0	0	0	1	2											
Phil Garner, R OBP: 0.313, SLG: 0.361										3	0	1	0	0	0	1											
Jerry Mumphrey, S OBP: 0.346, SLG: 0.416										3	0	0	0	0	2	2											
Alan Ashby, S OBP: 0.306, SLG: 0.414										3	0	1	0	0	1	0											
Joe Niekro, R OBP: 0.098, SLG: 0.099 Michael LaCoss, R OBP: 0.114, SLG: 0.088 Dave Smith, R OBP: 0.244, SLG: 0.329 Craig Reynolds, L OBP: 0.259, SLG: 0.259	F8									2	0	0	0	0	0	1											
Inning Stats	R: 2 E: 0 K: 1 S: 7	H: 2 LOB: 0 BB: 0 P: 7	R: 0 E: 0 K: 1 S: 6	H: 2 LOB: 1 BB: 0 P: 6	R: 0 E: 0 K: 1 S: 5	H: 0 LOB: 0 BB: 0 P: 5	R: 0 E: 0 K: 0 S: 4	H: 1 LOB: 1 BB: 0 P: 4	R: 0 E: 0 K: 1 S: 5	H: 0 LOB: 0 BB: 0 P: 3	R: 0 E: 0 K: 1 S: 5	H: 0 LOB: 0 BB: 0 P: 5	R: 0 E: 0 K: 1 S: 5	H: 0 LOB: 0 BB: 0 P: 5	R: 0 E: 0 K: 0 S: 4	H: 1 LOB: 1 BB: 0 P: 4	1B: 4 2B: 1 3B: 0 HR: 2	SF: 0 SAC: 0 DP: 1 HBP: 0	WP: 0 PB: 0 SB: 0 CS: 1	PA: 32							
PITCHER	IP	WLS	BF	H	R	ER	SO	BB	IBB	HBP	BLK	WP	HR	S	P	ERA	WHIP										
Bob Welch, R ERA: 2.65 Steve Howe, L ERA: 1.44 Tom Niedenfuer, R ERA: 1.67	6.0	W	22	5	2	2	4	0	0	0	1	0	2	30	30	3.00	0.833										
	2.0		6	0	0	0	2	0	0	0	0	0	0	10	10	0.00	0.000										
	1.0		4	1	0	0	0	0	0	0	0	0	0	4	4	0.00	1.000										

Houston Astros @ Los Angeles Dodgers
Dodger Stadium, Los Angeles, CA
Mon Sep 19 1983, 7:05 PM PDT
Att: 44,748 - Unknown

AB 32
R 2
H 6
RBI 2
BB 0
SO 6
LOB 6



Batter	1	2	3	4	5	6	7	8	9	AB	R	H	RBI	BB	SO	LOB	BOTTOM										
Steve Sax, R OBP: 0.340, SLG: 0.350	4-3									5	1	2	1	0	1	1											
Bill Russell, R OBP: 0.308, SLG: 0.294 Dave Anderson, R OBP: 0.221, SLG: 0.237										5	1	1	0	0	0	4											
Dusty Baker Jr., R OBP: 0.342, SLG: 0.388 Steve Howe, L OBP: 0.222, SLG: 0.125 Sid Bream, L OBP: 0.143, SLG: 0.143 Tom Niedenfuer, R	1B									4	0	1	1	0	2	1											
Pedro Guerrero, R OBP: 0.368, SLG: 0.519	BB									3	1	1	1	2	1	2											
Ken Landreaux, L OBP: 0.336, SLG: 0.466 Cecil Espy, S OBP: 0.250, SLG: 0.250										4	2	3	1	0	1	0											
Mike Marshall, R OBP: 0.348, SLG: 0.432										4	1	1	0	1	1	4											
R.J. Reynolds, S OBP: 0.289, SLG: 0.429										3	1	1	0	1	0	2											
Steve Yeager, R OBP: 0.254, SLG: 0.388 Rick Monday, L OBP: 0.373, SLG: 0.433 Rafael Landestoy, S OBP: 0.222, SLG: 0.263 Derrel Thomas, S OBP: 0.341, SLG: 0.355										2	0	0	0	0	1	2											
Bob Welch, R OBP: 0.127, SLG: 0.159 Greg Brock, L OBP: 0.335, SLG: 0.398 Jack Fimple, R OBP: 0.292, SLG: 0.350										1	0	0	1	0	0	2											
										1	0	1	2	0	0	0											
Inning Stats	R: 1 E: 0 K: 2 S: 9	H: 2 LOB: 2 BB: 1 P: 13	R: 0 E: 0 K: 3 S: 10	H: 1 LOB: 0 BB: 0 P: 10	R: 0 E: 0 K: 1 S: 5	H: 0 LOB: 0 BB: 0 P: 5	R: 0 E: 0 K: 1 S: 6	H: 1 LOB: 1 BB: 0 P: 6	R: 0 E: 0 K: 0 S: 3	H: 0 LOB: 0 BB: 0 P: 3	R: 6 E: 2 K: 1 S: 10	H: 4 LOB: 2 BB: 3 P: 22	R: 2 E: 1 K: 0 S: 7	H: 4 LOB: 2 BB: 0 P: 7	R: 0 E: 0 K: 0 S: 3	H: 0 LOB: 1 BB: 1 P: 7	1B: 11 2B: 0 3B: 0 HR: 1	SF: 0 SAC: 0 DP: 0 HBP: 0	WP: 4 PB: 1 SB: 4 CS: 0	PA: 42							
PITCHER	IP	WLS	BF	H	R	ER	SO	BB	IBB	HBP	BLK	WP	HR	S	P	ERA	WHIP										
Joe Niekro, R ERA: 3.57 Michael LaCoss, R ERA: 4.79 Dave Smith, R ERA: 3.28 Frank LaCorte, R ERA: 5.16	5.1	L	26	6	6	5	8	3	1	0	0	0	1	38	54	8.44	1.688										
	0.2		5	2	1	0	0	0	0	0	0	0	0	5	5	0.00	3.000										
	1.0		7	4	2	2	0	0	0	0	0	0	0	7	7	18.00	4.000										
	1.0		4	0	0	0	0	1	0	0	0	0	0	3	7	0.00	1.000										

Houston Astros @ Los Angeles Dodgers
Dodger Stadium, Los Angeles, CA
Mon Sep 19 1983, 7:05 PM PDT
Att: 44,748 - Unknown


AB 37
R 9
H 12
RBI 8
BB 5
SO 8
LOB 20



Batter	1	2	3	4	5	6	7	8	9	AB	R	H	RBI	BB	SO	LOB	TOP					
Bill Doran, S <small>OBP: 0.368, SLG: 0.363</small> (1, 4)										5	3	2	1	1	1	2						
Terry Puhl, L <small>OBP: 0.355, SLG: 0.446</small> Jeff Heathcock, R <small>OBP: 0.285, SLG: 0.285</small> (7, 1)										3	3	2	0	1	0	0						
Dickie Thon, R <small>OBP: 0.343, SLG: 0.467</small> Bert Pena, R <small>OBP: 0.285, SLG: 0.285</small> (9, 6)										5	2	1	1	1	2	3						
Jose Cruz, L <small>OBP: 0.394, SLG: 0.482</small> Tony Scott, S <small>OBP: 0.253, SLG: 0.253</small> (5, 7)										3	2	2	6	1	0	0						
Denny Walling, L <small>OBP: 0.347, SLG: 0.438</small> (1, 3)										5	2	3	3	0	2	3						
Phil Garner, R <small>OBP: 0.311, SLG: 0.360</small> Craig Reynolds, L <small>OBP: 0.253, SLG: 0.253</small> (4, 5)										2	0	0	1	0	0	1						
Jerry Mumphy, S <small>OBP: 0.344, SLG: 0.416</small> Scott Loucks, R <small>OBP: 0.253, SLG: 0.253</small> (8, 8)										5	1	1	0	0	2	2						
Alan Ashby, S <small>OBP: 0.307, SLG: 0.417</small> (1, 2)										5	1	2	1	0	0	1						
Nolan Ryan, R <small>OBP: 0.090, SLG: 0.062</small> Kevin Bass, S <small>OBP: 0.249, SLG: 0.339</small> (7, 9)										3	0	1	1	0	2	1						
Inning Stats	R: 4 E: 0 K: 1 S: 8	H: 3 LOB: 0 BB: 1 P: 12	R: 5 E: 0 K: 0 S: 7	H: 4 LOB: 1 BB: 2 P: 15	R: 3 E: 1 K: 2 S: 10	H: 3 LOB: 1 BB: 1 P: 14	R: 0 E: 0 K: 1 S: 5	H: 0 LOB: 0 BB: 0 P: 5	R: 1 E: 0 K: 2 S: 9	H: 2 LOB: 1 BB: 0 P: 9	R: 0 E: 0 K: 3 S: 9	H: 0 LOB: 2 BB: 1 P: 14	R: 0 E: 0 K: 0 S: 3	H: 0 LOB: 0 BB: 0 P: 3	R: 1 E: 0 K: 1 S: 6	H: 1 LOB: 0 BB: 0 P: 6	1B: 8 2B: 6 3B: 0 HR: 1	SF: 1 SAC: 1 DP: 0 HBP: 1	WP: 2 PB: 2 SB: 0 CS: 0	PA: 48		
PITCHER	IP WLS BF H R ER SO BB IBB HBP BLK WP HR S P ERA WHIP	IP WLS BF H R ER SO BB IBB HBP BLK WP HR S P ERA WHIP	IP WLS BF H R ER SO BB IBB HBP BLK WP HR S P ERA WHIP	IP WLS BF H R ER SO BB IBB HBP BLK WP HR S P ERA WHIP	IP WLS BF H R ER SO BB IBB HBP BLK WP HR S P ERA WHIP	IP WLS BF H R ER SO BB IBB HBP BLK WP HR S P ERA WHIP	IP WLS BF H R ER SO BB IBB HBP BLK WP HR S P ERA WHIP	IP WLS BF H R ER SO BB IBB HBP BLK WP HR S P ERA WHIP	IP WLS BF H R ER SO BB IBB HBP BLK WP HR S P ERA WHIP	IP WLS BF H R ER SO BB IBB HBP BLK WP HR S P ERA WHIP	IP WLS BF H R ER SO BB IBB HBP BLK WP HR S P ERA WHIP	IP WLS BF H R ER SO BB IBB HBP BLK WP HR S P ERA WHIP	IP WLS BF H R ER SO BB IBB HBP BLK WP HR S P ERA WHIP	IP WLS BF H R ER SO BB IBB HBP BLK WP HR S P ERA WHIP	IP WLS BF H R ER SO BB IBB HBP BLK WP HR S P ERA WHIP	IP WLS BF H R ER SO BB IBB HBP BLK WP HR S P ERA WHIP	IP WLS BF H R ER SO BB IBB HBP BLK WP HR S P ERA WHIP	IP WLS BF H R ER SO BB IBB HBP BLK WP HR S P ERA WHIP	IP WLS BF H R ER SO BB IBB HBP BLK WP HR S P ERA WHIP	IP WLS BF H R ER SO BB IBB HBP BLK WP HR S P ERA WHIP	IP WLS BF H R ER SO BB IBB HBP BLK WP HR S P ERA WHIP	IP WLS BF H R ER SO BB IBB HBP BLK WP HR S P ERA WHIP
Alejandro Pena, R <small>ERA: 2.48</small> (1, 1)	Burt Hooton, R <small>ERA: 4.14</small> (2, 1)	Pat Zachry, R <small>ERA: 2.48</small> (2, 1)	Rich Rodas, L <small>ERA: 4.5</small> (3, 1)	Larry White, R <small>ERA: 4.5</small> (4, 1)	Sid Fernandez, L <small>ERA: 3.0</small> (6, 1)	Orel Hershiser, R <small>ERA: 1.95</small> (9, 1)																
Steve Sax, R <small>OBP: 0.338, SLG: 0.347</small> Alex Taveras, R <small>OBP: 0.285, SLG: 0.285</small> (8, 4)										4	0	0	0	0	1	1						
Bill Russell, R <small>OBP: 0.296, SLG: 0.292</small> Larry White, R <small>OBP: 0.285, SLG: 0.285</small> Sid Bream, L <small>OBP: 0.250, SLG: 0.250</small> Sid Fernandez, L <small>OBP: 0.285, SLG: 0.285</small> Greg Brock, L <small>OBP: 0.238, SLG: 0.307</small> Orel Hershiser, R <small>OBP: 0.285, SLG: 0.285</small> (8, 9)										2	0	0	0	0	0	0						
Dusty Baker Jr., R <small>OBP: 0.340, SLG: 0.384</small> Candy Maldonado, R <small>OBP: 0.230, SLG: 0.281</small> (9, 7)										4	0	0	0	0	1	2						
Pedro Guerrero, R <small>OBP: 0.371, SLG: 0.528</small> German Rivera, R <small>OBP: 0.500, SLG: 0.545</small> (7, 5)										2	1	2	1	1	0	0						
Ken Landreaux, L <small>OBP: 0.336, SLG: 0.465</small> Cecil Espy, S <small>OBP: 0.200, SLG: 0.200</small> (8, 8)										3	0	1	0	0	1	1						
Mike Marshall, R <small>OBP: 0.345, SLG: 0.428</small> (1, 3)										4	0	0	0	0	2	3						
R.J. Reynolds, S <small>OBP: 0.286, SLG: 0.400</small> (1, 9)										3	0	0	0	1	1	3						
Steve Yeager, R <small>OBP: 0.254, SLG: 0.387</small> Gilberto Reyes, R <small>OBP: 0.172, SLG: 0.241</small> Jose Morales, R <small>OBP: 0.289, SLG: 0.477</small> (9, PH)										3	0	1	0	0	2	1						
Alejandro Pena, R <small>OBP: 0.107, SLG: 0.161</small> Burt Hooton, R <small>OBP: 0.219, SLG: 0.208</small> Pat Zachry, R <small>OBP: 0.250, SLG: 0.500</small> Rich Rodas, L <small>OBP: 0.219, SLG: 0.275</small> Rafael Landestoy, S <small>OBP: 0.226, SLG: 0.226</small> Dave Anderson, R <small>OBP: 0.226, SLG: 0.226</small> (4, 6)										0	0	0	0	0	0	0						
Inning Stats	R: 0 E: 1 K: 0 S: 3	H: 0 LOB: 0 BB: 0 P: 3	R: 1 E: 0 K: 1 S: 6	H: 1 LOB: 1 BB: 1 P: 10	R: 0 E: 0 K: 2 S: 7	H: 0 LOB: 0 BB: 0 P: 7	R: 0 E: 0 K: 1 S: 6	H: 1 LOB: 2 BB: 1 P: 10	R: 1 E: 0 K: 1 S: 6	H: 1 LOB: 1 BB: 1 P: 10	R: 0 E: 0 K: 2 S: 8	H: 1 LOB: 1 BB: 0 P: 8	R: 0 E: 0 K: 0 S: 3	H: 1 LOB: 0 BB: 0 P: 8	R: 0 E: 0 K: 1 S: 5	H: 0 LOB: 0 BB: 0 P: 5	1B: 4 2B: 2 3B: 0 HR: 1	SF: 0 SAC: 0 DP: 2 HBP: 0	WP: 0 PB: 0 SB: 0 CS: 0	PA: 35		
PITCHER	IP WLS BF H R ER SO BB IBB HBP BLK WP HR S P ERA WHIP	IP WLS BF H R ER SO BB IBB HBP BLK WP HR S P ERA WHIP	IP WLS BF H R ER SO BB IBB HBP BLK WP HR S P ERA WHIP	IP WLS BF H R ER SO BB IBB HBP BLK WP HR S P ERA WHIP	IP WLS BF H R ER SO BB IBB HBP BLK WP HR S P ERA WHIP	IP WLS BF H R ER SO BB IBB HBP BLK WP HR S P ERA WHIP	IP WLS BF H R ER SO BB IBB HBP BLK WP HR S P ERA WHIP	IP WLS BF H R ER SO BB IBB HBP BLK WP HR S P ERA WHIP	IP WLS BF H R ER SO BB IBB HBP BLK WP HR S P ERA WHIP	IP WLS BF H R ER SO BB IBB HBP BLK WP HR S P ERA WHIP	IP WLS BF H R ER SO BB IBB HBP BLK WP HR S P ERA WHIP	IP WLS BF H R ER SO BB IBB HBP BLK WP HR S P ERA WHIP	IP WLS BF H R ER SO BB IBB HBP BLK WP HR S P ERA WHIP	IP WLS BF H R ER SO BB IBB HBP BLK WP HR S P ERA WHIP	IP WLS BF H R ER SO BB IBB HBP BLK WP HR S P ERA WHIP	IP WLS BF H R ER SO BB IBB HBP BLK WP HR S P ERA WHIP	IP WLS BF H R ER SO BB IBB HBP BLK WP HR S P ERA WHIP	IP WLS BF H R ER SO BB IBB HBP BLK WP HR S P ERA WHIP	IP WLS BF H R ER SO BB IBB HBP BLK WP HR S P ERA WHIP	IP WLS BF H R ER SO BB IBB HBP BLK WP HR S P ERA WHIP	IP WLS BF H R ER SO BB IBB HBP BLK WP HR S P ERA WHIP	IP WLS BF H R ER SO BB IBB HBP BLK WP HR S P ERA WHIP
Nolan Ryan, R <small>ERA: 2.82</small> (7, 1)	Jeff Heathcock, R <small>ERA: 3.94</small> (7, 1)																					

Houston Astros @ Los Angeles Dodgers
 Dodger Stadium, Los Angeles, CA
 Tue Sep 20 1983, 7:05 PM PDT
 Att: 40,843 - Unknown

AB 40
 R 15
 H 15
 RBI 14
 BB 5
 SO 10
 LOB 14



WP: 2
 PB: 2
 SB: 0
 CS: 0

Houston Astros @ Los Angeles Dodgers
 Dodger Stadium, Los Angeles, CA
 Tue Sep 20 1983, 7:05 PM PDT
 Att: 40,843 - Unknown

AB 32
 R 2
 H 6
 RBI 2
 BB 3
 SO 10
 LOB 13



WP: 0
 PB: 0
 SB: 0
 CS: 0

Batter	1	2	3	4	5	6	7	8	9	AB	R	H	RBI	BB	SO	LOB	TOP					
Bill Doran, S OBP: 0.367, SLG: 0.362 (1,4)	1-3		6-3					F8		4	1	1	0	0	0	0						
Terry Puhl, L OBP: 0.352, SLG: 0.442 (1,9)	1-6-3			1-3		L7		G3		4	0	0	0	0	0	1						
Dickie Thon, R OBP: 0.343, SLG: 0.466 (1,6)	K			6-3				K		4	0	1	1	0	2	0						
Jose Cruz, L OBP: 0.393, SLG: 0.480 (1,7)		4-3		3-1		F7			BB 1B	4	0	1	0	0	0	1						
Ray Knight, R OBP: 0.357, SLG: 0.446 (1,3)		WP SH1-3 1B			6-3		F9		F8	4	0	1	0	0	0	1						
Phil Garner, R OBP: 0.313, SLG: 0.360 (1,5)		SH1-3			1B BB		6-3 S 1B		K	2	0	1	0	1	1	1						
Jerry Mumphrey, S OBP: 0.348, SLG: 0.416 (1,8)		K			G6-4-3 1B		6-3 IBB		BB	2	0	1	0	2	1	1						
Alan Ashby, S OBP: 0.303, SLG: 0.411 (1,2)			K		G6-4-3		6-3		F8	4	0	0	0	0	1	6						
Mike Madden, L OBP: 0.095, SLG: 0.050 (7, PH)			K				6-3			2	0	0	0	0	2	0						
Tim Tolman, R OBP: 0.244, SLG: 0.343 (7, PH)			K							1	0	0	0	0	0	2						
Vern Riffe, R OBP: 0.238, SLG: 0.111 (7, 1)						K				0	0	0	0	0	0	0						
Inning Stats	R: 0 E: 0 K: 1 S: 5	H: 0 LOB: 0 BB: 0 P: 5	R: 0 E: 0 K: 1 S: 6	H: 1 LOB: 1 BB: 0 P: 6	R: 0 E: 0 K: 2 S: 7	H: 0 LOB: 0 BB: 0 P: 7	R: 0 E: 0 K: 0 S: 3	H: 0 LOB: 0 BB: 0 P: 3	R: 0 E: 0 K: 0 S: 3	H: 1 LOB: 1 BB: 1 P: 7	R: 1 E: 0 K: 1 S: 7	H: 2 LOB: 1 BB: 0 P: 7	R: 0 E: 0 K: 0 S: 4	H: 1 LOB: 2 BB: 1 P: 8	R: 0 E: 0 K: 1 S: 5	H: 0 LOB: 0 BB: 0 P: 5	R: 0 E: 0 K: 1 S: 6	H: 1 LOB: 2 BB: 1 P: 10	1B: 6 2B: 0 3B: 0 HR: 0	SF: 0 SAC: 1 DP: 1 HBP: 0	WP: 1 PB: 0 SB: 2 CS: 0	PA: 35
PITCHER Fernando Valenzuela, L ERA: 3.73 (1, 1)	IP: 9.0 WLS: W BF: 35 H: 6 R: 1 ER: 1 SO: 7 BB: 2 IBB: 1 HBP: 0 BLK: 0 WP: 1 HR: 0 S: 46 P: 58 ERA: 1.00 WHIP: 0.889															PITCHER						

Houston Astros @ Los Angeles Dodgers
Dodger Stadium, Los Angeles, CA
Wed Sep 21 1983, 7:05 PM PDT
Att: 45,242 - Unknown

AB	31
R	1
H	6
RBI	1
BB	3
SO	7
LOB	13



Batter	1	2	3	4	5	6	7	8	9	AB	R	H	RBI	BB	SO	LOB	BOTTOM			
Steve Sax, R OBP: 0.341, SLG: 0.350 (1,4)	F9				E S E 1B		S 2B 1B			4	2	3	0	0	0	0				
Bill Russell, R OBP: 0.306, SLG: 0.294 (1,6)	1-3		6-3		E6 1-H S		2B			4	0	1	1	0	0	1				
Dusty Baker Jr., R OBP: 0.337, SLG: 0.381 (1,7)	L8			F9	F9		F9			4	0	0	0	0	0	2				
Pedro Guerrero, R OBP: 0.372, SLG: 0.527 (1,5)		K			1B BB	G3-6-3 S 1B		K		3	0	1	0	1	2	0				
Mike Marshall, R OBP: 0.348, SLG: 0.432 (1,3)		4-3 2B			1-2 1B	G3-6-3 BB		6-3		3	0	2	0	1	0	0				
Ken Landreaux, L OBP: 0.333, SLG: 0.461 (1,8)		4-3			P4	G3-6-3		G3		4	0	0	0	0	0	5				
Derrel Thomas, S OBP: 0.341, SLG: 0.355 (9,8)		2-3			1-2 2-3	1-2 2-3				0	0	0	0	0	0	0				
R.J. Reynolds, S OBP: 0.269, SLG: 0.375 (1,9)		K		6-3		6-3				3	0	0	0	0	1	4				
Jack Fimple, R OBP: 0.286, SLG: 0.341 (1,2)			F9		F8		6-3			3	0	0	0	0	0	0				
Fernando Valenzuela, L OBP: 0.205, SLG: 0.287 (1, 1)		P4			F8		K			3	0	0	0	0	1	0				
Inning Stats	R: 0 E: 0 K: 0 S: 3	H: 0 LOB: 0 BB: 0 P: 3	R: 0 E: 0 K: 2 S: 8	H: 1 LOB: 1 BB: 0 P: 8	R: 0 E: 0 K: 0 S: 4	H: 1 LOB: 1 BB: 0 P: 4	R: 0 E: 0 K: 0 S: 4	H: 1 LOB: 2 BB: 1 P: 8	R: 1 E: 1 K: 0 S: 5	H: 1 LOB: 1 BB: 0 P: 5	R: 0 E: 0 K: 0 S: 3	H: 1 LOB: 1 BB: 1 P: 7	R: 1 E: 0 K: 1 S: 7	H: 2 LOB: 1 BB: 0 P: 7	R: 0 E: 0 K: 1 S: 5	H: 0 LOB: 0 BB: 0 P: 5	1B: 5 2B: 2 3B: 0 HR: 0	SF: 0 SAC: 0 DP: 1 HBP: 0	WP: 0 PB: 0 SB: 4 CS: 0	PA: 33
PITCHER Mike Madden, L ERA: 2.81 (7, 1)	IP: 6.0 WLS: L BF: 25 H: 5 R: 1 ER: 1 SO: 2 BB: 0 IBB: 0 HBP: 0 BLK: 0 WP: 0 HR: 0 S: 27 P: 35 ERA: 0.00 WHIP: 1.167															PITCHER				

Houston Astros @ Los Angeles Dodgers
Dodger Stadium, Los Angeles, CA
Wed Sep 21 1983, 7:05 PM PDT
Att: 45,242 - Unknown

AB	31
R	2
H	7
RBI	1
BB	2
SO	4
LOB	12



Batter	1	2	3	4	5	6	7	8	9	AB	R	H	RBI	BB	SO	LOB	TOP					
Steve Sax, R OBP: 0.342, SLG: 0.352										6	3	3	0	0	3	5	Los Angeles Dodgers @ Atlanta Braves Atlanta-Fulton County Stadium, Atlanta, GA Fri Sep 23 1983, 7:05 PM EDT Att: 44,403 - Unknown					
Bill Russell, R OBP: 0.307, SLG: 0.294									4	2	1	1	1	0	2							
Dusty Baker Jr., R OBP: 0.338, SLG: 0.387									3	2	1	4	1	0	0							
Derrel Thomas, S OBP: 0.341, SLG: 0.355									0	0	0	0	0	0	0							
Pedro Guerrero, R OBP: 0.372, SLG: 0.531									5	2	2	1	0	2	3							
Ken Landreaux, L OBP: 0.334, SLG: 0.467									5	1	2	3	0	0	2							
Cecil Espy, S OBP: 0.200, SLG: 0.200									0	0	0	0	0	0	0							
Mike Marshall, R OBP: 0.346, SLG: 0.434										5	0	1	2	0	2	1						
Greg Brock, L OBP: 0.333, SLG: 0.395										5	0	1	0	0	1	3						
Steve Yeager, R OBP: 0.256, SLG: 0.385									4	1	1	0	1	1	2							
Jerry Reuss, L OBP: 0.275, SLG: 0.269									3	0	2	0	0	1	2							
Inning Stats	R: 1 E: 0 K: 1 S: 6	H: 1 LOB: 0 BB: 0 P: 6	R: 0 E: 1 K: 2 S: 8	H: 1 LOB: 2 BB: 1 P: 12	R: 3 E: 0 K: 1 S: 7	H: 2 LOB: 1 BB: 2 P: 15	R: 0 E: 1 K: 1 S: 6	H: 0 LOB: 1 BB: 0 P: 6	R: 2 E: 0 K: 1 S: 7	H: 2 LOB: 0 BB: 0 P: 7	R: 4 E: 0 K: 0 S: 7	H: 4 LOB: 0 BB: 0 P: 7	R: 0 E: 0 K: 2 S: 9	H: 2 LOB: 2 BB: 0 P: 9	R: 1 E: 0 K: 0 S: 4	H: 1 LOB: 0 BB: 0 P: 4	R: 0 E: 1 K: 2 S: 9	H: 1 LOB: 2 BB: 0 P: 9	1B: 10 2B: 0 3B: 1 HR: 3	SF: 1 SAC: 2 DP: 0 HBP: 0	WP: 1 PB: 0 SB: 2 CS: 0	PA: 46
PITCHER	IP WLS BF H R ER SO BB IBB HBP BLK WP HR S P ERA WHIP	IP WLS BF H R ER SO BB IBB HBP BLK WP HR S P ERA WHIP																	ERA WHIP			
Len Barker, R ERA: 5.04	(1, 1) 2.2 L 15 4 4 4 4 2 1 0 0 0 1 0 20 32 13.50 2.250																	Donnie Moore, R ERA: 3.9	(9, 1) 1.0 5 1 0 0 2 0 0 0 0 0 0 1 13 13 9.00 1.000			
Pete Falcone, L ERA: 3.97	(3, 1) 0.1 1 0 0 0 0 0 0 0 0 0 0 0 1 1 0.00 0.000																					
Jeff Dedmon, R ERA: 10.8	(4, 1) 2.0 9 2 2 2 2 0 0 0 0 0 0 1 13 13 9.00 1.000																					
Tommy Boggs, R ERA: 5.68	(6, 1) 0.1 5 4 4 4 0 0 0 0 0 0 1 5 5 108.00 12.000																					
Tony Brizzolara, R ERA: 3.93	(6, 1) 2.2 11 3 1 1 2 0 0 0 0 0 0 1 15 15 3.38 1.125																					
Batter	1	2	3	4	5	6	7	8	9	AB	R	H	RBI	BB	SO	LOB	BOTTOM					
Brett Butler, L OBP: 0.344, SLG: 0.395										4	0	1	0	0	0	0	Los Angeles Dodgers @ Atlanta Braves Atlanta-Fulton County Stadium, Atlanta, GA Fri Sep 23 1983, 7:05 PM EDT Att: 44,403 - Unknown					
Glenn Hubbard, R OBP: 0.335, SLG: 0.394										4	1	1	0	0	0	1						
Donnie Moore, L OBP: 0.500, SLG: 0.500										0	0	0	0	0	0	0						
Rafael Ramirez, R OBP: 0.340, SLG: 0.375										4	0	2	0	0	0	1						
Dale Murphy, R OBP: 0.404, SLG: 0.560										4	1	2	1	0	1	1						
Bob Watson, R OBP: 0.373, SLG: 0.480										4	0	1	0	0	0	3						
Brad Komminsk, R OBP: 0.333, SLG: 0.258										4	0	2	1	0	0	2						
Bruce Benedict, R OBP: 0.384, SLG: 0.341										4	0	0	0	0	0	5						
Jerry Royster, R OBP: 0.300, SLG: 0.325										3	0	0	0	0	2							
Len Barker, R ERA: 5.04	(1, 1) 2.2 L 15 4 4 4 4 2 1 0 0 0 1 0 20 32 13.50 2.250																					
Pete Falcone, L ERA: 3.97	(3, 1) 0.1 1 0 0 0 0 0 0 0 0 0 0 0 1 1 0.00 0.000																					
Jeff Dedmon, R ERA: 10.8	(4, 1) 2.0 9 2 2 2 2 0 0 0 0 0 0 1 13 13 9.00 1.000																					
Tommy Boggs, R ERA: 5.68	(6, 1) 0.1 5 4 4 4 0 0 0 0 0 0 1 5 5 108.00 12.000																					
Tony Brizzolara, R ERA: 3.93	(6, 1) 2.2 11 3 1 1 2 0 0 0 0 0 0 1 15 15 3.38 1.125																					
Inning Stats	R: 0 E: 0 K: 0 S: 3	H: 0 LOB: 0 BB: 0 P: 3	R: 0 E: 0 K: 0 S: 4	H: 1 LOB: 1 BB: 0 P: 4	R: 0 E: 0 K: 1 S: 5	H: 0 LOB: 0 BB: 0 P: 5	R: 2 E: 0 K: 0 S: 7	H: 4 LOB: 2 BB: 0 P: 7	R: 0 E: 0 K: 1 S: 5	H: 0 LOB: 0 BB: 0 P: 5	R: 0 E: 0 K: 0 S: 3	H: 1 LOB: 0 BB: 0 P: 3	R: 0 E: 0 K: 1 S: 3	H: 1 LOB: 1 BB: 0 P: 3	R: 0 E: 0 K: 0 S: 6	H: 1 LOB: 1 BB: 0 P: 6	R: 0 E: 0 K: 1 S: 6	H: 1 LOB: 1 BB: 0 P: 6	1B: 9 2B: 0 3B: 0 HR: 0	SF: 0 SAC: 0 DP: 2 HBP: 0	WP: 0 PB: 0 SB: 0 CS: 0	PA: 34
PITCHER	IP WLS BF H R ER SO BB IBB HBP BLK WP HR S P ERA WHIP	IP WLS BF H R ER SO BB IBB HBP BLK WP HR S P ERA WHIP																	ERA WHIP			
Jerry Reuss, L ERA: 2.94	(1, 1) 9.0 W 34 9 2 2 4 0 0 0 0 0 0 0 42 42 2.00 1.000																					

Batter	1	2	3	4	5	6	7	8	9	AB	R	H	RBI	BB	SO	LOB	TOP			
Steve Sax, R (1.4) OBP: 0.342, SLG: 0.353										4	1	1	1	0	1	0	Los Angeles Dodgers @ Atlanta Braves Atlanta-Fulton County Stadium, Atlanta, GA Sat Sep 24 1983, 3:33 AM EDT Att: 43,999 - Unknown			
Bill Russell, R (1.6) OBP: 0.306, SLG: 0.292										3	0	0	0	1	0	1				
Dusty Baker Jr., R (1.7) OBP: 0.342, SLG: 0.392										4	0	4	1	0	0	0				
Pedro Guerrero, R (1.5) OBP: 0.370, SLG: 0.527										4	0	0	0	0	0	5				
Ken Landreaux, L (1.8) OBP: 0.331, SLG: 0.463										4	0	0	0	0	0	1				
Mike Marshall, R (1.9) OBP: 0.344, SLG: 0.430										4	0	0	0	0	1	1				
Greg Brock, L (1.3) OBP: 0.331, SLG: 0.391										4	0	0	0	0	1	1				
Steve Yeager, R (1.2) OBP: 0.256, SLG: 0.384										1	0	0	0	1	0	0				
Sid Bream, L (7, PH) OBP: 0.222, SLG: 0.222										1	0	0	0	0	1	0				
Jack Fimple, R (7, 2) OBP: 0.284, SLG: 0.339										1	0	0	0	0	0	0				
Bob Welch, R (1.1) OBP: 0.125, SLG: 0.157										1	0	0	0	0	0	2				
Joe Beckwith, L (4, 1) OBP: 0.250, SLG: 0.250										1	1	1	0	0	0	0				
Rafael Landestoy, S (7, PH) OBP: 0.215, SLG: 0.274										1	0	0	0	0	0	0				
Tom Niedenfuer, R (7, 1)										0	0	0	0	0	0	0				
Inning Stats	R: 0 E: 0 K: 1 S: 6	H: 1 LOB: 1 BB: 0 P: 6	R: 0 E: 2 K: 0 S: 4	H: 0 LOB: 2 BB: 1 P: 8	R: 0 E: 0 K: 0 S: 4	H: 1 LOB: 1 BB: 0 P: 4	R: 0 E: 0 K: 1 S: 5	H: 0 LOB: 0 BB: 0 P: 5	R: 2 E: 0 K: 0 S: 6	H: 3 LOB: 1 BB: 0 P: 6	R: 0 E: 0 K: 1 S: 5	H: 0 LOB: 0 BB: 0 P: 5	R: 0 E: 0 K: 1 S: 3	H: 1 LOB: 1 BB: 0 P: 7	R: 0 E: 0 K: 0 S: 3	H: 0 LOB: 0 BB: 0 P: 3	1B: 5 2B: 2 3B: 0 HR: 0	SF: 0 SAC: 0 DP: 1 HBP: 0	WP: 0 PB: 0 SB: 2 CS: 0	PA: 35
PITCHER Pascual Perez, R (1, 1) ERA: 3.53	IP: 9.0 WLS: W BF: 35 H: 6 R: 2 ER: 2 SO: 4 BB: 2 IBB: 0 HBP: 0 BLK: 0 WP: 0 HR: 0 S: 41 P: 49 ERA: 2.00 WHIP: 0.889																			

Batter	1	2	3	4	5	6	7	8	9	AB	R	H	RBI	BB	SO	LOB	BOTTOM					
Brett Butler, L (1.7) OBP: 0.344, SLG: 0.392										3	1	0	0	1	2	3	Los Angeles Dodgers @ Atlanta Braves Atlanta-Fulton County Stadium, Atlanta, GA Sat Sep 24 1983, 3:33 AM EDT Att: 43,999 - Unknown					
Glenn Hubbard, R (1.4) OBP: 0.335, SLG: 0.399										4	1	1	2	0	2	1						
Claudell Washington, L (1.9) OBP: 0.312, SLG: 0.490										4	0	0	0	0	2	0						
Dale Murphy, R (1.8) OBP: 0.403, SLG: 0.557										3	1	0	0	1	0	0						
Chris Chambliss, L (1.3) OBP: 0.370, SLG: 0.496										3	0	0	0	1	0	0						
Rafael Ramirez, R (1.6) OBP: 0.342, SLG: 0.377										3	0	2	1	1	0	0						
Biff Pocoroba, S (1.2) OBP: 0.333, SLG: 0.377										2	0	0	0	1	0	1						
Albert Hall, S (7, PR)										0	0	0	0	0	0	0						
Bruce Benedict, R (8, 2) OBP: 0.384, SLG: 0.341										0	0	0	0	0	0	0						
Jerry Royster, R (1.5) OBP: 0.301, SLG: 0.323										2	0	0	0	1	0	1						
Pascual Perez, R (1, 1) OBP: 0.176, SLG: 0.141										2	0	0	0	1	0	1						
Inning Stats	R: 0 E: 0 K: 2 S: 7	H: 0 LOB: 0 BB: 0 P: 7	R: 0 E: 0 K: 0 S: 2	H: 0 LOB: 0 BB: 1 P: 6	R: 0 E: 0 K: 0 S: 3	H: 0 LOB: 0 BB: 0 P: 3	R: 2 E: 0 K: 1 S: 6	H: 1 LOB: 0 BB: 1 P: 10	R: 0 E: 0 K: 1 S: 6	H: 1 LOB: 2 BB: 1 P: 10	R: 0 E: 0 K: 1 S: 5	H: 0 LOB: 0 BB: 0 P: 5	R: 0 E: 0 K: 0 S: 2	H: 0 LOB: 1 BB: 1 P: 6	R: 0 E: 0 K: 1 S: 5	H: 0 LOB: 1 BB: 1 P: 9	R: 1 E: 0 K: 0 S: 2	H: 1 LOB: 2 BB: 2 P: 10	1B: 2 2B: 0 3B: 0 HR: 1	SF: 0 SAC: 0 DP: 0 HBP: 0	WP: 0 PB: 0 SB: 1 CS: 1	PA: 35
PITCHER Bob Welch, R (1, 1) ERA: 2.7	IP: 3.1 WLS: L BF: 12 H: 1 R: 2 ER: 2 SO: 3 BB: 2 IBB: 0 HBP: 0 BLK: 0 WP: 0 HR: 1 S: 16 P: 24 ERA: 5.40 WHIP: 0.900																					
Joe Beckwith, R (4, 1) ERA: 3.46	2.2 1 0 0 2 1 0 0 0 0 0 0 13 17 0.00 0.750																					
Tom Niedenfuer, R (7, 1) ERA: 1.73	2.1 L 11 1 1 1 1 3 1 0 0 0 0 9 25 3.86 1.714																					

AB	33
R	2
H	6
RBI	2
BB	2
SO	4
LOB	11

AB	26
R	3
H	3
RBI	3
BB	7
SO	6
LOB	7



Batter	1	2	3	4	5	6	7	8	9	AB	R	H	RBI	BB	SO	LOB	TOP										
Steve Sax, R (1.4) OBP: 0.341, SLG: 0.352 Larry White, R (7.1)	1-3					F9	K		P4	4	0	1	0	0	1	0	Los Angeles Dodgers @ Atlanta Braves Atlanta-Fulton County Stadium, Atlanta, GA Sun Sep 25 1983, 3:33 AM EDT Att: 43,931 - Unknown										
German Rivera, R (9. PH) OBP: 0.462, SLG: 0.500			CS 1B							0	0	0	0	0	0	0											
Rick Monday, L (1.9) OBP: 0.397, SLG: 0.425 Greg Brock, L (6.3)	G3		F7			4-3		E 1B		3	0	0	0	0	0	1											
Dusty Baker Jr., R (1.7) OBP: 0.340, SLG: 0.389 Candy Maldonado, R (8.7)	F9		5-3			E6 1B		F7		4	1	0	0	0	0	1											
Pedro Guerrero, R (1.5) OBP: 0.372, SLG: 0.529		1B 1B 1B		FC4-6 1B		1B 1B		E6 FC5-4		4	0	3	0	0	0	1											
Ken Landreaux, L (1.8) OBP: 0.329, SLG: 0.460 Jose Morales, R (8. PH) Cecil Esquivel, S (8.8)		K		FC4-6 FC5-4		K		P4		3	0	0	0	0	2	4											
Mike Marshall, R (1.3) OBP: 0.343, SLG: 0.428	F9			K				FC5-4		4	0	1	1	0	1	4											
Jack Fimple, R (1.2) OBP: 0.283, SLG: 0.336		1B 1B		FC5-4		K			F8	4	0	1	0	0	1	3											
Dave Anderson, R (1.6) OBP: 0.245, SLG: 0.240		1B 1B			1-3		G1-6-3 BB			2	0	1	0	2	0	0											
Alejandro Pena, R (11.1) OBP: 0.103, SLG: 0.155 Oral Hernandez, R (5.1) Pat Zachry, R (5.1) Rich Rodas, L (6.1) Sid Bream, L (7. PH) Derrell Thomas, S (7.4)	4-3				K		G1-6-3		F7	2	0	0	0	0	1	3											
Inning Stats	R: 0 E: 0 K: 0 S: 3	H: 0 LOB: 0 BB: 0 P: 3	R: 0 E: 0 K: 1 S: 8	H: 3 LOB: 3 BB: 0 P: 8	R: 0 E: 0 K: 0 S: 3	H: 1 LOB: 1 BB: 0 P: 3	R: 0 E: 0 K: 1 S: 6	H: 1 LOB: 1 BB: 0 P: 6	R: 0 E: 0 K: 1 S: 5	H: 0 LOB: 0 BB: 0 P: 5	R: 1 E: 1 K: 2 S: 10	H: 2 LOB: 2 BB: 0 P: 10	R: 0 E: 0 K: 1 S: 4	H: 0 LOB: 0 BB: 1 P: 8	R: 0 E: 1 K: 0 S: 5	H: 1 LOB: 2 BB: 0 P: 5	R: 0 E: 0 K: 0 S: 3	H: 0 LOB: 1 BB: 1 P: 7	1B: 8 2B: 0 3B: 0 HR: 0	SF: 0 SAC: 0 DP: 1 HBP: 0	WP: 0 PB: 0 SB: 0 CS: 1	PA: 37					
PITCHER	IP	WLS	BF	H	R	ER	SO	BB	IBB	HBP	BLK	WP	HR	S	P	ERA	WHIP										
Craig McMurtry, R (1.1) ERA: 3.11	7.1	W	31	8	1	0	6	1	0	0	0	0	0	42	46	0.00	1.227										
Terry Forster, L (8.1) ERA: 1.96	1.2		6	0	0	0	0	1	0	0	0	0	0	5	9	0.00	0.600										

Batter	1	2	3	4	5	6	7	8	9	AB	R	H	RBI	BB	SO	LOB	BOTTOM										
Brett Butler, L (1.7) OBP: 0.344, SLG: 0.397	HR	F7		6-3	BB 1B	4-3				4	1	1	1	1	0	3	Los Angeles Dodgers @ Atlanta Braves Atlanta-Fulton County Stadium, Atlanta, GA Sun Sep 25 1983, 3:33 AM EDT Att: 43,931 - Unknown										
Glenn Hubbard, R (1.4) OBP: 0.337, SLG: 0.401	K		3-1 1B	5-3	BB 1B		CS 1B			5	1	3	2	0	1	0											
Claudell Washington, L (1.9) OBP: 0.316, SLG: 0.490	1B BB		3-1 1B		FC6-4 BB		K			2	1	1	0	3	1	1											
Dale Murphy, R (1.8) OBP: 0.402, SLG: 0.553	K		3-1	5-3	FC6-4					4	0	0	0	1	1	7											
Chris Chambliss, L (1.3) OBP: 0.372, SLG: 0.496	1B		CI 1B		5-3 2B 1B		F8		K	4	1	2	0	1	1	1											
Rafael Ramirez, R (1.6) OBP: 0.341, SLG: 0.375	K		CI 1B		5-3		F7		5-3	5	0	1	2	0	1	3											
Bruce Benedict, R (1.2) OBP: 0.388, SLG: 0.347		SH1-4 1B	CI 1B		BB 1B 2B		1B 1B		5-3	4	2	3	1	0	0	0											
Randy Johnson, R (1.5) OBP: 0.361, SLG: 0.307	K		K		BB 1B BB		1B 1B			3	1	1	0	2	2	4											
Craig McMurtry, R (1.1) OBP: 0.125, SLG: 0.087	SH1-4		K		K				F7	3	0	1	1	0	2	5											
Terry Forster, L (8.1) OBP: 0.500, SLG: 0.625										1	0	0	0	0	0	1											
Inning Stats	R: 1 E: 0 K: 3 S: 11	H: 2 LOB: 2 BB: 1 P: 15	R: 0 E: 0 K: 1 S: 6	H: 1 LOB: 1 BB: 0 P: 6	R: 2 E: 1 K: 2 S: 11	H: 3 LOB: 3 BB: 1 P: 15	R: 0 E: 0 K: 0 S: 3	H: 0 LOB: 1 BB: 1 P: 7	R: 3 E: 0 K: 1 S: 8	H: 3 LOB: 3 BB: 3 P: 20	R: 0 E: 0 K: 0 S: 6	H: 3 LOB: 2 BB: 0 P: 6	R: 0 E: 0 K: 2 S: 7	H: 1 LOB: 1 BB: 1 P: 11	R: 0 E: 0 K: 0 S: 3	H: 0 LOB: 1 BB: 1 P: 7	1B: 11 2B: 1 3B: 0 HR: 1	SF: 0 SAC: 1 DP: 0 HBP: 0	WP: 0 PB: 0 SB: 0 CS: 1	PA: 45							
PITCHER	IP	WLS	BF	H	R	ER	SO	BB	IBB	HBP	BLK	WP	HR	S	P	ERA	WHIP										
Alejandro Pena, R (1.1) ERA: 2.68	4.1	L	25	8	5	5	6	2	1	0	0	0	0	3	11	0.00	6.000										
Oral Hernandez, R (5.1) ERA: 3.8	0.1		3	0	0	0	1	2	0	0	0	0	0	3	11	0.00	6.000										
Pat Zachry, R (5.1) ERA: 2.6	1.0		8	4	2	2	0	1	0	0	0	0	0	7	11	18.00	5.000										
Rich Rodas, L (6.1) ERA	0.1		1	0	0	0	0	0	0	0	0	0	0	1	1	0.00	0.000										
Larry White, R (7.1) ERA: 2.25	2.0		8	1	0	0	2	2	0	0	0	0	0	10	18	0.00	1.500										



Batter	1	2	3	4	5	6	7	8	9	AB	R	H	RBI	BB	SO	LOB	TOP								
Steve Sax, R OBP: 0.341, SLG: 0.350 (1, 4)										4	1	2	2	0	0	0									
Rick Monday, L OBP: 0.361, SLG: 0.413 Derrel Thomas, S OBP: 0.338, SLG: 0.351 (1, 7)										4	0	0	0	1	1	2									
Greg Brock, L OBP: 0.338, SLG: 0.399 (1, 3)										3	1	1	1	1	1	0									
Pedro Guerrero, R OBP: 0.371, SLG: 0.532 (1, 5)										4	1	1	3	0	0	1									
Ken Landreaux, L OBP: 0.328, SLG: 0.455 (1, 8)										4	0	1	0	0	0	2									
Mike Marshall, R OBP: 0.348, SLG: 0.438 (1, 9)										3	0	1	0	1	0	1									
Jack Fimple, R OBP: 0.306, SLG: 0.372 (1, 2)										3	1	1	1	1	1	4									
Dave Anderson, R OBP: 0.254, SLG: 0.245 (1, 6)										3	2	1	0	1	0	2									
Rick Honeycutt, L OBP: 0.083, SLG: 0.083 Joe Beckwith, L OBP: 0.200, SLG: 0.200 Tom Niedenfuer, R OBP: 0.344, SLG: 0.373 (1, 1)										2	1	0	0	0	0	3									
										1	0	0	0	0	0	0									
										0	0	0	0	0	0	0									
Inning Stats	R: 1 E: 0 K: 1 S: 6	H: 1 LOB: 3 BB: 3 P: 18	R: 1 E: 0 K: 0 S: 4	H: 1 LOB: 0 BB: 4 P: 4	R: 2 E: 0 K: 0 S: 5	H: 3 LOB: 0 BB: 5 P: 5	R: 2 E: 1 K: 1 S: 7	H: 1 LOB: 1 BB: 1 P: 11	R: 0 E: 0 K: 0 S: 4	H: 1 LOB: 2 BB: 1 P: 8	R: 0 E: 0 K: 0 S: 3	H: 0 LOB: 0 BB: 0 P: 3	R: 0 E: 0 K: 0 S: 3	H: 0 LOB: 0 BB: 0 P: 3	R: 1 E: 0 K: 0 S: 4	H: 1 LOB: 0 BB: 4 P: 4	R: 0 E: 0 K: 1 S: 5	H: 0 LOB: 0 BB: 5 P: 5	1B: 5 2B: 1 3B: 0 HR: 2	SF: 3 SAC: 1 DP: 1 HBP: 0	WP: 0 PB: 0 SB: 2 CS: 0	PA: 40			
PITCHER	IP	WLS	BF	H	R	ER	SO	BB	IBB	HBP	BLK	WP	HR	S	P	ERA	WHIP								
Jeff Russell, R ERA: 3.08 (1, 1)	5.0	L	27	7	6	5	2	4	1	0	0	0	1	26	46	9.00	2.200								
Ted Power, R ERA: 4.55 (6, 1)	2.0		6	0	0	0	0	0	0	0	0	0	0	6	6	0.00	0.000								
Tom Hume, R ERA: 4.77 (8, 1)	2.0		7	1	1	1	1	0	0	0	0	0	1	9	9	4.50	0.500								

Los Angeles Dodgers @ Cincinnati Reds
Riverfront Stadium, Cincinnati, OH
Tue Sep 27 1983, 7:05 PM EDT
Att: 7,828 - Unknown

AB	31
R	7
H	8
RBI	7
BB	5
SO	3
LOB	15



Batter	1	2	3	4	5	6	7	8	9	AB	R	H	RBI	BB	SO	LOB	BOTTOM								
Gary Redus, R OBP: 0.352, SLG: 0.444 (1, 7)										4	1	2	0	1	0	1									
Kelly Paris, R OBP: 0.322, SLG: 0.290 Ted Power, R OBP: 0.306, SLG: 0.430 Johnny Bench, R OBP: 0.306, SLG: 0.430 Tom Hume, R OBP: 0.344, SLG: 0.373 Eddie Milner, L OBP: 0.344, SLG: 0.373 Dave Concepcion, R OBP: 0.303, SLG: 0.282 (1, 5)										3	0	1	0	0	0	2									
										0	0	0	0	0	0	0									
										1	0	0	0	0	0	1									
										1	0	0	0	0	0	1									
										4	0	1	0	0	0	1									
Cesar Cedeno, R OBP: 0.302, SLG: 0.361 (1, 9)										3	2	2	1	1	0	1									
Dan Driessen, L OBP: 0.392, SLG: 0.419 (1, 3)										4	0	0	0	0	0	3									
Paul Householder, S OBP: 0.331, SLG: 0.381 (1, 8)										4	0	0	0	0	2	3									
Dann Bilardello, R OBP: 0.271, SLG: 0.392 Duane Walker, L OBP: 0.293, SLG: 0.330 Alex Trevino, R OBP: 0.290, SLG: 0.304 (1, 2)										3	1	2	2	0	0	0									
										1	0	0	0	0	0	2									
										0	0	0	0	0	0	0									
Ron Oester, S OBP: 0.318, SLG: 0.385 (1, 4)										4	0	0	0	0	1	1									
Jeff Russell, R OBP: 0.200, SLG: 0.368 Skeeter Barnes, R OBP: 0.393, SLG: 0.333 Dallas Williams, L OBP: 0.087, SLG: 0.045 (1, 1)										1	0	0	0	0	0	0									
										1	0	0	0	1	0	0									
										1	0	0	0	0	0	0									
Inning Stats	R: 0 E: 1 K: 0 S: 3	H: 0 LOB: 0 BB: 0 P: 3	R: 2 E: 0 K: 0 S: 4	H: 1 LOB: 1 BB: 1 P: 8	R: 0 E: 0 K: 0 S: 4	H: 2 LOB: 1 BB: 0 P: 4	R: 1 E: 0 K: 1 S: 7	H: 2 LOB: 1 BB: 0 P: 7	R: 1 E: 1 K: 0 S: 5	H: 1 LOB: 1 BB: 0 P: 5	R: 0 E: 0 K: 1 S: 5	H: 0 LOB: 0 BB: 0 P: 5	R: 0 E: 0 K: 0 S: 3	H: 2 LOB: 2 BB: 1 P: 7	R: 0 E: 0 K: 0 S: 5	H: 2 LOB: 1 BB: 0 P: 5	R: 0 E: 0 K: 1 S: 5	H: 0 LOB: 1 BB: 1 P: 9	1B: 2 2B: 4 3B: 0 HR: 2	SF: 0 SAC: 0 DP: 0 HBP: 0	WP: 0 PB: 0 SB: 1 CS: 1	PA: 38			
PITCHER	IP	WLS	BF	H	R	ER	SO	BB	IBB	HBP	BLK	WP	HR	S	P	ERA	WHIP								
Rick Honeycutt, L ERA: 2.97 (1, 1)	4.2		21	6	4	3	1	1	0	0	0	0	0	11	15	0.00	1.286								
Joe Beckwith, R ERA: 3.33 (5, 1)	2.1	W	10	2	0	0	1	1	0	0	0	0	0	11	15	0.00	1.286								
Tom Niedenfuer, R ERA: 1.96 (8, 1)	2.0	S	7	0	0	0	1	1	0	0	0	0	0	8	12	0.00	0.500								

Los Angeles Dodgers @ Cincinnati Reds
Riverfront Stadium, Cincinnati, OH
Tue Sep 27 1983, 7:05 PM EDT
Att: 7,828 - Unknown

AB	35
R	4
H	8
RBI	3
BB	3
SO	3
LOB	16



Batter	1	2	3	4	5	6	7	8	9	10	11	12	13	14	AB	R	H	RBI	BB	SO	LOB	TOP						
Steve Sax, R OBP: 0.340, SLG: 0.349 (1.4)	E6 6-3 1B	5-3			G4-6-3 1-2			SH2-4 1-2		F8			K 0-3		5	1	1	0	0	1	5							
Ken Landreaux, L OBP: 0.325, SLG: 0.450 (1.8)	6-3				K			L3-6 2-3			K		F8 0-3		5	0	0	1	0	2	1							
German Rivera, R OBP: 0.400, SLG: 0.429 (13. PH)	6-3		F9								K				1	0	0	0	0	0	1							
Cecil Espy, S OBP: 0.333, SLG: 0.333 (13.8)	6-3		4-3												0	0	0	0	0	0	0							
Dusty Baker Jr., R OBP: 0.344, SLG: 0.394 (1.7)	6-3		4-3												4	0	0	0	0	2	0							
R.J. Reynolds, S OBP: 0.255, SLG: 0.353 (10.7)	6-3		4-3												2	0	0	0	0	0	0							
Pedro Guerrero, R OBP: 0.369, SLG: 0.528 (1.5)	5-3		6-3												4	0	0	0	1	1	0							
Mike Marshall, R OBP: 0.349, SLG: 0.439 (1.3)		K			SH5-4 SH1-3 2B						CS 1B		6-3		5	1	2	0	0	1	0							
Bill Russell, R OBP: 0.305, SLG: 0.288 (1.6)	5-3				SH5-4								4-3		4	0	0	0	0	0	0							
Pat Zachry, R OBP: 0.500, SLG: 0.500 (12.1)	5-3				SH5-4			CS 1-2		1-3			4-3		0	0	0	0	0	0	0							
Jack Fimple, R OBP: 0.305, SLG: 0.376 (1.2)					SH1-3					1-3			F8		4	1	1	1	0	0	0							
Derrel Thomas, S OBP: 0.344, SLG: 0.381 (1.9)					6-3					F8					4	1	2	1	1	0	0							
Jerry Reuss, L OBP: 0.301, SLG: 0.310 (1.1)															4	0	3	1	0	0	0							
Tom Niedenfuer, R (10.1)															0	0	0	0	0	0	0							
Dave Anderson, R OBP: 0.254, SLG: 0.245 (12.6)															0	0	0	0	0	0	0							
Jose Morales, R OBP: 0.292, SLG: 0.468 (13. PH)															1	0	0	0	0	0	1							
Alex Taveras, R (13.6)															0	0	0	0	0	0	0							
Inning Stats	R: 1 E: 1 K: 0 S: 4	H: 1 LOB: 0 BB: 0 P: 4	R: 1 E: 0 K: 1 S: 7	H: 2 LOB: 2 BB: 1 P: 11	R: 0 E: 0 K: 0 S: 3	H: 0 LOB: 0 BB: 0 P: 3	R: 0 E: 0 K: 1 S: 5	H: 1 LOB: 0 BB: 0 P: 4	R: 0 E: 0 K: 1 S: 5	H: 1 LOB: 0 BB: 0 P: 5	R: 0 E: 0 K: 0 S: 3	H: 0 LOB: 0 BB: 0 P: 3	R: 0 E: 0 K: 2 S: 7	H: 0 LOB: 0 BB: 0 P: 7	R: 1 E: 0 K: 0 S: 5	H: 2 LOB: 1 BB: 1 P: 5	R: 0 E: 0 K: 1 S: 4	H: 0 LOB: 0 BB: 1 P: 8	R: 0 E: 0 K: 0 S: 3	H: 0 LOB: 0 BB: 0 P: 3	R: 0 E: 0 K: 0 S: 6	H: 1 LOB: 1 BB: 0 P: 6	R: 0 E: 0 K: 0 S: 1	H: 0 LOB: 0 BB: 0 P: 1	1B: 4 2B: 4 3B: 1 HR: 1	SF: 0 SAC: 3 DP: 2 HBP: 0	WP: 0 PB: 0 SB: 0 CS: 2	PA: 50

Los Angeles Dodgers @ San Diego Padres
Jack Murphy Stadium, San Diego, CA
Wed Sep 28 1983, 10:05 PM EDT
Att. 23,688 - Unknown

AB 43
R 4
H 9
RBI 4
BB 2
SO 7
LOB 8



Batter	1	2	3	4	5	6	7	8	9	10	11	12	13	14	AB	R	H	RBI	BB	SO	LOB	BOTTOM
Bobby Brown, S OBP: 0.343, SLG: 0.396 (1.7)	F9		F9			BB G3 1B		SH3 1B		FC6-2 FC6-4 1-2 2-3 SH			F4		7	2	2	0	0	0	4	
Alan Wiggins, S OBP: 0.360, SLG: 0.326 (1.3)	1-3				6-3	G3 PB 1B		SH3		FC6-4 1-2			K		5	1	1	0	0	1	4	
Kevin McReynolds, R OBP: 0.259, SLG: 0.317 (1.8)					5-3	PB G3 BB		6-3							4	1	1	0	2	1	1	
Terry Kennedy, L OBP: 0.343, SLG: 0.434 (1.2)															4	0	1	2	0	1	3	
George Hinshaw, R OBP: 0.290, SLG: 0.250 (8. PR)	P6														0	0	0	0	0	0	0	
Doug Gwosdz, R OBP: 0.217, SLG: 0.189 (9.2)					K										1	0	0	0	0	0	0	
Garry Templeton, S OBP: 0.292, SLG: 0.333 (1.6)					4-3										6	0	2	1	0	0	2	
Gerry Davis, R OBP: 0.444, SLG: 0.625 (1.9)						E6 FC5-4 BB		5-3							3	0	2	0	1	1	0	
Ruppert Jones, L OBP: 0.307, SLG: 0.399 (11.8)															1	0	0	0	1	0	1	
Luis Salazar, R OBP: 0.280, SLG: 0.376 (1.5)					5-3										4	0	0	0	1	1	5	
Juan Bonilla, R OBP: 0.304, SLG: 0.302 (1.4)															5	0	1	0	0	1	3	
Mark Reynolds, L OBP: 0.280, SLG: 0.302 (1.4)															1	0	0	0	0	0	0	
Mark Reynolds, L OBP: 0.280, SLG: 0.302 (1.4)															1	0	0	0	0	0	0	
Inning Stats	R: 0 E: 0 K: 0 S: 4	H: 1 LOB: 1 BB: 0 P: 4	R: 0 E: 0 K: 1 S: 5	H: 0 LOB: 0 BB: 0 P: 5	R: 0 E: 0 K: 2 S: 7	H: 0 LOB: 0 BB: 0 P: 7	R: 0 E: 0 K: 1 S: 5	H: 0 LOB: 0 BB: 0 P: 4	R: 0 E: 0 K: 1 S: 6	H: 1 LOB: 1 BB: 1 P: 5	R: 0 E: 0 K: 0 S: 3	H: 0 LOB: 0 BB: 0 P: 3	R: 0 E: 0 K: 2 S: 8	H: 1 LOB: 2 BB: 1 P: 12	R: 0 E: 0 K: 0 S: 3	H: 0 LOB: 0 BB: 0 P: 3	R: 0 E: 0 K: 0 S: 1	H: 0 LOB: 0 BB: 0 P: 1	1B: 8 2B: 2 3B: 0 HR: 0	SF: 0 SAC: 4 DP: 1 HBP: 0	WP: 0 PB: 1 SB: 1 CS: 0	PA: 55

Los Angeles Dodgers @ San Diego Padres
Jack Murphy Stadium, San Diego, CA
Wed Sep 28 1983, 10:05 PM EDT
Att. 23,688 - Unknown

AB 46
R 4
H 10
RBI 3
BB 5
SO 9
LOB 28



PITCHER	IP	WLS	BF	H	R	ER	SO	BB	IBB	HBP	BLK	WP	HR	S	P	ERA	WHIP
Jerry Reuss, L ERA: 2.94 (1.1)	9.1	41	8	4	3	6	3	3	1	0	0	0	0	49	65	2.89	1.179
Tom Niedenfuer, R ERA: 1.92 (10.1)	1.2	6	1	0	0	1	0	0	0	0	0	0	0	8	8	0.00	0.600
Pat Zachry, R ERA: 2.47 (12.1)	2.0	8	1	0	0	2	0	1	0	0	0	0	0	11	15	0.00	0.500

Batter	1	2	3	4	5	6	7	8	9	AB	R	H	RBI	BB	SO	LOB	TOP
Steve Sax, R OBP: 0.339, SLG: 0.347	(1, 4) 0-3 K		(2) 0-0 F4		(2) 0-0 F2		(1) 0-0 6-3		(1) 0-0 G5-4-3 1B	5	0	1	0	0	1	0	Los Angeles Dodgers @ San Diego Padres Jack Murphy Stadium, San Diego, CA Thu Sep 29 1983, 10:05 PM EDT Unknown
Bill Russell, R OBP: 0.304, SLG: 0.287	(1, 6) 0-0 5-3		(2) 0-0 E6		(2) 0-0 1B		(2) 0-0 F8		(1) 0-0 G5-4-3 1B	5	0	1	0	0	0	1	
Dusty Baker Jr., R OBP: 0.344, SLG: 0.393	(1, 7) 4-0		(3) 0-3 K		(3) 0-0 P4		(4) 0-0		(3) 0-0 F7	2	0	0	0	1	1	2	
R.J. Reynolds, S OBP: 0.263, SLG: 0.346	(6, 7) BB									1	0	0	0	1	0	0	
Pedro Guerrero, R OBP: 0.370, SLG: 0.528	(1, 5) 0-3 K									4	0	2	0	0	2	2	
Ken Landreaux, L OBP: 0.324, SLG: 0.451	(1, 8)									4	1	1	0	0	0	2	
Mike Marshall, R OBP: 0.350, SLG: 0.440	(1, 9) 0-0 4-3									4	0	2	0	0	0	1	
Greg Brock, L OBP: 0.341, SLG: 0.400	(1, 3) 0-0									2	0	1	1	2	1	2	
Jack Fimple, R OBP: 0.310, SLG: 0.371	(1, 2) 0-0 G6-4-3 1B									2	0	0	0	2	0	3	
Bob Welch, R OBP: 0.130, SLG: 0.151	(1, 1) 0-0									3	0	0	0	0	0	2	
Rick Monday, L OBP: 0.307, SLG: 0.413	(8, PH) 0-0									0	0	0	0	0	0	0	
Jose Morales, R OBP: 0.307, SLG: 0.413	(8, PH) 0-0									1	0	0	0	0	0	2	
Joe Beckwith, R OBP: 0.286, SLG: 0.458	(8, 1) 0-0									0	0	0	0	0	0	0	
Rick Honeycutt, L OBP: 0.286, SLG: 0.458	(8, 1) 0-0									0	0	0	0	0	0	0	
Pat Zachry, R OBP: 0.262, SLG: 0.303	(8, 1) 0-0									0	0	0	0	0	0	0	
Rich Rodas, L OBP: 0.140, SLG: 0.500	(8, 1) 0-0									0	0	0	0	0	0	0	
Rich Rodas, L OBP: 0.140, SLG: 0.500	(8, 1) 0-0									0	0	0	0	0	0	0	
Inning Stats	R: 0 H: 0 E: 0 LOB: 1 K: 2 S: 7	R: 1 H: 2 E: 0 LOB: 0 K: 0 S: 4	R: 0 H: 0 E: 1 LOB: 1 K: 1 S: 6	R: 0 H: 2 E: 0 LOB: 2 K: 1 S: 7	R: 0 H: 1 E: 0 LOB: 1 K: 1 S: 6	R: 0 H: 2 E: 0 LOB: 3 K: 1 S: 6	R: 0 H: 0 E: 0 LOB: 1 K: 1 S: 5	R: 0 H: 0 E: 0 LOB: 2 K: 0 S: 3	R: 0 H: 1 E: 0 LOB: 0 K: 0 S: 3	1B: 7 SF: 0 2B: 1 SAC: 0 3B: 0 DP: 2 HR: 0	WP: 0 PA: 39						
PITCHER	IP WLS BF H R ER SO BB IBB HBP BLK WP HR S P ERA WHIP	IP WLS BF H R ER SO BB IBB HBP BLK WP HR S P ERA WHIP	IP WLS BF H R ER SO BB IBB HBP BLK WP HR S P ERA WHIP	IP WLS BF H R ER SO BB IBB HBP BLK WP HR S P ERA WHIP	IP WLS BF H R ER SO BB IBB HBP BLK WP HR S P ERA WHIP	IP WLS BF H R ER SO BB IBB HBP BLK WP HR S P ERA WHIP	IP WLS BF H R ER SO BB IBB HBP BLK WP HR S P ERA WHIP	IP WLS BF H R ER SO BB IBB HBP BLK WP HR S P ERA WHIP	IP WLS BF H R ER SO BB IBB HBP BLK WP HR S P ERA WHIP	IP WLS BF H R ER SO BB IBB HBP BLK WP HR S P ERA WHIP							
Ed Whitson, R ERA: 4.3	(1, 1) 7.2 35 7 1 1 7 6 0 0 0 0 0 0 43 67 1.17 1.696																
Sid Monge, L ERA: 3.74	(8, 1) 0.1 W 1 0 0 0 0 0 0 0 0 0 0 0 1 1 0.00 0.000																
Luis DeLeon, R ERA: 2.71	(9, 1) 1.0 3 1 0 0 0 0 0 0 0 0 0 0 3 3 0.00 1.000																

AB	33
R	1
H	8
RBI	1
BB	6
SO	7
LOB	18



Batter	1	2	3	4	5	6	7	8	9	AB	R	H	RBI	BB	SO	LOB	BOTTOM
Bobby Brown, S OBP: 0.338, SLG: 0.389	(1, 7) 0-3 K		(3) 0-0 4-3		(3) 0-3 K					4	0	0	0	0	2	2	Los Angeles Dodgers @ San Diego Padres Jack Murphy Stadium, San Diego, CA Thu Sep 29 1983, 10:05 PM EDT Unknown
Alan Wiggins, S OBP: 0.362, SLG: 0.327	(1, 3) 0-0 3-1 BLK 1B									2	1	1	0	1	0	0	
Tony Gwynn, L OBP: 0.356, SLG: 0.372	(1, 9) 0-0 3-1									4	1	1	1	0	0	2	
Luis DeLeon, R OBP: 0.200, SLG: 0.143	(9, 1) 1-3									0	0	0	0	0	0	0	
Terry Kennedy, L OBP: 0.344, SLG: 0.434	(1, 2) 0-3 K									3	1	1	0	0	2	2	
Garry Templeton, S OBP: 0.294, SLG: 0.335	(1, 6) 0-0 5-3									4	1	2	1	0	0	1	
Kevin McReynolds, R OBP: 0.259, SLG: 0.315	(1, 8) 0-0 5-3									4	1	1	2	0	1	1	
Luis Salazar, R OBP: 0.282, SLG: 0.379	(1, 5) 0-0 F8									4	1	2	1	0	0	0	
Juan Bonilla, R OBP: 0.303, SLG: 0.300	(1, 4) 0-0									3	0	0	0	0	0	1	
Sid Monge, S OBP: 0.091, SLG: 0.091	(8, 1) 0-0									0	0	0	0	0	0	0	
Ruppert Jones, L OBP: 0.309, SLG: 0.399	(8, PH) 0-0									0	0	0	0	1	0	0	
Ed Whitson, R OBP: 0.217, SLG: 0.182	(1, 1) 0-0									2	0	0	0	0	0	1	
Tim Flannery, L OBP: 0.310, SLG: 0.338	(8, 4) 0-0 G3									2	1	1	0	0	0	1	
Inning Stats	R: 0 H: 1 E: 0 LOB: 1 K: 2 S: 8	R: 0 H: 0 E: 0 LOB: 0 K: 0 S: 3	R: 0 H: 0 E: 0 LOB: 0 K: 0 S: 3	R: 1 H: 1 E: 0 LOB: 1 K: 1 S: 6	R: 0 H: 1 E: 0 LOB: 1 K: 1 S: 6	R: 0 H: 1 E: 0 LOB: 1 K: 0 S: 4	R: 0 H: 0 E: 0 LOB: 0 K: 1 S: 5	R: 0 H: 5 E: 1 LOB: 1 K: 0 S: 8	R: 6 H: 5 E: 1 LOB: 1 K: 0 S: 8	1B: 8 SF: 0 2B: 1 SAC: 1 3B: 0 DP: 0 HR: 0	WP: 2 PA: 36						
PITCHER	IP WLS BF H R ER SO BB IBB HBP BLK WP HR S P ERA WHIP	IP WLS BF H R ER SO BB IBB HBP BLK WP HR S P ERA WHIP	IP WLS BF H R ER SO BB IBB HBP BLK WP HR S P ERA WHIP	IP WLS BF H R ER SO BB IBB HBP BLK WP HR S P ERA WHIP	IP WLS BF H R ER SO BB IBB HBP BLK WP HR S P ERA WHIP	IP WLS BF H R ER SO BB IBB HBP BLK WP HR S P ERA WHIP	IP WLS BF H R ER SO BB IBB HBP BLK WP HR S P ERA WHIP	IP WLS BF H R ER SO BB IBB HBP BLK WP HR S P ERA WHIP	IP WLS BF H R ER SO BB IBB HBP BLK WP HR S P ERA WHIP	IP WLS BF H R ER SO BB IBB HBP BLK WP HR S P ERA WHIP							
Bob Welch, R ERA: 2.65	(1, 1) 7.0 26 4 1 1 5 1 0 0 0 0 0 0 35 39 1.29 0.714																
Joe Beckwith, R ERA: 3.55	(8, 1) 0.2 L 4 2 2 2 0 0 0 0 0 0 0 0 4 4 27.00 3.000																
Rick Honeycutt, L ERA: 3.05	(8, 1) 0.0 2 1 0 0 0 0 0 0 1 0 0 0 1 2 ∞ ∞																
Pat Zachry, R ERA: 2.62	(8, 1) 0.0 2 2 3 3 0 0 0 0 0 0 0 0 2 2 ∞ ∞																
Rich Rodas, L ERA: 2.62	(8, 1) 0.1 2 0 1 0 0 0 1 0 0 0 2 0 1 5 0.00 3.000																



Batter	1	2	3	4	5	6	7	8	9	AB	R	H	RBI	BB	SO	LOB	TOP				
Steve Sax, R OBP: 0.341, SLG: 0.348 (1, 4)										4	0	2	0	1	1	0					
Bill Russell, R OBP: 0.302, SLG: 0.286 (1, 6)										5	0	1	0	0	1	4					
Rick Monday, L OBP: 0.354, SLG: 0.403 (1, 7)										4	0	0	0	0	2	2					
Pedro Guerrero, R OBP: 0.371, SLG: 0.530 (1, 5)										4	0	2	0	0	0	2					
Ken Landreaux, L OBP: 0.324, SLG: 0.449 (1, 8)										4	0	1	0	0	2	2					
Mike Marshall, R OBP: 0.350, SLG: 0.438 (7, 1)										2	0	0	0	0	1	2					
Pat Zachry, R OBP: 0.500, SLG: 0.500 (9, PH)										0	0	0	0	0	0	0					
Sid Bream, L OBP: 0.273, SLG: 0.200 (9, PH)										0	0	0	0	1	0	0					
Rafael Landestoy, S OBP: 0.215, SLG: 0.274 (9, PH)										0	0	0	0	0	0	0					
Greg Brock, L OBP: 0.341, SLG: 0.397 (1, 3)										3	0	0	0	1	0	3					
Steve Yeager, R OBP: 0.259, SLG: 0.385 (7, PH)										2	0	1	0	0	1	3					
R.J. Reynolds, S OBP: 0.259, SLG: 0.340 (7, 2)										1	0	0	0	0	0	0					
Gilberto Reyes, R OBP: 0.200, SLG: 0.241 (9, PH)										0	0	0	0	0	0	0					
Jose Morales, R OBP: 0.300, SLG: 0.531 (9, PH)										1	1	1	1	0	0	0					
Alejandro Pena, R OBP: 0.100, SLG: 0.150 (7, PH)										2	0	0	0	0	1	4					
Derrel Thomas, S OBP: 0.345, SLG: 0.379 (7, 9)										1	0	0	0	1	1	0					
Inning Stats	R: 0 E: 0 K: 2 S: 7	H: 0 LOB: 0 BB: 0 P: 7	R: 0 E: 0 K: 2 S: 8	H: 1 LOB: 3 BB: 1 P: 13	R: 0 E: 0 K: 1 S: 6	H: 1 LOB: 1 BB: 0 P: 6	R: 0 E: 0 K: 1 S: 5	H: 0 LOB: 0 BB: 0 P: 5	R: 0 E: 0 K: 1 S: 5	H: 2 LOB: 2 BB: 0 P: 7	R: 0 E: 0 K: 1 S: 5	H: 0 LOB: 0 BB: 0 P: 5	R: 0 E: 1 K: 1 S: 6	H: 1 LOB: 1 BB: 0 P: 6	R: 1 E: 0 K: 0 S: 4	H: 2 LOB: 2 BB: 2 P: 12	1B: 6 2B: 1 3B: 0 HR: 1	SF: 0 SAC: 0 DP: 2 HBP: 1	WP: 1 PB: 0 SB: 2 CS: 0	PA: 38	
PITCHER	IP WLS BF H R ER SO BB IBB HBP BLK WP HR S P ERA WHIP	IP WLS BF H R ER SO BB IBB HBP BLK WP HR S P ERA WHIP	IP WLS BF H R ER SO BB IBB HBP BLK WP HR S P ERA WHIP	IP WLS BF H R ER SO BB IBB HBP BLK WP HR S P ERA WHIP	IP WLS BF H R ER SO BB IBB HBP BLK WP HR S P ERA WHIP	IP WLS BF H R ER SO BB IBB HBP BLK WP HR S P ERA WHIP	IP WLS BF H R ER SO BB IBB HBP BLK WP HR S P ERA WHIP	IP WLS BF H R ER SO BB IBB HBP BLK WP HR S P ERA WHIP	IP WLS BF H R ER SO BB IBB HBP BLK WP HR S P ERA WHIP	IP WLS BF H R ER SO BB IBB HBP BLK WP HR S P ERA WHIP	IP WLS BF H R ER SO BB IBB HBP BLK WP HR S P ERA WHIP	IP WLS BF H R ER SO BB IBB HBP BLK WP HR S P ERA WHIP	IP WLS BF H R ER SO BB IBB HBP BLK WP HR S P ERA WHIP	IP WLS BF H R ER SO BB IBB HBP BLK WP HR S P ERA WHIP	IP WLS BF H R ER SO BB IBB HBP BLK WP HR S P ERA WHIP	IP WLS BF H R ER SO BB IBB HBP BLK WP HR S P ERA WHIP	IP WLS BF H R ER SO BB IBB HBP BLK WP HR S P ERA WHIP	IP WLS BF H R ER SO BB IBB HBP BLK WP HR S P ERA WHIP	IP WLS BF H R ER SO BB IBB HBP BLK WP HR S P ERA WHIP	IP WLS BF H R ER SO BB IBB HBP BLK WP HR S P ERA WHIP	IP WLS BF H R ER SO BB IBB HBP BLK WP HR S P ERA WHIP
Andy Hawkins, R ERA: 2.93 (1, 1)	8.2 W 36	7 1 1 10	3 1 1 0	0 0 0 0	0 0 0 0	0 0 0 0	0 0 0 0	0 0 0 0	0 0 0 0	0 0 0 0	0 0 0 0	0 0 0 0	0 0 0 0	0 0 0 0	0 0 0 0	0 0 0 0	0 0 0 0	0 0 0 0	0 0 0 0	0 0 0 0	0 0 0 0
Luis DeLeon, R ERA: 2.7 (9, 1)	0.1 S 2	1 0 0 0	0 0 0 0	0 0 0 0	0 0 0 0	0 0 0 0	0 0 0 0	0 0 0 0	0 0 0 0	0 0 0 0	0 0 0 0	0 0 0 0	0 0 0 0	0 0 0 0	0 0 0 0	0 0 0 0	0 0 0 0	0 0 0 0	0 0 0 0	0 0 0 0	0 0 0 0

Los Angeles Dodgers @ San Diego Padres
Jack Murphy Stadium, San Diego, CA
 Thu Sep 29 1983, 10:05 PM EDT
 Att: 20,230 - Unknown

AB 33
R 1
H 8
RBI 1
BB 4
SO 10
LOB 22

Batter	1	2	3	4	5	6	7	8	9	AB	R	H	RBI	BB	SO	LOB	BOTTOM				
Bobby Brown, S OBP: 0.333, SLG: 0.384 (1, 7)										3	0	0	0	0	1	1					
Ruppert Jones, L OBP: 0.308, SLG: 0.398 (7, 8)										1	0	0	0	0	1	0					
Alan Wiggins, S OBP: 0.361, SLG: 0.325 (1, 3)										3	1	0	0	1	1	0					
Tony Gwynn, L OBP: 0.356, SLG: 0.372 (1, 9)										3	0	1	0	0	0	0					
Terry Kennedy, L OBP: 0.346, SLG: 0.439 (1, 2)										3	2	1	1	1	0	1					
Kevin McReynolds, R OBP: 0.286, SLG: 0.315 (7, 7)										3	1	1	0	1	0	0					
Luis Salazar, R OBP: 0.281, SLG: 0.378 (1, 6)										3	0	1	1	0	0	1					
Tim Flannery, L OBP: 0.310, SLG: 0.338 (1, 5)										3	0	1	1	0	2	1					
Juan Bonilla, R OBP: 0.301, SLG: 0.298 (1, 4)										3	0	0	0	0	0	2					
Andy Hawkins, R OBP: 0.171, SLG: 0.065 (1, 1)										3	0	1	0	0	2	2					
Luis DeLeon, R OBP: 0.200, SLG: 0.143 (9, 1)										0	0	0	0	0	0	0					
Inning Stats	R: 0 E: 0 K: 1 S: 6	H: 1 LOB: 1 BB: 0 P: 6	R: 0 E: 0 K: 1 S: 6	H: 1 LOB: 1 BB: 0 P: 6	R: 0 E: 0 K: 1 S: 5	H: 0 LOB: 0 BB: 0 P: 5	R: 1 E: 0 K: 0 S: 4	H: 1 LOB: 0 BB: 0 P: 4	R: 0 E: 0 K: 2 S: 8	H: 1 LOB: 1 BB: 0 P: 8	R: 3 E: 1 K: 1 S: 7	H: 1 LOB: 2 BB: 3 P: 19	R: 0 E: 0 K: 1 S: 5	H: 0 LOB: 0 BB: 0 P: 5	R: 0 E: 0 K: 0 S: 3	H: 1 LOB: 0 BB: 0 P: 3	1B: 5 2B: 0 3B: 0 HR: 1	SF: 1 SAC: 1 DP: 0 HBP: 0	WP: 0 PB: 0 SB: 2 CS: 1	PA: 34	
PITCHER	IP WLS BF H R ER SO BB IBB HBP BLK WP HR S P ERA WHIP	IP WLS BF H R ER SO BB IBB HBP BLK WP HR S P ERA WHIP	IP WLS BF H R ER SO BB IBB HBP BLK WP HR S P ERA WHIP	IP WLS BF H R ER SO BB IBB HBP BLK WP HR S P ERA WHIP	IP WLS BF H R ER SO BB IBB HBP BLK WP HR S P ERA WHIP	IP WLS BF H R ER SO BB IBB HBP BLK WP HR S P ERA WHIP	IP WLS BF H R ER SO BB IBB HBP BLK WP HR S P ERA WHIP	IP WLS BF H R ER SO BB IBB HBP BLK WP HR S P ERA WHIP	IP WLS BF H R ER SO BB IBB HBP BLK WP HR S P ERA WHIP	IP WLS BF H R ER SO BB IBB HBP BLK WP HR S P ERA WHIP	IP WLS BF H R ER SO BB IBB HBP BLK WP HR S P ERA WHIP	IP WLS BF H R ER SO BB IBB HBP BLK WP HR S P ERA WHIP	IP WLS BF H R ER SO BB IBB HBP BLK WP HR S P ERA WHIP	IP WLS BF H R ER SO BB IBB HBP BLK WP HR S P ERA WHIP	IP WLS BF H R ER SO BB IBB HBP BLK WP HR S P ERA WHIP	IP WLS BF H R ER SO BB IBB HBP BLK WP HR S P ERA WHIP	IP WLS BF H R ER SO BB IBB HBP BLK WP HR S P ERA WHIP	IP WLS BF H R ER SO BB IBB HBP BLK WP HR S P ERA WHIP	IP WLS BF H R ER SO BB IBB HBP BLK WP HR S P ERA WHIP	IP WLS BF H R ER SO BB IBB HBP BLK WP HR S P ERA WHIP	IP WLS BF H R ER SO BB IBB HBP BLK WP HR S P ERA WHIP
Alejandro Pena, R ERA: 2.75 (7, 1)	6.0 L 27	5 4 3 6	1 2 0 0	0 0 0 0	0 0 0 0	0 0 0 0	0 0 0 0	0 0 0 0	0 0 0 0	0 0 0 0	0 0 0 0	0 0 0 0	0 0 0 0	0 0 0 0	0 0 0 0	0 0 0 0	0 0 0 0	0 0 0 0	0 0 0 0	0 0 0 0	0 0 0 0
Pat Zachry, R ERA: 2.54 (7, 1)	2.0	6 1 0 0	1 0 0 1	0 0 0 0	0 0 0 0	0 0 0 0	0 0 0 0	0 0 0 0	0 0 0 0	0 0 0 0	0 0 0 0	0 0 0 0	0 0 0 0	0 0 0 0	0 0 0 0	0 0 0 0	0 0 0 0	0 0 0 0	0 0 0 0	0 0 0 0	0 0 0 0

Los Angeles Dodgers @ San Diego Padres
Jack Murphy Stadium, San Diego, CA
 Thu Sep 29 1983, 10:05 PM EDT
 Att: 20,230 - Unknown

AB 28
R 4
H 6
RBI 3
BB 3
SO 7
LOB 8

Batter	1	2	3	4	5	6	7	8	9	AB	R	H	RBI	BB	SO	LOB	TOP								
Dan Gladden, R OBP: 0.266, SLG: 0.276 (1, 8)	5-3		4-3			F4	5-3			4	0	0	0	0	0	1	San Francisco Giants @ Los Angeles Dodgers Dodger Stadium, Los Angeles, CA Sat Oct 01 1983, 3:33 AM PDT Att: 34,707 - Unknown								
Joel Youngblood, R OBP: 0.357, SLG: 0.500 Dave Bergman, L OBP: 0.390, SLG: 0.457 (1, 4) (9, 3)	5-3		2B			F3	4-3			4	0	1	0	0	0	1									
Guy Sularz, R OBP: 0.222, SLG: 0.125 (1, 5)	6-3		F2			1B 2B		1-3		4	1	1	0	0	0	1									
Jeffrey Leonard, R OBP: 0.321, SLG: 0.461 (1, 7)		6-3		K		1B 2B		1B		4	1	2	0	0	1	0									
Chris Smith, S OBP: 0.397, SLG: 0.476 Brad Wellman, R OBP: 0.297, SLG: 0.247 (1, 3) (9, 4)		1-3 1B BB		4-3		1B 2B		F8		3	2	1	2	1	0	1									
John Rabb, R OBP: 0.284, SLG: 0.337 (1, 9)	1-3			F7		1B		F8		4	0	1	1	0	0	2									
Jeff Ransom, R OBP: 0.350, SLG: 0.412 (1, 2)		FC5-4 1B 2H		F8		K		5-3		4	0	1	1	0	1	1									
Joe Pettini, R OBP: 0.261, SLG: 0.217 (1, 6)		FC5-4		5-3			SH1-4 1B	F6		4	0	1	0	0	0	1									
Mark Davis, L OBP: 0.212, SLG: 0.167 Gary Lavelle, S (9, 1)			K		P5		SH1-4	1-3		3	0	0	0	0	1	0									
Inning Stats	R: 0 E: 0 K: 0 S: 3	H: 0 LOB: 0 BB: 0 P: 3	R: 1 E: 0 K: 0 S: 4	H: 1 LOB: 1 BB: 1 P: 8	R: 0 E: 0 K: 1 S: 6	H: 1 LOB: 0 BB: 0 P: 6	R: 0 E: 0 K: 1 S: 5	H: 0 LOB: 0 BB: 0 P: 5	R: 0 E: 0 K: 0 S: 3	H: 0 LOB: 0 BB: 0 P: 3	R: 3 E: 0 K: 0 S: 9	H: 4 LOB: 1 BB: 0 P: 9	R: 0 E: 0 K: 0 S: 4	H: 1 LOB: 1 BB: 0 P: 4	R: 0 E: 0 K: 0 S: 4	H: 1 LOB: 1 BB: 0 P: 4	R: 0 E: 0 K: 0 S: 3	H: 0 LOB: 0 BB: 0 P: 3	1B: 6 2B: 2 3B: 0 HR: 0	SF: 0 SAC: 1 DP: 0 HBP: 0	WP: 0 PB: 0 SB: 1 CS: 0	PA: 36			
PITCHER	IP	WLS	BF	H	R	ER	SO	BB	IBB	HBP	BLK	WP	HR	S	P	ERA	WHIP								
Burt Hooton, R ERA: 4.22 (1, 1)	5.2	L	24	6	4	4	2	1	0	0	0	0	0	27	31	6.35	1.235								
Rick Honeycutt, L ERA: 3.03 (6, 1)	1.1		5	1	0	0	1	0	0	0	0	0	0	7	7	0.00	0.750								
Pat Zachry, R ERA: 2.49 (8, 1)	1.0		4	1	0	0	0	0	0	0	0	0	0	4	4	0.00	1.000								
Larry White, R ERA: 1.8 (9, 1)	1.0		3	0	0	0	0	0	0	0	0	0	0	3	3	0.00	0.000								

Batter	1	2	3	4	5	6	7	8	9	AB	R	H	RBI	BB	SO	LOB	BOTTOM								
Cecil Espy, S OBP: 0.364, SLG: 0.400 (1, 8)	WP 2B		BB			6-3		K		3	0	1	0	1	1	0	San Francisco Giants @ Los Angeles Dodgers Dodger Stadium, Los Angeles, CA Sat Oct 01 1983, 3:33 AM PDT Att: 34,707 - Unknown								
Dave Anderson, R OBP: 0.250, SLG: 0.268 (1, 6)	K		F4			5-3		K		4	0	0	0	0	2	2									
German Rivera, R OBP: 0.421, SLG: 0.412 (1, 5)	F9			4-3 BB		K		1B 1B		3	1	1	0	1	1	1									
Jose Morales, R OBP: 0.283, SLG: 0.500 Sid Gream, L OBP: 0.333, SLG: 0.200 Pedro Guerrero, R OBP: 0.371, SLG: 0.528 (1, 3) (8, 3) (9, PH)	K			4-3		F8		1B 1B		3	0	0	0	0	1	2									
Candy Maldonado, R OBP: 0.258, SLG: 0.295 (1, 9)	5-3			F7		FC5-4 BB		1-2 2H 1B		3	0	1	1	1	0	1									
Steve Yeager, R OBP: 0.297, SLG: 0.381 Gilberto Reyes, R OBP: 0.188, SLG: 0.226 (1, 2) (8, 2)	F8			F8		K		F3		3	0	0	0	0	1	2									
Alex Taveras, R (1, 4)	F9				K	FC5-4		G3		4	0	0	0	0	1	3									
Rafael Landestoy, S OBP: 0.203, SLG: 0.258 (1, 7)			F9		F8			F8		3	0	0	0	0	0	0									
Burt Hooton, R OBP: 0.208, SLG: 0.200 Rick Honeycutt, L OBP: 0.363, SLG: 0.083 Pat Zachry, R OBP: 0.500, SLG: 0.500 Steve Sax, R OBP: 0.342, SLG: 0.349 Larry White, R (1, 1) (6, 1) (8, PH) (9, 1)			F2		F9			5-3		2	0	0	0	0	0	0									
Inning Stats	R: 0 E: 0 K: 2 S: 8	H: 1 LOB: 1 BB: 0 P: 8	R: 0 E: 0 K: 0 S: 3	H: 0 LOB: 0 BB: 0 P: 3	R: 0 E: 0 K: 0 S: 3	H: 0 LOB: 1 BB: 1 P: 7	R: 0 E: 0 K: 0 S: 3	H: 0 LOB: 1 BB: 1 P: 7	R: 0 E: 0 K: 1 S: 5	H: 0 LOB: 0 BB: 0 P: 5	R: 0 E: 0 K: 1 S: 5	H: 0 LOB: 0 BB: 0 P: 5	R: 0 E: 0 K: 1 S: 5	H: 0 LOB: 0 BB: 0 P: 5	R: 1 E: 0 K: 1 S: 8	H: 3 LOB: 2 BB: 0 P: 8	1B: 3 2B: 1 3B: 0 HR: 0	SF: 0 SAC: 0 DP: 0 HBP: 0	WP: 1 PB: 0 SB: 0 CS: 0	PA: 34					
PITCHER	IP	WLS	BF	H	R	ER	SO	BB	IBB	HBP	BLK	WP	HR	S	P	ERA	WHIP								
Mark Davis, L ERA: 3.49 Gary Lavelle, L ERA: 2.64 (1, 1) (9, 1)	8.1	W	32	4	1	1	7	3	0	0	0	0	0	2	2	1.08	0.840								



Batter	1	2	3	4	5	6	7	8	9	AB	R	H	RBI	BB	SO	LOB	TOP					
Dan Gladden, R OBP: 0.275, SLG: 0.302	0-0 5-3	0-0 1B		0-0 E8 1B 2B		0-3 K		0-3 K		5	1	2	2	0	2	2	San Francisco Giants @ Los Angeles Dodgers Dodger Stadium, Los Angeles, CA Sun Oct 02 1983, 3:33 AM PDT Att: 47,007 - Unknown					
Joel Youngblood, R OBP: 0.356, SLG: 0.499	0-3 K	0-3 K		0-0 1B		0-3 K		0-0 5-3		1	0	0	0	0	1	0						
Brad Wellman, R OBP: 0.296, SLG: 0.247				G4-6-3 1B						4	0	1	1	0	2	4						
Guy Sularz, R OBP: 0.217, SLG: 0.100	4-0 BB	0-0 F3		G4-6-3 1B		0-0 F8		0-0 F9		4	0	0	0	1	0	5						
Jeffrey Leonard, R OBP: 0.323, SLG: 0.461	4-0 BB			0-0 F8				0-3 K		2	0	1	0	1	0	0						
Max Venable, L OBP: 0.295, SLG: 0.364	1-2 BB			FC5 1B						2	0	0	0	0	2	0						
Chris Smith, S OBP: 0.403, SLG: 0.493	0-3 K			0-0 1B				0-0 F7		4	1	2	0	0	1	2						
John Rabb, R OBP: 0.292, SLG: 0.346		4-0 BB		0-0 FC5		0-0 F9				3	1	1	0	1	0	3						
Jeff Ransom, R OBP: 0.333, SLG: 0.350		4-0 1B		0-0 F3		0-3 K		0-0 F7		3	0	0	0	1	1	3						
Joe Pettini, R OBP: 0.260, SLG: 0.209		4-0 1B		0-0 F9		0-0 4-3		0-0 F7		3	0	0	0	1	0	2						
Mike Krukow, R OBP: 0.288, SLG: 0.333	0-3 K			4-0 E				4-0 CS		1	0	0	0	0	1	3						
Dave Bergman, L OBP: 0.294, SLG: 0.457										0	1	0	0	0	0	0						
Jim Barr, R OBP: 0.131, SLG: 0.220										0	0	0	0	0	0	0						
Chang Sunmyngho, L OBP: 0.171, SLG: 0.327										0	0	0	0	0	0	0						
Johnnie LeMaster, R OBP: 0.101, SLG: 0.100										0	0	0	0	0	0	0						
Greg Minton, S OBP: 0.000, SLG: 0.000										0	0	0	0	0	0	0						
Gary Lavelle, S OBP: 0.000, SLG: 0.000										0	0	0	0	0	0	0						
Inning Stats	R: 0 E: 0 K: 2 S: 7	H: 0 LOB: 2 BB: 2 P: 15	R: 1 E: 0 K: 2 S: 8	H: 1 LOB: 3 BB: 3 P: 20	R: 0 E: 0 K: 0 S: 5	H: 2 LOB: 2 BB: 0 P: 5	R: 2 E: 1 K: 0 S: 4	H: 2 LOB: 0 BB: 1 P: 8	R: 1 E: 0 K: 1 S: 6	H: 1 LOB: 0 BB: 0 P: 6	R: 0 E: 0 K: 2 S: 8	H: 1 LOB: 1 BB: 0 P: 8	R: 0 E: 0 K: 1 S: 6	H: 1 LOB: 1 BB: 0 P: 6	R: 0 E: 0 K: 1 S: 4	H: 0 LOB: 1 BB: 1 P: 8	R: 0 E: 0 K: 1 S: 5	H: 0 LOB: 0 BB: 0 P: 5	1B: 5 2B: 3 3B: 0 HR: 0	SF: 0 SAC: 0 DP: 1 HBP: 0	WP: 3 PB: 0 SB: 0 CS: 1	PA: 40
PITCHER	IP WLS BF H R ER SO BB IBB HBP BLK WP HR S P ERA WHIP	3.0 L 20 5 3 3 4 6 0 0 0 0 0 0 22 46 9.00 3.667	3.0 10 2 1 1 3 0 0 0 0 2 0 16 16 3.00 0.667	2.0 7 1 0 0 2 1 0 0 0 0 0 10 14 0.00 1.000	1.0 3 0 0 0 1 0 0 0 0 0 0 5 5 0.00 0.000	PITCHER										IP WLS BF H R ER SO BB IBB HBP BLK WP HR S P ERA WHIP						

Batter	1	2	3	4	5	6	7	8	9	AB	R	H	RBI	BB	SO	LOB	BOTTOM			
Steve Sax, R OBP: 0.342, SLG: 0.350	0-0 E 2B	0-0 FC6-4			0-0 4-3		0-0 F7		0-3 K	2	1	1	0	0	0	2	San Francisco Giants @ Los Angeles Dodgers Dodger Stadium, Los Angeles, CA Sun Oct 02 1983, 3:33 AM PDT Att: 47,007 - Unknown			
Rafael Landestoy, S OBP: 0.194, SLG: 0.246										3	0	0	0	0	1	0				
Greg Brock, L OBP: 0.343, SLG: 0.396	0-3 K				0-3 K					3	0	0	0	0	2	1				
Sid Bream, L OBP: 0.308, SLG: 0.182										1	0	0	0	0	0	0				
Dusty Baker Jr., R OBP: 0.346, SLG: 0.395	0-0 1B				0-0 K					2	1	1	1	0	0	0				
R.J. Reynolds, S OBP: 0.267, SLG: 0.345										2	1	1	0	0	0	0				
Pedro Guerrero, R OBP: 0.373, SLG: 0.531										3	0	2	1	1	0	0				
German Rivera, R OBP: 0.421, SLG: 0.412										0	0	0	0	0	0	0				
Mike Marshall, R OBP: 0.347, SLG: 0.434	0-0 5-3				0-0 K					3	0	1	0	0	0	1				
Cecil Espy, S OBP: 0.333, SLG: 0.364										1	0	0	1	0	0	1				
Bill Russell, R OBP: 0.302, SLG: 0.286										2	0	1	0	0	0	2				
Larry White, R OBP: 0.296, SLG: 0.327										0	0	0	0	0	0	0				
Jose Morales, R OBP: 0.509										1	0	1	0	0	0	0				
Alex Taveras, R OBP: 0.296, SLG: 0.345										0	0	0	0	0	0	0				
Tom Niedenfuer, R OBP: 0.351, SLG: 0.358										0	0	0	0	0	0	0				
Steve Yeager, R OBP: 0.256, SLG: 0.379										2	0	0	0	0	1	1				
Jack Fimple, R OBP: 0.300, SLG: 0.358										2	0	0	0	0	0	3				
Derrel Thomas, S OBP: 0.345, SLG: 0.375										2	0	0	0	1	0	0				
Candy Maldonado, R OBP: 0.254, SLG: 0.290										1	0	0	0	0	0	0				
Sid Fernandez, L OBP: 1.000, SLG: 1.000										1	0	1	0	0	0	0				
Rich Rodas, L OBP: 0.244, SLG: 0.261										0	0	0	0	0	0	0				
Dave Anderson, R OBP: 0.351, SLG: 0.399										3	0	0	0	0	0	0				
Rick Monday, L OBP: 0.351, SLG: 0.399										1	0	0	0	0	0	1				
Inning Stats	R: 2 E: 0 K: 1 S: 7	H: 2 LOB: 0 BB: 0 P: 7	R: 0 E: 0 K: 0 S: 4	H: 2 LOB: 2 BB: 1 P: 8	R: 0 E: 0 K: 0 S: 5	H: 0 LOB: 0 BB: 0 P: 5	R: 0 E: 0 K: 1 S: 5	H: 0 LOB: 0 BB: 0 P: 5	R: 0 E: 0 K: 0 S: 4	H: 1 LOB: 1 BB: 0 P: 4	R: 0 E: 0 K: 0 S: 3	H: 0 LOB: 0 BB: 0 P: 3	R: 0 E: 0 K: 0 S: 5	H: 2 LOB: 1 BB: 1 P: 9	R: 0 E: 0 K: 1 S: 5	H: 0 LOB: 0 BB: 0 P: 5	1B: 7 2B: 2 3B: 0 HR: 0	SF: 0 SAC: 0 DP: 1 HBP: 0	WP: 2 PB: 0 SB: 0 CS: 0	PA: 37
PITCHER	IP WLS BF H R ER SO BB IBB HBP BLK WP HR S P ERA WHIP	3.0 W 13 1 0 0 2 0 0 0 0 0 0 17 17 0.00 0.250	0.1 3 1 1 1 0 1 0 0 0 0 1 0 2 6 27.00 6.000	1.2 S 6 1 0 0 1 0 0 0 0 0 0 8 8 0.00 0.600	PITCHER										IP WLS BF H R ER SO BB IBB HBP BLK WP HR S P ERA WHIP					



Batter	1	2	3	4	5	6	7	8	9	AB	R	H	RBI	BB	SO	LOB	TOP																			
Joe Morgan, L (1,4)	G3		4-3			4-3		F7		4	0	0	0	0	0	0	Philadelphia Phillies @ Los Angeles Dodgers Dodger Stadium, Los Angeles, CA Tue Oct 04 1983, 3:33 AM PDT Att: 49,963 - Unknown																			
Pete Rose, S (1,3) OBP: 0.250, SLG: 0.250	F9			6-3				4-3		4	0	1	0	0	0																					
Mike Schmidt, R (1,5) OBP: 0.750, SLG: 1.667	HR			1B	BB	F8		BB	1B	3	1	2	1	1	0																					
Sixto Lezcano, R (1,9) OBP: 0.500, SLG: 0.333	4-3			1B	BB	F7		BB		3	0	1	0	1	0																					
Gary Matthews, R (1,7)		F8		L4			5-3	1-3		4	0	0	0	0	0	4																				
Al Holland, R (8,1)										0	0	0	0	0	0	0																				
Gary Maddox, R (1,8) OBP: 0.250, SLG: 0.250	F9			G3		WP	4-3		F9	4	0	1	0	0	0	2																				
Bo Diaz, R (1,2)	6-3				F9		4-3		BB	3	0	0	0	1	0	1																				
Ivan De Jesus, R (1,6)			F9		K		WP	IBB	K	3	0	0	0	1	2	1																				
Steve Carlton, L (1,1)			K		F7		K		1-6-3	3	0	0	0	0	2	2																				
Greg Gross, L (8,7)										1	0	0	0	0	0	1																				
Inning Stats	R: 1 E: 0 K: 0 S: 7	H: 1 LOB: 0 BB: 0 P: 11	R: 0 E: 0 K: 0 S: 6	H: 0 LOB: 0 BB: 0 P: 9	R: 0 E: 0 K: 1 S: 7	H: 0 LOB: 0 BB: 0 P: 9	R: 0 E: 0 K: 0 S: 4	H: 1 LOB: 2 BB: 1 P: 10	R: 0 E: 0 K: 1 S: 6	H: 0 LOB: 0 BB: 0 P: 8	R: 0 E: 0 K: 0 S: 10	H: 1 LOB: 1 BB: 0 P: 14	R: 0 E: 0 K: 1 S: 10	H: 1 LOB: 2 BB: 1 P: 17	R: 0 E: 0 K: 0 S: 6	H: 1 LOB: 2 BB: 1 P: 11	R: 0 E: 0 K: 1 S: 9	H: 0 LOB: 1 BB: 1 P: 13	1B: 4 2B: 0 3B: 0 HR: 1	SF: 0 SAC: 0 DP: 0 HBP: 0	WP: 1 PB: 0 SB: 0 CS: 0	PA: 36														
PITCHER	IP	WLS	BF	H	R	ER	SO	BB	IBB	HBP	BLK	WP	HR	S	P	ERA	WHIP	PITCHER		IP	WLS	BF	H	R	ER	SO	BB	IBB	HBP	BLK	WP	HR	S	P	ERA	WHIP
Jerry Reuss, L (1,1) ERA: 1.13	8.0	L	32	5	1	1	3	2	1	0	0	1	1	56	89	1.12	0.875																			
Tom Niedenfuer, R (9,1) ERA:	1.0		4	0	0	0	1	1	0	0	0	0	0	9	13	0.00	1.000																			

AB	32
R	1
H	5
RBI	1
BB	4
SO	4
LOB	13




Batter	1	2	3	4	5	6	7	8	9	AB	R	H	RBI	BB	SO	LOB	BOTTOM																			
Steve Sax, R (1,4) OBP: 0.750, SLG: 0.750	K		5-3			WP	SH3-4	1B		4	0	3	0	0	0	1	Philadelphia Phillies @ Los Angeles Dodgers Dodger Stadium, Los Angeles, CA Tue Oct 04 1983, 3:33 AM PDT Att: 49,963 - Unknown																			
Bill Russell, R (1,6) OBP: 0.333, SLG: 0.333	K			FC5-4	1B	SH3-4		F3		3	0	1	0	0	1	2																				
Dusty Baker Jr., R (1,7) OBP: 0.250, SLG: 0.250	F8			L8		P1		BB	1B	4	0	1	0	0	0	2																				
Pedro Guerrero, R (1,5)		F7		K		BB		BB		2	0	0	0	2	1	1																				
Mike Marshall, R (1,3)		4-3		FC5-4		K		F9		4	0	0	0	0	1	6																				
Tom Niedenfuer, R (9,1)										0	0	0	0	0	0	0																				
Steve Yeager, R (1,2)	F8				F7		6-3		F6	4	0	0	0	0	0	0																				
Ken Landreaux, L (1,8)				K		1-3		F8		3	0	0	0	0	1	0																				
Jose Morales, R (9,PH)									F3	1	0	0	0	0	0	0																				
Derrel Thomas, S (1,9) OBP: 0.500, SLG: 0.500				SH1-4	1B			K		4	0	2	0	0	1	0																				
Jerry Reuss, L (1,1)				SH1-4				F9		1	0	0	0	0	1	1																				
Candy Maldonado, R (8,PH)									6-3	1	0	0	0	0	0	0																				
Greg Brock, L (9,3)										1	0	0	0	0	0	1																				
Inning Stats	R: 0 E: 0 K: 1 S: 5	H: 1 LOB: 0 BB: 0 P: 7	R: 0 E: 0 K: 0 S: 7	H: 0 LOB: 0 BB: 0 P: 10	R: 0 E: 0 K: 1 S: 7	H: 1 LOB: 1 BB: 0 P: 10	R: 0 E: 0 K: 1 S: 8	H: 1 LOB: 1 BB: 0 P: 11	R: 0 E: 0 K: 1 S: 9	H: 1 LOB: 1 BB: 0 P: 13	R: 0 E: 0 K: 1 S: 12	H: 1 LOB: 2 BB: 1 P: 18	R: 0 E: 0 K: 1 S: 6	H: 0 LOB: 0 BB: 0 P: 9	R: 0 E: 0 K: 0 S: 15	H: 2 LOB: 3 BB: 1 P: 26	R: 0 E: 1 K: 0 S: 9	H: 0 LOB: 1 BB: 0 P: 12	1B: 7 2B: 0 3B: 0 HR: 0	SF: 0 SAC: 2 DP: 0 HBP: 0	WP: 1 PB: 0 SB: 1 CS: 0	PA: 36														
PITCHER	IP	WLS	BF	H	R	ER	SO	BB	IBB	HBP	BLK	WP	HR	S	P	ERA	WHIP	PITCHER		IP	WLS	BF	H	R	ER	SO	BB	IBB	HBP	BLK	WP	HR	S	P	ERA	WHIP
Steve Carlton, L (1,1) ERA:	7.2	W	31	7	0	0	6	2	0	0	0	0	0	66	100	0.00	1.174																			
Al Holland, L (8,1) ERA:	1.1	S	5	0	0	0	0	0	0	0	0	0	0	12	16	0.00	0.000																			

AB	32
R	0
H	7
RBI	0
BB	2
SO	6
LOB	14



Batter	1	2	3	4	5	6	7	8	9	AB	R	H	RBI	BB	SO	LOB	TOP										
Joe Morgan, L (1,4)	4-3		K				F9			3	0	0	0	1	1	2	Philadelphia Phillies @ Los Angeles Dodgers Dodger Stadium, Los Angeles, CA Wed Oct 05 1983, 3:33 AM PDT Att: 55,967 - Unknown										
Pete Rose, S (1,3) OBP: 0.250, SLG: 0.143			L1		G6-4-3			K		3	0	0	0	1	1	2											
Mike Schmidt, R (1,5) OBP: 0.500, SLG: 0.857		K	F7			K			G6-4-3	4	0	1	0	0	2	1											
Sixto Lezcano, R (1,9) OBP: 0.250, SLG: 0.143	F7			5-3		F8			G6-4-3	4	0	0	0	0	0	2											
Gary Matthews, R (1,7) OBP: 0.250, SLG: 0.625				F8		6-3			E6	4	1	2	1	0	0	0											
Gary Maddox, R (1,8) OBP: 0.428, SLG: 0.571							F8			3	0	2	0	0	0	0											
Greg Gross, L (9,PH)										0	0	0	0	1	0	0											
Bo Diaz, R (1,2)										3	0	0	0	0	0	2											
Joe Lefebvre, L (9,PH)									K	1	0	0	0	0	1	2											
Ivan De Jesus, R (1,6) OBP: 0.428, SLG: 0.200										2	0	1	0	1	1	0											
Von Hayes, L (9,PH)										1	0	0	0	0	0	2											
John Denny, R (1,1)										1	0	0	0	0	0	1											
Tony Perez, R (7,PH) ERA: 1.33										1	0	1	0	0	0	0											
Juan Samuel, R (7,PH)										0	0	0	0	0	0	0											
Ron Reed, R (7,1)										0	0	0	0	0	0	0											
Ozzie Virgil, R (9,PH)										1	0	0	0	0	1	2											
Inning Stats	R: 0 E: 0 K: 1 S: 9	H: 0 LOB: 1 BB: 1 P: 17	R: 1 E: 0 K: 0 S: 14	H: 2 LOB: 1 BB: 1 P: 24	R: 0 E: 0 K: 1 S: 10	H: 0 LOB: 0 BB: 0 P: 14	R: 0 E: 0 K: 0 S: 10	H: 1 LOB: 1 BB: 0 P: 17	R: 0 E: 0 K: 1 S: 11	H: 0 LOB: 0 BB: 0 P: 17	R: 0 E: 0 K: 0 S: 7	H: 2 LOB: 2 BB: 0 P: 18	R: 0 E: 0 K: 1 S: 7	H: 1 LOB: 0 BB: 0 P: 10	R: 0 E: 0 K: 2 S: 10	H: 1 LOB: 2 BB: 1 P: 18	1B: 5 2B: 1 3B: 0 HR: 1	SF: 0 SAC: 1 DP: 3 HBP: 0	WP: 1 PB: 0 SB: 1 CS: 0	PA: 36							
PITCHER	IP	WLS	BF	H	R	ER	SO	BB	IBB	HBP	BLK	WP	HR	S	P	ERA	WHIP										
Fernando Valenzuela, L (1,1) ERA: 1.33	8.0	W	32	7	1	1	5	3	0	0	0	1	1	79	132	1.12	1.250										
Tom Niedenfuer, R (9,1) ERA:	1.0	S	4	0	0	0	2	1	0	0	0	0	0	9	17	0.00	1.000										

Batter	1	2	3	4	5	6	7	8	9	AB	R	H	RBI	BB	SO	LOB	BOTTOM											
Steve Sax, R (1,4) OBP: 0.375, SLG: 0.375	F8	5-3			4-3	6-3				4	0	0	0	0	0	3	Philadelphia Phillies @ Los Angeles Dodgers Dodger Stadium, Los Angeles, CA Wed Oct 05 1983, 3:33 AM PDT Att: 55,967 - Unknown											
Greg Brock, L (1,3) OBP: 0.500, SLG: 0.500			4-3		FC5-2		F8			4	1	0	0	0	1	1												
Derrel Thomas, S (8,9)										0	0	0	0	0	0	0												
Dusty Baker Jr., R (1,7) OBP: 0.250, SLG: 0.143	E6		F8				1-3			3	2	0	0	1	0	0												
Pedro Guerrero, R (1,5) OBP: 0.500, SLG: 0.600			F6							3	0	1	2	0	0	0												
Ken Landreaux, L (1,8) OBP: 0.428, SLG: 0.333										3	0	2	1	1	0	0												
Mike Marshall, R (1,9) (8,3)										4	0	0	0	0	1	5												
Bill Russell, R (1,6) OBP: 0.571, SLG: 0.500										3	1	2	0	1	1	0												
Jack Fimple, R (1,2) OBP: 0.250, SLG: 0.250										4	0	1	1	0	1	3												
Fernando Valenzuela, L (1,1) Tom Niedenfuer, R (9,1)										3	0	0	0	1	0	2												
Inning Stats	R: 1 E: 1 K: 1 S: 15	H: 1 LOB: 2 BB: 0 P: 24	R: 0 E: 0 K: 2 S: 9	H: 0 LOB: 1 BB: 1 P: 16	R: 0 E: 0 K: 0 S: 7	H: 0 LOB: 0 BB: 0 P: 10	R: 0 E: 0 K: 0 S: 13	H: 2 LOB: 1 BB: 0 P: 20	R: 2 E: 1 K: 0 S: 10	H: 1 LOB: 2 BB: 2 P: 22	R: 0 E: 0 K: 0 S: 4	H: 1 LOB: 1 BB: 0 P: 5	R: 0 E: 0 K: 0 S: 9	H: 0 LOB: 0 BB: 0 P: 14	R: 1 E: 0 K: 1 S: 17	H: 1 LOB: 1 BB: 1 P: 27		1B: 5 2B: 0 3B: 1 HR: 0	SF: 0 SAC: 0 DP: 0 HBP: 1	WP: 0 PB: 0 SB: 1 CS: 1	PA: 36							
PITCHER	IP	WLS	BF	H	R	ER	SO	BB	IBB	HBP	BLK	WP	HR	S	P	ERA		WHIP										
John Denny, R (1,1) ERA:	6.0	L	28	5	3	0	3	2	1	1	0	0	0	26	41	4.50		1.167										
Ron Reed, R (7,1) ERA: 4.5	2.0		8	1	1	1	1	1	0	0	0	0	0	26	41	4.50		1.000										

Batter	1	2	3	4	5	6	7	8	9	AB	R	H	RBI	BB	SO	LOB	TOP			
Steve Sax, R OBP: 0.333, SLG: 0.273 (1, 4)	F9		F8					6-3		3	0	0	0	1	0	1	Los Angeles Dodgers @ Philadelphia Phillies Veterans Stadium, Philadelphia, PA Fri Oct 07 1983, 3:33 AM EDT Att: 53,490 - Unknown			
Greg Brock, L (1, 3)	F5		F9					K		4	0	0	0	0	2	2				
Dusty Baker Jr., R OBP: 0.333, SLG: 0.364 (1, 7)								P5		4	1	2	0	0	0	0				
Pedro Guerrero, R OBP: 0.333, SLG: 0.333 (1, 5)	K									4	0	0	0	0	2	2				
Ken Landreaux, L OBP: 0.273, SLG: 0.200 (1, 8)			F9							4	0	0	0	0	0	1				
Mike Marshall, R OBP: 0.167, SLG: 0.364 (1, 9)	K									3	1	1	2	1	2	1				
Bill Russell, R OBP: 0.364, SLG: 0.300 (1, 6)										4	0	0	0	0	0	1				
Jack Fimple, R OBP: 0.143, SLG: 0.143 (1, 2)										3	0	0	0	0	2	0				
Bob Welch, R Alejandro Pena, R Rafael Landestoy, S Rick Honeycutt, L Joe Beckwith, L Derrel Thomas, S Pat Zachry, R (1, 1) (2, 1) (5, PH) (5, 1) (5, 1) (7, PH) (7, 1)										0	0	0	0	0	0	0				
										0	0	0	0	0	0	0				
Inning Stats	R: 0 E: 0 K: 1 S: 9	H: 1 LOB: 1 BB: 0 P: 13	R: 0 E: 0 K: 1 S: 6	H: 0 LOB: 0 BB: 0 P: 7	R: 0 E: 0 K: 1 S: 10	H: 1 LOB: 1 BB: 0 P: 11	R: 2 E: 0 K: 0 S: 11	H: 2 LOB: 0 BB: 0 P: 16	R: 0 E: 1 K: 2 S: 17	H: 0 LOB: 1 BB: 0 P: 19	R: 0 E: 0 K: 2 S: 8	H: 0 LOB: 0 BB: 0 P: 14	R: 0 E: 0 K: 1 S: 7	H: 0 LOB: 0 BB: 1 P: 10	R: 0 E: 0 K: 0 S: 9	H: 0 LOB: 1 BB: 1 P: 16	1B: 2 2B: 1 3B: 0 HR: 1	SF: 0 SAC: 0 DP: 0 HBP: 0	WP: 0 PB: 0 SB: 1 CS: 0	PA: 34
PITCHER Charles Hudson, R ERA: 2.0 (1, 1)	IP: 9.0 WLS: W BF: 34 H: 4 R: 2 ER: 2 SO: 9 BB: 2 IBB: 0 HBP: 0 BLK: 0 WP: 0 HR: 1 S: 84 P: 120 ERA: 2.00 WHIP: 0.667															PITCHER				

Batter	1	2	3	4	5	6	7	8	9	AB	R	H	RBI	BB	SO	LOB	BOTTOM			
Joe Morgan, L OBP: 0.167, SLG: 0.091 (1, 4)	F9									4	1	1	0	0	0	0	Los Angeles Dodgers @ Philadelphia Phillies Veterans Stadium, Philadelphia, PA Fri Oct 07 1983, 3:33 AM EDT Att: 53,490 - Unknown			
Pete Rose, S OBP: 0.417, SLG: 0.364 (1, 3)	5-3									4	2	3	0	0	0	0				
Mike Schmidt, R OBP: 0.500, SLG: 0.800 (1, 5)	F9									3	1	1	0	1	0	2				
Joe Lefebvre, L (1, 9)										1	0	0	1	0	0	0				
Sixto Lezcano, R OBP: 0.200, SLG: 0.111 (5, PH) (6, 9)										2	0	0	0	0	1	4				
Gary Matthews, R OBP: 0.500, SLG: 1.000 Bob Dernier, R (1, 7) (8, 8)										3	2	3	4	1	0	0				
										0	0	0	0	0	0	0				
Greg Gross, L (1, 8) (8, 7)										3	1	0	0	1	2	3				
Bo Diaz, R (1, 2)										3	0	0	0	1	1	0				
Ivan De Jesus, R OBP: 0.364, SLG: 0.222 (1, 6)										4	0	1	1	0	0	1				
Charles Hudson, S (1, 1)										4	0	0	0	0	3	2				
Inning Stats	R: 0 E: 0 K: 0 S: 9	H: 0 LOB: 0 BB: 0 P: 13	R: 2 E: 0 K: 1 S: 11	H: 0 LOB: 3 BB: 3 P: 25	R: 1 E: 0 K: 0 S: 13	H: 2 LOB: 0 BB: 0 P: 21	R: 1 E: 0 K: 2 S: 14	H: 2 LOB: 1 BB: 0 P: 22	R: 2 E: 0 K: 2 S: 15	H: 3 LOB: 1 BB: 0 P: 23	R: 0 E: 0 K: 1 S: 9	H: 0 LOB: 0 BB: 1 P: 11	R: 1 E: 0 K: 0 S: 10	H: 2 LOB: 2 BB: 1 P: 20	R: 0 E: 0 K: 1 S: 5	H: 0 LOB: 0 BB: 0 P: 7	1B: 7 2B: 1 3B: 0 HR: 1	SF: 1 SAC: 0 DP: 0 HBP: 0	WP: 2 PB: 1 SB: 1 CS: 1	PA: 37
PITCHER Bob Welch, R ERA: 6.75 Alejandro Pena, R ERA: 6.75 Rick Honeycutt, L ERA: 54.0 Joe Beckwith, R ERA Pat Zachry, R ERA: 4.5 (1, 1) (2, 1) (5, 1) (5, 1) (7, 1)	IP: 1.1 WLS: L BF: 6 H: 4 R: 2 ER: 2 SO: 3 BB: 1 IBB: 0 HBP: 0 BLK: 0 WP: 2 HR: 1 S: 33 P: 54 ERA: 6.75 WHIP: 1.875															PITCHER				

