

# Los Angeles Dodgers - 1984





Batter	1	2	3	4	5	6	7	8	9	10	11	12	AB	R	H	RBI	BB	SO	LOB	TOP		
Lonnie Smith, R Neil Allen, R Steve Braun, L Mike Ramsey, S Jeff Lahti, R Ken Oberkfell, L Tom Herr, S George Hendrick, R Tito Landrum, R Bruce Sutter, R Dane Iorg, L David Green, R Willie McGee, S Darrell Porter, L Ozzie Smith, S Bob Forsch, R Andy Van Slyke, L	E6 G4-6-3		F7		F9			6-3		K		FC4-6	5	0	0	0	0	1	1			
	G4-6-3		L6-4 1B		F9			4-3		CS		6-3	6	0	2	0	0	0	2			
	4-3		1B		6-3							SH5-4	4	0	2	0	0	0	0			
			L6-4 1B					F8				1B IBB	0	1	0	0	0	1	0			
			2B 1B					CS 1B				1B IBB	3	0	1	0	0	0	3			
			1B					K				K	5	1	2	0	0	3	3			
			1B					5-3				6-3	5	0	2	1	0	0	1			
			1B					F8				1B	5	0	1	1	0	1	4			
			1B					G3				K	4	0	0	0	1	1	2			
			1B					1B				1B	3	0	0	0	0	0	4			
			G4-6-3					F4				K	2	0	1	1	0	1	4			
			1B					4-3				4-3	4	0	0	0	1	1	2			
			K					4-3				4-3	3	0	0	0	0	0	4			
			G4-6-3					5-3				E1 FC4-6	2	0	1	0	0	0	0			
			1B					5-3				1B	3	0	0	0	0	0	4			
			1B					5-3				CS 1B	2	0	1	0	0	0	0			
Inning Stats	R: 0 E: 1 K: 0 S: 3	H: 0 LOB: 0 BB: 3	R: 2 E: 0 K: 1 S: 7	H: 3 LOB: 1 BB: 11	R: 0 E: 0 K: 0 S: 4	H: 2 LOB: 1 BB: 4	R: 0 E: 0 K: 0 S: 4	H: 1 LOB: 0 BB: 8	R: 0 E: 0 K: 1 S: 5	H: 0 LOB: 0 BB: 0	R: 0 E: 0 K: 0 S: 3	H: 1 LOB: 1 BB: 4	R: 0 E: 0 K: 1 S: 5	H: 0 LOB: 0 BB: 5	R: 0 E: 0 K: 1 S: 5	H: 2 LOB: 3 BB: 13	R: 0 E: 1 K: 0 S: 4	H: 0 LOB: 1 BB: 4	1B: 10 2B: 2 3B: 0 HR: 0	SF: 0 SAC: 1 DP: 3 HBP: 0	WP: 0 PB: 0 SB: 1 CS: 2	PA: 48
PITCHER	IP WLS BF H R ER SO BB IBB HBP BLK WP HR S P ERA WHIP	8.0 31 12 3 0 0 2 1 0 0 0 0 19 23 2.25 1.125	3.0 12 3 0 0 4 0 1 0 0 0 0 19 23 0.00 1.000	1.0 W 4 0 0 0 0 0 0 0 0 0 4 4 0.00 0.000	PITCHER																	IP WLS BF H R ER SO BB IBB HBP BLK WP HR S P ERA WHIP

St. Louis Cardinals @ Los Angeles Dodgers  
Dodger Stadium, Los Angeles, CA  
Thu Apr 05 1984, 6:05 PM PST  
Att. 28,879 - Unknown

AB 43  
R 2  
H 11  
RBI 2  
BB 3  
SO 6  
LOB 21



Batter	1	2	3	4	5	6	7	8	9	10	11	12	AB	R	H	RBI	BB	SO	LOB	BOTTOM			
Steve Sax, R Terry Whitfield, L Ken Landreaux, L Pedro Guerrero, R Mike Marshall, R Greg Brock, L Dave Anderson, R Mike Scioscia, L Rafael Landestoy, S Steve Yeager, R Rick Honeycutt, L Rick Monday, L Tom Niedenfuer, R Jose Morales, R Orel Hershiser, R	F4			F4		4-3						6-3	5	0	1	1	0	0	1				
				K		4-3						SH1-4 1B	3	1	1	0	1	1	2				
			CS BB			4-3						SH1-4 1B	4	0	0	0	0	0	4				
			F5			4-3						SH1-4	4	0	0	0	0	0	4				
			CS			4-3						SH1-4 1B	4	1	0	0	1	3	1				
			1B			5-3						HR IBB	5	1	2	3	0	0	0				
			G3-6-3 1B			5-3						HR	4	0	0	0	0	0	1				
			G3-6-3			4-3						HR	4	0	0	0	0	0	1				
						6-3						1B BB WP 1B	4	1	1	0	0	0	0				
						1B BB WP 1B						F7	1	0	0	0	1	0	0				
						F9						F8	1	0	0	0	1	0	0				
						WP 1B BB						F4	2	0	1	0	0	0	0				
						1B BB						F8	2	0	0	0	0	0	0				
						1B						F3	2	0	1	0	0	0	0				
						1B						F3	1	0	0	0	0	0	0				
						1B						F3	1	0	0	0	0	0	0				
						1B						F3	1	0	0	0	0	0	0				
Inning Stats	R: 0 E: 0 K: 0 S: 2	H: 0 LOB: 0 BB: 1 P: 6	R: 0 E: 0 K: 1 S: 5	H: 1 LOB: 0 BB: 0 P: 5	R: 0 E: 0 K: 0 S: 5	H: 0 LOB: 0 BB: 0 P: 3	R: 0 E: 0 K: 1 S: 5	H: 0 LOB: 0 BB: 0 P: 6	R: 0 E: 0 K: 0 S: 3	H: 0 LOB: 0 BB: 0 P: 3	R: 0 E: 0 K: 1 S: 5	H: 0 LOB: 0 BB: 0 P: 5	R: 0 E: 0 K: 0 S: 3	H: 0 LOB: 0 BB: 0 P: 3	R: 0 E: 0 K: 0 S: 3	H: 0 LOB: 0 BB: 0 P: 3	R: 3 E: 0 K: 0 S: 3	H: 2 LOB: 0 BB: 1 P: 7	1B: 5 2B: 0 3B: 0 HR: 1	SF: 0 SAC: 2 DP: 1 HBP: 0	WP: 1 PB: 0 SB: 0 CS: 1	PA: 42	
PITCHER	IP WLS BF H R ER SO BB IBB HBP BLK WP HR S P ERA WHIP	7.0 24 31 3 2 2 3 2 0 0 0 1 0 28 36 2.57 0.714	2.0 7 1 0 0 2 0 0 0 0 0 0 0 6 11 0.00 0.500	2.0 6 0 0 0 0 0 0 0 0 0 0 0 6 11 0.00 0.000	0.1 L 4 2 3 3 0 0 1 0 0 0 1 3 7 81.00 6.000	PITCHER																	IP WLS BF H R ER SO BB IBB HBP BLK WP HR S P ERA WHIP

St. Louis Cardinals @ Los Angeles Dodgers  
Dodger Stadium, Los Angeles, CA  
Thu Apr 05 1984, 6:05 PM PST  
Att. 28,879 - Unknown

AB 36  
R 5  
H 6  
RBI 4  
BB 3  
SO 5  
LOB 9









Batter	1	2	3	4	5	6	7	8	9	AB	R	H	RBI	BB	SO	LOB	TOP																					
Marvell Wynne, L (1, 8) OBP: 0.389, SLG: 0.588	4-0 FC4-6 BB			0-0 E 1B		0-0 F9		0-0 B3-1 1B		3	1	2	0	1	0	0																						
Johnny Ray, S (1, 4) OBP: 0.444, SLG: 0.500	0-0 FC4-6 CS			0-0 F4 1-H		0-0 1B		0-0 B3-1		4	0	1	0	0	0	2																						
Bill Madlock, R (1, 5) OBP: 0.333, SLG: 0.250	0-0 F4			0-0 1B		0-0 5-3		0-0 4-3		4	0	1	0	0	0	3																						
Jason Thompson, L (1, 3) OBP: 0.353, SLG: 0.286		0-0 F7		0-0 F3			0-0 F8	4-0 1B		3	0	0	0	1	0	1																						
Amos Otis, R (1, 7) OBP: 0.294, SLG: 0.357		0-0 6-3		0-0 F9			0-0 F9	0-0 F8		4	0	0	0	0	0	3																						
Tony Peña, R (1, 2) OBP: 0.188, SLG: 0.133		0-0 F8			0-0 1B		0-0 1B		0-0 6-3	4	1	2	0	0	0	0																						
Doug Frobel, L (1, 9) OBP: 0.267, SLG: 0.429			0-0 4-3		0-3 K		0-0 1B	0-3 K		4	1	1	0	0	2	0																						
Dale Berra, R (1, 6) OBP: 0.200, SLG: 0.143			0-0 L4		0-0 F1		0-0 1B	0-3 K		4	0	1	2	0	1	0																						
John Candelaria, L (1, 1) Lee Mazzilli, S (7, PH) Don Robinson, R (7, 1)			0-0 6-3		0-3 K		0-0 F3			2	0	0	0	0	1	0																						
<b>Inning Stats</b>	R: 0 E: 0 K: 0 S: 2	H: 0 LOB: 0 BB: 1 P: 6	R: 0 E: 0 K: 0 S: 3	H: 0 LOB: 0 BB: 0 P: 3	R: 0 E: 0 K: 0 S: 3	H: 0 LOB: 0 BB: 0 P: 3	R: 1 E: 1 K: 0 S: 5	H: 2 LOB: 1 BB: 0 P: 5	R: 0 E: 0 K: 1 S: 5	H: 1 LOB: 1 BB: 0 P: 5	R: 0 E: 0 K: 0 S: 6	H: 1 LOB: 1 BB: 0 P: 6	R: 2 E: 0 K: 0 S: 6	H: 3 LOB: 1 BB: 0 P: 6	R: 0 E: 0 K: 2 S: 4	H: 1 LOB: 2 BB: 1 P: 8	R: 0 E: 0 K: 2 S: 7	H: 0 LOB: 0 BB: 0 P: 7	1B: 8 2B: 0 3B: 0 HR: 0	SF: 0 SAC: 0 DP: 0 HBP: 0	WP: 0 PB: 0 SB: 1 CS: 1	PA: 35																
<b>PITCHER</b>	IP	WLS	BF	H	R	ER	SO	BB	IBB	HBP	BLK	WP	HR	S	P	ERA	WHIP	<b>PITCHER</b>				IP	WLS	BF	H	R	ER	SO	BB	IBB	HBP	BLK	WP	HR	S	P	ERA	WHIP
Alejandro Pena, R (1, 1) ERA: 2.57	7.0	L	27	7	3	2	2	1	0	0	0	0	0	30	34	2.57	1.143																					
Orel Hershiser, R (8, 1) ERA: 4.5	2.0		8	1	0	0	2	0	1	0	0	0	0	11	15	0.00	0.500																					

Pittsburgh Pirates @ Los Angeles Dodgers  
 Dodger Stadium, Los Angeles, CA  
 Sat Apr 07 1984, 3:33 AM PST  
 Att: 32,403 - Unknown

AB 33  
 R 3  
 H 8  
 RBI 2  
 BB 2  
 SO 4  
 LOB 10



Batter	1	2	3	4	5	6	7	8	9	AB	R	H	RBI	BB	SO	LOB	BOTTOM																					
Steve Sax, R (1, 4) OBP: 0.278, SLG: 0.294	0-0 6-3		0-0 CS 1B		0-0 L6			0-0 2B		4	0	2	0	0	0	1																						
Dave Anderson, R (1, 6) OBP: 0.154, SLG: 0.154	0-0 F8		0-0 1-2 1B		0-0 F7		0-0 F2			4	0	1	0	0	0	2																						
Candy Maldonado, R (1, 9) OBP: 0.250, SLG: 0.250 Terry Whitfield, L (8, PH) (9, 9)	0-0 1B		0-0 1-3		0-0 F8		0-3 K		0-3 K	3	0	1	0	0	0	1																						
Pedro Guerrero, R (1, 3) OBP: 0.333, SLG: 0.077 (8, 5)	0-3 K			0-0 1B		0-0 F9		0-3 K		4	0	1	0	0	2	2																						
Mike Marshall, R (1, 7) OBP: 0.278, SLG: 0.500		0-3 K		0-0 F8		0-0 F3			0-0 5-3	4	0	0	0	0	1	0																						
Steve Yeager, R (1, 2) OBP: 0.375, SLG: 0.375 Mike Scioscia, L (7, PH) (8, 2)		0-0 F7		0-0 1B		4-0 FC4-6 BB		0-0 F8		2	0	1	0	0	0	0																						
Ken Landreaux, L (1, 8) OBP: 0.375, SLG: 0.357		0-0 FC6-4 1B		0-0 F3		0-0 FC4-6 FC6-4		0-0 F8		4	0	1	0	0	0	2																						
German Rivera, R (1, 5) OBP: 0.222, SLG: 0.375 Greg Brock, L (7, PH) (8, 3)		0-0 FC6-4			0-0 3B		0-3 K			2	0	1	0	0	0	1																						
Alejandro Pena, R (1, 1) OBP: 0.500, SLG: 0.500 Rafael Landestoy, S (7, PH) Orel Hershiser, R (8, 1)			0-0 1B		0-3 K		0-0 FC6-4			2	0	1	0	0	1	1																						
<b>Inning Stats</b>	R: 0 E: 0 K: 1 S: 6	H: 1 LOB: 1 BB: 0 P: 6	R: 0 E: 0 K: 1 S: 6	H: 1 LOB: 1 BB: 0 P: 6	R: 0 E: 0 K: 0 S: 4	H: 3 LOB: 1 BB: 0 P: 4	R: 0 E: 0 K: 0 S: 4	H: 2 LOB: 1 BB: 0 P: 4	R: 0 E: 0 K: 0 S: 3	H: 0 LOB: 0 BB: 0 P: 3	R: 0 E: 0 K: 1 S: 5	H: 0 LOB: 1 BB: 1 P: 9	R: 0 E: 0 K: 2 S: 8	H: 1 LOB: 1 BB: 0 P: 8	R: 0 E: 0 K: 0 S: 3	H: 0 LOB: 0 BB: 0 P: 3	1B: 7 2B: 1 3B: 1 HR: 0	SF: 0 SAC: 0 DP: 0 HBP: 0	WP: 0 PB: 0 SB: 0 CS: 1	PA: 34																		
<b>PITCHER</b>	IP	WLS	BF	H	R	ER	SO	BB	IBB	HBP	BLK	WP	HR	S	P	ERA	WHIP	<b>PITCHER</b>				IP	WLS	BF	H	R	ER	SO	BB	IBB	HBP	BLK	WP	HR	S	P	ERA	WHIP
John Candelaria, L (1, 1) ERA:	6.0	W	23	8	0	0	3	0	0	0	0	0	0	29	29	0.00	1.333																					
Don Robinson, R (7, 1) ERA:	3.0	S	11	1	0	0	3	1	0	0	0	0	0	16	20	0.00	0.667																					

Pittsburgh Pirates @ Los Angeles Dodgers  
 Dodger Stadium, Los Angeles, CA  
 Sat Apr 07 1984, 3:33 AM PST  
 Att: 32,403 - Unknown

AB 33  
 R 0  
 H 9  
 RBI 0  
 BB 1  
 SO 6  
 LOB 13





Batter	1	2	3	4	5	6	7	8	9	AB	R	H	RBI	BB	SO	LOB	TOP					
<b>Marvell Wynne, L</b> OBP: 0.435, SLG: 0.571 (1, 8)										4	1	2	0	1	0	1						
<b>Lee Lacy, R</b> OBP: 0.833, SLG: 0.800 (1, 9)										4	1	4	3	1	0	0						
<b>Bill Madlock, R</b> OBP: 0.261, SLG: 0.190 (1, 5)										5	0	0	0	0	0	9						
<b>Jason Thompson, L</b> OBP: 0.364, SLG: 0.368 (1, 3)										5	0	2	0	0	2	2						
<b>Amos Otis, R</b> OBP: 0.273, SLG: 0.278 (1, 7)										4	0	0	0	1	0	4						
<b>Johnny Ray, S</b> OBP: 0.435, SLG: 0.522 (1, 4)										5	0	2	2	0	1	4						
<b>Milt May, L</b> (1, 2)										5	1	0	0	0	0	4						
<b>Dale Berra, R</b> OBP: 0.263, SLG: 0.278 (1, 6)										4	1	2	0	0	0	0						
<b>Rick Rhoden, R</b> OBP: 0.200, SLG: 0.400 (1, 1)										3	1	1	0	0	0	2						
<b>Cecilio Guante, R</b> (7, 1)										1	0	0	0	0	0	1						
<b>Inning Stats</b>	R: 2 E: 0 K: 1 S: 8	H: 3 LOB: 2 BB: 1 P: 12	R: 1 E: 0 K: 0 S: 5	H: 2 LOB: 1 BB: 0 P: 5	R: 0 E: 0 K: 1 S: 5	H: 0 LOB: 0 BB: 0 P: 5	R: 1 E: 1 K: 0 S: 5	H: 2 LOB: 2 BB: 1 P: 9	R: 0 E: 0 K: 1 S: 6	H: 1 LOB: 1 BB: 0 P: 6	R: 0 E: 0 K: 0 S: 3	H: 0 LOB: 0 BB: 0 P: 3	R: 0 E: 1 K: 0 S: 4	H: 1 LOB: 2 BB: 1 P: 8	R: 1 E: 0 K: 0 S: 6	H: 3 LOB: 2 BB: 0 P: 6	R: 0 E: 0 K: 0 S: 4	H: 1 LOB: 1 BB: 0 P: 4	1B: 9 2B: 5 3B: 0 HR: 0	SF: 0 SAC: 0 DP: 2 HBP: 0	WP: 0 PB: 0 SB: 0 CS: 0	PA: 43
<b>PITCHER</b>	IP WLS BF H R ER SO BB IBB HBP BLK WP HR S P ERA WHIP																					
<b>Fernando Valenzuela, L</b> ERA: 9.0 (1, 1)	6.0 L 31 9 4 3 3 3 0 0 0 0 0 0 34 46 4.50 2.000																					
<b>Pat Zachry, R</b> ERA: 3.0 (7, 1)	1.0 2 0 0 0 0 0 0 0 0 0 0 0 2 2 0.00 0.000																					
<b>Carlos Diaz, L</b> ERA: 6.75 (8, 1)	2.0 10 4 1 1 0 0 0 0 0 0 0 0 10 10 4.50 2.000																					


Pittsburgh Pirates @ Los Angeles Dodgers  
 Dodger Stadium, Los Angeles, CA  
 Sun Apr 08 1984, 3:33 AM PST  
 Att: 41,550 - Unknown

AB	40
R	5
H	13
RBI	5
BB	3
SO	3
LOB	27

Batter	1	2	3	4	5	6	7	8	9	AB	R	H	RBI	BB	SO	LOB	BOTTOM					
<b>Steve Sax, R</b> OBP: 0.350, SLG: 0.368 (1, 4)										2	0	2	0	0	0	0						
<b>Rafael Landestoy, S</b> OBP: 0.200, SLG: 0.200 (4, PR)										4	0	0	0	0	2	4						
<b>Terry Whitfield, L</b> OBP: 0.385, SLG: 0.500 (1, 9)										4	0	0	0	0	2	4						
<b>Ken Landreaux, L</b> OBP: 0.350, SLG: 0.333 (1, 8)										4	1	1	0	0	0	2						
<b>Pedro Guerrero, R</b> OBP: 0.273, SLG: 0.059 (1, 5)										4	0	0	0	0	1	1						
<b>Mike Marshall, R</b> OBP: 0.318, SLG: 0.636 (1, 7)										4	1	2	2	0	0	0						
<b>Greg Brock, L</b> OBP: 0.091, SLG: 0.091 (1, 3)										4	0	1	0	0	1	1						
<b>Dave Anderson, R</b> OBP: 0.133, SLG: 0.133 (1, 6)										2	0	0	0	0	0	1						
<b>Rick Monday, L</b> OBP: 0.333, SLG: 0.333 (7, PH)										1	0	0	0	0	0	1						
<b>Bill Russell, R</b> (8, 6)										0	0	0	0	0	0	0						
<b>Mike Scioscia, L</b> OBP: 0.455, SLG: 0.250 (1, 2)										3	0	1	0	0	0	1						
<b>Carlos Diaz, R</b> (8, 1)										0	0	0	0	0	0	0						
<b>Fernando Valenzuela, L</b> (1, 1)										2	0	0	0	0	0	1						
<b>Pat Zachry, R</b> (7, 1)										0	0	0	0	0	0	0						
<b>Steve Yeager, R</b> OBP: 0.333, SLG: 0.333 (8, 2)										1	0	0	0	0	1	0						
<b>Inning Stats</b>	R: 0 E: 0 K: 1 S: 5	H: 1 LOB: 0 BB: 0 P: 5	R: 0 E: 0 K: 0 S: 3	H: 0 LOB: 0 BB: 0 P: 3	R: 0 E: 0 K: 0 S: 3	H: 0 LOB: 0 BB: 0 P: 3	R: 0 E: 0 K: 0 S: 3	H: 1 LOB: 1 BB: 0 P: 3	R: 0 E: 0 K: 0 S: 4	H: 1 LOB: 1 BB: 0 P: 4	R: 0 E: 0 K: 1 S: 6	H: 1 LOB: 1 BB: 0 P: 6	R: 2 E: 0 K: 1 S: 8	H: 3 LOB: 1 BB: 0 P: 8	R: 0 E: 0 K: 2 S: 8	H: 1 LOB: 0 BB: 0 P: 8	R: 0 E: 0 K: 1 S: 5	H: 0 LOB: 0 BB: 0 P: 5	1B: 7 2B: 0 3B: 0 HR: 1	SF: 0 SAC: 0 DP: 1 HBP: 0	WP: 0 PB: 0 SB: 2 CS: 1	PA: 33
<b>PITCHER</b>	IP WLS BF H R ER SO BB IBB HBP BLK WP HR S P ERA WHIP																					
<b>Rick Rhoden, R</b> ERA: 4.73 (1, 1)	6.1 W 24 7 2 2 3 0 0 0 0 0 0 1 30 30 2.84 1.105																					
<b>Cecilio Guante, R</b> ERA: (7, 1)	2.2 S 9 1 0 0 3 0 0 0 0 0 0 0 15 15 0.00 0.375																					

Pittsburgh Pirates @ Los Angeles Dodgers  
 Dodger Stadium, Los Angeles, CA  
 Sun Apr 08 1984, 3:33 AM PST  
 Att: 41,550 - Unknown

AB	33
R	2
H	8
RBI	2
BB	0
SO	6
LOB	13





Batter	1	2	3	4	5	6	7	8	9	AB	R	H	RBI	BB	SO	LOB	TOP				
Henry Cotto, R OBP: 0.471, SLG: 0.357 Rich Bardi, R (8, 1)	0-0 4-3		0-3 K			0-0 4-3		0-0 23 BLK 1B		4	0	1	1	0	1	1					
23 Ryne Sandberg, R OBP: 0.310, SLG: 0.560 (1, 4)	0-0 F9		0-0 6-3			0-0 F9		0-3 3-H 0-3 1-2		4	0	0	0	0	1	2					
Gary Matthews, R OBP: 0.593, SLG: 0.444 (1, 7)	0-3 K			0-0 5-3		0-0 6-3			4-0 BB	3	0	0	0	1	1	1					
Ron Cey, R OBP: 0.286, SLG: 0.423 (1, 5)		0-0 1B 2B		0-0 F8		0-0 F8			0-3 BB	4	1	1	0	0	1	1					
Keith Moreland, R OBP: 0.412, SLG: 0.500 (1, 9)		0-3 K		0-0 F9		0-0 G5-4-3 1B			0-0 G6-4-3 1-2	4	0	1	0	0	1	2					
Jody Davis, R OBP: 0.381, SLG: 0.450 (1, 2)		0-0 1B 2-H		0-0 F4		0-0 G5-4-3 1-2				3	0	1	1	0	0	1					
Leon Durham, L OBP: 0.389, SLG: 0.154 Dickie Noles, R (5, 1) Gary Woods, R OBP: 0.400, SLG: 0.600 (8, PH) (8, 8)		0-0 G4-6-3 1B		0-3 K				0-0 F7 1B 2B		2	0	1	0	0	1	0					
Larry Bowa, S OBP: 0.313, SLG: 0.467 (1, 6)		0-0 G4-6-3 1-2		0-0 G3				0-0 F7 2-3		3	0	0	0	0	0	3					
Chuck Rainey, R OBP: 0.400, SLG: 0.250 Bill Buckner, L OBP: 0.333, SLG: 0.273 (5, 3)			0-0 1-3			0-0 4-3 1B		0-0 1-3		1	0	0	0	0	0	0					
<b>Inning Stats</b>	R: 0 E: 0 K: 1 S: 5	H: 0 LOB: 0 BB: 0 P: 5	R: 1 E: 0 K: 1 S: 7	H: 3 LOB: 1 BB: 0 P: 7	R: 0 E: 0 K: 1 S: 5	H: 0 LOB: 0 BB: 0 P: 5	R: 0 E: 0 K: 0 S: 3	H: 0 LOB: 0 BB: 0 P: 3	R: 0 E: 0 K: 1 S: 5	H: 1 LOB: 1 BB: 0 P: 4	R: 0 E: 0 K: 0 S: 3	H: 1 LOB: 0 BB: 0 P: 3	R: 1 E: 0 K: 1 S: 7	H: 2 LOB: 1 BB: 0 P: 7	R: 0 E: 0 K: 1 S: 4	H: 0 LOB: 0 BB: 1 P: 8	1B: 5 2B: 2 3B: 0 HR: 0	SF: 0 SAC: 0 DP: 3 HBP: 0	WP: 0 PB: 0 SB: 0 CS: 0	PA: 32	
<b>PITCHER</b>	IP WLS BF H R ER SO BB IBB HBP BLK WP HR S P ERA WHIP	7.2 W 28 7 2 2 4 0 0 0 0 0 0 36 36 2.35 0.913	1.1 S 4 0 0 0 2 1 0 0 1 0 0 7 11 0.00 0.750																		

Chicago Cubs @ Los Angeles Dodgers  
Dodger Stadium, Los Angeles, CA  
Mon Apr 09 1984, 6:05 PM PST  
Att: 33,284 - Unknown

AB	31
R	2
H	7
RBI	2
BB	1
SO	6
LOB	12



Batter	1	2	3	4	5	6	7	8	9	AB	R	H	RBI	BB	SO	LOB	BOTTOM				
Steve Sax, R OBP: 0.417, SLG: 0.409 (1, 4)	0-0 1-3		0-0 CS 1B		4-0 S BB		0-0 S 1B			3	1	2	0	1	0	0					
Terry Whitfield, L OBP: 0.353, SLG: 0.429 (1, 9)	0-0 4-3		0-3 K		0-3 K		0-0 1-H 1B			4	0	1	1	0	2	2					
Ken Landreaux, L OBP: 0.375, SLG: 0.333 (1, 8)	0-0 G3			0-0 BB 1B	4-0 BB		0-0 F8			3	1	1	0	1	0	1					
Pedro Guerrero, R OBP: 0.269, SLG: 0.238 (1, 5)		0-0 HR		0-3 K	0-0 F8		0-0 5-3			4	1	1	1	0	1	4					
Mike Marshall, R OBP: 0.308, SLG: 0.577 (1, 7)		0-0 F8		0-0 BB 1B	0-0 F8		0-3 K			4	1	1	0	0	1	2					
Greg Brock, L OBP: 0.133, SLG: 0.071 (1, 3)		4-0 BB		0-0 F3		0-0 4-3		0-0 F2		3	0	0	0	1	0	2					
Bill Russell, R (1, 6)		0-0 F6		4-0 1B 2-3 BB		0-0 5-3		0-0 6-3		3	0	0	0	1	0	1					
Mike Scioscia, L OBP: 0.429, SLG: 0.273 (1, 2)		0-0 1-3		0-0 1-3 2-H 3-H 1B		0-0 6-3				3	0	1	2	0	0	1					
Jerry Reuss, L (1, 1) Tom Niedenfuer, R (8, 1)			0-3 K		0-3 K		0-0 6-3			3	0	0	0	0	2	2					
<b>Inning Stats</b>	R: 0 E: 0 K: 0 S: 3	H: 0 LOB: 0 BB: 0 P: 3	R: 1 E: 0 K: 0 S: 4	H: 1 LOB: 1 BB: 1 P: 8	R: 0 E: 0 K: 2 S: 7	H: 1 LOB: 0 BB: 0 P: 7	R: 2 E: 0 K: 2 S: 10	H: 3 LOB: 2 BB: 1 P: 14	R: 0 E: 0 K: 1 S: 5	H: 0 LOB: 2 BB: 2 P: 13	R: 0 E: 0 K: 0 S: 3	H: 0 LOB: 0 BB: 0 P: 3	R: 1 E: 0 K: 0 S: 5	H: 2 LOB: 1 BB: 0 P: 5	R: 0 E: 0 K: 1 S: 5	H: 0 LOB: 0 BB: 0 P: 5	1B: 6 2B: 0 3B: 0 HR: 1	SF: 0 SAC: 0 DP: 0 HBP: 0	WP: 0 PB: 0 SB: 2 CS: 1	PA: 34	
<b>PITCHER</b>	IP WLS BF H R ER SO BB IBB HBP BLK WP HR S P ERA WHIP	4.1 L 21 5 3 3 3 4 0 0 0 0 0 10 10 6.23 2.077	2.2 10 2 1 1 0 0 0 0 0 0 0 0 10 10 3.38 0.750	1.0 3 0 0 0 1 0 0 0 0 0 0 0 5 5 0.00 0.000																	

Chicago Cubs @ Los Angeles Dodgers  
Dodger Stadium, Los Angeles, CA  
Mon Apr 09 1984, 6:05 PM PST  
Att: 33,284 - Unknown

AB	30
R	4
H	7
RBI	4
BB	4
SO	6
LOB	15





Batter	1	2	3	4	5	6	7	8	9	AB	R	H	RBI	BB	SO	LOB	TOP					
Henry Cotto, R (1, 8) OBP: 0.429, SLG: 0.333										4	0	1	0	0	1	0	<p>Chicago Cubs @ Los Angeles Dodgers Dodger Stadium, Los Angeles, CA Wed Apr 11 1984, 6:05 PM PST Att: 38,466 - Unknown</p> <p>livebaseballscores.com</p> <p>AB 32 R 1 H 7 RBI 1 BB 0 SO 5 LOB 11</p>					
23 Ryne Sandberg, R (1, 4) OBP: 0.303, SLG: 0.517										4	0	1	0	0	0	1						
Gary Matthews, R (1, 7) OBP: 0.548, SLG: 0.409										4	1	1	0	0	0	1						
Ron Cey, R (1, 5) OBP: 0.250, SLG: 0.367										4	0	0	0	0	1	2						
Keith Moreland, R (1, 9) OBP: 0.429, SLG: 0.500										4	0	2	1	0	0	0						
Jody Davis, R (1, 2) OBP: 0.375, SLG: 0.435										3	0	1	0	0	1	2						
Leon Durham, L (1, 3) OBP: 0.381, SLG: 0.188										3	0	1	0	0	1	2						
Larry Bowa, S (1, 6) OBP: 0.263, SLG: 0.389										3	0	0	0	0	0	3						
Scott Sanderson, R (1, 1) OBP: 0.333, SLG: 0.500										2	0	0	0	0	1	0						
Gary Woods, R (8, PH) OBP: 0.333, SLG: 0.500										1	0	0	0	0	0	0						
Dickie Noles, R (8, 1)										0	0	0	0	0	0	0						
<b>Inning Stats</b>	R: 0 E: 0 K: 0 S: 3	H: 1 LOB: 0 BB: 0 P: 3	R: 0 E: 0 K: 0 S: 5	H: 2 LOB: 2 BB: 0 P: 5	R: 0 E: 0 K: 0 S: 3	H: 0 LOB: 0 BB: 0 P: 3	R: 1 E: 1 K: 0 S: 5	H: 2 LOB: 1 BB: 0 P: 5	R: 0 E: 0 K: 1 S: 5	H: 0 LOB: 0 BB: 0 P: 5	R: 0 E: 0 K: 0 S: 3	H: 1 LOB: 0 BB: 0 P: 3	R: 0 E: 0 K: 2 S: 8	H: 1 LOB: 1 BB: 0 P: 8	R: 0 E: 0 K: 1 S: 5	H: 0 LOB: 0 BB: 0 P: 5	R: 0 E: 0 K: 1 S: 5	H: 0 LOB: 0 BB: 0 P: 5	1B: 7 2B: 0 3B: 0 HR: 0	SF: 0 SAC: 0 DP: 0 HBP: 0	WP: 0 PB: 0 SB: 0 CS: 0	PA: 32
<b>PITCHER</b> Rick Honeycutt, L (1, 1) ERA: 1.59	IP: 9.0 WLS: W BF: 32 H: 7 R: 1 ER: 1 SO: 5 BB: 0 IBB: 0 HBP: 0 BLK: 0 WP: 0 HR: 0 S: 42 P: 42 ERA: 1.00 WHIP: 0.778																					

Batter	1	2	3	4	5	6	7	8	9	AB	R	H	RBI	BB	SO	LOB	BOTTOM			
Steve Sax, R (1, 4) OBP: 0.429, SLG: 0.423										4	0	2	0	0	0	0	<p>Chicago Cubs @ Los Angeles Dodgers Dodger Stadium, Los Angeles, CA Wed Apr 11 1984, 6:05 PM PST Att: 38,466 - Unknown</p> <p>livebaseballscores.com</p> <p>AB 33 R 2 H 12 RBI 2 BB 0 SO 0 LOB 19</p>			
Terry Whitfield, L (1, 9) OBP: 0.381, SLG: 0.444										4	0	2	0	0	0	1				
Ken Landreaux, L (1, 8) OBP: 0.357, SLG: 0.320										4	0	1	0	0	0	2				
Pedro Guerrero, R (1, 5) OBP: 0.300, SLG: 0.320										4	1	2	0	0	0	2				
Mike Marshall, R (1, 7) OBP: 0.333, SLG: 0.552										3	0	1	0	0	0	0				
Greg Brock, L (1, 3) OBP: 0.211, SLG: 0.222										4	1	2	0	0	0	4				
Bill Russell, R (1, 6) OBP: 0.286, SLG: 0.091										4	0	1	0	0	0	4				
Mike Scioscia, L (1, 2) OBP: 0.389, SLG: 0.286										3	0	1	2	0	0	3				
Rick Honeycutt, L (1, 1) OBP: 0.200, SLG: 0.200										3	0	0	0	0	0	3				
<b>Inning Stats</b>	R: 0 E: 0 K: 0 S: 4	H: 2 LOB: 1 BB: 0 P: 4	R: 1 E: 0 K: 0 S: 5	H: 2 LOB: 1 BB: 0 P: 5	R: 0 E: 0 K: 0 S: 4	H: 1 LOB: 2 BB: 0 P: 5	R: 0 E: 0 K: 0 S: 4	H: 1 LOB: 1 BB: 0 P: 4	R: 1 E: 0 K: 0 S: 6	H: 3 LOB: 2 BB: 0 P: 6	R: 0 E: 0 K: 0 S: 4	H: 2 LOB: 1 BB: 0 P: 4	R: 0 E: 0 K: 0 S: 4	H: 1 LOB: 1 BB: 0 P: 4	R: 0 E: 0 K: 0 S: 4	H: 1 LOB: 1 BB: 0 P: 4	1B: 10 2B: 2 3B: 0 HR: 0	SF: 1 SAC: 0 DP: 0 HBP: 1	WP: 0 PB: 0 SB: 0 CS: 2	PA: 35
<b>PITCHER</b> Scott Sanderson, R (1, 1) ERA: 2.77	IP: 7.0 WLS: L BF: 31 H: 11 R: 2 ER: 2 SO: 0 BB: 0 IBB: 0 HBP: 1 BLK: 0 WP: 0 HR: 0 S: 30 P: 31 ERA: 2.57 WHIP: 1.571																			
Dickie Noles, R (8, 1) ERA: 1.59	IP: 1.0 WLS: L BF: 4 H: 1 R: 0 ER: 0 SO: 0 BB: 0 IBB: 0 HBP: 0 BLK: 0 WP: 0 HR: 0 S: 4 P: 4 ERA: 0.00 WHIP: 1.000																			



Batter	1	2	3	4	5	6	7	8	9	AB	R	H	RBI	BB	SO	LOB	TOP		
Johnnie LeMaster, R (1, 6) OBP: 0.344, SLG: 0.414 Jeffrey Leonard, R (9, PH) OBP: 0.241, SLG: 0.333	FC6-4 1B		1-3		FC1-5		F4		F7	4	0	1	0	0	0	2			
Manny Trillo, R (1, 4) OBP: 0.336, SLG: 0.657	FC6-4 1-2				F8		K		F7	5	0	1	0	0	1	4			
Jack Clark, R (1, 9) OBP: 0.385, SLG: 0.457	K		K		F7		6-3		K	5	0	0	0	0	3	5			
Al Oliver, L (1, 3) OBP: 0.207, SLG: 0.214	3-1		1-3			E4 BB 1B			1B	4	0	1	0	0	0	2			
Gene Richards, L (1, 7) OBP: 0.417, SLG: 0.300		F8		3-1		BB 1B		1-2	1B	4	0	2	0	0	0	0			
Chili Davis, S (1, 8) OBP: 0.357, SLG: 0.429		2B 1B		F7		K		F7	4	0	1	0	0	1	4				
Joel Youngblood, R (1, 5) OBP: 0.313, SLG: 0.241		F8		F9		BB 1B		K	3	0	0	0	0	1	3				
Bob Brenly, R (1, 2) OBP: 0.385, SLG: 0.391		1-3 2B			FC1-5 E 1B	K		6-3	4	0	2	0	0	1	5				
Jeff Robinson, R (1, 1) Scot Thompson, L (6, PH) Gary Lavelle, S (6, 1) Duane Kuiper, L (9, PH) OBP: 0.333, SLG: 0.200	K				E5 FC1-5 1-2	5-3			BB	2	0	0	0	0	1	3			
<b>Inning Stats</b>	R: 0 E: 0 K: 1 S: 6	H: 1 LOB: 1 BB: 0 P: 6	R: 0 E: 0 K: 1 S: 7	H: 2 LOB: 2 BB: 0 P: 7	R: 0 E: 0 K: 1 S: 6	H: 1 LOB: 1 BB: 0 P: 6	R: 0 E: 0 K: 0 S: 3	H: 0 LOB: 0 BB: 0 P: 3	R: 0 E: 1 K: 0 S: 5	H: 1 LOB: 2 BB: 1 P: 5	R: 0 E: 0 K: 2 S: 9	H: 0 LOB: 0 BB: 0 P: 5	R: 0 E: 0 K: 1 S: 7	H: 2 LOB: 2 BB: 0 P: 7	R: 0 E: 0 K: 1 S: 5	H: 0 LOB: 1 BB: 1 P: 9	1B: 7 2B: 1 3B: 0 HR: 0	SF: 0 SAC: 0 DP: 0 HBP: 0	WP: 0 PA: 39 PB: 0 SB: 0 CS: 0
<b>PITCHER</b>	IP WLS BF H R ER SO BB IBB HBP BLK WP HR S P ERA WHIP	7.0 W 31 7 0 0 6 1 0 0 0 0 0 42 46 0.00 1.143	2.0 S 8 1 0 0 2 1 0 0 0 0 0 11 15 0.00 1.000																

San Francisco Giants @ Los Angeles Dodgers  
 Dodger Stadium, Los Angeles, CA  
 Fri Apr 13 1984, 6:05 PM PST  
 Att: 45,678 - Unknown

AB	37
R	0
H	8
RBI	0
BB	2
SO	8
LOB	32



Batter	1	2	3	4	5	6	7	8	9	AB	R	H	RBI	BB	SO	LOB	BOTTOM
Steve Sax, R (1, 4) OBP: 0.438, SLG: 0.467	4-3 G3 2B		WP S 2B 1B		5-3			K		4	2	2	0	0	1	0	
Terry Whitfield, L (1, 9) OBP: 0.333, SLG: 0.381 Candy Maldonado, R (8, PH) OBP: 0.222, SLG: 0.222	4-3 2-3		4-3 1-3		4-3			K		3	0	0	0	0	2		
Ken Landreaux, L (1, 8) OBP: 0.355, SLG: 0.357	G3 3-H		2B 3-H			F8				3	0	1	2	0	0		
Pedro Guerrero, R (1, 5) OBP: 0.303, SLG: 0.321	FC6-4 1B		5-3		F9		6-3			3	0	1	0	0	1		
Mike Marshall, R (1, 7) OBP: 0.303, SLG: 0.500	FC6-4 1-2		F9							3	0	0	0	0	2		
Greg Brock, L (1, 3) OBP: 0.182, SLG: 0.190		E3 1B		K			5-3			3	0	0	0	1	0		
Bill Russell, R (1, 6) OBP: 0.294, SLG: 0.143		G5-4-3 1B		5-3			6-3			3	0	1	0	0	0		
Mike Scioscia, L (1, 2) OBP: 0.333, SLG: 0.235		F5		G3			K			3	0	0	0	1	2		
Bob Welch, R (1, 1) Tom Niedenfuer, R (8, 1) Dave Anderson, R (8, 6) OBP: 0.125, SLG: 0.125	G5-4-3 1-2				G3			K		2	0	0	0	0	2		
<b>Inning Stats</b>	R: 1 E: 0 K: 0 S: 5	H: 2 LOB: 1 BB: 0 P: 5	R: 0 E: 1 K: 0 S: 4	H: 1 LOB: 1 BB: 0 P: 4	R: 1 E: 0 K: 0 S: 5	H: 2 LOB: 1 BB: 0 P: 5	R: 0 E: 0 K: 1 S: 5	H: 0 LOB: 0 BB: 0 P: 5	R: 0 E: 0 K: 0 S: 3	H: 0 LOB: 0 BB: 0 P: 3	R: 0 E: 0 K: 1 S: 5	H: 0 LOB: 0 BB: 0 P: 5	R: 0 E: 0 K: 3 S: 9	H: 0 LOB: 0 BB: 0 P: 9	1B: 3 2B: 2 3B: 0 HR: 0	SF: 0 SAC: 0 DP: 1 HBP: 0	WP: 1 PA: 29 PB: 0 SB: 1 CS: 0
<b>PITCHER</b>	IP WLS BF H R ER SO BB IBB HBP BLK WP HR S P ERA WHIP	5.0 L 20 5 2 2 1 0 0 0 0 0 0 22 22 3.60 1.000	3.0 9 0 0 0 4 0 0 0 0 0 0 0 17 17 0.00 0.000														

San Francisco Giants @ Los Angeles Dodgers  
 Dodger Stadium, Los Angeles, CA  
 Fri Apr 13 1984, 6:05 PM PST  
 Att: 45,678 - Unknown

AB	29
R	2
H	5
RBI	2
BB	0
SO	5
LOB	9





Batter	1	2	3	4	5	6	7	8	9	AB	R	H	RBI	BB	SO	LOB	TOP								
Johnnie LeMaster, R (1.6) Chili Davis, S (9, PH) OBP: 0.333, SLG: 0.394 OBP: 0.346, SLG: 0.414	6-3	1-3			FC6-4 1B		FC6-4 G4-6-3		F7	4	0	1	0	0	0	4	<b>San Francisco Giants @ Los Angeles Dodgers</b> <b>Dodger Stadium, Los Angeles, CA</b> Sat Apr 14 1984, 3:33 AM PST Att: 33,037 - Unknown								
Al Oliver, L (1.3) OBP: 0.206, SLG: 0.212	F3		F8		FC6-4 1B		G4-6-3		K	5	0	1	1	0	1	3									
Manny Trillo, R (1.4) OBP: 0.419, SLG: 0.641	2B		F4		FC6-4 G6-4-3				F3	4	1	1	0	0	2										
Jack Clark, R (1.9) OBP: 0.372, SLG: 0.462	2B		K		G6-4-3				F7	4	0	1	1	0	1	2									
Jeffrey Leonard, R (1.8) OBP: 0.212, SLG: 0.290	F6		K						6-3	4	0	0	0	0	1	1									
Gene Richards, L (1.7) OBP: 0.438, SLG: 0.308					F7					3	1	1	0	1	0	0									
Joel Youngblood, R (1.5) OBP: 0.278, SLG: 0.212		K			E5				G5-4-3 1B	4	0	0	0	0	2	2									
John Rabb, R (1.2) OBP: 0.750, SLG: 1.667					F6					3	1	2	2	1	0	1									
Mike Krukow, R (1.1) OBP: 0.143, SLG: 0.143										2	1	0	0	0	1	2									
Frank Williams, R (6.1) Scot Thompson, L (7, PH) Randy Lerch, L (7.1) Dusty Baker Jr., R (9, PH) OBP: 0.200, SLG: 0.200 OBP: 1.000, SLG: 1.000		K			E7 1B					0	0	0	0	0	0	0									
<b>Inning Stats</b>	R: 1 E: 0 K: 0 S: 5	H: 2 LOB: 1 BB: 0 P: 5	R: 0 E: 0 K: 2 S: 7	H: 0 LOB: 2 BB: 2 P: 15	R: 0 E: 0 K: 1 S: 5	H: 0 LOB: 0 BB: 0 P: 5	R: 0 E: 1 K: 1 S: 6	H: 0 LOB: 1 BB: 0 P: 6	R: 1 E: 0 K: 0 S: 5	H: 2 LOB: 1 BB: 0 P: 5	R: 0 E: 0 K: 1 S: 5	H: 0 LOB: 0 BB: 0 P: 5	R: 0 E: 0 K: 0 S: 4	H: 2 LOB: 1 BB: 0 P: 4	R: 0 E: 0 K: 0 S: 3	H: 0 LOB: 0 BB: 0 P: 3	R: 2 E: 0 K: 1 S: 8	H: 3 LOB: 1 BB: 0 P: 8	1B: 6 2B: 2 3B: 0 HR: 1	SF: 0 SAC: 0 DP: 2 HBP: 0	WP: 0 PB: 0 SB: 1 CS: 0	PA: 38			
<b>PITCHER</b>	IP	WLS	BF	H	R	ER	SO	BB	IBB	HBP	BLK	WP	HR	S	P	ERA	WHIP								
Alejandro Pena, R (1.1) ERA: 1.93	7.0	W	29	6	2	1	5	2	0	0	0	0	0	37	45	1.29	1.143								
Tom Niedenfuer, R (8.1) ERA:	1.0		3	0	0	0	0	0	0	0	0	0	0	3	3	0.00	0.000								
Orel Hershiser, R (9.1) ERA: 7.2	1.0		6	3	2	2	1	0	0	0	0	0	1	8	8	18.00	3.000								

Batter	1	2	3	4	5	6	7	8	9	AB	R	H	RBI	BB	SO	LOB	BOTTOM								
Rafael Landestoy, S (1.4) OBP: 0.333, SLG: 0.250	S 2B				F7					3	2	1	1	1	0	0	<b>San Francisco Giants @ Los Angeles Dodgers</b> <b>Dodger Stadium, Los Angeles, CA</b> Sat Apr 14 1984, 3:33 AM PST Att: 33,037 - Unknown								
Terry Whitfield, L (1.9) OBP: 0.357, SLG: 0.560	BB	HR 1B								4	1	2	4	0	0	0									
Ken Landreaux, L (1.8) OBP: 0.371, SLG: 0.406	1B	HR			4-3					4	1	2	0	0	1										
Pedro Guerrero, R (1.5) OBP: 0.270, SLG: 0.281	2B	HR			3-1					4	1	2	0	0	1										
Mike Marshall, R (1.7) OBP: 0.297, SLG: 0.457	F3				6-3					4	0	0	0	0	2	3									
Greg Brock, L (1.3) OBP: 0.231, SLG: 0.360	K	F6			F2					3	1	0	0	1	0	1									
Steve Yeager, R (1.2) OBP: 0.385, SLG: 0.385	F7				6-3					4	1	2	2	0	0	0									
Dave Anderson, R (1.6) OBP: 0.150, SLG: 0.150	3-1				F7					4	1	2	2	0	0	0									
Alejandro Pena, R (1.1) OBP: 0.250, SLG: 0.250	F9				K					4	0	2	1	0	1	0									
German Rivera, R (7, PH) Tom Niedenfuer, R (8.1) Jose Morales, R (8, PH) Orel Hershiser, R (9.1) OBP: 0.200, SLG: 0.333 OBP: 0.333, SLG: 0.333										0	0	0	0	0	0	0									
<b>Inning Stats</b>	R: 1 E: 0 K: 1 S: 6	H: 1 LOB: 1 BB: 1 P: 10	R: 4 E: 1 K: 0 S: 8	H: 4 LOB: 1 BB: 0 P: 8	R: 0 E: 0 K: 1 S: 5	H: 0 LOB: 0 BB: 0 P: 5	R: 0 E: 0 K: 1 S: 5	H: 0 LOB: 0 BB: 0 P: 5	R: 0 E: 0 K: 0 S: 3	H: 2 LOB: 0 BB: 0 P: 4	R: 0 E: 0 K: 0 S: 3	H: 0 LOB: 0 BB: 0 P: 3	R: 0 E: 0 K: 1 S: 8	H: 3 LOB: 2 BB: 1 P: 12	1B: 6 2B: 2 3B: 0 HR: 2	SF: 0 SAC: 0 DP: 1 HBP: 0	WP: 0 PB: 0 SB: 1 CS: 0	PA: 36							
<b>PITCHER</b>	IP	WLS	BF	H	R	ER	SO	BB	IBB	HBP	BLK	WP	HR	S	P	ERA	WHIP								
Mike Krukow, R (1.1) ERA: 4.58	5.1	L	25	7	6	2	3	1	0	0	0	0	0	30	34	3.38	1.500								
Frank Williams, R (6.1) ERA: 16.88	0.2		1	0	0	0	0	0	0	0	0	0	0	1	1	0.00	0.000								
Randy Lerch, L (7.1) ERA: 4.76	2.0		10	3	2	2	1	0	1	0	0	0	0	11	15	9.00	1.500								









Batter	1	2	3	4	5	6	7	8	9	AB	R	H	RBI	BB	SO	LOB	TOP										
Steve Sax, R OBP: 0.439, SLG: 0.486 (1, 4)	F9		E 6-3 SF8 1B			G6-4-3			1B 2B	5	2	3	0	0	0	2											
Terry Whitfield, L OBP: 0.324, SLG: 0.467 Candy Maldonado, R OBP: 0.250, SLG: 0.250 (1, 9) (7, PH) (7, 9) (9, 8)	F7		6-3	3-1			6-3		2B 1B	3	0	0	0	0	0	4											
Ken Landreaux, L OBP: 0.333, SLG: 0.366 Jose Morales, R OBP: 0.600, SLG: 0.500 Rafael Landestoy, S OBP: 0.273, SLG: 0.200 (1, 8) (9, PH) (9, PH) (9, 9)	4-3		E4 BB		3-1		K		2B IBB	4	0	0	1	0	1	1											
Pedro Guerrero, R OBP: 0.261, SLG: 0.256 Pat Zachry, R (7, 1)	F9	SF8		F4			F9		F5	3	0	0	1	0	0	0											
Dave Anderson, R OBP: 0.192, SLG: 0.192 Burt Hooton, R (9, PH) (9, 1)										1	0	0	0	0	0	3											
Mike Marshall, R OBP: 0.333, SLG: 0.476 (1, 7)		S	3-H 4-0		K				F9	4	0	2	2	1	1	0											
Greg Brock, L OBP: 0.200, SLG: 0.273 (1, 3)		S	1-2						2B	3	0	0	0	1	1	2											
Bill Russell, R OBP: 0.333, SLG: 0.222 (1, 6)	F9			4-3						4	1	2	0	0	0	2											
Mike Scioscia, L OBP: 0.379, SLG: 0.292 Steve Yeager, R OBP: 0.333, SLG: 0.333 (1, 2) (8, PH) (8, 2)	F8			4-3						3	0	1	0	0	0	2											
Jerry Reuss, L OBP: 0.500, SLG: 0.500 Orel Hershiser, R (6, 1)										1	0	0	0	0	0	0											
Carlos Diaz, R (6, 1)			6-3 E	1B						0	0	0	0	0	0	0											
German Rivera, R OBP: 0.250, SLG: 0.364 (7, 5)				1B						1	0	0	0	0	1	0											
<b>Inning Stats</b>	R: 0 E: 0 K: 0 S: 3	H: 0 LOB: 0 BB: 0 P: 3	R: 0 E: 0 K: 0 S: 4	H: 1 LOB: 2 BB: 1 P: 8	R: 2 E: 1 K: 1 S: 8	H: 2 LOB: 2 BB: 1 P: 12	R: 0 E: 0 K: 0 S: 5	H: 2 LOB: 2 BB: 0 P: 5	R: 0 E: 0 K: 1 S: 5	H: 0 LOB: 0 BB: 0 P: 5	R: 0 E: 0 K: 0 S: 5	H: 0 LOB: 0 BB: 0 P: 5	R: 0 E: 0 K: 1 S: 6	H: 1 LOB: 1 BB: 0 P: 6	R: 2 E: 0 K: 1 S: 7	H: 3 LOB: 3 BB: 1 P: 11	1B: 11 2B: 1 3B: 0 HR: 0	SF: 1 SAC: 0 DP: 1 HBP: 0	WP: 0 PB: 0 SB: 2 CS: 0	PA: 41							
<b>PITCHER</b>	IP	WLS	BF	H	R	ER	SO	BB	IBB	HBP	BLK	WP	HR	S	P	ERA	WHIP										
Mike Scott, R ERA: 7.71 (1, 1)	6.0		28	8	3	2	2	2	0	0	0	0	0	30	38	3.00	1.667										
Mike Madden, L ERA: 3.85 (7, 1)	1.0		3	0	0	0	1	0	0	0	0	0	0	5	5	0.00	0.000										
Frank DiPino, L ERA: 2.25 (8, 1)	2.0	L	10	4	2	2	2	0	1	0	0	0	0	13	17	9.00	2.000										

Los Angeles Dodgers @ Houston Astros  
Astrodome, Houston, TX  
Mon Apr 16 1984, 7:05 PM EST  
Att: 14,051 - Unknown

AB 37  
R 5  
H 12  
RBI 5  
BB 3  
SO 5  
LOB 17



Batter	1	2	3	4	5	6	7	8	9	AB	R	H	RBI	BB	SO	LOB	BOTTOM										
Kevin Bass, S OBP: 0.389, SLG: 0.471 (1, 9)	K		5-3			5-3			2-3	5	0	0	0	0	2	5											
Enos Cabell, R OBP: 0.273, SLG: 0.364 (1, 3)	4-3		6-3			1B 1B	6-3		K	5	1	1	0	0	1	1											
Jose Cruz, L OBP: 0.326, SLG: 0.278 (1, 7)		BB		4-3		1B 1B	E S BB		F7	3	1	1	0	2	0	0											
Jerry Mumphy, S OBP: 0.444, SLG: 0.410 (1, 8)	5-3			4-3		SH1-4 2B 1B	BB BB		6-3	4	1	1	1	1	0	1											
Ray Knight, R OBP: 0.256, SLG: 0.324 (1, 5)			F7			SH1-4 2B 1B	FC5-2-5 BB			4	1	2	1	0	0	2											
Phil Garner, R OBP: 0.286, SLG: 0.231 Frank DiPino, L (1, 4) (8, 1)	5-3			6-3		SH1-4 1B				2	0	0	0	1	0	1											
Alan Ashby, S OBP: 0.243, SLG: 0.212 (1, 2)	F9				5-3	2B IBB	4-3			3	0	0	0	1	0	3											
Craig Reynolds, L OBP: 0.385, SLG: 0.577 (1, 6)			5-3 SH2-4 1B			1-3			F9	4	0	2	2	0	0	0											
Mike Scott, R OBP: 0.333, SLG: 0.667 Tony Scott, S OBP: 0.500, SLG: 0.333 Mike Madden, L (1, 1) (6, PH) (7, 1)			SH2-4			K				1	0	0	0	0	1	0											
Bill Doran, S OBP: 0.178, SLG: 0.190 (8, 4)			1-2						2-3 1B	1	0	0	0	0	0	0											
<b>Inning Stats</b>	R: 0 E: 0 K: 1 S: 5	H: 0 LOB: 1 BB: 1 P: 9	R: 0 E: 0 K: 0 S: 3	H: 0 LOB: 0 BB: 0 P: 3	R: 0 E: 0 K: 0 S: 4	H: 1 LOB: 1 BB: 0 P: 4	R: 0 E: 0 K: 2 S: 8	H: 1 LOB: 1 BB: 0 P: 8	R: 4 E: 0 K: 1 S: 10	H: 5 LOB: 2 BB: 1 P: 14	R: 0 E: 0 K: 0 S: 3	H: 0 LOB: 3 BB: 3 P: 15	R: 0 E: 0 K: 0 S: 3	H: 1 LOB: 0 BB: 0 P: 3	R: 0 E: 0 K: 1 S: 5	H: 0 LOB: 0 BB: 0 P: 5	1B: 6 2B: 3 3B: 0 HR: 0	SF: 0 SAC: 2 DP: 1 HBP: 0	WP: 1 PB: 0 SB: 1 CS: 0	PA: 40							
<b>PITCHER</b>	IP	WLS	BF	H	R	ER	SO	BB	IBB	HBP	BLK	WP	HR	S	P	ERA	WHIP										
Jerry Reuss, L ERA: 4.26 (6, 1)	0.1		3	1	0	0	0	1	0	0	0	0	0	2	6	0.00	3.000										
Orel Hershiser, R ERA: 5.89 (6, 1)	1.1		6	0	0	0	1	2	0	0	0	0	0	6	14	0.00	1.500										
Pat Zachry, R ERA: 1.8 (7, 1)	1.1	W	5	1	0	0	0	1	0	0	0	0	0	4	8	0.00	1.500										
Burt Hooton, R ERA: 3.38 (9, 1)	1.0	S	3	0	0	0	1	0	0	0	0	0	0	5	5	0.00	0.000										

Los Angeles Dodgers @ Houston Astros  
Astrodome, Houston, TX  
Mon Apr 16 1984, 7:05 PM EST  
Att: 14,051 - Unknown

AB 33  
R 4  
H 8  
RBI 4  
BB 5  
SO 5  
LOB 15









Batter	1	2	3	4	5	6	7	8	9	AB	R	H	RBI	BB	SO	LOB	TOP					
Steve Sax, R OBP: 0.408, SLG: 0.419 (1,4)										4	0	0	0	0	1	1						
Bill Russell, R OBP: 0.321, SLG: 0.240 (1,6)										4	0	0	0	0	0	1						
Pedro Guerrero, R OBP: 0.259, SLG: 0.255 (1,5)										4	0	1	0	0	2	0						
Mike Marshall, R OBP: 0.321, SLG: 0.449 (1,7)										4	0	0	0	0	1	1						
Steve Yeager, R OBP: 0.278, SLG: 0.278 (1,2)										3	0	0	0	0	1	1						
Candy Maldonado, R OBP: 0.333, SLG: 0.333 (1,8)										3	0	2	0	0	0	1						
Greg Brock, L OBP: 0.167, SLG: 0.225 (1,3)										3	0	0	0	0	0	2						
Rafael Landestoy, S OBP: 0.286, SLG: 0.231 (1,9)										3	0	1	0	0	0	0						
Bob Welch, R (1,1)										2	0	0	0	0	0	1						
German Rivera, R (8, PH)										1	0	0	0	0	0	0						
Orel Hershiser, R (8, 1)										0	0	0	0	0	0	0						
<b>Inning Stats</b>	R: 0 E: 0 K: 1 S: 5	H: 0 LOB: 0 BB: 0 P: 5	R: 0 E: 0 K: 1 S: 6	H: 1 LOB: 1 BB: 0 P: 6	R: 0 E: 0 K: 0 S: 4	H: 1 LOB: 1 BB: 0 P: 4	R: 0 E: 0 K: 1 S: 6	H: 0 LOB: 0 BB: 0 P: 6	R: 0 E: 0 K: 0 S: 3	H: 0 LOB: 0 BB: 0 P: 3	R: 0 E: 0 K: 0 S: 5	H: 1 LOB: 1 BB: 0 P: 4	R: 0 E: 0 K: 0 S: 4	H: 0 LOB: 0 BB: 0 P: 3	R: 0 E: 0 K: 1 S: 5	H: 0 LOB: 0 BB: 0 P: 5	R: 0 E: 0 K: 0 S: 3	H: 0 LOB: 0 BB: 0 P: 5	1B: 4 2B: 0 3B: 0 HR: 0	SF: 0 SAC: 0 DP: 0 HBP: 0	WP: 0 PB: 0 SB: 0 CS: 0	PA: 31
<b>PITCHER</b> Bob Knepper, L ERA: 1.57 (1,1)	IP: 9.0 WLS: W BF: 31 H: 4 R: 0 ER: 0 SO: 5 BB: 0 IBB: 0 HBP: 0 BLK: 0 WP: 0 HR: 0 S: 41 P: 41 ERA: 0.00 WHIP: 0.444															<b>PITCHER</b> Bob Knepper, L ERA: 1.57 (1,1)	IP: 9.0 WLS: W BF: 31 H: 4 R: 0 ER: 0 SO: 5 BB: 0 IBB: 0 HBP: 0 BLK: 0 WP: 0 HR: 0 S: 41 P: 41 ERA: 0.00 WHIP: 0.444					

Los Angeles Dodgers @ Houston Astros  
Astrodome, Houston, TX  
Wed Apr 18 1984, 7:05 PM EST  
Att: 13,519 - Unknown

AB 31  
R 0  
H 4  
RBI 0  
BB 0  
SO 5  
LOB 8

Batter	1	2	3	4	5	6	7	8	9	AB	R	H	RBI	BB	SO	LOB	BOTTOM			
Bill Doran, S OBP: 0.163, SLG: 0.174 (1,4)										4	0	0	0	0	0	1				
Kevin Bass, S OBP: 0.385, SLG: 0.520 (1,9)										4	1	3	0	0	0	0				
Jose Cruz, L OBP: 0.333, SLG: 0.326 (1,7)										3	1	2	1	0	0	2				
Jerry Mumphrey, S OBP: 0.404, SLG: 0.370 (1,8)										4	1	1	0	0	0	1				
Ray Knight, R OBP: 0.304, SLG: 0.372 (1,3)										4	0	2	2	0	1	0				
Phil Garner, R OBP: 0.286, SLG: 0.219 (1,5)										3	0	1	0	1	1	1				
Alan Ashby, S OBP: 0.220, SLG: 0.189 (1,2)										1	0	0	0	0	0	1				
Tom Wiegand, R (2, PR) (3, 2)										3	0	0	0	0	1	3				
Craig Reynolds, L OBP: 0.406, SLG: 0.581 (1,6)										2	0	1	0	1	0	0				
Bob Knepper, L (1,1)										3	0	0	0	0	0	3				
<b>Inning Stats</b>	R: 1 E: 0 K: 0 S: 4	H: 1 LOB: 2 BB: 1 P: 4	R: 0 E: 0 K: 0 S: 4	H: 1 LOB: 1 BB: 0 P: 8	R: 0 E: 0 K: 1 S: 5	H: 0 LOB: 0 BB: 0 P: 5	R: 0 E: 0 K: 0 S: 3	H: 0 LOB: 0 BB: 0 P: 3	R: 2 E: 0 K: 0 S: 5	H: 4 LOB: 1 BB: 1 P: 9	R: 0 E: 0 K: 0 S: 5	H: 2 LOB: 2 BB: 0 P: 5	R: 0 E: 0 K: 2 S: 8	H: 1 LOB: 1 BB: 0 P: 8	R: 0 E: 0 K: 2 S: 8	H: 1 LOB: 1 BB: 0 P: 8	1B: 6 2B: 3 3B: 1 HR: 0	SF: 1 SAC: 0 DP: 1 HBP: 0	WP: 0 PB: 0 SB: 1 CS: 1	PA: 34
<b>PITCHER</b> Bob Welch, R ERA: 2.37 (1,1)	IP: 7.0 WLS: L BF: 30 H: 9 R: 3 ER: 3 SO: 3 BB: 1 IBB: 1 HBP: 0 BLK: 0 WP: 0 HR: 0 S: 30 P: 38 ERA: 3.86 WHIP: 1.429															<b>PITCHER</b> Orel Hershiser, R ERA: 4.91 (8,1)	IP: 1.0 WLS: L BF: 4 H: 1 R: 0 ER: 0 SO: 2 BB: 0 IBB: 0 HBP: 0 BLK: 0 WP: 0 HR: 0 S: 8 P: 8 ERA: 0.00 WHIP: 1.000			

Los Angeles Dodgers @ Houston Astros  
Astrodome, Houston, TX  
Wed Apr 18 1984, 7:05 PM EST  
Att: 13,519 - Unknown

AB 31  
R 3  
H 10  
RBI 3  
BB 2  
SO 3  
LOB 12




Batter	1	2	3	4	5	6	7	8	9	AB	R	H	RBI	BB	SO	LOB	TOP			
Alan Wiggins, S (1,4) OBP: 0.281, SLG: 0.255	0-0 3-1			0-0 5-3		0-0 4-3		0-0 5-3	4 0 0 0 0 0											
Tony Gwynn, L (1,9) OBP: 0.500, SLG: 0.543	0-0 4-3			1-0 FC4-6 HBP		0-0 G4-6-3 1B		0-0 4-3 1B	3 0 2 0 0 0											
Graig Nettles, L (1,5) OBP: 0.288, SLG: 0.286	0-0 3-1			0-0 F7		0-0 G4-6-3 1-2		0-0 4-3	4 0 0 0 0 3											
Steve Garvey, R (1,3) OBP: 0.189, SLG: 0.255		0-0 1-3		0-0 FC4-6 1-2		0-0 6-3		0-0 F9	4 0 0 0 0 2											
Terry Kennedy, L (1,2) OBP: 0.347, SLG: 0.349		0-0 4-3			0-3 K			0-0 6-3	3 0 0 0 0 1											
Carmelo Martinez, R (1,7) OBP: 0.375, SLG: 0.465		0-3 K			0-0 CS 1B			0-3 K	3 0 1 0 0 2											
Kevin McReynolds, R (1,8) OBP: 0.280, SLG: 0.500			0-0 6-3		0-3 K			0-0 1B 1B	3 0 1 0 0 1											
Garry Templeton, S (1,6) OBP: 0.375, SLG: 0.404			0-3 K		0-0 6-3			0-0 1-3 1B	3 0 1 0 0 1											
Ed Whitson, R (1,1) Tim Flannery, L (6,PH) Sid Monge, S (6,1) Champ Summers, L (8,PH) Craig Lefferts, L (8,1)			0-0 4-3		0-0 K		0-3 K	0-0 F8	1 0 0 0 0 0 1 0 0 0 0 1 0 0 0 0 0 0 1 0 0 0 0 2 0 0 0 0 0 0											
<b>Inning Stats</b>	R: 0 E: 0 K: 0 S: 3	H: 0 LOB: 0 BB: 0 P: 3	R: 0 E: 0 K: 1 S: 5	H: 0 LOB: 0 BB: 0 P: 5	R: 0 E: 0 K: 1 S: 5	H: 0 LOB: 1 BB: 0 P: 5	R: 0 E: 0 K: 2 S: 7	H: 1 LOB: 1 BB: 0 P: 7	R: 0 E: 0 K: 1 S: 5	H: 0 LOB: 0 BB: 0 P: 5	R: 0 E: 0 K: 0 S: 3	H: 1 LOB: 0 BB: 0 P: 3	R: 0 E: 0 K: 1 S: 7	H: 2 LOB: 2 BB: 0 P: 7	R: 0 E: 0 K: 0 S: 4	H: 1 LOB: 1 BB: 0 P: 4	1B: 5 2B: 1 3B: 0 HR: 0	SF: 0 SAC: 0 DP: 2 HBP: 1	WP: 0 PB: 0 SB: 0 CS: 1	PA: 31
<b>PITCHER</b> Alejandro Pena, R (1,1) ERA: 1.17	IP: 9.0 WLS: W BF: 31 H: 5 R: 0 ER: 0 SO: 6 BB: 0 IBB: 0 HBP: 1 BLK: 0 WP: 0 HR: 0 S: 42 P: 43 ERA: 0.00 WHIP: 0.556																			

**San Diego Padres @ Los Angeles Dodgers**  
 Dodger Stadium, Los Angeles, CA  
 Thu Apr 19 1984, 6:05 PM PST  
 Att: 46,595 - Unknown

livebaseballscorecards.com

AB 30  
R 0  
H 5  
RBI 0  
BB 0  
SO 6  
LOB 8




Batter	1	2	3	4	5	6	7	8	9	AB	R	H	RBI	BB	SO	LOB	BOTTOM			
Steve Sax, R (1,4) OBP: 0.415, SLG: 0.489	0-0 F5		0-0 F8 1B		0-0 HR			0-0 E6 1B SF7	4 2 2 1 0 0											
Terry Whitfield, L (1,9) Candy Maldonado, R (8,PH) Ken Landreaux, L (1,8) Pedro Guerrero, R (1,5) Mike Marshall, R (1,7) Greg Brock, L (1,3) Dave Anderson, R (1,6) Mike Scioscia, L (1,2) Alejandro Pena, R (1,1)	0-3 K		0-0 F8 1-2		0-0 1B		0-0 1B	0-0 4-3 1-3 1B	3 0 1 0 0 1 1 0 1 0 0 0											
Ken Landreaux, L (1,8) OBP: 0.321, SLG: 0.354	0-0 E4			0-0 4-3		0-0 9-3 1B		0-0 SF7	3 0 1 1 0 0											
Pedro Guerrero, R (1,5) OBP: 0.259, SLG: 0.255	0-0 F3			0-0 FC5-4 1B		0-0 9-3 1-2		0-0 4-3	4 0 1 0 0 3											
Mike Marshall, R (1,7) OBP: 0.298, SLG: 0.415		0-0 F9		0-0 FC5-4 1-2 BB		0-3 K		0-0 F8	4 0 0 0 0 1											
Greg Brock, L (1,3) OBP: 0.222, SLG: 0.317		4-0 S 1B BB		4-0 FC5-4 1-2 BB			0-0 HR		1 2 1 1 2 0											
Dave Anderson, R (1,6) OBP: 0.172, SLG: 0.172		0-0 F9		0-0 FC5-4 1-2			0-0 F8		3 0 0 0 0 3											
Mike Scioscia, L (1,2) OBP: 0.371, SLG: 0.300		0-0 1-3 1B			0-0 3-1			0-0 G3	3 0 1 1 0 0											
Alejandro Pena, R (1,1) OBP: 0.143, SLG: 0.143			0-0 6-3		0-0 4-3			0-0 F9	3 0 0 0 0 0											
<b>Inning Stats</b>	R: 0 E: 1 K: 1 S: 6	H: 0 LOB: 1 BB: 0 P: 6	R: 1 E: 0 K: 0 S: 3	H: 1 LOB: 1 BB: 1 P: 7	R: 0 E: 0 K: 0 S: 3	H: 1 LOB: 1 BB: 0 P: 3	R: 0 E: 0 K: 0 S: 4	H: 1 LOB: 2 BB: 1 P: 8	R: 1 E: 0 K: 0 S: 4	H: 2 LOB: 1 BB: 0 P: 4	R: 0 E: 0 K: 1 S: 5	H: 1 LOB: 0 BB: 0 P: 5	R: 1 E: 0 K: 0 S: 4	H: 1 LOB: 1 BB: 0 P: 4	R: 1 E: 1 K: 0 S: 5	H: 1 LOB: 1 BB: 0 P: 5	1B: 6 2B: 1 3B: 0 HR: 2	SF: 1 SAC: 0 DP: 1 HBP: 0	WP: 0 PB: 0 SB: 1 CS: 1	PA: 32
<b>PITCHER</b> Ed Whitson, R (1,1) ERA: 3.38 Sid Monge, L (6,1) Craig Lefferts, L (8,1) ERA: 1.8	IP: 5.0 WLS: L BF: 20 H: 5 R: 2 ER: 2 SO: 2 BB: 2 IBB: 0 HBP: 0 BLK: 0 WP: 0 HR: 1 S: 20 P: 28 ERA: 3.60 WHIP: 1.400																			

**San Diego Padres @ Los Angeles Dodgers**  
 Dodger Stadium, Los Angeles, CA  
 Thu Apr 19 1984, 6:05 PM PST  
 Att: 46,595 - Unknown

livebaseballscorecards.com

AB 29  
R 4  
H 8  
RBI 4  
BB 2  
SO 2  
LOB 9





Batter	1	2	3	4	5	6	7	8	9	AB	R	H	RBI	BB	SO	LOB	TOP					
Luis Salazar, R (1, 5) OBP: 0.263, SLG: 0.263										4	0	0	0	0	1	1	<b>San Diego Padres @ Los Angeles Dodgers</b> Dodger Stadium, Los Angeles, CA Fri Apr 20 1984, 6:05 PM PST Att: 50,916 - Unknown					
Alan Wiggins, S (1, 4) OBP: 0.273, SLG: 0.241										3	0	0	0	1	0	0						
Tony Gwynn, L (1, 9) OBP: 0.500, SLG: 0.540										4	0	2	0	0	0	0						
Steve Garvey, R (1, 3) OBP: 0.193, SLG: 0.241										3	0	0	0	1	1	2						
Terry Kennedy, L (1, 2) OBP: 0.340, SLG: 0.340										4	0	1	0	0	1	1						
Carmelo Martinez, R (1, 7) OBP: 0.373, SLG: 0.444										2	1	0	0	1	0	1						
Kevin McReynolds, R (1, 8) OBP: 0.300, SLG: 0.511										3	1	1	1	0	0	0						
Garry Templeton, S (1, 6) OBP: 0.373, SLG: 0.420										3	0	1	1	0	0	0						
Eric Show, R (1, 1) Sid Monge, S (4, 1) Kurt Bevacqua, R (5, PH) Luis DeLeon, R (5, 1) Mario Ramirez, R (8, PH) Craig Lefferts, L (8, 1)										1	0	0	0	0	1	0						
<b>Inning Stats</b>	R: 0 E: 0 K: 2 S: 8	H: 1 LOB: 1 BB: 0 P: 8	R: 0 E: 0 K: 0 S: 3	H: 1 LOB: 0 BB: 3	R: 0 E: 0 K: 1 S: 5	H: 0 LOB: 0 BB: 0 P: 5	R: 0 E: 0 K: 0 S: 2	H: 1 LOB: 0 BB: 1 P: 6	R: 2 E: 0 K: 2 S: 9	H: 2 LOB: 1 BB: 1 P: 13	R: 0 E: 0 K: 0 S: 3	H: 0 LOB: 1 BB: 1 P: 7	R: 0 E: 0 K: 0 S: 3	H: 0 LOB: 0 BB: 0 P: 3	R: 0 E: 0 K: 1 S: 5	H: 0 LOB: 0 BB: 0 P: 5	R: 0 E: 0 K: 0 S: 3	H: 0 LOB: 0 BB: 0 P: 3	1B: 3 2B: 2 3B: 0 HR: 0	SF: 0 SAC: 0 DP: 2 HBP: 0	WP: 0 PB: 0 SB: 0 CS: 1	PA: 32
<b>PITCHER</b> Fernando Valenzuela, L (1, 1) ERA: 5.04	IP: 9.0 WLS: W BF: 32 H: 5 R: 2 ER: 2 SO: 6 BB: 3 IBB: 0 HBP: 0 BLK: 0 WP: 0 HR: 0 S: 41 P: 53 ERA: 2.00 WHIP: 0.889															<b>PITCHER</b>						

Batter	1	2	3	4	5	6	7	8	9	AB	R	H	RBI	BB	SO	LOB	BOTTOM	
Steve Sax, R (1, 4) OBP: 0.414, SLG: 0.471										4	0	1	2	1	0	0	<b>San Diego Padres @ Los Angeles Dodgers</b> Dodger Stadium, Los Angeles, CA Fri Apr 20 1984, 6:05 PM PST Att: 50,916 - Unknown	
Terry Whitfield, L (1, 9) OBP: 0.326, SLG: 0.500										5	1	2	1	0	1	3		
Ken Landreaux, L (1, 8) OBP: 0.345, SLG: 0.412										3	1	1	1	1	0	2		
Pedro Guerrero, R (1, 5) German Rivera, R (9, 5) OBP: 0.270, SLG: 0.273 OBP: 0.231, SLG: 0.333										4	1	1	0	1	2	1		
Mike Marshall, R (1, 7) OBP: 0.274, SLG: 0.379										5	0	0	0	0	2	3		
Greg Brock, L (1, 3) OBP: 0.280, SLG: 0.422										4	3	3	2	1	0	0		
Bill Russell, R (1, 6) OBP: 0.323, SLG: 0.286										3	1	1	0	0	0	2		
Mike Scioscia, L (1, 2) OBP: 0.410, SLG: 0.300										0	1	0	1	3	0	0		
Fernando Valenzuela, L (1, 1) OBP: 0.375, SLG: 0.375										3	0	1	1	0	1	2		
<b>Inning Stats</b>	R: 0 E: 0 K: 0 S: 3	H: 0 LOB: 2 BB: 2 P: 11	R: 1 E: 1 K: 1 S: 6	H: 1 LOB: 0 BB: 0 P: 6	R: 1 E: 0 K: 1 S: 6	H: 1 LOB: 3 BB: 3 P: 18	R: 2 E: 0 K: 1 S: 8	H: 3 LOB: 2 BB: 1 P: 12	R: 0 E: 0 K: 2 S: 7	H: 0 LOB: 1 BB: 0 P: 8	R: 3 E: 0 K: 0 S: 7	H: 4 LOB: 2 BB: 1 P: 11	R: 0 E: 0 K: 0 S: 3	H: 0 LOB: 0 BB: 0 P: 3	1B: 5 2B: 2 3B: 0 HR: 3	SF: 1 SAC: 2 DP: 0 HBP: 1	WP: 1 PB: 0 SB: 2 CS: 0	PA: 42
<b>PITCHER</b> Eric Show, R (1, 1) ERA: 2.59 Sid Monge, L (4, 1) ERA: 1.23 Luis DeLeon, R (5, 1) ERA: 9.64 Craig Lefferts, L (8, 1) ERA: 1.5	IP: 3.2 WLS: L BF: 19 H: 3 R: 3 ER: 2 SO: 3 BB: 4 IBB: 1 HBP: 0 BLK: 0 WP: 0 HR: 1 S: 20 P: 40 ERA: 4.91 WHIP: 1.909															<b>PITCHER</b>		



Batter	1	2	3	4	5	6	7	8	9	AB	R	H	RBI	BB	SO	LOB	TOP					
Luis Salazar, R OBP: 0.280, SLG: 0.280										6	1	2	0	0	0	5	<b>San Diego Padres @ Los Angeles Dodgers</b> Dodger Stadium, Los Angeles, CA Sat Apr 21 1984, 3:33 AM PST Att: 43,784 - Unknown					
Alan Wiggins, S OBP: 0.273, SLG: 0.237										5	2	1	0	0	0	2						
Tony Gwynn, L OBP: 0.508, SLG: 0.564										5	3	3	0	0	0	2						
Steve Garvey, R OBP: 0.226, SLG: 0.271										5	1	3	3	0	0	2						
Terry Kennedy, L OBP: 0.345, SLG: 0.346										5	1	2	2	0	0	1						
Carmelo Martinez, R OBP: 0.357, SLG: 0.440										5	1	1	1	0	0	3						
Kevin McReynolds, R OBP: 0.309, SLG: 0.536										5	0	2	1	0	1	2						
Garry Templeton, S OBP: 0.375, SLG: 0.407										4	0	1	0	1	1	1						
Mark Thurmond, L OBP: 0.500, SLG: 0.333										2	0	1	0	1	1	2						
Dave Dravecky, R (6, 1)										1	0	0	0	0	1	1						
Rich Gossage, R (8, 1)										0	0	0	0	1	0	0						
<b>Inning Stats</b>	R: 2 E: 0 K: 0 S: 6	H: 3 LOB: 1 BB: 0 P: 6	R: 0 E: 0 K: 0 S: 4	H: 1 LOB: 1 BB: 0 P: 4	R: 4 E: 1 K: 0 S: 8	H: 4 LOB: 2 BB: 1 P: 12	R: 0 E: 0 K: 1 S: 3	H: 0 LOB: 0 BB: 0 P: 3	R: 0 E: 0 K: 1 S: 6	H: 1 LOB: 2 BB: 1 P: 10	R: 2 E: 0 K: 1 S: 9	H: 4 LOB: 2 BB: 0 P: 9	R: 0 E: 0 K: 1 S: 6	H: 1 LOB: 1 BB: 0 P: 6	R: 1 E: 0 K: 0 S: 4	H: 2 LOB: 0 BB: 0 P: 4	R: 0 E: 0 K: 1 S: 5	H: 0 LOB: 1 BB: 1 P: 9	1B: 13 2B: 2 3B: 1 HR: 0	SF: 0 SAC: 0 DP: 1 HBP: 0	WP: 1 PB: 0 SB: 0 CS: 5	PA: 46
<b>PITCHER</b>	IP WLS BF H R ER SO BB IBB HBP BLK WP HR S P ERA WHIP																					
Jerry Reuss, L ERA: 6.6	(1, 1) 2.1 L 16 8 6 5 0 0 0 0 0 0 1 0 16 16 19.29 3.429																					
Burt Hooton, R ERA: 2.53	(3, 1) 2.2 11 1 0 0 1 1 1 0 0 0 0 0 11 19 0.00 0.750																					
Pat Zachry, R ERA: 4.5	(6, 1) 1.0 7 4 2 2 1 0 0 0 0 0 0 0 9 9 18.00 4.000																					
Orel Hershiser, R ERA: 4.82	(7, 1) 2.0 8 3 1 1 1 0 0 0 0 0 0 0 10 10 4.50 1.500																					
Carlos Diaz, L ERA: 4.29	(9, 1) 1.0 4 0 0 0 1 1 0 0 0 0 0 0 5 9 0.00 1.000																					

Batter	1	2	3	4	5	6	7	8	9	AB	R	H	RBI	BB	SO	LOB	BOTTOM					
Steve Sax, R OBP: 0.413, SLG: 0.455										4	2	1	1	1	0	2	<b>San Diego Padres @ Los Angeles Dodgers</b> Dodger Stadium, Los Angeles, CA Sat Apr 21 1984, 3:33 AM PST Att: 43,784 - Unknown					
Bill Russell, R OBP: 0.361, SLG: 0.290										3	0	1	1	2	0	2						
Ken Landreaux, L OBP: 0.344, SLG: 0.407										3	0	1	1	0	0	0						
Jose Morales, R OBP: 0.600, SLG: 0.500										3	0	0	0	0	0	0						
Terry Whitfield, L OBP: 0.319, SLG: 0.488										1	0	0	0	0	1	1						
Pedro Guerrero, R OBP: 0.250, SLG: 0.250										5	0	0	1	0	1	3						
Mike Marshall, R OBP: 0.284, SLG: 0.371										4	0	1	0	1	1	0						
Greg Brock, L OBP: 0.291, SLG: 0.480										5	1	2	1	0	0	3						
Steve Yeager, R OBP: 0.227, SLG: 0.227										4	0	0	0	0	0	0						
Rick Monday, L OBP: 0.143, SLG: 0.143										1	0	0	0	0	0	1						
Candy Maldonado, R OBP: 0.450, SLG: 0.500										4	2	3	0	0	0	0						
Jerry Reuss, L ERA: 6.6	(1, 1) 2.1 L 16 8 6 5 0 0 0 0 0 0 1 0 16 16 19.29 3.429																					
Burt Hooton, R ERA: 2.53	(3, 1) 2.2 11 1 0 0 1 1 1 0 0 0 0 0 11 19 0.00 0.750																					
German Rivera, R OBP: 0.336, SLG: 0.336	(5, PH) 1.0 7 4 2 2 1 0 0 0 0 0 0 0 9 9 18.00 4.000																					
Pat Zachry, R ERA: 4.5	(6, PH) 1.0 7 4 2 2 1 0 0 0 0 0 0 0 9 9 18.00 4.000																					
Rafael Landestoy, S OBP: 0.320, SLG: 0.288	(8, PH) 1.0 7 4 2 2 1 0 0 0 0 0 0 0 9 9 18.00 4.000																					
Orel Hershiser, R ERA: 4.82	(7, 1) 2.0 8 3 1 1 1 0 0 0 0 0 0 0 10 10 4.50 1.500																					
Dave Anderson, R OBP: 0.167, SLG: 0.167	(8, PH) 1.0 7 4 2 2 1 0 0 0 0 0 0 0 9 9 18.00 4.000																					
Carlos Diaz, R ERA: 4.29	(9, 1) 1.0 4 0 0 0 1 1 0 0 0 0 0 0 5 9 0.00 1.000																					
<b>Inning Stats</b>	R: 1 E: 1 K: 0 S: 4	H: 0 LOB: 2 BB: 2 P: 12	R: 0 E: 0 K: 0 S: 3	H: 0 LOB: 1 BB: 1 P: 7	R: 0 E: 0 K: 0 S: 3	H: 0 LOB: 0 BB: 0 P: 3	R: 0 E: 0 K: 1 S: 5	H: 0 LOB: 0 BB: 0 P: 5	R: 1 E: 0 K: 0 S: 5	H: 2 LOB: 2 BB: 1 P: 9	R: 2 E: 0 K: 0 S: 7	H: 4 LOB: 2 BB: 0 P: 7	R: 0 E: 0 K: 0 S: 4	H: 1 LOB: 1 BB: 0 P: 4	R: 2 E: 0 K: 1 S: 7	H: 2 LOB: 1 BB: 1 P: 11	R: 0 E: 0 K: 1 S: 6	H: 1 LOB: 1 BB: 0 P: 6	1B: 8 2B: 1 3B: 0 HR: 1	SF: 0 SAC: 1 DP: 0 HBP: 0	WP: 1 PB: 0 SB: 0 CS: 0	PA: 43
<b>PITCHER</b>	IP WLS BF H R ER SO BB IBB HBP BLK WP HR S P ERA WHIP																					
Mark Thurmond, L ERA: 2.51	(1, 1) 5.2 W 27 4 2 2 0 1 0 0 0 0 1 0 25 41 4.76 1.588																					
Dave Dravecky, L ERA: 1.72	(6, 1) 2.0 11 4 2 2 0 1 0 0 0 0 1 0 10 14 9.00 2.500																					
Rich Gossage, R ERA: 2.84	(8, 1) 1.1 S 5 1 0 0 2 0 0 0 0 1 0 0 9 9 0.00 0.750																					





Batter	1	2	3	4	5	6	7	8	9	AB	R	H	RBI	BB	SO	LOB	TOP				
Luis Salazar, R OBP: 0.267, SLG: 0.300	F8	G6-4-3			F9		6-3			5	0	1	0	0	0	2	<b>San Diego Padres @ Los Angeles Dodgers</b> Dodger Stadium, Los Angeles, CA Sun Apr 22 1984, 3:33 AM PST Att: 47,938 - Unknown <a href="http://livebaseballscores.com">livebaseballscores.com</a>				
Alan Wiggins, S OBP: 0.268, SLG: 0.234			5-3		6-3			F7	F8	5	1	1	0	0	0	1					
Tony Gwynn, L OBP: 0.508, SLG: 0.561 Bobby Brown, S OBP: 0.333, SLG: 0.333					K			F9		2	0	1	0	0	1	1					
Steve Garvey, R OBP: 0.231, SLG: 0.274 Kurt Bevacqua, R OBP: 0.333, SLG: 0.333	E4					F8		6-3		3	0	1	0	0	0	0					
Terry Kennedy, L OBP: 0.333, SLG: 0.333 Doug Gwosdz, R OBP: 0.333, SLG: 0.333	K		G4-6-3			K			K	2	0	0	0	0	1	3					
Carmelo Martinez, R OBP: 0.387, SLG: 0.453					F7					3	2	1	0	1	0	0					
Kevin McReynolds, R OBP: 0.350, SLG: 0.625										4	3	4	2	0	0	0					
Garry Templeton, S OBP: 0.379, SLG: 0.411 Luis DeLeon, R OBP: 0.500, SLG: 1.200 Champ Summers, L OBP: 0.500, SLG: 1.200 Craig Lefferts, L OBP: 0.167, SLG: 0.167					6-3				F2	2	0	1	0	0	0	0					
Tim Flannery, L OBP: 0.167, SLG: 0.167 Tim Lollar, L OBP: 0.333, SLG: 0.750 Sid Monge, S OBP: 0.250, SLG: 1.000 Mario Ramirez, R OBP: 0.250, SLG: 1.000					F9					0	0	0	1	0	0	0					
										3	1	1	3	0	0	1					
<b>Inning Stats</b>	R: 1 E: 1 K: 2 S: 9	H: 1 LOB: 1 BB: 0 P: 9	R: 2 E: 0 K: 0 S: 5	H: 3 LOB: 0 BB: 0 P: 5	R: 0 E: 0 K: 0 S: 4	H: 2 LOB: 1 BB: 0 P: 4	R: 1 E: 0 K: 0 S: 4	H: 1 LOB: 0 BB: 0 P: 4	R: 0 E: 0 K: 1 S: 5	H: 0 LOB: 0 BB: 0 P: 5	R: 0 E: 0 K: 1 S: 6	H: 1 LOB: 1 BB: 0 P: 6	R: 0 E: 0 K: 0 S: 3	H: 0 LOB: 0 BB: 0 P: 3	R: 3 E: 0 K: 1 S: 8	H: 3 LOB: 1 BB: 1 P: 12		1B: 7 2B: 2 3B: 0 HR: 2	SF: 1 SAC: 0 DP: 2 HBP: 0	WP: 0 PB: 0 SB: 1 CS: 0	PA: 38
<b>PITCHER</b>	IP WLS BF H R ER SO BB IBB HBP BLK WP HR S P ERA WHIP																				
Rick Honeycutt, L ERA: 1.64 Burt Hooton, R ERA: 4.26	7.0 W 28 8 4 3 5 0 0 0 0 0 1 38 38 3.86 1.143																				
	2.0 10 3 3 3 1 1 0 0 0 0 1 11 15 13.50 2.000																				

Batter	1	2	3	4	5	6	7	8	9	AB	R	H	RBI	BB	SO	LOB	BOTTOM				
Steve Sax, R OBP: 0.406, SLG: 0.475 Burt Hooton, R ERA: 4.26				E9	6-3					6	3	2	0	0	0	1	<b>San Diego Padres @ Los Angeles Dodgers</b> Dodger Stadium, Los Angeles, CA Sun Apr 22 1984, 3:33 AM PST Att: 47,938 - Unknown <a href="http://livebaseballscores.com">livebaseballscores.com</a>				
Dave Anderson, R OBP: 0.194, SLG: 0.278	K		4-3		K			K		6	2	2	1	0	3	2					
Ken Landreaux, L OBP: 0.348, SLG: 0.386 Bill Russell, R OBP: 0.351, SLG: 0.281						3-1		F4		3	2	0	0	2	1	3					
Mike Marshall, R OBP: 0.329, SLG: 0.515										6	3	5	6	0	1	0					
Candy Maldonado, R OBP: 0.520, SLG: 0.583										4	2	3	1	0	0	2					
Greg Brock, L OBP: 0.333, SLG: 0.547										3	2	2	2	2	1	2					
Steve Yeager, R OBP: 0.259, SLG: 0.296										5	1	2	4	0	2	6					
German Rivera, R OBP: 0.316, SLG: 0.471										4	0	2	1	1	0	2					
Rick Honeycutt, L OBP: 0.091, SLG: 0.091 Jose Morales, R OBP: 0.500, SLG: 0.400 Rafael Landestoy, S OBP: 0.333, SLG: 0.286										4	0	0	0	0	1	6					
										1	0	0	0	0	1	0					
										0	0	0	0	0	0	0					
<b>Inning Stats</b>	R: 6 E: 0 K: 2 S: 12	H: 5 LOB: 1 BB: 2 P: 20	R: 2 E: 0 K: 0 S: 5	H: 2 LOB: 3 BB: 3 P: 17	R: 4 E: 0 K: 0 S: 9	H: 6 LOB: 2 BB: 0 P: 9	R: 3 E: 1 K: 2 S: 12	H: 4 LOB: 2 BB: 0 P: 12	R: 0 E: 0 K: 1 S: 5	H: 0 LOB: 0 BB: 0 P: 5	R: 0 E: 0 K: 2 S: 8	H: 1 LOB: 2 BB: 0 P: 9	R: 0 E: 0 K: 1 S: 5	H: 0 LOB: 0 BB: 0 P: 5	R: 0 E: 0 K: 2 S: 7	H: 0 LOB: 0 BB: 0 P: 7		1B: 7 2B: 7 3B: 0 HR: 4	SF: 0 SAC: 0 DP: 0 HBP: 1	WP: 1 PB: 0 SB: 2 CS: 0	PA: 49
<b>PITCHER</b>	IP WLS BF H R ER SO BB IBB HBP BLK WP HR S P ERA WHIP																				
Tim Lollar, L ERA: 6.05 Sid Monge, L ERA: 4.02 Luis DeLeon, R ERA: 8.76 Craig Lefferts, L ERA: 1.13	1.0 L 12 6 8 8 2 3 0 0 0 0 1 13 25 72.00 9.000																				
	2.0 15 7 4 4 0 1 1 0 0 0 2 13 21 18.00 4.000																				
	3.0 16 5 3 2 5 0 0 1 0 0 1 25 26 6.00 1.667																				
	2.0 6 0 0 0 3 0 0 0 0 0 0 12 12 0.00 0.000																				





Batter	1	2	3	4	5	6	7	8	9	AB	R	H	RBI	BB	SO	LOB	TOP			
Bill Doran, S OBP: 0.186, SLG: 0.214 (1, 4)	G3		F9		4-6			4-3		4	0	0	0	0	0	1	Houston Astros @ Los Angeles Dodgers Dodger Stadium, Los Angeles, CA Mon Apr 23 1984, 6:05 PM PST Att: 33,124 - Unknown			
Kevin Bass, S OBP: 0.386, SLG: 0.548 (1, 9)	2B		4-3			F7		2B		4	1	2	0	0	0	0				
Jose Cruz, L OBP: 0.417, SLG: 0.475 (1, 7)	1B		4-3			K		FC4-6 BB		3	0	1	1	1	1	0				
Jerry Mumphrey, S OBP: 0.371, SLG: 0.344 (1, 8)	1B				K	F7		FC4-6		4	0	1	0	0	1	2				
Ray Knight, R OBP: 0.286, SLG: 0.333 (1, 3)	G6-4-3				K			5-3		4	0	0	0	0	1	2				
Phil Garner, R OBP: 0.314, SLG: 0.277 (1, 5)					2B			6-3		4	0	2	0	0	1	0				
Alan Ashby, S OBP: 0.276, SLG: 0.250 (1, 2)	1B				F7			F2		4	0	1	0	0	0	2				
Craig Reynolds, L OBP: 0.341, SLG: 0.571 Alan Bannister, R OBP: 0.400, SLG: 0.400 (1, 6) (4, 6)	3-1				1B			F9		1	0	0	0	0	0	1				
Bob Knepper, L (8, PH) Denny Walling, L OBP: 0.300, SLG: 0.235 Michael LaCoss, R (8, 1)	1-2				SH1-4			F7		2	0	1	0	0	0	1				
	K				SH1-4			4-3		1	0	0	0	0	1	1				
<b>Inning Stats</b>	R: 1 E: 0 K: 0 S: 5	H: 3 LOB: 1 BB: 0 P: 5	R: 0 E: 0 K: 2 S: 8	H: 1 LOB: 1 BB: 0 P: 8	R: 0 E: 0 K: 2 S: 3	H: 0 LOB: 0 BB: 0 P: 3	R: 0 E: 0 K: 2 S: 8	H: 1 LOB: 1 BB: 0 P: 8	R: 0 E: 0 K: 1 S: 5	H: 0 LOB: 0 BB: 0 P: 5	R: 0 E: 0 K: 0 S: 4	H: 1 LOB: 1 BB: 0 P: 4	R: 0 E: 0 K: 0 S: 4	H: 1 LOB: 2 BB: 1 P: 8	R: 0 E: 0 K: 0 S: 3	H: 0 LOB: 0 BB: 0 P: 3	1B: 5 2B: 4 3B: 0 HR: 0	SF: 0 SAC: 1 DP: 2 HBP: 0	WP: 0 PB: 1 SB: 1 CS: 0	PA: 34
<b>PITCHER</b> Bob Welch, R ERA: 1.93 (1, 1)	IP: 9.0 WLS: W BF: 34 H: 8 R: 1 ER: 1 SO: 5 BB: 1 IBB: 0 HBP: 0 BLK: 0 WP: 0 HR: 0 S: 43 P: 47 ERA: 1.00 WHIP: 1.000															<b>PITCHER</b>				

Batter	1	2	3	4	5	6	7	8	9	AB	R	H	RBI	BB	SO	LOB	BOTTOM			
Steve Sax, R OBP: 0.425, SLG: 0.476 (1, 4)	G5-4-3		CS		1-3			S		2	0	1	0	2	0	1	Houston Astros @ Los Angeles Dodgers Dodger Stadium, Los Angeles, CA Mon Apr 23 1984, 6:05 PM PST Att: 33,124 - Unknown			
Bill Russell, R OBP: 0.325, SLG: 0.265 Ken Landreaux, L OBP: 0.343, SLG: 0.379 (1, 8) (8, 8)	G5-4-3		2-3			F9		F8		2	0	0	1	0	0	1				
German Rivera, R OBP: 0.318, SLG: 0.421 Pedro Guerrero, R OBP: 0.246, SLG: 0.246 (1, 5) (8, PH) (9, 5)	6-3		3-4			F1		F7		2	0	0	0	1	0	0				
Mike Marshall, R OBP: 0.329, SLG: 0.549 (1, 7)			CS		F8			F9		3	1	1	1	0	0	0				
Candy Maldonado, R OBP: 0.500, SLG: 0.556 (1, 9)			HR		5-3			CS		3	0	1	0	0	1	0				
Greg Brock, L OBP: 0.317, SLG: 0.518 (1, 3)					6-3			F9		3	0	0	0	0	1	1				
Steve Yeager, R OBP: 0.287, SLG: 0.300 (1, 2)					5-3			F8		3	0	1	0	0	1	0				
Dave Anderson, R OBP: 0.231, SLG: 0.308 (1, 6)			1B		5-3			F8		3	1	2	0	0	0	1				
Bob Welch, R (1, 1)			SH3		F6			SH3		1	0	0	0	0	0	1				
<b>Inning Stats</b>	R: 0 E: 0 K: 0 S: 2	H: 0 LOB: 0 BB: 1 P: 6	R: 1 E: 0 K: 3 S: 10	H: 1 LOB: 0 BB: 0 P: 10	R: 1 E: 0 K: 0 S: 4	H: 2 LOB: 1 BB: 1 P: 8	R: 0 E: 0 K: 0 S: 3	H: 0 LOB: 0 BB: 0 P: 3	R: 0 E: 0 K: 0 S: 3	H: 0 LOB: 0 BB: 0 P: 3	R: 0 E: 0 K: 0 S: 3	H: 1 LOB: 2 BB: 1 P: 8	R: 0 E: 0 K: 0 S: 4	H: 1 LOB: 2 BB: 1 P: 8	R: 0 E: 0 K: 0 S: 4	H: 0 LOB: 0 BB: 0 P: 3		1B: 5 2B: 0 3B: 0 HR: 1	SF: 1 SAC: 2 DP: 1 HBP: 0	WP: 0 PB: 0 SB: 2 CS: 2
<b>PITCHER</b> Bob Knepper, L ERA: 1.8 Michael LaCoss, R ERA: 3.24 (1, 1) (8, 1)	IP: 7.0 WLS: L BF: 25 H: 5 R: 2 ER: 2 SO: 2 BB: 2 IBB: 0 HBP: 0 BLK: 0 WP: 0 HR: 1 S: 29 P: 37 ERA: 2.57 WHIP: 1.000															<b>PITCHER</b>				

AB	32
R	1
H	8
RBI	1
BB	1
SO	5
LOB	10



AB	24
R	2
H	6
RBI	2
BB	3
SO	3
LOB	9





Batter	1	2	3	4	5	6	7	8	9	AB	R	H	RBI	BB	SO	LOB	TOP										
Kevin Bass, S OBP: 0.347, SLG: 0.489										5	0	0	0	0	1	2											
Alan Bannister, R OBP: 0.500, SLG: 0.667										4	2	2	0	1	0	0											
Jose Cruz, L OBP: 0.416, SLG: 0.469										5	0	2	1	0	0	3											
Jerry Mumphy, S OBP: 0.378, SLG: 0.343										3	0	1	1	1	0	1											
Harry Spillman, L OBP: 0.400, SLG: 0.250										1	0	0	0	0	0	1											
Ray Knight, R OBP: 0.294, SLG: 0.338										5	0	2	0	0	0	2											
Phil Garner, R OBP: 0.291, SLG: 0.255										4	0	0	0	0	1	3											
Alan Ashby, S OBP: 0.290, SLG: 0.255										3	0	1	0	1	0	0											
Bill Doran, S OBP: 0.206, SLG: 0.250										4	0	2	0	0	0	2											
Mike Madden, L Vern Ruhle, R Tony Scott, S Michael LaCoss, R Denny Walling, L Dave Smith, R										1	0	0	0	0	1	2											
<b>Inning Stats</b>	R: 0 E: 0 K: 0 S: 4	H: 1 LOB: 1 BB: 0 P: 4	R: 0 E: 0 K: 1 S: 6	H: 1 LOB: 2 BB: 1 P: 10	R: 1 E: 0 K: 0 S: 5	H: 2 LOB: 1 BB: 0 P: 5	R: 0 E: 0 K: 0 S: 3	H: 0 LOB: 0 BB: 0 P: 3	R: 0 E: 0 K: 1 S: 5	H: 2 LOB: 1 BB: 1 P: 9	R: 0 E: 0 K: 0 S: 5	H: 2 LOB: 2 BB: 0 P: 5	R: 2 E: 0 K: 2 S: 9	H: 2 LOB: 2 BB: 2 P: 17	R: 0 E: 0 K: 0 S: 4	H: 1 LOB: 1 BB: 0 P: 4	R: 0 E: 0 K: 0 S: 4	H: 1 LOB: 1 BB: 0 P: 4	1B: 7 2B: 3 3B: 0 HR: 0	SF: 0 SAC: 0 DP: 0 HBP: 0	WP: 1 PB: 0 SB: 0 CS: 0	PA: 41					
<b>PITCHER</b>	IP	WLS	BF	H	R	ER	SO	BB	IBB	HBP	BLK	WP	HR	S	P	ERA	WHIP										
Alejandro Pena, R ERA: 1.84	6.1	W	29	7	3	3	3	3	0	0	0	0	0	32	44	4.26	1.579										
Carlos Diaz, L ERA: 4.05	0.1		2	0	0	0	0	1	0	0	0	1	0	1	5	0.00	3.000										
Pat Zachry, R ERA: 4.26	0.1		2	1	0	0	1	0	0	0	0	0	0	4	4	0.00	3.000										
Tom Niedenfuer, R ERA: 1.86	2.0	S	8	2	0	0	0	0	0	0	0	0	0	8	8	0.00	1.000										

Houston Astros @ Los Angeles Dodgers  
 Dodger Stadium, Los Angeles, CA  
 Tue Apr 24 1984, 6:05 PM PST  
 Att: 37,955 - Unknown

AB	37
R	3
H	10
RBI	2
BB	4
SO	4
LOB	17



Batter	1	2	3	4	5	6	7	8	9	AB	R	H	RBI	BB	SO	LOB	BOTTOM										
Steve Sax, R OBP: 0.423, SLG: 0.471										5	1	2	1	0	1	5											
Bill Russell, R OBP: 0.341, SLG: 0.289										4	1	2	1	0	0	1											
Ken Landreaux, L OBP: 0.338, SLG: 0.373										1	0	0	0	0	0	0											
Pedro Guerrero, R OBP: 0.284, SLG: 0.313										3	1	2	2	2	0	0											
Mike Marshall, R OBP: 0.346, SLG: 0.541										3	0	1	0	2	1	1											
Candy Maldonado, R OBP: 0.484, SLG: 0.533										3	0	1	1	0	0	4											
Terry Whitfield, L OBP: 0.313, SLG: 0.477										1	0	0	0	0	0	2											
Greg Brock, L OBP: 0.299, SLG: 0.483										4	0	0	0	0	2	4											
Steve Yeager, R OBP: 0.284, SLG: 0.324										4	0	2	0	0	0	0											
Dave Anderson, R OBP: 0.256, SLG: 0.310										3	1	1	0	1	1	1											
Alejandro Pena, R OBP: 0.222, SLG: 0.222										2	1	1	0	0	0	0											
Carlos Diaz, R ERA: 3.0	7.1									0	0	0	0	0	0	0											
Pat Zachry, R ERA: 2.89	7.1									0	0	0	0	0	0	2											
Rafael Landestoy, S OBP: 0.313, SLG: 0.267	7.1									1	0	0	0	0	0	2											
Tom Niedenfuer, R ERA:	8.1									0	0	0	0	0	0	0											
<b>Inning Stats</b>	R: 1 E: 0 K: 1 S: 6	H: 2 LOB: 2 BB: 2 P: 14	R: 2 E: 0 K: 0 S: 7	H: 4 LOB: 3 BB: 1 P: 11	R: 0 E: 0 K: 1 S: 5	H: 0 LOB: 0 BB: 0 P: 5	R: 2 E: 1 K: 1 S: 8	H: 2 LOB: 1 BB: 0 P: 8	R: 0 E: 0 K: 1 S: 7	H: 2 LOB: 2 BB: 0 P: 7	R: 0 E: 0 K: 0 S: 4	H: 1 LOB: 2 BB: 1 P: 8	R: 0 E: 0 K: 0 S: 3	H: 1 LOB: 1 BB: 1 P: 7	R: 0 E: 0 K: 1 S: 5	H: 0 LOB: 0 BB: 0 P: 5	1B: 10 2B: 1 3B: 1 HR: 0	SF: 0 SAC: 1 DP: 1 HBP: 0	WP: 0 PB: 0 SB: 0 CS: 1	PA: 40							
<b>PITCHER</b>	IP	WLS	BF	H	R	ER	SO	BB	IBB	HBP	BLK	WP	HR	S	P	ERA	WHIP										
Mike Madden, L ERA: 7.11	1.2	L	13	6	3	3	1	2	1	0	0	0	0	25	29	2.08	1.385										
Vern Ruhle, R ERA: 3.0	4.1		20	5	2	1	3	1	0	0	0	0	0	3	7	0.00	2.000										
Michael LaCoss, R ERA: 2.89	1.0		4	1	0	0	0	1	0	0	0	0	0	3	7	0.00	2.000										
Dave Smith, R ERA:	1.0		3	0	0	0	1	0	0	0	0	0	0	5	5	0.00	0.000										

Houston Astros @ Los Angeles Dodgers  
 Dodger Stadium, Los Angeles, CA  
 Tue Apr 24 1984, 6:05 PM PST  
 Att: 37,955 - Unknown

AB	34
R	5
H	12
RBI	5
BB	5
SO	5
LOB	20






Batter	1	2	3	4	5	6	7	8	9	AB	R	H	RBI	BB	SO	LOB	TOP			
Kevin Bass, S (1,8) OBP: 0.340, SLG: 0.471	0-0 6-3			0-3 K		0-0 FC6-4		0-0 CS 1B		4	0	1	2	0	1	1	<b>Houston Astros @ Los Angeles Dodgers</b> Dodger Stadium, Los Angeles, CA Wed Apr 25 1984, 6:05 PM PST Att: 46,647 - Unknown <a href="http://livebaseballscorecards.com">livebaseballscorecards.com</a>			
Alan Bannister, R (1,6) OBP: 0.357, SLG: 0.462	0-0 5-3			0-0 F8			0-3 K	0-0 CS	0-0 G3	4	0	0	0	0	1	0				
Enos Cabell, R (1,3) OBP: 0.321, SLG: 0.440	0-0 6-3			0-0 F3			0-0 FC6-4 1B		0-0 5-3	4	0	1	0	0	0	0				
Jose Cruz, L (1,7) OBP: 0.395, SLG: 0.441		0-0 3-1			0-0 4-3		0-0 FC6-4		0-3 K	4	0	0	0	0	1	1				
Ray Knight, R (1,5) OBP: 0.282, SLG: 0.324		0-3 K			0-0 5-3		0-0 F3			3	0	0	0	0	1	1				
Phil Garner, R (1,4) OBP: 0.276, SLG: 0.241		0-3 K			0-3 K			0-0 F9		3	0	0	0	0	2	0				
Tim Tolman, R (1,9) OBP: 0.200, SLG: 0.200			0-0 F6			0-0 6-3		0-0 E 1B		3	1	1	0	0	0	0				
Tom Wiegand, R (1,2)			0-0 3-1			4-0 FC6-4 BB		0-0 F8		2	0	0	0	1	0	1				
Nolan Ryan, R (1,1) OBP: 0.200, SLG: 0.300			0-3 K			0-3 K		0-0 E3 1B		2	0	0	0	0	2	1				
Denny Walling, L (8, PH) OBP: 0.273, SLG: 0.211										1	1	0	0	0	0	1				
Mike Scott, R (8, 1) OBP: 0.200, SLG: 0.400										0	0	0	0	0	0	0				
<b>Inning Stats</b>	R: 0 E: 0 K: 0 S: 3	H: 0 LOB: 0 BB: 0 P: 3	R: 0 E: 0 K: 2 S: 7	H: 0 LOB: 0 BB: 0 P: 7	R: 0 E: 0 K: 1 S: 5	H: 0 LOB: 0 BB: 0 P: 5	R: 0 E: 0 K: 1 S: 5	H: 0 LOB: 0 BB: 0 P: 5	R: 0 E: 0 K: 1 S: 5	H: 0 LOB: 1 BB: 1 P: 9	R: 0 E: 0 K: 1 S: 6	H: 1 LOB: 1 BB: 0 P: 6	R: 2 E: 1 K: 0 S: 5	H: 2 LOB: 2 BB: 0 P: 5	R: 0 E: 0 K: 1 S: 5	H: 0 LOB: 0 BB: 0 P: 5	1B: 3 2B: 0 3B: 0 HR: 0	SF: 0 SAC: 0 DP: 0 HBP: 0	WP: 0 PB: 0 SB: 0 CS: 1	PA: 32
<b>PITCHER</b> Fernando Valenzuela, L (1, 1) ERA: 3.71	IP: 9.0 WLS: W BF: 31 H: 3 R: 2 ER: 0 SO: 8 BB: 1 IBB: 0 HBP: 0 BLK: 0 WP: 0 HR: 0 S: 46 P: 50 ERA: 0.00 WHIP: 0.444																			


Batter	1	2	3	4	5	6	7	8	9	AB	R	H	RBI	BB	SO	LOB	BOTTOM			
Steve Sax, R (1,4) OBP: 0.415, SLG: 0.458	0-0 F7		0-0 S HR 1B		0-0 1-3			0-0 F9		4	1	1	1	0	0	2	<b>Houston Astros @ Los Angeles Dodgers</b> Dodger Stadium, Los Angeles, CA Wed Apr 25 1984, 6:05 PM PST Att: 46,647 - Unknown <a href="http://livebaseballscorecards.com">livebaseballscorecards.com</a>			
Terry Whitfield, L (1,9) OBP: 0.327, SLG: 0.563	0-3 K		0-0 3-H HR			0-0 4-3		0-0 2-3		4	1	2	3	0	1	0				
Ken Landreaux, L (1,8) OBP: 0.347, SLG: 0.371	0-0 CS 1B		0-0 F7			0-0 F6		0-0 3-H 4-0 IBB		3	0	1	0	1	0	0				
Pedro Guerrero, R (1,5) OBP: 0.269, SLG: 0.294	0-0 CS	0-3 K		0-3 K		0-0 F7		0-3 K		4	0	0	0	0	3	2				
Mike Marshall, R (1,7) OBP: 0.333, SLG: 0.519		0-0 5-3		0-3 K			0-0 G3			3	0	0	0	0	1	0				
Greg Brock, L (1,3) OBP: 0.286, SLG: 0.460		0-0 6-3		0-0 F4			0-0 6-3			3	0	0	0	0	0	0				
Mike Scioscia, L (1,2) OBP: 0.405, SLG: 0.303			0-0 F4		0-0 FC5-4 1B		0-0 1-3			3	0	1	0	0	0	0				
Dave Anderson, R (1,6) OBP: 0.283, SLG: 0.318			0-0 3-1 S 1B 1B		0-0 F9			4-0 F9 SH3-4 2B BB		2	2	1	0	1	0	1				
Fernando Valenzuela, L (1, 1) OBP: 0.300, SLG: 0.300			0-0 3-1		0-0 FC5-4			0-0 SH3-4		2	0	0	0	0	0	2				
<b>Inning Stats</b>	R: 0 E: 0 K: 1 S: 5	H: 1 LOB: 0 BB: 0 P: 5	R: 0 E: 0 K: 1 S: 5	H: 0 LOB: 0 BB: 0 P: 5	R: 3 E: 0 K: 0 S: 6	H: 3 LOB: 0 BB: 0 P: 6	R: 0 E: 0 K: 2 S: 7	H: 0 LOB: 0 BB: 0 P: 7	R: 0 E: 0 K: 0 S: 4	H: 1 LOB: 1 BB: 0 P: 4	R: 0 E: 0 K: 0 S: 3	H: 0 LOB: 0 BB: 0 P: 3	R: 0 E: 0 K: 1 S: 6	H: 1 LOB: 2 BB: 2 P: 14	R: 1 E: 0 K: 1 S: 6	H: 1 LOB: 2 BB: 2 P: 14		1B: 4 2B: 1 3B: 0 HR: 1	SF: 0 SAC: 1 DP: 0 HBP: 0	WP: 0 PB: 0 SB: 2 CS: 1
<b>PITCHER</b> Nolan Ryan, R (1, 1) ERA: 4.35	IP: 7.0 WLS: L BF: 25 H: 5 R: 3 ER: 3 SO: 4 BB: 0 IBB: 0 HBP: 0 BLK: 0 WP: 0 HR: 1 S: 33 P: 33 ERA: 3.86 WHIP: 0.714																			
Mike Scott, R (8, 1) ERA: 7.27	IP: 1.0 WLS: L BF: 6 H: 1 R: 1 ER: 1 SO: 1 BB: 1 IBB: 0 HBP: 0 BLK: 0 WP: 0 HR: 0 S: 6 P: 14 ERA: 9.00 WHIP: 2.000																			







Batter	1	2	3	4	5	6	7	8	9	AB	R	H	RBI	BB	SO	LOB	TOP			
Steve Sax, R OBP: 0.389, SLG: 0.418 (1,4)	5-3		1-4 SH3 BB		F4					2	0	0	0	1	0	1	<b>Los Angeles Dodgers @ San Diego Padres</b> Jack Murphy Stadium, San Diego, CA Fri Apr 27 1984, 9:05 PM EST Att: 34,222 - Unknown <a href="http://livebaseballscorecards.com">livebaseballscorecards.com</a>			
Bill Russell, R OBP: 0.353, SLG: 0.295 (1,8)	S 1B		SH3		K					2	0	1	0	0	1					
Candy Maldonado, R OBP: 0.487, SLG: 0.514 (1,9)	FC5-4 BB		1-4		6-3					2	0	0	0	1	0	1				
Pedro Guerrero, R OBP: 0.302, SLG: 0.351 (1,3)	F4			S 1B	F9					3	0	1	0	0	0	2				
Mike Marshall, R OBP: 0.326, SLG: 0.541 (1,7)	FC5-4			6-3	5-3					3	0	0	0	0	0	3				
Steve Yeager, R OBP: 0.285, SLG: 0.375 (1,2)				6-3						3	1	1	1	0	0	1				
German Rivera, R OBP: 0.280, SLG: 0.364 (1,5)		HR	5-3		F8					3	0	0	0	0	0	1				
Dave Anderson, R OBP: 0.321, SLG: 0.298 (1,6)			K		FC1-8 BB					1	0	0	0	2	1	0				
Rick Honeycutt, L OBP: 0.077, SLG: 0.077 (1,1)			4-3		FC1-6					2	0	0	0	0	0	1				
<b>Inning Stats</b>	R: 0 E: 0 K: 0 S: 4	H: 1 LOB: 2 BB: 1 P: 8	R: 1 E: 0 K: 1 S: 6	H: 1 LOB: 0 BB: 0 P: 6	R: 0 E: 0 K: 0 S: 2	H: 0 LOB: 0 BB: 1 P: 6	R: 0 E: 0 K: 0 S: 4	H: 1 LOB: 1 BB: 0 P: 4	R: 0 E: 0 K: 1 S: 5	H: 0 LOB: 1 BB: 1 P: 9	R: 0 E: 0 K: 0 S: 3	H: 0 LOB: 0 BB: 0 P: 3	R: 0 E: 0 K: 0 S: 2	H: 0 LOB: 1 BB: 1 P: 6				1B: 2 2B: 1 3B: 0 HR: 1	SF: 0 SAC: 1 DP: 1 HBP: 0	WP: 0 PB: 0 SB: 2 CS: 0
<b>PITCHER</b> Tim Lollar, L ERA: 4.85 (1,1)	IP: 6.2 WLS: L BF: 26	H: 3 R: 1 ER: 1 SO: 2	BB: 4 IBB: 0 HBP: 0 BLK: 0	WP: 0 HR: 1 S: 26 P: 42	ERA: 1.35 WHIP: 1.050															


Batter	1	2	3	4	5	6	7	8	9	AB	R	H	RBI	BB	SO	LOB	BOTTOM			
Luis Salazar, R OBP: 0.273, SLG: 0.303 (1,5)	6-3			G3 SH1-3 1B		6-3				3	0	1	0	0	0	0	<b>Los Angeles Dodgers @ San Diego Padres</b> Jack Murphy Stadium, San Diego, CA Fri Apr 27 1984, 9:05 PM EST Att: 34,222 - Unknown <a href="http://livebaseballscorecards.com">livebaseballscorecards.com</a>			
Alan Wiggins, S OBP: 0.300, SLG: 0.241 (1,4)	G3			SH1-3						1	0	0	0	0	0	0				
Tony Gwynn, L OBP: 0.518, SLG: 0.600 (1,9)	4-3			G3						2	0	0	0	0	0	1				
Steve Garvey, R OBP: 0.224, SLG: 0.253 (1,3)			1-3	5-3						2	0	0	0	0	0	1				
Terry Kennedy, L OBP: 0.288, SLG: 0.324 (1,2)			5-3		F5					2	0	0	0	0	0	0				
Carmelo Martinez, R OBP: 0.387, SLG: 0.424 (1,7)			1-3		4-3					2	0	0	0	0	0	0				
Kevin McReynolds, R OBP: 0.364, SLG: 0.620 (1,8)				6-3	F1					2	0	0	0	0	0	0				
Garry Templeton, S OBP: 0.387, SLG: 0.437 (1,6)				K		4-3				2	0	0	0	0	1	0				
Tim Lollar, L OBP: 0.273, SLG: 0.600 (1,1)				K		1-3				2	0	0	0	0	1	0				
<b>Inning Stats</b>	R: 0 E: 0 K: 0 S: 3	H: 0 LOB: 0 BB: 0 P: 3	R: 0 E: 0 K: 0 S: 3	H: 0 LOB: 0 BB: 0 P: 3	R: 0 E: 0 K: 2 S: 7	H: 0 LOB: 0 BB: 0 P: 7	R: 0 E: 0 K: 0 S: 4	H: 1 LOB: 0 BB: 0 P: 4	R: 0 E: 0 K: 0 S: 3	H: 0 LOB: 0 BB: 0 P: 3	R: 0 E: 0 K: 0 S: 3	H: 0 LOB: 0 BB: 0 P: 3	R: 0 E: 0 K: 0 S: 2	H: 0 LOB: 0 BB: 0 P: 3				1B: 1 2B: 0 3B: 0 HR: 0	SF: 0 SAC: 1 DP: 0 HBP: 0	WP: 0 PB: 0 SB: 0 CS: 0
<b>PITCHER</b> Rick Honeycutt, L ERA: 1.38 (1,1)	IP: 6.0 WLS: W BF: 19	H: 1 R: 0 ER: 0 SO: 2	BB: 0 IBB: 0 HBP: 0 BLK: 0	WP: 0 HR: 0 S: 23 P: 23	ERA: 0.00 WHIP: 0.167															




Batter	1	2	3	4	5	6	7	8	9	AB	R	H	RBI	BB	SO	LOB	TOP					
Steve Sax, R OBP: 0.394, SLG: 0.434										4	1	2	0	0	0	1	<b>Los Angeles Dodgers @ San Diego Padres</b> Jack Murphy Stadium, San Diego, CA Sat Apr 28 1984, 10:05 PM EST Att: 42,576 - Unknown <a href="http://livebaseballscorecards.com">livebaseballscorecards.com</a>					
Terry Whitfield, L OBP: 0.321, SLG: 0.558										4	0	1	0	0	0	2						
Pedro Guerrero, R OBP: 0.300, SLG: 0.338										3	0	0	0	1	0	2						
Mike Marshall, R OBP: 0.323, SLG: 0.528										4	0	1	1	0	0	2						
Franklin Stubbs, L (1, 3)										4	0	0	0	0	2	3						
Candy Maldonado, R OBP: 0.442, SLG: 0.463										4	0	0	0	0	0	2						
Mike Scioscia, L OBP: 0.413, SLG: 0.286										2	0	0	0	2	1	0						
Bill Russell, R OBP: 0.345, SLG: 0.292										4	0	1	0	0	0	2						
Bob Welch, R (7, PH)										1	0	0	0	0	0	0						
Carlos Diaz, R (7, 1)										1	0	0	0	0	0	1						
<b>Inning Stats</b>	R: 1 E: 0 K: 0 S: 5	H: 2 LOB: 2 BB: 1 P: 9	R: 0 E: 0 K: 0 S: 4	H: 1 LOB: 1 BB: 0 P: 4	R: 0 E: 0 K: 1 S: 6	H: 1 LOB: 1 BB: 0 P: 6	R: 0 E: 0 K: 1 S: 5	H: 0 LOB: 0 BB: 0 P: 5	R: 0 E: 0 K: 1 S: 3	H: 0 LOB: 0 BB: 0 P: 3	R: 0 E: 0 K: 1 S: 5	H: 0 LOB: 0 BB: 0 P: 5	R: 0 E: 0 K: 0 S: 3	H: 0 LOB: 1 BB: 1 P: 7	R: 0 E: 0 K: 0 S: 4	H: 1 LOB: 1 BB: 0 P: 4	R: 0 E: 0 K: 0 S: 3	H: 0 LOB: 1 BB: 1 P: 7	1B: 3 2B: 2 3B: 0 HR: 0	SF: 0 SAC: 1 DP: 0 HBP: 0	WP: 0 PB: 0 SB: 0 CS: 0	PA: 35
<b>PITCHER</b>	IP	WLS	BF	H	R	ER	SO	BB	IBB	HBP	BLK	WP	HR	S	P	ERA	WHIP					
Andy Hawkins, R ERA: 4.85	(1, 1)	8.0	W	31	5	1	1	3	2	0	0	0	0	35	43	1.12	0.875					
Rich Gossage, R ERA: 2.3	(9, 1)	1.0		4	0	0	0	0	1	0	0	0	0	3	7	0.00	1.000					

Batter	1	2	3	4	5	6	7	8	9	AB	R	H	RBI	BB	SO	LOB	BOTTOM				
Alan Wiggins, S OBP: 0.290, SLG: 0.232										3	0	0	0	0	1	0	<b>Los Angeles Dodgers @ San Diego Padres</b> Jack Murphy Stadium, San Diego, CA Sat Apr 28 1984, 10:05 PM EST Att: 42,576 - Unknown <a href="http://livebaseballscorecards.com">livebaseballscorecards.com</a>				
Tony Gwynn, L OBP: 0.506, SLG: 0.582										4	1	1	0	0	0	0					
Graig Nettles, L OBP: 0.270, SLG: 0.296										3	2	1	0	1	0	0					
Steve Garvey, R OBP: 0.236, SLG: 0.313										4	1	2	4	0	2	1					
Terry Kennedy, L OBP: 0.286, SLG: 0.312										3	0	0	0	1	1	0					
Carmelo Martinez, R OBP: 0.381, SLG: 0.406										3	0	0	0	1	0	2					
Kevin McReynolds, R OBP: 0.370, SLG: 0.649										3	1	1	1	1	1	0					
Garry Templeton, S OBP: 0.380, SLG: 0.419										3	0	0	0	1	1	2					
Andy Hawkins, R OBP: 0.111, SLG: 0.111										3	0	1	0	0	0	1					
Rich Gossage, R (9, 1)										0	0	0	0	0	0	0					
<b>Inning Stats</b>	R: 2 E: 1 K: 0 S: 5	H: 1 LOB: 0 BB: 0 P: 5	R: 0 E: 0 K: 0 S: 3	H: 0 LOB: 1 BB: 1 P: 7	R: 0 E: 0 K: 2 S: 7	H: 0 LOB: 2 BB: 2 P: 15	R: 2 E: 0 K: 0 S: 5	H: 3 LOB: 2 BB: 2 P: 13	R: 0 E: 0 K: 1 S: 5	H: 0 LOB: 0 BB: 0 P: 5	R: 0 E: 0 K: 2 S: 8	H: 1 LOB: 1 BB: 0 P: 8	R: 1 E: 0 K: 1 S: 6	H: 1 LOB: 0 BB: 0 P: 6	1B: 3 2B: 1 3B: 0 HR: 2	SF: 0 SAC: 1 DP: 0 HBP: 0	WP: 0 PB: 0 SB: 0 CS: 0	PA: 35			
<b>PITCHER</b>	IP	WLS	BF	H	R	ER	SO	BB	IBB	HBP	BLK	WP	HR	S	P	ERA	WHIP				
Bob Welch, R ERA: 2.12	(1, 1)	6.0	L	27	4	4	2	3	4	1	0	0	0	28	48	3.00	1.333				
Carlos Diaz, L ERA: 3.72	(7, 1)	2.0		8	2	1	1	3	0	0	0	0	1	14	14	4.50	1.000				



Batter	1	2	3	4	5	6	7	8	9	AB	R	H	RBI	BB	SO	LOB	TOP					
Steve Sax, R OBP: 0.384, SLG: 0.414 (1, 4)	1-3		F9		F6		5-3		E	4	1	0	1	1	0	2	<b>Los Angeles Dodgers @ San Diego Padres</b> Jack Murphy Stadium, San Diego, CA Sun Apr 29 1984, 6:33 AM EDT Att: 36,147 - Unknown					
Terry Whitfield, L OBP: 0.311, SLG: 0.526 (1, 8) (8, 9)	K		F8		WP			K	E7	5	0	1	0	0	2	1						
Rick Monday, L OBP: 0.192, SLG: 0.192 Candy Maldonado, R OBP: 0.422, SLG: 0.442 (6, PH) (8, 8)	K				F5			6-3	K	3	1	1	0	0	1	1						
Pedro Guerrero, R OBP: 0.287, SLG: 0.321 German Rivera, R OBP: 0.290, SLG: 0.364 (1, 5) (9, 5)		K			5-3			K		4	0	0	0	0	2	1						
Mike Marshall, R OBP: 0.330, SLG: 0.559 (1, 7)					F4				BB	4	2	1	0	0	0	0						
Franklin Stubbs, L (1, 9) (8, 3)					F8				SH1-4	2	0	0	0	1	0	0						
Mike Scioscia, L OBP: 0.420, SLG: 0.270 (1, 2)					WP				BB	2	1	0	0	2	1	0						
Dave Anderson, R OBP: 0.316, SLG: 0.280 (1, 6)					F9				E	3	1	0	0	1	0	2						
Alejandro Pena, R OBP: 0.231, SLG: 0.231 (1, 1)					F8				BB	4	0	1	0	0	2	4						
					1B				K	4	0	1	0	0	2	4						
<b>Inning Stats</b>	R: 0 E: 0 K: 2 S: 7	H: 0 LOB: 0 BB: 0 P: 7	R: 1 E: 0 K: 2 S: 8	H: 1 LOB: 0 BB: 0 P: 8	R: 0 E: 0 K: 0 S: 4	H: 1 LOB: 1 BB: 0 P: 4	R: 1 E: 0 K: 0 S: 4	H: 1 LOB: 2 BB: 2 P: 12	R: 0 E: 0 K: 1 S: 6	H: 1 LOB: 1 BB: 0 P: 6	R: 0 E: 1 K: 0 S: 3	H: 0 LOB: 1 BB: 0 P: 3	R: 0 E: 0 K: 0 S: 4	H: 0 LOB: 1 BB: 0 P: 4	R: 0 E: 0 K: 2 S: 7	H: 0 LOB: 0 BB: 0 P: 7	R: 4 E: 1 K: 2 S: 9	H: 1 LOB: 3 BB: 3 P: 21	1B: 4 2B: 0 3B: 0 HR: 1	SF: 0 SAC: 1 DP: 0 HBP: 0	WP: 2 PB: 1 SB: 0 CS: 0	PA: 39
<b>PITCHER</b>	IP WLS BF H R ER SO BB IBB HBP BLK WP HR S P ERA WHIP																					
Ed Whitson, R ERA: 2.64 (1, 1)	7.0 L 28 4 2 2 5 2 0 0 0 0 2 1 36 44 2.57 0.857																					
Craig Lefferts, L ERA: 0.75 (8, 1)	1.0 3 0 0 0 2 0 0 0 0 0 0 0 7 7 0.00 0.000																					
Dave Dravecky, L ERA: 4.08 (9, 1)	0.1 4 1 3 1 0 2 0 0 0 0 0 0 2 10 27.00 9.000																					
Luis DeLeon, R ERA: 8.31 (9, 1)	0.2 4 0 1 0 2 1 0 0 0 0 0 0 7 11 0.00 1.500																					

Batter	1	2	3	4	5	6	7	8	9	AB	R	H	RBI	BB	SO	LOB	BOTTOM					
Alan Wiggins, S OBP: 0.289, SLG: 0.233 (1, 4)	1-3		F7			G6-4-3			FC4-6	4	0	1	0	0	0	1	<b>Los Angeles Dodgers @ San Diego Padres</b> Jack Murphy Stadium, San Diego, CA Sun Apr 29 1984, 6:33 AM EDT Att: 36,147 - Unknown					
Tony Gwynn, L OBP: 0.495, SLG: 0.578 (1, 9)	F8				2B	F7			FC4-6	4	0	1	0	0	0	1						
Graig Nettles, L OBP: 0.254, SLG: 0.276 (1, 5)	F8				G3				F2	4	0	0	0	0	1	2						
Steve Garvey, R OBP: 0.237, SLG: 0.310 (1, 3)					F4				F2	4	0	1	0	0	0	2						
Terry Kennedy, L OBP: 0.276, SLG: 0.300 (1, 2)					F8					3	0	0	0	0	0	2						
Kevin Reynolds, R OBP: 0.357, SLG: 0.623 (1, 8)					F8				K	3	0	0	0	0	2	1						
Carmelo Martinez, R OBP: 0.360, SLG: 0.403 (1, 7)					F7				K	3	0	1	0	0	1	1						
Garry Templeton, S OBP: 0.378, SLG: 0.416 (1, 6)					K				K	3	0	1	0	0	1	1						
Ed Whitson, R (1, 1)					6-3					2	0	0	0	0	0	0						
Craig Lefferts, L (8, 1)										0	0	0	0	0	0	0						
Champ Summers, L OBP: 0.375, SLG: 0.857 (6, PH) (9, 1)										1	0	0	0	0	1	1						
Dave Dravecky, R (9, 1)										0	0	0	0	0	0	0						
Luis DeLeon, R (9, 1)										0	0	0	0	0	0	0						
																						
<b>Inning Stats</b>	R: 0 E: 0 K: 0 S: 3	H: 0 LOB: 0 BB: 0 P: 3	R: 0 E: 0 K: 0 S: 4	H: 1 LOB: 1 BB: 0 P: 4	R: 0 E: 0 K: 1 S: 5	H: 0 LOB: 0 BB: 0 P: 5	R: 0 E: 0 K: 0 S: 4	H: 1 LOB: 1 BB: 0 P: 4	R: 0 E: 0 K: 0 S: 5	H: 1 LOB: 0 BB: 0 P: 5	R: 0 E: 1 K: 0 S: 3	H: 0 LOB: 0 BB: 0 P: 3	R: 0 E: 0 K: 1 S: 5	H: 0 LOB: 0 BB: 0 P: 5	R: 0 E: 0 K: 3 S: 10	H: 1 LOB: 1 BB: 0 P: 10	R: 0 E: 0 K: 0 S: 4	H: 1 LOB: 1 BB: 0 P: 4	1B: 4 2B: 1 3B: 0 HR: 0	SF: 0 SAC: 0 DP: 2 HBP: 0	WP: 0 PB: 0 SB: 0 CS: 0	PA: 31
<b>PITCHER</b>	IP WLS BF H R ER SO BB IBB HBP BLK WP HR S P ERA WHIP																					
Alejandro Pena, R ERA: 1.41 (1, 1)	9.0 W 31 5 0 0 6 0 0 0 0 0 0 0 43 43 0.00 0.556																					







Batter	1	2	3	4	5	6	7	8	9	10	11	AB	R	H	RBI	BB	SO	LOB	TOP							
<b>Steve Sax, R</b> OBP: 0.385, SLG: 0.421 (1.4)	6-3		BB 6-3 BB		1-3	K			FC6-4 1-2		1-H 2-H 3B	5	0	1	2	1	1	2								
<b>Bill Russell, R</b> OBP: 0.344, SLG: 0.283 (1.8)	F9		6-3		BB 5-3 1B		1-3		K		BB	5	0	1	0	1	1	3								
<b>Candy Maldonado, R</b> OBP: 0.400, SLG: 0.404 (1.9)	6-3				5-3		F9			4-3	K	4	0	0	0	1	0	1								
<b>Orel Hershiser, R</b> (10.1)												1	0	0	0	0	1	2								
<b>Carlos Diaz, R</b> (11.1)												0	0	0	0	0	0	0								
<b>Mike Marshall, R</b> OBP: 0.330, SLG: 0.540 (1.7)		K			BB IBB		F6			K		3	0	0	1	2	2	0								
<b>German Rivera, R</b> OBP: 0.259, SLG: 0.333 (5. PH)	F8		1-3									2	0	0	0	0	0	3								
<b>Rick Monday, L</b> OBP: 0.257, SLG: 0.182 (5.5)												0	0	0	0	1	0	0								
<b>Rafael Landestoy, S</b> OBP: 0.278, SLG: 0.235 (5.5)												2	0	0	0	0	1	0								
<b>Greg Brock, L</b> OBP: 0.289, SLG: 0.425 (1.3)												4	0	0	0	1	2	3								
<b>Steve Yeager, R</b> OBP: 0.289, SLG: 0.364 (1.2)												4	0	1	0	0	2	1								
<b>Tom Niedenfuer, R</b> (8.1)												0	0	0	0	0	0	0								
<b>Terry Whitfield, L</b> OBP: 0.318, SLG: 0.508 (10.9)												1	0	0	0	0	0	0								
<b>Dave Anderson, R</b> OBP: 0.318, SLG: 0.276 (1.6)												4	2	2	0	1	1	1								
<b>Burt Hooton, R</b> (1.1)												1	0	0	0	0	0	1								
<b>Mike Scioscia, L</b> OBP: 0.464, SLG: 0.333 (8.2)												2	1	2	0	0	0	0								
<b>Inning Stats</b>	R: 0 E: 0 K: 0 S: 3	H: 0 LOB: 0 BB: 0 P: 3	R: 0 E: 0 K: 2 S: 7	H: 0 LOB: 1 BB: 1 P: 11	R: 1 E: 0 K: 0 S: 4	H: 1 LOB: 3 BB: 3 P: 16	R: 0 E: 0 K: 1 S: 6	H: 1 LOB: 1 BB: 0 P: 6	R: 0 E: 0 K: 0 S: 4	H: 0 LOB: 3 BB: 2 P: 12	R: 0 E: 0 K: 2 S: 7	H: 0 LOB: 0 BB: 1 P: 11	R: 0 E: 0 K: 0 S: 3	H: 0 LOB: 0 BB: 0 P: 3	R: 0 E: 0 K: 2 S: 8	H: 1 LOB: 1 BB: 0 P: 8	R: 0 E: 0 K: 2 S: 7	H: 0 LOB: 0 BB: 0 P: 7	R: 2 E: 0 K: 2 S: 10	H: 3 LOB: 2 BB: 1 P: 14	1B: 6 2B: 0 3B: 1 HR: 0	SF: 0 SAC: 2 DP: 0 HBP: 0	WP: 0 PB: 0 SB: 0 CS: 0	PA: 48		
<b>PITCHER</b>	IP ERA	WLS 3.14	BF 13	H 1	R 1	ER 1	SO 2	BB 4	IBB 0	HBP 0	BLK 0	WP 0	HR 0	S 13	P 29	ERA 3.38	WHIP 1.875									
<b>Randy Lerch, L</b> ERA: 3.14 (1.1)																										
<b>Frank Williams, R</b> ERA: 4.5 (3.1)																										
<b>Greg Minton, R</b> ERA: 4.03 (7.1)																										
<b>Gary Lavelle, L</b> ERA: 5.12 (10.1)																										

Los Angeles Dodgers @ San Francisco Giants  
Candlestick Park, San Francisco, CA  
Tue May 01 1984, 10:05 PM EDT  
Att: 17,576 - Unknown

livebaseballscorecards.com  
AB 38  
R 3  
H 7  
RBI 3  
BB 8  
SO 11  
LOB 17



Batter	1	2	3	4	5	6	7	8	9	10	11	AB	R	H	RBI	BB	SO	LOB	BOTTOM						
<b>Manny Trillo, R</b> OBP: 0.374, SLG: 0.452 (1.4)	F2	F8		1B			F7			K		5	0	1	0	0	1	2							
<b>Al Oliver, L</b> OBP: 0.271, SLG: 0.256 (1.3)	F7		F8	F7			F3			F4		5	0	0	0	0	0	2							
<b>Jack Clark, R</b> OBP: 0.402, SLG: 0.453 (1.9)	1B		F2		F7			K				5	0	2	0	0	1	0							
<b>Dusty Baker Jr., R</b> OBP: 0.516, SLG: 0.560 (1.7)	F8		BB BB		F7			F9			1B BB	3	1	0	0	2	0	1							
<b>Jeffrey Leonard, R</b> OBP: 0.319, SLG: 0.380 (1.8)		4-3			F9			K			K	4	0	0	0	1	2	1							
<b>Joel Youngblood, R</b> OBP: 0.320, SLG: 0.289 (1.5)		BB 1B BB	F1					1B		K		4	1	2	0	1	1	2							
<b>Bob Brenly, R</b> OBP: 0.407, SLG: 0.340 (1.2)												2	0	1	0	2	0	0							
<b>Scot Thompson, L</b> OBP: 0.333, SLG: 0.231 (11. PH)	F3 1B BB			1B 1B			F5					1	0	1	1	0	0	0							
<b>Johnnie LeMaster, R</b> OBP: 0.278, SLG: 0.281 (1.6)												4	0	2	1	0	0	1							
<b>Chili Davis, S</b> OBP: 0.291, SLG: 0.416 (11. PH)												1	0	0	0	0	0	2							
<b>Randy Lerch, L</b> OBP: 0.500, SLG: 0.333 (1.1)												1	0	0	0	0	0	2							
<b>Frank Williams, R</b> (3.1)												1	0	0	0	0	1	1							
<b>Greg Minton, S</b> (7.1)												1	0	0	0	0	0	0							
<b>Gene Richards, L</b> OBP: 0.409, SLG: 0.235 (9. PH)												1	0	0	0	0	1	1							
<b>Gary Lavelle, S</b> (10.1)												0	0	0	0	0	0	0							
<b>Inning Stats</b>	R: 0 E: 0 K: 0 S: 4	H: 1 LOB: 1 BB: 0 P: 4	R: 1 E: 0 K: 0 S: 4	H: 1 LOB: 2 BB: 2 P: 12	R: 0 E: 0 K: 0 S: 3	H: 0 LOB: 2 BB: 2 P: 11	R: 0 E: 0 K: 1 S: 7	H: 3 LOB: 2 BB: 0 P: 7	R: 0 E: 0 K: 0 S: 3	H: 0 LOB: 0 BB: 0 P: 3	R: 0 E: 0 K: 2 S: 7	H: 0 LOB: 1 BB: 1 P: 11	R: 0 E: 0 K: 1 S: 5	H: 1 LOB: 1 BB: 0 P: 5	R: 1 E: 0 K: 1 S: 6	H: 2 LOB: 1 BB: 1 P: 10	1B: 9 2B: 0 3B: 0 HR: 0	SF: 0 SAC: 0 DP: 1 HBP: 0	WP: 0 PB: 0 SB: 1 CS: 0	PA: 44					
<b>PITCHER</b>	IP ERA	WLS 7.0	BF 29	H 6	R 1	ER 1	SO 4	BB 4	IBB 0	HBP 0	BLK 0	WP 0	HR 0	S 27	P 43	ERA 1.29	WHIP 1.429								
<b>Burt Hooton, R</b> ERA: 3.65 (1.1)																									
<b>Tom Niedenfuer, R</b> ERA: 1.29 (8.1)																									
<b>Orel Hershiser, R</b> ERA: 5.56 (10.1)																									
<b>Carlos Diaz, L</b> ERA: 3.48 (11.1)																									

Los Angeles Dodgers @ San Francisco Giants  
Candlestick Park, San Francisco, CA  
Tue May 01 1984, 10:05 PM EDT  
Att: 17,576 - Unknown

livebaseballscorecards.com  
AB 38  
R 2  
H 9  
RBI 2  
BB 6  
SO 7  
LOB 15





Batter	1	2	3	4	5	6	7	8	9	AB	R	H	RBI	BB	SO	LOB	TOP					
Steve Sax, R OBP: 0.381, SLG: 0.408 (1, 4)										3	1	0	0	1	0	2	<b>Los Angeles Dodgers @ San Francisco Giants</b> Candlestick Park, San Francisco, CA Wed May 02 1984, 6:33 AM EDT Att: 22,812 - Unknown					
Bill Russell, R OBP: 0.323, SLG: 0.268 (1, 8)										3	0	0	1	0	0	2						
Pedro Guerrero, R OBP: 0.275, SLG: 0.295 (1, 5)										4	0	0	0	0	0	0						
Mike Marshall, R OBP: 0.345, SLG: 0.573 (1, 7)										3	1	2	1	1	0	0						
Candy Maldonado, R OBP: 0.389, SLG: 0.392 (1, 9)										4	0	1	0	0	1	1						
Steve Yeager, R OBP: 0.285, SLG: 0.333 (1, 2)										4	0	0	0	0	0	2						
Greg Brock, L OBP: 0.291, SLG: 0.461 (1, 3)										3	1	1	1	0	1	0						
Dave Anderson, R OBP: 0.333, SLG: 0.271 (1, 6)										1	0	0	0	2	0	0						
Rick Honeycutt, L OBP: 0.071, SLG: 0.071 Tom Niedenfuer, R OBP: 0.291, SLG: 0.461 Carlos Diaz, R OBP: 0.291, SLG: 0.461 (7, 1)										1	0	0	0	0	1	0						
										0	0	0	0	0	0	0						
										0	0	0	0	0	0	0						
<b>Inning Stats</b>	R: 1 E: 1 K: 0 S: 3	H: 0 LOB: 0 BB: 1 P: 7	R: 0 E: 0 K: 1 S: 5	H: 0 LOB: 0 BB: 0 P: 5	R: 0 E: 0 K: 0 S: 3	H: 0 LOB: 1 BB: 1 P: 7	R: 0 E: 0 K: 0 S: 4	H: 2 LOB: 1 BB: 0 P: 4	R: 1 E: 0 K: 0 S: 4	H: 1 LOB: 1 BB: 1 P: 8	R: 1 E: 0 K: 1 S: 6	H: 1 LOB: 0 BB: 0 P: 6	R: 0 E: 0 K: 1 S: 5	H: 0 LOB: 0 BB: 0 P: 5	R: 0 E: 0 K: 0 S: 2	H: 0 LOB: 0 BB: 1 P: 6	1B: 2 2B: 0 3B: 0 HR: 2	SF: 1 SAC: 2 DP: 2 HBP: 0	WP: 0 PB: 0 SB: 0 CS: 0	PA: 33		
<b>PITCHER</b>	IP WLS BF H R ER SO BB IBB HBP BLK WP HR S P ERA WHIP	7.0 27 4 3 2 3 3 0 0 0 0 2 30 42 2.57 1.000	2.0 W 6 0 0 0 0 1 0 0 0 0 0 5 9 0.00 0.500																			

AB	26
R	3
H	4
RBI	3
BB	4
SO	3
LOB	7



Batter	1	2	3	4	5	6	7	8	9	AB	R	H	RBI	BB	SO	LOB	BOTTOM				
Jeffrey Leonard, R OBP: 0.316, SLG: 0.373 (1, 8)										4	1	1	1	0	0	0	<b>Los Angeles Dodgers @ San Francisco Giants</b> Candlestick Park, San Francisco, CA Wed May 02 1984, 6:33 AM EDT Att: 22,812 - Unknown				
Manny Trillo, R OBP: 0.360, SLG: 0.433 (1, 4)										4	0	0	0	0	1	3					
Jack Clark, R OBP: 0.415, SLG: 0.461 (9, 9)										3	0	2	1	1	0	0					
Dusty Baker Jr., R OBP: 0.514, SLG: 0.536 (1, 7)										3	0	1	0	1	0	3					
Chili Davis, S OBP: 0.301, SLG: 0.413 Scot Thompson, L OBP: 0.333, SLG: 0.231 (9, 3)										3	1	1	0	1	0	1					
Joel Youngblood, R OBP: 0.307, SLG: 0.277 (1, 5)										4	1	0	0	0	0	3					
Bob Brenly, R OBP: 0.429, SLG: 0.370 (1, 2)										4	0	3	0	0	0	2					
Johnnie LeMaster, R OBP: 0.278, SLG: 0.264 Al Oliver, L OBP: 0.279, SLG: 0.265 Fran Mullins, R OBP: 0.333, SLG: 0.214 (8, PH)										3	1	1	1	0	0	0					
										1	0	1	1	0	0	0					
										0	0	0	0	0	0	0					
<b>Inning Stats</b>	R: 0 E: 0 K: 0 S: 3	H: 0 LOB: 1 BB: 1 P: 7	R: 0 E: 0 K: 0 S: 3	H: 1 LOB: 0 BB: 0 P: 3	R: 0 E: 0 K: 1 S: 5	H: 0 LOB: 0 BB: 0 P: 5	R: 0 E: 0 K: 1 S: 6	H: 2 LOB: 1 BB: 0 P: 6	R: 2 E: 1 K: 0 S: 6	H: 3 LOB: 1 BB: 0 P: 6	R: 0 E: 0 K: 0 S: 4	H: 1 LOB: 2 BB: 1 P: 8	R: 1 E: 2 K: 0 S: 6	H: 1 LOB: 2 BB: 0 P: 6	R: 1 E: 0 K: 1 S: 6	H: 2 LOB: 1 BB: 1 P: 10	1B: 10 2B: 0 3B: 0 HR: 0	SF: 0 SAC: 0 DP: 1 HBP: 0	WP: 0 PB: 0 SB: 1 CS: 0	PA: 36	
<b>PITCHER</b>	IP WLS BF H R ER SO BB IBB HBP BLK WP HR S P ERA WHIP	6.2 29 7 3 1 2 2 0 0 0 0 0 0 4 31 39 1.35 1.350	0.2 L 5 2 1 1 0 1 0 0 0 0 0 4 8 13.50 4.500	0.2 2 1 0 0 1 0 0 0 0 0 0 0 4 4 0.00 1.500																	





Batter	1	2	3	4	5	6	7	8	9	10	AB	R	H	RBI	BB	SO	LOB	TOP								
Steve Sax, R OBP: 0.378, SLG: 0.398 (1, 4)	K		BB SF7 1B		1B SF8 BB	E5		K		6-3	5	2	1	0	1	2	2									
Bill Russell, R OBP: 0.329, SLG: 0.279 (1, 8)	F8		BB 1B		CS 1B	F7			5-3		5	0	2	0	0	0	1									
Pedro Guerrero, R OBP: 0.290, SLG: 0.319 (1, 5)			FC5-4 BB		SF8			F9		2B 1B	3	0	2	1	1	0	0									
Mike Marshall, R OBP: 0.347, SLG: 0.575 (1, 7)	F3		SF7		CS	BB SF7 BB		K		2B 1B	3	1	1	1	1	1	1									
Candy Maldonado, R OBP: 0.414, SLG: 0.415 Terry Whitfield, L OBP: 0.328, SLG: 0.508 (9, PH) (9, 9)		1B G4-6-3 2B	FC5-4		HR BB					G6-4-3 IBB	2	2	1	0	2	0	2									
Steve Yeager, R OBP: 0.294, SLG: 0.360 Mike Scioscia, L OBP: 0.441, SLG: 0.311 (6, PH) (6, 2)		G4-6-3 1B			G4-6-3 1B	K		K		G6-4-3	2	0	2	0	0	0	0									
Greg Brock, L OBP: 0.284, SLG: 0.449 Franklin Stubbs, L OBP: 0.214, SLG: 0.250 (6, PH) (6, 3)		G4-6-3			G4-6-3	HR BB		K			2	0	0	0	0	0	2									
Dave Anderson, R OBP: 0.324, SLG: 0.258 (1, 6)		P4			F8	SF7				6-3 BB	3	0	0	1	1	0	1									
Bob Welch, R Pat Zachry, R Rick Monday, L Burt Hooton, R Rafael Landestoy, S Tom Niedenfuer, R Jose Morales, R Orel Hershiser, R (1, 1) (5, 1) (5, PH) (5, 1) (8, PH) (8, 1) (10, PH) (10, 1)			F9		F7	HR				6-3	2	0	0	0	0	0	0									
<b>Inning Stats</b>	R: 0 E: 0 K: 1 S: 6	H: 1 LOB: 1 BB: 0 P: 6	R: 1 E: 0 K: 0 S: 4	H: 2 LOB: 0 BB: 0 P: 4	R: 1 E: 0 K: 0 S: 5	H: 2 LOB: 2 BB: 1 P: 9	R: 0 E: 0 K: 0 S: 3	H: 1 LOB: 0 BB: 0 P: 3	R: 1 E: 0 K: 0 S: 3	H: 1 LOB: 0 BB: 1 P: 7	R: 4 E: 1 K: 1 S: 7	H: 1 LOB: 1 BB: 3 P: 19	R: 0 E: 0 K: 2 S: 7	H: 0 LOB: 1 BB: 1 P: 11	R: 0 E: 0 K: 2 S: 7	H: 0 LOB: 1 BB: 1 P: 11	R: 0 E: 0 K: 0 S: 4	H: 2 LOB: 2 BB: 1 P: 8	R: 0 E: 0 K: 0 S: 4	H: 1 LOB: 1 BB: 0 P: 4	1B: 6 2B: 3 3B: 1 HR: 1	SF: 3 SAC: 0 DP: 3 HBP: 0	WP: 0 PB: 0 SB: 1 CS: 1	PA: 47		
<b>PITCHER</b>	IP 5.0	WLS 23	H 7	R 5	ER 5	SO 1	BB 4	IBB 0	HBP 0	BLK 0	WP 0	HR 0	S 21	P 37	ERA 9.00	WHIP 2.200										
John Candelaria, L ERA: 2.89 (1, 1)	3.0	14	1	2	2	5	3	0	0	0	0	1	21	33	6.00	1.333										
Cecilio Guante, R ERA: 2.51 (6, 1)	2.0	9	3	0	0	0	0	1	0	0	0	0	8	12	0.00	1.500										
Kent Tekulve, R ERA: 3.72 (9, 1)																										

Los Angeles Dodgers @ Pittsburgh Pirates  
Three Rivers Stadium, Pittsburgh, PA  
Sat May 05 1984, 3:33 AM EDT  
Att. 18,176 - Unknown

AB 35  
R 7  
H 11  
RBI 6  
BB 8  
SO 6  
LOB 17



Batter	1	2	3	4	5	6	7	8	9	10	AB	R	H	RBI	BB	SO	LOB	BOTTOM								
Marvell Wynne, L OBP: 0.337, SLG: 0.383 (1, 8)	F5		F9		F8	FC1-6 1B					6	0	3	2	0	0	2									
Joe Orsulak, L OBP: 0.167, SLG: 0.167 (1, 7)	4-3				E6 2B 1B	FC1-6 G4-3 1B		F9			5	2	1	0	0	0	5									
Bill Madlock, R OBP: 0.267, SLG: 0.256 (1, 5)				P4	2B 1B 1B	G4-3		F9			5	1	2	2	0	0	4									
Jason Thompson, L OBP: 0.362, SLG: 0.464 (1, 3)	F8			F8 2B	1B HBP 2B			4-3		3-1	5	1	2	2	0	0	1									
Johnny Ray, S OBP: 0.419, SLG: 0.451 (1, 4)		4-3			HBP 1B IBB			K			2	0	0	0	3	1	0									
Tony Peña, R OBP: 0.318, SLG: 0.483 (1, 2)		1-3		F8	HBP 1B			F5			5	0	2	1	0	0	3									
Doug Frobel, L OBP: 0.169, SLG: 0.333 (1, 9)	K			K	F7			CS		P4	5	1	1	0	0	2	6									
Dale Berra, R OBP: 0.247, SLG: 0.194 Lee Mazzilli, S OBP: 0.174, SLG: 0.136 Kent Tekulve, R OBP: 0.271, SLG: 0.290 (1, 6) (8, PH) (9, 1) (10, PH)								K			1	1	1	1	1	0	0									
John Candelaria, L OBP: 0.214, SLG: 0.231 Cecilio Guante, R Mitt May, L Rafael Belliard, R OBP: 0.286, SLG: 0.286 (1, 1) (6, 1) (8, PH) (8, PR)			B1-6-4 1B								2	1	0	0	1	1	4									
<b>Inning Stats</b>	R: 0 E: 0 K: 4 S: 4	H: 1 LOB: 1 BB: 0 P: 4	R: 0 E: 0 K: 1 S: 5	H: 0 LOB: 0 BB: 0 P: 5	R: 0 E: 0 K: 0 S: 3	H: 1 LOB: 1 BB: 0 P: 3	R: 1 E: 0 K: 1 S: 7	H: 2 LOB: 2 BB: 1 P: 11	R: 5 E: 1 K: 1 S: 9	H: 3 LOB: 3 BB: 3 P: 22	R: 0 E: 0 K: 0 S: 3	H: 1 LOB: 0 BB: 0 P: 3	R: 0 E: 0 K: 0 S: 2	H: 0 LOB: 0 BB: 1 P: 6	R: 1 E: 0 K: 1 S: 7	H: 2 LOB: 2 BB: 1 P: 11	R: 0 E: 0 K: 1 S: 6	H: 1 LOB: 1 BB: 0 P: 6	R: 1 E: 0 K: 0 S: 3	H: 3 LOB: 2 BB: 0 P: 3	1B: 10 2B: 4 3B: 0 HR: 0	SF: 0 SAC: 0 DP: 2 HBP: 1	WP: 0 PB: 0 SB: 1 CS: 1	PA: 47		
<b>PITCHER</b>	IP 4.1	WLS 21	H 5	R 5	ER 5	SO 2	BB 3	IBB 0	HBP 0	BLK 0	WP 0	HR 0	S 22	P 34	ERA 10.38	WHIP 1.846										
Pat Zachry, R ERA: 5.14 (5, 1)	0.2	6	2	1	0	1	0	1	1	0	0	0	6	11	0.00	3.000										
Burt Hooton, R ERA: 3.38 (6, 1)	2.0	6	1	0	0	0	1	0	0	0	0	0	5	9	0.00	1.000										
Tom Niedenfuer, R ERA: 2.16 (8, 1)	2.0	10	3	1	1	2	1	0	0	0	0	0	13	17	4.50	2.000										
Orel Hershiser, R ERA: 6.35 (10, 1)	0.0	L	3	3	1	1	0	0	0	0	0	0	3	3	∞	∞										

Los Angeles Dodgers @ Pittsburgh Pirates  
Three Rivers Stadium, Pittsburgh, PA  
Sat May 05 1984, 3:33 AM EDT  
Att. 18,176 - Unknown

AB 39  
R 8  
H 14  
RBI 8  
BB 6  
SO 5  
LOB 26









Batter	1	2	3	4	5	6	7	8	9	AB	R	H	RBI	BB	SO	LOB	TOP			
Steve Sax, R OBP: 0.388, SLG: 0.434 (1, 4)	6-3		F9			SF8 SH5-3 2B		CS 1B		4	1	2	0	0	0	0				
Bill Russell, R OBP: 0.321, SLG: 0.319 (1, 6)	E6			SH1-3 2B		SH5-3		P4		3	0	1	0	0	0	1				
Pedro Guerrero, R OBP: 0.296, SLG: 0.320 (1, 3)	6-3			SH1-3 2-3		SF8				2	0	1	1	0	0	1				
Mike Marshall, R OBP: 0.346, SLG: 0.549 (1, 7)	P6			G3		P6		F7		4	0	0	0	0	0	3				
Candy Maldonado, R OBP: 0.418, SLG: 0.459 (1, 8)		CS 1B		6-3				F8		4	0	1	0	0	0	1				
Steve Yeager, R OBP: 0.317, SLG: 0.375 (1, 2)	6-3				4-0 2B CS BB			F7		2	0	0	0	2	0	1				
German Rivera, R OBP: 0.286, SLG: 0.406 (1, 5)	6-3							F9		4	0	2	0	0	0	0				
Terry Whitfield, L OBP: 0.329, SLG: 0.516 (7, PH)			F8		0-3 K			F8		2	0	0	0	0	1	2				
Jose Morales, R OBP: 0.333, SLG: 0.250 (7, PH)										1	0	0	0	0	0	2				
Rafael Landestoy, S OBP: 0.263, SLG: 0.222 (7, 9)										0	0	0	0	0	0	0				
Fernando Valenzuela, L OBP: 0.188, SLG: 0.188 (1, 1)			P6		2-3			F3		3	0	0	0	0	0	4				
<b>Inning Stats</b>	R: 0 E: 1 K: 0 S: 4	H: 0 LOB: 1 BB: 0 P: 4	R: 0 E: 0 K: 0 S: 3	H: 1 LOB: 0 BB: 0 P: 3	R: 0 E: 0 K: 0 S: 3	H: 0 LOB: 0 BB: 0 P: 3	R: 0 E: 0 K: 0 S: 4	H: 1 LOB: 1 BB: 0 P: 4	R: 0 E: 0 K: 1 S: 5	H: 1 LOB: 1 BB: 1 P: 9	R: 1 E: 0 K: 0 S: 4	H: 1 LOB: 0 BB: 0 P: 4	R: 0 E: 0 K: 0 S: 4	H: 2 LOB: 1 BB: 0 P: 4	R: 0 E: 0 K: 0 S: 3	H: 0 LOB: 0 BB: 0 P: 3	1B: 4 2B: 3 3B: 0 HR: 0	SF: 1 SAC: 2 DP: 0 HBP: 0	WP: 0 PB: 0 SB: 0 CS: 3	PA: 34
<b>PITCHER</b> John Tudor, L ERA: 2.51 (1, 1)	IP: 9.0 WLS: W BF: 34 H: 7 R: 1 ER: 1 SO: 1 BB: 2 IBB: 0 HBP: 0 BLK: 0 WP: 0 HR: 0 S: 34 P: 42 ERA: 1.00 WHIP: 1.000															<b>PITCHER</b>				

Los Angeles Dodgers @ Pittsburgh Pirates  
Three Rivers Stadium, Pittsburgh, PA  
Sun May 06 1984, 3:38 AM EDT  
Att: 19,246 - Unknown

livebaseballscores.com

AB 29  
R 1  
H 7  
RBI 1  
BB 2  
SO 1  
LOB 15




Batter	1	2	3	4	5	6	7	8	9	AB	R	H	RBI	BB	SO	LOB	BOTTOM					
Marvell Wynne, L OBP: 0.364, SLG: 0.456 (1, 8)	SF8 3B		K		P6		4-3		1B	5	1	2	0	0	1	2						
Lee Lacy, R OBP: 0.422, SLG: 0.476 (1, 9)	L6		K		F9				1B	4	0	1	1	1	1	3						
Amos Otis, R OBP: 0.270, SLG: 0.281 (1, 7)	SF8		P5					F9		2	0	0	1	1	0	3						
Jason Thompson, L OBP: 0.363, SLG: 0.462 (1, 3)	K				P6				P6	3	0	0	0	1	1	2						
Tony Peña, R OBP: 0.309, SLG: 0.432 (1, 2)		FC4-6 1B	F8			P5		1-3		4	0	1	0	0	0	2						
Jim Morrison, R OBP: 0.222, SLG: 0.125 (1, 5)		FC4-6 BB		5-3		K		WP BB		3	0	0	0	1	1	1						
Johnny Ray, S OBP: 0.402, SLG: 0.440 (1, 4)			F7		6-3		F7	4-3		4	0	0	0	0	0	2						
Dale Berra, R OBP: 0.235, SLG: 0.176 (1, 6)					F9			F8		3	0	0	0	1	1	0						
John Tudor, L OBP: 0.286, SLG: 0.286 (1, 1)										3	0	2	0	0	0	2						
Eddie Vargas, R OBP: 0.200, SLG: 0.200 (9, PH)										1	0	1	0	0	0	0						
Joe Orsulak, L OBP: 0.250, SLG: 0.200 (9, PR)									1B 1B 1B	0	1	0	0	0	0	0						
<b>Inning Stats</b>	R: 1 E: 0 K: 1 S: 6	H: 1 LOB: 0 BB: 0 P: 6	R: 0 E: 0 K: 0 S: 4	H: 1 LOB: 2 BB: 1 P: 8	R: 0 E: 0 K: 2 S: 8	H: 0 LOB: 1 BB: 1 P: 12	R: 0 E: 0 K: 0 S: 3	H: 0 LOB: 0 BB: 0 P: 3	R: 0 E: 0 K: 0 S: 3	H: 1 LOB: 2 BB: 1 P: 8	R: 0 E: 0 K: 1 S: 5	H: 0 LOB: 0 BB: 0 P: 5	R: 0 E: 0 K: 0 S: 4	H: 1 LOB: 2 BB: 1 P: 8	R: 0 E: 0 K: 0 S: 3	H: 0 LOB: 1 BB: 1 P: 7	R: 1 E: 0 K: 1 S: 6	H: 3 LOB: 2 BB: 0 P: 6	1B: 6 2B: 0 3B: 1 HR: 0	SF: 1 SAC: 0 DP: 0 HBP: 0	WP: 2 PB: 0 SB: 2 CS: 0	PA: 38
<b>PITCHER</b> Fernando Valenzuela, L ERA: 2.91 (1, 1)	IP: 8.1 WLS: L BF: 38 H: 7 R: 2 ER: 2 SO: 5 BB: 5 IBB: 0 HBP: 0 BLK: 0 WP: 2 HR: 0 S: 43 P: 63 ERA: 2.16 WHIP: 1.440															<b>PITCHER</b>						

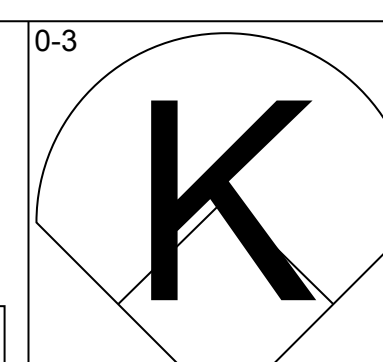
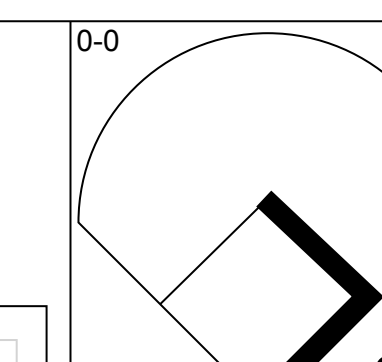
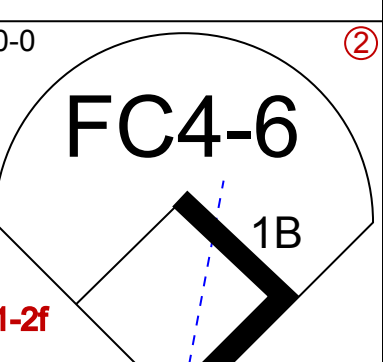
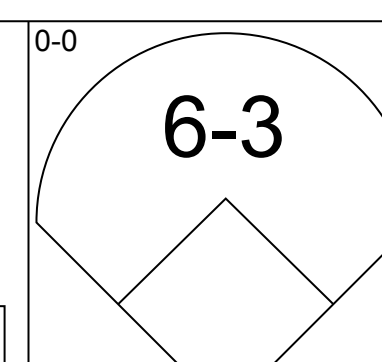
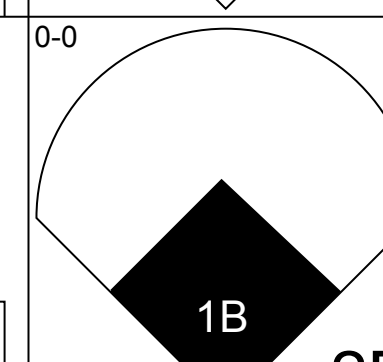
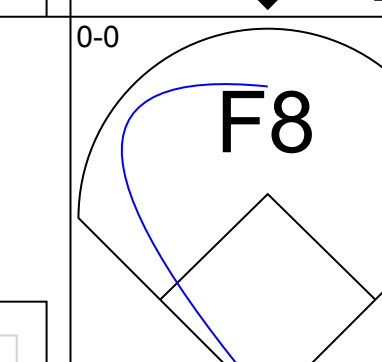
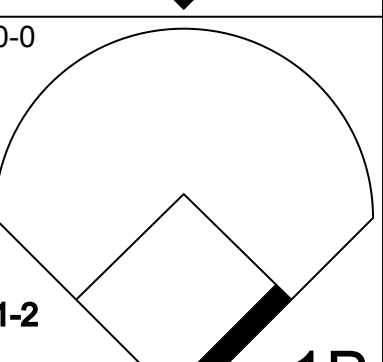
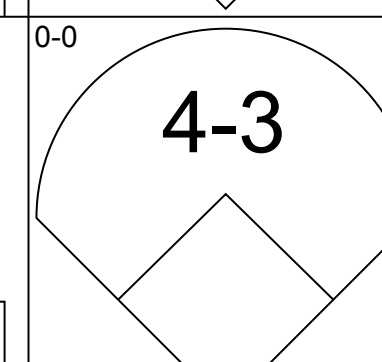
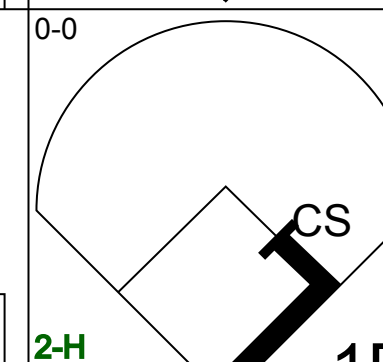
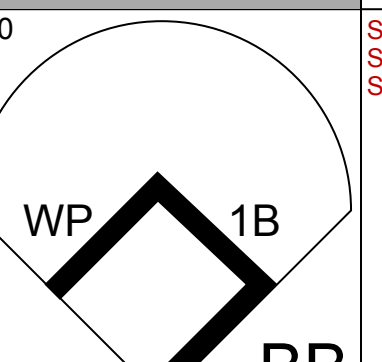
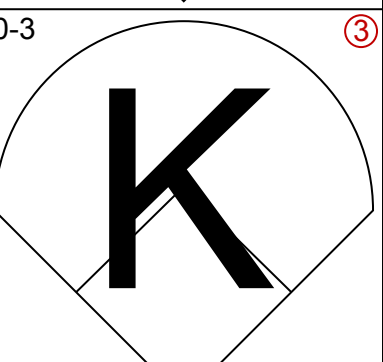
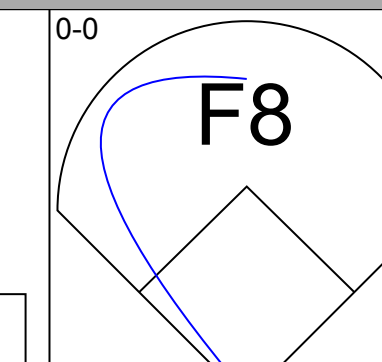
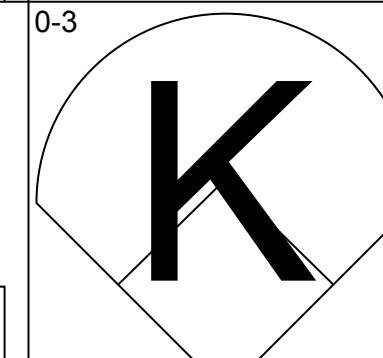

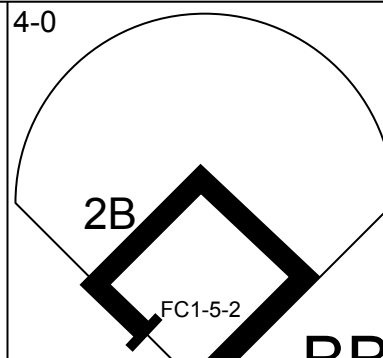
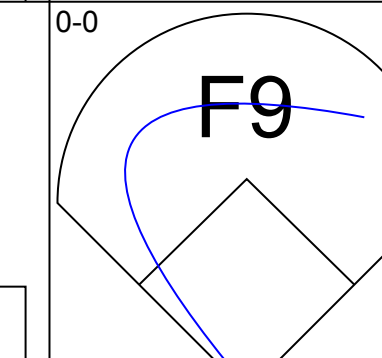
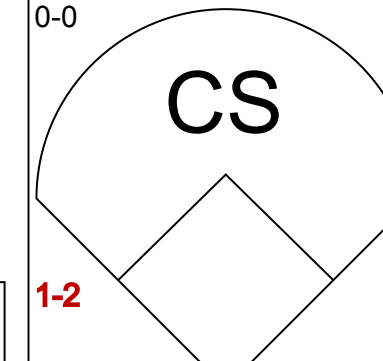
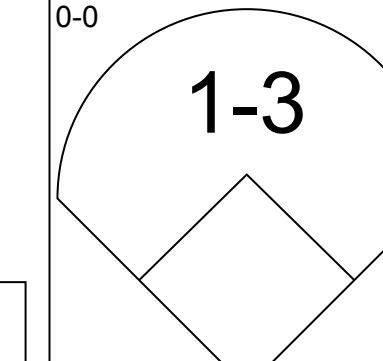
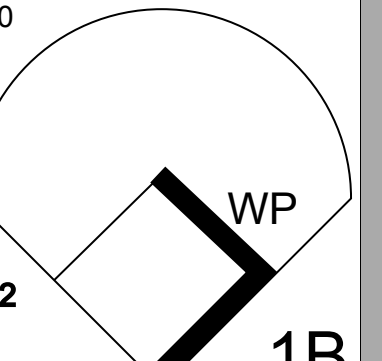
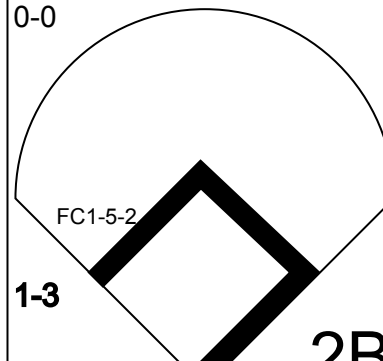
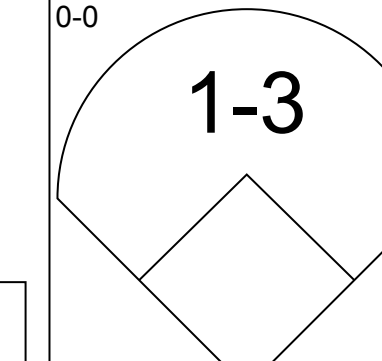
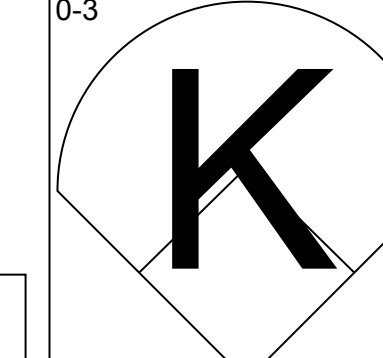

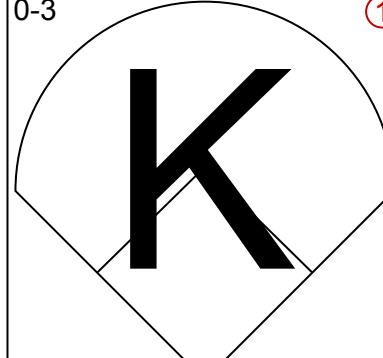
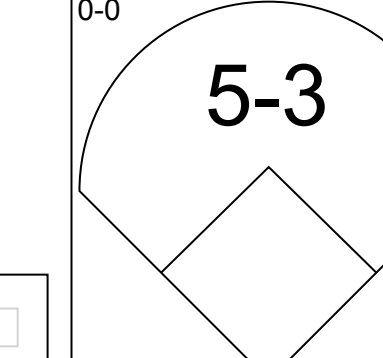

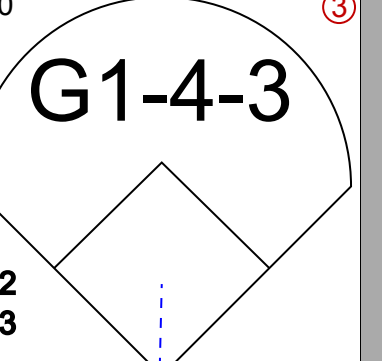
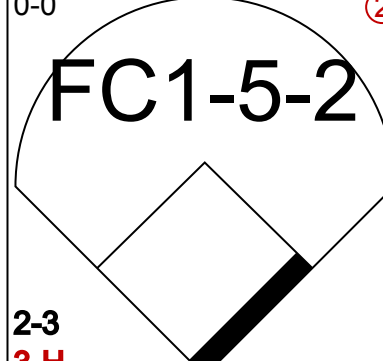
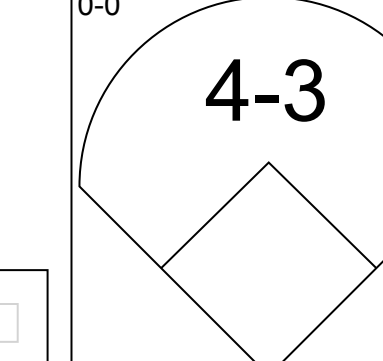
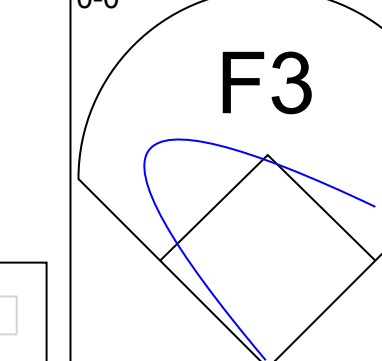
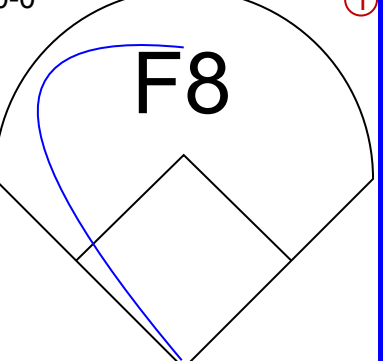
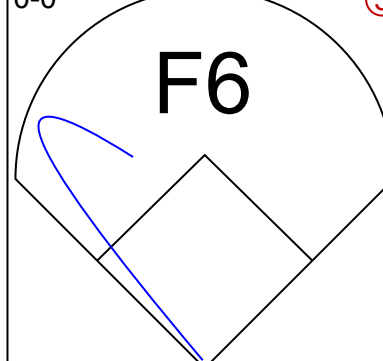
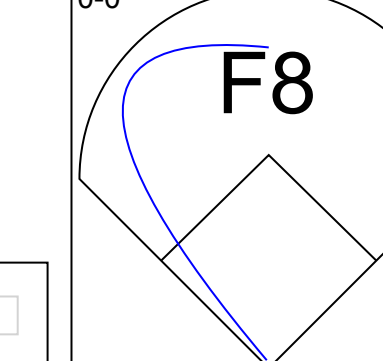
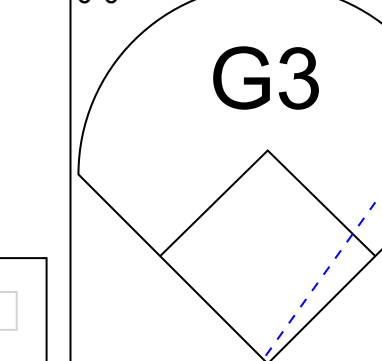
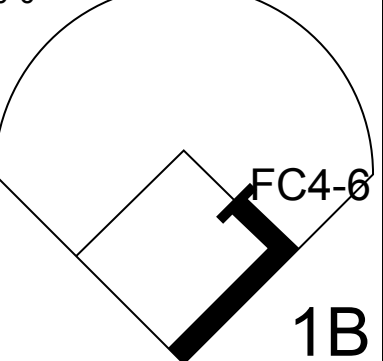
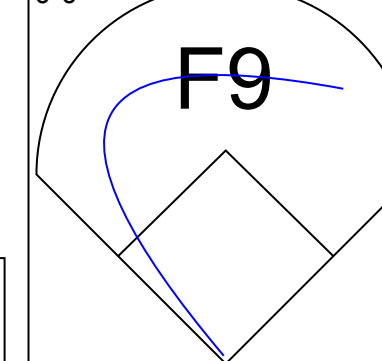
Los Angeles Dodgers @ Pittsburgh Pirates  
Three Rivers Stadium, Pittsburgh, PA  
Sun May 06 1984, 3:38 AM EDT  
Att: 19,246 - Unknown

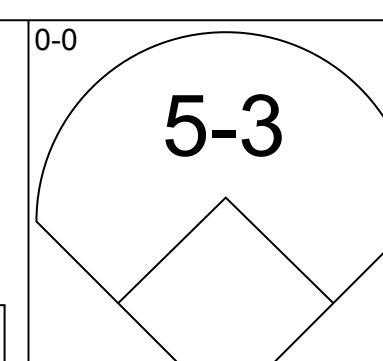
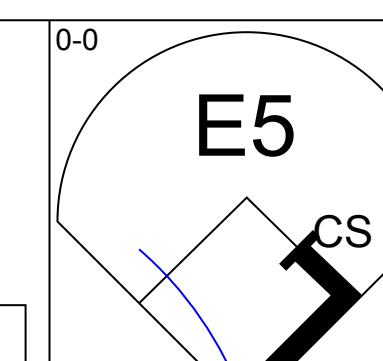
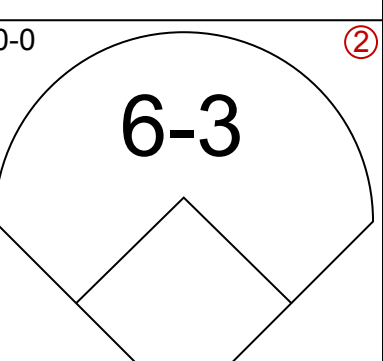
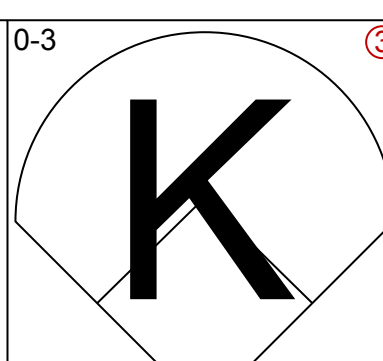
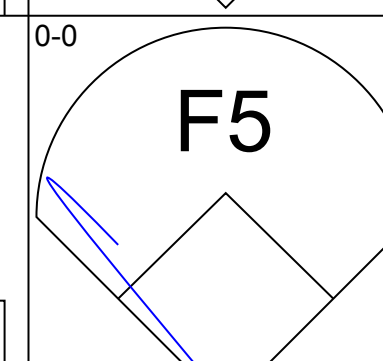
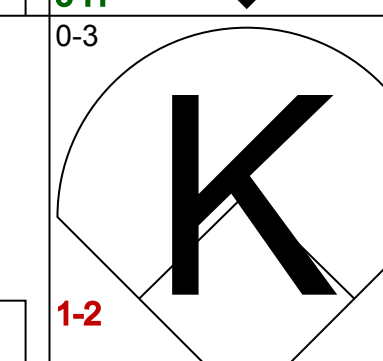
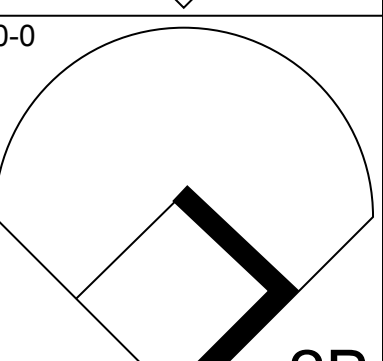
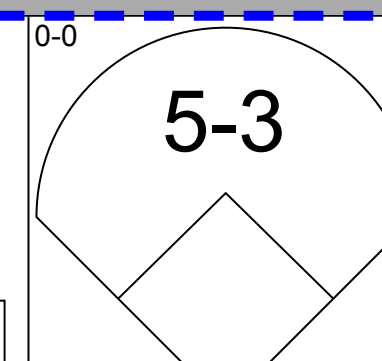
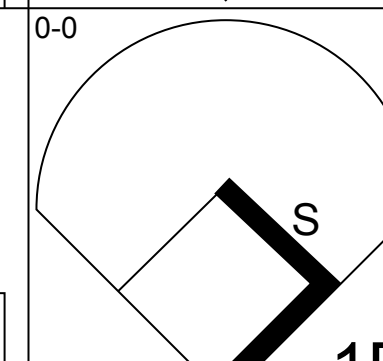
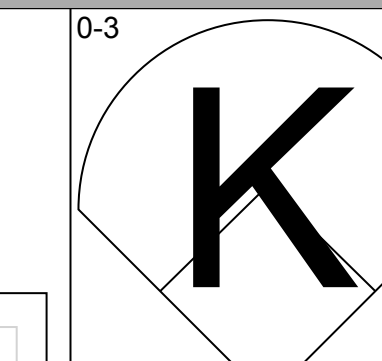
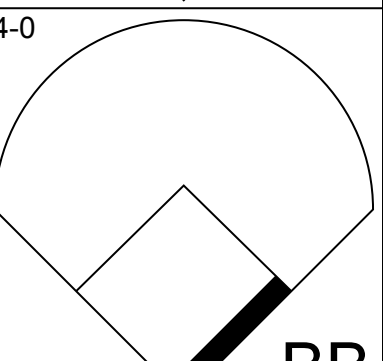
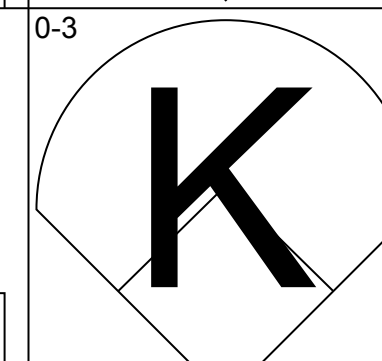
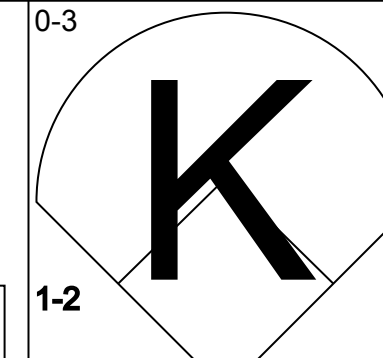
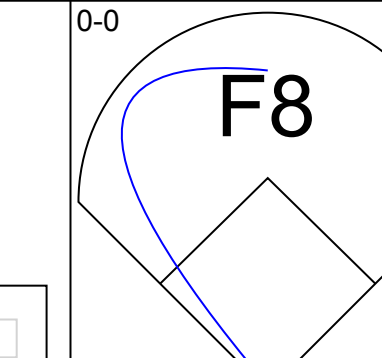
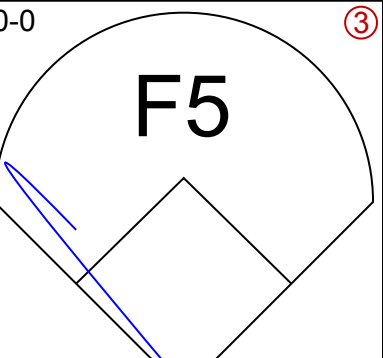
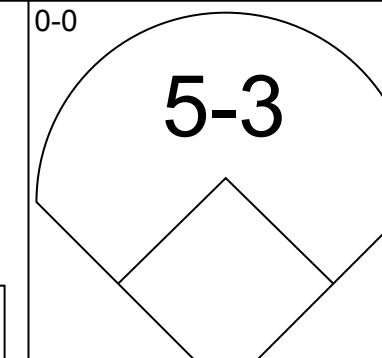
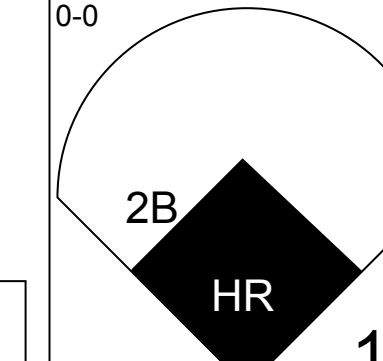
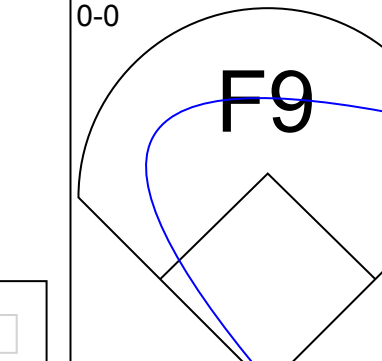
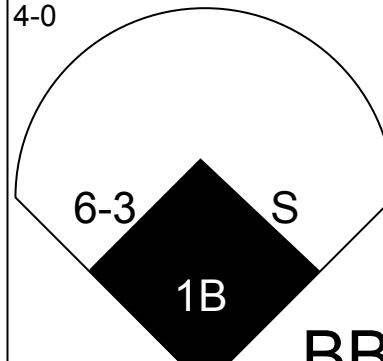
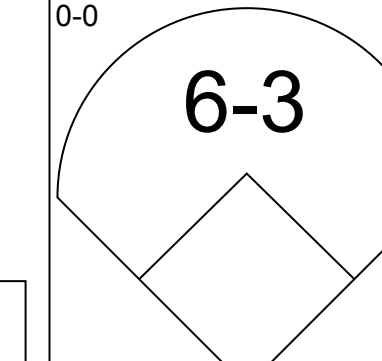
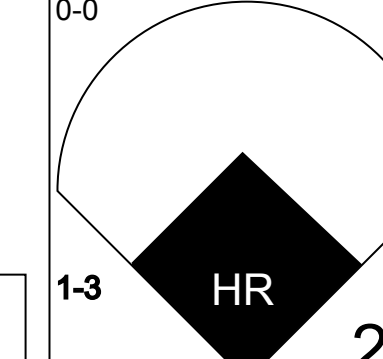
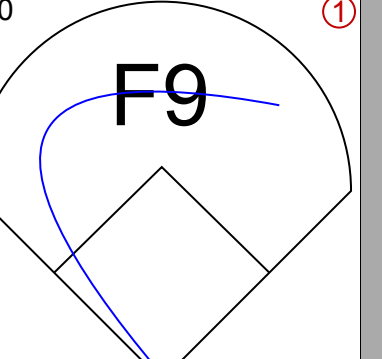
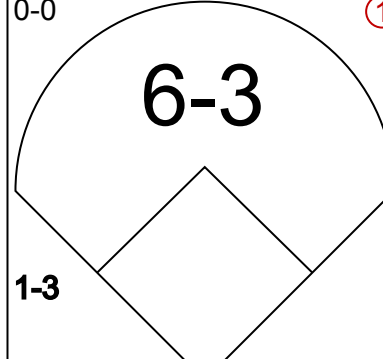
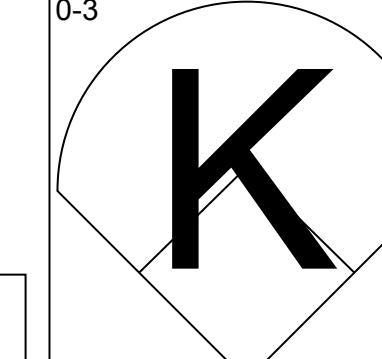
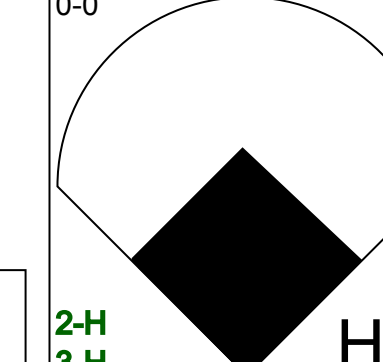

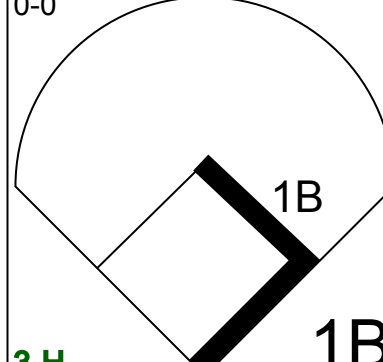
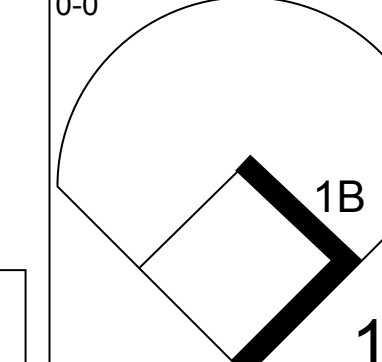
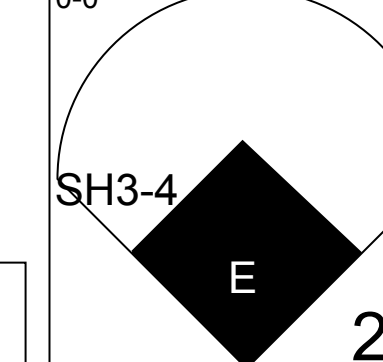
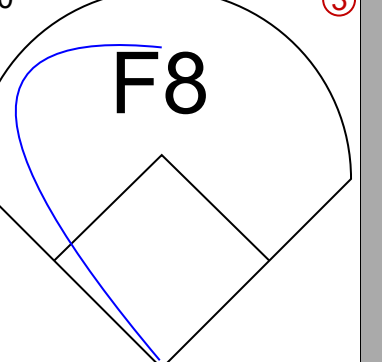
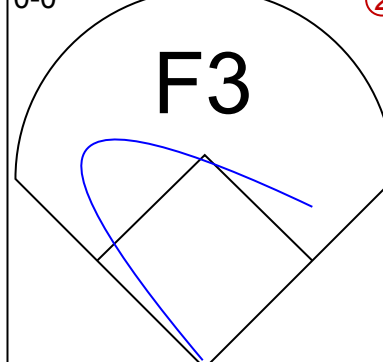
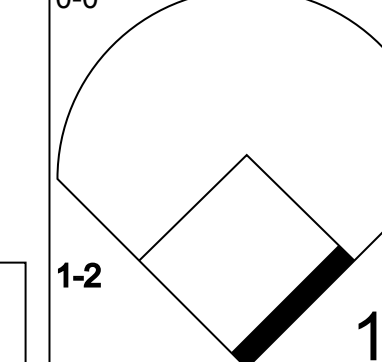
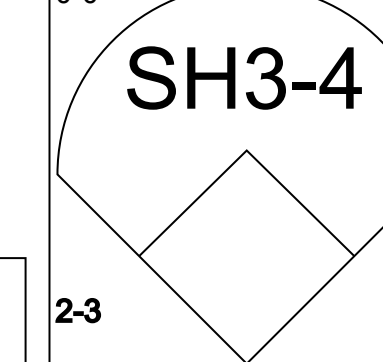

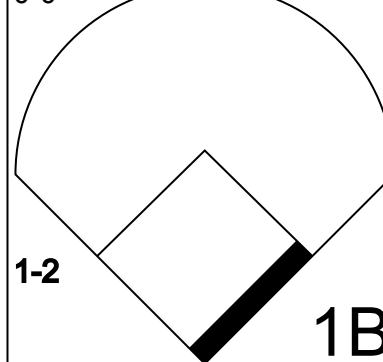
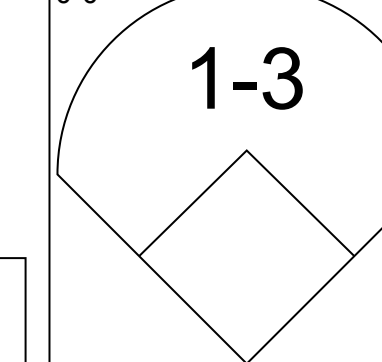
livebaseballscores.com

AB 32  
R 2  
H 7  
RBI 2  
BB 5  
SO 5  
LOB 17





Batter	1	2	3	4	5	6	7	8	9	AB	R	H	RBI	BB	SO	LOB	TOP					
Steve Sax, R OBP: 0.383, SLG: 0.436 (1, 4)										4	0	1	0	0	1	1	<b>Los Angeles Dodgers @ St. Louis Cardinals</b> Busch Stadium, St. Louis, MO Mon May 07 1984, 7:05 PM CDT Att: 15,332 - Unknown					
Bill Russell, R OBP: 0.329, SLG: 0.342 (1, 6)										4	1	2	0	0	0	1						
Pedro Guerrero, R OBP: 0.303, SLG: 0.320 (1, 3) (6, 5)										3	0	1	1	1	1	2						
Mike Marshall, R OBP: 0.344, SLG: 0.534 (1, 7)										3	0	0	0	1	2	2						
Candy Maldonado, R OBP: 0.423, SLG: 0.477 (1, 8)										4	0	2	0	0	0	0						
Steve Yeager, R OBP: 0.297, SLG: 0.350 (1, 2)										4	0	0	0	0	3	4						
German Rivera, R OBP: 0.238, SLG: 0.382 Rick Monday, L OBP: 0.250, SLG: 0.400 (6, PH) (6, 3)										2	0	0	0	0	1	2						
Rafael Landestoy, S OBP: 0.238, SLG: 0.200 Terry Whitfield, L OBP: 0.319, SLG: 0.500 (1, 9) (6, PH) (6, 9)										2	0	0	0	0	0	0						
Rick Honeycutt, L OBP: 0.125, SLG: 0.125 Pat Zachry, R OBP: 0.325, SLG: 0.265 Dave Anderson, R OBP: 0.325, SLG: 0.265 Orel Hershiser, R OBP: 0.325, SLG: 0.265 (1, 1) (6, 1) (7, PH) (7, 1)										2	0	1	0	0	0	0						
<b>Inning Stats</b>	R: 1 E: 0 K: 2 S: 8	H: 2 LOB: 0 BB: 0 P: 8	R: 0 E: 0 K: 2 S: 7	H: 0 LOB: 0 BB: 0 P: 7	R: 0 E: 0 K: 0 S: 4	H: 1 LOB: 1 BB: 0 P: 4	R: 0 E: 0 K: 2 S: 8	H: 1 LOB: 2 BB: 1 P: 12	R: 0 E: 0 K: 1 S: 7	H: 2 LOB: 2 BB: 0 P: 7	R: 0 E: 0 K: 0 S: 6	H: 1 LOB: 2 BB: 1 P: 10	R: 0 E: 0 K: 0 S: 3	H: 0 LOB: 0 BB: 0 P: 3	R: 0 E: 0 K: 0 S: 3	H: 0 LOB: 0 BB: 0 P: 3		R: 0 E: 0 K: 0 S: 3	H: 0 LOB: 0 BB: 0 P: 3	1B: 4 2B: 3 3B: 0 HR: 0	SF: 0 SAC: 0 DP: 0 HBP: 0	WP: 1 PB: 0 SB: 0 CS: 1
<b>PITCHER</b> Dave LaPoint, L ERA: 4.35 Neil Allen, R ERA: 4.5	IP: 5.0 WLS: W BF: 23	H: 7 R: 1 ER: 1 SO: 7	BB: 2 IBB: 0 HBP: 0 BLK: 0	WP: 1 HR: 0 S: 35 P: 43	ERA: 1.80 WHIP: 1.800	IP: 4.0 WLS: S BF: 12	H: 0 R: 0 ER: 0 SO: 1	BB: 0 IBB: 0 HBP: 0 BLK: 0	WP: 0 HR: 0 S: 14 P: 14	ERA: 0.00 WHIP: 0.000												

Batter	1	2	3	4	5	6	7	8	9	AB	R	H	RBI	BB	SO	LOB	BOTTOM								
Tom Herr, S OBP: 0.389, SLG: 0.330 (1, 4)										4	0	0	0	0	1	2	<b>Los Angeles Dodgers @ St. Louis Cardinals</b> Busch Stadium, St. Louis, MO Mon May 07 1984, 7:05 PM CDT Att: 15,332 - Unknown								
Tito Landrum, R OBP: 0.348, SLG: 0.381 Willie McGee, S OBP: 0.301, SLG: 0.358 (1, 8) (7, PH) (8, 8)										3	0	1	0	0	1	1									
Lonnie Smith, R OBP: 0.433, SLG: 0.454 Andy Van Slyke, L OBP: 0.377, SLG: 0.360 (1, 7) (8, 7)										3	0	1	0	1	2	0									
George Hendrick, R OBP: 0.242, SLG: 0.284 (1, 9)										4	0	0	0	0	1	3									
David Green, R OBP: 0.376, SLG: 0.464 (1, 3)										3	2	1	0	1	0	0									
Art Howe, R OBP: 0.297, SLG: 0.303 (1, 5)										4	1	1	0	0	1	1									
Darrell Porter, L OBP: 0.368, SLG: 0.537 (1, 2)										4	1	3	4	0	1	0									
Ozzie Smith, S OBP: 0.336, SLG: 0.300 (1, 6)										4	1	2	0	0	0	1									
Dave LaPoint, L Neil Allen, R OBP: 0.286, SLG: 0.571 (1, 1) (6, 1)										1	0	0	0	0	0	0									
<b>Inning Stats</b>	R: 0 E: 0 K: 1 S: 6	H: 1 LOB: 1 BB: 0 P: 6	R: 4 E: 1 K: 1 S: 9	H: 4 LOB: 0 BB: 0 P: 9	R: 0 E: 0 K: 1 S: 5	H: 0 LOB: 0 BB: 0 P: 5	R: 0 E: 0 K: 1 S: 5	H: 0 LOB: 0 BB: 0 P: 5	R: 0 E: 0 K: 0 S: 4	H: 1 LOB: 2 BB: 1 P: 8	R: 1 E: 0 K: 1 S: 7	H: 2 LOB: 2 BB: 1 P: 11	R: 0 E: 0 K: 1 S: 5	H: 0 LOB: 0 BB: 0 P: 5	R: 0 E: 0 K: 1 S: 7	H: 2 LOB: 2 BB: 0 P: 7		1B: 6 2B: 3 3B: 0 HR: 1	SF: 0 SAC: 1 DP: 0 HBP: 0	WP: 0 PB: 0 SB: 2 CS: 1	PA: 36				
<b>PITCHER</b> Rick Honeycutt, L ERA: 1.94 Pat Zachry, R ERA: 4.7 Orel Hershiser, R ERA: 5.4	IP: 5.1 WLS: L BF: 25	H: 7 R: 5 ER: 4 SO: 4	BB: 2 IBB: 0 HBP: 0 BLK: 0	WP: 0 HR: 1 S: 31 P: 39	ERA: 6.75 WHIP: 1.688	IP: 0.2 WLS: 3 BF: 1	H: 0 R: 0 ER: 0 SO: 1	BB: 0 IBB: 0 HBP: 0 BLK: 0	WP: 0 HR: 0 S: 5 P: 5	ERA: 0.00 WHIP: 1.500	IP: 2.0 WLS: 8 BF: 2	H: 2 R: 0 ER: 0 SO: 2	BB: 0 IBB: 0 HBP: 0 BLK: 0	WP: 0 HR: 0 S: 12 P: 12	ERA: 0.00 WHIP: 1.000										



Batter	1	2	3	4	5	6	7	8	9	AB	R	H	RBI	BB	SO	LOB	TOP																
Steve Sax, R OBP: 0.380, SLG: 0.425 (1, 4)										3	2	0	0	1	1	1	<b>Los Angeles Dodgers @ St. Louis Cardinals</b> Busch Stadium, St. Louis, MO Tue May 08 1984, 7:05 PM CDT Att: 15,848 - Unknown <a href="http://livebaseballscorecards.com">livebaseballscorecards.com</a>																
Bill Russell, R OBP: 0.348, SLG: 0.355 (1, 6)										3	0	2	2	1	0	0																	
Pedro Guerrero, R OBP: 0.301, SLG: 0.317 (1, 5) (9, 9)										4	0	1	0	0	2	2																	
Rick Monday, L OBP: 0.250, SLG: 0.333 (1, 3)										3	0	0	0	1	0	4																	
Terry Whitfield, L OBP: 0.316, SLG: 0.486 (1, 9) (9, 7)										4	0	1	0	0	0	2																	
Candy Maldonado, R OBP: 0.413, SLG: 0.456 (1, 8)										3	0	0	0	1	0	2																	
Franklin Stubbs, L OBP: 0.176, SLG: 0.200 Dave Anderson, R OBP: 0.333, SLG: 0.265 Bob Bailor, R (9, 5) (9, 5)										3	0	0	0	0	0	2		<b>AB 30</b> <b>R 2</b> <b>H 4</b> <b>RBI 2</b> <b>BB 6</b> <b>SO 5</b> <b>LOB 14</b>															
Jack Fimple, R (1, 2)										4	0	0	0	0	1	1																	
Jerry Reuss, L OBP: 0.556, SLG: 0.429 Rafael Landestoy, S OBP: 0.227, SLG: 0.190 Tom Niedenfuer, R (7, 1) (7, 1)										1	0	0	0	1	0	0																	
<b>Inning Stats</b>	R: 1 E: 0 K: 1 S: 6	H: 1 LOB: 1 BB: 1 P: 10	R: 0 E: 0 K: 1 S: 5	H: 0 LOB: 0 BB: 0 P: 5	R: 0 E: 0 K: 1 S: 5	H: 0 LOB: 2 BB: 2 P: 13	R: 1 E: 0 K: 0 S: 5	H: 2 LOB: 2 BB: 1 P: 9	R: 0 E: 0 K: 0 S: 3	H: 0 LOB: 0 BB: 0 P: 3	R: 0 E: 0 K: 0 S: 3	H: 0 LOB: 0 BB: 0 P: 3	R: 0 E: 0 K: 0 S: 4	H: 1 LOB: 2 BB: 1 P: 8	R: 0 E: 0 K: 1 S: 4	H: 0 LOB: 0 BB: 1 P: 8			1B: 4 2B: 0 3B: 0 HR: 0	SF: 0 SAC: 0 DP: 1 HBP: 0	WP: 1 PB: 0 SB: 1 CS: 0	PA: 36											
<b>PITCHER</b>	IP WLS BF H R ER SO BB IBB HBP BLK WP HR S P ERA WHIP	IP WLS BF H R ER SO BB IBB HBP BLK WP HR S P ERA WHIP																															
Danny Cox, R ERA: 3.61 Dave Rucker, L ERA: 0.94 Bruce Sutter, R ERA: 0.82	(1, 1) (8, 1) (9, 1)	7.0 6 2	L 1 0	28 1 0	3 0 0	2 0 0	4 0 1	4 2 0	0 0 0	0 0 0	1 0 0	0 4 4	32 12 4	48 0 4	2.57 0.00 0.00	1.000 3.000 0.000																	

Batter	1	2	3	4	5	6	7	8	9	AB	R	H	RBI	BB	SO	LOB	BOTTOM															
Tom Herr, S OBP: 0.384, SLG: 0.327 (1, 4)										4	0	1	0	0	2	1	<b>Los Angeles Dodgers @ St. Louis Cardinals</b> Busch Stadium, St. Louis, MO Tue May 08 1984, 7:05 PM CDT Att: 15,848 - Unknown <a href="http://livebaseballscorecards.com">livebaseballscorecards.com</a>															
Willie McGee, S OBP: 0.299, SLG: 0.349 (1, 8)										3	1	0	0	1	0	2																
Lonnie Smith, R OBP: 0.435, SLG: 0.444 (1, 7)										2	0	0	0	2	0	1																
George Hendrick, R OBP: 0.242, SLG: 0.283 (1, 9)										4	0	1	1	0	1	3																
David Green, R OBP: 0.365, SLG: 0.448 Andy Van Slyke, L OBP: 0.371, SLG: 0.353 (8, PH) (9, 5)										3	0	0	0	0	1	2		<b>AB 29</b> <b>R 1</b> <b>H 3</b> <b>RBI 1</b> <b>BB 6</b> <b>SO 8</b> <b>LOB 19</b>														
Art Howe, R OBP: 0.275, SLG: 0.278 Dane Iorg, L OBP: 0.200, SLG: 0.214 (8, PH) (9, 3)										3	0	0	0	0	0	2																
Darrell Porter, L OBP: 0.354, SLG: 0.512 (1, 2)										4	0	0	0	0	3	2																
Ozzie Smith, S OBP: 0.355, SLG: 0.308 Steve Braun, L OBP: 0.083, SLG: 0.400 Tito Landrum, R OBP: 0.348, SLG: 0.381 (9, PH) (9, FR)										1	0	1	0	2	0	0																
Danny Cox, R OBP: 0.333, SLG: 0.286 Mike Ramsey, S OBP: 0.083, SLG: 0.167 Dave Rucker, L Bruce Sutter, R Ken Oberkfell, L OBP: 0.400, SLG: 0.368 (1, 1) (7, PH) (8, 1) (9, 1) (9, 5)										2	0	0	0	0	0	4																
<b>Inning Stats</b>	R: 0 E: 0 K: 0 S: 3	H: 0 LOB: 0 BB: 0 P: 3	R: 0 E: 1 K: 1 S: 7	H: 1 LOB: 3 BB: 1 P: 11	R: 1 E: 0 K: 2 S: 7	H: 0 LOB: 1 BB: 2 P: 15	R: 0 E: 0 K: 1 S: 6	H: 1 LOB: 1 BB: 0 P: 6	R: 0 E: 0 K: 0 S: 4	H: 0 LOB: 1 BB: 0 P: 4	R: 0 E: 0 K: 1 S: 5	H: 0 LOB: 0 BB: 0 P: 5	R: 0 E: 0 K: 1 S: 5	H: 0 LOB: 1 BB: 1 P: 9	R: 0 E: 0 K: 2 S: 6	H: 0 LOB: 1 BB: 1 P: 10			R: 0 E: 0 K: 0 S: 3	H: 0 LOB: 1 BB: 1 P: 7	1B: 3 2B: 0 3B: 0 HR: 0	SF: 0 SAC: 1 DP: 0 HBP: 0	WP: 0 PB: 0 SB: 1 CS: 1	PA: 37								
<b>PITCHER</b>	IP WLS BF H R ER SO BB IBB HBP BLK WP HR S P ERA WHIP	IP WLS BF H R ER SO BB IBB HBP BLK WP HR S P ERA WHIP																														
Jerry Reuss, L ERA: 5.14 Tom Niedenfuer, R ERA: 1.66	(1, 1) (7, 1)	6.0 S 11	W 0 0	25 0 0	3 0 0	1 0 0	5 3 3	2 3 0	1 0 0	0 0 0	0 0 0	0 0 14	32 14 26	1.50 0.00 0.00	0.833 1.000																	



Batter	1	2	3	4	5	6	7	8	9	AB	R	H	RBI	BB	SO	LOB	TOP										
Steve Sax, R OBP: 0.376, SLG: 0.419 (1, 4)										4	0	1	0	0	1	2	<b>Los Angeles Dodgers @ Chicago Cubs</b> Wrigley Field, Chicago, IL Wed May 09 1984, 3:33 AM CDT Att: 7,908 - Unknown										
Bill Russell, R OBP: 0.337, SLG: 0.342 Bob Bailor, R (1, 6) (7, 6)										3	0	0	0	0	1	1											
Pedro Guerrero, R OBP: 0.291, SLG: 0.306 (1, 5)										4	0	0	0	0	1	1											
Rick Monday, L OBP: 0.292, SLG: 0.381 (1, 3)										3	0	1	0	1	0	0											
Terry Whitfield, L OBP: 0.313, SLG: 0.473 (1, 9)										4	0	1	0	0	0	2											
Franklin Stubbs, L OBP: 0.190, SLG: 0.211 (1, 7)										4	0	1	0	0	1	1											
Candy Maldonado, R OBP: 0.410, SLG: 0.451 (1, 8)										3	0	1	0	0	0	2											
Jack Fimple, R (1, 2)										3	0	0	0	0	1	2											
Burt Hooton, R Orel Hershiser, R Rafael Landestoy, S Pat Zachry, R Jose Morales, R Carlos Diaz, R (1, 1) (1, 1) (5, PH) (5, 1) (7, PH) (7, 1)										0	0	0	0	0	0	0											
<b>Inning Stats</b>	R: 0 E: 0 K: 0 S: 3	H: 1 LOB: 0 BB: 0 P: 3	R: 0 E: 0 K: 1 S: 6	H: 1 LOB: 1 BB: 0 P: 6	R: 0 E: 0 K: 2 S: 7	H: 0 LOB: 0 BB: 0 P: 7	R: 0 E: 0 K: 1 S: 6	H: 1 LOB: 1 BB: 0 P: 6	R: 0 E: 0 K: 0 S: 3	H: 0 LOB: 1 BB: 1 P: 7	R: 0 E: 0 K: 1 S: 6	H: 1 LOB: 1 BB: 0 P: 6	R: 0 E: 0 K: 0 S: 3	H: 0 LOB: 0 BB: 0 P: 3	R: 0 E: 0 K: 0 S: 3	H: 0 LOB: 0 BB: 0 P: 3	1B: 4 2B: 2 3B: 0 HR: 0	SF: 0 SAC: 0 DP: 1 HBP: 0	WP: 0 PB: 0 SB: 1 CS: 0	PA: 33							
<b>PITCHER</b>	IP	WLS	BF	H	R	ER	SO	BB	IBB	HBP	BLK	WP	HR	S	P	ERA	WHIP										
Scott Sanderson, R ERA: 2.17 Rich Bardi, R ERA: 3.27	(1, 1) (6, 1)	5.0 S	19 14	4 1	0 0	0 0	4 1	0 1	0 0	0 0	0 0	0 0	0 0	27 15	27 19	0.00 0.00	0.800 0.500										


AB	32
R	0
H	5
RBI	0
BB	1
SO	5
LOB	14




Batter	1	2	3	4	5	6	7	8	9	AB	R	H	RBI	BB	SO	LOB	BOTTOM										
Bob Dernier, R OBP: 0.407, SLG: 0.377 Henry Cotto, R OBP: 0.342, SLG: 0.265 (1, 8) (8, PH) (9, 8)										3	2	1	0	1	0	1	<b>Los Angeles Dodgers @ Chicago Cubs</b> Wrigley Field, Chicago, IL Wed May 09 1984, 3:33 AM CDT Att: 7,908 - Unknown										
23 Ryne Sandberg, R OBP: 0.397, SLG: 0.545 (1, 4)										3	2	2	1	2	0	0											
Gary Matthews, R OBP: 0.423, SLG: 0.388 Gary Woods, R OBP: 0.400, SLG: 0.565 (1, 7) (6, PH) (9, 7)										2	1	0	0	2	0	2											
Leon Durham, L OBP: 0.447, SLG: 0.605 (1, 3)										4	1	2	3	1	1	3											
Ron Cey, R OBP: 0.319, SLG: 0.438 (1, 5)										4	0	0	0	1	3	7											
Mel Hall, L OBP: 0.351, SLG: 0.449 (1, 9)										4	0	0	1	1	0	6											
Jody Davis, R OBP: 0.388, SLG: 0.413 (1, 2)										3	0	2	1	1	1	3											
Larry Bowa, S OBP: 0.270, SLG: 0.301 (1, 6)										4	0	0	0	0	0	5											
Scott Sanderson, R OBP: 0.158, SLG: 0.111 Dick Ruthven, R OBP: 0.357, SLG: 0.571 Rich Bardi, R (1, 1) (5, PH) (6, 1)										2	1	1	0	0	1	0											
<b>Inning Stats</b>	R: 4 E: 0 K: 1 S: 6	H: 2 LOB: 0 BB: 3 P: 18	R: 0 E: 0 K: 1 S: 5	H: 0 LOB: 0 BB: 0 P: 5	R: 1 E: 1 K: 2 S: 9	H: 1 LOB: 3 BB: 2 P: 17	R: 2 E: 1 K: 1 S: 8	H: 3 LOB: 2 BB: 1 P: 12	R: 0 E: 0 K: 1 S: 5	H: 0 LOB: 1 BB: 1 P: 9	R: 0 E: 0 K: 0 S: 3	H: 0 LOB: 1 BB: 1 P: 7	R: 0 E: 0 K: 1 S: 6	H: 1 LOB: 0 BB: 0 P: 6	R: 0 E: 0 K: 1 S: 7	H: 2 LOB: 3 BB: 1 P: 11	1B: 7 2B: 1 3B: 1 HR: 0	SF: 0 SAC: 0 DP: 0 HBP: 0	WP: 1 PB: 0 SB: 2 CS: 1	PA: 43							
<b>PITCHER</b>	IP	WLS	BF	H	R	ER	SO	BB	IBB	HBP	BLK	WP	HR	S	P	ERA	WHIP										
Burt Hooton, R ERA: 4.61 Orel Hershiser, R ERA: 5.94 Pat Zachry, R ERA: 3.72 Carlos Diaz, L ERA: 2.77	(1, 1) (1, 1) (5, 1) (7, 1)	0.2 3.1 2.0 2.0	L 17 8 10	7 4 0 3	R 3 0 0	ER 4 3 0	SO 4 1 2	BB 4 0 0	IBB 0 2 0	HBP 0 0 0	BLK 0 0 0	WP 1 0 0	HR 0 0 0	S 6 8 13	P 18 34 16 17	0.00 8.10 0.00 0.00	7.500 1.500 1.000 1.500										





Batter	1	2	3	4	5	6	7	8	9	AB	R	H	RBI	BB	SO	LOB	TOP								
Steve Sax, R OBP: 0.366, SLG: 0.406 (1, 4)	6-3		6-3		6-3		K			4	0	0	0	0	1	3	<b>Los Angeles Dodgers @ Chicago Cubs</b> Wrigley Field, Chicago, IL Thu May 10 1984, 3:33 AM CDT Att: 15,747 - Unknown								
Bob Bailor, R OBP: 0.200, SLG: 0.200 (1, 5)	1B			5-3	6-3		5-3			4	0	1	0	0	0	3									
Pedro Guerrero, R OBP: 0.305, SLG: 0.321 (1, 3)	G4-6-3			BB	1B		K		1B S	4	2	3	0	0	1	0									
Mike Marshall, R OBP: 0.348, SLG: 0.529 (1, 7)	G4-6-3			2B	BB		6-3		CS	3	1	1	0	1	0	2									
Candy Maldonado, R OBP: 0.402, SLG: 0.459 (1, 8)		4-3		1B			6-3		SF7	3	0	1	3	0	0	0									
Steve Yeager, R OBP: 0.294, SLG: 0.344 (1, 2)	P4			2B					F8	4	1	1	0	0	0	1									
Bill Russell, R OBP: 0.344, SLG: 0.349 (1, 6)	K			SH1-4	BB				1B	4	1	2	0	0	1	0									
Terry Whitfield, L OBP: 0.313, SLG: 0.461 (1, 9)			K		SH1-4		SH1-4		3-1	2	0	0	0	1	1	0									
Bob Welch, R OBP: 0.083, SLG: 0.083 (1, 1)			K		SH1-4		E1		K	3	0	1	1	0	2	0									
<b>Inning Stats</b>	R: 0 E: 0 K: 0 S: 4	H: 2 LOB: 1 BB: 0 P: 4	R: 0 E: 0 K: 1 S: 5	H: 0 LOB: 0 BB: 0 P: 5	R: 0 E: 0 K: 2 S: 7	H: 0 LOB: 0 BB: 0 P: 7	R: 2 E: 0 K: 0 S: 4	H: 2 LOB: 0 BB: 1 P: 8	R: 0 E: 0 K: 0 S: 4	H: 1 LOB: 2 BB: 1 P: 8	R: 0 E: 0 K: 1 S: 5	H: 0 LOB: 0 BB: 0 P: 5	R: 2 E: 1 K: 1 S: 8	H: 3 LOB: 1 BB: 0 P: 8	R: 1 E: 0 K: 0 S: 4	H: 2 LOB: 0 BB: 0 P: 4		R: 0 E: 0 K: 1 S: 5	H: 0 LOB: 0 BB: 0 P: 5	1B: 9 2B: 1 3B: 0 HR: 0	SF: 1 SAC: 2 DP: 1 HBP: 0	WP: 0 PB: 1 SB: 1 CS: 1	PA: 36		
<b>PITCHER</b>	IP	WLS	BF	H	R	ER	SO	BB	IBB	HBP	BLK	WP	HR	S	P	ERA	WHIP								
Steve Trout, L ERA: 2.78 (1, 1)	6.1	L	27	8	4	3	4	2	0	0	0	0	0	33	41	4.26	1.579								
Tim Stoddard, R ERA: 1.72 (7, 1)	0.2		2	0	0	0	1	0	0	0	0	0	0	4	4	0.00	0.000								
Warren Brusstar, R ERA: 3.18 (8, 1)	2.0		7	2	1	1	1	0	0	0	0	0	0	9	9	4.50	1.000								

Batter	1	2	3	4	5	6	7	8	9	AB	R	H	RBI	BB	SO	LOB	BOTTOM								
Henry Cotto, R OBP: 0.357, SLG: 0.289 (1, 8)	6-3		23 4-3					F8		4	0	2	1	0	0	0	<b>Los Angeles Dodgers @ Chicago Cubs</b> Wrigley Field, Chicago, IL Thu May 10 1984, 3:33 AM CDT Att: 15,747 - Unknown								
23 Ryne Sandberg, R OBP: 0.392, SLG: 0.543 (1, 4)	2B		4-3		4-3			4-3		4	0	1	0	0	0	2									
Bill Buckner, L OBP: 0.238, SLG: 0.205 (1, 7)	P3		1-3				6-3		G3	4	0	0	0	0	0	2									
Leon Durham, L OBP: 0.430, SLG: 0.578 (1, 3)	P6			4-3			F9		4-3	4	0	0	0	0	0	1									
Keith Moreland, R OBP: 0.309, SLG: 0.339 (1, 9)				F7			F7		P5	4	0	1	0	0	0	0									
Ron Cey, R OBP: 0.316, SLG: 0.440 (1, 5)			K		P3				F3	4	0	1	0	0	1	1									
Jody Davis, R OBP: 0.387, SLG: 0.411 (1, 2)					F7			F8		3	0	1	0	0	0	1									
Larry Bowa, S OBP: 0.272, SLG: 0.314 (1, 6)	G6-3				1B			P6		3	1	1	0	0	0	3									
Steve Trout, L OBP: 0.294, SLG: 0.250 (1, 1)										2	0	0	0	0	2	1									
Tim Stoddard, R (7, 1)										0	0	0	0	0	0	0									
Richie Hebner, L OBP: 0.667, SLG: 0.944 (7, PH)										1	0	0	0	0	1	1									
Warren Brusstar, R (8, 1)										0	0	0	0	0	0	0									
<b>Inning Stats</b>	R: 0 E: 0 K: 0 S: 4	H: 1 LOB: 1 BB: 0 P: 4	R: 0 E: 0 K: 1 S: 6	H: 2 LOB: 1 BB: 0 P: 6	R: 0 E: 0 K: 1 S: 6	H: 1 LOB: 1 BB: 0 P: 6	R: 0 E: 0 K: 0 S: 3	H: 0 LOB: 0 BB: 0 P: 3	R: 1 E: 0 K: 1 S: 7	H: 2 LOB: 1 BB: 0 P: 7	R: 0 E: 0 K: 0 S: 3	H: 0 LOB: 0 BB: 0 P: 3	R: 0 E: 0 K: 1 S: 6	H: 1 LOB: 1 BB: 0 P: 6	R: 0 E: 0 K: 0 S: 3	H: 0 LOB: 0 BB: 0 P: 3		R: 0 E: 0 K: 0 S: 3	H: 0 LOB: 0 BB: 0 P: 3	1B: 4 2B: 3 3B: 0 HR: 0	SF: 0 SAC: 0 DP: 1 HBP: 0	WP: 0 PB: 0 SB: 0 CS: 0	PA: 33		
<b>PITCHER</b>	IP	WLS	BF	H	R	ER	SO	BB	IBB	HBP	BLK	WP	HR	S	P	ERA	WHIP								
Bob Welch, R ERA: 2.47 (1, 1)	9.0	W	33	7	1	1	4	0	0	0	0	0	0	41	41	1.00	0.778								



Batter	1	2	3	4	5	6	7	8	9	AB	R	H	RBI	BB	SO	LOB	TOP								
<b>Kelvin Chapman, R</b> OBP: 0.364, SLG: 0.300 (1, 4)										4	0	1	0	1	0	2									
<b>Ron Gardenhire, R</b> OBP: 0.230, SLG: 0.214 (1, 6)										5	0	0	0	0	2	2									
<b>Keith Hernandez, L</b> OBP: 0.393, SLG: 0.442 (1, 3)										2	1	1	0	3	0	0									
<b>George Foster, R</b> OBP: 0.285, SLG: 0.422 (1, 7)										5	0	1	0	0	2	3									
<b>Darryl Strawberry, L</b> OBP: 0.418, SLG: 0.542 (1, 9)										5	0	2	0	0	1	2									
<b>Mookie Wilson, S</b> OBP: 0.306, SLG: 0.327 (1, 8)										3	1	3	0	1	0	0									
<b>Hubie Brooks, R</b> OBP: 0.362, SLG: 0.447 (1, 5)										4	0	1	1	0	1	6									
<b>Mike Fitzgerald, R</b> OBP: 0.297, SLG: 0.226 (1, 2)										3	0	1	1	1	1	2									
<b>Dwight Gooden, R</b> OBP: 0.067, SLG: 0.071 (1, 1)										4	0	1	0	0	2	6									
<b>Inning Stats</b>	R: 0 E: 0 K: 0 S: 2	H: 0 LOB: 1 BB: 2 P: 10	R: 1 E: 0 K: 2 S: 10	H: 3 LOB: 2 BB: 0 P: 10	R: 0 E: 0 K: 0 S: 3	H: 0 LOB: 0 BB: 0 P: 3	R: 0 E: 0 K: 0 S: 3	H: 0 LOB: 1 BB: 1 P: 7	R: 0 E: 0 K: 0 S: 3	H: 1 LOB: 0 BB: 0 P: 3	R: 1 E: 0 K: 3 S: 13	H: 4 LOB: 3 BB: 0 P: 13	R: 0 E: 0 K: 2 S: 7	H: 0 LOB: 1 BB: 1 P: 11	R: 0 E: 0 K: 1 S: 6	H: 2 LOB: 2 BB: 1 P: 10	R: 0 E: 0 K: 1 S: 6	H: 1 LOB: 2 BB: 1 P: 10	1B: 9 2B: 2 3B: 0 HR: 0	SF: 0 SAC: 0 DP: 1 HBP: 0	WP: 0 PB: 0 SB: 1 CS: 3	PA: 41			
<b>PITCHER</b>	IP	WLS	BF	H	R	ER	SO	BB	IBB	HBP	BLK	WP	HR	S	P	ERA	WHIP								
<b>Fernando Valenzuela, L</b> ERA: 2.73 Carlos Diaz, L ERA: 2.57 (1, 1)	8.0	L	36	10	2	2	8	4	1	0	0	0	0	47	67	2.25	1.750								
<b>PITCHER</b>	IP	WLS	BF	H	R	ER	SO	BB	IBB	HBP	BLK	WP	HR	S	P	ERA	WHIP								
<b>Fernando Valenzuela, L</b> ERA: 2.73 Carlos Diaz, L ERA: 2.57 (9, 1)	1.0		5	1	0	0	1	1	0	0	0	0	0	6	10	0.00	2.000								

**New York Mets @ Los Angeles Dodgers**  
Dodger Stadium, Los Angeles, CA  
Fri May 11 1984, 7:05 PM PDT  
Att: 50,314 - Unknown

AB	35
R	2
H	11
RBI	2
BB	6
SO	9
LOB	23



Batter	1	2	3	4	5	6	7	8	9	AB	R	H	RBI	BB	SO	LOB	BOTTOM								
<b>Steve Sax, R</b> OBP: 0.362, SLG: 0.402 (1, 4)										4	0	1	0	0	0	0									
<b>Bill Russell, R</b> OBP: 0.347, SLG: 0.345 <b>Bob Bailor, R</b> OBP: 0.143, SLG: 0.143 (4, FR) (5, 6)										1	0	0	0	1	0	0									
<b>Terry Whitfield, L</b> OBP: 0.310, SLG: 0.450 (1, 9)										4	0	1	0	0	3	1									
<b>Pedro Guerrero, R</b> OBP: 0.296, SLG: 0.310 (1, 5)										4	0	0	0	0	2	3									
<b>Mike Marshall, R</b> OBP: 0.353, SLG: 0.525 (1, 7)										3	0	1	0	1	1	0									
<b>Rick Monday, L</b> OBP: 0.296, SLG: 0.375 (1, 3)										3	0	1	0	0	1	4									
<b>Candy Maldonado, R</b> OBP: 0.386, SLG: 0.442 (1, 8)										3	0	0	0	0	1	1									
<b>Steve Yeager, R</b> OBP: 0.282, SLG: 0.328 (1, 2)										3	0	0	0	0	1	1									
<b>Fernando Valenzuela, L</b> OBP: 0.167, SLG: 0.167 <b>Franklin Stubbs, L</b> OBP: 0.152, SLG: 0.200 <b>Carlos Diaz, R</b> (8, PH) (9, 1)										2	0	0	0	0	1	0									
<b>Inning Stats</b>	R: 0 E: 0 K: 1 S: 5	H: 0 LOB: 0 BB: 0 P: 5	R: 0 E: 0 K: 0 S: 3	H: 1 LOB: 0 BB: 0 P: 3	R: 0 E: 0 K: 0 S: 3	H: 0 LOB: 0 BB: 0 P: 3	R: 0 E: 0 K: 1 S: 6	H: 1 LOB: 3 BB: 2 P: 14	R: 0 E: 0 K: 1 S: 5	H: 0 LOB: 0 BB: 0 P: 5	R: 0 E: 0 K: 2 S: 8	H: 1 LOB: 1 BB: 0 P: 8	R: 0 E: 0 K: 2 S: 8	H: 1 LOB: 1 BB: 0 P: 8	R: 0 E: 0 K: 1 S: 5	H: 0 LOB: 0 BB: 0 P: 5	R: 0 E: 0 K: 3 S: 9	H: 0 LOB: 0 BB: 0 P: 9	1B: 4 2B: 0 3B: 0 HR: 0	SF: 0 SAC: 0 DP: 0 HBP: 0	WP: 0 PB: 0 SB: 0 CS: 1	PA: 33			
<b>PITCHER</b>	IP	WLS	BF	H	R	ER	SO	BB	IBB	HBP	BLK	WP	HR	S	P	ERA	WHIP								
<b>Dwight Gooden, R</b> ERA: 3.72 (1, 1)	9.0	W	32	4	0	0	11	2	0	0	0	0	0	52	60	0.00	0.667								
<b>PITCHER</b>	IP	WLS	BF	H	R	ER	SO	BB	IBB	HBP	BLK	WP	HR	S	P	ERA	WHIP								
<b>Dwight Gooden, R</b> ERA: 3.72 (9, 1)	1.0																								

**New York Mets @ Los Angeles Dodgers**  
Dodger Stadium, Los Angeles, CA  
Fri May 11 1984, 7:05 PM PDT  
Att: 50,314 - Unknown

AB	30
R	0
H	4
RBI	0
BB	2
SO	11
LOB	11





Batter	1	2	3	4	5	6	7	8	9	AB	R	H	RBI	BB	SO	LOB	TOP				
<b>Wally Backman, S</b> (1, 4) OBP: 0.367, SLG: 0.298										5	1	2	0	0	0	2					
<b>José Oquendo, S</b> (1, 6) OBP: 0.250, SLG: 0.182										3	0	1	0	1	0	3					
<b>Keith Hernandez, L</b> (1, 3) OBP: 0.385, SLG: 0.430										3	0	0	1	1	2	2					
<b>George Foster, R</b> (1, 7) OBP: 0.281, SLG: 0.438										5	1	1	1	0	1	3					
<b>Darryl Strawberry, L</b> (1, 9) OBP: 0.405, SLG: 0.523										4	0	0	0	0	0	1					
<b>Mookie Wilson, S</b> (1, 8) OBP: 0.313, SLG: 0.342										4	1	2	0	0	0	0					
<b>Hubie Brooks, R</b> (1, 5) OBP: 0.367, SLG: 0.449										4	1	2	0	0	0	1					
<b>Mike Fitzgerald, R</b> (1, 2) OBP: 0.317, SLG: 0.257										4	0	2	1	0	1	2					
<b>Ed Lynch, R</b> (1, 1) OBP: 0.333, SLG: 0.333										3	0	1	1	0	0	2					
<b>Doug Sisk, R</b> (6, 1) OBP: 0.200, SLG: 0.200										1	0	0	0	0	1	0					
<b>Ron Gardenhire, R</b> (6, 6) OBP: 0.227, SLG: 0.211										1	0	0	0	0	1	0					
<b>Inning Stats</b>	R: 1 E: 0 K: 0 S: 5	H: 2 LOB: 1 BB: 0 P: 5	R: 1 E: 0 K: 0 S: 6	H: 3 LOB: 2 BB: 0 P: 6	R: 1 E: 0 K: 1 S: 6	H: 1 LOB: 0 BB: 0 P: 6	R: 1 E: 0 K: 0 S: 5	H: 2 LOB: 2 BB: 1 P: 9	R: 0 E: 0 K: 1 S: 7	H: 2 LOB: 2 BB: 1 P: 7	R: 0 E: 0 K: 0 S: 4	H: 0 LOB: 0 BB: 0 P: 3	R: 0 E: 0 K: 2 S: 7	H: 0 LOB: 0 BB: 0 P: 7	R: 0 E: 0 K: 2 S: 7	H: 0 LOB: 0 BB: 0 P: 7	1B: 9 2B: 1 3B: 0 HR: 1	SF: 1 SAC: 0 DP: 0 HBP: 0	WP: 1 PB: 0 SB: 1 CS: 0	PA: 40	
<b>PITCHER</b>	IP	WLS	BF	H	R	ER	SO	BB	IBB	HBP	BLK	WP	HR	S	P	ERA	WHIP				
<b>Alejandro Pena, R</b> (1, 1) ERA: 2.5	4.0	L	21	8	4	4	1	1	0	0	0	0	1	22	26	9.00	2.250				
<b>Orel Hershiser, R</b> (5, 1) ERA: 5.3	2.0		10	3	0	0	1	1	0	0	0	1	0	11	15	0.00	2.000				
<b>Pat Zachry, R</b> (7, 1) ERA: 2.84	3.0		9	0	0	0	4	0	0	0	0	0	0	17	17	0.00	0.000				

**New York Mets @ Los Angeles Dodgers**  
**Dodger Stadium, Los Angeles, CA**  
 Sat May 12 1984, 3:33 AM PDT  
 Att: 44,865 - Unknown

AB	37
R	4
H	11
RBI	4
BB	2
SO	6
LOB	16




Batter	1	2	3	4	5	6	7	8	9	AB	R	H	RBI	BB	SO	LOB	BOTTOM					
<b>Steve Sax, R</b> (1, 4) OBP: 0.366, SLG: 0.412										4	1	2	0	0	0	1						
<b>Terry Whitfield, L</b> (1, 9) OBP: 0.306, SLG: 0.452										4	1	1	0	0	1	2						
<b>Ken Landreaux, L</b> (1, 8) OBP: 0.338, SLG: 0.358										4	0	1	0	0	0	2						
<b>Mike Marshall, R</b> (1, 7) OBP: 0.353, SLG: 0.525										0	0	0	0	0	0	0						
<b>Franklin Stubbs, L</b> (1, PH) OBP: 0.192, SLG: 0.250										4	0	1	1	0	1	3						
<b>Pedro Guerrero, R</b> (1, 5) OBP: 0.302, SLG: 0.317										4	1	2	1	0	0	1						
<b>Rick Monday, L</b> (1, 3) OBP: 0.323, SLG: 0.393										4	0	2	0	0	0	3						
<b>Rafael Landestoy, S</b> (8, PH) OBP: 0.217, SLG: 0.182										0	0	0	0	0	0	0						
<b>Bob Bailor, R</b> (1, 6) OBP: 0.182, SLG: 0.100										3	0	0	0	1	0	0						
<b>Jack Fimple, R</b> (1, 2) OBP: 0.276, SLG: 0.324										2	0	0	0	1	0	2						
<b>Alejandro Pena, R</b> (1, 1) ERA: 2.89	5.0	W	24	8	3	3	2	1	0	0	0	0	0	27	31	5.40	1.800					
<b>Fernando Valenzuela, L</b> (4, PH) ERA: 0.7	4.0	S	12	1	0	0	2	1	0	0	0	0	0	15	19	0.00	0.500					
<b>Orel Hershiser, R</b> (5, 1) ERA: 5.3	2.0		10	3	0	0	1	1	0	0	0	1	0	11	15	0.00	2.000					
<b>Pat Zachry, R</b> (7, 1) ERA: 2.84	3.0		9	0	0	0	4	0	0	0	0	0	0	17	17	0.00	0.000					
<b>Inning Stats</b>	R: 1 E: 0 K: 1 S: 8	H: 3 LOB: 2 BB: 0 P: 8	R: 0 E: 0 K: 0 S: 3	H: 0 LOB: 1 BB: 1 P: 7	R: 1 E: 0 K: 0 S: 5	H: 2 LOB: 1 BB: 0 P: 5	R: 0 E: 0 K: 1 S: 5	H: 0 LOB: 0 BB: 0 P: 5	R: 0 E: 0 K: 0 S: 4	H: 1 LOB: 1 BB: 1 P: 4	R: 1 E: 0 K: 0 S: 4	H: 2 LOB: 1 BB: 1 P: 8	R: 0 E: 0 K: 1 S: 5	H: 0 LOB: 0 BB: 0 P: 5	R: 0 E: 0 K: 0 S: 3	H: 1 LOB: 1 BB: 0 P: 3	R: 0 E: 0 K: 1 S: 5	H: 0 LOB: 0 BB: 0 P: 5	1B: 6 2B: 3 3B: 0 HR: 0	SF: 0 SAC: 0 DP: 1 HBP: 0	WP: 0 PB: 0 SB: 0 CS: 1	PA: 37
<b>PITCHER</b>	IP	WLS	BF	H	R	ER	SO	BB	IBB	HBP	BLK	WP	HR	S	P	ERA	WHIP					
<b>Ed Lynch, R</b> (1, 1) ERA: 2.89	5.0	W	24	8	3	3	2	1	0	0	0	0	0	27	31	5.40	1.800					
<b>Doug Sisk, R</b> (6, 1) ERA: 0.7	4.0	S	12	1	0	0	2	1	0	0	0	0	0	15	19	0.00	0.500					


**New York Mets @ Los Angeles Dodgers**  
**Dodger Stadium, Los Angeles, CA**  
 Sat May 12 1984, 3:33 AM PDT  
 Att: 44,865 - Unknown

AB	34
R	3
H	9
RBI	2
BB	2
SO	4
LOB	16





Batter	1	2	3	4	5	6	7	8	9	AB	R	H	RBI	BB	SO	LOB	TOP								
<b>Kevin Chapman, R</b> OBP: 0.313, SLG: 0.333 (1, 4)	0-0 4-3		0-0 F7		0-0 2B	0-0 F8		0-3 K		5	0	1	0	0	1	2	<b>New York Mets @ Los Angeles Dodgers</b> Dodger Stadium, Los Angeles, CA Sun May 13 1984, 3:33 AM PDT Att: 44,057 - Unknown 								
<b>José Oquendo, S</b> OBP: 0.287, SLG: 0.192 (1, 6)	4-0		0-0		0-3 K		0-0 1-3		0-0 4-3	1	0	1	0	1	0	0									
<b>Ross Jones, R</b> OBP: 0.333, SLG: 0.222 (3, 6)	S BB									2	0	0	0	0	1	1									
<b>Rusty Staub, L</b> OBP: 0.438, SLG: 0.467 (9, PH)										1	0	0	0	0	0	0									
<b>Keith Hernandez, L</b> OBP: 0.381, SLG: 0.418 (1, 3)	0-0 4-3		0-0 F7		0-0 F8		4-0 WP BB			3	0	0	0	1	0	2									
<b>George Foster, R</b> OBP: 0.280, SLG: 0.440 (1, 7)	0-0 F9		0-0 4-3		0-0 E 2B		0-0 F3			4	1	1	0	0	0	3									
<b>Darryl Strawberry, L</b> OBP: 0.392, SLG: 0.504 (1, 9)		0-0 4-3		0-0 1-3		0-0 E3 2B		0-3 K		4	1	0	0	0	1	2									
<b>Mookie Wilson, S</b> OBP: 0.318, SLG: 0.357 (1, 8)		0-0 S 1B		0-0 F8		0-0 1B SF9 2B		0-3 K		4	1	2	2	0	1	0									
<b>Hubie Brooks, R</b> OBP: 0.371, SLG: 0.445 (1, 5)		4-0 S BB		0-0 F3		0-0 BB 1B		0-0 F8		3	0	1	0	1	0	0									
<b>Junior Ortiz, R</b> OBP: 0.241, SLG: 0.160 (1, 2)		4-0 BB		0-0 5-3		0-0 SF9		0-3 K		2	0	0	1	1	1	0									
<b>Jesse Orosco, R</b> OBP: 1.000, SLG: 1.000 (8, 1)		1-2 2-3 BB		0-0 F9		4-0 BB				0	0	0	0	0	0	0									
<b>Mike Torrez, R</b> OBP: 0.286, SLG: 0.714 (5, 1)		0-0 G6-4-3		0-0 F9				0-0 F6		2	0	0	0	0	0	3									
<b>Tom Niedenfuer, R</b> ERA: 1.46 (7, 1)		1-2								1	0	0	0	0	0	0									
<b>Inning Stats</b>	R: 0 E: 0 K: 0 S: 3	H: 0 LOB: 1 BB: 1 P: 7	R: 0 E: 0 K: 0 S: 3	H: 1 LOB: 2 BB: 2 P: 11	R: 0 E: 0 K: 0 S: 4	H: 1 LOB: 1 BB: 0 P: 4	R: 0 E: 0 K: 0 S: 3	H: 0 LOB: 0 BB: 0 P: 3	R: 0 E: 0 K: 1 S: 6	H: 1 LOB: 1 BB: 0 P: 6	R: 3 E: 1 K: 0 S: 7	H: 3 LOB: 2 BB: 1 P: 11	R: 0 E: 0 K: 2 S: 5	H: 0 LOB: 1 BB: 1 P: 9	R: 0 E: 0 K: 2 S: 7	H: 0 LOB: 0 BB: 0 P: 7	R: 0 E: 0 K: 1 S: 5	H: 0 LOB: 0 BB: 0 P: 5	1B: 3 2B: 3 3B: 0 HR: 0	SF: 1 SAC: 0 DP: 1 HBP: 0	WP: 1 PB: 0 SB: 4 CS: 0	PA: 38			
<b>PITCHER</b>	IP	WLS	BF	H	R	ER	SO	BB	IBB	HBP	BLK	WP	HR	S	P	ERA	WHIP								
<b>Rick Honeycutt, L</b> ERA: 1.89 (1, 1)	6.0	W	28	6	3	1	1	4	0	0	0	0	0	26	42	1.50	1.667								
<b>Tom Niedenfuer, R</b> ERA: 1.46 (7, 1)	3.0	S	10	0	0	0	4	1	0	0	0	1	0	17	21	0.00	0.333								

Batter	1	2	3	4	5	6	7	8	9	AB	R	H	RBI	BB	SO	LOB	BOTTOM								
<b>Steve Sax, R</b> OBP: 0.367, SLG: 0.407 (1, 4)	0-0 6-3		0-0 CS 1B		0-0 E6 4-3 SH1-3 2B	4-0 S 1B BB		0-0 1-3		4	2	1	0	1	0	0	<b>New York Mets @ Los Angeles Dodgers</b> Dodger Stadium, Los Angeles, CA Sun May 13 1984, 3:33 AM PDT Att: 44,057 - Unknown 								
<b>R.J. Reynolds, S</b> OBP: 0.750, SLG: 0.750 (1, 9)	0-0 1B		0-0 1B SF8 1B		0-0 SH1-3	0-0 E S 1B		0-3 K		4	1	3	1	0	1	0									
<b>Ken Landreaux, L</b> OBP: 0.358, SLG: 0.371 (1, 8)	0-0 1B		0-0 1B SF8 1B		0-0 4-3	4-0 E BB				3	0	2	0	1	0	1									
<b>Pedro Guerrero, R</b> OBP: 0.301, SLG: 0.325 (1, 5)	0-0 F9		0-0 SF8		0-0 BB WP 2B	0-0 E3 G6-4-3				3	1	1	2	0	0	4									
<b>Terry Whitfield, L</b> OBP: 0.305, SLG: 0.437 (1, 7)	0-0 F7		0-0 F9		4-0 BB WP BB	0-0 G6-4-3				3	1	0	0	1	0	6									
<b>Franklin Stubbs, L</b> OBP: 0.233, SLG: 0.259 (1, 3)		0-0 5-3 1B		0-0 F9		4-0 WP BB		0-0 F7		3	0	1	0	1	0	0									
<b>Bob Bailor, R</b> OBP: 0.200, SLG: 0.077 (1, 6)		0-0 5-3		0-0 6-3		4-0 1-3 2-3 BB		0-0 5-3		3	0	0	1	1	0	1									
<b>Steve Yeager, R</b> OBP: 0.276, SLG: 0.319 (1, 2)		0-0 F2		0-0 F4		0-0 F5				4	0	1	0	0	0	3									
<b>Rick Honeycutt, L</b> OBP: 0.111, SLG: 0.111 (1, 1)		0-0 4-3		0-0 F8		0-0 6-3		0-3 K		2	0	0	0	0	0	2									
<b>Tom Niedenfuer, R</b> ERA: 2.4 (7, 1)										1	0	0	0	0	1	0									
<b>Inning Stats</b>	R: 0 E: 0 K: 0 S: 5	H: 2 LOB: 2 BB: 0 P: 5	R: 0 E: 0 K: 0 S: 4	H: 1 LOB: 0 BB: 0 P: 4	R: 1 E: 0 K: 0 S: 5	H: 3 LOB: 1 BB: 0 P: 5	R: 0 E: 0 K: 0 S: 4	H: 1 LOB: 1 BB: 0 P: 4	R: 3 E: 1 K: 0 S: 5	H: 1 LOB: 2 BB: 3 P: 17	R: 1 E: 1 K: 0 S: 4	H: 1 LOB: 2 BB: 2 P: 12	R: 0 E: 0 K: 2 S: 3	H: 0 LOB: 0 BB: 0 P: 3	R: 0 E: 0 K: 2 S: 7	H: 0 LOB: 0 BB: 0 P: 7	1B: 8 2B: 1 3B: 0 HR: 0	SF: 1 SAC: 1 DP: 1 HBP: 0	WP: 3 PB: 0 SB: 2 CS: 1	PA: 38					
<b>PITCHER</b>	IP	WLS	BF	H	R	ER	SO	BB	IBB	HBP	BLK	WP	HR	S	P	ERA	WHIP								
<b>Mike Torrez, R</b> ERA: 7.11 (1, 1)	4.2	L	24	8	4	1	0	2	0	0	0	0	0	22	30	1.93	2.143								
<b>Tom Niedenfuer, R</b> ERA: 3.72 (5, 1)	0.1		2	0	0	0	0	1	0	0	0	1	0	1	5	0.00	3.000								
<b>Brent Gaff, R</b> ERA: 2.25 (6, 1)	2.0		9	1	1	1	0	2	0	0	0	0	0	7	15	4.50	1.500								
<b>Jesse Orosco, L</b> ERA: 2.4 (8, 1)	1.0		3	0	0	0	2	0	0	0	0	0	0	7	7	0.00	0.000								








Batter	1	2	3	4	5	6	7	8	9	AB	R	H	RBI	BB	SO	LOB	TOP					
Juan Samuel, R (1,4) OBP: 0.371, SLG: 0.455										6	2	3	0	0	2	1	<b>Philadelphia Phillies @ Los Angeles Dodgers</b> <b>Dodger Stadium, Los Angeles, CA</b> Tue May 15 1984, 7:05 PM PDT Att: 41,620 - Unknown					
Von Hayes, L (1,8) OBP: 0.349, SLG: 0.465										6	1	1	1	1	0	2		3				
Mike Schmidt, R (1,5) OBP: 0.408, SLG: 0.614 Luis Aguayo, R (6, PR) OBP: 0.417, SLG: 0.600										3	2	2	1	1	0	1		1				
John Wockenfuss, R (8,5) OBP: 0.348, SLG: 0.342										4	2	1	0	1	1	3		0				
Glenn Wilson, R (1,7) OBP: 0.298, SLG: 0.420 Greg Gross, L (7, PH) OBP: 0.462, SLG: 0.412										3	2	3	2	0	0	0		2	1			
Len Matuszek, L (1,3) OBP: 0.384, SLG: 0.533 Tim Corcoran, L (8, PH) OBP: 0.533, SLG: 0.400										4	1	2	4	0	0	2		1				
Ozzie Virgil, R (1,2) OBP: 0.357, SLG: 0.615										5	0	0	0	0	1	4		5				
Ivan De Jesus, R (1,6) OBP: 0.273, SLG: 0.264 Kevin Gross, R (8,1) Larry Andersen, R (9,1)										5	0	2	1	0	0	2		0				
Jerry Koosman, R (1,1) OBP: 0.125, SLG: 0.067 Kiko Garcia, R (8,6)										3	0	0	0	0	2	1		1				
<b>Inning Stats</b>	R: 2 E: 0 K: 0 S: 5	H: 2 LOB: 1 BB: 1 P: 9	R: 0 E: 0 K: 0 S: 3	H: 0 LOB: 0 BB: 0 P: 3	R: 3 E: 0 K: 0 S: 7	H: 4 LOB: 1 BB: 0 P: 7	R: 0 E: 0 K: 1 S: 6	H: 1 LOB: 1 BB: 0 P: 6	R: 3 E: 0 K: 0 S: 6	H: 3 LOB: 0 BB: 0 P: 6	R: 0 E: 0 K: 2 S: 8	H: 1 LOB: 2 BB: 1 P: 12	R: 1 E: 0 K: 2 S: 9	H: 2 LOB: 1 BB: 0 P: 9	R: 3 E: 1 K: 1 S: 10	H: 5 LOB: 2 BB: 0 P: 10		R: 0 E: 0 K: 2 S: 7	H: 0 LOB: 0 BB: 0 P: 7	1B: 11 2B: 3 3B: 1 HR: 3	SF: 0 SAC: 1 DP: 0 HBP: 0	WP: 1 PB: 0 SB: 1 CS: 0
<b>PITCHER</b>	IP WLS BF H R ER SO BB IBB HBP BLK WP HR S P ERA WHIP																					
Bob Welch, R (1,1) ERA: 3.48	4.1 L 23 9 7 1 1 1 1 1 0 0 0 0 1 1 24 28 14.54 2.308																					
Burt Hooton, R (5,1) ERA: 4.96	1.2 8 2 1 1 2 1 0 0 0 0 1 1 11 15 5.40 1.800																					
Orel Hershiser, R (7,1) ERA: 6.53	2.0 13 7 4 4 3 0 0 0 0 0 0 1 19 19 18.00 3.500																					
Carlos Diaz, L (9,1) ERA: 2.4	1.0 3 0 0 0 2 0 0 0 0 0 0 0 7 7 0.00 0.000																					

Batter	1	2	3	4	5	6	7	8	9	AB	R	H	RBI	BB	SO	LOB	BOTTOM					
Steve Sax, R (1,4) OBP: 0.361, SLG: 0.399										4	0	2	0	0	0	1	<b>Philadelphia Phillies @ Los Angeles Dodgers</b> <b>Dodger Stadium, Los Angeles, CA</b> Tue May 15 1984, 7:05 PM PDT Att: 41,620 - Unknown					
Bob Bailor, R (1,6) OBP: 0.227, SLG: 0.150										4	0	1	1	0	0	3		4				
Ken Landreaux, L (1,8) OBP: 0.326, SLG: 0.333										4	0	0	0	0	1	2		4				
Pedro Guerrero, R (1,5) OBP: 0.305, SLG: 0.328										4	0	1	0	0	0	1		4				
Candy Maldonado, R (1,7) OBP: 0.363, SLG: 0.410										4	0	0	0	0	0	1		4				
Steve Yeager, R (1,2) OBP: 0.284, SLG: 0.307 Jack Fimple, R (6,2) OBP: 0.182, SLG: 0.100										2	0	0	0	0	0	0		1				
Franklin Stubbs, L (1,3) OBP: 0.278, SLG: 0.375										3	0	1	0	0	2	1		3				
R.J. Reynolds, S (1,9) OBP: 0.273, SLG: 0.273										3	0	0	0	0	1	1		3				
Bob Welch, R (1,1) OBP: 0.077, SLG: 0.077 Burt Hooton, R (5,1) OBP: 0.246, SLG: 0.258 Orel Hershiser, R (7,1) Terry Whitfield, L (8, PH) OBP: 0.323, SLG: 0.429 Carlos Diaz, R (9,1)										1	0	0	0	0	0	0		0				
<b>Inning Stats</b>	R: 0 E: 0 K: 1 S: 5	H: 0 LOB: 0 BB: 0 P: 5	R: 0 E: 0 K: 0 S: 3	H: 0 LOB: 0 BB: 0 P: 3	R: 0 E: 0 K: 0 S: 3	H: 1 LOB: 0 BB: 0 P: 3	R: 0 E: 0 K: 0 S: 4	H: 1 LOB: 1 BB: 0 P: 4	R: 0 E: 0 K: 1 S: 5	H: 0 LOB: 0 BB: 0 P: 5	R: 1 E: 0 K: 1 S: 7	H: 2 LOB: 1 BB: 0 P: 7	R: 0 E: 0 K: 1 S: 6	H: 2 LOB: 1 BB: 0 P: 6	R: 0 E: 0 K: 0 S: 4	H: 2 LOB: 1 BB: 0 P: 4		R: 0 E: 0 K: 0 S: 3	H: 0 LOB: 0 BB: 0 P: 3	1B: 8 2B: 0 3B: 0 HR: 0	SF: 0 SAC: 0 DP: 3 HBP: 0	WP: 0 PB: 0 SB: 0 CS: 0
<b>PITCHER</b>	IP WLS BF H R ER SO BB IBB HBP BLK WP HR S P ERA WHIP																					
Jerry Koosman, L (1,1) ERA: 3.89	7.0 W 25 6 1 1 4 0 0 0 0 0 0 0 33 33 1.29 0.857																					
Kevin Gross, R (8,1) ERA: 1.21	1.0 4 2 0 0 0 0 0 0 0 0 0 0 4 4 0.00 2.000																					
Larry Andersen, R (9,1) ERA: 3.0	1.0 3 0 0 0 0 0 0 0 0 0 0 0 3 3 0.00 0.000																					



Batter	1	2	3	4	5	6	7	8	9	AB	R	H	RBI	BB	SO	LOB	TOP										
Juan Samuel, R (1,4) OBP: 0.366, SLG: 0.453	K		1-3	K			1B		FC6-4	5	1	1	0	0	2	1	Philadelphia Phillies @ Los Angeles Dodgers Dodger Stadium, Los Angeles, CA Wed May 16 1984, 7:05 PM PDT Att: 48,938 - Unknown										
Gary Maddox, R (1,8) OBP: 0.327, SLG: 0.348	BB		K		5-3		G4-6-3	BB	BB	4	0	2	2	1	1	0											
Mike Schmidt, R (1,5) OBP: 0.401, SLG: 0.598	K			E	5-3		G4-6-3	K	K	5	1	1	0	0	2	3											
Sixto Lezcano, R (1,9) OBP: 0.388, SLG: 0.607	FC4-6		F8	F3			K			3	0	0	0	1	1												
Glenn Wilson, R (1,7) OBP: 0.296, SLG: 0.414	FC4-6		E1	BB		K		G6-4-3	BB	4	1	1	0	0	1	3											
Len Matuszek, L (1,3) OBP: 0.360, SLG: 0.531		G3	F7			2B		G6-4-3	BB	4	0	1	0	0	0	3											
Ozzie Virgil, R (1,2) OBP: 0.364, SLG: 0.605	K		BB	HR		F9		BB	1B	3	1	1	0	0	1	1											
Ivan De Jesus, R (1,6) OBP: 0.273, SLG: 0.258	6-3		HR	BB		6-3		F8		3	1	0	1	1	0	2											
Steve Carlton, L (1,1) OBP: 0.200, SLG: 0.350			1-3							3	2	2	4	0	0	0											
Bill Campbell, R (8,1)										0	0	0	0	0	0	0											
Tim Corcoran, L (9, PH) OBP: 0.563, SLG: 0.455										1	0	1	0	0	0	0											
Al Holland, R (9,1)										0	0	0	0	0	0	0											
<b>Inning Stats</b>	R: 0 E: 0 K: 2 S: 8	H: 1 LOB: 2 BB: 1 P: 12	R: 0 E: 0 K: 1 S: 5	H: 0 LOB: 0 BB: 0 P: 5	R: 0 E: 0 K: 1 S: 5	H: 0 LOB: 0 BB: 0 P: 5	R: 5 E: 1 K: 1 S: 8	H: 2 LOB: 0 BB: 1 P: 13	R: 0 E: 0 K: 0 S: 3	H: 1 LOB: 1 BB: 0 P: 6	R: 2 E: 0 K: 1 S: 7	H: 3 LOB: 0 BB: 0 P: 7	R: 0 E: 0 K: 0 S: 4	H: 2 LOB: 1 BB: 0 P: 4	R: 0 E: 0 K: 1 S: 5	H: 1 LOB: 1 BB: 1 P: 9	1B: 7 2B: 2 3B: 0 HR: 1	SF: 0 SAC: 0 DP: 2 HBP: 1	WP: 0 PB: 0 SB: 1 CS: 0	PA: 39							
<b>PITCHER</b>	IP	WLS	BF	H	R	ER	SO	BB	IBB	HBP	BLK	WP	HR	S	P	ERA	WHIP										
Fernando Valenzuela, L (1,1) ERA: 2.71	7.0	L	31	7	7	2	7	2	0	1	0	0	1	42	51	2.57	1.286										
Pat Zachry, R (8,1) ERA: 2.45	2.0		8	3	0	0	1	1	0	0	0	0	0	9	13	0.00	2.000										

Batter	1	2	3	4	5	6	7	8	9	AB	R	H	RBI	BB	SO	LOB	BOTTOM										
Steve Sax, R (1,4) OBP: 0.365, SLG: 0.397	CS		F9			5-3		FC5-4		3	0	1	0	1	0	1	Philadelphia Phillies @ Los Angeles Dodgers Dodger Stadium, Los Angeles, CA Wed May 16 1984, 7:05 PM PDT Att: 48,938 - Unknown										
Bob Bailor, R (1,6) OBP: 0.289, SLG: 0.208	BB					4-3		BB		4	0	2	1	0	0	2											
Ken Landreaux, L (1,8) OBP: 0.312, SLG: 0.317	BB		2H			F7		BB		4	0	0	0	0	1	4											
Pedro Guerrero, R (1,5) OBP: 0.310, SLG: 0.341	K		G3			6-3		F2		4	0	2	1	0	1	1											
Candy Maldonado, R (1,9) OBP: 0.351, SLG: 0.395						6-3		BB		3	0	0	0	0	1	1											
Terry Whitfield, L (8, PH) OBP: 0.300, SLG: 0.424	K					F9		K		1	0	0	0	0	1	2											
Steve Yeager, R (1,2) OBP: 0.286, SLG: 0.299						F3				2	0	0	0	1	0	0											
Pat Zachry, R (8,1)	5-3									0	0	0	0	0	0	0											
Rafael Landestoy, S (9, PH) OBP: 0.231, SLG: 0.200						F3		FC6-4		1	0	0	0	0	0	0											
Franklin Stubbs, L (1,3) OBP: 0.282, SLG: 0.371								BB		3	0	1	0	0	2	2											
Jose Morales, R (9, PH) OBP: 0.231, SLG: 0.167	K					G6-4-3		K		1	0	0	0	0	0	0											
R.J. Reynolds, S (1,7) OBP: 0.267, SLG: 0.333						1B		FC6-4		4	1	1	0	0	0	3											
Fernando Valenzuela, L (1,1) OBP: 0.143, SLG: 0.143						2B				2	0	0	0	0	1	2											
Jack Fimple, R (8,2) OBP: 0.250, SLG: 0.182	K					G6-4-3		FC5-4		1	1	1	0	0	0	0											
<b>Inning Stats</b>	R: 0 E: 0 K: 2 S: 8	H: 2 LOB: 1 BB: 0 P: 8	R: 0 E: 0 K: 2 S: 7	H: 0 LOB: 0 BB: 0 P: 7	R: 1 E: 0 K: 1 S: 7	H: 2 LOB: 1 BB: 0 P: 7	R: 0 E: 0 K: 0 S: 3	H: 0 LOB: 0 BB: 0 P: 3	R: 0 E: 0 K: 0 S: 3	H: 1 LOB: 2 BB: 1 P: 3	R: 0 E: 0 K: 1 S: 6	H: 1 LOB: 2 BB: 1 P: 10	R: 1 E: 0 K: 1 S: 7	H: 2 LOB: 1 BB: 1 P: 11	R: 0 E: 0 K: 0 S: 3	H: 0 LOB: 0 BB: 0 P: 3	1B: 6 2B: 2 3B: 0 HR: 0	SF: 0 SAC: 0 DP: 1 HBP: 0	WP: 0 PB: 0 SB: 0 CS: 1	PA: 35							
<b>PITCHER</b>	IP	WLS	BF	H	R	ER	SO	BB	IBB	HBP	BLK	WP	HR	S	P	ERA	WHIP										
Steve Carlton, L (1,1) ERA: 2.54	7.0		26	6	1	1	6	1	0	0	0	0	0	7	11	9.00	3.000										
Bill Campbell, R (8,1) ERA: 3.42	1.0		6	2	1	1	1	1	0	0	0	0	0	7	11	9.00	3.000										
Al Holland, L (9,1) ERA: 2.19	1.0		3	0	0	0	0	0	0	0	0	0	0	3	3	0.00	0.000										






Batter	1	2	3	4	5	6	7	8	9	10	11	AB	R	H	RBI	BB	SO	LOB	TOP					
Pete Rose, S OBP: 0.380, SLG: 0.357 Derral Thomas, S OBP: 0.286, SLG: 0.346	F7	IBB			F7		6-3		F7		K	3	0	0	0	1	0	0						
Bryan Little, S OBP: 0.368, SLG: 0.353	B1-3	4-3			4-3		L4		F9		FC6-4 1B	6	1	1	0	0	0	4						
Tim Raines, S OBP: 0.448, SLG: 0.503	E4 1B										S 1B	5	1	4	0	1	0	0						
Andre Dawson, R OBP: 0.329, SLG: 0.387	FC6-4 1B				8-5		F4		1-3		K 1B	6	0	1	0	0	1	6						
Gary Carter, R OBP: 0.373, SLG: 0.471	FC6-4 1-2f								F2		1B E IBB	5	2	2	2	1	1	2						
Tim Lincecum, R OBP: 0.350, SLG: 0.513 Miguel DiToro, S OBP: 0.308, SLG: 0.400 Dan Schatzeder, L OBP: 0.288, SLG: 0.350 Andy McCaffigan, R OBP: 0.344, SLG: 0.448 Greg Harris, S OBP: 0.288, SLG: 0.350		F9			F7		E5 2B		1-3		F7	4	1	0	0	0	0	0						
Terry Francona, L OBP: 0.423, SLG: 0.508					F8				4-3			5	0	3	2	0	0	0						
Doug Flynn, R OBP: 0.400, SLG: 0.395							K				F4 FC6-4	4	0	1	0	1	2	2						
David Palmer, R OBP: 0.100, SLG: 0.400 Gary Lucas, L OBP: 0.200, SLG: 0.200 Chris Speier, R OBP: 0.200, SLG: 0.200		SH5-4 BB 1B			4-3				SH3-4 1B		FC6-4	2	0	0	0	0	1	1						
<b>Inning Stats</b>	R: 0 E: 1 K: 0 S: 5	H: 1 LOB: 2 BB: 0 P: 5	R: 0 E: 0 K: 0 S: 4	H: 1 LOB: 3 BB: 2 P: 12	R: 1 E: 0 K: 0 S: 4	H: 2 LOB: 0 BB: 0 P: 4	R: 0 E: 0 K: 1 S: 5	H: 0 LOB: 0 BB: 0 P: 5	R: 0 E: 0 K: 0 S: 4	H: 1 LOB: 1 BB: 0 P: 4	R: 1 E: 0 K: 3 S: 11	H: 1 LOB: 1 BB: 0 P: 11	R: 0 E: 0 K: 0 S: 3	H: 0 LOB: 0 BB: 0 P: 3	R: 0 E: 0 K: 0 S: 4	H: 1 LOB: 1 BB: 0 P: 4	R: 2 E: 1 K: 1 S: 8	H: 2 LOB: 1 BB: 1 P: 12	R: 1 E: 0 K: 1 S: 8	H: 3 LOB: 2 BB: 0 P: 8	1B: 9 2B: 3 3B: 0 HR: 1	SF: 0 SAC: 2 DP: 1 HBP: 0	WP: 0 PB: 0 SB: 2 CS: 0	PA: 51
<b>PITCHER</b>	IP WLS BF H R ER SO BB IBB HBP BLK WP HR S P ERA WHIP	<b>PITCHER</b>										IP WLS BF H R ER SO BB IBB HBP BLK WP HR S P ERA WHIP												
Alejandro Pena, R ERA: 2.31 Tom Niedenfuer, R ERA: 1.88	8.0 3.0 34 6 2 1 2 2 0 0 0 0 0 0 39 51 6.00 2.000											3.0 L 17 6 3 2 2 0 1 0 0 0 0 20 24 6.00 2.000												

Montreal Expos @ Los Angeles Dodgers  
 Dodger Stadium, Los Angeles, CA  
 Fri May 18 1984, 7:05 PM PDT  
 Att: 45,795 - Unknown

livebaseballscorecards.com

AB 45  
 R 5  
 H 12  
 RBI 4  
 BB 4  
 SO 6  
 LOB 22




Batter	1	2	3	4	5	6	7	8	9	10	11	AB	R	H	RBI	BB	SO	LOB	BOTTOM							
Steve Sax, R OBP: 0.368, SLG: 0.395 Rafael Landestoy, S OBP: 0.241, SLG: 0.214	4-3				FC4-6			SH5-4			WP 1B 1B	1	0	0	0	0	0	0								
R.J. Reynolds, S OBP: 0.400, SLG: 0.444											WP 1B 1B	3	2	2	1	2	1	1								
Ken Landreaux, L OBP: 0.330, SLG: 0.329 Candy Maldonado, R OBP: 0.347, SLG: 0.391					F			1-3		F7		4	0	2	1	1	0	2								
Pedro Guerrero, R OBP: 0.313, SLG: 0.338	5-3											4	0	1	2	1	1	3								
Rick Monday, L OBP: 0.284, SLG: 0.355 Jose Morales, R OBP: 0.214, SLG: 0.154 Tom Niedenfuer, R OBP: 0.259, SLG: 0.200	3-1											3	0	0	0	0	2	3								
Terry Whitfield, L OBP: 0.285, SLG: 0.406												4	0	0	0	1	0	0								
Dave Anderson, R OBP: 0.326, SLG: 0.260												5	0	1	0	0	2	2								
Jack Fimple, R OBP: 0.250, SLG: 0.200 Bob Bailor, R OBP: 0.259, SLG: 0.200												4	0	1	0	0	1	1								
Alejandro Pena, R ERA: 2.16 Franklin Stubbs, L OBP: 0.293, SLG: 0.378												2	0	0	0	0	0	1								
<b>Inning Stats</b>	R: 1 E: 0 K: 0 S: 4	H: 1 LOB: 1 BB: 1 P: 8	R: 0 E: 0 K: 1 S: 5	H: 0 LOB: 0 BB: 0 P: 5	R: 0 E: 0 K: 0 S: 2	H: 0 LOB: 0 BB: 1 P: 6	R: 0 E: 1 K: 2 S: 7	H: 0 LOB: 2 BB: 2 P: 15	R: 0 E: 0 K: 1 S: 6	H: 1 LOB: 1 BB: 0 P: 6	R: 0 E: 0 K: 0 S: 5	H: 1 LOB: 0 BB: 0 P: 5	R: 0 E: 0 K: 0 S: 3	H: 1 LOB: 1 BB: 0 P: 3	R: 1 E: 0 K: 0 S: 5	H: 2 LOB: 2 BB: 1 P: 9	R: 0 E: 0 K: 2 S: 7	H: 0 LOB: 0 BB: 0 P: 7	R: 2 E: 0 K: 1 S: 8	H: 3 LOB: 1 BB: 0 P: 8	R: 0 E: 0 K: 1 S: 5	H: 0 LOB: 0 BB: 0 P: 5	1B: 8 2B: 1 3B: 0 HR: 0	SF: 0 SAC: 1 DP: 1 HBP: 0	WP: 1 PB: 0 SB: 1 CS: 2	PA: 45
<b>PITCHER</b>	IP WLS BF H R ER SO BB IBB HBP BLK WP HR S P ERA WHIP	<b>PITCHER</b>										IP WLS BF H R ER SO BB IBB HBP BLK WP HR S P ERA WHIP														
David Palmer, R ERA: 4.09 Gary Lucas, L ERA: 2.61 Jeff Reardon, R ERA: 1.21 Dan Schatzeder, L ERA: 3.32 Andy McCaffigan, R ERA: 1.07	7.1 0.1 1.1 0.1 0.2	30 2 4 3 3	6 0 0 2 1	2 0 0 2 0	2 0 0 0 0	0 0 0 0 0	0 0 0 0 0	0 0 0 0 1	0 0 0 0 0	0 0 0 0 0	0 0 0 0 0	0 0 0 0 0	0 0 0 0 0	0 0 0 0 0	0 0 0 0 0	0 0 0 0 0	0 0 0 0 0	0 0 0 0 0	0 0 0 0 0	0 0 0 0 0	0 0 0 0 0	0 0 0 0 0	0 0 0 0 0	0 0 0 0 0	0 0 0 0 0	0 0 0 0 0

Montreal Expos @ Los Angeles Dodgers  
 Dodger Stadium, Los Angeles, CA  
 Fri May 18 1984, 7:05 PM PDT  
 Att: 45,795 - Unknown

livebaseballscorecards.com

AB 39  
 R 4  
 H 9  
 RBI 4  
 BB 5  
 SO 9  
 LOB 19





Batter	1	2	3	4	5	6	7	8	9	AB	R	H	RBI	BB	SO	LOB	TOP			
<b>Pete Rose, S</b> OBP: 0.379, SLG: 0.356 <b>Jim Wohlford, R</b> OBP: 0.394, SLG: 0.467	F9		FC5 1B		6-3			1B		3	0	1	0	0	0	0	<b>Montreal Expos @ Los Angeles Dodgers</b> Dodger Stadium, Los Angeles, CA Sat May 19 1984, 7:05 PM PDT Att: 47,732 - Unknown <a href="http://livebaseballscorecards.com">livebaseballscorecards.com</a>			
<b>Bryan Little, S</b> OBP: 0.378, SLG: 0.365	5-3		1-2 1B			1B		1B		4	0	3	0	0	0	0				
<b>Tim Raines, S</b> OBP: 0.444, SLG: 0.497	PB BB 1B		F9			K		K		4	0	1	0	0	2	5				
<b>Andre Dawson, R</b> OBP: 0.333, SLG: 0.386	1-2 PB BB		FC5			1B		G5-4-3		3	0	1	0	1	0	4				
<b>Gary Carter, R</b> OBP: 0.376, SLG: 0.493	F7					F7				4	1	2	1	0	0	4				
<b>Tim Lincecum, R</b> OBP: 0.341, SLG: 0.500		4-3			G1-6-3				HR	4	0	0	0	0	1	3				
<b>Terry Francona, L</b> OBP: 0.411, SLG: 0.493		3-1			1-3					4	0	0	0	0	0	0				
<b>Doug Flynn, R</b> OBP: 0.364, SLG: 0.357		F4			F6-3			F1-3		4	0	0	0	0	0	0				
<b>Bill Gullickson, R</b> OBP: 0.143, SLG: 0.143 <b>Chris Speier, R</b> OBP: 0.194, SLG: 0.194 <b>Bob James, R</b> (7, 1)			F9		1-3			6-3		2	0	0	0	0	0	0				
<b>Inning Stats</b>	R: 0 E: 0 K: 0 S: 4	H: 1 LOB: 2 BB: 1 P: 8	R: 0 E: 0 K: 0 S: 3	H: 0 LOB: 0 BB: 0 P: 3	R: 0 E: 0 K: 0 S: 5	H: 2 LOB: 2 BB: 0 P: 5	R: 0 E: 0 K: 0 S: 3	H: 1 LOB: 0 BB: 0 P: 3	R: 0 E: 0 K: 0 S: 7	H: 2 LOB: 2 BB: 0 P: 7	R: 0 E: 0 K: 0 S: 3	H: 0 LOB: 0 BB: 0 P: 3	R: 0 E: 0 K: 1 S: 6	H: 2 LOB: 1 BB: 0 P: 6	R: 1 E: 0 K: 1 S: 6	H: 1 LOB: 0 BB: 0 P: 6	1B: 8 2B: 0 3B: 0 HR: 1	SF: 0 SAC: 0 DP: 2 HBP: 0	WP: 0 PB: 1 SB: 0 CS: 0	PA: 35
<b>PITCHER</b> <b>Rick Honeycutt, L</b> ERA: 1.77	IP: 9.0 WLS: W BF: 35 H: 9 R: 1 ER: 1 SO: 3 BB: 1 IBB: 0 HBP: 0 BLK: 0 WP: 0 HR: 1 S: 40 P: 44 ERA: 1.00 WHIP: 1.111															<b>PITCHER</b>				

Batter	1	2	3	4	5	6	7	8	9	AB	R	H	RBI	BB	SO	LOB	BOTTOM			
<b>Steve Sax, R</b> OBP: 0.356, SLG: 0.389	F7	E9 1B		4-3			F9	4-3		5	0	1	0	0	0	4	<b>Montreal Expos @ Los Angeles Dodgers</b> Dodger Stadium, Los Angeles, CA Sat May 19 1984, 7:05 PM PDT Att: 47,732 - Unknown <a href="http://livebaseballscorecards.com">livebaseballscorecards.com</a>			
<b>R.J. Reynolds, S</b> OBP: 0.333, SLG: 0.364	F8	K			F8		K			4	0	0	0	0	2	3				
<b>Ken Landreaux, L</b> OBP: 0.327, SLG: 0.326	F6-3	F9			F7		1B			4	0	1	0	0	0	2				
<b>Pedro Guerrero, R</b> OBP: 0.311, SLG: 0.343		F8	5-3			1B 2B		K		4	1	1	0	0	1	2				
<b>Terry Whitfield, L</b> OBP: 0.303, SLG: 0.420		1B 1B 2B	F9			2H 1B		F7		4	1	2	1	0	0	0				
<b>Franklin Stubbs, L</b> OBP: 0.333, SLG: 0.385		1B 1B BB				K		1B 1B BB		2	1	1	0	2	1	0				
<b>Dave Anderson, R</b> OBP: 0.273, SLG: 0.273 <b>Bob Bailor, R</b> OBP: 0.259, SLG: 0.200		1B 1B	F6-3			F6		1B 1B		4	1	2	0	0	0	1				
<b>Jack Fimple, R</b> OBP: 0.250, SLG: 0.211		1B 1B E			F9		K			4	1	1	2	0	2	2				
<b>Rick Honeycutt, L</b> OBP: 0.227, SLG: 0.190		E 1B			F9		1B BB			3	0	2	1	1	0	0				
<b>Inning Stats</b>	R: 0 E: 0 K: 0 S: 3	H: 0 LOB: 0 BB: 0 P: 3	R: 4 E: 1 K: 1 S: 10	H: 5 LOB: 2 BB: 1 P: 14	R: 0 E: 0 K: 0 S: 4	H: 1 LOB: 1 BB: 0 P: 4	R: 0 E: 0 K: 0 S: 3	H: 0 LOB: 0 BB: 0 P: 3	R: 1 E: 0 K: 0 S: 4	H: 2 LOB: 1 BB: 0 P: 4	R: 0 E: 0 K: 2 S: 7	H: 0 LOB: 0 BB: 0 P: 7	R: 0 E: 0 K: 2 S: 8	H: 1 LOB: 2 BB: 1 P: 12	R: 0 E: 0 K: 1 S: 7	H: 2 LOB: 3 BB: 1 P: 11	1B: 9 2B: 2 3B: 0 HR: 0	SF: 0 SAC: 0 DP: 0 HBP: 0	WP: 0 PB: 0 SB: 1 CS: 0	PA: 37
<b>PITCHER</b> <b>Bill Gullickson, R</b> ERA: 6.69 <b>Bob James, R</b> ERA: 7.71	IP: 6.0 WLS: L BF: 26 H: 8 R: 5 ER: 4 SO: 3 BB: 1 IBB: 0 HBP: 0 BLK: 0 WP: 0 HR: 0 S: 31 P: 35 ERA: 6.00 WHIP: 1.500															<b>PITCHER</b>				







Batter	1	2	3	4	5	6	7	8	9	AB	R	H	RBI	BB	SO	LOB	TOP	
Steve Sax, R OBP: 0.342, SLG: 0.370 (1, 4)	F8		F7		FC6-4		G5-4-3			4	0	0	1	0	0	3	<b>Los Angeles Dodgers @ Philadelphia Phillies</b> <b>Veterans Stadium, Philadelphia, PA</b> Tue May 22 1984, 7:05 PM EDT Att: 30,190 - Unknown	
Bob Bailor, R OBP: 0.324, SLG: 0.281 (1, 6)	L6			1B WP	FC6-4			1B	4	0	2	0	0	0	2			
Lemmie Miller, R OBP: 0.250, SLG: 0.250 (1, 7)	F9			K				L3	4	0	1	0	0	1	2			
Pedro Guerrero, R OBP: 0.316, SLG: 0.353 (1, 5)		6-3						L3	4	0	1	0	0	0	2			
Candy Maldonado, R OBP: 0.354, SLG: 0.389 (1, 9)								F8	3	0	1	0	1	0	3			
Steve Yeager, R OBP: 0.284, SLG: 0.288 (1, 2)									3	1	0	0	1	0	3			
Franklin Stubbs, L OBP: 0.346, SLG: 0.444 (1, 3)									4	0	1	0	0	2	3			
R.J. Reynolds, S OBP: 0.355, SLG: 0.379 (1, 8)								L3	4	0	2	0	0	0	0			
Bob Welch, R OBP: 0.071, SLG: 0.071 (1, 1)									1	0	0	0	0	0	0			
Jose Morales, R OBP: 0.230, SLG: 0.143 (5, PH)									1	0	0	0	0	0	3			
Orel Hershiser, R (5, 1)									0	0	0	0	0	0	0			
Rafael Landestoy, S OBP: 0.233, SLG: 0.207 (7, PH)									1	0	0	0	0	0	1			
Carlos Diaz, R (7, 1)									0	0	0	0	0	0	0			
<b>Inning Stats</b>	R: 0 E: 0 K: 0 S: 3	H: 0 LOB: 0 BB: 0 P: 3	R: 0 E: 0 K: 1 S: 5	H: 0 LOB: 1 BB: 1 P: 9	R: 0 E: 0 K: 0 S: 3	H: 2 LOB: 1 BB: 0 P: 6	R: 1 E: 0 K: 0 S: 5	H: 2 LOB: 2 BB: 1 P: 9	R: 0 E: 0 K: 0 S: 3	H: 1 LOB: 0 BB: 0 P: 3	R: 0 E: 0 K: 0 S: 4	H: 1 LOB: 1 BB: 0 P: 4	R: 0 E: 0 K: 1 S: 5	H: 0 LOB: 0 BB: 0 P: 5	1B: 8 2B: 0 3B: 0 HR: 0	SF: 0 SAC: 0 DP: 2 HBP: 0	WP: 1 PB: 0 SB: 0 CS: 0	PA: 35
<b>PITCHER</b>	IP WLS BF H R ER SO BB IBB HBP BLK WP HR S P ERA WHIP																	
Jerry Koosman, L ERA: 3.53 (1, 1)	7.0 W 28 7 1 1 2 2 0 0 0 1 0 30 38 1.29 1.286																	
Al Holland, L ERA: 1.6 (8, 1)	2.0 S 7 1 0 0 1 0 0 0 0 0 0 9 9 0.00 0.500																	

AB	33
R	1
H	8
RBI	1
BB	2
SO	3
LOB	22



Batter	1	2	3	4	5	6	7	8	9	AB	R	H	RBI	BB	SO	LOB	BOTTOM	
Juan Samuel, R OBP: 0.372, SLG: 0.494 (1, 4)	4-3		5-3		4-3			L4		4	0	0	1	0	0	1	<b>Los Angeles Dodgers @ Philadelphia Phillies</b> <b>Veterans Stadium, Philadelphia, PA</b> Tue May 22 1984, 7:05 PM EDT Att: 30,190 - Unknown	
Von Hayes, L OBP: 0.339, SLG: 0.427 (1, 8) (8, 7)	K		4-3		1-3			F7		4	0	0	0	0	1	1		
Mike Schmidt, R OBP: 0.394, SLG: 0.579 (1, 5)	F8				6-3			FC5-4		4	0	0	0	0	1	1		
Joe Lefebvre, L OBP: 0.349, SLG: 0.337 (1, 9)		F7						F7		2	0	0	0	1	0	0		
Glenn Wilson, R OBP: 0.291, SLG: 0.402 (1, 7) Al Holland, R (8, 1)		K			FC6-4			5-3		3	1	0	0	0	1	1		
Len Matuszek, L OBP: 0.370, SLG: 0.550 (1, 3)		4-3						G3		2	0	0	0	1	0	0		
Ozzie Virgil, R OBP: 0.356, SLG: 0.552 (1, 2)								5-3		3	1	2	1	0	0	0		
Ivan De Jesus, R OBP: 0.272, SLG: 0.254 (1, 6)								K		3	1	1	0	0	1	2		
Jerry Koosman, R OBP: 0.118, SLG: 0.063 (1, 1) Garry Maddox, R OBP: 0.333, SLG: 0.340 (8, 8)										1	0	0	0	0	1	0		
										0	0	0	0	1	0	0		
<b>Inning Stats</b>	R: 0 E: 0 K: 1 S: 5	H: 0 LOB: 0 BB: 0 P: 5	R: 0 E: 0 K: 1 S: 5	H: 0 LOB: 0 BB: 0 P: 5	R: 2 E: 0 K: 0 S: 5	H: 2 LOB: 2 BB: 0 P: 5	R: 1 E: 0 K: 0 S: 4	H: 1 LOB: 2 BB: 2 P: 12	R: 0 E: 0 K: 1 S: 5	H: 0 LOB: 0 BB: 0 P: 5	R: 0 E: 0 K: 1 S: 5	H: 0 LOB: 0 BB: 0 P: 5	R: 0 E: 0 K: 0 S: 3	H: 0 LOB: 1 BB: 1 P: 7	1B: 3 2B: 0 3B: 0 HR: 0	SF: 0 SAC: 1 DP: 0 HBP: 0	WP: 1 PB: 0 SB: 0 CS: 0	PA: 30
<b>PITCHER</b>	IP WLS BF H R ER SO BB IBB HBP BLK WP HR S P ERA WHIP																	
Bob Welch, R ERA: 3.72 (1, 1)	4.0 L 17 3 3 3 2 2 0 0 0 0 0 19 27 6.75 1.250																	
Orel Hershiser, R ERA: 5.96 (5, 1)	2.0 6 0 0 0 2 0 0 0 0 0 0 10 10 0.00 0.000																	
Carlos Diaz, L ERA: 2.12 (7, 1)	2.0 7 0 0 0 1 1 0 0 0 0 0 8 12 0.00 0.500																	

AB	26
R	3
H	3
RBI	2
BB	3
SO	5
LOB	6









Batter	1	2	3	4	5	6	7	8	9	AB	R	H	RBI	BB	SO	LOB	TOP							
Steve Sax, R OBP: 0.352, SLG: 0.379	1-3		G1-4-3		G5-4-3		1B		F8	5	0	3	1	0	0	1								
Ken Landreaux, L OBP: 0.321, SLG: 0.323			SF7		G5-4-3					3	0	2	2	0	0	2								
Pedro Guerrero, R OBP: 0.307, SLG: 0.338	K		G1-4-3				K		F8	4	0	0	0	0	2	5								
Franklin Stubbs, L OBP: 0.322, SLG: 0.404					F9		K		F9	4	0	1	0	0	1	0								
Mike Scioscia, L OBP: 0.418, SLG: 0.321					F8				F8	4	0	1	0	0	0	1								
Terry Whitfield, L OBP: 0.284, SLG: 0.393					3-1		K3-1			4	0	0	0	0	2	2								
R.J. Reynolds, S OBP: 0.359, SLG: 0.432										4	1	2	0	0	0	1								
Bob Bailor, R OBP: 0.317, SLG: 0.263										2	1	0	0	1	0	1								
Alejandro Pena, R OBP: 0.150, SLG: 0.150										1	0	0	0	0	0	1								
Rick Monday, L OBP: 0.306, SLG: 0.344										0	0	0	0	0	0	0								
Burt Hooton, R OBP: 0.350, SLG: 0.286										0	1	1	0	0	0	0								
Lemmie Miller, R OBP: 0.285, SLG: 0.285										0	0	0	0	0	0	0								
Carlos Diaz, R OBP: 0.300, SLG: 0.133										0	0	0	0	0	0	0								
Tom Niedenfuer, R OBP: 0.189, SLG: 0.133										1	0	0	0	0	0	1								
Jose Morales, R OBP: 0.189, SLG: 0.133										0	0	0	0	0	0	0								
Pat Zachry, R OBP: 0.189, SLG: 0.133										0	0	0	0	0	0	0								
<b>Inning Stats</b>	R: 0 E: 0 K: 1 S: 5	H: 1 LOB: 0 BB: 0 P: 5	R: 0 E: 0 K: 0 S: 4	H: 1 LOB: 1 BB: 0 P: 4	R: 1 E: 1 K: 0 S: 4	H: 1 LOB: 1 BB: 1 P: 8	R: 0 E: 0 K: 0 S: 3	H: 0 LOB: 0 BB: 0 P: 3	R: 1 E: 0 K: 0 S: 4	H: 2 LOB: 1 BB: 1 P: 8	R: 0 E: 0 K: 3 S: 10	H: 1 LOB: 1 BB: 0 P: 10	R: 1 E: 0 K: 0 S: 6	H: 3 LOB: 2 BB: 0 P: 6	R: 0 E: 0 K: 1 S: 5	H: 0 LOB: 0 BB: 0 P: 5	R: 0 E: 0 K: 0 S: 4	H: 1 LOB: 1 BB: 0 P: 4	1B: 8 2B: 2 3B: 0 HR: 0	SF: 1 SAC: 1 DP: 2 HBP: 0	WP: 0 PB: 0 SB: 0 CS: 1	PA: 37		
<b>PITCHER</b>	IP	WLS	BF	H	R	ER	SO	BB	IBB	HBP	BLK	WP	HR	S	P	ERA	WHIP							
John Denny, R ERA: 1.55	(1, 1)	4.0	15	3	1	0	1	1	0	0	0	0	0	16	20	0.00	1.000							
Kevin Gross, R ERA: 1.44	(5, 1)	2.0	9	3	1	1	3	1	0	0	0	0	0	14	18	4.50	2.000							
Bill Campbell, R ERA: 3.14	(7, 1)	2.1	11	4	1	1	1	0	0	0	0	0	0	13	13	3.86	1.714							
Al Holland, L ERA: 1.76	(9, 1)	0.2	W	2	0	0	0	0	0	0	0	0	0	2	2	0.00	0.000							

Los Angeles Dodgers @ Philadelphia Phillies  
Veterans Stadium, Philadelphia, PA  
Thu May 24 1984, 7:05 PM EDT  
Att: 26,163 - Unknown

AB 33  
R 3  
H 10  
RBI 3  
BB 2  
SO 5  
LOB 15



Batter	1	2	3	4	5	6	7	8	9	AB	R	H	RBI	BB	SO	LOB	BOTTOM							
Juan Samuel, R OBP: 0.365, SLG: 0.492	K	1B		L6-3			K		1B	5	1	2	1	0	2	1								
Greg Gross, L OBP: 0.500, SLG: 0.436	1B	1B				FC5-4	1B		1B	3	0	3	1	2	0	0								
Mike Schmidt, R OBP: 0.402, SLG: 0.567	1B	L4			FC5-4	1B	1B		1B	3	0	1	0	2	0	3								
Joe Lefebvre, L OBP: 0.341, SLG: 0.327	K				F9		F3		K	3	0	0	0	0	2	3								
Sixto Lezcano, R OBP: 0.373, SLG: 0.548	K				K				K	2	0	0	0	0	1	5								
Len Matuszek, L OBP: 0.368, SLG: 0.530	F8				K		K		1B	4	0	1	1	1	2	4								
Von Hayes, L OBP: 0.336, SLG: 0.421		F7			K				1B	4	0	1	0	0	1	0								
Al Holland, R										0	0	0	0	0	0	0								
Ozzie Virgil, R OBP: 0.351, SLG: 0.544		1B			1B		K		K	4	2	2	0	0	2	2								
Ivan De Jesus, R OBP: 0.279, SLG: 0.257		1B			1B		6-3		6-3	4	1	2	0	0	0	2								
John Denny, R OBP: 0.286, SLG: 0.286	(1, 1)	4.0	19	8	3	3	5	1	0	0	0	0	0	11	15	0.00	1.500							
Burt Hooton, R ERA: 4.15	(5, 1)	2.0	8	2	0	0	2	1	0	0	0	0	0	3	11	0.00	6.000							
Carlos Diaz, L ERA: 2.08	(7, 1)	0.1	3	0	0	0	1	2	0	0	0	0	0	3	11	0.00	6.000							
Tom Niedenfuer, R ERA: 1.72	(7, 1)	1.2	5	0	0	0	2	0	0	0	0	0	0	9	9	0.00	0.000							
Pat Zachry, R ERA: 2.7	(9, 1)	0.2	L	6	2	1	1	2	0	2	0	0	0	8	16	13.50	3.000							
<b>Inning Stats</b>	R: 0 E: 0 K: 2 S: 9	H: 2 LOB: 2 BB: 0 P: 9	R: 2 E: 0 K: 1 S: 9	H: 4 LOB: 2 BB: 0 P: 9	R: 0 E: 0 K: 2 S: 7	H: 0 LOB: 0 BB: 0 P: 7	R: 1 E: 0 K: 0 S: 4	H: 2 LOB: 0 BB: 0 P: 4	R: 0 E: 0 K: 1 S: 5	H: 1 LOB: 1 BB: 0 P: 5	R: 0 E: 0 K: 1 S: 6	H: 1 LOB: 2 BB: 1 P: 10	R: 0 E: 0 K: 2 S: 7	H: 0 LOB: 2 BB: 2 P: 15	R: 0 E: 0 K: 1 S: 5	H: 0 LOB: 0 BB: 0 P: 5	R: 1 E: 0 K: 2 S: 8	H: 2 LOB: 3 BB: 2 P: 16	1B: 10 2B: 3 3B: 1 HR: 0	SF: 0 SAC: 0 DP: 2 HBP: 0	WP: 0 PB: 0 SB: 1 CS: 1	PA: 41		
<b>PITCHER</b>	IP	WLS	BF	H	R	ER	SO	BB	IBB	HBP	BLK	WP	HR	S	P	ERA	WHIP							
Alejandro Pena, R ERA: 2.6	(1, 1)	4.0	19	8	3	3	5	1	0	0	0	0	0	11	15	0.00	1.500							
Burt Hooton, R ERA: 4.15	(5, 1)	2.0	8	2	0	0	2	1	0	0	0	0	0	3	11	0.00	6.000							
Carlos Diaz, L ERA: 2.08	(7, 1)	0.1	3	0	0	0	1	2	0	0	0	0	0	3	11	0.00	6.000							
Tom Niedenfuer, R ERA: 1.72	(7, 1)	1.2	5	0	0	0	2	0	0	0	0	0	0	9	9	0.00	0.000							
Pat Zachry, R ERA: 2.7	(9, 1)	0.2	L	6	2	1	1	2	0	2	0	0	0	8	16	13.50	3.000							

Los Angeles Dodgers @ Philadelphia Phillies  
Veterans Stadium, Philadelphia, PA  
Thu May 24 1984, 7:05 PM EDT  
Att: 26,163 - Unknown

AB 36  
R 4  
H 12  
RBI 4  
BB 5  
SO 12  
LOB 25









Batter	1	2	3	4	5	6	7	8	9	AB	R	H	RBI	BB	SO	LOB	TOP			
Dave Anderson, R (1, 6) OBP: 0.319, SLG: 0.259	6-3		L6		6-3		G3			4	0	0	0	0	0	0	<b>Los Angeles Dodgers @ New York Mets</b> Shea Stadium, Flushing, NY Sat May 26 1984, 3:33 AM EDT Att: 20,051 - Unknown			
R.J. Reynolds, S (1, 9) OBP: 0.383, SLG: 0.455	1B		F7		1B		4-3			4	0	2	0	0	0	0				
Ken Landreaux, L (1, 8) OBP: 0.314, SLG: 0.314 Lemmie Miller, R (8, PH) OBP: 0.300, SLG: 0.222	L6		1-3		1-2		5-3		3	0	1	0	0	0	0	1				
Pedro Guerrero, R (1, 5) OBP: 0.305, SLG: 0.348	F9				5-3		F9		4	0	0	0	0	0	0	3				
Franklin Stubbs, L (1, 3) OBP: 0.303, SLG: 0.424	K				HR		4-3		4	1	1	1	0	1	0					
Mike Scioscia, L (1, 2) OBP: 0.438, SLG: 0.390 Steve Sax, R (9, PH) OBP: 0.345, SLG: 0.371	1B				2B		FC5-4		F9	3	0	3	0	0	0	0				
Terry Whitfield, L (1, 7) OBP: 0.279, SLG: 0.381	1B						FC5-4		K	3	0	1	0	0	1	2				
Jose Morales, R (9, PH) OBP: 0.222, SLG: 0.176	1-2				K		1-2		K	1	0	0	0	0	1	0				
Bob Bailor, R (1, 4) OBP: 0.313, SLG: 0.267	L6				F7		4-3			4	0	1	0	0	0	4				
Orel Hershiser, R (1, 1) Tom Niedenfuer, R (7, 1) Carlos Diaz, R (8, 1) Steve Yeager, R (9, PH) OBP: 0.278, SLG: 0.280	1-3						4-3		2-3	K	3	0	0	0	0	2				
<b>Inning Stats</b>	R: 0 E: 0 K: 0 S: 4	H: 1 LOB: 1 BB: 0 P: 4	R: 0 E: 0 K: 1 S: 7	H: 2 LOB: 2 BB: 0 P: 7	R: 0 E: 0 K: 0 S: 3	H: 0 LOB: 0 BB: 0 P: 3	R: 1 E: 0 K: 1 S: 7	H: 2 LOB: 1 BB: 0 P: 7	R: 0 E: 0 K: 0 S: 5	H: 2 LOB: 2 BB: 0 P: 5	R: 0 E: 0 K: 0 S: 4	H: 1 LOB: 0 BB: 0 P: 4	R: 0 E: 0 K: 0 S: 3	H: 0 LOB: 0 BB: 0 P: 3	R: 0 E: 0 K: 2 S: 8	H: 1 LOB: 1 BB: 0 P: 8	1B: 7 2B: 1 3B: 0 HR: 1	SF: 0 SAC: 0 DP: 0 HBP: 0	WP: 0 PB: 0 SB: 0 CS: 0	PA: 36
<b>PITCHER</b>	IP WLS BF H R ER SO BB IBB HBP BLK WP HR S P ERA WHIP																			
Ed Lynch, R (1, 1) ERA: 3.32	4.0	17	5	1	1	2	0	0	0	0	0	0	0	0	0	0	2.25	1.250		
Tim Leary, R (5, 1) ERA: 4.24	3.0	W 12	3	0	0	0	0	0	0	0	0	0	0	0	12	12	0.00	1.000		
Jesse Orosco, L (8, 1) ERA: 1.99	2.0	S 7	1	0	0	2	0	0	0	0	0	0	0	11	11	0.00	0.500			

Batter	1	2	3	4	5	6	7	8	9	AB	R	H	RBI	BB	SO	LOB	BOTTOM			
Wally Backman, S (1, 4) OBP: 0.369, SLG: 0.314	K				6-3					4	0	2	1	0	1	0	<b>Los Angeles Dodgers @ New York Mets</b> Shea Stadium, Flushing, NY Sat May 26 1984, 3:33 AM EDT Att: 20,051 - Unknown			
Mookie Wilson, S (1, 8) OBP: 0.312, SLG: 0.338	6-3		K2-3			K2-3	6-3		4	0	0	0	0	2	4					
Keith Hernandez, L (1, 3) OBP: 0.373, SLG: 0.389	FC6-4				4-1	G4-6-3	1B		3	0	2	0	1	0	0					
George Foster, R (1, 7) OBP: 0.269, SLG: 0.434	FC6-4				K	G4-6-3	F9		4	0	0	0	0	1	3					
Darryl Strawberry, L (1, 9) OBP: 0.368, SLG: 0.466	6-3				E		K		4	0	1	0	0	1	1					
Hubie Brooks, R (1, 5) OBP: 0.377, SLG: 0.455	F9				E6		HR		3	1	1	1	1	0	1					
Ron Hodges, L (1, 2) OBP: 0.250, SLG: 0.133 Kelvin Chapman, R (7, PR) OBP: 0.371, SLG: 0.367 Junior Ortiz, R (8, 2) OBP: 0.212, SLG: 0.138	6-3				FC4		2B		2	0	0	0	1	0	2					
José Oquendo, S (1, 6) OBP: 0.264, SLG: 0.184 Danny Heep, L (7, PH) OBP: 0.323, SLG: 0.483 Jesse Orosco, R (8, 1) OBP: 0.800, SLG: 0.500	4-3						L6		2	0	0	0	0	0	0					
Ed Lynch, R (1, 1) OBP: 0.222, SLG: 0.222 Tim Leary, R (5, 1) OBP: 0.250, SLG: 0.625 Rusty Staub, L (7, PH) OBP: 0.428, SLG: 0.421 Ron Gardenhire, R (7, PR) OBP: 0.221, SLG: 0.198	K						F8		1	0	0	0	0	1	0					
<b>Inning Stats</b>	R: 0 E: 0 K: 1 S: 5	H: 0 LOB: 1 BB: 1 P: 9	R: 0 E: 0 K: 0 S: 3	H: 0 LOB: 0 BB: 0 P: 3	R: 0 E: 0 K: 2 S: 8	H: 1 LOB: 1 BB: 0 P: 8	R: 0 E: 0 K: 1 S: 7	H: 1 LOB: 2 BB: 0 P: 7	R: 0 E: 0 K: 0 S: 3	H: 0 LOB: 0 BB: 0 P: 3	R: 0 E: 0 K: 1 S: 5	H: 1 LOB: 0 BB: 0 P: 5	R: 2 E: 0 K: 1 S: 7	H: 3 LOB: 3 BB: 2 P: 15	R: 0 E: 0 K: 0 S: 4	H: 1 LOB: 2 BB: 1 P: 8		1B: 3 2B: 3 3B: 0 HR: 1	SF: 0 SAC: 0 DP: 1 HBP: 0	WP: 0 PB: 0 SB: 0 CS: 0
<b>PITCHER</b>	IP WLS BF H R ER SO BB IBB HBP BLK WP HR S P ERA WHIP																			
Orel Hershiser, R (1, 1) ERA: 4.97	6.1	25	4	2	2	6	2	0	0	0	0	0	0	0	35	43	2.84	0.947		
Tom Niedenfuer, R (7, 1) ERA: 1.95	1.0	L 6	3	0	0	0	0	1	0	0	0	0	0	5	9	0.00	3.000			
Carlos Diaz, L (8, 1) ERA: 2.0	0.2	3	0	0	0	0	0	1	0	0	0	0	0	2	6	0.00	0.000			



Batter	1	2	3	4	5	6	7	8	9	AB	R	H	RBI	BB	SO	LOB	TOP										
R.J. Reynolds, S OBP: 0.373, SLG: 0.447 (1, 9)										3	1	1	1	0	1	1	<b>Los Angeles Dodgers @ New York Mets</b> Shea Stadium, Flushing, NY Sun May 27 1984, 3:33 AM EDT Att: 26,465 - Unknown										
Ken Landreaux, L OBP: 0.317, SLG: 0.321 (1, 8)										4	0	1	0	0	0	3											
Franklin Stubbs, L OBP: 0.300, SLG: 0.413 (1, 3)										4	1	1	0	0	1	1											
Pedro Guerrero, R OBP: 0.304, SLG: 0.351 (1, 5)										4	0	1	0	0	1	3											
Rick Monday, L OBP: 0.333, SLG: 0.382 (1, 7)										1	0	1	2	1	0	0											
Terry Whitfield, L OBP: 0.279, SLG: 0.381 (4, 7)										0	0	0	0	0	0	0											
Candy Maldonado, R OBP: 0.352, SLG: 0.379 (6, PH)										1	0	0	0	1	0	0											
Burt Hooton, R (6, 9)										0	0	0	0	0	0	0											
Burt Hooton, R (8, 1)										0	0	0	0	0	0	0											
Mike Scioscia, L OBP: 0.416, SLG: 0.365 (1, 2)										4	0	0	0	0	0	4											
Bob Bailor, R OBP: 0.314, SLG: 0.271 (1, 4)										3	1	1	0	0	0	2											
Pat Zachry, R (6, 1)										0	0	0	0	0	0	0											
Carlos Diaz, R (7, 1)										0	0	0	0	0	0	0											
Lemmie Miller, R OBP: 0.273, SLG: 0.200 (8, 9)										1	0	0	0	0	0	0											
Dave Anderson, R OBP: 0.327, SLG: 0.282 (1, 6)										4	0	2	0	0	0	0											
Bob Welch, R OBP: 0.063, SLG: 0.063 (1, 1)										2	0	0	0	0	1	2											
Rafael Landestoy, S OBP: 0.212, SLG: 0.188 (6, 4)										2	0	0	0	0	1	1											
<b>Inning Stats</b>	R: 2 E: 0 K: 1 S: 8	H: 3 LOB: 1 BB: 0 P: 8	R: 1 E: 1 K: 1 S: 7	H: 2 LOB: 1 BB: 0 P: 7	R: 0 E: 0 K: 1 S: 6	H: 1 LOB: 2 BB: 1 P: 10	R: 0 E: 0 K: 0 S: 3	H: 0 LOB: 0 BB: 0 P: 3	R: 0 E: 0 K: 0 S: 3	H: 0 LOB: 0 BB: 0 P: 3	R: 0 E: 0 K: 2 S: 8	H: 1 LOB: 1 BB: 0 P: 8	R: 0 E: 0 K: 0 S: 3	H: 0 LOB: 0 BB: 1 P: 7	R: 0 E: 0 K: 0 S: 3	H: 0 LOB: 0 BB: 0 P: 3	1B: 4 2B: 5 3B: 0 HR: 0	SF: 1 SAC: 0 DP: 1 HBP: 0	WP: 0 PB: 0 SB: 0 CS: 0	PA: 36							
<b>PITCHER</b>	IP	WLS	BF	H	R	ER	SO	BB	IBB	HBP	BLK	WP	HR	S	P	ERA	WHIP										
Mike Torrez, R ERA: 5.66 (1, 1)	5.0	L	22	7	3	2	3	1	0	0	0	0	0	27	31	3.60	1.600										
Tom Gorman, L ERA: 2.79 (6, 1)	2.0		7	1	0	0	2	0	0	0	0	0	0	11	11	0.00	0.500										
Doug Sisk, R ERA: 0.58 (8, 1)	2.0		7	0	0	0	0	1	0	0	0	0	0	6	10	0.00	0.500										

Batter	1	2	3	4	5	6	7	8	9	AB	R	H	RBI	BB	SO	LOB	BOTTOM										
Wally Backman, S OBP: 0.362, SLG: 0.309 (1, 4)										5	0	1	0	0	1	3	<b>Los Angeles Dodgers @ New York Mets</b> Shea Stadium, Flushing, NY Sun May 27 1984, 3:33 AM EDT Att: 26,465 - Unknown										
Danny Heep, L OBP: 0.324, SLG: 0.452 (1, 9)										2	1	0	0	1	0	0											
Jerry Martin, R OBP: 0.143, SLG: 0.571 (7, PH)										1	0	0	0	0	1	2											
Doug Sisk, R OBP: 0.200, SLG: 0.200 (8, 1)										0	0	0	0	0	0	0											
Keith Hernandez, L OBP: 0.371, SLG: 0.385 (1, 3)										4	0	1	0	0	0	2											
George Foster, R OBP: 0.274, SLG: 0.454 (1, 7)										4	1	2	1	0	0	2											
Darryl Strawberry, L OBP: 0.365, SLG: 0.456 (1, 8)										3	0	0	0	1	1	1											
Hubie Brooks, R OBP: 0.374, SLG: 0.449 (1, 5)										4	0	1	0	0	1	3											
Mike Fitzgerald, R OBP: 0.333, SLG: 0.339 (1, 2)										4	0	0	0	0	1	5											
Ron Gardenhire, R OBP: 0.233, SLG: 0.212 (1, 6)										4	0	2	0	0	1	0											
Mike Torrez, R OBP: 0.288, SLG: 0.167 (1, 1)										1	0	1	0	0	0	0											
Rusty Staub, L OBP: 0.409, SLG: 0.400 (5, PH)										1	0	0	0	0	0	2											
Jose Cardenas, S OBP: 0.154, SLG: 0.184 (6, 1)										0	0	0	0	0	0	0											
Tom Gorman, L (8, 1)										0	0	0	0	0	0	0											
Mookie Wilson, S OBP: 0.308, SLG: 0.333 (7, PH)										2	0	0	0	0	0	1											
<b>Inning Stats</b>	R: 0 E: 0 K: 1 S: 5	H: 0 LOB: 0 BB: 0 P: 5	R: 0 E: 0 K: 0 S: 3	H: 0 LOB: 0 BB: 0 P: 3	R: 0 E: 0 K: 1 S: 6	H: 1 LOB: 1 BB: 0 P: 6	R: 1 E: 0 K: 1 S: 6	H: 1 LOB: 2 BB: 0 P: 6	R: 0 E: 1 K: 0 S: 4	H: 1 LOB: 2 BB: 2 P: 12	R: 0 E: 0 K: 1 S: 7	H: 2 LOB: 2 BB: 0 P: 7	R: 0 E: 0 K: 2 S: 8	H: 1 LOB: 1 BB: 0 P: 8	R: 0 E: 0 K: 0 S: 3	H: 0 LOB: 0 BB: 0 P: 3	1B: 7 2B: 0 3B: 0 HR: 1	SF: 0 SAC: 0 DP: 1 HBP: 0	WP: 0 PB: 0 SB: 2 CS: 0	PA: 37							
<b>PITCHER</b>	IP	WLS	BF	H	R	ER	SO	BB	IBB	HBP	BLK	WP	HR	S	P	ERA	WHIP										
Bob Welch, R ERA: 3.54 (1, 1)	5.1	W	23	5	2	1	3	2	0	0	0	0	0	27	35	1.69	1.312										
Pat Zachry, R ERA: 2.41 (6, 1)	1.0		5	2	0	0	0	0	0	0	0	0	0	5	5	0.00	2.000										
Carlos Diaz, L ERA: 1.89 (7, 1)	1.0		4	1	0	0	1	0	0	0	0	0	0	6	6	0.00	1.000										
Burt Hooton, R ERA: 3.96 (8, 1)	1.2	S	5	0	0	0	2	0	0	0	0	0	0	9	9	0.00	0.000										





Batter	1	2	3	4	5	6	7	8	9	AB	R	H	RBI	BB	SO	LOB	TOP										
<b>R.J. Reynolds, S</b> (1, 7) OBP: 0.375, SLG: 0.431										4	0	1	0	1	1	2	<b>Los Angeles Dodgers @ Montreal Expos</b> <b>Olympic Stadium, Montreal, QB</b> Mon May 28 1984, 7:05 PM EDT Att: 15,367 - Unknown										
<b>Ken Landreaux, L</b> (1, 8) OBP: 0.320, SLG: 0.324										5	1	2	1	0	0	3											
<b>Pedro Guerrero, R</b> (1, 5) OBP: 0.316, SLG: 0.370										5	1	4	0	0	0	1											
<b>Franklin Stubbs, L</b> (1, 3) OBP: 0.293, SLG: 0.388										4	0	0	0	1	2	4											
<b>Mike Scioscia, L</b> (1, 2) OBP: 0.402, SLG: 0.397										5	1	1	3	0	0	3											
<b>Candy Maldonado, R</b> (1, 9) OBP: 0.358, SLG: 0.388										3	1	1	0	1	0	0											
<b>Bob Bailor, R</b> (1, 4) OBP: 0.327, SLG: 0.288										4	1	2	0	0	0	1											
<b>Dave Anderson, R</b> (1, 6) OBP: 0.324, SLG: 0.303										4	0	1	2	0	0	1											
<b>Fernando Valenzuela, L</b> (1, 1) OBP: 0.179, SLG: 0.214										4	1	2	0	0	0	2											
<b>Inning Stats</b>	R: 0 E: 0 K: 0 S: 3	H: 1 LOB: 2 BB: 2 P: 11	R: 1 E: 0 K: 1 S: 6	H: 1 LOB: 1 BB: 1 P: 10	R: 4 E: 1 K: 1 S: 10	H: 5 LOB: 1 BB: 0 P: 10	R: 0 E: 0 K: 0 S: 4	H: 1 LOB: 1 BB: 0 P: 4	R: 0 E: 0 K: 0 S: 3	H: 0 LOB: 0 BB: 0 P: 3	R: 1 E: 0 K: 0 S: 5	H: 2 LOB: 1 BB: 0 P: 5	R: 0 E: 0 K: 0 S: 4	H: 1 LOB: 1 BB: 0 P: 4	R: 0 E: 0 K: 1 S: 5	H: 2 LOB: 1 BB: 0 P: 5	1B: 9 2B: 3 3B: 1 HR: 1	SF: 0 SAC: 0 DP: 3 HBP: 0	WP: 0 PB: 0 SB: 0 CS: 0	PA: 41							
<b>PITCHER</b>	IP	WLS	BF	H	R	ER	SO	BB	IBB	HBP	BLK	WP	HR	S	P	ERA	WHIP										
<b>Steve Rogers, R</b> (1, 1) ERA: 6.1	5.0	L	25	8	5	5	2	3	0	0	0	0	1	26	38	9.00	2.200										
<b>Dan Schatzeder, L</b> (6, 1) ERA: 3.42	2.0	9	3	1	1	0	0	0	0	0	0	0	0	9	9	4.50	1.500										
<b>Greg Harris, R</b> (8, 1) ERA: 2.04	1.0	4	2	0	0	0	0	0	0	0	0	0	0	4	4	0.00	2.000										
<b>Andy McGaffigan, R</b> (9, 1) ERA: 1.32	1.0	3	1	0	0	0	1	0	0	0	0	0	0	5	5	0.00	1.000										

Batter	1	2	3	4	5	6	7	8	9	AB	R	H	RBI	BB	SO	LOB	BOTTOM										
<b>Bryan Little, S</b> (1, 4) OBP: 0.369, SLG: 0.333										4	0	1	0	0	1	0	<b>Los Angeles Dodgers @ Montreal Expos</b> <b>Olympic Stadium, Montreal, QB</b> Mon May 28 1984, 7:05 PM EDT Att: 15,367 - Unknown										
<b>Terry Francona, L</b> (1, 3) OBP: 0.386, SLG: 0.481										4	0	1	0	0	0	0											
<b>Tim Raines, S</b> (1, 8) OBP: 0.420, SLG: 0.445										4	0	0	0	0	0	2											
<b>Gary Carter, R</b> (1, 2) OBP: 0.368, SLG: 0.506										3	0	2	0	1	0	0											
<b>Tim Wallach, R</b> (1, 5) OBP: 0.347, SLG: 0.489										4	1	1	0	0	0	2											
<b>Jim Wehlford, R</b> (1, 7) OBP: 0.395, SLG: 0.487										3	0	1	0	1	1	1											
<b>Mike Stenhouse, L</b> (1, 9) OBP: 0.490, SLG: 0.500										4	0	1	0	0	1	2											
<b>Doug Flynn, R</b> (1, 6) OBP: 0.353, SLG: 0.348										3	0	1	0	0	0	2											
<b>Steve Rogers, R</b> (1, 1) ERA: 6.1	5.0	L	25	8	5	5	2	3	0	0	0	0	1	26	38	9.00	2.200										
<b>Chris Spivey, R</b> (5, 1) ERA: 0.198, SLG: 0.198	2.0	9	3	1	1	0	0	0	0	0	0	0	0	9	9	4.50	1.500										
<b>Dan Schatzeder, L</b> (6, 1) ERA: 3.42	1.0	4	2	0	0	0	0	0	0	0	0	0	0	4	4	0.00	2.000										
<b>Pete Rose, R</b> (7, 1) OBP: 0.320, SLG: 0.200	1.0	3	1	0	0	0	1	0	0	0	0	0	0	5	5	0.00	1.000										
<b>Greg Harris, S</b> (8, 1) ERA: 2.04	1.0	4	2	0	0	0	0	0	0	0	0	0	0	4	4	0.00	2.000										
<b>Andy McGaffigan, R</b> (9, 1) ERA: 1.32	1.0	3	1	0	0	0	1	0	0	0	0	0	0	5	5	0.00	1.000										
<b>Inning Stats</b>	R: 0 E: 0 K: 0 S: 4	H: 3 LOB: 2 BB: 0 P: 4	R: 1 E: 0 K: 1 S: 6	H: 2 LOB: 1 BB: 1 P: 10	R: 0 E: 0 K: 0 S: 3	H: 0 LOB: 0 BB: 0 P: 3	R: 0 E: 0 K: 1 S: 6	H: 1 LOB: 1 BB: 0 P: 6	R: 0 E: 0 K: 2 S: 7	H: 0 LOB: 0 BB: 0 P: 7	R: 0 E: 0 K: 0 S: 3	H: 0 LOB: 1 BB: 1 P: 7	R: 0 E: 0 K: 0 S: 4	H: 1 LOB: 1 BB: 0 P: 4	R: 0 E: 0 K: 0 S: 3	H: 0 LOB: 0 BB: 0 P: 3	R: 0 E: 0 K: 1 S: 6	H: 1 LOB: 1 BB: 0 P: 6	1B: 6 2B: 3 3B: 0 HR: 0	SF: 0 SAC: 0 DP: 2 HBP: 0	WP: 2 PB: 0 SB: 0 CS: 0	PA: 34					
<b>PITCHER</b>	IP	WLS	BF	H	R	ER	SO	BB	IBB	HBP	BLK	WP	HR	S	P	ERA	WHIP										
<b>Fernando Valenzuela, L</b> (1, 1) ERA: 2.24	9.0	W	34	8	1	1	5	2	0	0	0	1	0	42	50	1.00	1.111										





Batter	1	2	3	4	5	6	7	8	9	AB	R	H	RBI	BB	SO	LOB	TOP								
R.J. Reynolds, S (1, 7) Lemmie Miller, R (8, PH) OBP: 0.373, SLG: 0.426 OBP: 0.250, SLG: 0.182	G3			F9		HR		K		3	1	1	0	0	0	0									
Ken Landreaux, L (1, 8) OBP: 0.326, SLG: 0.357	F8			CS		HR		G3		4	1	2	2	0	0	0									
Pedro Guerrero, R (1, 5) OBP: 0.320, SLG: 0.369	K			HR		K				3	1	1	0	1	2	0									
Franklin Stubbs, L (1, 3) OBP: 0.291, SLG: 0.423				HR		F9		K		4	1	1	2	0	1	1									
Mike Scioscia, L (1, 2) OBP: 0.384, SLG: 0.375	F9			3-1				F8		4	0	0	0	0	0	1									
Candy Maldonado, R (1, 9) OBP: 0.348, SLG: 0.376	K					K		F9		3	0	0	0	0	2	0									
Bob Bailor, R (1, 4) OBP: 0.310, SLG: 0.273				F6-3		F6-3		5-3		3	0	0	0	0	0	0									
Dave Anderson, R (1, 6) OBP: 0.324, SLG: 0.304				K		F6-3				3	0	1	0	0	1	0									
Alejandro Pena, R (1, 1) OBP: 0.130, SLG: 0.130				4-3		K		B5-6-4		3	0	0	0	0	1	1									
<b>Inning Stats</b>	R: 0 E: 0 K: 1 S: 5	H: 0 LOB: 0 BB: 0 P: 5	R: 0 E: 0 K: 1 S: 5	H: 0 LOB: 0 BB: 0 P: 5	R: 0 E: 0 K: 1 S: 5	H: 0 LOB: 0 BB: 1 P: 8	R: 2 E: 0 K: 0 S: 4	H: 2 LOB: 0 BB: 1 P: 8	R: 0 E: 0 K: 1 S: 5	H: 0 LOB: 0 BB: 0 P: 5	R: 2 E: 0 K: 2 S: 9	H: 2 LOB: 0 BB: 0 P: 9	R: 0 E: 0 K: 0 S: 3	H: 0 LOB: 0 BB: 0 P: 3	R: 0 E: 0 K: 1 S: 5	H: 1 LOB: 1 BB: 0 P: 5	R: 0 E: 0 K: 1 S: 6	H: 1 LOB: 1 BB: 0 P: 6	1B: 4 2B: 0 3B: 0 HR: 2	SF: 0 SAC: 0 DP: 1 HBP: 0	WP: 0 PB: 0 SB: 0 CS: 1	PA: 32			
<b>PITCHER</b>	IP	WLS	BF	H	R	ER	SO	BB	IBB	HBP	BLK	WP	HR	S	P	ERA	WHIP								
Bryn Smith, R (1, 1) ERA: 3.21	7.0	L	25	4	4	4	6	1	0	0	0	0	2	36	40	5.14	0.714								
Gary Lucas, L (8, 1) ERA: 2.42	1.0		3	1	0	0	1	0	0	0	0	0	0	5	5	0.00	1.000								
Jeff Reardon, R (9, 1) ERA: 0.92	1.0		4	1	0	0	1	0	0	0	0	0	0	6	6	0.00	1.000								

Los Angeles Dodgers @ Montreal Expos  
Olympic Stadium, Montreal, QB  
Wed May 30 1984, 7:05 PM EDT  
Att: 10,475 - Unknown

AB 31  
R 4  
H 6  
RBI 4  
BB 1  
SO 8  
LOB 3



Batter	1	2	3	4	5	6	7	8	9	AB	R	H	RBI	BB	SO	LOB	BOTTOM								
Miguel Dilone, S (1, 7) OBP: 0.300, SLG: 0.373	F9		K			F8		F8		4	0	1	0	0	1	0									
Bryan Little, S (1, 4) OBP: 0.372, SLG: 0.333	F9			4-3		FC4-6		G4-6-3		3	0	1	0	1	0	1									
Tim Raines, S (1, 8) OBP: 0.412, SLG: 0.435	K			F9		FC4-6		G4-6-3		4	0	0	0	0	1	3									
Gary Carter, R (1, 2) OBP: 0.371, SLG: 0.523	K			HR		1B				4	1	2	1	0	1	1									
Terry Francona, L (1, 3) OBP: 0.379, SLG: 0.469				G3		F7		G3		4	0	0	0	0	0	2									
Tim Lincecum, R (1, 5) OBP: 0.340, SLG: 0.478				6-3		5-3		5-3		4	0	0	0	0	1	0									
Mike Stenhouse, L (1, 9) OBP: 0.500, SLG: 0.500				K		F6-3				2	0	1	0	1	1	0									
Doug Flynn, R (1, 6) OBP: 0.343, SLG: 0.338				F3		F6-3		K		2	0	0	0	0	0	1									
Pete Rose, S (7, PH) OBP: 0.370, SLG: 0.347								K		1	0	0	0	0	1	1									
Chris Speier, R (8, 6) OBP: 0.188, SLG: 0.188								K		0	0	0	0	0	0	0									
Bryn Smith, R (1, 1) OBP: 0.280, SLG: 0.238				G3		4-3		K		2	0	0	0	0	0	1									
Jim Wohlford, R (7, PH) OBP: 0.386, SLG: 0.475								K		1	0	0	0	0	1	1									
Gary Lucas, L (8, 1)										0	0	0	0	0	0	0									
Jeff Reardon, R (9, 1)										0	0	0	0	0	0	0									
<b>Inning Stats</b>	R: 0 E: 1 K: 2 S: 8	H: 1 LOB: 1 BB: 0 P: 8	R: 0 E: 0 K: 1 S: 5	H: 0 LOB: 0 BB: 0 P: 5	R: 0 E: 0 K: 1 S: 5	H: 0 LOB: 0 BB: 0 P: 5	R: 1 E: 0 K: 0 S: 4	H: 1 LOB: 0 BB: 0 P: 4	R: 0 E: 0 K: 0 S: 5	H: 2 LOB: 2 BB: 0 P: 5	R: 0 E: 0 K: 3 S: 9	H: 0 LOB: 1 BB: 1 P: 13	R: 0 E: 0 K: 0 S: 2	H: 0 LOB: 0 BB: 1 P: 6	R: 0 E: 0 K: 0 S: 3	H: 0 LOB: 0 BB: 0 P: 3	1B: 4 2B: 0 3B: 0 HR: 1	SF: 0 SAC: 0 DP: 1 HBP: 0	WP: 0 PB: 0 SB: 0 CS: 0	PA: 33					
<b>PITCHER</b>	IP	WLS	BF	H	R	ER	SO	BB	IBB	HBP	BLK	WP	HR	S	P	ERA	WHIP								
Alejandro Pena, R (1, 1) ERA: 2.4	9.0	W	33	5	1	1	7	2	0	0	0	0	1	45	53	1.00	0.778								

Los Angeles Dodgers @ Montreal Expos  
Olympic Stadium, Montreal, QB  
Wed May 30 1984, 7:05 PM EDT  
Att: 10,475 - Unknown

AB 31  
R 1  
H 5  
RBI 1  
BB 2  
SO 7  
LOB 11









Batter	1	2	3	4	5	6	7	8	9	AB	R	H	RBI	BB	SO	LOB	TOP			
<b>Bill Doran, S</b> OBP: 0.268, SLG: 0.283 (1, 6)										4	1	0	0	1	1	3				
<b>Jim Pankovits, R</b> OBP: 0.337, SLG: 0.385 (1, 4)										5	3	3	0	0	0	1				
<b>Enos Cabell, R</b> OBP: 0.351, SLG: 0.467 (1, 3)										4	2	2	0	1	1	2				
<b>Jose Cruz, L</b> OBP: 0.322, SLG: 0.343 (1, 7)										4	2	1	4	0	0	2				
<b>Jerry Mumphy, S</b> OBP: 0.361, SLG: 0.372 (1, 8)										5	1	2	1	0	1	1				
<b>Kevin Bass, S</b> OBP: 0.271, SLG: 0.336 (1, 9)										5	0	2	1	0	0	2				
<b>Phil Garner, R</b> OBP: 0.268, SLG: 0.222 (1, 5)										3	0	1	1	0	0	1				
<b>Mark Bailey, S</b> OBP: 0.288, SLG: 0.283 (1, 2)										4	0	0	0	1	0	4				
<b>Joe Niekro, R</b> OBP: 0.160, SLG: 0.160 (8, 1)										3	0	1	0	0	1	0				
<b>Frank DiPino, L</b> (8, 1)										1	0	0	0	0	0	2				
<b>Bill Dawley, R</b> (9, 1)										0	0	0	0	0	0	0				
<b>Inning Stats</b>	R: 4 E: 1 K: 0 S: 6	H: 3 LOB: 0 BB: 1 P: 10	R: 0 E: 1 K: 0 S: 5	H: 1 LOB: 2 BB: 0 P: 5	R: 0 E: 1 K: 1 S: 7	H: 1 LOB: 2 BB: 0 P: 7	R: 0 E: 0 K: 1 S: 5	H: 0 LOB: 0 BB: 0 P: 5	R: 0 E: 0 K: 1 S: 4	H: 1 LOB: 2 BB: 0 P: 5	R: 2 E: 1 K: 0 S: 6	H: 3 LOB: 1 BB: 0 P: 6	R: 0 E: 0 K: 1 S: 5	H: 0 LOB: 0 BB: 0 P: 5	R: 3 E: 0 K: 0 S: 6	H: 3 LOB: 2 BB: 2 P: 14	1B: 9 2B: 2 3B: 1 HR: 0	SF: 2 SAC: 1 DP: 0 HBP: 1	WP: 0 PB: 0 SB: 0 CS: 0	PA: 45
<b>PITCHER</b>	IP	WLS	BF	H	R	ER	SO	BB	IBB	HBP	BLK	WP	HR	S	P	ERA	WHIP			
<b>Jerry Reuss, L</b> ERA: 4.89 (1, 1)	3.0	L	17	5	4	4	1	1	0	0	0	0	0	18	22	12.00	2.000			
<b>Burt Hooton, R</b> ERA: 3.75 (4, 1)	2.0		6	0	0	0	2	0	0	0	0	0	0	10	10	0.00	0.000			
<b>Pat Zachry, R</b> ERA: 2.91 (6, 1)	3.0		14	4	2	2	1	0	0	1	0	0	0	15	16	6.00	1.333			
<b>Carlos Diaz, L</b> ERA: 3.15 (9, 1)	1.0		8	3	3	3	0	2	0	0	0	0	0	6	14	27.00	5.000			

Houston Astros @ Los Angeles Dodgers  
Dodger Stadium, Los Angeles, CA  
Sat Jun 02 1984, 7:05 PM PDT  
Att: 46,439 - Unknown

AB	38
R	9
H	12
RBI	7
BB	3
SO	4
LOB	18



Batter	1	2	3	4	5	6	7	8	9	AB	R	H	RBI	BB	SO	LOB	BOTTOM			
<b>R.J. Reynolds, S</b> OBP: 0.353, SLG: 0.397 (1, 9)										5	0	1	0	0	1	1				
<b>Ken Landreaux, L</b> OBP: 0.326, SLG: 0.350 (1, 8)										4	0	2	1	1	0	0				
<b>Pedro Guerrero, R</b> OBP: 0.316, SLG: 0.362 (1, 5)										5	0	1	1	0	1	4				
<b>Franklin Stubbs, L</b> OBP: 0.279, SLG: 0.397 (1, 3)										3	0	0	0	0	0	1				
<b>Steve Sax, R</b> OBP: 0.343, SLG: 0.369 (8, PH)										1	0	0	0	0	1	2				
<b>Carlos Diaz, R</b> (9, 1)										0	0	0	0	0	0	0				
<b>Mike Scioscia, L</b> OBP: 0.387, SLG: 0.364 (1, 2)										1	0	0	0	2	0	0				
<b>Steve Yeager, R</b> OBP: 0.289, SLG: 0.329 (8, PH)										1	1	1	1	0	0	0				
<b>Terry Whitfield, L</b> OBP: 0.281, SLG: 0.378 (1, 7)										3	0	1	0	0	0	1				
<b>Candy Maldonado, R</b> OBP: 0.360, SLG: 0.417 (8, PH)										1	0	1	0	0	0	0				
<b>Bob Bailor, R</b> OBP: 0.308, SLG: 0.290 (1, 4)										4	1	1	0	0	0	4				
<b>Dave Anderson, R</b> OBP: 0.345, SLG: 0.316 (1, 6)										4	0	1	0	0	0	3				
<b>Jerry Reuss, L</b> OBP: 0.285, SLG: 0.279 (1, 1)										0	0	0	0	0	0	0				
<b>Rafael Landestoy, S</b> OBP: 0.206, SLG: 0.182 (3, PH)										1	0	0	0	0	0	1				
<b>Burt Hooton, R</b> (4, 1)										0	0	0	0	0	0	0				
<b>Lemmie Miller, R</b> OBP: 0.229, SLG: 0.187 (5, PH)										1	0	0	0	0	0	1				
<b>Pat Zachry, R</b> (8, 1)										0	0	0	0	0	0	0				
<b>Rick Monday, L</b> OBP: 0.341, SLG: 0.389 (8, 3)										2	1	1	0	0	1	2				
<b>Inning Stats</b>	R: 0 E: 0 K: 2 S: 8	H: 1 LOB: 1 BB: 0 P: 8	R: 0 E: 0 K: 0 S: 3	H: 1 LOB: 1 BB: 1 P: 7	R: 0 E: 0 K: 1 S: 5	H: 0 LOB: 0 BB: 0 P: 5	R: 0 E: 0 K: 0 S: 3	H: 0 LOB: 0 BB: 0 P: 3	R: 0 E: 0 K: 0 S: 4	H: 1 LOB: 1 BB: 0 P: 4	R: 0 E: 0 K: 0 S: 3	H: 0 LOB: 0 BB: 1 P: 7	R: 1 E: 0 K: 1 S: 8	H: 3 LOB: 2 BB: 0 P: 8	R: 2 E: 0 K: 1 S: 9	H: 4 LOB: 3 BB: 1 P: 13	1B: 9 2B: 0 3B: 0 HR: 1	SF: 0 SAC: 0 DP: 1 HBP: 0	WP: 0 PB: 1 SB: 0 CS: 0	PA: 39
<b>PITCHER</b>	IP	WLS	BF	H	R	ER	SO	BB	IBB	HBP	BLK	WP	HR	S	P	ERA	WHIP			
<b>Joe Niekro, R</b> ERA: 2.88 (1, 1)	7.2	W	30	6	1	1	3	2	0	0	0	0	0	34	42	1.17	1.043			
<b>Frank DiPino, L</b> ERA: 3.65 (8, 1)	1.0		8	4	2	2	2	1	0	0	0	0	1	11	15	18.00	5.000			
<b>Bill Dawley, R</b> ERA: 2.37 (9, 1)	0.1		1	0	0	0	0	0	0	0	0	0	0	1	1	0.00	0.000			

Houston Astros @ Los Angeles Dodgers  
Dodger Stadium, Los Angeles, CA  
Sat Jun 02 1984, 7:05 PM PDT  
Att: 46,439 - Unknown

AB	36
R	3
H	10
RBI	3
BB	3
SO	5
LOB	19





Batter	1	2	3	4	5	6	7	8	9	AB	R	H	RBI	BB	SO	LOB	TOP				
Bill Doran, S OBP: 0.272, SLG: 0.277 (1, 6)										3	1	0	0	2	1	3					
Jim Pankovits, R OBP: 0.421, SLG: 0.444 (1, 4)										5	1	3	2	0	0	2					
Denny Walling, L OBP: 0.289, SLG: 0.343 Ray Knight, R OBP: 0.262, SLG: 0.311 (1, 5) (7, 5)										4	0	0	0	0	0	5					
Jose Cruz, L OBP: 0.324, SLG: 0.341 (1, 7)										4	0	1	1	1	0	1					
Jerry Mumphy, S OBP: 0.354, SLG: 0.364 (1, 8)										4	0	0	0	0	0	4					
Enos Cabell, R OBP: 0.341, SLG: 0.452 (1, 3)										4	0	0	0	0	1	5					
Terry Puhl, L OBP: 0.320, SLG: 0.318 (1, 9)										4	1	2	0	0	0	0					
Mark Bailey, S OBP: 0.287, SLG: 0.274 (1, 2)										3	1	0	0	1	2	1					
Bob Knepper, L OBP: 0.200, SLG: 0.222 (1, 1)										2	1	1	0	1	0	0					
<b>Inning Stats</b>	R: 1 E: 1 K: 0 S: 3	H: 1 LOB: 0 BB: 1 P: 7	R: 0 E: 0 K: 1 S: 6	H: 1 LOB: 1 BB: 0 P: 6	R: 1 E: 1 K: 0 S: 5	H: 1 LOB: 3 BB: 2 P: 13	R: 2 E: 0 K: 0 S: 5	H: 2 LOB: 1 BB: 1 P: 9	R: 0 E: 0 K: 1 S: 5	H: 0 LOB: 0 BB: 0 P: 5	R: 0 E: 0 K: 1 S: 6	H: 2 LOB: 2 BB: 0 P: 6	R: 0 E: 0 K: 1 S: 5	H: 0 LOB: 1 BB: 1 P: 9	R: 0 E: 0 K: 0 S: 3	H: 0 LOB: 0 BB: 0 P: 3	1B: 7 2B: 0 3B: 0 HR: 0	SF: 0 SAC: 1 DP: 1 HBP: 0	WP: 0 PB: 0 SB: 1 CS: 0	PA: 40	
<b>PITCHER</b>	IP WLS BF H R ER SO BB IBB HBP BLK WP HR S P ERA WHIP	IP WLS BF H R ER SO BB IBB HBP BLK WP HR S P ERA WHIP	IP WLS BF H R ER SO BB IBB HBP BLK WP HR S P ERA WHIP	IP WLS BF H R ER SO BB IBB HBP BLK WP HR S P ERA WHIP	IP WLS BF H R ER SO BB IBB HBP BLK WP HR S P ERA WHIP	IP WLS BF H R ER SO BB IBB HBP BLK WP HR S P ERA WHIP	IP WLS BF H R ER SO BB IBB HBP BLK WP HR S P ERA WHIP	IP WLS BF H R ER SO BB IBB HBP BLK WP HR S P ERA WHIP	IP WLS BF H R ER SO BB IBB HBP BLK WP HR S P ERA WHIP	IP WLS BF H R ER SO BB IBB HBP BLK WP HR S P ERA WHIP	IP WLS BF H R ER SO BB IBB HBP BLK WP HR S P ERA WHIP	IP WLS BF H R ER SO BB IBB HBP BLK WP HR S P ERA WHIP	IP WLS BF H R ER SO BB IBB HBP BLK WP HR S P ERA WHIP	IP WLS BF H R ER SO BB IBB HBP BLK WP HR S P ERA WHIP	IP WLS BF H R ER SO BB IBB HBP BLK WP HR S P ERA WHIP	IP WLS BF H R ER SO BB IBB HBP BLK WP HR S P ERA WHIP	IP WLS BF H R ER SO BB IBB HBP BLK WP HR S P ERA WHIP	IP WLS BF H R ER SO BB IBB HBP BLK WP HR S P ERA WHIP	IP WLS BF H R ER SO BB IBB HBP BLK WP HR S P ERA WHIP	IP WLS BF H R ER SO BB IBB HBP BLK WP HR S P ERA WHIP	IP WLS BF H R ER SO BB IBB HBP BLK WP HR S P ERA WHIP
Bob Welch, R ERA: 3.61 (1, 1)	6.1 L	31 7	5 3	3 3	4 0	0 0	0 0	0 0	0 0	0 0	0 0	0 0	0 0	0 0	0 0	0 0	0.00 0.000	0.500			
Carlos Diaz, L ERA: 3.05 (7, 1)	0.2	2	0	0	0	0	0	0	0	0	0	0	0	0	0	0	0.00	0.000			
Orel Hershiser, R ERA: 4.65 (8, 1)	2.0	7	0	0	0	1	1	0	0	0	0	0	0	0	0	0	0.00	0.500			

Houston Astros @ Los Angeles Dodgers  
Dodger Stadium, Los Angeles, CA  
Sun Jun 03 1984, 3:33 AM PDT  
Att: 40,895 - Unknown

AB	34
R	5
H	7
RBI	3
BB	5
SO	4
LOB	21



Batter	1	2	3	4	5	6	7	8	9	AB	R	H	RBI	BB	SO	LOB	BOTTOM					
Steve Sax, R OBP: 0.340, SLG: 0.364 (1, 4)										5	1	1	0	0	0	0						
Dave Anderson, R OBP: 0.345, SLG: 0.317 (1, 6)										3	0	1	0	0	1	1						
Pedro Guerrero, R OBP: 0.310, SLG: 0.354 (1, 3)										4	0	0	0	0	2	2						
Mike Marshall, R OBP: 0.350, SLG: 0.540 (1, 7)										4	1	1	1	0	1	2						
Candy Maldonado, R OBP: 0.347, SLG: 0.402 (1, 9)										4	0	0	0	0	0	3						
Steve Yeager, R OBP: 0.286, SLG: 0.337 (1, 2)										4	0	2	0	0	1	0						
R.J. Reynolds, S OBP: 0.333, SLG: 0.373 (1, 8)										4	0	0	0	0	1	2						
Bob Bailor, R OBP: 0.319, SLG: 0.292 (1, 5)										3	0	1	0	1	0	0						
Bob Welch, R OBP: 0.056, SLG: 0.056 (1, 1)										2	0	0	0	0	0	2						
Carlos Diaz, R (7, 1)										0	0	0	0	0	0	0						
Rafael Landestoy, S OBP: 0.229, SLG: 0.294 (7, PH)										1	1	1	1	0	0	0						
Orel Hershiser, R (8, 1)										0	0	0	0	0	0	0						
Jose Morales, R OBP: 0.211, SLG: 0.167 (9, PH)										1	0	0	0	0	0	0						
<b>Inning Stats</b>	R: 0 E: 1 K: 1 S: 7	H: 1 LOB: 2 BB: 0 P: 7	R: 0 E: 0 K: 1 S: 6	H: 1 LOB: 1 BB: 0 P: 6	R: 1 E: 2 K: 1 S: 7	H: 1 LOB: 1 BB: 0 P: 7	R: 0 E: 0 K: 0 S: 3	H: 0 LOB: 1 BB: 1 P: 7	R: 0 E: 0 K: 1 S: 5	H: 0 LOB: 0 BB: 0 P: 5	R: 0 E: 0 K: 1 S: 6	H: 1 LOB: 1 BB: 0 P: 6	R: 1 E: 1 K: 1 S: 7	H: 1 LOB: 1 BB: 0 P: 7	R: 0 E: 0 K: 0 S: 4	H: 2 LOB: 0 BB: 0 P: 4	R: 0 E: 0 K: 0 S: 3	H: 0 LOB: 0 BB: 0 P: 3	1B: 5 2B: 0 3B: 0 HR: 2	SF: 0 SAC: 1 DP: 1 HBP: 0	WP: 0 PB: 0 SB: 0 CS: 0	PA: 37
<b>PITCHER</b>	IP WLS BF H R ER SO BB IBB HBP BLK WP HR S P ERA WHIP	IP WLS BF H R ER SO BB IBB HBP BLK WP HR S P ERA WHIP	IP WLS BF H R ER SO BB IBB HBP BLK WP HR S P ERA WHIP	IP WLS BF H R ER SO BB IBB HBP BLK WP HR S P ERA WHIP	IP WLS BF H R ER SO BB IBB HBP BLK WP HR S P ERA WHIP	IP WLS BF H R ER SO BB IBB HBP BLK WP HR S P ERA WHIP	IP WLS BF H R ER SO BB IBB HBP BLK WP HR S P ERA WHIP	IP WLS BF H R ER SO BB IBB HBP BLK WP HR S P ERA WHIP	IP WLS BF H R ER SO BB IBB HBP BLK WP HR S P ERA WHIP	IP WLS BF H R ER SO BB IBB HBP BLK WP HR S P ERA WHIP	IP WLS BF H R ER SO BB IBB HBP BLK WP HR S P ERA WHIP	IP WLS BF H R ER SO BB IBB HBP BLK WP HR S P ERA WHIP	IP WLS BF H R ER SO BB IBB HBP BLK WP HR S P ERA WHIP	IP WLS BF H R ER SO BB IBB HBP BLK WP HR S P ERA WHIP	IP WLS BF H R ER SO BB IBB HBP BLK WP HR S P ERA WHIP	IP WLS BF H R ER SO BB IBB HBP BLK WP HR S P ERA WHIP	IP WLS BF H R ER SO BB IBB HBP BLK WP HR S P ERA WHIP	IP WLS BF H R ER SO BB IBB HBP BLK WP HR S P ERA WHIP	IP WLS BF H R ER SO BB IBB HBP BLK WP HR S P ERA WHIP	IP WLS BF H R ER SO BB IBB HBP BLK WP HR S P ERA WHIP	IP WLS BF H R ER SO BB IBB HBP BLK WP HR S P ERA WHIP	IP WLS BF H R ER SO BB IBB HBP BLK WP HR S P ERA WHIP
Bob Knepper, L ERA: 2.04 (1, 1)	9.0	W	37	7	3	2	6	1	0	0	0	0	0	0	0	0	2.00	0.889				

Houston Astros @ Los Angeles Dodgers  
Dodger Stadium, Los Angeles, CA  
Sun Jun 03 1984, 3:33 AM PDT  
Att: 40,895 - Unknown

AB	35
R	3
H	7
RBI	2
BB	1
SO	6
LOB	12





Batter	1	2	3	4	5	6	7	8	9	AB	R	H	RBI	BB	SO	LOB	TOP					
Tom Lawless, R (1,4) OBP: 0.304, SLG: 0.300 Ron Oester, S (8,4) OBP: 0.263, SLG: 0.274	0-0 FC1-4 SH 4-3 1B		0-0 6-3		0-0 F3			0-3 K		4	1	1	0	0	1	0	<p>Cincinnati Reds @ Los Angeles Dodgers</p> <p>Dodger Stadium, Los Angeles, CA</p> <p>Mon Jun 04 1984, 7:05 PM PDT</p> <p>Att: 29,834 - Unknown</p>					
Eddie Milner, L (1,8) OBP: 0.390, SLG: 0.392	0-0 SH FC1-4 1-2		0-0 F8		0-0 4-3			4-0 1B 1B BB		2	1	0	0	1	0	0						
Gary Redus, R (1,7) OBP: 0.379, SLG: 0.446	0-0 FC1-4 4-3 1-2 2-3		0-0 2B		0-0 CS 1B			0-0 1B 1-3 SH1-3 1B		4	1	3	0	0	0	2						
Dave Parker, L (1,9) OBP: 0.330, SLG: 0.370	0-0 4-3 1-3 3-H		0-0 G3		0-0 1B			0-0 SH1-3 1B 1-3 3-H		4	0	2	2	0	0	2						
Dave Concepcion, R (1,5) OBP: 0.321, SLG: 0.355	0-3 K			0-0 G4-6-3 1B		0-3 K		0-0 SH1-3 1B 1-2 3-H		3	0	1	1	0	2	2						
Dan Driessen, L (1,3) OBP: 0.396, SLG: 0.445		0-0 G3		0-0 F8			4-0 4-3 SH1-3 BB	0-3 K		3	0	0	0	1	1	2						
Dann Bilardello, R (1,2) OBP: 0.350, SLG: 0.317		0-0 FC6-4 1B		0-0 G4-6-3 1-2			0-0 SH1-3 1-2	0-3 K		3	0	1	0	0	1	1						
Tom Foley, L (1,6) OBP: 0.308, SLG: 0.370		0-0 FC6-4 1-2 FC5-4			0-3 K		0-0 4-3 2-3	0-0 F8		4	0	0	0	0	1	2						
Frank Pastore, R (1,1) OBP: 0.043, SLG: 0.043 Tom Hume, R (8,1) OBP: 0.250, SLG: 0.143 Bob Owchinko, L (9,1)		0-0 FC5-4 1-2			0-3 K		0-0 6-3	0-3 K		3	0	0	0	0	1	2						
										1	0	0	0	0	1	0						
										0	0	0	0	0	0	0						
<b>Inning Stats</b>	R: 1 E: 0 K: 1 S: 7	H: 1 LOB: 1 BB: 0 P: 7	R: 0 E: 0 K: 0 S: 4	H: 1 LOB: 1 BB: 0 P: 4	R: 0 E: 0 K: 0 S: 4	H: 1 LOB: 1 BB: 0 P: 3	R: 0 E: 0 K: 2 S: 7	H: 0 LOB: 0 BB: 0 P: 7	R: 0 E: 0 K: 1 S: 6	H: 2 LOB: 1 BB: 0 P: 6	R: 0 E: 0 K: 0 S: 3	H: 0 LOB: 1 BB: 1 P: 7	R: 0 E: 0 K: 2 S: 9	H: 2 LOB: 1 BB: 1 P: 13	R: 0 E: 0 K: 1 S: 7	H: 0 LOB: 0 BB: 0 P: 7	1B: 7 2B: 1 3B: 0 HR: 0	SF: 0 SAC: 3 DP: 1 HBP: 0	WP: 0 PB: 0 SB: 1 CS: 1	PA: 36		
<b>PITCHER</b>	IP WLS BF H R ER SO BB IBB HBP BLK WP HR S P ERA WHIP	IP WLS BF H R ER SO BB IBB HBP BLK WP HR S P ERA WHIP	IP WLS BF H R ER SO BB IBB HBP BLK WP HR S P ERA WHIP	IP WLS BF H R ER SO BB IBB HBP BLK WP HR S P ERA WHIP	IP WLS BF H R ER SO BB IBB HBP BLK WP HR S P ERA WHIP	IP WLS BF H R ER SO BB IBB HBP BLK WP HR S P ERA WHIP	IP WLS BF H R ER SO BB IBB HBP BLK WP HR S P ERA WHIP	IP WLS BF H R ER SO BB IBB HBP BLK WP HR S P ERA WHIP	IP WLS BF H R ER SO BB IBB HBP BLK WP HR S P ERA WHIP	IP WLS BF H R ER SO BB IBB HBP BLK WP HR S P ERA WHIP	IP WLS BF H R ER SO BB IBB HBP BLK WP HR S P ERA WHIP	IP WLS BF H R ER SO BB IBB HBP BLK WP HR S P ERA WHIP	IP WLS BF H R ER SO BB IBB HBP BLK WP HR S P ERA WHIP	IP WLS BF H R ER SO BB IBB HBP BLK WP HR S P ERA WHIP	IP WLS BF H R ER SO BB IBB HBP BLK WP HR S P ERA WHIP	IP WLS BF H R ER SO BB IBB HBP BLK WP HR S P ERA WHIP	IP WLS BF H R ER SO BB IBB HBP BLK WP HR S P ERA WHIP	IP WLS BF H R ER SO BB IBB HBP BLK WP HR S P ERA WHIP	IP WLS BF H R ER SO BB IBB HBP BLK WP HR S P ERA WHIP	IP WLS BF H R ER SO BB IBB HBP BLK WP HR S P ERA WHIP	IP WLS BF H R ER SO BB IBB HBP BLK WP HR S P ERA WHIP	IP WLS BF H R ER SO BB IBB HBP BLK WP HR S P ERA WHIP

AB	31
R	3
H	8
RBI	3
BB	2
SO	8
LOB	13



Batter	1	2	3	4	5	6	7	8	9	AB	R	H	RBI	BB	SO	LOB	BOTTOM					
Steve Sax, R (1,4) OBP: 0.338, SLG: 0.362	0-0 F9		0-0 4-3			0-0 4-3		0-0 1B		4	0	1	0	0	0	0	<p>Cincinnati Reds @ Los Angeles Dodgers</p> <p>Dodger Stadium, Los Angeles, CA</p> <p>Mon Jun 04 1984, 7:05 PM PDT</p> <p>Att: 29,834 - Unknown</p>					
R.J. Reynolds, S (1,9) OBP: 0.329, SLG: 0.380	0-0 2B		0-0 F8		0-0 K		0-0 1-3		4	0	1	0	0	1	1							
Pedro Guerrero, R (1,5) OBP: 0.309, SLG: 0.349	0-0 5-3		0-3 K		4-0 SH5-4 2B BB		0-0 F8		3	1	0	0	1	1	1							
Franklin Stubbs, L (1,3) OBP: 0.281, SLG: 0.388	0-0 F8		0-3 K		0-0 SH5-4 1-2		4-0 BB BB		2	0	0	0	1	1	1							
Mike Marshall, R (1,7) OBP: 0.347, SLG: 0.527		0-0 6-3			0-0 F6		0-3 K		4-0 BB BB	3	0	0	0	1	1							
Ken Landreaux, L (1,8) OBP: 0.326, SLG: 0.357 Jose Morales, R (9, PH) OBP: 0.200, SLG: 0.158		0-0 F9			0-0 6-3		0-0 2B		0-0 F8	3	0	1	1	0	0	0						
Mike Scioscia, L (1,2) OBP: 0.365, SLG: 0.354 Steve Yeager, R (9, PH) OBP: 0.295, SLG: 0.333		0-0 F3			4-0 BB		0-0 F8		0-3 K	2	0	0	0	1	0	1						
Bill Russell, R (1,6) OBP: 0.340, SLG: 0.337 Terry Whitfield, L (8, PH) OBP: 0.279, SLG: 0.375 Dave Anderson, R (9,6) OBP: 0.345, SLG: 0.317			0-3 K		0-0 F7		0-0 F7		0-0 F7	2	0	0	0	0	1	1						
Fernando Valenzuela, L (1,1) OBP: 0.167, SLG: 0.200 Rick Monday, L (8, PH) OBP: 0.333, SLG: 0.378 Pat Zachry, R (9,1)			0-0 F7			0-0 3-1		0-0 4-3		2	0	0	0	0	0	0						
										1	0	0	0	0	0	0						
										0	0	0	0	0	0	0						
<b>Inning Stats</b>	R: 0 E: 0 K: 0 S: 4	H: 1 LOB: 1 BB: 0 P: 4	R: 0 E: 0 K: 0 S: 3	H: 0 LOB: 0 BB: 0 P: 3	R: 0 E: 0 K: 1 S: 5	H: 0 LOB: 0 BB: 0 P: 5	R: 0 E: 0 K: 2 S: 7	H: 0 LOB: 0 BB: 0 P: 7	R: 0 E: 0 K: 0 S: 3	H: 0 LOB: 1 BB: 1 P: 7	R: 0 E: 0 K: 1 S: 5	H: 0 LOB: 0 BB: 0 P: 5	R: 1 E: 0 K: 1 S: 6	H: 1 LOB: 1 BB: 1 P: 10	R: 0 E: 0 K: 0 S: 4	H: 1 LOB: 1 BB: 0 P: 4	R: 0 E: 0 K: 1 S: 5	H: 0 LOB: 2 BB: 2 P: 13	1B: 1 2B: 2 3B: 0 HR: 0	SF: 0 SAC: 1 DP: 0 HBP: 0	WP: 0 PB: 0 SB: 0 CS: 0	PA: 34
<b>PITCHER</b>	IP WLS BF H R ER SO BB IBB HBP BLK WP HR S P ERA WHIP	IP WLS BF H R ER SO BB IBB HBP BLK WP HR S P ERA WHIP	IP WLS BF H R ER SO BB IBB HBP BLK WP HR S P ERA WHIP	IP WLS BF H R ER SO BB IBB HBP BLK WP HR S P ERA WHIP	IP WLS BF H R ER SO BB IBB HBP BLK WP HR S P ERA WHIP	IP WLS BF H R ER SO BB IBB HBP BLK WP HR S P ERA WHIP	IP WLS BF H R ER SO BB IBB HBP BLK WP HR S P ERA WHIP	IP WLS BF H R ER SO BB IBB HBP BLK WP HR S P ERA WHIP	IP WLS BF H R ER SO BB IBB HBP BLK WP HR S P ERA WHIP	IP WLS BF H R ER SO BB IBB HBP BLK WP HR S P ERA WHIP	IP WLS BF H R ER SO BB IBB HBP BLK WP HR S P ERA WHIP	IP WLS BF H R ER SO BB IBB HBP BLK WP HR S P ERA WHIP	IP WLS BF H R ER SO BB IBB HBP BLK WP HR S P ERA WHIP	IP WLS BF H R ER SO BB IBB HBP BLK WP HR S P ERA WHIP	IP WLS BF H R ER SO BB IBB HBP BLK WP HR S P ERA WHIP	IP WLS BF H R ER SO BB IBB HBP BLK WP HR S P ERA WHIP	IP WLS BF H R ER SO BB IBB HBP BLK WP HR S P ERA WHIP	IP WLS BF H R ER SO BB IBB HBP BLK WP HR S P ERA WHIP	IP WLS BF H R ER SO BB IBB HBP BLK WP HR S P ERA WHIP	IP WLS BF H R ER SO BB IBB HBP BLK WP HR S P ERA WHIP	IP WLS BF H R ER SO BB IBB HBP BLK WP HR S P ERA WHIP	IP WLS BF H R ER SO BB IBB HBP BLK WP HR S P ERA WHIP

AB	29
R	1
H	3
RBI	1
BB	4
SO	6
LOB	10





Batter	1	2	3	4	5	6	7	8	9	AB	R	H	RBI	BB	SO	LOB	TOP			
Eddie Milner, L (1, 8) OBP: 0.358, SLG: 0.389										4	0	1	0	0	1	1	<b>Cincinnati Reds @ Los Angeles Dodgers</b> Dodger Stadium, Los Angeles, CA Tue Jun 05 1984, 7:05 PM PDT Att: 34,922 - Unknown			
Ron Oester, S (1, 4) OBP: 0.263, SLG: 0.270										3	0	0	0	1	2	2				
Gary Redus, R (1, 7) OBP: 0.371, SLG: 0.435										4	0	0	0	0	0	1				
Dave Parker, L (1, 9) OBP: 0.329, SLG: 0.368 Tom Lawless, R (9, PR) OBP: 0.304, SLG: 0.300										4	0	1	0	0	0	0				
Dan Driessen, L (1, 3) OBP: 0.390, SLG: 0.438 Wayne Krenchicki, L (5, 5) OBP: 0.323, SLG: 0.556										2	0	0	0	0	2	0				
Dave Concepcion, R (1, 5) OBP: 0.316, SLG: 0.349										3	0	0	0	0	1	0				
Brad Gulden, L (1, 2) OBP: 0.245, SLG: 0.284										3	0	1	0	0	1	0				
Tom Foley, L (1, 6) OBP: 0.308, SLG: 0.368										3	1	1	0	0	0	2				
Jeff Russell, R (1, 1) OBP: 0.200, SLG: 0.250 Duane Walker, L (8, PH) OBP: 0.459, SLG: 0.738 John Franco, L (8, 1)										2	0	0	0	0	2	1				
<b>Inning Stats</b>	R: 0 E: 0 K: 1 S: 3	H: 1 LOB: 0 BB: 0 P: 3	R: 0 E: 0 K: 1 S: 5	H: 0 LOB: 0 BB: 0 P: 5	R: 1 E: 1 K: 3 S: 11	H: 1 LOB: 1 BB: 0 P: 11	R: 0 E: 0 K: 1 S: 5	H: 0 LOB: 0 BB: 0 P: 5	R: 0 E: 0 K: 1 S: 5	H: 0 LOB: 1 BB: 1 P: 9	R: 0 E: 0 K: 0 S: 3	H: 0 LOB: 0 BB: 0 P: 3	R: 0 E: 2 K: 1 S: 6	H: 0 LOB: 1 BB: 0 P: 6	R: 0 E: 0 K: 1 S: 6	H: 1 LOB: 2 BB: 0 P: 6		1B: 4 2B: 0 3B: 0 HR: 0	SF: 0 SAC: 0 DP: 1 HBP: 0	WP: 0 PB: 0 SB: 2 CS: 1
<b>PITCHER</b> Alejandro Pena, R (1, 1) ERA: 2.13	IP: 9.0 WLS: W BF: 32 H: 4 R: 1 ER: 0 SO: 9 BB: 1 IBB: 0 HBP: 0 BLK: 0 WP: 0 HR: 0 S: 49 P: 53 ERA: 0.00 WHIP: 0.556															<b>PITCHER</b>				

Batter	1	2	3	4	5	6	7	8	9	AB	R	H	RBI	BB	SO	LOB	BOTTOM			
Steve Sax, R (1, 4) OBP: 0.333, SLG: 0.356 Bob Bailor, R (9, 4) OBP: 0.319, SLG: 0.292										3	0	0	0	0	0	0	<b>Cincinnati Reds @ Los Angeles Dodgers</b> Dodger Stadium, Los Angeles, CA Tue Jun 05 1984, 7:05 PM PDT Att: 34,922 - Unknown			
R.J. Reynolds, S (1, 9) OBP: 0.316, SLG: 0.365										3	0	0	0	0	1	0				
Franklin Stubbs, L (1, 3) OBP: 0.283, SLG: 0.386										3	0	1	0	0	0	0				
Mike Marshall, R (1, 7) OBP: 0.340, SLG: 0.515										3	0	0	0	0	1	1				
Ken Landreaux, L (1, 8) OBP: 0.326, SLG: 0.357										3	1	1	0	0	0	0				
Pedro Guerrero, R (1, 5) OBP: 0.314, SLG: 0.364										3	1	2	1	0	0	0				
Mike Scioscia, L (1, 2) OBP: 0.384, SLG: 0.354										3	0	1	1	0	0	2				
Bill Russell, R (1, 6) OBP: 0.330, SLG: 0.326										3	0	0	0	0	0	1				
Alejandro Pena, R (1, 1) OBP: 0.115, SLG: 0.115										3	0	0	0	0	1	0				
<b>Inning Stats</b>	R: 0 E: 0 K: 1 S: 5	H: 0 LOB: 0 BB: 0 P: 5	R: 0 E: 0 K: 0 S: 4	H: 2 LOB: 1 BB: 0 P: 4	R: 0 E: 0 K: 0 S: 3	H: 0 LOB: 0 BB: 0 P: 3	R: 0 E: 0 K: 1 S: 5	H: 1 LOB: 1 BB: 0 P: 5	R: 2 E: 1 K: 0 S: 5	H: 2 LOB: 0 BB: 0 P: 5	R: 0 E: 0 K: 0 S: 3	H: 0 LOB: 0 BB: 0 P: 3	R: 0 E: 0 K: 1 S: 5	H: 0 LOB: 0 BB: 0 P: 5	R: 0 E: 0 K: 1 S: 5	H: 0 LOB: 0 BB: 0 P: 5		1B: 4 2B: 1 3B: 1 HR: 0	SF: 0 SAC: 0 DP: 3 HBP: 0	WP: 0 PB: 0 SB: 0 CS: 1
<b>PITCHER</b> Jeff Russell, R (1, 1) ERA: 4.07 John Franco, L (8, 1) ERA: 4.07	IP: 7.0 WLS: L BF: 24 H: 5 R: 2 ER: 1 SO: 2 BB: 0 IBB: 0 HBP: 0 BLK: 0 WP: 0 HR: 0 S: 28 P: 28 ERA: 1.29 WHIP: 0.714															<b>PITCHER</b>				



Batter	1	2	3	4	5	6	7	8	9	10	11	12	13	14	AB	R	H	RBI	BB	SO	LOB	TOP					
Tom Lawless, R OBP: 0.353, SLG: 0.285 Wayne Kruczynski, L OBP: 0.336, SLG: 0.336 Ted Power, R OBP: 0.336, SLG: 0.336 Brad Clifton, L OBP: 0.281, SLG: 0.143 Tom Hume, R OBP: 0.250, SLG: 0.143	K		5-3			FC1-6 1B		K		K			F4		4	0	1	0	0	2	1						
Eddie Milner, L OBP: 0.353, SLG: 0.378	F5					FC1-6		FC6-4		FC6-4		K	E3		5	0	0	0	1	1	2						
Gary Redus, R OBP: 0.364, SLG: 0.425	HR 1B		F7			F3		FC6-4		FC6-4		K	K		6	1	1	0	0	2	4						
Dave Parker, L OBP: 0.324, SLG: 0.376	HR					K		K		F7		K	F2		6	1	1	2	0	3	2						
Dave Concepcion, R OBP: 0.317, SLG: 0.345	CS 1B					F9		F9		FC5-4 BB		5-3			5	0	1	0	1	0	0						
Nick Esasky, R OBP: 0.255, SLG: 0.337	CS	6-3				5-3		4-3		FC5-4		E5			5	0	0	0	1	0	1						
Dann Bilardello, R OBP: 0.341, SLG: 0.309			K			6-3				F7		F7			6	0	1	0	0	1	3						
Tom Foley, L OBP: 0.301, SLG: 0.366			K			F7		K		F5					6	0	1	0	0	2	2						
Mario Soto, R OBP: 0.161, SLG: 0.226 Ron Oester, S OBP: 0.264, SLG: 0.271	F1					6-3		FC6-4 1B		K		G3			2	0	0	0	0	0	0						
												G3			3	0	1	0	0	1	2						
<b>Inning Stats</b>	R: 2 E: 0 K: 1 S: 7	H: 3 LOB: 0 BB: 0 P: 7	R: 0 E: 0 K: 2 S: 7	H: 0 LOB: 0 BB: 0 P: 7	R: 0 E: 0 K: 0 S: 3	H: 0 LOB: 1 BB: 1 P: 7	R: 0 E: 0 K: 1 S: 5	H: 0 LOB: 0 BB: 0 P: 5	R: 0 E: 0 K: 1 S: 6	H: 1 LOB: 1 BB: 0 P: 6	R: 0 E: 0 K: 1 S: 6	H: 1 LOB: 1 BB: 0 P: 6	R: 0 E: 0 K: 2 S: 7	H: 0 LOB: 0 BB: 0 P: 7	R: 0 E: 0 K: 3 S: 9	H: 0 LOB: 0 BB: 0 P: 9	R: 0 E: 1 K: 1 S: 6	H: 0 LOB: 1 BB: 0 P: 6	R: 0 E: 0 K: 0 S: 3	H: 0 LOB: 1 BB: 1 P: 7	R: 0 E: 0 K: 0 S: 3	H: 0 LOB: 1 BB: 1 P: 7	1B: 5 2B: 1 3B: 0 HR: 1	SF: 0 SAC: 0 DP: 0 HBP: 0	WP: 0 PB: 0 SB: 0 CS: 1	PA: 54	
<b>PITCHER</b>	IP 9.0	WLS 6	BF 34	H 6	R 2	ER 2	SO 7	BB 2	IBB 0	HBP 0	BLK 0	WP 0	HR 1	S 46	P 54	ERA 2.00	WHIP 0.889										
Rick Honeycutt, L ERA: 1.88 Carlos Diaz, L ERA: 2.78 Pat Zachry, R ERA: 2.45	(1, 1) (10, 1) (12, 1)																										

Cincinnati Reds @ Los Angeles Dodgers  
Dodger Stadium, Los Angeles, CA  
Wed Jun 06 1984, 7:05 PM PDT  
Att: 33,422 - Unknown

livebaseballscorecards.com

AB 50  
R 2  
H 7  
RBI 2  
BB 3  
SO 13  
LOB 17

REDS

Batter	1	2	3	4	5	6	7	8	9	10	11	12	13	14	AB	R	H	RBI	BB	SO	LOB	BOTTOM					
Bob Bailor, R OBP: 0.307, SLG: 0.282	F7		F9			F4			4-3		1-3			SH5-4 1B	6	1	1	0	0	0	2						
Terry Whitfield, L OBP: 0.280, SLG: 0.369 Candy Maldonado, R OBP: 0.340, SLG: 0.398	3-1					CS BB			F9			SH1-4 BB		SH5-4	2	0	0	0	1	0	0						
R.J. Reynolds, S OBP: 0.325, SLG: 0.365						G3			K			SH1-4		1B	0	0	0	0	1	0	0						
Rick Monday, L OBP: 0.319, SLG: 0.341	F5					K			K			SH1-4		1B	4	0	0	0	1	2	1						
Mike Marshall, R OBP: 0.340, SLG: 0.529			HR			K			F3		6-3		K		6	1	2	2	0	2	1						
Ken Landreaux, L OBP: 0.322, SLG: 0.346		K				4-3			K		6-3			1B	4	0	0	0	1	2	0						
Pedro Guerrero, R OBP: 0.311, SLG: 0.360			F9			1B FC4 1B			F8		6-3		K		5	1	1	0	0	1	2						
Mike Scioscia, L OBP: 0.388, SLG: 0.357 Steve Yeager, R OBP: 0.286, SLG: 0.322	L4								F8				F2		2	0	1	0	0	0	0						
Bill Russell, R OBP: 0.324, SLG: 0.319						FC4			F4				BB 1B		3	0	0	0	0	0	0						
Rick Honeycutt, L OBP: 0.161, SLG: 0.138 Carlos Diaz, R OBP: 0.290, SLG: 0.388 Pat Zachry, R OBP: 0.290, SLG: 0.388			K			F6			4-3				BB 1B		3	0	0	0	0	1	1						
													BB		0	0	0	0	1	0	0						
<b>Inning Stats</b>	R: 0 E: 0 K: 0 S: 3	H: 0 LOB: 0 BB: 0 P: 3	R: 1 E: 0 K: 1 S: 6	H: 1 LOB: 0 BB: 0 P: 6	R: 0 E: 0 K: 2 S: 7	H: 0 LOB: 0 BB: 0 P: 7	R: 1 E: 0 K: 0 S: 5	H: 2 LOB: 1 BB: 0 P: 5	R: 0 E: 0 K: 0 S: 2	H: 0 LOB: 0 BB: 0 P: 6	R: 0 E: 0 K: 1 S: 5	H: 0 LOB: 0 BB: 0 P: 5	R: 0 E: 0 K: 0 S: 3	H: 1 LOB: 1 BB: 1 P: 7	R: 0 E: 0 K: 2 S: 7	H: 0 LOB: 2 BB: 2 P: 15	R: 0 E: 0 K: 0 S: 3	H: 0 LOB: 0 BB: 0 P: 3	R: 1 E: 0 K: 0 S: 3	H: 2 LOB: 2 BB: 1 P: 7	1B: 5 2B: 1 3B: 0 HR: 1	SF: 0 SAC: 2 DP: 1 HBP: 0	WP: 0 PB: 0 SB: 0 CS: 1	PA: 49			
<b>PITCHER</b>	IP 7.0	WLS 24	BF 3	H 3	R 2	ER 2	SO 5	BB 1	IBB 0	HBP 0	BLK 0	WP 0	HR 1	S 33	P 37	ERA 2.57	WHIP 0.571										
Mario Soto, R ERA: 2.58 Bob Owchinko, L ERA: 3.03 Ted Power, R ERA: 3.01 Tom Hume, R ERA: 5.1	(8, 1) (10, 1) (13, 1)																										

Cincinnati Reds @ Los Angeles Dodgers  
Dodger Stadium, Los Angeles, CA  
Wed Jun 06 1984, 7:05 PM PDT  
Att: 33,422 - Unknown

livebaseballscorecards.com

AB 42  
R 3  
H 6  
RBI 3  
BB 5  
SO 8  
LOB 8

Dodgers



Batter	1	2	3	4	5	6	7	8	9	AB	R	H	RBI	BB	SO	LOB	TOP					
Rafael Ramirez, R OBP: 0.322, SLG: 0.341	0-0 FC4-6 1B	0-3 K		0-0 E6 1B		0-0 CS 2H 1B			0-0 F6	5	0	3	1	0	1	2						
Alex Trevino, R OBP: 0.349, SLG: 0.394	0-0 FC4-6 1B 1-2 5-3	0-0 1H 2H 2B		0-0 F8		0-0 F9 1-2			4-0 2B 5-3 BB	4	2	1	2	1	0	3						
Gerald Perry, L OBP: 0.363, SLG: 0.393	0-0 5-3 2B 1-3 1B	0-3 K			0-0 F7				0-0 5-3 2B 1-3	5	1	3	0	0	1	1						
Dale Murphy, R OBP: 0.335, SLG: 0.480	0-0 5-3 1-2 3H			0-0 F5		0-0 S HR 1B			4-0 5-3 IBB	4	1	1	1	1	0	2						
Chris Chambliss, L OBP: 0.344, SLG: 0.376	0-0 2B			0-0 1B					0-0 5-3	5	1	3	4	0	1	3						
Albert Hall, S OBP: 0.296, SLG: 0.301	0-0 2H 2B			0-0 1B		0-0 1H HR			0-0 1-2 2-3 3H	0	0	0	0	0	0	0						
Brad Komminsk, R OBP: 0.225, SLG: 0.270	0-0 5-3			0-0 F8		0-0 F8			0-0 3H K	5	0	0	0	0	1	5						
Glenn Hubbard, R OBP: 0.336, SLG: 0.401		0-0 FC 2B 1B		0-0 F4		0-0 6-3			0-3 K	4	1	1	0	0	1	1						
Randy Johnson, R OBP: 0.400, SLG: 0.516		0-0 FC 2B 1-2		0-0 F8		0-0 SH5-4 1B 1B			0-0 6-3	4	2	1	0	0	0	1						
Pascual Perez, R OBP: 0.167, SLG: 0.278		0-3 K		0-3 K		0-0 SH5-4 1-2			0-3 K	3	0	0	0	0	3	2						
<b>Inning Stats</b>	R: 2 E: 0 K: 0 S: 6	H: 3 LOB: 1 BB: 0 P: 6	R: 2 E: 0 K: 3 S: 12	H: 2 LOB: 1 BB: 0 P: 12	R: 0 E: 0 K: 0 S: 4	H: 1 LOB: 1 BB: 0 P: 4	R: 0 E: 1 K: 1 S: 6	H: 1 LOB: 1 BB: 0 P: 6	R: 2 E: 0 K: 0 S: 5	H: 2 LOB: 0 BB: 0 P: 5	R: 0 E: 0 K: 1 S: 6	H: 1 LOB: 1 BB: 0 P: 6	R: 0 E: 0 K: 2 S: 7	H: 0 LOB: 0 BB: 0 P: 7	R: 1 E: 0 K: 1 S: 6	H: 1 LOB: 2 BB: 2 P: 14	1B: 9 2B: 3 3B: 0 HR: 1	SF: 0 SAC: 1 DP: 0 HBP: 0	WP: 0 PB: 0 SB: 1 CS: 1	PA: 42		
<b>PITCHER</b>	IP WLS BF H R ER SO BB IBB HBP BLK WP HR S P ERA WHIP	IP WLS BF H R ER SO BB IBB HBP BLK WP HR S P ERA WHIP	IP WLS BF H R ER SO BB IBB HBP BLK WP HR S P ERA WHIP	IP WLS BF H R ER SO BB IBB HBP BLK WP HR S P ERA WHIP	IP WLS BF H R ER SO BB IBB HBP BLK WP HR S P ERA WHIP	IP WLS BF H R ER SO BB IBB HBP BLK WP HR S P ERA WHIP	IP WLS BF H R ER SO BB IBB HBP BLK WP HR S P ERA WHIP	IP WLS BF H R ER SO BB IBB HBP BLK WP HR S P ERA WHIP	IP WLS BF H R ER SO BB IBB HBP BLK WP HR S P ERA WHIP	IP WLS BF H R ER SO BB IBB HBP BLK WP HR S P ERA WHIP	IP WLS BF H R ER SO BB IBB HBP BLK WP HR S P ERA WHIP	IP WLS BF H R ER SO BB IBB HBP BLK WP HR S P ERA WHIP	IP WLS BF H R ER SO BB IBB HBP BLK WP HR S P ERA WHIP	IP WLS BF H R ER SO BB IBB HBP BLK WP HR S P ERA WHIP	IP WLS BF H R ER SO BB IBB HBP BLK WP HR S P ERA WHIP	IP WLS BF H R ER SO BB IBB HBP BLK WP HR S P ERA WHIP	IP WLS BF H R ER SO BB IBB HBP BLK WP HR S P ERA WHIP	IP WLS BF H R ER SO BB IBB HBP BLK WP HR S P ERA WHIP	IP WLS BF H R ER SO BB IBB HBP BLK WP HR S P ERA WHIP	IP WLS BF H R ER SO BB IBB HBP BLK WP HR S P ERA WHIP	IP WLS BF H R ER SO BB IBB HBP BLK WP HR S P ERA WHIP	
Orel Hershiser, R ERA: 5.5	5.0	L	25	9	6	6	4	0	0	0	0	0	0	0	0	0	0	10.80	1.800			
Burt Hooton, R ERA: 3.7	3.0		11	3	1	1	3	0	0	0	0	0	0	0	0	0	0	3.00	1.000			
Carlos Diaz, L ERA: 3.04	1.0		6	1	1	1	1	1	1	0	0	0	0	0	0	0	0	9.00	2.000			
<b>Batter</b>	<b>1</b>	<b>2</b>	<b>3</b>	<b>4</b>	<b>5</b>	<b>6</b>	<b>7</b>	<b>8</b>	<b>9</b>	<b>AB</b>	<b>R</b>	<b>H</b>	<b>RBI</b>	<b>BB</b>	<b>SO</b>	<b>LOB</b>	<b>BOTTOM</b>					
Steve Sax, R OBP: 0.327, SLG: 0.349	0-0 4-3			0-0 6-3	0-3 K				0-0 6-3	4	0	0	0	0	1	2						
R.J. Reynolds, S OBP: 0.333, SLG: 0.372	0-0 F8			0-0 4-3		0-0 FC5-4 1B			0-0 1B	4	0	2	0	0	0	0						
Greg Brock, L OBP: 0.283, SLG: 0.451	0-3 K			0-0 2B		0-3 K			0-0 F9	4	0	1	0	0	2	2						
Mike Marshall, R OBP: 0.331, SLG: 0.514		0-0 F7		0-0 6-3		0-0 FC5-4 1-2			0-3 K	4	0	0	0	0	1	2						
Ken Landreaux, L OBP: 0.320, SLG: 0.343		0-0 F5			0-0 4-3	0-0 F9			0-0 1B	4	0	1	0	0	0	1						
Pedro Guerrero, R OBP: 0.314, SLG: 0.369		0-3 K			4-0 1B 1B BB				0-3 K	3	1	1	0	1	2	1						
Mike Scioscia, L OBP: 0.381, SLG: 0.352				0-0 F2		0-0 1-3 1B 1B			0-3 K	4	0	1	0	0	1	2						
Dave Anderson, R OBP: 0.345, SLG: 0.317				0-0 1-3		0-0 1-2 3H 1B			0-0 5	3	0	1	1	0	0	1						
Orel Hershiser, R				0-0 G3					0-0 6-3	1	0	0	0	0	0	0						
Franklin Stubbs, L OBP: 0.287, SLG: 0.381										1	0	0	0	0	1	2						
Burt Hooton, R										0	0	0	0	0	0	0						
Terry Whitfield, L OBP: 0.278, SLG: 0.366										1	0	0	0	0	0	0						
Carlos Diaz, R										0	0	0	0	0	0	0						
<b>Inning Stats</b>	R: 0 E: 0 K: 1 S: 5	H: 0 LOB: 0 BB: 0 P: 5	R: 0 E: 0 K: 1 S: 5	H: 0 LOB: 0 BB: 0 P: 5	R: 0 E: 0 K: 0 S: 3	H: 0 LOB: 0 BB: 0 P: 3	R: 0 E: 0 K: 0 S: 4	H: 1 LOB: 1 BB: 0 P: 4	R: 1 E: 0 K: 2 S: 9	H: 2 LOB: 2 BB: 1 P: 13	R: 0 E: 0 K: 1 S: 6	H: 1 LOB: 1 BB: 0 P: 6	R: 0 E: 0 K: 0 S: 3	H: 1 LOB: 0 BB: 0 P: 3	R: 0 E: 0 K: 0 S: 4	H: 1 LOB: 1 BB: 0 P: 4	R: 0 E: 0 K: 3 S: 10	H: 1 LOB: 1 BB: 0 P: 10	1B: 5 2B: 2 3B: 1 HR: 0	SF: 0 SAC: 0 DP: 1 HBP: 0	WP: 0 PB: 0 SB: 0 CS: 0	PA: 34
<b>PITCHER</b>	IP WLS BF H R ER SO BB IBB HBP BLK WP HR S P ERA WHIP	IP WLS BF H R ER SO BB IBB HBP BLK WP HR S P ERA WHIP	IP WLS BF H R ER SO BB IBB HBP BLK WP HR S P ERA WHIP	IP WLS BF H R ER SO BB IBB HBP BLK WP HR S P ERA WHIP	IP WLS BF H R ER SO BB IBB HBP BLK WP HR S P ERA WHIP	IP WLS BF H R ER SO BB IBB HBP BLK WP HR S P ERA WHIP	IP WLS BF H R ER SO BB IBB HBP BLK WP HR S P ERA WHIP	IP WLS BF H R ER SO BB IBB HBP BLK WP HR S P ERA WHIP	IP WLS BF H R ER SO BB IBB HBP BLK WP HR S P ERA WHIP	IP WLS BF H R ER SO BB IBB HBP BLK WP HR S P ERA WHIP	IP WLS BF H R ER SO BB IBB HBP BLK WP HR S P ERA WHIP	IP WLS BF H R ER SO BB IBB HBP BLK WP HR S P ERA WHIP	IP WLS BF H R ER SO BB IBB HBP BLK WP HR S P ERA WHIP	IP WLS BF H R ER SO BB IBB HBP BLK WP HR S P ERA WHIP	IP WLS BF H R ER SO BB IBB HBP BLK WP HR S P ERA WHIP	IP WLS BF H R ER SO BB IBB HBP BLK WP HR S P ERA WHIP	IP WLS BF H R ER SO BB IBB HBP BLK WP HR S P ERA WHIP	IP WLS BF H R ER SO BB IBB HBP BLK WP HR S P ERA WHIP	IP WLS BF H R ER SO BB IBB HBP BLK WP HR S P ERA WHIP	IP WLS BF H R ER SO BB IBB HBP BLK WP HR S P ERA WHIP	IP WLS BF H R ER SO BB IBB HBP BLK WP HR S P ERA WHIP	
Pascual Perez, R ERA: 4.01	9.0	W	34	7	1	1	8	1	0	0	0	0	0	0	0	0	0	1.00	0.889			

Atlanta Braves @ Los Angeles Dodgers  
Dodger Stadium, Los Angeles, CA  
Thu Jun 07 1984, 7:05 PM PDT  
Att: 35,168 - Unknown

AB 39  
R 8  
H 13  
RBI 8  
BB 2  
SO 8  
LOB 20

*Braves*

Atlanta Braves @ Los Angeles Dodgers  
Dodger Stadium, Los Angeles, CA  
Thu Jun 07 1984, 7:05 PM PDT  
Att: 35,168 - Unknown

AB 33  
R 1  
H 7  
RBI 1  
BB 1  
SO 8  
LOB 13

*Dodgers*







Batter	1	2	3	4	5	6	7	8	9	AB	R	H	RBI	BB	SO	LOB	TOP			
Rafael Ramirez, R OBP: 0.333, SLG: 0.362										5	1	3	0	0	0	2	Atlanta Braves @ Los Angeles Dodgers Dodger Stadium, Los Angeles, CA Sat Jun 09 1984, 3:33 AM PDT Att: 38,394 - Unknown			
Randy Johnson, R OBP: 0.397, SLG: 0.514										4	2	2	0	0	0	1				
Gerald Perry, L OBP: 0.369, SLG: 0.426 Steve Bedrosian, R OBP: 0.286, SLG: 0.286										2	0	1	0	3	1	1				
Dale Murphy, R OBP: 0.338, SLG: 0.489										4	0	1	2	1	0	4				
Chris Chambliss, L OBP: 0.341, SLG: 0.364										4	0	0	0	0	2	6				
Glenn Hubbard, R OBP: 0.329, SLG: 0.395										4	0	0	0	0	1	3				
Brad Komminsk, R OBP: 0.208, SLG: 0.244										4	0	0	0	0	2	0				
Bruce Benedict, R OBP: 0.301, SLG: 0.294										4	0	1	0	0	1	0				
Rick Mahler, R OBP: 0.375, SLG: 0.375 Donnie Moore, L (6, 1) Jerry Royster, R OBP: 0.295, SLG: 0.289 Albert Hall, S OBP: 0.296, SLG: 0.301										3	0	1	0	0	2	0				
<b>Inning Stats</b>	R: 2 E: 0 K: 1 S: 7	H: 2 LOB: 1 BB: 1 P: 11	R: 0 E: 0 K: 1 S: 5	H: 0 LOB: 0 BB: 0 P: 5	R: 1 E: 0 K: 1 S: 7	H: 2 LOB: 2 BB: 1 P: 11	R: 0 E: 0 K: 3 S: 9	H: 0 LOB: 0 BB: 0 P: 9	R: 0 E: 0 K: 1 S: 6	H: 1 LOB: 2 BB: 1 P: 10	R: 0 E: 0 K: 0 S: 4	H: 1 LOB: 1 BB: 0 P: 4	R: 0 E: 0 K: 2 S: 7	H: 0 LOB: 0 BB: 0 P: 7	R: 0 E: 0 K: 0 S: 4	H: 1 LOB: 2 BB: 1 P: 8		1B: 6 2B: 3 3B: 0 HR: 0	SF: 0 SAC: 1 DP: 0 HBP: 0	WP: 0 PB: 0 SB: 3 CS: 0
<b>PITCHER</b> Fernando Valenzuela, L ERA: 2.4	IP: 9.0 WLS: W BF: 40	H: 9 R: 3 ER: 3 SO: 9	BB: 3 IBB: 1 HBP: 0 BLK: 1	WP: 0 HR: 0 S: 54 P: 70	ERA: 3.00 WHIP: 1.333	<b>PITCHER</b>										IP: 9.0 WLS: W BF: 40	H: 9 R: 3 ER: 3 SO: 9	BB: 3 IBB: 1 HBP: 0 BLK: 1	WP: 0 HR: 0 S: 54 P: 70	ERA: 3.00 WHIP: 1.333

Batter	1	2	3	4	5	6	7	8	9	AB	R	H	RBI	BB	SO	LOB	BOTTOM					
R.J. Reynolds, S OBP: 0.323, SLG: 0.368										5	0	1	2	0	1	1	Atlanta Braves @ Los Angeles Dodgers Dodger Stadium, Los Angeles, CA Sat Jun 09 1984, 3:33 AM PDT Att: 38,394 - Unknown					
Bob Bailor, R OBP: 0.316, SLG: 0.284										3	0	1	0	1	0	0						
Greg Brock, L OBP: 0.290, SLG: 0.438										4	0	2	1	0	0	0						
Mike Marshall, R OBP: 0.333, SLG: 0.527										4	0	1	0	0	2	4						
Ken Landreaux, L OBP: 0.323, SLG: 0.386										4	1	2	1	0	0	0						
Pedro Guerrero, R OBP: 0.308, SLG: 0.360										4	0	0	0	0	2	2						
Mike Scioscia, L OBP: 0.391, SLG: 0.354 Steve Sax, R OBP: 0.323, SLG: 0.343										4	0	2	0	0	1	1						
Dave Anderson, R OBP: 0.344, SLG: 0.318 Terry Whitfield, L OBP: 0.289, SLG: 0.379										3	1	1	0	0	0	1						
Fernando Valenzuela, L OBP: 0.156, SLG: 0.188 Rick Monday, L OBP: 0.347, SLG: 0.341										2	0	0	0	0	1	0						
<b>Inning Stats</b>	R: 0 E: 0 K: 0 S: 3	H: 0 LOB: 0 BB: 0 P: 3	R: 0 E: 0 K: 0 S: 4	H: 2 LOB: 1 BB: 0 P: 4	R: 1 E: 0 K: 1 S: 7	H: 2 LOB: 2 BB: 1 P: 11	R: 0 E: 0 K: 0 S: 4	H: 1 LOB: 1 BB: 0 P: 4	R: 0 E: 0 K: 1 S: 7	H: 2 LOB: 2 BB: 0 P: 7	R: 1 E: 0 K: 2 S: 8	H: 1 LOB: 0 BB: 0 P: 8	R: 0 E: 0 K: 1 S: 5	H: 0 LOB: 0 BB: 0 P: 5	R: 0 E: 0 K: 1 S: 5	H: 0 LOB: 0 BB: 0 P: 5		R: 2 E: 0 K: 1 S: 6	H: 3 LOB: 3 BB: 1 P: 10	1B: 8 2B: 2 3B: 0 HR: 1	SF: 0 SAC: 1 DP: 1 HBP: 0	WP: 0 PB: 0 SB: 0 CS: 0
<b>PITCHER</b> Rick Mahler, R ERA: 1.94 Donnie Moore, R ERA: 2.04 Steve Bedrosian, R ERA: 1.07	IP: 5.0 WLS: 9 BF: 23	H: 8 R: 0 ER: 0 SO: 4	BB: 1 IBB: 0 HBP: 0 BLK: 0	WP: 0 HR: 1 S: 26 P: 30	ERA: 3.60 WHIP: 1.800	<b>PITCHER</b>										IP: 5.0 WLS: L BF: 5	H: 8 R: 0 ER: 2 SO: 1	BB: 8 IBB: 2 HBP: 0 BLK: 0	WP: 0 HR: 1 S: 26 P: 30	ERA: 3.60 WHIP: 1.800		



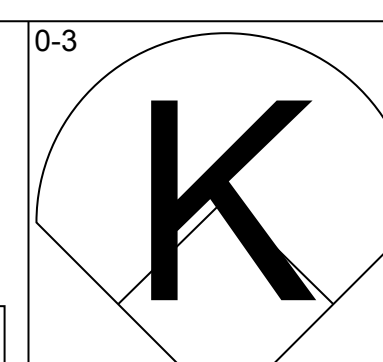
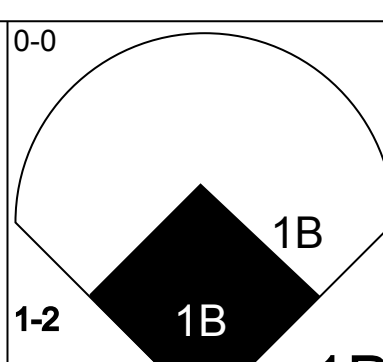
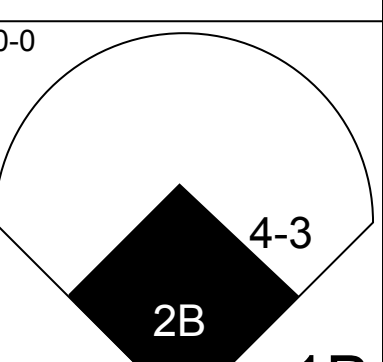
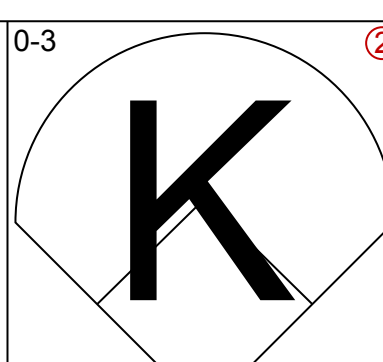
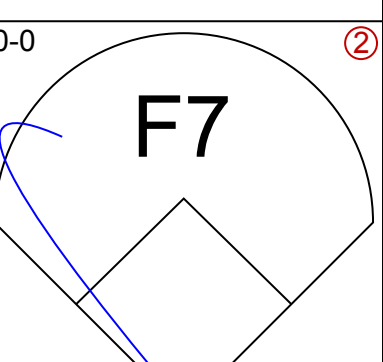
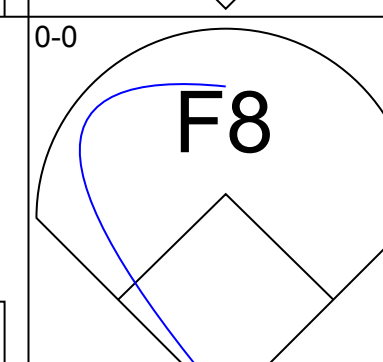
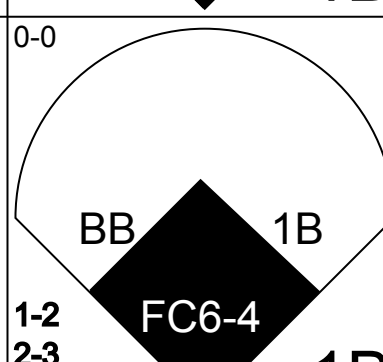
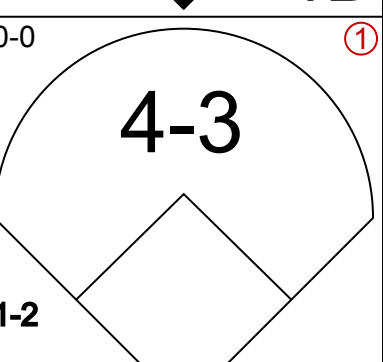
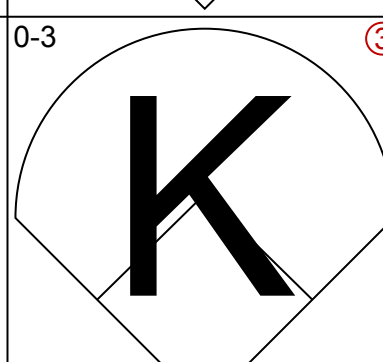
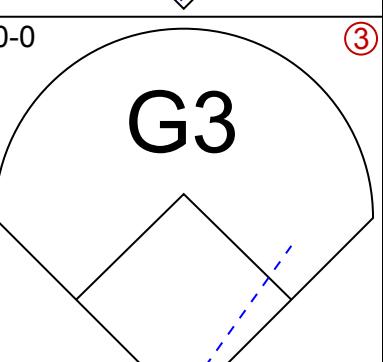
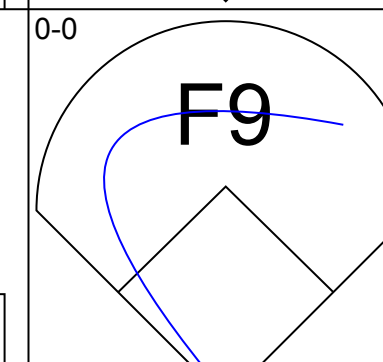
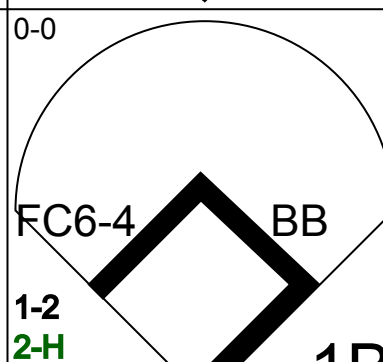
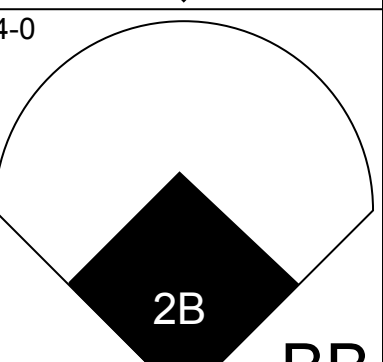
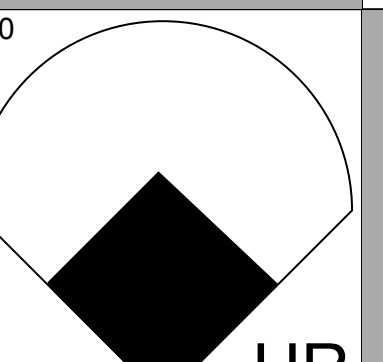
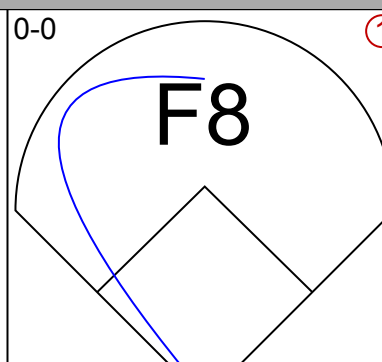
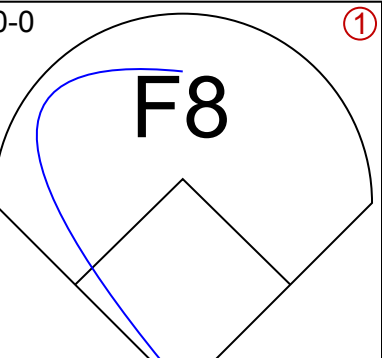
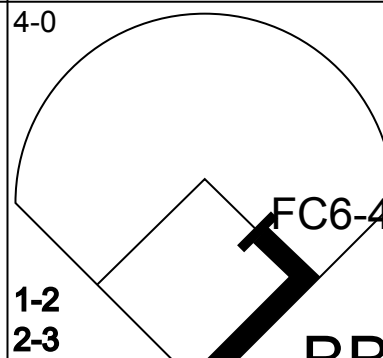
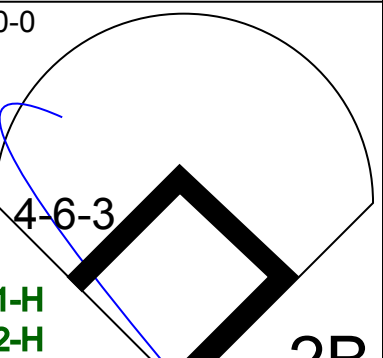
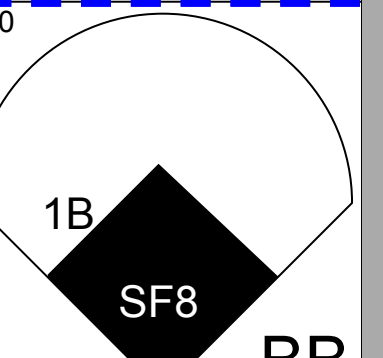
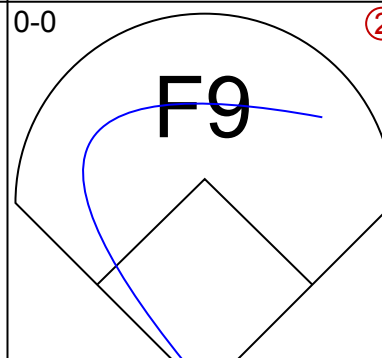
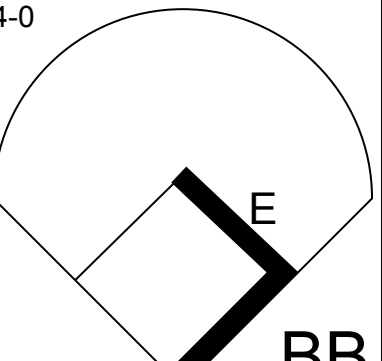
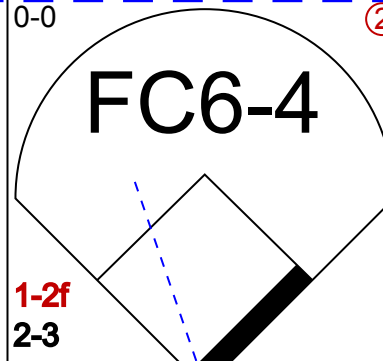
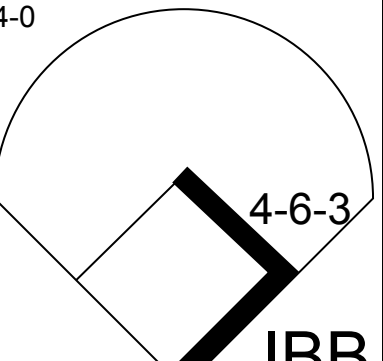
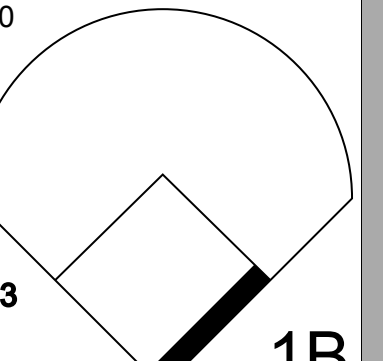
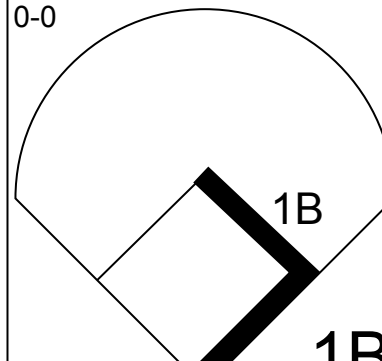
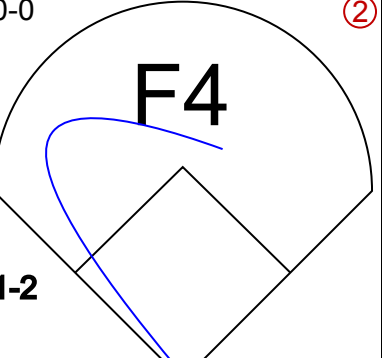
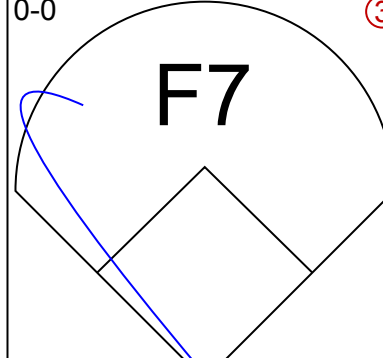
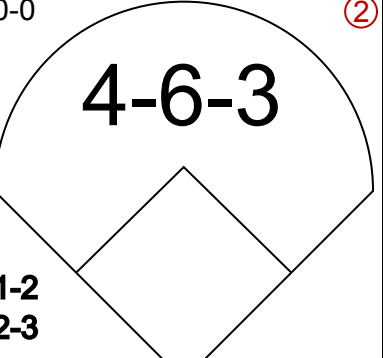

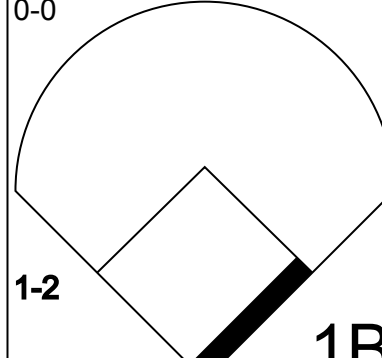
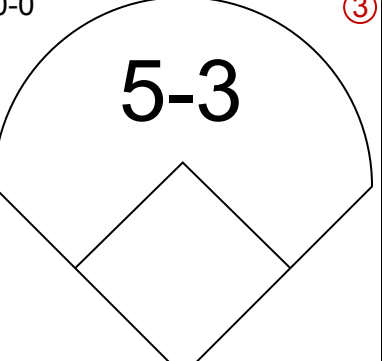
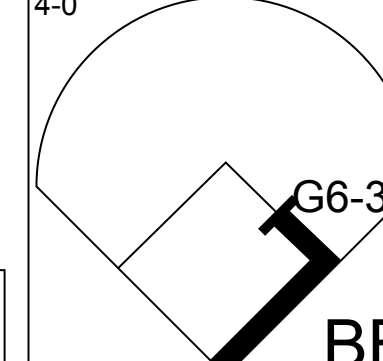
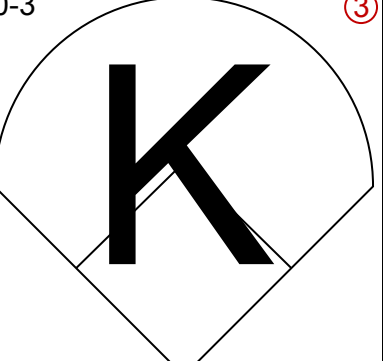
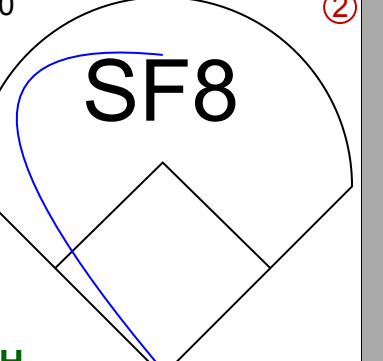
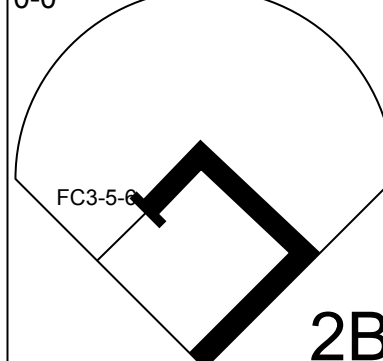
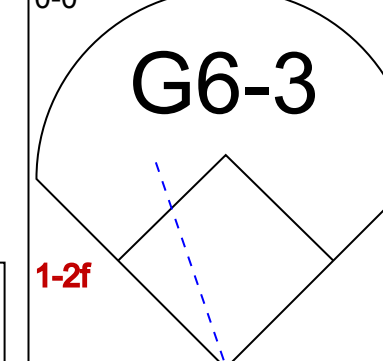
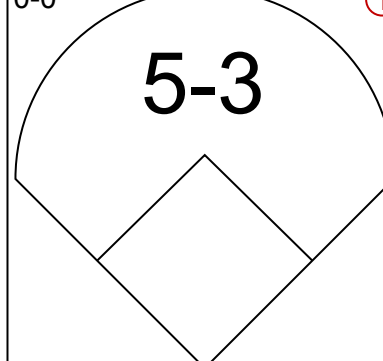

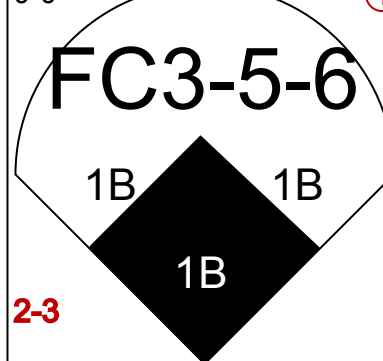
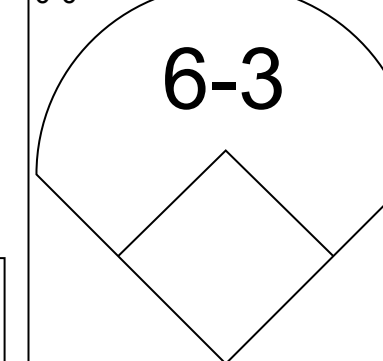
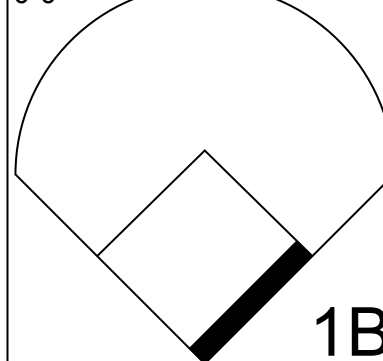
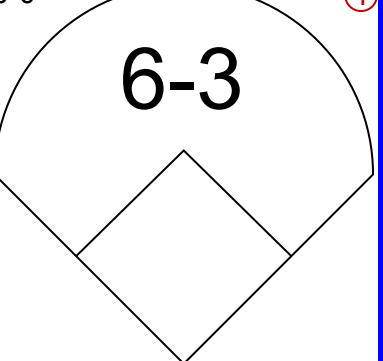
Batter	1	2	3	4	5	6	7	8	9	AB	R	H	RBI	BB	SO	LOB	TOP								
Albert Hall, S OBP: 0.302, SLG: 0.321 (1, 9)										5	0	2	0	0	0	2	<p><b>Atlanta Braves @ Los Angeles Dodgers</b> Dodger Stadium, Los Angeles, CA Sun Jun 10 1984, 3:33 AM PDT Att: 41,182 - Unknown</p> <p>livebaseballscores.com</p> <p>AB 34 R 2 H 10 RBI 2 BB 2 SO 5 LOB 19</p>								
Alex Trevino, R OBP: 0.336, SLG: 0.377 (1, 2)										4	0	1	0	0	0	3									
Gerald Perry, L OBP: 0.392, SLG: 0.424 (1, 7) (8, 3)										3	0	1	0	1	1	3									
Dale Murphy, R OBP: 0.337, SLG: 0.483 (1, 8)										3	0	0	0	1	1	3									
Chris Chambliss, L OBP: 0.336, SLG: 0.358 (1, 3) (8, PH)										3	0	0	0	0	0	3									
Terry Forster, L OBP: 1.000, SLG: 1.000 (8, 1)										1	0	0	0	0	0	3									
Rafael Ramirez, R OBP: 0.336, SLG: 0.364 (1, 6)										4	2	2	0	0	0	0									
Randy Johnson, R OBP: 0.390, SLG: 0.500 (1, 5)										4	0	1	0	0	0	1									
Jerry Royster, R OBP: 0.296, SLG: 0.291 (1, 4) (8, 7)										3	0	1	1	0	2	0									
Mike Jorgensen, L OBP: 0.345, SLG: 0.320 (9, PH)										0	0	0	1	0	0	0									
Craig McMurtry, R OBP: 0.125, SLG: 0.045 (1, 1) (6, PH)										1	0	0	0	0	1	0									
Terry Harper, R OBP: 0.254, SLG: 0.258 (6, PH)										1	0	1	0	0	0	0									
Rick Camp, R OBP: 0.200, SLG: 0.111 (6, PH)										0	0	0	0	0	0	0									
Glenn Hubbard, R OBP: 0.330, SLG: 0.396 (8, 4)										2	0	1	0	0	0	1									
<b>Inning Stats</b>	R: 0 E: 0 K: 1 S: 5	H: 1 LOB: 0 BB: 0 P: 5	R: 0 E: 0 K: 1 S: 5	H: 0 LOB: 0 BB: 0 P: 5	R: 0 E: 0 K: 2 S: 7	H: 0 LOB: 1 BB: 0 P: 7	R: 0 E: 0 K: 0 S: 3	H: 0 LOB: 1 BB: 1 P: 7	R: 1 E: 0 K: 0 S: 4	H: 2 LOB: 1 BB: 0 P: 4	R: 0 E: 0 K: 0 S: 5	H: 3 LOB: 3 BB: 1 P: 9	R: 0 E: 0 K: 1 S: 5	H: 0 LOB: 0 BB: 0 P: 5	R: 0 E: 1 K: 0 S: 6	H: 2 LOB: 3 BB: 0 P: 6	R: 1 E: 0 K: 0 S: 5	H: 2 LOB: 1 BB: 0 P: 5	1B: 9 2B: 2 3B: 0 HR: 0	SF: 1 SAC: 0 DP: 1 HBP: 0	WP: 0 PB: 0 SB: 1 CS: 1	PA: 37			
<b>PITCHER</b>	IP	WLS	BF	H	R	ER	SO	BB	IBB	HBP	BLK	WP	HR	S	P	ERA	WHIP								
Alejandro Pena, R ERA: 2.09 (1, 1)	5.2	W	21	6	1	1	4	1	0	0	0	0	0	28	32	1.59	1.235								
Orel Hershiser, R ERA: 5.5 (6, 1)	0.0		1	0	0	0	0	1	0	0	0	0	0	0	4	∞	∞								
Rich Rodas, L ERA: (6, 1)	2.0		8	2	0	0	1	0	0	0	0	0	0	10	10	0.00	1.000								
Pat Zachry, R ERA: 2.28 (8, 1)	0.0		1	0	0	0	0	0	0	0	0	0	0	1	1	∞	∞								
Carlos Diaz, L ERA: 3.39 (8, 1)	0.1		3	2	1	1	0	0	0	0	0	0	0	3	3	27.00	6.000								

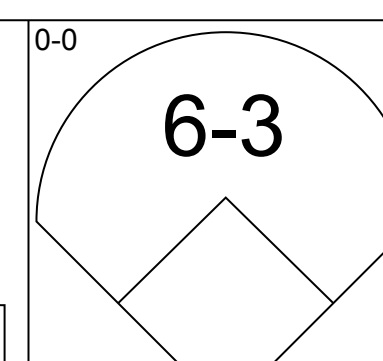
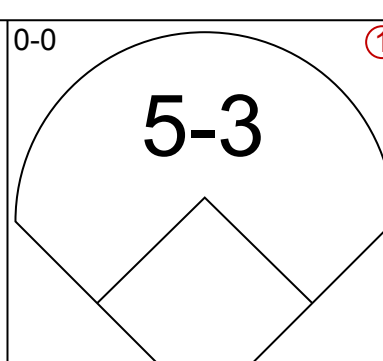
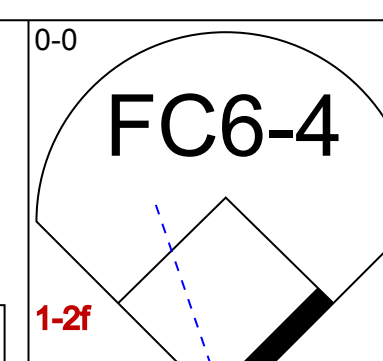
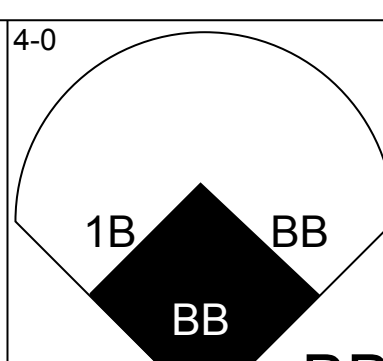
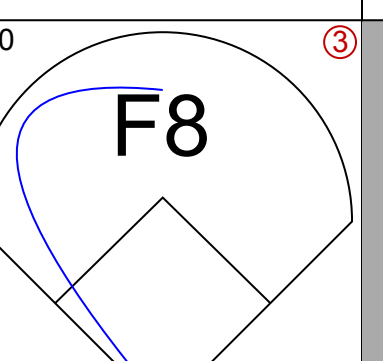
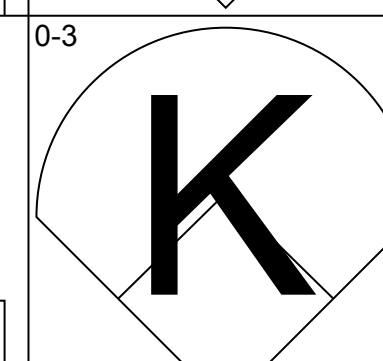
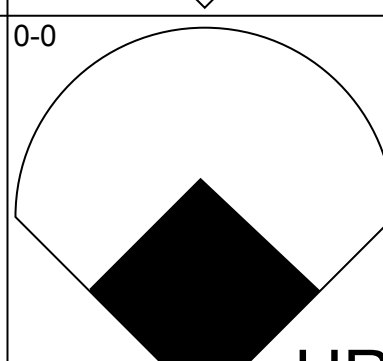
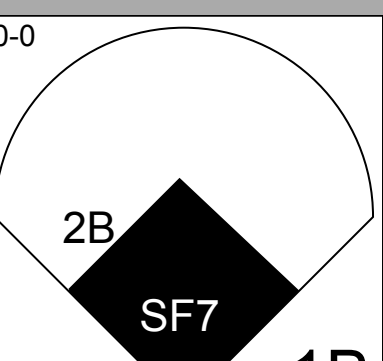
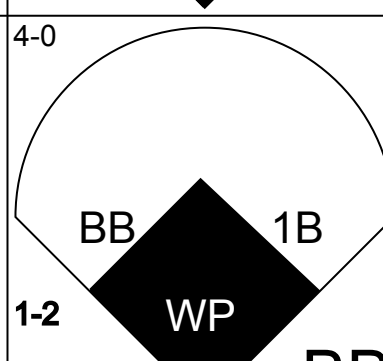
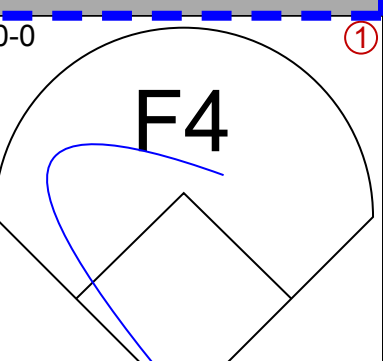

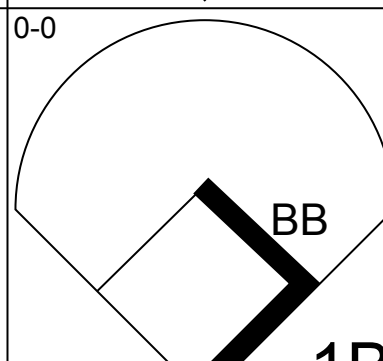
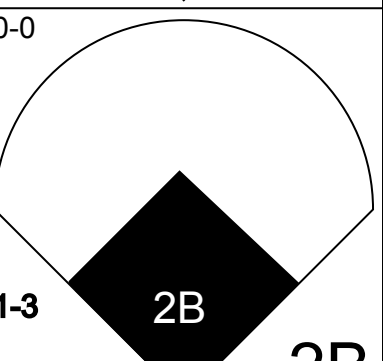
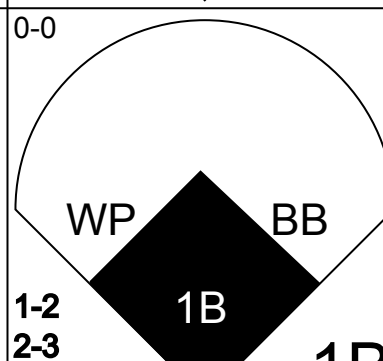
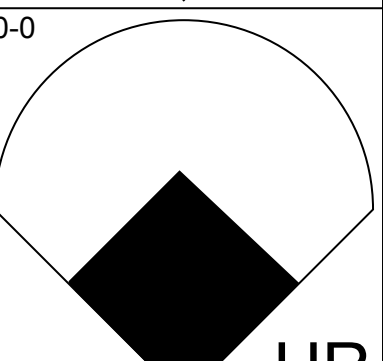

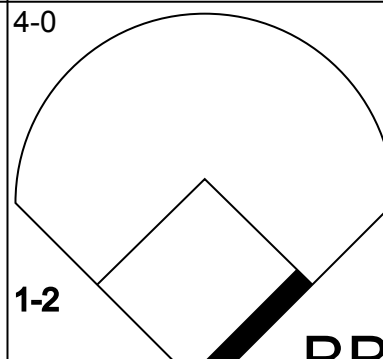
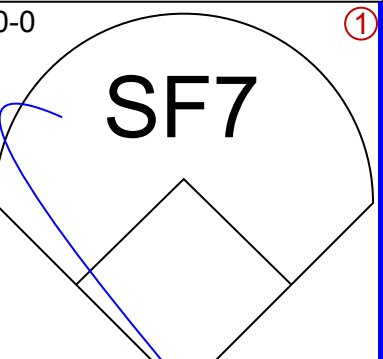
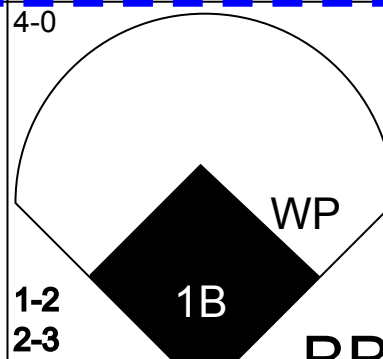
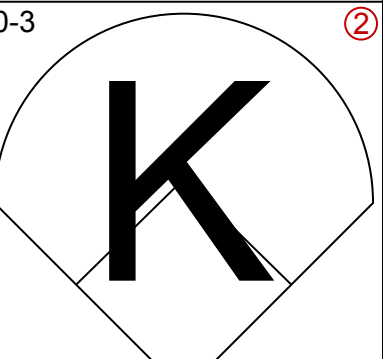
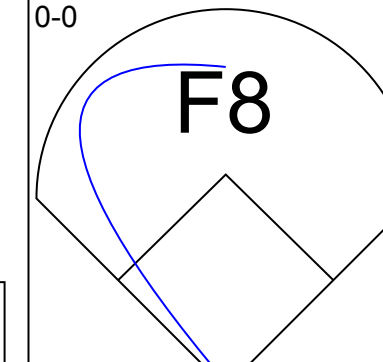
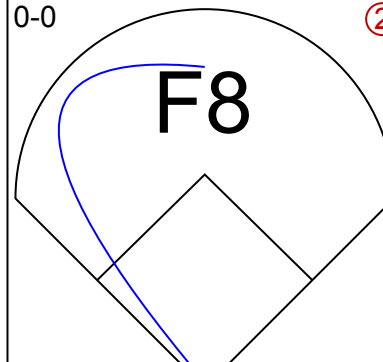
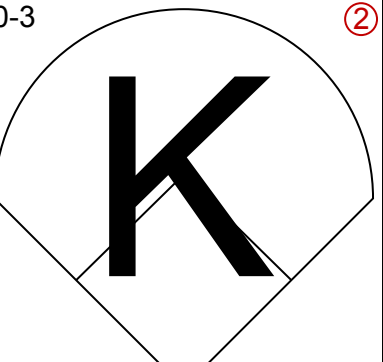
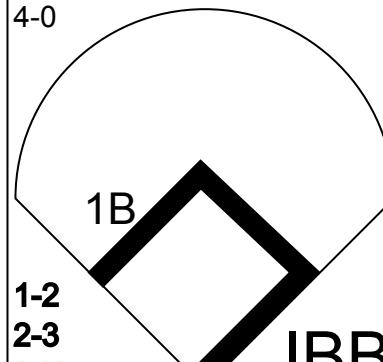
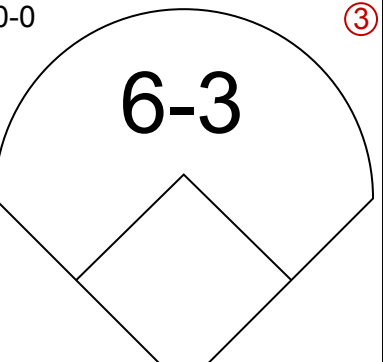
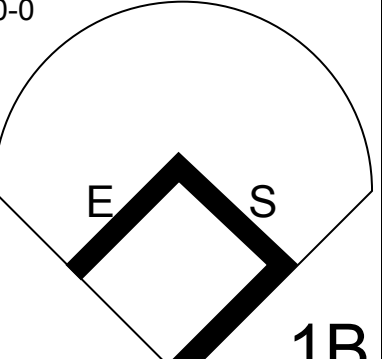
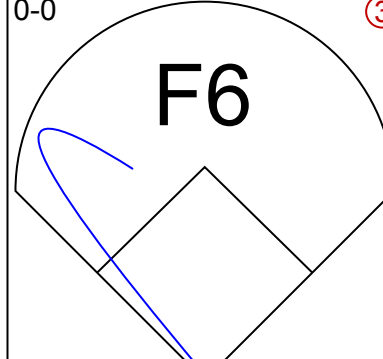
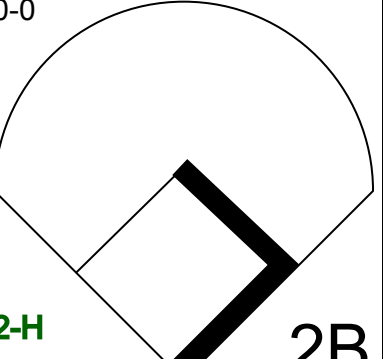
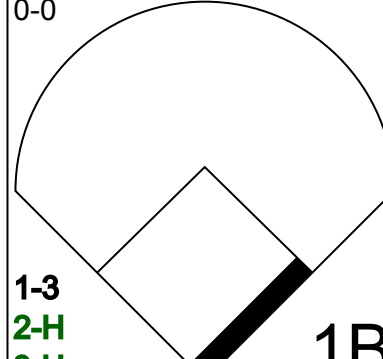

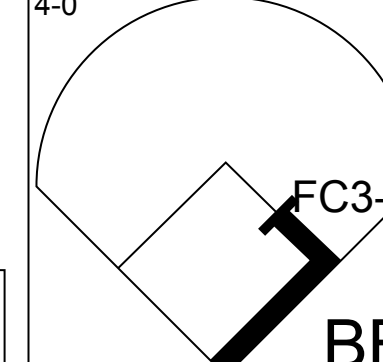
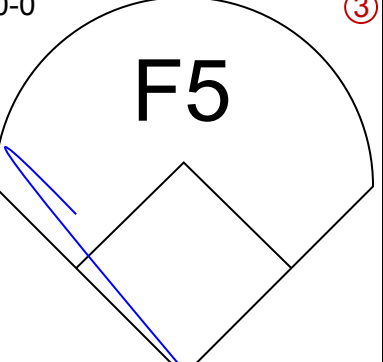
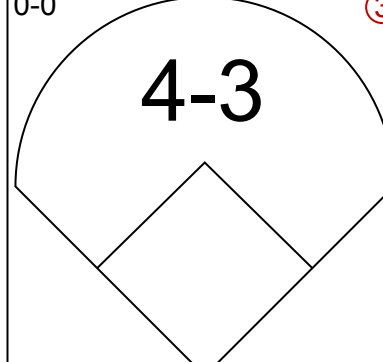
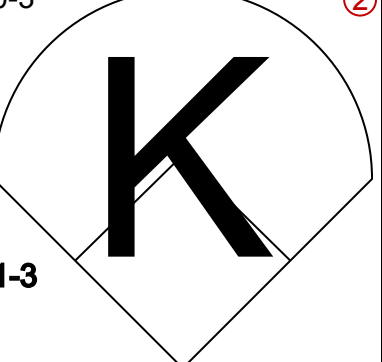
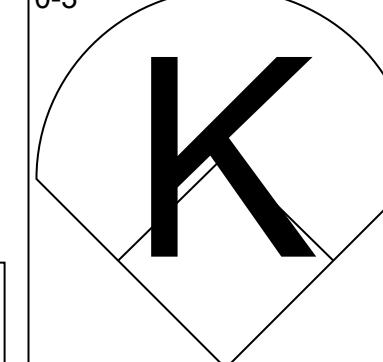
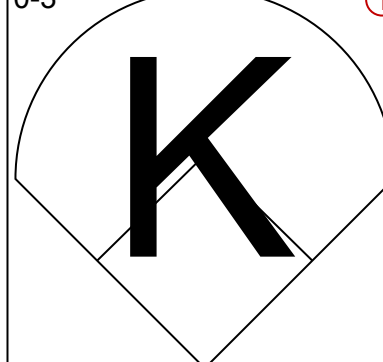
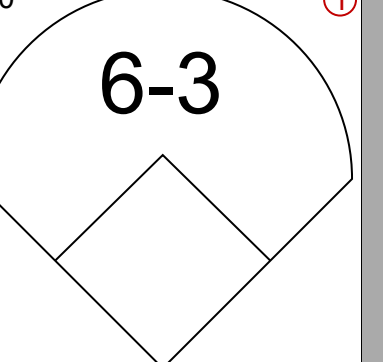

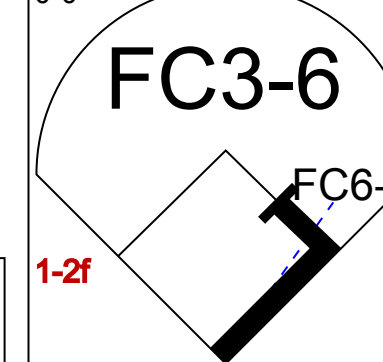
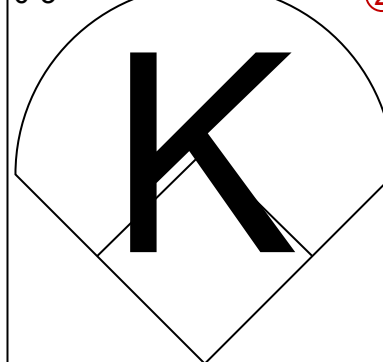
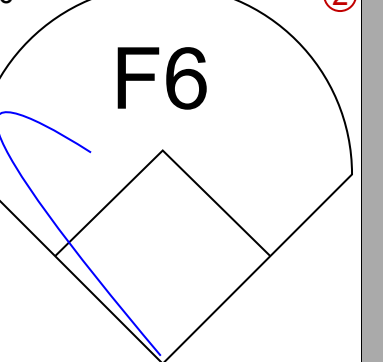
Batter	1	2	3	4	5	6	7	8	9	AB	R	H	RBI	BB	SO	LOB	BOTTOM								
R.J. Reynolds, S OBP: 0.320, SLG: 0.363 (1, 9) (9, 8)										4	1	1	0	0	0	3	<p><b>Atlanta Braves @ Los Angeles Dodgers</b> Dodger Stadium, Los Angeles, CA Sun Jun 10 1984, 3:33 AM PDT Att: 41,182 - Unknown</p> <p>livebaseballscores.com</p> <p>AB 30 R 3 H 7 RBI 3 BB 4 SO 3 LOB 17</p>								
Bob Bailor, R OBP: 0.313, SLG: 0.282 (1, 4)										4	0	1	0	0	0	1									
Greg Brock, L OBP: 0.279, SLG: 0.419 (1, 3)										4	0	0	1	0	1	2									
Mike Marshall, R OBP: 0.326, SLG: 0.513 (1, 7)										4	0	0	0	0	1	2									
Ken Landreaux, L OBP: 0.329, SLG: 0.408 (1, 8) (8, PH)										2	1	1	1	1	0	0									
Candy Maldonado, R OBP: 0.350, SLG: 0.404 (9, 9)										1	0	1	0	0	0	0									
Pedro Guerrero, R OBP: 0.311, SLG: 0.363 (1, 5)										4	1	2	0	0	1	0									
Mike Scioscia, L OBP: 0.393, SLG: 0.357 (1, 2)										2	0	1	0	2	0	2									
Dave Anderson, R OBP: 0.336, SLG: 0.310 (1, 6)										3	0	0	0	0	0	5									
Alejandro Pena, R OBP: 0.143, SLG: 0.111 (1, 1) (8, PH)										1	0	0	1	1	0	2									
Orel Hershiser, R ERA: 4.18 (8, 1)										0	0	0	0	0	0	0									
Rich Rodas, L ERA: 4.18 (8, 1)										0	0	0	0	0	0	0									
Pat Zachry, R ERA: 4.18 (8, 1)										0	0	0	0	0	0	0									
Carlos Diaz, R ERA: 4.18 (8, 1)										0	0	0	0	0	0	0									
Burt Hooton, R ERA: 1.69 (9, 1)										0	0	0	0	0	0	0									
<b>Inning Stats</b>	R: 0 E: 0 K: 1 S: 6	H: 1 LOB: 1 BB: 0 P: 6	R: 0 E: 0 K: 0 S: 4	H: 1 LOB: 2 BB: 2 P: 12	R: 0 E: 0 K: 1 S: 5	H: 0 LOB: 0 BB: 0 P: 5	R: 1 E: 0 K: 0 S: 4	H: 2 LOB: 2 BB: 0 P: 4	R: 1 E: 0 K: 0 S: 4	H: 1 LOB: 1 BB: 1 P: 8	R: 0 E: 0 K: 1 S: 5	H: 0 LOB: 1 BB: 1 P: 9	R: 0 E: 0 K: 0 S: 3	H: 0 LOB: 0 BB: 0 P: 3	R: 0 E: 0 K: 0 S: 5	H: 2 LOB: 2 BB: 0 P: 5	R: 0 E: 0 K: 0 S: 5	H: 2 LOB: 2 BB: 0 P: 5	1B: 6 2B: 1 3B: 0 HR: 1	SF: 0 SAC: 0 DP: 1 HBP: 0	WP: 1 PB: 0 SB: 0 CS: 0	PA: 34			
<b>PITCHER</b>	IP	WLS	BF	H	R	ER	SO	BB	IBB	HBP	BLK	WP	HR	S	P	ERA	WHIP								
Craig McMurtry, R ERA: 3.7 (1, 1)	5.0	L	22	5	3	3	2	3	0	0	0	0	0	23	35	5.40	1.600								
Rick Camp, R ERA: 4.18 (6, 1)	2.0		7	0	0	0	1	1	0	0	0	1	0	8	12	0.00	0.500								
Terry Forster, L ERA: 1.69 (8, 1)	1.0		5	2	0	0	0	0	0	0	0	0	0	5	5	0.00	2.000								



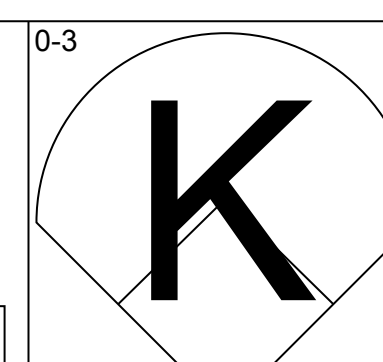
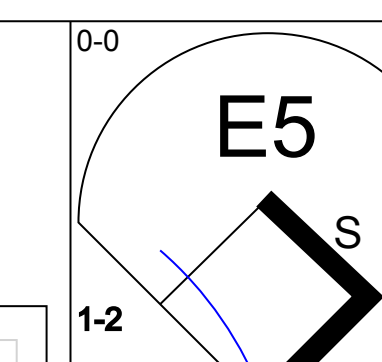
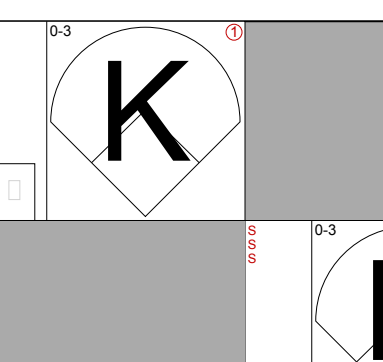
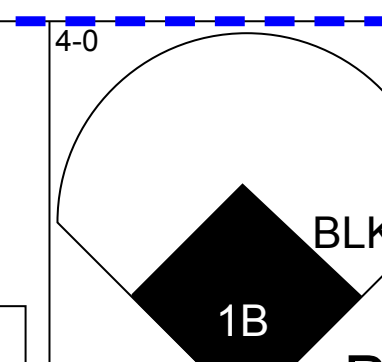
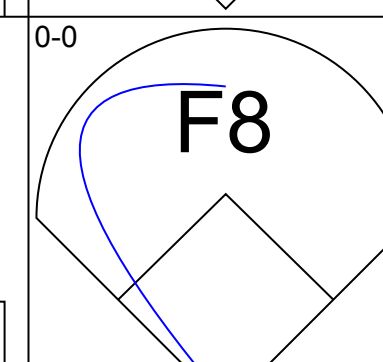
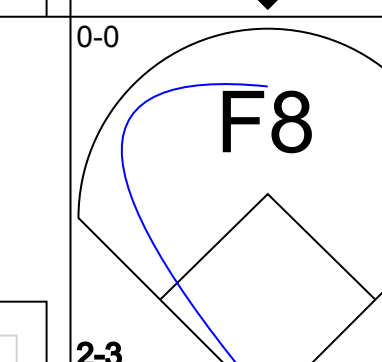
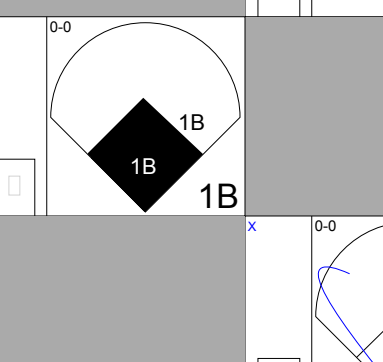
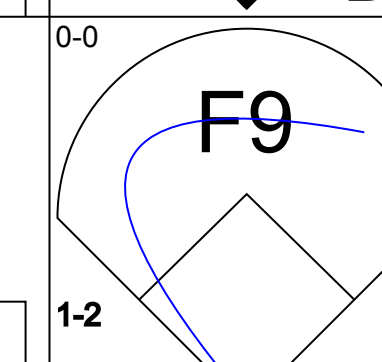
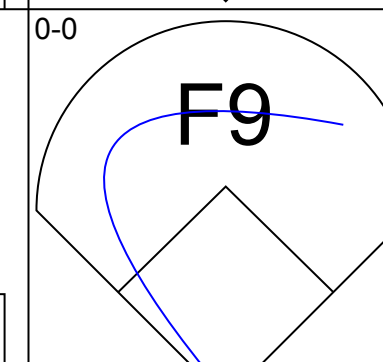
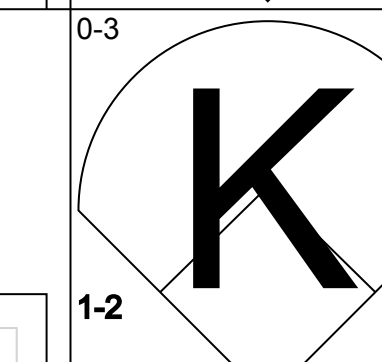
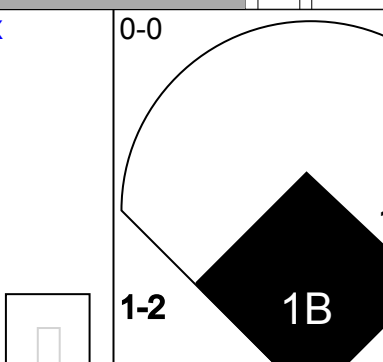
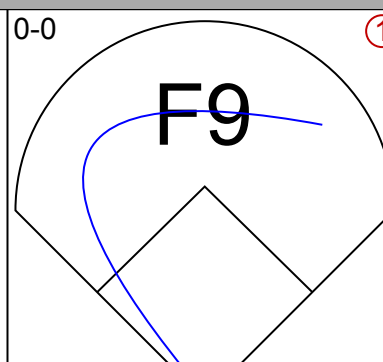
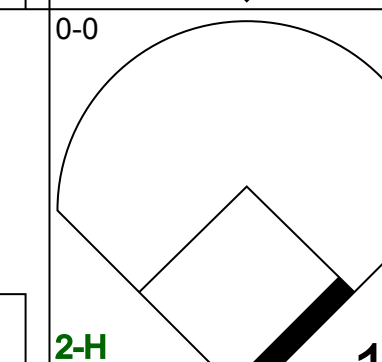
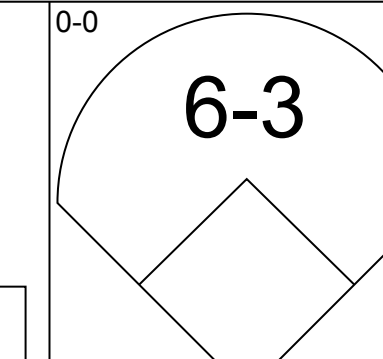
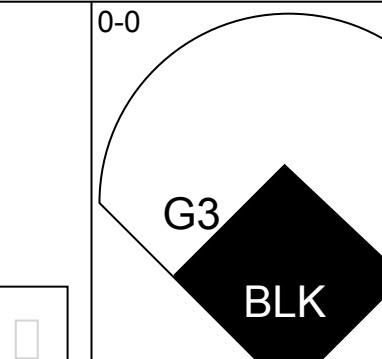
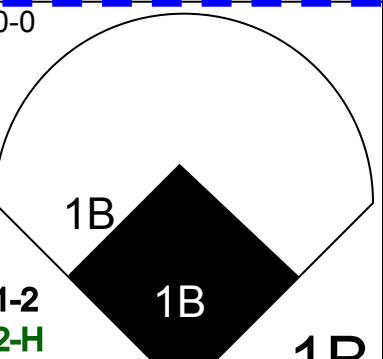
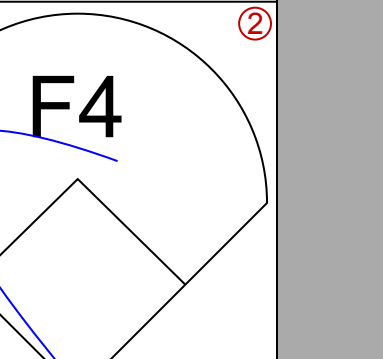
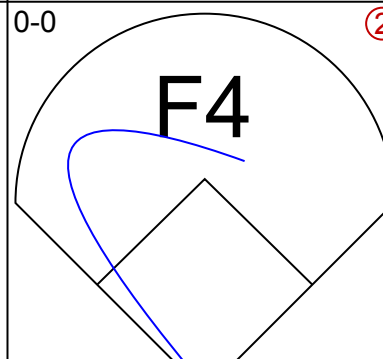
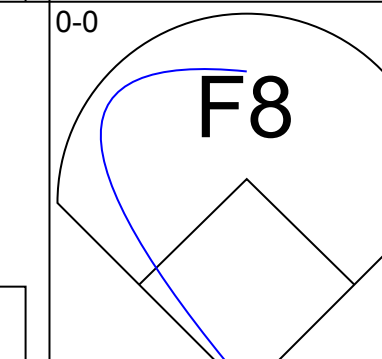


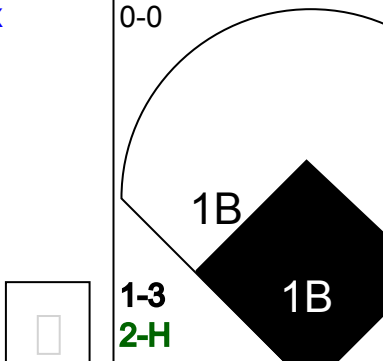
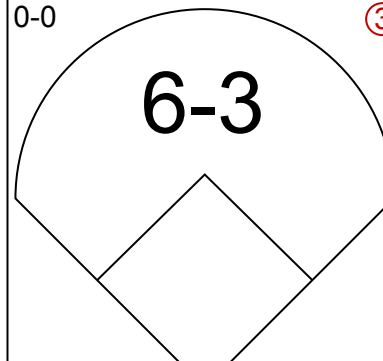
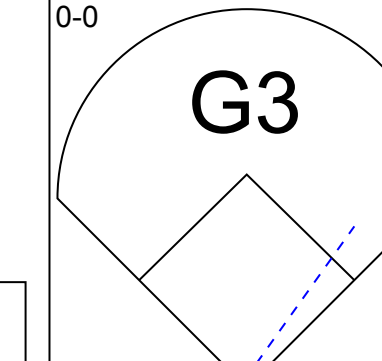


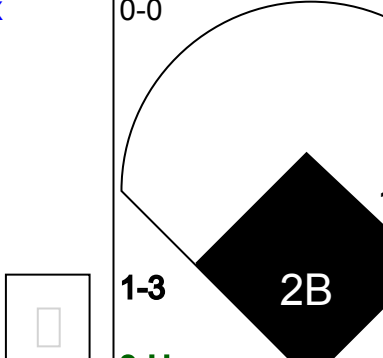
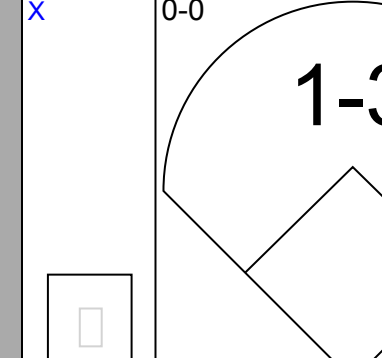
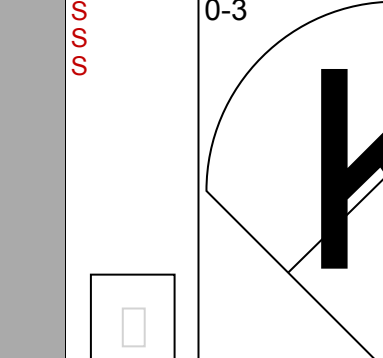


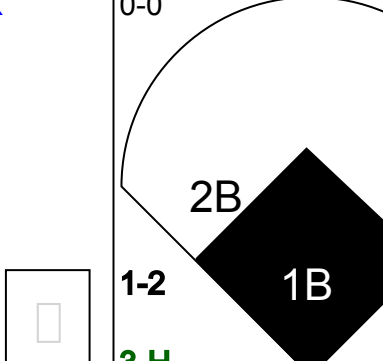
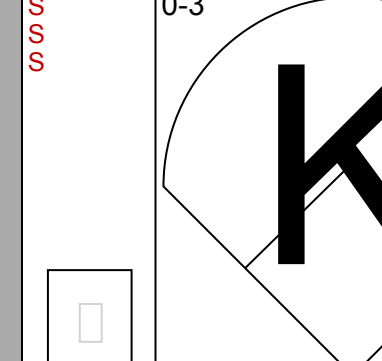
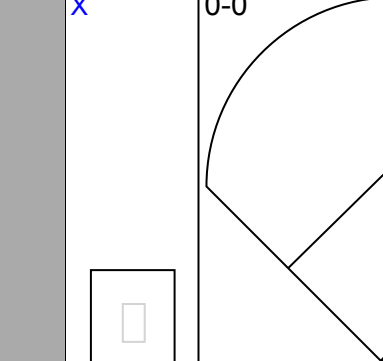
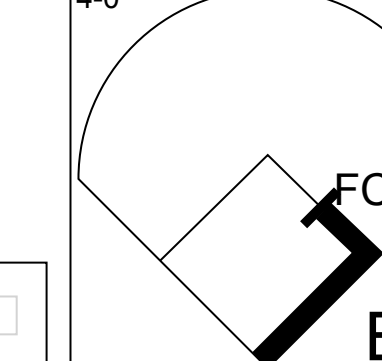
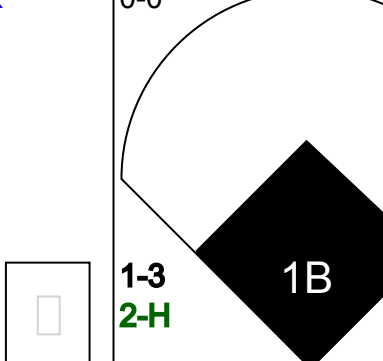

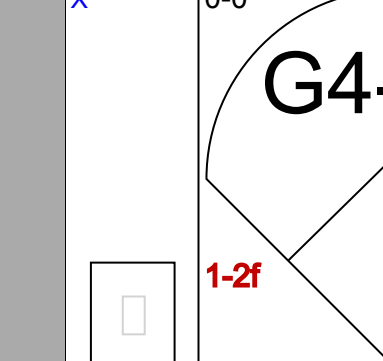

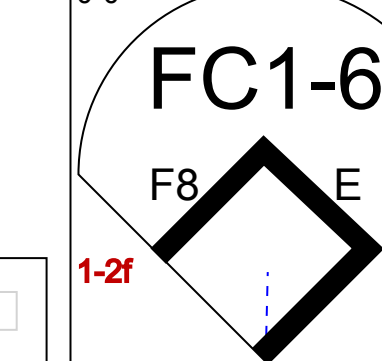
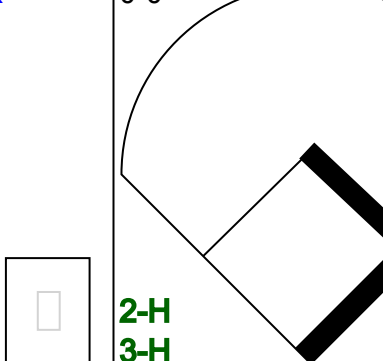
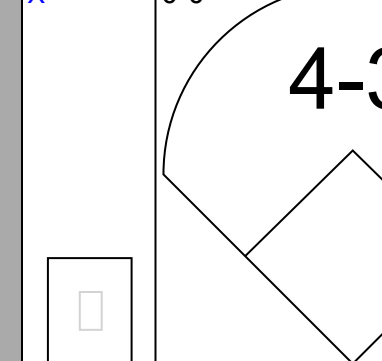
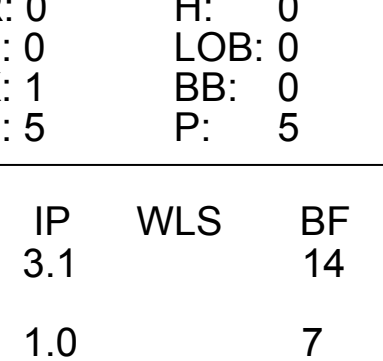
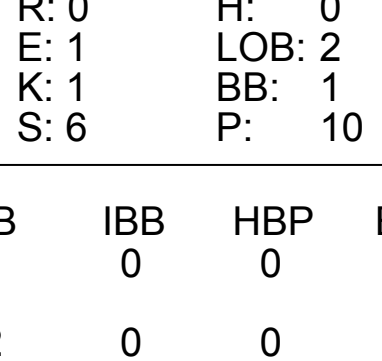
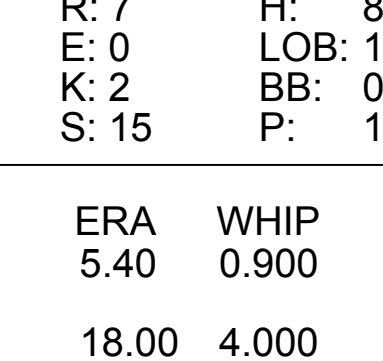
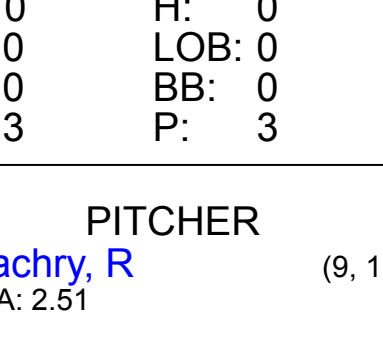


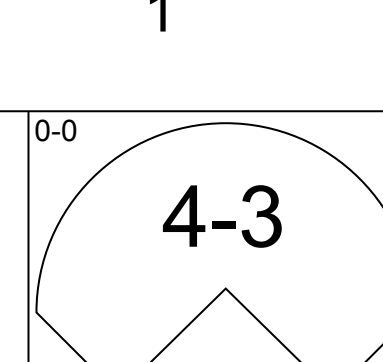
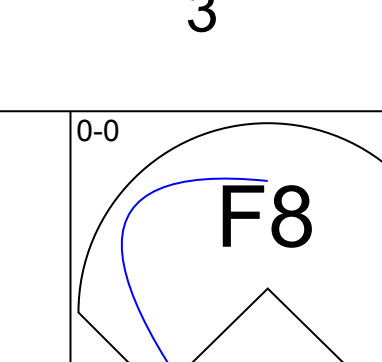
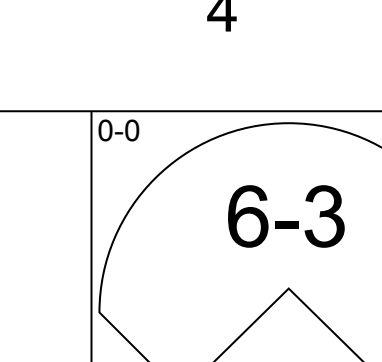
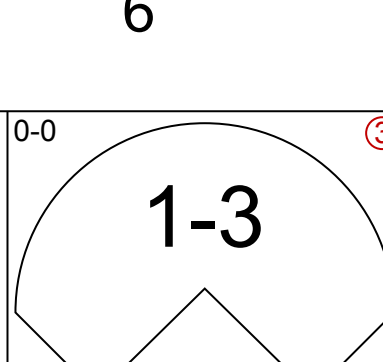
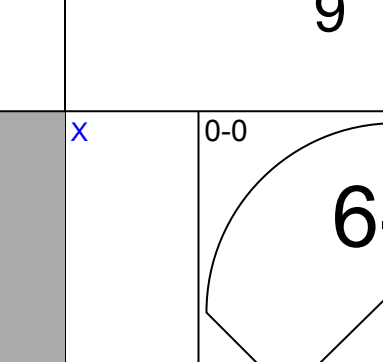
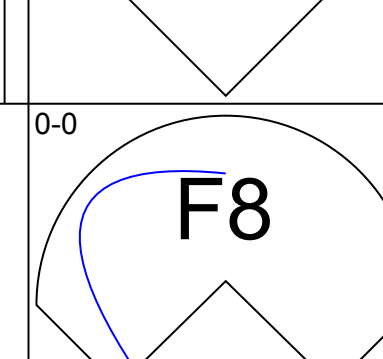
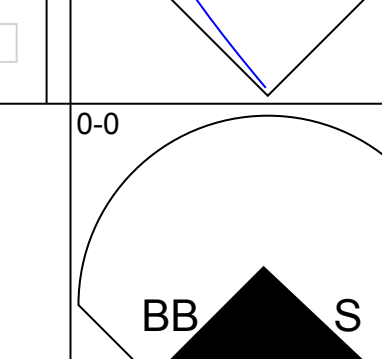
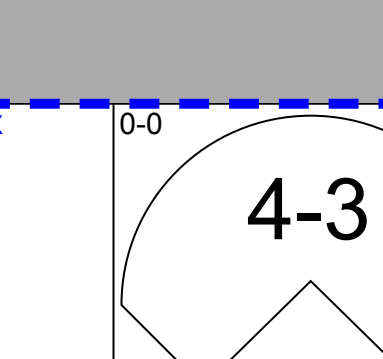
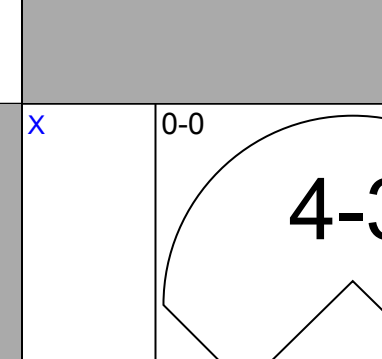
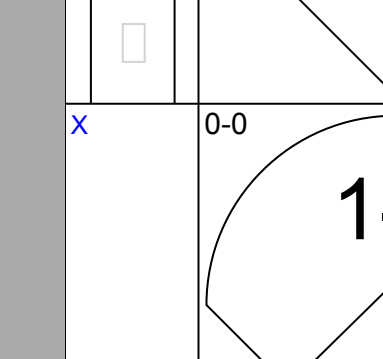
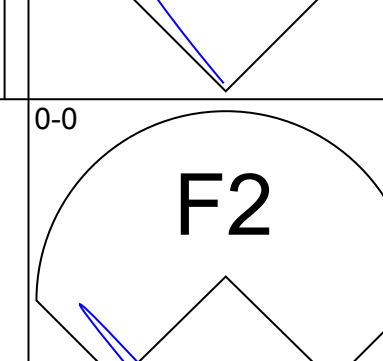
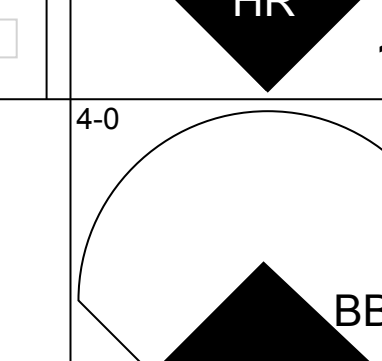
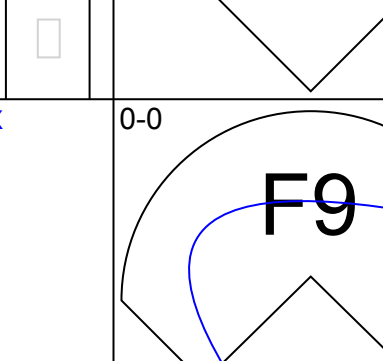
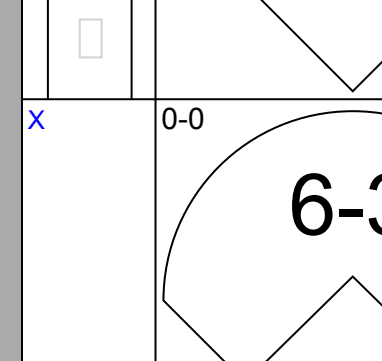
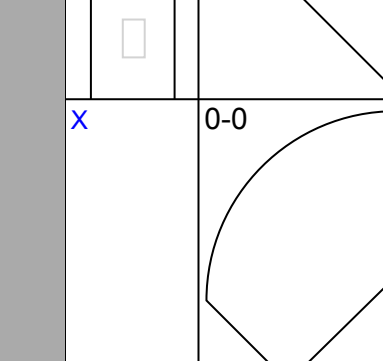
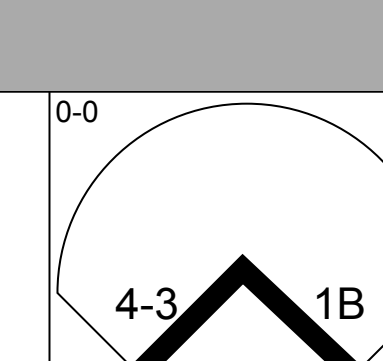
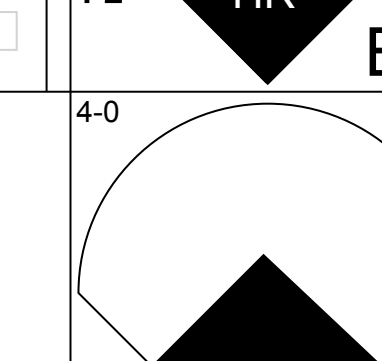
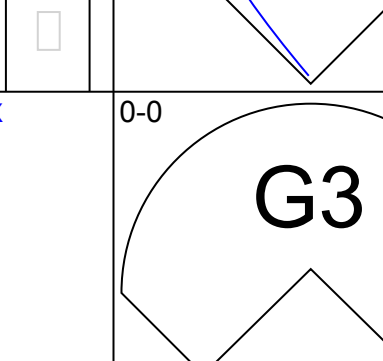
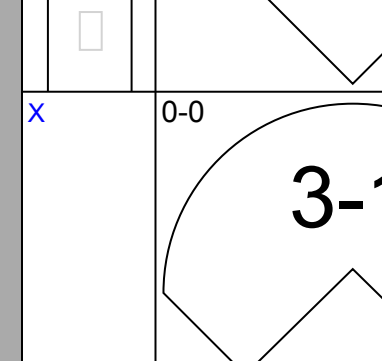
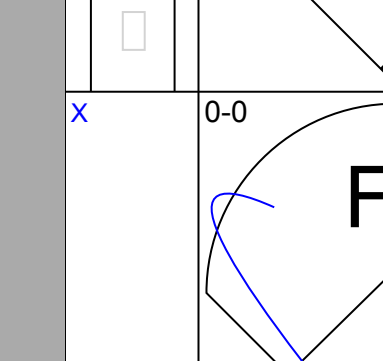
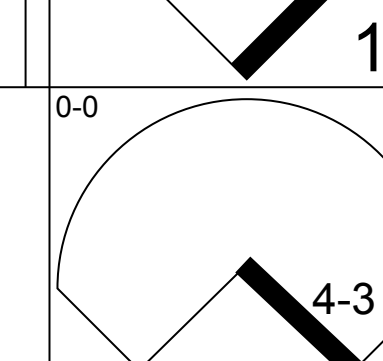
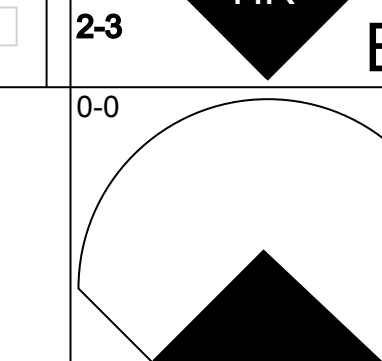
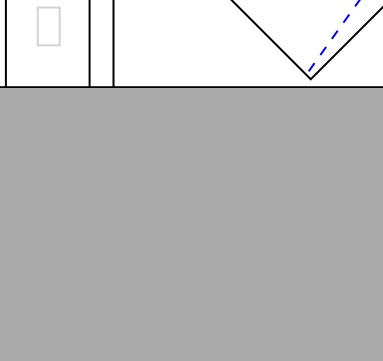
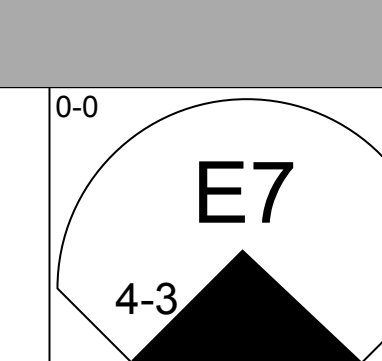

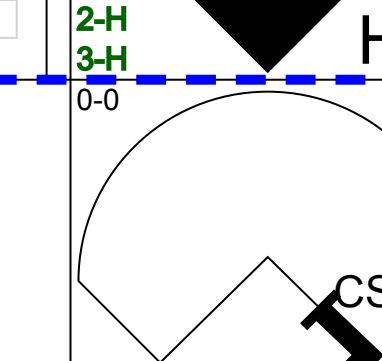

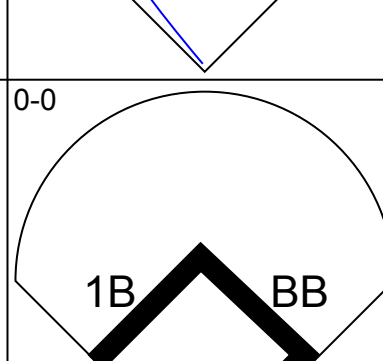
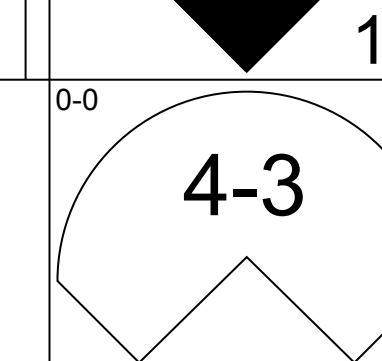

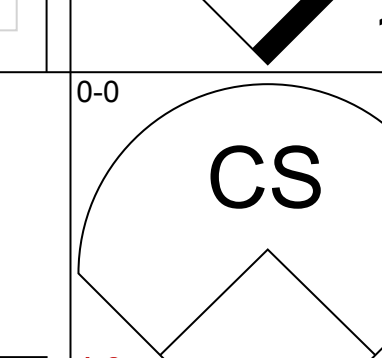
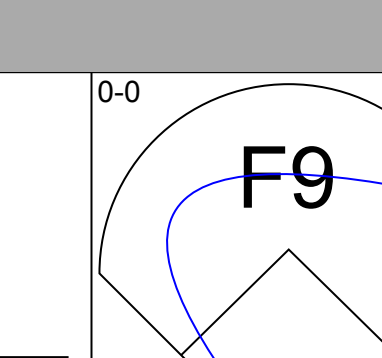
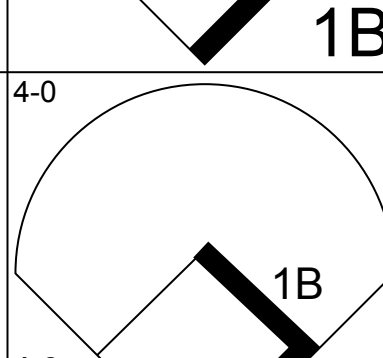
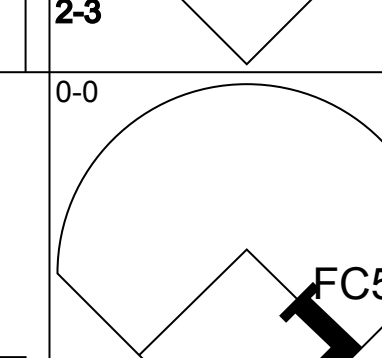

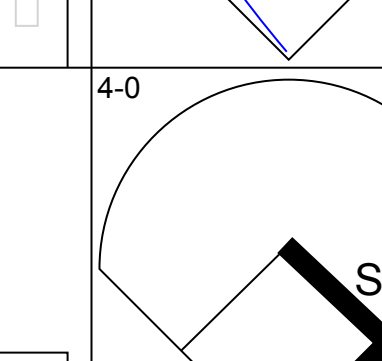
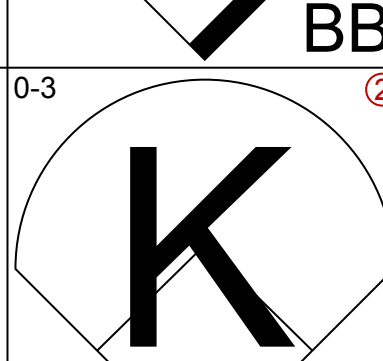
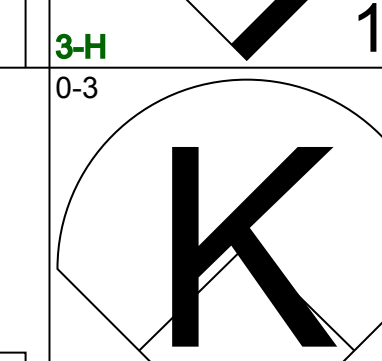
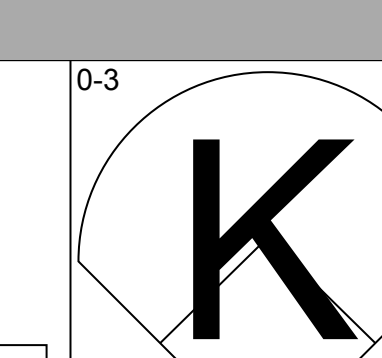
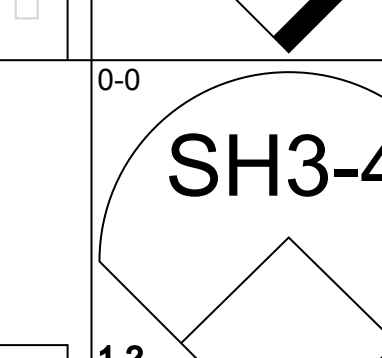
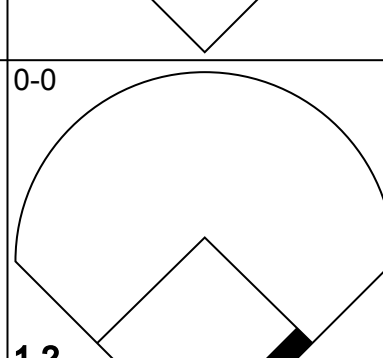
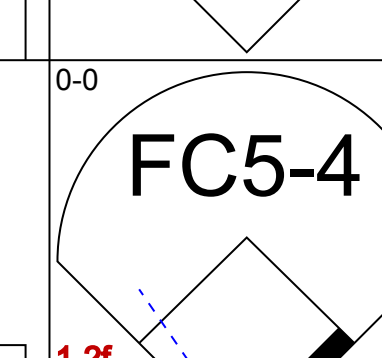


Batter	1	2	3	4	5	6	7	8	9	AB	R	H	RBI	BB	SO	LOB	TOP					
<b>Johnnie LeMaster, R</b> OBP: 0.270, SLG: 0.263 (1, 6)										5	2	2	0	0	2	1	<b>San Francisco Giants @ Los Angeles Dodgers</b> <b>Dodger Stadium, Los Angeles, CA</b> Tue Jun 12 1984, 7:05 PM PDT Att: 33,906 - Unknown					
<b>Chili Davis, S</b> OBP: 0.333, SLG: 0.477 (1, 8)										5	1	1	0	0	1	2						
<b>Jeffrey Leonard, R</b> OBP: 0.353, SLG: 0.441 (1, 7)										4	2	2	3	1	0	0						
<b>Jack Clark, R</b> OBP: 0.430, SLG: 0.552 (1, 9)										3	1	1	2	2	0	0						
<b>Al Oliver, L</b> OBP: 0.346, SLG: 0.374 <b>John Rabb, R</b> OBP: 0.400, SLG: 0.423 (9, PR)										3	0	2	1	2	0	2						
<b>Joel Youngblood, R</b> OBP: 0.330, SLG: 0.362 (1, 5)										5	0	1	0	0	1	7						
<b>Bob Brenly, R</b> OBP: 0.408, SLG: 0.456 (1, 2)										3	0	0	1	1	2	5						
<b>Brad Wellman, R</b> OBP: 0.319, SLG: 0.381 (1, 4)										4	0	1	0	0	0	2						
<b>Mike Krukow, R</b> OBP: 0.217, SLG: 0.182 <b>Randy Lerch, L</b> OBP: 0.571, SLG: 0.400 <b>Gary Lavelle, S</b> <b>Gene Richards, L</b> OBP: 0.366, SLG: 0.286 <b>Greg Minton, S</b> (8, 1)										3	1	1	0	0	0	1						
<b>Inning Stats</b>	R: 0 E: 0 K: 1 S: 5	H: 0 LOB: 0 BB: 0 P: 5	R: 0 E: 1 K: 0 S: 3	H: 0 LOB: 1 BB: 1 P: 7	R: 3 E: 0 K: 0 S: 7	H: 4 LOB: 2 BB: 1 P: 11	R: 0 E: 0 K: 0 S: 2	H: 0 LOB: 0 BB: 1 P: 6	R: 2 E: 0 K: 1 S: 7	H: 2 LOB: 2 BB: 2 P: 15	R: 0 E: 0 K: 2 S: 8	H: 1 LOB: 1 BB: 0 P: 8	R: 2 E: 0 K: 1 S: 7	H: 2 LOB: 1 BB: 1 P: 11	R: 0 E: 0 K: 0 S: 3	H: 0 LOB: 0 BB: 0 P: 3		R: 0 E: 0 K: 1 S: 7	H: 2 LOB: 2 BB: 0 P: 7	1B: 8 2B: 2 3B: 0 HR: 1	SF: 1 SAC: 0 DP: 1 HBP: 0	WP: 0 PB: 0 SB: 0 CS: 0
<b>PITCHER</b>	IP	WLS	BF	H	R	ER	SO	BB	IBB	HBP	BLK	WP	HR	S	P	ERA	WHIP					
<b>Burt Hooton, R</b> ERA: 4.03 <b>Orel Hershiser, R</b> ERA: 5.87 <b>Pat Zachry, R</b> ERA: 2.59	(1, 1)	2.1	13	4	3	3	1	2	0	0	0	0	0	13	21	11.57	2.571					
	(3, 1)	3.2	17	4	3	3	3	2	1	0	0	0	1	20	32	7.36	1.636					
	(7, 1)	3.0	W	13	3	1	1	2	1	0	0	0	0	16	20	3.00	1.333					

Batter	1	2	3	4	5	6	7	8	9	AB	R	H	RBI	BB	SO	LOB	BOTTOM				
<b>Steve Sax, R</b> OBP: 0.320, SLG: 0.337 <b>Bob Bailor, R</b> OBP: 0.302, SLG: 0.272 (9, 4)										4	1	0	0	1	0	1	<b>San Francisco Giants @ Los Angeles Dodgers</b> <b>Dodger Stadium, Los Angeles, CA</b> Tue Jun 12 1984, 7:05 PM PDT Att: 33,906 - Unknown				
<b>R.J. Reynolds, S</b> OBP: 0.330, SLG: 0.394 (1, 9)										4	3	2	1	1	1	0					
<b>Pedro Guerrero, R</b> OBP: 0.328, SLG: 0.397 (1, 5)										5	3	5	1	0	0	0					
<b>Greg Brock, L</b> OBP: 0.288, SLG: 0.443 <b>Mike Vail, R</b> <b>Rick Monday, L</b> OBP: 0.340, SLG: 0.333 (7, 3)										0	0	0	1	2	0	0					
<b>Mike Marshall, R</b> OBP: 0.320, SLG: 0.494 (1, 7)										4	0	0	0	1	1	5					
<b>Ken Landreaux, L</b> OBP: 0.331, SLG: 0.413 (1, 8)										4	0	3	3	0	0	2					
<b>Mike Scioscia, L</b> OBP: 0.387, SLG: 0.356 (1, 2)										3	0	0	0	1	1	4					
<b>Dave Anderson, R</b> OBP: 0.326, SLG: 0.299 (1, 6)										4	0	0	0	0	3	2					
<b>Burt Hooton, R</b> <b>Orel Hershiser, R</b> <b>Pat Zachry, R</b> <b>Steve Yeager, R</b> OBP: 0.283, SLG: 0.319 (7, 2)										1	0	0	0	0	0	1					
<b>Inning Stats</b>	R: 0 E: 0 K: 1 S: 6	H: 1 LOB: 2 BB: 1 P: 10	R: 0 E: 0 K: 2 S: 8	H: 1 LOB: 0 BB: 0 P: 8	R: 1 E: 0 K: 0 S: 5	H: 2 LOB: 1 BB: 1 P: 9	R: 0 E: 0 K: 1 S: 5	H: 0 LOB: 1 BB: 1 P: 9	R: 2 E: 0 K: 1 S: 8	H: 3 LOB: 1 BB: 0 P: 8	R: 4 E: 0 K: 2 S: 9	H: 2 LOB: 4 BB: 4 P: 25	R: 0 E: 0 K: 0 S: 3	H: 0 LOB: 0 BB: 0 P: 3	R: 1 E: 0 K: 1 S: 6	H: 1 LOB: 0 BB: 0 P: 6		1B: 6 2B: 2 3B: 0 HR: 2	SF: 1 SAC: 0 DP: 0 HBP: 0	WP: 1 PB: 0 SB: 1 CS: 0	PA: 41
<b>PITCHER</b>	IP	WLS	BF	H	R	ER	SO	BB	IBB	HBP	BLK	WP	HR	S	P	ERA	WHIP				
<b>Mike Krukow, R</b> ERA: 5.74 <b>Randy Lerch, L</b> ERA: 3.98 <b>Gary Lavelle, L</b> ERA: 3.27 <b>Greg Minton, R</b> ERA: 4.76	(1, 1)	5.2	30	8	6	6	7	5	0	0	0	1	0	1	9	9.53	2.294				
	(6, 1)	0.0	3	1	1	1	0	1	1	0	0	1	0	1	9	∞	∞				
	(6, 1)	1.1	4	0	0	0	0	0	0	0	0	0	0	4	4	0.00	0.000				
	(8, 1)	1.0	L	4	1	1	1	1	0	0	0	0	1	6	6	9.00	1.000				



Batter	1	2	3	4	5	6	7	8	9	AB	R	H	RBI	BB	SO	LOB	TOP					
Johnnie LeMaster, R OBP: 0.269, SLG: 0.257 (1, 6)										4	1	0	0	1	3	2	<p>San Francisco Giants @ Los Angeles Dodgers Dodger Stadium, Los Angeles, CA Wed Jun 13 1984, 3:33 AM PDT Att: 29,625 - Unknown</p>					
Chili Davis, S OBP: 0.331, SLG: 0.471 (1, 8)										5	1	1	0	0	4							
Jeffrey Leonard, R OBP: 0.355, SLG: 0.440 (1, 7)										5	1	2	1	0	1							
Jack Clark, R OBP: 0.429, SLG: 0.554 (1, 9)										5	2	2	1	0	0							
Al Oliver, L OBP: 0.342, SLG: 0.370 Scot Thompson, L OBP: 0.389, SLG: 0.333 (8, 3)										5	1	1	1	0	0							
Joel Youngblood, R OBP: 0.332, SLG: 0.377 (1, 5)										5	2	2	2	0	2							
Bob Brenly, R OBP: 0.413, SLG: 0.457 (1, 2)										4	1	2	1	1	0							
Brad Wellman, R OBP: 0.365, SLG: 0.422 (1, 4)										3	1	2	1	2	0							
Scott Garrelts, R OBP: 0.111, SLG: 0.111 Jeff Cornell, S (3, 1)										1	0	0	0	0	1							
Duane Kuiper, L OBP: 0.220, SLG: 0.182 Randy Lerch, L OBP: 0.500, SLG: 0.333 (5, PH) (5, 1)										1	0	0	0	0	1							
<b>Inning Stats</b>	R: 0 E: 0 K: 1 S: 5	H: 0 LOB: 0 BB: 0 P: 5	R: 1 E: 0 K: 0 S: 4	H: 1 LOB: 0 BB: 0 P: 4	R: 0 E: 1 K: 1 S: 6	H: 0 LOB: 2 BB: 1 P: 10	R: 1 E: 0 K: 2 S: 8	H: 1 LOB: 2 BB: 2 P: 16	R: 7 E: 0 K: 2 S: 15	H: 8 LOB: 1 BB: 0 P: 15	R: 0 E: 0 K: 0 S: 3	H: 0 LOB: 0 BB: 0 P: 3	R: 0 E: 0 K: 1 S: 6	H: 1 LOB: 1 BB: 0 P: 6	R: 1 E: 0 K: 0 S: 4	H: 1 LOB: 1 BB: 1 P: 8	R: 0 E: 0 K: 1 S: 5	H: 1 LOB: 0 BB: 0 P: 5	1B: 10 2B: 2 3B: 0 HR: 1	SF: 0 SAC: 0 DP: 1 HBP: 0	WP: 0 PB: 0 SB: 1 CS: 0	PA: 44
<b>PITCHER</b>	IP	WLS	BF	H	R	ER	SO	BB	IBB	HBP	BLK	WP	HR	S	P	ERA	WHIP					
Bob Welch, R ERA: 3.71 Carlos Diaz, L ERA: 4.25 Burt Hooton, R ERA: 4.84 Orel Hershiser, R ERA: 5.53 Rich Rodas, L ERA: 3.0	3.1		14	2	2	2	2	1	0	0	0	0	1	17	21	5.40	0.900					
Pat Zachry, R ERA: 2.51	1.0		3	1	0	0	1	0	0	0	0	0	4	4	∞	∞	0.00	1.000				

Batter	1	2	3	4	5	6	7	8	9	AB	R	H	RBI	BB	SO	LOB	BOTTOM					
R.J. Reynolds, S OBP: 0.315, SLG: 0.375 (1, 9)											5	0	0	0	0	4	<p>San Francisco Giants @ Los Angeles Dodgers Dodger Stadium, Los Angeles, CA Wed Jun 13 1984, 3:33 AM PDT Att: 29,625 - Unknown</p>					
Bob Bailor, R OBP: 0.297, SLG: 0.267 (1, 4)										5	1	1	0	0	0							
Pedro Guerrero, R OBP: 0.329, SLG: 0.395 (1, 5)										4	1	1	0	1	0							
Greg Brock, L OBP: 0.293, SLG: 0.436 (1, 3)										4	1	1	0	1	0							
Mike Marshall, R OBP: 0.330, SLG: 0.518 (1, 7)										4	2	3	4	0	0							
Ken Landreaux, L OBP: 0.335, SLG: 0.415 (1, 8)										4	0	2	0	0	3							
Mike Scioscia, L OBP: 0.366, SLG: 0.349 Steve Yeager, R OBP: 0.290, SLG: 0.326 (8, PH) (9, 2)										2	0	0	0	1	0							
Dave Anderson, R OBP: 0.326, SLG: 0.294 Mike Vail, R (8, PH) Bill Russell, R OBP: 0.315, SLG: 0.309 (9, 6)										2	0	0	0	1	2							
Bob Welch, R OBP: 0.100, SLG: 0.053 Carlton Diaz, R (4, 1) Burt Hooton, R (5, 1) Orel Hershiser, R OBP: 0.111, SLG: 0.111 Rich Rodas, L (8, PH) Candy Maldonado, R OBP: 0.500, SLG: 0.400 Pat Zachry, R (9, 1)										1	0	0	0	0	1							
<b>Inning Stats</b>	R: 0 E: 0 K: 0 S: 3	H: 0 LOB: 0 BB: 0 P: 3	R: 0 E: 0 K: 1 S: 7	H: 2 LOB: 2 BB: 0 P: 7	R: 4 E: 0 K: 1 S: 7	H: 3 LOB: 0 BB: 2 P: 15	R: 0 E: 0 K: 0 S: 3	H: 0 LOB: 1 BB: 1 P: 7	R: 0 E: 0 K: 1 S: 7	H: 0 LOB: 0 BB: 0 P: 3	R: 0 E: 0 K: 1 S: 3	H: 2 LOB: 3 BB: 1 P: 11	R: 0 E: 0 K: 0 S: 3	H: 0 LOB: 0 BB: 0 P: 3	R: 1 E: 1 K: 1 S: 7	H: 2 LOB: 1 BB: 0 P: 7		R: 0 E: 0 K: 0 S: 4	H: 1 LOB: 1 BB: 0 P: 4	1B: 9 2B: 0 3B: 0 HR: 1	SF: 0 SAC: 1 DP: 0 HBP: 0	WP: 0 PB: 0 SB: 1 CS: 1
<b>PITCHER</b>	IP	WLS	BF	H	R	ER	SO	BB	IBB	HBP	BLK	WP	HR	S	P	ERA	WHIP					
Scott Garrelts, R ERA: 6.15 Jeff Cornell, L ERA: 7.71 Randy Lerch, L ERA: 3.68	2.2		14	4	4	4	2	2	0	0	0	0	0	4	8	0.00	1.500					
	5.0	S	21	5	1	1	2	1	0	0	0	0	0	24	28	1.80	1.200					



Batter	1	2	3	4	5	6	7	8	9	AB	R	H	RBI	BB	SO	LOB	TOP										
R.J. Reynolds, S OBP: 0.322, SLG: 0.398 (1, 9)	F4		3-1			FC1-2-3 3B		1B		4	0	2	0	0	0	0	<b>Los Angeles Dodgers @ Houston Astros</b> Astrodome, Houston, TX Thu Jun 14 1984, 8:05 PM EDT Att: 21,001 - Unknown										
Bob Bailor, R OBP: 0.287, SLG: 0.258 (1, 4)	6-3		4-3			FC1-5-2-5 E WP		K		3	1	0	0	0	0	1											
Rick Mondav, L OBP: 0.333, SLG: 0.326 (8, PH)	6-3		4-3			3H		K		1	0	0	0	0	1	1											
Tom Niedertuer, R (8, 1)										0	0	0	0	0	0	0											
Pedro Guerrero, R OBP: 0.324, SLG: 0.388 (1, 5)	K		F8			K		F8		4	0	0	0	0	2	2											
Greg Brock, L OBP: 0.283, SLG: 0.419 (1, 3)		F9		4-3		E1 WP		K		4	0	0	0	0	1	1											
Mike Marshall, R OBP: 0.328, SLG: 0.512 (1, 7)		1B 1B 1B		6-3		K		K		4	0	1	0	0	2	1											
Ken Landreaux, L OBP: 0.333, SLG: 0.411 (1, 8)		1B 1-2 1B		K				F8		4	0	1	0	0	1	0											
Mike Scioscia, L OBP: 0.377, SLG: 0.339 (1, 2)		F9			G3			L3		3	0	0	0	0	0	2											
Bill Russell, R OBP: 0.315, SLG: 0.310 (1, 6)				6-3				F7		3	0	1	0	0	0	0											
Fernando Valenzuela, L OBP: 0.147, SLG: 0.176 (1, 1)					L6					2	0	0	0	0	0	3											
Terry Whitfield, L OBP: 0.297, SLG: 0.376 (8, PH)										1	0	0	0	0	0	0											
Dave Anderson, R OBP: 0.326, SLG: 0.294 (8, 6)								3-1		0	0	0	0	0	0	0											
<b>Inning Stats</b>	R: 0 E: 0 K: 1 S: 5	H: 0 LOB: 0 BB: 0 P: 5	R: 0 E: 0 K: 0 S: 6	H: 3 LOB: 3 BB: 0 P: 6	R: 0 E: 0 K: 0 S: 3	H: 0 LOB: 0 BB: 0 P: 3	R: 0 E: 0 K: 1 S: 5	H: 0 LOB: 0 BB: 0 P: 5	R: 0 E: 0 K: 0 S: 3	H: 0 LOB: 0 BB: 0 P: 3	R: 1 E: 1 K: 2 S: 9	H: 1 LOB: 1 BB: 0 P: 9	R: 0 E: 0 K: 0 S: 3	H: 0 LOB: 0 BB: 0 P: 3	R: 0 E: 0 K: 1 S: 6	H: 1 LOB: 1 BB: 0 P: 6	R: 0 E: 0 K: 2 S: 7	H: 0 LOB: 0 BB: 0 P: 7	1B: 4 2B: 0 3B: 1 HR: 0	SF: 0 SAC: 0 DP: 0 HBP: 0	WP: 1 PB: 0 SB: 1 CS: 0	PA: 33					
<b>PITCHER</b>	IP	WLS	BF	H	R	ER	SO	BB	IBB	HBP	BLK	WP	HR	S	P	ERA	WHIP										
Mike Scott, R ERA: 4.92 (1, 1)	5.2	W	22	4	1	0	3	0	0	0	0	0	0	28	28	0.00	0.706										
Dave Smith, R ERA: 2.15 (6, 1)	3.1	S	11	1	0	0	4	0	0	0	0	1	0	19	19	0.00	0.300										

Batter	1	2	3	4	5	6	7	8	9	AB	R	H	RBI	BB	SO	LOB	BOTTOM										
Kevin Bass, S OBP: 0.263, SLG: 0.318 (1, 9)	6-3					1-3				3	0	1	0	1	0	1	<b>Los Angeles Dodgers @ Houston Astros</b> Astrodome, Houston, TX Thu Jun 14 1984, 8:05 PM EDT Att: 21,001 - Unknown										
Terry Puhl, L OBP: 0.362, SLG: 0.380 (8, PH)			CS 1B		BB			IBB		0	0	0	0	1	0	0											
Craig Reynolds, L OBP: 0.292, SLG: 0.401 (1, 6)			6-3		4-3			F8		5	1	1	0	0	0	7											
Enos Cabell, R OBP: 0.359, SLG: 0.455 (1, 3)										4	1	3	1	0	1	0											
Jose Cruz, L OBP: 0.310, SLG: 0.366 (1, 7)										4	1	2	1	0	0	2											
Jerry Mumphrey, S OBP: 0.355, SLG: 0.388 (1, 8)										4	0	1	0	0	1	4											
Ray Knight, R OBP: 0.275, SLG: 0.322 (1, 5)										4	0	2	1	0	2	2											
Phil Garner, R ERA: 2.49 OBP: 0.294, SLG: 0.259 (1, 4)										3	0	1	0	1	0	1											
Bill Doran, S OBP: 0.290, SLG: 0.290 (9, 4)										0	0	0	0	0	0	0											
Mark Bailey, S OBP: 0.285, SLG: 0.250 (1, 2)										2	0	0	0	2	0	1											
Mike Scott, R OBP: 0.143, SLG: 0.150 (1, 1)										2	0	0	0	0	1	3											
Dave Smith, R (6, 1)										1	0	0	0	0	0	1											
<b>Inning Stats</b>	R: 2 E: 0 K: 1 S: 8	H: 3 LOB: 1 BB: 0 P: 8	R: 0 E: 0 K: 1 S: 5	H: 0 LOB: 0 BB: 0 P: 5	R: 0 E: 1 K: 1 S: 7	H: 2 LOB: 2 BB: 0 P: 7	R: 0 E: 0 K: 0 S: 3	H: 1 LOB: 3 BB: 3 P: 15	R: 1 E: 0 K: 1 S: 7	H: 2 LOB: 1 BB: 0 P: 7	R: 0 E: 0 K: 0 S: 3	H: 0 LOB: 1 BB: 1 P: 7	R: 0 E: 0 K: 1 S: 6	H: 2 LOB: 1 BB: 0 P: 6	R: 0 E: 0 K: 0 S: 4	H: 1 LOB: 2 BB: 1 P: 8	1B: 8 2B: 2 3B: 1 HR: 0	SF: 0 SAC: 1 DP: 1 HBP: 0	WP: 0 PB: 0 SB: 1 CS: 2	PA: 38							
<b>PITCHER</b>	IP	WLS	BF	H	R	ER	SO	BB	IBB	HBP	BLK	WP	HR	S	P	ERA	WHIP										
Fernando Valenzuela, L ERA: 1.89 (1, 1)	7.0	L	33	10	3	3	5	4	0	0	0	0	0	39	55	3.86	2.000										
Tom Niedertuer, R (8, 1)	1.0		5	1	0	0	0	0	1	0	0	0	0	4	8	0.00	1.000										



Batter	1	2	3	4	5	6	7	8	9	AB	R	H	RBI	BB	SO	LOB	TOP			
Steve Sax, R OBP: 0.319, SLG: 0.335										4	1	1	0	0	1	0	<b>Los Angeles Dodgers @ Houston Astros</b> Astrodome, Houston, TX Fri Jun 15 1984, 8:05 PM EDT Att: 20,591 - Unknown			
Bill Russell, R OBP: 0.304, SLG: 0.298										4	0	0	0	0	1	1				
Pedro Guerrero, R OBP: 0.323, SLG: 0.386										4	1	1	0	0	0	1				
Mike Marshall, R OBP: 0.332, SLG: 0.509										3	0	1	0	1	0	0				
Candy Maldonado, R OBP: 0.339, SLG: 0.393										2	0	0	1	0	0	0				
Greg Brock, L OBP: 0.281, SLG: 0.415										1	0	0	0	0	0	2				
Steve Yeager, R OBP: 0.286, SLG: 0.326										3	0	1	0	1	0	0				
Ken Landreaux, L OBP: 0.332, SLG: 0.404										3	0	0	1	1	1					
R.J. Reynolds, S OBP: 0.319, SLG: 0.393										4	0	1	0	0	1	3				
Carlos Diaz, R Pat Zachry, R										0	0	0	0	0	0	0				
Alejandro Pena, R OBP: 0.133, SLG: 0.103										2	0	0	0	0	0	0				
Terry Whitfield, L OBP: 0.285, SLG: 0.373										1	0	0	0	0	0	2				
Orel Hershiser, R OBP: 0.111, SLG: 0.111										0	0	0	0	0	0	0				
Bob Bailor, R OBP: 0.287, SLG: 0.258										0	0	0	0	0	0	0				
<b>Inning Stats</b>	R: 2 E: 0 K: 1 S: 7	H: 2 LOB: 3 BB: 3 P: 19	R: 0 E: 0 K: 0 S: 3	H: 0 LOB: 0 BB: 0 P: 3	R: 0 E: 0 K: 0 S: 3	H: 0 LOB: 0 BB: 0 P: 3	R: 0 E: 0 K: 1 S: 5	H: 0 LOB: 0 BB: 0 P: 5	R: 0 E: 0 K: 1 S: 5	H: 0 LOB: 0 BB: 0 P: 5	R: 0 E: 0 K: 0 S: 4	H: 2 LOB: 1 BB: 0 P: 4	R: 0 E: 1 K: 0 S: 5	H: 1 LOB: 2 BB: 0 P: 5	R: 0 E: 0 K: 1 S: 5	H: 0 LOB: 0 BB: 0 P: 5	1B: 5 2B: 0 3B: 0 HR: 0	SF: 1 SAC: 0 DP: 1 HBP: 0	WP: 0 PB: 1 SB: 0 CS: 0	PA: 35
<b>PITCHER</b>	IP WLS BF H R ER SO BB IBB HBP BLK WP HR S P ERA WHIP																			
Mike Madden, L ERA: 3.9	(1, 1) 0.2 7 2 2 2 1 3 0 0 0 0 0 0 6 18 27.00 7.500																			
Vern Ruhle, R ERA: 3.06	(1, 1) 6.1 20 2 0 0 2 0 0 0 0 0 0 0 24 24 0.00 0.316																			
Bill Dawley, R ERA: 1.88	(8, 1) 2.0 W 8 1 0 0 1 0 0 0 0 0 0 0 10 10 0.00 0.500																			

Batter	1	2	3	4	5	6	7	8	9	AB	R	H	RBI	BB	SO	LOB	BOTTOM					
Bill Doran, S OBP: 0.284, SLG: 0.284										4	0	0	0	0	1	0	<b>Los Angeles Dodgers @ Houston Astros</b> Astrodome, Houston, TX Fri Jun 15 1984, 8:05 PM EDT Att: 20,591 - Unknown					
Phil Garner, R OBP: 0.299, SLG: 0.264										1	0	1	1	0	0	0						
Craig Reynolds, L OBP: 0.296, SLG: 0.413										4	1	2	0	0	0	0						
Enos Cabell, R OBP: 0.359, SLG: 0.453										3	0	1	1	0	0	0						
Jose Cruz, L OBP: 0.313, SLG: 0.365										3	1	1	0	1	1	1						
Jerry Mumphrey, S OBP: 0.357, SLG: 0.388										3	0	1	0	1	1	2						
Ray Knight, R OBP: 0.275, SLG: 0.320										4	0	1	0	0	2	6						
Terry Puhl, L OBP: 0.386, SLG: 0.384										4	1	2	1	0	1	3						
Mark Bailey, S OBP: 0.276, SLG: 0.241										4	0	0	0	0	1	3						
Mike Madden, L OBP: 0.333, SLG: 0.333										0	0	0	0	0	0	0						
Vern Ruhle, R	(1, 1)									2	0	0	0	0	1	2						
Kevin Bass, S OBP: 0.281, SLG: 0.315	(7, PH)									1	0	0	0	1	0	0						
Bill Dawley, R	(8, 1)									0	0	0	0	0	0	0						
Denny Walling, L OBP: 0.313, SLG: 0.293	(8, PH)									0	0	0	0	1	0	0						
<b>Inning Stats</b>	R: 0 E: 0 K: 0 S: 3	H: 0 LOB: 0 BB: 0 P: 3	R: 1 E: 0 K: 1 S: 8	H: 3 LOB: 2 BB: 0 P: 8	R: 0 E: 0 K: 1 S: 5	H: 0 LOB: 0 BB: 0 P: 5	R: 0 E: 0 K: 2 S: 8	H: 1 LOB: 1 BB: 0 P: 8	R: 0 E: 0 K: 2 S: 7	H: 0 LOB: 0 BB: 0 P: 7	R: 1 E: 0 K: 0 S: 5	H: 2 LOB: 2 BB: 1 P: 9	R: 0 E: 0 K: 1 S: 5	H: 0 LOB: 0 BB: 0 P: 5	R: 0 E: 0 K: 2 S: 8	H: 1 LOB: 2 BB: 1 P: 12	R: 1 E: 0 K: 0 S: 3	H: 2 LOB: 2 BB: 1 P: 7	1B: 8 2B: 0 3B: 1 HR: 0	SF: 0 SAC: 1 DP: 0 HBP: 0	WP: 0 PB: 0 SB: 0 CS: 0	PA: 37
<b>PITCHER</b>	IP WLS BF H R ER SO BB IBB HBP BLK WP HR S P ERA WHIP																					
Alejandro Pena, R ERA: 2.15	(1, 1) 6.0 25 6 2 2 2 0 1 0 0 0 0 0 36 40 3.00 1.000																					
Orel Hershiser, R ERA: 5.44	(7, 1) 2.1 L 10 2 1 1 3 0 1 0 0 0 0 0 15 19 3.86 0.857																					
Carlos Diaz, L ERA: 4.26	(9, 1) 0.0 1 0 0 0 0 0 1 0 0 0 0 0 0 4 ∞ ∞																					
Pat Zachry, R ERA: 2.51	(9, 1) 0.0 1 1 0 0 0 0 0 0 0 0 0 0 1 1 ∞ ∞																					






Batter	1	2	3	4	5	6	7	8	9	AB	R	H	RBI	BB	SO	LOB	TOP										
Steve Sax, R OBP: 0.320, SLG: 0.336 (1, 4)	0-0 6-3		0-0 1B WP	0-0 S 1B		0-0 5-3		0-0 6-3		5	1	2	0	0	0	1											
R.J. Reynolds, S OBP: 0.315, SLG: 0.385 (1, 9) (7, 7)	0-0 F3		0-0 1B WP	0-0 5-3			0-0 5-3		0-0 F8	5	1	1	1	0	0	1											
Pedro Guerrero, R OBP: 0.325, SLG: 0.388 (1, 5)	0-0 6-3		0-0 1B 1-3 2-H 3-H 4-0	0-0 6-3			0-3 K		0-0 2B	4	1	1	0	1	1	1											
Mike Marshall, R OBP: 0.333, SLG: 0.506 (1, 3)		0-0 5-3	0-3 K		0-0 1B		0-0 BB 1B		0-3 K	5	0	2	0	0	2	3											
Ken Landreaux, L OBP: 0.333, SLG: 0.400 (1, 8)	0-0 F8	0-0 BB BB 1B	0-0 BB BB 1B		0-0 F8		4-0 BB 1B		0-0 1-3	4	0	1	2	1	0	2											
Terry Whitfield, L OBP: 0.293, SLG: 0.375 Candy Maldonado, R OBP: 0.336, SLG: 0.389 (1, 7) (7, PH) (7, 9)	0-0 CS 1B	0-0 BB BB 1B	0-0 BB BB		0-0 F7		0-0 4-3			2	0	1	0	1	0	1											
Mike Scioscia, L OBP: 0.381, SLG: 0.339 (1, 2)	0-0 CS		0-0 1B WP		0-0 F5			0-0 1-3		3	1	1	0	1	0	1											
Bill Russell, R OBP: 0.305, SLG: 0.308 Rick Monday, L OBP: 0.327, SLG: 0.318 Carlos Diaz, R (1, 6) (8, PH) (8, 1)			0-0 1B WP			0-0 4-3		0-3 K		3	1	1	0	0	0	3											
Rick Honeycutt, L OBP: 0.167, SLG: 0.118 Burt Hooton, R (1, 1) (7, 1)			4-0 1B BB	0-3 K		0-0 5-3		4-0 BB S		2	0	0	0	1	1	0											
Greg Brock, L OBP: 0.287, SLG: 0.415 Dave Anderson, R OBP: 0.326, SLG: 0.294 (8, PH) (8, PR) (8, 6)			2-3 3-H	0-0 1B BB						0	0	0	0	0	0	0											
<b>Inning Stats</b>	R: 0 E: 0 K: 0 S: 3	H: 0 LOB: 0 BB: 0 P: 3	R: 0 E: 0 K: 0 S: 3	H: 1 LOB: 0 BB: 0 P: 3	R: 5 E: 0 K: 1 S: 9	H: 5 LOB: 3 BB: 4 P: 25	R: 0 E: 0 K: 1 S: 6	H: 1 LOB: 1 BB: 0 P: 6	R: 0 E: 0 K: 0 S: 4	H: 0 LOB: 0 BB: 0 P: 3	R: 0 E: 0 K: 1 S: 6	H: 1 LOB: 2 BB: 1 P: 10	R: 0 E: 0 K: 1 S: 5	H: 0 LOB: 2 BB: 1 P: 9	R: 0 E: 0 K: 1 S: 6	H: 1 LOB: 1 BB: 0 P: 6	1B: 8 2B: 2 3B: 0 HR: 0	SF: 0 SAC: 0 DP: 0 HBP: 0	WP: 3 PB: 0 SB: 2 CS: 1	PA: 42							
<b>PITCHER</b>	IP	WLS	BF	H	R	ER	SO	BB	IBB	HBP	BLK	WP	HR	S	P	ERA	WHIP										
Joe Niekro, R ERA: 3.15 Joe Sambito, L ERA: 1.46 Mike Madden, L ERA: 3.77 Michael LaCoss, R ERA: 3.15	2.2		14	6	5	5	1	2	0	0	0	2	0	14	22	16.88	3.000										
	3.1		14	2	0	0	1	2	0	0	0	0	0	14	22	0.00	1.200										
	1.0	W	5	1	0	0	1	1	0	0	0	0	0	6	10	0.00	2.000										
	2.0	S	8	1	0	0	2	1	0	0	0	0	0	11	15	0.00	1.000										

Los Angeles Dodgers @ Houston Astros  
Astrodome, Houston, TX  
Sat Jun 16 1984, 8:05 PM EDT  
Att: 31,319 - Unknown

livebaseballscorecards.com

AB 35  
R 5  
H 10  
RBI 3  
BB 6  
SO 5  
LOB 15



Batter	1	2	3	4	5	6	7	8	9	AB	R	H	RBI	BB	SO	LOB	BOTTOM										
Phil Garner, R OBP: 0.304, SLG: 0.291 Bill Doran, S OBP: 0.284, SLG: 0.284 (1, 4) (9, 4)	0-0 6-3			0-0 1B G6-4-3		0-0 F8	0-0 HR			4	2	2	2	0	0	0											
Craig Reynolds, L OBP: 0.295, SLG: 0.410 (1, 6)	0-0 4-3			0-0 G6-4-3 1B		0-0 E4	0-3 K			4	0	1	0	0	1	0											
Enos Cabell, R OBP: 0.351, SLG: 0.442 (1, 3)	0-0 F9			0-0 G6-4-3		0-0 6-3		0-0 5-3		4	0	0	0	0	0	2											
Jose Cruz, L OBP: 0.312, SLG: 0.363 (1, 7)		0-3 K		0-0 4-3		0-0 HR 1B	0-3 K			4	1	1	0	0	2	0											
Jerry Mumphy, S OBP: 0.359, SLG: 0.387 (1, 8)		0-0 6-3			0-0 6-3		0-0 HR 1B	4-0 S BB		3	2	1	0	1	0	0											
Ray Knight, R OBP: 0.280, SLG: 0.337 (1, 5)		0-0 1-3			0-0 6-3		0-0 HR 1B	4-0 1B IBB		3	1	1	3	1	0	0											
Terry Puhl, L OBP: 0.370, SLG: 0.388 (1, 9)			0-0 1-3		0-0 1B		0-0 F2	0-0 1-2 2-H		4	0	2	1	0	0	0											
Alan Ashby, S OBP: 0.277, SLG: 0.222 (1, 2)			0-3 K		0-0 F8		0-0 6-3	0-0 5-3		4	0	0	0	0	1	3											
Joe Niekro, R OBP: 0.182, SLG: 0.156 Joe Sambito, L OBP: 0.307, SLG: 0.385 Jim Pankovits, R OBP: 0.307, SLG: 0.333 Mike Madden, L OBP: 0.326, SLG: 0.327 Kevin Bass, S OBP: 0.327 Michael LaCoss, R (1, 1) (3, 1) (6, PH) (7, 1) (7, PH) (8, 1)			0-0 F4		0-0 6-3		0-0 HR 2B			0	0	0	0	0	0	0											
<b>Inning Stats</b>	R: 0 E: 0 K: 0 S: 3	H: 0 LOB: 0 BB: 0 P: 3	R: 0 E: 0 K: 1 S: 5	H: 0 LOB: 0 BB: 0 P: 5	R: 1 E: 0 K: 0 S: 4	H: 2 LOB: 0 BB: 0 P: 4	R: 0 E: 0 K: 0 S: 4	H: 1 LOB: 1 BB: 0 P: 4	R: 0 E: 1 K: 0 S: 4	H: 0 LOB: 1 BB: 0 P: 4	R: 5 E: 0 K: 1 S: 10	H: 5 LOB: 0 BB: 0 P: 10	R: 1 E: 0 K: 1 S: 6	H: 1 LOB: 2 BB: 2 P: 14	R: 1 E: 0 K: 1 S: 6	H: 1 LOB: 2 BB: 2 P: 14	1B: 6 2B: 1 3B: 0 HR: 2	SF: 0 SAC: 0 DP: 1 HBP: 0	WP: 0 PB: 0 SB: 1 CS: 0	PA: 35							
<b>PITCHER</b>	IP	WLS	BF	H	R	ER	SO	BB	IBB	HBP	BLK	WP	HR	S	P	ERA	WHIP										
Rick Honeycutt, L ERA: 2.47 Burt Hooton, R ERA: 5.0 Carlos Diaz, L ERA: 4.44	6.2		27	7	5	5	2	0	0	0	0	0	1	31	31	6.75	1.050										
	0.1	L	2	1	1	1	1	0	0	0	0	0	1	4	4	27.00	3.000										
	1.0		6	1	1	1	1	1	1	0	0	0	0	6	14	9.00	2.000										

Los Angeles Dodgers @ Houston Astros  
Astrodome, Houston, TX  
Sat Jun 16 1984, 8:05 PM EDT  
Att: 31,319 - Unknown

livebaseballscorecards.com

AB 33  
R 7  
H 9  
RBI 6  
BB 2  
SO 4  
LOB 5





Batter	1	2	3	4	5	6	7	8	9	AB	R	H	RBI	BB	SO	LOB	TOP			
Steve Sax, R OBP: 0.319, SLG: 0.335 (1,4)	SH1-3 1B		K2-3		K			6-3		4	0	1	0	0	2	0	<b>Los Angeles Dodgers @ Houston Astros</b> Astrodome, Houston, TX Sun Jun 17 1984, 8:05 PM EDT Att: 22,201 - Unknown			
R.J. Reynolds, S OBP: 0.328, SLG: 0.387 (1,9)	SH1-3 BB		1B					F7		2	0	1	0	2	0	0				
Ken Landreaux, L OBP: 0.328, SLG: 0.393 (1,8)	SH1-3		F8					F7		3	0	0	0	0	2					
Pedro Guerrero, R OBP: 0.324, SLG: 0.383 (1,5)	G6-3 BB		F9					K		3	0	0	0	1	1	2				
Terry Whitfield, L OBP: 0.285, SLG: 0.364 (1,7)	G6-3				K			K		4	0	0	0	0	2	4				
Mike Scioscia, L OBP: 0.370, SLG: 0.328 (1,2)			E4		6-3					4	0	0	0	0	1	0				
Greg Brock, L OBP: 0.288, SLG: 0.413 (1,3)			K		4-3					3	0	1	0	0	1	1				
Dave Anderson, R OBP: 0.319, SLG: 0.287 (1,6)			F8					K		3	0	0	0	0	1	2				
Bob Welch, R OBP: 0.091, SLG: 0.048 (1,1)			4-3		3-1			K		2	0	0	0	0	0	1				
Rick Monday, L OBP: 0.321, SLG: 0.311 (7, PH)								K		1	0	0	0	0	1	1				
Orel Hershiser, R OBP: 0.111, SLG: 0.111 (7, 1)								K		0	0	0	0	0	0	0				
<b>Inning Stats</b>	R: 0 E: 0 K: 0 S: 3	H: 1 LOB: 2 BB: 2 P: 11	R: 0 E: 1 K: 1 S: 6	H: 0 LOB: 1 BB: 0 P: 6	R: 0 E: 0 K: 1 S: 6	H: 1 LOB: 1 BB: 0 P: 6	R: 0 E: 0 K: 1 S: 5	H: 0 LOB: 0 BB: 0 P: 5	R: 0 E: 0 K: 2 S: 7	H: 0 LOB: 1 BB: 1 P: 11	R: 0 E: 0 K: 3 S: 10	H: 1 LOB: 1 BB: 0 P: 10	R: 0 E: 0 K: 0 S: 3	H: 0 LOB: 0 BB: 0 P: 3	R: 0 E: 0 K: 0 S: 3	H: 0 LOB: 0 BB: 0 P: 3	1B: 3 2B: 0 3B: 0 HR: 0	SF: 0 SAC: 1 DP: 1 HBP: 0	WP: 0 PB: 0 SB: 4 CS: 0	PA: 33
<b>PITCHER</b>	IP WLS BF H R ER SO BB IBB HBP BLK WP HR S P ERA WHIP	IP WLS BF H R ER SO BB IBB HBP BLK WP HR S P ERA WHIP																		
Nolan Ryan, R ERA: 1.83 (1,1)	8.0 W 30 3 0 0 9 3 0 0 0 0 0 45 57 0.00 0.750	1.0 S 3 0 0 0 0 0 0 0 0 0 0 3 3 0.00 0.000																		

Batter	1	2	3	4	5	6	7	8	9	AB	R	H	RBI	BB	SO	LOB	BOTTOM			
Phil Garner, R OBP: 0.302, SLG: 0.289 (1,4)	F4									4	0	1	0	0	1	1	<b>Los Angeles Dodgers @ Houston Astros</b> Astrodome, Houston, TX Sun Jun 17 1984, 8:05 PM EDT Att: 22,201 - Unknown			
Dave Smith, R OBP: 0.311, SLG: 0.311 (9,1)			1B					K		0	0	0	0	0	0	0				
Craig Reynolds, L OBP: 0.291, SLG: 0.404 (1,6)	F4		F9					F7		3	0	0	0	0	2					
Enos Cabell, R OBP: 0.345, SLG: 0.434 (1,3)	K				6-3			F9		3	0	0	0	0	1	0				
Jose Cruz, L OBP: 0.313, SLG: 0.363 (1,7)			6-3		K					3	0	1	0	0	1	0				
Jerry Mumphrey, S OBP: 0.355, SLG: 0.382 (1,8)			K		K			CS		3	0	0	0	0	3	0				
Ray Knight, R OBP: 0.280, SLG: 0.337 (1,5)			F6					K		3	1	1	0	0	1	0				
Terry Puhl, L OBP: 0.369, SLG: 0.394 (1,9)					F7					3	0	1	1	0	0	0				
Mark Bailey, S OBP: 0.277, SLG: 0.244 (1,2)										3	0	1	0	0	0	1				
Nolan Ryan, R OBP: 0.242, SLG: 0.258 (1,1)										3	0	0	0	0	1	2				
Bill Doran, S OBP: 0.284, SLG: 0.284 (9,4)			FC3-6 1B					K		0	0	0	0	0	0	0				
<b>Inning Stats</b>	R: 0 E: 0 K: 1 S: 5	H: 0 LOB: 0 BB: 0 P: 5	R: 0 E: 0 K: 1 S: 5	H: 0 LOB: 0 BB: 0 P: 5	R: 0 E: 0 K: 2 S: 7	H: 0 LOB: 0 BB: 0 P: 7	R: 1 E: 0 K: 1 S: 7	H: 2 LOB: 1 BB: 0 P: 7	R: 0 E: 0 K: 0 S: 3	H: 1 LOB: 0 BB: 0 P: 3	R: 0 E: 0 K: 2 S: 7	H: 0 LOB: 0 BB: 0 P: 7	R: 0 E: 0 K: 1 S: 5	H: 0 LOB: 0 BB: 0 P: 5	R: 0 E: 0 K: 0 S: 1	H: 0 LOB: 0 BB: 0 P: 5	1B: 4 2B: 1 3B: 0 HR: 0	SF: 0 SAC: 0 DP: 0 HBP: 0	WP: 0 PB: 0 SB: 0 CS: 1	PA: 29
<b>PITCHER</b>	IP WLS BF H R ER SO BB IBB HBP BLK WP HR S P ERA WHIP	IP WLS BF H R ER SO BB IBB HBP BLK WP HR S P ERA WHIP																		
Bob Welch, R ERA: 3.55 (1,1)	6.0 L 22 5 1 1 5 0 0 0 0 0 0 12 12 1.50 0.833	2.0 6 0 0 0 3 0 0 0 0 0 0 0 12 12 0.00 0.000																		







Batter	1	2	3	4	5	6	7	8	9	AB	R	H	RBI	BB	SO	LOB	TOP			
Steve Sax, R OBP: 0.320, SLG: 0.332 (1, 4)										3	1	1	0	1	0	0	<b>Los Angeles Dodgers @ Cincinnati Reds</b> Riverfront Stadium, Cincinnati, OH Wed Jun 20 1984, 7:05 PM EDT Att: 16,781 - Unknown			
R.J. Reynolds, S OBP: 0.328, SLG: 0.383 (1, 9)										4	0	0	0	0	0	2				
Ken Landreaux, L OBP: 0.335, SLG: 0.395 (1, 8)										3	0	1	0	1	0	0				
Pedro Guerrero, R OBP: 0.327, SLG: 0.394 (1, 5)										4	1	1	0	0	0	2				
Mike Marshall, R OBP: 0.329, SLG: 0.492 (1, 3)										4	0	2	0	0	1	1				
Mike Scioscia, L OBP: 0.366, SLG: 0.325 (1, 2)										4	0	1	0	0	0	2				
Terry Whitfield, L OBP: 0.282, SLG: 0.358 (1, 7)										3	0	0	0	0	0	2				
Dave Anderson, R OBP: 0.324, SLG: 0.297 (1, 6)										3	0	0	0	0	1	1				
Alejandro Pena, R OBP: 0.125, SLG: 0.097 Rick Monday, L (8, PH) Pat Zachry, R (8, 1)										2	0	0	0	0	2	0				
<b>Inning Stats</b>	R: 0 E: 0 K: 0 S: 3	H: 0 LOB: 0 BB: 0 P: 3	R: 1 E: 0 K: 1 S: 7	H: 3 LOB: 1 BB: 0 P: 7	R: 1 E: 0 K: 1 S: 5	H: 0 LOB: 1 BB: 2 P: 13	R: 0 E: 0 K: 0 S: 3	H: 1 LOB: 0 BB: 0 P: 3	R: 0 E: 0 K: 1 S: 5	H: 0 LOB: 0 BB: 0 P: 5	R: 0 E: 0 K: 1 S: 5	H: 0 LOB: 0 BB: 0 P: 5	R: 0 E: 0 K: 1 S: 6	H: 1 LOB: 1 BB: 0 P: 6	R: 0 E: 0 K: 0 S: 4	H: 1 LOB: 1 BB: 0 P: 4		1B: 6 2B: 1 3B: 0 HR: 0	SF: 0 SAC: 0 DP: 2 HBP: 0	WP: 0 PB: 0 SB: 2 CS: 0
<b>PITCHER</b> Jeff Russell, R ERA: 4.07 (1, 1)	IP: 9.0 WLS: W BF: 33 H: 6 R: 2 ER: 2 SO: 5 BB: 2 IBB: 0 HBP: 0 BLK: 1 WP: 0 HR: 0 S: 41 P: 49 ERA: 2.00 WHIP: 0.889															<b>PITCHER</b>				

Batter	1	2	3	4	5	6	7	8	9	AB	R	H	RBI	BB	SO	LOB	BOTTOM			
Gary Redus, R OBP: 0.360, SLG: 0.386 (1, 7)										3	0	0	0	1	0	2	<b>Los Angeles Dodgers @ Cincinnati Reds</b> Riverfront Stadium, Cincinnati, OH Wed Jun 20 1984, 7:05 PM EDT Att: 16,781 - Unknown			
Eddie Milner, L OBP: 0.347, SLG: 0.373 (1, 8)										4	0	1	0	0	1	2				
Dan Driessen, L OBP: 0.363, SLG: 0.384 (1, 3)										4	0	0	0	0	0	3				
Dave Parker, L OBP: 0.320, SLG: 0.389 (1, 9)										4	2	2	1	0	2	0				
Dave Concepcion, R OBP: 0.302, SLG: 0.338 (1, 6)										4	0	0	0	0	1	1				
Brad Gulden, L OBP: 0.254, SLG: 0.304 (1, 2)										3	1	0	0	1	1	1				
Nick Esasky, R OBP: 0.269, SLG: 0.383 Wayne Krenchicki, L (8, PH) (9, 5)										3	1	2	1	0	0	0				
Ron Oester, S OBP: 0.260, SLG: 0.263 (1, 4)										2	0	2	1	1	0	0				
Jeff Russell, R OBP: 0.233, SLG: 0.250 (1, 1)										3	0	1	1	0	2	3				
<b>Inning Stats</b>	R: 0 E: 0 K: 0 S: 3	H: 0 LOB: 0 BB: 0 P: 3	R: 1 E: 0 K: 3 S: 11	H: 2 LOB: 2 BB: 1 P: 15	R: 0 E: 0 K: 1 S: 5	H: 0 LOB: 0 BB: 0 P: 5	R: 2 E: 1 K: 0 S: 6	H: 3 LOB: 2 BB: 1 P: 10	R: 0 E: 0 K: 1 S: 5	H: 1 LOB: 0 BB: 0 P: 5	R: 0 E: 0 K: 1 S: 6	H: 1 LOB: 2 BB: 1 P: 10	R: 0 E: 0 K: 1 S: 6	H: 1 LOB: 0 BB: 0 P: 6	R: 1 E: 0 K: 1 S: 6	H: 1 LOB: 0 BB: 0 P: 6		1B: 6 2B: 1 3B: 0 HR: 1	SF: 0 SAC: 0 DP: 0 HBP: 0	WP: 0 PB: 0 SB: 0 CS: 1
<b>PITCHER</b> Alejandro Pena, R ERA: 2.27 Pat Zachry, R ERA: 2.7 (8, 1)	IP: 7.0 WLS: L BF: 30 H: 7 R: 3 ER: 3 SO: 6 BB: 2 IBB: 1 HBP: 0 BLK: 0 WP: 0 HR: 0 S: 39 P: 51 ERA: 3.86 WHIP: 1.286															<b>PITCHER</b>				







Batter	1	2	3	4	5	6	7	8	9	AB	R	H	RBI	BB	SO	LOB	TOP					
<b>Steve Sax, R</b> OBP: 0.314, SLG: 0.325 (1, 4)	 1B	 6-3	 K		 F9		 6-3		 F8	6	1	1	0	0	1	4	<b>Los Angeles Dodgers @ Atlanta Braves</b> Atlanta-Fulton County Stadium, Atlanta, GA Fri Jun 22 1984, 7:05 PM EDT Att: 45,931 - Unknown					
<b>Ken Landreaux, L</b> OBP: 0.333, SLG: 0.390 (1, 8)	 F9	 6-3		 3-1	 HBP		 F9			5	0	1	1	0	0	1						
<b>R.J. Reynolds, S</b> OBP: 0.333, SLG: 0.397 (1, 7)	 6-3	 6-3			 1B		 4-3			4	1	2	2	0	0	0						
<b>Franklin Stubbs, L</b> OBP: 0.287, SLG: 0.381 (8, 9)	 HR			 1B	 HBP					0	0	0	0	0	0	0						
<b>Pedro Guerrero, R</b> OBP: 0.333, SLG: 0.408 (8, PR)	 1B		 1B	 G5-4-3	 K			 E8	 1B	5	2	4	0	0	1	3						
<b>Bob Bailor, R</b> OBP: 0.294, SLG: 0.256 (8, 5)	 2B		 1B	 G6-4-3	 1B					0	0	0	0	0	0	0						
<b>Mike Marshall, R</b> OBP: 0.350, SLG: 0.505 (1, 3)	 1B		 BB	 G6-4-3	 1B			 4-3		4	2	2	0	1	0	3						
<b>Terry Whitfield, L</b> OBP: 0.282, SLG: 0.358 (8, 7)	 1B		 BB	 G5-4-3	 1B			 4-3		0	0	0	0	0	0	0						
<b>Steve Yeager, R</b> OBP: 0.313, SLG: 0.365 (1, 2)	 1B		 BB	 G6-4-3	 2B			 F8		3	1	1	1	2	0	1						
<b>Candy Maldonado, R</b> OBP: 0.333, SLG: 0.407 (1, 9)	 1B		 BB	 G6-4-3	 HR			 F7		4	2	2	2	0	0	4						
<b>Greg Brock, L</b> OBP: 0.289, SLG: 0.405 (8, PH)	 2B		 1B	 1-2 2-3 3-H						1	0	0	0	0	0	1						
<b>Bill Russell, R</b> OBP: 0.331, SLG: 0.342 (1, 6)	 2B		 1B	 IBB	 BB			 K		2	1	2	2	2	0	0						
<b>Dave Anderson, R</b> OBP: 0.322, SLG: 0.295 (6, PR)	 2B		 IBB	 1B	 BB			 K		1	0	0	0	0	1	0						
<b>Bob Welch, R</b> OBP: 0.154, SLG: 0.083 (1, 1)	 6-3		 1B	 IBB	 BB			 K		3	0	1	1	1	0	2						
<b>Mike Vail, R</b> (9, PH)	 6-3		 1B	 1B	 BB			 K		1	0	0	0	0	1	0						
<b>Tom Niedenfuer, R</b> (9, 1)	 1B		 1B	 1B	 BB			 K		0	0	0	0	0	0	0						
<b>Inning Stats</b>	R: 5 E: 0 K: 0 S: 8	H: 6 LOB: 1 BB: 1 P: 12	R: 0 E: 0 K: 0 S: 3	H: 0 LOB: 0 BB: 0 P: 3	R: 2 E: 0 K: 1 S: 7	H: 3 LOB: 2 BB: 2 P: 15	R: 0 E: 0 K: 0 S: 4	H: 2 LOB: 1 BB: 0 P: 4	R: 2 E: 0 K: 1 S: 7	H: 2 LOB: 3 BB: 2 P: 16	R: 1 E: 0 K: 0 S: 4	H: 2 LOB: 1 BB: 1 P: 8	R: 0 E: 0 K: 0 S: 3	H: 0 LOB: 0 BB: 0 P: 3	R: 0 E: 1 K: 0 S: 4	H: 1 LOB: 1 BB: 0 P: 4	R: 0 E: 0 K: 2 S: 7	H: 0 LOB: 0 BB: 0 P: 7	1B: 11 2B: 3 3B: 0 HR: 2	SF: 0 SAC: 0 DP: 3 HBP: 1	WP: 0 PB: 0 SB: 0 CS: 0	PA: 46
<b>PITCHER</b>	IP WLS BF H R ER SO BB IBB HBP BLK WP HR S P ERA WHIP																					
<b>Pete Falcone, L</b> ERA: 4.66 (1, 1)	0.2 L 7 5 5 5 0 1 0 0 0 0 0 1 6 10 67.50 9.000																					
<b>Rick Camp, R</b> ERA: 4.09 (1, 1)	3.2 20 7 4 4 1 3 1 0 0 0 0 1 18 34 9.82 2.727																					
<b>Gene Garber, R</b> ERA: 4.33 (5, 1)	2.2 12 3 1 1 1 1 0 1 0 0 0 0 12 17 3.38 1.500																					
<b>Steve Bedrosian, R</b> ERA: 1.56 (8, 1)	2.0 7 1 0 0 2 0 0 0 0 0 0 0 11 11 0.00 0.500																					

Batter	1	2	3	4	5	6	7	8	9	AB	R	H	RBI	BB	SO	LOB	BOTTOM					
<b>Claudell Washington, L</b> OBP: 0.443, SLG: 0.571 (1, 9)	 F8		 G3		 1B		 3B		 5-3	5	0	2	1	0	0	0	<b>Los Angeles Dodgers @ Atlanta Braves</b> Atlanta-Fulton County Stadium, Atlanta, GA Fri Jun 22 1984, 7:05 PM EDT Att: 45,931 - Unknown					
<b>Rafael Ramirez, R</b> OBP: 0.344, SLG: 0.373 (1, 6)	 6-3		 F9		 K		 6-3		 1B	4	0	0	0	0	1	2						
<b>Steve Bedrosian, R</b> OBP: 0.286, SLG: 0.286 (8, 1)	 6-3		 F9		 K		 6-3		 1B	0	0	0	0	0	0	0						
<b>Gerald Perry, L</b> OBP: 0.376, SLG: 0.390 (9, PH)	 6-3		 F9		 K		 6-3		 1B	1	0	1	0	0	0	0						
<b>Dale Murphy, R</b> OBP: 0.345, SLG: 0.500 (1, 8)	 2B		 4-3		 K		 6-3		 1B	3	0	2	0	0	1	1						
<b>Albert Hall, S</b> OBP: 0.302, SLG: 0.310 (8, 8)	 2B		 4-3		 K		 6-3		 1B	1	1	0	0	1	1	1						
<b>Chris Chambliss, L</b> OBP: 0.346, SLG: 0.374 (1, 3)	 4-3		 4-3		 K		 6-3		 1B	5	0	2	0	0	1	3						
<b>Brad Komminsk, R</b> OBP: 0.269, SLG: 0.361 (1, 7)	 6-3		 4-3		 K		 6-3		 1B	4	0	1	0	0	0	3						
<b>Ken Oberkfell, L</b> OBP: 0.373, SLG: 0.398 (1, 5)	 BB		 1B		 K		 6-3		 1B	4	1	1	0	0	0	3						
<b>Glenn Hubbard, R</b> OBP: 0.348, SLG: 0.396 (1, 4)	 BB		 1B		 K		 6-3		 1B	2	1	1	0	1	0	1						
<b>Jerry Royster, R</b> OBP: 0.300, SLG: 0.295 (7, 4)	 BB		 1B		 K		 6-3		 1B	1	0	1	1	0	0	0						
<b>Alex Trevino, R</b> OBP: 0.315, SLG: 0.358 (1, 2)	 G6-4-3		 1-2 2-3 3-H		 1B		 2B		 F8	4	1	1	1	0	0	3						
<b>Pete Falcone, L</b> OBP: 0.200, SLG: 0.267 (1, 1)	 K		 K		 K		 F9		 1-3	0	0	0	0	0	0	0						
<b>Rick Camp, R</b> OBP: 0.154, SLG: 0.083 (1, 1)	 K		 K		 K		 F9		 1-3	1	0	0	0	0	1	0						
<b>Gene Garber, R</b> OBP: 0.143, SLG: 0.143 (5, 1)	 K		 K		 K		 F9		 1-3	1	0	0	0	0	1	1						
<b>Randy Johnson, R</b> OBP: 0.365, SLG: 0.442 (7, PH)	 K		 K		 K		 F9		 1-3	2	0	0	0	0	0	2						
<b>Inning Stats</b>	R: 0 E: 0 K: 0 S: 4	H: 1 LOB: 0 BB: 0 P: 4	R: 0 E: 0 K: 0 S: 3	H: 1 LOB: 1 BB: 1 P: 7	R: 0 E: 0 K: 1 S: 5	H: 0 LOB: 0 BB: 0 P: 5	R: 0 E: 0 K: 0 S: 4	H: 2 LOB: 1 BB: 0 P: 4	R: 2 E: 0 K: 3 S: 12	H: 3 LOB: 1 BB: 0 P: 12	R: 0 E: 0 K: 0 S: 4	H: 1 LOB: 1 BB: 0 P: 4	R: 0 E: 0 K: 0 S: 4	H: 1 LOB: 0 BB: 0 P: 4	R: 2 E: 2 K: 0 S: 6	H: 2 LOB: 2 BB: 1 P: 10	R: 0 E: 0 K: 2 S: 8	H: 1 LOB: 1 BB: 0 P: 8	1B: 9 2B: 2 3B: 1 HR: 0	SF: 0 SAC: 0 DP: 2 HBP: 0	WP: 0 PB: 0 SB: 0 CS: 0	PA: 40
<b>PITCHER</b>	IP WLS BF H R ER SO BB IBB HBP BLK WP HR S P ERA WHIP																					
<b>Bob Welch, R</b> ERA: 3.53 (1, 1)	8.0 W 36 11 4 3 4 2 0 0 0 0 0 0 42 50 3.38 1.625																					
<b>Tom Niedenfuer, R</b> ERA: 1.83 (9, 1)	1.0 4 1 0 0 2 0 0 0 0 0 0 0 8 8 0.00 1.000																					







Batter	1	2	3	4	5	6	7	8	9	AB	R	H	RBI	BB	SO	LOB	TOP			
Steve Sax, R (1,4) OBP: 0.313, SLG: 0.315										3	1	0	0	2	0	0	<b>Los Angeles Dodgers @ Atlanta Braves</b> Atlanta-Fulton County Stadium, Atlanta, GA Sun Jun 24 1984, 3:33 AM EDT Att: 43,475 - Unknown  <a href="http://livebaseballscorecards.com">livebaseballscorecards.com</a>			
Franklin Stubbs, L (1,9) OBP: 0.292, SLG: 0.409										5	1	1	2	0	0	1				
Ken Landreaux, L (1,8) OBP: 0.338, SLG: 0.390										3	0	2	0	1	0	0				
Candy Maldonado, R (8,8) OBP: 0.336, SLG: 0.416										1	0	0	0	0	0	0				
Pedro Guerrero, R (1,5) OBP: 0.333, SLG: 0.416										4	1	1	1	0	1	3				
Mike Marshall, R (1,7) OBP: 0.350, SLG: 0.512										4	1	2	1	0	0	1				
Mike Scioscia, L (1,2) OBP: 0.377, SLG: 0.344										4	0	1	0	0	0	0				
Greg Brock, L (1,3) OBP: 0.328, SLG: 0.474										3	1	2	1	1	0	2				
Bill Russell, R (1,6) OBP: 0.341, SLG: 0.361										4	0	1	0	0	0	1				
Alejandro Pena, R (1,1) OBP: 0.111, SLG: 0.086										4	0	0	0	0	2	3				
Tom Niedenfuer, R (8,1)										0	0	0	0	0	0	0				
<b>Inning Stats</b>	R: 3 E: 0 K: 0 S: 6	H: 4 LOB: 1 BB: 1 P: 10	R: 0 E: 0 K: 0 S: 3	H: 0 LOB: 0 BB: 0 P: 3	R: 0 E: 0 K: 0 S: 4	H: 1 LOB: 1 BB: 0 P: 4	R: 0 E: 0 K: 0 S: 4	H: 1 LOB: 1 BB: 0 P: 4	R: 0 E: 0 K: 1 S: 5	H: 2 LOB: 0 BB: 0 P: 7	R: 0 E: 0 K: 0 S: 3	H: 0 LOB: 1 BB: 1 P: 7	R: 0 E: 0 K: 1 S: 6	H: 1 LOB: 2 BB: 1 P: 10	R: 0 E: 0 K: 0 S: 3	H: 0 LOB: 0 BB: 0 P: 3	1B: 6 2B: 0 3B: 0 HR: 4	SF: 0 SAC: 0 DP: 1 HBP: 0	WP: 1 PB: 0 SB: 1 CS: 0	PA: 39
<b>PITCHER</b>	IP WLS BF H R ER SO BB IBB HBP BLK WP HR S P ERA WHIP																			
Craig McMurry, R (1,1) ERA: 4.47	5.1 L 25 9 5 5 1 2 0 0 0 0 1 4 25 33 8.44 2.062																			
Jeff Dedmon, R (8,1) ERA: 3.64	1.2 6 0 0 0 1 1 0 0 0 0 0 7 11 0.00 0.600																			
Donnie Moore, R (8,1) ERA: 3.04	2.0 8 1 0 0 1 1 0 0 0 0 0 9 13 0.00 1.000																			

Batter	1	2	3	4	5	6	7	8	9	AB	R	H	RBI	BB	SO	LOB	BOTTOM					
Claudell Washington, L (1,9) OBP: 0.432, SLG: 0.553										4	0	0	0	0	2	3	<b>Los Angeles Dodgers @ Atlanta Braves</b> Atlanta-Fulton County Stadium, Atlanta, GA Sun Jun 24 1984, 3:33 AM EDT Att: 43,475 - Unknown  <a href="http://livebaseballscorecards.com">livebaseballscorecards.com</a>					
Donnie Moore, L (8,1)										5	0	0	0	0	0	2						
Gerald Perry, L (9,PH) OBP: 0.371, SLG: 0.380										5	0	1	0	0	0	2						
Ken Oberkfell, L (1,5) OBP: 0.361, SLG: 0.384										5	0	0	0	0	0	2						
Rafael Ramirez, R (1,6) OBP: 0.337, SLG: 0.365										5	0	1	0	0	0	2						
Dale Murphy, R (1,8) OBP: 0.352, SLG: 0.505										4	1	2	0	0	2	1						
Chris Chambliss, L (1,3) OBP: 0.351, SLG: 0.377										3	1	2	0	1	1	1						
Brad Komminsk, R (1,7) OBP: 0.278, SLG: 0.354										4	0	2	1	0	1	2						
Glenn Hubbard, R (1,4) OBP: 0.343, SLG: 0.388										3	0	0	1	0	1	5						
Alex Trevino, R (1,2) OBP: 0.321, SLG: 0.369										4	0	2	0	0	1	4						
Craig McMurry, R (1,1) OBP: 0.115, SLG: 0.042										2	0	0	0	0	2	3						
Jeff Dedmon, L (6,1)										0	0	0	0	0	0	0						
Albert Hall, S (7,PH) OBP: 0.306, SLG: 0.315										2	0	1	0	0	0	0						
<b>Inning Stats</b>	R: 0 E: 0 K: 1 S: 5	H: 0 LOB: 0 BB: 0 P: 5	R: 2 E: 0 K: 1 S: 8	H: 3 LOB: 2 BB: 1 P: 12	R: 0 E: 0 K: 2 S: 8	H: 1 LOB: 1 BB: 0 P: 8	R: 0 E: 1 K: 2 S: 8	H: 1 LOB: 1 BB: 0 P: 8	R: 0 E: 0 K: 1 S: 5	H: 0 LOB: 0 BB: 0 P: 5	R: 0 E: 0 K: 2 S: 9	H: 2 LOB: 2 BB: 0 P: 9	R: 0 E: 0 K: 0 S: 4	H: 1 LOB: 1 BB: 0 P: 4	R: 0 E: 0 K: 1 S: 7	H: 2 LOB: 2 BB: 0 P: 7	R: 0 E: 0 K: 0 S: 3	H: 0 LOB: 1 BB: 1 P: 7	1B: 8 2B: 3 3B: 0 HR: 0	SF: 1 SAC: 0 DP: 1 HBP: 0	WP: 0 PB: 0 SB: 2 CS: 1	PA: 39
<b>PITCHER</b>	IP WLS BF H R ER SO BB IBB HBP BLK WP HR S P ERA WHIP																					
Alejandro Pena, R (1,1) ERA: 2.29	7.0 W 31 9 2 2 9 1 0 0 0 0 0 48 52 2.57 1.429																					
Tom Niedenfuer, R (8,1) ERA: 1.73	2.0 S 8 1 0 0 1 1 0 0 0 0 0 9 13 0.00 1.000																					



Batter	1	2	3	4	5	6	7	8	9	AB	R	H	RBI	BB	SO	LOB	TOP					
Alan Wiggins, S OBP: 0.326, SLG: 0.284	4-0 BB	6-3								4	0	1	0	1	1	1	<b>San Diego Padres @ Los Angeles Dodgers</b> Dodger Stadium, Los Angeles, CA Mon Jun 25 1984, 7:05 PM PDT Att: 36,629 - Unknown <a href="http://livebaseballscorecards.com">livebaseballscorecards.com</a>					
Tony Gwynn, L OBP: 0.444, SLG: 0.496	4-3		4-3							5	1	1	0	1	0	2						
Steve Garvey, R OBP: 0.300, SLG: 0.369	1B		1-3							6	2	3	0	0	0	4						
Carmelo Martinez, R OBP: 0.351, SLG: 0.435	E5 1B HBP		6-3							5	2	2	3	0	1	3						
Terry Kennedy, L OBP: 0.314, SLG: 0.395	1B HBP									4	2	3	1	0	0	2						
Luis Salazar, R OBP: 0.344, SLG: 0.365	CS									5	0	4	2	0	0	0						
Garry Templeton, S OBP: 0.308, SLG: 0.329	CS									5	1	3	1	0	0	5						
Mario Ramirez, R OBP: 0.235, SLG: 0.563										2	0	0	0	0	0	2						
Graig Nettles, L OBP: 0.340, SLG: 0.420										3	1	1	2	0	1	2						
Tim Lollar, L OBP: 0.350, SLG: 0.556										4	0	1	0	0	1	2						
Craig Lefferts, L OBP: 0.333, SLG: 0.500										1	0	0	0	0	0	0						
<b>Inning Stats</b>	R: 2 E: 1 K: 0 S: 4	H: 2 LOB: 1 BB: 1 P: 9	R: 0 E: 0 K: 0 S: 4	H: 1 LOB: 1 BB: 0 P: 4	R: 0 E: 0 K: 0 S: 3	H: 0 LOB: 0 BB: 0 P: 3	R: 1 E: 0 K: 1 S: 7	H: 2 LOB: 1 BB: 0 P: 7	R: 3 E: 1 K: 2 S: 12	H: 4 LOB: 2 BB: 1 P: 10	R: 3 E: 1 K: 0 S: 7	H: 4 LOB: 1 BB: 0 P: 7	R: 0 E: 0 K: 0 S: 5	H: 3 LOB: 2 BB: 0 P: 5	R: 0 E: 0 K: 0 S: 5	H: 2 LOB: 2 BB: 0 P: 5	1B: 15 2B: 1 3B: 0 HR: 3	SF: 0 SAC: 1 DP: 1 HBP: 1	WP: 0 PB: 0 SB: 0 CS: 1	PA: 49		
<b>PITCHER</b>	IP WLS BF H R ER SO BB IBB HBP BLK WP HR S P ERA WHIP																					
Rick Honeycutt, L ERA: 2.87	(1, 1) 4.0 18 5 3 1 1 1 1 0 0 0 0 1 18 23 2.25 1.500																					
Pat Zachry, R ERA: 3.16	(5, 1) 2.0 L 15 7 5 4 3 0 1 0 0 0 0 1 20 24 18.00 3.500																					
Carlos Diaz, L ERA: 4.82	(7, 1) 1.0 5 2 1 1 0 0 0 0 0 0 0 1 5 5 9.00 2.000																					
Burt Hooton, R ERA: 4.78	(8, 1) 1.0 5 3 0 0 0 0 0 0 0 0 0 0 5 5 0.00 3.000																					
Ken Howell, R ERA: 2.00	(9, 1) 1.0 5 2 0 0 0 0 0 0 0 0 0 0 5 5 0.00 2.000																					
<b>Batter</b>	<b>1</b>	<b>2</b>	<b>3</b>	<b>4</b>	<b>5</b>	<b>6</b>	<b>7</b>	<b>8</b>	<b>9</b>	<b>AB</b>	<b>R</b>	<b>H</b>	<b>RBI</b>	<b>BB</b>	<b>SO</b>	<b>LOB</b>	<b>BOTTOM</b>					
Steve Sax, R OBP: 0.311, SLG: 0.313	6-3									5	0	1	0	0	1	2	<b>San Diego Padres @ Los Angeles Dodgers</b> Dodger Stadium, Los Angeles, CA Mon Jun 25 1984, 7:05 PM PDT Att: 36,629 - Unknown <a href="http://livebaseballscorecards.com">livebaseballscorecards.com</a>					
Bill Russell, R OBP: 0.343, SLG: 0.352	L5									3	0	0	0	2	0	0						
Ken Landreaux, L OBP: 0.330, SLG: 0.380	F2									5	0	0	0	0	0	3						
Pedro Guerrero, R OBP: 0.334, SLG: 0.414										4	1	1	0	1	1	2						
Mike Marshall, R OBP: 0.355, SLG: 0.517										4	2	2	0	1	0	3						
Steve Yeager, R OBP: 0.306, SLG: 0.358										5	0	1	0	0	2	5						
Candy Maldonado, R OBP: 0.348, SLG: 0.422										3	1	2	1	1	0	1						
Dave Anderson, R OBP: 0.325, SLG: 0.293										3	0	1	1	1	0	4						
Rick Honeycutt, L ERA: 2.87	(1, 1) 4.0 18 5 3 1 1 1 1 0 0 0 0 1 18 23 2.25 1.500																					
Pat Zachry, R ERA: 3.16	(5, 1) 2.0 L 15 7 5 4 3 0 1 0 0 0 0 1 20 24 18.00 3.500																					
Carlos Diaz, L ERA: 4.82	(7, 1) 1.0 5 2 1 1 0 0 0 0 0 0 0 1 5 5 9.00 2.000																					
Burt Hooton, R ERA: 4.78	(8, 1) 1.0 5 3 0 0 0 0 0 0 0 0 0 0 5 5 0.00 3.000																					
Ken Howell, R ERA: 2.00	(9, 1) 1.0 5 2 0 0 0 0 0 0 0 0 0 0 5 5 0.00 2.000																					
<b>Inning Stats</b>	R: 0 E: 0 K: 0 S: 3	H: 0 LOB: 0 BB: 0 P: 3	R: 1 E: 0 K: 2 S: 9	H: 2 LOB: 1 BB: 1 P: 13	R: 0 E: 0 K: 0 S: 3	H: 0 LOB: 0 BB: 0 P: 3	R: 2 E: 1 K: 1 S: 7	H: 2 LOB: 1 BB: 1 P: 11	R: 0 E: 0 K: 1 S: 5	H: 0 LOB: 0 BB: 0 P: 5	R: 0 E: 0 K: 1 S: 6	H: 1 LOB: 2 BB: 1 P: 10	R: 0 E: 1 K: 0 S: 4	H: 1 LOB: 2 BB: 1 P: 8	R: 1 E: 0 K: 0 S: 5	H: 2 LOB: 2 BB: 1 P: 9	R: 0 E: 0 K: 0 S: 4	H: 1 LOB: 2 BB: 1 P: 8	1B: 8 2B: 1 3B: 0 HR: 0	SF: 0 SAC: 0 DP: 0 HBP: 0	WP: 1 PB: 0 SB: 1 CS: 0	PA: 42
<b>PITCHER</b>	IP WLS BF H R ER SO BB IBB HBP BLK WP HR S P ERA WHIP																					
Tim Lollar, L ERA: 3.74	(1, 1) 6.1 W 29 6 3 2 5 4 0 0 0 0 0 0 11 19 3.38 1.875																					
Craig Lefferts, L ERA: 2.06	(7, 1) 2.2 13 3 1 1 0 2 0 0 0 0 0 0 11 19 3.38 1.875																					



Batter	1	2	3	4	5	6	7	8	9	AB	R	H	RBI	BB	SO	LOB	TOP					
Alan Wiggins, S OBP: 0.324, SLG: 0.283 (1,4)	0-0 4-3		0-0 CS 1B	0-3 K		0-0 6-3		0-0 F9		5	0	1	0	0	1	2						
Tony Gwynn, L OBP: 0.446, SLG: 0.496 (1,9)	0-0 5-3		0-0 1B 1-2 1B		0-0 1-3	4-0 1B E IBB		0-0 1B		4	2	2	0	1	0	0						
Steve Garvey, R OBP: 0.305, SLG: 0.373 (1,3)	0-0 6-3		0-0 1B 1-3 1B		0-0 1B 1B	0-0 E7 1B 1-H 2-H		0-0 F2		5	1	3	1	0	0	1						
Graig Nettles, L OBP: 0.337, SLG: 0.415 (1,5)		0-0 6-3	0-0 FC6-4 1B		0-0 F7	0-0 F7		0-3 K		5	0	1	1	0	1	3						
Terry Kennedy, L OBP: 0.312, SLG: 0.389 (1,2)		0-0 E6 FC4-6 1B	0-3 K		4-0 1B BB		0-0 F9		0-0 F3	4	1	0	0	1	1	2						
Carmelo Martinez, R OBP: 0.355, SLG: 0.439 (1,7)		0-0 FC4-6 1B	0-0 FC6-4		0-0 1B		0-0 1B		0-0 6-3	5	0	3	1	0	0	2						
Luis Salazar, R OBP: 0.319, SLG: 0.338 (1,8)		0-0 FC4-6 1B		0-3 K		0-0 1-3		0-3 K		5	0	0	0	0	3	5						
Garry Templeton, S OBP: 0.318, SLG: 0.340 (1,6)		0-0 1B		0-0 SH1-4 1B		0-0 SH1-4 1B		0-0 1B		4	1	4	1	0	0	0						
Ed Whitson, R OBP: 0.074, SLG: 0.038 Rich Gossage, R OBP: 0.200, SLG: 0.111 (8,1)		0-3 K		0-0 SH1-4		0-0 SH1-4		0-0 F4		2	0	0	0	0	1	4						
										0	0	0	0	0	0	0						
<b>Inning Stats</b>	R: 0 E: 0 K: 0 S: 3	H: 0 LOB: 0 BB: 0 P: 3	R: 1 E: 1 K: 1 S: 8	H: 2 LOB: 2 BB: 0 P: 8	R: 1 E: 0 K: 1 S: 8	H: 4 LOB: 2 BB: 0 P: 8	R: 0 E: 0 K: 2 S: 8	H: 1 LOB: 1 BB: 0 P: 8	R: 1 E: 0 K: 0 S: 5	H: 2 LOB: 2 BB: 1 P: 9	R: 2 E: 1 K: 0 S: 5	H: 2 LOB: 1 BB: 1 P: 9	R: 0 E: 0 K: 1 S: 7	H: 2 LOB: 2 BB: 0 P: 7	R: 0 E: 0 K: 1 S: 6	H: 1 LOB: 1 BB: 0 P: 6	R: 0 E: 0 K: 1 S: 5	H: 0 LOB: 0 BB: 0 P: 5	1B: 14 2B: 0 3B: 0 HR: 0	SF: 0 SAC: 2 DP: 0 HBP: 0	WP: 0 PB: 0 SB: 0 CS: 1	PA: 43
<b>PITCHER</b>	IP	WLS	BF	H	R	ER	SO	BB	IBB	HBP	BLK	WP	HR	S	P	ERA	WHIP					
Bob Welch, R ERA: 3.59 Burt Hooton, R ERA: 4.89 Carlos Diaz, L ERA: 4.5	6.0	L	31	11	5	3	4	1	1	0	0	0	0	37	45	4.50	2.000					

San Diego Padres @ Los Angeles Dodgers  
Dodger Stadium, Los Angeles, CA  
Tue Jun 26 1984, 7:05 PM PDT  
Att: 48,287 - Unknown

AB 39  
R 5  
H 14  
RBI 4  
BB 2  
SO 7  
LOB 19



Batter	1	2	3	4	5	6	7	8	9	AB	R	H	RBI	BB	SO	LOB	BOTTOM					
Steve Sax, R OBP: 0.314, SLG: 0.313 (1,4)	0-0 4-3		0-0 1B		0-0 1-3			4-0 1B BB		3	0	1	0	1	0	0						
Franklin Stubbs, L OBP: 0.271, SLG: 0.392 (1,9)	0-3 K		0-0 F8			0-3 K		0-0 F4		4	0	0	0	0	2	2						
Ken Landreaux, L OBP: 0.333, SLG: 0.379 (1,8)	4-0 BB				0-0 F9		0-0 F3		0-0 1B	3	0	1	0	1	0	0						
Pedro Guerrero, R OBP: 0.337, SLG: 0.419 (1,5)	0-0 F4				0-0 1B 2B		0-0 FC4-6 1B		0-0 F2	4	0	2	0	0	0	3						
Mike Marshall, R OBP: 0.353, SLG: 0.512 (1,7)		0-0 4-3			0-0 2-3 1B		0-0 FC4-6		0-0 F8	4	0	1	0	0	0	3						
Mike Scioscia, L OBP: 0.367, SLG: 0.333 (1,2)		0-0 5-3			0-0 F6		0-0 E6 G4-6-3		0-0 F9	4	0	0	0	0	0	2						
Greg Brock, L OBP: 0.319, SLG: 0.458 (1,3)		0-0 F8			0-0 F3		0-0 G4-6-3		0-0 4-3	4	0	0	0	0	0	3						
Bill Russell, R OBP: 0.340, SLG: 0.349 (1,6)					0-0 F3		0-0 F4		0-0 6-3	4	0	1	0	0	0	0						
Bob Welch, R OBP: 0.143, SLG: 0.077 Burt Hooton, R Terry Whitfield, L OBP: 0.280, SLG: 0.355 Carlos Diaz, R (7, PH) (8,1)					0-3 K		0-0 5-3		0-0 3-1	2	0	0	0	0	1	0						
										1	0	0	0	0	0	1						
										0	0	0	0	0	0	0						
<b>Inning Stats</b>	R: 0 E: 0 K: 1 S: 5	H: 0 LOB: 1 BB: 1 P: 9	R: 0 E: 0 K: 0 S: 3	H: 0 LOB: 0 BB: 0 P: 3	R: 0 E: 0 K: 1 S: 6	H: 1 LOB: 1 BB: 0 P: 6	R: 0 E: 0 K: 0 S: 5	H: 2 LOB: 2 BB: 0 P: 5	R: 0 E: 0 K: 0 S: 3	H: 0 LOB: 0 BB: 0 P: 3	R: 0 E: 0 K: 1 S: 6	H: 1 LOB: 1 BB: 0 P: 6	R: 0 E: 0 K: 0 S: 4	H: 1 LOB: 1 BB: 0 P: 4	R: 0 E: 0 K: 0 S: 4	H: 1 LOB: 2 BB: 1 P: 8	R: 0 E: 0 K: 0 S: 3	H: 0 LOB: 0 BB: 0 P: 3	1B: 5 2B: 1 3B: 0 HR: 0	SF: 0 SAC: 0 DP: 1 HBP: 0	WP: 0 PB: 0 SB: 0 CS: 0	PA: 35
<b>PITCHER</b>	IP	WLS	BF	H	R	ER	SO	BB	IBB	HBP	BLK	WP	HR	S	P	ERA	WHIP					
Ed Whitson, R ERA: 3.51 Rich Gossage, R ERA: 3.2	7.1	W	30	6	0	0	3	2	0	0	0	0	0	5	5	0.00	1.091					

San Diego Padres @ Los Angeles Dodgers  
Dodger Stadium, Los Angeles, CA  
Tue Jun 26 1984, 7:05 PM PDT  
Att: 48,287 - Unknown

AB 33  
R 0  
H 6  
RBI 0  
BB 2  
SO 3  
LOB 14





Batter	1	2	3	4	5	6	7	8	9	AB	R	H	RBI	BB	SO	LOB	TOP																					
Alan Wiggins, S (1,4) OBP: 0.326, SLG: 0.286										4	0	2	0	0	0	1																						
Tony Gwynn, L (1,9) OBP: 0.441, SLG: 0.489										4	0	0	0	0	1	3																						
Steve Garvey, R (1,3) OBP: 0.304, SLG: 0.371										4	1	1	0	0	2	0																						
Carmelo Martinez, R (1,7)										4	1	1	1	0	2	0																						
Graig Nettles, L (1,5) OBP: 0.340, SLG: 0.413										3	1	1	1	1	1	0																						
Terry Kennedy, L (1,2) OBP: 0.311, SLG: 0.387										4	1	1	0	0	3	1																						
Luis Salazar, R (1,8) OBP: 0.306, SLG: 0.324										3	0	0	0	0	1	0	AB 32																					
Champ Summers, L (9, PH) OBP: 0.333, SLG: 0.579										0	0	0	0	0	0	0	R 4																					
Tim Flannery, L (9, PR) OBP: 0.353, SLG: 0.500										0	0	0	0	0	0	0	H 8																					
Garry Templeton, S (1,6) OBP: 0.318, SLG: 0.340										3	0	1	0	0	1	0	RBI 4																					
Bobby Brown, S (9, PH) OBP: 0.301, SLG: 0.368										1	0	1	2	0	0	0	BB 3																					
Dave Dravecky, R (1,1) OBP: 0.279, SLG: 0.580										0	0	0	0	1	0	0	SO 12																					
Mario Ramirez, R (6, PH) OBP: 0.222, SLG: 0.222										1	0	0	0	0	0	0	LOB 8																					
Andy Hawkins, R (6, PH) OBP: 0.222, SLG: 0.222										0	0	0	0	0	0	0																						
Kurt Bevacqua, R (6, PH) OBP: 0.222, SLG: 0.222										0	0	0	0	0	0	0																						
Greg Booker, R (8, PH) OBP: 0.222, SLG: 0.222										0	0	0	0	0	0	0																						
Kevin McReynolds, R (8, PH) OBP: 0.222, SLG: 0.222										1	0	0	0	0	0	0																						
<b>Inning Stats</b>	R: 0 E: 0 K: 1 S: 5	H: 1 LOB: 0 BB: 0 P: 5	R: 0 E: 0 K: 1 S: 5	H: 0 LOB: 0 BB: 0 P: 5	R: 0 E: 0 K: 2 S: 8	H: 1 LOB: 2 BB: 1 P: 12	R: 0 E: 0 K: 2 S: 7	H: 0 LOB: 0 BB: 0 P: 7	R: 0 E: 0 K: 1 S: 5	H: 0 LOB: 0 BB: 0 P: 5	R: 0 E: 0 K: 3 S: 4	H: 0 LOB: 1 BB: 1 P: 8	R: 0 E: 0 K: 3 S: 9	H: 0 LOB: 1 BB: 1 P: 13	R: 0 E: 0 K: 0 S: 3	H: 1 LOB: 1 BB: 0 P: 3	R: 4 E: 0 K: 1 S: 10	H: 5 LOB: 3 BB: 0 P: 11	1B: 7 2B: 2 3B: 0 HR: 0	SF: 0 SAC: 0 DP: 3 HBP: 1	WP: 1 PB: 0 SB: 1 CS: 0	PA: 36																
<b>PITCHER</b>	IP	WLS	BF	H	R	ER	SO	BB	IBB	HBP	BLK	WP	HR	S	P	ERA	WHIP	<b>PITCHER</b>				IP	WLS	BF	H	R	ER	SO	BB	IBB	HBP	BLK	WP	HR	S	P	ERA	WHIP
Fernando Valenzuela, L (1,1) ERA: 2.97	8.2	W	33	7	4	4	11	3	0	0	0	1	0	52	64	4.15	1.154																					
Tom Niedenfuer, R (9,1) ERA: 1.72	0.1	S	3	1	0	0	1	0	0	1	0	0	0	4	5	0.00	3.000																					

San Diego Padres @ Los Angeles Dodgers  
 Dodger Stadium, Los Angeles, CA  
 Wed Jun 27 1984, 7:05 PM PDT  
 Att: 49,132 - Unknown

AB	32
R	4
H	8
RBI	4
BB	3
SO	12
LOB	8



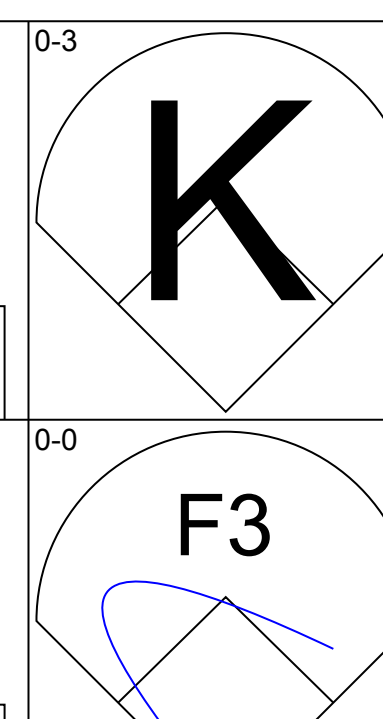
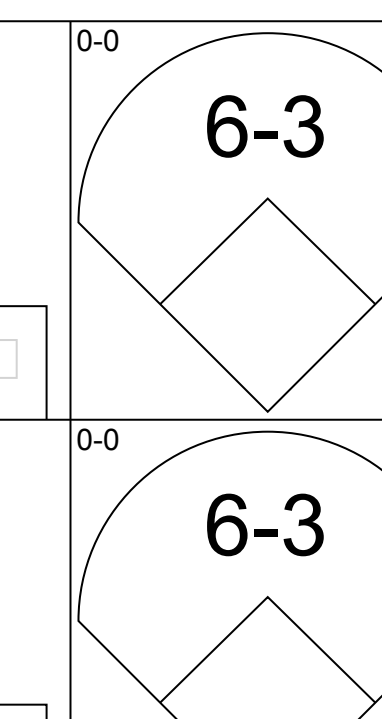
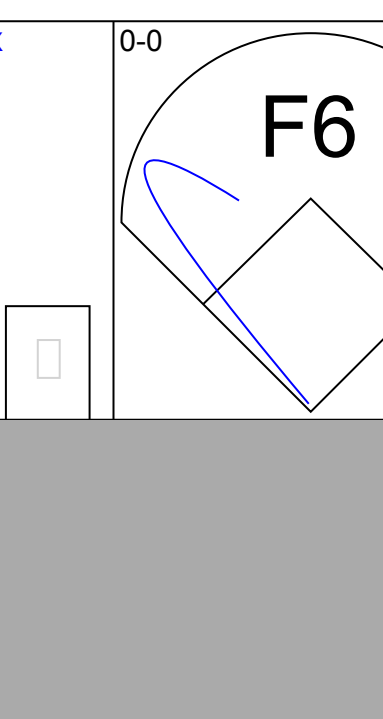
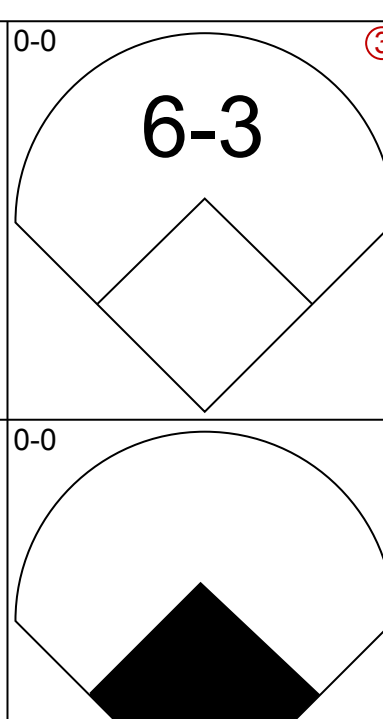
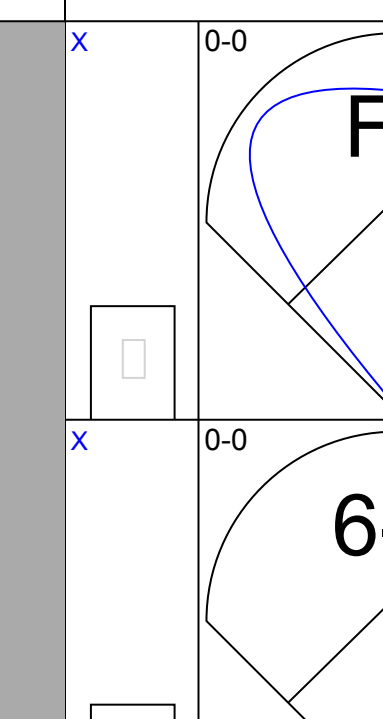

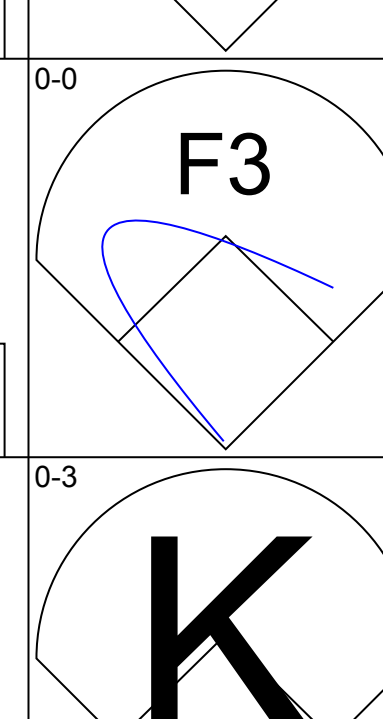
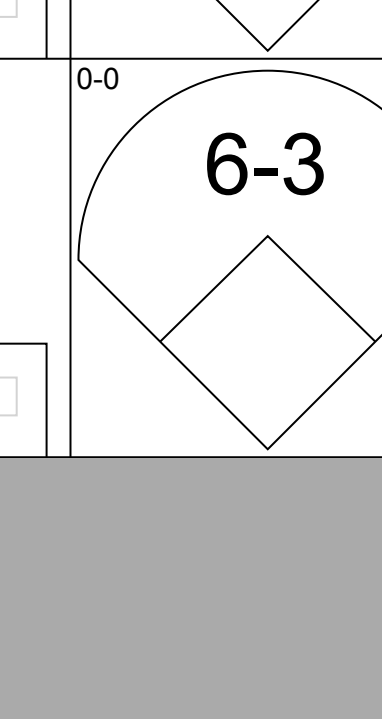
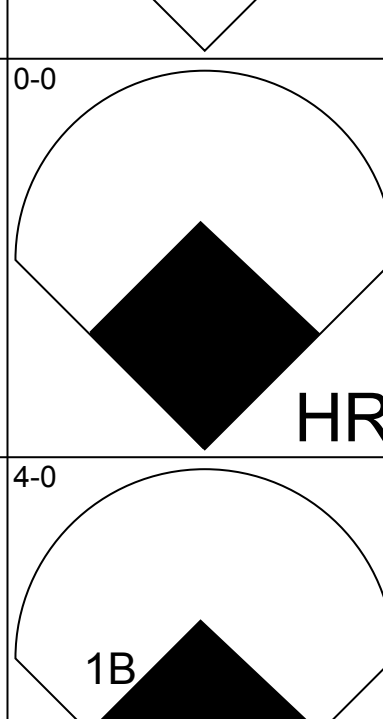
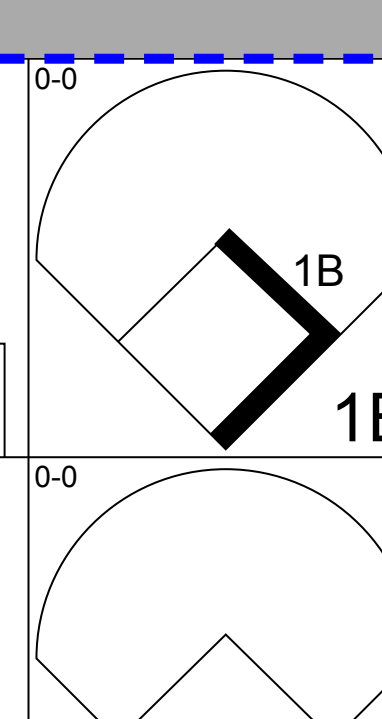
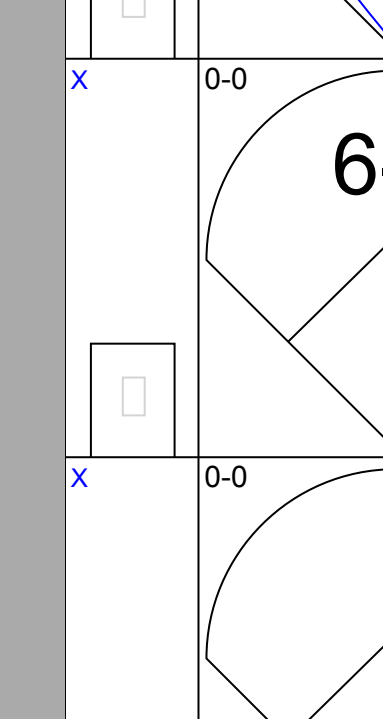
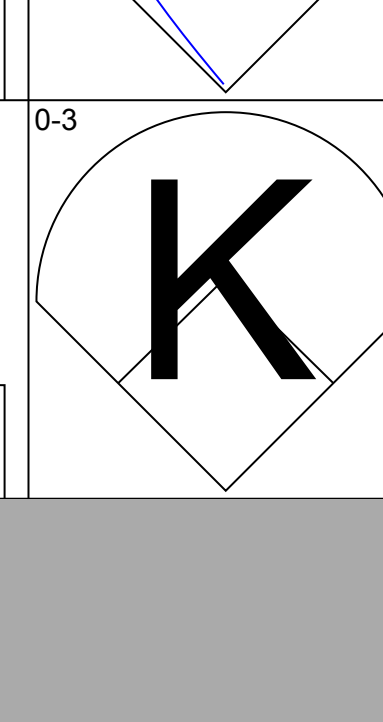
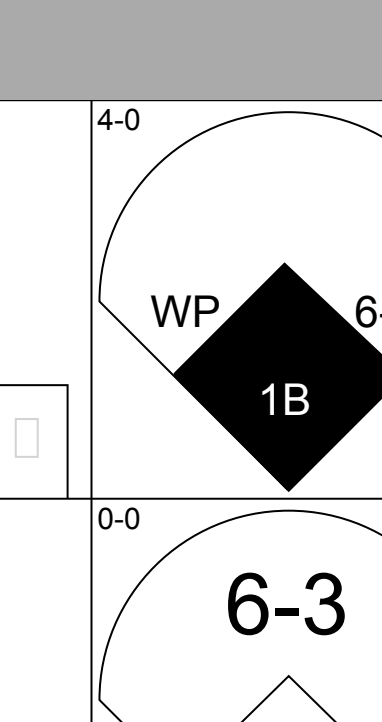
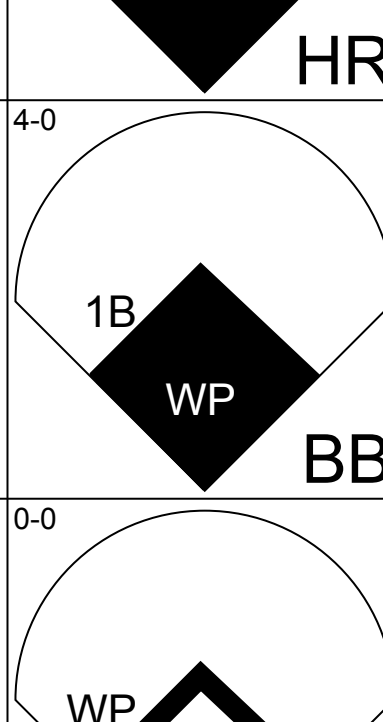
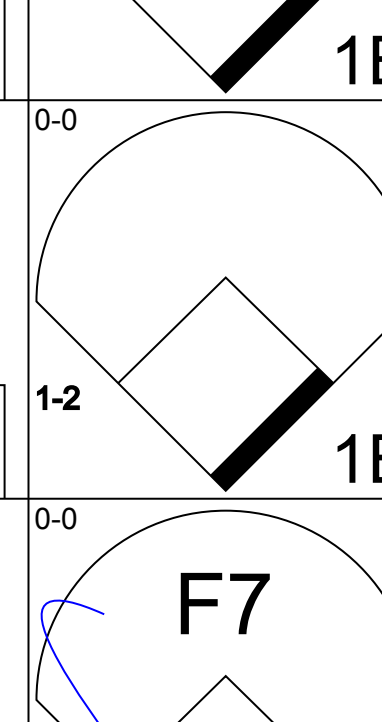
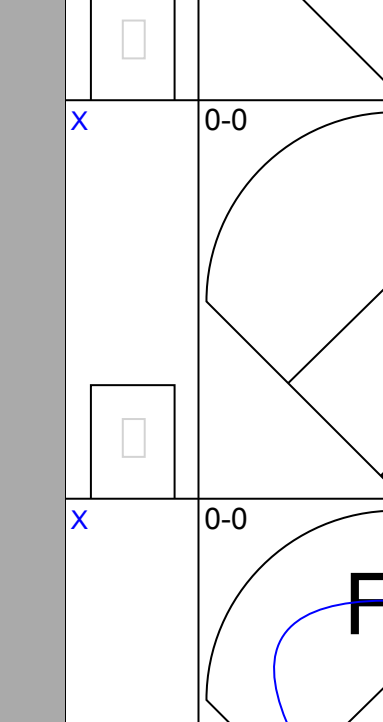
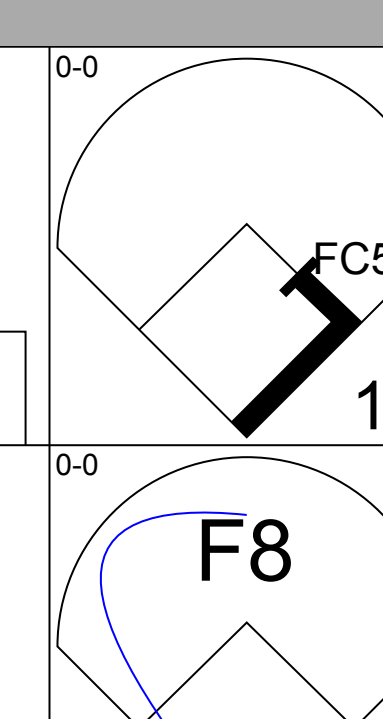
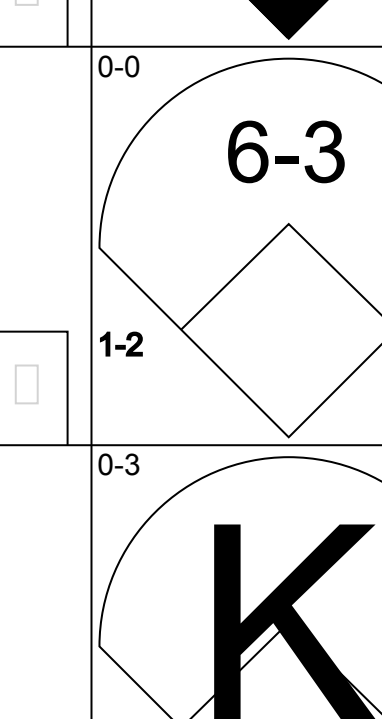
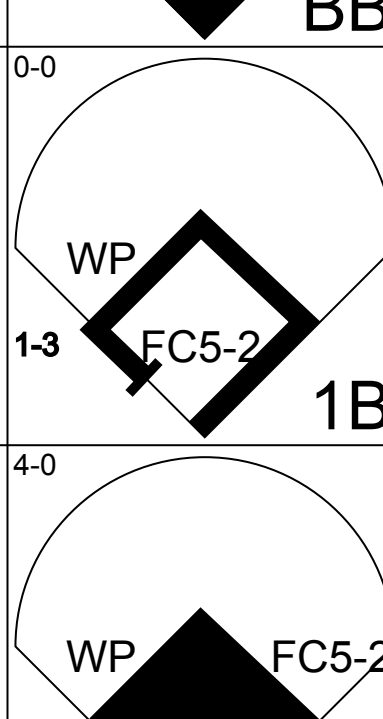
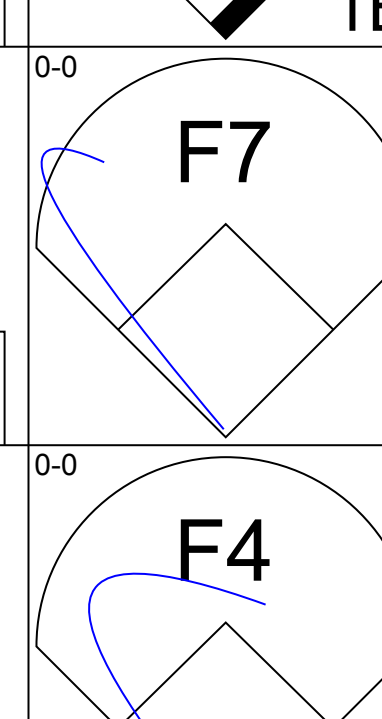
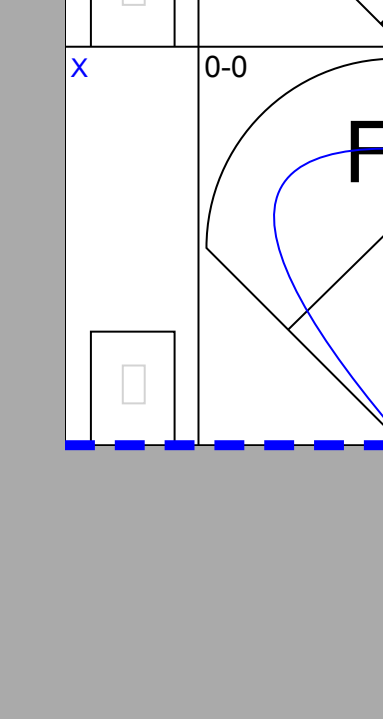

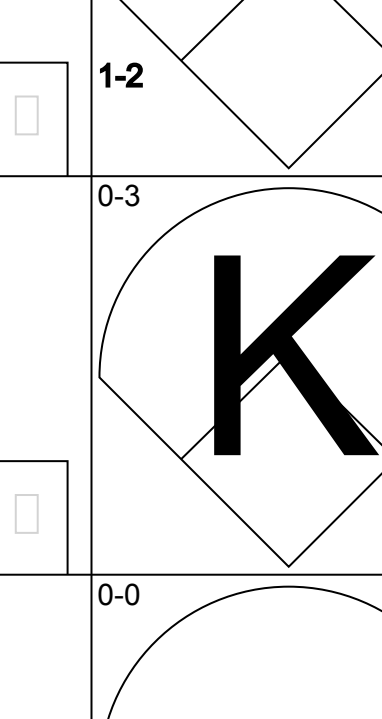
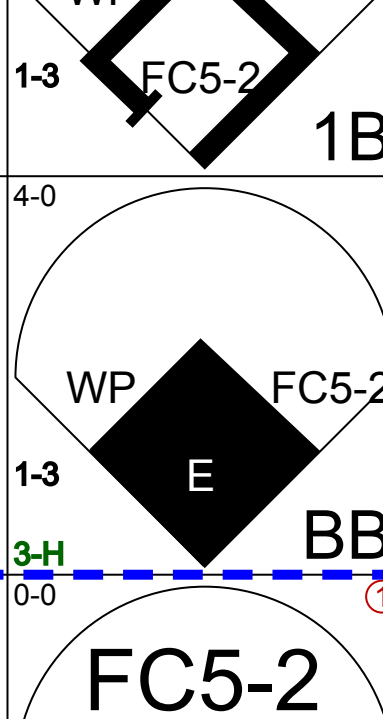
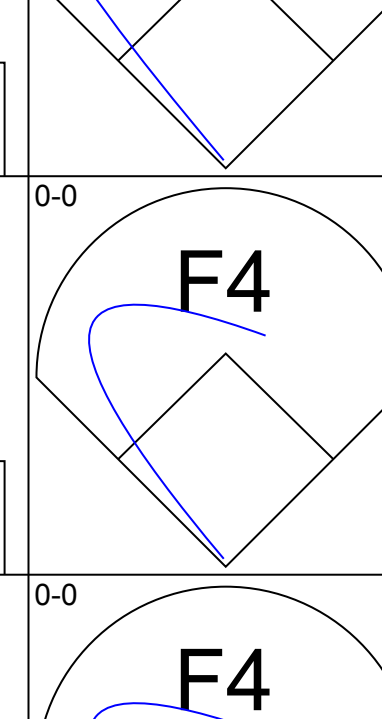

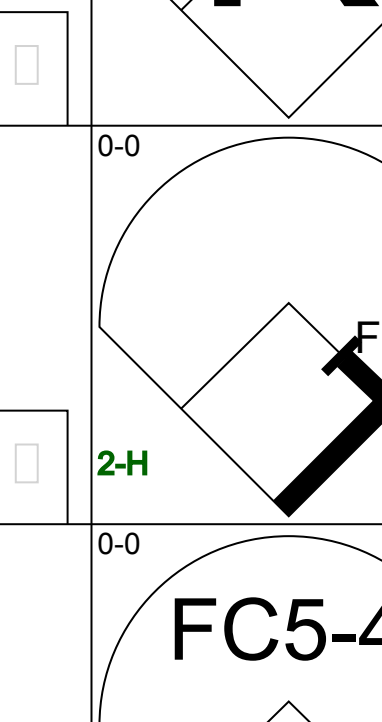
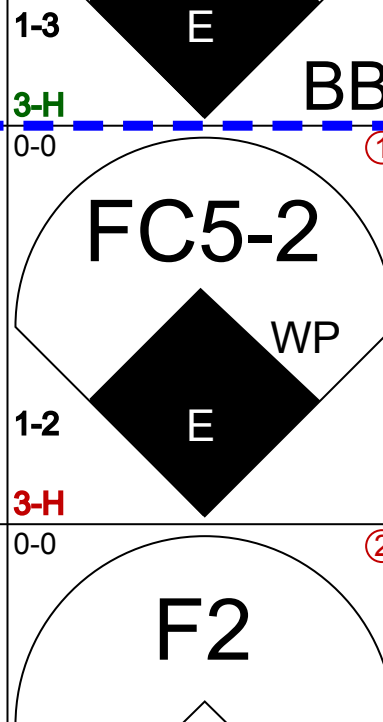
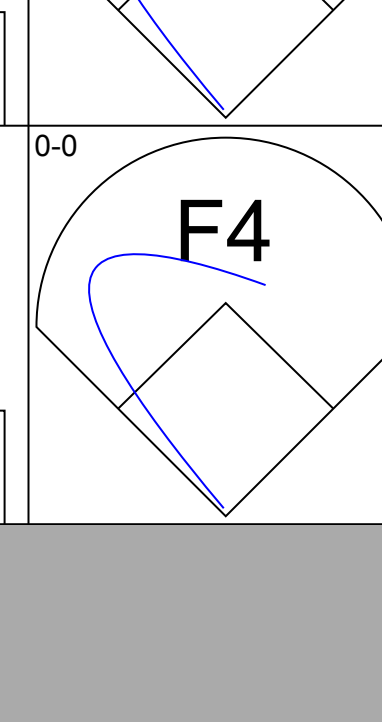

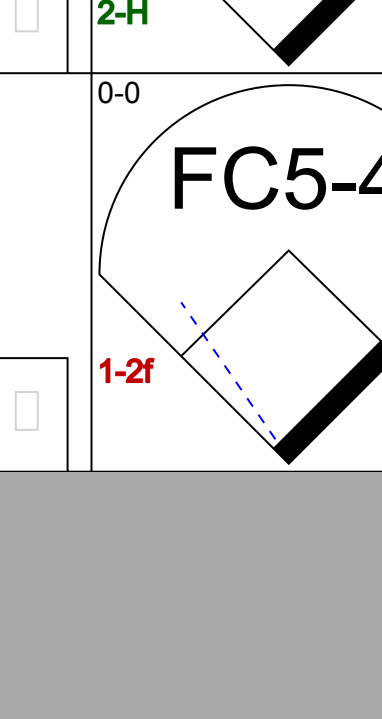
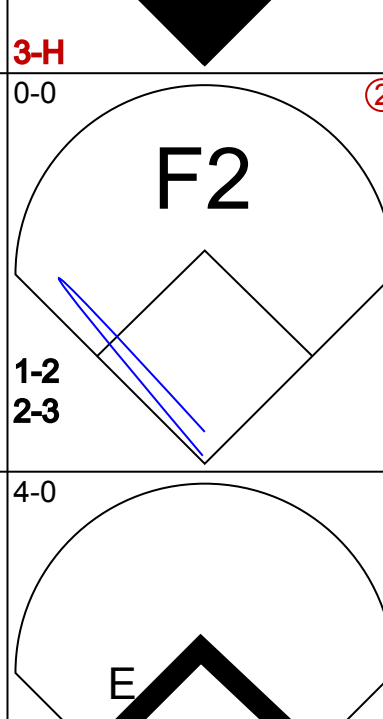
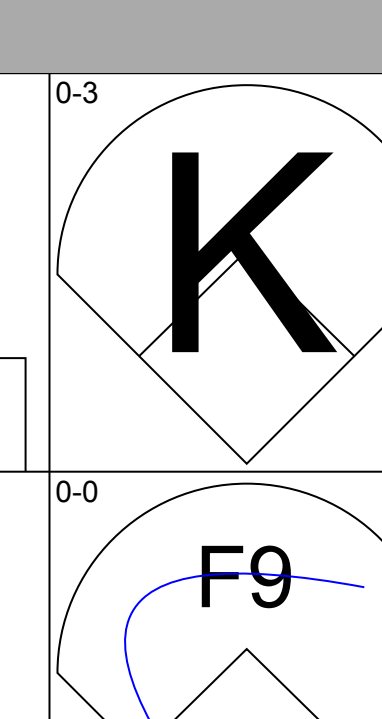

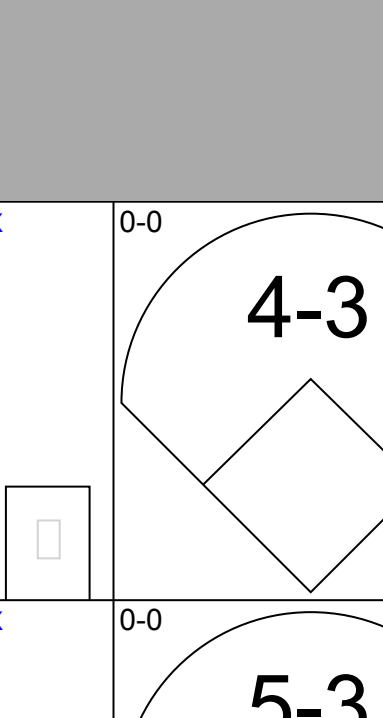
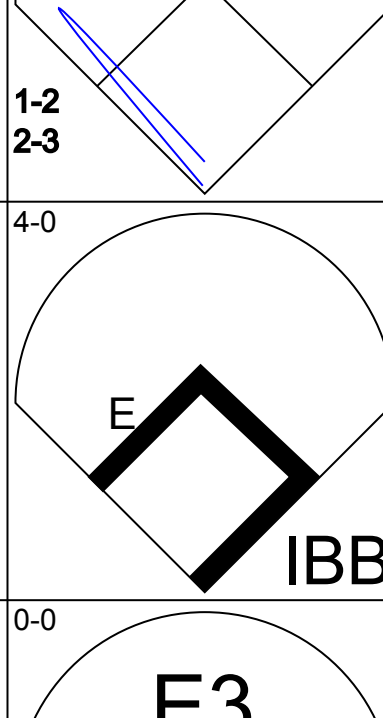

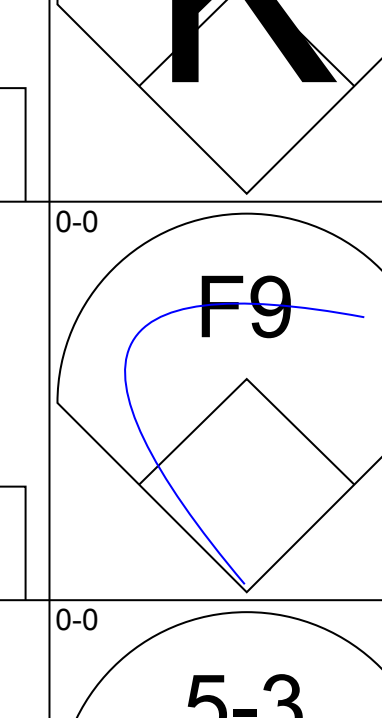

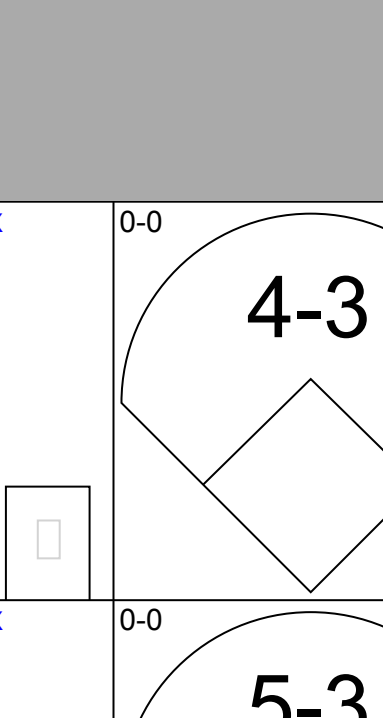
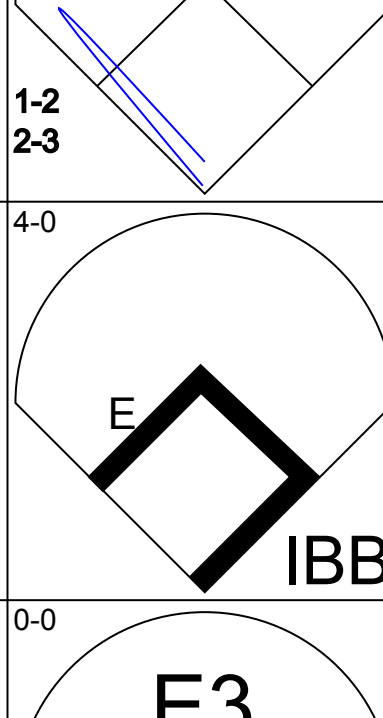
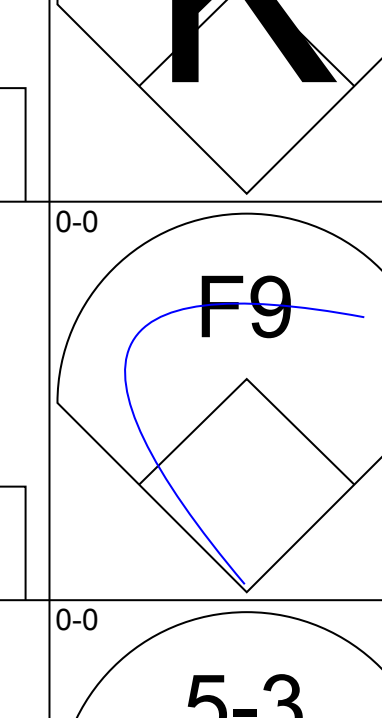
Batter	1	2	3	4	5	6	7	8	9	AB	R	H	RBI	BB	SO	LOB	BOTTOM																					
Steve Sax, R (1,4) OBP: 0.315, SLG: 0.312										4	0	1	1	1	0	0																						
Bill Russell, R (1,8) OBP: 0.348, SLG: 0.358										5	1	3	0	0	1	2																						
Ken Landreaux, L (1,7) OBP: 0.328, SLG: 0.372										4	0	0	0	0	1	4																						
Pedro Guerrero, R (1,5) OBP: 0.332, SLG: 0.413										4	1	0	0	0	2	3																						
Mike Marshall, R (1,3) OBP: 0.360, SLG: 0.516										2	1	1	0	2	0	0																						
Steve Yeager, R (1,2) OBP: 0.306, SLG: 0.354										4	0	1	2	0	0	2																						
Candy Maldonado, R (1,9) OBP: 0.350, SLG: 0.419										1	0	0	0	1	0	1																						
Franklin Stubbs, L (6, PH) OBP: 0.275, SLG: 0.394										2	1	1	1	0	0	2	AB 32																					
Dave Anderson, R (1,6) OBP: 0.335, SLG: 0.309										3	1	2	1	1	0	0	H 9																					
Fernando Valenzuela, L (1,1) OBP: 0.146, SLG: 0.171										3	0	0	0	0	1	3	RBI 5																					
Tom Niedenfuer, R (9,1)										0	0	0	0	0	0	0	BB 5																					
<b>Inning Stats</b>	R: 0 E: 0 K: 1 S: 6	H: 1 LOB: 1 BB: 0 P: 6	R: 0 E: 0 K: 0 S: 3	H: 1 LOB: 2 BB: 2 P: 11	R: 0 E: 0 K: 2 S: 8	H: 1 LOB: 0 BB: 0 P: 8	R: 0 E: 0 K: 0 S: 3	H: 0 LOB: 0 BB: 0 P: 3	R: 1 E: 0 K: 1 S: 6	H: 1 LOB: 1 BB: 1 P: 10	R: 2 E: 0 K: 0 S: 6	H: 3 LOB: 1 BB: 0 P: 6	R: 2 E: 1 K: 0 S: 6	H: 2 LOB: 2 BB: 1 P: 10	R: 0 E: 0 K: 1 S: 5	H: 0 LOB: 1 BB: 1 P: 9	1B: 7 2B: 2 3B: 0 HR: 0	SF: 0 SAC: 1 DP: 1 HBP: 0	WP: 0 PB: 0 SB: 2 CS: 1	PA: 38																		
<b>PITCHER</b>	IP	WLS	BF	H	R	ER	SO	BB	IBB	HBP	BLK	WP	HR	S	P	ERA	WHIP	<b>PITCHER</b>				IP	WLS	BF	H	R	ER	SO	BB	IBB	HBP	BLK	WP	HR	S	P	ERA	WHIP
Dave Dravecky, L (1,1) ERA: 2.47	5.0	L	21	4	1	1	4	3	0	0	0	0	0	26	38	1.80	1.400																					
Andy Hawkins, R (6,1) ERA: 5.3	2.0		13	5	4	2	0	1	0	0	0	0	0	12	16	9.00	3.000																					
Greg Booker, R (8,1) ERA: 1.86	1.0		4	0	0	0	1	1	0	0	0	0	0	5	9	0.00	1.000																					

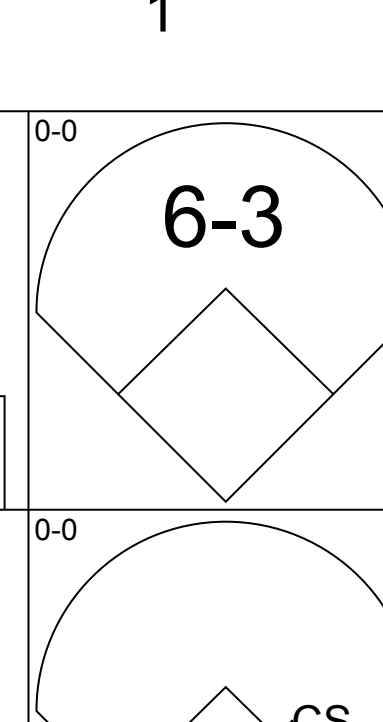
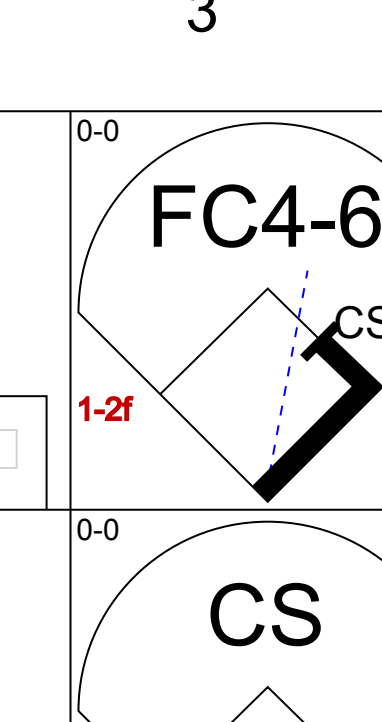
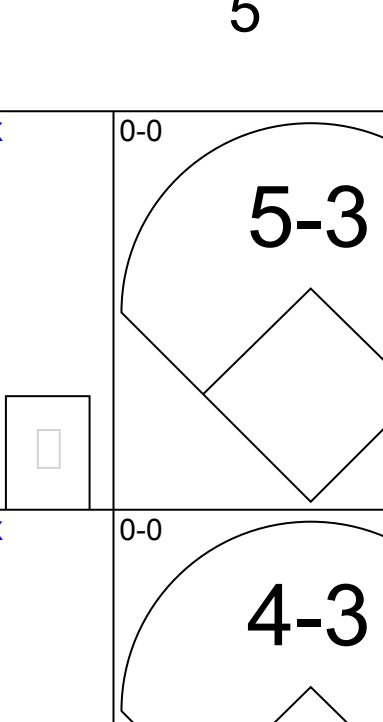
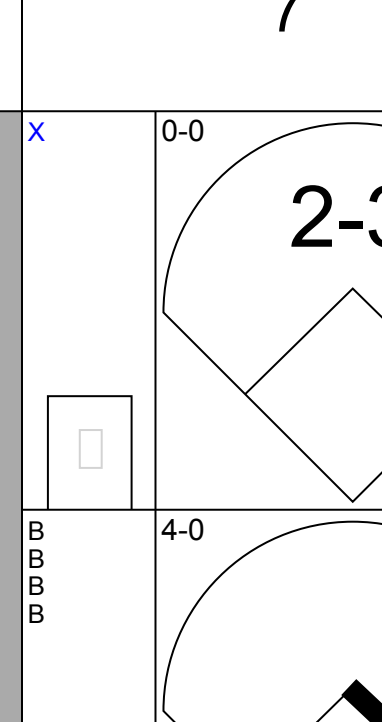
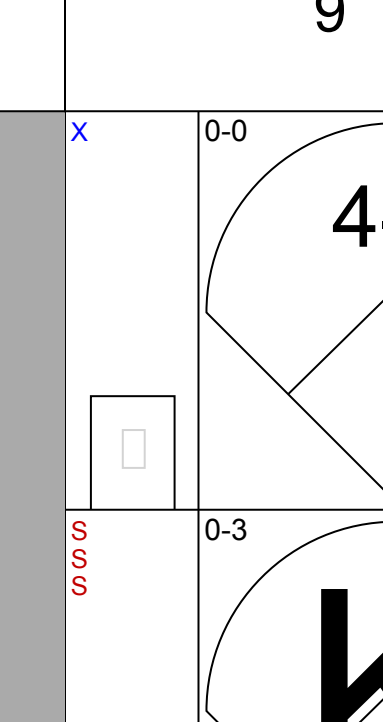

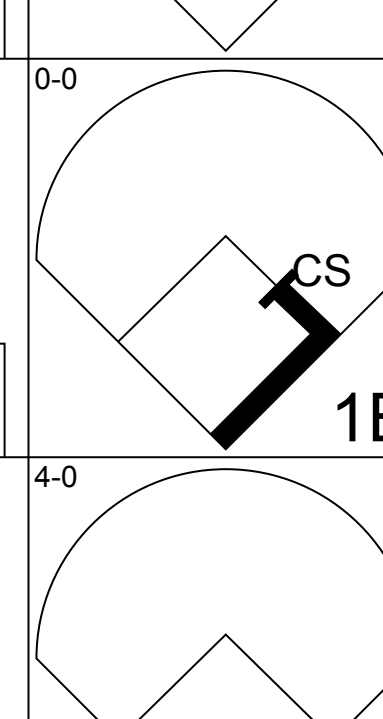
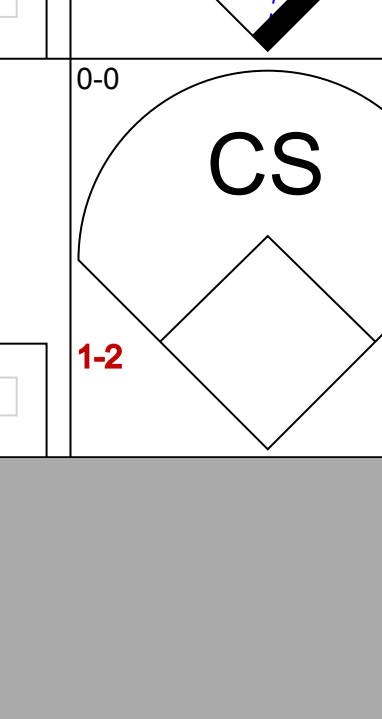
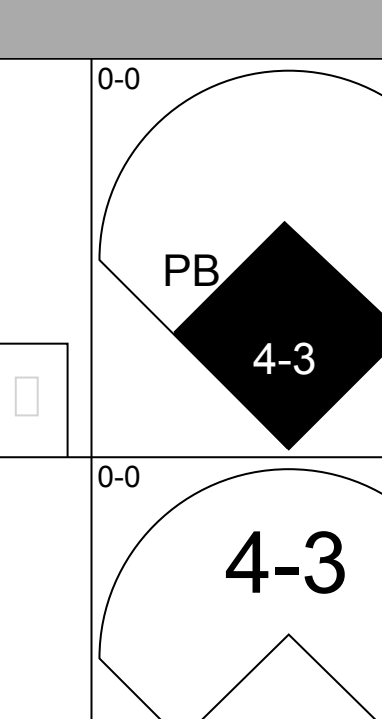
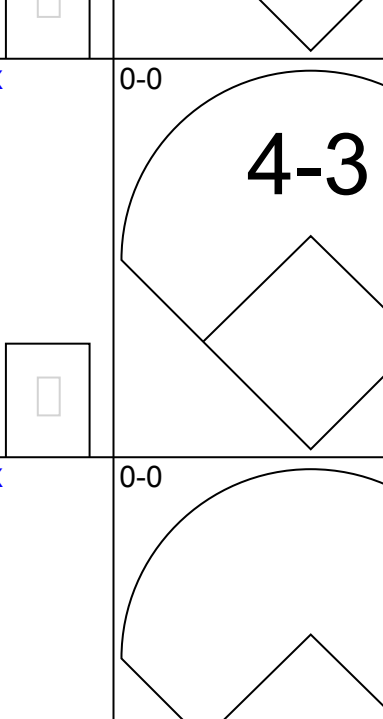
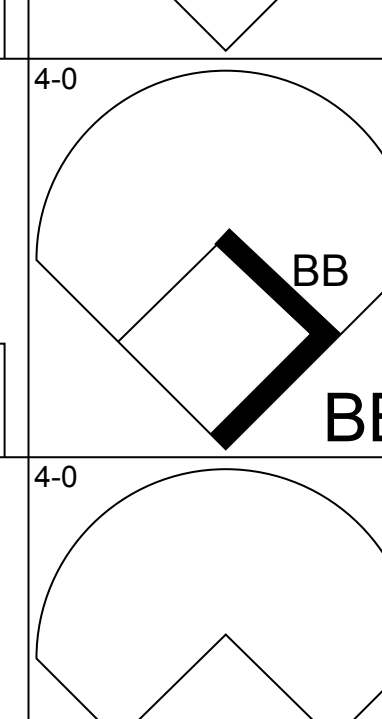
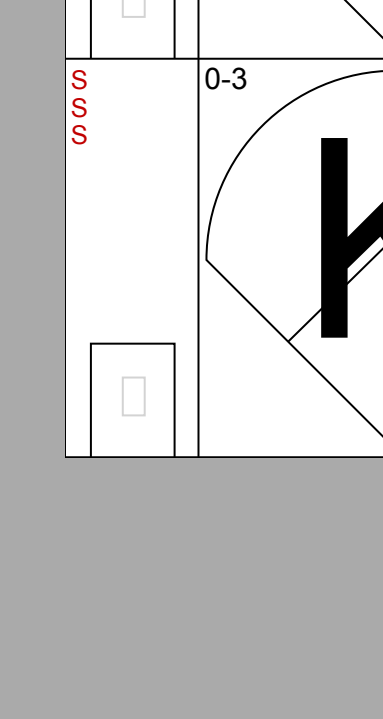
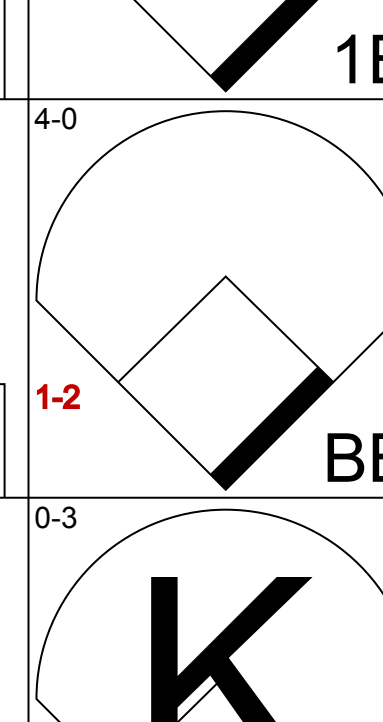
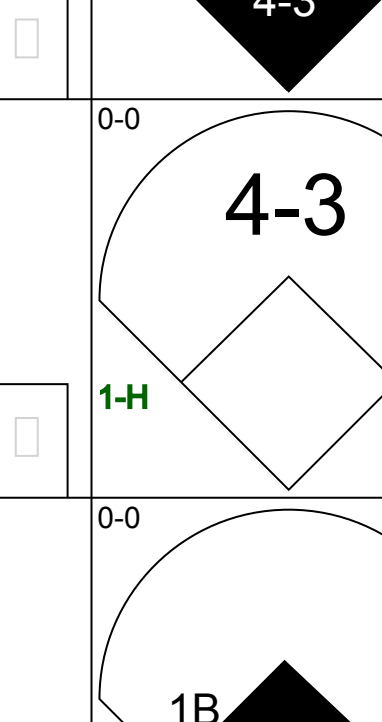
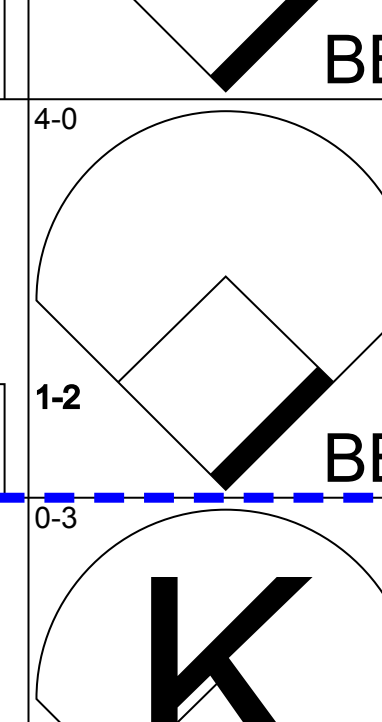
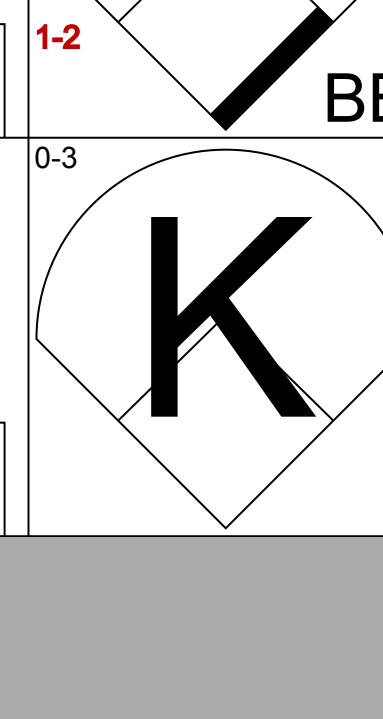
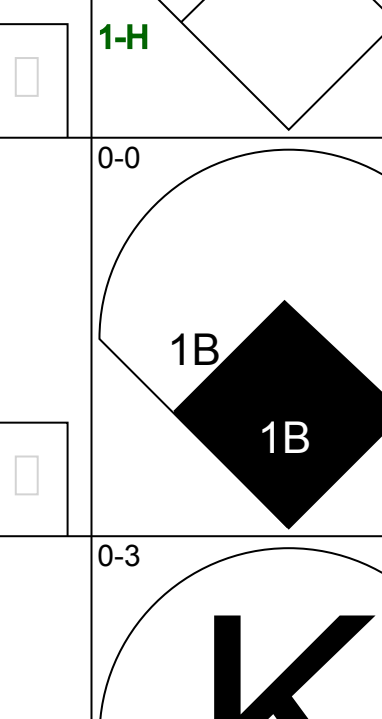
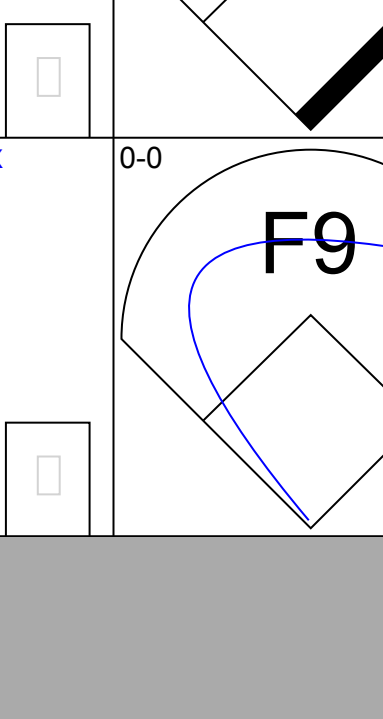
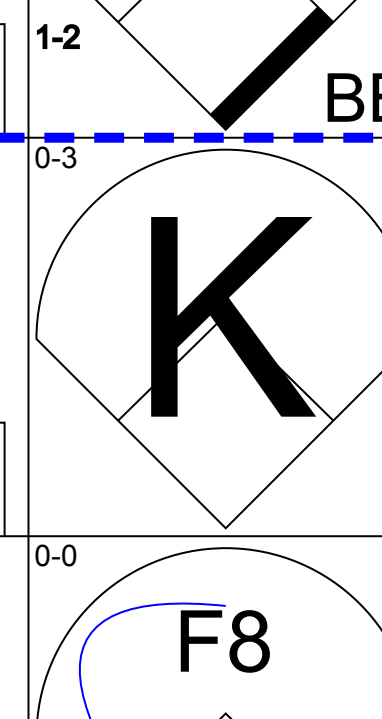

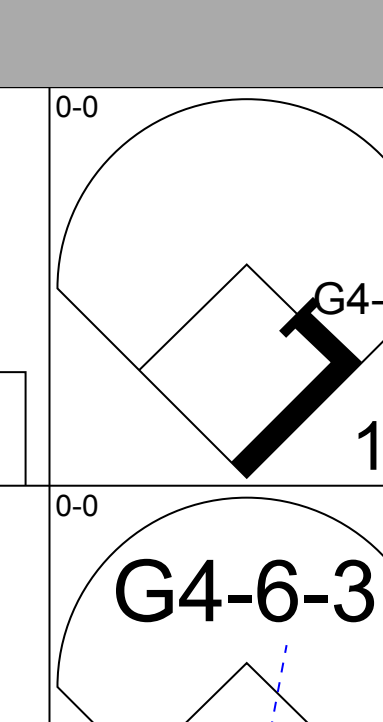
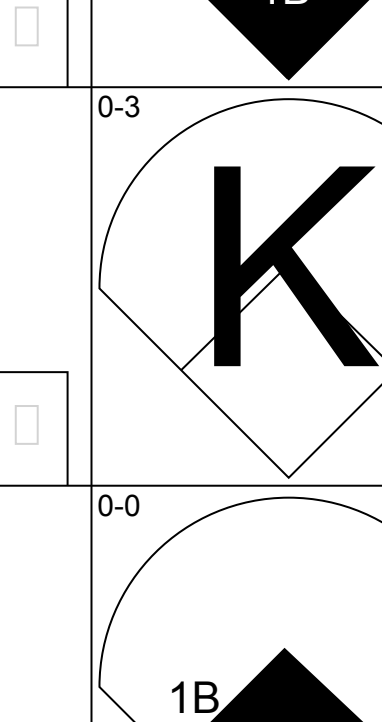
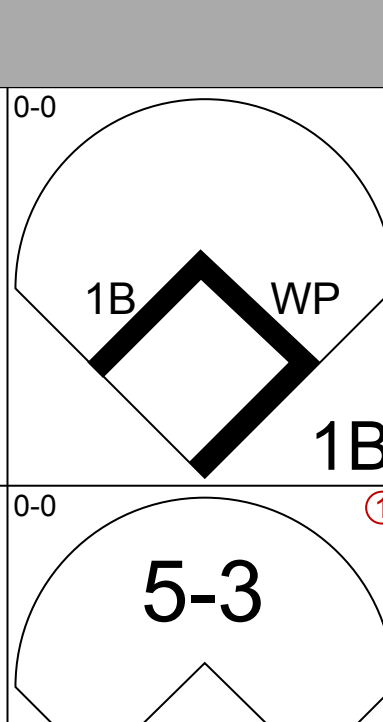
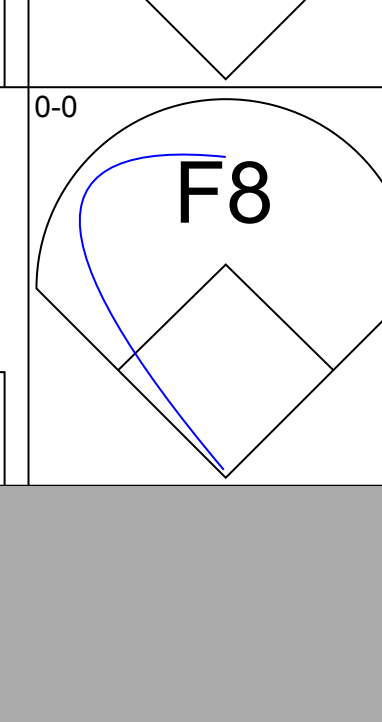

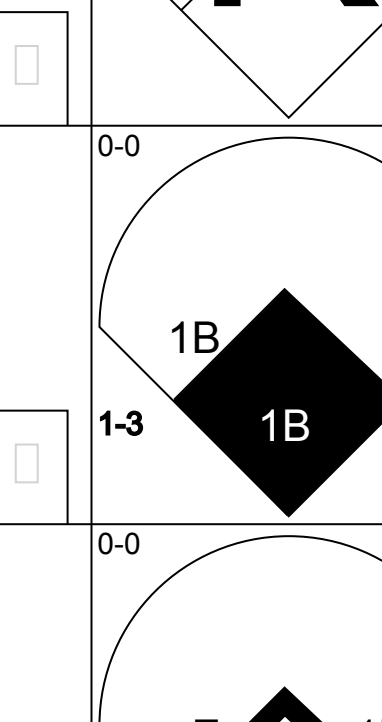

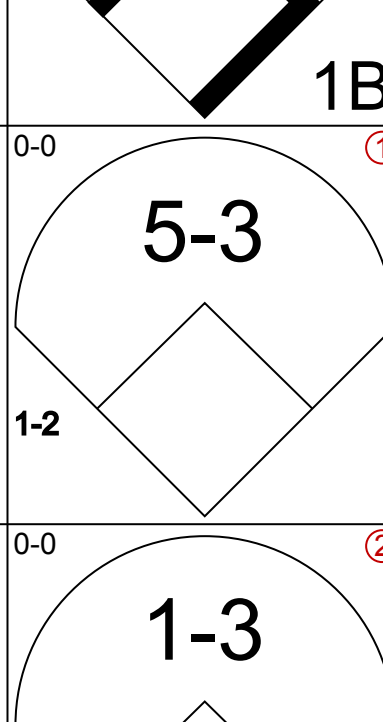
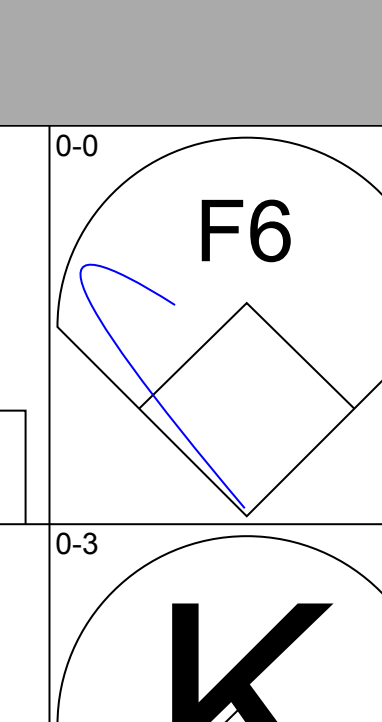

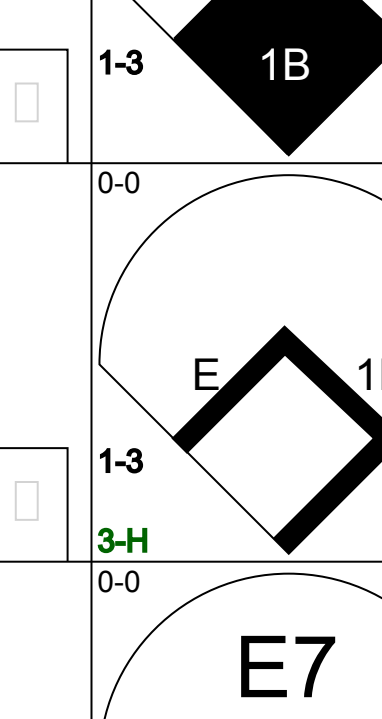

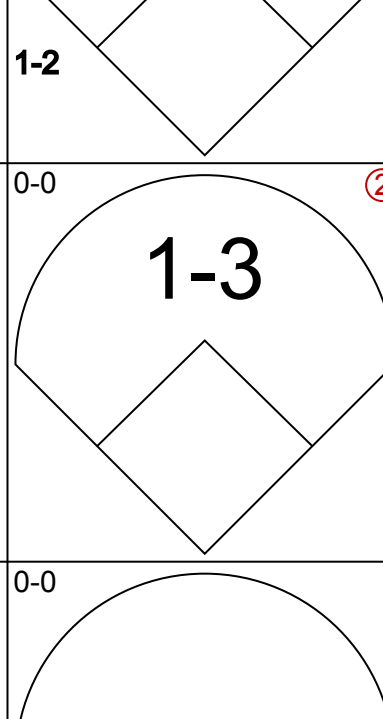
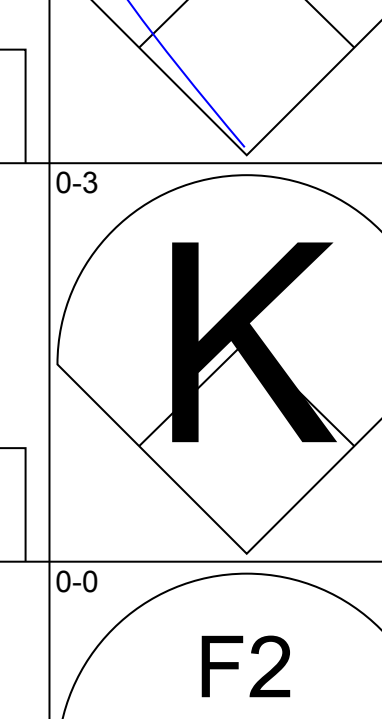
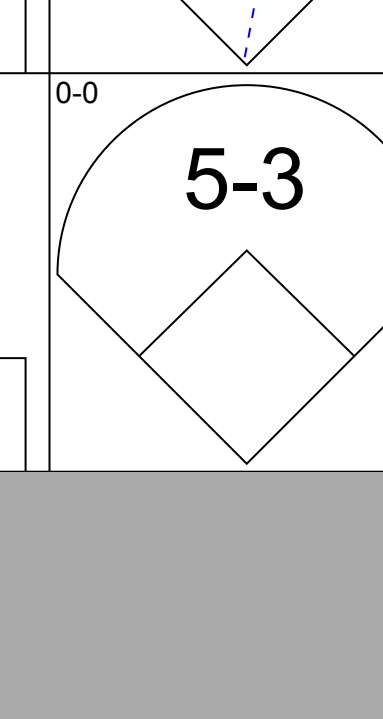
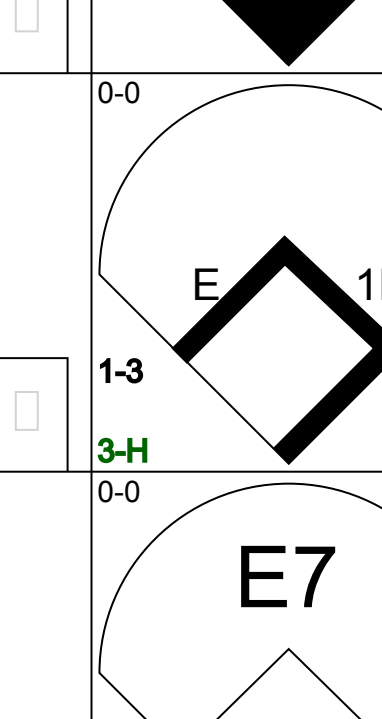
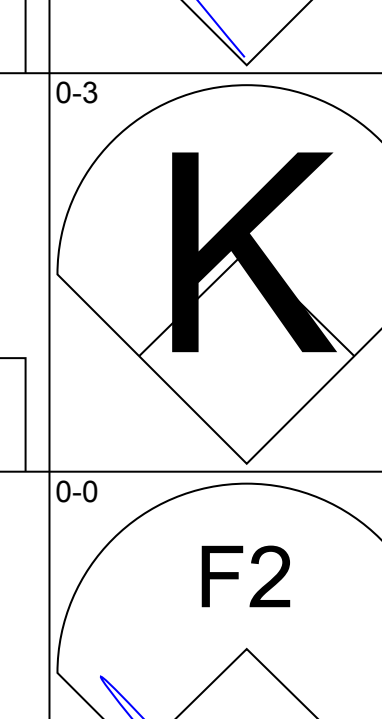

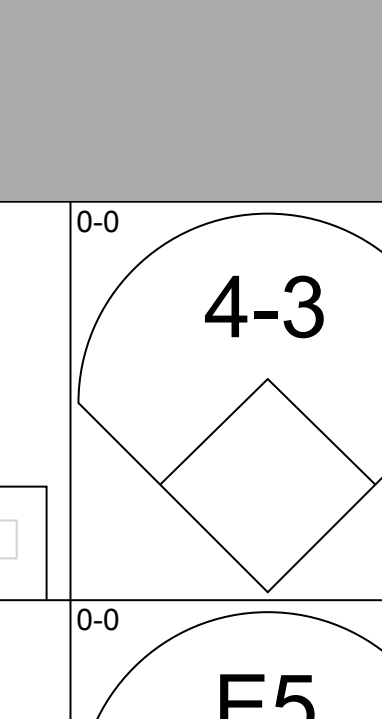
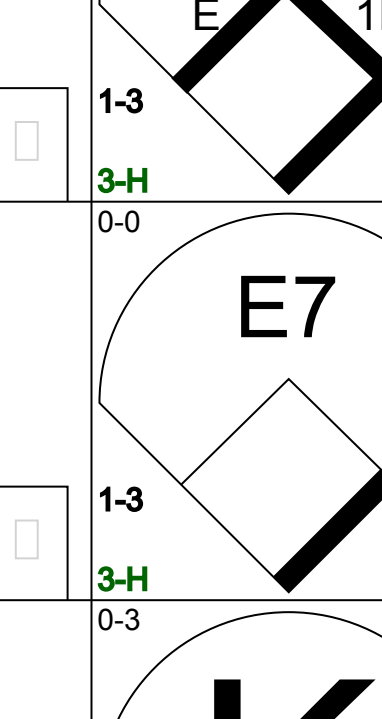
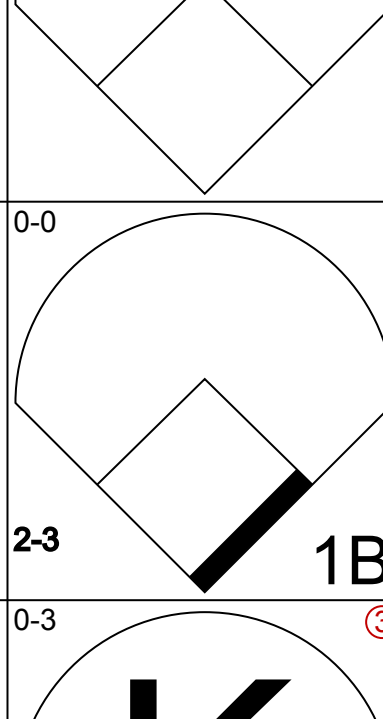
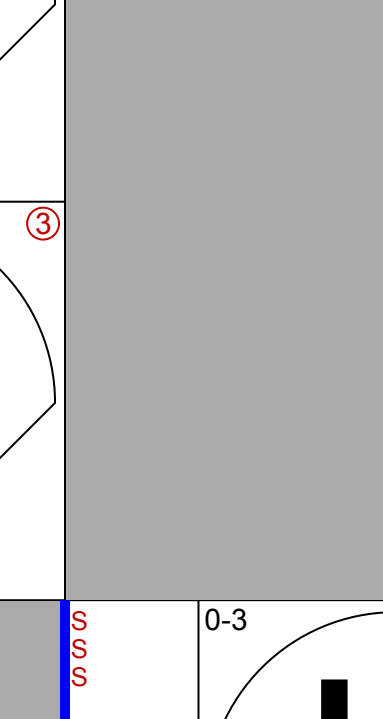
San Diego Padres @ Los Angeles Dodgers  
 Dodger Stadium, Los Angeles, CA  
 Wed Jun 27 1984, 7:05 PM PDT  
 Att: 49,132 - Unknown

AB	32
R	5
H	9
RBI	5
BB	5
SO	5
LOB	17





Batter	1	2	3	4	5	6	7	8	9	AB	R	H	RBI	BB	SO	LOB	TOP								
Bob Dernier, R OBP: 0.400, SLG: 0.373 (1, 8)										5	0	0	0	0	1	2	<p><b>Chicago Cubs @ Los Angeles Dodgers</b> Dodger Stadium, Los Angeles, CA Thu Jun 28 1984, 7:05 PM PDT Att: 37,659 - Unknown</p> <p>livebaseballscores.com</p> <p>AB 36 R 5 H 8 RBI 2 BB 4 SO 4 LOB 21</p> 								
23 Ryne Sandberg, R OBP: 0.380, SLG: 0.570 (1, 4)										5	1	2	1	0	0	0									
Gary Matthews, R OBP: 0.394, SLG: 0.379 (1, 7)										3	2	2	0	2	1	0									
Keith Moreland, R OBP: 0.340, SLG: 0.415 (1, 3)										5	0	2	0	0	0	4									
Jody Davis, R OBP: 0.369, SLG: 0.521 (1, 2)										3	1	0	0	1	1	4									
Ron Cey, R OBP: 0.309, SLG: 0.421 (1, 5)										4	1	1	1	0	0	5									
Jay Johnstone, L OBP: 0.351, SLG: 0.333 Henry Cotto, R OBP: 0.340, SLG: 0.283 (1, 9) (8, 9)										4	0	1	0	0	1	3									
Larry Bowa, S OBP: 0.279, SLG: 0.291 (1, 6)										3	0	0	0	1	0	2									
Steve Trout, L OBP: 0.171, SLG: 0.147 Tim Stoddard, R OBP: 0.200, SLG: 0.200 (1, 1) (7, 1)										3	0	0	0	0	0	1									
<b>Inning Stats</b>	R: 0 E: 0 K: 2 S: 7	H: 0 LOB: 0 BB: 0 P: 7	R: 0 E: 0 K: 0 S: 5	H: 2 LOB: 2 BB: 0 P: 5	R: 0 E: 0 K: 0 S: 3	H: 0 LOB: 0 BB: 0 P: 3	R: 1 E: 0 K: 1 S: 6	H: 1 LOB: 1 BB: 1 P: 10	R: 0 E: 0 K: 0 S: 3	H: 0 LOB: 0 BB: 0 P: 3	R: 4 E: 1 K: 0 S: 6	H: 2 LOB: 2 BB: 3 P: 18	R: 0 E: 0 K: 0 S: 5	H: 2 LOB: 2 BB: 0 P: 5	R: 0 E: 0 K: 1 S: 5	H: 0 LOB: 0 BB: 0 P: 5		R: 0 E: 0 K: 0 S: 4	H: 1 LOB: 1 BB: 0 P: 4	1B: 7 2B: 0 3B: 0 HR: 1	SF: 0 SAC: 0 DP: 0 HBP: 0	WP: 4 PB: 0 SB: 0 CS: 0	PA: 40		
<b>PITCHER</b>	IP	WLS	BF	H	R	ER	SO	BB	IBB	HBP	BLK	WP	HR	S	P	ERA	WHIP								
Alejandro Pena, R ERA: 2.43 (1, 1)	5.0	L	23	5	5	3	3	3	0	0	0	2	1	26	38	5.40	1.600								
Pat Zachry, R ERA: 3.08 (6, 1)	1.0		5	0	0	0	0	0	1	0	0	1	0	4	8	0.00	0.000								
Burt Hooton, R ERA: 4.42 (7, 1)	3.0		12	3	0	0	1	0	0	0	0	0	0	14	14	0.00	1.000								

Batter	1	2	3	4	5	6	7	8	9	AB	R	H	RBI	BB	SO	LOB	BOTTOM								
Steve Sax, R OBP: 0.310, SLG: 0.306 (1, 4)										5	0	0	0	0	0	1	<p><b>Chicago Cubs @ Los Angeles Dodgers</b> Dodger Stadium, Los Angeles, CA Thu Jun 28 1984, 7:05 PM PDT Att: 37,659 - Unknown</p> <p>livebaseballscores.com</p> <p>AB 35 R 3 H 10 RBI 3 BB 3 SO 8 LOB 15</p> 								
Bill Russell, R OBP: 0.357, SLG: 0.362 (1, 8)										4	1	2	0	1	1	0									
Ken Landreaux, L OBP: 0.335, SLG: 0.373 (1, 7)										2	0	1	1	2	0	0									
Pedro Guerrero, R OBP: 0.331, SLG: 0.411 (1, 5)										4	1	1	0	0	2	4									
Mike Marshall, R OBP: 0.362, SLG: 0.516 (1, 3)										4	0	2	0	0	1	3									
Steve Yeager, R OBP: 0.307, SLG: 0.353 Mike Scioscia, L OBP: 0.365, SLG: 0.331 (1, 2) (8, PH) (9, 2)										3	1	1	0	0	0	2									
Candy Maldonado, R OBP: 0.349, SLG: 0.417 Franklin Stubbs, L OBP: 0.273, SLG: 0.390 (1, 9) (8, PH) (9, 9)										3	0	1	1	0	0	1									
Dave Anderson, R OBP: 0.340, SLG: 0.314 (1, 6)										4	0	2	1	0	0	0									
Alejandro Pena, R OBP: 0.105, SLG: 0.081 Pat Zachry, R (6, 1) Mike Vail, R (6, PH) Burt Hooton, R (7, 1) R.J. Reynolds, S OBP: 0.336, SLG: 0.399 (8, PH)										2	0	0	0	0	1	2									
<b>Inning Stats</b>	R: 0 E: 0 K: 1 S: 5	H: 1 LOB: 1 BB: 1 P: 9	R: 0 E: 0 K: 0 S: 3	H: 1 LOB: 0 BB: 0 P: 3	R: 0 E: 1 K: 0 S: 3	H: 0 LOB: 0 BB: 0 P: 3	R: 3 E: 1 K: 2 S: 12	H: 5 LOB: 2 BB: 0 P: 12	R: 0 E: 0 K: 0 S: 4	H: 1 LOB: 1 BB: 0 P: 4	R: 0 E: 0 K: 1 S: 7	H: 2 LOB: 2 BB: 0 P: 7	R: 0 E: 0 K: 1 S: 5	H: 0 LOB: 0 BB: 2 P: 13	R: 0 E: 0 K: 1 S: 5	H: 0 LOB: 0 BB: 0 P: 5		R: 0 E: 0 K: 2 S: 7	H: 0 LOB: 0 BB: 0 P: 7	1B: 10 2B: 0 3B: 0 HR: 0	SF: 0 SAC: 0 DP: 1 HBP: 0	WP: 1 PB: 2 SB: 0 CS: 2	PA: 39		
<b>PITCHER</b>	IP	WLS	BF	H	R	ER	SO	BB	IBB	HBP	BLK	WP	HR	S	P	ERA	WHIP								
Steve Trout, L ERA: 3.1 (1, 1)	6.1	W	30	10	3	3	4	3	0	0	0	0	0	35	47	4.26	2.053								
Tim Stoddard, R ERA: 2.82 (7, 1)	2.2	S	8	0	0	0	4	0	0	0	0	0	0	16	16	0.00	0.000								



Batter	1	2	3	4	5	6	7	8	9	AB	R	H	RBI	BB	SO	LOB	TOP					
Bob Dernier, R (1.8) OBP: 0.398, SLG: 0.371	0-3 K		0-0 1B			0-3 K		0-0 6-3		4	0	1	0	0	2	0	Chicago Cubs @ Los Angeles Dodgers Dodger Stadium, Los Angeles, CA Fri Jun 29 1984, 7:05 PM PDT Att: 43,700 - Unknown					
23 Ryne Sandberg, R (1.4) OBP: 0.385, SLG: 0.572	0-0 1B		0-3 K			0-0 1B		0-0 1B		4	0	3	0	0	1	1						
Gary Matthews, R (1.7) OBP: 0.395, SLG: 0.378	0-0 F7			4-0 BB		0-0 1B		0-0 4-3		3	0	1	0	1	0	2						
Keith Moreland, R (1.3) OBP: 0.333, SLG: 0.406	0-0 6-3			0-3 K		0-0 G5-4-3		0-3 K2-3		4	0	0	0	0	2	5						
Jody Davis, R (1.2) OBP: 0.371, SLG: 0.520		0-3 K		0-3 K			0-0 1B		0-0 4-3	4	0	2	0	0	2	1						
Ron Cey, R (1.5) OBP: 0.308, SLG: 0.416		1-0 HBP		0-0 5-3		0-0 G6-4-3		0-0 F8		3	0	0	0	0	0	3						
Jay Johnstone, L (1.9) OBP: 0.341, SLG: 0.351		0-0 G4-6-3			0-0 F7		0-0 1B		0-0 4-3	4	1	1	0	0	0	2						
Larry Bowa, S (1.6) OBP: 0.278, SLG: 0.290			0-0 G3		0-0 6-3		0-0 1B		0-3 K	4	0	1	1	0	1	1						
Rick Sutcliffe, L (1.1)			0-0 G3		0-0 1-3		0-0 G3			2	0	0	0	0	0	0						
Warren Brusstar, R (5.1) OBP: 0.333, SLG: 0.200										0	0	0	0	0	0	0						
Thad Bosley, L (7. PH)										1	0	0	0	0	0	1						
Dickie Noles, R (7.1)										0	0	0	0	0	0	0						
<b>Inning Stats</b>	R: 0 E: 0 K: 1 S: 6	H: 1 LOB: 1 BB: 0 P: 6	R: 0 E: 0 K: 1 S: 4	H: 0 LOB: 0 BB: 0 P: 5	R: 0 E: 0 K: 1 S: 6	H: 1 LOB: 1 BB: 0 P: 6	R: 0 E: 0 K: 2 S: 7	H: 0 LOB: 0 BB: 1 P: 11	R: 0 E: 0 K: 0 S: 3	H: 0 LOB: 0 BB: 0 P: 3	R: 0 E: 0 K: 1 S: 6	H: 2 LOB: 1 BB: 0 P: 6	R: 1 E: 0 K: 0 S: 5	H: 3 LOB: 1 BB: 0 P: 5	R: 0 E: 0 K: 1 S: 6	H: 1 LOB: 1 BB: 0 P: 6	R: 0 E: 0 K: 1 S: 6	H: 1 LOB: 1 BB: 0 P: 6	1B: 8 2B: 1 3B: 0 HR: 0	SF: 0 SAC: 0 DP: 3 HBP: 1	WP: 0 PB: 0 SB: 3 CS: 0	PA: 35
<b>PITCHER</b> Orel Hershiser, R (1.1) ERA: 4.15	IP: 9.0 WLS: W BF: 35 H: 9 R: 1 ER: 1 SO: 8 BB: 1 IBB: 0 HBP: 1 BLK: 0 WP: 0 HR: 0 S: 49 P: 54 ERA: 1.00 WHIP: 1.111															<b>PITCHER</b>	IP: 9.0 WLS: W BF: 35 H: 9 R: 1 ER: 1 SO: 8 BB: 1 IBB: 0 HBP: 1 BLK: 0 WP: 0 HR: 0 S: 49 P: 54 ERA: 1.00 WHIP: 1.111					

AB	33
R	1
H	9
RBI	1
BB	1
SO	8
LOB	16



Batter	1	2	3	4	5	6	7	8	9	AB	R	H	RBI	BB	SO	LOB	BOTTOM					
Steve Sax, R (1.4) OBP: 0.315, SLG: 0.327	0-0 S		0-0 1B	0-0 3B		0-0 6-3		0-3 K		5	1	3	2	0	1	2	Chicago Cubs @ Los Angeles Dodgers Dodger Stadium, Los Angeles, CA Fri Jun 29 1984, 7:05 PM PDT Att: 43,700 - Unknown					
R.J. Reynolds, S (1.8) OBP: 0.336, SLG: 0.393	4-0 S		0-3 K	0-3 K		0-0 F4				2	1	0	0	1	2	2						
Ken Landreaux, L (6.8) OBP: 0.333, SLG: 0.371	4-0 E		0-3 K	0-3 K		0-0 F4				1	0	0	0	0	0	0						
Franklin Stubbs, L (1.9) OBP: 0.281, SLG: 0.388	4-0 FC5-4		0-3 K		0-0 1B		0-0 4-3			3	1	1	0	1	1	1						
Pedro Guerrero, R (1.5) OBP: 0.333, SLG: 0.410	0-0 FC5-4		4-0 K		0-0 1B		0-0 F9			3	1	1	0	1	0	1						
Mike Marshall, R (1.7) OBP: 0.360, SLG: 0.516	0-3 K		0-3 K		0-0 1B		0-0 F9			4	1	1	1	0	2	3						
Candy Maldonado, R (9.9) OBP: 0.349, SLG: 0.417	2-3 K		0-3 K		1-3 SF8		0-0 F9			0	0	0	0	0	0	0						
Mike Scioscia, L (1.2) OBP: 0.368, SLG: 0.336	0-0 F5			0-0 SH1-4	0-0 FC3		0-0 FC2-5			4	1	2	0	0	0	2						
Greg Brock, L (1.3) OBP: 0.310, SLG: 0.447		0-3 K		0-0 F2	0-0 SF8		0-0 F7			3	0	0	1	0	1	2						
Bill Russell, R (1.6) OBP: 0.357, SLG: 0.362		0-0 F7		0-0 SH1-4	0-0 3		0-0 FC2-5			3	1	1	0	0	0	1						
Dave Anderson, R (6.6) ERA: 3.22		0-0 F7		1-2 SH1-4	0-0 3		1-2 FC2-5			1	0	1	0	0	0	0						
Orel Hershiser, R (1.1) OBP: 0.077, SLG: 0.077		0-0 1-3		0-0 SH1-4		0-3 K		0-0 FC2-5		3	0	0	0	0	1	2						
<b>Inning Stats</b>	R: 2 E: 1 K: 1 S: 6	H: 1 LOB: 1 BB: 2 P: 14	R: 0 E: 0 K: 1 S: 5	H: 0 LOB: 0 BB: 0 P: 5	R: 0 E: 0 K: 3 S: 10	H: 1 LOB: 2 BB: 1 P: 14	R: 2 E: 0 K: 1 S: 8	H: 3 LOB: 1 BB: 0 P: 8	R: 3 E: 1 K: 0 S: 6	H: 3 LOB: 0 BB: 0 P: 6	R: 0 E: 0 K: 1 S: 5	H: 0 LOB: 0 BB: 0 P: 5	R: 0 E: 0 K: 0 S: 3	H: 0 LOB: 0 BB: 0 P: 3	R: 0 E: 0 K: 1 S: 7	H: 2 LOB: 2 BB: 0 P: 7	R: 0 E: 0 K: 1 S: 7	H: 1 LOB: 1 BB: 0 P: 7	1B: 7 2B: 2 3B: 2 HR: 0	SF: 1 SAC: 1 DP: 1 HBP: 0	WP: 0 PB: 0 SB: 4 CS: 0	PA: 37
<b>PITCHER</b> Rick Sutcliffe, R (1.1) ERA: 4.68	IP: 2.0 WLS: L BF: 23 H: 8 R: 7 ER: 5 SO: 6 BB: 3 IBB: 0 HBP: 0 BLK: 0 WP: 0 HR: 0 S: 32 P: 44 ERA: 11.25 WHIP: 2.750															<b>PITCHER</b>	IP: 2.0 WLS: L BF: 23 H: 8 R: 7 ER: 5 SO: 6 BB: 3 IBB: 0 HBP: 0 BLK: 0 WP: 0 HR: 0 S: 32 P: 44 ERA: 11.25 WHIP: 2.750					
Warren Brusstar, R (5.1) ERA: 3.22	2.0	6	0	0	0	1	0	0	0	0	0	8	8	0.00	0.000							
Dickie Noles, R (7.1) ERA: 5.15	2.0	8	2	0	0	1	0	0	0	0	0	10	10	0.00	1.000							

AB	32
R	7
H	10
RBI	4
BB	3
SO	8
LOB	16





Batter	1	2	3	4	5	6	7	8	9	AB	R	H	RBI	BB	SO	LOB	TOP								
<b>Bob Dernier, R</b> OBP: 0.407, SLG: 0.391 (1, 8)	0-0 23 S 1B	0-0 23 1B 1B		0-0 HR		0-0 6-3	4-0 23 CS BB		0-0 23 1B 3B	5	2	4	3	1	0	0									
<b>23 Ryne Sandberg, R</b> OBP: 0.392, SLG: 0.582 (1, 4)	4-0 1B	0-0 1B		0-0 1B S G6-4-3		0-0 1B	0-0 CS	0-3 K	0-0 3B	5	3	4	1	1	1	0									
<b>Keith Moreland, R</b> OBP: 0.338, SLG: 0.417 (1, 3)	0-0 F1	0-3 K		0-0 G6-4-3 1B		4-0 1B		0-0 F9	0-0 1B	5	1	2	2	1	1	5									
<b>Ron Cey, R</b> OBP: 0.309, SLG: 0.411 (1, 5)	0-0 F4	0-3 K		0-0 G6-4-3		0-0 BB		4-0 BB	0-0 F9	5	1	1	1	1	1	7									
<b>Jody Davis, R</b> OBP: 0.374, SLG: 0.514 (1, 2)	0-0 F6	0-3 K		0-0 BB		0-0 5-3		4-0 1B	4-0 1B	3	1	0	0	3	1	7									
<b>Jay Johnstone, L</b> OBP: 0.391, SLG: 0.390 (9, PH)		0-0 BB		0-0 FC6-4		0-0 4-3		0-0 IBB	0-0 2B	4	1	3	1	1	0	1									
<b>Gary Woods, R</b> OBP: 0.386, SLG: 0.500 (9, 7)		0-0 BB		0-0 1B		0-0 1B		0-0 IBB	0-0 1B	1	1	1	1	0	0	0									
<b>Henry Cotto, R</b> OBP: 0.339, SLG: 0.308 (1, 9)		0-0 BB		0-0 FC6-4		0-3 K		0-0 F8	0-0 FC6-4	6	2	2	1	0	1	6									
<b>Larry Bowa, S</b> OBP: 0.288, SLG: 0.297 (1, 6)		4-0 1B		0-0 6-3		0-0 F7		0-0 CS	0-0 1B	5	2	3	2	1	0	1									
<b>Chuck Rainey, R</b> OBP: 0.156, SLG: 0.100 (3, 1)		4-0 23 1B BB		0-0 F1		0-3 K		0-0 G3	0-0 SH2-3	1	0	0	1	1	0	1									
<b>George Frazier, R</b> OBP: 0.167, SLG: 0.167 (7, 1)		1-2 23 1B BB		0-0 F1		0-0 K		1-2 G3	0-0 6-3	2	0	0	0	0	1	1									
<b>Tim Stoddard, R</b> OBP: 0.167, SLG: 0.167 (7, 1)		1-2 23 1B BB		0-0 F1		0-0 K		1-2 G3	0-0 6-3	1	0	0	0	0	0	1									
<b>Inning Stats</b>	R: 0 E: 0 K: 0 S: 4	H: 1 LOB: 2 BB: 1 P: 8	R: 3 E: 0 K: 3 S: 13	H: 4 LOB: 3 BB: 2 P: 21	R: 0 E: 0 K: 0 S: 4	H: 1 LOB: 1 BB: 0 P: 4	R: 2 E: 0 K: 0 S: 5	H: 3 LOB: 1 BB: 1 P: 9	R: 0 E: 0 K: 2 S: 7	H: 0 LOB: 0 BB: 0 P: 7	R: 1 E: 0 K: 0 S: 5	H: 2 LOB: 3 BB: 2 P: 13	R: 0 E: 0 K: 1 S: 2	H: 1 LOB: 0 BB: 1 P: 6	R: 1 E: 0 K: 1 S: 6	H: 1 LOB: 2 BB: 2 P: 14	R: 7 E: 0 K: 0 S: 10	H: 7 LOB: 1 BB: 1 P: 14	1B: 16 2B: 2 3B: 2 HR: 1	SF: 0 SAC: 1 DP: 1 HBP: 0	WP: 0 PB: 0 SB: 2 CS: 2	PA: 55			
<b>PITCHER</b>	IP	WLS	BF	H	R	ER	SO	BB	IBB	HBP	BLK	WP	HR	S	P	ERA	WHIP								
<b>Bob Welch, R</b> ERA: 3.83 (1, 1)	1.0		11	5	3	3	0	3	0	0	0	0	0	8	20	27.00	8.000								
<b>Ken Howell, R</b> ERA: 5.0 (2, 1)	2.0	L	10	4	2	2	3	0	0	0	0	0	1	16	16	9.00	2.000								
<b>Burt Hooton, R</b> ERA: 4.33 (4, 1)	1.0		3	0	0	0	0	1	0	0	0	0	0	2	6	0.00	1.000								
<b>Pat Zachry, R</b> ERA: 3.21 (5, 1)	4.0		19	4	2	2	3	4	1	0	0	0	0	20	40	4.50	2.000								
<b>Carlos Diaz, L</b> ERA: 6.39 (9, 1)	1.0		11	7	7	7	0	0	1	0	0	0	0	10	14	63.00	7.000								

Chicago Cubs @ Los Angeles Dodgers  
Dodger Stadium, Los Angeles, CA  
Sat Jun 30 1984, 7:05 PM PDT  
Att: 47,991 - Unknown

AB 43  
R 14  
H 20  
RBI 13  
BB 10  
SO 6  
LOB 30



Batter	1	2	3	4	5	6	7	8	9	AB	R	H	RBI	BB	SO	LOB	BOTTOM								
<b>Steve Sax, R</b> OBP: 0.310, SLG: 0.321 (1, 4)	0-0 6-3		0-0 4-3	0-0 5-3		0-0 1-3			0-3 K	5	0	0	0	0	1	1									
<b>Ken Landreaux, L</b> OBP: 0.339, SLG: 0.379 (1, 8)	0-0 F8		0-0 1B	4-0 BB		0-3 K2-3			0-0 1B	4	1	2	0	1	1	0									
<b>Franklin Stubbs, L</b> OBP: 0.286, SLG: 0.377 (1, 9)	0-3 K		4-0 1B	0-0 6-3		4-0 PB			0-0 F8	3	1	0	0	2	1	3									
<b>Pedro Guerrero, R</b> OBP: 0.340, SLG: 0.412 (1, 5)		4-0 1B	0-0 WP	4-0 SF8		0-0 F3			0-0 1B	3	2	2	1	2	0	1									
<b>Mike Marshall, R</b> OBP: 0.357, SLG: 0.507 (1, 7)		0-0 4-3	0-3 K	4-0 FC4-6		0-3 K			0-0 F4	4	0	0	0	1	2	5									
<b>Mike Scioscia, L</b> OBP: 0.371, SLG: 0.338 (1, 2)		0-0 BB	0-0 SF8	0-0 BB		0-0 F9				2	0	1	2	1	0	1									
<b>Greg Brock, L</b> OBP: 0.309, SLG: 0.441 (1, 3)		0-0 F3	0-3 K	0-0 FC4-6		0-0 1B				4	0	1	0	0	1	4									
<b>Bill Russell, R</b> OBP: 0.360, SLG: 0.361 (1, 6)		4-0 1B	0-0 BB	0-0 F7		0-0 4-3				3	0	1	0	1	0	2									
<b>Bob Welch, R</b> OBP: 0.143, SLG: 0.077 (2, 1)		0-0 4-3		0-0 6-3		0-0 6-3			0-0 F8	0	0	0	0	0	0	0									
<b>Ken Howell, R</b> OBP: 0.143, SLG: 0.077 (2, 1)		0-0 4-3		0-0 6-3		0-0 6-3			0-0 F8	1	0	0	0	0	0	2									
<b>Burt Hooton, R</b> OBP: 0.143, SLG: 0.077 (4, 1)		0-0 4-3		0-0 6-3		0-0 6-3			0-0 F8	0	0	0	0	0	0	0									
<b>Bob Bailor, R</b> OBP: 0.143, SLG: 0.077 (4, PH)		0-0 4-3		0-0 6-3		0-0 6-3			0-0 F8	1	0	0	0	0	0	1									
<b>Pat Zachry, R</b> OBP: 0.143, SLG: 0.077 (5, 1)		0-0 4-3		0-0 6-3		0-0 6-3			0-0 F8	1	0	0	0	0	0	0									
<b>Terry Whitfield, L</b> OBP: 0.143, SLG: 0.077 (8, PH)		0-0 4-3		0-0 6-3		0-0 6-3			0-0 F8	1	0	0	0	0	0	0									
<b>Carlos Diaz, R</b> OBP: 0.143, SLG: 0.077 (9, 1)		0-0 4-3		0-0 6-3		0-0 6-3			0-0 F8	0	0	0	0	0	0	0									
<b>Inning Stats</b>	R: 0 E: 0 K: 1 S: 5	H: 0 LOB: 0 BB: 0 P: 5	R: 1 E: 0 K: 0 S: 4	H: 1 LOB: 2 BB: 2 P: 12	R: 2 E: 0 K: 2 S: 9	H: 2 LOB: 2 BB: 2 P: 17	R: 0 E: 0 K: 0 S: 4	H: 1 LOB: 1 BB: 1 P: 8	R: 1 E: 0 K: 0 S: 3	H: 0 LOB: 1 BB: 2 P: 11	R: 0 E: 0 K: 1 S: 5	H: 0 LOB: 0 BB: 0 P: 5	R: 0 E: 0 K: 1 S: 5	H: 0 LOB: 1 BB: 1 P: 9	R: 0 E: 0 K: 0 S: 3	H: 1 LOB: 0 BB: 0 P: 3	R: 0 E: 0 K: 1 S: 7	H: 2 LOB: 2 BB: 0 P: 7	1B: 6 2B: 2 3B: 0 HR: 0	SF: 1 SAC: 0 DP: 1 HBP: 0	WP: 2 PB: 1 SB: 1 CS: 0	PA: 41			
<b>PITCHER</b>	IP	WLS	BF	H	R	ER	SO	BB	IBB	HBP	BLK	WP	HR	S	P	ERA	WHIP								
<b>Chuck Rainey, R</b> ERA: 4.34 (1, 1)	2.1		13	3	3	3	1	3	0	0	0	0	0	12	24	11.57	2.571								
<b>George Frazier, R</b> ERA: 3.89 (3, 1)	3.2	W	17	1	1	1	3	5	0	0	0	2	0	18	38	2.46	1.636								
<b>Tim Stoddard, R</b> ERA: 2.64 (7, 1)	3.0	S	11	3	0	0	2	0	0	0	0	0	0	15	15	0.00	1.000								

Chicago Cubs @ Los Angeles Dodgers  
Dodger Stadium, Los Angeles, CA  
Sat Jun 30 1984, 7:05 PM PDT  
Att: 47,991 - Unknown

AB 32  
R 4  
H 7  
RBI 3  
BB 8  
SO 6  
LOB 20









Batter	1	2	3	4	5	6	7	8	9	AB	R	H	RBI	BB	SO	LOB	TOP					
Marvell Wynne, L OBP: 0.331, SLG: 0.350 (1, 8)										5	0	1	0	0	0	3	<b>Pittsburgh Pirates @ Los Angeles Dodgers</b> Dodger Stadium, Los Angeles, CA Mon Jul 02 1984, 7:05 PM PDT Att: 28,986 - Unknown					
Johnny Ray, S OBP: 0.346, SLG: 0.385 (1, 4)										5	0	1	0	0	1	1						
Bill Madlock, R OBP: 0.303, SLG: 0.327 (1, 5)										5	0	0	0	0	0	3						
Jason Thompson, L OBP: 0.350, SLG: 0.410 Lee Lacy, R OBP: 0.344, SLG: 0.444 (9, PR)										5	0	2	0	0	1	1						
Tony Peña, R OBP: 0.318, SLG: 0.413 (1, 2)										3	3	1	0	2	0	2						
Lee Mazzilli, S OBP: 0.336, SLG: 0.310 (1, 7)										4	1	1	0	0	0	3						
Doug Frobel, L OBP: 0.253, SLG: 0.356 (1, 9)										3	0	1	1	1	1	3						
Dale Berra, R OBP: 0.266, SLG: 0.294 (1, 6)										4	0	3	2	0	0	1						
Larry McWilliams, L OBP: 0.156, SLG: 0.156 Amos Otis, R OBP: 0.226, SLG: 0.224 Ceciliano Cuatrecasas, R OBP: 0.318, SLG: 0.318 Milt May, L OBP: 0.296, SLG: 0.297 John Tudor, L OBP: 0.296, SLG: 0.297 Kent Tekulve, R OBP: 0.297, SLG: 0.297 (8, 1)										2	0	0	0	0	1	3						
<b>Inning Stats</b>	R: 0 E: 0 K: 0 S: 4	H: 1 LOB: 1 BB: 0 P: 4	R: 1 E: 0 K: 0 S: 4	H: 1 LOB: 1 BB: 1 P: 8	R: 0 E: 0 K: 0 S: 3	H: 0 LOB: 0 BB: 0 P: 3	R: 1 E: 0 K: 1 S: 7	H: 2 LOB: 2 BB: 1 P: 11	R: 0 E: 0 K: 0 S: 3	H: 0 LOB: 0 BB: 0 P: 3	R: 0 E: 0 K: 0 S: 4	H: 1 LOB: 1 BB: 0 P: 4	R: 0 E: 0 K: 0 S: 5	H: 2 LOB: 2 BB: 0 P: 5	R: 2 E: 0 K: 2 S: 10	H: 3 LOB: 2 BB: 1 P: 14		R: 0 E: 0 K: 1 S: 6	H: 1 LOB: 1 BB: 0 P: 6	1B: 7 2B: 4 3B: 0 HR: 0	SF: 0 SAC: 0 DP: 0 HBP: 0	WP: 1 PB: 0 SB: 0 CS: 0
<b>PITCHER</b>	IP WLS BF H R ER SO BB IBB HBP BLK WP HR S P ERA WHIP																					
Alejandro Pena, R ERA: 2.59 (1, 1)	7.1 W 33 8 4 4 2 2 2 1 0 0 1 0 34 46 4.91 1.364																					
Tom Niedenfuer, R ERA: 1.64 (8, 1)	1.2 S 8 3 0 0 2 0 0 0 0 0 0 0 12 12 0.00 1.800																					


AB	38
R	4
H	11
RBI	4
BB	3
SO	4
LOB	21




Batter	1	2	3	4	5	6	7	8	9	AB	R	H	RBI	BB	SO	LOB	BOTTOM			
Steve Sax, R OBP: 0.306, SLG: 0.321 (1, 4)										5	0	1	1	0	1	4	<b>Pittsburgh Pirates @ Los Angeles Dodgers</b> Dodger Stadium, Los Angeles, CA Mon Jul 02 1984, 7:05 PM PDT Att: 28,986 - Unknown			
Bill Russell, R OBP: 0.371, SLG: 0.373 (1, 8)										5	1	3	0	0	2					
Pedro Guerrero, R OBP: 0.337, SLG: 0.410 (1, 5)										5	1	2	2	0	1	2				
Mike Marshall, R OBP: 0.364, SLG: 0.502 Ken Landreaux, L OBP: 0.332, SLG: 0.370 (9, 7)										2	0	1	0	3	0	0				
Candy Maldonado, R OBP: 0.347, SLG: 0.419 (1, 9)										4	0	1	1	0	2	6				
Steve Yeager, R OBP: 0.286, SLG: 0.342 (1, 2)										4	0	0	0	0	1	7				
Franklin Stubbs, L OBP: 0.291, SLG: 0.395 (1, 3)										4	1	3	0	0	1	0				
Dave Anderson, R OBP: 0.347, SLG: 0.322 (1, 6)										2	1	1	1	1	0	1				
Alejandro Pena, R OBP: 0.146, SLG: 0.150 Tom Niedenfuer, R OBP: 0.150, SLG: 0.150 (8, 1)										3	1	2	0	0	0	2				
<b>Inning Stats</b>	R: 0 E: 0 K: 1 S: 7	H: 2 LOB: 3 BB: 1 P: 11	R: 0 E: 0 K: 0 S: 4	H: 2 LOB: 1 BB: 0 P: 4	R: 0 E: 0 K: 1 S: 6	H: 1 LOB: 2 BB: 1 P: 10	R: 4 E: 0 K: 1 S: 10	H: 5 LOB: 2 BB: 1 P: 14	R: 0 E: 0 K: 2 S: 7	H: 0 LOB: 1 BB: 1 P: 11	R: 0 E: 0 K: 1 S: 6	H: 1 LOB: 1 BB: 0 P: 6	R: 1 E: 0 K: 0 S: 5	H: 2 LOB: 1 BB: 0 P: 5	R: 0 E: 0 K: 0 S: 3	H: 1 LOB: 0 BB: 0 P: 3		1B: 9 2B: 4 3B: 1 HR: 0	SF: 1 SAC: 1 DP: 2 HBP: 0	WP: 0 PB: 0 SB: 0 CS: 0
<b>PITCHER</b>	IP WLS BF H R ER SO BB IBB HBP BLK WP HR S P ERA WHIP																			
Larry McWilliams, L ERA: 3.08 (1, 1)	6.0 L 32 11 4 4 4 6 3 1 0 0 0 0 40 56 6.00 2.333																			
Ceciliano Cuatrecasas, R ERA: 2.61 (7, 1)	1.0 5 2 1 1 0 0 0 0 0 0 0 0 5 5 9.00 2.000																			
Kent Tekulve, R ERA: 3.35 (8, 1)	1.0 3 1 0 0 0 0 0 0 0 0 0 0 3 3 0.00 1.000																			





Batter	1	2	3	4	5	6	7	8	9	AB	R	H	RBI	BB	SO	LOB	TOP											
Marvell Wynne, L OBP: 0.329, SLG: 0.348	6-3		1B			G3	G3		G3	5	0	1	0	0	0	0	<b>Pittsburgh Pirates @ Los Angeles Dodgers</b> Dodger Stadium, Los Angeles, CA Tue Jul 03 1984, 7:05 PM PDT Att: 37,951 - Unknown <a href="http://livebaseballscorecards.com">livebaseballscorecards.com</a>											
Lee Mazzilli, S OBP: 0.343, SLG: 0.311	F7		FC5-4			F8		HR		3	1	1	1	1	0													
Tony Peña, R OBP: 0.321, SLG: 0.418	5-3		FC5-4			E7		HR		4	2	2	0	0	2													
Jason Thompson, L OBP: 0.355, SLG: 0.427					F5			HR		4	2	3	4	0	0													
Johnny Ray, S OBP: 0.348, SLG: 0.383	G4-6-3				4-3			HR		4	0	1	0	0	0	1												
Jim Morrison, R OBP: 0.244, SLG: 0.337	K				F4					4	0	2	1	0	1	0												
Doug Frobel, L OBP: 0.247, SLG: 0.346					F6					4	0	0	0	0	0	3												
Dale Berra, R OBP: 0.267, SLG: 0.293					K					4	0	1	0	0	1	0												
John Candelaria, L OBP: 0.242, SLG: 0.258			FC1-6		K					4	1	0	0	0	3	1												
<b>Inning Stats</b>	R: 0 E: 0 K: 0 S: 3	H: 0 LOB: 0 BB: 0 P: 3	R: 0 E: 0 K: 1 S: 5	H: 1 LOB: 0 BB: 0 P: 5	R: 1 E: 0 K: 0 S: 6	H: 3 LOB: 2 BB: 0 P: 6	R: 0 E: 0 K: 0 S: 3	H: 0 LOB: 0 BB: 0 P: 3	R: 0 E: 0 K: 2 S: 7	H: 4 LOB: 2 BB: 0 P: 7	R: 0 E: 0 K: 1 S: 5	H: 0 LOB: 0 BB: 0 P: 5	R: 3 E: 0 K: 0 S: 5	H: 3 LOB: 0 BB: 1 P: 9	R: 0 E: 0 K: 1 S: 5	H: 0 LOB: 0 BB: 0 P: 5		1B: 9 2B: 1 3B: 0 HR: 1	SF: 0 SAC: 0 DP: 2 HBP: 0	WP: 0 PB: 0 SB: 0 CS: 0	PA: 37							
<b>PITCHER</b>	IP	WLS	BF	H	R	ER	SO	BB	IBB	HBP	BLK	WP	HR	S	P	ERA	WHIP											
Ken Howell, R ERA: 5.19	(1, 1)	5.2	L	24	8	3	3	3	0	0	0	0	0	0	30	30	4.76	1.412										
Burt Hooton, R ERA: 4.31	(6, 1)	0.1		1	0	0	0	0	0	0	0	0	0	1	1	0.00	0.000											
Pat Zachry, R ERA: 3.68	(7, 1)	2.0		9	3	3	3	1	1	0	0	0	1	10	14	13.50	2.000											
Larry White, R ERA:	(9, 1)	1.0		3	0	0	0	1	0	0	0	0	0	5	5	0.00	0.000											

Batter	1	2	3	4	5	6	7	8	9	AB	R	H	RBI	BB	SO	LOB	BOTTOM										
Steve Sax, R OBP: 0.305, SLG: 0.317	6-3			6-3			F7		G6-4-3	4	0	0	0	0	0	1	<b>Pittsburgh Pirates @ Los Angeles Dodgers</b> Dodger Stadium, Los Angeles, CA Tue Jul 03 1984, 7:05 PM PDT Att: 37,951 - Unknown <a href="http://livebaseballscorecards.com">livebaseballscorecards.com</a>										
Bill Russell, R OBP: 0.365, SLG: 0.366	F8			6-3			F8			3	0	0	0	0	0	0											
Pedro Guerrero, R OBP: 0.334, SLG: 0.406	6-3			5-3			F9			3	0	0	0	0	0	0											
Mike Marshall, R OBP: 0.360, SLG: 0.496						L9				3	0	0	0	0	0	0											
Candy Maldonado, R OBP: 0.346, SLG: 0.424						F7				3	0	1	0	0	0	0											
Steve Yeager, R OBP: 0.291, SLG: 0.333						K				3	0	0	0	0	1	1											
Franklin Stubbs, L OBP: 0.292, SLG: 0.393										3	0	1	0	0	1	1											
German Rivera, R OBP: 0.275, SLG: 0.378										3	0	1	0	0	0	1											
Ken Howell, R Burt Hooton, R Bob Bailor, R Pat Zachry, R Larry White, R Mike Vail, R	(1, 1) (6, 1) (6, PH) (7, 1) (9, 1) (9, PH)									1	0	0	0	0	0	0	0										
<b>Inning Stats</b>	R: 0 E: 0 K: 0 S: 3	H: 0 LOB: 0 BB: 0 P: 3	R: 0 E: 0 K: 0 S: 3	H: 0 LOB: 0 BB: 0 P: 3	R: 0 E: 0 K: 0 S: 3	H: 1 LOB: 0 BB: 0 P: 3	R: 0 E: 0 K: 0 S: 3	H: 0 LOB: 0 BB: 0 P: 3	R: 0 E: 0 K: 1 S: 5	H: 0 LOB: 0 BB: 0 P: 5	R: 0 E: 0 K: 0 S: 3	H: 1 LOB: 1 BB: 0 P: 3	R: 0 E: 0 K: 1 S: 6	H: 0 LOB: 1 BB: 0 P: 6	R: 0 E: 0 K: 0 S: 3	H: 1 LOB: 0 BB: 0 P: 3	1B: 3 2B: 1 3B: 0 HR: 0		SF: 0 SAC: 0 DP: 2 HBP: 0	WP: 0 PB: 0 SB: 0 CS: 0	PA: 28						
<b>PITCHER</b>	IP	WLS	BF	H	R	ER	SO	BB	IBB	HBP	BLK	WP	HR	S	P	ERA	WHIP										
John Candelaria, L ERA: 2.99	(1, 1)	9.0	W	28	4	0	0	2	0	0	0	0	0	32	32	0.00	0.444										



Batter	1	2	3	4	5	6	7	8	9	AB	R	H	RBI	BB	SO	LOB	TOP			
Marvell Wynne, L OBP: 0.331, SLG: 0.350 (1, 8)	F3			K		BB BB 1B		1B		4	0	2	0	0	1	0	<b>Pittsburgh Pirates @ Los Angeles Dodgers</b> Dodger Stadium, Los Angeles, CA Wed Jul 04 1984, 7:05 PM PDT Att: 46,747 - Unknown			
Lee Mazzilli, S OBP: 0.343, SLG: 0.307 Don Robinson, R OBP: 0.444, SLG: 0.533 (6, PR) (6, 1)	F5			F7		BB BB 1-2 BB		5-3		2	0	0	0	1	0	0				
Tony Peña, R OBP: 0.324, SLG: 0.418 Milt May, L OBP: 0.333, SLG: 0.333 (6, 2)	K			1B		BB BB 1-2 2-3 BB		1B	1B	2	0	1	0	1	1	0				
Jason Thompson, L OBP: 0.352, SLG: 0.422 Benny Distefano, L OBP: 0.254, SLG: 0.389 (7, 3)	K			K		K		K	K	3	0	0	0	0	3	4				
Bill Madlock, R OBP: 0.303, SLG: 0.327 Ron Wotus, R OBP: 0.500, SLG: 0.500 (7, PR) (7, 4)	5-3							1B	1B	3	0	1	0	0	0	0				
Jim Morrison, R OBP: 0.234, SLG: 0.322 (7, 5)	F5			K				G5-4-3 1B	1B	4	0	0	0	0	1	3				
Doug Frobel, L OBP: 0.240, SLG: 0.336 (1, 9)			K					F9	K	4	0	0	0	0	3	3				
Dale Berra, R OBP: 0.266, SLG: 0.294 (1, 6)	5-3							5-3		3	0	1	0	0	0	0				
John Tudor, L OBP: 0.282, SLG: 0.289 Ray Krawczyk, R (5, 1) Brian Harper, R OBP: 0.270, SLG: 0.188 (6, PH) (6, 7)	K			K		G6-4-3 1B		4-3		1	0	0	0	0	1	0				
<b>Inning Stats</b>	R: 0 E: 0 K: 1 S: 5	H: 0 LOB: 0 BB: 0 P: 5	R: 0 E: 0 K: 1 S: 5	H: 0 LOB: 0 BB: 0 P: 5	R: 0 E: 0 K: 2 S: 7	H: 0 LOB: 0 BB: 0 P: 7	R: 0 E: 0 K: 2 S: 8	H: 1 LOB: 1 BB: 0 P: 8	R: 0 E: 0 K: 1 S: 6	H: 2 LOB: 2 BB: 2 P: 14	R: 0 E: 0 K: 0 S: 3	H: 1 LOB: 1 BB: 0 P: 3	R: 0 E: 0 K: 0 S: 4	H: 1 LOB: 1 BB: 0 P: 4	R: 0 E: 0 K: 2 S: 9	H: 2 LOB: 2 BB: 0 P: 9		1B: 7 2B: 0 3B: 0 HR: 0	SF: 0 SAC: 0 DP: 2 HBP: 0	WP: 0 PB: 0 SB: 0 CS: 0
<b>PITCHER</b> Orel Hershiser, R ERA: 3.62 (1, 1)	IP: 9.0 WLS: W BF: 34 H: 7 R: 0 ER: 0 SO: 11 BB: 2 IBB: 0 HBP: 0 BLK: 0 WP: 0 HR: 0 S: 54 P: 62 ERA: 0.00 WHIP: 1.000															<b>PITCHER</b> IP: WLS: BF: H: R: ER: SO: BB: IBB: HBP: BLK: WP: HR: S: P: ERA: WHIP				

Batter	1	2	3	4	5	6	7	8	9	AB	R	H	RBI	BB	SO	LOB	BOTTOM			
Steve Sax, R OBP: 0.307, SLG: 0.318 (1, 4)	1B E	K		K	1B 1-H 2-H 3-H		F7			5	1	2	2	0	2	3	<b>Pittsburgh Pirates @ Los Angeles Dodgers</b> Dodger Stadium, Los Angeles, CA Wed Jul 04 1984, 7:05 PM PDT Att: 46,747 - Unknown			
Bill Russell, R OBP: 0.364, SLG: 0.365 Dave Anderson, R OBP: 0.343, SLG: 0.318 (6, PH) (7, 6)	E 1-3 1B		5-3	F9		F8	F7			3	0	1	0	0	0	1				
Pedro Guerrero, R OBP: 0.336, SLG: 0.407 Sid Bream, L (6, PR) (7, 3)	K		F8		2B SF9 1B	BB 1B 1B		3-1		4	1	2	0	0	1	2				
Mike Marshall, R OBP: 0.366, SLG: 0.517 Terry Whitfield, L OBP: 0.275, SLG: 0.348 (7, 7)	K		HR	SF9 1B	2B	BB 1B 1B		3-1		4	3	3	1	0	1	1				
Candy Maldonado, R OBP: 0.348, SLG: 0.433 Ken Landreaux, L OBP: 0.332, SLG: 0.368 (5, PH) (6, 8)	F4			2B	SF9 2-3 3-H	1B 1-2 2-3 BB		K		2	0	1	0	0	1	1				
Steve Yeager, R OBP: 0.304, SLG: 0.341 (1, 2)		SH5-4 1B BB	F7		1B 1B 1B	FC6-4 1B				3	1	2	3	1	0	1				
Franklin Stubbs, L OBP: 0.291, SLG: 0.413 (7, 9)	K			HR	K	K				4	1	1	1	0	3	4				
German Rivera, R OBP: 0.295, SLG: 0.375 (1, 5)		SH5-4 1B	F4		1B 1B IBB	FC6-4 1-2				3	1	1	0	1	0	2				
Orel Hershiser, R OBP: 0.188, SLG: 0.188 (1, 1)		SH5-4		1B			F2			3	0	2	0	0	0	0				
<b>Inning Stats</b>	R: 1 E: 1 K: 2 S: 9	H: 2 LOB: 1 BB: 0 P: 9	R: 0 E: 0 K: 2 S: 8	H: 1 LOB: 2 BB: 1 P: 12	R: 1 E: 0 K: 0 S: 5	H: 2 LOB: 1 BB: 0 P: 5	R: 1 E: 0 K: 1 S: 7	H: 2 LOB: 1 BB: 0 P: 7	R: 4 E: 0 K: 1 S: 9	H: 5 LOB: 2 BB: 1 P: 13	R: 2 E: 0 K: 1 S: 8	H: 3 LOB: 2 BB: 1 P: 12	R: 0 E: 0 K: 0 S: 3	H: 0 LOB: 0 BB: 0 P: 3	R: 0 E: 0 K: 1 S: 5	H: 0 LOB: 0 BB: 0 P: 5		1B: 11 2B: 2 3B: 0 HR: 2	SF: 1 SAC: 1 DP: 0 HBP: 0	WP: 1 PB: 0 SB: 0 CS: 0
<b>PITCHER</b> John Tudor, L ERA: 3.5 Ray Krawczyk, R ERA: 4.15 Don Robinson, R ERA: 4.16 (5, 1) (6, 1)	IP: 4.0 WLS: L BF: 22 H: 9 R: 5 ER: 4 SO: 5 BB: 1 IBB: 0 HBP: 0 BLK: 0 WP: 1 HR: 2 S: 31 P: 35 ERA: 9.00 WHIP: 2.500															<b>PITCHER</b> IP: WLS: BF: H: R: ER: SO: BB: IBB: HBP: BLK: WP: HR: S: P: ERA: WHIP				





Batter	1	2	3	4	5	6	7	8	9	AB	R	H	RBI	BB	SO	LOB	TOP																				
Lonnie Smith, R OBP: 0.359, SLG: 0.370 Art Howe, R OBP: 0.297, SLG: 0.239	FC6-4 1B		F8			K		CS 1B		4	0	2	0	0	1	0																					
Tom Harr, S OBP: 0.340, SLG: 0.347	K					G3		F7		4	0	1	0	0	1	2																					
Willie McGee, S OBP: 0.307, SLG: 0.368	FC6-4 1-2		4-3			3-1		1-2 3B		4	0	1	0	0	0	2																					
Darrell Porter, L OBP: 0.367, SLG: 0.402	F7			5-3				G3	F8	4	0	0	0	0	0	2																					
George Hendrick, R OBP: 0.315, SLG: 0.383		K		4-3				HR	6-3	4	1	1	1	0	1	0																					
Andy Van Slyke, L OBP: 0.355, SLG: 0.332	F7			F9				6-3	S 1B	4	1	1	0	0	0	0																					
David Green, R OBP: 0.302, SLG: 0.360	K				K			3B 1B	1-H 1B	4	1	2	1	0	2	0																					
Ozzie Smith, S OBP: 0.347, SLG: 0.336	6-3				5-3			1-H 3B	6-3	4	0	1	1	0	0	1																					
Joaquin Andujar, S OBP: 0.208, SLG: 0.234 Neil Allen, R OBP: 0.200, SLG: 0.333 Bruce Sutter, R OBP: 0.339, SLG: 0.340			K			K		G1		2	0	0	0	0	2	0																					
<b>Inning Stats</b>	R: 0 E: 0 K: 1 S: 6	H: 1 LOB: 1 BB: 0 P: 6	R: 0 E: 0 K: 2 S: 8	H: 0 LOB: 1 BB: 0 P: 8	R: 0 E: 0 K: 1 S: 6	H: 1 LOB: 1 BB: 0 P: 6	R: 0 E: 0 K: 0 S: 3	H: 0 LOB: 0 BB: 0 P: 3	R: 0 E: 0 K: 1 S: 7	H: 0 LOB: 0 BB: 0 P: 7	R: 2 E: 0 K: 0 S: 6	H: 3 LOB: 1 BB: 0 P: 6	R: 0 E: 0 K: 0 S: 4	H: 2 LOB: 1 BB: 0 P: 4	R: 1 E: 0 K: 0 S: 4	H: 2 LOB: 0 BB: 0 P: 4	1B: 6 2B: 0 3B: 2 HR: 1	SF: 0 SAC: 0 DP: 0 HBP: 0	WP: 1 PB: 0 SB: 1 CS: 1	PA: 35																	
<b>PITCHER</b>	IP	WLS	BF	H	R	ER	SO	BB	IBB	HBP	BLK	WP	HR	S	P	ERA	WHIP	<b>PITCHER</b>			IP	WLS	BF	H	R	ER	SO	BB	IBB	HBP	BLK	WP	HR	S	P	ERA	WHIP
Bob Welch, R ERA: 3.71 Pat Zachry, R ERA: 3.6	8.0	L	31	7	2	2	7	0	0	0	0	1	1	45	45	2.25	0.875				1.0	4	2	1	1	0	0	0	0	0	0	0	0	4	4	9.00	2.000

**St. Louis Cardinals @ Los Angeles Dodgers**  
 Dodger Stadium, Los Angeles, CA  
 Thu Jul 05 1984, 7:05 PM PDT  
 Att: 35,184 - Unknown

livebaseballscorecards.com

AB 35  
 R 3  
 H 9  
 RBI 3  
 BB 0  
 SO 7  
 LOB 8




Batter	1	2	3	4	5	6	7	8	9	AB	R	H	RBI	BB	SO	LOB	BOTTOM																				
Steve Sax, R OBP: 0.306, SLG: 0.315	K		FC6 1-2			5-3			6-4 1B BB	3	0	0	0	1	1	1																					
Franklin Stubbs, L OBP: 0.290, SLG: 0.403	FC6-4 BB			F6		F9			K	3	0	0	0	1	1	1																					
Pedro Guerrero, R OBP: 0.338, SLG: 0.406	FC6-4 CS 1-2			FC4-6 BB		F9			1-2 1B	3	0	1	0	1	0	1																					
Mike Marshall, R OBP: 0.360, SLG: 0.508	CS 1-2	6-3		F5		F8			6-4 2-3	4	0	0	0	0	0	3																					
Ken Landreaux, L OBP: 0.328, SLG: 0.363		4-3		FC4-6 1-2		F7				3	0	0	0	0	0	1																					
Mike Scioscia, L OBP: 0.379, SLG: 0.351		3-1			F6		K			3	0	0	0	0	1	0																					
Dave Anderson, R OBP: 0.343, SLG: 0.318			E6 G5-4-3			E S 1B			6-3	3	0	1	0	0	0	0																					
German Rivera, R OBP: 0.283, SLG: 0.357 Terry Whitfield, L OBP: 0.273, SLG: 0.345 Bob Bailor, R OBP: 0.286, SLG: 0.258			G5-4-3 1-2			K			4-3	2	0	0	0	0	1	2																					
Bob Welch, R OBP: 0.167, SLG: 0.107 Sid Bream, L OBP: 0.286, SLG: 0.258 Pat Zachry, R ERA: 1.56			FC6 1B			K			G3	2	0	1	0	0	1	1																					
<b>Inning Stats</b>	R: 0 E: 0 K: 1 S: 4	H: 0 LOB: 0 BB: 1 P: 8	R: 0 E: 0 K: 0 S: 3	H: 0 LOB: 0 BB: 0 P: 3	R: 0 E: 1 K: 0 S: 4	H: 1 LOB: 1 BB: 0 P: 4	R: 0 E: 0 K: 0 S: 3	H: 0 LOB: 1 BB: 1 P: 7	R: 0 E: 0 K: 2 S: 8	H: 1 LOB: 1 BB: 0 P: 8	R: 0 E: 0 K: 0 S: 3	H: 0 LOB: 0 BB: 0 P: 3	R: 0 E: 0 K: 1 S: 5	H: 0 LOB: 0 BB: 0 P: 5	R: 0 E: 0 K: 0 S: 3	H: 0 LOB: 0 BB: 0 P: 3	R: 0 E: 0 K: 1 S: 5	H: 1 LOB: 1 BB: 1 P: 9	1B: 3 2B: 1 3B: 0 HR: 0	SF: 0 SAC: 0 DP: 2 HBP: 0	WP: 0 PB: 0 SB: 1 CS: 1	PA: 32															
<b>PITCHER</b>	IP	WLS	BF	H	R	ER	SO	BB	IBB	HBP	BLK	WP	HR	S	P	ERA	WHIP	<b>PITCHER</b>			IP	WLS	BF	H	R	ER	SO	BB	IBB	HBP	BLK	WP	HR	S	P	ERA	WHIP
Joaquin Andujar, R ERA: 2.9 Neil Allen, R ERA: 4.02 Bruce Sutter, R ERA: 1.56	14		14	1	0	0	3	1	0	0	0	0	0	19	23	0.00	0.500				1.0	S	3	1	0	0	1	0	0	0	0	0	5	5	0.00	1.000	

**St. Louis Cardinals @ Los Angeles Dodgers**  
 Dodger Stadium, Los Angeles, CA  
 Thu Jul 05 1984, 7:05 PM PDT  
 Att: 35,184 - Unknown

livebaseballscorecards.com

AB 28  
 R 0  
 H 3  
 RBI 0  
 BB 3  
 SO 5  
 LOB 10





Batter	1	2	3	4	5	6	7	8	9	10	11	12	AB	R	H	RBI	BB	SO	LOB	TOP		
Lonnie Smith, R Tito Landrum, R	5-3		FC6-4 BB			F9		S 1B		E5			3 0 1 0 1 0 0 1 0 0 0 0 0 0									
Tom Herr, S	F5		FC6-4 S 1-2r 2-3			5-3		K		4-3			5 0 0 0 0 1 4									
Willie McGee, S			5-3										4 0 2 0 1 0 2									
George Hendrick, R Bruce Sutter, R	F9			5-3		F1		G1-4-3 BB					4 0 0 0 0 0 4 0 0 0 0 0 0 0 1 0 0 0 0 1 0 0 0 0 0 0 0 0 0 0 0 0 0 0 0									
Mark Salas, L Neil Allen, R Jeff Lahti, R			5-3										5 0 1 0 0 0 0									
David Green, R		6-3																				
Chris Speier, R Steve Braun, L Art Howe, R	F9			4-3									2 1 0 0 1 0 1 1 0 0 0 0 0 0 1 0 0 0 0 0 0									
Darrell Porter, L													5 1 1 2 0 2 0									
Ozzie Smith, S			FC6-4 2B										6 0 1 0 0 0 0									
Dave LaPoint, L Andy Van Slyke, L			K										3 0 0 0 0 2 1 1 0 0 0 0 1 0									
<b>Inning Stats</b>	R: 0 E: 0 K: 0 S: 4	H: 1 LOB: 1 BB: 4	R: 0 E: 0 K: 3 S: 3	H: 0 LOB: 0 BB: 0 P: 3	R: 0 E: 0 K: 1 S: 6	H: 1 LOB: 2 BB: 1 P: 10	R: 0 E: 0 K: 0 S: 3	H: 1 LOB: 0 BB: 3	R: 0 E: 0 K: 1 S: 5	H: 0 LOB: 0 BB: 0 P: 5	R: 0 E: 0 K: 1 S: 5	H: 0 LOB: 0 BB: 0 P: 5	R: 0 E: 0 K: 1 S: 6	H: 0 LOB: 1 BB: 0 P: 6	R: 0 E: 0 K: 1 S: 5	H: 0 LOB: 0 BB: 0 P: 5	R: 0 E: 0 K: 0 S: 3	H: 0 LOB: 0 BB: 0 P: 3	1B: 4 2B: 1 3B: 0 HR: 1	SF: 0 SAC: 0 DP: 1 HBP: 0	WP: 0 PB: 0 SB: 2 CS: 1	PA: 44
<b>PITCHER</b>	IP WLS BF H R ER SO BB IBB HBP BLK WP HR S P ERA WHIP	<b>PITCHER</b>												IP WLS BF H R ER SO BB IBB HBP BLK WP HR S P ERA WHIP								
Fernando Valenzuela, L Tom Niedenfuer, R Ken Howell, R	8.0 2.0 2.0	31 7 6	6 0 0	2 0 0	4 2 0	3 0 0	0 0 0	0 0 0	0 0 0	0 0 0	11 11 8	11 11 8	0.00 0.00 0.00									

St. Louis Cardinals @ Los Angeles Dodgers  
Dodger Stadium, Los Angeles, CA  
Fri Jul 06 1984, 7:05 PM PDT  
Att. 42,700 - Unknown

AB 41  
R 2  
H 6  
RBI 2  
BB 3  
SO 7  
LOB 12



Batter	1	2	3	4	5	6	7	8	9	10	11	12	AB	R	H	RBI	BB	SO	LOB	BOTTOM		
Steve Sax, R	F8		F8			K		E S SH3-1 1B		S 1B 1B			5 1 2 0 0 1 0									
Bill Russell, R	K		4-3			1-3		SH3-1					4 0 1 1 0 1 0									
Pedro Guerrero, R	S BB					G3		FC6-4 1B					4 0 1 0 1 1 0									
Mike Marshall, R													4 0 0 0 1 1 1									
Candy Maldonado, R Ken Landreaux, L	F8												3 0 0 0 0 2 2 2 0 0 0 0 0 0									
Steve Yeager, R Mike Scioscia, L			F8			K		FC6-4 BB					2 0 0 0 1 1 0 0 1 0 0 2 0 0									
Franklin Stubbs, L			G1-6-3 1B			G3		F3					4 0 1 0 1 1 2									
German Rivera, R Terry Whitfield, L Bob Bailor, R			G1-6-3			6-3		FC6-4		F2			3 0 0 0 0 0 2 1 0 0 0 0 0 0 0 0 0 0 1 0 0									
Fernando Valenzuela, L Tom Niedenfuer, R Sid Bream, L Ken Howell, R Mike Vail, R			F9										2 1 1 1 0 0 0 1 0 0 0 0 1 0 0 0 0 0 0 0 0 1 0 0 0 0 1 0 1 0 0 0 0 0 0 1 0 1 1 0 0 0									
<b>Inning Stats</b>	R: 0 E: 0 K: 1 S: 5	H: 0 LOB: 2 BB: 2 P: 13	R: 0 E: 0 K: 0 S: 3	H: 1 LOB: 0 BB: 0 P: 3	R: 0 E: 0 K: 0 S: 3	H: 0 LOB: 0 BB: 0 P: 3	R: 0 E: 0 K: 2 S: 7	H: 0 LOB: 0 BB: 0 P: 7	R: 0 E: 0 K: 1 S: 5	H: 0 LOB: 1 BB: 1 P: 7	R: 1 E: 0 K: 2 S: 8	H: 1 LOB: 0 BB: 0 P: 8	R: 0 E: 0 K: 1 S: 5	H: 2 LOB: 2 BB: 0 P: 6	R: 0 E: 0 K: 0 S: 3	H: 0 LOB: 0 BB: 0 P: 3	R: 1 E: 0 K: 0 S: 1	H: 1 LOB: 3 BB: 13 P: 13	1B: 6 2B: 0 3B: 0 HR: 1	SF: 0 SAC: 1 DP: 1 HBP: 0	WP: 2 PB: 0 SB: 3 CS: 0	PA: 45
<b>PITCHER</b>	IP WLS BF H R ER SO BB IBB HBP BLK WP HR S P ERA WHIP	<b>PITCHER</b>												IP WLS BF H R ER SO BB IBB HBP BLK WP HR S P ERA WHIP								
Dave LaPoint, L Bruce Sutter, R Neil Allen, R Jeff Lahti, R	7.1 2.2 1.0 0.0	28 10 6 1	4 2 0 1	2 0 1 0	1 3 1 0	7 0 2 0	0 0 1 0	0 0 3 1	0 0 0 0	0 0 1 0	15 15 3 1	19 51 15 1	0.00 0.00 9.00 ∞									

St. Louis Cardinals @ Los Angeles Dodgers  
Dodger Stadium, Los Angeles, CA  
Fri Jul 06 1984, 7:05 PM PDT  
Att. 42,700 - Unknown

AB 37  
R 3  
H 7  
RBI 3  
BB 7  
SO 10  
LOB 7





Batter	1	2	3	4	5	6	7	8	9	AB	R	H	RBI	BB	SO	LOB	TOP		
<b>Lonnie Smith, R</b> OBP: 0.359, SLG: 0.368 (1, 7)										4	0	1	0	0	1	1	<b>St. Louis Cardinals @ Los Angeles Dodgers</b> Dodger Stadium, Los Angeles, CA Sat Jul 07 1984, 7:05 PM PDT Att: 46,253 - Unknown <a href="http://livebaseballscorecards.com">livebaseballscorecards.com</a>		
<b>Tom Herr, S</b> OBP: 0.337, SLG: 0.342 (1, 4)										3	0	1	0	1	0	1			
<b>Willie McGee, S</b> OBP: 0.311, SLG: 0.371 (1, 8)										4	0	1	0	0	0	2			
<b>George Hendrick, R</b> OBP: 0.306, SLG: 0.371 (1, 9)										4	0	0	0	0	2	3			
<b>Andy Van Slyke, L</b> OBP: 0.348, SLG: 0.323 (1, 5)										4	0	0	0	0	1	3			
<b>David Green, R</b> OBP: 0.295, SLG: 0.351 (1, 3)										3	0	0	0	0	0	0			
<b>Mark Salas, L</b> OBP: 0.111, SLG: 0.167 (1, 2)										3	0	0	0	0	0	0			
<b>Ozzie Smith, S</b> OBP: 0.345, SLG: 0.337 (1, 6)										3	0	1	0	0	0	0			
<b>Rick Ownbey, R</b> (1, 1)										1	0	0	0	0	0	0			
<b>Dave Vonohlen, L</b> (5, 1)										0	0	0	0	0	0	0			
<b>Steve Braun, L</b> OBP: 0.366, SLG: 0.290 (8, PH)										1	0	0	0	0	0	0			
<b>Jeff Lahti, R</b> OBP: 0.500, SLG: 0.500 (8, 1)										0	0	0	0	0	0	0			
<b>Inning Stats</b>	R: 0 E: 0 K: 2 S: 9	H: 2 LOB: 2 BB: 0 P: 9	R: 0 E: 0 K: 0 S: 3	H: 0 LOB: 0 BB: 0 P: 3	R: 0 E: 0 K: 1 S: 6	H: 1 LOB: 1 BB: 0 P: 6	R: 0 E: 0 K: 1 S: 5	H: 0 LOB: 0 BB: 0 P: 5	R: 0 E: 0 K: 0 S: 4	H: 1 LOB: 1 BB: 1 P: 4	R: 0 E: 0 K: 0 S: 3	H: 0 LOB: 1 BB: 1 P: 7	R: 0 E: 0 K: 0 S: 3	H: 0 LOB: 0 BB: 0 P: 3	R: 0 E: 0 K: 0 S: 3	H: 0 LOB: 0 BB: 0 P: 3	1B: 3 2B: 1 3B: 0 HR: 0	SF: 0 SAC: 1 DP: 0 HBP: 0	WP: 0 PA: 32 PB: 0 SB: 1 CS: 0
<b>PITCHER</b> <b>Alejandro Pena, R</b> ERA: 2.4 (1, 1)	IP: 9.0 WLS: W BF: 32 H: 4 R: 0 ER: 0 SO: 4 BB: 1 IBB: 0 HBP: 0 BLK: 1 WP: 0 HR: 0 S: 39 P: 43 ERA: 0.00 WHIP: 0.556																		

Batter	1	2	3	4	5	6	7	8	9	AB	R	H	RBI	BB	SO	LOB	BOTTOM		
<b>Steve Sax, R</b> OBP: 0.310, SLG: 0.319 (1, 4)										4	0	2	0	0	0	0	<b>St. Louis Cardinals @ Los Angeles Dodgers</b> Dodger Stadium, Los Angeles, CA Sat Jul 07 1984, 7:05 PM PDT Att: 46,253 - Unknown <a href="http://livebaseballscorecards.com">livebaseballscorecards.com</a>		
<b>Franklin Stubbs, L</b> OBP: 0.299, SLG: 0.392 (1, 8) (7, 3)										2	1	0	0	2	0	1			
<b>Pedro Guerrero, R</b> OBP: 0.341, SLG: 0.418 (1, 9)										4	1	2	2	0	1	3			
<b>Mike Marshall, R</b> OBP: 0.352, SLG: 0.492 (1, 7)										4	0	0	0	0	1	3			
<b>Mike Scioscia, L</b> OBP: 0.389, SLG: 0.362 (1, 2)										4	0	2	0	0	0	2			
<b>Sid Bream, L</b> (1, 3)										2	0	0	0	0	0	1			
<b>Candy Maldonado, R</b> OBP: 0.346, SLG: 0.428 (6, PH) (7, 8)										1	0	1	0	0	0	0			
<b>Ken Landreaux, L</b> OBP: 0.328, SLG: 0.360 (8, PH) (9, 8)										0	0	0	0	1	0	0			
<b>Bill Russell, R</b> OBP: 0.359, SLG: 0.360 (1, 6)										4	1	1	0	0	0	4			
<b>German Rivera, R</b> OBP: 0.283, SLG: 0.333 (1, 5)										3	0	1	1	1	1	1			
<b>Alejandro Pena, R</b> OBP: 0.133, SLG: 0.136 (1, 1)										4	0	0	0	0	3	4			
<b>Inning Stats</b>	R: 0 E: 0 K: 0 S: 4	H: 1 LOB: 1 BB: 0 P: 4	R: 0 E: 0 K: 0 S: 4	H: 1 LOB: 0 BB: 0 P: 4	R: 2 E: 0 K: 2 S: 8	H: 1 LOB: 1 BB: 1 P: 12	R: 1 E: 0 K: 1 S: 7	H: 2 LOB: 1 BB: 0 P: 7	R: 0 E: 0 K: 0 S: 4	H: 1 LOB: 2 BB: 1 P: 8	R: 0 E: 0 K: 1 S: 5	H: 1 LOB: 1 BB: 0 P: 5	R: 0 E: 0 K: 2 S: 8	H: 1 LOB: 3 BB: 2 P: 8	R: 0 E: 0 K: 0 S: 4	H: 1 LOB: 3 BB: 2 P: 12	1B: 6 2B: 2 3B: 0 HR: 1	SF: 0 SAC: 0 DP: 0 HBP: 0	WP: 0 PA: 36 PB: 0 SB: 2 CS: 1
<b>PITCHER</b> <b>Rick Ownbey, R</b> ERA: 5.79 (1, 1)	IP: 4.2 WLS: L BF: 22 H: 6 R: 3 ER: 3 SO: 3 BB: 2 IBB: 0 HBP: 0 BLK: 0 WP: 0 HR: 1 S: 26 P: 34 ERA: 5.79 WHIP: 1.714																		
<b>Dave Vonohlen, L</b> ERA: 1.35 (5, 1)	IP: 2.1 WLS: L BF: 8 H: 2 R: 0 ER: 0 SO: 3 BB: 0 IBB: 0 HBP: 0 BLK: 0 WP: 0 HR: 0 S: 14 P: 14 ERA: 0.00 WHIP: 0.857																		
<b>Jeff Lahti, R</b> ERA: 3.07 (8, 1)	IP: 1.0 WLS: L BF: 6 H: 1 R: 0 ER: 0 SO: 0 BB: 0 IBB: 2 HBP: 0 BLK: 0 WP: 0 HR: 0 S: 4 P: 12 ERA: 0.00 WHIP: 1.000																		



Batter	1	2	3	4	5	6	7	8	9	10	11	12	AB	R	H	RBI	BB	SO	LOB	TOP							
Lonnie Smith, R OBP: 0.359, SLG: 0.367 (1.7)													6	0	2	0	0	2	1								
Tom Herr, S OBP: 0.337, SLG: 0.342 (1.4)													6	1	2	1	0	0	1								
Tito Landrum, R OBP: 0.362, SLG: 0.381 (9, PH)													4	0	1	0	0	0	0								
George Hendrick, R OBP: 0.305, SLG: 0.370 (9, PH)													1	0	0	0	0	1	2								
Bruce Sutter, R (9, 1)													0	0	0	0	0	0	0								
Mark Salas, L OBP: 0.111, SLG: 0.167 (12, PH)													0	0	0	0	0	0	0								
David Green, R OBP: 0.296, SLG: 0.350 (9, 3)													6	1	2	1	0	1	1								
Rick Ownbey, R (12, PR)													0	1	0	0	0	0	0								
Dave Vonohlen, L (12, 1)													0	0	0	0	0	0	0								
Willie McGee, S OBP: 0.315, SLG: 0.377 (1.8)													6	2	3	0	0	1	0								
Darrell Porter, L OBP: 0.387, SLG: 0.411 (1.2)													5	1	2	1	1	0	0								
Art Howe, R OBP: 0.288, SLG: 0.233 (7, PH)													1	0	0	0	1	0	0								
Andy Van Slyke OBP: 0.350, SLG: 0.342 (7, 5)													4	1	2	4	0	2	2								
Ozzie Smith, S OBP: 0.345, SLG: 0.338 (1.6)													5	1	2	1	0	0	3								
Ricky Horton, L OBP: 0.288, SLG: 0.233 (7, PH)													5	1	2	1	0	0	3								
Pat Zachry, R ERA: 4.02 (11, 1)													0	0	0	0	0	0	0								
<b>Inning Stats</b>	R: 0 E: 0 K: 0 S: 4	H: 2 LOB: 1 BB: 0 P: 4	R: 0 E: 0 K: 0 S: 4	H: 1 LOB: 2 BB: 1 P: 8	R: 0 E: 0 K: 1 S: 3	H: 0 LOB: 0 BB: 0 P: 3	R: 0 E: 0 K: 1 S: 5	H: 0 LOB: 0 BB: 0 P: 3	R: 2 E: 0 K: 1 S: 6	H: 3 LOB: 1 BB: 0 P: 8	R: 0 E: 0 K: 1 S: 5	H: 0 LOB: 0 BB: 0 P: 5	R: 4 E: 0 K: 2 S: 13	H: 6 LOB: 2 BB: 0 P: 13	R: 0 E: 0 K: 1 S: 5	H: 0 LOB: 0 BB: 0 P: 5	R: 0 E: 0 K: 2 S: 8	H: 1 LOB: 1 BB: 0 P: 8	R: 2 E: 0 K: 0 S: 7	H: 4 LOB: 3 BB: 1 P: 11	1B: 15 2B: 1 3B: 0 HR: 1	SF: 1 SAC: 1 DP: 1 HBP: 0	WP: 0 PB: 0 SB: 0 CS: 0	PA: 54			
<b>PITCHER</b>	IP WLS BF H R ER SO BB IBB HBP BLK WP HR S P ERA WHIP	IP WLS BF H R ER SO BB IBB HBP BLK WP HR S P ERA WHIP	IP WLS BF H R ER SO BB IBB HBP BLK WP HR S P ERA WHIP	IP WLS BF H R ER SO BB IBB HBP BLK WP HR S P ERA WHIP	IP WLS BF H R ER SO BB IBB HBP BLK WP HR S P ERA WHIP	IP WLS BF H R ER SO BB IBB HBP BLK WP HR S P ERA WHIP	IP WLS BF H R ER SO BB IBB HBP BLK WP HR S P ERA WHIP	IP WLS BF H R ER SO BB IBB HBP BLK WP HR S P ERA WHIP	IP WLS BF H R ER SO BB IBB HBP BLK WP HR S P ERA WHIP	IP WLS BF H R ER SO BB IBB HBP BLK WP HR S P ERA WHIP	IP WLS BF H R ER SO BB IBB HBP BLK WP HR S P ERA WHIP	IP WLS BF H R ER SO BB IBB HBP BLK WP HR S P ERA WHIP	IP WLS BF H R ER SO BB IBB HBP BLK WP HR S P ERA WHIP	IP WLS BF H R ER SO BB IBB HBP BLK WP HR S P ERA WHIP	IP WLS BF H R ER SO BB IBB HBP BLK WP HR S P ERA WHIP	IP WLS BF H R ER SO BB IBB HBP BLK WP HR S P ERA WHIP	IP WLS BF H R ER SO BB IBB HBP BLK WP HR S P ERA WHIP	IP WLS BF H R ER SO BB IBB HBP BLK WP HR S P ERA WHIP	IP WLS BF H R ER SO BB IBB HBP BLK WP HR S P ERA WHIP	IP WLS BF H R ER SO BB IBB HBP BLK WP HR S P ERA WHIP	IP WLS BF H R ER SO BB IBB HBP BLK WP HR S P ERA WHIP	IP WLS BF H R ER SO BB IBB HBP BLK WP HR S P ERA WHIP	IP WLS BF H R ER SO BB IBB HBP BLK WP HR S P ERA WHIP	IP WLS BF H R ER SO BB IBB HBP BLK WP HR S P ERA WHIP	IP WLS BF H R ER SO BB IBB HBP BLK WP HR S P ERA WHIP	IP WLS BF H R ER SO BB IBB HBP BLK WP HR S P ERA WHIP	IP WLS BF H R ER SO BB IBB HBP BLK WP HR S P ERA WHIP


St. Louis Cardinals @ Los Angeles Dodgers  
Dodger Stadium, Los Angeles, CA  
Sun Jul 08 1984, 3:33 AM PDT  
Att. 39,063 - Unknown


AB 50  
R 8  
H 17  
RBI 8  
BB 2  
SO 8  
LOB 17



Batter	1	2	3	4	5	6	7	8	9	10	11	12	AB	R	H	RBI	BB	SO	LOB	BOTTOM				
Steve Sax, R OBP: 0.306, SLG: 0.315 (1.4)													7	1	1	0	0	1	4					
Dave Anderson, R OBP: 0.346, SLG: 0.318 (1.6)													5	2	2	1	1	0	1					
Pedro Guerrero, R OBP: 0.346, SLG: 0.423 (1.9)													6	1	4	0	0	0	2					
Mike Marshall, R OBP: 0.357, SLG: 0.494 (1.7)													5	1	3	2	0	0	1					
Candy Maldonado, R OBP: 0.346, SLG: 0.426 (7, PH)													3	1	1	1	0	0	0					
Ken Landreaux, L OBP: 0.354, SLG: 0.355 (8, 8)													3	0	0	0	0	0	4					
Steve Yeager, R OBP: 0.383, SLG: 0.333 (9, PH)													4	0	1	1	0	0	2					
Mike Scioscia, L OBP: 0.396, SLG: 0.396 (10, 2)													1	0	1	0	1	0	0					
Franklin Stubbs, L OBP: 0.296, SLG: 0.388 (12, PH)													4	0	1	1	0	2	4					
Bill Russell, R OBP: 0.357, SLG: 0.358 (11, 5)													1	0	0	0	0	0	1					
German Rivera, R OBP: 0.298, SLG: 0.346 (10, PH)													4	0	2	0	0	1	0					
Terry Whitfield, L OBP: 0.299, SLG: 0.340 (11, 5)													1	0	0	0	0	1	0					
Bob Bailor, R OBP: 0.300, SLG: 0.266 (11, 5)													1	0	1	0	0	0	0					
Rick Honeycutt, L OBP: 0.288, SLG: 0.233 (7, PH)													3	0	1	0	0	0	1					
Tom Niedenfuer, R OBP: 0.288, SLG: 0.233 (7, PH)													0	0	0	0	0	0	0					
Orel Hershiser, R OBP: 0.388, SLG: 0.388 (10, PH)													0	0	0	0	0	0	0					
Sid Bream, L OBP: 0.388, SLG: 0.388 (10, PH)													0	0	0	0	0	0	0					
Pat Zachry, R OBP: 0.300, SLG: 0.266 (11, 5)													1	0	0	0	0	0	2					
Mike Yarb, R OBP: 0.187, SLG: 0.091 (12, PH)													0	0	0	0	0	0	0					
<b>Inning Stats</b>	R: 5 E: 0 K: 0 S: 9	H: 7 LOB: 1 BB: 0 P: 9	R: 0 E: 0 K: 1 S: 6	H: 1 LOB: 1 BB: 0 P: 6	R: 0 E: 0 K: 1 S: 5	H: 0 LOB: 0 BB: 0 P: 5	R: 0 E: 0 K: 1 S: 7	H: 2 LOB: 2 BB: 0 P: 7	R: 0 E: 1 K: 0 S: 4	H: 1 LOB: 1 BB: 0 P: 4	R: 1 E: 0 K: 0 S: 5	H: 2 LOB: 2 BB: 1 P: 9	R: 0 E: 0 K: 1 S: 4	H: 1 LOB: 2 BB: 0 P: 10	R: 0 E: 0 K: 1 S: 5	H: 0 LOB: 0 BB: 0 P: 5	R: 0 E: 0 K: 1 S: 4	H: 1 LOB: 1 BB: 0 P: 4	R: 0 E: 0 K: 1 S: 7	H: 2 LOB: 2 BB: 1 P: 7	1B: 18 2B: 0 3B: 0 HR: 0	SF: 1 SAC: 2 DP: 0 HBP: 0	WP: 0 PB: 0 SB: 0 CS: 0	PA: 56
<b>PITCHER</b>	IP WLS BF H R ER SO BB IBB HBP BLK WP HR S P ERA WHIP	IP WLS BF H R ER SO BB IBB HBP BLK WP HR S P ERA WHIP	IP WLS BF H R ER SO BB IBB HBP BLK WP HR S P ERA WHIP	IP WLS BF H R ER SO BB IBB HBP BLK WP HR S P ERA WHIP	IP WLS BF H R ER SO BB IBB																			



Batter	1	2	3	4	5	6	7	8	9	10	AB	R	H	RBI	BB	SO	LOB	TOP			
Steve Sax, R OBP: 0.311, SLG: 0.319 (1, 4)	5-3		K		G5-4-3 1B		CS 1B		5-3 SH1-4 1B		5	0	3	0	0	1	1	<b>Los Angeles Dodgers @ Chicago Cubs</b> Wrigley Field, Chicago, IL Thu Jul 12 1984, 3:33 AM CDT Att: 33,129 - Unknown  <b>AB 35</b> <b>R 2</b> <b>H 10</b> <b>RBI 2</b> <b>BB 3</b> <b>SO 3</b> <b>LOB 19</b>  			
Bill Russell, R OBP: 0.360, SLG: 0.367 (1, 6)	4-3			F9 1B	G5-4-3		CS	G5-4-3 1B	SH1-4		4	1	2	0	0	0	2				
Pedro Guerrero, R OBP: 0.344, SLG: 0.418 (1, 9)	F9			FC6-5 1B				G5-4-3 1B	5-3		4	0	0	0	1	0	2				
Mike Marshall, R OBP: 0.354, SLG: 0.500 (1, 7)	F9			BB				F2	P3		5	1	1	1	0	0	3				
Candy Maldonado, R OBP: 0.349, SLG: 0.428 (1, 8)		6-3									4	0	2	1	0	0	0				
Bob Bailor, R OBP: 0.300, SLG: 0.266 (9, PR) (9, 5)				FC6-5 1B							0	0	0	0	0	0	0				
Steve Yeager, R OBP: 0.304, SLG: 0.333 (1, 2)	K			FC6-5					SH1-4 1B		3	0	1	0	0	1	2				
Franklin Stubbs, L OBP: 0.301, SLG: 0.387 (1, 3)				FC3-6 1B	F8						3	0	1	0	1	0	3				
German Rivera, R OBP: 0.283, SLG: 0.327 (9, PH) (9, 8)				FC3-6					F8		3	0	0	0	0	0	1				
Alejandro Pena, R OBP: 0.146, SLG: 0.130 (9, PH) (9, 1)				K					4-3		1	0	0	0	0	0	2				
Terry Whitfield, L OBP: 0.268, SLG: 0.338 (9, PH) (9, 1)					WP BB				4-3		0	0	0	0	0	0	0				
<b>Inning Stats</b>	R: 0 E: 0 K: 0 S: 3	H: 0 LOB: 0 BB: 0 P: 3	R: 0 E: 0 K: 1 S: 5	H: 0 LOB: 0 BB: 0 P: 5	R: 0 E: 0 K: 2 S: 8	H: 1 LOB: 1 BB: 0 P: 8	R: 1 E: 0 K: 0 S: 5	H: 2 LOB: 2 BB: 1 P: 9	R: 0 E: 0 K: 0 S: 3	H: 1 LOB: 0 BB: 0 P: 3	R: 0 E: 0 K: 0 S: 3	H: 1 LOB: 2 BB: 1 P: 8	R: 0 E: 0 K: 0 S: 4	H: 1 LOB: 2 BB: 1 P: 4	R: 0 E: 0 K: 0 S: 4	H: 1 LOB: 1 BB: 0 P: 4	1B: 8 2B: 1 3B: 0 HR: 1	SF: 0 SAC: 2 DP: 2 HBP: 0	WP: 1 PB: 0 SB: 0 CS: 1	PA: 41	
<b>PITCHER</b>	IP 8.0	WLS 32	BF 9	H 2	R 2	ER 2	SO 3	BB 2	IBB 0	HBP 0	BLK 0	WP 1	HR 1	S 36	P 44	ERA 2.25	WHIP 1.375				
Steve Trout, L ERA: 3.08																					
Tim Stoddard, R ERA: 2.44																					

Batter	1	2	3	4	5	6	7	8	9	10	AB	R	H	RBI	BB	SO	LOB	BOTTOM			
Bob Dernier, R OBP: 0.395, SLG: 0.382 (1, 8)	5-3		F7		G3			23 SH1-4 1B	K		5	0	1	0	0	1	2	<b>Los Angeles Dodgers @ Chicago Cubs</b> Wrigley Field, Chicago, IL Thu Jul 12 1984, 3:33 AM CDT Att: 33,129 - Unknown  <b>AB 34</b> <b>R 3</b> <b>H 8</b> <b>RBI 2</b> <b>BB 2</b> <b>SO 7</b> <b>LOB 14</b>  			
23 Ryne Sandberg, R OBP: 0.380, SLG: 0.556 (1, 4)	HBP E 1B		F9		P4			SH1-4			4	2	2	1	0	0	0				
Gary Matthews, R OBP: 0.397, SLG: 0.375 (1, 7)	E 2B HBP		K					P4			3	1	0	0	0	1	1				
Leon Durham, L OBP: 0.396, SLG: 0.525 (1, 3)	E6 CS				6-3						3	0	1	0	1	0	1				
Keith Moreland, R OBP: 0.339, SLG: 0.419 (1, 9)	1-2 3-H 2B				F3				P6		4	0	1	1	0	1	3				
Jody Davis, R OBP: 0.361, SLG: 0.505 (1, 2)	5-3				BB 1B						4	0	2	0	0	1	2				
Ron Cey, R OBP: 0.316, SLG: 0.416 (1, 5)			P6						P3		3	0	0	0	1	0	1				
Dave Owen, S OBP: 0.339, SLG: 0.333 (1, 6)											3	0	0	0	0	0	2				
Jay Johnstone, L OBP: 0.412, SLG: 0.413 (9, PH) (10, 6)			P5		4-3						1	0	1	0	0	0	0				
Larry Bowa, S OBP: 0.285, SLG: 0.293 (10, 6)									1B		0	0	0	0	0	0	0				
Steve Trout, L OBP: 0.175, SLG: 0.154 (1, 1)											3	0	0	0	0	3	0				
Tim Stoddard, R OBP: 0.111, SLG: 0.111 (9, 1)			K								0	0	0	0	0	0	0				
Thad Bosley, L OBP: 0.333, SLG: 0.294 (9, 7)					K				F7		1	0	0	0	0	0	2				
<b>Inning Stats</b>	R: 2 E: 1 K: 0 S: 5	H: 2 LOB: 1 BB: 0 P: 6	R: 0 E: 0 K: 1 S: 5	H: 0 LOB: 0 BB: 0 P: 5	R: 0 E: 0 K: 1 S: 5	H: 0 LOB: 0 BB: 0 P: 5	R: 0 E: 0 K: 0 S: 4	H: 1 LOB: 2 BB: 1 P: 8	R: 0 E: 0 K: 1 S: 5	H: 0 LOB: 0 BB: 0 P: 5	R: 0 E: 0 K: 0 S: 4	H: 1 LOB: 2 BB: 1 P: 8	R: 0 E: 0 K: 1 S: 7	H: 2 LOB: 2 BB: 0 P: 7	R: 1 E: 0 K: 0 S: 1	H: 1 LOB: 0 BB: 0 P: 1	1B: 6 2B: 1 3B: 0 HR: 1	SF: 0 SAC: 1 DP: 0 HBP: 1	WP: 0 PB: 0 SB: 0 CS: 1	PA: 38	
<b>PITCHER</b>	IP 8.0	WLS 32	BF 5	H 2	R 2	ER 1	SO 6	BB 1	IBB 1	HBP 1	BLK 0	WP 0	HR 0	S 41	P 50	ERA 0.00	WHIP 0.750				
Alejandro Pena, R ERA: 2.26																					
Tom Niedenfuer, R ERA: 2.18																					



Batter	1	2	3	4	5	6	7	8	9	AB	R	H	RBI	BB	SO	LOB	TOP		
Steve Sax, R OBP: 0.308, SLG: 0.315 (1, 4)										4	1	0	0	1	0	0	<b>Los Angeles Dodgers @ Chicago Cubs</b> Wrigley Field, Chicago, IL Fri Jul 13 1984, 3:33 AM CDT Att: 33,915 - Unknown		
Ken Landreaux, L OBP: 0.321, SLG: 0.359 (1, 8)										5	1	1	0	0	1	1			
Pedro Guerrero, R OBP: 0.351, SLG: 0.429 (1, 9)										3	1	3	1	1	0	0			
Mike Marshall, R OBP: 0.356, SLG: 0.510 (1, 7)										3	1	1	3	1	0	2			
Franklin Stubbs, L OBP: 0.300, SLG: 0.383 (1, 3)										4	0	1	0	0	1	4			
Mike Scioscia, L OBP: 0.392, SLG: 0.363 (1, 2)										4	0	1	0	0	1	1			
Dave Anderson, R OBP: 0.344, SLG: 0.323 (8, 5)										4	1	1	0	0	0	2			
German Rivera, R OBP: 0.286, SLG: 0.316 (8, PH)										2	0	0	0	1	0	1			
Bill Russell, R OBP: 0.358, SLG: 0.365 (8, 6)										1	0	0	0	0	1	0			
Bob Welch, R Terry Whitfield, L Burt Hooton, R Sid Bream, L Pat Zachry, R Jerry Reuss, L Mike Vail, R (1, 1) (4, PH) (4, 1) (6, PH) (6, 1) (7, 1) (9, PH)										1	0	0	0	0	1	1			
<b>Inning Stats</b>	R: 0 E: 0 K: 1 S: 6	H: 1 LOB: 2 BB: 1 P: 10	R: 0 E: 0 K: 1 S: 5	H: 0 LOB: 1 BB: 1 P: 9	R: 3 E: 0 K: 1 S: 7	H: 3 LOB: 1 BB: 2 P: 15	R: 0 E: 0 K: 1 S: 5	H: 0 LOB: 0 BB: 0 P: 5	R: 1 E: 0 K: 0 S: 5	H: 2 LOB: 1 BB: 0 P: 5	R: 1 E: 0 K: 0 S: 4	H: 1 LOB: 0 BB: 0 P: 4	R: 0 E: 0 K: 2 S: 7	H: 0 LOB: 0 BB: 0 P: 7	R: 0 E: 0 K: 0 S: 3	H: 0 LOB: 0 BB: 0 P: 3		1B: 4 2B: 1 3B: 2 HR: 1	SF: 1 SAC: 0 DP: 1 HBP: 0
<b>PITCHER</b>	IP WLS BF H R ER SO BB IBB HBP BLK WP HR S P ERA WHIP																		
Rick Sutcliffe, R ERA: 4.43 (1, 1)	5.0 W 25 7 5 5 4 4 0 0 0 1 0 1 29 45 9.00 2.200																		
Rich Bordi, R ERA: 2.91 (6, 1)	2.0 S 7 1 0 0 0 0 0 0 0 0 0 0 7 7 0.00 0.500																		
Lee Smith, R ERA: 3.9 (8, 1)	2.0 S 6 0 0 0 2 0 0 0 0 0 0 0 10 10 0.00 0.000																		

Batter	1	2	3	4	5	6	7	8	9	AB	R	H	RBI	BB	SO	LOB	BOTTOM		
Bob Dernier, R OBP: 0.393, SLG: 0.380 (1, 8)										4	1	1	0	0	0	2	<b>Los Angeles Dodgers @ Chicago Cubs</b> Wrigley Field, Chicago, IL Fri Jul 13 1984, 3:33 AM CDT Att: 33,915 - Unknown		
23 Ryne Sandberg, R OBP: 0.381, SLG: 0.553 (1, 4)										2	1	0	0	2	2	1			
Gary Matthews, R OBP: 0.398, SLG: 0.375 (1, 7)										3	1	1	1	1	1	1			
Lee Smith, R (8, 1)										0	0	0	0	0	0	0			
Leon Durham, L OBP: 0.397, SLG: 0.527 (1, 3)										3	2	1	1	1	1	3			
Keith Moreland, R OBP: 0.340, SLG: 0.434 (1, 9)										4	1	2	4	0	0	0			
Jody Davis, R OBP: 0.356, SLG: 0.498 (1, 2)										4	0	0	0	0	2	1			
Ron Cey, R OBP: 0.377, SLG: 0.413 (8, 5)										2	0	0	0	1	2	0			
Dave Owen, S OBP: 0.333, SLG: 0.327 (8, 5)										1	0	0	0	0	0	0			
Larry Bowa, S OBP: 0.285, SLG: 0.293 (1, 6)										3	1	1	0	0	0	0			
Rick Sutcliffe, L OBP: 0.059, SLG: 0.118 (1, 1)										2	0	0	0	0	1	0			
Rich Bordi, R OBP: 0.077, SLG: 0.077 (6, 1)										0	0	0	0	0	0	0			
Henry Cotto, R OBP: 0.299, SLG: 0.258 (7, PH) (8, 7)										1	0	0	0	0	0	2			
<b>Inning Stats</b>	R: 3 E: 1 K: 2 S: 8	H: 2 LOB: 1 BB: 2 P: 16	R: 0 E: 0 K: 1 S: 5	H: 0 LOB: 0 BB: 0 P: 5	R: 3 E: 0 K: 1 S: 7	H: 2 LOB: 0 BB: 1 P: 11	R: 0 E: 0 K: 2 S: 7	H: 0 LOB: 0 BB: 0 P: 7	R: 0 E: 0 K: 1 S: 5	H: 0 LOB: 0 BB: 0 P: 5	R: 0 E: 0 K: 1 S: 5	H: 0 LOB: 0 BB: 0 P: 5	R: 1 E: 0 K: 1 S: 7	H: 2 LOB: 3 BB: 2 P: 15	R: 0 E: 0 K: 0 S: 3	H: 0 LOB: 0 BB: 0 P: 3	1B: 4 2B: 1 3B: 0 HR: 1	SF: 0 SAC: 0 DP: 0 HBP: 0	WP: 0 PA: 34 PB: 1 SB: 1 CS: 0
<b>PITCHER</b>	IP WLS BF H R ER SO BB IBB HBP BLK WP HR S P ERA WHIP																		
Bob Welch, R ERA: 4.02 (1, 1)	3.0 L 15 4 6 0 0 3 0 0 0 0 0 0 12 12 0.00 0.000																		
Burt Hooton, R ERA: 4.17 (4, 1)	2.0 6 0 0 0 3 0 0 0 0 0 0 0 12 12 0.00 0.000																		
Pat Zachry, R ERA: 4.07 (6, 1)	1.2 9 2 1 1 1 2 0 0 0 0 0 0 9 17 5.40 2.400																		
Jerry Reuss, L ERA: 4.71 (7, 1)	1.1 4 0 0 0 1 0 0 0 0 0 0 0 6 6 0.00 0.000																		



Batter	1	2	3	4	5	6	7	8	9	AB	R	H	RBI	BB	SO	LOB	TOP										
Steve Sax, R OBP: 0.310, SLG: 0.314 (1, 4)	0-0 6-3		0-0 L4-3 1B			4-0 FC4-6 BB	0-0 4-3		0-0 E5 3-1 1B	4	1	1	1	1	0	0											
Franklin Stubbs, L OBP: 0.297, SLG: 0.397 (1, 8) (8, 3)	0-0 4-3		0-0 P5			0-0 FC4-6 1B 2B			0-0 3-1	5	2	1	1	0	0	3											
Pedro Guerrero, R OBP: 0.348, SLG: 0.424 Ken Landreaux, L OBP: 0.323, SLG: 0.362 (1, 9) (8, 8)	0-3 K		0-0 L4-3			0-0 F9		0-0 5-3	0-0 1B	4	0	0	0	0	1	2											
Mike Marshall, R OBP: 0.357, SLG: 0.511 (1, 7)		0-0 G3 1B 2B				0-0 2B 1B		0-3 K	0-3 K	5	2	2	0	0	3	1											
Sid Bream, L OBP: 0.182, SLG: 0.400 Candy Maldonado, R OBP: 0.349, SLG: 0.428 (1, 3) (8, PR) (8, 9)		0-0 G3		0-3 K		0-0 2B		0-0 2B		4	0	2	2	0	1	1											
Mike Scioscia, L OBP: 0.400, SLG: 0.365 (1, 2)		0-0 HR 1B		0-0 F9		4-0 IBB		4-0 IBB		2	1	1	1	2	0	0											
Dave Anderson, R OBP: 0.337, SLG: 0.315 (1, 6)		0-3 K				0-0 6-3		0-0 F9		4	0	0	0	0	2	5											
German Rivera, R OBP: 0.299, SLG: 0.393 (1, 5)		0-0 HR				0-0 F7		0-0 F8		4	2	2	2	0	0	0											
Orel Hershiser, R OBP: 0.158, SLG: 0.158 (1, 1)		0-0 P4				0-3 K		0-0 1-3		3	0	0	0	0	1	0											
<b>Inning Stats</b>	R: 0 E: 0 K: 1 S: 5	H: 0 LOB: 0 BB: 5	R: 3 E: 0 K: 1 S: 8	H: 3 LOB: 0 BB: 0 P: 8	R: 0 E: 0 K: 2 S: 3	H: 1 LOB: 0 BB: 0 P: 3	R: 0 E: 0 K: 2 S: 7	H: 0 LOB: 0 BB: 0 P: 7	R: 0 E: 0 K: 1 S: 5	H: 0 LOB: 0 BB: 0 P: 5	R: 2 E: 0 K: 0 S: 5	H: 2 LOB: 2 BB: 2 P: 13	R: 0 E: 0 K: 0 S: 3	H: 0 LOB: 0 BB: 0 P: 3	R: 1 E: 0 K: 2 S: 9	H: 2 LOB: 2 BB: 1 P: 13	R: 2 E: 1 K: 1 S: 8	H: 2 LOB: 1 BB: 0 P: 8	1B: 4 2B: 5 3B: 0 HR: 2	SF: 0 SAC: 1 DP: 1 HBP: 0	WP: 0 PB: 0 SB: 0 CS: 0	PA: 40					
<b>PITCHER</b>	IP	WLS	BF	H	R	ER	SO	BB	IBB	HBP	BLK	WP	HR	S	P	ERA	WHIP	<b>PITCHER</b>								ERA	WHIP
Scott Sanderson, R ERA: 3.22 (1, 1)	6.0	L	25	6	5	5	5	1	1	0	0	0	1	33	41	7.50	1.167									ERA	WHIP
George Frazier, R ERA: 4.04 (7, 1)	2.0		9	2	1	1	2	0	1	0	0	0	1	12	16	4.50	1.000									ERA	WHIP
Warren Brusstar, R ERA: 3.96 (9, 1)	1.0		6	2	2	1	1	0	0	0	0	0	0	8	8	9.00	2.000									ERA	WHIP

Los Angeles Dodgers @ Chicago Cubs  
Wrigley Field, Chicago, IL  
Sat Jul 14 1984, 3:33 AM CDT  
Att: 39,396 - Unknown

AB 36  
R 8  
H 10  
RBI 8  
BB 3  
SO 8  
LOB 12



Batter	1	2	3	4	5	6	7	8	9	AB	R	H	RBI	BB	SO	LOB	BOTTOM										
Bob Dernier, R OBP: 0.394, SLG: 0.380 (1, 8)	0-3 K		0-0 1B			0-3 K			4-0 23 5-3 BB	3	0	1	0	1	2	0											
23 Ryne Sandberg, R OBP: 0.378, SLG: 0.547 (1, 4)	0-0 6-3		0-3 K			0-0 E1			0-0 5-3	4	0	0	0	0	1	2											
Jay Johnstone, L OBP: 0.400, SLG: 0.400 (1, 7)	0-0 1B					0-0 F9			0-3 K	4	0	1	0	0	1	2											
Leon Durham, L OBP: 0.392, SLG: 0.518 (1, 3)	0-3 K					0-3 K			0-0 F9	4	0	0	0	0	2	2											
Keith Moreland, R OBP: 0.336, SLG: 0.429 (1, 9)		0-0 F9		0-0 P5		0-0 6-3		0-0 6-3		3	0	0	0	0	0	0											
Jody Davis, R OBP: 0.353, SLG: 0.493 (1, 2)		0-0 4-3				0-3 K		0-3 K		3	0	0	0	0	2	0											
Ron Cey, R OBP: 0.313, SLG: 0.498 (1, 5)		0-0 4-3				0-0 6-3			0-0 6-3	3	0	0	0	0	0	0											
Larry Bowa, S OBP: 0.282, SLG: 0.289 (1, 6)			0-0 G3			0-0 F7			0-0 4-3	3	0	0	0	0	0	0											
Scott Sanderson, R OBP: 0.174, SLG: 0.095 Henry Colto, R OBP: 0.294, SLG: 0.254 George Frazier, R (1, 1) (6, PH) (7, 1)			0-3 K			0-0 5-3			0-0 L6	1	0	0	0	0	1	0											
Thad Bosley, L OBP: 0.318, SLG: 0.278 Warren Brusstar, R OBP: 0.333, SLG: 0.200 (8, PH) (9, 1)										1	0	0	0	0	0	0											
<b>Inning Stats</b>	R: 0 E: 0 K: 2 S: 8	H: 1 LOB: 1 BB: 0 P: 8	R: 0 E: 0 K: 0 S: 3	H: 0 LOB: 0 BB: 0 P: 3	R: 0 E: 0 K: 2 S: 8	H: 1 LOB: 1 BB: 0 P: 8	R: 0 E: 0 K: 1 S: 5	H: 0 LOB: 0 BB: 0 P: 5	R: 0 E: 0 K: 1 S: 5	H: 0 LOB: 0 BB: 0 P: 5	R: 0 E: 1 K: 1 S: 6	H: 0 LOB: 1 BB: 0 P: 6	R: 0 E: 0 K: 1 S: 5	H: 0 LOB: 0 BB: 0 P: 5	R: 0 E: 0 K: 0 S: 3	H: 0 LOB: 0 BB: 0 P: 3	R: 0 E: 0 K: 1 S: 5	H: 0 LOB: 1 BB: 1 P: 9	1B: 2 2B: 0 3B: 0 HR: 0	SF: 0 SAC: 0 DP: 0 HBP: 0	WP: 0 PB: 0 SB: 0 CS: 0	PA: 31					
<b>PITCHER</b>	IP	WLS	BF	H	R	ER	SO	BB	IBB	HBP	BLK	WP	HR	S	P	ERA	WHIP	<b>PITCHER</b>								ERA	WHIP
Orel Hershiser, R ERA: 3.14 (1, 1)	9.0	W	31	2	0	0	9	1	0	0	0	0	0	48	52	0.00	0.333									ERA	WHIP

Los Angeles Dodgers @ Chicago Cubs  
Wrigley Field, Chicago, IL  
Sat Jul 14 1984, 3:33 AM CDT  
Att: 39,396 - Unknown

AB 30  
R 0  
H 2  
RBI 0  
BB 1  
SO 9  
LOB 6





Batter	1	2	3	4	5	6	7	8	9	AB	R	H	RBI	BB	SO	LOB	TOP										
Steve Sax, R OBP: 0.313, SLG: 0.317 (1, 4)										4	0	2	1	0	0	0	<b>Los Angeles Dodgers @ Chicago Cubs</b> Wrigley Field, Chicago, IL Sun Jul 15 1984, 3:33 AM CDT Att: 39,574 - Unknown										
Franklin Stubbs, L OBP: 0.296, SLG: 0.393 (1, 8) (8, 9)										4	0	1	0	0	2	2											
Pedro Guerrero, R Pat Zachry, R (1, 9) (8, 1)										4	0	0	0	0	2	4											
Mike Marshall, R OBP: 0.355, SLG: 0.507 (1, 7)										4	0	1	0	0	2	2											
Sid Bream, L OBP: 0.200, SLG: 0.357 (1, 3)										4	0	1	0	0	0	1											
Mike Scioscia, L OBP: 0.392, SLG: 0.356 (1, 2)										4	0	0	0	0	0	2											
Dave Anderson, R OBP: 0.332, SLG: 0.310 (1, 6)										3	0	0	0	0	1	1											
German Rivera, R Terry Whitfield, L Bob Bailor, R OBP: 0.304, SLG: 0.397 OBP: 0.270, SLG: 0.340 OBP: 0.300, SLG: 0.266 (1, 5) (8, PH) (8, FR) (8, 5)										2	1	1	0	0	1	0											
Fernando Valenzuela, L Ken Landreaux, L OBP: 0.152, SLG: 0.239 OBP: 0.322, SLG: 0.390 (1, 1) (8, PH) (8, 8)										1	0	0	0	0	1	0											
<b>Inning Stats</b>	R: 0 E: 0 K: 1 S: 5	H: 0 LOB: 0 BB: 0 P: 5	R: 0 E: 0 K: 3 S: 5	H: 0 LOB: 0 BB: 0 P: 5	R: 0 E: 0 K: 3 S: 9	H: 0 LOB: 0 BB: 0 P: 9	R: 0 E: 0 K: 1 S: 5	H: 0 LOB: 0 BB: 0 P: 5	R: 0 E: 0 K: 0 S: 4	H: 1 LOB: 1 BB: 0 P: 4	R: 1 E: 0 K: 1 S: 8	H: 3 LOB: 2 BB: 0 P: 8	R: 0 E: 0 K: 0 S: 3	H: 0 LOB: 0 BB: 0 P: 3	R: 0 E: 0 K: 2 S: 9	H: 2 LOB: 2 BB: 0 P: 9		R: 0 E: 0 K: 0 S: 3	H: 1 LOB: 0 BB: 0 P: 3	1B: 7 2B: 0 3B: 0 HR: 0	SF: 0 SAC: 1 DP: 1 HBP: 0	WP: 1 PB: 0 SB: 1 CS: 0	PA: 33				
<b>PITCHER</b>	IP	WLS	BF	H	R	ER	SO	BB	IBB	HBP	BLK	WP	HR	S	P	ERA	WHIP										
Dennis Eckersley, R ERA: 4.75 Lee Smith, R ERA: 3.77 (1, 1) (8, 1)	7.0	W	26	5	1	1	7	0	0	0	0	1	0	40	40	1.29	0.714										

Batter	1	2	3	4	5	6	7	8	9	AB	R	H	RBI	BB	SO	LOB	BOTTOM										
Bob Dernier, R OBP: 0.390, SLG: 0.375 (1, 8)										4	0	0	0	0	0	0	<b>Los Angeles Dodgers @ Chicago Cubs</b> Wrigley Field, Chicago, IL Sun Jul 15 1984, 3:33 AM CDT Att: 39,574 - Unknown										
23 Ryne Sandberg, R OBP: 0.379, SLG: 0.553 (1, 4)										3	1	1	1	1	1	0											
Gary Matthews, R Henry Cotto, R OBP: 0.398, SLG: 0.378 OBP: 0.304, SLG: 0.266 (1, 7) (8, 7)										3	1	1	0	0	1	0											
Keith Moreland, R OBP: 0.331, SLG: 0.421 (1, 3)										4	0	0	0	0	3	3											
Jody Davis, R OBP: 0.356, SLG: 0.493 (1, 2)										2	1	1	0	1	0	0											
Ron Cey, R OBP: 0.310, SLG: 0.405 (1, 5)										2	1	0	1	0	2	1											
Gary Woods, R OBP: 0.380, SLG: 0.525 (1, 9)										2	0	0	1	0	2	1											
Larry Bowa, S OBP: 0.278, SLG: 0.286 (1, 6)										3	0	0	0	0	0	0											
Dennis Eckersley, R Lee Smith, R Dave Owen, S OBP: 0.217, SLG: 0.182 OBP: 0.328, SLG: 0.320 (1, 1) (8, 1) (8, 6)										2	0	0	0	0	2	0											
<b>Inning Stats</b>	R: 0 E: 0 K: 2 S: 7	H: 0 LOB: 0 BB: 0 P: 7	R: 0 E: 0 K: 2 S: 7	H: 0 LOB: 0 BB: 0 P: 7	R: 0 E: 0 K: 0 S: 3	H: 0 LOB: 0 BB: 0 P: 3	R: 0 E: 0 K: 1 S: 5	H: 0 LOB: 0 BB: 0 P: 5	R: 4 E: 1 K: 1 S: 8	H: 2 LOB: 0 BB: 1 P: 12	R: 0 E: 0 K: 1 S: 6	H: 1 LOB: 2 BB: 1 P: 10	R: 0 E: 0 K: 1 S: 6	H: 1 LOB: 2 BB: 1 P: 10	1B: 2 2B: 1 3B: 0 HR: 1	SF: 2 SAC: 0 DP: 0 HBP: 0		WP: 1 PB: 0 SB: 1 CS: 0	PA: 31								
<b>PITCHER</b>	IP	WLS	BF	H	R	ER	SO	BB	IBB	HBP	BLK	WP	HR	S	P	ERA	WHIP										
Fernando Valenzuela, L Pat Zachry, R ERA: 2.95 ERA: 3.99 (1, 1) (8, 1)	7.0	L	26	3	4	2	10	1	0	0	0	1	1	45	49	2.57	0.429										





Batter	1	2	3	4	5	6	7	8	9	AB	R	H	RBI	BB	SO	LOB	TOP					
Steve Sax, R OBP: 0.309, SLG: 0.313 (1,4)	4-3		F3		6-3		K			4	0	0	0	0	1	2						
Franklin Stubbs, L OBP: 0.295, SLG: 0.386 (1,3)	4-3		1B BB			F8		K		3	0	0	0	1	1	0						
Ken Landreaux, L OBP: 0.325, SLG: 0.363 (1,8)	K		1-2 1B			1B		K		4	0	2	0	0	2	0						
Mike Marshall, R OBP: 0.354, SLG: 0.514 (1,7)		HR	F9			K		P4		4	1	1	1	0	1	3						
Pedro Guerrero, R OBP: 0.340, SLG: 0.414 (1,9)	6-3		F9			K		F9		4	0	0	0	0	1	1						
Mike Scioscia, L OBP: 0.394, SLG: 0.359 (1,2)	4-3		6-3			1B		FC3-6 1B		4	0	2	0	0	0	0						
Bill Russell, R OBP: 0.361, SLG: 0.364 (1,6)	1B		6-3			P4		1-2 BB		3	0	1	0	1	0	1						
German Rivera, R OBP: 0.292, SLG: 0.379 (9, PH)	F9					F8		FC3-6		3	0	0	0	0	1	2						
Sid Bream, L OBP: 0.188, SLG: 0.333 (9, FR)								1-2 2-3		1	0	0	0	0	0	2						
Bob Bailor, R OBP: 0.300, SLG: 0.266 (9, FR)										0	0	0	0	0	0	0						
Rick Honeycutt, L OBP: 0.163, SLG: 0.122 (1,1)			K					F9		2	0	0	0	0	1	0						
Terry Whitfield, L OBP: 0.275, SLG: 0.340 (7, PH)										0	0	0	0	1	0	0						
Burt Hooton, R OBP: 0.143, SLG: 0.077 (9, PH)										1	0	0	0	0	0	2						
<b>Inning Stats</b>	R: 0 E: 0 K: 1 S: 5	H: 0 LOB: 0 BB: 0 P: 5	R: 1 E: 0 K: 0 S: 5	H: 2 LOB: 1 BB: 0 P: 5	R: 0 E: 0 K: 1 S: 6	H: 1 LOB: 2 BB: 1 P: 10	R: 0 E: 0 K: 0 S: 3	H: 0 LOB: 0 BB: 0 P: 3	R: 0 E: 0 K: 1 S: 5	H: 0 LOB: 0 BB: 0 P: 5	R: 0 E: 0 K: 2 S: 8	H: 1 LOB: 1 BB: 0 P: 8	R: 0 E: 0 K: 1 S: 6	H: 1 LOB: 2 BB: 1 P: 10	R: 0 E: 0 K: 2 S: 7	H: 0 LOB: 0 BB: 0 P: 7	R: 0 E: 0 K: 0 S: 4	H: 1 LOB: 2 BB: 1 P: 8	1B: 5 2B: 0 3B: 0 HR: 1	SF: 0 SAC: 0 DP: 0 HBP: 0	WP: 0 PB: 0 SB: 0 CS: 0	PA: 36
<b>PITCHER</b>	IP	WLS	BF	H	R	ER	SO	BB	IBB	HBP	BLK	WP	HR	S	P	ERA	WHIP					
Bob Walk, R ERA: 1.08 (1,1)	8.1	W	32	5	1	1	8	2	0	0	0	0	1	46	54	1.08	0.840					
Kent Tekulve, R ERA: 3.0 (9,1)	0.2		4	1	0	0	0	1	0	0	0	0	0	3	7	0.00	3.000					

Los Angeles Dodgers @ Pittsburgh Pirates  
Three Rivers Stadium, Pittsburgh, PA  
Mon Jul 16 1984, 7:05 PM EDT  
Att: 9,044 - Unknown

AB 33  
R 1  
H 6  
RBI 1  
BB 3  
SO 8  
LOB 13



Batter	1	2	3	4	5	6	7	8	9	AB	R	H	RBI	BB	SO	LOB	BOTTOM				
Marvell Wynne, L OBP: 0.314, SLG: 0.339 (1,8)	4-3	3-1			4-3		P6			4	0	0	0	0	0	0					
Jim Morrison, R OBP: 0.272, SLG: 0.425 (1,4)	2B		G5-4-3 1B		HR		4-3			3	2	3	1	0	0	0					
Johnny Ray, S OBP: 0.350, SLG: 0.382 (7,4)	1B									1	0	0	0	0	0	0					
Bill Madlock, R OBP: 0.310, SLG: 0.346 (1,5)	1B 1H	2B	G5-4-3 1-2		F9		F9			4	1	1	1	0	0	1					
Jason Thompson, L OBP: 0.344, SLG: 0.407 (1,3)	F7		4-3		4-3					4	0	0	0	0	0	1					
Tony Peña, R OBP: 0.351, SLG: 0.441 (1,2)	FC6-4 2H	1B	G3-6-3 1B		5-3					4	0	3	1	0	0	0					
Brian Harper, R OBP: 0.208, SLG: 0.149 (1,9)	FC6-4 1-2		G3-6-3 1-2		F7					3	0	0	0	0	0	2					
Doug Frobel, L OBP: 0.253, SLG: 0.367 (7,9)										1	0	0	0	0	1	0					
Lee Mazzilli, S OBP: 0.380, SLG: 0.375 (1,7)		K			BB 1B		S BB			2	0	1	0	1	1	0					
Dale Berra, R OBP: 0.277, SLG: 0.313 (1,6)		HR			1-2 BB		FC6 1B			1	1	1	1	2	0	0					
Bob Walk, R (1,1)										3	0	0	0	0	2	4					
Kent Tekulve, R (9,1)							FC6 1-2			0	0	0	0	0	0	0					
<b>Inning Stats</b>	R: 2 E: 0 K: 0 S: 6	H: 3 LOB: 1 BB: 0 P: 6	R: 1 E: 0 K: 2 S: 8	H: 1 LOB: 0 BB: 0 P: 8	R: 0 E: 0 K: 0 S: 3	H: 1 LOB: 0 BB: 0 P: 3	R: 0 E: 0 K: 1 S: 6	H: 2 LOB: 2 BB: 1 P: 10	R: 1 E: 0 K: 0 S: 4	H: 1 LOB: 0 BB: 0 P: 4	R: 0 E: 0 K: 0 S: 3	H: 0 LOB: 2 BB: 2 P: 11	R: 0 E: 0 K: 0 S: 3	H: 0 LOB: 0 BB: 0 P: 3	R: 0 E: 0 K: 1 S: 5	H: 1 LOB: 0 BB: 0 P: 5	1B: 5 2B: 2 3B: 0 HR: 2	SF: 0 SAC: 0 DP: 2 HBP: 0	WP: 0 PB: 0 SB: 1 CS: 0	PA: 33	
<b>PITCHER</b>	IP	WLS	BF	H	R	ER	SO	BB	IBB	HBP	BLK	WP	HR	S	P	ERA	WHIP				
Rick Honeycutt, L ERA: 3.02 (1,1)	6.0	L	27	8	4	4	3	2	1	0	0	0	0	30	42	6.00	1.667				
Burt Hooton, R ERA: 4.03 (7,1)	2.0		6	1	0	0	1	0	0	0	0	0	0	8	8	0.00	0.500				

Los Angeles Dodgers @ Pittsburgh Pirates  
Three Rivers Stadium, Pittsburgh, PA  
Mon Jul 16 1984, 7:05 PM EDT  
Att: 9,044 - Unknown

AB 30  
R 4  
H 9  
RBI 4  
BB 3  
SO 4  
LOB 8







Batter	1	2	3	4	5	6	7	8	9	AB	R	H	RBI	BB	SO	LOB	TOP								
Steve Sax, R OBP: 0.306, SLG: 0.310 (1,4)										3	1	0	0	1	1	2	<b>Los Angeles Dodgers @ Pittsburgh Pirates</b> Three Rivers Stadium, Pittsburgh, PA Tue Jul 17 1984, 7:05 PM EDT Att: 10,134 - Unknown <a href="http://livebaseballscorecards.com">livebaseballscorecards.com</a>								
R.J. Reynolds, S OBP: 0.338, SLG: 0.389 (1,9) (9,8)										3	1	0	0	1	1										
Ken Landreaux, L OBP: 0.361, SLG: 0.376 (1,8)										2	1	1	2	0	1	0									
Pedro Guerrero, R OBP: 0.339, SLG: 0.413 (9, PH)										3	1	0	0	1	0	0									
Candy Maldonado, R OBP: 0.349, SLG: 0.428 (9,9)										4	0	1	2	0	1	0									
Mike Marshall, R OBP: 0.353, SLG: 0.509 (1,7)										3	1	0	0	1	0	0									
Mike Scioscia, L OBP: 0.391, SLG: 0.357 (1,2)										4	0	1	2	0	1	0									
Franklin Stubbs, L OBP: 0.294, SLG: 0.378 (1,3)										3	0	0	0	1	2	0									
Bill Russell, R OBP: 0.361, SLG: 0.360 (1,6)										2	0	0	0	1	2	0									
Terry Whitfield, L OBP: 0.280, SLG: 0.345 (9, PH)										1	0	1	1	0	0	0									
Dave Anderson, R OBP: 0.332, SLG: 0.310 (9,6)										0	0	0	0	0	0	0									
German Rivera, R OBP: 0.289, SLG: 0.362 (1,5)										3	0	0	0	1	0	4									
Alejandro Pena, R OBP: 0.157, SLG: 0.163 (1,1)										3	1	1	0	0	1	1									
<b>Inning Stats</b>	R: 0 E: 0 K: 3 S: 9	H: 0 LOB: 0 BB: 0 P: 9	R: 0 E: 0 K: 1 S: 5	H: 0 LOB: 0 BB: 0 P: 5	R: 0 E: 0 K: 1 S: 4	H: 0 LOB: 0 BB: 1 P: 8	R: 1 E: 0 K: 0 S: 3	H: 0 LOB: 0 BB: 1 P: 7	R: 0 E: 0 K: 3 S: 9	H: 0 LOB: 0 BB: 0 P: 9	R: 0 E: 0 K: 0 S: 2	H: 0 LOB: 0 BB: 1 P: 6	R: 1 E: 0 K: 0 S: 4	H: 1 LOB: 0 BB: 0 P: 4	R: 0 E: 0 K: 1 S: 5	H: 0 LOB: 0 BB: 0 P: 5	R: 3 E: 0 K: 1 S: 8	H: 3 LOB: 3 BB: 3 P: 20	1B: 2 2B: 2 3B: 0 HR: 1	SF: 1 SAC: 0 DP: 2 HBP: 0	WP: 0 PB: 0 SB: 1 CS: 0	PA: 35			
<b>PITCHER</b>	IP	WLS	BF	H	R	ER	SO	BB	IBB	HBP	BLK	WP	HR	S	P	ERA	WHIP								
Jose DeLeon, R ERA: 2.79 (1,1)	8.0	L	26	1	2	2	9	3	0	0	0	0	1	41	53	2.25	0.500								
Don Robinson, R ERA: 4.05 (9,1)	0.1		3	1	2	2	0	1	0	0	0	0	0	2	6	54.00	6.000								
Rod Scurrey, L ERA: 3.24 (9,1)	0.1		1	0	0	0	1	0	0	0	0	0	0	3	3	0.00	0.000								
Kent Tekulve, R ERA: 3.17 (9,1)	0.1		5	2	1	1	0	1	1	0	0	0	0	3	11	27.00	9.000								

Batter	1	2	3	4	5	6	7	8	9	AB	R	H	RBI	BB	SO	LOB	BOTTOM								
Marvell Wynne, L OBP: 0.311, SLG: 0.335 (1,8)										4	0	0	0	0	0	1	<b>Los Angeles Dodgers @ Pittsburgh Pirates</b> Three Rivers Stadium, Pittsburgh, PA Tue Jul 17 1984, 7:05 PM EDT Att: 10,134 - Unknown <a href="http://livebaseballscorecards.com">livebaseballscorecards.com</a>								
Lee Mazzilli, S OBP: 0.373, SLG: 0.366 (1,7)										4	0	0	0	0	2	1									
Bill Madlock, R OBP: 0.310, SLG: 0.345 (1,5)										4	0	1	0	0	0	0									
Jason Thompson, L OBP: 0.340, SLG: 0.401 (1,3)										4	0	0	0	0	0	1									
Tony Peña, R OBP: 0.350, SLG: 0.439 (1,2)										4	0	1	0	0	0	0									
Johnny Ray, S OBP: 0.353, SLG: 0.385 (1,4)										3	0	2	0	0	0	0									
Doug Frobel, L OBP: 0.248, SLG: 0.360 (1,9)										3	0	0	0	0	3	3									
Dale Berra, R OBP: 0.278, SLG: 0.317 (1,6)										3	0	1	0	0	0	1									
Jose DeLeon, R OBP: 0.081, SLG: 0.083 (1,1)										2	0	0	0	0	2	1									
Benny Distefano, L OBP: 0.254, SLG: 0.361 (8, PH)										1	0	0	0	0	0	0									
Don Robinson, R OBP: 0.429, SLG: 0.500 (9,1)										0	0	0	0	0	0	0									
Rod Scurrey, L OBP: 0.429, SLG: 0.500 (9,1)										0	0	0	0	0	0	0									
Kent Tekulve, R OBP: 0.317, SLG: 0.317 (9,1)										0	0	0	0	0	0	0									
<b>Inning Stats</b>	R: 0 E: 0 K: 1 S: 6	H: 1 LOB: 1 BB: 0 P: 6	R: 0 E: 0 K: 1 S: 6	H: 1 LOB: 1 BB: 0 P: 6	R: 0 E: 0 K: 1 S: 5	H: 0 LOB: 0 BB: 0 P: 5	R: 0 E: 0 K: 1 S: 7	H: 2 LOB: 2 BB: 0 P: 7	R: 0 E: 0 K: 2 S: 8	H: 1 LOB: 1 BB: 0 P: 8	R: 0 E: 0 K: 0 S: 3	H: 0 LOB: 0 BB: 0 P: 3	R: 0 E: 0 K: 1 S: 5	H: 0 LOB: 0 BB: 0 P: 5	R: 0 E: 0 K: 0 S: 3	H: 0 LOB: 0 BB: 0 P: 3	R: 0 E: 0 K: 0 S: 3	H: 0 LOB: 0 BB: 0 P: 3	1B: 4 2B: 1 3B: 0 HR: 0	SF: 0 SAC: 0 DP: 0 HBP: 0	WP: 0 PB: 0 SB: 0 CS: 0	PA: 32			
<b>PITCHER</b>	IP	WLS	BF	H	R	ER	SO	BB	IBB	HBP	BLK	WP	HR	S	P	ERA	WHIP								
Alejandro Pena, R ERA: 2.12 (1,1)	9.0	W	32	5	0	0	7	0	0	0	0	0	0	46	46	0.00	0.556								



Batter	1	2	3	4	5	6	7	8	9	AB	R	H	RBI	BB	SO	LOB	TOP					
Steve Sax, R OBP: 0.304, SLG: 0.305 (1, 4)	0-0 6-3		0-0 4-3		0-0 E6		0-0 FC5-4		0-0 4-3	5	0	0	0	0	0	4	<b>Los Angeles Dodgers @ Pittsburgh Pirates</b> Three Rivers Stadium, Pittsburgh, PA Wed Jul 18 1984, 7:05 PM EDT Att: 13,473 - Unknown 					
Bill Russell, R OBP: 0.362, SLG: 0.358 (1, 8)	4-0 BB			0-0 FC6-4 BB	0-3 K		0-0 F8		0-0 1-3	4	0	1	0	1	1	5						
R.J. Reynolds, S OBP: 0.335, SLG: 0.385 (1, 7)	0-0 1-2			0-0 F8	0-0 1B		0-3 K			4	0	1	2	0	1	4						
Mike Marshall, R OBP: 0.358, SLG: 0.512 (1, 3)		4-0 5-3 BB		4-0 FC6-4 BB		0-0 F9		0-0 2B		2	0	1	0	2	0	0						
Candy Maldonado, R OBP: 0.341, SLG: 0.417 (1, 9)	0-0 1-2	0-0 5-3		0-0 FC6-4		0-0 F8		0-0 E5		4	0	0	0	0	0	4						
Steve Yeager, R OBP: 0.305, SLG: 0.333 (1, 2)	0-0 FC6-4 1B			0-0 5-3		0-0 1B BB		0-3 K		3	0	1	0	1	1	4						
Dave Anderson, R OBP: 0.335, SLG: 0.320 (1, 6)	0-0 FC6-4 1-2				0-0 E 1B		0-0 1B		0-0 P4	4	1	2	0	0	0	3						
German Rivera, R OBP: 0.300, SLG: 0.352 (1, 5)			0-0 3-1		4-0 E 1B BB		4-0 FC5-4 BB		0-0 FC6-4 1-2	2	1	0	0	2	0	2						
Jerry Reuss, L OBP: 0.285, SLG: 0.273 (1, 1)			0-0 6-3		0-0 F8		4-0 FC5-4 BB		0-3 K	0	0	0	0	0	0	0						
Bob Welch, R OBP: 0.196, SLG: 0.100 (5, Ph)										1	0	0	0	0	0	0						
Mike Villi, R OBP: 0.123, SLG: 0.071 (5, Ph)										0	0	0	0	0	0	0						
Pat Zachry, R OBP: 0.307, SLG: 0.286 (7, Ph)										0	0	0	0	0	0	0						
Bob Bailor, R OBP: 0.201, SLG: 0.286 (7, Ph)										0	0	0	0	0	0	0						
Burt Hooton, R OBP: 0.338, SLG: 0.432 (9, Ph)										1	0	0	0	0	0	1						
<b>Inning Stats</b>	R: 0 E: 0 K: 0 S: 2	H: 0 LOB: 0 BB: 1 P: 6	R: 0 E: 0 K: 0 S: 3	H: 1 LOB: 1 BB: 1 P: 7	R: 0 E: 0 K: 0 S: 3	H: 0 LOB: 0 BB: 0 P: 3	R: 0 E: 0 K: 0 S: 4	H: 1 LOB: 2 BB: 1 P: 8	R: 2 E: 1 K: 1 S: 7	H: 2 LOB: 2 BB: 1 P: 11	R: 0 E: 0 K: 0 S: 3	H: 1 LOB: 1 BB: 1 P: 7	R: 0 E: 0 K: 1 S: 5	H: 0 LOB: 2 BB: 2 P: 13	R: 0 E: 1 K: 1 S: 7	H: 1 LOB: 2 BB: 0 P: 7	R: 0 E: 0 K: 1 S: 5	H: 0 LOB: 0 BB: 0 P: 5	1B: 4 2B: 4 3B: 0 HR: 0	SF: 0 SAC: 0 DP: 2 HBP: 0	WP: 0 PB: 0 SB: 0 CS: 0	PA: 38
<b>PITCHER</b> Larry McWilliams, L ERA: 2.65 (1, 1)	IP: 9.0 WLS: W BF: 38 H: 6 R: 2 ER: 0 SO: 4 BB: 7 IBB: 0 HBP: 0 BLK: 0 WP: 0 HR: 0 S: 39 P: 67 ERA: 0.00 WHIP: 1.444																					

Batter	1	2	3	4	5	6	7	8	9	AB	R	H	RBI	BB	SO	LOB	BOTTOM			
Lee Lacy, R OBP: 0.340, SLG: 0.422 (1, 9)	4-0 2B BB		0-0 6-3		0-0 F9			0-0 S 1B		4	1	1	0	1	1	2	<b>Los Angeles Dodgers @ Pittsburgh Pirates</b> Three Rivers Stadium, Pittsburgh, PA Wed Jul 18 1984, 7:05 PM EDT Att: 13,473 - Unknown 			
Jim Morrison, R OBP: 0.286, SLG: 0.436 (1, 4)	0-0 1B 2B	4-0 BB BB		0-0 HBP 1B		0-0 1-3		0-0 B1-4		4	2	2	1	1	0	1				
Bill Madlock, R OBP: 0.313, SLG: 0.344 (1, 5)	0-0 6-3		4-0 1-2 BB		1-0 1B HBP		0-0 1-3		0-3 K	1	0	0	0	1	0	1				
Johnny Ray, S OBP: 0.351, SLG: 0.382 (5, 4)			0-0 1-2 BB		1-2 HBP					2	0	0	0	0	1	1				
Jason Thompson, L OBP: 0.344, SLG: 0.399 (1, 3)	4-0 1B BB		0-0 1-3		0-0 F8		4-0 FC1-8 BB		4-0 BB	2	1	0	0	3	0	4				
Tony Peña, R OBP: 0.353, SLG: 0.441 (1, 2)	0-0 CS 1B		0-0 1B 1B		0-0 PB 1B		0-0 FC1-6		0-0 F7	5	1	3	2	0	0	3				
Brian Harper, R OBP: 0.232, SLG: 0.180 (1, 7)	0-0 1-3 2-H		0-0 PB 1B		0-3 K		0-0 G4-3			3	0	2	1	0	1	2				
Doug Frobel, L OBP: 0.253, SLG: 0.364 (5, 9)	0-0 1-2 BB		0-0 PB 1B		0-0 K		0-0 G4-3 1B			1	0	1	0	0	0	0				
Dale Berra, R OBP: 0.280, SLG: 0.317 (1, 6)	4-0 1-2 BB		0-0 1-2 2-3		0-0 F8		0-0 G4-3		0-0 1-2	3	0	1	0	1	0	3				
Marvell Wynne, L OBP: 0.310, SLG: 0.334 (1, 8)	0-3 K		0-3 K		0-0 6-3		0-0 1B			4	0	1	0	0	2	4				
Larry McWilliams, L OBP: 0.146, SLG: 0.146 (1, 1)		0-3 K		0-0 1-3		0-0 4-3		0-0 4-3		4	0	0	0	0	1	3				
<b>Inning Stats</b>	R: 3 E: 0 K: 1 S: 7	H: 3 LOB: 3 BB: 3 P: 19	R: 0 E: 0 K: 2 S: 7	H: 0 LOB: 2 BB: 2 P: 15	R: 1 E: 0 K: 1 S: 8	H: 3 LOB: 0 BB: 0 P: 8	R: 1 E: 0 K: 1 S: 7	H: 2 LOB: 0 BB: 0 P: 8	R: 0 E: 0 K: 0 S: 3	H: 0 LOB: 0 BB: 0 P: 3	R: 0 E: 0 K: 0 S: 3	H: 0 LOB: 1 BB: 1 P: 7	R: 0 E: 0 K: 0 S: 4	H: 2 LOB: 1 BB: 0 P: 4	R: 0 E: 0 K: 1 S: 6	H: 1 LOB: 2 BB: 1 P: 10	1B: 10 2B: 1 3B: 0 HR: 0	SF: 0 SAC: 0 DP: 1 HBP: 1	WP: 0 PB: 1 SB: 1 CS: 1	PA: 41
<b>PITCHER</b> Jerry Reuss, L ERA: 5.4 (1, 1)	IP: 0.1 WLS: L BF: 5 H: 2 R: 3 ER: 3 SO: 0 BB: 2 IBB: 0 HBP: 0 BLK: 0 WP: 0 HR: 0 S: 26 P: 39 ERA: 2.46 WHIP: 2.455																			
Bob Welch, R ERA: 3.97 (1, 1)	3.2	20	6	2	1	5	3	0	1	0	0	0	0	0	0	0	26	39	2.46	2.455
Pat Zachry, R ERA: 3.83 (5, 1)	2.0	7	0	0	0	0	1	0	0	0	0	0	0	0	0	0	6	10	0.00	0.500
Burt Hooton, R ERA: 3.9 (7, 1)	2.0	9	3	0	0	1	1	0	0	0	0	0	0	0	0	0	10	14	0.00	2.000











Batter	1	2	3	4	5	6	7	8	9	AB	R	H	RBI	BB	SO	LOB	TOP				
Steve Sax, R OBP: 0.303, SLG: 0.308 (1, 4)	0-0 6-3			0-0 6-3		0-0 SF7 3B		0-0 5-3		4	1	1	2	0	0	0	<b>Los Angeles Dodgers @ St. Louis Cardinals</b> Busch Stadium, St. Louis, MO Sat Jul 21 1984, 3:33 AM CDT Att: 37,682 - Unknown <a href="http://livebaseballscorecards.com">livebaseballscorecards.com</a>				
R.J. Reynolds, S OBP: 0.320, SLG: 0.379 (1, 7)	0-0 G3			0-0 F7		0-0 SF7		0-3 K		3	0	0	1	0	1	0					
Pedro Guerrero, R OBP: 0.344, SLG: 0.411 Candy Maldonado, R OBP: 0.343, SLG: 0.413 (1, 9) (9, 9)	0-0 F7			0-0 4-3		0-0 BLK BB		4-0 CS BB		2	0	0	0	2	0	0					
Mike Marshall, R OBP: 0.353, SLG: 0.510 (1, 3)		0-0 1-3			0-0 F7	0-0 6-3		0-0 2B		4	0	1	0	0	0	1					
Ken Landreaux, L OBP: 0.323, SLG: 0.372 (1, 8)	0-0 G3			0-3 K			0-0 F8		0-0 6-3	4	0	0	0	0	1	1					
Mike Scioscia, L OBP: 0.390, SLG: 0.350 (1, 2)	0-0 F5			0-0 F9			0-0 2B 1B		4-0 IBB	3	0	1	0	1	0	0					
German Rivera, R OBP: 0.312, SLG: 0.410 (1, 5)			0-3 K		0-0 F4	0-3 K		0-0 1-3		4	0	0	0	0	2	3					
Dave Anderson, R OBP: 0.345, SLG: 0.335 (1, 6)			0-0 F3		0-0 1B 3B 2B	0-0 2B				3	1	2	0	0	0	0					
Rick Honeycutt, L OBP: 0.174, SLG: 0.136 (1, 1)			0-3 K		0-0 2-3 3B 1B			0-0 G3		3	1	1	0	0	1	0					
<b>Inning Stats</b>	R: 0 E: 0 K: 0 S: 3	H: 0 LOB: 0 BB: 0 P: 3	R: 0 E: 0 K: 0 S: 3	H: 0 LOB: 0 BB: 0 P: 3	R: 0 E: 0 K: 2 S: 7	H: 0 LOB: 0 BB: 0 P: 7	R: 0 E: 0 K: 0 S: 3	H: 0 LOB: 0 BB: 0 P: 3	R: 0 E: 0 K: 1 S: 5	H: 0 LOB: 0 BB: 0 P: 5	R: 3 E: 0 K: 0 S: 6	H: 3 LOB: 1 BB: 1 P: 10	R: 0 E: 0 K: 1 S: 6	H: 2 LOB: 2 BB: 0 P: 6	R: 0 E: 0 K: 1 S: 5	H: 0 LOB: 0 BB: 0 P: 5	R: 0 E: 0 K: 0 S: 3	H: 1 LOB: 2 BB: 2 P: 11	1B: 2 2B: 3 3B: 1 HR: 0	SF: 1 SAC: 0 DP: 0 HBP: 0	WP: 0 PA: 34 PB: 0 CS: 1
<b>PITCHER</b>	IP WLS BF H R ER SO BB IBB HBP BLK WP HR S P ERA WHIP	8.0 L 29 5 3 3 5 1 0 0 0 0 0 38 42 3.38 0.750	1.0 5 1 0 0 0 1 1 0 0 0 0 0 3 11 0.00 2.000	<b>PITCHER</b>																	

Batter	1	2	3	4	5	6	7	8	9	AB	R	H	RBI	BB	SO	LOB	BOTTOM				
Tito Landrum, R OBP: 0.337, SLG: 0.352 (1, 8)	0-0 5-3			0-0 5-3 1B	0-0 G5-4-3			0-0 FC6-4 1B		4	0	2	0	0	0	1	<b>Los Angeles Dodgers @ St. Louis Cardinals</b> Busch Stadium, St. Louis, MO Sat Jul 21 1984, 3:33 AM CDT Att: 37,682 - Unknown <a href="http://livebaseballscorecards.com">livebaseballscorecards.com</a>				
Tom Herr, S OBP: 0.326, SLG: 0.334 Neil Allen, R OBP: 0.250, SLG: 0.375 (1, 4) (9, 1)	0-0 6-3			0-0 5-3 1B		0-0 1-3		0-0 FC6-4		4	0	1	0	0	0	2					
Lonnie Smith, R OBP: 0.365, SLG: 0.368 (1, 7)	0-0 5-3			0-0 5-3		0-0 F7		0-3 K		4	0	0	0	0	1	4					
George Hendrick, R OBP: 0.310, SLG: 0.379 (1, 9)		0-0 FC5-4 1B		0-0 L4		0-0 6-3		0-0 6-3		4	0	1	0	0	0	2					
David Green, R OBP: 0.296, SLG: 0.361 (1, 3)		0-0 FC5-4 G6-4-3		4-0 IBB		0-3 K		0-0 1-3		3	0	0	0	1	1	1					
Terry Pendleton, S OBP: 0.471, SLG: 0.563 (1, 5)		0-0 G6-4-3		0-0 5-3		0-0 4-3		0-0 1B		4	0	1	0	0	0	4					
Chris Speier, R OBP: 0.217, SLG: 0.244 (1, 6)			0-0 6-3		0-0 1B 3B		0-0 4-3		0-0 F9	4	1	1	0	0	0	1					
Tom Nieto, R OBP: 0.357, SLG: 0.500 Bill Lyons, R (8, PH) (9, 4)			0-0 6-3		0-0 1-3			0-0 F4		2	0	0	0	0	0	1					
Joaquin Andujar, S OBP: 0.224, SLG: 0.250 Art Howe, R OBP: 0.308, SLG: 0.279 Glenn Brummer, R OBP: 0.250, SLG: 0.265 (1, 1) (8, PH) (9, 2)			0-0 5-3		0-0 G5-4-3 1B			0-0 FC6-4 1B		2	0	1	1	0	0	0					
<b>Inning Stats</b>	R: 0 E: 0 K: 0 S: 3	H: 0 LOB: 0 BB: 0 P: 3	R: 0 E: 0 K: 0 S: 3	H: 1 LOB: 0 BB: 0 P: 3	R: 0 E: 0 K: 0 S: 3	H: 0 LOB: 0 BB: 0 P: 3	R: 0 E: 0 K: 0 S: 5	H: 2 LOB: 3 BB: 1 P: 9	R: 1 E: 0 K: 0 S: 4	H: 2 LOB: 0 BB: 0 P: 4	R: 0 E: 0 K: 0 S: 3	H: 0 LOB: 0 BB: 0 P: 3	R: 0 E: 0 K: 1 S: 5	H: 0 LOB: 0 BB: 0 P: 5	R: 0 E: 0 K: 1 S: 7	H: 2 LOB: 2 BB: 0 P: 7	R: 0 E: 0 K: 0 S: 4	H: 1 LOB: 1 BB: 0 P: 4	1B: 7 2B: 0 3B: 1 HR: 0	SF: 0 SAC: 0 DP: 2 HBP: 0	WP: 0 PA: 34 PB: 0 CS: 0
<b>PITCHER</b>	IP WLS BF H R ER SO BB IBB HBP BLK WP HR S P ERA WHIP	9.0 W 34 8 1 1 2 1 0 0 0 0 0 37 41 1.00 0.889	<b>PITCHER</b>																		







Batter	1	2	3	4	5	6	7	8	9	AB	R	H	RBI	BB	SO	LOB	TOP			
Rafael Ramirez, R OBP: 0.308, SLG: 0.326	F7		K		2-6	5-3		F9	4-3	5	0	0	0	0	1	4				
Ken Oberkfell, L OBP: 0.334, SLG: 0.376	4-3			K		4-3		6-3		4	0	0	0	0	1	0				
Claudell Washington, L OBP: 0.423, SLG: 0.541	K			HR		K			BB	3	2	1	0	1	2	0				
Dale Murphy, R OBP: 0.360, SLG: 0.515		L9		HR			K		BB	3	2	1	2	1	1	0				
Chris Chambliss, L OBP: 0.358, SLG: 0.396	6-3			5-3		E		K		4	0	1	0	0	1	2				
Brad Komminsk, R OBP: 0.270, SLG: 0.346	4-3			5-3		1B		F8		4	0	1	1	0	0	1				
Glenn Hubbard, R OBP: 0.355, SLG: 0.408			K		F6		E5		BB	3	0	0	0	1	1	1				
Alex Trevino, R OBP: 0.299, SLG: 0.348			WP		K		F8		K	4	0	1	0	0	2	5				
Pascual Perez, R OBP: 0.125, SLG: 0.132			K							1	0	0	0	1	1	1				
Gerald Perry, L OBP: 0.363, SLG: 0.340										1	0	0	0	0	0	0				
Steve Bedrosian, R OBP: 0.167, SLG: 0.167										0	0	0	0	0	0	0				
Rufino Linares, R OBP: 0.250, SLG: 0.429										1	0	1	1	0	0	0				
Donnie Moore, L OBP: 0.250, SLG: 0.429										0	0	0	0	0	0	0				
<b>Inning Stats</b>	R: 0 E: 0 K: 1 S: 5	H: 0 LOB: 0 BB: 0 P: 5	R: 0 E: 0 K: 0 S: 3	H: 0 LOB: 0 BB: 0 P: 3	R: 0 E: 0 K: 3 S: 10	H: 1 LOB: 1 BB: 0 P: 10	R: 2 E: 0 K: 1 S: 7	H: 2 LOB: 0 BB: 0 P: 7	R: 0 E: 0 K: 1 S: 4	H: 0 LOB: 1 BB: 1 P: 8	R: 0 E: 1 K: 1 S: 7	H: 1 LOB: 2 BB: 0 P: 7	R: 0 E: 0 K: 0 S: 3	H: 0 LOB: 0 BB: 0 P: 3	R: 2 E: 0 K: 2 S: 9	H: 2 LOB: 3 BB: 3 P: 21	1B: 5 2B: 0 3B: 0 HR: 1	SF: 0 SAC: 0 DP: 0 HBP: 0	WP: 1 PB: 0 SB: 1 CS: 0	PA: 37
<b>PITCHER</b>	IP	WLS	BF	H	R	ER	SO	BB	IBB	HBP	BLK	WP	HR	S	P	ERA	WHIP			
Orel Hershiser, R ERA: 2.95	8.1	L	35	5	4	4	9	3	1	0	0	1	1	48	64	4.32	0.960			
Ken Howell, R ERA: 5.14	0.2		3	1	0	0	1	0	0	0	0	0	0	5	5	0.00	1.500			

Atlanta Braves @ Los Angeles Dodgers  
Dodger Stadium, Los Angeles, CA  
Tue Jul 24 1984, 7:05 PM PDT  
Att: 41,589 - Unknown

AB 33  
R 4  
H 6  
RBI 4  
BB 4  
SO 10  
LOB 14



Batter	1	2	3	4	5	6	7	8	9	AB	R	H	RBI	BB	SO	LOB	BOTTOM			
Steve Sax, R OBP: 0.304, SLG: 0.315	F5		5-3			K				4	0	1	0	0	1	0				
Franklin Stubbs, L OBP: 0.294, SLG: 0.386	F6		F9			K		FC2-6-5		4	0	0	0	0	1	1				
R.J. Reynolds, S OBP: 0.315, SLG: 0.371				4-3		4-3		5-6		4	0	1	0	0	0	1				
Mike Marshall, R OBP: 0.347, SLG: 0.500	CS	4-3		F9		BB	BLK		F8	4	0	1	0	0	0	0				
Ken Landreaux, L OBP: 0.323, SLG: 0.378			SF8	3-1		F7		6-3		4	1	1	0	0	0	1				
Mike Scioscia, L OBP: 0.397, SLG: 0.357		SF8			G6-4-3		BB	IBB		1	0	0	1	2	0	0				
German Rivera, R OBP: 0.330, SLG: 0.461				HR	G6-4-3			BB		2	1	1	1	1	0	1				
Dave Anderson, R OBP: 0.357, SLG: 0.348				K				F8		3	0	1	0	0	1	3				
Orel Hershiser, R OBP: 0.160, SLG: 0.160										3	0	0	0	0	3	4				
Ken Howell, R			K		K			K		0	0	0	0	0	0	0				
<b>Inning Stats</b>	R: 0 E: 0 K: 0 S: 3	H: 1 LOB: 0 BB: 0 P: 3	R: 2 E: 0 K: 1 S: 7	H: 2 LOB: 0 BB: 0 P: 7	R: 0 E: 0 K: 1 S: 5	H: 0 LOB: 0 BB: 0 P: 5	R: 0 E: 0 K: 0 S: 3	H: 0 LOB: 0 BB: 0 P: 3	R: 0 E: 0 K: 2 S: 7	H: 0 LOB: 0 BB: 0 P: 7	R: 0 E: 1 K: 1 S: 6	H: 1 LOB: 3 BB: 2 P: 14	R: 0 E: 0 K: 0 S: 3	H: 1 LOB: 0 BB: 0 P: 3	R: 0 E: 0 K: 0 S: 3	H: 0 LOB: 0 BB: 0 P: 3	1B: 2 2B: 3 3B: 1 HR: 1	SF: 1 SAC: 0 DP: 2 HBP: 0	WP: 1 PB: 0 SB: 0 CS: 1	PA: 34
<b>PITCHER</b>	IP	WLS	BF	H	R	ER	SO	BB	IBB	HBP	BLK	WP	HR	S	P	ERA	WHIP			
Pascual Perez, R ERA: 4.35	7.0		27	5	2	2	6	2	1	0	1	1	36	48	2.57	1.000				
Steve Bedrosian, R ERA: 2.59	1.0	W	3	1	0	0	0	0	0	0	0	1	0	3	3	0.00	1.000			
Donnie Moore, R ERA: 1.98	1.0	S	3	0	0	0	0	0	0	0	0	0	0	3	3	0.00	0.000			

Atlanta Braves @ Los Angeles Dodgers  
Dodger Stadium, Los Angeles, CA  
Tue Jul 24 1984, 7:05 PM PDT  
Att: 41,589 - Unknown

AB 29  
R 2  
H 6  
RBI 2  
BB 3  
SO 6  
LOB 11





Batter	1	2	3	4	5	6	7	8	9	AB	R	H	RBI	BB	SO	LOB	TOP					
Rafael Ramirez, R (1, 6) OBP: 0.308, SLG: 0.326	1-3		6-3			K		1B		4	0	1	0	0	1	1	<p>Atlanta Braves @ Los Angeles Dodgers Dodger Stadium, Los Angeles, CA Wed Jul 25 1984, 7:05 PM PDT Att: 32,293 - Unknown</p> <p>livebaseballscores.com</p>					
Ken Oberkfell, L (1, 5) OBP: 0.337, SLG: 0.376	4-3			FC4-6 BB		1B		F8		3	0	1	0	1	0	1						
Claudell Washington, L (1, 9) OBP: 0.417, SLG: 0.532	K			FC4-6 BB 1B F5 1-2		L4		F8		4	0	0	0	0	1	3						
Dale Murphy, R (1, 8) OBP: 0.359, SLG: 0.512		K			BB 1B	F9		K		4	0	1	0	0	2	2						
Brad Komminsk, R (1, 7) OBP: 0.283, SLG: 0.353		F9			BB 1B					3	1	2	0	1	0	0						
Gerald Perry, L (1, 3) OBP: 0.361, SLG: 0.343	K				BB 1B					4	0	1	0	0	1	4						
Glenn Hubbard, R (1, 4) OBP: 0.354, SLG: 0.405										2	0	0	1	1	0	0						
Alex Trevino, R (1, 2) OBP: 0.294, SLG: 0.342			6-3							3	0	0	0	0	1	2						
Len Barker, R (1, 1) OBP: 0.182, SLG: 0.079			K							2	0	0	0	0	2	1						
Bob Watson, R (7, PH) OBP: 0.271, SLG: 0.302										1	0	0	0	0	0	1						
Gene Garber, R (7, 1) OBP: 0.111, SLG: 0.111										0	0	0	0	0	0	0						
<b>Inning Stats</b>	R: 0 E: 0 K: 1 S: 5	H: 0 LOB: 0 BB: 0 P: 5	R: 0 E: 0 K: 2 S: 7	H: 0 LOB: 0 BB: 0 P: 7	R: 0 E: 0 K: 1 S: 5	H: 0 LOB: 1 BB: 1 P: 9	R: 0 E: 0 K: 0 S: 3	H: 1 LOB: 2 BB: 2 P: 11	R: 0 E: 0 K: 1 S: 5	H: 0 LOB: 0 BB: 0 P: 5	R: 0 E: 0 K: 1 S: 6	H: 1 LOB: 1 BB: 0 P: 6	R: 1 E: 0 K: 1 S: 7	H: 2 LOB: 1 BB: 0 P: 7	R: 0 E: 0 K: 1 S: 6	H: 1 LOB: 0 BB: 0 P: 6	R: 0 E: 0 K: 0 S: 3	H: 1 LOB: 0 BB: 0 P: 3	1B: 5 2B: 1 3B: 0 HR: 0	SF: 1 SAC: 0 DP: 1 HBP: 0	WP: 0 PB: 0 SB: 0 CS: 0	PA: 34
<b>PITCHER</b> Fernando Valenzuela, L (1, 1) ERA: 2.96	IP: 9.0 WLS: W BF: 34 H: 6 R: 1 ER: 1 SO: 8 BB: 3 IBB: 0 HBP: 0 BLK: 0 WP: 0 HR: 0 S: 47 P: 59 ERA: 1.00 WHIP: 1.000															<b>PITCHER</b>						

Batter	1	2	3	4	5	6	7	8	9	AB	R	H	RBI	BB	SO	LOB	BOTTOM					
Steve Sax, R (1, 4) OBP: 0.303, SLG: 0.314	F8		6-3		FC5-4-6			SH1-4 1B		4	0	1	0	0	0	1	<p>Atlanta Braves @ Los Angeles Dodgers Dodger Stadium, Los Angeles, CA Wed Jul 25 1984, 7:05 PM PDT Att: 32,293 - Unknown</p> <p>livebaseballscores.com</p>					
Dave Anderson, R (1, 6) OBP: 0.362, SLG: 0.349				F9 HR BB	5-3			SH1-4		2	1	1	0	1	0	1						
Franklin Stubbs, L (1, 3) OBP: 0.293, SLG: 0.382				F9				4-3		4	0	1	0	0	0	2						
Mike Marshall, R (1, 7) OBP: 0.346, SLG: 0.507	K			HR				4-3		4	1	1	2	0	1	2						
Ken Landreaux, L (1, 8) OBP: 0.326, SLG: 0.382		F8								3	0	2	0	0	0	0						
Mike Scioscia, L (1, 2) OBP: 0.396, SLG: 0.353		4-3						F8		2	0	0	0	1	0	1						
Candy Maldonado, R (1, 9) OBP: 0.337, SLG: 0.405		F3			F7			1-3		3	0	0	0	0	0	1						
German Rivera, R (1, 5) OBP: 0.330, SLG: 0.457				F6		SH1-4 1B		5-3		3	0	1	0	0	0	0						
Fernando Valenzuela, L (1, 1) OBP: 0.180, SLG: 0.280		4-3			SH1-4			6-3		2	0	0	0	0	0	0						
<b>Inning Stats</b>	R: 0 E: 0 K: 1 S: 6	H: 2 LOB: 1 BB: 0 P: 6	R: 0 E: 0 K: 0 S: 3	H: 0 LOB: 0 BB: 0 P: 3	R: 0 E: 0 K: 0 S: 4	H: 0 LOB: 0 BB: 0 P: 3	R: 2 E: 0 K: 0 S: 4	H: 2 LOB: 1 BB: 2 P: 12	R: 0 E: 0 K: 0 S: 4	H: 1 LOB: 1 BB: 0 P: 4	R: 0 E: 0 K: 0 S: 4	H: 1 LOB: 1 BB: 0 P: 4	R: 0 E: 0 K: 0 S: 3	H: 0 LOB: 0 BB: 0 P: 3	R: 0 E: 0 K: 0 S: 4	H: 1 LOB: 1 BB: 0 P: 4		R: 0 E: 0 K: 0 S: 4	H: 1 LOB: 1 BB: 0 P: 4	1B: 6 2B: 0 3B: 0 HR: 1	SF: 0 SAC: 2 DP: 0 HBP: 0	WP: 0 PB: 0 SB: 0 CS: 2
<b>PITCHER</b> Len Barker, R (1, 1) ERA: 3.85	IP: 6.0 WLS: L BF: 24 H: 6 R: 2 ER: 2 SO: 2 BB: 2 IBB: 0 HBP: 0 BLK: 0 WP: 0 HR: 1 S: 24 P: 32 ERA: 3.00 WHIP: 1.333															<b>PITCHER</b>						
Gene Garber, R (7, 1) ERA: 3.64	IP: 2.0 WLS: 7 BF: 7 H: 1 R: 0 ER: 0 SO: 0 BB: 0 IBB: 0 HBP: 0 BLK: 0 WP: 0 HR: 0 S: 7 P: 7 ERA: 0.00 WHIP: 0.500															<b>PITCHER</b>						



Batter	1	2	3	4	5	6	7	8	9	AB	R	H	RBI	BB	SO	LOB	TOP					
Rafael Ramirez, R OBP: 0.307, SLG: 0.324	6-3		1B E	4-3		K		6-3		5	1	1	0	0	1	0						
Alex Trevino, R OBP: 0.292, SLG: 0.339	6-3		E 1B			6-3		5-3	F8	5	1	1	1	0	0	0						
Claudell Washington, L Albert Hall, S OBP: 0.416, SLG: 0.528 OBP: 0.287, SLG: 0.286	K		E6 E			6-3 1B		G4-1	6-3	4	2	1	0	0	1	1						
Dale Murphy, R OBP: 0.362, SLG: 0.509		5-3	E E IBB			6-3		3-1 BB		2	0	0	0	3	0	1						
Brad Komminsk, R OBP: 0.287, SLG: 0.345	F8		E5 E			1B BB		3-1 BB	K	3	0	0	0	2	1	3						
Chris Chambliss, L OBP: 0.357, SLG: 0.394	G3		E6 E			BB 1B		3-1		4	0	1	1	0	0	4						
Glenn Hubbard, R OBP: 0.356, SLG: 0.405			1B E F4			FC4-6 BB		F8		3	1	1	0	1	0	5						
Randy Johnson, R OBP: 0.348, SLG: 0.400			F9 E	5-3		FC4-6		5-3		4	0	0	0	0	0	4						
Craig McMurtry, R Steve Bedrosian, R OBP: 0.162, SLG: 0.171 OBP: 0.154, SLG: 0.154	F3		F3 E	K		K		F6		3	0	0	0	0	2	1						
<b>Inning Stats</b>	R: 0 E: 0 K: 1 S: 5	H: 0 LOB: 0 BB: 0 P: 5	R: 0 E: 0 K: 0 S: 3	H: 0 LOB: 0 BB: 0 P: 3	R: 4 E: 3 K: 0 S: 9	H: 3 LOB: 3 BB: 1 P: 13	R: 0 E: 0 K: 1 S: 5	H: 0 LOB: 0 BB: 0 P: 5	R: 1 E: 0 K: 0 S: 5	H: 2 LOB: 2 BB: 2 P: 13	R: 0 E: 0 K: 2 S: 7	H: 0 LOB: 0 BB: 0 P: 7	R: 0 E: 0 K: 0 S: 3	H: 0 LOB: 0 BB: 2 P: 11	R: 0 E: 0 K: 0 S: 3	H: 0 LOB: 0 BB: 0 P: 3	R: 0 E: 0 K: 1 S: 5	H: 0 LOB: 1 BB: 1 P: 9	1B: 5 2B: 0 3B: 0 HR: 0	SF: 0 SAC: 0 DP: 0 HBP: 0	WP: 0 PB: 0 SB: 0 CS: 0	PA: 41
<b>PITCHER</b>	IP	WLS	BF	H	R	ER	SO	BB	IBB	HBP	BLK	WP	HR	S	P	ERA	WHIP					
Rick Honeycutt, L ERA: 2.92	4.2	L	25	5	5	2	2	2	1	0	0	0	0	26	38	3.86	1.500					
Pat Zachry, R ERA: 3.53	0.1		1	0	0	0	0	0	0	0	0	0	0	1	1	0.00	0.000					
Burt Hooton, R ERA: 3.66	2.0		8	0	0	0	2	2	0	0	0	0	0	10	18	0.00	1.000					
Jerry Reuss, L ERA: 5.54	2.0		7	0	0	0	1	1	0	0	0	0	0	8	12	0.00	0.500					

Atlanta Braves @ Los Angeles Dodgers  
 Dodger Stadium, Los Angeles, CA  
 Thu Jul 26 1984, 7:05 PM PDT  
 Att: 40,557 - Unknown

AB	35
R	5
H	5
RBI	2
BB	6
SO	5
LOB	19



Batter	1	2	3	4	5	6	7	8	9	AB	R	H	RBI	BB	SO	LOB	BOTTOM					
Steve Sax, R OBP: 0.302, SLG: 0.311	F7	6-3			K		BB BB		K	4	0	0	0	1	2	3						
Dave Anderson, R OBP: 0.358, SLG: 0.342	F3		F8		F4		BB BB		F8	4	0	0	0	1	0	1						
Franklin Stubbs, L OBP: 0.303, SLG: 0.405	HR		1B		F8		G5-4-3 BB			3	1	2	1	1	0	1						
Mike Marshall, R OBP: 0.345, SLG: 0.503	FC6 1B		L3		F9	G5-4-3				4	0	1	0	0	0	4						
Ken Landreaux, L OBP: 0.325, SLG: 0.377	FC6		F8		F8			F5		3	0	0	0	1	0	2						
Mike Scioscia, L OBP: 0.398, SLG: 0.353		K		K		BB FC6-4 1B		BB		3	0	1	0	1	2	0						
Candy Maldonado, R R.J. Reynolds, S OBP: 0.339, SLG: 0.402 OBP: 0.312, SLG: 0.366		SH3-4 BB		5-3		K		F7		1	0	0	0	1	0	0						
German Rivera, R OBP: 0.327, SLG: 0.442		SH3-4 BB		F9		FC6-4		F9		3	0	0	0	1	0	3						
Rick Honeycutt, L Pat Zachry, R Terry Whitfield, L Burt Hooton, R Sid Bream, L Jerry Reuss, R Mike Vail, R OBP: 0.174, SLG: 0.136 OBP: 0.339, SLG: 0.402 OBP: 0.278, SLG: 0.278 OBP: 0.305, SLG: 0.273 OBP: 0.175, SLG: 0.087		SH3-4				BB		F9		0	0	0	0	0	0	0						
<b>Inning Stats</b>	R: 1 E: 0 K: 0 S: 5	H: 2 LOB: 1 BB: 0 P: 5	R: 0 E: 0 K: 1 S: 5	H: 0 LOB: 2 BB: 2 P: 13	R: 0 E: 0 K: 0 S: 4	H: 1 LOB: 1 BB: 0 P: 4	R: 0 E: 0 K: 1 S: 5	H: 0 LOB: 0 BB: 0 P: 5	R: 0 E: 0 K: 1 S: 5	H: 0 LOB: 1 BB: 1 P: 9	R: 0 E: 0 K: 1 S: 6	H: 1 LOB: 2 BB: 1 P: 10	R: 0 E: 0 K: 0 S: 2	H: 0 LOB: 2 BB: 3 P: 14	R: 0 E: 0 K: 0 S: 3	H: 0 LOB: 1 BB: 1 P: 7	R: 0 E: 0 K: 2 S: 7	H: 0 LOB: 0 BB: 0 P: 7	1B: 3 2B: 0 3B: 0 HR: 1	SF: 0 SAC: 1 DP: 1 HBP: 0	WP: 0 PB: 0 SB: 0 CS: 0	PA: 38
<b>PITCHER</b>	IP	WLS	BF	H	R	ER	SO	BB	IBB	HBP	BLK	WP	HR	S	P	ERA	WHIP					
Craig McMurtry, R ERA: 4.73	6.1	W	29	4	1	1	4	6	0	0	0	0	0	1	31	55	1.42	1.579				
Steve Bedrosian, R ERA: 2.49	2.2	S	9	0	0	0	2	2	0	0	0	0	0	11	19	0.00	0.750					

Atlanta Braves @ Los Angeles Dodgers  
 Dodger Stadium, Los Angeles, CA  
 Thu Jul 26 1984, 7:05 PM PDT  
 Att: 40,557 - Unknown

AB	29
R	1
H	4
RBI	1
BB	8
SO	6
LOB	17





Batter	1	2	3	4	5	6	7	8	9	AB	R	H	RBI	BB	SO	LOB	TOP										
<b>Gary Redus, R</b> OBP: 0.354, SLG: 0.394 (1, 8)	F3		F8	FC5-4			F9		K	5	0	0	0	0	1	3	<b>Cincinnati Reds @ Los Angeles Dodgers</b> Dodger Stadium, Los Angeles, CA Fri Jul 27 1984, 7:05 PM PDT Att: 37,091 - Unknown <a href="http://livebaseballscorecards.com">livebaseballscorecards.com</a>										
<b>Ron Oester, S</b> OBP: 0.285, SLG: 0.285 (1, 4)	2B		1B	CS	F8		1B		1B	5	2	4	1	0	0	0											
<b>Cesar Cedeno, R</b> OBP: 0.315, SLG: 0.426 (1, 3)	4-3		1B		F8		G4-6-3		F7	5	1	3	1	0	0	3											
<b>Dave Parker, L</b> OBP: 0.311, SLG: 0.393 (1, 9)	4-3		1B		1B				K2-3	4	0	2	1	0	1	1											
<b>Duane Walker, L</b> OBP: 0.407, SLG: 0.540 (1, 7)	FC4-6		1B		1B				F6	3	0	1	1	1	0	2											
<b>Nick Esasky, R</b> OBP: 0.293, SLG: 0.379 <b>Wayne Krenchicki, L</b> OBP: 0.320, SLG: 0.442 (1, 5) (8, 5)	FC4-6		FC4-6		F3				K	4	0	0	0	0	1	6											
<b>Tom Foley, L</b> OBP: 0.331, SLG: 0.389 (1, 6)		L3	G3						FC3-5	4	0	1	0	0	1	2											
<b>Dave Vangorder, R</b> OBP: 0.308, SLG: 0.257 (1, 2)	5-3				F6		6-3		FC3-5	3	1	0	0	1	0	0											
<b>Joe Price, R</b> OBP: 0.200, SLG: 0.182 (1, 1)	6-3				FC5-4		K		FC3-5	4	0	1	0	0	1	2											
<b>Inning Stats</b>	R: 1 E: 0 K: 0 S: 5	H: 2 LOB: 2 BB: 1 P: 9	R: 0 E: 0 K: 0 S: 3	H: 0 LOB: 0 BB: 0 P: 3	R: 2 E: 0 K: 0 S: 7	H: 4 LOB: 2 BB: 0 P: 7	R: 0 E: 0 K: 0 S: 3	H: 1 LOB: 0 BB: 0 P: 3	R: 0 E: 0 K: 0 S: 5	H: 2 LOB: 2 BB: 0 P: 5	R: 0 E: 0 K: 0 S: 3	H: 1 LOB: 0 BB: 0 P: 3	R: 0 E: 0 K: 2 S: 7	H: 0 LOB: 0 BB: 0 P: 7	R: 0 E: 0 K: 2 S: 7	H: 0 LOB: 0 BB: 0 P: 7		R: 0 E: 0 K: 2 S: 7	H: 0 LOB: 0 BB: 0 P: 7	R: 1 E: 1 K: 1 S: 7	H: 2 LOB: 2 BB: 1 P: 11	1B: 10 2B: 2 3B: 0 HR: 0	SF: 0 SAC: 0 DP: 1 HBP: 0	WP: 0 PB: 0 SB: 0 CS: 1	PA: 40		
<b>PITCHER</b>	IP	WLS	BF	H	R	ER	SO	BB	IBB	HBP	BLK	WP	HR	S	P	ERA	WHIP										
<b>Alejandro Pena, R</b> ERA: 2.35 (1, 1)	7.0	L	30	10	3	3	2	1	0	0	0	0	0	33	37	3.86	1.571										
<b>Burt Hooton, R</b> ERA: 3.69 (8, 1)	2.0		9	2	1	1	3	1	0	0	0	0	0	14	18	4.50	1.500										

Batter	1	2	3	4	5	6	7	8	9	AB	R	H	RBI	BB	SO	LOB	BOTTOM										
<b>Steve Sax, R</b> OBP: 0.299, SLG: 0.307 (1, 4)	4-3		F9		K		F9			4	0	0	0	0	1	1	<b>Cincinnati Reds @ Los Angeles Dodgers</b> Dodger Stadium, Los Angeles, CA Fri Jul 27 1984, 7:05 PM PDT Att: 37,091 - Unknown <a href="http://livebaseballscorecards.com">livebaseballscorecards.com</a>										
<b>Bill Russell, R</b> OBP: 0.356, SLG: 0.344 (1, 8)	2B		6-3		BB		F4			2	0	0	0	2	0	0											
<b>Candy Maldonado, R</b> OBP: 0.342, SLG: 0.401 (1, 9)	F7				1B				K	3	0	1	0	1	1	1											
<b>Mike Marshall, R</b> OBP: 0.344, SLG: 0.503 (1, 7)			K		K				K	4	0	1	0	0	3	4											
<b>Steve Yeager, R</b> OBP: 0.304, SLG: 0.322 (1, 2)					F7		F9		F9	3	0	0	0	1	0	0											
<b>Franklin Stubbs, L</b> OBP: 0.296, SLG: 0.395 (1, 3)	4-3				K		L3		F4	4	0	0	0	0	1	3											
<b>Dave Anderson, R</b> OBP: 0.356, SLG: 0.337 (1, 6)			F7		K				K	3	0	0	0	1	2	0											
<b>German Rivera, R</b> OBP: 0.324, SLG: 0.429 (1, 5)			K				BB		F9	3	0	0	0	1	1	1											
<b>Alejandro Pena, R</b> OBP: 0.148, SLG: 0.154 <b>R.J. Reynolds, S</b> OBP: 0.310, SLG: 0.364 <b>Burt Hooton, R</b> (7, PH) (8, 1)			K		SH3-4		1-3			1	0	0	0	0	1	0											
<b>Inning Stats</b>	R: 0 E: 0 K: 0 S: 4	H: 1 LOB: 3 BB: 2 P: 12	R: 0 E: 0 K: 2 S: 7	H: 0 LOB: 0 BB: 0 P: 7	R: 0 E: 0 K: 1 S: 6	H: 1 LOB: 1 BB: 0 P: 6	R: 0 E: 0 K: 2 S: 7	H: 0 LOB: 0 BB: 0 P: 7	R: 0 E: 0 K: 2 S: 7	H: 0 LOB: 3 BB: 3 P: 19	R: 0 E: 0 K: 0 S: 3	H: 0 LOB: 1 BB: 1 P: 7	R: 0 E: 0 K: 0 S: 3	H: 0 LOB: 0 BB: 0 P: 3	R: 0 E: 0 K: 2 S: 7	H: 0 LOB: 0 BB: 0 P: 7		R: 0 E: 0 K: 1 S: 5	H: 0 LOB: 0 BB: 0 P: 5	1B: 1 2B: 1 3B: 0 HR: 0	SF: 0 SAC: 1 DP: 0 HBP: 0	WP: 0 PB: 0 SB: 0 CS: 0	PA: 35				
<b>PITCHER</b>	IP	WLS	BF	H	R	ER	SO	BB	IBB	HBP	BLK	WP	HR	S	P	ERA	WHIP										
<b>Joe Price, L</b> ERA: 4.38 (1, 1)	9.0	W	35	2	0	0	10	5	1	0	0	0	0	49	73	0.00	0.778										



Batter	1	2	3	4	5	6	7	8	9	AB	R	H	RBI	BB	SO	LOB	TOP
<b>Gary Redus, R</b> OBP: 0.356, SLG: 0.395 (1, 8) (7, 7)										4	0	2	0	0	1	0	<b>Cincinnati Reds @ Los Angeles Dodgers</b> Dodger Stadium, Los Angeles, CA Sat Jul 28 1984, 3:33 AM PDT Att: 45,700 - Unknown
<b>Ron Oester, S</b> OBP: 0.282, SLG: 0.282 (1, 4)										4	0	0	0	0	2	2	
<b>Cesar Cedeno, R</b> OBP: 0.308, SLG: 0.417 (1, 3) (7, 8)										4	0	0	0	0	0	1	
<b>Dave Parker, L</b> OBP: 0.311, SLG: 0.391 (1, 9)										2	0	0	0	1	2	0	
<b>Duane Walker, L</b> OBP: 0.406, SLG: 0.533 (1, 7) <b>Ted Power, R</b> (7, 1)										2	0	0	0	1	0	0	
<b>Bob Owchinko, L</b> OBP: 0.231, SLG: 0.182 (8, 1)										0	0	0	0	0	0	0	
<b>Wayne Krenchicki, L</b> OBP: 0.310, SLG: 0.427 (1, 5)										3	0	0	0	0	0	2	
<b>Tom Foley, L</b> OBP: 0.326, SLG: 0.381 (1, 6)										3	0	0	0	0	0	2	
<b>Brad Gulden, L</b> OBP: 0.265, SLG: 0.331 (1, 2)										3	0	0	0	0	1	2	
<b>Tom Hume, R</b> OBP: 0.158, SLG: 0.111 (1, 1) <b>Tony Perez, R</b> OBP: 0.282, SLG: 0.339 (7, 3)										2	0	0	0	0	1	0	
<b>Inning Stats</b>	R: 0 E: 0 K: 1 S: 5	H: 1 LOB: 0 BB: 0 P: 5	R: 0 E: 0 K: 0 S: 3	H: 0 LOB: 2 BB: 2 P: 11	R: 0 E: 0 K: 2 S: 7	H: 0 LOB: 0 BB: 0 P: 7	R: 0 E: 0 K: 1 S: 5	H: 0 LOB: 0 BB: 0 P: 5	R: 0 E: 0 K: 1 S: 5	H: 0 LOB: 0 BB: 0 P: 5	R: 0 E: 0 K: 0 S: 3	H: 0 LOB: 0 BB: 0 P: 3	R: 0 E: 0 K: 1 S: 6	H: 1 LOB: 1 BB: 0 P: 6	1B: 2 2B: 0 3B: 0 HR: 0	SF: 0 SAC: 0 DP: 0 HBP: 0	WP: 0 PA: 30 PB: 0 SB: 0 CS: 1
<b>PITCHER</b> <b>Bob Welch, R</b> ERA: 3.88 (1, 1)	IP: 9.0 WLS: W BF: 30 H: 2 R: 0 ER: 0 SO: 8 BB: 2 IBB: 0 HBP: 0 BLK: 0 WP: 0 HR: 0 S: 44 P: 52 ERA: 0.00 WHIP: 0.444																

Batter	1	2	3	4	5	6	7	8	9	AB	R	H	RBI	BB	SO	LOB	BOTTOM		
<b>Dave Anderson, R</b> OBP: 0.358, SLG: 0.342 (1, 6)										3	1	1	0	1	0	1	<b>Cincinnati Reds @ Los Angeles Dodgers</b> Dodger Stadium, Los Angeles, CA Sat Jul 28 1984, 3:33 AM PDT Att: 45,700 - Unknown		
<b>Ed Amelung, L</b> (1, 9) <b>Candy Maldonado, R</b> OBP: 0.341, SLG: 0.399 (8, PH) (9, 9)										2	0	0	0	0	0	1			
<b>Franklin Stubbs, L</b> OBP: 0.296, SLG: 0.392 (1, 3)										4	0	1	0	0	0	2			
<b>Mike Marshall, R</b> OBP: 0.340, SLG: 0.498 (1, 7) <b>R.J. Reynolds, S</b> OBP: 0.310, SLG: 0.364 (9, 7)										3	0	0	1	0	0	1			
<b>Ken Landreaux, L</b> OBP: 0.326, SLG: 0.377 (1, 8)										0	0	0	0	0	0	0			
<b>Mike Scioscia, L</b> OBP: 0.397, SLG: 0.353 (1, 2)										3	0	1	0	0	0	3			
<b>Bob Bailor, R</b> OBP: 0.306, SLG: 0.277 (1, 4)										3	0	1	0	0	0	0			
<b>German Rivera, R</b> OBP: 0.333, SLG: 0.446 (1, 5)										3	0	2	0	0	0	2			
<b>Bob Welch, R</b> OBP: 0.143, SLG: 0.091 (1, 1)										3	0	0	0	0	1	2			
<b>Inning Stats</b>	R: 0 E: 0 K: 0 S: 2	H: 0 LOB: 1 BB: 1 P: 6	R: 0 E: 0 K: 0 S: 5	H: 2 LOB: 2 BB: 0 P: 5	R: 0 E: 0 K: 0 S: 3	H: 0 LOB: 0 BB: 0 P: 3	R: 0 E: 0 K: 0 S: 4	H: 1 LOB: 1 BB: 0 P: 4	R: 0 E: 0 K: 0 S: 3	H: 1 LOB: 1 BB: 0 P: 3	R: 1 E: 1 K: 0 S: 6	H: 2 LOB: 2 BB: 0 P: 6	R: 0 E: 0 K: 1 S: 6	H: 1 LOB: 1 BB: 0 P: 6	R: 0 E: 0 K: 1 S: 5	H: 0 LOB: 0 BB: 0 P: 5		1B: 4 2B: 4 3B: 0 HR: 0	SF: 1 SAC: 1 DP: 1 HBP: 0
<b>PITCHER</b> <b>Tom Hume, R</b> ERA: 5.51 (1, 1) <b>Ted Power, R</b> ERA: 3.09 (7, 1) <b>Bob Owchinko, L</b> ERA: 4.57 (8, 1)	IP: 6.0 WLS: L BF: 24 H: 6 R: 1 ER: 0 SO: 1 BB: 0 IBB: 0 HBP: 0 BLK: 0 WP: 0 HR: 0 S: 23 P: 27 ERA: 0.00 WHIP: 1.167																		



Batter	1	2	3	4	5	6	7	8	9	AB	R	H	RBI	BB	SO	LOB	TOP			
Gary Redus, R (1, 8) OBP: 0.395, SLG: 0.393	F7			L5			K		S 1B	4	0	1	0	0	1	0	<b>Cincinnati Reds @ Los Angeles Dodgers</b> Dodger Stadium, Los Angeles, CA Sun Jul 29 1984, 3:33 AM PDT Att: 33,925 - Unknown <a href="http://livebaseballscorecards.com">livebaseballscorecards.com</a>			
Ron Oester, S (1, 4) OBP: 0.279, SLG: 0.278	4-3			F7			K		K	4	0	0	0	0	2	1				
Cesar Cedeno, R (1, 3) OBP: 0.304, SLG: 0.411	6-3			F7			6-3			3	0	0	0	0	0	0				
Dave Parker, L (1, 9) OBP: 0.309, SLG: 0.388		L4			5-3				F5	3	0	0	0	0	0	0				
Duane Walker, L (1, 7) OBP: 0.399, SLG: 0.523		4-3			3-1				F8	3	0	0	0	0	0	0				
Nick Esasky, R (1, 5) OBP: 0.294, SLG: 0.379						K				3	0	1	0	0	2	0				
Tom Foley, L (1, 6) OBP: 0.321, SLG: 0.374				5-3					4-3	3	0	0	0	0	0	1				
Dave Vangorder, R (1, 2) Wayne Krenchicki, L (9, PH) OBP: 0.293, SLG: 0.243 OBP: 0.307, SLG: 0.422				6-3			K		1-3	2	0	0	0	0	1	0				
Mario Soto, R (1, 1) Dave Concepcion, R (9, PH) OBP: 0.211, SLG: 0.333 OBP: 0.305, SLG: 0.328				4-3			F1		K	2	0	0	0	0	0	0				
<b>Inning Stats</b>	R: 0 E: 0 K: 0 S: 3	H: 0 LOB: 0 BB: 0 P: 3	R: 0 E: 0 K: 1 S: 5	H: 0 LOB: 0 BB: 0 P: 5	R: 0 E: 0 K: 0 S: 3	H: 0 LOB: 0 BB: 0 P: 3	R: 0 E: 0 K: 0 S: 3	H: 0 LOB: 0 BB: 0 P: 3	R: 0 E: 0 K: 1 S: 5	H: 0 LOB: 0 BB: 0 P: 5	R: 0 E: 0 K: 2 S: 7	H: 0 LOB: 0 BB: 0 P: 7	R: 0 E: 0 K: 0 S: 4	H: 1 LOB: 1 BB: 0 P: 4	R: 0 E: 0 K: 2 S: 8	H: 1 LOB: 1 BB: 0 P: 8		1B: 2 2B: 0 3B: 0 HR: 0	SF: 0 SAC: 0 DP: 0 HBP: 0	WP: 0 PB: 0 SB: 1 CS: 0
<b>PITCHER</b> Orel Hershiser, R (1, 1) ERA: 2.7	IP: 9.0 WLS: W BF: 29 H: 2 R: 0 ER: 0 SO: 7 BB: 0 IBB: 0 HBP: 0 BLK: 0 WP: 0 HR: 0 S: 43 P: 43 ERA: 0.00 WHIP: 0.222																			

Batter	1	2	3	4	5	6	7	8	9	AB	R	H	RBI	BB	SO	LOB	BOTTOM			
Dave Anderson, R (1, 6) OBP: 0.352, SLG: 0.335	6-3		FC5-4 S 1B		F5			K		4	1	0	0	0	1	3	<b>Cincinnati Reds @ Los Angeles Dodgers</b> Dodger Stadium, Los Angeles, CA Sun Jul 29 1984, 3:33 AM PDT Att: 33,925 - Unknown <a href="http://livebaseballscorecards.com">livebaseballscorecards.com</a>			
Ed Amelung, L (1, 9) OBP: 0.333, SLG: 0.333						4-3		5-3		4	0	2	1	0	0	1				
Franklin Stubbs, L (1, 3) OBP: 0.291, SLG: 0.386					F9		3-1			3	0	0	0	0	1	2				
Mike Marshall, R (1, 7) OBP: 0.337, SLG: 0.494					6-3			K		3	0	0	0	0	2	1				
Ken Landreaux, L (1, 8) OBP: 0.326, SLG: 0.376		F6					F9			3	0	1	0	0	0	0				
Mike Scioscia, L (1, 2) OBP: 0.392, SLG: 0.347		F8			F7		F3			3	0	0	0	0	0	1				
Bob Bailor, R (1, 4) OBP: 0.297, SLG: 0.269		1-3			E5 FC6-4		F9			3	0	0	0	0	0	0				
German Rivera, R (1, 5) OBP: 0.325, SLG: 0.433					F9		FC6-4 SH3-4		K	3	0	0	0	0	1	1				
Orel Hershiser, R (1, 1) OBP: 0.185, SLG: 0.185					E8 FC5-4		SH3-4			2	0	1	0	0	0	0				
<b>Inning Stats</b>	R: 0 E: 0 K: 2 S: 8	H: 1 LOB: 1 BB: 0 P: 8	R: 0 E: 0 K: 0 S: 3	H: 0 LOB: 0 BB: 0 P: 3	R: 1 E: 1 K: 0 S: 5	H: 1 LOB: 1 BB: 0 P: 5	R: 0 E: 0 K: 0 S: 3	H: 1 LOB: 0 BB: 0 P: 3	R: 0 E: 1 K: 0 S: 4	H: 0 LOB: 1 BB: 0 P: 4	R: 0 E: 0 K: 1 S: 5	H: 0 LOB: 0 BB: 0 P: 5	R: 0 E: 0 K: 0 S: 3	H: 0 LOB: 0 BB: 0 P: 3	R: 0 E: 0 K: 2 S: 8	H: 1 LOB: 1 BB: 0 P: 8		1B: 4 2B: 0 3B: 0 HR: 0	SF: 0 SAC: 1 DP: 0 HBP: 0	WP: 0 PB: 0 SB: 2 CS: 1
<b>PITCHER</b> Mario Soto, R (1, 1) ERA: 3.22	IP: 8.0 WLS: L BF: 29 H: 4 R: 1 ER: 0 SO: 5 BB: 0 IBB: 0 HBP: 0 BLK: 0 WP: 0 HR: 0 S: 39 P: 39 ERA: 0.00 WHIP: 0.500																			



Batter	1	2	3	4	5	6	7	8	9	AB	R	H	RBI	BB	SO	LOB	TOP			
Steve Sax, R OBP: 0.297, SLG: 0.306 Franklin Stubbs, L OBP: 0.288, SLG: 0.382	6-3			F9			F8		F4	2	0	0	0	0	0	0	<b>Los Angeles Dodgers @ San Diego Padres</b> Jack Murphy Stadium, San Diego, CA Mon Jul 30 1984, 10:05 PM EDT Att: 40,568 - Unknown			
Bill Russell, R OBP: 0.348, SLG: 0.349	F7			5-3						3	0	1	0	1	0					
R.J. Reynolds, S OBP: 0.309, SLG: 0.358	F8			F8					K	3	0	0	0	1	1					
Mike Marshall, R OBP: 0.333, SLG: 0.488		5-3			6-3		F7		F4	4	0	0	0	0	3					
Candy Maldonado, R OBP: 0.335, SLG: 0.392		5-3			K		F7			3	0	0	0	0	1	2				
Steve Yeager, R OBP: 0.295, SLG: 0.315					K				F9	3	0	0	0	0	2	0				
German Rivera, R OBP: 0.333, SLG: 0.429							F8			1	0	0	0	2	0					
Dave Anderson, R OBP: 0.348, SLG: 0.330					FC6-4		5-3		F9	3	0	0	0	0	2					
Fernando Valenzuela, L OBP: 0.301, SLG: 0.275 Pat Zachry, R OBP: 0.285, SLG: 0.287 Bob Bailor, R OBP: 0.285, SLG: 0.287 Burt Hooton, R OBP: 0.285, SLG: 0.287 Mike Vail, R OBP: 0.285, SLG: 0.287 Jerry Reuss, L OBP: 0.285, SLG: 0.273					G4-6-3		6-3		F8	1	0	0	0	0	1					
<b>Inning Stats</b>	R: 0 E: 0 K: 0 S: 3	H: 0 LOB: 0 BB: 0 P: 3	R: 0 E: 0 K: 1 S: 5	H: 0 LOB: 0 BB: 0 P: 5	R: 0 E: 0 K: 0 S: 2	H: 0 LOB: 0 BB: 1 P: 6	R: 0 E: 0 K: 0 S: 3	H: 0 LOB: 0 BB: 0 P: 3	R: 0 E: 0 K: 0 S: 7	H: 0 LOB: 0 BB: 0 P: 7	R: 0 E: 0 K: 0 S: 3	H: 1 LOB: 2 BB: 1 P: 8	R: 0 E: 0 K: 0 S: 3	H: 0 LOB: 1 BB: 1 P: 7	R: 0 E: 0 K: 1 S: 5	H: 0 LOB: 1 BB: 1 P: 9	1B: 0 2B: 1 3B: 0 HR: 0	SF: 0 SAC: 0 DP: 1 HBP: 0	WP: 0 PB: 0 SB: 0 CS: 0	PA: 31
<b>PITCHER</b> Dave Dravecky, L ERA: 2.23	IP: 9.0 WLS: W BF: 31 H: 1 R: 0 ER: 0 SO: 4 BB: 4 IBB: 0 HBP: 0 BLK: 0 WP: 0 HR: 0 S: 35 P: 51 ERA: 0.00 WHIP: 0.556																			

Batter	1	2	3	4	5	6	7	8	9	AB	R	H	RBI	BB	SO	LOB	BOTTOM			
Alan Wiggins, S OBP: 0.335, SLG: 0.306	6-3 1B				S 1B	6-3	4-3			3	2	1	0	2	0	2	<b>Los Angeles Dodgers @ San Diego Padres</b> Jack Murphy Stadium, San Diego, CA Mon Jul 30 1984, 10:05 PM EDT Att: 40,568 - Unknown			
Tony Gwynn, L OBP: 0.428, SLG: 0.472	6-3	F7			G3 E 1B	E6		1B		5	2	2	1	0	0	3				
Steve Garvey, R OBP: 0.301, SLG: 0.378 Kurt Bevacqua, R OBP: 0.388, SLG: 0.400	1B	F8			K	F8		1B		4	1	1	1	0	1	4				
Carmelo Martinez, R OBP: 0.338, SLG: 0.422	1B				E BB	K		1B		4	3	2	1	1	2	1				
Terry Kennedy, L OBP: 0.299, SLG: 0.364	K				G3			4-3		5	1	1	2	0	1	5				
Kevin McReynolds, R OBP: 0.314, SLG: 0.476	HR				E9 1B			1B		3	2	1	3	2	1	0				
Luis Salazar, R OBP: 0.290, SLG: 0.364	K				F8			F9		5	0	1	1	0	1	2				
Garry Templeton, S OBP: 0.321, SLG: 0.346						K		FC4-6 2B	FC6-4	4	0	1	0	1	1	2				
Dave Dravecky, R OBP: 0.179, SLG: 0.192		SH5-3 1B			5-3					3	0	1	0	0	1	2				
<b>Inning Stats</b>	R: 4 E: 0 K: 2 S: 10	H: 3 LOB: 1 BB: 1 P: 14	R: 0 E: 0 K: 0 S: 4	H: 1 LOB: 2 BB: 1 P: 8	R: 0 E: 0 K: 2 S: 7	H: 0 LOB: 0 BB: 0 P: 7	R: 0 E: 0 K: 1 S: 5	H: 0 LOB: 0 BB: 0 P: 5	R: 4 E: 1 K: 2 S: 11	H: 3 LOB: 2 BB: 2 P: 19	R: 0 E: 1 K: 1 S: 6	H: 0 LOB: 1 BB: 0 P: 6	R: 1 E: 0 K: 0 S: 5	H: 2 LOB: 2 BB: 1 P: 9	R: 3 E: 0 K: 0 S: 6	H: 3 LOB: 1 BB: 1 P: 10	1B: 7 2B: 3 3B: 0 HR: 2	SF: 0 SAC: 1 DP: 0 HBP: 0	WP: 0 PB: 1 SB: 3 CS: 0	PA: 44
<b>PITCHER</b> Fernando Valenzuela, L ERA: 3.14 Pat Zachry, R ERA: 3.31 Burt Hooton, R ERA: 3.71 Jerry Reuss, L ERA: 6.08	IP: 4.2 WLS: L BF: 25 H: 7 R: 8 ER: 5 SO: 6 BB: 3 IBB: 0 HBP: 0 BLK: 0 WP: 0 HR: 1 S: 34 P: 46 ERA: 9.64 WHIP: 2.143																			





Batter	1	2	3	4	5	6	7	8	9	AB	R	H	RBI	BB	SO	LOB	TOP					
Dave Anderson, R (1, 6) OBP: 0.346, SLG: 0.329	SH1-4 1B		K		5-3		4-3			4	0	1	0	0	1	0	<b>Los Angeles Dodgers @ San Diego Padres</b> Jack Murphy Stadium, San Diego, CA Tue Jul 31 1984, 10:05 PM EDT Att: 35,704 - Unknown <a href="http://livebaseballscorecards.com">livebaseballscorecards.com</a>					
Bill Russell, R (1, 8) OBP: 0.358, SLG: 0.349	SH1-4		F7		F4		1B			3	0	1	0	0	0	0						
Candy Maldonado, R (1, 9) OBP: 0.339, SLG: 0.397	BB		2B		1-3		F4			3	0	1	0	1	0	1						
Mike Marshall, R (1, 7) OBP: 0.332, SLG: 0.483	F9		BB			G3		K		3	0	0	0	1	1	2						
Steve Yeager, R (1, 2) OBP: 0.299, SLG: 0.311	F4		4-3			1B		4-3		2	0	0	0	1	0	4						
Mike Scioscia, L (8, PH) OBP: 0.391, SLG: 0.345						BB				1	0	0	0	0	0	0						
German Rivera, R (1, 5) OBP: 0.341, SLG: 0.435		G3		K				G3		3	0	2	0	0	1	0						
Ken Landreaux, L (8, PH) OBP: 0.325, SLG: 0.375		1B				1B				1	0	0	0	0	0	0						
Franklin Stubbs, L (1, 3) OBP: 0.283, SLG: 0.374	G3		3-1			F7		K		4	0	0	0	0	1	3						
Bob Bailor, R (1, 4) OBP: 0.296, SLG: 0.269	F8					F6		K		3	0	1	0	0	0	3						
Greg Brock, L (9, PH) OBP: 0.305, SLG: 0.427			1B					K		1	0	0	0	0	1	0						
Rick Honeycutt, L (1, 1) OBP: 0.188, SLG: 0.152	F7							K		2	0	1	0	0	0	1						
Steve Sax, R (7, PH) OBP: 0.296, SLG: 0.305										1	0	0	0	0	0	0						
Ken Howell, R (7, 1) OBP: 0.285, SLG: 0.344					1-3		6-3			1	0	0	0	0	0	0						
Terry Whitfield, L (9, PH) OBP: 0.285, SLG: 0.344								K		1	0	0	0	0	1	0						
<b>Inning Stats</b>	R: 0 E: 0 K: 0 S: 4	H: 1 LOB: 2 BB: 1 P: 8	R: 0 E: 0 K: 0 S: 4	H: 1 LOB: 1 BB: 0 P: 4	R: 0 E: 0 K: 1 S: 6	H: 1 LOB: 2 BB: 1 P: 10	R: 0 E: 0 K: 1 S: 6	H: 2 LOB: 2 BB: 0 P: 6	R: 0 E: 0 K: 0 S: 3	H: 0 LOB: 0 BB: 0 P: 3	R: 0 E: 0 K: 0 S: 4	H: 1 LOB: 1 BB: 0 P: 8	R: 0 E: 0 K: 1 S: 5	H: 1 LOB: 0 BB: 0 P: 4	R: 0 E: 0 K: 1 S: 5	H: 0 LOB: 0 BB: 0 P: 5	R: 0 E: 0 K: 3 S: 9	H: 0 LOB: 0 BB: 0 P: 9	1B: 6 2B: 1 3B: 0 HR: 0	SF: 0 SAC: 1 DP: 0 HBP: 0	WP: 0 PB: 0 SB: 0 CS: 0	PA: 36
<b>PITCHER</b>	IP WLS BF H R ER SO BB IBB HBP BLK WP HR S P ERA WHIP																					
Mark Thurmond, L (1, 1) ERA: 3.22	7.0 W 30 7 0 0 2 3 0 0 0 0 0 0 0 0 31 43 0.00 1.429																					
Rich Gossage, R (8, 1) ERA: 2.85	2.0 S 6 0 0 0 4 0 0 0 0 0 0 0 0 14 14 0.00 0.000																					

Batter	1	2	3	4	5	6	7	8	9	AB	R	H	RBI	BB	SO	LOB	BOTTOM			
Alan Wiggins, S (1, 4) OBP: 0.334, SLG: 0.304	6-3		G6-4-3 BB			F8		3-1		3	0	0	0	1	0	1	<b>Los Angeles Dodgers @ San Diego Padres</b> Jack Murphy Stadium, San Diego, CA Tue Jul 31 1984, 10:05 PM EDT Att: 35,704 - Unknown <a href="http://livebaseballscorecards.com">livebaseballscorecards.com</a>			
Tony Gwynn, L (1, 9) OBP: 0.426, SLG: 0.470	4-3		G6-4-3			6-3 1B		3-1		4	0	1	0	0	0	2				
Steve Garvey, R (1, 3) OBP: 0.299, SLG: 0.375	5-3				F9		6-3			3	0	0	0	0	0	1				
Carmelo Martinez, R (1, 7) OBP: 0.340, SLG: 0.421		G3		BLK 1B BB		6-3 1B		G4-6-3 IBB		1	1	0	0	2	0	0				
Terry Kennedy, L (1, 2) OBP: 0.296, SLG: 0.361		K		K		G4-6-3		G4-6-3		3	0	0	0	0	2	3				
Kevin McReynolds, R (1, 8) OBP: 0.317, SLG: 0.481						CS 1B		F8		3	0	2	1	0	0	0				
Luis Salazar, R (1, 5) OBP: 0.283, SLG: 0.355					2H 1B			F8		3	0	0	0	0	0	1				
Garry Templeton, S (1, 6) OBP: 0.321, SLG: 0.346					6-3			E4 1B		3	0	1	0	0	1	0				
Mark Thurmond, L (1, 1) OBP: 0.300, SLG: 0.289								F7		2	0	1	0	0	0	1				
Rich Gossage, R (8, 1) OBP: 0.235, SLG: 0.188								K		1	0	0	0	0	1	0				
<b>Inning Stats</b>	R: 0 E: 0 K: 0 S: 3	H: 0 LOB: 0 BB: 0 P: 3	R: 0 E: 0 K: 1 S: 6	H: 1 LOB: 0 BB: 0 P: 6	R: 0 E: 0 K: 0 S: 3	H: 1 LOB: 1 BB: 1 P: 7	R: 1 E: 0 K: 1 S: 5	H: 1 LOB: 0 BB: 1 P: 9	R: 0 E: 1 K: 0 S: 4	H: 1 LOB: 1 BB: 0 P: 4	R: 0 E: 0 K: 0 S: 3	H: 1 LOB: 1 BB: 1 P: 7	R: 0 E: 0 K: 1 S: 5	H: 0 LOB: 0 BB: 0 P: 5	R: 0 E: 0 K: 1 S: 5	H: 0 LOB: 0 BB: 0 P: 5	1B: 4 2B: 1 3B: 0 HR: 0	SF: 0 SAC: 0 DP: 2 HBP: 0	WP: 0 PB: 0 SB: 0 CS: 1	PA: 30
<b>PITCHER</b>	IP WLS BF H R ER SO BB IBB HBP BLK WP HR S P ERA WHIP																			
Rick Honeycutt, L (1, 1) ERA: 2.86	6.0 L 23 5 1 1 2 2 0 0 0 1 0 0 0 10 24 36 1.50 1.167																			
Ken Howell, R (7, 1) ERA: 4.5	2.0 6 0 0 0 2 0 0 0 0 0 0 0 10 10 0.00 0.000																			











Batter	1	2	3	4	5	6	7	8	9	10	11	AB	R	H	RBI	BB	SO	LOB	TOP		
Steve Sax, R OBP: 0.295, SLG: 0.306	1-3		G1-6-3			E6			F8			6	0	2	1	0	0	2			
Ed Amelung, L OBP: 0.278, SLG: 0.235 Candy Maldonado, R (7, PH) OBP: 0.340, SLG: 0.393	4-3			F7		FC6-4	FC5-4		F9			3	0	0	0	0	0	1			
Ken Landreaux, L OBP: 0.313, SLG: 0.365	F7			F3		F8		F3		1-3	F4	6	0	0	0	0	0	4			
Mike Marshall, R OBP: 0.333, SLG: 0.485		1B		1-3			F4			1-3		4	0	1	0	1	0	0			
Mike Scioscia, L OBP: 0.394, SLG: 0.361						F8	BB	F3			4-3	3	1	1	0	2	0	1			
Greg Brock, L OBP: 0.313, SLG: 0.436												3	2	1	1	2	1	3			
German Rivera, R OBP: 0.336, SLG: 0.422 Franklin Stubbs, L (7, PH) OBP: 0.294, SLG: 0.370 Bob Bailor, R OBP: 0.308, SLG: 0.291	G6-4-3											2	0	0	0	0	1	4			
Dave Anderson, R OBP: 0.341, SLG: 0.321												4	0	0	1	0	2	6			
Orel Hershiser, R ERA: 3.78 Tom Niedenfuer, R ERA: 2.61 Burt Hooton, R ERA: 3.69 Tony Whitfield, L ERA: 2.99 Ken Howell, R ERA: 3.6 Tony Brewer, R ERA: 3.7 Pat Zachry, R ERA: 3.7												1	0	0	0	0	0	2			
<b>Inning Stats</b>	R: 0 E: 0 K: 0 S: 3	H: 0 LOB: 0 BB: 0 P: 3	R: 0 E: 0 K: 0 S: 4	H: 2 LOB: 1 BB: 0 P: 4	R: 0 E: 0 K: 1 S: 4	H: 0 LOB: 0 BB: 0 P: 5	R: 0 E: 0 K: 0 S: 3	H: 0 LOB: 0 BB: 0 P: 3	R: 0 E: 1 K: 0 S: 3	H: 0 LOB: 0 BB: 0 P: 3	R: 0 E: 0 K: 1 S: 5	H: 1 LOB: 1 BB: 0 P: 6	R: 0 E: 0 K: 0 S: 3	H: 0 LOB: 0 BB: 0 P: 3	R: 2 E: 0 K: 0 S: 7	H: 4 LOB: 3 BB: 1 P: 11	1B: 6 2B: 2 3B: 0 HR: 1	SF: 0 SAC: 1 DP: 2 HBP: 1	WP: 0 PB: 1 SB: 2 CS: 1	PA: 48	
<b>PITCHER</b>	IP WLS BF H R ER SO BB IBB HBP BLK WP HR S P ERA WHIP	IP WLS BF H R ER SO BB IBB HBP BLK WP HR S P ERA WHIP	IP WLS BF H R ER SO BB IBB HBP BLK WP HR S P ERA WHIP	IP WLS BF H R ER SO BB IBB HBP BLK WP HR S P ERA WHIP	IP WLS BF H R ER SO BB IBB HBP BLK WP HR S P ERA WHIP	IP WLS BF H R ER SO BB IBB HBP BLK WP HR S P ERA WHIP	IP WLS BF H R ER SO BB IBB HBP BLK WP HR S P ERA WHIP	IP WLS BF H R ER SO BB IBB HBP BLK WP HR S P ERA WHIP	IP WLS BF H R ER SO BB IBB HBP BLK WP HR S P ERA WHIP	IP WLS BF H R ER SO BB IBB HBP BLK WP HR S P ERA WHIP	IP WLS BF H R ER SO BB IBB HBP BLK WP HR S P ERA WHIP	IP WLS BF H R ER SO BB IBB HBP BLK WP HR S P ERA WHIP	IP WLS BF H R ER SO BB IBB HBP BLK WP HR S P ERA WHIP	IP WLS BF H R ER SO BB IBB HBP BLK WP HR S P ERA WHIP	IP WLS BF H R ER SO BB IBB HBP BLK WP HR S P ERA WHIP	IP WLS BF H R ER SO BB IBB HBP BLK WP HR S P ERA WHIP	IP WLS BF H R ER SO BB IBB HBP BLK WP HR S P ERA WHIP	IP WLS BF H R ER SO BB IBB HBP BLK WP HR S P ERA WHIP	IP WLS BF H R ER SO BB IBB HBP BLK WP HR S P ERA WHIP	IP WLS BF H R ER SO BB IBB HBP BLK WP HR S P ERA WHIP	IP WLS BF H R ER SO BB IBB HBP BLK WP HR S P ERA WHIP

Los Angeles Dodgers @ Cincinnati Reds  
Riverfront Stadium, Cincinnati, OH  
Sat Aug 04 1984, 3:33 AM EDT  
Att: 20,413 - Unknown

livebaseballscorecards.com

AB 39  
R 5  
H 9  
RBI 5  
BB 7  
SO 4  
LOB 26



Batter	1	2	3	4	5	6	7	8	9	10	11	AB	R	H	RBI	BB	SO	LOB	BOTTOM		
Duane Walker, L OBP: 0.392, SLG: 0.532 Gary Redus, R OBP: 0.346, SLG: 0.390	5-3		K		FC6-4		K			5-3	F2	1	0	0	0	0	0	0			
Ron Oester, S OBP: 0.266, SLG: 0.285												4	1	1	0	1	1	0			
Dave Concepcion, R OBP: 0.301, SLG: 0.322												4	0	0	0	1	0	2			
Dave Parker, L OBP: 0.320, SLG: 0.398												3	1	3	0	2	0	0			
Cesar Cedeno, R OBP: 0.308, SLG: 0.402												2	1	0	0	3	0	2			
Brad Gulden, L OBP: 0.260, SLG: 0.317												5	0	0	1	0	0	8			
Eric Davis, R OBP: 0.277, SLG: 0.363												3	0	2	2	2	1	1			
Tom Foley, L OBP: 0.302, SLG: 0.348 John Franco, L OBP: 0.258, SLG: 0.336 Tony Perez, R OBP: 0.258, SLG: 0.336 Tom Niedenfuer, R ERA: 2.61 Burt Hooton, R ERA: 3.69 Ken Howell, R ERA: 3.6 Tony Brewer, R ERA: 3.7 Pat Zachry, R ERA: 3.7												3	0	0	0	0	0	2			
Jeff Russell, R ERA: 3.78 Ted Power, R ERA: 3.15 Wayne Krenchicki, L OBP: 0.303, SLG: 0.406												1	0	0	0	1	1	0			
<b>Inning Stats</b>	R: 0 E: 0 K: 0 S: 3	H: 1 LOB: 0 BB: 0 P: 3	R: 0 E: 0 K: 1 S: 6	H: 1 LOB: 1 BB: 0 P: 6	R: 0 E: 0 K: 2 S: 7	H: 0 LOB: 0 BB: 0 P: 7	R: 0 E: 0 K: 0 S: 4	H: 1 LOB: 2 BB: 1 P: 8	R: 0 E: 0 K: 0 S: 3	H: 0 LOB: 0 BB: 0 P: 7	R: 0 E: 0 K: 1 S: 5	H: 1 LOB: 1 BB: 1 P: 9	R: 0 E: 0 K: 1 S: 5	H: 0 LOB: 3 BB: 3 P: 17	R: 0 E: 0 K: 0 S: 3	H: 0 LOB: 1 BB: 1 P: 7	1B: 5 2B: 1 3B: 0 HR: 0	SF: 0 SAC: 0 DP: 2 HBP: 0	WP: 1 PB: 0 SB: 1 CS: 1	PA: 46	
<b>PITCHER</b>	IP WLS BF H R ER SO BB IBB HBP BLK WP HR S P ERA WHIP	IP WLS BF H R ER SO BB IBB HBP BLK WP HR S P ERA WHIP	IP WLS BF H R ER SO BB IBB HBP BLK WP HR S P ERA WHIP	IP WLS BF H R ER SO BB IBB HBP BLK WP HR S P ERA WHIP	IP WLS BF H R ER SO BB IBB HBP BLK WP HR S P ERA WHIP	IP WLS BF H R ER SO BB IBB HBP BLK WP HR S P ERA WHIP	IP WLS BF H R ER SO BB IBB HBP BLK WP HR S P ERA WHIP	IP WLS BF H R ER SO BB IBB HBP BLK WP HR S P ERA WHIP	IP WLS BF H R ER SO BB IBB HBP BLK WP HR S P ERA WHIP	IP WLS BF H R ER SO BB IBB HBP BLK WP HR S P ERA WHIP	IP WLS BF H R ER SO BB IBB HBP BLK WP HR S P ERA WHIP	IP WLS BF H R ER SO BB IBB HBP BLK WP HR S P ERA WHIP	IP WLS BF H R ER SO BB IBB HBP BLK WP HR S P ERA WHIP	IP WLS BF H R ER SO BB IBB HBP BLK WP HR S P ERA WHIP	IP WLS BF H R ER SO BB IBB HBP BLK WP HR S P ERA WHIP	IP WLS BF H R ER SO BB IBB HBP BLK WP HR S P ERA WHIP	IP WLS BF H R ER SO BB IBB HBP BLK WP HR S P ERA WHIP	IP WLS BF H R ER SO BB IBB HBP BLK WP HR S P ERA WHIP	IP WLS BF H R ER SO BB IBB HBP BLK WP HR S P ERA WHIP	IP WLS BF H R ER SO BB IBB HBP BLK WP HR S P ERA WHIP	IP WLS BF H R ER SO BB IBB HBP BLK WP HR S P ERA WHIP

Los Angeles Dodgers @ Cincinnati Reds  
Riverfront Stadium, Cincinnati, OH  
Sat Aug 04 1984, 3:33 AM EDT  
Att: 20,413 - Unknown

livebaseballscorecards.com

AB 36  
R 3  
H 6  
RBI 3  
BB 10  
SO 7  
LOB 21









Batter	1	2	3	4	5	6	7	8	9	AB	R	H	RBI	BB	SO	LOB	TOP					
Steve Sax, R (1,4) OBP: 0.293, SLG: 0.303	0-0 4-3		0-0 4-3 1B		0-0 G6-4-3 1-2 1B		0-3 K		0-0 L3	5	0	2	0	0	1	2	<b>Los Angeles Dodgers @ Atlanta Braves</b> Atlanta-Fulton County Stadium, Atlanta, GA Mon Aug 06 1984, 7:05 PM EDT Att: 32,637 - Unknown <a href="http://livebaseballscorecards.com">livebaseballscorecards.com</a>					
Ed Amelung, L (1,9) OBP: 0.296, SLG: 0.240	0-0 1B 1B		0-0 4-3		0-0 G6-4-3 1-2		4-0 BB			3	0	1	0	1	0	3						
Ken Landreaux, L (1,8) OBP: 0.310, SLG: 0.360	0-0 1B 1-2 1B		0-0 F7		0-0 3-1		0-0 4-3			4	0	1	0	0	0	3						
Mike Marshall, R (1,7) OBP: 0.332, SLG: 0.483	0-3 K		0-3 K		0-0 5-3				0-0 F8	4	0	0	0	0	2	3						
Mike Scioscia, L (1,2) OBP: 0.390, SLG: 0.362	0-0 1-2 2H 1B		0-0 4-3		0-0 4-3 2B		0-0 4-3		0-0 4-3	4	0	2	0	0	0	0						
Greg Brock, L (1,3) OBP: 0.310, SLG: 0.422		0-0 L6		0-0 4-3		4-0 FC6-4 BB		0-0 G3		3	0	0	0	1	0	0						
Bob Bailor, R (1,5) OBP: 0.303, SLG: 0.286		0-0 5-3		0-0 G3		0-0 FC6-4 1-2		0-0 E5 F8		2	0	0	0	0	0	0						
Terry Whitfield, L (6,PH) OBP: 0.294, SLG: 0.353										1	0	0	0	0	2							
German Rivera, R (6,5) OBP: 0.326, SLG: 0.408										0	0	0	0	0	0	0						
Candy Maldonado, R (9,PH) OBP: 0.337, SLG: 0.389										1	0	0	0	0	0	0						
Dave Anderson, R (1,6) OBP: 0.346, SLG: 0.324		0-0 1B		0-3 K		0-0 K		0-0 6-3		4	0	2	0	0	1	1						
Rick Honeycutt, L (1,1) OBP: 0.200, SLG: 0.167		0-0 F8		0-0 S		0-0 F9		0-0 F8		2	0	1	0	0	0	1						
Pat Zachry, R (5,1) OBP: 0.333, SLG: 0.333										0	0	0	0	0	0	0						
Pedro Guerrero, R (7,PH) OBP: 0.343, SLG: 0.410										1	0	0	0	0	0	1						
Burt Hooton, R (7,1) OBP: 0.343, SLG: 0.410										0	0	0	0	0	0	0						
Franklin Stubbs, L (9,PH) OBP: 0.366, SLG: 0.366										1	0	0	0	0	0	1						
<b>Inning Stats</b>	R: 0 E: 0 K: 1 S: 7	H: 3 LOB: 2 BB: 0 P: 7	R: 0 E: 0 K: 0 S: 4	H: 1 LOB: 1 BB: 0 P: 4	R: 0 E: 0 K: 1 S: 6	H: 1 LOB: 1 BB: 0 P: 6	R: 0 E: 0 K: 0 S: 3	H: 0 LOB: 0 BB: 0 P: 3	R: 0 E: 0 K: 1 S: 6	H: 2 LOB: 1 BB: 0 P: 6	R: 0 E: 0 K: 0 S: 4	H: 1 LOB: 2 BB: 1 P: 8	R: 0 E: 0 K: 1 S: 6	H: 1 LOB: 2 BB: 1 P: 10	R: 0 E: 0 K: 0 S: 3	H: 0 LOB: 0 BB: 0 P: 3	R: 0 E: 1 K: 0 S: 4	H: 0 LOB: 1 BB: 0 P: 4	1B: 8 2B: 1 3B: 0 HR: 0	SF: 0 SAC: 0 DP: 1 HBP: 0	WP: 0 PB: 0 SB: 2 CS: 0	PA: 37
<b>PITCHER</b> Rick Mahler, R (1,1) ERA: 2.88	IP: 9.0 WLS: W BF: 37 H: 9 R: 0 ER: 0 SO: 4 BB: 2 IBB: 0 HBP: 0 BLK: 0 WP: 0 HR: 0 S: 43 P: 51 ERA: 0.00 WHIP: 1.222															<b>PITCHER</b>						

Batter	1	2	3	4	5	6	7	8	9	AB	R	H	RBI	BB	SO	LOB	BOTTOM				
Rafael Ramirez, R (1,6) OBP: 0.302, SLG: 0.320	0-0 1B G4-3 1B		0-0 5-3		0-0 FC4-6 1-2 1B		0-3 K			4	1	2	0	0	1	0	<b>Los Angeles Dodgers @ Atlanta Braves</b> Atlanta-Fulton County Stadium, Atlanta, GA Mon Aug 06 1984, 7:05 PM EDT Att: 32,637 - Unknown <a href="http://livebaseballscorecards.com">livebaseballscorecards.com</a>				
Randy Johnson, R (1,5) OBP: 0.377, SLG: 0.443	0-0 G4-3 1-3 1B		0-0 6-3		0-0 FC4-6 1-2 2-3 1B		0-0 F9			4	0	2	0	0	0	0					
Claudell Washington, L (1,9) OBP: 0.465, SLG: 0.596	0-0 G4-3 1-2 3H		0-0 4-3		0-0 FC4-6 1-2 2-3 3H CS		0-3 K			4	0	0	1	0	1	3					
Dale Murphy, R (1,8) OBP: 0.362, SLG: 0.522	4-0 1B BB			4-0 S BB	0-0 F4 1-2		0-0 F7 1B			2	0	1	0	2	0	2					
Bob Watson, R (1,3) OBP: 0.314, SLG: 0.387	0-0 FC5-4 1-2 1B			4-0 BB		0-0 K		0-0 F7		1	0	1	0	1	0	0					
Gerald Perry, L (6,3) OBP: 0.377, SLG: 0.365	0-0 FC5-4 1-2 1B			1-2 BB		0-0 3B		0-0 F7		2	0	1	0	0	0	1					
Brad Komminsk, R (1,7) OBP: 0.274, SLG: 0.310	0-0 FC5-4 1-2			0-0 F7		0-3 K				3	0	0	0	0	1	5					
Glenn Hubbard, R (1,4) OBP: 0.343, SLG: 0.391		0-0 F3		0-0 F7		4-0 G4-6-3 IBB				2	0	0	0	1	0	2					
Alex Trevino, R (1,2) OBP: 0.288, SLG: 0.333		0-0 F8		0-3 K		0-0 G4-6-3 1-2				3	0	0	0	0	1	4					
Rick Mahler, R (1,1) OBP: 0.333, SLG: 0.386		0-0 5-3			0-0 1B FC4-6 1B		0-0 F9			3	1	1	0	0	0	0					
<b>Inning Stats</b>	R: 1 E: 0 K: 0 S: 5	H: 3 LOB: 2 BB: 1 P: 9	R: 0 E: 0 K: 0 S: 3	H: 0 LOB: 0 BB: 0 P: 3	R: 0 E: 0 K: 1 S: 5	H: 0 LOB: 2 BB: 2 P: 13	R: 1 E: 0 K: 0 S: 5	H: 3 LOB: 1 BB: 0 P: 5	R: 0 E: 0 K: 1 S: 5	H: 1 LOB: 1 BB: 1 P: 9	R: 0 E: 0 K: 1 S: 5	H: 0 LOB: 0 BB: 0 P: 5	R: 0 E: 0 K: 1 S: 5	H: 1 LOB: 0 BB: 0 P: 5	R: 0 E: 0 K: 1 S: 5	H: 0 LOB: 0 BB: 0 P: 5		1B: 7 2B: 0 3B: 1 HR: 0	SF: 0 SAC: 0 DP: 2 HBP: 0	WP: 0 PB: 0 SB: 1 CS: 1	PA: 32
<b>PITCHER</b> Rick Honeycutt, L (1,1) ERA: 2.9	IP: 4.1 WLS: L BF: 21 H: 6 R: 2 ER: 2 SO: 1 BB: 3 IBB: 0 HBP: 0 BLK: 0 WP: 0 HR: 0 S: 20 P: 32 ERA: 4.15 WHIP: 2.077															<b>PITCHER</b>					
Pat Zachry, R (5,1) ERA: 3.59	1.2 5 1 0 0 1 0 1 0 0 0 0 6 10 0.00 0.600																				
Burt Hooton, R (7,1) ERA: 3.59	2.0 6 1 0 0 2 0 0 0 0 0 0 10 10 0.00 0.500																				









Batter	1	2	3	4	5	6	7	8	9	AB	R	H	RBI	BB	SO	LOB	TOP								
Steve Sax, R OBP: 0.291, SLG: 0.303 (1, 4)	F9		F8				K		5-3	5	0	1	0	0	1	1	<b>Los Angeles Dodgers @ Atlanta Braves</b> Atlanta-Fulton County Stadium, Atlanta, GA Wed Aug 08 1984, 7:05 PM EDT Att: 24,047 - Unknown								
Terry Whitfield, L OBP: 0.306, SLG: 0.367 (1, 9)	6-3		1B		4-3		F9 E		K	5	1	2	0	0	1	0									
Ken Landreaux, L OBP: 0.306, SLG: 0.364 Candy Maldonado, R OBP: 0.337, SLG: 0.389 (1, 8) (9, 8)	F8		F7		G3		F9		4-3	5	0	0	0	0	0	3									
Mike Marshall, R OBP: 0.327, SLG: 0.476 (1, 7)		F4	4-3				E5			4	1	1	0	0	0	2									
Mike Scioscia, L OBP: 0.387, SLG: 0.364 (1, 2)		E			F7		6-3			4	1	2	1	0	0	1									
Greg Brock, L OBP: 0.311, SLG: 0.409 (1, 3)		F3			3-1		F7		4-3	4	0	0	0	0	0	2									
German Rivera, R OBP: 0.329, SLG: 0.403 (1, 5)		E5			E		4-3		FC5-4	3	1	1	0	1	0	0									
Dave Anderson, R OBP: 0.340, SLG: 0.322 (1, 6)		FC6			E6		1-3		FC5-4	4	1	1	1	0	0	2									
Bob Welch, R OBP: 0.150, SLG: 0.105 Jerry Reuss, L OBP: 0.385, SLG: 0.273 Pat Zachry, R OBP: 0.250, SLG: 0.250 Ken Howell, R OBP: 0.286, SLG: 0.231 (1, 1) (7, 1) (7, 1) (9, 1) (9, 9)			1-5-3				6-3		K	3	0	1	1	0	0	0									
<b>Inning Stats</b>	R: 0 E: 0 K: 0 S: 3	H: 0 LOB: 0 BB: 0 P: 3	R: 1 E: 1 K: 0 S: 5	H: 1 LOB: 1 BB: 0 P: 5	R: 0 E: 0 K: 0 S: 5	H: 2 LOB: 2 BB: 0 P: 5	R: 2 E: 1 K: 0 S: 5	H: 2 LOB: 1 BB: 1 P: 9	R: 1 E: 0 K: 0 S: 5	H: 2 LOB: 1 BB: 0 P: 5	R: 0 E: 0 K: 0 S: 3	H: 0 LOB: 0 BB: 0 P: 3	R: 1 E: 1 K: 1 S: 7	H: 1 LOB: 1 BB: 0 P: 7	R: 0 E: 0 K: 1 S: 6	H: 1 LOB: 1 BB: 0 P: 6		R: 0 E: 0 K: 1 S: 5	H: 0 LOB: 0 BB: 0 P: 5	1B: 5 2B: 4 3B: 0 HR: 0	SF: 0 SAC: 0 DP: 0 HBP: 0	WP: 1 PB: 0 SB: 0 CS: 0	PA: 39		
<b>PITCHER</b>	IP	WLS	BF	H	R	ER	SO	BB	IBB	HBP	BLK	WP	HR	S	P	ERA	WHIP								
Tony Brizzolara, R ERA: 5.4 (1, 1)	5.0	L	24	7	4	3	0	1	0	0	0	1	0	23	27	5.40	1.600								
Craig McMurtry, R ERA: 4.88 (6, 1)	2.0		8	1	1	0	1	0	0	0	0	0	0	10	10	0.00	0.500								
Gene Garber, R ERA: 3.53 (8, 1)	2.0		7	1	0	0	2	0	0	0	0	0	0	11	11	0.00	0.500								

Batter	1	2	3	4	5	6	7	8	9	AB	R	H	RBI	BB	SO	LOB	BOTTOM								
Rafael Ramirez, R OBP: 0.296, SLG: 0.313 (1, 6)	F7		5-3				F7			4	0	0	0	0	0	3	<b>Los Angeles Dodgers @ Atlanta Braves</b> Atlanta-Fulton County Stadium, Atlanta, GA Wed Aug 08 1984, 7:05 PM EDT Att: 24,047 - Unknown								
Ken Oberkfell, L OBP: 0.331, SLG: 0.363 Jerry Royster, R OBP: 0.256, SLG: 0.293 (1, 5) (7, PH) (8, 5)	1-3		4-3				F8			3	0	1	0	0	0	0									
Gerald Perry, L OBP: 0.372, SLG: 0.357 (1, 7)	F6		F8				F8			4	0	0	0	0	0	1									
Dale Murphy, R OBP: 0.360, SLG: 0.517 (1, 8)		6-3			G3		L4		F9	4	0	0	0	0	0	1									
Chris Chambliss, L OBP: 0.359, SLG: 0.382 (1, 3)		BB			3-1		F7		K	4	0	1	0	0	1	1									
Rufino Linares, R OBP: 0.286, SLG: 0.375 (1, 9)		F9			F9		F8		G5-4-3	3	0	0	0	1	0	1									
Glenn Hubbard, R OBP: 0.343, SLG: 0.392 (1, 4)		BB					1B		G5-4-3	4	1	3	0	0	0	1									
Bruce Benedict, R OBP: 0.323, SLG: 0.325 (1, 2)							1B		1B	3	0	2	0	1	1	1									
Tony Brizzolara, R Randy Johnson, R Craig McMurtry, R Claude Washington, L Gene Garber, R Bob Watson, R (1, 1) (5, PH) (6, 1) (7, PH) (8, 1) (9, PH)							K		F8	1	0	0	0	0	1	3									
<b>Inning Stats</b>	R: 0 E: 0 K: 0 S: 3	H: 0 LOB: 0 BB: 0 P: 3	R: 0 E: 0 K: 1 S: 7	H: 2 LOB: 3 BB: 1 P: 11	R: 0 E: 0 K: 0 S: 3	H: 0 LOB: 0 BB: 0 P: 3	R: 0 E: 0 K: 2 S: 8	H: 1 LOB: 1 BB: 0 P: 8	R: 0 E: 0 K: 0 S: 4	H: 1 LOB: 1 BB: 0 P: 4	R: 1 E: 0 K: 0 S: 6	H: 3 LOB: 2 BB: 0 P: 6	R: 0 E: 0 K: 1 S: 5	H: 0 LOB: 0 BB: 0 P: 5	R: 0 E: 0 K: 0 S: 3	H: 1 LOB: 1 BB: 1 P: 7		1B: 7 2B: 1 3B: 0 HR: 0	SF: 0 SAC: 0 DP: 1 HBP: 0	WP: 0 PB: 0 SB: 0 CS: 0	PA: 36				
<b>PITCHER</b>	IP	WLS	BF	H	R	ER	SO	BB	IBB	HBP	BLK	WP	HR	S	P	ERA	WHIP								
Bob Welch, R ERA: 3.56 (1, 1)	6.1	W	26	6	1	1	3	1	0	0	0	0	0	31	35	1.42	1.105								
Jerry Reuss, L ERA: 5.1 (7, 1)	0.0		1	1	0	0	0	0	0	0	0	0	0	1	1										
Pat Zachry, R ERA: 3.49 (7, 1)	1.2		6	0	0	0	1	1	0	0	0	0	0	7	11	0.00	0.600								
Ken Howell, R ERA: 3.13 (9, 1)	1.0		3	1	0	0	0	0	0	0	0	0	0	3	3	0.00	1.000								







Batter	1	2	3	4	5	6	7	8	9	AB	R	H	RBI	BB	SO	LOB	TOP			
Steve Sax, R OBP: 0.288, SLG: 0.300 (1,4)	0-0 6-3		0-0 5-3		0-0 6-3			0-0 4-3		4	0	0	0	0	0	0	<b>Los Angeles Dodgers @ San Francisco Giants</b> Candlestick Park, San Francisco, CA Fri Aug 10, 1984, 10:05 PM EDT Att: 18,765 - Unknown			
Terry Whitfield, L OBP: 0.305, SLG: 0.368 (1,9)	0-0 1-3		0-0 4-3			0-0 6-3		0-0 1-3		4	0	0	0	0	0					
Ken Landreaux, L OBP: 0.302, SLG: 0.358 (1,8)	0-0 F3		0-0 4-3			0-0 F4			0-0 1-3	4	0	0	0	0	0					
Mike Marshall, R OBP: 0.328, SLG: 0.472 (1,7)		0-0 1B SF8 1B		0-0 FC6-4 1B		0-0 F9			0-0 F5	4	1	2	0	0	0					
Mike Scioscia, L OBP: 0.384, SLG: 0.356 (1,2)		0-0 F9		0-0 FC6-4 1-2			0-0 6-3		4-0 BB	3	0	0	0	1	0	2				
Greg Brock, L OBP: 0.314, SLG: 0.426 (1,3)		0-0 1B 1-2		0-0 F7			0-0 1B		0-0 4-3	4	0	2	0	0	0	2				
German Rivera, R OBP: 0.327, SLG: 0.405 (1,5)		0-0 1-2 2-3 1B		0-0 F8			0-0 F7			3	0	1	0	0	0	2				
Dave Anderson, R OBP: 0.335, SLG: 0.315 (1,6)		0-0 SF8			0-0 5-3			0-0 1-3		2	0	0	1	0	0	1				
Fernando Valenzuela, L OBP: 0.167, SLG: 0.259 (1,1)		0-0 3-H 0-3 K			0-0 F8			0-0 F3		2	0	0	0	0	1	2				
Franklin Stubbs, L OBP: 0.279, SLG: 0.362 (8, PH)										1	0	0	0	0	0	0				
Pat Zachry, R OBP: 0.250, SLG: 0.250 (8, 1)										0	0	0	0	0	0	0				
<b>Inning Stats</b>	R: 0 E: 0 K: 0 S: 3	H: 0 LOB: 0 BB: 0 P: 3	R: 1 E: 0 K: 1 S: 8	H: 3 LOB: 2 BB: 0 P: 8	R: 0 E: 0 K: 0 S: 3	H: 0 LOB: 0 BB: 0 P: 3	R: 0 E: 0 K: 0 S: 4	H: 1 LOB: 1 BB: 0 P: 4	R: 0 E: 0 K: 0 S: 3	H: 0 LOB: 0 BB: 0 P: 3	R: 0 E: 0 K: 0 S: 4	H: 1 LOB: 1 BB: 0 P: 4	R: 0 E: 0 K: 0 S: 3	H: 0 LOB: 0 BB: 0 P: 3	R: 0 E: 0 K: 0 S: 3	H: 0 LOB: 1 BB: 1 P: 7	1B: 5 2B: 0 3B: 0 HR: 0	SF: 1 SAC: 0 DP: 0 HBP: 0	WP: 0 PB: 0 SB: 0 CS: 0	PA: 33
<b>PITCHER</b> Mark Calvert, R ERA: 3.5 (1,1)	IP: 9.0 WLS: W BF: 33 H: 5 R: 1 ER: 1 SO: 1 BB: 1 IBB: 0 HBP: 0 BLK: 0 WP: 0 HR: 0 S: 34 P: 38 ERA: 1.00 WHIP: 0.667																			

Batter	1	2	3	4	5	6	7	8	9	AB	R	H	RBI	BB	SO	LOB	BOTTOM			
Dan Gladden, R OBP: 0.394, SLG: 0.481 (1,8)	0-0 SH3 1B 2B			0-3 K		0-3 K				4	1	1	0	0	2	1	<b>Los Angeles Dodgers @ San Francisco Giants</b> Candlestick Park, San Francisco, CA Fri Aug 10, 1984, 10:05 PM EDT Att: 18,765 - Unknown			
Manny Trillo, R OBP: 0.321, SLG: 0.358 (1,4)	0-0 SH3 2-3		0-0 6-3		0-0 1B 1B		0-3 K			3	0	1	0	0	1	0				
Dusty Baker Jr., R OBP: 0.376, SLG: 0.345 (1,9)	4-0 1B 4-3 BB		0-0 FC6-4 1B 1B		0-3 K		0-3 K			3	2	1	0	1	2	1				
Jeffrey Leonard, R OBP: 0.364, SLG: 0.485 (1,7)	0-0 4-3 1B		0-0 FC6-4 1B		0-0 1-3 1B		0-0 F9			4	0	3	1	0	0	0				
Bob Brenly, R OBP: 0.378, SLG: 0.485 (1,3)	0-0 4-3		0-0 FC6-4 1B		0-0 1-3			0-0 F6		4	0	0	1	0	0	5				
Joel Youngblood, R OBP: 0.357, SLG: 0.388 (1,5)	4-0 BB		0-0 1-2 3-H 1B		4-0 2B BB			0-0 F5		2	1	1	1	2	0	0				
Steve Nicosia, R OBP: 0.344, SLG: 0.479 (1,2)	0-0 F3		0-3 K		0-0 1-H 2B			0-0 1B		4	0	2	1	0	1	4				
Johnnie LeMaster, R OBP: 0.250, SLG: 0.278 (1,6)		0-3 K		0-3 K		0-3 K		0-0 F8		4	0	0	0	0	3	2				
Mark Calvert, R (1,1)		0-3 K		0-3 K		0-0 F1				3	0	0	0	0	2	1				
<b>Inning Stats</b>	R: 2 E: 0 K: 0 S: 5	H: 2 LOB: 2 BB: 2 P: 13	R: 0 E: 0 K: 2 S: 7	H: 0 LOB: 0 BB: 0 P: 7	R: 1 E: 0 K: 1 S: 8	H: 3 LOB: 2 BB: 0 P: 8	R: 0 E: 0 K: 3 S: 9	H: 0 LOB: 0 BB: 0 P: 9	R: 0 E: 0 K: 1 S: 6	H: 2 LOB: 1 BB: 0 P: 6	R: 1 E: 0 K: 2 S: 8	H: 1 LOB: 1 BB: 1 P: 12	R: 0 E: 0 K: 2 S: 7	H: 0 LOB: 0 BB: 0 P: 7	R: 0 E: 0 K: 0 S: 4	H: 1 LOB: 1 BB: 0 P: 4	1B: 7 2B: 2 3B: 0 HR: 0	SF: 0 SAC: 1 DP: 0 HBP: 0	WP: 0 PB: 0 SB: 0 CS: 0	PA: 35
<b>PITCHER</b> Fernando Valenzuela, L ERA: 3.1 (1,1)	IP: 7.0 WLS: L BF: 31 H: 8 R: 4 ER: 4 SO: 11 BB: 3 IBB: 0 HBP: 0 BLK: 0 WP: 0 HR: 0 S: 50 P: 62 ERA: 5.14 WHIP: 1.571																			
Pat Zachry, R ERA: 3.43 (8, 1)	IP: 1.0 WLS: L BF: 4 H: 1 R: 0 ER: 0 SO: 0 BB: 0 IBB: 0 HBP: 0 BLK: 0 WP: 0 HR: 0 S: 4 P: 4 ERA: 0.00 WHIP: 1.000																			













Batter	1	2	3	4	5	6	7	8	9	AB	R	H	RBI	BB	SO	LOB	TOP	
Wally Backman, S (1,4) OBP: 0.365, SLG: 0.343	0-0 FC3-6 1B	0-0 2H 1B			0-0 2-3			0-0 F5		4	0	2	1	0	0	0	<p>New York Mets @ Los Angeles Dodgers Dodger Stadium, Los Angeles, CA Mon Aug 13 1984, 7:05 PM PDT Att: 35,726 - Unknown</p> <p>livebaseballscores.com</p> <p>AB 32 R 2 H 5 RBI 2 BB 0 SO 10 LOB 6</p> 	
Mookie Wilson, S (1,8) OBP: 0.299, SLG: 0.380	0-0 FC3-6 1B	0-0 5-3			0-0 F8			0-0 1-3		4	1	0	0	0	0	2		
Keith Hernandez, L (1,3) OBP: 0.408, SLG: 0.430	0-0 1B 1H			0-0 4-3				0-0 4-3		4	0	1	1	0	0	0		
Darryl Strawberry, L (1,9) OBP: 0.343, SLG: 0.453	0-3 K			0-3 K				0-0 4-3		4	0	0	0	0	2	1		
George Foster, R (1,7) OBP: 0.292, SLG: 0.428	0-0 1-2 1B			0-3 K				0-3 K		4	0	1	0	0	3	0		
Hubie Brooks, R (1,5) OBP: 0.352, SLG: 0.422	0-3 K			0-0 F3				0-0 F2		3	0	0	0	0	1	2		
Mike Fitzgerald, R (1,2) OBP: 0.290, SLG: 0.306		0-3 K		0-3 K				0-3 K		3	0	0	0	0	3	0		
Rafael Santana, R (1,6) OBP: 0.330, SLG: 0.355		0-0 BLK 1B		0-0 F6				0-0 F9		3	1	1	0	0	0	0		
Walt Terrell, L (1,1) OBP: 0.102, SLG: 0.121 Danny Heep, L (8, PH) OBP: 0.316, SLG: 0.333 Brent Gaff, R (8, 1)	0-0 F1			0-0 K				0-0 F6		2	0	0	0	0	1	1		
<b>Inning Stats</b>	R: 1 E: 0 K: 2 S: 10	H: 3 LOB: 2 BB: 0 P: 10	R: 1 E: 0 K: 1 S: 7	H: 2 LOB: 1 BB: 0 P: 7	R: 0 E: 0 K: 1 S: 5	H: 0 LOB: 0 BB: 0 P: 5	R: 0 E: 0 K: 1 S: 5	H: 0 LOB: 0 BB: 0 P: 5	R: 0 E: 0 K: 1 S: 5	H: 0 LOB: 0 BB: 0 P: 5	R: 0 E: 0 K: 0 S: 3	H: 0 LOB: 0 BB: 0 P: 3	R: 0 E: 0 K: 1 S: 5	H: 0 LOB: 0 BB: 0 P: 5	1B: 5 2B: 0 3B: 0 HR: 0	SF: 0 SAC: 0 DP: 0 HBP: 0		WP: 0 PB: 0 SB: 1 CS: 0
<b>PITCHER</b>	IP WLS BF H R ER SO BB IBB HBP BLK WP HR S P ERA WHIP																	
Bob Welch, R (1,1) ERA: 3.49	8.0 W 29 5 2 2 9 0 0 0 0 1 0 0 47 47 2.25 0.625																	
Jerry Reuss, L (9,1) ERA: 5.52	1.0 3 0 0 0 1 0 0 0 0 0 0 0 5 5 0.00 0.000																	

Batter	1	2	3	4	5	6	7	8	9	AB	R	H	RBI	BB	SO	LOB	BOTTOM			
Dave Anderson, R (1,6) OBP: 0.345, SLG: 0.316	0-0 8-3 1B				0-0 SF7			0-0 E 4-3 1B		4	2	3	1	0	0	1	<p>New York Mets @ Los Angeles Dodgers Dodger Stadium, Los Angeles, CA Mon Aug 13 1984, 7:05 PM PDT Att: 35,726 - Unknown</p> <p>livebaseballscores.com</p> <p>AB 35 R 9 H 14 RBI 9 BB 2 SO 1 LOB 17</p> 			
Ken Landreaux, L (1,8) OBP: 0.301, SLG: 0.352	0-0 8-3 1-2			0-0 F3				0-0 4-3 1-2		5	1	1	0	0	0	4				
Pedro Guerrero, R (1,9) OBP: 0.344, SLG: 0.424 Candy Maldonado, R (8, PR) OBP: 0.340, SLG: 0.409	0-0 6-3				0-0 1B			0-0 E6 1B		5	2	3	3	0	0	1				
Mike Marshall, R (1,7) OBP: 0.326, SLG: 0.472 Ed Amelung, L (9,7) OBP: 0.277, SLG: 0.231		0-0 1-3 1B		0-3 K				0-0 6-3 1-2 3-H 1B		5	1	2	1	0	1	2				
Mike Scioscia, L (1,2) OBP: 0.389, SLG: 0.373		0-0 F8		0-0 F8				0-0 BB G1-2-3 1B		4	1	2	1	0	0	2				
Greg Brock, L (1,3) OBP: 0.310, SLG: 0.428		0-0 1-3 1-2		0-0 F3				0-0 BB 1-2 BB		3	1	1	3	1	0	2				
German Rivera, R (1,5) OBP: 0.329, SLG: 0.397		0-0 5-3			0-0 E SF7 1B			0-0 1-2 2-3 BB		3	1	1	0	1	0	1				
Steve Sax, R (1,4) OBP: 0.285, SLG: 0.299					0-0 SH5-4 2B			0-0 E6 SH3-4		4	0	1	0	0	0	4				
Bob Welch, R (1,1) ERA: 3.06 Franklin Stubbs, L (8, PH) OBP: 0.277, SLG: 0.360 Jerry Reuss, L (9,1) OBP: 0.385, SLG: 0.273				0-0 SH5-4				0-0 SH3-4		1	0	0	0	0	0	0				
<b>Inning Stats</b>	R: 0 E: 0 K: 0 S: 3	H: 1 LOB: 0 BB: 0 P: 3	R: 0 E: 0 K: 0 S: 4	H: 1 LOB: 1 BB: 0 P: 4	R: 0 E: 0 K: 0 S: 4	H: 1 LOB: 1 BB: 0 P: 4	R: 0 E: 0 K: 1 S: 6	H: 1 LOB: 1 BB: 0 P: 6	R: 1 E: 1 K: 0 S: 5	H: 1 LOB: 1 BB: 0 P: 5	R: 1 E: 0 K: 0 S: 4	H: 2 LOB: 2 BB: 2 P: 12	R: 5 E: 1 K: 0 S: 8	H: 4 LOB: 0 BB: 0 P: 8	R: 2 E: 0 K: 0 S: 6	H: 3 LOB: 1 BB: 0 P: 6		1B: 11 2B: 2 3B: 0 HR: 2	SF: 1 SAC: 2 DP: 2 HBP: 0	WP: 0 PB: 0 SB: 0 CS: 0
<b>PITCHER</b>	IP WLS BF H R ER SO BB IBB HBP BLK WP HR S P ERA WHIP																			
Walt Terrell, R (1,1) ERA: 3.06	7.0 L 34 11 7 1 1 2 0 0 0 0 0 0 2 34 42 1.29 1.857																			
Brent Gaff, R (8,1) ERA: 3.45	1.0 6 3 2 2 0 0 0 0 0 0 0 0 6 6 18.00 3.000																			








Batter	1	2	3	4	5	6	7	8	9	AB	R	H	RBI	BB	SO	LOB	TOP										
Mookie Wilson, S OBP: 0.297, SLG: 0.376 (1, 8)										5	1	1	0	0	1	1	<b>New York Mets @ Los Angeles Dodgers</b> Dodger Stadium, Los Angeles, CA Wed Aug 15 1984, 7:05 PM PDT Att: 42,099 - Unknown										
Kevin Chapman, R OBP: 0.397, SLG: 0.393 Wally Backman, S OBP: 0.360, SLG: 0.338 (9, PH) (9, 4)										3	0	1	0	1	1	0											
Keith Hernandez, L OBP: 0.410, SLG: 0.430 (1, 3)										3	1	0	0	2	1	4											
George Foster, R OBP: 0.295, SLG: 0.430 (1, 7)										3	1	1	1	2	0	3											
Darryl Strawberry, L OBP: 0.345, SLG: 0.452 (1, 9)										4	0	1	1	0	2	5											
Hubie Brooks, R OBP: 0.350, SLG: 0.417 (1, 5)										4	0	0	0	0	1	2											
Rafael Santana, R OBP: 0.333, SLG: 0.360 (1, 6)										3	0	0	0	1	0	0											
Mike Fitzgerald, R OBP: 0.286, SLG: 0.302 Wes Gardner, R (8, 1) Jesse Orosco, R OBP: 0.571, SLG: 0.250 (9, 1)										4	0	0	0	0	1	1											
Sid Fernandez, L OBP: 0.118, SLG: 0.118 Ron Hodges, L OBP: 0.361, SLG: 0.263 (8, 2)										3	0	0	0	0	2	0											
<b>Inning Stats</b>	R: 1 E: 0 K: 3 S: 10	H: 1 LOB: 2 BB: 2 P: 18	R: 0 E: 0 K: 1 S: 5	H: 0 LOB: 0 BB: 0 P: 5	R: 0 E: 0 K: 0 S: 3	H: 0 LOB: 0 BB: 0 P: 3	R: 1 E: 0 K: 1 S: 6	H: 1 LOB: 1 BB: 1 P: 10	R: 0 E: 0 K: 0 S: 3	H: 0 LOB: 0 BB: 0 P: 3	R: 1 E: 0 K: 2 S: 9	H: 0 LOB: 2 BB: 1 P: 13	R: 0 E: 0 K: 0 S: 3	H: 0 LOB: 0 BB: 0 P: 3	R: 0 E: 0 K: 0 S: 4	H: 1 LOB: 2 BB: 1 P: 8		1B: 3 2B: 1 3B: 0 HR: 1	SF: 0 SAC: 0 DP: 0 HBP: 0	WP: 0 PB: 0 SB: 1 CS: 0	PA: 40						
<b>PITCHER</b>	IP	WLS	BF	H	R	ER	SO	BB	IBB	HBP	BLK	WP	HR	S	P	ERA	WHIP										
Fernando Valenzuela, L ERA: 3.08 Ken Howell, R ERA: 2.7 (1, 1) (9, 1)	8.0	L	35	4	3	2	9	5	0	0	0	0	1	48	68	2.25	1.125										

AB	34
R	3
H	5
RBI	2
BB	6
SO	9
LOB	17



Batter	1	2	3	4	5	6	7	8	9	AB	R	H	RBI	BB	SO	LOB	BOTTOM										
Steve Sax, R OBP: 0.287, SLG: 0.303 (1, 4)										4	1	3	0	0	0	0	<b>New York Mets @ Los Angeles Dodgers</b> Dodger Stadium, Los Angeles, CA Wed Aug 15 1984, 7:05 PM PDT Att: 42,099 - Unknown										
Dave Anderson, R OBP: 0.347, SLG: 0.325 (1, 6)										2	1	1	1	1	0	1											
Pedro Guerrero, R OBP: 0.342, SLG: 0.421 (1, 9)										4	0	0	0	0	0	2											
Mike Marshall, R OBP: 0.322, SLG: 0.465 (1, 7)										4	0	1	0	0	1	0											
Candy Maldonado, R OBP: 0.332, SLG: 0.398 (1, 8)										4	0	0	0	0	1	2											
Steve Yeager, R OBP: 0.283, SLG: 0.304 (1, 2)										4	0	0	0	0	1	1											
Greg Brock, L OBP: 0.319, SLG: 0.436 (1, 3)										4	0	2	0	0	0	0											
German Rivera, R OBP: 0.319, SLG: 0.384 Mike Scioscia, L OBP: 0.387, SLG: 0.371 (9, PH) (9, PH)										3	0	0	0	0	0	1											
Fernando Valenzuela, L OBP: 0.161, SLG: 0.250 Tony Brewer, R (8, PH) Ken Howell, R (9, 1)										2	0	0	0	0	0	1											
<b>Inning Stats</b>	R: 1 E: 1 K: 0 S: 5	H: 1 LOB: 1 BB: 0 P: 5	R: 0 E: 0 K: 1 S: 6	H: 1 LOB: 0 BB: 0 P: 6	R: 1 E: 0 K: 0 S: 4	H: 2 LOB: 0 BB: 0 P: 4	R: 0 E: 0 K: 0 S: 3	H: 0 LOB: 0 BB: 0 P: 3	R: 0 E: 0 K: 0 S: 4	H: 1 LOB: 1 BB: 0 P: 4	R: 0 E: 0 K: 1 S: 5	H: 0 LOB: 0 BB: 0 P: 5	R: 0 E: 0 K: 0 S: 3	H: 0 LOB: 0 BB: 0 P: 3	R: 0 E: 0 K: 1 S: 5	H: 0 LOB: 1 BB: 1 P: 9		R: 0 E: 0 K: 2 S: 9	H: 2 LOB: 2 BB: 0 P: 9	1B: 4 2B: 2 3B: 0 HR: 1	SF: 0 SAC: 1 DP: 0 HBP: 0	WP: 0 PB: 0 SB: 1 CS: 1	PA: 35				
<b>PITCHER</b>	IP	WLS	BF	H	R	ER	SO	BB	IBB	HBP	BLK	WP	HR	S	P	ERA	WHIP										
Sid Fernandez, L ERA: 2.2 Wes Gardner, R ERA: 3.39 Jesse Orosco, L ERA: 2.05 (1, 1) (8, 1) (9, 1)	7.2	W	29	5	2	1	3	1	0	0	0	0	0	7	7	0.00	2.000										

AB	33
R	2
H	7
RBI	1
BB	1
SO	5
LOB	10





Batter	1	2	3	4	5	6	7	8	9	AB	R	H	RBI	BB	SO	LOB	TOP				
Juan Samuel, R (1,4) OBP: 0.326, SLG: 0.455	G3			K			6-3		K	5	0	1	1	0	2	1	Philadelphia Phillies @ Los Angeles Dodgers Dodger Stadium, Los Angeles, CA Fri Aug 17 1984, 7:05 PM PDT Att: 43,175 - Unknown				
Von Hayes, L (1,8) OBP: 0.366, SLG: 0.467	1B	6-3		G3			F7		1-3	5	0	1	0	0	0	3					
Mike Schmidt, R (1,5) OBP: 0.375, SLG: 0.504	FC6-4		4-3				1B	HBP	K	4	0	1	0	0	2	0					
Sixto Lezcano, R (1,9) OBP: 0.361, SLG: 0.488	F9		6-3				F9		1-3	4	0	1	0	0	0	2					
John Wockenfuss, R (1,3) OBP: 0.367, SLG: 0.432 Tim Corcoran, L (7,PH) OBP: 0.441, SLG: 0.516	FC6-4			2B			FC5-4		F6	3	0	2	0	0	0	2					
Ozzie Virgil, R (1,2) OBP: 0.323, SLG: 0.472							FC5-4		K	4	1	2	0	0	1	1					
Glenn Wilson, R (1,7) Greg Gross, L (8,PH) OBP: 0.403, SLG: 0.353		F8		F9			5-3			3	0	0	0	0	0	3					
Ivan De Jesus, R (1,6) Len Matuszek, L (8,PH) Kiko Garcia, R (8,6) OBP: 0.283, SLG: 0.268		E1					F4		F5	3	0	1	0	0	0	1					
Steve Carlton, L (1,1) Jeff Stone, L (8,PH) Larry Andersen, R (8,1) OBP: 0.200, SLG: 0.271 OBP: 0.396, SLG: 0.500							6-3		K	3	0	0	0	0	1	3					
Inning Stats	R: 0 E: 0 K: 0 S: 5	H: 2 LOB: 2 BB: 0 P: 5	R: 1 E: 1 K: 1 S: 8	H: 2 LOB: 2 BB: 0 P: 8	R: 0 E: 0 K: 0 S: 5	H: 2 LOB: 2 BB: 0 P: 5	R: 0 E: 0 K: 1 S: 6	H: 1 LOB: 1 BB: 0 P: 6	R: 0 E: 0 K: 0 S: 3	H: 0 LOB: 0 BB: 0 P: 3	R: 0 E: 0 K: 0 S: 4	H: 1 LOB: 2 BB: 0 P: 5	R: 0 E: 0 K: 2 S: 8	H: 1 LOB: 1 BB: 0 P: 8	R: 0 E: 0 K: 2 S: 7	H: 0 LOB: 0 BB: 0 P: 7		1B: 7 2B: 3 3B: 0 HR: 0	SF: 0 SAC: 0 DP: 0 HBP: 1	WP: 0 PB: 0 SB: 0 CS: 0	PA: 39
PITCHER	IP	WLS	BF	H	R	ER	SO	BB	IBB	HBP	BLK	WP	HR	S	P	ERA		WHIP			
Rick Honeycutt, L (1,1) ERA: 2.77 Ken Howell, R (7,1) ERA: 2.45	6.2	W	31	9	1	0	3	0	0	1	0	0	0	36	37	0.00		1.350			
Ken Howell, R (7,1) ERA: 2.45	2.1	S	8	1	0	0	4	0	0	0	0	0	0	16	16	0.00		0.429			

Batter	1	2	3	4	5	6	7	8	9	AB	R	H	RBI	BB	SO	LOB	BOTTOM				
Steve Sax, R (1,4) OBP: 0.289, SLG: 0.304	FC6-4		6-3				G3			3	0	1	0	1	0	0	Philadelphia Phillies @ Los Angeles Dodgers Dodger Stadium, Los Angeles, CA Fri Aug 17 1984, 7:05 PM PDT Att: 43,175 - Unknown				
Dave Anderson, R (1,6) OBP: 0.349, SLG: 0.325	FC6-4			1B			F7		FC6-4	3	1	1	0	1	0	2					
Pedro Guerrero, R (1,9) OBP: 0.341, SLG: 0.419	F9			1B			FC6-4		BB	4	1	1	0	0	0	3					
Mike Marshall, R (1,7) OBP: 0.319, SLG: 0.460	K			6-3			L6			4	0	0	1	0	2	4					
Candy Maldonado, R (1,8) Ken Landreaux, L (8,PH) OBP: 0.327, SLG: 0.392 OBP: 0.296, SLG: 0.347		F8		6-3			K		4-3	3	0	0	0	0	1	1					
Steve Yeager, R (1,2) OBP: 0.286, SLG: 0.309		6-3					WP		4-3	4	0	2	1	0	0	0					
Greg Brock, L (1,3) OBP: 0.322, SLG: 0.443		F9					K			4	0	2	0	0	1	1					
German Rivera, R (1,5) OBP: 0.323, SLG: 0.378									F8	2	0	0	0	2	1	1					
Rick Honeycutt, L (1,1) Ken Howell, R (7,1) OBP: 0.182, SLG: 0.151										3	0	0	0	0	1	5					
Inning Stats	R: 0 E: 0 K: 1 S: 5	H: 0 LOB: 1 BB: 1 P: 9	R: 0 E: 0 K: 0 S: 3	H: 0 LOB: 0 BB: 0 P: 3	R: 0 E: 0 K: 2 S: 7	H: 0 LOB: 0 BB: 0 P: 7	R: 2 E: 0 K: 0 S: 7	H: 4 LOB: 3 BB: 1 P: 11	R: 0 E: 0 K: 1 S: 6	H: 1 LOB: 1 BB: 0 P: 6	R: 0 E: 0 K: 2 S: 8	H: 1 LOB: 2 BB: 1 P: 12	R: 0 E: 0 K: 0 S: 3	H: 0 LOB: 1 BB: 1 P: 7	R: 0 E: 0 K: 0 S: 4	H: 1 LOB: 1 BB: 0 P: 4		1B: 6 2B: 1 3B: 0 HR: 0	SF: 0 SAC: 0 DP: 0 HBP: 0	WP: 1 PB: 0 SB: 2 CS: 0	PA: 35
PITCHER	IP	WLS	BF	H	R	ER	SO	BB	IBB	HBP	BLK	WP	HR	S	P	ERA		WHIP			
Steve Carlton, L (1,1) ERA: 2.99 Larry Andersen, R (8,1) ERA: 1.65	7.0	L	31	6	2	2	6	2	0	0	0	0	0	39	55	2.57		1.143			
Larry Andersen, R (8,1) ERA: 1.65	1.0		4	1	0	0	0	0	0	0	0	0	0	4	4	0.00		1.000			

AB	38
R	1
H	10
RBI	1
BB	0
SO	7
LOB	20



AB	31
R	2
H	7
RBI	2
BB	4
SO	6
LOB	17





Batter	1	2	3	4	5	6	7	8	9	AB	R	H	RBI	BB	SO	LOB	TOP			
Juan Samuel, R OBP: 0.325, SLG: 0.453 (1, 4)										5	1	1	0	0	3	1	Philadelphia Phillies @ Los Angeles Dodgers Dodger Stadium, Los Angeles, CA Sat Aug 18 1984, 7:05 PM PDT Att: 45,619 - Unknown			
Greg Gross, L OBP: 0.398, SLG: 0.348 (1, 9) (6, 7) (8, 3)										5	1	1	0	0	1	2				
Von Hayes, L OBP: 0.369, SLG: 0.469 (1, 8) (6, 9)										5	1	3	0	0	0	0				
Mike Schmidt, R OBP: 0.377, SLG: 0.506 (1, 5)										4	1	2	2	1	2	0				
Tim Corcoran, L OBP: 0.435, SLG: 0.506 Garry Maddox, R OBP: 0.319, SLG: 0.394 (1, 7) (6, 8)										3	0	0	0	0	0	2				
Len Matuszek, L OBP: 0.344, SLG: 0.454 John Wockenfuss, R OBP: 0.371, SLG: 0.436 Glenn Wilson, R OBP: 0.273, SLG: 0.377 (1, 3) (8, PH) (8, PR) (6, 7)										2	1	1	0	1	0	1				
Ozzie Virgil, R OBP: 0.322, SLG: 0.471 (1, 2)										3	0	1	2	0	1	1				
Ivan De Jesus, R OBP: 0.329, SLG: 0.311 (1, 6)										3	0	1	0	1	0	1				
Jerry Koosman, R OBP: 0.105, SLG: 0.089 Sixto Lezcano, R OBP: 0.360, SLG: 0.486 Larry Andersen, R Al Holland, R (1, 1) (8, PH) (8, 1) (8, 1)										3	0	0	0	0	0	1				
<b>Inning Stats</b>	R: 0 E: 0 K: 1 S: 5	H: 0 LOB: 0 BB: 0 P: 5	R: 1 E: 0 K: 1 S: 7	H: 2 LOB: 1 BB: 0 P: 7	R: 1 E: 2 K: 0 S: 4	H: 1 LOB: 0 BB: 0 P: 4	R: 0 E: 0 K: 2 S: 7	H: 0 LOB: 1 BB: 1 P: 11	R: 0 E: 0 K: 0 S: 3	H: 2 LOB: 1 BB: 0 P: 4	R: 0 E: 0 K: 0 S: 3	H: 0 LOB: 0 BB: 0 P: 3	R: 4 E: 0 K: 1 S: 10	H: 5 LOB: 2 BB: 1 P: 14	R: 0 E: 0 K: 3 S: 10	H: 1 LOB: 2 BB: 1 P: 14		1B: 9 2B: 2 3B: 0 HR: 0	SF: 1 SAC: 0 DP: 1 HBP: 0	WP: 0 PB: 0 SB: 1 CS: 1
<b>PITCHER</b>	IP WLS BF H R ER SO BB IBB HBP BLK WP HR S P ERA WHIP	7.0 L 4 3 3 1 4 2 0 0 0 0 0 6 41 1.29 1.000	0.1 L 3 3 1 1 1 0 0 0 0 0 0 6 19 81.00 9.000	1.1 L 9 3 1 1 2 1 1 0 0 0 0 11 6 6.75 3.000	0.1 L 1 0 0 0 1 0 0 0 0 0 0 3 3 0.00 0.000	<b>PITCHER</b>										IP WLS BF H R ER SO BB IBB HBP BLK WP HR S P ERA WHIP	7.0 L 4 3 3 1 4 2 0 0 0 0 0 6 41 1.29 1.000			

AB	36
R	6
H	11
RBI	5
BB	4
SO	8
LOB	13



Batter	1	2	3	4	5	6	7	8	9	AB	R	H	RBI	BB	SO	LOB	BOTTOM			
Steve Sax, R OBP: 0.290, SLG: 0.305 (1, 4)										5	2	2	0	0	1	1	Philadelphia Phillies @ Los Angeles Dodgers Dodger Stadium, Los Angeles, CA Sat Aug 18 1984, 7:05 PM PDT Att: 45,619 - Unknown			
Dave Anderson, R OBP: 0.349, SLG: 0.326 (1, 6)										3	0	1	0	0	0	1				
Pedro Guerrero, R OBP: 0.340, SLG: 0.425 (1, 9)										4	1	1	2	0	1	2				
Mike Marshall, R OBP: 0.319, SLG: 0.458 (1, 7)										4	0	1	1	0	2	0				
Candy Maldonado, R OBP: 0.327, SLG: 0.387 Ken Landreaux, L OBP: 0.298, SLG: 0.348 (1, 8) (8, PH) (9, 8)										2	1	0	0	1	0	1				
Steve Yeager, R OBP: 0.297, SLG: 0.307 (1, 2)										4	1	1	0	0	0	1				
Greg Brock, L OBP: 0.317, SLG: 0.433 (1, 3)										4	0	0	1	0	0	1				
German Rivera, R OBP: 0.333, SLG: 0.395 Franklin Stubbs, L OBP: 0.277, SLG: 0.360 (1, 5) (9, PR)										4	0	3	1	0	0	0				
Alejandro Pena, R OBP: 0.154, SLG: 0.175 Tony Street, R Ken Howell, R Jerry Reuss, L Burt Hooton, R Rafael Landestoy, S OBP: 0.222, SLG: 0.236 (1, 1) (7, PH) (8, 1) (8, 1) (9, 1) (9, PH)										2	0	0	0	0	2	1				
<b>Inning Stats</b>	R: 0 E: 0 K: 2 S: 7	H: 0 LOB: 0 BB: 0 P: 7	R: 2 E: 1 K: 2 S: 9	H: 2 LOB: 1 BB: 1 P: 13	R: 0 E: 0 K: 0 S: 3	H: 1 LOB: 0 BB: 0 P: 3	R: 0 E: 0 K: 1 S: 5	H: 0 LOB: 0 BB: 0 P: 5	R: 0 E: 0 K: 0 S: 5	H: 2 LOB: 1 BB: 0 P: 5	R: 0 E: 0 K: 1 S: 6	H: 1 LOB: 1 BB: 0 P: 6	R: 2 E: 0 K: 0 S: 6	H: 3 LOB: 1 BB: 0 P: 6	R: 0 E: 0 K: 0 S: 4	H: 1 LOB: 1 BB: 0 P: 4		1B: 8 2B: 1 3B: 0 HR: 1	SF: 0 SAC: 1 DP: 1 HBP: 0	WP: 0 PB: 0 SB: 0 CS: 0
<b>PITCHER</b>	IP WLS BF H R ER SO BB IBB HBP BLK WP HR S P ERA WHIP	7.0 W 27 4 2 2 0 0 0 0 0 0 1 4 4 27.00 3.000	0.2 L 4 2 2 2 0 0 0 0 0 0 1 4 4 27.00 3.000	1.1 S 6 2 0 0 0 0 0 0 0 0 6 6 0.00 1.500	<b>PITCHER</b>										IP WLS BF H R ER SO BB IBB HBP BLK WP HR S P ERA WHIP	7.0 W 27 4 2 2 0 0 0 0 0 0 1 4 4 27.00 3.000				

AB	35
R	5
H	10
RBI	5
BB	1
SO	7
LOB	10





Batter	1	2	3	4	5	6	7	8	9	AB	R	H	RBI	BB	SO	LOB	TOP			
Luis Aquayo, R OBP: 0.372, SLG: 0.526 (1,4)	0-0 4-3		0-0 HR	0-0 1-3 2-H 1B			0-0 5-3	0-0 F7		5	1	2	2	0	0	0	Philadelphia Phillies @ Los Angeles Dodgers Dodger Stadium, Los Angeles, CA Sun Aug 19 1984, 3:33 AM PDT Att: 33,015 - Unknown			
Greg Gross, L OBP: 0.409, SLG: 0.369 (1,7) (7,3)	0-0 1B		0-0 2B		0-0 F2		0-0 1B WP	0-0 4-3 1B		5	1	4	0	0	0	0				
Von Hayes, L OBP: 0.367, SLG: 0.465 (1,9)	0-3 K		0-0 F8		0-0 3-1		0-0 1B S WP	0-0 4-3		5	1	1	0	0	1	3				
Mike Schmidt, R OBP: 0.383, SLG: 0.508 (1,5)	0-0 1-2 1B		4-0 BB		0-0 HBP 1B		4-0 1B S	4-0 IBB		2	1	2	0	3	0	0				
Len Matuszek, L OBP: 0.344, SLG: 0.450 John Wockenfuss, R (7, PH) OBP: 0.375, SLG: 0.436 Glenn Wilson, R (7, PR) OBP: 0.272, SLG: 0.375 (1,3) (7,7)	0-0 4-3		0-3 K		1-0 HBP 1B		3-4 4-0 1B E IBB	0-0 F7		2	0	0	0	0	1	4				
Ozzie Virgil, R OBP: 0.323, SLG: 0.473 (1,2)		0-0 F3		0-0 1B FC5-2 2B	0-0 F8		0-0 FC6-4 E 1-2 2-3 3-H 1B		0-0 5-3	5	0	2	2	0	0	2				
Garry Maddox, R OBP: 0.316, SLG: 0.390 (1,8)	0-0 F9			0-0 FC5-2 1B		0-3 K	0-0 E5 FC6-4		0-0 5-3	5	1	1	0	0	1	1				
Ivan De Jesus, R OBP: 0.325, SLG: 0.307 (1,6)	0-3 K		0-0 FC5-2 1B	0-0 FC5-2 1B	0-0 F7	0-0 F7	0-0 FC6-4		0-0 F8	5	0	0	0	0	1	4				
Shane Rawley, R OBP: 0.077, SLG: 0.040 (1,1)			0-0 F8	0-0 F1		0-3 K	0-3 K			4	0	0	0	0	2	4				
<b>Inning Stats</b>	R: 0 E: 0 K: 1 S: 7	H: 2 LOB: 2 BB: 0 P: 7	R: 0 E: 0 K: 1 S: 5	H: 0 LOB: 0 BB: 0 P: 5	R: 1 E: 0 K: 1 S: 7	H: 2 LOB: 2 BB: 1 P: 11	R: 1 E: 0 K: 0 S: 5	H: 3 LOB: 2 BB: 0 P: 5	R: 0 E: 0 K: 2 S: 7	H: 0 LOB: 0 BB: 0 P: 7	R: 4 E: 1 K: 1 S: 9	H: 3 LOB: 2 BB: 2 P: 17	R: 0 E: 0 K: 0 S: 4	H: 1 LOB: 2 BB: 1 P: 8	R: 0 E: 0 K: 0 S: 3	H: 0 LOB: 0 BB: 0 P: 3	1B: 9 2B: 2 3B: 0 HR: 1	SF: 0 SAC: 0 DP: 0 HBP: 1	WP: 1 PB: 0 SB: 2 CS: 0	PA: 44
<b>PITCHER</b>	IP WLS BF H R ER SO BB IBB HBP BLK WP HR S P ERA WHIP	IP WLS BF H R ER SO BB IBB HBP BLK WP HR S P ERA WHIP	IP WLS BF H R ER SO BB IBB HBP BLK WP HR S P ERA WHIP	IP WLS BF H R ER SO BB IBB HBP BLK WP HR S P ERA WHIP	IP WLS BF H R ER SO BB IBB HBP BLK WP HR S P ERA WHIP	IP WLS BF H R ER SO BB IBB HBP BLK WP HR S P ERA WHIP	IP WLS BF H R ER SO BB IBB HBP BLK WP HR S P ERA WHIP	IP WLS BF H R ER SO BB IBB HBP BLK WP HR S P ERA WHIP	IP WLS BF H R ER SO BB IBB HBP BLK WP HR S P ERA WHIP	IP WLS BF H R ER SO BB IBB HBP BLK WP HR S P ERA WHIP	IP WLS BF H R ER SO BB IBB HBP BLK WP HR S P ERA WHIP	IP WLS BF H R ER SO BB IBB HBP BLK WP HR S P ERA WHIP	IP WLS BF H R ER SO BB IBB HBP BLK WP HR S P ERA WHIP	IP WLS BF H R ER SO BB IBB HBP BLK WP HR S P ERA WHIP	IP WLS BF H R ER SO BB IBB HBP BLK WP HR S P ERA WHIP	IP WLS BF H R ER SO BB IBB HBP BLK WP HR S P ERA WHIP	IP WLS BF H R ER SO BB IBB HBP BLK WP HR S P ERA WHIP			
Bob Welch, R ERA: 3.64 (1,1)	6.1 L	31 10	5 5	5 5	5 5	1 1	1 1	1 0	0 0	0 0	0 0	0 0	0 0	0 0	4 4	∞ ∞	∞ ∞			
Jerry Reuss, L ERA: 5.44 (7,1)	0.0	1	0	0	0	0	0	1	0	0	0	0	0	0	0	0	0			
Burt Hooton, R ERA: 3.4 (7,1)	2.2	12	2	1	0	1	0	1	0	0	0	0	0	13	17	0.00	0.750			

AB	39
R	6
H	12
RBI	4
BB	4
SO	6
LOB	20



Batter	1	2	3	4	5	6	7	8	9	AB	R	H	RBI	BB	SO	LOB	BOTTOM					
Steve Sax, R OBP: 0.290, SLG: 0.304 (1,4)	0-0 L1		0-0 6-3		0-0 E6		0-0 G4-1 1B			4	0	1	0	0	0	0	Philadelphia Phillies @ Los Angeles Dodgers Dodger Stadium, Los Angeles, CA Sun Aug 19 1984, 3:33 AM PDT Att: 33,015 - Unknown					
Dave Anderson, R OBP: 0.344, SLG: 0.321 (1,6)	0-0 6-3		0-0 5-3		0-0 F3		0-0 G4-1			4	0	0	0	0	0	2						
Pedro Guerrero, R OBP: 0.344, SLG: 0.428 (1,9)	0-0 1B		0-0 1B		0-0 1B		0-0 5-3			4	1	3	0	0	0	1						
Mike Marshall, R OBP: 0.318, SLG: 0.455 (1,7)	0-0 1-2 1B		0-0 F9		0-0 F9		0-0 6-3			4	0	1	0	0	0	2						
Candy Maldonado, R OBP: 0.321, SLG: 0.379 (1,8)	0-0 5-3		0-0 F7		0-3 K		0-0 F9			4	0	0	0	0	1	3						
Steve Yeager, R OBP: 0.296, SLG: 0.302 (1,2)		0-3 K		0-0 F7		4-0 HR BB		0-0 F8		3	1	0	0	1	1	0						
Greg Brock, L OBP: 0.315, SLG: 0.445 (1,3)	0-0 4-3		0-0 3-1		0-0 1-1 2-H HR		0-0 F6			4	1	1	3	0	0	0						
German Rivera, R OBP: 0.333, SLG: 0.394 Jerry Reuss, L OBP: 0.365, SLG: 0.273 Burt Hooton, R Tony Brewer, R (9, PH) (1,5) (7,1) (7,1) (9, PH)	0-0 1B		0-0 K		0-3 K		0-0 F3		0-3 K	3	0	1	0	0	1	0						
Bob Welch, R OBP: 0.140, SLG: 0.098 Rafael Landestoy, S OBP: 0.211, SLG: 0.270 (1,1) (7,5)	0-0 F3		0-0 4-3		0-0 4-3		0-0 F9		0-0 1-3	2	0	0	0	0	0	1						
<b>Inning Stats</b>	R: 0 E: 0 K: 0 S: 5	H: 1 LOB: 1 BB: 0 P: 6	R: 0 E: 0 K: 1 S: 6	H: 1 LOB: 1 BB: 0 P: 6	R: 0 E: 0 K: 0 S: 4	H: 1 LOB: 1 BB: 0 P: 4	R: 0 E: 0 K: 0 S: 3	H: 0 LOB: 0 BB: 0 P: 3	R: 0 E: 1 K: 1 S: 6	H: 0 LOB: 1 BB: 0 P: 6	R: 3 E: 0 K: 1 S: 7	H: 2 LOB: 0 BB: 1 P: 11	R: 0 E: 0 K: 0 S: 4	H: 1 LOB: 1 BB: 0 P: 4	R: 0 E: 0 K: 0 S: 3	H: 0 LOB: 0 BB: 0 P: 3	R: 0 E: 0 K: 1 S: 5	H: 0 LOB: 0 BB: 0 P: 5	1B: 6 2B: 0 3B: 0 HR: 1	SF: 0 SAC: 0 DP: 0 HBP: 0	WP: 0 PB: 0 SB: 0 CS: 0	PA: 36
<b>PITCHER</b>	IP WLS BF H R ER SO BB IBB HBP BLK WP HR S P ERA WHIP	IP WLS BF H R ER SO BB IBB HBP BLK WP HR S P ERA WHIP	IP WLS BF H R ER SO BB IBB HBP BLK WP HR S P ERA WHIP	IP WLS BF H R ER SO BB IBB HBP BLK WP HR S P ERA WHIP	IP WLS BF H R ER SO BB IBB HBP BLK WP HR S P ERA WHIP	IP WLS BF H R ER SO BB IBB HBP BLK WP HR S P ERA WHIP	IP WLS BF H R ER SO BB IBB HBP BLK WP HR S P ERA WHIP	IP WLS BF H R ER SO BB IBB HBP BLK WP HR S P ERA WHIP	IP WLS BF H R ER SO BB IBB HBP BLK WP HR S P ERA WHIP	IP WLS BF H R ER SO BB IBB HBP BLK WP HR S P ERA WHIP	IP WLS BF H R ER SO BB IBB HBP BLK WP HR S P ERA WHIP	IP WLS BF H R ER SO BB IBB HBP BLK WP HR S P ERA WHIP	IP WLS BF H R ER SO BB IBB HBP BLK WP HR S P ERA WHIP	IP WLS BF H R ER SO BB IBB HBP BLK WP HR S P ERA WHIP	IP WLS BF H R ER SO BB IBB HBP BLK WP HR S P ERA WHIP	IP WLS BF H R ER SO BB IBB HBP BLK WP HR S P ERA WHIP						
Shane Rawley, L ERA: 4.51 (1,1)	9.0 W	36 7	3 3	3 3	4 4	1 0	0 0	0 0	0 0	0 0	1 1	43 43	47 47	3.00 3.00	0.889 0.889							

AB	35
R	3
H	7
RBI	3
BB	1
SO	4
LOB	9





Batter	1	2	3	4	5	6	7	8	9	AB	R	H	RBI	BB	SO	LOB	TOP										
Tim Raines, S OBP: 0.396, SLG: 0.415 (1, 8)	F7			1B WP FC5-2 1B		F7		4-3		4	0	1	0	0	0	0	<b>Montreal Expos @ Los Angeles Dodgers</b> Dodger Stadium, Los Angeles, CA Mon Aug 20 1984, 7:05 PM PDT Att: 30,601 - Unknown <a href="http://livebaseballscorecards.com">livebaseballscorecards.com</a>										
Max Venable, L OBP: 0.396, SLG: 0.526 (1, 7)	K			PB FC5-2 1B		B1-3		K		4	1	1	0	0	2	0											
Andre Dawson, R OBP: 0.294, SLG: 0.390 (1, 9)	F9			K					K	4	1	1	0	0	2	2											
Gary Carter, R OBP: 0.355, SLG: 0.503 (1, 2)		4-3		FC5-2 PB 1B						2	1	0	0	2	0	2											
Dan Driessen, L OBP: 0.362, SLG: 0.424 (1, 3)	4-3			1-2 3-H 1B						4	0	1	2	0	1	2											
Tim Lincecum, R OBP: 0.327, SLG: 0.451 (1, 5)	K			1-H 2-H 1B						3	0	1	0	0	1	1											
Derrel Thomas, S OBP: 0.326, SLG: 0.352 (1, 6)			4-3			F7				3	0	0	0	0	0	1											
Rene Gonzales, R (8, 6)								4-3		0	0	0	0	0	0	0											
Doug Flynn, R OBP: 0.280, SLG: 0.293 (1, 4)			K			F4-3				3	0	0	0	0	1	0											
Bill Gullickson, R OBP: 0.093, SLG: 0.094 (1, 1)										3	0	0	0	0	1	0											
Gary Lucas, L (9, 1)			5-3			5-3				0	0	0	0	0	0	0											
<b>Inning Stats</b>	R: 0 E: 0 K: 1 S: 5	H: 0 LOB: 0 BB: 0 P: 5	R: 0 E: 0 K: 1 S: 5	H: 0 LOB: 0 BB: 0 P: 5	R: 0 E: 0 K: 1 S: 5	H: 1 LOB: 0 BB: 0 P: 5	R: 2 E: 0 K: 1 S: 8	H: 3 LOB: 1 BB: 0 P: 8	R: 0 E: 0 K: 0 S: 3	H: 0 LOB: 0 BB: 0 P: 3	R: 1 E: 0 K: 2 S: 6	H: 1 LOB: 1 BB: 1 P: 10	R: 0 E: 0 K: 0 S: 3	H: 1 LOB: 0 BB: 0 P: 3	R: 0 E: 0 K: 1 S: 7	H: 0 LOB: 0 BB: 0 P: 7	R: 0 E: 0 K: 1 S: 4	H: 0 LOB: 0 BB: 1 P: 8	1B: 4 2B: 1 3B: 0 HR: 0	SF: 0 SAC: 0 DP: 1 HBP: 0	WP: 3 PB: 1 SB: 0 CS: 1	PA: 32					
<b>PITCHER</b>	IP	WLS	BF	H	R	ER	SO	BB	IBB	HBP	BLK	WP	HR	S	P	ERA	WHIP										
Orel Hershiser, R ERA: 2.63 (1, 1)	7.0	L	26	5	3	2	5	1	0	0	0	3	0	35	39	2.57	0.857										
Pat Zachry, R ERA: 3.38 (8, 1)	2.0		6	0	0	0	3	1	0	0	0	0	0	11	15	0.00	0.500										

Batter	1	2	3	4	5	6	7	8	9	AB	R	H	RBI	BB	SO	LOB	BOTTOM										
Dave Anderson, R OBP: 0.343, SLG: 0.320 (1, 6)	6-3		L3-6 2-3		F8 1-2			L1-6 WP 1B		4	0	1	0	0	0	2	<b>Montreal Expos @ Los Angeles Dodgers</b> Dodger Stadium, Los Angeles, CA Mon Aug 20 1984, 7:05 PM PDT Att: 30,601 - Unknown <a href="http://livebaseballscorecards.com">livebaseballscorecards.com</a>										
Ken Landreaux, L OBP: 0.295, SLG: 0.344 (1, 8)	F5			F3		F9		L1-6 1-3		4	0	0	0	0	1												
Pedro Guerrero, R OBP: 0.346, SLG: 0.437 (1, 9)	K			HR		1B		6-3		4	1	2	1	0	1												
Mike Marshall, R OBP: 0.317, SLG: 0.453 (1, 7)		6-3		F8		K			BLK 1B	4	0	1	0	0	1												
Greg Brock, L OBP: 0.319, SLG: 0.446 (1, 3)		F9						F5		4	0	2	0	0	1												
Mike Scioscia, L OBP: 0.387, SLG: 0.368 (1, 2)										2	0	0	0	1	3												
Candy Maldonado, R OBP: 0.319, SLG: 0.378 (8, PH)				F4		L3		K		1	0	0	0	1	1												
Steve Sax, R OBP: 0.288, SLG: 0.301 (1, 4)					F4-3					4	0	0	0	1	2												
German Rivera, R OBP: 0.333, SLG: 0.392 (1, 5)			L3-6 SH1-4 1B		F4 WP			5-3		3	0	1	0	0	0												
Orel Hershiser, R OBP: 0.229, SLG: 0.206 (1, 1)			SH1-4							1	0	0	0	0	1												
Ed Amelung, L OBP: 0.287, SLG: 0.214 (7, PH)					K					1	0	0	0	0	1												
Pat Zachry, R OBP: 0.250, SLG: 0.250 (8, 1)								K		0	0	0	0	0	0												
<b>Inning Stats</b>	R: 0 E: 0 K: 1 S: 5	H: 0 LOB: 0 BB: 0 P: 5	R: 0 E: 0 K: 0 S: 3	H: 0 LOB: 1 BB: 1 P: 7	R: 0 E: 0 K: 0 S: 3	H: 1 LOB: 0 BB: 0 P: 3	R: 1 E: 0 K: 0 S: 5	H: 2 LOB: 1 BB: 0 P: 5	R: 0 E: 0 K: 1 S: 6	H: 0 LOB: 1 BB: 0 P: 6	R: 0 E: 0 K: 2 S: 7	H: 2 LOB: 2 BB: 0 P: 7	R: 0 E: 0 K: 0 S: 7	H: 0 LOB: 0 BB: 0 P: 7	R: 0 E: 0 K: 0 S: 3	H: 1 LOB: 0 BB: 0 P: 3	R: 0 E: 0 K: 1 S: 6	H: 1 LOB: 1 BB: 0 P: 6	1B: 6 2B: 2 3B: 0 HR: 1	SF: 0 SAC: 1 DP: 2 HBP: 0	WP: 2 PB: 0 SB: 0 CS: 0	PA: 34					
<b>PITCHER</b>	IP	WLS	BF	H	R	ER	SO	BB	IBB	HBP	BLK	WP	HR	S	P	ERA	WHIP										
Bill Gullickson, R ERA: 3.71 (1, 1)	8.0	W	31	7	1	1	5	1	0	0	0	2	1	40	44	1.12	1.000										
Gary Lucas, L ERA: 2.37 (9, 1)	1.0	S	3	0	0	0	1	0	0	0	1	0	0	5	5	0.00	0.000										








Batter	1	2	3	4	5	6	7	8	9	10	11	AB	R	H	RBI	BB	SO	LOB	TOP	
Tim Raines, S OBP: 0.398, SLG: 0.417 (1, 8)	4-3		6-3		F7					K	G3	5	0	0	0	1	1	1		
Derral Thomas, S OBP: 0.329, SLG: 0.356 Gary Lucas, L (11, 1)			F8		4-3						6-3	6	0	2	0	0	0	2		
Rick Grapenthin, R (11, 1)	2B									1B		0	0	0	0	0	0	0		
Andre Dawson, R OBP: 0.297, SLG: 0.396 (1, 9)	F8				K							5	1	2	0	0	2	1		
Gary Carter, R OBP: 0.355, SLG: 0.500 (1, 2)	FC6-4 IBB				1B 1B							4	1	2	0	1	1	2		
Dan Driessen, L OBP: 0.356, SLG: 0.420 (1, 3)	FC6-4				K							4	1	1	0	0	1	3		
Tim Wallach, R OBP: 0.327, SLG: 0.449 (1, 5)					F7							4	1	2	1	1	0	0		
Jim Wohlford, R OBP: 0.321, SLG: 0.368 Max Venable, L OBP: 0.349, SLG: 0.500 (7, 7)					F6							3	0	1	2	0	0	2		
Doug Flynn, R OBP: 0.276, SLG: 0.292 (1, 4)	F4-3				FC6-4							5	1	1	0	0	1	4		
Charlie Lea, R OBP: 0.268, SLG: 0.297 Jeff Reardon, R OBP: 0.258, SLG: 0.297 Bob James, R OBP: 0.192, SLG: 0.182 Mike Stenhouse, L OBP: 0.181, SLG: 0.209 Rene Gonzalez, R (11, 6)			K		5-3							3	0	0	0	0	1	0		
<b>Inning Stats</b>	R: 0 E: 0 K: 0 S: 4	H: 1 LOB: 2 BB: 1 P: 8	R: 0 E: 0 K: 0 S: 3	H: 0 LOB: 0 BB: 0 P: 3	R: 0 E: 0 K: 1 S: 5	H: 0 LOB: 0 BB: 0 P: 5	R: 1 E: 0 K: 2 S: 10	H: 3 LOB: 2 BB: 0 P: 10	R: 0 E: 0 K: 0 S: 5	H: 0 LOB: 0 BB: 1 P: 6	R: 0 E: 0 K: 1 S: 5	H: 0 LOB: 0 BB: 0 P: 5	R: 0 E: 0 K: 2 S: 9	H: 2 LOB: 2 BB: 0 P: 9	R: 3 E: 1 K: 0 S: 7	H: 4 LOB: 1 BB: 0 P: 7	1B: 8 2B: 4 3B: 0 HR: 0	SF: 0 SAC: 1 DP: 0 HBP: 0	WP: 0 PB: 0 SB: 0 CS: 1	PA: 47
<b>PITCHER</b>	IP ERA WLS BF H R ER SO BB IBB HBP BLK WP HR S P ERA WHIP	8.0 2.75 1.2 7 2 0 0 2 0 0 0 0 0 0 0 11 11 0.00 1.200	10.1 3.29 0.1 3 2 2 2 1 0 0 0 0 0 0 0 5 5 54.00 6.000	11.1 3.94 0.1 1 0 0 0 0 0 0 0 0 0 0 0 1 1 0.00 0.000	11.1 6.25 0.2 4 2 1 1 0 0 0 0 0 0 0 4 4 13.50 3.000	<b>PITCHER</b>	IP ERA WLS BF H R ER SO BB IBB HBP BLK WP HR S P ERA WHIP	8.0 2.25 1.2 7 2 0 0 2 0 0 0 0 0 0 0 11 11 0.00 1.200	10.1 3.29 0.1 3 2 2 2 1 0 0 0 0 0 0 0 5 5 54.00 6.000	11.1 3.94 0.1 1 0 0 0 0 0 0 0 0 0 0 0 1 1 0.00 0.000	11.1 6.25 0.2 4 2 1 1 0 0 0 0 0 0 0 4 4 13.50 3.000	8.0 2.25 1.2 7 2 0 0 2 0 0 0 0 0 0 11 11 0.00 1.200	10.1 3.29 0.1 3 2 2 2 1 0 0 0 0 0 0 0 5 5 54.00 6.000	11.1 3.94 0.1 1 0 0 0 0 0 0 0 0 0 0 0 1 1 0.00 0.000	11.1 6.25 0.2 4 2 1 1 0 0 0 0 0 0 0 4 4 13.50 3.000	1B: 8 2B: 4 3B: 0 HR: 0	SF: 0 SAC: 1 DP: 0 HBP: 0	WP: 0 PB: 0 SB: 0 CS: 1	PA: 47	

Montreal Expos @ Los Angeles Dodgers  
Dodger Stadium, Los Angeles, CA  
Wed Aug 22 1994, 3:33 AM PDT  
Att: 24,285 - Unknown

livebaseballscores.com

AB 43  
R 5  
H 12  
RBI 5  
BB 3  
SO 7  
LOB 16




Batter	1	2	3	4	5	6	7	8	9	10	11	AB	R	H	RBI	BB	SO	LOB	BOTTOM			
Dave Anderson, R OBP: 0.336, SLG: 0.310 (1, 6)	F8		B5-3			F8		F6		F6		5	0	0	0	0	0	0				
Ken Landreux, L OBP: 0.293, SLG: 0.344 (1, 8)	F8		F3			F9						5	1	1	0	0	0	0				
Pedro Guerrero, R OBP: 0.343, SLG: 0.430 (10, 5)	F3				F4			G3		F6		5	0	0	0	0	0	1				
Mike Marshall, R OBP: 0.324, SLG: 0.463 (1, 7)					F6					K		5	2	3	0	0	1	1				
Greg Brock, L OBP: 0.316, SLG: 0.438 (1, 3)					F4			F5				5	0	2	1	0	1	2				
Mike Scioscia, L OBP: 0.387, SLG: 0.366 Steve Yeager, R OBP: 0.295, SLG: 0.302 (11, PH)					FC6-4			F9				3	0	1	0	1	0	2				
German Rivera, R OBP: 0.332, SLG: 0.390 Ken Howell, R (10, 1)					SF9							3	0	2	1	0	1	1				
Carlos Diaz, R (11, 1)					F4-3							0	0	0	0	0	0	0				
Burt Hooton, R (11, 1)					1B							1	0	0	0	0	0	0				
Tony Brewer, R (11, PH)												1	0	0	0	0	0	2				
Steve Sax, R OBP: 0.175, SLG: 0.145 Ed Amelung, L OBP: 0.258, SLG: 0.207 Rafael Landestoy, S OBP: 0.200, SLG: 0.256 (9, 4)					FC6-4			F4-3		F6	F8	2	0	0	0	0	0	2				
Rick Honeycutt, L (1, 1)					F8							2	0	0	0	0	0	0				
Franklin Stubbs, L OBP: 0.276, SLG: 0.359 (8, PH)					F8							1	0	0	0	0	0	0				
Pat Zachry, R OBP: 0.250, SLG: 0.250 Candy Maldonado, R OBP: 0.323, SLG: 0.385 (10, 9)					F3							1	0	0	0	0	0	0				
<b>Inning Stats</b>	R: 0 E: 0 K: 0 S: 3	H: 0 LOB: 0 BB: 0 P: 3	R: 1 E: 0 K: 1 S: 7	H: 2 LOB: 1 BB: 0 P: 7	R: 0 E: 0 K: 0 S: 3	H: 0 LOB: 0 BB: 0 P: 3	R: 0 E: 1 K: 0 S: 4	H: 0 LOB: 1 BB: 0 P: 4	R: 0 E: 0 K: 0 S: 3	H: 0 LOB: 0 BB: 0 P: 3	R: 0 E: 0 K: 0 S: 3	H: 0 LOB: 0 BB: 0 P: 3	R: 1 E: 1 K: 1 S: 8	H: 3 LOB: 3 BB: 1 P: 12	R: 0 E: 0 K: 0 S: 3	H: 0 LOB: 0 BB: 0 P: 3	R: 1 E: 0 K: 0 S: 6	H: 3 LOB: 2 BB: 0 P: 6	1B: 8 2B: 3 3B: 0 HR: 0	SF: 1 SAC: 0 DP: 1 HBP: 0	WP: 0 PB: 0 SB: 0 CS: 0	PA: 44
<b>PITCHER</b>	IP ERA WLS BF H R ER SO BB IBB HBP BLK WP HR S P ERA WHIP	8.1 2.78 0.2 5 2 0 0 1 1 0 0 0 0 0 0 6 10 0.00 4.500	10.1 2.62 1.0 W 3 0 0 0 0 0 0 0 0 0 0 3 3 0.00 0.000	11.1 3.92 0.1 4 3 1 1 0 0 0 0 0 0 0 4 4 27.00 9.000	11.1 2.54 0.2 S 2 0 0 0 0 0 0 0 0 0 2 2 0.00 0.000	8.1 2.16 1.2 7 2 0 0 2 0 0 0 0 0 0 11 11 0.00 1.200	10.1 3.29 0.1 3 2 2 2 1 0 0 0 0 0 0 5 5 54.00 6.000	11.1 3.94 0.1 1 0 0 0 0 0 0 0 0 0 0 1 1 0.00 0.000	11.1 6.25 0.2 4 2 1 1 0 0 0 0 0 0 0 4 4 13.50 3.000	8.1 2.16 1.2 7 2 0 0 2 0 0 0 0 0 0 11 11 0.00 1.200	10.1 3.29 0.1 3 2 2 2 1 0 0 0 0 0 0 5 5 54.00 6.000	11.1 3.94 0.1 1 0 0 0 0 0 0 0 0 0 0 1 1 0.00 0.000	11.1 6.25 0.2 4 2 1 1 0 0 0 0 0 0 4 4 13.50 3.000	8.1 2.16 1.2 7 2 0 0 2 0 0 0 0 0 0 11 11 0.00 1.200	10.1 3.29 0.1 3 2 2 2 1 0 0 0 0 0 0 5 5 54.00 6.000	11.1 3.94 0.1 1 0 0 0 0 0 0 0 0 0 0 1 1 0.00 0.000	11.1 6.25 0.2 4 2 1 1 0 0 0 0 0 0 4 4 13.50 3.000	1B: 8 2B: 3 3B: 0 HR: 0	SF: 1 SAC: 0 DP: 1 HBP: 0	WP: 0 PB: 0 SB: 0 CS: 0	PA: 44	

Montreal Expos @ Los Angeles Dodgers  
Dodger Stadium, Los Angeles, CA  
Wed Aug 22 1994, 3:33 AM PDT  
Att: 24,285 - Unknown

livebaseballscores.com

AB 42  
R 3  
H 10  
RBI 3  
BB 1  
SO 3  
LOB 16





Batter	1	2	3	4	5	6	7	8	9	10	AB	R	H	RBI	BB	SO	LOB	TOP	
Steve Sax, R OBP: 0.284, SLG: 0.299 Mike Scioscia, L OBP: 0.389, SLG: 0.366	(1,4) X 0-0 L4		(1,0) X 0-0 5-3			(1,0) X 0-0 F8		(1,3) X 0-0 2B	(1,0) X 0-0 PO	(1,0) X 0-0 8-4 WHP	4	1	1	0	0	0	0		
Dave Anderson, R OBP: 0.334, SLG: 0.312	(1,6) X 0-0 F9			(1,0) X 0-0 5-3		(1,0) X 0-0 L3		(1,0) X 0-0 2B		(1,0) X 0-0 8-4	5	1	1	2	0	0	1		
Tony Brewer, R OBP: 0.091, SLG: 0.162 Ken Landreux, L OBP: 0.295, SLG: 0.346	(1,7) X 0-0 4-3			(1,0) X 0-0 F9			(1,0) X 0-0 1-3	(1,0) X 0-0 2B		(1,0) X 0-0 1B	4	0	1	1	0	0	0		
Mike Marshall, R OBP: 0.324, SLG: 0.461 Ken Howell, R	(8,1) X 0-0 1B		(1,0) X 0-0 6-3			(1,0) X 0-0 6-3		(1,0) X 0-0 P4		(1,0) X 0-3 K	4	0	1	0	0	0	1		
Franklin Stubbs, L OBP: 0.275, SLG: 0.357 Jerry Reuss, L OBP: 0.385, SLG: 0.273	(10,PH) K: 0 BB: 0										0	0	0	0	0	0	0		
Candy Maldonado, R OBP: 0.317, SLG: 0.377	(1,8) X 0-0 F9					(1,0) X 0-0 F8		(1,0) X 0-0 5-3		(1,0) X 0-0 5-3	4	0	0	0	0	0	1		
Steve Yeager, R OBP: 0.299, SLG: 0.320 Ed Amelung, L OBP: 0.225, SLG: 0.207 Rafael Landestoy, S OBP: 0.200, SLG: 0.256	(1,2) X 0-0 F8					(1,0) X 0-0 6-3					3	1	1	1	1	0	1		
Greg Brock, L OBP: 0.315, SLG: 0.435	(1,3) S 0-3 K					(1,0) X 0-0 FC6-4		(1,0) X 0-0 F8		(1,0) X 0-0 F3	4	0	1	0	0	1	2		
German Rivera, R OBP: 0.335, SLG: 0.393	(1,5) X 0-0 4-3					(1,0) X 0-0 FC6-4		(1,0) X 0-0 2B		(1,0) X 0-0 1B	4	1	2	0	0	0	1		
Alejandro Pena, R OBP: 0.149, SLG: 0.169 Pedro Guerrero, R OBP: 0.344, SLG: 0.431	(8,PH) K		(1,0) X 0-0 K			(1,0) X 0-0 K		(1,0) X 0-3 K		(1,0) X 0-0 1B	2	0	0	0	0	2	0		
Inning Stats	R: 0 E: 0 K: 0 S: 3	H: 0 LOB: 0 BB: 0 P: 3	R: 0 E: 0 K: 1 S: 6	H: 1 LOB: 1 BB: 0 P: 6	R: 0 E: 0 K: 1 S: 5	H: 0 LOB: 0 BB: 0 P: 5	R: 0 E: 0 K: 0 S: 3	H: 0 LOB: 0 BB: 0 P: 3	R: 0 E: 0 K: 0 S: 3	H: 0 LOB: 0 BB: 0 P: 3	R: 4 E: 1 K: 0 S: 10	H: 5 LOB: 1 BB: 0 P: 10	R: 1 E: 0 K: 0 S: 4	H: 2 LOB: 2 BB: 1 P: 8	R: 0 E: 0 K: 1 S: 5	H: 1 LOB: 1 BB: 0 P: 6	1B: 6 2B: 4 3B: 0 HR: 1	SF: 0 SAC: 0 DP: 1 HBP: 1	WP: 1 PA: 41
PITCHER	IP	WLS	BF	H	R	ER	SO	BB	IBB	HBP	BLK	WP	HR	S	P	ERA	WHIP		
Shane Rawley, L ERA: 4.45	(1,1) 7.2		28	5	3	3	4	0	0	0	0	0	0	1	36	3.52	0.652		
Al Holland, L ERA: 2.90	(8,1) 1.0		7	3	2	2	0	1	0	0	0	0	0	6	10	18.00	4.000		
Larry Andersen, R ERA: 1.77	(9,1) 0.1		1	1	0	0	0	0	0	0	0	0	0	1	1	0.00	3.000		
Kevin Gross, R ERA: 3.89	(10,1) 1.0	W	4	1	0	0	1	0	0	1	0	1	0	5	6	0.00	1.000		

Los Angeles Dodgers @ Philadelphia Phillies  
Veterans Stadium, Philadelphia, PA  
Fri Aug 24 1984, 7:05 PM EDT  
Att: 35,541 - Unknown

AB 38  
R 5  
H 10  
RBI 5  
BB 1  
SO 5  
LOB 9



Batter	1	2	3	4	5	6	7	8	9	10	AB	R	H	RBI	BB	SO	LOB	BOTTOM	
Juan Samuel, R OBP: 0.326, SLG: 0.455 Glenn Wilson, R OBP: 0.274, SLG: 0.374	(1,4) X 0-3 K	(1,0) X 0-0 F2		(1,0) X 0-3 K		(1,0) X 0-0 4-3		(1,0) X 0-0 5-3		(1,0) X 0-0 E5	4	0	0	0	0	2	3		
Greg Gross, L OBP: 0.400, SLG: 0.374 Sixto Lezcano, R OBP: 0.362, SLG: 0.484	(1,9) X 0-0 HR	(1,0) X 0-0 F8			(1,0) X 0-0 6-3		(1,0) X 0-0 G6-4-3	(1,0) X 0-3 K			1	0	1	0	0	0	0		
Von Hayes, L OBP: 0.368, SLG: 0.461	(1,8) X 4-0 HR		(1,0) X 0-0 F7			(1,0) X 4-0 G6-4-3		(1,0) X 0-0 6-3			3	1	1	0	2	0	0		
Mike Schmidt, R OBP: 0.362, SLG: 0.509	(1,5) X 0-0 HR		(1,0) X 0-3 K		(1,0) X 0-0 L5		(1,0) X 0-0 G6-4-3	(1,0) X 0-0 F2			5	1	1	3	0	1	3		
Al Oliver, L OBP: 0.303, SLG: 0.381 Kiko Garcia, R OBP: 0.278, SLG: 0.263 Al Holland, R OBP: 0.315, SLG: 0.383 Larry Andersen, R OBP: 0.385, SLG: 0.273 John Russell, R OBP: 0.300, SLG: 0.590 Kevin Gross, R OBP: 0.383, SLG: 0.543	(1,7) X 0-0 FC6-4		(1,0) X 0-0 1B		(1,0) X 0-0 6-3		(1,0) X 4-0 1B	(1,0) X 0-3 K			3	0	2	0	1	0	1		
Len Matuszek, L OBP: 0.345, SLG: 0.454	(1,3) S 0-3 K		(1,0) X 0-3 K			(1,0) X 0-0 4-3		(1,0) X 0-0 G3		(1,0) X 4-0 FC1-6	4	2	1	0	1	2	5		
John Wockenfuss, R OBP: 0.371, SLG: 0.429	(1,2) X 0-0 FC6-4			(1,0) X 0-0 G3		(1,0) X 0-0 4-3		(1,0) X 0-0 FC5-4		(1,0) X 0-0 SH1	4	0	2	0	0	0	3		
Luis Aguayo, R OBP: 0.404, SLG: 0.511	(1,6) X 4-0 BB		(1,0) X 0-0 5-3		(1,0) X 0-0 5-3		(1,0) X 0-0 FC5-4	(1,0) X 0-0 FC1-6		(1,0) X 4-0 FC1-6	3	1	1	1	2	0	2		
Shane Rawley, R OBP: 0.069, SLG: 0.036 Ivan De Jesus, R OBP: 0.328, SLG: 0.311	(1,1) X 0-0 FC6-4		(1,0) X 0-3 K		(1,0) X 0-0 G3		(1,0) X 0-0 F9	(1,0) X 0-0 2B		(1,0) X 0-0 FC1-6	3	0	0	0	0	1	3		
Inning Stats	R: 3 E: 0 K: 2 S: 10	H: 3 LOB: 2 BB: 1 P: 14	R: 0 E: 0 K: 1 S: 5	H: 0 LOB: 1 BB: 1 P: 9	R: 0 E: 0 K: 2 S: 8	H: 1 LOB: 1 BB: 0 P: 8	R: 0 E: 0 K: 0 S: 3	H: 0 LOB: 1 BB: 0 P: 7	R: 1 E: 0 K: 0 S: 4	H: 2 LOB: 2 BB: 1 P: 8	R: 1 E: 0 K: 1 S: 7	H: 2 LOB: 1 BB: 0 P: 7	R: 0 E: 0 K: 1 S: 5	H: 0 LOB: 0 BB: 0 P: 5	R: 1 E: 1 K: 0 S: 3	H: 0 LOB: 2 BB: 2 P: 11	1B: 7 2B: 3 3B: 0 HR: 1	SF: 0 SAC: 1 DP: 1 HBP: 0	WP: 0 PA: 46
PITCHER	IP	WLS	BF	H	R	ER	SO	BB	IBB	HBP	BLK	WP	HR	S	P	ERA	WHIP		
Alejandro Pena, R ERA: 2.44	(1,1) 7.0		33	9	4	4	6	3	1	0	0	0	1	41	5.7	1.714			
Ken Howell, R ERA: 3.98	(8,1) 2.0		8	2	1	2	0	0	0	0	0	0	0	12	12	4.50	1.000		
Jerry Reuss, L ERA: 5.36	(10,1) 0.2	L	5	0	1	0	0	1	1	0	0	0	0	3	11	0.00	1.500		

Los Angeles Dodgers @ Philadelphia Phillies  
Veterans Stadium, Philadelphia, PA  
Fri Aug 24 1984, 7:05 PM EDT  
Att: 35,541 - Unknown

AB 39  
R 6  
H 11  
RBI 5  
BB 6  
SO 8  
LOB 26





Batter	1	2	3	4	5	6	7	8	9	AB	R	H	RBI	BB	SO	LOB	TOP										
Dave Anderson, R (1.6) OBP: 0.338, SLG: 0.318	P4		4-3 6-3 2B		6-3		HR HBP	FC4-6 1B		4	2	2	0	0	0	0	<b>Los Angeles Dodgers @ Philadelphia Phillies</b> <b>Veterans Stadium, Philadelphia, PA</b> Sat Aug 25 1984, 3:33 AM EDT Att: 30,253 - Unknown										
Ken Landreaux, L (1.8) OBP: 0.296, SLG: 0.355	F7		4-3		4-3		HR	FC4-6 1B		5	1	2	2	0	0	1											
Pedro Guerrero, R (1.9) Candy Maldonado, R (6.9) OBP: 0.344, SLG: 0.433 OBP: 0.317, SLG: 0.377			6-3		F8		BB E 1B	FC4-6		5	0	2	2	0	0	2											
Mike Marshall, R (1.7) Burt Hooton, R (7.1) Pat Zachry, R (7.1) Franklin Stubbs, R (8.9) Carlos Diaz, R (8.1) German Rivera, R (6.6) OBP: 0.323, SLG: 0.458 OBP: 0.290, SLG: 0.290 OBP: 0.276, SLG: 0.320 OBP: 0.235, SLG: 0.230 OBP: 0.325, SLG: 0.385			3-H 0-3 K		6-3		E5 BB	P4		3	0	0	0	1	1	1											
Greg Brock, L (1.3) OBP: 0.321, SLG: 0.433	4-3						2B 6-3 BB	G4-6-3 BB		3	2	1	0	2	0	2											
Mike Scioscia, L (1.2) OBP: 0.389, SLG: 0.368			FC5-4 BB		K		6-3 2B	G4-6-3		4	0	1	0	1	1	4											
Steve Sax, R (1.4) Ken Howell, R (9.1) OBP: 0.285, SLG: 0.299			FC5-4 1-2		FC6-4 1B		6-3	WP SH1-4 BB		4	1	1	2	1	0	2											
Rafael Landestoy, S (1.5) OBP: 0.186, SLG: 0.238			K		FC6-4		1-3	SH1-4		3	0	0	0	0	1	3											
Bob Welch, R (1.1) Ed Amelung, L (7.7) OBP: 0.133, SLG: 0.093 OBP: 0.273, SLG: 0.226			K		4-3		6-3	1B FC4-6 1B		2	0	0	0	0	1	2											
Inning Stats	R: 0 E: 0 K: 0 S: 4	H: 1 LOB: 2 BB: 1 P: 8	R: 0 E: 0 K: 2 S: 7	H: 0 LOB: 1 BB: 1 P: 11	R: 1 E: 0 K: 1 S: 6	H: 1 LOB: 0 BB: 0 P: 6	R: 1 E: 0 K: 1 S: 7	H: 2 LOB: 1 BB: 0 P: 7	R: 0 E: 0 K: 0 S: 3	H: 0 LOB: 0 BB: 0 P: 3	R: 1 E: 0 K: 0 S: 4	H: 1 LOB: 1 BB: 1 P: 8	R: 2 E: 1 K: 0 S: 5	H: 2 LOB: 2 BB: 1 P: 10	R: 2 E: 0 K: 0 S: 6	H: 3 LOB: 2 BB: 1 P: 10		R: 0 E: 0 K: 0 S: 3	H: 0 LOB: 0 BB: 0 P: 3	1B: 6 2B: 3 3B: 0 HR: 1	SF: 0 SAC: 1 DP: 1 HBP: 1	WP: 1 PB: 0 SB: 2 CS: 0	PA: 43				
PITCHER	IP	WLS	BF	H	R	ER	SO	BB	IBB	HBP	BLK	WP	HR	S	P	ERA	WHIP										
John Denny, R (1.1) ERA: 1.96	6.1	L	32	7	5	5	4	4	0	1	0	0	1	35	52	7.11	1.737										
Bill Campbell, R (7.1) ERA: 3.1	0.2		1	0	0	0	0	0	0	0	0	0	0	1	1	0.00	0.000										
Kevin Gross, R (8.1) ERA: 4.05	0.1		5	3	2	2	0	1	0	0	0	1	0	4	8	54.00	12.000										
Larry Andersen, R (8.1) ERA: 1.75	0.2		2	0	0	0	0	0	0	0	0	0	2	2	0.00	0.000											
Don Carman, L (9.1) ERA: 4.29	1.0		3	0	0	0	0	0	0	0	0	0	0	3	3	0.00	0.000										

Batter	1	2	3	4	5	6	7	8	9	AB	R	H	RBI	BB	SO	LOB	BOTTOM										
Luis Aquayo, R (1.4) OBP: 0.393, SLG: 0.490	F8		F8		K					4	0	1	1	0	1	1	<b>Los Angeles Dodgers @ Philadelphia Phillies</b> <b>Veterans Stadium, Philadelphia, PA</b> Sat Aug 25 1984, 3:33 AM EDT Att: 30,253 - Unknown										
Kevin Gross, R (8.1) OBP: 0.083, SLG: 0.043										0	0	0	0	0	0	0											
Larry Andersen, R (8.1) Don Carman, L (9.1)							1-3 1B			0	0	0	0	0	0	0											
Sixto Lezcano, R (1.9) OBP: 0.360, SLG: 0.480			P3		K		3-H P4			4	0	1	0	0	1	3											
Von Hayes, L (1.8) OBP: 0.367, SLG: 0.459	F7				3B 1B		4-3			4	1	1	0	0	0	1											
Mike Schmidt, R (1.5) OBP: 0.383, SLG: 0.512	F8				HR 3B		F7			3	1	1	1	1	0	1											
Kiko Garcia, R (9.5) OBP: 0.279, SLG: 0.263					HR 3B		F7			0	0	0	0	0	0	0											
Al Oliver, L (1.7) OBP: 0.349, SLG: 0.377			F7		F9		F8			4	0	0	0	0	0	2											
Len Matuszek, L (1.3) OBP: 0.344, SLG: 0.452					K		1-3			3	0	1	0	0	1	1											
Glenn Wilson, R (9.7) OBP: 0.273, SLG: 0.373			CS 1B		K					1	0	0	0	0	0	0											
Ozzie Virgil, R (1.2) OBP: 0.332, SLG: 0.485			K		HR		FC6-4 1B BB			3	2	2	2	1	1	1											
Ivan De Jesus, R (1.6) OBP: 0.330, SLG: 0.312			CS		E BB K		FC6-4 1B			3	0	1	0	1	1	1											
John Denny, R (1.1) OBP: 0.229, SLG: 0.206					K		FC6-4			2	0	0	0	0	2	1											
Bill Campbell, R (7.1) Juan Samuel, R (7.7) OBP: 0.325, SLG: 0.454					K		1B FC6-4			0	0	0	0	0	0	0											
Inning Stats	R: 0 E: 0 K: 0 S: 4	H: 1 LOB: 1 BB: 0 P: 4	R: 0 E: 0 K: 1 S: 5	H: 1 LOB: 0 BB: 0 P: 5	R: 0 E: 1 K: 1 S: 5	H: 0 LOB: 1 BB: 1 P: 9	R: 3 E: 0 K: 2 S: 10	H: 3 LOB: 0 BB: 0 P: 10	R: 0 E: 0 K: 3 S: 9	H: 0 LOB: 0 BB: 0 P: 9	R: 0 E: 0 K: 0 S: 3	H: 0 LOB: 0 BB: 0 P: 3	R: 1 E: 0 K: 0 S: 5	H: 2 LOB: 2 BB: 1 P: 9	R: 0 E: 0 K: 0 S: 2	H: 0 LOB: 1 BB: 1 P: 6	R: 0 E: 0 K: 0 S: 3	H: 1 LOB: 0 BB: 0 P: 3	1B: 6 2B: 0 3B: 1 HR: 1	SF: 0 SAC: 0 DP: 2 HBP: 0	WP: 0 PB: 0 SB: 1 CS: 1	PA: 36					
PITCHER	IP	WLS	BF	H	R	ER	SO	BB	IBB	HBP	BLK	WP	HR	S	P	ERA	WHIP										
Bob Welch, R (1.1) ERA: 3.88	6.0	W	23	5	3	3	7	1	0	0	0	0	0	4	8	13.50	4.500										
Burt Hooton, R (7.1) ERA: 3.58	0.2		5	2	1	1	0	1	0	0	0	0	0	4	8	0.00	0.000										
Pat Zachry, R (7.1) ERA: 3.27	0.1		1	0	0	0	0	0	0	0	0	0	0	1	1	0.00	0.000										
Carlos Diaz, L (8.1) ERA: 6.0	1.1		5	1	0	0	0	1	0	0	0	0	0	4	8	0.00	1.500										
Ken Howell, R (9.1) ERA: 3.9	0.2	S	1	0	0	0	0	0	0	0	0	0	0	1	1	0.00	0.000										



Batter	1	2	3	4	5	6	7	8	9	AB	R	H	RBI	BB	SO	LOB	TOP			
Steve Sax, R OBP: 0.288, SLG: 0.300 (1, 4)	F9	1B	1B			1B		5-3		4	2	2	2	1	0	0	<b>Los Angeles Dodgers @ Philadelphia Phillies</b> <b>Veterans Stadium, Philadelphia, PA</b> Sun Aug 26 1984, 3:33 AM EDT Att: 33,255 - Unknown			
Dave Anderson, R OBP: 0.342, SLG: 0.326 (1, 6)	S	1B	F9			G5-3		F8		5	2	3	1	0	0	1				
Pedro Guerrero, R OBP: 0.343, SLG: 0.430 (1, 3)	E5	1B				E5		F9		5	0	1	3	0	1	1				
Mike Marshall, R OBP: 0.322, SLG: 0.455 (1, 9) (7, 7)	E7	5-3				G5-3		K		5	0	1	0	0	1	3				
Candy Maldonado, R OBP: 0.311, SLG: 0.370 Ken Landreaux, L OBP: 0.296, SLG: 0.354 (9, PH)	FC5-2		6-3			K		G3		4	0	0	0	0	1	3				
Steve Yeager, R OBP: 0.303, SLG: 0.316 (1, 2)	K									2	1	0	0	2	1	2				
Tony Brewer, R OBP: 0.191, SLG: 0.143 Ed Amelung, L OBP: 0.273, SLG: 0.226 (7, 9)			F7			F8		1-3		3	1	0	0	1	0	1				
Rafael Landestoy, S OBP: 0.191, SLG: 0.239 Pat Zachry, R OBP: 0.250, SLG: 0.250 Burt Hooton, R OBP: 0.385, SLG: 0.273 (8, 1) Jerry Reuss, L OBP: 0.385, SLG: 0.273 (8, 1)		5-3				FC5-4		L1		4	1	1	0	0	0	1				
Orel Hershiser, R OBP: 0.243, SLG: 0.222 German Rivera, R OBP: 0.333, SLG: 0.391 (7, 5)								5-3		0	0	0	0	0	0	0				
<b>Inning Stats</b>	R: 1 E: 2 K: 1 S: 8	H: 2 LOB: 2 BB: 0 P: 8	R: 3 E: 0 K: 0 S: 6	H: 3 LOB: 1 BB: 1 P: 10	R: 3 E: 0 K: 0 S: 5	H: 2 LOB: 1 BB: 2 P: 13	R: 0 E: 0 K: 1 S: 5	H: 0 LOB: 0 BB: 0 P: 5	R: 0 E: 0 K: 1 S: 7	H: 2 LOB: 1 BB: 0 P: 7	R: 0 E: 0 K: 0 S: 3	H: 0 LOB: 0 BB: 0 P: 3	R: 0 E: 0 K: 0 S: 3	H: 0 LOB: 0 BB: 0 P: 3	R: 0 E: 0 K: 1 S: 5	H: 0 LOB: 0 BB: 0 P: 5		1B: 8 2B: 1 3B: 0 HR: 0	SF: 0 SAC: 1 DP: 1 HBP: 0	WP: 1 PB: 0 SB: 1 CS: 0
<b>PITCHER</b>	IP WLS BF H R ER SO BB IBB HBP BLK WP HR S P ERA WHIP	IP WLS BF H R ER SO BB IBB HBP BLK WP HR S P ERA WHIP																		
Steve Carlton, L ERA: 3.21 (1, 1)	5.0	27	7	7	6	3	3	1	0	0	0	0	1	0	29	45	10.80	2.000		
Tug McGraw, L ERA: 5.09 (6, 1)	2.0	8	2	1	1	1	0	0	0	0	0	0	0	0	10	10	4.50	1.000		
Bill Campbell, R ERA: 3.05 (8, 1)	1.0	W	3	0	0	0	0	0	0	0	0	0	0	3	3	0.00	0.000			
Larry Andersen, R ERA: 1.73 (9, 1)	1.0	S	3	0	0	0	1	0	0	0	0	0	0	5	5	0.00	0.000			
<b>Batter</b>	1	2	3	4	5	6	7	8	9	AB	R	H	RBI	BB	SO	LOB	BOTTOM			
Juan Samuel, R OBP: 0.322, SLG: 0.450 (1, 4)	F8		E5			F9		K		5	1	0	1	0	1	2	<b>Los Angeles Dodgers @ Philadelphia Phillies</b> <b>Veterans Stadium, Philadelphia, PA</b> Sun Aug 26 1984, 3:33 AM EDT Att: 33,255 - Unknown			
Luis Aquayo, R OBP: 0.393, SLG: 0.519 (1, 5)	K		G4-6-3			FC6-4		1B		5	2	2	1	0	1	2				
Von Hayes, L OBP: 0.368, SLG: 0.458 (1, 8)	6-3		K			FC6-4				5	0	2	2	0	1	1				
Al Oliver, L OBP: 0.345, SLG: 0.372 Glenn Wilson, R OBP: 0.273, SLG: 0.373 (9, 7)		4-3				F5		E8		5	1	0	0	0	0	2				
Sixto Lezcano, R OBP: 0.365, SLG: 0.494 (1, 9)								E3		0	0	0	0	0	0	0				
Len Matuszek, L OBP: 0.353, SLG: 0.457 (1, 7) (9, 3)								6-3		4	2	2	1	1	1	3				
Ozzie Virgil, R OBP: 0.332, SLG: 0.481 (1, 2)										4	1	3	1	1	0	1				
Ivan De Jesus, R OBP: 0.331, SLG: 0.313 (1, 6)										4	1	2	0	0	0	3				
Steve Carlton, L OBP: 0.192, SLG: 0.292 John Wooden, R OBP: 0.275, SLG: 0.423 Tug McGraw, L OBP: 0.290, SLG: 0.190 Francisco Mendieta, L OBP: 0.290, SLG: 0.190 Bill Campbell, R OBP: 0.290, SLG: 0.190 Mike Schmidt, R OBP: 0.290, SLG: 0.190 Shane Rawley, R OBP: 0.290, SLG: 0.190 Larry Andersen, R OBP: 0.290, SLG: 0.190 (1, 1) (5, PH) (8, 1) (7, PH) (8, 1) (8, PH) (8, PH) (8, PH) (8, 1)										1	0	0	0	0	0	2				
<b>Inning Stats</b>	R: 0 E: 0 K: 1 S: 5	H: 0 LOB: 0 BB: 0 P: 5	R: 1 E: 0 K: 1 S: 8	H: 3 LOB: 0 BB: 0 P: 8	R: 0 E: 1 K: 0 S: 5	H: 0 LOB: 0 BB: 0 P: 5	R: 1 E: 1 K: 0 S: 5	H: 2 LOB: 1 BB: 0 P: 5	R: 0 E: 0 K: 1 S: 4	H: 1 LOB: 1 BB: 0 P: 4	R: 1 E: 0 K: 1 S: 7	H: 1 LOB: 1 BB: 0 P: 7	R: 1 E: 1 K: 1 S: 8	H: 2 LOB: 2 BB: 0 P: 8	R: 6 E: 1 K: 0 S: 7	H: 4 LOB: 1 BB: 3 P: 19		1B: 10 2B: 2 3B: 0 HR: 1	SF: 0 SAC: 0 DP: 2 HBP: 0	WP: 1 PB: 0 SB: 1 CS: 1
<b>PITCHER</b>	IP WLS BF H R ER SO BB IBB HBP BLK WP HR S P ERA WHIP	IP WLS BF H R ER SO BB IBB HBP BLK WP HR S P ERA WHIP																		
Orel Hershiser, R ERA: 2.57 (1, 1)	6.2	31	9	4	1	5	0	0	0	0	0	0	0	0	41	41	1.35	1.350		
Pat Zachry, R ERA: 3.53 (7, 1)	0.1	3	0	2	2	0	2	0	0	0	0	1	9	54.00	6.000					
Burt Hooton, R ERA: 3.81 (8, 1)	0.0	L	3	2	1	1	0	0	0	0	0	3	3	∞	∞					
Jerry Reuss, L ERA: 5.44 (8, 1)	1.0	5	2	3	2	0	1	0	0	0	0	4	8	18.00	3.000					



Batter	1	2	3	4	5	6	7	8	9	AB	R	H	RBI	BB	SO	LOB	TOP					
<b>Dave Anderson, R</b> (1, 6) OBP: 0.338, SLG: 0.322	0-3 K		0-3 K		0-3 K			0-3 K		4	0	0	0	0	4	1	<b>Los Angeles Dodgers @ New York Mets</b> Shea Stadium, Flushing, NY Mon Aug 27 1984, 7:05 PM EDT Att: 33,765 - Unknown <a href="http://livebaseballscorecards.com">livebaseballscorecards.com</a>					
<b>Ken Landreaux, L</b> (1, 8) OBP: 0.295, SLG: 0.359	0-0 F5		0-0 F9			0-0 3B		0-3 K		4	0	1	0	0	1	1						
<b>Pedro Guerrero, R</b> (1, 9) OBP: 0.340, SLG: 0.426	0-0 F8		0-0 5-3			0-0 F3		0-3 K		4	0	0	0	0	1	2						
<b>Mike Marshall, R</b> (1, 7) OBP: 0.321, SLG: 0.451		0-0 F8		4-0 BB		0-3 K		0-0 F9		3	0	0	0	1	1	1						
<b>Greg Brock, L</b> (1, 3) OBP: 0.320, SLG: 0.430		0-0 FC3-6 1B		0-3 K		0-0 F6		0-0 F8		4	0	1	0	0	1	2						
<b>Mike Scioscia, L</b> (1, 2) OBP: 0.387, SLG: 0.378		0-0 FC3-6 1B 1-2f		0-0 F8			0-0 HR	0-0 F9		4	1	1	1	0	0	2						
<b>Steve Sax, R</b> (1, 4) OBP: 0.288, SLG: 0.301		0-0 1B 1-2		0-3 K			0-0 F8			3	0	1	0	0	1	1						
<b>German Rivera, R</b> (1, 5) OBP: 0.330, SLG: 0.386 <b>Ed Armelung, L</b> (7, PH) OBP: 0.263, SLG: 0.219 <b>Rafael Landestoy, S</b> (7, 5) OBP: 0.191, SLG: 0.239		0-3 K		0-3 K			0-3 K			2	0	0	0	0	2	2						
<b>Fernando Valenzuela, L</b> (1, 1) OBP: 0.177, SLG: 0.274			0-0 2B		0-0 5-3		0-0 6-3			3	0	1	0	0	0	0						
<b>Inning Stats</b>	R: 0 E: 0 K: 1 S: 5	H: 0 LOB: 0 BB: 0 P: 5	R: 0 E: 0 K: 1 S: 7	H: 2 LOB: 2 BB: 0 P: 7	R: 0 E: 0 K: 1 S: 6	H: 1 LOB: 1 BB: 0 P: 6	R: 0 E: 0 K: 2 S: 7	H: 0 LOB: 0 BB: 0 P: 11	R: 0 E: 0 K: 1 S: 7	H: 0 LOB: 0 BB: 0 P: 7	R: 0 E: 0 K: 1 S: 6	H: 1 LOB: 1 BB: 0 P: 6	R: 1 E: 0 K: 1 S: 6	H: 1 LOB: 0 BB: 0 P: 6	R: 0 E: 0 K: 3 S: 9	H: 0 LOB: 0 BB: 0 P: 9		R: 0 E: 0 K: 0 S: 3	H: 0 LOB: 0 BB: 0 P: 3	1B: 2 2B: 1 3B: 1 HR: 1	SF: 0 SAC: 0 DP: 0 HBP: 0	WP: 0 PB: 0 SB: 0 CS: 0
<b>PITCHER</b> <b>Dwight Gooden, R</b> (1, 1) ERA: 2.91	IP: 9.0 WLS: W BF: 33 H: 5 R: 1 ER: 1 SO: 12 BB: 1 IBB: 0 HBP: 0 BLK: 0 WP: 0 HR: 1 S: 56 P: 60 ERA: 1.00 WHIP: 0.667															<b>PITCHER</b>						

Batter	1	2	3	4	5	6	7	8	9	AB	R	H	RBI	BB	SO	LOB	BOTTOM			
<b>Wally Backman, S</b> (1, 6) OBP: 0.356, SLG: 0.339 <b>José Quiendo, S</b> (8, 6) OBP: 0.275, SLG: 0.242	4-0 CS BB			0-0 F3	0-0 B1-3		0-0 4-3			3	0	0	0	1	0	0	<b>Los Angeles Dodgers @ New York Mets</b> Shea Stadium, Flushing, NY Mon Aug 27 1984, 7:05 PM EDT Att: 33,765 - Unknown <a href="http://livebaseballscorecards.com">livebaseballscorecards.com</a>			
<b>Mookie Wilson, S</b> (1, 8) OBP: 0.305, SLG: 0.390	0-3 K			0-3 K	4-0 3-1 S BB		0-0 4-3			3	0	0	0	1	2	1				
<b>Keith Hernandez, L</b> (1, 3) OBP: 0.413, SLG: 0.441	0-0 4-3 1-2			4-0 BB 1B BB	0-0 3-1		0-0 F8			3	1	0	0	1	0	2				
<b>George Foster, R</b> (1, 7) OBP: 0.303, SLG: 0.433		0-0 F7		0-0 1B BB 1B	4-0 1B BB IBB		0-0 F8			3	1	1	0	1	0	0				
<b>Darryl Strawberry, L</b> (1, 9) OBP: 0.341, SLG: 0.428		4-0 G6-4-3 BB		4-0 1B BB	0-0 F7		0-3 K			2	1	0	0	2	1	2				
<b>Hubie Brooks, R</b> (1, 5) OBP: 0.355, SLG: 0.429		0-0 G6-4-3 1-2f		0-0 1B 1B		0-0 1B		0-0 HR		4	1	3	2	0	0	1				
<b>Kelvin Chapman, R</b> (1, 4) OBP: 0.351, SLG: 0.404			0-0 G3	1-3 2-H 3-H 1B	0-0 BB 1B		0-0 S E 1B		0-0 5-3	4	1	2	2	0	0	0				
<b>Mike Fitzgerald, R</b> (1, 2) OBP: 0.282, SLG: 0.298			0-3 K	1-3 2-H 3-H 1B	0-0 BB 1B		0-3 K			2	0	0	0	1	2	1				
<b>Dwight Gooden, R</b> (1, 1) OBP: 0.155, SLG: 0.145			0-3 K	1-2 BB	0-0 F5		0-3 K			3	0	0	0	0	2	3				
<b>Inning Stats</b>	R: 0 E: 0 K: 1 S: 4	H: 0 LOB: 0 BB: 1 P: 8	R: 0 E: 0 K: 0 S: 2	H: 0 LOB: 0 BB: 1 P: 6	R: 0 E: 0 K: 2 S: 7	H: 0 LOB: 0 BB: 0 P: 7	R: 3 E: 0 K: 1 S: 8	H: 3 LOB: 3 BB: 3 P: 20	R: 0 E: 0 K: 0 S: 3	H: 0 LOB: 2 BB: 2 P: 11	R: 1 E: 0 K: 2 S: 8	H: 2 LOB: 0 BB: 0 P: 8	R: 0 E: 0 K: 0 S: 3	H: 0 LOB: 0 BB: 0 P: 3	R: 1 E: 0 K: 1 S: 6	H: 1 LOB: 0 BB: 0 P: 6		1B: 5 2B: 0 3B: 0 HR: 1	SF: 0 SAC: 0 DP: 1 HBP: 0	WP: 0 PB: 0 SB: 2 CS: 1
<b>PITCHER</b> <b>Fernando Valenzuela, L</b> (1, 1) ERA: 3.11	IP: 8.0 WLS: L BF: 34 H: 6 R: 5 ER: 4 SO: 7 BB: 6 IBB: 1 HBP: 0 BLK: 0 WP: 0 HR: 1 S: 41 P: 69 ERA: 4.50 WHIP: 1.500															<b>PITCHER</b>				







Batter	1	2	3	4	5	6	7	8	9	AB	R	H	RBI	BB	SO	LOB	TOP								
Steve Sax, R (1,4) OBP: 0.286, SLG: 0.298	K	K			5-3		K			4	0	0	0	0	3	0	<b>Los Angeles Dodgers @ New York Mets</b> Shea Stadium, Flushing, NY Wed Aug 29 1984, 7:05 PM EDT Att: 26,290 - Unknown								
Dave Anderson, R (1,5) OBP: 0.342, SLG: 0.332	1B BB		CS BB		5-3			K		2	1	0	0	2	1	0									
Ken Landreaux, L (1,8) OBP: 0.295, SLG: 0.358										3	0	1	0	0	1	1									
Candy Maldonado, R (8,PH) OBP: 0.313, SLG: 0.386	BB 1B		F6				K			1	1	1	1	0	0	0									
Pedro Guerrero, R (1,9) OBP: 0.338, SLG: 0.421	BB 1B				4-3		4-3			3	0	1	0	1	0	0									
Greg Brock, L (1,3)	K		4-3				2B BB			3	0	0	0	1	2	4									
Mike Scioscia, L (1,2) OBP: 0.386, SLG: 0.378					F8					2	0	1	1	1	0	0									
Steve Yeager, R (9,PH) OBP: 0.300, SLG: 0.313	1-2 2-3 3-H BB						1-3 2B			1	0	0	0	0	0	0									
Franklin Stubbs, L (1,7) OBP: 0.270, SLG: 0.350										3	0	0	0	0	3	5									
Tony Brewer, R (9,PH) OBP: 0.125, SLG: 0.133	K									1	0	0	0	0	0	0									
Pat Zachry, R (9,1) OBP: 0.250, SLG: 0.250										0	0	0	0	0	0	0									
Bill Russell, R (1,6) OBP: 0.348, SLG: 0.338										2	0	0	0	0	2	0									
Ed Amelung, L (7,PH) OBP: 0.250, SLG: 0.206										1	0	0	0	0	0	0									
Ken Howell, R (7,1)										0	0	0	0	0	0	0									
Mike Marshall, R (9,PH) OBP: 0.320, SLG: 0.448										1	0	0	0	0	0	0									
Jerry Reuss, L (1,1) OBP: 0.333, SLG: 0.231										2	0	0	0	0	2	0									
Rafael Landestoy, S (7,PH) OBP: 0.158, SLG: 0.234										1	0	0	0	0	0	0									
<b>Inning Stats</b>	R: 1 E: 0 K: 3 S: 10	H: 1 LOB: 3 BB: 3 P: 22	R: 0 E: 0 K: 3 S: 9	H: 0 LOB: 0 BB: 0 P: 9	R: 0 E: 0 K: 0 S: 3	H: 1 LOB: 1 BB: 1 P: 7	R: 0 E: 0 K: 2 S: 7	H: 0 LOB: 0 BB: 0 P: 7	R: 0 E: 0 K: 1 S: 5	H: 0 LOB: 0 BB: 1 P: 5	R: 0 E: 0 K: 1 S: 8	H: 1 LOB: 2 BB: 1 P: 12	R: 0 E: 0 K: 1 S: 5	H: 0 LOB: 0 BB: 0 P: 5	R: 1 E: 0 K: 2 S: 8	H: 1 LOB: 0 BB: 0 P: 8	R: 0 E: 0 K: 0 S: 3	H: 0 LOB: 0 BB: 0 P: 3	1B: 2 2B: 1 3B: 0 HR: 1	SF: 0 SAC: 0 DP: 0 HBP: 0	WP: 0 PB: 0 SB: 0 CS: 1	PA: 35			
<b>PITCHER</b>	IP WLS BF H R ER SO BB IBB HBP BLK WP HR S P ERA WHIP																								
Ron Darling, R (1,1) ERA: 3.66	7.0		28	3	1	1	12	5	0	0	0	0	0	0	0	47	67	1.29	1.143						
Jesse Orosco, L (8,1) ERA: 2.36	2.0	W	7	1	1	1	2	0	0	0	0	0	0	1	11	11	4.50	0.500							

Batter	1	2	3	4	5	6	7	8	9	AB	R	H	RBI	BB	SO	LOB	BOTTOM							
Mookie Wilson, S (1,8)	G3				6-3			G3		5	1	2	0	0	0	4	<b>Los Angeles Dodgers @ New York Mets</b> Shea Stadium, Flushing, NY Wed Aug 29 1984, 7:05 PM EDT Att: 26,290 - Unknown							
Kevin Chapman, R (1,4) OBP: 0.370, SLG: 0.399				1B						3	0	0	0	0	0	1								
Rusty Staub, L (7,PH) OBP: 0.268, SLG: 0.281	5-3		6-3							1	0	1	1	0	0	0								
Jesse Orosco, R (8,1) OBP: 0.371, SLG: 0.250										0	0	0	0	0	0	0								
Danny Heep, L (9,PH) OBP: 0.326, SLG: 0.335										1	1	1	0	0	0	0								
Keith Hernandez, L (1,3)	6-3									3	0	1	1	2	0	0								
George Foster, R (1,7) OBP: 0.306, SLG: 0.434										4	0	2	0	0	0	4								
Hubie Brooks, R (1,6) OBP: 0.353, SLG: 0.430										4	0	0	0	0	1	4								
José Oquendo, S (8,6) OBP: 0.275, SLG: 0.238										0	0	0	0	0	0	0								
Ray Knight, R (1,5) OBP: 0.282, SLG: 0.281										3	1	1	0	1	1	0								
Jerry Martin, R (1,9) OBP: 0.233, SLG: 0.300										2	0	0	0	2	1	2								
Mike Fitzgerald, R (1,2) OBP: 0.278, SLG: 0.297										4	0	1	1	0	1	3								
Ron Darling, R (1,1) OBP: 0.183, SLG: 0.190										2	0	0	0	0	0	2								
Wally Backman, S (7,PH) OBP: 0.357, SLG: 0.340										2	0	1	0	0	0	0								
<b>Inning Stats</b>	R: 0 E: 0 K: 0 S: 3	H: 0 LOB: 0 BB: 0 P: 3	R: 0 E: 0 K: 0 S: 4	H: 1 LOB: 2 BB: 1 P: 8	R: 0 E: 0 K: 0 S: 4	H: 1 LOB: 2 BB: 1 P: 8	R: 0 E: 0 K: 0 S: 5	H: 2 LOB: 2 BB: 1 P: 9	R: 0 E: 0 K: 0 S: 4	H: 1 LOB: 1 BB: 0 P: 4	R: 0 E: 0 K: 1 S: 5	H: 0 LOB: 0 BB: 0 P: 5	R: 1 E: 0 K: 1 S: 7	H: 2 LOB: 2 BB: 1 P: 11	R: 0 E: 0 K: 2 S: 8	H: 1 LOB: 2 BB: 1 P: 12	R: 0 E: 0 K: 0 S: 2	H: 2 LOB: 1 BB: 0 P: 2	1B: 6 2B: 4 3B: 0 HR: 0	SF: 0 SAC: 0 DP: 0 HBP: 0	WP: 0 PB: 0 SB: 0 CS: 0	PA: 39		
<b>PITCHER</b>	IP WLS BF H R ER SO BB IBB HBP BLK WP HR S P ERA WHIP																							
Jerry Reuss, L (1,1) ERA: 5.0	6.0		26	5	1	1	1	3	0	0	0	0	0	0	25	37	1.50	1.333						
Ken Howell, R (7,1) ERA: 3.61	2.0		11	3	1	1	3	1	1	0	0	0	0	0	15	23	4.50	2.000						
Pat Zachry, R (9,1) ERA: 3.66	0.0	L	2	2	1	1	0	0	0	0	0	0	0	2	2	∞	∞							



Batter	1	2	3	4	5	6	7	8	9	AB	R	H	RBI	BB	SO	LOB	TOP			
Steve Sax, R OBP: 0.289, SLG: 0.302 (1, 4)										2	1	1	0	2	0	0	<b>Los Angeles Dodgers @ Montreal Expos</b> Olympic Stadium, Montreal, QB Fri Aug 31 1984, 7:05 PM EDT Att: 20,097 - Unknown <a href="http://livebaseballscorecards.com">livebaseballscorecards.com</a>			
Dave Anderson, R OBP: 0.337, SLG: 0.327 (1, 6)										4	0	0	0	0	1	3				
Pedro Guerrero, R OBP: 0.337, SLG: 0.424 (1, 8)										3	0	0	1	0	0	1				
Mike Marshall, R OBP: 0.319, SLG: 0.446 (7, 7)										3	1	1	0	1	0	0				
Candy Maldonado, R OBP: 0.306, SLG: 0.377 (1, 5)										3	0	0	0	0	0	2				
Ken Landreaux, L OBP: 0.294, SLG: 0.364 (9, PH)										1	0	0	0	0	0	0				
Steve Yeager, R OBP: 0.296, SLG: 0.309 (1, 2)										2	0	0	1	0	1	0				
Mike Scioscia, L OBP: 0.381, SLG: 0.373 (9, PH)										1	0	0	0	0	1	0				
Greg Brock, L OBP: 0.315, SLG: 0.413 (1, 3)										3	0	0	0	0	0	0				
Tony Brewer, R OBP: 0.111, SLG: 0.118 (7, PH)										2	0	0	0	0	0	0				
German Rivera, R OBP: 0.332, SLG: 0.387 (7, 5)										1	0	1	0	0	0	0				
Orel Hershiser, R OBP: 0.231, SLG: 0.211 (7, PH)										2	0	0	0	0	0	0				
Rafael Landestoy, S OBP: 0.190, SLG: 0.224 (7, 1)										1	0	0	0	0	0	0				
Burt Hooton, R (7, 1)										0	0	0	0	0	0	0				
Ken Howell, R (8, 1)										0	0	0	0	0	0	0				
<b>Inning Stats</b>	R: 1 E: 0 K: 1 S: 6	H: 1 LOB: 1 BB: 1 P: 10	R: 0 E: 0 K: 1 S: 5	H: 0 LOB: 0 BB: 0 P: 5	R: 0 E: 0 K: 0 S: 3	H: 0 LOB: 1 BB: 1 P: 7	R: 1 E: 0 K: 0 S: 4	H: 1 LOB: 1 BB: 1 P: 4	R: 0 E: 0 K: 0 S: 3	H: 0 LOB: 0 BB: 0 P: 3	R: 0 E: 0 K: 0 S: 4	H: 1 LOB: 1 BB: 0 P: 4	R: 0 E: 0 K: 0 S: 3	H: 0 LOB: 0 BB: 0 P: 3	R: 0 E: 0 K: 1 S: 5	H: 0 LOB: 0 BB: 0 P: 5	1B: 1 2B: 2 3B: 0 HR: 0	SF: 2 SAC: 0 DP: 0 HBP: 0	WP: 0 PB: 0 SB: 1 CS: 0	PA: 33
<b>PITCHER</b>	IP WLS BF H R ER SO BB IBB HBP BLK WP HR S P ERA WHIP																			
Dan Schatzeder, L ERA: 2.43 (1, 1)	8.0 W 30 3 2 2 2 3 0 0 0 1 0 0 0 43 2.25 0.750																			
Jeff Reardon, R ERA: 3.01 (9, 1)	1.0 S 3 0 0 0 1 0 0 0 0 0 0 0 5 0.00 0.000																			

Batter	1	2	3	4	5	6	7	8	9	AB	R	H	RBI	BB	SO	LOB	BOTTOM			
Tim Raines, S OBP: 0.403, SLG: 0.428 (1, 8)										3	1	1	1	1	0	1	<b>Los Angeles Dodgers @ Montreal Expos</b> Olympic Stadium, Montreal, QB Fri Aug 31 1984, 7:05 PM EDT Att: 20,097 - Unknown <a href="http://livebaseballscorecards.com">livebaseballscorecards.com</a>			
Miguel Dilone, S OBP: 0.335, SLG: 0.362 (1, 7)										4	1	1	1	0	1	2				
Andre Dawson, R OBP: 0.297, SLG: 0.381 (1, 9)										3	1	0	0	0	1	1				
Gary Carter, R OBP: 0.366, SLG: 0.498 (1, 2)										3	1	1	0	1	0	1				
Dan Driessen, L OBP: 0.363, SLG: 0.457 (1, 3)										3	0	1	1	1	0	1				
Tim Lincecum, R OBP: 0.326, SLG: 0.437 (1, 5)										4	0	1	0	0	1	3				
Derrel Thomas, S OBP: 0.315, SLG: 0.329 (1, 6)										2	0	0	1	1	1	1				
Doug Flynn, R OBP: 0.267, SLG: 0.282 (1, 4)										4	1	0	0	0	1	5				
Dan Schatzeder, L OBP: 0.394, SLG: 0.484 Jeff Reardon, R (9, 1)										3	0	1	0	0	0	3				
<b>Inning Stats</b>	R: 0 E: 0 K: 1 S: 5	H: 2 LOB: 3 BB: 1 P: 11	R: 3 E: 1 K: 1 S: 7	H: 1 LOB: 1 BB: 1 P: 12	R: 1 E: 1 K: 0 S: 5	H: 1 LOB: 1 BB: 0 P: 5	R: 0 E: 0 K: 0 S: 3	H: 0 LOB: 0 BB: 0 P: 3	R: 0 E: 0 K: 1 S: 5	H: 0 LOB: 0 BB: 0 P: 5	R: 0 E: 0 K: 0 S: 5	H: 0 LOB: 0 BB: 0 P: 5	R: 0 E: 0 K: 1 S: 5	H: 1 LOB: 1 BB: 2 P: 13	R: 1 E: 0 K: 1 S: 5	H: 1 LOB: 1 BB: 2 P: 13		1B: 5 2B: 1 3B: 0 HR: 0	SF: 1 SAC: 0 DP: 1 HBP: 1	WP: 0 PB: 0 SB: 1 CS: 2
<b>PITCHER</b>	IP WLS BF H R ER SO BB IBB HBP BLK WP HR S P ERA WHIP																			
Orel Hershiser, R ERA: 2.58 (1, 1)	6.0 L 27 5 4 2 3 2 0 0 0 0 0 0 0 39 3.00 1.167																			
Burt Hooton, R ERA: 3.95 (7, 1)	1.0 6 1 1 1 1 2 0 0 0 0 0 0 6 9.00 3.000																			
Ken Howell, R ERA: 3.82 (8, 1)	1.0 2 0 0 0 0 1 0 0 0 0 0 0 4 0.00 0.000																			







Batter	1	2	3	4	5	6	7	8	9	AB	R	H	RBI	BB	SO	LOB	TOP										
Dave Anderson, R OBP: 0.335, SLG: 0.325 Bill Russell, R OBP: 0.345, SLG: 0.335	F4-3		1-3		6-3		FC5			2	0	0	0	0	0	1	<b>Los Angeles Dodgers @ Montreal Expos</b> Olympic Stadium, Montreal, QB Sun Sep 02 1984, 3:33 AM EDT Att: 24,160 - Unknown <a href="http://livebaseballscorecards.com">livebaseballscorecards.com</a>										
R.J. Reynolds, S OBP: 0.312, SLG: 0.364	F9		K			BB 1B		K		4	0	1	0	0	2	1											
Sid Bream, L OBP: 0.192, SLG: 0.250	K			F5		F4-6-3 BB		K		3	0	0	0	1	2	0											
Pedro Guerrero, R OBP: 0.337, SLG: 0.427		6-3 1B		2B		F8		F9		4	0	2	0	0	0	2											
Mike Scioscia, L OBP: 0.381, SLG: 0.374		6-3 1-2		6-3		F4-6-3 1-2		G3		4	0	0	0	0	0	4											
Ken Landreaux, L OBP: 0.290, SLG: 0.356		E3 S		K		FC5 BB BB		F9		3	0	0	0	1	1	1											
German Rivera, R OBP: 0.327, SLG: 0.380 Franklin Stubbs, L OBP: 0.289, SLG: 0.348 Rafael Landestoy, S OBP: 0.180, SLG: 0.224 Tony Brewer, R OBP: 0.105, SLG: 0.111	F8 1-2			SH3 HBP 1B		K		K		2	0	1	0	0	0	1											
Steve Sax, R OBP: 0.292, SLG: 0.301				SH4 1B		SH3 HBP		BB		1	0	1	0	1	0	0											
Rick Honeycutt, L OBP: 0.186, SLG: 0.143 Pat Zachry, R OBP: 0.250, SLG: 0.250 Greg Brock, L OBP: 0.314, SLG: 0.412 Larry White, R OBP: 0.154, SLG: 0.154			SH4		SH3		F6			0	0	0	0	0	0	0											
<b>Inning Stats</b>	R: 0 E: 0 K: 1 S: 5	H: 0 LOB: 0 BB: 0 P: 5	R: 0 E: 1 K: 0 S: 4	H: 1 LOB: 1 BB: 0 P: 4	R: 0 E: 0 K: 1 S: 6	H: 1 LOB: 1 BB: 0 P: 6	R: 0 E: 0 K: 1 S: 6	H: 1 LOB: 1 BB: 0 P: 6	R: 0 E: 0 K: 0 S: 3	H: 1 LOB: 1 BB: 1 P: 7	R: 0 E: 0 K: 1 S: 5	H: 0 LOB: 2 BB: 2 P: 13	R: 0 E: 0 K: 1 S: 7	H: 0 LOB: 0 BB: 0 P: 7	R: 0 E: 0 K: 1 S: 5	H: 0 LOB: 0 BB: 0 P: 5		1B: 4 2B: 2 3B: 0 HR: 0	SF: 0 SAC: 2 DP: 2 HBP: 1	WP: 0 PB: 0 SB: 1 CS: 0	PA: 34						
<b>PITCHER</b>	IP	WLS	BF	H	R	ER	SO	BB	IBB	HBP	BLK	WP	HR	S	P	ERA	WHIP										
Bryn Smith, R ERA: 3.06 Bob James, R ERA: 3.22	5.0	W	21	5	0	0	3	1	0	1	0	0	0	25	30	0.00	1.200										
<b>PITCHER</b>	IP	WLS	BF	H	R	ER	SO	BB	IBB	HBP	BLK	WP	HR	S	P	ERA	WHIP										
	4.0	S	13	0	0	0	4	2	0	0	0	0	0	19	27	0.00	0.500										

Batter	1	2	3	4	5	6	7	8	9	AB	R	H	RBI	BB	SO	LOB	BOTTOM										
Tim Raines, S OBP: 0.403, SLG: 0.428				F8	BB BB 1B		F9			4	1	2	1	0	0	0	<b>Los Angeles Dodgers @ Montreal Expos</b> Olympic Stadium, Montreal, QB Sun Sep 02 1984, 3:33 AM EDT Att: 24,160 - Unknown <a href="http://livebaseballscorecards.com">livebaseballscorecards.com</a>										
Miguel Dilone, S OBP: 0.348, SLG: 0.378	G4-6-3 1B			S SF8 2B	BB BB BB		3-1			3	1	1	0	1	0	1											
Andre Dawson, R OBP: 0.301, SLG: 0.388	F8			SF8 S BB	BB BB BB		BB BLK 1B			2	0	1	1	2	0	0											
Gary Carter, R OBP: 0.369, SLG: 0.498		6-3		FC6-4 IBB	BB BB BB		BB IBB			1	0	0	1	3	0	0											
Tim Wallach, R OBP: 0.328, SLG: 0.434		K		SF8	F2		BB			2	0	0	1	1	1	3											
Doug Flynn, R OBP: 0.282, SLG: 0.276	F8			FC6-4 1-2	F3-1		F9			4	0	0	0	0	0	8											
Angel Salazar, R OBP: 0.159, SLG: 0.192			K		E6 1B 4-3 1B		F3			4	1	0	0	0	2	0											
Bobby Ramos, R OBP: 0.226, SLG: 0.260			5-3		4-3		F9			4	0	0	0	0	0	1											
Bryn Smith, R OBP: 0.204, SLG: 0.182 Bob James, R OBP: 0.154, SLG: 0.154			1-4-3		BB BB 1B		K			2	1	1	0	0	0	0											
<b>Inning Stats</b>	R: 0 E: 0 K: 0 S: 3	H: 1 LOB: 0 BB: 0 P: 3	R: 0 E: 0 K: 1 S: 5	H: 0 LOB: 0 BB: 0 P: 5	R: 0 E: 0 K: 1 S: 5	H: 0 LOB: 0 BB: 0 P: 5	R: 1 E: 0 K: 0 S: 4	H: 1 LOB: 2 BB: 2 P: 12	R: 3 E: 1 K: 0 S: 6	H: 2 LOB: 3 BB: 3 P: 18	R: 0 E: 0 K: 1 S: 5	H: 0 LOB: 0 BB: 0 P: 5	R: 0 E: 0 K: 2 S: 7	H: 1 LOB: 3 BB: 2 P: 12	R: 0 E: 0 K: 2 S: 7	H: 0 LOB: 0 BB: 0 P: 7		1B: 4 2B: 1 3B: 0 HR: 0	SF: 1 SAC: 0 DP: 1 HBP: 0	WP: 0 PB: 0 SB: 2 CS: 0	PA: 36						
<b>PITCHER</b>	IP	WLS	BF	H	R	ER	SO	BB	IBB	HBP	BLK	WP	HR	S	P	ERA	WHIP										
Rick Honeycutt, L ERA: 2.89 Pat Zachry, R ERA: 3.55 Larry White, R ERA:	4.1	L	21	4	4	3	2	3	1	0	0	0	0	7	11	0.00	0.600										
	2.0		9	1	0	0	2	1	1	0	1	0	0	11	19	0.00	1.000										



Batter	1	2	3	4	5	6	7	8	9	AB	R	H	RBI	BB	SO	LOB	TOP										
Alan Wiggins, S OBP: 0.338, SLG: 0.319	F3	K			F8		K			4	0	0	0	0	2	3	<b>San Diego Padres @ Los Angeles Dodgers</b> Dodger Stadium, Los Angeles, CA Mon Sep 03 1984, 3:33 AM PDT Att: 43,176 - Unknown <a href="http://livebaseballscorecards.com">livebaseballscorecards.com</a>										
Tony Gwynn, L OBP: 0.411, SLG: 0.450	5-3		G3		1-3			F7		4	0	0	0	0	0	0											
Steve Garvey, R OBP: 0.301, SLG: 0.376	F8		F8		F2			1B		4	0	1	0	0	0	0											
Kevin McReynolds, R OBP: 0.320, SLG: 0.490		HR	6-3		F8			1B		4	1	2	1	0	0	0											
Carmelo Martinez, R OBP: 0.335, SLG: 0.401		BB 1B			F8			F2		4	2	2	0	0	0	2											
Terry Kennedy, L OBP: 0.278, SLG: 0.343	F3				F2			G3		4	1	1	2	0	0	3											
Luis Salazar, R OBP: 0.282, SLG: 0.341		SH5-3 1B BB			6-3			CS 1B		3	0	1	0	1	1	0											
Garry Templeton, S OBP: 0.316, SLG: 0.329		SH5-3 1B			5-3			SH5-4 1B		4	0	2	1	0	0	0											
Mark Thurmond, L OBP: 0.235, SLG: 0.224		SH5-3			5-3			K		1	0	0	0	0	0	0											
Luis DeLeon, R OBP: 0.250, SLG: 0.313		SH5-3			5-3			K		1	0	0	0	0	1	0											
Craig Lefferts, L OBP: 0.250, SLG: 0.313		1-2 2-3								0	0	0	0	0	0	0											
<b>Inning Stats</b>	R: 0 E: 0 K: 0 S: 3	H: 0 LOB: 0 BB: 0 P: 3	R: 2 E: 0 K: 1 S: 8	H: 3 LOB: 2 BB: 1 P: 12	R: 0 E: 0 K: 0 S: 3	H: 0 LOB: 0 BB: 0 P: 3	R: 2 E: 0 K: 0 S: 5	H: 2 LOB: 0 BB: 0 P: 5	R: 0 E: 0 K: 0 S: 3	H: 0 LOB: 0 BB: 0 P: 3	R: 0 E: 0 K: 1 S: 6	H: 2 LOB: 1 BB: 0 P: 6	R: 0 E: 0 K: 0 S: 5	H: 2 LOB: 2 BB: 0 P: 5	R: 0 E: 0 K: 2 S: 7	H: 0 LOB: 0 BB: 0 P: 7	1B: 7 2B: 0 3B: 0 HR: 2	SF: 0 SAC: 2 DP: 0 HBP: 0	WP: 0 PB: 0 SB: 0 CS: 1	PA: 36							
<b>PITCHER</b>	IP	WLS	BF	H	R	ER	SO	BB	IBB	HBP	BLK	WP	HR	S	P	ERA	WHIP										
Jerry Reuss, L ERA: 5.02	7.0	L	28	7	4	4	2	1	0	0	0	0	2	31	35	5.14	1.143										
Burt Hooton, R ERA: 3.92	0.2		4	2	0	0	0	0	0	0	0	0	0	4	4	0.00	3.000										
Carlos Diaz, L ERA: 5.77	1.1		4	0	0	0	2	0	0	0	0	0	0	8	8	0.00	0.000										

Batter	1	2	3	4	5	6	7	8	9	AB	R	H	RBI	BB	SO	LOB	BOTTOM										
Steve Sax, R OBP: 0.293, SLG: 0.301	1-3		6-3							3	0	1	0	0	0	0	<b>San Diego Padres @ Los Angeles Dodgers</b> Dodger Stadium, Los Angeles, CA Mon Sep 03 1984, 3:33 AM PDT Att: 43,176 - Unknown <a href="http://livebaseballscorecards.com">livebaseballscorecards.com</a>										
Ken Landreaux, L OBP: 0.289, SLG: 0.355					1B		K			1	0	0	0	0	1	2											
Bill Russell, R OBP: 0.339, SLG: 0.328	5-3		4-3		F5		F5			4	0	0	0	0	0	3											
R.J. Reynolds, S OBP: 0.305, SLG: 0.356	G3		F5		5-3			K		4	0	0	0	0	1	1											
Pedro Guerrero, R OBP: 0.339, SLG: 0.428		FC1-6 1B			2B		F7			4	2	2	0	0	0	0											
Candy Maldonado, R OBP: 0.303, SLG: 0.372		5-3			K		F7			3	0	0	0	0	1	2											
Greg Brock, L OBP: 0.313, SLG: 0.410		1-2					F7			1	0	0	0	0	0	0											
Steve Yeager, R OBP: 0.301, SLG: 0.317							F7			2	1	1	1	1	0	0											
Franklin Stubbs, L OBP: 0.269, SLG: 0.348		FC1-6 BB			G3					0	0	0	0	0	0	0											
Gilberto Reyes, R OBP: 0.270, SLG: 0.229					2B					1	0	0	0	0	1	0											
Tony Brewer, R OBP: 0.091, SLG: 0.095		FC1-6 1B			G3					3	0	0	1	0	0	2											
Rafael Landestoy, S OBP: 0.176, SLG: 0.220		1-2 2-3					F8			1	0	0	0	0	1	0											
German Rivera, R OBP: 0.330, SLG: 0.379					4-3					3	0	1	1	1	0	0											
Jerry Reuss, L OBP: 0.294, SLG: 0.200										2	0	0	0	0	1	2											
Mike Marshall, R OBP: 0.322, SLG: 0.448		4-3					K			1	0	1	0	0	0	0											
Ed Amelung, L OBP: 0.270, SLG: 0.229										0	0	0	0	0	0	0											
Burt Hooton, R ERA: 3.92										0	0	0	0	0	0	0											
Carlos Diaz, R ERA: 5.77							1-2			0	0	0	0	0	0	0											
<b>Inning Stats</b>	R: 0 E: 0 K: 0 S: 3	H: 0 LOB: 0 BB: 0 P: 3	R: 1 E: 0 K: 0 S: 5	H: 2 LOB: 2 BB: 1 P: 9	R: 0 E: 0 K: 0 S: 3	H: 0 LOB: 0 BB: 0 P: 3	R: 2 E: 0 K: 1 S: 7	H: 2 LOB: 0 BB: 0 P: 7	R: 0 E: 0 K: 1 S: 6	H: 1 LOB: 1 BB: 0 P: 6	R: 0 E: 0 K: 0 S: 3	H: 0 LOB: 0 BB: 0 P: 3	R: 0 E: 0 K: 1 S: 6	H: 1 LOB: 2 BB: 1 P: 10	R: 0 E: 0 K: 1 S: 5	H: 0 LOB: 0 BB: 0 P: 5	R: 0 E: 0 K: 2 S: 7	H: 0 LOB: 0 BB: 0 P: 7	1B: 5 2B: 1 3B: 0 HR: 0	SF: 0 SAC: 0 DP: 0 HBP: 0	WP: 0 PB: 0 SB: 0 CS: 0	PA: 35					
<b>PITCHER</b>	IP	WLS	BF	H	R	ER	SO	BB	IBB	HBP	BLK	WP	HR	S	P	ERA	WHIP										
Mark Thurmond, L ERA: 3.05	6.1	W	27	6	3	3	2	2	0	0	0	0	0	29	37	4.26	1.263										
Luis DeLeon, R ERA: 4.5	1.2		5	0	0	0	2	0	0	0	0	0	0	9	9	0.00	0.000										
Craig Lefferts, L ERA: 2.27	1.0	S	3	0	0	0	2	0	0	0	0	0	0	7	7	0.00	0.000										






Batter	1	2	3	4	5	6	7	8	9	AB	R	H	RBI	BB	SO	LOB	TOP				
Alan Wiggins, S OBP: 0.336, SLG: 0.317	1-3		4-3			6-3		SH1-4	FC5-4	4	0	0	0	0	0	2					
Tony Gwynn, L OBP: 0.411, SLG: 0.451	CS 1B		4-3			4-3		2H 1B		4	0	2	1	0	0	0					
Steve Garvey, R OBP: 0.301, SLG: 0.374	1-2 BB			F7			F2	K		3	0	0	0	1	1	2					
Graig Nettles, L OBP: 0.331, SLG: 0.425	G3			G3			F8	IBB		3	0	0	0	1	0	1					
Kevin McReynolds, R OBP: 0.320, SLG: 0.487		K		5-3			BB 1B BB	F6		3	0	0	0	1	1	2					
Terry Kennedy, L OBP: 0.282, SLG: 0.347					G3					4	0	3	0	0	0	0					
Luis Salazar, R OBP: 0.262, SLG: 0.341	FC3-6 1B						1-2 1B		4-3 1B	0	0	0	0	0	0	0					
Bruce Bochy, R OBP: 0.291, SLG: 0.475							1-2 2-3 BB			0	0	0	0	0	0	0					
Camelito Martinez, R OBP: 0.335, SLG: 0.398	FC3-6 FC6 1-2				F8		1-2 2-3 BB		4-3	3	0	0	0	1	0	2					
Garry Templeton, S OBP: 0.316, SLG: 0.327	FC6				G1-6-3				FC5-4 IBB	3	0	0	0	1	0	4					
Ed Whitson, R OBP: 0.075, SLG: 0.058										2	0	0	0	0	0	0					
Craig Lefferts, L OBP: 0.250, SLG: 0.313						6-3				0	0	0	0	0	0	0					
Tim Flannery, R OBP: 0.222, SLG: 0.404										0	0	1	0	0	0	0					
Eddie Miller, R OBP: 0.252, SLG: 0.500										0	0	0	0	0	0	0					
Luis DeLeon, R OBP: 0.277, SLG: 0.302										1	0	0	0	0	0	0					
Bobby Brown, S OBP: 0.225, SLG: 0.205										0	0	0	0	0	0	0					
Andy Hawkins, R										0	0	0	0	0	0	0					
<b>Inning Stats</b>	R: 0 E: 0 K: 0 S: 3	H: 1 LOB: 1 BB: 1 P: 7	R: 0 E: 0 K: 1 S: 6	H: 1 LOB: 1 BB: 0 P: 6	R: 0 E: 0 K: 0 S: 3	H: 0 LOB: 0 BB: 0 P: 3	R: 0 E: 0 K: 0 S: 3	H: 0 LOB: 0 BB: 0 P: 3	R: 0 E: 0 K: 0 S: 3	H: 0 LOB: 0 BB: 0 P: 3	R: 0 E: 0 K: 0 S: 4	H: 1 LOB: 3 BB: 2 P: 12	R: 1 E: 0 K: 1 S: 6	H: 1 LOB: 2 BB: 1 P: 11	R: 0 E: 0 K: 1 S: 6	H: 1 LOB: 2 BB: 1 P: 10	1B: 5 2B: 0 3B: 0 HR: 0	SF: 0 SAC: 1 DP: 0 HBP: 1	WP: 0 PB: 0 SB: 0 CS: 1	PA: 37	
<b>PITCHER</b>	IP	WLS	BF	H	R	ER	SO	BB	IBB	HBP	BLK	WP	HR	S	P	ERA	WHIP				
Orel Hershiser, R ERA: 2.47	(1, 1)	6.2	25	3	0	0	1	3	0	0	0	0	0	24	36	0.00	0.900				
Ken Howell, R ERA: 3.72	(7, 1)	2.1	W	12	2	1	1	2	0	2	1	0	0	0	13	22	3.86	0.857			

San Diego Padres @ Los Angeles Dodgers  
 Dodger Stadium, Los Angeles, CA  
 Tue Sep 04 1984, 7:05 PM PDT  
 Att: 31,988 - Unknown


AB 30  
 R 1  
 H 5  
 RBI 1  
 BB 5  
 SO 3  
 LOB 15



Batter	1	2	3	4	5	6	7	8	9	AB	R	H	RBI	BB	SO	LOB	BOTTOM			
Dave Anderson, R OBP: 0.334, SLG: 0.327	F8					1-3		F5		4	0	1	0	0	0	0				
R.J. Reynolds, S OBP: 0.301, SLG: 0.351	6-3					CI			K	3	0	0	0	0	1	1				
Ken Landreaux, L OBP: 0.291, SLG: 0.363	HR					4-3		F8		3	2	1	1	1	0	1				
Pedro Guerrero, R OBP: 0.340, SLG: 0.430	F9					K			E S SF8 BB	3	0	1	0	1	1	0				
Greg Brock, L OBP: 0.312, SLG: 0.404						F5			1-3 BB	3	0	0	0	1	0	1				
Mike Scioscia, L OBP: 0.382, SLG: 0.375										3	0	0	0	0	0	0				
Steve Yeager, R OBP: 0.300, SLG: 0.315						3-1			SF8	1	0	0	0	0	0	1				
Sid Bream, L OBP: 0.185, SLG: 0.250	G5-4-3 1B									0	0	0	1	0	0	0				
Steve Sax, R OBP: 0.291, SLG: 0.300	G5-4-3 1-2					F3				3	0	0	0	0	0	2				
German Rivera, R OBP: 0.330, SLG: 0.378						6-3				3	0	1	0	0	0	0				
Orel Hershiser, R OBP: 0.220, SLG: 0.200										2	0	0	0	0	1	0				
Ken Howell, R						K				1	0	0	0	0	1	1				
<b>Inning Stats</b>	R: 1 E: 0 K: 0 S: 4	H: 1 LOB: 0 BB: 0 P: 4	R: 0 E: 0 K: 0 S: 3	H: 1 LOB: 0 BB: 0 P: 3	R: 0 E: 0 K: 1 S: 6	H: 1 LOB: 1 BB: 0 P: 6	R: 0 E: 0 K: 1 S: 5	H: 0 LOB: 0 BB: 0 P: 5	R: 0 E: 0 K: 0 S: 3	H: 0 LOB: 0 BB: 0 P: 3	R: 0 E: 1 K: 0 S: 4	H: 0 LOB: 1 BB: 0 P: 4	R: 0 E: 0 K: 1 S: 5	H: 1 LOB: 0 BB: 0 P: 5	R: 1 E: 0 K: 1 S: 4	H: 0 LOB: 2 BB: 3 P: 16	1B: 2 2B: 2 3B: 0 HR: 1	SF: 1 SAC: 0 DP: 1 HBP: 0	WP: 0 PB: 0 SB: 2 CS: 0	PA: 33
<b>PITCHER</b>	IP	WLS	BF	H	R	ER	SO	BB	IBB	HBP	BLK	WP	HR	S	P	ERA	WHIP			
Ed Whitson, R ERA: 3.42	(1, 1)	6.1	23	4	1	1	2	0	0	0	0	0	0	2	2	0.00	0.632			
Craig Lefferts, L ERA: 2.26	(7, 1)	0.2	2	0	0	0	0	0	0	0	0	0	0	2	2	0.00	0.000			
Luis DeLeon, R ERA: 4.45	(8, 1)	1.0	3	1	0	0	1	0	0	0	0	0	0	5	5	0.00	1.000			
Andy Hawkins, R ERA: 4.98	(9, 1)	0.2	L	5	0	1	1	2	1	0	0	0	0	4	16	13.50	3.000			

San Diego Padres @ Los Angeles Dodgers  
 Dodger Stadium, Los Angeles, CA  
 Tue Sep 04 1984, 7:05 PM PDT  
 Att: 31,988 - Unknown

AB 28  
 R 2  
 H 5  
 RBI 2  
 BB 3  
 SO 4  
 LOB 7





Batter	1	2	3	4	5	6	7	8	9	AB	R	H	RBI	BB	SO	LOB	TOP															
Milt Thompson, L (1, 7) OBP: 0.714, SLG: 0.833										3	1	2	0	1	0	0																
Rafael Ramirez, R (1, 6) OBP: 0.298, SLG: 0.325										4	1	2	0	0	1	1																
Claudell Washington, L (1, 9) OBP: 0.379, SLG: 0.482										3	0	0	1	0	0	3																
Dale Murphy, R (1, 8) OBP: 0.368, SLG: 0.526										4	0	1	0	0	2	1																
Gerald Perry, L (1, 3) OBP: 0.375, SLG: 0.359										4	1	1	0	0	0	1																
Randy Johnson, R (1, 5) OBP: 0.345, SLG: 0.392										4	0	2	1	0	0	0																
Paul Runge, R (1, 4) OBP: 0.357, SLG: 0.531										4	0	1	0	0	1	1																
Bruce Benedict, R (1, 2) Chris Chambliss, L (9, PH) OBP: 0.301, SLG: 0.301 OBP: 0.357, SLG: 0.373										3	0	0	0	0	1	1																
Rick Camp, R (1, 1) Terry Harper, R (7, PH) Jeff Dedmon, L (7, 1) Rufino Linares, R (9, PH) Albert Hall, S (9, PR) OBP: 0.150, SLG: 0.154 OBP: 0.204, SLG: 0.216 OBP: 0.273, SLG: 0.310 OBP: 0.357, SLG: 0.338										2	0	0	0	0	2	1																
<b>Inning Stats</b>	R: 0 E: 0 K: 2 S: 8	H: 1 LOB: 1 BB: 0 P: 8	R: 1 E: 1 K: 0 S: 4	H: 1 LOB: 0 BB: 0 P: 4	R: 2 E: 1 K: 1 S: 7	H: 2 LOB: 1 BB: 1 P: 11	R: 0 E: 0 K: 1 S: 6	H: 1 LOB: 1 BB: 0 P: 6	R: 0 E: 0 K: 2 S: 3	H: 0 LOB: 0 BB: 0 P: 3	R: 0 E: 0 K: 1 S: 7	H: 2 LOB: 2 BB: 0 P: 7	R: 0 E: 0 K: 0 S: 3	H: 1 LOB: 0 BB: 0 P: 3	R: 0 E: 0 K: 0 S: 2	H: 0 LOB: 1 BB: 1 P: 6	1B: 8 2B: 1 3B: 0 HR: 0	SF: 1 SAC: 0 DP: 0 HBP: 0	WP: 2 PB: 0 SB: 3 CS: 2	PA: 38												
<b>PITCHER</b>	IP WLS BF H R ER SO BB IBB HBP BLK WP HR S P ERA WHIP																															
Larry White, R (1, 1) ERA: 2.57	4.0	18	5	3	2	4	1	0	0	0	1	0	25	29	4.50	1.500																
Pat Zachry, R (5, 1) ERA: 3.45	2.0	7	1	0	0	2	0	0	0	0	0	0	11	11	0.00	0.500																
Burt Hooton, R (7, 1) ERA: 3.83	2.0	W	8	3	0	1	0	0	0	0	0	0	11	10	0.00	1.500																
Ken Howell, R (9, 1) ERA: 3.63	1.0	S	3	0	0	0	1	0	0	0	0	0	2	6	0.00	1.000																

Atlanta Braves @ Los Angeles Dodgers  
Dodger Stadium, Los Angeles, CA  
Wed Sep 05 1984, 7:05 PM PDT  
Att: 25,292 - Unknown

AB 33  
R 3  
H 9  
RBI 2  
BB 2  
SO 7  
LOB 9



Batter	1	2	3	4	5	6	7	8	9	AB	R	H	RBI	BB	SO	LOB	BOTTOM															
Dave Anderson, R (1, 6) OBP: 0.333, SLG: 0.326										4	1	1	0	0	0	2																
R.J. Reynolds, S (1, 8) German Rivera, R (8, 5) OBP: 0.300, SLG: 0.349 OBP: 0.330, SLG: 0.378										4	1	1	0	0	1	1																
Ken Landreaux, L (1, 9) OBP: 0.293, SLG: 0.367										4	1	2	1	0	0	0																
Pedro Guerrero, R (1, 5) OBP: 0.339, SLG: 0.429										3	1	1	1	0	0	1																
Greg Brock, L (1, 3) OBP: 0.315, SLG: 0.410										4	0	2	2	0	0	1																
Mike Marshall, R (1, 7) Ken Howell, R (9, 1) OBP: 0.321, SLG: 0.449										4	0	1	0	0	1	2																
Mike Scioscia, L (1, 2) OBP: 0.387, SLG: 0.374										1	0	0	0	3	0	1																
Bill Russell, R (1, 4) Rafael Landestoy, S (9, 4) OBP: 0.336, SLG: 0.325 OBP: 0.176, SLG: 0.220										2	0	0	0	0	1	3																
Larry White, R (1, 1) Franklin Stubbs, L (4, PH) Pat Zachry, R (5, 1) Sid Bream, R (6, PH) Burt Hooton, R (7, 1) Candy Maldonado, R (9, 7) OBP: 0.272, SLG: 0.351 OBP: 0.250, SLG: 0.240 OBP: 0.300, SLG: 0.372										1	0	0	0	0	0	1																
<b>Inning Stats</b>	R: 1 E: 0 K: 0 S: 5	H: 2 LOB: 1 BB: 0 P: 5	R: 0 E: 0 K: 0 S: 3	H: 0 LOB: 1 BB: 1 P: 7	R: 2 E: 0 K: 0 S: 6	H: 3 LOB: 1 BB: 0 P: 6	R: 0 E: 0 K: 0 S: 3	H: 1 LOB: 1 BB: 1 P: 7	R: 0 E: 0 K: 1 S: 6	H: 0 LOB: 0 BB: 0 P: 3	R: 0 E: 0 K: 1 S: 5	H: 1 LOB: 2 BB: 1 P: 10	R: 0 E: 0 K: 1 S: 5	H: 0 LOB: 0 BB: 0 P: 5	R: 1 E: 1 K: 1 S: 6	H: 2 LOB: 0 BB: 0 P: 6	1B: 6 2B: 3 3B: 0 HR: 0	SF: 1 SAC: 1 DP: 2 HBP: 0	WP: 1 PB: 0 SB: 1 CS: 0	PA: 34												
<b>PITCHER</b>	IP WLS BF H R ER SO BB IBB HBP BLK WP HR S P ERA WHIP																															
Rick Camp, R (1, 1) ERA: 3.48	6.0	27	7	3	3	1	2	1	0	0	0	0	26	38	4.50	1.500																
Jeff Dedmon, R (7, 1) ERA: 4.06	2.0	L	7	2	1	0	2	0	0	0	0	0	11	11	0.00	1.000																

Atlanta Braves @ Los Angeles Dodgers  
Dodger Stadium, Los Angeles, CA  
Wed Sep 05 1984, 7:05 PM PDT  
Att: 25,292 - Unknown

AB 29  
R 4  
H 9  
RBI 4  
BB 3  
SO 3  
LOB 14





Batter	1	2	3	4	5	6	7	8	9	11	12	13	14	15	16	17	18	AB	R	H	RBI	BB	SO	LOB	TOP					
<b>Rafael Ramirez, R</b> OBP: 0.297, SLG: 0.322	K		F7		K			1B	F8		F8			6-3		F7	F8	8	0	1	0	1	2	4						
<b>Brad Komminsk, R</b> OBP: 0.287, SLG: 0.315	E5		F7			F9		K		F8				BB		K		7	1	2	0	1	2	3						
<b>Dale Murphy, R</b> OBP: 0.525	1-3			K		F9		1B		K				1B		S		7	0	2	1	1	1	3						
<b>Gerald Perry, L</b> OBP: 0.369, SLG: 0.352		G3		F9		F7		1B		F9				G3		G3		8	0	1	1	0	0	5						
<b>Randy Johnson, R</b> OBP: 0.346, SLG: 0.403						BB		1B		F3				F8				7	1	2	1	1	0	2						
<b>Paul Runge, R</b> OBP: 0.395, SLG: 0.436						BB		1B		F8				F8		S		7	0	0	0	1	1	4						
<b>Bruce Benedict, R</b> OBP: 0.290, SLG: 0.297			F7															7	0	1	0	1	0	1						
<b>Alex Trevino, R</b> OBP: 0.286, SLG: 0.351																		0	0	0	0	0	0	0						
<b>Rick Mahler, R</b> OBP: 0.322, SLG: 0.362																		4	0	2	0	0	0	1						
<b>Milt Thompson, L</b> OBP: 0.536, SLG: 0.700																		4	0	2	0	0	0	1						
<b>Inning Stats</b>	R: 0 E: 1 S: 6	H: 0 LOB: 1 K: 1 P: 6	R: 0 E: 0 S: 3	H: 1 LOB: 0 BB: 0 P: 3	R: 0 E: 0 S: 5	H: 0 LOB: 0 BB: 0 P: 5	R: 0 E: 0 S: 4	H: 2 LOB: 2 BB: 1 P: 10	R: 0 E: 0 S: 4	H: 1 LOB: 1 BB: 0 P: 4	R: 0 E: 1 S: 4	H: 0 LOB: 1 BB: 0 P: 4	R: 2 E: 0 S: 9	H: 4 LOB: 2 BB: 0 P: 9	R: 0 E: 0 S: 3	H: 0 LOB: 0 BB: 0 P: 3	R: 0 E: 0 S: 3	H: 0 LOB: 0 BB: 0 P: 3	R: 0 E: 0 S: 3	H: 1 LOB: 2 BB: 1 P: 10	R: 0 E: 0 S: 5	H: 0 LOB: 2 BB: 1 P: 7	R: 0 E: 0 S: 7	H: 0 LOB: 2 BB: 1 P: 11	R: 1 E: 0 S: 7	H: 2 LOB: 2 BB: 1 P: 11	18: 12 2B: 3 HR: 1	SF: 0 SAC: 0 HBP: 0	WP: 0 PB: 0 CS: 1	PA: 74
<b>PITCHER</b>	IP 10.0	WLS 40	BF 9	H 2	R 2	ER 2	SO 5	BB 1	IBB 0	HBP 0	BLK 0	WP 0	HR 0	S 0	P 14	ERA 0.00	WHIP 0.500													
<b>Fernando Valenzuela, L</b> ERA: 3.07	4.0	14	2	2	2	5	1	0	0	0	0	0	0	0	14	0.00	0.500													
<b>Pat Zachry, R</b> ERA: 3.57	2.0	9	2	0	0	0	0	0	0	0	0	0	0	0	9	0.00	1.500													
<b>Carlos Diaz, L</b> ERA: 4.42	2.0	L	11	2	1	1	2	2	1	0	0	0	1	12	4.50	2.000														
<b>Larry White, R</b> ERA: 3.0																														

Atlanta Braves @ Los Angeles Dodgers  
Dodger Stadium, Los Angeles, CA  
Thu Sep 06 1984, 7:05 PM PDT  
Alt: 28,169 - Unknown

AB 68  
R 3  
H 14  
RBI 3  
BB 6  
SO 8  
LOB 30



Batter	1	2	3	4	5	6	7	8	9	10	11	12	13	14	15	16	17	18	AB	R	H	RBI	BB	SO	LOB	BOTTOM				
<b>Dave Anderson, R</b> OBP: 0.332, SLG: 0.322	1-3		K					6-3		F9		F9			4-3		4-6		7	0	1	0	1	1	2					
<b>R.J. Reynolds, S</b> OBP: 0.290, SLG: 0.337	K					FC1-6		F9		K		K			6-3		SH1-4		7	1	0	0	0	3	3					
<b>Ken Landreaux, L</b> OBP: 0.292, SLG: 0.365						1B											SH1-4		7	0	2	0	0	0	0					
<b>Terry Whitfield, L</b> OBP: 0.299, SLG: 0.368				F6															0	0	0	0	0	0	0					
<b>Tony Brewer, R</b> OBP: 0.130, SLG: 0.095						1B													0	0	0	0	1	0	0					
<b>Pedro Guerrerro, R</b> OBP: 0.340, SLG: 0.428																			8	0	3	1	0	2	3					
<b>Greg Brock, L</b> OBP: 0.316, SLG: 0.412																			4	0	1	0	1	0	2					
<b>Ed Adelung, L</b> OBP: 0.298, SLG: 0.216																			2	0	0	0	0	0	2					
<b>Gilberto Reyes, R</b> OBP: 0.216																			1	0	0	0	0	1	0					
<b>Mike Marshall, R</b> ERA: 2.87																			3	1	1	0	0	0	0					
<b>German Rivera, R</b> ERA: 2.97																			1	0	0	0	0	0	0					
<b>Rafael Landreaux, R</b> ERA: 3.25																			0	0	0	0	0	0	0					
<b>Sid Bream, L</b> ERA: 3.24																			3	0	0	0	0	1	0					
<b>Mike Scioscia, L</b> OBP: 0.383, SLG: 0.368																			7	0	1	1	1	0	4					
<b>Bob Velieth, R</b> OBP: 0.130, SLG: 0.091																			0	0	0	0	0	0	0					
<b>Steve Sax, R</b> OBP: 0.292, SLG: 0.299																			7	0	2	0	1	0	1					
<b>Fernando Valenzuela, L</b> ERA: 3.07																			3	0	0	0	0	1	0					
<b>Pat Zachry, R</b> ERA: 3.57																			1	0	1	0	0	0	0					
<b>Carney Corbin, R</b> ERA: 3.25																			1	0	0	0	0	0	0					
<b>Steve Yeager, R</b> ERA: 3.24																			1	0	0	0	0	1	1					
<b>Larry White, R</b> ERA: 3.0																			0	0	0	0	0	0	0					
<b>Inning Stats</b>	R: 0 E: 0 S: 6	H: 1 LOB: 1 K: 1 P: 6	R: 0 E: 0 S: 3	H: 0 LOB: 0 BB: 0 P: 3	R: 0 E: 0 S: 5	H: 0 LOB: 0 BB: 0 P: 5	R: 1 E: 0 S: 8	H: 3 LOB: 2 BB: 0 P: 8	R: 0 E: 0 S: 3	H: 0 LOB: 0 BB: 0 P: 3	R: 0 E: 0 S: 4	H: 1 LOB: 2 BB: 1 P: 8	R: 0 E: 0 S: 6	H: 1 LOB: 1 BB: 0 P: 6	R: 0 E: 0 S: 3	H: 0 LOB: 0 BB: 0 P: 3	R: 0 E: 0 S: 4	H: 1 LOB: 1 BB: 1 P: 4	R: 0 E: 1 S: 5	H: 1 LOB: 2 BB: 1 P: 5	R: 0 E: 0 S: 5	H: 0 LOB: 1 BB: 1 P: 9	R: 0 E: 0 S: 2	H: 0 LOB: 1 BB: 1 P: 10	R: 0 E: 0 S: 5	H: 0 LOB: 1 BB: 1 P: 9	18: 10 2B: 3 HR: 0	SF: 0 SAC: 2 HBP: 0	WP: 0 PB: 0 CS: 0	PA: 71
<b>PITCHER</b>	IP 11.0	WLS 43	BF 9	H 2	R 2	ER 2	SO 6	BB 2	IBB 0	HBP 0	BLK 0	WP 0	HR 0	S 0	P 13	ERA 0.00	WHIP 0.667													
<b>Rick Mahler, R</b> ERA: 2.87	3.0	11	2	0	0	1	0	0	0	0	0	0	0	13	0.00	0.667														
<b>Donnie Moore, R</b> ERA: 2.49	2.0	9	1	0	0	1	1	0	0	0	0	0	0	10	0.00	1.000														
<b>Gene Garber, R</b> ERA: 3.25	1.0	W	4	0	0	0	2	0	0	0	0	0	2	10	0.00	2.000														
<b>Jeff Dedmon, R</b> ERA: 4.0	1.0	S	4	0	0	0	1	1	0	0	0	0	0	5	0.00	1.000														
<b>Pete Falcone, L</b> ERA: 4.27																														

Atlanta Braves @ Los Angeles Dodgers  
Dodger Stadium, Los Angeles, CA  
Thu Sep 06 1984, 7:05 PM PDT  
Alt: 28,169 - Unknown

AB 63  
R 2  
H 12  
RBI 2  
BB 6  
SO 9  
LOB 21









Batter	1	2	3	4	5	6	7	8	9	AB	R	H	RBI	BB	SO	LOB	TOP		
Gary Redus, R OBP: 0.345, SLG: 0.387 (1, 7)	F2		5-3 WP SH1-3 BB	F7			6-3		F9	4	1	0	0	1	0	2	<b>Cincinnati Reds @ Los Angeles Dodgers</b> Dodger Stadium, Los Angeles, CA Sat Sep 08 1984, 7:05 PM PDT Att: 30,738 - Unknown		
Ron Oester, S OBP: 0.297, SLG: 0.322 (1, 4)	5-3		SH1-3		6-3		4-3		1B	4	0	1	0	0	0	0			
Eric Davis, R OBP: 0.309, SLG: 0.429 (1, 8)	1B		E5 5-3 WP 1B		1B BB			1B E 6-3 1B	F8	4	2	2	0	1	0	3			
Cesar Cedeno, R OBP: 0.322, SLG: 0.434 (1, 9)	K		5-3		G4-6-3 1B			F7		4	0	1	1	0	1	3			
Alan Knicely, R OBP: 0.500, SLG: 0.429 (1, 3)		1B FC5-2 1B		FC5-4 1B		G4-6-3 1B		6-3		4	0	2	1	0	0	3			
Dave Concepcion, R OBP: 0.302, SLG: 0.314 (1, 6)		FC5-2 1B	FC5-4		4-3			E 1B		4	0	2	0	0	0	1			
Nick Esasky, R OBP: 0.289, SLG: 0.342 (1, 5)	K			K		F3		K		4	0	0	0	0	3	3			
Dave Vangorder, R OBP: 0.316, SLG: 0.261 (1, 2)		FC5-2 1B		SH5-4 1B		K		6-3		4	0	1	0	0	1	2			
Jeff Russell, R OBP: 0.207, SLG: 0.189 (6, 1)										1	0	0	0	0	0	2			
Carl Willis, L OBP: 0.142, SLG: 0.195 (7, PH)										0	0	0	0	0	0	0			
Skeeter Barnes, R OBP: 0.170, SLG: 0.220 (7, 1)										0	0	0	0	0	0	0			
Frank Pastore, R OBP: 0.251, SLG: 0.351 (9, PH)										1	0	1	0	0	0	0			
Tony Perez, R OBP: 0.251, SLG: 0.351 (9, PH)										0	0	0	0	0	0	0			
Wade Rowdon, R OBP: 0.251, SLG: 0.351 (9, PH)										0	0	0	0	0	0	0			
<b>Inning Stats</b>	R: 0 E: 0 K: 1 S: 6	H: 1 LOB: 1 BB: 0 P: 6	R: 0 E: 0 K: 1 S: 7	H: 2 LOB: 2 BB: 0 P: 7	R: 2 E: 1 K: 0 S: 5	H: 1 LOB: 1 BB: 1 P: 9	R: 0 E: 0 K: 1 S: 6	H: 1 LOB: 1 BB: 0 P: 6	R: 0 E: 0 K: 0 S: 3	H: 0 LOB: 0 BB: 0 P: 5	R: 0 E: 0 K: 0 S: 3	H: 0 LOB: 0 BB: 0 P: 3	R: 1 E: 1 K: 1 S: 7	H: 2 LOB: 1 BB: 0 P: 7	R: 0 E: 0 K: 0 S: 5	H: 2 LOB: 2 BB: 0 P: 5	1B: 10 2B: 0 3B: 0 HR: 0	SF: 0 SAC: 2 DP: 1 HBP: 0	WP: 1 PA: 39 PB: 0 SB: 1 CS: 0
<b>PITCHER</b> Jerry Reuss, L ERA: 4.37 (1, 1)	IP: 9.0 WLS: W BF: 39 H: 10 R: 3 ER: 0 SO: 5 BB: 2 IBB: 0 HBP: 0 BLK: 0 WP: 1 HR: 0 S: 47 P: 55 ERA: 0.00 WHIP: 1.333															<b>PITCHER</b>			



Batter	1	2	3	4	5	6	7	8	9	AB	R	H	RBI	BB	SO	LOB	BOTTOM		
Dave Anderson, R OBP: 0.336, SLG: 0.327 (1, 5) (7, 6)	5-3		4-3 1B		S 1B	CS 1B				4	0	3	2	0	0	0	<b>Cincinnati Reds @ Los Angeles Dodgers</b> Dodger Stadium, Los Angeles, CA Sat Sep 08 1984, 7:05 PM PDT Att: 30,738 - Unknown		
R.J. Reynolds, S OBP: 0.293, SLG: 0.343 (1, 7)	3-1 2B		4-3		F9	CS	F6			4	0	1	1	0	0	2			
Ken Landreaux, L OBP: 0.295, SLG: 0.366 (1, 9)	3-1		6-3		F9			1B		4	0	1	0	0	0	3			
Pedro Guerrero, R OBP: 0.340, SLG: 0.427 (1, 8)	F4			FC5 S 1B		CS 1B	F8			4	0	2	0	0	0	2			
Ed Amelung, L OBP: 0.256, SLG: 0.216 (9, 8)										0	0	0	0	0	0	0			
Greg Brock, L OBP: 0.312, SLG: 0.404 (1, 3)		F8		F8		2B E 1B	K			4	1	1	0	0	1	2			
Mike Stojicia, L OBP: 0.384, SLG: 0.376 (1, 2)		K		F6						4	1	2	0	0	1	1			
Rafael Landestoy, S OBP: 0.170, SLG: 0.220 (8, PH)										0	0	0	0	0	0	0			
Jack Fimple, R OBP: 0.217, SLG: 0.182 (9, 2)										0	0	0	0	0	0	0			
Steve Sax, R OBP: 0.290, SLG: 0.295 (1, 4)		4-3		FC5		E SH3-4 IBB	F9			3	1	0	0	1	0	2			
Bill Russell, R OBP: 0.333, SLG: 0.319 (1, 6)										1	1	0	0	1	0	0			
Sid Bream, L OBP: 0.182, SLG: 0.207 (6, PH)										1	0	0	1	0	0	1			
German Rivera, R OBP: 0.324, SLG: 0.370 (7, 5)			1B SH3-4 4-3 BB		F5	E3 SH3-4 1B		G4-6-3		1	1	0	0	0	0	1			
Jerry Reuss, L OBP: 0.333, SLG: 0.313 (1, 1)			SH3-4		E7 1B 2B	SH3-4				1	1	1	1	0	0	0			
<b>Inning Stats</b>	R: 0 E: 0 K: 0 S: 4	H: 1 LOB: 0 BB: 0 P: 4	R: 0 E: 0 K: 1 S: 5	H: 0 LOB: 0 BB: 0 P: 5	R: 1 E: 0 K: 0 S: 4	H: 1 LOB: 1 BB: 1 P: 8	R: 0 E: 0 K: 0 S: 4	H: 1 LOB: 1 BB: 0 P: 4	R: 1 E: 1 K: 0 S: 5	H: 2 LOB: 1 BB: 0 P: 5	R: 4 E: 1 K: 0 S: 6	H: 4 LOB: 1 BB: 1 P: 10	R: 0 E: 0 K: 1 S: 6	H: 1 LOB: 1 BB: 0 P: 6	R: 0 E: 0 K: 0 S: 3	H: 1 LOB: 0 BB: 0 P: 3	1B: 8 2B: 3 3B: 0 HR: 0	SF: 0 SAC: 2 DP: 1 HBP: 0	WP: 0 PA: 36 PB: 0 SB: 2 CS: 2
<b>PITCHER</b> Jeff Russell, R ERA: 4.22 (1, 1)	IP: 0.2 WLS: L BF: 2 H: 1 R: 0 ER: 0 SO: 0 BB: 0 IBB: 0 HBP: 0 BLK: 0 WP: 0 HR: 0 S: 26 P: 34 ERA: 5.06 WHIP: 1.688															<b>PITCHER</b>			
Carl Willis, R ERA: 6.54 (6, 1)	0.2	2	1	0	0	0	0	0	0	0	0	2	2	0.00	1.500				
Frank Pastore, R ERA: 6.54 (7, 1)	2.0	7	2	0	0	1	0	0	0	0	0	9	9	0.00	1.000				









Batter	1	2	3	4	5	6	7	8	9	AB	R	H	RBI	BB	SO	LOB	TOP																			
Steve Sax, R OBP: 0.288, SLG: 0.293 (1,4)	0-0 4-3		0-0 6-3		0-0 F8			0-0 F9		4	0	0	0	0	0	0																				
Dave Anderson, R OBP: 0.334, SLG: 0.323 (1,6)	0-0 F9			0-0 F8		0-0 F8			0-0 F8	4	0	0	0	0	0	0																				
Ken Landreaux, L OBP: 0.295, SLG: 0.370 (1,9)	0-3 K			0-0 F7		0-0 F9			0-0 E4 3B	4	1	1	0	0	1	0																				
Pedro Guerrero, R OBP: 0.341, SLG: 0.432 (1,8)		0-0 5-3		0-0 F8		0-0 1-3			0-0 HR	4	1	1	1	0	0	0																				
Greg Brock, L OBP: 0.317, SLG: 0.402 (1,3)		4-0 BB			0-0 F3		0-0 F4		0-0 F9	3	0	0	0	1	0	0																				
Mike Marshall, R OBP: 0.319, SLG: 0.446 (1,7)	0-3 K				0-0 1B SF9		0-0 F9		0-3 K	4	1	1	0	0	2	1																				
Ed Amelung, L OBP: 0.256, SLG: 0.216 (9,7)					0-0 1B HR					0	0	0	0	0	0	0																				
Mike Scioscia, L OBP: 0.384, SLG: 0.376 (1,2)	0-0 F8				0-0 1-3 HR		0-0 F8			3	1	1	0	0	0	1																				
German Rivera, R OBP: 0.319, SLG: 0.366 (1,5)			0-0 F4		0-0 SF9			0-0 4-3		2	0	0	1	0	0	0																				
Fernando Valenzuela, L OBP: 0.181, SLG: 0.347 (1,1)	0-3 K		0-0 K		0-0 3-H 1-H HR			0-0 6-3		3	1	1	2	0	1	0																				
<b>Inning Stats</b>	R: 0 E: 0 K: 1 S: 5	H: 0 LOB: 0 BB: 0 P: 5	R: 0 E: 0 K: 1 S: 5	H: 0 LOB: 1 BB: 1 P: 9	R: 0 E: 0 K: 1 S: 5	H: 0 LOB: 0 BB: 0 P: 5	R: 0 E: 0 K: 0 S: 3	H: 0 LOB: 0 BB: 0 P: 3	R: 3 E: 0 K: 0 S: 6	H: 3 LOB: 0 BB: 0 P: 6	R: 0 E: 0 K: 0 S: 3	H: 0 LOB: 0 BB: 0 P: 3	R: 0 E: 0 K: 0 S: 3	H: 0 LOB: 0 BB: 0 P: 3	R: 2 E: 1 K: 1 S: 7	H: 2 LOB: 0 BB: 0 P: 7	1B: 2 2B: 0 3B: 1 HR: 2	SF: 1 SAC: 0 DP: 0 HBP: 0	WP: 0 PA: 33 PB: 0 SB: 0 CS: 0																	
<b>PITCHER</b>	IP	WLS	BF	H	R	ER	SO	BB	IBB	HBP	BLK	WP	HR	S	P	ERA	WHIP	<b>PITCHER</b>		IP	WLS	BF	H	R	ER	SO	BB	IBB	HBP	BLK	WP	HR	S	P	ERA	WHIP
Ed Whitson, R ERA: 3.42 (1,1)	8.0	L	28	3	3	3	3	1	0	0	0	0	1	33	37	3.38	0.500																			
Luis DeLeon, R ERA: 5.45 (9,1)	1.0		5	2	2	2	1	0	0	0	0	0	1	7	7	18.00	2.000																			

Los Angeles Dodgers @ San Diego Padres  
Jack Murphy Stadium, San Diego, CA  
Tue Sep 11 1984, 10:05 PM EDT  
Att: 24,505 - Unknown

livebaseballscores.com

AB 31  
R 5  
H 5  
RBI 4  
BB 1  
SO 4  
LOB 2




Batter	1	2	3	4	5	6	7	8	9	AB	R	H	RBI	BB	SO	LOB	BOTTOM																			
Alan Wiggins, S OBP: 0.337, SLG: 0.319 (1,4)	0-0 S 2B		0-0 6-3			0-0 F8		0-0 1-3		4	1	1	0	0	0	1																				
Tony Gwynn, L OBP: 0.411, SLG: 0.451 (1,9)	0-3 K		0-0 6-3			0-0 G5-4-3 1B			0-0 4-3	4	0	1	0	0	1	1																				
Steve Garvey, R OBP: 0.305, SLG: 0.375 (1,3)	4-0 2B 6-3 BB		0-0 6-3			0-0 G5-4-3 1-2			0-0 1B 1B	3	1	1	0	1	0	1																				
Kevin McReynolds, R OBP: 0.326, SLG: 0.489 (1,8)	0-0 6-3 3-H 2B			0-0 F5			0-0 4-3		0-0 1B	4	0	2	1	0	0	0																				
Carmelo Martinez, R OBP: 0.333, SLG: 0.393 (1,7)	0-0 6-3		0-0 6-3		0-0 F9		0-0 F8		0-3 K	4	0	0	1	0	1	3																				
Terry Kennedy, L OBP: 0.280, SLG: 0.349 (1,2)	0-0 6-3			0-0 F7			0-0 4-3		0-0 4-1	4	0	0	0	0	0	3																				
Luis Salazar, R OBP: 0.295, SLG: 0.330 (1,5)		0-0 F9			0-0 F9			0-3 K		3	0	0	0	0	1	0																				
Garry Templeton, S OBP: 0.312, SLG: 0.326 (1,6)		0-3 K			0-0 5-3			0-0 2B		3	0	1	0	0	1	0																				
Ed Whitson, R OBP: 0.073, SLG: 0.056 (1,1)		0-0 5-3			0-0 1-3			0-0 F4		2	0	0	0	0	0	0																				
Kurt Bevacqua, R OBP: 0.339, SLG: 0.286 (8,PH)										1	0	0	0	0	0	1																				
Luis DeLeon, R OBP: 0.286, SLG: 0.286 (9,1)										0	0	0	0	0	0	0																				
<b>Inning Stats</b>	R: 2 E: 0 K: 1 S: 7	H: 2 LOB: 1 BB: 1 P: 11	R: 0 E: 0 K: 1 S: 5	H: 0 LOB: 0 BB: 0 P: 5	R: 0 E: 0 K: 0 S: 3	H: 0 LOB: 0 BB: 0 P: 3	R: 0 E: 0 K: 0 S: 3	H: 0 LOB: 0 BB: 0 P: 3	R: 0 E: 0 K: 0 S: 3	H: 1 LOB: 0 BB: 0 P: 3	R: 0 E: 0 K: 0 S: 3	H: 0 LOB: 0 BB: 0 P: 3	R: 0 E: 0 K: 0 S: 6	H: 1 LOB: 1 BB: 0 P: 6	R: 0 E: 0 K: 1 S: 7	H: 2 LOB: 2 BB: 0 P: 7	1B: 4 2B: 2 3B: 0 HR: 0	SF: 0 SAC: 0 DP: 1 HBP: 0	WP: 0 PA: 33 PB: 0 SB: 2 CS: 0																	
<b>PITCHER</b>	IP	WLS	BF	H	R	ER	SO	BB	IBB	HBP	BLK	WP	HR	S	P	ERA	WHIP	<b>PITCHER</b>		IP	WLS	BF	H	R	ER	SO	BB	IBB	HBP	BLK	WP	HR	S	P	ERA	WHIP
Fernando Valenzuela, L ERA: 3.03 (1,1)	9.0	W	33	6	2	2	4	1	0	0	0	0	0	40	44	2.00	0.778																			

Los Angeles Dodgers @ San Diego Padres  
Jack Murphy Stadium, San Diego, CA  
Tue Sep 11 1984, 10:05 PM EDT  
Att: 24,505 - Unknown

livebaseballscores.com

AB 32  
R 2  
H 6  
RBI 2  
BB 1  
SO 4  
LOB 10









Batter	1	2	3	4	5	6	7	8	9	AB R H RBI BB SO LOB	TOP									
Steve Sax, R OBP: 0.288, SLG: 0.292	4-0 1B G5-4-3 BB		0-3 K		0-0 F8		0-0 4-3		0-0 G6-4-3 1B	4 1 1 1 1 1 1	<b>Los Angeles Dodgers @ Cincinnati Reds</b> Riverfront Stadium, Cincinnati, OH Fri Sep 14 1984, 7:05 PM EDT Att: 11,852 - Unknown									
Dave Anderson, R OBP: 0.333, SLG: 0.323	0-0 G5-4-3 1B		0-3 K		0-0 F2		0-0 SH		0-0 G6-4-3	4 0 1 1 0 1 1										
Candy Maldonado, R OBP: 0.308, SLG: 0.376 Ken Howell, R OBP: 0.267, SLG: 0.344	4-0 1-2 G5-4-3 BB		0-3 K		0-0 1-3		0-0 6-3			3 0 0 0 1 1 1 0 0 0 0 0 0 0										
Pedro Guerrero, R OBP: 0.343, SLG: 0.443	0-0 G5-4-3			4-0 HR BB		0-3 K		0-0 F8		3 1 0 0 1 1 3										
Mike Marshall, R OBP: 0.321, SLG: 0.455 Franklin Stubbs, L OBP: 0.267, SLG: 0.344	0-3 K			0-0 HR		0-3 K		0-0 F9		4 1 1 2 0 2 1 0 0 0 0 0 0 0										
Steve Yeager, R OBP: 0.297, SLG: 0.311 Mike Scioscia, L OBP: 0.384, SLG: 0.377		0-3 K		0-0 1-3		0-0 1B		0-0 3-1		2 0 0 0 0 1 0 2 0 1 0 0 0 0										
R.J. Reynolds, S OBP: 0.296, SLG: 0.341		0-0 1B		0-3 K		0-3 K		0-0 F7		4 0 1 0 0 2 1										
Bill Russell, R OBP: 0.332, SLG: 0.315 German Rivera, R OBP: 0.321, SLG: 0.367		0-0 F7		0-0 1B			0-0 2B 4-3 1B		0-0 F5	4 1 2 0 0 0 1 0 0 0 0 0 0 0										
Jerry Reuss, L OBP: 0.300, SLG: 0.278 Ken Landreaux, L OBP: 0.298, SLG: 0.383		0-3 K		0-0 4-3			0-0 4-3 SH 2B		0-0 HR	2 0 0 0 0 1 2 2 2 2 1 0 0 0										
<b>Inning Stats</b>	R: 1 E: 0 K: 1 S: 5	H: 1 LOB: 1 BB: 2 P: 13	R: 0 E: 0 K: 2 S: 8	H: 1 LOB: 1 BB: 0 P: 8	R: 0 E: 0 K: 3 S: 9	H: 0 LOB: 0 BB: 1 P: 9	R: 2 E: 0 K: 1 S: 7	H: 2 LOB: 1 BB: 1 P: 11	R: 0 E: 0 K: 0 S: 3	H: 1 LOB: 1 BB: 0 P: 10		R: 2 E: 0 K: 0 S: 6	H: 2 LOB: 1 BB: 0 P: 6	R: 0 E: 0 K: 0 S: 3	H: 0 LOB: 0 BB: 0 P: 3	R: 1 E: 0 K: 0 S: 4	H: 2 LOB: 0 BB: 0 P: 4	1B: 6 2B: 1 3B: 0 HR: 2	SF: 0 SAC: 1 DP: 2 HBP: 0	WP: 0 PB: 0 SB: 0 CS: 0
<b>PITCHER</b>	IP WLS BF H R ER SO BB IBB HBP BLK WP HR S P ERA WHIP											IP WLS BF H R ER SO BB IBB HBP BLK WP HR S P ERA WHIP								
Joe Price, L ERA: 4.31	(1, 1) 5.0 21 4 3 3 7 3 0 0 0 0 0 1 32 44 5.40 1.400																			
Andy McCaffigan, R ERA: 3.57	(6, 1) 2.0 10 3 2 2 3 0 0 0 0 0 0 0 16 16 9.00 1.500																			
John Franco, L ERA: 2.61	(8, 1) 2.0 L 7 2 1 1 0 0 0 0 0 0 0 1 7 7 4.50 1.000																			


Batter	1	2	3	4	5	6	7	8	9	AB R H RBI BB SO LOB	BOTTOM											
Eric Davis, R OBP: 0.320, SLG: 0.476	0-3 K		0-0 4-3		0-0 HR		0-3 K		0-3 K	5 1 1 2 0 3 2	<b>Los Angeles Dodgers @ Cincinnati Reds</b> Riverfront Stadium, Cincinnati, OH Fri Sep 14 1984, 7:05 PM EDT Att: 11,852 - Unknown											
Pete Rose, S OBP: 0.356, SLG: 0.335 Gary Redus, R OBP: 0.345, SLG: 0.387	0-0 6-3		0-0 6-3		0-0 1B			0-0 E 2B		4 0 2 0 0 0 0 0 1 0 0 0 0 0												
Dave Parker, L OBP: 0.327, SLG: 0.412	0-0 5-3		0-0 1-3		0-0 4-3			0-0 F7		4 0 0 0 0 0 2												
Cesar Cedeno, R OBP: 0.318, SLG: 0.425		0-0 5-3		0-0 F9		0-0 F4		0-0 E7 1B		4 0 1 0 0 0 0												
Nick Esasky, R OBP: 0.293, SLG: 0.342 Tom Foley, L OBP: 0.305, SLG: 0.342		0-0 F8		0-0 1B 1B		0-0 1B BB		0-0 1B		2 1 1 0 1 0 0 1 0 1 0 0 0 0												
Dave Concepcion, R OBP: 0.304, SLG: 0.315		0-0 F9		0-0 1B 1B		0-0 1B 1B		0-0 F9		4 0 2 0 0 0 2												
Ron Oester, S OBP: 0.295, SLG: 0.318			0-0 6-3		0-0 1B SF9		0-0 G1-6-3		0-3 K	4 1 1 0 0 1 1												
Dave Vangorder, R OBP: 0.333, SLG: 0.275 Eddie Milner, L OBP: 0.349, SLG: 0.362 Dann Bilardello, R OBP: 0.305, SLG: 0.293 Brad Gulden, L OBP: 0.303, SLG: 0.311			0-0 SH3 1B		0-0 HR 1B		0-3 K		0-0 F8	2 1 2 1 0 0 0 1 0 0 0 0 1 0 0 0 0 0 0 0 0 1 0 0 0 0 0 0												
Joe Price, L ERA: 4.31 Alan Klotzky, R OBP: 0.298, SLG: 0.330 Andy McCaffigan, R ERA: 3.57 Duane Walker, L OBP: 0.306, SLG: 0.528 John Franco, L ERA: 2.61 Wayne Krenchicki, L OBP: 0.308, SLG: 0.444 Skeeter Barnes, R OBP: 0.162, SLG: 0.195			0-0 SH3		0-0 SF9		0-0 1-3		0-0 1B	0 0 0 0 0 0 0 0 0 0 1 0 0 0 0 0 0 0 0 0 0 1 0 0 0 0 0 0 1 0 0 0 0 0 0 0 0 0 0 0 0 0												
<b>Inning Stats</b>	R: 0 E: 0 K: 1 S: 5	H: 0 LOB: 0 BB: 0 P: 5	R: 0 E: 0 K: 0 S: 3	H: 0 LOB: 0 BB: 0 P: 3	R: 0 E: 0 K: 0 S: 4	H: 1 LOB: 1 BB: 0 P: 4	R: 0 E: 0 K: 0 S: 3	H: 0 LOB: 0 BB: 0 P: 3	R: 4 E: 0 K: 0 S: 8	H: 6 LOB: 1 BB: 0 P: 8		R: 0 E: 0 K: 0 S: 3	H: 1 LOB: 1 BB: 1 P: 7	R: 0 E: 0 K: 2 S: 7	H: 0 LOB: 0 BB: 0 P: 7	R: 1 E: 1 K: 0 S: 5	H: 3 LOB: 2 BB: 0 P: 5	R: 0 E: 0 K: 2 S: 8	H: 1 LOB: 1 BB: 0 P: 8	1B: 10 2B: 1 3B: 0 HR: 1	SF: 1 SAC: 1 DP: 0 HBP: 0	WP: 0 PB: 0 SB: 1 CS: 0
<b>PITCHER</b>	IP WLS BF H R ER SO BB IBB HBP BLK WP HR S P ERA WHIP											IP WLS BF H R ER SO BB IBB HBP BLK WP HR S P ERA WHIP										
Jerry Reuss, L ERA: 4.5	(1, 1) 6.0 25 8 4 4 4 1 0 0 0 0 0 1 26 30 6.00 1.500																					
Ken Howell, R ERA: 3.71	(7, 1) 3.0 W 12 4 1 1 4 0 0 0 0 0 0 0 20 20 3.00 1.333																					



Batter	1	2	3	4	5	6	7	8	9	AB	R	H	RBI	BB	SO	LOB	TOP		
Steve Sax, R OBP: 0.288, SLG: 0.295 (1,4)	0-0 4-6 2B		0-0 6-3	0-0 F7		0-0 1B SF7 1B		0-0 F8		5	1	2	0	0	0	3			
Dave Anderson, R OBP: 0.332, SLG: 0.321 (1,5) (7,6)	0-0 4-6 2-3f		0-0 6-3		0-0 F6	0-0 F8		0-0 S 1B		5	0	1	0	0	0	3			
Ken Landreaux, L OBP: 0.299, SLG: 0.382 (1,9) BB	4-0 BB		0-0 6-3		0-0 F8	0-0 1-3 2-H 1B		0-0 F8		4	0	1	1	1	0	1			
Pedro Guerrero, R OBP: 0.341, SLG: 0.440 (1,8)	0-0 5-3			0-3 K	4-0 1B 2B BB	0-0 SF7		0-0 F3		3	1	0	1	1	1	2			
Mike Marshall, R OBP: 0.324, SLG: 0.456 (1,7)		0-0 5-3		4-0 1B 6-3 BB	0-0 2B 1B	0-0 F9			0-0 G1-6-3 1B	4	2	2	0	1	0	1			
Mike Scioscia, L OBP: 0.390, SLG: 0.385 (1,2)		0-0 1B S 1B		0-0 6-3 1B	0-0 1-3 1-H 3-H 2B		4-0 BB		0-0 G1-6-3 1-2f 1B	4	0	3	2	1	0	1			
Sid Bream, L OBP: 0.211, SLG: 0.188 (1,3)		0-3 K		4-0 6-3 IBB	0-0 IBB		0-0 F7		0-0 4-3	3	0	0	0	2	1	2			
Bill Russell, R OBP: 0.331, SLG: 0.314 (1,6)		0-0 FC6-4 1B		0-0 6-3	0-0 F7		0-0 F6			4	0	1	1	0	0	5	AB 35		
German Rivera, R OBP: 0.321, SLG: 0.367 (7,5)		1-3 1B		1-2 2-3 3-H 4-0 BB						0	0	0	0	0	0	0	R 5		
Orel Hershiser, R OBP: 0.234, SLG: 0.200 (1,1)		0-0 FC6-4 1-2f 1B		4-0 BB		0-0 1B 1B		0-0 F9									H 11		
<b>Inning Stats</b>	R: 0 E: 0 K: 0 S: 3	H: 1 LOB: 1 BB: 1 P: 7	R: 0 E: 0 K: 1 S: 7	H: 2 LOB: 2 BB: 0 P: 7	R: 0 E: 0 K: 1 S: 3	H: 0 LOB: 0 BB: 0 P: 3	R: 1 E: 0 K: 1 S: 6	H: 1 LOB: 3 BB: 3 P: 18	R: 2 E: 0 K: 0 S: 5	H: 2 LOB: 2 BB: 2 P: 13	R: 2 E: 0 K: 0 S: 6	H: 3 LOB: 1 BB: 0 P: 6	R: 0 E: 0 K: 0 S: 4	H: 0 LOB: 1 BB: 1 P: 7	R: 0 E: 0 K: 0 S: 3	H: 1 LOB: 0 BB: 0 P: 3	1B: 9 2B: 3 3B: 0 HR: 0	SF: 1 SAC: 0 DP: 2 HBP: 0	WP: 0 PA: 43 PB: 0 SB: 2 CS: 0
<b>PITCHER</b>	IP WLS BF H R ER SO BB IBB HBP BLK WP HR S P ERA WHIP																		
Ron Robinson, R (1,1) ERA: 2.78	5.1 L 29 8 5 5 2 4 2 0 0 0 0 0 27 51 8.44 2.250																		
Bob Ovwchinko, L (6,1) ERA: 4.16	0.0 1 1 0 0 0 0 0 0 0 0 0 0 1 1 ∞ ∞																		
Frank Pastore, R (6,1) ERA: 6.5	0.2 2 0 0 0 0 0 0 0 0 0 0 0 2 2 0.00 0.000																		
Freddie Toliver, R (7,1) ERA:	1.0 4 0 0 0 0 1 0 0 0 0 0 0 3 7 0.00 1.000																		
Tom Hume, R (8,1) ERA: 5.52	2.0 7 2 0 0 0 0 0 0 0 0 0 0 7 7 0.00 1.000																		

Los Angeles Dodgers @ Cincinnati Reds  
Riverfront Stadium, Cincinnati, OH  
Sat Sep 15 1984, 7:05 PM EDT  
Att: 18,783 - Unknown


AB 35  
R 5  
H 11  
RBI 5  
BB 7  
SO 2  
LOB 21



Batter	1	2	3	4	5	6	7	8	9	AB	R	H	RBI	BB	SO	LOB	BOTTOM				
Eddie Milner, L OBP: 0.345, SLG: 0.357 (1,8)	0-0 4-3		0-0 F4			0-0 F8		0-0 4-3		4	0	0	0	0	0	2					
Pete Rose, S OBP: 0.358, SLG: 0.333 (1,3)	0-0 4-3			1-0 FC4-6 HBP		0-0 G3		4-0 1B BB		2	0	0	0	1	0	1					
Gary Redus, R OBP: 0.345, SLG: 0.387 (8,FR) (9,7)						1-2 1B				0	0	0	0	0	0	0					
Dave Parker, L OBP: 0.328, SLG: 0.412 (1,9)	0-0 4-3			0-0 FC4-6 1-2f 1B		0-0 WP 1B		0-0 G5-4-3 1B		4	0	2	1	0	0	1					
Cesar Cedeno, R OBP: 0.314, SLG: 0.420 (1,7) (9,3)		0-0 5-3		0-0 F4		0-0 5-3		0-0 G5-4-3 1-2f 1B		4	0	0	0	0	0	4					
Wayne Krenchicki, L OBP: 0.341, SLG: 0.452 (1,5)		0-0 G4-6-3 1B		0-0 F7			0-0 E4 BB		0-0 5-3 SF9 2B	4	1	2	0	0	0	1					
Dave Concepcion, R OBP: 0.304, SLG: 0.313 (1,6)		0-0 G4-6-3 1-2f 1B			0-0 F1		4-0 1-2 BB		0-0 5-3	3	0	0	0	1	0	2					
Alan Knicely, R OBP: 0.294, SLG: 0.250 (1,2)			4-0 FC4-6 BB		0-0 2-3				0-0 SF9	2	0	0	1	1	1	2	AB 30				
Ron Oester, S OBP: 0.293, SLG: 0.315 (1,4)			0-0 FC4-6 1-2f 1B		0-3 K				0-0 4-3	4	0	0	0	0	2	3	R 2				
Ron Robinson, R (1,1) ERA: 2.78			0-3 K			0-0 G3 1B				1	0	0	0	0	1	1	H 5				
Bob Ovwchinko, L (6,1) ERA: 4.16										0	0	0	0	0	0	0	RBI 2				
Frank Pastore, R (6,1) ERA: 6.5										0	0	0	0	0	0	0	BB 3				
Tom Folan, L (6,PH) ERA: 7.7										0	0	0	0	0	0	0	SO 5				
Freddie Toliver, R (7,1) ERA:										0	0	0	0	0	0	0	LOB 19				
Duane Walker, L (7,PH) ERA: 3.06										1	0	0	0	0	1	2					
Tom Hume, R (8,1) ERA: 5.52										0	0	0	0	0	0	0					
<b>Inning Stats</b>	R: 0 E: 0 K: 0 S: 3	H: 0 LOB: 0 BB: 0 P: 3	R: 0 E: 0 K: 1 S: 5	H: 1 LOB: 0 BB: 0 P: 3	R: 0 E: 0 K: 1 S: 3	H: 0 LOB: 1 BB: 1 P: 9	R: 0 E: 0 K: 0 S: 3	H: 0 LOB: 0 BB: 0 P: 4	R: 0 E: 0 K: 0 S: 5	H: 0 LOB: 0 BB: 0 P: 5	R: 1 E: 0 K: 0 S: 5	H: 2 LOB: 1 BB: 0 P: 5	R: 0 E: 1 K: 3 S: 10	H: 0 LOB: 2 BB: 1 P: 14	R: 0 E: 0 K: 0 S: 3	H: 1 LOB: 2 BB: 1 P: 7	R: 1 E: 0 K: 0 S: 4	H: 1 LOB: 0 BB: 0 P: 4	1B: 4 2B: 1 3B: 0 HR: 0	SF: 1 SAC: 0 DP: 2 HBP: 1	WP: 1 PA: 35 PB: 0 SB: 0 CS: 0
<b>PITCHER</b>	IP WLS BF H R ER SO BB IBB HBP BLK WP HR S P ERA WHIP																				
Orel Hershiser, R (1,1) ERA: 2.49	9.0 W 35 5 2 2 5 3 0 1 0 1 0 41 54 2.00 0.889																				

Los Angeles Dodgers @ Cincinnati Reds  
Riverfront Stadium, Cincinnati, OH  
Sat Sep 15 1984, 7:05 PM EDT  
Att: 18,783 - Unknown

AB 30  
R 2  
H 5  
RBI 2  
BB 3  
SO 5  
LOB 19





Batter	1	2	3	4	5	6	7	8	9	10	AB	R	H	RBI	BB	SO	LOB	TOP								
Steve Sax, R OBP: 0.289, SLG: 0.294 (1, 4)	F7				F5		1-3		E6 SH1-4 1B		5	1	1	1	1	0	1	<b>Los Angeles Dodgers @ Cincinnati Reds</b> Riverfront Stadium, Cincinnati, OH Sun Sep 16 1984, 3:33 AM EDT Att: 16,238 - Unknown <a href="http://livebaseballscorecards.com">livebaseballscorecards.com</a>								
Dave Anderson, R OBP: 0.333, SLG: 0.325 (9, 6)	6-3						F8		SH1-4		5	0	2	1	0	1	2									
Ken Landreaux, L OBP: 0.300, SLG: 0.382 (1, 9)	F9										5	2	2	1	0	1	1									
Pedro Guerrero, R OBP: 0.346, SLG: 0.446 (1, 8)		G3									5	1	4	1	0	0	0									
Mike Marshall, R OBP: 0.323, SLG: 0.453 German Rivera, R OBP: 0.321, SLG: 0.367 (1, 7) (9, 5)		5-3									5	1	1	1	0	0	4									
Mike Scjocja, L OBP: 0.286, SLG: 0.380 (1, 2)											0	0	0	0	0	0	0									
Sid Bream, L OBP: 0.214, SLG: 0.171 Franklin Stubbs, L OBP: 0.270, SLG: 0.344 (8, PR) (8, 3)											4	0	0	1	0	0	1									
Bill Russell, R OBP: 0.333, SLG: 0.319 Candy Maldonado, R OBP: 0.311, SLG: 0.378 (1, 6) (9, 7)											3	0	1	0	1	0	1									
Fernando Valenzuela, L Ed Arnesen, R Ken Howell, R R.J. Reynolds, S Pat Zachry, R Carlos Diaz, R Burt Hooton, R (1, 11) (8, PH) (8, 1) (10, PH) (10, 1) (10, 1) (10, 1)											2	0	0	0	1	0	3									
<b>Inning Stats</b>	R: 0 E: 0 K: 0 S: 3	H: 0 LOB: 0 BB: 0 P: 3	R: 0 E: 0 K: 0 S: 3	H: 0 LOB: 0 BB: 0 P: 3	R: 0 E: 0 K: 1 S: 5	H: 0 LOB: 2 BB: 2 P: 13	R: 0 E: 0 K: 1 S: 6	H: 1 LOB: 1 BB: 0 P: 6	R: 0 E: 0 K: 1 S: 6	H: 1 LOB: 1 BB: 0 P: 6	R: 3 E: 1 K: 1 S: 9	H: 3 LOB: 2 BB: 1 P: 13	R: 0 E: 0 K: 0 S: 5	H: 2 LOB: 2 BB: 0 P: 5	R: 0 E: 0 K: 1 S: 5	H: 0 LOB: 2 BB: 1 P: 9	R: 2 E: 1 K: 0 S: 5		H: 2 LOB: 0 BB: 0 P: 5	R: 2 E: 0 K: 1 S: 7	H: 3 LOB: 2 BB: 1 P: 11	1B: 9 2B: 3 3B: 0 HR: 0	SF: 0 SAC: 2 DP: 1 HBP: 0	WP: 1 PB: 0 SB: 1 CS: 0	PA: 47	
<b>PITCHER</b>	IP 9.0	WLS 41	H 9	R 5	ER 3	SO 5	BB 4	IBB 0	HBP 0	BLK 0	WP 1	HR 0	S 47	P 63	ERA 3.00	WHIP 1.444										
Mario Soto, R ERA: 3.46 John Franco, L ERA: 2.82 (1, 1) (10, 1)	1.0	L	6	3	2	2	1	1	0	0	0	0	7	11	18.00	4.000										

Batter	1	2	3	4	5	6	7	8	9	10	AB	R	H	RBI	BB	SO	LOB	BOTTOM								
Gary Redus, R OBP: 0.347, SLG: 0.386 Eddie Milner, L OBP: 0.347, SLG: 0.359 (8, PH) (9, 8)	9-5 S BB										1	1	0	0	2	0	0	<b>Los Angeles Dodgers @ Cincinnati Reds</b> Riverfront Stadium, Cincinnati, OH Sun Sep 16 1984, 3:33 AM EDT Att: 16,238 - Unknown <a href="http://livebaseballscorecards.com">livebaseballscorecards.com</a>								
Eric Davis, R OBP: 0.318, SLG: 0.474 (10, PH)											1	1	1	0	0	0	0									
Ron Oester, S OBP: 0.296, SLG: 0.318 (1, 4)	9-5 1-3r										5	1	3	0	0	1	1									
Dave Parker, L OBP: 0.327, SLG: 0.417 (1, 9) (10, 3)	K										4	1	1	4	0	1	2									
Cesar Cedeno, R OBP: 0.310, SLG: 0.413 (1, 7) (10, 3)		K									5	0	0	0	0	2	3									
Alan Kneisely, R OBP: 0.290, SLG: 0.200 Duane Walker, L OBP: 0.389, SLG: 0.526 (9, PH) (10, 7)											3	0	0	0	0	1	0									
Dave Concepcion, R OBP: 0.304, SLG: 0.312 (1, 6) (9, 5)											1	1	1	0	0	0	0									
Nick Esasky, R OBP: 0.293, SLG: 0.342 Tom Foley, L OBP: 0.306, SLG: 0.343 (1, 5) (9, 6)											3	0	1	0	0	2	1									
Dave Vanorder, R OBP: 0.321, SLG: 0.263 John Franco, L (1, 2) (10, 1)											4	0	0	0	0	2	1									
Mario Soto, R OBP: 0.184, SLG: 0.276 Dann Blandino, R OBP: 0.305, SLG: 0.293 Wayne Krenchicki, L OBP: 0.345, SLG: 0.452 (1, 1) (10, 2) (10, PH)											3	0	0	0	0	0	0									
<b>Inning Stats</b>	R: 0 E: 0 K: 1 S: 4	H: 0 LOB: 0 BB: 1 P: 8	R: 0 E: 0 K: 1 S: 5	H: 0 LOB: 0 BB: 0 P: 5	R: 0 E: 0 K: 2 S: 7	H: 0 LOB: 0 BB: 0 P: 7	R: 0 E: 0 K: 1 S: 5	H: 0 LOB: 0 BB: 0 P: 5	R: 0 E: 0 K: 1 S: 5	H: 1 LOB: 1 BB: 0 P: 6	R: 1 E: 0 K: 1 S: 7	H: 2 LOB: 1 BB: 0 P: 7	R: 1 E: 1 K: 1 S: 6	H: 1 LOB: 0 BB: 0 P: 6	R: 0 E: 0 K: 1 S: 6	H: 1 LOB: 2 BB: 1 P: 10	1B: 6 2B: 1 3B: 0 HR: 1	SF: 1 SAC: 1 DP: 1 HBP: 0	WP: 0 PB: 0 SB: 2 CS: 0	PA: 40						
<b>PITCHER</b>	IP 7.0	WLS 26	H 3	R 3	ER 3	SO 7	BB 3	IBB 0	HBP 0	BLK 0	WP 0	HR 1	S 37	P 49	ERA 3.86	WHIP 0.857										
Fernando Valenzuela, L ERA: 3.05 Ken Howell, R ERA: 3.74 Pat Zachry, R ERA: 3.23 Carlos Diaz, L ERA: 5.35 Burt Hooton, R ERA: 3.3 (1, 1) (8, 1) (10, 1) (10, 1) (10, 1)	2.0	W	9	3	2	1	2	0	0	0	0	0	13	13	4.50	1.500										
	0.0		1	0	0	0	1	0	0	0	0	0	4	4	∞	∞										
	0.2		3	1	0	0	1	0	0	0	0	0	5	5	∞	1.500										
	0.1	S	1	0	0	0	0	0	0	0	0	0	1	1	0.00	0.000										












Batter	1	2	3	4	5	6	7	8	9	AB	R	H	RBI	BB	SO	LOB	TOP										
Steve Sax, R OBP: 0.296, SLG: 0.301 (1, 4)										4	2	2	0	0	0	0											
Dave Anderson, R OBP: 0.336, SLG: 0.331 (1, 5) (6, 6)										4	1	3	1	0	1	0											
Bill Russell, R OBP: 0.330, SLG: 0.319 Greg Brock, L OBP: 0.325, SLG: 0.412 (1, 6) (6, 3)										2	0	0	1	0	0	2											
Pedro Guerrero, R OBP: 0.352, SLG: 0.455 (1, 3) (6, 8)										4	0	1	0	0	0	0											
Candy Maldonado, R OBP: 0.310, SLG: 0.373 (1, 9)										3	0	0	0	0	0	1											
R.J. Reynolds, S OBP: 0.291, SLG: 0.335 (1, 8) (6, 7)										3	0	0	0	0	0	0											
Ed Amelung, L OBP: 0.250, SLG: 0.211 (7, 7)										0	0	0	0	0	0	0											
Mike Scioscia, L OBP: 0.380, SLG: 0.383 (1, 2)										3	0	1	0	0	1	0											
Tony Brewer, R OBP: 0.094, SLG: 0.067 German Rivera, R OBP: 0.326, SLG: 0.369 (1, 7) (6, 5)										2	0	0	0	0	1	1											
Jerry Reuss, L OBP: 0.261, SLG: 0.238 (1, 1)										3	0	0	0	0	1	2											
<b>Inning Stats</b>	R: 0 E: 0 K: 0 S: 3	H: 1 LOB: 0 BB: 0 P: 3	R: 0 E: 0 K: 0 S: 3	H: 0 LOB: 0 BB: 0 P: 3	R: 0 E: 0 K: 2 S: 7	H: 1 LOB: 1 BB: 0 P: 7	R: 1 E: 0 K: 0 S: 5	H: 3 LOB: 1 BB: 0 P: 5	R: 0 E: 0 K: 1 S: 5	H: 0 LOB: 0 BB: 0 P: 5	R: 2 E: 0 K: 0 S: 5	H: 2 LOB: 0 BB: 0 P: 5	R: 0 E: 0 K: 0 S: 3	H: 0 LOB: 0 BB: 0 P: 3	R: 0 E: 0 K: 1 S: 5	H: 1 LOB: 0 BB: 0 P: 5	1B: 6 2B: 1 3B: 1 HR: 0	SF: 0 SAC: 1 DP: 3 HBP: 0	WP: 0 PA: 31 PB: 0 SB: 0 CS: 1								
<b>PITCHER</b>	IP	WLS	BF	H	R	ER	SO	BB	IBB	HBP	BLK	WP	HR	S	P	ERA	WHIP										
Bob Knepper, L ERA: 3.32 Bill Dawley, R ERA: 1.65 (1, 1) (8, 1)	7.0	L	25	7	3	3	3	0	0	0	0	0	0	31	31	3.86	1.000										

Los Angeles Dodgers @ Houston Astros  
Astrodome, Houston, TX  
Wed Sep 19 1984, 8:05 PM EDT  
Att: 19,989 - Unknown


AB 30  
R 3  
H 8  
RBI 2  
BB 0  
SO 4  
LOB 6



Batter	1	2	3	4	5	6	7	8	9	AB	R	H	RBI	BB	SO	LOB	BOTTOM										
Bill Doran, S OBP: 0.352, SLG: 0.367 (1, 4)										4	0	0	0	0	0	1											
Kevin Bass, S OBP: 0.288, SLG: 0.366 (1, 8)										4	0	2	0	0	1	0											
Phil Garner, R OBP: 0.351, SLG: 0.385 (1, 5)										4	0	0	0	0	1	3											
Jose Cruz, L OBP: 0.377, SLG: 0.453 (1, 7)										4	1	0	0	0	0	3											
Glenn Davis, R OBP: 0.303, SLG: 0.613 (1, 3)										4	0	1	0	0	2	3											
Terry Puhl, L OBP: 0.376, SLG: 0.426 (1, 9)										4	0	1	1	0	0	1											
Mark Bailey, S OBP: 0.316, SLG: 0.343 (1, 2)										3	0	0	0	1	0	2											
Craig Reynolds, L OBP: 0.290, SLG: 0.369 Enos Cabell, R OBP: 0.310, SLG: 0.417 Bert Pena, R OBP: 0.286, SLG: 0.313 (1, 6) (7, PH) (8, 6)										2	0	0	0	0	1	2											
Bob Knepper, L OBP: 0.244, SLG: 0.239 Jim Pankovits, R OBP: 0.310, SLG: 0.426 Bill Dawley, R OBP: 0.375, SLG: 0.625 (1, 1) (7, PH) (8, 1)										1	0	0	0	1	1	1											
<b>Inning Stats</b>	R: 0 E: 1 K: 2 S: 9	H: 1 LOB: 2 BB: 0 P: 9	R: 0 E: 0 K: 2 S: 7	H: 0 LOB: 1 BB: 1 P: 11	R: 0 E: 0 K: 1 S: 5	H: 0 LOB: 0 BB: 0 P: 5	R: 1 E: 1 K: 0 S: 5	H: 1 LOB: 1 BB: 0 P: 5	R: 0 E: 0 K: 0 S: 4	H: 1 LOB: 2 BB: 1 P: 8	R: 0 E: 0 K: 0 S: 3	H: 1 LOB: 0 BB: 0 P: 3	R: 0 E: 0 K: 0 S: 3	H: 0 LOB: 0 BB: 0 P: 3	R: 0 E: 0 K: 1 S: 5	H: 0 LOB: 0 BB: 0 P: 5	1B: 1 2B: 3 3B: 0 HR: 0	SF: 0 SAC: 0 DP: 1 HBP: 0	WP: 0 PA: 34 PB: 0 SB: 0 CS: 0								
<b>PITCHER</b>	IP	WLS	BF	H	R	ER	SO	BB	IBB	HBP	BLK	WP	HR	S	P	ERA	WHIP										
Jerry Reuss, L ERA: 4.02 (1, 1)	9.0	W	34	4	1	0	6	2	0	0	0	0	0	44	52	0.00	0.667										

Los Angeles Dodgers @ Houston Astros  
Astrodome, Houston, TX  
Wed Sep 19 1984, 8:05 PM EDT  
Att: 19,989 - Unknown


AB 32  
R 1  
H 4  
RBI 1  
BB 2  
SO 6  
LOB 16











Batter	1	2	3	4	5	6	7	8	9	AB	R	H	RBI	BB	SO	LOB	TOP					
Steve Sax, R (1,4) OBP: 0.297, SLG: 0.303	0-0 5-3 1B		0-0 CS 1B		0-0 4-3 1-2 3-H 1B			0-0 5-3		4	0	2	0	0	0	1	Los Angeles Dodgers @ San Francisco Giants Candlestick Park, San Francisco, CA Fri Sep 21 1984, 10:05 PM EDT Att: 11,569 - Unknown					
Dave Anderson, R (1,6) OBP: 0.331, SLG: 0.329	0-0 5-3 1-2		0-0 F9 1-2		0-0 F8			0-0 5-3		4	0	0	0	0	0	3						
Ken Landreaux, L (1,9) OBP: 0.300, SLG: 0.378	0-0 F7			0-0 F9		0-0 F2			0-0 F9	4	0	0	0	0	0	1						
Pedro Guerrero, R (1,8) OBP: 0.353, SLG: 0.456	0-0 F8			0-0 F8		0-0 F5			0-0 2B	4	0	1	0	0	0	1						
Greg Brock, L (1,3) OBP: 0.322, SLG: 0.405		0-0 F7		0-0 FC6-4 1B		0-3 K			0-0 F6	4	0	1	0	0	1	1						
Mike Scioscia, L (1,2) OBP: 0.374, SLG: 0.379		0-0 2B		0-0 FC6-4 1-2			0-0 F7		0-0 1-3	4	0	1	0	0	0	2						
Terry Whitfield, L (1,7) OBP: 0.308, SLG: 0.358		0-3 K			0-0 F2		0-0 6-3			3	0	0	0	0	1	1						
German Rivera, R (1,5) OBP: 0.320, SLG: 0.361		0-0 F8			0-0 1B WP 1B		0-0 F9			3	1	1	0	0	0	1						
Fernando Valenzuela, L (1,1) OBP: 0.195, SLG: 0.342 Franklin Stubbs, L (8, PH) OBP: 0.274, SLG: 0.348 Tom Niedenfuer, R (8, 1)			0-0 F8		0-0 1-3 WP 1B			0-0 1B		2	0	1	0	0	0	0						
<b>Inning Stats</b>	R: 0 E: 0 K: 0 S: 4	H: 1 LOB: 1 BB: 0 P: 4	R: 0 E: 0 K: 1 S: 6	H: 1 LOB: 1 BB: 0 P: 6	R: 0 E: 0 K: 0 S: 3	H: 1 LOB: 1 BB: 0 P: 3	R: 0 E: 0 K: 0 S: 4	H: 1 LOB: 1 BB: 0 P: 4	R: 1 E: 0 K: 0 S: 5	H: 2 LOB: 1 BB: 0 P: 5	R: 0 E: 0 K: 1 S: 5	H: 0 LOB: 0 BB: 0 P: 5	R: 0 E: 0 K: 0 S: 3	H: 0 LOB: 0 BB: 0 P: 3	R: 0 E: 0 K: 0 S: 3	H: 1 LOB: 0 BB: 0 P: 3		R: 0 E: 0 K: 0 S: 4	H: 1 LOB: 1 BB: 0 P: 4	1B: 6 2B: 2 3B: 0 HR: 0	SF: 0 SAC: 0 DP: 0 HBP: 0	WP: 1 PB: 0 SB: 0 CS: 1
<b>PITCHER</b> Bill Laskey, R (1,1) ERA: 4.3	IP: 9.0 WLS: W BF: 33 H: 8 R: 1 ER: 1 SO: 2 BB: 0 IBB: 0 HBP: 0 BLK: 0 WP: 1 HR: 0 S: 37 P: 37 ERA: 1.00 WHIP: 0.889															<b>PITCHER</b>	IP: 9.0 WLS: W BF: 33 H: 8 R: 1 ER: 1 SO: 2 BB: 0 IBB: 0 HBP: 0 BLK: 0 WP: 1 HR: 0 S: 37 P: 37 ERA: 1.00 WHIP: 0.889					

Batter	1	2	3	4	5	6	7	8	9	AB	R	H	RBI	BB	SO	LOB	BOTTOM			
Dan Gladden, R (1,8) OBP: 0.408, SLG: 0.456	0-0 F9		0-3 K		4-0 S BB		0-0 1B 1B			3	1	1	0	1	1	0	Los Angeles Dodgers @ San Francisco Giants Candlestick Park, San Francisco, CA Fri Sep 21 1984, 10:05 PM EDT Att: 11,569 - Unknown			
Manny Trillo, R (1,4) OBP: 0.297, SLG: 0.334	0-3 K		0-3 K2-3		0-0 6-3 1-2		0-0 1B 1B 1-2 2-3 3-H			4	0	1	1	0	2	1				
Chris Brown, R (1,5) OBP: 0.333, SLG: 0.407	4-0 FC6-4 BB		0-3 K			0-0 F1	0-3 K			3	0	0	0	1	2	3				
Jeffrey Leonard, R (1,7) OBP: 0.357, SLG: 0.488	0-0 FC6-4 1-2			0-3 K		0-3 K	0-0 1B			4	0	1	2	0	2	1				
Bob Brenly, R (1,2) OBP: 0.361, SLG: 0.481		0-0 3B 1B		0-0 6-3 1B		4-0 BB		0-0 F8		3	1	2	0	1	0	0				
Alejandro Sanchez, R (1,9) OBP: 0.250, SLG: 0.333		0-0 1-H 6-3 3B		0-0 6-3 1-2		0-0 F4		0-0 F3		4	1	1	1	0	0	2				
John Rabb, R (1,3) ERA: 3.04 Scot Thompson, L (8, 3) OBP: 0.377, SLG: 0.347		0-0 6-3 3-H		0-0 1-3			0-0 E6 1B SH3-4 1B	0-0 F7		3	1	0	1	0	0	1				
Brad Wellman, R (1,6) OBP: 0.275, SLG: 0.295		0-3 K			0-0 F5		0-0 SH3-4 1-2			2	0	0	0	0	1	0				
Bill Laskey, R (1,1) OBP: 0.121, SLG: 0.065		0-0 F9			0-3 K		4-0 1B 1B 1B BB			2	1	0	0	1	1	0				
<b>Inning Stats</b>	R: 0 E: 0 K: 1 S: 5	H: 0 LOB: 1 BB: 1 P: 9	R: 2 E: 0 K: 1 S: 7	H: 2 LOB: 0 BB: 0 P: 7	R: 0 E: 0 K: 3 S: 9	H: 0 LOB: 0 BB: 0 P: 9	R: 0 E: 0 K: 1 S: 6	H: 1 LOB: 1 BB: 0 P: 6	R: 0 E: 0 K: 1 S: 5	H: 0 LOB: 1 BB: 1 P: 9	R: 0 E: 0 K: 1 S: 5	H: 0 LOB: 1 BB: 1 P: 9	R: 3 E: 1 K: 1 S: 8	H: 3 LOB: 2 BB: 1 P: 12	R: 0 E: 0 K: 0 S: 3	H: 0 LOB: 0 BB: 0 P: 3		1B: 5 2B: 0 3B: 1 HR: 0	SF: 0 SAC: 1 DP: 0 HBP: 0	WP: 0 PB: 0 SB: 1 CS: 0
<b>PITCHER</b> Fernando Valenzuela, L (1,1) ERA: 3.04 Tom Niedenfuer, R (8, 1) ERA: 2.55	IP: 7.0 WLS: L BF: 31 H: 6 R: 5 ER: 2 SO: 9 BB: 4 IBB: 0 HBP: 0 BLK: 0 WP: 0 HR: 0 S: 45 P: 61 ERA: 2.57 WHIP: 1.429															<b>PITCHER</b>	IP: 1.0 WLS: L BF: 3 H: 0 R: 0 ER: 0 SO: 0 BB: 0 IBB: 0 HBP: 0 BLK: 0 WP: 0 HR: 0 S: 3 P: 3 ERA: 0.00 WHIP: 0.000			



Batter	1	2	3	4	5	6	7	8	9	AB	R	H	RBI	BB	SO	LOB	TOP					
Steve Sax, R OBP: 0.297, SLG: 0.304	6-3			WP 3B 1B		1B 1B	G5-4-3		FC4-6	5	2	2	0	0	0	2	<b>Los Angeles Dodgers @ San Francisco Giants</b> Candlestick Park, San Francisco, CA Sat Sep 22 1984, 6:33 AM EDT Att: 13,994 - Unknown					
Dave Anderson, R OBP: 0.331, SLG: 0.329	1-3			K		WP 1B 1B			E5	3	1	1	0	0	1	1						
Bill Russell, R OBP: 0.331, SLG: 0.321	1-3			1-2		1B 1B				2	0	1	0	0	0	1						
Ken Landreaux, L OBP: 0.299, SLG: 0.381	4-3			2B		F4			F7	4	1	1	1	0	0	3						
Tony Brewer, R OBP: 0.091, SLG: 0.065	4-3			2B		1-2				1	0	0	0	0	0	2						
Pedro Guerrero, R OBP: 0.354, SLG: 0.457	6-3			2B		1B 1B			6-3	3	1	1	1	1	0	0						
Greg Brock, L OBP: 0.379, SLG: 0.402	F9			3-H		1B			F6	2	0	0	0	0	0	1						
R.J. Rivera, S OBP: 0.299, SLG: 0.336	F9			F5		1B				1	1	1	2	0	0	0						
Pat Zachry, R OBP: 0.331, SLG: 0.333	F9			F5		E				0	0	0	0	0	0	0						
Ken Howell, L OBP: 0.331, SLG: 0.333	F9			F5		1-2 2-H 3-H				0	0	0	0	0	0	0						
Terry Whitfield, L OBP: 0.299, SLG: 0.358	F1			F8		1-2 2-H			F8	4	0	1	1	0	0	1						
Larry White, R OBP: 0.321, SLG: 0.449	F1			F8		1-2 2-H																
Mike Scioscia, L OBP: 0.277, SLG: 0.376				K		F3			E5	3	0	0	0	1	1	1						
Rafael Landestoy, S OBP: 0.204, SLG: 0.245				K		E5			1B SF9	0	1	0	0	0	0	0						
German Rivera, R OBP: 0.316, SLG: 0.356				K		F8			BB	3	0	0	0	0	1	2						
Sid Bream, L OBP: 0.233, SLG: 0.194				K		G4-6-3			FC4-6	1	0	1	0	0	0	0						
Bob Bailor, R OBP: 0.304, SLG: 0.282				K		G4-6-3			1B	0	0	0	0	0	0	0						
Bob Welch, R OBP: 0.120, SLG: 0.083				6-3		K			SF9	2	0	0	0	0	1	0						
Franklin Stubbs, L OBP: 0.277, SLG: 0.351				6-3		K				1	0	1	0	0	0	0						
Candy Maldonado, R OBP: 0.314, SLG: 0.378				6-3		K			G5-4-3	0	0	0	1	0	0	0						
<b>Inning Stats</b>	R: 0 E: 0 K: 0 S: 3	H: 0 LOB: 0 BB: 0 P: 3	R: 0 E: 0 K: 0 S: 3	H: 0 LOB: 0 BB: 0 P: 3	R: 0 E: 0 K: 2 S: 7	H: 0 LOB: 0 BB: 0 P: 7	R: 2 E: 0 K: 1 S: 8	H: 3 LOB: 1 BB: 0 P: 8	R: 0 E: 0 K: 1 S: 5	H: 0 LOB: 0 BB: 0 P: 5	R: 4 E: 1 K: 0 S: 7	H: 4 LOB: 1 BB: 1 P: 11	R: 0 E: 0 K: 0 S: 4	H: 2 LOB: 1 BB: 0 P: 4	R: 0 E: 0 K: 0 S: 3	H: 0 LOB: 0 BB: 0 P: 3	R: 1 E: 1 K: 0 S: 5	H: 1 LOB: 2 BB: 1 P: 9	1B: 8 2B: 1 3B: 1 HR: 0	SF: 1 SAC: 0 DP: 2 HBP: 0	WP: 2 PB: 0 SB: 0 CS: 0	PA: 39
<b>PITCHER</b>	IP WLS BF H R ER SO BB IBB HBP BLK WP HR S P ERA WHIP											IP WLS BF H R ER SO BB IBB HBP BLK WP HR S P ERA WHIP										
Mark Grant, R ERA: 6.75	(1, 1) 5.0 20 5 4 4 4 0 0 0 0 1 0 28 28 7.20 1.000											Gary Lavelle, L ERA: 2.85	(9, 1) 1.0 4 0 0 0 0 0 0 0 0 0 0 4 4 0.00 0.000									
Bob Lacey, L ERA: 3.7	(6, 1) 0.1 3 1 0 0 0 0 1 0 0 0 1 0 2 6 0.00 3.000																					
Scott Garrelts, R ERA: 5.54	(6, 1) 0.2 W 3 1 2 1 0 0 0 0 0 0 0 0 3 3 13.50 1.500																					
Frank Williams, R ERA: 3.41	(7, 1) 1.0 4 2 0 0 0 0 0 0 0 0 0 0 4 4 0.00 2.000																					
Greg Minton, R ERA: 3.84	(8, 1) 1.0 5 1 1 1 0 1 0 0 0 0 0 0 4 8 9.00 2.000																					

Batter	1	2	3	4	5	6	7	8	9	AB	R	H	RBI	BB	SO	LOB	BOTTOM			
Dan Gladden, R OBP: 0.408, SLG: 0.455	F2		K		E1	1B 1B		5-3		5	2	2	2	0	1	0	<b>Los Angeles Dodgers @ San Francisco Giants</b> Candlestick Park, San Francisco, CA Sat Sep 22 1984, 6:33 AM EDT Att: 13,994 - Unknown			
Manny Trillo, R OBP: 0.301, SLG: 0.340	F4 1B		5-3		3-H 1B	3-H 1B		F7		5	1	3	1	0	0	0				
Chris Brown, R OBP: 0.323, SLG: 0.390	F4 1-2		K		2-H 2B	1-2 1B		1-3		5	0	1	1	0	2	2				
Chili Davis, S OBP: 0.365, SLG: 0.507	FC4-6 2-H 1B		WP 3B BB		F4	4-0 1-2 BB				2	1	1	1	2	0	1				
Bob Brently, R OBP: 0.358, SLG: 0.477	FC4-6 1-2		F2		F4	F9				4	0	0	0	0	0	5				
Scot Thompson, L OBP: 0.383, SLG: 0.360	4-3		2-H 3B		1B	3B BB		E S 1B		3	1	2	1	1	0	0				
Alejandro Sanchez, R OBP: 0.214, SLG: 0.286	K		F8		F7	F7		K		4	0	0	0	0	2	2				
Brad Wellman, R OBP: 0.282, SLG: 0.303	1B		E S 1B		1-2 3B 1B	K		K		4	2	3	0	0	1	1				
Mark Grant, R ERA: 3.8	(1, 1) 5.0 22 7 4 4 4 0 1 0 0 0 0 0 6 10 54.00 7.500																			
Pat Zachry, R ERA: 3.48	(6, 1) 0.2 L 7 4 4 4 0 1 0 0 0 0 0 0 6 10 0.00 2.250																			
Ken Howell, R ERA: 3.61	(6, 1) 1.1 7 2 0 0 0 2 1 0 0 0 0 0 10 14 0.00 2.250																			
Larry White, R ERA: 2.7	(8, 1) 1.0 3 0 0 0 0 0 0 0 0 0 0 0 3 3 0.00 0.000																			
<b>Inning Stats</b>	R: 1 E: 0 K: 0 S: 5	H: 2 LOB: 1 BB: 0 P: 5	R: 0 E: 0 K: 2 S: 8	H: 1 LOB: 1 BB: 0 P: 8	R: 0 E: 0 K: 2 S: 7	H: 0 LOB: 0 BB: 0 P: 7	R: 1 E: 0 K: 0 S: 3	H: 1 LOB: 0 BB: 1 P: 7	R: 2 E: 1 K: 1 S: 8	H: 3 LOB: 1 BB: 0 P: 8	R: 4 E: 0 K: 0 S: 8	H: 5 LOB: 3 BB: 2 P: 16	R: 0 E: 0 K: 2 S: 8	H: 1 LOB: 1 BB: 0 P: 8	R: 0 E: 0 K: 0 S: 3	H: 0 LOB: 0 BB: 0 P: 3	1B: 10 2B: 1 3B: 2 HR: 0	SF: 0 SAC: 0 DP: 0 HBP: 0	WP: 1 PB: 0 SB: 3 CS: 0	PA: 39
<b>PITCHER</b>	IP WLS BF H R ER SO BB IBB HBP BLK WP HR S P ERA WHIP											IP WLS BF H R ER SO BB IBB HBP BLK WP HR S P ERA WHIP								
Bob Welch, R ERA: 3.8	(1, 1) 5.0 22 7 4 4 4 0 1 0 0 0 0 0 6 10 54.00 7.500																			
Pat Zachry, R ERA: 3.48	(6, 1) 0.2 L 7 4 4 4 0 1 0 0 0 0 0 0 6 10 0.00 2.250																			
Ken Howell, R ERA: 3.61	(6, 1) 1.1 7 2 0 0 0 2 1 0 0 0 0 0 10 14 0.00 2.250																			
Larry White, R ERA: 2.7	(8, 1) 1.0 3 0 0 0 0 0 0 0 0 0 0 0 3 3 0.00 0.000																			





Batter	1	2	3	4	5	6	7	8	9	AB	R	H	RBI	BB	SO	LOB	TOP			
Steve Sax, R OBP: 0.297, SLG: 0.303 (1,4)	4-3		F7		6-3			4-3	4-3	5	0	1	0	0	0	2	<b>Los Angeles Dodgers @ San Francisco Giants</b> Candlestick Park, San Francisco, CA Sun Sep 23 1984, 6:33 AM EDT Att: 22,279 - Unknown			
Bill Russell, R OBP: 0.333, SLG: 0.328 (1,6)	2B		G4-3 1B			F3		F8		4	0	2	0	0	0	2				
R.J. Reynolds, S OBP: 0.293, SLG: 0.336 (1,8)	4-3		G4-3 1-2			F9		1B		4	0	1	0	0	0	3				
Pedro Guerrero, R OBP: 0.354, SLG: 0.455 (1,3)	6-3			G6-4-3 1B		4-3		K		4	0	1	0	0	1	4				
Mike Marshall, R OBP: 0.321, SLG: 0.447 (1,7)		F7		G6-4-3 1-2		6-3		2B SF8 1B		4	1	1	0	0	0	1				
Candy Maldonado, R OBP: 0.317, SLG: 0.384 (1,9)		F8		1B		K		1B 2B		4	1	2	0	0	1	0				
Jack Fimple, R OBP: 0.214, SLG: 0.231 (1,2)		2B		F9		F7		SF8		3	0	1	1	0	0	1				
Bob Bailor, R OBP: 0.289, SLG: 0.277 (1,5)		6-3				F8		5-3		2	0	0	0	0	0	1				
German Rivera, R OBP: 0.318, SLG: 0.357 (8, PH)									FC1-4 1B	2	0	1	1	0	0	0				
Rafael Landestoy, S OBP: 0.204, SLG: 0.245 (9, PR)									2H 1B	0	0	0	0	0	0	0				
Burt Hooton, R OBP: 0.071, SLG: 0.071 (1,1)						6-3		1B 1B BB	FC1-4 1-2	2	0	1	0	0	0	0				
Larry White, R OBP: 0.118, SLG: 0.065 (8, PH)										0	0	0	0	0	1	0				
Tom Niedenfuer, R OBP: 0.299, SLG: 0.380 (8,1)										0	0	0	0	0	0	0				
Ken Landreaux, L OBP: 0.299, SLG: 0.380 (9, PH)										1	0	0	0	0	0	1				
<b>Inning Stats</b>	R: 0 E: 0 K: 0 S: 4	H: 1 LOB: 1 BB: 0 P: 4	R: 0 E: 0 K: 0 S: 4	H: 1 LOB: 1 BB: 0 P: 4	R: 0 E: 0 K: 0 S: 4	H: 2 LOB: 1 BB: 0 P: 4	R: 0 E: 0 K: 0 S: 4	H: 2 LOB: 1 BB: 0 P: 4	R: 0 E: 0 K: 1 S: 5	H: 0 LOB: 0 BB: 0 P: 5	R: 0 E: 0 K: 1 S: 5	H: 0 LOB: 0 BB: 0 P: 5	R: 0 E: 0 K: 1 S: 7	H: 2 LOB: 3 BB: 1 P: 11	R: 2 E: 0 K: 0 S: 6	H: 3 LOB: 1 BB: 0 P: 6	1B: 8 2B: 3 3B: 0 HR: 0	SF: 1 SAC: 0 DP: 2 HBP: 0	WP: 0 PB: 0 SB: 0 CS: 0	PA: 37
<b>PITCHER</b>	IP WLS BF H R ER SO BB IBB HBP BLK WP HR S P ERA WHIP																			
George Riley, L ERA: 4.07 (1,1)	8.1 W 35 11 2 2 2 1 0 0 0 0 0 0 38 42 2.16 1.440																			
Gary Lavelle, L ERA: 2.83 (9,1)	0.2 S 2 0 0 0 0 0 0 0 0 0 0 0 2 2 0.00 0.000																			

Batter	1	2	3	4	5	6	7	8	9	AB	R	H	RBI	BB	SO	LOB	BOTTOM			
Dan Gladden, R OBP: 0.406, SLG: 0.452 (1,8)	5-3		F2			S 1B		K		4	1	1	0	0	1	0	<b>Los Angeles Dodgers @ San Francisco Giants</b> Candlestick Park, San Francisco, CA Sun Sep 23 1984, 6:33 AM EDT Att: 22,279 - Unknown			
Manny Trillo, R OBP: 0.300, SLG: 0.342 (1,4)	K			6-3		4-3		1B		4	1	1	0	0	1	1				
Chris Brown, R OBP: 0.333, SLG: 0.397 (1,5)	5-3			6-3		1B		2B		4	0	2	2	0	0	0				
Scott Thompson, L OBP: 0.385, SLG: 0.362 (1,3)		4-3		1B		2H 1B		G5-4-3 1B		4	0	2	0	0	0	1				
Bob Brenly, R OBP: 0.356, SLG: 0.475 (1,2)		5-3		F3		F5		1-2		3	0	0	0	0	0	3				
Alejandro Sanchez, R OBP: 0.258, SLG: 0.323 (1,9)			CS 1B			CS 1B		G5-4-3 1-2		3	0	2	0	0	0	0				
Rob Deer, R OBP: 0.450, SLG: 0.643 (1,7)	CS 1-2		BB G6-4-3 BB			K		HR		2	2	1	1	1	1	1				
Brad Wellman, R OBP: 0.286, SLG: 0.304 (1,6)				G6-4-3 1B		CS BB		5-3		2	0	1	0	1	0	0				
George Riley, L OBP: 0.111, SLG: 0.111 (1,1)				G6-4-3 1-2		K		4-3		3	0	0	0	0	1	3				
Gary Lavelle, S ERA: 2.83 (9,1)										0	0	0	0	0	0	0				
<b>Inning Stats</b>	R: 0 E: 0 K: 1 S: 5	H: 0 LOB: 0 BB: 0 P: 5	R: 0 E: 0 K: 0 S: 3	H: 1 LOB: 0 BB: 0 P: 3	R: 1 E: 0 K: 0 S: 3	H: 1 LOB: 1 BB: 1 P: 7	R: 0 E: 0 K: 0 S: 4	H: 1 LOB: 1 BB: 0 P: 4	R: 0 E: 0 K: 2 S: 7	H: 1 LOB: 1 BB: 1 P: 11	R: 1 E: 0 K: 0 S: 5	H: 3 LOB: 1 BB: 0 P: 5	R: 1 E: 0 K: 0 S: 4	H: 1 LOB: 0 BB: 0 P: 4	R: 1 E: 0 K: 1 S: 6	H: 2 LOB: 0 BB: 0 P: 6	1B: 8 2B: 1 3B: 0 HR: 1	SF: 0 SAC: 0 DP: 2 HBP: 0	WP: 0 PB: 0 SB: 2 CS: 4	PA: 32
<b>PITCHER</b>	IP WLS BF H R ER SO BB IBB HBP BLK WP HR S P ERA WHIP																			
Burt Hooton, R ERA: 3.44 (1,1)	5.1 L 22 7 2 2 3 2 0 0 0 0 0 0 1 5 5 3.38 1.688																			
Larry White, R ERA: 3.09 (6,1)	1.2 5 1 1 1 0 0 0 0 0 0 0 1 5 5 5.40 0.600																			
Tom Niedenfuer, R ERA: 2.7 (8,1)	1.0 4 2 1 1 1 0 0 0 0 0 0 0 6 6 9.00 2.000																			



Batter	1	2	3	4	5	6	7	8	9	AB	R	H	RBI	BB	SO	LOB	TOP					
Bill Doran, S OBP: 0.348, SLG: 0.365 (1,4)										4	0	1	0	0	0	2	<b>Houston Astros @ Los Angeles Dodgers</b> Dodger Stadium, Los Angeles, CA Mon Sep 24 1984, 7:05 PM PDT Att: 20,654 - Unknown					
Enos Cabell, R OBP: 0.342, SLG: 0.420 (1,3)										4	0	2	0	0	1	1						
Phil Garner, R OBP: 0.352, SLG: 0.385 (1,5)										4	0	1	0	0	1	1						
Jose Cruz, L OBP: 0.377, SLG: 0.451 (1,7)										4	1	1	0	0	0	2						
Kevin Bass, S OBP: 0.284, SLG: 0.357 (1,8)										4	0	1	0	0	0	1						
Terry Puhl, L OBP: 0.379, SLG: 0.432 (1,9)										3	0	1	0	0	0	2						
Alan Ashby, S OBP: 0.311, SLG: 0.306 (1,2)										2	0	0	1	0	0	1						
Craig Reynolds, L OBP: 0.289, SLG: 0.371 (1,6)										3	0	0	0	0	1	1						
Michael LaCoss, R OBP: 0.125, SLG: 0.161 (6, PH)										1	0	1	0	0	0	0						
Mike Richardt, R OBP: 0.227, SLG: 0.190 (6, PH)										1	0	1	0	0	0	0						
Jeff Calhoun, L (6, PH)										0	0	0	0	0	0	0						
Tim Tolman, R OBP: 0.188, SLG: 0.250 (8, PH)										1	0	0	0	0	0	0						
Joe Sambito, L (8, 1)										0	0	0	0	0	0	0						
<b>Inning Stats</b>	R: 0 E: 0 K: 1 S: 5	H: 1 LOB: 0 BB: 0 P: 5	R: 0 E: 0 K: 0 S: 4	H: 1 LOB: 1 BB: 0 P: 4	R: 0 E: 0 K: 1 S: 5	H: 1 LOB: 0 BB: 0 P: 5	R: 0 E: 0 K: 0 S: 4	H: 2 LOB: 1 BB: 0 P: 4	R: 0 E: 0 K: 0 S: 3	H: 0 LOB: 0 BB: 0 P: 3	R: 0 E: 0 K: 0 S: 4	H: 2 LOB: 1 BB: 0 P: 4	R: 1 E: 0 K: 0 S: 5	H: 2 LOB: 1 BB: 0 P: 5	R: 0 E: 0 K: 1 S: 5	H: 0 LOB: 0 BB: 0 P: 5	R: 0 E: 0 K: 0 S: 3	H: 0 LOB: 0 BB: 0 P: 3	1B: 9 2B: 0 3B: 0 HR: 0	SF: 1 SAC: 0 DP: 3 HBP: 0	WP: 0 PB: 0 SB: 0 CS: 1	PA: 33
<b>PITCHER</b>	IP WLS BF H R ER SO BB IBB HBP BLK WP HR S P ERA WHIP																					
Jerry Reuss, L ERA: 3.82 (1, 1)	7.0 W 26 9 1 1 2 0 0 0 0 0 0 30 30 1.29 1.286																					
Ken Howell, R ERA: 3.47 (8, 1)	2.0 6 0 0 0 1 0 0 0 0 0 0 8 8 0.00 0.000																					

Batter	1	2	3	4	5	6	7	8	9	AB	R	H	RBI	BB	SO	LOB	BOTTOM			
Steve Sax, R OBP: 0.297, SLG: 0.303 (1,4)										3	0	1	1	0	0	0	<b>Houston Astros @ Los Angeles Dodgers</b> Dodger Stadium, Los Angeles, CA Mon Sep 24 1984, 7:05 PM PDT Att: 20,654 - Unknown			
Bill Russell, R OBP: 0.336, SLG: 0.331 (1,6)										4	1	2	0	0	0	0				
Ken Landreaux, L OBP: 0.297, SLG: 0.378 (1,9)										3	1	0	0	0	1	3				
Candy Maldonado, R OBP: 0.316, SLG: 0.383 (6, PH)										1	0	0	0	0	0	0				
Pedro Guerrero, R OBP: 0.353, SLG: 0.459 (1,8)										4	1	1	3	0	1	1				
Mike Marshall, R OBP: 0.318, SLG: 0.444 (1,7)										4	0	0	0	0	1	1				
Ed Amelung, L OBP: 0.244, SLG: 0.205 (9,7)										0	0	0	0	0	0	0				
Mike Scioscia, L OBP: 0.375, SLG: 0.377 (1,2)										2	0	1	0	1	0	0				
Sid Bream, L OBP: 0.239, SLG: 0.205 (1,3)										3	0	1	0	0	1	1				
German Rivera, R OBP: 0.322, SLG: 0.366 (1,5)										3	1	2	0	0	1	2				
Jerry Reuss, L OBP: 0.240, SLG: 0.217 (1, 1)										2	0	0	0	0	1	1				
Tony Brewer, R OBP: 0.143, SLG: 0.094 (7, PH)										1	1	1	0	0	0	0				
Ken Howell, R (8, 1)										0	0	0	0	0	0	0				
<b>Inning Stats</b>	R: 0 E: 0 K: 0 S: 3	H: 0 LOB: 0 BB: 0 P: 3	R: 0 E: 0 K: 2 S: 9	H: 2 LOB: 2 BB: 0 P: 9	R: 3 E: 0 K: 0 S: 6	H: 3 LOB: 0 BB: 0 P: 6	R: 0 E: 0 K: 1 S: 5	H: 1 LOB: 1 BB: 1 P: 9	R: 0 E: 0 K: 1 S: 5	H: 1 LOB: 1 BB: 0 P: 5	R: 0 E: 0 K: 0 S: 3	H: 0 LOB: 0 BB: 0 P: 3	R: 2 E: 0 K: 1 S: 7	H: 2 LOB: 0 BB: 0 P: 7	R: 0 E: 1 K: 1 S: 5	H: 0 LOB: 0 BB: 0 P: 5	1B: 7 2B: 2 3B: 0 HR: 1	SF: 0 SAC: 1 DP: 3 HBP: 0	WP: 0 PB: 0 SB: 3 CS: 1	PA: 32
<b>PITCHER</b>	IP WLS BF H R ER SO BB IBB HBP BLK WP HR S P ERA WHIP																			
Michael LaCoss, R ERA: 4.06 (1, 1)	5.0 L 21 7 3 3 4 0 0 0 0 0 0 10 10 5.40 1.600																			
Jeff Calhoun, L ERA: 0.69 (6, 1)	2.0 8 2 2 1 1 0 0 0 0 0 0 10 10 4.50 1.000																			
Joe Sambito, L ERA: 3.06 (8, 1)	1.0 3 0 0 0 1 0 0 0 0 0 0 5 5 0.00 0.000																			

AB	31
R	1
H	9
RBI	1
BB	0
SO	3
LOB	11



AB	30
R	5
H	9
RBI	4
BB	1
SO	6
LOB	9





Batter	1	2	3	4	5	6	7	8	9	AB	R	H	RBI	BB	SO	LOB	TOP									
<b>Bill Doran, S</b> OBP: 0.344, SLG: 0.361 (1, 4)	G3	FC4-6 2B	K		F4		5-3		F8	6	1	0	1	0	1	3	<b>Houston Astros @ Los Angeles Dodgers</b> Dodger Stadium, Los Angeles, CA Tue Sep 25 1984, 7:05 PM PDT Att: 20,540 - Unknown									
<b>Kevin Bass, S</b> OBP: 0.288, SLG: 0.369 (1, 8)	4-1		K				G5-6-3			6	1	3	1	0	1	2										
<b>Terry Puhl, L</b> OBP: 0.376, SLG: 0.428 (1, 9)	4-3	K	F8					E4 FC5-4	K	6	0	1	1	0	2	4										
<b>Jose Cruz, L</b> OBP: 0.377, SLG: 0.455 (1, 7)				F8	FC4-6 1B			F8		4	2	1	1	1	0	2										
<b>Glenn Davis, R</b> OBP: 0.291, SLG: 0.471 (1, 3)		1B BB	2B 1B	K		G6-4-3 2B		FC5-4 1B		4	2	2	0	1	1	1										
<b>Phil Garner, R</b> OBP: 0.358, SLG: 0.394 (1, 5)		G3 1B	1B 2B		HR			FC	1B	5	3	4	1	0	0	1										
<b>Alan Ashby, S</b> OBP: 0.318, SLG: 0.328 (1, 2)		1B G3 FC4-6 1B	E BB		HR		G6-4-3	FC		4	3	2	3	1	0	4										
<b>Craig Reynolds, L</b> OBP: 0.288, SLG: 0.370 (1, 6)	G3		E 1B	F5		G3		G3		5	0	1	2	0	0	6										
<b>Joe Niekro, R</b> OBP: 0.155, SLG: 0.134 <b>Bill Dawley, R</b> OBP: 0.375, SLG: 0.625 (9, 1)			E1		F8		4-3		F8	5	0	1	1	0	0	1										
<b>Inning Stats</b>	R: 0 E: 0 K: 0 S: 3	H: 0 LOB: 0 BB: 0 P: 3	R: 5 E: 0 K: 1 S: 10	H: 5 LOB: 1 BB: 1 P: 14	R: 4 E: 1 K: 2 S: 11	H: 3 LOB: 2 BB: 2 P: 19	R: 2 E: 0 K: 1 S: 7	H: 2 LOB: 0 BB: 0 P: 7	R: 1 E: 0 K: 0 S: 5	H: 2 LOB: 1 BB: 0 P: 5	R: 0 E: 1 K: 0 S: 4	H: 1 LOB: 1 BB: 0 P: 4	R: 0 E: 0 K: 0 S: 3	H: 0 LOB: 0 BB: 0 P: 3	R: 0 E: 1 K: 0 S: 6	H: 1 LOB: 3 BB: 0 P: 6		R: 0 E: 0 K: 1 S: 6	H: 1 LOB: 1 BB: 0 P: 6	1B: 8 2B: 5 3B: 0 HR: 2	SF: 0 SAC: 0 DP: 1 HBP: 0	WP: 0 PB: 0 SB: 0 CS: 0	PA: 48			
<b>PITCHER</b>	IP	WLS	BF	H	R	ER	SO	BB	IBB	HBP	BLK	WP	HR	S	P	ERA	WHIP									
<b>Orel Hershiser, R</b> ERA: 2.69 <b>Larry White, R</b> ERA: 3.0 <b>Pat Zachry, R</b> ERA: 3.81 <b>Carlos Diaz, L</b> ERA: 5.49 <b>Rick Honeycutt, L</b> ERA: 2.94	(1, 1)	1.2	11	5	5	5	0	1	0	0	0	0	1	10	14	27.00	3.600									
<b>Tom Niedenfuer, R</b> ERA: 2.64	(9, 1)	1.0	4	1	0	0	1	0	0	0	0	0	0	3	3	0.00	0.000									
<b>Batter</b>	1	2	3	4	5	6	7	8	9	AB	R	H	RBI	BB	SO	LOB	BOTTOM									
<b>Bob Bailor, R</b> OBP: 0.303, SLG: 0.282 (1, 4)	4-3	E5 1B WP		G6-4-3 1B					G6-4-3	5	1	2	0	0	0	3	<b>Houston Astros @ Los Angeles Dodgers</b> Dodger Stadium, Los Angeles, CA Tue Sep 25 1984, 7:05 PM PDT Att: 20,540 - Unknown									
<b>Bill Russell, R</b> OBP: 0.331, SLG: 0.325 (1, 6)	5-3	K		G6-4-3			F8			4	0	0	0	0	1	3										
<b>Ken Landreaux, L</b> OBP: 0.296, SLG: 0.376 (1, 9)	K				K		F6			4	0	1	1	0	2	1										
<b>Pedro Guerrero, R</b> OBP: 0.354, SLG: 0.461 <b>Tom Niedenfuer, R</b> ERA: 2.64					F8			G5-4-3 HBP		3	1	1	0	0	0	1										
<b>Mike Marshall, R</b> OBP: 0.319, SLG: 0.444 (1, 7)		1B 2B 1B		2-3 1B		K		G5-4-3		4	1	2	1	0	1	1										
<b>Mike Scioscia, L</b> OBP: 0.374, SLG: 0.375 <b>Gilberto Reyes, R</b> OBP: 0.333, SLG: 0.333		2B 6-3 1B		F9			1-3		F8	4	1	1	0	0	0	1										
<b>Sid Bream, L</b> OBP: 0.260, SLG: 0.256 (1, 3)				2-3				G4-6-3 1B		4	1	2	1	0	0	1										
<b>German Rivera, R</b> OBP: 0.318, SLG: 0.361 <b>Rick Honeycutt, L</b> OBP: 0.186, SLG: 0.143 <b>R.J. Reynolds, S</b> OBP: 0.296, SLG: 0.339		6-3		K				G4-6-3		3	0	0	1	0	1	3										
<b>Orel Hershiser, R</b> ERA: 2.69 <b>Larry White, R</b> ERA: 3.0 <b>Terry Whitfield, L</b> ERA: 3.81 <b>Pat Zachry, R</b> ERA: 5.49 <b>Carlos Diaz, R</b> ERA: 2.94 <b>Rafael Landestoy, S</b> OBP: 0.209, SLG: 0.249 <b>Candy Maldonado, R</b> OBP: 0.138, SLG: 0.249	(1, 1)	8.1	36	11	6	3	0	1	0	0	0	0	0	46	51	0.00		1.440								
<b>Joe Niekro, R</b> ERA: 2.98 <b>Bill Dawley, R</b> ERA: 1.75	(9, 1)	0.2	1	0	0	0	0	0	0	0	0	1	1	1	0.00	0.000										
<b>PITCHER</b>	IP	WLS	BF	H	R	ER	SO	BB	IBB	HBP	BLK	WP	HR	S	P	ERA	WHIP									
<b>Tom Niedenfuer, R</b> ERA: 2.64	(9, 1)	1.0	4	1	0	0	1	0	0	0	0	0	0	3	3	0.00	0.000									
<b>Inning Stats</b>	R: 0 E: 0 K: 1 S: 5	H: 0 LOB: 0 BB: 0 P: 5	R: 6 E: 1 K: 1 S: 11	H: 5 LOB: 1 BB: 1 P: 15	R: 0 E: 0 K: 1 S: 6	H: 1 LOB: 1 BB: 0 P: 6	R: 0 E: 0 K: 1 S: 5	H: 1 LOB: 0 BB: 0 P: 5	R: 0 E: 0 K: 2 S: 7	H: 0 LOB: 0 BB: 0 P: 7	R: 0 E: 0 K: 0 S: 3	H: 1 LOB: 0 BB: 0 P: 3	R: 0 E: 0 K: 0 S: 4	H: 1 LOB: 1 BB: 0 P: 4	R: 0 E: 0 K: 0 S: 2	H: 0 LOB: 0 BB: 0 P: 3	R: 0 E: 0 K: 0 S: 4	H: 2 LOB: 1 BB: 0 P: 4	1B: 9 2B: 2 3B: 0 HR: 0	SF: 0 SAC: 0 DP: 4 HBP: 1	WP: 1 PB: 0 SB: 0 CS: 0	PA: 37				



Batter	1	2	3	4	5	6	7	8	9	AB	R	H	RBI	BB	SO	LOB	TOP					
Jim Pankovits, R (1, 4) OBP: 0.291, SLG: 0.408										4	0	0	0	0	4	0	<b>Houston Astros @ Los Angeles Dodgers</b> Dodger Stadium, Los Angeles, CA Wed Sep 26 1984, 7:05 PM PDT Att: 23,135 - Unknown					
Kevin Bass, S (1, 8) OBP: 0.285, SLG: 0.364			6-3			5-3		F9		4	0	0	0	0	1	0						
Phil Garner, R (1, 5) OBP: 0.359, SLG: 0.395	1B		1B			K		F8		4	0	2	0	0	1	0						
Jose Cruz, L (1, 7) OBP: 0.379, SLG: 0.462	1B		F9			HR		SH1-4	2B	4	2	3	1	0	0	1						
Glenn Davis, R (1, 3) OBP: 0.293, SLG: 0.453	BB			K		F7		SH1-4		2	0	0	0	1	1	0						
Terry Puhl, L (1, 9) OBP: 0.377, SLG: 0.426	F7			K			FC1-6	2B	BB	2	1	0	0	2	1	3						
Alan Ashby, S (1, 2)		5-3		1-3			FC1-6	5-3		4	0	0	0	0	0	3						
Craig Reynolds, L (1, 6) OBP: 0.287, SLG: 0.368		3-1				K		F8		3	0	0	0	0	1	1						
Mike Richard, R (9, PH) OBP: 0.291, SLG: 0.273										1	0	1	2	0	0	0						
Bert Pena, R (9, 6) OBP: 0.262, SLG: 0.308								2B		0	0	0	0	0	0	0						
Mike Scott, R (1, 1) OBP: 0.163, SLG: 0.170		6-3				K		K		2	0	0	0	0	1	0						
Enos Cabell, R (7, PH) OBP: 0.341, SLG: 0.419										1	0	0	0	0	1	1						
Bill Dawley, R (7, 1) OBP: 0.333, SLG: 0.556										1	0	0	0	0	1	1						
<b>Inning Stats</b>	R: 0 E: 0 K: 2 S: 9	H: 2 LOB: 3 BB: 1 P: 13	R: 0 E: 0 K: 0 S: 3	H: 0 LOB: 0 BB: 0 P: 3	R: 0 E: 0 K: 1 S: 6	H: 1 LOB: 1 BB: 0 P: 6	R: 0 E: 0 K: 2 S: 7	H: 0 LOB: 0 BB: 0 P: 7	R: 0 E: 0 K: 3 S: 9	H: 0 LOB: 0 BB: 0 P: 9	R: 1 E: 0 K: 1 S: 6	H: 1 LOB: 0 BB: 0 P: 6	R: 0 E: 0 K: 1 S: 5	H: 0 LOB: 1 BB: 1 P: 9	R: 0 E: 0 K: 1 S: 5	H: 0 LOB: 0 BB: 0 P: 5	R: 2 E: 0 K: 1 S: 7	H: 2 LOB: 1 BB: 1 P: 11	1B: 4 2B: 1 3B: 0 HR: 1	SF: 0 SAC: 1 DP: 0 HBP: 0	WP: 0 PB: 0 SB: 1 CS: 0	PA: 36
<b>PITCHER</b> Fernando Valenzuela, L (1, 1) ERA: 3.03	IP: 9.0 WLS: L BF: 36	H: 6 R: 3 ER: 3 SO: 12	BB: 3 IBB: 0 HBP: 0 BLK: 0	WP: 0 HR: 1 S: 57 P: 69	ERA: 3.00 WHIP: 1.000	<b>PITCHER</b>										IP: 9.0 WLS: L BF: 36	H: 6 R: 3 ER: 3 SO: 12	BB: 3 IBB: 0 HBP: 0 BLK: 0	WP: 0 HR: 1 S: 57 P: 69	ERA: 3.00 WHIP: 1.000		

Batter	1	2	3	4	5	6	7	8	9	AB	R	H	RBI	BB	SO	LOB	BOTTOM			
Steve Sax, R (1, 4) OBP: 0.295, SLG: 0.301	6-3		FC1-6		5-3		F7			4	1	0	0	0	0	3	<b>Houston Astros @ Los Angeles Dodgers</b> Dodger Stadium, Los Angeles, CA Wed Sep 26 1984, 7:05 PM PDT Att: 23,135 - Unknown			
Bill Russell, R (1, 6) OBP: 0.330, SLG: 0.324	E2		1B		F8			4-3		4	0	1	0	0	0	0				
Ken Landreaux, L (1, 9) OBP: 0.294, SLG: 0.373	F6		F8		F9			F4		4	0	0	0	0	0	3				
Pedro Guerrero, R (1, 8) OBP: 0.355, SLG: 0.461	F5		1B		F8			1B		4	0	2	1	0	0	1				
Mike Marshall, R (1, 7) OBP: 0.317, SLG: 0.441		4-3	F7		5-3			5-3		4	0	0	0	0	0	3				
Mike Scioscia, L (1, 2) OBP: 0.370, SLG: 0.370	K				4-3		F3		F8	4	0	0	0	0	1	0				
Sid Bream, L (1, 3) OBP: 0.263, SLG: 0.267										2	0	1	0	1	0	0				
Rafael Landestoy, S (7, PR) OBP: 0.200, SLG: 0.241					3-1					0	0	0	0	0	0	0				
Franklin Stubbs, L (8, 3) OBP: 0.275, SLG: 0.349	1B						SH3-4	BB		1	0	0	0	0	0	0				
German Rivera, R (1, 5) OBP: 0.320, SLG: 0.362										2	0	1	0	0	0	1				
R.J. Reynolds, S (9, PH) OBP: 0.295, SLG: 0.338	6-3						SH3-4		4-3	1	0	0	0	0	0	0				
Fernando Valenzuela, L (1, 1) OBP: 0.200, SLG: 0.342							F7			3	0	1	0	0	0	3				
<b>Inning Stats</b>	R: 0 E: 1 K: 0 S: 4	H: 0 LOB: 1 BB: 0 P: 4	R: 0 E: 0 K: 1 S: 6	H: 1 LOB: 1 BB: 0 P: 6	R: 1 E: 0 K: 0 S: 6	H: 3 LOB: 2 BB: 0 P: 6	R: 0 E: 0 K: 0 S: 4	H: 1 LOB: 1 BB: 0 P: 4	R: 0 E: 0 K: 0 S: 3	H: 0 LOB: 0 BB: 0 P: 3	R: 0 E: 0 K: 0 S: 3	H: 0 LOB: 2 BB: 1 P: 7	R: 0 E: 0 K: 0 S: 4	H: 1 LOB: 1 BB: 0 P: 4	R: 0 E: 0 K: 0 S: 3	H: 0 LOB: 0 BB: 0 P: 3	1B: 6 2B: 0 3B: 0 HR: 0	SF: 0 SAC: 1 DP: 0 HBP: 0	WP: 0 PB: 0 SB: 1 CS: 0	PA: 35
<b>PITCHER</b> Mike Scott, R (1, 1) ERA: 4.5	IP: 6.0 WLS: W BF: 24	H: 5 R: 1 ER: 1 SO: 1	BB: 0 IBB: 0 HBP: 0 BLK: 0	WP: 0 HR: 0 S: 26 P: 26	ERA: 1.50 WHIP: 0.833	<b>PITCHER</b>										IP: 6.0 WLS: W BF: 24	H: 5 R: 1 ER: 1 SO: 1	BB: 0 IBB: 0 HBP: 0 BLK: 0	WP: 0 HR: 0 S: 26 P: 26	ERA: 1.50 WHIP: 0.833
<b>PITCHER</b> Bill Dawley, R (7, 1) ERA: 1.72	IP: 3.0 WLS: W BF: 11	H: 1 R: 0 ER: 0 SO: 0	BB: 1 IBB: 0 HBP: 0 BLK: 0	WP: 0 HR: 0 S: 10 P: 14	ERA: 0.00 WHIP: 0.667	<b>PITCHER</b>										IP: 3.0 WLS: W BF: 11	H: 1 R: 0 ER: 0 SO: 0	BB: 1 IBB: 0 HBP: 0 BLK: 0	WP: 0 HR: 0 S: 10 P: 14	ERA: 0.00 WHIP: 0.667



Batter	1	2	3	4	5	6	7	8	9	AB	R	H	RBI	BB	SO	LOB	TOP										
Dan Gladden, R OBP: 0.409, SLG: 0.446 (1, 8)										4	1	1	0	0	1	0	<b>San Francisco Giants @ Los Angeles Dodgers</b> <b>Dodger Stadium, Los Angeles, CA</b> Fri Sep 28 1984, 7:05 PM PDT Att: 37,196 - Unknown										
Brad Wellman, R OBP: 0.280, SLG: 0.297 (1, 4)										3	0	1	0	0	0	0											
Chili Davis, S OBP: 0.367, SLG: 0.508 (1, 9)										4	0	2	1	0	1	0											
Dusty Baker Jr., R OBP: 0.391, SLG: 0.379 (1, 7)										4	1	1	0	0	0	3											
Bob Brently, R OBP: 0.353, SLG: 0.467 (1, 2)										4	0	1	0	0	0	3											
Chris Brown, R OBP: 0.326, SLG: 0.385 Gary Lavelle, S (8, 1)										4	1	2	1	0	1	2											
Johnnie LetMaster, R OBP: 0.260, SLG: 0.264 (1, 6)										4	0	2	0	0	0	0											
John Rabb, R OBP: 0.289, SLG: 0.329 Duane Kuiper, L OBP: 0.254, SLG: 0.196 (7, PH) (7, 3)										2	0	0	0	0	2	2											
Mark Grant, R OBP: 0.270, SLG: 0.346 Frank Williams, R OBP: 0.333, SLG: 0.222 Fran Mullins, R OBP: 0.270, SLG: 0.346 (8, 1) (8, 5) (8, 5)										3	0	0	0	0	2	2											
<b>Inning Stats</b>	R: 0 E: 0 K: 1 S: 5	H: 0 LOB: 0 BB: 0 P: 5	R: 1 E: 0 K: 2 S: 10	H: 3 LOB: 2 BB: 0 P: 10	R: 0 E: 0 K: 0 S: 5	H: 2 LOB: 2 BB: 0 P: 5	R: 0 E: 0 K: 2 S: 7	H: 0 LOB: 0 BB: 0 P: 7	R: 0 E: 0 K: 1 S: 5	H: 0 LOB: 0 BB: 0 P: 5	R: 1 E: 0 K: 0 S: 4	H: 2 LOB: 0 BB: 0 P: 4	R: 1 E: 0 K: 0 S: 6	H: 3 LOB: 2 BB: 0 P: 6	R: 0 E: 0 K: 0 S: 3	H: 0 LOB: 0 BB: 0 P: 3		1B: 8 2B: 2 3B: 0 HR: 0	SF: 0 SAC: 1 DP: 1 HBP: 0	WP: 0 PB: 0 SB: 0 CS: 0	PA: 36						
<b>PITCHER</b>	IP	WLS	BF	H	R	ER	SO	BB	IBB	HBP	BLK	WP	HR	S	P	ERA	WHIP										
Bob Welch, R ERA: 3.78 (1, 1)	8.0	W	33	10	3	3	7	0	0	0	0	0	0	47	47	3.38	1.250										
Tom Niedenfuer, R ERA: 2.99 (9, 1)	1.0	S	3	0	0	0	0	0	0	0	0	0	0	3	3	0.00	0.000										

Batter	1	2	3	4	5	6	7	8	9	AB	R	H	RBI	BB	SO	LOB	BOTTOM										
Steve Sax, R OBP: 0.296, SLG: 0.303 (1, 4)										3	1	2	0	1	1	0	<b>San Francisco Giants @ Los Angeles Dodgers</b> <b>Dodger Stadium, Los Angeles, CA</b> Fri Sep 28 1984, 7:05 PM PDT Att: 37,196 - Unknown										
Ed Amelung, L OBP: 0.244, SLG: 0.209 (1, 9)										4	1	1	0	0	0	3											
Mike Marshall, R OBP: 0.315, SLG: 0.437 Jack Fimple, R OBP: 0.214, SLG: 0.231 (1, 7) (9, 2)										4	0	0	0	0	3	3											
Pedro Guerrero, R OBP: 0.356, SLG: 0.461 (1, 8)										4	2	2	2	0	0	0											
Mike Scioscia, L OBP: 0.370, SLG: 0.373 R.J. Reynolds, S OBP: 0.298, SLG: 0.340 Rafael Landestoy, S OBP: 0.230, SLG: 0.241 Tom Niedenfuer, R (8, PH) (8, PH) (9, 1)										3	0	1	1	0	0	0											
Sid Bream, L OBP: 0.288, SLG: 0.250 Candy Maldonado, R OBP: 0.321, SLG: 0.388 (1, 3) (8, PH) (9, 7)										3	0	0	0	0	0	1											
Bill Russell, R OBP: 0.329, SLG: 0.320 (1, 6)										3	0	0	0	1	0	2											
German Rivera, R OBP: 0.320, SLG: 0.359 (1, 5)										2	0	0	0	1	0	1											
Bob Welch, R OBP: 0.113, SLG: 0.078 Franklin Stubbs, L OBP: 0.275, SLG: 0.349 (1, 1) (9, 3)										3	0	0	0	0	0	2											
<b>Inning Stats</b>	R: 2 E: 0 K: 0 S: 6	H: 3 LOB: 1 BB: 0 P: 6	R: 0 E: 0 K: 0 S: 4	H: 1 LOB: 2 BB: 1 P: 8	R: 0 E: 0 K: 1 S: 5	H: 0 LOB: 0 BB: 0 P: 5	R: 0 E: 0 K: 0 S: 3	H: 0 LOB: 1 BB: 1 P: 7	R: 0 E: 0 K: 2 S: 7	H: 0 LOB: 0 BB: 0 P: 7	R: 0 E: 0 K: 0 S: 3	H: 0 LOB: 0 BB: 0 P: 3	R: 0 E: 0 K: 0 S: 3	H: 0 LOB: 0 BB: 0 P: 3	R: 2 E: 1 K: 1 S: 8	H: 4 LOB: 2 BB: 1 P: 12		1B: 7 2B: 1 3B: 0 HR: 0	SF: 0 SAC: 0 DP: 0 HBP: 0	WP: 1 PB: 0 SB: 1 CS: 2	PA: 34						
<b>PITCHER</b>	IP	WLS	BF	H	R	ER	SO	BB	IBB	HBP	BLK	WP	HR	S	P	ERA	WHIP										
Mark Grant, R ERA: 6.37 (1, 1)	7.0		29	5	4	4	3	3	0	0	0	1	0	32	44	5.14	1.143										
Frank Williams, R ERA: 3.47 (8, 1)	0.2	L	2	1	0	0	1	0	0	0	0	0	0	4	4	0.00	1.500										
Gary Lavelle, L ERA: 2.76 (8, 1)	0.1		3	2	0	0	0	0	0	0	0	0	0	3	3	0.00	6.000										

AB	35
R	3
H	10
RBI	2
BB	0
SO	7
LOB	13





Batter	1	2	3	4	5	6	7	8	9	10	11	AB	R	H	RBI	BB	SO	LOB	TOP			
Dan Gladden, R OBP: 0.408, SLG: 0.442 (1, 8)	SH5-3 WP 1B	IBB		6-3		G6-4-3 1-2f			K		F9	5	0	1	0	1	1	3				
Brad Welman, R OBP: 0.279, SLG: 0.295 (8, 6)	SH5-3 1-3	F8					6-3		K			4	0	1	0	0	1	3				
Dusty Baker Jr., R OBP: 0.387, SLG: 0.374 Rob Deer, R OBP: 0.393, SLG: 0.619 (1, 9) (5, 7)	F7	F4				6-3						3	0	0	0	0	0	5				
Jeffrey Leonard, R OBP: 0.357, SLG: 0.484 Chili Davis, S OBP: 0.368, SLG: 0.508 (1, 7) (5, 9) (10, PH) (10, 9)	F8						E3 BB					4	0	1	0	0	0	2				
Bob Brenly, R OBP: 0.352, SLG: 0.464 (1, 2)		2B 1B				F3						5	1	1	0	0	0	4				
Chris Brown, R OBP: 0.341, SLG: 0.395 (1, 5)												3	1	1	1	2	1	0				
Johnnie LeMaster, R OBP: 0.265, SLG: 0.282 Mike Krukow, R OBP: 0.149, SLG: 0.153 Gene Richards, L OBP: 0.342, SLG: 0.284 Frank Williams, R OBP: 0.333, SLG: 0.222 (1, 6) (8, 1) (11, PH) (11, 1)	E3 SH5-4 1B					G5-4-3 BB						4	0	0	0	0	0	6	AB 40			
John Rabb, R OBP: 0.284, SLG: 0.321 (1, 3)												5	0	1	1	0	3	1	R 3			
George Riley, L OBP: 0.100, SLG: 0.100 Steve Nicosia, R OBP: 0.336, SLG: 0.462 Scott Garretts, R OBP: 0.100, SLG: 0.100 Duane Kuiper, L OBP: 0.268, SLG: 0.202 (1, 1) (6, PH) (6, 1) (8, 4)	SH5-4 1B											1	0	0	0	0	1	0	H 10			
<b>Inning Stats</b>	R: 0 E: 0 K: 0 S: 4	H: 1 LOB: 1 BB: 0 P: 4	R: 2 E: 1 K: 0 S: 7	H: 3 LOB: 3 BB: 1 P: 11	R: 0 E: 0 K: 0 S: 3	H: 1 LOB: 1 BB: 1 P: 7	R: 0 E: 0 K: 1 S: 5	H: 0 LOB: 0 BB: 0 P: 5	R: 0 E: 1 K: 0 S: 5	H: 1 LOB: 3 BB: 1 P: 9	R: 0 E: 0 K: 2 S: 7	H: 0 LOB: 0 BB: 0 P: 7	R: 0 E: 0 K: 1 S: 4	H: 0 LOB: 1 BB: 1 P: 8	R: 0 E: 0 K: 1 S: 7	H: 2 LOB: 2 BB: 0 P: 7	1B: 8 2B: 1 3B: 0 HR: 1	SF: 0 SAC: 2 DP: 2 HBP: 0	WP: 1 PB: 1 SB: 0 CS: 1	PA: 46		
<b>PITCHER</b>	Jerry Reuss, L ERA: 3.82 (1, 1)	IP 7.0 WLS 6 BF 32 H 8 R 3 ER 3 SO 2 BB 2 IBB 1 HBP 0 BLK 0 WP 1 HR 1 S 33 P 45 ERA 3.86 WHIP 1.429	Ken Howell, R ERA: 3.33 (8, 1)	2.0 W 8 L 2 0 0 0 4 0 0 0 0 0 0 0 2 1 0 0 0 0 0 11 15 0.00 1.500	<b>PITCHER</b>	IP WLS BF H R ER SO BB IBB HBP BLK WP HR S P ERA WHIP																

San Francisco Giants @ Los Angeles Dodgers  
Dodger Stadium, Los Angeles, CA  
Sat Sep 29 1984, 3:33 AM PDT  
Att: 25,309 - Unknown



Batter	1	2	3	4	5	6	7	8	9	10	11	AB	R	H	RBI	BB	SO	LOB	BOTTOM			
Steve Sax, R OBP: 0.299, SLG: 0.303 (1, 4)	6-3			S 1B	F9		SH1-4 1-2		F2		1B IBB	4	1	1	0	1	0	1				
Bob Bailor, R OBP: 0.283 Rafael Landestoy, S OBP: 0.200, SLG: 0.241 Ken Howell, R OBP: 0.333 (1, 6) (7, PH) (8, 1) (8, PH) (10, 1) (11, PH)	F4											3	0	1	0	0	0	1				
Mike Marshall, R OBP: 0.315, SLG: 0.438 Franklin Stubbs, L OBP: 0.277, SLG: 0.347 (1, 7) (7, 3)	1B 2B											3	1	1	0	0	0	2				
Pedro Guerrero, R OBP: 0.358, SLG: 0.463 (1, 3) (7, 9)												5	0	3	3	0	0	1				
Candy Maldonado, R OBP: 0.319, SLG: 0.384 (1, 8)	1-3											5	0	1	0	0	0	4				
Tony Brewer, R OBP: 0.135, SLG: 0.088 Ed Amelung, L OBP: 0.250, SLG: 0.217 (1, 9) (6, PH) (7, 7)												2	0	0	0	0	0	2				
German Rivera, R OBP: 0.321, SLG: 0.357 (1, 5)												4	0	1	0	1	1	1				
Gilberto Reyes, R Mike Scioscia, L OBP: 0.371, SLG: 0.374 (1, 2) (8, PH) (9, 2)	F2											3	0	0	0	0	1	1	AB 41			
Rafael Landestoy, S OBP: 0.200, SLG: 0.241 (11, PR)												0	1	0	0	0	0	0	R 4			
Jerry Reuss, L OBP: 0.259, SLG: 0.208 Terry Whitfield, L OBP: 0.313, SLG: 0.356 Bill Russell, R OBP: 0.330, SLG: 0.322 (1, 1) (7, PH) (8, 6)	4-3											1	0	0	0	1	0	1	H 12			
<b>Inning Stats</b>	R: 1 E: 0 K: 0 S: 5	H: 2 LOB: 1 BB: 0 P: 5	R: 0 E: 0 K: 0 S: 3	H: 0 LOB: 1 BB: 1 P: 7	R: 1 E: 0 K: 0 S: 6	H: 3 LOB: 2 BB: 0 P: 6	R: 0 E: 0 K: 1 S: 5	H: 0 LOB: 1 BB: 1 P: 9	R: 0 E: 0 K: 0 S: 4	H: 1 LOB: 2 BB: 2 P: 12	R: 0 E: 0 K: 1 S: 6	H: 1 LOB: 1 BB: 0 P: 6	R: 0 E: 0 K: 1 S: 5	H: 0 LOB: 0 BB: 0 P: 5	R: 0 E: 0 K: 1 S: 6	H: 1 LOB: 1 BB: 0 P: 6	R: 1 E: 0 K: 0 S: 3	H: 3 LOB: 3 BB: 1 P: 7	1B: 11 2B: 1 3B: 0 HR: 0	SF: 0 SAC: 1 DP: 0 HBP: 0	WP: 0 PB: 0 SB: 1 CS: 0	PA: 47
<b>PITCHER</b>	George Riley, L ERA: 3.99 (1, 1)	IP 5.0 WLS 9 BF 23 H 6 R 1 ER 2 SO 1 BB 2 IBB 0 HBP 0 BLK 0 WP 0 HR 0 S 23 P 31 ERA 3.60 WHIP 1.600	Scott Garretts, R ERA: 5.65 (6, 1)	2.0 9 1 1 0 2 0 0 0 0 0 0 7 15 4.50 1.500	Mike Krukow, R ERA: 4.56 (8, 1)	3.0 11 2 0 0 3 0 0 0 0 0 0 17 17 0.00 0.667	Frank Williams, R ERA: 3.55 (11, 1)	0.0 L 4 3 1 1 0 0 1 0 0 0 0 3 7 ∞ ∞	<b>PITCHER</b>	IP WLS BF H R ER SO BB IBB HBP BLK WP HR S P ERA WHIP												

San Francisco Giants @ Los Angeles Dodgers  
Dodger Stadium, Los Angeles, CA  
Sat Sep 29 1984, 3:33 AM PDT  
Att: 25,309 - Unknown





Batter	1	2	3	4	5	6	7	8	9	AB	R	H	RBI	BB	SO	LOB	TOP					
Dan Gladden, R OBP: 0.410, SLG: 0.447 (1, 8)	0-0 4-3		0-0 1B			0-0 5-3		0-0 1B FC4-6	0-0 2B	5	1	3	0	0	0	0	<b>San Francisco Giants @ Los Angeles Dodgers</b> <b>Dodger Stadium, Los Angeles, CA</b> Sun Sep 30 1984, 3:33 AM PDT Att: 42,125 - Unknown					
Brad Wellman, R OBP: 0.274, SLG: 0.291 (1, 4)	0-0 5-3		0-0 4-3			0-0 F6		0-0 F8	0-0 6-3	5	0	0	0	0	0	4						
Chris Brown, R OBP: 0.358, SLG: 0.405 (1, 5)	0-0 5-3			4-0 BB		0-0 1B		0-0 FC4-6 1B		3	0	2	0	1	0	0						
Alejandro Sanchez, R OBP: 0.195, SLG: 0.244 (1, 9)		0-3 K		0-0 F9		0-0 4-3		0-0 FC4-6 1B	0-0 FC4-6	4	0	0	1	0	1	3						
Rob Deer, R OBP: 0.375, SLG: 0.542 (1, 7)		4-0 E BB		0-3 K				0-3 K	0-0 F8	3	0	0	0	1	2	2						
John Rabb, R OBP: 0.283, SLG: 0.317 (1, 3)		0-0 F9		0-0 6-3				0-0 6-3		4	1	1	0	0	0	2						
Fran Mullins, R OBP: 0.277, SLG: 0.345 (1, 6)		0-0 F9				0-0 G1-6-3 1B		4-0 1B BB	0-3 K	3	0	1	0	1	1	2						
Randy Gomez, R OBP: 0.342, SLG: 0.200 (1, 2)			0-0 4-3		0-0 G1-6-3		0-0 1B	0-0 5-3	0-0 5-3	4	0	1	0	0	0	2						
Mark Davis, L OBP: 0.187, SLG: 0.217 (5, PH) Gene Richards, L OBP: 0.340, SLG: 0.281 (5, 1) Jeff Robinson, R OBP: 0.244, SLG: 0.115 (7, PH) Chili Davis, L OBP: 0.340, SLG: 0.507 (7, 1) Mark Calvert, R OBP: 0.270, SLG: 0.209 (8, PH)			0-3 K		0-0 4-3		0-0 4-3		0-0 F7	1	0	0	0	0	1	0	<b>GIANTS</b>					
									0-0 2B 1B	1	0	0	0	0	0	0						
<b>Inning Stats</b>	R: 0 E: 0 K: 0 S: 3	H: 0 LOB: 0 BB: 0 P: 3	R: 0 E: 1 K: 1 S: 5	H: 0 LOB: 1 BB: 1 P: 9	R: 0 E: 0 K: 1 S: 6	H: 1 LOB: 1 BB: 0 P: 6	R: 0 E: 0 K: 1 S: 5	H: 0 LOB: 1 BB: 1 P: 9	R: 0 E: 0 K: 0 S: 4	H: 1 LOB: 0 BB: 0 P: 3	R: 0 E: 0 K: 0 S: 4	H: 1 LOB: 1 BB: 0 P: 4	R: 0 E: 0 K: 1 S: 6	H: 1 LOB: 2 BB: 1 P: 10	R: 1 E: 0 K: 0 S: 5	H: 2 LOB: 1 BB: 0 P: 5	R: 1 E: 0 K: 1 S: 8	H: 3 LOB: 2 BB: 0 P: 8	1B: 8 2B: 1 3B: 0 HR: 0	SF: 0 SAC: 0 DP: 1 HBP: 0	WP: 0 PB: 0 SB: 1 CS: 0	PA: 38
<b>PITCHER</b> Orel Hershiser, R ERA: 2.66 (1, 1)	IP: 9.0 WLS: W BF: 38 H: 9 R: 2 ER: 2 SO: 5 BB: 3 IBB: 0 HBP: 0 BLK: 0 WP: 0 HR: 0 S: 45 P: 57 ERA: 2.00 WHIP: 1.333															<b>PITCHER</b>	IP: 9.0 WLS: W BF: 38 H: 9 R: 2 ER: 2 SO: 5 BB: 3 IBB: 0 HBP: 0 BLK: 0 WP: 0 HR: 0 S: 45 P: 57 ERA: 2.00 WHIP: 1.333					

Batter	1	2	3	4	5	6	7	8	9	AB	R	H	RBI	BB	SO	LOB	BOTTOM			
Steve Sax, R OBP: 0.300, SLG: 0.304 (1, 4) Pedro Guerrero, R OBP: 0.359, SLG: 0.462 (8, PH) Rafael Landestoy, S OBP: 0.200, SLG: 0.241 (9, 4)	0-0 6-3		0-0 S 1B 1B	0-0 5-3		0-0 2B 1B		0-3 K		4	2	2	0	0	0	2	<b>San Francisco Giants @ Los Angeles Dodgers</b> <b>Dodger Stadium, Los Angeles, CA</b> Sun Sep 30 1984, 3:33 AM PDT Att: 42,125 - Unknown			
Bob Bailor, R OBP: 0.317, SLG: 0.305 (1, 6) (7, 5)	0-0 G6-4-3 1B		0-0 1B S		0-0 5-3	0-0 2B				4	1	3	3	0	0	0				
R.J. Reynolds, S OBP: 0.300, SLG: 0.350 (1, 7) Ed Amelung, L OBP: 0.250, SLG: 0.217 (7, 7)	0-0 G6-4-3		0-0 1B 1B		0-0 4-3	0-0 1B 3B				4	1	2	1	0	0	2				
Tony Brewer, R OBP: 0.195, SLG: 0.216 (1, 9)		0-3 K	0-0 1B		4-0 1B BB		0-0 HR			3	1	2	2	1	1	0				
Candy Maldonado, R OBP: 0.318, SLG: 0.382 (1, 8)		0-0 F9	0-3 K		0-0 F3 1B		0-0 1-3			4	0	1	1	0	1	2				
Franklin Stubbs, L OBP: 0.273, SLG: 0.341 (1, 3)		0-3 K		0-0 5-3		0-0 F3		0-0 3-1		4	0	0	0	0	1	2				
German Rivera, R OBP: 0.321, SLG: 0.357 (1, 5) Bill Russell, R OBP: 0.329, SLG: 0.321 (7, 6)			0-3 K	SH1-4 FC 1B		0-0 6-3		0-0 5-3		3	0	1	0	0	1	0				
Mike Scioscia, L OBP: 0.367, SLG: 0.370 (1, 2)			0-0 F3	FC SH1-4		0-0 4-3		0-0 F7		4	0	0	0	0	1	1				
Orel Hershiser, R OBP: 0.259, SLG: 0.200 (1, 1)			4-0 1B BB	SH1-4		0-0 1B 2B		0-0 1-3		2	2	1	0	1	0	0				
<b>Inning Stats</b>	R: 0 E: 0 K: 0 S: 3	H: 1 LOB: 0 BB: 0 P: 3	R: 0 E: 0 K: 2 S: 7	H: 0 LOB: 0 BB: 0 P: 7	R: 3 E: 0 K: 2 S: 11	H: 4 LOB: 2 BB: 1 P: 15	R: 0 E: 0 K: 0 S: 5	H: 1 LOB: 2 BB: 0 P: 5	R: 1 E: 0 K: 0 S: 4	H: 2 LOB: 1 BB: 1 P: 8	R: 2 E: 0 K: 0 S: 6	H: 3 LOB: 1 BB: 0 P: 6	R: 1 E: 0 K: 0 S: 4	H: 1 LOB: 0 BB: 0 P: 4	R: 0 E: 0 K: 1 S: 5	H: 0 LOB: 0 BB: 0 P: 5	1B: 9 2B: 1 3B: 1 HR: 1	SF: 0 SAC: 1 DP: 1 HBP: 0	WP: 0 PB: 0 SB: 2 CS: 0	PA: 37
<b>PITCHER</b> Mark Davis, L ERA: 5.36 Jeff Robinson, R ERA: 4.56 Mark Calvert, R ERA: 5.06	IP: 4.0 WLS: L BF: 19 H: 5 R: 3 ER: 3 SO: 4 BB: 1 IBB: 0 HBP: 0 BLK: 0 WP: 0 HR: 0 S: 26 P: 30 ERA: 6.75 WHIP: 1.750															<b>PITCHER</b>	IP: 4.0 WLS: L BF: 19 H: 5 R: 3 ER: 3 SO: 4 BB: 1 IBB: 0 HBP: 0 BLK: 0 WP: 0 HR: 0 S: 26 P: 30 ERA: 6.75 WHIP: 1.750			