

Los Angeles Dodgers - 1985

Batter	1	2	3	4	5	6	7	8	9	AB R H RBI BB SO LOB	TOP									
Mariano Duncan, R (1, 4)	0-3 K		0-0 F9			0-0 F7			0-0 F2	4 0 0 0 0 1 0	Los Angeles Dodgers @ Houston Astros Astrodome, Houston, TX Tue Apr 09 1985, 7:05 PM EST Att. 42,876 - Unknown livebaseballscorecards.com									
Ken Landreaux, L (1, 8) Steve Yeager, R (9, PH)	0-0 4-3		0-0 F7			0-0 F9		0-3 K	3 0 0 0 0 0 0 1 0 0 0 0 1 0											
Al Oliver, L (1, 7) OBP: 0.250, SLG: 0.250	0-0 4-3			0-3 K		0-0 F7		0-0 1B	4 0 1 0 0 1 0											
Pedro Guerrero, R (1, 5)		0-0 F8		0-0 F9		0-0 F4		0-0 5-3	4 0 0 0 0 0 1											
Mike Marshall, R (1, 9) OBP: 0.333, SLG: 0.667		0-0 1B 2B		0-3 K		0-3 K			3 1 1 0 0 2 0											
Mike Scioscia, L (1, 2) OBP: 0.333, SLG: 0.667		0-0 F7			0-0 G3 2B	0-0 F7			3 0 1 0 0 0 1											
Sid Bream, L (1, 3) OBP: 0.333, SLG: 0.333		0-0 2-H 1B			0-0 G3	0-0 F7		0-0 6-3	3 0 1 1 0 0 1											
Dave Anderson, R (1, 6)		0-0 6-3			0-0 F9	0-0 F4		0-0 F4	3 0 0 0 0 0 2											
Fernando Valenzuela, L (1, 1) Candy Maldonado, R (8, PH) Tom Niedenfuer, R (8, 1)			0-0 F7		0-0 6-3		0-3 K		2 0 0 0 0 0 1 1 0 0 0 0 1 0 0 0 0 0 0 0 0											
Inning Stats	R: 0 E: 0 K: 1 S: 5	H: 0 LOB: 0 BB: 0 P: 5	R: 1 E: 0 K: 0 S: 5	H: 2 LOB: 1 BB: 0 P: 5	R: 0 E: 0 K: 0 S: 3	H: 0 LOB: 0 BB: 0 P: 3	R: 0 E: 0 K: 2 S: 7	H: 0 LOB: 0 BB: 0 P: 7	R: 0 E: 0 K: 0 S: 4	H: 1 LOB: 1 BB: 0 P: 4	R: 0 E: 0 K: 0 S: 3	H: 0 LOB: 0 BB: 0 P: 3	R: 0 E: 0 K: 1 S: 5	H: 0 LOB: 0 BB: 0 P: 5	R: 0 E: 0 K: 1 S: 6	H: 1 LOB: 1 BB: 0 P: 6	1B: 2 2B: 2 3B: 0 HR: 0	SF: 0 SAC: 0 DP: 0 HBP: 0	WP: 0 PB: 0 SB: 0 CS: 0	PA: 31
PITCHER	IP WLS BF H R ER SO BB IBB HBP BLK WP HR S P ERA WHIP																			
Nolan Ryan, R (1, 1) ERA: 1.29	7.0 W 24 3 1 1 4 0 0 0 0 0 0 0 32 32 1.29 0.429																			
Frank DiPino, L (8, 1) ERA:	2.0 S 7 1 0 0 2 0 0 0 0 0 0 0 11 11 0.00 0.500																			

AB	31
R	1
H	4
RBI	1
BB	0
SO	6
LOB	6



Batter	1	2	3	4	5	6	7	8	9	AB	R	H	RBI	BB	SO	LOB
Dickie Thon, R OBP: 0.250, SLG: 0.250 (1, 6)	0-0 5-3		0-0 E 1B	0-0 FC1-6 1-2f 2B			0-0 5-3			4	1	1	0	0	0	1
Enos Cabell, R OBP: 0.750, SLG: 1.250 (1, 3)	0-0 1B		0-3 K	0-0 1-H 2B			0-0 2B			4	0	3	0	0	1	1
Phil Garner, R OBP: 0.250, SLG: 0.250 (1, 5)	0-0 FC6-4		0-0 FC6-4 2-H 1B		0-3 K		0-0 F3			4	0	1	1	0	1	2
Jose Cruz, L OBP: 0.500, SLG: 0.500 (1, 7)	0-0 4-3		0-0 FC6-4 1-2f BB		0-0 G4-3 1B		0-0 2-3 1B			4	0	2	0	0	0	2
Jerry Mumphrey, S (1, 8)		0-0 1-3	4-0 1-2 BB		0-0 G4-3 1-2f		0-0 5-3			3	0	0	0	1	0	3
Terry Puhl, L (1, 9)		4-0 WP BB	0-0 F4			0-0 B1-3		0-0 F9		3	0	0	0	1	0	2
Alan Ashby, S (1, 2)		0-0 E6 1-2		0-3 K		0-0 FC6-4 1B		0-0 F9		4	0	1	0	0	1	1
Bill Doran, S (1, 4)		0-0 F8		0-0 E 2B		0-0 F8		0-0 1B		4	1	2	0	0	0	3
Nolan Ryan, R (1, 1)		0-3 K		0-0 E4 FC1-6 2-H		0-0 FC6-4 1-2f		0-3 K		3	0	0	0	0	1	3
Frank DiPino, L (8, 1)										1	0	0	0	0	1	1

Inning Stats	R: 0	H: 1	E: 0	LOB: 1	K: 0	BB: 0	S: 4	R: 0	H: 0	E: 1	LOB: 2	K: 1	BB: 1	S: 6	R: 1	H: 2	E: 1	LOB: 2	K: 1	BB: 1	S: 7	R: 0	H: 1	E: 0	LOB: 0	K: 1	BB: 0	S: 5	R: 0	H: 1	E: 0	LOB: 1	K: 0	BB: 0	S: 4	R: 0	H: 2	E: 0	LOB: 2	K: 0	BB: 0	S: 5	R: 0	H: 1	E: 0	LOB: 1	K: 1	BB: 0	S: 6
--------------	------	------	------	--------	------	-------	------	------	------	------	--------	------	-------	------	------	------	------	--------	------	-------	------	------	------	------	--------	------	-------	------	------	------	------	--------	------	-------	------	------	------	------	--------	------	-------	------	------	------	------	--------	------	-------	------

PITCHER	IP	WLS	BF	H	R	ER	SO	BB	IBB	HBP	BLK	WP	HR	S	P	ERA	WHIP
Fernando Valenzuela, L (1, 1)	7.0	L	32	9	2	0	4	2	0	0	0	1	0	38	46	0.00	1.571
Tom Niedenfuer, R (8, 1)	1.0		4	1	0	0	1	0	0	0	0	0	0	6	6	0.00	1.000

BOTTOM

Los Angeles Dodgers @ Houston Astros
Astrodome, Houston, TX

Tue Apr 09 1985, 7:05 PM EST
Att. 42,876 - Unknown

livebaseballscorecards.com

AB	34
R	2
H	10
RBI	1
BB	2
SO	5
LOB	19



WP: 1	PA: 36
PB: 0	SB: 0
CS: 0	

Batter	1	2	3	4	5	6	7	8	9	AB R H RBI BB SO LOB	TOP		
Mariano Duncan, R (1, 4) OBP: 0.222, SLG: 0.222	0-0 1B S SF9 1B	0-0 F9			0-0 1B	0-0 G3 1-2 2-3		0-0 G6-4-3 1-2f		5 1 2 0 0 0 4			
Ken Landreaux, L (1, 8) OBP: 0.125, SLG: 0.500	0-0 6-3 1-2		0-0 F8		0-0 F7		0-0 HR	0-3 K		5 1 1 1 0 1 2			
Al Oliver, L (1, 7) OBP: 0.375, SLG: 0.375 Candy Maldonado, R (7, 7) (9, 9)	0-0 BB 2-3 1B		0-0 1B		0-0 1-3		0-0 5-3		0-3 K	4 0 2 0 0 0 1 1 0 0 0 0 1 0			
Pedro Guerrero, R (1, 5) OBP: 0.222, SLG: 0.625	0-0 SF9 3-H		0-0 F8			0-0 SH3 BB 1B	0-0 HR		0-3 K	4 2 2 2 0 1 1			
Mike Marshall, R (1, 9) OBP: 0.500, SLG: 0.400 Steve Howe, L (9, 1)	4-0 BB 1-2 BB		0-0 4-3			4-0 SH3 1-2 1B BB	4-0 FC1-6 1B BB		0-3 K	2 1 0 0 3 1 1 0 0 0 0 0 0 0			
Mike Scioscia, L (1, 2) OBP: 0.333, SLG: 0.500	0-0 3-1			0-0 4-3		0-0 SH3 1-2 2-3	0-0 FC1-6 1B			3 0 1 0 0 0 2			
Sid Bream, L (1, 3) OBP: 0.286, SLG: 0.167		0-0 4-3		0-0 G3		4-0 PB 1B IBB	0-0 FC1-6 FC6-4 1-2f 2-3			3 0 0 0 1 0 2			
Dave Anderson, R (1, 6)		0-0 6-3		0-3 K		0-0 F6	0-0 FC6-4 1-2f			4 0 0 0 0 1 5			
Jerry Reuss, L (1, 1) OBP: 0.750, SLG: 0.667 Ken Howell, R (8, 1) Tom Niedenfuer, R (9, 1) Terry Whitfield, L (9, 7)		0-0 1B		0-3 K2-3		0-0 PB 1B 1-2 2-H 3-H		4-0 G6-4-3 BB		3 0 2 2 1 1 0			
Inning Stats	R: 1 H: 2 E: 0 LOB: 2 K: 0 BB: 1 S: 5 P: 9	R: 0 H: 1 E: 0 LOB: 1 K: 0 BB: 0 S: 4 P: 4	R: 0 H: 1 E: 0 LOB: 1 K: 0 BB: 0 S: 4 P: 4	R: 0 H: 0 E: 0 LOB: 0 K: 1 BB: 0 S: 5 P: 5	R: 0 H: 1 E: 0 LOB: 1 K: 1 BB: 0 S: 6 P: 6	R: 2 H: 2 E: 0 LOB: 2 K: 0 BB: 2 S: 5 P: 13	R: 2 H: 3 E: 0 LOB: 2 K: 0 BB: 1 S: 6 P: 10	R: 0 H: 0 E: 0 LOB: 0 K: 1 BB: 1 S: 4 P: 8	R: 0 H: 0 E: 0 LOB: 0 K: 3 BB: 0 S: 9 P: 9	1B: 8 SF: 1 2B: 0 SAC: 1 3B: 0 DP: 1 HR: 2 HBP: 0	WP: 0 PA: 41 PB: 1 SB: 1 CS: 0		
PITCHER	IP WLS BF H R ER SO BB IBB HBP BLK WP HR S P ERA WHIP											PITCHER	IP WLS BF H R ER SO BB IBB HBP BLK WP HR S P ERA WHIP
Joe Niekro, R (1, 1) ERA: 4.5	6.0 L 28 7 3 3 2 2 1 0 0 0 0 0 29 41 4.50 1.500												
Julio Solano, R (7, 1) ERA: 54.0	0.1 5 3 2 2 0 1 0 0 0 0 0 2 4 8 54.00 12.000												
Jeff Calhoun, L (7, 1) ERA:	1.2 5 0 0 0 1 1 0 0 0 0 0 0 6 10 0.00 0.600												
Dave Smith, R (9, 1) ERA:	1.0 3 0 0 0 3 0 0 0 0 0 0 0 9 9 0.00 0.000												

Los Angeles Dodgers @ Houston Astros
 Astrodome, Houston, TX
 Wed Apr 10 1985, 7:05 PM EST
 Att. 9,945 - Unknown

AB	34
R	5
H	10
RBI	5
BB	5
SO	6
LOB	18



WP: 0	PA: 41
PB: 1	
SB: 1	
CS: 0	

ERA	WHIP

livebaseballscorecards.com

Batter	1	2	3	4	5	6	7	8	9	AB R H RBI BB SO LOB	TOP																		
Mariano Duncan, R (1, 4) OBP: 0.385, SLG: 0.333	0-3 K			0-0 BB 1B		0-0 1B G4-3-6 1B		4-0 2B BB		3 2 2 0 1 1 0	Los Angeles Dodgers @ Houston Astros Astrodome, Houston, TX Thu Apr 11 1985, 4:33 AM EST Att. 5,793 - Unknown																		
Ken Landreaux, L (1, 8) OBP: 0.167, SLG: 0.500	0-0 6-3			0-0 F9		0-3 K		0-0 1-H HR 2B		4 1 1 1 0 1 2																			
Mike Marshall, R (1, 9) OBP: 0.500, SLG: 0.778	0-3 K			0-3 K		0-0 1-3 G4-3-6 1B		0-0 2-H HR		4 1 2 2 0 2 1																			
Pedro Guerrero, R (1, 5) OBP: 0.231, SLG: 0.455		0-0 6-3		4-0 1-2 BB		0-0 G4-3-6		0-3 K		3 0 0 0 1 1 1																			
Candy Maldonado, R (1, 7)		0-0 F8		0-0 F8			0-0 F8		0-3 K	4 0 0 0 0 1 2																			
Steve Yeager, R (1, 2) Mike Scioscia, L (7, PH) OBP: 0.250, SLG: 0.375		0-0 G3			0-3 K		0-0 G3		0-0 F5	2 0 0 0 0 1 0 2 0 0 0 0 0 0																			
Sid Bream, L (1, 3) OBP: 0.182, SLG: 0.100			0-0 F9		0-0 6-3		0-0 F4		0-0 F8	4 0 0 0 0 0 0																			
Dave Anderson, R (1, 6) OBP: 0.100, SLG: 0.100			0-3 K		0-0 1B			0-0 6-3		3 0 1 0 0 1 0																			
Orel Hershiser, R (1, 1) Steve Sax, R (5, PH) Carlos Diaz, R (5, 1) Jay Johnstone, L (8, PH) Ken Howell, R (8, 1)			0-0 F6		0-0 F7			0-0 F5		1 0 0 0 0 0 0 1 0 0 0 0 0 1 0 0 0 0 0 0 0 1 0 0 0 0 0 0 0 0 0 0 0 0 0																			
Inning Stats	R: 0 E: 0 K: 2 S: 7	H: 0 LOB: 0 BB: 0 P: 7	R: 0 E: 0 K: 0 S: 3	H: 0 LOB: 0 BB: 0 P: 3	R: 0 E: 0 K: 1 S: 5	H: 0 LOB: 0 BB: 0 P: 5	R: 0 E: 0 K: 1 S: 6	H: 1 LOB: 2 BB: 1 P: 10	R: 0 E: 0 K: 1 S: 6	H: 1 LOB: 1 BB: 0 P: 6	R: 1 E: 0 K: 1 S: 6	H: 2 LOB: 0 BB: 0 P: 6	R: 0 E: 0 K: 0 S: 3	H: 0 LOB: 0 BB: 0 P: 3	R: 3 E: 0 K: 1 S: 7	H: 2 LOB: 0 BB: 1 P: 11	R: 0 E: 0 K: 1 S: 5	H: 0 LOB: 0 BB: 0 P: 5	1B: 4 2B: 1 3B: 0 HR: 1	SF: 0 SAC: 0 DP: 1 HBP: 0	WP: 0 PB: 0 SB: 0 CS: 0	PA: 34							
PITCHER	IP WLS BF H R ER SO BB IBB HBP BLK WP HR S P ERA WHIP												PITCHER	IP WLS BF H R ER SO BB IBB HBP BLK WP HR S P ERA WHIP															
Bob Knepper, L (1, 1) ERA: 1.5	6.0		22	4	1	1	6	1	0	0	0	0	0	0	33	37	1.50	0.833											
Bill Dawley, R (7, 1) ERA: 13.5	2.0	L	9	2	3	3	1	1	0	0	0	0	1	10	14	13.50	1.500												
Frank DiPino, L (9, 1) ERA:	1.0		3	0	0	0	1	0	0	0	0	0	0	5	5	0.00	0.000												

livebaseballscorecards.com

AB	32
R	4
H	6
RBI	3
BB	2
SO	8
LOB	7



Batter	1	2	3	4	5	6	7	8	9	AB	R	H	RBI	BB	SO	LOB
Dickie Thon, R OBP: 0.231, SLG: 0.231 (1, 6)	0-0 F9		0-0 CS 1B		0-0 1B		0-0 CS	0-0 F8		4	0	2	0	0	0	0
Terry Puhl, L OBP: 0.364, SLG: 0.300 (1, 9)	0-0 G1-6-3 1B		0-0 CS 1-2	0-0 2B 1B	0-0 1B		0-0 F7	0-0 FC4-6 1B		4	1	3	0	0	0	0
Denny Walling, L OBP: 0.200, SLG: 0.400 Frank DiPino, L (9, 1)	0-0 G1-6-3 1-2f			0-0 1B 2B	0-0 4-3			0-0 FC4-6 1-2f		4	1	1	0	0	0	2
Jose Cruz, L OBP: 0.462, SLG: 0.417 (1, 7)		BB 4-0 FC3-6 BB		0-0 2B 1B 2-H 3-H		0-3 K		0-3 K		3	1	1	2	1	2	1
Jerry Mumphrey, S OBP: 0.333, SLG: 0.222 (1, 8)		0-0 FC3-6 G3 1-2f		0-0 6-3 FC3-2 2B 1-H		0-3 K		0-0 4-3		4	0	1	1	0	1	1
Harry Spilman, L (1, 3)		0-0 G3		0-0 6-3		0-3 K				2	0	0	0	0	0	2
Tim Tolman, R (6, PH)		0-0 G3		0-0 6-3						1	0	0	0	0	1	0
Bill Dawley, R (7, 1)		1-2		2-3						0	0	0	0	0	0	0
Phil Garner, R OBP: 0.300, SLG: 0.333 (9, 5)		1-2		2-3						1	0	1	0	0	0	0
Mark Bailey, S (1, 2)		0-0 1-3		0-0 FC3-2 1B						3	0	0	0	1	0	2
Craig Reynolds, L (9, PR)				3-H						0	0	0	0	0	0	0
Bill Doran, S OBP: 0.250, SLG: 0.333 (1, 4)			0-0 F7	0-0 1-2 1B				0-0 4-3		4	0	1	0	0	0	2
Bob Knepper, L (1, 1)			0-0 6-3	0-0 G3				0-0 E3		2	0	0	0	0	0	2
Enos Cabell, R OBP: 0.545, SLG: 0.818 (7, 3)									0-0 G6-4 1-2f 2-3	2	0	0	0	0	0	2


Inning Stats	R: 0	H: 1	E: 0	K: 0	S: 3	H: 0	LOB: 1	BB: 1	P: 7	R: 0	H: 1	E: 0	K: 0	S: 3	R: 3	H: 5	E: 0	K: 0	S: 8	R: 0	H: 1	E: 0	K: 0	S: 3	R: 0	H: 0	E: 0	K: 3	S: 9	R: 0	H: 0	E: 1	K: 0	S: 3	R: 0	H: 1	E: 0	K: 1	S: 6	R: 0	H: 1	E: 0	K: 0	S: 4	1B: 8	SF: 0	2B: 2	3B: 0	HR: 0	SAC: 0	DP: 1	HBP: 0
--------------	------	------	------	------	------	------	--------	-------	------	------	------	------	------	------	------	------	------	------	------	------	------	------	------	------	------	------	------	------	------	------	------	------	------	------	------	------	------	------	------	------	------	------	------	------	-------	-------	-------	-------	-------	--------	-------	--------

PITCHER	IP	WLS	BF	H	R	ER	SO	BB	IBB	HBP	BLK	WP	HR	S	P	ERA	WHIP
Orel Hershiser, R ERA: 6.75 (1, 1)	4.0		18	7	3	3	0	1	0	0	0	0	0	17	21	6.75	2.000
Carlos Diaz, L ERA: (5, 1)	3.0	W	9	1	0	0	3	0	0	0	0	0	0	15	15	0.00	0.333
Ken Howell, R ERA: 6.75 (8, 1)	2.0	S	9	2	0	0	1	1	0	0	0	0	0	10	14	0.00	1.500

Los Angeles Dodgers @ Houston Astros
Astrodome, Houston, TX
Thu Apr 11 1985, 4:33 AM EST
Att. 5,793 - Unknown

AB	34
R	3
H	10
RBI	3
BB	2
SO	4
LOB	14

WP: 0 PA: 38
PB: 0
SB: 0
CS: 2



Batter	1	2	3	4	5	6	7	8	9	AB R H RBI BB SO LOB	TOP													
Dan Gladden, R OBP: 0.364, SLG: 0.500 (1, 8) X	0-0 F8		0-0 2B 1B	4-0 BB			0-3 K			3 1 1 0 1 1 0														
Manny Trillo, R OBP: 0.417, SLG: 0.545 (1, 4) B B B	4-0 E BB		0-0 E 2B 1-H	0-3 K			0-0 5-3			3 1 1 1 1 1 2														
Chili Davis, S OBP: 0.167, SLG: 0.167 (1, 9) X	0-0 FC5 G5-4-3 1-2		0-0 E8 HR 1B 2-H			0-0 4-3		0-3 K		4 1 1 1 0 1 1														
Jeffrey Leonard, R OBP: 0.182, SLG: 0.455 (1, 7) X	0-0 G5-4-3 1-2f		0-0 HR			0-3 K		0-0 6-3		4 1 1 2 0 1 2														
Bob Brenly, R OBP: 0.100, SLG: 0.100 (1, 2) X		0-0 6-3	0-0 6-3			0-0 F3		0-0 4-3		4 0 0 0 0 0 0														
David Green, R (1, 3)		4-0 FC6-4 BB	0-3 K			0-0 4-3		0-0 F9		3 0 0 0 1 1 0														
Chris Brown, R OBP: 0.273, SLG: 0.364 (1, 5) X		0-0 F7		0-0 SH3-4 1B		0-0 G1-6-3		0-0 F4		4 0 1 0 0 0 1														
Johnnie LeMaster, R (1, 6) X		0-0 FC6-4 1-2f		0-0 F6		0-0 6-3		0-0 F8		4 0 0 0 0 0 2														
Mike Krukow, R (1, 1)			0-3 K	0-0 SH3-4 1-2			0-0 5-3			2 0 0 0 0 1 0														
Inning Stats	R: 0 E: 1 K: 0 S: 3	H: 0 LOB: 1 BB: 1 P: 7	R: 0 E: 0 K: 0 S: 3	H: 0 LOB: 1 BB: 1 P: 7	R: 4 E: 1 K: 2 S: 11	H: 4 LOB: 0 BB: 0 P: 11	R: 0 E: 0 K: 1 S: 6	H: 1 LOB: 2 BB: 1 P: 10	R: 0 E: 0 K: 1 S: 5	H: 0 LOB: 0 BB: 0 P: 5	R: 0 E: 0 K: 1 S: 5	H: 0 LOB: 0 BB: 0 P: 5	R: 0 E: 0 K: 1 S: 5	H: 0 LOB: 0 BB: 0 P: 5	R: 0 E: 0 K: 0 S: 3	H: 0 LOB: 0 BB: 0 P: 3	R: 0 E: 0 K: 1 S: 5	H: 0 LOB: 0 BB: 0 P: 5	R: 0 E: 0 K: 0 S: 3	H: 0 LOB: 0 BB: 0 P: 3	1B: 3 2B: 1 3B: 0 HR: 1	SF: 0 SAC: 1 DP: 1 HBP: 0	WP: 0 PB: 0 SB: 0 CS: 0	PA: 35
PITCHER	IP WLS BF H R ER SO BB IBB HBP BLK WP HR S P ERA WHIP																				PITCHER	IP WLS BF H R ER SO BB IBB HBP BLK WP HR S P ERA WHIP		
Rick Honeycutt, L ERA: 9.82 (1, 1)	3.2 L 19 5 4 4 2 3 0 0 0 0 1 20 32 9.82 2.182																							
Tom Brennan, R ERA: (4, 1)	3.1 10 0 0 0 3 0 0 0 0 0 0 0 16 16 0.00 0.000																							
Tom Niedenfuer, R ERA: (8, 1)	2.0 6 0 0 0 1 0 0 0 0 0 0 0 8 8 0.00 0.000																							

San Francisco Giants @ Los Angeles Dodgers
 Dodger Stadium, Los Angeles, CA
 Fri Apr 12 1985, 3:33 AM PST
 Att: 46,910 - Unknown

livebaseballscorecards.com

AB 31
 R 4
 H 5
 RBI 4
 BB 3
 SO 6
 LOB 8



Batter	1	2	3	4	5	6	7	8	9	AB R H RBI BB SO LOB
Mariano Duncan, R OBP: 0.353, SLG: 0.375 (1, 4)	0-3 K ①		0-0 2B X		0-0 6-3 X		0-3 K ②			4 0 1 0 0 2 2
Ken Landreaux, L OBP: 0.125, SLG: 0.375 Tom Niedenfuer, R (8, 1)	0-0 F6 X		0-0 F2 X			0-0 F6 X	0-0 F5 X			4 0 0 0 0 0 3 0 0 0 0 0 0 0
Al Oliver, L OBP: 0.417, SLG: 0.417 (1, 7)	0-3 K ③			0-0 FC5-4 1B X		0-0 1B 1B X		0-0 6-3 ①		4 0 2 0 0 1 0
Pedro Guerrero, R OBP: 0.235, SLG: 0.400 (1, 5)		0-3 K ①		0-0 FC5-4 BB 1-2 X		0-0 1B 1-2 X		0-0 F4 ②		4 0 1 0 0 1 1
Mike Marshall, R OBP: 0.375, SLG: 0.538 (1, 9)		0-0 F9 X		0-0 F9 X		0-0 F5 ②		0-0 5-3 ③		4 0 0 0 0 0 3
Mike Scioscia, L OBP: 0.250, SLG: 0.273 (1, 2)		0-0 G3 X		4-0 BB 1-2 BB BB BB X		0-0 3-1 ③		0-0 F5 ①		3 0 0 0 1 0 2
Sid Bream, L OBP: 0.267, SLG: 0.429 (1, 3)			0-0 HR X	0-0 F9 X		0-0 1B 1B X		0-3 K ②		4 1 2 1 0 1 2
Dave Anderson, R OBP: 0.143, SLG: 0.143 (1, 6)			0-0 F8 X		0-0 F7 ①		0-0 F3 ①		0-0 1B X	4 0 1 0 0 0 1
Rick Honeycutt, L Tom Brennan, R Terry Whitfield, L OBP: 0.500, SLG: 0.500 (7, PH) (8, 8)			0-0 F7 X		0-0 F4 ②		0-0 1B 1-2 X		0-0 F9 ③	1 0 0 0 0 0 0 1 0 0 0 0 0 0 2 0 1 0 0 0 1

Inning Stats	R: 0	H: 0	E: 0	K: 2	S: 7	LOB: 0	BB: 0	P: 7	R: 0	H: 0	E: 0	K: 1	S: 5	LOB: 0	BB: 0	P: 5	R: 1	H: 2	E: 0	K: 0	S: 5	LOB: 1	BB: 0	P: 5	R: 0	H: 1	E: 0	K: 0	S: 4	LOB: 2	BB: 1	P: 8	R: 0	H: 0	E: 0	K: 0	S: 3	LOB: 0	BB: 0	P: 3	R: 0	H: 2	E: 0	K: 1	S: 5	LOB: 2	BB: 0	P: 5	R: 0	H: 2	E: 0	K: 1	S: 7	LOB: 2	BB: 0	P: 7	R: 0	H: 0	E: 0	K: 0	S: 3	LOB: 0	BB: 0	P: 3	R: 0	H: 1	E: 0	K: 1	S: 6	LOB: 1	BB: 0	P: 6	1B: 6	SF: 0	2B: 1	SAC: 0	3B: 0	DP: 0	HR: 1	HBP: 0	WP: 0	PA: 36	PB: 0	SB: 0	CS: 0	ERA	WHIP
PITCHER Mike Krukow, R ERA: 1.0 (1, 1)	IP	WLS	BF	H	R	ER	SO	BB	IBB	HBP	BLK	WP	HR	S	P	ERA	WHIP																			IP	WLS	BF	H	R	ER	SO	BB	IBB	HBP	BLK	WP	HR	S	P	ERA	WHIP																																			

BOTTOM

San Francisco Giants @ Los Angeles Dodgers
Dodger Stadium, Los Angeles, CA

Fri Apr 12 1985, 3:33 AM PST
 Att. 46,910 - Unknown

livebaseballscorecards.com

AB	35
R	1
H	8
RBI	1
BB	1
SO	5
LOB	15



Batter	1	2	3	4	5	6	7	8	9	AB R H RBI BB SO LOB	TOP
Dan Gladden, R (1, 8) OBP: 0.400, SLG: 0.571	0-0 1B		0-0 2B		0-0 F2			0-0 6-3		4 0 2 0 0 0 1	<p>San Francisco Giants @ Los Angeles Dodgers</p> <p>Dodger Stadium, Los Angeles, CA</p> <p>Sat Apr 13 1985, 6:05 PM PST</p> <p>Att: 49,861 - Unknown</p>
Manny Trillo, R (1, 4) OBP: 0.375, SLG: 0.467 Brad Wellman, R (8, PR) (8, 4)	0-0 L8		0-0 F9			0-0 P4		0-0 FC6-4 1B		4 0 1 0 0 0 2 0 0 0 0 0 0 0	
Chili Davis, S (1, 9) OBP: 0.188, SLG: 0.188	0-0 F7			0-0 4-3 1B		0-0 F8		0-0 FC6-4 1-2f		4 0 1 0 0 0 2	
Jeffrey Leonard, R (1, 7) OBP: 0.133, SLG: 0.333	0-0 1-3			0-0 F9		0-3 K		0-0 F8		4 0 0 0 0 1 2	
Bob Brenly, R (1, 2) OBP: 0.143, SLG: 0.077		4-0 G6-4-3 BB		0-0 4-3 1-2		0-0 F8		0-0 F8		3 0 0 0 1 0 1	
David Green, R (1, 3)		0-3 K		0-0 F8		0-0 F8		0-3 K		4 0 0 0 0 2 2	
Chris Brown, R (1, 5) OBP: 0.357, SLG: 0.385		0-0 G6-4-3 1-2f			0-0 FC6-4 1B		4-0 BB			2 0 1 0 1 0 1	
Johnnie LeMaster, R (1, 6) Mark Davis, L (7, 1)			0-0 6-3		0-0 FC6-4 SH3-4 1-2f		0-3 K			3 0 0 0 0 1 2 0 0 0 0 0 0 0	
Bill Laskey, R (1, 1) Jose Uribe, S (7, 6)			0-3 K		0-0 SH3-4 1-2		0-0 6-3			1 0 0 0 0 1 0 1 0 0 0 0 0 0	
Inning Stats	R: 0 H: 1 E: 0 LOB: 1 K: 0 BB: 0 S: 4 P: 4	R: 0 H: 0 E: 0 LOB: 0 K: 1 BB: 1 S: 4 P: 8	R: 0 H: 1 E: 0 LOB: 1 K: 1 BB: 0 S: 6 P: 6	R: 0 H: 1 E: 0 LOB: 1 K: 0 BB: 0 S: 4 P: 4	R: 0 H: 1 E: 0 LOB: 1 K: 0 BB: 0 S: 4 P: 4	R: 0 H: 0 E: 0 LOB: 0 K: 1 BB: 0 S: 5 P: 5	R: 0 H: 0 E: 0 LOB: 1 K: 1 BB: 1 S: 5 P: 9	R: 0 H: 1 E: 0 LOB: 1 K: 0 BB: 0 S: 4 P: 4	R: 0 H: 0 E: 0 LOB: 0 K: 1 BB: 0 S: 5 P: 5	1B: 4 SF: 0 2B: 1 SAC: 1 3B: 0 DP: 1 HR: 0 HBP: 0	
PITCHER Fernando Valenzuela, L (1, 1) ERA:	IP WLS BF H R ER SO BB IBB HBP BLK WP HR S P ERA WHIP										
	9.0 W 33 5 0 0 5 2 0 0 0 0 0 0 0 41 49 0.00 0.778										

AB	30
R	0
H	5
RBI	0
BB	2
SO	5
LOB	13



Batter	1	2	3	4	5	6	7	8	9
Mariano Duncan, R (1, 4) OBP: 0.333, SLG: 0.316	0-0 5-3		0-0 G3		4-0 BB		0-3 K		
Ken Landreaux, L (1, 8) Candy Maldonado, R (8, PH) OBP: 0.105, SLG: 0.316 OBP: 0.143, SLG: 0.571	0-0 P4		0-0 P5		0-0 F9			0-0 HR	
Al Oliver, L (1, 7) Terry Whitfield, L (9, 7) OBP: 0.375, SLG: 0.375 OBP: 0.500, SLG: 0.500	0-0 G3			0-0 F8		0-0 1B		0-0 F7	
Pedro Guerrero, R (1, 5) OBP: 0.238, SLG: 0.333		4-0 BB		0-0 F7		0-3 K		0-0 P4	
Mike Marshall, R (1, 9) OBP: 0.350, SLG: 0.529		0-3 K		0-0 2B		0-0 5-3		0-3 K	
Mike Scioscia, L (1, 2) OBP: 0.267, SLG: 0.231		4-0 BB		0-0 F8		0-0 6-3			
Sid Bream, L (1, 3) OBP: 0.278, SLG: 0.375		0-0 F8			4-0 SH1-4 BB		0-0 F8		
Dave Anderson, R (1, 6) OBP: 0.188, SLG: 0.188		0-0 P4			0-0 SH1-4		0-0 E8 1B		
Fernando Valenzuela, L (1, 1)			0-0 P5		0-0 6-3		0-3 K		

Inning Stats	R: 0	H: 0	E: 0	K: 0	S: 3	R: 0	H: 0	E: 0	K: 1	S: 5	R: 0	H: 0	E: 0	K: 0	S: 3	R: 0	H: 1	E: 0	K: 0	S: 4	R: 0	H: 0	E: 0	K: 0	S: 3	R: 0	H: 1	E: 0	K: 1	S: 6	R: 0	H: 1	E: 1	K: 2	S: 8	R: 1	H: 1	E: 0	K: 1	S: 6
	LOB: 0	BB: 0	BB: 0	BB: 0	P: 3	LOB: 2	BB: 2	LOB: 0	BB: 0	P: 13	LOB: 1	BB: 0	LOB: 2	BB: 2	P: 11	LOB: 1	BB: 1	LOB: 1	BB: 0	P: 6	LOB: 1	BB: 1	LOB: 1	BB: 0	P: 8	LOB: 0	BB: 0	P: 6	LOB: 0	BB: 0	LOB: 0	BB: 0	P: 6	LOB: 0	BB: 0	LOB: 0	BB: 0	P: 6		

PITCHER	IP	WLS	BF	H	R	ER	SO	BB	IBB	HBP	BLK	WP	HR	S	P	ERA	WHIP
Bill Laskey, R (1, 1) ERA: 4.15	6.1		26	3	0	0	2	4	0	0	0	0	0	26	42	0.00	1.105
Mark Davis, L (7, 1)	1.2	L	6	1	1	1	3	0	0	0	0	0	1	12	12	5.40	0.600

BOTTOM

San Francisco Giants @ Los Angeles Dodgers
 Dodger Stadium, Los Angeles, CA
 Sat Apr 13 1985, 6:05 PM PST
 Att. 49,861 - Unknown

AB	R	H	RBI	BB	SO	LOB
3	0	0	0	1	1	1
3	0	0	0	0	0	2
1	1	1	1	0	0	0
4	0	1	0	0	0	0
0	0	0	0	0	0	0
3	0	0	0	1	1	1
4	0	1	0	0	2	2
2	0	0	0	1	0	2
2	0	0	0	1	0	2
2	0	1	0	0	0	2
3	0	0	0	0	1	2

livebaseballscorecards.com

AB	27
R	1
H	4
RBI	1
BB	4
SO	5
LOB	14



WP	PA
32	

Batter	1	2	3	4	5	6	7	8	9	AB R H RBI BB SO LOB	TOP											
Dan Gladden, R (1, 8) OBP: 0.350, SLG: 0.474	0-0 6-3		0-0 6-3		0-0 L1	0-0 CS 1B		0-3 K		5 0 1 1 0 1 1	<p>San Francisco Giants @ Los Angeles Dodgers Dodger Stadium, Los Angeles, CA</p> <p>Sun Apr 14 1985, 3:33 AM PST Att. 48,995 - Sunny - 90 F</p>											
Brad Wellman, R (1, 4) OBP: 0.600, SLG: 0.750	0-0 E 2B		0-0 6-3		0-0 1B	0-3 K		4-0 1B BB	4 1 2 0 1 1 1													
Joel Youngblood, R (1, 9)	0-0 F7		4-0 BB		0-0 P4		0-0 F2	0-0 F8	4 0 0 0 1 0 3													
Jeffrey Leonard, R (1, 7) OBP: 0.150, SLG: 0.300	0-0 E7 2-H		0-3 K		0-0 BB 2B 1B	0-3 K		0-3 K	5 1 1 0 0 3 2													
Bob Brenly, R (1, 2) OBP: 0.211, SLG: 0.118	0-0 F8			0-0 4-3		4-0 BB 2B 1B	0-0 6-3	0-0 1B	4 1 1 0 1 0 1													
David Green, R (1, 3) OBP: 0.211, SLG: 0.063		0-0 FC4-6 1B		0-0 5-3		4-0 2B 1B BB		0-0 F8	4 1 1 0 1 0 2													
Chris Brown, R (1, 5) OBP: 0.389, SLG: 0.471		0-3 K		0-0 1B		0-0 1B 2B		0-0 5-3	4 1 2 2 0 1 1													
Jose Uribe, S (1, 6) Chili Davis, S (6, PH) Johnnie LeMaster, R (6, 6)		0-0 FC4-6 1-2		0-0 6-3		0-0 3-1 1B 1B		4-0 HR BB	2 0 0 0 0 0 2 1 1 1 2 0 0 0 0 1 0 0 1 0 0													
Jim Gott, R (1, 1) Scott Thompson, L (8, PH) Vida Blue, S (6, 1) Mark Davis, L (7, 1) Rob Deer, R (8, PH) Frank Williams, R (8, 1) Scott Garrelts, R (8, 1)		0-0 5-3			0-0 CS 1B	0-0 3-1		0-0 HR	2 0 1 0 0 0 1 1 0 0 0 0 0 1 0 0 0 0 0 0 0 0 0 0 0 0 0 0 1 1 1 2 0 0 0 0 0 0 0 0 0 0 0 0 0 0 0 0 0													
Inning Stats	R: 1 E: 1 K: 0 S: 5	H: 1 LOB: 1 BB: 0 P: 5	R: 0 E: 0 K: 1 S: 6	H: 1 LOB: 1 BB: 0 P: 6	R: 0 E: 0 K: 1 S: 5	H: 0 LOB: 1 BB: 1 P: 9	R: 0 E: 0 K: 0 S: 4	H: 1 LOB: 1 BB: 0 P: 4	R: 0 E: 0 K: 0 S: 4	H: 2 LOB: 1 BB: 0 P: 4		R: 5 E: 0 K: 1 S: 8	H: 4 LOB: 0 BB: 2 P: 16	R: 0 E: 0 K: 1 S: 5	H: 0 LOB: 0 BB: 0 P: 5	R: 2 E: 0 K: 1 S: 6	H: 1 LOB: 0 BB: 1 P: 10	R: 0 E: 0 K: 1 S: 6	H: 1 LOB: 2 BB: 1 P: 10	1B: 8 2B: 2 3B: 0 HR: 1	SF: 0 SAC: 0 DP: 0 HBP: 0	WP: 0 PB: 0 SB: 1 CS: 2
PITCHER	IP WLS BF H R ER SO BB IBB HBP BLK WP HR S P ERA WHIP																					
Jerry Reuss, L (1, 1) ERA: 3.65	5.0 L 24 6 4 3 2 3 0 0 0 0 0 0 25 37 5.40 1.800																					
Tom Niedenfuer, R (6, 1) ERA: 3.18	2.0 8 3 2 2 2 0 0 0 0 0 0 0 12 12 9.00 1.500																					
Carlos Diaz, L (8, 1) ERA: 4.5	1.0 5 1 2 2 1 1 0 0 0 0 0 1 6 10 18.00 2.000																					
Ken Howell, R (9, 1) ERA: 4.91	1.0 5 1 0 0 1 1 0 0 0 0 0 0 6 10 0.00 2.000																					

livebaseballscorecards.com

AB	37
R	8
H	11
RBI	7
BB	5
SO	6
LOB	15



Batter	1	2	3	4	5	6	7	8	9	AB	R	H	RBI	BB	SO	LOB
Mariano Duncan, R OBP: 0.385, SLG: 0.364 (1, 4) BB (9, 6)	4-0 1B BB		0-0 P6		0-0 1-6-3		0-0 2B	4-0 WP BB		3	0	1	0	2	0	0
Ken Landreaux, L OBP: 0.136, SLG: 0.318 Candy Maldonado, R OBP: 0.222, SLG: 0.500 (1, 8) (7, PH) (8, 8)	0-0 FC4-6 1B 1-2			0-0 4-3	0-0 F7		4-0 FC5-4 BB	0-3 K 1-2 2-3		3	0	1	0	0	0	0
Al Oliver, L OBP: 0.333, SLG: 0.333 (1, 7)	0-0 FC4-6 FC6-4 1-2f			0-0 1B 1B		0-0 F8	0-0 FC5-4 1-2f		0-0 3-1	5	0	1	0	0	0	3
Pedro Guerrero, R OBP: 0.308, SLG: 0.391 (1, 5)	0-0 FC6-4 1-2f			0-0 1B 1B		0-0 BB 1B		0-0 3-1 BB 1B	0-0 P6	5	2	3	0	0	0	1
Mike Marshall, R OBP: 0.400, SLG: 0.524 (1, 9)		0-0 6-3		0-0 WP 1B 1B 1-3 3-H		0-3 K		4-0 3-1 BB 1B 1-2	0-0 1B	4	1	2	0	1	1	1
Mike Scioscia, L OBP: 0.294, SLG: 0.267 Steve Yeager, R (6, PH) (7, 2)		0-3 K		0-0 WP 1B 1-2 3-H		4-0 BB		0-3 K	0-0 4-3	2	0	1	1	0	1	0
Sid Bream, L OBP: 0.273, SLG: 0.316 (1, 3)		0-0 F7		4-0 1B 1B 1-2 2-3 IBB		0-0 3-1		0-0 3-1 1-2 2-3		3	0	0	0	1	0	4
Dave Anderson, R OBP: 0.158, SLG: 0.158 Terry Whitfield, L OBP: 0.667, SLG: 1.000 Steve Sax, R (1, 6) (8, PH) (9, 4)			0-0 F8	0-0 P4		0-3 K		0-0 2B 2B 2-H 3-H		3	0	0	0	0	1	3
Jerry Reuss, L OBP: 0.000, SLG: 0.000 Tom Niedentuer, R Bill Russell, R Carlos Diaz, R Jay Johnstone, L OBP: 0.500, SLG: 1.000 Ken Howell, R (1, 1) (6, 1) (7, PH) (8, 1) (8, PH) (9, 1)			0-3 K		0-0 F7		0-0 F9	0-0 WP 2B		2	0	0	0	0	1	0

Inning Stats	R: 0	H: 1	E: 0	K: 0	S: 3	H: 1	LOB: 1	BB: 1	P: 7	R: 0	H: 0	E: 0	K: 1	S: 5	H: 0	LOB: 0	BB: 0	P: 5	R: 1	H: 4	E: 0	K: 0	S: 6	R: 0	H: 0	E: 0	K: 0	S: 3	R: 0	H: 1	E: 0	K: 1	S: 6	R: 0	H: 1	E: 0	K: 1	S: 6	R: 0	H: 3	E: 0	K: 2	S: 10	R: 3	H: 3	E: 0	K: 2	S: 10	R: 0	H: 1	E: 0	K: 0	S: 4
--------------	------	------	------	------	------	------	--------	-------	------	------	------	------	------	------	------	--------	-------	------	------	------	------	------	------	------	------	------	------	------	------	------	------	------	------	------	------	------	------	------	------	------	------	------	-------	------	------	------	------	-------	------	------	------	------	------

PITCHER	IP	WLS	BF	H	R	ER	SO	BB	IBB	HBP	BLK	WP	HR	S	P	ERA	WHIP
Jim Gott, R ERA: 1.8 (1, 1)	5.0		20	5	1	1	2	1	1	0	0	1	0	22	30	1.80	1.200
Vida Blue, L ERA: (6, 1)	1.2		9	2	0	0	2	2	0	0	0	0	0	11	19	0.00	2.400
Mark Davis, L ERA: 3.86 (7, 1)	0.1		1	0	0	0	0	0	0	0	0	0	0	1	1	0.00	0.000
Frank Williams, R ERA: 40.5 (8, 1)	0.2		7	3	3	3	1	2	0	0	0	0	0	7	15	40.50	7.500
Scott Garrelts, R ERA: 9.0 (8, 1)	1.1	S	5	1	0	0	1	0	0	0	0	1	0	7	7	0.00	0.750

BOTTOM

San Francisco Giants @ Los Angeles Dodgers
Dodger Stadium, Los Angeles, CA
 Sun Apr 14 1985, 3:33 AM PST
 Att: 48,995 - Sunny - 90 F

AB	36
R	4
H	11
RBI	4
BB	6
SO	6
LOB	17

livebaseballscorecards.com



Batter	1	2	3	4	5	6	7	8	9	AB R H RBI BB SO LOB	TOP																
Dickie Thon, R OBP: 0.303, SLG: 0.233 (1, 6)	0-0 F4		0-3 K	0-0 FC3-6 1B		0-3 K			0-3 K	5 0 1 0 0 3 3																	
Terry Puhl, L OBP: 0.483, SLG: 0.455 (1, 9)	0-3 K		4-0 G3 3B BB	0-0 FC3-6 1-2f			0-0 G3		0-3 K	4 1 0 0 1 2 3																	
Denny Walling, L OBP: 0.250, SLG: 0.273 (1, 5)	0-0 5-3		0-0 G3		0-0 4-3		0-0 FC4-6 1B		0-0 FC4-6 1-2f	5 0 1 0 0 0 2																	
Jose Cruz, L OBP: 0.452, SLG: 0.429 (1, 7)		0-0 1B 1B	4-0 3B IBB		0-0 6-3		0-0 FC4-6 1-2f			3 2 1 0 1 0 1																	
Jerry Mumphy, S OBP: 0.448, SLG: 0.478 (1, 8)		0-3 K	0-0 3B 1-H 2-H		0-0 5-3		0-0 5-3			4 0 1 2 0 1 2																	
Harry Spilman, L OBP: 0.250, SLG: 0.250 (1, 3)		0-0 1B 1B	0-0 F8			0-3 K2-3		0-3 K		2 0 1 0 0 0 1																	
Enos Cabell, R OBP: 0.357, SLG: 0.464 (6, PH) (6, 3)		1-2 G5-2-3 1B								0 0 0 0 0 0 0																	
Mark Bailey, S OBP: 0.417, SLG: 0.400 (1, 2)		0-0 BB 1B 1-3 2-H		0-0 G3		0-0 E 1B 1B		0-0 F5		4 0 2 1 0 0 0																	
Bill Doran, S OBP: 0.385, SLG: 0.391 (1, 4)		4-0 BB 1B		0-0 1B 1B		0-3 K		0-0 F8		3 0 1 0 1 1 1																	
Bill Dawley, R (8, 1)		1-2 BB								0 0 0 0 0 0 0																	
Joe Niekro, R OBP: 0.200, SLG: 0.200 (1, 1)		0-0 G5-2-3		0-3 K		0-0 E7 1B			4-0 FC4-6 BB	3 0 1 0 0 1 4																	
Jeff Calhoun, L (7, 1)										0 0 0 0 0 0 0																	
Jim Pankovits, R OBP: 0.500, SLG: 0.333 (8, 4)										0 0 0 0 1 0 0																	
Inning Stats	R: 0 E: 0 K: 1 S: 5	H: 0 LOB: 0 BB: 0 P: 5	R: 1 E: 0 K: 1 S: 7	H: 3 LOB: 2 BB: 1 P: 11	R: 2 E: 0 K: 1 S: 6	H: 1 LOB: 1 BB: 2 P: 14	R: 0 E: 0 K: 1 S: 7	H: 2 LOB: 2 BB: 0 P: 7	R: 0 E: 0 K: 0 S: 3	H: 0 LOB: 0 BB: 0 P: 3	R: 0 E: 1 K: 3 S: 11	H: 2 LOB: 2 BB: 0 P: 11	R: 0 E: 0 K: 0 S: 4	H: 1 LOB: 1 BB: 0 P: 4	R: 0 E: 0 K: 1 S: 5	H: 0 LOB: 0 BB: 0 P: 5	R: 0 E: 0 K: 2 S: 7	H: 0 LOB: 1 BB: 1 P: 11	1B: 8 2B: 0 3B: 1 HR: 0	SF: 0 SAC: 0 DP: 1 HBP: 0	WP: 0 PB: 0 SB: 0 CS: 0	PA: 39					
PITCHER	IP	WLS	BF	H	R	ER	SO	BB	IBB	HBP	BLK	WP	HR	S	P	ERA	WHIP										
Orel Hershiser, R ERA: 6.75 (1, 1)	4.0		20	6	3	3	4	2	1	0	0	0	0	25	37	6.75	2.000										
Carlos Diaz, L ERA: 2.57 (5, 1)	3.0	W	12	3	0	0	3	0	0	0	0	0	0	18	18	0.00	1.000										
Ken Howell, R ERA: 3.18 (8, 1)	2.0	S	7	0	0	0	3	1	0	0	0	0	0	12	16	0.00	0.500										

Houston Astros @ Los Angeles Dodgers
Dodger Stadium, Los Angeles, CA

Mon Apr 15 1985, 6:05 PM PST
Att: 26,541 - Unknown

livebaseballscorecards.com

AB	33
R	3
H	9
RBI	3
BB	4
SO	8
LOB	17



Batter	1	2	3	4	5	6	7	8	9	AB R H RBI BB SO LOB	TOP																
Dickie Thon, R (1, 6) OBP: 0.297, SLG: 0.235 Craig Reynolds, L (9, PH) OBP: 0.500, SLG: 0.500 (9, 6)	0-3 K			0-3 K		0-0 FC4-6 1B		0-0 F4	0-0 1B	4 0 1 0 0 2 1 1 0 1 1 0 0 0																	
Kevin Bass, S (1, 9) OBP: 0.500, SLG: 0.571	0-0 4-3			0-0 1B		0-0 FC4-6 PO			0-0 2B	5 1 2 0 0 0 2																	
Denny Walling, L (1, 5) OBP: 0.267, SLG: 0.357 (7, 3) Jim Pankovits, R (9, PH) OBP: 0.600, SLG: 0.500 Frank DiPino, L (9, 1)	0-0 1-3			0-0 F8 1B		0-0 PO	0-0 2B		0-0 FC6-4 1B	3 0 1 0 0 0 1 1 0 1 1 0 0 0 0 0 0 0 0 0 0																	
Jose Cruz, L (1, 7) OBP: 0.400, SLG: 0.375		0-0 6-3		0-0 F8			0-3 K		0-0 FC6-4 1B	4 1 0 0 0 1 3																	
Jerry Mumphrey, S (1, 8) OBP: 0.455, SLG: 0.519		0-0 F8			0-0 4-3 SF7 2B		0-3 K		0-0 1B SH 1B	4 2 2 0 0 1 1																	
Harry Spilman, L (1, 3) OBP: 0.143, SLG: 0.143 Dave Smith, R (7, 1) Enos Cabell, R (9, PH) OBP: 0.379, SLG: 0.483 (9, 3)		0-0 F6			0-0 4-3 2-3		0-0 F7		0-0 1B	3 0 0 0 0 0 2 0 0 0 0 0 0 0 0 1 0 0 0 0 0																	
Mark Bailey, S (1, 2) OBP: 0.375, SLG: 0.333			0-0 1-3		0-0 SF7			0-0 4-3	0-0 SH E BB	2 1 0 1 1 0 0																	
Bill Doran, S (1, 4) OBP: 0.379, SLG: 0.385			0-0 F7		0-0 F5			0-0 1B	0-0 SH S 1B	3 1 1 1 0 0 0																	
Bob Knepper, L (1, 1) Phil Garner, R (7, 5) OBP: 0.346, SLG: 0.440			0-0 4-3		0-3 K			0-3 K	0-3 K	2 0 0 0 0 1 0 2 0 0 0 0 2 2																	
Inning Stats	R: 0 E: 0 K: 1 S: 5	H: 0 LOB: 0 BB: 0 P: 5	R: 0 E: 0 K: 0 S: 3	H: 0 LOB: 0 BB: 0 P: 3	R: 0 E: 0 K: 1 S: 6	H: 1 LOB: 1 BB: 0 P: 6	R: 1 E: 0 K: 0 S: 4	H: 1 LOB: 0 BB: 0 P: 4	R: 0 E: 0 K: 1 S: 5	H: 1 LOB: 0 BB: 0 P: 5	R: 0 E: 0 K: 2 S: 8	H: 1 LOB: 1 BB: 0 P: 8	R: 0 E: 0 K: 1 S: 6	H: 1 LOB: 1 BB: 0 P: 6	R: 6 E: 2 K: 1 S: 11	H: 5 LOB: 1 BB: 1 P: 15	1B: 7 2B: 3 3B: 0 HR: 0	SF: 1 SAC: 1 DP: 0 HBP: 0	WP: 0 PB: 0 SB: 2 CS: 0	PA: 39							
PITCHER	IP WLS BF H R ER SO BB IBB HBP BLK WP HR S P ERA WHIP																										
Tom Brennan, R (1, 1) ERA: 1.08	5.0		17	2	1	1	2	0	0	0	0	0	0	21	21	1.80	0.400										
Tom Niedenfuer, R (6, 1) ERA: 3.12	3.0		12	4	1	1	4	0	0	0	0	0	0	20	20	3.00	1.333										
Steve Howe, L (9, 1) ERA: 27.0	0.1	L	3	2	0	0	0	0	0	0	0	0	0	3	3	0.00	6.000										
Ken Howell, R (9, 1) ERA: 4.26	0.2		6	2	5	3	1	1	0	0	0	0	0	7	11	40.50	4.500										

Houston Astros @ Los Angeles Dodgers
 Dodger Stadium, Los Angeles, CA
 Tue Apr 16 1985, 6:05 PM PST
 Att: 32,155 - Unknown

AB	34
R	7
H	9
RBI	4
BB	1
SO	7
LOB	12



Batter	1	2	3	4	5	6	7	8	9	AB	R	H	RBI	BB	SO	LOB
Mariano Duncan, R OBP: 0.400, SLG: 0.467 (1, 4)	0-0 4-3	0-0 FC6-4		0-0 FC4-6 1B		0-0 F9			0-0 E	5	0	2	0	0	0	4
Bill Russell, R OBP: 0.300, SLG: 0.222 (1, 7)	4-0 BB		0-0 6-3	0-0 FC4-6			0-0 E6		0-0 F6	4	0	0	0	1	0	3
Mike Marshall, R OBP: 0.412, SLG: 0.586 (1, 9)	0-3 K		0-0 HR	0-0 F3			0-3 K		0-0 E6	5	1	1	1	0	2	5
Pedro Guerrero, R OBP: 0.286, SLG: 0.333 (1, 5)	0-0 F7		0-0 HR 1B		0-0 5-3		0-0 F7		0-0 G6-4-3	5	1	1	0	0	0	4
Candy Maldonado, R OBP: 0.214, SLG: 0.385 (1, 8)		0-0 1B 2-3 1B	0-3 K		0-0 F6		0-3 K			4	0	1	0	0	2	2
Sid Bream, L OBP: 0.267, SLG: 0.400 (1, 3)		0-0 2-3	0-0 HR		0-3 K			0-0 F8		4	1	1	2	0	1	1
Steve Yeager, R OBP: 0.200, SLG: 0.111 (1, 2)		0-0 F7	0-3 K			0-0 SH1-4 1B		0-0 F9		4	0	1	0	0	1	1
Dave Anderson, R OBP: 0.261, SLG: 0.190 (1, 6)		4-0 1B BB		4-0 FC4-6 SH1-4 BB		0-0 F9		0-0 1B		2	0	1	0	2	0	1
Tom Brennan, R OBP: 0.500, SLG: 0.500 (1, 1)		0-0 FC6-4 1B		0-0 SH1-4		0-0 SH1-4		0-3 K		1	0	1	0	0	0	0
Tom Niedenfuer, R (6, 1)										1	0	0	0	0	1	1
Steve Howe, L (9, 1)										0	0	0	0	0	0	0
Ken Howell, R (9, 1)										0	0	0	0	0	0	0

Inning Stats	R: 0	H: 0	E: 0	K: 1	S: 5	R: 0	H: 2	E: 0	K: 0	S: 5	R: 3	H: 3	E: 0	K: 2	S: 10	R: 0	H: 1	E: 0	K: 1	S: 4	R: 0	H: 0	E: 0	K: 1	S: 5	R: 0	H: 1	E: 0	K: 0	S: 4	R: 0	H: 0	E: 1	K: 2	S: 8	R: 0	H: 1	E: 0	K: 1	S: 6	R: 0	H: 1	E: 1	K: 0	S: 4	1B: 7	2B: 0	3B: 0	HR: 2	SF: 0	SAC: 2	DP: 1	HBP: 0	WP: 0	PA: 40
PITCHER	IP	WLS	BF	H	R	ER	SO	BB	IBB	HBP	BLK	WP	HR	S	P	ERA	WHIP																																						
Bob Knepper, L (1, 1) ERA: 3.0	6.0		28	7	3	3	4	3	0	0	0	0	0	33	45	4.50	1.667																																						
Dave Smith, R (7, 1) ERA:	2.0	W	8	1	0	0	3	0	0	0	0	0	0	14	14	0.00	0.500																																						
Frank DiPino, L (9, 1) ERA:	1.0		4	1	0	0	0	0	0	0	0	0	0	4	4	0.00	1.000																																						

BOTTOM


Houston Astros @ Los Angeles Dodgers
 Dodger Stadium, Los Angeles, CA

Tue Apr 16 1985, 6:05 PM PST
 Att. 32,155 - Unknown

livebaseballscores.com

AB 35
R 3
H 9
RBI 3
BB 3
SO 7
LOB 22



Batter	1	2	3	4	5	6	7	8	9	AB R H RBI BB SO LOB	TOP		
Mariano Duncan, R (1, 4) OBP: 0.341, SLG: 0.385	0-0 E6 1B	0-0 6-3			0-0 5-3		0-3 K			4 1 0 0 0 1 1			
Bill Russell, R (1, 7) OBP: 0.444, SLG: 0.375	4-0 1B 2B BB	0-0 1-3			0-0 1B			0-0 F8 SH2-3 1B		3 2 2 0 1 0 0			
Sid Bream, L (1, 3) OBP: 0.243, SLG: 0.323	4-0 1B 2B BB		0-0 4-3		0-0 F7			0-0 SH2-3		2 1 0 0 1 0 1			
Pedro Guerrero, R (1, 5) OBP: 0.273, SLG: 0.270	0-0 F5		0-3 K		0-0 F9			0-0 F8		4 0 0 0 0 1 5			
Mike Marshall, R (1, 9) OBP: 0.419, SLG: 0.553	0-0 2B SF8 1B		0-3 K		0-0 F8			0-0 FC6-4 1B		4 1 2 2 0 1 0			
Candy Maldonado, R (1, 8) OBP: 0.227, SLG: 0.381	0-0 SF8 2B			0-0 FC4-6 1B		0-0 F3		0-0 FC6-4		4 0 2 2 0 0 1			
Mike Scioscia, L (1, 2) OBP: 0.321, SLG: 0.292	0-0 SF8		0-0 FC4-6 FC1-6		0-0 4-3			0-0 F7		3 0 0 1 0 0 1	AB 31 R 5 H 7 RBI 5 BB 2 SO 3 LOB 12		
Dave Anderson, R (1, 6) OBP: 0.259, SLG: 0.200	0-0 5-3		0-0 FC1-6 FC4-6		0-0 CS SH1-4 1B		0-0 F8		0-0 F8	4 0 1 0 0 0 2			
Fernando Valenzuela, L (1, 1)		0-0 F6	0-0 FC4-6		0-0 SH1-4		0-0 4-3		0-0 4-3	3 0 0 0 0 0 1			
Inning Stats	R: 4 E: 1 K: 0 S: 6 H: 2 LOB: 1 BB: 2 P: 14	R: 0 E: 0 K: 0 S: 3 H: 0 LOB: 0 BB: 0 P: 3	R: 0 E: 0 K: 2 S: 7 H: 0 LOB: 0 BB: 0 P: 7	R: 0 E: 0 K: 0 S: 4 H: 1 LOB: 1 BB: 0 P: 4	R: 0 E: 0 K: 0 S: 4 H: 1 LOB: 1 BB: 0 P: 4	R: 0 E: 0 K: 0 S: 3 H: 0 LOB: 0 BB: 0 P: 3	R: 0 E: 0 K: 1 S: 5 H: 1 LOB: 0 BB: 0 P: 5	R: 1 E: 0 K: 0 S: 5 H: 2 LOB: 1 BB: 0 P: 5	R: 0 E: 0 K: 0 S: 3 H: 0 LOB: 0 BB: 0 P: 3	1B: 6 2B: 1 3B: 0 HR: 0 SF: 1 SAC: 2 DP: 0 HBP: 0	WP: 0 PB: 0 SB: 1 CS: 1 PA: 36		
PITCHER	IP WLS BF H R ER SO BB IBB HBP BLK WP HR S P ERA WHIP											PITCHER	IP WLS BF H R ER SO BB IBB HBP BLK WP HR S P ERA WHIP
Mark Thurmond, L (1, 1) ERA: 3.46	8.0 L 33 7 5 3 3 2 0 0 0 0 0 0 37 45 3.38 1.125												
Tim Stoddard, R (9, 1) ERA: 18.0	1.0 3 0 0 0 0 0 0 0 0 0 0 0 3 3 0.00 0.000												

Los Angeles Dodgers @ San Diego Padres
Jack Murphy Stadium, San Diego, CA

Thu Apr 18 1985, 6:33 AM EST
Att. 38,024 - Unknown

livebaseballscorecards.com

Batter	1	2	3	4	5	6	7	8	9	AB	R	H	RBI	BB	SO	LOB	BOTTOM					
Alan Wiggins, S <small>OBP: 0.077, SLG: 0.077</small> (1, 4)	0-0 		0-0 			0-0 		0-0 		4	0	0	0	0	0	2						
Tony Gwynn, L <small>OBP: 0.257, SLG: 0.324</small> (1, 9)	0-0 		0-0 			0-0 			0-0 	4	0	1	0	0	0	0						
Steve Garvey, R <small>OBP: 0.286, SLG: 0.486</small> (1, 3)	0-0 			0-3 		0-3 			0-0 	4	0	0	0	0	2	1						
Kevin McReynolds, R <small>OBP: 0.324, SLG: 0.400</small> (1, 8)	0-3 			4-0 			0-0 		0-0 	3	0	0	0	1	1	1						
Terry Kennedy, L <small>OBP: 0.273, SLG: 0.433</small> (1, 2)		0-0 		0-3 			0-0 			3	0	0	0	0	1	1						
Carmelo Martinez, R <small>OBP: 0.545, SLG: 1.125</small> (1, 7)		4-0 		0-3 			0-0 			2	0	0	0	1	1	1						
Jerry Royster, R <small>OBP: 0.211, SLG: 0.263</small> (1, 5)		0-0 			0-3 			0-0 		3	0	0	0	0	1	1						
Garry Templeton, S <small>OBP: 0.333, SLG: 0.308</small> (1, 6)		0-0 			0-3 			4-0 		2	0	0	0	1	1	1						
Mark Thurmond, L (1, 1)			0-3 			0-0 		0-0 		2	0	0	0	0	1	0						
Kurt Bevacqua, R <small>OBP: 1.000, SLG: 1.000</small> (8, PH)									1-3 	1	0	1	0	0	0	0						
Tim Stoddard, R (9, 1)										0	0	0	0	0	0	0						
Inning Stats	R: 0 E: 0 K: 1 S: 6	H: 1 LOB: 1 BB: 0 P: 6	R: 0 E: 0 K: 0 S: 3	H: 0 LOB: 1 BB: 1 P: 7	R: 0 E: 0 K: 1 S: 5	H: 0 LOB: 0 BB: 0 P: 5	R: 0 E: 0 K: 3 S: 9	H: 0 LOB: 1 BB: 1 P: 13	R: 0 E: 0 K: 2 S: 7	H: 0 LOB: 0 BB: 0 P: 7	R: 0 E: 0 K: 1 S: 5	H: 0 LOB: 0 BB: 0 P: 5	R: 0 E: 0 K: 0 S: 3	H: 0 LOB: 0 BB: 0 P: 3	R: 0 E: 1 K: 0 S: 3	H: 1 LOB: 1 BB: 1 P: 7	R: 0 E: 0 K: 0 S: 3	H: 0 LOB: 0 BB: 0 P: 3	1B: 2 2B: 0 3B: 0 HR: 0	SF: 0 SAC: 0 DP: 1 HBP: 0	WP: 0 PB: 0 SB: 0 CS: 0	PA: 31
PITCHER Fernando Valenzuela, L <small>ERA:</small> (1, 1)	IP: 9.0 WLS: W BF: 31 H: 2 R: 0 ER: 0 SO: 8 BB: 3 IBB: 0 HBP: 0 BLK: 0 WP: 0 HR: 0 S: 44 P: 56 ERA: 0.00 WHIP: 0.556																					

Los Angeles Dodgers @ San Diego Padres
 Jack Murphy Stadium, San Diego, CA
 Thu Apr 18 1985, 6:33 AM EST
 Att. 38,024 - Unknown

livebaseballscorecards.com

AB	28
R	0
H	2
RBI	0
BB	3
SO	8
LOB	8



Batter	1	2	3	4	5	6	7	8	9	AB R H RBI BB SO LOB	TOP									
Mariano Duncan, R (1, 4) OBP: 0.333, SLG: 0.395	0-3 K		0-3 K		0-0 F9		0-0 2B			4 0 1 0 0 2 2	Los Angeles Dodgers @ San Diego Padres Jack Murphy Stadium, San Diego, CA Fri Apr 19 1985, 9:05 PM EST Att. 32,920 - Unknown livebaseballscorecards.com									
Ken Landreaux, L (1, 8) OBP: 0.097, SLG: 0.226	0-0 F8			0-0 F4		0-0 F9	0-0 F8			4 0 0 0 0 0 1										
Al Oliver, L (1, 7) OBP: 0.250, SLG: 0.226	0-0 F8			0-0 F8		0-0 F8		0-0 4-3		4 0 0 0 0 0 0										
Pedro Guerrero, R (1, 5) OBP: 0.271, SLG: 0.268		0-0 F9		0-0 F9		0-0 1B 2B 1B		0-0 F6		4 1 1 0 0 0 0										
Mike Marshall, R (1, 9) OBP: 0.426, SLG: 0.548		0-3 K			0-0 1B 1B	0-0 2B 1B		0-0 F8		4 1 2 0 0 1 0										
Mike Scioscia, L (1, 2) OBP: 0.344, SLG: 0.357					0-0 F4	0-0 2B		0-0 F9		4 0 2 1 0 0 1										
Sid Bream, L (1, 3) OBP: 0.225, SLG: 0.294					0-0 F5	0-3 K		0-0 G3		3 0 0 0 0 2 4										
Carlos Diaz, R (6, 1)										0 0 0 0 0 0 0										
Steve Howe, L (8, 1)										0 0 0 0 0 0 0										
Jay Johnstone, L (9, PH) OBP: 0.250, SLG: 0.500										1 0 0 0 0 0 0										
Bill Russell, R (1, 6) OBP: 0.455, SLG: 0.450				0-0 F4		0-0 1B 1B		0-0 1-4-3		4 0 2 0 0 0 0										
Jerry Reuss, L (1, 1) OBP: 0.429, SLG: 0.333				0-0 4-3		0-0 1B		0-0 F8		1 0 0 0 0 0 0										
Terry Whitfield, L (5, PH) OBP: 0.667, SLG: 1.000										1 0 1 1 0 0 0										
Bobby Castillo, R (5, 1)										0 0 0 0 0 0 0										
Greg Brock, L (6, 3)					1-2 3-H 1B					2 0 0 0 0 0 1										
Inning Stats	R: 0 E: 0 K: 1 S: 5	H: 0 LOB: 0 BB: 0 P: 5	R: 0 E: 0 K: 2 S: 8	H: 1 LOB: 1 BB: 0 P: 8	R: 0 E: 0 K: 1 S: 5	H: 0 LOB: 0 BB: 0 P: 5	R: 0 E: 0 K: 0 S: 3	H: 0 LOB: 0 BB: 0 P: 3	R: 1 E: 0 K: 1 S: 8	H: 3 LOB: 2 BB: 0 P: 8	R: 0 E: 0 K: 0 S: 4	H: 1 LOB: 1 BB: 0 P: 4	R: 0 E: 0 K: 0 S: 3	H: 0 LOB: 0 BB: 0 P: 3	R: 0 E: 0 K: 0 S: 4	H: 1 LOB: 1 BB: 0 P: 4	1B: 6 2B: 3 3B: 0 HR: 0	SF: 0 SAC: 0 DP: 0 HBP: 0	WP: 0 PB: 0 SB: 0 CS: 0	PA: 36
PITCHER LaMarr Hoyt, R (1, 1) ERA: 3.6	IP: 9.0 WLS: W BF: 36 H: 9 R: 2 ER: 2 SO: 5 BB: 0 IBB: 0 HBP: 0 BLK: 0 WP: 0 HR: 0 S: 46 P: 46 ERA: 2.00 WHIP: 1.000																			

AB	36
R	2
H	9
RBI	2
BB	0
SO	5
LOB	9



Batter	1	2	3	4	5	6	7	8	9
Alan Wiggins, S OBP: 0.111, SLG: 0.167 (1, 4)	0-0 F7	0-0 1B 2B		0-0 F1		0-3 K		0-0 1-3	
Tony Gwynn, L OBP: 0.300, SLG: 0.368 (1, 9)	0-0 4-3	0-0 CS 1B			0-0 1B SF9 2B	0-0 F8		4-0 1B WP SF9 BB	
Steve Garvey, R OBP: 0.325, SLG: 0.525 (1, 3)	0-0 1B BB 2B	0-3 K			0-0 BB 1B	0-3 K		0-0 1-3 1B	
Kevin McReynolds, R OBP: 0.333, SLG: 0.394 (1, 8)	4-0 BB WP 1B BB	0-0 CS	0-0 1B 1B		0-0 F3		0-0 4-3	0-0 SF9	
Terry Kennedy, L OBP: 0.289, SLG: 0.529 (1, 2)	0-0 WP BB 1B 1B		0-0 F9		0-0 SF9		0-0 HR	0-3 K	
Carmelo Martinez, R OBP: 0.667, SLG: 1.200 (1, 7)	4-0 1B WP BB		0-0 G4-6-3 1B		4-0 1B 2B BB		0-0 E FC6-4 2B		
Jerry Royster, R OBP: 0.238, SLG: 0.286 (5, PH) Graig Nettles, L OBP: 0.385, SLG: 0.200 (6, 5)	0-0 FC5-4 1B		0-0 G4-6-3		0-0 2B 1B		0-0 E3 FC6-4		
Garry Templeton, S OBP: 0.324, SLG: 0.333 (1, 6)	0-0 FC5-4			0-0 6-3		0-0 2B		0-0 FC6-4	
LaMarr Hoyt, R (1, 1)		0-0 6-3		0-0 4-3		0-0 F4		0-3 K	

Inning Stats	R: 3 E: 0 K: 0 S: 6	H: 3 LOB: 2 BB: 2 P: 14	R: 1 E: 0 K: 1 S: 6	H: 2 LOB: 0 BB: 0 P: 6	R: 0 E: 0 K: 0 S: 4	H: 2 LOB: 1 BB: 0 P: 4	R: 0 E: 0 K: 0 S: 3	H: 0 LOB: 0 BB: 0 P: 3	R: 4 E: 0 K: 0 S: 7	H: 4 LOB: 1 BB: 1 P: 11	R: 0 E: 0 K: 2 S: 7	H: 0 LOB: 0 BB: 0 P: 7	R: 2 E: 1 K: 1 S: 8	H: 2 LOB: 1 BB: 0 P: 8	R: 1 E: 0 K: 1 S: 6	H: 1 LOB: 1 BB: 1 P: 10
--------------	------------------------------	----------------------------------	------------------------------	---------------------------------	------------------------------	---------------------------------	------------------------------	---------------------------------	------------------------------	----------------------------------	------------------------------	---------------------------------	------------------------------	---------------------------------	------------------------------	----------------------------------

PITCHER	IP	WLS	BF	H	R	ER	SO	BB	IBB	HBP	BLK	WP	HR	S	P	ERA	WHIP
Jerry Reuss, L ERA: 4.96 (1, 1)	4.0	L	19	7	4	4	1	2	0	0	0	1	0	19	27	9.00	2.250
Bobby Castillo, R ERA: 36.0 (5, 1)	1.0		8	4	4	4	0	1	0	0	0	0	0	7	11	36.00	5.000
Carlos Diaz, L ERA: 3.0 (6, 1)	2.0		9	2	2	1	3	0	0	0	0	0	1	15	15	4.50	1.000
Steve Howe, L ERA: 16.2 (8, 1)	1.0		5	1	1	1	1	1	0	0	0	1	0	6	10	9.00	2.000

BOTTOM

Los Angeles Dodgers @ San Diego Padres
Jack Murphy Stadium, San Diego, CA

Fri Apr 19 1985, 9:05 PM EST
Att. 32,920 - Unknown

AB	35
R	11
H	14
RBI	10
BB	4
SO	5
LOB	13

livebaseballscorecards.com

WP: 2
PB: 0
SB: 0
CS: 1

PA: 42



AB	R	H	RBI	BB	SO	LOB
5	1	1	0	0	1	0
4	2	2	1	1	0	0
5	2	3	0	0	2	1
3	1	1	1	1	0	2
4	2	2	2	0	1	2
2	2	2	1	2	0	0
2	0	1	1	0	0	2
2	1	1	1	0	0	1
4	0	1	3	0	0	3
4	0	0	0	0	1	2

1B	2B	3B	HR	SF	SAC	DP	HBP
8	5	0	1	2	0	1	0

BOTTOM

Los Angeles Dodgers @ San Diego Padres
Jack Murphy Stadium, San Diego, CA

Sat Apr 20 1985, 9:05 PM EST
Att: 42,003 - Unknown

livebaseballscorecards.com

AB 41
R 4
H 13
RBI 4
BB 3
SO 4
LOB 17



WP: 0 PA: 45
PB: 0
SB: 0
CS: 0

AB R H RBI BB SO LOB

4 1 0 0 1 0 2

3 2 2 0 1 0 0

4 0 2 2 1 0 1

5 0 1 1 0 0 3

5 0 1 0 0 2 1

2 0 1 0 0 0 0

1 0 0 0 0 0 2

2 0 1 0 0 0 0

5 1 1 0 0 0 3

5 0 3 0 0 0 1

2 0 0 0 0 1 4

1 0 0 0 0 0 0

0 0 0 0 0 0 0

1 0 0 0 0 1 0

0 0 0 0 0 0 0

1 0 1 1 0 0 0

1B: 8 SF: 0

2B: 5 SAC: 1

3B: 0 DP: 0

HR: 0 HBP: 0

1B: 8 SF: 0

2B: 5 SAC: 1

3B: 0 DP: 0

HR: 0 HBP: 0

1B: 8 SF: 0

2B: 5 SAC: 1

3B: 0 DP: 0

HR: 0 HBP: 0

1B: 8 SF: 0

2B: 5 SAC: 1

3B: 0 DP: 0

HR: 0 HBP: 0

1B: 8 SF: 0

2B: 5 SAC: 1

3B: 0 DP: 0

HR: 0 HBP: 0

1B: 8 SF: 0

2B: 5 SAC: 1

3B: 0 DP: 0

HR: 0 HBP: 0

1B: 8 SF: 0

2B: 5 SAC: 1

3B: 0 DP: 0

HR: 0 HBP: 0

1B: 8 SF: 0

2B: 5 SAC: 1

3B: 0 DP: 0

HR: 0 HBP: 0

1B: 8 SF: 0

2B: 5 SAC: 1

3B: 0 DP: 0

HR: 0 HBP: 0

1B: 8 SF: 0

2B: 5 SAC: 1

3B: 0 DP: 0

HR: 0 HBP: 0

1B: 8 SF: 0

2B: 5 SAC: 1

3B: 0 DP: 0

HR: 0 HBP: 0

1B: 8 SF: 0

2B: 5 SAC: 1

3B: 0 DP: 0

HR: 0 HBP: 0

1B: 8 SF: 0

2B: 5 SAC: 1

3B: 0 DP: 0

HR: 0 HBP: 0

1B: 8 SF: 0

2B: 5 SAC: 1

3B: 0 DP: 0

HR: 0 HBP: 0

1B: 8 SF: 0

2B: 5 SAC: 1

3B: 0 DP: 0

HR: 0 HBP: 0

1B: 8 SF: 0

2B: 5 SAC: 1

3B: 0 DP: 0

HR: 0 HBP: 0

1B: 8 SF: 0

2B: 5 SAC: 1

3B: 0 DP: 0

HR: 0 HBP: 0

1B: 8 SF: 0

2B: 5 SAC: 1

3B: 0 DP: 0

HR: 0 HBP: 0

1B: 8 SF: 0

2B: 5 SAC: 1

3B: 0 DP: 0

HR: 0 HBP: 0

1B: 8 SF: 0

2B: 5 SAC: 1

3B: 0 DP: 0

HR: 0 HBP: 0

1B: 8 SF: 0

2B: 5 SAC: 1

3B: 0 DP: 0

HR: 0 HBP: 0

1B: 8 SF: 0

2B: 5 SAC: 1

3B: 0 DP: 0

HR: 0 HBP: 0

1B: 8 SF: 0

2B: 5 SAC: 1

3B: 0 DP: 0

HR: 0 HBP: 0

1B: 8 SF: 0

2B: 5 SAC: 1

3B: 0 DP: 0

HR: 0 HBP: 0

1B: 8 SF: 0

2B: 5 SAC: 1

3B: 0 DP: 0

HR: 0 HBP: 0

1B: 8 SF: 0

2B: 5 SAC: 1

3B: 0 DP: 0

HR: 0 HBP: 0

1B: 8 SF: 0

2B: 5 SAC: 1

3B: 0 DP: 0

HR: 0 HBP: 0

1B: 8 SF: 0

2B: 5 SAC: 1

3B: 0 DP: 0

HR: 0 HBP: 0

1B: 8 SF: 0

2B: 5 SAC: 1

3B: 0 DP: 0

HR: 0 HBP: 0

1B: 8 SF: 0

2B: 5 SAC: 1

3B: 0 DP: 0

HR: 0 HBP: 0

1B: 8 SF: 0

2B: 5 SAC: 1

3B: 0 DP: 0

HR: 0 HBP: 0

1B: 8 SF: 0

2B: 5 SAC: 1

3B: 0 DP: 0

HR: 0 HBP: 0

1B: 8 SF: 0

2B: 5 SAC: 1

3B: 0 DP: 0

HR: 0 HBP: 0

1B: 8 SF: 0

2B: 5 SAC: 1

3B: 0 DP: 0

HR: 0 HBP: 0

1B: 8 SF: 0

2B: 5 SAC: 1

3B: 0 DP: 0

HR: 0 HBP: 0

1B: 8 SF: 0

2B: 5 SAC: 1

3B: 0 DP: 0

HR: 0 HBP: 0

1B: 8 SF: 0

2B: 5 SAC: 1

3B: 0 DP: 0

HR: 0 HBP: 0

1B: 8 SF: 0

2B: 5 SAC: 1

3B: 0 DP: 0

HR: 0 HBP: 0

1B: 8 SF: 0

2B: 5 SAC: 1

3B: 0 DP: 0

HR: 0 HBP: 0

1B: 8 SF: 0

2B: 5 SAC: 1

3B: 0 DP: 0

HR: 0 HBP: 0

1B: 8 SF: 0

2B: 5 SAC: 1

3B: 0 DP: 0

HR: 0 HBP: 0

1B: 8 SF: 0

2B: 5 SAC: 1

3B: 0 DP: 0

HR: 0 HBP: 0

1B: 8 SF: 0

2B: 5 SAC: 1

3B: 0 DP: 0

HR: 0 HBP: 0

1B: 8 SF: 0

2B: 5 SAC: 1

3B: 0 DP: 0

HR: 0 HBP: 0

1B: 8 SF: 0

2B: 5 SAC: 1

3B: 0 DP: 0

HR: 0 HBP: 0

1B: 8 SF: 0

2B: 5 SAC: 1

3B: 0 DP: 0

HR: 0 HBP: 0

1B: 8 SF: 0

2B: 5 SAC: 1

3B: 0 DP: 0

HR: 0 HBP: 0

1B: 8 SF: 0

2B: 5 SAC: 1

3B: 0 DP: 0

HR: 0 HBP: 0

1B: 8 SF: 0

2B: 5 SAC: 1

3B: 0 DP: 0

HR: 0 HBP: 0

1B: 8 SF: 0

2B: 5 SAC: 1

3B: 0 DP: 0

HR: 0 HBP: 0

1B: 8 SF: 0

2B: 5 SAC: 1

3B: 0 DP: 0

HR: 0 HBP: 0

1B: 8 SF: 0

2B: 5 SAC: 1

3B: 0 DP: 0

HR: 0 HBP: 0

1B: 8 SF: 0

2B: 5 SAC: 1

3B: 0 DP: 0

HR: 0 HBP: 0

1B: 8 SF: 0

2B: 5 SAC: 1

3B: 0 DP: 0

HR: 0 HBP: 0

1B: 8 SF: 0

2B: 5 SAC: 1

3B: 0 DP: 0

HR: 0 HBP: 0

1B: 8 SF: 0

2B: 5 SAC: 1

3B: 0 DP: 0

HR: 0 HBP: 0

1B: 8 SF: 0

2B: 5 SAC: 1

3B: 0 DP: 0

HR: 0 HBP: 0

1B: 8 SF: 0

2B: 5 SAC: 1

3B: 0 DP: 0

HR: 0 HBP: 0

1B: 8 SF: 0

2B: 5 SAC: 1

3B: 0 DP: 0

HR: 0 HBP: 0

1B: 8 SF: 0

2B: 5 SAC: 1

3B: 0 DP: 0

HR: 0 HBP: 0

1B: 8 SF: 0

2B: 5 SAC: 1

3B: 0 DP: 0

HR: 0 HBP: 0

1B: 8 SF: 0

2B: 5 SAC: 1

3B: 0 DP: 0

HR: 0 HBP: 0

1B: 8 SF: 0

Batter	1	2	3	4	5	6	7	8	9	AB R H RBI BB SO LOB	TOP														
Mariano Duncan, R OBP: 0.328, SLG: 0.434 (1, 4)	0-0 G4-6-3 1B		0-0 1-3			0-0 E1 1B		0-0 HR	0-0 G3	5 1 3 1 0 0 1															
Bill Russell, R OBP: 0.407, SLG: 0.375 (1, 7) (9, 6)	0-0 G4-6-3 1-2f			0-0 5-3		0-0 F1		4-0 BB		3 0 0 0 1 0 2															
Mike Marshall, R OBP: 0.393, SLG: 0.549 (1, 9)	0-3 K			0-0 F9		0-0 F9		0-3 K		4 0 0 0 0 2 2															
Pedro Guerrero, R OBP: 0.316, SLG: 0.277 (1, 5)		4-0 FC6-4 BB		0-0 F2		0-3 K		0-0 F8		3 0 0 0 1 1 2															
Candy Maldonado, R OBP: 0.259, SLG: 0.480 (1, 8)		0-0 FC6-4 1-2f			0-0 F3		0-0 HR	4-0 BB		3 1 1 1 1 0 1															
Sid Bream, L OBP: 0.250, SLG: 0.350 (1, 3)		0-3 K 1-3		0-0 F8		0-3 K		0-0 F4		4 0 0 0 0 2 3															
Steve Yeager, R OBP: 0.231, SLG: 0.250 Mike Scioscia, L OBP: 0.324, SLG: 0.313 (1, 2) (9, PH) (9, 2)		0-0 6-3			0-0 2B		0-0 1-3		4-0 FC1-5-6-2 G3 BB	3 0 1 0 0 0 1 0 0 0 0 1 0 0	AB 32 R 2 H 6 RBI 2 BB 5 SO 7 LOB 17														
Dave Anderson, R OBP: 0.294, SLG: 0.200 Al Oliver, L OBP: 0.216, SLG: 0.194 Ken Landreaux, L OBP: 0.139, SLG: 0.333 (1, 6) (9, PH) (9, 7)			0-3 K		4-0 IBB		0-0 1B		0-0 G3 1-2	2 0 1 0 1 1 0 1 0 0 0 0 0 1 0 0 0 0 0 0 0															
Orel Hershiser, R OBP: 0.143, SLG: 0.143 (1, 1)			0-3 K		0-0 6-3		0-0 F9		0-0 FC1-5-6-2 S 2-3	4 0 0 0 0 1 4															
Inning Stats	R: 0 E: 0 K: 1 S: 5	H: 1 LOB: 0 BB: 0 P: 5	R: 0 E: 1 K: 1 S: 5	H: 0 LOB: 1 BB: 1 P: 9	R: 0 E: 0 K: 2 S: 7	H: 0 LOB: 0 BB: 0 P: 7	R: 0 E: 0 K: 0 S: 3	H: 0 LOB: 0 BB: 0 P: 3	R: 0 E: 0 K: 0 S: 4	H: 1 LOB: 2 BB: 1 P: 8	R: 0 E: 1 K: 1 S: 6	H: 1 LOB: 1 BB: 0 P: 6	R: 1 E: 0 K: 1 S: 7	H: 2 LOB: 1 BB: 0 P: 7	R: 1 E: 0 K: 1 S: 6	H: 1 LOB: 2 BB: 2 P: 14	R: 0 E: 0 K: 0 S: 3	H: 0 LOB: 1 BB: 1 P: 7	1B: 3 2B: 1 3B: 0 HR: 2	SF: 0 SAC: 0 DP: 1 HBP: 0	WP: 0 PB: 0 SB: 3 CS: 0	PA: 37			
PITCHER	IP	WLS	BF	H	R	ER	SO	BB	IBB	HBP	BLK	WP	HR	S	P	ERA	WHIP								
Dave Dravecky, L ERA: 4.5 (1, 1)	7.0	L	29	6	2	2	6	2	1	0	0	0	2	38	50	2.57	1.143								
Luis DeLeon, R ERA: 1.42 (8, 1)	1.0		4	0	0	0	1	1	0	0	0	0	0	5	9	0.00	1.000								
Greg Booker, R ERA: (9, 1)	1.0		4	0	0	0	0	1	0	0	0	0	0	3	7	0.00	1.000								

Los Angeles Dodgers @ San Diego Padres
 Jack Murphy Stadium, San Diego, CA
 Sun Apr 21 1985, 6:33 AM EST
 Att: 42,574 - Unknown

AB	32
R	2
H	6
RBI	2
BB	5
SO	7
LOB	17



Batter	1	2	3	4	5	6	7	8	9	AB R H RBI BB SO LOB
Alan Wiggins, S (1, 4) OBP: 0.111, SLG: 0.115	0-0 1-3 			0-3 K 		0-0 4-3 			0-0 4-3 	4 0 0 0 0 1 0
Tony Gwynn, L (1, 9) OBP: 0.333, SLG: 0.444	0-0 5-3 			0-0 4-3 			0-0 6-3 2B 		0-0 E6 	4 0 1 0 0 0 0
Steve Garvey, R (1, 3) OBP: 0.327, SLG: 0.500	0-3 K 			0-3 K 			0-0 6-3 		0-3 K 	4 0 0 0 0 3 2
Terry Kennedy, L (1, 2) OBP: 0.255, SLG: 0.442		0-0 6-3 			0-0 3-1 			0-0 4-3 	0-0 F8 	4 0 0 0 0 0 2
Kevin McReynolds, R (1, 8) OBP: 0.298, SLG: 0.341		0-0 5-3 			0-0 F4 			0-0 5-3 		3 0 0 0 0 0 1
Graig Nettles, L (1, 5) OBP: 0.444, SLG: 0.231		0-0 4-3 			4-0 BB 			4-0 BB 		1 0 0 0 2 0 0
Jerry Royster, R (8, PR) OBP: 0.227, SLG: 0.273										0 0 0 0 0 0 0
Carmelo Martinez, R (1, 7) OBP: 0.522, SLG: 0.778				0-0 6-3 		0-3 K 		0-0 1B BB 		3 0 1 0 0 1 1
Garry Templeton, S (1, 6) OBP: 0.333, SLG: 0.395				0-3 K 			0-0 1-3 	0-0 G3 		3 0 0 0 0 1 1
Dave Dravecky, R (1, 1) OBP: 1.000, SLG: 1.000				0-3 K 			0-3 K 	0-0 4-3 		2 0 0 0 0 2 0
Luis DeLeon, R (8, 1) OBP: 1.000, SLG: 1.000										0 0 0 0 0 0 0
Bobby Brown, S (8, PH)										1 0 0 0 0 0 2
Greg Booker, R (9, 1)										0 0 0 0 0 0 0

Inning Stats	R: 0	H: 0	E: 0	LOB: 0	K: 1	BB: 0	S: 5	P: 5	R: 0	H: 0	E: 0	LOB: 0	K: 0	BB: 0	S: 3	P: 3	R: 0	H: 0	E: 0	LOB: 0	K: 2	BB: 0	S: 7	P: 7	R: 0	H: 0	E: 0	LOB: 0	K: 2	BB: 0	S: 7	P: 7	R: 0	H: 0	E: 0	LOB: 1	K: 1	BB: 1	S: 5	P: 9	R: 0	H: 1	E: 0	LOB: 1	K: 0	BB: 0	S: 4	P: 4	R: 0	H: 1	E: 0	LOB: 2	K: 0	BB: 1	S: 3	P: 7	R: 0	H: 0	E: 1	LOB: 1	K: 1	BB: 0	S: 6	P: 6	1B: 1	SF: 0	2B: 1	SAC: 0	3B: 0	DP: 0	HR: 0	HBP: 0
PITCHER Orel Hershiser, R (1, 1) ERA: 2.7	IP: 9.0	WLS: W	BF: 31	H: 2	R: 0	ER: 0	SO: 8	BB: 2	IBB: 0	HBP: 0	BLK: 0	WP: 0	HR: 0	S: 45	P: 53	ERA: 0.00	WHIP: 0.444	PITCHER	IP: 9.0	WLS: W	BF: 31	H: 2	R: 0	ER: 0	SO: 8	BB: 2	IBB: 0	HBP: 0	BLK: 0	WP: 0	HR: 0	S: 45	P: 53	ERA: 0.00	WHIP: 0.444	WP: 0	PA: 31	PB: 0	SB: 0	CS: 0	ERA: 0.00	WHIP: 0.444	IP: 9.0	WLS: W	BF: 31	H: 2	R: 0	ER: 0	SO: 8	BB: 2	IBB: 0	HBP: 0	BLK: 0	WP: 0	HR: 0	S: 45	P: 53	ERA: 0.00	WHIP: 0.444	WP: 0	PA: 31	PB: 0	SB: 0	CS: 0	ERA: 0.00	WHIP: 0.444						

BOTTOM

Los Angeles Dodgers @ San Diego Padres
Jack Murphy Stadium, San Diego, CA

Sun Apr 21 1985, 6:33 AM EST
 Att. 42,574 - Unknown

livebaseballscorecards.com

AB	29
R	0
H	2
RBI	0
BB	2
SO	8
LOB	9

Batter	1	2	3	4	5	6	7	8	9	10	AB R H RBI BB SO LOB
Dan Gladden, R (1, 8) OBP: 0.347, SLG: 0.391	0-3 K		X 0-0 1B BB 1B		X 0-0 SH1		X 0-0 CS	0-3 K		0-3 K	4 1 1 0 0 3 0
Manny Trillo, R (1, 4) OBP: 0.325, SLG: 0.306	0-0 6-3		X 0-0 F4		X 0-0 F7			0-3 K			4 0 0 0 0 1 3
Joel Youngblood, R (1, 7) OBP: 0.267, SLG: 0.154	0-0 1B		BBB X 4-0 1B BB 1-2 2-3		X 0-0 5-3			X 0-0 5-3			3 0 1 0 1 0 1
Chili Davis, S (1, 9) OBP: 0.302, SLG: 0.250	0-0 1-3		X 0-0 CS 1B 1-3 2-H 3-H		X 0-0 L3			X 0-0 4-3			4 0 1 2 0 0 1
Chris Brown, R (1, 5) OBP: 0.378, SLG: 0.368		0-3 K	0-0 CS 1-2	0-0 6-3		X 0-0 6-3		X 0-0 6-3			4 0 0 0 0 1 0
Bob Brenly, R (1, 2) OBP: 0.233, SLG: 0.263		X 0-0 F3		X 0-0 3B		X 0-0 F9		BBB X 4-0 BB			3 0 1 0 1 0 0
David Green, R (1, 3) OBP: 0.156, SLG: 0.036		0-3 K		0-3 K			BBB X 4-0 CS BB	X 0-0 F8			3 0 0 0 1 2 2
Jose Uribe, S (1, 6) OBP: 0.227, SLG: 0.273			X 0-0 F6		X 0-0 F9		X 0-0 F8			X 0-0 5-3	3 0 0 0 0 0 2
Scot Thompson, L (10, PH) OBP: 0.100, SLG: 0.100											1 0 0 0 0 0 0
Dave LaPoint, L (1, 1) OBP: 0.500, SLG: 0.500			X 0-0 E6 BB 1B 1B		X 0-0 SH1 1B					X 0-0 F6	3 1 1 0 0 1 1
Scott Garrelts, R (10, 1)											0 0 0 0 0 0 0
Gary Rajsich, L (10, PH)											1 0 0 0 0 0 0

Inning Stats	R: 0	H: 1	R: 0	H: 0	R: 2	H: 2	R: 0	H: 1	R: 0	H: 0	R: 0	H: 0	R: 0	H: 0	R: 0	H: 0	R: 0	H: 0	R: 0	H: 0	R: 0	H: 0	1B: 4	SF: 0	WP: 0	PA: 39
	E: 0	LOB: 1	E: 0	LOB: 0	E: 1	LOB: 1	E: 0	LOB: 1	E: 0	LOB: 0	E: 0	LOB: 0	E: 0	LOB: 0	E: 0	LOB: 1	E: 0	LOB: 0	E: 0	LOB: 0	E: 0	LOB: 0	2B: 0 <td>SAC: 1 <td>FB: 0 <td></td> </td></td>	SAC: 1 <td>FB: 0 <td></td> </td>	FB: 0 <td></td>	
	K: 1	BB: 0	K: 2	BB: 0	K: 0	BB: 1	K: 1	BB: 0	K: 0	BB: 0	K: 1	BB: 1	K: 1	BB: 0	K: 2	BB: 0	K: 0	BB: 1	K: 1	BB: 0	K: 1	BB: 0	3B: 1	DP: 0 <td>SB: 0</td> <td></td>	SB: 0	
	S: 6	P: 6	S: 7	P: 7	S: 5	P: 9	S: 6	P: 6	S: 4	P: 4	S: 3	P: 3	S: 4	P: 8	S: 7	P: 7	S: 3	P: 7	S: 5	P: 5	S: 5	P: 5	HR: 0	HBP: 0	CS: 2	

PITCHER	IP	WLS	BF	H	R	ER	SO	BB	IBB	HBP	BLK	WP	HR	S	P	ERA	WHIP
Bob Welch, R (1, 1) ERA: 0.00	5.0		21	5	2	0	4	1	0	0	0	0	0	28	32	0.00	1.200
Bobby Castillo, R (6, 1) ERA: 12.0	2.0		6	0	0	0	1	1	0	0	0	0	0	7	11	0.00	0.500
Carlos Diaz, L (8, 1) ERA: 2.7	1.0		3	0	0	0	2	0	0	0	0	0	0	7	7	0.00	0.000
Tom Niedenfuer, R (9, 1) ERA: 2.84	2.0	W	7	0	0	0	1	1	0	0	0	0	0	8	12	0.00	0.500

PITCHER	IP	WLS	BF	H	R	ER	SO	BB	IBB	HBP	BLK	WP	HR	S	P	ERA	WHIP

Los Angeles Dodgers @ San Francisco Giants
Candlestick Park, San Francisco, CA
 Mon Apr 22 1985, 9:05 PM EST
 Att: 24,512 - Unknown

AB	33
R	2
H	5
RBI	2
BB	3
SO	8
LOB	10



Batter	1	2	3	4	5	6	7	8	9	AB R H RBI BB SO LOB	TOP	
Mariano Duncan, R (1, 4) OBP: 0.313, SLG: 0.419 Bill Russell, R (7, 4) OBP: 0.344, SLG: 0.310	0-0 F3		0-0 G3		0-0 2B		0-0 1-3 2B 1B			4 0 2 0 0 0 0 0 0 0 0 0 0 0	<p>Los Angeles Dodgers @ San Francisco Giants</p> <p>Candlestick Park, San Francisco, CA</p> <p>Tue Apr 23 1985, 6:33 AM EST Att: 19,022 - Unknown</p> <p>livebaseballscorecards.com</p>	
Al Oliver, L (1, 7) OBP: 0.238, SLG: 0.244	0-3 K		0-0 1B		0-3 K		0-0 1-H 2B 3-H 2B			4 0 2 1 0 2 1		
Mike Marshall, R (1, 9) OBP: 0.391, SLG: 0.517	0-0 HBP 1B		0-0 F7		0-3 K		0-3 K			4 0 1 0 0 2 2		
Pedro Guerrero, R (1, 5) OBP: 0.323, SLG: 0.321	1-0 1-2 HBP		0-0 F8		0-0 5-3		0-0 F8			3 0 0 0 0 0 0		
Greg Brock, L (1, 3) OBP: 0.167, SLG: 0.167	0-0 F9		0-3 K		0-0 BB 1B		0-0 6-3			4 0 1 0 0 1 2		
Mike Scioscia, L (1, 2) OBP: 0.341, SLG: 0.371		0-0 L3		0-0 3B		4-0 1-2 BB		0-0 F8		3 0 1 0 1 0 0		
Candy Maldonado, R (1, 8) OBP: 0.265, SLG: 0.419 Terry Whitfield, L (9, PH) OBP: 0.500, SLG: 0.750		0-0 5-3		0-0 5-3		0-3 K		0-3 K		3 0 0 0 0 1 3 1 0 0 0 0 1 0		
Dave Anderson, R (1, 6) OBP: 0.293, SLG: 0.278 Ken Landreaux, L (9, PH) OBP: 0.132, SLG: 0.316		0-0 F9		0-3 K		0-0 F9		0-0 4-3		3 0 0 0 0 1 0 1 0 0 0 0 0 0		
Fernando Valenzuela, L (1, 1) Sid Bream, L (9, PH) OBP: 0.231, SLG: 0.318			0-3 K		0-0 F8		0-0 E4 1B 2B		0-3 K	3 1 0 0 0 1 0 1 0 0 0 0 1 0		
Inning Stats	R: 0 H: 1 E: 0 LOB: 2 K: 1 BB: 0 S: 6 P: 7	R: 0 H: 0 E: 0 LOB: 0 K: 0 BB: 0 S: 3 P: 3	R: 0 H: 1 E: 0 LOB: 1 K: 1 BB: 0 S: 6 P: 6	R: 0 H: 1 E: 0 LOB: 1 K: 1 BB: 0 S: 6 P: 6	R: 0 H: 1 E: 0 LOB: 1 K: 2 BB: 0 S: 8 P: 8	R: 0 H: 1 E: 0 LOB: 2 K: 2 BB: 1 S: 8 P: 12	R: 1 H: 2 E: 1 LOB: 1 K: 1 BB: 0 S: 7 P: 7	R: 0 H: 0 E: 0 LOB: 0 K: 0 BB: 0 S: 3 P: 3	R: 0 H: 0 E: 0 LOB: 0 K: 2 BB: 0 S: 7 P: 7	1B: 4 SF: 0 2B: 2 SAC: 0 3B: 1 DP: 0 HR: 0 HBP: 1	WP: 0 PA: 36 PB: 0 SB: 0 CS: 0	
PITCHER Mike Krukow, R (1, 1) ERA: 0.35	IP WLS BF H R ER SO BB IBB HBP BLK WP HR S P ERA WHIP	9.0 W 36 7 1 0 10 1 0 1 0 0 0 0 54 59 0.00 0.889										



Batter	1	2	3	4	5	6	7	8	9	AB	R	H	RBI	BB	SO	LOB
Dan Gladden, R OBP: 0.340, SLG: 0.380 (1, 8)	F8		1B		E6			6-3		4	0	1	0	0	0	0
Manny Trillo, R OBP: 0.318, SLG: 0.282 (1, 4)	F8		K		BB			L3		3	0	0	0	1	1	2
Chili Davis, S OBP: 0.298, SLG: 0.250 (1, 9)	1B				K			K		4	0	1	0	0	3	2
Jeffrey Leonard, R OBP: 0.167, SLG: 0.277 (1, 7)	L4				K			K		3	0	0	0	0	2	1
Chris Brown, R OBP: 0.362, SLG: 0.350 Brad Wellman, R OBP: 0.364, SLG: 0.400 (1, 5) (5, 5)		L6			K			6-3		2	0	0	0	0	1	0
Bob Brenly, R OBP: 0.217, SLG: 0.244 (1, 3)		F9						6-3		1	0	0	0	0	0	0
Alex Trevino, R OBP: 0.333, SLG: 0.500 (1, 2)		F3								3	0	0	0	0	0	0
Jose Uribe, S OBP: 0.240, SLG: 0.280 (1, 6)			5-3							3	1	1	0	0	1	0
Mike Krukow, R (1, 1)			HBP							1	0	0	0	0	0	0

Inning Stats	R: 0	H: 1	R: 0	H: 0	R: 0	H: 1	R: 0	H: 0	R: 2	H: 2	R: 0	H: 0	R: 0	H: 0	R: 0	H: 0
	E: 0	LOB: 1	E: 0	LOB: 0	E: 0	LOB: 2	E: 0	LOB: 0	E: 1	LOB: 2	E: 0	LOB: 0	E: 0	LOB: 0	E: 0	LOB: 0
	K: 0	BB: 0	K: 0	BB: 0	K: 1	BB: 0	K: 3	BB: 0	K: 1	BB: 1	K: 1	BB: 0	K: 1	BB: 0	K: 1	BB: 0
	S: 4	P: 4	S: 3	P: 3	S: 5	P: 6	S: 9	P: 9	S: 8	P: 12	S: 5	P: 5	S: 5	P: 5	S: 5	P: 5

PITCHER	IP	WLS	BF	H	R	ER	SO	BB	IBB	HBP	BLK	WP	HR	S	P	ERA	WHIP
Fernando Valenzuela, L ERA:	8.0	L	30	4	2	0	8	1	0	1	0	0	0	44	49	0.00	0.625

BOTTOM

Los Angeles Dodgers @ San Francisco Giants
Candlestick Park, San Francisco, CA

Tue Apr 23 1985, 6:33 AM EST
Att. 19,022 - Unknown

AB	27
R	2
H	4
RBI	0
BB	1
SO	8
LOB	5



WP	PA	ERA	WHIP
0	30		

Batter	1	2	3	4	5	6	7	8	9	AB R H RBI BB SO LOB	TOP													
Dave Anderson, R (1, 6) OBP: 0.283, SLG: 0.268	0-0 F3	0-0 2B 1-2 3-H 1B		0-0 E6		0-0 F2		0-0 1-3		5 0 1 1 0 0 0														
Ken Landreaux, L (1, 8) OBP: 0.186, SLG: 0.429	0-0 BB 2B	0-0 F7		4-0 1-2 BB		0-0 HR		0-0 4-3		4 1 2 1 1 0 2														
Al Oliver, L (1, 7) OBP: 0.261, SLG: 0.273	4-0 BB BB	0-0 BB BB		0-3 K		0-3 K		0-3 K		3 0 1 1 1 2 2														
Candy Maldonado, R (7, 7) OBP: 0.257, SLG: 0.406		1-3 2-H 2B								1 0 0 0 0 1 0														
Pedro Guerrero, R (1, 5) OBP: 0.329, SLG: 0.316	4-0 1-2 2-3 FC6-4 BB	0-0 L6		0-0 FC6-4 1B		0-3 K		0-0 F6		4 0 1 0 1 1 2														
Mike Marshall, R (1, 9) OBP: 0.362, SLG: 0.476	0-3 K		0-0 6-3		0-0 L5		0-0 1-3		0-3 K	5 0 0 0 0 2 4														
Greg Brock, L (1, 3) OBP: 0.091, SLG: 0.091	0-0 FC6-4 1-2f		0-0 L6		0-0 FC6-4 1-2f 1B		0-0 4-3		0-0 F6	5 1 0 0 0 0 4														
Mike Scioscia, L (1, 2) OBP: 0.378, SLG: 0.378		4-0 E FC3-2 BB	0-0 6-3		0-0 1B 1-2 1B		1-0 BB HBP			2 0 1 0 1 0 0														
Bill Russell, R (1, 4) OBP: 0.361, SLG: 0.313		0-0 E1 FC3-2 1B		0-0 F7		0-0 1B 1-2 2-H 1B		4-0 BB BB		3 1 1 1 1 0 1														
Jerry Reuss, L (1, 1) OBP: 0.300, SLG: 0.222		0-0 FC3-2 1B		0-0 5-3		0-0 F8		0-3 K		3 1 0 0 0 0 4														
Tom Brennan, R (5, 1) OBP: 0.250, SLG: 0.250		2-3 3-H 2B								0 0 0 0 0 0 0														
Ken Howell, R (6, 1)										1 0 0 0 0 1 2														
Inning Stats	R: 0 E: 0 K: 1 S: 6	H: 1 LOB: 3 BB: 2 P: 14	R: 2 E: 1 K: 0 S: 6	H: 2 LOB: 2 BB: 1 P: 10	R: 0 E: 0 K: 0 S: 3	H: 0 LOB: 0 BB: 0 P: 3	R: 0 E: 1 K: 1 S: 6	H: 0 LOB: 2 BB: 1 P: 10	R: 1 E: 0 K: 0 S: 6	H: 3 LOB: 2 BB: 0 P: 6	R: 1 E: 0 K: 2 S: 8	H: 1 LOB: 0 BB: 0 P: 8	R: 0 E: 0 K: 1 S: 5	H: 0 LOB: 2 BB: 1 P: 10	R: 0 E: 0 K: 1 S: 5	H: 0 LOB: 0 BB: 0 P: 5	R: 0 E: 0 K: 1 S: 5	H: 0 LOB: 0 BB: 0 P: 5	R: 0 E: 0 K: 1 S: 5	H: 0 LOB: 0 BB: 0 P: 5	1B: 4 2B: 2 3B: 0 HR: 1	SF: 0 SAC: 0 DP: 0 HBP: 1	WP: 0 PB: 0 SB: 1 CS: 0	PA: 42
PITCHER	IP WLS BF H R ER SO BB IBB HBP BLK WP HR S P ERA WHIP																				PITCHER	IP WLS BF H R ER SO BB IBB HBP BLK WP HR S P ERA WHIP		
Bill Laskey, R (1, 1) ERA: 2.76	4.2 L 26 6 3 1 2 4 0 0 0 0 0 0 26 42 1.93 2.143																							
Vida Blue, L (5, 1) ERA:	0.1 1 0 0 0 0 0 0 0 0 0 0 0 1 1 0.00 0.000																							
Mark Davis, L (6, 1) ERA: 2.89	1.0 4 1 1 1 2 0 0 0 0 0 1 8 8 9.00 1.000																							
Scott Garrelts, R (7, 1) ERA: 2.61	3.0 11 0 0 0 3 1 0 1 0 0 0 0 15 20 0.00 0.333																							

Los Angeles Dodgers @ San Francisco Giants
 Candlestick Park, San Francisco, CA
 Wed Apr 24 1985, 6:33 AM EST
 Att: 19,891 - Unknown

livebaseballscorecards.com

AB	36
R	4
H	7
RBI	4
BB	5
SO	7
LOB	21



Batter	1	2	3	4	5	6	7	8	9	AB R H RBI BB SO LOB
Dan Gladden, R OBP: 0.328, SLG: 0.352 (1, 8)	0-0 F8		0-0 E5 1B		4-0 SF9 SH1-4 1-2 BB		0-3 K		0-3 K	4 1 0 0 1 2 0
Manny Trillo, R OBP: 0.354, SLG: 0.310 (1, 4)	0-0 F6		0-0 SF9-3-2-6 1-3 1B		0-0 SH1-4 1-2 2-3		0-0 1B 1B		4-0 BB	3 0 2 0 1 0 0
Chili Davis, S OBP: 0.288, SLG: 0.277 (1, 9)	0-0 2B		0-0 SF9-3-2-6 1-2 3-H		0-0 SF9 2-3 3-H		0-3 K		0-0 F3	3 0 1 2 0 1 2
Jeffrey Leonard, R OBP: 0.173, SLG: 0.275 (1, 7)	0-0 F9		0-3 K		0-3 K		0-0 1-3 1B			4 0 1 0 0 2 2
Bob Brenly, R OBP: 0.220, SLG: 0.267 (1, 3)		0-0 3-1		0-0 F9		0-0 SH5-4 2B		0-3 K		4 0 1 0 0 1 2
Alex Trevino, R OBP: 0.400, SLG: 0.556 (1, 2)		4-0 1B BB		0-0 2B		0-0 E5 SH5-4		0-0 5-3		3 0 1 0 1 0 1
Brad Wellman, R OBP: 0.357, SLG: 0.385 (1, 5)		0-0 1-2 1B		0-0 F9		0-0 SH5-4 1-2 2-3		0-3 K		3 0 1 0 0 1 1
Jose Uribe, S OBP: 0.222, SLG: 0.259 (1, 6)		0-0 F9		0-0 4-3		0-3 K		0-3 K		2 0 0 0 0 0 3
Scot Thompson, L OBP: 0.095, SLG: 0.095 (6, PH)		0-0 F9								1 0 0 0 0 1 2
Johnnie LeMaster, R (7, 6)										1 0 0 0 0 1 0
Bill Laskey, R (1, 1)		0-0 5-3								1 0 0 0 0 0 2
Vida Blue, S (5, 1)										0 0 0 0 0 0 0
David Green, R OBP: 0.182, SLG: 0.069 (5, PH)										1 1 1 0 0 0 0
Mark Davis, L (6, 1)										0 0 0 0 0 0 0
Gary Rajsich, L (6, PH)										1 0 0 0 0 0 2
Scott Garretts, R (7, 1)										0 0 0 0 0 0 0
Joel Youngblood, R OBP: 0.250, SLG: 0.143 (9, PH)					0-0 SH1-4 BB SF9 1B		0-0 F8		0-3 K	1 0 0 0 0 1 0

Inning Stats	R: 0 E: 0 K: 0 S: 4	H: 1 LOB: 1 BB: 0 P: 4	R: 0 E: 0 K: 0 S: 4	H: 1 LOB: 2 BB: 1 P: 8	R: 1 E: 1 K: 1 S: 6	H: 1 LOB: 0 BB: 0 P: 6	R: 0 E: 0 K: 0 S: 4	H: 1 LOB: 1 BB: 0 P: 4	R: 1 E: 0 K: 1 S: 6	H: 1 LOB: 1 BB: 1 P: 10	R: 0 E: 1 K: 1 S: 7	H: 1 LOB: 2 BB: 0 P: 7	R: 0 E: 0 K: 3 S: 11	H: 2 LOB: 2 BB: 0 P: 11	R: 0 E: 0 K: 2 S: 7	H: 0 LOB: 0 BB: 0 P: 7	R: 0 E: 0 K: 2 S: 7	H: 0 LOB: 1 BB: 1 P: 11	1B: 5 2B: 4 3B: 0 HR: 0	SF: 2 SAC: 2 DP: 1 HBP: 0	WP: 0 PB: 0 SB: 0 CS: 0	PA: 39
--------------	------------------------------	---------------------------------	------------------------------	---------------------------------	------------------------------	---------------------------------	------------------------------	---------------------------------	------------------------------	----------------------------------	------------------------------	---------------------------------	-------------------------------	----------------------------------	------------------------------	---------------------------------	------------------------------	----------------------------------	----------------------------------	------------------------------------	----------------------------------	--------

PITCHER	IP	WLS	BF	H	R	ER	SO	BB	IBB	HBP	BLK	WP	HR	S	P	ERA	WHIP
Jerry Reuss, L ERA: 4.43 (1, 1)	4.0		19	5	2	1	1	2	0	0	0	0	0	19	27	2.25	1.750
Tom Brennan, R ERA: 1.88 (5, 1)	1.1	W	6	1	0	0	1	0	0	0	0	0	0	8	8	0.00	0.750
Ken Howell, R ERA: 2.84 (6, 1)	3.2	S	14	2	0	0	8	1	0	0	0	0	0	29	33	0.00	0.818

BOTTOM

Los Angeles Dodgers @ San Francisco Giants
Candlestick Park, San Francisco, CA
Wed Apr 24 1985, 6:33 AM EST
Att. 19,891 - Unknown

livebaseballscores.com

AB	32
R	2
H	8
RBI	2
BB	3
SO	10
LOB	17



Batter	1	2	3	4	5	6	7	8	9	AB R H RBI BB SO LOB	TOP											
Tim Flannery, L (1, 4) OBP: 0.476, SLG: 0.444	0-0 F7		0-0 1-3			0-0 6-3		0-0 4-3		4 0 0 0 0 0 0												
Tony Gwynn, L (1, 9) OBP: 0.344, SLG: 0.459	0-0 F6		0-0 E6			0-0 4-3		0-0 F7		4 0 0 0 0 0 0												
Steve Garvey, R (1, 3) OBP: 0.338, SLG: 0.531 Bobby Brown, S (9, PR)	0-0 1B		0-0 F9			0-0 FC5-4 1B		0-0 BB 1B		4 1 3 0 0 0 1 0 1 0 0 0 0 0												
Kevin McReynolds, R (1, 8) OBP: 0.333, SLG: 0.370	0-0 2-H 1B				0-0 G4-6-3 1B		0-0 FC5-4 1-2f		4-0 BB 1B SF9 BB	3 1 2 1 1 0 1												
Terry Kennedy, L (1, 2) OBP: 0.238, SLG: 0.414	0-3 K				0-0 G4-6-3 1-2f		0-3 K		0-0 1-3 2-H 1B	4 0 1 1 0 2 2												
Carmelo Martinez, R (1, 7) OBP: 0.462, SLG: 0.719			0-0 1-3		0-0 5-3		0-0 5-3		0-0 SF9	3 0 0 1 0 0 0												
Jerry Royster, R (1, 5) OBP: 0.185, SLG: 0.222 Graig Nettles, L (9, PH) OBP: 0.517, SLG: 0.476			0-0 6-3			0-0 F7		0-0 5-3	0-0 3-H 4-3	3 0 0 0 0 0 0 1 0 0 0 0 0 1												
Garry Templeton, S (1, 6) OBP: 0.278, SLG: 0.306			0-0 4-3			0-0 6-3		0-0 5-3		3 0 0 0 0 0 0												
Eric Show, R (1, 1) Luis DeLeon, R (6, 1) OBP: 1.000, SLG: 1.000 Gerry Davis, R (8, PH) OBP: 0.357, SLG: 0.357 Tim Stoddard, R (8, 1)			0-0 F5			0-0 5-3		0-3 K		2 0 0 0 0 0 0 0 0 0 0 0 0 0 1 0 0 0 0 1 0 0 0 0 0 0 0 0												
Inning Stats	R: 1 E: 0 K: 1 S: 7	H: 2 LOB: 1 BB: 0 P: 7	R: 0 E: 0 K: 0 S: 3	H: 0 LOB: 0 BB: 0 P: 3	R: 0 E: 1 K: 0 S: 4	H: 0 LOB: 1 BB: 0 P: 4	R: 0 E: 0 K: 0 S: 3	H: 1 LOB: 0 BB: 0 P: 3	R: 0 E: 0 K: 0 S: 3	H: 0 LOB: 0 BB: 0 P: 3	R: 0 E: 0 K: 0 S: 4	H: 1 LOB: 1 BB: 0 P: 4	R: 0 E: 0 K: 1 S: 5	H: 0 LOB: 0 BB: 0 P: 5	R: 0 E: 0 K: 1 S: 5	H: 0 LOB: 0 BB: 0 P: 5	R: 2 E: 0 K: 0 S: 5	H: 2 LOB: 1 BB: 1 P: 9	1B: 5 2B: 1 3B: 0 HR: 0	SF: 1 SAC: 0 DP: 1 HBP: 0	WP: 0 PB: 0 SB: 0 CS: 0	PA: 34
PITCHER	IP WLS BF H R ER SO BB IBB HBP BLK WP HR S P ERA WHIP																					
Rick Honeycutt, L (1, 1) ERA: 2.25	8.0 W 28 4 1 1 3 0 0 0 0 0 0 0 34 34 1.12 0.500																					
Tom Niedenfuer, R (9, 1) ERA: 3.95	1.0 6 2 2 2 0 1 0 0 0 0 0 0 5 9 18.00 3.000																					

San Diego Padres @ Los Angeles Dodgers
 Dodger Stadium, Los Angeles, CA
 Thu Apr 25 1985, 6:05 PM PST
 Att: 39,593 - Unknown

AB	32
R	3
H	6
RBI	3
BB	1
SO	3
LOB	5



Batter	1	2	3	4	5	6	7	8	9
Ken Landreaux, L (1, 8) OBP: 0.188, SLG: 0.404	0-0 G4-6-3 1B		0-0 4-3			0-0 F3	0-0 F6	0-0 E4	
Bill Russell, R (1, 6) OBP: 0.390, SLG: 0.333	0-0 G4-6-3 1B		0-0 3-1			0-0 WP 1B	4-0 1B BB	0-0 F9	
Al Oliver, L (1, 7) OBP: 0.265, SLG: 0.277 Candy Maldonado, R (6, PR) OBP: 0.270, SLG: 0.412 (7, 7)	0-0 G4-6-3 1-2f 2-3		0-0 6-3			0-0 BB 1B	0-0 1B E	0-0 F5	
Pedro Guerrero, R (1, 5) OBP: 0.324, SLG: 0.311	0-0 F8			0-3 K		0-0 F8	0-0 E 1B		
Mike Marshall, R (1, 9) OBP: 0.384, SLG: 0.523		0-0 HR		4-0 G4-6-3 BB		4-0 1B BB	0-0 E4		
Greg Brock, L (1, 3) OBP: 0.133, SLG: 0.071		0-0 F9		0-0 G4-6-3 1-2f		4-0 1B BB	0-3 K		
Mike Scioscia, L (1, 2) OBP: 0.408, SLG: 0.400		0-0 FC6-4 1B			0-0 F2	0-0 1B	4-0 IBB		
Bob Bailor, R (1, 4)		0-0 FC6-4 1-2f			0-0 4-3	1-0 HBP	0-0 F6		
Rick Honeycutt, L (1, 1) R.J. Reynolds, S (8, PH) Tom Niedenfuer, R (9, 1) OBP: 0.500, SLG: 0.500		0-0 F7			0-0 F7	0-0 F8		0-3 K	

AB	R	H	RBI	BB	SO	LOB
5	0	1	0	0	0	0
4	2	2	0	1	0	1
3	0	1	1	0	0	2
2	2	1	0	0	0	1
4	0	1	1	0	1	2
2	2	1	2	2	0	1
3	0	0	0	1	1	3
3	0	2	2	1	0	0
3	0	0	0	0	0	4
3	0	0	0	0	0	4
1	0	0	0	0	1	0
0	0	0	0	0	0	0
1B: 8	SF: 0					
2B: 0	SAC: 0					
3B: 0	DP: 2					
HR: 1	HBP: 1					

BOTTOM

San Diego Padres @ Los Angeles Dodgers
Dodger Stadium, Los Angeles, CA

Thu Apr 25 1985, 6:05 PM PST
Att. 39,593 - Unknown

AB	33
R	6
H	9
RBI	6
BB	5
SO	3
LOB	18



Inning Stats		R: 0	H: 2	R: 1	H: 2	R: 0	H: 0	R: 0	H: 0	R: 3	H: 3	R: 2	H: 2	R: 0	H: 0
E: 0	LOB: 1	E: 0	LOB: 1	E: 0	LOB: 0	E: 0	LOB: 0	E: 0	LOB: 0	E: 0	LOB: 3	E: 1	LOB: 3	E: 1	LOB: 1
K: 0	BB: 0	K: 0	BB: 0	K: 0	BB: 0	K: 1	BB: 1	K: 0	BB: 0	K: 0	BB: 2	K: 1	BB: 2	K: 1	BB: 0
S: 4	P: 4	S: 5	P: 5	S: 3	P: 3	S: 4	P: 8	S: 3	P: 3	S: 6	P: 15	S: 8	P: 16	S: 6	P: 6

PITCHER		IP	WLS	BF	H	R	ER	SO	BB	IBB	HBP	BLK	WP	HR	S	P	ERA	WHIP
Eric Show, R (1, 1) ERA: 2.93	(1, 1)	5.2	L	25	7	4	4	1	3	0	0	0	1	1	24	36	6.35	1.765
Luis DeLeon, R (6, 1) ERA: 2.79	(6, 1)	1.1		10	2	2	2	1	1	1	0	0	0	0	9	18	13.50	2.250
Tim Stoddard, R (8, 1) ERA: 4.5	(8, 1)	1.0		4	0	0	0	1	0	0	0	0	0	0	6	6	0.00	0.000

Batter	1	2	3	4	5	6	7	8	9	AB R H RBI BB SO LOB	TOP
Tim Flannery, L (1, 4) <small>OBP: 0.417, SLG: 0.381</small>	0-0 4-3			0-0 4-3			0-0 F7			3 0 0 0 0 0 0	San Diego Padres @ Los Angeles Dodgers Dodger Stadium, Los Angeles, CA Fri Apr 26 1985, 6:05 PM PST Att: 50,335 - Unknown livebaseballscorecards.com
Tony Gwynn, L (1, 9) <small>OBP: 0.358, SLG: 0.460</small>	4-0 CS BB			0-0 CS 1B			0-0 F8			2 0 1 0 1 0 0	
Steve Garvey, R (1, 3) <small>OBP: 0.324, SLG: 0.507</small>	0-0 F7 1-2			0-3 K 1-2			0-3 K			3 0 0 0 0 2 2	
Terry Kennedy, L (1, 2) <small>OBP: 0.227, SLG: 0.393</small>		0-3 K			0-0 4-3			0-0 4-3		3 0 0 0 0 1 0	
Graig Nettles, L (1, 5) <small>OBP: 0.469, SLG: 0.417</small>		0-0 6-3			0-0 3-1			0-0 4-3		3 0 0 0 0 0 0	
Kevin McReynolds, R (1, 8) <small>OBP: 0.318, SLG: 0.351</small>		0-0 F4			0-0 4-3			0-0 F6		3 0 0 0 0 0 0	
Carmelo Martinez, R (1, 7) <small>OBP: 0.429, SLG: 0.657</small>			0-0 F8			0-0 F9			0-0 4-3	3 0 0 0 0 0 0	
Garry Templeton, S (1, 6) <small>OBP: 0.263, SLG: 0.288</small>			0-0 4-3			0-0 1-3			0-0 F8	3 0 0 0 0 0 0	
Dave Dravecky, R (1, 1) Al Bumbry, L (9, PH) <small>OBP: 0.313, SLG: 0.333</small>			0-3 K2-3			0-3 K		0-0 F9	0-0 F9	2 0 0 0 0 2 0 1 0 0 0 0 0 0	
Inning Stats	R: 0 H: 0 E: 0 LOB: 0 K: 0 BB: 1 S: 2 P: 6	R: 0 H: 0 E: 0 LOB: 0 K: 1 BB: 0 S: 5 P: 5	R: 0 H: 0 E: 0 LOB: 0 K: 1 BB: 0 S: 5 P: 5	R: 0 H: 1 E: 0 LOB: 1 K: 1 BB: 0 S: 5 P: 5	R: 0 H: 0 E: 0 LOB: 0 K: 0 BB: 0 S: 3 P: 3	R: 0 H: 0 E: 0 LOB: 0 K: 1 BB: 0 S: 5 P: 5	R: 0 H: 0 E: 0 LOB: 0 K: 1 BB: 0 S: 5 P: 5	R: 0 H: 0 E: 0 LOB: 0 K: 0 BB: 0 S: 3 P: 3	R: 0 H: 0 E: 0 LOB: 0 K: 0 BB: 0 S: 3 P: 3	1B: 1 SF: 0 2B: 1 SAC: 0 3B: 0 DP: 1 HR: 0 HBP: 0	WP: 0 PA: 27 PB: 0 SB: 0 CS: 2
PITCHER Orel Hershiser, R (1, 1) <small>ERA: 1.86</small>	IP: 9.0 WLS: W BF: 27 H: 1 R: 0 ER: 0 SO: 5 BB: 1 IBB: 0 HBP: 0 BLK: 0 WP: 0 HR: 0 S: 36 P: 40 ERA: 0.00 WHIP: 0.222										

AB	26
R	0
H	1
RBI	0
BB	1
SO	5
LOB	2



Batter	1	2	3	4	5	6	7	8	9	AB	R	H	RBI	BB	SO	LOB
R.J. Reynolds, S (1, 9) X	0-0 4-3 ①		0-0 5-3 ②		0-0 5-3 ①		0-0 F3 ③			4	0	0	0	0	0	0
Bill Russell, R (1, 6) X OBP: 0.400, SLG: 0.350	0-0 6-3 ②		0-0 1B 2B 1B		0-0 F9 ②			0-0 G6-3 1B ①		4	1	2	0	0	0	0
Al Oliver, L (1, 7) X Ken Landreaux, L (9, 7) X OBP: 0.283, SLG: 0.294 OBP: 0.188, SLG: 0.404	0-0 4-3 ③		0-0 1-3 2B 1B		0-0 FC6-4 1B ③			0-0 F8 ①		4	1	2	0	0	0	1
Pedro Guerrero, R (1, 5) X OBP: 0.333, SLG: 0.338		0-0 1B 1B 1B	0-0 1-H 3-H 2B		0-0 FC6-4 1-2f ③			0-0 G6-3 1-2f ② ③		4	0	2	2	0	0	2
Mike Marshall, R (1, 3) X OBP: 0.395, SLG: 0.522		0-0 1-2 1B 1B	0-0 4-0 BB			0-0 6-3 ①				2	0	1	0	1	0	0
Candy Maldonado, R (1, 8) X OBP: 0.275, SLG: 0.405		0-0 1-2 2-3 1B	0-0 F5 ③			0-0 F8 ②				3	0	1	0	0	0	2
Steve Yeager, R (1, 2) X OBP: 0.150, SLG: 0.158	0-3 K ①			0-0 F3 ①		0-0 5-3 ③				3	0	0	0	0	1	3
Bob Bailor, R (1, 4) X	0-0 G4-6-3 ② ③			0-0 F6 ②			0-0 4-3 ①			3	0	0	0	0	0	3
Orel Hershiser, R (1, 1) X OBP: 0.100, SLG: 0.100			0-0 F4 ①	0-0 F3 ③			0-3 K ②			3	0	0	0	0	1	0

Inning Stats	R: 0	H: 0	E: 0	K: 0	S: 3	R: 0	H: 3	E: 0	K: 1	S: 7	R: 2	H: 3	E: 0	K: 0	S: 6	R: 0	H: 0	E: 0	K: 0	S: 3	R: 0	H: 1	E: 0	K: 0	S: 4	R: 0	H: 0	E: 0	K: 1	S: 5	R: 0	H: 1	E: 0	K: 0	S: 3	R: 0	H: 0	E: 0	K: 0	S: 3	R: 0	H: 0	E: 0	K: 0	S: 3
	LOB: 0	BB: 0	P: 3	LOB: 2	BB: 0	P: 7	LOB: 2	BB: 1	P: 10	LOB: 0	BB: 0	P: 3	LOB: 1	BB: 0	P: 4	LOB: 0	BB: 0	P: 3	LOB: 0	BB: 0	P: 5	LOB: 0	BB: 0	P: 3	LOB: 0	BB: 0	P: 3	LOB: 0	BB: 0	P: 3	SF: 0	SAC: 0	DP: 2	HBP: 0	1B: 7	2B: 1	3B: 0	HR: 0	WP: 0	PB: 0	SB: 0	CS: 0			

PITCHER	IP	WLS	BF	H	R	ER	SO	BB	IBB	HBP	BLK	WP	HR	S	P	ERA	WHIP
Dave Dravecky, L (1, 1) ERA: 3.38	8.0	L	31	8	2	2	2	1	0	0	0	0	0	34	38	2.25	1.125


BOTTOM

San Diego Padres @ Los Angeles Dodgers
 Dodger Stadium, Los Angeles, CA

Fri Apr 26 1985, 6:05 PM PST
 Att. 50,335 - Unknown

livebaseballscorecards.com

AB	30
R	2
H	8
RBI	2
BB	1
SO	2
LOB	11



WP	PA
0	31

Batter	1	2	3	4	5	6	7	8	9	AB R H RBI BB SO LOB	TOP									
Tim Flannery, L (1, 4) OBP: 0.393, SLG: 0.360	0-0 G3		0-0 1B 1B		0-0 6-3			0-0 F7		4 1 1 1 0 0 0	San Diego Padres @ Los Angeles Dodgers Dodger Stadium, Los Angeles, CA Sat Apr 27 1985, 7:05 PM PST Att: 49,801 - Unknown livebaseballscorecards.com									
Tony Gwynn, L (1, 9) OBP: 0.352, SLG: 0.448	0-0 G3		0-0 1B 1-3 1B			0-0 F2		0-3 K		4 0 1 0 0 1 0										
Steve Garvey, R (1, 3) OBP: 0.333, SLG: 0.507	0-0 6-3		0-0 1-3 1-3 1B			0-0 F6		0-0 1B		4 0 2 1 0 0 0										
Terry Kennedy, L (1, 2) OBP: 0.229, SLG: 0.375		4-0 BB BB BB BB	0-0 1-3			0-0 4-3		0-3 K		3 0 0 0 1 1 3										
Graig Nettles, L (1, 5) OBP: 0.472, SLG: 0.385		4-0 BB BB BB BB	G6-4-3 BB		0-0 F8		4-0 1-3 2B BB	0-3 K		2 1 0 0 2 1 0										
Kevin McReynolds, R (1, 8) OBP: 0.300, SLG: 0.328		0-0 G6-4-3	1-2 BB		0-3 K		0-0 1-3	0-0 F3		4 0 0 0 0 1 3										
Carmelo Martinez, R (1, 7) OBP: 0.391, SLG: 0.590		0-3 K	1-2f 2-3		0-0 F6		0-3 K	0-3 K		4 0 0 0 0 3 2										
Garry Templeton, S (1, 6) OBP: 0.283, SLG: 0.315			0-0 SH3-4 1B 2B		0-0 F7		4-0 2B IBB			2 2 1 0 1 0 0										
Andy Hawkins, R (1, 1) OBP: 0.222, SLG: 0.222			0-0 SH3-4		0-3 K		0-0 2B			1 0 0 0 0 1 0										
Kurt Bevacqua, R (7, PH) OBP: 1.000, SLG: 1.250			2-3				1-H 2-H			1 0 1 2 0 0 0										
Craig Lefferts, L (7, 1)										0 0 0 0 0 0 0										
Rich Gossage, R (8, 1)										0 0 0 0 0 0 0										
Inning Stats	R: 0 E: 0 K: 0 S: 3	H: 0 LOB: 0 BB: 0 P: 3	R: 0 E: 0 K: 1 S: 4	H: 0 LOB: 1 BB: 2 P: 12	R: 2 E: 0 K: 0 S: 6	H: 4 LOB: 1 BB: 0 P: 6	R: 0 E: 0 K: 1 S: 5	H: 0 LOB: 0 BB: 0 P: 5	R: 0 E: 0 K: 1 S: 5	H: 0 LOB: 0 BB: 0 P: 5	R: 2 E: 0 K: 1 S: 5	H: 1 LOB: 1 BB: 2 P: 13	R: 0 E: 0 K: 2 S: 8	H: 1 LOB: 1 BB: 0 P: 8	R: 0 E: 0 K: 2 S: 7	H: 0 LOB: 0 BB: 0 P: 7	1B: 4 2B: 3 3B: 0 HR: 0	SF: 0 SAC: 1 DP: 2 HBP: 0	WP: 0 PB: 0 SB: 0 CS: 0	PA: 34
PITCHER	IP WLS BF H R ER SO BB IBB HBP BLK WP HR S P ERA WHIP											PITCHER	IP WLS BF H R ER SO BB IBB HBP BLK WP HR S P ERA WHIP							
Tom Brennan, R (1, 1) ERA: 2.95	7.0 L 27 5 4 4 4 3 1 0 0 0 0 31 47 5.14 1.143																			
Bobby Castillo, R (8, 1) ERA: 7.2	2.0 7 1 0 0 4 0 0 0 0 0 0 0 15 15 0.00 0.500																			



Batter	1	2	3	4	5	6	7	8	9	AB R H RBI BB SO LOB
Ken Landreaux, L (1, 8) OBP: 0.196, SLG: 0.420 Candy Maldonado, R (7, PH) OBP: 0.262, SLG: 0.385 (8, 8)	0-0 F7 ①		0-0 2B		0-0 F8 ②		0-0 F3 ②		0-0 5-3 ③	3 0 1 0 0 0 0 2 0 0 0 0 0 1
Bill Russell, R (1, 6) OBP: 0.388, SLG: 0.364	0-0 F1		0-0 5-3 ②		0-0 F4 ③		0-0 2B			4 0 1 1 0 0 1
Al Oliver, L (1, 7) OBP: 0.281, SLG: 0.291 Bobby Castillo, R (8, 1)	0-0 4-3 ③		0-0 4-3 ③			0-0 F9 1B	0-0 F9 ③			4 0 1 0 0 0 2 0 0 0 0 0 0 0
Pedro Guerrero, R (1, 3) OBP: 0.341, SLG: 0.348		0-0 5-3 ①		0-0 1B BLK SF9 1B		0-0 1-2 1B		0-0 F5 ①		4 1 2 0 0 0 0
Mike Marshall, R (1, 9) OBP: 0.388, SLG: 0.507		0-3 K ②		0-0 1-3 1B		0-0 F9 ①		0-0 F4 ②		4 0 1 0 0 1 2
Mike Scioscia, L (1, 2) OBP: 0.415, SLG: 0.419 Bob Welch, R (8, PR) Steve Yeager, R (9, 2) OBP: 0.150, SLG: 0.158		0-0 1B WP 1B		0-0 SF9 ①		0-3 K ②		0-0 1B		3 1 2 1 0 1 2 0 0 0 0 0 0 0 0 0 0 0 0 0 0
Bob Bailor, R (1, 4) OBP: 0.182, SLG: 0.100		0-0 WP 1-3 1B		0-0 F2 ②		0-0 5-3 ③		0-0 F8 ③		4 0 1 0 0 0 4
Dave Anderson, R (1, 5) OBP: 0.260, SLG: 0.244		0-0 F7 ③		0-0 F8 ③			0-0 F3 ①		0-3 K ①	4 0 0 0 0 1 2
Tom Brennan, R (1, 1) OBP: 0.167, SLG: 0.167 R.J. Reynolds, S (7, PH) OBP: 0.143, SLG: 0.286 (8, 7)			0-0 F8 ①		0-0 1-3 ①		0-0 2B 2B		0-0 F8 ②	2 0 0 0 0 0 0 2 1 1 0 0 0 0

Inning Stats	R: 0	H: 0	E: 0	K: 0	S: 3	R: 1	H: 2	E: 0	K: 1	S: 7	R: 0	H: 1	E: 0	K: 0	S: 4	R: 1	H: 2	E: 0	K: 0	S: 5	R: 0	H: 0	E: 0	K: 0	S: 3	R: 0	H: 2	E: 0	K: 1	S: 7	R: 1	H: 2	E: 0	K: 0	S: 5	R: 0	H: 1	E: 0	K: 0	S: 4	R: 0	H: 0	E: 0	K: 1	S: 5	R: 0	H: 1	E: 0	K: 0	S: 5	R: 0	H: 0	E: 0	K: 1	S: 5	1B: 7	2B: 3	3B: 0	HR: 0	SF: 1	SAC: 0	DP: 0	HBP: 0	WP: 2	PB: 0	SB: 1	CS: 0	PA: 37
--------------	------	------	------	------	------	------	------	------	------	------	------	------	------	------	------	------	------	------	------	------	------	------	------	------	------	------	------	------	------	------	------	------	------	------	------	------	------	------	------	------	------	------	------	------	------	------	------	------	------	------	------	------	------	------	------	-------	-------	-------	-------	-------	--------	-------	--------	-------	-------	-------	-------	--------


PITCHER	IP	WLS	BF	H	R	ER	SO	BB	IBB	HBP	BLK	WP	HR	S	P	ERA	WHIP
Andy Hawkins, R (1, 1) ERA: 2.7	6.0	W	25	7	2	2	2	0	0	0	1	1	0	29	29	3.00	1.167
Craig Lefferts, L (7, 1) ERA: 2.08	1.0		5	2	1	1	0	0	0	0	0	0	0	5	5	9.00	2.000
Rich Gossage, R (8, 1) ERA: 2.13	2.0	S	7	1	0	0	1	0	0	0	0	0	0	9	9	0.00	0.500

BOTTOM

San Diego Padres @ Los Angeles Dodgers
 Dodger Stadium, Los Angeles, CA

Sat Apr 27 1985, 7:05 PM PST
 Att. 49,801 - Unknown

AB	36
R	3
H	10
RBI	2
BB	0
SO	3
LOB	14



Batter	1	2	3	4	5	6	7	8	9	AB R H RBI BB SO LOB	TOP											
Jerry Royster, R (1, 4) OBP: 0.161, SLG: 0.194	0-3 K		0-0 F4			0-0 F2			0-0 F3	4 0 0 0 0 1 0	San Diego Padres @ Los Angeles Dodgers Dodger Stadium, Los Angeles, CA Sun Apr 28 1985, 3:33 AM PDT Att: 48,726 - Unknown livebaseballscorecards.com											
Tony Gwynn, L (1, 9) OBP: 0.347, SLG: 0.479	0-3 K		0-0 F6			0-0 4-3			0-0 HR	4 1 1 1 0 1 0												
Steve Garvey, R (1, 3) OBP: 0.316, SLG: 0.480	0-0 6-3				0-0 5-3			0-0 F7	0-0 F7	4 0 0 0 0 0 0												
Kevin McReynolds, R (1, 8) OBP: 0.284, SLG: 0.308		0-0 E5 1B FC5-2		0-3 K		0-0 3-1		0-0 F1	0-0 F1	4 0 0 0 0 1 0												
Graig Nettles, L (1, 5) OBP: 0.462, SLG: 0.379		0-0 FC5-2 2-3 1B		0-3 K		0-0 4-3				3 0 1 0 0 1 0												
Carmelo Martinez, R (1, 7) OBP: 0.367, SLG: 0.548		0-3 K		0-3 K				0-0 F7		3 0 0 0 0 2 2												
Bruce Bochy, R (1, 2)		0-0 FC5-2 1-2 3-H		0-0 F8				0-3 K		3 0 0 0 0 1 2												
Garry Templeton, S (1, 6) OBP: 0.286, SLG: 0.304		0-3 K		0-0 1-3				4-0 BB		2 0 0 0 1 1 2												
Mark Thurmond, L (1, 1) Luis DeLeon, R (7, 1) Craig Lefferts, L (7, 1) Rich Gossage, R (9, 1)			0-3 K			0-0 G1		0-3 K		2 0 0 0 0 1 0 0 0 0 0 0 0 0 1 0 0 0 0 1 1 0 0 0 0 0 0 0												
Inning Stats	R: 0 E: 0 K: 2 S: 7	H: 0 LOB: 0 BB: 0 P: 7	R: 0 E: 1 K: 2 S: 9	H: 1 LOB: 2 BB: 0 P: 9	R: 0 E: 0 K: 1 S: 5	H: 0 LOB: 0 BB: 0 P: 5	R: 0 E: 0 K: 2 S: 7	H: 0 LOB: 0 BB: 0 P: 7	R: 0 E: 0 K: 1 S: 5	H: 0 LOB: 0 BB: 0 P: 5	R: 0 E: 0 K: 0 S: 3	H: 0 LOB: 0 BB: 0 P: 3	R: 0 E: 0 K: 0 S: 3	H: 0 LOB: 0 BB: 0 P: 3	R: 0 E: 0 K: 2 S: 7	H: 0 LOB: 1 BB: 1 P: 11	R: 1 E: 0 K: 0 S: 4	H: 1 LOB: 0 BB: 0 P: 4	1B: 1 2B: 0 3B: 0 HR: 1	SF: 0 SAC: 0 DP: 0 HBP: 0	WP: 0 PB: 0 SB: 0 CS: 0	PA: 31
PITCHER Fernando Valenzuela, L (1, 1) ERA: 0.21	IP: 9.0 WLS: L BF: 31 H: 2 R: 1 ER: 1 SO: 10 BB: 1 IBB: 0 HBP: 0 BLK: 0 WP: 0 HR: 1 S: 50 P: 54 ERA: 1.00 WHIP: 0.333											PITCHER	IP: 9.0 WLS: L BF: 31 H: 2 R: 1 ER: 1 SO: 10 BB: 1 IBB: 0 HBP: 0 BLK: 0 WP: 0 HR: 1 S: 50 P: 54 ERA: 1.00 WHIP: 0.333									



Batter	1	2	3	4	5	6	7	8	9	AB	R	H	RBI	BB	SO	LOB
R.J. Reynolds, S (1, 7) OBP: 0.273, SLG: 0.364	0-0 5-3		0-0 BB 1B		0-0 4-3		0-0 1B 1B			4	0	2	0	0	0	0
Bill Russell, R (1, 6) OBP: 0.415, SLG: 0.383	0-0 4-3		4-0 FC6-4 BB			0-0 1B FC6-2 1B	0-0 1B 1B			3	0	2	0	1	0	0
Candy Maldonado, R (1, 8) OBP: 0.267, SLG: 0.381 Al Oliver, L (7, PH) OBP: 0.276, SLG: 0.286 Ken Landreaux, L (8, 8) OBP: 0.196, SLG: 0.420	0-3 K		0-0 FC6-4			0-0 FC6-2 BB 1B	0-0 F2			3	0	1	0	0	1	2
Pedro Guerrero, R (1, 3) OBP: 0.349, SLG: 0.347		0-0 1B		0-0 F7		4-0 FC6-2 BB		0-3 K		3	0	1	0	1	1	0
Mike Marshall, R (1, 9) OBP: 0.381, SLG: 0.493		0-0 F3		0-0 1B		0-0 FC6-2		0-0 6-3		4	0	1	0	0	0	4
Mike Scioscia, L (1, 2) OBP: 0.404, SLG: 0.404		0-0 F9		0-0 1B		0-0 1-3		0-3 K		4	0	1	0	0	1	4
Bob Bailor, R (1, 4) OBP: 0.133, SLG: 0.071		0-0 4-3		0-0 F6			0-0 6-3		0-0 F6	4	0	0	0	0	0	2
Dave Anderson, R (1, 5) OBP: 0.241, SLG: 0.224			0-3 K		0-0 6-3		0-0 F5		0-0 4-3	4	0	0	0	0	1	0
Fernando Valenzuela, L (1, 1) OBP: 0.071, SLG: 0.071 Terry Whitfield, L (9, PH) OBP: 0.444, SLG: 0.667			0-0 4-3		0-0 F6		0-0 1B 1B 1B		0-3 K	3	0	1	0	0	0	0
										1	0	0	0	0	1	0

BOTTOM

San Diego Padres @ Los Angeles Dodgers
Dodger Stadium, Los Angeles, CA
 Sun Apr 28 1985, 3:33 AM PDT
 Att. 48,726 - Unknown


livebaseballscorecards.com

AB	34
R	0
H	9
RBI	0
BB	2
SO	5
LOB	15



Inning Stats	R: 0	H: 0	E: 0	K: 1	S: 5	LOB: 0	BB: 0	P: 5	R: 0	H: 1	E: 0	K: 0	S: 4	LOB: 1	BB: 0	P: 4	R: 0	H: 1	E: 0	K: 1	S: 6	LOB: 2	BB: 1	P: 10	R: 0	H: 2	E: 0	K: 0	S: 4	LOB: 1	BB: 0	P: 4	R: 0	H: 0	E: 0	K: 0	S: 3	LOB: 0	BB: 0	P: 3	R: 0	H: 2	E: 0	K: 0	S: 4	LOB: 2	BB: 1	P: 8	R: 0	H: 3	E: 0	K: 0	S: 6	LOB: 3	BB: 0	P: 6	R: 0	H: 0	E: 0	K: 2	S: 7	LOB: 0	BB: 0	P: 7	R: 0	H: 0	E: 0	K: 1	S: 5	LOB: 0	BB: 0	P: 5	1B: 9	SF: 0	2B: 1	SAC: 0	3B: 0	DP: 1	HR: 0	HBP: 0	WP: 0	PA: 36	PB: 0	SB: 0	CS: 0	ERA	WHIP
--------------	------	------	------	------	------	--------	-------	------	------	------	------	------	------	--------	-------	------	------	------	------	------	------	--------	-------	-------	------	------	------	------	------	--------	-------	------	------	------	------	------	------	--------	-------	------	------	------	------	------	------	--------	-------	------	------	------	------	------	------	--------	-------	------	------	------	------	------	------	--------	-------	------	------	------	------	------	------	--------	-------	------	-------	-------	-------	--------	-------	-------	-------	--------	-------	--------	-------	-------	-------	-----	------

PITCHER	IP	WLS	BF	H	R	ER	SO	BB	IBB	HBP	BLK	WP	HR	S	P	ERA	WHIP
Mark Thurmond, L (1, 1) ERA: 3.57	6.2		28	8	0	0	2	2	0	0	0	0	0	30	38	0.00	1.500
Luis DeLeon, R (7, 1) ERA: 2.79	0.0		1	1	0	0	0	0	0	0	0	0	0	1	1	∞	∞
Craig Lefferts, L (7, 1) ERA: 1.59	1.1	W	4	0	0	0	2	0	0	0	0	0	0	8	8	0.00	0.000
Rich Gossage, R (9, 1) ERA: 1.98	1.0	S	3	0	0	0	1	0	0	0	0	0	0	5	5	0.00	0.000

Batter	1	2	3	4	5	6	7	8	9	AB R H RBI BB SO LOB	TOP												
Ken Landreaux, L (1, 8) OBP: 0.182, SLG: 0.389	0-0 F9	0-0 4-3			0-0 L5		0-0 L7			4 0 0 0 0 0 3	Los Angeles Dodgers @ St. Louis Cardinals Busch Stadium, St. Louis, MO Tue Apr 30 1985, 7:05 PM CDT Att. 20,380 - Unknown livebaseballscorecards.com												
Bill Russell, R (1, 6) OBP: 0.421, SLG: 0.380	0-0 4-3 1B		H 1-0 G6-4-3 HBP		0-0 F8			0-0 5-3		3 0 1 0 0 0 0													
Al Oliver, L (1, 7) OBP: 0.274, SLG: 0.300	0-0 4-3 1-2		X 0-0 G6-4-3 1-2f			0-0 2B		0-0 4-3		4 0 1 0 0 0 2													
Pedro Guerrero, R (1, 5) OBP: 0.367, SLG: 0.365	4-0 IBB		X 0-0 2B		S 0-3 K			H 1-0 FC6-4 HBP		2 0 1 0 1 1 1													
Mike Marshall, R (1, 3) OBP: 0.364, SLG: 0.468	0-3 K		X 0-0 F7		X 0-0 P6			X 0-0 FC6-4 1-2f		4 0 0 0 0 1 5													
Mike Scioscia, L (1, 2) OBP: 0.377, SLG: 0.373		X 0-0 F7		X 0-0 4-3		X 0-0 L8		X 0-0 P2		4 0 0 0 0 0 1													
Terry Whitfield, L (1, 9) OBP: 0.462, SLG: 0.846		X 0-0 1B 1B		X 0-0 F7		X 0-0 F2		X 0-0 HR		4 1 2 1 0 0 0													
Bob Bailor, R (1, 4) OBP: 0.111, SLG: 0.059		X 0-0 F8		X 0-0 5-3		X 0-0 P6		X 0-0 F8		3 0 0 0 0 0 1													
R.J. Reynolds, S (9, PH) OBP: 0.250, SLG: 0.333										1 0 0 0 0 0 0													
Jerry Reuss, L (1, 1) OBP: 0.333, SLG: 0.273		X 0-0 1B		S 0-3 K		X 0-0 1B		S 0-3 K		2 0 1 0 0 1 0													
Bobby Castillo, R (6, 1)										0 0 0 0 0 0 0													
Steve Howe, L (6, 1)										0 0 0 0 0 0 0	WP: 0 PA: 36 PB: 0 SB: 0 CS: 0												
Greg Brock, L (7, PH) OBP: 0.188, SLG: 0.133										1 0 1 0 0 0 0													
Carlos Diaz, R (7, 1)										0 0 0 0 0 0 0													
Mike Ramsey, S (9, PH)										1 0 0 0 0 1 0													
Inning Stats	R: 0 E: 0 K: 1 S: 6	H: 1 LOB: 2 BB: 1 P: 10	R: 0 E: 0 K: 0 S: 5	H: 2 LOB: 2 BB: 0 P: 5	R: 0 E: 0 K: 0 S: 3	H: 1 LOB: 1 BB: 0 P: 4	R: 0 E: 0 K: 0 S: 3	H: 0 LOB: 0 BB: 0 P: 3	R: 0 E: 0 K: 1 S: 5	H: 0 LOB: 0 BB: 0 P: 5	R: 0 E: 0 K: 1 S: 6	H: 1 LOB: 1 BB: 0 P: 6	R: 0 E: 0 K: 0 S: 4	H: 1 LOB: 1 BB: 0 P: 4	R: 0 E: 0 K: 0 S: 3	H: 0 LOB: 1 BB: 0 P: 4	R: 1 E: 0 K: 1 S: 6	H: 1 LOB: 0 BB: 0 P: 6	1B: 4 2B: 2 3B: 0 HR: 1	SF: 0 SAC: 0 DP: 1 HBP: 2			
PITCHER Joaquin Andujar, R (1, 1) ERA: 2.61	IP 9.0	WLS W	BF 36	H 7	R 1	ER 1	SO 4	BB 0	IBB 1	HBP 2	BLK 0	WP 0	HR 1	S 41	P 47	ERA 1.00	WHIP 0.778					ERA 2.61	WHIP 1.000

Batter	1	2	3	4	5	6	7	8	9
Vince Coleman, S OBP: 0.364, SLG: 0.400 (1, 9) (7, 7)	0-3 K		0-0 5-3		0-0 2B	0-0 2B 1B		0-0 5-3	
Lonnie Smith, R OBP: 0.386, SLG: 0.383 Andy Van Slyke, L OBP: 0.394, SLG: 0.400 (1, 7) (7, 9)	0-0 F8		0-0 5-3		0-0 E6	0-0 3B 2B		0-0 1B 1B	
Tom Herr, S OBP: 0.494, SLG: 0.493 (1, 4)	0-3 K		0-0 FC6-4 1B		0-0 P3	0-0 2B 3B		0-0 1B	
Jack Clark, R OBP: 0.417, SLG: 0.500 (1, 3)		0-0 F9	0-0 FC6-4 1-2f		4-0 IBB	0-0 1B 2B		0-0 F8	
Willie McGee, S OBP: 0.333, SLG: 0.405 (1, 8)		0-0 1B BB E 1B		0-0 1-3	0-3 K	0-0 FC4-6 1B		0-0 P5	
Terry Pendleton, S OBP: 0.291, SLG: 0.315 (1, 5)		4-0 E 1B 1-2 BB		0-3 K	0-0 6-3	0-0 FC4-6 1-2f			
Tom Nieto, R OBP: 0.450, SLG: 0.353 (1, 2)		0-0 E 1-2 2-3 1B		0-0 1B 1B		0-0 6-3 BB BB BB	4-0 G6-4-3 BB		
Ozzie Smith, S OBP: 0.282, SLG: 0.286 (1, 6)		0-0 E1 G6-4-3 1-2 2-3 3-H		0-0 FC5-4 1B		0-0 1B 2B 1B	0-0 G6-4-3 1-2f		
Joaquin Andujar, S OBP: 0.200, SLG: 0.267 (1, 1)		0-0 G6-4-3 1-2f		0-0 FC5-4 1-2f		0-3 K S S S	0-3 K S S S		

AB	R	H	RBI	BB	SO	LOB
5	1	2	0	0	1	0
4	1	1	2	0	0	1
1	0	1	0	0	0	0
5	1	3	1	0	1	2
4	1	1	1	1	0	3
5	1	2	1	0	1	5
3	0	0	0	1	1	4
3	0	2	0	1	0	0
4	1	2	1	0	0	3
4	0	0	0	0	2	6

BOTTOM

Los Angeles Dodgers @ St. Louis Cardinals
 Busch Stadium, St. Louis, MO
 Tue Apr 30 1985, 7:05 PM CDT
 Att. 20,380 - Unknown

livebaseballscorecards.com

AB	38
R	6
H	14
RBI	6
BB	3
SO	6
LOB	24



Inning Stats	R	H	E	K	S	R	H	E	K	S	R	H	E	K	S	R	H	E	K	S	R	H	E	K	S	R	H	E	K	S		
	0	0	0	2	7	1	2	1	0	5	0	1	0	0	4	0	2	0	1	7	0	6	0	1	11	0	2	0	5	0	2	5

PITCHER	IP	WLS	BF	H	R	ER	SO	BB	IBB	HBP	BLK	WP	HR	S	P	ERA	WHIP
Jerry Reuss, L ERA: 4.85	(1, 1)	5.2	L	29	9	4	4	5	1	1	0	0	0	37	45	6.35	1.765
Bobby Castillo, R ERA: 10.8	(6, 1)	0.0		3	3	2	0	0	0	0	0	0	0	3	3	∞	∞
Steve Howe, L ERA: 13.5	(6, 1)	0.1		1	0	0	0	0	0	0	0	0	0	1	1	0.00	0.000
Carlos Diaz, L ERA: 2.25	(7, 1)	2.0		8	2	0	1	1	0	0	0	0	0	9	13	0.00	1.500

WP	PA	ERA	WHIP
0	41		

Batter	1	2	3	4	5	6	7	8	9	10	11	12	AB	R	H	RBI	BB	SO	LOB	TOP																
R.J. Reynolds, S OBP: 0.353, SLG: 0.529 (1, 8)	0-0 PB S 2B 1B		0-0 1B		0-0 L3			0-0 SH1-4 1-2		0-0 3B		0-3 K	5	1	3	0	0	1	1																	
Bill Russell, R OBP: 0.397, SLG: 0.345 (1, 6)	0-3 K 1-2		0-0 F8		0-0 F8			0-0 6-3		4-0 1-3 BB		0-0 6-3 2-3	5	0	0	0	1	1	4																	
Greg Brock, L OBP: 0.227, SLG: 0.150 (1, 3)	4-0 2B 2-3 BB		0-0 F8		0-0 F3			0-0 4-3		0-0 1-3		0-0 1B 1B	5	0	1	0	1	0	4																	
Pedro Guerrero, R OBP: 0.396, SLG: 0.397 (1, 5)	0-0 1-3 3-H 2B		0-0 F8		0-0 S 1B			4-0 WP SH1 BB		4-0 G4-3 IBB		0-0 1-3 1B	4	0	3	1	2	0	1																	
Mike Marshall, R OBP: 0.344, SLG: 0.440 Tom Niedenfuer, R OBP: 0.500, SLG: 0.500 (1, 9) (12, 1)	0-0 F2		0-0 P6		0-3 K 1-2			0-0 SH1 1-2		0-0 G4-3 1-2		0-0 6-3	5	0	0	0	0	1	8																	
Mike Scioscia, L OBP: 0.348, SLG: 0.339 (1, 2)	0-0 F7		0-0 6-3		0-0 P5			0-0 P4				0-0 F9	5	0	0	0	0	0	3																	
Terry Whitfield, L OBP: 0.375, SLG: 0.688 Candy Maldonado, R OBP: 0.277, SLG: 0.372 (1, 7) (9, PH) (9, 7) (12, 9)		0-3 K	0-0 3-1		0-3 K			4-0 WP IBB		0-0 6-3			3	0	0	0	0	2	0																	
Mike Ramsey, S Steve Yeager, R OBP: 0.190, SLG: 0.158 Bob Bailor, R OBP: 0.105, SLG: 0.056 (1, 4) (9, PH) (9, PR) (9, 4)		0-0 L5	0-0 P5		0-3 K			4-0 1-2 2-3 IBB		0-0 6-3			0	0	0	0	1	0	0																	
Orel Hershiser, R OBP: 0.154, SLG: 0.154 Al Oliver, L OBP: 0.270, SLG: 0.295 Ken Howell, R Ken Landreaux, L OBP: 0.196, SLG: 0.418 (1, 1) (9, PH) (9, 1) (12, PH) (12, 7)		0-0 5-3	0-0 F3		0-0 SH1-4 1B			0-3 K				0-0 6-3 BLK 2B	3	0	1	0	0	0	0																	
Inning Stats	R: 1 E: 0 K: 1 S: 7	H: 2 LOB: 2 BB: 1 P: 11	R: 0 E: 0 K: 1 S: 5	H: 0 LOB: 0 BB: 0 P: 5	R: 0 E: 0 K: 0 S: 4	H: 1 LOB: 1 BB: 0 P: 4	R: 0 E: 0 K: 0 S: 3	H: 0 LOB: 0 BB: 0 P: 3	R: 0 E: 0 K: 1 S: 6	H: 1 LOB: 1 BB: 0 P: 6	R: 0 E: 0 K: 2 S: 7	H: 0 LOB: 0 BB: 0 P: 7	R: 0 E: 0 K: 0 S: 4	H: 1 LOB: 1 BB: 0 P: 4	R: 0 E: 0 K: 1 S: 5	H: 0 LOB: 3 BB: 3 P: 17	R: 0 E: 0 K: 0 S: 3	H: 0 LOB: 2 BB: 2 P: 11	R: 0 E: 0 K: 0 S: 3	H: 0 LOB: 0 BB: 0 P: 3	R: 1 E: 0 K: 1 S: 8	H: 3 LOB: 2 BB: 0 P: 8	1B: 6 2B: 2 3B: 1 HR: 0	SF: 0 SAC: 2 DP: 1 HBP: 0	WP: 1 PB: 1 SB: 2 CS: 0	PA: 50										
PITCHER	IP WLS BF H R ER SO BB IBB HBP BLK WP HR S P ERA WHIP																																			
Danny Cox, R ERA: 2.25 (1, 1)	8.1		7	1	0	0	1	1	2	0	0	1	0	6	18	0.00	2.000																			
Ricky Horton, L ERA: 0.87 (9, 1)	1.0		8	1	1	1	1	0	1	0	0	0	0	9	13	3.86	0.429																			
Neil Allen, R ERA: 6.3 (10, 1)	2.1	L	1	1	0	0	0	0	0	0	1	0	0	1	1	∞	∞																			
Andy Hassler, L ERA: 3.0 (12, 1)	0.0		1	1	0	0	0	0	0	0	0	1	0	1	1	∞	∞																			
Jeff Lahti, R ERA: 3.86 (12, 1)	0.1		2	1	0	0	0	0	0	0	0	0	0	2	2	0.00	3.000																			

Los Angeles Dodgers @ St. Louis Cardinals
 Busch Stadium, St. Louis, MO
 Wed May 01 1985, 3:33 AM CDT
 Att. 14,324 - Unknown

AB	42
R	2
H	9
RBI	1
BB	6
SO	7
LOB	24



1B	6	SF	0
2B	2	SAC	2
3B	1	DP	1
HR	0	HBP	0

Batter	1	2	3	4	5	6	7	8	9	AB R H RBI BB SO LOB	TOP
R.J. Reynolds, S (1, 7) x OBP: 0.333, SLG: 0.476	0-0 ① 5-3		x 0-0 ② 1-3		x 0-0 1-2 1B		x 0-0 ③ F7			0 0 0 0 0 0 0	
Bill Russell, R (1, 6) x OBP: 0.394, SLG: 0.333 Bob Bailor, R (5, 4) OBP: 0.100, SLG: 0.053	0-0 ② F7		3-H 4-0 2B BB		x 0-0 ③ F8			0-3 ① K		2 1 0 0 1 0 2 1 0 0 0 0 1 0	
Candy Maldonado, R (1, 8) x OBP: 0.275, SLG: 0.383	0-0 ③ F7		x 0-0 ③ 1-H 2B			0-3 ① K		x 0-0 ② 6-3		4 0 1 1 0 1 0	
Pedro Guerrero, R (1, 5) OBP: 0.390, SLG: 0.390		x 0-0 CS 1B		x 0-0 ① 5-3		x 0-0 ② G3		x 0-0 ③ 6-3		4 0 1 0 0 0 0	
Mike Marshall, R (1, 9) OBP: 0.351, SLG: 0.448		0-3 ① ② K		x 0-0 ② 5-3		x 0-0 2B		B 4-0 BB BB		3 0 1 0 1 1 1	
Steve Yeager, R (1, 2) OBP: 0.200, SLG: 0.174		x 0-0 1B		x 0-0 ③ F8		x 0-0 ③ F8		x 0-0 ① F8		4 0 1 0 0 0 2	
Greg Brock, L (1, 3) OBP: 0.192, SLG: 0.125		x 0-0 ③ F7			x 0-0 ① F4		x 0-0 ① 6-3		S 0-3 ② K	4 0 0 0 0 1 2	
Mike Ramsey, S (1, 4) (5, 6) OBP: 0.250, SLG: 0.286			x 0-0 SH1-4 1-3 2B		x 0-0 ② 5-3		x 0-0 ② F8		B 4-0 BB	3 1 1 0 1 0 0	
Rick Honeycutt, L (1, 1) Tom Brennan, R (4, 1) Bobby Castillo, R (4, 1) Terry Whitfield, L (7, PH) Steve Howe, L (7, 1) Carlos Diaz, R (8, 1) Al Oliver, L (9, PH) OBP: 0.266, SLG: 0.290			x 0-0 ① SH1-4		x 0-0 1B		x 0-0 WP 1B		S 0-3 ③ K	0 0 0 0 0 0 0 0 0 0 0 0 0 0 1 0 1 0 0 0 0 1 0 1 0 0 0 0 0 0 0 0 0 0 0 0 0 0 0 0 0 0 1 0 0 0 0 1 2	
Inning Stats	R: 0 H: 0 E: 0 LOB: 0 K: 0 BB: 0 S: 3 P: 3	R: 0 H: 2 E: 0 LOB: 1 K: 1 BB: 1 S: 6 P: 6	R: 2 H: 2 E: 0 LOB: 1 K: 0 BB: 1 S: 4 P: 8	R: 0 H: 0 E: 0 LOB: 0 K: 0 BB: 0 S: 3 P: 3	R: 0 H: 2 E: 0 LOB: 2 K: 0 BB: 0 S: 5 P: 5	R: 0 H: 1 E: 0 LOB: 1 K: 1 BB: 0 S: 6 P: 6	R: 0 H: 1 E: 0 LOB: 1 K: 0 BB: 0 S: 4 P: 4	R: 0 H: 0 E: 0 LOB: 0 K: 1 BB: 0 S: 5 P: 5	R: 0 H: 0 E: 0 LOB: 2 K: 2 BB: 2 S: 7 P: 15	1B: 5 SF: 0 2B: 4 SAC: 1 3B: 0 DP: 1 HR: 0 HBP: 0	WP: 1 PA: 36 PB: 0 SB: 0 CS: 1
PITCHER Larry McWilliams, L (1, 1) ERA: 3.69	IP WLS BF H R ER SO BB IBB HBP BLK WP HR S P ERA WHIP										
	9.0 W 36 8 2 2 5 3 0 0 0 1 0 43 55 2.00 1.222										

Los Angeles Dodgers @ Pittsburgh Pirates
 Three Rivers Stadium, Pittsburgh, PA
 Fri May 03 1985, 7:05 PM EDT
 Att: 17,628 - Unknown

livebaseballscorecards.com

AB 28
 R 2
 H 7
 RBI 1
 BB 3
 SO 5
 LOB 9



BOTTOM

Los Angeles Dodgers @ Pittsburgh Pirates
Three Rivers Stadium, Pittsburgh, PA

Fri May 03 1985, 7:05 PM EDT
Att. 17,628 - Unknown

livebaseballscorecards.com

AB	40
R	16
H	15
RBI	14
BB	7
SO	5
LOB	15



WP:	1	PA:	47
PB:	1		
SB:	2		
CS:	1		

AB R H RBI BB SO LOB

6 2 3 2 0 1 0

3 1 1 1 0 0 0

3 0 1 1 0 0 0

3 2 1 0 1 0 2

1 0 0 0 0 0 0

2 2 1 0 2 0 1

1 2 1 0 0 0 0

2 2 2 4 2 0 0

1 1 1 0 0 0 0

5 1 1 2 0 1 6

4 1 2 3 1 0 1

4 1 0 0 1 0 5

5 1 1 1 0 3 0

1B:	9	SF:	0
2B:	6	SAC:	0
3B:	0	DP:	1
HR:	1	HBP:	0

Batter	1	2	3	4	5	6	7	8	9
Bill Almon, R OBP: 0.359, SLG: 0.405 (1, 6) (7, 5)	0-0 E E 2B		0-3 K	0-0 CS S 1B		0-0 F8		0-0 6-3	
Jim Morrison, R OBP: 0.444, SLG: 0.417 Johnny Ray, S OBP: 0.271, SLG: 0.329 (1, 4) (4, PH) (5, 4)	0-0 E6 BB 5-3 2-H		0-0 F6	0-0 S E 1B		0-0 F7		0-0 4-3	
Bill Madlock, R OBP: 0.227, SLG: 0.268 Rafael Belliard, R OBP: 0.211, SLG: 0.211 (1, 5) (7, 6)	0-0 5-3 1-2		0-0 2B 1B	0-0 BB E 1B			0-0 5-3		
George Hendrick, R OBP: 0.321, SLG: 0.343 Doug Frobel, L OBP: 0.378, SLG: 0.394 (1, 9) (5, PR) (6, 9)	4-0 BB BB		0-0 1B 2B	0-0 E6 BB 1B	4-0 HR BB		0-0 WP PB 1B		
Jason Thompson, L OBP: 0.391, SLG: 0.493 Lee Mazzilli, S OBP: 0.583, SLG: 0.429 (1, 3) (7, 3)	4-0 L1-3 BB		0-0 E 1B	4-0 BLK 1B BB	0-0 HR		0-0 PB WP 2B 1B		
Tony Peña, R OBP: 0.321, SLG: 0.338 (1, 2)	0-0 L1-3		0-0 E6 1B	0-0 BLK 1B 1B	0-0 5-3		0-3 K 2B		
Sixto Lezcano, R OBP: 0.379, SLG: 0.364 (1, 7)		0-0 5-3	4-0 IBB	0-0 BLK 2B 1B	0-0 F6		0-0 1-H 3-H 2B		
Joe Orsulak, L OBP: 0.389, SLG: 0.449 (1, 8)		0-0 F7	0-0 F9	4-0 2B 1B IBB	0-0 G3		0-0 6-3		
Larry McWilliams, L OBP: 0.182, SLG: 0.200 (1, 1)		0-3 K		0-0 K 1B		0-0 F8		0-3 K	

Inning Stats	R	H	E	K	S	R	H	E	K	S	R	H	E	K	S	R	H	E	K	S	R	H	E	K	S
1	1	1	2	2	12	0	0	0	5	5	2	1	0	1	9	2	0	0	4	8	0	0	0	5	5
2	0	0	0	5	5	0	0	0	1	13	0	0	0	0	0	0	0	0	0	0	0	0	0	0	0
3	2	3	1	1	13	9	7	1	1	24	1	3	0	3	24	0	0	0	0	4	8	0	0	0	0
4	0	0	0	0	0	0	0	0	0	0	0	0	0	0	0	0	0	0	0	0	0	0	0	0	0
5	0	1	0	1	8	0	1	0	0	8	0	1	0	8	8	0	0	0	0	0	0	0	0	0	0
6	0	0	0	3	0	0	0	0	3	0	0	0	0	3	0	0	0	0	0	0	0	0	0	0	
7	2	3	0	1	8	0	3	0	1	8	0	0	0	0	8	0	1	0	0	0	0	0	0	0	0
8	0	0	0	1	5	0	0	0	0	5	0	0	0	0	5	0	0	0	0	0	0	0	0	0	0
9	0	0	0	0	0	0	0	0	0	0	0	0	0	0	0	0	0	0	0	0	0	0	0	0	0

PITCHER	IP	WLS	BF	H	R	ER	SO	BB	IBB	HBP	BLK	WP	HR	S	P	ERA	WHIP
Rick Honeycutt, L ERA: 2.66 (1, 1)	3.2	L	23	6	7	5	3	4	1	0	0	0	0	24	44	12.27	2.727
Tom Brennan, R ERA: 5.06 (4, 1)	0.0		5	4	4	1	0	0	1	0	2	0	0	4	8	∞	∞
Bobby Castillo, R ERA: 9.82 (4, 1)	2.1		10	2	3	3	0	1	0	0	0	0	1	9	13	11.57	1.286
Steve Howe, L ERA: 15.0 (7, 1)	1.0		6	3	2	2	1	0	0	0	0	1	0	8	8	18.00	3.000
Carlos Diaz, L ERA: 2.08 (8, 1)	1.0		3	0	0	0	1	0	0	0	0	0	0	5	5	0.00	0.000

Batter	1	2	3	4	5	6	7	8	9	10	AB R H RBI BB SO LOB	TOP												
Steve Sax, R (1, 4) OBP: 0.500, SLG: 0.800	0-0 WP 1B BLK 1B	0-0		4-0 1B BB		0-0 5-3			0-0 G6-3 1-2f		4 1 2 0 1 0 1	Los Angeles Dodgers @ Pittsburgh Pirates Three Rivers Stadium, Pittsburgh, PA Sat May 04 1985, 3:33 AM EDT Att. 14,093 - Unknown livebaseballscorecards.com												
R.J. Reynolds, S (1, 9) OBP: 0.308, SLG: 0.400	0-0 F7	4-0		0-0 F8 2-3			0-0 6-3		0-0 F4		0 0 0 0 0 0 0													
Ken Landreaux, L (1, 8) OBP: 0.200, SLG: 0.407	0-0 F7	0-0 F7		0-0			0-0 F9				4 0 1 1 0 0 3													
Bill Russell, R (10, PH) OBP: 0.403, SLG: 0.345	0-0 F7	0-0		1-2 3-H 1B						3B 1B	1 1 1 0 0 0 0													
Pedro Guerrero, R (1, 5) OBP: 0.400, SLG: 0.453	4-0 1B BB			0-0 6-3		0-0 4-3		0-0 HR		1-H CS 3B	4 2 2 2 1 0 2													
Mike Marshall, R (1, 3) OBP: 0.353, SLG: 0.473	4-0 1B BB			0-0 HR		0-0 6-3		0-0 F8		3B 1B	4 1 1 1 1 1 1													
Mike Scioscia, L (1, 2) OBP: 0.338, SLG: 0.328	0-0 1B			0-0 G3		0-0 F8		0-0 F8		3-H	5 0 1 2 0 0 1													
Terry Whitfield, L (1, 7) OBP: 0.350, SLG: 0.600	0-3 K			0-0 F7		0-0 F2		0-0 F2			3 0 0 0 0 1 2													
Candy Maldonado, R (8, PH) OBP: 0.289, SLG: 0.375											1 0 0 0 0 0 0													
Mike Ramsey, S (1, 6) OBP: 0.167, SLG: 0.182		0-0 4-3		0-0 F9		0-0 F4		0-0 5-3			4 0 0 0 0 0 0													
Fernando Valenzuela, L (1, 1) OBP: 0.167, SLG: 0.222		0-0 6-3		0-0 F8 1B 2B		0-3 K			0-0 G6-3 1B		4 1 2 0 0 1 0													
Inning Stats	R: 2 E: 0 K: 1 S: 7	H: 2 LOB: 2 BB: 2 P: 15	R: 0 E: 0 K: 0 S: 4	H: 1 LOB: 2 BB: 1 P: 8	R: 1 E: 0 K: 0 S: 4	H: 1 LOB: 0 BB: 0 P: 4	R: 1 E: 0 K: 0 S: 5	H: 2 LOB: 2 BB: 1 P: 9	R: 0 E: 0 K: 1 S: 5	H: 0 LOB: 0 BB: 0 P: 3	R: 1 E: 0 K: 0 S: 4	H: 1 LOB: 0 BB: 0 P: 4	R: 0 E: 0 K: 0 S: 3	H: 0 LOB: 0 BB: 0 P: 3	R: 0 E: 0 K: 0 S: 3	H: 1 LOB: 0 BB: 0 P: 3	R: 1 E: 0 K: 1 S: 6	H: 2 LOB: 0 BB: 0 P: 6	1B: 5 2B: 1 3B: 2 HR: 2	SF: 0 SAC: 0 DP: 1 HBP: 0	WP: 1 PB: 0 SB: 0 CS: 1	PA: 42		
PITCHER	IP WLS BF H R ER SO BB IBB HBP BLK WP HR S P ERA WHIP																							
Mike Bielecki, R (1, 1) ERA: 6.87	4.0																							
Al Holland, L (5, 1) ERA: 1.59	5.0	16	2	1	1	1	0	0	0	0	0	1	18	18	1.80	0.400								
John Candelaria, L (10, 1) ERA: 1.93	1.0	L 4	2	1	1	1	0	0	0	0	0	0	6	6	9.00	2.000								

BOTTOM

Los Angeles Dodgers @ Pittsburgh Pirates
Three Rivers Stadium, Pittsburgh, PA

Sat May 04 1985, 3:33 AM EDT
Att: 14,093 - Unknown

livebaseballscores.com

AB	36
R	5
H	10
RBI	4
BB	3
SO	8
LOB	15



WP:	0	PA:	43
PB:	0		
SB:	0		
CS:	1		

AB R H RBI BB SO LOB

4 0 0 0 1 2 2

4 2 2 0 1 0 1

5 1 2 2 0 1 1

5 0 2 0 0 1 2

4 0 1 1 0 1 3

5 2 1 0 0 1 3

4 0 2 0 0 1 0

3 0 0 0 0 0 1

1 0 0 0 0 1 2

0 0 0 1 0 0 0

0 0 0 0 1 0 0

1 0 0 0 0 0 0

0 0 0 0 0 0 0

1B: 9 SF: 2
2B: 0 SAC: 1
3B: 0 DP: 1
HR: 1 HBP: 0

WP: 0 PA: 43
PB: 0
SB: 0
CS: 1

R: 0 H: 0
E: 0 LOB: 0
K: 2 BB: 0
S: 7 P: 7

R: 1 H: 2
E: 0 LOB: 1
K: 1 BB: 0
S: 7 P: 7

R: 2 H: 2
E: 0 LOB: 0
K: 1 BB: 0
S: 7 P: 7

R: 1 H: 2
E: 0 LOB: 1
K: 1 BB: 0
S: 7 P: 7

R: 0 H: 0
E: 0 LOB: 1
K: 1 BB: 1
S: 5 P: 9

R: 0 H: 2
E: 0 LOB: 1
K: 0 BB: 0
S: 4 P: 4

R: 0 H: 0
E: 0 LOB: 0
K: 0 BB: 0
S: 3 P: 3

R: 0 H: 0
E: 0 LOB: 0
K: 0 BB: 1
S: 2 P: 6

R: 0 H: 1
E: 0 LOB: 1
K: 1 BB: 0
S: 6 P: 6

1B: 9 SF: 2
2B: 0 SAC: 1
3B: 0 DP: 1
HR: 1 HBP: 0

WP: 0 PA: 43
PB: 0
SB: 0
CS: 1

R: 0 H: 0
E: 0 LOB: 0
K: 2 BB: 0
S: 7 P: 7

R: 1 H: 2
E: 0 LOB: 1
K: 1 BB: 0
S: 7 P: 7

R: 2 H: 2
E: 0 LOB: 0
K: 1 BB: 0
S: 7 P: 7

R: 1 H: 2
E: 0 LOB: 1
K: 1 BB: 0
S: 7 P: 7

R: 0 H: 0
E: 0 LOB: 1
K: 1 BB: 1
S: 5 P: 9

R: 0 H: 2
E: 0 LOB: 1
K: 0 BB: 0
S: 4 P: 4

R: 0 H: 0
E: 0 LOB: 0
K: 0 BB: 0
S: 3 P: 3

R: 0 H: 0
E: 0 LOB: 0
K: 0 BB: 1
S: 2 P: 6

R: 0 H: 1
E: 0 LOB: 1
K: 1 BB: 0
S: 6 P: 6

1B: 9 SF: 2
2B: 0 SAC: 1
3B: 0 DP: 1
HR: 1 HBP: 0

WP: 0 PA: 43
PB: 0
SB: 0
CS: 1

R: 0 H: 0
E: 0 LOB: 0
K: 2 BB: 0
S: 7 P: 7

R: 1 H: 2
E: 0 LOB: 1
K: 1 BB: 0
S: 7 P: 7

R: 2 H: 2
E: 0 LOB: 0
K: 1 BB: 0
S: 7 P: 7

R: 1 H: 2
E: 0 LOB: 1
K: 1 BB: 0
S: 7 P: 7

R: 0 H: 0
E: 0 LOB: 1
K: 1 BB: 1
S: 5 P: 9

R: 0 H: 2
E: 0 LOB: 1
K: 0 BB: 0
S: 4 P: 4

R: 0 H: 0
E: 0 LOB: 0
K: 0 BB: 0
S: 3 P: 3

R: 0 H: 0
E: 0 LOB: 0
K: 0 BB: 1
S: 2 P: 6

R: 0 H: 1
E: 0 LOB: 1
K: 1 BB: 0
S: 6 P: 6

1B: 9 SF: 2
2B: 0 SAC: 1
3B: 0 DP: 1
HR: 1 HBP: 0

WP: 0 PA: 43
PB: 0
SB: 0
CS: 1

R: 0 H: 0
E: 0 LOB: 0
K: 2 BB: 0
S: 7 P: 7

R: 1 H: 2
E: 0 LOB: 1
K: 1 BB: 0
S: 7 P: 7

R: 2 H: 2
E: 0 LOB: 0
K: 1 BB: 0
S: 7 P: 7

R: 1 H: 2
E: 0 LOB: 1
K: 1 BB: 0
S: 7 P: 7

R: 0 H: 0
E: 0 LOB: 1
K: 1 BB: 1
S: 5 P: 9

R: 0 H: 2
E: 0 LOB: 1
K: 0 BB: 0
S: 4 P: 4

R: 0 H: 0
E: 0 LOB: 0
K: 0 BB: 0
S: 3 P: 3

R: 0 H: 0
E: 0 LOB: 0
K: 0 BB: 1
S: 2 P: 6

R: 0 H: 1
E: 0 LOB: 1
K: 1 BB: 0
S: 6 P: 6

1B: 9 SF: 2
2B: 0 SAC: 1
3B: 0 DP: 1
HR: 1 HBP: 0

WP: 0 PA: 43
PB: 0
SB: 0
CS: 1

R: 0 H: 0
E: 0 LOB: 0
K: 2 BB: 0
S: 7 P: 7

R: 1 H: 2
E: 0 LOB: 1
K: 1 BB: 0
S: 7 P: 7

R: 2 H: 2
E: 0 LOB: 0
K: 1 BB: 0
S: 7 P: 7

R: 1 H: 2
E: 0 LOB: 1
K: 1 BB: 0
S: 7 P: 7

R: 0 H: 0
E: 0 LOB: 1
K: 1 BB: 1
S: 5 P: 9

R: 0 H: 2
E: 0 LOB: 1
K: 0 BB: 0
S: 4 P: 4

R: 0 H: 0
E: 0 LOB: 0
K: 0 BB: 0
S: 3 P: 3

R: 0 H: 0
E: 0 LOB: 0
K: 0 BB: 1
S: 2 P: 6

R: 0 H: 1
E: 0 LOB: 1
K: 1 BB: 0
S: 6 P: 6

1B: 9 SF: 2
2B: 0 SAC: 1
3B: 0 DP: 1
HR: 1 HBP: 0

WP: 0 PA: 43
PB: 0
SB: 0
CS: 1

R: 0 H: 0
E: 0 LOB: 0
K: 2 BB: 0
S: 7 P: 7

R: 1 H: 2
E: 0 LOB: 1
K: 1 BB: 0
S: 7 P: 7

R: 2 H: 2
E: 0 LOB: 0
K: 1 BB: 0
S: 7 P: 7

R: 1 H: 2
E: 0 LOB: 1
K: 1 BB: 0
S: 7 P: 7

R: 0 H: 0
E: 0 LOB: 1
K: 1 BB: 1
S: 5 P: 9

R: 0 H: 2
E: 0 LOB: 1
K: 0 BB: 0
S: 4 P: 4

R: 0 H: 0
E: 0 LOB: 0
K: 0 BB: 0
S: 3 P: 3

R: 0 H: 0
E: 0 LOB: 0
K: 0 BB: 1
S: 2 P: 6

R: 0 H: 1
E: 0 LOB: 1
K: 1 BB: 0
S: 6 P: 6

1B: 9 SF: 2
2B: 0 SAC: 1
3B: 0 DP: 1
HR: 1 HBP: 0

WP: 0 PA: 43
PB: 0
SB: 0
CS: 1

R: 0 H: 0
E: 0 LOB: 0
K: 2 BB: 0
S: 7 P: 7

R: 1 H: 2
E: 0 LOB: 1
K: 1 BB: 0
S: 7 P: 7

R: 2 H: 2
E: 0 LOB: 0
K: 1 BB: 0
S: 7 P: 7

R: 1 H: 2
E: 0 LOB: 1
K: 1 BB: 0
S: 7 P: 7

R: 0 H: 0
E: 0 LOB: 1
K: 1 BB: 1
S: 5 P: 9

R: 0 H: 2
E: 0 LOB: 1
K: 0 BB: 0
S: 4 P: 4

R: 0 H: 0
E: 0 LOB: 0
K: 0 BB: 0
S: 3 P: 3

R: 0 H: 0
E: 0 LOB: 0
K: 0 BB: 1
S: 2 P: 6

R: 0 H: 1
E: 0 LOB: 1
K: 1 BB: 0
S: 6 P: 6

1B: 9 SF: 2
2B: 0 SAC: 1
3B: 0 DP: 1
HR: 1 HBP: 0

WP: 0 PA: 43
PB: 0
SB: 0
CS: 1

R: 0 H: 0
E: 0 LOB: 0
K: 2 BB: 0
S: 7 P: 7

R: 1 H: 2
E: 0 LOB: 1
K: 1 BB: 0
S: 7 P: 7

R: 2 H: 2
E: 0 LOB: 0
K: 1 BB: 0
S: 7 P: 7

R: 1 H: 2
E: 0 LOB: 1
K: 1 BB: 0
S: 7 P: 7

R: 0 H: 0
E: 0 LOB: 1
K: 1 BB: 1
S: 5 P: 9

R: 0 H: 2
E: 0 LOB: 1
K: 0 BB: 0
S: 4 P: 4

R: 0 H: 0
E: 0 LOB: 0
K: 0 BB: 0
S: 3 P: 3

R: 0 H: 0
E: 0 LOB: 0
K: 0 BB: 1
S: 2 P: 6

R: 0 H: 1
E: 0 LOB: 1
K: 1 BB: 0
S: 6 P: 6

1B: 9 SF: 2
2B: 0 SAC: 1
3B: 0 DP: 1
HR: 1 HBP: 0

WP: 0 PA: 43
PB: 0
SB: 0
CS: 1

R: 0 H: 0
E: 0 LOB: 0
K: 2 BB: 0
S: 7 P: 7

R: 1 H: 2
E: 0 LOB: 1
K: 1 BB: 0
S: 7 P: 7

R: 2 H: 2
E: 0 LOB: 0
K: 1 BB: 0
S: 7 P: 7

R: 1 H: 2
E: 0 LOB: 1
K: 1 BB: 0
S: 7 P: 7

R: 0 H: 0
E: 0 LOB: 1
K: 1 BB: 1
S: 5 P: 9

R: 0 H: 2
E: 0 LOB: 1
K: 0 BB: 0
S: 4 P: 4

R: 0 H: 0
E: 0 LOB: 0
K: 0 BB: 0
S: 3 P: 3

R: 0 H: 0
E: 0 LOB: 0
K: 0 BB: 1
S: 2 P: 6

R: 0 H: 1
E: 0 LOB: 1
K: 1 BB: 0
S: 6 P: 6

1B: 9 SF: 2
2B: 0 SAC: 1
3B: 0 DP: 1
HR: 1 HBP: 0

WP: 0 PA: 43
PB: 0
SB: 0
CS: 1

R: 0 H: 0
E: 0 LOB: 0
K: 2 BB: 0
S: 7 P: 7

R: 1 H: 2
E: 0 LOB: 1
K: 1 BB: 0
S: 7 P: 7

R: 2 H: 2
E: 0 LOB: 0
K: 1 BB: 0
S: 7 P: 7

R: 1 H: 2
E: 0 LOB: 1
K: 1 BB: 0
S: 7 P: 7

R: 0 H: 0
E: 0 LOB: 1
K: 1 BB: 1
S: 5 P: 9

R: 0 H: 2
E: 0 LOB: 1
K: 0 BB: 0
S: 4 P: 4

R: 0 H: 0
E: 0 LOB: 0
K: 0 BB: 0
S: 3 P: 3

R: 0 H: 0
E: 0 LOB: 0
K: 0 BB: 1
S: 2 P: 6

R: 0 H: 1
E: 0 LOB: 1
K: 1 BB: 0
S: 6 P: 6

1B: 9 SF: 2
2B: 0 SAC: 1
3B: 0 DP: 1
HR: 1 HBP: 0

WP: 0 PA: 43
PB: 0
SB: 0
CS: 1

R: 0 H: 0
E: 0 LOB: 0
K: 2 BB: 0
S: 7 P: 7

R: 1 H: 2
E: 0 LOB: 1
K: 1 BB: 0
S: 7 P: 7

R: 2 H: 2
E: 0 LOB: 0
K: 1 BB: 0
S: 7 P: 7

R: 1 H: 2
E: 0 LOB: 1
K: 1 BB: 0
S: 7 P: 7

R: 0 H: 0
E: 0 LOB: 1
K: 1 BB: 1
S: 5 P: 9

R: 0 H: 2
E: 0 LOB: 1
K: 0 BB: 0
S: 4 P: 4

R: 0 H: 0
E: 0 LOB: 0
K: 0 BB: 0
S: 3 P: 3

R: 0 H: 0
E: 0 LOB: 0
K: 0 BB: 1
S: 2 P: 6

R: 0 H: 1
E: 0 LOB: 1
K: 1 BB: 0
S: 6 P: 6

1B: 9 SF: 2
2B: 0 SAC: 1
3B: 0 DP: 1
HR: 1 HBP: 0

WP: 0 PA: 43
PB: 0
SB: 0
CS: 1

PITCHER																	PITCHER																	
IP	WLS	BF	H	R	ER	SO	BB	IBB	HBP	BLK	WP	HR	S	P	ERA	WHIP	IP	WLS	BF	H	R	ER	SO	BB	IBB	HBP	BLK	WP	HR	S	P	ERA	WHIP	
Fernando Valenzuela, L (1, 1)	10.0	W	42	10	5	4	8	3	0	0	0	0	1	55	67	3.60	1.300																	

Bill Almon, R (1, 6)
OBP: 0.341, SLG: 0.366

Johnny Ray, S (1, 4)
OBP: 0.289, SLG: 0.337

Bill Madlock, R (1, 5)
OBP: 0.238, SLG: 0.316

George Hendrick, R (1, 9)
OBP: 0.326, SLG: 0.347

Jason Thompson, L (1, 3)
OBP: 0.380, SLG: 0.481

Tony Peña, R (1, 2)
OBP: 0.314, SLG: 0.329

Sixto Lezcano, R (1, 7)
OBP: 0.394, SLG: 0.385

Joe Orsulak, L (1, 8)
OBP: 0.368, SLG: 0.423

Mike Bielecki, R (1, 1)
OBP: 0.429, SLG: 0.417

Jim Morrison, R (4, PH)

Al Holland, R (5, 1)

Lee Mazzilli, S (9, PH)

John Candelaria, L (10, 1)

INNING STATS

Batter	1	2	3	4	5	6	7	8	9	AB R H RBI BB SO LOB	TOP		
Steve Sax, R (1, 4) OBP: 0.500, SLG: 0.667	0-0 ① 1-3		0-0 CS 1B		0-0 ③ L6			0-0 SH2-4 2B 1B		4 1 2 0 0 0 1	Los Angeles Dodgers @ Pittsburgh Pirates Three Rivers Stadium, Pittsburgh, PA Sun May 05 1985, 3:33 AM EDT Att. 17,043 - Unknown livebaseballscorecards.com		
Mariano Duncan, R (1, 6) OBP: 0.314, SLG: 0.415	0-3 ② K		0-3 ① ② K			0-0 1B 1B		0-0 ① SH2-4		3 0 1 0 0 2 1			
Al Oliver, L (1, 7) OBP: 0.279, SLG: 0.308 Candy Maldonado, R (8, PR) OBP: 0.269, SLG: 0.375	4-0 BB BB		0-0 ③ 4-3			0-0 ① F2		0-0 2B		3 0 1 1 1 0 1 0 0 0 0 0 0 0			
Pedro Guerrero, R (1, 5) OBP: 0.394, SLG: 0.444	0-0 ③ F9			0-0 ① F7		0-0 1-2 L4-3 1B		0-0 ② F9		4 0 1 0 0 0 2			
Mike Marshall, R (1, 3) OBP: 0.349, SLG: 0.495		0-0 HR		0-0 ② F7		0-0 ② ③ L4-3		0-0 ③ 5-3		4 1 1 1 0 0 3			
Mike Scioscia, L (1, 2) OBP: 0.351, SLG: 0.365 Steve Yeager, R (9, PH) OBP: 0.231, SLG: 0.208		4-0 BB BB BB		0-0 ③ 4-3			0-0 3B	0-0 CS 1B		2 0 1 0 1 0 0 1 0 1 0 0 0 0			
Ken Landreaux, L (1, 8) OBP: 0.190, SLG: 0.387 Bill Russell, R (9, PH) OBP: 0.397, SLG: 0.339		0-0 ① FC6-4 4-3		0-0 ① 6-3		0-0 ① G3		0-0 ① ② 5-3		3 0 0 0 0 0 2 1 0 0 0 0 0 1			
R.J. Reynolds, S (1, 9) OBP: 0.300, SLG: 0.379		0-0 ② 4-3		0-0 1B		0-0 ② F8		0-0 ③ F9		0 0 0 0 0 0 0			
Jerry Reuss, L (1, 1) OBP: 0.267, SLG: 0.214 Tom Niedenfuer, R (8, 1) OBP: 0.500, SLG: 0.500 Carlos Diaz, R (8, 1) Ken Howell, R (8, 1) Bob Bailor, R (8, 7) OBP: 0.100, SLG: 0.053		0-3 ③ K		0-0 ② F2		0-3 ③ K				3 0 0 0 0 2 3 0			
Inning Stats	R: 0 H: 0 E: 0 LOB: 1 K: 1 BB: 1 S: 5 P: 9	R: 1 H: 1 E: 0 LOB: 1 K: 1 BB: 1 S: 6 P: 10	R: 0 H: 1 E: 0 LOB: 0 K: 1 BB: 0 S: 5 P: 5	R: 0 H: 0 E: 0 LOB: 0 K: 0 BB: 0 S: 3 P: 3	R: 0 H: 1 E: 0 LOB: 1 K: 0 BB: 0 S: 4 P: 4	R: 0 H: 2 E: 0 LOB: 1 K: 0 BB: 0 S: 4 P: 4	R: 0 H: 1 E: 0 LOB: 1 K: 1 BB: 0 S: 6 P: 6	R: 1 H: 2 E: 0 LOB: 1 K: 0 BB: 0 S: 5 P: 5	R: 0 H: 1 E: 0 LOB: 0 K: 0 BB: 0 S: 3 P: 3	1B: 6 SF: 0 2B: 2 SAC: 1 3B: 1 DP: 1 HR: 1 HBP: 0		WP: 0 PA: 35 PB: 0 SB: 0 CS: 2	
PITCHER	IP WLS BF H R ER SO BB IBB HBP BLK WP HR S P ERA WHIP											PITCHER	IP WLS BF H R ER SO BB IBB HBP BLK WP HR S P ERA WHIP
Rick Rhoden, R (1, 1) ERA: 4.14	8.0 W 32 8 2 2 4 2 0 0 0 0 0 1 38 46 2.25 1.250												
John Candelaria, L (9, 1) ERA: 1.8	1.0 S 3 1 0 0 0 0 0 0 0 0 0 0 3 3 0.00 1.000												



Batter	1	2	3	4	5	6	7	8	9	10	AB R H RBI BB SO LOB	TOP												
Steve Sax, R (1, 4) OBP: 0.533, SLG: 0.643	0-0 CS 1B		0-0 S 1B		0-0 F9			0-0 PB 1B	0-0 4-3		5 0 3 0 0 0 2	Los Angeles Dodgers @ Chicago Cubs Wrigley Field, Chicago, IL Mon May 06 1985, 3:33 AM CDT Att. 20,796 - Unknown												
Mariano Duncan, R (1, 6) OBP: 0.297, SLG: 0.391 Carlos Diaz, R (8, 1) Candy Maldonado, R (9, 9) OBP: 0.283, SLG: 0.388	0-0 F9		0-0 F9			0-3 K		0-3 K		0-0 1B E 1B	4 0 0 0 0 2 4 0 0 0 0 0 0 0 1 1 1 0 0 0 0													
Ken Landreaux, L (1, 8) OBP: 0.191, SLG: 0.373	0-0 F9			0-0 4-3		0-0 4-3		0-3 K		0-0 E 1B 1B	5 1 1 0 0 1 3													
Pedro Guerrero, R (1, 5) OBP: 0.377, SLG: 0.421		0-0 6-3		0-0 F3		0-0 F7		0-3 K		0-0 E6 1B	5 0 0 1 0 1 3													
Mike Marshall, R (1, 3) OBP: 0.351, SLG: 0.490		0-0 6-3		0-0 F9			0-0 F7		0-0 HR 1B	0-0 1B	5 1 2 1 0 0 0													
Mike Scioscia, L (1, 2) OBP: 0.354, SLG: 0.412		0-0 1B		0-0 F8			0-0 4-3		0-0 HR	0-0 F8	5 1 2 2 0 0 2													
Terry Whitfield, L (1, 7) OBP: 0.375, SLG: 0.583 Ken Howell, R (9, 1)		0-3 K		0-0 4-3 1B			0-0 1B		0-0 4-3	0-0 B2	4 1 2 0 0 1 1 1 0 0 0 0 0 2													
R.J. Reynolds, S (1, 9) OBP: 0.257, SLG: 0.324 (9, 7)			0-0 F5		0-0 4-3		0-3 K		0-3 K	0-0 G3	5 0 0 0 0 2 4													
Orel Hershiser, R (1, 1) OBP: 0.143, SLG: 0.143 Al Oliver, L (5, PH) OBP: 0.290, SLG: 0.318 Bob Bailor, R (5, PR) OBP: 0.100, SLG: 0.053 Bobby Castillo, R (5, 1) OBP: 1.000, SLG: 1.000 Mike Ramsey, S (8, PH) OBP: 0.286, SLG: 0.250 (8, 6)			0-0 L3		0-0 1B		0-0 1B	0-0 PB 1B	4-0 BB		1 0 0 0 0 0 0 1 0 1 1 0 0 0 0 0 0 0 0 0 0 0 0 0 0 0 0 0 1 0 1 0 1 0 0													
Inning Stats	R: 0 E: 0 K: 0 S: 3	H: 1 LOB: 0 BB: 0 P: 3	R: 0 E: 0 K: 1 S: 6	H: 1 LOB: 1 BB: 0 P: 6	R: 0 E: 0 K: 0 S: 4	H: 1 LOB: 1 BB: 0 P: 4	R: 0 E: 0 K: 0 S: 3	H: 0 LOB: 0 BB: 0 P: 3	R: 1 E: 0 K: 0 S: 5	H: 2 LOB: 1 BB: 0 P: 5	R: 0 E: 0 K: 1 S: 5		H: 0 LOB: 0 BB: 0 P: 5	R: 0 E: 0 K: 1 S: 6	H: 1 LOB: 1 BB: 0 P: 6	R: 0 E: 0 K: 3 S: 11	H: 2 LOB: 2 BB: 0 P: 11	R: 2 E: 0 K: 1 S: 7	H: 2 LOB: 1 BB: 1 P: 11	R: 2 E: 1 K: 0 S: 7	H: 3 LOB: 2 BB: 0 P: 7	1B: 12 2B: 0 3B: 0 HR: 1	SF: 0 SAC: 0 DP: 0 HBP: 0	WP: 0 PB: 1 SB: 1 CS: 1
PITCHER	IP Dennis Eckersley, R (1, 1) ERA: 1.98 Lee Smith, R (8, 1) ERA: 2.87 Ray Fontenot, L (10, 1) ERA: 3.24	WLS 26 11 7	BF 26 11 7	H 6 4 3	R 1 2 2	ER 1 2 2	SO 3 4 0	BB 0 0 0	IBB 0 0 0	HBP 0 0 0	BLK 0 0 0	WP 0 0 0	HR 0 1 0	S 32 18 7	P 32 22 7	ERA 1.29 9.00 18.00	WHIP 0.857 2.500 3.000							

livebaseballscores.com

AB	43
R	5
H	13
RBI	5
BB	1
SO	7
LOB	21



BOTTOM

Los Angeles Dodgers @ Chicago Cubs
Wrigley Field, Chicago, IL
Mon May 06 1985, 3:33 AM CDT
Att: 20,796 - Unknown

livebaseballscorecards.com

AB 39
R 4
H 9
RBI 4
BB 7
SO 13
LOB 22



WP: 1 PA: 46
PB: 0
SB: 4
CS: 1

AB R H RBI BB SO LOB

5 1 2 1 1 0 1

5 0 1 0 0 1 5

4 0 0 0 1 4 1

5 1 2 1 0 1 2

3 0 2 1 1 0 2

4 1 2 1 1 2 2

4 1 0 0 1 2 2

2 0 0 0 1 2 2

2 0 0 0 0 0 1

1B: 5 SF: 0
2B: 3 SAC: 0
3B: 0 DP: 0
HR: 1 HBP: 0

Batter	1	2	3	4	5	6	7	8	9	10
Bob Dernier, R OBP: 0.330, SLG: 0.289 (1, 8)	0-0 6-3		0-0 23 4-3 2B	0-0 23 FC4-6 1B		0-0 F9		4-0 23 S BB		0-0 F8
23 Ryne Sandberg, R OBP: 0.224, SLG: 0.368 (1, 4)	0-0 S 2B		0-0 4-3	0-0 FC4-6 1-2f		0-3 K		0-0 F8		
Davey Lopes, R OBP: 0.356, SLG: 0.316 (1, 7)	4-0 S BB		0-3 K		0-3 K		0-3 K		0-3 K	
Leon Durham, L OBP: 0.351, SLG: 0.507 (1, 3)	0-3 K		0-0 1B 2B		0-0 4-3		0-0 CS 1B		0-0 E6	
Keith Moreland, R OBP: 0.370, SLG: 0.425 (1, 9)	0-0 6-3		0-0 1B		0-0 BB 1B		4-0 BB BB BB BB		0-3 K	
Lee Smith, R (8, 1)										
Richie Hebner, L OBP: 0.364, SLG: 0.300 (9, PH)										
Ray Fontenot, L (10, 1)	1-2 2-3		2-H 1B		1-2 BB 1B		1-2 BB		0-0 F8	
Jody Davis, R OBP: 0.313, SLG: 0.444 (1, 2)		0-0 5-3	0-0 F9		4-0 1-2 BB		0-0 F4		0-0 F8	
Ron Cey, R OBP: 0.262, SLG: 0.365 (1, 5)		0-0 WP 2B		0-3 K	0-3 K			4-0 FC1-6 BB		0-0 HR
Shawon Dunston, R OBP: 0.286, SLG: 0.349 (1, 6)		0-3 K		4-0 E S 1B BB		0-3 K		0-0 FC1-6 5-3 1-2f		0-0 5-3
Dennis Eckersley, R OBP: 0.198, SLG: 0.133 (1, 1)		0-3 K		0-3 K		4-0 BB		0-0 5-3		0-0 1-3
Gary Woods, R OBP: 0.200, SLG: 0.200 (8, 9)		2-3		1-3						

Inning Stats	R: 0	H: 1	E: 0	LOB: 2	K: 1	S: 6	P: 10	R: 0	H: 1	E: 0	LOB: 1	K: 2	S: 8	P: 8	R: 2	H: 3	E: 0	LOB: 1	K: 1	S: 8	P: 8	R: 1	H: 1	E: 0	LOB: 1	K: 2	S: 8	P: 12	R: 0	H: 1	E: 0	LOB: 2	K: 1	S: 5	P: 9	R: 0	H: 0	E: 0	LOB: 1	K: 2	S: 7	P: 11	R: 0	H: 1	E: 0	LOB: 1	K: 1	S: 5	P: 9	R: 0	H: 0	E: 0	LOB: 2	K: 0	S: 3	P: 11	R: 0	H: 0	E: 1	LOB: 1	K: 2	S: 8	P: 8	R: 1	H: 1	E: 0	LOB: 0	K: 0	S: 4	P: 4
--------------	------	------	------	--------	------	------	-------	------	------	------	--------	------	------	------	------	------	------	--------	------	------	------	------	------	------	--------	------	------	-------	------	------	------	--------	------	------	------	------	------	------	--------	------	------	-------	------	------	------	--------	------	------	------	------	------	------	--------	------	------	-------	------	------	------	--------	------	------	------	------	------	------	--------	------	------	------

PITCHER	IP	WLS	BF	H	R	ER	SO	BB	IBB	HBP	BLK	WP	HR	S	P	ERA	WHIP
Orel Hershiser, R ERA: 1.98 (1, 1)	4.0		20	6	3	2	6	2	0	0	0	1	0	30	38	4.50	2.000
Bobby Castillo, R ERA: 6.97 (5, 1)	3.0		13	2	0	0	5	3	0	0	0	0	0	20	32	0.00	1.667
Carlos Diaz, L ERA: 1.93 (8, 1)	1.0		5	0	0	0	0	2	0	0	0	0	0	3	11	0.00	2.000
Ken Howell, R ERA: 2.5 (9, 1)	2.0	W	8	1	1	1	2	0	0	0	0	0	1	12	12	4.50	0.500

Batter	1	2	3	4	5	6	7	8	9	AB R H RBI BB SO LOB	TOP		
Steve Sax, R (1, 4) OBP: 0.526, SLG: 0.647	0-0 6-3		0-0 4-3			0-0 2B		4-0 G4-6-3 1B BB		3 1 1 0 1 0 0	Los Angeles Dodgers @ Chicago Cubs Wrigley Field, Chicago, IL Tue May 07 1985, 3:33 AM CDT Att. 23,331 - Unknown		
Mariano Duncan, R (1, 6) Mike Ramsey, S (8, 6) OBP: 0.308, SLG: 0.397 OBP: 0.286, SLG: 0.250	0-0 FC6-4 1B		0-3 K			0-0 F3		0-0 G4-6-3 1-2 1B		4 0 2 0 0 1 1 0 0 0 0 0 0 0			
Ken Landreaux, L (1, 8) OBP: 0.208, SLG: 0.394	0-0 F7					0-0 G6-4-3 1B 2-H 2B		0-0 G4-6-3 1-2f 2-3		4 0 2 1 0 0 3			
Pedro Guerrero, R (1, 5) OBP: 0.373, SLG: 0.414	0-0 FC6-4 1-2f					0-0 G6-4-3 1-2 1B		0-0 F4		4 0 1 0 0 1 3			
Mike Marshall, R (1, 3) OBP: 0.357, SLG: 0.490						0-0 G6-4-3 1-2f 2-3		0-0 6-3		4 1 2 0 0 0 3			
Mike Scioscia, L (1, 2) Orel Hershiser, R (9, PR) OBP: 0.349, SLG: 0.394 OBP: 0.143, SLG: 0.143						0-0 F7		4-0 SH1-4 BB 1-2 BB		3 0 0 0 1 0 2 0 0 0 0 0 0 0			
Terry Whitfield, L (1, 7) Candy Maldonado, R (7, PH) OBP: 0.423, SLG: 0.615 OBP: 0.296, SLG: 0.400						0-0 G3-6-3 1B		0-0 SH1-4 1-2 2-3		2 0 2 0 0 0 0 1 0 1 0 0 0 0			
R.J. Reynolds, S (1, 9) OBP: 0.231, SLG: 0.297						0-0 G3-6-3 1-2f		0-3 K		3 0 0 1 0 1 5			
Tom Brennan, R (1, 1) Carlos Diaz, R (6, 1) Bill Russell, R (7, PH) Steve Howe, L (7, 1) Al Oliver, L (9, PH) OBP: 0.125, SLG: 0.125 OBP: 0.391, SLG: 0.333 OBP: 0.286, SLG: 0.313			0-0 6-3			0-0 G3		0-3 K		2 0 0 0 0 0 0 0 0 0 0 0 0 0 1 0 0 0 0 0 1 0 0 0 0 0 0 0 1 0 0 0 0 1 3			
Inning Stats	R: 0 H: 1 E: 0 LOB: 1 K: 0 BB: 0 S: 4 P: 4	R: 1 H: 2 E: 0 LOB: 0 K: 0 BB: 0 S: 4 P: 4	R: 0 H: 0 E: 0 LOB: 0 K: 1 BB: 0 S: 5 P: 5	R: 0 H: 2 E: 0 LOB: 1 K: 0 BB: 0 S: 4 P: 4	R: 0 H: 1 E: 0 LOB: 0 K: 0 BB: 0 S: 3 P: 3	R: 1 H: 2 E: 0 LOB: 1 K: 1 BB: 0 S: 7 P: 7	R: 0 H: 1 E: 0 LOB: 1 K: 0 BB: 0 S: 4 P: 4	R: 0 H: 1 E: 0 LOB: 1 K: 0 BB: 1 S: 3 P: 7	R: 0 H: 1 E: 0 LOB: 3 K: 2 BB: 1 S: 8 P: 12	1B: 9 SF: 1 2B: 3 SAC: 1 3B: 0 DP: 4 HR: 0 HBP: 0		WP: 0 PA: 36 PB: 0 SB: 0 CS: 0	
PITCHER	IP WLS BF H R ER SO BB IBB HBP BLK WP HR S P ERA WHIP											PITCHER	IP WLS BF H R ER SO BB IBB HBP BLK WP HR S P ERA WHIP
Dick Ruthven, R (1, 1) ERA: 3.97	6.0 W 23 8 2 2 2 0 0 0 0 0 0 0 27 27 3.00 1.333												
Ray Fontenot, L (7, 1) ERA: 2.89	1.0 6 2 0 0 0 0 1 0 0 0 0 0 5 9 0.00 3.000												
Lee Smith, R (8, 1) ERA: 2.55	2.0 S 7 1 0 0 2 1 0 0 0 0 0 0 10 14 0.00 1.000												

livebaseballscorecards.com

AB 32
R 2
H 11
RBI 2
BB 2
SO 4
LOB 21



Batter	1	2	3	4	5	6	7	8	9
Bob Demier, R OBP: 0.333, SLG: 0.307 (1, 8)	0-0 6-3	0-0 CS	0-0 23 1B SF9 2B	0-0 F3		0-0 S 1B		0-0 1-3	
23 Ryne Sandberg, R OBP: 0.243, SLG: 0.374 (1, 4)	4-0 G3 1B BB		0-0 SF9 FC5-2 1B		0-0 F9 S 1B	0-0 F7		0-0 6-3	
Davey Lopes, R OBP: 0.368, SLG: 0.350 (1, 7)	0-0 G3 1-2 1B		0-0 SF9		4-0 1B 1-2 1B BB	0-0 1B			
Leon Durham, L OBP: 0.333, SLG: 0.479 (1, 3)	0-0 G3 1-2 2-3		0-0 FC5-2 1B		0-0 F9	0-0 F7			
Keith Moreland, R OBP: 0.375, SLG: 0.429 (1, 9)	0-0 F4		0-0 1-2 1B		0-0 1B 1-2 3-H 1B		0-0 F9		
Jody Davis, R OBP: 0.310, SLG: 0.434 (1, 2)		0-0 1-3	0-3 K		0-0 1B		0-0 4-3		
Ron Cey, R OBP: 0.284, SLG: 0.368 (1, 5)		0-0 1B 1B		0-0 F2	4-0 IBB		4-0 FC6-4 BB		
Shawon Dunston, R OBP: 0.284, SLG: 0.343 (1, 6)		0-0 CS 1-3 1B		0-0 E3 SH1-4	0-0 F8		0-0 FC6-4		
Dick Ruthven, R OBP: 0.333, SLG: 0.333 (1, 1)		0-3 K		0-0 SH1-4		0-0 F3		0-3 K	
Larry Bowa, S OBP: 0.250, SLG: 0.375 (6, PH)									
Ray Fontenot, L (7, 1)									
Lee Smith, R (8, 1)									

Inning Stats	R: 0	H: 1	E: 0	K: 0	S: 4	R: 0	H: 2	E: 0	K: 1	S: 6	R: 1	H: 3	E: 0	K: 1	S: 8	R: 0	H: 0	E: 1	K: 0	S: 4	R: 2	H: 3	E: 0	K: 0	S: 5	R: 1	H: 2	E: 0	K: 0	S: 5	R: 0	H: 0	E: 0	K: 0	S: 3	R: 0	H: 0	E: 0	K: 1	S: 5
	LOB: 2	BB: 1	P: 8	LOB: 1	BB: 0	P: 6	LOB: 2	BB: 0	P: 8	LOB: 1	BB: 0	P: 4	LOB: 2	BB: 2	P: 13	LOB: 1	BB: 0	LOB: 1	BB: 0	P: 5	LOB: 1	BB: 1	P: 7	LOB: 0	BB: 0	LOB: 0	BB: 0	P: 5	LOB: 0	BB: 0	P: 5	LOB: 0	BB: 0	P: 5	LOB: 0	BB: 0	P: 5	LOB: 0	BB: 0	P: 5


PITCHER	IP	WLS	BF	H	R	ER	SO	BB	IBB	HBP	BLK	WP	HR	S	P	ERA	WHIP
Tom Brennan, R ERA: 5.33 (1, 1)	5.2	L	30	11	4	4	2	2	1	0	0	0	0	31	43	6.35	2.294
Carlos Diaz, L ERA: 1.88 (6, 1)	0.1		1	0	0	0	0	0	0	0	0	0	0	1	1	0.00	0.000
Steve Howe, L ERA: 9.0 (7, 1)	2.0		7	0	0	0	1	1	0	0	0	0	0	8	12	0.00	0.500

BOTTOM

Los Angeles Dodgers @ Chicago Cubs
 Wrigley Field, Chicago, IL
 Tue May 07 1985, 3:33 AM CDT
 Att. 23,331 - Unknown

AB	R	H	RBI	BB	SO	LOB
5	2	2	0	0	0	1
4	1	2	0	1	0	1
2	1	2	2	1	0	0
4	0	0	0	0	0	6
4	0	2	1	0	0	2
4	0	1	1	0	1	2
2	0	1	0	2	0	0
4	0	1	0	0	0	3
1	0	0	0	0	1	2
1	0	0	0	0	0	0
0	0	0	0	0	0	0
1	0	0	0	0	1	0

AB	32
R	4
H	11
RBI	4
BB	4
SO	3
LOB	17



WP: 0	PA: 39
PB: 0	
SB: 2	
CS: 1	

PITCHER	IP	WLS	BF	H	R	ER	SO	BB	IBB	HBP	BLK	WP	HR	S	P	ERA	WHIP
Tom Brennan, R ERA: 5.33 (1, 1)	5.2	L	30	11	4	4	2	2	1	0	0	0	0	31	43	6.35	2.294
Carlos Diaz, L ERA: 1.88 (6, 1)	0.1		1	0	0	0	0	0	0	0	0	0	0	1	1	0.00	0.000
Steve Howe, L ERA: 9.0 (7, 1)	2.0		7	0	0	0	1	1	0	0	0	0	0	8	12	0.00	0.500

Batter	1	2	3	4	5	6	7	8	9	AB R H RBI BB SO LOB	TOP																					
Vince Coleman, S OBP: 0.356, SLG: 0.400 (1, 9) (8, 7)	0-0 1-3		0-3 K		0-0 CS 1B			0-3 K		4 0 1 0 0 2 0																						
Lonnie Smith, R OBP: 0.400, SLG: 0.354 Neil Allen, R (1, 7) (8, 1)	0-0 1-3		0-0 E5 1B 1B		4-0 G6-3 BB 1-2			4-0 CS BB		2 0 1 0 2 0 0 0 0 0 0 0 0 0																						
Tom Herr, S OBP: 0.456, SLG: 0.448 (1, 4)	0-0 HR 1B		0-0 1B 2-3		0-0 G6-3 1-2f			0-0 F7 1-2		4 1 2 0 0 0 2																						
Jack Clark, R OBP: 0.389, SLG: 0.500 (1, 3)	0-0 1-H HR		4-0 IBB		4-0 FC4-6 BB			0-0 F9		2 1 1 2 2 0 0																						
Willie McGee, S OBP: 0.338, SLG: 0.462 (1, 8)	0-3 K		0-0 1-3		0-0 FC4-6 G4-6-3 1-2f			0-3 K		4 0 0 0 0 2 4																						
Terry Pendleton, S OBP: 0.296, SLG: 0.317 (1, 5)		0-0 6-3		0-0 F8		0-0 G4-6-3 1-2f		0-0 1-3		4 0 0 0 0 0 1																						
Darrell Porter, L OBP: 0.265, SLG: 0.367 (1, 2)		0-0 4-3		0-0 G3		0-0 3-1				3 0 0 0 0 0 0																						
Ozzie Smith, S OBP: 0.295, SLG: 0.306 (1, 6)		0-0 6-3		0-0 1B		0-3 K				3 0 1 0 0 1 0																						
John Tudor, L Andy Van Slyke, L OBP: 0.385, SLG: 0.433 (1, 1) (8, 9)			0-3 K	0-0 4-3		0-3 K				3 0 0 0 0 2 1 0 0 0 0 0 0 0																						
Inning Stats	R: 2 E: 0 K: 1 S: 7	H: 2 LOB: 0 BB: 0 P: 7	R: 0 E: 0 K: 0 S: 3	H: 0 LOB: 0 BB: 0 P: 3	R: 0 E: 1 K: 2 S: 9	H: 2 LOB: 3 BB: 1 P: 13	R: 0 E: 0 K: 0 S: 4	H: 1 LOB: 1 BB: 0 P: 4	R: 0 E: 0 K: 0 S: 2	H: 0 LOB: 0 BB: 1 P: 6	R: 0 E: 0 K: 2 S: 7	H: 0 LOB: 0 BB: 0 P: 7	R: 0 E: 0 K: 1 S: 4	H: 0 LOB: 0 BB: 1 P: 8	R: 0 E: 0 K: 1 S: 5	H: 0 LOB: 0 BB: 0 P: 5	1B: 5 2B: 0 3B: 0 HR: 1	SF: 0 SAC: 0 DP: 2 HBP: 0	WP: 0 PB: 0 SB: 0 CS: 2	PA: 33												
PITCHER Rick Honeycutt, L ERA: 2.64 Ken Howell, R ERA: 2.25	IP 7.0 (1, 1)	WLS W (8, 1)	BF 27	H 6	R 2	ER 2	SO 5	BB 2	IBB 1	HBP 0	BLK 0	WP 0	HR 1	S 34	P 46	ERA 2.57	WHIP 1.143															
											PITCHER	IP	WLS	BF	H	R	ER	SO	BB	IBB	HBP	BLK	WP	HR	S	P	ERA	WHIP				

St. Louis Cardinals @ Los Angeles Dodgers
Dodger Stadium, Los Angeles, CA
Wed May 08 1985, 7:05 PM PDT
Att: 33,748 - Unknown

AB	29
R	2
H	6
RBI	2
BB	4
SO	7
LOB	8




Batter	1	2	3	4	5	6	7	8	9
Steve Sax, R (1, 4) OBP: 0.478, SLG: 0.571	0-0 6-3		0-0 F9			0-0 6-3		0-0 E 1B 1B	
Mariano Duncan, R (1, 6) OBP: 0.293, SLG: 0.377	0-0 5-3		0-0 5-3			0-0 E4 1B		0-3 K	
Bill Russell, R (1, 7) OBP: 0.403, SLG: 0.365 Ken Landreaux, L (8, PH) OBP: 0.205, SLG: 0.389 (9, 7)	0-0 1-3				0-0 F9 SF7 2B	0-0 1-H 1B		0-0 F8	
Pedro Guerrero, R (1, 5) OBP: 0.369, SLG: 0.408		0-0 1-3 2B 1B			0-0 F9	0-0 F3		0-0 E4 1-3 1B	
Mike Marshall, R (1, 3) OBP: 0.361, SLG: 0.491		0-3 K			0-0 SF7	4-0 IBB		0-0 1B	
Candy Maldonado, R (1, 8) OBP: 0.276, SLG: 0.370		0-0 1-3 1-2			0-3 K	0-0 1-3		0-0 F9	
R.J. Reynolds, S (1, 9) OBP: 0.238, SLG: 0.325		0-0 2-H 2B				0-0 G3		0-0 6-3	
Steve Yeager, R (1, 2) OBP: 0.207, SLG: 0.185		0-0 6-3				0-0 4-3		0-0 F1	
Rick Honeycutt, L (1, 1) Ken Howell, R (8, 1)			0-3 K			0-3 K		0-3 K	

AB	R	H	RBI	BB	SO	LOB
4	1	1	0	0	0	0
4	1	0	0	0	1	1
3	1	2	1	0	0	0
1	0	0	0	0	0	1
4	2	1	0	0	0	3
2	0	1	3	1	1	1
4	0	0	0	0	1	4
3	0	1	1	0	0	0
3	0	0	0	0	0	1
3	0	0	0	0	3	0
0	0	0	0	0	0	0

St. Louis Cardinals @ Los Angeles Dodgers
Dodger Stadium, Los Angeles, CA
 Wed May 08 1985, 7:05 PM PDT
 Att. 33,748 - Unknown

AB	31
R	5
H	6
RBI	5
BB	1
SO	6
LOB	11



Inning Stats	R: 0	H: 0	E: 0	K: 0	S: 3	LOB: 0	BB: 0	P: 3
	R: 1	H: 2	E: 0	K: 1	S: 7	LOB: 1	BB: 0	P: 7
	R: 0	H: 0	E: 0	K: 1	S: 5	LOB: 0	BB: 0	P: 5
	R: 1	H: 1	E: 0	K: 1	S: 6	LOB: 0	BB: 0	P: 6
	R: 0	H: 0	E: 0	K: 1	S: 5	LOB: 0	BB: 0	P: 5
	R: 1	H: 1	E: 1	K: 0	S: 5	LOB: 2	BB: 1	P: 9
	R: 0	H: 0	E: 0	K: 1	S: 5	LOB: 0	BB: 0	P: 5
	R: 2	H: 2	E: 1	K: 1	S: 8	LOB: 1	BB: 0	P: 8

PITCHER	IP	WLS	BF	H	R	ER	SO	BB	IBB	HBP	BLK	WP	HR	S	P	ERA	WHIP
John Tudor, L (1, 1) ERA: 2.55	7.0	L	27	4	3	2	5	0	0	0	0	0	0	36	40	2.57	0.571
Neil Allen, R (8, 1) ERA: 5.73	1.0		6	2	2	0	1	0	0	0	0	0	0	8	8	0.00	2.000

WP	PA	ERA	WHIP
33			

Batter	1	2	3	4	5	6	7	8	9	AB R H RBI BB SO LOB	TOP
Bill Almon, R (1, 6) OBP: 0.353, SLG: 0.365	0-0 6-3		0-0 F9			0-0 G4-6-3			4-0 1B BB	3 0 0 0 1 0 1	Pittsburgh Pirates @ Los Angeles Dodgers Dodger Stadium, Los Angeles, CA Fri May 10 1985, 7:05 PM PDT Att: 48,681 - Unknown livebaseballscorecards.com
Jim Morrison, R (1, 4) OBP: 0.311, SLG: 0.293	0-0 6-3			0-0 5-3		0-0 F7		0-0 L4	4 0 0 0 0 0 1		
Bill Madlock, R (1, 5) Rafael Belliard, R (9, PR) OBP: 0.293, SLG: 0.355 OBP: 0.211, SLG: 0.211	0-0 2B			0-0 F7			0-0 G4-6-3 1B	0-0 1B	4 0 3 0 0 0 0 0 0 0 0 0 0 0		
George Hendrick, R (1, 9) Steve Kemp, L (9, PH) Johnny Ray, S (9, PH) OBP: 0.286, SLG: 0.309 OBP: 0.326, SLG: 0.350 OBP: 0.321, SLG: 0.385	0-0 6-3			0-0 5-3			0-0 F9	0-3 K	3 0 0 0 0 0 2 0 0 0 0 0 0 0 1 0 0 0 0 1 2		
Jason Thompson, L (1, 3) OBP: 0.342, SLG: 0.421		0-0 6-3			0-3 K		0-0 G4-6-3		3 0 0 0 0 1 1		
Tony Peña, R (1, 2) OBP: 0.286, SLG: 0.295		0-0 1-3			0-0 5-3 1B			0-0 1-3	3 0 1 0 0 0 0		
Sixto Lezcano, R (1, 7) OBP: 0.318, SLG: 0.278		0-0 F7			0-0 5-3			0-0 F9	3 0 0 0 0 0 1		
Marvell Wynne, L (1, 8) OBP: 0.214, SLG: 0.195			0-0 6-3		0-0 6-3			0-0 F8	3 0 0 0 0 0 1		
Rick Rhoden, R (1, 1) Al Holland, R (8, 1) Lee Mazzilli, S (9, PH) OBP: 0.188, SLG: 0.188 OBP: 0.529, SLG: 0.500			0-0 6-3			0-0 G4-6-3 1B		0-3 K	2 0 1 0 0 0 0 0 0 0 0 0 0 0 1 0 0 0 0 1 0		
Inning Stats	R: 0 H: 1 E: 0 LOB: 1 K: 0 BB: 0 S: 4 P: 4	R: 0 H: 0 E: 0 LOB: 0 K: 0 BB: 0 S: 3 P: 3	R: 0 H: 0 E: 0 LOB: 0 K: 0 BB: 0 S: 3 P: 3	R: 0 H: 0 E: 0 LOB: 0 K: 0 BB: 0 S: 3 P: 3	R: 0 H: 1 E: 0 LOB: 1 K: 1 BB: 0 S: 6 P: 6	R: 0 H: 1 E: 0 LOB: 0 K: 0 BB: 0 S: 3 P: 3	R: 0 H: 1 E: 0 LOB: 0 K: 0 BB: 0 S: 3 P: 3	R: 0 H: 0 E: 0 LOB: 0 K: 2 BB: 1 S: 8 P: 12	1B: 4 SF: 0 2B: 1 SAC: 0 3B: 0 DP: 2 HR: 0 HBP: 0	WP: 0 PA: 31 PB: 0 SB: 0 CS: 0	
PITCHER	IP WLS BF H R ER SO BB IBB HBP BLK WP HR S P ERA WHIP										
Jerry Reuss, L (1, 1) ERA: 3.46	8.2 W 29 4 0 0 2 1 0 0 0 0 0 0 32 36 0.00 0.577										
Tom Niedenfuer, R (9, 1) ERA: 3.86	0.0 1 1 0 0 0 0 0 0 0 0 0 0 1 1 ∞ ∞										
Steve Howe, L (9, 1) ERA: 8.44	0.1 S 1 0 0 0 1 0 0 0 0 0 0 0 3 3 0.00 0.000										

Batter	1	2	3	4	5	6	7	8	9	10	11	12	AB	R	H	RBI	BB	SO	LOB	TOP				
Marvell Wynne, L (1, 8) <small>OBP: 0.191, SLG: 0.174</small> Al Holland, R (11, 1)														5	0	0	0	0	0	1				
Johnny Ray, S (1, 4) <small>OBP: 0.316, SLG: 0.376</small>														5	0	1	0	0	0	0				
Bill Madlock, R (1, 5) <small>OBP: 0.298, SLG: 0.351</small> (12, 3)														4	1	1	0	0	1	1				
Jason Thompson, L (1, 3) <small>OBP: 0.345, SLG: 0.460</small> Rafael Belliard, R (12, PR) <small>OBP: 0.211, SLG: 0.211</small> (12, 6)														5	1	2	2	0	0	2				
Steve Kemp, L (1, 7) <small>OBP: 0.348, SLG: 0.395</small> Don Robinson, R (8, 1) Sixto Lezcano, R (11, 7) <small>OBP: 0.333, SLG: 0.297</small>														3	0	2	0	0	1	1				
Tony Peña, R (1, 2) <small>OBP: 0.282, SLG: 0.320</small>														5	1	1	3	0	1	2				
Doug Fobel, L (1, 9) <small>OBP: 0.341, SLG: 0.350</small>														5	0	0	0	0	0	1				
Bill Almon, R (1, 6) <small>OBP: 0.356, SLG: 0.358</small> (12, 5)														4	0	1	0	1	2	1				
Jose DeLeon, R (1, 1) <small>OBP: 0.250, SLG: 0.100</small> John Candelaria, L (7, 1) Joe Orsulak, L (7, 7) <small>OBP: 0.333, SLG: 0.368</small> (11, 8)														2	0	0	0	0	2	1				
Inning Stats	R: 0 E: 0 K: 1 S: 5	H: 0 LOB: 0 BB: 0 P: 5	R: 0 E: 0 K: 0 S: 3	H: 1 LOB: 0 BB: 0 P: 3	R: 0 E: 0 K: 2 S: 7	H: 0 LOB: 0 BB: 0 P: 7	R: 2 E: 0 K: 0 S: 6	H: 3 LOB: 1 BB: 0 P: 6	R: 0 E: 0 K: 1 S: 6	H: 1 LOB: 1 BB: 0 P: 6	R: 0 E: 0 K: 1 S: 5	H: 0 LOB: 0 BB: 0 P: 5	R: 0 E: 0 K: 1 S: 5	H: 0 LOB: 0 BB: 0 P: 5	R: 0 E: 0 K: 1 S: 2	H: 0 LOB: 0 BB: 1 P: 6	R: 0 E: 0 K: 0 S: 4	H: 1 LOB: 1 BB: 0 P: 4	R: 3 E: 0 K: 0 S: 6	H: 3 LOB: 1 BB: 0 P: 6	1B: 5 2B: 3 3B: 0 HR: 2	SF: 0 SAC: 0 DP: 2 HBP: 1	WP: 0 PB: 0 SB: 0 CS: 2	PA: 46
PITCHER Orel Hershiser, R (1, 1) <small>ERA: 2.06</small> Tom Niedenfuer, R (8, 1) <small>ERA: 3.44</small> Ken Howell, R (10, 1) <small>ERA: 1.96</small> Tom Brennan, R (12, 1) <small>ERA: 6.11</small>	IP: 7.0 WLS: 26 H: 5 R: 2 ER: 2 SO: 7 BB: 0 IBB: 0 HBP: 1 BLK: 0 WP: 0 HR: 1 S: 39 P: 40 ERA: 2.57 WHIP: 0.714																							

Pittsburgh Pirates @ Los Angeles Dodgers
 Dodger Stadium, Los Angeles, CA
 Sat May 11 1985, 3:33 AM PDT
 Att. 42,957 - Unknown

AB	43
R	5
H	9
RBI	5
BB	1
SO	9
LOB	12



livebaseballscorecards.com

Batter	1	2	3	4	5	6	7	8	9	10	11	12	AB R H RBI BB SO LOB
Steve Sax, R OBP: 0.447, SLG: 0.438 (1, 4)	4-0 1B SF9 BB		4-0 CS BB		0-0 F9		0-0 FC1-2		0-3 K		0-0 6-3		4 1 0 0 2 1 4
Mariano Duncan, R OBP: 0.292, SLG: 0.348 (1, 6)	0-0 F8 S 1B		0-0 F9			0-3 K	0-0 F8		0-3 K		0-3 K		6 0 1 0 0 3 4
Mike Marshall, R OBP: 0.338, SLG: 0.454 (1, 9)	0-0 SF9			0-0 F7		0-3 K		0-0 F9		0-0 F8			4 0 0 1 0 1 0
Pedro Guerrero, R OBP: 0.375, SLG: 0.400 (1, 5)	0-0 F8			0-0 F8		0-0 F7					0-0 G1-4-3		5 0 1 0 0 0 1
Mike Scioscia, L OBP: 0.354, SLG: 0.378 (1, 2)	0-0 F9						4-0 BB 1B BB	0-0 F7			0-0 6-3		4 1 1 0 1 0 2
Greg Brock, L OBP: 0.225, SLG: 0.162 (1, 3)		0-0 F3		0-0 F4			4-0 1B BB BB	0-0 F8			0-0 1B		4 0 1 0 1 0 2
Terry Whitfield, L OBP: 0.406, SLG: 0.656 (1, 7)		0-3 K			0-0 F6		4-0 FC1-2 1B BB		0-0 F9		0-0 1B		2 0 0 0 0 1 0
Bob Bailor, R OBP: 0.143, SLG: 0.033 (7, PH)							1-2 2-3				1-2 1B		0 0 0 0 0 1 0 0 0
Tom Niedenfuer, R OBP: 0.500, SLG: 0.500 (8, 1)													0 0 0 0 0 0 0 0 0
Ken Landreaux, L OBP: 0.106, SLG: 0.368 (9, PH)													1 0 0 0 0 0 0 0 0
Ken Howell, R OBP: 0.296, SLG: 0.324 (10, 1)													0 0 0 0 0 0 0 0 0
Al Oliver, L OBP: 0.256, SLG: 0.324 (11, PH)													1 0 1 0 0 0 0 0 0
Rick Honeycutt, L OBP: 0.125, SLG: 0.125 (12, 1)													0 0 0 0 0 0 0 0 0
R.J. Reynolds, S OBP: 0.269, SLG: 0.319 (1, 8)		0-3 K			0-0 1B				0-3 K		0-0 F7		2 0 1 0 0 1 0
Candy Maldonado, R OBP: 0.254, SLG: 0.339 (7, PH)													3 0 0 0 0 2 5
Orel Hershiser, R OBP: 0.133, SLG: 0.133 (1, 1)			0-0 6-3		0-0 SH1-4			0-0 FC1-2		0-0 F5		0-0 4-3	1 0 0 0 0 0 0 0
Bill Russell, R OBP: 0.408, SLG: 0.373 (7, PH)							1-2 2-3 3-H						3 0 1 1 0 0 0

Inning Stats	R: 1	H: 1	E: 0	LOB: 1	K: 0	P: 8	R: 0	H: 0	E: 0	LOB: 0	K: 2	P: 7	R: 0	H: 0	E: 0	LOB: 0	K: 0	P: 6	R: 0	H: 1	E: 0	LOB: 1	K: 0	P: 4	R: 0	H: 1	E: 0	LOB: 1	K: 0	P: 4	R: 0	H: 0	E: 0	LOB: 0	K: 2	P: 7	R: 1	H: 1	E: 0	LOB: 3	K: 1	P: 18	R: 0	H: 1	E: 0	LOB: 1	K: 0	P: 4	R: 0	H: 0	E: 0	LOB: 0	K: 1	P: 5	R: 0	H: 0	E: 0	LOB: 0	K: 2	P: 7	R: 0	H: 2	E: 0	LOB: 2	K: 0	P: 5	R: 0	H: 0	E: 0	LOB: 0	K: 1	P: 5	R: 0	H: 0	E: 0	LOB: 0	K: 1	P: 5	1B: 7	SF: 1	2B: 0	SAC: 1	3B: 0	DP: 0	HR: 0	HBP: 0	WP: 0	PA: 47
PITCHER	IP	WLS	BF	H	R	ER	SO	BB	IBB	HBP	BLK	WP	HR	S	P	ERA	WHIP																																																																							
Jose DeLeon, R ERA: 5.6 (1, 1)	6.0		24	3	2	2	4	4	0	0	0	0	0	28	44	3.00	1.167																																																																							
John Candelaria, L ERA: 1.69 (7, 1)	1.0		5	1	0	0	1	1	0	0	0	0	0	6	10	0.00	2.000																																																																							
Don Robinson, R ERA: 2.37 (8, 1)	3.2		13	2	0	0	3	0	0	0	0	0	0	19	19	0.00	0.545																																																																							
Al Holland, L ERA: 1.35 (11, 1)	1.1	W	5	1	0	0	1	0	0	0	0	0	0	7	7	0.00	0.750																																																																							

BOTTOM

Pittsburgh Pirates @ Los Angeles Dodgers
Dodger Stadium, Los Angeles, CA

Sat May 11 1985, 3:33 AM PDT
Att: 42,957 - Unknown

livebaseballscorecards.com

AB	40
R	2
H	7
RBI	2
BB	5
SO	9
LOB	18



Batter	1	2	3	4	5	6	7	8	9	AB R H RBI BB SO LOB	TOP	
Marvell Wynne, L (1, 8) <small>OBP: 0.196, SLG: 0.200</small>	0-3 		0-0 2B		0-3 		0-3 			4 0 1 0 0 3 1	Pittsburgh Pirates @ Los Angeles Dodgers Dodger Stadium, Los Angeles, CA Sun May 12 1985, 3:33 AM PDT Att: 40,924 - Unknown	
Johnny Ray, S (1, 4) <small>OBP: 0.305, SLG: 0.363</small>	0-0 4-3		0-0 		0-0 6-3			0-0 6-3		4 0 0 0 0 0 1		
Bill Madlock, R (1, 5) <small>OBP: 0.306, SLG: 0.350</small> (7, 3)	0-0 1B		4-0 BB		0-0 			0-0 		3 0 1 0 1 0 0		
Steve Kemp, L (1, 7) <small>OBP: 0.320, SLG: 0.362</small>	0-0 		0-3 		0-0 			0-0 1-3		4 0 0 0 0 1 3		
Tony Peña, R (1, 2) <small>OBP: 0.281, SLG: 0.317</small>		0-0 		0-0 		0-0 1B		0-0 4-3		4 0 1 0 0 0 0		
Lee Mazzilli, S (1, 3) <small>OBP: 0.500, SLG: 0.429</small> Rod Scurry, L (6, 1) Joe Orsulak, L (9, PH) <small>OBP: 0.342, SLG: 0.377</small>		0-3 		4-0 BB		0-0 3		0-0 1B		2 0 0 0 1 1 2 0 0 0 0 0 0 0 1 0 1 0 0 0 0		
Doug Frobel, L (1, 9) <small>OBP: 0.313, SLG: 0.318</small>		0-0 1-3		0-0 			0-0 		0-3 	4 0 0 0 0 1 3		
Bill Almon, R (1, 6) <small>OBP: 0.351, SLG: 0.366</small> (6, 3) (7, 6)		0-0 6-3		0-0 			0-0 2B		0-0 4-3	4 0 1 0 0 0 3		
Lee Tunnell, R (1, 1) <small>OBP: 0.143, SLG: 0.143</small> Rafael Belliard, R (6, 6) <small>OBP: 0.211, SLG: 0.211</small> Jim Morrison, R (7, PH) <small>OBP: 0.304, SLG: 0.286</small> (7, 5)			0-3 	0-3 			0-0 2-3			2 0 0 0 0 2 2 0 0 0 0 0 0 0 1 0 0 0 0 0 1		
Inning Stats	R: 0 H: 1 E: 0 LOB: 1 K: 1 BB: 0 S: 6 P: 6	R: 0 H: 0 E: 1 LOB: 1 K: 1 BB: 0 S: 6 P: 6	R: 0 H: 1 E: 0 LOB: 2 K: 2 BB: 1 S: 8 P: 12	R: 0 H: 0 E: 1 LOB: 2 K: 1 BB: 1 S: 6 P: 10	R: 0 H: 0 E: 0 LOB: 0 K: 1 BB: 0 S: 5 P: 5	R: 0 H: 1 E: 0 LOB: 0 K: 0 BB: 0 S: 3 P: 3	R: 0 H: 1 E: 0 LOB: 1 K: 1 BB: 0 S: 6 P: 6	R: 0 H: 0 E: 0 LOB: 0 K: 0 BB: 0 S: 3 P: 3	R: 0 H: 1 E: 0 LOB: 1 K: 1 BB: 0 S: 6 P: 6	1B: 3 SF: 0 2B: 3 SAC: 0 3B: 0 DP: 1 HR: 0 HBP: 0		WP: 0 PA: 35 PB: 0 SB: 0 CS: 0
PITCHER Bobby Castillo, R (1, 1) <small>ERA: 4.32</small> Tom Niedenfuer, R (7, 1) <small>ERA: 3.0</small>	IP WLS BF H R ER SO BB IBB HBP BLK WP HR S P ERA WHIP 6.1 W 26 4 0 0 6 2 0 0 0 0 0 0 36 44 0.00 0.947											PITCHER IP WLS BF H R ER SO BB IBB HBP BLK WP HR S P ERA WHIP 2.2 S 9 1 0 0 2 0 0 0 0 0 0 0 13 13 0.00 0.375

AB	33
R	0
H	5
RBI	0
BB	2
SO	8
LOB	16



Batter	1	2	3	4	5	6	7	8	9
Steve Sax, R OBP: 0.429, SLG: 0.417 (1, 4)	0-0 4-3 ①		0-0 1B 1B		0-0 G6-4-3 1-2f		0-0 F6		
Mariano Duncan, R OBP: 0.310, SLG: 0.366 (1, 6)	0-0 CS 1B		0-0 1-2 1B			0-0 6-3 1B		0-3 K ①	
Ken Landreaux, L OBP: 0.185, SLG: 0.350 (1, 8)	0-0 4-3 1-2		0-0 F6			0-0 6-3 1-2		0-0 4-3 ②	
Pedro Guerrero, R OBP: 0.371, SLG: 0.390 (1, 5)		0-3 K ①		0-0 F8		4-0 1B BB		0-3 K ③	
Mike Scioscia, L OBP: 0.343, SLG: 0.365 (1, 2)		0-0 1-3 ②		0-0 6-3 ②		0-3 K ②			
Greg Brock, L OBP: 0.279, SLG: 0.282 (1, 3)		0-0 HR		4-0 BB		0-0 FC5-4 1B			
Terry Whitfield, L OBP: 0.382, SLG: 0.618 Candy Maldonado, R OBP: 0.250, SLG: 0.333 (6, PH)		0-0 E4		0-3 K ③		0-0 FC5-4 1-2f			
Tom Niedenfuer, R OBP: 0.500, SLG: 0.500 (7, 1)		0-0 4-3 ③			0-0 G4-1 ①		0-0 1-3 ①		
R.J. Reynolds, S OBP: 0.255, SLG: 0.300 (1, 9) (7, 7) (7, 9)									
Bobby Castillo, R OBP: 0.667, SLG: 0.500 Bill Russell, R OBP: 0.403, SLG: 0.368 (1, 1) (7, 7)			0-0 5-3 ①		4-0 BB G6-4-3		0-0 F3 ②		

Inning Stats	R: 0	H: 1	E: 0	LOB: 0	K: 0	S: 3	P: 3	R: 1	H: 1	E: 1	LOB: 1	K: 1	S: 7	R: 0	H: 2	E: 0	LOB: 1	K: 0	S: 4	R: 0	H: 0	E: 0	LOB: 1	K: 1	S: 5	R: 0	H: 0	E: 0	LOB: 0	K: 0	S: 2	R: 1	H: 2	E: 0	LOB: 2	K: 1	S: 7	R: 0	H: 0	E: 0	LOB: 0	K: 0	S: 3	R: 0	H: 0	E: 0	LOB: 0	K: 2	S: 7	

PITCHER	IP	WLS	BF	H	R	ER	SO	BB	IBB	HBP	BLK	WP	HR	S	P	ERA	WHIP
Lee Tunnell, R ERA: 4.07 (1, 1)	5.1	L	22	5	2	2	2	3	0	0	0	0	1	23	35	3.38	1.500
Rod Scurrey, L ERA: 4.97 (6, 1)	2.2		9	1	0	0	3	0	0	0	0	0	0	15	15	0.00	0.375

BOTTOM

Pittsburgh Pirates @ Los Angeles Dodgers
Dodger Stadium, Los Angeles, CA
 Sun May 12 1985, 3:33 AM PDT
 Att. 40,924 - Unknown

AB	28
R	2
H	6
RBI	2
BB	3
SO	5
LOB	10



WP	PA	31
PB	0	
SB	0	
CS	1	

Batter	1	2	3	4	5	6	7	8	9	AB R H RBI BB SO LOB	TOP
Bob Dernier, R OBP: 0.325, SLG: 0.282 (1, 8) X	0-0 F9	0-0 23 BB 1B E 1B 1-2 3-H		4-0 23 2B SF8-6-5 BB		0-0 SH1-4	0-0 FC6-4			5 1 1 0 0 3 2	
23 Ryne Sandberg, R OBP: 0.262, SLG: 0.423 (1, 4) X	0-0 F7	0-0 23 BB 1B E BB 1-2 2-3		0-3 K		0-3 K				4 0 1 1 1 0 1	
Gary Matthews, R OBP: 0.367, SLG: 0.375 (7, PR) B B B B	4-0 2B WP BB	4-0 BB E BB 1-2 2-3 3-H		0-0 SF8-6-5 2B 1-3		0-0 4-3				2 1 1 1 1 0 2 1 1 0 0 0 0 0	
Keith Moreland, R OBP: 0.393, SLG: 0.420 (1, 9) X	0-0 1-3 WP 2B	0-0 E6 BB 1-2 2-3 3-H		0-0 SF8-6-5 2-3 3-H			0-0 1B 1B 1B			3 1 2 1 2 0 0	
Jody Davis, R OBP: 0.279, SLG: 0.385 (1, 2) B B B B	0-0 WP 2-H 3-H	4-0 FC5-4 BB 1-2 2-3 3-H			4-0 BB		0-0 1B 1B 1B 1-2			6 1 1 0 0 1 7	
Ron Cey, R OBP: 0.272, SLG: 0.313 (1, 5)		FC5-4 1B 1-2			0-0 F4		0-3 K			5 0 0 0 0 3 4	
Leon Durham, L OBP: 0.320, SLG: 0.436 (1, 3)		0-3 K	0-0 L5		0-3 K		0-0 F6			4 0 2 0 0 1 1	
Larry Bowa, S OBP: 0.273, SLG: 0.364 (1, 6) X		0-0 FC5-4 1B 1-2	0-3 K		0-0 F9		0-0 1B 1B 1-2 2-3			4 1 2 2 0 0 2	
Rick Sutcliffe, L OBP: 0.318, SLG: 0.400 (1, 1) X		0-0 FC5-4 1B 23 BB 1-2f 2-3	0-0 G3			0-0 SH1-4 1B	0-0 FC6-4 1B 1-2 2-H 3-H			2 2 1 1 1 0 2	
Inning Stats	R: 1 H: 1 E: 0 LOB: 0 K: 0 BB: 1 S: 3 P: 7	R: 4 H: 4 E: 1 LOB: 3 K: 1 BB: 2 S: 10 P: 18	R: 0 H: 0 E: 0 LOB: 0 K: 1 BB: 0 S: 5 P: 5	R: 1 H: 1 E: 0 LOB: 0 K: 1 BB: 1 S: 5 P: 9	R: 0 H: 0 E: 0 LOB: 1 K: 1 BB: 1 S: 5 P: 9	R: 0 H: 1 E: 0 LOB: 1 K: 1 BB: 0 S: 6 P: 6	R: 2 H: 4 E: 0 LOB: 2 K: 1 BB: 0 S: 9 P: 9	R: 0 H: 0 E: 0 LOB: 0 K: 1 BB: 0 S: 5 P: 5	R: 0 H: 0 E: 0 LOB: 0 K: 1 BB: 0 S: 5 P: 5	1B: 9 SF: 1 2B: 3 SAC: 1 3B: 0 DP: 1 HR: 0 HBP: 0	WP: 1 PA: 43 PB: 0 SB: 0 CS: 0
PITCHER	IP WLS BF H R ER SO BB IBB HBP BLK WP HR S P ERA WHIP										
Fernando Valenzuela, L ERA: 1.69 (1, 1)	4.0 L 22 6 6 4 3 4 0 0 0 1 0 23 39 9.00 2.500										
Carlos Diaz, L ERA: 1.65 (5, 1)	2.0 8 1 0 0 2 1 0 0 0 0 0 11 15 0.00 1.000										
Tom Brennan, R ERA: 6.59 (7, 1)	0.2 4 2 2 2 1 0 0 0 0 0 0 6 6 27.00 3.000										
Steve Howe, L ERA: 5.87 (7, 1)	2.1 9 2 0 0 2 0 0 0 0 0 0 13 13 0.00 0.857										

Chicago Cubs @ Los Angeles Dodgers
Dodger Stadium, Los Angeles, CA
Tue May 14 1985, 7:05 PM PDT
Att: 48,187 - Unknown

livebaseballscorecards.com

AB	36
R	8
H	11
RBI	6
BB	5
SO	8
LOB	21



Batter	1	2	3	4	5	6	7	8	9	AB R H RBI BB SO LOB	TOP	
Bob Dernier, R (1, 8) OBP: 0.315, SLG: 0.272	0-0 6-3		0-0 5-3		0-0 F7			0-0 1-3		4 0 0 0 0 0 1		
23 Ryne Sandberg, R (1, 4) OBP: 0.269, SLG: 0.433	0-0 6-3			0-0 5-3		0-0 2B		0-0 1B		4 0 2 0 0 0 0		
Gary Matthews, R (1, 7) OBP: 0.362, SLG: 0.368 Gary Woods, R (8, 7) OBP: 0.300, SLG: 0.125	0-0 F4			0-0 L4-3 1B		0-0 6-3		0-0 G6-4-3 1-2f		4 0 1 0 0 0 2 0 0 0 0 0 0 0		
Keith Moreland, R (1, 9) OBP: 0.397, SLG: 0.417		0-0 4-3		0-0 L4-3 1-2		4-0 IBB		0-0 1B		3 0 1 0 1 0 1		
Jody Davis, R (1, 2) OBP: 0.278, SLG: 0.390		0-0 F4			0-0 1B 2B	0-0 F9		0-0 F8		4 1 1 0 0 0 3		
Ron Cey, R (1, 5) OBP: 0.280, SLG: 0.350 Lee Smith, R (9, 1)		0-0 HR			0-0 1B FC6-4 2-3	0-0 5-3		0-0 F8		4 2 2 1 0 0 3 0 0 0 0 0 0 0		
Leon Durham, L (1, 3) OBP: 0.318, SLG: 0.429		0-0 4-3			0-0 FC6-4 1-3 1B		0-0 3-1	0-3 K		4 0 1 1 0 1 1		
Larry Bowa, S (1, 6) OBP: 0.240, SLG: 0.320			0-0 6-3		0-0 FC6-4 1-2f		0-0 1-3			3 0 0 1 0 0 1		
Scott Sanderson, R (1, 1) OBP: 0.083, SLG: 0.083 Chris Speier, R (9, 5) OBP: 0.429, SLG: 0.231			0-0 F4		0-3 K		0-3 K			3 0 0 0 0 2 1 0 0 0 0 0 0 0		
Inning Stats	R: 0 H: 0 E: 0 LOB: 0 K: 0 BB: 0 S: 3 P: 3	R: 1 H: 1 E: 0 LOB: 0 K: 0 BB: 0 S: 4 P: 4	R: 0 H: 0 E: 0 LOB: 0 K: 0 BB: 0 S: 3 P: 3	R: 0 H: 1 E: 0 LOB: 0 K: 0 BB: 0 S: 3 P: 3	R: 2 H: 3 E: 0 LOB: 1 K: 1 BB: 0 S: 8 P: 8	R: 0 H: 1 E: 0 LOB: 2 K: 0 BB: 1 S: 4 P: 8	R: 0 H: 0 E: 0 LOB: 0 K: 1 BB: 0 S: 5 P: 5	R: 0 H: 1 E: 0 LOB: 0 K: 0 BB: 0 S: 3 P: 3	R: 0 H: 1 E: 0 LOB: 1 K: 1 BB: 0 S: 6 P: 6	1B: 5 SF: 0 2B: 3 SAC: 0 3B: 0 DP: 2 HR: 1 HBP: 0	WP: 0 PA: 34 PB: 0 SB: 0 CS: 0	
PITCHER Rick Honeycutt, L (1, 1) ERA: 2.79 Tom Niedenfuer, R (9, 1) ERA: 2.86	IP WLS BF H R ER SO BB IBB HBP BLK WP HR S P ERA WHIP											PITCHER IP WLS BF H R ER SO BB IBB HBP BLK WP HR S P ERA WHIP
	8.0 L 30 7 3 3 2 0 1 0 0 0 0 1 33 37 3.38 0.875											
	1.0 4 1 0 0 1 0 0 0 0 0 0 0 6 6 0.00 1.000											

Chicago Cubs @ Los Angeles Dodgers
Dodger Stadium, Los Angeles, CA
Wed May 15 1985, 7:05 PM PDT
Att: 46,213 - Unknown

livebaseballscorecards.com

AB	33
R	3
H	8
RBI	3
BB	1
SO	3
LOB	13



Batter	1	2	3	4	5	6	7	8	9	AB R H RBI BB SO LOB	
Steve Sax, R (1, 4) OBP: 0.392, SLG: 0.364	0-0 F9		0-0 1B			0-0 4-3		0-0 6-3		4 0 1 0 0 0 1	
Mariano Duncan, R (1, 6) OBP: 0.290, SLG: 0.340 Al Oliver, L (9, PH) OBP: 0.301, SLG: 0.343 Bob Bailor, R (9, PR) OBP: 0.182, SLG: 0.100	0-0 3-1		0-0 F6			0-3 K		0-0 E	2B	3 0 0 0 0 1 2 1 0 1 0 0 0 0 0 1 0 0 0 0 0	
Mike Scioscia, L (1, 2) OBP: 0.327, SLG: 0.337	0-0 F7				0-0 F5			0-0 F8		4 0 0 0 0 0 1	
Pedro Guerrero, R (1, 5) OBP: 0.372, SLG: 0.395		0-3 K			0-0 2B		0-0 1-3		0-0 E5	1B	4 1 1 0 0 1 0
Mike Marshall, R (1, 9) OBP: 0.333, SLG: 0.444		0-3 K			0-0 F3		0-0 F8		0-0 E5	1B	4 0 0 0 0 1 2
Greg Brock, L (1, 3) OBP: 0.275, SLG: 0.261		0-3 K			0-0 F4		0-0 3-1		0-0 1B	1B	4 0 1 1 0 1 1
Ken Landreaux, L (1, 8) OBP: 0.180, SLG: 0.341			0-0 F4			0-0 F8		0-0 6-3	0-0 F7		4 0 0 0 0 0 2
R.J. Reynolds, S (1, 7) OBP: 0.254, SLG: 0.345			0-0 F8			0-0 F7		0-0 3B	0-0 4-3		4 0 1 0 0 0 2
Rick Honeycutt, L (1, 1) Terry Whitfield, L (8, PH) OBP: 0.389, SLG: 0.611 Tom Niedenfuer, R (9, 1) OBP: 0.500, SLG: 0.500			4-0 1B			0-0 F8		0-0 F7		1 0 0 0 1 0 0 1 0 0 0 0 0 1 0 0 0 0 0 0 0	

Inning Stats	R: 0	H: 0	E: 0	LOB: 0	K: 0	S: 3	P: 3	R: 0	H: 0	E: 0	LOB: 0	K: 3	S: 9	R: 0	H: 1	E: 0	LOB: 2	K: 0	S: 4	R: 0	H: 1	E: 0	LOB: 1	K: 0	S: 4	R: 0	H: 0	E: 0	LOB: 0	K: 0	S: 3	R: 0	H: 0	E: 0	LOB: 0	K: 1	S: 5	R: 0	H: 0	E: 0	LOB: 0	K: 0	S: 3	R: 0	H: 1	E: 2	LOB: 2	K: 0	S: 7	R: 2	H: 2	E: 2	LOB: 2	K: 0	S: 7	1B: 2	SF: 0	2B: 2	SAC: 0	3B: 1	DP: 0	HR: 0	HBP: 0	WP: 0	PA: 35
--------------	------	------	------	--------	------	------	------	------	------	------	--------	------	------	------	------	------	--------	------	------	------	------	------	--------	------	------	------	------	------	--------	------	------	------	------	------	--------	------	------	------	------	------	--------	------	------	------	------	------	--------	------	------	------	------	------	--------	------	------	-------	-------	-------	--------	-------	-------	-------	--------	-------	--------

PITCHER	IP	WLS	BF	H	R	ER	SO	BB	IBB	HBP	BLK	WP	HR	S	P	ERA	WHIP
Scott Sanderson, R (1, 1) ERA: 2.17	8.1	W	31	4	2	0	4	1	0	0	0	0	0	38	42	0.00	0.600
Lee Smith, R (9, 1) ERA: 1.99	0.2	S	4	1	0	0	0	0	0	0	0	0	0	4	4	0.00	1.500

BOTTOM

Chicago Cubs @ Los Angeles Dodgers
Dodger Stadium, Los Angeles, CA
 Wed May 15 1985, 7:05 PM PDT
 Att. 46,213 - Unknown

AB	34
R	2
H	5
RBI	1
BB	1
SO	4
LOB	12



WP	PA	ERA	WHIP
0	35		

Batter	1	2	3	4	5	6	7	8	9	AB R H RBI BB SO LOB	TOP
Steve Sax, R (1, 4) OBP: 0.375, SLG: 0.367	0-0 4-3		0-3 K		0-0 5-3		0-0 FC6-4 2B		0-0 1B 2B	5 2 1 1 0 1 2	Los Angeles Dodgers @ Philadelphia Phillies Veterans Stadium, Philadelphia, PA Fri May 17 1985, 7:05 PM EDT Att: 16,334 - Unknown
R.J. Reynolds, S (1, 8) OBP: 0.265, SLG: 0.365	0-3 K		0-0 F7			0-0 G3	0-0 2B	0-0 1B	5 0 2 2 0 1 0		
Greg Brock, L (1, 3) OBP: 0.286, SLG: 0.260	4-0 FC6-4 BB		0-3 K			0-0 1B 2B	0-0 4-3	0-0 G3	4 1 1 0 1 1 2		
Pedro Guerrero, R (1, 5) OBP: 0.368, SLG: 0.391 Bob Bailor, R (8, 5) OBP: 0.174, SLG: 0.095	0-0 FC6-4		0-3 K			0-0 2B 1B		0-0 6-3	4 0 1 0 0 1 1 1 0 0 0 0 0 1		
Mike Marshall, R (1, 9) OBP: 0.324, SLG: 0.431		0-3 K		0-3 K		0-0 F9		0-0 5-3	4 0 0 0 0 2 2		
Mike Scioscia, L (1, 2) OBP: 0.342, SLG: 0.365		0-0 4-3 2B 1B		0-3 K		0-0 2B		0-0 1B	4 1 3 1 0 1 0		
Terry Whitfield, L (1, 7) OBP: 0.359, SLG: 0.564 Carlos Diaz, R (6, 1) Al Oliver, L (8, PH) OBP: 0.297, SLG: 0.338 Ken Howell, R (8, 1)		0-0 4-3		0-0 4-3		0-0 F8	0-3 K	0-0 F7	3 0 0 0 0 1 3 0 0 0 0 0 0 0 1 0 0 0 0 0 1 0 0 0 0 0 0 0		
Mariano Duncan, R (1, 6) OBP: 0.297, SLG: 0.350		0-0 2B		0-0 2B		4-0 BB		0-0 F8	3 0 1 1 1 0 0		
Jerry Reuss, L (1, 1) OBP: 0.211, SLG: 0.167 Mike Ramsey, S (5, PH) OBP: 0.250, SLG: 0.214 Tom Brennan, R (5, 1) OBP: 0.125, SLG: 0.125 Ken Landreaux, L (6, 7) OBP: 0.198, SLG: 0.367		0-3 K		0-3 K		0-3 K	0-0 FC6-4 1B	0-0 2B	1 0 0 0 0 1 1 1 0 0 0 0 1 1 0 0 0 0 0 0 0 2 1 2 0 0 0 0		
Inning Stats	R: 0 H: 0 E: 0 LOB: 1 K: 1 BB: 1 S: 5 P: 9	R: 1 H: 2 E: 0 LOB: 1 K: 2 BB: 0 S: 9 P: 9	R: 0 H: 0 E: 0 LOB: 0 K: 2 BB: 0 S: 7 P: 7	R: 0 H: 0 E: 0 LOB: 0 K: 3 BB: 0 S: 9 P: 9	R: 0 H: 0 E: 0 LOB: 1 K: 1 BB: 1 S: 5 P: 9	R: 1 H: 3 E: 0 LOB: 2 K: 1 BB: 0 S: 8 P: 8	R: 1 H: 2 E: 1 LOB: 1 K: 0 BB: 0 S: 5 P: 5	R: 0 H: 1 E: 0 LOB: 1 K: 0 BB: 0 S: 4 P: 4	R: 2 H: 3 E: 0 LOB: 1 K: 0 BB: 0 S: 6 P: 6	1B: 6 SF: 0 2B: 5 SAC: 0 3B: 0 DP: 0 HR: 0 HBP: 0	
PITCHER Kevin Gross, R (1, 1) ERA: 2.87 Rocky Childress, R (9, 1) ERA: 18.0	IP WLS BF H R ER SO BB IBB HBP BLK WP HR S P ERA WHIP	8.0 W 34 8 3 2 10 2 0 0 0 0 0 0 52 60 2.25 1.250	1.0 6 3 2 2 0 0 0 0 0 0 0 0 6 6 18.00 3.000	PITCHER IP WLS BF H R ER SO BB IBB HBP BLK WP HR S P ERA WHIP							

livebaseballscores.com

AB	38
R	5
H	11
RBI	5
BB	2
SO	10
LOB	14



Batter	1	2	3	4	5	6	7	8	9	AB	R	H	RBI	BB	SO	LOB
Juan Samuel, R OBP: 0.264, SLG: 0.380 (1, 4)	0-0 2B 2B	0-0 6-3		0-3 K	0-0 1-H HR		0-0 F9			5	2	2	2	0	1	2
Garry Maddox, R OBP: 0.370, SLG: 0.439 (1, 8)	0-0 1B 2B	0-0 6-3		0-0 2-H HR 2B	0-0 5-3			0-3 K		5	2	2	2	0	1	0
Von Hayes, L OBP: 0.437, SLG: 0.500 (1, 7)	0-0 1B 6-3 E5		0-0 5-3	0-0 2-H HR		0-3 K		4-0 BB		4	2	1	2	1	1	1
Mike Schmidt, R OBP: 0.298, SLG: 0.340 Steve Jeltz, S OBP: 0.240, SLG: 0.200 (1, 5) (6, 6)	0-0 F5		4-0 1B FC5-2 BB	0-0 5-3		0-0 1B		0-3 K		2	0	0	0	1	0	2
Ozzie Virgil, R OBP: 0.375, SLG: 0.490 (1, 2)	0-0 1-3 2-H 1B		0-0 1-3 1B FC5-2		0-0 2B	0-0 1-2 1B		0-3 K		5	1	4	1	0	1	1
Glenn Wilson, R OBP: 0.281, SLG: 0.430 (1, 9)	0-0 1-2 3-H 6-3		0-0 1-2 3-H FC5-2		0-0 2-H SF8 2B	0-0 1-2f G5-4-3				4	1	1	2	0	0	5
John Russell, R OBP: 0.333, SLG: 0.212 (1, 3)	4-0 BB		0-0 1-3		0-0 2-3 HR 1B		4-0 S BB			2	1	1	0	2	0	2
Luis Aguayo, R OBP: 0.300, SLG: 0.357 (1, 6) (6, 5)	0-0 F8			1-0 SH3-4 2B HBP	0-0 SH3-4	0-0 3-H SF8	0-3 1-2 K			2	1	0	1	0	1	3
Kevin Gross, R OBP: 0.300, SLG: 0.222 Rocky Childress, R (9, 1)		0-0 6-3		0-0 1-2 SH3-4	0-3 K		0-3 K			3	0	0	0	0	2	2
										0	0	0	0	0	0	0

Inning Stats	R: 3	H: 3	E: 1	LOB: 2	K: 0	S: 7	P: 11	R: 0	H: 0	E: 0	LOB: 0	K: 0	S: 3	R: 0	H: 1	E: 0	LOB: 2	K: 0	S: 4	R: 3	H: 2	E: 0	LOB: 0	K: 1	S: 7	R: 4	H: 4	E: 0	LOB: 0	K: 1	S: 9	R: 0	H: 2	E: 0	LOB: 1	K: 1	S: 6	R: 0	H: 0	E: 0	LOB: 1	K: 2	S: 7	R: 0	H: 0	E: 0	LOB: 1	K: 3	S: 9	R: 0	H: 0	E: 0	LOB: 1	K: 3	S: 9
--------------	------	------	------	--------	------	------	-------	------	------	------	--------	------	------	------	------	------	--------	------	------	------	------	------	--------	------	------	------	------	------	--------	------	------	------	------	------	--------	------	------	------	------	------	--------	------	------	------	------	------	--------	------	------	------	------	------	--------	------	------

PITCHER	IP	WLS	BF	H	R	ER	SO	BB	IBB	HBP	BLK	WP	HR	S	P	ERA	WHIP
Jerry Reuss, L ERA: 4.14 (1, 1)	4.0	L	22	6	6	5	1	2	0	1	0	0	1	21	30	11.25	2.000
Tom Brennan, R ERA: 7.58 (5, 1)	1.0		7	4	4	4	1	0	0	0	0	0	1	9	9	36.00	4.000
Carlos Diaz, L ERA: 1.47 (6, 1)	2.0		8	2	0	0	3	1	0	0	0	0	0	13	17	0.00	1.500
Ken Howell, R ERA: 1.88 (8, 1)	1.0		4	0	0	0	3	1	0	0	0	0	0	9	13	0.00	1.000

BOTTOM

Los Angeles Dodgers @ Philadelphia Phillies
Veterans Stadium, Philadelphia, PA

Fri May 17 1985, 7:05 PM EDT
Att. 16,334 - Unknown

AB	34
R	10
H	12
RBI	10
BB	4
SO	8
LOB	19

livebaseballscorecards.com



WP	HR	S	P	ERA	WHIP
0	0	1	41	0	0

Batter	1	2	3	4	5	6	7	8	9
Juan Samuel, R (1, 4) OBP: 0.255, SLG: 0.367	0-0 6-3	0-3 K		0-0 5-3		0-3 K		0-0 4-3	
Jeff Stone, L (1, 7) OBP: 0.296, SLG: 0.340 Garry Maddox, R (8, PH) OBP: 0.362, SLG: 0.429	0-0 4-3	0-0 F8			0-0 E6 BB 1B 3B	4-0 HR BB		0-3 K	
Von Hayes, L (1, 8) OBP: 0.429, SLG: 0.512	0-0 E3		0-0 6-3		0-3 K	0-0 HR		0-0 4-3	
Mike Schmidt, R (1, 5) OBP: 0.305, SLG: 0.333	0-0 F9		4-0 BB		0-0 F8	4-0 BB			
Tim Corcoran, L (1, 3) OBP: 0.372, SLG: 0.341		0-0 BB BB BB 1B	0-3 K		0-0 BB 1-2 3B 1B	0-3 K			
Ozzie Virgil, R (1, 2) OBP: 0.380, SLG: 0.480		4-0 BB BB 1-2 BB	0-3 K		4-0 BB 1-2 2-3 3B BB	0-3 K			
Glenn Wilson, R (1, 9) OBP: 0.280, SLG: 0.441		0-3 K		0-0 5-3	0-0 BB 1-H 2-H 3-H 3B		0-3 K		
Luis Aguayo, R (1, 6) OBP: 0.315, SLG: 0.400		4-0 BB 1-2 2-3 BB		0-0 F9	0-0 BB 3-H 3B		0-3 K		
John Denny, R (1, 1) OBP: 0.143, SLG: 0.053 Larry Andersen, R (6, 1) Don Carman, L (7, 1)		4-0 BB 1-2 2-3 3-H BB		0-0 E6	0-3 K		0-3 K		

Inning Stats	R: 0 E: 1 K: 0 S: 4	H: 0 LOB: 1 BB: 0 P: 4	R: 1 E: 0 K: 2 S: 8	H: 1 LOB: 3 BB: 3 P: 20	R: 0 E: 0 K: 2 S: 7	H: 0 LOB: 1 BB: 1 P: 11	R: 0 E: 1 K: 0 S: 4	H: 0 LOB: 1 BB: 0 P: 4	R: 4 E: 1 K: 2 S: 11	H: 3 LOB: 1 BB: 1 P: 15	R: 2 E: 0 K: 3 S: 10	H: 1 LOB: 1 BB: 2 P: 18	R: 0 E: 0 K: 3 S: 9	H: 0 LOB: 0 BB: 0 P: 9	R: 0 E: 0 K: 1 S: 5	H: 0 LOB: 0 BB: 0 P: 5
--------------	------------------------------	---------------------------------	------------------------------	----------------------------------	------------------------------	----------------------------------	------------------------------	---------------------------------	-------------------------------	----------------------------------	-------------------------------	----------------------------------	------------------------------	---------------------------------	------------------------------	---------------------------------

PITCHER	IP	WLS	BF	H	R	ER	SO	BB	IBB	HBP	BLK	WP	HR	S	P	ERA	WHIP
Orel Hershiser, R (1, 1) ERA: 2.05	4.2		25	3	5	1	5	5	0	0	0	0	0	30	50	1.93	1.714
Tom Niedenfuer, R (5, 1) ERA: 3.33	2.1	L	11	2	2	2	7	2	0	0	0	0	1	23	31	7.71	1.714
Steve Howe, L (8, 1) ERA: 5.19	1.0		3	0	0	0	1	0	0	0	0	0	0	5	5	0.00	0.000

BOTTOM

Los Angeles Dodgers @ Philadelphia Phillies
Veterans Stadium, Philadelphia, PA

Sat May 18 1985, 7:05 PM EDT
Att. 24,189 - Unknown


AB	R	H	RBI	BB	SO	LOB
5	0	0	0	0	2	4
3	2	0	0	1	0	3
1	0	0	0	0	1	0
5	1	1	2	0	1	1
2	0	0	0	2	0	2
4	2	2	0	0	2	2
2	1	0	0	2	2	2
4	1	1	3	0	2	2
3	0	1	1	1	1	0
2	0	0	1	1	1	1
0	0	0	0	0	0	0
1	0	0	0	0	1	0

AB	32
R	7
H	5
RBI	7
BB	7
SO	13
LOB	17

WP: 0 PA: 39
PB: 0
SB: 1
CS: 0



PITCHER	IP	WLS	BF	H	R	ER	SO	BB	IBB	HBP	BLK	WP	HR	S	P	ERA	WHIP
---------	----	-----	----	---	---	----	----	----	-----	-----	-----	----	----	---	---	-----	------

Batter	1	2	3	4	5	6	7	8	9	AB R H RBI BB SO LOB	TOP												
Steve Sax, R (1, 4) OBP: 0.354, SLG: 0.333	0-0 F9		4-0 BB		0-3 K		0-3 K			3 0 0 0 1 2 1													
Bill Russell, R (1, 6) OBP: 0.398, SLG: 0.384	0-0 3B		4-0 BB		0-0 4-3			0-0 4-3		3 1 1 0 1 0 0													
Ken Landreaux, L (1, 8) OBP: 0.220, SLG: 0.404	0-0 3B		0-0 F9			0-0 F7		0-0 4-3		4 0 1 1 0 0 2													
Pedro Guerrero, R (1, 5) OBP: 0.360, SLG: 0.387	0-3 K		0-0 6-3			0-0 F8		0-0 2B		4 0 1 0 0 1 3													
Mike Marshall, R (1, 9) OBP: 0.333, SLG: 0.460	0-0 F7			0-0 F4		0-0 HR		0-0 6-3		4 1 1 1 0 0 2													
Greg Brock, L (1, 3) OBP: 0.281, SLG: 0.298		0-0 3-1		0-0 HR		0-3 K2-3		0-0 G3		4 1 1 1 0 1 0													
Mike Scioscia, L (1, 2) OBP: 0.331, SLG: 0.350		0-0 F7		0-0 F8			0-0 1-4-3		0-0 6-3	4 0 0 0 0 0 0	AB 33 R 3 H 6 RBI 3 BB 2 SO 4 LOB 8												
R.J. Reynolds, S (1, 7) OBP: 0.253, SLG: 0.343		0-0 F7		0-0 F9			0-0 F7		0-0 5-3	4 0 0 0 0 0 0													
Fernando Valenzuela, L (1, 1) Ken Howell, R (8, 1) OBP: 0.160, SLG: 0.200			0-0 6-3				0-0 F6			3 0 1 0 0 0 0 0 0 0 0 0 0 0													
Inning Stats	R: 1 E: 0 K: 1 S: 7	H: 2 LOB: 1 BB: 0 P: 7	R: 0 E: 0 K: 0 S: 3	H: 0 LOB: 0 BB: 0 P: 3	R: 0 E: 0 K: 0 S: 3	H: 0 LOB: 2 BB: 2 P: 11	R: 1 E: 0 K: 0 S: 4	H: 1 LOB: 0 BB: 0 P: 4	R: 0 E: 0 K: 1 S: 5	H: 0 LOB: 0 BB: 0 P: 5	R: 1 E: 0 K: 1 S: 6	H: 1 LOB: 0 BB: 0 P: 6	R: 0 E: 0 K: 1 S: 6	H: 1 LOB: 1 BB: 0 P: 6	R: 0 E: 0 K: 0 S: 4	H: 1 LOB: 1 BB: 0 P: 4	R: 0 E: 0 K: 0 S: 3	H: 0 LOB: 0 BB: 0 P: 3	1B: 1 2B: 1 3B: 2 HR: 2	SF: 0 SAC: 0 DP: 0 HBP: 0	WP: 0 PB: 0 SB: 0 CS: 0	PA: 35	
PITCHER Charles Hudson, R (1, 1) Dave Rucker, L (9, 1) ERA: 2.16 ERA: 3.0	IP 8.0 1.0	WLS L	BF 32 3	H 6 0	R 3 0	ER 3 0	SO 4 0	BB 2 0	IBB 0 0	HBP 0 0	BLK 0 0	WP 0 0	HR 2 0	S 38 3	P 46 3	ERA 3.38 0.00	WHIP 1.000 0.000						PITCHER IP WLS BF H R ER SO BB IBB HBP BLK WP HR S P ERA WHIP

Los Angeles Dodgers @ Philadelphia Phillies
Veterans Stadium, Philadelphia, PA
Sun May 19 1985, 3:33 AM EDT
Att: 35,276 - Unknown

livebaseballscorecards.com

Batter	1	2	3	4	5	6	7	8	9	AB R H RBI BB SO LOB
--------	---	---	---	---	---	---	---	---	---	----------------------

Juan Samuel, R <small>(1, 4) OBP: 0.248, SLG: 0.358</small>										4 0 0 0 0 0 2
Garry Maddox, R <small>(1, 8) OBP: 0.340, SLG: 0.400</small> Tim Corcoran, L <small>(8, PH) OBP: 0.379, SLG: 0.341</small> Derrel Thomas, S <small>(8, PR)</small> Dave Rucker, L <small>(9, 1)</small>										3 0 0 0 0 0 0 0 0 0 0 1 0 0 0 0 0 0 0 0 0 0 0 0 0 0 0 0
Von Hayes, L <small>(1, 7) OBP: 0.430, SLG: 0.515</small> <small>(9, 8)</small>										3 1 1 0 1 2 3
Mike Schmidt, R <small>(1, 5) OBP: 0.303, SLG: 0.357</small>										4 1 1 1 0 1 2
Ozzie Virgil, R <small>(1, 2) OBP: 0.384, SLG: 0.475</small>										3 0 1 1 1 1 0
Glenn Wilson, R <small>(1, 9) OBP: 0.271, SLG: 0.426</small>										4 0 0 0 0 2 2
John Wockenfuss, R <small>(1, 3) OBP: 0.286, SLG: 0.118</small> Jeff Stone, L <small>(8, PR) OBP: 0.294, SLG: 0.337</small> <small>(9, 7)</small>										2 0 0 0 1 0 0 1 0 0 0 0 1 1
Luis Aguayo, R <small>(1, 6) OBP: 0.298, SLG: 0.375</small> Greg Gross, L <small>(9, PH) OBP: 0.256, SLG: 0.231</small>										3 0 0 0 0 0 1 1 0 0 0 0 1 1
Charles Hudson, S <small>(1, 1)</small> John Russell, R <small>(8, PH) OBP: 0.349, SLG: 0.235</small> <small>(9, 3)</small>										2 0 0 0 0 2 0 1 0 1 0 0 0 0

Inning Stats	R: 0 H: 0 E: 0 LOB: 1 K: 1 BB: 1 S: 5 P: 9	R: 0 H: 0 E: 0 LOB: 0 K: 1 BB: 0 S: 5 P: 5	R: 0 H: 0 E: 0 LOB: 0 K: 1 BB: 0 S: 5 P: 5	R: 1 H: 2 E: 0 LOB: 1 K: 0 BB: 0 S: 5 P: 5	R: 0 H: 0 E: 0 LOB: 0 K: 1 BB: 0 S: 5 P: 5	R: 0 H: 0 E: 0 LOB: 0 K: 1 BB: 0 S: 5 P: 5	R: 0 H: 0 E: 0 LOB: 0 K: 1 BB: 0 S: 5 P: 5	R: 0 H: 0 E: 0 LOB: 0 K: 1 BB: 0 S: 5 P: 5	R: 0 H: 1 E: 0 LOB: 3 K: 1 BB: 2 S: 6 P: 14	R: 1 H: 1 E: 0 LOB: 1 K: 3 BB: 1 S: 10 P: 14	1B: 2 SF: 0 2B: 1 SAC: 0 3B: 0 DP: 0 HR: 1 HBP: 0
--------------	---	---	---	---	---	---	---	---	--	---	--

PITCHER	IP	WLS	BF	H	R	ER	SO	BB	IBB	HBP	BLK	WP	HR	S	P	ERA	WHIP
Fernando Valenzuela, L <small>(1, 1) ERA: 1.64</small>	7.1	W	27	3	1	1	6	2	0	0	0	0	0	37	45	1.23	0.682
Ken Howell, R <small>(8, 1) ERA: 2.1</small>	1.2	S	8	1	1	1	4	2	0	0	0	0	1	14	22	5.40	1.800

BOTTOM

Los Angeles Dodgers @ Philadelphia Phillies
Veterans Stadium, Philadelphia, PA
Sun May 19 1985, 3:33 AM EDT
Att. 35,276 - Unknown

livebaseballscores.com

AB	31
R	2
H	4
RBI	2
BB	4
SO	10
LOB	12



WP: 0	PA: 35
PB: 0	
SB: 2	
CS: 0	

Batter	1	2	3	4	5	6	7	8	9	AB R H RBI BB SO LOB	TOP									
Steve Sax, R (1, 4) OBP: 0.333, SLG: 0.311	0-0 L9		0-0 5-3			0-0 5-3		0-0 G6-4-3		4 0 0 0 0 0 2										
Bill Russell, R (1, 7) OBP: 0.391, SLG: 0.377	0-0 4-3			0-0 F7		0-0 1-3			0-0 G6-4-3	4 0 1 0 0 0 0										
Candy Maldonado, R (1, 8) OBP: 0.232, SLG: 0.308	0-0 5-3			0-0 5-3		0-0 F8			0-0 G6-4-3	4 0 0 0 0 0 1										
Pedro Guerrero, R (1, 5) OBP: 0.370, SLG: 0.426		0-0 S 2B		0-0 HR			0-0 L5		0-0 1B	4 1 3 1 0 0 0										
Mike Marshall, R (1, 9) OBP: 0.325, SLG: 0.447		0-0 5-3		0-0 6-3			0-3 K		0-3 K	4 0 0 0 0 2 2										
Greg Brock, L (1, 3) OBP: 0.269, SLG: 0.283		0-0 6-3			0-3 K					3 0 0 0 0 2 1										
Steve Yeager, R (1, 2) OBP: 0.206, SLG: 0.219		0-0 2-3			0-0 5-3					3 0 1 0 0 0 1										
Mariano Duncan, R (1, 6) OBP: 0.314, SLG: 0.352			0-0 L9		0-0 FC5-4				0-0 G6-4-3	3 0 2 0 0 0 0										
Bobby Castillo, R (1, 1) OBP: 0.400, SLG: 0.250			0-0 3-1		0-0 1B				0-0 2B											
Tom Brennan, R (5, 1) OBP: 0.125, SLG: 0.125					0-0 FC5-4				0-0 1B	2 0 0 0 0 0 1										
Carlos Diaz, R (5, 1)									0-0 F8	0 0 0 0 0 0 0										
R.J. Reynolds, S (8, PH) OBP: 0.250, SLG: 0.338										0 0 0 0 0 0 0										
Steve Howe, L (8, 1)										1 0 0 0 0 0 2										
										0 0 0 0 0 0 0										
Inning Stats	R: 0 E: 0 K: 0 S: 3	H: 0 LOB: 0 BB: 0 P: 3	R: 0 E: 0 K: 0 S: 4	H: 1 LOB: 1 BB: 0 P: 4	R: 0 E: 0 K: 0 S: 3	H: 0 LOB: 0 BB: 0 P: 3	R: 1 E: 0 K: 0 S: 4	H: 1 LOB: 0 BB: 0 P: 4	R: 0 E: 0 K: 1 S: 6	H: 1 LOB: 1 BB: 0 P: 6	R: 0 E: 0 K: 2 S: 7	H: 0 LOB: 0 BB: 0 P: 7	R: 0 E: 0 K: 2 S: 4	H: 2 LOB: 1 BB: 0 P: 4	R: 0 E: 0 K: 1 S: 6	H: 2 LOB: 1 BB: 0 P: 6	1B: 4 2B: 2 3B: 0 HR: 1	SF: 0 SAC: 0 DP: 2 HBP: 0	WP: 0 PB: 0 SB: 1 CS: 0	PA: 32
PITCHER Dan Schatzeder, L (1, 1) ERA: 4.85	IP: 9.0 WLS: W BF: 32 H: 7 R: 1 ER: 1 SO: 4 BB: 0 IBB: 0 HBP: 0 BLK: 0 WP: 0 HR: 1 S: 40 P: 40 ERA: 4.85 WHIP: 0.778																			
PITCHER	IP	WLS	BF	H	R	ER	SO	BB	IBB	HBP	BLK	WP	HR	S	P	ERA	WHIP			

Los Angeles Dodgers @ Montreal Expos
 Olympic Stadium, Montreal, QB
 Mon May 20 1985, 3:33 AM EDT
 Att. 14,401 - Unknown

AB	32
R	1
H	7
RBI	1
BB	0
SO	4
LOB	10



Batter	1	2	3	4	5	6	7	8	9	AB R H RBI BB SO LOB	TOP	
Steve Sax, R (1, 4) OBP: 0.315, SLG: 0.292	0-0 4-3		0-0 F9			0-0 6-3		0-3 K		4 0 0 0 0 1 1		
Bill Russell, R (1, 6) OBP: 0.378, SLG: 0.363 Sid Bream, L (9, PH) OBP: 0.226, SLG: 0.311	0-0 F2		0-0 L7			0-0 6-3		0-0 4-3	3 0 0 0 0 0 1 1 0 0 0 0 0 0			
Ken Landreaux, L (1, 8) OBP: 0.212, SLG: 0.388	0-0 F9			0-3 K		0-0 4-3		0-0 F7	4 0 0 0 0 1 0			
Pedro Guerrero, R (1, 5) OBP: 0.373, SLG: 0.434		0-0 2B		0-0 5-3		0-0 1B		0-0 1B	4 0 2 0 0 0 0			
Mike Marshall, R (1, 9) OBP: 0.319, SLG: 0.438		0-0 1-3		0-0 6-3		0-0 F3			3 0 0 0 0 0 2			
Greg Brock, L (1, 3) OBP: 0.286, SLG: 0.317		0-0 F8			0-0 F9 6-3 2B	0-0 F9 G4-6-3 1B			3 1 2 0 0 0 1			
Mike Scioscia, L (1, 2) OBP: 0.322, SLG: 0.340		0-0 4-3			0-0 F9 2-3	0-0 G4-6-3 1-2 1B			3 0 0 0 0 0 4			
R.J. Reynolds, S (1, 7) OBP: 0.253, SLG: 0.338			0-0 F9 SH1-3 1B		0-0 6-3 3-H	0-0 4-3		0-0 4-3	3 0 1 1 0 0 0			
Rick Honeycutt, L (1, 1) Terry Whitfield, L (8, PH) OBP: 0.341, SLG: 0.537 Carlos Diaz, R (8, 1)			0-0 SH1-3 1-2		0-0 F7	0-3 K			1 0 0 0 0 0 0 1 0 0 0 0 1 0 0 0 0 0 0 0 0			
Inning Stats	R: 0 H: 0 E: 0 LOB: 0 K: 0 BB: 0 S: 3 P: 3	R: 0 H: 1 E: 0 LOB: 1 K: 0 BB: 0 S: 4 P: 4	R: 0 H: 1 E: 0 LOB: 1 K: 0 BB: 0 S: 4 P: 4	R: 0 H: 0 E: 0 LOB: 0 K: 1 BB: 0 S: 5 P: 5	R: 1 H: 1 E: 0 LOB: 0 K: 0 BB: 0 S: 4 P: 4	R: 0 H: 0 E: 0 LOB: 0 K: 0 BB: 0 S: 3 P: 3	R: 0 H: 2 E: 0 LOB: 1 K: 0 BB: 0 S: 4 P: 4	R: 0 H: 0 E: 0 LOB: 0 K: 2 BB: 0 S: 7 P: 7	R: 0 H: 0 E: 0 LOB: 0 K: 0 BB: 0 S: 3 P: 3	1B: 3 SF: 0 2B: 2 SAC: 1 3B: 0 DP: 1 HR: 0 HBP: 0	WP: 0 PA: 31 PB: 0 SB: 0 CS: 0	
PITCHER Bill Gullickson, R (1, 1) ERA: 3.4 Jeff Reardon, R (7, 1) ERA: 1.37	IP WLS BF H R ER SO BB IBB HBP BLK WP HR S P ERA WHIP											PITCHER IP WLS BF H R ER SO BB IBB HBP BLK WP HR S P ERA WHIP
	6.1 W 24 5 1 1 1 0 0 0 0 0 0 0 26 26 1.42 0.789											
	2.2 S 7 0 0 0 2 0 0 0 0 0 0 0 11 11 0.00 0.000											

Los Angeles Dodgers @ Montreal Expos
Olympic Stadium, Montreal, QB
Tue May 21 1985, 7:05 PM EDT
Att. 14,289 - Unknown

livebaseballscorecards.com

AB	30
R	1
H	5
RBI	1
BB	0
SO	3
LOB	9



Batter	1	2	3	4	5	6	7	8	9
Tim Raines, S OBP: 0.338, SLG: 0.411 (1, 7)	0-0 6-3 ①		0-0 FC6-4 ②		0-3 K ①		0-0 F8 ①		
Vance Law, R OBP: 0.354, SLG: 0.320 Terry Francona, L OBP: 0.378, SLG: 0.412 (1, 3) (7, 3)	0-0 6-3 ②		0-0 F9 ③		0-0 CS 1B		0-0 G3 ②		
Andre Dawson, R OBP: 0.327, SLG: 0.489 (1, 8) (7, 9)	0-0 FC6-4 1B			0-0 E5 1B S SF7		0-0 F9 ②		0-0 F8 ③	
Hubie Brooks, R OBP: 0.296, SLG: 0.374 (1, 6)	0-0 FC6-4 ③			0-0 1-3 2B 1B		0-0 CS ③		0-0 1B SF7 2B	
Tim Wallach, R OBP: 0.338, SLG: 0.436 (1, 5)		0-0 F8 ①		0-0 SF7 ①		0-0 HR 1B		0-0 2-3 1B	
Jim Wohlford, R OBP: 0.295, SLG: 0.289 Herm Winningham, L OBP: 0.343, SLG: 0.322 (1, 9) (7, 8)		0-0 5-3 ②		0-0 1-3 2B 1B		0-0 F9 ①		0-3 K ①	
U L Washington, S OBP: 0.315, SLG: 0.348 (1, 4)		0-0 6-3 ③		0-0 1-3 ②		0-0 E 1B 1B		0-0 SF7 ②	
Mike Fitzgerald, R OBP: 0.364, SLG: 0.267 (1, 2)			0-0 5-3 ①	4-0 2B IBB		0-0 E4 G6-3 1B		0-0 L4 ③	
Bill Gullickson, R OBP: 0.211, SLG: 0.263 Jeff Reardon, R OBP: 0.500, SLG: 0.500 (1, 1) (7, 1)			0-0 FC6-4 1B	0-0 1-H 2-H 3-H 2B		0-0 G6-3 ③ ③			

Inning Stats	R: 0	H: 1	E: 0	LOB: 1	K: 0	BB: 0	S: 4	P: 4
	R: 0	H: 0	E: 0	LOB: 0	K: 0	BB: 0	S: 3	P: 3
	R: 0	H: 1	E: 0	LOB: 1	K: 0	BB: 0	S: 4	P: 4
	R: 3	H: 3	E: 1	LOB: 2	K: 0	BB: 1	S: 6	P: 10
	R: 0	H: 1	E: 0	LOB: 0	K: 1	BB: 0	S: 5	P: 5
	R: 2	H: 4	E: 1	LOB: 1	K: 0	BB: 0	S: 6	P: 6
	R: 0	H: 0	E: 0	LOB: 0	K: 0	BB: 0	S: 3	P: 3
	R: 1	H: 2	E: 0	LOB: 1	K: 1	BB: 0	S: 7	P: 7

PITCHER	IP	WLS	BF	H	R	ER	SO	BB	IBB	HBP	BLK	WP	HR	S	P	ERA	WHIP
Rick Honeycutt, L ERA: 2.76 (1, 1)	7.0	L	30	10	5	2	1	0	0	0	0	0	1	31	35	2.57	1.429
Carlos Diaz, L ERA: 2.08 (8, 1)	1.0		5	2	1	1	1	0	0	0	0	0	0	7	7	9.00	2.000

BOTTOM

Los Angeles Dodgers @ Montreal Expos
Olympic Stadium, Montreal, QB
Tue May 21 1985, 7:05 PM EDT
Att. 14,289 - Unknown

AB	R	H	RBI	BB	SO	LOB
4	0	0	0	0	1	1
3	0	1	0	0	0	1
1	0	0	0	0	0	0
4	1	1	0	0	0	1
4	3	3	0	0	0	1
3	1	2	3	0	0	0
3	1	1	0	0	0	0
1	0	0	0	0	1	2
3	0	1	1	0	0	2
3	0	1	0	1	0	1
3	0	2	2	0	0	2
0	0	0	0	0	0	0

AB	32
R	6
H	12
RBI	6
BB	1
SO	2
LOB	11

WP: 0 PA: 36
PB: 0
SB: 1
CS: 1



WP	HR	S	P	ERA	WHIP
0	0	0	0	2.57	1.429
0	0	0	0	9.00	2.000

Batter	1	2	3	4	5	6	7	8	9	AB R H RBI BB SO LOB	TOP	
Mariano Duncan, R OBP: 0.311, SLG: 0.348 (1, 4) X	0-0 S 2B 1B	0-3 K			0-3 K		0-0 6-3			4 1 1 0 0 2 1		
R.J. Reynolds, S OBP: 0.265, SLG: 0.359 (1, 7) X	0-0 1-H 2B		0-0 G3			0-0 4-3 S HR 1B		0-0 F3		4 1 2 1 0 0 0		
Ken Landreaux, L OBP: 0.206, SLG: 0.377 Candy Maldonado, R OBP: 0.229, SLG: 0.303 (1, 8) X (8, PH) (8, 8)	0-0 G3		0-0 F6			0-0 4-3 1-3		0-3 K		3 0 0 0 0 0 2 1 0 0 0 0 1 0		
Pedro Guerrero, R OBP: 0.376, SLG: 0.429 (1, 5) X B B B	4-0 BB		0-0 6-3			4-0 HR IBB		0-0 F9		2 1 0 0 2 0 0		
Mike Marshall, R OBP: 0.311, SLG: 0.426 (1, 9) X	0-0 F8			0-3 K		0-3 K		0-3 K		4 0 0 0 0 3 4		
Greg Brock, L OBP: 0.284, SLG: 0.358 (1, 3) X	0-0 F9			0-0 F7		0-0 1-H 3-H HR		0-0 4-3		4 1 1 3 0 0 2		
Mike Scioscia, L OBP: 0.320, SLG: 0.336 (1, 2) X		0-0 4-3		0-0 G3		0-0 F7		0-0 1B		4 0 1 0 0 0 0		
Bob Bailor, R OBP: 0.148, SLG: 0.080 (1, 6) X		0-0 5-3			0-0 5-3		0-0 F3		0-0 F7	4 0 0 0 0 0 1		
Jerry Reuss, L OBP: 0.227, SLG: 0.190 (1, 1) X		0-0 WP 1B			0-0 4-3		0-0 4-3			3 0 1 0 0 0 0		
Inning Stats	R: 1 E: 0 K: 0 S: 5 H: 2 LOB: 2 BB: 1 P: 9	R: 0 E: 0 K: 1 S: 6 H: 1 LOB: 1 BB: 0 P: 6	R: 0 E: 0 K: 0 S: 3 H: 0 LOB: 0 BB: 0 P: 3	R: 0 E: 0 K: 1 S: 5 H: 0 LOB: 0 BB: 0 P: 5	R: 0 E: 0 K: 1 S: 5 H: 0 LOB: 0 BB: 0 P: 5	R: 3 E: 0 K: 1 S: 7 H: 2 LOB: 0 BB: 1 P: 11	R: 0 E: 0 K: 0 S: 3 H: 0 LOB: 0 BB: 0 P: 3	R: 0 E: 0 K: 1 S: 5 H: 0 LOB: 0 BB: 0 P: 5	R: 0 E: 0 K: 1 S: 6 H: 1 LOB: 1 BB: 0 P: 6	1B: 4 2B: 1 3B: 0 HR: 1 SF: 0 SAC: 0 DP: 0 HBP: 0	WP: 1 PB: 0 SB: 2 CS: 0 PA: 35	
PITCHER	IP WLS BF H R ER SO BB IBB HBP BLK WP HR S P ERA WHIP											
David Palmer, R ERA: 3.19 (1, 1)	6.0 L 25 5 4 4 4 1 1 0 0 1 1 31 39 6.00 1.000											
Gary Lucas, L ERA: (7, 1)	2.0 6 0 0 0 1 0 0 0 0 0 0 8 8 0.00 0.000											
Bert Roberge, R ERA: 2.18 (9, 1)	1.0 4 1 0 0 1 0 0 0 0 0 0 6 6 0.00 1.000											

Los Angeles Dodgers @ Montreal Expos
Olympic Stadium, Montreal, QB
Wed May 22 1985, 7:05 PM EDT
Att: 19,239 - Unknown

livebaseballscorecards.com

AB	33
R	4
H	6
RBI	4
BB	2
SO	6
LOB	10



Batter	1	2	3	4	5	6	7	8	9	AB	R	H	RBI	BB	SO	LOB
Tim Raines, S OBP: 0.336, SLG: 0.406 (1, 7)	0-0 5-3			0-0 F8		0-0 G3			0-0 1B	4	0	1	0	0	0	0
Vance Law, R OBP: 0.359, SLG: 0.320 (1, 3) (9, 4)	0-0 F3			4-0 1B BB		0-0 F8			0-0 1-2 1B	3	0	1	0	1	0	0
Andre Dawson, R OBP: 0.318, SLG: 0.476 (1, 8)	0-0 1-3			0-3 K			0-0 F8		0-0 F4	4	0	0	0	0	1	3
Hubie Brooks, R OBP: 0.295, SLG: 0.370 (1, 6)		0-0 6-3		0-0 1-2 1B			0-0 F6		0-0 5-3	4	0	1	0	0	0	2
Tim Wallach, R OBP: 0.331, SLG: 0.426 (1, 5)		0-0 4-3		0-0 L5			0-0 F8			3	0	0	0	0	0	2
Jim Wohlford, R OBP: 0.298, SLG: 0.293 (1, 9)		0-0 CS 1B			0-0 F4			0-0 5-3		3	0	1	0	0	0	0
U L Washington, S OBP: 0.303, SLG: 0.333 (1, 4) Bert Roberge, R (9, 1)		0-0 CS	0-3 K		0-3 K			0-0 F9		3	0	0	0	0	2	0
Mike Fitzgerald, R OBP: 0.355, SLG: 0.260 (1, 2)			0-0 6-3		0-0 6-3			0-0 1-3		3	0	0	0	0	0	0
David Palmer, R OBP: 0.214, SLG: 0.286 (1, 1) Miguel Dilone, S (6, PH) Gary Lucas, L (7, 1) Steve Nicosia, R (9, 3)			0-0 F3			0-0 F9			0-0 F9	1	0	0	0	0	0	0

Inning Stats	R: 0	H: 0	R: 0	H: 1	R: 0	H: 0	R: 0	H: 0	R: 0	H: 0	R: 0	H: 0	R: 0	H: 2	R: 0	H: 0
	E: 0	LOB: 0	E: 0	LOB: 0	E: 0	LOB: 0	E: 0	LOB: 0	E: 0	LOB: 0	E: 0	LOB: 0	E: 0	LOB: 2	E: 0	LOB: 0
	K: 0	BB: 0	K: 0	BB: 0	K: 1	BB: 0	K: 1	BB: 0	K: 0	BB: 0	K: 0	BB: 0	K: 0	BB: 0	K: 0	BB: 0
	S: 3	P: 3	S: 3	P: 3	S: 5	P: 5	S: 6	P: 10	S: 3	P: 3	S: 3	P: 3	S: 3	P: 3	S: 5	P: 5

PITCHER	IP	WLS	BF	H	R	ER	SO	BB	IBB	HBP	BLK	WP	HR	S	P	ERA	WHIP
Jerry Reuss, L ERA: 3.46 (1, 1)	9.0	W	31	4	0	0	3	1	0	0	0	0	0	36	40	0.00	0.556

BOTTOM

Los Angeles Dodgers @ Montreal Expos
 Olympic Stadium, Montreal, QB
 Wed May 22 1985, 7:05 PM EDT
 Att. 19,239 - Unknown

AB	30
R	0
H	4
RBI	0
BB	1
SO	3
LOB	7



WP	PA	ERA	WHIP
0	32		

Batter	1	2	3	4	5	6	7	8	9	AB R H RBI BB SO LOB	TOP											
Mariano Duncan, R (1, 4) OBP: 0.315, SLG: 0.350	0-3 K		0-0 F8 E 1B		0-0 F3		0-0 BB 1B		0-0 L5	5 1 2 1 0 1 0												
Bill Russell, R (1, 6) OBP: 0.358, SLG: 0.341	0-0 F2		0-0 F8		0-0 F9		0-3 K		0-0 4-3	5 0 0 0 0 1 2												
Ken Landreaux, L (1, 8) OBP: 0.216, SLG: 0.382	0-0 1B		0-0 E9 E		0-0 1B		0-3 K			4 0 2 0 0 1 1												
Pedro Guerrero, R (1, 5) OBP: 0.373, SLG: 0.420	0-0 F8		0-0 E6		0-0 F8		4-0 1-2 BB			3 0 0 0 1 0 3												
Greg Brock, L (1, 3) OBP: 0.282, SLG: 0.394		0-0 F8	0-0 F4		0-0 HR		0-0 F9			4 1 1 1 0 0 4												
Mike Marshall, R (1, 9) OBP: 0.304, SLG: 0.414		0-0 6-3		0-0 5-3		0-0 6-3		0-0 F4		4 0 0 0 0 0 0												
Mike Scioscia, L (1, 2) OBP: 0.326, SLG: 0.377		0-3 K		0-0 2B		0-0 HR		0-0 F8		4 1 2 1 0 1 0												
R.J. Reynolds, S (1, 7) OBP: 0.264, SLG: 0.354			0-0 SH3-4 1B 1B		0-0 F8		0-0 6-3		0-0 4-3	4 1 1 0 0 0 1												
Ken Howell, R (8, 1)										0 0 0 0 0 0 0												
Tom Niedenfuer, R (8, 1) OBP: 0.500, SLG: 0.500										0 0 0 0 0 0 0												
Orel Hershiser, R (1, 1) OBP: 0.105, SLG: 0.105			0-0 SH3-4		0-3 K		0-3 K		0-0 F7	2 0 0 0 0 2 1												
Candy Maldonado, R (8, 7) OBP: 0.225, SLG: 0.299										1 0 0 0 0 0 0												
Inning Stats	R: 0 E: 0 K: 1 S: 6	H: 1 LOB: 1 BB: 0 P: 6	R: 0 E: 0 K: 1 S: 5	H: 0 LOB: 0 BB: 0 P: 5	R: 2 E: 2 K: 0 S: 7	H: 2 LOB: 2 BB: 0 P: 7	R: 0 E: 0 K: 1 S: 6	H: 1 LOB: 1 BB: 0 P: 6	R: 0 E: 0 K: 0 S: 4	H: 1 LOB: 1 BB: 0 P: 4	R: 2 E: 0 K: 1 S: 7	H: 2 LOB: 0 BB: 0 P: 7	R: 0 E: 0 K: 2 S: 8	H: 1 LOB: 2 BB: 1 P: 12	R: 0 E: 0 K: 0 S: 3	H: 0 LOB: 0 BB: 0 P: 3	R: 0 E: 0 K: 0 S: 3	H: 0 LOB: 0 BB: 0 P: 3	1B: 5 2B: 1 3B: 0 HR: 2	SF: 0 SAC: 1 DP: 0 HBP: 0	WP: 0 PB: 0 SB: 0 CS: 0	PA: 38
PITCHER	IP WLS BF H R ER SO BB IBB HBP BLK WP HR S P ERA WHIP																					
Ed Lynch, R (1, 1) ERA: 2.9	5.1 L 25 7 4 3 3 0 0 0 0 0 0 2 31 31 5.06 1.312																					
Tom Gorman, L (6, 1) ERA: 2.57	1.2 7 1 0 0 3 1 0 0 0 0 0 0 12 16 0.00 1.200																					
Doug Sisk, R (8, 1) ERA: 7.71	2.0 6 0 0 0 0 0 0 0 0 0 0 0 6 6 0.00 0.000																					

Los Angeles Dodgers @ New York Mets
 Shea Stadium, Flushing, NY
 Fri May 24 1985, 7:05 PM EDT
 Att: 37,124 - Unknown

livebaseballscorecards.com

AB	36
R	4
H	8
RBI	3
BB	1
SO	6
LOB	12



BOTTOM

Los Angeles Dodgers @ New York Mets
Shea Stadium, Flushing, NY
Fri May 24 1985, 7:05 PM EDT
Att. 37,124 - Unknown

livebaseballscorecards.com

AB 33
R 3
H 8
RBI 3
BB 3
SO 7
LOB 23



WP: 0 PA: 38
PB: 0
SB: 1
CS: 1

AB R H RBI BB SO LOB

5	1	4	1	0	0	2
5	0	0	0	0	3	7
3	1	0	0	1	0	2
4	0	2	1	0	0	0
3	0	0	1	0	1	1
4	0	1	0	0	1	3
0	0	0	0	0	0	0
4	1	1	0	0	0	4
2	0	0	0	0	0	1
1	0	0	0	0	1	1
0	0	0	0	0	1	0
0	0	0	0	0	0	0
1	0	0	0	1	1	1
0	0	0	0	0	0	0
1	0	0	0	0	0	1

Batter	1	2	3	4	5	6	7	8	9
Mookie Wilson, S (1, 8) OBP: 0.326, SLG: 0.418	0-0 CS 1B		0-0 1-2 1B		0-0 2-H 1B			0-0 F3 1B 2B	0-0 F7
Wally Backman, S (1, 4) OBP: 0.301, SLG: 0.301	0-3 1-2 K		0-3 K		0-3 1-2 K			0-0 F3 2-3	0-0 F7
Keith Hernandez, L (1, 3) OBP: 0.390, SLG: 0.371	0-0 F8		0-0 G3					4-0 1B SF BB	
Gary Carter, R (1, 2) OBP: 0.362, SLG: 0.415		0-0 4-3 1-3 1B		0-0 6-3				0-0 F8	
George Foster, R (1, 7) OBP: 0.260, SLG: 0.442		0-0 1-3		0-0 5-3				0-3 K	
Danny Heep, L (1, 9) OBP: 0.341, SLG: 0.395		0-0 4-3		0-0 F8				0-0 1B	
Ray Knight, R (1, 5) OBP: 0.263, SLG: 0.271		0-0 3-1			0-0 6-3 1B 1B			0-0 F8	0-0 F9
Howard Johnson, S (2, PH) OBP: 0.221, SLG: 0.186									
Rafael Santana, R (1, 6) OBP: 0.270, SLG: 0.271			0-0 F8		0-0 6-3			0-3 K	4-0 SH3-4 BB
Terry Blocker, L (7, PH)									
Doug Sisk, R (8, 1)									
Rusty Staub, L (9, PH) OBP: 0.353, SLG: 0.400					1-2				
Ron Darling, R (9, PR) OBP: 0.227, SLG: 0.318									
Ed Lynch, R (1, 1) OBP: 0.176, SLG: 0.067			4-0		0-3 K			0-0 F8	0-0 SH3-4
Tom Gorman, L (6, 1)									
Ron Gardenhire, R (7, PH) OBP: 0.238, SLG: 0.200									1-2

Inning Stats	R: 0	H: 1	E: 0	LOB: 0	K: 1	P: 5	R: 0	H: 1	E: 0	LOB: 1	K: 0	P: 4	R: 0	H: 1	E: 0	LOB: 2	K: 1	P: 10	R: 0	H: 0	E: 0	LOB: 0	K: 0	P: 3	R: 1	H: 2	E: 0	LOB: 1	K: 2	P: 9	R: 0	H: 0	E: 0	LOB: 0	K: 1	P: 5	R: 0	H: 1	E: 0	LOB: 1	K: 1	P: 6	R: 2	H: 2	E: 1	LOB: 2	K: 1	P: 12	R: 0	H: 0	E: 0	LOB: 2	K: 0	P: 7	1B: 7	SF: 1	2B: 2	SAC: 1	3B: 0	DP: 1	HR: 0	HBP: 0	WP: 0	PA: 38
--------------	------	------	------	--------	------	------	------	------	------	--------	------	------	------	------	------	--------	------	-------	------	------	------	--------	------	------	------	------	------	--------	------	------	------	------	------	--------	------	------	------	------	------	--------	------	------	------	------	------	--------	------	-------	------	------	------	--------	------	------	-------	-------	-------	--------	-------	-------	-------	--------	-------	--------

PITCHER	IP	WLS	BF	H	R	ER	SO	BB	IBB	HBP	BLK	WP	HR	S	P	ERA	WHIP
Orel Hershiser, R (1, 1) ERA: 1.96	7.0	W	27	6	1	1	6	1	0	0	0	0	0	38	42	1.29	1.000
Ken Howell, R (8, 1) ERA: 2.77	0.1		4	2	2	2	0	1	0	0	0	0	0	3	7	54.00	9.000
Tom Niedenfuer, R (8, 1) ERA: 3.12	1.2	S	7	0	0	0	1	1	0	0	0	0	0	8	12	0.00	0.600

PITCHER	IP	WLS	BF	H	R	ER	SO	BB	IBB	HBP	BLK	WP	HR	S	P	ERA	WHIP
---------	----	-----	----	---	---	----	----	----	-----	-----	-----	----	----	---	---	-----	------

BOTTOM

Los Angeles Dodgers @ New York Mets
Shea Stadium, Flushing, NY
Sat May 25 1985, 3:33 AM EDT
Att. 40,052 - Unknown

livebaseballscorecards.com

AB 32
R 2
H 6
RBI 2
BB 3
SO 7
LOB 15



WP: 1 PA: 35
PB: 0
SB: 0
CS: 1

AB R H RBI BB SO LOB

4	0	0	0	0	0	2
4	1	1	0	0	1	0
4	0	2	1	0	0	0
4	1	1	0	0	0	2
3	0	0	0	1	1	2
3	0	0	0	1	2	3
3	0	2	1	1	0	0
4	0	0	0	0	2	4
2	0	0	0	0	0	2
1	0	0	0	0	1	0
0	0	0	0	0	0	0
0	0	0	0	0	0	0

Batter	1	2	3	4	5	6	7	8	9
Mookie Wilson, S OBP: 0.316, SLG: 0.405 (1, 8)	F9		G3		FC6-4			5-3	
Kelvin Chapman, R OBP: 0.217, SLG: 0.179 (1, 4)	2B		K			6-3		F5	
Keith Hernandez, L OBP: 0.393, SLG: 0.382 (1, 3)	2B			3-1		WP		F9	
Gary Carter, R OBP: 0.359, SLG: 0.409 (1, 2)	F3			6-3		F8			3B
George Foster, R OBP: 0.259, SLG: 0.429 (1, 7)	F7			1-3		BB			K
John Christensen, R OBP: 0.244, SLG: 0.184 (1, 9)			K		FC1-5	K		F7	
Howard Johnson, S OBP: 0.242, SLG: 0.225 (1, 5)			CS		FC1-5		5-3		
Rafael Santana, R OBP: 0.262, SLG: 0.262 (1, 6)			K		F4		K		6-3
Dwight Gooden, R OBP: 0.269, SLG: 0.174 Wally Backman, S OBP: 0.298, SLG: 0.298 (7, PH) Joe Sambito, L (8, 1) Doug Sisk, R (9, 1)			F4		FC1-5		K		

Inning Stats	R: 1 E: 0 K: 0 S: 5	H: 2 LOB: 1 BB: 0 P: 5	R: 0 E: 0 K: 2 S: 6	H: 0 LOB: 0 BB: 1 P: 10	R: 0 E: 0 K: 1 S: 5	H: 0 LOB: 0 BB: 0 P: 5	R: 0 E: 0 K: 0 S: 3	H: 0 LOB: 0 BB: 0 P: 3	R: 0 E: 0 K: 1 S: 6	H: 1 LOB: 2 BB: 1 P: 8	R: 0 E: 0 K: 2 S: 7	H: 0 LOB: 0 BB: 0 P: 7	R: 0 E: 0 K: 0 S: 3	H: 0 LOB: 0 BB: 0 P: 3	R: 1 E: 0 K: 1 S: 7	H: 2 LOB: 1 BB: 0 P: 7	1B: 4 2B: 1 3B: 1 HR: 0	SF: 0 SAC: 0 DP: 0 HBP: 0	WP: 1 PB: 0 SB: 0 CS: 1	PA: 35
--------------	------------------------------	---------------------------------	------------------------------	----------------------------------	------------------------------	---------------------------------	------------------------------	---------------------------------	------------------------------	---------------------------------	------------------------------	---------------------------------	------------------------------	---------------------------------	------------------------------	---------------------------------	----------------------------------	------------------------------------	----------------------------------	--------

PITCHER	IP	WLS	BF	H	R	ER	SO	BB	IBB	HBP	BLK	WP	HR	S	P	ERA	WHIP
Fernando Valenzuela, L ERA: 1.68 (1, 1)	9.0	W	35	6	2	2	7	3	0	0	0	1	0	46	58	2.00	1.000

Batter	1	2	3	4	5	6	7	8	9	AB R H RBI BB SO LOB	TOP																	
Steve Sax, R (1, 4) OBP: 0.317, SLG: 0.278	4-0 FC1-4-5 S BB		0-0 5-3		4-0 E S 4-3 BB		0-0 6-3		0-0 6-3	3 1 0 0 2 0 0																		
Mariano Duncan, R (1, 6) OBP: 0.306, SLG: 0.347	0-3 K 1-2		0-0 S 2B		0-0 F8		0-3 K			4 0 1 0 0 2 2																		
R.J. Reynolds, S (1, 7) OBP: 0.263, SLG: 0.344	0-0 FC1-4-5 2-3		0-0 L3 2-3		0-0 4-3 1-H		0-0 F3			4 0 0 1 0 0 2																		
Mike Marshall, R (1, 9) OBP: 0.314, SLG: 0.416	4-0 IBB		4-0 S BB		0-0 BB 1B		0-0 1-3			2 0 1 0 2 0 0																		
Greg Brock, L (1, 3) OBP: 0.291, SLG: 0.462	0-0 F8		0-0 4-3 1-2		4-0 FC3-6 BB 1-2		0-0 6-3			3 0 0 0 1 0 4																		
Candy Maldonado, R (1, 8) OBP: 0.213, SLG: 0.282		0-0 F3		0-0 F7		0-0 FC3-6 1-2f		0-0 1B		2 0 0 0 0 0 0																		
Ken Landreaux, L (5, PH) OBP: 0.239, SLG: 0.397										2 0 1 0 0 0 2																		
Steve Yeager, R (1, 2) OBP: 0.189, SLG: 0.200		0-0 5-3		0-3 K		0-3 K		0-0 F3		3 0 0 0 0 2 0																		
Mike Scioscia, L (8, PH) OBP: 0.313, SLG: 0.361										1 0 0 0 0 0 1																		
Bob Bailor, R (1, 5) OBP: 0.200, SLG: 0.143		0-0 1B		0-0 1B		0-0 4-3		0-0 3-1		3 0 2 0 0 0 0																		
Terry Whitfield, L (9, PH) OBP: 0.318, SLG: 0.500										1 0 0 0 0 0 0																		
Rick Honeycutt, L (1, 1) OBP: 0.222, SLG: 0.304		0-0 F7		0-0 F8		0-0 6-3		0-0 6-3		2 0 0 0 0 0 2																		
Sid Bream, L (6, PH) OBP: 0.222, SLG: 0.304										1 0 0 0 0 0 0																		
Steve Howe, L (6, 1) OBP: 0.368, SLG: 0.409										0 0 0 0 0 0 0																		
Pedro Guerrero, R (9, PH) OBP: 0.368, SLG: 0.409										1 0 0 0 0 0 0																		
Inning Stats	R: 0 E: 0 K: 1 S: 5	H: 0 LOB: 2 BB: 2 P: 13	R: 0 E: 0 K: 0 S: 4	H: 1 LOB: 1 BB: 0 P: 4	R: 0 E: 0 K: 0 S: 4	H: 1 LOB: 2 BB: 1 P: 8	R: 0 E: 0 K: 1 S: 6	H: 1 LOB: 1 BB: 0 P: 6	R: 1 E: 0 K: 0 S: 4	H: 1 LOB: 2 BB: 2 P: 12	R: 0 E: 0 K: 1 S: 5	H: 0 LOB: 0 BB: 0 P: 5	R: 0 E: 0 K: 1 S: 5	H: 0 LOB: 0 BB: 0 P: 5	R: 0 E: 0 K: 0 S: 4	H: 1 LOB: 1 BB: 0 P: 4	R: 0 E: 0 K: 0 S: 3	H: 0 LOB: 0 BB: 0 P: 3	1B: 4 2B: 1 3B: 0 HR: 0	SF: 0 SAC: 0 DP: 0 HBP: 0	WP: 0 PB: 0 SB: 4 CS: 0	PA: 37						
PITCHER	IP WLS BF H R ER SO BB IBB HBP BLK WP HR S P ERA WHIP																											
Sid Fernandez, L (1, 1) ERA: 1.02	4.2		23	4	1	1	2	4	1	0	0	0	0	0	22	42	1.93	1.714										
Roger McDowell, R (5, 1) ERA: 2.97	4.1	W	14	1	0	0	2	0	0	0	0	0	0	18	18	0.00	0.231											

Los Angeles Dodgers @ New York Mets
 Shea Stadium, Flushing, NY
 Sun May 26 1985, 3:33 AM EDT
 Att. 36,234 - Unknown

livebaseballscorecards.com

AB	32
R	1
H	5
RBI	1
BB	5
SO	4
LOB	13



Batter	1	2	3	4	5	6	7	8	9	AB	R	H	RBI	BB	SO	LOB
Mookie Wilson, S OBP: 0.314, SLG: 0.400 (1, 8)	0-0 E6 CS		0-0 E 2B 1B	0-0 F8			0-0 4-3			4	1	1	0	0	0	0
Kelvin Chapman, R OBP: 0.203, SLG: 0.167 (1, 4)	0-0 F7		0-0 E6 2B BB 1-2		0-0 5-3			0-0 F9		4	1	0	0	0	0	2
Keith Hernandez, L OBP: 0.395, SLG: 0.393 (1, 3)	0-3 K 1-2		0-0 BB 1-3 2-H 2B		0-0 F8			0-0 1B		4	0	2	1	0	1	1
Gary Carter, R OBP: 0.357, SLG: 0.400 (1, 2)		0-0 F8	4-0 BB IBB		0-0 F7			0-0 F3		3	0	0	0	1	0	1
George Foster, R OBP: 0.259, SLG: 0.422 (1, 7)		0-0 BB 1B	0-3 K		0-0 F9			0-3 K		4	0	1	0	0	2	4
John Christensen, R OBP: 0.271, SLG: 0.179 (1, 9)		4-0 BB BB BB FC5-4 1-2 BB	4-0 BB 1-2 2-3 3-H BB		0-0 F4					1	0	0	1	2	0	0
Howard Johnson, S OBP: 0.235, SLG: 0.217 (1, 5)		0-0 F8	0-3 K		0-0 4-3					3	0	0	0	0	1	5
Rafael Santana, R OBP: 0.256, SLG: 0.256 (1, 6)		0-0 FC5-4 1-2f		0-0 F8			0-0 4-3			3	0	0	0	0	0	2
Sid Fernandez, L OBP: 0.167, SLG: 0.167 (1, 1)			0-3 K	0-3 K				0-0 5-3		2	0	0	0	0	2	0
Roger McDowell, R OBP: 0.250, SLG: 0.143 (5, 1)										1	0	0	0	0	0	0

Inning Stats	R: 0	H: 0	R: 0	H: 1	R: 2	H: 2	R: 0	H: 0	R: 0	H: 0	R: 0	H: 0	R: 0	H: 1	R: 0	H: 1
	E: 1	LOB: 0	E: 0	LOB: 2	E: 1	LOB: 3	E: 0	LOB: 0	E: 0	LOB: 0	E: 0	LOB: 0	E: 0	LOB: 1	E: 0	LOB: 1
	K: 1	BB: 0	K: 0	BB: 1	K: 3	BB: 2	K: 1	BB: 0	K: 0	BB: 0	K: 0	BB: 0	K: 1	BB: 0	K: 1	BB: 0
	S: 5	P: 5	S: 4	P: 8	S: 12	P: 20	S: 5	P: 5	S: 3	P: 3	S: 3	P: 3	S: 6	P: 6	S: 6	P: 6

PITCHER	IP	WLS	BF	H	R	ER	SO	BB	IBB	HBP	BLK	WP	HR	S	P	ERA	WHIP
Rick Honeycutt, L ERA: 2.49 (1, 1)	5.0	L	22	3	2	0	5	2	1	0	0	0	0	29	41	0.00	1.000
Steve Howe, L ERA: 3.55 (6, 1)	3.0		10	1	0	0	1	0	0	0	0	0	0	12	12	0.00	0.333

BOTTOM

Los Angeles Dodgers @ New York Mets
 Shea Stadium, Flushing, NY
 Sun May 26 1985, 3:33 AM EDT
 Att. 36,234 - Unknown

AB	29
R	2
H	4
RBI	2
BB	3
SO	6
LOB	15



WP	PA	3B	SF	SAC	DP	HBP	CS
0	32	0	0	0	0	0	1

Batter	1	2	3	4	5	6	7	8	9	AB R H RBI BB SO LOB	TOP											
Steve Sax, R (1, 4) OBP: 0.314, SLG: 0.276	0-0 F3		0-0 CS 1B		0-0 FC6-4 1-2f 1B		0-0 1-3			4 0 1 0 0 0 1												
R.J. Reynolds, S (1, 7) OBP: 0.263, SLG: 0.340	0-0 4-3		0-3 K		0-0 1-2 1B		0-3 K			4 0 1 0 0 2 1												
Ken Landreaux, L (1, 8) OBP: 0.240, SLG: 0.392	0-0 F6			0-0 FC3-6 BB 1B	0-0 F4		0-0 F9			4 0 1 0 0 0 2												
Pedro Guerrero, R (1, 5) OBP: 0.376, SLG: 0.410		0-0 1B 1B		4-0 FC3-6 BB		0-0 F7		1-0 FC4-6 HBP		2 0 1 0 1 0 0												
Bob Bailor, R (8, 5) OBP: 0.200, SLG: 0.143										0 0 0 0 0 0 0												
Greg Brock, L (1, 3) OBP: 0.289, SLG: 0.463		0-3 K		0-3 K		0-0 1B 2B		0-0 FC4-6 G3-6-1 1-2f		4 1 1 0 0 2 4												
Mike Scioscia, L (1, 2) OBP: 0.312, SLG: 0.358		0-3 K		0-0 FC3-6 1-2f 2-3		0-0 1B 1B		0-0 G3-6-1 1-2f		4 0 1 0 0 1 4												
Mike Marshall, R (1, 9) OBP: 0.318, SLG: 0.418		0-0 1-3 1B		0-3 K		0-0 1-2 3-H 1B			0-0 5-3	4 0 2 1 0 1 2	AB 34 R 1 H 9 RBI 1 BB 1 SO 7 LOB 20											
Bill Russell, R (1, 6) OBP: 0.343, SLG: 0.326		0-0 4-3			0-0 F3	0-0 F9			0-0 4-3	4 0 0 0 0 0 4												
Jerry Reuss, L (1, 1) OBP: 0.217, SLG: 0.182			0-3 K		0-0 FC6-4 1B				0-0 6-3	1 0 0 0 0 1 0												
Sid Bream, L (5, PH) OBP: 0.236, SLG: 0.319										1 0 1 0 0 0 0												
Bobby Castillo, R (5, 1) OBP: 0.450, SLG: 0.250										0 0 0 0 0 0 0												
Terry Whitfield, L (6, PH) OBP: 0.311, SLG: 0.489										1 0 0 0 0 0 2												
Carlos Diaz, R (6, 1)										0 0 0 0 0 0 0												
Tom Brennan, R (7, 1) OBP: 0.125, SLG: 0.125										0 0 0 0 0 0 0												
Candy Maldonado, R (9, PH) OBP: 0.211, SLG: 0.278										1 0 0 0 0 0 0												
Inning Stats	R: 0 E: 0 K: 0 S: 3	H: 0 LOB: 0 BB: 0 P: 3	R: 0 E: 0 K: 2 S: 9	H: 2 LOB: 2 BB: 0 P: 9	R: 0 E: 0 K: 2 S: 7	H: 1 LOB: 1 BB: 0 P: 7	R: 0 E: 0 K: 2 S: 8	H: 1 LOB: 2 BB: 1 P: 12	R: 0 E: 0 K: 0 S: 5	H: 2 LOB: 2 BB: 0 P: 5	R: 1 E: 0 K: 0 S: 6	H: 3 LOB: 2 BB: 0 P: 6	R: 0 E: 0 K: 1 S: 5	H: 0 LOB: 0 BB: 0 P: 5	R: 0 E: 0 K: 0 S: 2	H: 0 LOB: 0 BB: 0 P: 3	R: 0 E: 0 K: 0 S: 3	H: 0 LOB: 0 BB: 0 P: 3	1B: 8 2B: 2 3B: 0 HR: 0	SF: 0 SAC: 0 DP: 2 HBP: 1	WP: 0 PB: 0 SB: 0 CS: 1	PA: 36
PITCHER Ron Darling, R (1, 1) ERA: 2.45	IP 9.0 WLS W BF 36 H 9 R 1 ER 1 SO 7 BB 1 IBB 0 HBP 1 BLK 0 WP 0 HR 0 S 48 P 53 ERA 1.00 WHIP 1.111											PITCHER	IP WLS BF H R ER SO BB IBB HBP BLK WP HR S P ERA WHIP									

Los Angeles Dodgers @ New York Mets
 Shea Stadium, Flushing, NY
 Mon May 27 1985, 7:05 PM EDT
 Att. 24,458 - Unknown

livebaseballscorecards.com



Batter	1	2	3	4	5	6	7	8	9
Mookie Wilson, S OBP: 0.331, SLG: 0.415	0-0 FC5-4 1B		0-0 2-3 HR 1B		0-0 F7		0-0 2B 1B	0-0 1B	
Ray Knight, R Wally Backman, S OBP: 0.296, SLG: 0.295	0-0 FC5-4 1-2f G6-4-3		0-0 1-H 3-H HR		0-3 K		0-0 6-3 1-H 1B 2B	0-0 1-3	
Keith Hernandez, L OBP: 0.398, SLG: 0.417	0-0 G6-4-3 1-2f		0-0 1B		0-0 HR		0-0 6-3 2-3		
Gary Carter, R OBP: 0.354, SLG: 0.391		0-0 6-3	0-0 F7		0-0 F9		4-0 E SF8 1B IBB		
George Foster, R OBP: 0.267, SLG: 0.434		0-0 L5	0-0 F9			0-0 BB 2B	0-0 E8 1-3 3-H 1B		
John Christensen, R Danny Heep, L OBP: 0.337, SLG: 0.395		0-0 1B	0-3 K			0-0 6-3	0-0 SF8 3-H		
Howard Johnson, S OBP: 0.236, SLG: 0.211		0-0 F8		0-0 F6		4-0 BB 1B 2-3 BB	0-0 4-3		
Rafael Santana, R OBP: 0.263, SLG: 0.264			0-0 E 1B		0-0 6-3		0-0 4-3		
Ron Darling, R OBP: 0.192, SLG: 0.269			0-0 E1 1B 1-H HR		0-0 F9		0-0 6-3	0-3 K	

Inning Stats	R: 0 E: 0 K: 0 S: 3	H: 1 LOB: 0 BB: 0 P: 3	R: 0 E: 0 K: 0 S: 4	H: 1 LOB: 1 BB: 0 P: 4	R: 4 E: 1 K: 1 S: 10	H: 4 LOB: 1 BB: 0 P: 10	R: 0 E: 0 K: 0 S: 3	H: 0 LOB: 0 BB: 0 P: 3	R: 1 E: 0 K: 1 S: 6	H: 1 LOB: 0 BB: 0 P: 6	R: 0 E: 0 K: 0 S: 4	H: 2 LOB: 2 BB: 1 P: 8	R: 3 E: 1 K: 0 S: 6	H: 3 LOB: 1 BB: 1 P: 10	R: 0 E: 0 K: 1 S: 6	H: 1 LOB: 1 BB: 0 P: 6
--------------	------------------------------	---------------------------------	------------------------------	---------------------------------	-------------------------------	----------------------------------	------------------------------	---------------------------------	------------------------------	---------------------------------	------------------------------	---------------------------------	------------------------------	----------------------------------	------------------------------	---------------------------------

PITCHER														PITCHER																				
IP	WLS	BF	H	R	ER	SO	BB	IBB	HBP	BLK	WP	HR	S	P	ERA	WHIP	IP	WLS	BF	H	R	ER	SO	BB	IBB	HBP	BLK	WP	HR	S	P	ERA	WHIP	
Jerry Reuss, L ERA: 3.68	(1, 1)	4.0	L	18	6	4	3	1	0	0	0	0	0	0	0	6.75	1.500																	
Bobby Castillo, R ERA: 5.32	(5, 1)	1.0		4	1	1	1	1	0	0	0	0	0	1	6	9.00	1.000																	
Carlos Diaz, L ERA: 2.74	(6, 1)	1.1		10	5	3	2	0	1	1	0	0	0	0	8	13.50	4.500																	
Tom Brennan, R ERA: 7.39	(7, 1)	1.2		6	1	0	0	1	0	0	0	0	0	0	8	0.00	0.600																	

BOTTOM

AB	R	H	RBI	BB	SO	LOB
5	2	4	0	0	0	0
4	2	2	4	0	1	1
1	0	0	0	0	0	1
4	1	2	1	0	0	2
3	1	0	0	1	0	1
4	0	2	1	0	0	1
3	0	1	0	0	1	2
0	0	0	1	0	0	0
3	0	0	0	1	0	2
4	1	2	0	0	0	0
4	1	0	0	0	1	2


AB	35
R	8
H	13
RBI	7
BB	2
SO	3
LOB	12



WP	PA
0	38

Los Angeles Dodgers @ New York Mets
 Shea Stadium, Flushing, NY
 Mon May 27 1985, 7:05 PM EDT
 Att. 24,458 - Unknown

livebaseballscorecards.com

Batter	1	2	3	4	5	6	7	8	9	AB R H RBI BB SO LOB	TOP										
Jeff Stone, L (1, 7) OBP: 0.297, SLG: 0.333	0-3 K		0-0 4-3		0-0 G3		0-0 1-3			4 0 0 0 0 1 2											
Rick Schu, R (1, 5) OBP: 0.262, SLG: 0.361	0-3 K			0-0 6-3		0-0 L3		1-0 BB HBP		3 0 0 0 0 1 0											
Juan Samuel, R (1, 4) OBP: 0.262, SLG: 0.361	0-3 K			0-0 E5 5-3		0-0 6-3		0-0 F7		4 0 0 0 0 1 1											
Mike Schmidt, R (1, 3) OBP: 0.313, SLG: 0.387		0-0 F9		0-0 5-3 1-2		0-0 E 1B		0-0 F5		4 0 1 0 0 0 2											
Von Hayes, L (1, 8) OBP: 0.399, SLG: 0.456	0-3 K		0-3 K		0-0 E6 1-2		4-0 FC5-4 BB			3 0 0 0 1 2 2											
Glenn Wilson, R (1, 9) OBP: 0.304, SLG: 0.447		0-0 1B		0-3 K		0-3 K		0-0 FC5-4 1-2f		4 0 1 0 0 2 4											
Ozzie Virgil, R (1, 2) OBP: 0.375, SLG: 0.469		0-0 5-3			0-0 E FC4-6 1B		0-0 5-3		4-0 G6-4-3 BB	3 1 1 0 1 0 1	AB 33 R 1 H 4 RBI 1 BB 2 SO 9 LOB 16										
Steve Jeltz, S (1, 6) OBP: 0.271, SLG: 0.207 Tim Corcoran, L (9, PH) OBP: 0.345, SLG: 0.299			0-0 5-3		0-0 E1 FC4-6 1-3		0-3 K		0-0 F7	3 0 0 0 0 1 1 1 0 0 0 0 0 1											
Kevin Gross, R (1, 1) OBP: 0.250, SLG: 0.182 Dave Rucker, L (2, 1) OBP: 0.294, SLG: 0.286 Greg Gross, L (5, PH) OBP: 0.250, SLG: 0.143 Pat Zachry, R (5, 1) Derrel Thomas, S (7, PH) OBP: 0.250, SLG: 0.143 Don Garlitski, L (7, 1) John Wockenfuss, R (9, PH) OBP: 0.286, SLG: 0.136			0-3 K		0-0 FC4-6 1-2f 3-H		0-0 1B		0-0 G6-4-3 1-2f	0 0 0 0 0 0 0 1 0 0 0 0 1 0 1 0 0 1 0 0 1 0 0 0 0 0 0 0 1 0 1 0 0 0 0 0 0 0 0 0 0 0 1 0 0 0 0 0 1											
Inning Stats	R: 0 E: 0 K: 3 S: 9	H: 0 LOB: 0 BB: 0 P: 9	R: 0 E: 0 K: 1 S: 6	H: 1 LOB: 1 BB: 0 P: 6	R: 0 E: 0 K: 1 S: 5	H: 0 LOB: 0 BB: 0 P: 5	R: 0 E: 1 K: 1 S: 6	H: 0 LOB: 1 BB: 0 P: 6	R: 0 E: 1 K: 1 S: 7	H: 1 LOB: 2 BB: 0 P: 7	R: 0 E: 0 K: 1 S: 6	H: 1 LOB: 1 BB: 0 P: 6	R: 0 E: 0 K: 0 S: 3	H: 0 LOB: 2 BB: 1 P: 8	R: 0 E: 0 K: 0 S: 2	H: 0 LOB: 0 BB: 1 P: 6	1B: 4 2B: 0 3B: 0 HR: 0	SF: 0 SAC: 0 DP: 1 HBP: 1	WP: 0 PB: 0 SB: 0 CS: 0	PA: 36	
PITCHER Orel Hershiser, R (1, 1) ERA: 1.7	IP 9.0 WLS W BF 36 H 4 R 1 ER 0 SO 9 BB 2 IBB 0 HBP 1 BLK 0 WP 0 HR 0 S 51 P 60 ERA 0.00 WHIP 0.667																			PITCHER	IP WLS BF H R ER SO BB IBB HBP BLK WP HR S P ERA WHIP

Philadelphia Phillies @ Los Angeles Dodgers
 Dodger Stadium, Los Angeles, CA
 Wed May 29 1985, 7:05 PM PDT
 Att: 36,422 - Unknown


livebaseballscorecards.com

Batter	1	2	3	4	5	6	7	8	9	AB R H RBI BB SO LOB	TOP		
Jeff Stone, L (1, 7) X OBP: 0.295, SLG: 0.331 Garry Maddox, R (7, 8) OBP: 0.313, SLG: 0.356	0-0 ① 1-3		0-0 ① FC1-6 E S 1-2f		0-3 ③ K		0-0 CS 1B		0-3 ③ K	4 1 1 0 0 1 2 1 0 0 0 0 1 0	Philadelphia Phillies @ Los Angeles Dodgers Dodger Stadium, Los Angeles, CA Thu May 30 1985, 7:05 PM PDT Att: 29,591 - Unknown		
Rick Schu, R (1, 5) S S S OBP: 0.250, SLG: 0.143	0-3 ② K		0-3 ② K2-3 1-H			0-0 1B SF9 1B	0-3 ① K			4 1 1 0 0 3 1			
Juan Samuel, R (1, 4) S S S OBP: 0.262, SLG: 0.358	0-3 ③ K		0-0 ③ 6-3			0-0 1B S 1-3 E 1B	0-0 ② ③ 3-1			4 1 1 0 0 1 1			
Mike Schmidt, R (1, 3) OBP: 0.312, SLG: 0.393		0-0 1-3 SF9 2B		0-3 ① K		0-0 ① SF9		0-0 ① F3		3 1 1 1 0 1 0			
Von Hayes, L (1, 8) (7, 7) B B B B OBP: 0.401, SLG: 0.450		4-0 SF9 1-3 BB		0-0 ② F7		4-0 1-2 E BB		0-0 ② F7		2 1 0 0 2 0 0			
Glenn Wilson, R (1, 9) X OBP: 0.303, SLG: 0.442	0-0 ① 1-3 1-2 2-3		0-3 ③ K		0-0 E2 FC6-4 1-H 2-H 1B		0-3 ③ K			4 0 1 0 0 2 2			
Ozzie Virgil, R (1, 2) X OBP: 0.378, SLG: 0.492	0-0 ② SF9			0-0 ① F3		4-0 FC6-4 IBB		0-0 HR		2 1 1 2 1 0 0			
Steve Jeltz, S (1, 6) X OBP: 0.270, SLG: 0.200	0-0 ③ 5-3			4-0 SH2-4 BB		0-0 ② FC6-4 1-2f 2-3		0-3 ① K		3 0 0 0 1 1 3			
John Denny, R (1, 1) X OBP: 0.192, SLG: 0.125			0-0 FC1-6 1B		0-0 ② X SH2-4		0-0 ③ FC6-4		0-3 ② K	3 0 1 0 0 1 2			
Inning Stats	R: 0 H: 0 E: 0 LOB: 0 K: 2 BB: 0 S: 7 P: 7	R: 1 H: 1 E: 0 LOB: 1 K: 0 BB: 1 S: 4 P: 8	R: 1 H: 1 E: 0 LOB: 0 K: 1 BB: 0 S: 6 P: 6	R: 0 H: 0 E: 0 LOB: 0 K: 2 BB: 0 S: 7 P: 7	R: 0 H: 0 E: 0 LOB: 1 K: 1 BB: 1 S: 5 P: 9	R: 3 H: 3 E: 1 LOB: 2 K: 0 BB: 2 S: 6 P: 14	R: 0 H: 1 E: 0 LOB: 0 K: 1 BB: 0 S: 5 P: 5	R: 0 H: 0 E: 0 LOB: 0 K: 1 BB: 0 S: 5 P: 5	R: 1 H: 1 E: 0 LOB: 0 K: 3 BB: 0 S: 10 P: 10	1B: 5 SF: 2 2B: 1 SAC: 1 3B: 0 DP: 0 HR: 1 HBP: 0	WP: 0 PA: 37 PB: 0 SB: 2 CS: 1		
PITCHER	IP WLS BF H R ER SO BB IBB HBP BLK WP HR S P ERA WHIP											PITCHER	IP WLS BF H R ER SO BB IBB HBP BLK WP HR S P ERA WHIP
Fernando Valenzuela, L (1, 1) ERA: 1.85 Tom Niedenfuer, R (8, 1) ERA: 3.0 Ken Howell, R (9, 1) ERA: 3.0	7.0 L 30 6 5 3 7 3 1 0 0 0 0 40 56 3.86 1.286												

livebaseballscorecards.com

AB	30
R	6
H	7
RBI	3
BB	4
SO	11
LOB	11



Batter	1	2	3	4	5	6	7	8	9	AB R H RBI BB SO LOB	TOP
Tim Raines, S (1, 7) OBP: 0.333, SLG: 0.404	0-0 6-3		0-3 K			0-0 1B		0-0 F4		4 0 1 0 0 1 0	Montreal Expos @ Los Angeles Dodgers Dodger Stadium, Los Angeles, CA Fri May 31 1985, 7:05 PM PDT Att. 34,554 - Unknown livebaseballscorecards.com
U L Washington, S (1, 4) OBP: 0.337, SLG: 0.400	0-0 F8			0-0 F2		0-0 1B		0-0 1B	4 0 2 0 0 0 0		
Andre Dawson, R (1, 8) OBP: 0.315, SLG: 0.464	0-3 K		0-3 K		0-0 F9			0-0 1B	4 0 1 0 0 2 2		
Hubie Brooks, R (1, 6) OBP: 0.298, SLG: 0.382		0-0 FC6-4 1B		0-0 5-3		0-0 F8		0-3 K	4 0 1 0 0 1 2		
Tim Wallach, R (1, 5) OBP: 0.330, SLG: 0.440		0-0 F8		4-0 G6-4-3 BB		0-3 K		0-0 9-3	3 0 0 0 1 1 3		
Jim Wohlford, R (1, 9) OBP: 0.298, SLG: 0.280		0-0 FC6-4		0-3 K		0-0 1B			2 0 0 0 0 1 2		
Herm Winningham, L (7, PH) OBP: 0.358, SLG: 0.381		0-0 FC4-6 1-2f		0-0 K					1 0 1 0 0 0 0		
Steve Nicosia, R (1, 3) Terry Francona, L (7, PH) OBP: 0.333, SLG: 0.381		0-0 FC4-6 1-2f		0-0 G6-4-3 1-2f		0-0 F3			2 0 0 0 0 0 2 1 0 0 0 0 0 1		
Mike Fitzgerald, R (1, 2) OBP: 0.333, SLG: 0.244			0-0 6-3		0-0 F8		0-0 6-3		2 0 0 0 0 0 0 1 0 0 0 0 0 0 0 0 0 0 0 0 0		
Miguel Dilone, S (8, PH) OBP: 0.250, SLG: 0.244			0-0 6-3		0-0 F7		0-0 3-1		1 0 0 0 0 0 0 1 0 0 0 0 0 0 1 0 0 0 0 0 0 0 0 0 0 0 0 0		
Sal Butera, R (8, 2) OBP: 0.364, SLG: 0.350											
Bill Gullickson, R (1, 1) OBP: 0.174, SLG: 0.217											
Tim Burke, R (3, 1)											
Vance Law, R (8, PH) OBP: 0.340, SLG: 0.298											WP: 0 PA: 32 PB: 0 SB: 0 CS: 0
Randy St. Claire, R (8, 1)											
Inning Stats	R: 0 H: 0 E: 0 LOB: 0 K: 1 BB: 0 S: 5 P: 5	R: 0 H: 1 E: 0 LOB: 1 K: 0 BB: 0 S: 4 P: 4	R: 0 H: 0 E: 0 LOB: 0 K: 1 BB: 0 S: 5 P: 5	R: 0 H: 0 E: 0 LOB: 0 K: 1 BB: 0 S: 5 P: 5	R: 0 H: 0 E: 0 LOB: 0 K: 1 BB: 1 S: 4 P: 8	R: 0 H: 2 E: 0 LOB: 2 K: 0 BB: 0 S: 5 P: 5	R: 0 H: 1 E: 0 LOB: 1 K: 1 BB: 0 S: 6 P: 6	R: 0 H: 0 E: 0 LOB: 0 K: 0 BB: 0 S: 3 P: 3	R: 0 H: 2 E: 0 LOB: 1 K: 1 BB: 0 S: 6 P: 6	1B: 6 SF: 0 2B: 1 SAC: 0 3B: 0 DP: 2 HR: 0 HBP: 0	
PITCHER	IP WLS BF H R ER SO BB IBB HBP BLK WP HR S P ERA WHIP										
Rick Honeycutt, L (1, 1) ERA: 2.22	6.0 W 21 3 0 0 4 1 0 0 0 0 0 0 28 32 0.00 0.667										
Tom Niedenfuer, R (7, 1) ERA: 2.7	3.0 S 11 3 0 0 2 0 0 0 0 0 0 0 15 15 0.00 1.000										

Batter	1	2	3	4	5	6	7	8	9	AB	R	H	RBI	BB	SO	LOB
Steve Sax, R OBP: 0.333, SLG: 0.279 (1, 4)	0-0 S S 2B 1B	0-3 K		0-0 FC6-2-5 1-3			0-3 K			4	1	1	0	0	2	1
R.J. Reynolds, S OBP: 0.300, SLG: 0.375 (1, 7)	0-0 S 2B 1B	0-0 S 1B		0-0 1-3			0-0 2B			4	1	3	0	0	0	1
Ken Landreaux, L OBP: 0.227, SLG: 0.362 (1, 8)	0-0 F4	0-0 F8 1-2			0-3 K		0-0 F9			4	0	0	0	0	1	4
Pedro Guerrero, R OBP: 0.364, SLG: 0.393 (1, 5)	0-0 F9 1-2 2-3	0-0 F4			0-0 F9			0-0 F9		4	0	0	0	0	0	3
Greg Brock, L OBP: 0.284, SLG: 0.430 (1, 3)	4-0 2B IBB		0-0 4-3		0-0 4-3			0-0 E9 FC6-5		3	1	0	0	1	0	0
Mike Marshall, R OBP: 0.330, SLG: 0.453 (1, 9)	0-0 1B 2B 1-H 2-H 3-H		0-3 K			0-0 CS 4-3 1B		0-0 FC6-5		4	1	2	3	0	1	1
Mike Scioscia, L OBP: 0.313, SLG: 0.346 (1, 2)	0-0 2B 1B 3-H		0-0 CS 1B			0-0 4-3 1-2		0-0 F6		4	0	2	1	0	0	2
Bob Bailor, R OBP: 0.206, SLG: 0.188 (1, 6)	0-0 1-3 2B		0-0 CS 1-2	0-0 E6 FC6-2-5 S		0-0 5-3 2-3				3	0	1	0	0	0	1
Rick Honeycutt, L (1, 1)	0-0 F7			0-3 K			0-0 F6			2	0	0	0	0	1	3
Tom Niedenfuer, R OBP: 0.333, SLG: 0.333 (7, 1)										1	0	0	0	0	0	0

Inning Stats		R: 4	H: 5	E: 0	LOB: 2	K: 0	BB: 1	S: 8	P: 12	R: 0	H: 1	E: 0	LOB: 1	K: 1	BB: 0	S: 6	P: 6	R: 0	H: 1	E: 0	LOB: 0	K: 1	BB: 0	S: 5	P: 5	R: 0	H: 0	E: 0	LOB: 0	K: 1	BB: 0	S: 5	P: 5	R: 0	H: 1	E: 0	LOB: 0	K: 0	BB: 0	S: 3	P: 3	R: 0	H: 1	E: 0	LOB: 1	K: 1	BB: 0	S: 6	P: 6	R: 0	H: 0	E: 1	LOB: 1	K: 0	BB: 0	S: 4	P: 4
PITCHER	IP	WLS	BF	H	R	ER	SO	BB	IBB	HBP	BLK	WP	HR	S	P	ERA	WHIP																																								
Bill Gullickson, R ERA: 3.56 (1, 1)	2.0	L	13	6	4	4	1	0	0	0	0	0	0	14	18	18.00	3.000																																								
Tim Burke, R ERA: 2.36 (3, 1)	5.0		17	3	0	0	4	0	0	0	0	0	0	25	25	0.00	0.600																																								
Randy St. Claire, R ERA: 2.25 (8, 1)	1.0		4	0	0	0	0	0	0	0	0	0	0	4	4	0.00	0.000																																								

BOTTOM

Montreal Expos @ Los Angeles Dodgers
 Dodger Stadium, Los Angeles, CA
 Fri May 31 1985, 7:05 PM PDT
 Att. 34,554 - Unknown

livebaseballscorecards.com

AB	33
R	4
H	9
RBI	4
BB	1
SO	5
LOB	16



1B:	6	SF:	0	WP:	0	PA:	35
2B:	3	SAC:	0	PB:	0		
3B:	0	DP:	0	SB:	5		
HR:	0	HBP:	0	CS:	2		

Batter	1	2	3	4	5	6	7	8	9	10	11	AB R H RBI BB SO LOB	TOP																							
Tim Raines, S OBP: 0.341, SLG: 0.403 (1, 7)	6-3		6-3			4-3		4-0			4-0	3 1 1 0 2 0 0	Montreal Expos @ Los Angeles Dodgers Dodger Stadium, Los Angeles, CA Sat Jun 01 1985, 7:05 PM PDT Att. 41,058 - Unknown																							
U L Washington, S OBP: 0.340, SLG: 0.411 (1, 4)	6-3		K2-3					0-3			0-0	5 1 2 0 0 2 3																								
Andre Dawson, R OBP: 0.306, SLG: 0.451 (1, 8) (10, 9)	F7				2-3			0-0			0-3	5 0 0 0 0 2 4																								
Hubie Brooks, R OBP: 0.301, SLG: 0.382 (1, 6)			F7		1-3			0-0			0-0	5 0 2 2 0 0 0																								
Tim Wallach, R OBP: 0.326, SLG: 0.433 (1, 5)			6-3		4-3			0-0			0-0	5 0 1 1 0 0 1																								
Vance Law, R OBP: 0.336, SLG: 0.318 Jeff Reardon, R OBP: 0.333, SLG: 0.333 (1, 3) (11, 1)			HR					0-0			0-0	5 1 1 1 0 1 2																								
Jim Wohlford, R OBP: 0.283, SLG: 0.264 Herm Winningham, L (10, PH) OBP: 0.352, SLG: 0.374 (1, 9) (10, 8)			L4					0-0			0-3	3 0 0 0 0 1 0																								
Mike Fitzgerald, R OBP: 0.326, SLG: 0.238 Terry Francona, L (10, PH) OBP: 0.326, SLG: 0.372 Sal Butera, R OBP: 0.364, SLG: 0.350 (1, 2) (10, 2)			5-3					0-0			0-0	2 0 0 0 0 2 2																								
David Palmer, R OBP: 0.176, SLG: 0.235 Steve Nicosia, R OBP: 0.222, SLG: 0.125 Miguel Dilone, S OBP: 0.260, SLG: 0.244 Gary Lucas, L OBP: 0.345, SLG: 0.432 (1, 1) (8, PH) (8, PH) (8, 1) (11, PH) (11, 3)			6-3					0-0			4-0	3 0 0 0 0 1 0																								
Inning Stats	R: 0 H: 0 E: 0 K: 0 S: 3	H: 0 LOB: 0 BB: 0 P: 3	R: 1 H: 1 E: 0 K: 0 S: 4	H: 1 LOB: 0 BB: 0 P: 4	R: 0 H: 1 E: 0 K: 1 S: 6	H: 1 LOB: 1 BB: 0 P: 6	R: 0 H: 0 E: 0 K: 0 S: 3	H: 0 LOB: 0 BB: 0 P: 3	R: 0 H: 0 E: 0 K: 1 S: 5	H: 0 LOB: 0 BB: 0 P: 5	R: 0 H: 1 E: 0 K: 2 S: 8	H: 1 LOB: 2 BB: 1 P: 12		R: 0 H: 0 E: 0 K: 1 S: 5	H: 0 LOB: 0 BB: 0 P: 5	R: 0 H: 0 E: 0 K: 2 S: 7	H: 0 LOB: 0 BB: 0 P: 7	R: 3 H: 3 E: 0 K: 2 S: 10	H: 3 LOB: 2 BB: 2 P: 18	1B: 6 SF: 0 2B: 1 SAC: 0 3B: 0 DP: 0 HR: 1 HBP: 0	WP: 0 PA: 43 PB: 0 SB: 1 CS: 1															
PITCHER	IP WLS BF H R ER SO BB IBB HBP BLK WP HR S P ERA WHIP																																			
Jerry Reuss, L ERA: 3.38 (1, 1)	8.0	29	5	1	1	4	0	1	0	0	0	1	36	40	1.12	0.625																				
Ken Howell, R ERA: 3.6 (9, 1)	3.0	L	14	3	3	3	5	2	0	0	0	0	0	22	30	9.00	1.667																			

livebaseballscores.com

AB	40
R	4
H	8
RBI	4
BB	3
SO	9
LOB	12



Batter	1	2	3	4	5	6	7	8	9	10	11	AB R H RBI BB SO LOB	
Steve Sax, R (1, 4) OBP: 0.337, SLG: 0.286	0-0 1B S 1B		X 0-0 FC4-6 1B		S 0-3 K			X 0-0 6-3		X 0-0 B1-3		5 0 2 0 0 1 1	
Mariano Duncan, R (1, 6) OBP: 0.304, SLG: 0.339	4-0 1B BB		X 0-0 FC4-6 CS 1-2f			X 0-0 4-3		X 0-0 F9		X 0-0 G3		3 0 0 0 0 1 0 1 1 0 0 0 0 0 0 0	
R.J. Reynolds, S (1, 7) OBP: 0.307, SLG: 0.374	0-0 G3-6-1 1B		X 0-0 CS 1-2	X 0-0 F9		BBB 4-0 CS BB		X 0-0 6-3		X 0-0 1-3		3 0 1 0 1 0 0 0 0 0 0 0 0 0 0 0 1 0 0 0 0 0 0 0	
Ken Howell, R (9, 1) Terry Whitfield, L (11, PH) OBP: 0.298, SLG: 0.468	1-2 2-3 1B			X 0-0 F9		BBB 4-0 CS BB		X 0-0 6-3		X 0-0 1-3		3 0 1 0 1 0 0 0 0 0 0 0 0 0 0 0 1 0 0 0 0 0 0 0	
Pedro Guerrero, R (1, 8) OBP: 0.369, SLG: 0.413	0-3 K		X 0-0 FC6-4 1B		S 0-0 1B FC6-4 1B		BBB 4-0 1-2 BB		X 0-0 F8		X 0-0 HR		4 2 2 1 1 1 1 3
Greg Brock, L (1, 3) OBP: 0.280, SLG: 0.418	0-0 G3-6-1 1-2f		X 0-0 FC6-4 1B		X 0-0 G3		X 0-0 G3		X 0-0 F2		X 0-3 K		5 0 1 0 0 1 4
Mike Marshall, R (1, 9) OBP: 0.323, SLG: 0.443		S 0-3 K	X 0-0 FC6-4 1-2f 3-H		X 0-0 K		S 0-3 K		X 0-0 F8				4 0 0 1 0 2 1
Mike Scioscia, L (1, 2) OBP: 0.314, SLG: 0.341		BBB 4-0 G6-4-3 BB	X 0-0 G3		X 0-0 4-3		X 0-0 4-3		X 0-0 1-3				2 0 0 0 1 0 1 1 0 0 0 0 0 0 0
Steve Yeager, R (10, PH) OBP: 0.184, SLG: 0.194													
Bob Bailor, R (1, 5) OBP: 0.237, SLG: 0.222		X 0-0 G6-4-3 1-2f			X 0-0 5-3		X 0-0 1B		X 0-0 1B				4 0 2 0 0 0 1
Jerry Reuss, L (1, 1) OBP: 0.192, SLG: 0.160			S 0-3 K		S 0-3 K2-3		S 0-3 K		X 0-0 F7				3 0 0 0 0 3 1 1 0 0 0 0 0 1
Candy Maldonado, R (9, 7) OBP: 0.205, SLG: 0.274													

BOTTOM

Montreal Expos @ Los Angeles Dodgers
 Dodger Stadium, Los Angeles, CA
 Sat Jun 01 1985, 7:05 PM PDT
 Att. 41,058 - Unknown

livebaseballscores.com

AB	37
R	2
H	8
RBI	2
BB	4
SO	8
LOB	14



Inning Stats	R: 0	H: 2	E: 0	LOB: 2	K: 1	BB: 1	S: 6	P: 10	R: 0	H: 0	E: 0	LOB: 0	K: 1	BB: 1	S: 4	P: 8	R: 0	H: 1	E: 0	LOB: 0	K: 1	BB: 0	S: 5	P: 5	R: 1	H: 2	E: 0	LOB: 1	K: 0	BB: 0	S: 5	P: 5	R: 0	H: 0	E: 0	LOB: 0	K: 2	BB: 0	S: 7	P: 7	R: 0	H: 0	E: 0	LOB: 1	K: 0	BB: 2	S: 2	P: 10	R: 0	H: 1	E: 0	LOB: 1	K: 2	BB: 0	S: 8	P: 8	R: 0	H: 0	E: 0	LOB: 0	K: 0	BB: 0	S: 3	P: 3	R: 0	H: 0	E: 0	LOB: 0	K: 0	BB: 0	S: 3	P: 3	R: 0	H: 0	E: 0	LOB: 0	K: 0	BB: 0	S: 4	P: 4	R: 1	H: 1	E: 0	LOB: 0	K: 1	BB: 0	S: 6	P: 6
David Palmer, R (1, 1) ERA: 2.76	IP	WLS	BF	H	R	ER	SO	BB	IBB	HBP	BLK	WP	HR	S	P	ERA	WHIP																																																																							
Gary Lucas, L (8, 1) ERA: 3.24	7.0	27	6	1	1	7	4	0	0	0	0	0	0	37	53	1.29	1.429																																																																							
Jeff Reardon, R (11, 1) ERA: 1.3	3.0	10	1	0	0	0	0	0	0	0	0	0	0	10	10	0.00	0.333																																																																							
	1.0	4	1	1	1	1	1	0	0	0	0	0	1	6	6	9.00	1.000																																																																							
PITCHER	IP	WLS	BF	H	R	ER	SO	BB	IBB	HBP	BLK	WP	HR	S	P	ERA	WHIP																																																																							

WP: 0	PA: 42
PB: 0	
SB: 1	
CS: 2	
1B: 7	SF: 0
2B: 0	SAC: 0
3B: 0	DP: 2
HR: 1	HBP: 0

Batter	1	2	3	4	5	6	7	8	9	AB R H RBI BB SO LOB	TOP	
Tim Raines, S (1, 7) <small>OBP: 0.348, SLG: 0.409</small>	0-3 		0-3 		0-0 		0-0 		0-0 	5 3 3 0 0 2 0		
Vance Law, R (1, 4) <small>OBP: 0.344, SLG: 0.318</small>	4-0 		0-3 		4-0 		0-3 		0-0 	3 2 1 1 2 2 1		
Andre Dawson, R (1, 9) <small>OBP: 0.310, SLG: 0.451</small> U L Washington, S (1, PR) <small>OBP: 0.357, SLG: 0.447</small>	1-0 		0-0 		0-0 		0-0 		0-0 	0 0 0 0 0 0 0		
Hubie Brooks, R (1, 6) <small>OBP: 0.303, SLG: 0.397</small>	0-0 			0-0 	4-0 		0-0 		0-0 	4 1 1 2 1 1 5		
Terry Francona, L (1, 3) <small>OBP: 0.314, SLG: 0.375</small> Doug Flynn, R (9, PR) <small>OBP: 0.200, SLG: 0.200</small>	0-0 		0-0 	0-0 	0-0 		0-0 	0-0 	0-0 	5 0 1 1 0 0 4		
Tim Wallach, R (1, 5) <small>OBP: 0.317, SLG: 0.420</small>		0-0 		0-0 		0-0 		0-3 	0-0 	0 0 0 0 0 1 2		
Herm Winningham, L (1, 8) <small>OBP: 0.357, SLG: 0.378</small>		0-0 		0-3 		0-0 		0-3 		4 0 2 0 0 2 0		
Sal Butera, R (1, 2) <small>OBP: 0.308, SLG: 0.292</small>		0-0 		0-0 	0-0 	0-0 			0-3 	4 0 0 0 0 1 2		
Bryn Smith, R (1, 1) <small>OBP: 0.250, SLG: 0.263</small> Gary Lucas, L (5, 1) <small>OBP: 0.290, SLG: 0.111</small> Randy St. Claire, R (5, 1) <small>OBP: 0.290, SLG: 0.111</small> Steve Nicosia, R (6, PH) <small>OBP: 0.290, SLG: 0.111</small> Mickey Mahler, S (6, 1) <small>OBP: 0.265, SLG: 0.261</small> Miguel Dilone, S (9, PH)		0-0 	0-0 		0-0 	0-0 			0-0 	2 0 0 0 0 0 1		
Inning Stats	R: 0 H: 0 E: 0 LOB: 2 K: 1 BB: 1 S: 5 P: 10	R: 0 H: 1 E: 0 LOB: 1 K: 0 BB: 0 S: 4 P: 4	R: 0 H: 0 E: 0 LOB: 0 K: 2 BB: 0 S: 7 P: 7	R: 1 H: 1 E: 0 LOB: 0 K: 1 BB: 0 S: 6 P: 6	R: 2 H: 2 E: 0 LOB: 2 K: 0 BB: 2 S: 5 P: 13	R: 0 H: 1 E: 0 LOB: 1 K: 0 BB: 0 S: 4 P: 4	R: 1 H: 2 E: 0 LOB: 0 K: 1 BB: 0 S: 6 P: 6	R: 0 H: 0 E: 0 LOB: 0 K: 2 BB: 0 S: 7 P: 7	R: 3 H: 5 E: 0 LOB: 2 K: 2 BB: 0 S: 12 P: 12	1B: 9 SF: 0 2B: 1 SAC: 0 3B: 1 DP: 0 HR: 1 HBP: 1	WP: 0 PA: 43 PB: 0 SB: 0 CS: 1	
PITCHER Bobby Castillo, R (1, 1) <small>ERA: 5.33</small> Steve Howe, L (6, 1) <small>ERA: 3.68</small> Tom Niedenfuer, R (8, 1) <small>ERA: 3.38</small>	IP WLS BF H R ER SO BB IBB HBP BLK WP HR S P ERA WHIP											PITCHER IP WLS BF H R ER SO BB IBB HBP BLK WP HR S P ERA WHIP

Montreal Expos @ Los Angeles Dodgers
Dodger Stadium, Los Angeles, CA
 Sun Jun 02 1985, 3:33 AM PDT
 Att. 37,660 - Unknown

livebaseballscorecards.com

AB	38
R	7
H	12
RBI	7
BB	3
SO	9
LOB	16




Batter	1	2	3	4	5	6	7	8	9	10	11	12	AB	R	H	RBI	BB	SO	LOB			
Steve Sax, R OBP: 0.345, SLG: 0.278 Mariano Duncan, R OBP: 0.310, SLG: 0.351	0-0 G3	4-0 BB		0-0 L3			0-3 K		0-0 F8 2B	0-0 F9			3	0	0	0	1	1	1			
Ken Landreaux, L OBP: 0.237, SLG: 0.360 Candy Maldonado, R OBP: 0.217, SLG: 0.263	0-0 5-3	0-0 F8					0-0 4-3		0-0 F8		0-0 4-3		4	0	1	0	0	0	2			
R.J. Reynolds, S OBP: 0.315, SLG: 0.393	0-0 1B 2B		0-0 6-3				0-0 SH1-3 1B		0-0 K		0-0 6-3 1B		5	2	3	1	0	1	0			
Pedro Guerrero, R OBP: 0.369, SLG: 0.415	0-0 1B		0-0 2B				0-0 5-3		0-0 F8	0-0 4-3 1B		6	0	3	2	0	0	2				
Greg Brock, L OBP: 0.288, SLG: 0.407	0-3 K		0-0 F9				0-0 F9		0-0 F2	0-0 4-3		6	0	0	0	0	1	5				
Mike Scioscia, L OBP: 0.312, SLG: 0.338 Bill Russell, R OBP: 0.346, SLG: 0.323		0-0 F5	0-0 6-3				0-3 K		0-0 BB E 1B	0-0 F6		4	0	1	0	0	1	1				
Bob Bailor, R OBP: 0.273, SLG: 0.262 Bobby Castillo, R OBP: 0.333, SLG: 0.200 Steve Yeager, R OBP: 0.182, SLG: 0.190		0-0 4-3		0-0 SH2 1B			0-0 1B		0-0 E6 BB 1B		0-0 G3 SH1-3 1B		4	0	2	0	0	0	1			
Dave Anderson, R OBP: 0.271, SLG: 0.216		4-0 2B BB		0-0 F9			0-3 K		4-0 BB BB	0-0 SH1-3		2	1	0	0	3	1	2				
Orel Hershiser, R OBP: 0.167, SLG: 0.174 Mike Marshall, R OBP: 0.327, SLG: 0.438 Ken Howell, R OBP: 0.224, SLG: 0.300 Steve Howe, L OBP: 0.292, SLG: 0.458		0-0 1B 2B		0-0 SH2			0-3 K		0-0 F9	0-0 G3		2	0	1	1	0	1	1				
Inning Stats	R: 1 E: 0 K: 1 S: 7	H: 2 LOB: 1 BB: 0 P: 7	R: 1 E: 0 K: 0 S: 4	H: 1 LOB: 2 BB: 12 P: 12	R: 0 E: 0 K: 0 S: 4	H: 1 LOB: 1 BB: 0 P: 4	R: 0 E: 0 K: 0 S: 4	H: 1 LOB: 1 BB: 0 P: 10	R: 0 E: 0 K: 2 S: 10	H: 0 LOB: 0 BB: 0 P: 7	R: 0 E: 1 K: 0 S: 5	H: 1 LOB: 3 BB: 1 P: 9	R: 2 E: 0 K: 0 S: 6	H: 3 LOB: 1 BB: 0 P: 6	R: 0 E: 0 K: 0 S: 4	H: 1 LOB: 1 BB: 0 P: 4	R: 0 E: 1 K: 0 S: 3	H: 1 LOB: 2 BB: 1 P: 7	1B: 9 2B: 5 3B: 0 HR: 0	SF: 0 DP: 0 HBP: 0	WP: 0 PB: 0 SB: 0 CS: 0	PA: 54

BOTTOM

New York Mets @ Los Angeles Dodgers
Dodger Stadium, Los Angeles, CA
 Mon Jun 03 1985, 3:33 AM PDT
 Att: 36,935 - Unknown

AB	47
R	5
H	14
RBI	4
BB	4
SO	6
LOB	24



PITCHER	IP	WLS	BF	H	R	ER	SO	BB	IBB	HBP	BLK	WP	HR	S	P	ERA	WHIP
Ed Lynch, R ERA: 3.04	5.0		23	6	2	2	1	2	0	0	0	0	0	23	31	3.60	1.600
Roger McDowell, R ERA: 2.74	2.0		7	1	0	0	5	0	0	0	0	0	0	17	17	0.00	0.500
Jesse Orosco, L ERA: 2.73	2.0		12	4	2	2	0	1	0	0	0	0	0	11	15	9.00	2.500
Tom Gorman, L ERA: 2.35	2.0		8	2	0	0	0	0	0	0	0	0	0	8	8	0.00	1.000
Doug Sisk, R ERA: 6.59	0.1	L	4	1	1	0	0	1	0	0	0	0	0	3	7	0.00	6.000


Batter	1	2	3	4	5	6	7	8	9	AB R H RBI BB SO LOB	TOP											
Mookie Wilson, S OBP: 0.318, SLG: 0.394 (1, 8) X	0-0 F1		0-0 F9		0-0 F8			0-0 F9	0-3 K	5 0 0 0 0 1 5												
Kelvin Chapman, R OBP: 0.221, SLG: 0.194 (1, 4) S S S	0-3 K		0-0 G6-4-3		0-0 6-3			0-0 F8		4 0 0 0 0 1 1												
Keith Hernandez, L OBP: 0.389, SLG: 0.411 (1, 3) S S S	0-3 K			0-0 4-3		0-0 G3			0-0 BB FC1-2 1B	4 0 1 0 0 1 0												
Gary Carter, R OBP: 0.363, SLG: 0.405 (1, 2)		0-0 F4		0-0 F9		0-0 F8			0-0 FC1-2 1-2 SF9 1B	4 1 1 0 0 0 0												
George Foster, R OBP: 0.270, SLG: 0.431 (1, 7)		0-0 F3		0-3 K			0-0 6-3		4-0 SF9 1-2 2-3 1B FC1-2 BB	3 1 0 0 1 1 0												
Ray Knight, R OBP: 0.256, SLG: 0.362 (1, 5)		0-0 HR			0-0 F9		0-0 6-3		0-0 FC1-2 1-2 2-3 3-H 1B	4 2 1 1 0 0 3												
Danny Heep, L OBP: 0.355, SLG: 0.484 (1, 9)		0-0 2B			4-0 1B BB		0-0 2B		0-0 SF9 2-3 3-H	2 0 2 1 1 0 0												
Rafael Santana, R OBP: 0.258, SLG: 0.272 (1, 6)		0-0 F8			0-0 F8		0-3 K		0-0 1B 1-2 3-H 1B	4 0 1 1 0 1 3												
Dwight Gooden, R OBP: 0.303, SLG: 0.233 (1, 1)			0-0 G6-4-3 1B		0-0 1B			0-0 4-3	0-0 1B 1-3 2-H	4 0 3 1 0 0 0												
Inning Stats	R: 0 E: 0 K: 2 S: 7	H: 0 LOB: 0 BB: 0 P: 7	R: 1 E: 0 K: 0 S: 5	H: 2 LOB: 1 BB: 0 P: 5	R: 0 E: 0 K: 0 S: 3	H: 1 LOB: 0 BB: 0 P: 3	R: 0 E: 0 K: 1 S: 5	H: 0 LOB: 0 BB: 0 P: 5	R: 0 E: 0 K: 0 S: 4	H: 1 LOB: 2 BB: 1 P: 8	R: 0 E: 0 K: 0 S: 3	H: 0 LOB: 0 BB: 0 P: 3	R: 0 E: 0 K: 1 S: 6	H: 1 LOB: 1 BB: 0 P: 6	R: 0 E: 0 K: 0 S: 3	H: 0 LOB: 0 BB: 0 P: 3	R: 3 E: 0 K: 1 S: 9	H: 4 LOB: 2 BB: 1 P: 13	1B: 6 2B: 2 3B: 0 HR: 1	SF: 1 SAC: 0 DP: 1 HBP: 0	WP: 0 PB: 0 SB: 0 CS: 0	PA: 37
PITCHER	IP WLS BF H R ER SO BB IBB HBP BLK WP HR S P ERA WHIP																				IP WLS BF H R ER SO BB IBB HBP BLK WP HR S P ERA WHIP	
Fernando Valenzuela, L ERA: 2.06 (1, 1)	8.2 L 36 9 4 4 4 2 0 0 0 0 1 42 50 4.15 1.269																					
Tom Niedenfuer, R ERA: 3.34 (9, 1)	0.1 1 0 0 0 0 1 0 0 0 0 0 0 3 3 0.00 0.000																					

New York Mets @ Los Angeles Dodgers
Dodger Stadium, Los Angeles, CA

Tue Jun 04 1985, 7:05 PM PDT
Att: 49,386 - Unknown

AB	34
R	4
H	9
RBI	4
BB	2
SO	5
LOB	12



Batter	1	2	3	4	5	6	7	8	9	AB R H RBI BB SO LOB	TOP	
Mookie Wilson, S (1, 8) OBP: 0.311, SLG: 0.385	0-3 K		0-3 K			0-0 5-3		0-0 F9		4 0 0 0 0 2 1		
Wally Backman, S (1, 4) OBP: 0.292, SLG: 0.307 Kelvin Chapman, R (8, PH) OBP: 0.218, SLG: 0.192 (8, 4)	0-0 6-3		0-0 L8			0-0 F9		0-0 F8		3 0 0 0 0 0 1 1 0 0 0 0 0 0		
Keith Hernandez, L (1, 3) OBP: 0.391, SLG: 0.409	0-0 F8		0-0 G4-1			0-0 WP 1B			4-0 G1 BB	3 0 1 0 1 0 1		
Gary Carter, R (1, 2) OBP: 0.356, SLG: 0.395		0-0 5-3		0-0 F8		0-3 K		0-0 F7		4 0 0 0 0 1 2		
George Foster, R (1, 7) OBP: 0.269, SLG: 0.448		0-0 HR		0-0 F8		0-3 K		0-0 G1		4 1 1 1 0 1 3		
Danny Heep, L (1, 9) OBP: 0.351, SLG: 0.469		4-0 FC4-6 BB		0-0 5-3			0-0 3-1	0-0 5-3		3 0 0 0 1 0 1		
Ray Knight, R (1, 5) OBP: 0.247, SLG: 0.347		0-0 FC4-6			0-0 6-3		0-0 5-3			3 0 0 0 0 0 1	AB 31 R 1 H 3 RBI 1 BB 2 SO 7 LOB 11	
Howard Johnson, S (1, 6) OBP: 0.246, SLG: 0.214 Doug Sisk, R (7, 1)		0-3 K		0-3 K		0-3 K		0-0 5-3		3 0 0 0 0 2 1 0 0 0 0 0 0 0		
Sid Fernandez, L (1, 1) OBP: 0.300, SLG: 0.300 Rafael Santana, R (7, 6) OBP: 0.256, SLG: 0.270			0-0 WP 1B		0-3 K			0-0 F8		2 0 1 0 0 1 0 1 0 0 0 0 0 0		
Inning Stats	R: 0 E: 0 K: 1 S: 5 H: 0 LOB: 0 BB: 0 P: 5	R: 1 E: 0 K: 1 S: 6 H: 1 LOB: 1 BB: 1 P: 10	R: 0 E: 0 K: 1 S: 6 H: 1 LOB: 1 BB: 0 P: 6	R: 0 E: 0 K: 0 S: 3 H: 0 LOB: 0 BB: 0 P: 3	R: 0 E: 0 K: 2 S: 7 H: 0 LOB: 0 BB: 0 P: 7	R: 0 E: 0 K: 2 S: 9 H: 1 LOB: 2 BB: 0 P: 9	R: 0 E: 0 K: 0 S: 3 H: 0 LOB: 0 BB: 0 P: 3	R: 0 E: 0 K: 0 S: 3 H: 0 LOB: 0 BB: 0 P: 3	R: 0 E: 0 K: 0 S: 3 H: 0 LOB: 1 BB: 1 P: 7	1B: 2 2B: 0 3B: 0 HR: 1 SF: 0 SAC: 0 DP: 0 HBP: 0	WP: 2 PB: 0 SB: 0 CS: 0 PA: 33	
PITCHER	IP WLS BF H R ER SO BB IBB HBP BLK WP HR S P ERA WHIP											
Bob Welch, R (1, 1) ERA: 0.9	5.0 W 18 2 1 1 5 1 0 0 0 1 1 27 31 1.80 0.600											
Rick Honeycutt, L (6, 1) ERA: 2.11	3.0 12 1 0 0 2 1 0 0 0 1 0 15 19 0.00 0.667											
Ken Howell, R (9, 1) ERA: 3.86	0.2 2 0 0 0 0 0 0 0 0 0 0 2 2 0.00 0.000											
Steve Howe, L (9, 1) ERA: 3.18	0.1 S 1 0 0 0 0 0 0 0 0 0 0 1 1 0.00 0.000											

New York Mets @ Los Angeles Dodgers
Dodger Stadium, Los Angeles, CA
Wed Jun 05 1985, 7:05 PM PDT
Att: 32,631 - Unknown

livebaseballscorecards.com

Batter	1	2	3	4	5	6	7	8	9
Steve Sax, R OBP: 0.369, SLG: 0.298 (1, 4)	4-0 CS BB	4-0 BB			0-0 S 1B		0-0 S 1B		
Mariano Duncan, R OBP: 0.309, SLG: 0.355 (1, 6)	0-0 1-2 2B	0-0 F6			0-0 1-H 1B		0-3 1-2 K		
Candy Maldonado, R OBP: 0.221, SLG: 0.266 Ken Landreaux, L OBP: 0.243, SLG: 0.362 (1, 7) (8, PH) (9, 7)	0-0 F4		0-0 G6-4-3 1B		0-0 1-2 F9		0-0 4-3		
Pedro Guerrero, R OBP: 0.365, SLG: 0.421 (1, 8)	0-0 F9		0-0 G6-4-3 1-2f		0-3 K		0-0 5-3		
Mike Marshall, R OBP: 0.317, SLG: 0.428 (1, 9)		4-0 2B BB	0-0 F7		0-3 K		0-0 F3		
Steve Yeager, R OBP: 0.191, SLG: 0.222 (1, 2)		0-0 SH1-3 1-H 2B		0-0 6-3		0-0 L8			
Greg Brock, L OBP: 0.274, SLG: 0.386 (1, 3)		0-0 SH1-3 2-3		0-3 K		0-3 K			
Dave Anderson, R OBP: 0.288, SLG: 0.228 (1, 5)		4-0 SH1-4 BB		0-3 K			0-0 F3		
Bob Welch, R (1, 1)		0-0 SH1-4			0-3 K		0-0 6-3		
Terry Whitfield, L OBP: 0.264, SLG: 0.415 (5, PH)									
Rick Honeycutt, L (6, 1)									
Ken Howell, R (9, 1)									
Steve Howe, L (9, 1)									

AB	R	H	RBI	BB	SO	LOB
2	1	2	0	2	0	0
4	0	2	1	0	1	4
3	0	1	0	0	0	2
1	0	0	0	0	0	0
4	0	0	0	0	1	3
3	1	0	0	1	1	0
3	0	1	1	0	0	0
2	0	0	0	0	2	0
2	0	0	0	1	1	0
0	0	0	0	0	0	0
1	0	0	0	0	1	0
1	0	0	0	0	0	0
0	0	0	0	0	0	0
0	0	0	0	0	0	0

WP	PA
0	32

New York Mets @ Los Angeles Dodgers
Dodger Stadium, Los Angeles, CA
 Wed Jun 05 1985, 7:05 PM PDT
 Att. 32,631 - Unknown


livebaseballscorecards.com

AB	26
R	2
H	6
RBI	2
BB	4
SO	7
LOB	9



Inning Stats	R	H	E	K	S	P	IP	WLS	BF	H	R	ER	SO	BB	IBB	HBP	BLK	WP	HR	S	P	ERA	WHIP
	0	1	0	0	3	7	6.2	L	28	6	2	2	6	4	0	0	0	0	0	36	52	2.70	1.500
	1	1	0	0	3	16	1.1		4	0	0	0	1	0	0	0	0	0	6	6	0.00	0.000	

PITCHER	IP	WLS	BF	H	R	ER	SO	BB	IBB	HBP	BLK	WP	HR	S	P	ERA	WHIP
Sid Fernandez, L ERA: 2.01 (1, 1)	6.2	L	28	6	2	2	6	4	0	0	0	0	0	36	52	2.70	1.500
Doug Sisk, R ERA: 6.28 (7, 1)	1.1		4	0	0	0	1	0	0	0	0	0	6	6	0.00	0.000	

Batter	1	2	3	4	5	6	7	8	9	AB R H RBI BB SO LOB	TOP	
Steve Sax, R (1, 4) OBP: 0.370, SLG: 0.303	0-0 SH5-3 E SF8 1B		0-0 E9 CS 1B		0-0 6-3		0-3 K		0-0 F8	5 1 2 0 0 1 1		
Mariano Duncan, R (1, 6) OBP: 0.308, SLG: 0.347	0-0 SH5-3 1-3		0-0 4-3 1-2			4-0 G4-6-3 BB	0-0 G3		0-0 G6-4-3 1-2f	3 0 0 0 1 0 2		
Ken Landreaux, L (1, 7) OBP: 0.243, SLG: 0.361	0-0 SF8 3-H			0-0 6-3 1B		0-0 G4-6-3 1-2f		0-3 K		3 0 1 1 0 1 1		
Pedro Guerrero, R (1, 8) Candy Maldonado, R (8, 8) OBP: 0.367, SLG: 0.435 OBP: 0.221, SLG: 0.266	0-3 K			0-0 6-3 1-2		4-0 BB 1B BB		0-0 HR		3 2 1 1 1 1 1 0 0 0 0 0 0 0		
Greg Brock, L (1, 3) OBP: 0.281, SLG: 0.410		0-0 4-3		0-0 F9		4-0 1B 1-2 BB		0-0 HR		3 2 1 1 1 0 1		
Mike Marshall, R (1, 9) OBP: 0.315, SLG: 0.424		0-3 K		0-0 6-3		0-0 1B 1-2 2-H 1B		0-3 K		4 0 1 1 0 2 1		
Mike Scioscia, L (1, 2) Bobby Castillo, R (8, 1) Ken Howell, R (9, 1)		0-0 G3				0-0 HR	0-0 1-2 2-H 1B	0-0 FC5-4 1B		4 1 3 2 0 0 0 0 0 0 0 0 0 0 0 0 0 0 0 0 0	AB 30 R 7 H 9 RBI 6 BB 5 SO 6 LOB 10	
Dave Anderson, R (1, 5) OBP: 0.286, SLG: 0.217			4-0 SH1-4 E BB		0-0 F9	0-0 F7		0-0 FC5-4		3 1 0 0 1 0 3		
Jerry Reuss, L (1, 1) Tom Niedenfuer, R (5, 1) Steve Yeager, R (8, 2) OBP: 0.185, SLG: 0.154 OBP: 0.250, SLG: 0.250 OBP: 0.208, SLG: 0.222			0-0 SH1-4 1-2		0-3 K		0-0 5-3		4-0 G6-4-3 BB	1 0 0 0 0 1 0 1 0 0 0 0 0 0 0 0 0 0 1 0 0		
Inning Stats	R: 1 E: 1 K: 1 S: 6 H: 1 LOB: 0 BB: 0 P: 6	R: 0 E: 0 K: 1 S: 5 H: 0 LOB: 0 BB: 0 P: 5	R: 1 E: 1 K: 0 S: 3 H: 1 LOB: 0 BB: 1 P: 7	R: 0 E: 0 K: 0 S: 4 H: 1 LOB: 1 BB: 0 P: 4	R: 1 E: 0 K: 1 S: 6 H: 1 LOB: 0 BB: 0 P: 6	R: 2 E: 0 K: 0 S: 4 H: 2 LOB: 2 BB: 3 P: 16	R: 0 E: 0 K: 1 S: 5 H: 0 LOB: 0 BB: 0 P: 5	R: 2 E: 0 K: 2 S: 10 H: 3 LOB: 1 BB: 0 P: 10	R: 0 E: 0 K: 0 S: 2 H: 0 LOB: 0 BB: 1 P: 6	1B: 6 2B: 0 3B: 0 HR: 3 SF: 1 SAC: 2 DP: 2 HBP: 0	WP: 0 PB: 0 SB: 0 CS: 1 PA: 38	
PITCHER	IP WLS BF H R ER SO BB IBB HBP BLK WP HR S P ERA WHIP											
Steve Bedrosian, R (1, 1) ERA: 2.84	5.0 L 19 4 3 1 3 1 0 0 0 0 0 1 24 28 1.80 1.000											
Rick Camp, R (6, 1) ERA: 3.82	2.0 10 2 2 2 1 3 0 0 0 0 0 0 9 21 9.00 2.500											
Dave Schuler, L (8, 1) ERA: 9.0	2.0 9 3 2 2 2 1 0 0 0 0 0 2 12 16 9.00 2.000											

Los Angeles Dodgers @ Atlanta Braves
Atlanta-Fulton County Stadium, Atlanta, GA

Fri Jun 07 1985, 7:05 PM EDT
Att. 24,612 - Unknown

livebaseballscorecards.com



Batter	1	2	3	4	5	6	7	8	9	AB R H RBI BB SO LOB
Rafael Ramirez, R OBP: 0.295, SLG: 0.371 (1, 6) X	0-0 SH5-3 1B		0-3 K		0-0 K		0-3 K		0-3 K	5 0 2 1 0 3 2
Brad Komminsk, R OBP: 0.322, SLG: 0.274 (1, 9) X	0-0 SH5-3 1-2		0-0 K 5-3 3B		0-3 K			0-3 K		3 1 1 0 0 2 1
Dale Murphy, R OBP: 0.390, SLG: 0.582 (1, 8) S S S	0-3 K		0-0 5-3		0-3 K			4-0 FC6-4-5 1B BB		3 0 0 1 1 2 2
Bob Horner, R OBP: 0.293, SLG: 0.365 (1, 5) X	0-0 F7		0-0 6-3		0-0 F9			0-0 FC6-4-5 1B		4 0 1 0 0 0 1
Terry Harper, R OBP: 0.317, SLG: 0.421 (1, 7) S S S		0-3 K		0-0 5-3		0-0 PB 1B		0-0 FC6-4-5 1-2 2-3		4 0 1 0 0 1 2
Chris Chambliss, L OBP: 0.283, SLG: 0.270 (1, 3) X		0-0 1-3		0-3 K		0-0 F7 1-2		4-0 6-3 BB BB		3 0 0 0 1 1 1
Glenn Hubbard, R OBP: 0.348, SLG: 0.325 (1, 4) X		0-0 1B 1B		0-0 F8		0-3 K		4-0 6-3 BB		3 0 1 0 1 1 1
Larry Owen, R OBP: 0.500, SLG: 0.750 (1, 2) X		0-0 1-2 1B			0-0 4-3 2B 2B		0-0 F2	0-0 6-3		4 1 2 0 0 0 2
Steve Bedrosian, R OBP: 0.048, SLG: 0.048 (5, PH) Paul Ruffalo, R OBP: 0.333, SLG: 0.200 (6, 1) Rick Garrup, R (7, PH) Gerald Perry, L OBP: 0.271, SLG: 0.262 (8, 1) Dave Schuler, R (9, PH) Albert Hall, S OBP: 0.290, SLG: 0.182		0-0 F3			0-0 4-3 2-3		0-0 6-3	0-3 K		1 0 0 0 0 0 2 1 0 0 0 0 0 1 0 0 0 0 0 0 0 1 0 0 0 0 0 0 0 0 0 0 0 0 0 1 0 0 0 0 0 1 2

Inning Stats	R: 0 E: 0 K: 1 S: 6	H: 1 LOB: 1 BB: 0 P: 6	R: 0 E: 0 K: 1 S: 7	H: 2 LOB: 2 BB: 0 P: 7	R: 1 E: 0 K: 1 S: 6	H: 1 LOB: 0 BB: 0 P: 6	R: 0 E: 0 K: 1 S: 5	H: 0 LOB: 0 BB: 0 P: 5	R: 1 E: 0 K: 2 S: 9	H: 2 LOB: 1 BB: 0 P: 9	R: 0 E: 0 K: 1 S: 6	H: 1 LOB: 1 BB: 0 P: 6	R: 0 E: 0 K: 1 S: 5	H: 0 LOB: 0 BB: 0 P: 5	R: 0 E: 0 K: 1 S: 5	H: 1 LOB: 1 BB: 1 P: 9	R: 0 E: 0 K: 2 S: 7	H: 0 LOB: 2 BB: 2 P: 15	1B: 5 2B: 2 3B: 1 HR: 0	SF: 0 SAC: 1 DP: 1 HBP: 0
--------------	------------------------------	---------------------------------	------------------------------	---------------------------------	------------------------------	---------------------------------	------------------------------	---------------------------------	------------------------------	---------------------------------	------------------------------	---------------------------------	------------------------------	---------------------------------	------------------------------	---------------------------------	------------------------------	----------------------------------	----------------------------------	------------------------------------

PITCHER	IP	WLS	BF	H	R	ER	SO	BB	IBB	HBP	BLK	WP	HR	S	P	ERA	WHIP
Jerry Reuss, L ERA: 3.42 (1, 1)	4.1		19	6	2	2	4	0	0	0	0	0	0	27	27	4.15	1.385
Tom Niedenfuer, R ERA: 3.06 (5, 1)	3.0	W	12	2	0	0	5	1	0	0	0	0	0	21	25	0.00	1.000
Bobby Castillo, R ERA: 5.2 (8, 1)	0.2		3	0	0	0	0	2	0	0	0	0	0	1	9	0.00	3.000
Ken Howell, R ERA: 3.74 (9, 1)	1.0		3	0	0	0	2	0	0	0	0	0	0	7	7	0.00	0.000

BOTTOM

Los Angeles Dodgers @ Atlanta Braves
Atlanta-Fulton County Stadium, Atlanta, GA


livebaseballscorecards.com

AB	33
R	2
H	8
RBI	2
BB	3
SO	11
LOB	17

WP: 0 PA: 37
PB: 1
SB: 0
CS: 0



Fri Jun 07 1985, 7:05 PM EDT
Att. 24,612 - Unknown

Batter	1	2	3	4	5	6	7	8	9	AB R H RBI BB SO LOB	TOP									
Steve Sax, R (1, 4) OBP: 0.364, SLG: 0.298	0-0 FC4-6 1B	0-0 4-3			0-0 6-3		0-3 K		0-0 FC5-4 1-2f	5 0 1 0 0 1 3										
Mariano Duncan, R (1, 6) OBP: 0.300, SLG: 0.338	0-0 F3		0-0 B1-3		0-0 4-3			0-0 4-3		4 0 0 0 0 0 1										
Ken Landreaux, L (1, 7) OBP: 0.243, SLG: 0.365	0-0 FC4-6 1-2f HR		0-0 4-3		0-0 1-3			0-0 E8 SF8 2B		4 2 1 0 0 0 1										
Pedro Guerrero, R (1, 8) OBP: 0.370, SLG: 0.454	0-0 1-H HR		0-0 1B		0-0 6-3			0-0 SF8 3-H		3 1 2 3 0 0 0										
Greg Brock, L (1, 3) OBP: 0.288, SLG: 0.417	4-0 BB		0-3 K		0-0 F8			0-0 2B		3 0 1 0 1 1 1										
Mike Marshall, R (1, 9) OBP: 0.309, SLG: 0.415	0-0 F8		0-3 K		0-0 6-3			0-0 6-3		4 0 0 0 0 1 2										
Mike Scioscia, L (1, 2) OBP: 0.325, SLG: 0.362		4-0 FC5-4 BB		0-0 1B			0-0 5-3		0-0 B1-3	3 0 1 0 1 0 0	AB 33 R 3 H 8 RBI 3 BB 2 SO 4 LOB 13									
Dave Anderson, R (1, 5) OBP: 0.297, SLG: 0.234		0-0 FC5-4 SH1-4 1-2f		0-0 F9			0-0 1B		0-0 FC4-6 1B	4 0 2 0 0 0 2										
Orel Hershiser, R (1, 1) OBP: 0.167, SLG: 0.174 Bobby Castillo, R (2, 1) OBP: 0.286, SLG: 0.167 Al Oliver, L (7, PH) OBP: 0.233, SLG: 0.333 Carlos Diaz, R (7, 1) R.J. Reynolds, S (9, PH) OBP: 0.312, SLG: 0.390 Bob Welch, R (9, PR)		0-0 SH1-4 1-2		0-3 K			0-0 F7		0-0 FC4-6 1-2f	0 0 0 0 0 0 0 1 0 0 0 0 0 1 1 1 0 0 0 0 0 0 1 0 0 0 0 0 0 0 0 1 0 0 0 0 0 0 1 0 0 0 0 0 0 0 0										
Inning Stats	R: 2 E: 0 K: 0 S: 5	H: 2 LOB: 1 BB: 1 P: 9	R: 0 E: 0 K: 0 S: 3	H: 0 LOB: 1 BB: 1 P: 7	R: 0 E: 0 K: 1 S: 6	H: 1 LOB: 1 BB: 0 P: 6	R: 0 E: 0 K: 2 S: 8	H: 1 LOB: 1 BB: 0 P: 8	R: 0 E: 0 K: 0 S: 3	H: 0 LOB: 0 BB: 0 P: 3	R: 0 E: 0 K: 1 S: 6	H: 1 LOB: 1 BB: 0 P: 6	R: 1 E: 1 K: 0 S: 5	H: 2 LOB: 1 BB: 0 P: 5	R: 0 E: 0 K: 0 S: 4	H: 1 LOB: 1 BB: 0 P: 4	1B: 5 2B: 2 3B: 0 HR: 1	SF: 1 SAC: 1 DP: 0 HBP: 0	WP: 0 PB: 0 SB: 0 CS: 0	PA: 37
PITCHER	IP WLS BF H R ER SO BB IBB HBP BLK WP HR S P ERA WHIP																			
Rick Mahler, R (1, 1) ERA: 3.2	8.0 W 33 7 3 3 4 2 0 0 0 0 1 39 47 3.38 1.125																			
Bruce Sutter, R (9, 1) ERA: 2.51	1.0 4 1 0 0 0 0 0 0 0 0 0 0 4 4 0.00 1.000																			

Los Angeles Dodgers @ Atlanta Braves
Atlanta-Fulton County Stadium, Atlanta, GA

Sat Jun 08 1985, 3:33 AM EDT
Att: 36,477 - Unknown

livebaseballscorecards.com

Batter	1	2	3	4	5	6	7	8	9
Claudell Washington, L (1, 9) OBP: 0.324, SLG: 0.425 Brad Komminsk, R (8, 9) OBP: 0.320, SLG: 0.271	0-0 2B 1B	0-0 S HR 1B	0-0 F9		4-0 1-2 BB			0-3 K	
Rafael Ramirez, R (1, 6) OBP: 0.302, SLG: 0.397	0-0 1-3 1B 2B	0-0 1-H 3-H HR		0-0 5-3 1B	0-0 1-3			0-0 1B 1B	
Dale Murphy, R (1, 8) OBP: 0.395, SLG: 0.580	0-3 K	0-0 1B		0-0 F8		4-0 FC6-4 BB		0-0 1-2 1B	
Terry Harper, R (1, 7) OBP: 0.319, SLG: 0.420	0-0 G4-6-3 1B	0-0 F7		0-0 5-3 1B		0-0 FC6-4 G4-6-3		0-3 K	
Chris Chambliss, L (1, 3) OBP: 0.282, SLG: 0.269	0-0 G4-6-3		0-0 2B SF9 1B		0-0 5-3	0-0 G4-6-3			
Ken Oberkfell, L (1, 5) OBP: 0.308, SLG: 0.351		0-0 3-1	0-0 1-3 2B		0-0 F8		0-0 G3		
Glenn Hubbard, R (1, 4) OBP: 0.346, SLG: 0.322		0-0 1B 1B	0-0 4-3		0-0 F7		0-0 F7		
Larry Owen, R (1, 2) OBP: 0.625, SLG: 0.667		0-0 1B 1B	4-0 IBB		4-0 BB BB		0-3 K		
Rick Mahler, R (1, 1) OBP: 0.205, SLG: 0.237 Paul Runge, R (8, PH) OBP: 0.286, SLG: 0.167 Bruce Sutter, R (9, 1)		0-0 1B HR 1B	0-0 SF9		0-3 K		0-3 K		

Inning Stats	R: 2	H: 3	E: 0	K: 1	S: 7	LOB: 0	BB: 0	P: 7
	R: 4	H: 6	E: 0	K: 0	S: 8	LOB: 1	BB: 0	P: 8
	R: 1	H: 2	E: 0	K: 0	S: 5	LOB: 2	BB: 1	P: 9
	R: 0	H: 1	E: 1	K: 0	S: 5	LOB: 2	BB: 0	P: 5
	R: 0	H: 0	E: 0	K: 1	S: 5	LOB: 2	BB: 2	P: 13
	R: 0	H: 0	E: 0	K: 0	S: 5	LOB: 0	BB: 1	P: 6
	R: 0	H: 0	E: 0	K: 1	S: 5	LOB: 0	BB: 0	P: 5
	R: 0	H: 2	E: 0	K: 3	S: 11	LOB: 2	BB: 0	P: 11

PITCHER	IP	WLS	BF	H	R	ER	SO	BB	IBB	HBP	BLK	WP	HR	S	P	ERA	WHIP
Orel Hershiser, R (1, 1) ERA: 2.41	1.2	L	11	8	6	6	1	0	0	0	0	0	1	13	13	32.40	4.800
Bobby Castillo, R (2, 1) ERA: 4.78	4.1		21	4	1	1	1	3	1	0	0	0	0	19	35	2.08	1.615
Carlos Diaz, L (7, 1) ERA: 2.52	2.0		8	2	0	0	4	0	0	0	0	0	0	16	16	0.00	1.000

BOTTOM

Los Angeles Dodgers @ Atlanta Braves
Atlanta-Fulton County Stadium, Atlanta, GA


Sat Jun 08 1985, 3:33 AM EDT
Att. 36,477 - Unknown

AB	35
R	7
H	14
RBI	7
BB	4
SO	6
LOB	20

livebaseballscorecards.com

1B: 11	SF: 1	WP: 0	PA: 40
2B: 2	SAC: 0	PB: 0	
3B: 0	DP: 2	SB: 1	
HR: 1	HBP: 0	CS: 0	



Batter	1	2	3	4	5	6	7	8	9	AB R H RBI BB SO LOB	TOP											
Steve Sax, R (1, 4) OBP: 0.353, SLG: 0.288	0-0 F9		0-0 F8		0-3 K		0-3 K			4 0 0 0 0 2 1												
Mariano Duncan, R (1, 6) OBP: 0.299, SLG: 0.336	0-0 F3		0-0 FC4 FC6-4 1-2f			0-0 1B	0-0 6-3			4 0 1 0 0 0 1												
Ken Landreaux, L (1, 7) OBP: 0.245, SLG: 0.360 Candy Maldonado, R (8, PH) OBP: 0.230, SLG: 0.275	0-0 G3		4-0 FC6-4 BB			0-0 F9		0-0 G6-4-3 1B		2 0 0 0 1 0 1 1 0 1 0 0 0 0												
Pedro Guerrero, R (1, 8) OBP: 0.368, SLG: 0.450		0-0 G3-6-3 1B	0-0 FC6-4 1-2f 2-3			0-0 F9		0-0 G6-4-3 1-2f		4 0 1 0 0 0 4												
Greg Brock, L (1, 3) OBP: 0.287, SLG: 0.411		0-0 G3-6-3 1-2f		0-3 K		0-0 1-3 1B		0-0 1-3		4 0 1 0 0 1 1												
Mike Marshall, R (1, 9) OBP: 0.308, SLG: 0.427		0-0 HR		0-3 K		0-3 K		0-3 K		4 1 1 1 0 3 2												
Mike Scioscia, L (1, 2) OBP: 0.331, SLG: 0.375 Steve Yeager, R (9, PH) OBP: 0.204, SLG: 0.217		0-0 2B		0-0 G3			0-0 HR 1B		0-3 K	3 1 2 0 0 0 0 1 0 0 0 0 1 0	AB 34 R 3 H 9 RBI 3 BB 1 SO 9 LOB 12											
Dave Anderson, R (1, 5) OBP: 0.285, SLG: 0.279		0-3 K			0-0 E5 CS		0-0 HR		0-0 F9	4 1 1 2 0 1 1												
Fernando Valenzuela, L (1, 1) OBP: 0.200, SLG: 0.229 Carlos Diaz, R (6, 1) Terry Whitfield, L (7, PH) OBP: 0.264, SLG: 0.415 R.J. Reynolds, S (7, PH) OBP: 0.310, SLG: 0.387 Steve Howe, L (7, 1)			0-0 FC4 1B		0-0 F7 1-2		0-3 K			2 0 1 0 0 0 1 0 0 0 0 0 0 0 0 0 0 0 0 0 0 1 0 0 0 0 1 0 0 0 0 0 0 0 0												
Inning Stats	R: 0 E: 0 K: 0 S: 3	H: 0 LOB: 0 BB: 0 P: 3	R: 1 E: 0 K: 1 S: 7	H: 3 LOB: 1 BB: 0 P: 7	R: 0 E: 1 K: 0 S: 4	H: 1 LOB: 2 BB: 1 P: 8	R: 0 E: 0 K: 2 S: 7	H: 0 LOB: 0 BB: 0 P: 7	R: 0 E: 1 K: 1 S: 5	H: 0 LOB: 0 BB: 0 P: 5	R: 0 E: 0 K: 1 S: 7	H: 2 LOB: 2 BB: 0 P: 7	R: 2 E: 0 K: 2 S: 9	H: 2 LOB: 0 BB: 0 P: 9	R: 0 E: 0 K: 0 S: 3	H: 1 LOB: 0 BB: 0 P: 3	R: 0 E: 0 K: 2 S: 7	H: 0 LOB: 0 BB: 0 P: 7	1B: 6 2B: 1 3B: 0 HR: 2	SF: 0 SAC: 0 DP: 2 HBP: 0	WP: 0 PB: 0 SB: 0 CS: 1	PA: 35
PITCHER	IP WLS BF H R ER SO BB IBB HBP BLK WP HR S P ERA WHIP																					
Steve Shields, R (1, 1) ERA: 4.32	6.0 W 26 8 3 3 5 1 0 0 0 0 0 2 35 39 4.50 1.500																					
Terry Forster, L (7, 1) ERA: 1.33	3.0 S 9 1 0 0 4 0 0 0 0 0 0 0 17 17 0.00 0.333																					

Los Angeles Dodgers @ Atlanta Braves
Atlanta-Fulton County Stadium, Atlanta, GA

Sun Jun 09 1985, 3:33 AM EDT
Att. 29,340 - Unknown

livebaseballscorecards.com



Batter	1	2	3	4	5	6	7	8	9
Rafael Ramirez, R OBP: 0.299, SLG: 0.390 (1, 6)	0-0 F9	0-0 F8		0-3 K		0-0 1B	0-0 FC6-4	0-0 F8	
Brad Komminsk, R OBP: 0.323, SLG: 0.277 (1, 9)	0-0 HR		0-0 3-1	0-0 F7		0-0 F9	0-0 1B		
Dale Murphy, R OBP: 0.405, SLG: 0.597 (1, 8)	0-0 HR		4-0 2B		4-0 2B	0-0 1B	0-0 FC5		
Bob Horner, R OBP: 0.299, SLG: 0.383 (1, 5)	0-0 F7		0-0 E		0-0 6-3	0-3 K		0-0 FC4-6	
Ken Oberkfell, L OBP: 0.314, SLG: 0.357 (7, 5)			1-H 2B		1-3 2B			1B	
Terry Harper, R OBP: 0.315, SLG: 0.407 (1, 7)	0-0 5-3		0-0 5-3		0-0 6-3		4-0 SF8	0-0 FC4-6	
Chris Chambliss, L OBP: 0.287, SLG: 0.268 (1, 3)		0-0 1-3	4-0 E		0-0 F5		0-0 SF8	0-0 E	
Glenn Hubbard, R OBP: 0.333, SLG: 0.311 (1, 4)		0-0 F8	0-0 E4		0-0 F8		0-0 SF8	0-0 E6	
Larry Owen, R OBP: 0.692, SLG: 0.700 (1, 2)		4-0 1B	0-3 K			0-0 1B	0-0 FC6-4	0-0 1B	
Steve Shields, R OBP: 0.143, SLG: 0.143 (1, 1)		0-0 1B		0-0 5-3		0-3 K	0-0 SH	0-0 F6	
Terry Forster, L ERA: 3.32 (7, 1)		1-2 1B					1-2 FC6-4		

Inning Stats	R: 2	H: 2	E: 0	K: 0	S: 5	LOB: 0	BB: 0	P: 5
	R: 0	H: 1	E: 0	K: 0	S: 4	LOB: 2	BB: 1	P: 8
	R: 1	H: 1	E: 1	K: 1	S: 7	LOB: 3	BB: 2	P: 15
	R: 0	H: 0	E: 0	K: 1	S: 5	LOB: 0	BB: 0	P: 5
	R: 1	H: 1	E: 0	K: 0	S: 4	LOB: 1	BB: 1	P: 8
	R: 1	H: 3	E: 0	K: 2	S: 10	LOB: 2	BB: 0	P: 10
	R: 3	H: 2	E: 2	K: 0	S: 7	LOB: 2	BB: 1	P: 11
	R: 2	H: 3	E: 2	K: 0	S: 7	LOB: 2	BB: 0	P: 7

PITCHER	IP	WLS	BF	H	R	ER	SO	BB	IBB	HBP	BLK	WP	HR	S	P	ERA	WHIP
Fernando Valenzuela, L ERA: 2.39 (1, 1)	5.2	L	30	8	5	5	3	4	0	0	0	0	1	32	48	7.94	2.118
Carlos Diaz, L ERA: 2.49 (6, 1)	0.1		1	0	0	0	1	0	0	0	0	0	0	3	3	0.00	0.000
Steve Howe, L ERA: 3.32 (7, 1)	2.0		15	5	5	1	0	1	0	0	0	0	0	14	18	4.50	3.000

AB R H RBI BB SO LOB

6	0	1	0	0	1	6
5	1	2	1	0	0	2
3	3	2	3	2	0	2
4	0	2	1	0	1	2
1	0	1	0	0	0	0
4	2	0	1	1	0	3
4	2	1	1	1	0	2
4	0	0	1	0	0	4
4	2	3	2	1	1	3
3	0	1	0	0	1	1
1	0	0	0	0	0	2

1B: 10	SF: 1	WP: 0	PA: 46
2B: 2	SAC: 1	PB: 0	
3B: 0	DP: 0	SB: 0	
HR: 1	HBP: 0	CS: 0	

PITCHER	IP	WLS	BF	H	R	ER	SO	BB	IBB	HBP	BLK	WP	HR	S	P	ERA	WHIP
---------	----	-----	----	---	---	----	----	----	-----	-----	-----	----	----	---	---	-----	------

Los Angeles Dodgers @ Atlanta Braves
 Atlanta-Fulton County Stadium, Atlanta, GA
 Sun Jun 09 1985, 3:33 AM EDT
 Att. 29,340 - Unknown

livebaseballscorecards.com

AB	39
R	10
H	13
RBI	10
BB	5
SO	4
LOB	27



Los Angeles Dodgers @ Cincinnati Reds
 Riverfront Stadium, Cincinnati, OH

Mon Jun 10 1985, 7:05 PM EDT
 Att. 18,064 - Unknown

livebaseballscorecards.com

AB	35
R	7
H	9
RBI	7
BB	5
SO	5
LOB	15



Batter	1	2	3	4	5	6	7	8	9	AB R H RBI BB SO LOB
Steve Sax, R (1, 4) OBP: 0.340, SLG: 0.276	0-0 4-3		0-0 F9		0-0 FC1-5 1B		0-0 4-3		0-0 F8	5 0 0 0 0 0 4
Mariano Duncan, R (1, 6) OBP: 0.314, SLG: 0.348	4-0 E S BB		0-0 G4-6-3		0-0 2B 1B		0-0 G3 2B		4-0 BB IBB	3 1 2 0 2 0 1
Ken Landreaux, L (1, 8) OBP: 0.245, SLG: 0.364 Candy Maldonado, R (8, 8) OBP: 0.239, SLG: 0.275	0-0 F8			0-0 4-3	0-0 1B 2B		0-0 G3		4-0 BB BB	4 1 1 2 0 0 2 0 0 0 0 1 0 0
Pedro Guerrero, R (1, 7) OBP: 0.368, SLG: 0.463	0-0 F7			0-0 HR	0-0 HR 1B		0-3 K		0-3 K	5 2 2 2 0 2 5
Greg Brock, L (1, 3) OBP: 0.286, SLG: 0.430		0-0 F7		0-0 F8	0-0 HR		0-0 G3			4 1 1 2 0 0 0
Mike Marshall, R (1, 9) OBP: 0.307, SLG: 0.439		0-3 K		0-0 HR	0-0 F8		0-3 K			4 1 1 1 0 2 0
Mike Scioscia, L (1, 2) OBP: 0.330, SLG: 0.368		4-0 BB		0-0 6-3		0-0 F7		0-0 F8		3 0 0 0 1 0 0
Dave Anderson, R (1, 5) OBP: 0.305, SLG: 0.282		0-0 5-3			0-0 FC1-5 E 1B		0-0 F9		4-0 BB 1-3 BB	3 0 1 0 1 0 1
Rick Honeycutt, L (1, 1) OBP: 0.100, SLG: 0.053 Tom Niedenfuer, R (6, 1) OBP: 0.250, SLG: 0.250 R.J. Reynolds, S (9, PH) OBP: 0.307, SLG: 0.383 Ken Howell, R (9, 1)			0-0 G4-6-3 1B		0-0 E2 1B FC1-5 2B		0-3 K		0-0 1-3	3 1 1 0 0 1 1 0 0 0 0 0 0 0 1 0 0 0 0 0 1 0 0 0 0 0 0 0

Inning Stats	R: 0	H: 0	E: 0	K: 0	S: 3	P: 7	R: 0	H: 0	E: 0	K: 1	S: 5	P: 9	R: 0	H: 1	E: 0	K: 0	S: 3	R: 2	H: 2	E: 0	K: 0	S: 5	P: 5	R: 5	H: 5	E: 1	K: 0	S: 8	P: 8	R: 0	H: 0	E: 0	K: 1	S: 5	P: 5	R: 0	H: 1	E: 0	K: 1	S: 6	P: 6	R: 0	H: 0	E: 0	K: 1	S: 5	P: 5	R: 0	H: 0	E: 0	K: 1	S: 5	P: 17	R: 0	H: 0	E: 0	K: 1	S: 5	P: 3	1B: 4	2B: 2	3B: 0	HR: 3	SF: 0	SAC: 0	DP: 1	HBP: 0	WP: 0	PA: 40
--------------	------	------	------	------	------	------	------	------	------	------	------	------	------	------	------	------	------	------	------	------	------	------	------	------	------	------	------	------	------	------	------	------	------	------	------	------	------	------	------	------	------	------	------	------	------	------	------	------	------	------	------	------	-------	------	------	------	------	------	------	-------	-------	-------	-------	-------	--------	-------	--------	-------	--------

PITCHER	IP	WLS	BF	H	R	ER	SO	BB	IBB	HBP	BLK	WP	HR	S	P	ERA	WHIP
John Stuper, R (1, 1) ERA: 5.34	4.2	L	23	8	7	2	1	2	0	0	0	0	3	23	31	3.86	2.143
Frank Pastore, R (5, 1) ERA: 4.63	2.1		8	1	0	0	2	0	0	0	0	0	0	12	12	0.00	0.429
John Franco, L (8, 1) ERA: 3.0	2.0		9	0	0	0	2	2	1	0	0	0	0	10	22	0.00	1.000

Batter	1	2	3	4	5	6	7	8	9	AB R H RBI BB SO LOB	TOP	
Steve Sax, R (1, 4) OBP: 0.347, SLG: 0.276	0-0 F9		0-0 4-3	4-0 1-2 2-3 BB		0-0 2-3 S 1B		0-0 6-3	4-0 1-2 BB	4 0 1 0 2 0 0		
Mariano Duncan, R (1, 6) OBP: 0.303, SLG: 0.338	0-0 F2		0-3 K	0-0 F8		0-0 SF8		0-3 K	0-0 F6	5 0 0 1 0 2 5		
Ken Landreaux, L (1, 8) OBP: 0.244, SLG: 0.358	0-0 S 1B			0-0 F9	0-0 F3	0-0 F8		0-0 4-3		5 0 1 0 0 0 1		
Pedro Guerrero, R (1, 7) OBP: 0.377, SLG: 0.495 Candy Maldonado, R (9, PR) OBP: 0.239, SLG: 0.275	0-0 6-3 1-2			4-0 PB 1B BB	0-0 HR		0-0 HR		4-0 1B BB	3 3 2 2 2 0 1 0 1 0 0 0 0 0		
Greg Brock, L (1, 3) OBP: 0.303, SLG: 0.462		4-0 PB 4-3 BB		0-0 F8 1-2	0-0 HR		0-0 2B 1B		0-0 1B E 1B	4 2 3 1 1 0 1		
Mike Marshall, R (1, 9) OBP: 0.309, SLG: 0.443		0-0 F9		0-0 1B BB 1B	0-0 6-3		0-0 2B		0-0 F8	5 1 2 1 0 0 3		
Mike Scioscia, L (1, 2) OBP: 0.326, SLG: 0.358		0-0 4-3 1-2		4-0 1B BB	0-0 4-3		0-0 F6		0-0 F9	4 1 0 0 1 0 5		
Dave Anderson, R (1, 5) OBP: 0.322, SLG: 0.293		0-3 K		0-0 BB 1B		4-0 1B SH3-4 SF8 BB	0-3 K		0-0 E7 1B 1B	4 2 2 1 1 2 3		
Jerry Reuss, L (1, 1) OBP: 0.226, SLG: 0.200			0-0 F7	0-0 BB 1B		0-0 SH3-4	0-0 F7		0-0 BB 1B	4 0 2 3 0 0 2		
Inning Stats	R: 0 E: 0 K: 0 S: 4 H: 1 LOB: 1 P: 4	R: 0 E: 0 K: 1 S: 5 H: 0 LOB: 1 BB: 1 P: 9	R: 0 E: 0 K: 1 S: 5 H: 0 LOB: 0 BB: 0 P: 5	R: 3 E: 0 K: 0 S: 6 H: 3 LOB: 3 BB: 3 P: 18	R: 2 E: 0 K: 0 S: 5 H: 2 LOB: 0 BB: 0 P: 5	R: 1 E: 0 K: 0 S: 4 H: 1 LOB: 1 BB: 1 P: 8	R: 1 E: 0 K: 1 S: 8 H: 3 LOB: 2 BB: 0 P: 8	R: 0 E: 0 K: 1 S: 5 H: 0 LOB: 0 BB: 0 P: 5	R: 3 E: 1 K: 0 S: 6 H: 3 LOB: 2 BB: 2 P: 14	1B: 9 2B: 1 3B: 0 HR: 3 SF: 1 SAC: 1 DP: 0 HBP: 0	WP: 0 PB: 2 SB: 2 CS: 0 PA: 47	
PITCHER	IP WLS BF H R ER SO BB IBB HBP BLK WP HR S P ERA WHIP											
Joe Niekro, R (1, 1) ERA: 3.3	4.1 L 23 6 5 5 2 4 0 0 0 0 0 2 23 39 10.38 2.308											
Ron Mathis, R (5, 1) ERA: 3.89	1.2 7 1 1 1 0 1 0 0 0 0 0 0 6 10 5.40 1.200											
Julio Solano, R (7, 1) ERA: 4.91	2.0 11 4 3 3 2 1 0 0 0 0 0 1 14 18 13.50 2.500											
Bill Dawley, R (9, 1) ERA: 4.11	1.0 6 2 1 0 0 1 0 0 0 0 0 0 5 9 0.00 3.000											

Los Angeles Dodgers @ Houston Astros
 Astrodome, Houston, TX
 Fri Jun 14 1985, 8:05 PM EDT
 Att. 21,243 - Unknown

AB	38
R	10
H	13
RBI	9
BB	7
SO	4
LOB	21



WP: 0	PA: 47
-------	--------

Batter	1	2	3	4	5	6	7	8	9	AB R H RBI BB SO LOB	TOP		
Steve Sax, R (1, 4) OBP: 0.344, SLG: 0.275	0-0 5-3 1B	0-0 5-3			0-0 F9			0-0 4-3		4 0 1 0 0 0 1			
Mariano Duncan, R (1, 6) OBP: 0.296, SLG: 0.329	0-0 F8		0-0 6-3		0-0 6-3			0-0 1-3		4 0 0 0 0 0 1			
Bill Russell, R (1, 7) OBP: 0.342, SLG: 0.320	0-0 5-3 1-2		0-0 1B			0-0 5-3		0-0 F7		4 0 1 0 0 0 1			
Pedro Guerrero, R (1, 3) OBP: 0.379, SLG: 0.514	0-0 5-3		0-0 F7			0-0 HR		0-0 2B		4 1 2 1 0 0 2			
Mike Marshall, R (1, 9) OBP: 0.308, SLG: 0.436		4-0 1B BB	0-3 K		0-0 5-3			0-3 K		3 1 0 0 1 2 2			
Candy Maldonado, R (1, 8) OBP: 0.242, SLG: 0.277		0-0 1B G6-4-3 1B		0-0 6-3		0-0 F7		0-0 F7		3 1 1 0 0 0 0 1 0 0 0 0 0 1			
Ken Landreaux, L (9, PH) OBP: 0.242, SLG: 0.356		1-2 G6-4-3 1B											
Steve Yeager, R (1, 2) OBP: 0.208, SLG: 0.220		0-0 G6-4-3 1B		0-0 F8			0-0 5-3	0-0 5-3		4 0 1 1 0 0 1			
Dave Anderson, R (1, 5) OBP: 0.311, SLG: 0.282		0-0 G6-4-3		0-0 5-3			0-0 L1			3 0 0 0 0 0 1			
Orel Hershiser, R (1, 1) OBP: 0.185, SLG: 0.192		0-0 1B			0-0 6-3		0-0 4-3			3 0 1 0 0 0 0			
Inning Stats	R: 0 H: 1 E: 0 LOB: 1 K: 0 BB: 0 S: 4 P: 4	R: 2 H: 3 E: 0 LOB: 1 K: 0 BB: 1 S: 5 P: 9	R: 0 H: 1 E: 0 LOB: 1 K: 1 BB: 0 S: 6 P: 6	R: 0 H: 0 E: 0 LOB: 0 K: 0 BB: 0 S: 3 P: 3	R: 0 H: 0 E: 0 LOB: 0 K: 0 BB: 0 S: 3 P: 3	R: 1 H: 1 E: 0 LOB: 0 K: 0 BB: 0 S: 4 P: 4	R: 0 H: 0 E: 0 LOB: 0 K: 0 BB: 0 S: 3 P: 3	R: 0 H: 0 E: 0 LOB: 0 K: 0 BB: 0 S: 3 P: 3	R: 0 H: 1 E: 0 LOB: 1 K: 1 BB: 0 S: 6 P: 6	1B: 5 SF: 0 2B: 1 SAC: 0 3B: 0 DP: 1 HR: 1 HBP: 0	WP: 0 PA: 34 PB: 0 SB: 0 CS: 0		
PITCHER	IP WLS BF H R ER SO BB IBB HBP BLK WP HR S P ERA WHIP											PITCHER	IP WLS BF H R ER SO BB IBB HBP BLK WP HR S P ERA WHIP
Bob Knepper, L (1, 1) ERA: 4.17	6.0 L 24 6 3 3 1 1 0 0 0 0 0 1 25 29 4.50 1.167												
Mark Ross, R (7, 1) ERA: 5.11	3.0 10 1 0 0 1 0 0 0 0 0 0 0 12 12 0.00 0.333												

Los Angeles Dodgers @ Houston Astros
 Astrodome, Houston, TX
 Sat Jun 15 1985, 4:33 AM EDT
 Att. 25,422 - Unknown

AB	33
R	3
H	7
RBI	2
BB	1
SO	2
LOB	10



livebaseballscorecards.com

Batter	1	2	3	4	5	6	7	8	9	AB R H RBI BB SO LOB	TOP											
Steve Sax, R (1, 4) OBP: 0.344, SLG: 0.272	0-0 6-3	0-0 G6-4-3			0-0 4-3 SH3 HR 1B	0-0 F9		4-0 5-3 2B BB	0-0 5-3	5 2 1 0 1 0 4												
Mariano Duncan, R (1, 6) OBP: 0.295, SLG: 0.327	0-0 2B 1B		0-0 G2		0-0 SH3	0-0 FC4-6		0-0 F2		4 0 1 0 0 0 2												
Ken Landreaux, L (1, 8) OBP: 0.249, SLG: 0.366 Candy Maldonado, R (8, PH) OBP: 0.250, SLG: 0.286	0-0 1-3 2B		0-0 2B 1B		0-0 4-3	0-0 4-3		0-0 1-2 5-3 2B 1B		4 1 2 0 0 0 2 1 1 1 0 0 0 0												
Pedro Guerrero, R (1, 7) OBP: 0.379, SLG: 0.530 R.J. Reynolds, S (8, 7) OBP: 0.307, SLG: 0.383	0-3 K		0-0 1B 2B		0-0 HR		0-0 5-3	0-0 5-3		5 2 2 3 0 1 4 0 0 0 0 0 0 0												
Greg Brock, L (1, 3) OBP: 0.313, SLG: 0.455	0-0 F7		0-0 F9		4-0 2B BB		4-0 FC BB WP BB	4-0 2B BB		2 2 0 0 3 0 3												
Mike Marshall, R (1, 9) OBP: 0.319, SLG: 0.444		4-0 1B BB	0-0 CS 1B		4-0 2B BB		0-3 K	0-0 1-3 2-H 3-H 2B		3 1 2 3 2 1 1												
Mike Scioscia, L (1, 2) OBP: 0.339, SLG: 0.370		0-0 1-3 1B	0-0 CS	0-0 4-3	0-0 1-H 2-H 2B		4-0 WP FC BB	4-0 PO BB		3 0 2 2 2 0 0												
Dave Anderson, R (1, 5) OBP: 0.305, SLG: 0.268		4-0 1-2 G6-4-3 BB		0-0 F9	0-0 F3		0-0 FC WP	0-0 PO	0-3 K	4 0 0 0 1 1 3												
Fernando Valenzuela, L (1, 1) OBP: 0.200, SLG: 0.225		0-3 K		0-0 4-3		0-0 FC4-6 1B	0-0 4-3		0-0 F8	5 0 1 0 0 1 5												
Inning Stats	R: 0 E: 0 K: 1 S: 7	H: 2 LOB: 2 BB: 0 P: 7	R: 0 E: 0 K: 1 S: 5	H: 1 LOB: 2 BB: 2 P: 13	R: 2 E: 0 K: 0 S: 5	H: 3 LOB: 0 BB: 0 P: 5	R: 0 E: 0 K: 0 S: 3	H: 0 LOB: 0 BB: 0 P: 3	R: 4 E: 0 K: 0 S: 6	H: 3 LOB: 1 BB: 2 P: 14	R: 0 E: 0 K: 0 S: 4	H: 1 LOB: 1 BB: 0 P: 4	R: 1 E: 0 K: 1 S: 6	H: 0 LOB: 2 BB: 2 P: 14	R: 2 E: 0 K: 0 S: 4	H: 2 LOB: 2 BB: 3 P: 16	R: 0 E: 0 K: 1 S: 5	H: 0 LOB: 0 BB: 0 P: 5	1B: 7 2B: 4 3B: 0 HR: 1	SF: 0 SAC: 1 DP: 1 HBP: 0	WP: 1 PB: 0 SB: 0 CS: 1	PA: 48
PITCHER	IP WLS BF H R ER SO BB IBB HBP BLK WP HR S P ERA WHIP																					
Mike Scott, R (1, 1) ERA: 3.27	4.2 L 25 9 6 6 2 4 0 0 0 0 1 25 41 11.57 2.786																					
Bill Dawley, R (5, 1) ERA: 4.08	0.1 1 0 0 0 0 0 0 0 0 0 0 0 1 1 0.00 0.000																					
Julio Solano, R (6, 1) ERA: 4.87	2.0 10 1 1 1 1 2 0 0 0 1 0 10 18 4.50 1.500																					
Frank DiPino, L (8, 1) ERA: 4.15	1.0 7 2 2 2 0 3 0 0 0 0 0 4 16 18.00 5.000																					
Dave Smith, R (9, 1) ERA: 1.59	1.0 3 0 0 0 0 1 0 0 0 0 0 5 5 0.00 0.000																					

Los Angeles Dodgers @ Houston Astros
 Astrodome, Houston, TX
 Sun Jun 16 1985, 8:05 PM EDT
 Att. 25,491 - Unknown

AB	36
R	9
H	12
RBI	8
BB	9
SO	4
LOB	24



Batter	1	2	3	4	5	6	7	8	9	AB R H RBI BB SO LOB	TOP	
Jerry Royster, R (1, 4) OBP: 0.333, SLG: 0.347	0-0 4-3	0-0 F9			0-0 F5		0-0 F8		0-0 FC6-4 1B	5 0 1 0 0 0 2		
Tony Gwynn, L (1, 9) OBP: 0.358, SLG: 0.455	0-0 4-3	0-0 F7			0-0 F9		0-3 K		0-0 FC6-4 FC5-4 1-2f	5 0 0 0 0 1 3		
Steve Garvey, R (1, 3) OBP: 0.297, SLG: 0.458	0-0 2B	0-0 FC4 1-2f			0-0 BB 1B		0-0 1B		0-0 FC5-4 1-2f	5 1 3 0 0 0 3		
Kevin McReynolds, R (1, 8) OBP: 0.323, SLG: 0.403	4-0 BB				4-0 BB 1B		0-3 K			2 0 0 0 2 2 1		
Terry Kennedy, L (1, 2) OBP: 0.314, SLG: 0.418	0-3 K				0-0 F6 1-2 2-H 1B		0-3 K			4 0 1 1 0 2 2		
Carmelo Martinez, R (1, 7) OBP: 0.354, SLG: 0.485		0-0 2B		0-0 5-3			0-0 F8		0-0 1B	4 1 2 0 0 0 2		
Graig Nettles, L (1, 5) OBP: 0.379, SLG: 0.390		0-0 1B 2B 2-H			0-0 G4-1		0-0 F5		0-0 F7	4 1 1 1 0 0 1		
Garry Templeton, S (1, 6) OBP: 0.323, SLG: 0.393		0-0 1B 1B 2-3			0-3 K		0-0 F8		0-0 F7	4 0 1 0 0 1 1		
Eric Show, R (1, 1) OBP: 0.103, SLG: 0.103		0-0 FC4 1B 1-2 3-H			0-0 6-3		0-3 K		0-3 K	3 0 1 1 0 1 0		
Craig Lefferts, L (8, 1) OBP: 0.500, SLG: 0.500										0 0 0 0 0 0 0		
Rich Gossage, R (8, 1)										1 0 0 0 0 1 0		
Inning Stats	R: 0 E: 0 K: 1 S: 6 H: 1 LOB: 2 BB: 1 P: 10	R: 2 E: 0 K: 0 S: 7 H: 4 LOB: 2 BB: 0 P: 7	R: 0 E: 0 K: 1 S: 5 H: 0 LOB: 0 BB: 0 P: 5	R: 0 E: 0 K: 1 S: 5 H: 0 LOB: 0 BB: 0 P: 5	R: 1 E: 0 K: 0 S: 5 H: 2 LOB: 2 BB: 1 P: 9	R: 0 E: 0 K: 1 S: 5 H: 0 LOB: 0 BB: 0 P: 5	R: 0 E: 0 K: 2 S: 8 H: 1 LOB: 1 BB: 0 P: 8	R: 0 E: 0 K: 1 S: 6 H: 1 LOB: 1 BB: 0 P: 6	R: 0 E: 0 K: 1 S: 6 H: 1 LOB: 1 BB: 0 P: 6	1B: 7 2B: 3 3B: 0 HR: 0 SF: 0 SAC: 0 DP: 0 HBP: 0	WP: 0 PB: 0 SB: 0 CS: 0 PA: 39	
PITCHER	IP WLS BF H R ER SO BB IBB HBP BLK WP HR S P ERA WHIP											
Rick Honeycutt, L (1, 1) ERA: 2.73	1.0 L 9 5 2 2 1 1 0 0 0 0 0 0 10 14 18.00 6.000											
Bobby Castillo, R (2, 1) ERA: 4.5	4.0 15 2 1 1 2 1 0 0 0 0 0 0 18 22 2.25 0.750											
Carlos Diaz, L (6, 1) ERA: 2.39	1.0 3 0 0 0 1 0 0 0 0 0 0 0 5 5 0.00 0.000											
Tom Niedenfuer, R (7, 1) ERA: 2.7	2.0 8 2 0 0 3 0 0 0 0 0 0 0 14 14 0.00 1.000											
Steve Howe, L (9, 1) ERA: 3.15	1.0 4 1 0 0 1 0 0 0 0 0 0 0 6 6 0.00 1.000											

San Diego Padres @ Los Angeles Dodgers
 Dodger Stadium, Los Angeles, CA
 Mon Jun 17 1985, 7:05 PM PDT
 Att. 30,633 - Unknown

AB	37
R	3
H	10
RBI	3
BB	2
SO	8
LOB	15



BOTTOM

San Diego Padres @ Los Angeles Dodgers
Dodger Stadium, Los Angeles, CA
Mon Jun 17 1985, 7:05 PM PDT
Att. 30,633 - Unknown

livebaseballscorecards.com

AB 34
R 2
H 8
RBI 2
BB 3
SO 7
LOB 17



WP: 1 PA: 39
PB: 0
SB: 2
CS: 0

AB	R	H	RBI	BB	SO	LOB
5	0	0	0	0	1	2
5	0	2	0	0	0	0
5	0	2	0	0	0	2
3	0	0	0	0	0	3
4	2	2	1	0	1	1
3	0	2	0	1	1	0
2	0	0	0	1	0	1
1	0	0	0	0	1	2
1	0	0	1	0	0	1
0	0	0	0	0	0	0
0	0	0	0	0	0	0
1	0	0	0	0	1	1
0	0	0	0	0	0	0
1	0	0	0	0	0	0

Batter	1	2	3	4	5	6	7	8	9
Steve Sax, R (1, 4) OBP: 0.333, SLG: 0.262	0-0 4-3	0-0 F8			0-0 F7		0-3 K		0-0 6-3
Mariano Duncan, R (1, 6) OBP: 0.298, SLG: 0.335	0-0 5-3 2B		0-0 5-3		0-0 F5		0-0 F6		0-0 1B
Ken Landreaux, L (1, 8) OBP: 0.253, SLG: 0.367	0-0 5-3 2-3		0-0 G3		0-0 1B		0-0 1B		0-0 F9
Pedro Guerrero, R (1, 7) OBP: 0.377, SLG: 0.523	0-0 5-3		1-0 HBP		0-0 F8		0-0 G1		
Greg Brock, L (1, 3) OBP: 0.316, SLG: 0.478		0-0 HR	0-3 K			0-0 SH1 1B G3 1B		0-0 F7	
Mike Marshall, R (1, 9) OBP: 0.326, SLG: 0.448		4-0 WP BB		0-3 K		0-0 G3 SH1 1B 1-2		0-0 4-3 1B	
Mike Scioscia, L (1, 2) OBP: 0.339, SLG: 0.366		4-0 BB		0-0 G3		0-0 SH1 1-2 2-3		0-0 4-3 1-2	
Dave Anderson, R (1, 5) OBP: 0.309, SLG: 0.265		0-3 K		4-0 BB		0-0 G3 2-3 3-H		0-0 6-3	
Al Oliver, L (6, PH) OBP: 0.289, SLG: 0.329		0-3 K		0-3 K		0-3 K		0-0 6-3	
Bob Bailor, R (7, 5) OBP: 0.273, SLG: 0.262									
Terry Whitfield, L (8, PH) OBP: 0.259, SLG: 0.407									
Steve Howe, L (9, 1) OBP: 0.339, SLG: 0.317									
Rick Honeycutt, L (1, 1) OBP: 0.190, SLG: 0.053		0-3 K		0-3 K		0-3 K		0-0 6-3	
Bobby Castillo, R (2, 1) OBP: 0.222, SLG: 0.125									
Carlos Diaz, R (6, 1) OBP: 0.259, SLG: 0.250									
R.J. Reynolds, S (6, PH) OBP: 0.305, SLG: 0.380									
Tom Niedenfuer, R (7, 1) OBP: 0.259, SLG: 0.250									
Bill Russell, R (9, 5) OBP: 0.339, SLG: 0.317									

Inning Stats	R: 0	H: 1	E: 0	LOB: 1	K: 0	BB: 0	S: 4	R: 1	H: 1	E: 0	LOB: 2	K: 2	BB: 2	S: 8	R: 0	H: 0	E: 0	LOB: 1	K: 1	BB: 0	S: 5	R: 0	H: 0	E: 0	LOB: 1	K: 2	BB: 1	S: 7	R: 0	H: 1	E: 0	LOB: 1	K: 0	BB: 0	S: 4	R: 1	H: 2	E: 0	LOB: 1	K: 1	BB: 0	S: 7	R: 0	H: 1	E: 0	LOB: 1	K: 1	BB: 0	S: 6	R: 0	H: 1	E: 0	LOB: 1	K: 0	BB: 0	S: 4	R: 0	H: 1	E: 0	LOB: 1	K: 0	BB: 0	S: 4	R: 0	H: 1	E: 0	LOB: 1	K: 0	BB: 0	S: 4	R: 0	H: 1	E: 0	LOB: 1	K: 0	BB: 0	S: 4
--------------	------	------	------	--------	------	-------	------	------	------	------	--------	------	-------	------	------	------	------	--------	------	-------	------	------	------	------	--------	------	-------	------	------	------	------	--------	------	-------	------	------	------	------	--------	------	-------	------	------	------	------	--------	------	-------	------	------	------	------	--------	------	-------	------	------	------	------	--------	------	-------	------	------	------	------	--------	------	-------	------	------	------	------	--------	------	-------	------

PITCHER	IP	WLS	BF	H	R	ER	SO	BB	IBB	HBP	BLK	WP	HR	S	P	ERA	WHIP
Eric Show, R (1, 1) ERA: 3.12	7.0	W	31	6	2	2	7	3	0	1	0	1	1	41	54	2.57	1.286
Craig Lefferts, L (8, 1) ERA: 3.49	0.1		1	0	0	0	0	0	0	0	0	0	0	1	1	0.00	0.000
Rich Gossage, R (8, 1) ERA: 2.11	1.2	S	7	2	0	0	0	0	0	0	0	0	0	7	7	0.00	1.200

PITCHER	IP	WLS	BF	H	R	ER	SO	BB	IBB	HBP	BLK	WP	HR	S	P	ERA	WHIP
---------	----	-----	----	---	---	----	----	----	-----	-----	-----	----	----	---	---	-----	------

Batter	1	2	3	4	5	6	7	8	9	AB R H RBI BB SO LOB	TOP											
Tim Flannery, L (1, 4) OBP: 0.369, SLG: 0.349	0-0 F8		0-0 F8	0-0 1B		0-0 CS			4-0 FC4-6 BB	4 0 2 2 1 0 0												
Tony Gwynn, L (1, 9) OBP: 0.358, SLG: 0.454	0-0 3-1		0-0 F6	0-0 1B		0-0 CS			0-0 FC4-6	5 0 2 1 0 0 1												
Steve Garvey, R (1, 3) OBP: 0.300, SLG: 0.463	0-0 1B		0-0 1B 2B	0-0 F2				0-0 F3		4 0 2 0 0 0 3												
Terry Kennedy, L (1, 2) OBP: 0.313, SLG: 0.415	0-3 K		0-0 1B		0-0 4-3			0-0 F8		4 0 1 0 0 1 2												
Graig Nettles, L (1, 5) OBP: 0.376, SLG: 0.383		4-0 1B 1B BB	0-0 F9		0-0 4-3			0-0 L3		3 1 0 0 1 0 2												
Al Bumbry, L (1, 8) OBP: 0.278, SLG: 0.269		0-3 K		0-0 4-3				0-0 4-3		4 0 0 0 0 2 1												
Carmelo Martinez, R (1, 7) OBP: 0.357, SLG: 0.485		0-0 1B 1B		0-0 FC3-5 1B		0-0 5-3		0-0 F5		4 0 2 0 0 0 0												
Garry Templeton, S (1, 6) OBP: 0.331, SLG: 0.396		0-0 1B		4-0 FC3-5 1B BB		0-0 WP SH3 1B 1B		0-0 F7		3 2 2 1 1 0 0												
Dave Dravecky, R (1, 1) OBP: 0.148, SLG: 0.154		0-0 1-3		0-0 FC3-5 1B		0-0 SH3		0-3 K		3 1 0 0 0 1 3												
Inning Stats	R: 0 E: 0 K: 1 S: 6	H: 1 LOB: 1 BB: 0 P: 6	R: 1 E: 0 K: 1 S: 6	H: 2 LOB: 1 BB: 1 P: 10	R: 0 E: 0 K: 0 S: 5	H: 2 LOB: 2 BB: 0 P: 5	R: 2 E: 0 K: 0 S: 6	H: 3 LOB: 2 BB: 1 P: 10	R: 0 E: 0 K: 1 S: 5	H: 0 LOB: 0 BB: 0 P: 5	R: 1 E: 0 K: 0 S: 4	H: 2 LOB: 0 BB: 0 P: 4	R: 0 E: 0 K: 0 S: 3	H: 1 LOB: 0 BB: 0 P: 3	R: 0 E: 0 K: 0 S: 3	H: 0 LOB: 0 BB: 0 P: 3	R: 0 E: 0 K: 1 S: 5	H: 0 LOB: 1 BB: 1 P: 9	1B: 10 2B: 1 3B: 0 HR: 0	SF: 0 SAC: 1 DP: 0 HBP: 0	WP: 1 PB: 0 SB: 0 CS: 2	PA: 39
PITCHER	IP WLS BF H R ER SO BB IBB HBP BLK WP HR S P ERA WHIP																				PITCHER	IP WLS BF H R ER SO BB IBB HBP BLK WP HR S P ERA WHIP
Bob Welch, R (1, 1) ERA: 2.87	5.2 L 28 10 4 4 3 2 0 0 0 1 0 32 40 6.35 2.118																					
Carlos Diaz, L (6, 1) ERA: 2.2	2.1 6 1 0 0 0 0 0 0 0 0 0 0 6 6 0.00 0.429																					
Ken Howell, R (9, 1) ERA: 3.53	1.0 4 0 0 0 0 1 1 0 0 0 0 0 5 9 0.00 1.000																					

San Diego Padres @ Los Angeles Dodgers
 Dodger Stadium, Los Angeles, CA
 Tue Jun 18 1985, 7:05 PM PDT
 Att: 46,890 - Unknown

AB	34
R	4
H	11
RBI	4
BB	3
SO	4
LOB	12



livebaseballscorecards.com

Batter	1	2	3	4	5	6	7	8	9	AB R H RBI BB SO LOB
Steve Sax, R (1, 4) OBP: 0.325, SLG: 0.255	0-0 1-3 ①		0-0 F8 ③			0-0 4-3 ②			0-0 4-3 ①	4 0 0 0 0 0 1
Mariano Duncan, R (1, 6) OBP: 0.302, SLG: 0.339	0-0 F8 ②			0-3 K ①		0-0 1B			0-0 1B	4 0 2 0 0 1 0
Pedro Guerrero, R (1, 7) OBP: 0.372, SLG: 0.513	0-3 K ③			0-0 F8 ②		0-0 F8 ③			0-0 F4 ②	4 0 0 0 0 1 2
Mike Marshall, R (1, 9) OBP: 0.321, SLG: 0.439		0-3 K ①		0-0 F9 ③			0-0 6-3 ①		0-0 F8 ③	4 0 0 0 0 1 1
Candy Maldonado, R (1, 8) OBP: 0.242, SLG: 0.276		0-0 F7 ②			0-3 K ①		0-0 6-3 ②			3 0 0 0 0 1 0
Greg Brock, L (1, 3) OBP: 0.312, SLG: 0.468		0-0 6-3 ③			0-3 K ②		0-0 4-3 ③			3 0 0 0 0 1 0
Steve Yeager, R (1, 2) OBP: 0.214, SLG: 0.226			0-0 5-3 ①		0-0 1B			0-0 F9 ①		3 0 1 0 0 0 0
Dave Anderson, R (1, 5) OBP: 0.313, SLG: 0.262			4-0 BB		0-0 F2 ③			4-0 BB		1 0 0 0 1 0 1
Carlos Diaz, R (6, 1)										0 0 0 0 0 0 0
Bill Russell, R (8, PH) (9, 5) OBP: 0.345, SLG: 0.317								G6-4-3 BB		0 0 0 0 1 0 0
Bob Welch, R (1, 1)			0-3 K ②					0-0 G6-4-3 BB		1 0 0 0 0 1 1
Bob Bailor, R (6, 5) OBP: 0.261, SLG: 0.250								0-0 F4 ①		2 0 0 0 0 0 1
Ken Howell, R (9, 1)								0-0 G6-4-3 1-2f		0 0 0 0 0 0 0

Inning Stats	R: 0	H: 0	E: 0	LOB: 0	K: 1	BB: 0	S: 5	P: 5	R: 0	H: 0	E: 0	LOB: 0	K: 1	BB: 0	S: 5	P: 5	R: 0	H: 0	E: 0	LOB: 1	K: 1	BB: 1	S: 5	P: 9	R: 0	H: 0	E: 0	LOB: 0	K: 1	BB: 0	S: 5	P: 5	R: 0	H: 1	E: 0	LOB: 1	K: 2	BB: 0	S: 8	P: 8	R: 0	H: 1	E: 0	LOB: 1	K: 0	BB: 0	S: 4	P: 4	R: 0	H: 0	E: 0	LOB: 0	K: 0	BB: 0	S: 2	P: 6	R: 0	H: 1	E: 0	LOB: 1	K: 0	BB: 0	S: 4	P: 4	1B: 3	SF: 0	2B: 0	SAC: 0	3B: 0	DP: 1	HR: 0	HBP: 0	WP: 0	PA: 31
--------------	------	------	------	--------	------	-------	------	------	------	------	------	--------	------	-------	------	------	------	------	------	--------	------	-------	------	------	------	------	------	--------	------	-------	------	------	------	------	------	--------	------	-------	------	------	------	------	------	--------	------	-------	------	------	------	------	------	--------	------	-------	------	------	------	------	------	--------	------	-------	------	------	-------	-------	-------	--------	-------	-------	-------	--------	-------	--------


PITCHER	IP	WLS	BF	H	R	ER	SO	BB	IBB	HBP	BLK	WP	HR	S	P	ERA	WHIP
Dave Dravecky, L (1, 1) ERA: 2.36	9.0	W	31	3	0	0	6	2	0	0	0	0	0	41	49	0.00	0.556

BOTTOM

San Diego Padres @ Los Angeles Dodgers
 Dodger Stadium, Los Angeles, CA

Tue Jun 18 1985, 7:05 PM PDT
 Att. 46,890 - Unknown

AB	29
R	0
H	3
RBI	0
BB	2
SO	6
LOB	7



PITCHER	IP	WLS	BF	H	R	ER	SO	BB	IBB	HBP	BLK	WP	HR	S	P	ERA	WHIP
---------	----	-----	----	---	---	----	----	----	-----	-----	-----	----	----	---	---	-----	------

Batter	1	2	3	4	5	6	7	8	9	AB R H RBI BB SO LOB	TOP
Gerry Davis, R (1, 9) OBP: 0.370, SLG: 0.400 Bobby Brown, S (8, PH) OBP: 0.241, SLG: 0.259 (8, 9)	0-0 5-3			4-0 FC6-4 BB		0-0 FC6-4 1B		0-0 F2		2 0 1 0 1 0 0 1 0 0 0 0 0 0	San Diego Padres @ Los Angeles Dodgers Dodger Stadium, Los Angeles, CA Wed Jun 19 1985, 7:05 PM PDT Att: 45,415 - Unknown livebaseballscorecards.com
Jerry Royster, R (1, 4) OBP: 0.324, SLG: 0.337 Tim Flannery, L (8, PH) OBP: 0.367, SLG: 0.347 (8, 4)	0-0 4-1			0-0 FC6-4 FC5-4 1-2f		0-0 FC6-4 1-2f		0-0 F7		3 0 0 0 0 0 2 1 0 0 0 0 0 0	
Steve Garvey, R (1, 3) OBP: 0.295, SLG: 0.456	0-0 5-3			0-0 F8			0-0 E5 5-3 2B	0-0 2-3		4 1 0 0 0 0 1	
Kevin McReynolds, R (1, 8) OBP: 0.318, SLG: 0.397		0-3 K		0-0 FC5-4 1-2f			0-0 5-3		0-0 F8	4 0 0 0 0 1 2	
Terry Kennedy, L (1, 2) OBP: 0.312, SLG: 0.416		0-0 F8			0-0 L5		0-0 1B 2B		0-0 4-3	4 0 1 1 0 0 0	
Carmelo Martinez, R (1, 7) OBP: 0.355, SLG: 0.478		0-0 F8			0-0 5-3		4-0 1B IBB		0-0 6-3	3 0 0 0 1 0 0	
Graig Nettles, L (1, 5) OBP: 0.376, SLG: 0.382			0-0 F7		0-0 L5		0-0 1-2 2-3 1B			3 0 1 0 0 0 0	
Garry Templeton, S (1, 6) OBP: 0.326, SLG: 0.391			0-0 4-3			0-0 3-1	0-3 K			3 0 0 0 0 1 3	
Andy Hawkins, R (1, 1) OBP: 0.135, SLG: 0.111 Craig Lefferts, L (7, 1) OBP: 0.500, SLG: 0.500			0-0 2-3			0-0 4-3	0-0 F9			3 0 0 0 0 0 3 0 0 0 0 0 0 0	
Inning Stats	R: 0 H: 0 E: 0 LOB: 0 K: 0 BB: 0 S: 3 P: 3	R: 0 H: 0 E: 0 LOB: 0 K: 1 BB: 0 S: 5 P: 5	R: 0 H: 0 E: 0 LOB: 0 K: 0 BB: 0 S: 3 P: 3	R: 0 H: 0 E: 0 LOB: 1 K: 0 BB: 1 S: 3 P: 7	R: 0 H: 0 E: 0 LOB: 0 K: 0 BB: 0 S: 3 P: 3	R: 0 H: 1 E: 0 LOB: 1 K: 0 BB: 0 S: 4 P: 4	R: 1 H: 2 E: 1 LOB: 3 K: 1 BB: 1 S: 8 P: 12	R: 0 H: 0 E: 0 LOB: 0 K: 0 BB: 0 S: 3 P: 3	R: 0 H: 0 E: 0 LOB: 0 K: 0 BB: 0 S: 3 P: 3	1B: 2 SF: 0 2B: 1 SAC: 0 3B: 0 DP: 0 HR: 0 HBP: 0	WP: 0 PA: 33 PB: 0 SB: 0 CS: 0
PITCHER Jerry Reuss, L (1, 1) ERA: 2.9 Ken Howell, R (8, 1) ERA: 3.35	IP WLS BF H R ER SO BB IBB HBP BLK WP HR S P ERA WHIP	7.0 W 27 3 1 0 2 1 1 0 0 0 0 0 29 37 0.00 0.571	2.0 6 0 0 0 0 0 0 0 0 0 0 0 6 6 0.00 0.000	PITCHER IP WLS BF H R ER SO BB IBB HBP BLK WP HR S P ERA WHIP							



Batter	1	2	3	4	5	6	7	8	9	AB R H RBI BB SO LOB	TOP											
Bill Doran, S (1, 4) OBP: 0.354, SLG: 0.416	0-0 F8			0-3 K	0-0 1B 1B			0-3 K		4 0 1 1 0 2 0												
Kevin Bass, S (1, 9) OBP: 0.259, SLG: 0.390	0-0 3-1			0-0 S 1B	0-0 1B 1B			0-0 F9		4 1 2 0 0 0 0												
Denny Walling, L (1, 3) OBP: 0.317, SLG: 0.390	0-0 3-1			4-0 FC6-4 1B BB	0-0 6-3			0-0 4-3		3 0 0 0 1 0 3												
Jose Cruz, L (1, 7) OBP: 0.344, SLG: 0.457		0-3 K		0-0 FC6-4 1B 1-2f 2-H		0-0 G6-3 1B			0-3 K	4 0 1 0 0 2 1												
Jerry Mumphrey, S (1, 8) OBP: 0.317, SLG: 0.378		0-0 4-3		0-0 4-3		0-0 G6-3			0-0 F8	3 0 0 0 0 0 2												
Julio Solano, R (6, 1)										0 0 0 0 0 0 0												
Glenn Davis, R (9, PH) OBP: 0.240, SLG: 0.240										1 0 0 0 0 0 0												
Phil Garner, R (1, 5) OBP: 0.300, SLG: 0.373		0-0 5-3			4-0 1B 1B BB		0-0 6-3		0-0 F7	3 1 0 0 1 0 0												
Alan Ashby, S (1, 2) OBP: 0.374, SLG: 0.411			0-0 4-3		0-0 1B 1B 1B		0-0 G3			3 0 1 0 0 0 0												
Dickie Thon, R (1, 6) OBP: 0.210, SLG: 0.182			0-0 1-3		0-3 K		0-0 F3			3 0 0 0 0 1 2												
Mike Scott, R (1, 1) OBP: 0.115, SLG: 0.087			0-3 K		0-0 F8		0-0 L3			1 0 0 0 0 1 0												
Harry Spilman, L (5, PH) OBP: 0.182, SLG: 0.214										1 0 0 0 0 0 2												
Bill Dawley, R (5, 1)										0 0 0 0 0 0 0												
Chris Jones, L (6, 8) OBP: 0.333, SLG: 0.200										1 0 0 0 0 0 0												
Inning Stats	R: 0 E: 0 K: 0 S: 3	H: 0 LOB: 0 BB: 0 P: 3	R: 0 E: 0 K: 1 S: 5	H: 0 LOB: 0 BB: 0 P: 5	R: 0 E: 0 K: 1 S: 5	H: 0 LOB: 0 BB: 0 P: 5	R: 1 E: 1 K: 1 S: 6	H: 1 LOB: 1 BB: 1 P: 10	R: 1 E: 0 K: 1 S: 8	H: 3 LOB: 3 BB: 1 P: 12	R: 0 E: 0 K: 0 S: 3	H: 1 LOB: 0 BB: 0 P: 3	R: 0 E: 0 K: 0 S: 3	H: 0 LOB: 0 BB: 0 P: 3	R: 0 E: 0 K: 1 S: 5	H: 0 LOB: 0 BB: 0 P: 5	R: 0 E: 0 K: 1 S: 5	H: 0 LOB: 0 BB: 0 P: 5	1B: 5 2B: 0 3B: 0 HR: 0	SF: 0 SAC: 0 DP: 1 HBP: 0	WP: 0 PB: 0 SB: 1 CS: 0	PA: 33
PITCHER	IP WLS BF H R ER SO BB IBB HBP BLK WP HR S P ERA WHIP																					
Orel Hershiser, R (1, 1) ERA: 2.1	7.0 W 27 5 2 1 4 2 0 0 0 0 0 0 33 41 1.29 1.000																					
Tom Niedenfuer, R (8, 1) ERA: 2.57	2.0 6 0 0 0 2 0 0 0 0 0 0 0 10 10 0.00 0.000																					

Houston Astros @ Los Angeles Dodgers
Dodger Stadium, Los Angeles, CA
Fri Jun 21 1985, 7:05 PM PDT
Att: 39,584 - Unknown

livebaseballscorecards.com

AB	31
R	2
H	5
RBI	1
BB	2
SO	6
LOB	10



Batter	1	2	3	4	5	6	7	8	9
Mariano Duncan, R OBP: 0.296, SLG: 0.332 (1, 6)	0-0 4-3	0-0 G3		0-0 F2		0-0 SH1-4	0-0 F2		
Bill Russell, R OBP: 0.328, SLG: 0.303 (1, 4)	0-0 5-3	0-0 5-3		0-0 5-3		0-0 1B	0-0 F3		
Ken Landreaux, L OBP: 0.253, SLG: 0.362 (1, 8)	0-0 1B		0-0 F8		0-0 F9	0-0 BB	0-0 G3		
Pedro Guerrero, R OBP: 0.378, SLG: 0.539 Candy Maldonado, R OBP: 0.240, SLG: 0.273 (1, 7) (9, 7)	0-0 E8		4-0 BB		0-0 HR	0-0 4-3	0-0 F4		
Greg Brock, L OBP: 0.307, SLG: 0.446 (1, 3)	0-0 F7		0-0 F5		0-0 G3	0-0 4-3	0-0 4-3		
R.J. Reynolds, S OBP: 0.311, SLG: 0.379 (1, 9)		4-0 1B	0-0 F7		0-1 CI	0-0 4-3			
Mike Scioscia, L OBP: 0.352, SLG: 0.365 (1, 2)		0-0 SH3-4		4-0 FC5-4	4-0 IBB	4-0 IBB			
Dave Anderson, R OBP: 0.321, SLG: 0.258 (1, 5)		4-0 G3		0-0 FC5-4	0-0 F9	0-0 F9			
Orel Hershiser, R OBP: 0.241, SLG: 0.250 Jay Johnstone, L OBP: 0.200, SLG: 0.400 Tom Niedenfuer, R OBP: 0.250, SLG: 0.250 (1, 1) (7, PH) (8, 1)		0-0 SH3-4		0-0 1B		0-0 SH1-4	0-3 K		

AB	R	H	RBI	BB	SO	LOB
4	0	0	1	0	0	3
5	1	1	1	0	0	3
5	2	2	0	0	0	0
4	1	3	2	1	0	0
0	0	0	0	0	0	0
4	0	0	0	1	0	2
2	1	0	1	1	0	3
1	1	1	1	3	0	0
3	0	0	0	1	0	6
2	1	2	0	0	0	0
1	0	0	0	0	1	0
0	0	0	0	0	0	0

WP	PA
0	41

Inning Stats	R	H	E	K	S	R	H	E	K	S	R	H	E	K	S	R	H	E	K	S	R	H	E	K	S	R	H	E	K	S	R	H	E	K	S				
	1	2	1	1	5	2	1	0	0	5	0	0	0	0	4	0	0	0	0	4	0	0	0	0	0	0	0	0	0	0	0	0	0	0	0	0	0		
	2	1	1	0	4	0	1	0	0	4	0	0	0	0	0	0	0	0	0	0	0	0	0	0	0	0	0	0	0	0	0	0	0	0	0	0	0	0	
	0	0	0	0	3	0	0	0	0	3	0	0	0	0	0	0	0	0	0	0	0	0	0	0	0	0	0	0	0	0	0	0	0	0	0	0	0	0	0
	0	1	0	0	4	0	0	0	0	4	0	0	0	0	0	0	0	0	0	0	0	0	0	0	0	0	0	0	0	0	0	0	0	0	0	0	0	0	0
	1	1	0	0	5	2	1	0	0	5	0	0	0	0	0	0	0	0	0	0	0	0	0	0	0	0	0	0	0	0	0	0	0	0	0	0	0	0	0
	3	4	2	0	7	0	0	0	0	7	0	0	0	0	0	0	0	0	0	0	0	0	0	0	0	0	0	0	0	0	0	0	0	0	0	0	0	0	0
	2	1	0	0	4	0	0	0	0	4	0	0	0	0	0	0	0	0	0	0	0	0	0	0	0	0	0	0	0	0	0	0	0	0	0	0	0	0	0
	0	0	0	0	3	0	0	0	0	3	0	0	0	0	0	0	0	0	0	0	0	0	0	0	0	0	0	0	0	0	0	0	0	0	0	0	0	0	0

PITCHER	IP	WLS	BF	H	R	ER	SO	BB	IBB	HBP	BLK	WP	HR	S	P	ERA	WHIP
Mike Scott, R ERA: 3.32 (1, 1)	4.0	L	20	4	3	2	0	4	0	0	0	0	0	16	32	4.50	2.000
Bill Dawley, R ERA: 4.91 (5, 1)	1.1		11	5	4	4	0	0	1	0	0	0	1	10	14	27.00	3.750
Julio Solano, R ERA: 4.5 (6, 1)	2.2		10	0	0	0	1	1	1	0	0	0	0	10	18	0.00	0.375

PITCHER	IP	WLS	BF	H	R	ER	SO	BB	IBB	HBP	BLK	WP	HR	S	P	ERA	WHIP

Houston Astros @ Los Angeles Dodgers
Dodger Stadium, Los Angeles, CA
 Fri Jun 21 1985, 7:05 PM PDT
 Att. 39,584 - Unknown

livebaseballscorecards.com

AB	31
R	7
H	9
RBI	6
BB	7
SO	1
LOB	17



Batter	1	2	3	4	5	6	7	8	9	AB R H RBI BB SO LOB	TOP											
Bill Doran, S (1, 4) OBP: 0.351, SLG: 0.409	0-3 K		0-3 K		4-0 BB			0-3 K	0-0 F9	4 0 0 0 1 3 2												
Enos Cabell, R (1, 3) OBP: 0.331, SLG: 0.353	0-0 4-3			0-0 1B	0-0 F4			0-0 1B		0 2 0 0 0 0 0												
Phil Garner, R (1, 5) OBP: 0.299, SLG: 0.368	0-3 K			0-3 K	0-0 5-3			4-0 1B FC1-6 BB		3 1 0 0 1 2 3												
Jose Cruz, L (1, 7) OBP: 0.343, SLG: 0.453		0-3 K		0-3 K		0-0 F9		0-0 FC1-6 1B		4 0 1 1 0 2 1												
Jerry Mumphy, S (1, 8) OBP: 0.316, SLG: 0.375		0-0 F8		0-0 1B 2-H 1B		0-3 K		0-0 FC1-6		4 0 1 2 0 1 1												
Kevin Bass, S (1, 9) OBP: 0.259, SLG: 0.387		0-0 F7		0-0 1-3 1B		0-0 6-3		0-0 F3		4 0 1 0 0 0 1												
Mark Bailey, S (1, 2) OBP: 0.370, SLG: 0.409				4-0 SH3-4 BB	0-3 K		0-3 K		0-0 5-3	3 0 0 0 1 2 2	AB 28 R 3 H 4 RBI 3 BB 3 SO 14 LOB 12											
Dickie Thon, R (1, 6) OBP: 0.212, SLG: 0.198			0-3 K		0-0 SH5-4 2B		0-3 K		0-0 E9	4 0 1 0 0 2 1												
Nolan Ryan, R (1, 1) OBP: 0.091, SLG: 0.063			0-0 SH3-4		0-0 SH5-4		0-3 K		0-3 K	0 0 0 0 0 0 0												
Glenn Davis, R (7, PH) OBP: 0.231, SLG: 0.231										1 0 0 0 0 1 0												
Jeff Calhoun, L (7, 1)										0 0 0 0 0 0 0												
Jim Pankovits, R (9, PH) OBP: 0.367, SLG: 0.408			1-2		2-3					1 0 0 0 0 1 1												
Inning Stats	R: 0 E: 0 K: 2 S: 7	H: 0 LOB: 0 BB: 0 P: 7	R: 0 E: 0 K: 1 S: 5	H: 0 LOB: 0 BB: 0 P: 5	R: 0 E: 0 K: 2 S: 7	H: 0 LOB: 1 BB: 1 P: 11	R: 1 E: 0 K: 3 S: 12	H: 3 LOB: 2 BB: 0 P: 12	R: 0 E: 0 K: 3 S: 4	H: 1 LOB: 2 BB: 1 P: 8	R: 0 E: 0 K: 1 S: 5	H: 0 LOB: 0 BB: 0 P: 5	R: 0 E: 0 K: 3 S: 9	H: 0 LOB: 0 BB: 0 P: 9	R: 2 E: 0 K: 1 S: 7	H: 2 LOB: 1 BB: 1 P: 11	R: 0 E: 1 K: 1 S: 6	H: 0 LOB: 1 BB: 0 P: 6	1B: 5 2B: 1 3B: 0 HR: 0	SF: 0 SAC: 2 DP: 0 HBP: 0	WP: 0 PB: 0 SB: 1 CS: 0	PA: 37
PITCHER Fernando Valenzuela, L (1, 1) ERA: 2.26	IP 9.0 WLS W BF 37 H 6 R 3 ER 3 SO 14 BB 3 IBB 0 HBP 0 BLK 0 WP 0 HR 0 S 62 P 74 ERA 3.00 WHIP 1.000											PITCHER	IP 9.0 WLS W BF 37 H 6 R 3 ER 3 SO 14 BB 3 IBB 0 HBP 0 BLK 0 WP 0 HR 0 S 62 P 74 ERA 3.00 WHIP 1.000									

Houston Astros @ Los Angeles Dodgers
Dodger Stadium, Los Angeles, CA
Sat Jun 22 1985, 7:05 PM PDT
Att. 48,313 - Unknown

livebaseballscorecards.com



Batter	1	2	3	4	5	6	7	8	9
Steve Sax, R OBP: 0.322, SLG: 0.253 (1, 4)	0-0 1-3		0-0 6-3		0-0 1B	0-0 4-3		0-0 F8	
Mariano Duncan, R OBP: 0.294, SLG: 0.328 (1, 6)	0-0 1-3		0-0 F6		0-0 F9	0-0 1B		0-3 K	
Ken Landreaux, L OBP: 0.253, SLG: 0.359 (1, 8)	0-0 4-3		0-0 F8		0-0 1B	0-0 4-3			
Pedro Guerrero, R OBP: 0.383, SLG: 0.538 Candy Maldonado, R OBP: 0.240, SLG: 0.273 (1, 7) (8, 7)		0-0 1B		0-0 F8	4-0 1B		4-0 FC6-4		
Greg Brock, L OBP: 0.306, SLG: 0.441 (1, 3)		0-0 F3		0-0 F7	0-0 1B		0-0 F8		
R.J. Reynolds, S OBP: 0.301, SLG: 0.367 (1, 9)		0-0 E6		0-0 E3	0-3 K		0-0 FC6-4		
Mike Scioscia, L OBP: 0.360, SLG: 0.371 (1, 2)		0-0 FC5-4		0-0 F8	0-0 1B		4-0 FC6-4		
Dave Anderson, R OBP: 0.318, SLG: 0.258 (1, 5)		0-3 K					0-0 FC6-4		
Fernando Valenzuela, L OBP: 0.186, SLG: 0.209 (1, 1)		0-0 FC5-4			0-0 SH	0-0 F2		0-0 G3	

Inning Stats	R: 0	H: 0	E: 0	K: 0	S: 3	R: 1	H: 2	E: 1	K: 1	S: 8	R: 0	H: 0	E: 0	K: 0	S: 3	R: 0	H: 0	E: 1	K: 0	S: 4	R: 5	H: 5	E: 1	K: 1	S: 11	R: 0	H: 1	E: 0	K: 0	S: 4	R: 0	H: 0	E: 0	K: 0	S: 3	R: 0	H: 0	E: 0	K: 1	S: 5
	LOB: 0	BB: 0	P: 3	LOB: 2	BB: 0	P: 8	LOB: 0	BB: 0	P: 3	LOB: 1	BB: 0	P: 4	LOB: 2	BB: 1	P: 15	LOB: 1	BB: 0	P: 4	LOB: 2	BB: 2	P: 11	LOB: 0	BB: 0	P: 5	LOB: 0	BB: 0	P: 5	LOB: 2	BB: 2	P: 11	LOB: 0	BB: 0	P: 5	LOB: 0	BB: 0	P: 5	LOB: 0	BB: 0	P: 5	

PITCHER	IP	WLS	BF	H	R	ER	SO	BB	IBB	HBP	BLK	WP	HR	S	P	ERA	WHIP
Nolan Ryan, R ERA: 3.15 (1, 1)	6.0	L	30	8	6	3	2	0	0	0	0	1	0	33	37	4.50	1.333
Jeff Calhoun, L ERA: 3.48 (7, 1)	2.0		8	0	0	0	1	2	0	0	0	0	0	8	16	0.00	1.000

BOTTOM

AB R H RBI BB SO LOB

5	1	1	0	0	0	0
5	0	1	0	0	1	2
4	1	1	2	0	0	1
2	2	1	0	2	0	0
0	0	0	0	0	0	0
4	0	1	1	0	0	2
4	0	0	0	0	1	4
3	0	2	2	1	0	1
4	1	1	0	0	1	6
3	1	0	0	0	0	2

AB 34
R 6
H 8
RBI 5
BB 3
SO 3
LOB 18



WP: 1 PA: 38
PB: 0
SB: 2
CS: 0

Houston Astros @ Los Angeles Dodgers
Dodger Stadium, Los Angeles, CA
Sat Jun 22 1985, 7:05 PM PDT
Att. 48,313 - Unknown

livebaseballscorecards.com

Batter	1	2	3	4	5	6	7	8	9	AB R H RBI BB SO LOB	TOP		
Bill Doran, S OBP: 0.350, SLG: 0.403 (1, 4) X	0-0 E S 1B 1B		0-0 6-3		0-0 F9		0-3 K	0-0 F5		5 1 1 0 0 1 2			
Enos Cabell, R OBP: 0.331, SLG: 0.354 (1, 3) X	0-0 F7		0-0 F7		0-0		0-0 5-3		0-0	0 1 0 0 0 0 0			
Kevin Bass, S OBP: 0.262, SLG: 0.400 (1, 8) X (7, 9)	0-0 F3 1-3			0-0 F6	0-0		0-0 1B 2B 1B		0-0 F9	5 2 2 3 0 0 2			
Jose Cruz, L OBP: 0.347, SLG: 0.458 (1, 7) X	0-0 1B 3-H			0-0 HR 1B	0-0 4-3		0-0 2B 1B		0-0 FC4-6 1B 1-2f	5 1 3 1 0 0 1			
Phil Gamer, R OBP: 0.300, SLG: 0.371 (1, 5) X	0-0 F6			0-0 F9		0-0 FC6-4 1B 1B	0-0 1-3 2B		0-0 1B 1-2	5 1 3 1 0 0 2			
Glenn Davis, R OBP: 0.290, SLG: 0.367 (1, 9) Chris Jones, L OBP: 0.286, SLG: 0.167 (7, 8)		0-0 F9		0-0 HR 1-H		4-0 FC6-4 1B BB 1-2	0-0 6-3		0-0 4-3	3 1 1 2 1 0 2 1 0 0 0 0 0 2			
Alan Ashby, S OBP: 0.362, SLG: 0.396 (1, 2) X		0-0 6-3		0-0 6-3		0-0 FC6-4 1B 1-2f 2-3		0-3 K		4 0 0 0 0 1 2			
Dickie Thon, R OBP: 0.228, SLG: 0.216 (1, 6) X		0-0 4-3			0-0 L3	0-0 FC1-5-4 1B 1-2 3-H		0-0 SH1-4 1B		4 0 2 1 0 0 0			
Joe Niekro, R OBP: 0.212, SLG: 0.250 (1, 1) X			0-0 6-3		0-0 2B HR 1B	0-0 FC1-5-4 1B 1-2 2-3		0-0 SH1-4		3 1 1 0 0 0 2			
Inning Stats	R: 1 E: 0 K: 0 S: 5 H: 2 LOB: 1 P: 5	R: 0 E: 0 K: 0 S: 3 H: 0 LOB: 0 P: 3	R: 0 E: 0 K: 0 S: 3 H: 0 LOB: 0 P: 3	R: 2 E: 0 K: 0 S: 5 H: 2 LOB: 0 P: 5	R: 3 E: 0 K: 0 S: 6 H: 3 LOB: 0 P: 6	R: 1 E: 0 K: 0 S: 4 H: 2 LOB: 1 P: 8	R: 1 E: 0 K: 1 S: 8 H: 3 LOB: 2 P: 8	R: 0 E: 0 K: 1 S: 6 H: 1 LOB: 1 P: 6	R: 0 E: 0 K: 0 S: 5 H: 2 LOB: 2 P: 5	1B: 11 SF: 0 2B: 2 SAC: 1 3B: 0 DP: 1 HR: 2 HBP: 0	WP: 0 PA: 42 PB: 0 SB: 1 CS: 0		
PITCHER	IP WLS BF H R ER SO BB IBB HBP BLK WP HR S P ERA WHIP											PITCHER	IP WLS BF H R ER SO BB IBB HBP BLK WP HR S P ERA WHIP
Jerry Reuss, L ERA: 3.23 (1, 1)	5.0 L 22 7 6 5 0 0 0 0 0 0 0 2 22 22 9.00 1.400												
Bobby Castillo, R ERA: 4.62 (6, 1)	3.0 15 6 2 2 2 1 0 0 0 0 0 0 18 22 6.00 2.333												
Steve Howe, L ERA: 3.0 (9, 1)	1.0 5 2 0 0 0 0 0 0 0 0 0 0 5 5 0.00 2.000												

Houston Astros @ Los Angeles Dodgers
Dodger Stadium, Los Angeles, CA

Mon Jun 24 1985, 7:05 PM PDT
Att. 34,459 - Unknown

livebaseballscorecards.com

AB	35
R	8
H	13
RBI	8
BB	1
SO	2
LOB	15



Batter	1	2	3	4	5	6	7	8	9	AB	R	H	RBI	BB	SO	LOB	TOP					
Steve Sax, R (1, 4) OBP: 0.314, SLG: 0.250	0-0 4-3		0-0 SH2-4	0-0 F9		0-0 6-3		0-0 FC6-4		4	0	0	0	0	0	5						
Mariano Duncan, R (1, 6) OBP: 0.294, SLG: 0.318	0-0 F4		4-0 G4-6-3 BB		0-0 4-3		4-0 CS BB		0-0 F7	3	0	0	0	2	0	0						
Ken Landreaux, L (1, 8) OBP: 0.275, SLG: 0.358	4-0 FC6-4 BB		0-0 G4-6-3		0-0 G3		4-0 1-2 BB		0-0 1B SF8 1B	3	1	1	0	2	0	2						
Pedro Guerrero, R (1, 7) OBP: 0.396, SLG: 0.563	0-0 FC6-4			0-0 3-1 1B 1B	0-0 2B 1B		0-0 F8		0-0 SF8 1B 1B	5	1	3	0	0	0	2						
Greg Brock, L (1, 3) OBP: 0.321, SLG: 0.448		0-0 FC4-6 1B		0-0 F8	0-0 1-3 2B		0-0 F7		0-0 SF8 1B	5	0	3	0	0	0	2						
R.J. Reynolds, S (1, 9) OBP: 0.311, SLG: 0.362		0-3 K		0-0 1B 3-1 1B	0-0 F6		0-0 SH3 1B 1B		0-0 SF8	4	1	2	0	0	1	3						
Al Oliver, L (9, PH) OBP: 0.286, SLG: 0.329										0	0	0	1	0	0	0						
Candy Maldonado, R (9, 9) OBP: 0.240, SLG: 0.273										0	0	0	0	0	0	0						
Mike Scioscia, L (1, 2) OBP: 0.363, SLG: 0.360		0-0 F8		0-0 3-1		0-0 F8		0-0 SH3		3	0	0	0	1	0	3						
Dave Anderson, R (1, 5) OBP: 0.309, SLG: 0.248		0-0 FC4-6		4-0 1B IBB		0-0 SH1-4 1B		0-0 5-3		4	0	1	0	1	0	5						
Bob Welch, R (1, 1) OBP: 0.500, SLG: 0.500			0-0 SH2-4 1B	0-0 1-2 2-3 3-H 1B		0-0 SH1-4 2		0-0 FC6-4 1B		2	0	2	1	0	0	0						
Bill Russell, R (8, PH) OBP: 0.333, SLG: 0.309										1	0	1	1	0	0	0						
Ken Howell, R (8, 1)										0	0	0	0	0	0	0						
Inning Stats	R: 0 E: 0 K: 0 S: 3	H: 0 LOB: 1 BB: 1 P: 7	R: 0 E: 0 K: 1 S: 6	H: 1 LOB: 1 BB: 0 P: 6	R: 0 E: 0 K: 0 S: 3	H: 1 LOB: 1 BB: 1 P: 7	R: 1 E: 0 K: 0 S: 6	H: 3 LOB: 3 BB: 1 P: 10	R: 0 E: 0 K: 0 S: 5	H: 2 LOB: 2 BB: 0 P: 5	R: 0 E: 0 K: 0 S: 4	H: 1 LOB: 1 BB: 0 P: 4	R: 0 E: 0 K: 0 S: 2	H: 0 LOB: 1 BB: 2 P: 10	R: 1 E: 0 K: 0 S: 5	H: 2 LOB: 1 BB: 0 P: 5	R: 1 E: 0 K: 0 S: 6	H: 3 LOB: 3 BB: 1 P: 10	1B: 12 2B: 1 3B: 0 HR: 0	SF: 1 SAC: 3 DP: 1 HBP: 0	WP: 0 PB: 0 SB: 0 CS: 1	PA: 44
PITCHER	IP	WLS	BF	H	R	ER	SO	BB	IBB	HBP	BLK	WP	HR	S	P	ERA	WHIP					
Andy Hawkins, R (1, 1) ERA: 3.09	7.0		32	8	1	1	1	4	1	0	0	0	0	29	49	1.29	1.714					
Craig Lefferts, L (8, 1) ERA: 3.34	1.0		5	2	1	1	0	0	0	0	0	0	0	5	5	9.00	2.000					
Tim Stoddard, R (9, 1) ERA: 4.28	1.0	L	7	3	1	1	0	0	1	0	0	0	0	6	10	9.00	3.000					

Los Angeles Dodgers @ San Diego Padres
 Jack Murphy Stadium, San Diego, CA
 Tue Jun 25 1985, 10:05 PM EDT
 Att: 37,057 - Unknown

AB	34
R	3
H	13
RBI	3
BB	6
SO	1
LOB	22



Batter	1	2	3	4	5	6	7	8	9	AB	R	H	RBI	BB	SO	LOB
Tim Flannery, L (1, 4) OBP: 0.363, SLG: 0.335	0-0 F7		0-0 F9			0-0 G3		0-3 K		4	0	0	0	0	1	0
Tony Gwynn, L (1, 9) OBP: 0.357, SLG: 0.452	0-0 WP 2B		0-0 6-3			0-0 1B			0-3 K	4	0	2	0	0	1	0
Steve Garvey, R (1, 3) OBP: 0.297, SLG: 0.451	0-0 5-3			4-0 BB		0-0 F8			0-3 K	3	0	0	0	1	1	2
Terry Kennedy, L (1, 2) OBP: 0.309, SLG: 0.422	0-0 6-3			0-3 K			0-0 3-1		0-0 F7	4	0	0	0	0	1	2
Kevin McReynolds, R (1, 8) OBP: 0.313, SLG: 0.394		0-0 F9		0-0 G5-4-3 1-2f			0-0 F4			3	0	0	0	0	0	1
Graig Nettles, L (1, 5) OBP: 0.371, SLG: 0.389		0-0 HR			0-0 F9		0-0 2B 1B			3	2	2	1	0	0	0
Carmelo Martinez, R (1, 7) OBP: 0.343, SLG: 0.460		0-0 F9			0-3 K		0-0 2B			3	0	1	1	0	1	0
Garry Templeton, S (1, 6) OBP: 0.319, SLG: 0.380		0-0 G3			0-0 6-3			0-0 5-3		3	0	0	0	0	0	0
Andy Hawkins, R (1, 1) OBP: 0.128, SLG: 0.105			0-0 1-3			0-0 F3		0-0 F7		2	0	0	0	0	0	0
Craig Lefferts, L (8, 1) OBP: 0.500, SLG: 0.500										0	0	0	0	0	0	0
Bobby Brown, S (8, PH) OBP: 0.206, SLG: 0.219										1	0	0	0	0	0	0
Tim Stoddard, R (9, 1)										0	0	0	0	0	0	0

Inning Stats	R: 0	H: 1	E: 0	K: 0	S: 4	R: 1	H: 1	E: 0	K: 0	S: 4	R: 0	H: 0	E: 0	K: 0	S: 3	R: 0	H: 0	E: 0	K: 1	S: 4	R: 0	H: 0	E: 0	K: 1	S: 5	R: 1	H: 2	E: 0	K: 0	S: 4	R: 0	H: 0	E: 0	K: 1	S: 5	R: 0	H: 0	E: 0	K: 2	S: 7	R: 0	H: 0	E: 0	K: 2	S: 7	1B: 2	SF: 0	2B: 2	SAC: 0	3B: 0	DP: 1	HR: 1	HBP: 0	WP: 1	PA: 31
--------------	------	------	------	------	------	------	------	------	------	------	------	------	------	------	------	------	------	------	------	------	------	------	------	------	------	------	------	------	------	------	------	------	------	------	------	------	------	------	------	------	------	------	------	------	------	-------	-------	-------	--------	-------	-------	-------	--------	-------	--------

PITCHER	IP	WLS	BF	H	R	ER	SO	BB	IBB	HBP	BLK	WP	HR	S	P	ERA	WHIP
Bob Welch, R (1, 1) ERA: 2.78	7.0		25	5	2	2	2	1	0	0	0	1	1	28	32	2.57	0.857
Ken Howell, R (8, 1) ERA: 3.18	2.0	W	6	0	0	0	3	0	0	0	0	0	0	12	12	0.00	0.000

BOTTOM

Los Angeles Dodgers @ San Diego Padres
Jack Murphy Stadium, San Diego, CA
 Tue Jun 25 1985, 10:05 PM EDT
 Att. 37,057 - Unknown

AB	30
R	2
H	5
RBI	2
BB	1
SO	5
LOB	5



WP: 1	PA: 31
PB: 0	
SB: 0	
CS: 0	

livebaseballscorecards.com

Batter	1	2	3	4	5	6	7	8	9	AB R H RBI BB SO LOB	TOP
Dave Anderson, R (1, 5) OBP: 0.307, SLG: 0.257	0-3 K		0-0 F7 2B		0-3 K			0-0 F2		4 0 1 0 0 2 1	Los Angeles Dodgers @ San Diego Padres Jack Murphy Stadium, San Diego, CA Wed Jun 26 1985, 10:05 PM EDT Att. 36,113 - Unknown livebaseballscorecards.com
Mariano Duncan, R (1, 6) OBP: 0.293, SLG: 0.317	0-0 4-3		0-0 F7 2-3			0-0 4-3		0-0 FC6-4 1B		4 0 1 0 0 0 1	
Ken Landreaux, L (1, 8) OBP: 0.270, SLG: 0.351	0-0 F7		0-0 F4			0-0 F8		0-0 F4		4 0 0 0 0 0 3	
Pedro Guerrero, R (1, 7) OBP: 0.397, SLG: 0.573 Carlos Diaz, R (8, 1)		4-0 SH1-3 1B BB		0-0 HR		0-0 F8		0-0 FC6-4 1-2f		3 2 1 1 1 0 2 0 0 0 0 0 0 0	
Greg Brock, L (1, 3) OBP: 0.324, SLG: 0.467		0-0 SH1-3 1B 1B		0-0 F8		0-0 HR		0-0 4-3		4 2 2 1 0 0 0	
R.J. Reynolds, S (1, 9) OBP: 0.311, SLG: 0.362		0-0 SH1-3 1-2 2-3		0-0 4-3		0-0 4-3		0-0 G4-6-3 1B		3 0 1 0 0 0 0	
Mike Scioscia, L (1, 2) OBP: 0.361, SLG: 0.357		0-0 G1-6-3 1B 2-H 3-H		0-0 F8		0-0 1-3		0-0 G4-6-3 1-2f		4 0 1 2 0 0 1	
Steve Sax, R (1, 4) OBP: 0.309, SLG: 0.246		0-0 G1-6-3 1-2f		0-0 1-3		0-0 F9				3 0 0 0 0 0 1	
Orel Hershisier, R (1, 1) OBP: 0.226, SLG: 0.233 Steve Howe, L (7, 1) Bobby Castillo, R (7, 1) Terry Whitfield, L (8, PH) OBP: 0.268, SLG: 0.400			0-0 1-3		0-3 K			4-0 1B BB		2 0 0 0 0 1 0 0 0 0 0 0 0 0 0 0 0 0 0 0 0 0 0 0 0 1 0 0	
Inning Stats	R: 0 E: 0 K: 1 S: 5 H: 0 LOB: 0 BB: 0 P: 5	R: 2 E: 0 K: 0 S: 4 H: 2 LOB: 0 BB: 1 P: 8	R: 0 E: 0 K: 0 S: 4 H: 1 LOB: 1 BB: 0 P: 4	R: 1 E: 0 K: 0 S: 4 H: 1 LOB: 0 BB: 0 P: 4	R: 0 E: 0 K: 2 S: 7 H: 0 LOB: 0 BB: 0 P: 7	R: 0 E: 0 K: 0 S: 3 H: 0 LOB: 0 BB: 0 P: 3	R: 1 E: 0 K: 0 S: 4 H: 1 LOB: 0 BB: 0 P: 4	R: 0 E: 0 K: 0 S: 4 H: 1 LOB: 2 BB: 1 P: 8	R: 0 E: 0 K: 0 S: 3 H: 1 LOB: 0 BB: 0 P: 3	1B: 4 2B: 1 3B: 0 HR: 2 SF: 0 SAC: 1 DP: 2 HBP: 0	
PITCHER LaMarr Hoyt, R (1, 1) ERA: 3.13	IP: 9.0 WLS: W BF: 34 H: 7 R: 4 ER: 4 SO: 3 BB: 2 IBB: 0 HBP: 0 BLK: 0 WP: 0 HR: 2 S: 38 P: 46 ERA: 4.00 WHIP: 1.000	PITCHER IP WLS BF H R ER SO BB IBB HBP BLK WP HR S P ERA WHIP									



Batter	1	2	3	4	5	6	7	8	9	AB R H RBI BB SO LOB	TOP																
Dave Anderson, R (1, 5) OBP: 0.305, SLG: 0.257 Al Oliver, L (9, PH) OBP: 0.282, SLG: 0.324	0-0 F1		0-0 G5-4-3		0-0 F4		0-0 1B		0-0 4-3	4 0 1 0 0 0 1 1 0 0 0 0 0 0																	
Mariano Duncan, R (1, 6) OBP: 0.292, SLG: 0.321	0-3 K		0-0 1-4-3		0-0 2B		0-0 F7			4 0 1 0 0 1 1																	
Ken Landreaux, L (1, 8) OBP: 0.274, SLG: 0.369	0-0 HR			0-0 1B	0-0 F8		0-0 G3			4 2 2 1 0 0 2																	
Pedro Guerrero, R (1, 7) OBP: 0.402, SLG: 0.570	0-3 K			4-0 1B	4-0 IBB		4-0 BB			1 1 0 0 3 1 0																	
Greg Brock, L (1, 3) OBP: 0.318, SLG: 0.456		0-0 4-3		0-0 1B	0-0 F6		0-3 K			4 1 0 0 0 1 5																	
R.J. Reynolds, S (1, 9) OBP: 0.303, SLG: 0.354		0-3 K		0-0 SF7		0-0 F8		0-0 6-3		3 0 0 1 0 1 1																	
Mike Scioscia, L (1, 2) OBP: 0.365, SLG: 0.368 Candy Maldonado, R (8, PH) OBP: 0.237, SLG: 0.270 Steve Yeager, R (8, 2) OBP: 0.214, SLG: 0.226		0-0 2B		0-0 1B		0-0 F9		0-0 6-3		3 0 2 1 0 0 0 1 0 0 0 0 0 1 0 0 0 0 0 0 0																	
Steve Sax, R (1, 4) OBP: 0.307, SLG: 0.246		0-0 F8		0-0 1B		0-0 F9		0-0 F9		4 0 1 1 0 0 1																	
Fernando Valenzuela, L (1, 1) OBP: 0.200, SLG: 0.222 Jay Johnstone, L (7, PH) OBP: 0.143, SLG: 0.286 Tom Niedenfuer, R (7, 1) OBP: 0.200, SLG: 0.200 Terry Whitfield, L (9, PH) OBP: 0.263, SLG: 0.393			0-0 1B		0-0 1-3-2		0-0 F7		0-0 F5	2 0 1 0 0 0 2 1 0 0 0 0 0 0 0 0 0 0 0 0 0 1 0 0 0 0 0 0																	
Inning Stats	R: 1 E: 0 K: 2 S: 8	H: 1 LOB: 0 BB: 0 P: 8	R: 0 E: 0 K: 1 S: 6	H: 1 LOB: 1 BB: 0 P: 6	R: 0 E: 0 K: 0 S: 3	H: 1 LOB: 0 BB: 0 P: 3	R: 3 E: 1 K: 0 S: 6	H: 3 LOB: 1 BB: 1 P: 10	R: 0 E: 0 K: 0 S: 4	H: 0 LOB: 0 BB: 0 P: 3	R: 0 E: 0 K: 0 S: 4	H: 1 LOB: 1 BB: 0 P: 4	R: 0 E: 0 K: 1 S: 5	H: 0 LOB: 1 BB: 1 P: 9	R: 0 E: 0 K: 0 S: 3	H: 0 LOB: 0 BB: 0 P: 3	1B: 5 2B: 3 3B: 0 HR: 1	SF: 1 SAC: 0 DP: 2 HBP: 0	WP: 0 PB: 0 SB: 1 CS: 0	PA: 37							
PITCHER	IP	WLS	BF	H	R	ER	SO	BB	IBB	HBP	BLK	WP	HR	S	P	ERA	WHIP										
Ed Wojna, R (1, 1) ERA: 3.52	3.1		17	6	4	3	3	1	0	0	0	0	1	22	26	8.10	2.100										
Craig Lefferts, L (4, 1) ERA: 3.09	2.2	W	9	1	0	0	0	0	1	0	0	0	0	8	12	0.00	0.375										
Tim Stoddard, R (7, 1) ERA: 4.13	1.0		5	1	0	0	0	1	0	0	0	0	0	4	8	0.00	2.000										
Mark Thurmond, L (8, 1) ERA: 4.81	1.0		3	0	0	0	1	0	0	0	0	0	0	5	5	0.00	0.000										
Rich Gossage, R (9, 1) ERA: 2.01	1.0	S	3	0	0	0	0	0	0	0	0	0	0	3	3	0.00	0.000										

Los Angeles Dodgers @ San Diego Padres
Jack Murphy Stadium, San Diego, CA
 Thu Jun 27 1985, 6:33 AM EDT
 Att: 47,482 - Unknown

livebaseballscorecards.com

AB	33
R	4
H	8
RBI	4
BB	3
SO	4
LOB	14



Batter	1	2	3	4	5	6	7	8	9	AB	R	H	RBI	BB	SO	LOB					
Jerry Royster, R OBP: 0.370, SLG: 0.407 (1, 4)	0-0 G4-6-3 1B		4-0 IBB 1B BB		0-0 SH1-3 1B 2B	0-0 2-H 1B				3	2	3	1	1	0	0					
Tony Gwynn, L OBP: 0.352, SLG: 0.445 (1, 9)	0-0 G4-6-3		0-0 IBB 1B 1B		0-0 SH1-3	0-0 F9				2	1	1	0	0	0	1					
Gerry Davis, R OBP: 0.357, SLG: 0.385 (5, 9)	1-2f		1-2		2-3					1	0	0	0	0	0	1					
Steve Garvey, R OBP: 0.298, SLG: 0.456 (1, 3)	4-0 BB		0-0 F7		0-0 G3 1B		0-3 K			3	0	1	1	1	1	2					
Kurt Bevacqua, R OBP: 0.396, SLG: 0.442 (1, 5)	0-0 1-3		4-0 1B IBB		0-0 G3		0-0 F9			3	0	0	0	1	0	2					
Rich Gossage, R (9, 1)			1-2 2-3		1-2					0	0	0	0	0	0	0					
Kevin McReynolds, R OBP: 0.325, SLG: 0.417 (1, 8)		0-0 HR	0-0 G4-6-3 1B		4-0 IBB		0-0 F7			3	1	2	3	1	0	0					
Terry Kennedy, L OBP: 0.304, SLG: 0.413 (1, 2)	0-0 4-3		0-0 G4-6-3		0-0 G3			0-0 4-3		4	0	0	0	0	0	4					
Carmelo Martinez, R OBP: 0.352, SLG: 0.466 (1, 7)		4-0 1B CS BB		4-0 G4-6-3 BB		0-0 5-3		0-0 6-3		2	0	0	0	2	0	0					
Garry Templeton, S OBP: 0.332, SLG: 0.393 (1, 6)		0-0 CS 1B		0-0 G4-6-3		0-0 S 1B		0-0 1B		4	1	3	0	0	0	1					
Ed Wojna, R OBP: 0.400, SLG: 0.400 (1, 1)		0-3 K		0-3 K		0-3 K		0-0 F7		1	0	0	0	0	1	2					
Craig Lefferts, L OBP: 0.333, SLG: 0.333 (4, 1)										1	0	0	0	0	1	0					
Bobby Brown, S OBP: 0.200, SLG: 0.212 (6, PH)										1	0	0	0	0	1	1					
Tim Stoddard, R (7, 1)										0	0	0	0	0	0	0					
Mark Thurmond, L (8, 1)										0	0	0	0	0	0	0					
Graig Nettles, L OBP: 0.371, SLG: 0.388 (8, PH)		1-2 3-H								1	0	0	0	0	0	1					
Inning Stats	R: 0 E: 0 K: 0 S: 3	H: 1 LOB: 1 BB: 1 P: 7	R: 1 E: 0 K: 1 S: 6	H: 2 LOB: 1 BB: 1 P: 10	R: 2 E: 0 K: 0 S: 4	H: 2 LOB: 1 BB: 2 P: 12	R: 0 E: 0 K: 1 S: 4	H: 0 LOB: 0 BB: 1 P: 8	R: 1 E: 0 K: 0 S: 5	H: 2 LOB: 2 BB: 1 P: 9	R: 1 E: 0 K: 1 S: 7	H: 2 LOB: 1 BB: 0 P: 7	R: 0 E: 0 K: 1 S: 5	H: 0 LOB: 0 BB: 0 P: 5	R: 0 E: 0 K: 0 S: 4	H: 1 LOB: 1 BB: 0 P: 4	1B: 8 2B: 1 3B: 0 HR: 1	SF: 0 SAC: 1 DP: 3 HBP: 0	WP: 0 PB: 0 SB: 1 CS: 2	PA: 36	
PITCHER	IP	WLS	BF	H	R	ER	SO	BB	IBB	HBP	BLK	WP	HR	S	P	ERA	WHIP				
Fernando Valenzuela, L ERA: 2.51 (1, 1)	6.0	L	29	9	5	5	3	4	2	0	0	0	1	29	53	7.50	2.167				
Tom Niedenfuer, R ERA: 2.33 (7, 1)	2.0		7	1	0	0	1	0	0	0	0	0	0	9	9	0.00	0.500				

BOTTOM

Los Angeles Dodgers @ San Diego Padres
 Jack Murphy Stadium, San Diego, CA
 Thu Jun 27 1985, 6:33 AM EDT
 Att. 47,482 - Unknown

livebaseballscores.com

AB	29
R	5
H	10
RBI	5
BB	6
SO	4
LOB	15



Batter	1	2	3	4	5	6	7	8	9	AB R H RBI BB SO LOB	TOP											
Brad Komminsk, R OBP: 0.323, SLG: 0.283 (1, 9) X	0-0 F9		0-3 K			0-3 K	0-0 F7		0-0 BB 1B	5 1 1 0 0 2 0												
Rafael Ramirez, R OBP: 0.283, SLG: 0.363 (1, 6) X	0-0 6-3			0-0 5-3		0-0 F9		0-0 FC6-4 1B	0-0 L4	5 0 1 0 0 0 1												
Dale Murphy, R OBP: 0.377, SLG: 0.530 (1, 8) B B B B	4-0 FC5-4 BB			4-0 S BB		0-0 1B 1B		0-0 FC6-4 BB 1B 1-2	4-0 1B HR BB	2 3 1 0 3 0 1												
Bob Homer, R OBP: 0.315, SLG: 0.476 (1, 3) X	0-0 FC5-4 1-2f			0-0 1-3		0-0 E 1B 3B 1B		4-0 FC4-6 BB	0-0 HR 1B	4 2 2 1 1 0 2												
Terry Harper, R OBP: 0.335, SLG: 0.396 (1, 7) X		0-0 F9		0-0 F3		0-0 E9 3B 1B		0-0 FC4-6 HR 1B 1-2f 2-3	0-0 HR 1B 1-H 3-H	5 3 2 4 0 0 3												
Ken Oberkfell, L OBP: 0.342, SLG: 0.380 (1, 5) X		0-0 F6			0-3 K		0-0 3B	0-0 HR 1B 1-2 3-H	0-0 F8	5 1 2 3 0 1 0												
Glenn Hubbard, R OBP: 0.336, SLG: 0.333 (1, 4) X		0-0 L4			0-0 F8		0-0 F4	0-0 HR		4 1 1 3 0 0 1												
Larry Owen, R OBP: 0.306, SLG: 0.291 (1, 2) X			0-0 F8		0-0 1B		0-0 6-3	0-0 5-3		4 0 1 0 0 0 0												
Steve Bedrosian, R OBP: 0.061, SLG: 0.061 (1, 1) X			0-0 1-3			0-0 6-3			0-0 3-1	3 0 0 0 0 0 1												
Jeff Dedmon, L OBP: 0.250, SLG: 0.250 (7, 1) X										0 0 0 0 0 0 0												
Gerald Perry, L OBP: 0.272, SLG: 0.254 (9, PH) X										1 0 0 0 0 0 0												
Rick Camp, R (9, 1) X										0 0 0 0 0 0 0												
Inning Stats	R: 0 E: 0 K: 0 S: 3	H: 0 LOB: 1 BB: 1 P: 7	R: 0 E: 0 K: 0 S: 3	H: 0 LOB: 0 BB: 0 P: 3	R: 0 E: 0 K: 1 S: 5	H: 0 LOB: 0 BB: 0 P: 5	R: 0 E: 0 K: 0 S: 3	H: 0 LOB: 1 BB: 1 P: 7	R: 0 E: 0 K: 1 S: 6	H: 1 LOB: 1 BB: 0 P: 6	R: 3 E: 1 K: 1 S: 9	H: 4 LOB: 1 BB: 0 P: 9	R: 0 E: 0 K: 0 S: 3	H: 0 LOB: 0 BB: 0 P: 3	R: 4 E: 0 K: 0 S: 6	H: 3 LOB: 0 BB: 1 P: 10	R: 4 E: 0 K: 0 S: 6	H: 3 LOB: 0 BB: 1 P: 10	1B: 8 2B: 0 3B: 1 HR: 2	SF: 0 SAC: 0 DP: 0 HBP: 0	WP: 0 PB: 0 SB: 1 CS: 0	PA: 42
PITCHER	IP WLS BF H R ER SO BB IBB HBP BLK WP HR S P ERA WHIP																					
Rick Honeycutt, L ERA: 2.71 (1, 1)	7.0 L 28 5 3 3 3 2 0 0 0 0 0 0 32 40 3.86 1.000																					
Bobby Castillo, R ERA: 5.93 (8, 1)	1.2 12 5 7 7 0 2 0 0 0 0 0 1 10 18 37.80 4.200																					
Steve Howe, L ERA: 4.91 (9, 1)	0.1 2 1 1 1 0 0 0 0 0 0 0 1 2 2 27.00 3.000																					

Atlanta Braves @ Los Angeles Dodgers
Dodger Stadium, Los Angeles, CA
Fri Jun 28 1985, 7:05 PM PDT
Att: 40,546 - Unknown

livebaseballscorecards.com

AB	38
R	11
H	11
RBI	11
BB	4
SO	3
LOB	9



Batter	1	2	3	4	5	6	7	8	9	AB	R	H	RBI	BB	SO	LOB
Dave Anderson, R (1, 5) <small>OBP: 0.304, SLG: 0.256</small> Jay Johnstone, L (9, PH) <small>OBP: 0.125, SLG: 0.250</small>	0-0 5-3		0-3 K		0-0 WP 2-3 1B		0-0 FC1-4 1B 1-2f		0-0 G4-6-3 1-2f	4	0	1	0	0	1	1
Mariano Duncan, R (1, 6) <small>OBP: 0.291, SLG: 0.321</small>	0-3 K		0-3 K		0-0 SF9		0-0 G6-4-3 1B 1-2			3	0	1	1	0	2	0
Al Oliver, L (1, 7) <small>OBP: 0.293, SLG: 0.316</small> Bobby Castillo, R (8, 1) <small>OBP: 0.222, SLG: 0.125</small> Steve Howe, L (9, 1)	4-0 BB		0-0 6-3		4-0 1-3 BB		0-0 G6-4-3 1-2f			2	0	0	0	2	0	2
Pedro Guerrero, R (1, 8) <small>OBP: 0.397, SLG: 0.561</small>	0-0 F8		0-0 4-3		0-3 K		0-0 F3			4	0	0	0	0	1	3
Greg Brock, L (1, 3)		0-0 F5		0-0 4-3		0-0 G3		0-0 4-3		4	0	0	0	0	0	2
Ken Landreaux, L (1, 9) <small>OBP: 0.274, SLG: 0.363</small>		0-0 4-3		4-0 S 1B BB		0-0 4-3		0-0 1-3		3	1	0	0	1	0	0
Mike Scioscia, L (1, 2) <small>OBP: 0.372, SLG: 0.369</small>		4-0 BB BB		0-0 1-H 1B		0-0 1-3		4-0 BB BB		2	0	1	1	2	0	0
Steve Sax, R (1, 4) <small>OBP: 0.308, SLG: 0.243</small> Sid Bream, L (9, PH) <small>OBP: 0.233, SLG: 0.308</small>		4-0 FC4-6 1-2 BB		0-0 5-3		0-3 K		0-3 K		2	0	0	0	1	1	1
Rick Honeycutt, L (1, 1) <small>OBP: 0.125, SLG: 0.130</small> R.J. Reynolds, S (7, PH) <small>OBP: 0.312, SLG: 0.354</small> (8, 7)		0-0 FC4-6 1-2f		0-0 1B SF9 2B		0-0 FC1-4 BB		4-0 G4-6-3 BB		2	1	1	0	0	0	2

Inning Stats	R: 0	H: 0	E: 0	K: 1	S: 5	R: 0	H: 0	E: 0	K: 0	S: 3	R: 0	H: 0	E: 0	K: 2	S: 7	R: 1	H: 1	E: 0	K: 0	S: 4	R: 1	H: 2	E: 0	K: 1	S: 7	R: 0	H: 0	E: 0	K: 1	S: 5	R: 0	H: 1	E: 0	K: 0	S: 3	R: 0	H: 0	E: 0	K: 0	S: 3	R: 0	H: 0	E: 0	K: 1	S: 4	R: 0	H: 0	E: 0	K: 1	S: 4	1B: 3	2B: 1	3B: 0	HR: 0	SF: 1	SAC: 0	DP: 2	HBP: 0	WP: 1	PB: 0	SB: 2	CS: 0	PA: 37
--------------	------	------	------	------	------	------	------	------	------	------	------	------	------	------	------	------	------	------	------	------	------	------	------	------	------	------	------	------	------	------	------	------	------	------	------	------	------	------	------	------	------	------	------	------	------	------	------	------	------	------	-------	-------	-------	-------	-------	--------	-------	--------	-------	-------	-------	-------	--------

PITCHER	IP	WLS	BF	H	R	ER	SO	BB	IBB	HBP	BLK	WP	HR	S	P	ERA	WHIP
Steve Bedrosian, R (1, 1) <small>ERA: 2.78</small>	6.1	W	29	4	2	2	5	6	0	0	0	1	0	33	57	2.84	1.579
Jeff Dedmon, R (7, 1) <small>ERA: 1.64</small>	1.2		4	0	0	0	0	0	0	0	0	0	0	4	4	0.00	0.000
Rick Camp, R (9, 1) <small>ERA: 3.27</small>	1.0		4	0	0	0	1	2	0	0	0	0	0	4	12	0.00	2.000

BOTTOM

Atlanta Braves @ Los Angeles Dodgers
Dodger Stadium, Los Angeles, CA

Fri Jun 28 1985, 7:05 PM PDT
 Att. 40,546 - Unknown

livebaseballscores.com

AB	28
R	2
H	4
RBI	2
BB	8
SO	6
LOB	14



Batter	1	2	3	4	5	6	7	8	9	AB R H RBI BB SO LOB	TOP		
Brad Komminsk, R (1, 9) OBP: 0.316, SLG: 0.276	0-3 K		0-0 F8			0-0 F7			0-0 F7	4 0 0 0 0 1 0	Atlanta Braves @ Los Angeles Dodgers Dodger Stadium, Los Angeles, CA Sat Jun 29 1985, 3:33 AM PDT Att: 39,141 - Unknown livebaseballscorecards.com		
Rafael Ramirez, R (1, 6) OBP: 0.283, SLG: 0.359	4-0 2B BB		0-0 5-3			0-0 F4			0-0 5-3	3 0 0 0 1 0 0			
Dale Murphy, R (1, 8) OBP: 0.379, SLG: 0.533	0-0 1-3 2B				0-0 F7			0-0 5-3	0-0 HR 1B	4 1 2 0 0 0 0			
Bob Homer, R (1, 3) OBP: 0.318, SLG: 0.491	0-0 F8				0-0 G4-6-3 1B			0-0 F8	0-0 HR 1-H	4 1 2 2 0 0 2			
Terry Harper, R (1, 7) OBP: 0.333, SLG: 0.393	0-0 F8				0-0 G4-6-3 1-2f			0-0 1B	0-0 G3	4 0 1 0 0 0 3			
Ken Oberkfell, L (1, 5) OBP: 0.337, SLG: 0.374		0-0 F8			0-0 4-3			0-0 4-3		3 0 0 0 0 0 1			
Glenn Hubbard, R (1, 4) OBP: 0.332, SLG: 0.328		0-0 F8			0-0 G3			0-0 6-3		3 0 0 0 0 0 0			
Bruce Benedict, R (1, 2) OBP: 0.329, SLG: 0.217		0-0 6-3			0-0 5-3			0-0 5-3		3 0 0 0 0 0 0			
Rick Mahler, R (1, 1) OBP: 0.235, SLG: 0.229			0-0 G3			0-0 3-1		0-0 2-3		2 0 0 0 0 0 0			
Albert Hall, S (8, PH) OBP: 0.259, SLG: 0.280										1 0 0 0 0 0 0			
Steve Shields, R (8, 1) OBP: 0.077, SLG: 0.077										0 0 0 0 0 0 0			
Inning Stats	R: 0 H: 1 E: 0 LOB: 2 K: 1 BB: 1 S: 6 P: 10	R: 0 H: 0 E: 0 LOB: 0 K: 0 BB: 0 S: 3 P: 3	R: 0 H: 0 E: 0 LOB: 0 K: 0 BB: 0 S: 3 P: 3	R: 0 H: 1 E: 0 LOB: 0 K: 0 BB: 0 S: 3 P: 3	R: 0 H: 0 E: 0 LOB: 0 K: 0 BB: 0 S: 3 P: 3	R: 0 H: 0 E: 0 LOB: 0 K: 0 BB: 0 S: 3 P: 3	R: 0 H: 1 E: 0 LOB: 1 K: 0 BB: 0 S: 4 P: 4	R: 0 H: 0 E: 0 LOB: 0 K: 0 BB: 0 S: 3 P: 3	R: 2 H: 2 E: 0 LOB: 0 K: 0 BB: 0 S: 5 P: 5	1B: 3 SF: 0 2B: 1 SAC: 0 3B: 0 DP: 1 HR: 1 HBP: 0	WP: 0 PA: 32 PB: 0 SB: 0 CS: 0		
PITCHER	IP WLS BF H R ER SO BB IBB HBP BLK WP HR S P ERA WHIP											PITCHER	IP WLS BF H R ER SO BB IBB HBP BLK WP HR S P ERA WHIP
Jerry Reuss, L (1, 1) ERA: 3.13	8.2 W 31 5 2 2 1 1 0 0 0 0 0 1 32 36 2.08 0.692												
Tom Niedenfuer, R (9, 1) ERA: 2.31	0.1 S 1 0 0 0 0 0 0 0 0 0 0 0 1 1 0.00 0.000												

Batter	1	2	3	4	5	6	7	8	9
Dave Anderson, R (1, 5) OBP: 0.317, SLG: 0.269	0-0 SH1-3 SF9 2B	4-0 BB		0-3 K			4-0 FC6-4 BB		
Mariano Duncan, R (1, 6) OBP: 0.292, SLG: 0.321	0-0 SH1-3 2-3	0-0 F9			0-0 CS 1B		0-0 FC6-4 1-2f		
Ken Landreaux, L (1, 8) OBP: 0.269, SLG: 0.358	0-0 SF9		0-0 3-1		0-0 6-3 1-2		0-0 F7		
Pedro Guerrero, R (1, 7) OBP: 0.391, SLG: 0.553	0-0 F9 3-H		0-3 K		0-0 F9		0-0 5-3		
Greg Brock, L (1, 3) OBP: 0.320, SLG: 0.455		0-0 1B 1B	0-0 S 2B		0-0 F6		4-0 G6-4-3 BB		
R.J. Reynolds, S (1, 9) OBP: 0.317, SLG: 0.358		0-0 E 1B 1B	0-0 4-3		0-0 E 1B		0-0 G6-4-3 1-2f		
Mike Scioscia, L (1, 2) OBP: 0.372, SLG: 0.368		0-3 K		0-0 F7		0-0 G6-4-3 1B 1-H			
Steve Sax, R (1, 4) OBP: 0.313, SLG: 0.250		0-0 E9 1B 1-3 2-H		0-0 E 1B		0-0 G6-4-3 1-2f			
Jerry Reuss, L (1, 1) OBP: 0.194, SLG: 0.171		0-3 K		0-0 F1			0-0 4-3		
Tom Niedenfuer, R (9, 1) OBP: 0.200, SLG: 0.200									

Inning Stats	R: 1	H: 1	E: 0	LOB: 0	K: 0	BB: 0	S: 4	P: 4
	R: 1	H: 3	E: 1	LOB: 3	K: 2	BB: 1	S: 10	P: 14
	R: 0	H: 1	E: 0	LOB: 1	K: 1	BB: 0	S: 6	P: 6
	R: 0	H: 1	E: 1	LOB: 1	K: 1	BB: 0	S: 6	P: 6
	R: 0	H: 1	E: 0	LOB: 0	K: 0	BB: 0	S: 3	P: 3
	R: 1	H: 2	E: 1	LOB: 0	K: 0	BB: 0	S: 4	P: 4
	R: 0	H: 0	E: 0	LOB: 1	K: 0	BB: 1	S: 3	P: 7
	R: 0	H: 0	E: 0	LOB: 0	K: 0	BB: 1	S: 2	P: 6

PITCHER														PITCHER																			
IP	WLS	BF	H	R	ER	SO	BB	IBB	HBP	BLK	WP	HR	S	P	ERA	WHIP	IP	WLS	BF	H	R	ER	SO	BB	IBB	HBP	BLK	WP	HR	S	P	ERA	WHIP
Rick Mahler, R (1, 1) ERA: 3.19	7.0	L	30	9	3	2	4	2	0	0	0	0	36	44	2.57	1.571																	
Steve Shields, R (8, 1) ERA: 4.19	1.0		3	0	0	0	0	1	0	0	0	0	2	6	0.00	1.000																	

BOTTOM

Atlanta Braves @ Los Angeles Dodgers
Dodger Stadium, Los Angeles, CA
 Sat Jun 29 1985, 3:33 AM PDT
 Att. 39,141 - Unknown

AB	R	H	RBI	BB	SO	LOB
2	1	1	0	2	1	1
3	0	1	0	0	0	4
3	0	0	1	0	0	2
4	0	0	0	0	1	0
3	1	2	0	1	0	0
4	1	2	0	0	0	2
3	0	1	1	0	1	2
3	0	2	1	0	0	1
3	0	0	0	0	1	3
0	0	0	0	0	0	0

AB	28
R	3
H	9
RBI	3
BB	3
SO	4
LOB	15



WP: 0	PA: 33
PB: 0	SB: 1
CS: 1	

livebaseballscorecards.com

Batter	1	2	3	4	5	6	7	8	9	AB R H RBI BB SO LOB	TOP											
Claudell Washington, L (1, 9) OBP: 0.325, SLG: 0.456 Brad Komminsk, R (7, 9) OBP: 0.316, SLG: 0.276	0-3 K		0-0 4-3 WP 1B		0-0 HR		0-0 1B			4 1 3 1 0 1 0 0 0 0 0 0 0 0	Atlanta Braves @ Los Angeles Dodgers Dodger Stadium, Los Angeles, CA Sun Jun 30 1985, 3:33 AM PDT Att. 36,804 - Unknown livebaseballscorecards.com											
Rafael Ramirez, R (1, 6) OBP: 0.282, SLG: 0.357	0-0 F3		0-0 4-3 1-3		0-0 HR 1B		0-0 F9			4 1 1 0 0 0 2												
Dale Murphy, R (1, 8) OBP: 0.377, SLG: 0.540	0-3 K		0-0 F2		0-0 HR 1-H		0-0 F5			4 1 1 2 0 1 2												
Bob Homer, R (1, 3) OBP: 0.317, SLG: 0.486		0-0 F9		0-0 E 1B		0-0 L6		0-3 K		4 0 1 0 0 1 0												
Terry Harper, R (1, 7) OBP: 0.328, SLG: 0.386 Bruce Sutter, R (8, 1)		0-0 5-3		0-0 F2		0-0 5-3		0-0 F4		4 0 0 0 0 0 1 0 0 0 0 0 0 0												
Ken Oberkfell, L (1, 5) OBP: 0.335, SLG: 0.376		0-0 PB 2B		0-0 E9 1-2		0-0 F4		0-0 4-3		4 0 1 0 0 0 1												
Glenn Hubbard, R (1, 4) OBP: 0.332, SLG: 0.324 Gerald Perry, L (9, PH) OBP: 0.276, SLG: 0.254		4-0 BB 2-3 BB		0-0 F6		0-0 5-3		4-0 7-4 S BB		2 0 0 0 1 0 2 0 0 0 0 1 0 0												
Bruce Benedict, R (1, 2) OBP: 0.318, SLG: 0.208 Chris Chambliss, L (9, PH) OBP: 0.266, SLG: 0.241		0-0 F2		0-0 F7		0-0 F5		0-3 K 1-2		3 0 0 0 0 0 4 1 0 0 0 0 1 1												
Pascual Perez, R (1, 1) OBP: 0.182, SLG: 0.182 Rick Camp, R (6, 1) Albert Hall, S (8, 7) OBP: 0.250, SLG: 0.269		0-0 1-3		0-0 2-3		0-0 F7		0-0 7-4 2-3f		2 0 0 0 0 0 0 1 0 0 0 0 0 0 1 0 0 0 0 0 1												
Inning Stats	R: 0 E: 0 K: 2 S: 7	H: 0 LOB: 0 BB: 0 P: 7	R: 0 E: 0 K: 0 S: 4	H: 1 LOB: 2 BB: 1 P: 8	R: 0 E: 0 K: 0 S: 4	H: 1 LOB: 1 BB: 0 P: 4	R: 0 E: 1 K: 0 S: 5	H: 1 LOB: 2 BB: 0 P: 5	R: 3 E: 0 K: 0 S: 6	H: 3 LOB: 0 BB: 0 P: 6	R: 0 E: 0 K: 0 S: 3	H: 0 LOB: 0 BB: 0 P: 3	R: 0 E: 0 K: 0 S: 4	H: 1 LOB: 1 BB: 0 P: 4	R: 0 E: 0 K: 1 S: 5	H: 0 LOB: 0 BB: 0 P: 5	R: 0 E: 0 K: 1 S: 4	H: 0 LOB: 0 BB: 1 P: 8	1B: 4 2B: 2 3B: 0 HR: 2	SF: 0 SAC: 0 DP: 1 HBP: 0	WP: 1 PB: 1 SB: 1 CS: 0	PA: 36
PITCHER Bob Welch, R (1, 1) ERA: 3.03 Ken Howell, R (8, 1) ERA: 3.02	IP: 7.0 WLS: W BF: 6 H: 0 R: 0 ER: 0 SO: 2 BB: 1 IBB: 0 HBP: 0 BLK: 0 WP: 1 HR: 2 S: 33 P: 37 ERA: 3.86 WHIP: 1.143	IP: 2.0 WLS: W BF: 6 H: 0 R: 0 ER: 0 SO: 2 BB: 1 IBB: 0 HBP: 0 BLK: 0 WP: 0 HR: 0 S: 9 P: 13 ERA: 0.00 WHIP: 0.500	PITCHER										IP: 7.0 WLS: W BF: 6 H: 0 R: 0 ER: 0 SO: 2 BB: 1 IBB: 0 HBP: 0 BLK: 0 WP: 0 HR: 0 S: 9 P: 13 ERA: 0.00 WHIP: 0.500	ERA: 3.86 WHIP: 1.143								



Batter	1	2	3	4	5	6	7	8	9	AB R H RBI BB SO LOB	TOP											
Gary Redus, R (1, 7) OBP: 0.374, SLG: 0.441	0-3 K		0-0 F7			0-3 K		0-0 F8		4 0 0 0 0 2 2	<p>Cincinnati Reds @ Los Angeles Dodgers</p> <p>Dodger Stadium, Los Angeles, CA</p> <p>Mon Jul 01 1985, 7:05 PM PDT</p> <p>Att. 23,296 - Unknown</p>											
Eddie Milner, L (1, 8) OBP: 0.326, SLG: 0.276	0-0 3-1			0-0 F8		4-0 BB		0-0 1B		3 0 1 1 1 0 0												
Pete Rose, S (1, 3) OBP: 0.409, SLG: 0.352	0-0 3-1			0-0 FC3-6 1B		0-0 G3		4-0 FC4-6 BB		3 0 1 0 1 0 1												
Dave Parker, L (1, 9) OBP: 0.369, SLG: 0.531		0-3 K		0-0 FC3-6 FC5-4 1-2f		0-0 F8		0-0 FC4-6 1B 1-2f		4 0 0 0 0 1 2												
Alan Knicely, R (1, 2) OBP: 0.327, SLG: 0.431		0-3 K		0-0 FC5-4 1-2f		0-0 L1		0-0 G4-6-3 1B 1-2		4 0 1 0 0 1 1												
Dave Concepcion, R (1, 6) OBP: 0.325, SLG: 0.388		1-0 HBP			0-0 6-3		0-3 K		0-0 G4-6-3 1-2f	3 0 0 0 0 1 2												
Wayne Krenchicki, L (1, 5) OBP: 0.405, SLG: 0.461		0-0 F8			0-0 F7			0-0 FC4-6 1B 1B		3 1 1 0 0 0 1												
Ron Oester, S (1, 4) OBP: 0.339, SLG: 0.373			0-0 3-1		0-0 F8			0-0 E5 FC4-6 1-2		3 0 0 0 0 0 1												
Jay Tibbs, R (1, 1) OBP: 0.139, SLG: 0.088			0-0 1-3			0-3 K		0-0 FC4-6 1B 1-2f 2-3		1 0 0 0 0 0 0												
Max Venable, L (6, PH) OBP: 0.333, SLG: 0.438										1 0 0 0 0 1 0												
Ron Robinson, R (6, 1)										0 0 0 0 0 0 0												
Duane Walker, L (8, PH) OBP: 0.261, SLG: 0.375										1 0 0 0 0 0 2												
John Stuper, R (8, 1) OBP: 0.235, SLG: 0.071										0 0 0 0 0 0 0												
Inning Stats	R: 0 E: 0 K: 1 S: 5	H: 0 LOB: 0 BB: 0 P: 5	R: 0 E: 0 K: 2 S: 7	H: 0 LOB: 1 BB: 0 P: 8	R: 0 E: 0 K: 0 S: 3	H: 0 LOB: 0 BB: 0 P: 3	R: 0 E: 0 K: 0 S: 4	H: 1 LOB: 1 BB: 0 P: 4	R: 0 E: 0 K: 0 S: 3	H: 0 LOB: 0 BB: 0 P: 3	R: 0 E: 0 K: 2 S: 7	H: 0 LOB: 1 BB: 1 P: 11	R: 0 E: 0 K: 1 S: 5	H: 0 LOB: 0 BB: 0 P: 5	R: 1 E: 1 K: 0 S: 5	H: 2 LOB: 2 BB: 0 P: 5	R: 0 E: 0 K: 0 S: 3	H: 1 LOB: 1 BB: 1 P: 7	1B: 4 2B: 0 3B: 0 HR: 0	SF: 0 SAC: 0 DP: 1 HBP: 1	WP: 0 PB: 0 SB: 1 CS: 0	PA: 33
PITCHER Orel Hershiser, R (1, 1) ERA: 2.3	IP: 9.0 WLS: W BF: 33 H: 4 R: 1 ER: 0 SO: 6 BB: 2 IBB: 0 HBP: 1 BLK: 0 WP: 0 HR: 0 S: 42 P: 51 ERA: 0.00 WHIP: 0.667											PITCHER	IP: WLS: BF: H: R: ER: SO: BB: IBB: HBP: BLK: WP: HR: S: P: ERA: WHIP:									

AB	30
R	1
H	4
RBI	1
BB	2
SO	6
LOB	12



Batter	1	2	3	4	5	6	7	8	9	AB R H RBI BB SO LOB	TOP											
Gary Redus, R (1, 8) OBP: 0.371, SLG: 0.436	0-0 F3		0-0 S 1B		0-3 K			0-0 6-3		4 0 1 0 0 1 0	Cincinnati Reds @ Los Angeles Dodgers Dodger Stadium, Los Angeles, CA Tue Jul 02 1985, 7:05 PM PDT Att: 49,207 - Unknown livebaseballscorecards.com											
Dave Concepcion, R (1, 6) OBP: 0.321, SLG: 0.383	0-3 K		0-3 K 1-2			0-0 G3		0-3 K		4 0 0 0 0 3 1												
Dave Parker, L (1, 9) OBP: 0.368, SLG: 0.526	4-0 BB		0-0 G3			0-0 4-3			0-0 F8	3 0 0 0 1 0 1												
Tony Perez, R (1, 3) OBP: 0.395, SLG: 0.530	0-3 K			0-0 FC4-6 1B		0-0 5-3			0-0 F5	4 0 1 0 0 1 1												
Cesar Cedeno, R (1, 7) OBP: 0.303, SLG: 0.331		0-0 4-3		0-0 FC4-6 1-2f			0-3 K		0-0 5-3	4 0 0 0 0 1 1												
Nick Esasky, R (1, 5) OBP: 0.355, SLG: 0.396		0-3 K		0-0 F8			4-0 BB			2 0 0 0 1 1 1												
Dave Vangorder, R (1, 2) OBP: 0.271, SLG: 0.320		0-0 FC6-4 1B		0-0 F9			0-0 F7			3 0 1 0 0 0 2												
Ron Oester, S (1, 4) OBP: 0.335, SLG: 0.368		0-0 FC6-4 1-2f			0-0 6-3		0-0 F2			3 0 0 0 0 0 2												
Joe Price, R (1, 1)			0-3 K		0-0 L4			0-0 4-1		2 0 0 0 0 1 0												
Pete Rose, S (8, PH) OBP: 0.407, SLG: 0.350										1 0 0 0 0 0 0												
Tom Hume, R (8, 1)										0 0 0 0 0 0 0												
John Franco, L (8, 1) OBP: 0.333, SLG: 0.333										0 0 0 0 0 0 0												
Inning Stats	R: 0 E: 0 K: 2 S: 7	H: 0 LOB: 1 BB: 1 P: 11	R: 0 E: 0 K: 1 S: 6	H: 1 LOB: 1 BB: 0 P: 6	R: 0 E: 0 K: 2 S: 8	H: 1 LOB: 1 BB: 0 P: 8	R: 0 E: 0 K: 0 S: 4	H: 1 LOB: 1 BB: 0 P: 4	R: 0 E: 0 K: 1 S: 5	H: 0 LOB: 0 BB: 0 P: 5	R: 0 E: 0 K: 0 S: 3	H: 0 LOB: 0 BB: 0 P: 3	R: 0 E: 0 K: 1 S: 5	H: 0 LOB: 1 BB: 1 P: 9	R: 0 E: 0 K: 1 S: 5	H: 0 LOB: 0 BB: 0 P: 5	R: 0 E: 0 K: 0 S: 3	H: 0 LOB: 0 BB: 0 P: 3	1B: 3 2B: 0 3B: 0 HR: 0	SF: 0 SAC: 0 DP: 0 HBP: 0	WP: 0 PB: 0 SB: 1 CS: 0	PA: 32
PITCHER Fernando Valenzuela, L (1, 1) ERA: 2.34	IP: 9.0 WLS: W BF: 32 H: 3 R: 0 ER: 0 SO: 8 BB: 2 IBB: 0 HBP: 0 BLK: 0 WP: 0 HR: 0 S: 46 P: 54 ERA: 0.00 WHIP: 0.556																					



Batter	1	2	3	4	5	6	7	8	9
Dave Anderson, R OBP: 0.322, SLG: 0.287 (1, 5)	0-0 F9 1B		0-0 F7		0-3 K			0-3 K	
Mariano Duncan, R OBP: 0.297, SLG: 0.326 (1, 6)	0-3 K			0-0 CS 1B	0-0 F8			0-0 WP 4-3 1B	
R.J. Reynolds, S OBP: 0.312, SLG: 0.356 (1, 9)	0-0 F9 1-2			0-0 1B 2B	0-3 K			0-0 4-3	
Pedro Guerrero, R OBP: 0.396, SLG: 0.558 (1, 7)	0-0 4-3			0-0 2B SF9 1B		0-0 G4-6-3 1B		0-0 BB 1B	
Greg Brock, L OBP: 0.335, SLG: 0.479 (1, 3)		0-0 F9		0-0 SF9 2B		0-0 G4-6-3		4-0 BB 1B	
Candy Maldonado, R OBP: 0.238, SLG: 0.261 (1, 8)		0-0 6-3		4-0 IBB		0-0 F3		0-0 F3	
Ken Landreaux, L OBP: 0.274, SLG: 0.364 (8, PH) (9, 8)									
Mike Scioscia, L OBP: 0.369, SLG: 0.369 (1, 2)		0-0 F6		0-0 SF9			0-0 F4		
Steve Sax, R OBP: 0.308, SLG: 0.247 (1, 4)			0-0 F4	0-0 F8			0-0 F9		
Fernando Valenzuela, L OBP: 0.208, SLG: 0.229 (1, 1)			0-0 6-3		0-0 1B		0-0 F8		

Inning Stats	R: 0	H: 1	E: 0	K: 1	S: 6	LOB: 1	BB: 0	P: 6
	R: 0	H: 0	E: 0	K: 0	S: 3 <td>LOB: 0</td> <td>BB: 0</td> <td>P: 3 </td>	LOB: 0	BB: 0	P: 3
	R: 2	H: 4	E: 0	K: 0	S: 6 <td>LOB: 2</td> <td>BB: 1</td> <td>P: 10 </td>	LOB: 2	BB: 1	P: 10
	R: 0	H: 1	E: 0	K: 2	S: 8 <td>LOB: 1</td> <td>BB: 0</td> <td>P: 8 </td>	LOB: 1	BB: 0	P: 8
	R: 0	H: 1	E: 0	K: 0	S: 3 <td>LOB: 0</td> <td>BB: 0</td> <td>P: 3 </td>	LOB: 0	BB: 0	P: 3
	R: 1	H: 2	E: 0	K: 1	S: 7 <td>LOB: 2</td> <td>BB: 1</td> <td>P: 11 </td>	LOB: 2	BB: 1	P: 11

PITCHER	IP	WLS	BF	H	R	ER	SO	BB	IBB	HBP	BLK	WP	HR	S	P	ERA	WHIP
Joe Price, L ERA: 3.68 (1, 1)	7.0	L	27	7	2	2	3	0	0	0	0	0	0	32	36	2.57	1.000
Tom Hume, R ERA: 3.76 (8, 1)	0.2		5	2	1	1	1	1	0	0	0	1	0	6	10	13.50	4.500
John Franco, L ERA: 2.41 (8, 1)	0.1		1	0	0	0	0	0	0	0	0	0	0	1	1	0.00	0.000

BOTTOM

Cincinnati Reds @ Los Angeles Dodgers
Dodger Stadium, Los Angeles, CA

Tue Jul 02 1985, 7:05 PM PDT
Att. 49,207 - Unknown

AB	R	H	RBI	BB	SO	LOB
4	0	1	0	0	2	1
4	1	2	0	0	1	2
4	1	1	0	0	1	3
4	1	3	2	0	0	1
3	0	1	0	1	0	1
2	0	0	0	1	0	0
1	0	0	0	0	0	2
2	0	0	1	0	0	0
3	0	0	0	0	0	2
3	0	1	0	0	0	0

AB	30
R	3
H	9
RBI	3
BB	2
SO	4
LOB	12

livebaseballscorecards.com



1B	7	SF	1	WP	1	PA	33
2B	2	SAC	0	PB	0		
3B	0	DP	1	SB	0		
HR	0	HBP	0	CS	1		

Batter	1	2	3	4	5	6	7	8	9	AB R H RBI BB SO LOB	TOP																					
Dave Anderson, R (1, 5) OBP: 0.321, SLG: 0.280 Al Oliver, L (9, PH) OBP: 0.298, SLG: 0.321	0-0 6-3		0-3 K		0-0 1-4-3		4-0 FC5-6 BB		0-0 4-3	3 0 0 0 1 1 1 1 0 0 0 0 0 0	Los Angeles Dodgers @ St. Louis Cardinals Busch Stadium, St. Louis, MO Thu Jul 04 1985, 3:33 AM CDT Att. 38,394 - Unknown livebaseballscorecards.com																					
Mariano Duncan, R (1, 6) OBP: 0.292, SLG: 0.320	0-0 F8		0-3 K			0-0 3-1	0-0 FC5-6			4 0 0 0 0 1 3																						
Ken Landreaux, L (1, 8) OBP: 0.278, SLG: 0.364	0-0 4-3		0-0 FC4 1B			4-0 CS BB	0-3 K			3 0 1 0 1 1 2																						
Pedro Guerrero, R (1, 7) OBP: 0.397, SLG: 0.556		0-0 S 1B	0-0 FC4			4-0 E 1B BB	0-0 L5			3 1 1 0 1 0 4																						
Greg Brock, L (1, 3) OBP: 0.338, SLG: 0.479		0-0 1B		0-0 F5		0-0 E 1B		0-3 K		4 0 2 1 0 1 0																						
R.J. Reynolds, S (1, 9) OBP: 0.313, SLG: 0.352 Ken Howell, R (8, 1)	0-0 F8		0-0 G3			4-0 BB	0-0 F6			2 0 0 0 1 0 1 0 0 0 0 0 0 0																						
Mike Scioscia, L (1, 2) OBP: 0.363, SLG: 0.361	0-0 F8		0-0 4-3			0-0 4-3		0-0 L8		4 0 0 0 0 0 4																						
Steve Sax, R (1, 4) OBP: 0.311, SLG: 0.253	0-3 K				0-0 G1-6-3 1B		0-0 2B 1B		0-0 6-3	4 1 2 0 0 1 1																						
Rick Honeycutt, L (1, 1) OBP: 0.154, SLG: 0.125 Tom Niedenfuer, R (6, 1) OBP: 0.200, SLG: 0.200 Terry Whitfield, L (6, 9) OBP: 0.288, SLG: 0.431 Jay Johnstone, L (8, PH) OBP: 0.111, SLG: 0.222			4-0 1B BB		0-0 G1-6-3		0-0 FC5-6 1B 2B		0-0 1B	1 0 0 0 1 0 1 0 0 0 0 0 0 0 2 0 2 1 0 0 0 1 0 0 0 0 0 0																						
Inning Stats	R: 0 E: 0 K: 0 S: 3	H: 0 LOB: 0 BB: 0 P: 3	R: 1 E: 0 K: 1 S: 7	H: 2 LOB: 1 BB: 0 P: 7	R: 0 E: 0 K: 2 S: 8	H: 1 LOB: 2 BB: 1 P: 12	R: 0 E: 0 K: 0 S: 3	H: 0 LOB: 0 BB: 0 P: 3	R: 0 E: 1 K: 0 S: 3	H: 1 LOB: 3 BB: 3 P: 15		R: 1 E: 0 K: 1 S: 7	H: 2 LOB: 2 BB: 1 P: 11	R: 0 E: 0 K: 1 S: 5	H: 0 LOB: 0 BB: 0 P: 5	R: 0 E: 0 K: 0 S: 3	H: 1 LOB: 0 BB: 0 P: 3	1B: 7 2B: 1 3B: 0 HR: 0	SF: 0 SAC: 0 DP: 1 HBP: 0	WP: 0 PB: 0 SB: 1 CS: 1	PA: 37											
PITCHER Joaquin Andujar, R (1, 1) ERA: 2.47	IP 9.0	WLS W	BF 37	H 8	R 2	ER 2	SO 5	BB 5	IBB 0	HBP 0	BLK 0	WP 0	HR 0	S 42	P 62	ERA 2.00	WHIP 1.444															
											PITCHER	IP	WLS	BF	H	R	ER	SO	BB	IBB	HBP	BLK	WP	HR	S	P	ERA	WHIP				



Batter	1	2	3	4	5	6	7	8	9	AB	R	H	RBI	BB	SO	LOB
Vince Coleman, S OBP: 0.326, SLG: 0.338 (1, 7)	0-0 S 2B	0-0 1-3 2B		0-0 1-2f FC5-4 PO		0-0 6-3				4	0	2	0	0	0	2
Willie McGee, S OBP: 0.385, SLG: 0.498 (1, 8)	0-3 K 2-3	0-3 K		0-0 1-2 PO	0-0 2B 1B			0-0 F7		4	1	1	0	0	2	3
Tom Herr, S OBP: 0.408, SLG: 0.455 (1, 4)	0-3 K		0-0 6-3		0-0 G5-3 1-H 2B			0-0 F7		4	0	1	1	0	1	1
Jack Clark, R OBP: 0.402, SLG: 0.540 (1, 3)	4-0 BB		0-0 6-3		4-0 G5-3 BB			0-3 K		2	0	0	0	2	1	0
Tito Landrum, R OBP: 0.400, SLG: 0.556 Andy Van Slyke, L OBP: 0.364, SLG: 0.485 (1, 9) (8, PH) (9, 9)	0-0 F9		0-0 1B 1B		0-0 1-2 2-3f G5-3			0-0 F8		3	0	1	0	0	0	4
Terry Pendleton, S OBP: 0.277, SLG: 0.295 (1, 5)		0-0 1-3	0-0 S 1B		0-0 4-3			0-0 S 1B 1B		4	1	2	0	0	0	1
Ozzie Smith, S OBP: 0.330, SLG: 0.352 (1, 6)		0-0 E 1B 1B	0-0 1-2 5-3		0-0 4-3 2B			0-0 F4		4	1	2	0	0	0	3
Tom Nieto, R OBP: 0.321, SLG: 0.289 (1, 2)		0-0 1-H 2B 1B		0-0 E4 FC3-6		0-0 2-3 4-3		0-0 1-H 1B		4	0	2	2	0	0	1
Joaquin Andujar, S OBP: 0.204, SLG: 0.196 (1, 1)		0-3 K		0-0 1-2f FC3-6 FC5-4		0-3 K		0-3 K		4	0	0	0	0	3	4


Inning Stats	R: 0	H: 1	E: 0	K: 2	S: 8	LOB: 2	BB: 1	P: 12
	R: 1	H: 3	E: 1	K: 2	S: 10	LOB: 2	BB: 0	P: 10
	R: 0	H: 2	E: 0	K: 0	S: 5	LOB: 2	BB: 0	P: 5
	R: 0	H: 0	E: 1	K: 0	S: 3	LOB: 0	BB: 0	P: 3
	R: 1	H: 2	E: 0	K: 0	S: 4	LOB: 1	BB: 1	P: 8
	R: 0	H: 1	E: 0	K: 1	S: 6	LOB: 1	BB: 0	P: 6
	R: 0	H: 0	E: 0	K: 1	S: 5	LOB: 0	BB: 0	P: 5
	R: 1	H: 2	E: 0	K: 1	S: 7	LOB: 1	BB: 0	P: 7

PITCHER	IP	WLS	BF	H	R	ER	SO	BB	IBB	HBP	BLK	WP	HR	S	P	ERA	WHIP
Rick Honeycutt, L ERA: 2.76 (1, 1)	5.0		25	9	2	2	4	2	0	0	0	0	0	31	39	3.60	2.200
Tom Niedenfuer, R ERA: 2.22 (6, 1)	2.0		6	0	0	0	2	0	0	0	0	0	0	10	10	0.00	0.000
Ken Howell, R ERA: 3.16 (8, 1)	1.0	L	5	2	1	1	1	0	0	0	0	0	0	7	7	9.00	2.000

BOTTOM

Los Angeles Dodgers @ St. Louis Cardinals
 Busch Stadium, St. Louis, MO
 Thu Jul 04 1985, 3:33 AM CDT
 Att. 38,394 - Unknown

AB	34
R	3
H	11
RBI	3
BB	2
SO	7
LOB	19



WP	PA	ERA	WHIP
0	37		

Batter	1	2	3	4	5	6	7	8	9	AB R H RBI BB SO LOB	TOP											
Dave Anderson, R (1, 5) OBP: 0.319, SLG: 0.276	0-3 K		4-0 BB			0-0 SF7		0-0 5-3		2 0 0 1 1 1 0												
Mariano Duncan, R (1, 6) OBP: 0.291, SLG: 0.319	0-0 4-3		0-0 PO	0-0 G3		0-0 F8		0-0 1B		4 0 1 0 0 0 1												
Ken Landreaux, L (1, 8) OBP: 0.274, SLG: 0.357	0-3 K			0-0 4-3		0-0 FC4-6		0-0 F5		4 0 0 0 0 1 2												
Pedro Guerrero, R (1, 7) OBP: 0.398, SLG: 0.560		0-0 F8		0-0 6-3			0-0 3B		4-0 SH5-3 BB	3 2 1 0 1 0 0												
Greg Brock, L (1, 3) OBP: 0.336, SLG: 0.472		0-3 K			0-0 4-3		0-0 4-3		4-0 SH5-3 BB	3 0 0 0 1 1 1												
R.J. Reynolds, S (1, 9) OBP: 0.313, SLG: 0.364		0-0 4-3			0-0 4-3		0-0 1B		0-0 SH5-3	3 1 1 1 0 0 0												
Candy Maldonado, R (8, 9) OBP: 0.238, SLG: 0.261							3-H 3B		1-2 2-3	0 0 0 0 0 0 0												
Steve Yeager, R (1, 2) OBP: 0.217, SLG: 0.232			0-0 6-3		0-3 K		0-0 G4-6-3		0-0 SF8	3 0 1 2 0 1 0												
Steve Sax, R (1, 4) OBP: 0.319, SLG: 0.259			0-0 PO SH1-3			0-0 1B	3-H 1B		3-H 4-0	3 1 2 0 1 0 1												
Jerry Reuss, L (1, 1) OBP: 0.216, SLG: 0.194			0-0 SH1-3			0-0 1B		0-0 F3	0-3 K	1 0 1 0 0 0 0												
Tom Niedenfuer, R (6, 1) OBP: 0.167, SLG: 0.167						0-0 1B				1 0 0 0 0 0 0												
Al Oliver, L (9, PH) OBP: 0.294, SLG: 0.316										1 0 0 0 0 1 2												
Ken Howell, R (9, 1)										0 0 0 0 0 0 0												
Inning Stats	R: 0 E: 0 K: 2 S: 7	H: 0 LOB: 0 BB: 0 P: 7	R: 0 E: 0 K: 1 S: 5	H: 0 LOB: 0 BB: 0 P: 5	R: 0 E: 0 K: 0 S: 3	H: 1 LOB: 1 BB: 1 P: 7	R: 0 E: 0 K: 0 S: 3	H: 0 LOB: 0 BB: 0 P: 3	R: 0 E: 0 K: 1 S: 5	H: 0 LOB: 0 BB: 0 P: 5	R: 1 E: 0 K: 0 S: 5	H: 2 LOB: 1 BB: 0 P: 5	R: 2 E: 0 K: 0 S: 5	H: 3 LOB: 0 BB: 0 P: 5	R: 0 E: 0 K: 0 S: 4	H: 1 LOB: 1 BB: 0 P: 4	R: 1 E: 0 K: 1 S: 5	H: 0 LOB: 2 BB: 3 P: 17	1B: 5 2B: 0 3B: 2 HR: 0	SF: 2 SAC: 2 DP: 1 HBP: 0	WP: 0 PB: 0 SB: 1 CS: 0	PA: 37
PITCHER	IP WLS BF H R ER SO BB IBB HBP BLK WP HR S P ERA WHIP																					
Danny Cox, R (1, 1) ERA: 2.39	7.0 L 26 6 3 3 4 1 0 0 0 0 0 0 33 37 3.86 1.000																					
Ricky Horton, L (8, 1) ERA: 2.57	1.1 7 1 1 1 0 2 0 0 0 0 0 0 5 13 6.75 2.250																					
Neil Allen, R (9, 1) ERA: 6.0	0.1 2 0 0 0 0 0 0 1 0 0 0 0 1 5 0.00 0.000																					
Ken Dayley, L (9, 1) ERA: 2.94	0.1 1 0 0 0 0 1 0 0 0 0 0 0 3 3 0.00 0.000																					

Los Angeles Dodgers @ St. Louis Cardinals
 Busch Stadium, St. Louis, MO
 Fri Jul 05 1985, 7:05 PM CDT
 Att: 39,296 - Unknown

AB	28
R	4
H	7
RBI	4
BB	4
SO	5
LOB	7



Batter	1	2	3	4	5	6	7	8	9	AB	R	H	RBI	BB	SO	LOB
Vince Coleman, S OBP: 0.328, SLG: 0.345 (1, 7)	0-0 SF9 3B		0-0 G3			0-0 6-3		4-0 CS BB		3	1	1	0	1	0	1
Willie McGee, S OBP: 0.379, SLG: 0.493 (1, 8)	0-0 SF9 3-H		0-0 F9			0-0 1-3		0-0 1-2		3	0	0	1	0	0	2
Tom Herr, S OBP: 0.406, SLG: 0.452 (1, 4)	0-0 L7				0-0 6-3			0-0 F7		4	0	1	0	0	0	0
Jack Clark, R OBP: 0.400, SLG: 0.536 (1, 3)	0-0 F7				0-0 6-3					4	0	1	0	0	0	0
Tito Landrum, R OBP: 0.415, SLG: 0.543 (1, 9)		0-0 F9			4-0 BB					1	0	0	0	2	0	0
Steve Braun, L OBP: 0.306, SLG: 0.258 (9, PH)						1-2 BB				1	0	0	0	0	0	0
Terry Pendleton, S OBP: 0.273, SLG: 0.290 (1, 5)		0-0 6-3			0-0 B3					4	0	0	0	0	1	4
Ozzie Smith, S OBP: 0.326, SLG: 0.347 (1, 6)		0-0 5-3				0-0 3-1				4	0	0	0	0	0	0
Tom Nieto, R OBP: 0.327, SLG: 0.292 (1, 2)			4-0 G3 SH1-4 BB			0-0 F9				2	0	1	0	1	0	0
Randy Hunt, R OBP: 0.188, SLG: 0.188 (7, PR) (8, 2)										0	0	0	0	0	0	0
Danny Cox, R OBP: 0.130, SLG: 0.133 (1, 1)			0-0 SH1-4			0-0 1-3				1	0	0	0	0	0	0
Mike Jorgensen, L OBP: 0.314, SLG: 0.148 (7, PH)										1	0	0	0	0	1	1
Ricky Horton, L (8, 1)										0	0	0	0	0	0	0
Neil Allen, R (9, 1)										0	0	0	0	0	0	0
Ken Dayley, L OBP: 0.333, SLG: 0.333 (9, 1)			1-2					0-3 1-2		0	0	0	0	0	0	0

Inning Stats	R: 1	H: 1	E: 0	K: 0	S: 4	H: 1	LOB: 0	BB: 0	P: 4	R: 0	H: 0	E: 0	K: 0	S: 3	R: 0	H: 0	E: 0	K: 0	S: 3	R: 0	H: 0	E: 0	K: 0	S: 3	R: 0	H: 2	E: 0	K: 1	S: 5	H: 1	LOB: 1	BB: 0	P: 5	R: 0	H: 0	E: 0	K: 0	S: 2	H: 0	LOB: 0	BB: 1	P: 6	R: 0	H: 0	E: 0	K: 1	S: 5	R: 0	H: 0	E: 0	K: 1	S: 5
	1	1	0	0	4	0	0	0	4	0	0	0	0	3	0	0	0	0	3	0	0	0	0	3	0	0	2	0	1	1	0	5	0	1	0	0	2	0	0	0	6	0	0	0	1	5	0	0	0	1	5	

PITCHER	IP	WLS	BF	H	R	ER	SO	BB	IBB	HBP	BLK	WP	HR	S	P	ERA	WHIP
Jerry Reuss, L ERA: 3.05 (1, 1)	5.2		23	3	1	1	0	3	0	0	0	0	0	20	32	1.59	1.059
Tom Niedenfuer, R ERA: 2.12 (6, 1)	2.1	W	7	1	0	0	1	1	0	0	0	0	0	8	12	0.00	0.857
Ken Howell, R ERA: 3.09 (9, 1)	1.0	S	3	0	0	0	1	0	0	0	0	0	0	5	5	0.00	0.000

BOTTOM

Los Angeles Dodgers @ St. Louis Cardinals
 Busch Stadium, St. Louis, MO
 Fri Jul 05 1985, 7:05 PM CDT
 Att. 39,296 - Unknown

AB	27
R	1
H	4
RBI	1
BB	4
SO	2
LOB	8



WP	PA
0	33

Batter	1	2	3	4	5	6	7	8	9	AB R H RBI BB SO LOB	TOP										
Dave Anderson, R (1, 5) OBP: 0.327, SLG: 0.277	0-0 F9 BB	4-0 2-3 BB		0-0 E3		0-0 F8 1B		4-0 BB BB BB 4-3 BB		3 0 1 1 2 0 0											
Mariano Duncan, R (1, 6) OBP: 0.290, SLG: 0.321	0-0 HR 2B	0-0 2-3		0-0 5-3		0-0 F8		0-0 4-3		5 1 1 0 0 0 6											
Ken Landreaux, L (1, 8) OBP: 0.276, SLG: 0.385	0-0 HR 2B	0-0 2		0-0 HR		0-0 3-1		0-0 L4		5 2 2 3 0 0 3											
Pedro Guerrero, R (1, 7) OBP: 0.401, SLG: 0.576 Candy Maldonado, R (9, 9) OBP: 0.238, SLG: 0.261	0-0 1B 2B			0-0 6-3		0-0 HR		0-0 FC4-6 1B		5 2 3 1 0 0 1 0 0 0 0 0 0 0											
Greg Brock, L (1, 3) OBP: 0.335, SLG: 0.467 Sid Bream, L (7, 3) OBP: 0.230, SLG: 0.302	0-0 2-3 2B 1B			0-0 F9		0-0 1-3		0-0 FC4-6 E		4 1 1 0 0 0 1 1 0 0 0 0 0 0											
R.J. Reynolds, S (1, 9) OBP: 0.310, SLG: 0.359	0-3 K			0-0 1B		0-0 6-3		0-0 4-3		5 0 1 0 0 2 3											
Mike Scioscia, L (1, 2) OBP: 0.367, SLG: 0.377	0-0 1-H 3-H 2B			0-0 F6		0-0 1B		0-0 E5 1-H 2B		5 1 3 2 0 0 1											
Steve Sax, R (1, 4) OBP: 0.327, SLG: 0.269				0-0 F7		0-0 1-3 1B		0-0 BB 1B		4 1 3 0 0 0 0											
Bob Welch, R (1, 1) OBP: 0.400, SLG: 0.333				0-0 2-3 BB 1B		0-0 1-3		4-0 BB BB BB F8 1B BB		3 0 1 0 1 0 2											
Inning Stats	R: 3 E: 0 K: 1 S: 9	H: 5 LOB: 2 BB: 0 P: 9	R: 0 E: 0 K: 0 S: 3	H: 1 LOB: 2 BB: 1 P: 7	R: 1 E: 0 K: 0 S: 5	H: 2 LOB: 1 BB: 0 P: 5	R: 0 E: 1 K: 0 S: 4	H: 1 LOB: 1 BB: 0 P: 4	R: 1 E: 0 K: 0 S: 4	H: 1 LOB: 0 BB: 0 P: 4	R: 1 E: 0 K: 0 S: 5	H: 3 LOB: 2 BB: 1 P: 9	R: 2 E: 1 K: 1 S: 8	H: 3 LOB: 1 BB: 0 P: 8	R: 0 E: 0 K: 0 S: 3	H: 0 LOB: 1 BB: 1 P: 7	R: 0 E: 0 K: 0 S: 3	H: 0 LOB: 0 BB: 0 P: 3	1B: 9 2B: 4 3B: 0 HR: 3	SF: 0 SAC: 0 DP: 0 HBP: 0	WP: 0 PA: 43 PB: 0 SB: 0 CS: 0
PITCHER	IP WLS BF H R ER SO BB IBB HBP BLK WP HR S P ERA WHIP																				
Kurt Kepshire, R (1, 1) ERA: 4.84	1.1 L 10 6 3 3 1 1 0 0 0 0 0 1 11 15 20.25 5.250																				
Bill Campbell, R (2, 1) ERA: 4.19	1.2 7 2 1 1 0 0 0 0 0 0 0 1 6 6 5.40 1.200																				
Ricky Horton, L (4, 1) ERA: 2.68	2.0 8 2 1 1 0 0 0 0 0 0 0 1 8 8 4.50 1.000																				
Bob Forsch, R (6, 1) ERA: 4.47	2.0 12 6 3 2 1 1 0 0 0 0 0 0 13 17 9.00 3.500																				
Neil Allen, R (8, 1) ERA: 5.59	2.0 7 0 0 0 0 1 0 0 0 0 0 0 6 10 0.00 0.500																				

Los Angeles Dodgers @ St. Louis Cardinals
 Busch Stadium, St. Louis, MO
 Sat Jul 06 1985, 3:33 AM CDT
 Att: 33,852 - Unknown

AB	40
R	8
H	16
RBI	7
BB	3
SO	2
LOB	17



WP: 0 PA: 43
PB: 0
SB: 0
CS: 0

Batter	1	2	3	4	5	6	7	8	9	AB R H RBI BB SO LOB	TOP									
Dave Anderson, R (1, 5) OBP: 0.337, SLG: 0.293	0-0 SH1-3 4-3 2B		0-0 F4		0-0 E6 1B			4-0 1B BB		3 1 2 0 1 0 1										
Mariano Duncan, R (1, 6) OBP: 0.286, SLG: 0.317	0-0 SH1-3 2-3		0-0 4-3		0-0 5-3			0-0 F8		3 0 0 0 0 0 3										
R.J. Reynolds, S (1, 9) OBP: 0.303, SLG: 0.351	0-0 4-3 3-H			0-0 5-3		0-0 6-3		0-0 F9		4 0 0 1 0 0 1										
Pedro Guerrero, R (1, 3) OBP: 0.405, SLG: 0.578	0-0 F4			0-0 1B 1B		0-0 1B		0-0 1-3 FC6 1B		4 0 3 0 0 0 0										
Candy Maldonado, R (1, 8) OBP: 0.229, SLG: 0.250		0-0 6-3		0-3 K		0-0 F9		0-0 FC6 1-2f		4 0 0 0 0 1 4										
Steve Yeager, R (1, 2) OBP: 0.219, SLG: 0.233		0-0 F9		0-0 1-2 1B		0-0 F4		0-0 F9		4 0 1 0 0 0 1										
Bill Russell, R (1, 7) OBP: 0.323, SLG: 0.298		0-0 3-1		0-3 K		0-0 5-3		0-0 F8		4 0 0 0 0 1 2										
Steve Sax, R (1, 4) OBP: 0.326, SLG: 0.269			0-3 K		0-0 6-3		0-3 K	0-0 1B		4 0 1 0 0 2 0										
Orel Hershiser, R (1, 1) OBP: 0.216, SLG: 0.222			0-0 K		0-0 F9		0-0 4-3	0-0 F9		2 0 1 0 0 0 0										
Bobby Castillo, R (6, 1) OBP: 0.222, SLG: 0.125										0 0 0 0 0 0 0										
Carlos Diaz, R (6, 1)										0 0 0 0 0 0 0										
Terry Whitfield, L (7, PH) OBP: 0.283, SLG: 0.424										1 0 0 0 0 0 0										
Dennis Powell, R (7, 1)										0 0 0 0 0 0 0										
Ken Landreaux, L (9, PH) OBP: 0.275, SLG: 0.383										1 0 0 0 0 0 1										
Inning Stats	R: 1 E: 0 K: 0 S: 4	H: 1 LOB: 0 BB: 0 P: 4	R: 0 E: 0 K: 0 S: 3	H: 0 LOB: 0 BB: 0 P: 3	R: 0 E: 0 K: 1 S: 6	H: 1 LOB: 1 BB: 0 P: 6	R: 0 E: 0 K: 2 S: 9	H: 2 LOB: 2 BB: 0 P: 9	R: 0 E: 1 K: 0 S: 4	H: 1 LOB: 1 BB: 0 P: 4	R: 0 E: 0 K: 1 S: 5	H: 0 LOB: 0 BB: 0 P: 5	R: 0 E: 0 K: 1 S: 4	H: 1 LOB: 2 BB: 1 P: 8	R: 0 E: 0 K: 0 S: 4	H: 1 LOB: 1 BB: 0 P: 4	1B: 7 2B: 1 3B: 0 HR: 0	SF: 0 SAC: 1 DP: 0 HBP: 0	WP: 0 PB: 0 SB: 0 CS: 0	PA: 36
PITCHER John Tudor, L (1, 1) ERA: 2.42	IP: 9.0 WLS: W BF: 36 H: 8 R: 1 ER: 1 SO: 4 BB: 1 IBB: 0 HBP: 0 BLK: 0 WP: 0 HR: 0 S: 43 P: 47 ERA: 1.00 WHIP: 1.000																			

Los Angeles Dodgers @ St. Louis Cardinals
 Busch Stadium, St. Louis, MO
 Sun Jul 07 1985, 3:33 AM CDT
 Att: 36,313 - Unknown

AB	34
R	1
H	8
RBI	1
BB	1
SO	4
LOB	13



Batter	1	2	3	4	5	6	7	8	9	AB R H RBI BB SO LOB	TOP														
Dave Anderson, R (1, 5) OBP: 0.339, SLG: 0.292	0-3 K		4-0 G3 BB	0-0 S 1B		0-3 K		0-3 K		4 0 1 2 1 3 1															
Mariano Duncan, R (1, 6) OBP: 0.281, SLG: 0.310	0-0 F9		0-3 K	0-0 4-3 1B		0-0 FC6-4			0-0 G3	5 0 0 0 0 1 3															
Ken Landreaux, L (1, 8) OBP: 0.278, SLG: 0.384	0-0 F2		0-0 G3			0-0 F8			0-0 1B	5 0 2 0 0 0 2															
Pedro Guerrero, R (1, 7) OBP: 0.408, SLG: 0.574		4-0 2B BB	4-0 IBB		4-0 BB BB		0-0 F7		0-0 F8	2 1 0 0 3 0 1															
Greg Brock, L (1, 3) OBP: 0.332, SLG: 0.466		0-0 E 1B 2B	0-0 P4		0-3 K		0-0 L1		0-0 F7	5 1 1 0 0 1 5															
R.J. Reynolds, S (1, 9) OBP: 0.307, SLG: 0.356		0-3 K		4-0 BB	0-0 F8		0-0 2B			0 0 0 0 0 0 0															
Mike Scioscia, L (1, 2) OBP: 0.369, SLG: 0.373		0-0 7-5-4-3		4-0 WP 1B BB	4-0 FC6-4 BB		0-0 FC6-5			2 1 0 1 2 0 2															
Steve Sax, R (1, 4) OBP: 0.329, SLG: 0.273		0-0 1B		0-0 WP 1B 1B	0-0 FC6-4			0-3 K		4 1 2 1 0 1 3															
Fernando Valenzuela, L (1, 1) OBP: 0.212, SLG: 0.231		0-0 F7		0-0 F8		0-0 FC6-4 1B		0-0 F7		4 0 1 0 0 0 3															
Inning Stats	R: 0 E: 0 K: 1 S: 5	H: 0 LOB: 0 BB: 0 P: 5	R: 2 E: 1 K: 1 S: 7	H: 2 LOB: 1 BB: 1 P: 11	R: 0 E: 0 K: 1 S: 5	H: 0 LOB: 2 BB: 2 P: 13	R: 2 E: 0 K: 0 S: 4	H: 2 LOB: 1 BB: 2 P: 12	R: 0 E: 0 K: 1 S: 6	H: 1 LOB: 3 BB: 2 P: 14	R: 0 E: 0 K: 1 S: 6	H: 1 LOB: 1 BB: 0 P: 6	R: 0 E: 0 K: 0 S: 4	H: 1 LOB: 1 BB: 0 P: 4	R: 0 E: 0 K: 2 S: 7	H: 0 LOB: 0 BB: 0 P: 7	R: 0 E: 0 K: 0 S: 4	H: 1 LOB: 1 BB: 0 P: 4	1B: 6 2B: 2 3B: 0 HR: 0	SF: 0 SAC: 0 DP: 0 HBP: 0	WP: 1 PB: 0 SB: 1 CS: 1	PA: 41			
PITCHER	IP	WLS	BF	H	R	ER	SO	BB	IBB	HBP	BLK	WP	HR	S	P	ERA	WHIP								
Jose DeLeon, R (1, 1) ERA: 4.69	6.2	L	33	7	4	3	5	6	1	0	0	1	0	36	64	4.05	1.950								
Al Holland, L (7, 1) ERA: 3.4	0.1		1	0	0	0	0	0	0	0	0	0	0	1	1	0.00	0.000								
Cecilio Cuante, R (8, 1) ERA: 1.98	2.0		7	1	0	0	2	0	0	0	0	0	0	11	11	0.00	0.500								

Los Angeles Dodgers @ Pittsburgh Pirates
Three Rivers Stadium, Pittsburgh, PA

Mon Jul 08 1985, 7:05 PM EDT
 Att. 6,537 - Unknown

livebaseballscorecards.com

AB	31
R	4
H	7
RBI	4
BB	6
SO	6
LOB	20



Batter	1	2	3	4	5	6	7	8	9	AB	R	H	RBI	BB	SO	LOB
Marvell Wynne, L (1, 8) OBP: 0.282, SLG: 0.313	0-0 6-3	0-0 FC6-4		0-0 6-3			0-0 SH4-3		0-0 4-3	4	0	0	0	0	0	5
Johnny Ray, S (1, 4) OBP: 0.282, SLG: 0.358	0-0 5-3		0-0 F7	0-0 F7			0-0 F7			4	1	1	0	0	0	1
Bill Madlock, R (1, 5) OBP: 0.314, SLG: 0.382	0-0 F7		0-0 F7		0-3 K		0-0 F7			4	0	0	0	0	1	2
George Hendrick, R (1, 9) OBP: 0.290, SLG: 0.332		0-0 4-3	0-0 F7	0-0 F9			0-0 F9	0-0 F9		4	1	1	1	0	0	0
Jason Thompson, L (1, 3) OBP: 0.354, SLG: 0.422		0-0 3-1	0-0 F7	0-0 E4			0-0 E4			4	0	1	0	0	0	0
Bill Almon, R (8, PR) OBP: 0.341, SLG: 0.410			0-0 1B	0-0 1B			0-0 4-3	0-0 G5-4-3		0	0	0	0	0	0	0
Tony Peña, R (1, 2) OBP: 0.307, SLG: 0.391		0-0 2B	0-0 1B	0-0 1B			0-0 4-3	0-0 G5-4-3		4	1	2	1	0	0	1
Steve Kemp, L (1, 7) OBP: 0.317, SLG: 0.308		0-0 BB	0-0 F7	0-0 4-3			0-0 4-3			4	0	2	1	0	0	2
Joe Orsulak, L (9, PR) OBP: 0.335, SLG: 0.344		1-H BB	0-0 F7	0-0 SH2-4			0-0 4-3			0	0	0	0	0	0	0
Sam Khalifa, R (1, 6) OBP: 0.339, SLG: 0.340		BB BB	0-0 F9	0-0 F9			0-0 F9			2	0	0	0	1	0	2
Jose DeLeon, R (1, 1) OBP: 0.129, SLG: 0.036		BB BB	0-0 BB	0-3 K			0-0 SH4-3			1	0	0	0	0	1	0
Al Holland, R (7, 1) OBP: 0.500, SLG: 0.800										0	0	0	0	0	0	0
Sixto Lezcano, R (7, PH) OBP: 0.394, SLG: 0.320										1	0	1	0	0	0	0
Cecilio Guante, R (8, 1)										0	0	0	0	0	0	0
Jim Morrison, R (9, PH) OBP: 0.285, SLG: 0.301		1-2 2-3 BB								1	0	0	0	0	0	2


Inning Stats	R: 0	H: 0	E: 0	K: 0	S: 3	R: 1	H: 2	E: 0	K: 0	S: 5	R: 2	H: 4	E: 0	K: 0	S: 7	R: 0	H: 0	E: 0	K: 1	S: 5	R: 0	H: 0	E: 0	K: 0	S: 3	R: 0	H: 1	E: 1	K: 0	S: 3	R: 0	H: 1	E: 0	K: 0	S: 4	R: 0	H: 0	E: 0	K: 0	S: 4	R: 0	H: 1	E: 0	K: 0	S: 4	1B: 6	SF: 0	2B: 2	SAC: 2	3B: 0	DP: 1	HR: 0	HBP: 0	WP: 0	PA: 37
--------------	------	------	------	------	------	------	------	------	------	------	------	------	------	------	------	------	------	------	------	------	------	------	------	------	------	------	------	------	------	------	------	------	------	------	------	------	------	------	------	------	------	------	------	------	------	-------	-------	-------	--------	-------	-------	-------	--------	-------	--------

PITCHER	IP	WLS	BF	H	R	ER	SO	BB	IBB	HBP	BLK	WP	HR	S	P	ERA	WHIP
Fernando Valenzuela, L (1, 1) ERA: 2.38	9.0	W	37	8	3	3	2	2	0	0	0	0	0	39	47	3.00	1.111

BOTTOM

Los Angeles Dodgers @ Pittsburgh Pirates
 Three Rivers Stadium, Pittsburgh, PA
 Mon Jul 08 1985, 7:05 PM EDT
 Att. 6,537 - Unknown

AB	33
R	3
H	8
RBI	3
BB	2
SO	2
LOB	15



livebaseballscores.com

Batter	1	2	3	4	5	6	7	8	9	AB R H RBI BB SO LOB	TOP											
Dave Anderson, R (1, 5) OBP: 0.341, SLG: 0.302	0-3 K		0-0 F8		0-0 SH5-4 1B	0-0 1B			0-0 F8	5 1 2 0 0 1 0	Los Angeles Dodgers @ Pittsburgh Pirates Three Rivers Stadium, Pittsburgh, PA Tue Jul 09 1985, 7:05 PM EDT Att. 6,748 - Unknown livebaseballscorecards.com											
Mariano Duncan, R (1, 6) OBP: 0.284, SLG: 0.325	0-0 E9 1B		0-0 6-3		0-0 SH5-4 2-3	0-0 F7			0-0 HR	4 1 2 1 0 0 2												
Ken Landreaux, L (1, 8) OBP: 0.284, SLG: 0.386	0-0 E9 WP 1B		0-0 FC6-4 1B		0-0 G5-4-3 1B			4-0 FC6-4 BB	0-0 F2	4 1 2 1 1 0 1												
Pedro Guerrero, R (1, 7) OBP: 0.408, SLG: 0.574	0-0 2-H 1B		0-0 FC6-4		0-0 G5-4-3 1-2f			0-0 F9	0-0 1B 2B	5 1 2 1 0 0 3												
Greg Brock, L (1, 3) OBP: 0.338, SLG: 0.469	0-0 4-3			0-0 2B 1B		0-0 E 1B 1B		0-0 F7	0-0 2-H 1B	5 2 3 1 0 0 2												
Terry Whitfield, L (1, 9) OBP: 0.281, SLG: 0.429		0-0 3-1		0-0 1-H 2B		0-3 K		0-0 FC6-4	0-0 P4	4 1 1 1 0 1 2 1 0 0 0 0 0 1												
Candy Maldonado, R (7, 9) OBP: 0.226, SLG: 0.247																						
Mike Scioscia, L (1, 2) OBP: 0.372, SLG: 0.380			0-0 F8		0-0 4-3 CS 2B				0-0 F8	4 1 2 1 0 0 0												
Steve Sax, R (1, 4) OBP: 0.332, SLG: 0.278			0-0 1B		0-0 4-3 2-3				0-0 6-3	4 0 2 2 0 0 1												
Rick Honeycutt, L (1, 1) OBP: 0.138, SLG: 0.111			0-0 F8		0-0 P6 3-H				0-3 K	3 0 0 0 0 0 3 1 0 0 0 0 1 0												
Tom Niedenfuer, R (6, 1) OBP: 0.143, SLG: 0.143						0-0 FC1-6 1B																
Inning Stats	R: 1 E: 1 K: 1 S: 7	H: 2 LOB: 1 BB: 0 P: 7	R: 0 E: 0 K: 0 S: 4	H: 1 LOB: 1 BB: 0 P: 4	R: 0 E: 0 K: 0 S: 4	H: 1 LOB: 1 BB: 0 P: 4	R: 2 E: 0 K: 0 S: 5	H: 3 LOB: 0 BB: 0 P: 5	R: 1 E: 0 K: 0 S: 4	H: 2 LOB: 0 BB: 0 P: 4	R: 2 E: 1 K: 1 S: 9	H: 4 LOB: 2 BB: 0 P: 9	R: 0 E: 0 K: 0 S: 3	H: 0 LOB: 1 BB: 1 P: 7	R: 0 E: 0 K: 1 S: 5	H: 0 LOB: 0 BB: 0 P: 5	R: 2 E: 0 K: 0 S: 6	H: 3 LOB: 1 BB: 0 P: 6	1B: 11 2B: 4 3B: 0 HR: 1	SF: 0 SAC: 1 DP: 1 HBP: 0	WP: 1 PB: 0 SB: 0 CS: 1	PA: 42
PITCHER	IP WLS BF H R ER SO BB IBB HBP BLK WP HR S P ERA WHIP												PITCHER	IP WLS BF H R ER SO BB IBB HBP BLK WP HR S P ERA WHIP								
Rick Rhoden, R (1, 1) ERA: 4.47	5.1 L 26 12 6 5 2 0 0 0 0 0 1 0 30 30 8.44 2.250																					
Jim Winn, R (6, 1) ERA: 3.74	1.2 7 1 0 0 0 1 0 0 0 0 0 0 6 10 0.00 1.200																					
Al Holland, L (8, 1) ERA: 3.6	2.0 9 3 2 2 1 0 0 0 0 0 0 1 11 11 9.00 1.500																					



Batter	1	2	3	4	5	6	7	8	9	AB	R	H	RBI	BB	SO	LOB
Marvell Wynne, L (1, 8) OBP: 0.286, SLG: 0.313	0-0 1-3		4-0 BB		0-0 CS 1B		0-0 F7			3	0	1	0	1	0	1
Johnny Ray, S (1, 4) OBP: 0.278, SLG: 0.354	0-0 5-3		0-0 F7		0-0 L4				0-0 F9	4	0	0	0	0	0	3
Bill Madlock, R (1, 5) OBP: 0.316, SLG: 0.383	0-0 5-3			0-0 BB 2B 1B		0-0 G5-4-3 1B			0-0 5-3	4	1	2	0	0	0	0
George Hendrick, R (1, 9) OBP: 0.285, SLG: 0.326		0-0 F8		0-0 P4		0-0 G5-4-3			0-0 6-3	4	0	0	0	0	0	2
Jason Thompson, L (1, 3) OBP: 0.353, SLG: 0.417		0-3 K		4-0 2B SF8 BB		0-0 4-3			0-0 F8	3	1	0	0	1	1	0
Tony Peña, R (1, 2) OBP: 0.306, SLG: 0.392		0-0 1-3		0-0 1-3 2-H 2B			0-0 F9		0-0 P4	4	0	1	1	0	0	0
Steve Kemp, L (1, 7) OBP: 0.315, SLG: 0.308			0-0 1-3	0-0 SF8			0-0 5-3 2B 1B		0-0 F8	3	1	1	1	0	0	0
Sam Khalifa, R (1, 6) OBP: 0.339, SLG: 0.327			4-0 1-3 BB	0-0 6-3			0-0 5-3			2	0	0	0	1	0	2
Rick Rhoden, R (1, 1) OBP: 0.216, SLG: 0.222 Jim Winn, R (6, 1)			0-0 1-3		0-0 6-3					2	0	0	0	0	0	1
Doug Frobel, L (7, PH) OBP: 0.365, SLG: 0.288 Al Holland, R (8, 1) OBP: 0.500, SLG: 0.800			0-0 1-3				0-0 2-H 2B			0	0	0	0	0	0	0

Inning Stats	R: 0	H: 0	E: 0	K: 0	S: 3	R: 0	H: 0	E: 0	K: 1	S: 5	R: 0	H: 0	E: 0	K: 0	S: 3	R: 2	H: 2	E: 0	K: 0	S: 5	R: 0	H: 1	E: 0	K: 0	S: 3	R: 0	H: 1	E: 0	K: 0	S: 3	R: 1	H: 2	E: 0	K: 0	S: 5	R: 0	H: 0	E: 0	K: 0	S: 3	R: 0	H: 0	E: 0	K: 0	S: 3	1B: 4	SF: 1	2B: 2	3B: 0	HR: 0
	LOB: 0	BB: 0	P: 3	LOB: 0	BB: 0	LOB: 2	BB: 2	P: 11	LOB: 1	BB: 1	LOB: 0	BB: 0	P: 3	LOB: 0	BB: 0	LOB: 0	BB: 0	P: 3	LOB: 1	BB: 0	LOB: 1	BB: 0	P: 5	LOB: 0	BB: 0	P: 3	LOB: 0	BB: 0	P: 3	LOB: 0	BB: 0	P: 3	LOB: 0	BB: 0	P: 3	LOB: 0	BB: 0	P: 3	LOB: 0	BB: 0	P: 3	1B: 0	SF: 0	2B: 0	3B: 0	HR: 0				

PITCHER	IP	WLS	BF	H	R	ER	SO	BB	IBB	HBP	BLK	WP	HR	S	P	ERA	WHIP
Rick Honeycutt, L (1, 1) ERA: 2.81	5.0	W	21	4	2	2	1	3	0	0	0	0	0	20	32	3.60	1.400
Tom Niedenfuer, R (6, 1) ERA: 2.13	4.0	S	13	2	1	1	0	0	0	0	0	0	0	13	13	2.25	0.500


BOTTOM

Los Angeles Dodgers @ Pittsburgh Pirates
 Three Rivers Stadium, Pittsburgh, PA

Tue Jul 09 1985, 7:05 PM EDT
 Att. 6,748 - Unknown

livebaseballscorecards.com

AB	30
R	3
H	6
RBI	3
BB	3
SO	1
LOB	9



WP	PA	ERA	WHIP
0	34		
0			
0			

Los Angeles Dodgers @ Pittsburgh Pirates
 Three Rivers Stadium, Pittsburgh, PA

Wed Jul 10 1985, 7:05 PM EDT
 Att: 12,934 - Unknown

AB	33
R	5
H	8
RBI	5
BB	3
SO	7
LOB	8



AB R H RBI BB SO LOB

TOP

Batter	1	2	3	4	5	6	7	8	9
Dave Anderson, R (1, 5) OBP: 0.332, SLG: 0.292	0-0 E5 G4-6-3		0-0 F9		0-0 FC6-4 2B SF9		0-0 F8		0-0 4-3
Mariano Duncan, R (1, 6) OBP: 0.287, SLG: 0.332	0-0 G4-6-3 1-2f			0-0 E 2B 1B	0-0 SF9 HR 2B		0-3 K		
Ken Landreaux, L (1, 8) OBP: 0.283, SLG: 0.382	4-0 BB			0-0 G3 1-2	0-0 SF9			0-0 P4	
Pedro Guerrero, R (1, 7) OBP: 0.408, SLG: 0.582 Candy Maldonado, R (5, 7) OBP: 0.234, SLG: 0.255 (8, 9)	0-0 F9			0-3 K	0-0 HR			0-0 1B	
Greg Brock, L (1, 3) OBP: 0.336, SLG: 0.469 Ken Howell, R (8, 1)		0-0 4-3		0-0 BB 1B 2B	0-3 K			0-0 F8	
Terry Whitfield, L (1, 9) OBP: 0.284, SLG: 0.415 Enos Cabell, R (8, PH) OBP: 0.319, SLG: 0.354 (8, 3)		0-0 P6		4-0 BB 1B BB		0-3 K		0-0 F8	
Mike Scioscia, L (1, 2) OBP: 0.370, SLG: 0.375		0-0 4-3		4-0 1B BB		0-0 F9		0-3 K	
Steve Sax, R (1, 4) OBP: 0.331, SLG: 0.277			0-0 6-3	0-0 1B		0-0 F9		0-0 1-3	
Jerry Reuss, L (1, 1) OBP: 0.225, SLG: 0.205 Bill Russell, R (8, 7) OBP: 0.328, SLG: 0.304			0-3 K		0-0 FC6-4 1B		0-3 K		0-0 1B

5	1	0	0	0	0	2
4	2	2	0	0	1	1
2	0	0	1	1	0	1
3	1	1	2	0	1	2
1	0	1	0	0	0	0
4	1	1	1	0	1	1
0	0	0	0	0	0	0
2	0	0	0	1	1	0
1	0	0	0	0	0	1
3	0	0	0	1	1	0
4	0	1	1	0	0	0
3	0	1	0	0	2	0
1	0	1	0	0	0	0

Inning Stats	R: 0	H: 0	E: 1	LOB: 1	K: 0	BB: 1	S: 3	P: 7
	R: 0	H: 0	E: 0	LOB: 0	K: 0	BB: 0	S: 3	P: 3
	R: 0	H: 0	E: 0	LOB: 0	K: 1	BB: 0	S: 5	P: 5
	R: 2	H: 3	E: 1	LOB: 2	K: 1	BB: 2	S: 7	P: 15
	R: 3	H: 3	E: 0	LOB: 0	K: 1	BB: 0	S: 8	P: 8
	R: 0	H: 0	E: 0	LOB: 0	K: 1	BB: 0	S: 5	P: 5
	R: 0	H: 0	E: 0	LOB: 0	K: 2	BB: 0	S: 7	P: 7
	R: 0	H: 1	E: 0	LOB: 1	K: 0	BB: 0	S: 4	P: 4
	R: 0	H: 1	E: 0	LOB: 1	K: 1	BB: 0	S: 6	P: 6
	1B: 5	SF: 1	2B: 2	SAC: 0	3B: 0	DP: 1	HR: 1	HBP: 0

PITCHER	IP	WLS	BF	H	R	ER	SO	BB	IBB	HBP	BLK	WP	HR	S	P	ERA	WHIP
Lee Tunnell, R (1, 1) ERA: 5.08	4.2	L	22	6	5	5	2	3	0	0	0	0	1	23	35	9.64	1.929
Al Holland, L (5, 1) ERA: 3.45	2.1		7	0	0	0	4	0	0	0	0	0	0	15	15	0.00	0.000
John Candelaria, L (8, 1) ERA: 3.27	2.0		8	2	0	0	1	0	0	0	0	0	0	10	10	0.00	1.000

WP: 0	PA: 37
PB: 0	
SB: 0	
CS: 0	

Batter	1	2	3	4	5	6	7	8	9	AB R H RBI BB SO LOB	TOP									
Dave Anderson, R (1, 5) OBP: 0.330, SLG: 0.287	0-0 F1			0-0 4-3		4-0 FC6-4 BB	0-0 F8			3 0 0 0 1 0 2	Los Angeles Dodgers @ Chicago Cubs Wrigley Field, Chicago, IL Thu Jul 11 1985, 3:33 AM CDT Att: 35,469 - Unknown									
Mariano Duncan, R (1, 6) OBP: 0.283, SLG: 0.327	0-0 F8			0-0 5-3		0-0 FC6-4		0-0 5-3		4 0 0 0 0 0 2										
Bill Russell, R (1, 7) OBP: 0.333, SLG: 0.305	0-0 4-3			0-0 F9			0-0 SH2-4 1B	4-0 1B		3 1 1 0 1 0 0										
Enos Cabell, R (1, 9) OBP: 0.323, SLG: 0.358		0-0 6-3			0-0 6-3		0-0 SH2-4 1B	0-0 G4-6-3 1B		4 1 2 0 0 0 0										
Ken Howell, R (8, 3)							1-2 1B	1-3 1B		0 0 0 0 0 0 0										
Greg Brock, L (1, 3) OBP: 0.336, SLG: 0.468		0-3 K			0-0 CS 1B		0-0 SH2-4	0-0 G4-6-3		3 0 1 0 0 1 2										
Ken Landreaux, L (8, 8) OBP: 0.283, SLG: 0.382						1-2 2-3	1-2 2-3	1-2f		0 0 0 0 0 0 0										
Candy Maldonado, R (1, 8) OBP: 0.234, SLG: 0.248		0-0 5-3			0-0 6-3		4-0 1B		0-0 6-3	3 1 0 0 1 0 1										
					1-2		1B	IBB												
Steve Yeager, R (1, 2) OBP: 0.235, SLG: 0.238					0-0 5-3	0-3 K	0-0 SH5-3 1B		4-0 BB	3 0 1 2 1 1 0										
Steve Sax, R (1, 4) OBP: 0.333, SLG: 0.281					0-0 5-3	0-0 S 1B	0-0 SH5-3 1B		0-0 F4	4 0 2 1 0 0 1										
Bob Welch, R (1, 1) OBP: 0.333, SLG: 0.273					0-3 K	0-3 K	0-0 SH5-3		0-0 F7	2 0 0 0 0 2 1										
Len Matuszek, L (8, 3) OBP: 0.257, SLG: 0.316							1-2 2-3			1 0 0 0 0 0 1										
Inning Stats	R: 0 E: 0 K: 0 S: 3	H: 0 LOB: 0 BB: 0 P: 3	R: 0 E: 0 K: 1 S: 5	H: 0 LOB: 0 BB: 0 P: 5	R: 0 E: 0 K: 1 S: 5	H: 0 LOB: 0 BB: 0 P: 5	R: 0 E: 0 K: 0 S: 3	H: 1 LOB: 0 BB: 0 P: 3	R: 0 E: 0 K: 2 S: 8	H: 1 LOB: 2 BB: 1 P: 12	R: 3 E: 0 K: 0 S: 7	H: 4 LOB: 2 BB: 1 P: 11	R: 0 E: 0 K: 0 S: 3	H: 1 LOB: 1 BB: 1 P: 7	R: 0 E: 0 K: 0 S: 3	H: 0 LOB: 1 BB: 1 P: 7	1B: 7 2B: 0 3B: 0 HR: 0	SF: 0 SAC: 2 DP: 1 HBP: 0	WP: 0 PB: 0 SB: 1 CS: 1	PA: 36
PITCHER	IP WLS BF H R ER SO BB IBB HBP BLK WP HR S P ERA WHIP																			
Ray Fontenot, L (1, 1) ERA: 3.1	8.0 L 32 7 3 3 4 2 1 0 0 0 0 0 37 49 3.38 1.125																			
George Frazier, R (9, 1) ERA: 4.58	1.0 4 0 0 0 0 1 0 0 0 0 0 0 3 7 0.00 1.000																			

AB	30
R	3
H	7
RBI	3
BB	4
SO	4
LOB	10



BOTTOM

Los Angeles Dodgers @ Chicago Cubs

Wrigley Field, Chicago, IL

Thu Jul 11 1985, 3:33 AM CDT

Att. 35,469 - Unknown

livebaseballscorecards.com

AB	32
R	1
H	5
RBI	1
BB	1
SO	4
LOB	13



WP:	0	PA:	35
PB:	0	SB:	0
CS:	0		

AB R H RBI BB SO LOB

3	0	0	0	0	0	1
4	0	2	1	0	0	2
4	0	0	0	0	0	4
4	0	0	0	0	1	2
4	0	0	0	0	1	0
4	0	1	0	0	1	0
1	0	0	0	0	0	0
1	0	0	0	1	0	0
3	0	1	0	0	0	2
1	0	0	0	0	0	1
2	0	0	0	0	0	1
1	1	1	0	0	0	0
0	0	0	0	0	0	0

Batter	1	2	3	4	5	6	7	8	9
Billy Hatcher, R (1, 8) OBP: 0.341, SLG: 0.453	0-0 F8		H 1-0 F7 23 G3 HBP		X 0-0 F7			X 0-0 F8	
23 Ryne Sandberg, R (1, 4) OBP: 0.337, SLG: 0.460	0-0 5-3 1B		X 0-0 G3 1-2 2-3		X 0-0 5-3			X 0-0 2-3 F8 2B	
Davey Lopes, R (1, 7) OBP: 0.417, SLG: 0.452	0-0 5-3 1-2		X 0-0 1-3		X 0-0 6-3			X 0-0 F8	
Keith Moreland, R (1, 9) OBP: 0.373, SLG: 0.419	0-0 F9			X 0-0 6-3		X 0-3 K S S S		X 0-0 F7	
Leon Durham, L (1, 3) OBP: 0.362, SLG: 0.476		X 0-0 F7		X 0-0 3-1		X 0-0 4-3		X 0-3 K S S S	
Jody Davis, R (1, 2) OBP: 0.318, SLG: 0.426		X 0-0 4-3		X 0-0 HBP 1B		X 0-3 K S S S		X 0-0 5-3	
Ron Cey, R (1, 5) OBP: 0.316, SLG: 0.380		X 0-0 F9		H 1-0 1-2 HBP		X 0-0 F8		B B B B 4-0	
Chris Speier, R (4, PR) OBP: 0.318, SLG: 0.384				X 1-2 HBP		X 0-0 F7		X 0-0 3-1	
Larry Bowa, S (1, 6) OBP: 0.240, SLG: 0.246			X 0-0 23 G3 2B		X 0-0 1-3			X 0-0 3-1	
Richie Hebner, L (9, PH) OBP: 0.333, SLG: 0.333								X 0-0 F8 23 2B 2B	
Ray Fontenot, L (1, 1)			X 0-0 F3						
Thad Bosley, L (8, PH) OBP: 0.348, SLG: 0.420									
George Frazier, R (9, 1)									

Inning Stats	R: 0	H: 1	E: 0	K: 0	S: 4	H: 0	LOB: 1	BB: 0	P: 4	R: 0	H: 0	E: 0	K: 0	S: 3	H: 0	LOB: 0	BB: 0	P: 3	R: 0	H: 1	E: 0	K: 0	S: 4	H: 0	LOB: 2	BB: 0	P: 5	R: 0	H: 0	E: 0	K: 1	S: 5	H: 0	LOB: 0	BB: 0	P: 5	R: 0	H: 0	E: 0	K: 1	S: 5	H: 0	LOB: 0	BB: 0	P: 5	R: 1	H: 2	E: 0	K: 0	S: 5	H: 0	LOB: 1	BB: 0	P: 5	R: 0	H: 0	E: 0	K: 1	S: 5	H: 0	LOB: 1	BB: 1	P: 9	1B: 2	2B: 3	3B: 0	HR: 0	SF: 0	SAC: 0	DP: 0	HBP: 2	WP: 0	PA: 35
--------------	------	------	------	------	------	------	--------	-------	------	------	------	------	------	------	------	--------	-------	------	------	------	------	------	------	------	--------	-------	------	------	------	------	------	------	------	--------	-------	------	------	------	------	------	------	------	--------	-------	------	------	------	------	------	------	------	--------	-------	------	------	------	------	------	------	------	--------	-------	------	-------	-------	-------	-------	-------	--------	-------	--------	-------	--------

PITCHER	IP	WLS	BF	H	R	ER	SO	BB	IBB	HBP	BLK	WP	HR	S	P	ERA	WHIP
Bob Welch, R (1, 1) ERA: 2.15	7.1	W	29	5	1	1	3	0	0	0	0	0	0	33	35	1.23	0.682
Ken Howell, R (8, 1) ERA: 2.85	1.2	S	6	0	0	0	1	1	0	0	0	0	0	7	11	0.00	0.600

Batter	1	2	3	4	5	6	7	8	9	AB R H RBI BB SO LOB	TOP																									
Dave Anderson, R (1, 6) OBP: 0.321, SLG: 0.278	0-0 6-3			0-0 5-3		0-0 FC6-4 2B 1-2f 4-3	0-0 F4		0-3 K	5 1 0 0 0 1 3																										
Ken Landreaux, L (1, 8) OBP: 0.282, SLG: 0.383	0-0 F7			0-0 F2		0-0 4-3 1-3 HR 2B		0-0 4-3	0-0 4-3	5 1 1 0 0 0 0																										
Enos Cabell, R (1, 5) OBP: 0.325, SLG: 0.359	0-0 F7			0-0 F9		0-0 4-3		0-0 3B 1B	0-0 HR 1B	5 2 2 1 0 0 1																										
Greg Brock, L (1, 3) OBP: 0.337, SLG: 0.493		0-0 F8			0-0 4-3	0-0 HR		0-3 K	0-0 HR 1B	5 2 2 4 0 1 1																										
Len Matuszek, L (1, 7) OBP: 0.257, SLG: 0.327 Candy Maldonado, R (9, PH) OBP: 0.232, SLG: 0.245 (9, 9)		0-0 F7			0-0 G3	0-0 F7		0-0 2B 3B	0-0 F9	4 1 1 1 0 0 0 1 0 0 0 0 0 0																										
Terry Whitfield, L (1, 9) OBP: 0.296, SLG: 0.426 (9, 7)		0-0 3-1			4-0 1B BB		0-3 K	0-0 WP 2B		3 0 1 1 1 1 0																										
Mike Scioscia, L (1, 2) OBP: 0.375, SLG: 0.379			0-0 5-3		0-0 1B		0-0 1B	4-0 WP IBB		3 0 2 0 1 0 0																										
Steve Sax, R (1, 4) OBP: 0.336, SLG: 0.282			0-0 5-3		0-0 G3		0-0 1B	4-0 1B IBB		3 0 1 0 1 0 2																										
Orel Hershiser, R (1, 1) OBP: 0.211, SLG: 0.216 Dennis Powell, R (6, PH) OBP: 0.277, SLG: 0.267 Bob Bailor, R (6, 1) OBP: 0.351, SLG: 0.303 Carlos Diaz, R (7, PH) OBP: 0.125, SLG: 0.125 (7, 1)			0-0 G5-6-3			0-0 FC6-4 1B	0-0 F5	0-3 K		1 0 0 0 0 0 0 0 0 0 0 0 0 0 1 0 1 0 0 0 0 0 0 0 0 0 0 0 1 0 0 0 0 0 2 1 0 0 0 0 1 3																										
Inning Stats	R: 0 E: 0 K: 0 S: 3	H: 0 LOB: 0 BB: 0 P: 3	R: 0 E: 0 K: 0 S: 3	H: 0 LOB: 0 BB: 0 P: 3	R: 0 E: 0 K: 0 S: 3	H: 0 LOB: 0 BB: 0 P: 3	R: 0 E: 0 K: 0 S: 4	H: 1 LOB: 2 BB: 1 P: 8	R: 3 E: 0 K: 0 S: 6	H: 3 LOB: 0 BB: 0 P: 6	R: 0 E: 0 K: 1 S: 7	H: 2 LOB: 2 BB: 0 P: 7	R: 2 E: 0 K: 2 S: 10	H: 3 LOB: 3 BB: 2 P: 18	R: 2 E: 0 K: 1 S: 7	H: 2 LOB: 0 BB: 0 P: 7	1B: 6 2B: 2 3B: 1 HR: 2	SF: 0 SAC: 0 DP: 0 HBP: 0	WP: 1 PB: 0 SB: 0 CS: 0	PA: 41																
PITCHER	IP WLS BF H R ER SO BB IBB HBP BLK WP HR S P ERA WHIP																																			
Dick Ruthven, R (1, 1) ERA: 4.63	5.2		22	4	3	3	0	1	0	0	0	0	1	21	25	4.76	0.882																			
Ron Meridith, L (6, 1) ERA: 6.23	0.2		4	2	0	0	1	0	0	0	0	0	0	6	6	0.00	3.000																			
George Frazier, R (7, 1) ERA: 4.7	1.0		4	1	1	1	0	0	0	0	0	0	0	4	4	9.00	1.000																			
Lee Smith, R (8, 1) ERA: 2.85	1.2	L	11	4	3	3	3	0	2	0	0	1	1	15	23	16.20	2.400																			

Los Angeles Dodgers @ Chicago Cubs
 Wrigley Field, Chicago, IL
 Fri Jul 12 1985, 3:33 AM CDT
 Att: 36,029 - Unknown

AB	38
R	7
H	11
RBI	7
BB	3
SO	4
LOB	12



WP	1	PA	41
PB	0		
SB	0		
CS	0		

Batter	1	2	3	4	5	6	7	8	9	AB R H RBI BB SO LOB	TOP									
Dave Anderson, R (1, 6) OBP: 0.328, SLG: 0.301	0-0 HR		0-0 1B SH1-3	4-0 1B 6-3 IBB		0-0 F6			0-0 F5	4 3 2 1 1 0 0										
Bob Bailor, R (1, 5) OBP: 0.294, SLG: 0.327	0-0 6-3		0-0 SH1-3	0-0 6-3 1B			0-0 WP 3B		0-0 6-3	4 1 2 3 0 0 0										
Bill Russell, R (1, 7) OBP: 0.328, SLG: 0.301 Terry Whitfield, L (9, PH) OBP: 0.292, SLG: 0.420	0-0 F9		0-0 2B 1B S	0-0 6-3			0-0 F8		0-0 6-3	4 1 1 2 0 0 1 1 0 0 0 0 0 0										
Enos Cabell, R (1, 9) OBP: 0.329, SLG: 0.369 Ken Landreaux, L (7, PR) OBP: 0.282, SLG: 0.383	0-0 F4		0-0 2B 1B	0-0 F7			0-0 F8 WP 1B			4 0 2 1 0 0 1 0 0 0 0 0 0 0										
Greg Brock, L (1, 3) OBP: 0.332, SLG: 0.484 Len Matuszek, L (8, 3) OBP: 0.257, SLG: 0.327		0-0 6-3	0-0 F2		0-0 3-1		0-0 F8			4 0 0 0 0 0 2 0 0 0 0 0 0 0										
Candy Maldonado, R (1, 8) OBP: 0.233, SLG: 0.245		0-0 5-3		0-0 1B 1B 4-3		0-0 F7		0-3 K		4 1 1 0 0 1 2										
Mike Scioscia, L (1, 2) OBP: 0.374, SLG: 0.377		0-0 4-3		0-0 1B 1B 4-3 BB		0-0 3-1		0-0 6-3		4 1 1 0 0 0 0										
Steve Sax, R (1, 4) OBP: 0.339, SLG: 0.283			0-0 1B 1B S SH1-3	4-0 1B 4-3 BB		0-0 F8		0-0 6-3		3 2 1 0 1 0 0										
Fernando Valenzuela, L (1, 1) OBP: 0.196, SLG: 0.214			0-0 F2	0-0 4-3		0-0 F4		0-0 6-3		4 0 0 1 0 0 3										
Inning Stats	R: 1 E: 0 K: 0 S: 4	H: 1 LOB: 0 BB: 0 P: 4	R: 0 E: 0 K: 0 S: 3	H: 0 LOB: 0 BB: 0 P: 3	R: 3 E: 0 K: 0 S: 7	H: 4 LOB: 1 BB: 0 P: 7	R: 4 E: 0 K: 0 S: 6	H: 3 LOB: 1 BB: 2 P: 14	R: 0 E: 0 K: 0 S: 3	H: 0 LOB: 0 BB: 0 P: 3	R: 1 E: 0 K: 1 S: 7	H: 2 LOB: 2 BB: 0 P: 7	R: 0 E: 0 K: 0 S: 3	H: 0 LOB: 0 BB: 0 P: 3	R: 0 E: 0 K: 0 S: 3	H: 0 LOB: 0 BB: 0 P: 3	1B: 7 2B: 1 3B: 1 HR: 1	SF: 0 SAC: 1 DP: 0 HBP: 0	WP: 2 PB: 0 SB: 2 CS: 0	PA: 39
PITCHER	IP WLS BF H R ER SO BB IBB HBP BLK WP HR S P ERA WHIP																			
Larry Gura, L (1, 1) ERA: 12.89	3.1 L 18 7 7 7 0 1 0 0 0 0 0 1 17 21 18.90 2.400																			
Warren Brusstar, R (4, 1) ERA: 5.35	3.2 15 3 2 2 1 0 1 0 0 2 0 16 20 4.91 0.818																			
Lary Sorensen, R (8, 1) ERA: 5.29	2.0 6 0 0 0 0 0 0 0 0 0 0 6 6 0.00 0.000																			

Los Angeles Dodgers @ Chicago Cubs
Wrigley Field, Chicago, IL
Sat Jul 13 1985, 3:33 AM CDT
Att. 34,822 - Unknown

livebaseballscorecards.com

AB	36
R	9
H	10
RBI	8
BB	2
SO	1
LOB	9



Batter	1	2	3	4	5	6	7	8	9	AB R H RBI BB SO LOB
Billy Hatcher, R OBP: 0.330, SLG: 0.429 (1, 8)	0-0 F8		0-0 F3			0-0 3-1		0-0 FC6-4 1B		4 0 1 0 0 0 1
23 Ryne Sandberg, R OBP: 0.340, SLG: 0.459 (1, 4)	4-0 G5-4-3 BB			0-3 K		0-3 K		0-0 FC6-4 1-2f		3 0 0 0 1 2 1
Davey Lopes, R OBP: 0.412, SLG: 0.462 (1, 7)	0-0 G5-4-3 1-2f			0-0 HR		0-0 F3			0-3 K	4 1 1 1 0 1 1
Keith Moreland, R OBP: 0.373, SLG: 0.423 (1, 9) (8, 3)		0-3 K		0-0 4-1 1B		0-0 G6-4-3 1B		0-0 6-3		4 0 2 0 0 1 0
Jody Davis, R OBP: 0.313, SLG: 0.416 (1, 2)		0-3 K		0-0 4-1		0-0 G6-4-3 1-2f		0-0 5-3		3 0 0 0 0 1 2
Steve Lake, R OBP: 0.191, SLG: 0.234 (8, 2)				1-2						1 0 0 0 0 0 0
Leon Durham, L OBP: 0.361, SLG: 0.474 (1, 3)		0-0 4-3		0-0 F9		0-0 2B				3 0 1 0 0 0 1
Lary Sorensen, R (8, 1)										0 0 0 0 0 0 0
Chris Speier, R OBP: 0.314, SLG: 0.373 (1, 5)			4-0 FC3-6 BB		0-0 F9		0-0 F9			2 0 0 0 1 0 1
Larry Bowa, S OBP: 0.243, SLG: 0.248 (1, 6)			0-3 K		0-0 6-3		0-0 F8			3 0 0 0 0 1 1
Larry Gura, S (1, 1)			0-0 FC3-6 1-2f		0-3 K			0-3 K		1 0 0 0 0 0 1
Warren Brusstar, R (4, 1)										1 0 0 0 0 1 0
Gary Woods, R OBP: 0.275, SLG: 0.140 (8, 9)										1 0 0 0 0 1 0


Inning Stats	R: 0	H: 0	E: 0	K: 0	S: 2	LOB: 0	BB: 1	P: 6
	R: 0	H: 0	E: 0	K: 2	S: 7 <td>LOB: 0</td> <td>BB: 0</td> <td>P: 7 </td>	LOB: 0	BB: 0	P: 7
	R: 0	H: 0	E: 0	K: 1	S: 5 <td>LOB: 1</td> <td>BB: 1</td> <td>P: 9 </td>	LOB: 1	BB: 1	P: 9
	R: 1	H: 2	E: 0	K: 1	S: 7 <td>LOB: 1</td> <td>BB: 0</td> <td>P: 7 </td>	LOB: 1	BB: 0	P: 7
	R: 0	H: 0	E: 0	K: 1	S: 5 <td>LOB: 0</td> <td>BB: 0</td> <td>P: 5 </td>	LOB: 0	BB: 0	P: 5
	R: 0	H: 0	E: 0	K: 1	S: 5 <td>LOB: 0</td> <td>BB: 0</td> <td>P: 5 </td>	LOB: 0	BB: 0	P: 5
	R: 0	H: 2	E: 0	K: 0	S: 4 <td>LOB: 1</td> <td>BB: 0</td> <td>P: 4 </td>	LOB: 1	BB: 0	P: 4
	R: 0	H: 1	E: 0	K: 1	S: 6 <td>LOB: 1</td> <td>BB: 0</td> <td>P: 6 </td>	LOB: 1	BB: 0	P: 6
	R: 0	H: 0	E: 0	K: 1	S: 5 <td>LOB: 0</td> <td>BB: 0</td> <td>P: 5 </td>	LOB: 0	BB: 0	P: 5
	R: 0	H: 0	E: 0	K: 1	S: 5 <td>LOB: 0</td> <td>BB: 0</td> <td>P: 5 </td>	LOB: 0	BB: 0	P: 5
	1B: 3	SF: 0	2B: 1	SAC: 0	3B: 0	DP: 2	HR: 1	HBP: 0

PITCHER	IP	WLS	BF	H	R	ER	SO	BB	IBB	HBP	BLK	WP	HR	S	P	ERA	WHIP
Fernando Valenzuela, L ERA: 2.3 (1, 1)	9.0	W	32	5	1	1	8	2	0	0	0	0	1	46	54	1.00	0.778

BOTTOM

Los Angeles Dodgers @ Chicago Cubs
Wrigley Field, Chicago, IL
Sat Jul 13 1985, 3:33 AM CDT
Att. 34,822 - Unknown

AB	30
R	1
H	5
RBI	1
BB	2
SO	8
LOB	9



WP: 0	PA: 32
PB: 0	
SB: 0	
CS: 0	

Batter	1	2	3	4	5	6	7	8	9	AB R H RBI BB SO LOB	TOP														
Dave Anderson, R (1, 6) OBP: 0.325, SLG: 0.304	0-3 K	0-0 5-3		0-0 2B		0-3 K		0-0 5-3		5 0 1 1 0 2 3															
Bob Bailor, R (1, 5) OBP: 0.283, SLG: 0.314	0-0 1-3		0-0 L3	0-0 1-3		0-0 BB		0-0 6-3		2 0 0 0 0 0 0															
Ken Landreaux, L (4, PH) OBP: 0.282, SLG: 0.382						1-2 1B				3 0 1 1 0 0 2															
Bill Russell, R (1, 7) OBP: 0.338, SLG: 0.307	0-0 1B		0-0 4-3	0-0 F8		1-2 BB			0-0 1B	4 1 2 0 1 0 2															
Enos Cabell, R (1, 9) OBP: 0.331, SLG: 0.366	0-0 1B		4-0 BB		0-0 6-3	0-3 K			0-0 F8	4 0 1 0 1 1 4															
Greg Brock, L (1, 3) OBP: 0.333, SLG: 0.483	0-0 1B		0-3 K		0-0 1-3		0-0 4-3		0-0 SF8	5 0 2 0 0 1 1															
Candy Maldonado, R (1, 8) OBP: 0.240, SLG: 0.279	0-0 FC6-4			0-0 HR	0-3 K		0-3 K		0-0 1B	5 1 2 1 0 2 3															
Steve Yeager, R (1, 2) OBP: 0.233, SLG: 0.239		0-3 K		0-0 F9		0-0 6-3	0-0 1B		0-0 SF8	4 0 1 1 0 1 0															
Steve Sax, R (1, 4) OBP: 0.344, SLG: 0.286		4-0 BB		0-0 1B		0-0 1B	0-0 1-3		0-0 FC4-6	4 2 2 0 1 0 3															
Rick Honeycutt, L (1, 1) OBP: 0.158, SLG: 0.111		0-0 SH1-4		0-0 2B		0-0 1B		0-3 K		0 0 0 0 0 0 0															
Bobby Castillo, R (3, 1) OBP: 0.222, SLG: 0.125										0 0 0 0 0 0 0															
Mariano Duncan, R (4, PH) OBP: 0.226, SLG: 0.330										1 0 1 0 0 0 0															
Jerry Reuss, L (4, 1) OBP: 0.226, SLG: 0.205										0 0 0 0 0 0 0															
Terry Whitfield, L (6, PH) OBP: 0.301, SLG: 0.429										1 0 1 0 0 0 0															
Dennis Powell, R (6, 1) OBP: 0.256, SLG: 0.325										0 0 0 0 0 0 0															
Len Matuszek, L (8, PH) OBP: 0.256, SLG: 0.325										1 0 0 0 0 1 0															
Carlos Diaz, R (8, 1)										0 0 0 0 0 0 0															
Inning Stats	R: 0 E: 0 K: 1 S: 8	H: 3 LOB: 3 BB: 0 P: 8	R: 0 E: 0 K: 1 S: 5	H: 0 LOB: 1 BB: 1 P: 9	R: 0 E: 0 K: 1 S: 5	H: 0 LOB: 1 BB: 1 P: 9	R: 2 E: 0 K: 0 S: 7	H: 4 LOB: 2 BB: 0 P: 7	R: 0 E: 0 K: 1 S: 5	H: 0 LOB: 0 BB: 0 P: 5	R: 1 E: 0 K: 2 S: 10	H: 3 LOB: 3 BB: 1 P: 14	R: 0 E: 0 K: 1 S: 6	H: 1 LOB: 1 BB: 0 P: 6	R: 0 E: 0 K: 1 S: 5	H: 0 LOB: 0 BB: 0 P: 5	R: 1 E: 0 K: 0 S: 6	H: 3 LOB: 2 BB: 0 P: 6	1B: 12 2B: 1 3B: 0 HR: 1	SF: 1 SAC: 1 DP: 0 HBP: 0	WP: 0 PB: 0 SB: 0 CS: 0	PA: 44			
PITCHER	IP WLS BF H R ER SO BB IBB HBP BLK WP HR S P ERA WHIP																								
Steve Trout, L (1, 1) ERA: 2.81	3.1		19	7	2	2	3	2	0	0	0	0	1	23	31	5.40	2.700								
George Frazier, R (4, 1) ERA: 4.65	2.1	W	10	3	1	1	2	0	0	0	0	0	0	14	14	3.86	1.286								
Warren Brusstar, R (6, 1) ERA: 5.12	3.1	S	15	4	1	1	3	1	0	0	0	0	0	20	24	2.70	1.500								

Los Angeles Dodgers @ Chicago Cubs
 Wrigley Field, Chicago, IL
 Sun Jul 14 1985, 3:33 AM CDT
 Att: 34,273 - Unknown

AB	39
R	4
H	14
RBI	4
BB	3
SO	8
LOB	18



BOTTOM

Los Angeles Dodgers @ Chicago Cubs
Wrigley Field, Chicago, IL
Sun Jul 14 1985, 3:33 AM CDT
Att. 34,273 - Unknown

livebaseballscorecards.com

AB 38
R 10
H 15
RBI 8
BB 8
SO 4
LOB 26



WP: 0 PA: 48
PB: 0
SB: 1
CS: 0

AB	R	H	RBI	BB	SO	LOB
6	1	1	0	0	0	6
5	0	1	0	0	0	3
4	4	3	2	2	1	1
4	1	3	4	1	0	2
3	1	0	0	2	0	3
5	0	1	0	0	1	3
0	0	0	0	0	0	0
4	2	3	0	1	0	1
4	1	2	0	1	0	5
1	0	1	2	0	0	0
1	0	0	0	0	1	0
1	0	0	0	1	1	2

1B: 8	SF: 0
2B: 2	SAC: 2
3B: 2	DP: 0
HR: 3	HBP: 0

Batter	1	2	3	4	5	6	7	8	9
Billy Hatcher, R OBP: 0.320, SLG: 0.411 (1, 8)	0-0 5-3 1-2f	0-0 FC5-4 1-2f	0-0 F4		0-0 L4		0-0 SH2-3 HR 1B	0-0 F5	
Chris Speier, R OBP: 0.311, SLG: 0.367 (1, 5)	0-0 5-3	0-0 L7		0-0 5-3	0-0 23 BB 1B		0-0 SH2-3 1-2	0-0 F7 3-H	
23 Ryne Sandberg, R OBP: 0.349, SLG: 0.484 (1, 4)	0-0 HR		0-0 1B 2B	0-0 HR	4-0 1-2 BB		4-0 HR IBB	0-3 K	
Keith Moreland, R OBP: 0.379, SLG: 0.444 (1, 9)	0-0 3B		0-0 FC1-6 2-H 1B	4-0 E5 S BB	0-0 6-3		0-0 1-H 2-H HR		
Leon Durham, L OBP: 0.362, SLG: 0.469 (1, 3)	0-0 4-3		0-0 FC1-6 2B 1-2f 1B	0-0 E5 1B 1-3 1B		4-0 1B BB	4-0 FC6-4 BB		
Jody Davis, R OBP: 0.311, SLG: 0.411 Steve Lake, R OBP: 0.191, SLG: 0.234 (1, 2) (8, 2)		0-0 5-3	0-0 F9	0-0 1B 1-2 1B		0-3 K	0-0 F3		
Gary Woods, R OBP: 0.321, SLG: 0.213 (1, 7)		4-0 1B SH BB	0-0 1B 2B	0-0 FC6-4 1-2 2-3 1B		0-0 1B	0-0 FC6-4 1-2f		
Larry Bowa, S OBP: 0.255, SLG: 0.271 (1, 6)		0-0 SH 1-2 1B	4-0 1B IBB	0-0 FC6-4 1-2f		0-0 F3		0-0 E 3B	
Steve Trout, L OBP: 0.176, SLG: 0.156 George Frazier, R Warren Brusstar, R (1, 1) (4, 1) (6, 1)		0-0 SH FC5-4 1-3 2-H	0-0 1B 1-3 2-H 3-H		0-3 K	0-3 K		4-0 BB	

R: 1	H: 2	R: 1	H: 1	R: 3	H: 4	R: 0	H: 1	R: 0	H: 1	R: 3	H: 2	R: 1	H: 1
E: 0	LOB: 1	E: 1	LOB: 2	E: 0	LOB: 2	E: 0	LOB: 2	E: 0	LOB: 2	E: 0	LOB: 1	E: 1	LOB: 1
K: 0	BB: 0	K: 0	BB: 1	K: 0	BB: 1	K: 1	BB: 1	K: 0	BB: 2	K: 0	BB: 2	K: 1	BB: 1
S: 5	P: 5	S: 5	P: 9	S: 7	P: 11	S: 6	P: 10	S: 8	P: 12	S: 5	P: 13	S: 6	P: 10

PITCHER	IP	WLS	BF	H	R	ER	SO	BB	IBB	HBP	BLK	WP	HR	S	P	ERA	WHIP
Rick Honeycutt, L ERA: 3.22 (1, 1)	2.2	L	18	7	5	5	0	1	1	0	0	0	1	16	24	16.88	3.000
Bobby Castillo, R ERA: 5.83 (3, 1)	0.1		1	0	0	0	0	0	0	0	0	0	0	1	1	0.00	0.000
Jerry Reuss, L ERA: 3.2 (4, 1)	2.0		12	4	1	1	1	2	0	0	0	0	1	12	20	4.50	3.000
Dennis Powell, L ERA: 7.71 (6, 1)	2.0		12	3	3	3	2	2	1	0	0	0	1	13	25	13.50	2.500
Carlos Diaz, L ERA: 1.97 (8, 1)	1.0		5	1	1	0	1	1	0	0	0	0	0	6	10	0.00	2.000

Inning Stats	R	H	E	K	S
1	1	2	0	0	5
2	1	1	1	0	5
3	3	4	0	0	7
4	1	3	1	1	6
5	0	1	0	1	6
6	0	1	0	2	8
7	3	2	0	0	5
8	1	1	1	1	6
9	0	0	0	0	0

Batter	1	2	3	4	5	6	7	8	9	AB R H RBI BB SO LOB	TOP											
Vince Coleman, S (1, 7) OBP: 0.339, SLG: 0.361	0-3 K		0-0 S 2-3 1B		0-0 F7		0-0 SH1-3		0-0 F5	4 0 1 0 0 1 2	St. Louis Cardinals @ Los Angeles Dodgers Dodger Stadium, Los Angeles, CA Thu Jul 18 1985, 7:05 PM PDT Att. 46,484 - Unknown livebaseballscorecards.com											
Willie McGee, S (1, 8) OBP: 0.367, SLG: 0.476	0-0 6-3		0-0 2-3		0-0 G3 3B		0-0 5-3			4 1 1 0 0 0 2												
Tom Herr, S (1, 4) OBP: 0.399, SLG: 0.444	0-0 1B		4-0 BB		0-0 G3		0-3 K			3 0 1 1 1 1 0												
Jack Clark, R (1, 3) OBP: 0.392, SLG: 0.529	0-3 K		0-0 L6		0-0 6-3		0-0 F3			4 0 0 0 0 1 3												
Andy Van Slyke, L (1, 9) OBP: 0.353, SLG: 0.464		0-0 4-3 2B	0-0 L6		0-0 3-1		4-0 BB			3 0 1 0 1 0 2												
Terry Pendleton, S (1, 5) OBP: 0.260, SLG: 0.284		0-0 F7		0-3 K		0-0 4-3		0-3 K		4 0 0 0 0 2 2												
Ken Dayley, L (8, 1) OBP: 0.333, SLG: 0.333										0 0 0 0 0 0 0												
Ozzie Smith, S (1, 6) OBP: 0.342, SLG: 0.378		0-0 4-3		0-0 6-3		0-0 6-3			0-0 F9	4 0 0 0 0 0 1												
Tom Nieto, R (1, 2) OBP: 0.320, SLG: 0.286		4-0 IBB		0-0 1B		0-3 K		4-0 S BB		2 0 1 0 1 1 0												
Steve Braun, L (9, PH) OBP: 0.286, SLG: 0.222										0 0 0 0 1 0 0												
Ivan De Jesus, R (9, PR) OBP: 0.351, SLG: 0.429										0 0 0 0 0 0 0												
Joaquin Andujar, S (1, 1) OBP: 0.194, SLG: 0.186	0-3 K		0-0 4-3		0-0 4-3		0-0 SH1-3 1B		0-3 K	2 0 0 0 0 1 3												
Ricky Horton, L (6, 1)										0 0 0 0 0 0 0												
Bill Campbell, R (6, 1) OBP: 0.625, SLG: 0.400										1 0 1 0 0 0 0												
Tom Lawless, R (8, 5) OBP: 0.283, SLG: 0.262										0 0 0 0 0 0 0												
Mike Jorgensen, L (9, PH) OBP: 0.324, SLG: 0.172										1 0 0 0 0 1 1												
Inning Stats	R: 0 E: 0 K: 2 S: 8	H: 1 LOB: 1 BB: 0 P: 8	R: 0 E: 0 K: 1 S: 6	H: 1 LOB: 2 BB: 1 P: 10	R: 0 E: 0 K: 0 S: 4	H: 1 LOB: 2 BB: 1 P: 8	R: 0 E: 0 K: 1 S: 6	H: 1 LOB: 1 BB: 0 P: 6	R: 1 E: 0 K: 0 S: 4	H: 1 LOB: 0 BB: 0 P: 4	R: 0 E: 0 K: 0 S: 3	H: 0 LOB: 0 BB: 0 P: 3	R: 0 E: 0 K: 1 S: 6	H: 1 LOB: 1 BB: 0 P: 6	R: 0 E: 0 K: 2 S: 7	H: 0 LOB: 1 BB: 1 P: 11	R: 0 E: 0 K: 1 S: 5	H: 0 LOB: 2 BB: 1 P: 9	1B: 4 2B: 1 3B: 1 HR: 0	SF: 0 SAC: 1 DP: 0 HBP: 0	WP: 0 PB: 0 SB: 2 CS: 0	PA: 37
PITCHER	IP WLS BF H R ER SO BB IBB HBP BLK WP HR S P ERA WHIP																					
Orel Hershiser, R (1, 1) ERA: 2.64	7.0 W 29 6 1 1 5 1 1 0 0 0 0 37 45 1.29 1.000																					
Tom Niedenfuer, R (8, 1) ERA: 1.95	2.0 S 8 0 0 0 3 2 0 0 0 0 0 0 12 20 0.00 1.000																					



Batter	1	2	3	4	5	6	7	8	9
Dave Anderson, R OBP: 0.329, SLG: 0.314 (1, 5)	0-0 F6		0-0 F5			0-0 SH2-4 1B	0-0 CS 1B		
Mariano Duncan, R OBP: 0.283, SLG: 0.326 (1, 6)	0-0 1-3			0-3 K		0-0 SH2-4 2-3	0-0 CS 1-2	0-3 K	
Ken Landreaux, L OBP: 0.282, SLG: 0.380 (1, 8)	0-3 K			0-0 G3		0-0 6-3		0-0 S 1B	
Greg Brock, L OBP: 0.336, SLG: 0.483 (1, 3)		0-3 K		0-0 1B		0-0 1B 3-H		0-3 K	
Mike Marshall, R OBP: 0.322, SLG: 0.437 Candy Maldonado, R OBP: 0.240, SLG: 0.279 (1, 9) (9, 9)		0-0 6-3		0-0 F9		0-0 1B		0-3 K	
Terry Whitfield, L OBP: 0.320, SLG: 0.444 Enos Cabell, R OBP: 0.330, SLG: 0.364 (6, PH) (7, 7) Steve Yeager, R OBP: 0.233, SLG: 0.239 (8, 2)		0-0 1B				0-0 1B			
Mike Scioscia, L OBP: 0.377, SLG: 0.385 Bill Russell, R OBP: 0.338, SLG: 0.307 (1, 2) (7, PR) (8, 7)		0-0 G3				0-0 1B FC6-2-5-3-6		0-0 SH1-4 SF9 2B	
Steve Sax, R OBP: 0.341, SLG: 0.284 (1, 4)			0-0 6-3			0-0 FC6-2-5-3-6 1-3 3-H		0-0 SH1-4 2-3	
Orel Hershiser, R OBP: 0.200, SLG: 0.205 Len Matuszek, L OBP: 0.254, SLG: 0.325 Tom Niedenfuer, R OBP: 0.125, SLG: 0.125 (1, 1) (7, PH) (8, 1)			0-0 5-3			0-0 5-3		0-0 SF9 3-H	

Inning Stats	R: 0 E: 0 K: 1 S: 5	H: 0 LOB: 0 BB: 0 P: 5	R: 0 E: 0 K: 1 S: 6	H: 1 LOB: 1 BB: 0 P: 6	R: 0 E: 0 K: 0 S: 3	H: 0 LOB: 0 BB: 0 P: 3	R: 0 E: 0 K: 1 S: 6	H: 1 LOB: 1 BB: 0 P: 6	R: 0 E: 0 K: 0 S: 4	H: 2 LOB: 1 BB: 0 P: 4	R: 1 E: 0 K: 0 S: 6	H: 3 LOB: 2 BB: 0 P: 6	R: 1 E: 0 K: 0 S: 4	H: 2 LOB: 1 BB: 0 P: 4	R: 0 E: 0 K: 3 S: 10	H: 1 LOB: 1 BB: 0 P: 10
--------------	------------------------------	---------------------------------	------------------------------	---------------------------------	------------------------------	---------------------------------	------------------------------	---------------------------------	------------------------------	---------------------------------	------------------------------	---------------------------------	------------------------------	---------------------------------	-------------------------------	----------------------------------

PITCHER															PITCHER																				
IP	WLS	BF	H	R	ER	SO	BB	IBB	HBP	BLK	WP	HR	S	P	ERA	WHIP	IP	WLS	BF	H	R	ER	SO	BB	IBB	HBP	BLK	WP	HR	S	P	ERA	WHIP		
Joaquin Andujar, R ERA: 2.34 (1, 1)	5.2		21	5	1	1	3	0	0	0	0	0	27	27	1.59	0.882																			
Ricky Horton, L ERA: 2.68 (6, 1)	0.0		2	2	0	0	0	0	0	0	0	0	2	2	∞	∞																			
Bill Campbell, R ERA: 4.23 (6, 1)	1.1	L	5	2	1	1	0	0	0	0	0	0	5	5	6.75	1.500																			
Ken Dayley, L ERA: 2.72 (8, 1)	1.0		4	1	0	0	3	0	0	0	0	0	10	10	0.00	1.000																			


BOTTOM

St. Louis Cardinals @ Los Angeles Dodgers
Dodger Stadium, Los Angeles, CA
 Thu Jul 18 1985, 7:05 PM PDT
 Att. 46,484 - Unknown

AB	29
R	2
H	10
RBI	2
BB	0
SO	6
LOB	10



1B: 8	SF: 1	WP: 0	PA: 33
2B: 3	SAC: 2	PB: 0	
3B: 0	DP: 1	SB: 1	
HR: 0	HBP: 0	CS: 1	

Batter	1	2	3	4	5	6	7	8	9	AB R H RBI BB SO LOB	TOP											
Vince Coleman, S (1, 7) OBP: 0.335, SLG: 0.356	0-3 K		0-3 K			0-0 F6		0-3 K		4 0 0 0 0 3 1	St. Louis Cardinals @ Los Angeles Dodgers Dodger Stadium, Los Angeles, CA Fri Jul 19 1985, 7:05 PM PDT Att: 49,472 - Unknown livebaseballscorecards.com											
Willie McGee, S (1, 8) OBP: 0.369, SLG: 0.476	0-3 K			0-0 SH2-3 1B		0-0 S 1B		0-0 F4		4 1 2 0 0 1 1												
Tom Herr, S (1, 4) OBP: 0.396, SLG: 0.440	0-0 4-3			0-0 SH2-3 1-2		0-0 F8		0-0 F5		3 0 0 0 0 0 1												
Jack Clark, R (1, 3) OBP: 0.393, SLG: 0.538		0-0 HR		0-0 FC6 2-H 1B		0-3 K 1-2		0-0 F9		4 1 2 2 0 1 1												
Andy Van Slyke, L (1, 9) OBP: 0.352, SLG: 0.457	0-3 K			0-3 K		0-0 1-3		4-0 BB		3 0 0 0 1 2 1												
Terry Pendleton, S (1, 5) OBP: 0.257, SLG: 0.280	0-3 K			0-0 FC6 1-2f		0-0 6-3		0-0 6-3		4 0 0 0 0 1 2												
Ozzie Smith, S (1, 6) OBP: 0.338, SLG: 0.374	0-0 6-3				0-0 F9		0-0 G3			3 0 0 0 0 0 0												
Tom Nieto, R (1, 2) OBP: 0.316, SLG: 0.282			0-0 F3		0-0 F8		0-0 F7		2 0 0 0 0 0 0	AB 31 R 2 H 5 RBI 2 BB 1 SO 9 LOB 7												
Steve Braun, L (8, PH) OBP: 0.279, SLG: 0.216									1 0 0 0 0 0 0													
Joe Boever, R (8, 1)									0 0 0 0 0 0 0													
Danny Cox, R (1, 1) OBP: 0.173, SLG: 0.143			0-3 K		0-0 6-3		0-0 2B		1 0 0 0 0 1 0													
Ricky Horton, L (3, 1)								1 0 0 0 0 0 0														
Darrell Porter, L (8, PH) OBP: 0.260, SLG: 0.292								1 0 1 0 0 0 0														
Inning Stats	R: 0 E: 0 K: 2 S: 7	H: 0 LOB: 0 BB: 0 P: 7	R: 1 E: 0 K: 2 S: 8	H: 1 LOB: 0 BB: 0 P: 8	R: 0 E: 0 K: 2 S: 7	H: 0 LOB: 0 BB: 0 P: 7	R: 1 E: 1 K: 1 S: 7	H: 2 LOB: 1 BB: 0 P: 7	R: 0 E: 0 K: 0 S: 3	H: 0 LOB: 0 BB: 0 P: 3	R: 0 E: 0 K: 1 S: 6	H: 1 LOB: 1 BB: 0 P: 6	R: 0 E: 0 K: 0 S: 3	H: 0 LOB: 0 BB: 0 P: 3	R: 0 E: 0 K: 1 S: 6	H: 1 LOB: 1 BB: 0 P: 6	R: 0 E: 0 K: 0 S: 3	H: 0 LOB: 1 BB: 1 P: 7	1B: 3 2B: 1 3B: 0 HR: 1	SF: 0 SAC: 1 DP: 0 HBP: 0	WP: 0 PB: 0 SB: 1 CS: 0	PA: 33
PITCHER Bob Welch, R (1, 1) ERA: 2.13	IP: 9.0 WLS: W BF: 33 H: 5 R: 2 ER: 2 SO: 9 BB: 1 IBB: 0 HBP: 0 BLK: 0 WP: 0 HR: 1 S: 50 P: 54 ERA: 2.00 WHIP: 0.667											PITCHER	IP: WLS: BF: H: R: ER: SO: BB: IBB: HBP: BLK: WP: HR: S: P: ERA: WHIP:									

Batter	1	2	3	4	5	6	7	8	9
Dave Anderson, R OBP: 0.327, SLG: 0.313 (1, 5)	0-3 K		0-0 1B 2B 1B		0-0 F7		0-0 F7		
Mariano Duncan, R OBP: 0.286, SLG: 0.326 (1, 6)	0-3 K		0-0 2B 1B		4-0 E2 SF9 BB		0-0 F3		
Ken Landreaux, L OBP: 0.281, SLG: 0.383 (1, 8)	0-0 6-3		0-0 1B 2B		0-0 SF9			0-3 K	
Greg Brock, L OBP: 0.342, SLG: 0.487 (1, 3)		0-0 1B SH1-3 1B	0-0 2B 1B		0-0 1B			0-0 G3	
Mike Marshall, R OBP: 0.323, SLG: 0.440 (1, 9)		0-0 SH1-3	0-0 2B		0-3 K			0-0 F4	
Len Matuszek, L OBP: 0.257, SLG: 0.327 Candy Maldonado, R OBP: 0.238, SLG: 0.277 (6, PH) (7, 7)		0-0 2-3 1B	0-0 3-1		0-3 K				
Mike Scioscia, L OBP: 0.373, SLG: 0.380 (1, 2)		0-0 G6-3		0-0 4-3		0-0 4-3			
Steve Sax, R OBP: 0.341, SLG: 0.284 (1, 4)			0-0 FC1-6 1B	0-0 1-3		0-0 6-3			
Bob Welch, R OBP: 0.333, SLG: 0.286 (1, 1)			0-0 FC1-6 1B	0-0 6-3			0-0 F7 1B		

AB	R	H	RBI	BB	SO	LOB
4	1	1	0	0	1	1
3	2	1	0	1	1	0
3	1	1	3	0	1	0
4	1	3	1	0	0	0
3	0	1	1	0	1	1
2	0	1	0	0	0	1
1	0	0	0	0	1	0
3	0	0	0	0	0	2
3	0	1	0	0	0	0
3	0	1	0	0	0	1

BOTTOM

St. Louis Cardinals @ Los Angeles Dodgers
Dodger Stadium, Los Angeles, CA

Fri Jul 19 1985, 7:05 PM PDT
Att. 49,472 - Unknown

AB	29
R	5
H	10
RBI	5
BB	1
SO	5
LOB	6



Inning Stats		R: 0	H: 0	R: 0	H: 2	R: 0	H: 6	R: 0	H: 0	R: 1	H: 1	R: 0	H: 0	R: 0	H: 1	R: 0	H: 0
		E: 0	LOB: 0	E: 0	LOB: 1	E: 0	LOB: 1	E: 0	LOB: 0	E: 1	LOB: 1	E: 0	LOB: 0	E: 0	LOB: 0	E: 0	LOB: 0
		K: 2	BB: 0	K: 0	BB: 0	K: 0	BB: 0	K: 0	BB: 0	K: 1	BB: 1	K: 0	BB: 0	K: 0	BB: 0	K: 1	BB: 0
		S: 7	P: 7	S: 4	P: 4	S: 8	P: 8	S: 3	P: 3	S: 6	P: 10	S: 5	P: 5	S: 3	P: 3	S: 5	P: 5

PITCHER		IP	WLS	BF	H	R	ER	SO	BB	IBB	HBP	BLK	WP	HR	S	P	ERA	WHIP
Danny Cox, R ERA: 2.57 (1, 1)		2.2	L	14	8	4	4	2	0	0	0	0	1	0	18	18	13.50	3.000
Ricky Horton, L ERA: 2.61 (3, 1)		4.1		15	2	1	1	2	1	0	0	0	1	0	18	22	2.08	0.692
Joe Boever, R ERA: (8, 1)		1.0		3	0	0	0	1	0	0	0	0	0	0	5	5	0.00	0.000

WP	HR	S	P	ERA	WHIP
2	0	0	0	0	0
2	0	0	0	0	0
0	0	0	0	0	0
0	0	0	0	0	0
0	0	0	0	0	0
0	0	0	0	0	0

Batter	1	2	3	4	5	6	7	8	9	AB R H RBI BB SO LOB	TOP							
Vince Coleman, S (1, 7) OBP: 0.331, SLG: 0.352	0-3 K		0-0 F3			0-0 E5			0-3 K	4 0 0 0 0 2 0	St. Louis Cardinals @ Los Angeles Dodgers Dodger Stadium, Los Angeles, CA Sat Jul 20 1985, 7:05 PM PDT Att: 48,582 - Unknown livebaseballscorecards.com							
Willie McGee, S (1, 8) OBP: 0.368, SLG: 0.476	0-3 K			0-0 K 2B		0-3 K			0-0 F8	4 0 1 0 0 2 1								
Tom Herr, S (1, 4) OBP: 0.394, SLG: 0.437	0-0 6-3			0-3 K		0-0 1B			0-0 6-3	4 0 1 0 0 1 1								
Jack Clark, R (1, 3) OBP: 0.395, SLG: 0.538		0-0 1B		4-0 BB		0-0 F8				2 0 1 0 1 0 0								
Tito Landrum, R (1, 9) OBP: 0.437, SLG: 0.525	0-3 K		0-0 F9			0-0 F3				3 0 0 0 0 1 2								
Terry Pendleton, S (1, 5) OBP: 0.254, SLG: 0.277		0-0 F4			0-0 F9				0-0 F8	3 0 0 0 0 0 1								
Ozzie Smith, S (1, 6) OBP: 0.335, SLG: 0.370		0-0 F8			0-0 F8				0-0 6-3	3 0 0 0 0 0 1								
Tom Nieto, R (1, 2) OBP: 0.312, SLG: 0.278			0-0 4-3		0-3 K				0-0 F9	3 0 0 0 0 1 0								
John Tudor, L (1, 1) OBP: 0.173, SLG: 0.163			0-0 G3			0-0 F8			0-0 L1	1 0 0 0 0 0 0								
Ivan De Jesus, R (6, PH) OBP: 0.342, SLG: 0.417										1 0 0 0 0 0 0								
Bob Forsch, R (6, 1) OBP: 0.250, SLG: 0.450										0 0 0 0 0 0 0								
Brian Harper, R (8, PH) OBP: 0.348, SLG: 0.409										1 0 0 0 0 0 0								
Bill Campbell, R (8, 1) OBP: 0.625, SLG: 0.400										0 0 0 0 0 0 0								
Inning Stats	R: 0 E: 0 K: 2 S: 7	H: 0 LOB: 0 BB: 0 P: 7	R: 0 E: 0 K: 1 S: 6	H: 1 LOB: 1 BB: 0 P: 6	R: 0 E: 0 K: 0 S: 3	H: 0 LOB: 0 BB: 0 P: 3	R: 0 E: 0 K: 1 S: 5	H: 1 LOB: 1 BB: 1 P: 9	R: 0 E: 0 K: 1 S: 5	H: 0 LOB: 0 BB: 0 P: 5	R: 0 E: 0 K: 0 S: 3	H: 0 LOB: 0 BB: 0 P: 3	R: 0 E: 0 K: 1 S: 5	H: 0 LOB: 0 BB: 0 P: 5	1B: 2 2B: 1 3B: 0 HR: 0	SF: 0 SAC: 0 DP: 0 HBP: 0	WP: 0 PB: 0 SB: 0 CS: 0	PA: 30
PITCHER Fernando Valenzuela, L (1, 1) ERA: 2.17	IP: 9.0 WLS: W BF: 30 H: 3 R: 0 ER: 0 SO: 7 BB: 1 IBB: 0 HBP: 0 BLK: 0 WP: 0 HR: 0 S: 43 P: 47 ERA: 0.00 WHIP: 0.444											PITCHER	IP: 9.0 WLS: W BF: 30 H: 3 R: 0 ER: 0 SO: 7 BB: 1 IBB: 0 HBP: 0 BLK: 0 WP: 0 HR: 0 S: 43 P: 47 ERA: 0.00 WHIP: 0.444					



Batter	1	2	3	4	5	6	7	8	9
Dave Anderson, R OBP: 0.321, SLG: 0.306 (1, 5)	0-3 K	0-3 K		0-0 1-5			0-3 K		
Mariano Duncan, R OBP: 0.285, SLG: 0.325 (1, 6)	0-0 E S 1B		0-0 E1 1B		0-0 F8		0-3 K		
Bill Russell, R OBP: 0.349, SLG: 0.321 (1, 7)	0-0 1B 1B		0-0 1B		0-0 1B		0-0 F6		
Mike Marshall, R OBP: 0.321, SLG: 0.437 (1, 9)	0-0 1B 1B		0-3 K		0-0 F7		0-3 K		
Enos Cabell, R OBP: 0.328, SLG: 0.361 (1, 3)	0-0 1B		0-0 5-3		0-0 1-3		0-0 L6		
Candy Maldonado, R OBP: 0.240, SLG: 0.278 (1, 8)	0-3 K			0-0 BB 1B		0-0 5-3			
Steve Yeager, R OBP: 0.224, SLG: 0.229 (1, 2)	0-0 F8			0-0 F9		0-3 K			
Steve Sax, R OBP: 0.341, SLG: 0.282 (1, 4)		0-3 K		4-0 1B 1-2 1-5 BB		0-0 1-3			
Fernando Valenzuela, L OBP: 0.203, SLG: 0.220 (1, 1)		0-0 5-3		0-0 1B			0-0 G3		

AB	R	H	RBI	BB	SO	LOB
4	0	0	0	0	3	2
4	1	1	0	0	1	0
4	1	3	1	0	0	0
4	0	1	0	0	2	2
4	0	1	1	0	0	2
3	1	1	0	0	1	2
3	0	0	0	0	1	3
2	0	0	0	1	1	0
3	0	1	1	0	0	0

BOTTOM

St. Louis Cardinals @ Los Angeles Dodgers
Dodger Stadium, Los Angeles, CA

Sat Jul 20 1985, 7:05 PM PDT
Att. 48,582 - Unknown

livebaseballscorecards.com

AB	31
R	3
H	8
RBI	3
BB	1
SO	9
LOB	11



Inning Stats	R	H	E	K	S	R	H	E	K	S	R	H	E	K	S	R	H	E	K	S	R	H	E	K	S
	2	4	0	0	11	0	0	0	2	7	0	0	0	0	7	0	0	0	0	0	0	0	0	0	0
	0	0	0	0	0	0	0	0	0	0	0	0	0	0	0	0	0	0	0	0	0	0	0	0	0
	0	0	0	0	0	0	0	0	0	0	0	0	0	0	0	0	0	0	0	0	0	0	0	0	0
	1	2	0	0	4	0	0	0	0	0	0	0	0	0	0	0	0	0	0	0	0	0	0	0	0
	0	0	0	0	0	0	0	0	0	0	0	0	0	0	0	0	0	0	0	0	0	0	0	0	0
	0	0	0	0	0	0	0	0	0	0	0	0	0	0	0	0	0	0	0	0	0	0	0	0	0
	0	0	0	0	0	0	0	0	0	0	0	0	0	0	0	0	0	0	0	0	0	0	0	0	0

WP	PA	ERA	WHIP
31	32	5.40	1.800
3		0.00	0.000
8		0.00	0.000
3			
1			
9			
11			

PITCHER	IP	WLS	BF	H	R	ER	SO	BB	IBB	HBP	BLK	WP	HR	S	P	ERA	WHIP
John Tudor, L ERA: 2.38 (1, 1)	5.0	L	23	8	3	3	5	1	0	0	0	0	0	32	36	5.40	1.800
Bob Forsch, R ERA: 4.33 (6, 1)	2.0		6	0	0	0	3	0	0	0	0	0	0	12	12	0.00	0.000
Bill Campbell, R ERA: 4.12 (8, 1)	1.0		3	0	0	0	1	0	0	0	0	0	0	5	5	0.00	0.000

BOTTOM

St. Louis Cardinals @ Los Angeles Dodgers
Dodger Stadium, Los Angeles, CA
Sun Jul 21 1985, 3:33 AM PDT
Att. 40,830 - Unknown

livebaseballscores.com

AB 38
R 2
H 10
RBI 2
BB 2
SO 4
LOB 20



WP: 0 PA: 42
PB: 0
SB: 1
CS: 0

AB R H RBI BB SO LOB

5	0	2	1	0	0	0
4	0	1	0	0	0	2
3	0	0	0	0	0	1
1	0	0	0	0	0	1
5	1	1	0	0	1	2
4	0	2	0	1	0	1
3	0	0	0	0	0	2
2	0	1	0	0	0	3
0	0	0	0	0	0	0
3	0	1	1	1	1	1
2	0	0	0	0	0	1
1	1	1	0	0	0	0
0	0	0	0	0	0	0
1	0	0	0	0	1	3
0	0	0	0	0	0	0
2	0	0	0	0	1	0
2	0	1	0	0	0	3

Batter	1	2	3	4	5	6	7	8	9	10
Steve Sax, R (1, 4) OBP: 0.342, SLG: 0.285	F9		F9			F9		G4-3 1-2 3-H 1B		SH5-3 HBP 1B
Mariano Duncan, R (1, 6) OBP: 0.287, SLG: 0.324	F2					F4		G4-3 1-2f 2-3		SH5-3 HBP
Ken Landreaux, L (1, 8) OBP: 0.278, SLG: 0.379 Bill Russell, R (8, PH) OBP: 0.347, SLG: 0.318 (9, 7)	F8		F8			5-3		F6		SH5-3 1-2 2-3
Greg Brock, L (1, 3) OBP: 0.340, SLG: 0.481										
Mike Marshall, R (1, 9) OBP: 0.327, SLG: 0.438										
Len Matuszek, L (1, 7) OBP: 0.253, SLG: 0.321 Candy Maldonado, R (9, 8) OBP: 0.244, SLG: 0.282										
Mike Scioscia, L (1, 2) OBP: 0.373, SLG: 0.380 Steve Yeager, R (1, 2) OBP: 0.238, SLG: 0.233										
Bob Bailor, R (1, 5) OBP: 0.273, SLG: 0.302 Terry Whitfield, L (8, PH) OBP: 0.329, SLG: 0.452 Ken Howell, R (9, 1) Pedro Guerrero, R (9, PH) OBP: 0.406, SLG: 0.580 Tom Niedenfuer, R (10, 1) OBP: 0.125, SLG: 0.125										
Jerry Reuss, L (1, 1) OBP: 0.214, SLG: 0.195 Enos Cabell, R (8, PH) OBP: 0.330, SLG: 0.363 (9, 5)										

Inning Stats	R: 0	H: 0	E: 0	K: 0	S: 3	R: 1	H: 2	E: 0	K: 0	S: 5	R: 0	H: 1	E: 0	K: 0	S: 4	R: 0	H: 0	E: 0	K: 1	S: 5	R: 0	H: 0	E: 0	K: 0	S: 3	R: 0	H: 1	E: 0	K: 1	S: 6	R: 1	H: 3	E: 0	K: 0	S: 5	R: 0	H: 2	E: 0	K: 2	S: 9	R: 0	H: 1	E: 0	K: 0	S: 4	1B: 10	SF: 0	2B: 0	3B: 0	HR: 0	SAC: 1	DP: 1	HBP: 1
--------------	------	------	------	------	------	------	------	------	------	------	------	------	------	------	------	------	------	------	------	------	------	------	------	------	------	------	------	------	------	------	------	------	------	------	------	------	------	------	------	------	------	------	------	------	------	--------	-------	-------	-------	-------	--------	-------	--------

PITCHER	IP	WLS	BF	H	R	ER	SO	BB	IBB	HBP	BLK	WP	HR	S	P	ERA	WHIP
Kurt Kepshire, R (1, 1) ERA: 4.34	7.0		28	7	2	2	2	0	0	0	0	0	0	32	32	2.57	1.000
Ken Dayley, L (8, 1) ERA: 2.63	1.1		5	2	0	0	1	0	0	0	0	0	0	7	7	0.00	1.500
Joe Boever, R (9, 1) ERA:	0.0		1	0	0	0	0	1	0	0	0	0	0	0	4	∞	∞
Jeff Lahti, R (9, 1) ERA: 2.61	0.2	W	2	0	0	0	1	0	0	0	0	0	0	4	4	0.00	0.000
Ricky Horton, L (10, 1) ERA: 2.57	0.2		5	1	0	0	0	0	1	1	0	0	0	3	8	0.00	1.500

PITCHER	IP	WLS	BF	H	R	ER	SO	BB	IBB	HBP	BLK	WP	HR	S	P	ERA	WHIP
Bob Forsch, R (10, 1) ERA: 4.3	0.1		1	0	0	0	0	0	0	0	0	0	0	1	1	0.00	0.000

Batter	1	2	3	4	5	6	7	8	9	AB R H RBI BB SO LOB	TOP									
Marvell Wynne, L (1, 8) OBP: 0.275, SLG: 0.302	0-0 S 2B 1B	0-0 5-3		0-3 K			0-0 4-3		0-3 K	5 1 1 0 0 2 3	Pittsburgh Pirates @ Los Angeles Dodgers Dodger Stadium, Los Angeles, CA Mon Jul 22 1985, 7:05 PM PDT Att: 29,888 - Unknown livebaseballscorecards.com									
Jim Morrison, R (1, 4) OBP: 0.283, SLG: 0.306 Johnny Ray, S (7, 4) OBP: 0.290, SLG: 0.372	0-3 K		0-0 1-3	0-0 F3			0-0 2B		0-0 6-3	4 0 1 0 0 1 2 1 0 0 0 0 0 0										
Bill Madlock, R (1, 5) OBP: 0.318, SLG: 0.370	0-0 1B 2B		0-0 F9			0-0 6-3	4-0 IBB			3 1 1 1 1 0 0										
George Hendrick, R (1, 9) OBP: 0.283, SLG: 0.319 Joe Orsulak, L (5, 7) OBP: 0.337, SLG: 0.345	0-0 6-3		0-0 5-3			0-0 F7	0-0 4-3			3 0 0 0 0 0 1 1 0 0 0 0 0 2										
Jason Thompson, L (1, 3) OBP: 0.350, SLG: 0.414	0-0 2-H 1B			4-0 1B HR BB		0-0 F4		0-0 4-3		3 1 1 1 1 0 0										
Tony Peña, R (1, 2) OBP: 0.294, SLG: 0.376		0-0 5-3		0-0 F4		0-0 6-3		0-0 HR		4 1 1 1 0 0 1										
Sixto Lezcano, R (1, 7) OBP: 0.404, SLG: 0.364		0-0 1B 1B		0-0 1-3 HR 1B		4-0 G4-6-3 BB		0-0 4-3		3 1 2 0 1 0 0										
Sam Khalifa, R (1, 6) OBP: 0.358, SLG: 0.402		0-0 1-3 1B		0-0 1-H 3-H HR		0-0 G4-6-3 1-2f		0-0 F9		4 1 2 3 0 0 1										
Larry McWilliams, L (1, 1) OBP: 0.118, SLG: 0.121 Cecilio Guante, R (6, 1) OBP: 0.100, SLG: 0.100		0-3 K		0-0 E6			0-3 K		0-3 K	2 0 0 0 0 1 2 2 0 0 0 0 2 0										
Inning Stats	R: 2 E: 0 K: 1 S: 7	H: 3 LOB: 1 BB: 0 P: 7	R: 0 E: 0 K: 1 S: 7	H: 2 LOB: 2 BB: 0 P: 7	R: 0 E: 0 K: 0 S: 3	H: 0 LOB: 0 BB: 0 P: 3	R: 3 E: 1 K: 1 S: 8	H: 2 LOB: 1 BB: 1 P: 12	R: 0 E: 0 K: 0 S: 2	H: 0 LOB: 0 BB: 1 P: 6	R: 0 E: 0 K: 1 S: 6	H: 1 LOB: 2 BB: 1 P: 10	R: 1 E: 0 K: 0 S: 4	H: 1 LOB: 0 BB: 0 P: 4	R: 0 E: 0 K: 2 S: 7	H: 0 LOB: 0 BB: 0 P: 7	1B: 5 2B: 2 3B: 0 HR: 2	SF: 0 SAC: 0 DP: 1 HBP: 0	WP: 0 PB: 0 SB: 1 CS: 0	PA: 38
PITCHER	IP WLS BF H R ER SO BB IBB HBP BLK WP HR S P ERA WHIP																			
Rick Honeycutt, L (1, 1) ERA: 3.34	2.0 L 10 5 2 2 2 0 0 0 0 0 0 0 14 14 9.00 2.500																			
Bobby Castillo, R (3, 1) ERA: 6.18	2.0 10 2 3 3 1 1 0 0 0 0 0 1 11 15 13.50 1.500																			
Dennis Powell, L (5, 1) ERA: 5.4	2.0 6 0 0 0 0 1 0 0 0 0 0 0 5 9 0.00 0.500																			
Carlos Diaz, L (7, 1) ERA: 2.06	3.0 12 2 1 1 3 0 1 0 0 0 0 1 17 21 3.00 0.667																			

BOTTOM

Pittsburgh Pirates @ Los Angeles Dodgers
Dodger Stadium, Los Angeles, CA

livebaseballscores.com

AB	34
R	3
H	7
RBI	3
BB	5
SO	10
LOB	19



WP:	0	PA:	39
PB:	1	SB:	0
CS:	0		

Mon Jul 22 1985, 7:05 PM PDT
Att. 29,888 - Unknown

AB	R	H	RBI	BB	SO	LOB
5	0	1	2	0	0	3
3	0	1	0	0	1	0
1	0	0	0	0	1	1
0	0	0	0	0	0	0
1	0	0	0	0	0	0
4	0	0	0	1	3	0
4	1	2	0	0	1	2
4	0	1	0	0	1	4
4	0	0	0	0	1	3
1	1	1	0	2	0	0
1	0	0	0	0	0	0
2	1	1	0	1	0	2
1	0	0	0	0	0	0
0	0	0	0	0	0	0
0	0	0	1	1	0	0
0	0	0	0	0	0	0
1	0	0	0	0	1	2
0	0	0	0	0	0	0
2	0	0	0	0	1	2

Batter	1	2	3	4	5	6	7	8	9
Steve Sax, R (1, 4) OBP: 0.339, SLG: 0.287	0-0 4-3 F9	0-0 F9			0-0 F6	0-0 2B			0-0 F8
Mariano Duncan, R (1, 6) OBP: 0.288, SLG: 0.324 Len Matuszek, L (6, PH) OBP: 0.251, SLG: 0.319 Carlos Diaz, R (7, 1) Ken Landreaux, L (9, PH) OBP: 0.277, SLG: 0.377	0-0 6-3		0-3 K		0-0 F7 BB 1B	0-3 K			0-0 F2
Enos Cabell, R (1, 5) OBP: 0.326, SLG: 0.355	0-3 K		0-3 K		4-0 BB 1-2 BB				0-0 F6
Pedro Guerrero, R (1, 7) OBP: 0.407, SLG: 0.579		0-0 PB E BB 1B	0-3 K		0-0 F7				0-0 1B
Mike Marshall, R (1, 9) OBP: 0.326, SLG: 0.435		0-0 F8		0-0 BB 1B	0-0 F7				0-3 K
Greg Brock, L (1, 3) OBP: 0.335, SLG: 0.474		0-0 6-3		0-3 K		0-0 G3			0-0 F3
Candy Maldonado, R (1, 8) OBP: 0.262, SLG: 0.288 Terry Whitfield, L (8, PH) OBP: 0.325, SLG: 0.446		4-0 BB PB BB		4-0 BB 1-2 BB		0-0 2B 2B 1B			0-0 F8
Steve Yeager, R (1, 2) OBP: 0.253, SLG: 0.253 Mike Scioscia, L (8, PH) OBP: 0.371, SLG: 0.378		4-0 BB 1-2 IBB 2-3		0-0 F7		0-0 2B 2B			0-0 F8
Rick Honeycutt, L (1, 1) OBP: 0.178, SLG: 0.111 Bill Russell, R (2, PH) OBP: 0.351, SLG: 0.318 Bobby Castillo, R (3, 1) OBP: 0.222, SLG: 0.125 Bob Bailor, R (4, PH) OBP: 0.258, SLG: 0.296 Dennis Powell, R (5, 1) Dave Anderson, R (6, PH) OBP: 0.318, SLG: 0.303		4-0 1-2 2-3 3-H BB		0-3 K		0-0 F4			0-3 K
Inning Stats	R: 0 H: 0 E: 0 LOB: 0 K: 1 BB: 0 S: 5 P: 5	R: 1 H: 1 E: 1 LOB: 3 K: 0 BB: 3 S: 4 P: 16	R: 0 H: 0 E: 0 LOB: 0 K: 3 BB: 0 S: 9 P: 9	R: 0 H: 1 E: 0 LOB: 2 K: 2 BB: 1 S: 8 P: 12	R: 0 H: 1 E: 0 LOB: 2 K: 0 BB: 1 S: 4 P: 8	R: 2 H: 3 E: 0 LOB: 1 K: 1 BB: 0 S: 8 P: 8	R: 0 H: 1 E: 0 LOB: 1 K: 2 BB: 0 S: 8 P: 8	R: 0 H: 0 E: 0 LOB: 0 K: 1 BB: 0 S: 5 P: 5	R: 0 H: 0 E: 0 LOB: 0 K: 0 BB: 0 S: 3 P: 3

PITCHER	IP	WLS	BF	H	R	ER	SO	BB	IBB	HBP	BLK	WP	HR	S	P	ERA	WHIP
Larry McWilliams, L (1, 1) ERA: 4.45	5.2	W	28	6	3	2	6	4	1	0	0	0	0	35	55	3.18	1.765
Cecilio Guante, R (6, 1) ERA: 1.7	3.1	S	11	1	0	0	4	0	0	0	0	0	0	19	19	0.00	0.300

Batter	1	2	3	4	5	6	7	8	9	AB R H RBI BB SO LOB	TOP
Marvell Wynne, L (1, 8) <small>OBP: 0.271, SLG: 0.297</small>	0-3 		0-3 			0-0 		0-0 		4 0 0 0 0 2 1	Pittsburgh Pirates @ Los Angeles Dodgers Dodger Stadium, Los Angeles, CA Tue Jul 23 1985, 7:05 PM PDT Att. 33,013 - Unknown livebaseballscorecards.com
Steve Kemp, L (1, 7) <small>OBP: 0.309, SLG: 0.331</small>	0-0 		0-0 			0-3 		0-0 	4 0 0 0 0 1 0		
Johnny Ray, S (1, 4) <small>OBP: 0.290, SLG: 0.369</small>	0-0 		0-0 			0-0 		4-0 	3 0 0 0 1 0 0		
Jason Thompson, L (1, 3) <small>OBP: 0.355, SLG: 0.414</small>		0-0 		4-0 			0-0 	4-0 	2 0 1 0 2 0 0		
Bill Madlock, R (1, 5) <small>OBP: 0.317, SLG: 0.367</small>		4-0 		0-0 			0-0 	0-0 	3 0 0 0 1 0 3		
Tony Peña, R (1, 2) <small>OBP: 0.291, SLG: 0.371</small>		0-0 		0-3 			0-3 	0-0 	4 0 0 0 0 2 4		
Doug Frobel, L (1, 9) <small>OBP: 0.349, SLG: 0.289</small>		0-0 				0-0 		0-0 	3 0 0 0 0 0 2		
Sam Khalifa, R (1, 6) <small>OBP: 0.357, SLG: 0.393</small>		4-0 				0-0 		0-0 	2 0 0 0 1 0 0		
Rick Reuschel, R (1, 1) <small>OBP: 0.214, SLG: 0.250</small> Rod Scurry, L (5, 1) Lee Mazzilli, S (8, PH) <small>OBP: 0.427, SLG: 0.379</small> Jim Winn, R (8, 1)		0-3 		0-3 			4-0 		2 0 0 0 0 2 3		
Inning Stats	R: 0 E: 0 K: 1 S: 5 H: 0 LOB: 0 BB: 0 P: 5	R: 0 E: 0 K: 1 S: 6 H: 1 LOB: 3 BB: 2 P: 14	R: 0 E: 0 K: 1 S: 5 H: 0 LOB: 0 BB: 0 P: 5	R: 0 E: 0 K: 1 S: 4 H: 0 LOB: 0 BB: 1 P: 8	R: 0 E: 0 K: 1 S: 5 H: 0 LOB: 0 BB: 0 P: 5	R: 0 E: 0 K: 1 S: 5 H: 0 LOB: 0 BB: 0 P: 5	R: 0 E: 0 K: 1 S: 5 H: 0 LOB: 0 BB: 0 P: 5	R: 0 E: 0 K: 1 S: 3 H: 0 LOB: 1 BB: 1 P: 7	R: 0 E: 0 K: 0 S: 3 H: 0 LOB: 2 BB: 2 P: 11	1B: 1 2B: 0 3B: 0 HR: 0 SF: 0 SAC: 0 DP: 1 HBP: 0	WP: 0 PB: 0 SB: 0 CS: 0 PA: 33
PITCHER Orel Hershiser, R (1, 1) <small>ERA: 2.47</small>	IP: 9.0 WLS: W BF: 33 H: 1 R: 0 ER: 0 SO: 7 BB: 5 IBB: 1 HBP: 0 BLK: 0 WP: 0 HR: 0 S: 41 P: 65 ERA: 0.00 WHIP: 0.667	PITCHER IP: WLS: BF: H: R: ER: SO: BB: IBB: HBP: BLK: WP: HR: S: P: ERA: WHIP									

AB	27
R	0
H	1
RBI	0
BB	6
SO	7
LOB	13



Batter	1	2	3	4	5	6	7	8	9
Mariano Duncan, R OBP: 0.286, SLG: 0.325 (1, 6)	0-0 3-1 ①		0-0 2B ②	0-0 FC4-6 1-2f ③		0-3 K ②		0-0 F2 ①	
Enos Cabell, R OBP: 0.323, SLG: 0.347 Bob Bailor, R OBP: 0.268, SLG: 0.296 (1, 5) (9, 5)	0-3 K ②		0-3 K ③		0-0 6-3 ①	4-0 BB ②		0-0 L6 ②	
Ken Landreaux, L OBP: 0.283, SLG: 0.382 (1, 8)	0-0 F7 ③			0-0 BB S 1B ①	0-0 2B 1B	0-0 F3 ③		0-0 1B ③	
Pedro Guerrero, R OBP: 0.408, SLG: 0.585 Candy Maldonado, R OBP: 0.260, SLG: 0.286 (1, 7) (8, 7)		0-0 F8 ①		0-3 K 1-2 ①	0-0 1B 2B 1-H ②		0-0 4-3 2B 2B ①	0-0 F8 ③	
Greg Brock, L OBP: 0.337, SLG: 0.474 (1, 3)		0-0 FC5-4 1B ②		0-0 F7 ②	0-0 F6 BB 1B 2-H		0-0 4-3 ①		
Mike Marshall, R OBP: 0.328, SLG: 0.431 (1, 9)		0-0 FC5-4 1-2f ②		1-0 BB 1B HBP BB ②	4-0 WP BB 1-2		0-3 K ②		
Mike Scioscia, L OBP: 0.373, SLG: 0.382 (1, 2)		0-0 4-3 ③		4-0 1B BB 1-2 2-3 ③	0-0 F6 1-2 2-3 ②		0-0 2B 3-H ②		
Steve Sax, R OBP: 0.345, SLG: 0.291 (1, 4)			0-0 6-3 ①	0-0 1B 1B 1-3 2-H 3-H ①		0-0 SH4-3 1B ①	4-0 FC6-4 IBB ③		
Orel Hershiser, R OBP: 0.209, SLG: 0.214 (1, 1)			0-0 1-3 ②	0-0 FC4-6 1B 1-3 3-H ②		0-0 SH4-3 1-2 ①	0-0 FC6-4 1-2f ③		

AB	R	H	RBI	BB	SO	LOB
5	0	1	0	0	1	3
4	0	0	0	1	2	1
0	0	0	0	0	0	0
5	2	3	0	0	0	2
4	2	2	1	0	1	1
1	0	0	0	0	0	1
4	0	2	1	0	0	2
2	1	0	0	1	1	2
3	1	1	1	1	0	3
3	0	2	2	1	0	0
3	0	1	1	0	0	2


BOTTOM

Pittsburgh Pirates @ Los Angeles Dodgers
Dodger Stadium, Los Angeles, CA

Tue Jul 23 1985, 7:05 PM PDT
Att. 33,013 - Unknown

AB	34
R	6
H	12
RBI	6
BB	4
SO	5
LOB	17

livebaseballscorecards.com



WP: 1	PA: 40
PB: 0	SB: 1
CS: 0	

Inning Stats		R: 0	H: 0	E: 0	K: 1	S: 5	R: 0	H: 1	E: 0	K: 0	S: 4	R: 0	H: 1	E: 0	K: 1	S: 6	R: 3	H: 3	E: 0	K: 1	S: 8	R: 2	H: 3	E: 0	K: 0	S: 5	R: 0	H: 1	E: 0	K: 1	S: 6	R: 1	H: 2	E: 0	K: 1	S: 7	R: 0	H: 1	E: 0	K: 0	S: 4										
PITCHER		IP	WLS	BF	H	R	ER	SO	BB	IBB	HBP	BLK	WP	HR	S	P	ERA	WHIP	PITCHER		IP	WLS	BF	H	R	ER	SO	BB	IBB	HBP	BLK	WP	HR	S	P	ERA	WHIP														
Rick Reuschel, R ERA: 2.74 (1, 1)	4.1	L	22	7	5	5	3	3	1	0	1	0	0	0	26	31	10.38	1.846	Rod Scurry, L ERA: 3.82 (5, 1)	2.2		14	4	1	1	2	2	1	0	0	1	0	15	27	3.38	2.250	Jim Winn, R ERA: 3.69 (8, 1)	1.0		4	1	0	0	0	0	0	0	4	4	0.00	1.000

Batter	1	2	3	4	5	6	7	8	9	AB R H RBI BB SO LOB	TOP	
Marvell Wynne, L (1, 8) <small>OBP: 0.271, SLG: 0.293</small> 										3 0 0 0 1 1 2		
Johnny Ray, S (1, 4) <small>OBP: 0.287, SLG: 0.364</small> 										4 0 0 0 0 0 3		
Bill Madlock, R (1, 5) <small>OBP: 0.319, SLG: 0.376</small> 										3 1 1 1 1 0 0		
Jason Thompson, L (1, 3) <small>OBP: 0.353, SLG: 0.412</small> 										4 0 1 0 0 0 0		
George Hendrick, R (1, 9) <small>OBP: 0.279, SLG: 0.314</small> 										4 0 0 0 0 0 3		
Tony Peña, R (1, 2) <small>OBP: 0.293, SLG: 0.371</small> 										3 0 1 0 1 0 0		
Doug Frobel, L (1, 7) <small>OBP: 0.336, SLG: 0.277</small> 										4 0 0 0 0 2 2		
Sam Khalifa, R (1, 6) <small>OBP: 0.353, SLG: 0.387</small> 										4 0 1 0 0 0 1		
Don Robinson, R (1, 1) <small>OBP: 0.083, SLG: 0.083</small> Al Holland, R (6, 1) <small>OBP: 0.500, SLG: 0.800</small> Lee Mazzilli, S (7, PH) <small>OBP: 0.423, SLG: 0.375</small> Jim Winn, R (7, 1) John Candelaria, L (8, 1)										2 0 1 0 0 1 1		
Inning Stats	R: 0 H: 1 E: 0 LOB: 2 K: 0 BB: 2 S: 3 P: 11	R: 0 H: 2 E: 0 LOB: 1 K: 2 BB: 0 S: 8 P: 8	R: 0 H: 0 E: 0 LOB: 0 K: 1 BB: 0 S: 5 P: 5	R: 0 H: 0 E: 0 LOB: 0 K: 0 BB: 0 S: 3 P: 3	R: 0 H: 1 E: 1 LOB: 2 K: 0 BB: 0 S: 5 P: 5	R: 1 H: 1 E: 0 LOB: 1 K: 1 BB: 1 S: 6 P: 10	R: 0 H: 0 E: 0 LOB: 0 K: 0 BB: 0 S: 3 P: 3	R: 0 H: 0 E: 1 LOB: 1 K: 0 BB: 0 S: 4 P: 4	R: 0 H: 0 E: 0 LOB: 0 K: 0 BB: 0 S: 3 P: 3	1B: 4 SF: 0 2B: 0 SAC: 0 3B: 0 DP: 0 HR: 1 HBP: 0	WP: 0 PA: 35 PB: 0 SB: 1 CS: 1	
PITCHER Bob Welch, R (1, 1) <small>ERA: 1.97</small>	IP WLS BF H R ER SO BB IBB HBP BLK WP HR S P ERA WHIP 9.0 W 35 5 1 1 4 3 0 0 0 0 1 40 52 1.00 0.889											PITCHER IP WLS BF H R ER SO BB IBB HBP BLK WP HR S P ERA WHIP

Pittsburgh Pirates @ Los Angeles Dodgers
 Dodger Stadium, Los Angeles, CA
 Wed Jul 24 1985, 7:05 PM PDT
 Att: 34,051 - Unknown

AB	32
R	1
H	5
RBI	1
BB	3
SO	4
LOB	12



Batter	1	2	3	4	5	6	7	8	9	AB R H RBI BB SO LOB	TOP											
Bob Dernier, R (1, 8) OBP: 0.316, SLG: 0.314	0-0 6-3		0-0 F7		0-0 1-3		0-3 K	4-0 BB		4 0 0 0 1 1 4												
23 Ryne Sandberg, R (1, 4) OBP: 0.353, SLG: 0.487	0-0 4-3		0-0 1B		4-0 IBB		0-3 K	0-0 FC5		4 0 1 1 1 1 4												
Gary Matthews, R (1, 7) OBP: 0.373, SLG: 0.376	0-0 5-3		4-0 BB		4-0 BB		4-0 1B BB		X 0-0 HR	2 1 1 1 3 0 0												
Keith Moreland, R (1, 9) OBP: 0.368, SLG: 0.423		4-0 CS BB	0-0 F8		0-0 F9		0-0 FC4-6 1B		X 0-0 4-3	4 0 1 1 1 0 6												
Leon Durham, L (1, 3) OBP: 0.363, SLG: 0.452		0-0 4-3		0-3 K		4-0 5-3 BB		0-0 FC4-6	S 0-3 K	4 0 0 0 1 2 3												
Jody Davis, R (1, 2) OBP: 0.289, SLG: 0.379		0-0 F6		0-0 1-3		0-0 5-3		0-0 1-3	X 0-0 F8	5 0 0 0 0 0 1												
Ron Cey, R (1, 5) OBP: 0.316, SLG: 0.380			4-0 23 1B BB		0-3 K		0-3 K		X 0-0 1B 2B	3 1 1 0 1 2 1												
Larry Bowa, S (1, 6) OBP: 0.266, SLG: 0.298			0-0 23 1B 1B		0-0 E5		0-0 4-3		X 0-0 F9	4 0 1 0 0 0 2												
Ray Fontenot, L (1, 1) OBP: 0.048, SLG: 0.048			0-3 K		0-0 P3		0-0 1B 2B		X 0-0 23 FC5 BB 1B	2 0 0 0 0 1 3												
Gary Woods, R (7, PH) OBP: 0.350, SLG: 0.275										1 1 1 0 0 0 0												
Lary Sorensen, R (7, 1)										0 0 0 0 0 0 0												
Chris Speier, R (8, PH) OBP: 0.311, SLG: 0.367										1 0 1 0 0 0 0												
Warren Brusstar, R (8, 1)										0 0 0 0 0 0 0												
Inning Stats	R: 0 E: 0 K: 0 S: 3	H: 0 LOB: 0 BB: 0 P: 3	R: 0 E: 0 K: 0 S: 2	H: 0 LOB: 0 BB: 1 P: 6	R: 1 E: 0 K: 1 S: 7	H: 2 LOB: 3 BB: 2 P: 15	R: 0 E: 0 K: 2 S: 7	H: 0 LOB: 0 BB: 0 P: 7	R: 0 E: 1 K: 0 S: 4	H: 0 LOB: 3 BB: 2 P: 12	R: 0 E: 0 K: 1 S: 5	H: 0 LOB: 1 BB: 1 P: 9	R: 1 E: 0 K: 2 S: 9	H: 2 LOB: 2 BB: 1 P: 13	R: 0 E: 0 K: 0 S: 5	H: 2 LOB: 3 BB: 1 P: 9	R: 1 E: 0 K: 1 S: 6	H: 1 LOB: 0 BB: 0 P: 6	1B: 4 2B: 2 3B: 0 HR: 1	SF: 0 SAC: 0 DP: 0 HBP: 0	WP: 0 PB: 0 SB: 0 CS: 1	PA: 42
PITCHER	IP WLS BF H R ER SO BB IBB HBP BLK WP HR S P ERA WHIP																					
Fernando Valenzuela, L (1, 1) ERA: 2.18	7.2 W 37 6 2 2 6 7 1 0 0 0 0 41 73 2.35 1.696																					
Ken Howell, R (8, 1) ERA: 2.9	1.1 S 5 1 1 1 1 0 0 0 0 0 1 7 7 6.75 0.750																					

Chicago Cubs @ Los Angeles Dodgers
Dodger Stadium, Los Angeles, CA
Thu Jul 25 1985, 7:05 PM PDT
Att: 49,516 - Unknown

livebaseballscorecards.com

AB	34
R	3
H	7
RBI	3
BB	8
SO	7
LOB	24



Batter	1	2	3	4	5	6	7	8	9
Mariano Duncan, R OBP: 0.288, SLG: 0.323 (1, 6)	0-0 6-3 ①		0-0 4-3 ③		0-0 2-H 3-H 1B		0-0 S 1B		
Enos Cabell, R OBP: 0.322, SLG: 0.344 Bob Bailor, R OBP: 0.268, SLG: 0.296 (1, 5) (8, 5)	0-0 6-3 ②			0-3 K ①		0-0 F8	0-0 S 2B 1B		
Pedro Guerrero, R OBP: 0.421, SLG: 0.599 (1, 7)	4-0 BB			0-0 HR		0-0 FC3-6 E 1B	1-0 2B HBP		
Mike Marshall, R OBP: 0.333, SLG: 0.437 Ken Howell, R (1, 9) (8, 1)	0-3 K ③			0-0 F8 ②		0-0 FC3-6 1B	0-0 1-H 2-H 2B		
Greg Brock, L OBP: 0.335, SLG: 0.479 (1, 3)		0-3 K ①		0-0 G3 ③		0-0 FC3-6 E ②		0-0 F8	
Candy Maldonado, R OBP: 0.259, SLG: 0.285 (1, 8) (8, 9)		0-3 K ②			0-0 5-3	0-0 E6		0-0 1B	
Steve Yeager, R OBP: 0.253, SLG: 0.253 (1, 2)		0-3 K ③			0-0 SH1-4 1B 1B	0-0 5-3		0-0 F9	
Steve Sax, R OBP: 0.339, SLG: 0.286 (1, 4)			0-0 5-3 ①		0-0 SH1-4 1B 1B		0-0 4-3	0-0 F8	
Fernando Valenzuela, L OBP: 0.197, SLG: 0.213 Ken Landreaux, L OBP: 0.289, SLG: 0.383 (1, 1) (8, 8)			0-3 K ②		0-0 SH1-4		0-0 6-3		

Inning Stats	R: 0	H: 0	E: 0	K: 1	S: 5	LOB: 1	BB: 1	P: 9	R: 0	H: 0	E: 0	K: 3	S: 9	LOB: 0	BB: 0	P: 9	R: 0	H: 0	E: 0	K: 1	S: 5	LOB: 0	BB: 0	P: 5	R: 1	H: 1	E: 0	K: 1	S: 6	LOB: 0	BB: 0	P: 6	R: 1	H: 3	E: 0	K: 0	S: 5	LOB: 2	BB: 0	P: 5	R: 2	H: 2	E: 1	K: 0	S: 6	LOB: 1	BB: 0	P: 6	R: 3	H: 3	E: 0	K: 0	S: 5	LOB: 1	BB: 0	P: 6	R: 0	H: 1	E: 0	K: 0	S: 4	LOB: 1	BB: 0	P: 4
1B: 8	SF: 0	2B: 1	SAC: 1	3B: 0	DP: 0	HR: 1	HBP: 1	WP: 1	PA: 35	1B: 8	SF: 0	2B: 1	SAC: 1	3B: 0	DP: 0	HR: 1	HBP: 1	WP: 1	PA: 35	1B: 8	SF: 0	2B: 1	SAC: 1	3B: 0	DP: 0	HR: 1	HBP: 1	WP: 1	PA: 35	1B: 8	SF: 0	2B: 1	SAC: 1	3B: 0	DP: 0	HR: 1	HBP: 1	WP: 1	PA: 35	1B: 8	SF: 0	2B: 1	SAC: 1	3B: 0	DP: 0	HR: 1	HBP: 1	WP: 1	PA: 35															

PITCHER	IP	WLS	BF	H	R	ER	SO	BB	IBB	HBP	BLK	WP	HR	S	P	ERA	WHIP
Ray Fontenot, L ERA: 3.01 (1, 1)	6.0	L	25	6	4	2	6	1	0	0	0	1	1	36	40	3.00	1.167
Lary Sorensen, R ERA: 5.66 (7, 1)	1.0		6	3	3	3	0	0	0	1	0	0	0	5	6	27.00	3.000
Warren Brusstar, R ERA: 4.78 (8, 1)	1.0		4	1	0	0	0	0	0	0	0	0	0	4	4	0.00	1.000

BOTTOM

Chicago Cubs @ Los Angeles Dodgers
Dodger Stadium, Los Angeles, CA

Thu Jul 25 1985, 7:05 PM PDT
Att. 49,516 - Unknown

livebaseballscores.com

AB	32
R	7
H	10
RBI	5
BB	1
SO	6
LOB	6



Batter	1	2	3	4	5	6	7	8	9	AB R H RBI BB SO LOB	TOP											
Bob Dernier, R OBP: 0.311, SLG: 0.309 (1, 8)	0-0 F6		0-0 F7		0-0 FC6-4		0-0 F9			4 0 0 0 0 0 2												
23 Ryne Sandberg, R OBP: 0.355, SLG: 0.490 Thad Bosley, L OBP: 0.352, SLG: 0.447 (1, 4) (8, 9)	0-0 FC5 2B		0-0 5-3		0-0 F7			0-0 1B 1B		4 0 2 0 0 0 1 0 0 0 0 0 0 0												
Gary Matthews, R OBP: 0.364, SLG: 0.364 (1, 7)	0-0 F7		0-0 F8			0-0 6-3		0-0 F8		4 0 0 0 0 0 2												
Keith Moreland, R OBP: 0.369, SLG: 0.423 Lary Sorensen, R (1, 9) (8, 1)	4-0 BB			0-0 F8		0-0 5-3 WP 1B		0-0 F9		3 0 1 0 1 0 1 0 0 0 0 0 0 0												
Ron Cey, R OBP: 0.315, SLG: 0.379 (1, 5)	0-0 FC5 2-3f			0-0 F8		0-0 5-3 1-3		0-0 1-2 1B		4 0 1 0 0 0 3												
Leon Durham, L OBP: 0.361, SLG: 0.448 (1, 3)		4-0 BB BB		0-0 E3 FC5-4		0-0 3-1		0-0 F4		3 0 0 0 1 0 3												
Jody Davis, R OBP: 0.292, SLG: 0.382 Ron Meridith, L Chris Speier, R OBP: 0.310, SLG: 0.364 (1, 2) (7, 1) (8, 4)		0-0 FC5-4 1B		0-0 FC5-4 1-2f			0-0 FC6-4 1B		0-0 F8	3 0 2 0 0 0 1 0 0 0 0 0 0 0 1 0 0 0 0 0 0												
Larry Bowa, S OBP: 0.260, SLG: 0.291 (1, 6)		0-0 FC5-4 G5-4-3 1-2f			0-0 6-3		0-0 FC6-4 1-2f		0-0 F3	4 0 0 0 0 0 3												
Dick Ruthven, R OBP: 0.182, SLG: 0.182 Warren Brusstar, R Steve Lake, R OBP: 0.181, SLG: 0.221 (1, 1) (6, 1) (7, PH) (7, 2)		0-0 G5-4-3 1-2f			0-0 FC6-4 1B		0-0 F2		0-0 6-3	2 0 1 0 0 0 2 0 0 0 0 0 0 0 2 0 0 0 0 0 1												
Inning Stats	R: 0 E: 0 K: 0 S: 4	H: 1 LOB: 2 BB: 1 P: 8	R: 0 E: 0 K: 0 S: 3	H: 1 LOB: 1 BB: 1 P: 7	R: 0 E: 0 K: 0 S: 3	H: 0 LOB: 0 BB: 0 P: 3	R: 0 E: 1 K: 0 S: 4	H: 0 LOB: 1 BB: 0 P: 4	R: 0 E: 0 K: 0 S: 4	H: 1 LOB: 1 BB: 0 P: 4	R: 0 E: 0 K: 0 S: 4	H: 1 LOB: 1 BB: 0 P: 4	R: 0 E: 0 K: 0 S: 5	H: 2 LOB: 2 BB: 0 P: 5	R: 0 E: 0 K: 0 S: 3	H: 0 LOB: 0 BB: 0 P: 3	1B: 6 2B: 1 3B: 0 HR: 0	SF: 0 SAC: 0 DP: 1 HBP: 0	WP: 1 PB: 0 SB: 0 CS: 0	PA: 36		
PITCHER Jerry Reuss, L ERA: 2.92 (1, 1)	IP 9.0	WLS W	BF 36	H 7	R 0	ER 0	SO 0	BB 2	IBB 0	HBP 0	BLK 0	WP 1	HR 0	S 34	P 42	ERA 0.00	WHIP 1.000					PITCHER IP WLS BF H R ER SO BB IBB HBP BLK WP HR S P ERA WHIP

Chicago Cubs @ Los Angeles Dodgers
Dodger Stadium, Los Angeles, CA
Fri Jul 26 1985, 7:05 PM PDT
Att: 41,321 - Unknown

livebaseballscorecards.com

AB	34
R	0
H	7
RBI	0
BB	2
SO	0
LOB	19



Batter	1	2	3	4	5	6	7	8	9	AB	R	H	RBI	BB	SO	LOB
Dave Anderson, R (1, 5) OBP: 0.314, SLG: 0.299 Bob Bailor, R (7, 5) OBP: 0.263, SLG: 0.291	0-0 6-3	0-0 FC5-4		0-0 1B	0-0 F8		0-0 F8			4	0	1	0	0	0	3
Mariano Duncan, R (1, 6) OBP: 0.287, SLG: 0.320 Bill Russell, R (7, 6) OBP: 0.356, SLG: 0.331	0-3 K		0-0 F8	0-3 K		1-0 FC3-2 HBP	0-0 2B			3	0	0	0	0	2	1
Ken Landreaux, L (1, 8) OBP: 0.294, SLG: 0.395	0-0 2B 1B		0-0 HR 2B		0-0 HR 2B	0-0 FC3-2 BB HR	0-0 F7			5	3	3	0	0	0	2
Pedro Guerrero, R (1, 7) OBP: 0.428, SLG: 0.614 Candy Maldonado, R (8, 7) OBP: 0.257, SLG: 0.282	0-0 1-3 2B		0-0 2-H HR		4-0 HR BB	4-0 1-2 HR BB		0-0 6-3		2	3	2	2	2	0	0
Greg Brock, L (1, 3) OBP: 0.344, SLG: 0.492 Len Matuszek, L (8, PH) OBP: 0.256, SLG: 0.329	4-0 BB		4-0 BB		0-0 1-H 2-H HR	4-0 1-2 2-3 HR BB		0-0 1B 2B		1	2	1	3	3	0	0
Mike Marshall, R (1, 9) OBP: 0.331, SLG: 0.444	0-0 4-3		0-0 F9		0-0 5-3	0-0 HR		0-3 K		5	1	1	4	0	1	5
Mike Scioscia, L (1, 2) OBP: 0.379, SLG: 0.388		0-0 FC1-6 1B	0-0 F5		0-0 1B 1B	0-0 G6-4-3 1B		0-0 2-H 1B		5	0	4	1	0	0	1
Steve Sax, R (1, 4) OBP: 0.337, SLG: 0.285		0-0 FC1-6 FC2-6 1-2f		0-0 F9	0-0 1-2 1B	0-0 G6-4-3 1-2f		0-3 K		5	0	1	0	0	1	3
Jerry Reuss, L (1, 1) OBP: 0.196, SLG: 0.178		0-0 FC2-6 FC5-4 1-2f		0-0 3-1	0-3 K			0-3 K		4	0	0	0	0	2	3

Inning Stats	R: 0	H: 2	E: 0	K: 1	S: 7	LOB: 3	BB: 1	P: 11	R: 0	H: 1	E: 0	K: 0	S: 4	LOB: 1	BB: 0	P: 4	R: 2	H: 2	E: 0	K: 0	S: 5	LOB: 1	BB: 1	P: 9	R: 0	H: 1	E: 0	K: 1	S: 6	LOB: 2	BB: 1	P: 13	R: 4	H: 2	E: 0	K: 0	S: 4	LOB: 0	BB: 2	P: 13	R: 0	H: 1	E: 0	K: 1	S: 6	LOB: 1	BB: 0	P: 6	R: 1	H: 2	E: 0	K: 2	S: 9	LOB: 1	BB: 0	P: 9
1B: 7	SF: 0	2B: 5	SAC: 0	3B: 0	DP: 1	HR: 3	HBP: 1	WP: 0	PA: 44	PB: 0	SB: 1	CS: 0																																												

PITCHER	IP	WLS	BF	H	R	ER	SO	BB	IBB	HBP	BLK	WP	HR	S	P	ERA	WHIP
Dick Ruthven, R (1, 1) ERA: 4.73	5.0	L	28	10	5	5	3	3	0	0	0	0	2	31	43	9.00	2.600
Warren Brusstar, R (6, 1) ERA: 5.48	1.0		7	2	4	4	0	2	0	1	0	0	1	4	13	36.00	4.000
Ron Meridith, L (7, 1) ERA: 3.24	1.0		4	1	0	0	1	0	0	0	0	0	0	6	6	0.00	1.000
Lary Sorensen, R (8, 1) ERA: 5.75	1.0		5	2	1	1	2	0	0	0	0	0	0	9	9	9.00	2.000

BOTTOM

Chicago Cubs @ Los Angeles Dodgers
 Dodger Stadium, Los Angeles, CA
 Fri Jul 26 1985, 7:05 PM PDT
 Att. 41,321 - Unknown

livebaseballscorecards.com

AB	38
R	10
H	15
RBI	10
BB	5
SO	6
LOB	18



Batter	1	2	3	4	5	6	7	8	9	AB R H RBI BB SO LOB	TOP	
Bob Dernier, R OBP: 0.314, SLG: 0.309 (1, 8) X	0-0 E 23 S 1B		0-0 5-3			0-0 F9		4-0 23 FC9-8 BB		3 1 1 0 1 0 0		
23 Ryne Sandberg, R OBP: 0.354, SLG: 0.487 (1, 4) X	0-0 1-3 1-2		0-0 5-3			0-0 E5 S E 1B		0-0 FC9-6 CS 1-2f		4 1 1 0 0 0 2		
Gary Matthews, R OBP: 0.361, SLG: 0.356 (1, 7) X	0-0 E5 5-3 2-H				0-0 F6		0-0 E9 1B 2-H	4-0 FC5-4 BB 1-2		3 1 0 0 1 0 0		
Leon Durham, L OBP: 0.360, SLG: 0.445 (1, 3) X	0-0 5-3 2-3				0-0 5-3		0-0 1B 2-H	0-0 FC5-4 1-2f		4 0 1 1 0 0 2		
Keith Moreland, R OBP: 0.365, SLG: 0.418 (1, 9) X	0-0 4-3				0-3 K		0-0 5-3		0-0 4-3	4 0 0 0 0 1 1		
Ron Cey, R OBP: 0.314, SLG: 0.387 (1, 5) X		0-0 5-3			0-0 F5		0-0 HR		0-3 K	4 1 1 1 0 1 0		
Chris Speier, R OBP: 0.304, SLG: 0.357 (1, 6) X		0-0 6-3			0-0 E6 WP		0-0 4-3		0-0 F6	3 0 0 0 0 0 0 1 0 0 0 0 0 0		
Richie Hebner, L OBP: 0.351, SLG: 0.353 (9, PH)												
Steve Lake, R OBP: 0.173, SLG: 0.211 (1, 2) X		0-0 F8			0-0 F6 2-3		0-3 K			3 0 0 0 0 1 1		
Scott Sanderson, R OBP: 0.103, SLG: 0.037 (1, 1) X			0-3 K			0-0 4-3		0-3 K		0 0 0 0 0 0 0		
Larry Gura, S (2, 1)										1 0 0 0 0 1 0		
Thad Bosley, L OBP: 0.349, SLG: 0.442 (5, PH)										1 0 0 0 0 0 1		
George Frazier, R (5, 1)										1 0 0 0 0 1 0		
Ron Meridith, L (7, 1)										0 0 0 0 0 0 0		
Inning Stats	R: 1 H: 1 E: 1 LOB: 1 K: 0 BB: 0 S: 5 P: 5	R: 0 H: 0 E: 0 LOB: 0 K: 0 BB: 0 S: 3 P: 3	R: 0 H: 0 E: 0 LOB: 0 K: 1 BB: 0 S: 5 P: 5	R: 0 H: 0 E: 0 LOB: 0 K: 1 BB: 0 S: 5 P: 5	R: 0 H: 0 E: 1 LOB: 1 K: 0 BB: 0 S: 4 P: 4	R: 2 H: 2 E: 2 LOB: 0 K: 0 BB: 0 S: 5 P: 5	R: 1 H: 1 E: 0 LOB: 0 K: 2 BB: 0 S: 8 P: 8	R: 0 H: 0 E: 0 LOB: 1 K: 0 BB: 2 S: 2 P: 10	R: 0 H: 0 E: 0 LOB: 0 K: 1 BB: 0 S: 5 P: 5	1B: 3 SF: 0 2B: 0 SAC: 0 3B: 0 DP: 0 HR: 1 HBP: 0	WP: 1 PA: 34 PB: 0 SB: 2 CS: 1	
PITCHER Orel Hershiser, R ERA: 2.41 (1, 1)	IP WLS BF H R ER SO BB IBB HBP BLK WP HR S P ERA WHIP	7.0 W 28 4 4 1 4 1 0 0 0 1 1 35 39 1.29 0.714										
Ken Howell, R ERA: 2.79 (8, 1)	IP WLS BF H R ER SO BB IBB HBP BLK WP HR S P ERA WHIP	2.0 S 6 0 0 0 1 1 0 0 0 0 0 7 11 0.00 0.500										

Chicago Cubs @ Los Angeles Dodgers
Dodger Stadium, Los Angeles, CA
Sat Jul 27 1985, 3:33 AM PDT
Att: 46,092 - Unknown

livebaseballscorecards.com

AB	32
R	4
H	4
RBI	2
BB	2
SO	5
LOB	7



Batter	1	2	3	4	5	6	7	8	9
Bill Russell, R (1, 6) <small>OBP: 0.357, SLG: 0.333</small> Mariano Duncan, R (9, 6) <small>OBP: 0.287, SLG: 0.320</small>	0-0 	0-0 		0-0 		0-0 		0-0 	
Enos Cabell, R (1, 5) <small>OBP: 0.325, SLG: 0.348</small> Bob Bailor, R (8, 5) <small>OBP: 0.259, SLG: 0.286</small>	0-0 	0-0 		0-0 			0-0 	0-0 	
Ken Landreaux, L (1, 8) <small>OBP: 0.297, SLG: 0.400</small>	0-0 		0-0 	0-3 			0-0 		
Pedro Guerrero, R (1, 7) <small>OBP: 0.426, SLG: 0.612</small>	0-0 		0-0 		0-0 		0-0 		
Greg Brock, L (1, 3) <small>OBP: 0.346, SLG: 0.492</small>	0-3 		0-0 		0-3 		0-0 		
Mike Marshall, R (1, 9) <small>OBP: 0.330, SLG: 0.453</small>		0-3 	0-0 		0-3 		0-0 		
Mike Scioscia, L (1, 2) <small>OBP: 0.384, SLG: 0.389</small>		4-0 	0-0 		4-0 	0-0 	0-0 		
Steve Sax, R (1, 4) <small>OBP: 0.336, SLG: 0.288</small>		0-3 		0-0 		0-0 	0-0 		
Orel Hershiser, R (1, 1) <small>OBP: 0.239, SLG: 0.227</small> Ken Howell, R (8, 1) <small>OBP: 0.250, SLG: 0.250</small> Steve Yeager, R (8, 2)		0-0 		0-0 		4-0 		0-0 	

AB	R	H	RBI	BB	SO	LOB
5	0	2	0	0	0	1
0	0	0	0	0	0	0
4	1	2	0	0	0	3
1	0	0	0	0	0	0
4	1	2	0	0	1	2
3	1	1	1	0	0	0
4	1	2	1	0	2	1
4	1	1	2	0	2	2
2	0	1	1	2	0	0
4	0	1	0	0	1	5
2	0	1	0	1	0	0
0	0	0	0	0	0	0
1	0	0	0	0	0	0

Chicago Cubs @ Los Angeles Dodgers
 Dodger Stadium, Los Angeles, CA
 Sat Jul 27 1985, 3:33 AM PDT
 Att. 46,092 - Unknown

AB	34
R	5
H	13
RBI	5
BB	3
SO	6
LOB	14

Inning Stats		R	H	E	K	S	PITCHER		IP	WLS	BF	H	R	ER	SO	BB	IBB	HBP	BLK	WP	HR	S	P	ERA	WHIP																							
R: 1	H: 2	E: 0	K: 1	S: 7	IP: 1.0 WLS: 0 BF: 5 H: 2 R: 1 ER: 1 SO: 1 BB: 0 IBB: 0 HBP: 0 BLK: 0 WP: 0 HR: 0 S: 7 P: 7 ERA: 9.00 WHIP: 2.000		R: 0	H: 2	E: 0	K: 2	S: 9	IP: 3.0 WLS: 16 BF: 7 H: 2 R: 2 ER: 2 SO: 3 BB: 1 IBB: 0 HBP: 0 BLK: 0 WP: 0 HR: 1 S: 21 P: 25 ERA: 6.00 WHIP: 2.667		R: 2	H: 2	E: 0	K: 0	S: 5	IP: 5.1 WLS: 10 BF: 2 H: 2 R: 2 ER: 2 SO: 2 BB: 0 IBB: 0 HBP: 0 BLK: 0 WP: 0 HR: 0 S: 12 P: 20 ERA: 7.71 WHIP: 1.714		R: 0	H: 3	E: 0	K: 1	S: 7	IP: 7.1 WLS: 7 BF: 7 H: 3 R: 0 ER: 0 SO: 7 BB: 0 IBB: 0 HBP: 0 BLK: 0 WP: 0 HR: 0 S: 7 P: 7 ERA: 0.00 WHIP: 1.200		R: 0	H: 0	E: 0	K: 2	S: 7	IP: 4.0 WLS: 0 BF: 4 H: 0 R: 0 ER: 0 SO: 1 BB: 2 IBB: 0 HBP: 0 BLK: 0 WP: 0 HR: 0 S: 10 P: 10 ERA: 6.00 WHIP: 2.667		R: 2	H: 4	E: 1	K: 0	S: 7	IP: 0.0 WLS: 0 BF: 7 H: 4 R: 2 ER: 2 SO: 0 BB: 0 IBB: 0 HBP: 0 BLK: 0 WP: 0 HR: 0 S: 7 P: 7 ERA: 7.71 WHIP: 1.714		R: 0	H: 0	E: 0	K: 0	S: 3	IP: 0.0 WLS: 0 BF: 3 H: 0 R: 0 ER: 0 SO: 0 BB: 0 IBB: 0 HBP: 0 BLK: 0 WP: 0 HR: 0 S: 3 P: 3 ERA: 0.00 WHIP: 1.200	

WP: 0	PA: 38
PB: 0	
SB: 1	
CS: 0	

Batter	1	2	3	4	5	6	7	8	9	AB R H RBI BB SO LOB
Bill Russell, R (1, 6) OBP: 0.348, SLG: 0.324 Carlos Diaz, R (8, 1)	0-0 F9	0-0 5-3			0-0 4-3		0-0 4-3			4 0 0 0 0 0 1 0 0 0 0 0 0 0
Enos Cabell, R (1, 5) OBP: 0.324, SLG: 0.342	0-0 F4	4-0 BB			0-0 5-3			0-0 F9		3 0 0 0 1 0 0
Ken Landreaux, L (1, 8) OBP: 0.296, SLG: 0.398	0-0 WP 1B S	0-0 4-3			0-0 6-3			0-3 K		4 1 1 0 0 1 2
Pedro Guerrero, R (1, 7) OBP: 0.427, SLG: 0.612 Candy Maldonado, R (9, 7) OBP: 0.257, SLG: 0.282	4-0 1B 1B BB		0-0 E5		0-0 5-3			0-0 2B		3 1 1 0 1 0 0 0 0 0 0 0 0 0
Greg Brock, L (1, 3) OBP: 0.345, SLG: 0.489	0-0 1B 1B		0-0 G1-6-3		0-3 K			0-3 K		4 0 1 1 0 2 2
Mike Marshall, R (1, 9) OBP: 0.332, SLG: 0.454	0-0 1B		0-3 K		0-0 1B			0-0 4-3		4 0 2 1 0 1 0
Mike Scioscia, L (1, 2) OBP: 0.379, SLG: 0.383	0-0 F7			0-0 1-3	0-0 G3			0-0 F8		4 0 0 0 0 0 3
Steve Sax, R (1, 4) OBP: 0.334, SLG: 0.285		1-0 SH3-4 HBP		0-0 4-3			0-0 F9	0-0 F7		3 0 0 0 0 0 0
Dennis Powell, R (1, 1) Terry Whitfield, L (4, PH) Rick Honeycutt, L (5, 1) Bobby Castillo, R (7, 1) Bob Bailor, R (7, PH) OBP: 0.284, SLG: 0.281		0-0 SH3-4		0-3 K			0-0 F1			0 0 0 0 0 0 0 1 0 0 0 0 0 1 0 0 0 0 0 0 0 0 0 0 0 0 0 0 1 0 0 0 0 0 0

Inning Stats	R: 2	H: 3	E: 0	K: 0	S: 6	H: 3	LOB: 2	BB: 1	P: 10	R: 0	H: 0	E: 0	K: 0	S: 3	R: 0	H: 0	E: 1	K: 1	S: 5	R: 0	H: 0	E: 0	K: 1	S: 5	R: 0	H: 0	E: 0	K: 0	S: 3	R: 0	H: 1	E: 0	K: 1	S: 6	R: 0	H: 0	E: 0	K: 0	S: 3	R: 0	H: 1	E: 0	K: 2	S: 8	R: 0	H: 1	E: 0	K: 0	S: 3	R: 0	H: 0	E: 0	K: 0	S: 3	1B: 4	SF: 0	2B: 1	SAC: 1	3B: 0	DP: 1	HR: 0	HBP: 1	WP: 1	PA: 35
--------------	------	------	------	------	------	------	--------	-------	-------	------	------	------	------	------	------	------	------	------	------	------	------	------	------	------	------	------	------	------	------	------	------	------	------	------	------	------	------	------	------	------	------	------	------	------	------	------	------	------	------	------	------	------	------	------	-------	-------	-------	--------	-------	-------	-------	--------	-------	--------


PITCHER	IP	WLS	BF	H	R	ER	SO	BB	IBB	HBP	BLK	WP	HR	S	P	ERA	WHIP
Rick Sutcliffe, R (1, 1) ERA: 2.79	0.2		6	3	2	2	0	1	0	0	0	1	0	5	9	27.00	6.000
Lary Sorensen, R (1, 1) ERA: 5.01	5.1	W	19	1	0	0	3	1	0	1	0	0	0	23	28	0.00	0.375
Warren Brusstar, R (7, 1) ERA: 5.13	3.0	S	10	1	0	0	2	0	0	0	0	0	0	14	14	0.00	0.333

BOTTOM

Chicago Cubs @ Los Angeles Dodgers
Dodger Stadium, Los Angeles, CA
 Sun Jul 28 1985, 3:33 AM PDT
 Att. 47,571 - Unknown

livebaseballscorecards.com

AB	31
R	2
H	5
RBI	2
BB	2
SO	5
LOB	8



BOTTOM

San Francisco Giants @ Los Angeles Dodgers
Dodger Stadium, Los Angeles, CA
Mon Jul 29 1985, 7:05 PM PDT
Att. 36,536 - Unknown

livebaseballscorecards.com

AB 36
R 10
H 15
RBI 9
BB 3
SO 4
LOB 15



WP: 2 PA: 41
PB: 0
SB: 0
CS: 0

AB	R	H	RBI	BB	SO	LOB
5	1	2	4	0	0	1
4	0	0	0	0	0	1
0	0	0	0	0	0	0
1	1	1	1	0	0	0
0	0	0	0	0	0	0
4	1	2	0	1	1	0
5	1	4	1	0	1	1
0	0	0	0	0	0	0
5	0	0	1	0	2	6
3	1	1	1	1	0	2
4	1	3	0	0	0	1
4	3	2	1	0	0	3
1	0	0	0	0	0	0
0	1	0	0	1	0	0
0	0	0	0	0	0	0
1B: 10	SF: 0	WP: 2	PA: 41			
2B: 4	SAC: 2	PB: 0				
3B: 1	DP: 0	SB: 0				
HR: 0	HBP: 0	CS: 0				

Batter	1	2	3	4	5	6	7	8	9								
Mariano Duncan, R (1, 6) OBP: 0.289, SLG: 0.331	0-0 6-3		0-0 6-3		0-0 2B	0-0 WP 3B		0-0 F8									
Enos Cabell, R (1, 5) OBP: 0.318, SLG: 0.335	0-0 F9		0-0 F9		0-0 F9	0-0 1-3		0-0 1B 1B									
Ken Howell, R (7, 1)																	
Bill Russell, R (8, PH) OBP: 0.352, SLG: 0.329																	
Ken Landreaux, L (9, 8) OBP: 0.296, SLG: 0.398																	
Pedro Guerrero, R (1, 7) OBP: 0.429, SLG: 0.611	0-3 K			4-0 BB		0-0 1B		0-0 E 1B 1B									
Mike Marshall, R (1, 9) OBP: 0.340, SLG: 0.468		0-0 K 1B		0-3 K		0-0 4-3 1B 2B	0-0 2B	0-0 E8 1B									
Tom Niedenfuer, R (9, 1) OBP: 0.125, SLG: 0.125																	
Greg Brock, L (1, 3) OBP: 0.339, SLG: 0.480		0-3 K		0-3 K		0-0 4-3 2B	0-0 6-3	0-0 F8									
Candy Maldonado, R (1, 8) OBP: 0.264, SLG: 0.283																	
Steve Yeager, R (1, 2) OBP: 0.272, SLG: 0.274																	
Steve Sax, R (1, 4) OBP: 0.337, SLG: 0.292																	
Bob Welch, R (1, 1) OBP: 0.300, SLG: 0.222																	
Terry Whitfield, L (6, PH) OBP: 0.329, SLG: 0.440																	
Bob Bailor, R (7, 5) OBP: 0.254, SLG: 0.281																	
Inning Stats	R: 0 E: 0 K: 1 S: 5	H: 0 LOB: 0 BB: 0 P: 5	R: 0 E: 0 K: 1 S: 6	H: 2 LOB: 2 BB: 1 P: 10	R: 0 E: 0 K: 0 S: 3	H: 0 LOB: 1 BB: 1 P: 11	R: 1 E: 0 K: 0 S: 5	H: 2 LOB: 1 BB: 0 P: 5	R: 7 E: 0 K: 0 S: 9	H: 6 LOB: 0 BB: 1 P: 13	R: 0 E: 0 K: 0 S: 4	H: 1 LOB: 1 BB: 0 P: 4	R: 2 E: 1 K: 0 S: 7	H: 4 LOB: 2 BB: 0 P: 7			
PITCHER	IP	WLS	BF	H	R	ER	SO	BB	IBB	HBP	BLK	WP	HR	S	P	ERA	WHIP
Vida Blue, L (1, 1) ERA: 4.17	5.1	L	24	7	4	4	4	2	0	0	0	0	0	30	38	6.75	1.688
Scott Garrelts, R (6, 1) ERA: 1.47	0.2		6	3	4	4	0	0	1	0	0	1	0	5	9	54.00	4.500
Mike Jeffcoat, L (7, 1) ERA: 1.83	1.0		4	1	0	0	0	0	0	0	0	0	0	4	4	0.00	1.000
Mark Davis, L (8, 1) ERA: 2.47	1.0		7	4	2	2	0	0	0	0	0	1	0	7	7	18.00	4.000

Batter	1	2	3	4	5	6	7	8	9								
Mariano Duncan, R (1, 6) OBP: 0.289, SLG: 0.331	0-0 6-3		0-0 6-3		0-0 2B	0-0 WP 3B		0-0 F8									
Enos Cabell, R (1, 5) OBP: 0.318, SLG: 0.335	0-0 F9		0-0 F9		0-0 F9	0-0 1-3		0-0 1B 1B									
Ken Howell, R (7, 1)																	
Bill Russell, R (8, PH) OBP: 0.352, SLG: 0.329																	
Ken Landreaux, L (9, 8) OBP: 0.296, SLG: 0.398																	
Pedro Guerrero, R (1, 7) OBP: 0.429, SLG: 0.611	0-3 K			4-0 BB		0-0 1B		0-0 E 1B 1B									
Mike Marshall, R (1, 9) OBP: 0.340, SLG: 0.468		0-0 K 1B		0-3 K		0-0 4-3 1B 2B	0-0 2B	0-0 E8 1B									
Tom Niedenfuer, R (9, 1) OBP: 0.125, SLG: 0.125																	
Greg Brock, L (1, 3) OBP: 0.339, SLG: 0.480		0-3 K		0-3 K		0-0 4-3 2B	0-0 6-3	0-0 F8									
Candy Maldonado, R (1, 8) OBP: 0.264, SLG: 0.283																	
Steve Yeager, R (1, 2) OBP: 0.272, SLG: 0.274																	
Steve Sax, R (1, 4) OBP: 0.337, SLG: 0.292																	
Bob Welch, R (1, 1) OBP: 0.300, SLG: 0.222																	
Terry Whitfield, L (6, PH) OBP: 0.329, SLG: 0.440																	
Bob Bailor, R (7, 5) OBP: 0.254, SLG: 0.281																	
Inning Stats	R: 0 E: 0 K: 1 S: 5	H: 0 LOB: 0 BB: 0 P: 5	R: 0 E: 0 K: 1 S: 6	H: 2 LOB: 2 BB: 1 P: 10	R: 0 E: 0 K: 0 S: 3	H: 0 LOB: 1 BB: 1 P: 11	R: 1 E: 0 K: 0 S: 5	H: 2 LOB: 1 BB: 0 P: 5	R: 7 E: 0 K: 0 S: 9	H: 6 LOB: 0 BB: 1 P: 13	R: 0 E: 0 K: 0 S: 4	H: 1 LOB: 1 BB: 0 P: 4	R: 2 E: 1 K: 0 S: 7	H: 4 LOB: 2 BB: 0 P: 7			
PITCHER	IP	WLS	BF	H	R	ER	SO	BB	IBB	HBP	BLK	WP	HR	S	P	ERA	WHIP
Vida Blue, L (1, 1) ERA: 4.17	5.1	L	24	7	4	4	4	2	0	0	0	0	0	30	38	6.75	1.688
Scott Garrelts, R (6, 1) ERA: 1.47	0.2		6	3	4	4	0	0	1	0	0	1	0	5	9	54.00	4.500
Mike Jeffcoat, L (7, 1) ERA: 1.83	1.0		4	1	0	0	0	0	0	0	0	0	0	4	4	0.00	1.000
Mark Davis, L (8, 1) ERA: 2.47	1.0		7	4	2	2	0	0	0	0	0	1	0	7	7	18.00	4.000

Batter	1	2	3	4	5	6	7	8	9	AB R H RBI BB SO LOB	TOP														
Dan Gladden, R (1, 8) OBP: 0.289, SLG: 0.303	0-3 K		0-0 SH1-4		0-3 K		0-0 F7		0-0 1B	4 1 1 0 0 2 1															
Manny Trillo, R (1, 4) OBP: 0.304, SLG: 0.309	0-0 F7		0-0 5-3		0-0 1B		4-0 BB		0-0 1B	4 0 2 1 1 0 1															
Chili Davis, S (1, 9) OBP: 0.344, SLG: 0.410	0-0 4-3		0-3 K		0-0 F7		4-0 BB		0-0 F5	4 0 0 0 1 1 3															
Jeffrey Leonard, R (1, 7) OBP: 0.275, SLG: 0.387		4-0 1B		0-0 5-3		0-0 6-3		0-0 F9		3 1 0 0 1 0 2															
Chris Brown, R (1, 5) OBP: 0.339, SLG: 0.452		0-0 1B		0-0 2B		4-0 1B		0-3 K		3 0 2 0 1 1 0															
David Green, R (1, 3) OBP: 0.284, SLG: 0.338		0-0 6-3		0-0 F9		0-0 1B		0-0 CS		4 0 2 1 0 0 2															
Bob Brenly, R (1, 2) OBP: 0.309, SLG: 0.413		0-0 F5		4-0 BB		0-0 F8		0-0 L5		3 0 0 0 1 0 4															
Jose Uribe, S (1, 6) OBP: 0.270, SLG: 0.310		0-3 K		0-0 F9		0-0 6-3			0-0 L1	4 0 0 0 0 1 5															
Atlee Hammaker, S (1, 1) OBP: 0.065, SLG: 0.065			0-0 SH1-4		0-0 E7		0-0 B1-3		0-3 K	3 0 2 0 0 0 0															
Greg Minton, S (8, 1)										1 0 0 0 0 1 0															
Mark Davis, L (9, 1) OBP: 0.200, SLG: 0.400										0 0 0 0 0 0 0															
Inning Stats	R: 0 E: 0 K: 1 S: 5	H: 0 LOB: 0 BB: 0 P: 5	R: 1 E: 0 K: 1 S: 6	H: 1 LOB: 1 BB: 1 P: 10	R: 0 E: 0 K: 1 S: 6	H: 1 LOB: 1 BB: 0 P: 6	R: 0 E: 0 K: 0 S: 4	H: 1 LOB: 2 BB: 1 P: 8	R: 0 E: 1 K: 1 S: 6	H: 2 LOB: 1 BB: 0 P: 6	R: 0 E: 0 K: 0 S: 4	H: 1 LOB: 2 BB: 1 P: 8	R: 0 E: 0 K: 0 S: 3	H: 0 LOB: 2 BB: 2 P: 11	R: 0 E: 0 K: 1 S: 5	H: 1 LOB: 0 BB: 0 P: 5	R: 1 E: 0 K: 1 S: 7	H: 2 LOB: 1 BB: 0 P: 7	1B: 7 2B: 2 3B: 0 HR: 0	SF: 0 SAC: 1 DP: 0 HBP: 0	WP: 0 PB: 0 SB: 0 CS: 1	PA: 39			
PITCHER	IP WLS BF H R ER SO BB IBB HBP BLK WP HR S P ERA WHIP																								
Fernando Valenzuela, L (1, 1) ERA: 2.14	7.0	31	6	1	1	4	5	0	0	0	0	0	0	34	54	1.29	1.571								
Tom Niedenfuer, R (8, 1) ERA: 2.25	2.0	W	8	3	1	1	2	0	0	0	0	0	0	12	12	4.50	1.500								

San Francisco Giants @ Los Angeles Dodgers
Dodger Stadium, Los Angeles, CA
Tue Jul 30 1985, 7:05 PM PDT
Att. 46,668 - Unknown - 79 F

livebaseballscorecards.com

AB	33
R	2
H	9
RBI	2
BB	5
SO	6
LOB	18



Batter	1	2	3	4	5	6	7	8	9	AB	R	H	RBI	BB	SO	LOB
Mariano Duncan, R (1, 6) OBP: 0.288, SLG: 0.337	0-3 K		0-0 3B			0-0 E6 5-3		0-3 K		4	0	1	0	0	2	0
Enos Cabell, R (1, 5) OBP: 0.316, SLG: 0.333 Bob Bailor, R (9, 5) OBP: 0.254, SLG: 0.281	0-0 1B		0-0 F9			0-0 5-3		0-0 5-3		4	0	1	0	0	0	2
Pedro Guerrero, R (1, 7) OBP: 0.427, SLG: 0.606	0-0 1B					0-0 K		0-0 L5		0	0	0	0	0	0	0
Mike Marshall, R (1, 9) OBP: 0.339, SLG: 0.476	0-0 G4-3					0-0 F9		0-0 F3		4	1	1	1	0	0	2
Greg Brock, L (1, 3) OBP: 0.336, SLG: 0.477						0-3 K		0-0 3-1		4	1	1	0	0	2	0
Candy Maldonado, R (1, 8) OBP: 0.264, SLG: 0.305						0-0 F9		0-0 HR		4	1	1	1	0	1	1
Steve Yeager, R (1, 2) OBP: 0.274, SLG: 0.276 Mike Scioscia, L (9, PH) OBP: 0.378, SLG: 0.382						0-0 4-3		0-0 BB		3	0	1	0	0	1	0
Steve Sax, R (1, 4) OBP: 0.339, SLG: 0.303						0-0 5-3		0-0 BB		3	1	1	2	1	0	0
Fernando Valenzuela, L (1, 1) OBP: 0.190, SLG: 0.206 Bill Russell, R (7, PH) OBP: 0.350, SLG: 0.326 Tom Niedenfuer, R (8, 1) OBP: 0.125, SLG: 0.125						0-0 1-3		0-0 F8		2	0	0	0	0	0	0
								0-0 4-3		1	0	0	0	0	0	2
										0	0	0	0	0	0	0

Inning Stats	R: 0	H: 2	E: 0	K: 1	S: 6	LOB: 1	BB: 0	P: 6	R: 0	H: 0	E: 0	K: 3	S: 9	LOB: 0	BB: 0	P: 9	R: 0	H: 1	E: 0	K: 0	S: 4	LOB: 1	BB: 0	P: 4	R: 0	H: 0	E: 0	K: 1	S: 5	LOB: 0	BB: 0	P: 5	R: 0	H: 0	E: 0	K: 0	S: 3	LOB: 0	BB: 0	P: 3	R: 1	H: 2	E: 0	K: 0	S: 5	LOB: 2	BB: 1	P: 9	R: 0	H: 0	E: 0	K: 1	S: 5	LOB: 0	BB: 0	P: 5	R: 3	H: 3	E: 0	K: 0	S: 5	LOB: 0	BB: 0	P: 5	1B: 4	2B: 0	3B: 1	HR: 3	SF: 0	SAC: 0	DP: 1	HBP: 0	WP: 0	PB: 0	SB: 0	CS: 0	PA: 35
--------------	------	------	------	------	------	--------	-------	------	------	------	------	------	------	--------	-------	------	------	------	------	------	------	--------	-------	------	------	------	------	------	------	--------	-------	------	------	------	------	------	------	--------	-------	------	------	------	------	------	------	--------	-------	------	------	------	------	------	------	--------	-------	------	------	------	------	------	------	--------	-------	------	-------	-------	-------	-------	-------	--------	-------	--------	-------	-------	-------	-------	--------

PITCHER	IP	WLS	BF	H	R	ER	SO	BB	IBB	HBP	BLK	WP	HR	S	P	ERA	WHIP
Atlee Hammaker, L (1, 1) ERA: 3.3	7.0		27	5	1	1	6	1	0	0	0	0	1	38	42	1.29	0.857
Greg Minton, R (8, 1) ERA: 2.87	1.1	L	6	2	2	2	1	0	0	0	0	0	1	8	8	13.50	1.500
Mark Davis, L (9, 1) ERA: 2.58	0.1		2	1	1	1	0	0	0	0	0	0	1	2	2	27.00	3.000

BOTTOM

San Francisco Giants @ Los Angeles Dodgers
Dodger Stadium, Los Angeles, CA

Tue Jul 30 1985, 7:05 PM PDT
Att: 46,668 - Unknown - 79 F

livebaseballscorecards.com

AB 34
R 4
H 8
RBI 4
BB 1
SO 7
LOB 9



Batter	1	2	3	4	5	6	7	8	9	AB R H RBI BB SO LOB	TOP									
Joel Youngblood, R (1, 8) OBP: 0.328, SLG: 0.298	0-0 G3 HR 1B	0-0 FC5-4 1-2 1B	0-0 5-3		0-0 F8			0-0 F7		5 1 2 0 0 0 1	<p>San Francisco Giants @ Los Angeles Dodgers</p> <p>Dodger Stadium, Los Angeles, CA</p> <p>Wed Jul 31 1985, 7:05 PM PDT</p> <p>Att. 45,297 - Unknown - 72 F</p>									
Manny Trillo, R (1, 4) OBP: 0.302, SLG: 0.305	0-0 G3 1-2	0-0 FC5-4 1-2 2-3	4-0 BB		0-0 F8			0-3 K		4 0 0 0 1 1 3										
Chili Davis, S (1, 9) OBP: 0.339, SLG: 0.404	0-0 F9	0-3 K	0-0 4-3					0-0 4-3		5 0 0 0 0 1 5										
Jeffrey Leonard, R (1, 7) OBP: 0.279, SLG: 0.406	0-0 2-H HR	0-0 F8		0-0 HR				0-0 4-3 1B		5 2 3 3 0 0 2										
Chris Brown, R (1, 5) OBP: 0.342, SLG: 0.452	0-0 1B 1B		1-0 1B HR HBP	0-3 K				0-0 4-3		2 2 1 0 0 1 0										
Ricky Adams, R (4, 5) OBP: 0.224, SLG: 0.324								1-2		2 0 0 0 0 0 1										
David Green, R (1, 3) OBP: 0.286, SLG: 0.340	0-0 1B 1-3 1B		0-0 1-2 HR 1B	0-3 K				0-0 F9		5 1 2 0 0 2 1										
Alex Trevino, R (1, 2) OBP: 0.294, SLG: 0.319	0-0 1-2 3-H 1B		0-0 1-H 2-H HR 1B	0-0 1B				0-3 K		5 1 3 4 0 1 1										
Jose Uribe, S (1, 6) OBP: 0.273, SLG: 0.313	0-0 L4		0-0 SH1-4 1B	0-0 F9				0-0 1B		4 0 2 0 0 0 3										
Bill Laskey, R (1, 1) OBP: 0.235, SLG: 0.133		0-0	0-0 SH1-4		0-0 6-3			0-3 K		2 0 1 0 0 0 0										
Rob Deer, R (7, PH) OBP: 0.284, SLG: 0.352		FC5-4 1B	1-2							1 0 0 0 0 1 1										
Scott Garrelts, R (7, 1) OBP: 0.222, SLG: 0.125										0 0 0 0 0 0 0										
Inning Stats	R: 3 E: 0 K: 0 S: 8	H: 5 LOB: 2 BB: 0 P: 8	R: 0 E: 0 K: 1 S: 7	H: 2 LOB: 2 BB: 0 P: 7	R: 3 E: 0 K: 0 S: 6	H: 3 LOB: 1 BB: 1 P: 11	R: 1 E: 0 K: 2 S: 9	H: 2 LOB: 1 BB: 0 P: 9	R: 0 E: 0 K: 0 S: 3	H: 0 LOB: 0 BB: 0 P: 3	R: 0 E: 0 K: 2 S: 8	H: 1 LOB: 1 BB: 0 P: 8	R: 0 E: 0 K: 1 S: 5	H: 0 LOB: 0 BB: 0 P: 5	R: 0 E: 0 K: 1 S: 6	H: 1 LOB: 1 BB: 0 P: 6	1B: 11 2B: 0 3B: 0 HR: 3	SF: 0 SAC: 1 DP: 0 HBP: 1	WP: 0 PB: 0 SB: 0 CS: 0	PA: 43
PITCHER	IP WLS BF H R ER SO BB IBB HBP BLK WP HR S P ERA WHIP																			
Jerry Reuss, L (1, 1) ERA: 3.28	2.0 L 16 9 6 6 1 0 0 0 1 0 0 2 17 18 27.00 4.500																			
Dennis Powell, L (3, 1) ERA: 6.39	2.0 10 3 1 1 2 1 0 0 0 0 1 13 17 4.50 2.000																			
Bobby Castillo, R (5, 1) ERA: 5.87	2.0 6 0 0 0 0 0 0 0 0 0 0 6 6 0.00 0.000																			
Carlos Diaz, L (7, 1) ERA: 1.85	2.0 7 1 0 0 3 0 0 0 0 0 0 13 13 0.00 0.500																			
Ken Howell, R (9, 1) ERA: 2.96	1.0 4 1 0 0 1 0 0 0 0 0 0 6 6 0.00 1.000																			

livebaseballscorecards.com

AB	40
R	7
H	14
RBI	7
BB	1
SO	7
LOB	18



Batter	1	2	3	4	5	6	7	8	9	AB R H RBI BB SO LOB	TOP											
Mariano Duncan, R (1, 6) OBP: 0.286, SLG: 0.330	0-3 K	0-3 K			0-0 F9	0-0 F9			4-0 FC4-6 BB	4 0 0 0 1 2 4												
Enos Cabell, R (1, 5) OBP: 0.321, SLG: 0.337 Bob Bailor, R (9, 5) OBP: 0.250, SLG: 0.276	0-0 2B	0-0 FC6-4			4-0 1B HR BB	0-0 4-1			0-0 FC4-6	4 1 1 0 1 0 5 0 0 0 0 0 0 0												
Ken Landreaux, L (1, 8) OBP: 0.309, SLG: 0.423	0-0 F7			0-0 HR	0-0 1B HR			0-0 F9	1-0 G6-4-3 HBP	4 2 2 1 0 0 1												
Pedro Guerrero, R (1, 7) OBP: 0.422, SLG: 0.608	0-3 K			0-0 F8	0-0 1B HR			0-3 K	0-0 G6-4-3	5 1 1 3 0 2 3												
Greg Brock, L (1, 3) OBP: 0.342, SLG: 0.473		4-0 1B BB		0-0 4-3	4-0 1B BB			0-0 1B		2 1 1 0 2 0 0												
Mike Marshall, R (1, 9) OBP: 0.337, SLG: 0.469		0-0 1B 1B		0-3 K	0-0 1B G6-4-3			0-0 F9		4 0 2 0 0 1 1												
Mike Scioscia, L (1, 2) OBP: 0.381, SLG: 0.392		0-0 1B PB		0-0 4-3	0-0 1B G6-4-3			0-0 3-1		4 0 1 1 0 0 2												
Steve Sax, R (1, 4) OBP: 0.340, SLG: 0.302		0-0 5-3		0-0 1B CS	0-0 1B SH1-4			0-0 F8		4 0 2 0 0 0 2												
Orel Hershiser, R (1, 1) OBP: 0.250, SLG: 0.222 Bill Russell, R (8, PH) OBP: 0.348, SLG: 0.324 Tom Niedenfuer, R (8, 1) OBP: 0.125, SLG: 0.125		1-0 HBP FC6-4		0-0 6-3	0-0 1B SH1-4			0-3 K		1 0 0 0 0 0 1 1 0 0 0 0 1 0 0 0 0 0 0 0 0												
Inning Stats	R: 0 E: 0 K: 2 S: 8	H: 1 LOB: 1 BB: 0 P: 8	R: 1 E: 0 K: 1 S: 7	H: 2 LOB: 3 BB: 1 P: 12	R: 1 E: 0 K: 1 S: 6	H: 1 LOB: 0 BB: 0 P: 6	R: 0 E: 0 K: 0 S: 3	H: 1 LOB: 0 BB: 0 P: 3	R: 3 E: 0 K: 0 S: 5	H: 3 LOB: 1 BB: 2 P: 13	R: 0 E: 0 K: 0 S: 4	H: 1 LOB: 1 BB: 0 P: 4	R: 0 E: 0 K: 1 S: 6	H: 1 LOB: 1 BB: 0 P: 6	R: 0 E: 0 K: 1 S: 5	H: 0 LOB: 0 BB: 0 P: 5	R: 0 E: 0 K: 0 S: 2	H: 0 LOB: 1 BB: 1 P: 7	1B: 7 2B: 1 3B: 0 HR: 2	SF: 0 SAC: 1 DP: 2 HBP: 2	WP: 0 PB: 1 SB: 1 CS: 1	PA: 40
PITCHER	IP WLS BF H R ER SO BB IBB HBP BLK WP HR S P ERA WHIP											PITCHER	IP WLS BF H R ER SO BB IBB HBP BLK WP HR S P ERA WHIP									
Ron Robinson, R (1, 1) ERA: 4.74	4.1 L 23 7 5 5 4 3 0 1 0 0 2 27 40 10.38 2.308																					
Tom Hume, R (5, 1) ERA: 3.25	0.2 2 1 0 0 0 0 0 0 0 0 0 0 2 2 0.00 1.500																					
John Stuper, R (6, 1) ERA: 5.04	2.0 8 2 0 0 0 1 0 0 0 0 0 0 10 10 0.00 1.000																					
John Franco, L (8, 1) ERA: 2.19	2.0 7 0 0 0 0 1 1 0 1 0 0 0 7 12 0.00 0.500																					

Los Angeles Dodgers @ Cincinnati Reds
 Riverfront Stadium, Cincinnati, OH
 Fri Aug 02 1985, 7:05 PM EDT
 Unknown

livebaseballscorecards.com

AB	33
R	5
H	10
RBI	5
BB	4
SO	6
LOB	19



Los Angeles Dodgers @ Cincinnati Reds

Riverfront Stadium, Cincinnati, OH

Fri Aug 02 1985, 7:05 PM EDT
Att: 40,236 - Unknown

AB	32
R	2
H	5
RBI	1
BB	2
SO	5
LOB	14



WP:	0	PA:	35
PB:	0		
SB:	0		
CS:	0		

AB R H RBI BB SO LOB

4	0	0	0	0	2	2
4	0	0	0	0	0	2
4	0	0	0	0	0	0
4	1	2	1	0	1	0
4	1	1	0	0	0	1
3	0	1	0	1	1	1
0	0	0	0	1	0	0
3	0	0	0	0	1	4
4	0	1	0	0	0	2
0	0	0	0	0	0	0
0	0	0	0	0	0	0
1	0	0	0	0	0	2
0	0	0	0	0	0	0
1	0	0	0	0	0	0
0	0	0	0	0	0	0

Batter	1	2	3	4	5	6	7	8	9
Mariano Duncan, R (1, 6) OBP: 0.282, SLG: 0.326	0-0 F9		0-3 K		0-0 F3		0-3 K		
Enos Cabell, R (1, 5) OBP: 0.316, SLG: 0.330	0-0 4-3		0-0 4-3		0-0 5-3			0-0 4-3	
Ken Landreaux, L (1, 8) OBP: 0.305, SLG: 0.417	0-0 F7			0-0 4-3	0-0 F4			0-0 F4	
Pedro Guerrero, R (1, 7) OBP: 0.423, SLG: 0.616		0-0 F9		0-0 HR		0-0 1B		0-3 K	
Greg Brock, L (1, 3) OBP: 0.341, SLG: 0.474		0-0 F7		0-0 3-1 E 2B		0-0 F6		0-0 4-3	
Mike Marshall, R (1, 9) OBP: 0.339, SLG: 0.471		0-3 K		4-0 E 3-1 BB		0-0 F7		0-0 2B	
Steve Yeager, R (1, 2) OBP: 0.281, SLG: 0.276			4-0 SH3 1B BB	0-0 3-1		0-0 F9		0-3 K	
Mike Scioscia, L (4, PH) OBP: 0.377, SLG: 0.388				1-2 2-3					
Steve Sax, R (1, 4) OBP: 0.339, SLG: 0.302		0-0 SH3 1B		0-0 E1		0-0 6-3		0-0 5-3	
Rick Honeycutt, L (1, 1) OBP: 0.158, SLG: 0.111			0-0 SH3	0-0 4-3		0-0 F8			
Bobby Castillo, R (3, 1) OBP: 0.222, SLG: 0.125									
Terry Whitfield, L (4, PH) OBP: 0.321, SLG: 0.429									
Carlos Diaz, R (4, 1) OBP: 0.306, SLG: 0.354									
R.J. Reynolds, S (7, PH)									
Dennis Powell, R (7, 1)									

Inning Stats	R: 0	H: 0	R: 0	H: 0	R: 0	H: 1	R: 2	H: 2	R: 0	H: 0	R: 0	H: 1	R: 0	H: 0	R: 0	H: 0	R: 0	H: 1	R: 0	H: 1	1B: 2	SF: 0	WP: 0	PA: 35
	E: 0	LOB: 0	E: 0	LOB: 0	E: 0	LOB: 2	E: 1	LOB: 2	E: 0	LOB: 0	E: 0	LOB: 1	E: 0	LOB: 0	E: 0	LOB: 0	E: 0	LOB: 1	E: 0	LOB: 1	2B: 2	SAC: 1	PB: 0	
	K: 0	BB: 0	K: 1	BB: 0	K: 0	BB: 1	K: 0	BB: 1	K: 0	BB: 0	K: 1	BB: 0	K: 1	BB: 0	K: 1	BB: 0	K: 1	BB: 0	K: 1	BB: 0	3B: 0	DP: 0	SB: 0	
	S: 3	P: 3	S: 5	P: 5	S: 6	P: 10	S: 6	P: 10	S: 3	P: 3	S: 5	P: 5	S: 5	P: 5	S: 6	P: 6	S: 6	P: 6	S: 6	P: 6	HR: 1	HBP: 0	CS: 0	

PITCHER	IP	WLS	BF	H	R	ER	SO	BB	IBB	HBP	BLK	WP	HR	S	P	ERA	WHIP
Jay Tibbs, R (1, 1) ERA: 4.55	9.0	W	35	5	2	1	5	2	0	0	0	0	1	43	51	1.00	0.778

PITCHER	IP	WLS	BF	H	R	ER	SO	BB	IBB	HBP	BLK	WP	HR	S	P	ERA	WHIP
---------	----	-----	----	---	---	----	----	----	-----	-----	-----	----	----	---	---	-----	------

Batter	1	2	3	4	5	6	7	8	9	AB R H RBI BB SO LOB	TOP																				
Mariano Duncan, R (1, 6) OBP: 0.279, SLG: 0.322	0-3 K		0-0 F8			0-0 F9		0-3 K		4 0 0 0 0 2 1																					
Enos Cabell, R (1, 5) OBP: 0.310, SLG: 0.324	0-0 5-3			0-0 6-3		0-0 F8			0-0 4-3	4 0 0 0 0 0 0																					
Bob Bailor, R (9, 5) OBP: 0.250, SLG: 0.276										0 0 0 0 0 0 0																					
Ken Landreaux, L (1, 8) OBP: 0.302, SLG: 0.412	0-0 F8			0-0 F9			0-0 F8		0-0 F8	4 0 0 0 0 0 0																					
Pedro Guerrero, R (1, 7) OBP: 0.421, SLG: 0.620		0-3 K		0-0 6-3		0-0 F5			0-0 HR	4 1 1 1 0 1 0																					
Candy Maldonado, R (9, 7) OBP: 0.264, SLG: 0.305										0 0 0 0 0 0 0																					
Greg Brock, L (1, 3) OBP: 0.340, SLG: 0.469		0-0 4-3			0-0 F9		4-0 BB		0-0 1-3	3 0 0 0 1 0 0																					
Mike Marshall, R (1, 9) OBP: 0.339, SLG: 0.473		0-3 K			0-0 2B		0-3 K			3 0 1 0 0 2 1																					
Mike Scioscia, L (1, 2) OBP: 0.377, SLG: 0.398			0-0 HR		0-3 K			0-0 F7		3 1 1 1 0 1 1																					
Steve Sax, R (1, 4) OBP: 0.339, SLG: 0.302		0-3 K			0-0 5-3			0-0 SH3 1B		3 0 1 0 0 1 1																					
Bob Welch, R (1, 1) OBP: 0.273, SLG: 0.200			0-0 6-3			0-0 4-3		0-0 SH3 1-2		2 0 0 0 0 0 0																					
Inning Stats	R: 0 E: 0 K: 1 S: 5	H: 0 LOB: 0 BB: 0 P: 5	R: 0 E: 0 K: 2 S: 7	H: 0 LOB: 0 BB: 0 P: 7	R: 1 E: 0 K: 1 S: 6	H: 1 LOB: 0 BB: 0 P: 6	R: 0 E: 0 K: 0 S: 3	H: 0 LOB: 0 BB: 0 P: 3	R: 0 E: 0 K: 1 S: 6	H: 1 LOB: 1 BB: 0 P: 6	R: 0 E: 0 K: 0 S: 3	H: 0 LOB: 0 BB: 0 P: 3	R: 0 E: 0 K: 1 S: 5	H: 0 LOB: 1 BB: 1 P: 9	R: 0 E: 0 K: 1 S: 6	H: 1 LOB: 1 BB: 0 P: 6	R: 1 E: 0 K: 0 S: 4	H: 1 LOB: 0 BB: 0 P: 4	1B: 1 2B: 1 3B: 0 HR: 2	SF: 0 SAC: 1 DP: 0 HBP: 0	WP: 0 PB: 0 SB: 0 CS: 0	PA: 32									
PITCHER Mario Soto, R (1, 1) ERA: 3.24	IP 9.0	WLS L	BF 32	H 4	R 2	ER 2	SO 7	BB 1	IBB 0	HBP 0	BLK 0	WP 0	HR 2	S 45	P 49	ERA 2.00	WHIP 0.556														
											PITCHER	IP	WLS	BF	H	R	ER	SO	BB	IBB	HBP	BLK	WP	HR	S	P	ERA	WHIP			

Los Angeles Dodgers @ Cincinnati Reds
 Riverfront Stadium, Cincinnati, OH
 Sat Aug 03 1985, 7:05 PM EDT
 Att: 38,474 - Unknown

AB	30
R	2
H	4
RBI	2
BB	1
SO	7
LOB	4



Batter	1	2	3	4	5	6	7	8	9	AB	R	H	RBI	BB	SO	LOB
Eddie Milner, L OBP: 0.333, SLG: 0.314 (1, 8)	0-0 F3		0-0 3-1			0-0 2B			4-0 BB	3	0	1	0	1	0	0
Pete Rose, S OBP: 0.395, SLG: 0.327 (1, 3)	0-0 F8			0-0 1-3		0-0 F8			0-0 F7	4	0	0	0	0	0	2
Dave Parker, L OBP: 0.352, SLG: 0.509 (1, 9)	0-0 F2			0-0 F8			0-0 3-1		0-0 F8	4	0	0	0	0	0	1
Buddy Bell, R OBP: 0.317, SLG: 0.345 (1, 5)		4-0 BB		0-3 K			0-0 F3			2	0	0	0	1	1	0
Nick Esasky, R OBP: 0.349, SLG: 0.457 (1, 7)		4-0 BB		0-3 K			0-0 F7			2	0	0	0	1	1	0
Dave Concepcion, R OBP: 0.337, SLG: 0.358 (1, 6)		0-0 G6-4-3		0-0 CS			0-0 F4			3	0	1	0	0	0	2
Ron Oester, S OBP: 0.342, SLG: 0.368 (1, 4)		0-0 F1		0-0 F2			0-3 K			3	0	0	0	0	1	2
Dann Bilardello, R OBP: 0.212, SLG: 0.202 (1, 2)			0-0 F6			0-0 F9		0-3 K		2	0	0	0	0	0	0
Max Venable, L OBP: 0.301, SLG: 0.377 (8, PH)										1	0	0	0	0	1	0
Dave Vangorder, R OBP: 0.265, SLG: 0.312 (9, 2)										0	0	0	0	0	0	0
Mario Soto, R OBP: 0.152, SLG: 0.169 (1, 1)			0-3 K			0-0 F5			0-0 F6	2	0	0	0	0	1	0
Wayne Krenchicki, L OBP: 0.386, SLG: 0.432 (9, PH)										1	0	0	0	0	0	0

Inning Stats	R: 0	H: 0	R: 0	H: 0	R: 0	H: 0	R: 0	H: 1	R: 0	H: 0	R: 0	H: 0	R: 0	H: 0	R: 0	H: 0	R: 0	H: 0	R: 0	H: 0	1B: 1	SF: 0	WP: 0	PA: 30
	E: 0	LOB: 0	E: 0	LOB: 1	E: 0	LOB: 0	E: 0	LOB: 0	E: 0	LOB: 1	E: 0	LOB: 0	E: 0	LOB: 0	E: 0	LOB: 1	E: 0	LOB: 0	E: 0	LOB: 1	2B: 1 <td>SAC: 0 <td>PB: 0 <td></td> </td></td>	SAC: 0 <td>PB: 0 <td></td> </td>	PB: 0 <td></td>	
	K: 0	BB: 0	K: 0	BB: 2	K: 1	BB: 0	K: 1	BB: 0	K: 0	BB: 0	K: 2	BB: 0	K: 0	BB: 0	K: 0	BB: 1	K: 0	BB: 0	K: 0	BB: 1	3B: 0	DP: 1 <td>SB: 0</td> <td></td>	SB: 0	
	S: 3	P: 3	S: 2	P: 10	S: 5	P: 5	S: 5	P: 5	S: 4	P: 4	S: 7	P: 7	S: 3	P: 7	S: 3	P: 7	S: 3	P: 7	S: 3	P: 7	HR: 0	HBP: 0	CS: 1	

PITCHER	IP	WLS	BF	H	R	ER	SO	BB	IBB	HBP	BLK	WP	HR	S	P	ERA	WHIP	PITCHER	IP	WLS	BF	H	R	ER	SO	BB	IBB	HBP	BLK	WP	HR	S	P	ERA	WHIP		
Bob Welch, R ERA: 1.94 (1, 1)	9.0	W	30	2	0	0	5	3	0	0	0	0	0	37	49	0.00	0.556																				

BOTTOM

Los Angeles Dodgers @ Cincinnati Reds
Riverfront Stadium, Cincinnati, OH

livebaseballscorecards.com

AB	27
R	0
H	2
RBI	0
BB	3
SO	5
LOB	7



WP: 0	PA: 30
PB: 0	
SB: 0	
CS: 1	

Sat Aug 03 1985, 7:05 PM EDT
Att. 38,474 - Unknown

Batter	1	2	3	4	5	6	7	8	9	AB R H RBI BB SO LOB	TOP
Mariano Duncan, R (1, 6) OBP: 0.279, SLG: 0.321 Greg Brock, L (9, PH) OBP: 0.339, SLG: 0.467	0-3 K		0-0 F7		0-0 5-3			0-0 G1-5-3 HR 1B	0-3 K	4 1 1 0 0 1 0 1 0 0 0 0 1 0	Los Angeles Dodgers @ Cincinnati Reds Riverfront Stadium, Cincinnati, OH Sun Aug 04 1985, 3:33 AM EDT Att: 39,049 - Unknown livebaseballscorecards.com
R.J. Reynolds, S (1, 7)	0-0 F4		0-0 6-3		0-0 F1		0-0 G1-5-3 HR 1B	4-0 BB 1B BB	4 1 1 0 1 0 0		
Enos Cabell, R (1, 5)	0-0 2B		0-0 F8		0-0 6-3		0-0 G1-5-3 1-2 2-3	0-0 BB 1B	5 0 2 0 0 0 2		
Pedro Guerrero, R (1, 3) OBP: 0.424, SLG: 0.626	4-0 IBB		0-0 F8		0-0 5-3		0-0 HR 2-H 3-H	4-0 BB 1B BB	3 1 1 3 2 0 0		
Mike Marshall, R (1, 9) OBP: 0.337, SLG: 0.469	0-0 F9		0-0 E 1B		0-0 F9		0-0 E5 2B	0-0 F3	5 1 1 0 0 0 5		
Candy Maldonado, R (1, 8) OBP: 0.265, SLG: 0.301 Ken Landreaux, L (8, PH) OBP: 0.304, SLG: 0.417 (8, 8)		4-0 BB	0-3 K		0-0 F7		0-0 2B		2 0 0 0 1 1 1 1 0 1 1 0 0 0		
Steve Yeager, R (1, 2) OBP: 0.273, SLG: 0.267 Mike Scioscia, L (8, PH) OBP: 0.379, SLG: 0.398 (8, 2)		0-0 G5-4-3 1-2f	0-0 E8 1-2		0-0 F7		4-0 FC6-4 IBB		3 0 0 0 0 0 2 0 0 0 0 1 0 0		
Steve Sax, R (1, 4) OBP: 0.337, SLG: 0.301 Ken Howell, R (8, 1)		0-0 1B	0-0 F9		0-0 6-3		0-0 FC6-4 1-2f		4 0 1 0 0 0 4 0 0 0 0 0 0 0		
Fernando Valenzuela, L (1, 1) OBP: 0.185, SLG: 0.200 Bill Russell, R (8, PH) OBP: 0.346, SLG: 0.322 (8, 4) Terry Whitfield, L (9, PH) OBP: 0.317, SLG: 0.423		0-0 F8	0-0 F9		0-0 F9		0-0 F7	0-0 F4	2 0 0 0 0 0 1 1 0 0 0 0 0 0 1 0 0 0 0 0 0		
Inning Stats	R: 0 H: 1 E: 0 LOB: 2 K: 1 BB: 1 S: 6 P: 10	R: 0 H: 1 E: 0 LOB: 1 K: 0 BB: 1 S: 3 P: 7	R: 0 H: 0 E: 0 LOB: 0 K: 0 BB: 0 S: 3 P: 3	R: 0 H: 1 E: 1 LOB: 2 K: 1 BB: 0 S: 7 P: 7	R: 0 H: 0 E: 0 LOB: 0 K: 0 BB: 0 S: 3 P: 3	R: 0 H: 0 E: 0 LOB: 0 K: 0 BB: 0 S: 3 P: 3	R: 0 H: 0 E: 0 LOB: 0 K: 0 BB: 0 S: 3 P: 3	R: 4 H: 4 E: 1 LOB: 2 K: 0 BB: 1 S: 8 P: 12	R: 0 H: 1 E: 0 LOB: 3 K: 1 BB: 2 S: 6 P: 14	1B: 5 SF: 0 2B: 2 SAC: 0 3B: 0 DP: 1 HR: 1 HBP: 0	
PITCHER Tom Browning, L (1, 1) ERA: 3.79 Ted Power, R (8, 1) ERA: 1.71	IP WLS BF H R ER SO BB IBB HBP BLK WP HR S P ERA WHIP	7.2 31 6 3 3 2 1 1 0 0 0 1 33 41 3.52 0.913	1.1 10 2 1 0 1 2 1 0 0 0 0 9 21 0.00 3.000	PITCHER IP WLS BF H R ER SO BB IBB HBP BLK WP HR S P ERA WHIP							

AB	36
R	4
H	8
RBI	4
BB	5
SO	3
LOB	15



Batter	1	2	3	4	5	6	7	8	9	AB R H RBI BB SO LOB	TOP							
Mariano Duncan, R (1, 6) OBP: 0.278, SLG: 0.319	0-3 K		0-0 1-3		0-0 2-H 1B		0-3 K		0-3 K	5 0 1 1 0 3 0	Los Angeles Dodgers @ Atlanta Braves Atlanta-Fulton County Stadium, Atlanta, GA Mon Aug 05 1985, 7:05 PM EDT Att: 24,536 - Unknown livebaseballscorecards.com							
Enos Cabell, R (1, 5) OBP: 0.311, SLG: 0.326 Len Matuszek, L (9, PH) OBP: 0.253, SLG: 0.325 Bill Russell, R (9, 4) OBP: 0.346, SLG: 0.322	0-0 1-3		0-0 5-3		0-0 L7		4-0 FC4-6 BB		0-3 K	3 0 0 0 1 0 1 1 0 0 0 0 1 0 0 0 0 0 0 0 0								
Ken Landreaux, L (1, 8) OBP: 0.303, SLG: 0.425	0-0 HR			0-0 4-3		0-0 L8	0-0 FC4-6 2B			4 2 1 1 0 0 1								
Pedro Guerrero, R (1, 7) OBP: 0.427, SLG: 0.634	0-0 1B			0-3 K		0-0 2B 1B	0-0 1-H 2B			4 1 3 1 0 1 0								
Greg Brock, L (1, 3) OBP: 0.337, SLG: 0.468	0-3 K			0-0 F8		0-0 2-3 1B 2B	0-0 G3			4 1 1 0 0 1 2								
Mike Marshall, R (1, 9) OBP: 0.335, SLG: 0.466		0-3 K			0-0 1B 1B	0-0 F6		0-0 1-3		4 1 1 0 0 1 2								
Mike Scioscia, L (1, 2) OBP: 0.380, SLG: 0.398		0-0 4-3			0-0 5-3 1-2	4-0 1B IBB		0-0 G5-4-3 1B		3 0 1 0 1 0 1								
Steve Sax, R (1, 4) OBP: 0.339, SLG: 0.304 Tom Niedenfuer, R (8, 1) OBP: 0.125, SLG: 0.125		0-0 1-3			0-0 1B 1B	0-0 1-3 2-H 3-H 1B		0-0 G5-4-3 1-2f		4 1 2 3 0 0 1 0 0 0 0 0 0 0								
Jerry Reuss, L (1, 1) OBP: 0.200, SLG: 0.184 Bob Bailor, R (8, 4) OBP: 0.246, SLG: 0.271 (9, 5)			0-3 K		0-0 6-3	0-0 6-3			0-0 5-3	3 0 0 0 0 1 3 1 0 0 0 0 0 0								
Inning Stats	R: 1 E: 0 K: 2 S: 9	H: 2 LOB: 1 BB: 0 P: 9	R: 0 E: 0 K: 1 S: 5	H: 0 LOB: 0 BB: 0 P: 5	R: 0 E: 0 K: 1 S: 5	H: 0 LOB: 0 BB: 0 P: 5	R: 2 E: 0 K: 0 S: 6	H: 3 LOB: 1 BB: 1 P: 10	R: 1 E: 0 K: 1 S: 6	H: 1 LOB: 1 BB: 1 P: 10		R: 0 E: 0 K: 0 S: 3	H: 1 LOB: 0 BB: 0 P: 3	R: 0 E: 0 K: 2 S: 7	H: 0 LOB: 0 BB: 0 P: 7	1B: 6 2B: 3 3B: 0 HR: 1	SF: 0 SAC: 0 DP: 1 HBP: 0	WP: 0 PB: 0 SB: 0 CS: 0
PITCHER	IP WLS BF H R ER SO BB IBB HBP BLK WP HR S P ERA WHIP																	
Len Barker, R (1, 1) ERA: 5.1	5.0 L 20 5 3 3 5 0 0 0 0 0 0 1 30 30 5.40 1.000																	
Rick Camp, R (6, 1) ERA: 3.84	1.2 11 4 3 3 1 1 1 0 0 0 0 0 11 19 16.20 3.000																	
Terry Forster, L (7, 1) ERA: 1.9	1.1 4 1 0 0 0 0 0 0 0 0 0 0 4 4 0.00 0.750																	
Jeff Dedmon, R (9, 1) ERA: 3.14	1.0 3 0 0 0 0 2 0 0 0 0 0 0 7 7 0.00 0.000																	

Los Angeles Dodgers @ Atlanta Braves
Atlanta-Fulton County Stadium, Atlanta, GA
Mon Aug 05 1985, 7:05 PM EDT
Att: 24,536 - Unknown

AB	36
R	6
H	10
RBI	6
BB	2
SO	8
LOB	11



Batter	1	2	3	4	5	6	7	8	9	AB	R	H	RBI	BB	SO	LOB
Brad Komminsk, R OBP: 0.313, SLG: 0.295 (1, 9)	0-3 K ①		0-0 1-3 ②		0-0 F7 ③			0-0 F6 ②		4	0	0	0	0	1	1
Rafael Ramirez, R OBP: 0.304, SLG: 0.371 (1, 6)	0-0 5-3 2B 1B		0-0 E5			0-0 6-3 ①		0-3 K 1-2		4	1	1	0	0	1	1
Dale Murphy, R OBP: 0.385, SLG: 0.562 (1, 8)	0-0 5-3 1-2		0-3 K ③			0-0 L9 ②		0-0 L8 ③		4	0	0	0	0	1	4
Bob Horner, R OBP: 0.351, SLG: 0.561 (1, 3)	0-0 2B 2-H			0-0 FC6-4 1B		0-0 F6 ③			0-0 6-3 ①	4	0	2	1	0	0	0
Terry Harper, R OBP: 0.320, SLG: 0.422 (1, 7)	0-0 F8 ③			0-0 FC6-4 CS 1-2f			0-0 5-3 ①		0-3 K ②	4	0	0	0	0	1	2
Ken Oberkfell, L OBP: 0.362, SLG: 0.386 (1, 5)		0-0 1-3 ①		0-0 FC5-4 1B 1-2			0-0 L9 ②		0-0 3-1 ③	4	0	1	0	0	0	0
Rick Cerone, R OBP: 0.258, SLG: 0.268 (1, 2)		0-3 K ②		0-0 FC5-4 1B 1-2f			0-0 6-3 ③			3	0	0	0	0	1	1
Paul Zuvella, R OBP: 0.238, SLG: 0.194 (1, 4)		0-0 F8 ③			0-0 G6-4-3 1B			4-0 FC6-4 BB		2	0	1	0	1	0	0
Len Barker, R Glenn Hubbard, R Rick Garrido, R Terry Forster, L Milt Thompson, L Jeff Dedmon, L		0-3 K ①			0-0 G6-4-3 1-2f			0-0 FC6-4 WP 1-2f		1	0	0	0	0	1	0

Inning Stats	R: 1	H: 2	E: 0	LOB: 1	K: 1	BB: 0	S: 7	P: 7	R: 0	H: 0	E: 0	LOB: 0	K: 1	BB: 0	S: 5	P: 5	R: 0	H: 0	E: 1	LOB: 1	K: 2	BB: 0	S: 8	P: 8	R: 0	H: 2	E: 0	LOB: 1	K: 0	BB: 0	S: 4	P: 4	R: 0	H: 1	E: 0	LOB: 0	K: 0	BB: 0	S: 3	P: 3	R: 0	H: 0	E: 0	LOB: 0	K: 0	BB: 0	S: 3	P: 3	R: 0	H: 0	E: 0	LOB: 2	K: 1	BB: 1	S: 6	P: 10	R: 0	H: 0	E: 0	LOB: 0	K: 1	BB: 0	S: 5	P: 5	1B: 4	SF: 0	2B: 1	SAC: 0	3B: 0	DP: 1	HR: 0	HBP: 0	WP: 1	PA: 33
--------------	------	------	------	--------	------	-------	------	------	------	------	------	--------	------	-------	------	------	------	------	------	--------	------	-------	------	------	------	------	------	--------	------	-------	------	------	------	------	------	--------	------	-------	------	------	------	------	------	--------	------	-------	------	------	------	------	------	--------	------	-------	------	-------	------	------	------	--------	------	-------	------	------	-------	-------	-------	--------	-------	-------	-------	--------	-------	--------

PITCHER	IP	WLS	BF	H	R	ER	SO	BB	IBB	HBP	BLK	WP	HR	S	P	ERA	WHIP
Jerry Reuss, L ERA: 3.17 (1, 1)	7.2	W	29	5	1	1	5	1	0	0	0	1	0	38	42	1.17	0.783
Tom Niedenfuer, R ERA: 2.14 (8, 1)	1.1		4	0	0	0	1	0	0	0	0	0	0	6	6	0.00	0.000

BOTTOM

Los Angeles Dodgers @ Atlanta Braves
Atlanta-Fulton County Stadium, Atlanta, GA

Mon Aug 05 1985, 7:05 PM EDT
Att. 24,536 - Unknown

livebaseballscorecards.com

AB	32
R	1
H	5
RBI	1
BB	1
SO	6
LOB	11



Batter	1	2	3	4	5	6	7	8	9	10	11	12	13	AB R H RBI BB SO LOB
Mariano Duncan, R OBP: 0.281, SLG: 0.322	0-0 FC3-6 1B		0-0 F9		0-0 BLK 2B 1B		0-0 PB WP 1B			0-0 F4			0-0 F2	6 2 3 0 0 0 0
Enos Cabell, R OBP: 0.314, SLG: 0.333	0-0 FC3-6 1B		0-0 6-3		0-0 1-2 2-3 2B		0-3 K			0-0 F3			0-3 K	4 0 2 2 0 1 1 2 0 0 0 0 1 0
Bob Bailor, R OBP: 0.238, SLG: 0.262	1-3 FC3-6 1B				1-H 2-H 3-H 2B		1-3 3-H 1B			0-0 F8			4-0 BB	5 0 0 1 1 0 3
Ken Landreaux, L OBP: 0.301, SLG: 0.418	0-0 FC3-6			0-0 L3	0-0 F5		0-0 F7			0-0 F8			0-0 BB	6 0 0 0 0 0 2
Greg Brock, L OBP: 0.331, SLG: 0.458	0-0 F5			0-0 F7		0-0 F9		0-0 6-3			0-0 F5		0-0 1-3	5 0 1 0 0 3 1
Mike Marshall, R OBP: 0.333, SLG: 0.461	0-0 F8			0-0 CS 1B		0-3 K		0-3 K		0-3 K			0-3 K	2 1 1 0 0 0 0 0 0 0 0 0 0 0 0 0 0 0 0 0 0 1 0 0 0 0 0 0 0 0 0 0 0 0 0 1 0 0 0 0 0 0 0 0 0 0 0 0 0
Len Matuszek, L OBP: 0.299, SLG: 0.327		0-0 F7		0-0 CS	0-0 1B BB 1B	1-0 HBP		0-0 6-3			0-0 4-3			2 1 0 0 1 0 1 2 0 0 0 0 0 0
Candy Maldonado, R OBP: 0.295, SLG: 0.301														
Ken Howell, R														
Bill Russell, R OBP: 0.344, SLG: 0.330														
Tom Niedenfuer, R OBP: 0.176, SLG: 0.125														
Terry Whitfield, L OBP: 0.313, SLG: 0.418														
Carlos Diaz, R														
Mike Scioscia, L OBP: 0.380, SLG: 0.395		0-0 F9		0-0 CS	4-0 BLK 1B 2B BB	0-0 F4		0-0 5-3				0-0 F8		2 1 0 0 1 0 1 2 0 0 0 0 0 0
Steve Yeager, R OBP: 0.287, SLG: 0.261														
Steve Sax, R OBP: 0.334, SLG: 0.299		0-0 5-3			0-0 F7		0-0 F7		0-0 F9			0-0 G3		5 0 0 0 0 0 2
Orel Hershiser, R OBP: 0.240, SLG: 0.213			0-0 B1-3		0-3 K		0-0 1B WP 1B		0-3 K			0-0 L4		2 0 0 0 0 1 2 3 1 1 0 0 1 0
R.J. Reynolds, S OBP: 0.308, SLG: 0.351														

Inning Stats	R: 1	H: 2	E: 0	LOB: 1	K: 0	BB: 0	S: 5	R: 0	H: 0	E: 0	LOB: 0	K: 0	BB: 0	S: 3	R: 0	H: 1	E: 0	LOB: 0	K: 0	BB: 0	S: 3	R: 3	H: 3	E: 0	LOB: 1	K: 1	BB: 0	S: 8	R: 0	H: 0	E: 0	LOB: 1	K: 1	BB: 0	S: 5	R: 0	H: 0	E: 0	LOB: 0	K: 1	BB: 0	S: 5	R: 0	H: 0	E: 0	LOB: 0	K: 0	BB: 0	S: 3	R: 0	H: 0	E: 0	LOB: 0	K: 1	BB: 0	S: 5	R: 0	H: 0	E: 0	LOB: 0	K: 0	BB: 0	S: 3	R: 0	H: 0	E: 0	LOB: 0	K: 0	BB: 0	S: 3	R: 0	H: 0	E: 0	LOB: 0	K: 1	BB: 1	S: 5	R: 0	H: 0	E: 0	LOB: 0	K: 0	BB: 0	S: 3	R: 0	H: 0	E: 0	LOB: 0	K: 0	BB: 0	S: 3	R: 0	H: 0	E: 0	LOB: 0	K: 0	BB: 0	S: 3
--------------	------	------	------	--------	------	-------	------	------	------	------	--------	------	-------	------	------	------	------	--------	------	-------	------	------	------	------	--------	------	-------	------	------	------	------	--------	------	-------	------	------	------	------	--------	------	-------	------	------	------	------	--------	------	-------	------	------	------	------	--------	------	-------	------	------	------	------	--------	------	-------	------	------	------	------	--------	------	-------	------	------	------	------	--------	------	-------	------	------	------	------	--------	------	-------	------	------	------	------	--------	------	-------	------	------	------	------	--------	------	-------	------

PITCHER	IP	WLS	BF	H	R	ER	SO	BB	IBB	HBP	BLK	WP	HR	S	P	ERA	WHIP
Mario Soto, R ERA: 3.32	(1, 1)	6.0	25	6	4	4	2	1	0	1	1	0	0	27	32	6.00	1.167
Tom Hume, R ERA: 3.35	(7, 1)	0.2	4	2	1	1	1	0	0	0	0	1	0	6	6	13.50	3.000
Joe Price, L ERA: 4.22	(7, 1)	0.1	1	0	0	0	0	0	0	0	0	0	0	1	1	0.00	0.000
John Franco, L ERA: 2.05	(8, 1)	2.0	6	0	0	0	2	0	0	0	0	0	0	10	10	0.00	0.000
Ted Power, R ERA: 1.6	(10, 1)	3.0	W	9	0	0	1	0	0	0	0	0	0	11	11	0.00	0.000

BOTTOM

Cincinnati Reds @ Los Angeles Dodgers
 Dodger Stadium, Los Angeles, CA

Thu Aug 08 1985, 7:05 PM PDT
 Att: 37,479 - Unknown

AB	R	H	RBI	BB	SO	LOB
6	2	3	0	0	0	0
4	0	2	2	0	1	1
2	0	0	0	0	1	0
5	0	0	1	1	0	3
6	0	0	0	0	0	2
5	0	1	0	0	3	1
2	1	1	0	0	0	0
0	0	0	0	0	0	0
0	0	0	0	0	0	0
1	0	0	0	0	0	0
0	0	0	0	0	0	0
0	0	0	0	0	0	0
2	1	0	0	1	0	1
2	0	0	0	0	0	0
5	0	0	0	0	0	2
2	0	0	0	0	1	2
3	1	1	0	0	1	0

WP	PA
1	50
1	
1	
1	

livebaseballscorecards.com



Batter	1	2	3	4	5	6	7	8	9	AB R H RBI BB SO LOB	TOP											
Eddie Milner, L (1, 8) OBP: 0.333, SLG: 0.308	0-0 F4	0-0 L4		4-0 BB			0-0 F8		0-0 F4	4 0 0 0 1 0 2												
Pete Rose, S (1, 3) OBP: 0.391, SLG: 0.324	0-0 FC5-4 1B		0-0 6-3	0-0 1-3			0-0 F6			4 0 1 0 0 0 2												
Dave Parker, L (1, 9) OBP: 0.362, SLG: 0.538	0-0 F2		0-0 BLK 1B				0-0 1B			4 0 3 0 0 0 1												
Buddy Bell, R (1, 5) OBP: 0.313, SLG: 0.333	0-0 FC5-4 1-2f		0-0 F7				0-0 F8		0-0 F7	4 0 0 0 0 0 4												
Nick Esasky, R (1, 7) OBP: 0.349, SLG: 0.466		0-0 HR	4-0 1-2 BB			0-3 K		0-0 5-3		3 1 1 1 1 1 1												
Ron Oester, S (1, 4) OBP: 0.342, SLG: 0.369		0-0 4-3	0-0 F7			0-0 F9		0-0 6-3		4 0 0 0 0 0 3												
Dave Concepcion, R (1, 6) OBP: 0.327, SLG: 0.346		0-0 4-3		0-0 CS 1B		0-0 F8		0-0 F7		4 0 1 0 0 0 0												
Bo Diaz, R (1, 2) OBP: 0.264, SLG: 0.365		0-0 E 1B		0-3 K 1-2		0-0 5-3		0-0 5-3		4 0 1 0 0 1 1												
Tom Browning, L (1, 1) OBP: 0.196, SLG: 0.189		0-0 E6		0-0 BB 1B		0-0 3-1			0-0 4-3	3 0 1 0 0 0 1												
Max Venable, L (9, PH) OBP: 0.302, SLG: 0.375										1 0 0 0 0 0 0												
Inning Stats	R: 0 E: 0 K: 0 S: 4	H: 1 LOB: 1 BB: 0 P: 4	R: 1 E: 1 K: 0 S: 6	H: 2 LOB: 2 BB: 0 P: 6	R: 0 E: 0 K: 0 S: 4	H: 1 LOB: 2 BB: 1 P: 8	R: 0 E: 0 K: 1 S: 6	H: 2 LOB: 2 BB: 1 P: 10	R: 0 E: 0 K: 1 S: 6	H: 1 LOB: 1 BB: 0 P: 6	R: 0 E: 0 K: 0 S: 3	H: 0 LOB: 0 BB: 0 P: 3	R: 0 E: 0 K: 0 S: 4	H: 1 LOB: 1 BB: 0 P: 4	R: 0 E: 0 K: 0 S: 3	H: 0 LOB: 0 BB: 0 P: 3	R: 0 E: 0 K: 0 S: 3	H: 0 LOB: 0 BB: 0 P: 3	1B: 7 2B: 0 3B: 0 HR: 1	SF: 0 SAC: 0 DP: 0 HBP: 0	WP: 0 PB: 0 SB: 0 CS: 1	PA: 37
PITCHER Bob Welch, R (1, 1) ERA: 1.84	IP 9.0 WLS W BF 37 H 8 R 1 ER 1 SO 2 BB 2 IBB 0 HBP 0 BLK 1 WP 0 HR 1 S 39 P 47 ERA 1.00 WHIP 1.111											PITCHER	IP WLS BF H R ER SO BB IBB HBP BLK WP HR S P ERA WHIP									

Cincinnati Reds @ Los Angeles Dodgers
 Dodger Stadium, Los Angeles, CA
 Fri Aug 09 1985, 7:05 PM PDT
 Att: 44,935 - Unknown

livebaseballscorecards.com

AB	35
R	1
H	8
RBI	1
BB	2
SO	2
LOB	15



Batter	1	2	3	4	5	6	7	8	9	AB R H RBI BB SO LOB
--------	---	---	---	---	---	---	---	---	---	----------------------

Mariano Duncan, R OBP: 0.281, SLG: 0.322 (1, 6)	0-0 1B HR 1B	0-0 F4			0-0 F9		0-0 F4			4 1 1 0 0 0 0
Enos Cabell, R OBP: 0.321, SLG: 0.341 (1, 5)	0-0 1-3 HR 1B		0-0 FC6-4 1B		0-0 F8		0-0 1B			4 1 3 0 0 0 0
Pedro Guerrero, R OBP: 0.428, SLG: 0.640 (1, 7)	0-0 1-H 3-H HR		0-0 FC6-4 1-2f		4-0 BB		0-0 F2			3 1 1 3 1 0 2
Mike Marshall, R OBP: 0.332, SLG: 0.458 (1, 9)	0-0 1B		0-3 K		0-3 K		0-0 E5			4 0 1 0 0 2 2
Greg Brock, L OBP: 0.327, SLG: 0.452 (1, 3)	0-0 F8		0-0 4-3		0-0 4-3		0-0 B1			4 0 0 0 0 0 3
Candy Maldonado, R OBP: 0.265, SLG: 0.294 (1, 8)	0-0 F7		0-0 6-3		4-0 BB		0-0 F7			3 0 0 0 1 0 2
Steve Yeager, R OBP: 0.287, SLG: 0.260 (1, 2)	0-3 K		0-0 1B		0-0 F7		0-0 5-3			4 0 1 0 0 1 3
Steve Sax, R OBP: 0.331, SLG: 0.296 (1, 4)		0-0 F7		0-0 F9		0-0 F1				3 0 0 0 0 0 2
Bob Welch, R OBP: 0.240, SLG: 0.174 (1, 1)		0-0 G3		0-0 5-3		0-3 K				3 0 0 0 0 1 1

Inning Stats	R: 3 E: 0 K: 1 S: 9	H: 4 LOB: 1 BB: 0 P: 9	R: 0 E: 0 K: 0 S: 3	H: 0 LOB: 0 BB: 0 P: 3	R: 0 E: 0 K: 1 S: 6	H: 1 LOB: 1 BB: 0 P: 6	R: 0 E: 0 K: 0 S: 4	H: 1 LOB: 1 BB: 0 P: 4	R: 0 E: 0 K: 1 S: 5	H: 0 LOB: 1 BB: 1 P: 9	R: 0 E: 0 K: 0 S: 3	H: 0 LOB: 1 BB: 1 P: 7	R: 0 E: 0 K: 1 S: 6	H: 1 LOB: 1 BB: 0 P: 6	R: 0 E: 1 K: 0 S: 4	H: 0 LOB: 1 BB: 0 P: 4	1B: 6 2B: 0 3B: 0 HR: 1	SF: 0 SAC: 0 DP: 0 HBP: 0	WP: 0 PB: 0 SB: 0 CS: 0	PA: 34
--------------	------------------------------	---------------------------------	------------------------------	---------------------------------	------------------------------	---------------------------------	------------------------------	---------------------------------	------------------------------	---------------------------------	------------------------------	---------------------------------	------------------------------	---------------------------------	------------------------------	---------------------------------	----------------------------------	------------------------------------	----------------------------------	--------

PITCHER	IP	WLS	BF	H	R	ER	SO	BB	IBB	HBP	BLK	WP	HR	S	P	ERA	WHIP
Tom Browning, L ERA: 3.77 (1, 1)	8.0	L	34	7	3	3	4	2	0	0	0	0	1	40	48	3.38	1.125

BOTTOM

Cincinnati Reds @ Los Angeles Dodgers
 Dodger Stadium, Los Angeles, CA
 Fri Aug 09 1985, 7:05 PM PDT
 Att. 44,935 - Unknown

AB	32
R	3
H	7
RBI	3
BB	2
SO	4
LOB	15



Batter	1	2	3	4	5	6	7	8	9	AB R H RBI BB SO LOB	TOP											
Gary Redus, R (1, 8) OBP: 0.381, SLG: 0.435	0-3 K		0-3 K		0-0 FC5-2			0-0 1-3		4 0 0 0 0 2 2	Cincinnati Reds @ Los Angeles Dodgers Dodger Stadium, Los Angeles, CA Sat Aug 10 1985, 7:05 PM PDT Att: 48,410 - Unknown livebaseballscorecards.com											
Dave Concepcion, R (1, 6) OBP: 0.324, SLG: 0.342	0-0 F9			0-0 F8	0-3 K			0-0 1-3		4 0 0 0 0 1 2												
Dave Parker, L (1, 9) OBP: 0.359, SLG: 0.533	0-3 K			0-3 K		0-0 F5		0-0 4-3		4 0 0 0 0 2 0												
Buddy Bell, R (1, 5) OBP: 0.315, SLG: 0.333		0-0 1-4-3		4-0 BB		0-0 5-3 1B		0-0 6-3		3 0 1 0 1 0 0												
Tony Perez, R (1, 3) OBP: 0.391, SLG: 0.504 Max Venable, L (9, PR) OBP: 0.302, SLG: 0.375		0-3 K		0-0 F8		0-0 5-3 1-2		4-0 F7 1B BB		3 0 0 0 1 1 2 0 0 0 0 0 0 0												
Nick Esasky, R (1, 7) OBP: 0.355, SLG: 0.471		0-0 1B			0-0 E BB WP 1B	0-0 4-3		0-0 FC6-4 1-2 1B		4 1 3 0 0 0 1												
Bo Diaz, R (1, 2) OBP: 0.263, SLG: 0.352		0-0 4-3			4-0 WP E FC5-2 BB 1-2		0-3 K	0-0 F7 2-3		3 0 0 0 1 1 3												
Ron Oester, S (1, 4) OBP: 0.339, SLG: 0.365			0-0 F9		0-0 E6 FC5-2 WP 1-2 2-3		0-0 5-3	0-0 FC6-4 1-2f		4 0 0 0 0 0 4												
Jay Tibbs, R (1, 1) OBP: 0.122, SLG: 0.077 Tom Runnells, S (7, PH) John Franco, L (7, 1) OBP: 0.333, SLG: 0.333			0-3 K		0-0 4-3 1-2 2-3 3-H		0-0 F6			2 0 0 0 0 1 2 1 0 0 0 0 0 0 0 0 0 0 0 0 0												
Inning Stats	R: 0 E: 0 K: 2 S: 7	H: 0 LOB: 0 BB: 0 P: 7	R: 0 E: 0 K: 1 S: 6	H: 1 LOB: 1 BB: 0 P: 6	R: 0 E: 0 K: 2 S: 7	H: 0 LOB: 0 BB: 0 P: 7	R: 0 E: 0 K: 1 S: 5	H: 0 LOB: 1 BB: 1 P: 9	R: 0 E: 0 K: 1 S: 7	H: 1 LOB: 2 BB: 1 P: 11	R: 0 E: 0 K: 0 S: 4	H: 1 LOB: 1 BB: 0 P: 4	R: 0 E: 0 K: 1 S: 5	H: 0 LOB: 0 BB: 0 P: 5	R: 0 E: 0 K: 0 S: 3	H: 0 LOB: 0 BB: 0 P: 3	R: 0 E: 0 K: 0 S: 4	H: 1 LOB: 2 BB: 1 P: 8	1B: 4 2B: 0 3B: 0 HR: 0	SF: 0 SAC: 0 DP: 0 HBP: 0	WP: 1 PB: 0 SB: 0 CS: 0	PA: 35
PITCHER Fernando Valenzuela, L (1, 1) ERA: 2.15	IP: 9.0 WLS: W BF: 35 H: 4 R: 1 ER: 0 SO: 8 BB: 3 IBB: 0 HBP: 0 BLK: 0 WP: 1 HR: 0 S: 48 P: 60 ERA: 0.00 WHIP: 0.778											PITCHER	IP: 0.0 WLS: 0 BF: 0 H: 0 R: 0 ER: 0 SO: 0 BB: 0 IBB: 0 HBP: 0 BLK: 0 WP: 0 HR: 0 S: 0 P: 0 ERA: 0.00 WHIP: 0.000									



Batter	1	2	3	4	5	6	7	8	9	AB	R	H	RBI	BB	SO	LOB
Mariano Duncan, R OBP: 0.283, SLG: 0.327 (1, 6)	0-0 4-3 SF9 2B	0-3 K			0-0 E9 1B		0-0 F9			4	1	2	0	0	1	2
Enos Cabell, R OBP: 0.324, SLG: 0.341 (1, 5)	0-0 4-3 2-3		0-3 K		0-0 1B		4-0 IBB			3	0	1	0	1	1	1
Ken Landreaux, L OBP: 0.301, SLG: 0.418 Candy Maldonado, R (7, PH) OBP: 0.263, SLG: 0.292 (8, 8)	0-0 SF9		0-0 G5-4-3 1B		0-0 F7		0-3 K			2	0	1	1	0	0	2
Pedro Guerrero, R OBP: 0.426, SLG: 0.634 (1, 7)	4-0 1B BB		0-0 G5-4-3 1-2f		0-0 F8		0-0 F9			3	1	0	0	1	0	1
Greg Brock, L OBP: 0.329, SLG: 0.453 (1, 3)	0-0 1B 1-3 1B		0-0 G3		0-0 E6		0-0 FC1-6 WP 1B			4	0	2	0	0	0	0
Mike Marshall, R OBP: 0.334, SLG: 0.457 (1, 9)	0-0 1-2 3-H 1B		0-3 K		0-0 F9		4-0 FC1-6 IBB			3	0	1	1	1	1	1
Mike Scioscia, L OBP: 0.375, SLG: 0.389 (1, 2)	0-0 F8		0-0 4-3		0-0 4-3		0-0 FC1-6 1-2f 2-3			4	0	0	0	0	0	5
Bill Russell, R OBP: 0.337, SLG: 0.313 Bob Bailor, R OBP: 0.234, SLG: 0.258 (8, 4)		0-0 4-3		0-3 K		0-0 F3		0-0 4-3		3	0	0	0	0	1	0
Fernando Valenzuela, L OBP: 0.206, SLG: 0.221 (1, 1)		0-0 CS 1B		0-0 6-3		0-0 WP 1B				1	0	0	0	0	0	2

Inning Stats	R: 2	H: 3	E: 0	K: 0	S: 6	LOB: 2	BB: 1	P: 10	R: 0	H: 1	E: 0	K: 1	S: 5	LOB: 0	BB: 0	P: 5	R: 0	H: 0	E: 0	K: 1	S: 5	LOB: 0	BB: 0	P: 5	R: 0	H: 2	E: 1	K: 1	S: 7	LOB: 2	BB: 0	P: 7	R: 0	H: 0	E: 1	K: 0	S: 4	LOB: 1	BB: 0	P: 4	R: 0	H: 1	E: 0	K: 1	S: 6	LOB: 2	BB: 1	P: 10	R: 0	H: 1	E: 0	K: 0	S: 4	LOB: 2	BB: 1	P: 8
1B: 8	SF: 1	2B: 1	SAC: 0	3B: 0	DP: 1	HR: 0	HBP: 0	WP: 2	PA: 35	PB: 0	SB: 0	CS: 1																																												

PITCHER	IP	WLS	BF	H	R	ER	SO	BB	IBB	HBP	BLK	WP	HR	S	P	ERA	WHIP
Jay Tibbs, R ERA: 4.48 (1, 1)	6.0	L	25	7	2	2	4	1	0	0	0	0	0	32	36	3.00	1.333
John Franco, L ERA: 1.98 (7, 1)	2.0		10	2	0	0	1	0	2	0	0	2	0	10	18	0.00	1.000

BOTTOM

Cincinnati Reds @ Los Angeles Dodgers
 Dodger Stadium, Los Angeles, CA
 Sat Aug 10 1985, 7:05 PM PDT
 Att. 48,410 - Unknown

AB	31
R	2
H	9
RBI	2
BB	3
SO	5
LOB	16



Batter	1	2	3	4	5	6	7	8	9	AB R H RBI BB SO LOB	TOP	
Gary Redus, R OBP: 0.378, SLG: 0.431 (1, 8) X	0-0 F7 ①		0-0 F8 ③			0-0 F8 ③			0-0 4-3 1B 1B	4 0 1 0 0 0 0		
Tom Runnells, S OBP: 0.400, SLG: 0.400 (1, 4) X	0-0 5-3 ②			0-0 5-3 ①			0-0 1B 1B		0-0 1-2 1B 4-3	4 0 2 0 0 0 0		
Dave Parker, L OBP: 0.356, SLG: 0.528 (1, 9) X	0-0 F8 ③			0-0 F5 ②			0-0 F8 ①		0-0 4-3 ②	4 0 0 0 0 0 3		
Buddy Bell, R OBP: 0.314, SLG: 0.331 (1, 5)		B B B B	4-0 FC6-4 1B BB		0-0 L6 ③		0-0 F9 ②		0-3 K ③	3 0 0 0 1 1 3		
Tony Perez, R OBP: 0.397, SLG: 0.509 (1, 3)		X	0-0 FC6-4 1-2 1B			S S S	0-3 K ①		0-0 1-3 CS 1B	3 0 2 0 0 1 0		
Nick Esasky, R OBP: 0.355, SLG: 0.470 (1, 7)		X	0-0 FC6-4 1-2f 2-3			X	0-0 G5-4-3 1B		0-0 CS 1-2	3 0 1 0 0 1 2		
Dave Concepcion, R OBP: 0.321, SLG: 0.340 (1, 6)		X	0-0 3 1-2f			X	0-0 G5-4-3 1-2f		0-0 1-4-3 ②	3 0 0 0 0 0 3		
Bo Diaz, R OBP: 0.255, SLG: 0.341 (1, 2)						X	0-0 5-3 ①		0-0 F9 ③	3 0 0 0 0 0 0		
Andy McGaffigan, R (1, 1)									0-0 5-3 ①	2 0 0 0 0 2 0		
Joe Price, R (7, 1)										0 0 0 0 0 0 0		
Tom Hume, R (7, 1)										0 0 0 0 0 0 0		
Ted Power, R (8, 1)										0 0 0 0 0 0 0		
Cesar Cedeno, R OBP: 0.311, SLG: 0.347 (9, PH)										1 0 0 0 0 0 0		
Inning Stats	R: 0 H: 0 E: 0 LOB: 0 K: 0 BB: 0 S: 3 P: 3	R: 0 H: 1 E: 0 LOB: 1 K: 0 BB: 1 S: 3 P: 7	R: 0 H: 0 E: 0 LOB: 0 K: 1 BB: 0 S: 5 P: 5	R: 0 H: 0 E: 0 LOB: 0 K: 0 BB: 0 S: 3 P: 3	R: 0 H: 1 E: 0 LOB: 0 K: 1 BB: 0 S: 5 P: 5	R: 0 H: 0 E: 0 LOB: 0 K: 1 BB: 0 S: 5 P: 5	R: 0 H: 2 E: 0 LOB: 1 K: 0 BB: 0 S: 4 P: 4	R: 0 H: 0 E: 0 LOB: 0 K: 1 BB: 0 S: 5 P: 5	R: 0 H: 2 E: 0 LOB: 2 K: 1 BB: 0 S: 7 P: 7	1B: 6 SF: 0 2B: 1 SAC: 0 3B: 0 DP: 2 HR: 0 HBP: 0	WP: 0 PA: 32 PB: 0 SB: 0 CS: 1	
PITCHER Jerry Reuss, L ERA: 2.98 (1, 1)	IP WLS BF H R ER SO BB IBB HBP BLK WP HR S P ERA WHIP	9.0 W 31 6 0 0 5 1 0 0 0 0 0 0 40 44 0.00 0.778										

Cincinnati Reds @ Los Angeles Dodgers
Dodger Stadium, Los Angeles, CA
Sun Aug 11 1985, 3:33 AM PDT
Att: 41,188 - Unknown

livebaseballscorecards.com

AB	30
R	0
H	6
RBI	0
BB	1
SO	5
LOB	11



Batter	1	2	3	4	5	6	7	8	9	AB	R	H	RBI	BB	SO	LOB
Mariano Duncan, R OBP: 0.285, SLG: 0.328 (1, 6)	0-3 K		0-0 6-3		0-0 2B 1B		0-0 F4	0-0 1B 1B		5	1	2	0	0	1	0
Enos Cabell, R OBP: 0.329, SLG: 0.355 (1, 5)	0-0 F5		0-0 F7		0-0 1H 2B		0-0 1B 2B	0-0 1B 1B		5	1	3	2	0	0	0
Ken Landreaux, L OBP: 0.305, SLG: 0.421 (1, 8)	0-0 S 1B		0-0 1B		0-0 F9		0-0 2H 1B	0-0 G1-6-3 1B		5	1	3	1	0	0	4
Pedro Guerrero, R OBP: 0.427, SLG: 0.633 Candy Maldonado, R OBP: 0.263, SLG: 0.292 (1, 7) (8, 7)	0-3 K		0-0 6-3			0-0 CS 1-3 1B	0-0 2H 1B			4	0	2	1	0	1	2
Greg Brock, L OBP: 0.326, SLG: 0.447 (1, 3)		0-3 K		0-0 L6		0-0 1-3	0-0 F8			4	0	0	0	0	1	2
Mike Marshall, R OBP: 0.336, SLG: 0.456 (1, 9)		0-0 BB 1B		0-0 F7		4-0 2B BB	0-0 6-3			3	0	1	0	1	0	1
Mike Scioscia, L OBP: 0.380, SLG: 0.396 (1, 2)		4-0 BB 1B		0-0 4-3		0-0 1-3 2B		0-0 1B 1B 1B		3	1	2	0	1	0	0
Steve Sax, R OBP: 0.333, SLG: 0.296 (1, 4)		0-0 F9			0-3 K	4-0 IBB		0-0 1B 1B 1B		3	0	1	0	1	1	2
Jerry Reuss, L OBP: 0.185, SLG: 0.170 (1, 1)		0-3 K			0-0 4-3	0-3 K		0-3 K		4	0	0	0	0	3	7

Inning Stats	R: 0	H: 1	E: 0	LOB: 1	K: 2	BB: 0	S: 8	P: 8	R: 0	H: 1	E: 0	LOB: 2	K: 2	BB: 1	S: 8	P: 12	R: 0	H: 1	E: 0	LOB: 1	K: 0	BB: 0	S: 4	P: 4	R: 0	H: 0	E: 0	LOB: 0	K: 0	BB: 0	S: 3	P: 3	R: 1	H: 2	E: 0	LOB: 1	K: 1	BB: 0	S: 7	P: 7	R: 0	H: 2	E: 0	LOB: 3	K: 1	BB: 2	S: 6	P: 14	R: 2	H: 3	E: 0	LOB: 1	K: 0	BB: 0	S: 6	P: 6	R: 1	H: 4	E: 0	LOB: 2	K: 1	BB: 0	S: 8	P: 8
PITCHER	IP	WLS	BF	H	R	ER	SO	BB	IBB	HBP	BLK	WP	HR	S	P	ERA	WHIP																																															
Andy McGaffigan, R ERA: 3.47 (1, 1)	6.1	L	31	10	3	3	6	2	1	0	0	0	0	40	52	4.26	1.895																																															
Joe Price, L ERA: 4.2 (7, 1)	0.1		1	0	0	0	0	0	0	0	0	0	0	1	1	0.00	0.000																																															
Tom Hume, R ERA: 3.48 (7, 1)	0.2		5	3	1	1	1	0	0	0	0	0	0	7	7	13.50	4.500																																															
Ted Power, R ERA: 1.58 (8, 1)	0.2		2	1	0	0	0	0	0	0	0	0	0	2	2	0.00	1.500																																															

BOTTOM

Cincinnati Reds @ Los Angeles Dodgers
 Dodger Stadium, Los Angeles, CA


Sun Aug 11 1985, 3:33 AM PDT
 Att. 41,188 - Unknown

AB	36
R	4
H	14
RBI	4
BB	3
SO	7
LOB	18

livebaseballscorecards.com



WP	PA	3B	SF	SAC	DP	HBP	CS
0	39	0	0	0	1	0	1

Batter	1	2	3	4	5	6	7	8	9	AB R H RBI BB SO LOB	TOP																
Brad Komminsk, R (1, 9) OBP: 0.308, SLG: 0.302	0-0 6-3		0-0 F7			0-0 1-3			0-0 F7	4 0 0 0 0 0 0	<p>Atlanta Braves @ Los Angeles Dodgers Dodger Stadium, Los Angeles, CA</p> <p>Mon Aug 12 1985, 7:05 PM PDT Att: 36,741 - Unknown</p> <p>livebaseballscorecards.com</p> <table border="1"> <tr><td>AB</td><td>29</td></tr> <tr><td>R</td><td>0</td></tr> <tr><td>H</td><td>3</td></tr> <tr><td>RBI</td><td>0</td></tr> <tr><td>BB</td><td>1</td></tr> <tr><td>SO</td><td>5</td></tr> <tr><td>LOB</td><td>6</td></tr> </table> 	AB	29	R	0	H	3	RBI	0	BB	1	SO	5	LOB	6		
AB	29																										
R	0																										
H	3																										
RBI	0																										
BB	1																										
SO	5																										
LOB	6																										
Rafael Ramirez, R (1, 6) OBP: 0.306, SLG: 0.374	0-0 F9			0-0 CS 1B		0-3 K		0-0 1B	4 0 2 0 0 1 0																		
Dale Murphy, R (1, 8) OBP: 0.381, SLG: 0.567	0-0 6-3			0-3 K 1-2		0-3 K		0-3 K	4 0 0 0 0 3 2																		
Bob Homer, R (1, 3) OBP: 0.347, SLG: 0.543		4-0 FC3-6 BB		0-0 5-3		0-0 4-3			2 0 0 0 1 0 0																		
Terry Harper, R (1, 7) OBP: 0.315, SLG: 0.407		0-0 L8			0-0 G3		0-0 L7		3 0 0 0 0 0 1																		
Ken Oberkfell, L (1, 5) OBP: 0.357, SLG: 0.380		0-0 FC3-6 1-2f			0-0 F9			0-0 F5	3 0 0 0 0 0 1																		
Glenn Hubbard, R (1, 4) OBP: 0.329, SLG: 0.318 Milt Thompson, L (8, PH) OBP: 0.392, SLG: 0.471 Paul Zuvella, R (8, 4) OBP: 0.245, SLG: 0.212		0-0 L9			0-0 FC5-4 1B		0-3 K		2 0 1 0 0 0 1 1 0 0 0 0 1 0 0 0 0 0 0 0 0																		
Bruce Benedict, R (1, 2) OBP: 0.312, SLG: 0.228 Gerald Perry, L (8, PH) OBP: 0.271, SLG: 0.224 Rick Cerone, R (8, 2) OBP: 0.260, SLG: 0.263			0-0 6-3		0-0 FC5-4 1-2f		0-0 F2		2 0 0 0 0 0 1 1 0 0 0 0 0 0 0 0 0 0 0 0 0																		
Rick Mahler, R (1, 1) OBP: 0.211, SLG: 0.194 Rick Camp, R (6, 1) OBP: 0.273, SLG: 0.500 Claudell Washington, L (9, PH) OBP: 0.334, SLG: 0.454			0-0 L9			0-0 6-3		0-0 F9	2 0 0 0 0 0 0 0 0 0 0 0 0 0 1 0 0 0 0 0 0																		
Inning Stats	R: 0 E: 0 K: 0 S: 3	H: 0 LOB: 0 BB: 0 P: 3	R: 0 E: 0 K: 0 S: 3	H: 0 LOB: 1 BB: 1 P: 7	R: 0 E: 0 K: 0 S: 3	H: 0 LOB: 0 BB: 0 P: 3	R: 0 E: 0 K: 1 S: 5	H: 1 LOB: 0 BB: 0 P: 5	R: 0 E: 0 K: 1 S: 5	H: 0 LOB: 0 BB: 0 P: 5	R: 0 E: 0 K: 1 S: 5	H: 0 LOB: 0 BB: 0 P: 5	R: 0 E: 0 K: 1 S: 6	H: 0 LOB: 0 BB: 0 P: 5	R: 0 E: 0 K: 1 S: 6	H: 1 LOB: 1 BB: 0 P: 6	1B: 3 2B: 0 3B: 0 HR: 0	SF: 0 SAC: 0 DP: 0 HBP: 0	WP: 0 PB: 0 SB: 0 CS: 1	PA: 30							
PITCHER	IP	WLS	BF	H	R	ER	SO	BB	IBB	HBP	BLK	WP	HR	S	P	ERA	WHIP										
Rick Honeycutt, L (1, 1) ERA: 3.41	6.0	W	20	2	0	0	2	1	0	0	0	0	0	23	27	0.00	0.500										
Tom Niedenfuer, R (7, 1) ERA: 1.96	3.0	S	10	1	0	0	3	0	0	0	0	0	0	16	16	0.00	0.333										

Batter	1	2	3	4	5	6	7	8	9
Mariano Duncan, R OBP: 0.285, SLG: 0.327 (1, 6)	0-0 F3 ①		0-0 5-3-6 1B		0-0 FC3-2 1B S		0-0 F6		
Enos Cabell, R OBP: 0.328, SLG: 0.353 (1, 5)	0-0 L4 ②		0-0 5-3-6 1-3f		0-0 1-1 3-H 1B		0-0 F7		
Ken Landreaux, L OBP: 0.302, SLG: 0.416 (1, 8)	0-3 K ③		0-0 4-3 ③		0-0 F9		0-0 F7 ③		
Pedro Guerrero, R OBP: 0.430, SLG: 0.632 (1, 7)		4-0 6-3 1B BB		0-0 F8 ①		0-0 1B 1B		4-0 FC1-6 BB	
Greg Brock, L OBP: 0.329, SLG: 0.449 Tom Niedenfuer, R OBP: 0.111, SLG: 0.111 (1, 3) (7, 1)		0-0 6-3 1-2 1B		0-0 F7 ②		0-0 FC6-4 1-2 1B		0-0 FC1-6 1-2f	
Mike Marshall, R OBP: 0.332, SLG: 0.450 (1, 9)		0-0 F4 ①		0-3 K ③		0-3 K ①		0-3 K ②	
Mike Scioscia, L OBP: 0.381, SLG: 0.395 (1, 2)		0-0 6-3 1-2 2-3			4-0 SH3-4 FC3-2 HBP BB		0-0 FC6-4 1-2 2-H 1B		0-0 4-3 ③
Steve Sax, R OBP: 0.336, SLG: 0.295 (1, 4)		4-0 IBB			1-0 FC3-2 1B SH3-4 HBP		0-0 FC6-4 1-2f 2-3		
Rick Honeycutt, L OBP: 0.133, SLG: 0.107 Len Matuszek, L OBP: 0.258, SLG: 0.325 (1, 1) (6, PH) (7, 3)		0-3 K ③			0-0 SH3-4 1-2 2-3		0-0 4-3 ③		

AB	R	H	RBI	BB	SO	LOB
4	1	1	0	0	0	2
4	0	1	2	0	0	1
4	0	0	0	0	1	1
2	1	1	0	2	0	0
3	0	2	0	0	0	0
1	0	0	0	0	0	1
4	0	0	0	0	3	5
3	0	1	1	1	0	3
1	1	0	0	1	0	2
1	0	0	0	0	1	3
1	0	0	0	0	0	2


BOTTOM

Atlanta Braves @ Los Angeles Dodgers
Dodger Stadium, Los Angeles, CA

Mon Aug 12 1985, 7:05 PM PDT
Att. 36,741 - Unknown

livebaseballscores.com

AB	28
R	3
H	6
RBI	3
BB	4
SO	5
LOB	20



Inning Stats		R: 0	H: 0	E: 0	K: 1	S: 5	R: 0	H: 1	E: 0	K: 1	S: 6	R: 0	H: 1	E: 0	K: 0	S: 3	R: 0	H: 0	E: 0	K: 1	S: 5	R: 2	H: 1	E: 0	K: 0	S: 4	R: 1	H: 3	E: 0	K: 1	S: 8	R: 0	H: 0	E: 0	K: 0	S: 3	R: 0	H: 0	E: 0	K: 1	S: 5									
IP	WLS	BF	H	R	ER	SO	BB	IBB	HBP	BLK	WP	HR	S	P	ERA	WHIP	IP	WLS	BF	H	R	ER	SO	BB	IBB	HBP	BLK	WP	HR	S	P	ERA	WHIP	IP	WLS	BF	H	R	ER	SO	BB	IBB	HBP	BLK	WP	HR	S	P	ERA	WHIP
Rick Mahler, R ERA: 3.31 (1, 1)	5.1	L	25	6	3	3	4	2	1	0	0	0	0	29	42	5.06	1.500																																	
Rick Camp, R ERA: 3.59 (6, 1)	2.2		9	0	0	1	1	0	0	0	0	0	0	10	14	0.00	0.375																																	

WP: 0	PA: 34
PB: 0	
SB: 1	
CS: 0	

Batter	1	2	3	4	5	6	7	8	9	AB R H RBI BB SO LOB	TOP																										
Milt Thompson, L (1, 7) OBP: 0.382, SLG: 0.444	1-0 1-4-3 G3 HBP		0-3 K		0-0 5-3		0-0 FC5			3 0 0 0 0 1 2																											
Rafael Ramirez, R (1, 6) OBP: 0.306, SLG: 0.373	0-0 G3		0-0 E 1B		0-0 FC5-4		0-0 5-3			4 1 1 0 0 0 2																											
Dale Murphy, R (1, 8) OBP: 0.378, SLG: 0.562	0-0 1-4-3		0-0 E1 FC6-4		0-0 F7		0-3 K			4 0 0 0 0 1 3																											
Bob Homer, R (1, 3) OBP: 0.348, SLG: 0.541	4-0 BB BB		0-0 FC6-4 1-2f 2-H		0-0 FC4-6 1B		0-0 F7			3 0 1 0 1 0 1																											
Claudell Washington, L (1, 9) OBP: 0.336, SLG: 0.453	4-0 BB BB		0-0 F8		0-0 FC4-6 G4-6-3 1-2f		0-0 1B 1B			3 0 1 0 1 0 2																											
Ken Oberkfell, L (1, 5) OBP: 0.359, SLG: 0.380	0-0 F7			0-0 G5-4-3 1B		0-0 G4-6-3 1-2f		4-0 1B BB		3 0 1 0 1 0 4																											
Rick Cerone, R (1, 2) OBP: 0.261, SLG: 0.261		0-3 K		0-0 G5-4-3 1-2f		4-0 FC2-4 BB		0-0 1B		2 0 0 0 1 1 1																											
Gerald Perry, L (9, PH) OBP: 0.275, SLG: 0.228								1-2 2-H		1 0 1 0 0 0 0																											
Glenn Hubbard, R (1, 4) OBP: 0.327, SLG: 0.315		0-3 K		0-0 6-3		0-0 FC2-4 FC5 1-3		0-0 F4		3 0 0 0 0 1 1																											
Terry Harper, R (9, PH) OBP: 0.314, SLG: 0.406										1 0 0 0 0 0 2																											
Steve Bedrosian, R (1, 1) OBP: 0.082, SLG: 0.082		0-3 K			0-0 FC5-4 5-3 1B		0-0 1-3		0-3 K	2 0 1 0 0 1 0																											
Chris Chambliss, L (7, PH) OBP: 0.281, SLG: 0.288										1 0 0 0 0 0 1																											
Gene Garber, R (7, 1) OBP: 0.250, SLG: 0.250										0 0 0 0 0 0 0																											
Terry Forster, L (8, 1)										0 0 0 0 0 0 0																											
Brad Komminsk, R (9, PH) OBP: 0.307, SLG: 0.300										1 0 0 0 0 1 2																											
Inning Stats	R: 0 E: 0 K: 0 S: 3	H: 0 LOB: 3 BB: 2 P: 12	R: 0 E: 0 K: 3 S: 9	H: 0 LOB: 0 BB: 0 P: 9	R: 1 E: 2 K: 1 S: 7	H: 1 LOB: 1 BB: 0 P: 7	R: 0 E: 0 K: 0 S: 3	H: 1 LOB: 0 BB: 0 P: 3	R: 0 E: 0 K: 0 S: 4	H: 1 LOB: 1 BB: 0 P: 4	R: 0 E: 0 K: 0 S: 3	H: 1 LOB: 0 BB: 0 P: 3	R: 0 E: 0 K: 0 S: 3	H: 0 LOB: 1 BB: 1 P: 7	R: 0 E: 0 K: 1 S: 5	H: 0 LOB: 0 BB: 0 P: 5	R: 0 E: 0 K: 1 S: 6	H: 2 LOB: 2 BB: 1 P: 10	1B: 6 2B: 0 3B: 0 HR: 0	SF: 0 SAC: 0 DP: 2 HBP: 1	WP: 0 PB: 0 SB: 1 CS: 0	PA: 36															
PITCHER	IP WLS BF H R ER SO BB IBB HBP BLK WP HR S P ERA WHIP																																				
Orel Hershiser, R (1, 1) ERA: 2.33	7.0		28	4	1	0	4	3	0	1	0	0	0	32	45	0.00	1.000																				
Carlos Diaz, L (8, 1) ERA: 1.8	1.0	W	4	1	0	0	1	0	0	0	0	0	0	6	6	0.00	1.000																				
Ken Howell, R (9, 1) ERA: 3.12	0.1		2	1	0	0	0	1	0	0	0	0	0	1	5	0.00	6.000																				
Tom Niedenfuer, R (9, 1) ERA: 1.95	0.2	S	2	0	0	0	1	0	0	0	0	0	0	4	4	0.00	0.000																				

Atlanta Braves @ Los Angeles Dodgers
Dodger Stadium, Los Angeles, CA
Tue Aug 13 1985, 7:05 PM PDT
Att: 38,924 - Unknown

AB 31
R 1
H 6
RBI 0
BB 4
SO 6
LOB 21



PITCHER	IP	WLS	BF	H	R	ER	SO	BB	IBB	HBP	BLK	WP	HR	S	P	ERA	WHIP
Orel Hershiser, R	7.0		28	4	1	0	4	3	0	1	0	0	0	32	45	0.00	1.000
Carlos Diaz, L	1.0	W	4	1	0	0	1	0	0	0	0	0	0	6	6	0.00	1.000
Ken Howell, R	0.1		2	1	0	0	0	1	0	0	0	0	0	1	5	0.00	6.000
Tom Niedenfuer, R	0.2	S	2	0	0	0	1	0	0	0	0	0	0	4	4	0.00	0.000

Batter	1	2	3	4	5	6	7	8	9	AB	R	H	RBI	BB	SO	LOB
Mariano Duncan, R OBP: 0.282, SLG: 0.323 (1, 6)	0-0 3-1		0-0 F8		0-0 4-3		0-3 K			4	0	0	0	0	1	0
Enos Cabell, R OBP: 0.327, SLG: 0.351 Bob Bailor, R OBP: 0.234, SLG: 0.258 (1, 5) (8, 5)	0-3 K		0-0 F3		0-0 BB 1B		0-0 F4			4	0	1	0	0	1	0
Ken Landreaux, L OBP: 0.310, SLG: 0.420 (1, 8)	0-0 1B 1B		4-0 S BB		4-0 FC6-4 BB			0-0 HR 1B		2	1	2	0	2	0	0
Pedro Guerrero, R OBP: 0.428, SLG: 0.628 (1, 7) (9, 3)	0-0 1-2 1B		0-0 F8		0-0 FC6-4			0-0 F8		4	0	1	0	0	0	4
Len Matuszek, L OBP: 0.254, SLG: 0.320 Candy Maldonado, R OBP: 0.261, SLG: 0.290 (1, 3) (8, PH) (9, 7)	0-3 K			0-0 6-3		0-0 4-3		0-0 4-3		3	0	0	0	0	1	2
Mike Marshall, R OBP: 0.337, SLG: 0.465 (1, 9)		0-0 2B		0-0 1-3		4-0 CS BB		0-0 HR		3	1	2	2	1	0	0
Mike Scioscia, L OBP: 0.383, SLG: 0.398 Tom Niedenfuer, R OBP: 0.111, SLG: 0.111 (1, 2) (9, 1)		0-0 F6		0-0 2B		4-0 BB		0-0 L8		3	0	1	0	1	0	1
Steve Sax, R OBP: 0.333, SLG: 0.293 (1, 4)		0-0 F8		0-0 4-3		0-0 1-3				0	0	0	0	0	0	3
Orel Hershiser, R OBP: 0.231, SLG: 0.204 R.J. Reynolds, S OBP: 0.307, SLG: 0.349 Carlos Diaz, R Ken Howell, R Steve Yeager, R OBP: 0.267, SLG: 0.260 (1, 1) (7, PH) (8, 1) (9, 1) (9, 2)		0-0 F3			0-3 K		0-0 5-3			2	0	0	0	0	1	1

Inning Stats	R: 0	H: 2	E: 0	K: 2	S: 9	LOB: 2	BB: 0	P: 9
	R: 0	H: 1	E: 0	K: 0	S: 4	LOB: 1	BB: 0	P: 4
	R: 0	H: 0	E: 0	K: 0	S: 3	LOB: 1	BB: 1	P: 7
	R: 0	H: 1	E: 0	K: 0	S: 4	LOB: 1	BB: 0	P: 4
	R: 0	H: 1	E: 0	K: 1	S: 6	LOB: 2	BB: 1	P: 10
	R: 0	H: 0	E: 0	K: 0	S: 2	LOB: 1	BB: 2	P: 10
	R: 0	H: 0	E: 0	K: 1	S: 5	LOB: 0	BB: 0	P: 5
	R: 2	H: 2	E: 0	K: 0	S: 5	LOB: 0	BB: 0	P: 5

PITCHER	IP	WLS	BF	H	R	ER	SO	BB	IBB	HBP	BLK	WP	HR	S	P	ERA	WHIP
Steve Bedrosian, R ERA: 3.46 (1, 1)	6.0		26	5	0	0	3	4	0	0	0	0	0	28	44	0.00	1.500
Gene Garber, R ERA: 3.72 (7, 1)	1.1		5	1	1	1	1	0	0	0	0	0	0	7	7	6.75	0.750
Terry Forster, L ERA: 1.98 (8, 1)	0.2	L	3	1	1	1	0	0	0	0	0	0	1	3	3	13.50	1.500

BOTTOM

Atlanta Braves @ Los Angeles Dodgers
Dodger Stadium, Los Angeles, CA

Tue Aug 13 1985, 7:05 PM PDT
Att. 38,924 - Unknown

AB	30
R	2
H	7
RBI	2
BB	4
SO	4
LOB	12

livebaseballscorecards.com



WP: 0	PA: 34
PB: 0	
SB: 1	
CS: 1	

Batter	1	2	3	4	5	6	7	8	9	AB R H RBI BB SO LOB	TOP
Milt Thompson, L (1, 7) OBP: 0.356, SLG: 0.414	0-0 6-3		0-0 5-3		0-3 K			0-0 L6		4 0 0 0 0 1 2	Atlanta Braves @ Los Angeles Dodgers Dodger Stadium, Los Angeles, CA Wed Aug 14 1985, 7:05 PM PDT Att: 39,627 - Unknown livebaseballscorecards.com
Rafael Ramirez, R (1, 6) OBP: 0.305, SLG: 0.374	0-0 BLK FC1-2 2B		0-0 5-3			0-0 F6		0-0 L8		4 0 1 0 0 0 0	
Dale Murphy, R (1, 8) OBP: 0.377, SLG: 0.559	0-0 FC1-2 2-H			0-0 F4		0-0 L6			0-0 1B	4 0 1 0 0 0 1	
Bob Horner, R (1, 3) OBP: 0.345, SLG: 0.535	0-0 F4			0-0 F4		0-0 F8			0-0 F4	4 0 0 0 0 0 2	
Claudell Washington, L (1, 9) OBP: 0.332, SLG: 0.447		0-3 K		0-0 F7			0-0 F3		0-0 F7	4 0 0 0 0 1 1	
Ken Oberkfell, L (1, 5) OBP: 0.357, SLG: 0.378		0-3 K			0-0 4-3 BLK 1B		0-0 4-3		0-3 K	4 0 1 0 0 2 1	
Rick Cerone, R (1, 2) OBP: 0.266, SLG: 0.268		0-0 2B			0-0 4-3 1-3		4-0 BB			2 0 1 0 1 0 1	
Glenn Hubbard, R (1, 4) OBP: 0.327, SLG: 0.315		0-3 K			0-0 1B		0-3 K			3 0 1 0 0 2 2	
Craig McMurtry, R (1, 1) Jeff Dedmon, L (5, 1) Gerald Perry, L (8, PH) Rick Camp, R (8, 1) OBP: 0.273, SLG: 0.500			0-3 K		0-3 K		0-0 4-3			2 0 0 0 0 2 2 0 0 0 0 0 0 0 1 0 0 0 0 0 0 0 0 0 0 0 0 0	
Inning Stats	R: 0 E: 0 K: 0 S: 4 H: 1 LOB: 1 BB: 0 P: 4	R: 0 E: 0 K: 3 S: 10 H: 1 LOB: 1 BB: 0 P: 10	R: 0 E: 0 K: 1 S: 5 H: 0 LOB: 0 BB: 0 P: 5	R: 0 E: 0 K: 0 S: 3 H: 0 LOB: 0 BB: 0 P: 3	R: 0 E: 0 K: 2 S: 9 H: 2 LOB: 2 BB: 0 P: 9	R: 0 E: 0 K: 0 S: 3 H: 0 LOB: 0 BB: 0 P: 3	R: 0 E: 0 K: 1 S: 5 H: 0 LOB: 1 BB: 1 P: 9	R: 0 E: 0 K: 0 S: 3 H: 0 LOB: 0 BB: 0 P: 3	R: 0 E: 0 K: 1 S: 6 H: 1 LOB: 1 BB: 0 P: 6	1B: 3 2B: 2 3B: 0 HR: 0 SF: 0 SAC: 0 DP: 0 HBP: 0	WP: 0 PB: 0 SB: 0 CS: 0 PA: 33
PITCHER Bob Welch, R (1, 1) ERA: 1.67	IP WLS BF H R ER SO BB IBB HBP BLK WP HR S P ERA WHIP										

Atlanta Braves @ Los Angeles Dodgers
Dodger Stadium, Los Angeles, CA
 Wed Aug 14 1985, 7:05 PM PDT
 Att: 39,627 - Unknown

AB	32
R	0
H	5
RBI	0
BB	1
SO	8
LOB	12



Batter	1	2	3	4	5	6	7	8	9
Mariano Duncan, R OBP: 0.281, SLG: 0.325 (1, 6)	0-0 L7		0-0 SH SH1-4 SF8 2-H		0-0 WP L8-2 2B		0-0 E5 SH1-3 1B	0-0 G6-4-3 1-2f	
Bob Bailor, R OBP: 0.227, SLG: 0.250 (1, 5)	0-0 6-3		0-0 SH1-4 2-3		0-0 L8-2 2-H 3-H		0-0 SH1-3 2-3		
Ken Landreaux, L OBP: 0.315, SLG: 0.423 (1, 8)	4-0 BB		0-0 SF8 3-H		0-0 BB S 1B		0-0 1B FC6-4 3-H		
Pedro Guerrero, R OBP: 0.429, SLG: 0.625 Candy Maldonado, R OBP: 0.261, SLG: 0.290 (1, 7) (7, PR) (8, 7)	0-0 1-3		0-0 F9		4-0 BB 1-2 BB		0-0 FC6-4 1-3 1B		
Greg Brock, L OBP: 0.330, SLG: 0.451 (1, 3)		0-3 K		0-0 4-3 2B	4-0 FC6-4 1-2 2-3 BB		0-0 FC6-4 1-2f 3-H		
Mike Marshall, R OBP: 0.333, SLG: 0.459 (1, 9)		0-0 6-3		0-3 K	0-0 FC6-4 1-2f		0-0 5-3		
Mike Scioscia, L OBP: 0.384, SLG: 0.397 (1, 2)		4-0 BB		0-0 4-3 2-3		0-0 B5-3		0-0 FC5-4 1B	
Steve Sax, R OBP: 0.330, SLG: 0.289 (1, 4)		0-0 6-3		0-0 L9		0-3 K		0-0 FC5-4 1B 1-2f	
Bob Welch, R OBP: 0.310, SLG: 0.269 (1, 1)			0-0 SH 2B		4-0 WP BB		0-3 K	0-0 G6-4-3 1-3 1B	

Inning Stats	R: 0	H: 0	E: 0	K: 0	S: 3	LOB: 1	BB: 1	P: 7	R: 0	H: 0	E: 0	K: 1	S: 5	LOB: 1	BB: 1	P: 9	R: 2	H: 1	E: 1	K: 0	S: 5	LOB: 0	BB: 0	P: 5	R: 0	H: 1	E: 0	K: 1	S: 6	LOB: 1	BB: 0	P: 6	R: 1	H: 2	E: 0	K: 0	S: 4	LOB: 3	BB: 3	P: 16	R: 0	H: 0	E: 0	K: 2	S: 7	LOB: 0	BB: 0	P: 7	R: 2	H: 2	E: 2	K: 0	S: 6	LOB: 2	BB: 0	P: 6	R: 0	H: 2	E: 0	K: 0	S: 4	LOB: 1	BB: 0	P: 4	R: 0	H: 2	E: 0	K: 0	S: 4	LOB: 1	BB: 0	P: 4
1B: 5	SF: 1	2B: 4	SAC: 3	3B: 0	DP: 2	HR: 0	HBP: 0	WP: 1	PA: 37	PB: 0	SB: 1	CS: 0																																																												

PITCHER	IP	WLS	BF	H	R	ER	SO	BB	IBB	HBP	BLK	WP	HR	S	P	ERA	WHIP
Craig McMurtry, R ERA: 9.17 (1, 1)	4.2	L	23	4	3	2	2	5	0	0	0	1	0	22	42	3.86	1.929
Jeff Dedmon, R ERA: 3.38 (5, 1)	2.1		10	2	2	0	2	0	0	0	0	0	0	14	14	0.00	0.857
Rick Camp, R ERA: 3.56 (8, 1)	1.0		4	2	0	0	0	0	0	0	0	0	0	4	4	0.00	2.000

BOTTOM

Atlanta Braves @ Los Angeles Dodgers
Dodger Stadium, Los Angeles, CA

Wed Aug 14 1985, 7:05 PM PDT
 Att. 39,627 - Unknown

livebaseballscorecards.com

AB	28
R	5
H	8
RBI	3
BB	5
SO	4
LOB	15



Batter	1	2	3	4	5	6	7	8	9	AB R H RBI BB SO LOB	TOP
Brad Komminsk, R (1, 9) <small>OBP: 0.306, SLG: 0.300</small> Chris Chambliss, L (9, PH) <small>OBP: 0.280, SLG: 0.286</small>	0-0 1B		0-0 L9		0-0 5-3		0-0 F3		0-0 F7	4 1 1 0 0 0 1 1 0 0 0 0 0 2	
Rafael Ramirez, R (1, 6) <small>OBP: 0.305, SLG: 0.373</small>	0-0 F9		0-0 1-6-3		0-0 WP HR 1B		0-3 K			4 1 1 0 0 1 1	
Dale Murphy, R (1, 8) <small>OBP: 0.376, SLG: 0.563</small>	0-0 5-3				0-0 F5		0-0 HR		0-3 K	4 1 1 2 0 1 1	
Bob Homer, R (1, 3) <small>OBP: 0.349, SLG: 0.536</small>	0-0 1B				4-0 1B BB		0-0 1B		0-0 F7	3 0 2 1 1 0 0	
Terry Harper, R (1, 7) <small>OBP: 0.311, SLG: 0.402</small>	0-0 5-3				0-0 F4		0-0 6-3		0-0 L1	4 0 0 0 0 0 3	
Ken Oberkfell, L (1, 5) <small>OBP: 0.359, SLG: 0.383</small>			0-0 F7		0-0 1B		0-0 L9		0-0 2B	4 0 2 0 0 0 0	
Glenn Hubbard, R (1, 4) <small>OBP: 0.324, SLG: 0.312</small> Milt Thompson, L (9, PH) <small>OBP: 0.350, SLG: 0.407</small>			0-3 K		0-0 L7		0-0 4-3		0-0 F2	3 0 0 0 0 1 2 1 0 0 0 0 0 1	
Bruce Benedict, R (1, 2) <small>OBP: 0.313, SLG: 0.230</small> Gerald Perry, L (9, PH) <small>OBP: 0.272, SLG: 0.226</small>			0-0 L7				0-0 1B BLK WP 1B		0-3 K	3 1 1 0 0 0 0 1 0 0 0 0 1 1	
Joe Johnson, R (1, 1) Terry Forster, L (5, 1) Jeff Dedmon, L (5, 1) <small>OBP: 0.260, SLG: 0.143</small> Bruce Sutter, R (7, 1) Claudell Washington, L (9, PH) <small>OBP: 0.334, SLG: 0.447</small>			0-3 K		0-0 B1-4		0-0 6-3		4-0 BB	2 0 0 0 0 1 1 0 0 0 0 0 0 0 1 0 0 0 0 0 0 0 0 0 0 0 0 0 0 0 0 0 1 0 0	
Inning Stats	R: 1 H: 2 E: 0 LOB: 1 K: 0 BB: 0 S: 5 P: 5	R: 0 H: 0 E: 0 LOB: 0 K: 1 BB: 0 S: 5 P: 5	R: 0 H: 0 E: 0 LOB: 0 K: 1 BB: 0 S: 5 P: 5	R: 0 H: 1 E: 0 LOB: 2 K: 0 BB: 1 S: 4 P: 8	R: 3 H: 4 E: 0 LOB: 1 K: 0 BB: 0 S: 7 P: 7	R: 0 H: 0 E: 0 LOB: 0 K: 0 BB: 0 S: 3 P: 3	R: 0 H: 0 E: 0 LOB: 0 K: 1 BB: 0 S: 5 P: 5	R: 0 H: 0 E: 0 LOB: 0 K: 1 BB: 0 S: 5 P: 5	R: 0 H: 1 E: 0 LOB: 2 K: 1 BB: 1 S: 6 P: 10	1B: 6 SF: 0 2B: 1 SAC: 0 3B: 0 DP: 0 HR: 1 HBP: 0	WP: 1 PA: 37 PB: 0 SB: 1 CS: 0
PITCHER Fernando Valenzuela, L (1, 1) <small>ERA: 2.25</small> Tom Niedenfuer, R (9, 1) <small>ERA: 1.92</small>	IP WLS BF H R ER SO BB IBB HBP BLK WP HR S P ERA WHIP 8.0 W 32 7 4 4 4 1 0 0 0 1 1 1 39 43 4.50 1.000 1.0 S 5 1 0 0 1 1 0 0 0 0 0 0 6 10 0.00 2.000										

Atlanta Braves @ Los Angeles Dodgers
Dodger Stadium, Los Angeles, CA
 Thu Aug 15 1985, 3:33 AM PDT
 Att: 42,169 - Unknown

livebaseballscorecards.com

AB	35
R	4
H	8
RBI	3
BB	2
SO	5
LOB	13



Batter	1	2	3	4	5	6	7	8	9
Steve Sax, R OBP: 0.331, SLG: 0.291 (1, 4)	0-0 F2		0-0 6-3		0-0 BB S SF9 1B		0-0 SH1-4 1B	0-0 5-3	
Bill Russell, R OBP: 0.349, SLG: 0.329 (1, 6) (9, 5)	0-0 9-5 2B		0-0 1B		4-0 SF9 BB 1-2 BB		0-0 SH1-4 1-2		
Ken Landreaux, L OBP: 0.314, SLG: 0.419 (1, 8)	0-0 9-5 2-3f		0-0 6-3		4-0 1-2 2-3 BB		0-0 F8		
Greg Brock, L OBP: 0.332, SLG: 0.453 (1, 3)		0-0 S 1B 2B		0-0 6-3	0-3 K		4-0 BB		
Mike Marshall, R OBP: 0.332, SLG: 0.458 (1, 9)		0-0 F4		0-0 1B 1B	0-0 SF9		0-0 F3		
Len Matuszek, L OBP: 0.262, SLG: 0.328 (1, 7)		0-0		0-0	0-0 F3		4-0		
Pedro Guerrero, R OBP: 0.429, SLG: 0.624 (5, PH) (6, 7)		1-4-3 1B		5-3 1B 1B			SH1-3 HR BB		
Mariano Duncan, R OBP: 0.281, SLG: 0.325 (8, PR) (9, 6)		2-H		1-3 1B					
Mike Scioscia, L OBP: 0.383, SLG: 0.396 (1, 2)		0-0 1-4-3 1B		0-0 5-3 1B		0-3 K	0-0 SH1-3		
Bob Bailor, R OBP: 0.217, SLG: 0.239 (1, 5)		0-0 F2		0-0 5-3		0-0 G3	0-0 F7		
R.J. Reynolds, S OBP: 0.305, SLG: 0.348 (8, PH)				0-0 F2					
Candy Maldonado, R OBP: 0.261, SLG: 0.290 (9, 7)				1-2 2-3					
Fernando Valenzuela, L OBP: 0.197, SLG: 0.211 (1, 1)			0-0 F4		0-0 F8		0-0 F9		
Terry Whitfield, L OBP: 0.321, SLG: 0.463 (8, PH)								2-H HR	
Tom Niedenfuer, R OBP: 0.111, SLG: 0.111 (9, 1)									

Inning Stats	R: 0 E: 0 K: 0 S: 3	H: 1 LOB: 0 BB: 0 P: 3	R: 1 E: 0 K: 0 S: 5	H: 2 LOB: 1 BB: 0 P: 5	R: 0 E: 0 K: 0 S: 4	H: 1 LOB: 1 BB: 0 P: 4	R: 1 E: 0 K: 0 S: 6	H: 3 LOB: 2 BB: 0 P: 6	R: 1 E: 0 K: 1 S: 6	H: 1 LOB: 2 BB: 2 P: 14	R: 0 E: 0 K: 1 S: 5	H: 0 LOB: 0 BB: 0 P: 5	R: 0 E: 0 K: 0 S: 4	H: 1 LOB: 2 BB: 1 P: 8	R: 2 E: 0 K: 0 S: 4	H: 1 LOB: 1 BB: 1 P: 8
1B: 7 2B: 3 3B: 0 HR: 1	SF: 1 SAC: 2 DP: 1 HBP: 0	WP: 0 PA: 37														

PITCHER	IP	WLS	BF	H	R	ER	SO	BB	IBB	HBP	BLK	WP	HR	S	P	ERA	WHIP
Joe Johnson, R ERA: 2.67 (1, 1)	4.0		20	8	3	3	0	1	0	0	0	0	0	19	23	6.75	2.250
Terry Forster, L ERA: 1.95 (5, 1)	0.2		3	0	0	0	1	1	0	0	0	0	0	4	8	0.00	1.500
Jeff Dedmon, R ERA: 3.28 (5, 1)	1.2		6	1	0	0	1	0	0	0	0	0	0	8	8	0.00	0.600
Bruce Sutter, R ERA: 3.56 (7, 1)	1.2	L	8	1	2	2	0	2	0	0	0	0	1	6	14	10.80	1.800

BOTTOM

Atlanta Braves @ Los Angeles Dodgers
Dodger Stadium, Los Angeles, CA

Thu Aug 15 1985, 3:33 AM PDT
Att. 42,169 - Unknown

livebaseballscorecards.com

AB	30
R	5
H	10
RBI	5
BB	4
SO	2
LOB	20



Batter	1	2	3	4	5	6	7	8	9	AB R H RBI BB SO LOB	TOP
Mariano Duncan, R (1, 6) OBP: 0.288, SLG: 0.340	0-0 PB BB G6-4-3 1B		0-0 F9		0-0 1-H HR		0-0 1-2 2B 1B		0-0 SH1-3 1B	5 3 4 2 0 0 0	<p>Los Angeles Dodgers @ San Francisco Giants</p> <p>Candlestick Park, San Francisco, CA</p> <p>Fri Aug 16 1985, 10:05 PM EDT</p> <p>Att: 20,952 - Unknown</p>
Bob Bailor, R (1, 5) OBP: 0.247, SLG: 0.286	4-0 BB BB 1-2 BB		0-0 F9		0-0 2B		0-0 1-H 2-H 2B		0-0 SH1-3	3 0 2 2 1 0 0	
Pedro Guerrero, R (1, 7) OBP: 0.429, SLG: 0.620	0-0 G6-4-3 1-2f 2-H		0-0 FC6-4 1B		0-0 F9		0-0 F7		4-0 IBB	4 0 1 0 1 0 3	
Mike Marshall, R (1, 9) OBP: 0.331, SLG: 0.454	0-0 1B		0-0 FC6-4		0-3 K		0-0 F9		0-0 F9	5 0 1 0 0 1 5	
Greg Brock, L (1, 3) OBP: 0.331, SLG: 0.448	0-0 F2				0-0 G3		0-0 F9		0-0 F8	4 0 0 0 1 0 3	
Candy Maldonado, R (1, 8) OBP: 0.263, SLG: 0.286							4-0 BB		0-0 F5	2 0 0 0 1 0 0	
Ken Landreaux, L (7, PH) OBP: 0.313, SLG: 0.418										1 0 0 0 0 0 2	
Steve Yeager, R (1, 2) OBP: 0.257, SLG: 0.250							0-0 F4		0-0 F6	4 0 0 0 0 0 1	
Steve Sax, R (1, 4) OBP: 0.332, SLG: 0.291					4-0 HR BB		0-0 F9		0-0 6-3	3 1 1 0 1 0 1	
Jerry Reuss, L (1, 1) OBP: 0.179, SLG: 0.164					0-3 K		4-0 1B BB		0-3 K	2 0 0 0 0 2 2	
R.J. Reynolds, S (7, PH) OBP: 0.309, SLG: 0.348										0 1 0 0 1 0 0	
Ken Howell, R (7, 1)										1 0 0 0 0 1 0	
Inning Stats	R: 1 H: 2 E: 0 LOB: 1 K: 0 BB: 1 S: 4 P: 8	R: 0 H: 1 E: 0 LOB: 1 K: 1 BB: 0 S: 6 P: 6	R: 0 H: 1 E: 0 LOB: 1 K: 0 BB: 0 S: 4 P: 4	R: 0 H: 0 E: 0 LOB: 0 K: 0 BB: 0 S: 3 P: 3	R: 2 H: 2 E: 0 LOB: 1 K: 2 BB: 1 S: 9 P: 13	R: 0 H: 0 E: 0 LOB: 1 K: 0 BB: 1 S: 3 P: 7	R: 2 H: 2 E: 0 LOB: 2 K: 0 BB: 2 S: 5 P: 13	R: 0 H: 0 E: 0 LOB: 0 K: 1 BB: 0 S: 5 P: 5	R: 0 H: 1 E: 0 LOB: 2 K: 0 BB: 1 S: 4 P: 8	1B: 6 SF: 0 2B: 2 SAC: 1 3B: 0 DP: 1 HR: 1 HBP: 0	WP: 0 PA: 41 PB: 1 SB: 0 CS: 0
PITCHER	IP WLS BF H R ER SO BB IBB HBP BLK WP HR S P ERA WHIP										
Vida Blue, L (1, 1) ERA: 4.63	6.0 L 28 7 5 5 3 4 0 0 0 0 0 1 30 46 7.50 1.833										
Greg Minton, R (7, 1) ERA: 3.19	0.2 4 1 0 0 0 0 0 1 0 0 0 0 3 7 0.00 1.500										
Mike Jeffcoat, L (7, 1) ERA: 2.19	2.1 9 1 0 0 1 0 0 1 0 0 0 0 10 14 0.00 0.429										

livebaseballscorecards.com

AB	34
R	5
H	9
RBI	4
BB	6
SO	4
LOB	17



Batter	1	2	3	4	5	6	7	8	9	AB	R	H	RBI	BB	SO	LOB
Dan Gladden, R OBP: 0.291, SLG: 0.304 (1, 7)	0-3 K		0-0 F8		0-0 4-3 1B		0-0 F3			4	0	1	0	0	1	1
Manny Trillo, R OBP: 0.289, SLG: 0.293 (1, 4)	0-0 5-3		0-0 G5-4-3		0-0 4-3			0-0 1B		4	0	1	1	0	0	2
Chili Davis, S OBP: 0.346, SLG: 0.402 (1, 8)	0-3 K			0-0 F8	0-0 4-3			0-3 K		4	0	0	0	0	2	2
Chris Brown, R OBP: 0.343, SLG: 0.453 (1, 5)		0-0 6-3		0-0 BB 1B		0-0 2B		0-0 F8		4	0	2	0	0	0	1
Joel Youngblood, R OBP: 0.357, SLG: 0.359 (1, 9)		0-0 PB 2B		0-0 BB 1B		0-0 1-3		0-0 F4		4	0	2	0	0	0	2
Bob Brenly, R OBP: 0.311, SLG: 0.406 (1, 2)		4-0 BB FC5-4 BB		4-0 BB G6-4-3 BB		0-0 L4		0-0 F2		2	0	0	0	2	0	1
David Green, R OBP: 0.292, SLG: 0.347 (1, 3)		0-3 K		0-0 G6-4-3		0-0 6-3		0-3 K		3	0	0	0	0	1	6
Mike Jeffcoat, L (7, 1)										0	0	0	0	0	0	0
Ron Roenicke, S (9, PH)										1	0	0	0	0	1	0
Jose Uribe, S OBP: 0.276, SLG: 0.306 (1, 6)		0-0 FC5-4		0-0 1B 4-3 1B		0-0 L6		0-0 E4		4	1	1	0	0	0	2
Vida Blue, S OBP: 0.167, SLG: 0.118 (1, 1)			4-0 BB G5-4-3 BB		0-3 K		0-0 F5		0-0 F7		1	0	0	0	1	1
Greg Minton, S (7, 1)										0	0	0	0	0	0	0
Dan Driessen, L OBP: 0.322, SLG: 0.369 (7, 3)										2	0	0	0	0	0	1

Inning Stats	R: 0	H: 0	E: 0	K: 2	S: 7	R: 0	H: 1	E: 0	K: 1	S: 6	R: 0	H: 0	E: 0	K: 0	S: 2	R: 0	H: 2	E: 0	K: 0	S: 4	R: 1	H: 2	E: 0	K: 1	S: 7	R: 0	H: 1	E: 0	K: 0	S: 4	R: 0	H: 0	E: 0	K: 0	S: 3	R: 0	H: 1	E: 0	K: 1	S: 6	R: 0	H: 0	E: 1	K: 1	S: 6	R: 0	H: 0	E: 0	K: 0	S: 6		
	0	0	0	2	7	0	1	0	1	6	0	0	0	0	2	0	2	1	0	8	0	2	0	1	0	4	0	1	0	1	4	0	0	0	3	0	1	0	6	0	0	0	6	0	0	0	0	6	0	0	0	6
	0	0	0	0	7	0	1	0	1	6	0	0	0	0	2	0	2	1	0	8	0	2	0	1	0	4	0	1	0	1	4	0	0	0	3	0	1	0	6	0	0	0	6	0	0	0	6	0	0	0	6	

BOTTOM															
Los Angeles Dodgers @ San Francisco Giants Candlestick Park, San Francisco, CA Fri Aug 16 1985, 10:05 PM EDT Att. 20,952 - Unknown															
AB	33	R	1	H	7	RBI	1	BB	3	SO	6	LOB	19		
WP	0	PA	36	ERA	1.50	WHIP	1.500								

PITCHER	IP	WLS	BF	H	R	ER	SO	BB	IBB	HBP	BLK	WP	HR	S	P	ERA	WHIP
Jerry Reuss, L ERA: 2.92 (1, 1)	6.0	W	25	6	1	1	4	3	0	0	0	0	0	30	42	1.50	1.500
Ken Howell, R ERA: 2.97 (7, 1)	3.0	S	11	1	0	0	2	0	0	0	0	0	0	15	15	0.00	0.333



Batter	1	2	3	4	5	6	7	8	9	AB R H RBI BB SO LOB	TOP										
Mariano Duncan, R (1, 6) OBP: 0.292, SLG: 0.343	0-0 5-3 6-3 1B		0-0 B2	0-0 FC6-4			0-0 CS 1B		0-0 FC4-6 1B	5 1 3 0 0 0 4	Los Angeles Dodgers @ San Francisco Giants Candlestick Park, San Francisco, CA Sat Aug 17 1985, 6:33 AM EDT Att: 18,791 - Overcast livebaseballscorecards.com										
Bob Bailor, R (1, 5) Terry Whitfield, L (9, PH) OBP: 0.234, SLG: 0.270 OBP: 0.318, SLG: 0.457	0-0 5-3 1-3		0-0 F8		0-0 B2		0-0 CS 1-2	0-0 1-3	0-0 FC4-6	4 0 0 0 0 0 2 1 0 0 0 0 0 2											
Pedro Guerrero, R (1, 7) OBP: 0.427, SLG: 0.616	0-0 6-3		0-0 FC5-4 1B		0-3 K			0-3 K		4 0 1 2 0 2 0											
Mike Marshall, R (1, 9) OBP: 0.330, SLG: 0.452	0-0 F8		0-0 FC5-4		0-3 K			0-0 BB 1B		4 0 1 0 0 1 1											
Greg Brock, L (1, 3) Bobby Castillo, R (8, 1) OBP: 0.330, SLG: 0.444 OBP: 0.222, SLG: 0.125		0-0 4-3		0-0 3-1		0-3 K		4-0 BB 1-2 BB		3 0 0 0 1 1 0 0 0 0 0 0 0 0											
Candy Maldonado, R (1, 8) Ken Landreaux, L (8, PH) OBP: 0.264, SLG: 0.287 OBP: 0.313, SLG: 0.417		0-0 E8 1B		0-0 F9		0-3 K		0-0 1-3		3 0 1 0 0 1 0 1 0 0 0 0 0 2											
Steve Yeager, R (1, 2) Mike Scioscia, L (9, PH) OBP: 0.259, SLG: 0.252 OBP: 0.385, SLG: 0.396		0-0 L4		0-0 BB 1B 1B		0-3 K			4-0 BB BB BB	3 0 1 0 0 1 1 0 0 0 0 1 0 0											
Steve Sax, R (1, 4) OBP: 0.331, SLG: 0.291		0-0 6-3		0-0 BB 1-2 1B			0-0 F9		0-0 F6	4 0 1 0 0 0 2											
Rick Honeycutt, L (1, 1) R.J. Reynolds, S (7, PH) Carlos Diaz, R (7, 1) Len Matuszek, L (8, 3) OBP: 0.188, SLG: 0.138 OBP: 0.307, SLG: 0.346			0-0 1B 1B	4-0 FC6-4 BB			0-0 F9		0-0 F8	1 1 1 0 1 0 0 1 0 0 0 0 0 0 0 0 0 0 0 0 0 1 0 0 0 0 0 1											
Inning Stats	R: 1 H: 1 E: 0 LOB: 0 K: 0 BB: 0 S: 4 P: 4	R: 0 H: 1 E: 1 LOB: 1 K: 0 BB: 0 S: 4 P: 4	R: 1 H: 2 E: 0 LOB: 1 K: 0 BB: 0 S: 5 P: 5	R: 0 H: 2 E: 0 LOB: 3 K: 0 BB: 1 S: 5 P: 9	R: 0 H: 0 E: 0 LOB: 0 K: 2 BB: 0 S: 7 P: 7	R: 0 H: 0 E: 0 LOB: 0 K: 3 BB: 0 S: 9 P: 9	R: 0 H: 1 E: 0 LOB: 0 K: 0 BB: 0 S: 3 P: 3	R: 0 H: 1 E: 0 LOB: 2 K: 1 BB: 1 S: 6 P: 10	R: 0 H: 1 E: 0 LOB: 2 K: 0 BB: 1 S: 4 P: 8	1B: 9 SF: 0 2B: 0 SAC: 0 3B: 0 DP: 0 HR: 0 HBP: 0		WP: 0 PA: 39 PB: 0 SB: 0 CS: 1									
PITCHER	IP WLS BF H R ER SO BB IBB HBP BLK WP HR S P ERA WHIP																				
Atlee Hammaker, L (1, 1) ERA: 3.54	7.0	28	7	2	2	5	1	0	0	0	0	0	0	37	41	2.57	1.143				
Scott Garrelts, R (8, 1) ERA: 1.58	2.0	W	10	2	0	0	1	2	0	0	0	0	0	10	18	0.00	2.000				



Batter	1	2	3	4	5	6	7	8	9
Dan Gladden, R OBP: 0.291, SLG: 0.303 (1, 7)	0-0 6-3		0-3 K		0-0 6-3			0-0 E6 SH1-4 2B 1B	
Brad Wellman, R OBP: 0.302, SLG: 0.343 (1, 4) (1, 5) (9, 4)	0-0 F9			0-0 5-3		0-0 E 2B		0-0 SH1-4 2-3	
Chili Davis, S OBP: 0.348, SLG: 0.409 (1, 8)	0-0 6-3			0-0 HR		0-0 5-3		4-0 BB 2B IBB	
Chris Brown, R OBP: 0.343, SLG: 0.453 (1, 5)		0-0 F9		0-0 5-3		0-0 E4 G6-4-3		4-0 BB 2B BB	
Manny Trillo, R OBP: 0.287, SLG: 0.291 (1, 4)						2-3		1-2 2B BB	
Dan Driessen, L OBP: 0.324, SLG: 0.369 (8, PH)						G6-4-3 1-2f		0-0 2B	
Ricky Adams, R OBP: 0.218, SLG: 0.316 (8, PR) (9, 5)								1-H 2-H 3-H 2B	
Joel Youngblood, R OBP: 0.354, SLG: 0.363 (1, 9)		0-3 K		0-3 K				0-3 K	
David Green, R OBP: 0.296, SLG: 0.360 (1, 3)		4-0 BB				0-0 HR		0-3 K	
Alex Trevino, R OBP: 0.288, SLG: 0.339 (1, 2)		0-3 K				0-0 2B		0-3 K	
Jose Uribe, S OBP: 0.277, SLG: 0.307 (1, 6)			0-0 F9		0-0 F8		0-0 1B		
Atlee Hammaker, S OBP: 0.056, SLG: 0.056 (1, 1)									
Jeffrey Leonard, R OBP: 0.279, SLG: 0.410 (7, PH)			0-0 1-3		0-0 1-3				
Scott Garrelts, R OBP: 0.222, SLG: 0.125 (8, 1)									

Inning Stats	R: 0 E: 0 K: 0 S: 3	H: 0 LOB: 0 BB: 0 P: 3	R: 0 E: 0 K: 2 S: 7	H: 0 LOB: 1 BB: 1 P: 11	R: 0 E: 0 K: 1 S: 5	H: 0 LOB: 0 BB: 0 P: 5	R: 1 E: 0 K: 1 S: 6	H: 1 LOB: 0 BB: 0 P: 6	R: 1 E: 0 K: 0 S: 5	H: 2 LOB: 1 BB: 0 P: 5	R: 0 E: 1 K: 0 S: 4	H: 1 LOB: 1 BB: 0 P: 4	R: 0 E: 0 K: 2 S: 8	H: 1 LOB: 1 BB: 0 P: 8	R: 3 E: 1 K: 2 S: 9	H: 2 LOB: 2 BB: 2 P: 17
--------------	------------------------------	---------------------------------	------------------------------	----------------------------------	------------------------------	---------------------------------	------------------------------	---------------------------------	------------------------------	---------------------------------	------------------------------	---------------------------------	------------------------------	---------------------------------	------------------------------	----------------------------------

PITCHER															PITCHER																			
IP	WLS	BF	H	R	ER	SO	BB	IBB	HBP	BLK	WP	HR	S	P	ERA	WHIP	IP	WLS	BF	H	R	ER	SO	BB	IBB	HBP	BLK	WP	HR	S	P	ERA	WHIP	
Rick Honeycutt, L ERA: 3.39 (1, 1)	6.0		23	4	2	2	4	1	0	0	0	2	30	34	3.00	0.833																		
Carlos Diaz, L ERA: 1.94 (7, 1)	1.1	L	6	2	1	1	2	0	0	0	0	0	10	10	6.75	1.500																		
Bobby Castillo, R ERA: 6.32 (8, 1)	0.2		5	1	2	2	2	1	1	0	0	0	7	15	27.00	3.000																		

BOTTOM

Los Angeles Dodgers @ San Francisco Giants
Candlestick Park, San Francisco, CA

Sat Aug 17 1985, 6:33 AM EDT
Att. 18,791 - Overcast

AB	R	H	RBI	BB	SO	LOB
4	1	1	0	0	1	1
3	0	1	0	0	0	0
3	2	1	1	1	0	1
0	0	0	0	0	0	0
3	0	0	0	0	0	1
0	0	0	0	1	0	0
0	1	0	0	0	0	0
4	0	1	3	0	2	2
3	1	1	1	1	2	2
4	0	1	0	0	3	3
3	0	1	0	0	0	1
2	0	0	0	0	0	1
1	0	0	0	0	0	1
0	0	0	0	0	0	0

AB	30
R	5
H	7
RBI	5
BB	3
SO	8
LOB	13

livebaseballscorecards.com



WP: 0	PA: 34
PB: 0	CS: 0
SB: 0	
CS: 0	
1B: 2	SF: 0
2B: 3	SAC: 1
3B: 0	DP: 1
HR: 2	HBP: 0

Batter	1	2	3	4	5	6	7	8	9	10	AB R H RBI BB SO LOB	TOP																							
Mariano Duncan, R OBP: 0.291, SLG: 0.342 (1, 6)	0-3 K		0-0 S 1B		0-3 K		0-3 K		0-0 SH5-3 1-2		4 0 1 0 0 3 0	Los Angeles Dodgers @ San Francisco Giants Candlestick Park, San Francisco, CA Sun Aug 18 1985, 6:33 AM EDT Att. 29,181 - Sunny livebaseballscorecards.com																							
Bill Russell, R OBP: 0.345, SLG: 0.321 (1, 4) (8, 5)	0-0 L6		4-0 1-2 BB		0-3 K		0-0 1-3		0-3 K		4 0 0 0 1 2 1																								
Ken Landreaux, L OBP: 0.315, SLG: 0.421 Candy Maldonado, R OBP: 0.263, SLG: 0.285 (9, PH) (9, 8)	0-0 PB 2B		0-0 F7		0-0 1B		0-0 4-3		0-3 K		4 0 2 0 0 0 2 1 0 0 0 0 1 1																								
Pedro Guerrero, R OBP: 0.424, SLG: 0.609 (1, 7)	0-0 L1 2-3		0-0 F9		0-3 K			0-0 F8		4-0 BB	4 0 0 0 1 1 4																								
Greg Brock, L OBP: 0.325, SLG: 0.437 (1, 3)		0-0 F8		0-3 K		0-0 F8		0-0 F9		0-0 F8	5 0 0 0 0 1 1																								
Mike Marshall, R OBP: 0.328, SLG: 0.448 (1, 9)		0-0 F7		0-3 K		0-0 BB E 1B		0-0 E5 E 1B		0-0 F8	5 1 1 0 0 1 1																								
Mike Scioscia, L OBP: 0.391, SLG: 0.405 (1, 2)		0-0 2B		0-0 FC5 1B		4-0 1-2 BB FC4-6		0-0 E9 1-3 FC6-4 1B		0-0 F3	4 0 3 0 1 0 1																								
Bob Bailor, R OBP: 0.235, SLG: 0.269 Tom Niedenfuer, R OBP: 0.111, SLG: 0.111 (1, 5) (8, 1)		0-0 F8		0-0 FC5 1-2 1B		0-0 FC4-6 1-2f 2-H FC6-4		0-0 FC6-4 1-2f			4 0 1 0 0 0 4 0 0 0 0 0 0 0																								
Orel Hershiser, R OBP: 0.218, SLG: 0.192 Steve Sax, R OBP: 0.333, SLG: 0.291 (1, 1) (8, 4)			0-0 B3		0-0 FC5 1-2 2-3f		0-3 K		4-0 SH5-3 BB		3 0 0 0 0 1 3 0 0 0 0 1 0 0																								
Inning Stats	R: 0 E: 0 K: 1 S: 6	H: 1 LOB: 1 BB: 0 P: 6	R: 0 E: 0 K: 0 S: 4	H: 1 LOB: 1 BB: 0 P: 4	R: 0 E: 0 K: 0 S: 4	H: 1 LOB: 2 BB: 1 P: 8	R: 0 E: 0 K: 2 S: 9	H: 2 LOB: 2 BB: 0 P: 9	R: 0 E: 0 K: 3 S: 10	H: 1 LOB: 1 BB: 0 P: 10	R: 0 E: 0 K: 1 S: 5		H: 0 LOB: 0 BB: 0 P: 5	R: 0 E: 2 K: 0 S: 5	H: 1 LOB: 2 BB: 0 P: 5	R: 0 E: 0 K: 2 S: 7	H: 0 LOB: 1 BB: 1 P: 11	R: 0 E: 0 K: 0 S: 3	H: 0 LOB: 1 BB: 1 P: 7	1B: 6 2B: 2 3B: 0 HR: 0	SF: 0 SAC: 1 DP: 0 HBP: 0	WP: 0 PB: 1 SB: 1 CS: 0	PA: 43												
PITCHER	IP WLS BF H R ER SO BB IBB HBP BLK WP HR S P ERA WHIP																																		
Mike Krukow, R ERA: 3.3 Mark Davis, L ERA: 2.8	(1, 1) 8.0	W 35	H 8	R 1	ER 0	SO 8	BB 2	IBB 0	HBP 0	BLK 0	WP 0	HR 0	S 49	P 57	ERA 0.00	WHIP 1.250																			
																						IP WLS BF H R ER SO BB IBB HBP BLK WP HR S P ERA WHIP													



BOTTOM

Los Angeles Dodgers @ San Francisco Giants
 Candlestick Park, San Francisco, CA
 Sun Aug 18 1985, 6:33 AM EDT
 Att. 29,181 - Sunny

livebaseballscorecards.com

AB	34
R	2
H	5
RBI	2
BB	1
SO	6
LOB	10



WP: 0	PA: 37
PB: 0	
SB: 1	
CS: 0	

AB R H RBI BB SO LOB

4 0 1 1 0 0 0

4 0 0 0 0 1 2

4 0 1 0 0 1 2

4 0 0 0 0 2 1

4 0 1 0 0 0 0

4 0 0 0 0 1 1

4 1 2 1 0 1 0

4 0 0 0 0 0 2

2 0 0 0 0 0 2
 0 0 0 0 0 0 0
 0 0 0 0 0 0 0
 0 1 0 0 1 0 0

1B: 4 SF: 0
 2B: 0 SAC: 0
 3B: 0 DP: 0
 HR: 1 HBP: 2

Batter	1	2	3	4	5	6	7	8	9	10
Dan Gladden, R (1, 7) OBP: 0.292, SLG: 0.302	F4		F6			5-3		HBP		1B
Brad Wellman, R (1, 4) OBP: 0.291, SLG: 0.330	F9			L4		5-3		K		
Chili Davis, S (1, 8) OBP: 0.347, SLG: 0.407	1B			G3		K		F2		
Dan Driessen, L (1, 3) OBP: 0.321, SLG: 0.364	K			G3			4-3		K	
Chris Brown, R (1, 5) OBP: 0.342, SLG: 0.451		6-3			FC6-4 1B		F9		F3	
Joel Youngblood, R (1, 9) OBP: 0.346, SLG: 0.354		5-3			F7		K		F4	
Bob Brenly, R (1, 2) OBP: 0.313, SLG: 0.417		K			FC6-4 1B			HR		F8
Jose Uribe, S (1, 6) OBP: 0.274, SLG: 0.303			G3		FC6-4			4-3		F9
Mike Krukow, R (1, 1) OBP: 0.260, SLG: 0.362				4-3						
Ricky Adams, R (8, PR) OBP: 0.218, SLG: 0.316					F9			HBP		S
Mark Davis, L (9, 1) OBP: 0.200, SLG: 0.400								HBP		1B
Ron Roenicke, S (10, PH) OBP: 0.452, SLG: 0.367										BB

Inning Stats	R: 0	H: 1	E: 0	K: 1	S: 6	R: 0	H: 0	E: 0	K: 1	S: 5	R: 0	H: 0	E: 0	K: 0	S: 3	R: 0	H: 0	E: 0	K: 0	S: 3	R: 0	H: 2	E: 0	K: 0	S: 5	R: 0	H: 0	E: 0	K: 1	S: 5	R: 0	H: 0	E: 0	K: 1	S: 5	R: 1	H: 1	E: 0	K: 1	S: 6	R: 0	H: 0	E: 0	K: 1	S: 5	R: 0	H: 1	E: 0	K: 1	S: 5	R: 0	H: 1	E: 0	K: 0	S: 3	R: 1	H: 1	E: 0	K: 0	S: 7	1B: 4	SF: 0	2B: 0	3B: 0	HR: 1	SAC: 0	DP: 0	HBP: 2	WP: 0	PA: 37
--------------	------	------	------	------	------	------	------	------	------	------	------	------	------	------	------	------	------	------	------	------	------	------	------	------	------	------	------	------	------	------	------	------	------	------	------	------	------	------	------	------	------	------	------	------	------	------	------	------	------	------	------	------	------	------	------	------	------	------	------	------	-------	-------	-------	-------	-------	--------	-------	--------	-------	--------

PITCHER	IP	WLS	BF	H	R	ER	SO	BB	IBB	HBP	BLK	WP	HR	S	P	ERA	WHIP
Orel Hershiser, R (1, 1) ERA: 2.28	7.1		28	4	1	1	4	0	0	2	0	0	1	34	36	1.23	0.545
Tom Niedenfuer, R (8, 1) ERA: 1.98	2.1	L	9	1	1	1	2	1	0	0	0	0	0	12	16	3.86	0.857

PITCHER	IP	WLS	BF	H	R	ER	SO	BB	IBB	HBP	BLK	WP	HR	S	P	ERA	WHIP
Orel Hershiser, R (1, 1) ERA: 2.28	7.1		28	4	1	1	4	0	0	2	0	0	1	34	36	1.23	0.545
Tom Niedenfuer, R (8, 1) ERA: 1.98	2.1	L	9	1	1	1	2	1	0	0	0	0	0	12	16	3.86	0.857

Batter	1	2	3	4	5	6	7	8	9	10	11	AB R H RBI BB SO LOB	TOP																		
Mariano Duncan, R (1, 6) OBP: 0.292, SLG: 0.350	0-3 K		0-0 WP E 2B		0-0 F9	0-0 P5			0-3 K		0-0 1-H 3B	6 1 2 1 0 2 2	Los Angeles Dodgers @ Philadelphia Phillies Veterans Stadium, Philadelphia, PA Tue Aug 20 1985, 7:05 PM EDT Att. 24,227 - Unknown livebaseballscorecards.com																		
Bob Bailor, R (1, 5) OBP: 0.230, SLG: 0.262	0-0 6-3		0-0 P4 2-3		0-0 L5				0-0 F9		0-0 6-3	6 0 1 0 0 0 2																			
Ken Landreaux, L (1, 8) OBP: 0.313, SLG: 0.416	0-0 6-3		4-0 E BB		0-0 F8				0-0 L6			4 0 0 0 1 0 1																			
Pedro Guerrero, R (1, 7) OBP: 0.426, SLG: 0.608		0-0 2B 1B	4-0 1-2 3-H BB			0-0 2B 6-3 1B			0-0 F8			4 2 2 0 1 0 1																			
Greg Brock, L (1, 3) OBP: 0.326, SLG: 0.440		0-3 K	0-0 4-3			0-0 E 2B			0-3 K		0-0 G3-6-3 1B	5 1 2 0 0 2 4																			
Mike Marshall, R (1, 9) OBP: 0.330, SLG: 0.451		0-0 2B			0-0 F9						0-0 G3-6-3 1B	4 0 2 2 0 0 1																			
Terry Whitfield, L (10, PH) OBP: 0.314, SLG: 0.451		1-H 2B				0-0 6-3					1-2f G3-6-3 1B	1 0 0 0 0 0 1																			
Candy Maldonado, R (10, 9) OBP: 0.263, SLG: 0.285												0 0 0 0 0 0 0																			
Mike Scioscia, L (1, 2) OBP: 0.391, SLG: 0.401		4-0 G6-3 BB			0-0 P5				0-0 P1		0-0 4-3	3 0 0 0 2 0 1																			
Steve Sax, R (1, 4) OBP: 0.334, SLG: 0.292		0-0 G6-3 1-2f			0-0 E1 CS 1B				0-0 FC3-6 FC6-4 1-2f		0-0 3B 1B	5 1 2 0 0 0 4																			
Bob Welch, R (1, 1) OBP: 0.290, SLG: 0.250			0-0 F9		0-0 4-3				0-0 FC6-4 1-2f		0-0 P3	2 0 0 0 0 0 1																			
Len Matuszek, L (6, PH) OBP: 0.264, SLG: 0.326												0 0 0 0 0 1 0 0																			
Ken Howell, R (8, PH) OBP: 0.306, SLG: 0.344												0 0 0 0 0 0 0 1																			
R.J. Reynolds, S (8, PH) OBP: 0.111, SLG: 0.111												1 0 0 0 0 0 0 0																			
Tom Niedenfuer, R (8, 1) OBP: 0.143, SLG: 0.318												1 0 0 0 0 0 0 1																			
Bill Russell, R (11, PH) OBP: 0.188, SLG: 0.138												0 0 0 0 0 0 0 0																			
Rick Honeycutt, L (11, 1) OBP: 0.188, SLG: 0.138												0 0 0 0 0 0 0 0																			
Inning Stats	R: 0 E: 0 K: 1 S: 5	H: 0 LOB: 0 BB: 0 P: 5	R: 1 E: 0 K: 1 S: 6	H: 2 LOB: 1 BB: 1 P: 10	R: 1 E: 1 K: 0 S: 4	H: 1 LOB: 2 BB: 2 P: 12	R: 0 E: 0 K: 0 S: 4	H: 1 LOB: 1 BB: 0 P: 4	R: 0 E: 0 K: 0 S: 3	H: 0 LOB: 0 BB: 0 P: 3	R: 2 E: 1 K: 0 S: 5	H: 2 LOB: 2 BB: 2 P: 13	R: 0 E: 0 K: 1 S: 6	H: 1 LOB: 1 BB: 0 P: 6	R: 0 E: 0 K: 0 S: 4	H: 1 LOB: 1 BB: 0 P: 4	R: 0 E: 0 K: 1 S: 5	H: 0 LOB: 0 BB: 0 P: 5	R: 0 E: 0 K: 0 S: 3	H: 1 LOB: 0 BB: 0 P: 3	R: 1 E: 0 K: 0 S: 5	H: 2 LOB: 1 BB: 0 P: 5	1B: 7 2B: 3 3B: 1 HR: 0	SF: 0 SAC: 0 DP: 2 HBP: 0	WP: 1 PB: 0 SB: 0 CS: 1	PA: 47					
PITCHER	IP WLS BF H R ER SO BB IBB HBP BLK WP HR S P ERA WHIP															IP WLS BF H R ER SO BB IBB HBP BLK WP HR S P ERA WHIP															
Kevin Gross, R (1, 1) ERA: 2.93	5.0	23	6	4	2	2	3	0	0	0	0	1	0	24	36	3.60	1.800														
Larry Andersen, R (6, 1) ERA: 4.71	2.0	9	1	0	0	1	2	0	0	0	0	0	0	9	17	0.00	1.500														
Don Carman, L (8, 1) ERA: 2.52	2.0	7	1	0	0	1	0	0	0	0	0	0	0	9	9	0.00	0.500														
Kent Tekulve, R (10, 1) ERA: 4.2	2.0	L	8	3	1	1	0	0	0	0	0	0	0	8	8	4.50	1.500														

AB	42
R	5
H	11
RBI	3
BB	5
SO	4
LOB	20



Batter	1	2	3	4	5	6	7	8	9	10	11	AB R H RBI BB SO LOB
Jeff Stone, L (1, 7) <small>OBP: 0.296, SLG: 0.315</small> Don Carman, L (8, 1) Tim Corcoran, L (9, PH) <small>OBP: 0.307, SLG: 0.263</small> Kent Tekulve, R (10, 1) Ozzie Virgil, R (11, PH) <small>OBP: 0.361, SLG: 0.481</small>	 3B 1B	 K			 G3		 F7		 9-6 2-3f		 4-3	4 1 1 0 0 1 3 0 0 0 0 0 0 0 1 0 0 0 0 0 2 0 0 0 0 0 0 0 1 0 0 0 0 0 1
Juan Samuel, R (1, 4) <small>OBP: 0.300, SLG: 0.441</small>	 2B 3B 1-H	 F8			 HR		 6-3			 F9		5 2 2 2 0 0 3
Glenn Wilson, R (1, 9) <small>OBP: 0.309, SLG: 0.425</small>	 2B 4-3 BB		 6-3		 F9			 K		 K		4 1 0 0 1 2 0
Mike Schmidt, R (1, 3) <small>OBP: 0.352, SLG: 0.491</small>	 2B 1-3 3-H		 K		 P2			 K		 2B		5 0 2 1 0 2 0
Von Hayes, L (1, 8) <small>OBP: 0.352, SLG: 0.437</small>	 4-3 3-H		 1-3		 F9			 2B		 IBB		4 0 1 1 1 0 1
Darren Daulton, L (1, 2) <small>OBP: 0.347, SLG: 0.500</small>	 K			 K		 F7		 K		 3-1		5 0 0 0 0 3 4
Rick Schu, R (1, 5) <small>OBP: 0.337, SLG: 0.415</small>	 F8			 K		 K			 F8		 4-3 SH1-4 1B	5 0 1 0 0 2 1
Tom Foley, L (1, 6) <small>OBP: 0.272, SLG: 0.328</small> Luis Aguayo, R (7, PR) <small>OBP: 0.373, SLG: 0.376</small>		 2B FC3-5-6-2		 1B		 SH2-4 1B			 9-6 1B		 SH1-4 1-2	3 0 3 0 0 0 0 1 0 1 0 0 0 0
Kevin Gross, R (1, 1) <small>OBP: 0.196, SLG: 0.204</small> Larry Andersen, R (6, 1) Greg Gross, L (7, PH) <small>OBP: 0.370, SLG: 0.321</small> Garry Maddox, R (11, PH) <small>OBP: 0.284, SLG: 0.333</small>		 FC3-5-6-2 2-3		 K		 SH2-4 1-2			 1B 1-2		 4-3 2-3	2 0 0 0 0 1 2 0 0 0 0 0 0 0 1 0 1 0 0 0 0 1 0 0 0 0 0 1

BOTTOM

Los Angeles Dodgers @ Philadelphia Phillies
 Veterans Stadium, Philadelphia, PA
 Tue Aug 20 1985, 7:05 PM EDT
 Att. 24,227 - Unknown

livebaseballscores.com

AB	42
R	4
H	12
RBI	4
BB	2
SO	11
LOB	18



Inning Stats	R: 3	H: 3	E: 0	K: 1	S: 8	R: 0	H: 1	E: 0	K: 1	S: 6	R: 0	H: 0	E: 0	K: 1	S: 5	R: 0	H: 1	E: 0	K: 3	S: 10	R: 1	H: 1	E: 0	K: 0	S: 4	R: 0	H: 0	E: 0	K: 1	S: 5	R: 0	H: 1	E: 0	K: 0	S: 4	R: 0	H: 1	E: 0	K: 3	S: 10	R: 0	H: 2	E: 0	K: 0	S: 4	R: 0	H: 1	E: 0	K: 1	S: 6	R: 0	H: 1	E: 0	K: 0	S: 4	1B: 6	2B: 5	3B: 1	HR: 1	SF: 0	SAC: 2	DP: 1	HBP: 0	WP: 0	PA: 46
--------------	------	------	------	------	------	------	------	------	------	------	------	------	------	------	------	------	------	------	------	-------	------	------	------	------	------	------	------	------	------	------	------	------	------	------	------	------	------	------	------	-------	------	------	------	------	------	------	------	------	------	------	------	------	------	------	------	-------	-------	-------	-------	-------	--------	-------	--------	-------	--------

PITCHER	IP	WLS	BF	H	R	ER	SO	BB	IBB	HBP	BLK	WP	HR	S	P	ERA	WHIP
Bob Welch, R (1, 1) <small>ERA: 1.94</small>	5.0		22	6	4	4	6	1	0	0	0	0	1	33	37	7.20	1.400
Ken Howell, R (6, 1) <small>ERA: 2.87</small>	2.0		7	1	0	0	1	0	0	0	0	0	0	9	9	0.00	0.500
Tom Niedenfuer, R (8, 1) <small>ERA: 1.9</small>	3.0	W	13	4	0	0	4	0	1	0	0	0	0	20	24	0.00	1.333
Rick Honeycutt, L (11, 1) <small>ERA: 3.36</small>	1.0	S	4	1	0	0	0	0	0	0	0	0	0	4	4	0.00	1.000

Batter	1	2	3	4	5	6	7	8	9	AB R H RBI BB SO LOB	TOP											
Mariano Duncan, R OBP: 0.293, SLG: 0.348 (1, 6)										5 1 1 0 1 0 2												
Bob Bailor, R OBP: 0.269, SLG: 0.292 (1, 5)										5 3 4 0 1 1 0												
R.J. Reynolds, S OBP: 0.308, SLG: 0.356 (1, 7)										5 2 2 1 0 0 4												
Pedro Guerrero, R OBP: 0.427, SLG: 0.612 Greg Brock, L OBP: 0.326, SLG: 0.440 (1, 3) (9, 3)										4 3 1 3 2 1 2 0 0 0 0 0 0 0												
Mike Marshall, R OBP: 0.335, SLG: 0.467 Terry Whitfield, L OBP: 0.314, SLG: 0.451 (1, 9) (9, 9)										6 3 4 5 0 1 3 0 0 0 0 0 0 0												
Candy Maldonado, R OBP: 0.283, SLG: 0.333 (1, 8)										6 1 5 2 0 0 1												
Steve Yeager, R OBP: 0.246, SLG: 0.239 (1, 2)										6 0 0 0 0 1 7												
Steve Sax, R OBP: 0.337, SLG: 0.299 (1, 4)										6 1 3 1 0 1 3												
Fernando Valenzuela, L OBP: 0.211, SLG: 0.237 Carlos Diaz, R (8, 1)										5 1 2 1 0 0 1 1 0 0 0 0 0 1												
Inning Stats	R: 5 E: 0 K: 0 S: 8	H: 5 LOB: 2 BB: 2 P: 16	R: 2 E: 0 K: 0 S: 4	H: 1 LOB: 1 BB: 2 P: 12	R: 0 E: 0 K: 0 S: 5	H: 2 LOB: 2 BB: 0 P: 5	R: 2 E: 1 K: 0 S: 6	H: 3 LOB: 1 BB: 0 P: 6	R: 3 E: 0 K: 1 S: 10	H: 5 LOB: 2 BB: 0 P: 10	R: 0 E: 0 K: 1 S: 5	H: 0 LOB: 0 BB: 0 P: 5	R: 1 E: 0 K: 0 S: 5	H: 2 LOB: 1 BB: 0 P: 5	R: 2 E: 1 K: 2 S: 11	H: 3 LOB: 2 BB: 0 P: 11	R: 0 E: 0 K: 1 S: 6	H: 1 LOB: 1 BB: 0 P: 6	1B: 14 2B: 4 3B: 1 HR: 3	SF: 0 SAC: 1 DP: 1 HBP: 0	WP: 0 PB: 0 SB: 0 CS: 0	PA: 54
PITCHER	IP WLS BF H R ER SO BB IBB HBP BLK WP HR S P ERA WHIP												PITCHER	IP WLS BF H R ER SO BB IBB HBP BLK WP HR S P ERA WHIP								
Jerry Koosman, L ERA: 4.62 (1, 1)	0.2 L 9 5 5 5 0 2 0 0 0 0 0 2 7 15 67.50 10.500																					
Dave Rucker, L ERA: 4.47 (1, 1)	3.2 21 8 6 4 0 2 0 0 0 0 0 0 19 27 9.82 2.727																					
Larry Andersen, R ERA: 4.81 (5, 1)	0.2 5 3 1 1 1 1 0 0 0 0 0 1 7 7 13.50 4.500																					
Dave Shipanoff, R ERA: 2.31 (6, 1)	3.0 15 5 3 3 3 0 0 0 0 0 0 0 21 21 9.00 1.667																					
Kent Tekulve, R ERA: 4.13 (9, 1)	1.0 4 1 0 0 0 1 0 0 0 0 0 0 6 6 0.00 1.000																					

Los Angeles Dodgers @ Philadelphia Phillies
Veterans Stadium, Philadelphia, PA
 Wed Aug 21 1985, 7:05 PM EDT
 Att: 23,650 - Unknown

livebaseballscorecards.com

AB	49
R	15
H	22
RBI	13
BB	4
SO	5
LOB	24



Batter	1	2	3	4	5	6	7	8	9	AB	R	H	RBI	BB	SO	LOB
Von Hayes, L OBP: 0.353, SLG: 0.447 (1, 8)	0-0 4-3		0-0 4-3	0-0 4-3			0-0 CS 1B			4	0	2	0	0	0	1
Juan Samuel, R OBP: 0.296, SLG: 0.439 (1, 4)	0-0 SF8 3B		0-3 K		0-0 5-3		0-0 F9			4	1	1	0	0	1	2
Glenn Wilson, R OBP: 0.312, SLG: 0.425 (1, 9)	0-0 SF8		0-0 4-3		0-0 CS 1B		0-0 1-4-3			3	0	1	1	0	0	2
Mike Schmidt, R OBP: 0.354, SLG: 0.490 (1, 3)	0-0 F7		0-0 FC5-4 BB		0-0 F8		0-0 FC6-4 1B			3	0	1	0	1	0	1
Ozzie Virgil, R OBP: 0.359, SLG: 0.476 (1, 2)		0-0 FC5-4 1B	0-0 FC5-4		0-0 CS	4-0 G5-3 1B BB		0-0 FC6-4 1B		3	0	1	0	1	0	3
John Russell, R OBP: 0.299, SLG: 0.399 (1, 7)		0-0 F8		0-0 2B		0-0 G5-3 1B		0-0 F7		4	1	2	0	0	0	2
Greg Gross, L OBP: 0.370, SLG: 0.321 (9, 7)										0	0	0	0	0	0	0
Rick Schu, R OBP: 0.335, SLG: 0.409 (1, 5)		0-0 FC5-4 1B	0-3 K		0-0 G5-3 1B		0-0 G5-3 1B			4	0	1	0	0	1	4
Luis Aguayo, R OBP: 0.373, SLG: 0.365 (1, 6)		0-0 1B	0-0 6-3		0-0 IBB		0-3 K			3	0	1	0	1	1	3
Shane Rawley, R OBP: 0.191, SLG: 0.163 (1, 1)		0-0 1B	0-0 2B		0-3 K					3	0	2	1	0	1	2

Inning Stats	R: 1	H: 1	E: 0	K: 0	S: 4	H: 1	LOB: 0	BB: 0	P: 4	R: 0	H: 3	E: 0	K: 0	S: 5	H: 1	LOB: 2	BB: 0	P: 5	R: 0	H: 1	E: 0	K: 1	S: 6	H: 2	LOB: 1	BB: 0	P: 7	R: 0	H: 1	E: 0	K: 0	S: 3	H: 1	LOB: 2	BB: 2	P: 13	R: 0	H: 1	E: 0	K: 0	S: 3	H: 2	LOB: 2	BB: 0	P: 7
--------------	------	------	------	------	------	------	--------	-------	------	------	------	------	------	------	------	--------	-------	------	------	------	------	------	------	------	--------	-------	------	------	------	------	------	------	------	--------	-------	-------	------	------	------	------	------	------	--------	-------	------

PITCHER	IP	WLS	BF	H	R	ER	SO	BB	IBB	HBP	BLK	WP	HR	S	P	ERA	WHIP
Jerry Reuss, L ERA: 2.91 (1, 1)	7.0	L	30	10	2	2	3	2	1	0	0	0	0	33	45	2.57	1.714
Ken Howell, R ERA: 2.83 (8, 1)	1.0		5	2	0	0	1	0	0	0	0	0	0	7	7	0.00	2.000

BOTTOM

Los Angeles Dodgers @ Philadelphia Phillies
Veterans Stadium, Philadelphia, PA

Thu Aug 22 1985, 7:05 PM EDT
Att. 22,598 - Unknown

AB	31
R	2
H	12
RBI	2
BB	3
SO	4
LOB	20

WP: 0 PA: 36
PB: 0 SB: 0
CS: 2



livebaseballscores.com

Batter	1	2	3	4	5	6	7	8	9	AB R H RBI BB SO LOB	TOP																
Mariano Duncan, R (1, 6) OBP: 0.294, SLG: 0.355	0-3 K			0-0 G3		0-0 FC5-2 HR	0-0 FC5-2 HR			4 2 2 4 0 1 0	Los Angeles Dodgers @ Montreal Expos Olympic Stadium, Montreal, QB Fri Aug 23 1985, 7:05 PM EDT Att. 21,124 - Unknown livebaseballscorecards.com																
Enos Cabell, R (1, 5) OBP: 0.322, SLG: 0.346 Carlos Diaz, R (7, 1) Tom Niedenfuer, R (9, 1) OBP: 0.111, SLG: 0.111	0-0 F4			0-0 5-3		0-0 FC5-2 HR	0-0 F9			4 1 0 0 0 0 3 0 0 0 0 0 0 0 0 0 0 0 0 0 0																	
Pedro Guerrero, R (1, 7) OBP: 0.422, SLG: 0.610	0-0 F8			0-0 4-3		0-0 HR		0-0 F4		4 1 1 4 0 0 0																	
Mike Marshall, R (1, 9) OBP: 0.333, SLG: 0.460		0-3 K			0-0 F9	0-3 K		0-0 4-3		4 0 0 0 0 2 0																	
Greg Brock, L (1, 3) OBP: 0.330, SLG: 0.442		0-3 K			0-0 G3-6-3 1B		0-0 FC6-2 1B	0-0 1B		4 0 3 0 0 1 0																	
Candy Maldonado, R (1, 8) OBP: 0.275, SLG: 0.323 Ken Landreaux, L (5, PH) OBP: 0.313, SLG: 0.415 (5, 8)		0-0 6-3			0-0 G3-6-3		0-0 FC6-2 HR 1B	0-0 F9		1 0 0 0 0 0 0 3 1 1 0 0 0 2																	
Mike Scioscia, L (1, 2) OBP: 0.395, SLG: 0.399			0-0 4-3			4-0 1B FC5-2 BB	4-0 FC6-2 HR BB	0-0 F7		2 1 0 0 2 0 0																	
Steve Sax, R (1, 4) OBP: 0.341, SLG: 0.303			0-0 6-3			0-0 FC5-2 HR 1B	0-3 K	0-0 6-3		4 1 1 0 0 1 3																	
Orel Hershiser, R (1, 1) OBP: 0.214, SLG: 0.189 Len Matuszek, L (6, PH) OBP: 0.263, SLG: 0.324 Ken Howell, R (6, 1) R.J. Reynolds, S (7, PH) OBP: 0.301, SLG: 0.347 Bob Bailor, R (7, 5) OBP: 0.288, SLG: 0.290			0-0 5-3			0-3 K	0-0 FC6-2 HR	0-0 F7		1 0 0 0 0 0 0 1 0 0 0 0 1 2 0 0 0 0 0 0 0 1 1 0 0 0 0 3 1 0 0 0 0 0 0																	
Inning Stats	R: 0 H: 0 E: 0 LOB: 0 K: 1 BB: 0 S: 5 P: 5	R: 0 H: 0 E: 0 LOB: 0 K: 2 BB: 0 S: 7 P: 7	R: 0 H: 0 E: 0 LOB: 0 K: 0 BB: 0 S: 3 P: 3	R: 0 H: 0 E: 0 LOB: 0 K: 0 BB: 0 S: 3 P: 3	R: 0 H: 1 E: 0 LOB: 0 K: 0 BB: 0 S: 3 P: 3	R: 4 H: 3 E: 0 LOB: 0 K: 2 BB: 1 S: 10 P: 14	R: 4 H: 3 E: 0 LOB: 0 K: 1 BB: 1 S: 8 P: 12	R: 0 H: 1 E: 0 LOB: 1 K: 0 BB: 0 S: 4 P: 4	R: 0 H: 0 E: 0 LOB: 0 K: 0 BB: 0 S: 3 P: 3	1B: 6 SF: 0 2B: 0 SAC: 0 3B: 0 DP: 1 HR: 2 HBP: 0		WP: 0 PA: 36 PB: 0 SB: 0 CS: 0															
PITCHER	IP WLS BF H R ER SO BB IBB HBP BLK WP HR S P ERA WHIP											PITCHER	IP WLS BF H R ER SO BB IBB HBP BLK WP HR S P ERA WHIP														
Joe Hesketh, L (1, 1) ERA: 2.49	2.0	6	0	0	0	3	0	0	0	0	0	0	0	12	12	0.00	0.000										
Randy St. Claire, R (3, 1) ERA: 2.85	3.0	11	2	2	2	0	1	0	0	0	0	0	0	10	14	6.00	1.000										
Tim Burke, R (6, 1) ERA: 1.79	1.0	L	5	2	2	2	0	0	0	0	0	1	9	9	18.00	2.000											
Gary Lucas, L (7, 1) ERA: 3.6	1.0	7	3	4	4	1	1	0	0	0	0	1	8	12	36.00	4.000											
Bert Roberge, R (8, 1) ERA: 2.31	2.0	7	1	0	0	0	0	0	0	0	0	0	0	7	7	0.00	0.500										

AB	34
R	8
H	8
RBI	8
BB	2
SO	6
LOB	13



BOTTOM

Los Angeles Dodgers @ Montreal Expos
Olympic Stadium, Montreal, QB

AB	37
R	4
H	11
RBI	4
BB	1
SO	5
LOB	13



WP	0	PA	38
PB	0		
SB	0		
CS	1		

ERA	WHIP
5.40	1.800
0.00	0.000
3.38	1.125
0.00	0.000

Fri Aug 23 1985, 7:05 PM EDT
Att. 21,124 - Unknown

livebaseballscorecards.com

AB R H RBI BB SO LOB

5	1	4	2	0	0	0
5	1	1	0	0	2	3
4	0	2	1	0	0	1
4	0	1	1	0	0	3
3	0	0	0	0	0	1
1	0	0	0	0	1	1
4	1	2	0	0	1	0
3	1	1	0	0	0	0
0	0	0	0	0	0	0
1	0	0	0	0	0	1
4	0	0	0	0	1	2
0	0	0	0	1	0	0
1	0	0	0	0	0	0
0	0	0	0	0	0	0
2	0	0	0	0	0	1

1B: 8 SF: 0
2B: 3 SAC: 0
3B: 0 DP: 0
HR: 0 HBP: 0

IP	WLS	BF	H	R	ER	SO	BB	IBB	HBP	BLK	WP	HR	S	P	ERA	WHIP
5.0		22	8	3	3	1	1	0	0	0	0	0	23	27	5.40	1.800
1.0		3	0	0	0	1	0	0	0	0	0	0	5	5	0.00	0.000
2.2		12	3	1	1	2	0	0	0	0	0	0	16	16	3.38	1.125
0.1	S	1	0	0	0	1	0	0	0	0	0	0	3	3	0.00	0.000

Batter	1	2	3	4	5	6	7	8	9
Tim Raines, S OBP: 0.386, SLG: 0.442 (1, 7)	0-0 FC5-4 1B	0-0 1-H 2-H 2B			0-0 1B 2B		0-0 5-3		0-0 1-2 2-H 1B
Vance Law, R OBP: 0.359, SLG: 0.403 (1, 5) (7, 4)	0-0 FC5-4 4-3 2B		0-3 K		0-0 1B 2B 1B			0-0 F4	0-3 K
Terry Francona, L OBP: 0.321, SLG: 0.366 (1, 9)	0-0 4-3 1-2		0-0 G3		0-0 1-3 3-H 1B			0-0 1B	
Hubie Brooks, R OBP: 0.306, SLG: 0.404 (1, 6)	0-0 2B		0-0 F4		0-0 1-3			0-0 F8	
Scot Thompson, L OBP: 0.260, SLG: 0.285 Andres Galarraga, R (8, PH) (9, 3)	0-0 5-3			0-0 L6			0-0 4-3	0-3 K	
Herm Winningham, L OBP: 0.312, SLG: 0.353 (1, 8)		0-0 CS 1B		0-0 L4		0-3 K			0-0 FC 1B 1B
U L Washington, S OBP: 0.325, SLG: 0.381 Gary Lucas, L (7, 1) Bert Roberge, R (8, 1) Jim Wohlford, R (9, PH) OBP: 0.289, SLG: 0.294		0-0 BB 2B 1B		0-0 F7		0-0 F7			0-0 F9
Sal Butera, R OBP: 0.273, SLG: 0.310 (1, 2)		0-0 F7			0-0 5-3		0-0 5-3		0-3 K
Joe Hesketh, R OBP: 0.167, SLG: 0.091 Randy St. Claire, R OBP: 0.429, SLG: 0.200 Tim Burke, R OBP: 0.167, SLG: 0.167 Tim Wallach, R OBP: 0.310, SLG: 0.421 (7, 5)		4-0 BB 2B BB			0-0 5-3		0-0 5-3		0-0 FC 1B

Inning Stats

R: 1 E: 0 K: 0 S: 5	H: 2 LOB: 1 BB: 0 P: 5	R: 1 E: 0 K: 0 S: 4	H: 3 LOB: 2 BB: 1 P: 8	R: 0 E: 0 K: 1 S: 5	H: 0 LOB: 0 BB: 0 P: 5	R: 0 E: 0 K: 0 S: 3	H: 0 LOB: 0 BB: 0 P: 3	R: 1 E: 0 K: 0 S: 6	H: 3 LOB: 2 BB: 0 P: 6	R: 0 E: 0 K: 1 S: 5	H: 0 LOB: 0 BB: 0 P: 5	R: 0 E: 0 K: 0 S: 3	H: 0 LOB: 0 BB: 0 P: 3	R: 0 E: 0 K: 1 S: 6	H: 1 LOB: 1 BB: 0 P: 6	R: 1 E: 0 K: 2 S: 10	H: 2 LOB: 2 BB: 0 P: 10	1B: 8 2B: 3 3B: 0 HR: 0	SF: 0 SAC: 0 DP: 0 HBP: 0	WP: 0 PB: 0 SB: 0 CS: 1	PA: 38
------------------------------	---------------------------------	------------------------------	---------------------------------	------------------------------	---------------------------------	------------------------------	---------------------------------	------------------------------	---------------------------------	------------------------------	---------------------------------	------------------------------	---------------------------------	------------------------------	---------------------------------	-------------------------------	----------------------------------	----------------------------------	------------------------------------	----------------------------------	--------

PITCHER Orel Hershiser, R ERA: 2.37 (1, 1)	IP	WLS	BF	H	R	ER	SO	BB	IBB	HBP	BLK	WP	HR	S	P	ERA	WHIP
Ken Howell, R ERA: 2.78 (6, 1)	1.0		3	0	0	0	1	0	0	0	0	0	0	5	5	0.00	0.000
Carlos Diaz, L ERA: 1.95 (7, 1)	2.2		12	3	1	1	2	0	0	0	0	0	0	16	16	3.38	1.125
Tom Niedenfuer, R ERA: 1.9 (9, 1)	0.1	S	1	0	0	0	1	0	0	0	0	0	0	3	3	0.00	0.000

Los Angeles Dodgers @ Montreal Expos
 Olympic Stadium, Montreal, QB
 Sat Aug 24 1985, 7:05 PM EDT
 Att. 24,372 - Unknown

AB	31
R	2
H	5
RBI	1
BB	2
SO	8
LOB	11



Batter	1	2	3	4	5	6	7	8	9	AB R H RBI BB SO LOB
Mariano Duncan, R (1, 6) OBP: 0.294, SLG: 0.354	0-0 F8			0-0 G3		0-0 G1-6-3		0-0 F4		4 1 1 0 0 0 0
Enos Cabell, R (1, 5) OBP: 0.321, SLG: 0.344	0-0 5-3			0-3 K		0-0 G1-6-3		0-0 6-3		4 0 1 0 0 1 0
Ken Landreaux, L (1, 8) OBP: 0.313, SLG: 0.413	0-0 G3			0-0 F4		0-0 G1-6-3		0-0 FC4-6		4 0 1 0 0 0 1
Pedro Guerrero, R (1, 7) OBP: 0.421, SLG: 0.605		0-3 K		4-0 1B		0-3 K		0-0 F4		3 1 0 0 1 2 1
Greg Brock, L (1, 3) OBP: 0.329, SLG: 0.440		0-0 6-3		0-0 1-3		0-0 1-3		0-3 K		4 0 1 0 0 1 2
Terry Whitfield, L (1, 9) OBP: 0.300, SLG: 0.430		0-3 K		0-3 K		0-0 1-3		0-0 FC4-6		4 0 0 0 0 2 3
Mike Scioscia, L (1, 2) OBP: 0.394, SLG: 0.396			0-0 F7		4-0 1B		0-0 G3			2 0 0 0 1 0 1
Steve Sax, R (1, 4) OBP: 0.341, SLG: 0.303			0-0 4-3		0-0 1B		0-3 K			3 0 1 1 0 1 1
Rick Honeycutt, L (1, 1) OBP: 0.176, SLG: 0.129			0-0 F8		0-0 4-3			0-3 K		2 0 0 0 0 0 2
Bobby Castillo, R (5, 1) OBP: 0.222, SLG: 0.125										0 0 0 0 0 0 0
R.J. Reynolds, S (8, PH) OBP: 0.300, SLG: 0.345										1 0 0 0 0 1 0
Dennis Powell, R (8, 1)										0 0 0 0 0 0 0

Inning Stats	R: 0	H: 0	E: 0	K: 0	S: 3	P: 3	R: 0	H: 0	E: 0	K: 2	S: 7	P: 7	R: 0	H: 0	E: 0	K: 0	S: 3	P: 3	R: 0	H: 0	E: 0	K: 1	S: 5	P: 5	R: 1	H: 1	E: 0	K: 1	S: 6	P: 14	R: 1	H: 2	E: 0	K: 1	S: 6	P: 6	R: 0	H: 1	E: 0	K: 1	S: 6	P: 6	R: 0	H: 0	E: 0	K: 1	S: 5	P: 5	R: 0	H: 1	E: 0	K: 1	S: 6	P: 6	1B: 5	SF: 0	2B: 0	SAC: 0	3B: 0	DP: 1	HR: 0	HBP: 0	WP: 0	PA: 33
--------------	------	------	------	------	------	------	------	------	------	------	------	------	------	------	------	------	------	------	------	------	------	------	------	------	------	------	------	------	------	-------	------	------	------	------	------	------	------	------	------	------	------	------	------	------	------	------	------	------	------	------	------	------	------	------	-------	-------	-------	--------	-------	-------	-------	--------	-------	--------

PITCHER	IP	WLS	BF	H	R	ER	SO	BB	IBB	HBP	BLK	WP	HR	S	P	ERA	WHIP
Bryn Smith, R (1, 1) ERA: 2.64	8.0	W	29	4	2	2	7	2	0	0	0	0	0	41	49	2.25	0.750
Jeff Reardon, R (9, 1) ERA: 2.63	1.0	S	4	1	0	0	1	0	0	0	0	0	0	6	6	0.00	1.000

WP: 0	PA: 33
PB: 0	
SB: 0	
CS: 0	

BOTTOM

Los Angeles Dodgers @ Montreal Expos
Olympic Stadium, Montreal, QB
Sat Aug 24 1985, 7:05 PM EDT
Att. 24,372 - Unknown

livebaseballscorecards.com

AB	32
R	5
H	8
RBI	5
BB	4
SO	5
LOB	15



WP:	0	PA:	36
PB:	0	SB:	2
CS:	0		

AB R H RBI BB SO LOB

4	2	1	0	0	0	3
3	0	0	0	1	0	2
4	1	2	1	0	1	2
0	0	0	0	0	0	0
3	1	2	1	1	0	1
3	1	1	3	1	0	3
3	0	1	0	0	0	0
1	0	0	0	0	1	2
4	0	0	0	0	1	1
4	0	0	0	0	1	1
2	0	1	0	1	1	0
1	0	0	0	0	0	0
0	0	0	0	0	0	0

1B:	6	SF:	0
2B:	1	SAC:	0
3B:	0	DP:	0
HR:	1	HBP:	0

WP HR S P ERA WHIP

WP:	0	HR:	1	S:	5	P:	7	ERA:	8.31	WHIP:	2.308
-----	---	-----	---	----	---	----	---	------	------	-------	-------

Batter	1	2	3	4	5	6	7	8	9
Tim Raines, S OBP: 0.385, SLG: 0.440 (1, 7)	0-0 E5 6-3 1B 1B		0-0 FC4-6 1-2f 1B	0-0 FC5-4 1-2f		0-0 4-3			
Vance Law, R OBP: 0.358, SLG: 0.399 (1, 4)	0-0 F9 1B		0-0 1-3 1-2		0-0 G3		4-0 6-3 BB		
Andre Dawson, R OBP: 0.309, SLG: 0.439 Herm Winningham, L OBP: 0.312, SLG: 0.353 (1, 9) (9, 8)	0-0 6-3 2-3		0-0 2-H 1B 1B		0-0 HR 2B		0-3 K		
Hubie Brooks, R OBP: 0.310, SLG: 0.405 (1, 6)	0-0 1B 3-H		0-0 1-2 1B		4-0 HR BB		0-0 6-3 1-2		
Tim Wallach, R OBP: 0.312, SLG: 0.427 (1, 5)	0-0 1-3		0-0 F8		0-0 1-H 2-H HR		4-0 IBB		
Andres Galarraga, R OBP: 0.250, SLG: 0.250 Terry Francona, L OBP: 0.320, SLG: 0.364 (1, 3) (7, PH) (8, 3)		0-0 5-3		0-0 FC4-6 1B		0-0 F9		0-3 K	
Mitch Webster, S OBP: 0.264, SLG: 0.425 (1, 8) (9, 9)		0-0 6-3		0-0 FC4-6 1-2f 1B		0-3 K		0-0 F9	
Mike Fitzgerald, R OBP: 0.297, SLG: 0.280 (1, 2)		0-0 6-3		0-0 F7 1-2		0-0 4-3		0-3 K	
Bryn Smith, R OBP: 0.246, SLG: 0.274 Jim Wohlford, R OBP: 0.287, SLG: 0.291 Jeff Reardon, R OBP: 0.167, SLG: 0.167 (1, 1) (8, PH) (9, 1)			0-0 FC4-6 1B	4-0 FC5-4 BB		0-3 K		0-0 F9	

R: 1	H: 2	R: 0	H: 0	R: 1	H: 3	R: 0	H: 1	R: 3	H: 2	R: 0	H: 0	R: 0	H: 0	R: 0	H: 0	R: 0	H: 0	R: 0	H: 0
E: 1	LOB: 1	E: 0	LOB: 0	E: 0	LOB: 2	E: 0	LOB: 2	E: 0	LOB: 0	E: 0	LOB: 0	E: 0	LOB: 2	E: 0	LOB: 0	E: 0	LOB: 2	E: 0	LOB: 0
K: 0	BB: 0	K: 0	BB: 0	K: 0	BB: 0	K: 0	BB: 1	K: 1	BB: 0	K: 1	BB: 0	K: 2	BB: 2	K: 1	BB: 0	K: 1	BB: 0	K: 1	BB: 0
S: 5	P: 5	S: 3	P: 3	S: 6	P: 6	S: 4	P: 8	S: 7	P: 11	S: 5	P: 5	S: 7	P: 15	S: 5	P: 5	S: 5	P: 5	S: 5	P: 5

PITCHER	IP	WLS	BF	H	R	ER	SO	BB	IBB	HBP	BLK	WP	HR	S	P	ERA	WHIP
Rick Honeycutt, L ERA: 3.54 (1, 1)	4.1	L	23	8	5	4	0	2	0	0	0	0	1	21	29	8.31	2.308
Bobby Castillo, R ERA: 5.98 (5, 1)	2.2		10	0	0	0	4	1	1	0	0	0	0	16	24	0.00	0.375
Dennis Powell, L ERA: 5.17 (8, 1)	1.0		3	0	0	0	1	0	0	0	0	0	0	5	5	0.00	0.000

Batter	1	2	3	4	5	6	7	8	9	AB R H RBI BB SO LOB	TOP											
Mariano Duncan, R (1, 6) OBP: 0.296, SLG: 0.355	0-0 G3		0-3 K			0-0 4-3 1-3 1B			0-0 SF8 1B	4 1 2 0 0 1 2	Los Angeles Dodgers @ Montreal Expos Olympic Stadium, Montreal, QB Sun Aug 25 1985, 3:33 AM EDT Att. 18,150 - Unknown livebaseballscorecards.com											
Ken Landreaux, L (1, 8) OBP: 0.309, SLG: 0.408	0-0 G3		0-3 K			0-0 4-3 2-3		0-0 F8	4 0 0 0 0 1 4													
Mike Marshall, R (1, 9) OBP: 0.332, SLG: 0.458	0-0 1-3				0-0 F9	0-0 4-3		0-0 1-2 BB 1B	4 0 1 0 0 0 1													
Pedro Guerrero, R (1, 7) OBP: 0.419, SLG: 0.601		0-0 F8		0-3 K		0-0 F5		4-0 1-2 2-3 BB	3 0 0 0 1 1 0													
Greg Brock, L (1, 3) OBP: 0.326, SLG: 0.436		0-0 3-1		0-0 G3		0-0 F5		0-0 SF8	3 0 0 1 0 0 0													
Enos Cabell, R (1, 5) OBP: 0.318, SLG: 0.340		0-0 4-3			0-0 F9		0-0 F7	0-0 4-3	3 0 0 0 0 0 0													
Bobby Castillo, R (7, 1) OBP: 0.222, SLG: 0.125									0 0 0 0 0 0 0													
Len Matuszek, L (9, PH) OBP: 0.262, SLG: 0.322									1 0 0 0 0 0 2													
Mike Scioscia, L (1, 2) OBP: 0.397, SLG: 0.397			0-0 FC1-6 BB 1B		0-0 F8			4-0 FC6-4 BB	2 0 1 0 1 0 0													
Steve Sax, R (1, 4) OBP: 0.341, SLG: 0.302			4-0 FC1-6 BB		0-0 F8			0-0 FC6-4 G6-4-3	2 0 0 0 1 0 1													
Bob Welch, R (1, 1) OBP: 0.281, SLG: 0.241			0-0 FC1-6			0-0 1B		0-0 G6-4-3	1 0 0 0 0 0 2													
R.J. Reynolds, S (6, PH) OBP: 0.303, SLG: 0.348									1 0 1 0 0 0 0													
Carlos Diaz, R (6, 1)									0 0 0 0 0 0 0													
Bill Russell, R (7, 5) OBP: 0.339, SLG: 0.314			1-2f 2-3					1-2f	1 0 0 0 0 0 1													
Inning Stats	R: 0 E: 0 K: 0 S: 3	H: 0 LOB: 0 BB: 0 P: 3	R: 0 E: 0 K: 0 S: 3	H: 0 LOB: 0 BB: 0 P: 3	R: 0 E: 0 K: 2 S: 8	H: 1 LOB: 2 BB: 1 P: 12	R: 0 E: 0 K: 1 S: 5	H: 0 LOB: 0 BB: 0 P: 5	R: 0 E: 0 K: 0 S: 3	H: 0 LOB: 0 BB: 0 P: 3	R: 0 E: 0 K: 0 S: 4	H: 2 LOB: 1 BB: 0 P: 4	R: 0 E: 0 K: 0 S: 3	H: 0 LOB: 0 BB: 0 P: 3	R: 0 E: 0 K: 0 S: 2	H: 0 LOB: 0 BB: 1 P: 6	R: 1 E: 0 K: 0 S: 5	H: 2 LOB: 2 BB: 1 P: 9	1B: 5 2B: 0 3B: 0 HR: 0	SF: 1 SAC: 0 DP: 1 HBP: 0	WP: 0 PB: 0 SB: 0 CS: 0	PA: 33
PITCHER Bill Gullickson, R (1, 1) ERA: 3.27	IP 9.0	WLS W	BF 33	H 5	R 1	ER 1	SO 3	BB 3	IBB 0	HBP 0	BLK 0	WP 0	HR 0	S 36	P 48	ERA 1.00	WHIP 0.889					



Batter	1	2	3	4	5	6	7	8	9
Tim Raines, S OBP: 0.387, SLG: 0.441 (1, 7)	0-0 4-3 S SF7 1B		0-0 F7 HBP 1B	4-0 2-3 BB			0-0 F8	0-0 F6	
Vance Law, R OBP: 0.361, SLG: 0.403 (1, 4)	4-0 4-3 1-2 BB		1-0 1-2 HBP	0-3 K			0-0 1B 2B		
Andre Dawson, R OBP: 0.309, SLG: 0.437 (1, 9)	0-0 4-3 1-2 2-3		0-0 F7 2-3		0-0 F7		0-0 2-H 3B 1B		
Hubie Brooks, R OBP: 0.313, SLG: 0.413 (1, 6)	0-0 SF7 3-H		0-0 1-2 1B		0-0 E 1B 1B		0-0 2-H 1B 3B		
Terry Francona, L OBP: 0.323, SLG: 0.366 (1, 3)	0-0 3-1		0-0 F9		0-0 E7 1-3 1B		0-0 3-H 1B		
Tim Wallach, R OBP: 0.309, SLG: 0.423 (1, 5)		0-3 K		0-0 F7	0-0 F9		0-0 F7		
Herm Winningham, L OBP: 0.307, SLG: 0.347 (1, 8)		0-0 F9		0-0 F8		0-3 K	0-3 K		
Mike Fitzgerald, R OBP: 0.296, SLG: 0.287 (1, 2)		0-0 4-3		0-0 2B 3B		0-0 5-3	0-3 K		
Bill Gullickson, R OBP: 0.163, SLG: 0.204 (1, 1)			0-3 K	0-0 BLK 2B		0-3 K	0-3 K		

Inning Stats	R: 1	H: 1	E: 0	K: 0	S: 4	R: 0	H: 0	E: 0	K: 1	S: 5	R: 1	H: 2	E: 0	K: 1	S: 7	R: 1	H: 2	E: 0	K: 1	S: 7	R: 0	H: 2	E: 1	K: 0	S: 4	R: 0	H: 0	E: 0	K: 2	S: 7	R: 3	H: 4	E: 0	K: 1	S: 9	R: 0	H: 0	E: 0	K: 2	S: 7
	LOB: 1	BB: 1	P: 8	LOB: 0	BB: 0	P: 5	LOB: 2	BB: 0	P: 8	LOB: 2	BB: 1	P: 11	LOB: 1	BB: 0	P: 4	LOB: 0	BB: 0	P: 7	LOB: 1	BB: 0	P: 9	LOB: 0	BB: 0	P: 7	LOB: 0	BB: 0	P: 7	LOB: 0	BB: 0	P: 7	LOB: 1	BB: 0	P: 7	LOB: 0	BB: 0	P: 7	LOB: 0	BB: 0	P: 7	

PITCHER	IP	WLS	BF	H	R	ER	SO	BB	IBB	HBP	BLK	WP	HR	S	P	ERA	WHIP
Bob Welch, R ERA: 2.1 (1, 1)	5.0	L	24	7	3	3	3	2	0	0	1	0	0	27	36	5.40	1.800
Carlos Diaz, L ERA: 2.42 (6, 1)	1.1		8	4	3	3	2	0	0	0	0	0	0	12	12	20.25	3.000
Bobby Castillo, R ERA: 5.79 (7, 1)	1.2		5	0	0	0	3	0	0	0	0	0	0	11	11	0.00	0.000

AB R H RBI BB SO LOB

4	2	2	0	1	0	0
2	1	1	0	1	1	2
4	1	1	1	0	0	4
3	1	3	3	0	0	0
4	0	2	1	0	0	3
4	0	0	0	0	1	2
4	0	0	0	0	2	1
4	1	1	0	0	1	0
4	0	1	1	0	3	0

WP	PA	3B	HR	S	P	ERA	WHIP
0	37	0	0	0	0	0	0

Los Angeles Dodgers @ Montreal Expos
 Olympic Stadium, Montreal, QB
 Sun Aug 25 1985, 3:33 AM EDT
 Att. 18,150 - Unknown

livebaseballscorecards.com

AB	33
R	6
H	11
RBI	6
BB	2
SO	8
LOB	12



Batter	1	2	3	4	5	6	7	8	9	10	AB R H RBI BB SO LOB	TOP
Jeff Stone, L (1, 7) X OBP: 0.298, SLG: 0.326 Kent Tekulve, R (8, 1) Garry Maddox, R (9, 8) OBP: 0.289, SLG: 0.337	0-0 E4 BB		0-0 G6-3 1-2		0-3 K			0-0 HR 1B		0-0 F9 BB E 1B	4 1 1 0 0 1 4 0 0 0 0 0 0 0 1 1 1 0 0 0 0	
Juan Samuel, R (1, 4) B OBP: 0.299, SLG: 0.447	4-0 G1 BB 1-2			0-0 F8		0-0 CS S 1B		0-0 HR 1-H		0-0 L5	4 1 2 2 1 0 1	
Von Hayes, L (1, 8) X OBP: 0.354, SLG: 0.445 (9, 7)	0-0 G1 1-2			0-3 K		0-0 6-3 1-2		0-0 1B 1B		4-0 E BB 1-2	4 0 1 0 1 1 2	
Mike Schmidt, R (1, 3) X OBP: 0.353, SLG: 0.481	0-0 L8			0-0 F6		0-3 K 2-3		0-0 1B 1-2		0-0 F9 2-3	5 0 1 0 0 1 4	
Glenn Wilson, R (1, 9) X OBP: 0.313, SLG: 0.429		0-0 5-3			0-0 E 1B		0-0 2B	0-3 K		0-0 E5 1-2 3-H	5 0 2 0 0 1 3	
Darren Daulton, L (1, 2) X OBP: 0.333, SLG: 0.444		0-3 K			0-0 E6 1-3 1B		0-0 F8	0-0 F2		0-3 K	5 0 1 0 0 2 5	
Rick Schu, R (1, 5) X OBP: 0.344, SLG: 0.414		0-3 K			0-3 K		0-0 L9		0-3 K		4 0 0 0 0 3 3	
Tom Foley, L (1, 6) X OBP: 0.280, SLG: 0.340			0-0 G3		4-0 IBB		0-0 F5		0-0 F9		3 0 0 0 1 0 1	
Charles Hudson, S (1, 1) X OBP: 0.156, SLG: 0.136 Greg Gross, L (8, PH) X OBP: 0.367, SLG: 0.315 Don Carman, L (9, 1) X			4-0 G6-3 BB		0-3 K			0-0 F7	0-0 4-3		1 0 0 0 1 1 3 2 0 0 0 0 0 0 0 0 0 0 0 0 0	
Inning Stats	R: 0 H: 0 E: 1 LOB: 1 K: 0 BB: 1 S: 3 P: 7	R: 0 H: 0 E: 0 LOB: 0 K: 2 BB: 0 S: 7 P: 7	R: 0 H: 0 E: 0 LOB: 0 K: 0 BB: 1 S: 2 P: 6	R: 0 H: 0 E: 0 LOB: 0 K: 1 BB: 0 S: 5 P: 5	R: 0 H: 2 E: 1 LOB: 3 K: 3 BB: 1 S: 11 P: 15	R: 0 H: 1 E: 0 LOB: 1 K: 1 BB: 0 S: 5 P: 5	R: 0 H: 1 E: 0 LOB: 1 K: 0 BB: 0 S: 4 P: 4	R: 2 H: 4 E: 0 LOB: 2 K: 1 BB: 0 S: 9 P: 9	R: 0 H: 0 E: 0 LOB: 0 K: 1 BB: 0 S: 5 P: 5	R: 1 H: 1 E: 1 LOB: 2 K: 1 BB: 1 S: 7 P: 11	1B: 7 SF: 0 2B: 2 SAC: 0 3B: 0 DP: 2 HR: 1 HBP: 0	WP: 0 PA: 42 PB: 0 SB: 1 CS: 1
PITCHER	IP WLS BF H R ER SO BB IBB HBP BLK WP HR S P ERA WHIP Orel Hershiser, R (1, 1) ERA: 2.29 Ken Howell, R (7, 1) ERA: 3.0 Tom Niedenfuer, R (8, 1) ERA: 1.85 Rick Honeycutt, L (10, 1) ERA: 3.53 Bobby Castillo, R (10, 1) ERA: 5.71											

Philadelphia Phillies @ Los Angeles Dodgers
 Dodger Stadium, Los Angeles, CA
 Thu Aug 29 1985, 7:05 PM PDT
 Att. 39,487 - Unknown

livebaseballscores.com

AB 38
 R 3
 H 9
 RBI 2
 BB 4
 SO 10
 LOB 26



BOTTOM

Philadelphia Phillies @ Los Angeles Dodgers
Dodger Stadium, Los Angeles, CA
Thu Aug 29 1985, 7:05 PM PDT
Att: 39,487 - Unknown

livebaseballscorecards.com

AB	41
R	2
H	12
RBI	2
BB	3
SO	5
LOB	21



WP	0	PA	45
PB	0		
SB	2		
CS	0		

AB R H RBI BB SO LOB

5 0 1 0 0 0 1

5 0 1 0 0 1 1

5 1 3 1 0 0 2

3 0 1 0 2 0 1

3 0 0 0 1 0 2

4 0 3 0 0 0 0

5 0 1 0 0 0 4

3 0 0 0 0 1 3

0 0 0 0 0 0 0

1 0 0 0 0 0 1

1 0 0 0 0 0 1

1B: 7 SF: 0
2B: 3 SAC: 1
3B: 0 DP: 0
HR: 2 HBP: 0

Batter	1	2	3	4	5	6	7	8	9	10
Mariano Duncan, R OBP: 0.295, SLG: 0.355 (1, 6)	L4		FC8-4 1B		B5	6-3			4-3	
Enos Cabell, R OBP: 0.314, SLG: 0.335 (1, 5)	K		FC8-4 4-3 1-2f		F7		L7		G3 S 1B	
Ken Landreaux, L OBP: 0.316, SLG: 0.427 (1, 8)	1B 2B		4-3 1-2		BB BB 1B		HR		G3	
Pedro Guerrero, R OBP: 0.424, SLG: 0.599 (1, 7)	2-3 1B		F8		BB BB 1-2 BB		5-3		S IBB	
Greg Brock, L OBP: 0.329, SLG: 0.430 (1, 3)	F3			F4			4-3		0-3 K	
Tom Niedenfuer, R OBP: 0.111, SLG: 0.111 (8, 1)										
Terry Whitfield, L OBP: 0.303, SLG: 0.430 (9, PH)										
R.J. Reynolds, S OBP: 0.305, SLG: 0.354 (9, PH)										
Rick Honeycutt, L OBP: 0.176, SLG: 0.129 (10, 1)										
Bobby Castillo, R OBP: 0.222, SLG: 0.125 (10, 1)										
Mike Marshall, R OBP: 0.328, SLG: 0.457 (1, 9)		K		HR	F8			K		SH1-3 1B
Mike Scioscia, L OBP: 0.405, SLG: 0.413 (1, 2)		2B		F8			E 1B	1-3 2B		SH1-3
Steve Sax, R OBP: 0.340, SLG: 0.302 (1, 4)		5-3		1B			F9	1-3		L7
Orel Hershiser, R OBP: 0.203, SLG: 0.179 (1, 1)										
Ken Howell, R (7, 1)										
Len Matuszek, L OBP: 0.260, SLG: 0.320 (8, 3)										
Candy Maldonado, R OBP: 0.269, SLG: 0.314 (10, PH)				B1			F7	G3		6-3

Inning Stats	R: 0	H: 2	E: 0	K: 1	S: 7	R: 0	H: 1	E: 0	K: 2	S: 8	R: 0	H: 1	E: 0	K: 0	S: 4	R: 1	H: 2	E: 0	K: 0	S: 5	R: 0	H: 1	E: 0	K: 0	S: 4	R: 0	H: 1	E: 1	K: 0	S: 4	R: 1	H: 1	E: 0	K: 0	S: 4	R: 0	H: 1	E: 0	K: 1	S: 6	R: 0	H: 1	E: 0	K: 1	S: 6	R: 0	H: 1	E: 0	K: 0	S: 4	R: 0	H: 1	E: 0	K: 0	S: 4
--------------	------	------	------	------	------	------	------	------	------	------	------	------	------	------	------	------	------	------	------	------	------	------	------	------	------	------	------	------	------	------	------	------	------	------	------	------	------	------	------	------	------	------	------	------	------	------	------	------	------	------	------	------	------	------	------

PITCHER	IP	WLS	BF	H	R	ER	SO	BB	IBB	HBP	BLK	WP	HR	S	P	ERA	WHIP
Charles Hudson, R ERA: 3.92 (1, 1)	7.0		32	9	2	2	3	2	0	0	0	0	2	36	44	2.57	1.571
Kent Tekulve, R ERA: 3.99 (8, 1)	1.2		8	2	0	0	1	0	1	0	0	0	0	9	13	0.00	1.200
Don Carman, L ERA: 2.36 (9, 1)	1.1	W	5	1	0	0	1	0	0	0	0	0	0	7	7	0.00	0.750

PITCHER	IP	WLS	BF	H	R	ER	SO	BB	IBB	HBP	BLK	WP	HR	S	P	ERA	WHIP
Charles Hudson, R ERA: 3.92 (1, 1)	7.0		32	9	2	2	3	2	0	0	0	0	2	36	44	2.57	1.571
Kent Tekulve, R ERA: 3.99 (8, 1)	1.2		8	2	0	0	1	0	1	0	0	0	0	9	13	0.00	1.200
Don Carman, L ERA: 2.36 (9, 1)	1.1	W	5	1	0	0	1	0	0	0	0	0	0	7	7	0.00	0.750

PITCHER	IP	WLS	BF	H	R	ER	SO	BB	IBB	HBP	BLK	WP	HR	S	P	ERA	WHIP
Charles Hudson, R ERA: 3.92 (1, 1)	7.0		32	9	2	2	3	2	0	0	0	0	2	36	44	2.57	1.571
Kent Tekulve, R ERA: 3.99 (8, 1)	1.2		8	2	0	0	1	0	1	0	0	0	0	9	13	0.00	1.200
Don Carman, L ERA: 2.36 (9, 1)	1.1	W	5	1	0	0	1	0	0	0	0	0	0	7	7	0.00	0.750

Batter	1	2	3	4	5	6	7	8	9	AB R H RBI BB SO LOB	TOP	
Jeff Stone, L (1, 7) ^x OBP: 0.292, SLG: 0.319 Dave Shipanoff, R (8, 1)	0-0 ① 4-3		0-0 ③ 1-3		0-3 ③ K			0-3 ① K	0-3 ③ K	4 0 0 0 0 2 1 1 0 0 0 0 1 1	Philadelphia Phillies @ Los Angeles Dodgers Dodger Stadium, Los Angeles, CA Fri Aug 30 1985, 7:05 PM PDT Att: 49,068 - Unknown	
Juan Samuel, R (1, 4) ^{s s s} OBP: 0.301, SLG: 0.447	0-3 ② K			0-0 ① 4-3 S FC6-4 1B		0-0 ① 6-3		0-0 ① FC3-6 1B		4 1 2 0 0 1 0		
Von Hayes, L (1, 8) ^{s s s} OBP: 0.351, SLG: 0.441 (9, 7)	0-3 ③ K			0-0 ① 4-3 1-3		0-0 ② 1-3		0-0 ② FC3-6 3B 1-2f 2-3		4 1 0 0 0 1 3		
Mike Schmidt, R (1, 3) OBP: 0.356, SLG: 0.494		0-0 HR		4-0 FC6-4 BB		0-0 E4		0-0 3B 1-H 3-H		3 1 2 3 1 0 0		
Glenn Wilson, R (1, 9) OBP: 0.311, SLG: 0.426	0-0 ① 4-3		0-0 ② FC6-4 S WP 1-2f 3-H		0-3 ③ K		0-3 ③ K		4 0 0 1 0 2 3			
Ozzie Virgil, R (1, 2) OBP: 0.355, SLG: 0.468	0-0 ② 4-3		4-0 FC5-4 BB 1-3			0-0 ① 6-3		0-0 FC6-4 1B		3 0 1 0 1 0 0		
Rick Schu, R (1, 5) OBP: 0.340, SLG: 0.408	0-0 ③ 6-3		0-0 ③ FC5-4 1-2f			0-0 ② L7		0-0 ① FC6-4 1B 1-2f FC5-4		4 1 0 0 0 0 3		
Tom Foley, L (1, 6) OBP: 0.280, SLG: 0.338			0-0 ① 4-3		0-0 ① 4-3		0-0 ③ F8		0-0 FC5-4 1B 1-3	4 0 1 0 0 0 0		
Kevin Gross, R (1, 1) OBP: 0.204, SLG: 0.269 Greg Gross, L (8, PH) OBP: 0.370, SLG: 0.315 (8, 7) Garry Maddox, R (9, PH) OBP: 0.287, SLG: 0.335 (9, 8)			0-0 ② L4		0-0 ② 6-3		4-0 FC3-6 1B 3B BB	0-0 ② FC5-4 1-2f 3-H		2 0 0 0 0 0 0 0 1 0 0 1 0 0 1 0 0 1 0 0 1		
Inning Stats	R: 0 E: 0 K: 2 S: 7 H: 0 LOB: 0 BB: 0 P: 7	R: 1 E: 0 K: 0 S: 4 H: 1 LOB: 0 BB: 0 P: 4	R: 0 E: 0 K: 0 S: 3 H: 0 LOB: 0 BB: 0 P: 3	R: 1 E: 0 K: 0 S: 4 H: 1 LOB: 2 BB: 2 P: 12	R: 0 E: 0 K: 1 S: 5 H: 0 LOB: 0 BB: 0 P: 5	R: 0 E: 1 K: 1 S: 6 H: 0 LOB: 1 BB: 0 P: 6	R: 0 E: 0 K: 0 S: 3 H: 0 LOB: 0 BB: 0 P: 3	R: 2 E: 0 K: 2 S: 9 H: 2 LOB: 1 BB: 1 P: 13	R: 1 E: 0 K: 1 S: 7 H: 2 LOB: 1 BB: 0 P: 7	1B: 4 2B: 0 3B: 1 HR: 1 SF: 0 SAC: 0 DP: 0 HBP: 0		WP: 1 PB: 0 SB: 2 CS: 0 PA: 37
PITCHER	IP WLS BF H R ER SO BB IBB HBP BLK WP HR S P ERA WHIP											
Bob Welch, R (1, 1) ERA: 2.28 Ken Howell, R (8, 1) ERA: 2.98 Carlos Diaz, L (9, 1) ERA: 2.55	7.2 L 31 4 4 4 5 3 0 0 0 1 1 38 50 4.70 0.913											

livebaseballscorecards.com

AB	34
R	5
H	6
RBI	5
BB	3
SO	7
LOB	12



Batter	1	2	3	4	5	6	7	8	9	AB	R	H	RBI	BB	SO	LOB
Mariano Duncan, R (1, 6) OBP: 0.292, SLG: 0.352	0-0 L8 ①		0-0 F8 ②		0-0 F8 ②			0-0 F8 ②		4	0	0	0	0	0	0
Bob Bailor, R (1, 5) OBP: 0.267, SLG: 0.289	0-0 6-3 ②		0-0 BB 1B ③		0-0 4-3 ③			0-0 F3 ③		4	0	1	0	0	0	0
Ken Landreaux, L (1, 8) OBP: 0.318, SLG: 0.427	0-0 F2 ③		0-0 BB 1B ③							4	0	2	0	0	0	0
Pedro Guerrero, R (1, 7) OBP: 0.424, SLG: 0.604		0-0 HR	4-0 BB ③							3	1	1	1	1	0	1
Greg Brock, L (1, 3) OBP: 0.323, SLG: 0.425		0-0 F5 ①	0-0 F7 ③							4	0	0	0	0	2	4
Mike Marshall, R (1, 9) OBP: 0.328, SLG: 0.463		0-0 HR			0-0 F4 ①					4	1	1	1	0	0	1
Mike Scioscia, L (1, 2) OBP: 0.405, SLG: 0.412		0-0 G3 ②			0-0 CS 1B					3	0	1	0	0	0	0
Steve Sax, R (1, 4) OBP: 0.337, SLG: 0.299		0-0 F9 ③			0-3 K ② ③					3	0	0	0	0	2	1
Bob Welch, R (1, 1) OBP: 0.265, SLG: 0.226			0-0 G3 ①							2	0	0	0	0	0	0
Ken Howell, R (8, 1)										0	0	0	0	0	0	0
R.J. Reynolds, S (8, PH) OBP: 0.308, SLG: 0.353										1	0	0	0	0	1	0
Carlos Diaz, R (9, 1)										0	0	0	0	0	0	0

Inning Stats	R: 0	H: 0	E: 0	K: 0	S: 3	R: 2	H: 2	E: 0	K: 0	S: 5	R: 0	H: 2	E: 0	K: 0	S: 5	R: 0	H: 1	E: 0	K: 1	S: 5	R: 0	H: 0	E: 0	K: 0	S: 3	R: 0	H: 0	E: 0	K: 1	S: 5	R: 0	H: 0	E: 0	K: 1	S: 5	R: 0	H: 0	E: 0	K: 1	S: 5	R: 0	H: 1	E: 0	K: 1	S: 6	1B: 4	SF: 0	2B: 1	SAC: 0	3B: 0	DP: 1	HR: 2	HBP: 0	WP: 0	PA: 33
--------------	------	------	------	------	------	------	------	------	------	------	------	------	------	------	------	------	------	------	------	------	------	------	------	------	------	------	------	------	------	------	------	------	------	------	------	------	------	------	------	------	------	------	------	------	------	-------	-------	-------	--------	-------	-------	-------	--------	-------	--------

PITCHER	IP	WLS	BF	H	R	ER	SO	BB	IBB	HBP	BLK	WP	HR	S	P	ERA	WHIP
Kevin Gross, R (1, 1) ERA: 3.16	7.0	W	26	5	2	2	3	1	0	0	0	0	2	31	35	2.57	0.857
Dave Shipanoff, R (8, 1) ERA: 1.72	2.0	S	7	1	0	0	2	0	0	0	0	0	0	11	11	0.00	0.500

BOTTOM

Philadelphia Phillies @ Los Angeles Dodgers
 Dodger Stadium, Los Angeles, CA

Fri Aug 30 1985, 7:05 PM PDT
 Att. 49,068 - Unknown

livebaseballscorecards.com

AB	32
R	2
H	6
RBI	2
BB	1
SO	5
LOB	7



Batter	1	2	3	4	5	6	7	8	9	AB R H RBI BB SO LOB	TOP
Jeff Stone, L (1, 7) OBP: 0.296, SLG: 0.328 Garry Maddox, R (7, PR) OBP: 0.286, SLG: 0.333 (7, 8)	0-0 F7 		0-0 HR 2B		0-0 F9 		0-0 		0-0 F3 	4 1 2 0 0 0 0 1 0 0 0 0 0 2	Philadelphia Phillies @ Los Angeles Dodgers Dodger Stadium, Los Angeles, CA Sat Aug 31 1985, 7:05 PM PDT Att: 46,942 - Unknown
Juan Samuel, R (1, 4) OBP: 0.304, SLG: 0.454	0-0 		0-0 HR 2-H 3-H		4-0 	0-0 SF7 		0-0 1-3 	3 1 2 4 1 0 2		
Von Hayes, L (1, 8) OBP: 0.348, SLG: 0.437 (7, 7)	0-3 K 1-2		0-0 L8 		0-3 K 1-2	0-0 G3 		0-3 K 	4 0 0 0 0 2 3		
Mike Schmidt, R (1, 3) OBP: 0.358, SLG: 0.494		0-0 		0-0 F8 		0-0 		0-3 K 	4 0 2 0 0 1 0		
Glenn Wilson, R (1, 9) OBP: 0.310, SLG: 0.424		0-0 F8 		0-0 F3 		0-0 		0-0 5-3 	4 0 1 0 0 0 1		
Darren Daulton, L (1, 2) OBP: 0.328, SLG: 0.421		0-3 K 1-2		0-3 K 		4-0 		0-0 F8 	3 0 0 0 1 2 1		
Rick Schu, R (1, 5) OBP: 0.339, SLG: 0.416			0-0 F5 		0-0 HR 	0-3 K 		0-0 E4 	4 1 1 1 0 1 3		
Tom Foley, L (1, 6) OBP: 0.273, SLG: 0.329			0-3 K 		0-0 G3 		0-0 4-3 	0-3 K 	4 0 0 0 0 2 1		
Shane Rawley, R (1, 1) OBP: 0.189, SLG: 0.149			0-0 E5 2B HR 		0-0 5-3 		4-0 	0-0 E5 	3 2 0 0 1 0 1		
Inning Stats	R: 0 H: 1 E: 0 LOB: 0 K: 1 BB: 0 S: 5 P: 5	R: 0 H: 1 E: 0 LOB: 1 K: 1 BB: 0 S: 5 P: 5	R: 3 H: 2 E: 1 LOB: 0 K: 1 BB: 0 S: 8 P: 8	R: 0 H: 0 E: 0 LOB: 0 K: 1 BB: 0 S: 5 P: 5	R: 1 H: 1 E: 0 LOB: 0 K: 0 BB: 0 S: 4 P: 4	R: 0 H: 2 E: 0 LOB: 3 K: 2 BB: 2 S: 8 P: 16	R: 1 H: 1 E: 0 LOB: 1 K: 0 BB: 1 S: 4 P: 8	R: 0 H: 0 E: 0 LOB: 0 K: 1 BB: 0 S: 5 P: 5	R: 0 H: 0 E: 2 LOB: 2 K: 1 BB: 0 S: 7 P: 7	1B: 5 SF: 1 2B: 2 SAC: 0 3B: 0 DP: 1 HR: 2 HBP: 0	WP: 0 PA: 38 PB: 0 SB: 0 CS: 3
PITCHER Fernando Valenzuela, L (1, 1) ERA: 2.37 Bobby Castillo, R (8, 1) ERA: 5.6 Dennis Powell, L (9, 1) ERA: 4.86	IP WLS BF H R ER SO BB IBB HBP BLK WP HR S P ERA WHIP 7.0 L 30 8 5 2 6 3 0 0 0 0 2 39 51 2.57 1.571 1.0 3 0 0 0 1 0 0 0 0 0 0 5 5 0.00 0.000 1.0 5 0 0 0 1 0 0 0 0 0 0 7 7 0.00 0.000	PITCHER IP WLS BF H R ER SO BB IBB HBP BLK WP HR S P ERA WHIP									

AB	34
R	5
H	8
RBI	5
BB	3
SO	8
LOB	14



Batter	1	2	3	4	5	6	7	8	9	AB	R	H	RBI	BB	SO	LOB
Mariano Duncan, R (1, 6) OBP: 0.290, SLG: 0.348	0-0 6-3		0-0 4-3			0-0 B1-3		0-0 FC5-2		4	0	0	0	0	0	2
Bill Russell, R (1, 7) OBP: 0.331, SLG: 0.307	0-0 E6		0-0 5-3			0-0 F8		0-0 4-3		4	0	0	0	0	0	2
Pedro Guerrero, R (1, 3) OBP: 0.421, SLG: 0.599	0-3 K			0-0 F9		0-0 5-3			0-0 F9	4	0	0	0	0	1	1
Mike Marshall, R (1, 9) OBP: 0.327, SLG: 0.459	0-3 K			4-0 BB			0-3 K		0-0 F8	3	0	0	0	1	2	1
Candy Maldonado, R (1, 8) OBP: 0.266, SLG: 0.313		0-0 6-3		0-3 K			0-0 5-3		0-0 FC5-4 1B	4	0	1	0	0	1	1
Steve Sax, R (1, 4) OBP: 0.334, SLG: 0.296		0-0 6-3		0-3 K			0-0 F8		0-0 FC5-4	4	0	0	0	0	1	2
Mike Scioscia, L (1, 2) OBP: 0.404, SLG: 0.410		4-0 BB			0-3 K				0-0 F7	2	0	0	0	1	1	0
Bob Bailor, R (1, 5) OBP: 0.269, SLG: 0.290		0-0 F8			0-0 F8				0-0 1B WP FC5-2 1B	3	0	1	0	0	0	1
Fernando Valenzuela, L (1, 1) OBP: 0.198, SLG: 0.225			0-0 5-6-3			0-0 F9			0-0 FC5-2 1B	2	0	0	0	0	0	0
Bobby Castillo, R (8, 1) OBP: 0.222, SLG: 0.125										0	0	0	0	0	0	0
Bill Madlock, R (8, PH) OBP: 0.324, SLG: 0.390										1	0	1	0	0	0	0
Dennis Powell, R (9, 1)										0	0	0	0	0	0	0

Inning Stats	R: 0	H: 0	E: 1	LOB: 1	K: 2	BB: 0	S: 8	P: 8	R: 0	H: 0	E: 0	LOB: 1	K: 0	BB: 1	S: 3	P: 7	R: 0	H: 0	E: 0	LOB: 0	K: 0	BB: 0	S: 3	P: 3	R: 0	H: 0	E: 0	LOB: 0	K: 1	BB: 0	S: 5	P: 5	R: 0	H: 0	E: 0	LOB: 0	K: 0	BB: 0	S: 3	P: 3	R: 0	H: 0	E: 0	LOB: 0	K: 1	BB: 0	S: 5	P: 5	R: 0	H: 2	E: 0	LOB: 2	K: 0	BB: 0	S: 5	P: 5	R: 0	H: 1	E: 0	LOB: 1	K: 0	BB: 0	S: 4	P: 4	1B: 3	SF: 0	2B: 0	SAC: 0	3B: 0	DP: 0	HR: 0	HBP: 0	WP: 1	PA: 33	PB: 0	SB: 0	CS: 0
PITCHER Shane Rawley, L (1, 1) ERA: 2.65	IP	WLS	BF	H	R	ER	SO	BB	IBB	HBP	BLK	WP	HR	S	P	ERA	WHIP	IP	WLS	BF	H	R	ER	SO	BB	IBB	HBP	BLK	WP	HR	S	P	ERA	WHIP																																											

BOTTOM

Philadelphia Phillies @ Los Angeles Dodgers
 Dodger Stadium, Los Angeles, CA

Sat Aug 31 1985, 7:05 PM PDT
 Att. 46,942 - Unknown

AB 31
 R 0
 H 3
 RBI 0
 BB 2
 SO 6
 LOB 10



livebaseballscorecards.com

Batter	1	2	3	4	5	6	7	8	9	AB R H RBI BB SO LOB	TOP		
Garry Maddox, R (1, 8) OBP: 0.283, SLG: 0.335	0-0 SH3 1B 2B		0-0 6-3		0-0 L5		0-0 F4		0-0 F9	5 1 1 0 0 0 0	Philadelphia Phillies @ Los Angeles Dodgers Dodger Stadium, Los Angeles, CA Sun Sep 01 1985, 3:33 AM PDT Att: 29,029 - Unknown livebaseballscorecards.com		
Rick Schu, R (1, 5) OBP: 0.338, SLG: 0.414	0-0 SH3 2-3		0-0 F2		0-0 F9 WP 1B		0-0 5-3		0-0 5-3	4 0 1 0 0 0 0			
Juan Samuel, R (1, 4) OBP: 0.306, SLG: 0.461	0-0 FC6-4 BB 1B 3-H		0-0 1B 3B		0-0 F9 1-3		0-0 WP 1B 2B		0-3 K	5 2 3 1 0 1 1			
Mike Schmidt, R (1, 3) OBP: 0.363, SLG: 0.495	4-0 FC6-4 1-2 BB		0-0 1B 1B 3-H		4-0 FC3-6 IBB		4-0 1B 2-3 BB			1 0 1 1 3 0 0			
Glenn Wilson, R (1, 9) OBP: 0.312, SLG: 0.425	0-0 FC6-4 FC5-4 1-2f 2-3		0-0 FC5-4 1B		0-0 FC3-6 1-2f		0-0 FC4 1B			4 0 2 1 0 0 4			
Ozzie Virgil, R (1, 2) OBP: 0.351, SLG: 0.462	0-0 FC5-4 1-2f		0-0 FC5-4				0-0 5-3		0-0 FC4 1-2f	4 0 0 0 0 0 6			
John Russell, R (1, 7) OBP: 0.297, SLG: 0.410 Von Hayes, L (7, 7) OBP: 0.347, SLG: 0.436		0-0 6-3		0-0 G3		0-0 HR		0-0 1-3		3 1 1 1 0 0 0 1 0 0 0 0 0 0			
Luis Aguayo, R (1, 6) OBP: 0.373, SLG: 0.384 Tom Foley, L (8, PH) OBP: 0.272, SLG: 0.327 (8, 6)		0-0 5-3		0-0 6-3		0-0 F9		0-0 3-1		3 0 0 0 0 0 0 1 0 0 0 0 0 0			
John Denny, R (1, 1) OBP: 0.192, SLG: 0.159 Don Carman, L (9, 1) Dave Shipanoff, R (9, 1)		0-0 1-3		0-0 5-3		0-0 1-3		0-3 K		4 0 0 0 0 1 0 0 0 0 0 0 0 0 0 0 0 0 0 0 0			
Inning Stats	R: 1 H: 2 E: 0 LOB: 2 K: 0 BB: 1 S: 5 P: 9	R: 0 H: 0 E: 0 LOB: 0 K: 0 BB: 0 S: 3 P: 3	R: 1 H: 3 E: 0 LOB: 2 K: 0 BB: 0 S: 6 P: 6	R: 0 H: 0 E: 0 LOB: 0 K: 0 BB: 0 S: 3 P: 3	R: 0 H: 1 E: 0 LOB: 2 K: 0 BB: 1 S: 4 P: 8	R: 1 H: 1 E: 0 LOB: 0 K: 0 BB: 0 S: 4 P: 4	R: 1 H: 2 E: 0 LOB: 2 K: 0 BB: 1 S: 5 P: 9	R: 0 H: 0 E: 0 LOB: 0 K: 1 BB: 0 S: 5 P: 5	R: 0 H: 0 E: 0 LOB: 0 K: 1 BB: 0 S: 5 P: 5	1B: 5 SF: 0 2B: 2 SAC: 1 3B: 1 DP: 0 HR: 1 HBP: 0		WP: 2 PA: 39 PB: 0 SB: 0 CS: 0	
PITCHER	IP WLS BF H R ER SO BB IBB HBP BLK WP HR S P ERA WHIP											PITCHER	IP WLS BF H R ER SO BB IBB HBP BLK WP HR S P ERA WHIP
Jerry Reuss, L (1, 1) ERA: 2.87	6.0 L 27 7 3 3 0 1 1 0 0 1 1 25 33 4.50 1.333												
Ken Howell, R (7, 1) ERA: 3.03	2.0 9 2 1 1 1 1 0 0 0 1 0 10 14 4.50 1.500												
Carlos Diaz, L (9, 1) ERA: 2.5	1.0 3 0 0 0 0 1 0 0 0 0 0 5 5 0.00 0.000												

Batter	1	2	3	4	5	6	7	8	9	AB	R	H	RBI	BB	SO	LOB
Mariano Duncan, R (1, 6) OBP: 0.289, SLG: 0.345	0-3 K		0-3 K		4-0 WP SF7 BB		0-0 G3		0-3 K	4	1	0	0	1	3	2
Ken Landreaux, L (1, 8) Candy Maldonado, R (9, PH) OBP: 0.315, SLG: 0.424 OBP: 0.272, SLG: 0.317	0-3 K		0-0 FC3-6 FC5-4 1-2f		0-0 SF7 1-H		0-0 1-3		0-0 1B 1B	3	0	0	1	0	1	1
Bill Madlock, R (1, 5) OBP: 0.327, SLG: 0.395	0-0 2B		0-0 FC5-4 1-2f		0-0 5-3		0-0 FC5-4 1B		0-0 1B 1B	5	0	3	0	0	0	1
Pedro Guerrero, R (1, 7) OBP: 0.419, SLG: 0.593	4-0 BB			0-0 1-3	0-0 F8		0-0 FC5-4 1-2f		0-3 K	4	0	0	0	1	1	4
Greg Brock, L (1, 3) OBP: 0.321, SLG: 0.421	0-0 G3			4-0 BB 1B BB		0-0 G3		0-3 K	0-0 F2	4	0	0	0	1	1	5
Mike Marshall, R (1, 9) OBP: 0.329, SLG: 0.458		0-3 K		0-0 BB 1B		1-0 FC5-4 1B HBP		0-3 K		3	0	1	0	0	2	0
Mike Scioscia, L (1, 2) OBP: 0.408, SLG: 0.410		0-0 L6		4-0 FC6-4 BB 1-2 2-3		0-0 FC5-4 1B		4-0 BB		2	0	1	0	2	0	0
Bob Bailor, R (1, 4) Terry Whitfield, L (4, PH) Steve Sax, R (5, 4) OBP: 0.267, SLG: 0.287 OBP: 0.297, SLG: 0.425 OBP: 0.333, SLG: 0.295		0-0 L7		0-3 K		0-0 FC5-4 S 1-2f 2-3		0-0 1-3		1	0	0	0	0	0	0
Jerry Reuss, L (1, 1) Len Matuszek, L (6, PH) Ken Howell, R (7, 1) Carlos Diaz, R (9, 1) Jay Johnstone, L (9, PH) Bill Russell, R (9, PH) OBP: 0.172, SLG: 0.145 OBP: 0.289, SLG: 0.318 OBP: 0.289, SLG: 0.318 OBP: 0.333, SLG: 0.295 OBP: 0.111, SLG: 0.222 OBP: 0.335, SLG: 0.307			4-0 FC3-6 BB		0-0 FC6-4 1-2f		0-0 L9		4-0 1B 1B BB	1	0	0	0	1	0	3

Inning Stats	R: 0	H: 1	E: 0	K: 2	S: 8	LOB: 2	BB: 1	P: 12	R: 0	H: 0	E: 0	K: 1	S: 5	LOB: 0	BB: 0	P: 5	R: 0	H: 0	E: 0	K: 1	S: 5	LOB: 1	BB: 1	P: 9	R: 0	H: 1	E: 0	K: 1	S: 6	LOB: 3	BB: 2	P: 14	R: 1	H: 0	E: 0	K: 0	S: 3	LOB: 0	BB: 1	P: 7	R: 0	H: 1	E: 0	K: 0	S: 4	LOB: 2	BB: 0	P: 5	R: 0	H: 1	E: 0	K: 0	S: 4	LOB: 1	BB: 0	P: 4	R: 0	H: 0	E: 0	K: 2	S: 7	LOB: 1	BB: 1	P: 11	R: 0	H: 2	E: 0	K: 2	S: 9	LOB: 3	BB: 1	P: 13	1B: 5	SF: 1	2B: 1	SAC: 0	3B: 0	DP: 0	HR: 0	HBP: 1	WP: 2	PA: 41
--------------	------	------	------	------	------	--------	-------	-------	------	------	------	------	------	--------	-------	------	------	------	------	------	------	--------	-------	------	------	------	------	------	------	--------	-------	-------	------	------	------	------	------	--------	-------	------	------	------	------	------	------	--------	-------	------	------	------	------	------	------	--------	-------	------	------	------	------	------	------	--------	-------	-------	------	------	------	------	------	--------	-------	-------	-------	-------	-------	--------	-------	-------	-------	--------	-------	--------

PITCHER	IP	WLS	BF	H	R	ER	SO	BB	IBB	HBP	BLK	WP	HR	S	P	ERA	WHIP
John Denny, R (1, 1) ERA: 3.65	8.0	W	35	4	1	1	7	6	0	1	0	1	0	42	67	1.12	1.250
Don Carman, L (9, 1) ERA: 2.35	0.1		3	1	0	0	1	1	0	0	0	0	0	4	8	0.00	6.000
Dave Shipanoff, R (9, 1) ERA: 1.65	0.2	S	3	1	0	0	1	0	0	0	0	0	0	5	5	0.00	1.500


BOTTOM

Philadelphia Phillies @ Los Angeles Dodgers
 Dodger Stadium, Los Angeles, CA

Sun Sep 01 1985, 3:33 AM PDT
 Att. 29,029 - Unknown

livebaseballscorecards.com

AB	32
R	1
H	6
RBI	1
BB	7
SO	9
LOB	24



Batter	1	2	3	4	5	6	7	8	9	10	11	AB R H RBI BB SO LOB	TOP																	
Tim Raines, S OBP: 0.388, SLG: 0.450 (1, 7)	0-3 K ①		0-3 K ②			0-0 4-3 ①		0-0 K 1B ②		0-3 K ①		5 0 1 0 0 3 0	<p>Mon Sep 02 1985, 7:05 PM PDT Att. 47,496 - Unknown</p>																	
Vance Law, R OBP: 0.360, SLG: 0.407 (1, 4)	0-0 HR 2B		0-3 K ③			0-3 K ②		0-0 F7 1-2 ②		0-0 FC5 2B		5 1 2 0 0 2 1																		
Andre Dawson, R OBP: 0.304, SLG: 0.432 (1, 9)	0-0 HR 2-H			0-0 1-3 ①		0-3 K ③		0-3 K ③		4-0 IBB		4 1 1 2 1 2 1																		
Hubie Brooks, R OBP: 0.307, SLG: 0.403 (1, 6)	0-0 5-3 ②			0-0 F5 ②			0-0 1B 1B ①		0-0 FC6-4 1B 1B	0-0 F9 ②		5 1 2 0 0 0 2																		
Terry Francona, L OBP: 0.330, SLG: 0.387 (1, 3)	0-0 L3 ③			0-0 F9 ③			0-0 F7 ①		0-0 FC6-4 1B ②	0-0 FC5 ③		4 0 1 0 0 0 1																		
Jim Wohlford, R OBP: 0.294, SLG: 0.288 (10, PH)												1 0 0 0 0 0 2																		
Andres Galarrraga, R OBP: 0.214, SLG: 0.154 (10, 3)												0 0 0 0 0 0 0																		
Tim Wallach, R OBP: 0.306, SLG: 0.415 (1, 5)		0-0 F5 ①			0-3 K ①		0-0 1B 1B ②		0-0 FC6-4 1B 1B ①		0-0 6-3 ①	5 1 1 0 0 1 2																		
Herm Winningham, L OBP: 0.306, SLG: 0.339 (1, 8)		0-3 K ②			0-0 L4 ②		0-0 F4 ②		0-0 1B 1B ②	0-0 1B 1B ③	0-3 K ②	5 0 1 1 0 2 2																		
Mike Fitzgerald, R OBP: 0.301, SLG: 0.291 (1, 2)		0-0 6-3 ③			0-0 K 1B ③		0-3 K ③		0-0 1B 1B ②	0-0 1B 1B ③	0-0 6-3 ③	3 0 1 0 0 1 2																		
Scot Thompson, L OBP: 0.269, SLG: 0.288 (9, PH)												1 0 1 1 0 0 0																		
Sal Butera, R OBP: 0.293, SLG: 0.320 (9, 2)												1 0 0 0 0 0 0																		
Dan Schatzeder, L OBP: 0.208, SLG: 0.348 (8, 1)			0-3 K ①					0-3 K ①		0-3 K ③		2 0 0 0 0 2 1																		
Tim Burke, R OBP: 0.143, SLG: 0.143 (8, PH)												0 0 0 0 0 0 0																		
U L Washington, S OBP: 0.315, SLG: 0.370 (8, 1)												1 0 0 0 0 1 0																		
Gary Lucas, L OBP: 0.158, SLG: 0.111 (9, PH)												0 0 0 0 0 0 0																		
Razor Shines, S OBP: 0.167, SLG: 0.167 (9, 1)												1 0 0 0 0 1 1																		
Jeff Reardon, R OBP: 0.167, SLG: 0.167 (9, 1)												0 0 0 0 0 0 0																		
Inning Stats	R: 2 E: 0 K: 1 S: 7	H: 2 LOB: 0 BB: 0 P: 7	R: 0 E: 0 K: 1 S: 5	H: 0 LOB: 0 BB: 0 P: 5	R: 0 E: 0 K: 3 S: 9	H: 0 LOB: 0 BB: 0 P: 9	R: 0 E: 0 K: 0 S: 3	H: 0 LOB: 0 BB: 0 P: 3	R: 0 E: 0 K: 2 S: 8	H: 1 LOB: 1 BB: 0 P: 8	R: 0 E: 0 K: 2 S: 7	H: 0 LOB: 0 BB: 0 P: 7	R: 0 E: 0 K: 1 S: 7	H: 2 LOB: 2 BB: 0 P: 7	R: 0 E: 0 K: 2 S: 8	H: 1 LOB: 1 BB: 0 P: 8	R: 2 E: 0 K: 1 S: 8	H: 4 LOB: 1 BB: 0 P: 8	R: 0 E: 0 K: 1 S: 6	H: 1 LOB: 2 BB: 1 P: 10	R: 0 E: 0 K: 1 S: 5	H: 0 LOB: 0 BB: 0 P: 5	1B: 8 2B: 2 3B: 0 HR: 1	SF: 0 SAC: 0 DP: 0 HBP: 0	WP: 0 PB: 0 SB: 2 CS: 0	PA: 44				
PITCHER	IP WLS BF H R ER SO BB IBB HBP BLK WP HR S P ERA WHIP																													
Bobby Castillo, R ERA: 5.43 (1, 1)	5.0	18	3	2	2	7	0	0	0	0	0	0	1	32	32	3.60	0.600													
Ken Howell, R ERA: 2.99 (6, 1)	1.0	3	0	0	0	2	0	0	0	0	0	0	0	7	7	0.00	0.000													
Tom Niedenfuer, R ERA: 2.0 (7, 1)	3.0	15	7	2	2	4	0	0	0	0	0	0	0	23	23	6.00	2.333													
Carlos Diaz, L ERA: 2.41 (10, 1)	2.0	W 8	1	0	0	2	0	1	0	0	0	0	0	11	15	0.00	0.500													

Montreal Expos @ Los Angeles Dodgers
Dodger Stadium, Los Angeles, CA
Mon Sep 02 1985, 7:05 PM PDT
Att. 47,496 - Unknown

livebaseballscores.com

AB	43
R	4
H	11
RBI	4
BB	1
SO	15
LOB	15



Batter	1	2	3	4	5	6	7	8	9	AB R H RBI BB SO LOB	TOP	
Tim Raines, S (1, 7) x OBP: 0.387, SLG: 0.447	0-0 L4 ①		0-3 K ③			4-0 BB ①			0-0 L6 ①	3 0 0 0 1 1 0	Montreal Expos @ Los Angeles Dodgers Dodger Stadium, Los Angeles, CA Tue Sep 03 1985, 7:05 PM PDT Att: 27,292 - Unknown livebaseballscorecards.com	
Vance Law, R (1, 4) x OBP: 0.358, SLG: 0.403	0-0 F9 ②			0-3 K ①		0-0 F9 ②			0-0 6-3 ②	4 0 0 0 0 1 1		
Andre Dawson, R (1, 9) x OBP: 0.304, SLG: 0.431	0-0 1B			0-3 K ②		0-0 F9 ③			0-0 1-3 ③	4 0 1 0 0 1 1		
Hubie Brooks, R (1, 6) x OBP: 0.307, SLG: 0.402	0-0 6-3 ③			0-0 CS 1B					0-0 6-3 ①	3 0 1 0 0 0 1		
Terry Francona, L (1, 3) x OBP: 0.326, SLG: 0.382		0-0 F7 ①		0-0 CS 1-2 ③	0-0 6-3 ①				0-0 G3 ②	3 0 0 0 0 0 0		
Tim Wallach, R (1, 5) x OBP: 0.306, SLG: 0.414		0-0 5-3 ②							0-0 L4 ③	3 0 1 0 0 0 0		
Herm Winningham, L (1, 8) x OBP: 0.303, SLG: 0.336		0-0 G3 ③							0-3 K ①	3 0 0 0 0 2 1		
Mike Fitzgerald, R (1, 2) x OBP: 0.299, SLG: 0.289			0-0 6-3 ①						0-0 G4-6-3 1B	2 0 0 0 0 0 1		
Mitch Webster, S (8, PH) OBP: 0.265, SLG: 0.397									0-0 1-2f ②	1 0 1 0 0 0 0		
Sal Butera, R (8, 2) OBP: 0.293, SLG: 0.320									0-0 G4-6-3 1B ③	0 0 0 0 0 0 0		
Bryn Smith, R (1, 1) OBP: 0.242, SLG: 0.270			0-3 K ②						0-0 4-3 ①	1 0 0 0 0 0 1		
Razor Shines, S (8, PH) OBP: 0.154, SLG: 0.108									0-0 1-2f ②	1 0 0 0 0 0 0		
Bill Laskey, R (6, 1) OBP: 0.231, SLG: 0.118										0 0 0 0 0 0 0		
Jack O'Connor, L (6, 1) OBP: 0.231, SLG: 0.118										0 0 0 0 0 0 0		
Bert Roberge, R (7, 1) OBP: 0.231, SLG: 0.118										0 0 0 0 0 0 0		
Doug Frobel, L (8, PH) OBP: 0.318, SLG: 0.245										1 0 0 0 0 0 1		
Gary Lucas, L (8, 1) OBP: 0.318, SLG: 0.245										0 0 0 0 0 0 0		
Inning Stats	R: 0 H: 1 E: 0 LOB: 1 K: 0 BB: 0 S: 4 P: 4	R: 0 H: 0 E: 0 LOB: 0 K: 0 BB: 0 S: 3 P: 3	R: 0 H: 0 E: 0 LOB: 0 K: 2 BB: 0 S: 7 P: 7	R: 0 H: 1 E: 0 LOB: 0 K: 2 BB: 0 S: 7 P: 7	R: 0 H: 1 E: 0 LOB: 1 K: 1 BB: 0 S: 6 P: 6	R: 0 H: 0 E: 0 LOB: 1 K: 0 BB: 1 S: 3 P: 7	R: 0 H: 0 E: 0 LOB: 0 K: 0 BB: 0 S: 3 P: 3	R: 0 H: 1 E: 0 LOB: 0 K: 1 BB: 0 S: 5 P: 5	R: 0 H: 0 E: 0 LOB: 0 K: 0 BB: 0 S: 3 P: 3	1B: 4 SF: 0 2B: 0 SAC: 0 3B: 0 DP: 1 HR: 0 HBP: 0	WP: 0 PA: 31 PB: 0 SB: 0 CS: 1	
PITCHER Orel Hershiser, R (1, 1) ERA: 2.18	IP WLS BF H R ER SO BB IBB HBP BLK WP HR S P ERA WHIP											IP WLS BF H R ER SO BB IBB HBP BLK WP HR S P ERA WHIP
	9.0 W 30 4 0 0 6 1 0 0 0 0 0 0 0 41 45 0.00 0.556											

Montreal Expos @ Los Angeles Dodgers
Dodger Stadium, Los Angeles, CA
 Tue Sep 03 1985, 7:05 PM PDT
 Att: 27,292 - Unknown

AB	29
R	0
H	4
RBI	0
BB	1
SO	6
LOB	6



Batter	1	2	3	4	5	6	7	8	9	AB R H RBI BB SO LOB	TOP		
Tim Raines, S (1, 7) OBP: 0.387, SLG: 0.449	0-0 G1-2-3 2B 1B		0-0 B1-3		0-0 4-3		0-0 FC4-6 1-2f		0-0 2B	5 0 2 0 0 0 1	Montreal Expos @ Los Angeles Dodgers Dodger Stadium, Los Angeles, CA Wed Sep 04 1985, 7:05 PM PDT Att: 29,338 - Unknown livebaseballscorecards.com		
Vance Law, R (1, 4) OBP: 0.360, SLG: 0.407	0-0 G1-2-3 1-3 2B		0-0 FC3-6 1B		0-0 FC5-4 1B		0-0 L5		0-0 4-3	5 0 3 0 0 0 2			
Andre Dawson, R (1, 9) OBP: 0.303, SLG: 0.428	4-0 G1-2-3 BB		0-0 FC3-6 1B 1-2f		0-0 FC5-4 1-2f		0-3 K			3 0 0 0 1 1 3			
Hubie Brooks, R (1, 6) OBP: 0.306, SLG: 0.401	0-0 G1-2-3 1-2 2-3 3-Hf		0-0 1B 1-3		0-0 E5 FC4-6 HBP		0-0 F7			4 0 1 0 0 0 3			
Terry Francona, L (1, 3) OBP: 0.320, SLG: 0.374	0-0 F7		0-0 1-3		0-0 F8		0-0 F6			4 0 0 0 0 0 3			
Tim Wallach, R (1, 5) OBP: 0.310, SLG: 0.429		0-0 HR	0-0 L4		1-0 FC4-6 HBP		0-0 HR			3 2 2 2 0 0 0			
Mitch Webster, S (1, 8) OBP: 0.264, SLG: 0.392		0-0 F3	0-0 1B		0-0 FC4-6 1-2f 2-3		0-0 F4			4 0 1 0 0 0 2			
Sal Butera, R (1, 2) OBP: 0.286, SLG: 0.312		0-3 K	0-0 5-3		0-3 K		0-3 K			2 0 0 0 0 1 1			
Razor Shines, S (6, PH) OBP: 0.150, SLG: 0.105		0-3 K			0-3 K					1 0 0 0 0 1 2			
Mike O'Berry, R (6, 2)										0 0 0 0 0 0 0			
Scott Thompson, L (9, PH) OBP: 0.267, SLG: 0.286										1 0 0 0 0 1 0			
John Dopson, L (1, 1) Herm Winningham, L (5, PH) Randy St. Claire, R (5, 1) U L Washington, S (7, PH) Tim Burke, R (7, 1) Doug Frobel, L (9, PH)		0-3 K					0-0 FC4-6 1B		0-0 G3	1 0 0 0 0 1 0 1 0 0 0 0 1 0 0 0 0 0 0 0 0 0 0 0 0 0 0 0 1 0 1 0 0 0 0 0 0 0 0 0 0 0 1 0 0 0 0 0 0			
Inning Stats	R: 0 H: 2 E: 0 LOB: 2 K: 0 BB: 1 S: 4 P: 8	R: 1 H: 1 E: 0 LOB: 0 K: 2 BB: 0 S: 8 P: 8	R: 0 H: 2 E: 0 LOB: 2 K: 0 BB: 0 S: 4 P: 4	R: 0 H: 1 E: 0 LOB: 1 K: 0 BB: 0 S: 4 P: 4	R: 0 H: 1 E: 0 LOB: 1 K: 1 BB: 0 S: 6 P: 6	R: 0 H: 0 E: 1 LOB: 2 K: 1 BB: 0 S: 6 P: 7	R: 0 H: 1 E: 0 LOB: 1 K: 1 BB: 0 S: 6 P: 6	R: 1 H: 1 E: 0 LOB: 0 K: 0 BB: 0 S: 4 P: 4	R: 0 H: 1 E: 0 LOB: 1 K: 1 BB: 0 S: 6 P: 6	1B: 6 SF: 0 2B: 2 SAC: 0 3B: 0 DP: 1 HR: 2 HBP: 1	WP: 0 PA: 38 PB: 0 SB: 0 CS: 0		
PITCHER	IP WLS BF H R ER SO BB IBB HBP BLK WP HR S P ERA WHIP											PITCHER	IP WLS BF H R ER SO BB IBB HBP BLK WP HR S P ERA WHIP
Bob Welch, R (1, 1) ERA: 2.28	7.2 W 33 9 2 2 5 1 0 1 0 0 2 41 46 2.35 1.304												
Tom Niedenfuer, R (8, 1) ERA: 1.97	1.1 S 5 1 0 0 1 0 0 0 0 0 0 7 7 0.00 0.750												

Montreal Expos @ Los Angeles Dodgers
Dodger Stadium, Los Angeles, CA
 Wed Sep 04 1985, 7:05 PM PDT
 Att: 29,338 - Unknown

AB	36
R	2
H	10
RBI	2
BB	1
SO	6
LOB	17



Batter	1	2	3	4	5	6	7	8	9
Mariano Duncan, R (1, 6) OBP: 0.284, SLG: 0.336	0-0 4-3		0-0 6-3	0-0 4-3		0-0 FC4-6 2-3 1B		0-0 1-3	
Ken Landreaux, L (1, 8) OBP: 0.312, SLG: 0.420	0-0 F5		0-0 2B 1B	0-0 5-3		0-3 K		0-3 K	
Mike Marshall, R (1, 9) OBP: 0.328, SLG: 0.455	0-0 E5		0-0 1B 2B	0-0 1B		0-0 FC4-6 1-2f			
Pedro Guerrero, R (1, 7) OBP: 0.426, SLG: 0.600	0-0 F8		4-0 1B 1B BB	0-0 F3		4-0 1-3 BB			
Bill Madlock, R (1, 5) OBP: 0.328, SLG: 0.390		0-0 F9	0-3 K		0-0 F8		0-0 1-3		
Mike Scioscia, L (1, 2) OBP: 0.407, SLG: 0.409		0-0 4-3	0-0 1B 1-2 3-H 1B		0-0 F6		0-0 F6		
Greg Brock, L (1, 3) OBP: 0.324, SLG: 0.430		0-0 HR	0-0 BB 1-3 2-H 1B		0-0 F5		4-0 IBB		
Steve Sax, R (1, 4) OBP: 0.339, SLG: 0.298		0-0 1B	4-0 FC6-4 1-2 BB			0-0 1B SH3-4 1B		0-0 6-3	
Tom Niedenfuer, R (8, 1) OBP: 0.111, SLG: 0.111		0-0 1B	0-0 FC6-4						
Bob Welch, R (1, 1) OBP: 0.250, SLG: 0.212		0-0 1-5-3	0-0 1-2f			0-0 SH3-4 1-2		0-0 1-3	
Bob Bailor, R (8, 4) OBP: 0.262, SLG: 0.282									

Inning Stats	R: 0	H: 0	E: 1	LOB: 1	K: 0	BB: 0	S: 4	P: 4
	R: 1	H: 2	E: 0	LOB: 1	K: 0	BB: 0	S: 5	P: 5
	R: 3	H: 4	E: 0	LOB: 3	K: 1	BB: 2	S: 9	P: 17
	R: 0	H: 1	E: 0	LOB: 1	K: 0	BB: 0	S: 4	P: 4
	R: 0	H: 0	E: 0	LOB: 0	K: 0	BB: 0	S: 3	P: 3
	R: 0	H: 2	E: 0	LOB: 2	K: 1	BB: 0	S: 7	P: 7
	R: 0	H: 0	E: 0	LOB: 2	K: 0	BB: 2	S: 3	P: 11
	R: 0	H: 0	E: 0	LOB: 0	K: 1	BB: 0	S: 5	P: 5

PITCHER	IP	WLS	BF	H	R	ER	SO	BB	IBB	HBP	BLK	WP	HR	S	P	ERA	WHIP
John Dopson, R (1, 1) ERA: 9.0	4.0	L	22	7	4	4	1	2	0	0	0	0	1	22	30	9.00	2.250
Randy St. Claire, R (5, 1) ERA: 2.97	2.0		8	2	0	0	1	0	0	0	0	0	0	10	10	0.00	1.000
Tim Burke, R (7, 1) ERA: 1.83	2.0		8	0	0	0	1	1	1	0	0	0	0	8	16	0.00	0.500

AB R H RBI BB SO LOB

5 0 1 0 0 0 0

5 1 1 0 0 2 2

4 1 2 1 0 0 2

2 1 0 0 2 0 2

4 0 0 0 0 1 3

4 0 1 1 0 0 1

3 1 2 2 1 0 0

3 0 2 0 1 0 2

0 0 0 0 0 0 0

2 0 0 0 0 0 4

1 0 0 0 0 0 0

AB 33
R 4
H 9
RBI 4
BB 4
SO 3
LOB 16

WP: 0 PA: 38
PB: 0 SB: 0
CS: 0

1B: 7 SF: 0
2B: 1 SAC: 1
3B: 0 DP: 0
HR: 1 HBP: 0

WP: 0 PA: 38
ERA WHIP

Montreal Expos @ Los Angeles Dodgers
Dodger Stadium, Los Angeles, CA
Wed Sep 04 1985, 7:05 PM PDT
Att. 29,338 - Unknown



Batter	1	2	3	4	5	6	7	8	9	10	11	12	13	AB R H RBI BB SO LOB	TOP																	
Wally Backman, S (1, 4) OBP: 0.330, SLG: 0.356	0-0 4-3		0-3 K		0-0 F9			0-0 4-3			0-0 1-3		0-0 2B	6 1 1 0 0 1 2																		
Tom Paciorek, R (1, 9) OBP: 0.313, SLG: 0.317 Danny Heep, L (13, PH) OBP: 0.337, SLG: 0.423 Lenny Dykstra, L (13, 8) OBP: 0.332, SLG: 0.326	0-0 6-3		0-0 F9			0-3 K		0-0 F4			0-0 6-3		0-0 F2	5 0 0 0 0 1 1 1 0 0 0 0 0 2 0 0 0 0 0 0 0																		
Darryl Strawberry, L (1, 8) OBP: 0.383, SLG: 0.549 (13, 9)	0-0 4-3			0-0 F8		0-0 1-3		0-3 K			0-0 4-3		0-0 2B	6 0 1 2 0 1 0																		
Gary Carter, R (1, 3) OBP: 0.368, SLG: 0.490 (10, 2)		0-0 G5-3 1B		4-0 G5-3 BB		0-0 1B		0-0 5-3			0-0 F7		4-0 1B IBB	4 0 2 0 2 0 0																		
George Foster, R (1, 7) OBP: 0.326, SLG: 0.446		0-0 1-2 1B		4-0 1-2 BB		0-0 L1		0-0 5-3			0-0 6-3		0-0 1B	5 0 2 0 1 0 1																		
Ray Knight, R (1, 5) OBP: 0.245, SLG: 0.336		0-0 F9		0-0 G5-3			0-0 6-3		0-0 F9					5 0 1 0 0 0 4																		
Ronn Reynolds, R (1, 2) OBP: 0.258, SLG: 0.289 Mookie Wilson, S (10, PH) OBP: 0.307, SLG: 0.385 Roger McDowell, R (10, 1) OBP: 0.267, SLG: 0.286 Rusty Staub, L (12, PH) OBP: 0.404, SLG: 0.421 Terry Lesh, R (12, 1) OBP: 0.222, SLG: 0.333 Jesse Crivello, R (12, 1) OBP: 0.400, SLG: 0.400		0-0 G5-3		0-0 F9			0-0 6-3			0-0 F4		0-0 F3		3 0 0 0 0 0 2 1 0 0 0 0 0 0 0 0 0 0 0 0 0 1 0 0 0 0 0 1 0 0 0 0 0 0 0 0 0 0 0 0 0 0																		
Rafael Santana, R (1, 6) OBP: 0.290, SLG: 0.299			0-0 5-3		0-3 K		0-0 1B			4-0 G6-3 BB			0-0 1B	4 0 2 0 1 1 0																		
Dwight Gooden, R (1, 1) OBP: 0.244, SLG: 0.208 Keith Hernandez, L (10, PH) OBP: 0.373, SLG: 0.423 (10, 3)			0-0 1B		0-0 1B		0-3 K			0-0 G6-3			0-0 2B	3 0 2 0 0 1 1 2 1 0 0 0 0 2																		
Inning Stats	R: 0 E: 0 K: 0 S: 3	H: 0 LOB: 0 BB: 0 P: 3	R: 0 E: 0 K: 0 S: 4	H: 2 LOB: 1 BB: 0 P: 4	R: 0 E: 0 K: 1 S: 6	H: 1 LOB: 1 BB: 0 P: 6	R: 0 E: 0 K: 1 S: 6	H: 1 LOB: 1 BB: 0 P: 6	R: 0 E: 0 K: 1 S: 6	H: 1 LOB: 1 BB: 0 P: 6	R: 0 E: 0 K: 0 S: 3	H: 0 LOB: 0 BB: 0 P: 3	R: 0 E: 0 K: 0 S: 3	H: 0 LOB: 0 BB: 0 P: 3	R: 0 E: 0 K: 0 S: 4	H: 1 LOB: 1 BB: 0 P: 4	R: 2 E: 0 K: 0 S: 6	H: 4 LOB: 2 BB: 1 P: 10	1B: 10 2B: 1 3B: 0 HR: 0	SF: 0 SAC: 0 DP: 3 HBP: 0	WP: 0 PB: 0 SB: 0 CS: 0	PA: 50										
PITCHER	IP WLS BF H R ER SO BB IBB HBP BLK WP HR S P ERA WHIP														IP WLS BF H R ER SO BB IBB HBP BLK WP HR S P ERA WHIP																	
Fernando Valenzuela, L (1, 1) ERA: 2.26	11.0														2.0	L	11	5	2	2	0	0	1	0	0	0	0	0	10	14	9.00	2.500

New York Mets @ Los Angeles Dodgers
Dodger Stadium, Los Angeles, CA
Fri Sep 06 1985, 7:05 PM PDT
Att. 51,868 - Unknown

livebaseballscorecards.com

AB	46
R	2
H	11
RBI	2
BB	4
SO	5
LOB	16



Batter	1	2	3	4	5	6	7	8	9	10	11	12	13	AB R H RBI BB SO LOB
Mariano Duncan, R OBP: 0.282, SLG: 0.334 (1, 6)	0-3 K		0-0 F7			0-0 L4		0-0 F9			0-0 6-3 S 1B		0-3 K	6 0 1 0 0 2 4
Ken Landreaux, L OBP: 0.308, SLG: 0.414 Candy Maldonado, R (13, PH) OBP: 0.276, SLG: 0.321 (1, 8)	0-3 K			0-3 K			0-0 F4		0-0 1-3		0-0 6-3 1-3		0-3 K	5 0 0 0 0 2 1 1 0 0 0 0 1 1
Mike Marshall, R OBP: 0.326, SLG: 0.451 (1, 9)	0-0 F9			0-3 K			0-3 K		0-0 E5 CS		0-0 6-3		0-0 BB 1B	6 0 1 0 0 2 1
Pedro Guerrero, R OBP: 0.426, SLG: 0.600 (1, 7)		0-0 6-3		0-3 K			0-0 2B		0-3 K 1-2			0-0 1B 1B	4-0 BB 1-2 2-3	5 0 2 0 1 2 1
Bill Madlock, R OBP: 0.332, SLG: 0.394 (1, 5)		0-0 S 1B			0-0 G4-6-3 1B		0-0 F3			0-0 SH1-4 1B		0-0 1B	0-0 F3	6 0 4 0 0 0 4
Mike Scioscia, L OBP: 0.406, SLG: 0.408 Reggie Williams, R (8, PR) Steve Yeager, R OBP: 0.244, SLG: 0.236 (1, 2)		0-0 F8 1-2		0-0 G4-6-3 1-2f		0-0 FC1-5 1B		0-0 FC1-5 1B		0-0 SH1-4 1-2		0-0 F1		3 0 1 0 0 0 2 0 0 0 0 0 0 0 1 0 0 0 0 0 2
Greg Brock, L OBP: 0.326, SLG: 0.429 Enos Cabell, R OBP: 0.313, SLG: 0.333 (1, 3)		0-3 K		0-3 K		0-0 FC6-4 FC1-5 1-2 1B		0-0 FC6-4 FC1-5 1-2 1B		4-0 G6-4-3 IBB		0-3 K		3 0 1 0 1 2 1 1 0 0 0 0 1 2
Steve Sax, R OBP: 0.336, SLG: 0.296 Terry Whitfield, L (10, PH) Bob Bailor, R OBP: 0.259, SLG: 0.279 (1, 4)			0-0 1-3			0-0 F3		0-0 FC1-5 FC6-4		0-0 G6-4-3 1-2f		0-0 F7		3 0 0 0 0 0 2 1 0 0 0 0 0 2 1 0 0 0 0 0 2
Fernando Valenzuela, L OBP: 0.190, SLG: 0.217 Len Matuszek, L (11, PH) Tom Niedenfuer, R OBP: 0.111, SLG: 0.111 Bill Russell, R OBP: 0.335, SLG: 0.303 (1, 1)			0-0 1-3			0-3 K		0-0 FC6-4 1-2f 2-3			0-0 3-1		4-0 BB 1B BB	3 0 0 0 0 1 2 1 0 0 0 0 0 0 0 0 0 0 0 0 0 0 0 0 0 1 0 0

Inning Stats	R: 0	H: 0	E: 0	K: 2	S: 7	P: 7	R: 0	H: 1	E: 0	K: 1	S: 6	P: 6	R: 0	H: 1	E: 0	K: 1	S: 5	P: 5	R: 0	H: 0	E: 0	K: 3	S: 9	P: 9	R: 0	H: 1	E: 0	K: 1	S: 5	P: 5	R: 0	H: 2	E: 0	K: 0	S: 5	P: 5	R: 0	H: 0	E: 1	K: 1	S: 5	P: 5	R: 0	H: 1	E: 0	K: 0	S: 3	P: 7	R: 0	H: 2	E: 0	K: 1	S: 7	P: 7	R: 0	H: 1	E: 0	K: 2	S: 8	P: 16	1B: 9	2B: 2	3B: 0	HR: 0	SF: 0	SAC: 1	DP: 3	HBP: 0	WP: 0	PA: 50
--------------	------	------	------	------	------	------	------	------	------	------	------	------	------	------	------	------	------	------	------	------	------	------	------	------	------	------	------	------	------	------	------	------	------	------	------	------	------	------	------	------	------	------	------	------	------	------	------	------	------	------	------	------	------	------	------	------	------	------	------	-------	-------	-------	-------	-------	-------	--------	-------	--------	-------	--------


PITCHER	IP	WLS	BF	H	R	ER	SO	BB	IBB	HBP	BLK	WP	HR	S	P	ERA	WHIP
Dwight Gooden, R (1, 1) ERA: 1.74	9.0		31	5	0	0	10	0	0	0	0	0	0	51	51	0.00	0.556
Roger McDowell, R (10, 1) ERA: 2.95	2.0		8	2	0	0	0	0	1	0	0	0	0	7	11	0.00	1.000
Terry Leach, R (12, 1) ERA: 2.58	0.1		3	2	0	0	0	0	0	0	0	0	0	3	3	0.00	6.000
Jesse Orosco, L (12, 1) ERA: 2.6	1.2	W	8	1	0	0	3	2	0	0	0	0	0	12	20	0.00	1.800

BOTTOM

New York Mets @ Los Angeles Dodgers
Dodger Stadium, Los Angeles, CA

Fri Sep 06 1985, 7:05 PM PDT
Att: 51,868 - Unknown

AB	46
R	0
H	10
RBI	0
BB	3
SO	13
LOB	27



PITCHER	IP	WLS	BF	H	R	ER	SO	BB	IBB	HBP	BLK	WP	HR	S	P	ERA	WHIP
---------	----	-----	----	---	---	----	----	----	-----	-----	-----	----	----	---	---	-----	------

BOTTOM

New York Mets @ Los Angeles Dodgers
Dodger Stadium, Los Angeles, CA

livebaseballscorecards.com

AB 38
R 7
H 13
RBI 7
BB 1
SO 7
LOB 9



WP: 1 PA: 39
PB: 0
SB: 2
CS: 0

Sat Sep 07 1985, 3:33 AM PDT
Att. 44,444 - Unknown

AB R H RBI BB SO LOB

3 0 0 0 0 1 0
2 0 1 1 0 1 1

4 0 0 0 1 2 1

5 1 2 2 0 0 0

4 0 1 0 0 1 0

4 1 1 0 0 0 1

4 2 3 1 0 0 0

3 1 1 2 0 1 1
1 0 0 0 0 0 2

3 0 2 0 0 0 1
1 0 0 0 0 0 0

1B: 10 SF: 0
2B: 1 SAC: 0
3B: 0 DP: 1
HR: 2 HBP: 0

Batter	1	2	3	4	5	6	7	8	9
Mariano Duncan, R (1, 6) Dave Anderson, R (7, 6) OBP: 0.280, SLG: 0.332 OBP: 0.316, SLG: 0.301	0-0 4-3			0-0 1-3		0-3 K	0-0 1B		0-3 K
Ken Landreaux, L (1, 8) OBP: 0.307, SLG: 0.410	0-3 K			0-3 K		0-0 4-3	0-0 6-3		4-0 1B IBB
Mike Marshall, R (1, 7) OBP: 0.326, SLG: 0.458	0-0 F9			0-0 5-3		0-0 HR		0-0 4-3	0-0 1B 1-2 2-H
Pedro Guerrero, R (1, 9) OBP: 0.425, SLG: 0.597		0-0 F4			0-3 K	0-0 5-3		0-0 1B 1B	
Bill Madlock, R (1, 5) OBP: 0.331, SLG: 0.393		0-0 F8			0-0 F7		0-0 2B 1B	0-0 F4	
Mike Scioscia, L (1, 2) OBP: 0.410, SLG: 0.415		0-0 F9			0-0 HR 1B		0-0 WP 1B 2B	0-0 FC6-4 1B	
Greg Brock, L (1, 3) Enos Cabell, R (8, PH) OBP: 0.326, SLG: 0.436 OBP: 0.312, SLG: 0.332			0-0 4-3		0-0 HR		0-3 K	0-0 FC6-4 1-2	
Steve Sax, R (1, 4) Bob Bailor, R (9, 4) OBP: 0.339, SLG: 0.299 OBP: 0.257, SLG: 0.276			0-0 G1-6-3 1B		0-0 1B		0-0 F3		0-0 F3
Jerry Reuss, L (1, 1) Terry Whitfield, L (5, PH) Ken Howell, R (6, 1) Len Matuszek, L (7, PH) Reggie Williams, R (7, PR) Tom Niedenfuer, R (8, 1) Franklin Stubbs, L (9, PH) Jose Gonzalez, R (9, PR)			0-0 G1-6-3 1-2		0-3 K		0-0 1B 1B		0-0 1B 1B

Inning Stats	R: 0	H: 0	E: 0	K: 1	S: 5	LOB: 0	BB: 0	P: 5	R: 0	H: 0	E: 0	K: 0	S: 3	LOB: 0	BB: 0	P: 3	R: 0	H: 0	E: 0	K: 1	S: 5	LOB: 0	BB: 0	P: 5	R: 2	H: 3	E: 0	K: 2	S: 10	LOB: 1	BB: 0	P: 10	R: 1	H: 1	E: 0	K: 1	S: 6	LOB: 0	BB: 0	P: 6	R: 3	H: 4	E: 0	K: 1	S: 9	LOB: 1	BB: 0	P: 9	R: 0	H: 2	E: 0	K: 0	S: 5	LOB: 2	BB: 0	P: 5	R: 1	H: 2	E: 0	K: 1	S: 6	LOB: 2	BB: 1	P: 10	1B: 10	SF: 0	2B: 1	SAC: 0	3B: 0	DP: 1	HR: 2	HBP: 0	WP: 1	PA: 39
--------------	------	------	------	------	------	--------	-------	------	------	------	------	------	------	--------	-------	------	------	------	------	------	------	--------	-------	------	------	------	------	------	-------	--------	-------	-------	------	------	------	------	------	--------	-------	------	------	------	------	------	------	--------	-------	------	------	------	------	------	------	--------	-------	------	------	------	------	------	------	--------	-------	-------	--------	-------	-------	--------	-------	-------	-------	--------	-------	--------

PITCHER	IP	WLS	BF	H	R	ER	SO	BB	IBB	HBP	BLK	WP	HR	S	P	ERA	WHIP
Ed Lynch, R (1, 1) ERA: 3.09	6.0		22	5	3	3	5	0	0	0	0	0	2	32	32	4.50	0.833
Roger McDowell, R (7, 1) ERA: 3.2	0.2		5	3	3	3	1	0	0	0	0	1	0	7	7	40.50	4.500
Doug Sisk, R (7, 1) ERA: 5.53	1.0		6	3	0	0	0	0	0	0	0	0	0	6	6	0.00	3.000
Tom Gorman, L (8, 1) ERA: 5.04	0.1		1	0	0	0	0	0	0	0	0	0	0	1	1	0.00	0.000
Terry Leach, R (9, 1) ERA: 2.77	0.2	L	5	2	1	1	1	0	1	0	0	0	0	6	10	13.50	3.000

Batter	1	2	3	4	5	6	7	8	9	10	11	12	13	14	AB R H RBI BB SO LOB	TOP
Mookie Wilson, S OBP: 0.306, SLG: 0.395 (1, 8) (9, 7)	0-0 6-3		0-3 K			0-0 F7		0-0 E6 1B		0-0 4-3		0-0 SH3-4 1B		0-0 HR	7 2 2 1 0 1 0	
Wally Backman, S OBP: 0.333, SLG: 0.357 (1, 4)	0-0 G6-4-3 1B		0-0 5-3			0-0 G3		0-0 F5		0-0 1B		0-0 SH3-4		0-0 F4	6 0 2 0 0 0 1	
Keith Hernandez, L OBP: 0.372, SLG: 0.423 (1, 3)	0-0 G6-4-3			0-0 6-3				0-0 FC6-4 1B		0-3 K		0-3 K		0-0 1B	7 0 3 1 0 2 3	
Gary Carter, R OBP: 0.368, SLG: 0.491 (1, 2)		0-0 HR		0-3 K				0-0 FC6-4 1B		0-0 F7		4-0 IBB		0-0 F7	6 1 1 1 1 1 4	
Darryl Strawberry, L OBP: 0.390, SLG: 0.559 (1, 9)		0-0 1B		0-0 G3				4-0 IBB		0-0 G3		0-0 FC1-6 BLK 1B		0-3 K	6 0 2 0 1 2 3	
Danny Heep, L OBP: 0.335, SLG: 0.419 Lenny Dykstra, L OBP: 0.336, SLG: 0.335 (9, PR) (9, 8)		0-0 1-2 5-3		0-0 G3				0-3 K		0-0 BB 1B		0-0 F7		0-0 1B	4 0 1 0 0 1 3 2 0 1 0 0 0 1	
Howard Johnson, S OBP: 0.303, SLG: 0.371 (1, 5)		0-3 K		0-0 F8				0-3 K		0-0 F7		4-0 FC1-6 IBB		0-3 K	5 0 0 0 1 3 5	
Rafael Santana, R OBP: 0.289, SLG: 0.294 (1, 6)		0-0 6-3		0-0 5-3				0-0 E5 G3 WP		4-0 BB 1-2 BB		0-0 FC1-6		0-3 K	5 1 0 0 1 1 4	
Sid Fernandez, L Rusty Staub, L Jesse Orosco, R Chris Mendenhall, R Roger McDowell, R Tom Paciorek, R Rick Aguilera, R Ray Knight, L Doug Sisk, R			0-3 K			0-3 K		0-0 G3		0-0 1-6-3		0-0 F8		0-0 6-3	2 1 0 0 0 0 2 0 1 1 0 1 0 0 0 0 0 0 0 0 0 0 0 0 0 0 0 0 0	
Inning Stats	R: 0 H: 1 E: 0 LOB: 0 K: 0 BB: 0 S: 3 P: 3	R: 1 H: 2 E: 0 LOB: 1 K: 1 BB: 0 S: 7 P: 7	R: 0 H: 0 E: 0 LOB: 0 K: 2 BB: 0 S: 7 P: 7	R: 0 H: 0 E: 0 LOB: 0 K: 1 BB: 0 S: 5 P: 5	R: 0 H: 0 E: 0 LOB: 0 K: 0 BB: 0 S: 3 P: 3	R: 0 H: 0 E: 0 LOB: 0 K: 1 BB: 0 S: 5 P: 5	R: 0 H: 1 E: 0 LOB: 2 K: 2 BB: 1 S: 8 P: 12	R: 2 H: 1 E: 2 LOB: 1 K: 0 BB: 0 S: 6 P: 6	R: 0 H: 1 E: 0 LOB: 2 K: 0 BB: 1 S: 4 P: 8	R: 0 H: 1 E: 0 LOB: 1 K: 1 BB: 0 S: 6 P: 6	R: 0 H: 1 E: 0 LOB: 2 K: 0 BB: 1 S: 4 P: 8	R: 0 H: 1 E: 0 LOB: 2 K: 2 BB: 1 S: 8 P: 12	R: 0 H: 1 E: 0 LOB: 1 K: 1 BB: 0 S: 8 P: 8	R: 1 H: 2 E: 0 LOB: 1 K: 1 BB: 0 S: 7 P: 7	1B: 9 SF: 0 2B: 1 SAC: 1 3B: 0 DP: 1 HR: 2 HBP: 0	WP: 1 PA: 59 PB: 0 SB: 5 CS: 0
PITCHER	IP WLS BF H R ER SO BB IBB HBP BLK WP HR S P ERA WHIP															
Orel Hershiser, R ERA: 2.13 (1, 1)	9.0 36 6 3 1 7 1 1 0 0 1 1 48 56 1.00 0.778															
Ken Howell, R ERA: 2.82 (10, 1)	2.0 9 2 0 0 1 0 1 0 1 0 0 10 14 0.00 1.000															
Carlos Diaz, L ERA: 2.44 (12, 1)	3.0 L 14 4 1 1 5 0 1 0 0 0 1 23 27 3.00 1.333															

New York Mets @ Los Angeles Dodgers
Dodger Stadium, Los Angeles, CA
Sun Sep 08 1985, 3:33 AM PDT
Att: 43,838 - Unknown

livebaseballscores.com

AB	54
R	4
H	12
RBI	3
BB	4
SO	13
LOB	30



Batter	1	2	3	4	5	6	7	8	9	AB	R	H	RBI	BB	SO	LOB
Claudell Washington, L (1, 9) Zane Smith, L (8, 1) Bruce Sutter, R (8, 1) Rafael Ramirez, R (9, 6)	0-3 K			4-0 HBP 1B BB	0-0 G3		0-3 K		0-0 G3	3	1	0	0	1	2	1
Glenn Hubbard, R (1, 4)	0-0 F7			1-0 FC3-6 1B HBP		0-0 HR	0-0 2B 1B		0-0 F4	4	2	2	1	0	0	0
Dale Murphy, R (1, 8)	0-0 4-3			0-0 FC3-6 1B		0-0 BB 6-3 1B	4-0 2B 1B BB		0-0 1B E WP 1B	4	2	3	1	1	0	0
Gerald Perry, L (1, 3) Bob Homer, R (9, PH)		0-0 F5		0-0 FC3-6 S		0-0 6-3	0-0 1B 2B		0-0 E5 WP 1B	4	1	1	2	0	0	3
Terry Harper, R (1, 7)		0-0 6-3-5 1B		0-0 F3		4-0 BB BB	0-0 CS 1B		0-0 WP 1B	4	0	3	2	1	0	2
Ken Oberkfell, L (1, 5)		0-0 6-3-5		4-0 IBB		4-0 G6-4-3 BB	0-0 CS		0-0 E4 FC6-4 L4	3	0	0	0	2	0	3
Paul Zuvella, R (1, 6) Brad Komminsk, R (9, 9)			0-0 4-3	0-0 F6		0-0 G6-4-3			0-0 FC6-4	4	0	0	0	0	0	7
Bruce Benedict, R (1, 2) Andres Thomas, R (7, PR) Rick Cerone, R (8, 2)			0-0 F3		0-0 4-3		0-0 BB 1B 1B		0-0 FC4-6	3	0	1	0	0	0	0
Len Barker, R (1, 1) Albert Hall, S (5, PH) Rick Garrity, R (6, 1) Milt Thompson, L (7, PH) John Rabb, R (8, PH) Gene Garber, R (9, 1)			0-3 K		0-0 4-3		0-0 F8		0-3 K	1	0	0	0	0	1	0

Inning Stats	R: 0	H: 0	E: 0	K: 1	S: 5	H: 0	LOB: 0	BB: 0	P: 5	R: 0	H: 0	E: 0	K: 1	S: 5	R: 1	H: 1	E: 0	K: 0	S: 4	R: 0	H: 0	E: 0	K: 0	S: 3	R: 1	H: 2	E: 0	K: 1	S: 8	R: 0	H: 0	E: 1	K: 1	S: 6	R: 1	H: 2	E: 1	K: 0	S: 6	1B: 8	2B: 2	3B: 0	SF: 0	SAC: 0	DP: 2	HBP: 1	WP: 1	PB: 0	SB: 1	CS: 1	PA: 43
--------------	------	------	------	------	------	------	--------	-------	------	------	------	------	------	------	------	------	------	------	------	------	------	------	------	------	------	------	------	------	------	------	------	------	------	------	------	------	------	------	------	-------	-------	-------	-------	--------	-------	--------	-------	-------	-------	-------	--------

PITCHER	IP	WLS	BF	H	R	ER	SO	BB	IBB	HBP	BLK	WP	HR	S	P	ERA	WHIP
Bob Welch, R (1, 1) ERA: 2.33	5.1		23	4	2	2	2	2	1	1	0	0	1	23	36	3.38	1.125
Ken Howell, R (6, 1) ERA: 3.13	1.1		7	2	3	3	1	2	0	0	0	0	0	7	15	20.25	3.000
Tom Niedenfuer, R (7, 1) ERA: 2.37	0.0		1	1	0	0	0	0	0	0	0	0	0	1	1	∞	∞
Brian Holton, R (7, 1) ERA:	0.1	W	1	1	1	1	0	0	0	0	0	0	0	1	1	27.00	3.000
Dennis Powell, L (8, 1) ERA: 4.34	2.0	S	10	2	1	0	1	0	0	0	0	1	0	12	12	0.00	1.000

BOTTOM

Los Angeles Dodgers @ Atlanta Braves
Atlanta-Fulton County Stadium, Atlanta, GA
Mon Sep 09 1985, 7:05 PM EDT
Att. 3,137 - Unknown

livebaseballscorecards.com

AB	36
R	7
H	10
RBI	6
BB	5
SO	4
LOB	20




Batter	1	2	3	4	5	6	7	8	9	AB R H RBI BB SO LOB	TOP	
Mariano Duncan, R (1, 6) OBP: 0.288, SLG: 0.339	4-0 1B BB	0-0 FC4-6 1B 1-2 2-H 3-H	0-0 3B 2-H 3-H			0-0 F5		0-0 G3 1B 1-3 2-H		4 0 3 5 1 0 0		
Ken Landreaux, L (1, 8) OBP: 0.303, SLG: 0.401 Reggie Williams, R (8, 8)	0-0 G6-4-3 1B	0-0 FC4-6 1B BB	0-0 G3			0-0 5-3		0-0 G3 1B 1-2 3-H		5 1 1 1 0 0 4 0 0 0 0 0 0 0		
Mike Marshall, R (1, 9) OBP: 0.328, SLG: 0.467 Franklin Stubbs, L (8, 3) OBP: 0.500, SLG: 0.500	0-0 F9	4-0 1B BB 1-2					0-0 5-3	0-0 F9		3 0 0 0 1 0 3 0 0 0 0 0 0 0		
Greg Brock, L (1, 3) OBP: 0.324, SLG: 0.430 Jose Gonzalez, R (8, 9)	0-0 G6-4-3	0-0 FC5-4 1B 1-3 2-H 3-H				0-3 K HBP		0-0 4-3	0-3 K	4 0 1 2 0 1 3 1 0 0 0 0 1 0		
Bill Madlock, R (1, 5) OBP: 0.333, SLG: 0.393 Ralph Bryant, L (7, PH) Bob Bailor, R (7, 5) OBP: 0.259, SLG: 0.278						0-0 G5-4-3		0-3 K	0-0 F7	3 1 1 0 0 0 3 1 0 0 0 0 1 0 1 0 0 0 0 0 0		
Mike Scioscia, L (1, 2) OBP: 0.414, SLG: 0.426 Gilberto Reyes, R (9, PH) (9, 2)		0-0 1B BB 1B 1-3	0-0 4-3			0-0 F8		4-0 E S FC6-4 BB	0-3 K	3 2 1 0 1 0 0 1 0 0 0 0 1 0		
Len Matuszek, L (1, 7) OBP: 0.263, SLG: 0.312 Stu Pederson, L (9, 7)		0-3 K	4-0 SH1-4 1B 3B BB			0-3 K		0-0 E6 FC6-4		3 1 0 0 1 2 3 0 0 0 0 0 0 0		
Steve Sax, R (1, 4) OBP: 0.347, SLG: 0.302		4-0 1B BB 1-2	0-0 SH1-4 3B 1B			0-0 5-3		0-0 FC6-4 1B 1-2f		3 3 1 1 1 0 1		
Rick Honeycutt, L (1, 1) OBP: 0.216, SLG: 0.176		0-0 FC4-6 1B 1-2 2-3 3-H	0-0 SH1-4			0-0 4-3		0-0 1B G3 1B 1-2		3 2 2 1 0 0 0		
Inning Stats	R: 0 H: 1 E: 0 LOB: 1 K: 0 BB: 1 S: 3 P: 7	R: 5 H: 5 E: 0 LOB: 2 K: 1 BB: 2 S: 10 P: 18	R: 2 H: 2 E: 0 LOB: 1 K: 0 BB: 1 S: 5 P: 9	R: 0 H: 0 E: 0 LOB: 0 K: 1 BB: 0 S: 4 P: 5	R: 0 H: 0 E: 0 LOB: 0 K: 1 BB: 0 S: 5 P: 5	R: 0 H: 0 E: 0 LOB: 0 K: 0 BB: 0 S: 3 P: 3	R: 0 H: 0 E: 0 LOB: 0 K: 1 BB: 0 S: 5 P: 5	R: 3 H: 2 E: 1 LOB: 1 K: 0 BB: 1 S: 6 P: 10	R: 0 H: 0 E: 0 LOB: 0 K: 2 BB: 0 S: 7 P: 7	1B: 9 SF: 0 2B: 0 SAC: 1 3B: 1 DP: 2 HR: 0 HBP: 1	WP: 0 PA: 42 PB: 0 SB: 1 CS: 0	
PITCHER	IP WLS BF H R ER SO BB IBB HBP BLK WP HR S P ERA WHIP											
Pascual Perez, R (1, 1) ERA: 6.49	1.2 L 12 5 5 5 1 3 0 0 0 0 0 0 11 23 27.00 4.800											
Jeff Dedmon, R (2, 1) ERA: 3.91	4.1 17 3 2 2 2 1 0 1 0 0 0 0 19 24 4.15 0.923											
Rick Camp, R (7, 1) ERA: 3.98	2.0 10 2 3 1 1 1 0 0 0 0 0 0 11 15 4.50 1.500											
Dave Schuler, L (9, 1) ERA: 11.81	1.0 3 0 0 0 0 2 0 0 0 0 0 0 7 7 0.00 0.000											

Los Angeles Dodgers @ Atlanta Braves
Atlanta-Fulton County Stadium, Atlanta, GA
Tue Sep 10 1985, 7:05 PM EDT
Unknown

AB	35
R	10
H	10
RBI	10
BB	5
SO	6
LOB	17



Batter	1	2	3	4	5	6	7	8	9	AB R H RBI BB SO LOB	TOP																	
Mariano Duncan, R (1, 6) OBP: 0.289, SLG: 0.338 Dave Anderson, R (9, PH) OBP: 0.315, SLG: 0.296 (9, 6)	0-0 E9 WP 1B	0-3 K		0-0 4-3			4-0 BB BB		0-0 F8	4 2 1 0 1 1 3 1 0 0 0 0 0 2																		
Enos Cabell, R (1, 5) OBP: 0.311, SLG: 0.329 Carlos Diaz, R (8, 1)	0-0 S 1B	0-0 6-3			0-0 1B 1B		4-0 BB 1B HR BB	0-0 F8	0-3 K	4 3 2 1 1 0 1 1 0 0 0 0 1 2																		
Ken Landreaux, L (1, 8) OBP: 0.306, SLG: 0.404	0-0 CS 1B		0-0 G3		0-0 1B 1B		0-0 BB HR 1B	0-0 G3		5 1 3 1 0 0 0																		
Mike Marshall, R (1, 9) OBP: 0.333, SLG: 0.469	0-0 F4		0-0 BB 1B		0-0 G4-6-3 1B		4-0 HR BB	0-0 1B		4 1 3 2 1 0 1																		
Greg Brock, L (1, 3) OBP: 0.327, SLG: 0.437	4-0 BB		4-0 BB		0-0 K		0-0 HR	0-3 K		3 1 1 4 2 2 3																		
Mike Scioscia, L (1, 2) OBP: 0.414, SLG: 0.432	0-3 K		0-0 F7		0-0 G4-6-3 1-2f		1-0 1B HBP		0-0 HR	4 1 1 1 0 1 5																		
Len Matuszek, L (1, 7) OBP: 0.265, SLG: 0.330 Candy Maldonado, R (6, PH) OBP: 0.271, SLG: 0.314 (6, 7)		0-0 HR	0-3 K			0-0 5-3	0-0 SH5-4 1B		0-3 K	2 1 1 1 0 1 2 3 0 1 0 0 1 0	AB 40 R 10 H 16 RBI 10 BB 5 SO 8 LOB 22																	
Steve Sax, R (1, 4) OBP: 0.348, SLG: 0.303		0-0 S 1B		0-0 F7		0-0 F9	0-0 L4		0-0 1B 1B	5 0 2 0 0 0 2																		
Bobby Castillo, R (1, 1) OBP: 0.182, SLG: 0.100 Stu Pederson, L (4, PH) Dennis Powell, R (4, 1) Bob Bailor, R (8, 5) OBP: 0.265, SLG: 0.284		0-3 K		0-0 G3		0-0 4-3	0-0 SH5-4 1-2		0-0 1B	1 0 0 0 0 1 1 1 0 0 0 0 0 0 1 0 0 0 0 0 0 1 0 1 0 0 0 0																		
Inning Stats	R: 2 E: 1 K: 1 S: 7	H: 3 LOB: 1 BB: 1 P: 11	R: 1 E: 0 K: 2 S: 9	H: 2 LOB: 1 BB: 0 P: 9	R: 0 E: 0 K: 1 S: 6	H: 1 LOB: 2 BB: 1 P: 10	R: 0 E: 0 K: 0 S: 3	H: 0 LOB: 0 BB: 0 P: 3	R: 1 E: 0 K: 1 S: 7	H: 3 LOB: 1 BB: 0 P: 7	R: 0 E: 0 K: 0 S: 3	H: 0 LOB: 0 BB: 0 P: 3	R: 5 E: 0 K: 0 S: 6	H: 3 LOB: 2 BB: 3 P: 19	R: 0 E: 0 K: 1 S: 6	H: 1 LOB: 1 BB: 0 P: 6	R: 1 E: 0 K: 2 S: 10	H: 3 LOB: 2 BB: 0 P: 10	1B: 13 2B: 0 3B: 0 HR: 3	SF: 0 SAC: 1 DP: 1 HBP: 1	WP: 1 PB: 0 SB: 3 CS: 1	PA: 47						
PITCHER	IP WLS BF H R ER SO BB IBB HBP BLK WP HR S P ERA WHIP												PITCHER	IP WLS BF H R ER SO BB IBB HBP BLK WP HR S P ERA WHIP														
Craig McMurtry, R (1, 1) ERA: 6.92	4.0		22	9	4	4	4	2	0	0	0	1	1	28	36	9.00	2.750											
Zane Smith, L (5, 1) ERA: 3.78	2.0	L	8	1	3	3	1	2	0	0	0	0	0	8	16	13.50	1.500											
Steve Shields, R (7, 1) ERA: 4.47	2.0		11	3	2	2	1	1	0	1	0	0	1	11	16	9.00	2.000											
Dave Schuler, L (9, 1) ERA: 11.37	1.0		6	3	1	1	2	0	0	0	0	0	1	10	10	9.00	3.000											

Los Angeles Dodgers @ Atlanta Braves
Atlanta-Fulton County Stadium, Atlanta, GA
Tue Sep 10 1985, 7:05 PM EDT
Att: 10,300 - Unknown

livebaseballscorecards.com

Batter	1	2	3	4	5	6	7	8	9	AB R H RBI BB SO LOB
Milt Thompson, L (1, 7) OBP: 0.336, SLG: 0.378	0-0 CS 1B		0-0 F8	0-0 1B		0-0 4-3			0-0 4-3	5 0 2 0 0 0 1
Glenn Hubbard, R (1, 4) OBP: 0.321, SLG: 0.318	0-0 1-2 HR 2B		4-0 BB 1B	0-0 F8		0-0 F9			0-3 K	4 2 1 0 1 1 3
Dale Murphy, R (1, 8) OBP: 0.385, SLG: 0.554	0-0 2-H HR		4-0 1B BB	0-0 1-3 1B			4-0 FC4-6 BB		0-0 1B	3 1 3 3 2 0 0
Gerald Perry, L (1, 3) OBP: 0.278, SLG: 0.239	4-0 G3-6 BB		0-3 K	0-3 K			0-0 FC4-6		0-3 K	4 0 0 0 1 3 6
Claudell Washington, L (1, 9) OBP: 0.341, SLG: 0.443	0-0 G3-6 1-2f		0-0 BB 1-3 2-H 1B		0-0 6-3		0-0 F4			4 0 1 1 0 0 2
Ken Oberkfell, L (1, 5) OBP: 0.361, SLG: 0.371		0-0 G3	4-0 1-2 BB		0-0 E6 G1-4-3		0-0 4-3			3 0 0 0 1 0 1
Rick Cerone, R (1, 2) OBP: 0.283, SLG: 0.278		0-0 F4	0-0 6-3		0-0 G1-4-3 1-2f			0-0 4-3		4 0 0 0 0 0 4
Paul Zuvella, R (1, 6) OBP: 0.262, SLG: 0.263		0-0 WP 1B		0-0 F8 SH2-4 1B		0-0 4-3 SH1-4 1B		0-0 6-3		4 1 3 0 0 0 0
Craig McMurtry, R (1, 1) OBP: 0.077, SLG: 0.077		0-3 K		0-0 SH2-4		0-0 SH1-4		0-0 F9		1 0 0 0 0 1 1
Zane Smith, L (5, 1) OBP: 0.133, SLG: 0.133										0 0 0 0 0 0 0
Steve Shields, R (7, 1) OBP: 0.071, SLG: 0.071										0 0 0 0 0 0 0
Paul Runge, R (8, PH) OBP: 0.338, SLG: 0.264										1 0 0 0 0 0 0
Dave Schuler, R (9, 1)										0 0 0 0 0 0 0

Inning Stats	R: 2	H: 3	E: 0	K: 0	S: 4	H: 3	LOB: 0	BB: 1	P: 8	R: 0	H: 1	E: 0	K: 1	S: 6	H: 1	LOB: 1	BB: 0	P: 6	R: 1	H: 1	E: 0	K: 1	S: 6	H: 3	LOB: 2	BB: 0	P: 8	R: 0	H: 0	E: 1	K: 0	S: 3	H: 1	LOB: 1	BB: 0	P: 4	R: 0	H: 0	E: 0	K: 0	S: 3	H: 0	LOB: 1	BB: 1	P: 7	R: 0	H: 0	E: 0	K: 0	S: 3	H: 0	LOB: 0	BB: 0	P: 3	R: 0	H: 1	E: 0	K: 2	S: 8	H: 1	LOB: 1	BB: 0	P: 8	1B: 8	SF: 0	2B: 1	SAC: 2	3B: 0	DP: 2	HR: 1	HBP: 0
--------------	------	------	------	------	------	------	--------	-------	------	------	------	------	------	------	------	--------	-------	------	------	------	------	------	------	------	--------	-------	------	------	------	------	------	------	------	--------	-------	------	------	------	------	------	------	------	--------	-------	------	------	------	------	------	------	------	--------	-------	------	------	------	------	------	------	------	--------	-------	------	-------	-------	-------	--------	-------	-------	-------	--------

PITCHER	IP	WLS	BF	H	R	ER	SO	BB	IBB	HBP	BLK	WP	HR	S	P	ERA	WHIP
Bobby Castillo, R (1, 1) ERA: 5.61	3.0		16	5	3	3	2	4	0	0	0	1	1	16	32	9.00	3.000
Dennis Powell, L (4, 1) ERA: 3.97	4.0	W	17	4	1	1	1	1	0	0	0	0	0	18	22	2.25	1.250
Carlos Diaz, L (8, 1) ERA: 2.36	2.0		7	1	0	0	2	0	0	0	0	0	0	11	11	0.00	0.500

BOTTOM

Los Angeles Dodgers @ Atlanta Braves
Atlanta-Fulton County Stadium, Atlanta, GA

Tue Sep 10 1985, 7:05 PM EDT
Att. 10,300 - Unknown

AB	33
R	4
H	10
RBI	4
BB	5
SO	5
LOB	18

WP: 1 PA: 40
PB: 0
SB: 0
CS: 1



PITCHER	IP	WLS	BF	H	R	ER	SO	BB	IBB	HBP	BLK	WP	HR	S	P	ERA	WHIP
---------	----	-----	----	---	---	----	----	----	-----	-----	-----	----	----	---	---	-----	------

Batter	1	2	3	4	5	6	7	8	9	AB R H RBI BB SO LOB	TOP		
Steve Sax, R (1, 4) OBP: 0.347, SLG: 0.304	0-0 6-3		0-0 1B 1B	0-0 1B 1B			0-0 6-3		0-0 F6	6 2 2 0 0 0 2	Los Angeles Dodgers @ Atlanta Braves Atlanta-Fulton County Stadium, Atlanta, GA Wed Sep 11 1985, 7:05 PM EDT Att. 6,205 - Unknown livebaseballscorecards.com		
Ken Landreaux, L (1, 8) OBP: 0.312, SLG: 0.408 Reggie Williams, R (8, 8)	0-0 F2		0-0 1B WP 1B	0-0 1B 1B	0-0 E7 2B 1B		0-0 1B 1B	0-3 K	5 3 4 0 0 0 0 1 0 0 0 0 1 0				
Mike Marshall, R (1, 9) OBP: 0.338, SLG: 0.475 Brian Holton, R (7, 1) Ralph Bryant, L (9, PH) Carlos Diaz, R (9, 1)	0-3 K		0-0 WP HR 1B	0-0 1B E 1B	0-0 2B		0-0 1B	0-3 K	5 2 4 4 0 1 0 0 0 0 0 0 0 0 1 0 0 0 0 1 1 0 0 0 0 0 0 0				
Greg Brock, L (1, 3) OBP: 0.329, SLG: 0.445 Franklin Stubbs, L (7, PH) OBP: 0.400, SLG: 0.400 (7, 3)		0-0 4-3	0-0 HR	0-0 E BB 1B	0-0 F5		0-0 4-3		4 2 2 2 0 0 1 1 0 0 0 0 0 1				
Bill Madlock, R (1, 5) OBP: 0.332, SLG: 0.390 Bob Bailor, R (8, 5) OBP: 0.265, SLG: 0.284	0-3 K	0-3 K	0-0 1B SF7 1B	0-0 F4	0-0 F9		0-0 5-3		5 1 1 0 0 1 3 0 0 0 0 0 0 0				
Mike Scioscia, L (1, 2) OBP: 0.417, SLG: 0.434 Gilberto Reyes, R (7, 2)	4-0 BB	4-0 BB	0-0 1B 1B	0-0 BB E 5-3 1B	1-3 1-3		4-0 BB		3 1 2 0 1 0 1 0 0 0 0 1 0 0				
Len Matuszek, L (1, 7) OBP: 0.262, SLG: 0.326 Candy Maldonado, R (6, PH) OBP: 0.273, SLG: 0.316 (6, 7)	0-3 K2-3	0-0 SF7	0-0 E6 5-3 BB	0-0 G4-3 1B			0-3 K		2 0 0 2 0 1 3 2 0 1 0 0 1 1				
Dave Anderson, R (1, 6) OBP: 0.316, SLG: 0.296		0-0 F8	0-0 5-3 BB	0-0 F4			0-0 F9		4 0 1 1 1 0 2				
Fernando Valenzuela, L (1, 1) OBP: 0.193, SLG: 0.253 Jose Gonzalez, R (7, 9)			0-0 HR 3-4-1	0-0 5-3	0-0 G4-3		0-0 1-3		4 1 1 2 0 0 5 1 0 0 0 0 0 0				
Inning Stats	R: 0 H: 0 E: 0 LOB: 0 K: 1 BB: 0 S: 5 P: 5	R: 0 H: 0 E: 0 LOB: 1 K: 2 BB: 1 S: 7 P: 11	R: 6 H: 8 E: 0 LOB: 2 K: 0 BB: 0 S: 11 P: 11	R: 5 H: 5 E: 1 LOB: 2 K: 0 BB: 1 S: 9 P: 13	R: 1 H: 2 E: 1 LOB: 1 K: 0 BB: 0 S: 5 P: 5	R: 0 H: 1 E: 0 LOB: 0 K: 0 BB: 0 S: 3 P: 3	R: 0 H: 2 E: 0 LOB: 1 K: 0 BB: 0 S: 4 P: 4	R: 0 H: 0 E: 0 LOB: 1 K: 1 BB: 1 S: 5 P: 9	R: 0 H: 0 E: 0 LOB: 1 K: 2 BB: 0 S: 8 P: 8	1B: 15 SF: 1 2B: 1 SAC: 0 3B: 0 DP: 1 HR: 2 HBP: 0		WP: 1 PA: 48 PB: 0 SB: 0 CS: 0	
PITCHER	IP WLS BF H R ER SO BB IBB HBP BLK WP HR S P ERA WHIP											PITCHER	IP WLS BF H R ER SO BB IBB HBP BLK WP HR S P ERA WHIP
Steve Bedrosian, R (1, 1) ERA: 3.57	2.2 L 17 8 6 6 3 1 0 0 0 0 1 2 22 26 20.25 3.375											Gene Garber, R (9, 1) ERA: 3.89	1.0 4 0 0 0 2 0 0 0 0 0 0 8 8 0.00 0.000
Steve Shields, R (3, 1) ERA: 4.92	0.2 7 5 5 3 0 0 0 0 0 0 0 0 7 7 40.50 7.500												
Rick Camp, R (4, 1) ERA: 4.0	1.2 9 2 1 1 0 1 0 0 0 0 0 0 8 12 5.40 1.800												
Dave Schuler, L (6, 1) ERA: 8.64	2.0 7 3 0 0 0 0 0 0 0 0 0 0 7 7 0.00 1.500												
Terry Forster, L (8, 1) ERA: 2.09	1.0 4 0 0 0 0 1 1 0 0 0 0 0 5 9 0.00 1.000												

livebaseballscorecards.com

AB 44
R 12
H 18
RBI 11
BB 3
SO 6
LOB 20



Batter	1	2	3	4	5	6	7	8	9	AB	R	H	RBI	BB	SO	LOB
Rafael Ramirez, R OBP: 0.279, SLG: 0.338 Paul Zuvella, R OBP: 0.268, SLG: 0.269 (1, 6) (8, 6) (9, 4)	0-3 K 1	0-0 6-3 1			0-0 F3 1		0-0 F9 1		0-0 1B 1	4	0	0	0	0	1	3
Glenn Hubbard, R OBP: 0.318, SLG: 0.314 Andres Thomas, R (1, 4) (9, 6)	0-0 F9 1		0-0 F9 1		0-0 F6 2		0-0 F9 2		0-0 F7 1	4	0	0	0	0	0	1
Dale Murphy, R OBP: 0.287, SLG: 0.553 Dave Schuler, R Chris Chambliss, L OBP: 0.295, SLG: 0.327 Terry Foister, L Gene Garber, R OBP: 0.250, SLG: 0.250 Rick Cerone, R OBP: 0.281, SLG: 0.277 (1, 8) (6, 1) (7, PH) (8, 1) (9, 1) (9, PH)	4-0 BB 1		4-0 BB 1		0-0 4-3 3		0-0 4-3 3		0-0 F7 2	1	0	0	0	2	0	0
Bob Horner, R OBP: 0.345, SLG: 0.518 (1, 3)	0-0 F8 3		0-0 G6-4-3 1B 1-2		0-0 F9 1		0-0 F9 1		0-0 F7 3	5	0	1	0	0	0	2
Terry Harper, R OBP: 0.324, SLG: 0.411 (1, 7)		0-0 1B WP 1B 1B	0-0 G6-4-3 1-2		0-0 F9 2		0-0 F9 2		0-0 1B 2B 1B	4	2	2	0	0	0	2
Ken Oberkfell, L OBP: 0.364, SLG: 0.372 Paul Runge, R OBP: 0.348, SLG: 0.278 (1, 5) (8, 5)		4-0 WP 1B 1-2 BB		0-0 F5 1		0-0 BB 1B		0-0 2B 4-3 1B		2	0	1	0	1	0	0
Brad Komminsk, R OBP: 0.321, SLG: 0.322 (1, 9)		0-0 WP 1-2 2-3 1B		0-0 2B		4-0 1-2 BB		0-0 1-3 2-H 2B		3	0	3	1	1	0	0
Bruce Benedict, R OBP: 0.312, SLG: 0.256 (1, 2)		0-0 F4 1-2 2-3 3-H		0-0 5-3 2		0-0 F9 3		0-0 4-3 2		4	0	0	1	0	0	6
Steve Bedrosian, R OBP: 0.070, SLG: 0.070 Steve Shields, R OBP: 0.071, SLG: 0.071 Rick Camp, R OBP: 0.286, SLG: 0.462 Albert Hall, S OBP: 0.222, SLG: 0.212 (1, 1) (3, 1) (4, 1) (6, 8)		0-0 4-3 2		0-0 F3 3		4-0 BB		0-0 F7 3		1	0	0	0	0	0	2

Inning Stats	R: 0	H: 0	E: 0	K: 1	S: 5	LOB: 1	BB: 1	P: 9	R: 1	H: 2	E: 0	K: 0	S: 5	LOB: 2	BB: 1	P: 9	R: 0	H: 1	E: 0	K: 0	S: 3	LOB: 1	BB: 1	P: 7	R: 0	H: 1	E: 0	K: 0	S: 4	LOB: 1	BB: 0	P: 4	R: 0	H: 0	E: 0	K: 0	S: 3	LOB: 0	BB: 0	P: 3	R: 0	H: 1	E: 0	K: 0	S: 4	LOB: 2	BB: 1	P: 8	R: 0	H: 0	E: 0	K: 0	S: 3	LOB: 1	BB: 1	P: 7	R: 2	H: 3	E: 0	K: 0	S: 6	LOB: 1	BB: 0	P: 6	R: 0	H: 1	E: 0	K: 0	S: 4	LOB: 1	BB: 0	P: 4
--------------	------	------	------	------	------	--------	-------	------	------	------	------	------	------	--------	-------	------	------	------	------	------	------	--------	-------	------	------	------	------	------	------	--------	-------	------	------	------	------	------	------	--------	-------	------	------	------	------	------	------	--------	-------	------	------	------	------	------	------	--------	-------	------	------	------	------	------	------	--------	-------	------	------	------	------	------	------	--------	-------	------

PITCHER	IP	WLS	BF	H	R	ER	SO	BB	IBB	HBP	BLK	WP	HR	S	P	ERA	WHIP
Fernando Valenzuela, L ERA: 2.24 (1, 1)	6.0	W	26	5	1	1	1	4	0	0	0	1	0	24	40	1.50	1.500
Brian Holton, R ERA: 7.71 (7, 1)	2.0		10	3	2	2	0	1	0	0	0	0	0	9	13	9.00	2.000
Carlos Diaz, L ERA: 2.32 (9, 1)	1.0		4	1	0	0	0	0	0	0	0	0	0	4	4	0.00	1.000

BOTTOM

Los Angeles Dodgers @ Atlanta Braves
Atlanta-Fulton County Stadium, Atlanta, GA

Wed Sep 11 1985, 7:05 PM EDT
Att. 6,205 - Unknown

AB	35
R	3
H	9
RBI	2
BB	5
SO	1
LOB	21

WP: 1 PA: 40
PB: 1
SB: 0
CS: 0



PITCHER	IP	WLS	BF	H	R	ER	SO	BB	IBB	HBP	BLK	WP	HR	S	P	ERA	WHIP
---------	----	-----	----	---	---	----	----	----	-----	-----	-----	----	----	---	---	-----	------

Batter	1	2	3	4	5	6	7	8	9	AB R H RBI BB SO LOB	TOP									
Mariano Duncan, R (1, 6) OBP: 0.289, SLG: 0.336	0-3 K		0-0 F6	0-0 G1-2-3			0-0 2-H 1B	0-0 1-2 2-3 1B		5 0 2 1 0 1 4										
Ken Landreaux, L (1, 8) OBP: 0.316, SLG: 0.421	0-0 F9		0-0 1-H 3B		0-0 F8		4-0 HR BB	0-0 F9		4 1 1 1 1 0 3										
Reggie Williams, R (8, 7)										0 0 0 0 0 0 0										
Mike Marshall, R (1, 9) OBP: 0.344, SLG: 0.490	0-3 K		0-3 K		0-3 K		0-0 1-H HR		0-0 HR	5 2 2 3 0 3 1										
Tom Niedenfuer, R (9, 1) OBP: 0.111, SLG: 0.111										0 0 0 0 0 0 0										
Greg Brock, L (1, 3) OBP: 0.328, SLG: 0.442		0-0 6-3		0-0 4-3		0-0 F8	4-0 FC6-4 BB		4-0 FC6-4 BB	3 0 0 0 2 0 0										
Bill Madlock, R (1, 5) OBP: 0.330, SLG: 0.396		0-0 F4		0-0 E9 1B 2B		0-3 K	0-0 FC6-4 1-2f		0-0 FC6-4 FC4-6 1-2f	4 1 1 0 0 1 1										
Dave Anderson, R (7, 5) OBP: 0.315, SLG: 0.294										1 0 0 0 0 0 1										
Mike Scioscia, L (1, 2) OBP: 0.418, SLG: 0.437		0-0 1B		4-0 S 1B BB		0-0 3-1		4-0 1B 1B BB	0-0 FC4-6 1-2f 2B	3 2 1 0 2 0 1										
Len Matuszek, L (1, 7) OBP: 0.261, SLG: 0.321		0-3 K		4-0 1B 1B 1-2 G1-2-3 IBB		0-0 5-3		0-0 F4	0-0 1-H 2B	1 0 0 0 1 1 1										
Candy Maldonado, R (6, PH) (6, 7) (8, 8)										3 0 1 1 0 0 1										
Steve Sax, R (1, 4) OBP: 0.351, SLG: 0.311			0-0 4-3	0-0 1-2 2-H 3-H 1B 1B			4-0 1B 6-3 BB	0-0 F8	0-0 5-3	4 1 1 2 1 0 2										
Orel Hershiser, R (1, 1) OBP: 0.232, SLG: 0.200			4-0 3B BB	0-0 1-2 2-3 1B			0-0 6-3	0-0 1B		3 1 2 0 1 0 1										
Jose Gonzalez, R (9, 9)										0 0 0 0 0 0 0										
Inning Stats	R: 0 E: 0 K: 2 S: 7	H: 0 LOB: 0 BB: 0 P: 7	R: 0 E: 0 K: 1 S: 6	H: 1 LOB: 1 BB: 0 P: 6	R: 1 E: 0 K: 1 S: 6	H: 1 LOB: 1 BB: 1 P: 10	R: 2 E: 1 K: 0 S: 5	H: 3 LOB: 2 BB: 2 P: 13	R: 0 E: 0 K: 1 S: 5	H: 0 LOB: 0 BB: 0 P: 5	R: 3 E: 0 K: 0 S: 4	H: 2 LOB: 1 BB: 3 P: 16	R: 0 E: 0 K: 0 S: 5	H: 2 LOB: 3 BB: 1 P: 9	R: 2 E: 0 K: 0 S: 5	H: 2 LOB: 1 BB: 1 P: 9	1B: 6 2B: 2 3B: 1 HR: 2	SF: 0 SAC: 0 DP: 1 HBP: 0	WP: 0 PB: 0 SB: 1 CS: 0	PA: 44
PITCHER	IP WLS BF H R ER SO BB IBB HBP BLK WP HR S P ERA WHIP																			
Andy McGaffigan, R (1, 1) ERA: 3.5	5.0 L 22 5 3 3 5 2 1 0 0 0 0 0 29 41 5.40 1.400																			
Bob Buchanan, L (6, 1) ERA: 7.82	1.2 9 2 3 3 1 3 0 0 0 0 0 1 8 20 16.20 3.000																			
Tom Hume, R (7, 1) ERA: 3.76	0.1 1 0 0 0 0 0 0 0 0 0 0 0 1 1 0.00 0.000																			
John Stuper, R (8, 1) ERA: 4.7	1.0 6 2 0 0 0 1 0 0 0 0 0 0 5 9 0.00 3.000																			
Rob Murphy, L (9, 1) ERA: 18.0	1.0 6 2 2 2 0 1 0 0 0 0 0 1 5 9 18.00 3.000																			

Los Angeles Dodgers @ Cincinnati Reds
Riverfront Stadium, Cincinnati, OH
Fri Sep 13 1985, 7:05 PM EDT
Unknown

AB 36
R 8
H 11
RBI 8
BB 8
SO 6
LOB 16



WP: 0 PA: 44
PB: 0
SB: 1
CS: 0

Batter	1	2	3	4	5	6	7	8	9	AB	R	H	RBI	BB	SO	LOB
Eddie Milner, L (1, 8) OBP: 0.330, SLG: 0.332	0-0 F7		0-0 F9		0-0 F7		0-0 F9		0-0 F4	5	0	0	0	0	0	2
Pete Rose, S (1, 3) OBP: 0.390, SLG: 0.327	0-0 F7		0-0 F8		4-0 BB			4-0 F8 1B SF7 BB		2	1	0	0	2	0	0
Dave Parker, L (1, 9) OBP: 0.360, SLG: 0.536	0-0 G3			0-0 F8	0-0 G3			0-0 FC4-6 1B		4	0	1	0	0	0	3
Nick Esasky, R (1, 7) OBP: 0.321, SLG: 0.429		0-0 F7		0-0 4-3 1B		0-0 6-3		0-0 F8		4	0	1	0	0	0	2
Wayne Krenchicki, L (1, 5) OBP: 0.368, SLG: 0.396		0-0 FC1-4 1B		0-0 4-3		0-0 G3		0-0 SF7		3	0	1	1	0	0	1
Ron Oester, S (1, 4) OBP: 0.361, SLG: 0.386		0-0 FC1-4 1B		0-3 K		0-0 1B		0-0 FC4-6		4	0	2	0	0	1	2
Bo Diaz, R (1, 2) OBP: 0.288, SLG: 0.355		0-0 FC1-4 1-2f 2-3			0-0 BB BB 1B	0-0 1-3			0-0 HR	4	1	2	1	0	0	3
Tom Runnells, S (1, 6) OBP: 0.200, SLG: 0.130		0-3 K		0-0 F7		0-0 G3		0-0 F7		4	0	0	0	0	1	3
Andy McGaffigan, R (1, 1) Gary Redus, R (5, PH) Bob Buchanan, L (6, 1) Tom Hume, R (7, 1) Max Venable, L (7, PH) John Stuper, R (8, 1) Rob Murphy, L (9, 1) Paul O'Neill, L (9, PH)		0-3 K		4-0 BB BB 1-2 BB		0-0 4-3		0-3 K		1	0	0	0	0	1	0

Inning Stats	R: 0	H: 0	E: 0	K: 0	S: 3	R: 0	H: 2	E: 0	K: 1	S: 7	R: 0	H: 0	E: 0	K: 1	S: 5	R: 0	H: 1	E: 0	K: 1	S: 6	R: 0	H: 1	E: 0	K: 0	S: 4	R: 0	H: 0	E: 0	K: 0	S: 3	R: 1	H: 1	E: 0	K: 0	S: 4	R: 1	H: 1	E: 0	K: 1	S: 6	
	0	0	0	0	3	0	2	0	1	7	0	0	0	1	5	0	1	0	1	6	0	1	0	0	0	4	0	0	1	0	0	1	1	0	0	8	1	1	0	1	6
	0	0	0	0	3	0	2	0	0	7	0	0	0	0	5	0	1	0	1	6	0	1	0	0	0	4	0	0	1	0	0	1	1	0	0	8	1	1	0	1	6

Los Angeles Dodgers @ Cincinnati Reds
Riverfront Stadium, Cincinnati, OH
Fri Sep 13 1985, 7:05 PM EDT
Unknown

AB	33
R	2
H	7
RBI	2
BB	3
SO	4
LOB	16



PITCHER	IP	WLS	BF	H	R	ER	SO	BB	IBB	HBP	BLK	WP	HR	S	P	ERA	WHIP
Orel Hershiser, R (1, 1) ERA: 2.09	8.0	W	33	6	1	1	3	3	0	0	0	0	0	36	48	1.12	1.125
Tom Niedenfuer, R (9, 1) ERA: 2.45	1.0		4	1	1	1	1	0	0	0	0	0	1	6	6	9.00	1.000

BOTTOM

Los Angeles Dodgers @ Cincinnati Reds
Riverfront Stadium, Cincinnati, OH

livebaseballscorecards.com

AB	31
R	6
H	6
RBI	6
BB	8
SO	6
LOB	15



WP:	0	PA:	40
PB:	0		
SB:	2		
CS:	0		

Fri Sep 13 1985, 7:05 PM EDT
Att. 28,961 - Unknown

AB R H RBI BB SO LOB

1	1	3	0	0	4	0	0
2	5	0	2	1	0	1	2
3	4	1	0	0	1	1	4
4	3	1	1	1	1	0	2
5	1	0	1	1	0	0	0
6	4	1	1	3	0	1	1
7	3	0	0	0	1	0	0
8	2	0	1	0	0	0	0
9	0	0	0	0	0	0	0
10	1	0	0	0	0	1	0
11	1	0	0	0	0	1	2
12	0	0	0	0	0	0	0
13	1	0	0	0	0	0	0
14	0	0	0	0	0	0	0
15	0	0	0	0	0	0	0
16	1	0	0	0	0	1	1
17	0	0	0	0	0	0	0

Batter	1	2	3	4	5	6	7	8	9
Eddie Milner, L OBP: 0.336, SLG: 0.331 (1, 8)	4-0 FC1-6-5 S BB		4-0 E 1B BB		4-0 FC3-6 1B BB	1-3			4-0 S 1B BB
Buddy Bell, R OBP: 0.303, SLG: 0.339 (1, 5)	0-0 FC1-6-5 1-3		0-0 1-H 1B		0-0 FC3-6 1-2 1B				0-0 F9
Dave Parker, L OBP: 0.359, SLG: 0.532 (1, 9)	0-0 F7		0-3 K		0-0 FC3-6 1-2f 2-3 1B HR				4-0 1-2 1B IBB
Tony Perez, R OBP: 0.414, SLG: 0.480 Eric Davis, R OBP: 0.219, SLG: 0.419 (7, PR) (8, 7)	0-0 F9		0-0 6-3		0-0 1-2 HR 1B				0-0 1-2 2-H 1B
Nick Esasky, R OBP: 0.321, SLG: 0.436 (8, 3)		0-0 6-3		0-0 6-3		0-0 1-H 2-H HR			
Dave Concepcion, R OBP: 0.315, SLG: 0.333 (1, 6)		0-0 F4		0-0 5-3		0-0 4-3			4-0 FC1-6 BB
Dave Vangorder, R OBP: 0.273, SLG: 0.318 Tom Runnels, S OBP: 0.192, SLG: 0.125 Bo Diaz, R OBP: 0.288, SLG: 0.355 (9, 2)		0-0 1B		1-0 BB HBP		0-0 1-3			0-0 FC1-6 1-2f BB
Ron Oester, S OBP: 0.360, SLG: 0.383 (1, 4)		0-0 F9		4-0 1-2 BB		0-0 6-3			0-0 F6
Mario Soto, R OBP: 0.140, SLG: 0.160 Gary Redus, R OBP: 0.371, SLG: 0.411 Tom Hume, R Wayne Krenchicki, L OBP: 0.366, SLG: 0.393 John Franco, L OBP: 0.333, SLG: 0.333 Max Venable, L OBP: 0.326, SLG: 0.407 Ted Power, R (8, PH) (9, 1)			0-3 K		0-3 K		0-0 F3		0-3 K

Inning Stats	R: 0	H: 0	E: 0	K: 0	S: 3	LOB: 1	BB: 1	P: 7
	R: 0	H: 1	E: 0	K: 0	S: 4	LOB: 1	BB: 0	P: 4
	R: 1	H: 1	E: 1	K: 2	S: 8	LOB: 1	BB: 1	P: 12
	R: 0	H: 0	E: 0	K: 1	S: 5	LOB: 2	BB: 1	P: 10
	R: 4	H: 3	E: 0	K: 0	S: 6	LOB: 0	BB: 1	P: 10
	R: 0	H: 0	E: 0	K: 0	S: 3	LOB: 0	BB: 0	P: 3
	R: 0	H: 0	E: 0	K: 2	S: 7	LOB: 1	BB: 1	P: 11
	R: 0	H: 0	E: 0	K: 1	S: 5	LOB: 1	BB: 1	P: 9
	R: 1	H: 1	E: 0	K: 0	S: 2	LOB: 2	BB: 2	P: 10

PITCHER	IP	WLS	BF	H	R	ER	SO	BB	IBB	HBP	BLK	WP	HR	S	P	ERA	WHIP
Alejandro Pena, R ERA: 2.1	2.1		11	2	1	0	1	2	0	0	0	0	0	11	19	0.00	1.714
Dennis Powell, L ERA: 4.38	2.0		10	1	2	2	2	2	0	1	0	0	0	11	20	9.00	1.500
Ken Howell, R ERA: 3.26	2.2		11	2	2	2	2	1	0	0	0	0	1	14	18	6.75	1.125
Tom Niedenfuer, R ERA: 2.51	1.1	L	8	1	1	1	1	2	1	0	0	0	0	7	19	6.75	2.250

1B:	5	SF:	0
2B:	0	SAC:	0
3B:	0	DP:	0
HR:	1	HBP:	1

WP:	0	PA:	40
PB:	0		
SB:	2		
CS:	0		

Batter	1	2	3	4	5	6	7	8	9	AB R H RBI BB SO LOB	TOP											
Mariano Duncan, R (1, 6) OBP: 0.295, SLG: 0.343	0-0 E E 1B		0-0 1B 3B		0-0 WP 1B		0-0 F9		0-0 E4 SF7 HR 1B	5 3 4 0 0 0 0												
Ken Landreaux, L (1, 8) OBP: 0.316, SLG: 0.420	0-0 F9 1-3		0-0 CS 1B 3-H		0-0 F8		0-0 1B 2B		0-0 SF7 2-3 3-H	4 1 2 2 0 0 2												
Mike Marshall, R (1, 9) OBP: 0.343, SLG: 0.493	0-3 K		0-0 1B 2B 1-2		0-3 K		0-0 6-3		0-0 HR 3-H	5 1 2 2 0 2 3												
Greg Brock, L (1, 3) Enos Cabell, R (7, PH) OBP: 0.327, SLG: 0.437 OBP: 0.316, SLG: 0.333	0-0 4-3		0-3 K 1-2		0-0 F8 1-H		0-0 1B 2-H		0-3 K 3-H	3 0 0 0 0 1 2 2 0 1 1 0 1 0												
Bill Madlock, R (1, 5) Dave Anderson, R (9, PR) OBP: 0.332, SLG: 0.396 OBP: 0.315, SLG: 0.294		0-3 K		4-0 1B E 1B BB		0-0 F7		0-0 F6	0-0 2B 1B	4 1 1 0 1 1 0 0 0 0 0 0 0 0												
Mike Scioscia, L (1, 2) OBP: 0.421, SLG: 0.441		0-0 5-3		0-0 B2-4-6 E 1-2 1B		0-0 F4		0-0 1B	0-0 2B 1-H	5 0 3 0 0 0 0												
Len Matuszek, L (1, 7) Candy Maldonado, R (8, PH) OBP: 0.272, SLG: 0.345 OBP: 0.275, SLG: 0.322		4-0 FC1-6 BB		0-3 K 1-2 2-H		0-0 2B		0-0 F4		2 0 1 0 1 1 2 1 0 0 0 0 0 1												
Steve Sax, R (1, 4) OBP: 0.354, SLG: 0.317		0-0 FC1-6 1-2f		0-0 E6 B2-4-6 1-2 2-H 1B		4-0 IBB		0-0 6-3		3 0 1 0 1 0 2												
Bob Welch, R (1, 1) OBP: 0.233, SLG: 0.200			0-0 F9		0-0 B2-4-6 1-3f 2-3		0-3 K		0-0 E SF7 1B 1B	4 1 1 0 0 1 4												
Inning Stats	R: 0 E: 2 K: 1 S: 6	H: 1 LOB: 1 BB: 0 P: 6	R: 0 E: 0 K: 1 S: 5	H: 0 LOB: 1 BB: 1 P: 9	R: 1 E: 0 K: 1 S: 7	H: 3 LOB: 1 BB: 0 P: 7	R: 1 E: 1 K: 1 S: 6	H: 2 LOB: 1 BB: 1 P: 10	R: 1 E: 0 K: 1 S: 6	H: 1 LOB: 0 BB: 0 P: 6	R: 0 E: 0 K: 1 S: 6	H: 1 LOB: 2 BB: 1 P: 10	R: 1 E: 0 K: 0 S: 4	H: 2 LOB: 1 BB: 0 P: 4	R: 0 E: 0 K: 0 S: 4	H: 1 LOB: 1 BB: 0 P: 4	R: 3 E: 1 K: 1 S: 9	H: 5 LOB: 3 BB: 0 P: 9	1B: 10 2B: 5 3B: 1 HR: 1	SF: 1 SAC: 0 DP: 1 HBP: 0	WP: 3 PB: 0 SB: 0 CS: 1	PA: 42
PITCHER	IP WLS BF H R ER SO BB IBB HBP BLK WP HR S P ERA WHIP																				PITCHER	IP WLS BF H R ER SO BB IBB HBP BLK WP HR S P ERA WHIP
Ron Robinson, R (1, 1) ERA: 4.05	6.0 L 27 8 3 2 6 2 1 0 0 1 0 36 48 3.00 1.667																					
Bob Buchanan, L (7, 1) ERA: 7.36	2.0 8 3 1 1 0 0 0 0 0 0 0 0 8 8 4.50 1.500																					
John Stuper, R (9, 1) ERA: 4.95	1.0 7 5 3 3 1 0 0 0 0 0 0 1 9 9 27.00 5.000																					

Los Angeles Dodgers @ Cincinnati Reds
Riverfront Stadium, Cincinnati, OH

AB	38
R	7
H	16
RBI	5
BB	3
SO	7
LOB	16



Sat Sep 14 1985, 7:05 PM EDT
Att: 29,771 - Unknown

livebaseballscorecards.com


Batter	1	2	3	4	5	6	7	8	9	AB	R	H	RBI	BB	SO	LOB
Eddie Milner, L OBP: 0.335, SLG: 0.335 (1, 8)	0-0 4-3		0-0 3B			0-0 F6		0-0 F6		4	0	1	0	0	0	2
Pete Rose, S OBP: 0.388, SLG: 0.326 (1, 3)	0-0 G3		0-0 6-3			0-0 1B		0-0 F7		4	0	1	0	0	0	2
Dave Parker, L OBP: 0.360, SLG: 0.532 (1, 9)	0-0 1B			0-0 F8		0-0 F5			0-0 FC5-4 1B	4	0	2	0	0	0	2
Nick Esasky, R OBP: 0.317, SLG: 0.431 (1, 7)	0-3 K			0-0 F7		0-0 F9			0-0 FC5-4 FC4-6 1-2f	4	0	0	0	0	1	4
Buddy Bell, R OBP: 0.301, SLG: 0.337 (1, 5)		0-0 6-3		0-0 F7			0-0 4-3		0-0 FC4-6 1-2f	4	0	0	0	0	0	1
Dave Concepcion, R OBP: 0.313, SLG: 0.331 (1, 6)		0-3 K			0-0 6-3		0-0 F9		0-0 F8	4	0	0	0	0	1	1
Bo Diaz, R OBP: 0.284, SLG: 0.349 (1, 2)		0-0 F6			0-0 F7		0-0 F9			3	0	0	0	0	0	0
Ron Oester, S OBP: 0.358, SLG: 0.381 (1, 4)			0-0 F6		0-0 1-3			0-0 6-3		3	0	0	0	0	0	0
Ron Robinson, R OBP: 0.071, SLG: 0.071 (1, 1)			0-3 K			0-0 1B		0-0 1B		1	0	0	0	0	1	0
Tom Runnels, S OBP: 0.222, SLG: 0.160 (6, PH)										1	0	1	0	0	0	0
Bob Buchanan, L (7, 1)										0	0	0	0	0	0	0
Wayne Krenchicki, L OBP: 0.369, SLG: 0.397 (8, PH)										1	0	1	0	0	0	0
John Stuper, R OBP: 0.235, SLG: 0.071 (9, 1)										0	0	0	0	0	0	0

Inning Stats	R: 0	H: 1	R: 0	H: 0	R: 0	H: 1	R: 0	H: 0	R: 0	H: 2	R: 0	H: 1	R: 0	H: 1	R: 0	H: 1	1B: 5	SF: 0	WP: 0	PA: 33	
E: 0	LOB: 1	E: 0	LOB: 0	E: 0	LOB: 1	E: 0	LOB: 0	E: 0	LOB: 2	E: 0	LOB: 0	E: 0	LOB: 1	E: 0	LOB: 1	E: 0	LOB: 1	2B: 0	SAC: 0	PB: 0	
K: 1	BB: 0	K: 1	BB: 0	K: 1	BB: 0	K: 0	BB: 0	K: 0	BB: 0	K: 0	BB: 0	K: 0	BB: 0	K: 0	BB: 0	K: 0	BB: 0	3B: 1	DP: 0	SB: 0	
S: 6	P: 6	S: 5	P: 5	S: 6	P: 6	S: 3	P: 3	S: 3	P: 5	S: 3	P: 3	S: 4	P: 4	S: 4	P: 4	S: 4	P: 4	HR: 0	HBP: 0	CS: 0	

PITCHER	IP	WLS	BF	H	R	ER	SO	BB	IBB	HBP	BLK	WP	HR	S	P	ERA	WHIP										
Bob Welch, R ERA: 2.17 (1, 1)	9.0	W	33	6	0	0	3	0	0	0	0	0	0	39	39	0.00	0.667										

Los Angeles Dodgers @ Cincinnati Reds
Riverfront Stadium, Cincinnati, OH
Sat Sep 14 1985, 7:05 PM EDT
Att. 29,771 - Unknown

AB 33
R 0
H 6
RBI 0
BB 0
SO 3
LOB 12



Los Angeles Dodgers @ Cincinnati Reds
 Riverfront Stadium, Cincinnati, OH

Sun Sep 15 1985, 3:33 AM EDT
 Att: 28,804 - Unknown

AB	34
R	6
H	9
RBI	6
BB	4
SO	5
LOB	13



WP:	0	PA:	40
PB:	0		
SB:	0		
CS:	0		

Batter	1	2	3	4	5	6	7	8	9	AB	R	H	RBI	BB	SO	LOB
Mariano Duncan, R (1, 6) OBP: 0.300, SLG: 0.348	0-0 1B	0-0 2B 1-2 1B			0-3 K	0-0 2B			4-0 BB BB	4	0	3	0	1	1	0
Ken Landreaux, L (1, 8) OBP: 0.319, SLG: 0.422	0-3 K	0-0 2B 1-3 2-H			4-0 2B BB	0-0 F9			4-0 BB 1-2	3	1	1	1	2	1	2
Enos Cabell, R (1, 3) OBP: 0.315, SLG: 0.336 Greg Brock, L (9, PH) OBP: 0.327, SLG: 0.436	0-0 F8	0-0 6-3			0-0 2B 1-3			0-0 6-3	0-0 F6	4	1	1	0	0	0	3
Mike Marshall, R (1, 9) OBP: 0.343, SLG: 0.491 Jose Gonzalez, R (6, 9) Len Matuszek, L (7, PH) OBP: 0.270, SLG: 0.342	0-0 F4		0-0 F5		4-0 2B SH4-3 IBB			0-0 1-3	0-0 F7	2	1	0	0	1	0	1
Bill Madlock, R (1, 5) OBP: 0.331, SLG: 0.397		0-0 F4	0-0 F8		0-0 SH4-3 1-3 2-H 3-H 2B			0-3 K		4	0	1	2	0	1	0
Mike Scioscia, L (1, 2) OBP: 0.420, SLG: 0.439		1-0 3B HBP	0-0 3-1		0-0 SH4-3 2-3 3-H			0-0 4-3		2	1	0	1	0	0	0
Candy Maldonado, R (1, 7) OBP: 0.276, SLG: 0.333 Franklin Stubbs, L (8, PH) Reggie Williams, R (8, 9)		0-0 1B 3B 1-H		0-3 K	0-0 6-3			0-0 3-1		3	1	1	1	0	1	1
Steve Sax, R (1, 4) OBP: 0.353, SLG: 0.317		0-0 5-3		0-0 1B B2-6-4				0-0 4-3		4	0	1	0	0	0	1
Fernando Valenzuela, L (1, 1) OBP: 0.198, SLG: 0.256 Carlos Diaz, R (6, 1) Terry Whitfield, L (9, PH) OBP: 0.290, SLG: 0.427		0-0 1B 2B 1B 3-H		0-0 B2-6-4 1-2f				0-3 K	0-0 5-3	3	1	1	1	0	1	1

Inning	R	H	E	K	S	P	H	LOB	R	ER	SO	BB	IBB	HBP	BLK	WP	HR	S	P	ERA	WHIP
1	0	1	0	1	6	6	3	4	0	0	0	0	0	0	0	0	0	34	43	9.00	1.667
2	0	0	0	0	0	0	4	2	0	0	1	0	0	0	0	0	0	9	17	0.00	0.857
3	0	0	0	0	0	0	8	0	0	0	0	0	0	0	0	0	0	2	2	0.00	0.000
4	0	0	0	0	0	0	3	0	0	0	0	0	0	0	0	0	0	5	5	0.00	0.000
5	0	0	0	0	0	0	0	0	0	0	0	0	0	0	0	0	0	6	6	0.00	0.000
6	0	0	0	0	0	0	0	0	0	0	0	0	0	0	0	0	0	6	6	0.00	0.000
7	0	0	0	0	0	0	0	0	0	0	0	0	0	0	0	0	0	5	5	0.00	0.000
8	0	0	0	0	0	0	0	0	0	0	0	0	0	0	0	0	0	3	3	0.00	0.000
9	0	0	0	0	0	0	0	0	0	0	0	0	0	0	0	0	0	11	11	0.00	0.000

PITCHER	IP	WLS	BF	H	R	ER	SO	BB	IBB	HBP	BLK	WP	HR	S	P	ERA	WHIP
Tom Browning, L (1, 1) ERA: 3.45	6.0	W	29	9	6	6	4	1	1	1	0	0	0	34	43	9.00	1.667
Tom Hume, R (7, 1) ERA: 3.52	2.1		9	0	0	0	1	2	0	0	0	0	0	9	17	0.00	0.857
Ted Power, R (9, 1) ERA: 2.6	0.2	S	2	0	0	0	0	0	0	0	0	0	0	2	2	0.00	0.000

Batter	1	2	3	4	5	6	7	8	9	AB R H RBI BB SO LOB	TOP									
Mariano Duncan, R (1, 6) OBP: 0.297, SLG: 0.345	0-3 K		0-0 1-3		0-0 3-1			0-0 E3 1B	0-0 F8	5 1 0 0 0 1 1	Los Angeles Dodgers @ San Diego Padres Jack Murphy Stadium, San Diego, CA Mon Sep 16 1985, 10:05 PM EDT Att. 25,035 - Unknown livebaseballscorecards.com									
Ken Landreaux, L (1, 8) OBP: 0.323, SLG: 0.425	0-0 1B		0-0 1B		0-0 1B			0-0 F8		4 0 3 0 0 0 1										
Mike Marshall, R (1, 9) OBP: 0.340, SLG: 0.487	0-0 F6		0-3 K		0-0 F4			0-0 F9		4 0 0 0 0 1 4										
Greg Brock, L (1, 3) OBP: 0.328, SLG: 0.435	0-0 1B		0-0 F7					4-0 1B BB		3 0 1 0 1 0 1										
Bill Madlock, R (1, 5) OBP: 0.333, SLG: 0.398	0-0 F6			0-0 1B				0-0 1B		4 0 2 1 0 0 2										
Mike Scioscia, L (1, 2) OBP: 0.419, SLG: 0.439		0-0 1-3		0-0 1B				0-0 F9		4 0 1 0 0 0 2										
Len Matuszek, L (1, 7) OBP: 0.271, SLG: 0.356		0-0 HR		0-0 2B						3 1 1 1 0 0 1										
Reggie Williams, R (7, 7)				0-0 3-1						0 0 0 0 0 0 0										
Jay Johnstone, L (9, PH) OBP: 0.231, SLG: 0.250				2-3						1 0 0 0 0 0 0										
Steve Sax, R (1, 4) OBP: 0.352, SLG: 0.316		0-0 F8		0-3 K				0-0 4-3		4 0 1 0 0 1 1										
Jerry Reuss, L (1, 1) OBP: 0.159, SLG: 0.134		0-3 K			0-3 K					3 0 0 0 0 2 0										
Ken Howell, R (7, 1)										0 0 0 0 0 0 0										
Dennis Powell, R (8, 1)										0 0 0 0 0 0 0										
Terry Whitfield, L (9, PH) OBP: 0.287, SLG: 0.423										1 0 0 0 0 0 1										
Inning Stats	R: 0 E: 0 K: 1 S: 7	H: 2 LOB: 2 BB: 0 P: 7	R: 1 E: 0 K: 1 S: 6	H: 1 LOB: 0 BB: 0 P: 6	R: 0 E: 0 K: 1 S: 6	H: 1 LOB: 1 BB: 0 P: 6	R: 0 E: 0 K: 1 S: 6	H: 2 LOB: 1 BB: 0 P: 6	R: 0 E: 0 K: 0 S: 3	H: 0 LOB: 0 BB: 0 P: 3	R: 0 E: 0 K: 0 S: 3	H: 0 LOB: 0 BB: 0 P: 3	R: 1 E: 1 K: 0 S: 5	H: 1 LOB: 2 BB: 1 P: 9	R: 0 E: 0 K: 0 S: 4	H: 1 LOB: 1 BB: 0 P: 4	1B: 7 2B: 1 3B: 0 HR: 1	SF: 0 SAC: 0 DP: 0 HBP: 0	WP: 0 PB: 0 SB: 0 CS: 1	PA: 37
PITCHER	IP WLS BF H R ER SO BB IBB HBP BLK WP HR S P ERA WHIP																			
Eric Show, R (1, 1) ERA: 3.14	7.2 W 31 7 2 1 5 1 0 0 0 0 0 1 40 44 1.17 1.043																			
Rich Gossage, R (8, 1) ERA: 1.72	1.1 S 6 2 0 0 0 0 0 0 0 0 0 0 6 6 0.00 1.500																			

AB	36
R	2
H	9
RBI	2
BB	1
SO	5
LOB	14



Batter	1	2	3	4	5	6	7	8	9	AB	R	H	RBI	BB	SO	LOB
Garry Templeton, S OBP: 0.321, SLG: 0.365 Mario Ramirez, R OBP: 0.278, SLG: 0.324	0-0 6-3		0-0 4-3			0-0 4-3	0-3 K			4	0	0	0	0	1	0
Jerry Royster, R OBP: 0.364, SLG: 0.434	0-0 HR		0-0 F9			4-0 1B BB		0-0 E6 1B 4-3		3	1	1	1	1	0	0
Tony Gwynn, L OBP: 0.347, SLG: 0.397	0-0 6-3			0-0 6-3		0-0 G6-4-3 1B		0-0 4-3		4	0	1	0	0	0	1
Steve Garvey, R OBP: 0.308, SLG: 0.425	0-0 1B			0-0 5-3		0-0 G6-4-3 1-2f		0-0 F6		4	0	1	0	0	0	3
Kurt Bevacqua, R OBP: 0.344, SLG: 0.350 Tim Flannery, L OBP: 0.387, SLG: 0.354	0-0 F4			0-0 5-3			0-0 1B HR	0-0 1B 2-3		3	1	1	0	0	0	1
Terry Kennedy, L OBP: 0.296, SLG: 0.379		0-0 F8			0-0 F8		0-0 1B HR	0-3 K		4	1	1	0	0	1	2
Carmelo Martinez, R OBP: 0.343, SLG: 0.425		0-0 F5			0-0 FC6-4 1B		0-0 1B HR			3	1	2	3	0	0	0
Kevin McReynolds, R OBP: 0.283, SLG: 0.366		0-0 6-3			0-0 FC6-4 1-2f		0-3 K			3	0	0	0	0	1	1
Eric Show, R OBP: 0.106, SLG: 0.092 Rich Gossage, R			0-3 K		0-3 K		0-0 F9			3	0	0	0	0	2	1
										0	0	0	0	0	0	0

Inning Stats	R: 1	H: 2	E: 0	K: 0	S: 5	LOB: 1	BB: 0	P: 5	R: 0	H: 0	E: 0	K: 0	S: 3	LOB: 0	BB: 0	P: 3	R: 0	H: 0	E: 0	K: 1	S: 5	LOB: 0	BB: 0	P: 5	R: 0	H: 1	E: 0	K: 1	S: 6	LOB: 1	BB: 0	P: 6	R: 0	H: 1	E: 0	K: 0	S: 3	LOB: 1	BB: 1	P: 7	R: 3	H: 3	E: 0	K: 2	S: 10	LOB: 0	BB: 0	P: 10	R: 0	H: 1	E: 1	K: 1	S: 7	LOB: 2	BB: 0	P: 7
--------------	------	------	------	------	------	--------	-------	------	------	------	------	------	------	--------	-------	------	------	------	------	------	------	--------	-------	------	------	------	------	------	------	--------	-------	------	------	------	------	------	------	--------	-------	------	------	------	------	------	-------	--------	-------	-------	------	------	------	------	------	--------	-------	------

PITCHER	IP	WLS	BF	H	R	ER	SO	BB	IBB	HBP	BLK	WP	HR	S	P	ERA	WHIP
Jerry Reuss, L ERA: 3.1	(1, 1)	6.0	L	24	6	3	3	2	1	0	0	0	1	27	31	4.50	1.167
Ken Howell, R ERA: 3.3	(7, 1)	1.2		8	2	1	1	2	0	0	0	0	1	12	12	5.40	1.200
Dennis Powell, L ERA: 4.32	(8, 1)	0.1		1	0	0	0	1	0	0	0	0	0	3	3	0.00	0.000

BOTTOM

Los Angeles Dodgers @ San Diego Padres
Jack Murphy Stadium, San Diego, CA

Mon Sep 16 1985, 10:05 PM EDT
 Att. 25,035 - Unknown

AB	32
R	4
H	8
RBI	4
BB	1
SO	5
LOB	9



WP	HR	S	P	ERA	WHIP
0	0	0	0	0	0

Batter	1	2	3	4	5	6	7	8	9	AB R H RBI BB SO LOB	TOP							
Mariano Duncan, R OBP: 0.296, SLG: 0.343 (1, 6) X	0-0 F6	0-0 3-1			0-0 F9		0-0 2-H 3-H 1B		0-3 K	5 0 1 2 0 1 2	Los Angeles Dodgers @ San Diego Padres Jack Murphy Stadium, San Diego, CA Tue Sep 17 1985, 10:05 PM EDT Att: 20,798 - Unknown livebaseballscorecards.com							
Ken Landreaux, L OBP: 0.320, SLG: 0.421 (1, 8) X	0-0 F7		0-0 F8		0-0 F5			0-0 F8		4 0 0 0 0 0 0								
Mike Marshall, R OBP: 0.339, SLG: 0.487 Jose Gonzalez, R (8, 9)	0-0 F6		0-0 F9			0-0 F8		0-0 1B 2B		4 1 1 0 0 0 0 0 0 0 0 0 0 0								
Greg Brock, L OBP: 0.330, SLG: 0.443 (1, 3)		0-0 HR	0-0 F3			0-0 F7		0-0 2-H 1B G6-4-3		4 1 2 2 0 0 0								
Bill Madlock, R OBP: 0.332, SLG: 0.397 Dave Anderson, R OBP: 0.315, SLG: 0.294 (8, 5)		0-0 1B 1B 1B		0-0 F6		0-0 5-3		0-0 G6-4-3 1-2f		4 1 1 0 0 0 1 0 0 0 0 0 0 0								
Mike Scioscia, L OBP: 0.417, SLG: 0.437 (1, 2)		0-0 1B SF9 1B		0-0 F9			0-0 F9		0-0 F9	4 1 1 0 0 0 0								
Len Matuszek, L OBP: 0.276, SLG: 0.357 Reggie Williams, R OBP: 0.250, SLG: 0.250 (7, PR) (7, 7)		0-0 SF9 CS 1B		4-0 BB			0-0 E9 SH3 1B		0-0 1B 1B	2 1 1 1 1 0 0 1 1 1 0 0 0 0								
Steve Sax, R OBP: 0.353, SLG: 0.319 (1, 4)		0-0 SF9		0-0 F7			0-0 SH3 1B 1B		0-0 1-2 1B	3 1 2 1 0 0 1								
Orel Hershiser, R OBP: 0.222, SLG: 0.191 (1, 1)		0-3 K			0-0 F6		0-0 SH3 1-2 2-3		0-3 K	3 0 0 0 0 2 2								
Inning Stats	R: 0 E: 0 K: 0 S: 3	H: 0 LOB: 0 BB: 0 P: 3	R: 4 E: 0 K: 1 S: 9	H: 4 LOB: 0 BB: 0 P: 9	R: 0 E: 0 K: 0 S: 3	H: 0 LOB: 0 BB: 1 P: 7	R: 0 E: 0 K: 0 S: 3	H: 0 LOB: 0 BB: 0 P: 3	R: 2 E: 1 K: 0 S: 5	H: 2 LOB: 2 BB: 0 P: 5	R: 1 E: 0 K: 0 S: 4	H: 2 LOB: 0 BB: 0 P: 4	R: 0 E: 0 K: 2 S: 9	H: 2 LOB: 2 BB: 0 P: 9	1B: 8 2B: 1 3B: 0 HR: 1	SF: 1 SAC: 1 DP: 1 HBP: 0	WP: 0 PB: 0 SB: 0 CS: 1	PA: 37
PITCHER	IP WLS BF H R ER SO BB IBB HBP BLK WP HR S P ERA WHIP																	
Andy Hawkins, R ERA: 3.01 (1, 1)	7.1 L 31 8 7 4 1 1 0 0 0 0 0 1 32 36 4.91 1.227																	
Ed Wojna, R ERA: 5.21 (8, 1)	0.2 1 0 0 0 0 0 0 0 0 0 0 1 1 0.00 0.000																	
Roy Lee Jackson, R ERA: 3.18 (9, 1)	1.0 5 2 0 0 0 2 0 0 0 0 0 0 9 9 0.00 2.000																	



Batter	1	2	3	4	5	6	7	8	9	AB R H RBI BB SO LOB	TOP																									
Bill Doran, S (1, 4) OBP: 0.370, SLG: 0.443	0-0 G6-3 1B		0-0 2-3 1B		0-0 CS 1B		4-0 BB 1B E IBB		0-0 L4	4 1 3 0 1 0 0	Houston Astros @ Los Angeles Dodgers Dodger Stadium, Los Angeles, CA Wed Sep 18 1985, 7:05 PM PDT Att: 34,251 - Unknown																									
Jim Pankovits, R (1, 9) OBP: 0.342, SLG: 0.353	0-0 G6-3 1-2f		0-3 K		0-0 F3		0-0 1-2 2-H E 1B	0-0 5-3 BB E 1B	5 2 2 1 0 1 3																											
Kevin Bass, S (1, 8) OBP: 0.302, SLG: 0.409	0-0 2B			0-0 SF9 3B	0-0 F6		4-0 1-2 2-3 E BB	4-0 1-2 E 5-3 BB	3 1 2 0 2 0 0																											
Jose Cruz, L (1, 7) OBP: 0.347, SLG: 0.415	0-0 F7			0-0 SF9		0-0 CS 1B	0-0 1-2 2-3 E3 G5-4-3	0-0 5-3 E	4 0 1 2 0 0 4																											
Glenn Davis, R (1, 3) OBP: 0.322, SLG: 0.463		0-3 K	0-3 K	0-3 K		0-0 5-3 1-2	0-0 1-2f G5-4-3	0-0 2-3 3-H E6	5 0 0 0 0 2 4																											
Phil Garner, R (1, 5) OBP: 0.313, SLG: 0.384		0-3 K	4-0 BB 1B BB	4-0 BB 1B BB		0-0 F8		0-0 0-0 F8	4 1 0 0 1 1 2																											
Mark Bailey, S (1, 2) OBP: 0.401, SLG: 0.421		0-0 F8	4-0 1B 1-2 BB	4-0 1B 1-2 BB		0-0 1B SF9 2B	0-0 1B WP 1B		3 1 2 0 1 0 0																											
Dickie Thon, R (1, 6) OBP: 0.287, SLG: 0.350			0-0 1B 2B	0-0 1-3 2-H 1B	0-0 1B	0-0 2-3 1B	0-3 K		4 1 3 1 0 1 1																											
Mike Scott, R (1, 1) OBP: 0.205, SLG: 0.254			0-3 K	0-0 L8	0-0 L8	0-0 SF9	0-0 F8		2 0 0 0 0 1 3																											
Denny Walling, L (7, PH) OBP: 0.321, SLG: 0.401									0 0 0 0 0 0 0																											
Bert Pena, R (7, PH) OBP: 0.263, SLG: 0.333									0 0 0 1 0 0 0																											
Jeff Calhoun, L (7, 1)									1 0 0 0 0 0 1																											
Inning Stats	R: 0 E: 0 K: 0 S: 4	H: 2 LOB: 1 BB: 0 P: 4	R: 0 E: 0 K: 2 S: 7	H: 0 LOB: 0 BB: 0 P: 7	R: 0 E: 0 K: 2 S: 8	H: 2 LOB: 1 BB: 0 P: 8	R: 2 E: 0 K: 1 S: 7	H: 2 LOB: 2 BB: 2 P: 15	R: 0 E: 0 K: 0 S: 3	H: 1 LOB: 0 BB: 0 P: 3	R: 4 E: 1 K: 0 S: 6	H: 3 LOB: 1 BB: 2 P: 14	R: 0 E: 0 K: 1 S: 6	H: 1 LOB: 1 BB: 0 P: 6	R: 1 E: 1 K: 0 S: 5	H: 1 LOB: 2 BB: 1 P: 9	1B: 9 2B: 3 3B: 1 HR: 0	SF: 2 SAC: 0 DP: 2 HBP: 0	WP: 1 PB: 0 SB: 0 CS: 2	PA: 42																
PITCHER	IP WLS BF H R ER SO BB IBB HBP BLK WP HR S P ERA WHIP																																			
Rick Honeycutt, L (1, 1) ERA: 3.36	5.0		21	7	2	2	5	2	0	0	0	0	0	29	37	3.60	1.800																			
Ken Howell, R (6, 1) ERA: 3.49	1.0	L	5	3	2	2	0	0	0	0	0	0	0	5	5	18.00	3.000																			
Dennis Powell, L (7, 1) ERA: 4.62	0.1		3	1	0	0	0	0	1	0	0	1	0	2	6	0.00	3.000																			
Bobby Castillo, R (7, 1) ERA: 5.77	0.0		1	0	0	0	0	1	0	0	0	0	0	0	4	∞	∞																			
Carlos Diaz, L (7, 1) ERA: 2.82	2.2		12	2	3	1	1	1	0	0	0	0	0	13	17	3.38	1.125																			

livebaseballscorecards.com

AB	35
R	7
H	13
RBI	5
BB	5
SO	6
LOB	18



Batter	1	2	3	4	5	6	7	8	9	AB	R	H	RBI	BB	SO	LOB
Mariano Duncan, R OBP: 0.294, SLG: 0.341 (1, 6)	0-0 4-3 ①		0-0 F9 ③		0-0 G6-4-3 ① ② 1-2f 2-3 3-H		0-0 1-3 ③			4	0	0	0	0	0	2
Ken Landreaux, L OBP: 0.317, SLG: 0.417 (1, 8)	0-0 F9 ②			0-0 F5 ① ⑤	0-3 K ③			0-3 K ①		4	0	0	0	0	2	2
Mike Marshall, R OBP: 0.339, SLG: 0.485 (1, 9)	0-0 F4 ③			0-0 CS 1B 1B		0-0 G1 ①		0-3 K ②		4	0	1	0	0	1	0
Greg Brock, L OBP: 0.330, SLG: 0.442 (1, 3)		0-3 K ①		0-0 CS 1B		0-0 F7 ②		4-0 BB		3	0	1	0	0	1	0
Enos Cabell, R OBP: 0.318, SLG: 0.336 (8, PH) (9, 3)				1-2 CS 1B						0	0	0	0	1	0	0
Bill Madlock, R OBP: 0.333, SLG: 0.396 (1, 5)		0-0 4-3 1B		0-0 F8 ② ③ 1-2 2-3		4-0 BB BB		0-0 F6 ③		3	0	1	0	1	0	3
Mike Scioscia, L OBP: 0.418, SLG: 0.435 (1, 2)		0-0 4-3 ② 1-2			4-0 1B BB BB	4-0 BB BB	4-0 1-2 BB		0-0 F8 ①	2	1	0	0	2	0	1
Len Matuszek, L OBP: 0.277, SLG: 0.354 (1, 7)		0-0 5-3 ③			4-0 BB 1B BB G6-4-3	0-0 G3 ③			4-0 BB BB BB F8 ①	2	1	0	0	1	0	3
Steve Sax, R OBP: 0.353, SLG: 0.318 (1, 4)			0-0 F8 ①		0-0 G6-4-3 BB 1B		0-0 L1 ①		0-0 G6-4-3 ② ③ 1-2f	4	0	1	0	0	0	1
Rick Honeycutt, L Terry Whitfield, L Jose Gonzalez, R Ken Howell, R Dennis Powell, R Bobby Castillo, R Carlos Diaz, R Candy Maldonado, R Anderson, R Dave Anderson, R			0-0 F7 ②		4-0 BB BB BB G6-4-3 BB		0-3 K ②			1	0	0	0	0	0	0

BOTTOM

Houston Astros @ Los Angeles Dodgers
Dodger Stadium, Los Angeles, CA
 Wed Sep 18 1985, 7:05 PM PDT
 Att. 34,251 - Unknown


livebaseballscores.com

AB	28
R	2
H	4
RBI	1
BB	7
SO	5
LOB	12



Inning Stats	R: 0	H: 0	E: 0	K: 0	S: 3	R: 0	H: 1	E: 0	K: 1	S: 6	R: 0	H: 0	E: 0	K: 0	S: 3	R: 0	H: 2	E: 0	K: 0	S: 4	R: 2	H: 1	E: 0	K: 1	S: 5	R: 0	H: 0	E: 0	K: 0	S: 3	R: 0	H: 0	E: 0	K: 2	S: 7	R: 0	H: 0	E: 0	K: 0	S: 2	1B: 4	2B: 0	3B: 0	HR: 0	SF: 0	SAC: 0	DP: 2	HBP: 0	WP: 0	PB: 0	SB: 0	CS: 2	PA: 35
--------------	------	------	------	------	------	------	------	------	------	------	------	------	------	------	------	------	------	------	------	------	------	------	------	------	------	------	------	------	------	------	------	------	------	------	------	------	------	------	------	------	-------	-------	-------	-------	-------	--------	-------	--------	-------	-------	-------	-------	--------

PITCHER	IP	WLS	BF	H	R	ER	SO	BB	IBB	HBP	BLK	WP	HR	S	P	ERA	WHIP
Mike Scott, R ERA: 2.94 (1, 1)	6.0	W	25	4	2	2	2	5	0	0	0	0	0	24	44	3.00	1.500
Jeff Calhoun, L ERA: 2.08 (7, 1)	3.0	S	10	0	0	0	3	2	0	0	0	0	0	14	22	0.00	0.667

Batter	1	2	3	4	5	6	7	8	9	AB R H RBI BB SO LOB	TOP		
Bill Doran, S OBP: 0.372, SLG: 0.442 (1, 4) BBB	4-0 2B BB		0-0 3B 1B	0-0 CS 1B		0-3 K 1-2		0-0 F9	0-3 K	5 2 2 0 1 2 3			
Craig Reynolds, L OBP: 0.296, SLG: 0.398 (1, 6) X	0-0 F6		0-0 1-3 3B	0-0 1-2 3B			0-0 S 1B 1B	0-0 F9		5 2 3 1 0 0 1			
Phil Garner, R OBP: 0.314, SLG: 0.389 (1, 5) X	0-0 1B 1-H 2B		0-0 F7	0-3 K			0-0 F8	0-0		5 0 2 1 0 1 3			
Jose Cruz, L OBP: 0.346, SLG: 0.412 (1, 7) X	0-0 F7		0-0 1-3		0-0 F2		0-0 F5	4-0 IBB		4 0 0 1 1 0 2			
Jerry Mumphy, S OBP: 0.327, SLG: 0.395 (1, 9) X	0-0 S 2-3 1B		0-0 1B 1B		0-0		0-0 1B 1B BB 1B	0-0 F2		5 2 3 1 0 0 2			
Glenn Davis, R OBP: 0.323, SLG: 0.462 (1, 3) SSS	0-3 K 1-2		0-0 1B 1B		0-0 1-3		0-0 BB 1B 1B		0-0 F8	5 0 2 0 0 1 2			
Kevin Bass, S OBP: 0.306, SLG: 0.413 (1, 8)		0-0 F7	0-0 1-2 2-H 1B		0-0	0-0 S 1B	0-0 BB 1B		0-0 1B 1B	5 0 4 1 0 0 0	AB 43 R 6 H 17 RBI 6 BB 3 SO 8 LOB 22		
Mark Bailey, S OBP: 0.401, SLG: 0.419 (1, 2)		0-0 F7	0-0 F9		0-0	0-0 F2	4-0 1-2 2-3 3-H BB		0-0 1-3 1B	4 0 1 1 1 0 3			
Bob Knepper, L OBP: 0.173, SLG: 0.205 Dave Smith, R (8, 1)		0-3 K		0-3 K		0-0 B1	0-3 K		0-3 K	4 0 0 0 0 3 4 1 0 0 0 0 1 2			
Inning Stats	R: 1 E: 0 K: 1 S: 7 H: 2 LOB: 2 BB: 1 P: 11	R: 0 E: 0 K: 1 S: 5 H: 0 LOB: 0 BB: 0 P: 5	R: 3 E: 0 K: 2 S: 8 H: 5 LOB: 2 BB: 0 P: 8	R: 0 E: 0 K: 2 S: 8 H: 2 LOB: 1 BB: 0 P: 8	R: 0 E: 0 K: 0 S: 3 H: 0 LOB: 0 BB: 0 P: 3	R: 0 E: 0 K: 1 S: 6 H: 1 LOB: 1 BB: 0 P: 6	R: 2 E: 0 K: 1 S: 9 H: 4 LOB: 3 BB: 1 P: 13	R: 0 E: 0 K: 0 S: 4 H: 1 LOB: 2 BB: 1 P: 8	R: 0 E: 0 K: 2 S: 9 H: 2 LOB: 2 BB: 0 P: 9	1B: 13 2B: 2 3B: 2 HR: 0 SF: 0 SAC: 0 DP: 0 HBP: 0	WP: 0 PB: 0 SB: 3 CS: 1 PA: 46		
PITCHER	IP WLS BF H R ER SO BB IBB HBP BLK WP HR S P ERA WHIP											PITCHER	IP WLS BF H R ER SO BB IBB HBP BLK WP HR S P ERA WHIP
Bob Welch, R ERA: 2.45 (1, 1)	6.2 L 33 13 6 6 5 1 0 0 0 0 0 0 42 46 8.10 2.100												
Dennis Powell, L ERA: 4.62 (7, 1)	0.0 2 1 0 0 0 1 0 0 0 0 0 0 1 5 ∞ ∞												
Bobby Castillo, R ERA: 5.65 (7, 1)	1.1 6 1 0 0 1 0 1 0 0 0 0 0 7 11 0.00 0.750												
Tom Niedenfuer, R ERA: 2.48 (9, 1)	1.0 5 2 0 0 2 0 0 0 0 0 0 0 9 9 0.00 2.000												

Houston Astros @ Los Angeles Dodgers
Dodger Stadium, Los Angeles, CA
Thu Sep 19 1985, 7:05 PM PDT
Att. 25,466 - Unknown

livebaseballscorecards.com

Batter	1	2	3	4	5	6	7	8	9	AB R H RBI BB SO LOB	TOP														
Mariano Duncan, R (1, 6) OBP: 0.293, SLG: 0.340	0-3 K		0-0 F7			0-0 F8	0-0 FC3-2		0-0 1-3	5 0 0 0 0 1 2	<p>Los Angeles Dodgers @ San Francisco Giants</p> <p>Candlestick Park, San Francisco, CA</p> <p>Fri Sep 20 1985, 10:05 PM EDT</p> <p>Att. 10,484 - Unknown</p>														
Ken Landreaux, L (1, 8) OBP: 0.315, SLG: 0.412	0-0 1B		0-0 F9			0-0 F3	0-0 F8			4 0 1 0 0 0 3															
Mike Marshall, R (1, 9) OBP: 0.339, SLG: 0.491	0-0 F9			0-0 1B		0-0 HR		0-0 5-3		4 1 2 1 0 0 1															
Greg Brock, L (1, 3) OBP: 0.326, SLG: 0.437	0-0 F8			0-3 K		0-0 4-3		0-0 6-3		4 0 0 0 0 1 2															
Bill Madlock, R (1, 5) OBP: 0.334, SLG: 0.396		0-0 F7		0-0 5-3			0-0 SH1-4 BB	0-0 1B		4 1 2 0 0 0 1															
Mike Scioscia, L (1, 2) OBP: 0.420, SLG: 0.438		0-3 K		0-0 F7			4-0 1B SH1-4	0-0 1B		3 0 1 0 1 1 1															
Jose Gonzalez, R (8, PR) (8, 7)							1-2 FC3-2 BB	1-2 1B		0 0 0 0 0 0 0															
Len Matuszek, L (1, 7) OBP: 0.278, SLG: 0.355		0-0 1B			0-0 4-3		0-0 SH1-4	0-0 F7		2 0 1 0 0 0 0															
Reggie Williams, R (7, 7) OBP: 0.250, SLG: 0.250							1-2 2-3			0 0 0 0 0 0 0															
Franklin Stubbs, L (8, PH) OBP: 0.286, SLG: 0.286										1 0 0 0 0 0 2															
Carlos Diaz, R (8, 1)										0 0 0 0 0 0 0															
Steve Sax, R (1, 4) OBP: 0.351, SLG: 0.315		0-0 F9			0-0 6-3		4-0 1B E		0-0 1-3	3 1 0 0 1 0 1															
Fernando Valenzuela, L (1, 1) OBP: 0.194, SLG: 0.250			0-0 F7			0-0 F9			0-0 6-3	2 0 0 0 0 0 0															
Terry Whittfield, L (7, PH) OBP: 0.298, SLG: 0.424										1 0 1 1 0 0 0															
Bill Russell, R (7, PR) OBP: 0.333, SLG: 0.308										0 0 0 0 0 0 0															
Tom Niedenfuer, R (7, 1) OBP: 0.111, SLG: 0.111										0 0 0 0 0 0 0															
Steve Yeager, R (8, 2) OBP: 0.232, SLG: 0.224										0 0 0 0 0 0 0															
Jay Johnstone, L (8, PH) OBP: 0.214, SLG: 0.231							1-2 2-3 3-H			1 0 0 0 0 0 0															
Inning Stats	R: 0 E: 0 K: 1 S: 6	H: 1 LOB: 1 BB: 0 P: 6	R: 0 E: 0 K: 1 S: 6	H: 1 LOB: 1 BB: 0 P: 6	R: 0 E: 0 K: 0 S: 3	H: 0 LOB: 0 BB: 0 P: 3	R: 0 E: 0 K: 1 S: 6	H: 1 LOB: 1 BB: 0 P: 6	R: 0 E: 0 K: 0 S: 3	H: 0 LOB: 0 BB: 0 P: 3	R: 1 E: 0 K: 0 S: 4	H: 1 LOB: 0 BB: 0 P: 4	R: 2 E: 1 K: 0 S: 5	H: 2 LOB: 3 BB: 2 P: 13	R: 0 E: 0 K: 0 S: 5	H: 2 LOB: 2 BB: 0 P: 5	R: 0 E: 0 K: 0 S: 3	H: 0 LOB: 0 BB: 0 P: 3	1B: 7 2B: 0 3B: 0 HR: 1	SF: 0 SAC: 1 DP: 0 HBP: 0	WP: 0 PB: 0 SB: 1 CS: 0	PA: 37			
PITCHER	IP WLS BF H R ER SO BB IBB HBP BLK WP HR S P ERA WHIP																								
Roger Mason, R (1, 1) ERA: 3.86	6.0	24	5	3	2	3	1	0	0	0	0	0	1	29	33	3.00	1.000								
Greg Minton, R (7, 1) ERA: 3.32	3.0	W	13	3	0	0	0	1	0	0	0	0	0	12	16	0.00	1.000								

livebaseballscorecards.com

AB	34
R	3
H	8
RBI	2
BB	2
SO	3
LOB	13



Batter	1	2	3	4	5	6	7	8	9	AB	R	H	RBI	BB	SO	LOB
Ron Roenicke, S OBP: 0.414, SLG: 0.426 (1, 9)	0-3 K		0-0 F8		0-0 1B		0-0 F6	0-0 1B		5	1	2	0	0	1	0
Manny Trillo, R OBP: 0.285, SLG: 0.284 (1, 4)	0-0 L5		4-0 BB E BB		4-0 1B CS 1-2 BB		0-0 F3	0-3 K		3	1	0	0	2	1	1
Jeffrey Leonard, R OBP: 0.281, SLG: 0.405 (1, 8)	0-0 1B		0-0 E4 G5-3 BB 1-2		0-0 CS 1B		0-0 BB 1B			4	1	3	1	0	0	1
Rob Deer, R OBP: 0.289, SLG: 0.390 (1, 7)	0-3 K		4-0 BB		0-3 K		4-0 E 1B 1-2 BB			2	1	0	0	2	2	3
Bob Brenly, R OBP: 0.316, SLG: 0.405 (1, 5) (8, 2)		4-0 E 4-3 BB	0-0 G5-3		4-0 BB		0-0 E7 1B			2	1	1	1	2	0	3
Dan Driessen, L OBP: 0.322, SLG: 0.357 (1, 3)		0-0 4-3		0-0 4-3		0-0 1-3		4-0 1B IBB		3	0	0	0	1	0	2
Alex Trevino, R OBP: 0.297, SLG: 0.362 (1, 2)		0-0 F4		0-0 2-3 1B		0-0 6-3		0-0 1-2 2-H 3-H 1B		3	0	1	0	0	0	1
Chris Brown, R OBP: 0.347, SLG: 0.445 (7, PH)										1	0	1	2	0	0	0
Ricky Adams, R OBP: 0.227, SLG: 0.296 (8, 5)										0	0	0	0	0	0	0
Jose Uribe, S OBP: 0.281, SLG: 0.318 (1, 6)		4-0 IBB		0-0 2-3		0-3 K		0-0 6-3		3	0	0	0	1	1	1
Roger Mason, R (1, 1)		0-3 K		0-0 6-3		0-0 F5		0-3 K		3	0	0	0	0	1	3
Greg Minton, S (7, 1)										1	0	0	0	0	1	0

Inning Stats		R: 0	H: 1	R: 0	H: 0	R: 0	H: 0	R: 0	H: 1	R: 2	H: 2	R: 0	H: 0	R: 3	H: 3	R: 0	H: 1
		E: 0	LOB: 1	E: 1	LOB: 2	E: 1	LOB: 2	E: 0	LOB: 1	E: 0	LOB: 1	E: 0	LOB: 0	E: 1	LOB: 2	E: 0	LOB: 1
		K: 2	BB: 0	K: 1	BB: 2	K: 0	BB: 2	K: 1	BB: 0	K: 1	BB: 2	K: 1	BB: 0	K: 0	BB: 2	K: 2	BB: 0
		S: 8	P: 8	S: 5	P: 13	S: 3	P: 11	S: 4	P: 4	S: 6	P: 14	S: 5	P: 5	S: 5	P: 13	S: 8	P: 8

PITCHER																IP	WLS	BF	H	R	ER	SO	BB	IBB	HBP	BLK	WP	HR	S	P	ERA	WHIP	
Fernando Valenzuela, L ERA: 2.43																(1, 1)	6.0		27	4	2	2	5	5	1	0	0	0	0	31	55	3.00	1.500
Tom Niedenfuer, R ERA: 2.74																(7, 1)	1.0	L	7	3	3	0	1	1	0	0	0	0	5	13	27.00	4.000	
Carlos Diaz, L ERA: 2.78																(8, 1)	1.0		4	1	0	0	2	0	0	0	0	0	8	8	0.00	1.000	

BOTTOM

Los Angeles Dodgers @ San Francisco Giants
Candlestick Park, San Francisco, CA

AB	30
R	5
H	8
RBI	4
BB	8
SO	7
LOB	15



WP: 0	PA: 38
PB: 0	
SB: 2	
CS: 2	

livebaseballscorecards.com

Fri Sep 20 1985, 10:05 PM EDT
Att. 10,484 - Unknown

Batter	1	2	3	4	5	6	7	8	9	AB R H RBI BB SO LOB	TOP	
Mariano Duncan, R (1, 6) OBP: 0.293, SLG: 0.344	0-3 K	0-3 K		X 0-0 1-3	0-0 HR			B B B B 4-0 FC5 1B BB	X 0-0 F6	5 1 1 3 1 2 5		
Ken Landreaux, L (1, 8) OBP: 0.315, SLG: 0.413 Jose Gonzalez, R (8, PH) (8, 8)	0-0 F4		X 0-0 4-3		1B 2B			X 0-0 F4	X 0-0 F2	4 1 1 0 0 0 0 2 0 0 0 0 0 3		
Enos Cabell, R (1, 3) OBP: 0.329, SLG: 0.349	0-0 1B		X 0-0 6-3		1B 2-3 1B		X 0-0 G6-4-3 1B	X 0-0 FC5 1-2 1B		5 1 4 0 0 0 0		
Mike Marshall, R (1, 9) OBP: 0.338, SLG: 0.488	0-0 F9		S S S 0-3 K		1B 1-3 E 1B		X 0-0 G6-4-3 1-2f 1B	X 0-0 FC5 1-2 2-3f		5 1 1 1 0 1 4		
Bill Madlock, R (1, 5) OBP: 0.337, SLG: 0.399 Bob Bailor, R (6, 5) OBP: 0.263, SLG: 0.282		X 0-0 1-3 G3 1B 1B		X 0-0 1B 2B 1B	1-3 E S SF7 1B		X 0-0 5-3	X 0-0 F8		4 3 3 1 0 0 0 1 0 0 0 0 0 2		
Mike Scioscia, L (1, 2) OBP: 0.423, SLG: 0.439 Bill Russell, R (7, PR) OBP: 0.333, SLG: 0.308 Steve Yeager, R (7, 2) OBP: 0.238, SLG: 0.248		X 0-0 G3		X 0-0 2B 1B	4-0 E HR BB		B B B B 4-0 BB	X 0-0 1B 3B		2 2 1 0 2 0 1 0 0 0 0 0 0 0 1 1 1 0 0 0 0		
Candy Maldonado, R (1, 7) OBP: 0.278, SLG: 0.339 Len Matuszek, L (5, PH) OBP: 0.277, SLG: 0.354 Reggie Williams, R (5, 7) OBP: 0.200, SLG: 0.200 Ralph Bryant, L (9, PH) (9, 7)		X 0-0 1-3		X 0-0 SH5-3 1-2 2-3 FC4-2 2B	0-3 K		0-3 K	X 0-0 G3 1B 1B		2 0 1 2 0 0 1 1 0 0 0 0 1 3 1 0 0 0 0 1 1 1 0 1 1 0 0 0		
Steve Sax, R (1, 4) OBP: 0.352, SLG: 0.315		4-0 1B IBB		X 0-0 SH5-3	0-0 E6 HR		X 0-0 L6	X 0-0 G3 1B		3 1 1 1 1 0 3		
Jerry Reuss, L (1, 1) OBP: 0.162, SLG: 0.141		X 0-0 1-2 3-H 1B		X 0-0 FC4-2	0-0 SF7		X 0-0 6-3	X 0-0 G3		4 0 1 2 0 0 4		
Inning Stats	R: 0 E: 0 K: 1 S: 6 H: 1 LOB: 1 BB: 0 P: 6	R: 1 E: 0 K: 1 S: 7 H: 2 LOB: 2 BB: 1 P: 11	R: 0 E: 0 K: 1 S: 5 H: 0 LOB: 0 BB: 0 P: 5	R: 2 E: 0 K: 0 S: 6 H: 3 LOB: 1 BB: 0 P: 6	R: 7 E: 1 K: 1 S: 11 H: 5 LOB: 0 BB: 1 P: 15	R: 0 E: 0 K: 0 S: 3 H: 1 LOB: 0 BB: 0 P: 3	R: 0 E: 0 K: 1 S: 5 H: 0 LOB: 1 BB: 1 P: 9	R: 0 E: 0 K: 0 S: 4 H: 1 LOB: 2 BB: 1 P: 8	R: 1 E: 0 K: 0 S: 6 H: 3 LOB: 2 BB: 0 P: 6	1B: 12 2B: 2 3B: 1 HR: 1 SF: 1 SAC: 1 DP: 1 HBP: 0	WP: 0 PB: 0 SB: 1 CS: 0 PA: 47	
PITCHER	IP WLS BF H R ER SO BB IBB HBP BLK WP HR S P ERA WHIP											
Mark Davis, L (1, 1) ERA: 3.17	4.0 L 22 9 6 6 3 0 0 0 0 0 0 0 27 31 13.50 2.250											
Jeff Robinson, R (5, 1) ERA: 7.36	2.0 10 3 4 0 1 1 0 0 0 0 0 1 11 15 0.00 2.000											
Colin Ward, L (7, 1) ERA:	2.0 9 1 0 0 1 2 0 0 0 0 0 0 9 17 0.00 1.500											
Bobby Moore, R (9, 1) ERA: 3.86	1.0 6 3 1 1 0 0 0 0 0 0 0 0 6 6 9.00 3.000											

Los Angeles Dodgers @ San Francisco Giants
Candlestick Park, San Francisco, CA
Sat Sep 21 1985, 6:33 AM EDT
Att: 12,070 - Unknown

AB	41
R	11
H	16
RBI	11
BB	4
SO	5
LOB	27



WP: 0	PA: 47
PB: 0	
SB: 1	
CS: 0	

Batter	1	2	3	4	5	6	7	8	9	AB R H RBI BB SO LOB
--------	---	---	---	---	---	---	---	---	---	----------------------

Dan Gladden, R OBP: 0.295, SLG: 0.316 (1, 8)	0-0 G3		0-0 5-3			0-0 4-3			0-0 HR	4 1 1 1 0 0 1
Manny Trillo, R OBP: 0.284, SLG: 0.283 Mike Woodard, L OBP: 0.349, SLG: 0.333 (1, 4) (6, 4)	0-0 5-3		0-0 4-3			0-0 3-1			0-0 2B SF8 1B	2 0 0 0 0 0 1 2 1 1 0 0 0 0
Jeffrey Leonard, R OBP: 0.263, SLG: 0.408 (1, 7)	0-0 1B			0-0 F3			0-0 L6		0-0 1-3 2B	4 0 2 0 0 0 0
Bob Brenly, R OBP: 0.315, SLG: 0.402 (1, 5)	0-0 F2			0-0 F8			0-0 F8		4-0 BB	3 0 0 0 1 0 1
Rob Deer, R OBP: 0.288, SLG: 0.397 (1, 9)		0-3 K		0-0 L5			0-0 2B		0-0 SF8	3 0 1 1 0 1 0
David Green, R OBP: 0.297, SLG: 0.349 (1, 3)		0-0 F4			0-0 F7		0-0 1-3		0-3 K	4 0 0 0 0 1 3
Alex Trevino, R OBP: 0.293, SLG: 0.357 Matt Nokes, L OBP: 0.222, SLG: 0.361 (1, 2) (7, 2)		0-0 F8			0-0 F8			0-3 K	0-0 6-3	2 0 0 0 0 0 0 2 0 0 0 0 1 2
Jose Uribe, S OBP: 0.282, SLG: 0.317 (1, 6)			4-0 SH3-4 BB		0-0 L6			0-0 6-3		2 0 0 0 1 0 0
Mark Davis, L OBP: 0.250, SLG: 0.417 Jeff Robinson, R (5, 1) Ron Roenicke, S OBP: 0.410, SLG: 0.422 Colin Ward, L (7, 1) Chris Brown, R OBP: 0.346, SLG: 0.444 Bobby Moore, R (9, 1)			0-0 SH3-4			0-0 F8		0-0 6-3		0 0 0 0 0 0 0 0 0 0 0 0 0 0 1 0 0 0 0 0 0 0 0 0 0 0 0 0 1 0 0 0 0 0 0 0 0 0 0 0 0 0

Inning Stats	R: 0 E: 0 K: 0 S: 4	H: 1 LOB: 1 BB: 0 P: 4	R: 0 E: 0 K: 1 S: 5	H: 0 LOB: 0 BB: 0 P: 5	R: 0 E: 0 K: 0 S: 3	H: 0 LOB: 1 BB: 1 P: 7	R: 0 E: 0 K: 0 S: 3	H: 0 LOB: 0 BB: 0 P: 3	R: 0 E: 0 K: 0 S: 3	H: 0 LOB: 0 BB: 0 P: 3	R: 0 E: 0 K: 0 S: 3	H: 0 LOB: 0 BB: 0 P: 3	R: 0 E: 0 K: 1 S: 5	H: 0 LOB: 0 BB: 0 P: 5	R: 2 E: 0 K: 1 S: 8	H: 3 LOB: 2 BB: 1 P: 12	1B: 2 2B: 2 3B: 0 HR: 1	SF: 1 SAC: 1 DP: 0 HBP: 0	WP: 0 PB: 0 SB: 0 CS: 0	PA: 34
--------------	------------------------------	---------------------------------	------------------------------	---------------------------------	------------------------------	---------------------------------	------------------------------	---------------------------------	------------------------------	---------------------------------	------------------------------	---------------------------------	------------------------------	---------------------------------	------------------------------	----------------------------------	----------------------------------	------------------------------------	----------------------------------	--------

PITCHER	IP	WLS	BF	H	R	ER	SO	BB	IBB	HBP	BLK	WP	HR	S	P	ERA	WHIP
Jerry Reuss, L ERA: 3.05 (1, 1)	9.0	W	34	5	2	2	3	2	0	0	0	0	1	38	46	2.00	0.778

BOTTOM

Los Angeles Dodgers @ San Francisco Giants
Candlestick Park, San Francisco, CA

livebaseballscores.com

AB	30
R	2
H	5
RBI	2
BB	2
SO	3
LOB	8



PITCHER	IP	WLS	BF	H	R	ER	SO	BB	IBB	HBP	BLK	WP	HR	S	P	ERA	WHIP
---------	----	-----	----	---	---	----	----	----	-----	-----	-----	----	----	---	---	-----	------

Sat Sep 21 1985, 6:33 AM EDT
Att. 12,070 - Unknown

Batter	1	2	3	4	5	6	7	8	9	AB R H RBI BB SO LOB	TOP											
Mariano Duncan, R (1, 6) OBP: 0.293, SLG: 0.342	0-0 6-3		0-0 FC6-4			0-0 L4	0-0 CS	4-0 S G3 FC BB		3 1 0 0 1 0 1	<p>Los Angeles Dodgers @ San Francisco Giants</p> <p>Candlestick Park, San Francisco, CA</p> <p>Sun Sep 22 1985, 6:33 AM EDT</p> <p>Att: 10,297 - Unknown</p>											
Ken Landreaux, L (1, 8) OBP: 0.314, SLG: 0.418	0-0 HR		0-0 F9			0-3 K		0-0 G3		4 1 1 1 0 1 2												
Enos Cabell, R (1, 3) OBP: 0.328, SLG: 0.345	0-0 F8					4-0 BB		0-0 FC CS		3 0 0 1 1 0 0												
Mike Marshall, R (1, 9) OBP: 0.335, SLG: 0.484	0-3 K					0-3 K		0-3 K		4 0 0 0 0 4 2												
Bill Madlock, R (1, 5) OBP: 0.336, SLG: 0.404		0-0 F9					0-0 HR		0-0 F9	4 1 1 1 0 0 0												
Mike Scioscia, L (1, 2) OBP: 0.421, SLG: 0.439		0-0 F8				0-0 4-3 SF8 2B		0-0 F9		4 1 1 0 0 0 0												
Candy Maldonado, R (1, 7) OBP: 0.277, SLG: 0.337		0-0 F7				0-0 4-3 2-3		0-0 E SF 1B		4 1 1 0 0 0 1												
Steve Sax, R (1, 4) OBP: 0.350, SLG: 0.315			0-0 F8			0-0 SF8		0-0 SF CS		1 0 0 2 0 0 0												
Bob Bailor, R (9, 4) OBP: 0.263, SLG: 0.282						3-H K		0-3 K		0 0 0 0 0 0 0												
Orel Hershiser, R (1, 1) OBP: 0.227, SLG: 0.186			4-0 FC6-4 BB							2 0 0 0 1 2 1												
Tom Niedenfuer, R (8, 1) OBP: 0.111, SLG: 0.111										0 0 0 0 0 0 0												
Jose Gonzalez, R (8, 9)										0 0 0 0 0 0 0												
Inning Stats	R: 1 E: 0 K: 1 S: 6	H: 1 LOB: 0 BB: 0 P: 6	R: 0 E: 0 K: 0 S: 3	H: 0 LOB: 0 BB: 0 P: 3	R: 0 E: 0 K: 0 S: 3	H: 0 LOB: 1 BB: 1 P: 7	R: 0 E: 0 K: 1 S: 5	H: 0 LOB: 0 BB: 0 P: 5	R: 1 E: 0 K: 1 S: 6	H: 1 LOB: 0 BB: 0 P: 6	R: 0 E: 0 K: 2 S: 7	H: 0 LOB: 1 BB: 1 P: 11	R: 2 E: 2 K: 1 S: 7	H: 2 LOB: 0 BB: 0 P: 7	R: 1 E: 0 K: 1 S: 5	H: 0 LOB: 0 BB: 1 P: 9	R: 0 E: 0 K: 0 S: 3	H: 0 LOB: 0 BB: 0 P: 3	1B: 1 2B: 1 3B: 0 HR: 2	SF: 2 SAC: 0 DP: 0 HBP: 0	WP: 0 PB: 0 SB: 1 CS: 2	PA: 35
PITCHER	IP WLS BF H R ER SO BB IBB HBP BLK WP HR S P ERA WHIP																					
Vida Blue, L (1, 1) ERA: 4.68	7.0 L 27 4 4 3 6 2 0 0 0 0 0 2 37 45 3.86 0.857																					
Frank Williams, R (8, 1) ERA: 4.69	2.0 7 0 1 1 1 1 0 0 0 0 0 0 8 12 4.50 0.500																					

livebaseballscorecards.com

AB	29
R	5
H	4
RBI	5
BB	3
SO	7
LOB	7



Batter	1	2	3	4	5	6	7	8	9	AB	R	H	RBI	BB	SO	LOB
Dan Gladden, R OBP: 0.292, SLG: 0.313 (1, 8)	0-0 1-3 K	0-3 K			0-0 L6-4		0-3 K			4	0	0	0	0	2	3
Mike Woodard, L OBP: 0.340, SLG: 0.326 (1, 4)	0-0 E1 1B		0-0 5-3			0-0 G3		0-0 F9 WP 1B		4	1	1	0	0	0	0
Jeffrey Leonard, R OBP: 0.262, SLG: 0.407 (1, 7)	0-0 HR 1B		0-0 F3			0-0 F8		0-0 F9		4	1	1	1	0	0	1
Bob Brenly, R OBP: 0.317, SLG: 0.410 (1, 5)	0-0 HR		0-0 5-3			0-0 E 1B		0-0 F5		4	1	2	2	0	0	1
Dan Driessen, L OBP: 0.320, SLG: 0.354 (1, 3)	0-0 F8			0-3 K		0-0 E5		0-0 F6		4	0	0	0	0	1	2
Ron Roenicke, S OBP: 0.399, SLG: 0.407 (1, 9)	0-3 K			0-0 F9		0-0 F9			0-0 F5	4	0	0	0	0	1	2
Alex Trevino, R OBP: 0.287, SLG: 0.348 Manny Trillo, R OBP: 0.283, SLG: 0.282 (1, 2)		0-0 5-3		0-0 5-3			0-0 F9		0-0 4-3	3	0	0	0	0	0	0
Jose Uribe, S OBP: 0.281, SLG: 0.316 (1, 6)		0-0 1-3			0-0 L6-4 SH1-4 1B		0-3 K2-3		0-3 K	4	0	1	0	0	2	0
Vida Blue, S OBP: 0.179, SLG: 0.115 Rob Deer, R OBP: 0.293, SLG: 0.397 Frank Williams, R (8, 1)		4-0 BB			0-0 SH1-4		4-0 BB			0	0	0	0	1	0	0

Inning Stats	R: 3	H: 2	E: 1	K: 1	S: 8	LOB: 0	BB: 0	P: 8
R: 0	H: 0	E: 0	K: 1	S: 5	LOB: 1	BB: 1	P: 9	
R: 0	H: 0	E: 0	K: 0	S: 3	LOB: 0	BB: 0	P: 3	
R: 0	H: 0	E: 0	K: 1	S: 5	LOB: 0	BB: 0	P: 5	
R: 0	H: 1	E: 0	K: 0	S: 3	LOB: 0	BB: 0	P: 3	
R: 0	H: 1	E: 1	K: 0	S: 5	LOB: 2	BB: 0	P: 5	
R: 0	H: 0	E: 0	K: 2	S: 7	LOB: 1	BB: 1	P: 11	
R: 0	H: 1	E: 0	K: 0	S: 4	LOB: 1	BB: 0	P: 4	
R: 0	H: 0	E: 0	K: 1	S: 5	LOB: 0	BB: 0	P: 5	
1B: 4	SF: 0	2B: 1	SAC: 1	3B: 0	DP: 1	HR: 1	HBP: 0	

PITCHER	IP	WLS	BF	H	R	ER	SO	BB	IBB	HBP	BLK	WP	HR	S	P	ERA	WHIP
Orel Hershiser, R ERA: 2.06 (1, 1)	7.0	W	29	5	3	2	5	2	0	0	0	0	1	37	45	2.57	1.000
Tom Niedenfuer, R ERA: 2.68 (8, 1)	2.0	S	6	0	0	0	1	0	0	0	0	1	0	8	8	0.00	0.000


BOTTOM

Los Angeles Dodgers @ San Francisco Giants
Candlestick Park, San Francisco, CA

Sun Sep 22 1985, 6:33 AM EDT
Att. 10,297 - Unknown

AB	32
R	3
H	5
RBI	3
BB	2
SO	6
LOB	9

WP: 1 PA: 35
PB: 0 SB: 0 CS: 0



PITCHER	IP	WLS	BF	H	R	ER	SO	BB	IBB	HBP	BLK	WP	HR	S	P	ERA	WHIP
---------	----	-----	----	---	---	----	----	----	-----	-----	-----	----	----	---	---	-----	------

Batter	1	2	3	4	5	6	7	8	9	AB R H RBI BB SO LOB	TOP											
Mariano Duncan, R (1, 6) OBP: 0.290, SLG: 0.339	0-0 L9		0-0 F4		0-0 G3		0-0 B5-3	0-0 F9		5 0 0 0 0 0 4												
Ken Landreaux, L (1, 8) OBP: 0.313, SLG: 0.414	0-0 F7		0-0 G3		4-0 BB		0-0 F8		0-0 3-1	4 0 0 0 1 0 1												
Bill Madlock, R (1, 5) OBP: 0.337, SLG: 0.405	0-3 K			0-0 1B	0-0 F9		0-0 F3		4-0 2B	4 1 1 0 1 1 2												
Pedro Guerrero, R (1, 7) OBP: 0.429, SLG: 0.600		4-0 BB		0-0 1B		0-3 K		0-0 SH3-4	0-0 1B	4 1 3 1 1 1 0												
Mike Marshall, R (1, 9) OBP: 0.334, SLG: 0.482		0-3 K		0-3 K		0-0 3-1		0-0 SH3-4	4-0 1B	2 0 0 0 0 0 2 2												
Jose Gonzalez, R (6, PH) OBP: 0.200, SLG: 0.400										1 1 1 0 0 0 0 0												
Bob Bailor, R (8, PH) OBP: 0.270, SLG: 0.288										1 0 1 0 0 0 0 0												
Reggie Williams, R (8, PR) OBP: 0.200, SLG: 0.200										0 1 0 0 0 0 0 0												
Candy Maldonado, R (8, 9) OBP: 0.280, SLG: 0.337										0 0 0 0 1 0 0 0												
Mike Scioscia, L (1, 2) OBP: 0.418, SLG: 0.435		0-0 F9		0-0 L7		0-0 3-1		0-0 SH3-4	0-0 G3-2-3	4 0 0 0 0 0 6												
Greg Brock, L (1, 3) OBP: 0.326, SLG: 0.435		0-0 F8		0-0 F8		4-0 3B		0-0 1B		2 1 0 0 1 0 2												
Enos Cabell, R (8, PH) OBP: 0.330, SLG: 0.348										0 0 0 0 0 0 0 0												
Steve Sax, R (1, 4) OBP: 0.353, SLG: 0.323			0-0 E4		0-0 G3	0-0 1B	0-0 3B	0-0 FC4-6		4 0 3 2 0 0 0												
Rick Honeycutt, L (1, 1) OBP: 0.200, SLG: 0.162			0-0 SH1-4		0-0 4-3	0-0 F7		0-0 FC4-6		2 0 0 0 0 0 2												
Carlos Diaz, R (6, 1)										0 0 0 0 0 0 0 0												
Terry Whitfield, L (8, PH) OBP: 0.295, SLG: 0.420										1 0 0 0 0 0 2												
Bill Russell, R (8, PR) OBP: 0.333, SLG: 0.308										0 0 0 0 0 0 0 0												
Tom Niedenfuer, R (8, 1) OBP: 0.111, SLG: 0.111										0 0 0 0 0 0 0 0												
Inning Stats	R: 0 E: 0 K: 1 S: 5	H: 0 LOB: 0 BB: 0 P: 5	R: 0 E: 0 K: 1 S: 5	H: 0 LOB: 1 BB: 1 P: 9	R: 0 E: 1 K: 0 S: 4	H: 0 LOB: 1 BB: 0 P: 4	R: 1 E: 0 K: 1 S: 7	H: 2 LOB: 1 BB: 0 P: 7	R: 0 E: 0 K: 0 S: 4	H: 1 LOB: 2 BB: 1 P: 8	R: 2 E: 0 K: 1 S: 7	H: 2 LOB: 1 BB: 1 P: 11	R: 0 E: 0 K: 0 S: 3	H: 0 LOB: 0 BB: 0 P: 3	R: 2 E: 0 K: 0 S: 7	H: 4 LOB: 2 BB: 0 P: 7	R: 0 E: 0 K: 0 S: 3	H: 1 LOB: 2 BB: 2 P: 11	1B: 6 2B: 3 3B: 1 HR: 0	SF: 0 SAC: 2 DP: 1 HBP: 0	WP: 0 PB: 0 SB: 0 CS: 0	PA: 42
PITCHER	IP WLS BF H R ER SO BB IBB HBP BLK WP HR S P ERA WHIP																					
Mike Scott, R (1, 1) ERA: 2.98	6.0		27	5	3	3	4	3	0	0	0	0	0	0	32	44	4.50	1.333				
Jeff Calhoun, L (7, 1) ERA: 2.44	1.1	L	7	3	2	2	0	0	0	0	0	0	0	7	7	13.50	2.250					
Dave Smith, R (8, 1) ERA: 2.38	0.2		3	1	0	0	0	0	0	0	0	0	0	3	3	0.00	1.500					
Frank DiPino, L (9, 1) ERA: 3.86	1.0		5	1	0	0	0	1	1	0	0	0	0	3	11	0.00	2.000					

Los Angeles Dodgers @ Houston Astros
 Astrodome, Houston, TX
 Mon Sep 23 1985, 8:05 PM EDT
 Att. 8,938 - Unknown

AB	34
R	5
H	9
RBI	3
BB	5
SO	4
LOB	21



WP: 0	PA: 42
PB: 0	
SB: 0	
CS: 0	

livebaseballscorecards.com

Batter	1	2	3	4	5	6	7	8	9	AB	R	H	RBI	BB	SO	LOB	TOP										
Mariano Duncan, R OBP: 0.289, SLG: 0.340 (1, 6)	0-0 S 1B 2B		0-3 K		0-0 6-3	0-3 K	0-0 F4			5	1	1	0	0	2	4											
Enos Cabell, R OBP: 0.331, SLG: 0.352 (1, 3)	0-0 6-3		0-0 5-3		0-0 1B		0-0 2B	0-3 K		0	1	0	0	0	0	0											
Bill Madlock, R OBP: 0.339, SLG: 0.407 Dave Anderson, R OBP: 0.321, SLG: 0.298 (1, 5) (9, 5)	0-0 S 1B 2-H		0-0 1B		0-0 1-3 1B		0-3 K 2-3	0-0 4-3		5	1	3	1	0	1	1											
Pedro Guerrero, R OBP: 0.426, SLG: 0.596 Jose Gonzalez, R OBP: 0.200, SLG: 0.400 (1, 7) (8, 7)	0-3 K		0-0 F9		0-0 F9		0-0 1B BB 1B 3-H	0-0 F7		5	1	1	1	0	1	4											
Mike Marshall, R OBP: 0.338, SLG: 0.488 (1, 9)	0-0 CS 1-H 1B			0-0 1-3 SH2-3 1B		0-0 E6 BB 1B	0-0 BB 1B 1B		0-0 E7 2B	5	2	4	1	0	0	0											
Mike Scioscia, L OBP: 0.416, SLG: 0.433 (1, 2)	0-0 CS 1-2	0-0 E3 G4-3 1B		0-0 SH2-3 1-2		0-0 F8	0-0 BB 1B 1B		0-0 F6	4	1	1	0	0	0	2											
Candy Maldonado, R OBP: 0.282, SLG: 0.338 Ken Landreaux, L OBP: 0.315, SLG: 0.414 (1, 8) (6, PH) (6, 8)		0-0 G4-3 1-2 1B		0-0 1-3 2-3		4-0 SH3 1B 1-2 BB	4-0 1B 1-2 2-3 BB 3-H		0-0 4-3	2	0	1	0	0	0	1											
Steve Sax, R OBP: 0.352, SLG: 0.322 Bob Bailor, R OBP: 0.267, SLG: 0.266 (1, 4) (8, 4)		0-0 G4-3 1-2 2-3		0-0 4-3		0-0 SH3 1-2 2-H 1B	0-3 K		0-0 F7	4	0	1	1	0	1	6											
Bob Welch, R OBP: 0.229, SLG: 0.200 (1, 1)		0-0 1-3			0-0 G3	0-0 SH3 1-2 2-3	0-0 SH3 1-3 2-H 3-H 1B			3	0	1	2	0	0	1											
Inning Stats	R: 2 E: 0 K: 1 S: 7	H: 3 LOB: 0 BB: 0 P: 7	R: 0 E: 1 K: 0 S: 4	H: 1 LOB: 1 BB: 0 P: 4	R: 0 E: 0 K: 1 S: 6	H: 1 LOB: 1 BB: 0 P: 6	R: 0 E: 0 K: 0 S: 5	H: 2 LOB: 2 BB: 0 P: 5	R: 1 E: 1 K: 1 S: 7	H: 1 LOB: 2 BB: 1 P: 11	R: 4 E: 0 K: 2 S: 12	H: 5 LOB: 2 BB: 1 P: 16	R: 0 E: 0 K: 1 S: 5	H: 0 LOB: 0 BB: 0 P: 5	R: 0 E: 1 K: 0 S: 4	H: 1 LOB: 1 BB: 0 P: 4	1B: 12 2B: 3 3B: 0 HR: 0	SF: 0 SAC: 2 DP: 1 HBP: 0	WP: 0 PB: 1 SB: 2 CS: 1	PA: 45							
PITCHER	IP	WLS	BF	H	R	ER	SO	BB	IBB	HBP	BLK	WP	HR	S	P	ERA	WHIP										
Bob Knepper, L ERA: 3.41 (1, 1)	5.0	L	22	8	2	2	2	0	0	0	0	0	0	26	26	3.60	1.600										
Ron Mathis, R ERA: 6.04 (6, 1)	1.1		11	5	5	4	2	1	0	0	0	0	0	14	18	27.00	4.500										
Mike Madden, L ERA: 4.76 (7, 1)	0.1		3	1	0	0	1	1	0	0	0	0	0	4	8	0.00	6.000										
Jim Deshaies, L ERA: (7, 1)	1.1		4	0	0	0	1	0	0	0	0	0	0	6	6	0.00	0.000										
Julio Solano, R ERA: 4.13 (9, 1)	1.0		4	1	0	0	0	0	0	0	0	0	0	4	4	0.00	1.000										

Los Angeles Dodgers @ Houston Astros
Astrodome, Houston, TX
Tue Sep 24 1985, 8:05 PM EDT
Att: 10,043 - Unknown

AB	35
R	7
H	13
RBI	7
BB	2
SO	5
LOB	21



WP: 0	PA: 45
-------	--------

ERA	WHIP
-----	------

livebaseballscorecards.com

Batter	1	2	3	4	5	6	7	8	9	AB	R	H	RBI	BB	SO	LOB
Bill Doran, S (1, 4) OBP: 0.369, SLG: 0.443	F7			G6-4-3 E BB	K			4-3		3	0	0	0	1	1	3
Craig Reynolds, L (1, 6) OBP: 0.295, SLG: 0.397	F5			E6 G6-4-3 1-2		4-3		WP 4-3 2B		4	1	1	0	0	0	1
Kevin Bass, S (1, 8) OBP: 0.314, SLG: 0.411	F8			G6-4-3 1-2f 2-3		1-3		4-3 2-H		4	0	0	1	0	0	2
Jerry Mumphy, S (1, 9) OBP: 0.324, SLG: 0.399		4-3		L5		G3		6-3		3	0	0	0	0	0	1
Jim Deshaies, L (7, 1)										0	0	0	0	0	0	0
Bert Pena, R (8, PH) OBP: 0.286, SLG: 0.350										1	0	0	0	0	0	0
Julio Solano, R (9, 1)										0	0	0	0	0	0	0
Glenn Davis, R (1, 3) OBP: 0.330, SLG: 0.479		5-3				G3 1B 1B		4-3 1B		4	1	3	1	0	0	0
Phil Garner, R (1, 5) OBP: 0.307, SLG: 0.377		3-1				G3 1B		FC4-6 1B		4	0	2	0	0	0	1
Alan Ashby, S (1, 2) OBP: 0.362, SLG: 0.422			3-1			G3		FC4-6 5-3		3	0	0	0	0	0	3
Harry Spilman, L (8, 2) OBP: 0.179, SLG: 0.203						1-2 2-3		1-2f		1	0	0	0	0	0	1
Eric Bullock, L (1, 7) OBP: 0.286, SLG: 0.308			4-3			4-0 BB BB		5-3 1-2		3	0	0	0	1	1	2
Bob Knepper, L (1, 1) OBP: 0.171, SLG: 0.203						0-0 S		0-3 S		1	0	0	0	0	1	0
Denny Walling, L (5, PH) OBP: 0.318, SLG: 0.398						0-0 S		0-3 S		1	0	0	0	0	0	3
Ron Mathis, R (6, 1) OBP: 0.133, SLG: 0.071										0	0	0	0	0	0	0
Mike Madden, L (7, 1)										0	0	0	0	0	0	0
Jim Pankovits, R (7, 9) OBP: 0.329, SLG: 0.338										1	0	0	0	0	1	1

Inning Stats	R: 0	H: 0	R: 0	H: 0	R: 0	H: 0	R: 0	H: 2	R: 0	H: 0	R: 1	H: 1	R: 0	H: 1	R: 0	H: 1	1B: 4	SF: 0	WP: 1	PA: 35
	E: 0	LOB: 0	E: 0	LOB: 0	E: 0	LOB: 0	E: 0	LOB: 3	E: 0	LOB: 0	E: 0	LOB: 1	E: 0	LOB: 0	E: 0	LOB: 1	2B: 1	SAC: 0	PB: 0	
	K: 0	BB: 0	K: 0	BB: 0	K: 1	BB: 0	K: 1	BB: 1	K: 0	BB: 0	K: 1	BB: 0	K: 0	BB: 0	K: 1	BB: 0	3B: 0	DP: 1	SB: 0	
	S: 3	P: 3	S: 3	P: 3	S: 5	P: 5	S: 7	P: 11	S: 3	P: 3	S: 7	P: 7	S: 4	P: 4	S: 6	P: 6	HR: 1	HBP: 0	CS: 0	

PITCHER	IP	WLS	BF	H	R	ER	SO	BB	IBB	HBP	BLK	WP	HR	S	P	ERA	WHIP	IP	WLS	BF	H	R	ER	SO	BB	IBB	HBP	BLK	WP	HR	S	P	ERA	WHIP	
Bob Welch, R (1, 1) ERA: 2.42	9.0	W	35	6	2	2	4	2	0	0	0	1	1	41	49	2.00	0.889																		

BOTTOM

Los Angeles Dodgers @ Houston Astros
Astrodome, Houston, TX
Tue Sep 24 1985, 8:05 PM EDT
Att. 10,043 - Unknown

livebaseballscorecards.com

AB	33
R	2
H	6
RBI	2
BB	2
SO	4
LOB	18



Batter	1	2	3	4	5	6	7	8	9	10	AB R H RBI BB SO LOB	TOP												
Mariano Duncan, R (1, 6) OBP: 0.287, SLG: 0.337	0-0 4-3	0-0 G3-4		0-0 FC6-4			0-3 K			0-0 SH1-4	4 0 0 1 0 1 4	Los Angeles Dodgers @ Houston Astros Astrodome, Houston, TX Wed Sep 25 1985, 8:05 PM EDT Att. 16,955 - Unknown												
Ken Landreaux, L (1, 8) OBP: 0.312, SLG: 0.409	0-3 K	0-0 G3		0-0 F7			0-0 F7			0-0 6-3	5 0 0 0 0 1 6													
Bill Madlock, R (1, 5) OBP: 0.339, SLG: 0.404	1-0 1B			0-0 F7			0-3 K			0-0 6-3	3 1 0 0 0 1 0													
Dave Anderson, R (8, 5) OBP: 0.321, SLG: 0.298											0 0 0 0 0 0 0													
Len Matuszek, L (10, PH) OBP: 0.276, SLG: 0.352											1 0 0 0 0 0 2													
Tom Niedenfuer, R (10, 1) OBP: 0.111, SLG: 0.111											0 0 0 0 0 0 0													
Pedro Guerrero, R (1, 7) OBP: 0.427, SLG: 0.595	0-0 3B			0-0 F9			0-0 6-3			0-0 G6-4-3 1B	4 1 2 0 0 0 0													
Mike Marshall, R (1, 9) OBP: 0.338, SLG: 0.490	0-0 WP			0-0 5-3			0-3 K			0-0 G6-4-3	4 1 1 2 0 1 1													
Mike Scioscia, L (1, 2) OBP: 0.413, SLG: 0.429	0-0 F7			0-0 F1			0-0 F7			0-3 K	4 0 0 0 0 1 0													
Greg Brock, L (1, 3) OBP: 0.328, SLG: 0.434				4-0 SH3-4 1B			0-0 F5			0-0 6-3	1 1 0 0 2 0 0													
Enos Cabell, R (9, PH) OBP: 0.330, SLG: 0.350				4-0 1B FC6-4 BB							0 0 0 0 0 0 0													
Steve Sax, R (1, 4) OBP: 0.354, SLG: 0.324				0-0 SH3-4 1B			0-0 4-3			0-0 F3	4 0 2 0 0 0 0													
Fernando Valenzuela, L (1, 1) OBP: 0.200, SLG: 0.255				0-0 SH3-4			0-0 6-3			4-0 SH1-4 BB	2 0 1 0 0 0 0													
Terry Whitfield, L (10, PH) OBP: 0.302, SLG: 0.420				0-0 FC6-4 1B							0 0 0 0 1 0 0													
Reggie Williams, R (10, PR) OBP: 0.200, SLG: 0.200				1-2 2-3							0 0 0 0 0 0 0													
Bob Bailor, R (10, 5) OBP: 0.287, SLG: 0.286				1-2 2-3							0 0 0 0 0 0 0													
Inning Stats	R: 3 E: 0 K: 1 S: 7	H: 2 LOB: 0 BB: 0 P: 8	R: 0 E: 0 K: 0 S: 4	H: 1 LOB: 2 BB: 1 P: 8	R: 0 E: 0 K: 0 S: 3	H: 0 LOB: 0 BB: 0 P: 3	R: 1 E: 0 K: 0 S: 5	H: 2 LOB: 2 BB: 1 P: 9	R: 0 E: 0 K: 2 S: 7	H: 0 LOB: 0 BB: 0 P: 7	R: 0 E: 0 K: 1 S: 5	H: 0 LOB: 0 BB: 0 P: 5	R: 0 E: 0 K: 0 S: 3	H: 1 LOB: 0 BB: 0 P: 3	R: 0 E: 0 K: 1 S: 5	H: 0 LOB: 0 BB: 0 P: 5	R: 0 E: 0 K: 0 S: 3	H: 0 LOB: 2 BB: 1 P: 7	1B: 5 2B: 0 3B: 1 HR: 0	SF: 0 SAC: 2 DP: 1 HBP: 1	WP: 1 PB: 0 SB: 0 CS: 0	PA: 39		
PITCHER	IP WLS BF H R ER SO BB IBB HBP BLK WP HR S P ERA WHIP																							
Nolan Ryan, R (1, 1) ERA: 3.92	6.0																							
Bill Dawley, R (7, 1) ERA: 3.7	1.0																							
Jeff Calhoun, L (8, 1) ERA: 2.36	2.0																							
Julio Solano, R (10, 1) ERA: 3.99	1.0	W																						

livebaseballscorecards.com

AB	32
R	4
H	6
RBI	3
BB	3
SO	5
LOB	13



BOTTOM

Los Angeles Dodgers @ Houston Astros
Astrodome, Houston, TX
Wed Sep 25 1985, 8:05 PM EDT
Att: 16,955 - Unknown

livebaseballscorecards.com

AB 34
R 6
H 8
RBI 6
BB 4
SO 5
LOB 12



WP: 0 PA: 39
PB: 0
SB: 0
CS: 0

AB R H RBI BB SO LOB

3	0	0	1	1	0	0
4	1	1	0	1	2	2
5	1	1	2	0	0	2
3	1	1	1	1	0	1
4	1	2	0	0	0	1
4	0	1	0	0	1	2
3	1	0	0	1	0	2
0	0	0	0	0	0	0
1	0	0	0	0	0	0
3	1	1	0	0	1	1
0	0	0	0	0	0	0
1	0	0	0	0	0	0
0	0	0	0	0	0	1
1	0	0	0	0	0	0

1B: 6 SF: 1
2B: 0 SAC: 0
3B: 0 DP: 2
HR: 2 HBP: 0

Batter	1	2	3	4	5	6	7	8	9	10
Bill Doran, S OBP: 0.368, SLG: 0.440 (1, 4)	F9		F8			BB	SF9			F9
Jim Pankovits, R OBP: 0.331, SLG: 0.336 (1, 7)	BB		F8			K	K			HR
Kevin Bass, S OBP: 0.313, SLG: 0.414 (1, 8)	F8		F8			1-3			F9	HR
Glenn Davis, R OBP: 0.332, SLG: 0.487 (1, 3)	1-3		1-3			BB	HR	6-3		HR
Jerry Mumphrey, S OBP: 0.325, SLG: 0.400 (1, 9)			1B	4-3			1B	4-3		
Phil Garner, R OBP: 0.307, SLG: 0.376 (1, 5)			G6-4-3			G5-4-3	K		F8	
Alan Ashby, S OBP: 0.359, SLG: 0.414 (1, 2)			1-2f			1B	E5		FC5-4	
Craig Reynolds, L OBP: 0.295, SLG: 0.397 (9, PR)			6-3			G5-4-3	1B		BB	
Dickie Thon, R OBP: 0.282, SLG: 0.344 (1, 6)			6-3			F8	1B		K	
Bert Pena, R OBP: 0.292, SLG: 0.348 (4, 6)							SF9			
Mark Bailey, S OBP: 0.400, SLG: 0.415 (10, 2)							1B			
Nolan Ryan, R OBP: 0.141, SLG: 0.119 (1, 1)			4-3			K			FC5-4	
Eric Bullock, L OBP: 0.267, SLG: 0.286 (6, PH)										
Bill Dawley, R OBP: 0.200, SLG: 0.111 (7, 1)										
Tim Lincecum, R OBP: 0.212, SLG: 0.387 (7, PH)										
Jeff Calhoun, L OBP: 0.225, SLG: 0.314 (8, 1)										
German Rivera, R OBP: 0.225, SLG: 0.314 (9, PH)										
Julio Solano, R OBP: 0.225, SLG: 0.314 (10, 1)										

Inning Stats	R: 0	H: 0	R: 0	H: 1	R: 0	H: 0	R: 0	H: 1	R: 0	H: 0	R: 4	H: 4	R: 0	H: 0	R: 0	H: 0	R: 2	H: 2
	E: 0	LOB: 1	E: 0	LOB: 0	E: 0	LOB: 1	E: 0	LOB: 0	E: 0	LOB: 1	E: 1	LOB: 1	E: 0	LOB: 0	E: 0	LOB: 1	E: 0	LOB: 0
	K: 0	BB: 1	K: 0	BB: 0	K: 0	BB: 1	K: 0	BB: 0	K: 2	BB: 1	K: 2	BB: 0	K: 0	BB: 0	K: 1	BB: 1	K: 0	BB: 0
	S: 3	P: 7	S: 3	P: 3	S: 3	P: 7	S: 3	P: 3	S: 7	P: 11	S: 12	P: 12	S: 3	P: 3	S: 5	P: 9	S: 3	P: 3

PITCHER	IP	WLS	BF	H	R	ER	SO	BB	IBB	HBP	BLK	WP	HR	S	P	ERA	WHIP
Fernando Valenzuela, L ERA: 2.41 (1, 1)	9.0		36	6	4	2	5	4	0	0	0	0	1	42	58	2.00	1.111
Tom Niedenfuer, R ERA: 2.8 (10, 1)	0.1	L	3	2	2	2	0	0	0	0	0	0	1	3	3	54.00	6.000

Batter	1	2	3	4	5	6	7	8	9	AB R H RBI BB SO LOB	TOP													
Dan Gladden, R (1, 8) OBP: 0.298, SLG: 0.321	0-0 F8		0-0 E7 2-H 1B			0-0 4-3		0-0 FC4-8 1B		4 0 2 1 0 0 0	<p>San Francisco Giants @ Los Angeles Dodgers Dodger Stadium, Los Angeles, CA</p> <p>Fri Sep 27 1985, 7:05 PM PDT Att: 35,400 - Unknown</p> <p>livebaseballscorecards.com</p>													
Mike Woodard, L (1, 4) OBP: 0.328, SLG: 0.322	0-0 4-3		0-0 4-3			4-0 FC5-4 BB		0-0 FC4-6 1-2f		3 0 0 0 1 0 2														
Jeffrey Leonard, R (1, 7) OBP: 0.280, SLG: 0.406 Scott Garrelts, R (8, 1) OBP: 0.300, SLG: 0.333	0-0 1-3				0-0 F5	0-0 L9		0-0 F8		4 0 0 0 0 0 2 0 0 0 0 0 0 0														
Bob Brenly, R (1, 2) OBP: 0.310, SLG: 0.399		0-0 5-3			0-0 F3	0-0 FC5-4 1-2f		0-0 F7		4 0 0 0 0 0 1														
Chris Brown, R (1, 5) OBP: 0.342, SLG: 0.439 Brad Wellman, R (8, 5) OBP: 0.270, SLG: 0.314		0-0 6-3			0-0 F4		0-0 F9		0-0 6-3	3 0 0 0 0 0 0 1 0 0 0 0 0 0														
David Green, R (1, 3) OBP: 0.296, SLG: 0.342		0-3 K			0-0 6-3		0-0 6-3		0-0 K 1B	4 0 1 0 0 1 0														
Rob Deer, R (1, 9) OBP: 0.300, SLG: 0.409			4-0 K E 1-3 BB		0-3 K		0-3 K		0-3 K	3 1 0 0 1 3 1														
Jose Uribe, S (1, 6) OBP: 0.280, SLG: 0.315			0-0 1-3		0-0 E4			0-3 K		3 0 0 0 0 1 1														
Vida Blue, S Frank Williams, R Manny Trillo, R Colin Ward, L Matt Nokes, L Jeff Robinson, R Bobby Moore, R Ron Roenicke, S			0-0 F7		0-0 6-3			0-0 K HR		0 0 0 0 0 0 0 0 0 0 0 0 0 0 1 0 0 0 0 0 0 0 0 0 0 0 0 0 1 0 1 1 1 1 0 0 0														
Inning Stats	R: 0 E: 0 K: 0 S: 3	H: 0 LOB: 0 BB: 0 P: 3	R: 0 E: 0 K: 1 S: 5	H: 0 LOB: 0 BB: 0 P: 5	R: 1 E: 1 K: 0 S: 4	H: 1 LOB: 1 BB: 1 P: 8	R: 0 E: 0 K: 0 S: 3	H: 0 LOB: 0 BB: 0 P: 3	R: 0 E: 1 K: 1 S: 6	H: 0 LOB: 1 BB: 0 P: 6		R: 0 E: 0 K: 1 S: 3	H: 0 LOB: 1 BB: 1 P: 7	R: 0 E: 0 K: 1 S: 5	H: 0 LOB: 0 BB: 0 P: 5	R: 1 E: 0 K: 1 S: 7	H: 2 LOB: 1 BB: 0 P: 7	R: 0 E: 0 K: 1 S: 6	H: 1 LOB: 1 BB: 0 P: 6	1B: 3 2B: 0 3B: 0 HR: 1	SF: 0 SAC: 0 DP: 0 HBP: 0	WP: 0 PB: 0 SB: 0 CS: 0	PA: 34	
PITCHER Orel Hershiser, R (1, 1) ERA: 2.06	IP 9.0	WLS W	BF 34	H 4	R 2	ER 2	SO 5	BB 2	IBB 0	HBP 0	BLK 0	WP 0	HR 1	S 42	P 50	ERA 2.00	WHIP 0.667						ERA 2.06	WHIP



Batter	1	2	3	4	5	6	7	8	9
Mariano Duncan, R OBP: 0.290, SLG: 0.341	0-0 F4	0-0 E8 S G3 2B		0-0 6-3 1B		0-0 S 1B		0-0 4-3	
Enos Cabell, R OBP: 0.328, SLG: 0.346	0-0 6-3	0-0 G3		0-0 6-3 1-2		4-0 1B BB		0-3 K	
Bill Madlock, R OBP: 0.341, SLG: 0.404	4-0 BB BB	4-0 1B BB		0-0 F8		0-0 G6-4-3 1B		0-0 5-3	
Pedro Guerrero, R OBP: 0.429, SLG: 0.595	4-0 1-2 BB	0-0 PB 1B			4-0 FC6-4 BB		0-0 G6-4-3 1-2f		
Mike Marshall, R OBP: 0.335, SLG: 0.486	0-3 K	0-3 K			0-0 FC6-4 1B		0-0 F4		
Mike Scioscia, L OBP: 0.412, SLG: 0.427		0-0 PB 1B	0-0 G3		0-0 4-3		0-0 F7		
Candy Maldonado, R OBP: 0.291, SLG: 0.348		0-0 B2	4-0 CS BB		0-0 FC6-4 1B		0-0 2B		
Steve Sax, R OBP: 0.355, SLG: 0.324		0-0 S SH 1B	0-0 L3		0-0 FC6-4		4-0 IBB		
Orel Hershiser, R OBP: 0.218, SLG: 0.178		0-0 SH 2B E		0-3 K		0-3 K	0-0 F8		

AB	R	H	RBI	BB	SO	LOB
5	2	3	0	0	0	0
4	0	0	1	1	1	1
3	0	1	1	2	0	1
2	0	1	0	2	0	2
4	1	0	0	0	2	5
4	1	1	0	0	0	1
3	0	2	1	1	0	1
3	1	1	1	1	0	2
3	1	0	1	0	2	2

BOTTOM

San Francisco Giants @ Los Angeles Dodgers
Dodger Stadium, Los Angeles, CA
 Fri Sep 27 1985, 7:05 PM PDT
 Att. 35,400 - Unknown

AB	31
R	6
H	9
RBI	5
BB	7
SO	5
LOB	15



1B:	7	SF:	0	WP:	0	PA:	39
2B:	2	SAC:	1	PB:	2		
3B:	0	DP:	1	SB:	3		
HR:	0	HBP:	0	CS:	1		

PITCHER	IP	WLS	BF	H	R	ER	SO	BB	IBB	HBP	BLK	WP	HR	S	P	ERA	WHIP
Vida Blue, L ERA: 4.77	1.2		13	4	4	2	1	3	0	0	0	0	0	12	24	10.80	4.200
Frank Williams, R ERA: 4.55	0.1		1	0	0	0	1	0	0	0	0	0	0	3	3	0.00	0.000
Colin Ward, L ERA:	2.0		7	1	0	0	1	1	0	0	0	0	0	8	12	0.00	1.000
Jeff Robinson, R ERA: 6.14	2.0		10	3	2	2	1	2	0	0	0	0	0	10	18	9.00	2.500
Bobby Moore, R ERA: 3.29	1.0		5	1	0	0	0	0	1	0	0	0	0	4	8	0.00	1.000

PITCHER	IP	WLS	BF	H	R	ER	SO	BB	IBB	HBP	BLK	WP	HR	S	P	ERA	WHIP
Scott Garrelts, R ERA: 1.99	1.0		3	0	0	0	1	0	0	0	0	0	0	5	5	0.00	0.000

Batter	1	2	3	4	5	6	7	8	9	AB R H RBI BB SO LOB	TOP											
Dan Gladden, R (1, 8) OBP: 0.295, SLG: 0.318	0-0 B3	0-0 F9			0-0 4-3		0-3 K		0-3 K	5 0 0 0 0 2 5												
Manny Trillo, R (1, 4) OBP: 0.288, SLG: 0.287 Mike Woodard, L (8, PR) OBP: 0.323, SLG: 0.317 (8, 4)	0-0 2B		0-0 1B		4-0 BB			4-0 BB	0-0 4-3	2 0 2 0 2 0 0 1 0 0 0 0 0 2												
Jeffrey Leonard, R (1, 7) OBP: 0.278, SLG: 0.403	0-3 K		0-0 F7		0-0 F7			0-3 K		4 0 0 0 0 2 4												
Bob Brenly, R (1, 5) OBP: 0.310, SLG: 0.396	0-0 F7		0-3 K		0-0 FC5-4			4-0 BB		3 0 0 0 1 1 3												
Rob Deer, R (1, 9) OBP: 0.293, SLG: 0.397		0-0 F4	0-3 K		0-0 6-3			0-3 K		4 0 0 0 0 2 3												
David Green, R (1, 3) OBP: 0.299, SLG: 0.344		0-0 BB		0-3 K		0-0 6-3		0-0 1B		4 0 2 0 0 1 0												
Alex Trevino, R (1, 2) OBP: 0.294, SLG: 0.364 Matt Nokes, L (9, PH) OBP: 0.220, SLG: 0.341		0-0 5-6-3		0-0 G3		0-0 F8			0-3 K	3 1 1 0 0 0 1 1 0 0 0 0 1 0	AB 31 R 1 H 5 RBI 1 BB 7 SO 10 LOB 18											
Jose Uribe, S (1, 6) OBP: 0.280, SLG: 0.314 Joel Youngblood, R (9, PH) OBP: 0.358, SLG: 0.351		4-0 BB		0-0 G3		0-0 F6			4-0 BB	2 0 0 1 1 0 0 0 0 0 0 1 0 0												
Dave LaPoint, L (1, 1) OBP: 0.250, SLG: 0.190 Chris Brown, R (7, PH) OBP: 0.342, SLG: 0.438 Greg Minton, S (7, 1) Mark Davis, L (8, 1) OBP: 0.250, SLG: 0.417 Ron Roenicke, S (9, PH) OBP: 0.406, SLG: 0.431		4-0 BB		0-3 K		0-0 F3			4-0 BB	1 0 0 0 1 1 0 1 0												
Inning Stats	R: 0 E: 0 K: 1 S: 6	H: 1 LOB: 1 BB: 0 P: 6	R: 0 E: 0 K: 0 S: 4	H: 1 LOB: 3 BB: 2 P: 12	R: 0 E: 0 K: 2 S: 8	H: 1 LOB: 1 BB: 0 P: 8	R: 1 E: 0 K: 2 S: 8	H: 1 LOB: 0 BB: 0 P: 8	R: 0 E: 0 K: 0 S: 3	H: 0 LOB: 1 BB: 1 P: 7	R: 0 E: 0 K: 0 S: 3	H: 0 LOB: 0 BB: 0 P: 3	R: 0 E: 0 K: 1 S: 5	H: 0 LOB: 0 BB: 0 P: 5	R: 0 E: 0 K: 2 S: 7	H: 1 LOB: 2 BB: 2 P: 15	R: 0 E: 0 K: 2 S: 7	H: 0 LOB: 2 BB: 2 P: 15	1B: 3 2B: 1 3B: 1 HR: 0	SF: 0 SAC: 0 DP: 0 HBP: 0	WP: 0 PB: 0 SB: 1 CS: 0	PA: 38
PITCHER	IP WLS BF H R ER SO BB IBB HBP BLK WP HR S P ERA WHIP																					
Jerry Reuss, L (1, 1) ERA: 3.0	6.0 W 25 4 1 1 5 2 1 0 0 0 0 32 44 1.50 1.000																					
Ken Howell, R (7, 1) ERA: 3.43	1.1 6 0 0 0 2 2 0 0 0 0 0 8 16 0.00 1.500																					
Tom Niedenfuer, R (8, 1) ERA: 2.75	1.2 S 7 1 0 0 3 2 0 0 0 0 0 11 19 0.00 1.800																					

San Francisco Giants @ Los Angeles Dodgers
 Dodger Stadium, Los Angeles, CA
 Sat Sep 28 1985, 3:33 AM PDT
 Att. 41,134 - Overcast

livebaseballscorecards.com

Batter	1	2	3	4	5	6	7	8	9
Mariano Duncan, R OBP: 0.290, SLG: 0.340 (1, 6)	0-0 B2		4-0 FC5 BB IBB		0-0 L6		0-0 FC4-6		
Enos Cabell, R OBP: 0.328, SLG: 0.343 (1, 3)	0-0 4-3		4-0 1-2 2-3 3-H BB			0-0 F8		0-0 5-3	
Bill Madlock, R OBP: 0.341, SLG: 0.403 Dave Anderson, R OBP: 0.321, SLG: 0.298 (1, 5) (9, 5)	0-0 F8		0-0 SF8			0-0 WP 1B		0-0 F5	
Pedro Guerrero, R OBP: 0.428, SLG: 0.598 (1, 7)		0-0 6-3	0-0 FC5			0-0 F7		0-0 HR	
Mike Marshall, R OBP: 0.336, SLG: 0.485 (1, 9)		0-3 K		0-0 6-3		4-0 1-2 IBB		0-0 1B 1B	
Mike Scioscia, L OBP: 0.410, SLG: 0.425 (1, 2)		0-0 3-1		0-0 G3		0-0 G3		0-0 1-2 1B	
Candy Maldonado, R OBP: 0.293, SLG: 0.350 Ken Landreaux, L OBP: 0.311, SLG: 0.407 (1, 8) (7, PH) (8, 8)			0-0 E2 1B BB 1B	0-0 6-3			0-0 6-3	0-3 K	
Steve Sax, R OBP: 0.355, SLG: 0.324 (1, 4)			0-0 BB SH1-3 SF8 1B		0-0 6-3		0-0 F9		
Jerry Reuss, L OBP: 0.160, SLG: 0.139 Ken Howell, R Tom Niedenfuer, R OBP: 0.111, SLG: 0.111 (1, 1) (7, 1) (8, 1)			0-0 SH1-3		0-0 4-3		0-0 E3 FC4-6		

AB	R	H	RBI	BB	SO	LOB
3	0	0	0	1	0	1
3	0	0	1	1	0	0
3	0	1	1	0	0	0
0	0	0	0	0	0	0
4	1	1	1	0	0	3
3	0	1	0	1	1	0
4	0	1	0	0	0	2
2	1	1	0	0	0	0
2	0	0	0	0	1	2
3	1	1	0	0	0	0
1	0	0	0	0	0	0
1	0	0	0	0	0	0
0	0	0	0	0	0	0

BOTTOM

San Francisco Giants @ Los Angeles Dodgers
Dodger Stadium, Los Angeles, CA
 Sat Sep 28 1985, 3:33 AM PDT
 Att. 41,134 - Overcast

livebaseballscorecards.com

AB	29
R	3
H	6
RBI	3
BB	3
SO	2
LOB	8



Inning	R	H	E	K	S	WLS	BF	H	R	ER	SO	BB	IBB	HBP	BLK	WP	HR	S	P	ERA	WHIP
1	0	0	0	0	3	L	24	3	2	2	1	1	2	0	0	1	0	23	35	3.00	0.667
7	0	0	0	0	1		9	3	1	1	0	0	0	0	0	0	1	9	9	5.40	1.800
8	0	0	0	0	1		1	0	0	0	1	0	0	0	0	0	0	3	3	0.00	0.000

PITCHER	IP	WLS	BF	H	R	ER	SO	BB	IBB	HBP	BLK	WP	HR	S	P	ERA	WHIP
Dave LaPoint, L ERA: 3.37 (1, 1)	6.0	L	24	3	2	2	1	1	2	0	0	1	0	23	35	3.00	0.667
Greg Minton, R ERA: 3.65 (7, 1)	1.2		9	3	1	1	0	0	0	0	0	0	1	9	9	5.40	1.800
Mark Davis, L ERA: 3.09 (8, 1)	0.1		1	0	0	0	1	0	0	0	0	0	0	3	3	0.00	0.000

WP	PA	ERA	WHIP
1	34		
0			
0			
0			

Batter	1	2	3	4	5	6	7	8	9	AB R H RBI BB SO LOB	TOP	
Mike Woodard, L (1, 4) OBP: 0.318, SLG: 0.302	4-0 1B S G5-4-3 BB		x 0-0 F6		x 0-0 6-3		x 0-0 6-3			3 1 0 0 1 0 2		
Manny Trillo, R (1, 5) OBP: 0.290, SLG: 0.289	x 0-0 1-3 G5-4-3 1B		x 0-0 1-2 1B		x 0-0 6-3		x 0-0 F7			4 0 2 0 0 0 1		
Jeffrey Leonard, R (1, 7) OBP: 0.276, SLG: 0.400	x 0-0 G5-4-3 1-2f 3-H		x 0-0 F7		x 0-0 F8			x 0-0 F9		4 0 0 0 0 0 3		
David Green, R (1, 3) OBP: 0.302, SLG: 0.349	x 0-0 F9			x 0-0 F8		x 0-0 WP 1B		x 0-0 4-3 2B		4 0 2 0 0 0 0		
Ron Roenicke, S (1, 8) OBP: 0.401, SLG: 0.420		BB 4-0 CS BB		SS 0-3 K		x 0-0 F3		x 0-0 4-3		3 0 0 0 1 1 2		
Rob Deer, R (1, 9) OBP: 0.286, SLG: 0.386		SS 0-3 K 1-2		x 0-0 E9 1B		SS 0-3 K		x 0-0 F2		4 1 0 0 0 2 3		
Matt Nokes, L (1, 2) OBP: 0.222, SLG: 0.318		x 0-0 F9		H 1-0 1B HBP		x 0-0 5-3			x 0-0 F9	3 0 0 0 0 0 1		
Jose Uribe, S (1, 6) OBP: 0.282, SLG: 0.315			x 0-0 4-3	x 0-0 1-2 3-H 1B			x 0-0 1-3		x 0-0 L3 1B	4 0 2 1 0 0 0		
Roger Mason, R (1, 1) OBP: 0.222, SLG: 0.125			x 0-0	SS 0-3 K			x 0-0 6-3 S 1B		x 0-0 L3	2 0 1 0 0 0 1 2		
Greg Minton, S (5, 1)										0 0 0 0 0 0 0 0		
Dan Gladden, R (7, PH) OBP: 0.296, SLG: 0.319										1 0 1 0 0 0 0 0		
Mark Davis, L (7, 1) OBP: 0.250, SLG: 0.417										0 0 0 0 0 0 0 0		
Jeff Robinson, R (7, 1)										0 0 0 0 0 0 0 0		
Colin Ward, L (7, 1)										0 0 0 0 0 0 0 0		
Frank Williams, R (8, 1)										0 0 0 0 0 0 0 0		
Dan Driessen, L (9, PH) OBP: 0.318, SLG: 0.352										1 0 0 0 0 0 0 1		
Inning Stats	R: 1 H: 1 E: 0 LOB: 0 K: 0 BB: 1 S: 3 P: 7	R: 0 H: 0 E: 0 LOB: 0 K: 1 BB: 1 S: 4 P: 8	R: 0 H: 2 E: 0 LOB: 2 K: 0 BB: 0 S: 5 P: 5	R: 1 H: 1 E: 1 LOB: 2 K: 2 BB: 0 S: 9 P: 10	R: 0 H: 0 E: 0 LOB: 0 K: 0 BB: 0 S: 3 P: 3	R: 0 H: 1 E: 0 LOB: 1 K: 1 BB: 0 S: 6 P: 6	R: 0 H: 1 E: 0 LOB: 1 K: 0 BB: 0 S: 4 P: 4	R: 0 H: 1 E: 0 LOB: 1 K: 0 BB: 0 S: 4 P: 4	R: 0 H: 1 E: 0 LOB: 0 K: 0 BB: 0 S: 3 P: 3	1B: 7 SF: 0 2B: 3 SAC: 0 3B: 0 DP: 3 HR: 0 HBP: 1	WP: 1 PA: 36 PB: 0 SB: 2 CS: 1	
PITCHER	IP WLS BF H R ER SO BB IBB HBP BLK WP HR S P ERA WHIP											
Bob Welch, R (1, 1) ERA: 2.37	7.0 W 29 6 2 1 4 2 0 1 0 1 0 34 43 1.29 1.143											
Tom Niedenfuer, R (8, 1) ERA: 2.7	2.0 7 2 0 0 0 0 0 0 0 0 0 7 7 0.00 1.000											

San Francisco Giants @ Los Angeles Dodgers
 Dodger Stadium, Los Angeles, CA
 Sun Sep 29 1985, 3:33 AM PDT
 Att. 45,775 - Overcast

livebaseballscorecards.com

AB	33
R	2
H	8
RBI	1
BB	2
SO	4
LOB	15



Batter	1	2	3	4	5	6	7	8	9
Mariano Duncan, R OBP: 0.292, SLG: 0.341 (1, 6)	0-3 K		0-0 BB 1B		0-3 K		4-0 SH5-4 WP BB	0-0 4-3 S 1B	
Ken Landreaux, L OBP: 0.312, SLG: 0.407 (1, 8)	0-0 F6		4-0 G6-4-3 BB		0-0 BB 1B		0-0 SH5-4	0-0 4-3	
Bill Madlock, R OBP: 0.342, SLG: 0.402 Dave Anderson, R OBP: 0.320, SLG: 0.296 (7, PR) (8, 5)	4-0 BB		0-0 G6-4-3		4-0 E 1B BB		0-3 K HR	0-0 4-3	
Pedro Guerrero, R OBP: 0.427, SLG: 0.595 Reggie Williams, R OBP: 0.333, SLG: 0.333 (1, 7) (8, 7)	0-3 K			0-0 F8	0-0 E7 1B		0-0 F4	0-0 S 1B	
Mike Marshall, R OBP: 0.337, SLG: 0.489 (1, 9)		4-0 BB		0-3 K	0-0 5-3		0-0 HR	0-0 1-3	
Mike Scioscia, L OBP: 0.409, SLG: 0.423 (1, 2)		0-0 F8		0-0 F5		0-0 F9	2B 1B		
Greg Brock, L OBP: 0.330, SLG: 0.439 (1, 3)		0-3 K			0-0 F9	0-0 2B	0-0 2B		
Steve Sax, R OBP: 0.354, SLG: 0.322 (1, 4)		0-3 K			0-0 E6 1B	0-0 5-3	4-0 IBB		
Bob Welch, R OBP: 0.235, SLG: 0.208 Terry Whitfield, L OBP: 0.302, SLG: 0.420 Enos Cabell, R OBP: 0.327, SLG: 0.342 Tom Niedenfuer, R OBP: 0.111, SLG: 0.111 (7, PH) (7, PH) (8, 1)			0-3 K		0-0 1B 1B	0-0 5-3	0-0 F2		

Inning Stats	R: 0 E: 0 K: 2 S: 7	H: 0 LOB: 1 BB: 1 P: 11	R: 0 E: 0 K: 2 S: 7	H: 0 LOB: 1 BB: 1 P: 11	R: 0 E: 0 K: 1 S: 5	H: 1 LOB: 1 BB: 1 P: 9	R: 0 E: 0 K: 1 S: 5	H: 0 LOB: 0 BB: 0 P: 5	R: 3 E: 2 K: 1 S: 9	H: 3 LOB: 2 BB: 1 P: 13	R: 0 E: 0 K: 0 S: 4	H: 1 LOB: 1 BB: 0 P: 4	R: 3 E: 0 K: 1 S: 9	H: 3 LOB: 3 BB: 2 P: 17	R: 1 E: 0 K: 0 S: 5	H: 2 LOB: 1 BB: 0 P: 5
--------------	------------------------------	----------------------------------	------------------------------	----------------------------------	------------------------------	---------------------------------	------------------------------	---------------------------------	------------------------------	----------------------------------	------------------------------	---------------------------------	------------------------------	----------------------------------	------------------------------	---------------------------------

PITCHER	IP	WLS	BF	H	R	ER	SO	BB	IBB	HBP	BLK	WP	HR	S	P	ERA	WHIP
Roger Mason, R ERA: 3.05 (1, 1)	4.2	L	22	4	3	0	7	4	0	0	0	0	0	32	48	0.00	1.714
Greg Minton, R ERA: 3.6 (5, 1)	1.1		5	1	0	0	0	0	0	0	0	0	0	5	5	0.00	0.750
Mark Davis, L ERA: 3.31 (7, 1)	0.2		7	3	3	3	1	1	0	0	0	1	1	8	12	40.50	6.000
Jeff Robinson, R ERA: 6.14 (7, 1)	0.0		1	0	0	0	0	0	1	0	0	0	0	4		∞	∞
Colin Ward, L ERA: (7, 1)	0.1		1	0	0	0	0	0	0	0	0	0	0	1	1	0.00	0.000

BOTTOM

San Francisco Giants @ Los Angeles Dodgers
Dodger Stadium, Los Angeles, CA

Sun Sep 29 1985, 3:33 AM PDT
Att. 45,775 - Overcast

AB	R	H	RBI	BB	SO	LOB
4	2	2	0	1	2	2
3	1	1	1	1	0	1
2	0	0	0	2	1	2
1	1	0	1	0	0	0
4	0	1	2	0	1	2
1	0	1	0	0	0	0
4	1	1	2	1	1	3
4	0	1	0	0	0	1
4	0	2	0	0	1	1
3	1	0	0	1	1	2
3	1	1	0	0	1	1
0	0	0	0	0	0	0
1	0	0	0	0	0	3
0	0	0	0	0	0	0

AB	34
R	7
H	10
RBI	6
BB	6
SO	8
LOB	18

WP: 1 PA: 41
PB: 0
SB: 3
CS: 0



1B	7	SF	0
2B	2	SAC	1
3B	0	DP	1
HR	1	HBP	0

PITCHER	IP	WLS	BF	H	R	ER	SO	BB	IBB	HBP	BLK	WP	HR	S	P	ERA	WHIP
Frank Williams, R ERA: 4.61 (8, 1)	1.0		5	2	1	1	0	0	0	0	0	0	0	5	5	9.00	2.000

Batter	1	2	3	4	5	6	7	8	9	AB R H RBI BB SO LOB	TOP																									
Garry Templeton, S OBP: 0.332, SLG: 0.378 (1, 6)	0-0 4-1		0-0 1B			0-0 F9		0-0 SH5-4	0-0 2B	4 0 2 1 0 0 0	San Diego Padres @ Los Angeles Dodgers Dodger Stadium, Los Angeles, CA Mon Sep 30 1985, 7:05 PM PDT Att: 37,571 - Unknown livebaseballscorecards.com																									
Jerry Royster, R OBP: 0.370, SLG: 0.416 (1, 4)	0-0 1B		0-0 F9			0-0 F8		4-0 1B	4-0 IBB	3 1 1 0 2 0 1																										
Tony Gwynn, L OBP: 0.362, SLG: 0.404 Rich Gossage, R (8, 1)	0-0 1B			0-0 2B		0-0 F7		0-0 1B	0-3 K	4 1 2 2 0 0 1 1 0 0 0 0 1 2																										
Steve Garvey, R OBP: 0.313, SLG: 0.418 (1, 3)	0-3 K			0-0 1B			0-0 F8	4-3 4-3		4 0 1 1 0 1 2																										
Carmelo Martinez, R OBP: 0.364, SLG: 0.430 (1, 7)		0-3 K		0-0 1B			0-0 1B	6-3 6-3		4 0 1 0 0 1 2																										
Kevin McReynolds, R OBP: 0.293, SLG: 0.380 Miguel Dilone, S OBP: 0.259, SLG: 0.250 (9, PR) (9, 8)		0-0 6-3		0-0 F8			0-0 1B		4-0 1B	3 0 0 0 1 0 1 0 1 0 0 0 0 0																										
Kurt Bevacqua, R OBP: 0.346, SLG: 0.352 Graig Nettles, L OBP: 0.356, SLG: 0.415 (9, PH) (9, 5)		0-0 6-3			0-3 K		0-0 F5		0-0 F8	3 0 0 0 0 1 1 1 0 0 0 0 0 1																										
Bruce Bochy, R OBP: 0.306, SLG: 0.429 (1, 2)			0-3 K		0-0 F9			0-0 1B	0-3 K	4 1 1 0 0 2 1																										
LaMarr Hoyt, R OBP: 0.077, SLG: 0.063 Gerry Davis, R OBP: 0.345, SLG: 0.377 (8, PH) (8, 9)			0-3 K		0-3 K			4-0 1B	0-0 2B	2 0 0 0 0 2 0 1 2 1 1 1 0 0																										
Inning Stats	R: 0 E: 0 K: 1 S: 6	H: 1 LOB: 1 BB: 0 P: 6	R: 0 E: 0 K: 1 S: 5	H: 0 LOB: 0 BB: 0 P: 5	R: 0 E: 0 K: 2 S: 8	H: 1 LOB: 1 BB: 0 P: 8	R: 1 E: 0 K: 0 S: 4	H: 2 LOB: 0 BB: 0 P: 4	R: 0 E: 0 K: 2 S: 7	H: 0 LOB: 0 BB: 0 P: 7		R: 0 E: 0 K: 0 S: 3	H: 0 LOB: 0 BB: 0 P: 3	R: 0 E: 0 K: 0 S: 4	H: 1 LOB: 1 BB: 0 P: 4	R: 3 E: 1 K: 0 S: 5	H: 2 LOB: 1 BB: 2 P: 13	R: 2 E: 1 K: 2 S: 9	H: 2 LOB: 2 BB: 2 P: 17	1B: 7 2B: 2 3B: 0 HR: 0	SF: 0 SAC: 1 DP: 1 HBP: 0	WP: 1 PB: 0 SB: 1 CS: 0	PA: 39													
PITCHER	IP WLS BF H R ER SO BB IBB HBP BLK WP HR S P ERA WHIP																																			
Fernando Valenzuela, L ERA: 2.48 Ken Howell, R ERA: 3.58	(1, 1) (8, 1)	7.1 L	30 9	7 2	4 2	4 2	6 2	2 1	0 1	0 0	0 0	1 0	0 0	40 11	48 19	4.91 10.80	1.227 1.800																			

AB	34
R	6
H	9
RBI	5
BB	4
SO	8
LOB	12



Batter	1	2	3	4	5	6	7	8	9	AB	R	H	RBI	BB	SO	LOB
Mariano Duncan, R (1, 6) OBP: 0.292, SLG: 0.341	0-0 F9		0-0 G4-6-3 1B		0-0 5-3			0-0 SF8		3	0	1	1	0	0	1
Ken Landreaux, L (1, 8) OBP: 0.312, SLG: 0.406	0-0 6-3 1B		0-0 G4-6-3			0-0 1-3		0-0 4-3		4	0	1	0	0	0	2
Bill Madlock, R (1, 5) Dave Anderson, R (8, PR) OBP: 0.341, SLG: 0.399 OBP: 0.320, SLG: 0.296	0-0 6-3		0-0 F8			0-0 F4		4-0 BB		3	0	0	0	1	0	1
Pedro Guerrero, R (1, 7) OBP: 0.424, SLG: 0.590	0-0 6-3			0-0 F9		0-0 5-3		0-0 F5		0	0	0	0	0	0	3
Mike Marshall, R (1, 9) OBP: 0.338, SLG: 0.499		0-0 HR		0-0 SH1-3 3B			0-0 F7		0-0 6-3	4	2	2	1	0	0	0
Mike Scioscia, L (1, 2) Reggie Williams, R (9, PR) OBP: 0.408, SLG: 0.423 OBP: 0.333, SLG: 0.333		0-0 4-3		0-0 SH1-3			0-0 F8		0-0 FC6-4 1B	3	0	1	1	0	0	0
Greg Brock, L (1, 3) Ken Howell, R (8, 1) Terry Whitfield, L (9, PH) OBP: 0.328, SLG: 0.436 OBP: 0.299, SLG: 0.416		0-0 4-3		0-0 F5			0-0 G3		0-0 L7	0	0	0	0	0	0	0
Steve Sax, R (1, 4) OBP: 0.353, SLG: 0.321		0-0 F4			0-0 5-3			0-0 1B SF8 1B	0-0 FC6-4	4	1	1	0	0	0	1
Fernando Valenzuela, L (1, 1) Enos Cabell, R (8, 3) OBP: 0.216, SLG: 0.271 OBP: 0.329, SLG: 0.344			0-0 1B G4-6-3 1B		0-0 5-3 1B			0-0 1B S 1B		2	1	2	0	0	0	0

Inning Stats	R: 0	H: 1	E: 0	LOB: 1	K: 0	BB: 0	S: 4	P: 4	R: 1	H: 1	E: 0	LOB: 0	K: 0	BB: 0	S: 4	P: 4	R: 1	H: 2	E: 0	LOB: 0	K: 0	BB: 0	S: 4	P: 4	R: 0	H: 1	E: 0	LOB: 0	K: 0	BB: 0	S: 3	P: 3	R: 0	H: 0	E: 0	LOB: 0	K: 0	BB: 0	S: 3	P: 3	R: 0	H: 0	E: 0	LOB: 0	K: 0	BB: 0	S: 3	P: 3	R: 1	H: 2	E: 0	LOB: 2	K: 0	BB: 1	S: 5	P: 9	R: 0	H: 1	E: 0	LOB: 1	K: 0	BB: 0	S: 4	P: 4	1B: 7	SF: 1	2B: 1	SAC: 1	3B: 1	DP: 2	HR: 1	HBP: 0	WP: 0	PA: 35
--------------	------	------	------	--------	------	-------	------	------	------	------	------	--------	------	-------	------	------	------	------	------	--------	------	-------	------	------	------	------	------	--------	------	-------	------	------	------	------	------	--------	------	-------	------	------	------	------	------	--------	------	-------	------	------	------	------	------	--------	------	-------	------	------	------	------	------	--------	------	-------	------	------	-------	-------	-------	--------	-------	-------	-------	--------	-------	--------

PITCHER	IP	WLS	BF	H	R	ER	SO	BB	IBB	HBP	BLK	WP	HR	S	P	ERA	WHIP
LaMarr Hoyt, R (1, 1) ERA: 3.47	7.0		25	6	3	3	0	0	0	0	0	0	1	25	25	3.86	0.857
Rich Gossage, R (8, 1) ERA: 1.91	2.0	W	10	3	1	1	0	1	0	0	0	0	0	9	13	4.50	2.000


BOTTOM

San Diego Padres @ Los Angeles Dodgers
 Dodger Stadium, Los Angeles, CA

Mon Sep 30 1985, 7:05 PM PDT
 Att. 37,571 - Unknown

AB	32
R	4
H	9
RBI	3
BB	1
SO	0
LOB	9



Batter	1	2	3	4	5	6	7	8	9	AB R H RBI BB SO LOB	TOP									
Milt Thompson, L OBP: 0.330, SLG: 0.348 (1, 7) (8, 8)	0-3 K		0-0 1-3			0-3 K	0-0 6-3			4 0 0 0 0 2 1										
Glenn Hubbard, R OBP: 0.321, SLG: 0.314 Andres Thomas, R OBP: 0.333, SLG: 0.333 (1, 4) (6, PH) (6, 6)	0-0 1B SF8 1B		0-0 F4			0-0 FC6-4 1B		0-0 1B		2 1 1 0 0 0 0 2 0 2 0 0 0 0										
Dale Murphy, R OBP: 0.387, SLG: 0.541 Brad Komminsk, R OBP: 0.316, SLG: 0.319 (1, 8) (8, 7)	0-0 2B 1-3 1B		0-0 F7			0-0 FC6-4 FC5-4 1-2f		0-3 K		4 0 1 0 0 1 2 0 0 0 0 0 0 0										
Bob Homer, R OBP: 0.335, SLG: 0.505 (1, 3)	0-0 SF8			0-3 K		0-0 FC5-4 1-2f		0-0 F8		3 0 0 1 0 1 2										
Claudell Washington, L OBP: 0.344, SLG: 0.456 (1, 9)	0-0 1-3 2B			0-0 4-3			0-0 3-1	0-0 5-3		4 0 1 0 0 0 1										
Rick Cerone, R OBP: 0.288, SLG: 0.280 Larry Owen, R OBP: 0.311, SLG: 0.379 (1, 2) (7, 2)	0-3 K2-3			0-0 F7			0-0 6-3		0-3 K	3 0 0 0 0 1 2 1 0 0 0 0 1 0										
Paul Runge, R OBP: 0.344, SLG: 0.297 (1, 5)		0-0 F9			0-3 K		4-0 2B 1B BB		0-0 4-3	3 1 0 0 1 1 0	AB 33 R 3 H 7 RBI 3 BB 1 SO 9 LOB 8									
Paul Zuvella, R OBP: 0.289, SLG: 0.284 (1, 6) (6, 4)		0-0 L8			0-0 G3		0-0 1B 2B		0-0 F8	4 1 1 0 0 0 0										
Joe Johnson, R OBP: 0.154, SLG: 0.087 Dave Schuler, R OBP: 0.259, SLG: 0.163 Albert Hall, S OBP: 0.200, SLG: 0.111 Jeff Dedmon, L OBP: 0.158, SLG: 0.111 Steve Shields, R OBP: 0.303, SLG: 0.325 Chris Chambliss, L OBP: 0.303, SLG: 0.325 Gene Garber, R OBP: 0.250, SLG: 0.250 (1, 1) (4, 1) (5, PH) (5, 1) (6, 1) (7, PH) (7, 1)		0-3 K			0-3 K		0-0 1B			1 0 0 0 0 0 1 0 0 0 0 0 0 0 0 0 1 0 0 0 0 0 1 0 0 0 0 0 0 0 0 0 0 0 0 0 0 0 0 0 1 0 1 2 0 0 0 0 0 0 0 0 0 0 0 0										
Inning Stats	R: 1 E: 0 K: 2 S: 10	H: 3 LOB: 2 BB: 0 P: 10	R: 0 E: 0 K: 1 S: 5	H: 0 LOB: 0 BB: 0 P: 5	R: 0 E: 0 K: 0 S: 3	H: 0 LOB: 0 BB: 0 P: 3	R: 0 E: 0 K: 1 S: 5	H: 0 LOB: 0 BB: 0 P: 5	R: 0 E: 0 K: 2 S: 7	H: 1 LOB: 1 BB: 0 P: 6	R: 2 E: 0 K: 0 S: 5	H: 2 LOB: 1 BB: 1 P: 9	R: 0 E: 0 K: 1 S: 6	H: 1 LOB: 1 BB: 0 P: 6	R: 0 E: 0 K: 1 S: 5	H: 0 LOB: 0 BB: 0 P: 5	1B: 5 2B: 2 3B: 0 HR: 0	SF: 1 SAC: 0 DP: 0 HBP: 0	WP: 0 PB: 0 SB: 0 CS: 0	PA: 35
PITCHER	IP WLS BF H R ER SO BB IBB HBP BLK WP HR S P ERA WHIP																			
Orel Hershiser, R ERA: 2.04 (1, 1)	6.0 W 22 4 1 1 7 0 0 0 0 0 0 0 36 36 1.50 0.667																			
Ken Howell, R ERA: 3.71 (7, 1)	2.0 10 3 2 2 1 1 0 0 0 0 0 0 11 15 9.00 2.000																			
Tom Niedenfuer, R ERA: 2.67 (9, 1)	1.0 3 0 0 0 0 1 0 0 0 0 0 0 5 5 0.00 0.000																			

Atlanta Braves @ Los Angeles Dodgers
Dodger Stadium, Los Angeles, CA
Wed Oct 02 1985, 7:05 PM PDT
Att: 32,042 - Unknown

livebaseballscorecards.com

BOTTOM

Cincinnati Reds @ Los Angeles Dodgers
Dodger Stadium, Los Angeles, CA
Fri Oct 04 1985, 7:05 PM PDT
Att. 43,309 - Unknown

livebaseballscorecards.com

AB 28
R 2
H 3
RBI 2
BB 3
SO 1
LOB 7



WP: 0 PA: 32
PB: 0
SB: 0
CS: 0

AB R H RBI BB SO LOB

3 1 0 0 1 0 0

3 0 0 0 0 1 0
1 0 1 0 0 0 0

2 0 0 0 0 0 0
0 0 0 0 0 0 0
0 0 0 0 0 0 0
1 0 0 0 0 0 0
1 0 0 0 0 0 2

3 0 0 0 0 0 0
0 0 0 1 0 0 0

3 1 2 1 0 0 0
0 0 0 0 0 0 0
1 0 0 0 0 0 1

3 0 0 0 0 0 1
0 0 0 0 0 0 0

1 0 0 0 2 0 0

3 0 0 0 0 0 3


1 0 0 0 0 0 0
2 0 0 0 0 0 0

1B: 1 SF: 1
2B: 1 SAC: 0
3B: 0 DP: 1
HR: 1 HBP: 0

Batter	1	2	3	4	5	6	7	8	9
Steve Sax, R OBP: 0.355, SLG: 0.320 (1, 4)	0-0 4-3 ①			0-0 6-3 ①		0-0 4-3 ②			4-0 2B SF7 BB
Ken Landreaux, L OBP: 0.310, SLG: 0.404 Jose Gonzalez, R OBP: 0.273, SLG: 0.455 (1, 8) (7, 8)	0-3 K ②			0-0 F7 ②		0-0 F8 ③			0-0 SF7 1-3 2B
Bill Madlock, R OBP: 0.344, SLG: 0.401 Bobby Castillo, R OBP: 0.182, SLG: 0.100 Alejandro Pena, R (6, 1) Jay Johnstone, L OBP: 0.200, SLG: 0.214 Ralph Bryant, L OBP: 0.333, SLG: 0.333 (1, 5) (5, 1) (6, 1) (7, PH) (8, 7)	0-0 3-1 ③			0-0 F8 ③			0-0 F4 ①		0-0 F5 ①
Pedro Guerrero, R OBP: 0.422, SLG: 0.581 Stu Pederson, L (1, 7) (8, 9)		0-0 F9 ①			0-0 F9 ①			0-0 F8 ②	0-0 SF7 ②
Mike Marshall, R OBP: 0.344, SLG: 0.517 Gilberto Reyes, R (8, 2) Terry Whitfield, L OBP: 0.294, SLG: 0.408 (1, 9) (8, 2) (9, PH)		0-0 F9 ②			0-0 BB 1B			0-0 HR	0-0 F8 ③
Mike Scioscia, L OBP: 0.409, SLG: 0.421 Rick Honeycutt, L OBP: 0.195, SLG: 0.158 (1, 2) (8, 1)		0-0 6-3 ③			0-0 F8 ②			0-0 F3 ③	
Greg Brock, L OBP: 0.331, SLG: 0.435 (1, 3)			4-0 G6-4-3 BB		4-0 1-2 BB			0-0 F8 ①	
Dave Anderson, R OBP: 0.308, SLG: 0.281 (1, 6)			0-0 G6-4-3 ① 1-2f		0-0 F4 ③			0-0 4-3 ②	
Fernando Valenzuela, L OBP: 0.214, SLG: 0.268 Bob Bailor, R OBP: 0.264, SLG: 0.282 (1, 1) (5, 5)			0-0 F7 ③			0-0 6-3 ①		0-0 5-3 ③	

Inning Stats	R: 0	H: 0	E: 0	K: 1	S: 5	LOB: 0	BB: 0	P: 5	R: 0	H: 0	E: 0	K: 0	S: 3	LOB: 0	BB: 0	P: 3	R: 0	H: 0	E: 0	K: 0	S: 2	LOB: 0	BB: 1	P: 6	R: 0	H: 0	E: 0	K: 0	S: 3	LOB: 0	BB: 0	P: 3	R: 0	H: 1	E: 0	K: 0	S: 4	LOB: 2	BB: 1	P: 8	R: 1	H: 1	E: 0	K: 0	S: 3	LOB: 0	BB: 0	P: 3	R: 0	H: 0	E: 0	K: 0	S: 3	LOB: 0	BB: 0	P: 3	R: 1	H: 1	E: 0	K: 0	S: 4	LOB: 0	BB: 0	P: 4	R: 0	H: 0	E: 0	K: 0	S: 3	LOB: 0	BB: 0	P: 3	R: 1	H: 1	E: 0	K: 0	S: 4	LOB: 1	BB: 1	P: 8	1B: 1	SF: 1	2B: 1	SAC: 0	3B: 0	DP: 1	HR: 1	HBP: 0	WP: 0	PA: 32
--------------	------	------	------	------	------	--------	-------	------	------	------	------	------	------	--------	-------	------	------	------	------	------	------	--------	-------	------	------	------	------	------	------	--------	-------	------	------	------	------	------	------	--------	-------	------	------	------	------	------	------	--------	-------	------	------	------	------	------	------	--------	-------	------	------	------	------	------	------	--------	-------	------	------	------	------	------	------	--------	-------	------	------	------	------	------	------	--------	-------	------	-------	-------	-------	--------	-------	-------	-------	--------	-------	--------

PITCHER	IP	WLS	BF	H	R	ER	SO	BB	IBB	HBP	BLK	WP	HR	S	P	ERA	WHIP
John Stuper, R ERA: 4.55 (1, 1)	6.0	W	20	1	0	0	1	2	0	0	0	0	0	20	28	0.00	0.500
Mike Smith, R ERA: 5.4 (7, 1)	2.0		7	1	1	1	0	0	0	0	0	0	1	7	7	4.50	0.500
Ted Power, R ERA: 2.53 (9, 1)	1.0	S	5	1	1	1	0	1	0	0	0	0	0	4	8	9.00	2.000

Batter	1	2	3	4	5	6	7	8	9	AB R H RBI BB SO LOB	TOP									
Eddie Milner, L (1, 8) OBP: 0.342, SLG: 0.347	0-0 F7		0-3 K		0-0 F5			0-0 1-3		4 0 0 0 0 1 2										
Paul O'Neill, L (1, 7) OBP: 0.333, SLG: 0.417	0-3 K		0-0 G3		0-0 1B			0-0 3-1		4 0 1 0 0 1 1										
Dave Parker, L (1, 9) OBP: 0.364, SLG: 0.548	0-0 HR			0-0 CS 1B	0-3 K			0-0 1B 1B		4 1 3 1 0 1 2										
Nick Esasky, R (1, 3) OBP: 0.330, SLG: 0.466	0-0 F5			4-0 1B BB	0-3 K			0-0 1B 1B		3 0 1 0 1 1 0										
Wayne Krenchicki, L (1, 5) OBP: 0.371, SLG: 0.395		0-0 G3		0-0 FC6-4 1B	0-3 G3			0-3 K		4 0 1 0 0 1 2										
Ron Oester, S (1, 4) OBP: 0.355, SLG: 0.363		0-0 G4-3 1B		0-3 K	0-3 K			0-0 F6		4 0 1 0 0 2 2										
Dave Vangorder, R (1, 2) OBP: 0.280, SLG: 0.318 Max Venable, L (9, PH) OBP: 0.315, SLG: 0.422		0-0 G4-3		0-0 FC6-4			0-0 F2	0-3 K		3 0 0 0 0 0 3 1 0 0 0 0 1 0	AB 33 R 1 H 9 RBI 1 BB 1 SO 9 LOB 12									
Tom Runnells, S (1, 6) OBP: 0.278, SLG: 0.242			0-0 SH1-4 1B	0-3 K	0-0 6-3			0-0 F9		4 0 1 0 0 1 0										
Ron Robinson, R (1, 1) OBP: 0.091, SLG: 0.091 Dave Concepcion, R (7, PH) OBP: 0.315, SLG: 0.331 Rob Murphy, L (7, 1)			0-0 SH1-4	0-0 1B	0-0 1B		0-0 1-3			1 0 1 0 0 0 0 1 0 0 0 0 0 0 0 0 0 0 0 0 0										
Inning Stats	R: 1 E: 0 K: 1 S: 6	H: 1 LOB: 0 BB: 0 P: 6	R: 0 E: 0 K: 0 S: 3	H: 1 LOB: 0 BB: 0 P: 3	R: 0 E: 0 K: 1 S: 6	H: 1 LOB: 1 BB: 0 P: 6	R: 0 E: 0 K: 1 S: 6	H: 2 LOB: 2 BB: 1 P: 10	R: 0 E: 0 K: 2 S: 7	H: 0 LOB: 0 BB: 0 P: 7	R: 0 E: 0 K: 0 S: 3	H: 0 LOB: 0 BB: 0 P: 3	R: 0 E: 0 K: 1 S: 7	H: 2 LOB: 2 BB: 0 P: 7	R: 0 E: 0 K: 1 S: 5	H: 0 LOB: 0 BB: 0 P: 5	1B: 8 2B: 0 3B: 0 HR: 1	SF: 0 SAC: 1 DP: 1 HBP: 0	WP: 0 PB: 0 SB: 0 CS: 1	PA: 35
PITCHER	IP WLS BF H R ER SO BB IBB HBP BLK WP HR S P ERA WHIP																			
Bob Welch, R (1, 1) ERA: 2.31	8.0 W 32 9 1 1 8 1 0 0 0 0 1 47 51 1.12 1.250																			
Tom Niedenfuer, R (9, 1) ERA: 2.65	1.0 S 3 0 0 0 1 0 0 0 0 0 0 5 5 0.00 0.000																			

Cincinnati Reds @ Los Angeles Dodgers
 Dodger Stadium, Los Angeles, CA
 Sat Oct 05 1985, 3:33 AM PDT
 Att: 35,861 - Unknown

livebaseballscorecards.com

Batter	1	2	3	4	5	6	7	8	9
Mariano Duncan, R (1, 6) OBP: 0.295, SLG: 0.342	0-0 F4			0-0 F4		0-0 F4		0-0 F4	
Ken Landreaux, L (1, 8) OBP: 0.310, SLG: 0.403	0-0 F7			0-0 1B		0-0 1-3			
Jose Gonzalez, R (9, 8) OBP: 0.273, SLG: 0.455				1B		1-3			
Pedro Guerrero, R (1, 7) OBP: 0.422, SLG: 0.580	0-3 K			0-0 1B		0-0 F8			
Tom Niedenfuer, R (9, 1) OBP: 0.111, SLG: 0.111				1-3 E		F8			
Greg Brock, L (1, 3) OBP: 0.331, SLG: 0.435		0-0 3-1		0-0 E8		0-0 F5			
Mike Marshall, R (1, 9) OBP: 0.342, SLG: 0.515		0-3 K		1-H SF9					
Mike Scioscia, L (1, 2) OBP: 0.407, SLG: 0.418		0-0 4-3		3-H SF9					
Gilberto Reyes, R (8, 2)				0-0 6-3					
Enos Cabell, R (1, 5) OBP: 0.331, SLG: 0.352				0-0 F3					
Bob Bailor, R (8, 5) OBP: 0.264, SLG: 0.282									
Dave Anderson, R (1, 4) OBP: 0.309, SLG: 0.279				0-3 K					
Bob Welch, R (1, 1) OBP: 0.226, SLG: 0.200				0-3 K					
Reggie Williams, R (8, PH) OBP: 0.375, SLG: 0.375									

AB	R	H	RBI	BB	SO	LOB
4	0	1	0	0	0	1
3	1	1	0	0	0	1
0	0	0	0	0	0	0
3	1	1	0	0	1	1
0	0	0	0	0	0	0
3	1	1	1	0	0	1
2	0	0	1	0	1	0
3	0	0	0	0	0	0
0	0	0	0	0	0	0
3	0	1	0	0	0	0
0	0	0	0	0	0	0
2	0	0	0	1	1	1
2	0	0	0	0	1	0
1	0	0	0	0	1	1

WP	PA
26	28

Inning Stats	R	H	E	K	S	H	LOB	BB	P	R	H	E	K	S	H	LOB	BB	P
Ron Robinson, R (1, 1) ERA: 3.99	6.0	5	0	1	22	3	0	4	3.99	0	0	0	0	0	0	0	0	0
Rob Murphy, L (7, 1) ERA: 6.0	2.0	0	0	0	6	0	1	6.0	6.0	0	0	0	0	0	0	0	0	0

Cincinnati Reds @ Los Angeles Dodgers
 Dodger Stadium, Los Angeles, CA
 Sat Oct 05 1985, 3:33 AM PDT
 Att. 35,861 - Unknown

livebaseballscorecards.com

AB 26
R 3
H 5
RBI 2
BB 1
SO 5
LOB 6



Batter	1	2	3	4	5	6	7	8	9	AB R H RBI BB SO LOB	TOP																
Ron Oester, S OBP: 0.354, SLG: 0.361 (1, 4)	0-0 4-3		0-0 6-3		0-3 K		0-0 BB 1B		0-0 B5-3	5 0 1 0 0 1 0																	
Eric Davis, R OBP: 0.287, SLG: 0.516 (1, 8) (7, 7)	0-3 K		0-0 HR		0-0 1B		0-0 BB 1B		0-0 6-3	5 1 3 1 0 1 0																	
Dave Parker, L OBP: 0.365, SLG: 0.551 (1, 9)	0-0 F7		0-0 5-3		0-0 F3		4-0 BB		0-0 HR	4 1 1 1 1 0 1																	
Tony Perez, R OBP: 0.396, SLG: 0.470 Eddie Milner, L OBP: 0.342, SLG: 0.347 (1, 3) (7, 8)		0-0 F9	0-0 HR			0-3 K	0-0 F9		0-0 F2	4 1 1 1 0 1 3 1 0 0 0 0 0 0																	
Nick Esasky, R OBP: 0.332, SLG: 0.465 (1, 7) (7, 3)		0-0 2B E 1B	0-0 F9			0-0 F7		4-0 SH1-4 1B BLK BB		3 2 1 0 1 0 0																	
Dave Concepcion, R OBP: 0.314, SLG: 0.330 (1, 6) (7, 5)		0-3 K		0-3 K		0-0 E6		0-0 BLK SH1-4 1B		4 0 1 0 0 2 1																	
Dave Vangorder, R OBP: 0.280, SLG: 0.325 (1, 2)		0-0 1-3 E 2B		0-0 F7		0-0 F5		0-0 SH1-4		3 1 1 0 0 0 1																	
Wade Rowdon, R OBP: 0.364, SLG: 0.222 Tom Runnells, S OBP: 0.263, SLG: 0.229 (1, 5) (7, PH) (7, 6)		0-0 2-H 3-H 1B 1B		0-0 F8			0-3 K2-3	0-0 F7		2 0 1 2 0 0 0 2 0 0 0 0 1 2																	
Tom Browning, L OBP: 0.228, SLG: 0.239 Wayne Krenchicki, L OBP: 0.369, SLG: 0.393 Ted Power, R John Franco, L OBP: 0.333, SLG: 0.333 (1, 1) (8, PH) (8, 1) (9, 1)		0-0 2-H 1B		0-3 K			0-0 6-3	0-0 F8		3 0 1 0 0 1 0 1 0 0 0 0 0 1 0 0 0 0 0 0 0 0 0 0 0 0 0 0																	
Inning Stats	R: 0 E: 0 K: 1 S: 5	H: 0 LOB: 0 BB: 0 P: 5	R: 2 E: 1 K: 1 S: 8	H: 4 LOB: 2 BB: 0 P: 8	R: 2 E: 0 K: 0 S: 5	H: 2 LOB: 0 BB: 0 P: 5	R: 0 E: 0 K: 1 S: 5	H: 0 LOB: 0 BB: 0 P: 5	R: 0 E: 0 K: 2 S: 8	H: 1 LOB: 1 BB: 0 P: 8	R: 0 E: 1 K: 1 S: 6	H: 0 LOB: 1 BB: 0 P: 6	R: 0 E: 0 K: 1 S: 7	H: 2 LOB: 3 BB: 1 P: 11	R: 1 E: 0 K: 0 S: 4	H: 1 LOB: 1 BB: 1 P: 8	R: 1 E: 0 K: 0 S: 4	H: 1 LOB: 0 BB: 0 P: 4	1B: 7 2B: 1 3B: 0 HR: 3	SF: 0 SAC: 1 DP: 0 HBP: 0	WP: 0 PB: 0 SB: 0 CS: 0	PA: 40					
PITCHER	IP WLS BF H R ER SO BB IBB HBP BLK WP HR S P ERA WHIP																										
Dennis Powell, L ERA: 5.22 (1, 1)	4.0		17	6	4	4	3	0	0	0	0	0	2	23	23	9.00	1.500										
Carlos Diaz, L ERA: 2.61 (5, 1)	1.0		4	1	0	0	2	0	0	0	0	0	0	8	8	0.00	1.000										
Orel Hershiser, R ERA: 2.03 (6, 1)	2.0		10	2	0	0	2	1	0	0	0	0	0	13	17	0.00	1.500										
Ken Howell, R ERA: 3.77 (8, 1)	1.0		5	1	1	1	0	1	0	0	1	0	0	4	8	9.00	2.000										
Tom Niedenfuer, R ERA: 2.71 (9, 1)	1.0	L	4	1	1	1	0	0	0	0	0	0	1	4	4	9.00	1.000										

Cincinnati Reds @ Los Angeles Dodgers
Dodger Stadium, Los Angeles, CA
Sun Oct 06 1985, 3:33 AM PDT
Att: 45,778 - Unknown

AB	37
R	6
H	11
RBI	5
BB	2
SO	7
LOB	9



Batter	1	2	3	4	5	6	7	8	9	AB	R	H	RBI	BB	SO	LOB
Mariano Duncan, R (1, 6) OBP: 0.293, SLG: 0.340 Ken Howell, R (8, 1) Tom Niedenfuer, R (9, 1) Ken Landreaux, L (9, PH) OBP: 0.311, SLG: 0.405	0-3 K	0-3 K			0-0 F2		0-3 K		0-0 1B	4	0	0	0	0	3	2
Enos Cabell, R (1, 3) OBP: 0.332, SLG: 0.352	0-0 2B 1B				0-0 F4		0-0 F3		0-0 F7	5	0	2	0	0	0	2
Pedro Guerrero, R (1, 7) OBP: 0.422, SLG: 0.577	0-0 F8				0-0 FC5-4 1B		0-0 F8		0-0 1B	4	1	1	0	1	0	2
Mike Marshall, R (1, 9) OBP: 0.342, SLG: 0.515 Jose Gonzalez, R (7, 9) OBP: 0.333, SLG: 0.455 Jay Johnstone, L (9, PH) OBP: 0.188, SLG: 0.200	0-0 2B				0-0 F8		0-0 F9		0-0 6-3	3	0	1	0	0	0	2
Bill Madlock, R (1, 5) OBP: 0.345, SLG: 0.402 Bob Bailor, R (4, 5) Greg Brock, L (8, PH) OBP: 0.332, SLG: 0.438 Steve Yeager, R (9, 2) OBP: 0.246, SLG: 0.256		0-0 2B 1B			0-0 FC5-4		0-0 5-3 1B		0-0 1B 2B	2	1	1	0	0	0	1
Mike Scioscia, L (1, 2) OBP: 0.407, SLG: 0.420 Gilberto Reyes, R (7, 2) Len Matuszek, L (8, PH) OBP: 0.274, SLG: 0.350		0-0 1B 2B			0-0 F9		0-0 5-3		0-0 SF7	3	1	1	0	0	0	1
Candy Maldonado, R (1, 8) OBP: 0.288, SLG: 0.338 Terry Whitfield, L (8, PH) OBP: 0.300, SLG: 0.413 Bill Russell, R (8, PR) OBP: 0.333, SLG: 0.308 Stu Pederson, L (9, 9)		0-0 2-H 3-H 1B			0-0 F9		0-3 K		0-0 1B	3	0	1	2	0	1	1
Steve Sax, R (1, 4) OBP: 0.352, SLG: 0.318		0-0 F9			0-0 1-3		0-0 F9		0-0 F5	4	0	0	0	0	0	2
Dennis Powell, R (1, 1) Carlos Diaz, R (5, 1) Reggie Williams, R (5, PH) Orel Hershiser, R (8, 1) Dave Anderson, R (7, PH) OBP: 0.310, SLG: 0.281		0-3 K			0-3 K		0-0 1B		0-0 F5	1	0	0	0	0	1	1

BOTTOM

Cincinnati Reds @ Los Angeles Dodgers
Dodger Stadium, Los Angeles, CA
 Sun Oct 06 1985, 3:33 AM PDT
 Att. 45,778 - Unknown

livebaseballscores.com

AB	37
R	5
H	12
RBI	5
BB	2
SO	6
LOB	16



Inning	R	H	E	K	S	P	BB	IBB	HBP	BLK	WP	HR	S	P	ERA	WHIP
1	0	2	0	1	6	6	2	0	0	0	0	0	3	6	3.55	1.286
2	2	3	0	2	10	10	2	0	0	0	0	0	2	13	10.80	3.000
3	0	1	0	0	0	0	0	0	0	0	0	0	0	1	0.00	0.000

PITCHER	IP	WLS	BF	H	R	ER	SO	BB	IBB	HBP	BLK	WP	HR	S	P	ERA	WHIP
Tom Browning, L (1, 1) ERA: 3.55	7.0		29	8	3	3	6	1	0	0	0	0	0	40	44	3.86	1.286
Ted Power, R (8, 1) ERA: 2.7	1.2	W	10	4	2	2	0	1	0	0	0	0	0	9	13	10.80	3.000
John Franco, L (9, 1) ERA: 2.18	0.1	S	1	0	0	0	0	0	0	0	0	0	0	1	1	0.00	0.000

WP	PA	ERA	WHIP
0	40		
0			
2			
0			

Batter	1	2	3	4	5	6	7	8	9	AB R H RBI BB SO LOB	TOP		
Vince Coleman, S (1, 7) X	0-0 P4 ①		0-0 P4 ①		0-3 K ③		0-0 G6-3 ②③			4 0 0 0 0 1 3	St. Louis Cardinals @ Los Angeles Dodgers Dodger Stadium, Los Angeles, CA Wed Oct 09 1985, 3:33 AM PDT Att. 55,270 - Sunny - 75 F		
Willie McGee, S (1, 8) SSS	0-3 K ②		0-0 F8 ②			0-3 K ①		0-3 K ①		4 0 0 0 0 3 0			
Tom Herr, S (1, 4) X	0-0 2B		0-0 6-3 ③			4-0 FC4 BB		0-0 F8 ②		3 0 1 0 1 0 0			
Jack Clark, R (1, 3) BBB	4-0 BB			0-0 5-3 ①		0-3 K ②		0-0 1B		3 0 1 0 1 1 1			
Cesar Cedeno, R (1, 9) X	0-0 P4 ③			0-0 4-3 ②		0-0 FC4 ③		0-0 5-3 ③		4 0 0 0 0 0 4			
Terry Pendleton, S (1, 5) X		0-0 5-3 ①		0-0 CS 1B			0-0 1B G3 1B		0-3 K ①	4 1 2 0 0 1 0			
Darrell Porter, L (1, 2) SSS		0-3 K ②		0-0 CS ③	0-0 1B		0-0 G3 ①		0-0 P4 ②	4 0 1 0 0 1 1			
Ozzie Smith, S (1, 6) X		0-0 S 1B			0-0 F7 ①		0-0 1B 1B		0-0 P6 ③	4 0 2 0 0 0 1			
John Tudor, L (1, 1) Ken Dayley, L (6, 1) Tito Landrum, R (7, PH) OBP: 1.000, SLG: 1.000 Bill Campbell, R (7, 1) Todd Worrell, R (8, 1) Andy Van Slyke, L (8, 9)		0-0 4-3 ③			0-3 K ②		0-0 G6-3 1B			2 0 0 0 0 0 1 2 0 0 0 0 0 0 0 0 1 0 1 1 0			
Inning Stats	R: 0 H: 1 E: 0 LOB: 2 K: 1 BB: 1 S: 6 P: 10	R: 0 H: 1 E: 0 LOB: 1 K: 1 BB: 0 S: 6 P: 6	R: 0 H: 0 E: 0 LOB: 0 K: 0 BB: 0 S: 3 P: 3	R: 0 H: 1 E: 0 LOB: 0 K: 0 BB: 0 S: 3 P: 3	R: 0 H: 1 E: 0 LOB: 1 K: 2 BB: 0 S: 8 P: 8	R: 0 H: 0 E: 0 LOB: 1 K: 2 BB: 1 S: 7 P: 11	R: 1 H: 3 E: 0 LOB: 1 K: 0 BB: 0 S: 5 P: 5	R: 0 H: 1 E: 0 LOB: 1 K: 1 BB: 0 S: 6 P: 6	R: 0 H: 0 E: 0 LOB: 0 K: 1 BB: 0 S: 5 P: 5	1B: 7 SF: 0 2B: 1 SAC: 0 3B: 0 DP: 1 HR: 0 HBP: 0	WP: 0 PA: 36 PB: 0 SB: 1 CS: 1		
PITCHER	IP WLS BF H R ER SO BB IBB HBP BLK WP HR S P ERA WHIP											PITCHER	IP WLS BF H R ER SO BB IBB HBP BLK WP HR S P ERA WHIP
Fernando Valenzuela, L (1, 1) ERA: 1.42	6.1 W 27 7 1 1 6 2 0 0 0 0 0 0 37 45 1.42 1.421												
Tom Niedenfuer, R (7, 1) ERA:	2.2 S 8 1 0 0 2 0 0 0 0 0 0 0 12 12 0.00 0.375												

livebaseballscores.com

AB 33
R 1
H 8
RBI 1
BB 2
SO 8
LOB 12



Batter	1	2	3	4	5	6	7	8	9	AB R H RBI BB SO LOB	TOP	
Vince Coleman, S OBP: 0.222, SLG: 0.222 (1, 7) X	0-0 CS 1B		0-0 5-3		0-0 6-3		0-0 4-3		0-0 1-2 3-H 1B	5 0 2 1 0 0 0		
Willie McGee, S OBP: 0.111, SLG: 0.111 (1, 8) X	0-0 E6 CS 1-2 1B		0-0 BB WP 1B		0-0 4-3		0-0 5-3	0-0 4-3	0-0 4-3	5 1 1 0 0 0 3		
Tom Herr, S OBP: 0.500, SLG: 0.667 (1, 4) X	0-0 1-2 2B		4-0 WP 1-2 BB		0-0 G3		0-0 4-3	0-0 4-3		3 0 1 0 1 0 0		
Jack Clark, R OBP: 0.500, SLG: 0.333 (1, 3) S S	0-3 K		0-0 4-3		0-0 5-3 1B		0-0 4-3	4-0 BB		3 0 1 0 1 1 2		
Andy Van Slyke, L (1, 9) X		0-0 L9	4-0 BB BB BB BB BB		0-0 L9		0-0 G3			3 0 0 0 1 0 2		
Terry Pendleton, S OBP: 0.375, SLG: 0.375 (1, 5) S S		0-3 K	0-0 F7		0-0 5-3		0-0 FC1-6 BB 1B			4 1 1 0 0 1 3		
Darrell Porter, L OBP: 0.375, SLG: 0.167 (1, 2) B B B B		4-0 1B BB		0-0 4-3		0-3 K		4-0 FC1-6 1-2 BB		2 0 0 0 2 1 1		
Ozzie Smith, S OBP: 0.500, SLG: 0.500 (1, 6) X		0-0 1-3 1B		0-0 G1-6-3 1B		0-0 G3		0-0 FC1-6 1B 1-2f 2-3		4 0 2 0 0 0 2		
Joaquin Andujar, S (1, 1) Ricky Horton, L (5, 1) Bill Campbell, R (6, 1) Steve Braun, L (7, PH) Ken Dayley, L (7, 1) Jeff Lahti, R (8, 1) Mike Jorgensen, L (9, PH)		0-3 K		0-0 G1-6-3 1-2f		0-0 G3		0-0 F9		2 0 0 0 0 0 1 3 0 0 0 0 0 0 0 0 0 0 0 0 0 0 0 0 1 0 1 0 0 0 0 0 0 2		
Inning Stats	R: 0 H: 2 E: 1 LOB: 1 K: 1 BB: 0 S: 6 P: 6	R: 0 H: 1 E: 0 LOB: 2 K: 2 BB: 1 S: 8 P: 12	R: 1 H: 1 E: 0 LOB: 2 K: 0 BB: 2 S: 4 P: 12	R: 0 H: 1 E: 0 LOB: 0 K: 0 BB: 0 S: 3 P: 3	R: 0 H: 0 E: 0 LOB: 0 K: 0 BB: 0 S: 3 P: 3	R: 0 H: 1 E: 0 LOB: 1 K: 1 BB: 0 S: 6 P: 6	R: 0 H: 0 E: 0 LOB: 0 K: 0 BB: 0 S: 3 P: 3	R: 0 H: 0 E: 0 LOB: 1 K: 0 BB: 1 S: 3 P: 7	R: 1 H: 2 E: 0 LOB: 2 K: 0 BB: 1 S: 5 P: 9	1B: 7 SF: 0 2B: 1 SAC: 0 3B: 0 DP: 1 HR: 0 HBP: 0	WP: 3 PA: 38 PB: 0 SB: 0 CS: 2	
PITCHER Orel Hershiser, R (1, 1) ERA: 2.0	IP WLS BF H R ER SO BB IBB HBP BLK WP HR S P ERA WHIP	9.0 W 38 8 2 2 4 5 0 0 0 1 0 41 61 2.00 1.444										

St. Louis Cardinals @ Los Angeles Dodgers
 Dodger Stadium, Los Angeles, CA
 Thu Oct 10 1985, 3:33 AM PDT
 Att. 55,222 - Cloudy - 75 F

AB	33
R	2
H	8
RBI	1
BB	5
SO	4
LOB	18



Batter	1	2	3	4	5	6	7	8	9
Mariano Duncan, R (1, 6) Dave Anderson, R (6, PR) (7, 6)	0-0 5-3		0-0 F8	0-3 K		0-0 1B 2B		0-0 6-3	
Ken Landreaux, L (1, 8) OBP: 0.667, SLG: 1.000	0-3 K		0-0 1B 2B		0-0 1B 2B	4-0 1B BB		0-0 1B	
Bill Madlock, R (1, 5) Bob Bailor, R (8, PR) (9, 5)	0-3 K		0-0 PB 1B		0-0 F8	0-0 1B 1B		0-0 1B	
Pedro Guerrero, R (1, 7) Candy Maldonado, R (9, 7) OBP: 0.667, SLG: 0.500 OBP: 0.333, SLG: 0.333		0-3 K	4-0 PB IBB		4-0 1B IBB	0-0 1B		0-0 F8	
Mike Marshall, R (1, 9) OBP: 0.125, SLG: 0.125		0-3 K	0-0 F9		0-0 IBB 1B	0-3 K			
Mike Scioscia, L (1, 2) OBP: 0.375, SLG: 0.286		0-0 G3		0-0 HR 1B	4-0 IBB		0-0 F7		
Greg Brock, L (1, 3) OBP: 0.250, SLG: 1.000			0-0 L4	0-0 HR	0-0 G1-6-3		0-0 F8		
Steve Sax, R (1, 4) OBP: 0.429, SLG: 0.571			0-0 E 1B	0-3 K		0-0 1-3	0-0 F8		
Orel Hershiser, R (1, 1) OBP: 0.250, SLG: 0.250			0-0 1B 2B	0-0 5-3		0-0 4-3		0-3 K	


AB	R	H	RBI	BB	SO	LOB
4	0	1	0	0	1	1
1	1	0	0	0	0	0
4	3	3	1	1	1	0
5	0	3	2	0	1	1
0	0	0	0	0	0	0
3	0	1	1	2	1	2
0	0	0	0	0	0	0
4	0	1	1	0	2	4
3	1	1	0	1	0	0
4	1	1	2	0	0	3
4	1	1	0	0	1	0
4	1	1	1	0	1	0

BOTTOM

St. Louis Cardinals @ Los Angeles Dodgers
Dodger Stadium, Los Angeles, CA

Thu Oct 10 1985, 3:33 AM PDT
 Att: 55,222 - Cloudy - 75 F

AB	36
R	8
H	13
RBI	8
BB	4
SO	8
LOB	11



Inning Stats	R: 0	H: 0	E: 0	K: 2	S: 7	LOB: 0	BB: 0	P: 7
R: 0 H: 0 E: 0 K: 2 S: 7	R: 0 H: 0 E: 0 K: 2 S: 7	R: 3 H: 4 E: 1 K: 0 S: 7	R: 2 H: 2 E: 0 K: 2 S: 9	R: 1 H: 2 E: 0 K: 0 S: 4	R: 2 H: 3 E: 0 K: 1 S: 8	R: 0 H: 0 E: 0 K: 0 S: 3	R: 0 H: 2 E: 0 K: 1 S: 7	
IP: 4.1 WLS: L BF: 23 H: 8 R: 6 ER: 6 SO: 6 BB: 0 IBB: 2 HBP: 0 BLK: 0 WP: 0 HR: 1 S: 33 P: 41 ERA: 12.46 WHIP: 1.846	IP: 1.1 WLS: L BF: 6 H: 1 R: 2 ER: 2 SO: 0 BB: 1 IBB: 0 HBP: 0 BLK: 0 WP: 0 HR: 0 S: 4 P: 12 ERA: 13.50 WHIP: 1.500	IP: 0.1 WLS: L BF: 3 H: 2 R: 0 ER: 0 SO: 1 BB: 0 IBB: 0 HBP: 0 BLK: 0 WP: 0 HR: 0 S: 5 P: 5 ERA: 0.00 WHIP: 6.000	IP: 1.0 WLS: L BF: 3 H: 0 R: 0 ER: 0 SO: 0 BB: 0 IBB: 0 HBP: 0 BLK: 0 WP: 0 HR: 0 S: 3 P: 3 ERA: 0.00 WHIP: 0.000	IP: 1.0 WLS: L BF: 5 H: 2 R: 0 ER: 0 SO: 1 BB: 0 IBB: 0 HBP: 0 BLK: 0 WP: 0 HR: 0 S: 7 P: 7 ERA: 0.00 WHIP: 2.000				

WP	PA	ERA	WHIP
0	40		
1			
0			
0			

Batter	1	2	3	4	5	6	7	8	9
Vince Coleman, S OBP: 0.286, SLG: 0.286 (1, 7)	0-1 S E 1B	2-2 E 1B	1-0 FC4 1-2f		1-0 6-3			0-3 K	
Willie McGee, S OBP: 0.286, SLG: 0.231 (1, 8)	3-1 E 4-3 BB	3-1 CS 1B		1-1 FC5 S 1B		0-0 F8		0-3 K	
Tom Herr, S OBP: 0.538, SLG: 1.000 (1, 4)	4-1 S 4-3 BB	3-2 HR		2-3 K 1-2		1-2		1-0 4-3	
Jack Clark, R OBP: 0.500, SLG: 0.250 (1, 3)	2-3 K 1-2	1-2 F7		4-0 FC5 IBB		4-0		FC6-4 IBB	
Andy Van Slyke, L Cesar Cedeno, R Todd Worrell, R Ken Dayley, L (1, 9) (4, PH) (5, 9) (7, 1) (9, 1)	4-0 4-3 IBB		3-1 F8	0-0 FC5		0-3 K			
Terry Pendleton, S OBP: 0.250, SLG: 0.250 (1, 5)	1-0 4-3		0-0 F7	0-0 1-3		0-2 FC6-4			
Darrell Porter, L OBP: 0.417, SLG: 0.333 (1, 2)	4-1 IBB		3-2 BB 2B		2-2 4-1		0-2 4-3		
Ozzie Smith, S OBP: 0.500, SLG: 0.545 (1, 6)	0-1 F9		4-0 BB IBB		1-1 4-3 2B		0-0 L8		
Danny Cox, R Ricky Horton, L Tito Landrum, R OBP: 0.500, SLG: 0.500 (1, 1) (7, 1) (7, 9)		2-3 K	4-2 FC4 BB		0-2 4-3		1-1 4-3		

AB	R	H	RBI	BB	SO	LOB
5	2	2	0	0	1	4
4	1	2	1	1	1	0
4	1	2	1	1	1	1
2	0	0	0	2	1	2
1	0	0	0	1	0	0
2	0	0	0	0	1	4
0	0	0	0	0	0	0
0	0	0	0	0	0	0
4	0	0	1	0	0	6
3	0	1	0	1	0	0
3	0	1	0	1	0	3
2	0	0	0	1	1	1
0	0	0	0	0	0	0
1	0	0	0	0	0	0

AB	R	H	RBI	BB	SO	LOB
31	4	8	3	8	6	21

Inning	1	2	3	4	5	6	7	8	9
R: 2	R: 2	R: 0	R: 0	R: 0	R: 0	R: 0	R: 0	R: 0	R: 0
E: 1	E: 1	E: 0	E: 0	E: 0	E: 0	E: 0	E: 0	E: 0	E: 0
K: 1	K: 1	K: 0	K: 1	K: 1	K: 0	K: 1	K: 0	K: 2	K: 7
S: 12	S: 18	S: 10	S: 10	S: 9	S: 10	S: 8	S: 9	S: 7	S: 8
H: 1	H: 3	H: 1	H: 1	H: 1	H: 1	H: 0	H: 0	H: 0	H: 0
LOB: 3	LOB: 0	LOB: 3	LOB: 2	LOB: 1	LOB: 2	LOB: 0	LOB: 0	LOB: 0	LOB: 0
BB: 4	BB: 0	BB: 2	BB: 1	BB: 0	BB: 1	BB: 0	BB: 0	BB: 0	BB: 0
P: 29	P: 27	P: 25	P: 16	P: 13	P: 15	P: 9	P: 8	P: 8	P: 8

WP	HR	S	P	ERA	WHIP
0	1	39	79	6.75	3.000

PITCHER	IP	WLS	BF	H	R	ER	SO	BB	IBB	HBP	BLK	WP	HR	S	P	ERA	WHIP
Bob Welch, R ERA: 6.75	2.2	L	18	5	4	2	2	3	3	0	0	0	1	39	79	6.75	3.000
Rick Honeycutt, L ERA:	3.1		6	1	0	0	1	0	1	0	0	0	0	11	18	0.00	0.750
Carlos Diaz, L ERA:	5.1		9	2	0	0	1	0	1	0	0	0	0	19	28	0.00	1.000
Ken Howell, R ERA:	7.1		6	0	0	0	2	0	0	0	0	0	0	15	17	0.00	0.000

Los Angeles Dodgers @ St. Louis Cardinals
 Busch Stadium, St. Louis, MO
 Sat Oct 12 1985, 3:33 AM CDT
 Att: 53,708 - Sunny - 80 F

livebaseballscores.com



Batter	1	2	3	4	5	6	7	8	9	AB R H RBI BB SO LOB	TOP		
Mariano Duncan, R (1, 6) OBP: 0.100, SLG: 0.200 Dave Anderson, R (4, 6)	0-3 K			0-0 P3		4-0 BB		0-0 5-3		2 0 0 0 0 1 0 1 0 0 0 1 0 1	Los Angeles Dodgers @ St. Louis Cardinals Busch Stadium, St. Louis, MO Sun Oct 13 1985, 7:05 PM CDT Att. 53,708 - Unknown - 70 F		
Enos Cabell, R (1, 3)	0-0 6-3			0-0 6-3		0-0 P5		0-3 K		4 0 0 0 0 1 3			
Pedro Guerrero, R (1, 7) OBP: 0.529, SLG: 0.462	0-0 F7			0-0 4-3		0-0 5-3		0-0 1B		4 0 1 1 0 0 2			
Bill Madlock, R (1, 5) OBP: 0.313, SLG: 0.563 Bob Bailor, R (7, 5)					0-0 5-3		0-0 HR	0-0 F9		3 1 1 1 0 0 0 1 0 0 0 0 0 1			
Mike Marshall, R (1, 9) OBP: 0.250, SLG: 0.375					0-0 6-3		0-0 FC4-6 1B	0-0 5-3		4 0 1 0 0 0 0			
Mike Scioscia, L (1, 2) OBP: 0.308, SLG: 0.182 Steve Yeager, R (5, PH) (5, 2)					4-0 FC6-4 BB		0-0 FC4-6 1-2f	0-3 K		1 0 0 0 0 0 0 2 0 0 0 1 1 1			
Candy Maldonado, R (1, 8) OBP: 0.143, SLG: 0.143 Greg Brock, L (9, PH) OBP: 0.111, SLG: 0.444				0-3 K		0-0 FC6-4 1-2f	0-3 K	0-0 P6		3 0 0 0 0 2 2 1 0 0 0 0 0 0			
Steve Sax, R (1, 4) OBP: 0.500, SLG: 0.692				0-3 K		0-0 2B	0-0 6-3			3 0 1 0 0 1 1			
Jerry Reuss, L (1, 1) Rick Honeycutt, L (2, 1) Bobby Castillo, R (2, 1) Len Matuszek, L (8, PH) OBP: 1.000, SLG: 1.000 Carlos Diaz, R (8, 1)				0-0 6-3		0-3 K		0-0 5-3 1B		0 0 0 0 0 0 0 0 0 0 0 0 0 0 2 0 0 0 0 1 1 1 1 1 0 0 0 0 0 0 0 0 0 0 0			
Inning Stats	R: 0 H: 0 E: 0 LOB: 0 K: 1 BB: 0 S: 5 P: 5	R: 0 H: 0 E: 0 LOB: 0 K: 0 BB: 0 S: 3 P: 3	R: 0 H: 0 E: 0 LOB: 0 K: 2 BB: 0 S: 7 P: 7	R: 0 H: 0 E: 0 LOB: 0 K: 0 BB: 0 S: 3 P: 3	R: 0 H: 0 E: 0 LOB: 1 K: 0 BB: 1 S: 3 P: 7	R: 0 H: 1 E: 0 LOB: 2 K: 1 BB: 1 S: 6 P: 10	R: 1 H: 2 E: 0 LOB: 1 K: 1 BB: 0 S: 7 P: 7	R: 1 H: 2 E: 0 LOB: 1 K: 1 BB: 0 S: 7 P: 7	R: 0 H: 0 E: 0 LOB: 0 K: 1 BB: 0 S: 5 P: 5	1B: 3 SF: 0 2B: 1 SAC: 0 3B: 0 DP: 0 HR: 1 HBP: 0		WP: 0 PA: 34 PB: 0 SB: 0 CS: 0	
PITCHER	IP WLS BF H R ER SO BB IBB HBP BLK WP HR S P ERA WHIP											PITCHER	IP WLS BF H R ER SO BB IBB HBP BLK WP HR S P ERA WHIP
John Tudor, L (1, 1) ERA: 2.84	7.0 W 26 3 1 1 5 2 0 0 0 0 0 1 34 42 1.29 0.714												
Ricky Horton, L (8, 1) ERA: 9.0	1.0 5 2 1 1 1 0 0 0 0 0 0 7 7 9.00 2.000												
Bill Campbell, R (9, 1) ERA:	1.0 3 0 0 0 1 0 0 0 0 0 0 5 5 0.00 0.000												

livebaseballscores.com

AB	32
R	2
H	5
RBI	2
BB	2
SO	7
LOB	12



Batter	1	2	3	4	5	6	7	8	9	AB	R	H	RBI	BB	SO	LOB
Willie McGee, S OBP: 0.263, SLG: 0.278 (1, 8)	0-0 6-3	0-0 L9	0-0 F9		0-0 4-3 SF9 2B		0-0 1-3			5	1	1	0	0	0	3
Ozzie Smith, S OBP: 0.471, SLG: 0.500 (1, 6)	0-0 F8	0-0 1B 1B	0-0 1B		0-0 4-3			0-0 5-3		5	1	2	1	0	0	1
Tom Herr, S OBP: 0.444, SLG: 0.786 (1, 4)	0-0 6-3	0-0 BB 1B 1B	0-0 P5		0-0 SF9			0-3 K		4	1	1	2	0	1	2
Jack Clark, R OBP: 0.529, SLG: 0.385 (1, 3)		0-0 1B 1B	0-0 F7		0-0 3-1			0-0 1B 1B		5	3	3	1	0	0	2
Cesar Cedeno, R OBP: 0.333, SLG: 0.375 (1, 9)		0-0 1B 4-3 1B		0-0 1B 2B		0-0 6-3		0-0 1B 1B		2	2	2	0	1	0	0
Andy Van Slyke, L OBP: 0.375, SLG: 0.167 (4, PR)		0-0 1B BB						0-0 1B 1B		2	1	1	1	0	0	0
Tito Landrum, R OBP: 0.714, SLG: 0.714 (1, 7)		0-0 4-3 1B		0-0 FC5 1B		0-3 K		0-0 1-2 1B		5	1	4	3	0	1	0
Terry Pendleton, S OBP: 0.294, SLG: 0.250 (1, 5)		0-0 4-3 1B		4-0 FC5 BB		0-0 F7		0-0 F8		4	0	1	3	1	0	3
Tom Nieto, R (1, 2)		0-0 K		0-0 FC5 G6-3		0-3 K				3	1	0	0	1	2	4
John Tudor, L (1, 1)		0-0 E1 1B		0-0 G6-3		0-3 K				2	1	0	0	1	0	3
Mike Jorgensen, L (7, PH)		1-2 1B		1-2f						1	0	0	0	0	1	0
Ricky Horton, L (8, 1)										0	0	0	0	0	0	0
Bill Campbell, R (9, 1)										0	0	0	0	0	0	0


Inning Stats	R: 0	H: 0	E: 0	K: 0	S: 3	H: 0	LOB: 0	BB: 0	P: 3	R: 9	H: 8	E: 1	K: 1	S: 14	R: 0	H: 1	E: 0	K: 0	S: 4	R: 1	H: 2	E: 0	K: 0	S: 4	R: 1	H: 1	E: 0	K: 1	S: 5	R: 0	H: 0	E: 0	K: 2	S: 7	R: 1	H: 3	E: 0	K: 1	S: 8	R: 0	H: 0	E: 0	K: 2	S: 7	R: 1	H: 0	E: 0	K: 1	S: 8
--------------	------	------	------	------	------	------	--------	-------	------	------	------	------	------	-------	------	------	------	------	------	------	------	------	------	------	------	------	------	------	------	------	------	------	------	------	------	------	------	------	------	------	------	------	------	------	------	------	------	------	------

PITCHER	IP	WLS	BF	H	R	ER	SO	BB	IBB	HBP	BLK	WP	HR	S	P	ERA	WHIP
Jerry Reuss, L ERA: 10.8 (1, 1)	1.2	L	12	5	7	4	0	0	1	0	0	0	0	11	15	21.60	3.600
Rick Honeycutt, L ERA: 13.5 (2, 1)	0.0		4	3	2	0	0	1	0	0	0	0	0	3	7	∞	∞
Bobby Castillo, R ERA: 3.38 (2, 1)	5.1		21	4	2	2	4	2	0	0	0	0	0	27	35	3.38	1.125
Carlos Diaz, L ERA: 3.0 (8, 1)	1.0		6	3	1	1	1	0	0	0	0	0	0	8	8	9.00	3.000

BOTTOM

Los Angeles Dodgers @ St. Louis Cardinals
 Busch Stadium, St. Louis, MO
 Sun Oct 13 1985, 7:05 PM CDT
 Att: 53,708 - Unknown - 70 F

AB	38
R	12
H	15
RBI	11
BB	4
SO	5
LOB	18



WP: 0	PA: 43
PB: 0	
SB: 0	
CS: 0	

Batter	1	2	3	4	5	6	7	8	9	AB R H RBI BB SO LOB	TOP																
Mariano Duncan, R (1, 6) OBP: 0.143, SLG: 0.154	4-2 BB G6-4-3		0-0 G3		2-2 5-3		0-0 P2			3 0 0 0 1 0 2																	
Ken Landreaux, L (1, 8) OBP: 0.533, SLG: 0.714	2-2 SAFE F8			0-0 HR 1B		2-2 1B		1-1 F7		4 1 2 0 0 0 1																	
Pedro Guerrero, R (1, 7) OBP: 0.429, SLG: 0.353	0-0 G6-4-3 1-2f			1-0 F8		2-2 SAFE SAFE F9		0-2 P3		4 0 0 0 0 0 3																	
Bill Madlock, R (1, 5) OBP: 0.300, SLG: 0.650		0-0 L5		1-0 SAFE HR		1-1 F9		0-2 G3		4 1 1 2 0 0 1																	
Mike Marshall, R (1, 9) OBP: 0.250, SLG: 0.316		1-0 6-3		4-0 CI BB		2-2 1-3			2-1 6-3	3 0 0 0 1 0 1																	
Mike Scioscia, L (1, 2) OBP: 0.375, SLG: 0.231		2-2 1B		2-0 SAFE CI G5-4-3			4-0 1-3 1B BB		1-0 F9	2 0 1 0 1 0 0																	
Greg Brock, L (1, 3) OBP: 0.100, SLG: 0.400		1-2 1-3		1-1 G5-4-3			0-0 1-2 1-3 1B		3-1 F8	1 0 0 0 0 0 1																	
Enos Cabell, R (4, PH) OBP: 0.083, SLG: 0.083										3 0 1 0 0 0 2																	
Tom Niedenfuer, R (9, 1)										0 0 0 0 0 0 0																	
Steve Sax, R (1, 4) OBP: 0.412, SLG: 0.563			0-1 5-3		0-3 K		3-3 K			3 0 0 0 0 2 2																	
Fernando Valenzuela, L (1, 1) OBP: 0.200, SLG: 0.200			1-0 F7		0-1 P6		0-0 1-2 2-3 1-3			3 0 0 0 0 0 2																	
Len Matuszek, L (9, 3)										0 0 0 0 0 0 0																	
Inning Stats	R: 0 E: 0 K: 0 S: 7	H: 0 LOB: 0 BB: 1 P: 13	R: 0 E: 0 K: 0 S: 8	H: 1 LOB: 1 BB: 0 P: 12	R: 0 E: 0 K: 0 S: 4	H: 0 LOB: 0 BB: 0 P: 5	R: 2 E: 1 K: 0 S: 7	H: 2 LOB: 1 BB: 1 P: 14	R: 0 E: 0 K: 1 S: 10	H: 0 LOB: 0 BB: 0 P: 12	R: 0 E: 0 K: 0 S: 12	H: 1 LOB: 1 BB: 0 P: 19	R: 0 E: 0 K: 1 S: 6	H: 1 LOB: 2 BB: 1 P: 13	R: 0 E: 0 K: 0 S: 8	H: 0 LOB: 0 BB: 0 P: 9	R: 0 E: 0 K: 0 S: 5	H: 0 LOB: 0 BB: 0 P: 11	1B: 4 2B: 0 3B: 0 HR: 1	SF: 0 SAC: 0 DP: 2 HBP: 0	WP: 0 PB: 0 SB: 0 CS: 0	PA: 34					
PITCHER	IP WLS BF H R ER SO BB IBB HBP BLK WP HR S P ERA WHIP																										
Bob Forsch, R (1, 1) ERA: 5.4	3.1		15	3	2	2	0	2	0	0	0	0	1	24	41	5.40	1.500										
Ken Dayley, L (4, 1) ERA:	2.2		10	2	0	0	1	1	0	0	0	0	0	25	39	0.00	1.125										
Todd Worrell, R (7, 1) ERA:	2.0		6	0	0	0	1	0	0	0	0	0	0	13	17	0.00	0.000										
Jeff Lahti, R (9, 1) ERA:	1.0	W	3	0	0	0	0	0	0	0	0	0	0	5	11	0.00	0.000										

Los Angeles Dodgers @ St. Louis Cardinals
 Busch Stadium, St. Louis, MO
 Mon Oct 14 1985, 3:33 AM CDT
 Att. 53,706 - Cloudy - 68 F

AB	30
R	2
H	5
RBI	2
BB	3
SO	2
LOB	15



Batter	1	2	3	4	5	6	7	8	9	AB R H RBI BB SO LOB
Willie McGee, S OBP: 0.292, SLG: 0.238 (1, 8)	4-2 BB 2B BB	0-3 K		1-3 K			4-0 SH1-4 BB		2-1 P5	3 1 0 0 2 2 4
Ozzie Smith, S OBP: 0.476, SLG: 0.632 (1, 6)	4-0 BB 1-2 2B BB	1-0 P6			2-0 F7		1-0 SH1-4 1-2		1-2 HR	3 2 1 1 1 0 2
Tom Herr, S OBP: 0.409, SLG: 0.722 (1, 4)	0-0 E 1-H 2-H 2B		0-1 6-3		2-2 F7		0-0 6-3 2-3			4 0 1 2 0 0 1
Jack Clark, R OBP: 0.524, SLG: 0.375 (1, 3)	0-1 L5		3-3 K		3-1 FC5 WP 1B		4-0 IBB			3 0 1 0 1 1 1
Cesar Cedeno, R OBP: 0.308, SLG: 0.273 (1, 9)	2-2 K		2-2 P3		4-0 IBB		1-1 F8			3 0 0 0 1 1 3
Tito Landrum, R OBP: 0.545, SLG: 0.500 (1, 7)	2-1 F8		0-1 5-3		0-1 FC5			4-1 S BB		3 0 0 0 1 0 3
Terry Pendleton, S OBP: 0.286, SLG: 0.300 (1, 5)		0-0 SH1-4 2B		0-0 6-3		2-2 K		1 SAFE M SAFE 1 SAFE 1 SAFE P B S 1 SAFE	2-2 F7	4 0 1 0 0 1 1
Darrell Porter, L OBP: 0.438, SLG: 0.273 (1, 2)		4-0 SH1-4 BB		4-2 1B BB		0-3 K		B 1 SAFE S B C 1 SAFE 1 SAFE	2-3 K	2 0 0 0 2 2 1
Bob Forsch, R (1, 1)		0-0 SH1-4		2-2 1B		1-2 3-1		X	0-0 F7	0 0 0 0 0 0 0
Ken Dayley, L OBP: 0.500, SLG: 0.500 (4, 1)										2 0 1 0 0 0 0
Todd Worrell, R (7, 1)										0 0 0 0 0 0 0
Brian Harper, R (8, PH)										1 0 0 0 0 0 1
Jeff Lahti, R (9, 1)		1-2 2-3								0 0 0 0 0 0 0

Inning Stats	R: 2	H: 1	E: 1	LOB: 1	K: 1	S: 11	R: 0	H: 1	E: 0	LOB: 2	K: 1	S: 7	R: 0	H: 0	E: 0	LOB: 0	K: 1	S: 8	R: 0	H: 1	E: 0	LOB: 2	K: 0	S: 8	R: 0	H: 0	E: 0	LOB: 0	K: 2	S: 11	R: 0	H: 0	E: 0	LOB: 2	K: 0	S: 4	R: 0	H: 0	E: 0	LOB: 1	K: 1	S: 9	R: 1	H: 1	E: 0	LOB: 0	K: 0	S: 5	1B: 2	2B: 2	3B: 0	HR: 1	SF: 0	SAC: 2	DP: 0	HBP: 0
--------------	------	------	------	--------	------	-------	------	------	------	--------	------	------	------	------	------	--------	------	------	------	------	------	--------	------	------	------	------	------	--------	------	-------	------	------	------	--------	------	------	------	------	------	--------	------	------	------	------	------	--------	------	------	-------	-------	-------	-------	-------	--------	-------	--------

PITCHER	IP	WLS	BF	H	R	ER	SO	BB	IBB	HBP	BLK	WP	HR	S	P	ERA	WHIP
Fernando Valenzuela, L ERA: 1.88 (1, 1)	8.0		36	4	2	2	7	6	2	0	0	1	0	69	129	2.25	1.250
Tom Niedenfuer, R ERA: 3.0 (9, 1)	0.1	L	2	1	1	1	0	0	0	0	0	0	1	5	8	27.00	3.000

BOTTOM

Los Angeles Dodgers @ St. Louis Cardinals
 Busch Stadium, St. Louis, MO
 Mon Oct 14 1985, 3:33 AM CDT
 Att: 53,706 - Cloudy - 68 F

AB	28
R	3
H	5
RBI	3
BB	8
SO	7
LOB	17



WP: 1	PA: 38
PB: 0	
SB: 1	
CS: 0	

livebaseballscores.com

Batter	1	2	3	4	5	6	7	8	9	AB R H RBI BB SO LOB
Mariano Duncan, R (1, 6) OBP: 0.263, SLG: 0.444	1-2 1B	1-2 2B			0-1 E1 6-3 S SF8		0-0 3B		1-3 K	5 2 3 1 0 1 0
Ken Landreaux, L (1, 8) OBP: 0.421, SLG: 0.556 Enos Cabell, R (9, PH) OBP: 0.077, SLG: 0.077	1-0 F7	1-0 F8			2-1 6-3		1-1 P4		1-3 K	4 0 0 0 0 0 5 1 0 0 0 0 1 0
Pedro Guerrero, R (1, 7) OBP: 0.385, SLG: 0.300	0-0 P4				0-0 SF8		4-0 G6-4-3 IBB		0-0 F8	3 0 0 1 1 0 1
Bill Madlock, R (1, 5) OBP: 0.333, SLG: 0.750 Dave Anderson, R (9, 5)	0-0 1B				1-0 HR		1-0 G6-4-3			4 1 2 2 0 1 2 0 0 0 0 0 0 0
Mike Marshall, R (1, 9) OBP: 0.250, SLG: 0.435	3-3 K				0-1 6-3			0-0 HR		4 1 1 1 0 1 1
Mike Scioscia, L (1, 2) OBP: 0.400, SLG: 0.250		1-1 G3			1-0 5-3 1B		4-1 BB		2-2 F9	3 0 1 0 1 0 0
Greg Brock, L (1, 3) OBP: 0.214, SLG: 0.333		4-0 1B BB			0-0 F8		0-1 P4		4-1 BB	2 1 0 0 2 0 2
Steve Sax, R (1, 4) OBP: 0.333, SLG: 0.450		0-1 F9			2-2 5-3		0-0 F7		1-3 K	4 0 0 0 0 1 4
Orel Hershiser, R (1, 1) OBP: 0.286, SLG: 0.286 Tom Niedenfuer, R (7, 1)		0-1 1B			1-0 5-3		1-3 K		1-3 K	3 0 1 0 0 1 2 1 0 0 0 0 1 1

Inning Stats	R: 1 E: 0 K: 1 S: 10	H: 2 LOB: 1 BB: 0 P: 15	R: 1 E: 0 K: 0 S: 10	H: 2 LOB: 2 BB: 1 P: 17	R: 0 E: 0 K: 1 S: 6	H: 0 LOB: 0 BB: 0 P: 7	R: 0 E: 0 K: 0 S: 6	H: 1 LOB: 1 BB: 0 P: 10	R: 2 E: 1 K: 0 S: 8	H: 1 LOB: 0 BB: 0 P: 11	R: 0 E: 0 K: 1 S: 7	H: 0 LOB: 1 BB: 1 P: 12	R: 0 E: 0 K: 0 S: 4	H: 1 LOB: 1 BB: 1 P: 10	R: 1 E: 0 K: 2 S: 13	H: 1 LOB: 1 BB: 1 P: 21	R: 0 E: 0 K: 2 S: 7	H: 0 LOB: 0 BB: 0 P: 9	1B: 4 2B: 1 3B: 1 HR: 2	SF: 1 SAC: 0 DP: 1 HBP: 0	WP: 0 PB: 0 SB: 1 CS: 0	PA: 39
--------------	-------------------------------	----------------------------------	-------------------------------	----------------------------------	------------------------------	---------------------------------	------------------------------	----------------------------------	------------------------------	----------------------------------	------------------------------	----------------------------------	------------------------------	----------------------------------	-------------------------------	----------------------------------	------------------------------	---------------------------------	----------------------------------	------------------------------------	----------------------------------	--------

PITCHER	IP	WLS	BF	H	R	ER	SO	BB	IBB	HBP	BLK	WP	HR	S	P	ERA	WHIP
Joaquin Andujar, R (1, 1) ERA: 6.97	6.0		27	6	4	2	3	2	0	0	0	0	1	47	72	3.00	1.333
Todd Worrell, R (7, 1) ERA: 1.42	2.0	W	9	2	1	1	2	1	1	0	0	0	1	17	31	4.50	1.500
Ken Dayley, L (9, 1) ERA:	1.0	S	3	0	0	0	2	0	0	0	0	0	0	7	9	0.00	0.000

BOTTOM

St. Louis Cardinals @ Los Angeles Dodgers
Dodger Stadium, Los Angeles, CA

Wed Oct 16 1985, 3:33 AM PDT
 Att: 55,208 - Sunny - 80 F

AB	34
R	5
H	8
RBI	5
BB	4
SO	7
LOB	18

