

Los Angeles Dodgers - 1986

Batter	1	2	3	4	5	6	7	8	9	AB R H RBI BB SO LOB	TOP									
Bip Roberts, S (1, 4) 0-0 S	0-3 K		0-0 G6-4-3 1-2f			0-3 K		0-0 5-3		4 0 0 0 0 2 1	San Diego Padres @ Los Angeles Dodgers Dodger Stadium, Los Angeles, CA Mon Apr 07 1986, 3:33 AM PST Att: 49,444 - Unknown livebaseballscorecards.com									
Tony Gwynn, L (1, 9) 0-0 X	0-0 F7			0-0 L8		0-0 1B 1B		0-3 K		4 0 1 0 0 1 0										
Kevin McReynolds, R (1, 8) 0-0 X	0-0 5-3			0-0 6-3		0-0 1B 1-2 1B		0-0 1B 1B		4 1 2 0 0 0 0										
Steve Garvey, R (1, 3) John Kruk, L (9, PR)		0-0 B1-3		0-0 6-3		0-0 F6		0-0 1B CS 1B		4 0 1 0 0 0 2 0 0 0 0 0 0 0										
Carmelo Martinez, R (1, 7) 0-0 S		0-3 K			0-0 1B 1B	0-3 K		0-3 K 1-2		4 0 1 0 0 3 4										
Garry Templeton, S (1, 6) 0-0 X		0-0 E S 1B			0-0 1B 1-2 1B		0-3 K	0-0 1B		4 0 3 1 0 1 0										
Terry Kennedy, L (1, 2) Marvell Wynne, L (7, PR) Bruce Bochy, R (7, 2)		0-0 G1 1-3			0-0 F7		4-0 CS BB	0-0 1-3 3-H		2 0 0 0 1 0 3 0 0 0 0 0 0 0 1 0 0 0 0 0 1										
Jerry Royster, R (1, 5) 0-0 S			0-3 K2-3		0-0 1B 1-3 2-H	0-0 6-3 1-2				3 0 1 0 0 1 1										
Eric Show, R (1, 1) Graig Nettles, L (8, PH) Craig Lefferts, L (8, 1)			0-0 G6-4-3 1B			0-0 5-3		0-3 K		2 0 1 0 0 0 2 1 0 0 0 0 1 0 0 0 0 0 0 0 0										
Inning Stats	R: 0 E: 0 K: 1 S: 5	H: 0 LOB: 0 BB: 0 P: 5	R: 0 E: 0 K: 1 S: 6	H: 1 LOB: 1 BB: 0 P: 6	R: 0 E: 0 K: 1 S: 5	H: 1 LOB: 0 BB: 0 P: 5	R: 0 E: 0 K: 0 S: 3	H: 0 LOB: 0 BB: 0 P: 3	R: 0 E: 0 K: 2 S: 9	H: 3 LOB: 2 BB: 0 P: 9		R: 0 E: 0 K: 1 S: 4	H: 0 LOB: 1 BB: 1 P: 8	R: 0 E: 0 K: 2 S: 7	H: 0 LOB: 0 BB: 0 P: 7	R: 1 E: 0 K: 1 S: 7	H: 3 LOB: 1 BB: 0 P: 7	1B: 10 2B: 0 3B: 0 HR: 0	SF: 0 SAC: 0 DP: 1 HBP: 0	WP: 0 PB: 0 SB: 1 CS: 2
PITCHER Fernando Valenzuela, L (1, 1) ERA: 1.0	IP: 9.0 WLS: W BF: 34 H: 10 R: 1 ER: 1 SO: 9 BB: 1 IBB: 0 HBP: 0 BLK: 0 WP: 0 HR: 0 S: 51 P: 55 ERA: 1.00 WHIP: 1.222											PITCHER	IP: 9.0 WLS: W BF: 34 H: 10 R: 1 ER: 1 SO: 9 BB: 1 IBB: 0 HBP: 0 BLK: 0 WP: 0 HR: 0 S: 51 P: 55 ERA: 1.00 WHIP: 1.222							

AB	33
R	1
H	10
RBI	1
BB	1
SO	9
LOB	14



Batter	1	2	3	4	5	6	7	8	9	AB	R	H	RBI	BB	SO	LOB
Mariano Duncan, R (1, 6) X	0-0 L4 ① X	0-0 F9 ③ X			0-0 6-3 ③ X			0-0 F9 ① X		4	0	0	0	0	0	2
Ken Landreaux, L (1, 8) X	0-0 F6 ② X		0-0 F7 ① X			0-0 1-3 ① X		0-0 F2 ② X		4	0	0	0	0	0	0
Bill Madlock, R (1, 5) X Dave Anderson, R (9, 5)	0-0 2B		0-0 5-3 ② X			0-0 6-3 ② X		0-0 1-3 ③ X		4	0	1	0	0	0	0
Greg Brock, L (1, 3) X	0-0 G3 ③ X		0-0 F3 ③ X			0-0 G3 ③ X				0	0	0	0	0	0	0
Mike Marshall, R (1, 9) X OBP: 1.000, SLG: 2.500		4-0 BB		0-0 1B		0-0 HR				2	2	2	1	1	0	0
Franklin Stubbs, L (1, 7) X Reggie Williams, R (9, 7)		0-0 1B		0-0 1B		0-0 4-3 ① X		0-0 4-3 ① X		3	0	1	0	0	0	1
Mike Scioscia, L (1, 2) X		0-0 1B		0-0 1B		0-0 4-3 ① X		4-0 FC6-4 BB		0	0	0	0	1	0	2
Steve Sax, R (1, 4) X OBP: 0.333, SLG: 0.333		0-0 1B		0-0 1B		0-0 F8 ① X		0-0 FC6-4 ② X		3	0	1	1	0	0	1
Fernando Valenzuela, L (1, 1) X		0-0 F3 ② X				0-0 4-3 ② X		0-0 FC6-4 ③ X		3	0	0	0	0	0	3

Inning Stats	R: 0	H: 1	E: 0	LOB: 1	K: 0	BB: 0	S: 4	P: 4	R: 1	H: 2	E: 0	LOB: 2	K: 0	BB: 1	S: 5	R: 0	H: 0	E: 0	LOB: 0	K: 0	BB: 0	S: 3	R: 0	H: 1	E: 0	LOB: 0	K: 0	BB: 0	S: 3	R: 0	H: 0	E: 0	LOB: 0	K: 0	BB: 0	S: 3	R: 1	H: 1	E: 0	LOB: 1	K: 0	BB: 1	S: 4	R: 0	H: 0	E: 0	LOB: 0	K: 0	BB: 0	S: 3	R: 0	H: 0	E: 0	LOB: 0	K: 0	BB: 0	S: 3	R: 0	H: 0	E: 0	LOB: 0	K: 0	BB: 0	S: 3	R: 1	H: 0	E: 0	LOB: 0	K: 0	BB: 0	S: 3	R: 0	H: 0	E: 0	LOB: 0	K: 0	BB: 0	S: 3
Eric Show, R (1, 1) ERA: 2.57	IP	WLS	BF	H	R	ER	SO	BB	IBB	HBP	BLK	WP	HR	S	P	ERA	WHIP																																																													
Craig Lefferts, L (8, 1) ERA:	1.0		3	0	0	0	0	0	0	0	0	0	0	3	3	0.00	0.000																																																													

BOTTOM

San Diego Padres @ Los Angeles Dodgers
Dodger Stadium, Los Angeles, CA

Mon Apr 07 1986, 3:33 AM PST
Att. 49,444 - Unknown

livebaseballscorecards.com

AB	28
R	2
H	5
RBI	2
BB	2
SO	0
LOB	10

WP: 0	PA: 30
PB: 0	
SB: 0	
CS: 0	

Batter	1	2	3	4	5	6	7	8	9	AB R H RBI BB SO LOB	TOP
Tim Flannery, L (1, 4) <small>OBP: 0.400, SLG: 0.400</small>	0-0 	0-0 		0-0 			0-0 		0-0 	5 0 2 0 0 0 1	San Diego Padres @ Los Angeles Dodgers Dodger Stadium, Los Angeles, CA Tue Apr 08 1986, 6:05 PM PST Att: 31,915 - Unknown livebaseballscorecards.com
Tony Gwynn, L (1, 9) <small>OBP: 0.111, SLG: 0.111</small>	0-0 	0-0 		0-0 			0-0 		0-0 	5 0 0 0 0 0 5	
Kevin McReynolds, R (1, 8) <small>OBP: 0.556, SLG: 0.556</small> (8, 7)	0-0 		0-0 			0-0 		0-0 	0-0 	5 1 3 0 0 0 1	
Steve Garvey, R (1, 3) <small>OBP: 0.125, SLG: 0.125</small>	0-0 		0-0 			0-3 		0-0 		4 0 0 0 0 1 5	
Terry Kennedy, L (1, 2) <small>OBP: 0.286, SLG: 0.167</small>	0-0 		0-0 			0-0 		0-3 		4 0 1 1 0 1 3	
Carmelo Martinez, R (1, 7) <small>OBP: 0.500, SLG: 0.429</small> Marvell Wynne, L (8, PR) (8, 8)		0-0 	0-0 			0-0 		4-0 		3 0 2 0 1 0 1 0 0 0 0 0 0 0	
Graig Nettles, L (1, 5)		4-0 	0-0 			0-0 		0-0 		3 0 0 0 1 0 3	
Garry Templeton, S (1, 6) <small>OBP: 0.375, SLG: 0.375</small>		0-0 	0-0 			0-0 		0-0 		4 0 0 0 0 0 5	
Dave Dravecky, R (1, 1) <small>OBP: 0.250, SLG: 0.250</small>		0-3 		0-3 		0-0 			0-0 	4 0 1 0 0 2 2	
Inning Stats	R: 0 H: 2 E: 0 LOB: 2 K: 0 BB: 0 S: 5 P: 5	R: 0 H: 2 E: 0 LOB: 3 K: 1 BB: 1 S: 7 P: 11	R: 1 H: 3 E: 0 LOB: 2 K: 0 BB: 0 S: 6 P: 6	R: 0 H: 0 E: 0 LOB: 0 K: 1 BB: 0 S: 5 P: 5	R: 0 H: 0 E: 1 LOB: 1 K: 1 BB: 0 S: 6 P: 6	R: 0 H: 0 E: 0 LOB: 0 K: 0 BB: 0 S: 3 P: 3	R: 0 H: 1 E: 0 LOB: 1 K: 0 BB: 0 S: 4 P: 4	R: 0 H: 0 E: 1 LOB: 1 K: 1 BB: 1 S: 5 P: 9	R: 0 H: 1 E: 0 LOB: 1 K: 0 BB: 0 S: 4 P: 4	1B: 9 SF: 0 2B: 0 SAC: 0 3B: 0 DP: 0 HR: 0 HBP: 0	WP: 0 PA: 39 PB: 0 SB: 1 CS: 0
PITCHER Orel Hershiser, R (1, 1) <small>ERA: 1.0</small>	IP 9.0 WLS L BF 39 H 9 R 1 ER 1 SO 4 BB 2 IBB 0 HBP 0 BLK 0 WP 0 HR 0 S 45 P 53 ERA 1.00 WHIP 1.222										

AB	37
R	1
H	9
RBI	1
BB	2
SO	4
LOB	26



Batter	1	2	3	4	5	6	7	8	9	AB	R	H	RBI	BB	SO	LOB
Mariano Duncan, R (1, 6) OBP: 0.125, SLG: 0.125	0-0 L3		0-0 5-3			0-3 K			0-0 FC1-6 1B	4	0	1	0	0	1	1
Steve Sax, R (1, 4) OBP: 0.143, SLG: 0.143	0-0 F7			0-3 K		0-0 5-3			0-0 FC1-6 1-2f	4	0	0	0	0	1	1
Bill Madlock, R (1, 5) OBP: 0.250, SLG: 0.375	0-0 5-3			0-0 1B			0-0 F6		0-0 F6	4	0	1	0	0	0	1
Mike Marshall, R (1, 9) OBP: 0.500, SLG: 1.000		0-0 6-3		0-0 F9			0-0 F8			3	0	0	0	0	0	1
Bill Russell, R (1, 7)		0-0 F6		0-0 4-3			0-0 5-3			3	0	0	0	0	0	1
Greg Brock, L (1, 3)		0-0 F8			0-0 F7			0-0 F6		3	0	0	0	0	0	0
Reggie Williams, R (1, 8) OBP: 0.333, SLG: 0.333			0-0 CS 1B		0-0 L4			0-0 6-3		3	0	1	0	0	0	0
Mike Scioscia, L (1, 2)			4-0 SH3-4 1-2 BB		0-0 F9			0-0 F9		2	0	0	0	1	0	0
Orel Hershiser, R (1, 1) Enos Cabell, R (9, PH)			0-0 SH3-4 1-2			0-0 6-3			0-0 3-1	1	0	0	0	0	0	0
										1	0	0	0	0	0	0

Inning Stats	R: 0 E: 0 K: 0 S: 3	H: 0 LOB: 0 BB: 0 P: 3	R: 0 E: 0 K: 0 S: 3	H: 0 LOB: 0 BB: 0 P: 3	R: 0 E: 0 K: 0 S: 3	H: 1 LOB: 1 BB: 1 P: 7	R: 0 E: 0 K: 1 S: 6	H: 1 LOB: 1 BB: 0 P: 6	R: 0 E: 0 K: 0 S: 3	H: 0 LOB: 0 BB: 0 P: 3	R: 0 E: 0 K: 1 S: 5	H: 0 LOB: 0 BB: 0 P: 5	R: 0 E: 0 K: 0 S: 3	H: 0 LOB: 0 BB: 0 P: 3	R: 0 E: 0 K: 0 S: 4	H: 1 LOB: 1 BB: 0 P: 4	1B: 3 2B: 0 3B: 0 HR: 0	SF: 0 SAC: 1 DP: 0 HBP: 0
--------------	------------------------------	---------------------------------	------------------------------	---------------------------------	------------------------------	---------------------------------	------------------------------	---------------------------------	------------------------------	---------------------------------	------------------------------	---------------------------------	------------------------------	---------------------------------	------------------------------	---------------------------------	----------------------------------	------------------------------------

PITCHER	IP	WLS	BF	H	R	ER	SO	BB	IBB	HBP	BLK	WP	HR	S	P	ERA	WHIP		
Dave Dravecky, L (1, 1) ERA:	9.0	W	30	3	0	0	2	1	0	0	0	0	0	33	37	0.00	0.444	WP:	PA: 30

BOTTOM

San Diego Padres @ Los Angeles Dodgers
Dodger Stadium, Los Angeles, CA

Tue Apr 08 1986, 6:05 PM PST
Att. 31,915 - Unknown

AB	28
R	0
H	3
RBI	0
BB	1
SO	2
LOB	5



Batter	1	2	3	4	5	6	7	8	9	AB R H RBI BB SO LOB	TOP											
Tim Flannery, L (1, 4) OBP: 0.333, SLG: 0.333	0-0 4-3		0-0 CS	0-0 5-3		0-0 F5			0-0 1B	4 0 1 0 0 0 1	San Diego Padres @ Los Angeles Dodgers Dodger Stadium, Los Angeles, CA Wed Apr 09 1986, 6:05 PM PST Att: 31,690 - Unknown livebaseballscorecards.com											
Tony Gwynn, L (1, 9) OBP: 0.077, SLG: 0.077	0-0 4-3			0-0 1-3			0-0 4-3		0-0 4-3	4 0 0 0 0 0 1												
Kevin McReynolds, R (1, 8) OBP: 0.417, SLG: 0.417	0-0 F7			0-0 5-3			0-0 5-3			3 0 0 0 0 0 0												
Steve Garvey, R (1, 3) OBP: 0.091, SLG: 0.091		0-0 F8			0-0 4-3		0-3 K			3 0 0 0 0 1 0												
Terry Kennedy, L (1, 2) OBP: 0.200, SLG: 0.111		0-0 4-3			0-0 5-3		0-3 K			3 0 0 0 0 1 0												
Carmelo Martinez, R (1, 7) OBP: 0.364, SLG: 0.300 Marvell Wynne, L (8, PR)		0-3 K			0-3 K			0-0 E6		3 0 0 0 0 2 0 0 0 0 0 0 0 0												
Graig Nettles, L (1, 5) Bip Roberts, S (8, PR) Jerry Royster, R (8, 5) OBP: 0.333, SLG: 0.333			0-0 3-1		4-0 G6-3		0-0 FC4-6			2 0 0 0 1 0 1 0 0 0 0 0 0 0 0 0 0 0 0 0 0												
Garry Templeton, S (1, 6) OBP: 0.364, SLG: 0.364			0-0 CS		0-0 G6-3		0-0 CS		0-0 6-3	3 0 1 0 0 0 1												
Andy Hawkins, R (1, 1) OBP: 0.500, SLG: 0.500 Craig Lefferts, L (8, 1) Lance McCullers, S (8, 1) John Kruk, L (9, PH)			0-3 K		0-0 1B			0-0 F7		2 0 1 0 0 1 1 0 0 0 0 0 0 0 0 0 0 0 0 0 0 1 0 0 0 0 0 0												
Inning Stats	R: 0 E: 0 K: 0 S: 3	H: 0 LOB: 0 BB: 0 P: 3	R: 0 E: 0 K: 1 S: 5	H: 0 LOB: 0 BB: 0 P: 5	R: 0 E: 0 K: 1 S: 5	H: 1 LOB: 0 BB: 0 P: 5	R: 0 E: 0 K: 0 S: 3	H: 0 LOB: 0 BB: 0 P: 3	R: 0 E: 0 K: 1 S: 5	H: 0 LOB: 0 BB: 0 P: 5	R: 0 E: 0 K: 1 S: 5	H: 0 LOB: 0 BB: 0 P: 5	R: 0 E: 1 K: 1 S: 5	H: 0 LOB: 1 BB: 0 P: 5	R: 0 E: 0 K: 1 S: 5	H: 0 LOB: 1 BB: 0 P: 5	R: 0 E: 0 K: 0 S: 4	H: 1 LOB: 1 BB: 0 P: 4	1B: 3 2B: 0 3B: 0 HR: 0	SF: 0 SAC: 0 DP: 1 HBP: 0	WP: 0 PB: 0 SB: 0 CS: 2	PA: 31
PITCHER Bob Welch, R (1, 1) ERA:	IP 9.0	WLS W	BF 29	H 3	R 0	ER 0	SO 5	BB 1	IBB 0	HBP 0	BLK 0	WP 0	HR 0	S 38	P 42	ERA 0.00	WHIP 0.444					

AB	28
R	0
H	3
RBI	0
BB	1
SO	5
LOB	5



Batter	1	2	3	4	5	6	7	8	9	AB R H RBI BB SO LOB	TOP		
Bip Roberts, S (1, 4) X	0-0 5-3 ① X	0-0 FC3-6 ②		0-3 K ②		4-0 BB			0-3 K ①	4 0 0 0 1 2 3			
Tony Gwynn, L (1, 9) X OBP: 0.222, SLG: 0.176	0-0 1B 1B	4-0 FC5 BB ②		0-0 G3 ③		0-3 K ③			0-0 FC5-4 1B	4 0 2 0 1 1 3			
Kevin McReynolds, R (1, 8) X (7, 7)	0-0 F7	0-0 FC5 ③			0-0 BB 1B ①				0-0 F9 ②	5 1 1 0 0 1 4			
Steve Garvey, R (1, 3) X Marvell Wynne, L (7, PR) (7, 8)	0-0 1B 1-2		0-0 6-3 ①		0-0 F6 ①				0-0 FC5-4 ③	4 0 2 0 0 0 1 1 0 0 0 0 0 1			
Garry Templeton, S (1, 6) X OBP: 0.333, SLG: 0.333	0-0 F8 ③		0-0 4-3 ②		0-0 L9 ②				0-0 1B 1-2 ②	4 0 1 0 0 0 3			
Carmelo Martinez, R (1, 7) X (7, 3)		0-0 HR	0-3 K ③		4-0 1B BB ①				0-0 L6 ③	3 1 1 1 1 1 1			
Terry Kennedy, L (1, 2) X OBP: 0.286, SLG: 0.231		0-0 1B 6-3 ①		0-0 F9 ①	0-0 1B ③				0-0 F7 ①	4 1 2 1 0 0 0			
Jerry Royster, R (1, 5) X Graig Nettles, L (8, PH) (8, 5)		0-0 6-3 ①		0-0 1B 2B	0-0 1B ③				0-3 K ②	3 0 1 0 0 0 1 1 0 0 0 0 1 0			
Mark Thurmond, L (1, 1) X Lance McCullers, S (7, 1) Rich Gossage, R (8, 1)		0-0 FC3-6 1B ①		0-0 1B 2-3	0-0 6-3 ②				0-0 F9 ③	3 0 2 1 0 0 0 1 0 0 0 0 0 0 0 0 0 0 0 0 0			
Inning Stats	R: 0 H: 2 E: 0 LOB: 2 K: 0 BB: 0 S: 5 P: 5	R: 2 H: 3 E: 0 LOB: 2 K: 0 BB: 1 S: 6 P: 10	R: 0 H: 0 E: 0 LOB: 0 K: 1 BB: 0 S: 5 P: 5	R: 0 H: 2 E: 0 LOB: 2 K: 1 BB: 0 S: 7 P: 7	R: 1 H: 2 E: 0 LOB: 2 K: 0 BB: 1 S: 4 P: 8	R: 0 H: 0 E: 0 LOB: 1 K: 1 BB: 1 S: 5 P: 9	R: 0 H: 2 E: 0 LOB: 1 K: 1 BB: 0 S: 6 P: 6	R: 0 H: 0 E: 0 LOB: 0 K: 1 BB: 0 S: 5 P: 5	R: 0 H: 1 E: 0 LOB: 1 K: 1 BB: 0 S: 6 P: 6	1B: 10 SF: 0 2B: 1 SAC: 0 3B: 0 DP: 0 HR: 1 HBP: 0	WP: 0 PA: 40 PB: 0 SB: 0 CS: 2		
PITCHER	IP WLS BF H R ER SO BB IBB HBP BLK WP HR S P ERA WHIP											PITCHER	IP WLS BF H R ER SO BB IBB HBP BLK WP HR S P ERA WHIP
Rick Honeycutt, L (1, 1) ERA: 5.79	4.2 L 24 8 3 3 2 2 0 0 0 0 0 1 26 34 5.79 2.143												
Carlos Diaz, L (5, 1) ERA:	0.1 1 1 0 0 0 0 0 0 0 0 0 0 1 1 0.00 3.000												
Ken Howell, R (6, 1) ERA:	3.0 11 2 0 0 3 1 0 0 0 0 0 0 16 20 0.00 1.000												
Tom Niedenfuer, R (9, 1) ERA:	1.0 4 1 0 0 1 0 0 0 0 0 0 0 6 6 0.00 1.000												

San Diego Padres @ Los Angeles Dodgers
 Dodger Stadium, Los Angeles, CA
 Thu Apr 10 1986, 6:05 PM PST
 Att: 50,387 - Unknown

AB	37
R	3
H	12
RBI	3
BB	3
SO	6
LOB	17



Batter	1	2	3	4	5	6	7	8	9	AB R H RBI BB SO LOB												
Mariano Duncan, R OBP: 0.118, SLG: 0.118 (1, 6)	0-0 6-3		0-3 K		0-0 F4		0-0 6-3		0-0 F6	5 0 0 0 0 1 3												
Bill Russell, R OBP: 0.500, SLG: 0.500 Ken Landreaux, L (7, PH) (8, 7) (9, 8)	4-0 1-3 BB		4-0 1B BB		0-0 E8 1-H 6-3 2B		0-0 F7			1 1 1 1 2 0 0 1 0 0 0 0 0 1												
Bill Madlock, R OBP: 0.267, SLG: 0.333 Ken Howell, R Terry Whitfield, L Tom Niedenfuer, R (1, 5) (6, 1) (8, PH) (9, 1)	0-0 1-3		0-0 1-2 1B		0-0 6-3			4-0 BB		3 0 1 1 0 0 1 0 0 0 0 0 0 0 0 0 0 0 1 0 0 0 0 0 0 0 0 0												
Mike Marshall, R OBP: 0.308, SLG: 0.500 (1, 9)	0-0 F9		0-0 F4		0-0 F9			0-0 F4		4 0 0 0 0 0 4												
Cesar Cedeno, R OBP: 0.667, SLG: 0.667 Franklin Stubbs, L OBP: 0.143, SLG: 0.143 (1, 8) (8, PH) (9, 7)		0-0 G6-4-3 1B		0-0 FC5-4 1B		0-0 5-3		0-3 K		3 0 2 0 0 0 0 1 0 0 0 0 1 1												
Alex Trevino, R OBP: 0.333, SLG: 0.333 Mike Scioscia, L OBP: 0.300, SLG: 0.125 (1, 2) (8, PH) (9, 2)		0-0 G6-4-3 1B		0-0 FC5-4 1-2f		0-0 L9		0-0 F4		3 0 1 0 0 0 1 1 0 0 0 0 0 1												
Greg Brock, L OBP: 0.154, SLG: 0.154 (1, 3)		0-0 G6-4-3 1-2f 2-3		0-3 K		0-0 4-3			0-0 F8	4 0 0 0 0 1 3												
Steve Sax, R OBP: 0.286, SLG: 0.286 (1, 4)		0-3 K		0-0 6-3			0-0 6-3 1B		0-0 CS 1B	4 0 2 0 0 1 2												
Rick Honeycutt, L Carlos Diaz, R Dave Anderson, R OBP: 0.667, SLG: 0.667 (1, 1) (5, 1) (5, PH) (6, 5)			0-0 6-3		0-0 E 1B		0-3 K		0-0 1-2 1B	1 0 0 0 0 0 0 0 0 0 0 0 0 0 3 1 2 0 0 1 1												
Inning Stats	R: 0 E: 0 K: 0 S: 3	H: 0 LOB: 1 BB: 1 P: 7	R: 0 E: 0 K: 1 S: 6	H: 2 LOB: 1 BB: 0 P: 6	R: 0 E: 0 K: 1 S: 6	H: 1 LOB: 2 BB: 1 P: 10	R: 0 E: 0 K: 1 S: 6	H: 1 LOB: 1 BB: 1 P: 6	R: 2 E: 1 K: 0 S: 5	H: 2 LOB: 0 BB: 0 P: 5	R: 0 E: 0 K: 0 S: 3	H: 0 LOB: 0 BB: 0 P: 3	R: 0 E: 0 K: 1 S: 6	H: 1 LOB: 1 BB: 0 P: 6	R: 0 E: 0 K: 1 S: 5	H: 0 LOB: 1 BB: 1 P: 9	R: 0 E: 0 K: 0 S: 4	H: 2 LOB: 1 BB: 0 P: 4	1B: 8 2B: 1 3B: 0 HR: 0	SF: 0 SAC: 0 DP: 1 HBP: 0	WP: 0 PB: 0 SB: 0 CS: 1	PA: 37

BOTTOM

San Diego Padres @ Los Angeles Dodgers
 Dodger Stadium, Los Angeles, CA
 Thu Apr 10 1986, 6:05 PM PST
 Att. 50,387 - Unknown

livebaseballscorecards.com

AB	34
R	2
H	9
RBI	2
BB	3
SO	5
LOB	18



PITCHER															IP	WLS	BF	H	R	ER	SO	BB	IBB	HBP	BLK	WP	HR	S	P	ERA	WHIP
Mark Thurmond, L ERA: 1.35 (1, 1)															6.2	W	28	7	2	1	4	2	0	0	0	0	0	34	42	1.35	1.350
Lance McCullers, R ERA: (7, 1)															0.1		2	0	0	0	0	1	0	0	0	0	0	1	5	0.00	3.000
Rich Gossage, R ERA: (8, 1)															2.0	S	7	2	0	0	1	0	0	0	0	0	0	9	9	0.00	1.000


Batter	1	2	3	4	5	6	7	8	9	10	11	12	AB R H RBI BB SO LOB	
Dan Gladden, R OBP: 0.421, SLG: 0.444 (1, 8)	0-0 SH1-3 1B		0-0 5-3	0-0 1B		4-0 WP E BB		0-0 1-3		0-0 SH1		0-0 1B	5 2 3 1 1 0 1	
Will Clark, L OBP: 0.421, SLG: 0.563 (1, 3)	0-0 SH1-3 1-2		0-0 WP E 1B	4-0 1B BB		0-3 K		0-0 F7		4-0 IBB		4-0 1B IBB	3 2 1 0 3 1 2	
Chil Davis, S OBP: 0.167, SLG: 0.125 (1, 9)	0-0 5-3		0-0 WP E 1B	0-0 HR 1B		0-0 E5		4-0 IBB		0-3 K		0-0 1B	4 2 2 0 1 0 1	
Greg Minton, S (8, 1)													0 0 0 0 0 0 0	
Brad Gulden, L OBP: 0.667, SLG: 0.500 (9, 2)													2 0 1 1 0 1 2	
Jeffrey Leonard, R OBP: 0.296, SLG: 0.714 (1, 7)	0-0 5-3		0-0 L7	0-0 HR 1B		0-0 5-3		0-3 K		0-0 F4			4 1 1 3 0 0 4	
Brad Wellman, R (7, 5)													2 0 0 0 0 1 4	
Chris Brown, R OBP: 0.250, SLG: 0.250 (1, 5)		0-0 E6 1B	4-0 E BB	0-0 F8		0-0 F4		0-0 F4		0-0 5-3			1 0 0 0 0 0 0	
Bob Brently, R OBP: 0.500, SLG: 0.750 (2, 5)													2 1 0 0 1 0 0	
Michael LaCoss, R (7, 1)													0 0 0 0 0 0 0	
Mark Davis, L (8, 1)													0 0 0 0 0 0 0	
Joel Youngblood, R (8, 9)													2 0 0 0 0 0 0	
Bob Melvin, R OBP: 0.200, SLG: 0.300 (1, 2)	0-0 6-3		0-0 E8		0-0 6-3		0-0 E6 FC5-4		0-3 K		0-0 F9			6 0 0 0 0 1 1
Robby Thompson, R OBP: 0.250, SLG: 0.286 (1, 4)	0-3 K		0-0 2-3		0-0 F8		0-0 FC5-4		H 1-0 HBP		0-3 K			5 0 0 0 0 2 3
Jose Uribe, S OBP: 0.385, SLG: 0.200 (1, 6)		4-0 1B IBB		0-0 SH5-3 1B		0-0 F9		0-3 K		0-0 F4				4 1 1 0 1 1 2
Jeff Robinson, R (9, 1)														0 0 0 0 0 0 0
Dan Driessen, L (12, PH)														1 0 0 0 0 1 0
Jim Gott, R (12, 1)														0 0 0 0 0 0 0
Roger Mason, R OBP: 0.500, SLG: 0.500 (1, 1)	0-0 1-2 2-H 1B		0-0 SH5-3			0-3 K		H 1-0 HBP		0-0 SH1 1B				2 0 1 0 0 1 0
Candy Maldonado, R OBP: 0.800, SLG: 1.500 (7, 7)														2 0 2 0 0 0 0

Inning Stats	R: 0 E: 0 K: 0 S: 4	H: 1 LOB: 1 BB: 0 P: 4	R: 0 E: 1 K: 1 S: 6	H: 1 LOB: 2 BB: 1 P: 10	R: 3 E: 1 K: 0 S: 6	H: 2 LOB: 1 BB: 1 P: 10	R: 4 E: 0 K: 0 S: 6	H: 4 LOB: 0 BB: 1 P: 10	R: 0 E: 0 K: 0 S: 3	H: 0 LOB: 0 BB: 0 P: 3	R: 1 E: 1 K: 2 S: 8	H: 0 LOB: 1 BB: 1 P: 12	R: 0 E: 1 K: 1 S: 6	H: 0 LOB: 1 BB: 0 P: 6	R: 0 E: 0 K: 1 S: 5	H: 0 LOB: 2 BB: 1 P: 10	R: 0 E: 0 K: 1 S: 5	H: 1 LOB: 1 BB: 0 P: 6	R: 0 E: 0 K: 1 S: 6	H: 1 LOB: 1 BB: 1 P: 10	R: 0 E: 0 K: 1 S: 5	H: 0 LOB: 0 BB: 0 P: 5	R: 1 E: 0 K: 1 S: 6	H: 3 LOB: 2 BB: 1 P: 10	1B: 10 2B: 1 3B: 0 HR: 1	SF: 0 SAC: 3 DP: 0 HBP: 2	WP: 2 PB: 0 SB: 2 CS: 0	PA: 57
--------------	------------------------------	---------------------------------	------------------------------	----------------------------------	------------------------------	----------------------------------	------------------------------	----------------------------------	------------------------------	---------------------------------	------------------------------	----------------------------------	------------------------------	---------------------------------	------------------------------	----------------------------------	------------------------------	---------------------------------	------------------------------	----------------------------------	------------------------------	---------------------------------	------------------------------	----------------------------------	-----------------------------------	------------------------------------	----------------------------------	--------

PITCHER	IP	WLS	BF	H	R	ER	SO	BB	IBB	HBP	BLK	WP	HR	S	P	ERA	WHIP
Jerry Reuss, L ERA: 5.4 (1, 1)	3.1		20	6	6	3	1	2	1	0	0	1	0	19	31	8.10	2.400
Carlos Diaz, L ERA: 18.0 (4, 1)	0.2		3	2	1	1	0	0	0	0	0	0	1	3	3	13.50	3.000
Dennis Powell, L ERA: (5, 1)	2.0		8	0	1	0	2	1	0	0	0	1	0	11	15	0.00	0.500
Ed Vande Berg, L ERA: (7, 1)	2.0		9	0	0	0	2	0	1	1	0	0	0	11	16	0.00	0.000
Ken Howell, R ERA: (9, 1)	1.0		4	0	0	0	1	0	0	1	0	0	0	5	6	0.00	0.000
PITCHER	IP	WLS	BF	H	R	ER	SO	BB	IBB	HBP	BLK	WP	HR	S	P	ERA	WHIP
Tom Niedenfuer, R ERA: 2.25 (10, 1)	3.0	L	13	4	1	1	3	0	2	0	0	0	0	17	25	3.00	1.333

San Francisco Giants @ Los Angeles Dodgers
Dodger Stadium, Los Angeles, CA
 Fri Apr 11 1986, 6:05 PM PST
 Att. 34,690 - Unknown

AB	45
R	9
H	12
RBI	5
BB	7
SO	9
LOB	20



Batter	1	2	3	4	5	6	7	8	9	10	11	12	AB R H RBI BB SO LOB
Mariano Duncan, R OBP: 0.167, SLG: 0.130	4-0 BB S BB	0-0 F5			0-0 6-3		0-0 WP S SF7 1B	0-0 F6		0-0 4-3		0-0 F5	6 1 1 0 1 0 3
Ken Landreaux, L OBP: 0.154, SLG: 0.091	0-3 K		0-3 K		0-0 HBP 1B		0-0 SF7	0-0 G5-4-3		0-0 E 1B		0-0 5-3	3 1 1 1 0 2 1
Alex Trevino, R OBP: 0.250, SLG: 0.250	(8, PH)				1B		1-H	1-2		E 1B			1 0 0 0 0 0 2
Ken Howell, R OBP: 0.600, SLG: 0.600	(9, 1)				1B					1B			0 0 0 0 0 0 0
Dave Anderson, R OBP: 0.600, SLG: 0.600	(10, 4)				HBP								2 0 1 0 0 0 0
Bill Madlock, R OBP: 0.316, SLG: 0.300	0-3 K		4-0 BB		1-2 HBP		0-0 5-3		0-0 5-3	0-0 E 1B		0-0 F3	5 0 1 0 1 1 1
Greg Brock, L OBP: 0.316, SLG: 0.235	4-0 BB BB		0-0 F8		1-2 HBP		0-0 HBP 1B		4-0 1B BB	0-0 E4			4 2 2 1 2 0 3
Mike Marshall, R OBP: 0.368, SLG: 0.438	4-0 BB BB		0-3 K		1-3 2-H 1B		0-0 F9		0-0 1B BB	0-3 1-2 2-3			4 2 1 0 1 2 6
Franklin Stubbs, L OBP: 0.231, SLG: 0.462	0-0 6-3			0-0 L9	0-3 K		0-0 HBP		0-0 1-2 2B 1B	0-3 K			6 2 2 4 0 2 8
Mike Scioscia, L OBP: 0.313, SLG: 0.286		0-0 1-3 1B		0-0 F8		0-0 4-3	0-0 F6		0-0 1-H 2-H 2B		0-0 L3		6 0 2 2 0 0 0
Steve Sax, R OBP: 0.316, SLG: 0.316		0-0 F8		0-0 1B		0-0 F9		0-0 HBP 1B	0-3 K	0-3 K			5 0 2 0 0 1 2
Tom Niedenfuer, R OBP: 0.316, SLG: 0.316		0-0 1-3		0-0 F7		0-0 3-1		0-0 G5-4-3 HBP	0-3 K	0-3 K			1 0 0 0 0 1 0
Jerry Reuss, L Carlos Diaz, R Cesar Cedeno, R Dennis Pineda, R Bill Russell, R Ed VanDe Berg, R Terry Whitfield, L Ernie Campbell, R		0-0 1-2											1 0 0 0 0 0 0 1 0 0 0 0 0 0 0 1 0 0 0 0 0 0 0 0 1 0 2 0 0 0 0 0 2 1

Inning Stats	R: 0 E: 0 K: 2 S: 7	H: 0 LOB: 3 BB: 3 P: 19	R: 0 E: 0 K: 0 S: 4	H: 1 LOB: 1 BB: 0 P: 4	R: 0 E: 0 K: 2 S: 7	H: 0 LOB: 1 BB: 1 P: 11	R: 0 E: 0 K: 0 S: 4	H: 1 LOB: 1 BB: 0 P: 4	R: 1 E: 0 K: 1 S: 7	H: 2 LOB: 2 BB: 0 P: 8	R: 0 E: 0 K: 0 S: 3	H: 0 LOB: 0 BB: 0 P: 3	R: 4 E: 0 K: 0 S: 6	H: 3 LOB: 0 BB: 0 P: 7	R: 0 E: 0 K: 0 S: 3	H: 1 LOB: 1 BB: 0 P: 4	R: 3 E: 0 K: 2 S: 10	H: 3 LOB: 1 BB: 1 P: 14	R: 0 E: 1 K: 2 S: 10	H: 2 LOB: 3 BB: 0 P: 10	R: 0 E: 0 K: 2 S: 7	H: 0 LOB: 0 BB: 0 P: 7	R: 0 E: 0 K: 0 S: 3	H: 0 LOB: 0 BB: 0 P: 3	1B: 11 2B: 1 3B: 0 HR: 1	SF: 1 SAC: 0 DP: 1 HBP: 3	WP: 1 PA: 57
--------------	------------------------------	----------------------------------	------------------------------	---------------------------------	------------------------------	----------------------------------	------------------------------	---------------------------------	------------------------------	---------------------------------	------------------------------	---------------------------------	------------------------------	---------------------------------	------------------------------	---------------------------------	-------------------------------	----------------------------------	-------------------------------	----------------------------------	------------------------------	---------------------------------	------------------------------	---------------------------------	-----------------------------------	------------------------------------	-----------------

PITCHER	IP	WLS	BF	H	R	ER	SO	BB	IBB	HBP	BLK	WP	HR	S	P	ERA	WHIP
Roger Mason, R ERA: 1.5	(1, 1)	6.0	27	4	1	1	5	4	0	1	0	0	0	32	49	1.50	1.333
Michael LaCoss, R ERA: 36.0	(7, 1)	1.0	8	4	4	4	0	0	0	1	0	1	1	7	8	36.00	4.000
Mark Davis, L ERA:	(8, 1)	0.1	2	0	0	0	0	0	0	1	0	0	0	1	2	0.00	0.000
Greg Minton, R ERA: 11.57	(8, 1)	1.0	6	3	3	3	0	1	0	0	0	0	0	5	9	27.00	4.000
Jeff Robinson, R ERA: 3.6	(9, 1)	2.2	W 11	2	0	0	6	0	0	0	0	0	0	23	23	0.00	0.750

BOTTOM

San Francisco Giants @ Los Angeles Dodgers
Dodger Stadium, Los Angeles, CA

Fri Apr 11 1986, 6:05 PM PST
Att: 34,690 - Unknown

AB	R	H	RBI	BB	SO	LOB
48	8	13	8	5	11	29

livebaseballscorecards.com


Batter	1	2	3	4	5	6	7	8	9	10	11	AB	R	H	RBI	BB	SO	LOB	TOP								
Dan Gladden, R OBP: 0.360, SLG: 0.417 (1, 8)	5-3		4-3		F9	E5			4-3	B2-3		6	1	1	0	0	0	1									
Will Clark, L OBP: 0.440, SLG: 0.591 (1, 3)	CS 1B			1B 2B	1B	CS	F9		4-3	F7		6	1	3	0	0	0	1									
Chili Davis, S OBP: 0.208, SLG: 0.182 (1, 9)	F8			5-3	1B		6-3		1B 1B	F9		6	1	2	1	0	0	2									
Jeffrey Leonard, R OBP: 0.400, SLG: 0.842 (1, 7)		F4		FC5-4 1B BB	F8		1B		1-3 1B 1B			5	2	3	1	1	0	2									
Bob Brenly, R OBP: 0.563, SLG: 0.769 (1, 5)		BB		1B	FC5-4 1B	BB E	L1		1B 1-3 1B			5	1	3	2	1	0	1									
Bob Melvin, R OBP: 0.125, SLG: 0.188 (1, 2)	K			FC5-4 BB	K			6-3	1-3			6	0	0	0	0	3	6									
Robby Thompson, R OBP: 0.364, SLG: 0.294 (1, 4)	1-3			1-2 BB	BB E	1B		E6 F8	1B BB			3	1	1	0	3	0	1									
Jose Uribe, S OBP: 0.333, SLG: 0.167 Joel Youngblood, R (6, PH) Brad Wellman, R (6, 6) OBP: 0.167, SLG: 0.167			1-3	FC5		E BB		F8	1-2 2-3 1B			2	0	0	0	0	0	3									
Mike Krukow, R Candy Maldonado, R (6, PH) Bill Lasky, R (6, 1) Dan Driessen, L (8, PH) Mark Davis, L (8, 1) Jim Gott, R (9, PH) Greg Minton, S (9, 1)			1-3		F7	F3		4-3	K			0	0	0	0	0	0	0									
Inning Stats	R: 0 E: 0 K: 3	H: 1 LOB: 0 P: 3	R: 0 E: 0 K: 1 S: 5	H: 0 LOB: 1 BB: 1 P: 9	R: 0 E: 0 K: 0 S: 3	H: 0 LOB: 0 BB: 0 P: 3	R: 1 E: 0 K: 0 S: 5	H: 2 LOB: 3 BB: 2 P: 13	R: 0 E: 0 K: 0 S: 5	H: 2 LOB: 2 BB: 0 P: 5	R: 2 E: 1 K: 1 S: 7	H: 2 LOB: 1 BB: 1 P: 11	R: 0 E: 0 K: 0 S: 4	H: 0 LOB: 1 BB: 0 P: 4	R: 0 E: 1 K: 0 S: 4	H: 0 LOB: 1 BB: 0 P: 4	R: 3 E: 0 K: 1 S: 10	H: 5 LOB: 3 BB: 1 P: 14	R: 0 E: 0 K: 0 S: 3	H: 0 LOB: 0 BB: 0 P: 3	R: 1 E: 0 K: 2 S: 8	H: 1 LOB: 1 BB: 1 P: 12	1B: 10 2B: 3 3B: 0 HR: 1	SF: 0 SAC: 0 DP: 0 HBP: 0	WP: 0 PB: 0 SB: 0 CS: 2	PA: 54	
PITCHER	IP	WLS	BF	H	R	ER	SO	BB	IBB	HBP	BLK	WP	HR	S	P	ERA	WHIP										
Fernando Valenzuela, L (1, 1) ERA: 1.06	8.0		36	8	3	1	2	4	0	0	0	0	0	36	52	1.12	1.500										
Ed Vande Berg, L (9, 1) ERA: 7.71	0.1		3	2	2	2	0	0	0	0	0	0	0	3	3	54.00	6.000										
Tom Niedenfuer, R (9, 1) ERA: 4.5	0.0		2	2	0	0	0	0	0	0	0	0	0	2	2	∞	∞										
Rick Honeycutt, L (9, 1) ERA: 5.06	0.2		4	1	1	1	1	1	0	0	0	0	0	5	9	13.50	3.000										
Dennis Powell, L (10, 1) ERA: 2.25	2.0	L	8	1	1	1	2	1	0	0	0	0	1	11	15	4.50	1.000										

San Francisco Giants @ Los Angeles Dodgers
 Dodger Stadium, Los Angeles, CA
 Sat Apr 12 1986, 6:05 PM PST
 Att. 43,945 - Unknown

livebaseballscorecards.com

AB	47
R	7
H	14
RBI	5
BB	6
SO	5
LOB	26



Batter	1	2	3	4	5	6	7	8	9	10	11	AB R H RBI BB SO LOB	BOTTOM				
Mariano Duncan, R (1, 6) OBP: 0.179, SLG: 0.148 Terry Whitfield, L (9, PH) Dennis Powell, R (10, 1) Bill Madlock, R (11, PH) OBP: 0.304, SLG: 0.286	B5		FC4-6 1B		F7		F9		BB IBB		F6	4 0 1 0 0 0 2 0 0 0 0 1 0 0 0 0 0 0 0 0 0 1 0 0 0 0 0 0	<p>San Francisco Giants @ Los Angeles Dodgers Dodger Stadium, Los Angeles, CA</p> <p>Sat Apr 12 1986, 6:05 PM PST Att. 43,945 - Unknown</p> <p>livebaseballscores.com</p> <p>AB 37 R 6 H 8 RBI 6 BB 7 SO 8 LOB 17</p> 				
Ken Landreaux, L (1, 8) OBP: 0.158, SLG: 0.125	G3		FC4-6 FC6-4			HR 1B	F8		SF8		G1	5 1 1 2 0 0 4					
Franklin Stubbs, L (1, 7) OBP: 0.250, SLG: 0.667 Cesar Cedeño, R (8, 7) OBP: 0.571, SLG: 0.500	K		SF9			HR		4-3 1B	3-H 1-2 2-3 BB		K	2 1 1 3 0 1 0 2 0 1 0 1 1 0					
Mike Marshall, R (1, 9) OBP: 0.292, SLG: 0.333		K	FC6-4			F9		K	K			5 0 0 0 0 3 5					
Greg Brock, L (1, 3) OBP: 0.292, SLG: 0.190 Enos Cabell, R (10, PR) (11, 3)		F9		3-1		K		4-3		FC5-4 SH2-3 BB		4 0 0 0 1 1 1 0 0 0 0 0 0 0					
Mike Scioscia, L (1, 2) OBP: 0.250, SLG: 0.222		K		G3		F6		F9		SH2-3		4 0 0 0 0 1 1					
Steve Sax, R (1, 4) OBP: 0.375, SLG: 0.318			1B BB	6-3			F8		SH1-4 BB 1B		FC5-4 IBB	3 2 1 0 2 0 0					
Dave Anderson, R (1, 5) OBP: 0.600, SLG: 0.500			1B 1B FC4-6 1B		K		1B BB		BB SH1-4 BB		FC5-4 DI	3 1 1 0 2 1 2					
Fernando Valenzuela, L (1, 1) OBP: 0.333, SLG: 0.333 Ed Vande Berg, R (8, 1) Tom Niedenfuer, R (8, 1) Rick Honeycutt, L (8, 1) Bill Russell, R (8, PH) OBP: 0.375, SLG: 0.333 (10, 6)			FC4-6 1B SF9 1B		F8		1-2 1B		SH1-4		F7	3 1 2 1 0 1 0 0 0 0 0 2					
Inning Stats	R: 0 H: 0 E: 0 LOB: 0 K: 1 BB: 0 S: 5 P: 5	R: 0 H: 0 E: 0 LOB: 0 K: 2 BB: 0 S: 7 P: 7	R: 3 H: 3 E: 0 LOB: 1 K: 0 BB: 1 S: 6 P: 10	R: 0 H: 0 E: 0 LOB: 0 K: 0 BB: 0 S: 3 P: 3	R: 0 H: 0 E: 0 LOB: 0 K: 1 BB: 0 S: 5 P: 5	R: 2 H: 2 E: 0 LOB: 0 K: 1 BB: 0 S: 7 P: 7	R: 0 H: 1 E: 0 LOB: 2 K: 0 BB: 1 S: 4 P: 8	R: 0 H: 1 E: 0 LOB: 1 K: 1 BB: 0 S: 6 P: 6	R: 1 H: 1 E: 0 LOB: 3 K: 1 BB: 3 S: 6 P: 18	R: 0 H: 0 E: 0 LOB: 3 K: 0 BB: 2 S: 3 P: 11	R: 0 H: 0 E: 0 LOB: 0 K: 1 BB: 0 S: 5 P: 5	1B: 7 SF: 2 2B: 0 SAC: 2 3B: 0 DP: 0 HR: 1 HBP: 0		WP: 0 PA: 48 PB: 0 SB: 0 CS: 0			
PITCHER	IP WLS BF H R ER SO BB IBB HBP BLK WP HR S P ERA WHIP																
Mike Krukow, R (1, 1) ERA: 4.91	5.0	19	3	3	3	4	1	0	0	0	0	0	0	26	30	5.40	0.800
Bill Laskey, R (6, 1) ERA: 7.71	2.0	10	3	2	2	1	1	0	0	0	0	0	1	11	15	9.00	2.000
Mark Davis, L (8, 1) ERA:	1.0	4	1	0	0	1	0	0	0	0	0	0	0	6	6	0.00	1.000
Jim Gott, R (9, 1) ERA: 6.75	0.1	4	1	1	1	0	1	1	0	0	0	0	0	2	10	27.00	6.000
Greg Minton, R (9, 1) ERA: 5.4	2.2	W 11	0	0	0	2	2	1	0	0	0	0	0	12	24	0.00	0.750

Batter	1	2	3	4	5	6	7	8	9	AB R H RBI BB SO LOB	TOP	
Dan Gladden, R (1, 8) OBP: 0.379, SLG: 0.429	0-0 CS 1B		0-0 F9		0-0 1B			0-3 K		4 0 2 0 0 1 0	<p>San Francisco Giants @ Los Angeles Dodgers Dodger Stadium, Los Angeles, CA</p> <p>Sun Apr 13 1986, 3:33 AM PST Att: 45,410 - Unknown</p>	
Will Clark, L (1, 3) OBP: 0.379, SLG: 0.500	0-3 K 1-2		0-3 K		0-3 K			0-0 F8		4 0 0 0 0 3 2		
Chili Davis, S (1, 9) OBP: 0.231, SLG: 0.208 Candy Maldonado, R (4, 9) OBP: 0.625, SLG: 1.000	0-3 K			0-0 2B 1B		0-0 F9		0-0 F9 BB SF9 1B		2 0 1 0 0 1 0 2 1 1 0 0 0 0		
Jeffrey Leonard, R (1, 7) OBP: 0.417, SLG: 0.818		0-0 3-1		0-0 E 1-H 2B		0-0 F9		4-0 1B BB		3 1 1 0 1 0 0		
Bob Brenly, R (1, 5) OBP: 0.550, SLG: 0.667		4-0 FC6-4 BB		4-0 E2 S BB 2-3		0-0 F7		0-0 F9		2 0 0 0 2 0 2		
Bob Melvin, R (1, 2) OBP: 0.100, SLG: 0.158		0-0 FC6-4 1B 1-2f		0-0 L6		0-0 F8		0-0 SF9		3 0 0 1 0 0 3		
Robby Thompson, R (1, 4) OBP: 0.360, SLG: 0.300 Joel Youngblood, R (9, PH) OBP: 0.286, SLG: 0.167		0-0 FC4-6 1B 1-2		0-0 F2 1-3 3-H		0-0 6-3		0-0 3-H 1B		3 0 1 0 0 0 1 1 0 1 0 0 0 0		
Jose Uribe, S (1, 6) OBP: 0.278, SLG: 0.133 Brad Gulden, L (9, PH) OBP: 0.500, SLG: 0.333		0-0 FC4-6 1-2f		0-0 F9		0-0 4-3		0-0 4-3		3 0 0 0 0 0 2 1 0 0 0 0 0 2		
Scott Garrelts, R (1, 1) Dan Driessen, L (8, PH) Mark Davis, L (8, 1)			0-3 K		0-3 K			0-0 F8		2 0 0 0 0 2 0 1 0 0 0 0 0 0 0 0 0 0 0 0 0		
Inning Stats	R: 0 H: 1 E: 0 LOB: 0 K: 2 BB: 0 S: 7 P: 7	R: 0 H: 1 E: 0 LOB: 2 K: 0 BB: 1 S: 4 P: 8	R: 0 H: 0 E: 0 LOB: 0 K: 2 BB: 0 S: 7 P: 7	R: 1 H: 2 E: 2 LOB: 1 K: 0 BB: 1 S: 4 P: 8	R: 0 H: 1 E: 0 LOB: 1 K: 2 BB: 0 S: 8 P: 8	R: 0 H: 0 E: 0 LOB: 0 K: 0 BB: 0 S: 3 P: 3	R: 0 H: 0 E: 0 LOB: 0 K: 0 BB: 0 S: 3 P: 3	R: 0 H: 0 E: 0 LOB: 0 K: 1 BB: 0 S: 5 P: 5	R: 1 H: 2 E: 0 LOB: 2 K: 0 BB: 1 S: 5 P: 9	1B: 6 SF: 1 2B: 1 SAC: 0 3B: 0 DP: 0 HR: 0 HBP: 0		WP: 0 PA: 35 PB: 0 SB: 2 CS: 1
PITCHER Orel Hershiser, R (1, 1) ERA: 1.0	IP WLS BF H R ER SO BB IBB HBP BLK WP HR S P ERA WHIP	9.0 W 35 7 2 1 7 3 0 0 0 0 0 0 46 58 1.00 1.111										

livebaseballscorecards.com

AB	31
R	2
H	7
RBI	1
BB	3
SO	7
LOB	12



Batter	1	2	3	4	5	6	7	8	9	AB R H RBI BB SO LOB
--------	---	---	---	---	---	---	---	---	---	----------------------

Mariano Duncan, R (1, 6) <small>OBP: 0.156, SLG: 0.129</small>										4 1 0 0 0 0 0
Ken Landreaux, L (1, 8) <small>OBP: 0.261, SLG: 0.250</small>										4 0 3 0 0 0 1
Franklin Stubbs, L (1, 7) <small>OBP: 0.300, SLG: 0.778</small> Cesar Cedeno, R (8, 7) <small>OBP: 0.571, SLG: 0.500</small>										3 1 1 2 1 2 2 0 0 0 0 0 0 0
Mike Marshall, R (1, 9) <small>OBP: 0.286, SLG: 0.440</small>										4 1 1 1 0 2 3
Greg Brock, L (1, 3) <small>OBP: 0.286, SLG: 0.200</small>										4 0 1 0 0 0 2
Mike Scioscia, L (1, 2) <small>OBP: 0.292, SLG: 0.238</small>										3 0 1 0 1 0 0
Steve Sax, R (1, 4) <small>OBP: 0.393, SLG: 0.346</small>										4 0 2 0 0 0 2
Dave Anderson, R (1, 5) <small>OBP: 0.500, SLG: 0.364</small>										3 0 0 0 1 1 2
Orel Hershiser, R (1, 1)										3 0 0 0 0 1 3

BOTTOM

San Francisco Giants @ Los Angeles Dodgers
Dodger Stadium, Los Angeles, CA
Sun Apr 13 1986, 3:33 AM PST
Att. 45,410 - Unknown

livebaseballscorecards.com

AB	32
R	3
H	9
RBI	3
BB	3
SO	6
LOB	15



Inning Stats	R: 0	H: 1	E: 0	LOB: 1	K: 1	S: 6	P: 6	R: 0	H: 1	E: 0	LOB: 1	K: 0	BB: 1	S: 3	R: 0	H: 1	E: 1	LOB: 1	K: 2	BB: 0	S: 8	R: 1	H: 2	E: 0	LOB: 2	K: 0	BB: 1	S: 5	R: 0	H: 1	E: 0	LOB: 2	K: 1	BB: 1	S: 6	R: 0	H: 2	E: 0	LOB: 1	K: 0	BB: 0	S: 4	R: 2	H: 1	E: 1	LOB: 0	K: 1	BB: 0	S: 7	R: 0	H: 0	E: 0	LOB: 0	K: 1	BB: 0	S: 5	P: 5	1B: 7	SF: 0	2B: 0	SAC: 0	3B: 0	DP: 1	HR: 2	HBP: 0	WP: 0	PA: 35
Scott Garrelts, R (1, 1) <small>ERA: 1.84</small> Mark Davis, L (8, 1) <small>ERA:</small>	IP	WLS	BF	H	R	ER	SO	BB	IBB	HBP	BLK	WP	HR	S	P	ERA	WHIP																					IP	WLS	BF	H	R	ER	SO	BB	IBB	HBP	BLK	WP	HR	S	P	ERA	WHIP													

Batter	1	2	3	4	5	6	7	8	9	10	11	AB R H RBI BB SO LOB	TOP								
Mariano Duncan, R OBP: 0.189, SLG: 0.250	0-3 K		0-0 6-3		0-0 FC6-4		0-0 1B			0-0 HR		5 1 2 2 0 1 3	Los Angeles Dodgers @ San Diego Padres Jack Murphy Stadium, San Diego, CA Mon Apr 14 1986, 9:05 PM EST Att. 25,432 - Unknown								
Bill Russell, R OBP: 0.364, SLG: 0.333 Franklin Stubbs, L OBP: 0.273, SLG: 0.700 (7, PH) Ken Landreaux, L OBP: 0.261, SLG: 0.250 (10, 7)	0-0 4-3		0-0 6-3			0-0 1B	0-3 K			0-3 K		3 1 1 0 0 0 1 2 0 0 0 0 2 1 0 0 0 0 0 0 0									
Bill Madlock, R OBP: 0.250, SLG: 0.231 (1, 5)	0-0 5-3			0-3 K		0-0 F8		0-0 F8		0-0 6-3		5 0 0 0 0 1 1									
Mike Marshall, R OBP: 0.303, SLG: 0.433 (1, 9)		0-3 K		0-3 K		0-0 F7		0-0 1B		0-0 1B		5 0 2 0 0 2 1									
Cesar Cedeno, R OBP: 0.417, SLG: 0.364 (1, 8)		0-0 6-3		0-0 5-3		0-0 1B		0-0 F8		0-0 F4		5 0 1 0 0 0 2									
Greg Brock, L OBP: 0.273, SLG: 0.200 (1, 3)		0-0 L9			0-0 F8	0-0 1B		0-0 F2			0-3 K	5 0 1 0 0 1 1									
Steve Sax, R OBP: 0.438, SLG: 0.433 Dave Anderson, R OBP: 0.467, SLG: 0.333 (9, 4)			0-0 SH3 BB 6-3 1B		0-0 FC3-5 BB 1B	0-0 6-3			0-0 1B 2B		0-3 K	4 1 3 0 0 0 2 1 0 0 0 0 1 0									
Mike Scioscia, L OBP: 0.345, SLG: 0.250 (1, 2)			4-0 6-3 SH3 BB 1-2		4-0 FC3-5 BB 1-2		0-0 4-3		0-0 1B		0-0 G3	3 0 1 0 2 0 0									
Bob Welch, R Ed Vande Berg, R (10, 1)			0-0 SH3 1-2 2-3		0-0 FC3-5 FC6-4 1-2 2-3f		0-3 K		0-3 K			3 0 0 0 0 2 2 0 0 0 0 0 0 0									
Inning Stats	R: 0 E: 0 K: 1 S: 5	H: 0 LOB: 0 BB: 0 P: 5	R: 0 E: 0 K: 1 S: 5	H: 0 LOB: 0 BB: 0 P: 5	R: 1 E: 0 K: 0 S: 4	H: 1 LOB: 1 BB: 1 P: 8	R: 0 E: 0 K: 0 S: 4	H: 1 LOB: 2 BB: 1 P: 8	R: 0 E: 0 K: 2 S: 6	H: 1 LOB: 1 BB: 0 P: 8	R: 0 E: 0 K: 1 S: 5	H: 2 LOB: 0 BB: 0 P: 5		R: 1 E: 0 K: 1 S: 7	H: 2 LOB: 1 BB: 0 P: 7	R: 0 E: 0 K: 2 S: 7	H: 0 LOB: 0 BB: 0 P: 7	1B: 9 2B: 1 3B: 0 HR: 1	SF: 0 SAC: 1 DP: 0 HBP: 0	WP: 0 PB: 0 SB: 2 CS: 0	PA: 44
PITCHER	IP WLS BF H R ER SO BB IBB HBP BLK WP HR S P ERA WHIP															IP WLS BF H R ER SO BB IBB HBP BLK WP HR S P ERA WHIP					
Mark Thurmond, L ERA: 2.03 (1, 1)	6.2	28	6	2	2	5	2	0	0	0	0	0	0	0	36	44	2.70	1.200			
Lance McCullers, R ERA: 2.25 (7, 1)	2.1	8	3	0	0	2	0	0	0	0	0	0	0	0	12	12	0.00	1.286			
Craig Lefferts, L ERA: 5.06 (10, 1)	2.0	W 8	2	1	1	3	0	0	0	0	0	0	1	14	14	4.50	1.000				

livebaseballscorecards.com

AB	41
R	3
H	11
RBI	2
BB	2
SO	10
LOB	14



Batter	1	2	3	4	5	6	7	8	9	10	11	AB R H RBI BB SO LOB	BOTTOM	
Marvell Wynne, L (1, 8) <small>OBP: 0.333, SLG: 1.125</small>												4 0 0 1 0 1 2	Los Angeles Dodgers @ San Diego Padres Jack Murphy Stadium, San Diego, CA Mon Apr 14 1986, 9:05 PM EST Att. 25,432 - Unknown livebaseballscorecards.com	
Tony Gwynn, L (1, 9) <small>OBP: 0.333, SLG: 0.429</small>												5 1 1 0 0 3 0		
Kevin McReynolds, R (1, 7) <small>OBP: 0.371, SLG: 0.559</small>												4 0 2 0 1 1 1		
Steve Garvey, R (1, 3) <small>OBP: 0.212, SLG: 0.375</small>												5 1 1 1 0 2 5		
Terry Kennedy, L (1, 2) <small>OBP: 0.296, SLG: 0.250</small>												4 0 1 0 1 1 2		
Graig Nettles, L (1, 5) <small>OBP: 0.350, SLG: 0.071</small> Bip Roberts, S (9, PR) Jerry Royster, R (10, 5) <small>OBP: 0.417, SLG: 0.583</small> John Kruk, L (10, PH) <small>OBP: 0.250, SLG: 0.250</small> Carmelo Martinez, R (11, 5) <small>OBP: 0.346, SLG: 0.409</small>												2 0 0 0 2 0 0 0 0 0 0 0 0 0 0 0 0 0 0 0 0 1 0 1 1 0 0 0 0 0 0 0 0 0 0		
Garry Templeton, S (1, 6) <small>OBP: 0.313, SLG: 0.267</small>												3 0 0 0 1 1 2		
Tim Flannery, L (1, 4) <small>OBP: 0.286, SLG: 0.333</small>												4 1 1 0 1 1 5		
Mark Thurmond, L (1, 1) <small>OBP: 0.400, SLG: 0.400</small> Lance McCullers, S (7, 1) Dane Iorg, L (9, PH) Craig Lefferts, L (10, 1) Bruce Bochy, R (11, PH) <small>OBP: 0.375, SLG: 0.857</small>												1 0 0 0 0 0 2 1 0 0 0 0 1 0 1 0 0 0 0 1 2 0 0 0 0 0 0 0 1 1 1 1 0 0 0		
Inning Stats	R: 0 H: 1 E: 0 LOB: 1 K: 2 BB: 0 S: 8 P: 8	R: 0 H: 1 E: 0 LOB: 2 K: 1 BB: 1 S: 6 P: 10	R: 0 H: 1 E: 0 LOB: 1 K: 2 BB: 0 S: 8 P: 8	R: 0 H: 0 E: 0 LOB: 0 K: 1 BB: 0 S: 5 P: 5	R: 1 H: 1 E: 0 LOB: 0 K: 1 BB: 0 S: 6 P: 6	R: 1 H: 1 E: 0 LOB: 0 K: 1 BB: 0 S: 6 P: 6	R: 0 H: 0 E: 0 LOB: 0 K: 1 BB: 0 S: 5 P: 5	R: 0 H: 1 E: 1 LOB: 2 K: 2 BB: 1 S: 8 P: 12	R: 0 H: 0 E: 0 LOB: 2 K: 1 BB: 2 S: 5 P: 13	R: 1 H: 1 E: 1 LOB: 3 K: 0 BB: 2 S: 5 P: 13	R: 1 H: 1 E: 0 LOB: 0 K: 0 BB: 0 S: 1 P: 1	1B: 3 SF: 1 2B: 3 SAC: 2 3B: 0 DP: 0 HR: 2 HBP: 0		WP: 0 PA: 45 PB: 0 SB: 0 CS: 0
PITCHER Bob Welch, R (1, 1) <small>ERA: 0.96</small> Ed Vande Berg, L (10, 1) <small>ERA: 10.13</small>	IP WLS BF H R ER SO BB IBB HBP BLK WP HR S P ERA WHIP 9.2 0 42 7 3 2 12 2 3 0 0 0 1 61 81 1.86 0.931													PITCHER IP WLS BF H R ER SO BB IBB HBP BLK WP HR S P ERA WHIP 0.1 L 3 1 1 1 0 0 0 1 0 0 0 1 2 6 27.00 3.000



Batter	1	2	3	4	5	6	7	8	9	10	11	12	AB R H RBI BB SO LOB	TOP											
Mariano Duncan, R (1, 6) OBP: 0.190, SLG: 0.244	F8		F8		4-3			6-3			G4-6-3 1B		5 0 1 0 0 0 0	Los Angeles Dodgers @ San Diego Padres Jack Murphy Stadium, San Diego, CA Tue Apr 15 1986, 9:05 PM EST Att. 24,424 - Unknown livebaseballscorecards.com											
Ken Landreaux, L (1, 8) OBP: 0.250, SLG: 0.240	F7		5-3			SH1-3 E 6-3 1B		6-3			F7		5 1 1 0 0 0 1												
Bill Madlock, R (1, 5) OBP: 0.242, SLG: 0.226													5 0 1 0 0 0 2												
Dave Anderson, R (11, 5) OBP: 0.467, SLG: 0.333			6-3			E6 6-3 SH1-3 1-2		6-3			G4-6-3 1-2f		0 0 0 0 0 0 0												
Greg Brock, L (1, 3) OBP: 0.243, SLG: 0.176	K2-3				L6	SH1-3 1-2 2-3						1-3	4 0 0 0 0 2 1												
Mike Marshall, R (1, 9) OBP: 0.263, SLG: 0.371			6-3		F9	6-3		F9				K	5 0 0 1 0 1 1												
Franklin Stubbs, L (1, 7) OBP: 0.320, SLG: 0.682		4-0				2-3 3-H 0-3						K	2 0 1 0 1 1 1												
Cesar Cedeno, R (9, PH) OBP: 0.357, SLG: 0.308		5-3 BB										K	2 0 0 0 0 2 0												
Mike Scioscia, L (1, 2) OBP: 0.333, SLG: 0.222		4-0			G3								3 0 0 0 1 0 1												
Bill Russell, R (1, 4) OBP: 0.267, SLG: 0.231		5-3			6-3			1-3				K	4 0 0 0 0 1 2												
Rick Honeycutt, L (1, 1)		1-2 2-3 BB											2 0 0 0 0 0 2												
Terry Whitfield, L (7, PH)					L4								1 0 0 0 0 1 0												
Tom Niedenfuer, R (7, 1)													0 0 0 0 0 0 0												
Enos Cabell, R (10, PH)													1 0 0 0 0 0 0												
Ken Howell, R (10, 1)													0 0 0 0 0 0 0												
Inning Stats	R: 0 E: 0 K: 1 S: 6	H: 1 LOB: 1 BB: 0 P: 6	R: 0 E: 0 K: 0 S: 3	H: 0 LOB: 2 BB: 2 P: 11	R: 0 E: 0 K: 0 S: 4	H: 1 LOB: 1 BB: 0 P: 4	R: 0 E: 0 K: 0 S: 3	H: 0 LOB: 0 BB: 0 P: 3	R: 1 E: 1 K: 1 S: 7	H: 1 LOB: 1 BB: 0 P: 7	R: 0 E: 0 K: 1 S: 5	H: 0 LOB: 0 BB: 0 P: 5	R: 0 E: 0 K: 2 S: 7	H: 0 LOB: 0 BB: 0 P: 7	R: 0 E: 0 K: 1 S: 5	H: 1 LOB: 0 BB: 0 P: 5	R: 0 E: 0 K: 2 S: 7	H: 0 LOB: 0 BB: 0 P: 7	R: 0 E: 0 K: 2 S: 7	H: 0 LOB: 0 BB: 0 P: 7	1B: 4 2B: 0 3B: 0 HR: 0	SF: 0 SAC: 1 DP: 1 HBP: 0	WP: 0 PB: 0 SB: 0 CS: 0	PA: 42	
PITCHER	IP WLS BF H R ER SO BB IBB HBP BLK WP HR S P ERA WHIP																								
Eric Show, R (1, 1) ERA: 1.71	7.0		27	3	1	0	3	2	0	0	0	0	0	0	0	0.00	0.714								
Gene Walter, L (8, 1) ERA:	2.0		6	0	0	0	2	0	0	0	0	0	0	0	0	0.00	0.000								
Lance McCullers, R (10, 1) ERA: 1.29	3.0	W	9	1	0	0	3	0	0	0	0	0	0	0	0	0.00	0.333								



Batter	1	2	3	4	5	6	7	8	9	10	11	12	AB R H RBI BB SO LOB
Bip Roberts, S (1, 4) Dane Iorg, L (7, PH) Gene Walter, L (8, 1) John Kruk, L (9, PH) Lance McCullers, S (10, 1) Carmelo Martinez, R (12, PH) Dave Dravecky, R (12, PR)	0-0 5-3		0-3 K		0-0 1-3		0-3 K		0-3 K			0-0 SH1-4 FC9-2 1B	3 0 0 0 0 1 0 1 0 0 0 0 1 1 0 0 0 0 0 0 0 1 0 0 0 0 0 1 0 0 0 0 0 0 0 0 0 0 0 0 0 0
Tony Gwynn, L (1, 9) OBP: 0.333, SLG: 0.400	0-0 E4 2B		0-0 6-3		0-3 K		0-0 1-2 1B			0-0 4-3		4-0 FC9-2 SH1-4 1B BB	5 1 1 0 1 1 0
Kevin McReynolds, R (1, 7) OBP: 0.350, SLG: 0.500	0-0 F7		4-0 BB		0-0 F4		0-0 F9			0-3 K		0-0 SH1-4	4 0 0 0 1 1 3
Steve Garvey, R (1, 3) OBP: 0.231, SLG: 0.378	0-0 1-3 2B		0-0 F3			0-0 4-3	0-3 K			0-3 K		4-0 1B FC9-2 IBB	5 0 1 0 1 2 3
Jerry Royster, R (1, 6) OBP: 0.389, SLG: 0.529 (7, 5)	4-0 BB			0-0 6-3		0-0 F8 2B		0-0 F3			0-0 F9	0-0 FC9-2 1B	5 0 1 0 1 0 3
Graig Nettles, L (1, 5) OBP: 0.318, SLG: 0.063 Garry Templeton, S (6, PH) OBP: 0.389, SLG: 0.333 (7, 6)	0-0 G3			0-0 F5		4-0 F8 IBB		0-0 CS 1B			0-0 WP BB 1B	0-0 1-2 2-3 3-H 1B	2 0 0 0 0 0 3 3 0 3 1 1 0 0
Terry Kennedy, L (1, 2) OBP: 0.313, SLG: 0.286		0-3 K		0-0 2B		0-0 F8 1-2 2-3		0-0 6-3 1-2			4-0 WP BB 1B		4 1 1 0 1 1 3
Marvell Wynne, L (1, 8) OBP: 0.286, SLG: 0.846		0-3 K		0-0 2B		0-0 3-1			0-0 4-3		0-3 K 1-2 2-3		5 0 1 1 0 2 4
Eric Show, R (1, 1) OBP: 0.167, SLG: 0.167 Tim Flannery, L (7, PH) OBP: 0.290, SLG: 0.310 (8, 4)		0-3 K		0-3 K			4-0 1B BB		0-0 F7		0-3 K		2 0 0 0 0 2 1 2 0 0 0 1 1 2


Inning Stats	R: 0	H: 1	E: 1	K: 0	S: 5	LOB: 3	BB: 1	P: 9	R: 0	H: 0	E: 0	K: 3	S: 9	LOB: 0	BB: 0	P: 9	R: 0	H: 0	E: 0	K: 1	S: 5	LOB: 1	BB: 1	P: 9	R: 1	H: 2	E: 0	K: 1	S: 7	LOB: 1	BB: 0	P: 7	R: 0	H: 0	E: 0	K: 1	S: 5	LOB: 0	BB: 0	P: 5	R: 0	H: 1	E: 0	K: 0	S: 4	LOB: 2	BB: 1	P: 8	R: 0	H: 1	E: 0	K: 2	S: 8	LOB: 2	BB: 1	P: 12	R: 0	H: 0	E: 0	K: 0	S: 3	LOB: 0	BB: 0	P: 3	R: 0	H: 0	E: 0	K: 1	S: 5	LOB: 0	BB: 0	P: 5	R: 0	H: 0	E: 0	K: 2	S: 7	LOB: 0	BB: 0	P: 7	R: 0	H: 1	E: 0	K: 2	S: 8	LOB: 2	BB: 1	P: 12	R: 1	H: 2	E: 0	K: 0	S: 4	LOB: 3	BB: 2	P: 12	1B: 5	2B: 4	3B: 0	HR: 0	SF: 0	SAC: 1	DP: 0	HBP: 0	WP: 1	PB: 0	SB: 0	CS: 1	PA: 51
--------------	------	------	------	------	------	--------	-------	------	------	------	------	------	------	--------	-------	------	------	------	------	------	------	--------	-------	------	------	------	------	------	------	--------	-------	------	------	------	------	------	------	--------	-------	------	------	------	------	------	------	--------	-------	------	------	------	------	------	------	--------	-------	-------	------	------	------	------	------	--------	-------	------	------	------	------	------	------	--------	-------	------	------	------	------	------	------	--------	-------	------	------	------	------	------	------	--------	-------	-------	------	------	------	------	------	--------	-------	-------	-------	-------	-------	-------	-------	--------	-------	--------	-------	-------	-------	-------	--------

PITCHER	IP	WLS	BF	H	R	ER	SO	BB	IBB	HBP	BLK	WP	HR	S	P	ERA	WHIP
Rick Honeycutt, L (1, 1) ERA: 3.18	6.0		26	4	1	1	6	2	1	0	0	0	0	35	47	1.50	1.000
Tom Niedenfuer, R (7, 1) ERA: 2.57	3.0		11	2	0	0	3	1	0	0	0	0	0	16	20	0.00	1.000
Ken Howell, R (10, 1) ERA: 1.35	2.2	L	14	3	1	1	4	2	1	0	0	1	0	19	31	3.38	1.875

Los Angeles Dodgers @ San Diego Padres
 Jack Murphy Stadium, San Diego, CA
 Tue Apr 15 1986, 9:05 PM EST
 Att: 24,424 - Unknown

livebaseballscorecards.com

AB	43
R	2
H	9
RBI	2
BB	7
SO	13
LOB	23



Batter	1	2	3	4	5	6	7	8	9	AB R H RBI BB SO LOB	TOP																
Mariano Duncan, R (1, 6) OBP: 0.174, SLG: 0.222	0-0 B5-3		0-0 5-3		0-0 6-3			0-0 F9		4 0 0 0 0 0 2	Los Angeles Dodgers @ San Diego Padres Jack Murphy Stadium, San Diego, CA Wed Apr 16 1986, 9:05 PM EST Att: 30,403 - Unknown livebaseballscorecards.com																
Ken Landreaux, L (1, 8) OBP: 0.281, SLG: 0.345	0-0 4-3			0-0 3-1 2B		0-0 G4-1 2B		0-0 F5		4 1 2 0 0 0 0																	
Enos Cabell, R (1, 3) Greg Brock, L (9, PH) OBP: 0.237, SLG: 0.171	0-0 4-3			0-0 3-1 2-3		0-0 G4-1 2-3		0-3 K		3 0 0 0 0 0 2 1 0 0 0 0 1 0																	
Mike Marshall, R (1, 9) OBP: 0.286, SLG: 0.368		0-0 G5-4-3 1B		0-3 K		0-3 K		1-0 BB HBP		3 0 1 0 0 2 2																	
Cesar Cedeno, R (1, 7) Franklin Stubbs, L (9, PH) OBP: 0.353, SLG: 0.375 OBP: 0.346, SLG: 0.682		0-0 F4		0-0 2B		0-0 F8		4-0 FC5 BB		3 0 1 1 0 0 2 0 0 0 0 1 0 0																	
Alex Trevino, R (1, 2) Mike Scioscia, L (9, PH) OBP: 0.286, SLG: 0.167 OBP: 0.324, SLG: 0.214		0-0 G5-4-3 1-2f		0-0 F3		4-0 G6-4-3 BB		0-3 K		2 0 0 0 1 0 2 1 0 0 0 0 1 2																	
Bill Russell, R (1, 4) OBP: 0.263, SLG: 0.294			0-0 2B		0-0 F8		0-0 G6-4-3 1-2f		0-0 FC5			4 0 1 0 0 0 3															
Dave Anderson, R (1, 5) OBP: 0.389, SLG: 0.267			0-3 K		0-3 K		0-0 5-3			3 0 0 0 0 2 1																	
Dennis Powell, R (1, 1) Tom Niedenfuer, R (9, 1)			0-3 K		0-0 2B			0-0 1-3		3 0 1 0 0 1 1 0 0 0 0 0 0 0																	
Inning Stats	R: 0 E: 0 K: 0 S: 3	H: 0 LOB: 0 BB: 0 P: 3	R: 0 E: 0 K: 0 S: 3	H: 1 LOB: 0 BB: 0 P: 3	R: 0 E: 0 K: 2 S: 8	H: 1 LOB: 1 BB: 0 P: 8	R: 1 E: 0 K: 1 S: 7	H: 2 LOB: 1 BB: 0 P: 7	R: 0 E: 0 K: 1 S: 6	H: 1 LOB: 1 BB: 0 P: 6	R: 0 E: 0 K: 1 S: 6	H: 1 LOB: 1 BB: 0 P: 6	R: 0 E: 0 K: 0 S: 2	H: 0 LOB: 0 BB: 1 P: 6	R: 0 E: 0 K: 0 S: 3	H: 0 LOB: 0 BB: 0 P: 3	R: 0 E: 0 K: 2 S: 7	H: 0 LOB: 2 BB: 1 P: 12	1B: 1 2B: 5 3B: 0 HR: 0	SF: 0 SAC: 0 DP: 2 HBP: 1	WP: 0 PB: 0 SB: 0 CS: 0	PA: 34					
PITCHER	IP WLS BF H R ER SO BB IBB HBP BLK WP HR S P ERA WHIP																										
Dave Dravecky, L (1, 1) ERA: 0.36	8.0	29	6	1	1	5	1	0	0	0	0	0	0	38	42	1.12	0.875										
Rich Gossage, R (9, 1) ERA: 1.5	1.0	W	5	0	0	0	2	1	0	1	0	0	0	7	12	0.00	1.000										



BOTTOM

Los Angeles Dodgers @ San Diego Padres
Jack Murphy Stadium, San Diego, CA

AB 29
R 2
H 5
RBI 2
BB 4
SO 4
LOB 7



WP: 0 PA: 34
PB: 0
SB: 1
CS: 1

Wed Apr 16 1986, 9:05 PM EST
Att. 30,403 - Unknown

AB R H RBI BB SO LOB


3	0	0	0	0	1	0
1	0	0	0	0	0	1
0	0	0	0	0	0	0
3	0	0	0	1	0	0
3	1	1	0	1	0	0
4	0	1	0	0	0	2
3	0	1	0	1	0	1
3	0	0	0	0	0	2
1	0	1	1	0	0	0
3	0	0	0	0	1	0
2	1	1	1	0	1	0
1	0	0	0	0	0	1
0	0	0	0	0	0	0

Batter	1	2	3	4	5	6	7	8	9
Bip Roberts, S (1, 4) Bruce Bochy, R (8, PH) Rich Gossage, R (9, 1)	0-3 K		0-0 5-3			0-0 F8		0-0 F2	
Tony Gwynn, L (1, 9)	0-0 F7		4-0 CS BB			0-0 F7		0-0 3-1	
Kevin McReynolds, R (1, 7)	0-0 FC6-4 1B		0-0 CS	0-0 F8		0-0 6-3		4-0 G3 1B BB	
Steve Garvey, R (1, 3)	0-0 FC6-4			0-0 4-3 2B		0-0 F9		0-0 G3	
Garry Templeton, S (1, 6)		0-0 6-3		0-0 4-3		0-0 G5-4-3 1B		4-0 1B IBB	
Jerry Royster, R (1, 5) Graig Nettles, L (9, PH)		0-0 5-3		0-0 F8		0-0 G5-4-3		0-0 1B	
Terry Kennedy, L (1, 2)		0-0 G3			0-3 K			0-0 4-3	
Marvell Wynne, L (1, 8)			0-3 K		0-0 4-3			4-0 E S BB	
Dave Dravecky, R (1, 1) Carmelo Martinez, R (8, PH) Tim Flannery, L (9, 4)			0-0 HR		0-3 K			0-0 F5	

Inning Stats	R: 0	H: 1	E: 0	K: 1	S: 6	LOB: 1	BB: 0	P: 6
Inning Stats	R: 0	H: 0	E: 0	K: 0	S: 3	LOB: 0	BB: 0	P: 3
Inning Stats	R: 1	H: 1	E: 0	K: 1	S: 5	LOB: 0	BB: 1	P: 9
Inning Stats	R: 0	H: 1	E: 0	K: 0	S: 4	LOB: 1	BB: 0	P: 4
Inning Stats	R: 0	H: 0	E: 0	K: 2	S: 7	LOB: 0	BB: 0	P: 7
Inning Stats	R: 0	H: 0	E: 0	K: 0	S: 3	LOB: 0	BB: 0	P: 3
Inning Stats	R: 0	H: 1	E: 0	K: 0	S: 3	LOB: 0	BB: 0	P: 3
Inning Stats	R: 0	H: 0	E: 0	K: 0	S: 3	LOB: 1	BB: 1	P: 7
Inning Stats	R: 1	H: 1	E: 0	K: 0	S: 3	LOB: 2	BB: 2	P: 11

PITCHER	IP	WLS	BF	H	R	ER	SO	BB	IBB	HBP	BLK	WP	HR	S	P	ERA	WHIP
Dennis Powell, L (1, 1)	8.1	L	30	4	2	2	4	3	0	0	0	0	1	35	47	2.16	0.840
Tom Niedenfuer, R (9, 1)	0.1		3	1	0	0	0	0	1	0	0	0	0	2	6	0.00	3.000

PITCHER	IP	WLS	BF	H	R	ER	SO	BB	IBB	HBP	BLK	WP	HR	S	P	ERA	WHIP
Dennis Powell, L (1, 1)	8.1	L	30	4	2	2	4	3	0	0	0	0	1	35	47	2.16	0.840
Tom Niedenfuer, R (9, 1)	0.1		3	1	0	0	0	0	1	0	0	0	0	2	6	0.00	3.000

Batter	1	2	3	4	5	6	7	8	9	AB R H RBI BB SO LOB	TOP	
Mariano Duncan, R (1, 6) OBP: 0.196, SLG: 0.224	0-0 F6		0-0 FC4-6 1B		0-0 4-3		4-0 E BB		0-0 L6	4 1 1 0 1 0 2		
Ken Landreaux, L (1, 8) OBP: 0.278, SLG: 0.333	0-3 K		0-0 FC4-6 1-2f			0-0 G3 1B WP	0-0 E3 1-H			4 1 1 0 0 1 1		
Franklin Stubbs, L (1, 7) OBP: 0.310, SLG: 0.600 Steve Sax, R (7, PH) OBP: 0.424, SLG: 0.419 Ed Vande Berg, R (7, 1)	0-3 K			0-0 F9		0-3 K 1-2	0-0 F8			3 0 0 0 0 2 1 1 0 0 0 0 0 1 0 0 0 0 0 0 0		
Mike Marshall, R (1, 9) OBP: 0.283, SLG: 0.429		0-3 K		0-0 HR		0-0 G3 2-3		0-0 1-3		4 1 1 1 0 1 1		
Greg Brock, L (1, 3) OBP: 0.262, SLG: 0.231		0-0 G5-3 2B		0-0 4-3		0-0 1B 3-H		0-0 4-3		4 0 2 1 0 0 0		
Mike Scioscia, L (1, 2) OBP: 0.342, SLG: 0.226		4-0 BB		0-0 G3		0-0 1B 1-3		0-3 K		3 0 1 0 1 1 0		
Enos Cabell, R (1, 5)		0-0 G5-3 2-3f			0-0 6-3	0-0 F9			0-3 K	4 0 0 0 0 1 4	AB 34 R 3 H 6 RBI 2 BB 3 SO 6 LOB 10	
Bill Russell, R (1, 4) OBP: 0.227, SLG: 0.250 Terry Whitfield, L (9, PH)			0-0 5-3		0-0 F8		0-0 5-3		0-0 F7	3 0 0 0 0 0 0 1 0 0 0 0 0 0		
Fernando Valenzuela, L (1, 1) OBP: 0.250, SLG: 0.250 Cesar Cedeno, R (7, PH) OBP: 0.368, SLG: 0.353			0-0 6-3		0-0 E6		0-0 L5		4-0 BB	2 0 0 0 0 0 0 1 0 0 0 1 0 0		
Inning Stats	R: 0 E: 0 K: 2 S: 7 H: 0 LOB: 0 BB: 0 P: 7	R: 0 E: 0 K: 1 S: 5 H: 1 LOB: 1 BB: 1 P: 9	R: 0 E: 0 K: 0 S: 4 H: 1 LOB: 1 BB: 0 P: 4	R: 1 E: 0 K: 0 S: 4 H: 1 LOB: 0 BB: 0 P: 4	R: 0 E: 1 K: 0 S: 4 H: 0 LOB: 1 BB: 0 P: 4	R: 1 E: 0 K: 1 S: 8 H: 3 LOB: 2 BB: 0 P: 8	R: 1 E: 1 K: 0 S: 4 H: 0 LOB: 1 BB: 1 P: 8	R: 0 E: 0 K: 1 S: 5 H: 0 LOB: 0 BB: 0 P: 5	R: 0 E: 0 K: 1 S: 5 H: 0 LOB: 1 BB: 1 P: 9	1B: 4 2B: 1 3B: 0 HR: 1 SF: 0 SAC: 0 DP: 1 HBP: 0	WP: 1 PB: 0 SB: 0 CS: 0 PA: 37	
PITCHER	IP WLS BF H R ER SO BB IBB HBP BLK WP HR S P ERA WHIP											
David Palmer, R (1, 1) ERA: 2.63	6.2 W 29 6 3 2 4 2 0 0 0 1 1 35 43 2.70 1.200											
Paul Assenmacher, L (7, 1) ERA:	1.1 4 0 0 0 1 0 0 0 0 0 0 6 6 0.00 0.000											
Bruce Sutter, R (9, 1) ERA: 6.0	1.0 S 4 0 0 0 1 1 0 0 0 0 0 5 9 0.00 1.000											

Los Angeles Dodgers @ Atlanta Braves
Atlanta-Fulton County Stadium, Atlanta, GA

Fri Apr 18 1986, 6:05 PM EST
Att. 28,181 - Unknown

livebaseballscorecards.com

Batter	1	2	3	4	5	6	7	8	9	AB	R	H	RBI	BB	SO	LOB	BOTTOM
--------	---	---	---	---	---	---	---	---	---	----	---	---	-----	----	----	-----	--------

Claudell Washington, L OBP: 0.250, SLG: 0.267 (1, 9) X	0-0 1-3		0-3 K	0-0 F4		0-0 6-3		4-0 BB		4	0	0	0	1	1	3	Los Angeles Dodgers @ Atlanta Braves Atlanta-Fulton County Stadium, Atlanta, GA Fri Apr 18 1986, 6:05 PM EST Att. 28,181 - Unknown livebaseballscorecards.com
--	------------	--	----------	-----------	--	------------	--	-----------	--	---	---	---	---	---	---	---	--

Rafael Ramirez, R OBP: 0.226, SLG: 0.300 (1, 6) X	0-0 HR 1B		0-0 L1		0-0 E6 FC6-4 1B		0-0 6-3	0-0 F7		5	2	1	0	0	0	2	
---	-----------------	--	-----------	--	--------------------------	--	------------	-----------	--	---	---	---	---	---	---	---	--

Dale Murphy, R OBP: 0.455, SLG: 0.769 (1, 8) X	0-0 HR 1B		4-0 HR BB		0-0 E8 FC6-4 1B		0-0 5-3			3	2	2	2	1	0	0	
--	-----------------	--	-----------------	--	--------------------------	--	------------	--	--	---	---	---	---	---	---	---	--

Bob Horner, R OBP: 0.241, SLG: 0.208 (1, 3) X	0-0 1B SF6-5-4 1B		0-0 HR		0-0 FC6-4 1-2f 3-H 1B		4-0 PB BB			3	2	2	3	1	0	1	
---	----------------------------	--	-----------	--	-----------------------------------	--	-----------------	--	--	---	---	---	---	---	---	---	--

Terry Harper, R OBP: 0.296, SLG: 0.190 (1, 7) X	0-0 1-3 1B		0-0 6-3		0-0 F4		4-0 1-2 IBB			3	0	1	0	1	0	1	
---	------------------	--	------------	--	-----------	--	-------------------	--	--	---	---	---	---	---	---	---	--

Ken Oberkfell, L OBP: 0.469, SLG: 0.417 (1, 5) X	0-0 SF6-5-4 1-3 3-H			4-0 SH1-4 BB BB		0-0 4-3		0-0 F8		2	0	0	1	1	0	3	
--	------------------------------	--	--	--------------------------	--	------------	--	-----------	--	---	---	---	---	---	---	---	--

Bruce Benedict, R OBP: 0.750, SLG: 0.667 (1, 2) X		0-0 F5		4-0 SH1-4 BB BB		0-0 FC1-4 1B		0-0 SH2-3 1B		3	0	2	0	1	0	0	
---	--	-----------	--	--------------------------	--	--------------------	--	--------------------	--	---	---	---	---	---	---	---	--

Glenn Hubbard, R OBP: 0.407, SLG: 0.318 (1, 4) X		0-0 6-3		0-3 K		0-0 FC1-4 1-2		0-0 SH2-3 1-2		3	0	0	0	0	1	3	
--	--	------------	--	----------	--	---------------------	--	---------------------	--	---	---	---	---	---	---	---	--

David Palmer, R Paul Assenmacher, L Bill Sample, R Bruce Sutter, R (1, 1) (7, 1) (8, PH) (9, 1)		0-0 6-3		0-0 SH1-4 1-2 2-3		0-0 F2		0-0 5-3		2	0	0	0	0	0	1	
--	--	------------	--	----------------------------	--	-----------	--	------------	--	---	---	---	---	---	---	---	--

Inning Stats	R: 3 E: 0 K: 0 S: 6	H: 4 LOB: 0 BB: 0 P: 6	R: 0 E: 0 K: 0 S: 3	H: 0 LOB: 0 BB: 0 P: 3	R: 2 E: 0 K: 1 S: 6	H: 1 LOB: 0 BB: 1 P: 10	R: 0 E: 0 K: 1 S: 5	H: 0 LOB: 2 BB: 2 P: 13	R: 1 E: 2 K: 0 S: 5	H: 1 LOB: 1 BB: 0 P: 5	R: 0 E: 0 K: 0 S: 4	H: 1 LOB: 1 BB: 0 P: 4	R: 0 E: 0 K: 0 S: 3	H: 0 LOB: 2 BB: 2 P: 11	R: 0 E: 0 K: 0 S: 4	H: 1 LOB: 2 BB: 1 P: 8	1B: 6 2B: 1 3B: 0 HR: 2	SF: 1 SAC: 2 DP: 1 HBP: 0	WP: 0 PB: 1 SB: 0 CS: 0	PA: 38
---------------------	------------------------------	---------------------------------	------------------------------	---------------------------------	------------------------------	----------------------------------	------------------------------	----------------------------------	------------------------------	---------------------------------	------------------------------	---------------------------------	------------------------------	----------------------------------	------------------------------	---------------------------------	----------------------------------	------------------------------------	----------------------------------	--------

PITCHER	IP	WLS	BF	H	R	ER	SO	BB	IBB	HBP	BLK	WP	HR	S	P	ERA	WHIP
Fernando Valenzuela, L ERA: 2.74 (1, 1)	6.0	L	28	7	6	5	2	3	0	0	0	0	2	29	41	7.50	1.667
Ed Vande Berg, L ERA: 5.79 (7, 1)	2.0		10	1	0	0	0	2	1	0	0	0	0	7	19	0.00	1.500



Batter	1	2	3	4	5	6	7	8	9	AB R H RBI BB SO LOB	TOP
Mariano Duncan, R (1, 6) OBP: 0.182, SLG: 0.208	0-0 4-3		0-3 K		0-0 G4-6-3			0-3 K		4 0 0 0 0 2 1	Los Angeles Dodgers @ Atlanta Braves Atlanta-Fulton County Stadium, Atlanta, GA Sat Apr 19 1986, 3:33 AM EST Att. 29,794 - Unknown livebaseballscorecards.com
Ken Landreaux, L (1, 8) OBP: 0.275, SLG: 0.306	4-0 BB		0-0 F7			0-0 4-3		0-0 L8	3 0 0 0 1 0 0		
Enos Cabell, R (1, 5) OBP: 0.125, SLG: 0.067	0-0 F9		0-0 L6			0-0 6-3		0-0 E9 4-3 1B	4 0 1 0 0 0 1		
Mike Marshall, R (1, 9) OBP: 0.260, SLG: 0.391	0-0 L1			0-0 F4		0-0 L5		0-0 4-3	4 0 0 0 0 0 2		
Cesar Cedeno, R (1, 7) OBP: 0.348, SLG: 0.300		0-0 F9		4-0 BB		0-0 5-3		0-0 L5	3 0 0 0 1 0 1		
Greg Brock, L (1, 3) OBP: 0.267, SLG: 0.220		4-0 1-3 1B BB		0-0 F4		0-3 K			2 0 0 0 1 1 1		
Bill Russell, R (1, 4) OBP: 0.240, SLG: 0.261		0-0 1-3 1B		0-0 5-3		0-0 F8			3 0 1 0 0 0 1		
Mike Scioscia, L (1, 2) OBP: 0.317, SLG: 0.206		0-0 1-3		0-3 K		0-3 K			3 0 0 0 0 2 2		
Orel Hershiser, R (1, 1) Ken Howell, R (7, 1) Alex Trevino, R (8, PH) Ed Vande Berg, R (8, 1)		0-0 6-3		4-0 G4-6-3 BB		0-0 6-3			1 0 0 0 1 0 2 0 0 0 0 0 0 0 1 0 0 0 0 0 0 0 0 0 0 0 0 0		
Inning Stats	R: 0 H: 0 E: 0 LOB: 1 K: 0 BB: 1 S: 3 P: 7	R: 0 H: 1 E: 0 LOB: 2 K: 0 BB: 1 S: 4 P: 8	R: 0 H: 0 E: 0 LOB: 0 K: 1 BB: 0 S: 5 P: 5	R: 0 H: 0 E: 0 LOB: 1 K: 0 BB: 1 S: 3 P: 7	R: 0 H: 0 E: 0 LOB: 0 K: 1 BB: 1 S: 4 P: 8	R: 0 H: 0 E: 0 LOB: 0 K: 0 BB: 0 S: 3 P: 3	R: 0 H: 0 E: 0 LOB: 0 K: 1 BB: 0 S: 5 P: 5	R: 0 H: 0 E: 0 LOB: 0 K: 2 BB: 0 S: 7 P: 7	R: 0 H: 1 E: 1 LOB: 1 K: 0 BB: 0 S: 4 P: 4	1B: 2 SF: 0 2B: 0 SAC: 0 3B: 0 DP: 1 HR: 0 HBP: 0	
PITCHER Zane Smith, L (1, 1) ERA: 0.82	IP WLS BF H R ER SO BB IBB HBP BLK WP HR S P ERA WHIP										
	9.0 W 32 2 0 0 5 4 0 0 0 0 0 0 38 54 0.00 0.667										

Los Angeles Dodgers @ Atlanta Braves
Atlanta-Fulton County Stadium, Atlanta, GA
Sat Apr 19 1986, 3:33 AM EST
Att. 29,794 - Unknown

AB	28
R	0
H	2
RBI	0
BB	4
SO	5
LOB	11



Batter	1	2	3	4	5	6	7	8	9
Claudell Washington, L (1, 9) OBP: 0.243, SLG: 0.286	0-0 4-3	0-0 2B		0-0 6-3		0-3 K		0-0 F8	
Rafael Ramirez, R (1, 6) OBP: 0.222, SLG: 0.286	0-0 3-1	0-0 6-3		0-0 6-3			0-0 1B SF8 1B	0-3 K2-3	
Dale Murphy, R (1, 8) OBP: 0.486, SLG: 0.793	4-0 BB 1B BB		0-0 4-3		0-0 BLK 2B		0-0 1B 5-3 1B		
Bob Horner, R (1, 3) OBP: 0.242, SLG: 0.222	0-0 1B BB		0-0 5-3		0-0 6-3		0-0 SF8		
Ted Simmons, S (1, 2) OBP: 0.500, SLG: 0.333	4-0 E 1B BB		4-0 E WP BB		4-0 B1-6-3 IBB		0-0 5-3		
Terry Harper, R (1, 7) OBP: 0.323, SLG: 0.240	0-0 E7 1B		0-3 K E		0-0 B1-6-3		0-0 1B		
Ken Oberkfell, L (1, 5) OBP: 0.444, SLG: 0.393	0-0 5-3		0-0 E5		0-0 1B		0-0 G3		
Glenn Hubbard, R (1, 4) OBP: 0.387, SLG: 0.280		0-0 6-3	0-0 F9		0-0 F7		4-0 F8 G1 BB		
Zane Smith, L (1, 1)		0-0 G3		0-0 1-3		0-3 K		0-0 G1	

Inning Stats	R: 2	H: 2	E: 1	K: 0	S: 5	LOB: 2	BB: 2	P: 13
	R: 0	H: 1	E: 0	K: 0	S: 4	LOB: 1	BB: 0	P: 4
	R: 0	H: 0	E: 1	K: 1	S: 7	LOB: 3	BB: 1	P: 11
	R: 0	H: 0	E: 0	K: 0	S: 3	LOB: 0	BB: 0	P: 3
	R: 0	H: 1	E: 0	K: 0	S: 3	LOB: 1	BB: 1	P: 7
	R: 0	H: 1	E: 1	K: 2	S: 8	LOB: 1	BB: 0	P: 8
	R: 1	H: 3	E: 0	K: 0	S: 6	LOB: 2	BB: 0	P: 6
	R: 0	H: 0	E: 0	K: 1	S: 5	LOB: 1	BB: 1	P: 9

PITCHER	IP	WLS	BF	H	R	ER	SO	BB	IBB	HBP	BLK	WP	HR	S	P	ERA	WHIP
Orel Hershiser, R (1, 1) ERA: 1.88	6.0	L	30	7	3	3	3	3	3	1	1	1	0	32	48	4.50	1.667
Ken Howell, R (7, 1) ERA: 1.17	1.0		4	1	0	0	0	0	0	0	0	0	0	4	4	0.00	1.000
Ed Vande Berg, L (8, 1) ERA: 4.76	1.0		4	0	0	0	1	1	0	0	0	0	0	5	9	0.00	1.000

BOTTOM

Los Angeles Dodgers @ Atlanta Braves
Atlanta-Fulton County Stadium, Atlanta, GA

Sat Apr 19 1986, 3:33 AM EST
Att. 29,794 - Unknown

AB	R	H	RBI	BB	SO	LOB
5	0	1	0	0	1	2
5	1	1	0	0	1	2
3	1	2	0	1	0	0
3	1	1	1	0	0	1
1	0	0	0	3	0	1
4	0	2	2	0	1	3
4	0	1	0	0	0	6
3	0	0	0	1	0	4
4	0	0	0	0	1	2

AB	32
R	3
H	8
RBI	3
BB	5
SO	4
LOB	21

WP: 1 PA: 38
PB: 0
SB: 0
CS: 0



PITCHER	IP	WLS	BF	H	R	ER	SO	BB	IBB	HBP	BLK	WP	HR	S	P	ERA	WHIP
Orel Hershiser, R (1, 1) ERA: 1.88	6.0	L	30	7	3	3	3	3	3	1	1	1	0	32	48	4.50	1.667
Ken Howell, R (7, 1) ERA: 1.17	1.0		4	1	0	0	0	0	0	0	0	0	0	4	4	0.00	1.000
Ed Vande Berg, L (8, 1) ERA: 4.76	1.0		4	0	0	0	1	1	0	0	0	0	0	5	9	0.00	1.000

Batter	1	2	3	4	5	6	7	8	9	AB R H RBI BB SO LOB	TOP											
Mariano Duncan, R OBP: 0.200, SLG: 0.196 (1, 6) X	0-0 5-3 BB	4-0 2B BB	0-0 F6			4-0 S BB		0-3 K		3 0 0 0 2 1 2												
Enos Cabell, R OBP: 0.190, SLG: 0.105 Bill Russell, R OBP: 0.240, SLG: 0.261 (8, PR) (8, 4)	4-0 S 2B BB	0-0 F8		0-0 1-3		0-0 G1-4-3		0-0 S 1B		4 1 1 0 1 0 3 0 0 0 0 0 0 0												
Ken Landreaux, L OBP: 0.356, SLG: 0.425 (1, 8) X	0-0 1-H HR 2B	0-0 1-3 2B		0-0 CS 1B			0-0 S 1B 1B	4-0 1-2 BB		4 2 4 2 1 0 0												
Greg Brock, L OBP: 0.280, SLG: 0.289 (1, 3) X	0-0 2-H HR	0-3 K		0-0 F6			4-0 6-3 1-2 1B BB	0-0 L5		4 1 1 2 1 1 5												
Mike Marshall, R OBP: 0.255, SLG: 0.373 (1, 9) X	0-0 2-3		0-0 6-3		0-0 CS 1-2	0-3 K		0-0 8-4 1-2 2-H 1B	0-0 F8	5 0 1 1 0 1 0												
Mike Scioscia, L OBP: 0.348, SLG: 0.316 (1, 2) X	0-0 HR		1-0 G3 E HBP			0-0 F9		0-0 6-3 1-2 2-3 1B	0-0 BB 1B	4 2 2 1 0 0 2												
Franklin Stubbs, L OBP: 0.303, SLG: 0.536 Cesar Cedeno, R OBP: 0.375, SLG: 0.300 (8, 7) S S S	0-3 K		0-0 G3 1-2			0-0 F9		4-0 IBB	4-0 G6-3 1-2 BB	3 0 0 0 1 1 1 0 0 0 0 1 0 0												
Dave Anderson, R OBP: 0.348, SLG: 0.250 (8, 5) X		0-0 F8 SH1-4 2B 1B	0-0 E5 2-H			0-0 F4		0-0 8-4 2-3f	0-0 G6-3 1-2f	5 1 1 0 0 0 5												
Bob Welch, R (1, 1) X		0-0 SH1-4 1-2	4-0 BB			0-0 5-3		0-3 K		2 0 0 0 1 1 0												
Inning Stats	R: 4 E: 0 K: 1 S: 8	H: 3 LOB: 0 BB: 1 P: 12	R: 1 E: 0 K: 1 S: 7	H: 2 LOB: 2 BB: 1 P: 11	R: 1 E: 1 K: 0 S: 4	H: 0 LOB: 2 BB: 1 P: 9	R: 0 E: 0 K: 0 S: 3	H: 1 LOB: 0 BB: 0 P: 3	R: 0 E: 0 K: 1 S: 5	H: 0 LOB: 0 BB: 0 P: 5	R: 0 E: 0 K: 0 S: 3	H: 0 LOB: 1 BB: 1 P: 7	R: 1 E: 0 K: 0 S: 4	H: 2 LOB: 2 BB: 2 P: 12	R: 0 E: 0 K: 2 S: 8	H: 1 LOB: 2 BB: 1 P: 12	R: 0 E: 0 K: 0 S: 3	H: 1 LOB: 1 BB: 1 P: 7	1B: 6 2B: 3 3B: 0 HR: 2	SF: 0 SAC: 1 DP: 2 HBP: 1	WP: 0 PB: 0 SB: 4 CS: 1	PA: 45
PITCHER	IP WLS BF H R ER SO BB IBB HBP BLK WP HR S P ERA WHIP																					
Rick Mahler, R ERA: 4.43 (1, 1)	1.2 L 12 5 5 5 1 2 0 0 0 0 0 2 12 20 27.00 4.200																					
Craig McMurtry, R ERA: 4.76 (2, 1)	4.1 19 2 2 1 2 3 0 1 0 0 0 0 19 32 2.08 1.154																					
Gene Garber, R ERA: 6.0 (7, 1)	1.2 8 2 0 0 2 1 1 0 0 0 0 0 10 18 0.00 1.800																					
Paul Assenmacher, L ERA: (8, 1)	0.2 4 1 0 0 0 1 0 0 0 0 0 0 3 7 0.00 3.000																					
Duane Ward, R ERA: (9, 1)	0.2 1 0 0 0 0 0 0 0 0 0 0 0 1 1 0.00 0.000																					

Los Angeles Dodgers @ Atlanta Braves
Atlanta-Fulton County Stadium, Atlanta, GA

AB	34
R	7
H	10
RBI	6
BB	8
SO	5
LOB	18



Sun Apr 20 1986, 3:33 AM EST
Att: 26,570 - Unknown

livebaseballscorecards.com

Batter	1	2	3	4	5	6	7	8	9	AB R H RBI BB SO LOB
Omar Moreno, L OBP: 0.214, SLG: 0.250 (1, 8)	0-0 F8 BB	4-0 BB			0-0 4-3		0-0 4-3		0-0 4-3	4 0 0 0 1 0 1
Rafael Ramirez, R OBP: 0.275, SLG: 0.333 (1, 6) (7, 5)	0-0 E5 1B	0-3 K 1-2			0-0 K 1B		0-0 K 1B		0-0 K 1B	4 1 3 1 0 1 1
Dale Murphy, R OBP: 0.463, SLG: 0.727 (1, 9)	0-0 K 1B 2-H		0-3 K		0-3 K 1-2		0-0 K 1-2		0-0 K 1-2	4 1 1 1 0 2 2
Bob Horner, R OBP: 0.216, SLG: 0.194 Paul Assenmacher, L (8, 1) Bill Sample, R OBP: 0.375, SLG: 0.750 (9, 4)	0-0 F3		0-0 4-3		0-3 K		0-0 5-3			4 0 0 0 0 1 3 0 0 0 0 0 0 0 0 0 0 0 0 0 0
Ted Simmons, S OBP: 0.438, SLG: 0.308 (1, 2)	0-0 K 1B 1-2		0-0 3-1		0-0 5-3		0-0 G3			4 0 1 0 0 0 0
Terry Harper, R OBP: 0.343, SLG: 0.276 (1, 7)	0-0 K 1B 1-3 2-H			0-0 K 1B	0-3 K		0-0 F4			4 0 2 1 0 1 0
Ken Oberkfell, L OBP: 0.425, SLG: 0.406 (1, 5) (7, 4) Duane Ward, R (9, 1)	0-0 L6			0-0 F5	0-0 K		0-0 K 2B		0-3 K	4 0 1 0 0 1 3 0 0 0 0 0 0 0
Glenn Hubbard, R OBP: 0.353, SLG: 0.250 Chris Chambliss, L OBP: 0.778, SLG: 1.125 (1, 4) (8, 3)			0-0 1-3		0-3 K		0-0 6-3		0-0 6-3	3 0 0 0 0 1 2 1 0 0 0 0 0 0
Rick Mahler, R OBP: 0.250, SLG: 0.250 Craig McMurtry, R (2, 1) Gene Garber, R (7, 1) Andres Thomas, R OBP: 0.200, SLG: 0.400 (7, 6)			0-3 K		0-0 4-3		0-0 K 1B 2B		0-0 7-1-6-3	0 0 0 0 0 0 0 2 0 0 0 0 1 1 0 0 0 0 0 0 0 2 1 1 0 0 0 0

Inning Stats	R: 2 E: 1 K: 0 S: 7	H: 4 LOB: 2 BB: 0 P: 7	R: 0 E: 0 K: 2 S: 7	H: 0 LOB: 1 BB: 1 P: 11	R: 0 E: 0 K: 1 S: 5	H: 0 LOB: 0 BB: 0 P: 5	R: 0 E: 0 K: 1 S: 6	H: 1 LOB: 1 BB: 0 P: 6	R: 0 E: 0 K: 2 S: 8	H: 1 LOB: 1 BB: 0 P: 8	R: 0 E: 0 K: 1 S: 6	H: 1 LOB: 1 BB: 0 P: 6	R: 1 E: 0 K: 0 S: 5	H: 2 LOB: 1 BB: 0 P: 5	R: 0 E: 0 K: 1 S: 5	H: 0 LOB: 0 BB: 0 P: 5	R: 0 E: 0 K: 0 S: 3	H: 0 LOB: 0 BB: 0 P: 3	1B: 7 2B: 2 3B: 0 HR: 0	SF: 0 SAC: 0 DP: 0 HBP: 0
--------------	------------------------------	---------------------------------	------------------------------	----------------------------------	------------------------------	---------------------------------	------------------------------	---------------------------------	------------------------------	---------------------------------	------------------------------	---------------------------------	------------------------------	---------------------------------	------------------------------	---------------------------------	------------------------------	---------------------------------	----------------------------------	------------------------------------

PITCHER	IP	WLS	BF	H	R	ER	SO	BB	IBB	HBP	BLK	WP	HR	S	P	ERA	WHIP
Bob Welch, R ERA: 1.63 (1, 1)	9.0	W	37	9	3	3	8	1	0	0	0	0	0	52	56	3.00	1.111

BOTTOM

Los Angeles Dodgers @ Atlanta Braves
Atlanta-Fulton County Stadium, Atlanta, GA

Sun Apr 20 1986, 3:33 AM EST
Att. 26,570 - Unknown


livebaseballscorecards.com

AB	36
R	3
H	9
RBI	3
BB	1
SO	8
LOB	13

Braves

WP: 0	PA: 37
PB: 0	
SB: 2	
CS: 0	

Batter	1	2	3	4	5	6	7	8	9	AB R H RBI BB SO LOB
Mariano Duncan, R (1, 6) OBP: 0.203, SLG: 0.186	4-0 BB G5-4-3		0-3 K		0-0 4-3			0-0 F8		3 0 0 0 1 1 2
Enos Cabell, R (1, 5) OBP: 0.160, SLG: 0.087	0-0 G5-4-3 1-2f			0-0 F9		0-0 F8		0-0 F9		4 0 0 0 0 0 1
Ken Landreaux, L (1, 8) OBP: 0.347, SLG: 0.477	0-3 K			0-0 HR		0-0 F5		0-0 F8		4 1 1 1 0 1 0
Greg Brock, L (1, 3) OBP: 0.278, SLG: 0.286		0-0 1B		0-0 F9		0-0 L6		0-0 F5		4 0 1 0 0 0 0
Mike Marshall, R (1, 9) OBP: 0.241, SLG: 0.352		0-3 K		0-0 1-3			0-0 F7			3 0 0 0 0 1 1
Mike Scioscia, L (1, 2) OBP: 0.347, SLG: 0.300		0-0 F5			4-0 1B BB		0-3 K			2 0 0 0 1 1 1
Franklin Stubbs, L (1, 7) OBP: 0.278, SLG: 0.484		0-0 F9			0-3 K		0-0 F8			3 0 0 0 0 1 2
Dave Anderson, R (1, 4) OBP: 0.346, SLG: 0.261			0-3 K		0-0 1B			0-0 G3		3 0 1 0 0 1 0
Rick Honeycutt, L (1, 1)			0-0 4-3		0-3 K			0-0 6-3		1 0 0 0 0 0 0
Terry Whitfield, L (5, PH)										1 0 0 0 0 1 2
Jerry Reuss, L (5, 1)										0 0 0 0 0 0 0
Steve Sax, R (8, PH)										1 0 0 0 0 0 0
Carlos Diaz, R (8, 1)										0 0 0 0 0 0 0

TOP															
Los Angeles Dodgers @ San Francisco Giants Candlestick Park, San Francisco, CA	Mon Apr 21 1986, 9:05 PM EST Att. 22,283 - Unknown														
<table border="0"> <tr><td>AB</td><td>29</td></tr> <tr><td>R</td><td>1</td></tr> <tr><td>H</td><td>3</td></tr> <tr><td>RBI</td><td>1</td></tr> <tr><td>BB</td><td>2</td></tr> <tr><td>SO</td><td>7</td></tr> <tr><td>LOB</td><td>9</td></tr> </table>	AB	29	R	1	H	3	RBI	1	BB	2	SO	7	LOB	9	
AB	29														
R	1														
H	3														
RBI	1														
BB	2														
SO	7														
LOB	9														
<table border="0"> <tr><td>WP: 0</td><td>PA: 31</td></tr> <tr><td>PB: 0</td><td></td></tr> <tr><td>SB: 0</td><td></td></tr> <tr><td>CS: 0</td><td></td></tr> </table>	WP: 0	PA: 31	PB: 0		SB: 0		CS: 0								
WP: 0	PA: 31														
PB: 0															
SB: 0															
CS: 0															

Inning Stats	R: 0	H: 0	R: 0	H: 1	R: 0	H: 0	R: 1	H: 1	R: 0	H: 1	R: 0	H: 0	R: 0	H: 0	R: 0	H: 0	R: 0	H: 0	R: 0	H: 0	1B: 2	SF: 0	WP: 0	PA: 31
	E: 0	LOB: 0	E: 0	LOB: 1	E: 0	LOB: 0	E: 0	LOB: 0	E: 0	LOB: 2	E: 0	LOB: 0	E: 0	LOB: 0	E: 0	LOB: 0	E: 0	LOB: 0	E: 0	LOB: 0	2B: 0	SAC: 0	PB: 0	
	K: 1	BB: 1	K: 1	BB: 0	K: 2	BB: 0	K: 0	BB: 0	K: 1	BB: 1	K: 2	BB: 0	K: 1	BB: 0	K: 0	BB: 0	K: 0	BB: 0	K: 0	BB: 0	3B: 0	DP: 1	SB: 0	
	S: 4	P: 8	S: 6	P: 6	S: 7	P: 7	S: 4	P: 4	S: 8	P: 12	S: 3	P: 3	S: 5	P: 5	S: 3	P: 3	S: 3	P: 3	S: 3	P: 3	HR: 1	HBP: 0	CS: 0	

PITCHER	IP	WLS	BF	H	R	ER	SO	BB	IBB	HBP	BLK	WP	HR	S	P	ERA	WHIP
Roger Mason, R (1, 1) ERA: 2.05	9.0	W	31	3	1	1	7	2	0	0	0	0	1	43	51	1.00	0.556

Batter	1	2	3	4	5	6	7	8	9	AB	R	H	RBI	BB	SO	LOB
Dan Gladden, R OBP: 0.333, SLG: 0.362 (1, 8)	0-0 4-3		0-0 F2		0-0 6-3		0-0 6-3			4	0	0	0	0	0	0
Will Clark, L OBP: 0.362, SLG: 0.500 (1, 3) Dan Driessen, L (7, 3)	0-3 K		0-0 3-1		0-3 K		0-0 1-3			3	0	0	0	0	2	0
Chris Brown, R OBP: 0.344, SLG: 0.379 (1, 5)	0-0 1B		0-0 1-3		0-0 F8		0-0 6-3			4	0	1	0	0	0	0
Jeffrey Leonard, R OBP: 0.396, SLG: 0.680 (1, 7)	0-0 6-3			0-0 HR 1B		0-0 6-3 1B 2B		0-0 1-3		4	2	2	0	0	0	1
Chili Davis, S OBP: 0.289, SLG: 0.436 (1, 9)		0-0 HR		0-0 HR 1-H		0-0 6-3		0-0 4-3		4	2	2	3	0	0	1
Bob Brenly, R OBP: 0.400, SLG: 0.459 (1, 2)		0-0 5-3		0-0 F8		4-0 FC4-6 1B IBB		0-3 K		3	0	0	0	1	1	0
Robby Thompson, R OBP: 0.327, SLG: 0.311 (1, 4)		0-0 2B		0-0 2B 1B		0-0 FC4-6 1B				3	1	3	1	0	0	0
Jose Uribe, S OBP: 0.293, SLG: 0.270 (1, 6)		0-0 6-3		0-0 1-H 2B		0-0 FC4-6				3	0	1	1	0	0	3
Roger Mason, R OBP: 0.143, SLG: 0.143 (1, 1)		0-0 6-3		0-0 5-3		0-3 K				3	0	0	0	0	1	3

Inning Stats	R: 0	H: 1	E: 0	K: 1	S: 6	R: 1	H: 2	E: 0	K: 0	S: 5	R: 0	H: 0	E: 0	K: 0	S: 3	R: 3	H: 4	E: 0	K: 0	S: 6	R: 0	H: 0	E: 0	K: 1	S: 5	R: 1	H: 2	E: 0	K: 1	S: 7	R: 0	H: 0	E: 0	K: 0	S: 3	R: 0	H: 0	E: 0	K: 1	S: 5
	LOB: 1	BB: 0	P: 6	LOB: 1	BB: 0	P: 5	LOB: 0	BB: 0	P: 3	LOB: 0	BB: 0	LOB: 0	BB: 0	P: 5	LOB: 2	BB: 1	LOB: 0	BB: 0	P: 5	LOB: 0	BB: 0	LOB: 0	BB: 0	P: 3	LOB: 0	BB: 0	LOB: 0	BB: 0	P: 5	LOB: 0	BB: 0	LOB: 0	BB: 0	P: 5	LOB: 0	BB: 0	LOB: 0	BB: 0	P: 5	


PITCHER	IP	WLS	BF	H	R	ER	SO	BB	IBB	HBP	BLK	WP	HR	S	P	ERA	WHIP
Rick Honeycutt, L ERA: 4.7 (1, 1)	4.0	L	18	7	4	4	1	0	0	0	0	0	2	20	20	9.00	1.750
Jerry Reuss, L ERA: 4.26 (5, 1)	3.0		12	2	1	1	2	0	1	0	0	0	0	15	19	3.00	0.667
Carlos Diaz, L ERA: 9.0 (8, 1)	1.0		3	0	0	0	1	0	0	0	0	0	0	5	5	0.00	0.000

Los Angeles Dodgers @ San Francisco Giants
Candlestick Park, San Francisco, CA
 Mon Apr 21 1986, 9:05 PM EST
 Att. 22,283 - Unknown

AB	32
R	5
H	9
RBI	5
BB	1
SO	4
LOB	8

GIANTS

WP	HR	S	P	ERA	WHIP
0	0	0	0	0	0

Batter	1	2	3	4	5	6	7	8	9	AB R H RBI BB SO LOB	TOP											
Steve Sax, R (1, 4) OBP: 0.421, SLG: 0.400	0-0 F7		4-0 HR BB			0-0 G3 BB 1B	0-3 K			3 2 1 0 1 1 1												
Mike Scioscia, L (1, 2) OBP: 0.385, SLG: 0.429 Alex Trevino, R (8, PH) OBP: 0.222, SLG: 0.125 (8, 2)	0-0 2B		0-0 HR			4-0 1B G3 BB		0-0 1-3		2 1 2 2 1 0 0 1 0 0 0 0 0 0												
Ken Landreaux, L (1, 8) OBP: 0.321, SLG: 0.438	0-3 K		0-0 4-3			0-0 G3		0-0 L5		4 0 0 0 0 1 3												
Mike Marshall, R (1, 9) OBP: 0.242, SLG: 0.345	0-0 F8				0-0 F8	0-0 S 1B		0-3 K		4 0 1 1 0 1 1												
Greg Brock, L (1, 3) OBP: 0.259, SLG: 0.264		0-0 G3			0-0 F7	0-0 F6			0-0 4-3	4 0 0 0 0 0 2												
Franklin Stubbs, L (1, 7) OBP: 0.250, SLG: 0.429		0-3 K			0-0 F8	0-3 K			0-0 3-1	4 0 0 0 0 2 2												
Dave Anderson, R (1, 5) OBP: 0.310, SLG: 0.231 Terry Whitfield, L (9, PH)		0-0 F9				1-3			4-0 BB	3 0 0 0 0 0 0 0 0 0 0 1 0 0	AB 32 R 3 H 5 RBI 3 BB 3 SO 6 LOB 10											
Mariano Duncan, R (1, 6) OBP: 0.191, SLG: 0.175			0-0 1-3			0-0 5-3			0-0 1-3	4 0 0 0 0 0 1												
Dennis Powell, R (1, 1) OBP: 0.333, SLG: 0.667 Carlos Diaz, R (1, 1) Ed Vande Berg, R (4, 1) Enos Cabell, R (7, PH) OBP: 0.192, SLG: 0.125 Jerry Reuss, L (7, 1)			0-0 F9		0-3 K	0-0 K			0-0 1B	0 0 0 0 0 0 0 1 0 0 0 0 0 0 1 0 0 0 0 1 0 1 0 1 0 0 0 0 0 0 0 0 0 0 0												
Inning Stats	R: 0 E: 0 K: 1 S: 6	H: 1 LOB: 1 BB: 0 P: 6	R: 0 E: 0 K: 1 S: 5	H: 0 LOB: 0 BB: 0 P: 5	R: 2 E: 0 K: 0 S: 4	H: 1 LOB: 0 BB: 1 P: 8	R: 0 E: 0 K: 0 S: 3	H: 0 LOB: 0 BB: 0 P: 3	R: 0 E: 0 K: 1 S: 5	H: 0 LOB: 0 BB: 0 P: 5	R: 1 E: 0 K: 1 S: 7	H: 2 LOB: 2 BB: 1 P: 11	R: 0 E: 0 K: 1 S: 6	H: 1 LOB: 1 BB: 0 P: 6	R: 0 E: 0 K: 1 S: 5	H: 0 LOB: 0 BB: 0 P: 5	R: 0 E: 0 K: 0 S: 3	H: 0 LOB: 1 BB: 1 P: 7	1B: 3 2B: 1 3B: 0 HR: 1	SF: 0 SAC: 0 DP: 0 HBP: 0	WP: 0 PB: 0 SB: 1 CS: 0	PA: 35
PITCHER	IP WLS BF H R ER SO BB IBB HBP BLK WP HR S P ERA WHIP																					
Mike Krukow, R (1, 1) ERA: 3.46	6.0 W 24 4 3 3 4 2 0 0 0 0 0 1 30 38 4.50 1.000																					
Michael LaCoss, R (7, 1) ERA: 6.0	1.0 4 1 0 0 1 0 0 0 0 0 0 0 6 6 0.00 1.000																					
Mark Davis, L (8, 1) ERA: 3.12	1.0 3 0 0 0 1 0 0 0 0 0 0 0 5 5 0.00 0.000																					
Greg Minton, R (9, 1) ERA: 3.52	1.0 4 0 0 0 0 1 0 0 0 0 0 0 3 7 0.00 1.000																					

Los Angeles Dodgers @ San Francisco Giants
 Candlestick Park, San Francisco, CA
 Tue Apr 22 1986, 9:05 PM EST
 Att. 22,408 - Unknown

livebaseballscorecards.com

Batter	1	2	3	4	5	6	7	8	9	AB	R	H	RBI	BB	SO	LOB
Dan Gladden, R OBP: 0.333, SLG: 0.350 Candy Maldonado, R OBP: 0.375, SLG: 0.533 (1, 8) (5, PH) (6, 8)										2	1	0	1	1	1	3
Robby Thompson, R OBP: 0.351, SLG: 0.340 (1, 4)										5	2	3	1	0	0	2
Chris Brown, R OBP: 0.405, SLG: 0.529 (1, 5)										5	3	4	0	0	0	1
Jeffrey Leonard, R OBP: 0.397, SLG: 0.648 (1, 7)										4	1	1	2	1	0	3
Chili Davis, S OBP: 0.286, SLG: 0.442 Brad Gulden, L OBP: 0.286, SLG: 0.167 (1, 9) (7, 2)										4	1	1	3	0	0	1
Bob Brenly, R OBP: 0.429, SLG: 0.500 Michael LaCoss, R Mark Davis, L Brad Wellman, R OBP: 0.222, SLG: 0.125 Greg Minton, S (1, 2) (7, 1) (8, 1) (8, PH) (9, 1)										3	1	2	1	1	0	0
Dan Driessen, L OBP: 0.364, SLG: 0.250 (1, 3)										2	1	1	0	3	1	0
Jose Uribe, S OBP: 0.304, SLG: 0.286 (1, 6)										5	0	2	1	0	0	3
Mike Krukow, R OBP: 0.100, SLG: 0.100 Joel Youngblood, R OBP: 0.357, SLG: 0.333 (1, 1) (6, PH) (7, 9)										3	0	1	1	0	0	4
										1	0	0	0	0	0	2

Inning Stats	R: 7	H: 7	E: 2	LOB: 1	K: 0	P: 17	S: 9	R: 1	H: 1	E: 0	LOB: 0	K: 0	P: 4	S: 4	R: 0	H: 1	E: 0	LOB: 1	K: 1	P: 6	S: 6	R: 2	H: 3	E: 0	LOB: 3	K: 0	P: 14	S: 6	R: 0	H: 1	E: 0	LOB: 1	K: 0	P: 4	S: 4	R: 0	H: 1	E: 0	LOB: 2	K: 0	P: 8	S: 4	R: 0	H: 1	E: 0	LOB: 2	K: 0	P: 8	S: 4	R: 0	H: 0	E: 0	LOB: 0	K: 1	P: 5	S: 5
--------------	------	------	------	--------	------	-------	------	------	------	------	--------	------	------	------	------	------	------	--------	------	------	------	------	------	------	--------	------	-------	------	------	------	------	--------	------	------	------	------	------	------	--------	------	------	------	------	------	------	--------	------	------	------	------	------	------	--------	------	------	------

PITCHER	IP	WLS	BF	H	R	ER	SO	BB	IBB	HBP	BLK	WP	HR	S	P	ERA	WHIP
Dennis Powell, L ERA: 5.84 (1, 1)	0.0	L	5	4	5	5	0	1	0	0	0	0	0	4	8	∞	∞
Carlos Diaz, L ERA: 11.12 (1, 1)	3.2		20	7	5	5	1	2	1	0	0	0	0	19	31	12.27	2.455
Ed Vande Berg, L ERA: 3.38 (4, 1)	2.1		11	3	0	0	0	1	0	0	0	0	0	10	14	0.00	1.714
Jerry Reuss, L ERA: 3.24 (7, 1)	2.0		8	1	0	0	1	0	1	0	0	0	0	9	13	0.00	0.500

BOTTOM

Los Angeles Dodgers @ San Francisco Giants
Candlestick Park, San Francisco, CA


Tue Apr 22 1986, 9:05 PM EST
Att. 22,408 - Unknown

AB	38
R	10
H	15
RBI	10
BB	6
SO	2
LOB	21

livebaseballscorecards.com

1B	10	SF	0	WP	0	PA	44
2B	4	SAC	0	PB	0	SB	0
3B	1	DP	1	CS	0		
HR	0	HBP	0				



Batter	1	2	3	4	5	6	7	8	9	AB R H RBI BB SO LOB	TOP									
Steve Sax, R (1, 4) OBP: 0.419, SLG: 0.368	0-0 F7	0-0 5-3		0-0 F8		4-0 BB		4-0 IBB		3 0 0 0 2 0 0										
Ken Landreaux, L (1, 8) OBP: 0.293, SLG: 0.396	0-0 1-3		0-0 1-3		0-0 5-3	0-0 F7		0-0 F5		5 0 0 0 0 0 5										
Bill Madlock, R (1, 5) OBP: 0.297, SLG: 0.371 Dave Anderson, R (7, PR) OBP: 0.300, SLG: 0.222	0-0 WP HR 1B		0-0 HR		0-0 F6		0-0 E1 5-3 1B		0-3 K	4 2 3 1 0 0 0 1 1 0 0 0 1 0										
Greg Brock, L (1, 3) OBP: 0.270, SLG: 0.250	4-0 1-2 HR BB		0-0 4-3		0-0 G3		0-0 F6		4-0 2B CS BB	3 1 0 0 2 0 1										
Mike Marshall, R (1, 9) OBP: 0.269, SLG: 0.429	0-0 1-H 2-H HR		0-0 1B 1B		0-0 F4		0-0 5-3		0-0 CS 1B 2B	5 1 3 4 0 0 0										
Mike Scioscia, L (1, 2) OBP: 0.386, SLG: 0.413	0-0 E1 S		0-0 1-3 1B		4-0 1B BB		0-0 F7		0-3 K 2-3 3-H	4 1 1 0 1 1 3										
Franklin Stubbs, L (1, 7) OBP: 0.233, SLG: 0.395 Cesar Cedeno, R (8, PH) OBP: 0.360, SLG: 0.286	0-3 1-2 K		0-0 F9		0-0 F7			0-0 4-3		3 0 0 0 0 1 4 1 0 0 0 0 0 0	AB 37 R 6 H 10 RBI 6 BB 5 SO 3 LOB 14									
Mariano Duncan, R (1, 6) OBP: 0.208, SLG: 0.209		0-0 1-3		0-0 F7		0-0 1B 1B		0-0 2B		4 0 2 0 0 0 0										
Fernando Valenzuela, L (1, 1) OBP: 0.250, SLG: 0.250		0-0 F8		0-0 L4		0-0 1-3 BB 1B		0-0 5-3		4 0 1 1 0 0 1										
Inning Stats	R: 3 E: 1 K: 1 S: 8	H: 2 LOB: 1 BB: 1 P: 12	R: 0 E: 0 K: 0 S: 3	H: 0 LOB: 0 BB: 0 P: 3	R: 1 E: 0 K: 0 S: 6	H: 3 LOB: 2 BB: 0 P: 6	R: 0 E: 0 K: 0 S: 3	H: 0 LOB: 0 BB: 0 P: 3	R: 1 E: 0 K: 0 S: 5	H: 2 LOB: 3 BB: 2 P: 13	R: 1 E: 1 K: 0 S: 4	H: 1 LOB: 1 BB: 0 P: 4	R: 0 E: 0 K: 0 S: 4	H: 1 LOB: 2 BB: 1 P: 8	R: 0 E: 0 K: 2 S: 7	H: 1 LOB: 1 BB: 1 P: 11	1B: 6 2B: 2 3B: 0 HR: 2	SF: 0 SAC: 0 DP: 0 HBP: 0	WP: 1 PB: 0 SB: 1 CS: 2	PA: 42
PITCHER	IP WLS BF H R ER SO BB IBB HBP BLK WP HR S P ERA WHIP																			
Scott Garrelts, R (1, 1) ERA: 2.76	5.2 L 27 7 5 5 1 2 0 0 0 1 2 27 35 7.94 1.588																			
Jeff Robinson, R (6, 1) ERA: 2.38	0.1 2 0 0 0 0 1 0 0 0 0 0 1 5 0.00 3.000																			
Bill Laskey, R (7, 1) ERA: 2.45	1.0 4 1 1 0 0 0 0 0 0 0 0 4 4 0.00 1.000																			
Mark Davis, L (8, 1) ERA: 2.53	2.0 9 2 0 0 0 2 1 1 0 0 0 0 11 0.00 1.500																			

Los Angeles Dodgers @ San Francisco Giants
 Candlestick Park, San Francisco, CA
 Wed Apr 23 1986, 6:33 AM EST
 Att: 26,069 - Unknown

livebaseballscorecards.com

Batter	1	2	3	4	5	6	7	8	9	AB R H RBI BB SO LOB
--------	---	---	---	---	---	---	---	---	---	----------------------

Dan Gladden, R <small>OBP: 0.338, SLG: 0.354</small> (1, 8) X	0-0 		0-0 1-3 			0-0 1B WP 1-2 	0-0 F8 		0-0 5-3 	5 2 2 0 0 0 2
Robby Thompson, R <small>OBP: 0.344, SLG: 0.333</small> (1, 4) S S S	0-3 K 		0-3 K 			0-0 E 1-3 2-H 	0-0 F8 			4 0 1 1 0 2 3
Chris Brown, R <small>OBP: 0.415, SLG: 0.514</small> (1, 5) X	0-0 L7-4 1-H 			0-3 K 		0-0 F3 		4-0 SH1-3 1B BB 		3 0 1 1 1 1 2
Jeffrey Leonard, R <small>OBP: 0.403, SLG: 0.638</small> (1, 7) X	0-0 L7-4 1-2 			0-0 G6-3 1B 		0-3 K 1-3 		0-0 SH1-3 1B 		4 0 2 0 0 1 2
Chili Davis, S <small>OBP: 0.269, SLG: 0.413</small> (1, 9) X		0-0 E5 FC6-4 		0-0 G6-3 1-2f 		0-3 K 3-H 		0-0 SH1-3 	1-2 2-3 	3 0 0 0 0 1 2
Bob Brenly, R <small>OBP: 0.415, SLG: 0.465</small> (1, 2) X		0-0 FC6-4 1-2f 			0-0 F3 		4-0 2B E BB 	0-3 K 		3 1 0 0 1 1 3
Dan Driessen, L <small>OBP: 0.333, SLG: 0.333</small> (1, 3) X		0-0 F9 			0-0 F4 		0-0 E7 1-H 2B 	0-0 4-3 		4 0 1 0 0 0 3
Jose Uribe, S <small>OBP: 0.286, SLG: 0.267</small> Bob Melvin, R <small>OBP: 0.156, SLG: 0.194</small> (9, PH) S S S		0-3 K 			0-0 4-3 		0-3 K 		0-3 K 	3 0 0 0 0 2 2 1 0 0 0 0 1 0
Scott Garretts, R <small>OBP: 0.125, SLG: 0.125</small> Jeff Robinson, R <small>OBP: 0.412, SLG: 0.563</small> Candy Maldonado, R <small>OBP: 0.412, SLG: 0.563</small> Bill Laskey, R <small>OBP: 0.412, SLG: 0.563</small> Joel Youngblood, R <small>OBP: 0.412, SLG: 0.563</small> Mark Davis, L <small>OBP: 0.356, SLG: 0.491</small> (1, 1) (6, 1) (6, PH) (7, 1) (7, PH) (8, 1) (9, PH)			0-0 1-3 			0-0 WP 1B 1B 	4-0 		0-3 K 	1 0 0 0 0 0 0 0 0 0 0 0 0 0 1 1 1 0 0 0 0 0 0 0 0 0 0 0 0 0 0 0 1 0 0 0 0 0 0 0 0 0 1 0 0 0 0 1 0

Inning Stats	R: 1	H: 2	E: 0	K: 1	S: 6	LOB: 0	BB: 0	P: 6	R: 0	H: 0	E: 1	K: 1	S: 6	LOB: 1	BB: 0	P: 6	R: 0	H: 0	E: 0	K: 1	S: 5	LOB: 0	BB: 0	P: 5	R: 0	H: 1	E: 0	K: 1	S: 5	LOB: 0	BB: 0	P: 5	R: 0	H: 0	E: 0	K: 0	S: 3	LOB: 0	BB: 0	P: 3	R: 2	H: 3	E: 1	K: 2	S: 10	LOB: 1	BB: 0	P: 10	R: 1	H: 1	E: 1	K: 1	S: 6	LOB: 2	BB: 2	P: 14	R: 0	H: 1	E: 0	K: 1	S: 6	LOB: 2	BB: 1	P: 10	R: 0	H: 0	E: 0	K: 2	S: 7	LOB: 0	BB: 0	P: 7	R: 0	H: 0	E: 0	K: 1	S: 7	LOB: 0	BB: 0	P: 7	1B: 7	2B: 2	3B: 0	HR: 0	SF: 0	SAC: 1	DP: 2	HBP: 0	WP: 1	PB: 0	SB: 1	CS: 0	PA: 37
--------------	------	------	------	------	------	--------	-------	------	------	------	------	------	------	--------	-------	------	------	------	------	------	------	--------	-------	------	------	------	------	------	------	--------	-------	------	------	------	------	------	------	--------	-------	------	------	------	------	------	-------	--------	-------	-------	------	------	------	------	------	--------	-------	-------	------	------	------	------	------	--------	-------	-------	------	------	------	------	------	--------	-------	------	------	------	------	------	------	--------	-------	------	-------	-------	-------	-------	-------	--------	-------	--------	-------	-------	-------	-------	--------

PITCHER	IP	WLS	BF	H	R	ER	SO	BB	IBB	HBP	BLK	WP	HR	S	P	ERA	WHIP	
Fernando Valenzuela, L <small>ERA: 2.81</small>	(1, 1)	9.0	W	37	8	4	3	10	3	0	0	0	1	0	54	66	3.00	1.222

BOTTOM

Los Angeles Dodgers @ San Francisco Giants
 Candlestick Park, San Francisco, CA
 Wed Apr 23 1986, 6:33 AM EST
 Att. 26,069 - Unknown

livebaseballscorecards.com

AB	33
R	4
H	8
RBI	2
BB	3
SO	10
LOB	19



Batter	1	2	3	4	5	6	7	8	9	AB R H RBI BB SO LOB	TOP									
Claudell Washington, L OBP: 0.273, SLG: 0.341 Paul Assenmacher, L Gene Garber, R	0-0 G3 BB 2B	0-3 K			0-0 WP 1B 2B	4-0 1-2 BB		0-3 K		4 2 2 0 1 2 3 0 0 0 0 0 0 0 0 0 0 0 0 0 0										
Rafael Ramirez, R OBP: 0.276, SLG: 0.351	0-0 G3 2-3	0-0 1-2 1B			0-0 6-3	0-0 PO 2-3	0-0 4-3		0-0 F7	5 0 1 0 0 0 2										
Dale Murphy, R OBP: 0.475, SLG: 0.673	0-3 K	0-0 FC5 2-3f			0-0 1B 1B		0-3 K		0-0 1B	5 0 2 1 0 2 3										
Bob Homer, R OBP: 0.259, SLG: 0.273	4-0 BB BB BB				0-0 F8 1B		0-3 K		0-3 K	4 0 1 0 1 2 2										
Terry Harper, R OBP: 0.353, SLG: 0.286	4-0 1-2 BB BB				0-0 G4-6-3 1-2f				4-0 BB 1B BB	3 1 1 0 2 1 2										
Ozzie Virgil, R OBP: 0.148, SLG: 0.200	4-0 1-2 2-3 3-H BB				0-0 6-3				0-3 K	3 0 0 1 1 1 3										
Ken Oberkfell, L OBP: 0.377, SLG: 0.356	0-0 4-3				0-0 L7				0-0 F7	4 0 0 0 0 0 4										
Glenn Hubbard, R OBP: 0.313, SLG: 0.300 Omar Moreno, L OBP: 0.250, SLG: 0.333		0-3 K			0-0 6-3				4-0 1B 1-2 BB	3 0 0 0 0 1 0 0 0 0 0 1 0 0										
Rick Mahler, R OBP: 0.300, SLG: 0.222 Chris Chambliss, L OBP: 0.750, SLG: 1.000 Jeff Dedmon, L Ted Simmons, S OBP: 0.429, SLG: 0.294 Andres Thomas, R OBP: 0.333, SLG: 0.500		4-0 FC5 1B BB			0-0 5-3				4-0 PO BB BB	1 0 0 0 1 0 0 0 0 0 0 1 0 0 0 0 0 0 0 0 0 1 0 1 1 0 0 0 0 0 0 0 0 0 0										
Inning Stats	R: 1 E: 0 K: 1 S: 6	H: 1 LOB: 3 BB: 3 P: 18	R: 0 E: 0 K: 2 S: 8	H: 1 LOB: 2 BB: 1 P: 12	R: 0 E: 0 K: 0 S: 3	H: 1 LOB: 0 BB: 0 P: 3	R: 0 E: 0 K: 0 S: 3	H: 0 LOB: 0 BB: 0 P: 3	R: 1 E: 0 K: 0 S: 6	H: 3 LOB: 2 BB: 0 P: 6	R: 0 E: 0 K: 2 S: 7	H: 0 LOB: 0 BB: 0 P: 7	R: 1 E: 0 K: 2 S: 8	H: 1 LOB: 2 BB: 2 P: 16	R: 0 E: 0 K: 2 S: 8	H: 1 LOB: 1 BB: 0 P: 8	1B: 6 2B: 2 3B: 0 HR: 0	SF: 0 SAC: 0 DP: 1 HBP: 0	WP: 1 PB: 0 SB: 0 CS: 0	PA: 42
PITCHER	IP WLS BF H R ER SO BB IBB HBP BLK WP HR S P ERA WHIP																			
Orel Hershiser, R ERA: 2.17	(1, 1) 5.0 W 24 6 2 2 3 4 0 0 0 1 0 26 42 3.60 2.000																			
Ken Howell, R ERA: 1.74	(6, 1) 2.2 11 0 1 1 3 4 0 0 0 0 0 13 29 3.38 1.500																			
Tom Niedenfuer, R ERA: 2.08	(8, 1) 1.1 S 6 2 0 0 3 0 0 0 0 0 0 12 12 0.00 1.500																			

Atlanta Braves @ Los Angeles Dodgers
Dodger Stadium, Los Angeles, CA

AB	33
R	3
H	8
RBI	3
BB	8
SO	9
LOB	19



Thu Apr 24 1986, 6:05 PM PST
Att: 31,161 - Unknown

livebaseballscorecards.com

Batter	1	2	3	4	5	6	7	8	9	AB R H RBI BB SO LOB
Steve Sax, R (1, 4) OBP: 0.426, SLG: 0.381	0-0 G3		0-0 1B		0-0 1B		0-0 G3			4 0 2 0 0 0 0
Ken Landreaux, L (1, 8) OBP: 0.274, SLG: 0.368	0-0 6-3		0-0 4-3		0-0 F8		0-0 G3			4 0 0 0 0 0 2
Bill Madlock, R (1, 5) OBP: 0.275, SLG: 0.342 Ken Howell, R (6, 1) Tom Niedenfuer, R (8, 1)	0-0 F4			0-0 6-3	0-0 F5		0-3 K			3 0 0 0 0 0 1 1 0 0 0 0 1 0 0 0 0 0 0 0 0
Greg Brock, L (1, 3) OBP: 0.269, SLG: 0.300		0-0 4-3		0-0 HR	0-0 F9		0-3 K			4 1 1 1 0 1 1
Mike Marshall, R (1, 9) OBP: 0.282, SLG: 0.470		0-0 HR		0-0 5-3		0-3 K	4-0 WP 1B 5-3 BB			3 2 1 1 1 1 0
Mike Scioscia, L (1, 2) OBP: 0.410, SLG: 0.417		0-0 4-3		1-0 1B 2B HBP		4-0 BB BB	0-0 WP 5-3 1B			2 2 1 0 1 0 0
Franklin Stubbs, L (1, 7) OBP: 0.239, SLG: 0.390 Cesar Cedeno, R (8, PH) OBP: 0.346, SLG: 0.273		0-0 F9		0-0 2B 1B		0-3 K	0-0 5-3 1-H 2-H			3 1 1 0 0 1 1 1 0 0 1 0 0 0
Mariano Duncan, R (1, 6) OBP: 0.224, SLG: 0.229			0-0 F7	0-0 2B		4-0 FC6-4 1-2 BB	0-0 1-3			3 0 1 2 1 0 0
Orel Hershiser, R (1, 1) Dave Anderson, R (6, 5) OBP: 0.290, SLG: 0.214			0-3 K	0-0 B2-3		0-0 FC6-4 1-2f				2 0 0 0 0 1 1 1 0 0 0 0 0 2

Inning Stats	R: 0 E: 0 K: 0 S: 3	H: 0 LOB: 0 BB: 0 P: 3	R: 1 E: 0 K: 0 S: 4	H: 1 LOB: 0 BB: 0 P: 4	R: 0 E: 0 K: 1 S: 6	H: 1 LOB: 1 BB: 0 P: 6	R: 3 E: 0 K: 0 S: 6	H: 3 LOB: 1 BB: 0 P: 7	R: 0 E: 0 K: 0 S: 4	H: 1 LOB: 1 BB: 0 P: 4	R: 0 E: 0 K: 2 S: 7	H: 0 LOB: 2 BB: 2 P: 15	R: 0 E: 0 K: 1 S: 5	H: 0 LOB: 0 BB: 0 P: 5	R: 2 E: 0 K: 1 S: 6	H: 1 LOB: 0 BB: 1 P: 10
1B: 4 2B: 1 3B: 0 HR: 2	SF: 0 SAC: 0 DP: 0 HBP: 1	WP: 2 PB: 0 SB: 0 CS: 0	PA: 35													

PITCHER	IP	WLS	BF	H	R	ER	SO	BB	IBB	HBP	BLK	WP	HR	S	P	ERA	WHIP
Rick Mahler, R (1, 1) ERA: 4.94	5.0	L	22	6	4	4	1	0	0	0	0	1	2	23	24	7.20	1.200
Jeff Dedmon, R (6, 1) ERA: 7.5	2.0		8	0	0	0	3	2	0	0	0	0	0	12	20	0.00	1.000
Paul Assenmacher, L (8, 1) ERA: 3.38	0.1		3	1	2	2	1	1	0	0	0	0	0	4	8	54.00	6.000
Gene Garber, R (8, 1) ERA: 4.91	0.2		2	0	0	0	0	0	0	0	0	1	0	2	2	0.00	0.000

BOTTOM


Atlanta Braves @ Los Angeles Dodgers
Dodger Stadium, Los Angeles, CA

Thu Apr 24 1986, 6:05 PM PST
Att. 31,161 - Unknown

livebaseballscorecards.com

AB	31
R	6
H	7
RBI	5
BB	3
SO	5
LOB	8



Batter	1	2	3	4	5	6	7	8	9	AB R H RBI BB SO LOB	TOP														
Claudell Washington, L OBP: 0.286, SLG: 0.413 (1, 9) X	0-0 F8 ①		0-0 G1-6-3 1B ①		0-0 4-3 ②		0-0 HR ①		0-0 6-3 ①	5 1 2 1 0 0 0	<p>Atlanta Braves @ Los Angeles Dodgers Dodger Stadium, Los Angeles, CA</p> <p>Fri Apr 25 1986, 6:05 PM PST Att. 36,700 - Unknown</p> <p>livebaseballscorecards.com</p> <table border="1"> <tr><td>AB</td><td>36</td></tr> <tr><td>R</td><td>4</td></tr> <tr><td>H</td><td>9</td></tr> <tr><td>RBI</td><td>4</td></tr> <tr><td>BB</td><td>4</td></tr> <tr><td>SO</td><td>8</td></tr> <tr><td>LOB</td><td>16</td></tr> </table> 	AB	36	R	4	H	9	RBI	4	BB	4	SO	8	LOB	16
AB	36																								
R	4																								
H	9																								
RBI	4																								
BB	4																								
SO	8																								
LOB	16																								
Rafael Ramirez, R OBP: 0.270, SLG: 0.355 (1, 6) X	0-0 G3 ②		0-0 G1-6-3 1-2f ②		0-0 2B ③		0-0 F3 ①		0-0 F4 ②	5 0 1 0 0 0 1															
Dale Murphy, R OBP: 0.484, SLG: 0.741 (1, 8) X	0-0 F8 ③		0-0 2B ②		0-0 4-3 ③		0-0 E1 1B ①		0-0 HR ③	5 2 3 1 0 0 1															
Bob Homer, R OBP: 0.271, SLG: 0.306 (1, 3) X		0-3 K ①	0-0 2B 2-H ②		0-0 E 6-3 1B ②		0-0 F4 ②		0-0 F9 ③	5 1 2 1 0 1 1															
Ken Oberkfell, L OBP: 0.386, SLG: 0.375 (1, 5) X		0-0 BB 2B ①	0-0 L9 ③		0-0 E3 6-3 1-3 ①		4-0 IBB ③			3 0 1 0 1 0 2															
Ozzie Virgil, R OBP: 0.161, SLG: 0.179 (1, 2) X		4-0 BB BB ①		0-0 F9 ①		0-0 6-3 1-2 3-H ①		0-3 K ③		3 0 0 1 1 1 3															
Terry Harper, R OBP: 0.327, SLG: 0.261 (1, 7) X		0-3 K ②		0-3 K ②		0-3 K ②		0-0 1-3 ①		4 0 0 0 0 3 3															
Glenn Hubbard, R OBP: 0.327, SLG: 0.286 (1, 4) X		4-0 BB 1-2 2-3 BB ①		0-0 F8 ③		4-0 FC4-6 IBB ③		0-3 K ②		2 0 0 0 2 1 0															
Joe Johnson, R OBP: 0.300, SLG: 0.222 (1, 1) X		0-3 K ③		0-0 3-1 ①		0-0 FC4-6 1-2f ③		0-3 K ③		4 0 0 0 0 2 5															
Inning Stats	R: 0 E: 0 K: 0 S: 3 H: 0 LOB: 0 BB: 0 P: 3	R: 0 E: 0 K: 3 S: 10 H: 1 LOB: 3 BB: 2 P: 18	R: 1 E: 0 K: 0 S: 5 H: 3 LOB: 1 BB: 0 P: 5	R: 0 E: 0 K: 1 S: 5 H: 0 LOB: 0 BB: 0 P: 5	R: 0 E: 0 K: 0 S: 4 H: 1 LOB: 1 BB: 0 P: 4	R: 1 E: 1 K: 1 S: 7 H: 1 LOB: 2 BB: 1 P: 11	R: 1 E: 1 K: 1 S: 7 H: 2 LOB: 2 BB: 1 P: 11	R: 0 E: 0 K: 2 S: 7 H: 0 LOB: 0 BB: 0 P: 7	R: 1 E: 0 K: 0 S: 4 H: 1 LOB: 0 BB: 0 P: 4	1B: 3 2B: 4 3B: 0 HR: 2 SF: 0 SAC: 0 DP: 1 HBP: 0	WP: 0 PB: 0 SB: 0 CS: 0 PA: 40														
PITCHER	IP WLS BF H R ER SO BB IBB HBP BLK WP HR S P ERA WHIP											PITCHER	IP WLS BF H R ER SO BB IBB HBP BLK WP HR S P ERA WHIP												
Bob Welch, R ERA: 1.82 (1, 1)	7.0 L 33 8 3 2 6 2 2 0 0 0 1 41 57 2.57 1.429																								
Ed Vande Berg, L ERA: 3.6 (8, 1)	2.0 7 1 1 1 2 0 0 0 0 0 1 11 11 4.50 0.500																								

Batter	1	2	3	4	5	6	7	8	9	AB R H RBI BB SO LOB
Steve Sax, R (1, 4) OBP: 0.412, SLG: 0.370	0-0 4-3		0-0 E 1B		0-0 F5			0-0 4-3		4 0 1 0 0 0 1
Mariano Duncan, R (1, 6) OBP: 0.238, SLG: 0.222	0-3 K		4-0 S 1-3 BB		0-3 K			4-0 G3-6-3 BB		2 0 0 0 2 2 1
Ken Landreaux, L (1, 8) OBP: 0.273, SLG: 0.350	0-0 F7		4-0 1-2 BB		0-0 4-3			0-0 G3-6-3 1-2f		3 0 0 0 1 0 1
Greg Brock, L (1, 3) OBP: 0.282, SLG: 0.349		4-0 CS 1B BB	0-0 5-3		0-0 HR			0-3 K		3 1 1 1 1 1 3
Mike Marshall, R (1, 9) OBP: 0.267, SLG: 0.443		0-3 K		0-3 K		0-0 G3		0-0 4-3		4 0 0 0 0 2 1
Mike Scioscia, L (1, 2) OBP: 0.415, SLG: 0.412		0-0 1-2 1B		0-3 K		0-3 K		4-0 1B BB		3 0 1 0 1 2 0
Franklin Stubbs, L (1, 7) OBP: 0.240, SLG: 0.378		0-3 K 2-3		0-0 1-3			0-3 K	0-0 1-2 1B		4 0 1 0 0 2 2
Dave Anderson, R (1, 5) Terry Whitfield, L (9, PH) OBP: 0.265, SLG: 0.194			0-0 5-3		0-0 E5 FC1-6		0-0 F4	0-0 4-3		3 0 0 0 0 0 0 1 0 0 0 0 0 2
Bob Welch, R (1, 1) Enos Cabell, R (7, PH) Ed Vande Berg, R (8, 1) OBP: 0.185, SLG: 0.120			0-0 5-3		0-0 FC1-6 1-2f		0-0 6-3			2 0 0 0 0 0 1 1 0 0 0 0 0 0 0 0 0 0 0 0 0

Inning Stats	R: 0	H: 0	E: 0	K: 1	S: 5	R: 0	H: 1	E: 0	K: 2	S: 7	R: 0	H: 1	E: 1	K: 0	S: 4	R: 0	H: 0	E: 0	K: 2	S: 7	R: 0	H: 0	E: 1	K: 1	S: 6	R: 1	H: 1	E: 0	K: 1	S: 6	R: 0	H: 0	E: 0	K: 1	S: 5	R: 0	H: 0	E: 0	K: 0	S: 2	R: 0	H: 1	E: 0	K: 1	S: 6	R: 0	H: 1	E: 0	K: 1	S: 6	1B: 3	2B: 1	3B: 0	HR: 1	SF: 0	SAC: 0	DP: 2	HBP: 0	WP: 0	PB: 0	SB: 1	CS: 1	PA: 35
--------------	------	------	------	------	------	------	------	------	------	------	------	------	------	------	------	------	------	------	------	------	------	------	------	------	------	------	------	------	------	------	------	------	------	------	------	------	------	------	------	------	------	------	------	------	------	------	------	------	------	------	-------	-------	-------	-------	-------	--------	-------	--------	-------	-------	-------	-------	--------

PITCHER	IP	WLS	BF	H	R	ER	SO	BB	IBB	HBP	BLK	WP	HR	S	P	ERA	WHIP
Joe Johnson, R (1, 1) ERA: 1.54	9.0	W	35	4	1	1	9	5	0	0	0	0	1	48	68	1.00	1.000

BOTTOM

Atlanta Braves @ Los Angeles Dodgers
Dodger Stadium, Los Angeles, CA

Fri Apr 25 1986, 6:05 PM PST
 Att. 36,700 - Unknown

livebaseballscorecards.com

AB 30
R 1
H 4
RBI 1
BB 5
SO 9
LOB 12



Batter	1	2	3	4	5	6	7	8	9	10	AB R H RBI BB SO LOB	TOP				
Claudell Washington, L (1, 9) OBP: 0.275, SLG: 0.396 Bill Sample, R (5, PH) OBP: 0.333, SLG: 0.533 (5, 9)	0-3 K		0-3 K		0-0 F8		0-0 G6-4-3 1B		0-0 F9		2 0 0 0 0 2 0 3 0 1 0 0 0 2	<p>Atlanta Braves @ Los Angeles Dodgers</p> <p>Dodger Stadium, Los Angeles, CA</p> <p>Sat Apr 26 1986, 7:05 PM PST</p> <p>Att. 40,076 - Unknown</p>				
Rafael Ramirez, R (1, 6) OBP: 0.279, SLG: 0.348 (8, 5)	0-0 1B		0-0 6-3		4-0 BB		0-0 F9		0-3 K		4 0 1 0 1 1 1					
Dale Murphy, R (1, 8) OBP: 0.449, SLG: 0.678 (8, 9)	0-3 K			0-0 5-3	0-3 K		0-0 G6-4-3 1-2f		0-0 6-3		5 0 0 0 0 2 5					
Bob Horner, R (1, 3) OBP: 0.281, SLG: 0.315 (8, 9)	0-3 K			0-0 5-3		0-0 WP BB 1B		0-0 F4		0-0 FC6-4 1B	5 0 2 0 0 1 1					
Terry Harper, R (1, 7) OBP: 0.317, SLG: 0.255 (8, 9)		0-0 4-3		0-0 4-3		0-0 F4		0-0 2B HR 1B		0-0 F7	5 1 1 0 0 0 2					
Ozzie Virgil, R (1, 2) OBP: 0.194, SLG: 0.161 (8, 9)		4-0 FC3-6 BB			0-0 6-3	4-0 WP BB 1-2		0-3 K		0-0 FC6-4 1B 1-2f	3 1 0 0 2 1 2					
Ken Oberkfell, L (1, 5) OBP: 0.403, SLG: 0.415 (5, 4)		0-0 FC3-6 FC4-6 1-2f			0-0 1B 2B 1B	0-3 K		0-0 1-3 HR 2B		0-0 1B 1-2 1B	5 2 3 0 0 1 3					
Glenn Hubbard, R (1, 4) Craig McMurry, R (5, PH) Chris Chambliss, L (6, PH) Paul Assenmacher, L (6, PH) Duane Ward, R (7, PH) Omar Moreno, L (8, PH) Andres Thomas, R (8, 6) OBP: 0.400, SLG: 0.356		0-0 FC4-6 1-2f			0-0 2B 1B	4-0 1-2 2-3 BB		0-0 2-H 3-H HR		0-0 1-3 2-H 1B	2 0 1 0 0 0 1 0 0 0 0 0 0 0 0 0 0 0 0 1 0 0 0 0 0 0 0 0 0 0 0 0 0 0 0 0 0 0 1 1 1 3 0 0 0 0 1 0 1 1 0 0 0 0					
David Palmer, R (1, 1) Ted Simmons, S (5, PH) Gene Garber, R (8, 1) Bruce Sutter, R (9, 1) Jeff Dedmon, L (10, 1)			0-0 5-3		0-0 1-3 2-H 2B	0-0 6-3		0-0 F9			1 0 0 0 0 0 0 3 0 1 1 0 0 3 0					
Inning Stats	R: 0 H: 1 E: 0 LOB: 1 K: 3 BB: 0 S: 10 P: 10	R: 0 H: 0 E: 0 LOB: 1 K: 0 BB: 1 S: 3 P: 7	R: 0 H: 0 E: 0 LOB: 0 K: 1 BB: 0 S: 5 P: 5	R: 0 H: 0 E: 0 LOB: 0 K: 0 BB: 0 S: 3 P: 3	R: 1 H: 3 E: 0 LOB: 3 K: 1 BB: 1 S: 8 P: 12	R: 0 H: 1 E: 0 LOB: 3 K: 1 BB: 2 S: 6 P: 14	R: 0 H: 1 E: 0 LOB: 0 K: 0 BB: 0 S: 3 P: 3	R: 3 H: 3 E: 0 LOB: 0 K: 1 BB: 0 S: 8 P: 8	R: 0 H: 0 E: 0 LOB: 0 K: 1 BB: 0 S: 5 P: 5	R: 1 H: 3 E: 0 LOB: 2 K: 0 BB: 0 S: 5 P: 5	1B: 9 SF: 0 2B: 2 SAC: 0 3B: 0 DP: 1 HR: 1 HBP: 0		WP: 1 PA: 44 PB: 0 SB: 0 CS: 0			
PITCHER	IP WLS BF H R ER SO BB IBB HBP BLK WP HR S P ERA WHIP															
Rick Honeycutt, L (1, 1) ERA: 4.05	4.2	20	4	1	1	4	2	0	0	0	0	0	26	34	1.93	1.286
Ken Howell, R (5, 1) ERA: 1.42	2.1	10	2	0	0	2	2	0	0	0	1	0	12	20	0.00	1.714
Tom Niedenfuer, R (8, 1) ERA: 4.22	2.0	9	3	3	3	2	0	0	0	0	0	1	13	13	13.50	1.500
Ed Vande Berg, L (10, 1) ERA: 4.09	1.0	L 5	3	1	1	0	0	0	0	0	0	0	5	5	9.00	3.000

livebaseballscores.com

AB	40
R	5
H	12
RBI	5
BB	4
SO	8
LOB	20



Batter	1	2	3	4	5	6	7	8	9	10	AB R H RBI BB SO LOB
Steve Sax, R (1, 4) OBP: 0.393, SLG: 0.340	0-0 6-3		0-0 5-3		0-3 K			0-0 6-3		4-0 B3-4 BB	4 0 0 0 1 1 0
Mariano Duncan, R (1, 6) OBP: 0.224, SLG: 0.208	0-3 K		0-3 K		0-3 K			0-0 F7		0-0 B3-4	5 0 0 0 0 3 2
Ken Landreaux, L (1, 8) OBP: 0.296, SLG: 0.375	0-0 1B			4-0 3-1 1B BB		0-0 F7		0-0 4-3 2B		0-0 4-3	4 3 2 0 1 0 3
Greg Brock, L (1, 3) OBP: 0.293, SLG: 0.348	0-0 1B			0-0 3-1		4-0 CS BB		0-0 4-3		0-0 4-3	3 0 1 1 1 0 2
Mike Marshall, R (1, 9) OBP: 0.278, SLG: 0.459	0-0 F9			0-0 2B 1B		0-0 F5		0-0 2B		0-0 2B	4 1 2 2 0 0 2
Mike Scioscia, L (1, 2) OBP: 0.435, SLG: 0.444		0-3 K		0-0 FC3-2 2B		0-0 CS	0-0 CS 1B	0-0 G4-6-3 IBB		0-0 G4-6-3 IBB	3 0 2 1 1 1 0
Franklin Stubbs, L (1, 7) OBP: 0.221, SLG: 0.362		0-0 F4		0-0 FC3-2		0-0 5-3		0-0 G4-6-3		0-0 G4-6-3	2 0 0 0 0 0 0 1
Ken Howell, R (5, 1)											0 0 0 0 0 0 0 0
Enos Cabell, R (7, PH) OBP: 0.179, SLG: 0.115											1 0 0 0 0 0 0 1
Tom Niedtner, R (8, 1)											0 0 0 0 0 0 0 0
Terry Whitfield, L (9, PH)											1 0 0 0 0 0 0 2
Ed Vande Berg, R (10, 1)											0 0 0 0 0 0 0 0
Dave Anderson, R (1, 5) OBP: 0.243, SLG: 0.176		0-3 K		0-0 6-3		0-0 F6				0-0 SH5-4 1B	3 0 0 0 0 0 1 1
Alex Trevino, R (10, PH) OBP: 0.300, SLG: 0.222											1 0 1 0 0 0 0 0
Bill Russell, R (10, PR) OBP: 0.240, SLG: 0.261											0 0 0 0 0 0 0 0
Rick Honeycutt, L (1, 1)			0-0 1-3		0-3 K			0-0 F7		0-0 SH5-4	1 0 0 0 0 0 0 0
Cesar Cedeno, R (5, 7) OBP: 0.321, SLG: 0.250										1-3	2 0 0 0 0 0 1 0

BOTTOM

Atlanta Braves @ Los Angeles Dodgers
 Dodger Stadium, Los Angeles, CA
 Sat Apr 26 1986, 7:05 PM PST
 Att: 40,076 - Unknown

livebaseballscorecards.com

AB	34
R	4
H	8
RBI	4
BB	4
SO	7
LOB	14



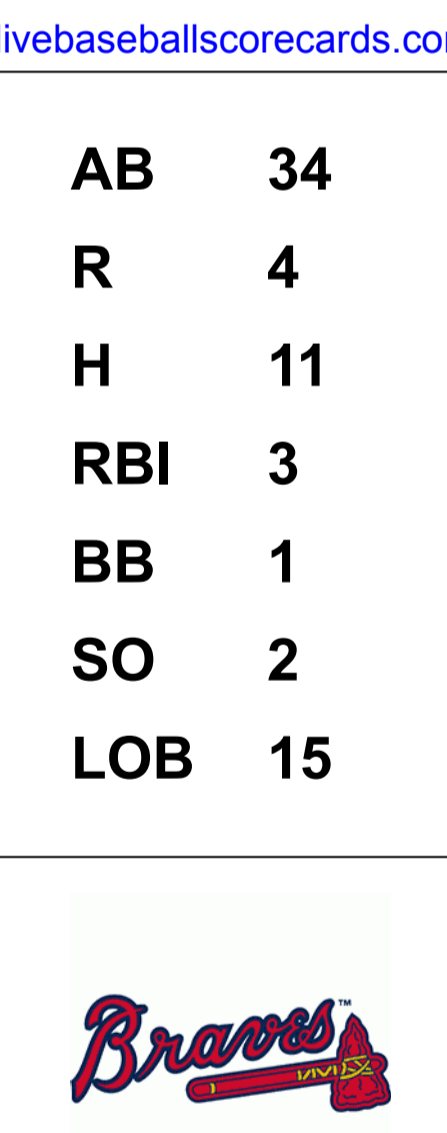
Inning Stats	R: 1	H: 2	E: 0	K: 1	S: 7	H: 2	LOB: 1	E: 0	K: 0	S: 5	R: 2	H: 2	E: 0	K: 3	S: 9	R: 0	H: 1	E: 0	K: 0	S: 3	R: 0	H: 1	E: 0	K: 0	S: 3	R: 1	H: 2	E: 0	K: 0	S: 4	R: 0	H: 1	E: 0	K: 0	S: 4	1B: 5	SF: 0	2B: 3	3B: 0	HR: 0	WP: 0	PA: 40
--------------	------	------	------	------	------	------	--------	------	------	------	------	------	------	------	------	------	------	------	------	------	------	------	------	------	------	------	------	------	------	------	------	------	------	------	------	-------	-------	-------	-------	-------	-------	--------

PITCHER	IP	WLS	BF	H	R	ER	SO	BB	IBB	HBP	BLK	WP	HR	S	P	ERA	WHIP
David Palmer, R (1, 1) ERA: 3.38	4.0		17	4	3	3	4	1	0	0	0	0	0	24	28	6.75	1.250
Craig McMurry, R (5, 1) ERA: 4.05	1.0		3	0	0	0	3	0	0	0	0	0	0	9	9	0.00	0.000
Paul Assenmacher, L (6, 1) ERA: 2.84	1.0		4	1	0	0	0	1	0	0	0	0	0	3	7	0.00	2.000
Duane Ward, R (7, 1) ERA: 1.93	1.0		2	0	0	0	0	0	0	0	0	0	0	2	2	0.00	0.000
Gene Garber, R (8, 1) ERA: 5.4	1.1		7	2	1	1	0	0	1	0	0	0	0	6	10	6.75	1.500

PITCHER	IP	WLS	BF	H	R	ER	SO	BB	IBB	HBP	BLK	WP	HR	S	P	ERA	WHIP
Bruce Sutter, R (9, 1) ERA: 5.14	0.2		2	1	0	0	0	0	0	0	0	0	0	2	2	0.00	1.500
Jeff Dedmon, R (10, 1) ERA: 6.43	1.0	S	4	0	0	0	0	1	0	0	0	0	0	3	7	0.00	1.000

Batter	1	2	3	4	5	6	7	8	9	AB R H RBI BB SO LOB	TOP
Bill Sample, R OBP: 0.368, SLG: 0.526 (1, 7) X	0-0 G6-3 1B		0-0 E4 1B			0-0 6-3	0-0 B2-3			4 1 2 0 0 0 1	
Rafael Ramirez, R OBP: 0.306, SLG: 0.414 (1, 6) X (5, 5) (6, 6)	0-0 G6-3 1-2f		0-0 2-H 1B			0-0 1B BB 6-3 1B		0-0 HR		4 2 3 2 0 0 1	
Dale Murphy, R OBP: 0.438, SLG: 0.645 (1, 8) X	0-0 6-3			0-0 4-3		4-0 BB BB 6-3 1B 1-2 BB		0-0 F8		3 0 0 0 1 0 0	
Bob Homer, R OBP: 0.294, SLG: 0.328 (1, 3)		0-3 K		0-0 G5-4-3 1B		0-0 1-2 2-3 1B		0-0 F8		4 0 2 0 0 1 0	
Terry Harper, R OBP: 0.306, SLG: 0.245 Craig McMurtry, R (4, 1) Ted Simmons, S OBP: 0.385, SLG: 0.318 (6, PH) (6, 5)		0-0 F7		0-0 G5-4-3 1-2f		0-0 6-3		0-0 4-3		2 0 0 0 0 0 1 0 0 0 0 0 0 0 2 0 0 1 0 0 2	
Ken Oberkfell, L OBP: 0.406, SLG: 0.418 Andres Thomas, R OBP: 0.364, SLG: 0.500 Duane Ward, R (6, 1) Omar Moreno, L OBP: 0.308, SLG: 0.522 (9, PH)		0-3 K			0-0 FC3-6 1B		0-0 F5		0-0 1B	2 0 1 0 0 1 0 1 0 0 0 0 0 2 0 0 0 0 0 0 0 1 0 1 0 0 0 0	
Bruce Benedict, R OBP: 0.467, SLG: 0.417 Chris Chambliss, L OBP: 0.714, SLG: 0.909 (9, PH)			0-0 FC5-4 1B		0-0 FC3-6 1-2f		0-0 6-3		0-0 F7	3 0 1 0 0 0 1 1 0 0 0 0 0 1	AB 34 R 4 H 11 RBI 3 BB 1 SO 2 LOB 15
Glenn Hubbard, R OBP: 0.328, SLG: 0.313 (1, 4)			0-0 FC5-4 SH3-4 E		0-0 F9		0-0 4-3 2B		0-0 F7	4 1 1 0 0 0 3	
Zane Smith, L (1, 1) Claudell Washington, L OBP: 0.259, SLG: 0.373 (4, 9)			0-0 SH3-4 1-2		0-0 4-3		0-0 4-3 2-3		0-0 F5	0 0 0 0 0 0 0 3 0 0 0 0 0 3	
Inning Stats	R: 0 H: 1 E: 0 LOB: 0 K: 0 BB: 0 S: 3 P: 3	R: 0 H: 0 E: 0 LOB: 0 K: 2 BB: 0 S: 7 P: 7	R: 2 H: 3 E: 1 LOB: 1 K: 0 BB: 0 S: 5 P: 5	R: 0 H: 1 E: 0 LOB: 0 K: 0 BB: 0 S: 3 P: 3	R: 0 H: 1 E: 0 LOB: 1 K: 0 BB: 0 S: 4 P: 4	R: 1 H: 2 E: 0 LOB: 2 K: 0 BB: 1 S: 5 P: 9	R: 0 H: 1 E: 0 LOB: 1 K: 0 BB: 0 S: 4 P: 4	R: 1 H: 1 E: 0 LOB: 0 K: 0 BB: 0 S: 4 P: 4	R: 0 H: 1 E: 0 LOB: 1 K: 0 BB: 0 S: 4 P: 4	1B: 9 SF: 0 2B: 1 SAC: 1 3B: 0 DP: 2 HR: 1 HBP: 0	WP: 0 PA: 36 PB: 0 SB: 0 CS: 0
PITCHER Jerry Reuss, L ERA: 2.93 Tom Niedenfuer, R ERA: 4.26	IP WLS BF H R ER SO BB IBB HBP BLK WP HR S P ERA WHIP	IP WLS BF H R ER SO BB IBB HBP BLK WP HR S P ERA WHIP	IP WLS BF H R ER SO BB IBB HBP BLK WP HR S P ERA WHIP	IP WLS BF H R ER SO BB IBB HBP BLK WP HR S P ERA WHIP	IP WLS BF H R ER SO BB IBB HBP BLK WP HR S P ERA WHIP	IP WLS BF H R ER SO BB IBB HBP BLK WP HR S P ERA WHIP	IP WLS BF H R ER SO BB IBB HBP BLK WP HR S P ERA WHIP	IP WLS BF H R ER SO BB IBB HBP BLK WP HR S P ERA WHIP	IP WLS BF H R ER SO BB IBB HBP BLK WP HR S P ERA WHIP	ERA WHIP	ERA WHIP

Atlanta Braves @ Los Angeles Dodgers
Dodger Stadium, Los Angeles, CA
Sun Apr 27 1986, 3:33 AM PDT
Att: 46,221 - Unknown



livebaseballscores.com

Batter	1	2	3	4	5	6	7	8	9	AB R H RBI BB SO LOB	TOP	
R.J. Reynolds, S OBP: 0.356, SLG: 0.507 (1, 8) BB (7, 7)	4-0 FC4-6 BB		0-3 K			0-0 3-1		0-0 FC4-6 1B		3 0 1 0 1 1 1	Pittsburgh Pirates @ Los Angeles Dodgers Dodger Stadium, Los Angeles, CA Mon Apr 28 1986, 7:05 PM PDT Att: 50,401 - Unknown livebaseballscorecards.com	
Bill Almon, R OBP: 0.448, SLG: 0.833 (1, 5)	0-0 FC4-6 L8-3 1-2f			0-0 4-3		0-0 F7		0-0 FC4-6 1-2f		4 0 0 0 0 0 2		
Johnny Ray, S OBP: 0.465, SLG: 0.540 (1, 4)	0-0 L8-3 1-2			0-0 1B		0-0 G5-3 1B		0-3 K		4 0 2 0 0 1 1		
Mike Brown, R OBP: 0.339, SLG: 0.434 (1, 9)		0-0 6-3		0-0 F5		0-0 F7		0-0 6-3		4 0 0 0 0 0 2		
Mike Diaz, R OBP: 0.313, SLG: 0.267 Joe Orsulak, L OBP: 0.286, SLG: 0.380 (7, PR) (7, 8)		0-3 K		0-3 K		0-0 1-2 1B		0-3 K		3 0 1 0 0 2 1 0 0 0 0 0 0 0		
Jim Morrison, R OBP: 0.255, SLG: 0.326 (9, PH)						1-2 1B				1 0 0 0 0 1 0		
Tony Peña, R OBP: 0.344, SLG: 0.357 (1, 2)		0-3 K			0-3 K		0-0 G5-3 2-3f			3 0 0 0 0 2 2		
Sid Bream, L OBP: 0.393, SLG: 0.556 (1, 3)			0-0 4-3		0-3 K			0-0 4-3 2B		3 1 1 0 0 1 0		
Rafael Belliard, R OBP: 0.296, SLG: 0.308 (1, 6)			0-0 1B		0-0 F8			0-0 4-3 2-3		3 0 1 0 0 0 1		
Bob Kipper, R (1, 1) Lee Mazzilli, S OBP: 0.533, SLG: 0.222 (8, PH) Jim Winn, R (8, 1)			0-0 F4			0-3 K		0-0 6-3 3-H		2 0 0 0 0 1 1 1 0 0 1 0 0 0 0 0 0 0 0 0 0		
Inning Stats	R: 0 H: 0 E: 0 LOB: 0 K: 0 BB: 1 S: 2 P: 6	R: 0 H: 0 E: 0 LOB: 0 K: 2 BB: 0 S: 7 P: 7	R: 0 H: 1 E: 0 LOB: 1 K: 1 BB: 0 S: 6 P: 6	R: 0 H: 1 E: 0 LOB: 1 K: 1 BB: 0 S: 6 P: 6	R: 0 H: 0 E: 0 LOB: 0 K: 2 BB: 0 S: 7 P: 7	R: 0 H: 0 E: 0 LOB: 0 K: 1 BB: 0 S: 5 P: 5	R: 0 H: 2 E: 0 LOB: 1 K: 0 BB: 0 S: 4 P: 4	R: 1 H: 2 E: 0 LOB: 1 K: 0 BB: 0 S: 5 P: 5	R: 0 H: 0 E: 0 LOB: 0 K: 2 BB: 0 S: 7 P: 7	1B: 5 SF: 0 2B: 2 SAC: 0 3B: 0 DP: 2 HR: 0 HBP: 0	WP: 0 PA: 32 PB: 0 SB: 0 CS: 0	
PITCHER Fernando Valenzuela, L ERA: 2.41 (1, 1)	IP WLS BF H R ER SO BB IBB HBP BLK WP HR S P ERA WHIP	9.0 W 32 6 1 1 9 1 0 0 0 0 0 0 49 53 1.00 0.778										

AB	31
R	1
H	6
RBI	1
BB	1
SO	9
LOB	11



Batter	1	2	3	4	5	6	7	8	9	AB R H RBI BB SO LOB	TOP	
Lee Mazzilli, S (1, 7) OBP: 0.474, SLG: 0.167	0-3 K		0-3 K			4-0 2B 1-2 E BB	0-0 FC4-6			3 1 0 1 1 2 2	Pittsburgh Pirates @ Los Angeles Dodgers Dodger Stadium, Los Angeles, CA Tue Apr 29 1986, 7:05 PM PDT Att: 30,342 - Unknown livebaseballscorecards.com	
Joe Orsulak, L (1, 8) OBP: 0.283, SLG: 0.389	0-0 F8			0-0 4-3		0-0 E 1-3 2-H G4-6-3 2B	0-0 F5			4 1 1 1 0 0 2		
Johnny Ray, S (1, 4) OBP: 0.453, SLG: 0.522	0-0 1B			0-0 4-3		0-0 FC1 G4-6-3		0-0 E6 WP		4 0 1 0 0 0 1		
Sid Bream, L (1, 3) OBP: 0.367, SLG: 0.510	0-0 F7			0-0 F8		0-0 G4-6-3 1-2f 3-H		0-3 K		4 0 0 0 0 1 3		
Mike Brown, R (1, 9) OBP: 0.333, SLG: 0.421 Cecilio Guante, R (8, 1)			0-0 5-3		0-0 CS 1B	0-0 F7		0-3 K		4 0 1 0 0 1 1 0 0 0 0 0 0 0		
Tony Peña, R (1, 2) OBP: 0.338, SLG: 0.367		0-3 K			0-0 1-2 2B		0-0 E3 2B FC4-6	0-0 F6 1-2		4 1 1 0 0 1 1		
Bill Almon, R (1, 5) OBP: 0.424, SLG: 0.786		0-3 K			0-0 F8		0-0 FC4-6 1-3 2B		0-3 K	4 0 1 0 0 2 1		
Rafael Belliard, R (1, 6) OBP: 0.276, SLG: 0.286 Mike Diaz, R (7, PH) OBP: 0.353, SLG: 0.267 Sam Khalifa, R (7, 6) OBP: 0.143, SLG: 0.077			0-3 K		0-3 K		1-0 FC4-6 HBP		0-0 F8	2 0 0 0 0 2 1 0 0 0 0 0 0 0 1 0 0 0 0 0 0		
Rick Rhoden, R (1, 1) R.J. Reynolds, S (8, PH) OBP: 0.365, SLG: 0.515 Bob Patterson, R (6, 1) Steve Kemp, L (7, PH) OBP: 0.267, SLG: 0.385 Pat Clements, R (7, 1) Jim Morrison, R (8, 5) OBP: 0.250, SLG: 0.318			0-3 K			0-0 BB 2B 1B		0-3 K		1 0 0 0 0 1 0 1 1 1 0 0 0 0 0 0 0 0 0 0 0 1 0 0 0 0 1 3 0 0 0 0 0 0 0 1 0 0 0 0 1 0		
Inning Stats	R: 0 E: 0 K: 1 S: 6 H: 1 LOB: 1 BB: 0 P: 6	R: 0 E: 0 K: 2 S: 7 H: 0 LOB: 0 BB: 0 P: 7	R: 0 E: 0 K: 3 S: 9 H: 0 LOB: 0 BB: 0 P: 9	R: 0 E: 0 K: 0 S: 3 H: 0 LOB: 0 BB: 0 P: 3	R: 0 E: 0 K: 1 S: 6 H: 2 LOB: 1 BB: 0 P: 6	R: 3 E: 1 K: 0 S: 5 H: 2 LOB: 0 BB: 1 P: 9	R: 1 E: 1 K: 1 S: 7 H: 1 LOB: 2 BB: 0 P: 8	R: 0 E: 1 K: 2 S: 8 H: 0 LOB: 1 BB: 0 P: 8	R: 0 E: 0 K: 2 S: 7 H: 0 LOB: 0 BB: 0 P: 7	1B: 3 2B: 3 3B: 0 HR: 0 SF: 0 SAC: 0 DP: 1 HBP: 1		WP: 1 PB: 0 SB: 0 CS: 1 PA: 36
PITCHER Orel Hershiser, R (1, 1) ERA: 2.06 Ken Howell, R (7, 1) ERA: 1.15	IP WLS BF H R ER SO BB IBB HBP BLK WP HR S P ERA WHIP	6.0 W 23 5 3 1 7 1 0 0 0 0 0 0 36 40 1.50 1.000	3.0 S 13 1 1 0 5 0 0 1 0 1 0 0 22 23 0.00 0.333	PITCHER IP WLS BF H R ER SO BB IBB HBP BLK WP HR S P ERA WHIP								

AB	34
R	4
H	6
RBI	2
BB	1
SO	12
LOB	15



Batter	1	2	3	4	5	6	7	8	9
Steve Sax, R OBP: 0.391, SLG: 0.355 (1, 4)	0-3 K		0-0 E5 1B		4-0 WP 1B BB	0-0 5-3			
Mariano Duncan, R OBP: 0.258, SLG: 0.239 (1, 6)	0-0 4-3 S 1B		0-0 3-H G1-6-3 1B		0-0 WP 1B		0-0 4-3		
Ken Landreaux, L OBP: 0.303, SLG: 0.420 (1, 8) (9, 7)	0-0 4-3		0-0 G1-6-3		0-0 1-H 2-H 1B		0-0 F5		
Greg Brock, L OBP: 0.288, SLG: 0.329 (1, 3)	0-0 3-1			4-0 FC6-4 BB	0-0 F7		0-0 4-3		
Mike Marshall, R OBP: 0.267, SLG: 0.424 (1, 9)		0-0 F7		0-0 FC6-4		0-0 F5		0-0 F5	
Mike Scioscia, L OBP: 0.421, SLG: 0.426 (1, 2)		0-0 G3		0-0 F7		0-0 3B 1B		0-0 F8	
Franklin Stubbs, L OBP: 0.222, SLG: 0.347 (1, 7) Cesar Cedeno, R OBP: 0.306, SLG: 0.313 (6, PH) Reggie Williams, R OBP: 0.167, SLG: 0.167 (7, 7) (9, 8)		0-0 3-1		0-3 K		0-0 1-H 1B 3B		0-0 F7	
Dave Anderson, R OBP: 0.298, SLG: 0.233 (1, 5)			0-0 SH5-4 E 1B		0-0 F5	0-0 G3 1B			
Orel Hershiser, R OBP: 0.222, SLG: 0.125 (1, 1) Enos Cabell, R OBP: 0.194, SLG: 0.121 (6, PH) Ken Howell, R (7, 1)			0-0 SH5-4		0-0 CS 1B	0-0 G3			

Inning Stats	R: 0 E: 0 K: 1 S: 6	H: 1 LOB: 1 BB: 0 P: 6	R: 0 E: 0 K: 0 S: 3	H: 0 LOB: 0 BB: 0 P: 3	R: 1 E: 1 K: 0 S: 5	H: 2 LOB: 1 BB: 0 P: 5	R: 0 E: 0 K: 1 S: 5	H: 0 LOB: 1 BB: 1 P: 9	R: 2 E: 0 K: 0 S: 5	H: 3 LOB: 1 BB: 1 P: 9	R: 2 E: 0 K: 0 S: 6	H: 3 LOB: 1 BB: 0 P: 6	R: 0 E: 0 K: 0 S: 3	H: 0 LOB: 0 BB: 0 P: 3	R: 0 E: 0 K: 0 S: 3	H: 0 LOB: 0 BB: 0 P: 3
1B: 8 2B: 0 3B: 1 HR: 0	SF: 0 SAC: 1 DP: 1 HBP: 0	WP: 1 PB: 0 SB: 1 CS: 1	PA: 34													

PITCHER	IP	WLS	BF	H	R	ER	SO	BB	IBB	HBP	BLK	WP	HR	S	P	ERA	WHIP
Rick Rhoden, R ERA: 2.28 (1, 1)	5.0		22	6	3	3	2	2	0	0	0	1	0	24	32	5.40	1.600
Bob Patterson, L ERA: 6.0 (6, 1)	1.0	L	6	3	2	2	0	0	0	0	0	0	0	6	6	18.00	3.000
Pat Clements, L ERA: 3.52 (7, 1)	1.0		3	0	0	0	0	0	0	0	0	0	0	3	3	0.00	0.000
Cecilio Guante, R ERA: 1.98 (8, 1)	1.0		3	0	0	0	0	0	0	0	0	0	0	3	3	0.00	0.000

BOTTOM

Pittsburgh Pirates @ Los Angeles Dodgers
Dodger Stadium, Los Angeles, CA

Tue Apr 29 1986, 7:05 PM PDT
Att. 30,342 - Unknown

livebaseballscores.com

AB	31
R	5
H	9
RBI	4
BB	2
SO	2
LOB	10



Batter	1	2	3	4	5	6	7	8	9	AB R H RBI BB SO LOB	TOP
Bob Dernier, R (1, 8) <small>OBP: 0.244, SLG: 0.253</small> George Frazier, R (8, 1)	0-0 6-3		0-3 K			0-0 23 5-3 2-3 1B		0-0 6-3		4 0 1 0 0 1 0 0 0 0 0 0 0 0	Chicago Cubs @ Los Angeles Dodgers Dodger Stadium, Los Angeles, CA <small>Wed Apr 30 1986, 7:05 PM PDT</small> <small>Att: 35,023 - Unknown</small>
Davey Lopes, R (1, 5) <small>OBP: 0.333, SLG: 0.387</small>	0-3 K		0-0 5-3			0-0 2-3		0-0 F7	4 0 0 0 0 1 1		
23 Ryne Sandberg, R (1, 4) <small>OBP: 0.295, SLG: 0.395</small>	0-0 FC4 1B			0-0 4-3		0-0 5-3		0-0 1B 1B	4 0 2 0 0 0 1		
Keith Moreland, R (1, 3) <small>OBP: 0.376, SLG: 0.400</small>	0-0 FC4 1-2f			0-3 K		0-0 6-3		0-3 K	4 0 0 0 0 2 3		
Jerry Mumphrey, S (1, 9) <small>OBP: 0.303, SLG: 0.419</small>		0-0 F7 7-2 1B 1B		0-3 K			0-0 F7	0-0 1-2 1B	4 0 2 0 0 1 0		
Jody Davis, R (1, 2) <small>OBP: 0.280, SLG: 0.380</small>		0-0 1-2 F7 1B			0-0 F8		0-0 F9	0-0 F4	4 0 1 0 0 0 2		
Gary Matthews, R (1, 7) <small>OBP: 0.316, SLG: 0.194</small>		0-0 F7 1-2 2-3			4-0 FC6-4 BB		0-0 4-3		2 0 0 0 1 0 2		
Shawon Dunston, R (1, 6) <small>OBP: 0.304, SLG: 0.477</small>		0-0 7-2 3-Hf			0-0 FC6-4 1-2f			0-0 F9	3 0 0 0 0 0 3		
Dennis Eckersley, R (1, 1) <small>OBP: 0.200, SLG: 0.200</small> Thad Bosley, L (8, PH) <small>OBP: 0.250, SLG: 0.318</small> (8, 8)			0-0 6-3		0-3 K			0-0 F7	2 0 0 0 0 1 1 1 0 0 0 0 0 0		
Inning Stats	R: 0 H: 1 E: 0 LOB: 1 K: 1 BB: 0 S: 6 P: 6	R: 0 H: 2 E: 0 LOB: 1 K: 0 BB: 0 S: 4 P: 4	R: 0 H: 0 E: 0 LOB: 0 K: 1 BB: 0 S: 5 P: 5	R: 0 H: 0 E: 0 LOB: 0 K: 2 BB: 0 S: 7 P: 7	R: 0 H: 0 E: 0 LOB: 1 K: 1 BB: 1 S: 5 P: 9	R: 0 H: 1 E: 0 LOB: 1 K: 0 BB: 0 S: 4 P: 4	R: 0 H: 0 E: 0 LOB: 0 K: 0 BB: 0 S: 3 P: 3	R: 0 H: 0 E: 0 LOB: 0 K: 1 BB: 0 S: 7 P: 7	1B: 6 SF: 0 2B: 1 SAC: 0 3B: 0 DP: 1 HR: 0 HBP: 0	WP: 0 PA: 33 PB: 0 SB: 0 CS: 0	
PITCHER Bob Welch, R (1, 1) <small>ERA: 1.44</small>	IP WLS BF H R ER SO BB IBB HBP BLK WP HR S P ERA WHIP 9.0 W 33 6 0 0 6 1 0 0 0 0 0 0 44 48 0.00 0.778										

AB	32
R	0
H	6
RBI	0
BB	1
SO	6
LOB	13



livebaseballscorecards.com

Batter	1	2	3	4	5	6	7	8	9
Steve Sax, R (1, 4) OBP: 0.397, SLG: 0.409	0-3 K ①		0-0 5-3 ③			0-0 SH5-3 1B		0-0 HR	
Mariano Duncan, R (1, 6) OBP: 0.260, SLG: 0.242	0-3 K ②			0-0 F6 ①		0-0 SH5-3 1-2		0-0 G3 S 1B	
Ken Landreaux, L (1, 8) OBP: 0.288, SLG: 0.397 (8, 7)	0-0 6-3 ③			0-0 F8 ②		0-0 G3		0-0 G3 ①	
Greg Brock, L (1, 3) OBP: 0.286, SLG: 0.324		0-3 K ①		0-0 HR 1B		0-0 F9 ③		0-3 K ②	
Mike Marshall, R (1, 9) OBP: 0.266, SLG: 0.449		0-3 K ②		0-0 HR 1-H			0-3 K ①	0-0 6-3 ③	
Mike Scioscia, L (1, 2) OBP: 0.418, SLG: 0.438				0-0 F7 ③			0-0 F8 ②		
Franklin Stubbs, L (1, 7) OBP: 0.228, SLG: 0.404 Reggie Williams, R (8, 8) OBP: 0.167, SLG: 0.167		0-3 2B			0-3 K ①		0-0 HR		
Dave Anderson, R (1, 5) OBP: 0.300, SLG: 0.239			0-0 F6 ①		0-0 5-3 ②		0-0 1B		
Bob Welch, R (1, 1)			0-0 F7 ②		0-3 K ③		0-3 K ③		

Inning Stats	R: 0	H: 0	E: 0	K: 2	S: 7	LOB: 0	BB: 0	P: 7
	R: 0	H: 1	E: 0	K: 3	S: 10	LOB: 1	BB: 0	P: 10
	R: 0	H: 0	E: 0	K: 0	S: 3	LOB: 0	BB: 0	P: 3
	R: 2	H: 2	E: 0	K: 0	S: 5	LOB: 0	BB: 0	P: 5
	R: 0	H: 0	E: 0	K: 2	S: 7	LOB: 0	BB: 0	P: 7
	R: 0	H: 1	E: 0	K: 0	S: 4	LOB: 1	BB: 0	P: 4
	R: 1	H: 2	E: 0	K: 2	S: 9	LOB: 1	BB: 0	P: 9
	R: 1	H: 2	E: 0	K: 1	S: 7	LOB: 1	BB: 0	P: 7

PITCHER	IP	WLS	BF	H	R	ER	SO	BB	IBB	HBP	BLK	WP	HR	S	P	ERA	WHIP
Dennis Eckersley, R (1, 1) ERA: 4.37	7.0	L	27	6	3	3	9	0	0	0	0	0	2	45	45	3.86	0.857
George Frazier, R (8, 1) ERA: 4.91	1.0		5	2	1	1	1	0	0	0	0	0	1	7	7	9.00	2.000

AB R H RBI BB SO LOB

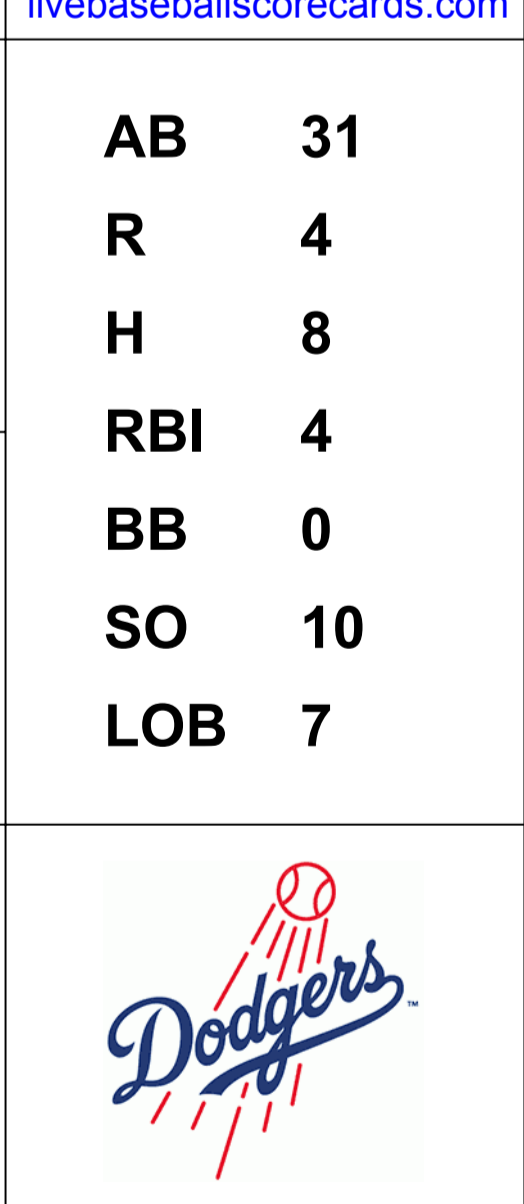
4	1	2	1	0	1	0
3	0	1	0	0	1	0
4	0	0	0	0	0	2
4	1	1	0	0	2	2
4	1	1	2	0	2	1
3	0	1	0	0	0	0
3	1	1	1	0	2	1
0	0	0	0	0	0	0
3	0	1	0	0	0	0
3	0	0	0	0	2	1

1B: 4	SF: 0	WP: 0	PA: 32
2B: 1	SAC: 1	PB: 0	
3B: 0	DP: 0	SB: 1	
HR: 3	HBP: 0	CS: 0	

livebaseballscorecards.com

Chicago Cubs @ Los Angeles Dodgers
Dodger Stadium, Los Angeles, CA
 Wed Apr 30 1986, 7:05 PM PDT
 Att. 35,023 - Unknown

AB 31
 R 4
 H 8
 RBI 4
 BB 0
 SO 10
 LOB 7



Batter	1	2	3	4	5	6	7	8	9	AB R H RBI BB SO LOB	TOP
Shawon Dunston, R (1, 6) OBP: 0.315, SLG: 0.478	0-0 23 BB BB 1B		0-0 F8			0-0 5-3			0-0 1-3 23 1B 1B	4 0 2 0 0 0 0	
Davey Lopes, R (1, 9) OBP: 0.325, SLG: 0.353	4-0 23 CS 1-2 BB			0-0 4-3		0-0 4-3			0-0 F8	3 0 0 0 1 0 1	
23 Ryne Sandberg, R (1, 4) OBP: 0.304, SLG: 0.393	4-0 1-2 2-3 BB			0-0 6-3			0-0 F7		0-0 1-2 1-3 1B	3 0 1 0 1 0 0	
Keith Moreland, R (1, 3) OBP: 0.371, SLG: 0.392	0-0 F8			0-0 4-3			0-0 G5-4-3 1B		0-0 1-2 2-3 1-3	4 0 1 0 0 0 3	
Gary Matthews, R (1, 7) OBP: 0.286, SLG: 0.171		0-0 5-3			0-0 6-3		0-0 G5-4-3		0-0 F9	4 0 0 0 0 0 3	
Jody Davis, R (1, 2) OBP: 0.282, SLG: 0.392		0-3 K			0-0 F5			0-0 E 2B		3 0 1 0 0 1 0	
Ron Cey, R (1, 5) OBP: 0.344, SLG: 0.200		0-0 F3			0-0 FC5-4 1B			0-0 L6		3 0 1 0 0 0 1	
Bob Dernier, R (1, 8) OBP: 0.236, SLG: 0.244			0-0 F2		0-0 FC5-4			0-0 5-3		3 0 0 0 0 0 2	
Guy Hoffman, L (1, 1) Manny Trillo, R (6, PH) Matt Keough, R (6, 1) Chris Speier, R (8, PH) Dick Ruthven, R (8, 1)		0-3 K			0-0 L4			0-0 5-3		1 0 0 0 0 1 0 1 0 0 0 0 0 0 0 0 0 0 0 0 0 1 0 0 0 0 0 1 0 0 0 0 0 0 0	
Inning Stats	R: 0 H: 1 E: 0 LOB: 1 K: 0 BB: 2 S: 2 P: 10	R: 0 H: 0 E: 0 LOB: 0 K: 1 BB: 0 S: 5 P: 5	R: 0 H: 0 E: 0 LOB: 0 K: 1 BB: 0 S: 5 P: 5	R: 0 H: 0 E: 0 LOB: 0 K: 0 BB: 0 S: 3 P: 3	R: 0 H: 1 E: 0 LOB: 1 K: 0 BB: 0 S: 4 P: 4	R: 0 H: 0 E: 0 LOB: 0 K: 0 BB: 0 S: 3 P: 3	R: 0 H: 1 E: 0 LOB: 0 K: 0 BB: 0 S: 3 P: 3	R: 0 H: 1 E: 1 LOB: 1 K: 0 BB: 0 S: 4 P: 4	R: 0 H: 2 E: 0 LOB: 2 K: 0 BB: 0 S: 5 P: 5	1B: 5 SF: 0 2B: 1 SAC: 0 3B: 0 DP: 1 HR: 0 HBP: 0	WP: 0 PA: 32 PB: 0 SB: 0 CS: 1
PITCHER Rick Honeycutt, L (1, 1) Tom Niedenfuer, R (9, 1)	IP WLS BF H R ER SO BB IBB HBP BLK WP HR S P ERA WHIP 8.1 W 30 6 0 0 2 2 0 0 0 0 0 0 2 2 0.00 0.960 0.2 S 2 0 0 0 0 0 0 0 0 0 0 0 0 0 0.00 0.000										

Chicago Cubs @ Los Angeles Dodgers
Dodger Stadium, Los Angeles, CA
Thu May 01 1986, 7:05 PM PDT
Att: 36,590 - Unknown

livebaseballscorecards.com

AB	30
R	0
H	6
RBI	0
BB	2
SO	2
LOB	11



Batter	1	2	3	4	5	6	7	8	9	AB	R	H	RBI	BB	SO	LOB
Mariano Duncan, R OBP: 0.269, SLG: 0.245	4-0 G6-4-3 1B BB	0-0 1B			0-3 K		0-0 L8			3	1	1	2	1	1	0
Mike Scioscia, L OBP: 0.434, SLG: 0.431	4-0 G6-4-3 1-2 BB	0-0 F5			4-0 1B BB		1-0 HBP			1	0	0	0	2	0	1
Steve Sax, R OBP: 0.390, SLG: 0.400	0-0 G6-4-3 1-2f 2-3				0-0 F8		0-0 F8			4	0	1	0	0	0	4
Mike Marshall, R OBP: 0.286, SLG: 0.457	0-0 1B				0-0 6-3 1-2		0-0 FC5-4 1-2 1B		4-0 FC5-6 1B BB	3	0	2	1	1	0	1
Cesar Cedeno, R OBP: 0.308, SLG: 0.314	0-0 F2				0-0 FC5-4 1-2f				0-0 FC5-6 1B 1B	3	0	1	0	0	0	3
Ken Landreaux, L OBP: 0.296, SLG: 0.405					0-0 FC6-4 1B				1-2 1B	1	1	1	0	0	0	0
Reggie Williams, R OBP: 0.200, SLG: 0.200		0-0 1B 1B			0-0 FC6-4 1-2f		0-0 F3		0-0 FC5-6 1-2 2-3f 1B	4	1	1	0	0	0	3
Greg Brock, L OBP: 0.284, SLG: 0.321		0-0 F7			0-0 F6		0-3 K		0-0 G6-3 1-2 2-H 1B	4	0	1	1	0	1	1
Dave Anderson, R OBP: 0.296, SLG: 0.240		0-0 SH1-4 1-3 1B			0-0 F9		0-0 F1		0-0 G6-3 1-2f	4	1	1	0	0	0	2
Rick Honeycutt, L Tom Niedenfuer, R		0-0 SH1-4 1-2			0-0 4-3				0-0 L6	2	0	0	0	0	0	0
										0	0	0	0	0	0	0

Inning Stats	R: 1	H: 1	E: 0	K: 0	S: 3	H: 1	LOB: 1	BB: 2	P: 11	R: 2	H: 3	E: 0	K: 0	S: 6	H: 3	LOB: 1	BB: 0	P: 6	R: 0	H: 2	E: 0	K: 0	S: 4	H: 2	LOB: 1	BB: 0	P: 4	R: 0	H: 0	E: 0	K: 0	S: 3	H: 1	LOB: 2	BB: 1	P: 10	R: 0	H: 0	E: 0	K: 1	S: 5	H: 0	LOB: 0	BB: 0	P: 5	R: 0	H: 0	E: 0	K: 0	S: 3	H: 0	LOB: 1	BB: 0	P: 4	R: 1	H: 2	E: 0	K: 0	S: 4	H: 2	LOB: 1	BB: 1	P: 8
PITCHER	IP	WLS	BF	H	R	ER	SO	BB	IBB	HBP	BLK	WP	HR	S	P	ERA	WHIP																																														
Guy Hoffman, L ERA: 3.75	(1, 1)	5.0	L	23	7	3	3	1	3	0	0	0	0	22	34	5.40	2.000																																														
Matt Keough, R ERA: 2.63	(6, 1)	2.0		7	0	0	1	0	0	1	0	0	0	8	9	0.00	0.000																																														
Dick Ruthven, R ERA: 5.06	(8, 1)	1.0		5	2	1	1	0	1	0	0	0	0	4	8	9.00	3.000																																														

BOTTOM

Chicago Cubs @ Los Angeles Dodgers
Dodger Stadium, Los Angeles, CA

Thu May 01 1986, 7:05 PM PDT
Att. 36,590 - Unknown

AB	29
R	4
H	9
RBI	4
BB	4
SO	2
LOB	15

livebaseballscorecards.com

1B: 9	SF: 0	WP: 0	PA: 35
2B: 0	SAC: 1	PB: 0	
3B: 0	DP: 2	SB: 0	
HR: 0	HBP: 1	CS: 1	

Batter	1	2	3	4	5	6	7	8	9	AB R H RBI BB SO LOB	TOP			
Vince Coleman, S OBP: 0.281, SLG: 0.306 (1, 7) X	0-0 3-1		0-0 2-3 1B			0-0 F4		0-0 4-3	0-0 4-3	5 0 1 0 0 0 2	St. Louis Cardinals @ Los Angeles Dodgers Dodger Stadium, Los Angeles, CA Fri May 02 1986, 7:05 PM PDT Att: 39,495 - Unknown livebaseballscorecards.com			
Ozzie Smith, S OBP: 0.405, SLG: 0.375 (1, 6) S S S	0-3 K		0-0 F8			0-0 6-3		0-0 F8		4 0 0 0 0 1 2				
Willie McGee, S OBP: 0.255, SLG: 0.284 (1, 8) X	0-0 1-3			0-0 4-3			0-0 1B 1B	4-0 1B E		3 2 1 0 1 0 0				
Jack Clark, R OBP: 0.353, SLG: 0.431 (1, 3)		0-3 K		0-0 F4			0-0 1B 1B	0-0 E9 1B		4 0 2 0 0 1 0				
Tito Landrum, R OBP: 0.216, SLG: 0.257 (1, 9) X		0-0 6-3		0-0 F9			0-0 1B	0-3 K		4 0 1 1 0 1 1				
Terry Pendleton, S OBP: 0.277, SLG: 0.216 (1, 5) X		0-0 F7			0-0 5-3		0-3 K		0-0 4-3	4 0 0 0 0 1 2				
Tom Herr, S OBP: 0.247, SLG: 0.189 (1, 4) X			0-0 1B SH1-4 1B		0-0 5-3		4-0 BB	0-0 4-3		3 0 1 0 1 0 0				
Clint Hurdle, L OBP: 0.368, SLG: 0.444 Rick Ownbey, R Andy Van Slyke, L Michael LaValliere, L	(1, 2) (5, 1) (7, PH) (7, 2)		0-0 F4		0-3 K		0-0 F2	0-0 1B 1B		2 0 0 0 0 1 1 0 0 0 0 0 0 0 1 0 0 0 0 0 3 1 0 1 0 0 0 0				
John Tudor, L OBP: 0.133, SLG: 0.133 Mike Heath, R Jerry White, S Todd Worrell, R José Oquendo, S	(1, 1) (5, 2) (7, PH) (7, 1) (9, PH)		0-0 SH1-4		0-0 F9	0-0 F6		0-0 1B		0 0 0 0 0 0 0 1 0 0 0 0 0 0 1 0 0 0 0 0 3 0 0 0 0 0 0 0 1 0 1 0 0 0 0				
Inning Stats	R: 0 H: 0 E: 0 LOB: 0 K: 1 BB: 0 S: 5 P: 5	R: 0 H: 0 E: 0 LOB: 0 K: 1 BB: 0 S: 5 P: 5	R: 0 H: 2 E: 0 LOB: 2 K: 0 BB: 0 S: 5 P: 5	R: 0 H: 0 E: 0 LOB: 0 K: 0 BB: 0 S: 3 P: 3	R: 0 H: 0 E: 0 LOB: 0 K: 1 BB: 0 S: 5 P: 5	R: 0 H: 0 E: 0 LOB: 0 K: 1 BB: 0 S: 3 P: 3	R: 1 H: 3 E: 0 LOB: 3 K: 1 BB: 1 S: 8 P: 12	R: 1 H: 1 E: 1 LOB: 1 K: 1 BB: 1 S: 6 P: 10	R: 0 H: 2 E: 0 LOB: 2 K: 0 BB: 0 S: 5 P: 5	1B: 8 SF: 0 2B: 0 SAC: 1 3B: 0 DP: 0 HR: 0 HBP: 0		WP: 0 PA: 37 PB: 0 SB: 0 CS: 0		
PITCHER	IP WLS BF H R ER SO BB IBB HBP BLK WP HR S P ERA WHIP											PITCHER	IP WLS BF H R ER SO BB IBB HBP BLK WP HR S P ERA WHIP	
Jerry Reuss, L ERA: 2.53 Tom Niedenfuer, R ERA: 3.52 Ken Howell, R ERA: 1.08	(1, 1) (7, 1) (9, 1)	6.0 W 23 5 1 1 3 0 0 0 0 0 0 0 0 29 29 1.50 0.833												

Batter	1	2	3	4	5	6	7	8	9
Mariano Duncan, R OBP: 0.259, SLG: 0.235	0-0 F6		0-0 FC4-6 SF9		0-0 FC4-6		0-3 K		
Steve Sax, R OBP: 0.370, SLG: 0.384	0-0 F5		0-0 SF9		0-0 5-3		0-0 F8		
Enos Cabell, R OBP: 0.225, SLG: 0.162 Ken Howell, R	0-0 6-3		0-0 HR 1B			0-0 1-3 2-3 1B		0-0 6-3	
Mike Marshall, R OBP: 0.294, SLG: 0.484		4-0 FC1-4-6 BLK BB	0-0 HR			0-0 2-3		0-0 F6	
Cesar Cedeno, R OBP: 0.317, SLG: 0.306 Ken Landreaux, L OBP: 0.301, SLG: 0.400		4-0 FC1-4-6 BB	0-0 F7			4-0 1-3 BB		0-0 5-3	
Alex Trevino, R OBP: 0.294, SLG: 0.313		0-3 K		0-0 L4-3 1B		0-0 1-3			
Reggie Williams, R OBP: 0.154, SLG: 0.154 Greg Brock, L OBP: 0.284, SLG: 0.321		0-0 FC1-4-6 1-2f 2-3		0-0 L4-3		0-0 5-3			
Dave Anderson, R OBP: 0.298, SLG: 0.245		0-0 F9		0-0 4-3			0-0 1B 1B		
Jerry Reuss, L OBP: 0.500, SLG: 0.500 Tom Niedenfuer, R Franklin Stubbs, L OBP: 0.241, SLG: 0.415			0-0 FC4-6 1B			0-0 FC4-6 1B		0-0 1-3 CS 1B	

Inning Stats	R: 0 E: 0 K: 0 S: 3	H: 0 LOB: 0 BB: 0 P: 3	R: 0 E: 0 K: 1 S: 5	H: 0 LOB: 2 BB: 2 P: 13	R: 3 E: 0 K: 0 S: 6	H: 3 LOB: 0 BB: 0 P: 6	R: 0 E: 0 K: 0 S: 3	H: 1 LOB: 0 BB: 0 P: 3	R: 0 E: 0 K: 0 S: 3	H: 1 LOB: 0 BB: 0 P: 3	R: 0 E: 0 K: 0 S: 4	H: 1 LOB: 2 BB: 1 P: 8	R: 0 E: 0 K: 1 S: 6	H: 2 LOB: 1 BB: 0 P: 6	R: 0 E: 0 K: 0 S: 3	H: 0 LOB: 0 BB: 0 P: 3
--------------	------------------------------	---------------------------------	------------------------------	----------------------------------	------------------------------	---------------------------------	------------------------------	---------------------------------	------------------------------	---------------------------------	------------------------------	---------------------------------	------------------------------	---------------------------------	------------------------------	---------------------------------

PITCHER	IP	WLS	BF	H	R	ER	SO	BB	IBB	HBP	BLK	WP	HR	S	P	ERA	WHIP
John Tudor, L ERA: 2.51	(1, 1)	4.0	L 17	4	3	3	1	2	0	0	1	0	1	17	25	6.75	1.500
Rick Ownbey, R ERA: 3.2	(5, 1)	2.0	8	2	0	0	0	1	0	0	0	0	0	7	11	0.00	1.500
Todd Worrell, R ERA: 0.96	(7, 1)	2.0	7	2	0	0	1	0	0	0	0	0	0	9	9	0.00	1.000

AB R H RBI BB SO LOB

4	1	0	0	0	1	4
3	0	0	1	0	0	2
4	1	2	0	0	0	0
0	0	0	0	0	0	0
3	1	1	2	1	0	1
1	0	0	0	1	0	0
1	0	0	0	1	0	0
3	0	1	0	0	1	4
3	0	0	0	0	0	5
0	0	0	0	0	0	0
3	0	1	0	0	0	2
2	0	2	0	0	0	0
0	0	0	0	0	0	0
1	0	1	0	0	0	0

WP	HR	S	P	ERA	WHIP
0	0	2	32	0.00	1.000

AB	28
R	3
H	8
RBI	3
BB	3
SO	2
LOB	18



St. Louis Cardinals @ Los Angeles Dodgers
 Dodger Stadium, Los Angeles, CA
 Fri May 02 1986, 7:05 PM PDT
 Att. 39,495 - Unknown

livebaseballscorecards.com

Batter	1	2	3	4	5	6	7	8	9	AB R H RBI BB SO LOB	TOP											
Willie McGee, S (1, 8) OBP: 0.245, SLG: 0.272	0-3 K		0-0 G6-4-3		0-0 6-3			0-3 K		4 0 0 0 0 2 3	St. Louis Cardinals @ Los Angeles Dodgers Dodger Stadium, Los Angeles, CA Sat May 03 1986, 7:05 PM PDT Att: 47,200 - Unknown											
Terry Pendleton, S (1, 5) OBP: 0.276, SLG: 0.218	0-0 F8		0-0 F8			0-0 F8		0-0 1B		4 0 1 0 0 0 1												
Tom Herr, S (1, 4) OBP: 0.258, SLG: 0.208	0-0 WP 2B			4-0 FC6 BB		0-3 K		0-3 K		3 0 1 0 1 2 1												
Jack Clark, R (1, 3) OBP: 0.348, SLG: 0.421	0-0 4-3			0-0 F5		0-0 FC5-4 1B		0-0 F7		4 0 1 0 0 0 2												
Tito Landrum, R (1, 9) OBP: 0.195, SLG: 0.231		0-3 K		0-3 K		0-0 FC5-4		0-0 1-3		4 0 0 0 0 2 2												
Mike Heath, R (1, 2) OBP: 0.164, SLG: 0.164		0-0 F9		0-0 FC6			0-3 K		0-0 6-3	4 0 0 0 0 1 1												
Jerry White, S (1, 7) OBP: 0.125, SLG: 0.071		0-0 F7			0-0 F6		0-0 6-3			3 0 0 0 0 0 0												
Ken Dayley, L (7, 1) OBP: 0.333, SLG: 0.333										0 0 0 0 0 0 0												
Greg Bargar, R (8, 1) Pat Perry, L (8, 1)										0 0 0 0 0 0 0												
Ozzie Smith, S (1, 6) OBP: 0.416, SLG: 0.388			0-0 G6-4-3 SH 1B		0-0 SH5-3 1B		0-0 2-3			3 0 2 0 0 0 0												
Tim Conroy, L (1, 1) Clint Hurdle, L (7, 7) OBP: 0.350, SLG: 0.421			0-0 SH G6-4-3		0-0 SH5-3		0-3 K			0 0 0 0 0 0 0												
			1-2		1-2					1 0 0 0 0 1 0												
Inning Stats	R: 0 E: 0 K: 1 S: 6	H: 1 LOB: 1 BB: 0 P: 6	R: 0 E: 0 K: 1 S: 5	H: 0 LOB: 0 BB: 0 P: 5	R: 0 E: 0 K: 0 S: 4	H: 1 LOB: 1 BB: 0 P: 4	R: 0 E: 0 K: 1 S: 5	H: 0 LOB: 1 BB: 1 P: 9	R: 0 E: 0 K: 1 S: 4	H: 1 LOB: 1 BB: 0 P: 4	R: 0 E: 0 K: 1 S: 6	H: 1 LOB: 1 BB: 0 P: 6	R: 0 E: 0 K: 1 S: 5	H: 0 LOB: 0 BB: 0 P: 5	R: 0 E: 0 K: 3 S: 10	H: 1 LOB: 1 BB: 0 P: 10	R: 0 E: 0 K: 0 S: 3	H: 0 LOB: 0 BB: 0 P: 3	1B: 4 2B: 1 3B: 0 HR: 0	SF: 0 SAC: 2 DP: 1 HBP: 0	WP: 1 PB: 0 SB: 0 CS: 0	PA: 33
PITCHER Fernando Valenzuela, L (1, 1) ERA: 1.98	IP: 9.0 WLS: W BF: 33 H: 5 R: 0 ER: 0 SO: 8 BB: 1 IBB: 0 HBP: 0 BLK: 0 WP: 1 HR: 0 S: 48 P: 52 ERA: 0.00 WHIP: 0.667											PITCHER	IP: 9.0 WLS: W BF: 33 H: 5 R: 0 ER: 0 SO: 8 BB: 1 IBB: 0 HBP: 0 BLK: 0 WP: 1 HR: 0 S: 48 P: 52 ERA: 0.00 WHIP: 0.667									

livebaseballscores.com

AB	30
R	0
H	5
RBI	0
BB	1
SO	8
LOB	10



Batter	1	2	3	4	5	6	7	8	9	AB	R	H	RBI	BB	SO	LOB
Mariano Duncan, R OBP: 0.259, SLG: 0.235 (1, 6)	0-3 K		0-0 2B FC5 1B		0-0 F8		0-0 FC6-4 1-2f			4	1	1	0	0	1	2
Steve Sax, R OBP: 0.376, SLG: 0.416 (1, 4)	0-0 F9		0-0 FC5 1-3 2B		0-0 F8			0-0 1B 2B		4	1	2	0	0	0	0
Enos Cabell, R OBP: 0.273, SLG: 0.200 (1, 3)	0-0 BB 1B		4-0 FC5 BB		0-0 F8			0-0 PB 2B 1B 2-H		3	1	2	1	1	0	0
Mike Marshall, R OBP: 0.302, SLG: 0.490 (1, 9)	4-0 FC5-4 1-2 BB		0-0 FC5 1-2 2-3f 3-H		0-0 1-3			0-0 4-3 2B 2-H		3	0	1	2	1	0	2
Cesar Cedeno, R OBP: 0.295, SLG: 0.282 Ken Landreaux, L OBP: 0.298, SLG: 0.395 (1, 7) (8, PH) (9, 7)	0-0 FC5-4 1-2f		0-0 F7		0-0 1-3			0-0 4-3 2B 2-3		3	0	0	0	0	0	4
Reggie Williams, R OBP: 0.235, SLG: 0.188 (1, 8)		0-0 F9		0-0 G3-6 1B			0-0 4-3	1-0 HBP		3	0	1	0	0	0	0
Mike Scioscia, L OBP: 0.414, SLG: 0.406 (1, 2)		0-0 6-3		0-0 G3-6 1-2f			0-0 F6	0-0 F3		4	0	0	0	0	0	3
Dave Anderson, R OBP: 0.295, SLG: 0.246 (1, 5)		0-0 F9		0-0 F9			0-0 1B 1B	0-0 4-3		4	0	1	0	0	0	2
Fernando Valenzuela, L OBP: 0.235, SLG: 0.235 (1, 1)			0-0 G3		0-3 K		0-0 FC6-4 1-2 1B			3	0	1	0	0	1	0

Inning Stats	R: 0	H: 1	E: 0	K: 1	S: 6	LOB: 2	BB: 1	P: 10	R: 0	H: 0	E: 0	K: 0	S: 3	LOB: 0	BB: 0	P: 3	R: 1	H: 2	E: 0	K: 0	S: 5	LOB: 2	BB: 1	P: 9	R: 0	H: 1	E: 0	K: 0	S: 3	LOB: 0	BB: 0	P: 3	R: 0	H: 0	E: 0	K: 1	S: 5	LOB: 0	BB: 0	P: 5	R: 0	H: 2	E: 0	K: 0	S: 5	LOB: 2	BB: 0	P: 5	R: 2	H: 3	E: 0	K: 0	S: 6	LOB: 2	BB: 0	P: 7
--------------	------	------	------	------	------	--------	-------	-------	------	------	------	------	------	--------	-------	------	------	------	------	------	------	--------	-------	------	------	------	------	------	------	--------	-------	------	------	------	------	------	------	--------	-------	------	------	------	------	------	------	--------	-------	------	------	------	------	------	------	--------	-------	------

PITCHER	IP	WLS	BF	H	R	ER	SO	BB	IBB	HBP	BLK	WP	HR	S	P	ERA	WHIP
Tim Conroy, L ERA: 1.17	(1, 1)	6.0	23	4	1	1	2	2	0	0	0	0	0	25	33	1.50	1.000
Ken Dayley, L ERA: 6.39	(7, 1)	1.0	8	5	2	2	0	0	0	0	0	0	0	8	8	18.00	5.000
Greg Bargar, R ERA: 2.45	(8, 1)	0.1	2	0	0	0	0	0	0	1	0	0	0	1	2	0.00	0.000
Pat Perry, L ERA: 6.1	(8, 1)	0.2	2	0	0	0	0	0	0	0	0	0	0	2	2	0.00	0.000

BOTTOM

St. Louis Cardinals @ Los Angeles Dodgers
Dodger Stadium, Los Angeles, CA
 Sat May 03 1986, 7:05 PM PDT
 Att. 47,200 - Unknown

AB	32
R	3
H	9
RBI	3
BB	2
SO	2
LOB	14



WP	HR	S	P	ERA	WHIP
3	0	1	0	0	1

Batter	1	2	3	4	5	6	7	8	9	AB R H RBI BB SO LOB	TOP
Willie McGee, S OBP: 0.245, SLG: 0.263 (1, 8) X	0-0 1-3		0-3 K	4-0 1-2 2-3 BB			X 0-0 4-3			3 0 0 0 1 1 1	St. Louis Cardinals @ Los Angeles Dodgers Dodger Stadium, Los Angeles, CA Sun May 04 1986, 3:33 AM PDT Att: 45,445 - Unknown livebaseballscorecards.com
Andy Van Slyke, L OBP: 0.327, SLG: 0.271 (1, 9) X	0-0 2B		4-0 WP S 2-3 BB	0-3 K			X 0-0 G3			3 0 1 0 1 1 3	
Tom Herr, S OBP: 0.258, SLG: 0.210 (1, 4) X	0-0 G3		X 0-0 4-3		X 0-0 4-3		X 0-0 1B			4 0 1 0 0 0 2	
Jack Clark, R OBP: 0.344, SLG: 0.413 (1, 3) X	0-0 5-3		X 0-0 SH1-4 1B	X 0-0 5-3			X 0-0 F8			4 1 1 0 0 0 2	
Clint Hurdle, L OBP: 0.348, SLG: 0.381 Tito Landrum, R OBP: 0.190, SLG: 0.225 (1, 7) (8, PH) (8, 7)		X 0-0 F7	X 4-0 1B SH1-4 1-2 1B BB	X 0-3 K			X 0-3 K			2 1 0 0 1 1 0 1 0 0 0 0 1 1	
Terry Pendleton, S OBP: 0.267, SLG: 0.210 (1, 5)		X 0-0 3-1	X 0-0 SH1-4	X 0-0 5-3			X 0-0 F7			3 0 0 0 0 0 1	
Michael LaValliere, L OBP: 0.318, SLG: 0.286 (1, 2)		X 0-0 G3	X 0-0 BB 2-3 3-H 1B	X 0-0 F6			X 0-0 F9			4 0 1 1 0 0 0	
Ozzie Smith, S OBP: 0.407, SLG: 0.380 (1, 6)			X 0-0 4-3	X 0-0 1-2 3-H 1B	X 0-0 3-1		X 0-0 F7			4 0 1 1 0 0 0	
Bob Forsch, R OBP: 0.231, SLG: 0.385 Greg Bargar, R (7, 1) Ricky Horton, L OBP: 0.167, SLG: 0.167 Todd Worrell, R (9, 1)			X 0-0 WP 2B	X 0-0 FC1-4 BB	X 0-3 K		X 0-3 K			3 1 1 0 0 1 2 1 0 0 0 0 1 0 0 0 0 0 0 0 0 0 0 0 0 0 0 0	
Inning Stats	R: 0 H: 1 E: 0 LOB: 1 K: 0 BB: 0 S: 4 P: 4	R: 0 H: 0 E: 0 LOB: 0 K: 0 BB: 0 S: 3 P: 3	R: 1 H: 1 E: 0 LOB: 1 K: 1 BB: 1 S: 6 P: 10	R: 2 H: 3 E: 0 LOB: 3 K: 1 BB: 2 S: 8 P: 16	R: 0 H: 0 E: 0 LOB: 0 K: 1 BB: 0 S: 5 P: 5	R: 0 H: 0 E: 0 LOB: 0 K: 0 BB: 0 S: 3 P: 3	R: 0 H: 0 E: 0 LOB: 0 K: 1 BB: 0 S: 5 P: 5	R: 0 H: 1 E: 0 LOB: 1 K: 1 BB: 0 S: 6 P: 6	R: 0 H: 0 E: 0 LOB: 0 K: 1 BB: 0 S: 5 P: 5	1B: 4 SF: 0 2B: 2 SAC: 1 3B: 0 DP: 0 HR: 0 HBP: 0	
PITCHER Orel Hershiser, R ERA: 2.36 Ed Vande Berg, L ERA: 3.46	IP WLS BF H R ER SO BB IBB HBP BLK WP HR S P ERA WHIP	7.0 L 29 5 3 3 4 3 0 0 0 0 2 0 34 46 3.86 1.143	2.0 7 1 0 0 2 0 0 0 0 0 0 0 11 11 0.00 0.500		PITCHER IP WLS BF H R ER SO BB IBB HBP BLK WP HR S P ERA WHIP						

Batter	1	2	3	4	5	6	7	8	9	AB R H RBI BB SO LOB
Mariano Duncan, R OBP: 0.250, SLG: 0.226 (1, 6)	0-3 K ①		0-0 4-3 ①		0-3 K ③		0-3 K ③			4 0 0 0 0 3 2
Steve Sax, R OBP: 0.360, SLG: 0.395 (1, 4)	0-0 5-3 ②		0-0 F9 ②			0-0 G3 ①		0-3 K ①		4 0 0 0 0 1 0
Ken Landreaux, L OBP: 0.295, SLG: 0.380 (1, 8)	4-0 1B BB ②		0-3 K ③			0-0 F6 ②		0-0 F7 ②		3 0 0 0 1 1 0
Greg Brock, L OBP: 0.283, SLG: 0.317 (1, 3)	0-0 1-3 1B ③			0-0 4-3 ①		0-0 F7 ③		0-0 F6 ③		4 0 1 0 0 0 0
Mike Marshall, R OBP: 0.291, SLG: 0.471 (1, 9)	0-0 F3 ③			0-0 G3 ②			0-0 F9 ①		0-0 F9 ①	4 0 0 0 0 0 2
Mike Scioscia, L OBP: 0.429, SLG: 0.408 (1, 2)		4-0 BB BB BB ②		0-0 G4-3 WP 1B ②			4-0 BB BB SF9 BB ②		0-0 G3 ②	2 1 1 0 2 0 0
Franklin Stubbs, L OBP: 0.246, SLG: 0.400 (1, 7)		0-0 G4-3 ① ②		0-0 F4 ③			4-0 SF9 BB BB ③		0-3 K ③	2 0 0 0 1 0 2 1 0 0 0 0 1 0
Cesar Cedeno, R OBP: 0.289, SLG: 0.275 (9, PH)		1-2f		1-2			1-2 2-3 BB ③			
Dave Anderson, R OBP: 0.302, SLG: 0.271 (1, 5)		0-0 2B ③			0-3 K ①		4-0 BB BB BB ①			2 0 1 0 0 1 0
Terry Whitfield, L (7, PH)										0 0 0 0 1 0 0
Bob Welch, R (7, PR)										0 0 0 0 0 0 0
Ed Vande Berg, R (8, 1)										0 0 0 0 0 0 0
Orel Hershiser, R OBP: 0.182, SLG: 0.100 (1, 1)		0-3 K ③			0-0 G3 ②		0-0 SF9 ②			2 0 0 0 0 1 1
Enos Cabell, R OBP: 0.267, SLG: 0.200 (7, PH)							2-3 3-H			0 0 0 1 0 0 0

Inning Stats	R: 0	H: 1	E: 0	LOB: 2	K: 1	P: 10	R: 0	H: 1	E: 0	LOB: 1	K: 1	P: 9	R: 0	H: 0	E: 0	LOB: 0	K: 1	P: 5	R: 0	H: 1	E: 0	LOB: 1	K: 0	P: 4	R: 0	H: 0	E: 0	LOB: 0	K: 2	P: 7	R: 0	H: 0	E: 0	LOB: 0	K: 0	P: 3	R: 1	H: 0	E: 0	LOB: 2	K: 1	P: 17	R: 0	H: 0	E: 0	LOB: 0	K: 1	P: 5	R: 0	H: 0	E: 0	LOB: 0	K: 1	P: 5	1B: 2	SF: 1	2B: 1	SAC: 0	3B: 0	DP: 1	HR: 0	HBP: 0	WP: 1	PA: 34
--------------	------	------	------	--------	------	-------	------	------	------	--------	------	------	------	------	------	--------	------	------	------	------	------	--------	------	------	------	------	------	--------	------	------	------	------	------	--------	------	------	------	------	------	--------	------	-------	------	------	------	--------	------	------	------	------	------	--------	------	------	-------	-------	-------	--------	-------	-------	-------	--------	-------	--------


PITCHER	IP	WLS	BF	H	R	ER	SO	BB	IBB	HBP	BLK	WP	HR	S	P	ERA	WHIP
Bob Forsch, R ERA: 2.38 (1, 1)	6.1	W	26	3	1	1	5	5	0	0	0	1	0	31	51	1.42	1.263
Greg Bargar, R ERA: 1.59 (7, 1)	2.0		6	0	0	0	2	0	0	0	0	0	0	10	10	0.00	0.000
Ricky Horton, L ERA: 4.33 (9, 1)	0.1		1	0	0	0	0	0	0	0	0	0	0	1	1	0.00	0.000
Todd Worrell, R ERA: 0.95 (9, 1)	0.1	S	1	0	0	0	1	0	0	0	0	0	0	3	3	0.00	0.000


BOTTOM

St. Louis Cardinals @ Los Angeles Dodgers
Dodger Stadium, Los Angeles, CA

Sun May 04 1986, 3:33 AM PDT
Att. 45,445 - Unknown

AB	28
R	1
H	3
RBI	1
BB	5
SO	8
LOB	7



Batter	1	2	3	4	5	6	7	8	9	AB R H RBI BB SO LOB	TOP																										
Mariano Duncan, R (1, 6) OBP: 0.258, SLG: 0.257 Terry Whitfield, L (9, PH) Tom Niedenfuer, R (9, 1)	0-0 B5		4-0 CS BB		0-0 HR		0-3 K		0-0 F9	3 1 1 1 1 1 1 1 0 0 0 0 0 2 0 0 0 0 0 0 0																											
Steve Sax, R (1, 4) OBP: 0.362, SLG: 0.442	0-0 HR		0-0 5-3		0-0 5-3			0-0 4-3 1B 2B	0-3 K	5 2 2 1 0 1 3																											
Enos Cabell, R (1, 3) OBP: 0.271, SLG: 0.209 Greg Brock, L (8, PH) (8, 3)	0-0 1B			0-0 6-3	0-0 6-3			0-0 4-3		3 0 1 0 0 0 0 1 0 0 0 0 0 1																											
Mike Marshall, R (1, 9) OBP: 0.289, SLG: 0.462	0-0 L5			0-0 F9		0-3 K		0-0 FC4-6 1B		4 0 1 1 0 1 1																											
Cesar Cedeno, R (1, 7) OBP: 0.277, SLG: 0.262 Ken Landreaux, L (6, PH) (6, 7)	0-0 6-3			0-3 K		0-0 F4		0-0 FC4-6		2 0 0 0 0 1 1 2 0 0 0 0 0 1																											
Reggie Williams, R (1, 8) OBP: 0.238, SLG: 0.250		0-0 4-3			0-0 2B HR 2B	0-0 5-3		0-0 F4		4 1 1 0 0 0 1																											
Mike Scioscia, L (1, 2) OBP: 0.432, SLG: 0.397		4-0 G5-4-3 BB			0-0 F4		0-0 4-3		4-0 BB BB	2 0 0 0 2 0 1	AB 34 R 6 H 9 RBI 6 BB 4 SO 5 LOB 15																										
Dave Anderson, R (1, 5) OBP: 0.313, SLG: 0.290		0-0 G5-4-3			0-0 HR 2B		0-0 F8		4-0 1-2 BB	3 1 1 0 1 0 1																											
Bob Welch, R (1, 1) OBP: 0.176, SLG: 0.313 Ken Howell, R (7, 1) Bill Russell, R (9, PH) (9, 6)			0-3 K		0-0 HR		0-0 1B		0-0 B5	3 1 2 3 0 1 0 0 0 0 0 0 0 0 1 0 0 0 0 0 2																											
Inning Stats	R: 1 E: 0 K: 0 S: 5	H: 2 LOB: 1 BB: 0 P: 5	R: 0 E: 0 K: 0 S: 2	H: 0 LOB: 0 BB: 1 P: 6	R: 0 E: 0 K: 1 S: 4	H: 0 LOB: 0 BB: 1 P: 8	R: 0 E: 0 K: 1 S: 5	H: 0 LOB: 0 BB: 0 P: 5	R: 4 E: 0 K: 0 S: 7	H: 4 LOB: 0 BB: 0 P: 7	R: 0 E: 0 K: 1 S: 5	H: 0 LOB: 0 BB: 0 P: 5	R: 0 E: 0 K: 1 S: 6	H: 1 LOB: 1 BB: 0 P: 6	R: 1 E: 0 K: 0 S: 5	H: 2 LOB: 1 BB: 0 P: 5	R: 0 E: 0 K: 1 S: 5	H: 0 LOB: 2 BB: 2 P: 13	1B: 3 2B: 3 3B: 0 HR: 3	SF: 0 SAC: 0 DP: 1 HBP: 0	WP: 0 PB: 0 SB: 0 CS: 1	PA: 38															
PITCHER	IP WLS BF H R ER SO BB IBB HBP BLK WP HR S P ERA WHIP																																				
Guy Hoffman, L (1, 1) ERA: 5.29	5.0		21	6	5	5	2	2	0	0	0	0	3	23	31	9.00	1.600																				
Matt Keough, R (6, 1) ERA: 2.87	1.0		3	0	0	0	1	0	0	0	0	0	0	5	5	0.00	0.000																				
Jay Baller, R (7, 1) ERA: 3.22	2.0		9	3	1	1	1	0	0	0	0	0	0	11	11	4.50	1.500																				
Lee Smith, R (9, 1) ERA: 6.14	1.0	W	5	0	0	0	1	2	0	0	0	0	0	5	13	0.00	2.000																				

Los Angeles Dodgers @ Chicago Cubs
Wrigley Field, Chicago, IL
Tue May 06 1986, 3:33 AM CDT
Att: 15,937 - Unknown

livebaseballscorecards.com

BOTTOM

Los Angeles Dodgers @ Chicago Cubs
Wrigley Field, Chicago, IL
Tue May 06 1986, 3:33 AM CDT
Att. 15,937 - Unknown

livebaseballscorecards.com

AB	38
R	7
H	13
RBI	7
BB	3
SO	9
LOB	17



WP:	0	PA:	41
PB:	0	SB:	0
CS:	0		

AB R H RBI BB SO LOB

5 2 3 1 0 0 0
0 0 0 0 0 0 0

4 1 3 0 1 1 0

5 1 2 3 0 2 4

4 1 2 1 1 0 0

4 0 1 0 0 1 4

4 0 0 0 0 2 5

3 0 0 0 1 1 0

1	0	0	0	0	0	2
1	0	0	0	0	0	0
0	0	0	0	0	0	0
1	0	0	0	0	1	0
0	0	0	0	0	0	0
1	0	1	0	0	0	0

1B:	7	SF:	0
2B:	2	SAC:	0
3B:	0	DP:	0
HR:	4	HBP:	0

Batter	1	2	3	4	5	6	7	8	9
Shawon Dunston, R OBP: 0.337, SLG: 0.505 (1, 6)	0-0 5-3 1B		0-0 HR 1B		0-0 HR 1B	0-0 F7		0-0 23 BB 1B	
Gary Matthews, R OBP: 0.293, SLG: 0.280 Lee Smith, R (9, 1)	0-0 F8		0-0 1-H HR 1B		0-0 23 1B 1B		0-0 2-3	0-3 K	
23 Ryne Sandberg, R OBP: 0.362, SLG: 0.456 (1, 4)	0-0 2B		0-3 K		0-0 BB 1B		0-0 HR 1B	4-0 BB	
Keith Moreland, R OBP: 0.339, SLG: 0.394 (1, 9)	0-3 K		0-0 F7		0-0 BB 1B		0-0 1-H HR 1B	0-3 K	
Leon Durham, L OBP: 0.342, SLG: 0.439 (1, 3)		0-0 2B	0-0 F7		4-0 BB		0-0 F6		0-0 HR
Jody Davis, R OBP: 0.286, SLG: 0.374 (1, 2)		0-0 L4		0-0 4-3	0-3 K		0-0 1B		
Ron Cey, R OBP: 0.271, SLG: 0.317 (1, 5)		0-3 K		0-0 4-3	0-3 K		0-0 F8		
Bob Dernier, R OBP: 0.243, SLG: 0.245 (1, 8)		4-0 BB		0-0 F8		0-0 F7		0-3 K	
Guy Hoffman, L Terry Francona, L Matt Keough, R Manny Trillo, R Jay Baller, R Thad Bosley, L (1, 1) (5, PH) (6, 1) (6, PH) (7, 1) (8, PH) (9, 7)		0-0 FC6-4			0-0 F8	0-3 K		0-0 23 BB 1B	

Inning Stats	R: 0	H: 1	E: 0	LOB: 1	K: 1	S: 6	P: 6	R: 0	H: 1	E: 0	LOB: 2	K: 1	S: 6	P: 10	R: 2	H: 2	E: 0	LOB: 0	K: 1	S: 7	P: 7	R: 0	H: 0	E: 0	LOB: 0	K: 0	S: 3	P: 3	R: 2	H: 3	E: 1	LOB: 3	K: 2	S: 11	P: 15	R: 0	H: 0	E: 0	LOB: 0	K: 1	S: 5	P: 5	R: 2	H: 3	E: 0	LOB: 1	K: 0	S: 6	P: 6	R: 0	H: 2	E: 0	LOB: 3	K: 3	S: 11	P: 15	R: 1	H: 1	E: 0	LOB: 0	K: 0	S: 1	P: 1
--------------	------	------	------	--------	------	------	------	------	------	------	--------	------	------	-------	------	------	------	--------	------	------	------	------	------	------	--------	------	------	------	------	------	------	--------	------	-------	-------	------	------	------	--------	------	------	------	------	------	------	--------	------	------	------	------	------	------	--------	------	-------	-------	------	------	------	--------	------	------	------

PITCHER	IP	WLS	BF	H	R	ER	SO	BB	IBB	HBP	BLK	WP	HR	S	P	ERA	WHIP
Bob Welch, R ERA: 2.15 (1, 1)	6.2		33	10	6	5	6	2	0	0	0	0	3	43	51	6.75	1.800
Ken Howell, R ERA: 1.0 (7, 1)	1.1		7	2	0	0	3	1	0	0	0	0	0	12	16	0.00	2.250
Tom Niedenfuer, R ERA: 4.11 (9, 1)	0.0	L	1	1	1	1	0	0	0	0	0	0	1	1	1	∞	∞

Los Angeles Dodgers @ Chicago Cubs
 Wrigley Field, Chicago, IL
 Wed May 07 1986, 3:33 AM CDT
 Att: 15,844 - Unknown

AB	34
R	8
H	12
RBI	8
BB	6
SO	6
LOB	14



WP:	0	PA:	41
PB:	0		
SB:	0		
CS:	1		

Batter	1	2	3	4	5	6	7	8	9	AB	R	H	RBI	BB	SO	LOB						
Mariano Duncan, R (1, 6) OBP: 0.264, SLG: 0.263	0-0 6-3		0-0 L6		0-0 E6 1B		0-0 HR 1B		0-0 G3	5	2	2	1	0	0	1						
Steve Sax, R (1, 4) OBP: 0.364, SLG: 0.473	0-0 CS 1B			0-0 F6	0-0 4-3		0-0 HR		0-3 K	5	1	2	5	0	1	2						
Enos Cabell, R (1, 3) OBP: 0.288, SLG: 0.234	0-0 1B			0-0 F9	0-0 FC5-4 1B		0-3 K		4-0 BB IBB	4	0	2	1	0	1	0						
Greg Brock, L (9, PH) OBP: 0.287, SLG: 0.313	1-2 1B				2-H 1B		0-3 K		4-0 BB IBB	0	0	0	0	1	0	0						
Mike Marshall, R (1, 9) OBP: 0.294, SLG: 0.450	0-0 F8			4-0 BB	0-0 FC5-4 1B		0-3 K		4-0 1-2 2-3 BB	3	0	0	0	2	1	2						
Cesar Cedeno, R (1, 7) OBP: 0.286, SLG: 0.295		0-0 4-3 2-1 2B		0-0 F8		0-3 K	0-3 K		0-3 K	2	0	1	0	0	0	1						
Ken Landreaux, L (6, PH) OBP: 0.280, SLG: 0.357									0-3 K	3	0	0	0	0	3	3						
Alex Trevino, R (1, 2) OBP: 0.350, SLG: 0.333		0-0 4-3			0-0 1B 1B	4-0 BB		0-0 FC4 1B		2	1	1	0	1	0	1						
Ken Howell, R (8, 1)		2-3								0	0	0	0	0	0	0						
Reggie Williams, R (1, 8) OBP: 0.240, SLG: 0.250		0-0 L6			0-0 1B 1B	0-0 G6-4-3		0-0 FC4		4	1	1	0	0	0	3						
Dave Anderson, R (1, 5) OBP: 0.324, SLG: 0.318		0-0 2-1	0-0 F8		0-0 E SH5-4 4-3 1B		0-0 1B HR 2B	0-0 G4-6-3		4	2	2	1	0	0	1						
Rick Honeycutt, L (1, 1)				0-0 4-3					4-0 BB G3 BB	1	0	0	0	0	0	0						
Balvino Galvez, R (6, 1)										0	0	0	0	0	0	0						
Tom Niedenfuer, R (6, 1)										0	0	0	0	0	0	0						
Mike Scioscia, L (6, 2) OBP: 0.443, SLG: 0.397										0	1	0	0	2	0	0						
Bill Russell, R (8, PH) OBP: 0.267, SLG: 0.286										1	0	1	0	0	0	0						
Inning Stats	R: 0 E: 0 K: 0 S: 4	H: 2 LOB: 1 BB: 0 P: 4	R: 0 E: 0 K: 0 S: 3	H: 1 LOB: 1 BB: 0 P: 3	R: 0 E: 0 K: 0 S: 3	H: 0 LOB: 0 BB: 0 P: 3	R: 0 E: 0 K: 0 S: 3	H: 0 LOB: 1 BB: 1 P: 7	R: 4 E: 1 K: 0 S: 8	H: 5 LOB: 1 BB: 0 P: 8	R: 0 E: 0 K: 1 S: 4	H: 0 LOB: 0 BB: 1 P: 8	R: 4 E: 0 K: 3 S: 12	H: 3 LOB: 0 BB: 1 P: 16	R: 0 E: 0 K: 0 S: 3	H: 1 LOB: 0 BB: 0 P: 3	R: 0 E: 0 K: 2 S: 7	H: 0 LOB: 3 BB: 3 P: 19	1B: 9 2B: 2 3B: 0 HR: 1	SF: 0 SAC: 1 DP: 2 HBP: 0	WP: 0 PB: 0 SB: 0 CS: 1	PA: 41
PITCHER	IP	WLS	BF	H	R	ER	SO	BB	IBB	HBP	BLK	WP	HR	S	P	ERA	WHIP					
Steve Trout, L (1, 1) ERA: 5.25	4.2		22	8	4	4	0	1	0	0	0	0	0	20	24	7.71	1.929					
Matt Keough, R (5, 1) ERA: 2.65	1.1		4	0	0	0	1	1	0	0	0	0	0	5	9	0.00	0.750					
Jay Baller, R (7, 1) ERA: 4.63	1.0	L	7	3	4	4	3	1	0	0	0	0	1	12	16	36.00	4.000					
Ray Fontenot, L (8, 1) ERA: 4.91	1.0		3	1	0	0	0	0	0	0	0	0	0	3	3	0.00	1.000					
George Frazier, R (9, 1) ERA: 3.78	1.0		6	0	0	0	2	2	1	0	0	0	0	7	19	0.00	2.000					

livebaseballscorecards.com

BOTTOM

Los Angeles Dodgers @ Chicago Cubs
Wrigley Field, Chicago, IL

livebaseballscorecards.com

AB	34
R	4
H	7
RBI	3
BB	7
SO	11
LOB	18



WP:	0	PA:	41
PB:	0		
SB:	0		
CS:	0		

Wed May 07 1986, 3:33 AM CDT
Att. 15,844 - Unknown

AB R H RBI BB SO LOB

5	1	2	0	0	1	2
2	1	1	0	3	0	0
5	0	1	1	0	2	4
4	0	0	0	1	1	3
5	1	1	0	0	1	5
3	1	1	0	1	1	0
3	0	1	2	1	1	1
3	0	0	0	0	1	1
1	0	0	0	0	0	0
1	0	0	0	0	1	1
0	0	0	0	0	0	0
0	0	0	0	0	0	0
1	0	0	0	0	0	1

1B:	6	SF:	0
2B:	1	SAC:	0
3B:	0	DP:	0
HR:	0	HBP:	0

IP	WLS	BF	H	R	ER	SO	BB	IBB	HBP	BLK	WP	HR	S	P	ERA	WHIP
5.1		24	5	4	3	5	3	0	0	0	0	0	1	1	∞	∞
6.1		1	1	0	0	0	0	0	0	0	0	0	0	0		
6.1	W	7	0	0	0	2	1	1	0	0	0	0	9	17	0.00	0.600
8.1		9	1	0	0	4	2	0	0	0	0	0	15	23	0.00	1.500

Batter	1	2	3	4	5	6	7	8	9
Shawon Dunston, R OBP: 0.340, SLG: 0.500 (1, 6)	0-3 K2-3 ①		0-0 23 1B 1B		0-0 5-3 ②	0-0 F9 ③			0-0 BB 1B
Gary Matthews, R OBP: 0.333, SLG: 0.288 (1, 7)	0-0 F7 ②		0-0 23 1B 23 E 1B 1-2		4-0 BB		4-0 23 FC3-6 BB	4-0 1-2 BB	
23 Ryne Sandberg, R OBP: 0.355, SLG: 0.444 (1, 4)	0-0 F8 ③		0-0 E8 1B 1-H 2-H		0-3 K ③		0-0 FC3-6 1-2f ①	0-3 K ①	
Keith Moreland, R OBP: 0.333, SLG: 0.379 (1, 9)		0-0 6-3 ①	4-0 BB		0-0 6-3 ①	0-3 K ②		0-0 F9 ②	
Leon Durham, L OBP: 0.333, SLG: 0.423 (1, 3)		0-0 1-3 ②	0-0 G3 ③		0-0 2B 1B 1B	0-0 F9 ③		0-3 K ③	
Jody Davis, R OBP: 0.294, SLG: 0.383 (1, 2)		4-0 BB		0-0 5-3 ①	0-0 1-3 1B 2B		0-3 K ①		
Ron Cey, R OBP: 0.288, SLG: 0.318 (1, 5)		0-3 K ③		0-0 F3 ②	0-0 2-H 3-H 1B		4-0 FC4-6 BB		
Bob Dernier, R OBP: 0.236, SLG: 0.238 (1, 8)			0-0 4-3 ①	0-0 6-3 ③	0-3 K ②		0-3 K ②		
Terry Francona, L OBP: 0.273, SLG: 0.273 (8, PH)					0-3 K ①				
George Frazier, R (9, 1)									
Steve Trout, L OBP: 0.187, SLG: 0.250 (5, 1)			0-3 K ②		0-3 K ①				
Matt Keough, R OBP: 0.250, SLG: 0.250 (6, PH)									
Thad Bosley, L OBP: 0.345, SLG: 0.360 (7, 1)									
Jay Baller, R (8, 1)									
Ray Fontenot, L (8, PH)									
Jerry Mumphrey, S OBP: 0.350, SLG: 0.417 (9, 8)								0-0 FC4-6 1-2f ③	

Inning Stats	R: 0	H: 0	E: 0	LOB: 0	K: 1	P: 5	R: 0	H: 0	E: 0	LOB: 1	K: 1	P: 9	R: 2	H: 3	E: 1	LOB: 2	K: 1	P: 8	R: 0	H: 0	E: 0	LOB: 0	K: 0	P: 3	R: 0	H: 0	E: 0	LOB: 1	K: 1	P: 11	R: 2	H: 3	E: 0	LOB: 2	K: 1	P: 12	R: 0	H: 0	E: 0	LOB: 1	K: 1	P: 9	R: 0	H: 0	E: 0	LOB: 1	K: 2	P: 11	R: 0	H: 1	E: 0	LOB: 2	K: 2	P: 12	1B: 6	SF: 0	2B: 1	SAC: 0	3B: 0	DP: 0	HR: 0	HBP: 0	WP: 0	PA: 41
--------------	------	------	------	--------	------	------	------	------	------	--------	------	------	------	------	------	--------	------	------	------	------	------	--------	------	------	------	------	------	--------	------	-------	------	------	------	--------	------	-------	------	------	------	--------	------	------	------	------	------	--------	------	-------	------	------	------	--------	------	-------	-------	-------	-------	--------	-------	-------	-------	--------	-------	--------

PITCHER	IP	WLS	BF	H	R	ER	SO	BB	IBB	HBP	BLK	WP	HR	S	P	ERA	WHIP
Rick Honeycutt, L ERA: 3.21 (1, 1)	5.1		24	5	4	3	5	3	0	0	0	0	0	1	1	∞	∞
Balvino Galvez, R ERA: (6, 1)	0.0		1	1	0	0	0	0	0	0	0	0	0	0	0		
Tom Niedenfuer, R ERA: 3.71 (6, 1)	1.2	W	7	0	0	0	2	1	1	0	0	0	0	9	17	0.00	0.600
Ken Howell, R ERA: 0.9 (8, 1)	2.0		9	1	0	0	4	2	0	0	0	0	0	15	23	0.00	1.500

Batter	1	2	3	4	5	6	7	8	9	AB R H RBI BB SO LOB	TOP											
Mariano Duncan, R (1, 6) OBP: 0.271, SLG: 0.280 Bill Russell, R (7, 6) OBP: 0.258, SLG: 0.276	0-0 1B 2B	0-3 K		0-0 1-2 1B		0-3 K		0-3 K		4 1 2 0 0 2 2 1 0 0 0 0 1 1												
Steve Sax, R (1, 4) OBP: 0.365, SLG: 0.479	0-0 HBP HR 1B	0-0 2B		0-3 K		0-0 4-3		0-0 6-3		5 1 2 1 0 1 2												
Mike Scioscia, L (1, 2) OBP: 0.431, SLG: 0.385 Alex Trevino, R (9, PR) OBP: 0.350, SLG: 0.333	0-0 F8	0-0 F8			0-0 6-3		0-0 G6-3		0-0 1B	5 0 1 0 0 0 2 0 0 0 0 0 0 0												
Mike Marshall, R (1, 9) OBP: 0.298, SLG: 0.438	1-0 HR HBP			0-0 F3		0-3 K		1-0 HBP	0-0 F7	3 1 0 0 0 1 1												
Greg Brock, L (1, 3) OBP: 0.283, SLG: 0.341	0-0 HR			0-0 G3		0-0 F9		0-0 4-3	0-0 4-3	5 1 1 3 0 0 2												
Franklin Stubbs, L (1, 8) OBP: 0.262, SLG: 0.424	0-0 FC3-6 1B			0-3 K		0-0 F8		0-0 1B 2B		4 1 2 0 0 1 0												
Terry Whitfield, L (1, 7) Reggie Williams, R (4, 8) OBP: 0.259, SLG: 0.269	0-0 FC3-6			0-0 4-3		0-0 F2		0-0 SH1-4 1B		2 0 0 0 0 0 1 2 0 1 1 0 0 0												
Dave Anderson, R (1, 5) OBP: 0.324, SLG: 0.309	0-0 F9			0-0 F5		4-0 1B BB		0-0 SH1-4		2 0 0 0 1 0 1												
Jerry Reuss, L (1, 1) OBP: 0.500, SLG: 0.500 Ed Vande Berg, R (5, 1) Tom Niedenfuer, R (5, 1) Enos Cabell, R (6, PH) Bob Welch, R (6, PR) Balvino Galvez, R (6, 1) Ken Landreaux, L (8, PH) OBP: 0.277, SLG: 0.353 Carlos Diaz, R (8, 1)		0-0 4-3		0-0 1B		0-0 1B		0-3 K		2 0 1 0 0 0 0 0 0 0 0 0 0 0 0 0 0 0 0 0 0 1 0 1 0 0 0 0 0 0 0 0 0 0 0 0 0 0 0 0 0 0 1 0 0 0 0 1 1 0 0 0 0 0 0 0												
Inning Stats	R: 4 E: 0 K: 0 S: 7	H: 4 LOB: 1 BB: 0 P: 8	R: 0 E: 0 K: 1 S: 6	H: 1 LOB: 1 BB: 0 P: 6	R: 0 E: 0 K: 1 S: 5	H: 0 LOB: 0 BB: 0 P: 5	R: 0 E: 0 K: 1 S: 7	H: 2 LOB: 2 BB: 0 P: 7	R: 0 E: 0 K: 1 S: 5	H: 0 LOB: 0 BB: 0 P: 5	R: 0 E: 0 K: 1 S: 6	H: 1 LOB: 2 BB: 1 P: 10	R: 0 E: 0 K: 0 S: 3	H: 0 LOB: 1 BB: 0 P: 4	R: 1 E: 0 K: 2 S: 9	H: 2 LOB: 1 BB: 0 P: 9	R: 0 E: 0 K: 0 S: 4	H: 1 LOB: 1 BB: 0 P: 4	1B: 7 2B: 3 3B: 0 HR: 1	SF: 0 SAC: 1 DP: 0 HBP: 2	WP: 0 PB: 0 SB: 0 CS: 0	PA: 41
PITCHER	IP WLS BF H R ER SO BB IBB HBP BLK WP HR S P ERA WHIP																					
Scott Sanderson, R (1, 1) ERA: 5.16	5.2 W 27 8 4 4 4 1 0 1 0 0 1 33 38 6.35 1.588																					
Jay Baller, R (6, 1) ERA: 4.74	1.1 7 2 1 1 1 0 0 1 0 0 0 8 9 6.75 1.500																					
Lee Smith, R (8, 1) ERA: 4.82	2.0 S 7 1 0 0 2 0 0 0 0 0 0 0 11 11 0.00 0.500																					

Los Angeles Dodgers @ Chicago Cubs
Wrigley Field, Chicago, IL
Thu May 08 1986, 3:33 AM CDT
Att. 13,592 - Unknown

AB	37
R	5
H	11
RBI	5
BB	1
SO	7
LOB	13



WP: 0	PA: 41
PB: 0	
SB: 0	
CS: 0	

BOTTOM

Los Angeles Dodgers @ Chicago Cubs

Wrigley Field, Chicago, IL

Thu May 08 1986, 3:33 AM CDT

Att. 13,592 - Unknown

livebaseballscorecards.com

AB	34
R	6
H	9
RBI	5
BB	3
SO	2
LOB	14



WP	2	PA	37
PB	0		
SB	0		
CS	0		

AB	R	H	RBI	BB	SO	LOB
5	1	1	1	0	0	1
4	2	2	0	0	1	0
0	0	0	0	0	0	0
3	0	1	1	1	0	1
4	1	2	1	0	0	2
4	1	1	0	0	0	3
3	1	0	1	1	0	1
3	0	1	1	0	0	0
1	0	0	0	0	0	0
3	0	1	0	1	0	1
3	0	0	0	0	1	4
0	0	0	0	0	0	0
0	0	0	0	0	0	0
1	0	0	0	0	0	1
1B	4	SF	0			
2B	4	SAC	0			
3B	1	DP	1			
HR	1	HBP	0			

Batter	1	2	3	4	5	6	7	8	9
Shawon Dunston, R OBP: 0.333, SLG: 0.515 (1, 6)	0-0 6-3 ①		0-0 F4 ①		0-0 HR ①	0-0 F9 ①		0-0 G3 ③	
Gary Matthews, R OBP: 0.343, SLG: 0.321 Bob Demier, R OBP: 0.236, SLG: 0.238 (1, 7) (8, 8)	0-3 K ②		0-0 23 2B 1B ②		0-0 23 3-1 1B 2B ②	0-0 F9 ②			
23 Ryne Sandberg, R OBP: 0.360, SLG: 0.450 (1, 4)	4-0 BB ③		0-0 1-H 2B ②		0-0 3-1 2-3 ①	0-0 F3 ③			
Keith Moreland, R OBP: 0.339, SLG: 0.383 (1, 9)	0-0 F3 ③		0-0 F7 ②		0-0 WP 1-3 1B ②		0-0 3-1 BLK B1-5 1B ①		
Leon Durham, L OBP: 0.330, SLG: 0.440 (1, 3)		0-0 6-3 3B ③	0-0 4-3 ③		0-0 1-3 1-2 ②		0-0 3-1 1-3 ①		
Jody Davis, R OBP: 0.292, SLG: 0.371 (1, 2)		0-0 6-3 ①		0-0 F9 ①	4-0 WP 2B BB ②		0-0 B1-5 ② ③		
Ron Cey, R OBP: 0.291, SLG: 0.340 Manny Trillo, R OBP: 0.281, SLG: 0.214 (1, 5) (8, 5)		0-0 4-3 ②		0-0 F8 ②	0-0 1-H 3-H 2B ②		0-0 E6 ①		
Jerry Mumphy, S OBP: 0.364, SLG: 0.410 (1, 8) (8, 7)		0-0 1B ③		0-0 E6 ①	4-0 IBB ③		0-0 F7 ①		
Scott Sanderson, R OBP: 0.083, SLG: 0.083 Jay Baller, R Lee Smith, R Terry Francona, L OBP: 0.261, SLG: 0.261 (1, 1) (6, 1) (8, 1) (8, 3)		0-0 F4 ③		0-0 F4 ③	0-3 K ③		0-0 F8 ②		

Inning	R	H	E	K	S	R	H	E	K	S	R	H	E	K	S	R	H	E	K	S	R	H	E	K	S
1	0	0	0	1	5	1	2	0	0	5	0	2	0	0	5	0	4	0	0	3	0	0	1	4	0
2	1	0	0	0	5	1	2	0	0	5	0	4	0	0	5	0	4	0	0	3	0	0	1	4	0
3	0	0	0	0	5	0	2	0	0	5	0	4	0	0	5	0	4	0	0	3	0	0	1	4	0
4	0	0	0	0	5	0	2	0	0	5	0	4	0	0	5	0	4	0	0	3	0	0	1	4	0
5	0	0	0	0	5	0	2	0	0	5	0	4	0	0	5	0	4	0	0	3	0	0	1	4	0
6	0	0	0	0	5	0	2	0	0	5	0	4	0	0	5	0	4	0	0	3	0	0	1	4	0
7	0	0	0	0	5	0	2	0	0	5	0	4	0	0	5	0	4	0	0	3	0	0	1	4	0
8	0	0	0	0	5	0	2	0	0	5	0	4	0	0	5	0	4	0	0	3	0	0	1	4	0
9	0	0	0	0	5	0	2	0	0	5	0	4	0	0	5	0	4	0	0	3	0	0	1	4	0

PITCHER	IP	WLS	BF	H	R	ER	SO	BB	IBB	HBP	BLK	WP	HR	S	P	ERA	WHIP
Jerry Reuss, L ERA: 3.86 (1, 1)	4.1	L	22	7	5	5	1	1	0	0	0	0	1	23	27	10.38	1.846
Ed Vande Berg, L ERA: 4.05 (5, 1)	0.1		2	0	0	0	0	1	0	0	0	1	0	1	5	0.00	3.000
Tom Niedenfuer, R ERA: 3.63 (5, 1)	0.1		3	1	1	1	1	0	1	0	0	1	0	4	8	27.00	3.000
Balvino Galvez, R ERA: (6, 1)	2.0		6	1	0	0	0	0	0	0	1	0	0	6	6	0.00	0.500
Carlos Diaz, L ERA: 9.45 (8, 1)	1.0		4	0	0	0	0	0	0	0	0	0	0	4	4	0.00	0.000

Batter	1	2	3	4	5	6	7	8	9
Tim Raines, S (1, 7) OBP: 0.403, SLG: 0.500	0-0 6-3		0-0 F8			0-3 K		0-0 SH3-4 2B	
Mitch Webster, S (1, 8) OBP: 0.330, SLG: 0.430	0-0 F7			0-0 6-3		0-0 K		0-0 SH3-4	
Andre Dawson, R (1, 9) Herm Winningham, L (9, 8) OBP: 0.390, SLG: 0.667 OBP: 0.395, SLG: 0.457	0-0 4-3			0-0 F9		0-3 K		4-0 2B	
Hubie Brooks, R (1, 6) OBP: 0.412, SLG: 0.686		0-0 3B		0-0 HR		0-3 K		0-0 HR	
Tim Wallach, R (1, 5) OBP: 0.390, SLG: 0.533		0-3 K		0-0 F8			0-0 FC4-6 1B	0-0 L6	
Andres Galarraga, R (1, 3) OBP: 0.451, SLG: 0.629		0-3 K			0-0 5-3		0-0 FC4-6 1B	0-0 HR	
Vance Law, R (1, 4) OBP: 0.323, SLG: 0.393		0-0 L5			0-0 5-3		0-0 6-3 1B	0-0 FC5-4 1B	
Mike Fitzgerald, R (1, 2) OBP: 0.276, SLG: 0.571			0-0 6-3		0-0 HR		0-0 6-3	0-0 FC5-4	
Bryn Smith, R (1, 1) Dan Schatzeder, L (7, 1) Jim Wohlford, R (7, PH) Jeff Reardon, R (8, 1) OBP: 0.600, SLG: 0.889 OBP: 0.133, SLG: 0.200			0-3 K		0-0 1-3		0-0 K		

AB	R	H	RBI	BB	SO	LOB
4	1	1	0	0	1	0
3	0	1	0	0	0	0
3	1	0	0	1	1	1
0	0	0	0	0	0	0
4	2	3	3	0	1	1
4	0	1	0	0	1	2
4	2	1	2	0	1	2
4	1	2	0	0	0	1
4	1	1	2	0	0	2
2	0	0	0	0	1	0
0	0	0	0	0	0	0
1	0	1	1	0	0	0
0	0	0	0	0	0	0

AB	R	H	RBI	BB	SO	LOB
33	8	11	8	1	6	9

Inning Stats	R: 0	H: 0	E: 0	K: 0	S: 3	P: 3	R: 0	H: 1	E: 0	K: 2	S: 8	R: 0	H: 0	E: 0	K: 1	S: 5	R: 1	H: 1	E: 0	K: 0	S: 4	R: 1	H: 1	E: 0	K: 0	S: 4	R: 0	H: 1	E: 0	K: 3	S: 10	R: 2	H: 3	E: 0	K: 0	S: 5	R: 4	H: 4	E: 1	K: 0	S: 7
	0	0	0	0	3	3	0	1	0	2	8	0	0	0	1	5	3	0	0	0	4	0	0	0	0	0	0	0	0	1	10	3	0	5	5	4	1	1	1	1	11

Los Angeles Dodgers @ Montreal Expos
 Olympic Stadium, Montreal, QB
 Fri May 09 1986, 3:33 AM EDT
 Att. 10,878 - Unknown

WP: 0 PA: 35
 PB: 0 SB: 1 CS: 0



PITCHER	IP	WLS	BF	H	R	ER	SO	BB	IBB	HBP	BLK	WP	HR	S	P	ERA	WHIP
Fernando Valenzuela, L (1, 1) ERA: 2.95	8.0	L	35	11	8	8	6	0	1	0	0	0	3	46	50	9.00	1.375

BOTTOM

Los Angeles Dodgers @ Montreal Expos
Olympic Stadium, Montreal, QB
Sat May 10 1986, 3:33 AM EDT
Att. 21,241 - Unknown

livebaseballscores.com

AB	38
R	3
H	10
RBI	2
BB	5
SO	12
LOB	16



WP:	1	PA:	46
PB:	0	SB:	2
CS:	1		

AB R H RBI BB SO LOB

4	1	2	0	1	1	1
3	1	1	0	2	0	1
4	0	0	0	1	3	4
0	0	0	0	0	0	0
5	0	1	0	0	2	4
2	0	0	0	1	1	0
2	0	0	0	0	1	1
5	0	1	1	0	2	1
5	1	3	0	0	0	2
3	0	1	0	0	0	0
1	0	0	0	0	1	2
1	0	0	0	0	0	0
0	0	0	0	0	0	0
2	0	1	1	0	0	0

11

R: 1	H: 2
E: 0	LOB: 2
K: 0	BB: 0
S: 3	P: 3

10

R: 0	H: 0
E: 0	LOB: 0
K: 2	BB: 0
S: 7	P: 7

9

R: 0	H: 0
E: 0	LOB: 1
K: 1	BB: 1
S: 5	P: 9

8

R: 0	H: 2
E: 0	LOB: 2
K: 2	BB: 0
S: 9	P: 9

7

R: 0	H: 1
E: 0	LOB: 2
K: 0	BB: 1
S: 4	P: 8

6

R: 1	H: 2
E: 0	LOB: 2
K: 1	BB: 1
S: 7	P: 11

5

R: 0	H: 0
E: 0	LOB: 0
K: 1	BB: 0
S: 5	P: 5

4

R: 0	H: 1
E: 0	LOB: 0
K: 1	BB: 0
S: 5	P: 5

3

R: 0	H: 1
E: 1	LOB: 3
K: 1	BB: 2
S: 6	P: 14

2

R: 0	H: 0
E: 0	LOB: 0
K: 1	BB: 0
S: 5	P: 5

1

R: 1	H: 1
E: 1	LOB: 0
K: 2	BB: 0
S: 8	P: 8

1B:	10	SF:	0
2B:	0	SAC:	2
3B:	0	DP:	0
HR:	0	HBP:	0

PITCHER												
IP	WLS	BF	H	R	ER	SO	BB	IBB	HBP	BLK	WP	HR
S	P	ERA	WHIP									

PITCHER												
IP	WLS	BF	H	R	ER	SO	BB	IBB	HBP	BLK	WP	HR
S	P	ERA	WHIP									

Orel Hershiser, R	(1, 1)	7.0	30	6	2	1	7	4	0	0	0	1	0	40	56	1.29	1.429
Ken Howell, R	(8, 1)	3.0	15	4	1	1	5	1	0	0	0	0	0	24	28	3.00	1.667

Tim Raines, S	(1, 7)	0-0	E	1B
Mitch Webster, S	(1, 8)	0-0	F6	1H
Andre Dawson, R	(1, 9)	0-3	K	
Dan Schatzeder, L	(10, 1)	0-3	K	
Hubie Brooks, R	(1, 6)	0-3	K	
Jason Thompson, L	(1, 3)	0-3	K	
Andres Galarraga, R	(6, PR)	0-3	K	
Tim Wallach, R	(1, 5)	0-0	5-3	
Al Newman, S	(1, 4)	0-0	4-3	
Dann Bilardello, R	(1, 2)	0-0	E	SH1-4
Mike Fitzgerald, R	(8, PH)	0-0	CS	
Jay Tibbs, R	(1, 1)	0-0	SH1-4	
Wayne Krenchicki, L	(7, PH)	0-0	SH1-4	
Tim Burke, R	(8, 1)	0-0	SH1-4	
Herm Winningham, L	(9, PH)	0-0	SH1-4	

0-0	E	1B
0-0	F6	1H
0-3	K	
0-3	K	
0-3	K	
0-3	K	
0-3	K	
0-0	5-3	
0-0	4-3	
0-0	E	SH1-4
0-0	SH1-4	
0-0	SH1-4	
0-0	SH1-4	

0-3	K	
4-0	E	BB
4-0	K	
1-2	2-3	BB
0-0	1-3	
0-3	K	
0-0	1-3	
0-0	5-3	
0-0	4-3	
0-0	CS	
0-0	SH1-4	
0-0	SH1-4	
0-0	SH1-4	

0-0	4-3	
0-0	6-3	1B
0-3	6-3	1B
0-0	F9	
0-0	6-3	
0-0	6-3	
0-0	1-3	
0-0	1-3	
0-3	K	
0-0	4-3	
0-0	4-3	
0-0	4-3	

0-0	4-3	
0-0	6-3	1B
0-3	6-3	1B
0-0	F9	
0-0	6-3	
0-0	6-3	
0-0	1-3	
0-0	1-3	
0-3	K	
0-0	4-3	
0-0	4-3	
0-0	4-3	

0-0	4-3	
0-0	6-3	1B
0-3	6-3	1B
0-0	F9	
0-0	6-3	
0-0	6-3	
0-0	1-3	
0-0	1-3	
0-3	K	
0-0	4-3	
0-0	4-3	
0-0	4-3	

0-0	4-3	
0-0	6-3	1B
0-3	6-3	1B
0-0	F9	
0-0	6-3	
0-0	6-3	
0-0	1-3	
0-0	1-3	
0-3	K	
0-0	4-3	
0-0	4-3	
0-0	4-3	

0-0	4-3	
0-0	6-3	1B
0-3	6-3	1B
0-0	F9	
0-0	6-3	
0-0	6-3	
0-0	1-3	
0-0	1-3	
0-3	K	
0-0	4-3	
0-0	4-3	
0-0	4-3	

0-0	4-3	
0-0	6-3	1B
0-3	6-3	1B
0-0	F9	
0-0	6-3	
0-0	6-3	
0-0	1-3	
0-0	1-3	
0-3	K	
0-0	4-3	
0-0	4-3	
0-0	4-3	

0-0	4-3	
0-0	6-3	1B
0-3	6-3	1B
0-0	F9	
0-0	6-3	
0-0	6-3	
0-0	1-3	
0-0	1-3	
0-3	K	
0-0	4-3	
0-0	4-3	
0-0	4-3	

0-0	4-3	
0-0	6-3	1B
0-3	6-3	1B
0-0	F9	
0-0	6-3	
0-0	6-3	
0-0	1-3	
0-0	1-3	
0-3	K	
0-0	4-3	
0-0	4-3	
0-0	4-3	

0-0	4-3	
0-0	6-3	1B
0-3	6-3	1B
0-0	F9	
0-0	6-3	
0-0	6-3	
0-0	1-3	
0-0	1-3	
0-3	K	
0-0	4-3	
0-0	4-3	
0-0	4-3	

Batter	1	2	3	4	5	6	7	8	9	AB	R	H	RBI	BB	SO	LOB
Tim Raines, S (1, 7) OBP: 0.414, SLG: 0.500	0-0 FC4-6 1B	0-0 FC5 S 2-3 3-H 1B		0-0 4-3		0-0 F6				4	0	2	1	0	0	0
Herm Winningham, L (1, 8) OBP: 0.388, SLG: 0.488	0-0 FC4-6 1-2f	0-3 K 1-2			0-0 1B 3B		0-0 F5			4	1	1	0	0	1	3
Andre Dawson, R (1, 9) OBP: 0.376, SLG: 0.617	0-3 K	0-0 FC5 2-3			0-3 K		4-0 CS BB			3	0	0	0	1	2	4
Hubie Brooks, R (1, 6) OBP: 0.400, SLG: 0.658	0-3 K		0-0 F9		0-0 1B		0-0 F9 1-2			1	0	0	0	0	1	1
Al Newman, S (3, 6) OBP: 0.379, SLG: 0.357										3	0	1	1	0	0	1
Tim Wallach, R (1, 5) OBP: 0.395, SLG: 0.530		0-0 BB 1B 1B	0-0 2B		1-0 HBP			0-0 F3		3	1	2	0	0	0	0
Andres Galarraga, R (1, 3) OBP: 0.442, SLG: 0.597		0-0 BB 1B 1B	1-0 G4-6-3 HBP		0-3 K			0-0 F4		3	1	1	0	0	1	2
Vance Law, R (1, 4) OBP: 0.320, SLG: 0.380		4-0 1B 1B BB	0-0 G4-6-3		0-0 F9			0-0 E5 FC6-4		3	1	0	0	1	0	4
Mike Fitzgerald, R (1, 2) OBP: 0.265, SLG: 0.515		0-0 1B SH1-4 1B		0-0 F8		0-0 5-3		0-0 FC6-4		4	0	1	2	0	0	1
Joe Hesketh, R (1, 1)		0-0 SH1-4		0-3 K		0-0 3-1				1	0	0	0	0	1	0
Jason Thompson, L (6, PH) OBP: 0.431, SLG: 0.342										1	0	0	0	0	0	0
Tim Burke, R (7, 1)										0	0	0	0	0	0	0
Jeff Reardon, R (7, 1)										0	0	0	0	0	0	0

Inning Stats	R: 0	H: 1	E: 0	LOB: 1	K: 2	BB: 0	S: 8	P: 8	R: 3	H: 4	E: 0	LOB: 2	K: 1	BB: 1	S: 9	P: 13	R: 0	H: 1	E: 0	LOB: 1	K: 0	BB: 0	S: 3	P: 4	R: 0	H: 0	E: 0	LOB: 0	K: 1	BB: 0	S: 5	P: 5	R: 1	H: 2	E: 0	LOB: 2	K: 2	BB: 0	S: 9	P: 10	R: 0	H: 0	E: 0	LOB: 0	K: 0	BB: 0	S: 3	P: 3	R: 0	H: 0	E: 0	LOB: 0	K: 0	BB: 1	S: 2	P: 6	R: 0	H: 0	E: 1	LOB: 1	K: 0	BB: 0	S: 4	P: 4
--------------	------	------	------	--------	------	-------	------	------	------	------	------	--------	------	-------	------	-------	------	------	------	--------	------	-------	------	------	------	------	------	--------	------	-------	------	------	------	------	------	--------	------	-------	------	-------	------	------	------	--------	------	-------	------	------	------	------	------	--------	------	-------	------	------	------	------	------	--------	------	-------	------	------

PITCHER	IP	WLS	BF	H	R	ER	SO	BB	IBB	HBP	BLK	WP	HR	S	P	ERA	WHIP
Bob Welch, R (1, 1) ERA: 2.56	6.0	L	28	8	4	4	6	1	0	2	0	0	0	37	43	6.00	1.500
Balvino Galvez, R (7, 1) ERA:	1.0		3	0	0	0	0	1	0	0	0	0	0	2	6	0.00	1.000
Tom Niedenfuer, R (8, 1) ERA: 3.44	1.0		4	0	0	0	0	0	0	0	0	0	0	4	4	0.00	0.000

BOTTOM

Los Angeles Dodgers @ Montreal Expos
 Olympic Stadium, Montreal, QB
 Sun May 11 1986, 3:33 AM EDT
 Att. 21,750 - Unknown

livebaseballscorecards.com

AB	30
R	4
H	8
RBI	4
BB	2
SO	6
LOB	16



WP: 0	PA: 35
PB: 0	SB: 1
CS: 1	

Batter	1	2	3	4	5	6	7	8	9	10	11	12	13	AB R H RBI BB SO LOB
Vince Coleman, S (1, 7) Michael LaValliere, L (13, 2) OBP: 0.299, SLG: 0.325 OBP: 0.267, SLG: 0.241	F9		S 1B BB		FC6-4 1B			SH1-4 S 6-3 1B		K 1-2		F5		5 2 2 0 1 1 2 0 0 0 0 0 0 0
Ozzie Smith, S (1, 6) OBP: 0.402, SLG: 0.415	1-3		L6-4 1B 1-2 BB		F9			SH1-4 1-3			F8 1B	2-4 1-2	1-3	4 0 1 0 1 0 1
Willie McGee, S (1, 8) OBP: 0.287, SLG: 0.318	FC6-4 1B		1-2 2-H 3-H 1B		FC6-4 1-2f			6-3 3-H			F8		F4	6 0 2 3 0 0 2
Jack Clark, R (1, 3) OBP: 0.330, SLG: 0.495	FC6-4 1-2f		L6-4 2-3				E5 CS	K			F8 1-2		2B 1B	6 1 1 0 0 1 4
Tito Landrum, R (1, 9) Andy Van Slyke, L (9, 9) OBP: 0.222, SLG: 0.294 OBP: 0.325, SLG: 0.294		5-3		1-3			1-3 1-2	K	K				2B 1B	3 0 0 0 0 0 1 2 0 1 1 1 1 0
Tom Herr, S (1, 4) Ken Dayley, L (12, 1) Tom Lawless, R (13, PH) OBP: 0.261, SLG: 0.198 OBP: 0.500, SLG: 0.333			CS 1B				K	F7	F7				2B 6-3	4 0 2 0 0 1 0 0 0 0 0 0 0 0 1 0 0 0 0 0 1
Terry Pendleton, S (1, 5) OBP: 0.256, SLG: 0.204		6-3 1-2		F7			6-3	F8	F8			G3		5 0 0 0 0 0 2
Mike Heath, R (1, 2) Jerry White, S (12, PH) OBP: 0.238, SLG: 0.217 OBP: 0.167, SLG: 0.313			1B 3B	5-3			F9			1-4-3		HR		4 1 1 0 0 0 1 1 1 1 1 0 0 0
John Tudor, L (1, 1) Todd Worrell, R (10, 1) José Oquendo, S (10, 4) Clint Hurdle, L (11, PH) OBP: 0.095, SLG: 0.095 OBP: 0.552, SLG: 0.583 OBP: 0.270, SLG: 0.265			6-3		5-3		5-3	B5-3					2-4 1B	3 0 0 0 0 0 1 0 0 0 0 0 0 0 1 0 1 0 1 0 0 1 0 0 0 0 1 2

Inning Stats	R: 0	H: 1	R: 0	H: 1	R: 2	H: 2	R: 0	H: 1	R: 0	H: 0	R: 1	H: 1	R: 0	H: 0	R: 0	H: 0	R: 0	H: 1	R: 0	H: 1	R: 0	H: 2	R: 1	H: 2	AB	R	H	RBI	BB	SO	LOB
	E: 0	LOB: 1	E: 0	LOB: 0	E: 0	LOB: 1	E: 0	LOB: 1	E: 0	LOB: 0	E: 1	LOB: 0	E: 0	LOB: 0	E: 0	LOB: 0	E: 0	LOB: 0	E: 0	LOB: 0	E: 0	LOB: 2	E: 0	LOB: 1	1B: 9 <td>2B: 3 <td>SF: 0 <td>3B: 1 <td>DP: 2 <td>WP: 0 <td>PA: 51</td> </td></td></td></td></td>	2B: 3 <td>SF: 0 <td>3B: 1 <td>DP: 2 <td>WP: 0 <td>PA: 51</td> </td></td></td></td>	SF: 0 <td>3B: 1 <td>DP: 2 <td>WP: 0 <td>PA: 51</td> </td></td></td>	3B: 1 <td>DP: 2 <td>WP: 0 <td>PA: 51</td> </td></td>	DP: 2 <td>WP: 0 <td>PA: 51</td> </td>	WP: 0 <td>PA: 51</td>	PA: 51
	K: 0	BB: 0	K: 0	BB: 0	K: 0	BB: 2	K: 0	BB: 0	K: 1	BB: 0	K: 1	BB: 0	K: 1	BB: 0	K: 1	BB: 1	K: 1	BB: 0	K: 1	BB: 0	K: 0	BB: 0	K: 0	BB: 0	HR: 1 <td>SAC: 1 <td>CS: 3 <td></td> <td></td> <td></td> <td></td> </td></td>	SAC: 1 <td>CS: 3 <td></td> <td></td> <td></td> <td></td> </td>	CS: 3 <td></td> <td></td> <td></td> <td></td>				
	S: 4	P: 4	S: 3	P: 3	S: 4	P: 12	S: 4	P: 4	S: 5	P: 5	S: 6	P: 6	S: 5	P: 5	S: 4	P: 8	S: 4	P: 8	S: 6	P: 10	S: 4	P: 4	S: 5	P: 5							

PITCHER	IP	WLS	BF	H	R	ER	SO	BB	IBB	HBP	BLK	WP	HR	S	P	ERA	WHIP
Jerry Reuss, L (1, 1) ERA: 3.82	5.0		21	6	2	2	0	2	0	0	0	0	0	19	27	3.60	1.600
Ed Vande Berg, L (6, 1) ERA: 3.52	2.0		6	0	0	0	1	0	0	0	0	0	0	8	8	0.00	0.000
Ken Howell, R (8, 1) ERA: 1.44	2.0		7	1	1	1	2	0	0	0	0	0	0	11	11	4.50	0.500
Tom Niedenfuer, R (10, 1) ERA: 3.48	2.1		11	3	1	1	2	1	1	0	0	0	1	13	21	3.86	1.714
Rick Honeycutt, L (12, 1) ERA: 3.31	1.2	W	7	2	1	1	0	0	0	0	0	0	0	6	6	5.40	1.200

Los Angeles Dodgers @ St. Louis Cardinals
 Busch Stadium, St. Louis, MO
 Tue May 13 1986, 7:05 PM CDT
 Att: 40,727 - Unknown

AB	R	H	RBI	BB	SO	LOB
46	5	12	5	4	5	17



Batter	1	2	3	4	5	6	7	8	9	AB R H RBI BB SO LOB
Mariano Duncan, R (1, 6) OBP: 0.275, SLG: 0.277	0-3 K		0-0 E S SF9 1B	0-0 1B 1B		4-0 2B BB	0-0 G6-4-3 1-2f		0-0 F9	5 3 2 1 1 1 4
Steve Sax, R (1, 4) OBP: 0.392, SLG: 0.496	0-0 E 1B		0-0 SF9 1-H	0-0 1B 1B		0-0 4-3 1B 2B		0-0 F9		4 2 3 3 0 0 0
Bill Madlock, R (1, 5) OBP: 0.293, SLG: 0.339	0-0 F7		0-0 FC5-4 1B	0-0 1B 1B		0-0 4-3		0-3 K2-3		4 0 2 1 0 0 2
Dave Anderson, R (7, 5) OBP: 0.295, SLG: 0.293										1 0 0 0 0 1 0
Mike Marshall, R (1, 9) OBP: 0.302, SLG: 0.452	0-0 E1 1-H		0-3 K	0-0 6-3		0-0 4-3 1B		0-3 K		5 0 1 1 0 2 3
Cesar Cedeno, R (1, 7) OBP: 0.279, SLG: 0.286	0-0 F4		0-0 FC5-4 1-2f			0-0 E E 1B		0-0 4-3		5 0 2 0 0 0 3
Enos Cabell, R (1, 3) OBP: 0.286, SLG: 0.250						0-0 F3		0-0 E4 E		5 0 1 0 0 0 3
Mike Scioscia, L (1, 2) OBP: 0.420, SLG: 0.376						0-0 F8		0-0 E7 SH3-4 1B		5 1 2 0 0 0 3
Reggie Williams, R (1, 8) OBP: 0.326, SLG: 0.349						0-0 K		0-0 SH3-4		3 1 2 0 1 1 2
Fernando Valenzuela, L (1, 1) OBP: 0.269, SLG: 0.269						0-0 K		0-0 G6-4-3 1B		5 1 2 1 0 2 7
Ed Vande Berg, R (9, 1)										0 0 0 0 0 0 0

Inning Stats	R: 1 E: 1 K: 1 S: 7	H: 1 LOB: 1 BB: 0 P: 7	R: 0 E: 0 K: 0 S: 4	H: 3 LOB: 2 BB: 0 P: 4	R: 1 E: 0 K: 1 S: 7	H: 2 LOB: 1 BB: 0 P: 7	R: 3 E: 0 K: 0 S: 8	H: 5 LOB: 2 BB: 0 P: 8	R: 0 E: 2 K: 2 S: 9	H: 1 LOB: 2 BB: 0 P: 9	R: 2 E: 0 K: 0 S: 5	H: 2 LOB: 1 BB: 1 P: 9	R: 1 E: 1 K: 0 S: 4	H: 1 LOB: 0 BB: 0 P: 4	R: 0 E: 0 K: 2 S: 7	H: 0 LOB: 0 BB: 0 P: 7	R: 0 E: 0 K: 1 S: 7	H: 2 LOB: 3 BB: 1 P: 11	1B: 15 2B: 2 3B: 0 HR: 0	SF: 1 SAC: 1 DP: 2 HBP: 0
--------------	------------------------------	---------------------------------	------------------------------	---------------------------------	------------------------------	---------------------------------	------------------------------	---------------------------------	------------------------------	---------------------------------	------------------------------	---------------------------------	------------------------------	---------------------------------	------------------------------	---------------------------------	------------------------------	----------------------------------	-----------------------------------	------------------------------------

PITCHER	IP	WLS	BF	H	R	ER	SO	BB	IBB	HBP	BLK	WP	HR	S	P	ERA	WHIP
Tim Conroy, L (1, 1) ERA: 2.89	3.2	L	20	10	5	4	2	0	0	0	0	0	0	24	24	9.82	2.727
Rick Ownbey, R (4, 1) ERA: 3.0	1.1		7	2	0	0	2	0	0	0	0	0	0	11	11	0.00	1.500
Greg Bargar, R (6, 1) ERA: 3.0	2.0		10	3	3	2	0	1	0	0	0	0	0	9	13	9.00	2.000
Ricky Horton, L (8, 1) ERA: 3.82	2.0		9	2	0	0	3	0	1	0	0	0	0	14	18	0.00	1.000

TOP

Los Angeles Dodgers @ St. Louis Cardinals
 Busch Stadium, St. Louis, MO
 Wed May 14 1986, 3:33 AM CDT
 Att: 31,671 - Unknown

AB	42
R	8
H	17
RBI	7
BB	2
SO	7
LOB	27

livebaseballscorecards.com

Batter	1	2	3	4	5	6	7	8	9	AB R H RBI BB SO LOB
--------	---	---	---	---	---	---	---	---	---	----------------------

Vince Coleman, S OBP: 0.303, SLG: 0.328 (1, 7)	0-0 1-3 S 1B	0-3 K S			0-0 E S 1B		0-0 6-3 S		0-0 4-3 1B 1-2 3-H	5 0 2 1 0 1 1
--	-----------------------	---------------	--	--	------------------	--	-----------------	--	--------------------------------	---------------

Ozzie Smith, S OBP: 0.402, SLG: 0.408 (1, 6)	0-0 WP PB 1B		0-0 5-3 S		0-0 F7 1-3			4-0 WP PB FC5-2-1 BB	0-0 4-3 1-2 2-3	4 1 1 0 1 0 3
--	--------------------	--	-----------------	--	------------------	--	--	-------------------------------	--------------------------	---------------

Willie McGee, S OBP: 0.284, SLG: 0.308 (1, 8)	1-0 S 1B HBP 1-H		0-0 F7 S			0-3 K S		0-0 5-3 1-2	0-0 5-3 S	4 1 0 0 0 1 3
---	------------------------------	--	----------------	--	--	---------------	--	-------------------	-----------------	---------------

Jack Clark, R OBP: 0.393, SLG: 0.485 (1, 3)	0-3 K 1-2		0-3 K S			4-0 5-3 BB		4-0 FC5-2-1 BB 2-3		2 0 0 0 2 2 1
---	-----------------	--	---------------	--	--	------------------	--	-----------------------------	--	---------------

Tom Herr, S OBP: 0.261, SLG: 0.192 (1, 4)	4-0 1B BB			0-3 K S		0-0 5-3 1-2		0-0 FC5-2-1 1-3 3-H		3 0 0 0 1 1 3
---	-----------------	--	--	---------------	--	-------------------	--	------------------------------	--	---------------

Terry Pendleton, S OBP: 0.256, SLG: 0.205 (1, 5)	0-0 1-3 2-H 1B		0-3 K S		0-3 K S		0-3 K S	0-0 5-3 S		4 0 1 1 0 2 3
--	-------------------------	--	---------------	--	---------------	--	---------------	-----------------	--	---------------

Mike Heath, R OBP: 0.250, SLG: 0.222 (1, 2)	0-0 G1 S		0-3 K S				0-0 5-3 1B		4-0 F7 1B BB	3 1 1 0 1 1 2
---	----------------	--	---------------	--	--	--	------------------	--	-----------------------	---------------

Andy Van Slyke, L OBP: 0.321, SLG: 0.292 (1, 9)		0-0 F8 S			0-3 K S		0-0 5-3 1-2		0-0 4-3 1B 1B	4 0 1 0 0 1 1
---	--	----------------	--	--	---------------	--	-------------------	--	------------------------	---------------

Tim Conroy, L OBP: 0.260, SLG: 0.600 (1, 1)			0-0 5-3 S		0-0 F9 S		0-0 F7 S		0-0 F7 2-3	1 0 0 0 0 0 0
---	--	--	-----------------	--	----------------	--	----------------	--	------------------	---------------

Inning Stats	R: 2 E: 0 K: 1 S: 7	H: 2 LOB: 2 BB: 1 P: 12	R: 0 E: 0 K: 1 S: 5	H: 0 LOB: 0 BB: 0 P: 5	R: 0 E: 0 K: 1 S: 5	H: 0 LOB: 0 BB: 0 P: 5	R: 0 E: 0 K: 3 S: 9	H: 0 LOB: 0 BB: 0 P: 9	R: 0 E: 0 K: 1 S: 6	H: 1 LOB: 1 BB: 0 P: 6	R: 0 E: 0 K: 2 S: 7	H: 0 LOB: 1 BB: 1 P: 11	R: 0 E: 0 K: 0 S: 4	H: 1 LOB: 1 BB: 0 P: 4	R: 0 E: 0 K: 0 S: 3	H: 0 LOB: 2 BB: 2 P: 11	R: 1 E: 0 K: 0 S: 5	H: 2 LOB: 2 BB: 1 P: 9	1B: 6 2B: 0 3B: 0 HR: 0	SF: 0 SAC: 0 DP: 0 HBP: 1	WP: 3 PB: 2 SB: 2 CS: 0	PA: 39
--------------	------------------------------	----------------------------------	------------------------------	---------------------------------	------------------------------	---------------------------------	------------------------------	---------------------------------	------------------------------	---------------------------------	------------------------------	----------------------------------	------------------------------	---------------------------------	------------------------------	----------------------------------	------------------------------	---------------------------------	----------------------------------	------------------------------------	----------------------------------	--------

PITCHER	IP	WLS	BF	H	R	ER	SO	BB	IBB	HBP	BLK	WP	HR	S	P	ERA	WHIP
Fernando Valenzuela, L ERA: 3.0 (1, 1)	8.0	W	35	5	3	3	9	5	0	1	0	2	0	47	68	3.38	1.250
Ed Vande Berg, L ERA: 3.31 (9, 1)	1.0		4	1	0	0	0	0	0	0	0	0	0	4	4	0.00	1.000


BOTTOM

Los Angeles Dodgers @ St. Louis Cardinals
 Busch Stadium, St. Louis, MO
 Wed May 14 1986, 3:33 AM CDT
 Att. 31,671 - Unknown

livebaseballscores.com

AB	33
R	3
H	6
RBI	2
BB	5
SO	9
LOB	20



Batter	1	2	3	4	5	6	7	8	9	10	11	AB R H RBI BB SO LOB	TOP														
Lenny Dykstra, L OBP: 0.367, SLG: 0.385 Jesse Orosco, R (9, 1)	F8	G3-1			B1-3		G3 2B 1B		F6			5 1 1 0 0 0 2 0 0 0 0 0 0 0	<p>New York Mets @ Los Angeles Dodgers Dodger Stadium, Los Angeles, CA</p> <p>Fri May 16 1986, 7:05 PM PDT Att. 49,139 - Unknown</p> <p>livebaseballscorecards.com</p> <p>AB 41 R 3 H 6 RBI 1 BB 2 SO 13 LOB 21</p> 														
Howard Johnson, S OBP: 0.370, SLG: 0.413 (1, 6)	K		G3		K2-3		K		K			5 0 0 0 0 4 1															
Keith Hernandez, L OBP: 0.423, SLG: 0.444 (1, 3)	E 1B		F8		F7		G3			4-3		5 1 1 0 0 0 1															
Darryl Strawberry, L OBP: 0.338, SLG: 0.491 (1, 9)	E6 1B		6-3		E4 FC5-2		2B		K			5 1 1 1 0 1 1															
Gary Carter, R OBP: 0.328, SLG: 0.436 (1, 2)	E5 FC4-6			K	FC5-2 1-2 HBP		6-3		6-3			4 0 0 0 0 1 1															
Danny Heep, L OBP: 0.400, SLG: 0.605 (1, 7)	FC4-6				K			K				5 0 1 0 0 3 3															
Ray Knight, R OBP: 0.378, SLG: 0.580 (1, 5)		FC3-5 1B			BB 1B		FC5 FC5-2 1-2 2-3 BB		K		F8	3 0 1 0 2 1 0															
Tim Teufel, R OBP: 0.330, SLG: 0.324 (1, 4)		FC3-5 1B			K		FC5-2 1-2 2-3 3-Hf		F9		K	5 0 1 0 0 2 5															
Dwight Gooden, R OBP: 0.190, SLG: 0.286 Mookie Wilson, S OBP: 0.263, SLG: 0.250 (9, PH) (9, 8)		FC3-5 G3-1			K		FC5 2-3f		F8			3 0 0 0 0 1 7 1 0 0 0 0 0 0															
Inning Stats	R: 2 E: 2 K: 1 S: 8	H: 1 LOB: 1 BB: 0 P: 8	R: 0 E: 0 K: 0 S: 4	H: 2 LOB: 1 BB: 0 P: 4	R: 0 E: 0 K: 0 S: 3	H: 0 LOB: 0 BB: 0 P: 3	R: 0 E: 0 K: 3 S: 10	H: 1 LOB: 2 BB: 1 P: 14	R: 0 E: 0 K: 1 S: 5	H: 0 LOB: 0 BB: 0 P: 5	R: 0 E: 1 K: 1 S: 6	H: 0 LOB: 3 BB: 1 P: 11		R: 1 E: 0 K: 1 S: 7	H: 2 LOB: 1 BB: 0 P: 7	R: 0 E: 0 K: 2 S: 7	H: 0 LOB: 0 BB: 0 P: 7	R: 0 E: 0 K: 1 S: 5	H: 0 LOB: 0 BB: 0 P: 5	R: 0 E: 0 K: 1 S: 5	H: 0 LOB: 0 BB: 0 P: 5	R: 0 E: 0 K: 2 S: 7	H: 0 LOB: 0 BB: 0 P: 7	1B: 5 2B: 1 3B: 0 HR: 0	SF: 0 SAC: 0 DP: 1 HBP: 1	WP: 0 PB: 0 SB: 2 CS: 0	PA: 44
PITCHER	IP WLS BF H R ER SO BB IBB HBP BLK WP HR S P ERA WHIP													IP WLS BF H R ER SO BB IBB HBP BLK WP HR S P ERA WHIP													
Orel Hershiser, R ERA: 2.02 Ken Howell, R ERA: 1.33 (1, 1) (10, 1)	9.0 W 6 0 0 0 3 0 0 0 0 0 0 0 12 12 0.00 0.000																										

Batter	1	2	3	4	5	6	7	8	9	10	11	AB R H RBI BB SO LOB
Mariano Duncan, R (1, 8) OBP: 0.265, SLG: 0.267	0-0 L6		0-3 K		0-3 K		0-3 K			0-3 K		5 0 0 0 0 4 1
Steve Sax, R (1, 4) OBP: 0.376, SLG: 0.476	0-0 6-3			0-0 F8		0-0 E6 4-3 1B	0-0 4-3			0-0 6-3		5 1 0 0 0 0 0
Ken Landreaux, L (1, 8) OBP: 0.310, SLG: 0.404	0-0 6-3			0-0 BB 1B		0-0 4-3	0-3 K			0-0 F8		5 0 1 0 0 1 1
Bill Madlock, R (1, 5) OBP: 0.306, SLG: 0.339 Dave Anderson, R (9, 5) OBP: 0.303, SLG: 0.301		0-0 6-3		4-0 BB 1-2 BB		0-0 1B 1B			0-0 F4		0-0 FC5-4 1B	3 1 1 1 1 0 0 1 0 1 0 0 0 0
Mike Marshall, R (1, 9) OBP: 0.299, SLG: 0.443		0-3 K		0-0 F3		0-0 1B 1B			0-0 5-3		0-0 FC5-4 1B	5 2 1 0 0 1 3
Mike Scioscia, L (1, 2) OBP: 0.419, SLG: 0.378		0-0 1B		0-0 F7		0-0 F5			0-0 4-3		0-0 1B 1B	5 0 2 0 0 0 4
Greg Brock, L (1, 3) OBP: 0.272, SLG: 0.314 Bill Russell, R (11, PH) OBP: 0.263, SLG: 0.278		0-0 F5			0-0 L1	0-0 1B 1B				0-3 K		4 0 1 2 0 1 1 1 0 1 1 0 0 0
Franklin Stubbs, L (1, 7) OBP: 0.291, SLG: 0.408 Cesar Cedeño, R (9, PH) OBP: 0.274, SLG: 0.281			0-3 K		0-0 L3	0-0 1B 1B				0-0 L5		3 0 1 0 0 1 0 1 0 0 0 0 0 0
Orel Hershiser, R (1, 1) OBP: 0.188, SLG: 0.133 Enos Cabell, R (9, PH) OBP: 0.282, SLG: 0.246 Ken Howell, R (10, 1)			0-0 6-3		0-0 1B	0-3 K				0-3 K		3 0 1 0 0 1 2 1 0 0 0 0 1 0 0 0 0 0 0 0 0

BOTTOM

New York Mets @ Los Angeles Dodgers
 Dodger Stadium, Los Angeles, CA
 Fri May 16 1986, 7:05 PM PDT
 Att. 49,139 - Unknown

livebaseballscores.com

AB	42
R	4
H	10
RBI	4
BB	1
SO	10
LOB	12



Inning Stats	R: 0	H: 0	R: 0	H: 1	R: 0	H: 0	R: 0	H: 1	R: 3	H: 4	R: 0	H: 0	R: 0	H: 0	R: 0	H: 0	R: 0	H: 0	R: 1	H: 3	1B: 10	SF: 0	WP: 0	PA: 43			
	E: 0	LOB: 0	E: 0	LOB: 1	E: 0	LOB: 0	E: 0	LOB: 1	E: 1	LOB: 2	E: 0	LOB: 0	E: 0	LOB: 0	E: 0	LOB: 0	E: 0	LOB: 0	E: 0	LOB: 2	2B: 0	SAC: 0	PB: 0				
	K: 0	BB: 0	K: 1	BB: 0	K: 2	BB: 0	K: 1	BB: 0	K: 1	BB: 0	K: 2	BB: 0	K: 0	BB: 0	K: 2	BB: 0	K: 0	BB: 0	K: 0	BB: 0	3B: 0	DP: 0	SB: 0				
	S: 3	P: 3	S: 6	P: 6	S: 7	P: 7	S: 4	P: 8	S: 6	P: 6	S: 7	P: 7	S: 3	P: 3	S: 7	P: 7	S: 5	P: 5	S: 4	P: 4	HR: 0	HBP: 0	CS: 0				
PITCHER	IP	WLS	BF	H	R	ER	SO	BB	IBB	HBP	BLK	WP	HR	S	P	ERA	WHIP										
Dwight Gooden, R (1, 1) ERA: 1.25	8.0		33	7	3	0	7	1	0	0	0	0	0	46	50	0.00	1.000										
Jesse Orosco, L (9, 1) ERA: 0.48	2.1	L	10	3	1	1	3	0	0	0	0	0	0	16	16	3.86	1.286										

Batter	1	2	3	4	5	6	7	8	9	AB R H RBI BB SO LOB
--------	---	---	---	---	---	---	---	---	---	----------------------

Lenny Dykstra, L (1, 8) <small>OBP: 0.366, SLG: 0.384</small> Mookie Wilson, S (6, PH) <small>OBP: 0.286, SLG: 0.235</small>	0-0 		0-0 	0-0 		0-0 		4-0 	3 1 1 0 0 0 2 1 0 0 0 1 0 2
---	---------	--	---------	---------	--	---------	--	---------	--------------------------------

Wally Backman, S (1, 4) <small>OBP: 0.424, SLG: 0.481</small>	0-0 		0-0 		0-0 		0-0 	0-3 	4 0 2 0 0 1 2
---	---------	--	---------	--	---------	--	---------	---------	---------------

Keith Hernandez, L (1, 3) <small>OBP: 0.430, SLG: 0.451</small>	0-0 		0-0 		0-0 		0-0 	0-0 	5 0 3 1 0 0 3
---	---------	--	---------	--	---------	--	---------	---------	---------------

Darryl Strawberry, L (1, 9) <small>OBP: 0.333, SLG: 0.479</small>	0-0 		0-0 		0-0 		0-0 	0-3 	5 0 1 0 0 1 4
---	---------	--	---------	--	---------	--	---------	---------	---------------

George Foster, R (1, 7) <small>OBP: 0.307, SLG: 0.358</small>	0-3 		0-3 		0-0 		0-3 		4 1 1 0 0 3 4
---	---------	--	---------	--	---------	--	---------	--	---------------

Ray Knight, R (1, 5) <small>OBP: 0.391, SLG: 0.596</small>		0-0 		0-0 		0-0 		0-0 	4 0 3 0 0 0 0
--	--	---------	--	---------	--	---------	--	---------	---------------

Howard Johnson, S (1, 6) <small>OBP: 0.351, SLG: 0.388</small>		0-3 		0-0 		0-0 		0-0 	4 0 0 1 0 1 3
--	--	---------	--	---------	--	---------	--	---------	---------------

Ed Hearn, R (1, 2) <small>OBP: 0.750, SLG: 1.000</small>		0-0 		0-0 		4-0 		0-0 	3 0 2 0 1 0 1
--	--	---------	--	---------	--	---------	--	---------	---------------

Sid Fernandez, L (1, 1) <small>OBP: 0.278, SLG: 0.188</small> Roger McDowell, R (8, 1) <small>OBP: 0.250, SLG: 0.250</small> Danny Heep, L (9, PH) <small>OBP: 0.415, SLG: 0.605</small>		0-0 		4-0 		0-3 		4-0 	2 0 0 0 1 1 4 0 0 0 0 0 0 0 0 0 0 0 1 0 0
--	--	---------	--	---------	--	---------	--	---------	---

Inning Stats	R: 0	H: 2	E: 0	LOB: 2	K: 1	BB: 0	S: 7	P: 7
	R: 0	H: 2	E: 0	LOB: 1	K: 1	BB: 0	S: 6	P: 6
	R: 1	H: 2	E: 0	LOB: 1	K: 1	BB: 0	S: 7	P: 7
	R: 0	H: 1	E: 0	LOB: 2	K: 0	BB: 1	S: 4	P: 8
	R: 0	H: 1	E: 0	LOB: 0	K: 0	BB: 0	S: 3	P: 3
	R: 1	H: 2	E: 0	LOB: 2	K: 1	BB: 1	S: 7	P: 11
	R: 0	H: 2	E: 0	LOB: 1	K: 1	BB: 0	S: 6	P: 6
	R: 0	H: 1	E: 0	LOB: 0	K: 0	BB: 0	S: 3	P: 3
	R: 0	H: 0	E: 0	LOB: 2	K: 2	BB: 2	S: 7	P: 15
	1B: 11	SF: 0	2B: 2	SAC: 1	3B: 0	DP: 2	HR: 0	HBP: 0

PITCHER	IP	WLS	BF	H	R	ER	SO	BB	IBB	HBP	BLK	WP	HR	S	P	ERA	WHIP
Bob Welch, R (1, 1) <small>ERA: 2.63</small>	5.1		26	10	2	2	3	2	0	0	0	0	0	30	38	3.38	2.250
Ed Vande Berg, L (6, 1) <small>ERA: 3.06</small>	1.1		5	2	0	0	1	0	0	0	0	0	0	7	7	0.00	1.500
Tom Niedenfuer, R (7, 1) <small>ERA: 3.27</small>	1.1	W	4	1	0	0	1	0	0	0	0	0	0	6	6	0.00	0.750
Ken Howell, R (9, 1) <small>ERA: 1.29</small>	1.0		5	0	0	0	2	2	0	0	0	0	0	7	15	0.00	2.000

TOP

New York Mets @ Los Angeles Dodgers
 Dodger Stadium, Los Angeles, CA

Sat May 17 1986, 3:33 AM PDT
 Att: 39,429 - Unknown

livebaseballscorecards.com

AB	35
R	2
H	13
RBI	2
BB	4
SO	7
LOB	25



WP: 0	PA: 40
PB: 0	
SB: 2	
CS: 2	

Batter	1	2	3	4	5	6	7	8	9	AB	R	H	RBI	BB	SO	LOB
Mariano Duncan, R (1, 6) OBP: 0.265, SLG: 0.266	0-0 F3		0-0 6-3		0-0 6-3			0-0 6-3		4	1	1	0	0	0	1
Steve Sax, R (1, 4) OBP: 0.367, SLG: 0.461	0-0 5-3			0-3 K	0-0 F3			0-0 6-3		4	0	0	0	0	1	1
Bill Madlock, R (1, 5) OBP: 0.318, SLG: 0.349 Dave Anderson, R (8, PR) OBP: 0.303, SLG: 0.301 (9, 5)	0-0 5-3			0-0 BB 1B	0-0 F6			0-0 2B 1B		4	1	2	1	0	0	0
Mike Marshall, R (1, 9) OBP: 0.304, SLG: 0.452		0-0 F3		0-0 BB 1B		0-0 F9		0-0 1B 2B		4	2	2	1	0	0	0
Cesar Cedeño, R (1, 7) OBP: 0.277, SLG: 0.271 Tom Niedenfuer, R (7, 1) OBP: 0.500, SLG: 0.500 Enos Cabell, R (8, PH) OBP: 0.282, SLG: 0.246 Ken Landreaux, L (8, PH) OBP: 0.316, SLG: 0.410 (9, 8)		0-3 K		4-0 BB 1B		0-0 F3		0-0 1B BLK 1B		2	0	0	0	1	1	0
Alex Trevino, R (1, 2) OBP: 0.276, SLG: 0.259 Mike Scioscia, L (8, PH) OBP: 0.424, SLG: 0.384 (9, 2)		0-3 K		0-0 BB 1B		0-0 F4		0-0 BLK 1B		3	0	1	2	0	1	0
Greg Brock, L (1, 3) OBP: 0.288, SLG: 0.311			4-0 S BB	4-0 BB 1B			4-0 CS SH1-4 BB	0-0 F7		1	0	0	0	3	0	1
Reggie Williams, R (1, 8) OBP: 0.313, SLG: 0.333 Terry Whitfield, L (8, PH) OBP: 0.400, SLG: 0.100 Ken Howell, R (9, 1)			0-3 K	0-3 K			0-0 SH1-4	0-0 F8		2	0	0	0	0	2	4
Bob Welch, R (1, 1) OBP: 0.143, SLG: 0.250 Ed Vande Berg, R (6, 1) Bill Russell, R (7, 7) OBP: 0.256, SLG: 0.270			0-0 L4	0-3 K			0-0 F8			2	0	0	0	0	1	4

Inning Stats		R: 0	H: 0	E: 0	LOB: 0	K: 0	BB: 0	S: 3	P: 3	R: 0	H: 0	E: 0	LOB: 0	K: 0	BB: 0	S: 3	P: 3	R: 0	H: 0	E: 0	LOB: 0	K: 0	BB: 0	S: 3	P: 3	R: 0	H: 0	E: 0	LOB: 0	K: 0	BB: 1	S: 2	P: 6	R: 4	H: 5	E: 0	LOB: 2	K: 0	BB: 0	S: 8	P: 8																	
PITCHER	IP	WLS	BF	H	R	ER	SO	BB	IBB	HBP	BLK	WP	HR	S	P	ERA	WHIP																			PITCHER	IP	WLS	BF	H	R	ER	SO	BB	IBB	HBP	BLK	WP	HR	S	P	ERA	WHIP					
Sid Fernandez, L (1, 1) ERA: 2.87	7.1	L	31	6	6	6	6	4	0	0	0	0	0	39	55	7.36	1.364																																									
Roger McDowell, R (8, 1) ERA: 3.65	0.2		4	2	0	0	0	0	0	0	1	0	0	4	4	0.00	3.000																																									

BOTTOM

New York Mets @ Los Angeles Dodgers
 Dodger Stadium, Los Angeles, CA
 Sat May 17 1986, 3:33 AM PDT
 Att. 39,429 - Unknown

livebaseballscorecards.com

AB	30
R	6
H	8
RBI	5
BB	4
SO	6
LOB	14



1B:	7	SF:	0	WP:	0	PA:	35
2B:	1	SAC:	1	PB:	0		
3B:	0	DP:	0	SB:	1		
HR:	0	HBP:	0	CS:	1		

TOP

New York Mets @ Los Angeles Dodgers
Dodger Stadium, Los Angeles, CA
 Sun May 18 1986, 3:33 AM PDT
 Att: 44,426 - Unknown

AB	39
R	8
H	13
RBI	7
BB	4
SO	3
LOB	15



WP:	0	PA:	43
PB:	0		
SB:	0		
CS:	0		

AB R H RBI BB SO LOB

4	0	2	0	0	0	0
1	0	0	0	0	1	0
5	1	3	0	0	0	0
5	2	2	0	0	0	3
3	2	2	1	2	0	0
3	3	2	4	1	0	1
1	0	0	0	0	0	1
5	0	1	0	0	2	4
5	0	1	2	0	0	2
4	0	0	0	0	0	2
1	0	0	0	0	0	0
2	0	0	0	1	0	2
0	0	0	0	0	0	0

Batter	1	2	3	4	5	6	7	8	9
Mookie Wilson, S (1, 8) Darryl Strawberry, L (8, PH) OBP: 0.320, SLG: 0.286 OBP: 0.331, SLG: 0.475	0-0 4-3	0-0 1B		0-0 L3		0-0 1B		0-3 K	
Kevin Mitchell, R (1, 9) OBP: 0.327, SLG: 0.479	0-0 1B	0-0 1B			0-0 1B		0-0 F8	0-0 6-3	
Keith Hernandez, L (1, 3) OBP: 0.429, SLG: 0.457	0-0 1B	0-0 F6			0-0 F7		0-0 BB	0-0 F5	
Gary Carter, R (1, 2) OBP: 0.346, SLG: 0.451	0-0 1B				0-0 F8		0-0 BB	0-0 2B	
George Foster, R (1, 7) Lenny Dykstra, L (8, 8) OBP: 0.326, SLG: 0.440 OBP: 0.363, SLG: 0.380	0-0 HR				0-0 FC6-4		0-0 E	0-0 4-3	
Ray Knight, R (1, 5) OBP: 0.383, SLG: 0.578	0-0 6-3				0-0 HR		0-0 FC1-6	0-3 K	
Tim Teufel, R (1, 4) OBP: 0.323, SLG: 0.316	0-0 F9				0-0 F3		0-0 FC1-6	0-0 F6	
Rafael Santana, R (1, 6) OBP: 0.217, SLG: 0.206		0-0 6-3			0-0 4-3		0-0 F9	0-0 E6	
Bruce Berenyi, R (1, 1) Randy Niemann, L (3, 1) Roger McDowell, R (7, 1) OBP: 0.250, SLG: 0.250		0-0 6-3			0-0 4-3		0-0 BB	0-0 4-3	

Inning Stats	R: 4	H: 4	R: 0	H: 2	R: 1	H: 1	R: 0	H: 1	R: 0	H: 2	R: 3	H: 2	R: 0	H: 0	R: 0	H: 1
	E: 0	LOB: 0	E: 0	LOB: 2	E: 0	LOB: 0	E: 0	LOB: 1	E: 0	LOB: 2	E: 2	LOB: 2	E: 0	LOB: 0	E: 0	LOB: 1
	K: 0	BB: 0	K: 0	BB: 0	K: 1	BB: 0	K: 0	BB: 1	K: 0	BB: 1	K: 0	BB: 2	K: 1	BB: 0	K: 1	BB: 0
	S: 7	P: 7	S: 5	P: 5	S: 6	P: 6	S: 3	P: 7	S: 4	P: 8	S: 6	P: 14	S: 5	P: 5	S: 6	P: 6

PITCHER	IP	WLS	BF	H	R	ER	SO	BB	IBB	HBP	BLK	WP	HR	S	P	ERA	WHIP
Jerry Reuss, L (1, 1) ERA: 4.81	3.0	L	16	7	5	5	1	0	0	0	0	0	2	18	18	15.00	2.333
Balvino Galvez, R (4, 1) ERA: 2.84	3.1		16	4	3	2	0	4	0	0	0	0	0	12	28	5.40	2.400
Ed Vande Berg, L (7, 1) ERA: 2.95	0.2		4	1	0	0	0	0	0	0	0	0	0	4	4	0.00	1.500
Tom Niedenfuer, R (8, 1) ERA: 3.0	2.0		7	1	0	0	2	0	0	0	0	0	0	11	11	0.00	0.500

PITCHER	IP	WLS	BF	H	R	ER	SO	BB	IBB	HBP	BLK	WP	HR	S	P	ERA	WHIP
---------	----	-----	----	---	---	----	----	----	-----	-----	-----	----	----	---	---	-----	------

New York Mets @ Los Angeles Dodgers
Dodger Stadium, Los Angeles, CA

Sun May 18 1986, 3:33 AM PDT
 Att. 44,426 - Unknown

livebaseballscorecards.com

AB	34
R	4
H	9
RBI	4
BB	1
SO	5
LOB	9



WP:	1	PA:	36
PB:	0		
SB:	0		
CS:	0		

Batter	1	2	3	4	5	6	7	8	9	AB	R	H	RBI	BB	SO	LOB
Mariano Duncan, R (1, 6) OBP: 0.266, SLG: 0.268 Dave Anderson, R (6, 6) OBP: 0.300, SLG: 0.298	0-0 4-3		0-0 1B BB SF8 1B		0-0 4-3		0-0 FC3-6 1B			3	1	1	0	0	0	0
Steve Sax, R (1, 4) OBP: 0.371, SLG: 0.458	0-0 F9		4-0 1B 1-2 2-3 BB		0-0 4-3		0-0 1-2 1B			3	1	1	0	1	0	0
Ken Landreaux, L (1, 8) OBP: 0.314, SLG: 0.404	0-3 K		0-0 1-2 2-3 3-H 1B		0-3 K		0-0 F8			4	0	1	1	0	2	2
Bill Madlock, R (1, 5) OBP: 0.314, SLG: 0.348		0-0 6-3	0-0 SF8		0-3 K		0-0 G4-6-3 1B			3	0	1	1	0	1	0
Mike Marshall, R (1, 9) OBP: 0.303, SLG: 0.453		0-0 F8	0-0 1-3 2-H 2B		0-0 6-3		0-3 K			4	0	1	1	0	1	1
Mike Scioscia, L (1, 2) OBP: 0.419, SLG: 0.379		0-0 F2	0-0 6-3		0-0 1B		0-0 G4-6-3 1-2f			4	0	1	0	0	0	3
Greg Brock, L (1, 3) OBP: 0.287, SLG: 0.308			0-0 F8 WP 1B 1B	0-3 K		0-0 5-3			0-0 4-3	4	1	1	0	0	1	1
Franklin Stubbs, L (1, 7) OBP: 0.284, SLG: 0.397 Reggie Williams, R (7, PH) OBP: 0.306, SLG: 0.326 Alex Trevino, R (9, PH) OBP: 0.267, SLG: 0.250			0-0 F8 1-3	0-0 6-3			0-0 F8		0-0 4-3	2	0	0	0	0	0	1
Jerry Reuss, L (1, 1) OBP: 0.444, SLG: 0.444 Cesar Cedeno, R (3, PH) OBP: 0.288, SLG: 0.283 Balvino Galvez, R (4, 1) Ed Vande Berg, R (7, 1) Enos Cabell, R (7, PH) Tom Niedenfuer, R (8, 1) Terry Whitfield, L (9, PH) OBP: 0.590, SLG: 0.500 OBP: 0.375, SLG: 0.091			0-0 BB 1B 1B 3-H	0-0 6-3			0-0 FC3-6 1B		0-0 1-3	0	0	0	0	0	0	0

Inning Stats	R: 0	H: 0	E: 0	K: 1	S: 5	R: 0	H: 0	E: 0	K: 0	S: 3	R: 4	H: 5	E: 0	K: 0	S: 8	R: 0	H: 0	E: 0	K: 1	S: 5	R: 0	H: 1	E: 0	K: 1	S: 6	R: 0	H: 2	E: 0	K: 0	S: 5	R: 0	H: 1	E: 0	K: 1	S: 5	R: 0	H: 0	E: 0	K: 0	S: 3	1B: 8	SF: 1	2B: 1	3B: 0	HR: 0	WP: 1	PA: 36
--------------	------	------	------	------	------	------	------	------	------	------	------	------	------	------	------	------	------	------	------	------	------	------	------	------	------	------	------	------	------	------	------	------	------	------	------	------	------	------	------	------	-------	-------	-------	-------	-------	-------	--------

PITCHER	IP	WLS	BF	H	R	ER	SO	BB	IBB	HBP	BLK	WP	HR	S	P	ERA	WHIP
Bruce Berenyi, R (1, 1) ERA: 5.54	2.2		14	5	4	4	1	1	0	0	0	1	0	15	19	13.50	2.250
Randy Niemann, L (3, 1) ERA: 3.38	3.2	W	13	2	0	0	3	0	0	0	0	0	0	19	19	0.00	0.545
Roger McDowell, R (7, 1) ERA: 3.29	2.2		9	2	0	0	1	0	0	0	0	0	0	11	11	0.00	0.750

Batter	1	2	3	4	5	6	7	8	9	AB R H RBI BB SO LOB	TOP	
Tim Raines, S (1, 7) <small>OBP: 0.414, SLG: 0.507</small>	0-0 			0-0 			4-0 		0-3 	3 0 0 0 1 1 1	Montreal Expos @ Los Angeles Dodgers Dodger Stadium, Los Angeles, CA Tue May 20 1986, 7:05 PM PDT Att: 39,845 - Unknown livebaseballscorecards.com	
Mitch Webster, S (1, 8) <small>OBP: 0.343, SLG: 0.417</small>	0-3 			0-0 		0-0 		0-0 	4 0 1 0 0 1 1			
Andre Dawson, R (1, 9) <small>OBP: 0.345, SLG: 0.541</small>	0-0 			0-0 		0-3 			3 0 0 0 0 1 2			
Hubie Brooks, R (1, 6) <small>OBP: 0.407, SLG: 0.684</small>		0-0 			0-0 	0-0 			3 0 0 0 0 0 2			
Tim Wallach, R (1, 5) <small>OBP: 0.354, SLG: 0.453</small>		0-0 			0-0 		0-0 		3 0 0 0 0 0 0			
Andres Galarraga, R (1, 3) <small>OBP: 0.393, SLG: 0.467</small>		0-0 			0-0 		0-0 		3 0 0 0 0 0 0			
Vance Law, R (1, 4) <small>OBP: 0.333, SLG: 0.388</small>			0-3 			0-0 	0-0 		3 0 0 0 0 1 0			
Mike Fitzgerald, R (1, 2) <small>OBP: 0.304, SLG: 0.471</small>			0-0 			0-0 		0-0 	3 0 0 0 0 0 0			
Bryn Smith, R (1, 1) Dan Schatzeder, L (7, 1) <small>OBP: 0.545, SLG: 0.800</small> Jeff Parrett, R (7, 1) Jim Wohlford, R (9, PH) <small>OBP: 0.176, SLG: 0.235</small>			0-3 			0-3 		0-0 	2 0 0 0 0 2 0			
Inning Stats	R: 0 H: 0 E: 0 LOB: 0 K: 1 BB: 0 S: 5 P: 5	R: 0 H: 0 E: 0 LOB: 0 K: 0 BB: 0 S: 3 P: 3	R: 0 H: 0 E: 0 LOB: 0 K: 2 BB: 0 S: 7 P: 7	R: 0 H: 0 E: 0 LOB: 0 K: 0 BB: 0 S: 3 P: 3	R: 0 H: 0 E: 0 LOB: 0 K: 0 BB: 0 S: 3 P: 3	R: 0 H: 0 E: 0 LOB: 0 K: 1 BB: 0 S: 5 P: 5	R: 0 H: 1 E: 0 LOB: 1 K: 1 BB: 1 S: 5 P: 9	R: 0 H: 0 E: 0 LOB: 0 K: 0 BB: 0 S: 3 P: 3	R: 0 H: 1 E: 0 LOB: 1 K: 1 BB: 0 S: 6 P: 6	1B: 2 SF: 0 2B: 0 SAC: 0 3B: 0 DP: 1 HR: 0 HBP: 0		WP: 0 PA: 29 PB: 0 SB: 0 CS: 0
PITCHER Fernando Valenzuela, L (1, 1) <small>ERA: 2.64</small>	IP WLS BF H R ER SO BB IBB HBP BLK WP HR S P ERA WHIP 9.0 W 29 2 0 0 6 1 0 0 0 0 0 0 40 44 0.00 0.333											PITCHER IP WLS BF H R ER SO BB IBB HBP BLK WP HR S P ERA WHIP

Montreal Expos @ Los Angeles Dodgers
 Dodger Stadium, Los Angeles, CA
 Tue May 20 1986, 7:05 PM PDT
 Att: 39,845 - Unknown

AB	28
R	0
H	2
RBI	0
BB	1
SO	6
LOB	6



Batter	1	2	3	4	5	6	7	8	9
Mariano Duncan, R OBP: 0.272, SLG: 0.264 (1, 6)	4-0 6-3 1B BB	1-0 CS S HBP			0-0 F9		0-0 F8		
Steve Sax, R OBP: 0.374, SLG: 0.467 (1, 4)	0-0 6-3 1B 1-2	0-3 K 1-3			0-0 1-3		0-0 1B 2B		
Ken Landreaux, L OBP: 0.311, SLG: 0.393 (1, 8)	0-0 6-3 1-2 2-3		0-0 4-3		4-0 CS BB		0-0 F8		
Bill Madlock, R OBP: 0.338, SLG: 0.362 Dave Anderson, R OBP: 0.300, SLG: 0.298 (7, PR) (8, 5)	4-0 BB		0-0 6-3		0-0 CS	0-0 2B 1B	0-0 WP S 2-H 1B		
Mike Marshall, R OBP: 0.308, SLG: 0.458 (1, 9)	0-3 K		0-3 K		0-0 1-H 2B		4-0 WP BB 1-2		
Mike Scioscia, L OBP: 0.406, SLG: 0.364 (1, 2)	0-0 F9			0-0 F8		0-0 4-3	0-3 K 1-2 2-3		
Greg Brock, L OBP: 0.286, SLG: 0.306 (1, 3)		0-0 HR 1B		0-0 2-3		0-0 L3		0-3 K	
Franklin Stubbs, L OBP: 0.306, SLG: 0.461 (1, 7)		0-0 1-H HR		0-0 2B		4-0 S IBB	0-0 F3		
Fernando Valenzuela, L OBP: 0.233, SLG: 0.233 (1, 1)		0-0 6-3		0-3 K		0-0 G3 1-2	0-0 6-3		

AB	R	H	RBI	BB	SO	LOB
2	0	0	0	1	0	0
4	1	2	0	0	1	1
3	0	0	0	1	0	3
3	1	2	1	1	0	0
0	0	0	0	0	0	0
3	0	1	1	1	2	3
4	0	0	0	0	1	6
4	1	1	0	0	1	1
3	1	2	2	1	0	0
4	0	0	0	0	1	3

BOTTOM

Montreal Expos @ Los Angeles Dodgers
Dodger Stadium, Los Angeles, CA
 Tue May 20 1986, 7:05 PM PDT
 Att. 39,845 - Unknown

AB	30
R	4
H	8
RBI	4
BB	5
SO	6
LOB	17



1B	4	SF	0	WP	1	PA	37
2B	3	SAC	0	PB	0		
3B	0	DP	0	SB	3		
HR	1	HBP	1	CS	2		

Inning Stats	R	H	E	K	S	R	H	E	K	S	R	H	E	K	S	R	H	E	K	S	R	H	E	K	S	ERA	WHIP
	0	1	0	1	6	2	2	0	1	6	0	0	0	1	6	0	0	0	1	6	0	0	0	1	6	4.50	1.500
	0	3	0	2	27	3	3	0	1	30	0	0	0	1	30	0	0	0	1	30	0	0	0	1	30	13.50	3.000
	6	14	0	14	27	6	7	0	14	27	6	7	0	14	27	6	7	0	14	27	6	7	0	14	0.00	0.750	

PITCHER	IP	WLS	BF	H	R	ER	SO	BB	IBB	HBP	BLK	WP	HR	S	P	ERA	WHIP
Bryn Smith, R ERA: 3.99 (1, 1)	6.0	L	27	6	3	3	4	3	1	1	0	0	1	30	47	4.50	1.500
Dan Schatzeder, L ERA: 2.93 (7, 1)	0.2		4	2	1	1	0	0	0	0	0	0	0	4	4	13.50	3.000
Jeff Parrett, R ERA: 2.35 (7, 1)	1.1		5	0	0	0	2	1	0	0	0	1	0	8	12	0.00	0.750

Batter	1	2	3	4	5	6	7	8	9	AB R H RBI BB SO LOB	TOP		
Tim Raines, S (1, 7) OBP: 0.416, SLG: 0.503	0-0 3-1 1B		0-0 F9		4-0 4-3 BB		0-0 F7			3 0 1 0 1 0 0			
Herm Winningham, L (1, 8) OBP: 0.383, SLG: 0.429	0-0 3-1 1-2		0-3 K		0-0 4-3			0-0 G6-3 1B		4 0 1 0 0 1 2			
Andre Dawson, R (1, 9) OBP: 0.343, SLG: 0.532 Jeff Parrett, R (8, 1)	0-0 F8		0-0 1B		0-0 6-3			0-0 G6-3 1-2f		4 0 1 0 0 0 3 0 0 0 0 0 0 0			
Hubie Brooks, R (1, 6) OBP: 0.403, SLG: 0.672	0-3 K		0-0 F9			0-0 F7		0-0 1B		4 0 1 0 0 1 2			
Tim Wallach, R (1, 5) OBP: 0.358, SLG: 0.485		0-0 FC6-4 2B		0-3 K		0-0 HR		0-0 1-3		4 1 2 1 0 1 1			
Wayne Krenchicki, L (1, 3) OBP: 0.176, SLG: 0.333		4-0 FC6-4 BB		0-0 6-3		0-0 F8		0-0 3-1		3 0 0 0 1 0 0			
Al Newman, S (1, 4) OBP: 0.326, SLG: 0.302		0-0 FC6-4 1-2f 2-3		4-0 S BB		0-0 6-3		0-0 4-3		3 0 0 0 1 0 2			
Dann Bilardello, R (1, 2) OBP: 0.235, SLG: 0.304		0-3 K		0-3 K 1-2			0-0 F5		0-3 K	4 0 0 0 0 3 3			
Jay Tibbs, R (1, 1) OBP: 0.250, SLG: 0.222 Bert Roberge, R (6, 1) Jason Thompson, L (7, PH) OBP: 0.400, SLG: 0.310 Tim Burke, R (7, 1) Vance Law, R (8, 9) OBP: 0.333, SLG: 0.388		0-0 G3		0-3 K		0-3 K	0-0 4-3			2 0 0 0 0 1 2 0 0 0 0 0 0 0 1 0			
Inning Stats	R: 0 H: 1 E: 0 LOB: 1 K: 1 BB: 0 S: 6 P: 6	R: 0 H: 1 E: 0 LOB: 2 K: 1 BB: 1 S: 6 P: 10	R: 0 H: 1 E: 0 LOB: 1 K: 1 BB: 0 S: 6 P: 6	R: 0 H: 0 E: 0 LOB: 1 K: 2 BB: 1 S: 7 P: 11	R: 0 H: 0 E: 0 LOB: 1 K: 1 BB: 1 S: 5 P: 9	R: 1 H: 1 E: 0 LOB: 0 K: 0 BB: 0 S: 4 P: 4	R: 0 H: 0 E: 0 LOB: 0 K: 0 BB: 0 S: 3 P: 3	R: 0 H: 2 E: 0 LOB: 1 K: 0 BB: 0 S: 4 P: 4	R: 0 H: 0 E: 0 LOB: 0 K: 1 BB: 0 S: 5 P: 5	1B: 4 SF: 0 2B: 1 SAC: 0 3B: 0 DP: 1 HR: 1 HBP: 0	WP: 0 PA: 35 PB: 0 SB: 1 CS: 0		
PITCHER	IP WLS BF H R ER SO BB IBB HBP BLK WP HR S P ERA WHIP											PITCHER	IP WLS BF H R ER SO BB IBB HBP BLK WP HR S P ERA WHIP
Orel Hershiser, R (1, 1) ERA: 1.94	7.0 W 28 4 1 1 6 3 0 0 0 0 0 1 37 49 1.29 1.000												
Ken Howell, R (8, 1) ERA: 1.2	2.0 7 2 0 0 1 0 0 0 0 0 0 0 9 9 0.00 1.000												

Montreal Expos @ Los Angeles Dodgers
Dodger Stadium, Los Angeles, CA
 Wed May 21 1986, 7:05 PM PDT
 Att: 30,623 - Unknown

livebaseballscorecards.com

AB	32
R	1
H	6
RBI	1
BB	3
SO	7
LOB	15



Batter	1	2	3	4	5	6	7	8	9
Mariano Duncan, R (1, 6) OBP: 0.272, SLG: 0.264	0-0 F5		0-0 G4-6-3		0-0 E4		0-0 F7		
Steve Sax, R (1, 4) OBP: 0.371, SLG: 0.460	0-0 4-3			0-0 6-3	0-0 6-3			0-0 1B	
Ken Landreaux, L (1, 8) OBP: 0.317, SLG: 0.391	0-0 4-3			0-0 1B		4-0 HR		0-3 K	
Bill Madlock, R (1, 5) OBP: 0.321, SLG: 0.342 Dave Anderson, R (9, 5) OBP: 0.300, SLG: 0.298		0-0 F3		0-0 5-3		0-3 K		0-3 K	
Mike Marshall, R (1, 9) OBP: 0.313, SLG: 0.500		0-0 HR			0-0 E6	0-0 HR		0-0 L6	
Mike Scioscia, L (1, 2) OBP: 0.404, SLG: 0.364		0-0 F8			0-0 SF8	0-0 3-1			
Greg Brock, L (1, 3) OBP: 0.287, SLG: 0.307		0-0 3-1			0-0 SF8	0-0 F2			
Franklin Stubbs, L (1, 7) OBP: 0.295, SLG: 0.449			0-0 F9		0-0 SF8		0-0 4-3		
Orel Hershiser, R (1, 1) OBP: 0.235, SLG: 0.188 Terry Whitfield, L (7, PH) OBP: 0.353, SLG: 0.083 Ken Howell, R (8, 1)			0-0 G4-6-3		0-0 SH1-3		0-0 1-3		

Inning Stats	R: 0	H: 0	E: 0	K: 0	S: 3	R: 1	H: 1	E: 0	K: 0	S: 4	R: 0	H: 1	E: 0	K: 0	S: 3	R: 3	H: 3	E: 2	K: 0	S: 7	R: 2	H: 1	E: 0	K: 1	S: 6	R: 0	H: 0	E: 0	K: 0	S: 3	R: 0	H: 1	E: 0	K: 2	S: 8
	LOB: 0	BB: 0	P: 3	LOB: 0	BB: 0	P: 4	LOB: 0	BB: 0	P: 3	LOB: 1	BB: 0	P: 3	LOB: 0	BB: 0	P: 3	LOB: 1	BB: 0	P: 7	LOB: 0	BB: 1	P: 10	LOB: 0	BB: 1	P: 8	LOB: 0	BB: 0	P: 3	LOB: 1	BB: 0	P: 8	LOB: 0	BB: 0	P: 8		

PITCHER	IP	WLS	BF	H	R	ER	SO	BB	IBB	HBP	BLK	WP	HR	S	P	ERA	WHIP
Jay Tibbs, R (1, 1) ERA: 2.05	5.1	L	23	7	6	4	1	1	0	0	0	0	2	24	28	6.75	1.500
Bert Roberge, R (6, 1) ERA: 6.75	0.2		2	0	0	0	0	0	0	0	0	0	0	2	2	0.00	0.000
Tim Burke, R (7, 1) ERA: 0.85	1.0		3	0	0	0	0	0	0	0	0	0	0	3	3	0.00	0.000
Jeff Parrett, R (8, 1) ERA: 2.08	1.0		4	1	0	0	2	0	0	0	0	0	0	8	8	0.00	1.000

BOTTOM

Montreal Expos @ Los Angeles Dodgers
Dodger Stadium, Los Angeles, CA

Wed May 21 1986, 7:05 PM PDT
Att. 30,623 - Unknown

AB	29
R	6
H	8
RBI	6
BB	1
SO	3
LOB	7



WP	HR	S	P	ERA	WHIP
1B: 6	SF: 1	2B: 0	SAC: 1	WP: 0	PA: 32
3B: 0	DP: 1	HR: 2	HBP: 0	PB: 0	SB: 1
				CS: 1	

Batter	1	2	3	4	5	6	7	8	9	AB R H RBI BB SO LOB	TOP
Tim Raines, S (1, 7) <small>OBP: 0.427, SLG: 0.517</small>	4-0 	0-0 			0-0 4-3 		0-0 		0-0 	4 2 3 0 1 0 0	
Mitch Webster, S (1, 8) <small>OBP: 0.347, SLG: 0.417</small> Herm Winningham, L (2, PH) <small>OBP: 0.375, SLG: 0.404</small> (2, 8)	1-0 	0-0 1-3 			0-3 K 		4-0 		0-3 K 	0 1 0 0 0 0 0 3 1 0 0 1 2 2	
Andre Dawson, R (1, 9) <small>OBP: 0.347, SLG: 0.538</small>	0-3 K 		0-0 4-3 			0-0 	0-0 			4 0 2 2 0 1 2	
Hubie Brooks, R (1, 6) <small>OBP: 0.392, SLG: 0.657</small>	0-3 K 		0-0 F9 			0-3 K 	0-0 SF8 			3 0 0 1 0 2 3	
Tim Wallach, R (1, 5) <small>OBP: 0.362, SLG: 0.485</small>	0-0 		0-0 F7 			0-0 	0-0 6-3 			4 0 2 1 0 0 1	
Andres Galarraga, R (1, 3) <small>OBP: 0.387, SLG: 0.458</small>	0-0 			0-3 K 		0-0 F3 		0-3 K 		4 0 1 1 0 2 2	
Vance Law, R (1, 4) <small>OBP: 0.323, SLG: 0.375</small>	0-0 F9 			0-3 K 		0-0 F8 		0-0 F9 		4 0 0 0 0 1 4	
Mike Fitzgerald, R (1, 2) <small>OBP: 0.300, SLG: 0.473</small>		0-0 F8 		0-0 6-3 			0-0 	0-0 F7 		4 1 1 0 0 0 0	
Joe Hesketh, R (1, 1) Wayne Krenchicki, L (7, PH) <small>OBP: 0.171, SLG: 0.323</small> Tim Burke, R (7, 1) Jim Wohlford, R (9, PH) <small>OBP: 0.167, SLG: 0.222</small> Jeff Reardon, R (9, 1)		0-3 K 			0-3 K 		0-3 K 		0-0 5-3 	2 0 0 0 0 2 0 1 0 0 0 0 1 1 0 0 0 0 0 0 0 1 0 0 0 0 0 0 0 0 0 0 0 0 0	
Inning Stats	R: 2 H: 2 E: 0 LOB: 2 K: 2 BB: 1 S: 9 P: 14	R: 0 H: 1 E: 0 LOB: 1 K: 1 BB: 0 S: 6 P: 6	R: 0 H: 0 E: 0 LOB: 0 K: 0 BB: 0 S: 3 P: 3	R: 0 H: 0 E: 0 LOB: 0 K: 2 BB: 0 S: 7 P: 7	R: 0 H: 0 E: 0 LOB: 0 K: 2 BB: 0 S: 7 P: 7	R: 0 H: 2 E: 0 LOB: 2 K: 1 BB: 0 S: 7 P: 7	R: 3 H: 3 E: 0 LOB: 1 K: 1 BB: 1 S: 8 P: 12	R: 0 H: 0 E: 0 LOB: 0 K: 1 BB: 0 S: 5 P: 5	R: 0 H: 1 E: 0 LOB: 0 K: 1 BB: 0 S: 5 P: 5	1B: 6 SF: 1 2B: 3 SAC: 0 3B: 0 DP: 0 HR: 0 HBP: 1	WP: 0 PA: 38 PB: 0 SB: 2 CS: 0
PITCHER Bob Welch, R (1, 1) <small>ERA: 3.04</small> Tom Niedenfuer, R (7, 1) <small>ERA: 2.81</small> Ed Vande Berg, L (9, 1) <small>ERA: 2.79</small>	IP WLS BF H R ER SO BB IBB HBP BLK WP HR S P ERA WHIP 6.1 L 29 7 5 5 9 2 0 1 0 0 0 0 44 53 7.11 1.421 1.2 6 1 0 0 1 0 0 0 0 0 0 0 8 8 0.00 0.600 1.0 3 1 0 0 1 0 0 0 0 0 0 0 5 5 0.00 1.000	PITCHER IP WLS BF H R ER SO BB IBB HBP BLK WP HR S P ERA WHIP									

Montreal Expos @ Los Angeles Dodgers
Dodger Stadium, Los Angeles, CA
 Thu May 22 1986, 7:05 PM PDT
 Att: 33,133 - Unknown

livebaseballscorecards.com

AB	34
R	5
H	9
RBI	5
BB	2
SO	11
LOB	15



Batter	1	2	3	4	5	6	7	8	9	AB R H RBI BB SO LOB
Mariano Duncan, R (1, 6) OBP: 0.265, SLG: 0.257	0-3 K		0-3 K		0-0 F9			0-0 4-3		4 0 0 0 0 2 1
Steve Sax, R (1, 4) OBP: 0.368, SLG: 0.451	4-0 G6-4-3 BB		0-0 4-3			0-0 F9		0-0 4-3		3 0 0 0 1 0 0
Bill Madlock, R (1, 5) OBP: 0.305, SLG: 0.325	0-0 G6-4-3 1-2f		0-0 F3			0-0 F3		0-0 F8		4 0 0 0 0 0 1
Mike Marshall, R (1, 9) OBP: 0.311, SLG: 0.513		0-0 HR		0-0 6-3		0-0 E6		0-0 L1		4 1 1 1 0 0 0
Cesar Cedeno, R (1, 7) OBP: 0.275, SLG: 0.270		0-0 6-3		0-0 6-3		0-0 6-3		0-0 F5		3 0 0 0 0 0 1
Tom Niedenfuer, R (7, 1) OBP: 0.500, SLG: 0.500										0 0 0 0 0 0 0
Ed Vande Berg, R (9, 1) Terry Whitfield, L (9, PH) OBP: 0.333, SLG: 0.077										0 0 0 0 0 0 0
Enos Cabell, R (1, 3) OBP: 0.297, SLG: 0.279		0-0 WP 2B		0-0 F8			0-0 4-3			2 0 1 0 0 0 0
Greg Brock, L (7, PH) (8, 3) OBP: 0.285, SLG: 0.304										1 0 0 0 0 0 0
Mike Scioscia, L (1, 2) OBP: 0.410, SLG: 0.360		4-0 IBB BB 2-3		4-0 2B WP BB			0-0 F6			1 1 0 0 2 0 0
Reggie Williams, R (1, 8) OBP: 0.333, SLG: 0.362		4-0 IBB		0-0 WP 2B			0-0 F8			1 0 1 0 1 0 0
Ken Landreaux, L (7, PH) (8, 8) OBP: 0.315, SLG: 0.388		1-2 IBB		1-3 2B						1 0 0 0 0 0 0
Bob Welch, R (1, 1) OBP: 0.130, SLG: 0.227		0-0 5-3		0-0 F9				0-0 4-3		2 0 0 0 0 0 4
Franklin Stubbs, L (7, 7) OBP: 0.292, SLG: 0.443										1 0 0 0 0 0 0

Inning Stats	R: 0	H: 0	E: 0	K: 1	S: 4	R: 1	H: 2	E: 0	K: 0	S: 4	R: 0	H: 0	E: 0	K: 1	S: 5	R: 0	H: 0	E: 0	K: 0	S: 3	R: 1	H: 1	E: 0	K: 0	S: 3	R: 0	H: 0	E: 1	K: 0	S: 4	R: 0	H: 0	E: 0	K: 0	S: 3	R: 0	H: 0	E: 0	K: 0	S: 3	R: 0	H: 0	E: 0	K: 0	S: 3
	LOB: 0	BB: 1	P: 8	LOB: 2	BB: 2	P: 12	LOB: 0	BB: 0	P: 5	LOB: 0	BB: 2	P: 3	LOB: 0	BB: 0	P: 3	LOB: 0	BB: 1	P: 7	LOB: 1	BB: 0	P: 4	LOB: 0	BB: 0	P: 3	LOB: 0	BB: 0	P: 3	LOB: 0	BB: 0	P: 3	LOB: 0	BB: 0	P: 3	LOB: 0	BB: 0	P: 3	LOB: 0	BB: 0	P: 3	LOB: 0	BB: 0	P: 3	LOB: 0	BB: 0	P: 3

PITCHER	IP	WLS	BF	H	R	ER	SO	BB	IBB	HBP	BLK	WP	HR	S	P	ERA	WHIP
Joe Hesketh, L (1, 1) ERA: 5.65	6.0	W	23	3	2	2	2	3	1	0	0	2	1	23	39	3.00	1.000
Tim Burke, R (7, 1) ERA: 0.8	2.0		6	0	0	0	0	0	0	0	0	0	0	6	6	0.00	0.000
Jeff Reardon, R (9, 1) ERA: 2.73	1.0	S	3	0	0	0	0	0	0	0	0	0	0	3	3	0.00	0.000

BOTTOM

Montreal Expos @ Los Angeles Dodgers
Dodger Stadium, Los Angeles, CA
 Thu May 22 1986, 7:05 PM PDT
 Att. 33,133 - Unknown

AB	28
R	2
H	3
RBI	1
BB	4
SO	2
LOB	7

livebaseballscorecards.com



Batter	1	2	3	4	5	6	7	8	9	AB R H RBI BB SO LOB	TOP		
Ron Roenicke, S OBP: 0.351, SLG: 0.353 (1, 8)	0-3 K		0-0 5-3		0-0 FC6 1-2f		0-3 K		0-0 5-3	5 0 0 0 0 2 1	Philadelphia Phillies @ Los Angeles Dodgers Dodger Stadium, Los Angeles, CA Fri May 23 1986, 7:05 PM PDT Att: 39,354 - Unknown		
Luis Aguayo, R OBP: 0.227, SLG: 0.283 (1, 6) (6, 4)	0-0 4-3		0-0 3-1			0-0 6-3 2B 1B	0-3 K		0-0 F8	5 1 1 0 0 1 0			
Juan Samuel, R OBP: 0.317, SLG: 0.337 Steve Jeltz, S OBP: 0.331, SLG: 0.296 (1, 4) (6, 6)	0-0 E5 FC5-4			0-0 B2-3		0-0 5-3 1-2	0-0 HR 1B		0-0 1B 2B	3 0 0 0 0 0 1 2 2 2 0 0 0 0			
Mike Schmidt, R OBP: 0.362, SLG: 0.500 (1, 3)	0-0 FC5-4 1-2f			0-0 4-3 2B		0-0 6-3 2-3	0-0 HR		0-0 FC6-4 1B 2-H	5 1 3 3 0 0 2			
Glenn Wilson, R OBP: 0.253, SLG: 0.238 (1, 9)		0-0 F8		0-0 4-3 2-3		0-0 1B 2B 3-H	0-3 K		0-0 FC6-4 1-2f	5 1 1 1 0 1 2			
Von Hayes, L OBP: 0.390, SLG: 0.462 (1, 7)		0-0 6-3		0-0 1-3		0-0 WP HR 1B 2-H		0-0 5-3		4 1 1 1 0 0 1			
Rick Schu, R OBP: 0.314, SLG: 0.383 (1, 5)		0-0 1B			0-0 F8	4-0 HR BB 1-2		0-0 6-3		3 1 1 0 1 0 0			
John Russell, R OBP: 0.328, SLG: 0.392 (1, 2)		0-3 K			0-3 K	0-0 HR 1-H 2-H		4-0 FC6-4 BB		3 1 1 3 1 2 1			
Shane Rawley, R OBP: 0.136, SLG: 0.095 Steve Bedrosian, R (9, 1)			0-0 5-3		0-0 FC6 1B	0-0 F8		0-0 FC6-4 1-2f		4 0 1 0 0 0 1 0 0 0 0 0 0 0			
Inning Stats	R: 0 E: 1 K: 1 S: 6 H: 0 LOB: 1 BB: 0 P: 6	R: 0 E: 0 K: 1 S: 6 H: 1 LOB: 1 BB: 0 P: 6	R: 0 E: 0 K: 0 S: 3 H: 0 LOB: 0 BB: 0 P: 3	R: 0 E: 0 K: 0 S: 4 H: 1 LOB: 1 BB: 0 P: 4	R: 0 E: 0 K: 1 S: 6 H: 1 LOB: 1 BB: 0 P: 6	R: 5 E: 0 K: 0 S: 7 H: 4 LOB: 0 BB: 1 P: 11	R: 2 E: 0 K: 3 S: 11 H: 2 LOB: 0 BB: 0 P: 11	R: 0 E: 0 K: 0 S: 3 H: 0 LOB: 1 BB: 1 P: 7	R: 1 E: 0 K: 0 S: 5 H: 2 LOB: 1 BB: 0 P: 5	1B: 6 2B: 3 3B: 0 HR: 2 SF: 0 SAC: 0 DP: 0 HBP: 0	WP: 1 PB: 0 SB: 0 CS: 0 PA: 41		
PITCHER Jerry Reuss, L ERA: 5.26 Tom Niedenfuer, R ERA: 3.33 Rick Honeycutt, L ERA: 3.38	IP WLS BF H R ER SO BB IBB HBP BLK WP HR S P ERA WHIP												PITCHER IP WLS BF H R ER SO BB IBB HBP BLK WP HR S P ERA WHIP
	(1, 1) 5.2 L 26 7 5 5 3 1 0 0 0 1 1 31 35 7.94 1.412												
	(6, 1) 1.1 6 2 2 2 3 0 0 0 0 0 1 12 12 13.50 1.500												
	(8, 1) 2.0 9 2 1 1 0 1 0 0 0 0 0 8 12 4.50 1.500												

livebaseballscorecards.com

AB	39
R	8
H	11
RBI	8
BB	2
SO	6
LOB	9



Batter	1	2	3	4	5	6	7	8	9	AB R H RBI BB SO LOB
Mariano Duncan, R (1, 6) Terry Whitfield, L (9, PH) OBP: 0.265, SLG: 0.256 OBP: 0.316, SLG: 0.071	0-0 F9		0-0 1B			0-0 4-3		0-0 4-3	0-0 4-3	4 0 1 0 0 0 0 1 0 0 0 0 0 2
Steve Sax, R (1, 4) OBP: 0.365, SLG: 0.445	0-0 B1-3		0-3 K			0-0 5-3		0-0 FC6-4 1B		4 0 1 0 0 1 1
Bill Madlock, R (1, 5) OBP: 0.302, SLG: 0.321	0-0 2B 1B		0-3 K			0-0 4-3		0-0 FC6-4 1-2f		4 0 1 0 0 1 2
Mike Marshall, R (1, 9) OBP: 0.315, SLG: 0.539	0-0 1-3 2B			0-3 K			0-0 F8		0-0 HR	4 1 2 1 0 1 0
Cesar Cedeno, R (1, 7) OBP: 0.288, SLG: 0.284	0-0 F8			0-3 K			0-0 FC5-4 1B		0-0 1B SF7 1B	4 1 2 0 0 1 2
Enos Cabell, R (1, 3) OBP: 0.308, SLG: 0.292		0-0 B1-3 1B		0-0 4-3			0-0 FC5-4 1-2f 1B		0-0 1-3 1B 1B	4 0 2 0 0 0 1
Alex Trevino, R (1, 2) Ken Landreaux, L (9, PH) OBP: 0.273, SLG: 0.258 OBP: 0.313, SLG: 0.388		0-3 K			0-0 6-3		0-0 1-2 1B		0-0 SF7	3 0 1 0 0 1 1 0 0 0 1 0 0 0
Reggie Williams, R (1, 8) Rick Honeycutt, L (8, 1) Greg Brock, L (9, PH) OBP: 0.315, SLG: 0.340 OBP: 0.290, SLG: 0.310		0-0 B1-3 1-2f			0-0 6-3		0-0 F6		0-0 3-H 1-2 1B	3 0 0 0 0 0 3 0 0 0 0 0 0 0 1 0 1 0 0 0 0
Jerry Reuss, L (1, 1) Tom Niedenfuer, R (6, 1) Bill Russell, R (8, 8) Franklin Stubbs, L (9, PH) OBP: 0.364, SLG: 0.364 OBP: 0.500, SLG: 0.500 OBP: 0.250, SLG: 0.263 OBP: 0.289, SLG: 0.438			0-0 4-3		0-3 K			0-0 F8	0-0 F9	2 0 0 0 0 1 0 0 0 0 0 0 0 0 1 0 0 0 0 0 0 1 0 0 0 0 0 2

Inning Stats	R: 0 E: 0 K: 0 S: 5	H: 2 LOB: 2 BB: 0 P: 5	R: 0 E: 0 K: 1 S: 5	H: 1 LOB: 0 BB: 0 P: 5	R: 0 E: 0 K: 2 S: 8	H: 1 LOB: 1 BB: 0 P: 8	R: 0 E: 0 K: 2 S: 7	H: 0 LOB: 0 BB: 0 P: 7	R: 0 E: 0 K: 1 S: 5	H: 0 LOB: 0 BB: 0 P: 5	R: 0 E: 0 K: 0 S: 3	H: 0 LOB: 0 BB: 0 P: 3	R: 0 E: 0 K: 0 S: 5	H: 2 LOB: 2 BB: 0 P: 5	R: 0 E: 0 K: 0 S: 4	H: 1 LOB: 1 BB: 0 P: 4	R: 2 E: 0 K: 0 S: 7	H: 4 LOB: 2 BB: 0 P: 7	1B: 9 2B: 1 3B: 0 HR: 1	SF: 1 SAC: 0 DP: 1 HBP: 0	WP: 0 PB: 0 SB: 2 CS: 0	PA: 37
--------------	------------------------------	---------------------------------	------------------------------	---------------------------------	------------------------------	---------------------------------	------------------------------	---------------------------------	------------------------------	---------------------------------	------------------------------	---------------------------------	------------------------------	---------------------------------	------------------------------	---------------------------------	------------------------------	---------------------------------	----------------------------------	------------------------------------	----------------------------------	--------

PITCHER	IP	WLS	BF	H	R	ER	SO	BB	IBB	HBP	BLK	WP	HR	S	P	ERA	WHIP
Shane Rawley, L (1, 1) ERA: 3.71	8.0		33	10	2	2	6	0	0	0	0	0	1	45	45	2.25	1.250
Steve Bedrosian, R (9, 1) ERA: 4.91	1.0		4	1	0	0	0	0	0	0	0	0	0	4	4	0.00	1.000

BOTTOM

Philadelphia Phillies @ Los Angeles Dodgers
 Dodger Stadium, Los Angeles, CA

Fri May 23 1986, 7:05 PM PDT
 Att. 39,354 - Unknown

livebaseballscorecards.com

AB	36
R	2
H	11
RBI	2
BB	0
SO	6
LOB	14



Batter	1	2	3	4	5	6	7	8	9	AB R H RBI BB SO LOB	TOP											
Greg Gross, L (1, 7) OBP: 0.438, SLG: 0.320	0-0 5-3		4-0 BB			0-0 F6		0-0 F7		3 0 0 0 1 0 0	Philadelphia Phillies @ Los Angeles Dodgers Dodger Stadium, Los Angeles, CA Sat May 24 1986, 7:05 PM PDT Att: 47,725 - Unknown											
Luis Aguayo, R (1, 4) OBP: 0.214, SLG: 0.266	0-3 K		0-3 K			0-0 F3		0-3 K		4 0 0 0 0 3 1												
Von Hayes, L (1, 8) OBP: 0.392, SLG: 0.471	0-0 1B			0-3 K		0-0 2B			0-0 4-3	4 0 2 0 0 1 0												
Mike Schmidt, R (1, 3) OBP: 0.359, SLG: 0.489	0-0 F8			0-0 F8		4-0 IBB			0-3 K	3 0 0 0 1 1 1												
Glenn Wilson, R (1, 9) OBP: 0.247, SLG: 0.231		0-0 F3		0-0 F9		0-0 F6			0-3 K	4 0 0 0 0 1 2												
Rick Schu, R (1, 5) OBP: 0.306, SLG: 0.371		0-3 K			0-0 4-3		0-0 6-3			3 0 0 0 0 1 0												
John Russell, R (1, 2) OBP: 0.328, SLG: 0.377		0-0 G1-6-3			4-0 BB		0-3 K			2 0 0 0 1 1 0												
Steve Jeltz, S (1, 6) OBP: 0.323, SLG: 0.288			0-0 B3		0-3 K		0-0 B1			3 0 0 0 0 1 1												
Freddie Toliver, R (1, 1)			0-3 K		0-0 1-3			0-3 K		2 0 0 0 0 1 1												
Jeff Stone, L (8, PH) OBP: 0.111, SLG: 0.111										1 0 0 0 0 1 0												
Don Carman, L (8, 1)										0 0 0 0 0 0 0												
Kent Tekulve, R (8, 1)										0 0 0 0 0 0 0												
Dave Rucker, L (8, 1)										0 0 0 0 0 0 0												
Inning Stats	R: 0 E: 0 K: 1 S: 6	H: 1 LOB: 1 BB: 0 P: 6	R: 0 E: 0 K: 1 S: 5	H: 0 LOB: 0 BB: 0 P: 5	R: 0 E: 0 K: 2 S: 7	H: 0 LOB: 1 BB: 1 P: 11	R: 0 E: 0 K: 1 S: 5	H: 0 LOB: 0 BB: 0 P: 5	R: 0 E: 0 K: 1 S: 5	H: 0 LOB: 1 BB: 1 P: 9	R: 0 E: 0 K: 0 S: 4	H: 1 LOB: 2 BB: 1 P: 8	R: 0 E: 0 K: 1 S: 5	H: 0 LOB: 0 BB: 0 P: 5	R: 0 E: 0 K: 2 S: 7	H: 0 LOB: 0 BB: 0 P: 7	R: 0 E: 0 K: 2 S: 7	H: 0 LOB: 0 BB: 0 P: 7	1B: 1 2B: 1 3B: 0 HR: 0	SF: 0 SAC: 0 DP: 0 HBP: 0	WP: 0 PB: 0 SB: 0 CS: 0	PA: 32
PITCHER Fernando Valenzuela, L (1, 1) ERA: 2.36	IP: 9.0 WLS: W BF: 32 H: 2 R: 0 ER: 0 SO: 11 BB: 2 IBB: 1 HBP: 0 BLK: 0 WP: 0 HR: 0 S: 51 P: 63 ERA: 0.00 WHIP: 0.444											PITCHER	IP: 9.0 WLS: W BF: 32 H: 2 R: 0 ER: 0 SO: 11 BB: 2 IBB: 1 HBP: 0 BLK: 0 WP: 0 HR: 0 S: 51 P: 63 ERA: 0.00 WHIP: 0.444									

livebaseballscorecards.com

AB	29
R	0
H	2
RBI	0
BB	3
SO	11
LOB	6



Batter	1	2	3	4	5	6	7	8	9
Mariano Duncan, R OBP: 0.259, SLG: 0.250 (1, 6)	0-0 F5		0-0 4-3			0-0 F6		0-0 F9	
Steve Sax, R OBP: 0.368, SLG: 0.447 (1, 4)	0-0 BB 1B		0-0 5-3			0-0 5-3		0-0 1B 1B	
Ken Landreaux, L OBP: 0.318, SLG: 0.387 (1, 8)	4-0 FC6-4 1-2 BB			0-3 K		0-0 4-3		0-0 1B S 1B	
Bill Madlock, R OBP: 0.300, SLG: 0.318 Dave Anderson, R OBP: 0.300, SLG: 0.298 (1, 5) (8, PR) (9, 5)	0-0 F6			0-0 G1-5-3		0-3 K		0-0 1B S 1B	
Mike Marshall, R OBP: 0.320, SLG: 0.535 (1, 9)	0-0 FC6-4 1-2f			0-3 K		0-0 1B 3B 1B		4-0 1B 1B BB	
Mike Scioscia, L OBP: 0.427, SLG: 0.383 (1, 2)		0-0 CS 1B			0-0 1B 1B		0-0 1B 3B 1B	0-0 1B 1B 1B	
Greg Brock, L OBP: 0.291, SLG: 0.311 Enos Cabell, R OBP: 0.304, SLG: 0.288 (1, 3) (8, PH) (9, 3)		0-3 K 1-2			0-0 G4-6-3 1B 1B		0-3 K	0-3 K	
Franklin Stubbs, L OBP: 0.290, SLG: 0.458 Cesar Cedeno, R OBP: 0.297, SLG: 0.294 Reggie Williams, R OBP: 0.315, SLG: 0.340 (1, 7) (8, PH) (8, PR) (9, 7)		0-3 K			0-0 F6		0-0 1H 3H 3B	0-0 1-3 2-H 3-H 1B	
Fernando Valenzuela, L OBP: 0.206, SLG: 0.206 (1, 1)			0-0 4-3		0-0 G4-6-3 1-2f		0-0 6-3	0-0 F8	

AB	R	H	RBI	BB	SO	LOB
4	0	0	0	0	0	0
4	1	2	0	0	0	0
3	1	1	0	1	1	0
4	0	1	1	0	1	2
0	1	0	0	0	0	0
3	2	1	0	1	1	2
4	1	4	1	0	0	0
3	0	1	0	0	2	3
1	0	0	0	0	1	3
3	0	1	2	0	1	2
1	0	1	2	0	0	0
0	0	0	0	0	0	0
4	0	0	0	0	0	5

BOTTOM

Philadelphia Phillies @ Los Angeles Dodgers
Dodger Stadium, Los Angeles, CA

Sat May 24 1986, 7:05 PM PDT
Att. 47,725 - Unknown

livebaseballscorecards.com

AB	34
R	6
H	12
RBI	6
BB	2
SO	7
LOB	17



Inning Stats		R: 0	H: 1	R: 0	H: 1	R: 0	H: 0	R: 0	H: 0	R: 0	H: 2	R: 0	H: 0	R: 2	H: 3	R: 4	H: 5
E: 0	LOB: 2	E: 0	LOB: 0	E: 0	LOB: 0	E: 0	LOB: 0	E: 0	LOB: 1	E: 0	LOB: 0	E: 0	LOB: 0	E: 0	LOB: 1	E: 0	LOB: 2
K: 0	BB: 1	K: 2	BB: 0	K: 0	BB: 0	K: 2	BB: 0	K: 0	BB: 0	K: 2	BB: 0	K: 0	BB: 0	K: 2	BB: 0	K: 1	BB: 1
S: 4	P: 8	S: 7	P: 7	S: 3	P: 3	S: 7	P: 7	S: 4	P: 4	S: 3	P: 3	S: 10	P: 10	S: 10	P: 10	S: 10	P: 14

PITCHER		IP	WLS	BF	H	R	ER	SO	BB	IBB	HBP	BLK	WP	HR	S	P	ERA	WHIP
Freddie Toliver, R ERA: 3.06	(1, 1)	7.0	L	27	7	2	2	6	1	0	0	0	0	0	38	42	2.57	1.143
Don Carman, L ERA: 6.16	(8, 1)	0.1		3	2	2	2	0	0	0	0	0	0	0	3	3	54.00	6.000
Kent Tekulve, R ERA: 2.29	(8, 1)	0.0		3	2	0	0	0	1	0	0	0	0	2	6	∞	∞	
Dave Rucker, L ERA: 2.7	(8, 1)	0.2		3	1	2	2	1	0	0	0	0	0	5	5	27.00	1.500	

WP	PA	3B	DP	HR	S	P	ERA	WHIP
0	36	1	2	0	14			

Batter	1	2	3	4	5	6	7	8	9	AB R H RBI BB SO LOB	TOP																			
Jeff Stone, L (1, 7) OBP: 0.077, SLG: 0.077	0-0 F7		0-0 FC3-4 1B 1-2f		0-3 K			0-0 1-3		4 0 0 0 0 1 1	Philadelphia Phillies @ Los Angeles Dodgers Dodger Stadium, Los Angeles, CA Sun May 25 1986, 3:33 AM PDT Att: 40,424 - Unknown																			
Milt Thompson, L (1, 8) OBP: 0.255, SLG: 0.270	0-0 4-3		0-0 1-3 1B		0-0 4-3			0-3 K		4 0 1 0 0 1 0																				
Von Hayes, L (1, 3) OBP: 0.383, SLG: 0.457	0-0 5-3		0-0 G3					0-3 K		4 0 0 0 0 1 2																				
Mike Schmidt, R (1, 5) OBP: 0.363, SLG: 0.482		4-0 L1-3 BB		0-0 F4				0-0 F8	4-0 G6-4-3 BB	2 0 0 0 2 0 0																				
Glenn Wilson, R (1, 9) OBP: 0.247, SLG: 0.226		0-0 L1-3 1-2		4-0 G1 2B BB				0-3 K	0-0 G6-4-3 1-2f	3 1 0 0 1 1 2																				
Darren Daulton, L (1, 2) OBP: 0.356, SLG: 0.452		0-0 HR		0-0 G1 1-2				0-0 1B	0-0 F2	4 1 2 1 0 0 1																				
Luis Aguayo, R (1, 4) OBP: 0.219, SLG: 0.284		0-0 4-3		0-0 2B 2-H				0-0 F6		3 0 1 1 0 0 1																				
Steve Jeltz, S (1, 6) OBP: 0.323, SLG: 0.289			0-0 FC2-4 1B		0-3 K			0-3 K		3 0 1 0 0 2 2																				
Kevin Gross, R (1, 1) OBP: 0.095, SLG: 0.143			0-0 FC2-4 FC3-4 1-2f		0-0 4-3			0-0 6-3		3 0 0 0 0 0 2																				
Inning Stats	R: 0 E: 0 K: 0 S: 3	H: 0 LOB: 0 BB: 0 P: 3	R: 1 E: 0 K: 0 S: 3	H: 1 LOB: 0 BB: 1 P: 7	R: 0 E: 0 K: 0 S: 5	H: 2 LOB: 2 BB: 0 P: 5	R: 1 E: 0 K: 1 S: 6	H: 1 LOB: 1 BB: 1 P: 10	R: 0 E: 0 K: 1 S: 5	H: 0 LOB: 0 BB: 0 P: 5	R: 0 E: 0 K: 1 S: 6	H: 1 LOB: 1 BB: 0 P: 6	R: 0 E: 0 K: 2 S: 7	H: 0 LOB: 0 BB: 0 P: 7	R: 0 E: 0 K: 0 S: 2	H: 0 LOB: 0 BB: 1 P: 6	1B: 3 2B: 2 3B: 0 HR: 1	SF: 0 SAC: 0 DP: 2 HBP: 0	WP: 0 PB: 0 SB: 0 CS: 0	PA: 33										
PITCHER Orel Hershiser, R (1, 1) ERA: 1.95	IP 9.0	WLS W	BF 33	H 5	R 2	ER 2	SO 6	BB 3	IBB 0	HBP 0	BLK 0	WP 0	HR 1	S 42	P 54	ERA 2.00	WHIP 0.889													
											PITCHER	IP	WLS	BF	H	R	ER	SO	BB	IBB	HBP	BLK	WP	HR	S	P	ERA	WHIP		

AB	30
R	2
H	5
RBI	2
BB	3
SO	6
LOB	11



livebaseballscorecards.com

Batter	1	2	3	4	5	6	7	8	9	AB	R	H	RBI	BB	SO	LOB
Steve Sax, R OBP: 0.377, SLG: 0.447 (1, 4)	0-0 4-3 BB 4-3 1B	4-0 S BB			0-0 F7		4-0 G1 1B BB			2	2	1	0	2	0	0
Ken Landreaux, L OBP: 0.316, SLG: 0.377 (1, 8)	4-0 4-3 1-2 1B BB	0-0 F6			0-0 4-3		0-0 G1			3	1	0	0	1	0	3
Bill Madlock, R OBP: 0.298, SLG: 0.315 (1, 5)	0-0 4-3		0-0 F7		0-3 K		0-0 1B			4	0	1	2	0	1	2
Dave Anderson, R OBP: 0.300, SLG: 0.298 (9, 5)	1-2 2-3		1-2 2-3		0-0 K		2-H 3-H 1B			0	0	0	0	0	0	0
Mike Marshall, R OBP: 0.318, SLG: 0.528 (1, 9)	0-0 4-3		0-3 K		0-0 CS BB 1B		0-0 F9			4	0	1	1	0	1	2
Mike Scioscia, L OBP: 0.429, SLG: 0.376 (1, 2)	2-3 3-H 4-0 1B BB		0-0 F7		4-0 CS BB		0-0 F7			2	0	0	0	2	0	0
Greg Brock, L OBP: 0.297, SLG: 0.311 (1, 3)	0-0 1-3 3-H 1B		0-3 BB		0-3 K		0-0 6-3			3	0	1	1	1	1	2
Franklin Stubbs, L OBP: 0.289, SLG: 0.483 (1, 7)	0-0 F3		0-3 K		0-3 K		0-0 HR			4	1	1	1	0	2	4
Reggie Williams, R OBP: 0.315, SLG: 0.340 (9, 7)	0-0		0-3 K		0-3 K		0-0 G2-1			0	0	0	0	0	0	0
Mariano Duncan, R OBP: 0.258, SLG: 0.245 (1, 6)		0-0 F7		0-3 K		0-0 G2-1		4-0 S BB		3	0	0	0	1	1	1
Orel Hershiser, R OBP: 0.238, SLG: 0.200 (1, 1)		0-0 G3		0-0 F8		0-0 G1 BB 1B 1B		0-0 6-3		4	1	1	0	0	0	2

Inning Stats	R: 2 E: 0 K: 0 S: 5	H: 2 LOB: 2 BB: 2 P: 13	R: 0 E: 0 K: 0 S: 3	H: 0 LOB: 1 BB: 1 P: 7	R: 0 E: 0 K: 1 S: 5	H: 0 LOB: 0 BB: 0 P: 5	R: 0 E: 0 K: 2 S: 7	H: 0 LOB: 1 BB: 1 P: 11	R: 0 E: 0 K: 1 S: 5	H: 0 LOB: 0 BB: 0 P: 5	R: 0 E: 0 K: 2 S: 7	H: 1 LOB: 1 BB: 1 P: 11	R: 2 E: 0 K: 0 S: 5	H: 2 LOB: 1 BB: 1 P: 9	R: 1 E: 0 K: 0 S: 4	H: 1 LOB: 1 BB: 1 P: 8	1B: 5 2B: 1 3B: 0 HR: 1	SF: 0 SAC: 0 DP: 1 HBP: 0	WP: 0 PB: 0 SB: 2 CS: 2	PA: 36
--------------	------------------------------	----------------------------------	------------------------------	---------------------------------	------------------------------	---------------------------------	------------------------------	----------------------------------	------------------------------	---------------------------------	------------------------------	----------------------------------	------------------------------	---------------------------------	------------------------------	---------------------------------	----------------------------------	------------------------------------	----------------------------------	--------

PITCHER	Kevin Gross, R ERA: 4.94 (1, 1)	IP 8.0	WLS L	BF 36	H 6	R 5	ER 5	SO 6	BB 7	IBB 0	HBP 0	BLK 0	WP 0	HR 1	S 41	P 69	ERA 5.62	WHIP 1.625
PITCHER		IP	WLS	BF	H	R	ER	SO	BB	IBB	HBP	BLK	WP	HR	S	P	ERA	WHIP

BOTTOM

Philadelphia Phillies @ Los Angeles Dodgers
 Dodger Stadium, Los Angeles, CA
 Sun May 25 1986, 3:33 AM PDT
 Att. 40,424 - Unknown

livebaseballscores.com

AB 29
R 5
H 6
RBI 5
BB 7
SO 6
LOB 16



Batter	1	2	3	4	5	6	7	8	9	AB R H RBI BB SO LOB	TOP									
Steve Sax, R (1, 4) OBP: 0.368, SLG: 0.436	0-0 6-3		0-3 K			0-0 5-3		0-0 F9		4 0 0 0 0 1 0	Los Angeles Dodgers @ New York Mets Shea Stadium, Flushing, NY Tue May 27 1986, 7:05 PM EDT Att: 35,643 - Unknown									
Ken Landreaux, L (1, 8) OBP: 0.321, SLG: 0.400	0-0 HR		0-3 K			0-3 K		4-0 FC6-4 BB		3 1 1 1 1 2 0										
Bill Madlock, R (1, 5) OBP: 0.286, SLG: 0.301	0-0 F8		0-3 K			0-0 6-3		0-0 FC6-4 1-2f		4 0 0 0 0 1 1										
Mike Marshall, R (1, 9) OBP: 0.317, SLG: 0.521	0-3 K			0-0 6-3			0-0 FC6-4 1B		0-3 K	4 0 1 0 0 2 0										
Mike Scioscia, L (1, 2) OBP: 0.424, SLG: 0.380		0-0 6-3		0-0 5-3			0-0 FC6-4 1B 1-2f		0-0 2B	4 0 1 0 0 0 1										
Greg Brock, L (1, 3) OBP: 0.305, SLG: 0.315		4-0 1B BB		0-0 4-3			0-0 1-2 1B		0-3 K	2 0 1 0 1 0 0										
Alejandro Pena, R (7, 1)										0 0 0 0 0 0 0										
Cesar Cedeno, R (9, PH) OBP: 0.293, SLG: 0.290										1 0 0 0 0 1 1										
Franklin Stubbs, L (1, 7) OBP: 0.277, SLG: 0.462		0-3 K		0-3 K			0-3 K		0-0 4-3	4 0 0 0 0 3 4										
Mariano Duncan, R (1, 6) OBP: 0.260, SLG: 0.247		0-0 1-2 1B		0-3 K			0-0 6-3			3 0 1 0 0 1 2										
Bob Welch, R (1, 1) OBP: 0.120, SLG: 0.208		0-0 6-3		0-3 K				0-0 3-1		2 0 0 0 0 1 2										
Tom Niedenfuer, R (6, 1) OBP: 0.500, SLG: 0.500										0 0 0 0 0 0 0										
Ed Vande Berg, R (6, 1)										0 0 0 0 0 0 0										
Len Matuszek, L (7, 3)										1 0 0 0 0 0 0										
Inning Stats	R: 1 E: 0 K: 1 S: 6	H: 1 LOB: 0 BB: 0 P: 6	R: 0 E: 0 K: 1 S: 6	H: 1 LOB: 2 BB: 1 P: 10	R: 0 E: 0 K: 3 S: 9	H: 0 LOB: 0 BB: 0 P: 9	R: 0 E: 0 K: 3 S: 9	H: 0 LOB: 0 BB: 0 P: 9	R: 0 E: 0 K: 1 S: 5	H: 0 LOB: 0 BB: 0 P: 5	R: 0 E: 0 K: 1 S: 7	H: 2 LOB: 2 BB: 0 P: 7	R: 0 E: 0 K: 0 S: 3	H: 0 LOB: 1 BB: 1 P: 7	R: 0 E: 0 K: 2 S: 8	H: 1 LOB: 1 BB: 0 P: 8	1B: 3 2B: 1 3B: 0 HR: 1	SF: 0 SAC: 0 DP: 0 HBP: 0	WP: 0 PB: 0 SB: 0 CS: 0	PA: 34
PITCHER Ron Darling, R (1, 1) ERA: 3.38	IP: 9.0 WLS: W BF: 34 H: 5 R: 1 ER: 1 SO: 12 BB: 2 IBB: 0 HBP: 0 BLK: 0 WP: 0 HR: 1 S: 56 P: 64 ERA: 1.00 WHIP: 0.778											PITCHER	IP: 9.0 WLS: W BF: 34 H: 5 R: 1 ER: 1 SO: 12 BB: 2 IBB: 0 HBP: 0 BLK: 0 WP: 0 HR: 1 S: 56 P: 64 ERA: 1.00 WHIP: 0.778							

AB	32
R	1
H	5
RBI	1
BB	2
SO	12
LOB	11



WP: 0	PA: 34
PB: 0	
SB: 0	
CS: 0	

BOTTOM

Los Angeles Dodgers @ New York Mets
Shea Stadium, Flushing, NY
Tue May 27 1986, 7:05 PM EDT
Att. 35,643 - Unknown

livebaseballscorecards.com

AB 33
R 8
H 11
RBI 8
BB 1
SO 9
LOB 12



WP: 0 PA: 38
PB: 0
SB: 0
CS: 0

AB R H RBI BB SO LOB

5 1 2 0 0 0 3

5 2 1 1 0 0 4

4 2 3 1 0 1 0

3 1 1 2 0 1 0

4 1 2 0 0 0 1

4 1 1 4 0 2 1

2 0 0 0 1 2 0

3 0 1 0 0 2 2

3 0 0 0 0 1 1

1B: 7 SF: 1
2B: 3 SAC: 1
3B: 0 DP: 1
HR: 2 HBP: 2

Batter	1	2	3	4	5	6	7	8	9
Lenny Dykstra, L (1, 8) OBP: 0.346, SLG: 0.359	0-0 4-3			0-0 FC4-6 1B		0-0 1B		0-0 4-3	
Wally Backman, S (1, 4) OBP: 0.395, SLG: 0.480	0-0 G3			0-0 FC4-6 SF9 1B		0-0 1B 2B		0-0 G3	
Keith Hernandez, L (1, 3) OBP: 0.424, SLG: 0.471	0-3 K			0-0 E9 1B		0-0 1B 1B HR	0-0 HR		
Gary Carter, R (1, 2) OBP: 0.325, SLG: 0.434		0-3 K		0-0 SF9		0-0 1B 1B HR	0-0 F7		
Danny Heep, L (1, 9) OBP: 0.396, SLG: 0.542		0-0 F6		0-0 G3		0-0 1B 1B HR	0-0 2B		
George Foster, R (1, 7) OBP: 0.300, SLG: 0.420		0-3 K			0-3 K	0-0 1B HR	0-0 4-3		
Ray Knight, R (1, 5) OBP: 0.381, SLG: 0.548			0-3 K		0-3 K	1-0 SH 1B HBP	4-0 BB		
Rafael Santana, R (1, 6) OBP: 0.238, SLG: 0.233			0-3 K		1-0 HBP	0-0 SH 1B	0-3 K		
Ron Darling, R (1, 1) OBP: 0.148, SLG: 0.080			0-0 F4		0-3 K	0-0 SH L4-3		0-0 F8	

Inning Stats	R: 0	H: 0	E: 0	K: 5	S: 5	L: 0	LOB: 0	BB: 0	P: 5	R: 0	H: 0	E: 0	K: 2	S: 7	L: 0	LOB: 0	BB: 0	P: 7	R: 0	H: 0	E: 0	K: 2	S: 7	R: 1	H: 2	E: 1	K: 0	S: 5	R: 0	H: 0	E: 0	K: 3	S: 9	R: 6	H: 7	E: 1	K: 10	S: 10	R: 1	H: 2	E: 0	K: 1	S: 7	R: 0	H: 0	E: 0	K: 0	S: 3
--------------	------	------	------	------	------	------	--------	-------	------	------	------	------	------	------	------	--------	-------	------	------	------	------	------	------	------	------	------	------	------	------	------	------	------	------	------	------	------	-------	-------	------	------	------	------	------	------	------	------	------	------

PITCHER	IP	WLS	BF	H	R	ER	SO	BB	IBB	HBP	BLK	WP	HR	S	P	ERA	WHIP
Bob Welch, R (1, 1) ERA: 3.45	5.0	L	23	7	6	5	8	0	0	0	0	0	0	38	39	9.00	1.400
Tom Niedenfuer, R (6, 1) ERA: 3.67	0.0		4	2	1	1	0	0	0	1	0	0	1	3	4	∞	∞
Ed Vande Berg, L (6, 1) ERA: 2.66	1.0		2	0	0	0	0	0	0	0	0	0	0	2	2	0.00	0.000
Alejandro Pena, R (7, 1) ERA: 4.5	2.0		9	2	1	1	1	1	0	0	0	0	1	10	14	4.50	1.500

PITCHER	IP	WLS	BF	H	R	ER	SO	BB	IBB	HBP	BLK	WP	HR	S	P	ERA	WHIP
---------	----	-----	----	---	---	----	----	----	-----	-----	-----	----	----	---	---	-----	------

Batter	1	2	3	4	5	6	7	8	9	AB R H RBI BB SO LOB	TOP											
Steve Sax, R (1, 4) OBP: 0.366, SLG: 0.450	0-0 F8			0-3 K		0-0 5-3		0-0 HR		4 1 1 1 0 1 0												
Ken Landreaux, L (1, 8) OBP: 0.313, SLG: 0.388	0-0 F9			0-3 K		0-0 F8		0-0 6-3		4 0 0 0 0 1 0												
Bill Madlock, R (1, 5) OBP: 0.284, SLG: 0.299	0-3 K			0-0 6-3			0-0 FC3-6 1B		0-0 F8	4 0 1 0 0 1 0												
Mike Marshall, R (1, 9) OBP: 0.315, SLG: 0.515		0-3 K			0-0 1B		0-3 K		0-3 K	4 0 1 0 0 3 1												
Mike Scioscia, L (1, 2) OBP: 0.419, SLG: 0.384		0-0 F9			0-0 F8		0-0 FC3-6 BB 1-2f		0-0 2B	4 0 1 0 0 0 2												
Greg Brock, L (1, 3) OBP: 0.303, SLG: 0.307		0-0 4-3			0-0 F8		4-0 BB 1-2		0-0 F8	3 0 0 0 1 0 2												
Franklin Stubbs, L (1, 7) OBP: 0.269, SLG: 0.447			0-0 5-3		0-3 K		0-3 K			3 0 0 0 0 2 3												
Mariano Duncan, R (1, 6) OBP: 0.266, SLG: 0.268			0-3 K			0-0 HR		4-0 BB G1-6-3		2 1 1 1 1 1 0												
Jerry Reuss, L (1, 1) OBP: 0.308, SLG: 0.308			0-3 K			0-0 6-3		0-0 BB G1-6-3 1-2f		2 0 0 0 0 1 0												
Ed Vande Berg, R (6, 1)										0 0 0 0 0 0 0												
Tom Niedenfuer, R (6, 1) OBP: 0.500, SLG: 0.500										0 0 0 0 0 0 0												
Len Matuszek, L (8, PH)										1 0 0 0 0 0 1												
Ken Howell, R (8, 1)										0 0 0 0 0 0 0												
Inning Stats	R: 0 E: 0 K: 1 S: 5	H: 0 LOB: 0 BB: 0 P: 5	R: 0 E: 0 K: 1 S: 5	H: 0 LOB: 0 BB: 0 P: 5	R: 0 E: 0 K: 2 S: 7	H: 0 LOB: 0 BB: 0 P: 7	R: 0 E: 0 K: 2 S: 7	H: 0 LOB: 0 BB: 0 P: 7	R: 0 E: 0 K: 1 S: 6	H: 1 LOB: 1 BB: 0 P: 6	R: 1 E: 0 K: 0 S: 4	H: 1 LOB: 0 BB: 0 P: 4	R: 0 E: 0 K: 2 S: 8	H: 1 LOB: 2 BB: 1 P: 12	R: 1 E: 0 K: 0 S: 3	H: 1 LOB: 0 BB: 1 P: 7	R: 0 E: 0 K: 1 S: 6	H: 1 LOB: 1 BB: 0 P: 6	1B: 2 2B: 1 3B: 0 HR: 2	SF: 0 SAC: 0 DP: 1 HBP: 0	WP: 0 PB: 0 SB: 0 CS: 0	PA: 33
PITCHER Dwight Gooden, R (1, 1) ERA: 1.96	IP: 9.0 WLS: W BF: 33 H: 5 R: 2 ER: 2 SO: 10 BB: 2 IBB: 0 HBP: 0 BLK: 0 WP: 0 HR: 2 S: 51 P: 59 ERA: 2.00 WHIP: 0.778																					

Los Angeles Dodgers @ New York Mets
 Shea Stadium, Flushing, NY
 Wed May 28 1986, 7:05 PM EDT
 Att: 41,032 - Unknown

AB	31
R	2
H	5
RBI	2
BB	2
SO	10
LOB	9



Batter	1	2	3	4	5	6	7	8	9
Mookie Wilson, S OBP: 0.358, SLG: 0.404 (1, 8) (8, 7)	0-0 5-3 ①		0-0 3-1 ③			0-0 HR 2B	0-0 1-4-3 ③		
Kevin Mitchell, R OBP: 0.323, SLG: 0.483 (1, 9)	0-0 F4			0-0 6-3 ①		0-0 HR 2-H		4-0 FC6-4 BB	
Keith Hernandez, L OBP: 0.425, SLG: 0.471 (1, 3)	0-0 1B			0-0 4-3 ②		0-0 BB 1B		0-0 FC6-4 ① 1-2f	
Gary Carter, R OBP: 0.329, SLG: 0.453 (1, 2)	0-0 F4			0-0 HR		4-0 1B BB 1-2		0-0 FC5-4-3-4 BB 1-2	
George Foster, R OBP: 0.292, SLG: 0.408 Lenny Dykstra, L OBP: 0.351, SLG: 0.359 (1, 7) (8, 8)		0-0 F8 ①		0-3 K ③		0-0 F7 ①		4-0 BB 1-2	
Ray Knight, R OBP: 0.385, SLG: 0.555 (1, 5)		0-0 F7 ②			0-0 2B	0-0 1-3 2-H 1B		0-0 F4 ③	
Tim Teufel, R OBP: 0.314, SLG: 0.307 Danny Heep, L OBP: 0.389, SLG: 0.531 Wally Backman, S OBP: 0.395, SLG: 0.480 (1, 4) (6, PH) (7, 4)		0-0 6-3 ③			0-0 6-3	0-0 L1-3 ② ③			
Rafael Santana, R OBP: 0.229, SLG: 0.224 (1, 6)			0-0 G3 ①		0-0 F4 ②		0-0 F7 ①		
Dwight Gooden, R OBP: 0.160, SLG: 0.240 (1, 1)			0-3 K ②		0-3 K ③		0-0 F8 ②		

Inning Stats	R: 0 E: 0 K: 0 S: 4	H: 1 LOB: 1 BB: 0 P: 4	R: 0 E: 0 K: 0 S: 3	H: 0 LOB: 0 BB: 0 P: 3	R: 0 E: 0 K: 1 S: 5	H: 0 LOB: 0 BB: 0 P: 5	R: 1 E: 0 K: 1 S: 6	H: 1 LOB: 0 BB: 0 P: 6	R: 0 E: 0 K: 1 S: 6	H: 1 LOB: 1 BB: 0 P: 6	R: 3 E: 1 K: 0 S: 6	H: 4 LOB: 1 BB: 1 P: 10	R: 0 E: 0 K: 0 S: 3	H: 0 LOB: 0 BB: 0 P: 3	R: 0 E: 0 K: 0 S: 3	H: 0 LOB: 2 BB: 2 P: 11
--------------	------------------------------	---------------------------------	------------------------------	---------------------------------	------------------------------	---------------------------------	------------------------------	---------------------------------	------------------------------	---------------------------------	------------------------------	----------------------------------	------------------------------	---------------------------------	------------------------------	----------------------------------

PITCHER	IP	WLS	BF	H	R	ER	SO	BB	IBB	HBP	BLK	WP	HR	S	P	ERA	WHIP
Jerry Reuss, L ERA: 5.08 (1, 1)	5.0	L	19	4	2	2	3	0	0	0	0	0	1	25	25	3.60	0.800
Ed Vande Berg, L ERA: 3.48 (6, 1)	0.1		5	3	2	2	0	1	0	0	0	0	1	4	8	54.00	12.000
Tom Niedenfuer, R ERA: 3.45 (6, 1)	1.2		4	0	0	0	0	0	0	0	0	0	0	4	4	0.00	0.000
Ken Howell, R ERA: 1.16 (8, 1)	1.0		5	0	0	0	0	2	0	0	0	0	0	3	11	0.00	2.000

BOTTOM

Los Angeles Dodgers @ New York Mets
Shea Stadium, Flushing, NY
Wed May 28 1986, 7:05 PM EDT
Att. 41,032 - Unknown

AB	R	H	RBI	BB	SO	LOB
4	1	1	0	0	0	0
3	1	1	2	1	0	0
4	1	2	0	0	0	1
3	1	1	1	1	0	2
3	0	0	0	0	1	2
0	0	0	0	1	0	0
4	0	2	1	0	0	2
2	0	0	0	0	0	1
1	0	0	0	0	0	2
0	0	0	0	0	0	0
3	0	0	0	0	0	1
3	0	0	0	0	2	1

AB	30
R	4
H	7
RBI	4
BB	3
SO	3
LOB	12

livebaseballscorecards.com




WP: 0	PA: 33
PB: 0	
SB: 0	
CS: 0	

Batter	1	2	3	4	5	6	7	8	9	AB R H RBI BB SO LOB	TOP	
Mariano Duncan, R (1, 6) OBP: 0.271, SLG: 0.275	0-0 6-3			4-0 F8 S 6-3 BB		0-0 F8		0-0 F8	0-0 F8	3 1 1 0 1 0 0		
Enos Cabell, R (1, 3) OBP: 0.289, SLG: 0.273	0-0 F8			0-0 F8		0-0 F8		0-0 F9	0-0 F9	4 0 0 0 0 0 3		
Steve Sax, R (1, 4) OBP: 0.358, SLG: 0.439	0-0 F9			0-0 6-3		0-0 F9		0-0 F9	0-3 K	4 0 0 1 0 1 0		
Bill Madlock, R (1, 5) OBP: 0.283, SLG: 0.307		0-0 F8		0-0 F8		0-0 F8		0-0 2B	0-3 K	4 0 1 0 0 1 0		
Mike Marshall, R (1, 9) OBP: 0.319, SLG: 0.532		0-3 K			0-0 HR		0-0 6-3		0-0 1B	4 1 2 1 0 1 1		
Cesar Cedeno, R (1, 7) OBP: 0.295, SLG: 0.292		0-0 1B			0-0 F7		0-0 6-3		0-0 E4	3 0 1 0 0 0 1		
Ken Landreaux, L (9, PH) OBP: 0.310, SLG: 0.385									FC6-4	1 0 0 0 0 0 1		
Mike Scioscia, L (1, 2) OBP: 0.415, SLG: 0.375			0-3 K		0-0 F8			4-0 2B	0-0 FC6-4	3 0 0 0 1 1 2	AB 32	
Reggie Williams, R (1, 8) OBP: 0.298, SLG: 0.321			0-3 K		0-3 K			0-0 F8		3 0 0 0 0 2 1	R 2	
Fernando Valenzuela, L (1, 1) OBP: 0.194, SLG: 0.194			0-0 F6			0-0 F7		0-3 K		2 0 0 0 0 0 0	H 5	
Alex Trevino, R (8, PH) OBP: 0.265, SLG: 0.250										1 0 0 0 0 1 1	RBI 2	
Tom Niedenfuer, R (8, 1) OBP: 0.500, SLG: 0.500										0 0 0 0 0 0 0	BB 2	
Inning Stats	R: 0 E: 0 K: 0 S: 3 H: 0 LOB: 0 BB: 0 P: 3	R: 0 E: 0 K: 1 S: 5 H: 1 LOB: 1 BB: 0 P: 5	R: 0 E: 0 K: 2 S: 7 H: 0 LOB: 0 BB: 0 P: 7	R: 1 E: 0 K: 0 S: 3 H: 0 LOB: 0 BB: 1 P: 7	R: 1 E: 0 K: 1 S: 6 H: 1 LOB: 0 BB: 0 P: 6	R: 0 E: 0 K: 0 S: 3 H: 0 LOB: 0 BB: 0 P: 3	R: 0 E: 0 K: 0 S: 4 H: 1 LOB: 1 BB: 0 P: 4	R: 0 E: 0 K: 1 S: 6 H: 1 LOB: 2 BB: 1 P: 10	R: 0 E: 1 K: 2 S: 9 H: 1 LOB: 2 BB: 0 P: 9	1B: 2 2B: 2 3B: 0 HR: 1 SF: 0 SAC: 0 DP: 0 HBP: 0	WP: 0 PB: 0 SB: 1 CS: 0 PA: 34	
PITCHER	IP WLS BF H R ER SO BB IBB HBP BLK WP HR S P ERA WHIP											
Sid Fernandez, L (1, 1) ERA: 2.95	8.0 W 29 4 2 2 5 2 0 0 0 0 0 1 37 45 2.25 0.750											
Roger McDowell, R (9, 1) ERA: 3.0	0.2 4 1 0 0 2 0 0 0 0 0 0 0 8 8 0.00 1.500											
Jesse Orosco, L (9, 1) ERA: 1.59	0.1 S 1 0 0 0 0 0 0 0 0 0 0 0 1 1 0.00 0.000											

Los Angeles Dodgers @ New York Mets
 Shea Stadium, Flushing, NY
 Thu May 29 1986, 7:05 PM EDT
 Att: 41,080 - Unknown

livebaseballscorecards.com



Batter	1	2	3	4	5	6	7	8	9	10	11	AB R H RBI BB SO LOB	TOP																	
Steve Sax, R OBP: 0.362, SLG: 0.441 (1, 4)	0-0 4-3	0-0 F8 S 2-H 1B		0-0 CS 1B			0-0 6-3		0-0 6-3		0-0 BB 1B	6 0 3 2 0 0 3																		
Ken Landreaux, L OBP: 0.311, SLG: 0.385 (1, 8)	0-0 1-6-3 1B 2B	0-0 F8 1-3		0-0 CS 1-2	0-3 K		0-0 4-3			0-0 F9	1-2 2-3 3-H 4-0 FC5-4 BB	5 1 1 1 1 1 1																		
Bill Madlock, R OBP: 0.268, SLG: 0.290 Alejandro Pena, R OBP: 0.308, SLG: 0.308 (1, 5) (11, 1) (11, 1)	0-0 1-6-3	0-0 6-3			0-3 K			0-0 5-3		0-0 F9	0-0 FC5-4 1-2f	6 0 0 0 0 1 5 0 0 0 0 0 0 0 0 0 0 0 0 0 0																		
Mike Marshall, R OBP: 0.326, SLG: 0.531 (1, 9)	0-0 1B 3-H	0-0 F7			0-0 FC3-6 1B			4-0 G4-6-3 BB		0-0 F8		4 0 2 1 1 0 1																		
Mike Scioscia, L OBP: 0.409, SLG: 0.368 (1, 2)	0-0 1B 1-2		0-0 F7		0-0 FC3-6 1-2f			0-0 G4-6-3 1-2f			0-0 F4	5 0 1 0 0 0 2																		
Greg Brock, L OBP: 0.302, SLG: 0.300 Reggie Williams, R OBP: 0.310, SLG: 0.321 (1, 3) (9, PR) (9, 7)	0-3 K		0-0 F8			0-3 K			4-0 1B BB		4-0 WP 1B BB	3 0 0 0 1 2 2 0 1 0 0 1 0 0																		
Franklin Stubbs, L OBP: 0.275, SLG: 0.439 (1, 7) (9, 3)		0-0 BB SH 1B		0-0 6-3		0-3 K			0-0 F9		1-0 1B 1-3 BB HBP	4 2 1 0 0 1 1																		
Mariano Duncan, R OBP: 0.280, SLG: 0.276 (1, 6)		4-0 SH BB			0-0 F8		0-0 G3		0-0 S 1B		4-0 BB 1B 1-2 BB	3 1 1 0 2 0 0																		
Orel Hershiser, R OBP: 0.227, SLG: 0.190 Ed VanDe Berg, R OBP: 0.286, SLG: 0.289 Enos Cabell, R OBP: 0.286, SLG: 0.289 Ken Howell, R OBP: 0.286, SLG: 0.289 Len Matuszek, L OBP: 0.190, SLG: 0.300 Tom Niedenfuer, R OBP: 0.291, SLG: 0.288 Cesar Cedeno, R OBP: 0.300, SLG: 0.298 Dave Anderson, R OBP: 0.300, SLG: 0.298 (1, 1) (4, 1) (7, PH) (7, 1) (9, PH) (9, 1) (11, PH) (11, 5)		0-0 SH 1B		0-0 6-3		0-0 6-3		0-0 6-3		0-3 K 1-2	0-3 K	1 1 0 0 0 0 0 0 0 0 0 0 0 0 1 0 0 0 0 0 0 0 0 0 0 0 0 0 1 0 0 0 0 0 1 2 0 0 0 0 0 0 0 1 0 0 0 0 0 1 3 0 0 0 0 0 0 0 0																		
Inning Stats	R: 1 E: 0 K: 1 S: 8	H: 3 LOB: 2 BB: 0 P: 8	R: 3 E: 1 K: 0 S: 6	H: 2 LOB: 1 BB: 1 P: 10	R: 0 E: 0 K: 0 S: 3	H: 0 LOB: 0 BB: 0 P: 3	R: 0 E: 0 K: 0 S: 3	H: 1 LOB: 0 BB: 0 P: 3	R: 0 E: 0 K: 2 S: 8	H: 1 LOB: 1 BB: 0 P: 8	R: 0 E: 0 K: 2 S: 7	H: 0 LOB: 0 BB: 0 P: 7	R: 0 E: 0 K: 0 S: 3	H: 0 LOB: 0 BB: 0 P: 3	R: 0 E: 0 K: 0 S: 2	H: 0 LOB: 0 BB: 1 P: 6	R: 0 E: 0 K: 1 S: 6	H: 1 LOB: 3 BB: 1 P: 10	R: 0 E: 0 K: 0 S: 3	H: 0 LOB: 0 BB: 0 P: 3	R: 2 E: 0 K: 1 S: 6	H: 1 LOB: 3 BB: 3 P: 19	1B: 8 2B: 1 3B: 0 HR: 0	SF: 0 SAC: 1 DP: 1 HBP: 1	WP: 1 PB: 0 SB: 4 CS: 1	PA: 49				
PITCHER	IP WLS BF H R ER SO BB IBB HBP BLK WP HR S P ERA WHIP	IP WLS BF H R ER SO BB IBB HBP BLK WP HR S P ERA WHIP														IP WLS BF H R ER SO BB IBB HBP BLK WP HR S P ERA WHIP														
Mike Bielecki, R ERA: 5.66 (1, 1)	4.0	19	6	4	3	1	1	0	0	0	0	0	0	20	24	6.75	1.750													
Jim Winn, R ERA: 3.6 (5, 1)	3.0	10	1	0	0	4	0	0	0	0	0	0	0	18	18	0.00	0.333													
Cecilio Guante, R ERA: 2.27 (8, 1)	2.0	8	1	0	0	1	2	0	0	0	0	0	0	8	16	0.00	1.500													
Jose DeLeon, R ERA: 4.97 (10, 1)	1.2	L 9	1	2	2	1	2	0	1	0	1	0	0	8	17	10.80	1.800													
Pat Clements, L ERA: 3.32 (11, 1)	0.1	2	0	0	0	0	1	0	0	0	0	0	0	1	5	0.00	3.000													

Los Angeles Dodgers @ Pittsburgh Pirates
Three Rivers Stadium, Pittsburgh, PA
Fri May 30 1986, 7:05 PM EDT
Att. 25,320 - Unknown

AB	40
R	6
H	9
RBI	4
BB	6
SO	7
LOB	20



Batter	1	2	3	4	5	6	7	8	9	10	11	AB R H RBI BB SO LOB
Barry Bonds, L OBP: 0.286, SLG: 0.167 (1, 8)	0-0 P6		4-0 BB	0-3 K		0-0 L6			0-3 K		0-3 K	5 0 0 0 1 3 5
Joe Orsuta, L OBP: 0.333, SLG: 0.338 (1, 9)	0-3 K		0-0 G3	0-0 4-3		0-0 F7			0-3 K		0-0 1-3	3 0 0 0 0 1 3
Jim Winn, R (5, 1)												0 0 0 0 0 0 0
Mike Diaz, R OBP: 0.241, SLG: 0.241 (7, PH)												1 0 0 0 0 0 0
Cecilio Guante, R (8, 1)												0 0 0 0 0 0 0
Mike Brown, R OBP: 0.368, SLG: 0.368 (9, PH)												1 0 0 0 0 1 0
Jose Lelchon, R (10, 1)												0 0 0 0 0 0 0
Pat Clements, R (11, 1)												0 0 0 0 0 0 0
Rick Rhoden, R OBP: 0.105, SLG: 0.105 (11, PH)												1 0 0 0 0 0 1
Johnny Ray, S OBP: 0.479, SLG: 0.479 (1, 4)	0-0 F7			0-0 1B	0-0 1-3		0-0 1B			0-0 F8	4-0 2B	5 1 3 0 0 0 0
Rick Reuschel, R OBP: 0.174, SLG: 0.174 (10, PR)				0-0 1B							0-0 BB	0 0 0 0 0 0 0
Junior Ortiz, R OBP: 0.300, SLG: 0.300 (11, 2)												0 0 0 0 1 0 0
Sid Bream, L OBP: 0.538, SLG: 0.538 (1, 3)		0-0 L6		0-0 1B	4-0 CS		0-3 K			4-0 IBB	0-0 G3	4 1 1 0 2 1 3
R.J. Reynolds, S OBP: 0.451, SLG: 0.451 (1, 7)		0-0 F8		0-0 1B	0-3 BB		0-0 4-3			0-0 F8		5 1 1 0 0 1 4
Tony Peña, R OBP: 0.353, SLG: 0.353 (1, 2)		4-0 BB		4-0 1B	0-3 K							3 1 0 1 2 0 3
Jim Morrison, R OBP: 0.415, SLG: 0.415 (1, 5)		0-0 F8		4-0 BB	4-0 BB		0-0 5-3		0-0 F8		0-0 P4	2 0 0 1 3 0 1
Rafael Belliard, R OBP: 0.205, SLG: 0.205 (1, 6)			0-0 F7	0-3 K	0-3 FC6-4		0-0 P4		0-0 L4		0-0 P6	1 0 0 0 0 0 0
Lee Mazzilli, S OBP: 0.244, SLG: 0.244 (4, PH)												3 0 0 0 0 1 4
Sam Khalifa, R OBP: 0.233, SLG: 0.233 (9, 6)												1 0 0 0 0 0 3
Mike Bielecki, R (1, 1)			0-3 K	0-0 E7	0-0 1B		0-0 1B		0-3 K		4-0 WP	1 0 0 0 0 1 0
Bill Almon, R OBP: 0.529, SLG: 0.529 (4, PH)												3 0 2 2 1 1 0

Inning Stats	R: 0	H: 0	E: 0	K: 1	S: 5	R: 0	H: 0	E: 0	K: 0	S: 3	R: 0	H: 0	E: 0	K: 1	S: 5	R: 4	H: 4	E: 1	K: 2	S: 11	R: 0	H: 0	E: 0	K: 1	S: 4	R: 0	H: 1	E: 0	K: 0	S: 4	R: 0	H: 0	E: 0	K: 0	S: 3	R: 0	H: 0	E: 0	K: 3	S: 9	R: 0	H: 1	E: 0	K: 0	S: 4	R: 0	H: 0	E: 0	K: 1	S: 5	1B: 6	SF: 0	2B: 1	SAC: 0	3B: 0	DP: 0	HR: 0	HBP: 0	WP: 1	PA: 49
	0	0	0	1	5	0	0	0	0	3	0	0	0	1	5	4	4	1	2	11	0	0	0	1	4	0	0	1	0	0	0	0	0	0	0	0	3	9	0	1	0	4	0	0	0	1	5	6	0	1	0	0	0	0	1	49				

PITCHER	IP	WLS	BF	H	R	ER	SO	BB	IBB	HBP	BLK	WP	HR	S	P	ERA	WHIP
Orel Hershiser, R ERA: 2.33 (1, 1)	3.1		18	4	4	4	3	4	0	0	0	0	0	20	36	10.80	2.400
Ed Vande Berg, L ERA: 3.09 (4, 1)	2.2		10	1	0	0	2	2	0	0	0	0	0	12	20	0.00	1.125
Ken Howell, R ERA: 1.09 (7, 1)	2.0		7	1	0	0	1	0	0	0	0	0	0	9	9	0.00	0.500
Tom Niedenfuer, R ERA: 3.13 (9, 1)	2.0	W	9	1	0	0	3	0	2	0	0	0	0	13	21	0.00	0.500
Alejandro Pena, R ERA: 3.38 (11, 1)	0.2		4	0	0	0	1	2	0	0	0	1	0	4	12	0.00	3.000


PITCHER	IP	WLS	BF	H	R	ER	SO	BB	IBB	HBP	BLK	WP	HR	S	P	ERA	WHIP
Jerry Reuss, L ERA: 5.04 (11, 1)	0.1		1	0	0	0	0	0	0	0	0	0	0	1	1	0.00	0.000

Los Angeles Dodgers @ Pittsburgh Pirates
Three Rivers Stadium, Pittsburgh, PA

Fri May 30 1986, 7:05 PM EDT
Atl. 25,320 - Unknown

livebaseballscores.com

AB	39
R	4
H	7
RBI	4
BB	10
SO	10
LOB	27



Batter	1	2	3	4	5	6	7	8	9	AB R H RBI BB SO LOB	TOP
Mariano Duncan, R (1, 6) OBP: 0.278, SLG: 0.274	0-0 F7		0-0 CS 1B			0-0 P5	0-0 1-3		0-0 6-3	5 0 1 0 0 0 2	Los Angeles Dodgers @ Pittsburgh Pirates Three Rivers Stadium, Pittsburgh, PA Sat May 31 1986, 7:05 PM EDT Att: 15,709 - Unknown livebaseballscorecards.com
Steve Sax, R (1, 4) OBP: 0.365, SLG: 0.448	0-3 K		0-0 CS 1-2	0-0 6-3		0-0 BB 2B		0-0 SH1-4 FC3-2 1B	4 0 2 0 0 1 0		
Enos Cabell, R (1, 3) OBP: 0.307, SLG: 0.284	0-0 S 1B			0-0 F9		4-0 BB BB		0-0 FC3-2 SH1-4 1-2 1B	3 0 2 0 1 0 0		
Bill Madlock, R (1, 5) OBP: 0.270, SLG: 0.284	0-3 K 1-2			0-0 6-3		4-0 BB 1-2 2-3 BB		0-0 SH1-4 1-2 2-3	2 0 0 0 1 1 1		
Mike Marshall, R (1, 9) OBP: 0.325, SLG: 0.522		0-0 F9			0-3 K	0-0 L6		4-0 FC3-2 IBB	3 0 0 0 1 1 3		
Cesar Cedeno, R (1, 7) OBP: 0.293, SLG: 0.289		0-0 F7			0-0 CS 1B		0-0 K	0-0 FC3-2 1-2 2-3 3-Hr	3 0 1 0 0 1 0 1 0 0 0 0 0 3		
Ken Landreaux, L (8, PH) OBP: 0.309, SLG: 0.382 (8, 8)					4-0 BB 1-2		0-0 K	0-0 FC5-4 1B 1B	3 0 1 0 1 1 3		
Alex Trevino, R (1, 2) OBP: 0.289, SLG: 0.257		0-3 K			0-3 K		0-0 FC5-4 1-2 1B	0-0 1-3	4 0 2 0 0 2 1		
Reggie Williams, R (1, 8) OBP: 0.323, SLG: 0.333 (8, 7)			0-3 K					0-0 L4-3 1B	2 0 0 0 0 0 0 1 0 0 0 0 0 2 0 0 0 0 0 0 0 1 0 0 0 0 0 1		
Rick Honeycutt, L (1, 1)			0-0 4-3			0-0 6-3	0-0 FC5-4		0-0 L4-3		
Bill Russell, R (7, PH) OBP: 0.244, SLG: 0.256											
Ed Vande Berg, R (7, 1)											
Dave Anderson, R (9, PH) OBP: 0.297, SLG: 0.294											
Inning Stats	R: 0 E: 0 K: 2 S: 8 H: 1 LOB: 1 BB: 0 P: 8	R: 0 E: 0 K: 1 S: 5 H: 0 LOB: 0 BB: 0 P: 5	R: 0 E: 0 K: 1 S: 5 H: 1 LOB: 0 BB: 0 P: 5	R: 0 E: 0 K: 0 S: 3 H: 0 LOB: 0 BB: 0 P: 3	R: 0 E: 0 K: 2 S: 7 H: 1 LOB: 1 BB: 1 P: 11	R: 0 E: 0 K: 0 S: 4 H: 1 LOB: 3 BB: 2 P: 12	R: 0 E: 0 K: 1 S: 7 H: 2 LOB: 2 BB: 0 P: 7	R: 0 E: 0 K: 0 S: 5 H: 2 LOB: 3 BB: 1 P: 9	R: 0 E: 0 K: 0 S: 3 H: 1 LOB: 0 BB: 0 P: 3	1B: 8 2B: 2 3B: 0 HR: 0 SF: 0 SAC: 1 DP: 1 HBP: 0	WP: 0 PB: 0 SB: 1 CS: 2 PA: 38
PITCHER	IP WLS BF H R ER SO BB IBB HBP BLK WP HR S P ERA WHIP										
Bob Kipper, L (1, 1) ERA: 4.53	7.0 W 30 8 0 0 7 3 0 0 0 0 0 0 41 53 0.00 1.571										
Bob Walk, R (8, 1) ERA: 2.82	0.1 2 0 0 0 0 0 1 0 0 0 0 0 1 5 0.00 0.000										
Pat Clements, L (8, 1) ERA: 3.05	1.2 S 5 1 0 0 0 0 0 0 0 0 0 0 5 5 0.00 0.600										



Batter	1	2	3	4	5	6	7	8	9
Barry Bonds, L (1, 8) OBP: 0.364, SLG: 0.333	0-0 1B 2B		4-0 FC6-4 SH1-4 BB		0-0 5-3		0-0 F3		
Rafael Belliard, R (1, 4) OBP: 0.204, SLG: 0.191	0-3 K		0-0 SH1-4 1-2		0-0 6-3			0-3 K HR	
Bill Almon, R (1, 7) OBP: 0.388, SLG: 0.586	0-0 2-3 1B		4-0 FC6-4 BB			4-0 G3 1B BB		0-0 1-H HR	
Mike Brown, R (1, 9) OBP: 0.327, SLG: 0.365	0-0 F8		0-0 FC6-4 1-2f 2-3			0-0 5-3 1-2		0-0 1B 1B	
Joe Orsulak, L (8, PR) OBP: 0.288, SLG: 0.338									
Sid Bream, L (1, 3) OBP: 0.375, SLG: 0.523		0-0 F8	0-0 F7			0-0 G3 2-3		0-0 F2	
Tony Peña, R (1, 2) OBP: 0.312, SLG: 0.357		0-0 F2		0-0 6-3		0-0 WP 1B		0-0 1B 1B	
Jim Morrison, R (1, 5) OBP: 0.325, SLG: 0.417		0-0 S 1B		0-3 K		0-3 K 1-2		0-0 G4-6-3 1B	
Sam Khalifa, R (1, 6) OBP: 0.286, SLG: 0.226		4-0 1-2 BB		0-3 K			0-0 F9	0-0 G4-6-3 1-2f	
Bob Kipper, R (1, 1)		0-3 K			0-3 K		0-0 3-1		
Bob Walk, R (8, 1) OBP: 0.375, SLG: 0.625									
Pat Clements, R (8, 1)									

Inning Stats	R: 0	H: 2	E: 0	K: 1	S: 6	LOB: 1	BB: 0	P: 6
	R: 0	H: 1	E: 0	K: 1	S: 6	LOB: 2	BB: 1	P: 10
	R: 0	H: 0	E: 0	K: 0	S: 3	LOB: 2	BB: 2	P: 11
	R: 0	H: 0	E: 0	K: 2	S: 7	LOB: 0	BB: 0	P: 7
	R: 0	H: 0	E: 0	K: 1	S: 5	LOB: 0	BB: 0	P: 5
	R: 1	H: 1	E: 0	K: 1	S: 6	LOB: 1	BB: 1	P: 10
	R: 0	H: 0	E: 0	K: 0	S: 3	LOB: 0	BB: 0	P: 3
	R: 3	H: 4	E: 0	K: 1	S: 9	LOB: 2	BB: 0	P: 9

PITCHER	IP	WLS	BF	H	R	ER	SO	BB	IBB	HBP	BLK	WP	HR	S	P	ERA	WHIP
Rick Honeycutt, L (1, 1) ERA: 3.12	6.0	L	25	4	1	1	6	4	0	0	0	1	0	33	49	1.50	1.333
Ed Vande Berg, L (7, 1) ERA: 3.55	2.0		10	4	3	2	1	0	0	0	0	0	1	12	12	9.00	2.000


AB	R	H	RBI	BB	SO	LOB
3	0	1	0	1	0	0
3	1	0	0	0	2	1
2	2	2	2	2	0	0
4	0	1	0	0	0	4
0	1	0	0	0	0	0
4	0	0	0	0	0	4
4	0	2	1	0	0	0
4	0	2	1	0	2	1
3	0	0	0	1	1	2
3	0	0	0	0	2	2
0	0	0	0	0	0	0
0	0	0	0	0	0	0

BOTTOM

Los Angeles Dodgers @ Pittsburgh Pirates
 Three Rivers Stadium, Pittsburgh, PA

Sat May 31 1986, 7:05 PM EDT
 Att. 15,709 - Unknown

AB	30
R	4
H	8
RBI	4
BB	4
SO	7
LOB	14



WP: 1	PA: 35
PB: 1	
SB: 1	
CS: 0	

WP	HR	S	P	ERA	WHIP
1	0	1	35		

Batter	1	2	3	4	5	6	7	8	9	AB R H RBI BB SO LOB	TOP	
Steve Sax, R (1, 4) OBP: 0.368, SLG: 0.455	0-0 1-3		0-0 2-H 2B		0-0 4-3			0-0 6-3 1B		4 0 2 1 0 0 1		
Ken Landreaux, L (1, 8) OBP: 0.301, SLG: 0.371	0-0 4-3		0-0 4-3			0-3 K		0-0 6-3 1-2		4 0 0 0 0 1 2		
Bill Madlock, R (1, 5) OBP: 0.261, SLG: 0.274	0-0 F8				0-0 6-3		0-0 F8		0-0 5-3	4 0 0 0 0 0 1		
Dave Anderson, R (8, 5) OBP: 0.297, SLG: 0.294										0 0 0 0 0 0 0		
Mike Marshall, R (1, 9) OBP: 0.320, SLG: 0.514		0-3 K			0-0 F8		0-0 6-3		0-0 FC6 1B	3 0 0 0 0 1 0		
Len Matuszek, L (7, 9) OBP: 0.250, SLG: 0.250										1 0 1 0 0 0 0		
Mike Scioscia, L (1, 2) OBP: 0.401, SLG: 0.360		0-0 P5			0-0 4-3				0-0 FC6 1-2f	3 0 0 0 0 0 0		
Alex Trevino, R (8, 2) OBP: 0.282, SLG: 0.250										1 0 0 0 0 0 1		
Greg Brock, L (1, 3) OBP: 0.307, SLG: 0.336		0-0 L6							0-0 P4	4 1 2 1 0 0 1		
Franklin Stubbs, L (1, 7) OBP: 0.292, SLG: 0.475						0-0 HR			0-0 3-1	3 1 2 1 1 0 1		
Mariano Duncan, R (1, 6) OBP: 0.276, SLG: 0.272						4-0 6-3 SH3 BB				1 1 0 0 0 0 1		
Bill Russell, R (7, PH) OBP: 0.238, SLG: 0.250										1 0 0 0 0 0 0		
Bob Welch, R (1, 1) OBP: 0.111, SLG: 0.192									0-3 K	2 0 0 0 0 1 2		
Tom Niedenfuer, R (5, 1) OBP: 0.500, SLG: 0.500										0 0 0 0 0 0 0		
Alejandro Pena, R (6, 1)										1 0 0 0 0 1 0		
Inning Stats	R: 0 H: 0 E: 0 LOB: 0 K: 0 BB: 0 S: 3 P: 3	R: 0 H: 0 E: 0 LOB: 0 K: 1 BB: 0 S: 5 P: 5	R: 1 H: 2 E: 0 LOB: 1 K: 1 BB: 0 S: 7 P: 7	R: 0 H: 0 E: 0 LOB: 0 K: 0 BB: 0 S: 3 P: 3	R: 1 H: 1 E: 0 LOB: 1 K: 0 BB: 1 S: 4 P: 8	R: 0 H: 0 E: 0 LOB: 0 K: 1 BB: 0 S: 5 P: 5	R: 1 H: 2 E: 0 LOB: 0 K: 0 BB: 0 S: 4 P: 4	R: 0 H: 1 E: 0 LOB: 1 K: 1 BB: 0 S: 6 P: 6	R: 0 H: 1 E: 0 LOB: 1 K: 0 BB: 0 S: 4 P: 4	1B: 3 SF: 0 2B: 2 SAC: 1 3B: 0 DP: 0 HR: 2 HBP: 0	WP: 0 PA: 34 PB: 0 SB: 1 CS: 0	
PITCHER Rick Rhoden, R (1, 1) ERA: 2.82	IP WLS BF H R ER SO BB IBB HBP BLK WP HR S P ERA WHIP											
	9.0 W 34 7 3 3 4 1 0 0 0 0 2 41 45 3.00 0.889											

Los Angeles Dodgers @ Pittsburgh Pirates
 Three Rivers Stadium, Pittsburgh, PA
 Sun Jun 01 1986, 3:33 AM EDT
 Att. 23,530 - Unknown

AB	32
R	3
H	7
RBI	3
BB	1
SO	4
LOB	10



Batter	1	2	3	4	5	6	7	8	9	AB	R	H	RBI	BB	SO	LOB
Rafael Belliard, R (1, 4) OBP: 0.185, SLG: 0.173	0-0 6-3		0-0 3-1	0-3 K	0-0 FC6-4		0-0 5-3			5	0	0	1	0	1	2
Joe Orsulak, L (1, 9) OBP: 0.285, SLG: 0.333	0-0 E5		0-0 1B		0-3 K		0-3 K			5	0	1	0	0	2	1
Barry Bonds, L (1, 8) OBP: 0.438, SLG: 0.273	0-3 K		0-3 K		4-0 1B BB	4-0 1B BB		4-0 2B BB		2	3	0	0	3	2	3
Sid Bream, L (1, 3) OBP: 0.376, SLG: 0.523		0-0 4-3	0-3 K		4-0 1B HR BB	0-0 F7		0-0 1B 2B		4	1	1	1	1	1	3
R.J. Reynolds, S (1, 7) OBP: 0.362, SLG: 0.465		0-0 6-3 3B 2B		4-0 2B BB	0-0 HR 1B	0-0 1B		0-3 K		4	3	3	1	1	1	1
Tony Peña, R (1, 2) OBP: 0.323, SLG: 0.359	0-0 6-3		4-0 2B BB	4-0 2B BB	4-0 HR IBB	0-0 1B		0-0 FC4-6 1B		2	2	1	1	2	0	1
Junior Ortiz, R (7, 2) OBP: 0.273, SLG: 0.323	2-3		1-2 2B BB	1-2 2B BB	1-2 2-H	1-2 2-H		2-3 1B		1	0	1	0	0	0	0
Jim Morrison, R (1, 5) OBP: 0.333, SLG: 0.465	0-0 3B		0-0 SH1-3 2B	0-0 SH1-3 2B	0-0 HR	0-3 K		0-3 K		5	2	3	7	0	2	4
Sam Khalifa, R (1, 6) OBP: 0.284, SLG: 0.219	0-0 4-3		0-0 SH1-3	0-0 SH1-3	4-0 1B FC6-4 BB	0-3 K		0-0 FC4-6		3	1	0	0	1	1	5
Rick Rhoden, R (1, 1) OBP: 0.269, SLG: 0.217		0-0 3-1 2B	0-0 4-3	0-0 4-3	0-0 FC6-4 1B		0-0 L5			4	0	2	1	0	0	0

Inning Stats	R: 0	H: 0	E: 1	K: 1	S: 5	LOB: 1	BB: 0	P: 5	R: 1	H: 2	E: 0	K: 0	S: 5	LOB: 1	BB: 0	P: 5	R: 0	H: 2	E: 0	K: 2	S: 9	LOB: 2	BB: 0	P: 9	R: 3	H: 1	E: 0	K: 1	S: 6	LOB: 0	BB: 0	P: 14	R: 6	H: 3	E: 0	K: 1	S: 8	LOB: 1	BB: 4	P: 24	R: 1	H: 2	E: 0	K: 2	S: 9	LOB: 2	BB: 1	P: 13	R: 0	H: 0	E: 0	K: 1	S: 5	LOB: 0	BB: 0	P: 5	R: 1	H: 2	E: 0	K: 2	S: 9	LOB: 2	BB: 1	P: 13
--------------	------	------	------	------	------	--------	-------	------	------	------	------	------	------	--------	-------	------	------	------	------	------	------	--------	-------	------	------	------	------	------	------	--------	-------	-------	------	------	------	------	------	--------	-------	-------	------	------	------	------	------	--------	-------	-------	------	------	------	------	------	--------	-------	------	------	------	------	------	------	--------	-------	-------


PITCHER	IP	WLS	BF	H	R	ER	SO	BB	IBB	HBP	BLK	WP	HR	S	P	ERA	WHIP
Bob Welch, R (1, 1) ERA: 4.07	4.1	L	23	6	7	7	4	4	0	0	0	0	0	27	43	14.54	2.308
Tom Niedenfuer, R (5, 1) ERA: 3.9	0.2		6	2	3	3	1	1	1	0	0	0	1	6	14	40.50	4.500
Alejandro Pena, R (6, 1) ERA: 4.76	3.0		15	4	2	2	5	2	0	0	0	0	0	23	31	6.00	2.000

BOTTOM

Los Angeles Dodgers @ Pittsburgh Pirates
 Three Rivers Stadium, Pittsburgh, PA

Sun Jun 01 1986, 3:33 AM EDT
 Att. 23,530 - Unknown

AB	35
R	12
H	12
RBI	12
BB	8
SO	10
LOB	20



WP	HR	S	P	ERA	WHIP
4	0	2	1	0	0

Batter	1	2	3	4	5	6	7	8	9	AB R H RBI BB SO LOB	TOP										
Mariano Duncan, R (1, 6) OBP: 0.276, SLG: 0.272	0-0 CS 1B		0-0 F9		0-0 L6		0-3 K			4 0 1 0 0 1 1											
Steve Sax, R (1, 4) OBP: 0.365, SLG: 0.448	0-3 K 1-2		0-3 K		0-0 F9			4-0 G4-6-3 BB		3 0 0 0 1 2 2											
Enos Cabell, R (1, 3) OBP: 0.297, SLG: 0.274	0-0 4-3		0-0 F9		0-0 6-3			0-0 G4-6-3 1-2f		3 0 0 0 0 0 1											
Ed Vande Berg, R (5, 1)										0 0 0 0 0 0 0											
Franklin Stubbs, L (8, PH) OBP: 0.289, SLG: 0.471										1 0 0 0 0 0 1											
Ken Howell, R (8, 1)										0 0 0 0 0 0 0											
Bill Madlock, R (1, 5) OBP: 0.260, SLG: 0.274		0-0 F3		0-0 5-3		0-0 4-3 1B		0-3 K		4 0 1 0 0 1 0											
Mike Marshall, R (1, 9) OBP: 0.325, SLG: 0.519		0-0 S E 2B		4-0 E BB		0-0 F5			0-0 B2-3 BB 1B	2 1 1 0 1 0 1											
Len Matuszek, L (7, 9) OBP: 0.400, SLG: 0.400										1 0 1 0 0 0 0											
Cesar Cedeno, R (1, 7) OBP: 0.294, SLG: 0.282		4-0 B B B E S 1B BB		0-0 E7		0-0 4-3 1-2			0-0 F7	2 1 0 0 1 0 2											
Ken Landreaux, L (9, PH) OBP: 0.299, SLG: 0.369										1 0 0 0 0 0 1											
Alex Trevino, R (1, 2) OBP: 0.262, SLG: 0.231		0-3 K 1-3 2-H		0-3 K		0-0 F8			4-0 B2-3 BB 1-2	3 0 0 0 0 2 4											
Mike Scioscia, L (9, PH) OBP: 0.405, SLG: 0.360										0 0 0 0 1 0 0											
Reggie Williams, R (1, 8) OBP: 0.318, SLG: 0.328		0-0 3-H 1B		0-0 4-3			0-0 6-3		0-0 B2-3 1-2 2-3	4 0 1 1 0 0 4											
Jerry Reuss, L (1, 1) OBP: 0.286, SLG: 0.286										1 0 0 0 0 0 1											
Bill Russell, R (5, PH) OBP: 0.256, SLG: 0.268		0-0 6-3				0-0 1B	0-3 K		0-0 4-3	1 0 1 0 0 0 0											
Greg Brock, L (5, 3) OBP: 0.303, SLG: 0.331										2 0 0 0 0 1 2											
Inning Stats	R: 0 E: 0 K: 1 S: 5	H: 1 LOB: 0 BB: 0 P: 5	R: 2 E: 0 K: 1 S: 7	H: 2 LOB: 1 BB: 1 P: 11	R: 0 E: 0 K: 1 S: 5	H: 0 LOB: 0 BB: 0 P: 5	R: 0 E: 1 K: 1 S: 6	H: 0 LOB: 2 BB: 1 P: 10	R: 0 E: 0 K: 0 S: 4	H: 1 LOB: 1 BB: 0 P: 4	R: 0 E: 0 K: 2 S: 7	H: 0 LOB: 0 BB: 0 P: 7	R: 0 E: 0 K: 1 S: 4	H: 0 LOB: 0 BB: 1 P: 8	R: 0 E: 0 K: 0 S: 4	H: 1 LOB: 2 BB: 1 P: 8	1B: 5 2B: 1 3B: 0 HR: 0	SF: 0 SAC: 0 DP: 1 HBP: 0	WP: 0 PB: 0 SB: 2 CS: 1	PA: 36	
PITCHER Shane Rawley, L (1, 1) ERA: 3.21	IP 7.0 WLS W BF 28 H 5 R 2 ER 2 SO 6 BB 2 IBB 0 HBP 0 BLK 0 WP 0 HR 0 S 38 P 46 ERA 2.57 WHIP 1.000																				
Kent Tekulve, R (8, 1) ERA: 2.38	IP 2.0 WLS BF 8 H 1 R 0 ER 0 SO 1 BB 2 IBB 0 HBP 0 BLK 0 WP 0 HR 0 S 8 P 16 ERA 0.00 WHIP 1.500																				

Los Angeles Dodgers @ Philadelphia Phillies
Veterans Stadium, Philadelphia, PA
Mon Jun 02 1986, 7:05 PM EDT
Att. 21,476 - Unknown

livebaseballscorecards.com

AB 32
R 2
H 6
RBI 1
BB 4
SO 7
LOB 20



Batter	1	2	3	4	5	6	7	8	9	AB	R	H	RBI	BB	SO	LOB	BOTTOM			
Jeff Stone, L (1, 7) OBP: 0.318, SLG: 0.357	0-0 1B E 1B	0-0 HR		0-0 F7 1B	0-0 FC6-4 1B		0-3 K			5	2	3	1	0	1	1	Los Angeles Dodgers @ Philadelphia Phillies Veterans Stadium, Philadelphia, PA Mon Jun 02 1986, 7:05 PM EDT Att. 21,476 - Unknown			
Ron Roenicke, S (1, 8) OBP: 0.389, SLG: 0.460	0-0 FC6-4 1B	0-0 HR		0-0 2B 1B	0-0 FC6-4 1-2f 2-3		0-0 FC3-6 1B			5	2	4	1	0	0	2				
Juan Samuel, R (1, 4) OBP: 0.321, SLG: 0.370 Tom Foley, L (7, PH) OBP: 0.550, SLG: 0.563 (8, 4)	0-0 FC6-4 HR	0-3 K		0-0 1B 2B	0-3 K		0-0 FC3-6 1-2f			4	2	1	1	0	2	3				
Mike Schmidt, R (1, 5) OBP: 0.398, SLG: 0.541 Rick Schu, R (5, 5) OBP: 0.313, SLG: 0.385	0-0 HR		0-0 FC4-6 2B	4-0 1B 1B IBB		0-0 3-1 PB 1B 1B	0-0 F8			2	2	2	2	1	0	0				
Von Hayes, L (1, 3) OBP: 0.380, SLG: 0.436	0-0 4-3		1-0 FC4-6 HBP	0-0 1B 2B 1B		0-0 3-1	0-0 3-1			4	1	1	2	0	0	1				
Glenn Wilson, R (1, 9) OBP: 0.283, SLG: 0.305	0-0 E5		0-0 FC4-6 1-2f 2-3	0-0 2B 1B		0-0 2B 1B	0-0 1B 1B			5	2	3	2	0	0	2				
John Russell, R (1, 2) OBP: 0.333, SLG: 0.459	0-0 E9		0-0 G4-6-3	0-0 2B		0-0 2B	0-3 K			5	0	2	3	0	1	4				
Steve Jeltz, S (1, 6) OBP: 0.350, SLG: 0.288		0-0 CS 1B		0-0 6-3	0-0 F9	0-0 6-3	0-0 1B 1B			5	0	2	0	0	0	1				
Shane Rawley, R (1, 1) OBP: 0.207, SLG: 0.179 Kent Tekulve, R (8, 1)		0-3 K		0-0 1B 2B 1B	0-0 FC6-4 1B	0-0 G3	0-0 F8			4	1	2	0	0	1	2				
										1	0	0	0	0	0	2				
Inning Stats	R: 3 E: 3 K: 0 S: 7	H: 3 LOB: 1 BB: 0 P: 7	R: 2 E: 0 K: 2 S: 9	H: 3 LOB: 0 BB: 0 P: 9	R: 0 E: 0 K: 0 S: 3	H: 1 LOB: 1 BB: 0 P: 4	R: 6 E: 0 K: 0 S: 8	H: 6 LOB: 1 BB: 1 P: 12	R: 0 E: 0 K: 1 S: 7	H: 2 LOB: 2 BB: 0 P: 7	R: 2 E: 0 K: 0 S: 6	H: 3 LOB: 1 BB: 0 P: 6	R: 0 E: 0 K: 1 S: 6	H: 1 LOB: 1 BB: 0 P: 6	R: 0 E: 0 K: 1 S: 7	H: 2 LOB: 2 BB: 0 P: 7	1B: 14 2B: 4 3B: 0 HR: 3	SF: 0 SAC: 0 DP: 1 HBP: 1	WP: 0 PB: 1 SB: 0 CS: 1	PA: 45
PITCHER	IP WLS BF H R ER SO	IP WLS BF H R ER SO	IP WLS BF H R ER SO	IP WLS BF H R ER SO	IP WLS BF H R ER SO	IP WLS BF H R ER SO	IP WLS BF H R ER SO	IP WLS BF H R ER SO	IP WLS BF H R ER SO	IP WLS BF H R ER SO	IP WLS BF H R ER SO	IP WLS BF H R ER SO	IP WLS BF H R ER SO	IP WLS BF H R ER SO	IP WLS BF H R ER SO	IP WLS BF H R ER SO	ERA WHIP	ERA WHIP		
Jerry Reuss, L (1, 1) ERA: 6.29	4.0	L	25	13	11	9	2	0	0	0	0	0	0	0	0	0	0	20.25	3.250	
Ed Vande Berg, L (5, 1) ERA: 3.81	3.0		15	6	2	2	2	0	0	0	0	0	0	0	0	0	0	6.00	2.000	
Ken Howell, R (8, 1) ERA: 1.06	1.0		5	2	0	0	1	0	0	0	0	0	0	0	0	0	0	0.00	2.000	

livebaseballscorecards.com

AB 43
R 13
H 21
RBI 12
BB 1
SO 5
LOB 20



Batter	1	2	3	4	5	6	7	8	9	AB R H RBI BB SO LOB	TOP									
Mariano Duncan, R (1, 6) OBP: 0.273, SLG: 0.265	0-3 K	4-0 1B BB		0-0 6-3	0-3 K		0-0 FC4-6 G1-4-3		0-0 4-3	5 1 0 0 1 2 2										
Steve Sax, R (1, 4) OBP: 0.371, SLG: 0.452	0-0 6-3	0-0 1B		0-0 1B		0-0 2B 1B	0-0 G1-4-3			5 2 3 1 0 0 1										
Ken Landreaux, L (1, 8) OBP: 0.315, SLG: 0.379	0-0 1B	0-0 L6		0-0 1B		4-0 2B BB		0-0 1B		4 2 3 1 1 0 1										
Mike Marshall, R (1, 9) Reggie Williams, R (8, 9) OBP: 0.322, SLG: 0.511 OBP: 0.318, SLG: 0.328	0-0 1B	0-3 K		0-0 1B		0-0 F9		0-0 F8		5 1 1 1 0 1 5 0 0 0 0 0 0 0										
Mike Scioscia, L (1, 2) OBP: 0.410, SLG: 0.371	4-0 1B		0-0 5-3	0-0 4-3		0-0 2B		0-0 1B		4 1 2 1 1 0 1										
Greg Brock, L (1, 3) OBP: 0.319, SLG: 0.393	0-0 HR		0-0 HR		0-0 HR	4-0 IBB		0-3 K		4 3 3 4 1 1 2										
Franklin Stubbs, L (1, 7) OBP: 0.311, SLG: 0.509	0-0 1B		0-0 HR		0-0 1B	4-0 BB		0-3 K		4 1 3 3 1 1 2										
Dave Anderson, R (1, 5) OBP: 0.281, SLG: 0.278	0-0 6-3		0-0 F8		0-3 K	0-0 G6-4-3			0-3 K	5 0 0 0 0 2 5										
Fernando Valenzuela, L (1, 1) OBP: 0.171, SLG: 0.171		0-0 G3	0-0 F5		0-0 G3		0-0 E8 FC4-6		0-0 4-3	5 0 0 0 0 0 1										
Inning Stats	R: 4 E: 0 K: 1 S: 9	H: 4 LOB: 1 BB: 1 P: 13	R: 1 E: 0 K: 1 S: 6	H: 1 LOB: 1 BB: 1 P: 10	R: 2 E: 0 K: 0 S: 5	H: 2 LOB: 0 BB: 0 P: 5	R: 1 E: 0 K: 0 S: 5	H: 2 LOB: 1 BB: 0 P: 5	R: 2 E: 0 K: 0 S: 4	H: 2 LOB: 2 BB: 3 P: 16	R: 0 E: 1 K: 0 S: 3	H: 0 LOB: 0 BB: 0 P: 3	R: 0 E: 0 K: 2 S: 9	H: 2 LOB: 2 BB: 0 P: 9	R: 0 E: 0 K: 1 S: 5	H: 0 LOB: 0 BB: 0 P: 5	1B: 10 2B: 2 3B: 0 HR: 3	SF: 0 SAC: 0 DP: 2 HBP: 0	WP: 0 PB: 0 SB: 5 CS: 0	PA: 46
PITCHER	IP WLS BF H R ER SO BB IBB HBP BLK WP HR S P ERA WHIP																			
Mike Maddux, R (1, 1) ERA: 33.75	1.1 L 11 5 5 5 1 2 0 0 0 0 0 1 11 19 33.75 5.250																			
Dave Rucker, L (2, 1) ERA: 3.42	2.2 12 4 3 3 1 0 0 0 0 0 0 1 14 14 10.12 1.500																			
Tom Hume, R (5, 1) ERA: 7.2	1.1 11 4 3 3 2 2 1 0 0 0 0 1 12 24 20.25 4.500																			
Kent Tekulve, R (6, 1) ERA: 2.22	1.2 4 0 0 0 0 0 0 0 0 0 0 0 4 4 0.00 0.000																			
Don Carman, L (8, 1) ERA: 5.09	1.0 5 2 0 0 2 0 0 0 0 0 0 0 9 9 0.00 2.000																			
PITCHER	IP WLS BF H R ER SO BB IBB HBP BLK WP HR S P ERA WHIP																			
Steve Bedrosian, R (9, 1) ERA: 4.03	1.0 3 0 0 0 1 0 0 0 0 0 0 0 5 5 0.00 0.000																			

Los Angeles Dodgers @ Philadelphia Phillies
Veterans Stadium, Philadelphia, PA
Tue Jun 03 1986, 7:05 PM EDT
Att. 24,373 - Unknown

livebaseballscorecards.com

AB	41
R	11
H	15
RBI	11
BB	5
SO	7
LOB	20



Batter	1	2	3	4	5	6	7	8	9	AB	R	H	RBI	BB	SO	LOB	
Jeff Stone, L <small>OBP: 0.313, SLG: 0.348</small> (1, 8) (9, 7)	0-0 1B 2B 1B	0-0 6-3 1B			0-0 B3 1B		0-0 G4-6-3 1-2f 1B			4	1	1	0	0	0	2	
Greg Gross, L <small>OBP: 0.474, SLG: 0.400</small> (1, 7) (9, 3)	0-0 2B SF9 1B	4-0 S BB			0-3 K 1B			0-0 6-3 1B		3	1	1	0	1	1	0	
Juan Samuel, R <small>OBP: 0.319, SLG: 0.374</small> (1, 4)	0-0 SF9 2B	0-0 F8 1-2			0-0 L8 1B			0-3 K 1B		4	1	1	1	0	1	1	
Mike Schmidt, R <small>OBP: 0.392, SLG: 0.535</small> Tom Foley, L <small>OBP: 0.571, SLG: 0.588</small> (1, 5) (7, 5)	0-0 SF9		0-0 F7 1B		0-0 F3 1B			0-0 1B		2	0	0	1	0	0	0	
Von Hayes, L <small>OBP: 0.376, SLG: 0.438</small> Steve Bedrosian, R (1, 3) (9, 1)	0-0 2B		0-3 K 1B		0-3 K 1B			0-0 F9 1B		4	1	1	1	0	2	1	
Glenn Wilson, R <small>OBP: 0.283, SLG: 0.310</small> (1, 9)	0-0 2B		0-3 K 1B		0-0 4-3 1B				0-3 K 1B		4	0	1	1	0	2	0
Darren Daulton, L <small>OBP: 0.391, SLG: 0.465</small> (1, 2)	0-3 K 1B			0-3 K 1B			0-0 1B 2B		4-0 G4-3 BB		3	0	1	0	1	2	1
Steve Jeltz, S <small>OBP: 0.342, SLG: 0.279</small> (1, 6)	0-0 6-3 1B			0-3 K 1B			0-3 K 1B		0-0 G4-3 1-2f 1B		4	0	0	0	0	2	3
Mike Maddux, L Dave Rucker, L Rick Schu, R <small>OBP: 0.310, SLG: 0.381</small> Tom Hume, R Kent Tekulve, R Luis Aguayo, R <small>OBP: 0.221, SLG: 0.286</small> Don Carman, L Milt Thompson, L <small>OBP: 0.245, SLG: 0.257</small> (1, 1) (2, 1) (4, PH) (5, 1) (6, 1) (7, PH) (8, 1) (9, 8)		0-0 4-3 1B		0-3 K 1B			0-0 G4-6-3 1B			0	0	0	0	0	0	0	

Inning Stats	R: 4	H: 5	E: 0	LOB: 1	K: 1	BB: 0	S: 10	P: 10	R: 0	H: 0	E: 0	LOB: 1	K: 0	BB: 1	S: 3	P: 7	R: 0	H: 0	E: 0	LOB: 0	K: 2	BB: 0	S: 7	P: 7	R: 0	H: 0	E: 0	LOB: 0	K: 3	BB: 0	S: 9	P: 9	R: 0	H: 0	E: 0	LOB: 0	K: 1	BB: 0	S: 5	P: 5	R: 0	H: 0	E: 0	LOB: 0	K: 1	BB: 0	S: 5	P: 5	R: 0	H: 2	E: 0	LOB: 1	K: 1	BB: 0	S: 6	P: 6	R: 0	H: 1	E: 0	LOB: 1	K: 1	BB: 0	S: 6	P: 6	R: 0	H: 0	E: 0	LOB: 0	K: 1	BB: 1	S: 4	P: 8	1B: 4	SF: 1	2B: 4	SAC: 0	3B: 0	DP: 2	HR: 0	HBP: 0	WP: 0	PA: 35
--------------	------	------	------	--------	------	-------	-------	-------	------	------	------	--------	------	-------	------	------	------	------	------	--------	------	-------	------	------	------	------	------	--------	------	-------	------	------	------	------	------	--------	------	-------	------	------	------	------	------	--------	------	-------	------	------	------	------	------	--------	------	-------	------	------	------	------	------	--------	------	-------	------	------	------	------	------	--------	------	-------	------	------	-------	-------	-------	--------	-------	-------	-------	--------	-------	--------

PITCHER	IP	WLS	BF	H	R	ER	SO	BB	IBB	HBP	BLK	WP	HR	S	P	ERA	WHIP
Fernando Valenzuela, L <small>ERA: 2.79</small>	(1, 1)	9.0	W	35	8	4	4	11	2	0	0	0	0	55	63	4.00	1.111

BOTTOM

Los Angeles Dodgers @ Philadelphia Phillies
 Veterans Stadium, Philadelphia, PA

Tue Jun 03 1986, 7:05 PM EDT
 Att. 24,373 - Unknown

livebaseballscorecards.com

AB	32
R	4
H	8
RBI	4
BB	2
SO	11
LOB	8

Batter	1	2	3	4	5	6	7	8	9	AB R H RBI BB SO LOB	TOP									
Mariano Duncan, R (1, 6) OBP: 0.280, SLG: 0.289	0-0 S 2B 1B	0-0 F7		0-0 2-H 1B			0-0 1-H 2-H HR	0-0 F2		5 2 3 3 0 0 1										
Steve Sax, R (1, 4) OBP: 0.367, SLG: 0.445	0-3 K 1-2		0-0 E3 1B S		0-0 6-3		0-0 G6-4-3 1B 1B	0-0 F8		5 1 1 0 0 1 1										
Ken Landreaux, L (1, 8) OBP: 0.329, SLG: 0.400	0-0 2-H 2B		0-0 CS 1-3 1B		0-0 F8		0-0 G6-4-3 1-2 1B	0-0 1B		5 0 4 1 0 0 0										
Mike Marshall, R (1, 9) OBP: 0.315, SLG: 0.497	0-3 K 1-2		0-3 K 1-2		0-3 K		0-0 G6-4-3 1-2f 2-3	0-3 K		5 0 0 0 0 4 6										
Mike Scioscia, L (1, 2) OBP: 0.410, SLG: 0.368	4-0 BB		0-0 F7		0-0 4-3		0-0 3-H 1B	0-0 L6		4 0 1 1 1 0 2										
Greg Brock, L (1, 3) OBP: 0.317, SLG: 0.410	0-3 K		0-0 HR		0-0 G3		0-3 K			4 1 1 1 0 2 3										
Franklin Stubbs, L (1, 7) OBP: 0.309, SLG: 0.527		0-0 1-3		0-0 F9		0-3 K		0-0 HR		4 1 1 1 0 1 0										
Dave Anderson, R (1, 5) OBP: 0.280, SLG: 0.277		0-0 5-3		0-0 F9		0-0 HR 1B 1B		0-0 4-3		4 1 1 0 0 0 0										
Orel Hershiser, R (1, 1) OBP: 0.292, SLG: 0.304		0-0		0-0		0-0 HR 1B		0-0 5-3		2 0 2 0 0 0 0										
Len Matuszek, L (7, PH) OBP: 0.500, SLG: 0.500										1 1 1 0 0 0 0										
Alejandro Pena, R (7, 1)										0 0 0 0 0 0 0										
Bill Madlock, R (8, PH) OBP: 0.258, SLG: 0.271										1 0 0 0 0 0 0										
Ed Vande Berg, R (8, 1)										0 0 0 0 0 0 0										
Inning Stats	R: 1 E: 0 K: 3 S: 11	H: 2 LOB: 2 BB: 1 P: 15	R: 0 E: 0 K: 0 S: 4	H: 1 LOB: 1 BB: 0 P: 4	R: 0 E: 1 K: 1 S: 6	H: 1 LOB: 1 BB: 0 P: 6	R: 1 E: 0 K: 0 S: 5	H: 3 LOB: 2 BB: 0 P: 5	R: 0 E: 0 K: 1 S: 5	H: 0 LOB: 0 BB: 0 P: 5	R: 4 E: 0 K: 1 S: 10	H: 6 LOB: 1 BB: 0 P: 10	R: 1 E: 0 K: 0 S: 4	H: 1 LOB: 0 BB: 0 P: 4	R: 0 E: 0 K: 1 S: 6	H: 1 LOB: 1 BB: 0 P: 6	1B: 10 2B: 3 3B: 0 HR: 3	SF: 0 SAC: 0 DP: 2 HBP: 0	WP: 0 PB: 0 SB: 2 CS: 1	PA: 41
PITCHER	IP WLS BF H R ER SO BB IBB HBP BLK WP HR S P ERA WHIP																			
Kevin Gross, R (1, 1) ERA: 4.56	6.0 W 28 10 5 5 6 1 0 0 0 0 0 2 39 43 7.50 1.833																			
Kent Tekulve, R (7, 1) ERA: 2.52	0.2 4 3 1 1 0 0 0 0 0 0 0 0 4 4 13.50 4.500																			
Don Carman, L (7, 1) ERA: 5.01	0.1 1 0 0 0 0 1 0 0 0 0 0 0 3 3 0.00 0.000																			
Steve Bedrosian, R (8, 1) ERA: 4.07	2.0 S 8 2 1 1 1 0 0 0 0 0 0 1 10 10 4.50 1.000																			

Los Angeles Dodgers @ Philadelphia Phillies
Veterans Stadium, Philadelphia, PA
Wed Jun 04 1986, 7:05 PM EDT
Att: 26,983 - Unknown

livebaseballscorecards.com

AB	40
R	7
H	15
RBI	7
BB	1
SO	8
LOB	13




Batter	1	2	3	4	5	6	7	8	9	AB	R	H	RBI	BB	SO	LOB	BOTTOM	
Jeff Stone, L (1, 7) <small>OBP: 0.302, SLG: 0.320</small> Greg Gross, L (9, 7) <small>OBP: 0.474, SLG: 0.400</small>	4-0 1B BB	0-3 1-2		0-0 S	0-3 S			0-0 S		4	1	0	0	1	2	2		
Ron Roenicke, S (1, 8) <small>OBP: 0.390, SLG: 0.434</small>	0-0 S		0-3 S	4-0 HBP S BB		0-3 S		4-0 BB		3	1	0	0	2	2	1		
Juan Samuel, R (1, 4) <small>OBP: 0.321, SLG: 0.378</small>	0-3 S		0-0 1B 2B	1-0 1-2 HBP		0-3 S		0-3 S		4	2	1	0	0	3	2		
Mike Schmidt, R (1, 5) <small>OBP: 0.394, SLG: 0.531</small> Rick Schu, R (7, 5) <small>OBP: 0.308, SLG: 0.377</small>	4-0 1B 1-2 BB		0-0 BB 1B 2-3	0-0 2-3		0-0 1B		0-0 S		3	2	1	0	1	0	3		
Von Hayes, L (1, 3) <small>OBP: 0.390, SLG: 0.450</small>	0-0 1-3 2-H 1B		4-0 1-2 E BB	4-0 1-H 3-H BB		0-0 1-H				2	1	2	2	2	0	0		
Glenn Wilson, R (1, 9) <small>OBP: 0.282, SLG: 0.308</small>	0-0 S		0-0 1-2 2-H 3-H 1B	0-0 S		0-3 S				4	0	1	2	0	1	4		
Darren Daulton, L (1, 2) <small>OBP: 0.385, SLG: 0.455</small> John Russell, R (5, 2) <small>OBP: 0.324, SLG: 0.444</small>		0-3 S	0-0 1-2 2-H E		0-3 S		0-0 S			2	1	0	0	0	1	1		
Steve Jeltz, S (1, 6) <small>OBP: 0.339, SLG: 0.279</small>		0-0 S	0-0 1-H 1B		0-0 S		0-0 S			4	0	1	1	0	0	0		
Kevin Gross, R (1, 1) <small>OBP: 0.111, SLG: 0.148</small> Kent Tekulve, R (7, 1) <small>OBP: 0.324, SLG: 0.444</small> Don Carman, L (7, 1) <small>OBP: 0.244, SLG: 0.255</small> Milt Thompson, L (7, PH) <small>OBP: 0.244, SLG: 0.255</small> Steve Bedrosian, R (8, 1) <small>OBP: 0.244, SLG: 0.255</small>		0-0 1B	0-0 S		0-0 S		0-0 S			3	0	1	0	0	0	1		
Inning Stats	R: 1 H: 1 E: 0 LOB: 2 K: 1 BB: 2 S: 6 P: 14	R: 0 H: 1 E: 0 LOB: 1 K: 2 BB: 0 S: 8 P: 8	R: 4 H: 3 E: 3 LOB: 1 K: 1 BB: 1 S: 9 P: 13	R: 2 H: 0 E: 0 LOB: 1 K: 0 BB: 2 S: 3 P: 12	R: 0 H: 0 E: 1 LOB: 1 K: 2 BB: 0 S: 8 P: 8	R: 1 H: 2 E: 0 LOB: 1 K: 3 BB: 0 S: 11 P: 11	R: 0 H: 0 E: 0 LOB: 0 K: 0 BB: 0 S: 3 P: 3	R: 0 H: 0 E: 0 LOB: 1 K: 1 BB: 1 S: 5 P: 9		1B: 5 SF: 0 2B: 2 SAC: 0 3B: 0 DP: 0 HR: 0 HBP: 1	WP: 0 PA: 40 PB: 0 SB: 4 CS: 0							
PITCHER Orel Hershiser, R (1, 1) <small>ERA: 2.59</small> Alejandro Pena, R (7, 1) <small>ERA: 4.05</small> Ed Vande Berg, L (8, 1) <small>ERA: 3.68</small>	IP: 6.0 WLS: L BF: 33	H: 7 R: 8 ER: 4 SO: 9	BB: 5 IBB: 0 HBP: 1 BLK: 0	WP: 0 HR: 0 S: 45 P: 66	ERA: 6.00 WHIP: 2.000	PITCHER Ed Vande Berg, L (8, 1) <small>ERA: 3.68</small>	IP: 1.0 WLS: L BF: 4	H: 0 R: 0 ER: 0 SO: 1	BB: 1 IBB: 0 HBP: 0 BLK: 0	WP: 0 HR: 0 S: 5 P: 9	ERA: 3.68 WHIP: 1.000							

Los Angeles Dodgers @ Philadelphia Phillies
 Veterans Stadium, Philadelphia, PA
 Wed Jun 04 1986, 7:05 PM EDT
 Att. 26,983 - Unknown

livebaseballscorecards.com

AB 33
R 8
H 7
RBI 5
BB 6
SO 10
LOB 15



Batter	1	2	3	4	5	6	7	8	9	AB R H RBI BB SO LOB	TOP													
Bill Doran, S (1, 4) OBP: 0.368, SLG: 0.346	0-0 5-3			0-0 F4		4-0 IBB			0-0 6-3	3 0 0 0 1 0 0														
Billy Hatcher, R (1, 8) Denny Walling, L (9, PH) OBP: 0.284, SLG: 0.306 OBP: 0.359, SLG: 0.393	0-3 K			0-3 K		0-0 F7			4-0 CS BB	3 0 0 0 0 2 2 0 0 0 0 1 0 0														
Jose Cruz, L (1, 7) OBP: 0.306, SLG: 0.301	0-0 F2			0-3 K			0-0 6-3		0-3 K 1-2	4 0 0 0 0 2 1														
Glenn Davis, R (1, 3) OBP: 0.324, SLG: 0.489		0-0 4-3			0-0 5-3		0-0 4-3			3 0 0 0 0 0 0														
Kevin Bass, S (1, 9) OBP: 0.322, SLG: 0.424		0-0 F7			0-0 CS 1B		0-0 1-3			3 0 1 0 0 0 0														
Phil Garner, R (1, 5) OBP: 0.336, SLG: 0.477		0-0 F7			0-0 F7			0-0 FC6-4 1B		3 0 1 0 0 0 1														
Mark Bailey, S (1, 2) OBP: 0.304, SLG: 0.292			0-3 K		0-0 CS 1-2	0-0 E5		0-3 K		3 0 0 0 0 2 1	AB 28 R 0 H 2 RBI 0 BB 2 SO 8 LOB 9													
Dickie Thon, R (1, 6) OBP: 0.277, SLG: 0.316			0-3 K			0-0 6-3		0-0 FC6-4 FC5-4 1-2		3 0 0 0 0 1 2														
Manny Hernandez, R (1, 1) Aurelio Lopez, R (6, 1) Jim Pankovits, R (8, PH) Charlie Kerfeld, R (8, 1)			0-0 3-1			0-3 K2-3		0-0 FC5-4 1-2f		2 0 0 0 0 1 1 0 0 0 0 0 0 0 1 0 0 0 0 0 1 0 0 0 0 0 0 0														
Inning Stats	R: 0 E: 0 K: 1 S: 5	H: 0 LOB: 0 BB: 0 P: 5	R: 0 E: 0 K: 0 S: 3	H: 0 LOB: 0 BB: 0 P: 3	R: 0 E: 0 K: 2 S: 7	H: 0 LOB: 0 BB: 0 P: 7	R: 0 E: 0 K: 2 S: 7	H: 1 LOB: 0 BB: 0 P: 3	R: 0 E: 1 K: 1 S: 6	H: 0 LOB: 2 BB: 1 P: 10	R: 0 E: 0 K: 0 S: 3	H: 0 LOB: 0 BB: 0 P: 3	R: 0 E: 0 K: 1 S: 6	H: 1 LOB: 1 BB: 0 P: 6	R: 0 E: 0 K: 1 S: 4	H: 0 LOB: 1 BB: 1 P: 8	1B: 2 2B: 1 3B: 0 HR: 0	SF: 0 SAC: 0 DP: 1 HBP: 0	WP: 0 PB: 0 SB: 0 CS: 2	PA: 31				
PITCHER Rick Honeycutt, L (1, 1) Ken Howell, R (9, 1) ERA: 2.63 ERA: 1.03	IP WLS BF H R ER SO BB IBB HBP BLK WP HR S P ERA WHIP	8.0 W 27 2 0 0 7 0 1 0 0 0 0 0 40 44 0.00 0.250	1.0 S 3 0 0 0 1 1 0 0 0 0 0 0 4 8 0.00 1.000											PITCHER IP WLS BF H R ER SO BB IBB HBP BLK WP HR S P ERA WHIP										

Houston Astros @ Los Angeles Dodgers
Dodger Stadium, Los Angeles, CA

Thu Jun 05 1986, 7:05 PM PDT
Att. 32,545 - Unknown

livebaseballscorecards.com

Batter	1	2	3	4	5	6	7	8	9	AB	R	H	RBI	BB	SO	LOB									
Steve Sax, R OBP: 0.374, SLG: 0.459 (1, 4)	4-0 BB S BB		0-0 1B			0-0 SF8 3B		0-3 K		3	1	2	0	1	1	0									
Ken Landreaux, L OBP: 0.322, SLG: 0.392 (1, 8)	0-0 F8 1-2		0-0 F8			0-0 SF8 3-H		0-0 F7		3	0	0	1	0	0	2									
Bill Madlock, R OBP: 0.250, SLG: 0.262 Ken Howell, R (9, 1)	0-0 F8			0-0 5-3		0-0 F3		0-0 4-3		4	0	0	0	0	0	1									
Mike Marshall, R OBP: 0.315, SLG: 0.500 (1, 9)	0-0 F7			0-3 K		0-0 2B				3	0	1	0	0	1	1									
Mike Scioscia, L OBP: 0.414, SLG: 0.366 (1, 2)		0-0 3-1		4-0 BB		4-0 BB				1	0	0	0	2	0	0									
Greg Brock, L OBP: 0.311, SLG: 0.401 (1, 3)		0-0 F9		0-0 4-3		0-0 F7				3	0	0	0	0	0	3									
Franklin Stubbs, L OBP: 0.302, SLG: 0.513 (1, 7)		0-0 F7			0-0 F8			0-0 F8		3	0	0	0	0	0	0									
Mariano Duncan, R OBP: 0.276, SLG: 0.284 (1, 6)			0-0 G3		0-0 F9			0-0 L6		3	0	0	0	0	0	0									
Rick Honeycutt, L Dave Anderson, R OBP: 0.280, SLG: 0.277 (9, 5)			0-0 F8		0-0 1-3			0-3 K		3	0	0	0	0	1	0									
										0	0	0	0	0	0	0									
Inning Stats	R: 0 E: 0 K: 0 S: 3	H: 0 LOB: 1 BB: 1 P: 7	R: 0 E: 0 K: 0 S: 3	H: 0 LOB: 0 BB: 0 P: 3	R: 0 E: 0 K: 0 S: 4	H: 1 LOB: 1 BB: 0 P: 4	R: 0 E: 0 K: 1 S: 5	H: 0 LOB: 1 BB: 1 P: 9	R: 0 E: 0 K: 0 S: 3	H: 0 LOB: 0 BB: 0 P: 3	R: 1 E: 0 K: 0 S: 5	H: 2 LOB: 2 BB: 1 P: 9	R: 0 E: 0 K: 1 S: 5	H: 0 LOB: 0 BB: 0 P: 5	R: 0 E: 0 K: 1 S: 5	H: 0 LOB: 0 BB: 0 P: 5	1B: 1 2B: 1 3B: 1 HR: 0	SF: 1 SAC: 0 DP: 0 HBP: 0	WP: 0 PB: 0 SB: 1 CS: 0	PA: 30					
PITCHER	IP	WLS	BF	H	R	ER	SO	BB	IBB	HBP	BLK	WP	HR	S	P	ERA	WHIP								
Manny Hernandez, R ERA: 1.59 (1, 1)	5.2	L	23	3	1	1	1	3	0	0	0	0	0	22	34	1.59	1.059								
Aurelio Lopez, R ERA: (6, 1)	1.1		4	0	0	0	1	0	0	0	0	0	0	6	6	0.00	0.000								
Charlie Kerfeld, R ERA: 1.28 (8, 1)	1.0		3	0	0	0	1	0	0	0	0	0	0	5	5	0.00	0.000								

BOTTOM

Houston Astros @ Los Angeles Dodgers
Dodger Stadium, Los Angeles, CA
 Thu Jun 05 1986, 7:05 PM PDT
 Att. 32,545 - Unknown

livebaseballscorecards.com

AB	26
R	1
H	3
RBI	1
BB	3
SO	3
LOB	7



Batter	1	2	3	4	5	6	7	8	9	AB R H RBI BB SO LOB	TOP																	
Bill Doran, S (1, 4) OBP: 0.364, SLG: 0.353	0-0 6-3		0-3 K		0-0 FC2-5 3B		0-0 F9		0-0 FC4-6 CS	5 0 1 1 0 1 1	Houston Astros @ Los Angeles Dodgers Dodger Stadium, Los Angeles, CA Fri Jun 06 1986, 7:05 PM PDT Att: 38,991 - Unknown livebaseballscorecards.com																	
Craig Reynolds, L (1, 6) OBP: 0.326, SLG: 0.417	0-0 F6		0-0 1B		0-0 FC2-5 S		0-0 F5		0-0 F6 1-2	5 0 1 0 0 0 2																		
Denny Walling, L (1, 5) OBP: 0.347, SLG: 0.378	0-0 F8		0-0 F6		0-0 F8 1-2		0-0 F7			4 0 0 0 0 0 2																		
Glenn Davis, R (1, 3) OBP: 0.327, SLG: 0.489		0-0 F8		0-3 K		0-0 1B 1B		0-0 1B 1B		4 1 2 0 0 1 0																		
Jose Cruz, L (1, 7) OBP: 0.311, SLG: 0.307		0-0 F7		0-0 3-1		0-0 1B 1-2 1B		0-0 1B 1-3 1B		4 0 2 0 0 0 0																		
Terry Puhl, L (1, 9) OBP: 0.292, SLG: 0.330		0-0 1B 2B		0-0 2B		0-3 K		0-3 K		4 0 2 0 0 2 4																		
Alan Ashby, S (1, 2) OBP: 0.342, SLG: 0.388		0-0 FC4-6 1B		0-0 F8		0-0 1B 1-3 2-H		0-3 K		4 0 2 1 0 1 3																		
Tony Walker, R (8, 8) OBP: 0.262, SLG: 0.324		0-0 FC4-6 1B		0-0 F8		0-3 K 3B		0-3 K		0 0 0 0 0 0 0																		
Billy Hatcher, R (1, 8) OBP: 0.275, SLG: 0.295		0-0 FC4-6		0-0 F8		0-3 K 3B		0-3 K		3 1 0 0 0 2 4																		
Mark Bailey, S (8, PH) OBP: 0.301, SLG: 0.289		0-0 FC4-6		0-0 F8		0-0 B5		0-0 5-3		1 0 0 0 0 1 2																		
Bob Knepper, L (1, 1) OBP: 0.053, SLG: 0.053			0-0 F8		0-0 B5				0-0 FC4-6 1B	3 0 0 0 0 0 3																		
Kevin Bass, S (9, PH) OBP: 0.325, SLG: 0.427										1 0 1 0 0 0 0																		
Inning Stats	R: 0 E: 0 K: 0 S: 3	H: 0 LOB: 0 BB: 0 P: 3	R: 0 E: 0 K: 0 S: 5	H: 2 LOB: 2 BB: 0 P: 5	R: 0 E: 0 K: 1 S: 6	H: 1 LOB: 1 BB: 0 P: 6	R: 0 E: 0 K: 1 S: 6	H: 1 LOB: 1 BB: 0 P: 6	R: 1 E: 0 K: 1 S: 7	H: 1 LOB: 1 BB: 0 P: 7	R: 1 E: 0 K: 2 S: 10	H: 3 LOB: 2 BB: 0 P: 10	R: 0 E: 0 K: 0 S: 3	H: 0 LOB: 0 BB: 0 P: 3	R: 0 E: 0 K: 3 S: 11	H: 2 LOB: 2 BB: 0 P: 11	R: 0 E: 0 K: 0 S: 3	H: 1 LOB: 0 BB: 0 P: 3	1B: 8 2B: 2 3B: 1 HR: 0	SF: 0 SAC: 0 DP: 0 HBP: 0	WP: 1 PB: 0 SB: 2 CS: 1	PA: 38						
PITCHER	IP WLS BF H R ER SO BB IBB HBP BLK WP HR S P ERA WHIP												IP WLS BF H R ER SO BB IBB HBP BLK WP HR S P ERA WHIP															
Bob Welch, R (1, 1) ERA: 4.0	6.0		27	8	2	2	5	0	0	0	0	1	0	37	37	3.00	1.333											
Ed Vande Berg, L (7, 1) ERA: 3.52	1.1		6	2	0	0	1	0	0	0	0	0	0	8	8	0.00	1.500											
Ken Howell, R (8, 1) ERA: 0.98	1.2	W	5	1	0	0	2	0	0	0	0	0	0	9	9	0.00	0.600											

Houston Astros @ Los Angeles Dodgers
 Dodger Stadium, Los Angeles, CA
 Fri Jun 06 1986, 7:05 PM PDT
 Att: 38,991 - Unknown

AB	38
R	2
H	11
RBI	2
BB	0
SO	8
LOB	21



TOP

Houston Astros @ Los Angeles Dodgers
Dodger Stadium, Los Angeles, CA
 Sat Jun 07 1986, 3:33 AM PDT
 Att. 32,902 - Unknown

AB	34
R	7
H	10
RBI	7
BB	6
SO	3
LOB	14



WP:	0	PA:	42
PB:	0		
SB:	1		
CS:	2		

Batter	1	2	3	4	5	6	7	8	9	AB R H RBI BB SO LOB																	
Bill Doran, S (1, 4) OBP: 0.370, SLG: 0.367	0-0 6-3		4-0 FC6-4 BB		0-0 2-H 1B		0-0 F9		0-0 2B 3B	4 1 2 1 1 0 2																	
Billy Hatcher, R (1, 8) OBP: 0.292, SLG: 0.323 (6, 9)	0-0 FC6-4 1B		0-0 FC6-4 CS 1-2f		0-0 F2			0-0 E S 2B 1B	0-0 CS 2B	5 1 3 1 0 0 2																	
Jose Cruz, L (1, 7) OBP: 0.307, SLG: 0.298	0-0 FC6-4 HR 1-2f		0-0 CS 1-2	0-0 6-3		0-0 F8		0-3 K	4-0 BB IBB	4 1 0 0 1 1 2																	
Glenn Davis, R (1, 3) OBP: 0.333, SLG: 0.503	0-0 1-H HR			0-0 F7		0-0 F7		4-0 BB 2B BB	4-0 BB BB	3 2 1 2 2 0 0																	
Kevin Bass, S (1, 9) OBP: 0.320, SLG: 0.421 Charlie Kerfeld, R (6, 1) Aurelio Lopez, R (7, 1) Denny Walling, L (8, PH) OBP: 0.350, SLG: 0.375 (8, 5)	0-0 5-3			0-0 6-3		0-0 F9		4-0 2B 1-2 BB	0-0 G3	3 0 1 0 0 0 1 0 2																	
Phil Garner, R (1, 5) OBP: 0.340, SLG: 0.485 Dave Smith, R (8, 1)		0-0 F8			0-0 6-3 1B 1B		0-0 F8		0-0 1-3 2-H 3-H 2B	4 1 2 2 0 0 0 0 0 0 0 0 0 0																	
Alan Ashby, S (1, 2) OBP: 0.337, SLG: 0.380		0-0 6-3			0-0 6-3		0-0 FC3-6 1B		0-0 G3	4 0 1 0 0 0 3																	
Craig Reynolds, L (1, 6) OBP: 0.323, SLG: 0.409		0-0 F9			0-0 SH1-4 1B 1B		0-0 FC3-6 BB 1-2f		0-0 F9	4 1 1 1 0 0 3																	
Mike Madden, L (1, 1) Larry Andersen, R (5, 1) Frank DiPino, L (6, 1) OBP: 0.250, SLG: 0.250 Tony Walker, R (6, 8) OBP: 0.273, SLG: 0.316			0-3 K		0-0 SH1-4		4-0 BB 1-2		0-3 K	1 0 0 0 0 1 0 0 0 0 0 0 0 0 0 0 0 0 0 0 0 1 0 0 0 1 1 0																	
Inning Stats	R: 2 E: 0 K: 0 S: 5	H: 2 LOB: 0 BB: 0 P: 5	R: 0 E: 0 K: 0 S: 3	H: 0 LOB: 0 BB: 0 P: 3	R: 0 E: 0 K: 1 S: 4	H: 0 LOB: 0 BB: 1 P: 8	R: 0 E: 0 K: 0 S: 3	H: 0 LOB: 0 BB: 0 P: 3	R: 2 E: 0 K: 0 S: 6	H: 3 LOB: 1 BB: 0 P: 6	R: 0 E: 0 K: 0 S: 3	H: 0 LOB: 0 BB: 0 P: 3	R: 0 E: 0 K: 0 S: 4	H: 1 LOB: 2 BB: 1 P: 8	R: 2 E: 0 K: 1 S: 7	H: 2 LOB: 2 BB: 2 P: 15	R: 1 E: 0 K: 1 S: 6	H: 2 LOB: 2 BB: 2 P: 14	1B: 6 2B: 2 3B: 1 HR: 1	SF: 0 SAC: 1 DP: 0 HBP: 0	WP: 0 PA: 42						
PITCHER	IP WLS BF H R ER SO BB IBB HBP BLK WP HR S P ERA WHIP																										
Jerry Reuss, L (1, 1) ERA: 6.26	6.0		23	5	4	4	1	1	0	0	0	0	1	24	28	6.00	1.000										
Alejandro Pena, R (7, 1) ERA: 3.52	1.0		5	1	0	0	0	1	0	0	0	0	0	4	8	0.00	2.000										
Ken Howell, R (8, 1) ERA: 1.64	1.2	L	12	4	3	3	2	3	1	0	0	0	0	12	28	16.20	4.200										
Carlos Diaz, L (9, 1) ERA: 9.0	0.1		1	0	0	0	0	0	0	0	0	0	0	1	1	0.00	0.000										

livebaseballscores.com

Batter	1	2	3	4	5	6	7	8	9	AB R H RBI BB SO LOB
Mariano Duncan, R OBP: 0.282, SLG: 0.290 (1, 6)	0-0 F3	0-0 5-3		0-3 K		0-3 K	0-0 S		0-0 L5-3 1B	6 0 2 0 0 2 3
Steve Sax, R OBP: 0.385, SLG: 0.455 (1, 4)	0-0 1B 1B		0-0 FC6-4 1B	4-0 WP BB		4-0 BB BB	4-0 BB BB	4-0 S BB	0-0 L5-3 1-2 1B	3 1 2 0 3 0 2
Franklin Stubbs, L OBP: 0.313, SLG: 0.529 (1, 7)	0-0 1B 1-2 1B		0-0 FC6-4 1B	0-0 F9 1-2 2-3		0-0 F9 2-3	0-3 K 1-2			5 0 2 0 0 1 6
Bill Madlock, R OBP: 0.263, SLG: 0.271 Ken Howell, R Carlos Diaz, R (1, 5) (8, 1) (9, 1)	0-0 1-2 2-H 1B		0-0 FC6-4 BB		0-0 G6-4-3 1B 2B	4-0 1-2 BB	0-0 F4			4 1 2 1 1 0 4 0 0 0 0 0 0 0 0 0 0 0 0 0 0
Mike Marshall, R OBP: 0.316, SLG: 0.490 (1, 9)	0-0 L7		0-3 K		4-0 G6-4-3 BB	0-0 F8		0-0 G4-3 1B		4 0 1 0 1 1 7
Alex Trevino, R OBP: 0.273, SLG: 0.225 Mike Scioscia, L OBP: 0.415, SLG: 0.375 (1, 2) (5, PH) (6, 2)	0-0 F9		4-0 BB		0-0 G6-4-3 1-2 2-3		0-0 1B HR 2B	0-0 G4-3		1 0 0 0 1 0 2 3 1 1 0 0 0 3
Greg Brock, L OBP: 0.312, SLG: 0.399 (1, 3)		0-3 K	0-3 K		0-0 1B		0-0 HR 1B	0-0 G3		5 1 2 1 0 2 3
Reggie Williams, R OBP: 0.329, SLG: 0.385 Ken Landreaux, L OBP: 0.316, SLG: 0.385 (1, 8) (5, PH) (6, 8)		0-0 2B		0-3 K	0-0 F9		0-0 F5	0-0 G3		2 0 1 0 0 1 0 3 0 0 0 0 0 3
Jerry Reuss, L OBP: 0.313, SLG: 0.375 Bill Russell, R OBP: 0.267, SLG: 0.302 Alejandro Pena, R Len Matuszek, L OBP: 0.571, SLG: 1.000 Dave Anderson, R OBP: 0.287, SLG: 0.284 (1, 1) (6, PH) (7, 1) (7, PH) (8, 5)		0-0 5-3		0-0 WP 2B		0-0 F9 2B	0-0 1-H 3-H HR	0-0 1B		2 0 1 0 0 0 1 1 0 1 0 0 0 0 0 0 0 0 0 0 0 1 1 1 3 0 0 0 1 0 1 0 0 0 0

Inning Stats	R: 1 E: 0 K: 0 S: 6	H: 3 LOB: 2 BB: 0 P: 6	R: 0 E: 0 K: 1 S: 6	H: 1 LOB: 1 BB: 0 P: 6	R: 0 E: 0 K: 2 S: 9	H: 2 LOB: 3 BB: 1 P: 13	R: 0 E: 0 K: 2 S: 8	H: 1 LOB: 2 BB: 1 P: 12	R: 1 E: 0 K: 0 S: 4	H: 2 LOB: 1 BB: 1 P: 8	R: 0 E: 0 K: 1 S: 6	H: 1 LOB: 3 BB: 2 P: 14	R: 3 E: 0 K: 1 S: 9	H: 4 LOB: 2 BB: 1 P: 13	R: 0 E: 0 K: 0 S: 3	H: 1 LOB: 0 BB: 0 P: 3	R: 0 E: 0 K: 0 S: 4	H: 2 LOB: 1 BB: 0 P: 4	1B: 11 2B: 6 3B: 0 HR: 1	SF: 0 SAC: 0 DP: 3 HBP: 0
--------------	------------------------------	---------------------------------	------------------------------	---------------------------------	------------------------------	----------------------------------	------------------------------	----------------------------------	------------------------------	---------------------------------	------------------------------	----------------------------------	------------------------------	----------------------------------	------------------------------	---------------------------------	------------------------------	---------------------------------	-----------------------------------	------------------------------------

BOTTOM

Houston Astros @ Los Angeles Dodgers
Dodger Stadium, Los Angeles, CA

Sat Jun 07 1986, 3:33 AM PDT
Att. 32,902 - Unknown

AB	41
R	5
H	17
RBI	5
BB	6
SO	7
LOB	34

livebaseballscorecards.com



PITCHER	IP	WLS	BF	H	R	ER	SO	BB	IBB	HBP	BLK	WP	HR	S	P	ERA	WHIP
Mike Madden, L ERA: 3.13 (1, 1)	4.0		23	8	2	2	5	3	0	0	0	1	0	30	42	4.50	2.750
Larry Andersen, R ERA: 3.6 (5, 1)	1.1		6	2	0	0	1	1	0	0	0	0	0	7	11	0.00	2.250
Frank DiPino, L ERA: 1.44 (6, 1)	0.1		2	0	0	0	0	1	0	0	0	0	0	1	5	0.00	3.000
Charlie Kerfeld, R ERA: 1.88 (6, 1)	0.2		7	4	3	3	0	1	0	0	0	0	1	6	10	40.50	7.500
Aurelio Lopez, R ERA: (7, 1)	0.2	W	2	0	0	0	1	0	0	0	0	0	0	4	4	0.00	0.000
PITCHER	IP	WLS	BF	H	R	ER	SO	BB	IBB	HBP	BLK	WP	HR	S	P	ERA	WHIP
Dave Smith, R ERA: 1.64 (8, 1)	2.0		7	3	0	0	0	0	0	0	0	0	0	7	7	0.00	1.500

Batter	1	2	3	4	5	6	7	8	9	AB R H RBI BB SO LOB	TOP	
Bill Doran, S (1, 4) <small>OBP: 0.366, SLG: 0.363</small>	0-0 	0-0 			0-0 		0-0 		0-0 	5 0 1 0 0 0 1		
Billy Hatcher, R (1, 8) <small>OBP: 0.317, SLG: 0.388</small>	0-0 		0-3 		0-0 		0-0 		0-0 	5 1 4 1 0 1 0		
Jose Cruz, L (1, 7) <small>OBP: 0.297, SLG: 0.288</small> Tony Walker, R (9, 8) <small>OBP: 0.273, SLG: 0.316</small>	0-3 		0-0 		0-0 		0-3 		0-3 	5 0 0 0 0 3 4 0 0 0 0 0 0 0		
Glenn Davis, R (1, 3) <small>OBP: 0.339, SLG: 0.503</small>	0-0 		0-0 			0-0 	0-3 		4-0 	4 1 2 0 1 1 0		
Kevin Bass, S (1, 9) <small>OBP: 0.313, SLG: 0.410</small>	0-3 			0-0 		0-0 		0-0 	0-0 	5 0 0 0 0 1 6		
Phil Garner, R (1, 5) <small>OBP: 0.359, SLG: 0.493</small>		0-0 		4-0 		4-0 		0-0 		2 1 2 0 2 0 0		
Mark Bailey, S (1, 2) <small>OBP: 0.300, SLG: 0.288</small>		0-3 		0-3 		0-0 		0-0 		4 0 1 1 0 2 3		
Craig Reynolds, L (1, 6) <small>OBP: 0.309, SLG: 0.391</small>		0-0 		0-0 		0-0 		0-0 		4 0 0 0 0 0 5		
Mike Scott, R (1, 1) <small>OBP: 0.091, SLG: 0.063</small> Dave Smith, R (9, 1)		0-0 		0-3 		0-3 		0-3 	0-3 	4 0 1 1 0 3 2 0 0 0 0 0 0 0		
Inning Stats	R: 0 H: 2 E: 0 LOB: 2 K: 2 BB: 0 S: 9 P: 9	R: 1 H: 2 E: 0 LOB: 1 K: 1 BB: 0 S: 7 P: 7	R: 0 H: 0 E: 0 LOB: 0 K: 1 BB: 0 S: 5 P: 5	R: 0 H: 0 E: 0 LOB: 1 K: 1 BB: 1 S: 5 P: 9	R: 0 H: 1 E: 0 LOB: 1 K: 1 BB: 0 S: 6 P: 6	R: 1 H: 2 E: 0 LOB: 2 K: 1 BB: 1 S: 7 P: 11	R: 1 H: 1 E: 0 LOB: 0 K: 2 BB: 0 S: 8 P: 8	R: 0 H: 1 E: 0 LOB: 1 K: 0 BB: 0 S: 4 P: 4	R: 0 H: 2 E: 0 LOB: 3 K: 2 BB: 1 S: 9 P: 13	1B: 9 SF: 0 2B: 1 SAC: 0 3B: 0 DP: 0 HR: 1 HBP: 0	WP: 1 PA: 41 PB: 0 SB: 3 CS: 0	
PITCHER Fernando Valenzuela, L (1, 1) <small>ERA: 2.86</small> Ed Vande Berg, L (8, 1) <small>ERA: 3.31</small>	IP WLS BF H R ER SO BB IBB HBP BLK WP HR S P ERA WHIP 7.0 L 31 8 3 3 9 2 0 0 0 1 1 47 55 3.86 1.429											PITCHER IP WLS BF H R ER SO BB IBB HBP BLK WP HR S P ERA WHIP 2.0 10 3 0 0 2 1 0 0 0 0 0 13 17 0.00 2.000

Houston Astros @ Los Angeles Dodgers
 Dodger Stadium, Los Angeles, CA

Sun Jun 08 1986, 3:33 AM PDT
 Att: 47,404 - Unknown

AB	38
R	3
H	11
RBI	3
BB	3
SO	11
LOB	21



Batter	1	2	3	4	5	6	7	8	9	AB R H RBI BB SO LOB
Steve Sax, R (1, 4) OBP: 0.378, SLG: 0.446	0-0 F5		0-0 6-3		0-3 K			0-3 K		4 0 0 0 0 2 1
Ken Landreaux, L (1, 8) OBP: 0.315, SLG: 0.388	0-0 2B		0-3 K			0-3 K		0-0 4-3		4 0 1 0 0 2 0
Franklin Stubbs, L (1, 7) OBP: 0.319, SLG: 0.548	0-0 F8			4-0 1B SF7 BB		0-3 K		0-0 HR		3 2 1 1 1 1 1
Bill Madlock, R (1, 5) OBP: 0.285, SLG: 0.263	0-3 K			0-3 K		0-0 F7		0-0 L7		4 0 0 0 0 2 2
Mike Scioscia, L (1, 2) OBP: 0.411, SLG: 0.372		0-0 F2		0-0 CS 1B		0-0 F5		0-0 F4		4 0 1 0 0 0 0
Greg Brock, L (1, 3) OBP: 0.305, SLG: 0.391		0-0 4-3		0-0 SF7		0-0 F7		0-0 3-1		3 0 0 1 0 0 0
Mariano Duncan, R (1, 6) OBP: 0.287, SLG: 0.292		0-0 E S 1B		0-0 CS 1-2	0-0 F2	0-0 BB				2 0 1 0 1 0 0
Reggie Williams, R (1, 9) OBP: 0.319, SLG: 0.373		0-0 1-3			0-3 K		0-0 4-3			2 0 0 0 0 1 1
Len Matuszek, L (7, PH) OBP: 0.500, SLG: 0.875										1 0 0 0 0 0 1
Ed Vande Berg, R (8, 1)										0 0 0 0 0 0 0
Fernando Valenzuela, L (1, 1) OBP: 0.186, SLG: 0.186			0-3 K					0-0 6-3		2 0 1 0 0 1 0
Bill Russell, R (8, 9) OBP: 0.261, SLG: 0.295										1 0 0 0 0 0 0

Inning Stats	R: 0	H: 1	E: 0	K: 1	S: 6	LOB: 1	BB: 0	P: 6	R: 0	H: 1	E: 0	K: 0	S: 4	LOB: 1	BB: 0	P: 4	R: 0	H: 0	E: 0	K: 2	S: 7	LOB: 0	BB: 0	P: 7	R: 1	H: 1	E: 0	K: 1	S: 5	LOB: 0	BB: 1	P: 9	R: 0	H: 1	E: 0	K: 2	S: 8	LOB: 1	BB: 0	P: 8	R: 0	H: 0	E: 0	K: 2	S: 7	LOB: 0	BB: 0	P: 7	R: 0	H: 0	E: 0	K: 0	S: 3	LOB: 1	BB: 1	P: 7	R: 0	H: 0	E: 0	K: 1	S: 5	LOB: 0	BB: 0	P: 5	R: 1	H: 1	E: 0	K: 0	S: 4	LOB: 0	BB: 0	P: 4	1B: 3	SF: 1	2B: 1	SAC: 0	3B: 0	DP: 0	HR: 1	HBP: 0	WP: 0	PA: 34
--------------	------	------	------	------	------	--------	-------	------	------	------	------	------	------	--------	-------	------	------	------	------	------	------	--------	-------	------	------	------	------	------	------	--------	-------	------	------	------	------	------	------	--------	-------	------	------	------	------	------	------	--------	-------	------	------	------	------	------	------	--------	-------	------	------	------	------	------	------	--------	-------	------	------	------	------	------	------	--------	-------	------	-------	-------	-------	--------	-------	-------	-------	--------	-------	--------

PITCHER	IP	WLS	BF	H	R	ER	SO	BB	IBB	HBP	BLK	WP	HR	S	P	ERA	WHIP
Mike Scott, R (1, 1) ERA: 2.73	8.2	W	32	5	2	2	9	2	0	0	0	0	1	48	56	2.08	0.808
Dave Smith, R (9, 1) ERA: 1.61	0.1	S	1	0	0	0	0	0	0	0	0	0	0	1	1	0.00	0.000

BOTTOM

Houston Astros @ Los Angeles Dodgers
 Dodger Stadium, Los Angeles, CA

Sun Jun 08 1986, 3:33 AM PDT
 Att. 47,404 - Unknown

livebaseballscores.com

AB	30
R	2
H	5
RBI	2
BB	2
SO	9
LOB	6



Batter	1	2	3	4	5	6	7	8	9	AB R H RBI BB SO LOB	TOP																
Eddie Milner, L (1, 8) OBP: 0.315, SLG: 0.389	0-0 1B FC3-6 1B		0-0 F7	0-0 E9 1B	0-0 F2			4-0 BB		4 2 2 1 1 0 3																	
Pete Rose, S (1, 3) OBP: 0.307, SLG: 0.247	0-0 1-3 FC3-6 1B		0-0 F7	0-0 2B 1B	0-0 4-3			0-3 1-2 K		5 0 2 1 0 1 4																	
Max Venable, L (1, 7) OBP: 0.279, SLG: 0.339	0-0 1-2f 3-H FC3-6		0-0 1B 2B	0-0 1-3 2B					0-0 F6	5 1 2 1 0 1 1																	
Dave Parker, L (1, 9) OBP: 0.364, SLG: 0.529	0-0 F7		0-0 2-H 2B 1B	4-0 IBB				0-3 K	0-3 K	4 1 1 1 1 2 1																	
Buddy Bell, R (1, 5) OBP: 0.316, SLG: 0.360	0-0 6-3		0-0 1-H 2B	0-0 5-3				0-0 F4	0-0 F4	5 0 1 1 0 0 4																	
Dave Concepcion, R (1, 6) OBP: 0.320, SLG: 0.340		0-0 5-3	0-3 K		0-0 1B S 1B			0-0 F9		4 0 1 0 0 1 1																	
Bo Diaz, R (1, 2) OBP: 0.308, SLG: 0.344		0-3 K		0-0 E5 G4-6-3	0-3 K2-3			0-0 F9		4 0 0 0 0 2 1																	
Ron Oester, S (1, 4) OBP: 0.296, SLG: 0.360		0-0 E8 2B		0-0 G4-6-3 1-2f	0-0 1B 1B			0-0 F9		4 0 2 0 0 0 1																	
Tom Browning, L (1, 1) OBP: 0.214, SLG: 0.214		0-0 6-3		0-0 S E 1B	0-0 1-2 1B			0-0 4-3		3 1 2 0 0 0 1																	
Ron Robinson, R (7, 1)										0 0 0 0 0 0 0																	
Kurt Stillwell, S (8, PH) OBP: 0.302, SLG: 0.247										1 0 0 0 0 0 0																	
Joe Price, R (8, 1) OBP: 0.250, SLG: 0.250										0 0 0 0 0 0 0																	
Inning Stats	R: 1 E: 0 K: 0 S: 5	H: 2 LOB: 1 BB: 0 P: 5	R: 0 E: 1 K: 1 S: 6	H: 1 LOB: 1 BB: 0 P: 6	R: 2 E: 0 K: 1 S: 8	H: 3 LOB: 1 BB: 0 P: 8	R: 2 E: 2 K: 0 S: 7	H: 4 LOB: 3 BB: 1 P: 11	R: 0 E: 0 K: 1 S: 8	H: 3 LOB: 3 BB: 0 P: 8	R: 0 E: 0 K: 2 S: 7	H: 0 LOB: 0 BB: 0 P: 7	R: 0 E: 0 K: 0 S: 3	H: 0 LOB: 0 BB: 0 P: 3	R: 0 E: 0 K: 1 S: 4	H: 0 LOB: 1 BB: 1 P: 8	R: 0 E: 0 K: 1 S: 5	H: 0 LOB: 0 BB: 0 P: 5	1B: 9 2B: 4 3B: 0 HR: 0	SF: 0 SAC: 0 DP: 1 HBP: 0	WP: 0 PB: 0 SB: 2 CS: 0	PA: 41					
PITCHER	IP WLS BF H R ER SO BB IBB HBP BLK WP HR S P ERA WHIP																										
Orel Hershiser, R (1, 1) ERA: 2.98	4.1		26	12	5	5	3	0	1	0	0	0	0	31	35	10.38	2.769										
Tom Niedenfuer, R (5, 1) ERA: 3.6	2.2	W	9	1	0	0	2	0	0	0	0	0	0	13	13	0.00	0.375										
Ken Howell, R (8, 1) ERA: 1.56	2.0	S	6	0	0	0	2	1	0	0	0	0	0	9	13	0.00	0.500										

Cincinnati Reds @ Los Angeles Dodgers
 Dodger Stadium, Los Angeles, CA
 Mon Jun 09 1986, 7:05 PM PDT
 Att. 33,032 - Unknown

livebaseballscorecards.com

AB	39
R	5
H	13
RBI	5
BB	2
SO	7
LOB	17



Batter	1	2	3	4	5	6	7	8	9
Mariano Duncan, R OBP: 0.291, SLG: 0.310 (1, 6)	0-0 F3		0-0 6-3		0-0 IHR		0-0 E7 2-H 1B		
Steve Sax, R OBP: 0.376, SLG: 0.442 (1, 4)	0-0 1B		0-0 4-3		0-0 6-3		0-0 5-3		
Enos Cabell, R OBP: 0.286, SLG: 0.264 (1, 3)	0-0 F9			0-0 HR 1B	0-0 F9		0-0 5-3		
Bill Madlock, R OBP: 0.282, SLG: 0.287 Dave Anderson, R OBP: 0.287, SLG: 0.284 (1, 5) (8, PR) (9, 5)	0-0 F7			0-0 HR 1-H		0-0 6-3		4-0 BB	
Mike Marshall, R OBP: 0.319, SLG: 0.519 (1, 9)		0-0 HR		0-0 HR		0-0 5-3		0-0 F6	
Franklin Stubbs, L OBP: 0.310, SLG: 0.531 (1, 7)		0-0 1-3		0-0 F4		0-0 4-3		0-0 F9	
Reggie Williams, R OBP: 0.333, SLG: 0.386 (1, 8)		0-0 6-3		0-0 CS 1B		0-0 SH3-4 E 1B			
Mike Scioscia, L OBP: 0.407, SLG: 0.367 Tom Niedenfuer, R OBP: 0.500, SLG: 0.500 Bill Russell, R OBP: 0.261, SLG: 0.295 Ken Howell, R (1, 2) (5, 1) (7, PH) (8, 1)		0-0 F9		0-0 F7 1-2		0-0 SH3-4 1-2			
Orel Hershiser, R OBP: 0.280, SLG: 0.292 Alex Trevino, R OBP: 0.261, SLG: 0.214 (1, 1) (5, 2)			0-0 F8		0-3 K		0-3 K		

Inning Stats	R: 0 E: 0 K: 0 S: 4	H: 1 LOB: 1 BB: 0 P: 4	R: 1 E: 0 K: 0 S: 4	H: 1 LOB: 0 BB: 0 P: 4	R: 0 E: 0 K: 0 S: 3	H: 0 LOB: 0 BB: 0 P: 3	R: 3 E: 0 K: 0 S: 6	H: 4 LOB: 0 BB: 0 P: 6	R: 1 E: 0 K: 1 S: 6	H: 1 LOB: 0 BB: 0 P: 6	R: 0 E: 0 K: 0 S: 3	H: 0 LOB: 0 BB: 0 P: 3	R: 1 E: 1 K: 1 S: 7	H: 2 LOB: 1 BB: 0 P: 7	R: 0 E: 0 K: 0 S: 3	H: 0 LOB: 1 BB: 1 P: 7
1B: 5 2B: 0 3B: 0 HR: 4	SF: 0 SAC: 1 DP: 0 HBP: 0	WP: 0 PB: 0 SB: 1 CS: 1														

PITCHER	IP	WLS	BF	H	R	ER	SO	BB	IBB	HBP	BLK	WP	HR	S	P	ERA	WHIP
Tom Browning, L ERA: 4.78 (1, 1)	6.2	L	28	9	6	6	2	0	0	0	0	0	3	32	32	8.10	1.350
Ron Robinson, R ERA: 1.66 (7, 1)	0.1		1	0	0	0	0	0	0	0	0	0	0	1	1	0.00	0.000
Joe Price, L ERA: 4.28 (8, 1)	1.0		4	0	0	0	0	1	0	0	0	0	0	3	7	0.00	1.000

BOTTOM

Cincinnati Reds @ Los Angeles Dodgers
Dodger Stadium, Los Angeles, CA
 Mon Jun 09 1986, 7:05 PM PDT
 Att. 33,032 - Unknown

AB	R	H	RBI	BB	SO	LOB
4	1	2	2	0	0	0
4	0	1	0	0	0	1
4	1	1	0	0	0	1
3	1	1	2	1	0	1
0	0	0	0	0	0	0
4	2	2	2	0	0	1
4	0	0	0	0	0	1
3	1	2	0	0	0	0
2	0	0	0	0	0	1
0	0	0	0	0	0	0
0	0	0	0	0	0	0
1	0	0	0	0	0	0
2	0	0	0	0	2	1

AB 31
R 6
H 9
RBI 6
BB 1
SO 2
LOB 7



WP	HR	S	P	ERA	WHIP
0	0	0	0	0.00	0.000
0	0	0	0	0.00	1.000

Batter	1	2	3	4	5	6	7	8	9	AB R H RBI BB SO LOB	TOP	
Eric Davis, R (1, 8) OBP: 0.297, SLG: 0.365 Eddie Milner, L (9, PH) OBP: 0.313, SLG: 0.386 (9, 8)	0-0 4-3			0-0 5-3		0-0 F9			0-3 K	3 0 0 0 0 0 0 1 0 0 0 0 1 0	Cincinnati Reds @ Los Angeles Dodgers Dodger Stadium, Los Angeles, CA Tue Jun 10 1986, 7:05 PM PDT Att. 32,137 - Unknown livebaseballscorecards.com	
Dave Concepcion, R (1, 6) OBP: 0.319, SLG: 0.337	0-0 G3-6-1 1B			0-0 6-3		0-0 5-3			0-0 4-3	4 0 1 0 0 0 0		
Dave Parker, L (1, 9) OBP: 0.357, SLG: 0.519	0-0 G3-6-1 1-2f			0-0 4-3			0-0 F7		0-0 F7	4 0 0 0 0 0 1		
Buddy Bell, R (1, 5) OBP: 0.311, SLG: 0.354		0-0 E5 G5-4-3		0-0 5-3		0-0 F8				3 0 0 0 0 0 0		
Tony Perez, R (1, 3) OBP: 0.269, SLG: 0.178		0-0 G5-4-3 1-2f		0-0 FC5 1B		0-0 6-3				3 0 1 0 0 0 1		
Wade Rowdon, R (1, 7) OBP: 0.333, SLG: 0.455 Max Venable, L (8, PR) OBP: 0.279, SLG: 0.339 (8, 7)		0-0 F9		0-0 1B				0-0 SH2-4 1B		3 0 2 0 0 0 0 0 0 0 0 0 0 0		
Bo Diaz, R (1, 2) OBP: 0.310, SLG: 0.346			0-0 FC4 1B		0-0 F7			0-0 SH2-4		2 0 1 0 0 0 2		
Ron Oester, S (1, 4) OBP: 0.292, SLG: 0.354			0-0 FC4 CS 1-2f		0-0 FC5 2-3f			0-0 F6		3 0 0 0 0 0 5		
Chris Welsh, L (1, 1) Kurt Stillwell, S (8, PH) OBP: 0.299, SLG: 0.244 John Franco, L (8, 1)			0-3 K 1-2		0-3 K			0-0 1-3		2 0 0 0 0 2 1 1 0 0 0 0 0 2 0 0 0 0 0 0 0		
Inning Stats	R: 0 H: 1 E: 0 LOB: 0 K: 0 BB: 0 S: 3 P: 3	R: 0 H: 0 E: 1 LOB: 0 K: 0 BB: 0 S: 3 P: 3	R: 0 H: 1 E: 0 LOB: 1 K: 1 BB: 0 S: 5 P: 5	R: 0 H: 0 E: 0 LOB: 0 K: 0 BB: 0 S: 3 P: 3	R: 0 H: 2 E: 0 LOB: 2 K: 0 BB: 0 S: 5 P: 5	R: 0 H: 0 E: 0 LOB: 0 K: 1 BB: 0 S: 5 P: 5	R: 0 H: 0 E: 0 LOB: 0 K: 0 BB: 0 S: 3 P: 3	R: 0 H: 1 E: 0 LOB: 2 K: 0 BB: 0 S: 4 P: 4	R: 0 H: 0 E: 0 LOB: 0 K: 1 BB: 0 S: 5 P: 5	1B: 5 SF: 0 2B: 1 SAC: 1 3B: 0 DP: 3 HR: 0 HBP: 0		WP: 0 PA: 30 PB: 0 SB: 0 CS: 1
PITCHER Rick Honeycutt, L (1, 1) ERA: 2.28 Tom Niedenfuer, R (9, 1) ERA: 3.5	IP WLS BF H R ER SO BB IBB HBP BLK WP HR S P ERA WHIP											PITCHER IP WLS BF H R ER SO BB IBB HBP BLK WP HR S P ERA WHIP
	8.0 27 5 0 0 2 0 0 0 0 0 0 0 31 31 0.00 0.625											
	1.0 3 0 0 0 1 0 0 0 0 0 0 0 5 5 0.00 0.000											



Batter	1	2	3	4	5	6	7	8	9	AB	R	H	RBI	BB	SO	LOB
Mariano Duncan, R OBP: 0.294, SLG: 0.313 (1, 6)	0-0 B2-3 ①			0-0 6-3 ①		0-0 E 1B			0-0 SH1-4 FC5-4 1B	4	1	2	0	0	0	0
Steve Sax, R OBP: 0.371, SLG: 0.436 (1, 4)	0-0 6-3 ②			0-0 4-3 ②		0-0 1-2 ③			0-0 SH1-4 ①	3	0	0	0	0	0	1
Enos Cabell, R OBP: 0.264, SLG: 0.255 (1, 3)	0-0 4-3 ③			0-0 4-3 ③			0-0 G1-4-3 ①		4-0 FC5-4 IBB	3	0	0	0	1	0	0
Bill Madlock, R OBP: 0.262, SLG: 0.286 (1, 5)		0-0 5-3 ①			0-0 3-1 ①		0-0 1B 1B		0-0 FC5-4 ②	4	0	1	0	0	0	1
Mike Marshall, R OBP: 0.323, SLG: 0.521 (1, 9)		0-0 5-3 ②			0-0 SH5-3 1B		0-0 L4-3 1B		1-2 2-H	3	0	2	0	0	0	0
Alex Trevino, R OBP: 0.250, SLG: 0.205 (1, 2)		0-3 K ③			0-0 SH5-3 ②		0-0 L4-3 ② ③			2	0	0	0	0	1	2
Franklin Stubbs, L OBP: 0.303, SLG: 0.519 (1, 7)			0-0 F8 ①		0-0 4-3 ③			0-0 4-3 ①		3	0	0	0	0	0	1
Reggie Williams, R OBP: 0.321, SLG: 0.370 (1, 8)			0-0 F8 ②			0-0 6-3 ①		0-3 K ②		3	0	0	0	0	1	0
Rick Honeycutt, L Bill Russell, R Tom Niedenfuer, R (8, PH) (9, 1)			0-3 K ③			0-0 6-3 ②		0-3 K ③		2	0	0	0	0	1	0
										1	0	0	0	0	1	0
										0	0	0	0	0	0	0

Inning Stats	R: 0	H: 0	E: 0	K: 0	S: 3	R: 0	H: 0	E: 0	K: 1	S: 5	R: 0	H: 0	E: 0	K: 1	S: 5	R: 0	H: 0	E: 0	K: 0	S: 3	R: 0	H: 1	E: 0	K: 0	S: 4	R: 0	H: 1	E: 1	K: 0	S: 4	R: 0	H: 2	E: 0	K: 0	S: 4	R: 0	H: 0	E: 0	K: 2	S: 7	R: 1	H: 1	E: 0	K: 0	S: 3	1B: 5	SF: 0	2B: 1	SAC: 2	3B: 0	DP: 1	HR: 0	WP: 0	PA: 31
--------------	------	------	------	------	------	------	------	------	------	------	------	------	------	------	------	------	------	------	------	------	------	------	------	------	------	------	------	------	------	------	------	------	------	------	------	------	------	------	------	------	------	------	------	------	------	-------	-------	-------	--------	-------	-------	-------	-------	--------

PITCHER	IP	WLS	BF	H	R	ER	SO	BB	IBB	HBP	BLK	WP	HR	S	P	ERA	WHIP
Chris Welsh, L ERA: 2.25 (1, 1)	7.0		24	4	0	0	2	0	0	0	0	0	0	28	28	0.00	0.571
John Franco, L ERA: 2.21 (8, 1)	1.2	L	7	1	1	1	2	0	1	0	0	0	0	10	14	5.40	0.600

BOTTOM

Cincinnati Reds @ Los Angeles Dodgers
Dodger Stadium, Los Angeles, CA

Tue Jun 10 1986, 7:05 PM PDT
Att. 32,137 - Unknown

AB	28
R	1
H	5
RBI	0
BB	1
SO	4
LOB	5



Batter	1	2	3	4	5	6	7	8	9	10	11	AB R H RBI BB SO LOB	TOP				
Eddie Milner, L OBP: 0.309, SLG: 0.380 (1, 8)	0-0 FC3-6 BB 6-3 1B		0-3 K			0-0 2-3		0-0 F7		0-0 5-3		5 1 1 0 0 1 1					
Pete Rose, S OBP: 0.314, SLG: 0.250 Eric Davis, R OBP: 0.304, SLG: 0.371 (8, PR) (8, 7)	4-0 FC3-6 1-2 BB		0-0 6-3			0-0 F7		0-0 F7		0-0 CS 1B		3 0 1 0 1 0 0 1 0 1 0 0 0 0					
Max Venable, L OBP: 0.277, SLG: 0.333 Ron Robinson, R OBP: 0.264, SLG: 0.174 (1, 7) (8, 1) (9, 3)	0-0 FC3-6 1-2f 2-3		0-0 E S SF9 1B			0-0 F7		0-0 F3		0-0 F7		4 1 1 0 0 0 4 0 0 0 0 0 0 0 1 0 0 0 0 0 1					
Dave Parker, L OBP: 0.358, SLG: 0.530 (1, 9)	0-0 6-3 1-2 3-H		0-0 F7			0-0 HR		0-0 4-3				5 1 2 2 0 0 4					
Buddy Bell, R OBP: 0.313, SLG: 0.354 (1, 5)	0-0 F9		0-0 SF9 1-H			0-0 1B		4-0 E 1B 6-3 BB		0-0 FC3-6 CS 1-2f		3 1 1 1 1 0 2					
Dave Concepcion, R OBP: 0.321, SLG: 0.339 (1, 6) (8, 3) (9, 6)		0-0 F8		0-0 F9		0-0 F9		0-0 F9		0-0 E1 1-3 1B		5 0 2 0 0 0 1					
Bo Diaz, R OBP: 0.307, SLG: 0.342 (1, 2)		0-0 F8		0-0 5-3		0-0 F6		0-0 6-3		0-0 1-3 1B		5 0 1 1 0 0 2					
Ron Oester, S OBP: 0.289, SLG: 0.350 (1, 4)		0-0 F5		0-0 1B		0-0 F9		0-3 K		0-0 5-3		5 0 1 0 0 1 4					
Bill Gullickson, R OBP: 0.111, SLG: 0.077 Kurt Stillwell, S OBP: 0.293, SLG: 0.239 (8, PH) (8, 6)			0-0 5-3			0-0 F8		0-0 E4 1B		0-0 F7		2 0 0 0 0 0 0 2 0 0 0 0 0 1					
John Franco, L (9, 1)												0 0 0 0 0 0 0					
Inning Stats	R: 1 H: 1 E: 0 LOB: 1 K: 0 BB: 1 S: 4 P: 8	R: 0 H: 0 E: 0 LOB: 0 K: 0 BB: 0 S: 3 P: 3	R: 0 H: 0 E: 0 LOB: 0 K: 1 BB: 0 S: 5 P: 5	R: 1 H: 1 E: 0 LOB: 0 K: 0 BB: 0 S: 4 P: 4	R: 0 H: 1 E: 0 LOB: 0 K: 0 BB: 0 S: 3 P: 3	R: 0 H: 0 E: 0 LOB: 0 K: 0 BB: 0 S: 3 P: 3	R: 1 H: 2 E: 0 LOB: 1 K: 0 BB: 0 S: 5 P: 5	R: 0 H: 1 E: 1 LOB: 2 K: 0 BB: 0 S: 5 P: 5	R: 1 H: 1 E: 1 LOB: 1 K: 1 BB: 1 S: 6 P: 10	R: 0 H: 1 E: 0 LOB: 0 K: 0 BB: 0 S: 3 P: 3	R: 0 H: 3 E: 0 LOB: 2 K: 0 BB: 0 S: 5 P: 5	1B: 10 SF: 1 2B: 0 SAC: 0 3B: 0 DP: 0 HR: 1 HBP: 0	WP: 0 PA: 44 PB: 0 SB: 1 CS: 2				
PITCHER	IP WLS BF H R ER SO BB IBB HBP BLK WP HR S P ERA WHIP																
Bob Welch, R ERA: 3.89 (1, 1)	7.0	26	5	3	2	1	1	0	0	0	0	0	0	27	31	2.57	0.857
Ken Howell, R ERA: 1.49 (8, 1)	2.0	10	2	1	0	1	1	0	0	0	0	0	0	11	15	0.00	1.500
Ed Vande Berg, L ERA: 3.12 (10, 1)	2.0	W 8	4	0	0	0	0	0	0	0	0	0	0	8	8	0.00	2.000

Cincinnati Reds @ Los Angeles Dodgers
Dodger Stadium, Los Angeles, CA
Wed Jun 11 1986, 7:05 PM PDT
Att. 39,389 - Unknown

AB	41
R	4
H	11
RBI	4
BB	2
SO	2
LOB	20



Batter	1	2	3	4	5	6	7	8	9	AB R H RBI BB SO LOB	TOP
Mariano Duncan, R (1, 6) OBP: 0.285, SLG: 0.303	0-0 4-3	0-0 5-3		0-0 F9		0-3 K		0-3 K		5 0 0 0 0 2 3	
Steve Sax, R (1, 4) OBP: 0.379, SLG: 0.438	0-0 6-3		0-0 L4		0-0 HR 1B	0-0 5-3		0-0 4-3		5 1 1 0 0 0 1	
Franklin Stubbs, L (1, 7) OBP: 0.321, SLG: 0.536	0-3 K		0-0 F4		0-0 HR 1B		0-0 F8		0-3 K	5 1 1 0 0 2 0	
Bill Madlock, R (1, 5) Dave Anderson, R (7, 5) OBP: 0.268, SLG: 0.311 OBP: 0.298, SLG: 0.306		0-0 6-3	0-0 2B 1B		0-0 HR		0-0 F8		0-0 E6 1B	4 2 2 3 0 0 0 1 0 1 0 0 0 0	
Mike Marshall, R (1, 9) OBP: 0.324, SLG: 0.518		0-0 BB 1B 1B	0-0 1B 2B		0-0 4-3		0-0 BB 1B			4 1 3 1 0 0 0	
Alex Trevino, R (1, 2) OBP: 0.298, SLG: 0.294		0-0 BB 1B	4-0 IBB		0-0 4-3		4-0 BB 1B			2 1 1 0 2 0 0	
Greg Brock, L (1, 3) OBP: 0.301, SLG: 0.378		4-0 BB 1B	0-0 F7		0-3 K		0-0 F8			3 0 0 0 1 1 4	
Reggie Williams, R (1, 8) OBP: 0.322, SLG: 0.366		0-0 SH1-3 1B		0-0 F8		0-0 6-3 1B		0-0 F6		4 0 2 2 0 0 0	
Fernando Valenzuela, L (1, 1) OBP: 0.174, SLG: 0.174		0-0 SH1-3		0-0 F3		0-0 6-3		0-0 F4		3 0 0 0 0 0 1	
Inning Stats	R: 0 H: 0 E: 0 LOB: 0 K: 1 BB: 0 S: 5 P: 5	R: 2 H: 3 E: 0 LOB: 2 K: 0 BB: 1 S: 6 P: 10	R: 1 H: 2 E: 0 LOB: 2 K: 0 BB: 1 S: 5 P: 9	R: 0 H: 0 E: 0 LOB: 0 K: 0 BB: 0 S: 3 P: 3	R: 3 H: 3 E: 1 LOB: 0 K: 1 BB: 0 S: 8 P: 8	R: 0 H: 1 E: 0 LOB: 1 K: 1 BB: 0 S: 6 P: 6	R: 0 H: 1 E: 0 LOB: 2 K: 0 BB: 1 S: 4 P: 8	R: 0 H: 0 E: 0 LOB: 0 K: 1 BB: 0 S: 5 P: 5	R: 0 H: 1 E: 1 LOB: 1 K: 1 BB: 0 S: 5 P: 5	1B: 9 SF: 0 2B: 1 SAC: 1 3B: 0 DP: 0 HR: 1 HBP: 0	WP: 0 PA: 40 PB: 0 SB: 0 CS: 0
PITCHER	IP WLS BF H R ER SO BB IBB HBP BLK WP HR S P ERA WHIP										
Mark Thurmond, L (1, 1) ERA: 5.93	5.0 L 25 8 6 6 2 1 1 0 0 0 0 1 27 35 10.80 1.800										
LaMarr Hoyt, R (6, 1) ERA: 5.33	2.0 9 2 0 0 1 1 0 0 0 0 0 0 10 14 0.00 1.500										
Tim Stoddard, R (8, 1) ERA: 3.79	2.0 6 1 0 0 2 0 0 0 0 0 0 0 10 10 0.00 0.500										

Los Angeles Dodgers @ San Diego Padres
 Jack Murphy Stadium, San Diego, CA

AB	36
R	6
H	11
RBI	6
BB	3
SO	5
LOB	9



Fri Jun 13 1986, 10:05 PM EDT
 Att: 33,343 - Unknown

livebaseballscorecards.com

Batter	1	2	3	4	5	6	7	8	9	AB	R	H	RBI	BB	SO	LOB
Bip Roberts, S (1, 4) OBP: 0.279, SLG: 0.320	0-0 F3		0-0 F1		0-0 F5			0-3 K		4	0	0	0	0	1	1
Tony Gwynn, L (1, 9) OBP: 0.398, SLG: 0.469	0-0 4-3			0-0 1B 1B 2B		0-0 G3		0-0 G3		4	1	1	0	0	0	0
Kevin McReynolds, R (1, 8) OBP: 0.350, SLG: 0.509	0-0 F9			0-0 1B 2-3 1B		0-0 1B 1B		0-3 K		4	0	2	0	0	1	0
Steve Garvey, R (1, 3) OBP: 0.278, SLG: 0.445		0-0 F8		0-0 1-3 3-H 1B		0-0 F7			0-0 F6	4	0	1	1	0	0	1
Carmelo Martinez, R (1, 7) OBP: 0.350, SLG: 0.420		0-3 K		0-3 K		0-0 1B			0-0 F9	4	0	1	0	0	2	2
Garry Templeton, S (1, 6) OBP: 0.258, SLG: 0.236		0-0 HR		0-3 K		0-0 F9			0-0 F9	4	1	1	1	0	1	3
Terry Kennedy, L (1, 2) OBP: 0.308, SLG: 0.367		0-0 4-3			4-0 BB BB BB				0-0 F7	2	0	0	0	1	0	0
Randy Ready, R (1, 5) OBP: 0.264, SLG: 0.268			0-3 K		0-0 F6				0-0 F8	3	0	0	0	0	1	1
Tim Stoddard, R (8, 1)										0	0	0	0	0	0	0
Mark Thurmond, L (1, 1) OBP: 0.286, SLG: 0.333			0-0 F8		0-0 F3				0-3 K	1	0	0	0	0	0	0
Dane Iorg, L (5, PH) OBP: 0.220, SLG: 0.306										1	0	0	0	0	0	1
LaMarr Hoyt, R (6, 1) OBP: 0.133, SLG: 0.133										0	0	0	0	0	0	0
Jerry Royster, R (7, PH) OBP: 0.284, SLG: 0.337										1	0	0	0	0	1	0

Inning Stats	R: 0	H: 0	E: 0	K: 0	S: 3	R: 1	H: 1	E: 0	K: 1	S: 6	R: 0	H: 0	E: 0	K: 1	S: 5	R: 1	H: 3	E: 0	K: 2	S: 9	R: 0	H: 0	E: 0	K: 0	S: 3	R: 0	H: 2	E: 0	K: 1	S: 5	R: 0	H: 0	E: 0	K: 2	S: 7	R: 0	H: 0	E: 0	K: 0	S: 3	R: 0	H: 0	E: 0	K: 0	S: 3	1B: 4	SF: 0	2B: 1	SAC: 0	3B: 0	DP: 0	HR: 1	HBP: 0	WP: 0	PA: 33
--------------	------	------	------	------	------	------	------	------	------	------	------	------	------	------	------	------	------	------	------	------	------	------	------	------	------	------	------	------	------	------	------	------	------	------	------	------	------	------	------	------	------	------	------	------	------	-------	-------	-------	--------	-------	-------	-------	--------	-------	--------

PITCHER	IP	WLS	BF	H	R	ER	SO	BB	IBB	HBP	BLK	WP	HR	S	P	ERA	WHIP	PITCHER	IP	WLS	BF	H	R	ER	SO	BB	IBB	HBP	BLK	WP	HR	S	P	ERA	WHIP															
Fernando Valenzuela, L (1, 1) ERA: 2.79	9.0	W	33	6	2	2	7	1	0	0	0	0	1	46	50	2.00	0.778																																	

BOTTOM

Los Angeles Dodgers @ San Diego Padres
Jack Murphy Stadium, San Diego, CA
 Fri Jun 13 1986, 10:05 PM EDT
 Att. 33,343 - Unknown

AB	32
R	2
H	6
RBI	2
BB	1
SO	7
LOB	9



WP: 0	PA: 33
PB: 0	
SB: 0	
CS: 1	

Batter	1	2	3	4	5	6	7	8	9	AB R H RBI BB SO LOB	TOP											
Mariano Duncan, R (1, 6) OBP: 0.285, SLG: 0.302	0-3 K			0-0 CS 1B		0-0 F3		0-0 F9		4 0 1 0 0 1 2												
Steve Sax, R (1, 4) OBP: 0.377, SLG: 0.435	0-0 6-3		0-3 K	0-0 1-2 1B		0-0 WP 1B		0-0 4-3		4 0 1 0 0 1 1												
Ken Landreaux, L (1, 8) OBP: 0.315, SLG: 0.387 Reggie Williams, R (9, PH) OBP: 0.318, SLG: 0.361	0-0 F9		0-0 1B	0-0 1B		0-3 K		0-0 F7		3 0 1 0 0 1 1 1 0 0 0 0 0 0												
Bill Madlock, R (1, 5) OBP: 0.261, SLG: 0.303		0-0 5-3		0-0 F6		0-0 F7		0-0 F6		4 0 0 0 0 0 2												
Mike Marshall, R (1, 9) OBP: 0.324, SLG: 0.514 Alejandro Pena, R (8, 1)		0-0 F8		4-0 FC6-4 G3 BB		0-0 5-3				2 0 0 0 1 0 1 0 0 0 0 0 0 0												
Franklin Stubbs, L (1, 7) OBP: 0.321, SLG: 0.528		0-3 K		0-0 G3		0-0 FC6-4		4-0 FC4-6 BB		2 0 0 0 1 1 1												
Greg Brock, L (1, 3) OBP: 0.296, SLG: 0.371			0-0 4-3		0-0 FC6-4		0-0 FC4-6 1B			3 0 0 0 0 0 2												
Alex Trevino, R (1, 2) OBP: 0.300, SLG: 0.283			4-0 SH1-4-5 BB		0-3 K		0-0 F9			2 0 0 0 1 1 1												
Orel Hershiser, R (1, 1) OBP: 0.269, SLG: 0.280 Ed Vande Berg, R (7, 1) Bill Russell, R (8, PH) OBP: 0.265, SLG: 0.298 (8, 9)			0-0 SH1-4-5		0-0 F5		0-0 1B			1 0 0 0 0 0 0 0 0 0 0 0 0 0 1 0 1 0 0 0 0												
Inning Stats	R: 0 E: 0 K: 1 S: 5	H: 0 LOB: 0 BB: 0 P: 5	R: 0 E: 0 K: 1 S: 5	H: 0 LOB: 0 BB: 0 P: 5	R: 0 E: 0 K: 0 S: 2	H: 0 LOB: 0 BB: 1 P: 6	R: 0 E: 0 K: 1 S: 6	H: 2 LOB: 1 BB: 0 P: 6	R: 0 E: 0 K: 0 S: 2	H: 0 LOB: 0 BB: 1 P: 6	R: 0 E: 0 K: 1 S: 5	H: 0 LOB: 0 BB: 0 P: 5	R: 0 E: 0 K: 1 S: 6	H: 1 LOB: 1 BB: 0 P: 6	R: 0 E: 0 K: 0 S: 4	H: 1 LOB: 2 BB: 1 P: 8	R: 0 E: 0 K: 0 S: 3	H: 0 LOB: 0 BB: 0 P: 3	1B: 4 2B: 2 3B: 0 HR: 0	SF: 0 SAC: 1 DP: 2 HBP: 0	WP: 1 PB: 0 SB: 0 CS: 1	PA: 31
PITCHER	IP WLS BF H R ER SO BB IBB HBP BLK WP HR S P ERA WHIP																					
Eric Show, R (1, 1) ERA: 2.87	7.0 W 24 3 0 0 5 3 0 0 0 1 0 31 43 0.00 0.857																					
Craig Lefferts, L (8, 1) ERA: 2.48	1.0 4 1 0 0 0 0 0 0 0 0 0 4 4 0.00 1.000																					
Gene Walter, L (9, 1) ERA: 3.28	1.0 3 0 0 0 0 0 0 0 0 0 0 3 3 0.00 0.000																					

Los Angeles Dodgers @ San Diego Padres
 Jack Murphy Stadium, San Diego, CA
 Sat Jun 14 1986, 10:05 PM EDT
 Att: 40,785 - Unknown

AB	27
R	0
H	4
RBI	0
BB	3
SO	5
LOB	11



BOTTOM

Los Angeles Dodgers @ San Diego Padres
Jack Murphy Stadium, San Diego, CA
 Sat Jun 14 1986, 10:05 PM EDT
 Att. 40,785 - Unknown

AB	37
R	12
H	15
RBI	12
BB	2
SO	2
LOB	15



WP:	1	PA:	40
PB:	0	SB:	0
CS:	0		

AB	R	H	RBI	BB	SO	LOB
5	1	2	0	0	0	2
5	2	3	3	0	0	1
4	2	1	2	1	0	3
5	0	1	1	0	0	4
0	0	0	0	0	0	0
4	2	2	3	0	0	0
3	0	1	0	0	0	0
1	1	1	0	0	0	0
4	1	1	0	0	1	3
3	2	2	1	1	0	0
2	0	0	0	0	1	2
0	0	0	0	0	0	0
1	1	1	2	0	0	0

1B:	9	SF:	0
2B:	3	SAC:	1
3B:	1	DP:	0
HR:	2	HBP:	0

WP	HR	S	P	ERA	WHIP
----	----	---	---	-----	------

Batter	1	2	3	4	5	6	7	8	9
Tim Flannery, L OBP: 0.370, SLG: 0.390 (1, 4)	0-0 3-1 ①			0-0 1-3 ①		0-0 F8 HR 1B	0-0 1-3 ②	0-0 2B 1-2 1B	
Tony Gwynn, L OBP: 0.402, SLG: 0.489 (1, 9)	0-0 3-1 ②			0-0 2B 2B		0-0 F8 1-2	0-0 HR 3B 2-H 3-H	0-0 1-3 2-H 2B	
Kevin McReynolds, R OBP: 0.351, SLG: 0.518 (1, 8) (7, 7)	0-0 6-3 ③			0-0 6-3 ②		4-0 HR BB	0-0 HR 3-H	0-0 F3 ②	
Steve Garvey, R OBP: 0.277, SLG: 0.444 Gene Walter, L OBP: 0.400, SLG: 0.500 (1, 3) (9, 1)		0-0 6-3 ①		0-0 2B 2-H ③		0-0 F2 ②	0-0 G3 ③	0-0 3-1 ③	
Graig Nettles, L OBP: 0.308, SLG: 0.432 (1, 5)		0-0 F7 ②			0-0 4-3 ①	0-0 HR 1-H 2-H		0-0 1B 1B 1B	
Carmelo Martinez, R OBP: 0.350, SLG: 0.418 Marvell Wynne, L OBP: 0.333, SLG: 0.447 (1, 7) (7, 8)		0-0 5-3 ③		0-0 6-3 WP 1B ①	0-0 L6 ③			0-0 1B 1-2 1B 1B	
Terry Kennedy, L OBP: 0.307, SLG: 0.364 (1, 2)			0-0 4-3 ①		0-0 6-3 ②		0-0 SH1-4 1B 3B 1B	0-3 K ①	
Garry Templeton, S OBP: 0.268, SLG: 0.242 (1, 6)			0-0 F8 ②		0-0 IBB ②		0-0 SH1-4 1-2 3B 1B	0-0 1B 1B 1-3 2-H	
Eric Show, R OBP: 0.194, SLG: 0.258 Craig Lefferts, L OBP: 0.333, SLG: 1.333 Dane Iorg, L OBP: 0.235, SLG: 0.320 (1, 1) (8, 1) (8, PH) (9, 3)			0-0 F3 ③		0-3 K ③		0-0 SH1-4 1-2 2-3	0-0 2B 1B 2-H 3-H	

Inning Stats	R: 0	H: 0	E: 0	LOB: 0	K: 0	BB: 0	S: 3	P: 3	R: 0	H: 0	E: 0	LOB: 0	K: 0	BB: 0	S: 3	P: 3	R: 0	H: 0	E: 0	LOB: 0	K: 0	BB: 0	S: 3	P: 3	R: 1	H: 2	E: 0	LOB: 1	K: 0	BB: 0	S: 4	P: 4	R: 0	H: 1	E: 0	LOB: 2	K: 1	BB: 1	S: 6	P: 10	R: 3	H: 2	E: 0	LOB: 0	K: 0	BB: 1	S: 5	P: 9	R: 4	H: 4	E: 0	LOB: 0	K: 0	BB: 0	S: 7	P: 7	R: 4	H: 6	E: 0	LOB: 2	K: 1	BB: 0	S: 11	P: 11
--------------	------	------	------	--------	------	-------	------	------	------	------	------	--------	------	-------	------	------	------	------	------	--------	------	-------	------	------	------	------	------	--------	------	-------	------	------	------	------	------	--------	------	-------	------	-------	------	------	------	--------	------	-------	------	------	------	------	------	--------	------	-------	------	------	------	------	------	--------	------	-------	-------	-------

PITCHER	IP	WLS	BF	H	R	ER	SO	BB	IBB	HBP	BLK	WP	HR	S	P	ERA	WHIP
---------	----	-----	----	---	---	----	----	----	-----	-----	-----	----	----	---	---	-----	------

Orel Hershiser, R ERA: 3.35 (1, 1)	6.1	L	27	7	6	6	1	1	1	0	0	1	1	27	35	8.53	1.263
Ed Vande Berg, L ERA: 3.57 (7, 1)	0.2		4	2	2	2	0	0	0	0	0	0	1	4	4	27.00	3.000
Alejandro Pena, R ERA: 7.27 (8, 1)	1.0		9	6	4	4	1	0	0	0	0	0	0	11	11	36.00	6.000

Batter	1	2	3	4	5	6	7	8	9	AB R H RBI BB SO LOB	TOP											
Mariano Duncan, R (1, 6) OBP: 0.287, SLG: 0.316	0-3 K		0-3 K		0-0 L1		0-0 CS 1B		0-0 HR	5 1 2 3 0 2 1												
Steve Sax, R (1, 4) OBP: 0.373, SLG: 0.427	0-0 6-3		0-0 5-3			0-3 K	0-0 CS 1-2	0-0 6-3	4-0 BB	4 0 0 0 1 1 0												
Bill Madlock, R (1, 5) OBP: 0.261, SLG: 0.297 Dave Anderson, R (8, PR) OBP: 0.295, SLG: 0.303 (8, 5)	0-0 F9			0-0 F5		0-0 F7		4-0 2B BB	0-3 K	3 0 0 0 1 0 0 1 1 0 0 0 1 1												
Mike Marshall, R (1, 9) OBP: 0.327, SLG: 0.513		0-0 6-3 1B		0-0 S 1B		0-3 K		0-0 F8		4 0 2 0 0 1 1												
Bill Russell, R (1, 7) OBP: 0.283, SLG: 0.333		0-0 6-3 1-2		0-0 F9			0-0 1B SH E 1B	0-0 1-H 2B		4 1 2 1 0 0 2												
Franklin Stubbs, L (1, 3) OBP: 0.315, SLG: 0.517		0-0 F5		0-0 1-3			0-0 SH E 1-2	0-0 F9		3 1 0 0 0 0 4												
Alex Trevino, R (1, 2) OBP: 0.344, SLG: 0.296		4-0 BB			4-0 SH5-4 BB		0-0 E3 4-3 1-H 2-H 1B 1B		4-0 SH1-4 HR BB	1 2 1 0 3 0 0												
Reggie Williams, R (1, 8) OBP: 0.308, SLG: 0.349		0-0 L8			0-0 F8		0-0 B3		0-0 SH1-4	3 0 0 0 0 0 4												
Rick Honeycutt, L (1, 1) Ken Landreaux, L (7, PH) OBP: 0.313, SLG: 0.384 Tom Niedenfuer, R (7, 1) OBP: 0.500, SLG: 0.500 Len Matuszek, L (9, PH) OBP: 0.444, SLG: 0.778 Ken Howell, R (9, 1)			0-3 K		0-0 SH5-4		0-0 4-3		0-3 K	1 0 0 0 0 1 0 1 0 0 0 0 0 1 0 0 0 0 0 0 0 1 0 0 0 0 1 1 0 0 0 0 0 0 0												
Inning Stats	R: 0 E: 0 K: 1 S: 5	H: 0 LOB: 0 BB: 0 P: 5	R: 0 E: 0 K: 0 S: 4	H: 1 LOB: 2 BB: 1 P: 8	R: 0 E: 0 K: 2 S: 7	H: 0 LOB: 0 BB: 0 P: 7	R: 0 E: 0 K: 0 S: 4	H: 1 LOB: 1 BB: 0 P: 4	R: 0 E: 0 K: 0 S: 3	H: 0 LOB: 1 BB: 1 P: 7	R: 0 E: 0 K: 2 S: 7	H: 0 LOB: 0 BB: 0 P: 7	R: 3 E: 1 K: 0 S: 6	H: 3 LOB: 0 BB: 0 P: 6	R: 1 E: 0 K: 0 S: 4	H: 1 LOB: 2 BB: 1 P: 8	R: 2 E: 0 K: 2 S: 8	H: 1 LOB: 1 BB: 2 P: 16	1B: 5 2B: 1 3B: 0 HR: 1	SF: 0 SAC: 3 DP: 0 HBP: 0	WP: 0 PB: 0 SB: 1 CS: 1	PA: 40
PITCHER	IP WLS BF H R ER SO BB IBB HBP BLK WP HR S P ERA WHIP																					
Dave Dravecky, L (1, 1) ERA: 2.76	6.0 L 25 4 3 2 5 2 0 0 0 0 0 0 33 41 3.00 1.000																					
Lance McCullers, R (7, 1) ERA: 1.7	1.0 3 1 0 0 0 0 0 0 0 0 0 0 3 3 0.00 1.000																					
Craig Lefferts, L (8, 1) ERA: 2.63	1.0 5 1 1 1 0 1 0 0 0 0 0 0 4 8 9.00 2.000																					
Tim Stoddard, R (9, 1) ERA: 4.17	1.0 6 1 2 2 2 2 0 0 0 0 0 1 8 16 18.00 3.000																					

Los Angeles Dodgers @ San Diego Padres
 Jack Murphy Stadium, San Diego, CA
 Sun Jun 15 1986, 6:33 AM EDT
 Att. 30,677 - Unknown

AB	31
R	6
H	7
RBI	4
BB	5
SO	7
LOB	15



WP	0
PB	0
SB	1
CS	1

Batter	1	2	3	4	5	6	7	8	9	AB	R	H	RBI	BB	SO	LOB
Bip Roberts, S (1, 4) OBP: 0.278, SLG: 0.311	0-0 L6		0-0 5-3		4-0 CS BB		0-3 K			3	0	0	0	1	1	1
Tony Gwynn, L (1, 9) OBP: 0.399, SLG: 0.485	0-0 4-3		0-0 F7		0-0 1B			0-0 4-3		4	0	1	0	0	0	0
Kevin McReynolds, R (1, 8) OBP: 0.353, SLG: 0.523	0-0 2B			0-0 2B 1B	0-0 L5			0-0 F9		4	0	2	0	0	0	1
Steve Garvey, R (1, 3) OBP: 0.276, SLG: 0.445	0-0 L5			0-0 1-3 2B		0-0 F8		0-0 1-3		4	0	1	0	0	0	1
Carmelo Martinez, R (1, 7) OBP: 0.348, SLG: 0.414		0-0 F9		0-0 L3		0-0 5-3			0-0 1B	4	0	1	0	0	0	2
Bruce Bochy, R (1, 2) OBP: 0.367, SLG: 0.619		0-0 5-3		0-0 5-3		0-0 1-3			0-3 K	3	0	0	0	0	0	2
Tim Flannery, L (9, PH) OBP: 0.367, SLG: 0.387									0-3 K	1	0	0	0	0	1	1
Graig Nettles, L (1, 5) OBP: 0.320, SLG: 0.438		0-0 FC6-4 1B		1-0 FC6-4 HBP			0-0 1B		0-3 K	3	0	2	0	0	1	1
Garry Templeton, S (1, 6) OBP: 0.263, SLG: 0.238		0-0 FC6-4 1-2f		0-0 FC6-4 1-2f			0-0 F5		0-0 5-3	4	0	0	0	0	0	6
Dave Dravecky, R (1, 1) OBP: 0.188, SLG: 0.258			0-3 K		0-0 3-1		0-0 F7			2	0	0	0	0	1	0
Lance McCullers, S (7, 1)										0	0	0	0	0	0	0
Dane Iorg, L (7, PH) OBP: 0.231, SLG: 0.314										1	0	0	0	0	0	1
Craig Lefferts, L (8, 1) OBP: 0.333, SLG: 1.333										0	0	0	0	0	0	0
Tim Stoddard, R (9, 1)										0	0	0	0	0	0	0

Inning Stats	R: 0	H: 1	E: 0	LOB: 1	K: 0	BB: 0	S: 4	P: 4	R: 0	H: 1	E: 0	LOB: 1	K: 0	BB: 0	S: 4	P: 4	R: 0	H: 0	E: 0	LOB: 0	K: 1	BB: 0	S: 5	P: 5	R: 0	H: 2	E: 0	LOB: 3	K: 0	BB: 0	S: 5	P: 6	R: 0	H: 1	E: 0	LOB: 1	K: 0	BB: 1	S: 3	P: 7	R: 0	H: 0	E: 0	LOB: 0	K: 0	BB: 0	S: 3	P: 3	R: 0	H: 1	E: 0	LOB: 1	K: 1	BB: 0	S: 6	P: 6	R: 0	H: 0	E: 0	LOB: 0	K: 0	BB: 0	S: 3	P: 3	R: 0	H: 1	E: 0	LOB: 1	K: 2	BB: 0	S: 8	P: 8	R: 0	H: 1	E: 0	LOB: 1	K: 2	BB: 0	S: 8	P: 8
1B: 5	SF: 0	2B: 2	SAC: 0	3B: 0	DP: 0	HR: 0	HBP: 1	WP: 0	PA: 35	WP: 0	PA: 35	ERA	WHIP	ERA	WHIP																																																																	

PITCHER	IP	WLS	BF	H	R	ER	SO	BB	IBB	HBP	BLK	WP	HR	S	P	ERA	WHIP
Rick Honeycutt, L (1, 1) ERA: 2.07	6.0	W	24	5	0	0	1	1	0	0	0	0	0	24	29	0.00	1.000
Tom Niedenfuer, R (7, 1) ERA: 3.32	2.0		7	1	0	0	1	0	0	0	0	0	0	9	9	0.00	0.500
Ken Howell, R (9, 1) ERA: 1.45	1.0		4	1	0	0	2	0	0	0	0	0	0	8	8	0.00	1.000

Los Angeles Dodgers @ San Diego Padres
Jack Murphy Stadium, San Diego, CA
 Sun Jun 15 1986, 6:33 AM EDT
 Att. 30,677 - Unknown

AB	33
R	0
H	7
RBI	0
BB	1
SO	4
LOB	16



TOP

Los Angeles Dodgers @ Atlanta Braves
Atlanta-Fulton County Stadium, Atlanta, GA

Tue Jun 17 1986, 7:05 PM EDT
Att. 24,774 - Unknown

livebaseballscorecards.com

AB	38
R	3
H	12
RBI	3
BB	5
SO	7
LOB	22



AB R H RBI BB SO LOB

5	0	0	0	0	1	3
3	0	1	0	2	0	0
5	0	1	0	0	0	3
3	0	2	0	0	0	0
2	0	1	0	0	0	0
5	2	3	2	0	2	3
4	1	2	0	1	1	3
0	0	0	0	0	0	0
4	0	0	0	1	2	3
4	0	2	1	1	0	2
2	0	0	0	0	0	4
1	0	0	0	0	1	1
0	0	0	0	0	0	0
0	0	0	0	0	0	0

Batter	1	2	3	4	5	6	7	8	9	10
Mariano Duncan, R (1, 6) OBP: 0.281, SLG: 0.310	0-3 K		0-0 L3		0-0 F7	0-0 L7		0-0 6-3		
Steve Sax, R (1, 4) OBP: 0.377, SLG: 0.426	0-0 CS 1B		4-0 G4-6-3 BB		0-0 6-3		4-0 FC3-6 BB		0-0 6-3	
Ken Landreaux, L (1, 8) OBP: 0.310, SLG: 0.379	0-0 F7		0-0 G4-6-3 1-2f		0-0 1B 1B		0-0 FC3-6 1B 1B 1-2f		0-0 F7	
Bill Madlock, R (1, 5) Dave Anderson, R (5, PR) OBP: 0.268, SLG: 0.304 OBP: 0.299, SLG: 0.307	0-0 CS 1-2	0-0 4-3 BB 1B		0-0 F7	0-0 1-3 1B		0-0 1-2 1B 1B		0-0 6-3	
Mike Marshall, R (1, 9) OBP: 0.332, SLG: 0.541		0-3 K		0-0 HR	0-3 K		0-0 1-2 2-3 1B			0-0 HR
Franklin Stubbs, L (1, 7) Tom Niedenfuer, R (10, 1) OBP: 0.323, SLG: 0.517 OBP: 0.500, SLG: 0.500		4-0 1-2 4-3 BB		0-0 1B S		0-0 SH3 BB 1B		0-0 1-2f 3		0-3 K
Greg Brock, L (1, 3) OBP: 0.294, SLG: 0.363		0-0 4-3 1-2 2-3		0-3 1-2 K		4-0 1-2 SH3 BB 1B		0-3 K2-3		0-0 F5
Alex Trevino, R (1, 2) OBP: 0.362, SLG: 0.310		4-0 BB		0-0 2-H FC6 1B		0-0 F8		0-0 1B		0-0 G3
Bob Welch, R (1, 1) Len Matuszek, L (8, PH) Ken Howell, R (8, 1) Reggie Williams, R (10, 7) OBP: 0.091, SLG: 0.156 OBP: 0.400, SLG: 0.700 OBP: 0.308, SLG: 0.349		0-0 F9		0-0 1-2f FC6		0-0 SH3		0-3 K		

Inning Stats	R: 0	H: 1	E: 0	LOB: 0	K: 1	S: 5	P: 5	R: 0	H: 1	E: 0	LOB: 3	K: 1	S: 6	P: 14	R: 0	H: 0	E: 0	LOB: 0	K: 0	S: 2	P: 6	R: 2	H: 3	E: 0	LOB: 1	K: 1	S: 8	P: 8	R: 0	H: 2	E: 0	LOB: 2	K: 1	S: 7	P: 7	R: 0	H: 1	E: 0	LOB: 2	K: 0	S: 4	P: 8	R: 0	H: 2	E: 0	LOB: 2	K: 0	S: 4	P: 8	R: 0	H: 1	E: 0	LOB: 1	K: 2	S: 8	P: 8	R: 0	H: 0	E: 0	LOB: 0	K: 0	S: 3	P: 3	R: 1	H: 1	E: 0	LOB: 0	K: 1	S: 6	P: 6	1B: 10	SF: 0	2B: 1	SAC: 1	3B: 0	DP: 2	HR: 2	HBP: 0	WP: 0	PA: 45
--------------	------	------	------	--------	------	------	------	------	------	------	--------	------	------	-------	------	------	------	--------	------	------	------	------	------	------	--------	------	------	------	------	------	------	--------	------	------	------	------	------	------	--------	------	------	------	------	------	------	--------	------	------	------	------	------	------	--------	------	------	------	------	------	------	--------	------	------	------	------	------	------	--------	------	------	------	--------	-------	-------	--------	-------	-------	-------	--------	-------	--------

PITCHER	IP	WLS	BF	H	R	ER	SO	BB	IBB	HBP	BLK	WP	HR	S	P	ERA	WHIP
Rick Mahler, R (1, 1) ERA: 4.33	6.1		32	10	2	2	4	5	0	0	0	0	1	35	55	2.84	2.368
Ed Ojwino, L (7, 1) ERA: 1.59	0.2		1	0	0	0	0	0	0	0	0	0	0	1	1	0.00	0.000
Jeff Dedmon, R (8, 1) ERA: 3.03	2.0		7	1	0	0	2	0	0	0	0	0	0	11	11	0.00	0.500
Paul Assenmacher, L (10, 1) ERA: 1.36	1.0	W	4	1	1	1	1	0	0	0	0	0	1	6	6	9.00	1.000

BOTTOM

Los Angeles Dodgers @ Atlanta Braves
Atlanta-Fulton County Stadium, Atlanta, GA

Tue Jun 17 1986, 7:05 PM EDT
Att: 24,774 - Unknown

livebaseballscorecards.com

AB	35
R	4
H	9
RBI	4
BB	5
SO	7
LOB	15



WP:	0	PA:	42
PB:	0		
SB:	1		
CS:	0		

AB R H RBI BB SO LOB

4 1 1 0 1 0 1

4 1 1 0 0 2 3

3 2 1 0 2 0 0

5 0 1 1 0 0 3

4 0 2 1 1 1 2

4 0 1 2 0 1 3

4 0 0 0 0 2 1

3 0 1 0 1 0 0

2	0	1	0	0	0	0
0	0	0	0	0	0	0
1	0	0	0	0	1	1
0	0	0	0	0	0	0
1	0	0	0	0	0	1
0	0	0	0	0	0	0

1B:	6	SF:	1
2B:	3	SAC:	1
3B:	0	DP:	1
HR:	0	HBP:	0

Batter	1	2	3	4	5	6	7	8	9	10
Claudell Washington, L OBP: 0.294, SLG: 0.459 (1, 9)	0-0 F7	0-0 1B			0-0 F8		0-0 6-3			4-0 F9 SH1-4 1B BB
Omar Moreno, L OBP: 0.314, SLG: 0.430 (1, 7)	0-0 1B	0-3 K			0-3 K		0-0 4-3			0-0 SH1-4
Dale Murphy, R OBP: 0.383, SLG: 0.461 (1, 8)	0-0 1B		0-0 1-3			4-0 2B SF8 BB		0-0 F9		4-0 1B BB
Bob Horner, R OBP: 0.331, SLG: 0.442 (1, 3)	0-0 1B		0-0 F9			0-0 F8		0-0 6-3		0-0 F9
Ken Oberkfell, L OBP: 0.394, SLG: 0.409 (1, 5)	0-0 F8		0-3 K			0-0 1-3 2B		4-0 BB		0-0 2B 1-2 1B
Rafael Ramirez, R OBP: 0.262, SLG: 0.371 (1, 6)	0-0 1-3			0-0 G1-4-3		0-0 SF8		0-3 K		0-0 1-3 2B
Ozzie Virgil, R OBP: 0.324, SLG: 0.414 (1, 2)		0-3 K		0-0 F9		0-3 K			0-0 F9	
Glenn Hubbard, R OBP: 0.347, SLG: 0.350 (1, 4)		0-0 F7		0-0 F9			0-0 6-3 2B		4-0 G6-3 BB	
Rick Mahler, R Ed Olinwe, R Chris Chambliss, L Jeff D'Arment, L Terry Hatfield, R Paul Assenmacher, L (1, 1) (7, 1) (7, PH) (8, 1) (9, PH) (10, 1)		0-0 1B			0-0 6-3		0-3 K		0-0 G6-3	

Inning Stats	R: 1	H: 3	E: 0	K: 0	S: 6	P: 6	R: 0	H: 2	E: 0	K: 2	S: 9	P: 9	R: 0	H: 0	E: 0	K: 1	S: 5	R: 0	H: 0	E: 0	K: 0	S: 3	P: 3	R: 0	H: 0	E: 0	K: 1	S: 5	P: 5	R: 1	H: 1	E: 0	K: 1	S: 6	P: 10	R: 0	H: 1	E: 0	K: 1	S: 6	P: 6	R: 0	H: 0	E: 0	K: 1	S: 5	P: 9	R: 0	H: 0	E: 0	K: 0	S: 2	P: 6	R: 2	H: 2	E: 0	K: 0	S: 4	P: 12	1B: 6	SF: 1	2B: 3	SAC: 1	3B: 0	DP: 1	HR: 0	HBP: 0	WP: 0	PA: 42
--------------	------	------	------	------	------	------	------	------	------	------	------	------	------	------	------	------	------	------	------	------	------	------	------	------	------	------	------	------	------	------	------	------	------	------	-------	------	------	------	------	------	------	------	------	------	------	------	------	------	------	------	------	------	------	------	------	------	------	------	-------	-------	-------	-------	--------	-------	-------	-------	--------	-------	--------

PITCHER	IP	WLS	BF	H	R	ER	SO	BB	IBB	HBP	BLK	WP	HR	S	P	ERA	WHIP
Bob Welch, R ERA: 3.79 (1, 1)	7.0		29	7	2	2	6	1	0	0	0	0	0	40	44	2.57	1.143
Ken Howell, R ERA: 1.77 (8, 1)	2.1	L	10	0	2	2	1	4	0	0	0	0	0	8	24	7.71	1.714
Tom Niedenfuer, R ERA: 3.29 (10, 1)	0.1		3	2	0	0	0	0	0	0	0	0	0	3	3	0.00	6.000

Batter	1	2	3	4	5	6	7	8	9	AB R H RBI BB SO LOB
Mariano Duncan, R (1, 6) OBP: 0.280, SLG: 0.308	0-0 6-3		0-3 K	0-0 F4		0-0 IBB 1-2 1B		0-0 F9		5 0 1 0 0 1 1
Steve Sax, R (1, 4) OBP: 0.378, SLG: 0.426	0-0 4-3		0-0 1B 1B	0-0 1-3 1B		0-3 K		0-0 4-3		5 1 2 0 0 1 2
Ken Landreaux, L (1, 8) OBP: 0.313, SLG: 0.391	0-0 1B 3B		0-0 1-2 1B	0-0 F7		0-3 K		0-0 3-1		5 2 2 0 0 1 4
Mike Marshall, R (1, 9) OBP: 0.337, SLG: 0.540	0-0 1B		0-0 1-2 2-3 1B		0-0 F8	4-0 1-2 2-3 IBB		0-0 6-3		4 1 2 1 1 0 0
Franklin Stubbs, L (1, 7) (8, 3) OBP: 0.326, SLG: 0.532	0-0 F5		0-0 1-2 2-H 3-H 1B		0-0 F8	0-3 K		0-0 HR		5 1 2 3 0 1 4
Greg Brock, L (1, 3) OBP: 0.303, SLG: 0.374		4-0 CS BB	0-0 1-3 2-H 3-H 1B		0-0 2B		0-0 4-3		0-0 5-3	3 0 2 1 1 0 0 1 0 0 0 0 0 0
Reggie Williams, R (8, 7) OBP: 0.304, SLG: 0.345										
Alex Trevino, R (1, 2) OBP: 0.351, SLG: 0.290		0-0 6-3	0-0 G4-3		4-0 BB		0-0 6-3		0-0 5-3	4 0 0 0 1 0 3
Dave Anderson, R (1, 5) OBP: 0.306, SLG: 0.314		0-0 1B		0-0 B1-3	0-0 4-3		0-0 WP 1B			4 0 2 0 0 0 2
Fernando Valenzuela, L (1, 1) OBP: 0.200, SLG: 0.200		0-0 F7		0-0 1B		0-0 IBB 1B		0-0 4-3		4 0 2 0 0 0 2 0 0 0 0 0 0 0
Tom Niedenfuer, R (7, 1) OBP: 0.500, SLG: 0.500										

Inning Stats	R: 1	H: 2	E: 0	K: 0	S: 5	LOB: 1	BB: 0	P: 5	R: 0	H: 1	E: 0	K: 0	S: 3	LOB: 1	BB: 1	P: 7	R: 3	H: 5	E: 0	K: 1	S: 9	LOB: 1	BB: 0	P: 9	R: 0	H: 2	E: 0	K: 0	S: 5	LOB: 2	BB: 0	P: 5	R: 0	H: 1	E: 0	K: 0	S: 4	LOB: 2	BB: 1	P: 8	R: 0	H: 2	E: 0	K: 3	S: 11	LOB: 3	BB: 1	P: 15	R: 0	H: 1	E: 0	K: 0	S: 4	LOB: 1	BB: 0	P: 4	R: 0	H: 0	E: 0	K: 0	S: 3	LOB: 0	BB: 0	P: 3	R: 1	H: 1	E: 0	K: 0	S: 4	LOB: 0	BB: 0	P: 4	1B: 12	SF: 0	2B: 1	SAC: 0	3B: 1	DP: 1	HR: 1	HBP: 0	WP: 1	PA: 43
--------------	------	------	------	------	------	--------	-------	------	------	------	------	------	------	--------	-------	------	------	------	------	------	------	--------	-------	------	------	------	------	------	------	--------	-------	------	------	------	------	------	------	--------	-------	------	------	------	------	------	-------	--------	-------	-------	------	------	------	------	------	--------	-------	------	------	------	------	------	------	--------	-------	------	------	------	------	------	------	--------	-------	------	--------	-------	-------	--------	-------	-------	-------	--------	-------	--------

PITCHER	IP	WLS	BF	H	R	ER	SO	BB	IBB	HBP	BLK	WP	HR	S	P	ERA	WHIP
Craig McMurtry, R (1, 1) ERA: 4.34	5.1	L	29	13	4	4	2	2	0	0	0	0	0	31	39	6.75	2.812
Ed Olwine, L (6, 1) ERA: 1.23	1.2		7	1	0	0	2	0	1	0	0	1	0	10	14	0.00	0.600
Paul Assenmacher, L (8, 1) ERA: 1.54	2.0		7	1	1	1	0	0	0	0	0	0	1	7	7	4.50	0.500

TOP

Los Angeles Dodgers @ Atlanta Braves
Atlanta-Fulton County Stadium, Atlanta, GA

Wed Jun 18 1986, 7:05 PM EDT
Att: 27,808 - Unknown

livebaseballscorecards.com

AB	40
R	5
H	15
RBI	5
BB	3
SO	4
LOB	18

Batter	1	2	3	4	5	6	7	8	9	AB R H RBI BB SO LOB
Claudell Washington, L (1, 9) OBP: 0.306, SLG: 0.474	0-0 WP 2B		0-0 G3		0-0 F7		0-0 BB 1B		0-0 1B	5 0 3 0 0 0 2
Omar Moreno, L (1, 7) OBP: 0.308, SLG: 0.420	0-0 5-3			0-3 K	0-0 L5		0-3 K		0-0 F7	3 0 0 0 0 1 3
Terry Harper, R (7, PH) OBP: 0.261, SLG: 0.322	2-3									1 0 0 0 0 1 2
Paul Assenmacher, L (8, 1)										0 0 0 0 0 0 0
Ozzie Virgil, R (9, PH) OBP: 0.322, SLG: 0.412										1 0 0 0 0 0 0
Dale Murphy, R (1, 8) OBP: 0.364, SLG: 0.470	0-3 K			0-0 HR		0-0 5-3	4-0 BB		0-0 L9	4 1 1 1 1 1 1
Bob Horner, R (1, 3) OBP: 0.333, SLG: 0.454	0-0 F6			0-0 HR		4-0 BB 1B	0-0 F6			3 1 1 1 1 0 4
Ken Oberkfell, L (1, 5) OBP: 0.392, SLG: 0.405		0-0 4-3		0-3 K		0-0 BB 1B		0-3 K		4 0 1 0 0 2 0
Rafael Ramirez, R (1, 6) OBP: 0.261, SLG: 0.369		0-0 5-3		0-0 F8		0-0 F7		0-0 E S 1B		4 0 1 0 0 0 2
Bruce Benedict, R (1, 2) OBP: 0.391, SLG: 0.512		0-0 F8			0-0 F8	0-0 F4		0-3 K		3 0 0 0 0 0 2
Chris Chambliss, L (8, PH) OBP: 0.511, SLG: 0.564								1-3 K		1 0 0 0 0 1 1
Andres Thomas, R (9, 6) OBP: 0.326, SLG: 0.449										0 0 0 0 0 0 0
Glenn Hubbard, R (1, 4) OBP: 0.355, SLG: 0.348			0-0 F9		4-0 BB 1B		4-0 BB 1B	4-0 BB		1 0 0 0 3 0 0
Craig McMurtry, R (1, 1) OBP: 0.286, SLG: 0.167			0-0 F9		0-0 BB 1B		0-3 K	0-0 1-3		2 0 1 0 0 0 0
Ed Ollivier, R (6, 1)					1-2 BB 1B					0 0 0 0 0 0 0
Bill Sample, R (7, PH) OBP: 0.294, SLG: 0.370										1 0 0 0 0 1 1
Ted Simmons, S (8, PH) OBP: 0.329, SLG: 0.360										1 0 0 0 0 0 2

Inning Stats	R: 0	H: 1	E: 0	K: 1	S: 6	LOB: 1	BB: 0	P: 6	R: 0	H: 0	E: 0	K: 0	S: 3	LOB: 0	BB: 0	P: 3	R: 0	H: 0	E: 0	K: 0	S: 3	LOB: 0	BB: 0	P: 3	R: 2	H: 2	E: 0	K: 2	S: 9	LOB: 0	BB: 0	P: 9	R: 0	H: 1	E: 0	K: 0	S: 4	LOB: 2	BB: 1	P: 8	R: 0	H: 1	E: 0	K: 0	S: 4	LOB: 2	BB: 1	P: 8	R: 0	H: 1	E: 0	K: 2	S: 8	LOB: 3	BB: 2	P: 16	R: 0	H: 1	E: 1	K: 2	S: 8	LOB: 2	BB: 1	P: 12	R: 0	H: 1	E: 0	K: 0	S: 3	LOB: 0	BB: 0	P: 3	1B: 5	2B: 1	3B: 0	HR: 2	SF: 0	SAC: 0	DP: 0	HBP: 0	WP: 1	PB: 0	SB: 1	CS: 0	PA: 39
PITCHER	IP	WLS	BF	H	R	ER	SO	BB	IBB	HBP	BLK	WP	HR	S	P	ERA	WHIP																																																																				
Fernando Valenzuela, L (1, 1) ERA: 2.79	6.2	W	30	6	2	2	5	4	0	0	0	1	2	36	52	2.70	1.500																																																																				
Tom Niedenfuer, R (7, 1) ERA: 3.1	2.1	S	9	2	0	0	2	1	0	0	0	0	0	12	16	0.00	1.286																																																																				

Los Angeles Dodgers @ Atlanta Braves
Atlanta-Fulton County Stadium, Atlanta, GA

Wed Jun 18 1986, 7:05 PM EDT
Att. 27,808 - Unknown

AB	34
R	2
H	8
RBI	2
BB	5
SO	7
LOB	20



Batter	1	2	3	4	5	6	7	8	9	AB R H RBI BB SO LOB	TOP											
Mariano Duncan, R (1, 6) OBP: 0.282, SLG: 0.310	0-0 S 1B	0-0 FC4-6 1B		0-0 FC6-4 S 1B		0-3 K	0-0 F9			5 2 2 1 0 1 2												
Steve Sax, R (1, 4) OBP: 0.382, SLG: 0.438	0-0 1B G1-2-3	0-0 FC4-6		0-0 1B FC3-6		0-0 2B 3B		0-0 4-3		5 2 3 2 0 0 2												
Enos Cabell, R (1, 3) OBP: 0.299, SLG: 0.283 Ken Landreaux, L (8, 7) OBP: 0.313, SLG: 0.391	0-0 G1-2-3 BB 1B	0-0 F8		0-0 FC3-6 BB PO 1B		0-0 4-3 2B		0-0 5-3		5 1 3 2 0 0 2 0 0 0 0 0 0 0												
Mike Marshall, R (1, 9) OBP: 0.338, SLG: 0.534	4-0 G1-2-3 BB 1-2		0-3 K	4-0 FC3-6 BB		0-0 4-3		0-3 K		3 0 0 0 2 2 1												
Franklin Stubbs, L (1, 7) OBP: 0.328, SLG: 0.547	0-0 G1-2-3		0-0 5-3 1B	0-0 FC3-6 PO		0-3 K			0-0 HR	5 1 2 2 0 1 6												
Alex Trevino, R (1, 2) OBP: 0.367, SLG: 0.348	0-0 5-3		0-0 5-3	0-0 PO BB	4-0 G4-6-3 BB		0-0 HR		0-0 G5-4-3 1B	4 1 2 1 1 0 3												
Dave Anderson, R (1, 5) OBP: 0.302, SLG: 0.309		0-0 1B FC4-6 1B	0-0 6-3		0-0 G4-6-3		0-0 5-3		0-0 F7	5 1 1 0 0 0 3												
Reggie Williams, R (1, 8) OBP: 0.330, SLG: 0.367		4-0 FC4-6 1B BB		0-0 SH FC6-4 2B	0-0 WP 1B		4-0 BB		0-0 G5-4-3	3 1 2 0 2 0 1												
Orel Hershiser, R (1, 1) OBP: 0.241, SLG: 0.250		0-3 K		0-0 SH FC6-4	0-3 K		0-3 K			3 0 0 0 0 3 4												
Inning Stats	R: 1 E: 0 K: 0 S: 5	H: 3 LOB: 2 BB: 1 P: 9	R: 1 E: 0 K: 1 S: 7	H: 2 LOB: 2 BB: 1 P: 11	R: 0 E: 0 K: 1 S: 6	H: 1 LOB: 1 BB: 0 P: 6	R: 4 E: 1 K: 0 S: 6	H: 3 LOB: 0 BB: 1 P: 10	R: 0 E: 0 K: 1 S: 5	H: 1 LOB: 1 BB: 1 P: 9	R: 1 E: 0 K: 2 S: 9	H: 2 LOB: 1 BB: 0 P: 9	R: 1 E: 0 K: 1 S: 6	H: 1 LOB: 1 BB: 1 P: 10	R: 0 E: 0 K: 1 S: 5	H: 0 LOB: 0 BB: 0 P: 5	R: 1 E: 0 K: 0 S: 4	H: 2 LOB: 0 BB: 0 P: 4	1B: 10 2B: 2 3B: 1 HR: 2	SF: 0 SAC: 1 DP: 3 HBP: 0	WP: 1 PB: 0 SB: 3 CS: 0	PA: 45
PITCHER	IP WLS BF H R ER SO BB IBB HBP BLK WP HR S P ERA WHIP																					
Zane Smith, L (1, 1) ERA: 2.78	5.1 L 30 12 7 4 4 4 0 0 0 1 0 34 50 6.75 3.000																					
Steve Shields, R (6, 1) ERA: 10.13	1.2 7 1 1 1 2 1 0 0 0 0 1 10 14 5.40 1.200																					
Ed Olwine, L (8, 1) ERA: 1.93	2.0 7 2 1 1 1 0 0 0 0 0 1 9 9 4.50 1.000																					

Los Angeles Dodgers @ Atlanta Braves
Atlanta-Fulton County Stadium, Atlanta, GA

AB	38
R	9
H	15
RBI	8
BB	5
SO	7
LOB	24



Thu Jun 19 1986, 3:33 AM EDT
Att: 27,671 - Unknown

livebaseballscorecards.com

Batter	1	2	3	4	5	6	7	8	9
Claudell Washington, L (1, 9) OBP: 0.297, SLG: 0.458	0-0 4-3 ①		0-0 1-3 ①	0-0 4-3 ②			0-0 4-3 ②		
Omar Moreno, L (1, 7) OBP: 0.306, SLG: 0.415	0-0 6-3 ②		0-0 1B E 1B ②	0-0 5-3 ③			0-0 G3 ③		
Dale Murphy, R (1, 8) OBP: 0.385, SLG: 0.470	0-0 1-3 ③		0-0 1B E 1B ③		0-0 3-1 ①			0-0 G4-3 1B ①	
Bob Horner, R (1, 3) OBP: 0.337, SLG: 0.470		0-0 HR	0-0 E9 1B ①		0-0 F9 ②			0-0 G4-3 1B ②	
Chris Chambliss, L (6, 3) OBP: 0.522, SLG: 0.575			1-3 2-H 1B ②					1-2 G4-3 1B ③	
Ken Oberkfell, L (1, 5) OBP: 0.389, SLG: 0.399		0-0 F4 ①	4-0 1B IBB ①		0-0 4-3 ③			0-0 G4-3 ①	
Rafael Ramirez, R (1, 6) OBP: 0.257, SLG: 0.363		0-0 L9 ②	0-0 F6 ②			0-3 K ①		0-0 5-3 ③	
Ozzie Virgil, R (1, 2) OBP: 0.326, SLG: 0.414		0-0 1B ②	0-0 FC6-4 1B ②			0-0 F8 ②		0-3 K ①	
Glenn Hubbard, R (1, 4) OBP: 0.353, SLG: 0.346		0-0 1B ③	0-0 FC6-4 ③			0-0 6-3 ③		0-0 6-3 ②	
Zane Smith, L (1, 1) OBP: 0.079, SLG: 0.079		0-0 3-1 ③		0-0 6-3 ①			0-3 K ①	0-0 1-3 ③	
Steve Shields, R (6, 1)									
Terry Harper, R (7, PH) OBP: 0.280, SLG: 0.320									
Ed Olwine, R (8, 1)									
Bill Sample, R (9, PH) OBP: 0.291, SLG: 0.366									

Inning Stats	R: 0 H: 0 E: 0 K: 0 S: 3	H: 0 LOB: 0 BB: 0 P: 3	R: 1 H: 3 E: 0 K: 0 S: 6	H: 3 LOB: 2 BB: 0 P: 6	R: 3 H: 4 E: 1 K: 0 S: 7	H: 4 LOB: 2 BB: 1 P: 11	R: 0 H: 0 E: 0 K: 0 S: 3	H: 0 LOB: 0 BB: 0 P: 3	R: 0 H: 0 E: 0 K: 1 S: 5	H: 0 LOB: 0 BB: 0 P: 5	R: 0 H: 2 E: 0 K: 1 S: 4	H: 2 LOB: 1 BB: 0 P: 4	R: 0 H: 0 E: 0 K: 1 S: 5	H: 0 LOB: 0 BB: 0 P: 5	1B: 8 2B: 0 3B: 0 HR: 1	SF: 0 SAC: 0 DP: 1 HBP: 0
---------------------	--------------------------	------------------------	--------------------------	------------------------	--------------------------	-------------------------	--------------------------	------------------------	--------------------------	------------------------	--------------------------	------------------------	--------------------------	------------------------	-------------------------	---------------------------

PITCHER Orel Hershiser, R (1, 1) ERA: 3.41	IP 9.0 WLS W BF 36 H 9 R 4 ER 4 SO 3 BB 0 IBB 1 HBP 0 BLK 0 WP 0 HR 1 S 41 P 45 ERA 4.00 WHIP 1.000	PITCHER	IP WLS BF H R ER SO BB IBB HBP BLK WP HR S P ERA WHIP
---	---	----------------	---

BOTTOM

Los Angeles Dodgers @ Atlanta Braves
Atlanta-Fulton County Stadium, Atlanta, GA

Thu Jun 19 1986, 3:33 AM EDT
Att. 27,671 - Unknown

AB	R	H	RBI	BB	SO	LOB
4	0	0	0	0	0	0
4	1	1	0	0	0	0
4	1	2	0	0	0	0
3	2	2	2	0	0	0
1	0	1	0	0	0	0
3	0	0	0	1	0	2
4	0	0	0	0	1	4
4	0	2	2	0	1	0
4	0	1	0	0	0	2
2	0	0	0	0	0	2
0	0	0	0	0	0	0
1	0	0	0	0	1	0
0	0	0	0	0	0	0
1	0	0	0	0	0	0

livebaseballscorecards.com

AB	35
R	4
H	9
RBI	4
BB	1
SO	3
LOB	10

Braves

WP: 0	PA: 36
PB: 0	
SB: 0	
CS: 0	

Batter	1	2	3	4	5	6	7	8	9	AB R H RBI BB SO LOB	TOP																
Bip Roberts, S (1, 4) OBP: 0.265, SLG: 0.295 Rich Gossage, R (8, 1)	0-0 5-3			0-0 6-3		0-0 5-3		0-3 K	0-0 FC6-4	4 0 0 0 0 1 0 1 0 0 0 0 0 1																	
Tony Gwynn, L (1, 9) OBP: 0.404, SLG: 0.478	0-0 4-3			0-0 1B 1B		0-0 1B 2B		0-0 1B		4 3 3 0 0 0 0																	
Kevin McReynolds, R (1, 8) OBP: 0.352, SLG: 0.508	0-3 K			0-0 F6 1B 1-2		0-0 2B L3 1B		4-0 1B BB		3 1 2 0 1 1 0																	
Steve Garvey, R (1, 3) OBP: 0.286, SLG: 0.458		0-0 F7		0-0 1B 1-2 2-H		0-0 2B 1-3 3-H		0-3 K		4 0 2 2 0 1 2																	
Carmelo Martinez, R (1, 7) OBP: 0.380, SLG: 0.408 Marvell Wynne, L (8, PR) OBP: 0.330, SLG: 0.461	0-0 4-3			0-0 F6 2-3		4-0 IBB		0-0 E8 1B 1B		3 0 1 1 1 0 2 0 1 0 0 0 0 0																	
Garry Templeton, S (1, 6) OBP: 0.271, SLG: 0.258	0-0 F4			0-0 6-3		0-0 L3		0-0 CS 1B		4 0 1 1 0 0 3																	
Jerry Royster, R (1, 5) OBP: 0.287, SLG: 0.330			0-3 K		0-0 1B		0-0 4-3	0-0 CS	0-0 F7	4 0 1 0 0 1 0	AB 34																
Terry Kennedy, L (1, 2) OBP: 0.318, SLG: 0.374			0-0 F7		0-3 K		0-0 2B		0-0 4-3	4 0 1 0 0 1 1	R 5																
Dave Dravecky, R (1, 1) OBP: 0.176, SLG: 0.242 Lance McCullers, S (6, 1) Tim Flannery, L (8, 4) OBP: 0.379, SLG: 0.387	0-0 4-3			0-0 F4			0-3 K		4-0 FC6-4 BB	2 0 0 0 0 0 1 1 0 0 0 0 1 0 0 0 0 0 1 0 0	H 11																
Inning Stats	R: 0 E: 0 K: 1 S: 5	H: 0 LOB: 0 BB: 0 P: 5	R: 0 E: 0 K: 0 S: 3	H: 0 LOB: 0 BB: 0 P: 3	R: 0 E: 0 K: 1 S: 5	H: 0 LOB: 0 BB: 0 P: 5	R: 1 E: 0 K: 0 S: 5	H: 3 LOB: 1 BB: 0 P: 5	R: 0 E: 0 K: 1 S: 6	H: 1 LOB: 1 BB: 0 P: 6	R: 1 E: 0 K: 0 S: 5	H: 3 LOB: 2 BB: 1 P: 9	R: 0 E: 0 K: 1 S: 5	H: 1 LOB: 0 BB: 0 P: 5	R: 3 E: 1 K: 2 S: 9	H: 3 LOB: 1 BB: 1 P: 13	R: 0 E: 0 K: 0 S: 3	H: 0 LOB: 1 BB: 1 P: 7	1B: 8 2B: 4 3B: 0 HR: 0	SF: 0 SAC: 0 DP: 1 HBP: 0	WP: 0 PB: 0 SB: 1 CS: 1	PA: 38					
PITCHER	IP	WLS	BF	H	R	ER	SO	BB	IBB	HBP	BLK	WP	HR	S	P	ERA	WHIP										
Rick Honeycutt, L (1, 1) ERA: 2.12	7.0		27	8	2	2	4	0	1	0	0	0	0	34	38	2.57	1.143										
Ken Howell, R (8, 1) ERA: 2.12	1.0	L	6	3	3	2	2	1	0	0	0	0	0	9	13	18.00	4.000										
Ed Vande Berg, L (9, 1) ERA: 3.47	1.0		4	0	0	0	0	1	0	0	0	0	0	3	7	0.00	1.000										

San Diego Padres @ Los Angeles Dodgers
Dodger Stadium, Los Angeles, CA
 Fri Jun 20 1986, 7:05 PM PDT
 Att: 46,288 - Unknown

AB	34
R	5
H	11
RBI	4
BB	3
SO	6
LOB	10



Batter	1	2	3	4	5	6	7	8	9	AB	R	H	RBI	BB	SO	LOB
Mariano Duncan, R (1, 6) Bill Russell, R (7, PR) OBP: 0.282, SLG: 0.309 OBP: 0.296, SLG: 0.333 (8, 6)	0-0 F8	0-0 F7			0-0 6-3		0-0 4-3 1B		1-0 1B HBP	4	0	1	0	0	0	2
Steve Sax, R (1, 4) OBP: 0.379, SLG: 0.433	0-0 6-3		0-0 5-3		0-0 F4		0-0 4-3		0-0 BB 1B	5	0	1	1	0	0	1
Enos Cabell, R (1, 3) OBP: 0.304, SLG: 0.282	0-0 F7		0-0 F7		0-0 F6		0-0 3-H 1B		4-0 BB 1B	4	0	1	1	1	0	0
Bill Madlock, R (1, 5) Dave Anderson, R (6, PR) OBP: 0.275, SLG: 0.329 OBP: 0.297, SLG: 0.304 (7, 5)		0-0 HR	0-0 F2		0-0 1B 1B		0-0 4-3		0-0 G6-4-3 1B	3	1	2	1	0	0	0
Mike Marshall, R (1, 9) OBP: 0.345, SLG: 0.535		4-0 BB 1B		0-0 1B 1B		0-0 1-3 1B		0-0 6-3		3	1	2	0	1	0	0
Franklin Stubbs, L (1, 7) OBP: 0.326, SLG: 0.540		0-0 F8		0-0 1-3 1B		0-0 F3		0-0 G3		4	0	1	0	0	0	3
Alex Trevino, R (1, 2) OBP: 0.349, SLG: 0.329		0-0 F7		0-0 F6		0-0 F7		0-3 K		4	0	0	0	0	1	5
Reggie Williams, R (1, 8) Ken Landreaux, L (6, PH) OBP: 0.333, SLG: 0.363 OBP: 0.309, SLG: 0.386 (7, 8)		4-0 1B IBB		0-3 K		0-0 G3		0-0 6-3		1	0	0	0	1	1	2
Rick Honeycutt, L (1, 1) Len Matuszek, L (7, PH) Ken Howell, R (8, 1) Ed Vande Berg, R (9, 1) Jack Fimple, R (9, PH)		0-0 1-3 2-H 1B		0-0 F7		0-0 F6		4-0 BB HBP 1B BB		2	0	1	1	0	0	2

Inning Stats	R: 0	H: 0	E: 0	K: 0	S: 3	H: 0	LOB: 0	BB: 0	P: 3	R: 2	H: 2	E: 0	K: 0	S: 5	H: 2	LOB: 2	BB: 2	P: 13	R: 0	H: 0	E: 0	K: 0	S: 3	R: 0	H: 2	E: 0	K: 0	S: 3	H: 2	LOB: 2	BB: 0	P: 5	R: 1	H: 2	E: 0	K: 0	S: 5	H: 0	LOB: 0	BB: 0	P: 5	R: 0	H: 0	E: 0	K: 1	S: 5	R: 1	H: 1	E: 0	K: 0	S: 3	H: 1	LOB: 2	BB: 2	P: 12	1B: 8	2B: 0	3B: 0	HR: 1	SF: 0	SAC: 0	DP: 1	HBP: 1	WP: 0	PB: 0	SB: 2	CS: 0	PA: 40
--------------	------	------	------	------	------	------	--------	-------	------	------	------	------	------	------	------	--------	-------	-------	------	------	------	------	------	------	------	------	------	------	------	--------	-------	------	------	------	------	------	------	------	--------	-------	------	------	------	------	------	------	------	------	------	------	------	------	--------	-------	-------	-------	-------	-------	-------	-------	--------	-------	--------	-------	-------	-------	-------	--------

PITCHER	IP	WLS	BF	H	R	ER	SO	BB	IBB	HBP	BLK	WP	HR	S	P	ERA	WHIP
Dave Dravecky, L (1, 1) ERA: 2.79	5.1		24	6	2	2	1	1	1	0	0	0	1	24	32	3.38	1.312
Lance McCullers, R (6, 1) ERA: 1.73	1.2	W	7	2	1	1	0	0	0	0	0	0	0	7	7	5.40	1.200
Rich Gossage, R (8, 1) ERA: 4.35	2.0	S	9	1	1	1	1	2	0	1	0	0	0	8	17	4.50	1.500

BOTTOM

San Diego Padres @ Los Angeles Dodgers
 Dodger Stadium, Los Angeles, CA
 Fri Jun 20 1986, 7:05 PM PDT
 Att. 46,288 - Unknown

livebaseballscorecards.com

AB	35
R	4
H	9
RBI	4
BB	4
SO	2
LOB	22



Batter	1	2	3	4	5	6	7	8	9	10	11	12	13	14	AB R H RBI BB SO LOB	TOP													
Bip Roberts, S (1, 4) Tim Flannery, L (10, PH) OBP: 0.262, SLG: 0.291 OBP: 0.378, SLG: 0.386	B1-3		3-1		FC4-6		1B 1B	G3		F8		E1		1B 1B	5 1 1 0 0 0 1 3 1 1 0 0 0 3	San Diego Padres @ Los Angeles Dodgers Dodger Stadium, Los Angeles, CA Sat Jun 21 1986, 7:05 PM PDT Att. 46,600 - Unknown livebaseballscorecards.com													
Tony Gwynn, L (1, 9) OBP: 0.413, SLG: 0.483	BB HBP		G3		F5		1B 1B		SF7		E S 2B		1B 1B	6 2 4 1 1 0 1															
Kevin McReynolds, R (1, 8) OBP: 0.349, SLG: 0.514	F9					6-3	F3		SF7		WP 1-H 2B		K	7 0 2 2 0 2 9															
Steve Garvey, R (1, 3) Lance McCullers, S (12, 1) OBP: 0.286, SLG: 0.453	BB 1B		6-3			E5	1B		F8		F9		4-3	7 0 2 2 0 0 5 1 0 0 0 0 1 2															
Carmelo Martinez, R (1, 7) Rich Gossage, R (9, 1) John Kruk, L (12, 3) OBP: 0.356, SLG: 0.397 OBP: 0.353, SLG: 0.403	BB BB				F9		K	F6		F6		K		4 0 0 0 1 1 3 1 0 0 0 0 1 1 1 0 1 1 1 0 0															
Graig Nettles, L (1, 5) OBP: 0.327, SLG: 0.480	F2				K		4-3		1-3		F9	BB BB BB	F7	7 0 0 0 1 2 7															
Garry Templeton, S (1, 6) OBP: 0.280, SLG: 0.264			F9		F9									6 2 3 0 1 0 2															
Bruce Bochy, R (1, 2) Terry Kennedy, L (8, PH) OBP: 0.333, SLG: 0.531 OBP: 0.317, SLG: 0.386			K				F8		E3		4-3		F8	3 1 0 0 0 1 1 4 1 1 2 0 0 3															
Andy Hawkins, R (1, 1) Tim Lincecum, R (8, 1) Jerry Royster, R (7, PH) Craig Lefferts, L (7, 1) Dane Iorg, L (8, PH) Gene Walter, L (8, 1) Marvell Wynne, L (8, 8) OBP: 0.223, SLG: 0.207 OBP: 0.250, SLG: 1.000 OBP: 0.286, SLG: 0.327 OBP: 0.250, SLG: 1.000 OBP: 0.176, SLG: 0.256 OBP: 0.450, SLG: 0.500 OBP: 0.340, SLG: 0.462			L6					F4		4-3			FC6-4	2 0 1 0 0 0 0 0 0 0 0 0 0 0 1 0 0 0 0 0 2 0 0 0 0 0 0 0 1 0 0 0 0 0 0 0 0 0 0 0 0 0 2 0 1 0 1 0 2															
Inning Stats	R: 0 E: 0 K: 4 S: 4	H: 1 LOB: 3 BB: 1 P: 9	R: 0 E: 0 K: 5 S: 5	H: 0 LOB: 0 BB: 0 P: 5	R: 0 E: 0 K: 4 S: 4	H: 1 LOB: 1 BB: 0 P: 4	R: 0 E: 1 K: 6 S: 6	H: 0 LOB: 1 BB: 0 P: 6	R: 3 E: 2 K: 8 S: 8	H: 4 LOB: 2 BB: 0 P: 8	R: 2 E: 0 K: 5 S: 5	H: 2 LOB: 0 BB: 0 P: 5	R: 1 E: 0 K: 4 S: 4	H: 1 LOB: 0 BB: 0 P: 4	R: 0 E: 0 K: 3 S: 3		H: 0 LOB: 2 BB: 2 P: 11	R: 1 E: 0 K: 7 S: 7	H: 2 LOB: 2 BB: 1 P: 11	R: 0 E: 1 K: 7 S: 7	H: 1 LOB: 3 BB: 1 P: 11	R: 0 E: 0 K: 4 S: 4	H: 1 LOB: 2 BB: 0 P: 8	R: 1 E: 0 K: 12 S: 12	H: 3 LOB: 2 BB: 0 P: 12	1B: 14 2B: 1 3B: 1 HR: 1	SF: 1 SAC: 0 DP: 0 HBP: 1	WP: 1 PB: 0 SB: 2 CS: 0	PA: 69
PITCHER	IP	WLS	BF	H	R	ER	SO	BB	IBB	HBP	BLK	WP	HR	S	P		ERA	WHIP											
Jerry Reuss, L (1, 1) ERA: 5.75	6.1		28	5	3	1	3	1	0	1	0	0	0	32	37		1.42	0.947											
Ed Vande Berg, L (7, 1) ERA: 3.47	0.0		1	1	0	0	0	0	0	0	0	0	0	1	1		∞	∞											
Tom Niedenfuer, R (7, 1) ERA: 3.4	1.2		8	3	2	0	0	0	0	0	0	0	1	8	8		10.80	1.800											
Ken Howell, R (9, 1) ERA: 2.03	2.0		9	1	1	0	0	1	1	0	0	0	0	7	15	0.00	1.000												
Carlos Diaz, L (11, 1) ERA: 8.64	1.1		9	3	1	1	1	1	0	0	0	1	0	10	14	6.75	3.000												
Alejandro Pena, R (12, 1) ERA: 6.35	2.2	L	14	4	4	1	4	1	1	0	0	0	0	20	28	3.38	1.875												



Batter	1	2	3	4	5	6	7	8	9	AB R H RBI BB SO LOB	TOP												
Tim Flannery, L (1, 4) <small>OBP: 0.384, SLG: 0.414</small> (8, 5)	0-0 F8		0-0 1B		0-0 SF9		0-0 1B		0-0 HR	4 1 3 2 0 0 0													
Tony Gwynn, L (1, 9) <small>OBP: 0.413, SLG: 0.489</small>	0-0 4-3		0-0 4-3		0-0 1B		0-0 1-3		0-0 3B	5 0 2 1 0 0 2													
John Kruk, L (1, 7) <small>OBP: 0.361, SLG: 0.409</small> Carmelo Martinez, R (9, PH) <small>OBP: 0.364, SLG: 0.395</small> Kevin McReynolds, R (9, 7) <small>OBP: 0.349, SLG: 0.514</small>	0-0 G3			0-0 L4-3	0-0 1B			0-0 4-3	0-0 F8	4 0 2 1 0 0 0 1 0 0 0 0 0 1 0 0 0 0 0 0 0													
Steve Garvey, R (1, 3) <small>OBP: 0.281, SLG: 0.446</small>		0-0 F4		0-0 F7	0-0 G3			0-3 K		4 0 0 0 0 1 3													
Graig Nettles, L (1, 5) <small>OBP: 0.331, SLG: 0.477</small> Bip Roberts, S (8, PR) <small>OBP: 0.262, SLG: 0.291</small> (8, 4)		4-0 BB		0-0 L4-3		0-0 4-3		0-0 1B		3 0 1 0 1 0 1 0 1 0 0 0 0 0													
Garry Templeton, S (1, 6) <small>OBP: 0.279, SLG: 0.264</small>		0-3 K			0-0 F9	0-3 K		0-0 1B		4 0 1 1 0 2 1													
Terry Kennedy, L (1, 2) <small>OBP: 0.316, SLG: 0.383</small>		0-0 G3			0-0 BB	0-0 F7		0-3 K		4 1 1 0 0 1 2													
Marvell Wynne, L (1, 8) <small>OBP: 0.337, SLG: 0.453</small>			0-0 3-1		0-0 SF9	0-0 1B		0-0 F7		4 1 1 0 0 0 0													
Mark Thurmond, L (1, 1) <small>OBP: 0.273, SLG: 0.318</small> Jerry Royster, R (5, PH) <small>OBP: 0.290, SLG: 0.327</small> Gene Walter, L (5, 1) <small>OBP: 0.400, SLG: 0.500</small> Craig Lefferts, L (6, 1) <small>OBP: 0.167, SLG: 0.667</small>			0-0 1-3		4-0 1B	0-0 BB		0-0 F8	0-3 K	1 0 0 0 0 0 0 0 1 0 0 1 0 0 0 0 0 0 0 0 0 2 0 0 0 0 1 0													
Inning Stats	R: 0 E: 0 K: 0 S: 3	H: 0 LOB: 0 BB: 0 P: 3	R: 0 E: 0 K: 1 S: 5	H: 0 LOB: 1 BB: 1 P: 9	R: 0 E: 0 K: 0 S: 4	H: 1 LOB: 1 BB: 0 P: 4	R: 0 E: 0 K: 0 S: 3	H: 1 LOB: 0 BB: 0 P: 3	R: 3 E: 0 K: 0 S: 7	H: 4 LOB: 2 BB: 1 P: 11	R: 0 E: 0 K: 1 S: 5	H: 0 LOB: 0 BB: 0 P: 5	R: 0 E: 0 K: 0 S: 4	H: 1 LOB: 1 BB: 0 P: 4	R: 1 E: 0 K: 2 S: 9	H: 2 LOB: 1 BB: 0 P: 9	R: 1 E: 0 K: 1 S: 7	H: 2 LOB: 1 BB: 0 P: 7	1B: 9 2B: 1 3B: 1 HR: 1	SF: 1 SAC: 0 DP: 1 HBP: 0	WP: 0 PA: 39 PB: 0 SB: 1 CS: 0		
PITCHER Bob Welch, R (1, 1) <small>ERA: 3.84</small> Tom Niedenfuer, R (9, 1) <small>ERA: 3.56</small> Ed Vande Berg, L (9, 1) <small>ERA: 3.44</small>	IP 8.0 0.2 0.1	WLS L	BF 34 4 1	H 9 2 0	R 4 1 0	ER 4 1 0	SO 4 1 0	BB 2 0 0	IBB 0 0 0	HBP 0 0 0	BLK 0 0 0	WP 0 0 0	HR 0 1 0	S 40 6 1	P 48 6 1	ERA 4.50 13.50 0.00	WHIP 1.375 3.000 0.000	PITCHER IP WLS BF H R ER SO BB IBB HBP BLK WP HR S P ERA WHIP					

San Diego Padres @ Los Angeles Dodgers
 Dodger Stadium, Los Angeles, CA
 Sun Jun 22 1986, 3:33 AM PDT
 Att. 42,236 - Unknown

AB	36
R	5
H	11
RBI	5
BB	2
SO	5
LOB	10



Batter	1	2	3	4	5	6	7	8	9	AB	R	H	RBI	BB	SO	LOB
Steve Sax, R OBP: 0.380, SLG: 0.434 (1, 4)	0-0 6-3	0-0 F7		0-0 B2-4		4-0 BB			0-0 G4-6-3 1B	4	0	1	0	1	0	2
Bill Russell, R OBP: 0.297, SLG: 0.322 (1, 5)	4-0 1B BB		0-0 E BB 1B	0-0 5-3		0-0 F7			0-0 G4-6-3 1-2f	4	1	1	0	1	0	3
Enos Cabell, R OBP: 0.305, SLG: 0.294 (1, 3)	0-0 1-3 1B		0-0 E5 BB FC6-4 BB		0-0 1-3	0-3 K			0-0 2B	5	1	2	0	0	1	3
Mike Marshall, R OBP: 0.338, SLG: 0.516 (1, 9)	0-0 F6		4-0 1-2 E BB BB		4-0 1B BB		0-3 K		0-0 1-3	3	1	0	0	2	1	3
Franklin Stubbs, L OBP: 0.314, SLG: 0.512 (1, 7)	0-3 K		4-0 1-2 2-3 3-H BB		0-3 K		0-0 F7			3	0	0	1	1	2	3
Alex Trevino, R OBP: 0.376, SLG: 0.405 (1, 2)		0-0 1B 4-3 1B		0-0 F3		0-0 1-2 1B		0-3 K		4	1	2	0	0	1	3
Reggie Williams, R OBP: 0.339, SLG: 0.376 (1, 8)		0-0 4-3 1B		0-0 FC6-4 1B		0-3 K			0-0 L5	4	0	1	1	0	1	3
Craig Shipley, R OBP: 0.250, SLG: 0.250 (1, 6)		0-0 4-3		0-0 2-3 3-H 1B					0-0 L6	4	0	1	1	0	0	1
Bob Welch, R OBP: 0.139, SLG: 0.176 (1, 1)		0-3 K		0-0 B2-4 1B		4-0 BB BB			0-0 5-3	2	0	1	0	1	1	1
Bill Madlock, R OBP: 0.281, SLG: 0.341 (8, PH)										1	0	0	0	0	0	0
Tom Niedenfuer, R OBP: 0.500, SLG: 0.500 (9, 1)										0	0	0	0	0	0	0
Ed Vande Berg, R (9, 1)										0	0	0	0	0	0	0

Inning Stats	R: 0	H: 1	E: 0	K: 1	S: 6	R: 1	H: 2	E: 0	K: 1	S: 7	R: 3	H: 2	E: 2	K: 0	S: 5	R: 0	H: 1	E: 0	K: 2	S: 8	R: 0	H: 0	E: 0	K: 1	S: 5	R: 0	H: 0	E: 0	K: 2	S: 7	R: 0	H: 0	E: 0	K: 0	S: 3	R: 0	H: 2	E: 0	K: 0	S: 4
	LOB: 2	BB: 1	P: 10	LOB: 1	BB: 0	P: 7	LOB: 2	BB: 2	P: 13	LOB: 0	BB: 0	P: 3	LOB: 2	BB: 1	P: 12	LOB: 0	BB: 2	P: 13	LOB: 0	BB: 0	P: 7	LOB: 0	BB: 0	P: 3	LOB: 0	BB: 0	P: 3	LOB: 1	BB: 0	P: 4	1B: 8	SF: 0	2B: 2	SAC: 0	3B: 0	DP: 2	HR: 0	HBP: 0		

PITCHER	IP	WLS	BF	H	R	ER	SO	BB	IBB	HBP	BLK	WP	HR	S	P	ERA	WHIP
Mark Thurmond, L ERA: 6.0 (1, 1)	4.0		20	6	4	1	2	3	0	0	0	0	0	21	33	2.25	2.250
Gene Walter, L ERA: 3.73 (5, 1)	1.1		8	1	0	0	2	3	0	0	0	0	0	9	21	0.00	3.000
Craig Leferts, L ERA: 2.36 (6, 1)	3.2	W	12	2	0	0	3	0	0	0	0	0	0	18	18	0.00	0.545

BOTTOM

San Diego Padres @ Los Angeles Dodgers
Dodger Stadium, Los Angeles, CA

Sun Jun 22 1986, 3:33 AM PDT
Att. 42,236 - Unknown

AB	34
R	4
H	9
RBI	3
BB	6
SO	7
LOB	22



Batter	1	2	3	4	5	6	7	8	9	AB R H RBI BB SO LOB	TOP											
Claudell Washington, L OBP: 0.319, SLG: 0.469 (1, 9)	0-0 5-3		0-0 F7 SH1-3 FC5 1B	0-0 2-3 1B	0-0 1-2 3-H 1B		0-0 6-3 SH1-4 1B	4-0 1-2 FC4-6 BB		5 0 4 1 1 0 0	Atlanta Braves @ Los Angeles Dodgers Dodger Stadium, Los Angeles, CA Mon Jun 23 1986, 7:05 PM PDT Att. 48,103 - Unknown											
Omar Moreno, L OBP: 0.302, SLG: 0.401 (1, 7)	0-0 FC6-4 E 1B		0-0 SH1-3 1-2	0-3 K 1B	0-0 1-3 2-H 1B		0-0 SH1-4 1-2	0-0 F7		4 0 2 1 0 1 4												
Dale Murphy, R OBP: 0.371, SLG: 0.461 (1, 8)	0-0 E6 FC6-4 1-2		0-0 F7 2-3		FC6-4 1B		0-0 6-3 2-3	0-0 FC4-6 1-2f		6 1 1 0 0 0 8												
Bob Homer, R OBP: 0.342, SLG: 0.475 (1, 3)	0-0 FC6-4 BB 1-2f 2-3		4-0 BB BB		0-0 F8 SS	0-3 K 1B	4-0 BB IBB		0-0 F9	4 0 0 0 2 1 3												
Ozzie Virgil, R OBP: 0.353, SLG: 0.449 (1, 2)	4-0 1-2 BB		4-0 1-2 BB		0-0 FC6-4 1B	0-0 F4	4-0 1-2 BB		0-0 6-3	3 0 1 0 3 0 0												
Rafael Ramirez, R OBP: 0.257, SLG: 0.355 (1, 6)	0-0 F8		0-0 FC5 3-Hf		0-0 FC6-4 1B 1-2f 2-3	0-0 1B	0-0 F9		0-0 6-3	6 1 1 0 0 0 11												
Ken Oberkfell, L OBP: 0.393, SLG: 0.413 (1, 5)		0-3 K SS		0-0 F6	0-0 1-3 3-H 1B	0-0 1-3 BB 1B		4-0 SH3-4 1B BB		4 2 2 1 1 1 0												
Glenn Hubbard, R OBP: 0.360, SLG: 0.344 (1, 4)		0-0 4-3		0-0 1B SH1-4 1B	4-0 1-2 1B BB	4-0 1-2 BB		0-0 SH3-4		2 1 1 0 2 0 0												
Zane Smith, L OBP: 0.077, SLG: 0.077 (5, PH)		0-3 K SS		0-0 SH1-4	0-0 1-3 2-H 3-H 1B	0-0 1B		0-0 BB 1B		1 0 0 0 0 0 1 0 1 0 1 2 0 0 0 0 0 1 0 0 0 0 0 0 0 0 0 0 0 0 0 0 1 0 0 0 0 0 0 3 1 0 0 1 1 0 0 0 0 0 0 0 0 0 0 0 0 0 0 0 0 0 0 0												
Inning Stats	R: 0 E: 1 K: 0 S: 5	H: 1 LOB: 3 BB: 1 P: 9	R: 0 E: 0 K: 2 S: 7	H: 0 LOB: 0 BB: 0 P: 7	R: 0 E: 0 K: 1 S: 4	H: 1 LOB: 3 BB: 2 P: 12	R: 0 E: 0 K: 1 S: 7	H: 2 LOB: 2 BB: 0 P: 7	R: 5 E: 0 K: 0 S: 9	H: 6 LOB: 3 BB: 1 P: 13	R: 0 E: 0 K: 1 S: 7	H: 2 LOB: 3 BB: 1 P: 11	R: 0 E: 0 K: 0 S: 4	H: 1 LOB: 3 BB: 2 P: 12	R: 1 E: 0 K: 0 S: 4	H: 1 LOB: 2 BB: 2 P: 12	R: 0 E: 0 K: 0 S: 3	H: 0 LOB: 0 BB: 0 P: 3	1B: 14 2B: 0 3B: 0 HR: 0	SF: 0 SAC: 4 DP: 0 HBP: 0	WP: 0 PA: 51 PB: 0 SB: 0 CS: 0	
PITCHER	IP WLS BF H R ER SO BB IBB HBP BLK WP HR S P ERA WHIP	IP WLS BF H R ER SO BB IBB HBP BLK WP HR S P ERA WHIP																				
Fernando Valenzuela, L ERA: 3.04 (1, 1)	4.2		29 10 5 5 3		4 0 0 0	0 0 0 0	0 0 0 0	0 0 0 0	0 0 0 0	0 0 0 0	0 0 0 0	0 0 0 0	31 47	9.64 3.000								
Alejandro Pena, R ERA: 6.17 (5, 1)	0.1		1 0 0 0 0		0 0 0 0	0 0 0 0	0 0 0 0	0 0 0 0	0 0 0 0	0 0 0 0	0 0 0 0	0 0 0 0	1 1	0.00 0.000								
Ed Vande Berg, L ERA: 3.29 (6, 1)	1.2		11 3 0 0 1		2 1 0 0	0 0 0 0	0 0 0 0	0 0 0 0	0 0 0 0	0 0 0 0	0 0 0 0	0 0 0 0	10 22	0.00 3.000								
Tom Niedenfuer, R ERA: 3.53 (7, 1)	0.1		1 0 0 0 0		0 0 0 0	0 0 0 0	0 0 0 0	0 0 0 0	0 0 0 0	0 0 0 0	0 0 0 0	0 0 0 0	1 1	0.00 0.000								
Ken Howell, R ERA: 2.13 (8, 1)	2.0	L	9 1 1 1 0		2 0 0 0	0 0 0 0	0 0 0 0	0 0 0 0	0 0 0 0	0 0 0 0	0 0 0 0	0 0 0 0	7 15	4.50 1.500								



Batter	1	2	3	4	5	6	7	8	9	AB	R	H	RBI	BB	SO	LOB						
Steve Sax, R OBP: 0.384, SLG: 0.441 (1, 4)	0-0 5-3		0-0 CS 1B	0-0 2-H 2B		0-0 L8		0-0 G4-6-3 1B		5	0	3	1	0	0	0						
Alex Trevino, R OBP: 0.367, SLG: 0.405 (1, 2)	0-0 E 2B		0-3 K 1-3	0-3 K		0-0 F1		0-0 G4-6-3 1-2f 1B		5	1	1	0	0	2	4						
Bill Madlock, R OBP: 0.284, SLG: 0.335 (1, 5)	0-0 F8		4-0 BB		4-0 FC5-2 BB		0-0 6-3		0-0 5-3	3	0	0	0	2	0	1						
Mike Marshall, R OBP: 0.339, SLG: 0.514 (1, 9)	0-0 E7 2-H 1B		0-3 K 3-H		0-0 FC5-2 1-2 BB 1B		0-3 K		0-0 F8	5	1	2	1	0	2	2						
Enos Cabell, R OBP: 0.301, SLG: 0.289 (1, 3)	0-0 F4			0-0 6-3		0-0 4-3		0-3 K		5	0	1	0	0	1	3						
Franklin Stubbs, L OBP: 0.321, SLG: 0.511 (1, 7)		0-0 4-3		0-0 1B 1B		4-0 BB FC5-2 BB		0-0 1B		0-3 K	4	1	2	0	1	1						
Reggie Williams, R OBP: 0.351, SLG: 0.398 (1, 8)		0-0 FC6-5 2B		0-0 1B SF7 1B		0-0 FC5-2 FC5 BB		0-0 4-3		2	1	2	0	0	0	0						
Ken Landreaux, L OBP: 0.305, SLG: 0.380 (5, PH)										2	0	0	0	0	0	4						
Ken Howell, R (8, 1)										0	0	0	0	0	0	0						
Craig Shipley, R OBP: 0.333, SLG: 0.333 (1, 6)		0-0 FC6-5		0-0 2B 1B		4-0 BB				2	1	1	1	0	0	1						
Len Matuszek, L OBP: 0.375, SLG: 0.500 (5, PH)										0	0	0	1	1	0	0						
Ed Vande Berg, R (6, 1)										0	0	0	0	0	0	0						
Tom Niedenfuer, R OBP: 0.500, SLG: 0.500 (7, 1)		2-3		1-3 2-H 2B 1B		1-2 2-3 3-H BB				0	0	0	0	0	0	0						
Ed Amelung, L (8, 8)										1	0	0	0	0	0	0						
Fernando Valenzuela, L OBP: 0.192, SLG: 0.196 (1, 1)		0-0 F7		0-0 SF7		0-0 FC5				0	0	0	1	0	0	1						
Alejandro Pena, R (5, 1)										0	0	0	0	0	0	0						
Bill Russell, R OBP: 0.303, SLG: 0.328 (5, PH)										2	0	1	0	0	0	3						
Bill Russell, R OBP: 0.303, SLG: 0.328 (6, 6)										0	0	0	0	0	0	0						
Inning Stats	R: 1 E: 1 K: 0 S: 5	H: 2 LOB: 1 BB: 0 P: 5	R: 0 E: 0 K: 0 S: 4	H: 1 LOB: 1 BB: 0 P: 4	R: 0 E: 0 K: 2 S: 7	H: 1 LOB: 2 BB: 1 P: 11	R: 3 E: 0 K: 1 S: 9	H: 4 LOB: 1 BB: 0 P: 9	R: 1 E: 0 K: 0 S: 4	H: 1 LOB: 3 BB: 3 P: 16	R: 0 E: 0 K: 0 S: 3	H: 0 LOB: 0 BB: 0 P: 3	R: 0 E: 0 K: 2 S: 8	H: 1 LOB: 1 BB: 0 P: 8	R: 0 E: 0 K: 0 S: 4	H: 2 LOB: 1 BB: 0 P: 4	R: 0 E: 0 K: 1 S: 6	H: 1 LOB: 1 BB: 0 P: 6	1B: 10 2B: 4 3B: 0 HR: 0	SF: 1 SAC: 0 DP: 2 HBP: 0	WP: 0 PB: 0 SB: 3 CS: 1	PA: 42

BOTTOM

Atlanta Braves @ Los Angeles Dodgers
Dodger Stadium, Los Angeles, CA


Mon Jun 23 1986, 7:05 PM PDT
 Att. 48,103 - Unknown

livebaseballscores.com

AB	37
R	5
H	13
RBI	5
BB	4
SO	6
LOB	20



PITCHER	IP	WLS	BF	H	R	ER	SO	BB	IBB	HBP	BLK	WP	HR	S	P	ERA	WHIP
Zane Smith, L ERA: 2.99 (1, 1)	4.0		20	8	4	4	3	1	0	0	0	0	0	25	29	9.00	2.250
Steve Shields, R ERA: 6.75 (5, 1)	0.1		4	1	1	1	0	2	0	0	0	0	0	2	10	27.00	9.000
Jeff Dedmon, R ERA: 2.82 (5, 1)	2.2	W	10	1	0	0	2	1	0	0	0	0	0	13	17	0.00	0.750
Gene Garber, R ERA: 1.42 (8, 1)	2.0	S	8	3	0	0	1	0	0	0	0	0	0	10	10	0.00	1.500

Batter	1	2	3	4	5	6	7	8	9	AB R H RBI BB SO LOB	TOP																						
Claudell Washington, L OBP: 0.324, SLG: 0.466 (1, 9) X	0-0 4-3 ①		0-0 CS 2-H 3-H 1B ②			4-0 FC5-4 BB			0-0 F7 ①	3 0 1 2 1 0 0	<p>Atlanta Braves @ Los Angeles Dodgers Dodger Stadium, Los Angeles, CA</p> <p>Tue Jun 24 1986, 7:05 PM PDT Att. 34,193 - Unknown</p> <p>livebaseballscorecards.com</p> <p>AB 26 R 2 H 3 RBI 2 BB 3 SO 5 LOB 5</p> 																						
Omar Moreno, L OBP: 0.294, SLG: 0.391 (1, 7) X	0-0 6-3 ②		0-3 K ②			0-0 FC5-4 S 1-2f			0-0 4-3 ②	4 0 0 0 0 1 2																							
Dale Murphy, R OBP: 0.370, SLG: 0.458 (1, 8) X	0-0 3-1 ③					0-0 4-3 1-2			0-0 FC5-4 1B	4 0 1 0 0 0 1																							
Bob Homer, R OBP: 0.337, SLG: 0.467 (1, 3) X		0-0 G5-6-3 ①				0-0 F2 ②			0-0 FC5-4 1-2f	4 0 0 0 0 1 1																							
Ken Oberkfell, L OBP: 0.388, SLG: 0.407 (1, 4) X		0-0 6-3 ②				0-3 K ③			0-0 F8 ②	3 0 0 0 0 1 0																							
Rafael Ramirez, R OBP: 0.257, SLG: 0.352 (1, 5) X		4-0 CS BB				0-0 5-3 ①			0-0 4-3 ③	2 0 0 0 1 0 0																							
Ozzie Virgil, R OBP: 0.358, SLG: 0.446 (1, 2) X		0-0 CS ③	4-0 SH1-4 1B BB			1-0 G5-4-3 HBP			0-0 F6 ①	1 1 0 0 1 0 0																							
Andres Thomas, R OBP: 0.337, SLG: 0.505 (1, 6) X			0-0 SH1-4 1B 1B			0-0 G5-4-3 1-2f			0-0 6-3 ②	3 1 1 0 0 0 1																							
David Palmer, R OBP: 0.125, SLG: 0.219 (1, 1) X Chris Chambliss, L OBP: 0.439, SLG: 0.471 (8, PH) Paul Assenmacher, L (8, 1)			0-0 SH1-4 ①			0-3 K ①			0-3 K ③	1 0 0 0 0 1 0 1 0 0 0 0 1 0 0 0 0 0 0 0 0																							
Inning Stats	R: 0 E: 0 K: 0 S: 3	H: 0 LOB: 0 BB: 0 P: 3	R: 0 E: 0 K: 0 S: 2	H: 0 LOB: 0 BB: 1 P: 6	R: 2 E: 0 K: 1 S: 6	H: 2 LOB: 0 BB: 1 P: 10	R: 0 E: 0 K: 1 S: 5	H: 0 LOB: 0 BB: 0 P: 5	R: 0 E: 0 K: 0 S: 2	H: 0 LOB: 0 BB: 0 P: 3	R: 0 E: 0 K: 1 S: 5	H: 0 LOB: 1 BB: 1 P: 9	R: 0 E: 0 K: 1 S: 5	H: 0 LOB: 0 BB: 0 P: 5	R: 0 E: 0 K: 1 S: 5	H: 0 LOB: 0 BB: 0 P: 5	R: 0 E: 0 K: 0 S: 4	H: 1 LOB: 1 BB: 0 P: 4	1B: 3 2B: 0 3B: 0 HR: 0	SF: 0 SAC: 1 DP: 1 HBP: 1	WP: 0 PB: 0 SB: 1 CS: 2	PA: 32											
PITCHER Orel Hershiser, R ERA: 3.29 (1, 1)	IP 9.0	WLS W	BF 31	H 3	R 2	ER 2	SO 5	BB 3	IBB 0	HBP 1	BLK 0	WP 0	HR 0	S 37	P 50	ERA 2.00	WHIP 0.667																
											PITCHER	IP	WLS	BF	H	R	ER	SO	BB	IBB	HBP	BLK	WP	HR	S	P	ERA	WHIP					

Batter	1	2	3	4	5	6	7	8	9
Steve Sax, R OBP: 0.381, SLG: 0.434 (1, 4)	0-0 6-3		0-0 L3		0-0 F3		0-0 FC5-4 L4-3	4-0 BB	
Bill Russell, R OBP: 0.296, SLG: 0.318 (1, 6)	0-0 5-3		0-0 6-3		0-0 WP 1B		0-0 L4-3	0-0 4-3	
Franklin Stubbs, L OBP: 0.335, SLG: 0.553 (1, 7)	0-0 HR			0-0 HR	4-0 BB			0-0 1B E 1B	
Bill Madlock, R OBP: 0.278, SLG: 0.328 (1, 5) Craig Shipley, R OBP: 0.333, SLG: 0.333 (9, 5)	0-0 5-3		0-0 6-3	0-0 6-3	0-0 F7			0-3 K	
Mike Marshall, R OBP: 0.338, SLG: 0.510 (1, 9)		0-0 F9		0-0 5-3		0-0 F9		0-0 E 1B 1B	
Len Matuszek, L OBP: 0.474, SLG: 0.750 (1, 3) Enos Cabell, R OBP: 0.298, SLG: 0.287 (8, PH) (9, 3)		0-0 CS 1B		0-0 HR		4-0 BB		0-0 F9	
Reggie Williams, R OBP: 0.365, SLG: 0.406 (1, 8)		0-0 1B		0-0 1B		0-0 F9		4-0 1B IBB	
Jack Fimple, R OBP: 0.333, SLG: 0.200 (1, 2)		0-0 L6		0-3 K		0-0 F8		0-0 BB 1B 1B	
Orel Hershiser, R OBP: 0.273, SLG: 0.281 (1, 1)			0-3 K		0-3 K		0-0 FC5-4 1B	0-0 BB 1B	

Inning Stats	R: 1	H: 1	E: 0	LOB: 0	K: 0	S: 4	P: 4	R: 0	H: 2	E: 0	LOB: 1	K: 0	S: 4	P: 4	R: 0	H: 0	E: 0	LOB: 0	K: 1	S: 5	R: 2	H: 3	E: 0	LOB: 1	K: 1	S: 8	P: 8	R: 0	H: 1	E: 0	LOB: 2	K: 1	S: 6	P: 10	R: 0	H: 0	E: 0	LOB: 1	K: 0	S: 3	P: 7	R: 0	H: 1	E: 0	LOB: 0	K: 0	S: 3	P: 3	R: 3	H: 4	E: 1	LOB: 3	K: 1	S: 9	P: 17
1B: 9	SF: 0	2B: 1	SAC: 0	3B: 0	DP: 1	HR: 3	HBP: 0	WP: 1	PA: 38	WP: 1	PA: 38	PB: 0	SB: 1	CS: 1																																									

PITCHER	IP	WLS	BF	H	R	ER	SO	BB	IBB	HBP	BLK	WP	HR	S	P	ERA	WHIP
David Palmer, R ERA: 3.08 (1, 1)	7.0	L	29	8	3	3	3	2	0	0	0	1	3	33	41	3.86	1.429
Paul Assenmacher, L ERA: 2.25 (8, 1)	1.0		9	4	3	3	1	1	1	0	0	0	0	9	17	27.00	5.000

BOTTOM

AB	R	H	RBI	BB	SO	LOB
4	0	0	0	1	0	1
5	0	1	0	0	0	4
3	3	3	2	1	0	0
4	0	0	0	0	1	3
0	0	0	0	0	0	0
4	1	1	0	0	0	0
2	1	2	1	1	0	0
1	0	0	0	0	0	1
3	1	2	0	1	0	1
4	0	1	1	0	1	3
4	0	2	1	0	2	0

AB	34
R	6
H	12
RBI	5
BB	4
SO	4
LOB	13



WP: 1 **PA: 38**
PB: 0
SB: 1
CS: 1

Atlanta Braves @ Los Angeles Dodgers
Dodger Stadium, Los Angeles, CA
 Tue Jun 24 1986, 7:05 PM PDT
 Att. 34,193 - Unknown

livebaseballscorecards.com

Batter	1	2	3	4	5	6	7	8	9	AB R H RBI BB SO LOB	TOP											
Bill Sample, R (1, 9) <small>OBP: 0.295, SLG: 0.384</small> Omar Moreno, L (8, PH) <small>OBP: 0.299, SLG: 0.391</small>	0-0 4-3		0-3 K			0-0 1-3		4-0 SH5-3 2B BB		3 0 0 0 0 1 0 0 1 0 0 1 0 0	Atlanta Braves @ Los Angeles Dodgers Dodger Stadium, Los Angeles, CA Wed Jun 25 1986, 7:05 PM PDT Att. 34,941 - Unknown											
Rafael Ramirez, R (1, 5) <small>OBP: 0.258, SLG: 0.356</small>	0-0 2B		0-3 K			0-0 F3		0-0 SH5-3 1-3		3 0 1 0 0 1 0												
Dale Murphy, R (1, 8) <small>OBP: 0.371, SLG: 0.464</small>	0-3 K		0-0 L6			0-0 E 3B		4-0 2B IBB		3 2 1 0 0 1 1 2												
Bob Homer, R (1, 3) <small>OBP: 0.336, SLG: 0.468</small>	0-3 K			0-0 5-3		0-0 E5 FC6-4		0-0 2B		4 0 1 2 0 1 1												
Ozzie Virgil, R (1, 2) <small>OBP: 0.356, SLG: 0.439</small>		4-0 1B BB		0-3 K		0-0 FC6-4 1-2f		0-0 F8		3 0 0 0 1 1 2												
Andres Thomas, R (1, 6) <small>OBP: 0.333, SLG: 0.495</small>		0-0 F9		0-0 3-1			0-0 G6-4-3 1B	0-3 K		4 0 1 0 0 1 2												
Terry Harper, R (1, 7) <small>OBP: 0.272, SLG: 0.314</small>		0-0 1B			0-0 5-3		0-0 G6-4-3 1-2f		0-3 K	4 0 1 0 0 1 1												
Ken Oberkfell, L (1, 4) <small>OBP: 0.390, SLG: 0.413</small>		0-0 FC3-6-5 1-2 2-3			0-0 L3		0-0 1B	0-0 CS 2B		4 0 2 0 0 0 2												
Rick Mahler, R (1, 1) <small>OBP: 0.204, SLG: 0.229</small> Paul Assenmacher, L (8, 1) Gene Garber, R (8, 1)			0-0 4-3		0-0 1-3		0-0 5-3	0-0 F7 2-3		3 0 0 0 0 0 1 0 0 0 0 0 0 0 1 0 0 0 0 0 1												
Inning Stats	R: 0 E: 0 K: 2 S: 8	H: 1 LOB: 1 BB: 0 P: 8	R: 0 E: 0 K: 0 S: 3	H: 1 LOB: 1 BB: 1 P: 7	R: 0 E: 0 K: 2 S: 8	H: 0 LOB: 1 BB: 0 P: 8	R: 0 E: 0 K: 1 S: 5	H: 0 LOB: 0 BB: 0 P: 5	R: 0 E: 0 K: 0 S: 3	H: 0 LOB: 0 BB: 0 P: 3	R: 1 E: 1 K: 0 S: 5	H: 1 LOB: 1 BB: 0 P: 5	R: 0 E: 0 K: 0 S: 4	H: 2 LOB: 1 BB: 0 P: 4	R: 2 E: 0 K: 1 S: 6	H: 1 LOB: 1 BB: 2 P: 14	R: 0 E: 0 K: 1 S: 5	H: 1 LOB: 0 BB: 0 P: 5	1B: 3 2B: 4 3B: 1 HR: 0	SF: 0 SAC: 1 DP: 2 HBP: 0	WP: 1 PB: 0 SB: 1 CS: 1	PA: 36
PITCHER	IP WLS BF H R ER SO BB IBB HBP BLK WP HR S P ERA WHIP																					
Rick Honeycutt, L (1, 1) <small>ERA: 1.93</small> Alejandro Pena, R (8, 1) <small>ERA: 7.11</small> Tom Niedenfuer, R (9, 1) <small>ERA: 3.45</small>	7.0 L 27 5 1 0 5 1 0 0 0 1 0 36 40 0.00 0.857																					
	1.0 6 1 2 2 1 1 1 0 0 0 0 6 14 18.00 2.000																					
	1.0 3 1 0 0 1 0 0 0 0 0 0 5 5 0.00 1.000																					

livebaseballscorecards.com

AB	32
R	3
H	7
RBI	2
BB	3
SO	7
LOB	12



BOTTOM

Atlanta Braves @ Los Angeles Dodgers
Dodger Stadium, Los Angeles, CA

Wed Jun 25 1986, 7:05 PM PDT
Att. 34,941 - Unknown

livebaseballscorecards.com

AB	32
R	2
H	6
RBI	2
BB	7
SO	7
LOB	18



AB	R	H	RBI	BB	SO	LOB
4	0	0	0	1	1	1
4	0	0	0	1	1	1
4	1	3	0	1	1	2
5	1	1	0	0	0	5
3	0	1	0	1	1	0
4	0	1	2	0	0	1
3	0	0	0	0	2	1
1	0	0	0	0	0	2
1	0	0	0	0	0	0
0	0	0	0	0	0	0
1	0	0	0	0	0	2

WP:	0	PA:	40
PB:	0	SB:	1
CS:	2		

Batter	1	2	3	4	5	6	7	8	9
Steve Sax, R OBP: 0.378, SLG: 0.428 (1, 4)	0-0 6-3 ①		0-0 6-3 ①		4-0 BB S		0-3 K ②		0-0 6-3 ①
Bill Russell, R OBP: 0.289, SLG: 0.300 (1, 6)	0-3 K ②		0-0 F2 ②		4-0 BB 1-2		0-0 1-3 ③		0-0 5-3 ②
Franklin Stubbs, L OBP: 0.346, SLG: 0.557 (1, 7)	4-0 BB		0-0 1B		0-3 K ②		0-0 1B 1B		0-0 1B
Mike Marshall, R OBP: 0.336, SLG: 0.504 (1, 9)	0-0 F9 ③		0-0 F7 ③		0-0 F2 ③		0-0 1B 1B		0-0 F7 ③
Len Matuszek, L OBP: 0.478, SLG: 0.684 (1, 3)		4-0 5-3 BB		0-0 6-3 ①		0-3 K ①		0-0 FC1-5 1B 1-2 2-3	
Enos Cabell, R OBP: 0.297, SLG: 0.286 (1, 5)		0-0 5-3 ①		0-0 6-3 ②		0-0 4-3 ②		0-0 CS FC1-5 1B 1-2 2-H 3-H	
Reggie Williams, R OBP: 0.356, SLG: 0.394 Ed Amelung, L (8, 8)		0-3 K ②		0-0 E6		0-3 K ③		0-0 FC1-5 CS 1-2 2-3f	
Jack Fimple, R OBP: 0.444, SLG: 0.167 Ken Landreaux, R OBP: 0.308, SLG: 0.380 Tom Niedenfuer, R OBP: 0.500, SLG: 0.500 (8, PH) (9, 1)		4-0 BB		0-0 F9 ③		4-0 SH1-4 BB		4-0 1-2 2-3 IBB	
Rick Honeycutt, L OBP: 0.050, SLG: 0.050 Mariano Duncan, R OBP: 0.282, SLG: 0.309 Alejandro Pena, R (8, 1) Alex Trevino, R OBP: 0.364, SLG: 0.400 (8, PH) (9, 2)		0-3 K ③		0-0 F7 ①		0-0 F7 ①		0-0 F7 ③	

Inning	R	H	E	K	S	H	LOB	BB	P
1	0	0	0	1	9	0	1	1	9
2	0	0	0	2	7	0	2	2	15
3	0	1	1	0	4	0	0	0	4
4	0	0	1	0	4	0	0	0	4
5	0	0	0	2	13	0	2	2	13
6	0	0	0	0	7	0	0	0	7
7	0	0	0	1	9	0	1	1	9
8	2	4	0	2	10	0	2	1	10
9	0	1	0	1	4	0	1	0	4

PITCHER	IP	WLS	BF	H	R	ER	SO	BB	IBB	HBP	BLK	WP	HR	S	P	ERA	WHIP
Rick Mahler, R ERA: 4.41 (1, 1)	7.0	W	31	3	2	2	7	6	0	0	0	0	0	39	63	2.57	1.286
Paul Assenmacher, L ERA: 2.23 (8, 1)	0.1		3	2	0	0	0	0	0	0	0	0	0	3	3	0.00	6.000
Gene Garber, R ERA: 1.36 (8, 1)	1.2	S	6	1	0	0	0	0	1	0	0	0	0	5	9	0.00	0.600

Batter	1	2	3	4	5	6	7	8	9	AB R H RBI BB SO LOB	TOP																								
Steve Sax, R (1, 4) OBP: 0.373, SLG: 0.421	0-0 F8			x 0-0 F9		x 0-0 4-3		x 0-0 F8	4 0 0 0 0 0 0																										
Ken Landreaux, L (1, 8) OBP: 0.312, SLG: 0.383	0-0 CS 1B			x 0-0 FC1-6 1B		0-3 K		0-3 K	4 0 2 0 0 2 0																										
Enos Cabell, R (1, 5) OBP: 0.290, SLG: 0.279	0-0 F9 1-2			x 0-0 FC1-6 E 1-2f		x 0-0 F7		x 0-0 F7	3 0 0 0 0 0 2																										
Mike Marshall, R (1, 9) OBP: 0.332, SLG: 0.498		x 0-0 F8		x 0-0 E5 1-2		0-3 K		0-3 K	3 0 0 0 0 1 1																										
Franklin Stubbs, L (1, 7) OBP: 0.341, SLG: 0.548		0-3 K		0-3 K		x 0-0 F3		x 0-0 F3	3 0 0 0 0 2 2																										
Len Matuszek, L (1, 3) OBP: 0.423, SLG: 0.591		x 0-0 G3		x 0-0 4-3		0-3 K		0-3 K	3 0 0 0 0 1 0																										
Bill Russell, R (1, 6) OBP: 0.276, SLG: 0.288			x 0-0 F6		0-3 K		x 0-0 F4		3 0 0 0 0 1 0																										
Jack Fimple, R (1, 2) OBP: 0.364, SLG: 0.125			x 0-0 5-3		0-3 K		0-3 K		2 0 0 0 0 1 0																										
Alex Trevino, R (8, PH) OBP: 0.360, SLG: 0.395									1 0 0 0 0 1 0																										
Jerry Reuss, L (1, 1) OBP: 0.300, SLG: 0.316			0-3 K		x 0-0 L4			0-3 K	1 0 0 0 0 1 0																										
Fernando Valenzuela, L (6, PH) OBP: 0.189, SLG: 0.192									1 0 0 0 0 0 0																										
Carlos Diaz, R (6, 1)									0 0 0 0 0 0 0																										
Ed Amelung, L (9, PH)									1 0 0 0 0 1 0																										
Inning Stats	R: 0 E: 0 K: 0 S: 3	H: 1 LOB: 0 BB: 0 P: 3	R: 0 E: 0 K: 1 S: 5	H: 0 LOB: 0 BB: 0 P: 5	R: 0 E: 0 K: 1 S: 5	H: 0 LOB: 0 BB: 0 P: 5	R: 0 E: 1 K: 1 S: 7	H: 1 LOB: 2 BB: 0 P: 7	R: 0 E: 0 K: 2 S: 7	H: 0 LOB: 0 BB: 0 P: 7	R: 0 E: 0 K: 1 S: 5	H: 0 LOB: 0 BB: 0 P: 5	R: 0 E: 0 K: 1 S: 5	H: 0 LOB: 0 BB: 0 P: 5	R: 0 E: 0 K: 2 S: 7	H: 0 LOB: 0 BB: 0 P: 7	R: 0 E: 0 K: 2 S: 7	H: 0 LOB: 0 BB: 0 P: 7	R: 0 E: 0 K: 2 S: 7	H: 0 LOB: 0 BB: 0 P: 7	1B: 2 2B: 0 3B: 0 HR: 0	SF: 0 SAC: 0 DP: 0 HBP: 0	WP: 0 PB: 0 SB: 0 CS: 1	PA: 29											
PITCHER Mike Scott, R (1, 1) ERA: 2.35	IP 9.0	WLS W	BF 29	H 2	R 0	ER 0	SO 11	BB 0	IBB 0	HBP 0	BLK 0	WP 0	HR 0	S 51	P 51	ERA 0.00	WHIP 0.222	PITCHER	IP	WLS	BF	H	R	ER	SO	BB	IBB	HBP	BLK	WP	HR	S	P	ERA	WHIP

Los Angeles Dodgers @ Houston Astros
Astrodome, Houston, TX
Fri Jun 27 1986, 8:05 PM EDT
Att: 25,760 - Unknown


livebaseballscorecards.com

AB	29
R	0
H	2
RBI	0
BB	0
SO	11
LOB	5



Batter	1	2	3	4	5	6	7	8	9	AB R H RBI BB SO LOB	TOP		
Steve Sax, R (1, 4) OBP: 0.380, SLG: 0.433	4-0 BB SF8 BB	0-0 1-H 2B			0-0 4-3 FC3-2 2B		0-0 F8		0-0 S 1B	4 1 3 3 1 0 0	Los Angeles Dodgers @ Houston Astros Astrodome, Houston, TX Sat Jun 28 1986, 8:05 PM EDT Att. 34,252 - Unknown livebaseballscorecards.com		
Bill Russell, R (1, 9) OBP: 0.277, SLG: 0.276 Len Matuszek, L (9, PH) OBP: 0.407, SLG: 0.565	4-0 SF8 BB BB	0-0 F7			0-0 4-3		0-0 6-3	0-3 2-H 3-H 1B	3 0 0 0 1 0 2 1 0 0 0 0 1 1				
Enos Cabell, R (1, 3) OBP: 0.281, SLG: 0.270	0-0 F5				0-0 FC3-2			0-0 F6	4 0 0 0 0 0 3				
Franklin Stubbs, L (1, 7) OBP: 0.340, SLG: 0.540	4-0 SF8 BB				0-0 F9			0-0 F5	3 0 0 0 1 0 1				
Jeff Hamilton, R (1, 5) OBP: 0.250, SLG: 0.333	0-0 SF8							0-0 5-3	3 0 1 1 0 0 0				
Reggie Williams, R (1, 8) OBP: 0.361, SLG: 0.398	0-3 K				0-0 1B			0-0 3-1 1B 1B	4 1 2 0 0 1 3				
Alex Trevino, R (1, 2) OBP: 0.375, SLG: 0.433		0-0 FC6-5 2B			0-0 F7			0-0 3-1 1B 1B	4 1 3 0 0 0 1				
Craig Shipley, R (1, 6) OBP: 0.200, SLG: 0.200		0-0 FC6-5 2B			0-0 F8			0-0 3-1	4 1 0 0 0 0 5				
Bob Welch, R (1, 1) OBP: 0.132, SLG: 0.167 Jack Fimple, R (7, PH) OBP: 0.333, SLG: 0.111 Ed Vande Berg, R (7, 1) Ken Landreaux, L (9, PH) OBP: 0.310, SLG: 0.380		0-0 F1			0-3 K		0-3 K	0-0 F7	2 0 0 0 0 1 2 1 0 0 0 0 1 0 0 0 0 0 0 0 0 1 0 0 0 0 0 2				
Inning Stats	R: 1 H: 0 E: 0 LOB: 2 K: 1 BB: 3 S: 5 P: 17	R: 1 H: 2 E: 0 LOB: 1 K: 0 BB: 0 S: 5 P: 5	R: 0 H: 0 E: 0 LOB: 0 K: 0 BB: 0 S: 3 P: 3	R: 0 H: 1 E: 0 LOB: 1 K: 1 BB: 0 S: 6 P: 6	R: 0 H: 1 E: 0 LOB: 1 K: 0 BB: 0 S: 4 P: 4	R: 0 H: 2 E: 0 LOB: 1 K: 0 BB: 0 S: 4 P: 4	R: 0 H: 0 E: 0 LOB: 0 K: 1 BB: 0 S: 5 P: 5	R: 0 H: 0 E: 0 LOB: 0 K: 0 BB: 0 S: 3 P: 3	R: 2 H: 3 E: 0 LOB: 1 K: 1 BB: 0 S: 8 P: 8	1B: 5 SF: 1 2B: 4 SAC: 0 3B: 0 DP: 1 HR: 0 HBP: 0	WP: 0 PA: 38 PB: 0 SB: 2 CS: 0		
PITCHER	IP WLS BF H R ER SO BB IBB HBP BLK WP HR S P ERA WHIP											PITCHER	IP WLS BF H R ER SO BB IBB HBP BLK WP HR S P ERA WHIP
Jim Deshaies, L (1, 1) ERA: 3.75	8.2 W 37 9 4 4 3 3 0 0 0 0 0 0 40 52 4.15 1.385												
Aurelio Lopez, R (9, 1) ERA: 2.95	0.1 S 1 0 0 0 1 0 0 0 0 0 0 0 3 3 0.00 0.000												



Batter	1	2	3	4	5	6	7	8	9	AB R H RBI BB SO LOB	TOP																
Reggie Williams, R (1, 8) OBP: 0.357, SLG: 0.393	0-0 4-3 1B		0-0 3-1		0-0 K		0-0 F9			4 0 1 0 0 1 1																	
Steve Sax, R (1, 4) OBP: 0.378, SLG: 0.434	0-0 4-3 1-2		0-0 2B		0-3 K			0-0 6-3		4 0 1 0 0 1 1																	
Ken Landreaux, L (1, 9) OBP: 0.309, SLG: 0.374	0-0 F8		4-0 BB		0-0 4-3			0-3 K		3 0 0 0 1 1 1																	
Franklin Stubbs, L (1, 7) OBP: 0.333, SLG: 0.528	0-0 F8		0-0 F9			0-0 L4		0-0 3-1		4 0 0 0 0 0 3																	
Len Matuszek, L (1, 3) OBP: 0.367, SLG: 0.500 Enos Cabell, R (9, PH) OBP: 0.279, SLG: 0.268		0-3 K		0-3 K		0-0 6-3		0-3 K		3 0 0 0 0 2 0 1 0 0 0 0 1 0																	
Jeff Hamilton, R (1, 5) OBP: 0.125, SLG: 0.143		0-3 K		0-3 K		0-3 K2-3		0-0 6-3		4 0 0 0 0 3 0																	
Alex Trevino, R (1, 2) OBP: 0.389, SLG: 0.446		4-0 BB		4-0 2B BB			0-0 SH1-4 2B		0-0 5-3	2 1 1 0 2 0 0	AB 30 R 1 H 4 RBI 1 BB 3 SO 10 LOB 9																
Craig Shipley, R (1, 6) OBP: 0.250, SLG: 0.333		0-3 K		0-0 1-H 2B			0-0 SH1-4 2-3			2 0 1 1 0 1 1																	
Fernando Valenzuela, L (1, 1) OBP: 0.179, SLG: 0.182			0-0 4-3		0-0 6-3		0-0 1-3			3 0 0 0 0 0 2																	
Inning Stats	R: 0 E: 0 K: 0 S: 4	H: 1 LOB: 1 BB: 0 P: 4	R: 0 E: 0 K: 3 S: 9	H: 0 LOB: 1 BB: 1 P: 13	R: 0 E: 0 K: 0 S: 4	H: 1 LOB: 2 BB: 1 P: 8	R: 1 E: 0 K: 2 S: 8	H: 1 LOB: 1 BB: 1 P: 12	R: 0 E: 0 K: 1 S: 5	H: 0 LOB: 0 BB: 0 P: 5	R: 0 E: 0 K: 0 S: 4	H: 1 LOB: 1 BB: 0 P: 4	R: 0 E: 0 K: 1 S: 5	H: 0 LOB: 0 BB: 0 P: 5	R: 0 E: 0 K: 1 S: 5	H: 0 LOB: 0 BB: 0 P: 5	R: 0 E: 0 K: 1 S: 5	H: 0 LOB: 0 BB: 0 P: 5	1B: 1 2B: 3 3B: 0 HR: 0	SF: 0 SAC: 1 DP: 0 HBP: 0	WP: 0 PB: 0 SB: 0 CS: 0	PA: 34					
PITCHER	IP WLS BF H R ER SO BB IBB HBP BLK WP HR S P ERA WHIP																										
Nolan Ryan, R (1, 1) ERA: 4.7	6.0	24	3	1	1	8	3	0	0	0	0	0	0	37	49	1.50	1.000										
Manny Hernandez, R (7, 1) ERA: 2.74	1.0	W	4	1	0	0	0	0	0	0	0	0	0	4	4	0.00	1.000										
Frank DiPino, L (8, 1) ERA: 3.0	2.0	S	6	0	0	0	2	0	0	0	0	0	0	10	10	0.00	0.000										

Los Angeles Dodgers @ Houston Astros
Astrodome, Houston, TX
Sun Jun 29 1986, 4:33 AM EDT
Att. 32,723 - Unknown

livebaseballscorecards.com

Batter	1	2	3	4	5	6	7	8	9
Bill Doran, S OBP: 0.377, SLG: 0.389 (1, 4)	0-0 E5 CS		4-0 PO BB			0-0 2-3		0-0 E 1B 1B	
Terry Puhl, L OBP: 0.285, SLG: 0.333 (1, 9) Manny Hernandez, R OBP: 0.340, SLG: 0.363 (7, 1) Alan Ashby, S OBP: 0.340, SLG: 0.363 (8, 2)	0-0 F8		0-0 PO	0-0 F8		0-0 F9		0-0 E9 G5-4-3 1B	
Phil Garner, R OBP: 0.350, SLG: 0.464 (1, 5)	0-0 1B			0-0 F8			0-0 E6 WP 1B	0-0 G5-4-3 1B	
Glenn Davis, R OBP: 0.337, SLG: 0.522 (1, 3)	0-0 F5			0-3 K2-3			0-3 K 1B 1B		
Kevin Bass, S OBP: 0.366, SLG: 0.506 (1, 8) (7, 9)		0-3 K			0-0 1-3		0-0 1B 1B		
Jose Cruz, L OBP: 0.329, SLG: 0.307 (1, 7)		0-0 G3			0-3 K		0-0 FC6-4 1B		
Dickie Thon, R OBP: 0.288, SLG: 0.313 (1, 6)		0-0 6-3			0-0 6-3		0-0 FC6-4 G6-4-3		
John Mizerock, L OBP: 0.455, SLG: 0.313 (1, 2) Jim Pankovits, R OBP: 0.293, SLG: 0.368 (7, PH) Frank DiPino, L OBP: 0.250, SLG: 0.250 (8, 1)			0-3 K			4-0 FC1-6 BB	0-0 G6-4-3		
Nolan Ryan, R OBP: 0.185, SLG: 0.154 (1, 1) Tony Walker, R OBP: 0.273, SLG: 0.313 (6, PR) (7, 8)			0-3 K			0-0 FC1-6 2-3		0-3 K	

AB	R	H	RBI	BB	SO	LOB
3	0	1	0	1	0	1
3	0	0	0	0	0	3
0	0	0	0	0	0	0
1	0	1	0	0	0	0
4	1	1	0	0	0	2
3	1	0	0	0	2	2
3	0	1	1	0	1	0
3	0	1	1	0	1	0
3	0	0	0	0	0	2
1	0	0	0	1	1	0
1	0	0	0	0	0	2
0	0	0	0	0	0	0
2	0	0	0	0	1	1
1	0	0	0	0	1	0

AB	R	H	RBI	BB	SO	LOB
28	2	5	2	2	7	13

Inning Stats	R: 0	H: 1	E: 1	K: 0	S: 4	LOB: 1	BB: 0	P: 4
R: 0	H: 0	E: 0	K: 1	S: 5	LOB: 0	BB: 0	P: 5	
R: 0	H: 0	E: 0	K: 2	S: 6	LOB: 0	BB: 1	P: 10	
R: 0	H: 0	E: 0	K: 1	S: 5	LOB: 0	BB: 0	P: 5	
R: 0	H: 0	E: 0	K: 1	S: 5	LOB: 0	BB: 0	P: 5	
R: 2	H: 2	E: 1	K: 1	S: 8	LOB: 1	BB: 0	P: 8	
R: 0	H: 2	E: 1	K: 1	S: 6	LOB: 1	BB: 0	P: 6	

Los Angeles Dodgers @ Houston Astros
Astrodome, Houston, TX
Sun Jun 29 1986, 4:33 AM EDT
Att. 32,723 - Unknown

livebaseballscorecards.com

WP: 1 PA: 31
PB: 0
SB: 0
CS: 1



Batter	1	2	3	4	5	6	7	8	9	10	11	AB R H RBI BB SO LOB	TOP																		
Steve Sax, R OBP: 0.381, SLG: 0.439 (1, 4)	0-0 6-3		0-0 1B		0-0 1B		0-0 5-3		0-0 5-3		0-0 2B	6 0 3 0 0 0 0																			
Bill Russell, R OBP: 0.284, SLG: 0.284 (1, 9)	0-3 K		0-0 1B		0-0 G6-4-3		0-0 5-3		0-0 1B			5 0 2 1 0 1 2																			
Franklin Stubbs, L OBP: 0.330, SLG: 0.520 (1, 7) (8, 3)	0-3 K		0-0 3-1		0-0 F8		0-0 F7		0-0 1B			5 0 1 0 0 1 3																			
Enos Cabell, R OBP: 0.281, SLG: 0.269 Ken Landreaux, L OBP: 0.306, SLG: 0.370 (8, PH) (8, 7)		0-0 F2		0-0 E 1B		0-0 4-3		0-3 K	0-0 G4-3			3 1 1 0 0 0 0 2 0 0 0 0 1 2																			
Jeff Hamilton, R OBP: 0.231, SLG: 0.182 (1, 5)		0-0 6-3		0-0 L5		0-0 2B 1B		4-0 2B BB		0-0 6-3		4 2 1 0 1 0 1																			
Alex Trevino, R OBP: 0.381, SLG: 0.433 (1, 2)		0-0 5-3		0-0 F4		0-0 F7		0-0 2B 6-3 1B		0-0 1-3		5 1 1 0 0 0 2																			
Reggie Williams, R OBP: 0.366, SLG: 0.418 (1, 8)			0-0 1B 5-3 1B	0-0 E6		0-0 2B		0-0 6-3 2B		0-0 6-3		5 1 3 2 0 0 0																			
Craig Shipley, R OBP: 0.235, SLG: 0.250 (1, 6)			0-0 5-3	0-0 5-3		4-0 IBB		0-0 6-3			0-3 K	4 0 0 1 1 1 3																			
Orel Hershiser, R OBP: 0.279, SLG: 0.286 Tom Niedermayer, R OBP: 0.500, SLG: 0.500 Jack Fimple, R OBP: 0.308, SLG: 0.100 Ken Howell, R OBP: 0.395, SLG: 0.481 Ed Vande Berg, R OBP: 0.395, SLG: 0.481 (1, 1) (7, 1) (8, PH) (8, 1) (11, PH) (11, 1)			0-3 K		0-0 G6-4-3 1B		0-0 4-3		0-3 K		0-0 F7	3 0 1 0 0 1 3 0 0 0 0 0 0 0 1 0 0 0 0 1 1 0 0 0 0 0 0 0 0 0 0 0 0 0 0																			
Inning Stats	R: 0 E: 0 K: 2 S: 7	H: 0 LOB: 0 BB: 0 P: 7	R: 0 E: 0 K: 0 S: 3	H: 0 LOB: 0 BB: 0 P: 3	R: 1 E: 0 K: 1 S: 8	H: 3 LOB: 2 BB: 0 P: 8	R: 1 E: 1 K: 0 S: 5	H: 1 LOB: 1 BB: 0 P: 5	R: 0 E: 0 K: 0 S: 4	H: 2 LOB: 1 BB: 0 P: 4	R: 1 E: 0 K: 0 S: 5	H: 2 LOB: 2 BB: 1 P: 9	R: 0 E: 0 K: 0 S: 3	H: 0 LOB: 0 BB: 0 P: 3	R: 2 E: 0 K: 2 S: 9	H: 2 LOB: 1 BB: 1 P: 13	R: 0 E: 0 K: 0 S: 4	H: 2 LOB: 1 BB: 0 P: 4	R: 0 E: 0 K: 0 S: 3	H: 0 LOB: 0 BB: 0 P: 3	R: 0 E: 0 K: 1 S: 5	H: 1 LOB: 1 BB: 0 P: 5	1B: 10 2B: 3 3B: 0 HR: 0	SF: 0 SAC: 0 DP: 2 HBP: 0	WP: 0 PB: 0 SB: 2 CS: 0	PA: 46					
PITCHER	IP WLS BF H R ER SO BB IBB HBP BLK WP HR S P ERA WHIP															IP WLS BF H R ER SO BB IBB HBP BLK WP HR S P ERA WHIP															
Chris Welsh, L ERA: 3.06 (1, 1)	7.0	30	8	3	2	3	0	1	0	0	0	0	0	35	39	2.57	1.143														
Ted Power, R ERA: 5.61 (8, 1)	0.1	4	2	2	2	1	1	0	0	0	0	0	0	5	9	54.00	9.000														
John Franco, L ERA: 2.44 (8, 1)	1.2	6	2	0	0	1	0	0	0	0	0	0	0	8	8	0.00	1.200														
Carl Willis, R ERA: 2.08 (10, 1)	2.0	W 6	1	0	0	1	0	0	0	0	0	0	0	8	8	0.00	0.500														

Los Angeles Dodgers @ Cincinnati Reds
 Riverfront Stadium, Cincinnati, OH
 Mon Jun 30 1986, 7:05 PM EDT
 Att. 20,890 - Unknown

AB	44
R	5
H	13
RBI	4
BB	2
SO	6
LOB	17



1B:	10	SF:	0
2B:	3	SAC:	0
3B:	0	DP:	2
HR:	0	HBP:	0

Batter	1	2	3	4	5	6	7	8	9	10	11	AB R H RBI BB SO LOB	BOTTOM	
Eddie Milner, L (1, 8) OBP: 0.304, SLG: 0.378 Eric Davis, R (11, PH) OBP: 0.364, SLG: 0.483	4-0 WP BB		x 0-0 F8		x 0-0 L4		x 0-0 FC3 1B		x 0-0 B5		x 0-0 4-3	4 1 0 0 1 0 2 1 0 0 0 0 0 0	Los Angeles Dodgers @ Cincinnati Reds Riverfront Stadium, Cincinnati, OH Mon Jun 30 1986, 7:05 PM EDT Att. 20,890 - Unknown	
Pete Rose, S (1, 3) OBP: 0.320, SLG: 0.268 Wade Rowdon, R (11, PH) OBP: 0.276, SLG: 0.308	0-3 K		x 0-0 6-3		x 0-0 F7		x 0-0 1B 1B		B 0-0 1-2 BB		x 0-0 6-3	4 0 1 2 1 1 1 1 0 0 0 0 0 0		
Kal Daniels, L (1, 7) OBP: 0.393, SLG: 0.491 Ted Power, R (8, 1) John Franco, L (8, 1) Max Venable, L (9, PH) Carl Willis, L (10, 1) Tony Perez, R (11, PH) OBP: 0.324, SLG: 0.250	0-3 K		x 0-0 BB 1B			S 0-3 K	S 0-3 K		x 0-0 F7		x 0-0 2B 1B	4 0 1 0 0 3 2 0 0 0 0 0 0 0 0 0 0 0 0 0 0 1 0 0 0 0 0 0 0 0 0 0 0 0 0 1 1 1 0 0 0 0		
Dave Parker, L (1, 9) OBP: 0.350, SLG: 0.495	4-0 FC1-4-6 BB		B 0-0 1-2 BB		x 0-0 F7		x 0-0 1-2 1B		x 0-0 F7		x 0-0 1B 2B	4 0 2 0 2 0 2		
Bo Diaz, R (1, 2) OBP: 0.316, SLG: 0.341	0-0 FC1-4-6		x 0-0 F7		x 0-0 6-3		x 0-0 F6			x 0-0 6-3	x 0-0 2-3 3-H 1B	6 0 1 1 0 0 6		
Dave Concepcion, R (1, 6) OBP: 0.308, SLG: 0.329		x 0-0 5-3		S 0-3 K		B 0-0 G3 1B BB		x 0-0 4-3		x 0-0 1B 1B		4 1 1 0 1 1 0		
Buddy Bell, R (1, 5) OBP: 0.315, SLG: 0.345		x 0-0 HR		B 0-0 G4-6-3 BB		x 0-0 1-2 E 1B		x 0-0 5-3		S 0-3 K		4 2 2 1 1 1 1		
Ron Oester, S (1, 4) OBP: 0.297, SLG: 0.339		x 0-0 L6		x 0-0 G4-6-3		x 0-0 G3		x 0-0 4-3		x 0-0 1-3 1B		5 0 1 0 0 0 3		
Chris Welsh, L (1, 1) OBP: 0.071, SLG: 0.071 Tracy Jones, R (7, PH) OBP: 0.419, SLG: 0.474		x 0-0 F8		x 0-0 4-3		B 0-0 E 1B BB			x 0-0 BB 1B		x 0-0 F9	2 0 0 0 0 0 0 2 1 1 0 1 0 2		
Inning Stats	R: 0 H: 0 E: 0 LOB: 2 K: 2 BB: 2 S: 7 P: 15	R: 1 H: 1 E: 0 LOB: 0 K: 0 BB: 0 S: 4 P: 4	R: 0 H: 1 E: 0 LOB: 2 K: 0 BB: 1 S: 4 P: 8	R: 0 H: 0 E: 0 LOB: 0 K: 1 BB: 1 S: 4 P: 8	R: 0 H: 0 E: 0 LOB: 0 K: 0 BB: 0 S: 3 P: 3	R: 0 H: 0 E: 0 LOB: 0 K: 1 BB: 0 S: 5 P: 5	R: 4 H: 3 E: 1 LOB: 2 K: 1 BB: 2 S: 9 P: 17	R: 0 H: 0 E: 0 LOB: 0 K: 0 BB: 0 S: 3 P: 3	R: 0 H: 1 E: 0 LOB: 2 K: 0 BB: 1 S: 4 P: 8	R: 0 H: 2 E: 0 LOB: 2 K: 1 BB: 0 S: 7 P: 7	R: 1 H: 3 E: 0 LOB: 2 K: 0 BB: 0 S: 5 P: 5	1B: 9 SF: 0 2B: 1 SAC: 0 3B: 0 DP: 1 HR: 1 HBP: 0		WP: 1 PA: 50 PB: 0 SB: 0 CS: 0
PITCHER	IP WLS BF H R ER SO BB IBB HBP BLK WP HR S P ERA WHIP													PITCHER
Orel Hershiser, R (1, 1) ERA: 3.35	6.1 29 4 5 3 4 6 0 0 0 1 1 31 55 4.26 1.579													
Tom Niedenfuer, R (7, 1) ERA: 3.4	0.2 3 1 0 0 1 0 0 0 0 0 0 5 5 0.00 1.500													
Ken Howell, R (8, 1) ERA: 2.01	3.0 13 3 0 0 1 1 0 0 0 0 0 14 18 0.00 1.333													
Ed Vande Berg, L (11, 1) ERA: 3.51	0.2 L 5 3 1 1 0 0 0 0 0 0 0 5 5 13.50 4.500													

livebaseballscores.com

AB 43
R 6
H 11
RBI 4
BB 7
SO 6
LOB 21



TOP

Los Angeles Dodgers @ Cincinnati Reds
Riverfront Stadium, Cincinnati, OH

Wed Jul 02 1986, 7:05 PM EDT
Att. 20,429 - Unknown

livebaseballscores.com

AB	34
R	3
H	8
RBI	3
BB	4
SO	8
LOB	9



WP:	0	PA:	39
PB:	0		
SB:	1		
CS:	0		

AB R H RBI BB SO LOB

4	1	1	0	1	1	0
5	0	2	2	0	1	0
5	0	1	0	0	0	3
4	0	1	0	0	1	0
3	1	1	0	0	1	2
1	0	0	0	0	0	0
4	0	0	0	0	1	1
2	1	1	0	2	1	0
1	0	0	0	1	0	1
1	0	1	1	0	0	0
2	0	0	0	0	1	1
0	0	0	0	0	0	0
1	0	0	0	0	1	0
0	0	0	0	0	0	0

4	0	1	0	0	1	0
3	1	1	0	0	1	2
1	0	0	0	0	0	0
4	0	0	0	0	1	1
2	1	1	0	2	1	0
1	0	0	0	1	0	1
1	0	1	1	0	0	0
2	0	0	0	0	1	1
0	0	0	0	0	0	0
1	0	0	0	0	1	0
0	0	0	0	0	0	0

2	1	1	0	2	1	0
1	0	0	0	1	0	1
1	0	1	1	0	0	0
2	0	0	0	0	1	1
0	0	0	0	0	0	0
1	0	0	0	0	1	0
0	0	0	0	0	0	0
1	0	0	0	0	0	1
0	0	0	0	0	0	0

1B:	7	SF:	0
2B:	1	SAC:	1
3B:	0	DP:	2
HR:	0	HBP:	0

Batter	1	2	3	4	5	6	7	8	9	10
Steve Sax, R (1, 4) OBP: 0.381, SLG: 0.436	0-0 6-3		0-0 F4			0-3 K		0-0 S 1B 1B		4-0 1B IBB
Ken Landreaux, L (1, 8) OBP: 0.308, SLG: 0.371	0-3 K		0-0 F7			0-0 G3		0-0 G1-6-3 1-H 1B		0-0 1-2 3-H 1B
Franklin Stubbs, L (1, 7) OBP: 0.327, SLG: 0.512	0-0 1B		0-0 3-1			0-0 F8		0-0 G1-6-3 1-2f		0-0 F6
Mike Marshall, R (1, 9) OBP: 0.331, SLG: 0.494	0-0 1-3 1B			0-0 5-3			0-0 L5		0-3 K	
Len Matuszek, L (1, 3) OBP: 0.353, SLG: 0.500	0-0 F8			0-3 K			0-0 1B 2B		0-0 4-3	
Reggie Williams, R (9, PH) OBP: 0.364, SLG: 0.415				0-3 K			0-0 6-3		0-0 F7	
Jeff Hamilton, R (1, 5) OBP: 0.176, SLG: 0.133		0-0 F9								
Alex Trevino, R (1, 2) OBP: 0.393, SLG: 0.434		0-3 K				4-0 G6-4-3 BB		4-0 1B BB		0-0 5-3 SH2-4 1B
Craig Shipley, R (1, 6) OBP: 0.263, SLG: 0.235		4-0 BB				0-0 G6-4-3 1-2f		0-0 1-H 2-H 1B		0-0 SH2-4
Bill Russell, R (7, PH) OBP: 0.292, SLG: 0.293		BB				0-0 F3				0-0 5-3
Alejandro Pena, R (1, 1) Tom Niedenfuer, R (6, 1) Ed Amelung, L (8, PH) Carlos Diaz, R (8, 1) Enos Cabell, R (10, PH) Ed Vande Berg, R (10, 1)		0-3 K						0-3 K		0-0 2-3

Inning Stats	R: 0 E: 0 K: 1 S: 7	H: 2 LOB: 2 BB: 0 P: 7	R: 0 E: 0 K: 2 S: 7	H: 0 LOB: 1 BB: 1 P: 11	R: 0 E: 0 K: 0 S: 3	H: 0 LOB: 0 BB: 0 P: 3	R: 0 E: 0 K: 2 S: 7	H: 0 LOB: 0 BB: 0 P: 7	R: 0 E: 0 K: 0 S: 2	H: 0 LOB: 0 BB: 1 P: 6	R: 0 E: 0 K: 1 S: 5	H: 0 LOB: 0 BB: 0 P: 5	R: 1 E: 0 K: 0 S: 4	H: 2 LOB: 2 BB: 1 P: 8	R: 1 E: 0 K: 1 S: 6	H: 2 LOB: 0 BB: 0 P: 6	R: 0 E: 0 K: 1 S: 5	H: 0 LOB: 0 BB: 0 P: 5	R: 1 E: 0 K: 0 S: 5	H: 2 LOB: 2 BB: 1 P: 9	1B: 7 2B: 1 3B: 0 HR: 0	SF: 0 SAC: 1 DP: 2 HBP: 0
--------------	------------------------------	---------------------------------	------------------------------	----------------------------------	------------------------------	---------------------------------	------------------------------	---------------------------------	------------------------------	---------------------------------	------------------------------	---------------------------------	------------------------------	---------------------------------	------------------------------	---------------------------------	------------------------------	---------------------------------	------------------------------	---------------------------------	----------------------------------	------------------------------------

PITCHER	IP	WLS	BF	H	R	ER	SO	BB	IBB	HBP	BLK	WP	HR	S	P	ERA	WHIP
Bill Gullickson, R (1, 1) ERA: 3.96	7.0		26	4	1	1	6	3	0	0	0	0	0	35	47	1.29	1.000
Ron Robinson, R (8, 1) ERA: 1.83	0.1		3	2	1	1	1	0	0	0	0	0	0	5	5	27.00	6.000
John Franco, L (8, 1) ERA: 2.48	2.2	W	10	2	1	1	1	0	1	0	0	0	0	11	15	3.38	0.750

BOTTOM

Los Angeles Dodgers @ Cincinnati Reds
Riverfront Stadium, Cincinnati, OH

Wed Jul 02 1986, 7:05 PM EDT
Att: 20,429 - Unknown

livebaseballscorecards.com

AB	35
R	4
H	8
RBI	4
BB	1
SO	8
LOB	10



WP:	0	PA:	39
PB:	0		
SB:	0		
CS:	1		

AB	R	H	RBI	BB	SO	LOB
3	0	0	0	0	0	1
2	0	0	0	0	1	2

4	0	1	0	0	0	0
1	0	1	2	0	0	0

4	0	1	1	0	0	0
---	---	---	---	---	---	---

4	0	0	0	0	2	2
---	---	---	---	---	---	---

4	0	1	0	0	1	0
---	---	---	---	---	---	---

3	1	1	0	0	1	0
---	---	---	---	---	---	---

4	0	2	1	0	0	1
0	1	0	0	0	0	0

2	1	0	0	1	1	0
---	---	---	---	---	---	---

2	1	1	0	0	0	0
1	0	0	0	0	1	2
0	0	0	0	0	0	0
0	0	0	0	0	0	0
1	0	0	0	0	1	2

1B:	7	SF:	0
2B:	1	SAC:	2
3B:	0	DP:	0
HR:	0	HBP:	0

Batter	1	2	3	4	5	6	7	8	9	10	AB	R	H	RBI	BB	SO	LOB
Eddie Milner, L OBP: 0.300, SLG: 0.372 Tracy Jones, R OBP: 0.409, SLG: 0.462	F2		F8			F8		K		E6 2B	3	0	0	0	0	0	1
Pete Rose, S OBP: 0.319, SLG: 0.268 Tony Perez, R OBP: 0.333, SLG: 0.277				F7		1B 1-2		L6		1-2 2-3	4	0	1	0	0	0	0
Dave Parker, L OBP: 0.349, SLG: 0.491				G3		1-3 2-H		6-3		1-3 2-H 3-H	4	0	1	1	0	0	0
Eric Davis, R OBP: 0.356, SLG: 0.471		L5				K		K		F7	4	0	0	0	0	2	2
Bo Diaz, R OBP: 0.315, SLG: 0.339		5-3						SH3 1B		K	4	0	1	0	0	1	0
Dave Concepcion, R OBP: 0.308, SLG: 0.329		1B BLK				4-3		SH3		K	3	1	1	0	0	1	0
Buddy Bell, R OBP: 0.318, SLG: 0.347 Kal Daniels, L OBP: 0.363, SLG: 0.491		1B CS				4-3		F7		E SH 2B 1B	4	0	2	1	0	0	1
Ron Oester, S OBP: 0.297, SLG: 0.336		CS		K				F9		SH E 2B	2	1	0	0	1	1	0
Bill Gullickson, R OBP: 0.114, SLG: 0.088 Max Venable, L OBP: 0.289, SLG: 0.325 Ron Robinson, R John Franco, L Wade Rowdon, R OBP: 0.267, SLG: 0.296				F3		1B 1B		K		K	2	1	1	0	0	0	0

Inning Stats	R: 0	H: 0	E: 0	K: 0	S: 3	P: 3	R: 1	H: 2	E: 0	K: 0	S: 4	P: 4	R: 0	H: 0	E: 0	K: 1	S: 5	P: 5	R: 0	H: 0	E: 0	K: 1	S: 5	P: 5	R: 0	H: 0	E: 0	K: 0	S: 3	P: 3	R: 1	H: 3	E: 0	K: 1	S: 8	P: 8	R: 0	H: 1	E: 0	K: 1	S: 6	P: 10	R: 0	H: 0	E: 0	K: 1	S: 5	P: 5	R: 0	H: 0	E: 0	K: 2	S: 7	P: 7	R: 2	H: 2	E: 1	K: 1	S: 7	P: 7	1B: 7	SF: 0	2B: 1	SAC: 2	3B: 0	DP: 0	HR: 0	HBP: 0	WP: 0	PA: 39
--------------	------	------	------	------	------	------	------	------	------	------	------	------	------	------	------	------	------	------	------	------	------	------	------	------	------	------	------	------	------	------	------	------	------	------	------	------	------	------	------	------	------	-------	------	------	------	------	------	------	------	------	------	------	------	------	------	------	------	------	------	------	-------	-------	-------	--------	-------	-------	-------	--------	-------	--------

PITCHER	IP	WLS	BF	H	R	ER	SO	BB	IBB	HBP	BLK	WP	HR	S	P	ERA	WHIP
Alejandro Pena, R ERA: 5.89	(1, 1)		21	5	2	2	2	0	0	0	1	0	0	25	25	3.18	0.882
Tom Niedenfuer, R ERA: 3.3	(6, 1)	1.1	6	1	0	0	2	0	1	0	0	0	0	9	13	0.00	0.750
Carlos Diaz, L ERA: 5.4	(8, 1)	2.0	6	0	0	0	3	0	0	0	0	0	0	12	12	0.00	0.000
Ed Vande Berg, L ERA: 3.7	(10, 1)	0.1	L 5	2	2	1	1	0	0	0	0	0	0	7	7	27.00	6.000

Batter	1	2	3	4	5	6	7	8	9	AB R H RBI BB SO LOB	TOP											
Barry Bonds, L (1, 8) OBP: 0.377, SLG: 0.504	0-3 K		0-0 1B G6-4-3		0-0 F5		0-3 K		4-0 BB	4 1 1 0 1 2 0	Pittsburgh Pirates @ Los Angeles Dodgers Dodger Stadium, Los Angeles, CA Thu Jul 03 1986, 7:05 PM PDT Att: 30,722 - Unknown											
Joe Orsulak, L (1, 9) OBP: 0.322, SLG: 0.356	0-0 3-1 2B		0-0 1B G6-4-3		0-0 1B		0-0 2B		0-0 L5	5 1 4 0 0 0 1												
Johnny Ray, S (1, 4) OBP: 0.370, SLG: 0.390	0-0 3-1		0-0 G6-4-3		1-0 1B HBP		0-0 6-3			3 0 0 0 0 0 3												
Sid Bream, L (1, 3) OBP: 0.367, SLG: 0.488	0-3 K		0-0 L6		0-0 1B			0-0 1B		4 0 2 1 0 1 1												
R.J. Reynolds, S (1, 7) OBP: 0.361, SLG: 0.472		0-0 HR		0-0 1B	0-0 F7			0-0 B5		4 1 2 1 0 0 3												
Tony Peña, R (1, 2) OBP: 0.310, SLG: 0.364		0-0 F9		0-0 1-2	0-0 5-3		0-0 5-3	0-0 F9		4 0 0 0 0 0 2												
Jim Morrison, R (1, 5) OBP: 0.310, SLG: 0.413		0-0 6-3		0-0 2-3	0-0 5-3		0-3 K	0-0 F6		4 0 0 0 0 1 2												
Rafael Belliard, R (1, 6) OBP: 0.291, SLG: 0.259		0-0 2B		0-0 6-3		0-0 1B		0-0 F9		3 0 2 0 0 0 1												
Jim Winn, R (6, 1)										0 0 0 0 0 0 0												
Pat Clements, R (6, 1)										0 0 0 0 0 0 0												
Lee Mazzilli, S (9, PH) OBP: 0.396, SLG: 0.263										1 0 0 0 0 0 0												
Rick Reuschel, R (1, 1) OBP: 0.162, SLG: 0.189		0-0 F2			0-0 6-3		0-0 5-3		0-0 F7	2 0 0 0 0 0 1												
U L Washington, S (6, PH) OBP: 0.304, SLG: 0.200						1-2 CS				2 0 0 0 0 0 0												
Inning Stats	R: 0 E: 0 K: 2 S: 8	H: 1 LOB: 1 BB: 0 P: 8	R: 1 E: 0 K: 0 S: 5	H: 2 LOB: 1 BB: 0 P: 5	R: 1 E: 0 K: 0 S: 4	H: 2 LOB: 0 BB: 0 P: 4	R: 0 E: 0 K: 0 S: 4	H: 1 LOB: 1 BB: 0 P: 4	R: 1 E: 0 K: 0 S: 5	H: 2 LOB: 2 BB: 0 P: 6	R: 0 E: 0 K: 1 S: 5	H: 1 LOB: 0 BB: 0 P: 5	R: 0 E: 0 K: 1 S: 6	H: 1 LOB: 1 BB: 0 P: 6	R: 0 E: 0 K: 0 S: 4	H: 1 LOB: 1 BB: 0 P: 4	R: 0 E: 0 K: 0 S: 3	H: 0 LOB: 1 BB: 1 P: 7	1B: 7 2B: 3 3B: 0 HR: 1	SF: 0 SAC: 0 DP: 1 HBP: 1	WP: 0 PB: 0 SB: 1 CS: 1	PA: 39
PITCHER Bob Welch, R (1, 1) ERA: 3.96	IP: 9.0 WLS: W BF: 38 H: 11 R: 3 ER: 3 SO: 4 BB: 1 IBB: 0 HBP: 1 BLK: 0 WP: 0 HR: 1 S: 44 P: 49 ERA: 3.00 WHIP: 1.333																					

livebaseballscores.com

AB	36
R	3
H	11
RBI	2
BB	1
SO	4
LOB	14



Batter	1	2	3	4	5	6	7	8	9
Steve Sax, R OBP: 0.381, SLG: 0.432 (1, 4)	4-3 BB		4-3			4-0 1B WP BB		3-1	
Ken Landreaux, L OBP: 0.315, SLG: 0.371 (1, 8)	1B BB			0-3 K		0-0 F8 WP 1B		1-0 HBP	
Reggie Williams, R OBP: 0.358, SLG: 0.406 (1, 9)	0-0 2B 1B	0-3 K		0-3 K		0-0 F8		0-0 4-3	
Franklin Stubbs, L OBP: 0.330, SLG: 0.517 (1, 7)	0-0 4-3 1B 2B	0-0 1B FC5-2 1B		0-0 F9		0-0 F9			
Len Matuszek, L OBP: 0.368, SLG: 0.500 (1, 3)	0-0 4-3 2B	0-0 FC5-2 1B			0-0 G1-4-3 1B			0-0 6-3	
Alex Trevino, R OBP: 0.397, SLG: 0.431 (1, 2)	0-0 2B 1B	0-0 FC5-2 1B			0-0 G1-4-3			4-0 BB	
Jeff Hamilton, R OBP: 0.190, SLG: 0.211 (1, 5)	0-0 1B BLK 2B	0-0 5-3			0-0 F7			0-3 K	
Craig Shipley, R OBP: 0.261, SLG: 0.200 (1, 6)	1-0 BLK 1B HBP		0-3 K		0-3 K			0-0 6-3	
Bob Welch, R OBP: 0.143, SLG: 0.175 (1, 1)	0-0 1B BLK		0-0 1-3			0-0 1-3		0-0 F9	

Inning Stats	R: 5 E: 0 K: 1 S: 10	H: 5 LOB: 3 BB: 2 P: 19	R: 0 E: 0 K: 1 S: 7	H: 2 LOB: 2 BB: 0 P: 7	R: 0 E: 0 K: 1 S: 5	H: 0 LOB: 0 BB: 0 P: 5	R: 0 E: 0 K: 2 S: 7	H: 0 LOB: 0 BB: 0 P: 7	R: 0 E: 0 K: 1 S: 6	H: 1 LOB: 1 BB: 0 P: 6	R: 1 E: 0 K: 0 S: 4	H: 1 LOB: 1 BB: 1 P: 8	R: 0 E: 0 K: 1 S: 5	H: 0 LOB: 1 BB: 1 P: 9	R: 0 E: 0 K: 0 S: 3	H: 0 LOB: 1 BB: 0 P: 4
--------------	-------------------------------	----------------------------------	------------------------------	---------------------------------	------------------------------	---------------------------------	------------------------------	---------------------------------	------------------------------	---------------------------------	------------------------------	---------------------------------	------------------------------	---------------------------------	------------------------------	---------------------------------

PITCHER	IP	WLS	BF	H	R	ER	SO	BB	IBB	HBP	BLK	WP	HR	S	P	ERA	WHIP
Rick Reuschel, R ERA: 3.82 (1, 1)	5.0	L	26	8	5	5	6	2	0	1	1	0	0	35	44	9.00	2.000
Jim Winn, R ERA: 3.61 (6, 1)	0.2		4	1	1	1	0	1	0	0	0	1	0	3	7	13.50	3.000
Pat Clements, L ERA: 3.13 (6, 1)	2.1		9	0	0	0	1	1	0	1	0	0	0	9	14	0.00	0.429

AB R H RBI BB SO LOB

3	1	0	0	2	0	0
3	1	1	0	1	2	3
5	1	1	0	0	2	2
4	1	2	2	0	0	1
4	0	2	0	0	0	1
3	1	1	1	1	0	3
4	1	1	1	0	1	4
3	0	0	0	0	2	2
4	0	1	0	0	0	0

1B: 7	SF: 0	WP: 1	PA: 39
2B: 2	SAC: 0	PB: 0	
3B: 0	DP: 0	SB: 0	
HR: 0	HBP: 2	CS: 0	

AB	33
R	6
H	9
RBI	4
BB	4
SO	7
LOB	16



Pittsburgh Pirates @ Los Angeles Dodgers
 Dodger Stadium, Los Angeles, CA
 Thu Jul 03 1986, 7:05 PM PDT
 Att. 30,722 - Unknown

livebaseballscorecards.com

Batter	1	2	3	4	5	6	7	8	9	AB R H RBI BB SO LOB	TOP																
Barry Bonds, L (1, 8) OBP: 0.372, SLG: 0.489	0-3 K	0-0 F7		0-0 F7			0-0 4-3		4-0 BB	4 0 0 0 1 1 1																	
Bill Almon, R (1, 7) OBP: 0.343, SLG: 0.439	0-3 K		0-3 K	0-0 F3			0-0 5-3		4-0 BB	4 0 0 0 1 2 0																	
Johnny Ray, S (1, 4) OBP: 0.364, SLG: 0.382	0-3 K		0-0 E6 BB 1B				0-0 F3		0-0 5-3	5 1 0 0 0 1 2																	
Tony Peña, R (1, 2) OBP: 0.313, SLG: 0.361		4-0 2B G1 BB	4-0 1B BB				0-0 F9		0-0 5-3	2 2 0 0 2 0 0																	
Mike Diaz, R (1, 3) OBP: 0.366, SLG: 0.492		0-0 G1 1B	4-0 BB 1B				0-3 K		0-0 HR	3 2 2 1 1 1 0																	
Sid Bream, L (8, 3) OBP: 0.367, SLG: 0.488		1-3 2B	1-2 2-3 B1-5 BB							0 0 0 0 0 0 0																	
Jim Morrison, R (1, 5) OBP: 0.313, SLG: 0.412		4-0 G1 1B BB	0-0 BB 1B				0-0 F8		0-0 5-3	3 1 1 2 1 0 0																	
Mike Brown, R (1, 9) OBP: 0.301, SLG: 0.320		0-0 G1	4-0 BB				0-0 1B		0-0 6-3	3 0 1 1 1 0 2																	
Joe Orsulak, L (8, 9) OBP: 0.322, SLG: 0.356		1-2 2-3 3-H	1-2 2-3 BB							0 0 0 0 0 0 0																	
Rafael Belliard, R (1, 6) OBP: 0.290, SLG: 0.259		0-0 SH5-4 1B	0-0 B1-5				0-0 F3		0-0 G3	4 0 1 2 0 0 4																	
Mike Bielecki, R (1, 1) OBP: 0.032, SLG: 0.032		0-0 SH5-4					0-3 K		0-3 K	2 0 0 0 0 2 1																	
Larry McWilliams, L (7, 1) OBP: 0.200, SLG: 0.211		1-2								1 0 0 0 0 1 0																	
Cecilio Guante, R (9, 1)										0 0 0 0 0 0 0																	
Inning Stats	R: 0 E: 0 K: 3 S: 9	H: 0 LOB: 0 BB: 0 P: 9	R: 3 E: 0 K: 0 S: 5	H: 2 LOB: 1 BB: 2 P: 13	R: 2 E: 1 K: 1 S: 6	H: 1 LOB: 2 BB: 3 P: 18	R: 0 E: 0 K: 1 S: 5	H: 0 LOB: 0 BB: 0 P: 5	R: 0 E: 0 K: 1 S: 5	H: 0 LOB: 0 BB: 0 P: 5	R: 0 E: 0 K: 0 S: 3	H: 0 LOB: 0 BB: 0 P: 3	R: 1 E: 0 K: 0 S: 4	H: 1 LOB: 0 BB: 0 P: 4	R: 0 E: 0 K: 1 S: 5	H: 0 LOB: 2 BB: 2 P: 13	1B: 3 2B: 1 3B: 0 HR: 1	SF: 0 SAC: 1 DP: 1 HBP: 0	WP: 0 PB: 0 SB: 1 CS: 0	PA: 39							
PITCHER	IP	WLS	BF	H	R	ER	SO	BB	IBB	HBP	BLK	WP	HR	S	P	ERA	WHIP										
Fernando Valenzuela, L (1, 1) ERA: 3.08	8.0	L	34	5	6	6	7	5	0	0	0	0	1	43	63	6.75	1.250										
Jerry Reuss, L (9, 1) ERA: 5.78	1.0		5	0	0	0	1	2	0	0	0	0	0	5	13	0.00	2.000										

Pittsburgh Pirates @ Los Angeles Dodgers
Dodger Stadium, Los Angeles, CA

Fri Jul 04 1986, 7:05 PM PDT
Att: 46,315 - Unknown

livebaseballscorecards.com

AB 31
R 6
H 5
RBI 6
BB 7
SO 8
LOB 10



Batter	1	2	3	4	5	6	7	8	9	AB R H RBI BB SO LOB
Steve Sax, R OBP: 0.381, SLG: 0.435 (1, 4)	0-0 6-3 ①		0-0 3-1 ③		0-0 4-3 ②		0-0 1B ③		0-0 2B ③	5 0 2 1 0 0 1
Ken Landreaux, L OBP: 0.315, SLG: 0.367 Reggie Williams, R OBP: 0.353, SLG: 0.400 (1, 8) (7, PH) (8, 8)	0-0 F7 ②			0-0 L5 ①	4-0 BB		0-3 K ③		0-0 F3 ③	2 0 0 0 1 0 0 2 0 0 0 0 1 2
Franklin Stubbs, L OBP: 0.329, SLG: 0.512 (1, 7)	0-0 4-3 ③			0-0 HR 1B	0-3 K ③			0-0 F8 ①		4 1 1 0 0 1 2
Mike Marshall, R OBP: 0.330, SLG: 0.491 (1, 9)		0-0 1B ①		0-3 K ②		0-0 6-3 ①		0-0 F9 ②		4 0 1 0 0 1 1
Len Matuszek, L OBP: 0.366, SLG: 0.568 Enos Cabell, R OBP: 0.277, SLG: 0.265 (1, 3) (8, PH) (9, 3)		0-0 F7 ①		0-0 HR 1-H		0-0 F9 ②		0-0 L3 ③		3 1 1 2 0 0 1 1 0 0 0 0 0 0
Alex Trevino, R OBP: 0.400, SLG: 0.429 (1, 2)		0-0 F8 ②		4-0 BB		0-0 E6 WP			0-0 2B G3 1B	3 1 1 0 1 0 1
Jeff Hamilton, R OBP: 0.200, SLG: 0.261 (1, 5)		0-0 6-3 ③		0-3 K ③		0-3 K ③			0-0 G3 1B 2B	4 1 1 0 0 2 3
Craig Shipley, R OBP: 0.240, SLG: 0.182 Bill Russell, R OBP: 0.286, SLG: 0.286 (1, 6) (7, PH) (8, 6)			0-3 K ①		0-0 F6 ①		0-0 4-3 ①		0-0 G3 ①	2 0 0 0 0 1 0 2 0 0 1 0 0 1
Fernando Valenzuela, L OBP: 0.186, SLG: 0.207 Jerry Reuss, L OBP: 0.300, SLG: 0.316 Ed Amelung, L (1, 1) (9, 1) (9, PH)			0-0 4-3 ②		0-0 2B		0-0 G3 ②		0-0 K ②	3 0 1 0 0 0 0 0 0 0 0 0 0 0 1 0 0 0 0 1 1

Inning Stats	R: 0	H: 0	E: 0	K: 0	S: 3	R: 0	H: 1	E: 0	K: 0	S: 4	R: 0	H: 0	E: 0	K: 1	S: 5	R: 2	H: 2	E: 0	K: 2	S: 9	R: 0	H: 1	E: 0	K: 1	S: 6	R: 0	H: 0	E: 1	K: 1	S: 6	R: 0	H: 1	E: 0	K: 1	S: 6	R: 0	H: 0	E: 0	K: 0	S: 3	R: 2	H: 3	E: 0	K: 1	S: 8	R: 0	H: 0	E: 0	K: 0	S: 3	R: 0	H: 3	E: 0	K: 1	S: 8	1B: 4	2B: 3	3B: 0	HR: 1	SF: 0	SAC: 0	DP: 0	HBP: 0	WP: 1	PB: 0	SB: 0	CS: 0	PA: 38
--------------	------	------	------	------	------	------	------	------	------	------	------	------	------	------	------	------	------	------	------	------	------	------	------	------	------	------	------	------	------	------	------	------	------	------	------	------	------	------	------	------	------	------	------	------	------	------	------	------	------	------	------	------	------	------	------	-------	-------	-------	-------	-------	--------	-------	--------	-------	-------	-------	-------	--------

PITCHER	IP	WLS	BF	H	R	ER	SO	BB	IBB	HBP	BLK	WP	HR	S	P	ERA	WHIP
Mike Bielecki, R ERA: 4.61 (1, 1)	6.2	W	28	5	2	2	5	2	0	0	0	1	1	36	44	2.70	1.050
Larry McWilliams, L ERA: 5.04 (7, 1)	1.1		5	1	1	1	1	0	0	0	0	0	0	7	7	6.75	0.750
Cecilio Guante, R ERA: 2.4 (9, 1)	1.0		5	2	1	1	1	0	0	0	0	0	0	7	7	9.00	2.000

BOTTOM

Pittsburgh Pirates @ Los Angeles Dodgers
Dodger Stadium, Los Angeles, CA
 Fri Jul 04 1986, 7:05 PM PDT
 Att. 46,315 - Unknown

livebaseballscorecards.com

AB	36
R	4
H	8
RBI	4
BB	2
SO	7
LOB	13



Batter	1	2	3	4	5	6	7	8	9	AB R H RBI BB SO LOB	TOP		
Barry Bonds, L (1, 8) OBP: 0.373, SLG: 0.507	0-0 6-3	0-0 HR			0-3 K		0-0 E3 SH5-4 1B		0-0 G4-6-3 1B	5 2 2 3 0 1 0	Pittsburgh Pirates @ Los Angeles Dodgers Dodger Stadium, Los Angeles, CA Sat Jul 05 1986, 3:33 AM PDT Att. 32,694 - Unknown livebaseballscorecards.com		
Joe Orsulak, L (1, 9) OBP: 0.321, SLG: 0.363	0-0 4-3	0-0 3-1			0-0 FC5-2 3B		0-0 SH5-4		0-0 G4-6-3	4 0 1 0 0 0 1			
Johnny Ray, S (1, 4) OBP: 0.364, SLG: 0.383	0-0 1B		0-0 4-3		0-0 FC5-2		0-0 FC4-6 1B		0-0 F8	5 0 2 1 0 0 1			
Sid Bream, L (1, 3) OBP: 0.362, SLG: 0.480	0-0 6-3		0-0 3-1		0-0 G3		0-0 FC4-6			4 0 0 0 0 0 3			
R.J. Reynolds, S (1, 7) OBP: 0.360, SLG: 0.468		0-0 G5-4-3 S 1B 1B	0-0 4-3			0-0 E6 WP	0-0 1-3			4 1 1 0 0 0 1			
Tony Peña, R (1, 2) OBP: 0.312, SLG: 0.359		0-0 G5-4-3 1B		0-0 F2		0-0 F8		0-3 K		4 0 1 0 0 1 1			
Jim Morrison, R (1, 5) OBP: 0.312, SLG: 0.413		0-0 G5-4-3 1-2f 2-3		0-0 5-3		0-0 F2		0-0 2B		4 0 1 0 0 0 3			
Rafael Belliard, R (1, 6) OBP: 0.302, SLG: 0.262		4-0 1B HR IBB		0-0 FC5-4 1B		4-0 S IBB		0-0 5-3		2 1 1 0 2 0 1			
Bob Walk, R (1, 1) OBP: 0.263, SLG: 0.333		0-0 HR 1B		0-0 FC5-4 1-2f		0-3 K		0-0 4-3		4 1 1 0 0 1 4			
Inning Stats	R: 0 E: 0 K: 0 S: 4 H: 1 LOB: 1 BB: 0 P: 4	R: 4 E: 0 K: 0 S: 6 H: 4 LOB: 0 BB: 1 P: 10	R: 0 E: 0 K: 0 S: 3 H: 0 LOB: 0 BB: 0 P: 3	R: 0 E: 0 K: 0 S: 4 H: 1 LOB: 1 BB: 0 P: 4	R: 0 E: 0 K: 1 S: 6 H: 1 LOB: 1 BB: 0 P: 6	R: 0 E: 1 K: 1 S: 6 H: 0 LOB: 2 BB: 1 P: 10	R: 1 E: 1 K: 0 S: 5 H: 1 LOB: 1 BB: 0 P: 5	R: 0 E: 0 K: 1 S: 6 H: 1 LOB: 1 BB: 0 P: 6	R: 0 E: 0 K: 0 S: 3 H: 1 LOB: 0 BB: 0 P: 3	1B: 7 2B: 1 3B: 1 HR: 1 SF: 0 SAC: 1 DP: 2 HBP: 0	WP: 1 PB: 0 SB: 3 CS: 0 PA: 39		
PITCHER	IP WLS BF H R ER SO BB IBB HBP BLK WP HR S P ERA WHIP											PITCHER	IP WLS BF H R ER SO BB IBB HBP BLK WP HR S P ERA WHIP
Orel Hershiser, R (1, 1) ERA: 3.47	6.0 L 27 7 4 4 2 0 2 0 0 0 1 1 29 37 6.00 1.167												
Carlos Diaz, L (7, 1) ERA: 4.7	2.0 9 2 1 0 1 0 0 0 0 0 0 0 11 11 0.00 1.000												
Ed Vande Berg, L (9, 1) ERA: 3.61	1.0 3 1 0 0 0 0 0 0 0 0 0 0 3 3 0.00 1.000												

Batter	1	2	3	4	5	6	7	8	9	AB R H RBI BB SO LOB	TOP		
Barry Bonds, L (1, 8) OBP: 0.364, SLG: 0.493	0-0 4-3		0-0 1-3		0-0 G3		0-0 F2			4 0 0 0 0 0 4			
Rafael Belliard, R (1, 4) OBP: 0.309, SLG: 0.270 Lee Mazzilli, S (8, PH) OBP: 0.393, SLG: 0.259 (8, 7)	0-0 L3			0-0 3B 1B	0-0 1B			0-3 K		3 1 2 2 0 0 0 1 0 0 0 0 1 0			
Bill Almon, R (1, 7) OBP: 0.343, SLG: 0.451 Johnny Ray, S (8, PH) OBP: 0.366, SLG: 0.383 (8, 4)	0-0 5-3			0-0 3B	0-0 F8			4-0 BB		3 0 1 1 0 0 1 0 0 0 0 1 0 0			
Jim Morrison, R (1, 5) OBP: 0.308, SLG: 0.407		0-0 B5-3		0-0 L4		0-3 K		0-0 F7		4 0 0 0 0 1 2			
Mike Diaz, R (1, 3) OBP: 0.347, SLG: 0.463		0-3 K		0-0 F6		0-0 F8		0-0 F5		4 0 0 0 0 1 2			
Mike Brown, R (1, 9) OBP: 0.301, SLG: 0.320 R.J. Reynolds, S (9, PH) OBP: 0.358, SLG: 0.466		0-0 5-3		0-0 F9		0-0 1B		0-0 L6		3 0 1 0 0 0 1 1 0 0 0 0 0 0			
Junior Ortiz, R (1, 2) OBP: 0.339, SLG: 0.364 Sid Bream, L (9, PH) OBP: 0.361, SLG: 0.478			0-0 F7		0-0 FC1-5 1B 1B	0-0 4-3		0-3 K		3 0 1 0 0 0 1 1 0 0 0 0 1 0			
U L Washington, S (1, 6) OBP: 0.296, SLG: 0.208		0-0 5-3		0-0 G3 1B 1B			0-3 K		0-3 K	4 1 1 0 0 2 0			
Rich Sauvcur, L (1, 1) OBP: 0.333, SLG: 0.333 Jim Winn, R (3, 1) Joe Orsulak, L (7, PH) OBP: 0.324, SLG: 0.366 Don Robinson, R (7, 1)			0-0 1B		0-0 FC1-5 1B		0-0 CS 1B			1 0 1 0 0 0 0 1 1 0 0 0 0 2 1 0 1 0 0 0 0 0 0 0 0 0 0 0			
Inning Stats	R: 0 H: 0 E: 0 LOB: 0 K: 0 BB: 0 S: 3 P: 3	R: 0 H: 0 E: 0 LOB: 0 K: 1 BB: 0 S: 5 P: 5	R: 0 H: 1 E: 0 LOB: 1 K: 0 BB: 0 S: 4 P: 4	R: 1 H: 2 E: 0 LOB: 1 K: 0 BB: 0 S: 5 P: 5	R: 2 H: 3 E: 0 LOB: 1 K: 0 BB: 0 S: 6 P: 6	R: 0 H: 1 E: 0 LOB: 1 K: 1 BB: 0 S: 6 P: 6	R: 0 H: 1 E: 0 LOB: 0 K: 1 BB: 0 S: 5 P: 5	R: 0 H: 0 E: 0 LOB: 1 K: 1 BB: 1 S: 5 P: 9	R: 0 H: 0 E: 0 LOB: 0 K: 2 BB: 0 S: 7 P: 7	1B: 7 SF: 0 2B: 0 SAC: 0 3B: 1 DP: 0 HR: 0 HBP: 0	WP: 0 PA: 35 PB: 0 SB: 0 CS: 1		
PITCHER	IP WLS BF H R ER SO BB IBB HBP BLK WP HR S P ERA WHIP											PITCHER	IP WLS BF H R ER SO BB IBB HBP BLK WP HR S P ERA WHIP
Rick Honeycutt, L (1, 1) ERA: 2.11	6.0 W 25 7 3 3 2 0 0 0 0 0 0 0 29 29 4.50 1.167												
Tom Niedenfuer, R (7, 1) ERA: 3.17	2.0 7 1 0 0 2 1 0 0 0 0 0 0 10 14 0.00 1.000												
Ken Howell, R (9, 1) ERA: 1.98	1.0 S 3 0 0 0 2 0 0 0 0 0 0 0 7 7 0.00 0.000												

Pittsburgh Pirates @ Los Angeles Dodgers
Dodger Stadium, Los Angeles, CA
Sun Jul 06 1986, 3:33 AM PDT
Att: 27,563 - Unknown

livebaseballscorecards.com

AB	34
R	3
H	8
RBI	3
BB	1
SO	6
LOB	13



Batter	1	2	3	4	5	6	7	8	9	AB	R	H	RBI	BB	SO	LOB
Steve Sax, R OBP: 0.379, SLG: 0.435 (1, 4)	0-0 1B 2B		0-0 FC6-4 1B		0-0 5-3		0-0 SH5-3 1-2			3	2	2	0	0	0	0
Bill Russell, R OBP: 0.296, SLG: 0.289 (1, 9) (7, 6)	0-0 1B 1B		4-0 FC6-4 BB		0-0 6-3		0-0 F6			3	1	1	1	1	0	1
Reggie Williams, R OBP: 0.343, SLG: 0.388 (1, 8)	0-0 F4		0-0 FC6-4 1B		0-0 G3		0-0 F2			4	0	0	1	0	0	3
Franklin Stubbs, L OBP: 0.329, SLG: 0.507 (1, 7) Ken Landreaux, L OBP: 0.320, SLG: 0.371 (3, PR) (4, 7)	0-0 BLK 1B		0-0 1-2 1B		0-0 WP SH1-3 1B		0-0 F9 G3 1B			2	0	2	1	0	0	0
Enos Cabell, R OBP: 0.269, SLG: 0.257 (1, 3) Ken Howell, R (9, 1)	0-0 F3		0-0 F8		0-0 SH1-3		0-0 G3			3	0	0	0	0	0	4
Alex Trevino, R OBP: 0.394, SLG: 0.420 (1, 2)	0-0 6-3		0-0 5-3		0-0 F8		0-0 F9			4	0	0	0	0	0	5
Jeff Hamilton, R OBP: 0.188, SLG: 0.233 (1, 5)		0-3 K		0-0 6-3		0-0 1B		0-0 F9		4	0	1	1	0	1	1
Craig Shipley, R OBP: 0.214, SLG: 0.160 (1, 6) Tom Niedenfuer, R OBP: 0.500, SLG: 0.500 (7, 1) Len Matuszek, L OBP: 0.341, SLG: 0.525 (9, 3)		0-0 F4		0-0 4-3		0-0 1-3				3	0	0	0	0	0	1
Rick Honeycutt, L OBP: 0.045, SLG: 0.045 (1, 1) Ed Amelung, L OBP: 0.143, SLG: 0.143 (7, 9)		0-0 4-3		0-0 5-3			0-0 PB SH5-3 1B			2	0	0	0	0	0	0
										1	0	1	0	0	0	0

Inning Stats	R: 2	H: 3	E: 0	K: 0	S: 6	LOB: 1	BB: 0	P: 6	R: 0	H: 0	E: 0	K: 1	S: 5	LOB: 0	BB: 0	P: 5	R: 1	H: 2	E: 0	K: 0	S: 5	LOB: 2	BB: 1	P: 9	R: 0	H: 0	E: 0	K: 0	S: 3	LOB: 0	BB: 0	P: 3	R: 0	H: 0	E: 0	K: 0	S: 3	LOB: 0	BB: 0	P: 3	R: 1	H: 2	E: 0	K: 0	S: 5	LOB: 1	BB: 0	P: 5	R: 0	H: 1	E: 0	K: 0	S: 4	LOB: 1	BB: 0	P: 4	R: 0	H: 1	E: 0	K: 0	S: 4	LOB: 1	BB: 0	P: 4
PITCHER	IP	WLS	BF	H	R	ER	SO	BB	IBB	HBP	BLK	WP	HR	S	P	ERA	WHIP																																															
Rich Sauveur, L ERA: 5.0 (1, 1)	2.1		13	5	3	3	1	1	0	0	1	0	0	14	18	11.57	2.571																																															
Jim Winn, R ERA: 3.53 (3, 1)	3.2	L	13	2	1	1	0	0	0	0	0	1	0	13	13	2.46	0.545																																															
Don Robinson, R ERA: 4.03 (7, 1)	2.0		8	2	0	0	0	0	0	0	0	0	0	8	8	0.00	1.000																																															


BOTTOM

Pittsburgh Pirates @ Los Angeles Dodgers
 Dodger Stadium, Los Angeles, CA

Sun Jul 06 1986, 3:33 AM PDT
 Att. 27,563 - Unknown

AB	31
R	4
H	9
RBI	4
BB	1
SO	1
LOB	15

livebaseballscorecards.com



WP: 1	PA: 34
PB: 1	
SB: 2	
CS: 0	

Batter	1	2	3	4	5	6	7	8	9	AB R H RBI BB SO LOB	TOP							
Vince Coleman, S (1, 7) OBP: 0.332, SLG: 0.328	0-0 6-3		0-0 L6		0-3 K			0-0 F9		4 0 0 0 0 1 1	St. Louis Cardinals @ Los Angeles Dodgers Dodger Stadium, Los Angeles, CA Mon Jul 07 1986, 7:05 PM PDT Att: 31,976 - Unknown livebaseballscorecards.com							
Ozzie Smith, S (1, 6) OBP: 0.392, SLG: 0.362	4-0 BB		0-0 F5		0-0 F8			0-0 G3		3 0 0 0 1 0 1								
Curt Ford, L (1, 9) OBP: 0.347, SLG: 0.433	0-0 F7		4-0 ES BB				0-0 B1-3		0-0 4-3	3 0 0 0 1 0 1								
Alan Knicely, R (1, 3) OBP: 0.433, SLG: 0.300	0-0 F8		0-0 F9				0-0 F9		0-3 K	4 0 0 0 0 1 2								
Andy Van Slyke, L (1, 8) OBP: 0.312, SLG: 0.351		0-0 CS 1B		0-3 K			0-0 4-3		0-3 K	4 0 1 0 0 2 0								
Tom Herr, S (1, 4) OBP: 0.311, SLG: 0.285		0-0 E3 1-2		0-0 CS 1B			0-0 F8			3 0 1 0 0 0 1								
Michael LaValliere, L (1, 2) OBP: 0.333, SLG: 0.324		0-0 E4 1-2		0-3 K 1-2			0-0 F9			3 0 0 0 0 1 2								
Terry Pendleton, S (1, 5) OBP: 0.267, SLG: 0.266		0-0 F7			4-0 SH1-4 BB		0-0 F8			2 0 0 0 1 0 2								
Bob Forsch, R (1, 1) OBP: 0.162, SLG: 0.297		0-3 K			0-0 SH1-4			0-0 3-1		1 0 0 0 0 1 2								
Willie McGee, S (8, PH) OBP: 0.284, SLG: 0.316										1 0 0 0 0 0 0								
Ray Burris, R (8, 1) OBP: 0.182, SLG: 0.318										0 0 0 0 0 0 0								
Inning Stats	R: 0 E: 0 K: 0 S: 3	H: 0 LOB: 1 BB: 1 P: 7	R: 0 E: 2 K: 1 S: 7	H: 1 LOB: 2 BB: 0 P: 7	R: 0 E: 0 K: 2 S: 7	H: 1 LOB: 1 BB: 0 P: 7	R: 0 E: 0 K: 1 S: 5	H: 0 LOB: 1 BB: 1 P: 9	R: 0 E: 0 K: 0 S: 3	H: 0 LOB: 0 BB: 0 P: 3	R: 0 E: 0 K: 0 S: 3	H: 0 LOB: 0 BB: 0 P: 3	R: 0 E: 0 K: 2 S: 7	H: 0 LOB: 0 BB: 0 P: 7	1B: 2 2B: 1 3B: 0 HR: 0	SF: 0 SAC: 1 DP: 1 HBP: 0	WP: 0 PB: 0 SB: 1 CS: 2	PA: 32
PITCHER	IP WLS BF H R ER SO BB IBB HBP BLK WP HR S P ERA WHIP																	
Alejandro Pena, R (1, 1) ERA: 4.63	5.0 W 20 2 0 0 4 3 0 0 0 0 0 0 25 37 0.00 1.000																	
Carlos Diaz, L (6, 1) ERA: 4.41	1.0 3 0 0 0 0 0 0 0 0 0 0 0 3 3 0.00 0.000																	
Tom Niedenfuer, R (7, 1) ERA: 3.04	2.0 6 0 0 0 0 0 0 0 0 0 0 0 6 6 0.00 0.000																	
Ken Howell, R (9, 1) ERA: 1.94	1.0 S 3 0 0 0 2 0 0 0 0 0 0 0 7 7 0.00 0.000																	



Batter	1	2	3	4	5	6	7	8	9	AB	R	H	RBI	BB	SO	LOB
Steve Sax, R (1, 4) OBP: 0.384, SLG: 0.439	0-0 F9		0-0 F9 S 1B		0-0 1-3 1B		0-0 G6-3 1B			4	0	3	0	0	0	0
Ed Amelung, L (1, 9) OBP: 0.091, SLG: 0.091	0-0 F7		0-0 F6		0-3 K		0-0 G6-3 1-2f			4	0	0	0	0	1	5
Ken Landreaux, L (1, 7) OBP: 0.323, SLG: 0.370	0-0 1B E 1B		0-0 F9 1-3		4-0 IBB		0-0 F7			3	1	1	0	1	0	1
Len Matuszek, L (1, 3) OBP: 0.333, SLG: 0.500	0-0 E7 1-H 1B		0-3 K		0-0 4-3			0-0 F9		4	0	1	0	0	1	4
Alex Trevino, R (1, 2) OBP: 0.390, SLG: 0.414 Ken Howell, R (9, 1)	0-0 6-3			0-0 4-3		0-0 SH1-4 1B G1-2-3 1B		0-3 K		4	0	1	0	0	1	1
Jeff Hamilton, R (1, 5) OBP: 0.194, SLG: 0.235		0-3 K		0-0 5-3		0-0 SH1-4 1B 1-2		0-3 K		4	0	1	0	0	2	0
Reggie Williams, R (1, 8) OBP: 0.345, SLG: 0.390		0-0 1B		0-0 F9		0-0 SH1-4 1B 1-2 2-3				2	0	1	0	0	0	0
Craig Shipley, R (1, 6) OBP: 0.200, SLG: 0.148 Bill Russell, R (6, PH) OBP: 0.303, SLG: 0.289		0-0 F9			0-0 F9		4-0 IBB			2	0	0	0	0	0	1
Alejandro Pena, R (1, 1) Fernando Valenzuela, L (5, PH) Orel Hershiser, R (5, PR) Carlos Diaz, R (6, 1) Enos Cabell, R (6, PH) Tom Niedertuer, R (7, 1) Jack Fimple, R (9, 2) OBP: 0.500, SLG: 0.500		0-0 L5			0-0 1B		0-0 G1-2-3 3-Hf			0	0	0	0	0	0	0

Inning Stats	R: 1	H: 2	E: 1	LOB: 1	K: 0	BB: 0	S: 5	P: 5	R: 0	H: 1	E: 0	LOB: 1	K: 1	BB: 0	S: 6	P: 6	R: 0	H: 1	E: 0	LOB: 1	K: 1	BB: 0	S: 6	P: 6	R: 0	H: 0	E: 0	LOB: 0	K: 0	BB: 0	S: 3	P: 3	R: 0	H: 2	E: 0	LOB: 3	K: 1	BB: 1	S: 7	P: 11	R: 0	H: 1	E: 0	LOB: 2	K: 0	BB: 1	S: 4	P: 8	R: 0	H: 1	E: 0	LOB: 0	K: 0	BB: 0	S: 3	P: 3	R: 0	H: 0	E: 0	LOB: 0	K: 2	BB: 0	S: 7	P: 7
--------------	------	------	------	--------	------	-------	------	------	------	------	------	--------	------	-------	------	------	------	------	------	--------	------	-------	------	------	------	------	------	--------	------	-------	------	------	------	------	------	--------	------	-------	------	-------	------	------	------	--------	------	-------	------	------	------	------	------	--------	------	-------	------	------	------	------	------	--------	------	-------	------	------

PITCHER	IP	WLS	BF	H	R	ER	SO	BB	IBB	HBP	BLK	WP	HR	S	P	ERA	WHIP
Bob Forsch, R (1, 1) ERA: 2.48	7.0	L	30	9	1	0	3	0	2	0	0	0	0	34	42	0.00	1.286
Ray Burris, R (8, 1) ERA: 4.45	1.0		3	0	0	0	2	0	0	0	0	0	0	7	7	0.00	0.000

BOTTOM

St. Louis Cardinals @ Los Angeles Dodgers
Dodger Stadium, Los Angeles, CA
 Mon Jul 07 1986, 7:05 PM PDT
 Att. 31,976 - Unknown

AB	30
R	1
H	9
RBI	0
BB	2
SO	5
LOB	16



WP	PA	3B	SF	SAC	DP	HBP	HR	ER	WHIP
0	33	0	0	1	2	0	0	0	0.00

Batter	1	2	3	4	5	6	7	8	9	AB R H RBI BB SO LOB	TOP	
Vince Coleman, S (1, 7) OBP: 0.328, SLG: 0.323	0-0 4-3			0-3 K		0-0 G3		0-0 5-3		4 0 0 0 0 1 0		
Ozzie Smith, S (1, 6) OBP: 0.387, SLG: 0.357	0-0 6-3			0-0 F8			0-0 6-3		0-0 5-3	4 0 0 0 0 0 0		
Tom Herr, S (1, 4) OBP: 0.307, SLG: 0.281	0-0 6-3			0-3 K			0-0 E6 1B		0-0 F8	4 1 0 0 0 1 0		
Andy Van Slyke, L (1, 8) OBP: 0.320, SLG: 0.359		0-0 F7			0-0 1B		0-0 1-3 1B		0-0 CS 1B	4 0 3 0 0 0 0		
Curt Ford, L (1, 9) Ricky Horton, L (7, 1) OBP: 0.333, SLG: 0.414 OBP: 0.250, SLG: 0.143		0-0 F6			0-0 F7		0-0 F7		0-0 CS	3 0 0 0 0 0 3 0 0 0 0 0 0 0		
Michael LaValliere, L (1, 2) OBP: 0.333, SLG: 0.324		0-0 F8			0-0 F8		0-0 1-2 3-H 1B			3 0 1 1 0 0 1		
Clint Hurdle, L (1, 3) OBP: 0.203, SLG: 0.208			0-3 K		0-0 L4		0-3 K			3 0 0 0 0 2 3		
Terry Pendleton, S (1, 5) OBP: 0.264, SLG: 0.263			0-0 G3			0-0 4-3		0-0 4-3		3 0 0 0 0 0 0		
Tim Conroy, L (1, 1) Tito Landrum, R (7, 9) OBP: 0.400, SLG: 0.556 OBP: 0.252, SLG: 0.248			0-3 K			0-3 K		0-3 K		2 0 0 0 0 2 0 1 0 0 0 0 1 0		
Inning Stats	R: 0 E: 0 K: 0 S: 3 H: 0 LOB: 0 BB: 0 P: 3	R: 0 E: 0 K: 0 S: 3 H: 0 LOB: 0 BB: 0 P: 3	R: 0 E: 0 K: 2 S: 7 H: 0 LOB: 0 BB: 0 P: 7	R: 0 E: 0 K: 2 S: 7 H: 0 LOB: 0 BB: 0 P: 7	R: 0 E: 0 K: 0 S: 4 H: 1 LOB: 1 BB: 0 P: 4	R: 0 E: 0 K: 1 S: 5 H: 0 LOB: 0 BB: 0 P: 5	R: 1 E: 1 K: 1 S: 8 H: 2 LOB: 2 BB: 0 P: 8	R: 0 E: 0 K: 1 S: 5 H: 0 LOB: 0 BB: 0 P: 5	R: 0 E: 0 K: 0 S: 3 H: 1 LOB: 0 BB: 0 P: 3	1B: 4 2B: 0 3B: 0 HR: 0 SF: 0 SAC: 0 DP: 0 HBP: 0	WP: 0 PB: 0 SB: 0 CS: 1 PA: 32	
PITCHER	IP WLS BF H R ER SO BB IBB HBP BLK WP HR S P ERA WHIP											
Bob Welch, R (1, 1) ERA: 3.75	7.0 L 25 3 1 0 6 0 0 0 0 0 0 0 37 37 0.00 0.429											
Carlos Diaz, L (8, 1) ERA: 3.93	2.0 6 1 0 0 1 0 0 0 0 0 0 0 8 8 0.00 0.500											

St. Louis Cardinals @ Los Angeles Dodgers
Dodger Stadium, Los Angeles, CA
Tue Jul 08 1986, 7:05 PM PDT
Att: 32,723 - Unknown

AB	31
R	1
H	4
RBI	1
BB	0
SO	7
LOB	7



Batter	1	2	3	4	5	6	7	8	9	AB R H RBI BB SO LOB
Steve Sax, R OBP: 0.385, SLG: 0.438 (1, 4)	0-0 1-3		0-0 E 1B		4-0 1-2 IBB			0-0 F8		3 0 1 0 1 0 0
Bill Russell, R OBP: 0.291, SLG: 0.277 (1, 9)	0-0 F3		0-0 E2 1-2		0-0 F7			0-0 6-3		4 0 0 0 0 0 3
Enos Cabell, R OBP: 0.267, SLG: 0.255 (1, 3)	0-3 K		0-0 F7				0-0 F9	0-0 1B		4 0 1 0 0 1 2
Jeff Hamilton, R OBP: 0.175, SLG: 0.211 (1, 5)		0-3 K		0-3 K			0-0 F7	0-0 G3		4 0 0 0 0 2 1
Alex Trevino, R OBP: 0.379, SLG: 0.400 (1, 2)		0-0 F3		0-0 F8			0-3 K	0-3 K		4 0 0 0 0 2 0
Reggie Williams, R OBP: 0.342, SLG: 0.386 (1, 8)		0-0 1B		0-3 K			0-0 F3	0-0 F3		4 0 1 0 0 1 0
Ken Landreaux, L OBP: 0.322, SLG: 0.368 (1, 7)		0-0 4-3			0-0 S 1B		0-0 6-3	0-0 6-3		4 0 1 0 0 0 1
Mariano Duncan, R OBP: 0.282, SLG: 0.309 (1, 6)			0-0 6-3		0-3 K		0-0 FC4 1B			3 0 1 0 0 1 1
Bob Welch, R OBP: 0.136, SLG: 0.167 (1, 1)			0-0 1-6-3		0-0 B5		0-0 FC4			2 0 0 0 0 0 1
Mike Marshall, R OBP: 0.326, SLG: 0.484 (7, PH)										1 0 0 0 0 0 1
Carlos Diaz, R (8, 1)										0 0 0 0 0 0 0

Inning Stats	R: 0 E: 0 K: 1 S: 5	H: 0 LOB: 0 BB: 0 P: 5	R: 0 E: 0 K: 1 S: 6	H: 1 LOB: 1 BB: 0 P: 6	R: 0 E: 1 K: 0 S: 5	H: 1 LOB: 2 BB: 0 P: 5	R: 0 E: 0 K: 2 S: 7	H: 0 LOB: 0 BB: 0 P: 7	R: 0 E: 0 K: 1 S: 6	H: 1 LOB: 2 BB: 1 P: 10	R: 0 E: 0 K: 1 S: 5	H: 0 LOB: 0 BB: 0 P: 5	R: 0 E: 0 K: 0 S: 4	H: 1 LOB: 1 BB: 0 P: 4	R: 0 E: 0 K: 0 S: 4	H: 1 LOB: 1 BB: 0 P: 4	R: 0 E: 0 K: 1 S: 5	H: 0 LOB: 0 BB: 0 P: 5	1B: 5 2B: 0 3B: 0 HR: 0	SF: 0 SAC: 0 DP: 0 HBP: 0	WP: 0 PB: 0 SB: 1 CS: 0	PA: 34	
PITCHER	IP WLS BF H R ER SO BB IBB HBP BLK WP HR S P ERA WHIP	IP WLS BF H R ER SO BB IBB HBP BLK WP HR S P ERA WHIP	IP WLS BF H R ER SO BB IBB HBP BLK WP HR S P ERA WHIP	IP WLS BF H R ER SO BB IBB HBP BLK WP HR S P ERA WHIP	IP WLS BF H R ER SO BB IBB HBP BLK WP HR S P ERA WHIP	IP WLS BF H R ER SO BB IBB HBP BLK WP HR S P ERA WHIP	IP WLS BF H R ER SO BB IBB HBP BLK WP HR S P ERA WHIP	IP WLS BF H R ER SO BB IBB HBP BLK WP HR S P ERA WHIP	IP WLS BF H R ER SO BB IBB HBP BLK WP HR S P ERA WHIP	IP WLS BF H R ER SO BB IBB HBP BLK WP HR S P ERA WHIP	IP WLS BF H R ER SO BB IBB HBP BLK WP HR S P ERA WHIP	IP WLS BF H R ER SO BB IBB HBP BLK WP HR S P ERA WHIP	IP WLS BF H R ER SO BB IBB HBP BLK WP HR S P ERA WHIP	IP WLS BF H R ER SO BB IBB HBP BLK WP HR S P ERA WHIP	IP WLS BF H R ER SO BB IBB HBP BLK WP HR S P ERA WHIP	IP WLS BF H R ER SO BB IBB HBP BLK WP HR S P ERA WHIP	IP WLS BF H R ER SO BB IBB HBP BLK WP HR S P ERA WHIP	IP WLS BF H R ER SO BB IBB HBP BLK WP HR S P ERA WHIP	IP WLS BF H R ER SO BB IBB HBP BLK WP HR S P ERA WHIP	IP WLS BF H R ER SO BB IBB HBP BLK WP HR S P ERA WHIP	IP WLS BF H R ER SO BB IBB HBP BLK WP HR S P ERA WHIP	IP WLS BF H R ER SO BB IBB HBP BLK WP HR S P ERA WHIP	IP WLS BF H R ER SO BB IBB HBP BLK WP HR S P ERA WHIP
Tim Conroy, L ERA: 3.32 (1, 1)	6.0 W 23 3 0 0 6 0 1 0 0 0 0 0 34 38 0.00 0.500																						
Ricky Horton, L ERA: 2.91 (7, 1)	3.0 S 11 2 0 0 1 0 0 0 0 0 0 0 13 13 0.00 0.667																						

BOTTOM

St. Louis Cardinals @ Los Angeles Dodgers
Dodger Stadium, Los Angeles, CA
 Tue Jul 08 1986, 7:05 PM PDT
 Att. 32,723 - Unknown

livebaseballscorecards.com

AB	33
R	0
H	5
RBI	0
BB	1
SO	7
LOB	10



Batter	1	2	3	4	5	6	7	8	9	AB R H RBI BB SO LOB	TOP	
Vince Coleman, S (1, 7) OBP: 0.327, SLG: 0.322	0-0 F8		0-0 F3			0-0 F4			0-0 1B WP 4-3 1B	4 1 1 0 0 0 1	St. Louis Cardinals @ Los Angeles Dodgers Dodger Stadium, Los Angeles, CA Wed Jul 09 1986, 7:05 PM PDT Att: 38,246 - Unknown livebaseballscorecards.com	
Ozzie Smith, S (1, 6) José Oquendo, S (6, 6) OBP: 0.383, SLG: 0.353 OBP: 0.434, SLG: 0.431	0-0 F2			0-0 F7		0-0 6-3		0-0 1-3 1B 4-3 1B	3 0 0 0 0 0 0 1 1 1 0 0 0 0			
Tom Herr, S (1, 4) OBP: 0.307, SLG: 0.284	0-3 K			0-0 2B		0-0 1-3		0-0 4-3	4 0 1 1 0 1 1			
Alan Knicely, R (1, 3) OBP: 0.412, SLG: 0.292		0-0 F9		0-3 K		0-0 4-3		0-0 2-H 1B	4 0 1 1 0 1 1			
Tito Landrum, R (1, 9) OBP: 0.244, SLG: 0.239		0-0 F4		0-0 F9		0-0 6-3		0-0 F7	4 0 0 0 0 0 2			
Mike Heath, R (1, 2) Clint Hurdle, L (7, 2) OBP: 0.281, SLG: 0.322 OBP: 0.200, SLG: 0.205		0-0 5-3			0-0 F7		0-3 K	0-3 K	3 0 0 0 0 1 0 1 0 0 0 0 1 1			
Andy Van Slyke, L (1, 8) OBP: 0.315, SLG: 0.354			0-3 K		0-3 K			0-0 3-1	3 0 0 0 0 2 0			
Terry Pendleton, S (1, 5) Ken Dayley, L (8, 1) OBP: 0.268, SLG: 0.265 OBP: 0.333, SLG: 0.200			0-0 SH1 1B		4-0 BB			0-3 K	2 0 1 0 1 1 0 0 0 0 0 0 0 0			
Greg Mathews, R (1, 1) Ray Burris, R (4, 1) Curt Ford, L (5, PH) Pat Perry, L (5, 1) Tom Lawless, R (8, PH) OBP: 0.059, SLG: 0.059 OBP: 0.182, SLG: 0.318 OBP: 0.329, SLG: 0.408 OBP: 0.250, SLG: 0.300			0-0 SH1		0-3 K			0-3 K	0 0 0 0 0 0 0 0 0 0 0 0 0 0 1 0 0 0 0 1 1 0 0 0 0 0 0 0 1 0 0 0 0 1 0			
Inning Stats	R: 0 E: 0 K: 1 S: 5 H: 0 LOB: 0 BB: 0 P: 5	R: 0 E: 0 K: 0 S: 3 H: 0 LOB: 0 BB: 0 P: 3	R: 0 E: 0 K: 1 S: 6 H: 1 LOB: 1 BB: 0 P: 6	R: 0 E: 0 K: 1 S: 6 H: 1 LOB: 1 BB: 0 P: 6	R: 0 E: 0 K: 2 S: 7 H: 0 LOB: 1 BB: 1 P: 11	R: 0 E: 0 K: 0 S: 3 H: 0 LOB: 0 BB: 0 P: 3	R: 0 E: 0 K: 1 S: 5 H: 0 LOB: 0 BB: 0 P: 5	R: 0 E: 0 K: 2 S: 7 H: 0 LOB: 0 BB: 0 P: 7	R: 2 E: 0 K: 1 S: 8 H: 3 LOB: 1 BB: 0 P: 8	1B: 4 2B: 1 3B: 0 HR: 0 SF: 0 SAC: 1 DP: 0 HBP: 0	WP: 1 PB: 0 SB: 0 CS: 0 PA: 33	
PITCHER Fernando Valenzuela, L (1, 1) ERA: 3.01	IP WLS BF H R ER SO BB IBB HBP BLK WP HR S P ERA WHIP											
	9.0 W 33 5 2 2 9 1 0 0 0 1 0 50 54 2.00 0.667											



Batter	1	2	3	4	5	6	7	8	9	AB	R	H	RBI	BB	SO	LOB
Steve Sax, R OBP: 0.382, SLG: 0.437 Craig Shipley, R OBP: 0.200, SLG: 0.148 (1, 4) (8, PR) (9, 4)	0-0 1B 2B	0-0 5-3		0-0 E5 CS 1B	0-0 G6-4-3 1-2f			0-0 E5 1B 1B		5	0	1	0	0	0	3
Ken Landreaux, L OBP: 0.324, SLG: 0.369 (1, 7)	0-0 1B 2-H	0-0 6-3		0-0 F6		0-0 3-1		0-0 1B 1B 1-3 2-H		5	1	2	1	0	0	1
Bill Russell, R OBP: 0.296, SLG: 0.276 Ralph Bryant, L (1, 9) (9, 9)	4-0 1B 2B BB	0-0 F7		0-0 2B 1B 1-2		0-0 F7		0-0 F4		4	2	1	0	1	0	2
Enos Cabell, R OBP: 0.277, SLG: 0.274 (1, 3)	0-0 2B 1B 1-3 2-H		0-0 F9	0-0 1B 2B 1-H 2-3		0-0 F9		0-0 1B 1-2 3-H		5	2	3	3	0	0	0
Alex Trevino, R OBP: 0.379, SLG: 0.395 (1, 2)	4-0 2B BB		0-3 K	0-0 1B 2-H		1-0 F6		0-3 K		4	1	1	1	1	2	3
Jeff Hamilton, R OBP: 0.222, SLG: 0.302 (1, 5)	0-0 1B 2B 1-H 2-H 3-H		0-0 2B 1B	0-3 K		0-0 PB 2B		0-0 F9		5	0	3	3	0	1	4
Reggie Williams, R OBP: 0.346, SLG: 0.396 (1, 8)	0-0 2B 1B 2-3		0-0 2B		0-0 6-3		0-3 K			4	0	2	0	0	1	1
Mariano Duncan, R OBP: 0.285, SLG: 0.307 (1, 6)	0-0 F4		4-0 IBB		4-0 1B BB		0-0 F9			2	0	0	0	2	0	3
Fernando Valenzuela, L OBP: 0.219, SLG: 0.254 (1, 1)	0-0 F8		0-0 4-3		0-0 1B G6-4-3 1-3		0-0 1B 2B			4	1	2	0	0	0	5

Inning Stats	R: 4	H: 5	E: 0	LOB: 2	K: 0	BB: 2	S: 7	R: 0	H: 0	E: 0	LOB: 0	K: 0	BB: 0	S: 3	R: 0	H: 2	E: 0	LOB: 3	K: 1	BB: 1	S: 7	R: 2	H: 3	E: 1	LOB: 1	K: 1	BB: 0	S: 8	R: 0	H: 1	E: 0	LOB: 1	K: 0	BB: 1	S: 3	R: 0	H: 0	E: 0	LOB: 0	K: 0	BB: 0	S: 3	R: 0	H: 1	E: 0	LOB: 1	K: 1	BB: 0	S: 6	R: 2	H: 3	E: 1	LOB: 3	K: 1	BB: 0	S: 9
--------------	------	------	------	--------	------	-------	------	------	------	------	--------	------	-------	------	------	------	------	--------	------	-------	------	------	------	------	--------	------	-------	------	------	------	------	--------	------	-------	------	------	------	------	--------	------	-------	------	------	------	------	--------	------	-------	------	------	------	------	--------	------	-------	------

PITCHER	IP	WLS	BF	H	R	ER	SO	BB	IBB	HBP	BLK	WP	HR	S	P	ERA	WHIP
Greg Mathews, L ERA: 3.48 (1, 1)	3.2	L	22	9	6	6	1	2	1	0	0	0	0	21	33	14.73	3.000
Ray Burris, R ERA: 4.43 (4, 1)	0.1		2	1	0	0	1	0	0	0	0	0	0	4	4	0.00	3.000
Pat Perry, L ERA: 3.89 (5, 1)	3.0		11	2	0	0	1	1	0	0	0	0	0	12	17	0.00	1.000
Ken Dayley, L ERA: 3.44 (8, 1)	1.0		7	3	2	1	1	0	0	0	0	0	0	9	9	9.00	3.000

BOTTOM

St. Louis Cardinals @ Los Angeles Dodgers
Dodger Stadium, Los Angeles, CA

Wed Jul 09 1986, 7:05 PM PDT
Att. 38,246 - Unknown

AB	38
R	8
H	15
RBI	8
BB	4
SO	4
LOB	22

WP: 0 PA: 42
PB: 1
SB: 0
CS: 1



Batter	1	2	3	4	5	6	7	8	9	AB R H RBI BB SO LOB	TOP											
Davey Lopes, R (1, 5) OBP: 0.435, SLG: 0.517 Chris Speier, R (5, 5) OBP: 0.333, SLG: 0.418	0-0 6-3			0-0 1B 23 1B	0-0 6-3		0-0 2-H 1B			3 1 1 0 0 0 1 1 0 1 1 0 0 0	<p>Chicago Cubs @ Los Angeles Dodgers</p> <p>Dodger Stadium, Los Angeles, CA</p> <p>Thu Jul 10 1986, 7:05 PM PDT</p> <p>Att. 34,656 - Unknown</p>											
Jerry Mumphrey, S (1, 8) OBP: 0.330, SLG: 0.326	0-0 6-3			0-0 1B 23 1B		0-3 K	0-0 F7			4 1 1 0 0 1 1												
23 Ryne Sandberg, R (1, 4) OBP: 0.321, SLG: 0.416	0-0 5-3			0-0 1B 1-2 3-H 1B		0-3 K		0-0 F8		4 0 1 1 0 1 0												
Keith Moreland, R (1, 9) OBP: 0.335, SLG: 0.378		0-0 6-3		0-0 F3		4-0 BB		0-0 1B		3 0 1 0 1 0 2												
Leon Durham, L (1, 3) OBP: 0.329, SLG: 0.385		0-3 K		0-0 1B G4-6-3 1-3 2-H 1B		0-0 L9		0-0 F6		4 0 1 1 0 1 2												
Jody Davis, R (1, 2) OBP: 0.303, SLG: 0.424 Steve Lake, R (8, 2) OBP: 0.450, SLG: 0.474		0-0 1-3		0-0 G4-6-3 1-2f			0-3 K	0-0 F9		4 0 0 0 0 1 3 0 0 0 0 0 0 0												
Gary Matthews, R (1, 7) OBP: 0.344, SLG: 0.414			0-0 F8		0-0 5-3		0-0 HR		0-3 K	4 1 1 1 0 1 0												
Shawon Dunston, R (1, 6) OBP: 0.311, SLG: 0.438			0-3 K		0-0 PB 1B		0-0 2-3 1B		0-3 K	4 1 2 0 0 2 0												
Jamie Moyer, L (1, 1) Dave Gumpert, R (1, 1) Dave Martinez, L (3, PH) George Frazier, R (3, 1) Terry Francona, L (7, PH) Guy Holtzman, L (7, 1) Thad Bosley, L (9, PH) OBP: 0.423, SLG: 0.388			0-0 5-3		0-3 K		0-0 2-3		0-0 F9	0 0 0 0 0 0 0 0 0 0 0 0 0 0 1 0 0 0 0 0 0 1 0 0 0 0 1 1 1 0 0 0 0 0 1 0 0 0 0 0 0 0 1 0 0 0 0 0 0												
Inning Stats	R: 0 E: 0 K: 0 S: 3	H: 0 LOB: 0 BB: 0 P: 3	R: 0 E: 0 K: 1 S: 5	H: 0 LOB: 0 BB: 0 P: 5	R: 0 E: 0 K: 1 S: 5	H: 0 LOB: 0 BB: 0 P: 5	R: 2 E: 0 K: 0 S: 6	H: 4 LOB: 1 BB: 0 P: 6	R: 0 E: 0 K: 1 S: 6	H: 1 LOB: 1 BB: 0 P: 6		R: 0 E: 0 K: 2 S: 7	H: 0 LOB: 1 BB: 1 P: 11	R: 2 E: 0 K: 1 S: 8	H: 3 LOB: 1 BB: 0 P: 8	R: 0 E: 0 K: 0 S: 4	H: 1 LOB: 1 BB: 0 P: 4	R: 0 E: 0 K: 2 S: 7	H: 0 LOB: 0 BB: 0 P: 7	1B: 8 2B: 0 3B: 0 HR: 1	SF: 0 SAC: 0 DP: 1 HBP: 0	WP: 0 PB: 2 SB: 0 CS: 0
PITCHER	IP WLS BF H R ER SO BB IBB HBP BLK WP HR S P ERA WHIP											PITCHER	IP WLS BF H R ER SO BB IBB HBP BLK WP HR S P ERA WHIP									
Orel Hershiser, R (1, 1) ERA: 3.57	6.2 W 28 8 4 4 6 1 0 0 0 0 1 39 43 5.40 1.350																					
Carlos Diaz, L (7, 1) ERA: 3.88	0.1 1 0 0 0 0 0 0 0 0 0 0 0 1 1 0.00 0.000																					
Tom Niedenfuer, R (8, 1) ERA: 2.92	2.0 7 1 0 0 2 0 0 0 0 0 0 0 11 11 0.00 0.500																					

AB	35
R	4
H	9
RBI	4
BB	1
SO	8
LOB	11



WP: 0	PA: 36
-------	--------

Batter	1	2	3	4	5	6	7	8	9
Steve Sax, R OBP: 0.383, SLG: 0.435 (1, 4)									
Bill Russell, R OBP: 0.301, SLG: 0.291 Ralph Bryant, L (9, 9)									
Ken Landreaux, L OBP: 0.321, SLG: 0.369 (1, 7)									
Enos Cabell, R OBP: 0.277, SLG: 0.282 Len Matuszek, L OBP: 0.327, SLG: 0.489 (1, 3) (8, 3)									
Jeff Hamilton, R OBP: 0.224, SLG: 0.298 (1, 5)									
Reggie Williams, R OBP: 0.359, SLG: 0.415 (1, 8)									
Mariano Duncan, R OBP: 0.281, SLG: 0.303 (1, 6)									
Jack Fimple, R OBP: 0.412, SLG: 0.100 (1, 2)									
Orel Hershiser, R OBP: 0.275, SLG: 0.282 Carlos Diaz, R (7, 1) Alex Trevino, R OBP: 0.384, SLG: 0.408 Tom Niedenfuer, R OBP: 0.500, SLG: 0.500 (8, 1)									

AB	R	H	RBI	BB	SO	LOB
4	2	1	0	1	1	3
5	2	2	1	0	0	1
0	0	0	0	0	0	0
5	1	1	2	0	1	2
3	2	1	1	0	0	1
1	0	0	0	0	0	0
4	1	1	1	0	0	2
3	2	3	1	0	0	0
3	0	0	1	0	1	3
0	1	0	1	3	0	0
3	0	1	1	0	0	2
0	0	0	0	0	0	0
1	0	1	2	0	0	0
0	0	0	0	0	0	0

Inning Stats		R: 5	H: 5	R: 0	H: 0	R: 0	H: 1	R: 2	H: 1	R: 1	H: 1	R: 0	H: 0	R: 3	H: 3	R: 0	H: 0	
Pitcher		IP	WLS	BF	H	R	ER	SO	BB	IBB	HBP	BLK	WP	HR	S	P	ERA	WHIP
Jamie Moyer, L ERA: 9.37	(1, 1)	0.2	L	8	4	5	3	0	1	0	0	0	0	0	7	11	40.50	7.500
Dave Gumpert, R ERA: 0.79	(1, 1)	1.1		5	1	0	0	1	0	0	0	0	0	0	7	7	0.00	0.750
George Frazier, R ERA: 5.53	(3, 1)	4.0		17	3	3	3	0	2	0	0	0	0	0	15	23	6.75	1.250
Guy Hoffman, L ERA: 4.62	(7, 1)	2.0		10	3	3	3	2	0	1	0	0	0	0	13	17	13.50	1.500

BOTTOM

Chicago Cubs @ Los Angeles Dodgers
Dodger Stadium, Los Angeles, CA

Thu Jul 10 1986, 7:05 PM PDT
Att. 34,656 - Unknown

AB	32
R	11
H	11
RBI	11
BB	4
SO	3
LOB	14

WP: 0 PA: 40
PB: 0
SB: 1
CS: 0

WP	PA	ERA	WHIP
0	40		

Chicago Cubs @ Los Angeles Dodgers
 Dodger Stadium, Los Angeles, CA

Fri Jul 11 1986, 7:05 PM PDT
 Att: 26,443 - Unknown

livebaseballscorecards.com

AB	41
R	6
H	14
RBI	6
BB	2
SO	7
LOB	19



AB R H RBI BB SO LOB

TOP

Batter	1	2	3	4	5	6	7	8	9
Shawon Dunston, R (1, 6) OBP: 0.313, SLG: 0.444	0-0 2-3		0-0 F7		0-0 1B	0-0 3B		0-0 F9	
Manny Trillo, R (1, 3) Lee Smith, R (8, 1)	0-3 K		0-0 2B		0-0 1B	0-0 1B		0-0 1B	
23 Ryne Sandberg, R (1, 4) OBP: 0.319, SLG: 0.413	0-3 K		0-0 6-3		0-0 1B		0-0 F8	0-0 FC6-4	
Keith Moreland, R (1, 9) OBP: 0.333, SLG: 0.375		0-0 5-3		0-0 6-3	0-0 F9		0-0 5-3		0-0 1B
Jody Davis, R (1, 2) OBP: 0.301, SLG: 0.420			0-0 1B	0-0 6-3	0-0 FC6-4		0-0 G3		0-0 F7
Ron Cey, R (1, 5) Chris Speier, R (8, 5)		0-3 K		4-0 1B		0-0 HR		0-0 F4	0-3 K
Gary Matthews, R (1, 7) Dave Martinez, L (8, 8)		0-0 FC5-4		0-0 1B		0-0 HR		0-0 HR	0-3 K
Jerry Mumphrey, S (1, 8) (8, 7)			0-0 2B	0-0 F8		0-0 F5		0-0 1B	
Scott Sanderson, R (1, 1) Dave Gumpert, R (6, 1) Leon Durham, L (8, PH) (8, 3)			0-3 K		0-3 K	0-0 5-3		4-0 1B	

5	1	2	0	0	0	3
5	0	3	2	0	1	1
0	0	0	0	0	0	0
5	0	1	0	0	1	4
5	0	1	0	0	0	2
5	0	1	0	0	0	3
3	2	1	0	1	1	1
1	0	0	0	0	1	1
4	2	3	4	0	0	1
1	0	0	0	0	1	1
4	1	2	0	0	0	1
3	0	0	0	0	2	1
0	0	0	0	0	0	0
0	0	0	0	1	0	0

Inning Stats	R: 0	H: 0	E: 0	K: 2	S: 7	R: 0	H: 1	E: 0	K: 1	S: 6	R: 0	H: 2	E: 0	K: 1	S: 7	R: 1	H: 1	E: 0	K: 0	S: 4	R: 1	H: 3	E: 0	K: 1	S: 8	R: 2	H: 3	E: 0	K: 0	S: 6	R: 0	H: 0	E: 0	K: 0	S: 3	R: 2	H: 3	E: 0	K: 0	S: 6	R: 0	H: 1	E: 0	K: 2	S: 8	1B: 9	2B: 2	3B: 1	HR: 2	SF: 0	SAC: 0	DP: 0	HBP: 0	WP: 0	PA: 43
--------------	------	------	------	------	------	------	------	------	------	------	------	------	------	------	------	------	------	------	------	------	------	------	------	------	------	------	------	------	------	------	------	------	------	------	------	------	------	------	------	------	------	------	------	------	------	-------	-------	-------	-------	-------	--------	-------	--------	-------	--------

PITCHER	IP	WLS	BF	H	R	ER	SO	BB	IBB	HBP	BLK	WP	HR	S	P	ERA	WHIP
Rick Honeycutt, L (1, 1) ERA: 2.09	5.0	L	23	7	2	1	5	1	0	0	0	0	0	32	36	1.80	1.600
Jerry Reuss, L (6, 1) ERA: 5.87	2.0		9	3	2	2	0	0	0	0	0	0	1	9	9	9.00	1.500
Tom Niedenfuer, R (8, 1) ERA: 3.21	1.0		7	3	2	2	0	0	1	0	0	0	1	6	10	18.00	3.000
Carlos Diaz, L (9, 1) ERA: 3.66	1.0		4	1	0	0	2	0	0	0	0	0	0	8	8	0.00	1.000

Batter	1	2	3	4	5	6	7	8	9	AB	R	H	RBI	BB	SO	LOB
Steve Sax, R (1, 4) OBP: 0.384, SLG: 0.436	0-0 6-3 S 1B		0-0 4-3			0-0 1-3 HR 1B		0-3 K		4	1	2	0	0	1	0
Reggie Williams, R (1, 8) OBP: 0.350, SLG: 0.404	0-3 K 1-2		0-0 5-3			0-0 1-3		0-3 K		4	0	0	0	0	2	2
Ken Landreaux, L (1, 7) OBP: 0.320, SLG: 0.367	0-0 6-3 2-3		0-0 6-3			0-0 6-3		0-0 1B		4	0	1	0	0	0	2
Len Matuszek, L (1, 3) OBP: 0.321, SLG: 0.531	0-0 3-1			0-0 4-3		0-0 HR		0-3 K		4	1	1	2	0	1	2
Jeff Hamilton, R (1, 5) OBP: 0.226, SLG: 0.294		0-0 1B 1B		0-0 5-3		0-0 6-3		0-3 K		4	0	1	0	0	1	0
Ralph Bryant, L (1, 9) OBP: 0.250, SLG: 0.750		0-3 K		0-3 K			0-0 SF8 3B	0-3 K		4	1	1	0	0	3	1
Alex Trevino, R (1, 2) OBP: 0.380, SLG: 0.406		0-0 1-3 1B			0-0 F8		0-0 SF8	0-0 1-3		3	0	1	1	0	0	0
Mariano Duncan, R (1, 6) OBP: 0.282, SLG: 0.303		0-3 K			0-0 CS 1B		0-0 6-3			3	0	1	0	0	1	2
Rick Honeycutt, L (1, 1) OBP: 0.043, SLG: 0.043 Greg Brock, L (5, PH) OBP: 0.302, SLG: 0.371 Jery Reuss, L (6, 1) OBP: 0.300, SLG: 0.316 Fernando Valenzuela, L (7, PH) OBP: 0.219, SLG: 0.250 Tom Niedenfuer, R (8, 1) OBP: 0.100, SLG: 0.500 Carlos Diaz, R (9, 1)		0-3 K			0-3 K 1-2		0-0 F7			1	0	0	0	0	1	2

Inning Stats	R: 0	H: 1	E: 0	LOB: 1	K: 1	P: 6	R: 0	H: 2	E: 0	LOB: 2	K: 3	P: 11	R: 0	H: 0	E: 0	LOB: 0	K: 0	P: 3	R: 0	H: 0	E: 0	LOB: 0	K: 1	P: 5	R: 0	H: 1	E: 0	LOB: 1	K: 1	P: 5	R: 2	H: 2	E: 0	LOB: 0	K: 0	P: 5	R: 1	H: 1	E: 0	LOB: 0	K: 0	P: 4	R: 0	H: 1	E: 0	LOB: 1	K: 3	P: 10	R: 0	H: 0	E: 0	LOB: 0	K: 2	P: 7	1B: 6	SF: 1	2B: 1	SAC: 0	3B: 1	DP: 1	HR: 1	HBP: 0	WP: 0	PA: 34
--------------	------	------	------	--------	------	------	------	------	------	--------	------	-------	------	------	------	--------	------	------	------	------	------	--------	------	------	------	------	------	--------	------	------	------	------	------	--------	------	------	------	------	------	--------	------	------	------	------	------	--------	------	-------	------	------	------	--------	------	------	-------	-------	-------	--------	-------	-------	-------	--------	-------	--------

PITCHER	IP	WLS	BF	H	R	ER	SO	BB	IBB	HBP	BLK	WP	HR	S	P	ERA	WHIP
Scott Sanderson, R (1, 1) ERA: 3.94	5.1	W	20	5	1	1	6	0	0	0	0	0	0	32	32	1.69	0.938
Dave Gumpert, R (6, 1) ERA: 2.08	1.2		7	2	2	2	0	0	0	0	0	0	1	7	7	10.80	1.200
Lee Smith, R (8, 1) ERA: 2.7	2.0	S	7	1	0	0	5	0	0	0	0	0	0	17	17	0.00	0.500


BOTTOM


Chicago Cubs @ Los Angeles Dodgers
Dodger Stadium, Los Angeles, CA

Fri Jul 11 1986, 7:05 PM PDT
 Att. 26,443 - Unknown

livebaseballscores.com

AB	33
R	3
H	8
RBI	3
BB	0
SO	11
LOB	12



Batter	1	2	3	4	5	6	7	8	9	AB R H RBI BB SO LOB	TOP																									
Jerry Mumphrey, S OBP: 0.332, SLG: 0.328 (1, 8) (8, 7)	0-0 F8		0-0 L4			0-0 F7	0-0 1B			4 0 1 1 0 0 2																										
Gary Matthews, R OBP: 0.359, SLG: 0.457 Dave Martinez, L OBP: 0.176, SLG: 0.146 (1, 7) (8, 8)	0-0 CS 1B			4-0 23 FC1-4 BB		0-0 23 2B 1B		0-0 4-3		3 1 2 0 1 0 0 0 0 0 0 0 0 0																										
23 Ryne Sandberg, R OBP: 0.319, SLG: 0.414 (1, 4)	0-3 K			0-0 FC1-4 E S 1-2f 9-2		0-0 2B 2B		0-3 K		4 1 1 1 0 2 2																										
Keith Moreland, R OBP: 0.335, SLG: 0.380 (1, 9)	0-0 CS 1-2	0-0 F7		0-0 9-2 1-Hf		0-0 2B 1B		0-0 HR 1B		4 2 2 2 0 0 1																										
Leon Durham, L OBP: 0.333, SLG: 0.398 (1, 3)		0-0 6-3			0-0 F4	0-0 S 1B		0-0 HR		4 1 2 3 0 0 0																										
Jody Davis, R OBP: 0.297, SLG: 0.415 (1, 2)		0-3 K			0-3 K	0-0 F7		0-0 F6		4 0 0 0 0 2 1																										
Ron Cey, R OBP: 0.369, SLG: 0.514 Chris Speier, R OBP: 0.325, SLG: 0.406 (1, 5) (7, 5)			0-0 5-3		0-0 6-3		0-0 F3		0-0 F8	3 0 0 0 0 0 0 1 0 0 0 0 0 0	AB 34 R 7 H 11 RBI 7 BB 1 SO 5 LOB 6																									
Shawon Dunston, R OBP: 0.312, SLG: 0.442 (1, 6)			0-0 F2			0-0 F7	0-0 SH1-4 1B 1B		0-0 F8	4 1 1 0 0 0 0																										
Steve Trout, L OBP: 0.235, SLG: 0.242 Terry Francona, L OBP: 0.250, SLG: 0.221 Ed Lynch, R (1, 1) (6, PH) (6, 1)			0-0 1B			0-0 23 2B 1B	0-0 SH1-4		0-3 K	1 0 1 0 0 0 0 1 1 1 0 0 0 0 1 0 0 0 0 1 0																										
Inning Stats	R: 0 E: 0 K: 1 S: 5	H: 1 LOB: 0 BB: 0 P: 5	R: 0 E: 0 K: 1 S: 5	H: 0 LOB: 0 BB: 0 P: 5	R: 0 E: 0 K: 0 S: 4	H: 1 LOB: 1 BB: 0 P: 4	R: 0 E: 0 K: 0 S: 2	H: 0 LOB: 0 BB: 1 P: 6	R: 0 E: 0 K: 1 S: 5	H: 0 LOB: 0 BB: 0 P: 5	R: 4 E: 0 K: 0 S: 8	H: 5 LOB: 1 BB: 0 P: 8	R: 1 E: 0 K: 0 S: 4	H: 2 LOB: 1 BB: 0 P: 4	R: 2 E: 0 K: 1 S: 7	H: 2 LOB: 0 BB: 0 P: 7	R: 0 E: 0 K: 1 S: 5	H: 0 LOB: 0 BB: 0 P: 5	1B: 8 2B: 3 3B: 0 HR: 1	SF: 0 SAC: 1 DP: 1 HBP: 0	WP: 0 PB: 0 SB: 2 CS: 1	PA: 37														
PITCHER	IP WLS BF H R ER SO BB IBB HBP BLK WP HR S P ERA WHIP																																			
Alejandro Pena, R ERA: 4.97 (1, 1)	5.2		22	6	4	4	3	1	0	0	0	0	0	27	31	6.35	1.235																			
Carlos Diaz, L ERA: 3.68 (6, 1)	0.0		1	1	0	0	0	0	0	0	0	0	0	1	1	∞	∞																			
Tom Niedenfuer, R ERA: 3.29 (6, 1)	1.1	L	5	2	1	1	0	0	0	0	0	0	0	5	5	6.75	1.500																			
Ken Howell, R ERA: 2.22 (8, 1)	1.0		5	2	2	2	1	0	0	0	0	0	1	7	7	18.00	2.000																			
Ed Vande Berg, L ERA: 3.53 (9, 1)	1.0		3	0	0	0	1	0	0	0	0	0	0	5	5	0.00	0.000																			

Chicago Cubs @ Los Angeles Dodgers
Dodger Stadium, Los Angeles, CA
Sat Jul 12 1986, 7:05 PM PDT
Att: 44,806 - Unknown

livebaseballscorecards.com

Batter	1	2	3	4	5	6	7	8	9	AB R H RBI BB SO LOB	BOTTOM	
Mariano Duncan, R OBP: 0.284, SLG: 0.306 Mike Marshall, R OBP: 0.323, SLG: 0.479	(1, 6) X 0-0 1B S SF7 1B		X 0-0 F8	0-3 K			X 0-0 F9			1 1 1 0 0 0 0 3 0 0 0 0 1 1	Chicago Cubs @ Los Angeles Dodgers Dodger Stadium, Los Angeles, CA Sat Jul 12 1986, 7:05 PM PDT Att. 44,806 - Unknown	
Steve Sax, R OBP: 0.385, SLG: 0.435 Ed Vande Berg, R	(1, 4) B 4-0 1B 1-2 BB		X 0-0 E 1B		X 0-0 6-3		X 0-3 K			3 0 1 0 1 1 0 0 0 0 0 0 0 0		
Bill Russell, R OBP: 0.299, SLG: 0.290	(1, 9) X 0-0 1-2 2-3 1B		X 0-0 6-3		X 0-0 L6		X 0-0 L5			4 0 1 0 0 0 1		
Enos Cabell, R OBP: 0.282, SLG: 0.285	(1, 3) X 0-0 SF7			X 0-0 BB 1B	X 0-0 F8		B 4-0 BB			2 1 1 1 1 0 0		
Alex Trevino, R OBP: 0.377, SLG: 0.397	(1, 2) X 0-0 9-3 1-2f			X 4-0 BB 1B 6-3 BB	X 0-0 F8		B 0-3 K			3 1 0 0 1 1 3		
Jeff Hamilton, R OBP: 0.228, SLG: 0.291	(1, 5)	0-3 K		X 0-0 6-3 1B 1B	X 0-0 3-1		X 0-0 1-3			4 1 1 1 0 1 0		
Ken Landreaux, L OBP: 0.315, SLG: 0.361	(1, 7)	X 0-0 L4		X 0-0 6-3 1B 1B	X 0-0 F8		X 0-0 L4			4 0 0 1 0 0 1		
Reggie Williams, R OBP: 0.348, SLG: 0.400	(1, 8)	X 0-0 L5		X 0-0 SH3-4 1B	X 0-0 F6		X 0-0 F6			4 0 1 1 0 0 0		
Alejandro Pena, R Carlos Diaz, R Tom Niedenfuer, R Greg Brock, L Ken Howell, R Jack Fimple, R	(1, 1) (6, 1) (6, 1) (7, PH) (8, 1) (9, 4)		X 0-0 6-3	X 0-0 SH3-4 1B		X 0-0 4-3				1 0 1 0		
Inning Stats	R: 1 H: 2 E: 0 LOB: 1 K: 0 BB: 1 S: 4 P: 8	R: 0 H: 0 E: 0 LOB: 0 K: 1 BB: 0 S: 5 P: 5	R: 0 H: 1 E: 1 LOB: 1 K: 0 BB: 0 S: 4 P: 4	R: 3 H: 3 E: 0 LOB: 1 K: 1 BB: 1 S: 8 P: 12	R: 0 H: 0 E: 0 LOB: 0 K: 0 BB: 0 S: 3 P: 3	R: 0 H: 0 E: 0 LOB: 0 K: 0 BB: 0 S: 3 P: 3	R: 0 H: 0 E: 0 LOB: 0 K: 0 BB: 0 S: 3 P: 3	R: 0 H: 0 E: 0 LOB: 1 K: 2 BB: 1 S: 7 P: 11	R: 0 H: 0 E: 0 LOB: 0 K: 0 BB: 0 S: 3 P: 3	1B: 6 SF: 1 2B: 1 SAC: 1 3B: 0 DP: 1 HR: 0 HBP: 0		WP: 0 PA: 35 PB: 0 SB: 1 CS: 0
Steve Trout, L ERA: 4.67	(1, 1) IP WLS BF H R ER SO BB IBB HBP BLK WP HR S P ERA WHIP											
Ed Lynch, R ERA: 0.48	(6, 1) 4.0 W 13 0 0 0 2 1 0 0 0 0 0 0 16 20 0.00 0.250											

livebaseballscorecards.com

AB	30
R	4
H	6
RBI	4
BB	3
SO	4
LOB	6



Batter	1	2	3	4	5	6	7	8	9	AB R H RBI BB SO LOB	TOP											
Jerry Mumphrey, S OBP: 0.338, SLG: 0.335 (1, 8) (9, 7)	0-0 23 CS 1B		0-0 BB 2B 1B		0-0 F7	0-0 2-H 1B			0-0 4-3	5 1 3 0 0 0 2												
Gary Matthews, R OBP: 0.360, SLG: 0.450 Dave Martinez, L OBP: 0.176, SLG: 0.146 (1, 7) (9, 8)	0-0 F9		4-0 BB 2B BB		4-0 2B BB		0-0 F2	0-3 K	3 1 0 0 2 1 2 0 0 0 0 0 0 0													
23 Ryne Sandberg, R OBP: 0.318, SLG: 0.410 (1, 4)	4-0 1-2 BB		0-0 F8		0-0 F7		0-0 F9		3 0 0 0 1 0 4													
Keith Moreland, R OBP: 0.337, SLG: 0.388 (1, 9)	0-0 F9		0-0 1-H 2-H 2B		0-0 1-3 2-H 2B		0-0 F8		4 0 2 3 0 0 1													
Leon Durham, L OBP: 0.335, SLG: 0.398 (1, 3)		0-0 WP SH2-3 1B	0-3 K		4-0 IBB			0-0 3-1	3 0 1 0 1 1 1													
Jody Davis, R OBP: 0.294, SLG: 0.411 (1, 2)		0-0 SH2-3 1-2		0-0 F9	0-0 F3			0-0 4-3	3 0 0 0 0 0 3													
Ron Cey, R OBP: 0.366, SLG: 0.513 Lee Smith, R (1, 5) (8, 1)		0-0 F4		0-0 F9		0-0 1B 2B		0-3 K	4 0 1 0 0 1 1 0 0 0 0 0 0 0													
Shawon Dunston, R OBP: 0.311, SLG: 0.439 (1, 6)		0-0 F4 2-3		0-0 F7		0-0 F7		0-0 4-3 SH2-4 1B	4 0 1 0 0 0 2													
Dennis Eckersley, R OBP: 0.171, SLG: 0.341 Chris Speier, R OBP: 0.325, SLG: 0.406 (1, 1) (8, 5)			0-3 K		0-0 2B 2B		0-3 K	0-0 SH2-4 1-2	3 1 1 0 0 2 1 0 0 0 0 0 0 0													
Inning Stats	R: 0 E: 0 K: 0 S: 3	H: 1 LOB: 1 BB: 1 P: 7	R: 0 E: 0 K: 0 S: 4	H: 1 LOB: 1 BB: 0 P: 4	R: 2 E: 0 K: 2 S: 9	H: 2 LOB: 1 BB: 1 P: 13	R: 0 E: 0 K: 0 S: 3	H: 0 LOB: 0 BB: 0 P: 3	R: 1 E: 0 K: 0 S: 5	H: 2 LOB: 3 BB: 2 P: 13	R: 0 E: 0 K: 1 S: 6	H: 2 LOB: 2 BB: 0 P: 6	R: 0 E: 0 K: 0 S: 3	H: 0 LOB: 0 BB: 0 P: 3	R: 0 E: 0 K: 1 S: 5	H: 0 LOB: 0 BB: 0 P: 5	R: 0 E: 0 K: 1 S: 6	H: 1 LOB: 1 BB: 0 P: 6	1B: 5 2B: 4 3B: 0 HR: 0	SF: 0 SAC: 2 DP: 0 HBP: 0	WP: 1 PB: 0 SB: 0 CS: 1	PA: 38
PITCHER	IP WLS BF H R ER SO BB IBB HBP BLK WP HR S P ERA WHIP																					
Bob Welch, R ERA: 3.72 Ken Howell, R ERA: 2.18 (1, 1) (9, 1)	8.0 34 8 3 3 4 3 1 0 0 1 0 38 54 3.38 1.375																					
	1.0 4 1 0 0 1 0 0 0 0 0 0 6 6 0.00 1.000																					

Chicago Cubs @ Los Angeles Dodgers
 Dodger Stadium, Los Angeles, CA
 Sun Jul 13 1986, 3:33 AM PDT
 Att: 40,922 - Unknown

livebaseballscorecards.com

AB	32
R	3
H	9
RBI	3
BB	4
SO	5
LOB	17



Batter	1	2	3	4	5	6	7	8	9	AB	R	H	RBI	BB	SO	LOB									
Mariano Duncan, R OBP: 0.280, SLG: 0.301 (1, 6)	0-3 K		0-0 4-3			0-0 F8		0-0 4-3		4	0	0	0	0	1	0									
Steve Sax, R OBP: 0.384, SLG: 0.432 (1, 4)	0-0 F7			0-0 1-3		0-0 F9			0-0 G6-4-3 2B	4	1	1	0	0	0	0									
Ken Landreaux, L OBP: 0.326, SLG: 0.373 (1, 7)	0-0 2B			0-0 HR 1B		0-0 1B			4-0 1-2 BB	3	1	3	0	1	0	0									
Mike Marshall, R OBP: 0.322, SLG: 0.486 (1, 9)	0-0 F9			0-0 HR		0-0 F9			0-0 G6-4-3 1-2 2-3	4	1	1	2	0	0	4									
Len Matuszek, L OBP: 0.316, SLG: 0.500 (1, 3)		0-3 K		0-0 4-3			0-0 3-1		4-0 2B BB	3	1	0	0	1	1	0									
Alex Trevino, R OBP: 0.373, SLG: 0.400 (1, 2)		0-0 F5		0-3 K			0-0 F6		0-0 1-H 3-H 2B	4	0	1	2	0	1	0									
Jeff Hamilton, R OBP: 0.217, SLG: 0.276 (1, 5)		0-0 3-1			0-3 K		0-0 5-3			3	0	0	0	0	1	0									
Reggie Williams, R OBP: 0.341, SLG: 0.392 (1, 8)			0-3 K			0-0 F8			0-3 K	3	0	0	0	0	2	0									
Bob Welch, R OBP: 0.130, SLG: 0.159 (1, 1)			0-0 L6			0-0 F9			0-0 F7	2	0	0	0	0	0	0									
Greg Brock, L OBP: 0.299, SLG: 0.367 (8, PH)										1	0	0	0	0	0	0									
Ken Howell, R (9, 1)										0	0	0	0	0	0	0									
Inning Stats	R: 0 E: 0 K: 1 S: 6	H: 1 LOB: 1 BB: 0 P: 6	R: 0 E: 0 K: 1 S: 5	H: 0 LOB: 0 BB: 0 P: 5	R: 0 E: 0 K: 1 S: 5	H: 0 LOB: 0 BB: 0 P: 5	R: 2 E: 0 K: 1 S: 7	H: 2 LOB: 0 BB: 0 P: 7	R: 0 E: 0 K: 1 S: 5	H: 0 LOB: 0 BB: 0 P: 5	R: 0 E: 0 K: 0 S: 4	H: 1 LOB: 1 BB: 0 P: 4	R: 0 E: 0 K: 0 S: 3	H: 0 LOB: 0 BB: 0 P: 3	R: 0 E: 0 K: 1 S: 5	H: 0 LOB: 0 BB: 0 P: 5	R: 2 E: 0 K: 0 S: 3	H: 2 LOB: 1 BB: 2 P: 11	1B: 3 2B: 2 3B: 0 HR: 1	SF: 0 SAC: 0 DP: 1 HBP: 0	WP: 0 PB: 0 SB: 1 CS: 0	PA: 33			
PITCHER Dennis Eckersley, R ERA: 4.87 Lee Smith, R ERA: 2.96	IP 7.0 1.2	WLS 25 L	BF 4 8	H 2 2	R 2 2	ER 2 2	SO 5 1	BB 0 2	IBB 0 0	HBP 0 0	BLK 0 0	WP 0 0	HR 1 0	S 35 8	P 35 16	ERA 2.57 10.80	WHIP 0.571 2.400								

BOTTOM

Chicago Cubs @ Los Angeles Dodgers
Dodger Stadium, Los Angeles, CA
 Sun Jul 13 1986, 3:33 AM PDT
 Att. 40,922 - Unknown

AB	31
R	4
H	6
RBI	4
BB	2
SO	6
LOB	4



livebaseballscorecards.com

Batter	1	2	3	4	5	6	7	8	9	AB R H RBI BB SO LOB	TOP	
Mariano Duncan, R (1, 6) OBP: 0.287, SLG: 0.316	0-0 CS 1B		0-0 F9			4-0 BB G5-4-3		0-0 HR		3 1 2 1 1 0 1	Los Angeles Dodgers @ St. Louis Cardinals Busch Stadium, St. Louis, MO Thu Jul 17 1986, 7:05 PM CDT Att. 27,684 - Unknown	
Steve Sax, R (1, 4) OBP: 0.385, SLG: 0.436	0-3 K 1-2			0-0 1B 2B		0-0 G5-4-3 1-2f		0-0 1B FC5-4		4 1 2 0 0 1 2		
Bill Madlock, R (1, 5) OBP: 0.284, SLG: 0.333 Jeff Hamilton, R (7, 5) OBP: 0.213, SLG: 0.271	0-0 F8			0-0 1B G6-4-3		0-0 1B		0-0 1B FC5-4 1-2f		3 0 2 1 0 0 0 1 0 0 0 0 0 1		
Mike Marshall, R (1, 9) OBP: 0.318, SLG: 0.479		0-3 K		0-0 G6-4-3 1-2f		0-3 K		0-0 F1		4 0 0 0 0 2 2		
Enos Cabell, R (1, 3) OBP: 0.277, SLG: 0.279 Greg Brock, L (9, PH) OBP: 0.302, SLG: 0.376 Bill Russell, R (9, PR) OBP: 0.299, SLG: 0.290		0-0 F9		0-0 5-3		0-0 F6		0-0 E 2B		3 0 0 0 0 0 0 1 0 1 0 0 0 0 0 0 0 0 0 0 0		
Franklin Stubbs, L (1, 7) OBP: 0.332, SLG: 0.509		0-0 4-3			0-0 4-3 2B		0-0 G3		4-0 E BB	3 0 1 0 1 0 0		
Reggie Williams, R (1, 8) OBP: 0.335, SLG: 0.385			0-0 4-3		0-0 F1		0-0 F4		0-3 K	3 0 0 0 0 0 1		
Mike Scioscia, L (1, 2) OBP: 0.408, SLG: 0.369 Alex Trevino, R (8, PH) OBP: 0.369, SLG: 0.394			0-0 1B		0-0 4-3 2-3		0-0 F7		0-0 E5 1-2 2-3	2 0 1 0 0 0 1 2 0 0 0 0 0 2		
Orel Hershiser, R (1, 1) OBP: 0.275, SLG: 0.282 Ed Vande Berg, R (2, 1) OBP: 0.230, SLG: 0.400 Dennis Powell, R (2, 1) OBP: 0.230, SLG: 0.400 Carlos Diaz, R (7, 1) OBP: 0.230, SLG: 0.400 Ken Landreaux, L (7, 8) OBP: 0.323, SLG: 0.370 Len Matuszewski, L (8, PH) OBP: 0.310, SLG: 0.491			0-3 K		0-3 K		0-3 K		0-3 K	0 0 0 0 0 0 0 0 0 0 0 0 0 0 2 0 0 0 0 2 2 0 0 0 0 0 0 0 2 0 0 0 0 2 3 1 0 0 0 0 1 2		
Inning Stats	R: 0 H: 1 E: 0 LOB: 0 K: 1 BB: 0 S: 5 P: 5	R: 0 H: 0 E: 0 LOB: 0 K: 1 BB: 0 S: 5 P: 5	R: 0 H: 1 E: 0 LOB: 1 K: 1 BB: 0 S: 6 P: 6	R: 1 H: 2 E: 0 LOB: 0 K: 0 BB: 0 S: 4 P: 4	R: 0 H: 1 E: 0 LOB: 1 K: 1 BB: 0 S: 6 P: 6	R: 0 H: 1 E: 0 LOB: 1 K: 1 BB: 1 S: 5 P: 9	R: 0 H: 0 E: 0 LOB: 0 K: 0 BB: 0 S: 3 P: 3	R: 1 H: 2 E: 0 LOB: 1 K: 1 BB: 0 S: 7 P: 7	R: 0 H: 1 E: 1 LOB: 3 K: 2 BB: 1 S: 9 P: 13	1B: 5 SF: 0 2B: 4 SAC: 0 3B: 0 DP: 3 HR: 1 HBP: 0		WP: 0 PA: 36 PB: 0 SB: 0 CS: 1
PITCHER	IP WLS BF H R ER SO BB IBB HBP BLK WP HR S P ERA WHIP											
John Tudor, L (1, 1) ERA: 2.64	8.0 W 30 8 2 2 6 1 0 0 0 0 0 1 41 45 2.25 1.125											
Ray Soff, R (9, 1) ERA:	1.0 6 1 0 0 2 1 0 0 0 0 0 0 9 13 0.00 2.000											

livebaseballscores.com

AB	34
R	2
H	9
RBI	2
BB	2
SO	8
LOB	17



Batter	1	2	3	4	5	6	7	8	9	AB R H RBI BB SO LOB	TOP		
Steve Sax, R (1, 4) OBP: 0.381, SLG: 0.431	0-0 F9		0-0 5-3		0-0 G5-4-3			0-0 5-3		4 0 0 0 0 0 1	Los Angeles Dodgers @ St. Louis Cardinals Busch Stadium, St. Louis, MO Fri Jul 18 1986, 7:05 PM CDT Att: 34,704 - Unknown livebaseballscorecards.com		
Ken Landreaux, L (1, 8) OBP: 0.318, SLG: 0.364	0-0 F6		0-0 5-3			0-0 E5		0-0 F2		4 0 0 0 0 0 0			
Bill Madlock, R (1, 5) OBP: 0.285, SLG: 0.339 Jeff Hamilton, R (7, 5) OBP: 0.210, SLG: 0.267	0-0 HR		0-0 F6			0-0 F9-3			0-0 6-3	3 1 1 0 0 0 1 1 0 0 0 0 0 0			
Franklin Stubbs, L (1, 7) OBP: 0.331, SLG: 0.518	0-0 HR			0-0 F5		0-0 F9			0-0 F9	4 1 1 2 0 0 0			
Len Matuszek, L (1, 3) OBP: 0.306, SLG: 0.526	0-0 HR			0-0 4-3			0-0 G3		0-3 K	4 1 1 1 0 1 0			
Mike Scioscia, L (1, 2) OBP: 0.402, SLG: 0.362	0-0 3-1			0-0 F9			0-0 6-3			3 0 0 0 0 0 0			
Mariano Duncan, R (1, 6) OBP: 0.287, SLG: 0.317		0-0 3-1			0-0 4-3		0-0 1B			3 0 1 0 0 0 0			
Reggie Williams, R (1, 9) OBP: 0.335, SLG: 0.402		0-0 3-1			0-0 HR		0-3 K			3 1 1 1 0 1 1			
Fernando Valenzuela, L (1, 1) OBP: 0.221, SLG: 0.254 Ken Howell, R (8, 1) Tom Niedenfuer, R (8, 1) OBP: 0.500, SLG: 0.500		0-3 K			0-0 1B			0-0 6-3		3 0 1 0 0 1 0 0 0 0 0 0 0 0 0 0 0 0 0 0 0			
Inning Stats	R: 3 H: 3 E: 0 LOB: 0 K: 0 BB: 0 S: 6 P: 6	R: 0 H: 0 E: 0 LOB: 0 K: 1 BB: 0 S: 5 P: 5	R: 0 H: 0 E: 0 LOB: 0 K: 0 BB: 0 S: 3 P: 3	R: 0 H: 0 E: 0 LOB: 0 K: 0 BB: 0 S: 3 P: 3	R: 1 H: 2 E: 0 LOB: 0 K: 0 BB: 0 S: 4 P: 4	R: 0 H: 0 E: 1 LOB: 0 K: 0 BB: 0 S: 3 P: 3	R: 0 H: 1 E: 0 LOB: 1 K: 1 BB: 0 S: 6 P: 6	R: 0 H: 0 E: 0 LOB: 0 K: 0 BB: 0 S: 3 P: 3	R: 0 H: 0 E: 0 LOB: 0 K: 1 BB: 0 S: 5 P: 5	1B: 2 SF: 0 2B: 2 SAC: 0 3B: 0 DP: 2 HR: 3 HBP: 0	WP: 0 PA: 32 PB: 0 SB: 0 CS: 0		
PITCHER	IP WLS BF H R ER SO BB IBB HBP BLK WP HR S P ERA WHIP											PITCHER	IP WLS BF H R ER SO BB IBB HBP BLK WP HR S P ERA WHIP
Danny Cox, R (1, 1) ERA: 3.84	8.0 L 29 6 4 4 2 0 0 0 0 0 0 3 33 33 4.50 0.750												
Ricky Horton, L (9, 1) ERA: 2.85	1.0 3 0 0 0 1 0 0 0 0 0 0 0 5 5 0.00 0.000												



Batter	1	2	3	4	5	6	7	8	9	AB	R	H	RBI	BB	SO	LOB
Vince Coleman, S (1, 7) OBP: 0.322, SLG: 0.317	0-3 K		0-0 4-3		0-0 F7			0-3 K	0-0 F6	5	0	0	0	0	2	2
Ozzie Smith, S (1, 6) OBP: 0.377, SLG: 0.351	0-0 5-3		0-0 F8			0-0 E 1B		4-0 1-2 1B BB		3	1	1	0	1	0	0
Willie McGee, S (1, 8) OBP: 0.290, SLG: 0.319	0-0 1B 2B		0-0 3-1			0-3 K		0-0 4-3		4	1	1	0	0	1	3
Alan Knicely, R (1, 3) OBP: 0.439, SLG: 0.333 Andy Van Slyke, L (8, PH) OBP: 0.326, SLG: 0.358 (9, 3)	0-0 BB 1B 2-H			0-3 K		0-0 E3 G5-4-3 1-2		4-0 1B BB		3	0	1	1	0	1	1
Terry Pendleton, S (1, 5) OBP: 0.279, SLG: 0.277	4-0 1-2 BB			0-3 K		0-0 G5-4-3 1-2f		0-0 1-3 2-H 3-H 1B		3	0	1	2	1	1	2
Tom Herr, S (1, 4) OBP: 0.313, SLG: 0.297	0-0 F9			0-0 1B			0-0 F3	0-0 3-1		4	0	1	0	0	0	4
Tito Landrum, R (1, 9) OBP: 0.239, SLG: 0.242 Curt Ford, L (9, PH) OBP: 0.333, SLG: 0.420		0-0 6-3		0-3 K			0-0 F8		0-0 G3	3	0	0	0	0	1	1
Mike Heath, R (1, 2) OBP: 0.280, SLG: 0.316 Tom Lawless, R (9, PR) OBP: 0.238, SLG: 0.286		0-3 K			0-3 K		0-0 F9		4-0 BB	3	0	0	0	1	2	0
Danny Cox, R (1, 1) OBP: 0.207, SLG: 0.222 José Oquendo, S (8, PH) OBP: 0.413, SLG: 0.392 Ricky Horton, L (9, 1) OBP: 0.250, SLG: 0.143 Clint Hurdle, L (9, PH) OBP: 0.205, SLG: 0.250		0-0 6-3			0-3 K			4-0 1B BB	0-3 K	2	0	0	0	0	1	0
										0	1	0	0	1	0	0
										0	0	0	0	0	0	0
										1	0	0	0	0	1	1

Inning Stats	R: 1	H: 2	E: 0	K: 1	S: 7	H: 2	LOB: 2	BB: 1	P: 11	R: 0	H: 0	E: 0	K: 1	S: 5	H: 0	LOB: 0	BB: 0	P: 5	R: 0	H: 0	E: 0	K: 0	S: 3	H: 1	LOB: 1	BB: 0	P: 10	R: 0	H: 0	E: 0	K: 2	S: 7	H: 1	LOB: 1	BB: 0	P: 6	R: 0	H: 0	E: 0	K: 0	S: 3	H: 0	LOB: 0	BB: 0	P: 3	R: 2	H: 1	E: 0	K: 1	S: 6	H: 1	LOB: 2	BB: 3	P: 18	R: 0	H: 0	E: 0	K: 1	S: 5	H: 0	LOB: 1	BB: 1	P: 9	1B: 4	SF: 0	2B: 1	SAC: 0	3B: 0	DP: 1	HR: 0	HBP: 0	WP: 0	PA: 37
--------------	------	------	------	------	------	------	--------	-------	-------	------	------	------	------	------	------	--------	-------	------	------	------	------	------	------	------	--------	-------	-------	------	------	------	------	------	------	--------	-------	------	------	------	------	------	------	------	--------	-------	------	------	------	------	------	------	------	--------	-------	-------	------	------	------	------	------	------	--------	-------	------	-------	-------	-------	--------	-------	-------	-------	--------	-------	--------

PITCHER	IP	WLS	BF	H	R	ER	SO	BB	IBB	HBP	BLK	WP	HR	S	P	ERA	WHIP
Fernando Valenzuela, L (1, 1) ERA: 2.99	7.0	W	27	4	2	2	8	2	0	0	0	0	0	41	49	2.57	0.857
Ken Howell, R (8, 1) ERA: 2.31	0.2		5	1	1	1	1	2	0	0	0	0	0	5	13	13.50	4.500
Tom Niedenfuer, R (8, 1) ERA: 3.21	1.1	S	5	0	0	0	1	1	0	0	0	0	0	6	10	0.00	0.750

BOTTOM

Los Angeles Dodgers @ St. Louis Cardinals
 Busch Stadium, St. Louis, MO
 Fri Jul 18 1986, 7:05 PM CDT
 Att. 34,704 - Unknown

livebaseballscorecards.com

AB	32
R	3
H	5
RBI	3
BB	5
SO	10
LOB	14



Batter	1	2	3	4	5	6	7	8	9	AB R H RBI BB SO LOB	TOP		
Steve Sax, R (1, 4) OBP: 0.385, SLG: 0.438	0-0 2B 6-3 1B		0-0 2-3		0-0 2B			0-0 1B 1B		4 1 3 0 0 0 0	Los Angeles Dodgers @ St. Louis Cardinals Busch Stadium, St. Louis, MO Sat Jul 19 1986, 3:33 AM CDT Att. 32,083 - Unknown livebaseballscorecards.com		
Ken Landreaux, L (1, 8) OBP: 0.315, SLG: 0.360 Bill Russell, R (8, PH) OBP: 0.305, SLG: 0.296 (8, 9)	0-0 F7		0-0 G3		0-0 1-3			0-0 1-3 G5-4-3 1B		3 0 0 0 0 0 2 1 0 1 0 0 0 0			
Franklin Stubbs, L (1, 7) OBP: 0.333, SLG: 0.522	0-0 1-3 2B		0-0 FC5-4 1B				0-0 F6	0-0 G5-4-3 1-2f		4 0 2 0 0 0 2			
Bill Madlock, R (1, 5) OBP: 0.279, SLG: 0.332	0-0 6-3		0-0 FC5-4 1-2f				0-0 F7		0-0 F8	4 0 0 1 0 0 2			
Mike Marshall, R (1, 9) OBP: 0.316, SLG: 0.476 Reggie Williams, R (4, 9) OBP: 0.331, SLG: 0.398 (8, 9)	0-3 K			0-0 5-3			0-0 F7		0-0 F4	2 0 0 0 0 1 1 2 0 0 0 0 0 0			
Len Matuszek, L (1, 3) OBP: 0.303, SLG: 0.525		0-0 2B		0-0 F8			0-0 F7		0-3 K	4 0 1 0 0 1 0			
Mike Scioscia, L (1, 2) OBP: 0.396, SLG: 0.355		0-0 1-3		0-0 F7			0-0 F7			3 0 0 0 0 0 1			
Mariano Duncan, R (1, 6) OBP: 0.284, SLG: 0.313		0-3 K		0-3 K			0-0 F8			3 0 0 0 0 2 1			
Bob Welch, R (1, 1) OBP: 0.125, SLG: 0.152 Greg Brock, L (8, PH) OBP: 0.300, SLG: 0.374 Tom Niedenfuer, R (8, 1) OBP: 0.500, SLG: 0.500		0-0 G3			0-0 5-3			0-0 F8		2 0 0 0 0 0 1 1 0 0 0 0 0 0 0 0 0 0 0 0 0			
Inning Stats	R: 1 H: 2 E: 0 LOB: 1 K: 1 BB: 0 S: 7 P: 7	R: 0 H: 1 E: 0 LOB: 1 K: 1 BB: 0 S: 6 P: 6	R: 0 H: 1 E: 0 LOB: 1 K: 0 BB: 0 S: 4 P: 4	R: 0 H: 0 E: 0 LOB: 0 K: 0 BB: 0 S: 3 P: 3	R: 0 H: 1 E: 0 LOB: 1 K: 1 BB: 0 S: 6 P: 6	R: 0 H: 0 E: 0 LOB: 0 K: 0 BB: 0 S: 3 P: 3	R: 0 H: 0 E: 0 LOB: 0 K: 0 BB: 0 S: 3 P: 3	R: 0 H: 2 E: 0 LOB: 1 K: 0 BB: 0 S: 4 P: 4	R: 0 H: 0 E: 0 LOB: 0 K: 1 BB: 0 S: 5 P: 5	1B: 4 SF: 0 2B: 3 SAC: 0 3B: 0 DP: 1 HR: 0 HBP: 0	WP: 0 PA: 33 PB: 0 SB: 0 CS: 0		
PITCHER	IP WLS BF H R ER SO BB IBB HBP BLK WP HR S P ERA WHIP											PITCHER	IP WLS BF H R ER SO BB IBB HBP BLK WP HR S P ERA WHIP
Bob Forsch, R (1, 1) ERA: 2.44	7.1 W 28 6 1 1 3 0 0 0 0 0 0 0 34 34 1.23 0.818												
Ricky Horton, L (8, 1) ERA: 2.81	0.2 2 1 0 0 0 0 0 0 0 0 0 0 2 2 0.00 1.500												
Todd Worrell, R (9, 1) ERA: 1.71	1.0 S 3 0 0 0 1 0 0 0 0 0 0 0 5 5 0.00 0.000												



Batter	1	2	3	4	5	6	7	8	9
Vince Coleman, S OBP: 0.319, SLG: 0.313 (1, 7)	0-3 K		0-0 F2			0-3 K		0-0 L8-3	
Ozzie Smith, S OBP: 0.379, SLG: 0.357 (1, 6)	0-0 E 2B		0-0 E1 1B			0-0 G3			
Willie McGee, S OBP: 0.288, SLG: 0.317 (1, 8)	0-3 K		0-3 K			0-0 4-3			
Andy Van Slyke, L OBP: 0.331, SLG: 0.376 (1, 3)	0-0 E4 1B 2-H		0-0 F7			0-0 HR			
Curt Ford, L OBP: 0.323, SLG: 0.407 (1, 9)	0-0 4-3		0-0 F8			0-0 4-3			
Tom Herr, S OBP: 0.313, SLG: 0.297 (1, 4)		0-0 F3		0-0 5-3		0-0 G3 1B			
Michael LaValliere, L OBP: 0.348, SLG: 0.320 (1, 2)		0-0 F5			0-0 3-1	0-0 G3			
Terry Pendleton, S OBP: 0.276, SLG: 0.274 (1, 5)		0-0 F7			0-0 4-3		0-0 3-1		
Bob Forsch, R OBP: 0.143, SLG: 0.262 (8, 1) Ricky Horton, L OBP: 0.250, SLG: 0.143 (8, PH) José Oquendo, S OBP: 0.419, SLG: 0.400 (9, 1) Todd Worrell, R			0-3 K		0-3 K		0-0 L8-3 1B		

Inning Stats	R: 1	H: 2	R: 0	H: 0	R: 0	H: 1	R: 0	H: 0	R: 0	H: 0	R: 1	H: 2	R: 0	H: 1
	E: 1	LOB: 1	E: 0	LOB: 0	E: 1	LOB: 1	E: 0	LOB: 0	E: 0	LOB: 0	E: 0	LOB: 0	E: 0	LOB: 0
	K: 2	BB: 0	K: 0	BB: 0	K: 2	BB: 0	K: 0	BB: 0	K: 1	BB: 0	K: 0	BB: 0	K: 0	BB: 0
	S: 9	P: 9	S: 3	P: 3	S: 8	P: 8	S: 3	P: 3	S: 5	P: 5	S: 4	P: 4	S: 3	P: 3

PITCHER	IP	WLS	BF	H	R	ER	SO	BB	IBB	HBP	BLK	WP	HR	S	P	ERA	WHIP
Bob Welch, R ERA: 3.6 (1, 1)	7.0	L	25	5	2	1	6	0	0	0	0	0	1	37	37	1.29	0.714
Tom Niedenfuer, R ERA: 3.16 (8, 1)	1.0		3	1	0	0	0	0	0	0	0	0	0	3	3	0.00	1.000

AB	R	H	RBI	BB	SO	LOB
4	0	0	0	0	2	1
3	1	2	0	0	0	0
3	0	0	0	0	2	2
3	1	2	1	0	0	0
3	0	0	0	0	0	1
3	0	1	0	0	0	0
3	0	0	0	0	0	1
3	0	0	0	0	0	0
2	0	0	0	0	2	0
0	0	0	0	0	0	0
1	0	1	0	0	0	0
0	0	0	0	0	0	0

WP	PA	ERA	WHIP
0	28		
0			
0			
0			

Los Angeles Dodgers @ St. Louis Cardinals
 Busch Stadium, St. Louis, MO
 Sat Jul 19 1986, 3:33 AM CDT
 Att. 32,083 - Unknown



Batter	1	2	3	4	5	6	7	8	9	AB R H RBI BB SO LOB	TOP									
Mariano Duncan, R OBP: 0.286, SLG: 0.315 (1, 6)	0-0 S S E 1B	0-3 K 1-2 2-3		0-0 F9		0-0 1-H S 1B			0-0 B1	5 1 2 1 0 1 4										
Steve Sax, R OBP: 0.385, SLG: 0.446 (1, 4)	0-0 5-3 1-2		0-0 HR		0-0 5-3	0-0 6-3 1-2			0-0 2B 1B 1B	5 2 2 1 0 0 2										
Enos Cabell, R OBP: 0.287, SLG: 0.296 (1, 3)	0-0 2-H 1B		0-0 G6-4-3 1B		0-0 L5			0-0 6-3	0-0 1B 2B	5 1 3 1 0 0 0										
Bill Madlock, R OBP: 0.279, SLG: 0.330 (1, 5) Jeff Hamilton, R OBP: 0.222, SLG: 0.267 (7, 5)	0-0 L7		0-0 G6-4-3 1-2f 1B		0-0 1B			0-0 F6	4-0 1B IBB	4 0 1 0 0 0 2 0 0 0 0 1 0 0										
Alex Trevino, R OBP: 0.366, SLG: 0.386 (1, 2) Ken Howell, R (8, 1)	0-3 K		4-0 BB		0-0 F6			0-0 F3	0-3 K	3 0 0 0 1 1 2 1 0 0 0 0 1 3										
Franklin Stubbs, L OBP: 0.335, SLG: 0.532 (1, 7)			0-0 K		0-0 F8			0-0 F2	0-0 1-3 2-H 3-H S 1B	5 1 2 3 0 1 1										
Bill Russell, R OBP: 0.303, SLG: 0.295 (1, 9) Ken Landreaux, L (9, PH) (9, 8)			0-0 WP BB 1B		0-0 F9			0-0 L4	0-3 K	4 0 1 0 0 0 0 1 0 0 0 0 1 2										
Reggie Williams, R OBP: 0.330, SLG: 0.394 (1, 8) (9, 9)			0-0 F3		0-0 6-3			0-0 F4		4 1 1 0 0 0 1										
Rick Honeycutt, L OBP: 0.115, SLG: 0.120 (1, 1) Tom Niedenfuer, R OBP: 0.500, SLG: 0.500 (7, 1) Mike Scioscia, L OBP: 0.399, SLG: 0.359 (8, 2)			4-0 WP BB 1-2 BB		0-0 2B				0-0 1B 2B 1B	2 0 1 0 1 1 1 0 0 0 0 0 0 0 1 1 1 0 0 0 0										
Inning Stats	R: 1 E: 0 K: 1 S: 7	H: 2 LOB: 1 BB: 0 P: 7	R: 0 E: 0 K: 2 S: 8	H: 1 LOB: 2 BB: 1 P: 12	R: 1 E: 0 K: 0 S: 4	H: 2 LOB: 1 BB: 1 P: 8	R: 0 E: 0 K: 0 S: 4	H: 1 LOB: 1 BB: 0 P: 4	R: 2 E: 0 K: 1 S: 8	H: 3 LOB: 1 BB: 0 P: 8	R: 0 E: 0 K: 0 S: 3	H: 0 LOB: 0 BB: 0 P: 3	R: 0 E: 0 K: 0 S: 3	H: 0 LOB: 0 BB: 0 P: 3	R: 3 E: 0 K: 2 S: 11	H: 4 LOB: 2 BB: 1 P: 15	1B: 10 2B: 2 3B: 0 HR: 2	SF: 0 SAC: 0 DP: 1 HBP: 0	WP: 1 PB: 0 SB: 5 CS: 0	PA: 43
PITCHER	IP WLS BF H R ER SO BB IBB HBP BLK WP HR S P ERA WHIP																			
Tim Conroy, L ERA: 4.5 (1, 1)	5.2 L 28 10 4 3 4 2 0 0 0 1 2 34 42 4.76 2.118																			
Ray Soff, R ERA: (6, 1)	1.1 4 0 0 0 0 0 0 0 0 0 0 4 4 0.00 0.000																			
Pat Perry, L ERA: 4.62 (8, 1)	1.1 8 3 3 3 0 0 1 0 0 0 0 7 11 20.25 2.250																			
Ray Burris, R ERA: 5.04 (9, 1)	0.2 3 1 0 0 0 2 0 0 0 0 0 7 7 0.00 1.500																			

Los Angeles Dodgers @ St. Louis Cardinals
 Busch Stadium, St. Louis, MO
 Sun Jul 20 1986, 3:33 AM CDT
 Att. 34,234 - Unknown

AB	40
R	7
H	14
RBI	6
BB	3
SO	6
LOB	18



BOTTOM

Los Angeles Dodgers @ St. Louis Cardinals
Busch Stadium, St. Louis, MO
Sun Jul 20 1986, 3:33 AM CDT
Att. 34,234 - Unknown

livebaseballscores.com

AB 30
R 2
H 4
RBI 2
BB 3
SO 7
LOB 11



WP: 0 PA: 34
PB: 0
SB: 0
CS: 0

AB R H RBI BB SO LOB

4	0	0	0	0	0	3
3	1	1	0	1	0	0
4	1	2	2	0	0	1
4	0	0	0	0	2	1
0	0	0	0	0	0	0
2	0	0	0	1	0	0
1	0	0	0	0	1	0
3	0	1	0	0	0	0
2	0	0	0	0	2	1
2	0	0	0	0	1	2
3	0	0	0	0	0	3
2	0	0	0	0	1	0
0	0	0	0	0	0	0
0	0	0	0	1	0	0
0	0	0	0	0	0	0
0	0	0	0	0	0	0

Batter	1	2	3	4	5	6	7	8	9
Vince Coleman, S OBP: 0.316, SLG: 0.310 (1, 7)	0-0 5-3 1		0-0 6-3 2			0-0 F8 1	0-0 F8 3		
Ozzie Smith, S OBP: 0.381, SLG: 0.357 (1, 6)	0-0 3B 1B		4-0 FC6-4 BB			0-0 F7 2		0-0 6-3 1	
Willie McGee, S OBP: 0.290, SLG: 0.332 (1, 8)	0-0 1-H K 3B		0-0 FC6-4 1-2f			0-0 HR		0-0 6-3 2	
Alan Knicely, R OBP: 0.400, SLG: 0.294 Ray Burris, R OBP: 0.182, SLG: 0.318 (1, 3) (9, 1)	0-3 K 3-H			0-0 4-3 1		0-0 6-3 3		0-3 K 3	
Tito Landrum, R OBP: 0.241, SLG: 0.238 José Oquendo, S OBP: 0.415, SLG: 0.395 (1, 9) (9, PH)		0-0 5-3 1		0-0 5-3 2		4-0 BB 1B BB		0-3 K 1	
Tom Herr, S OBP: 0.315, SLG: 0.297 (1, 4)		1-0 HBP		0-0 6-3 3		0-0 1-2 BB 1B		0-0 F9 2	
Mike Heath, R OBP: 0.277, SLG: 0.313 Michael LaValliere, L OBP: 0.343, SLG: 0.315 (1, 2) (7, PH) (8, 2)		0-3 K 2			0-3 K 1	0-3 K 1		0-0 F7 3	
Terry Pendleton, S OBP: 0.274, SLG: 0.271 (1, 5)		0-0 4-3 3			0-0 1-3 2	0-0 F5 2			
Tim Conroy, L OBP: 0.286, SLG: 0.385 Ray Soff, R (6, 1) Curt Ford, L OBP: 0.330, SLG: 0.407 Pat Perry, L (8, 1) Andy Van Slyke, L OBP: 0.331, SLG: 0.376 (9, 3)			0-3 K 1			0-0 6-3 3	4-0 1-2 2-3 BB		

Inning Stats	R: 1	H: 2	E: 0	K: 1	S: 6	H: 0	LOB: 0	BB: 0	P: 6	R: 0	H: 0	E: 0	K: 1	S: 5	H: 0	LOB: 1	BB: 0	P: 6	R: 0	H: 0	E: 0	K: 1	S: 5	H: 0	LOB: 0	BB: 0	P: 3	R: 0	H: 0	E: 0	K: 1	S: 5	H: 0	LOB: 0	BB: 0	P: 5	R: 1	H: 1	E: 0	K: 0	S: 4	H: 1	LOB: 0	BB: 0	P: 4	R: 0	H: 1	E: 0	K: 1	S: 6	H: 0	LOB: 3	BB: 2	P: 14	R: 0	H: 0	E: 0	K: 1	S: 5	H: 0	LOB: 0	BB: 0	P: 5	1B: 2	2B: 0	3B: 1	SF: 0	SAC: 0	DP: 0	HBP: 1	WP: 0	PA: 34
--------------	------	------	------	------	------	------	--------	-------	------	------	------	------	------	------	------	--------	-------	------	------	------	------	------	------	------	--------	-------	------	------	------	------	------	------	------	--------	-------	------	------	------	------	------	------	------	--------	-------	------	------	------	------	------	------	------	--------	-------	-------	------	------	------	------	------	------	--------	-------	------	-------	-------	-------	-------	--------	-------	--------	-------	--------

PITCHER	IP	WLS	BF	H	R	ER	SO	BB	IBB	HBP	BLK	WP	HR	S	P	ERA	WHIP
Rick Honeycutt, L ERA: 2.15 (1, 1)	6.0	W	24	4	2	2	4	2	0	1	0	0	1	29	38	3.00	1.000
Tom Niedenfuer, R ERA: 3.1 (7, 1)	1.0		4	0	0	0	1	1	0	0	0	0	0	5	9	0.00	1.000
Ken Howell, R ERA: 2.24 (8, 1)	2.0	S	6	0	0	0	2	0	0	0	0	0	0	10	10	0.00	0.000

Los Angeles Dodgers @ Pittsburgh Pirates
 Three Rivers Stadium, Pittsburgh, PA

Tue Jul 22 1986, 7:05 PM EDT
 Att: 10,325 - Unknown

AB	35
R	4
H	9
RBI	4
BB	2
SO	4
LOB	12



AB R H RBI BB SO LOB

5	0	2	0	0	0	1
3	0	0	0	0	0	1
1	0	0	0	0	0	0
3	0	0	0	1	1	1
4	0	1	0	0	0	2
0	0	0	0	0	0	0
3	0	0	0	0	0	1
1	1	1	0	0	0	0
3	1	2	0	1	0	0
0	0	0	0	0	0	0
4	1	1	1	0	1	3
4	1	2	3	0	0	0
2	0	0	0	0	1	0
0	0	0	0	0	0	0
1	0	0	0	0	0	2
0	0	0	0	0	0	0
1	0	0	0	0	1	1

WP:	0	PA:	37
PB:	0		
SB:	0		
CS:	0		

Batter	1	2	3	4	5	6	7	8	9
Steve Sax, R (1, 4) OBP: 0.385, SLG: 0.448	0-0 F8		0-0 2B			0-0 1B		0-0 6-3	0-0 F3
Ken Landreaux, L (1, 8) OBP: 0.310, SLG: 0.354	0-0 3-1			0-0 G3		0-0 5-3		0-0 6-3	
Bill Russell, R (8, PH) OBP: 0.301, SLG: 0.292						1-2			
Franklin Stubbs, L (1, 7) OBP: 0.333, SLG: 0.525	0-0 F9			0-0 G3		0-3 K		4-0 FC5-4 BB	
Bill Madlock, R (1, 5) OBP: 0.278, SLG: 0.328		0-0 F7		0-0 FC6 1B		0-0 6-3		0-0 FC5-4	
Ken Howell, R (9, 1)								1-2f	
Len Matuszek, L (1, 3) OBP: 0.290, SLG: 0.500	0-0 F8			0-0 FC6			0-0 4-3	0-0 1B FC4-6	2B
Alex Trevino, R (9, PH) OBP: 0.370, SLG: 0.397				1-2f					
Mike Scioscia, L (1, 2) OBP: 0.406, SLG: 0.371		4-0 BB			0-0 G1 G3		0-0 4-3	0-0 FC4-6	1B
Jose Gonzalez, R (9, PR)								2-3	
Mariano Duncan, R (1, 6) OBP: 0.286, SLG: 0.314		0-3 K			0-0 G1		0-0 1B 1B	0-0 FC4-6	HR
Reggie Williams, R (1, 9) OBP: 0.333, SLG: 0.414			0-0 3-1		0-0 G3		0-0 1-2 1B	0-0	HR
Alejandro Pena, R (1, 1) OBP: 0.300, SLG: 0.374								0-0	
Greg Brock, L (7, PH) OBP: 0.285, SLG: 0.294								0-0	
Enos Cabell, R (7, PH) OBP: 0.290, SLG: 0.400								0-0	
Dennis Powell, R (7, 1) OBP: 0.219, SLG: 0.262								0-0	
Jeff Hamilton, R (9, PH)			0-3 K		0-0 6-3		0-0 6-3	0-3 K	

Inning Stats	R: 0	H: 0	E: 0	K: 0	S: 3	P: 3	R: 0	H: 0	E: 0	K: 1	S: 5	P: 9	R: 0	H: 1	E: 0	K: 1	S: 5	P: 5	R: 0	H: 1	E: 0	K: 0	S: 4	P: 4	R: 1	H: 1	E: 0	K: 0	S: 4	P: 4	R: 0	H: 1	E: 0	K: 1	S: 6	P: 6	R: 0	H: 2	E: 0	K: 0	S: 5	P: 5	R: 0	H: 0	E: 0	K: 0	S: 3	P: 7	R: 3	H: 3	E: 0	K: 1	S: 8	P: 8	1B: 5	SF: 0	2B: 3	SAC: 0	3B: 0	DP: 0	HR: 1	HBP: 0	WP: 0	PA: 37
--------------	------	------	------	------	------	------	------	------	------	------	------	------	------	------	------	------	------	------	------	------	------	------	------	------	------	------	------	------	------	------	------	------	------	------	------	------	------	------	------	------	------	------	------	------	------	------	------	------	------	------	------	------	------	------	-------	-------	-------	--------	-------	-------	-------	--------	-------	--------

PITCHER	IP	WLS	BF	H	R	ER	SO	BB	IBB	HBP	BLK	WP	HR	S	P	ERA	WHIP
Rick Rhoden, R (1, 1) ERA: 2.4	6.2		26	6	1	1	3	1	0	0	0	0	0	31	35	1.35	1.050
Larry McWilliams, L (7, 1) ERA: 4.5	1.1		5	0	0	0	0	1	0	0	0	0	0	4	8	0.00	0.750
Cecilio Guante, R (9, 1) ERA: 2.81	1.0	L	6	3	3	3	1	0	0	0	0	0	1	8	8	27.00	3.000

PITCHER	IP	WLS	BF	H	R	ER	SO	BB	IBB	HBP	BLK	WP	HR	S	P	ERA	WHIP
---------	----	-----	----	---	---	----	----	----	-----	-----	-----	----	----	---	---	-----	------


Batter	1	2	3	4	5	6	7	8	9	AB R H RBI BB SO LOB
Barry Bonds, L OBP: 0.338, SLG: 0.427 (1, 8) BB	4-0 S BB		0-0 6-3		0-0 F9		0-3 K		0-3 K	4 0 0 0 1 2 3
Joe Orsulak, L OBP: 0.326, SLG: 0.371 (1, 9) X	0-0 L8		0-0 F9		4-0 FC3-6 BB		0-0 G4-6-3 1B		0-0 FC4-6 1-2f	4 0 1 0 1 0 3
Johnny Ray, S OBP: 0.366, SLG: 0.388 (1, 4) SS	0-3 K 1-2			0-0 G3	0-0 FC3-6 1-2f		0-0 G4-6-3 1-2f			4 0 0 0 0 1 4
Sid Bream, L OBP: 0.358, SLG: 0.477 (1, 3) X	0-0 F8			0-0 HR 1B		0-0 F6		0-0 G3		4 1 1 0 0 0 1
R.J. Reynolds, S OBP: 0.364, SLG: 0.469 (1, 7) X		0-0 L7		0-0 HR 1-H		0-0 1B E 1B		4-0 G4-6-3 BB		3 2 2 2 1 0 0
Tony Peña, R OBP: 0.327, SLG: 0.384 (1, 2) BB		4-0 BB		0-0 2B		0-0 S 1B		0-0 G4-6-3 1-2f		3 0 2 0 1 0 1
Jim Morrison, R OBP: 0.318, SLG: 0.418 (1, 5) X		0-0 F9		4-0 G4-6-3 BB		0-3 K 1-3 3-H		0-3 K		3 0 0 0 1 2 2
Rafael Belliard, R OBP: 0.306, SLG: 0.280 (1, 6) U L Washington, S OBP: 0.345, SLG: 0.347 (9, PH)		0-0 F3		0-0 G4-6-3 1-2f		0-0 5-3		4-0 1B BB		3 0 0 0 0 0 4 0 0 0 0 1 0 0
Rick Rhoden, R OBP: 0.340, SLG: 0.360 (1, 1) Larry McWilliams, L OBP: 0.227, SLG: 0.200 (7, 1) Cecilio Guante, R (9, 1) Lee Mazzilli, S OBP: 0.392, SLG: 0.301 (9, PH)			0-0 F5		0-3 K		4-0 1B BB		0-0 FC4-6 1B	2 0 0 0 0 1 0 0 0 0 0 1 0 0 0 0 0 0 0 0 0 1 0 1 0 0 0 0

Inning Stats	R: 0 E: 0 K: 1 S: 5	H: 0 LOB: 1 BB: 1 P: 9	R: 0 E: 0 K: 0 S: 3	H: 0 LOB: 1 BB: 1 P: 7	R: 0 E: 0 K: 0 S: 3	H: 0 LOB: 0 BB: 0 P: 3	R: 2 E: 0 K: 0 S: 5	H: 3 LOB: 1 BB: 1 P: 9	R: 0 E: 0 K: 1 S: 5	H: 0 LOB: 1 BB: 1 P: 9	R: 1 E: 1 K: 1 S: 7	H: 2 LOB: 1 BB: 0 P: 7	R: 0 E: 0 K: 1 S: 5	H: 1 LOB: 1 BB: 1 P: 9	R: 0 E: 0 K: 0 S: 2	H: 0 LOB: 0 BB: 1 P: 6	R: 0 E: 0 K: 2 S: 8	H: 1 LOB: 2 BB: 1 P: 12	1B: 5 2B: 1 3B: 0 HR: 1	SF: 0 SAC: 0 DP: 3 HBP: 0	WP: 0 PB: 0 SB: 3 CS: 0	PA: 38
--------------	------------------------------	---------------------------------	------------------------------	---------------------------------	------------------------------	---------------------------------	------------------------------	---------------------------------	------------------------------	---------------------------------	------------------------------	---------------------------------	------------------------------	---------------------------------	------------------------------	---------------------------------	------------------------------	----------------------------------	----------------------------------	------------------------------------	----------------------------------	--------

PITCHER	IP	WLS	BF	H	R	ER	SO	BB	IBB	HBP	BLK	WP	HR	S	P	ERA	WHIP
Alejandro Pena, R ERA: 4.63 (1, 1)	6.0		26	5	3	2	3	4	0	0	0	0	1	28	44	3.00	1.500
Dennis Powell, L ERA: 6.63 (7, 1)	2.0	W	7	1	0	0	1	2	0	0	0	0	0	7	15	0.00	1.500
Ken Howell, R ERA: 2.2 (9, 1)	1.0	S	5	1	0	0	2	1	0	0	0	0	0	8	12	0.00	2.000

Los Angeles Dodgers @ Pittsburgh Pirates
Three Rivers Stadium, Pittsburgh, PA
 Tue Jul 22 1986, 7:05 PM EDT
 Att. 10,325 - Unknown

AB	31
R	3
H	7
RBI	2
BB	7
SO	6
LOB	18



PITCHER	IP	WLS	BF	H	R	ER	SO	BB	IBB	HBP	BLK	WP	HR	S	P	ERA	WHIP
---------	----	-----	----	---	---	----	----	----	-----	-----	-----	----	----	---	---	-----	------

Los Angeles Dodgers @ Pittsburgh Pirates
 Three Rivers Stadium, Pittsburgh, PA

Wed Jul 23 1986, 7:05 PM EDT
 Att: 21,756 - Unknown

AB	34
R	6
H	8
RBI	5
BB	1
SO	8
LOB	5



WP	0	PA	38
PB	0		
SB	0		
CS	0		

Batter	1	2	3	4	5	6	7	8	9	AB R H RBI BB SO LOB
Steve Sax, R (1, 4) OBP: 0.385, SLG: 0.446	0-0 5-3		1-0 HR HBP	0-3 K			0-0 5-3		0-0 1B	4 1 1 0 0 1 0
Ken Landreaux, L (1, 8) OBP: 0.308, SLG: 0.363	0-0 4-3		0-0 HR			0-0 4-3	0-0 E4		0-0 F7	5 1 1 2 0 0 1
Franklin Stubbs, L (1, 7) OBP: 0.332, SLG: 0.519	1-0 1B HBP		0-0 G3			0-0 F9	0-3 K			3 1 0 0 0 1 1
Bill Madlock, R (1, 5) OBP: 0.287, SLG: 0.333 Jeff Hamilton, R (8, PR) OBP: 0.219, SLG: 0.262	0-0 1B 1-3 1B		0-3 K			0-0 1B		4-0 1B SF9 BB		3 1 2 0 1 1 0 0 1 0 0 0 0 0
Len Matuszek, L (1, 3) OBP: 0.315, SLG: 0.529	0-0 1B 1-2 1B		0-0 E 2B			0-3 K		0-0 1B 1-3		4 1 3 1 0 1 1
Mike Scioscia, L (1, 2) OBP: 0.403, SLG: 0.370 Ken Howell, R (8, 1)	0-0 1B 1-H 2-H		0-0 E3			0-0 F9		0-0 SF9 3-H		3 0 1 2 0 0 0 0 0 0 0 0 0 0
Mariano Duncan, R (1, 6) OBP: 0.282, SLG: 0.310			0-0 F9	0-0 4-3		0-0 F8		0-0 F9		4 0 0 0 0 0 2
Reggie Williams, R (1, 9) OBP: 0.328, SLG: 0.407 Tom Niedenfuer, R (6, 1) OBP: 0.500, SLG: 0.500 Alex Trevino, R (8, 2) OBP: 0.367, SLG: 0.394			0-0 1-3		0-3 K		0-0 F7		0-0 F9	3 0 0 0 0 1 0 0 0 0 0 0 0 0 1 0 0 0 0 0 0
Orel Hershiser, R (1, 1) OBP: 0.262, SLG: 0.268 Jose Gonzalez, R (6, 9)			0-3 K		0-0 4-3		0-3 K		0-3 K2-3	2 0 0 0 0 1 0 2 0 0 0 0 2 0

Inning Stats	R: 2	H: 3	E: 0	K: 0	S: 5	R: 0	H: 0	E: 0	K: 1	S: 5	R: 3	H: 2	E: 1	K: 1	S: 8	R: 0	H: 0	E: 0	K: 2	S: 7	R: 0	H: 1	E: 0	K: 1	S: 6	R: 0	H: 0	E: 0	K: 0	S: 3	R: 0	H: 0	E: 1	K: 2	S: 8	R: 1	H: 1	E: 0	K: 0	S: 3	R: 0	H: 1	E: 0	K: 1	S: 6	R: 0	H: 1	E: 0	K: 1	S: 6	1B: 6	2B: 1	3B: 0	HR: 1	SF: 1	SAC: 0	DP: 0	HBP: 2	WP: 0	PA: 38
--------------	------	------	------	------	------	------	------	------	------	------	------	------	------	------	------	------	------	------	------	------	------	------	------	------	------	------	------	------	------	------	------	------	------	------	------	------	------	------	------	------	------	------	------	------	------	------	------	------	------	------	-------	-------	-------	-------	-------	--------	-------	--------	-------	--------

PITCHER	IP	WLS	BF	H	R	ER	SO	BB	IBB	HBP	BLK	WP	HR	S	P	ERA	WHIP
Rick Reuschel, R (1, 1) ERA: 4.35	6.0	L	26	6	5	4	5	0	0	2	0	0	1	34	36	6.00	1.000
Barry Jones, R (7, 1) ERA: 7.94	1.1		6	1	1	1	2	1	0	0	0	0	0	9	13	6.75	1.500
Pat Clements, L (8, 1) ERA: 3.18	0.2		2	0	0	0	0	0	0	0	0	0	0	2	2	0.00	0.000
Don Robinson, R (9, 1) ERA: 3.06	1.0		4	1	0	0	1	0	0	0	0	0	0	6	6	0.00	1.000

Batter	1	2	3	4	5	6	7	8	9	AB R H RBI BB SO LOB
Barry Bonds, L (1, 8) OBP: 0.335, SLG: 0.417	0-0 F8	0-0 FC4-6			0-0 4-3	4-0 BB		0-3 K		4 0 0 0 1 1 3
Joe Orsulak, L (1, 9) OBP: 0.324, SLG: 0.375	0-0 4-3		0-0 F9		0-0 1B	0-0 F8		0-0 B2-3		5 1 1 0 0 0 2
Johnny Ray, S (1, 4) OBP: 0.364, SLG: 0.385	0-0 F6		0-0 1B		0-0 F4		0-0 F9		0-0 F8	5 0 1 0 0 0 1
Sid Bream, L (1, 3) OBP: 0.359, SLG: 0.474		4-0 1B	0-0 F9		0-0 S 1B		0-0 F8		0-0 F7	4 2 1 1 1 0 1
R.J. Reynolds, S (1, 7) OBP: 0.365, SLG: 0.469		0-0 BB	0-0 4-3		0-0 3-H		0-0 3-1			4 1 2 0 0 0 1
Tony Peña, R (1, 2) OBP: 0.329, SLG: 0.386		0-0 FC5-6-4		0-0 G3	0-3 K			0-0 FC5-4		4 0 2 1 0 1 1
Jim Morrison, R (1, 5) OBP: 0.320, SLG: 0.420		4-0 FC5-6-4		0-3 K		0-0 2B		0-0 FC5-4		3 0 1 0 1 1 1
Rafael Belliard, R (1, 6) OBP: 0.306, SLG: 0.276		0-3 K		4-0 BB		0-0 1-3		0-0 FC5-4		2 0 0 0 1 1 4
U L Washington, S (8, PH) OBP: 0.339, SLG: 0.340		0-3 K		0-0 BB		0-0 F6		0-0 1-2F		1 1 0 0 0 0 1
Rick Reuschel, R (1, 1) OBP: 0.159, SLG: 0.159		0-0 FC5-6-4		0-3 K				0-0 1-H		2 0 0 1 0 1 3
Bobby Bonilla, S (6, PH) OBP: 0.360, SLG: 0.352										1 0 0 0 0 0 1
Barry Jones, R (7, 1) OBP: 0.360, SLG: 0.352										0 0 0 0 0 0 0
Pat Clements, R (8, 1) OBP: 0.337, SLG: 0.493										0 0 0 0 0 0 0
Mike Diaz, R (8, PH) OBP: 0.227, SLG: 0.200										1 0 1 1 0 0 0
Larry McWilliams, L (8, PR) OBP: 1.000, SLG: 1.000										0 0 0 0 0 0 0
Don Robinson, R (9, 1) OBP: 1.000, SLG: 1.000										0 0 0 0 0 0 0

Inning Stats	R: 0	H: 0	E: 0	K: 3	S: 3	P: 3	R: 2	H: 2	E: 0	K: 1	S: 7	R: 0	H: 1	E: 0	K: 0	S: 4	R: 0	H: 0	E: 0	K: 2	S: 7	R: 2	H: 3	E: 0	K: 1	S: 8	R: 0	H: 1	E: 0	K: 0	S: 4	R: 0	H: 0	E: 0	K: 1	S: 7	R: 1	H: 2	E: 0	K: 1	S: 7	R: 0	H: 0	E: 0	K: 0	S: 3	R: 0	H: 0	E: 0	K: 0	S: 3	1B: 6	SF: 0	2B: 2	3B: 1	HR: 0	SAC: 0	DP: 0	HBP: 0	WP: 0	PB: 0	SB: 1	CS: 0	PA: 40
--------------	------	------	------	------	------	------	------	------	------	------	------	------	------	------	------	------	------	------	------	------	------	------	------	------	------	------	------	------	------	------	------	------	------	------	------	------	------	------	------	------	------	------	------	------	------	------	------	------	------	------	------	-------	-------	-------	-------	-------	--------	-------	--------	-------	-------	-------	-------	--------

PITCHER	IP	WLS	BF	H	R	ER	SO	BB	IBB	HBP	BLK	WP	HR	S	P	ERA	WHIP
Orel Hershiser, R (1, 1) ERA: 3.93	5.0	W	24	6	4	3	4	3	0	0	0	0	0	29	41	5.40	1.800
Tom Niedenfuer, R (6, 1) ERA: 3.12	2.2		12	3	1	1	0	1	0	0	0	0	0	11	15	3.38	1.500
Ken Howell, R (8, 1) ERA: 2.15	1.1	S	4	0	0	0	1	0	0	0	0	0	0	6	6	0.00	0.000

BOTTOM

Los Angeles Dodgers @ Pittsburgh Pirates
Three Rivers Stadium, Pittsburgh, PA

Wed Jul 23 1986, 7:05 PM EDT
Att. 21,756 - Unknown

livebaseballscores.com

AB	36
R	5
H	9
RBI	4
BB	4
SO	5
LOB	19



Batter	1	2	3	4	5	6	7	8	9	AB R H RBI BB SO LOB	TOP											
Steve Sax, R OBP: 0.386, SLG: 0.445 (1, 4)	0-0 FC1 HR 1B	0-0 1B	0-0 FC6-4 1-2f			0-0 6-3			0-0 F9	5 1 2 0 0 0 1												
Ken Landreaux, L OBP: 0.313, SLG: 0.365 Jose Gonzalez, R (9, 8)	0-0 FC1 HR 1-2	0-0 1B			0-0 G4-6-3 1B	4-0 G6-4-3 BB			0-3 K	4 1 2 1 1 1 1 0 0 0 0 0 0 0												
Bill Madlock, R OBP: 0.289, SLG: 0.350 Jeff Hamilton, R OBP: 0.224, SLG: 0.313 (4, PH) (4, 5)	0-0 HR 1-H 2-H	0-0 F8			0-0 G4-6-3 1-2f	0-0 G6-4-3 1-2f			0-0 HR	2 1 1 3 0 0 2 3 1 1 1 0 0 2												
Franklin Stubbs, L OBP: 0.333, SLG: 0.541 (1, 7)	0-0 HR	0-3 K 1-2 2-3			0-0 HR			0-0 F3	0-3 K	5 2 2 2 0 2 2												
Len Matuszek, L OBP: 0.338, SLG: 0.529 (1, 3)	0-0 1B SH5-3 1B				4-0 1B FC6-4 BB	4-0 BB		0-0 6-3		2 1 1 0 2 0 0												
Mike Scioscia, L OBP: 0.402, SLG: 0.366 (1, 2)	0-0 SH5-3 1-2				4-0 FC6-4 1B 1-2 FC6-4 BB	0-0 4-3		0-0 1-3		2 1 0 0 1 0 1												
Mariano Duncan, R OBP: 0.285, SLG: 0.312 (1, 6)	0-0 CS 1B 2-3				0-0 FC6-4 1B 1-2 2-3			0-0 4-3		4 0 2 0 0 0 0												
Reggie Williams, R OBP: 0.326, SLG: 0.400 (1, 9)	0-0 CS 1-2	4-0 SH1 1B BB			0-0 FC6-4 FC6-4 1-2f 2-3 3-H	0-3 K		0-0 6-3		3 1 0 1 1 1 2												
Fernando Valenzuela, L OBP: 0.211, SLG: 0.243 Carlos Diaz, R (8, 1)		0-0 SH1			0-0 FC6-4 FC6-4 1-2f 3-H	0-3 K2-3		0-0 5-3		3 0 0 1 0 1 1 0 0 0 0 0 0 0												
Inning Stats	R: 4 E: 0 K: 0 S: 7	H: 5 LOB: 0 BB: 0 P: 7	R: 1 E: 0 K: 1 S: 7	H: 2 LOB: 2 BB: 1 P: 11	R: 2 E: 0 K: 0 S: 4	H: 1 LOB: 1 BB: 2 P: 12	R: 1 E: 0 K: 0 S: 4	H: 2 LOB: 1 BB: 1 P: 8	R: 0 E: 0 K: 2 S: 7	H: 0 LOB: 0 BB: 0 P: 7	R: 0 E: 0 K: 0 S: 2	H: 0 LOB: 0 BB: 1 P: 6	R: 0 E: 0 K: 0 S: 3	H: 0 LOB: 0 BB: 0 P: 3	R: 0 E: 0 K: 0 S: 3	H: 0 LOB: 0 BB: 0 P: 3	R: 1 E: 0 K: 2 S: 8	H: 1 LOB: 0 BB: 0 P: 8	1B: 7 2B: 0 3B: 0 HR: 4	SF: 0 SAC: 2 DP: 2 HBP: 0	WP: 0 PB: 0 SB: 2 CS: 1	PA: 41
PITCHER	IP WLS BF H R ER SO BB IBB HBP BLK WP HR S P ERA WHIP																				PITCHER	IP WLS BF H R ER SO BB IBB HBP BLK WP HR S P ERA WHIP
Bob Walk, R ERA: 3.72 (1, 1)	0.0 L 5 4 4 4 0 0 0 0 0 0 2 5 5 ∞ ∞																					
Pat Clements, L ERA: 3.67 (1, 1)	2.0 11 4 3 3 1 3 0 0 0 0 0 0 10 22 13.50 3.500																					
Jim Winn, R ERA: 3.3 (3, 1)	5.0 17 2 1 1 2 2 0 0 0 0 0 1 19 27 1.80 0.800																					
Cecilio Guante, R ERA: 2.86 (8, 1)	2.0 7 1 1 1 1 2 0 0 0 0 0 1 11 11 4.50 0.500																					

Los Angeles Dodgers @ Pittsburgh Pirates
 Three Rivers Stadium, Pittsburgh, PA
 Thu Jul 24 1986, 7:05 PM EDT
 Att: 11,044 - Unknown

AB	33
R	9
H	11
RBI	9
BB	5
SO	5
LOB	12



Batter	1	2	3	4	5	6	7	8	9	AB	R	H	RBI	BB	SO	LOB
Bill Almon, R OBP: 0.330, SLG: 0.416 (1, 7)	0-0 F8		0-0 F7		0-0 S 2B		0-0 G6-4-3 1-2f		0-0 F7	5	0	1	0	0	0	2
Rafael Belliard, R OBP: 0.305, SLG: 0.276 (1, 6)	0-0 F9		0-0 4-3		0-0 F9			0-0 1B 1B		4	0	1	0	0	0	1
Johnny Ray, S OBP: 0.363, SLG: 0.387 (1, 4)	0-0 F7			0-0 1B 2B	0-0 1-3			0-3 K		4	1	1	0	0	1	2
U L Washington, S OBP: 0.339, SLG: 0.340 (9, 4)					2-3					0	0	0	0	0	0	0
Mike Diaz, R OBP: 0.333, SLG: 0.481 (1, 3)		0-3 K		0-3 K	0-3 K			0-0 G6-4-3 1B		4	0	1	0	0	3	2
Jim Morrison, R OBP: 0.320, SLG: 0.416 (1, 5)		4-0 FC5 E BB		0-0 F8		0-0 F8		0-0 G6-4-3 1-2f		3	0	0	0	1	0	3
Tony Peña, R OBP: 0.331, SLG: 0.387 (1, 2)		0-0 E5 FC5		0-0 BB 1B	2-H	0-0 L1-3 1B			0-0 F4	4	0	2	1	0	0	1
Bobby Bonilla, S OBP: 0.362, SLG: 0.354 (1, 8)		0-0 FC5		0-0 BB 1B		0-0 L1-3			0-0 2B 1B	4	1	2	0	0	0	3
R.J. Reynolds, S OBP: 0.367, SLG: 0.471 (1, 9)		0-0 F9		4-0 BB	1-2 2-3		0-0 5-3		0-0 1-H 2B	3	0	1	1	1	0	2
Bob Walk, R OBP: 0.208, SLG: 0.273 (1, 1)			0-3 K	0-3 K			0-0 G6-4-3 1B		0-3 K	0	0	0	0	0	0	0
Pat Cienfuegos, R (1, 1)										0	0	0	0	0	0	0
Jim Winn, R (3, 1)										2	0	0	0	0	2	3
Junior Ortiz, R OBP: 0.377, SLG: 0.410 (7, PH)										1	0	1	0	0	0	0
Cecilio Guante, R (8, 1)										0	0	0	0	0	0	0
Rick Rhoden, R OBP: 0.333, SLG: 0.353 (9, PH)										1	0	0	0	0	1	1

Inning Stats	R: 0	H: 0	E: 0	K: 0	S: 3	R: 0	H: 0	E: 1	K: 1	S: 6	R: 0	H: 0	E: 0	K: 1	S: 5	R: 1	H: 3	E: 0	K: 2	S: 10	R: 0	H: 1	E: 0	K: 1	S: 6	R: 0	H: 1	E: 0	K: 0	S: 3	R: 0	H: 1	E: 0	K: 0	S: 3	R: 0	H: 2	E: 0	K: 1	S: 6	R: 1	H: 2	E: 0	K: 1	S: 7	1B: 7	2B: 4	3B: 0	HR: 0	SF: 0	SAC: 0	DP: 3	HBP: 0	WP: 0	PA: 37
PITCHER	IP	WLS	BF	H	R	ER	SO	BB	IBB	HBP	BLK	WP	HR	S	P	ERA	WHIP																																						
Fernando Valenzuela, L ERA: 2.92 (1, 1)	7.0	W	28	6	1	1	5	2	0	0	0	0	0	36	44	1.29	1.143																																						
Carlos Diaz, L ERA: 3.8 (8, 1)	2.0		9	4	1	1	2	0	0	0	0	0	0	13	13	4.50	2.000																																						

Los Angeles Dodgers @ Pittsburgh Pirates
 Three Rivers Stadium, Pittsburgh, PA
 Thu Jul 24 1986, 7:05 PM EDT
 Att. 11,044 - Unknown

AB	35
R	2
H	10
RBI	2
BB	2
SO	7
LOB	20



WP: 0	PA: 37
PB: 0	
SB: 1	
CS: 0	

Batter	1	2	3	4	5	6	7	8	9	AB R H RBI BB SO LOB	TOP											
Mariano Duncan, R (1, 6) OBP: 0.281, SLG: 0.308	0-0 F8		0-0 SH5-3		0-0 G6-3		0-0 E3		0-0 G3	4 0 0 0 0 0 3	Los Angeles Dodgers @ Chicago Cubs Wrigley Field, Chicago, IL Fri Jul 25 1986, 3:33 AM CDT Att: 31,333 - Unknown livebaseballscorecards.com											
Steve Sax, R (1, 4) OBP: 0.383, SLG: 0.442	0-0 F9		0-0 5-3			0-0 G4-6-3 1B	0-0 6-3		0-0 F4	5 0 1 0 0 0 3												
Bill Madlock, R (1, 5) OBP: 0.298, SLG: 0.355	0-0 1B		0-0 5-3			0-0 G4-6-3 1B		4-0 BB 1B BB		3 1 2 0 1 0 1												
Franklin Stubbs, L (1, 7) OBP: 0.328, SLG: 0.532	0-0 L4			0-0 F9		0-0 G4-6-3		0-3 K		4 0 0 0 0 1 4												
Enos Cabell, R (1, 3) OBP: 0.280, SLG: 0.288		0-3 K		0-0 6-3		0-3 K		4-0 1B SF8 BB		3 0 0 0 0 2 1												
Len Matuszek, L (8, PH) OBP: 0.346, SLG: 0.529										0 1 0 0 1 0 0												
Reggie Williams, R (1, 9) OBP: 0.326, SLG: 0.399		0-0 5-3 1B		0-3 K			0-3 K	0-0 1-3 2-H 1B		3 0 1 0 0 2 0												
Alex Trevino, R (8, PH) OBP: 0.371, SLG: 0.399										1 0 1 1 0 0 0												
Carlos Diaz, R (8, 1)										0 0 0 0 0 0 0												
Mike Scioscia, L (1, 2) OBP: 0.404, SLG: 0.376		0-0 5-3			0-0 WP FC3-2-5 2B		0-0 2B E 1B	0-0 SF8		3 1 2 1 0 0 1												
Jose Gonzalez, R (1, 8) OBP: 0.314, SLG: 0.370		0-3 K			4-0 FC3-2-5 BB		0-0 E 2B	0-0 4-3		1 0 0 0 1 1 1												
Ken Landreaux, L (7, PH) OBP: 0.314, SLG: 0.370					2-3 BB		1-3 2B			2 0 1 0 0 0 1												
Bob Welch, R (1, 1) OBP: 0.140, SLG: 0.149			4-0 SH5-3 BB		0-0 FC3-2-5 G6-3		0-0 1-3		0-0 L4	1 0 0 0 1 0 2												
Greg Brock, L (7, PH) OBP: 0.299, SLG: 0.372					1-2 3-H					1 0 0 0 0 0 2												
Tom Niedenfuer, R (7, 1) OBP: 0.500, SLG: 0.500										0 0 0 0 0 0 0												
Ed Vande Berg, R (7, 1)										0 0 0 0 0 0 0												
Bill Russell, R (8, 9) OBP: 0.298, SLG: 0.289										1 0 0 0 0 0 0												
Inning Stats	R: 0 E: 0 K: 0 S: 4	H: 1 LOB: 1 BB: 0 P: 4	R: 0 E: 0 K: 2 S: 8	H: 1 LOB: 1 BB: 0 P: 8	R: 0 E: 0 K: 0 S: 3	H: 0 LOB: 1 BB: 1 P: 7	R: 0 E: 0 K: 1 S: 5	H: 0 LOB: 0 BB: 0 P: 5	R: 0 E: 0 K: 0 S: 3	H: 1 LOB: 1 BB: 1 P: 7	R: 0 E: 0 K: 1 S: 6	H: 2 LOB: 1 BB: 0 P: 6	R: 1 E: 1 K: 1 S: 8	H: 2 LOB: 2 BB: 0 P: 8	R: 2 E: 0 K: 1 S: 6	H: 1 LOB: 1 BB: 2 P: 14	R: 0 E: 0 K: 0 S: 3	H: 0 LOB: 0 BB: 0 P: 3	1B: 6 2B: 2 3B: 0 HR: 0	SF: 1 SAC: 1 DP: 2 HBP: 0	WP: 1 PB: 0 SB: 0 CS: 0	PA: 38
PITCHER	IP WLS BF H R ER SO BB IBB HBP BLK WP HR S P ERA WHIP																					
Steve Trout, L (1, 1) ERA: 4.72	6.0 W 23 5 0 0 4 2 0 0 0 1 0 29 37 0.00 1.167																					
Dave Gumpert, R (7, 1) ERA: 2.57	1.1 10 3 3 2 2 2 0 0 0 0 0 12 20 13.50 3.750																					
Lee Smith, R (8, 1) ERA: 2.73	1.2 S 5 0 0 0 0 0 0 0 0 0 0 5 5 0.00 0.000																					

Los Angeles Dodgers @ Chicago Cubs
Wrigley Field, Chicago, IL
Fri Jul 25 1986, 3:33 AM CDT
Att: 31,333 - Unknown

AB	32
R	3
H	8
RBI	2
BB	4
SO	6
LOB	19



Batter	1	2	3	4	5	6	7	8	9	AB R H RBI BB SO LOB	TOP									
Steve Sax, R (1, 4) OBP: 0.379, SLG: 0.436	0-0 4-3	0-0 5-3			0-0 F9		0-0 F8		0-0 G3	5 0 0 0 0 0 2										
Ken Landreaux, L (1, 8) OBP: 0.317, SLG: 0.375	0-0 5-3 1B		0-0 2B		0-0 4-3		0-0 G3			4 0 2 0 0 0 0										
Bill Madlock, R (1, 5) OBP: 0.298, SLG: 0.360	0-0 5-3		0-0 1-3		0-0 2B		0-0 HR			3 0 1 0 0 0 2										
Jeff Hamilton, R (6, 5) OBP: 0.235, SLG: 0.369	1-2									1 1 1 1 0 0 0										
Franklin Stubbs, L (1, 9) OBP: 0.324, SLG: 0.524	0-0 F3		0-0 F4		0-3 K		0-0 L8			4 0 0 0 0 1 3										
Len Matuszek, L (1, 7) OBP: 0.346, SLG: 0.521		0-0 1B SF8 1B	0-0 F7			0-0 F9		0-3 K		3 1 1 0 0 0 1										
Reggie Williams, R (8, PH) OBP: 0.325, SLG: 0.397										1 0 0 0 0 1 0										
Mike Scioscia, L (1, 2) OBP: 0.410, SLG: 0.381		0-0 2B 1-3 1B		0-0 BB 1B		4-0 HR BB		0-0 F8		3 1 2 0 1 0 0										
Greg Brock, L (1, 3) OBP: 0.298, SLG: 0.388		0-0 SF8		0-0 F8		0-0 HR		0-0 4-3		3 1 1 3 0 0 1										
Mariano Duncan, R (1, 6) OBP: 0.284, SLG: 0.311		0-0 1-3 2B		4-0 G1-6-3 BB		0-0 E9 3-6		0-0 1-3		3 0 1 0 1 0 0										
Rick Honeycutt, L (1, 1) OBP: 0.111, SLG: 0.115					0-0 G1-6-3		0-0 3-6		0-0 F7	1 0 0 0 0 0 1 2										
Carlos Diaz, R (3, 1) OBP: 0.238, SLG: 0.287										0 0 0 0 0 0 0 0										
Enos Cabell, R (4, PH) OBP: 0.238, SLG: 0.287										1 0 0 0 0 0 0 2										
Ed Vande Berg, R (4, 1) OBP: 0.296, SLG: 0.287										0 0 0 0 0 0 0 0										
Bill Russell, R (6, PH) OBP: 0.200, SLG: 0.400										1 0 0 0 0 0 0 1										
Dennis Powell, R (6, 1) OBP: 0.200, SLG: 0.400										0 0 0 0 0 0 0 0										
Alex Trevino, R (9, PH) OBP: 0.389, SLG: 0.396					1-2f		2-3f			1 0 0 0 0 0 0 0										
Inning Stats	R: 0 E: 0 K: 0 S: 4	H: 1 LOB: 1 BB: 0 P: 4	R: 1 E: 0 K: 1 S: 8	H: 3 LOB: 2 BB: 0 P: 8	R: 0 E: 0 K: 0 S: 4	H: 1 LOB: 1 BB: 1 P: 7	R: 0 E: 0 K: 1 S: 6	H: 1 LOB: 1 BB: 0 P: 6	R: 2 E: 1 K: 0 S: 4	H: 1 LOB: 0 BB: 1 P: 8	R: 1 E: 0 K: 0 S: 4	H: 1 LOB: 0 BB: 0 P: 4	R: 0 E: 0 K: 1 S: 5	H: 0 LOB: 0 BB: 0 P: 5	R: 0 E: 0 K: 0 S: 3	H: 0 LOB: 0 BB: 0 P: 3	1B: 4 2B: 4 3B: 0 HR: 2	SF: 1 SAC: 0 DP: 2 HBP: 0	WP: 0 PB: 0 SB: 0 CS: 0	PA: 37
PITCHER	IP WLS BF H R ER SO BB IBB HBP BLK WP HR S P ERA WHIP																			
Dennis Eckersley, R (1, 1) ERA: 4.83	7.0 W 31 9 4 4 2 2 0 0 0 0 2 33 41 5.14 1.571																			
Frank DiPino, L (8, 1) ERA: 3.43	2.0 6 0 0 0 1 0 0 0 0 0 0 8 8 0.00 0.000																			

Los Angeles Dodgers @ Chicago Cubs
Wrigley Field, Chicago, IL
Sat Jul 26 1986, 3:33 AM CDT
Att: 35,295 - Unknown

AB	34
R	4
H	9
RBI	4
BB	2
SO	3
LOB	14



WP: 0	PA: 37
PB: 0	
SB: 0	
CS: 0	

ERA	WHIP

livebaseballscorecards.com

Batter	1	2	3	4	5	6	7	8	9	AB	R	H	RBI	BB	SO	LOB
Bob Demier, R OBP: 0.247, SLG: 0.246 (1, 8)	0-0 5-3	0-0 23 WP 1B	4-0 BB		0-0 2B		0-0 L8			4	0	2	0	1	0	0
23 Ryne Sandberg, R OBP: 0.328, SLG: 0.426 (1, 4)	0-0 6-3	0-0 F8	0-0 F8		0-0 5-3			0-0 5-3		5	0	0	0	0	0	4
Gary Matthews, R OBP: 0.359, SLG: 0.455 (1, 7)	0-0		0-0 2B 1B	0-0 1-3		0-0 BLK WP 1B		0-3 K		4	1	3	0	0	0	0
Dave Martinez, L OBP: 0.176, SLG: 0.188 (6, PR) (7, 7)	0-0 2B		0-0 2B 1B	0-0		0-0		0-0 K		1	0	0	0	0	1	0
Keith Moreland, R OBP: 0.352, SLG: 0.403 (1, 9)	0-0 3-1		0-0 2B 2B	0-0 G3		0-0 G3		4-0 FC4 BB		4	1	1	0	1	0	2
Jody Davis, R OBP: 0.292, SLG: 0.424 (1, 2)		0-0 5-3	0-0 1-3	0-0 5-3		0-0 F3		0-0 FC4		5	0	0	0	0	0	4
Ron Cey, R OBP: 0.381, SLG: 0.509 (1, 5)		0-3 K	4-0 2B IBB		4-0 HR BB	1-0 HBP				1	2	0	0	2	1	0
Frank DiPino, L OBP: 0.200, SLG: 0.200 (8, 1)										0	0	0	0	0	0	0
Manny Trillo, R OBP: 0.393, SLG: 0.420 (1, 3)		0-0 1B 2B 1B	0-0 2B 2B		0-0 L8	0-0 F7				4	2	2	2	0	0	3
Shawon Dunston, R OBP: 0.311, SLG: 0.452 (1, 6)		0-0 2B 1B	0-0 2B		0-0 HR		0-0 F9			4	2	3	4	0	0	0
Dennis Eckersley, R OBP: 0.170, SLG: 0.348 (1, 1)		0-0 1B 2B	0-3 K		0-3 K		0-0 F9			3	1	1	2	0	2	1
Chris Speier, R OBP: 0.337, SLG: 0.431 (7, PH) (8, 5)		0-0 23 WP 1B 2B					0-0 F9			1	0	0	0	0	0	0


Inning Stats	R: 0	H: 1	E: 0	LOB: 1	K: 0	BB: 0	S: 4	R: 3	H: 4	E: 0	LOB: 1	K: 1	BB: 0	S: 9	R: 4	H: 4	E: 0	LOB: 2	K: 1	BB: 2	S: 9	R: 0	H: 0	E: 0	LOB: 0	K: 0	BB: 0	S: 3	R: 2	H: 2	E: 0	LOB: 1	K: 1	BB: 1	S: 7	R: 0	H: 1	E: 0	LOB: 2	K: 0	BB: 0	S: 4	R: 0	H: 0	E: 0	LOB: 0	K: 0	BB: 0	S: 3	R: 0	H: 0	E: 0	LOB: 1	K: 1	BB: 1	S: 5
--------------	------	------	------	--------	------	-------	------	------	------	------	--------	------	-------	------	------	------	------	--------	------	-------	------	------	------	------	--------	------	-------	------	------	------	------	--------	------	-------	------	------	------	------	--------	------	-------	------	------	------	------	--------	------	-------	------	------	------	------	--------	------	-------	------

PITCHER	IP	WLS	BF	H	R	ER	SO	BB	IBB	HBP	BLK	WP	HR	S	P	ERA	WHIP
Rick Honeycutt, L ERA: 2.74 (1, 1)	2.1	L	16	8	7	7	1	0	0	0	0	1	0	17	21	27.00	3.429
Carlos Diaz, L ERA: 4.26 (3, 1)	0.2		4	1	0	0	1	1	0	0	0	0	0	5	9	0.00	3.000
Ed Vande Berg, L ERA: 3.74 (4, 1)	2.0		9	2	2	2	1	1	0	0	0	0	1	10	14	9.00	1.500
Dennis Powell, L ERA: 5.73 (6, 1)	3.0		12	1	0	0	1	1	0	1	1	1	0	12	17	0.00	0.667

BOTTOM

Los Angeles Dodgers @ Chicago Cubs
Wrigley Field, Chicago, IL
Sat Jul 26 1986, 3:33 AM CDT
Att. 35,295 - Unknown

AB	36
R	9
H	12
RBI	8
BB	4
SO	4
LOB	14



1B: 5	SF: 0	WP: 2	PA: 41
2B: 6	SAC: 0	PB: 0	
3B: 0	DP: 0	SB: 0	
HR: 1	HBP: 1	CS: 0	

livebaseballscorecards.com

Batter	1	2	3	4	5	6	7	8	9	AB R H RBI BB SO LOB	TOP																
Steve Sax, R (1, 4) OBP: 0.385, SLG: 0.439	0-0 1B 1B	0-0 1B 1B		0-3 K		4-0 1B 1B BB		4-0 FC4-6 BB	0-0 2B 1B	4 3 3 1 2 1 0																	
Ken Landreaux, L (1, 8) OBP: 0.319, SLG: 0.378 Reggie Williams, R (1, PR) OBP: 0.332, SLG: 0.407	0-0 1B 1B	0-0 1B 1B		0-0 4-3		0-0 1B 1B		0-3 K	0-0 SH1-4 1B 2B	1 0 1 0 0 0 0 5 1 3 1 0 1 1																	
Bill Madlock, R (1, 5) OBP: 0.300, SLG: 0.361 Jeff Hamilton, R (3, 5) OBP: 0.250, SLG: 0.377	0-0 1B 1B	0-0 6-3		0-3 K		0-0 1B 1B		0-0 FC4-6 BB HR	0-0 SH1-4 1B 1B	2 0 1 1 0 0 2 4 2 2 2 0 1 1																	
Franklin Stubbs, L (1, 9) OBP: 0.322, SLG: 0.516	0-3 K		0-0 F9		0-0 F6	0-3 K		4-0 HR BB	0-0 SH1-4	4 1 0 0 1 2 4																	
Len Matuszek, L (1, 7) OBP: 0.349, SLG: 0.564 Jose Gonzalez, R (8, 9) Bill Russell, R (9, PH) OBP: 0.302, SLG: 0.287	0-0 G6-4-3 1-2f		0-0 4-3 1B 2B		0-0 6-3		0-0 F8	0-0 HR	4-0 1B FC4-6 IBB	5 2 2 3 0 0 2 0 0 0 0 0 0 0 0 1 0 0 1 0 0																	
Mike Scioscia, L (1, 2) OBP: 0.412, SLG: 0.385		0-0 G3	0-0 4-3		0-0 1B		0-0 E1 WP	0-0 1B 1B	0-0 FC4-6 1B	6 1 3 2 0 0 1																	
Greg Brock, L (1, 3) OBP: 0.308, SLG: 0.390		0-0 SH1-4 1B 1B	0-0 1B S 1B		0-0 L3		4-0 WP BB	4-0 1B IBB	0-0 FC4-6 FC6-4	4 1 2 2 2 0 2																	
Mariano Duncan, R (1, 6) OBP: 0.288, SLG: 0.315		0-0 1B SH1-4 1B 1B	0-0 1B S 1B		0-0 4-3		0-0 F7	0-0 1B 1B	0-0 FC6-4	6 1 3 1 0 0 3																	
Alejandro Pena, R Ed Vande Berg, R Enos Cabell, R Dennis Powell, R Fernando Valenzuela, L Orel Hershiser, R Rick Honeycutt, R Alex Trevino, R Ken Howell, R		0-0 SH1-4	0-0 F9		0-0 4-3 BB 1B 1B		0-0 6-3	0-0 L4		0 0 0 0 0 0 0 0 0 0 0 0 0 0 1 0 0 0 0 0 0 0 0 0 0 0 0 0 1 0 1 0 0 0 0 0 2 1 0 0 0 0 0 2																	
Inning Stats	R: 1 E: 0 K: 1 S: 7	H: 3 LOB: 2 BB: 0 P: 7	R: 2 E: 0 K: 0 S: 7	H: 4 LOB: 2 BB: 0 P: 7	R: 1 E: 0 K: 0 S: 6	H: 3 LOB: 2 BB: 0 P: 6	R: 0 E: 0 K: 2 S: 7	H: 0 LOB: 0 BB: 0 P: 7	R: 0 E: 0 K: 0 S: 4	H: 1 LOB: 1 BB: 0 P: 4	R: 1 E: 0 K: 1 S: 7	H: 3 LOB: 2 BB: 1 P: 11	R: 0 E: 1 K: 0 S: 4	H: 0 LOB: 2 BB: 1 P: 8	R: 4 E: 0 K: 1 S: 8	H: 3 LOB: 2 BB: 3 P: 20	R: 4 E: 0 K: 0 S: 7	H: 4 LOB: 1 BB: 1 P: 11	1B: 18 2B: 2 3B: 0 HR: 1	SF: 0 SAC: 2 DP: 1 HBP: 0	WP: 1 PB: 0 SB: 4 CS: 0	PA: 53					
PITCHER	IP WLS BF H R ER SO BB IBB HBP BLK WP HR S P ERA WHIP																										
Ed Lynch, R (1, 1) ERA: 3.21	2.2		17	10	4	4	1	0	0	0	0	0	0	19	19	13.50	3.750										
Dave Gumpert, R (3, 1) ERA: 2.63	3.0		13	4	1	1	2	1	0	0	0	0	0	16	20	3.00	1.667										
Ray Fontenot, L (6, 1) ERA: 3.22	1.1		6	0	0	0	1	1	0	0	0	1	0	7	11	0.00	0.750										
Lee Smith, R (8, 1) ERA: 3.28	1.0		9	3	4	4	1	2	1	0	0	0	1	8	20	36.00	5.000										
Frank DiPino, L (9, 1) ERA: 4.14	1.0	L	8	4	4	4	0	0	1	0	0	0	0	7	11	36.00	4.000										

Los Angeles Dodgers @ Chicago Cubs
Wrigley Field, Chicago, IL
Sun Jul 27 1986, 3:33 AM CDT
Att: 33,826 - Unknown

AB	45
R	13
H	21
RBI	13
BB	6
SO	5
LOB	22



WP	1	PA	53
PB	0		
SB	4		
CS	0		

ERA	WHIP

BOTTOM

Los Angeles Dodgers @ Chicago Cubs
Wrigley Field, Chicago, IL
Sun Jul 27 1986, 3:33 AM CDT
Att. 33,826 - Unknown

livebaseballscores.com

AB	36
R	11
H	13
RBI	11
BB	4
SO	4
LOB	12



WP	0	PA	42
PB	0		
SB	0		
CS	0		

AB	2	R	1	H	2	RBI	0	BB	0	SO	0	LOB	0
	3		0		2		1		0		0		0

4	1	0	1	0	0	0	3						
---	---	---	---	---	---	---	---	--	--	--	--	--	--

2	3	1	1	2	0	1							
0	0	0	0	0	0	0							
1	0	0	0	0	1	2							
0	0	0	0	0	0	0							

4	2	2	3	1	0	0							
---	---	---	---	---	---	---	--	--	--	--	--	--	--

4	0	1	2	0	0	0							
---	---	---	---	---	---	---	--	--	--	--	--	--	--

4	1	2	1	0	1	2							
0	1	0	0	0	0	0							
1	0	0	0	0	0	0							

3	0	2	1	1	0	0							
---	---	---	---	---	---	---	--	--	--	--	--	--	--

4	1	0	0	0	1	4							
---	---	---	---	---	---	---	--	--	--	--	--	--	--


1	0	0	0	0	0	0							
1	0	0	0	0	0	0							
1	0	0	0	0	1	0							
0	0	0	0	0	0	0							
1	1	1	1	0	0	0							

1B	9	SF	2	WP	0	PA	42
2B	3	SAC	0	PB	0		
3B	1	DP	2	SB	0		
HR	1	HBP	0	CS	0		

Batter	1	2	3	4	5	6	7	8	9
Jerry Mumphy, S OBP: 0.371, SLG: 0.382 Bob Dernier, R OBP: 0.254, SLG: 0.253	0-0 FC1-6 1B	0-0 1B 3B		0-0 FC4-6 1B			0-0 L6	0-0 E2 1B	
23 Ryne Sandberg, R OBP: 0.324, SLG: 0.421	0-0 FC1-6 2B	0-0 F9		0-0 FC4-6 1-2f			0-0 F4	0-0 SF9 1-3 2-H	
Gary Matthews, R OBP: 0.365, SLG: 0.459 Lee Smith, R OBP: 0.379, SLG: 0.506 Frank DiPino, L OBP: 0.200, SLG: 0.200	0-0 SF7 2B	4-0 1B BB		0-0 G6-4-3 1-2f			4-0 HR BB	0-3 K	
Leon Durham, L OBP: 0.340, SLG: 0.411	4-0 SF7 2B	0-0 1B BB			0-0 4-3		0-0 1-H HR		0-0 6-3
Keith Moreland, R OBP: 0.350, SLG: 0.401	0-0 SF7 1-2 3-H	0-0 1-2 2-H 1B			0-0 F8		0-0 F9		0-0 L9
Jody Davis, R OBP: 0.295, SLG: 0.428 Chris Speier, R OBP: 0.337, SLG: 0.431 Terry Francona, L OBP: 0.243, SLG: 0.214	0-0 1B 2B	0-0 F3			0-3 K			0-0 FC5-4 1B BB	0-0 4-3
Manny Trillo, R OBP: 0.417, SLG: 0.434	0-0 2-H 1B		0-0 1-4 1B			0-0 6-3		4-0 FC5-4 BB	
Shawon Dunston, R OBP: 0.307, SLG: 0.447	0-0 F5		0-0 1-4 1-2f			0-3 K		0-0 FC5-4 1B	
Ed Lynch, R Dave Gumpert, R Ray Fontenot, L Dave Martinez, L Thad Bosley, L		0-0 L8	0-0 3-1			0-3 K		0-0 E 23 SF9 1B	

Inning Stats	R: 4	H: 4	E: 0	K: 0	S: 7	LOB: 1	BB: 1	P: 11	R: 2	H: 3	E: 0	K: 0	S: 6	LOB: 2	BB: 1	P: 10	R: 0	H: 1	E: 0	K: 0	S: 3	LOB: 0	BB: 0	P: 3	R: 0	H: 0	E: 0	K: 1	S: 5	LOB: 0	BB: 0	P: 5	R: 0	H: 0	E: 0	K: 2	S: 7	LOB: 0	BB: 0	P: 7	R: 2	H: 1	E: 0	K: 0	S: 4	LOB: 0	BB: 1	P: 8	R: 3	H: 3	E: 2	K: 1	S: 8	LOB: 2	BB: 1	P: 12	R: 0	H: 0	E: 0	K: 0	S: 3	LOB: 0	BB: 0	P: 3	1B: 9	SF: 2	2B: 3	SAC: 0	3B: 1	DP: 2	HR: 1	HBP: 0	WP: 0	PA: 42
--------------	------	------	------	------	------	--------	-------	-------	------	------	------	------	------	--------	-------	-------	------	------	------	------	------	--------	-------	------	------	------	------	------	------	--------	-------	------	------	------	------	------	------	--------	-------	------	------	------	------	------	------	--------	-------	------	------	------	------	------	------	--------	-------	-------	------	------	------	------	------	--------	-------	------	-------	-------	-------	--------	-------	-------	-------	--------	-------	--------

PITCHER	IP	WLS	BF	H	R	ER	SO	BB	IBB	HBP	BLK	WP	HR	S	P	ERA	WHIP
Alejandro Pena, R ERA: 5.89	(1, 1)	1.2	14	7	6	6	0	2	0	0	0	0	0	12	20	32.40	5.400
Ed Vande Berg, L ERA: 3.72	(2, 1)	0.1	1	0	0	0	0	0	0	0	0	0	0	1	1	0.00	0.000
Dennis Powell, L ERA: 5.04	(3, 1)	3.0	9	2	0	0	1	0	0	0	0	0	0	11	11	0.00	0.667
Rick Honeycutt, L ERA: 2.71	(6, 1)	1.0	3	0	0	0	2	0	0	0	0	0	0	7	7	0.00	0.000
Ken Howell, R ERA: 2.6	(7, 1)	3.0	W 15	4	5	4	1	2	0	0	0	0	0	15	23	12.00	2.000

Batter	1	2	3	4	5	6	7	8	9	AB R H RBI BB SO LOB	TOP
Dan Gladden, R (1, 8) <small>OBP: 0.350, SLG: 0.368</small> Frank Williams, R (8, 1) <small>OBP: 1.000, SLG: 1.000</small>	0-0 5-3			0-0 L8		0-0 G6-4-3		0-0 F9		4 0 0 0 0 0 3 0 0 0 0 0 0 0	
Robby Thompson, R (1, 4) <small>OBP: 0.334, SLG: 0.368</small> Joel Youngblood, R (9, PH) <small>OBP: 0.341, SLG: 0.426</small>	0-3 K			0-0 WP 1B		0-3 K		0-0 E5		3 0 1 0 0 2 1 1 0 0 0 0 0 0	
Candy Maldonado, R (1, 7) <small>OBP: 0.291, SLG: 0.452</small>	0-0 6-3			0-3 K 1-2			0-3 K		0-3 K	4 0 0 0 0 3 1	
Chris Brown, R (1, 5) <small>OBP: 0.397, SLG: 0.466</small>		0-0 6-3		0-0 4-3			0-0 G3 3B		0-0 F9	4 1 1 0 0 0 1	
Chili Davis, S (1, 9) <small>OBP: 0.373, SLG: 0.449</small>		0-0 3-1 1B			0-0 G3		0-0 G3			3 0 1 1 0 0 0	
Harry Spilman, L (1, 3) <small>OBP: 0.306, SLG: 0.462</small>		0-0 3-1			0-0 F9		0-3 K 3-H			3 0 0 0 0 1 1	
Bob Melvin, R (1, 2) <small>OBP: 0.273, SLG: 0.335</small> Will Clark, L (8, PH) <small>OBP: 0.327, SLG: 0.438</small> Jeff Robinson, R (8, 1) <small>OBP: 0.100, SLG: 0.111</small> Mark Davis, L (8, 1) <small>OBP: 0.250, SLG: 0.500</small> Randy Kutcher, R (8, 8) <small>OBP: 0.280, SLG: 0.476</small>			0-3 K		0-0 F9			4-0 SH2-4 BB		2 0 0 0 0 1 0 0 0 0 0 1 0	AB 27 R 1 H 3 RBI 1 BB 3 SO 10 LOB 8
Jose Uribe, S (1, 6) <small>OBP: 0.309, SLG: 0.291</small>			0-3 K			4-0 G6-4-3 BB		0-0 SH2-4		1 0 0 0 1 1 0	
Michael LaCoss, R (1, 1) <small>OBP: 0.283, SLG: 0.432</small> Bob Brenly, R (8, PH) <small>OBP: 0.363, SLG: 0.367</small> (8, 2)			0-3 K			4-0 G6-4-3 BB		0-3 K		1 0 0 0 1 1 0 1 0 0 0 0 1 1	
Inning Stats	R: 0 H: 0 E: 0 LOB: 0 K: 1 BB: 0 S: 5 P: 5	R: 0 H: 1 E: 0 LOB: 0 K: 0 BB: 0 S: 3 P: 3	R: 0 H: 0 E: 0 LOB: 0 K: 3 BB: 0 S: 9 P: 9	R: 0 H: 1 E: 0 LOB: 1 K: 1 BB: 0 S: 6 P: 6	R: 0 H: 0 E: 0 LOB: 0 K: 0 BB: 0 S: 3 P: 3	R: 0 H: 0 E: 0 LOB: 1 K: 2 BB: 2 S: 4 P: 12	R: 1 H: 1 E: 0 LOB: 0 K: 2 BB: 0 S: 8 P: 8	R: 0 H: 0 E: 0 LOB: 1 K: 1 BB: 1 S: 5 P: 9	R: 0 H: 0 E: 1 LOB: 0 K: 1 BB: 0 S: 5 P: 5	1B: 2 SF: 0 2B: 1 SAC: 1 3B: 1 DP: 2 HR: 0 HBP: 0	WP: 1 PA: 31 PB: 0 SB: 0 CS: 0
PITCHER Orel Hershiser, R (1, 1) <small>ERA: 3.75</small>	IP WLS BF H R ER SO BB IBB HBP BLK 9.0 W 31 3 1 1 10 3 0 0 0			WP HR S P ERA WHIP 1 0 48 60 1.00 0.667		PITCHER IP WLS BF H R ER SO BB IBB HBP BLK ERA WHIP					

San Francisco Giants @ Los Angeles Dodgers
 Dodger Stadium, Los Angeles, CA
 Mon Jul 28 1986, 7:05 PM PDT
 Att: 40,777 - Unknown

livebaseballscorecards.com

Batter	1	2	3	4	5	6	7	8	9
Mariano Duncan, R OBP: 0.284, SLG: 0.311 (1, 6)	0-3 K		0-3 K	0-3 K			0-0 F8		
Bill Russell, R OBP: 0.300, SLG: 0.286 (1, 4)	0-0 6-3		0-0 BB 1B		0-0 F7		0-0 5-3		
Bill Madlock, R OBP: 0.299, SLG: 0.356 Jeff Hamilton, R OBP: 0.250, SLG: 0.377 (1, 5) (8, 5)	0-0 6-3		4-0 1B BB		0-0 1-3		0-0 F4		
Franklin Stubbs, L OBP: 0.321, SLG: 0.512 (1, 9) (9, 7)		0-0 F7	0-0 1-2 2-H 1B		0-3 K		0-3 K		
Len Matuszek, L OBP: 0.344, SLG: 0.543 Jose Gonzalez, R (1, 7) (9, 9)		0-0 3-1	0-0 F7		0-3 K		4-0 FC5 1B BB		
Mike Scioscia, L OBP: 0.414, SLG: 0.387 (1, 2)		0-0 1B 1B		0-0 G3		0-0 F7	0-0 FC5 1B		
Greg Brock, L OBP: 0.313, SLG: 0.392 Enos Cabell, R OBP: 0.275, SLG: 0.283 (8, PH) (9, 3)		0-0 FC4-6 1B		0-0 4-3		4-0 E BB	0-0 FC5 1-2 2-3f		
Reggie Williams, R OBP: 0.330, SLG: 0.404 (1, 8)		0-0 FC4-6		0-0 E5 1B 1B		0-0 E6	0-0 L4		
Orel Hershiser, R OBP: 0.267, SLG: 0.273 (1, 1)			0-3 K	0-0 2-H 1B		0-3 K			

Inning Stats	R: 0 E: 0 K: 1 S: 5	H: 0 LOB: 0 BB: 0 P: 5	R: 0 E: 0 K: 0 S: 5	H: 2 LOB: 2 BB: 0 P: 5	R: 1 E: 0 K: 2 S: 9	H: 2 LOB: 2 BB: 1 P: 13	R: 1 E: 1 K: 1 S: 7	H: 2 LOB: 1 BB: 0 P: 7	R: 0 E: 0 K: 1 S: 5	H: 0 LOB: 0 BB: 0 P: 5	R: 0 E: 1 K: 2 S: 8	H: 0 LOB: 2 BB: 1 P: 12	R: 0 E: 0 K: 0 S: 3	H: 0 LOB: 0 BB: 0 P: 3	R: 0 E: 0 K: 1 S: 6	H: 1 LOB: 2 BB: 1 P: 10
--------------	------------------------------	---------------------------------	------------------------------	---------------------------------	------------------------------	----------------------------------	------------------------------	---------------------------------	------------------------------	---------------------------------	------------------------------	----------------------------------	------------------------------	---------------------------------	------------------------------	----------------------------------

PITCHER															PITCHER																		
IP	WLS	BF	H	R	ER	SO	BB	IBB	HBP	BLK	WP	HR	S	P	ERA	WHIP	IP	WLS	BF	H	R	ER	SO	BB	IBB	HBP	BLK	WP	HR	S	P	ERA	WHIP
Michael LaCoss, R ERA: 2.83 (1, 1)	7.0	L	30	6	2	1	7	2	0	0	0	0	42	50	1.29	1.143																	
Jeff Robinson, R ERA: 4.08 (8, 1)	0.1		3	1	0	0	1	0	0	0	0	0	4	8	0.00	6.000																	
Mark Davis, L ERA: 3.14 (8, 1)	0.1		1	0	0	0	0	0	0	0	0	0	1	1	0.00	0.000																	
Frank Williams, R ERA: 1.04 (8, 1)	0.1		1	0	0	0	0	0	0	0	0	0	1	1	0.00	0.000																	

BOTTOM

San Francisco Giants @ Los Angeles Dodgers
Dodger Stadium, Los Angeles, CA
 Mon Jul 28 1986, 7:05 PM PDT
 Att. 40,777 - Unknown

livebaseballscorecards.com

AB	32
R	2
H	7
RBI	2
BB	3
SO	8
LOB	12



1B: 7	SF: 0	WP: 0	PA: 35
2B: 0	SAC: 0	PB: 0	
3B: 0	DP: 0	SB: 0	
HR: 0	HBP: 0	CS: 0	

Batter	1	2	3	4	5	6	7	8	9	AB R H RBI BB SO LOB	TOP																						
Randy Kutcher, R OBP: 0.272, SLG: 0.462 (1, 8) (7, 6)	0-3 K		0-3 K2-3			0-0 F3		0-0 FC1-6 2-3		4 0 0 0 0 2 1	San Francisco Giants @ Los Angeles Dodgers Dodger Stadium, Los Angeles, CA Tue Jul 29 1986, 7:05 PM PDT Att: 45,113 - Unknown																						
Robby Thompson, R OBP: 0.331, SLG: 0.363 (1, 4)	0-3 K			0-3 K		0-0 F8		0-0 2-3		4 0 0 0 0 2 1																							
Jeffrey Leonard, R OBP: 0.322, SLG: 0.381 (1, 7)	0-0 G3			0-3 K			0-0 F9	0-0 5-3		4 0 0 0 0 1 1																							
Chris Brown, R OBP: 0.395, SLG: 0.463 (1, 5)		0-0 F8		0-0 6-3			0-0 1B 1B		0-0 6-3	4 1 1 0 0 0 0																							
Chili Davis, S OBP: 0.372, SLG: 0.447 (1, 9) (7, 8)		0-3 K			0-3 K		0-0 1B 1B		0-3 K	4 0 1 0 0 3 0																							
Bob Brenly, R OBP: 0.368, SLG: 0.375 (1, 3) (7, 2)		4-0 BB FC6-4			0-0 E8 2B		0-0 F2		0-0 1B	3 0 2 0 1 0 2																							
Bob Melvin, R OBP: 0.270, SLG: 0.331 Joel Youngblood, R OBP: 0.344, SLG: 0.427 (7, PH) (7, 3)		0-0 FC6-4			0-3 K		0-0 1B 1-2 2-H		0-0 F4	2 0 0 0 0 1 2 2 0 1 1 0 0 1																							
Jose Uribe, S OBP: 0.307, SLG: 0.289 Candy Maldonado, R OBP: 0.290, SLG: 0.450 (7, PH) (7, 9)			0-0 F8		0-3 K		0-0 F7			2 0 0 0 0 1 1 1 0 0 0 0 0 2																							
Kelly Downs, R Dan Gladden, R OBP: 0.348, SLG: 0.366 Mark Davis, L OBP: 0.250, SLG: 0.500 Will Clark, L OBP: 0.330, SLG: 0.441 Juan Berenguer, R (8, 1)			0-0 6-3			0-3 K		0-0 FC1-6 1B		1 0 0 0 0 0 0 1 0 0 0 0 1 0 0 0 0 0 0 0 0 1 0 1 0 0 0 0 0 0 0 0 0 0 0																							
Inning Stats	R: 0 E: 0 K: 2 S: 7	H: 0 LOB: 0 BB: 0 P: 7	R: 0 E: 0 K: 1 S: 5	H: 0 LOB: 1 BB: 1 P: 9	R: 0 E: 0 K: 1 S: 5	H: 0 LOB: 0 BB: 0 P: 5	R: 0 E: 0 K: 2 S: 7	H: 0 LOB: 0 BB: 0 P: 7	R: 0 E: 1 K: 3 S: 10	H: 1 LOB: 1 BB: 0 P: 10		R: 0 E: 0 K: 1 S: 5	H: 0 LOB: 0 BB: 0 P: 5	R: 1 E: 0 K: 0 S: 6	H: 3 LOB: 2 BB: 0 P: 6	R: 0 E: 0 K: 0 S: 4	H: 1 LOB: 1 BB: 0 P: 4	R: 0 E: 0 K: 1 S: 6	H: 1 LOB: 1 BB: 0 P: 6	1B: 5 2B: 1 3B: 0 HR: 0	SF: 0 SAC: 0 DP: 0 HBP: 0	WP: 0 PB: 0 SB: 0 CS: 0	PA: 34										
PITCHER Fernando Valenzuela, L ERA: 2.82 (1, 1)	IP 9.0	WLS W	BF 34	H 6	R 1	ER 1	SO 11	BB 1	IBB 0	HBP 0	BLK 0	WP 0	HR 0	S 55	P 59	ERA 1.00	WHIP 0.778																
											PITCHER	IP	WLS	BF	H	R	ER	SO	BB	IBB	HBP	BLK	WP	HR	S	P	ERA	WHIP					

livebaseballscorecards.com

AB	33
R	1
H	6
RBI	1
BB	1
SO	11
LOB	11



Batter	1	2	3	4	5	6	7	8	9
Steve Sax, R (1, 4) OBP: 0.387, SLG: 0.439 Bill Russell, R (2, 4) OBP: 0.293, SLG: 0.279	4-0 S BB		0-0 6-3		0-0 F7		0-0 G1-4-3 1-2f		
Mariano Duncan, R (1, 6) OBP: 0.287, SLG: 0.311	0-3 K 1-2		4-0 K S BB		0-0 E 1B			0-3 K	
Bill Madlock, R (1, 5) OBP: 0.298, SLG: 0.354 Jose Gonzalez, R (8, PR) (9, 9)	0-0 5-3		0-3 K 1-3		0-0 F8 1-2			0-0 CS 1B	
Franklin Stubbs, L (1, 9) OBP: 0.320, SLG: 0.508 (9, 7)	0-0 6-3			0-0 4-3 SF7 1B 1B	0-3 K			0-0 F4 1-2	
Len Matuszek, L (1, 7) OBP: 0.355, SLG: 0.548 Jeff Hamilton, R (9, 5) OBP: 0.250, SLG: 0.377		0-0 1B SF9 1B		0-0 4-3 1B		0-3 K			
Mike Scioscia, L (1, 2) OBP: 0.413, SLG: 0.387		0-0 1-3 1B		0-0 4-3 1-2 2-3		0-3 K			
Greg Brock, L (1, 3) OBP: 0.314, SLG: 0.389		0-0 SF9		4-0 IBB		0-3 K			
Reggie Williams, R (1, 8) OBP: 0.325, SLG: 0.400		0-3 3-H K		0-0 SF7			0-0 5-3		
Fernando Valenzuela, L (1, 1) OBP: 0.213, SLG: 0.243		0-0 6-3		0-0 4-3			0-0 E1 G1-4-3		

AB	R	H	RBI	BB	SO	LOB
0	0	0	0	1	0	0
3	0	0	0	0	0	1
3	0	1	0	1	2	1
4	0	1	0	0	1	3
0	0	0	0	0	0	0
4	1	1	0	0	1	3
3	1	2	0	0	1	0
0	0	0	0	0	0	0
3	0	1	0	0	1	2
1	0	0	1	1	1	0
2	0	0	1	0	1	1
3	0	0	0	0	0	3

WP	PA
0	31

San Francisco Giants @ Los Angeles Dodgers
Dodger Stadium, Los Angeles, CA
 Tue Jul 29 1986, 7:05 PM PDT
 Att. 45,113 - Unknown

AB	26
R	2
H	6
RBI	2
BB	3
SO	8
LOB	14



Inning Stats	R	H	E	K	S	P	IP	WLS	BF	H	R	ER	SO	BB	IBB	HBP	BLK	WP	HR	S	P	ERA	WHIP
	0	0	0	1	5	22	5.0	L	22	5	2	2	4	2	1	0	0	0	0	27	39	3.60	1.400
	0	0	0	1	7	9	2.0		6	0	0	0	3	0	0	0	0	0	12	12	0.00	0.000	
	0	0	0	1	7	9	1.0		3	1	0	0	1	0	0	0	0	0	5	5	0.00	1.000	

PITCHER	IP	WLS	BF	H	R	ER	SO	BB	IBB	HBP	BLK	WP	HR	S	P	ERA	WHIP
Kelly Downs, R (1, 1) ERA: 3.6	5.0	L	22	5	2	2	4	2	1	0	0	0	0	27	39	3.60	1.400
Mark Davis, L (6, 1) ERA: 3.02	2.0		6	0	0	0	3	0	0	0	0	0	12	12	0.00	0.000	
Juan Berenguer, R (8, 1) ERA: 2.77	1.0		3	1	0	0	1	0	0	0	0	0	5	5	0.00	1.000	

Batter	1	2	3	4	5	6	7	8	9	AB R H RBI BB SO LOB	TOP							
Dan Gladden, R (1, 8) OBP: 0.342, SLG: 0.359	0-0 6-3		0-0 F9			0-0 F9		0-0 L4		4 0 0 0 0 0 1								
Robby Thompson, R (1, 4) OBP: 0.330, SLG: 0.362	0-3 K			0-0 F7			0-0 HR 1B	0-3 K		4 1 1 0 0 2 1								
Joel Youngblood, R (1, 7) OBP: 0.349, SLG: 0.456	0-0 F9			0-0 F4			0-0 HR 1B		0-0 1B	4 1 2 2 0 0 0								
Chris Brown, R (1, 5) OBP: 0.396, SLG: 0.464		0-0 1B		0-3 K			0-0 4-3 1B		0-0 F4	4 0 2 0 0 1 1								
Chili Davis, S (1, 9) OBP: 0.368, SLG: 0.441		0-3 K			0-3 K		0-0 4-3		0-0 L8	4 0 0 0 0 2 3								
Harry Spilman, L (1, 3) OBP: 0.296, SLG: 0.444		0-3 K			0-0 5-3		0-3 K		0-0 G3	4 0 0 0 0 2 3								
Bob Brenly, R (1, 2) OBP: 0.364, SLG: 0.370		0-3 K			0-0 F4		0-0 6-3			3 0 0 0 0 1 2								
Jose Uribe, S (1, 6) OBP: 0.304, SLG: 0.286			0-0 F9			0-0 4-3		0-0 F5		3 0 0 0 0 0 0								
Terry Mulholland, R (1, 1) Jeff Robinson, R (7, 1) Will Clark, L (8, PH) Scott Garretts, R (8, 1)		0-3 K				0-3 K		0-0 2B		2 0 0 0 0 2 0 0 0 0 0 0 0 0 1 0 1 0 0 0 0 0 0 0 0 0 0 0								
Inning Stats	R: 0 E: 0 K: 1 S: 5	H: 0 LOB: 0 BB: 0 P: 5	R: 0 E: 0 K: 3 S: 10	H: 1 LOB: 1 BB: 0 P: 10	R: 0 E: 0 K: 1 S: 5	H: 0 LOB: 0 BB: 0 P: 5	R: 0 E: 0 K: 1 S: 5	H: 0 LOB: 0 BB: 0 P: 5	R: 2 E: 0 K: 1 S: 8	H: 3 LOB: 1 BB: 0 P: 8	R: 0 E: 0 K: 1 S: 6	H: 1 LOB: 1 BB: 0 P: 6	R: 0 E: 0 K: 0 S: 4	H: 1 LOB: 1 BB: 0 P: 4	1B: 4 2B: 1 3B: 0 HR: 1	SF: 0 SAC: 0 DP: 0 HBP: 0	WP: 0 PB: 0 SB: 0 CS: 0	PA: 33
PITCHER	IP WLS BF H R ER SO BB IBB HBP BLK WP HR S P ERA WHIP																	
Bob Welch, R (1, 1) ERA: 3.59	7.0 W 25 4 2 2 9 0 0 0 0 0 1 43 43 2.57 0.571																	
Tom Niedenfuer, R (8, 1) ERA: 3.27	2.0 S 8 2 0 0 1 0 0 0 0 0 0 0 10 10 0.00 1.000																	

San Francisco Giants @ Los Angeles Dodgers
Dodger Stadium, Los Angeles, CA
Wed Jul 30 1986, 7:05 PM PDT
Att: 45,944 - Unknown

livebaseballscorecards.com

AB 33
R 2
H 6
RBI 2
BB 0
SO 10
LOB 11



Batter	1	2	3	4	5	6	7	8	9	AB R H RBI BB SO LOB	TOP											
Kurt Stillwell, S (1, 6) OBP: 0.294, SLG: 0.236	0-0 F7		0-0 2B 1B		0-0 1B		4-0 BB		0-0 FC5-4 1B	4 2 2 0 1 0 2												
Buddy Bell, R (1, 5) OBP: 0.333, SLG: 0.386	0-0 6-3		0-0 E 2B		0-0 F4		0-0 F4		0-0 1B 1B	5 1 2 2 0 0 2												
Dave Parker, L (1, 9) OBP: 0.349, SLG: 0.517	0-0 F5		0-0 E1		0-3 K		0-0 4-3		0-0 1B	5 0 1 1 0 1 2												
Eric Davis, R (1, 8) OBP: 0.396, SLG: 0.567		0-0 5-3	0-0 F6			0-0 HR		0-0 F9	0-0 F9	5 1 1 1 0 0 3												
Bo Diaz, R (1, 2) OBP: 0.314, SLG: 0.354		0-0 F8		0-0 F6		0-0 5-3		0-0 6-3		4 0 0 0 0 0 0												
Tony Perez, R (1, 3) OBP: 0.333, SLG: 0.273		0-0 2B		0-0 F9		0-0 F9		0-3 K		4 0 1 0 0 1 0												
Nick Esasky, R (1, 7) OBP: 0.347, SLG: 0.430		0-0 6-3		0-0 2B		0-0 1B			0-0 FC5-4 E 1B 1B	4 1 3 0 0 0 1												
Ron Oester, S (1, 4) OBP: 0.316, SLG: 0.347			0-0 F4	0-3 K		0-0 F2			0-0 E4 FC5-4	4 0 0 0 0 1 3												
Mario Soto, R (1, 1) OBP: 0.048, SLG: 0.048			0-0 6-3		0-0 F9		0-3 K		0-0 F8	0 0 0 0 0 0 0												
Ted Power, R (2, 1)										1 0 0 0 0 0 0												
Eddie Milner, L (5, PH)										1 0 0 0 0 0 0												
Scott Terry, R (5, 1)										0 0 0 0 0 0 0												
Kal Daniels, L (7, PH)										1 0 0 0 0 1 0												
Carl Willis, L (7, 1)										0 0 0 0 0 0 0												
Wade Rowdon, R (9, PH)										1 0 0 0 0 0 2												
Inning Stats	R: 0 E: 0 K: 0 S: 3	H: 0 LOB: 0 BB: 0 P: 3	R: 0 E: 0 K: 0 S: 4	H: 1 LOB: 1 BB: 0 P: 4	R: 2 E: 1 K: 0 S: 6	H: 2 LOB: 1 BB: 0 P: 6	R: 0 E: 0 K: 1 S: 6	H: 1 LOB: 1 BB: 0 P: 6	R: 0 E: 0 K: 1 S: 6	H: 1 LOB: 1 BB: 0 P: 6	R: 1 E: 0 K: 0 S: 5	H: 2 LOB: 1 BB: 0 P: 5	R: 0 E: 0 K: 1 S: 5	H: 0 LOB: 1 BB: 1 P: 9	R: 0 E: 0 K: 1 S: 5	H: 0 LOB: 0 BB: 0 P: 5	R: 2 E: 1 K: 0 S: 7	H: 3 LOB: 2 BB: 0 P: 7	1B: 6 2B: 3 3B: 0 HR: 1	SF: 0 SAC: 0 DP: 0 HBP: 0	WP: 0 PB: 0 SB: 0 CS: 0	PA: 40
PITCHER	IP WLS BF H R ER SO BB IBB HBP BLK WP HR S P ERA WHIP																					
Rick Honeycutt, L (1, 1) ERA: 2.7	7.0 W 30 7 3 2 3 1 0 0 0 0 0 1 35 39 2.57 1.143																					
Ed Vande Berg, L (8, 1) ERA: 3.59	1.2 9 3 2 0 1 0 0 0 0 0 0 0 11 11 0.00 1.800																					
Ken Howell, R (9, 1) ERA: 2.59	0.1 S 1 0 0 0 0 0 0 0 0 0 0 0 1 1 0.00 0.000																					

Cincinnati Reds @ Los Angeles Dodgers
Dodger Stadium, Los Angeles, CA
Fri Aug 01 1986, 7:05 PM PDT
Att: 46,078 - Unknown

AB	39
R	5
H	10
RBI	4
BB	1
SO	4
LOB	15



Batter	1	2	3	4	5	6	7	8	9
Steve Sax, R OBP: 0.387, SLG: 0.437 (1, 4)	4-0 1B HBP BB	0-0 6-3	0-0 SH2-4		0-0 6-3			0-0 4-3	
Mike Scioscia, L OBP: 0.412, SLG: 0.388 Jose Gonzalez, R (9, 9)	0-0 HBP WP HR 1-3 1B	0-0 1B 2B	4-0 1B IBB		0-0 F7			0-0 1-3	
Bill Madlock, R OBP: 0.305, SLG: 0.356 Jeff Hamilton, R OBP: 0.247, SLG: 0.371 (1, 5) (6, 5)	0-0 5-3 1-2	0-0 1B SF8 2-H	0-0 1-3 2-H 3-H 1B		0-0 F6			0-3 K	
Franklin Stubbs, L OBP: 0.324, SLG: 0.506 (1, 9) (9, 7)	4-0 HBP HR IBB	0-0 1-3 BB 1B	0-0 F2		0-0 L6-3 1B				
Len Matuszek, L OBP: 0.343, SLG: 0.523 Alex Trevino, R OBP: 0.367, SLG: 0.393 (1, 7) (9, 2)	1-0 HR HBP 1-2 2-3 3-H	0-0 SF8 3-H	0-0 G3		0-0 L6-3 1-2				
Greg Brock, L OBP: 0.316, SLG: 0.402 (1, 3)	0-0 HR	4-0 1-2 BB		0-0 F8				0-3 K	
Mariano Duncan, R OBP: 0.286, SLG: 0.306 (1, 6)	4-0 S BB	0-3 K		0-0 F8				0-0 F9	
Reggie Williams, R OBP: 0.329, SLG: 0.401 (1, 8)	0-3 K		0-0 SH2-4 SH 1B 1B		0-0 1B			0-0 6-3	
Rick Honeycutt, L OBP: 0.103, SLG: 0.107 Pedro Guerrero, R (7, PH) Ed Vande Berg, R (8, 1) Ken Howell, R (9, 1)	0-0 F9		0-0 SH SH2-4 1B		0-0 F6			0-0 F9	

Inning Stats	R: 5 E: 0 K: 1 S: 7	H: 2 LOB: 1 BB: 3 P: 20	R: 2 E: 0 K: 1 S: 8	H: 3 LOB: 2 BB: 1 P: 12	R: 2 E: 0 K: 0 S: 6	H: 2 LOB: 2 BB: 1 P: 10	R: 0 E: 0 K: 0 S: 4	H: 1 LOB: 1 BB: 0 P: 4	R: 0 E: 0 K: 1 S: 3	H: 0 LOB: 0 BB: 0 P: 3	R: 0 E: 0 K: 1 S: 5	H: 1 LOB: 0 BB: 0 P: 5	R: 0 E: 0 K: 0 S: 3	H: 0 LOB: 0 BB: 0 P: 3	R: 0 E: 0 K: 1 S: 5	H: 0 LOB: 0 BB: 0 P: 5
--------------	------------------------------	----------------------------------	------------------------------	----------------------------------	------------------------------	----------------------------------	------------------------------	---------------------------------	------------------------------	---------------------------------	------------------------------	---------------------------------	------------------------------	---------------------------------	------------------------------	---------------------------------

PITCHER	IP	WLS	BF	H	R	ER	SO	BB	IBB	HBP	BLK	WP	HR	S	P	ERA	WHIP
Mario Soto, R ERA: 4.95 (1, 1)	1.1	L	13	5	7	7	1	2	1	0	0	1	1	11	24	47.25	5.250
Ted Power, R ERA: 4.94 (2, 1)	2.2		14	3	2	2	1	1	1	0	0	0	0	14	22	6.75	1.500
Scott Terry, R ERA: 6.18 (5, 1)	2.0		6	1	0	0	1	0	0	0	0	0	0	8	8	0.00	0.500
Carl Willis, R ERA: 3.12 (7, 1)	2.0		6	0	0	0	1	0	0	0	0	0	0	8	8	0.00	0.000

BOTTOM

Cincinnati Reds @ Los Angeles Dodgers
Dodger Stadium, Los Angeles, CA
 Fri Aug 01 1986, 7:05 PM PDT
 Att. 46,078 - Unknown

AB	R	H	RBI	BB	SO	LOB
3	1	0	0	1	0	0
4	2	2	0	1	0	0
0	0	0	0	0	0	0
4	1	2	3	0	0	2
1	0	0	0	0	1	0
3	1	2	0	1	0	2
2	1	0	2	0	0	3
0	0	0	0	0	0	0
3	1	1	4	1	1	0
3	0	0	0	1	1	2
4	1	2	0	0	1	1
2	1	0	0	0	0	2
1	0	0	0	0	0	0
0	0	0	0	0	0	0
0	0	0	0	0	0	0

AB	30
R	9
H	9
RBI	9
BB	5
SO	4
LOB	12

Dodgers

WP	PA
1	39
PB: 0	
SB: 1	
CS: 0	

Batter	1	2	3	4	5	6	7	8	9	AB R H RBI BB SO LOB	TOP																										
Eddie Milner, L (1, 8) OBP: 0.296, SLG: 0.415	0-0 F9		0-0 F7			0-0 HR		0-0 G3		4 1 1 1 0 0 1																											
Pete Rose, S (1, 3) OBP: 0.308, SLG: 0.255	4-0 FC6-4 BB		0-0 F6			0-0 F7		0-0 F8	3 0 0 0 1 0 1																												
Dave Parker, L (1, 9) OBP: 0.346, SLG: 0.511	0-0 FC6-4 1-2f		0-0 F9			0-0 4-3		0-0 F4	4 0 0 0 0 0 1																												
Eric Davis, R (1, 7) OBP: 0.391, SLG: 0.557	0-0 FC6-4 1-2f		0-0 F7			0-0 F8		0-3 K	4 0 0 0 0 1 1																												
Bo Diaz, R (1, 2) OBP: 0.311, SLG: 0.351		0-0 F8		0-0 5-3			0-0 F5		3 0 0 0 0 0 0																												
Buddy Bell, R (1, 5) OBP: 0.331, SLG: 0.383		0-0 F7			0-0 F7		0-0 F4		3 0 0 0 0 0 0																												
Kurt Stillwell, S (1, 6) OBP: 0.289, SLG: 0.231		0-0 F7			0-0 E4		0-0 F6		3 0 0 0 0 0 0																												
Ron Oester, S (1, 4) OBP: 0.313, SLG: 0.344			0-3 K		0-0 F6		0-0 F8		3 0 0 0 0 1 1																												
Tom Browning, L (1, 1) OBP: 0.173, SLG: 0.157			0-0 E3		0-0 5-3		0-0 F8		2 0 0 0 0 0 1																												
Kal Daniels, L (8, PH) OBP: 0.410, SLG: 0.489									1 0 0 0 0 0 0																												
Ron Robinson, R (8, 1) OBP: 0.083, SLG: 0.083									0 0 0 0 0 0 0																												
John Franco, L (8, 1)									0 0 0 0 0 0 0																												
Inning Stats	R: 0 E: 0 K: 0 S: 3	H: 0 LOB: 1 BB: 1 P: 7	R: 0 E: 0 K: 0 S: 3	H: 0 LOB: 0 BB: 0 P: 3	R: 0 E: 1 K: 1 S: 6	H: 0 LOB: 1 BB: 0 P: 6	R: 0 E: 0 K: 0 S: 3	H: 0 LOB: 0 BB: 0 P: 3	R: 0 E: 1 K: 0 S: 4	H: 0 LOB: 1 BB: 0 P: 4	R: 1 E: 0 K: 0 S: 4	H: 1 LOB: 0 BB: 0 P: 4	R: 0 E: 0 K: 0 S: 3	H: 0 LOB: 0 BB: 0 P: 3	R: 0 E: 0 K: 1 S: 5	H: 0 LOB: 0 BB: 0 P: 5	1B: 0 2B: 0 3B: 0 HR: 1	SF: 0 SAC: 0 DP: 0 HBP: 0	WP: 0 PB: 0 SB: 0 CS: 0	PA: 31																	
PITCHER	IP WLS BF H R ER SO BB IBB HBP BLK WP HR S P ERA WHIP																																				
Alejandro Pena, R (1, 1) ERA: 5.15	7.0	25	1	1	1	1	1	1	0	0	0	0	0	1	26	30	1.29	0.286																			
Tom Niedenfuer, R (8, 1) ERA: 3.17	2.0	W	6	0	0	0	1	0	0	0	0	0	0	0	8	8	0.00	0.000																			

Cincinnati Reds @ Los Angeles Dodgers
 Dodger Stadium, Los Angeles, CA
 Sat Aug 02 1986, 3:33 AM PDT
 Att: 42,095 - Unknown

AB	30
R	1
H	1
RBI	1
BB	1
SO	2
LOB	6



Batter	1	2	3	4	5	6	7	8	9
Steve Sax, R OBP: 0.385, SLG: 0.434 (1, 4)	0-0 4-3	0-0 FC6-4			0-0 6-3			1B HR	
Bill Russell, R OBP: 0.291, SLG: 0.277 (1, 9) (9, 7)	0-0 F5		0-0 F9		0-0 F9			1B HR	
Bill Madlock, R OBP: 0.308, SLG: 0.356 (1, 5) Jeff Hamilton, R OBP: 0.247, SLG: 0.371 (8, PR) (9, 5)	0-0 1B		0-0 F4		0-0 6-3			1B HR	
Franklin Stubbs, L OBP: 0.321, SLG: 0.500 (1, 7) Pedro Guerrero, R (8, PH) Mike Scioscia, L OBP: 0.412, SLG: 0.388 (9, 2)	0-3 K		0-3 K			0-0 F2		0-3 K	
Enos Cabell, R OBP: 0.286, SLG: 0.312 (1, 3)		0-0 F8		0-0 1B		0-0 F8		0-0 HR	
Alex Trevino, R OBP: 0.364, SLG: 0.385 (1, 2) Jose Gonzalez, R (9, 9)		0-0 F7		0-0 F7		0-0 F2		0-0 1B	
Mariano Duncan, R OBP: 0.286, SLG: 0.305 (1, 6)		0-0 E1 1B		0-3 K			0-0 F9	0-0 1B	
Reggie Williams, R OBP: 0.332, SLG: 0.397 (1, 8)		4-0 1B IBB		4-0 IBB			0-0 F4	0-3 K	
Alejandro Pena, R OBP: 0.100, SLG: 0.100 (1, 1) Greg Brock, L OBP: 0.314, SLG: 0.400 (7, PH) Tom Niedenfuer, R OBP: 0.667, SLG: 0.667 (8, 1)		0-0 FC6-4 1B		0-3 K			0-3 K	0-0 1B	

Inning Stats	R: 0 E: 0 K: 1 S: 6	H: 1 LOB: 1 BB: 0 P: 6	R: 1 E: 1 K: 0 S: 5	H: 1 LOB: 2 BB: 1 P: 9	R: 0 E: 0 K: 1 S: 5	H: 0 LOB: 0 BB: 0 P: 5	R: 0 E: 0 K: 2 S: 8	H: 1 LOB: 2 BB: 1 P: 12	R: 0 E: 0 K: 0 S: 3	H: 0 LOB: 0 BB: 0 P: 3	R: 0 E: 0 K: 1 S: 5	H: 0 LOB: 0 BB: 0 P: 5	R: 6 E: 0 K: 2 S: 12	H: 5 LOB: 1 BB: 2 P: 20
--------------	------------------------------	---------------------------------	------------------------------	---------------------------------	------------------------------	---------------------------------	------------------------------	----------------------------------	------------------------------	---------------------------------	------------------------------	---------------------------------	-------------------------------	----------------------------------

PITCHER	IP	WLS	BF	H	R	ER	SO	BB	IBB	HBP	BLK	WP	HR	S	P	ERA	WHIP
Tom Browning, L ERA: 3.85 (1, 1)	7.0		27	3	1	0	5	0	2	0	0	0	0	35	43	0.00	0.429
Ron Robinson, R ERA: 2.71 (8, 1)	0.0	L	3	2	3	3	0	1	0	0	0	0	0	2	6	∞	∞
John Franco, L ERA: 2.5 (8, 1)	1.0		7	3	3	3	2	1	0	0	0	0	1	10	14	27.00	4.000

BOTTOM

AB	R	H	RBI	BB	SO	LOB
5	1	1	0	0	0	3
4	1	1	0	0	0	0
3	0	1	0	1	0	0
0	1	0	0	0	0	0
3	0	0	0	0	2	1
1	0	0	0	0	1	3
0	0	0	0	0	0	0
4	1	2	4	0	0	0
3	1	0	0	1	0	1
0	0	0	0	0	0	0
4	2	1	0	0	1	1
2	0	0	0	2	1	2
2	0	1	1	0	1	2
1	0	0	0	0	1	0
1	0	1	2	0	0	0

AB 33
R 7
H 8
RBI 7
BB 4
SO 7
LOB 13



WP	PA	ERA	WHIP
0	37		
0			
3			
0			

Cincinnati Reds @ Los Angeles Dodgers
Dodger Stadium, Los Angeles, CA
 Sat Aug 02 1986, 3:33 AM PDT
 Att. 42,095 - Unknown

livebaseballscorecards.com

Batter	1	2	3	4	5	6	7	8	9	AB R H RBI BB SO LOB	TOP									
Eddie Milner, L (1, 8) OBP: 0.292, SLG: 0.410	0-0 F8		0-0 4-3		0-0 F9			0-3 K		4 0 0 0 0 1 1	Cincinnati Reds @ Los Angeles Dodgers Dodger Stadium, Los Angeles, CA Sun Aug 03 1986, 3:33 AM PDT Att: 39,083 - Unknown livebaseballscorecards.com									
Kurt Stillwell, S (1, 6) OBP: 0.288, SLG: 0.232	0-0 F9		0-0 G3-6-3 1B		0-0 F9			0-0 F7		4 0 1 0 0 0 0										
Dave Parker, L (1, 9) OBP: 0.342, SLG: 0.506	0-0 F9		0-0 G3-6-3 1-2f		0-0 F5			0-0 F5		4 0 0 0 0 0 1										
Eric Davis, R (1, 7) OBP: 0.389, SLG: 0.551		4-0 FC5-4 1B BB		0-0 F8		0-0 E6 1B		0-3 K		3 1 0 0 1 1 0										
Buddy Bell, R (1, 5) OBP: 0.332, SLG: 0.382		4-0 FC5-4 1-2 BB		0-0 F9		0-0 1-3 1B		0-3 K		3 0 1 0 1 1 0										
Nick Esasky, R (1, 3) OBP: 0.341, SLG: 0.421		0-0 FC5-4 FC4-6 1-2f 2-3 1B		0-0 F8		0-0 F7		0-3 K		4 0 0 0 0 1 4										
Sal Butera, R (1, 2) OBP: 0.343, SLG: 0.354		0-0 FC4-6 1-2 3-H 1B		0-0 SH3-4 1B		0-0 F7				3 0 2 1 0 0 0										
Ron Oester, S (1, 4) OBP: 0.311, SLG: 0.341		0-0 FC4-6 1-2f 2-3		0-0 F8		0-0 F4				3 0 0 0 0 0 3										
Bill Gullickson, R (1, 1) OBP: 0.078, SLG: 0.060		0-3 K		0-0 SH3-4 1-2		0-0 F8				2 0 0 0 0 1 2										
Inning Stats	R: 0 E: 0 K: 0 S: 3	H: 0 LOB: 0 BB: 0 P: 3	R: 1 E: 0 K: 1 S: 6	H: 1 LOB: 2 BB: 2 P: 14	R: 0 E: 0 K: 0 S: 3	H: 1 LOB: 0 BB: 0 P: 3	R: 0 E: 0 K: 0 S: 4	H: 1 LOB: 1 BB: 0 P: 4	R: 0 E: 1 K: 0 S: 5	H: 1 LOB: 2 BB: 0 P: 5	R: 0 E: 0 K: 0 S: 3	H: 0 LOB: 0 BB: 0 P: 3	R: 0 E: 0 K: 1 S: 5	H: 0 LOB: 0 BB: 0 P: 5	R: 0 E: 0 K: 3 S: 9	H: 0 LOB: 0 BB: 0 P: 9	1B: 4 2B: 0 3B: 0 HR: 0	SF: 0 SAC: 1 DP: 1 HBP: 0	WP: 0 PB: 0 SB: 1 CS: 0	PA: 33
PITCHER	IP WLS BF H R ER SO BB IBB HBP BLK WP HR S P ERA WHIP																			
Orel Hershiser, R (1, 1) ERA: 3.64	7.0 W 27 4 1 1 1 2 0 0 0 0 0 0 27 35 1.29 0.857																			
Ken Howell, R (8, 1) ERA: 2.51	2.0 S 6 0 0 0 4 0 0 0 0 0 0 0 14 14 0.00 0.000																			



Batter	1	2	3	4	5	6	7	8	9
Steve Sax, R OBP: 0.382, SLG: 0.431 (1, 4)	0-0 5-3 ①		0-0 F4 ③			0-0 SH1-4 ① 1-2		0-0 5-3 ③	
Mike Scioscia, L OBP: 0.407, SLG: 0.382 (1, 2)	0-0 F8 ②			0-0 F7 ①		0-3 K ②			
Bill Madlock, R OBP: 0.309, SLG: 0.356 (1, 5)	0-0 F8 ③			0-0 L6 ②		0-0 2-H 1B			
Franklin Stubbs, L OBP: 0.318, SLG: 0.495 (1, 9) (8, 7)		0-0 4-3 ①		0-0 F8 ③		0-3 K ③			
Len Matuszek, L OBP: 0.343, SLG: 0.516 Ken Howell, R (8, 1)		0-3 K ②			0-0 1B		0-0 F8 ①		
Greg Brock, L OBP: 0.314, SLG: 0.399 (1, 3)		0-0 F6 ③			0-0 1-3 1B		0-0 G3 ②		
Mariano Duncan, R OBP: 0.286, SLG: 0.305 (1, 6)			0-0 SH1-3 S 1B		0-0 F5 ①		0-0 F8 ③		
Reggie Williams, R OBP: 0.329, SLG: 0.393 (1, 8)			0-0 SH1-3 ① 1-3		0-0 G4-6-3 ② ③ 1-2f		0-0 F3 ①		
Orel Hershiser, R OBP: 0.261, SLG: 0.267 Jose Gonzalez, R (8, 9)			0-0 SH1-3 ② 3-H			0-0 E1 SH1-4 1B		0-3 K ②	

Inning Stats	R: 0	H: 0	E: 0	LOB: 0	K: 0	BB: 0	S: 3	P: 3
	R: 0	H: 0	E: 0	LOB: 0	K: 1	BB: 0	S: 5	P: 5
	R: 1	H: 1	E: 0	LOB: 0	K: 0	BB: 0	S: 4	P: 4
	R: 0	H: 0	E: 0	LOB: 0	K: 0	BB: 0	S: 3	P: 3
	R: 0	H: 2	E: 0	LOB: 1	K: 0	BB: 0	S: 4	P: 4
	R: 1	H: 1	E: 1	LOB: 1	K: 2	BB: 0	S: 9	P: 9
	R: 0	H: 0	E: 0	LOB: 0	K: 0	BB: 0	S: 3	P: 3
	R: 0	H: 0	E: 0	LOB: 0	K: 1	BB: 0	S: 5	P: 5

PITCHER	IP	WLS	BF	H	R	ER	SO	BB	IBB	HBP	BLK	WP	HR	S	P	ERA	WHIP
Bill Gullickson, R ERA: 3.51 (1, 1)	8.0	L	28	4	2	1	4	0	0	0	0	0	0	36	36	1.12	0.500

AB R H RBI BB SO LOB

3	0	0	0	0	0	0
3	0	0	0	0	1	1
3	0	1	1	0	0	0
3	0	0	0	0	1	1
3	0	1	0	0	1	0
0	0	0	0	0	0	0
3	0	1	0	0	0	0
3	1	1	0	0	0	2
2	0	0	0	0	0	2
1	1	0	1	0	0	0
1	0	0	0	0	1	0

WP	PA	ERA	WHIP
25	2	4	2
2	0	4	0
4	0	4	0
2	0	4	0
2	0	4	0
6	0	4	0



Cincinnati Reds @ Los Angeles Dodgers
 Dodger Stadium, Los Angeles, CA
 Sun Aug 03 1986, 3:33 AM PDT
 Att. 39,083 - Unknown

livebaseballscorecards.com

Batter	1	2	3	4	5	6	7	8	9	AB R H RBI BB SO LOB	TOP											
Bill Doran, S (1, 4) OBP: 0.371, SLG: 0.370	0-0 4-3 SH1-3 1B		0-3 K		0-0 FC1-5 1B		0-0 FC6-4 1B		0-0 FC6-4 1-2f	5 0 2 0 0 1 3												
Billy Hatcher, R (1, 8) OBP: 0.276, SLG: 0.320	0-0 SH1-3 1-2			0-0 FC5-4 1B	0-0 S 1B		0-0 FC6-4 1-2f			3 0 2 1 0 0 1												
Davey Lopes, R (1, 7) OBP: 0.394, SLG: 0.468	0-0 4-3 2-3			0-0 FC5-4 1-2f 2B	0-3 K		0-0 CS 1-2	0-0 5-3		4 1 0 0 0 1 4												
Glenn Davis, R (1, 3) OBP: 0.330, SLG: 0.506	0-3 K			0-0 1-H 2B	4-0 FC6-4 1-2 BB			0-0 FC5-4 1B		3 1 2 1 1 1 1												
Kevin Bass, S (1, 9) OBP: 0.361, SLG: 0.488		0-3 K		0-0 WP 2-H 2B	0-0 FC6-4 1-2f			0-0 FC5-4 1-2f FC6-4		4 0 1 1 0 1 4												
Phil Garner, R (1, 5) OBP: 0.330, SLG: 0.430		0-0 6-3		0-3 K 2-3		0-3 K		0-0 FC6-4 1-2f		4 0 0 0 0 2 2												
Alan Ashby, S (1, 2) OBP: 0.348, SLG: 0.356		0-0 F8		0-0 F7		0-3 K			0-0 F8	4 0 0 0 0 1 1												
Dickie Thon, R (1, 6) OBP: 0.309, SLG: 0.346			0-3 K		0-0 FC1-5 SH 1B	0-0 F9			0-3 K	4 0 1 0 0 2 0												
Jim Deshaies, L (1, 1) OBP: 0.129, SLG: 0.069			0-3 K		0-0 SH FC1-5 1B		0-3 K		4-0 FC6-4 BB	2 1 0 0 0 2 0												
Charlie Kerfeld, R (7, 1) OBP: 0.250, SLG: 0.250										0 0 0 0 0 0 0												
Jim Pankovits, R (9, PH) OBP: 0.345, SLG: 0.367										0 0 0 0 1 0 0												
Inning Stats	R: 0 E: 0 K: 1 S: 6	H: 1 LOB: 1 BB: 0 P: 6	R: 0 E: 0 K: 1 S: 5	H: 0 LOB: 0 BB: 0 P: 5	R: 0 E: 0 K: 3 S: 9	H: 0 LOB: 0 BB: 0 P: 9	R: 2 E: 0 K: 1 S: 8	H: 3 LOB: 1 BB: 0 P: 8	R: 1 E: 0 K: 1 S: 8	H: 2 LOB: 3 BB: 1 P: 12	R: 0 E: 0 K: 2 S: 7	H: 0 LOB: 0 BB: 0 P: 7	R: 0 E: 0 K: 1 S: 5	H: 1 LOB: 0 BB: 0 P: 5	R: 0 E: 0 K: 0 S: 4	H: 1 LOB: 1 BB: 0 P: 4	R: 0 E: 0 K: 1 S: 5	H: 0 LOB: 1 BB: 1 P: 9	1B: 6 2B: 2 3B: 0 HR: 0	SF: 0 SAC: 2 DP: 0 HBP: 0	WP: 1 PB: 0 SB: 1 CS: 1	PA: 38
PITCHER Fernando Valenzuela, L (1, 1) ERA: 2.83	IP: 9.0 WLS: W BF: 37 H: 8 R: 3 ER: 3 SO: 11 BB: 2 IBB: 0 HBP: 0 BLK: 0 WP: 1 HR: 0 S: 57 P: 65 ERA: 3.00 WHIP: 1.111											PITCHER	IP: 9.0 WLS: W BF: 37 H: 8 R: 3 ER: 3 SO: 11 BB: 2 IBB: 0 HBP: 0 BLK: 0 WP: 1 HR: 0 S: 57 P: 65 ERA: 3.00 WHIP: 1.111									

Houston Astros @ Los Angeles Dodgers
Dodger Stadium, Los Angeles, CA
Mon Aug 04 1986, 7:05 PM PDT
Att: 32,182 - Unknown

livebaseballscorecards.com

AB 33
R 3
H 8
RBI 3
BB 2
SO 11
LOB 16



Batter	1	2	3	4	5	6	7	8	9
Steve Sax, R OBP: 0.387, SLG: 0.438 (1, 4)	0-0 F9			0-0 2B	4-0 BB		4-0 1B BB	0-0 2B	
Enos Cabell, R OBP: 0.284, SLG: 0.315 (1, 3)	0-3 K			0-0 2B	0-0 FC5		0-0 E3 SH	0-0 6-3	
Bill Madlock, R OBP: 0.312, SLG: 0.355 (1, 5)	1-0 CS HBP			0-0 F6		0-0 5-3	0-0 SH 1B	0-3 K	
Jeff Hamilton, R OBP: 0.243, SLG: 0.366 (7, PR) (8, 5)									
Pedro Guerrero, R (1, 7)	0-0 CS	0-3 K		0-3 K		0-3 K	0-0 SH		
Bill Russell, R (5, 7)	1-2						1-2		
Mike Marshall, R (1, 9)		0-3 K		4-0 IBB		0-0 F6	0-0 F9		
Mike Scioscia, L (1, 2)		0-0 1B		0-0 F6			0-0 1B		
Mariano Duncan, R (1, 6)			0-0 5-3		0-3 K		0-0 1B	0-0 6-3	
Reggie Williams, R (1, 8)			0-0 1-3		0-0 FC5 BLK 1B		4-0 1B SH1-3 BB	0-0 HR	
Franklin Stubbs, L (7, PH) (8, 8)							1-3 3-H		
Fernando Valenzuela, L (1, 1)		0-3 K		0-0 6-3			0-0 SH1-3	0-0 2B 1B	

Inning Stats	R: 0	H: 0	E: 0	K: 1	S: 4	LOB: 0	BB: 0	P: 5
	R: 0	H: 1	E: 0	K: 2	S: 7	LOB: 1	BB: 0	P: 7
	R: 0	H: 0	E: 0	K: 1	S: 5	LOB: 0	BB: 0	P: 5
	R: 1	H: 2	E: 0	K: 1	S: 7	LOB: 2	BB: 1	P: 11
	R: 0	H: 1	E: 0	K: 1	S: 6	LOB: 2	BB: 1	P: 10
	R: 0	H: 0	E: 0	K: 1	S: 5	LOB: 0	BB: 0	P: 5
	R: 5	H: 3	E: 1	K: 0	S: 8	LOB: 2	BB: 2	P: 16
	R: 1	H: 3	E: 0	K: 1	S: 8	LOB: 2	BB: 0	P: 8

PITCHER	IP	WLS	BF	H	R	ER	SO	BB	IBB	HBP	BLK	WP	HR	S	P	ERA	WHIP
Jim Deshaies, L (1, 1)	6.0		25	6	3	3	7	1	1	1	1	0	0	36	45	4.50	1.167
Charlie Kerfeld, R (7, 1)	2.0	L	14	4	4	3	1	2	0	0	0	0	1	14	22	13.50	3.000

BOTTOM

AB R H RBI BB SO LOB

3	2	2	0	2	0	0
5	1	1	2	0	1	6
3	0	1	2	0	0	1
1	0	0	0	0	1	2
2	0	0	0	0	2	1
1	0	0	1	0	1	0
3	0	0	0	1	1	2
4	1	2	0	0	0	4
4	1	1	0	0	1	0
2	0	1	0	0	0	0
1	2	1	1	1	0	0
3	0	1	0	0	1	1

AB 32
R 7
H 10
RBI 6
BB 4
SO 8
LOB 17

WP: 0 PA: 40
PB: 0
SB: 2
CS: 1

WP: 0
PA: 40
ERA
WHIP

Houston Astros @ Los Angeles Dodgers
Dodger Stadium, Los Angeles, CA
 Mon Aug 04 1986, 7:05 PM PDT
 Att. 32,182 - Unknown



livebaseballscorecards.com

Batter	1	2	3	4	5	6	7	8	9	AB R H RBI BB SO LOB	TOP																
Bill Doran, S (1, 4) OBP: 0.367, SLG: 0.365	0-0 F7	0-0 FC5			0-0 F9		0-3 K	0-0 L3		5 0 0 0 0 1 5																	
Craig Reynolds, L (1, 6) OBP: 0.269, SLG: 0.351	0-0 4-3		0-0 F4		0-0 F5		0-0 F7		0-0 6-3	5 0 0 0 0 0 1																	
Denny Walling, L (1, 5) OBP: 0.383, SLG: 0.485	0-0 FC5-4 1B		0-0 G6-4-3 1B		0-0 F8			0-0 HR	0-0 HR	5 2 4 2 0 0 0																	
Glenn Davis, R (1, 3) OBP: 0.331, SLG: 0.504	0-0 FC5-4 1-2f		0-0 G6-4-3 1-2f		0-0 F8			0-0 3B 1B	4-0 1B 1B HR BB	4 2 1 0 1 0 2																	
Kevin Bass, S (1, 9) OBP: 0.364, SLG: 0.497		0-0 E4 2B		0-0 3-1 SF9 2B		0-3 K		0-0 1B 3B	0-0 1B HR 1B	5 3 3 1 0 1 0																	
Jose Cruz, L (1, 7) OBP: 0.330, SLG: 0.352		0-0 F8		0-0 3-1 2-3		0-0 1B		0-0 5-3 4-3 1B	0-0 1-2 2-3 HR 1B	5 2 3 1 0 0 2																	
Alan Ashby, S (1, 2) OBP: 0.344, SLG: 0.359		0-0 FC5 1-3 2B		0-0 SF9 3-H		0-0 3-1		0-0 4-3 1-2	0-0 F5	4 0 1 1 0 0 5																	
Billy Hatcher, R (1, 8) OBP: 0.283, SLG: 0.336		4-0 BB BB		0-0 1B		0-0 K		0-0 5-3 2-3	0-0 HR 1-H 2-H 3-H	4 1 2 4 1 1 1																	
Bob Knepper, L (1, 1) OBP: 0.085, SLG: 0.099		0-3 K		0-3 K			0-3 BB		0-0 3-1	2 0 0 0 0 2 4																	
Terry Puhl, L (7, PH) OBP: 0.290, SLG: 0.326										0 0 0 0 1 0 0																	
Aurelio Lopez, R (7, 1)										0 0 0 0 0 0 0																	
Davey Lopes, R (8, PH) OBP: 0.396, SLG: 0.471										1 0 1 1 0 0 0																	
Dave Smith, R (8, 1)										1 0 0 0 0 0 0																	
Inning Stats	R: 0 E: 0 K: 0 S: 4	H: 1 LOB: 1 BB: 0 P: 4	R: 0 E: 1 K: 1 S: 7	H: 1 LOB: 3 BB: 1 P: 11	R: 0 E: 0 K: 0 S: 3	H: 1 LOB: 0 BB: 0 P: 3	R: 1 E: 0 K: 1 S: 7	H: 2 LOB: 1 BB: 0 P: 7	R: 0 E: 0 K: 0 S: 3	H: 0 LOB: 0 BB: 0 P: 3	R: 0 E: 0 K: 1 S: 6	H: 1 LOB: 1 BB: 0 P: 6	R: 0 E: 0 K: 2 S: 7	H: 0 LOB: 1 BB: 1 P: 11	R: 4 E: 0 K: 0 S: 8	H: 5 LOB: 1 BB: 0 P: 8	R: 5 E: 0 K: 0 S: 7	H: 4 LOB: 0 BB: 1 P: 11	1B: 9 2B: 2 3B: 1 HR: 3	SF: 1 SAC: 0 DP: 1 HBP: 0	WP: 0 PB: 0 SB: 0 CS: 0	PA: 45					
PITCHER	IP WLS BF H R ER SO BB IBB HBP BLK WP HR S P ERA WHIP																										
Bob Welch, R (1, 1) ERA: 3.55	7.0		30	7	2	2	5	2	0	0	0	0	1	38	46	2.57	1.286										
Ken Howell, R (8, 1) ERA: 2.87	1.0	L	7	4	3	3	0	0	0	0	0	0	0	7	7	27.00	4.000										
Joe Beckwith, R (9, 1) ERA: 108.0	0.1		5	3	4	4	0	1	0	0	0	0	1	4	8	108.00	12.000										
Dennis Powell, L (9, 1) ERA: 5.26	0.2		3	1	1	1	0	0	0	0	0	0	1	3	3	13.50	1.500										

Houston Astros @ Los Angeles Dodgers
Dodger Stadium, Los Angeles, CA
Tue Aug 05 1986, 7:05 PM PDT
Att: 45,525 - Unknown

livebaseballscorecards.com

AB 41
R 10
H 15
RBI 10
BB 3
SO 5
LOB 20



Batter	1	2	3	4	5	6	7	8	9	AB	R	H	RBI	BB	SO	LOB
Steve Sax, R OBP: 0.387, SLG: 0.437 (1, 4)	0-0 1B	0-0 1-3			0-0 6-3		0-0 FC3-2 1B		0-0 F4	5	0	2	0	0	0	3
Mariano Duncan, R OBP: 0.290, SLG: 0.309 (1, 6)	0-0 4-3 1B		0-0 5-3 1B		0-0 1B		0-0 B2		0-3 K	5	1	3	0	0	1	1
Bill Madlock, R OBP: 0.311, SLG: 0.353 Jeff Hamilton, R OBP: 0.243, SLG: 0.366 (7, PR) (8, 5) Len Matuszek, L OBP: 0.340, SLG: 0.511 (9, PH)	0-0 4-3 1B		0-0 F8		0-0 1B		0-0 E5 FC3-2 1-3 1B		0-3 K	4	0	1	1	0	0	3
Mike Marshall, R OBP: 0.314, SLG: 0.466 (1, 9)	0-0 F8		0-0 5-3		0-3 K		4-0 FC3-2 BB			3	0	0	0	1	1	3
Franklin Stubbs, L OBP: 0.322, SLG: 0.504 (8, 3)		0-0 4-3 1B	0-0 F1		0-3 K		0-0 FC3-2			4	0	1	0	0	1	4
Enos Cabell, R OBP: 0.290, SLG: 0.337 Greg Brock, L OBP: 0.313, SLG: 0.397 (7, PH) (8, 3) Joe Beckwith, L (9, 1) Dennis Powell, R OBP: 0.200, SLG: 0.400 (9, 1)		0-0 4-3 1B		0-0 F4		0-0 HR		0-0 F8		3	1	2	1	0	0	0
Mike Scioscia, L OBP: 0.402, SLG: 0.377 (1, 2)		0-0 4-3		0-0 1-3		0-0 5-3		0-0 F7		4	0	0	0	0	0	2
Reggie Williams, R OBP: 0.329, SLG: 0.389 (1, 8)		4-0 IBB		0-0 6-3		0-0 E4		0-0 F2		3	0	0	0	1	0	0
Bob Welch, R OBP: 0.145, SLG: 0.154 Ken Howell, R (8, 1) Bill Russell, R OBP: 0.287, SLG: 0.273 (8, 7)		0-3 K		0-0 6-3		0-0 2-3		0-3 K		3	0	0	0	0	1	4

Inning Stats	R: 0	H: 2	E: 0	LOB: 1	K: 0	BB: 0	S: 4	R: 0	H: 2	E: 0	LOB: 3	K: 1	BB: 1	S: 7	R: 0	H: 1	E: 0	LOB: 1	K: 0	BB: 0	S: 4	R: 0	H: 0	E: 0	LOB: 0	K: 0	BB: 0	S: 3	R: 1	H: 2	E: 0	LOB: 1	K: 1	BB: 0	S: 7	R: 1	H: 1	E: 1	LOB: 1	K: 1	BB: 0	S: 7	R: 0	H: 1	E: 1	LOB: 3	K: 0	BB: 1	S: 5	R: 0	H: 0	E: 0	LOB: 0	K: 1	BB: 0	S: 5	R: 0	H: 0	E: 0	LOB: 0	K: 2	BB: 0	S: 7	R: 0	H: 0	E: 0	LOB: 0	K: 2	BB: 0	S: 7	1B: 8	SF: 0	2B: 0	SAC: 0	3B: 0	DP: 0	HR: 1	HBP: 0	WP: 0	PA: 39
--------------	------	------	------	--------	------	-------	------	------	------	------	--------	------	-------	------	------	------	------	--------	------	-------	------	------	------	------	--------	------	-------	------	------	------	------	--------	------	-------	------	------	------	------	--------	------	-------	------	------	------	------	--------	------	-------	------	------	------	------	--------	------	-------	------	------	------	------	--------	------	-------	------	------	------	------	--------	------	-------	------	-------	-------	-------	--------	-------	-------	-------	--------	-------	--------


PITCHER	IP	WLS	BF	H	R	ER	SO	BB	IBB	HBP	BLK	WP	HR	S	P	ERA	WHIP
Bob Knepper, L ERA: 2.6 (1, 1)	6.0		27	8	2	2	3	0	1	0	0	0	1	32	36	3.00	1.333
Aurelio Lopez, R ERA: 2.58 (7, 1)	1.0	W	6	1	0	0	0	1	0	0	0	0	0	5	9	0.00	2.000
Dave Smith, R ERA: 2.9 (8, 1)	2.0	S	6	0	0	0	3	0	0	0	0	0	0	12	12	0.00	0.000

BOTTOM

Houston Astros @ Los Angeles Dodgers
 Dodger Stadium, Los Angeles, CA

Tue Aug 05 1986, 7:05 PM PDT
 Att. 45,525 - Unknown

AB	37
R	2
H	9
RBI	2
BB	2
SO	6
LOB	23



WP	PA	ERA	WHIP
0	39		

Batter	1	2	3	4	5	6	7	8	9	AB R H RBI BB SO LOB	TOP											
Bill Doran, S (1, 4) OBP: 0.365, SLG: 0.363	0-0 5-3		0-0 E6 1B		0-0 5-3		0-0 F9		0-0 E 1B	5 1 1 1 0 0 1												
Billy Hatcher, R (1, 8) OBP: 0.286, SLG: 0.338	0-0 F4		0-0 BB 1B		0-0 1B		0-0 E6 G4-6-3		0-0 E6 1-2	5 0 2 0 0 0 2												
Phil Garner, R (1, 5) Denny Walling, L (7, PH) OBP: 0.330, SLG: 0.429 OBP: 0.380, SLG: 0.481	0-3 K		0-0 BB 1B		0-0 F7		0-0 G4-6-3 1-2f		0-0 F8	3 0 1 1 0 1 1 2 0 0 0 0 0 4												
Glenn Davis, R (1, 3) OBP: 0.335, SLG: 0.504		1-0 HBP	4-0 FC5-4 BB		0-0 2B 4-3 1B		0-0 F4		0-0 F4	2 1 1 0 1 0 0												
Kevin Bass, S (1, 9) OBP: 0.363, SLG: 0.497		0-3 K	0-0 FC5-4		0-0 4-3 SF9 2B		0-0 4-3		0-0 4-3	4 1 1 0 0 1 4												
Jose Cruz, L (1, 7) Mark Knudson, R (8, 1)		0-0 F9		4-0 BB G6-3 BB		0-0 4-3		0-0 F7		3 0 0 1 1 0 2 0 0 0 0 0 0 0												
Alan Ashby, S (1, 2) OBP: 0.337, SLG: 0.353		0-3 K		0-0 G6-3		0-0 SF9			0-0 F7	3 0 0 1 0 1 2												
Dickie Thon, R (1, 6) Aurelio Lopez, R (6, 1) Terry Puhl, L (8, 7) OBP: 0.295, SLG: 0.338			0-0 5-3		0-0 6-3		0-0 4-3		0-0 1B 2B	3 0 0 0 0 0 0 0 0 0 0 0 0 0 1 1 1 0 0 0 0												
Matt Keough, R (1, 1) Larry Andersen, R (4, 1) Tom Funk, L (5, 1) Craig Reynolds, L (6, 6) OBP: 0.333, SLG: 0.500			0-0 4-3		0-0 1-3		0-0 E 1B		0-0 F6	1 0 0 0 0 0 0 1 0 0 0 0 0 0 0 0 0 0 0 0 0 2 0 1 0 0 0 1												
Inning Stats	R: 0 E: 0 K: 1 S: 5	H: 0 LOB: 0 BB: 0 P: 5	R: 0 E: 0 K: 2 S: 7	H: 0 LOB: 1 BB: 0 P: 8	R: 1 E: 1 K: 0 S: 6	H: 2 LOB: 3 BB: 1 P: 10	R: 0 E: 0 K: 0 S: 2	H: 0 LOB: 0 BB: 1 P: 6	R: 0 E: 0 K: 0 S: 4	H: 1 LOB: 1 BB: 0 P: 4	R: 2 E: 0 K: 0 S: 5	H: 2 LOB: 0 BB: 0 P: 5	R: 0 E: 1 K: 0 S: 4	H: 1 LOB: 1 BB: 0 P: 4	R: 0 E: 0 K: 0 S: 3	H: 0 LOB: 0 BB: 0 P: 3	R: 1 E: 1 K: 0 S: 6	H: 2 LOB: 2 BB: 0 P: 6	1B: 6 2B: 2 3B: 0 HR: 0	SF: 1 SAC: 0 DP: 2 HBP: 1	WP: 0 PB: 0 SB: 0 CS: 0	PA: 39
PITCHER	IP WLS BF H R ER SO BB IBB HBP BLK WP HR S P ERA WHIP																					
Rick Honeycutt, L (1, 1) ERA: 2.73	5.1 W 24 5 3 2 3 2 0 1 0 0 0 0 27 36 3.38 1.312																					
Tom Niedenfuer, R (6, 1) ERA: 3.13	3.2 S 15 3 1 1 0 0 0 0 0 0 0 0 15 15 2.46 0.818																					

Houston Astros @ Los Angeles Dodgers
Dodger Stadium, Los Angeles, CA

Wed Aug 06 1986, 3:33 AM PDT
Att: 40,709 - Unknown

livebaseballscorecards.com

AB 35
R 4
H 8
RBI 4
BB 2
SO 3
LOB 17



Batter	1	2	3	4	5	6	7	8	9	AB	R	H	RBI	BB	SO	LOB
Steve Sax, R OBP: 0.389, SLG: 0.438 (1, 4)	4-0 BB G4-6-3		0-0 4-3	0-0 FC6-4		0-0 G3 1B		0-0 SH1-2 1B		4	1	2	0	1	0	3
Mike Scioscia, L OBP: 0.398, SLG: 0.370 (1, 2)	0-0 BB G4-6-3		4-0 BB BB		0-0 3-1	0-0 G3		0-0 F5		4	0	0	0	1	0	3
Bill Madlock, R OBP: 0.314, SLG: 0.353 Reggie Williams, R OBP: 0.329, SLG: 0.389 (1, 5) (8, 8)	0-3 K		4-0 BB G4-6-3		0-0 1B 1B	0-0 E5		0-0 SH1-2		3	1	1	0	1	1	0
Franklin Stubbs, L OBP: 0.326, SLG: 0.502 (1, 8) (8, 7)		4-0 HR BB	0-0 G4-6-3		0-0 1B 1B	0-0 F6		4-0 IBB		3	2	1	0	2	0	3
Mike Marshall, R OBP: 0.315, SLG: 0.464 (1, 9)		0-0 F8		4-0 1B BB		0-0 CS 1B		0-0 5-3		4	0	1	2	1	0	3
Len Matuszek, L OBP: 0.355, SLG: 0.583 Jeff Hamilton, R OBP: 0.243, SLG: 0.366 (1, 7) (8, 5)		0-0 HR		0-0 F9		0-0 BB 1B		0-0 HR		4	2	3	3	0	0	1
Greg Brock, L OBP: 0.322, SLG: 0.403 Tom Niedenfuer, R OBP: 0.500, SLG: 0.500 (1, 3) (6, 1)		0-0 1B		0-0 BB 1B		4-0 BB BB		0-0 F3		2	0	2	0	1	0	0
Mariano Duncan, R OBP: 0.290, SLG: 0.317 (1, 6)		0-3 K		0-0 F5		0-3 K		0-0 HR		4	1	1	1	0	2	5
Rick Honeycutt, L OBP: 0.129, SLG: 0.103 Enos Cabell, R OBP: 0.287, SLG: 0.333 (1, 1) (6, 3)		0-0 F8		4-0 FC6-4 BB		0-0 6-3		0-0 5-3		1	0	0	0	1	0	1

Inning Stats	R: 0	H: 0	E: 0	K: 1	S: 4	LOB: 0	BB: 1	P: 8	R: 2	H: 2	E: 0	K: 1	S: 7	LOB: 1	BB: 1	P: 11	R: 0	H: 0	E: 0	K: 0	S: 2	LOB: 1	BB: 2	P: 10	R: 0	H: 1	E: 0	K: 0	S: 4	LOB: 3	BB: 2	P: 12	R: 2	H: 4	E: 0	K: 1	S: 8	LOB: 2	BB: 1	P: 12	R: 1	H: 1	E: 1	K: 0	S: 5	LOB: 1	BB: 0	P: 5	R: 2	H: 2	E: 0	K: 0	S: 5	LOB: 0	BB: 0	P: 5	R: 0	H: 1	E: 0	K: 0	S: 4	LOB: 2	BB: 1	P: 8
--------------	------	------	------	------	------	--------	-------	------	------	------	------	------	------	--------	-------	-------	------	------	------	------	------	--------	-------	-------	------	------	------	------	------	--------	-------	-------	------	------	------	------	------	--------	-------	-------	------	------	------	------	------	--------	-------	------	------	------	------	------	------	--------	-------	------	------	------	------	------	------	--------	-------	------

PITCHER																	IP	WLS	BF	H	R	ER	SO	BB	IBB	HBP	BLK	WP	HR	S	P	ERA	WHIP
Matt Keough, R ERA: 4.96																	3.2	L	18	3	2	2	2	6	0	0	0	0	1	16	40	4.91	2.455
Larry Andersen, R ERA: 3.93																	0.2		5	3	2	2	0	0	0	0	0	0	0	5	5	27.00	4.500
Tom Funk, L ERA: 2.45																	0.2		3	1	0	0	1	1	0	0	0	0	0	4	8	0.00	3.000
Aurelio Lopez, R ERA: 2.9																	2.0		10	3	3	2	0	0	0	0	0	0	2	10	10	9.00	1.500
Mark Knudson, R ERA: 4.22																	1.0		5	1	0	0	0	0	1	0	0	0	0	4	8	0.00	1.000

BOTTOM

Houston Astros @ Los Angeles Dodgers
Dodger Stadium, Los Angeles, CA

Wed Aug 06 1986, 3:33 AM PDT
Att. 40,709 - Unknown

AB	32
R	7
H	11
RBI	6
BB	8
SO	3
LOB	19

livebaseballscorecards.com



WP	PA	ERA	WHIP
0	41	0	0
0	0	0	0
2	2	0	0
1	1	0	0

Batter	1	2	3	4	5	6	7	8	9	AB R H RBI BB SO LOB	TOP	
Steve Sax, R (1, 4) OBP: 0.388, SLG: 0.436	0-0 6-3		0-0 F3			0-0 1B		0-0 6-3		4 0 1 0 0 0 0		
Mike Scioscia, L (1, 2) OBP: 0.395, SLG: 0.368	0-0 G3			0-0 F8		0-0 F7		0-0 FC6-4 1B		4 0 1 0 0 0 1		
Bill Madlock, R (1, 5) OBP: 0.314, SLG: 0.357 Jeff Hamilton, R (6, 5) OBP: 0.243, SLG: 0.366 Alex Trevino, R (9, PH) OBP: 0.362, SLG: 0.383	0-0 WP 2B			0-0 5-3		0-3 K		0-3 K		3 0 1 0 0 1 1 0 0 0 0 0 0 0 1 0 0 0 0 1 1		
Franklin Stubbs, L (1, 8) OBP: 0.325, SLG: 0.498	0-0 F2 2-3			0-3 K		0-0 6-3 1B		0-0 F7		4 0 1 0 0 1 2		
Mike Marshall, R (1, 9) OBP: 0.312, SLG: 0.458		0-3 K		0-3 K		0-3 K		0-0 FC6-4 1-2f		4 0 0 0 0 3 2		
Len Matuszek, L (1, 7) OBP: 0.345, SLG: 0.566		0-0 F9		0-0 5-3		0-0 6-3 1-2				3 0 0 0 0 0 1		
Greg Brock, L (1, 3) OBP: 0.322, SLG: 0.407		0-3 K		0-0 2B		0-0 F8				3 0 1 0 0 1 1		
Mariano Duncan, R (1, 6) OBP: 0.287, SLG: 0.314			0-0 F5		0-0 F9		0-3 K			3 0 0 0 0 1 1		
Orel Hershiser, R (1, 1) OBP: 0.250, SLG: 0.255 Joe Beckwith, L (7, 1) Pedro Guerrero, R (8, PH) Ed Vande Berg, R (8, 1)			0-0 F4			0-0 6-3		0-0 6-3		2 0 0 0 0 0 0 0 0 0 0 0 0 0 1 0 0 0 0 0 0 0 0 0 0 0 0 0		
Inning Stats	R: 0 H: 1 E: 0 LOB: 1 K: 0 BB: 0 S: 4 P: 4	R: 0 H: 0 E: 0 LOB: 0 K: 2 BB: 0 S: 7 P: 7	R: 0 H: 0 E: 0 LOB: 0 K: 0 BB: 0 S: 3 P: 3	R: 0 H: 0 E: 0 LOB: 0 K: 1 BB: 0 S: 5 P: 5	R: 0 H: 1 E: 0 LOB: 1 K: 1 BB: 0 S: 6 P: 6	R: 0 H: 1 E: 0 LOB: 1 K: 1 BB: 0 S: 6 P: 6	R: 0 H: 1 E: 0 LOB: 1 K: 1 BB: 0 S: 6 P: 6	R: 0 H: 0 E: 0 LOB: 0 K: 1 BB: 0 S: 5 P: 5	R: 0 H: 1 E: 0 LOB: 1 K: 1 BB: 0 S: 6 P: 6	1B: 3 SF: 0 2B: 2 SAC: 0 3B: 0 DP: 0 HR: 0 HBP: 0	WP: 1 PA: 32 PB: 0 SB: 0 CS: 0	
PITCHER Bill Gullickson, R (1, 1) ERA: 3.31	IP WLS BF H R ER SO BB IBB HBP BLK WP HR S P ERA WHIP											PITCHER IP WLS BF H R ER SO BB IBB HBP BLK WP HR S P ERA WHIP
	9.0 W 32 5 0 0 8 0 0 0 0 1 0 48 48 0.00 0.556											

Los Angeles Dodgers @ Cincinnati Reds
Riverfront Stadium, Cincinnati, OH
Fri Aug 08 1986, 3:33 AM EDT
Unknown

livebaseballscorecards.com

AB 32
R 0
H 5
RBI 0
BB 0
SO 8
LOB 10



Batter	1	2	3	4	5	6	7	8	9
Kal Daniels, L (1, 7) OBP: 0.420, SLG: 0.500 Eddie Milner, L (8, 8) OBP: 0.289, SLG: 0.404	0-0 G3		0-3 K			0-0 SF7 1B	0-0 1B		
Buddy Bell, R (1, 5) OBP: 0.342, SLG: 0.395	0-3 K			0-0 HR		0-0 6-3	0-3 K		
Dave Parker, L (1, 9) OBP: 0.342, SLG: 0.502	0-3 K			0-0 F7		0-0 SF7		0-0 1-3	
Eric Davis, R (1, 8) OBP: 0.390, SLG: 0.535 (8, 7)		0-0 L6		0-0 6-3		4-0 CS BB		0-0 1B	
Nick Esasky, R (1, 3) OBP: 0.322, SLG: 0.386		0-3 K		0-3 K		0-0 CS	0-0 F8	0-3 K	
Kurt Stillwell, S (1, 6) OBP: 0.298, SLG: 0.233		0-0 F9			4-0 BB		0-0 1B 2B	0-0 5-3	
Sal Butera, R (1, 2) OBP: 0.340, SLG: 0.341			0-0 6-3		0-0 5-3		0-0 F5		
Ron Oester, S (1, 4) OBP: 0.315, SLG: 0.342			0-0 1B		0-3 K		4-0 1B IBB		
Bill Gullickson, R (1, 1) OBP: 0.093, SLG: 0.075			0-3 K		0-0 4-3		0-0 1B		

AB R H RBI BB SO LOB

4	1	2	1	0	1	1
0	0	0	0	0	0	0
4	1	1	1	0	2	3
3	0	0	1	0	1	0
3	0	1	0	1	0	0
4	0	0	0	0	3	1
3	1	1	0	1	0	1
3	0	0	0	0	0	2
2	1	1	0	1	1	1
3	0	1	1	0	1	2

1B: 5	SF: 1	WP: 0	PA: 34
2B: 1	SAC: 0	PB: 0	
3B: 0	DP: 0	SB: 2	
HR: 1	HBP: 0	CS: 1	

AB	29
R	4
H	7
RBI	4
BB	3
SO	9
LOB	11



Los Angeles Dodgers @ Cincinnati Reds
Riverfront Stadium, Cincinnati, OH
Fri Aug 08 1986, 3:33 AM EDT
Unknown

Inning Stats	R: 0	H: 0	E: 0	K: 2	S: 7	R: 0	H: 0	E: 0	K: 1	S: 5	R: 0	H: 1	E: 0	K: 2	S: 8	R: 1	H: 1	E: 0	K: 1	S: 6	R: 0	H: 0	E: 0	K: 1	S: 5	R: 1	H: 1	E: 0	K: 0	S: 3	R: 2	H: 3	E: 0	K: 1	S: 8	R: 0	H: 1	E: 0	K: 1	S: 6
PITCHER	IP	WLS	BF	H	R	ER	SO	BB	IBB	HBP	BLK	WP	HR	S	P	ERA	WHIP																							
Orel Hershiser, R (1, 1) ERA: 3.71	6.2	L	28	6	4	4	7	2	1	0	0	0	0	1	39	51	5.40	1.200																						
Joe Beckwith, R (7, 1) ERA: 54.0	0.1		1	0	0	0	1	0	0	0	0	0	0	3	3	0.00	0.000																							
Ed Vande Berg, L (8, 1) ERA: 3.51	1.0		4	1	0	0	1	0	0	0	0	0	0	6	6	0.00	1.000																							

Batter	1	2	3	4	5	6	7	8	9	AB R H RBI BB SO LOB	TOP											
Steve Sax, R (1, 4) OBP: 0.387, SLG: 0.434	0-0 L6		0-0 F7			0-0 G5-4-3 1B		0-0 G3		4 0 1 0 0 0 1												
Mariano Duncan, R (1, 6) OBP: 0.285, SLG: 0.311 Pedro Guerrero, R (9, PH)	0-0 E6		0-0 FC6-4			0-0 G5-4-3		0-3 K	3 0 0 0 0 0 2 1 0 0 0 0 1 0													
Bill Madlock, R (1, 5) OBP: 0.309, SLG: 0.351	0-0 F7			0-0 F3			0-0 5-3	0-0 1-3	4 0 0 0 0 0 1													
Mike Marshall, R (1, 9) OBP: 0.308, SLG: 0.452	0-3 K			0-3 K			0-0 5-3	0-3 K	4 0 0 0 0 3 1													
Enos Cabell, R (1, 3) OBP: 0.293, SLG: 0.335		4-0 CS BB		0-0 F6			0-0 E 1B		2 1 1 0 1 0 0													
Alex Trevino, R (1, 2) OBP: 0.362, SLG: 0.388		0-0 4-3 1-2			0-0 L3		0-0 E6 1-H 2B		3 0 1 1 0 0 1													
Franklin Stubbs, L (1, 7) OBP: 0.325, SLG: 0.497		0-3 K			0-0 G1-6-3 1B		0-0 G3		3 0 1 0 0 1 1													
Reggie Williams, R (1, 8) OBP: 0.326, SLG: 0.385 Len Matuszek, L (8, PH) OBP: 0.342, SLG: 0.560			0-0 F8		0-0 G1-6-3		0-3 K		2 0 0 0 0 0 1 1 0 0 0 0 1 0													
Alejandro Pena, R (1, 1) OBP: 0.182, SLG: 0.182 Bill Russell, R (6, PH) OBP: 0.285, SLG: 0.271 Joe Beckwith, L (6, 1) Greg Brock, L (8, PH) OBP: 0.321, SLG: 0.405 Ed Vande Berg, R (8, 1)			0-0 FC6-4 1B			0-0 F9		0-3 K	1 0 1 0 0 0 0 1 0 0 0 0 0 0 0 0 0 0 0 0 0 1 0 0 0 0 1 0 0 0 0 0 0 0 0													
Inning Stats	R: 0 E: 1 K: 1 S: 6	H: 0 LOB: 1 BB: 0 P: 6	R: 0 E: 0 K: 1 S: 4	H: 0 LOB: 0 BB: 1 P: 8	R: 0 E: 0 K: 0 S: 4	H: 1 LOB: 1 BB: 0 P: 4	R: 0 E: 0 K: 1 S: 5	H: 0 LOB: 0 BB: 0 P: 5	R: 0 E: 0 K: 0 S: 3	H: 1 LOB: 0 BB: 0 P: 3	R: 0 E: 0 K: 0 S: 3	H: 1 LOB: 0 BB: 0 P: 3	R: 1 E: 1 K: 0 S: 5	H: 2 LOB: 1 BB: 0 P: 5	R: 0 E: 0 K: 2 S: 7	H: 0 LOB: 0 BB: 0 P: 7	R: 0 E: 0 K: 2 S: 7	H: 0 LOB: 0 BB: 0 P: 7	1B: 4 2B: 1 3B: 0 HR: 0	SF: 0 SAC: 0 DP: 2 HBP: 0	WP: 0 PB: 0 SB: 0 CS: 1	PA: 31
PITCHER	IP WLS BF H R ER SO BB IBB HBP BLK WP HR S P ERA WHIP																					
Chris Welsh, L (1, 1) ERA: 3.49 Ron Robinson, R (8, 1) ERA: 2.68	7.0 W 25 5 1 1 3 1 0 0 0 0 0 0 30 34 1.29 0.857																					

Los Angeles Dodgers @ Cincinnati Reds
 Riverfront Stadium, Cincinnati, OH
 Fri Aug 08 1986, 7:05 PM EDT
 Att: 35,948 - Unknown

AB	30
R	1
H	5
RBI	1
BB	1
SO	7
LOB	8



WP: 0	PA: 31
PB: 0	
SB: 0	
CS: 1	

ERA	WHIP

ERA	WHIP

ERA	WHIP

ERA	WHIP

Batter	1	2	3	4	5	6	7	8	9
Kal Daniels, L (1, 7) Eric Davis, R (8, 7) OBP: 0.431, SLG: 0.570 OBP: 0.390, SLG: 0.535	0-0 6-3 1B		0-0 HR		0-0 HR		0-0 4-3 6-3 1B		
Buddy Bell, R (1, 5) OBP: 0.343, SLG: 0.397	0-0 E7 1B		0-0 G4-6-3 1B		0-0 F6		0-0 6-3 1-2		
Dave Parker, L (1, 9) OBP: 0.339, SLG: 0.498	0-0 F6		0-0 G4-6-3 1-2f 1B		0-0 F6		0-0 4-3 2-3		
Bo Diaz, R (1, 2) OBP: 0.308, SLG: 0.350	0-0 F4		0-0 1B			0-0 4-3	0-0 5-3		
Nick Esasky, R (1, 3) OBP: 0.321, SLG: 0.384		0-3 K	0-3 K			0-0 HR 1B		0-0 1-3	
Eddie Milner, L (1, 8) OBP: 0.291, SLG: 0.413		0-0 E4 1B		4-0 CS BB		0-0 HR 1B		0-3 K	
Kurt Stillwell, S (1, 6) OBP: 0.301, SLG: 0.235		0-0 E 1B		0-0 F5 1-2		0-0 4-3		4-0 BB	
Ron Oester, S (1, 4) OBP: 0.315, SLG: 0.341		0-3 K 1-3		0-0 B5-3		0-0 1B		0-0 5-3	
Chris Welsh, L (1, 1) Ron Robinson, R (8, 1) OBP: 0.167, SLG: 0.333 OBP: 0.083, SLG: 0.083		0-3 K			0-0 F9		0-3 K		

AB	R	H	RBI	BB	SO	LOB
4	2	3	2	0	0	0
0	0	0	0	0	0	0
4	0	2	0	0	0	1
4	0	0	0	0	0	3
4	0	1	0	0	0	2
4	1	1	0	0	2	1
3	2	1	2	1	1	0
3	0	1	1	1	0	1
4	0	1	0	0	1	2
3	0	0	0	0	2	2
0	0	0	0	0	0	0

BOTTOM

Los Angeles Dodgers @ Cincinnati Reds
Riverfront Stadium, Cincinnati, OH

Fri Aug 08 1986, 7:05 PM EDT
Att. 35,948 - Unknown

livebaseballscorecards.com

AB	33
R	5
H	10
RBI	5
BB	2
SO	6
LOB	12



Inning	R	H	E	K	S	P	IP	WLS	BF	H	R	ER	SO	BB	IBB	HBP	BLK	WP	HR	S	P	ERA	WHIP
1	0	1	1	1	0	4	5.0	L	21	6	3	2	4	1	0	0	0	0	2	28	32	3.60	1.400
6	1	1	0	2	0	1	2.0		10	4	2	2	1	0	0	0	0	0	1	12	12	9.00	2.000
8	0	0	0	0	0	1	1.0		4	0	0	0	1	1	0	0	0	0	0	5	9	0.00	1.000

PITCHER	IP	WLS	BF	H	R	ER	SO	BB	IBB	HBP	BLK	WP	HR	S	P	ERA	WHIP
Alejandro Pena, R (1, 1) ERA: 4.99	5.0	L	21	6	3	2	4	1	0	0	0	0	2	28	32	3.60	1.400
Joe Beckwith, R (6, 1) ERA: 20.25	2.0		10	4	2	2	1	0	0	0	0	0	1	12	12	9.00	2.000
Ed Vande Berg, L (8, 1) ERA: 3.44	1.0		4	0	0	0	1	1	0	0	0	0	0	5	9	0.00	1.000

WP	PA	ERA	WHIP
0	35		
0			
2			
1			

Los Angeles Dodgers @ Cincinnati Reds

Riverfront Stadium, Cincinnati, OH

Sat Aug 09 1986, 3:33 AM EDT
Att: 30,835 - Unknown

livebaseballscorecards.com

AB	35
R	2
H	10
RBI	2
BB	2
SO	3
LOB	15



Batter	1		2		3		4		5		6		7		8		9		AB R H RBI BB SO LOB		TOP					
	IP	WLS	BF	H	R	ER	SO	BB	IBB	HBP	BLK	WP	HR	S	P	ERA	WHIP									
Steve Sax, R (1, 4) <small>OBP: 0.385, SLG: 0.431</small>	0-0	F8			0-0	1B			0-0	1-3			0-0	G4-6-3			0-0	4-3	5	0	1	1	0	0	2	
Franklin Stubbs, L (1, 8) <small>OBP: 0.324, SLG: 0.493</small>	0-0	F6			0-0	1B			0-0	F9			0-0	F9			0-0	B1-3	4	0	1	0	0	0	0	
Bill Madlock, R (1, 5) <small>OBP: 0.312, SLG: 0.354</small>	0-3	K			0-0	4-3			0-0	E1			0-0	E1			0-0	BB 1B	4	1	2	0	0	1	2	
Len Matuszek, L (1, 7) <small>OBP: 0.342, SLG: 0.553</small> Enos Cabell, R (8, PH) <small>OBP: 0.296, SLG: 0.339</small>					0-0	6-3			0-0	4-3			0-0	F9			0-0	BB 1B	3	0	1	1	0	0	0	
Mike Marshall, R (1, 9) <small>OBP: 0.304, SLG: 0.446</small>					0-0	6-3			0-3	K			0-0	F9			0-0	F7	4	0	0	0	0	1	3	
Mike Scioscia, L (1, 2) <small>OBP: 0.397, SLG: 0.368</small>					0-0	3-1			0-0	1B			0-0	3-1			4-0	BB	3	0	1	0	1	0	1	
Greg Brock, L (1, 3) <small>OBP: 0.321, SLG: 0.409</small> Pedro Guerrero, R (8, PH) Reggie Williams, R (8, 8) <small>OBP: 0.326, SLG: 0.385</small>					0-0	F7			0-3	K			0-0	4-3			0-0	F4	3	0	1	0	0	1	1	
Mariano Duncan, R (1, 6) <small>OBP: 0.287, SLG: 0.316</small>					0-0	5-3			0-0	CS 1B			0-0	4-3			0-0	1-3	4	1	2	0	0	0	1	
Fernando Valenzuela, L (1, 1) <small>OBP: 0.213, SLG: 0.241</small> Alex Trevino, R (7, PH) <small>OBP: 0.365, SLG: 0.388</small> Joe Beckwith, L (7, 1) Ed Vande Berg, R (8, 1) Bill Russell, R (9, PH) <small>OBP: 0.283, SLG: 0.269</small>					0-0	5-3			0-0	6-3			4-0	G4-6-3			0-0	6-3	2	0	0	0	0	0	2	
Inning Stats	R: 0 E: 0 K: 1 S: 5	H: 0 LOB: 0 BB: 0 P: 5	R: 0 E: 0 K: 0 S: 3	H: 0 LOB: 0 BB: 0 P: 3	R: 1 E: 0 K: 0 S: 6	H: 3 LOB: 2 BB: 0 P: 6	R: 0 E: 0 K: 2 S: 8	H: 1 LOB: 1 BB: 0 P: 8	R: 0 E: 0 K: 0 S: 3	H: 1 LOB: 0 BB: 0 P: 3	R: 1 E: 1 K: 0 S: 5	H: 2 LOB: 1 BB: 0 P: 5	R: 0 E: 0 K: 0 S: 3	H: 1 LOB: 1 BB: 1 P: 7	R: 0 E: 0 K: 0 S: 5	H: 2 LOB: 3 BB: 1 P: 9	R: 0 E: 0 K: 0 S: 3	H: 0 LOB: 0 BB: 0 P: 3	1B: 8 2B: 2 3B: 0 HR: 0	SF: 0 SAC: 0 DP: 1 HBP: 0	WP: 0 PB: 0 SB: 0 CS: 1	PA: 37				
PITCHER	IP	WLS	BF	H	R	ER	SO	BB	IBB	HBP	BLK	WP	HR	S	P	ERA	WHIP									
John Denny, R (1, 1) <small>ERA: 4.39</small> Rob Murphy, L (7, 1) <small>ERA: 0.57</small> Ron Robinson, R (8, 1) <small>ERA: 2.67</small> John Franco, L (8, 1) <small>ERA: 2.37</small>	6.0	W	24	7	2	2	3	0	0	0	0	0	0	30	30	3.00	1.167									
	1.1		7	3	0	0	0	1	0	0	0	0	0	6	10	0.00	3.000									
	0.1		1	0	0	0	0	0	0	0	0	0	0	1	1	0.00	0.000									
	1.1	S	5	0	0	0	0	1	0	0	0	0	0	4	8	0.00	0.750									

Batter	1	2	3	4	5	6	7	8	9
Kal Daniels, L (1, 7) OBP: 0.425, SLG: 0.558 John Franco, L (8, 1)	0-3 K		0-0 1B		0-0 1-6-3	0-3 K			
Buddy Bell, R (1, 5) OBP: 0.345, SLG: 0.406	0-0 F9		0-0 F7		0-0 HR		0-0 G4-6-3 1B		
Dave Parker, L (1, 9) OBP: 0.336, SLG: 0.493	0-3 K		0-0 3-1		0-0 L3		0-0 G4-6-3 1-2f		
Eric Davis, R (1, 8) OBP: 0.388, SLG: 0.529 (8, 7)		0-0 5-3		0-3 K		4-0 2B BB		0-0 F8	
Bo Diaz, R (1, 2) OBP: 0.317, SLG: 0.369		4-0 BB		0-0 1B WP FC6 1B		0-0 1B 2B 1-H		0-0 HR	
Tony Perez, R (1, 3) OBP: 0.336, SLG: 0.273		0-0 F7 BB		0-0 FC6 1B 1-3		0-0 6-3		4-0 FC5-4 BB	
Kurt Stillwell, S (1, 6) OBP: 0.296, SLG: 0.230		0-3 K		0-0 FC6 CS 1-2 3-H		0-3 K		0-0 FC5-4 1-2f	
Ron Oester, S (1, 4) OBP: 0.314, SLG: 0.340			0-0 F3	0-0 CS 1-2	0-0 4-3	0-0 2B 1B 2-3		0-0 F8	
John Denny, R (1, 1) OBP: 0.240, SLG: 0.191 Nick Esasky, R (6, PH) OBP: 0.324, SLG: 0.392 Rob Murphy, L (7, 1) Ron Robinson, R (8, 1) OBP: 0.083, SLG: 0.083 Eddie Milner, L (8, 8) OBP: 0.291, SLG: 0.412			4-0 1B BB		0-0 1-6-3 HR 1B	0-0 1-3 2B 3-H		0-3 K	

AB	R	H	RBI	BB	SO	LOB
4	0	1	0	0	2	3
0	0	0	0	0	0	0
4	1	2	2	0	0	2
4	0	0	0	0	1	3
3	1	0	0	1	1	0
3	3	3	2	1	0	0
3	0	1	0	1	0	2
4	0	0	1	0	2	4
4	0	1	0	0	0	1
1	1	1	0	1	0	0
1	0	1	1	0	0	0
0	0	0	0	0	0	0
0	0	0	0	0	0	0
1	0	0	0	0	1	1

BOTTOM

Los Angeles Dodgers @ Cincinnati Reds
 Riverfront Stadium, Cincinnati, OH

Sat Aug 09 1986, 3:33 AM EDT
 Att. 30,835 - Unknown

AB	32
R	6
H	10
RBI	6
BB	4
SO	7
LOB	16



Inning Stats		R	H	E	K	S	R	H	E	K	S	R	H	E	K	S	R	H	E	K	S	R	H	E	K	S	
R: 0 H: 0 E: 0 K: 2 S: 7		0	0	0	2	7	0	0	0	1	5	0	0	0	0	5	0	0	0	0	0	0	0	0	0	0	0
R: 0 H: 0 E: 0 K: 1 S: 5		0	0	0	1	5	0	0	0	1	9	0	0	0	1	8	0	0	0	0	0	0	0	0	0	0	0
R: 0 H: 1 E: 0 K: 0 S: 4		0	1	0	2	4	0	0	0	1	8	0	0	0	1	8	0	0	0	0	0	0	0	0	0	0	0
R: 1 H: 2 E: 0 K: 1 S: 6		1	2	0	0	6	0	0	0	1	6	0	0	0	1	6	0	0	0	0	0	0	0	0	0	0	0
R: 2 H: 2 E: 0 K: 0 S: 5		2	2	0	0	5	0	0	0	2	5	0	0	0	2	5	0	0	0	0	0	0	0	0	0	0	0
R: 2 H: 3 E: 0 K: 2 S: 10		2	3	0	2	10	0	0	0	2	14	0	0	0	2	14	0	0	0	0	0	0	0	0	0	0	0
R: 0 H: 1 E: 0 K: 0 S: 3		0	1	0	0	3	0	0	0	0	3	0	0	0	0	3	0	0	0	0	0	0	0	0	0	0	0
R: 1 H: 1 E: 0 K: 1 S: 6		1	1	0	1	6	0	0	0	1	10	0	0	0	1	10	0	0	0	0	0	0	0	0	0	0	0

PITCHER		IP	WLS	BF	H	R	ER	SO	BB	IBB	HBP	BLK	WP	HR	S	P	ERA	WHIP
Fernando Valenzuela, L (1, 1) ERA: 2.98		6.0	L	28	8	5	5	6	3	0	0	0	1	1	37	49	7.50	1.833
Joe Beckwith, R (7, 1) ERA: 17.18		1.0		5	2	1	1	0	1	0	0	0	0	1	4	8	9.00	3.000
Ed Vande Berg, L (8, 1) ERA: 3.38		1.0		3	0	0	0	1	0	0	0	0	0	0	5	5	0.00	0.000

WP	PA	ERA	WHIP
1	37		
0			
1			
0			
1			

Batter	1	2	3	4	5	6	7	8	9	AB R H RBI BB SO LOB	TOP									
Steve Sax, R (1, 4) OBP: 0.384, SLG: 0.430	0-0 F4		0-0 4-3 SH1-4 1B		0-0 4-3		0-0 5-3			4 0 1 0 0 0 1										
Mike Scioscia, L (1, 2) OBP: 0.396, SLG: 0.376	0-0 1B 3B		0-0 SH1-4			0-0 F9		0-0 F7		3 1 1 0 0 0 0										
Bill Madlock, R (1, 5) Jeff Hamilton, R (8, 5) OBP: 0.315, SLG: 0.356 OBP: 0.243, SLG: 0.366	0-0 1B		0-0 4-3			0-0 CS 1B		0-0 F8		4 0 2 2 0 0 1 0 0 0 0 0 0 0										
Len Matuszek, L (1, 7) Reggie Williams, R (8, PR) OBP: 0.331, SLG: 0.533 OBP: 0.326, SLG: 0.385	0-0 F4		0-0 G3			0-3 K 1-2		0-0 E4		4 0 0 0 0 1 3 0 0 0 0 0 0 0										
Mike Marshall, R (1, 9) OBP: 0.304, SLG: 0.443	0-3 K			0-0 6-3			0-0 HR 1B	0-3 K2-3		4 1 1 0 0 2 2										
Franklin Stubbs, L (1, 8) OBP: 0.320, SLG: 0.487		0-0 G3		0-3 K			0-3 K		0-0 G3	4 0 0 0 0 2 1										
Greg Brock, L (1, 3) OBP: 0.328, SLG: 0.441		4-0 BB		0-0 F7			0-0 HR 1-H		0-0 HR	3 2 2 3 1 0 0										
Bill Russell, R (1, 6) OBP: 0.275, SLG: 0.261		0-0 G4-6-3 1-2f			0-0 6-3		0-0 F7		0-0 4-3	4 0 0 0 0 0 1										
Dennis Powell, R (1, 1) Ken Howell, R (8, 1) OBP: 0.250, SLG: 0.500			0-0 E6 SH1-4 1B 4-3		0-0 1-3		0-0 2B		0-0 F9	3 1 1 0 0 0 0 1 0 0 0 0 0 0										
Inning Stats	R: 1 E: 0 K: 1 S: 7	H: 2 LOB: 1 BB: 0 P: 7	R: 0 E: 0 K: 0 S: 2	H: 0 LOB: 0 BB: 1 P: 6	R: 1 E: 1 K: 0 S: 5	H: 1 LOB: 1 BB: 0 P: 5	R: 0 E: 0 K: 1 S: 5	H: 0 LOB: 0 BB: 0 P: 5	R: 0 E: 0 K: 1 S: 5	H: 1 LOB: 0 BB: 0 P: 5	R: 2 E: 0 K: 1 S: 8	H: 3 LOB: 1 BB: 0 P: 8	R: 0 E: 1 K: 1 S: 6	H: 0 LOB: 1 BB: 0 P: 6	R: 1 E: 0 K: 0 S: 4	H: 1 LOB: 0 BB: 0 P: 4	1B: 4 2B: 1 3B: 1 HR: 2	SF: 0 SAC: 1 DP: 1 HBP: 0	WP: 0 PB: 0 SB: 0 CS: 1	PA: 36
PITCHER	IP WLS BF H R ER SO BB IBB HBP BLK WP HR S P ERA WHIP																			
Mario Soto, R (1, 1) ERA: 4.82	6.2 L 27 7 4 3 4 1 0 0 0 0 0 1 34 38 4.05 1.200																			
Carl Willis, R (7, 1) ERA: 2.9	1.1 5 0 0 0 1 0 0 0 0 0 0 0 7 7 0.00 0.000																			
Ted Power, R (9, 1) ERA: 5.24	1.0 4 1 1 1 0 0 0 0 0 0 0 1 4 4 9.00 1.000																			

Los Angeles Dodgers @ Cincinnati Reds
 Riverfront Stadium, Cincinnati, OH
 Sun Aug 10 1986, 3:33 AM EDT
 Att: 29,701 - Unknown

AB	34
R	5
H	8
RBI	5
BB	1
SO	5
LOB	9



WP: 0	PA: 36
PB: 0	
SB: 0	
CS: 1	

BOTTOM

Los Angeles Dodgers @ Cincinnati Reds
Riverfront Stadium, Cincinnati, OH

Sun Aug 10 1986, 3:33 AM EDT
Att. 29,701 - Unknown

livebaseballscorecards.com

AB	29
R	0
H	3
RBI	0
BB	2
SO	9
LOB	9



WP:	0	PA:	31
PB:	0	SB:	1
CS:	0		

AB	R	H	RBI	BB	SO	LOB
4	0	0	0	0	1	0
3	0	1	0	1	0	0
4	0	0	0	0	2	2
4	0	1	0	0	3	2
3	0	0	0	0	1	1
2	0	1	0	1	0	0
3	0	0	0	0	1	2
2	0	0	0	0	1	0
0	0	0	0	0	0	0
1	0	0	0	0	0	1
0	0	0	0	0	0	0
1	0	0	0	0	0	1
0	0	0	0	0	0	0

Batter	1	2	3	4	5	6	7	8	9
Kal Daniels, L OBP: 0.411, SLG: 0.537 (1, 7) X	0-0 4-3 ①		0-0 4-3 ③			0-0 6-3 ②			0-3 K ①
Buddy Bell, R OBP: 0.346, SLG: 0.405 (1, 5) X (9, 4)	0-0 FC4-6 1B			0-0 5-3 ①		0-0 6-3 ③			4-0 BB
Dave Parker, L OBP: 0.333, SLG: 0.488 (1, 9) X	0-0 FC4-6 1-2f			0-3 K			0-0 F7 ①		0-3 K ②
Eric Davis, R OBP: 0.387, SLG: 0.524 (1, 8) SSS	0-3 K ③			0-0 1B			0-3 K ②		0-3 K ③
Bo Diaz, R OBP: 0.314, SLG: 0.365 (1, 2) X		0-0 F6 ①		0-0 6-3 ③			0-3 K2-3 ③		
Tony Perez, R OBP: 0.344, SLG: 0.277 (1, 3) X		0-0 6-3 ②			0-0 G6-4-3 1B			4-0 1-3 BB	
Kurt Stillwell, S OBP: 0.292, SLG: 0.226 (1, 6) SSS		0-3 K ③			0-0 G6-4-3 1-2f			0-0 F7 ①	
Ron Oester, S OBP: 0.312, SLG: 0.338 (1, 4) SSS			0-3 K ①			0-0 F8 ③		0-0 1-3 ②	
Wade Rowdon, R OBP: 0.302, SLG: 0.333 (8, PH)								0-0 1-2	
Eddie Milner, L OBP: 0.290, SLG: 0.411 (8, PH)								0-0 1-2	
Nick Esasky, R OBP: 0.324, SLG: 0.392 (9, 5)								0-0 1-2	
Mario Soto, R OBP: 0.080, SLG: 0.120 (1, 1) X			0-0 5-3 ②				0-0 F8 ①		0-0 4-3 ③
Carl Willis, L (7, 1)									
Max Venable, L OBP: 0.299, SLG: 0.302 (8, PH)									
Ted Power, R (9, 1)									

Inning Stats	R: 0	H: 1	E: 0	LOB: 1	K: 1	P: 6	R: 0	H: 0	E: 0	LOB: 0	K: 1	P: 5	R: 0	H: 0	E: 0	LOB: 0	K: 1	P: 5	R: 0	H: 1	E: 0	LOB: 1	K: 1	P: 6	R: 0	H: 1	E: 0	LOB: 0	K: 0	P: 3	R: 0	H: 0	E: 0	LOB: 0	K: 2	P: 7	R: 0	H: 0	E: 0	LOB: 1	K: 0	P: 7	R: 0	H: 0	E: 0	LOB: 1	K: 3	P: 13
	0	1	0	1	1	6	0	0	0	0	1	5	0	0	0	0	0	1	5	0	1	0	1	6	0	0	0	0	0	0	0	0	0	0	2	7	0	0	0	1	0	7	0	0	1	13		

PITCHER	IP	WLS	BF	H	R	ER	SO	BB	IBB	HBP	BLK	WP	HR	S	P	ERA	WHIP
Dennis Powell, L ERA: 4.09 (1, 1)	7.1	W	25	3	0	0	6	1	0	0	0	0	0	36	40	0.00	0.545
Ken Howell, R ERA: 2.8 (8, 1)	1.2		6	0	0	0	3	1	0	0	0	0	0	11	15	0.00	0.600

1B:	2B:	3B:	HR:	SF:	SAC:	DP:	HBP:
3	0	0	0	0	0	1	0

WP:	PA:	ERA	WHIP
0	31		

Batter	1	2	3	4	5	6	7	8	9	AB R H RBI BB SO LOB	TOP																
Steve Sax, R OBP: 0.382, SLG: 0.427 (1, 4) X	0-0 HR 1B		0-0 L5		0-3 K		0-0 5-3	0-0 G6-4-3 1-2f		5 1 1 0 0 1 4																	
Mike Scioscia, L OBP: 0.396, SLG: 0.374 (1, 2) X	0-0 F8		0-0 F9		0-0 BB 1B		4-0 BB BB		0-0 F9	4 0 1 0 1 0 1																	
Bill Madlock, R OBP: 0.320, SLG: 0.369 Jeff Hamilton, R OBP: 0.243, SLG: 0.366 (1, 5) X (9, 5)	0-0 HR			4-0 F8 SF7 BB	4-0 BB BB	4-0 BB BB	0-0 SF8		0-3 K	2 2 1 3 2 1 0 0 0 0 0 0 0 0																	
Len Matuszek, L OBP: 0.328, SLG: 0.523 Tom Niedenfuer, R OBP: 0.500, SLG: 0.500 Reggie Williams, R OBP: 0.329, SLG: 0.385 (1, 7) X (7, 1) (8, 8)	0-0 4-3			0-0 1-2 1B	0-3 K		0-0 F7		4-0 BB	4 0 1 0 0 1 4 0 0 0 0 0 0 0 0 0 0 0 1 0 0																	
Mike Marshall, R OBP: 0.302, SLG: 0.438 (1, 9) X	0-0 5-3			0-0 F8 2-3		4-0 BB		0-0 F8	0-3 K	4 0 0 0 1 1 3																	
Greg Brock, L OBP: 0.327, SLG: 0.444 (1, 3) X		0-0 G1		0-0 SF7 3-H		0-0 F9		0-0 1B 2B		3 1 1 1 0 0 1																	
Franklin Stubbs, L OBP: 0.319, SLG: 0.482 (1, 8) X (7, 7)		0-0 F5		0-0 G3		0-0 F7		4-0 1B 1B IBB		3 1 0 0 1 0 2																	
Bill Russell, R OBP: 0.275, SLG: 0.261 (1, 6) X		0-3 K			0-0 F3	0-0 F7		0-0 1B 1B		4 0 1 1 0 1 1																	
Bob Welch, R OBP: 0.158, SLG: 0.167 Ed Vande Berg, R (6, 1) Jose Gonzalez, R OBP: 0.375, SLG: 0.571 (7, PH) (7, 8) Ken Howell, R (8, 1)			0-3 K		0-0 BB 1B 1B		0-0 SF8 3B	0-0 G6-4-3 1-2 3-H 1B		2 0 1 0 0 1 0 0 0 0 0 0 0 0 2 1 2 1 0 0 0 0 0 0 0 0 0 0																	
Inning Stats	R: 2 E: 0 K: 0 S: 5	H: 2 LOB: 0 BB: 0 P: 5	R: 0 E: 0 K: 1 S: 5	H: 0 LOB: 0 BB: 0 P: 5	R: 0 E: 0 K: 1 S: 5	H: 0 LOB: 0 BB: 0 P: 5	R: 1 E: 0 K: 0 S: 4	H: 1 LOB: 1 BB: 1 P: 8	R: 0 E: 0 K: 2 S: 9	H: 2 LOB: 3 BB: 1 P: 13	R: 0 E: 0 K: 0 S: 3	H: 0 LOB: 1 BB: 1 P: 7	R: 1 E: 0 K: 0 S: 4	H: 1 LOB: 1 BB: 1 P: 8	R: 2 E: 0 K: 0 S: 5	H: 3 LOB: 1 BB: 1 P: 9	R: 0 E: 0 K: 2 S: 7	H: 0 LOB: 1 BB: 1 P: 11	1B: 6 2B: 1 3B: 1 HR: 1	SF: 2 SAC: 0 DP: 1 HBP: 0	WP: 0 PB: 0 SB: 0 CS: 0	PA: 41					
PITCHER	IP	WLS	BF	H	R	ER	SO	BB	IBB	HBP	BLK	WP	HR	S	P	ERA	WHIP										
Matt Keough, R ERA: 5.06 (1, 1)	4.2		21	5	3	3	3	2	0	0	0	0	1	25	33	5.79	1.500										
Tom Funk, L ERA: 1.69 (5, 1)	1.1		5	0	0	0	1	1	0	0	0	0	0	6	10	0.00	0.750										
Aurelio Lopez, R ERA: 3.27 (7, 1)	2.0		11	4	3	3	0	1	1	0	0	0	0	9	17	13.50	2.500										
Dave Smith, R ERA: 2.83 (9, 1)	1.0	W	4	0	0	0	2	1	0	0	0	0	0	7	11	0.00	1.000										

Los Angeles Dodgers @ Houston Astros
Astrodome, Houston, TX
Mon Aug 11 1986, 8:05 PM EDT
Att: 23,206 - Unknown

livebaseballscorecards.com

AB	33
R	6
H	9
RBI	6
BB	6
SO	6
LOB	16



Batter	1	2	3	4	5	6	7	8	9	AB	R	H	RBI	BB	SO	LOB
Bill Doran, S OBP: 0.366, SLG: 0.360 (1, 4)	0-0 4-3		0-0 F8 1-H 2B		0-0 F4		0-0 F7	4-0 S BB		4	0	1	1	1	0	1
Davey Lopes, R OBP: 0.392, SLG: 0.458 (1, 8) Dave Smith, R (9, 1)	0-0 5-3		0-0 F9		0-0 E5 FC4-6		0-0 1B 1B	0-0 5-3 1-2		5	0	1	0	0	0	3
Denny Walling, L OBP: 0.374, SLG: 0.486 (1, 5)	0-0 4-3		0-0 F8 2-3		0-0 FC4-6 1-2f		0-0 1B		0-0 BB 1B	5	0	2	0	0	0	2
Glenn Davis, R OBP: 0.337, SLG: 0.504 (1, 3)		4-0 FC6-4 1B BB	0-0 2-3		0-0 1B 1B		0-0 F5		4-0 1B 2B BB	3	2	1	0	2	0	3
Kevin Bass, S OBP: 0.366, SLG: 0.506 (1, 9)		0-3 K		0-0 SF9 3B		0-0 1B 1B		0-0 F8	0-0 2B 1B	5	2	3	0	0	1	1
Jose Cruz, L OBP: 0.342, SLG: 0.369 (1, 7)		0-0 FC6-4 1B		0-3 K		0-0 1B L6-4		0-0 HR	4-0 2B IBB	4	1	3	2	1	1	1
Alan Ashby, S OBP: 0.347, SLG: 0.366 (1, 2)		0-0 FC6-4 1-2f 2-3		0-0 SF9		0-0 L6-4		0-0 BB E 1B	0-0 1-3 2-H 3-H	4	1	2	3	0	0	4
Craig Reynolds, L OBP: 0.270, SLG: 0.349 (1, 6) Jim Pankovits, R OBP: 0.345, SLG: 0.365 (6, PH) Aurelio Lopez, R (7, 1) Terry Puhl, L OBP: 0.297, SLG: 0.336 (8, PH) Billy Hatcher, R OBP: 0.289, SLG: 0.347 (9, 8)		0-0 F9		0-0 F6		0-3 K		4-0 E9 BB		2	0	0	0	0	0	2
Matt Keough, R OBP: 0.429, SLG: 0.571 (1, 1) Tom Funk, L (5, 1) Dickie Thon, R OBP: 0.296, SLG: 0.332 (7, 6)			0-0 2B 1B		0-3 K		0-0 1B 1B	0-0 E9 1-H 2-H		1	1	1	0	0	0	0
										1	0	0	0	0	1	0
										2	0	1	0	0	0	1

Inning Stats	R: 0	H: 0	E: 0	K: 0	S: 3	H: 0	LOB: 0	BB: 0	P: 3	R: 0	H: 1	E: 0	K: 1	S: 6	R: 0	H: 2	E: 0	K: 0	S: 5	R: 1	H: 1	E: 0	K: 1	S: 6	R: 0	H: 0	E: 1	K: 1	S: 6	R: 1	H: 3	E: 0	K: 0	S: 5	R: 0	H: 3	E: 1	K: 0	S: 5	R: 2	H: 2	E: 0	K: 0	S: 3	R: 2	H: 3	E: 0	K: 0	S: 3	1B: 11	2B: 3	3B: 1	HR: 1	SF: 1	SAC: 0	DP: 1	HBP: 0	WP: 0	PB: 0	SB: 1	CS: 0	PA: 43
--------------	------	------	------	------	------	------	--------	-------	------	------	------	------	------	------	------	------	------	------	------	------	------	------	------	------	------	------	------	------	------	------	------	------	------	------	------	------	------	------	------	------	------	------	------	------	------	------	------	------	------	--------	-------	-------	-------	-------	--------	-------	--------	-------	-------	-------	-------	--------

PITCHER	IP	WLS	BF	H	R	ER	SO	BB	IBB	HBP	BLK	WP	HR	S	P	ERA	WHIP
Bob Welch, R (1, 1) ERA: 3.6	5.0		24	7	3	3	3	1	0	0	0	0	0	29	33	5.40	1.600
Ed Vande Berg, L (6, 1) ERA: 3.31	1.0		2	0	0	0	1	0	0	0	0	0	0	4	4	0.00	0.000
Tom Niedenfuer, R (7, 1) ERA: 3.2	1.1		9	5	2	1	0	1	0	0	0	0	1	8	12	6.75	4.500
Ken Howell, R (8, 1) ERA: 3.01	1.0	L	8	3	2	2	0	2	1	0	0	0	0	5	17	18.00	5.000

BOTTOM

Los Angeles Dodgers @ Houston Astros
Astrodome, Houston, TX
Mon Aug 11 1986, 8:05 PM EDT
Att. 23,206 - Unknown

livebaseballscorecards.com

AB	37
R	7
H	15
RBI	6
BB	5
SO	4
LOB	19



Batter	1	2	3	4	5	6	7	8	9	AB R H RBI BB SO LOB	TOP											
Steve Sax, R (1, 4) OBP: 0.383, SLG: 0.428	0-0 F3			0-0 F2		0-0 1B		0-0 PO		4 0 2 0 0 0 0												
Mike Scioscia, L (1, 2) OBP: 0.394, SLG: 0.369	0-3 K			4-0 BB		0-0 F6		0-0 PO	0-0 4-3	3 0 0 0 1 1 1												
Bill Madlock, R (1, 5) OBP: 0.319, SLG: 0.367	0-0 F6			0-0 F3		0-0 1B			0-3 K	4 0 1 0 0 1 1												
Len Matuszek, L (1, 7) OBP: 0.325, SLG: 0.509		0-3 K		4-0 BB		0-3 K			0-0 F8	3 0 0 0 1 2 2												
Greg Brock, L (1, 3) OBP: 0.323, SLG: 0.438		0-0 F9		0-3 K			0-0 6-3			3 0 0 0 0 1 2												
Franklin Stubbs, L (1, 9) OBP: 0.317, SLG: 0.477		0-0 F8			0-0 F8		0-0 4-3			3 0 0 0 0 0 0												
Bill Russell, R (1, 6) OBP: 0.269, SLG: 0.255			0-0 5-3		0-0 F8		0-0 5-3			3 0 0 0 0 0 0												
Reggie Williams, R (1, 8) OBP: 0.325, SLG: 0.380			0-3 K		0-0 F9			0-0 1-3		3 0 0 0 0 1 0												
Rick Honeycutt, L (1, 1) OBP: 0.125, SLG: 0.100			0-3 K			0-0 F9		0-0 5-3		1 0 0 0 0 1 0												
Mariano Duncan, R (6, PH) OBP: 0.286, SLG: 0.315										1 0 0 0 0 0 0												
Ed Vande Berg, R (6, 1)										0 0 0 0 0 0 0												
Enos Cabell, R (8, PH) OBP: 0.295, SLG: 0.337										1 0 0 0 0 0 0												
Joe Beckwith, L (8, 1)										0 0 0 0 0 0 0												
Inning Stats	R: 0 E: 0 K: 1 S: 5	H: 0 LOB: 0 BB: 0 P: 5	R: 0 E: 0 K: 1 S: 5	H: 0 LOB: 0 BB: 0 P: 5	R: 0 E: 0 K: 2 S: 7	H: 0 LOB: 0 BB: 0 P: 7	R: 0 E: 0 K: 1 S: 5	H: 0 LOB: 2 BB: 2 P: 13	R: 0 E: 0 K: 0 S: 3	H: 0 LOB: 0 BB: 0 P: 3	R: 0 E: 0 K: 1 S: 7	H: 2 LOB: 2 BB: 0 P: 7	R: 0 E: 0 K: 0 S: 3	H: 0 LOB: 0 BB: 0 P: 3	R: 0 E: 0 K: 1 S: 5	H: 1 LOB: 0 BB: 0 P: 3	R: 0 E: 0 K: 1 S: 5	H: 0 LOB: 0 BB: 0 P: 5	1B: 3 2B: 0 3B: 0 HR: 0	SF: 0 SAC: 0 DP: 0 HBP: 0	WP: 0 PB: 0 SB: 0 CS: 0	PA: 32
PITCHER	IP WLS BF H R ER SO BB IBB HBP BLK WP HR S P ERA WHIP																					
Nolan Ryan, R (1, 1) ERA: 3.7	6.0 W 22 2 0 0 6 2 0 0 0 0 0 0 32 40 0.00 0.667																					
Charlie Kerfeld, R (7, 1) ERA: 2.61	3.0 S 9 1 0 0 1 0 0 0 0 0 0 0 11 11 0.00 0.333																					

Los Angeles Dodgers @ Houston Astros
Astrodome, Houston, TX
Tue Aug 12 1986, 8:05 PM EDT
Att: 37,973 - Unknown

AB	29
R	0
H	3
RBI	0
BB	2
SO	7
LOB	6



Batter	1	2	3	4	5	6	7	8	9
Bill Doran, S (1, 4) <small>OBP: 0.369, SLG: 0.363</small>	4-0 		0-0 		0-0 			4-0 	
Billy Hatcher, R (1, 8) <small>OBP: 0.292, SLG: 0.350</small>	0-0 		0-0 		0-0 			0-0 	
Davey Lopes, R (1, 5) <small>OBP: 0.365, SLG: 0.449</small>	0-3 		0-0 		0-0 	0-0 		0-0 	
Glenn Davis, R (1, 3) <small>OBP: 0.338, SLG: 0.502</small>		4-0 		0-0 		0-0 		0-0 	
Kevin Bass, S (1, 9) <small>OBP: 0.365, SLG: 0.504</small>		0-0 		0-0 		0-0 		0-0 	
Jose Cruz, L (1, 7) <small>OBP: 0.344, SLG: 0.378</small>		0-0 		0-0 			0-3 		
Alan Ashby, S (1, 2) <small>OBP: 0.343, SLG: 0.360</small>		0-0 		0-3 			0-0 		
Dickie Thon, R (1, 6) <small>OBP: 0.294, SLG: 0.327</small>		0-3 			0-0 		0-0 		
Nolan Ryan, R (1, 1) <small>OBP: 0.146, SLG: 0.125</small> Charlie Kerfeld, R (7, 1) <small>OBP: 0.333, SLG: 0.200</small>		0-3 			0-0 			0-3 	

Inning Stats	R: 0	H: 0	E: 0	K: 1	S: 4	LOB: 0	BB: 1	P: 8
	R: 2	H: 2	E: 0	K: 2	S: 9	LOB: 1	BB: 1	P: 13
	R: 0	H: 0	E: 0	K: 0	S: 3	LOB: 0	BB: 0	P: 3
	R: 0	H: 1	E: 0	K: 1	S: 6	LOB: 1	BB: 0	P: 6
	R: 1	H: 2	E: 0	K: 0	S: 4	LOB: 0	BB: 0	P: 4
	R: 0	H: 0	E: 0	K: 0	S: 3	LOB: 0	BB: 0	P: 3
	R: 0	H: 0	E: 0	K: 1	S: 7	LOB: 3	BB: 1	P: 11
	R: 0	H: 2	E: 0	K: 1	S: 7	LOB: 0	BB: 1	P: 11

PITCHER	IP	WLS	BF	H	R	ER	SO	BB	IBB	HBP	BLK	WP	HR	S	P	ERA	WHIP
Rick Honeycutt, L (1, 1) <small>ERA: 2.85</small>	5.0	L	20	5	3	3	4	2	0	0	0	0	0	26	34	5.40	1.400
Ed Vande Berg, L (6, 1) <small>ERA: 3.19</small>	2.0		6	0	0	0	1	0	0	0	0	0	0	8	8	0.00	0.000
Joe Beckwith, R (8, 1) <small>ERA: 13.5</small>	1.0		6	2	0	0	1	1	0	0	0	0	0	7	11	0.00	3.000

BOTTOM

Los Angeles Dodgers @ Houston Astros
 Astrodome, Houston, TX
 Tue Aug 12 1986, 8:05 PM EDT
 Att. 37,973 - Unknown

AB	29
R	3
H	7
RBI	3
BB	3
SO	6
LOB	11

livebaseballscorecards.com

1B: 5	SF: 0	WP: 0	PA: 33
2B: 1	SAC: 0	PB: 0	
3B: 1	DP: 0	SB: 0	
HR: 0	HBP: 0	CS: 1	

Batter	1	2	3	4	5	6	7	8	9	AB	R	H	RBI	BB	SO	LOB		
Bill Doran, S OBP: 0.368, SLG: 0.362 (1, 4)	0-3 K		0-0 L5			0-3 K			0-0 FC6-4 1-2 1B	4	1	1	0	0	2	1		
Billy Hatcher, R OBP: 0.287, SLG: 0.344 (1, 8)	0-0 4-3			0-0 3-1			0-3 K2-3		0-0 1-3	4	0	0	0	0	1	2		
Denny Walling, L OBP: 0.372, SLG: 0.480 (1, 5)	0-0 3-1			0-0 4-3			0-0 4-3		4-0 FC6-4 BB	3	0	0	0	1	0	0		
Glenn Davis, R OBP: 0.338, SLG: 0.500 (1, 3)		0-0 F9		0-3 K			1-0 HBP		0-0 FC6-4 DI 1B	2	0	0	0	0	1	0		
Dickie Thon, R OBP: 0.293, SLG: 0.325 (8, 6)									1-2 2-3 3-H 1B	1	1	0	1	0	0	2		
Kevin Bass, S OBP: 0.364, SLG: 0.501 (1, 9)		0-0 F7			0-3 K				0-0 BB 1B	4	0	1	2	0	1	1		
Jose Cruz, L OBP: 0.346, SLG: 0.377 (1, 7)		0-0 6-3			0-0 4-3				4-0 BB BB BB 1B	3	0	1	0	1	0	0		
Alan Ashby, S OBP: 0.338, SLG: 0.354 (1, 2)			0-0 F8		0-3 K				0-3 G6-3 1B	3	0	0	0	0	2	1		
Aurelio Lopez, R (9, 1)									0-3 K	0	0	0	0	0	0	0		
Phil Garner, R (9, PH) OBP: 0.327, SLG: 0.424									0-3 K	1	0	0	0	0	1	2		
Craig Reynolds, L OBP: 0.271, SLG: 0.349 (1, 6) (8, 3)			0-0 SH1-4 1B			0-0 3-1			0-0 G6-3 1-2	3	0	1	0	0	0	1		
Mike Scott, R OBP: 0.132, SLG: 0.149 (1, 1)			0-0 SH1-4			0-0 4-3			0-0 1-3 FC6-4 1B	0	0	0	0	0	0	0		
Larry Andersen, R (6, 1)										0	0	0	0	0	0	0		
Terry Puhl, L (6, PH) OBP: 0.295, SLG: 0.333										1	0	0	0	0	0	0		
Tom Funk, L (7, 1)										0	0	0	0	0	0	0		
John Mizerock, L (9, 2) OBP: 0.406, SLG: 0.213			1-2							1	1	1	0	0	0	0		
Inning Stats	R: 0 E: 0 K: 1 S: 5	H: 0 LOB: 0 BB: 0 P: 5	R: 0 E: 0 K: 0 S: 3	H: 0 LOB: 0 BB: 0 P: 3	R: 0 E: 0 K: 0 S: 4	H: 1 LOB: 1 BB: 0 P: 4	R: 0 E: 0 K: 1 S: 5	H: 0 LOB: 0 BB: 0 P: 7	R: 0 E: 0 K: 1 S: 5	H: 0 LOB: 0 BB: 0 P: 5	R: 0 E: 0 K: 1 S: 5	H: 1 LOB: 0 BB: 0 P: 5	R: 3 E: 0 K: 1 S: 8	H: 3 LOB: 2 BB: 2 P: 16	1B: 5 2B: 0 3B: 0 HR: 0	SF: 0 SAC: 1 DP: 1 HBP: 1	WP: 0 PB: 0 SB: 0 CS: 0	PA: 34
PITCHER	IP WLS BF H R ER SO BB IBB HBP BLK WP HR S P ERA WHIP	IP WLS BF H R ER SO BB IBB HBP BLK WP HR S P ERA WHIP	IP WLS BF H R ER SO BB IBB HBP BLK WP HR S P ERA WHIP	IP WLS BF H R ER SO BB IBB HBP BLK WP HR S P ERA WHIP	IP WLS BF H R ER SO BB IBB HBP BLK WP HR S P ERA WHIP	IP WLS BF H R ER SO BB IBB HBP BLK WP HR S P ERA WHIP	IP WLS BF H R ER SO BB IBB HBP BLK WP HR S P ERA WHIP	IP WLS BF H R ER SO BB IBB HBP BLK WP HR S P ERA WHIP	IP WLS BF H R ER SO BB IBB HBP BLK WP HR S P ERA WHIP	IP WLS BF H R ER SO BB IBB HBP BLK WP HR S P ERA WHIP	IP WLS BF H R ER SO BB IBB HBP BLK WP HR S P ERA WHIP	IP WLS BF H R ER SO BB IBB HBP BLK WP HR S P ERA WHIP	IP WLS BF H R ER SO BB IBB HBP BLK WP HR S P ERA WHIP	IP WLS BF H R ER SO BB IBB HBP BLK WP HR S P ERA WHIP	IP WLS BF H R ER SO BB IBB HBP BLK WP HR S P ERA WHIP	IP WLS BF H R ER SO BB IBB HBP BLK WP HR S P ERA WHIP		
Orel Hershiser, R (1, 1) ERA: 3.68	8.2	W	33	5	3	3	7	2	0	0	0	0	0	0	0	0	0.00	0.808
Tom Niedenfuer, R (9, 1) ERA: 3.18	0.1	S	1	0	0	0	1	0	0	0	0	0	0	0	0	0	0.00	0.000

BOTTOM

Los Angeles Dodgers @ Houston Astros
Astrodome, Houston, TX
Wed Aug 13 1986, 8:05 PM EDT
Att. 33,327 - Unknown

livebaseballscorecards.com

AB	30
R	3
H	5
RBI	3
BB	2
SO	8
LOB	10



Batter	1	2	3	4	5	6	7	8	9	AB R H RBI BB SO LOB	TOP																
Steve Sax, R (1, 4) OBP: 0.380, SLG: 0.423	0-0 F9		0-3 K		0-0 4-3		0-0 5-3			4 0 0 0 0 1 0	Los Angeles Dodgers @ Houston Astros Astrodome, Houston, TX Thu Aug 14 1986, 8:05 PM EDT Att: 42,118 - Unknown livebaseballscorecards.com																
Bill Russell, R (1, 6) OBP: 0.279, SLG: 0.275	0-0 F9		0-0 1B		4-0 HR BB		0-0 6-3			3 1 1 0 1 0 0																	
Bill Madlock, R (1, 5) OBP: 0.324, SLG: 0.388	0-0 2B		0-0 F9		0-0 HR		0-3 K			4 1 2 2 0 1 1																	
Franklin Stubbs, L (1, 7) OBP: 0.312, SLG: 0.468	0-0 4-3		0-0 F7		0-0 F6		0-0 4-3			4 0 0 0 0 0 2																	
Enos Cabell, R (1, 3) OBP: 0.299, SLG: 0.340		0-0 BB 1B		0-0 F7		0-0 S 1B		0-0 6-3		4 0 2 0 0 0 0																	
Mike Scioscia, L (1, 2) OBP: 0.397, SLG: 0.368		4-0 BB		0-0 HBP E 7-5 1B		0-0 F8		0-0 4-3		3 0 1 0 1 0 1																	
Jose Gonzalez, R (1, 8) OBP: 0.267, SLG: 0.308		0-0 F8		0-0 E1 HBP		0-3 K		0-3 K		3 0 0 0 0 1 3																	
Len Matuszek, L (9, PH) OBP: 0.323, SLG: 0.496		0-0 F8		1-2 HBP		0-0 1-3		0-0 F8		1 0 0 0 0 1 0																	
Reggie Williams, R (1, 9) OBP: 0.326, SLG: 0.374		0-0 F8		1-0 HBP		0-0 1-3		0-0 F8		2 0 0 0 0 0 2																	
Greg Brock, L (9, PH) OBP: 0.323, SLG: 0.439		0-0 F8		1-2 2-3 HBP		0-0 1-3		0-0 F8		1 0 0 0 0 0 0																	
Fernando Valenzuela, L (1, 1) OBP: 0.205, SLG: 0.232		0-0 F7		0-0 7-5		0-0 G1		0-0 F7		3 0 0 0 0 0 5																	
Alex Trevino, R (9, PH) OBP: 0.363, SLG: 0.386		0-0 F7		3-Hr						1 0 0 0 0 0 0																	
Inning Stats	R: 0 E: 0 K: 0 S: 4	H: 1 LOB: 1 BB: 0 P: 4	R: 0 E: 0 K: 0 S: 4	H: 1 LOB: 2 BB: 1 P: 8	R: 0 E: 0 K: 1 S: 6	H: 1 LOB: 1 BB: 0 P: 6	R: 0 E: 1 K: 0 S: 4	H: 1 LOB: 2 BB: 0 P: 5	R: 2 E: 0 K: 0 S: 5	H: 2 LOB: 1 BB: 1 P: 9	R: 0 E: 0 K: 1 S: 5	H: 0 LOB: 0 BB: 0 P: 5	R: 0 E: 0 K: 1 S: 5	H: 0 LOB: 0 BB: 0 P: 5	R: 0 E: 0 K: 0 S: 3	H: 0 LOB: 0 BB: 0 P: 3	R: 0 E: 0 K: 1 S: 5	H: 0 LOB: 0 BB: 0 P: 5	1B: 4 2B: 2 3B: 0 HR: 1	SF: 0 SAC: 0 DP: 1 HBP: 1	WP: 0 PB: 0 SB: 1 CS: 0	PA: 36					
PITCHER	IP WLS BF H R ER SO BB IBB HBP BLK WP HR S P ERA WHIP																										
Jim Deshaies, L (1, 1) ERA: 3.75	5.0		24	6	2	2	1	2	0	1	0	0	1	23	32	3.60	1.600										
Larry Andersen, R (6, 1) ERA: 3.65	3.0	W	9	0	0	0	2	0	0	0	0	0	0	13	13	0.00	0.000										
Dave Smith, R (9, 1) ERA: 2.76	1.0	S	3	0	0	0	1	0	0	0	0	0	0	5	5	0.00	0.000										



Batter	1	2	3	4	5	6	7	8	9
Bill Doran, S (1, 4) <small>OBP: 0.369, SLG: 0.362</small>	4-0 		0-0 			0-0 		0-0 	
Billy Hatcher, R (1, 8) <small>OBP: 0.287, SLG: 0.343</small>	0-0 			0-0 		0-0 		0-0 	
Phil Gamar, R (1, 5) Dave Smith, R (9, 1) <small>OBP: 0.330, SLG: 0.420</small>	0-0 			4-0 		4-0 		0-0 	
Glenn Davis, R (1, 3) <small>OBP: 0.338, SLG: 0.498</small>		0-0 		0-0 		0-0 		0-0 	
Kevin Bass, S (1, 9) <small>OBP: 0.365, SLG: 0.499</small>		4-0 		0-0 		0-3 		4-0 	
Jose Cruz, L (1, 7) <small>OBP: 0.348, SLG: 0.379</small>		0-0 			0-0 		0-0 	0-0 	
Alan Ashby, S (1, 2) <small>OBP: 0.333, SLG: 0.349</small>		0-0 			0-0 		0-0 		
Dickie Thon, R (1, 6) <small>OBP: 0.293, SLG: 0.325</small>			0-0 		0-3 			0-0 	
Jim Deshaies, L (1, 1) <small>OBP: 0.171, SLG: 0.065</small> Jim Pankovits, R (5, PH) <small>OBP: 0.339, SLG: 0.358</small> Larry Andersen, R (6, 1) Davey Lopes, R (8, PH) <small>OBP: 0.384, SLG: 0.447</small>			4-0 		0-3 		0-0 		

AB	R	H	RBI	BB	SO	LOB
3	1	1	0	1	0	1
4	1	1	1	0	0	1
2	0	0	1	2	0	2
0	0	0	0	0	0	0
4	0	1	1	0	0	2
2	0	0	0	2	1	1
4	0	2	0	0	0	2
3	0	0	0	0	0	3
3	0	1	0	0	1	1
0	0	0	0	1	0	0
1	0	0	0	0	1	1
0	0	0	0	0	0	0
1	1	0	0	0	0	1

AB	27
R	3
H	6
RBI	3
BB	6
SO	3
LOB	15

1B	2B	3B	HR	SF	SAC	DP	HBP	WP	PA
6	1	0	0	0	2	3	0	0	33

Inning Stats		R	H	E	K	S	P	IP	WLS	BF	H	R	ER	SO	BB	IBB	HBP	BLK	WP	HR	S	P	ERA	WHIP
Fernando Valenzuela, L (1, 1) <small>ERA: 2.99</small>		0	0	0	2	8	5	8.0	L	33	6	3	3	3	5	1	0	0	0	0	33	57	3.38	1.375

WP	PA
0	33



Los Angeles Dodgers @ Houston Astros
 Astrodome, Houston, TX
 Thu Aug 14 1986, 8:05 PM EDT
 Att. 42,118 - Unknown

livebaseballscorecards.com

Batter	1	2	3	4	5	6	7	8	9	AB R H RBI BB SO LOB	TOP
Steve Sax, R (1, 4) OBP: 0.381, SLG: 0.424	0-0 1B			0-0 B2-3		0-0 1B		0-0 FC5-4		4 0 2 0 0 0 1	<p>Los Angeles Dodgers @ San Francisco Giants</p> <p>Candlestick Park, San Francisco, CA</p> <p>Fri Aug 15 1986, 10:05 PM EDT Att. 36,436 - Unknown</p>
Bill Russell, R (1, 6) OBP: 0.278, SLG: 0.269	0-3 K			0-0 L5		4-0 1B		0-0 4-3		3 0 0 0 1 1 1	
Franklin Stubbs, L (1, 9) OBP: 0.309, SLG: 0.462	0-0 F8			0-0 F6		0-3 K			0-0 4-3	4 0 0 0 0 1 2	
Len Matuszek, L (1, 7) OBP: 0.321, SLG: 0.488		0-3 K			0-3 K		0-3 K		0-0 2B	4 1 1 0 0 3 0	
Greg Brock, L (1, 3) OBP: 0.318, SLG: 0.432		0-0 5-3			0-0 4-3		0-0 L9		0-3 K	4 0 0 0 0 1 1	
Mike Scioscia, L (1, 2) OBP: 0.402, SLG: 0.376		0-3 K			0-0 FC6-4		4-0 BB		0-0 2B	3 0 2 1 1 1 0	
Jeff Hamilton, R (1, 5) OBP: 0.228, SLG: 0.342			0-3 K		0-0 FC6-4		0-3 K		0-3 K	4 0 0 0 0 3 3	
Reggie Williams, R (1, 8) OBP: 0.326, SLG: 0.374			0-0 6-3			0-0 5-3		0-0 FC5-4		3 0 1 0 0 0 0	
Dennis Powell, R (1, 1) OBP: 0.300, SLG: 0.600 Alex Trevino, R (8, PH) OBP: 0.361, SLG: 0.383 Joe Beckwith, L (8, 1)			0-3 K			0-0 1B		0-3 K		2 0 1 0 0 1 0 1 0 0 0 0 1 1 0 0 0 0 0 0 0	
Inning Stats	R: 0 H: 1 E: 0 LOB: 0 K: 1 BB: 0 S: 5 P: 5	R: 0 H: 0 E: 0 LOB: 0 K: 2 BB: 0 S: 7 P: 7	R: 0 H: 0 E: 0 LOB: 0 K: 2 BB: 0 S: 7 P: 7	R: 0 H: 0 E: 0 LOB: 0 K: 0 BB: 0 S: 3 P: 3	R: 0 H: 1 E: 0 LOB: 1 K: 1 BB: 0 S: 6 P: 6	R: 0 H: 2 E: 0 LOB: 2 K: 1 BB: 1 S: 6 P: 10	R: 0 H: 0 E: 0 LOB: 1 K: 2 BB: 1 S: 7 P: 11	R: 0 H: 1 E: 0 LOB: 1 K: 1 BB: 0 S: 6 P: 6	R: 1 H: 2 E: 0 LOB: 1 K: 2 BB: 0 S: 9 P: 9	1B: 5 SF: 0 2B: 2 SAC: 0 3B: 0 DP: 0 HR: 0 HBP: 0	WP: 0 PA: 34 PB: 0 SB: 0 CS: 1
PITCHER Mike Krukow, R (1, 1) ERA: 3.37	IP WLS BF H R ER SO BB IBB HBP BLK WP HR S P ERA WHIP										
	9.0 W 34 7 1 1 12 2 0 0 0 0 0 0 56 64 1.00 1.000										

AB	32
R	1
H	7
RBI	1
BB	2
SO	12
LOB	9



Batter	1	2	3	4	5	6	7	8	9	AB	R	H	RBI	BB	SO	LOB
Dan Gladden, R OBP: 0.366, SLG: 0.384 (1, 8)	4-0 CS BB		x 0-0 2B		x 0-0 1B		x 0-0 F8			3	0	2	0	1	0	0
Robby Thompson, R OBP: 0.320, SLG: 0.367 (1, 4)	x 0-0 F7		x 0-0 L6		SS 0-3 K		x 0-0 CS 1B			4	0	1	0	0	1	3
Chili Davis, S OBP: 0.368, SLG: 0.423 (1, 9)	x 0-0 1-2 1B			x 0-0 F8		x 0-0 HR 1B	x 0-0 F7			4	1	2	0	0	0	1
Will Clark, L OBP: 0.348, SLG: 0.475 (1, 3)	SS 0-3 K			x 0-0 F4 1B 1B		x 0-0 1-H HR		x 0-0 HR		4	2	3	3	0	1	1
Chris Brown, R OBP: 0.396, SLG: 0.452 (1, 5)		x 0-0 1-3		x 0-0 1-2 1B		x 0-0 6-3		x 0-0 FC5-4 1B		4	0	2	0	0	0	0
Candy Maldonado, R OBP: 0.294, SLG: 0.475 (1, 7)		x 0-0 6-3		x 0-0 F4 2-3		x 0-0 S 2B 1B		x 0-0 1-2f FC5-4 G5-4-3		4	1	1	0	0	0	3
Bob Brenly, R OBP: 0.359, SLG: 0.364 (1, 2)		SS 0-3 K		x 0-0 B5-3		x 4-0 1-2 2B IBB		x 0-0 1-2f G5-4-3		3	1	0	0	1	1	3
Jose Uribe, S OBP: 0.302, SLG: 0.291 (1, 6)			x 0-0 F4		SS 0-3 K2-3		x 0-0 1-H 2-H 2B			3	0	1	2	0	1	0
Mike Krukow, R OBP: 0.207, SLG: 0.196 (1, 1)			x 0-0 L9		x 0-0 F4		x 0-0 5-3			3	0	0	0	0	0	0

Inning Stats	R: 0	H: 1	E: 0	K: 1	S: 5	LOB: 1	BB: 1	P: 9	R: 0	H: 0	E: 0	K: 1	S: 5	LOB: 0	BB: 0	P: 5	R: 0	H: 1	E: 0	K: 0	S: 4	LOB: 1	BB: 0	P: 4	R: 0	H: 2	E: 0	K: 0	S: 5	LOB: 2	BB: 0	P: 5	R: 0	H: 1	E: 0	K: 2	S: 8	LOB: 1	BB: 0	P: 8	R: 4	H: 4	E: 0	K: 0	S: 6	LOB: 0	BB: 1	P: 10	R: 0	H: 1	E: 0	K: 0	S: 3	LOB: 0	BB: 0	P: 3	R: 1	H: 2	E: 0	K: 0	S: 4	LOB: 0	BB: 0	P: 4
--------------	------	------	------	------	------	--------	-------	------	------	------	------	------	------	--------	-------	------	------	------	------	------	------	--------	-------	------	------	------	------	------	------	--------	-------	------	------	------	------	------	------	--------	-------	------	------	------	------	------	------	--------	-------	-------	------	------	------	------	------	--------	-------	------	------	------	------	------	------	--------	-------	------

PITCHER	IP	WLS	BF	H	R	ER	SO	BB	IBB	HBP	BLK	WP	HR	S	P	ERA	WHIP
Dennis Powell, L ERA: 4.28 (1, 1)	7.0	L	30	10	4	4	4	1	1	0	0	0	1	36	44	5.14	1.571
Joe Beckwith, R ERA: 12.71 (8, 1)	1.0		4	2	1	1	0	0	0	0	0	0	1	4	4	9.00	2.000

BOTTOM

Los Angeles Dodgers @ San Francisco Giants
Candlestick Park, San Francisco, CA

Fri Aug 15 1986, 10:05 PM EDT
Att. 36,436 - Unknown

AB	32
R	5
H	12
RBI	5
BB	2
SO	4
LOB	11

livebaseballscorecards.com



WP: 0	PA: 34
PB: 0	SB: 1
CS: 2	

Batter	1	2	3	4	5	6	7	8	9	AB R H RBI BB SO LOB	TOP	
Steve Sax, R (1, 4) OBP: 0.383, SLG: 0.427	0-0 4-3		0-0 1B 2B	0-0 1B SF8 1B		0-0 1-3		4-0 1-2 BB		4 1 2 2 1 0 0		
Enos Cabell, R (1, 9) OBP: 0.301, SLG: 0.342	0-0 4-3		0-0 5-3	0-0 SF8 1B		0-0 1B		0-0 F3		5 0 2 1 0 0 3		
Jose Gonzalez, R (8, 8) OBP: 0.267, SLG: 0.308										0 0 0 0 0 0 0		
Bill Madlock, R (1, 5) OBP: 0.326, SLG: 0.387	0-0 5-3		0-0 1B	4-0 IBB			0-0 1-3		0-3 K	3 0 1 0 1 0 0		
Jeff Hamilton, R (8, 5) OBP: 0.225, SLG: 0.338										1 0 0 0 0 1 0		
Greg Brock, L (1, 3) OBP: 0.316, SLG: 0.428		0-0 6-3	0-0 G3	0-0 SF8			0-3 K		0-0 6-3	2 0 0 0 0 0 2		
Bill Russell, R (4, PH) OBP: 0.273, SLG: 0.266										2 0 0 1 0 1 0		
Tom Niedenfuer, R (9, 1) OBP: 0.500, SLG: 0.500										0 0 0 0 0 0 0		
Mike Scioscia, L (1, 2) OBP: 0.402, SLG: 0.374		0-0 FC6-4 1B		0-0 FC6 BB 1B			0-0 G3		0-0 G3	4 1 1 0 1 0 2		
Len Matuszek, L (1, 7) OBP: 0.326, SLG: 0.492		0-0 FC6-4 1B		4-0 FC6 BB 1B		0-3 K		0-0 1B 1B 2B		3 1 1 0 1 1 1		
Mariano Duncan, R (1, 6) OBP: 0.289, SLG: 0.316		4-0 1-2 BB		0-0 FC6 1B		0-0 5-3		0-0 2-3 1B		3 1 1 0 1 0 2		
Reggie Williams, R (1, 8) OBP: 0.325, SLG: 0.372		0-0 1-3		0-0 1-2 1B HBP		0-3 K		0-3 K 1-2		4 1 1 1 0 2 4		
Bob Welch, R (1, 1) OBP: 0.180, SLG: 0.175			0-0 G3	1-0 1B HBP			0-0 6-3		0-0 BB 1B	3 1 1 1 0 0 0		
Ken Howell, R (9, 1) Franklin Stubbs, L (9, 7) OBP: 0.309, SLG: 0.462										0 0 0 0 0 0 0		
										0 0 0 0 0 0 0		
										0 0 0 0 0 0 0		
Inning Stats	R: 0 H: 0 E: 0 LOB: 0 K: 0 BB: 0 S: 3 P: 3	R: 0 H: 1 E: 0 LOB: 2 K: 0 BB: 1 S: 4 P: 8	R: 0 H: 2 E: 0 LOB: 2 K: 0 BB: 0 S: 5 P: 5	R: 5 H: 3 E: 0 LOB: 2 K: 0 BB: 3 S: 6 P: 19	R: 0 H: 0 E: 0 LOB: 0 K: 2 BB: 0 S: 7 P: 7	R: 0 H: 1 E: 0 LOB: 1 K: 0 BB: 0 S: 3 P: 3	R: 0 H: 0 E: 0 LOB: 0 K: 1 BB: 0 S: 5 P: 5	R: 1 H: 3 E: 0 LOB: 2 K: 1 BB: 1 S: 7 P: 11	R: 0 H: 0 E: 0 LOB: 0 K: 1 BB: 0 S: 5 P: 5	1B: 8 SF: 1 2B: 2 SAC: 0 3B: 0 DP: 0 HR: 0 HBP: 1	WP: 0 PA: 41 PB: 0 SB: 1 CS: 0	
PITCHER	IP WLS BF H R ER SO BB IBB HBP BLK WP HR S P ERA WHIP											
Michael LaCoss, R (1, 1) ERA: 3.49	3.1 L 21 6 5 5 0 3 1 1 0 0 0 0 16 33 13.50 2.700											
Mark Davis, L (4, 1) ERA: 2.77	1.2 5 0 0 0 2 0 0 0 0 0 0 0 9 9 0.00 0.000											
Jeff Robinson, R (6, 1) ERA: 3.64	2.0 6 1 0 0 1 0 0 0 0 0 0 0 8 8 0.00 0.500											
Juan Berenguer, R (8, 1) ERA: 2.88	0.2 5 3 1 1 1 1 0 0 0 0 0 0 6 10 13.50 6.000											
Frank Williams, R (8, 1) ERA: 1.48	1.1 4 0 0 0 1 0 0 0 0 0 0 0 6 6 0.00 0.000											

Los Angeles Dodgers @ San Francisco Giants
 Candlestick Park, San Francisco, CA
 Sat Aug 16 1986, 6:33 AM EDT
 Att: 43,535 - Unknown

livebaseballscorecards.com

AB	34
R	6
H	10
RBI	6
BB	5
SO	5
LOB	14



BOTTOM

Los Angeles Dodgers @ San Francisco Giants
 Candlestick Park, San Francisco, CA

Sat Aug 16 1986, 6:33 AM EDT
 Att. 43,535 - Unknown

livebaseballscorecards.com

AB	33
R	5
H	8
RBI	5
BB	4
SO	8
LOB	13



WP	0	PA	39
PB	0		
SB	1		
CS	1		

AB R H RBI BB SO LOB

4	0	1	1	1	1	1
3	0	0	0	1	1	2
5	0	0	0	0	2	3
3	1	0	0	1	0	1
3	1	1	0	0	0	0
4	0	1	0	0	1	3
4	2	3	2	0	1	0
3	0	1	0	0	1	1
0	1	0	0	1	0	0
1	0	0	0	0	0	1
0	0	0	0	0	0	0
1	0	0	0	0	0	0
0	0	0	0	0	0	0
0	0	0	0	0	0	0
1	0	1	2	0	0	0

1B	6	SF	0
2B	1	SAC	1
3B	0	DP	0
HR	1	HBP	1

Batter	1	2	3	4	5	6	7	8	9
Dan Gladden, R (1, 8) OBP: 0.366, SLG: 0.382	4-0 SH5-3 BB		0-3 K		0-0 1-2 1B			0-0 F8	0-0 FC6-5 BB
Robby Thompson, R (1, 4) OBP: 0.319, SLG: 0.365	0-0 SH5-3 1-2		0-0 F9		0-0 F9			0-3 K	4-0 1-2 BB
Chili Davis, S (1, 9) OBP: 0.364, SLG: 0.418	0-0 6-3 2-3		0-3 K					0-0 F8	0-3 K
Will Clark, L (1, 3) OBP: 0.347, SLG: 0.469	0-0 4-3			0-0 3-1				0-0 L7	4-0 F8 1B HBP BB
Chris Brown, R (1, 5) OBP: 0.397, SLG: 0.451		0-0 F4		0-0 L4				0-0 L7	1-0 1B DI 2B HBP
Mike Aldrete, L (1, 7) OBP: 0.331, SLG: 0.382		0-0 CS 1B		0-3 K				0-0 F4	0-0 F8 2-3
Bob Brenly, R (1, 2) OBP: 0.363, SLG: 0.379		0-0 1-2 HR			0-0 FC4-6 1B			0-3 K	0-0 BB 1-3 2B 1B 3-H
Jose Uribe, S (1, 6) Harry Spilman, L (9, PH) OBP: 0.311, SLG: 0.451		0-0 S 1B			0-3 K			0-0 F5	4-0 2B 1-2 FC6-5 BB
Michael LaCoss, R (1, 1) Mark Davis, L (4, 1) Randy Kutcher, R (5, PH) Jeff Robinson, R (8, 1) Joel Youngblood, R (7, PH) Juan Berenguer, R (8, 1) Frank Williams, R (8, 1) Candy Maldonado, R (9, PH) OBP: 0.297, SLG: 0.482		0-3 K			0-0 FC4-6 1B			0-0 5-3	0-0 FC6-5 1-3 2-H 3-H 2B

Inning Stats	R: 0	H: 0	E: 0	K: 0	S: 3	H: 0	LOB: 1	BB: 1	P: 7	R: 1	H: 3	E: 0	K: 1	S: 7	R: 0	H: 0	E: 0	K: 2	S: 7	R: 0	H: 2	E: 0	K: 1	S: 7	R: 0	H: 1	E: 0	K: 1	S: 4	R: 0	H: 0	E: 0	K: 1	S: 5	R: 0	H: 0	E: 0	K: 1	S: 5	R: 4	H: 2	E: 0	K: 1	S: 7
--------------	------	------	------	------	------	------	--------	-------	------	------	------	------	------	------	------	------	------	------	------	------	------	------	------	------	------	------	------	------	------	------	------	------	------	------	------	------	------	------	------	------	------	------	------	------

PITCHER	IP	WLS	BF	H	R	ER	SO	BB	IBB	HBP	BLK	WP	HR	S	P	ERA	WHIP
Bob Welch, R (1, 1) ERA: 3.64	8.1	W	34	7	4	4	7	2	0	1	0	0	1	45	54	4.32	1.080
Ken Howell, R (9, 1) ERA: 3.13	0.1		4	1	1	1	0	2	0	0	0	0	0	2	10	27.00	9.000
Tom Niedenfuer, R (9, 1) ERA: 3.17	0.1	S	1	0	0	0	1	0	0	0	0	0	0	3	3	0.00	0.000

1B	6	SF	0
2B	1	SAC	1
3B	0	DP	0
HR	1	HBP	1

WP	0	PA	39
PB	0		
SB	1		
CS	1		

Batter	1	2	3	4	5	6	7	8	9	AB R H RBI BB SO LOB	TOP											
Steve Sax, R OBP: 0.381, SLG: 0.427 (1, 4) X	0-0 F9		0-0 F9		0-0 FC1-4-5 2B		0-0 F8		0-0 4-3	5 0 1 0 0 0 1	Los Angeles Dodgers @ San Francisco Giants Candlestick Park, San Francisco, CA Sun Aug 17 1986, 6:33 AM EDT Att: 49,496 - Unknown livebaseballscorecards.com											
Bill Russell, R OBP: 0.277, SLG: 0.276 (1, 7) X	0-0 F8		0-0 1B		0-0 FC1-4-5 2-3		0-0 1-H 2B		0-0 4-3	5 0 2 0 0 0 1												
Enos Cabell, R OBP: 0.305, SLG: 0.345 (1, 3) X	0-0 1B		0-0 1B		0-0 F8				0-0 6-3	4 0 2 0 0 0 1												
Bill Madlock, R OBP: 0.329, SLG: 0.393 Jeff Hamilton, R OBP: 0.225, SLG: 0.338 (1, 5) X (8, PR) (8, 5)	0-0 F3		0-0 F8		0-0 1B				0-0 E 1B 2B	4 0 2 0 0 0 3 0 1 0 0 0 0 0												
Alex Trevino, R OBP: 0.359, SLG: 0.399 (1, 2) X		0-0 HR		0-0 F6		0-0 B1			0-0 5-3	4 1 1 1 0 0 2												
Mariano Duncan, R OBP: 0.291, SLG: 0.318 (1, 6) X		0-0 F7		0-0 1B		0-0 1-2 1B			0-0 E3 1B	4 0 2 0 0 0 1												
Reggie Williams, R OBP: 0.324, SLG: 0.370 (1, 9) X		0-0 F8		0-0 F9		0-0 G4-6-3 1-2			0-0 2-3 1-3 3-H 1B	4 0 1 1 0 0 3												
Jose Gonzalez, R OBP: 0.211, SLG: 0.235 (1, 8) X		0-0 L9		0-3 K		0-0 G4-6-3 1-2			0-0 B3 1-3	4 0 0 0 0 1 4												
Rick Honeycutt, L OBP: 0.143, SLG: 0.094 Len Matuszek, L OBP: 0.324, SLG: 0.488 Tom Niedenfuer, R OBP: 0.500, SLG: 0.500 (1, 1) X (9, PH) (9, 1)			0-0 4-3		0-3 K		0-0 BB 2B		0-0 F8	2 0 0 0 1 1 0 1 0 0 0 0 0 0 0 0 0 0 0 0 0												
Inning Stats	R: 0 E: 0 K: 0 S: 4	H: 1 LOB: 1 BB: 0 P: 4	R: 1 E: 0 K: 0 S: 4	H: 1 LOB: 0 BB: 0 P: 4	R: 0 E: 0 K: 0 S: 5	H: 2 LOB: 2 BB: 0 P: 5	R: 0 E: 0 K: 1 S: 6	H: 1 LOB: 1 BB: 0 P: 6	R: 0 E: 0 K: 1 S: 6	H: 1 LOB: 1 BB: 0 P: 6		R: 0 E: 0 K: 0 S: 4	H: 2 LOB: 1 BB: 0 P: 4	R: 0 E: 0 K: 0 S: 3	H: 1 LOB: 2 BB: 1 P: 7	R: 1 E: 1 K: 0 S: 6	H: 2 LOB: 3 BB: 0 P: 6	R: 0 E: 0 K: 0 S: 3	H: 0 LOB: 0 BB: 0 P: 3	1B: 7 2B: 3 3B: 0 HR: 1	SF: 0 SAC: 0 DP: 1 HBP: 0	WP: 0 PB: 0 SB: 0 CS: 0
PITCHER	IP WLS BF H R ER SO BB IBB HBP BLK WP HR S P ERA WHIP																					
Vida Blue, L ERA: 3.0 (1, 1)	7.2 L 34 11 2 1 2 1 0 0 0 0 0 1 37 41 1.17 1.565																					
Jeff Robinson, R ERA: 3.62 (8, 1)	0.1 1 0 0 0 0 0 0 0 0 0 0 0 1 1 0.00 0.000																					
Scott Garrelts, R ERA: 3.43 (9, 1)	1.0 3 0 0 0 0 0 0 0 0 0 0 0 0 3 3 0.00 0.000																					



Batter	1	2	3	4	5	6	7	8	9	AB	R	H	RBI	BB	SO	LOB
Dan Gladden, R OBP: 0.368, SLG: 0.385 (1, 8)	0-0 E3 FC5-2-5		0-0 G3			0-0 SH1-3 2B		4-0 BB		3	0	1	0	1	0	0
Robby Thompson, R OBP: 0.319, SLG: 0.363 (1, 4)	4-0 BB FC5-2-5		0-0 F4			0-0 SH1-3 2-3		0-0 L7		2	0	0	0	1	0	1
Chili Davis, S OBP: 0.361, SLG: 0.413 (1, 9)	0-0 FC5-2-5 FC5-4				0-0 F8				0-0 4-3	4	0	0	0	0	0	3
Will Clark, L OBP: 0.345, SLG: 0.466 (1, 3)	0-0 F7 3-H				0-0 F6				0-0 G5-3 1B	4	0	1	0	0	0	3
Chris Brown, R OBP: 0.396, SLG: 0.448 (1, 5)	0-0 FC5-4 1-2f				0-0 5-3				0-0 1B 1-2	4	0	1	0	0	1	2
Candy Maldonado, R OBP: 0.292, SLG: 0.474 (1, 7)		0-0 5-3			0-0 L7				0-0 G5-3 2-3f	4	0	0	0	0	0	2
Bob Brenly, R OBP: 0.363, SLG: 0.381 (1, 2)		0-3 K			0-0 2B					3	0	1	0	0	2	0
Jose Uribe, S OBP: 0.301, SLG: 0.290 (1, 6)		0-3 K			0-0 F7				0-0 L5	2	0	0	0	0	1	1
Randy Kutcher, R OBP: 0.273, SLG: 0.438 (8, PH) (9, 6)					0-0 K					1	0	0	0	0	0	0
Vida Blue, S OBP: 0.188, SLG: 0.179 (1, 1)			0-3 K		0-3 K				0-0 6-3	2	0	0	0	0	2	1
Jeff Robinson, R OBP: 0.100, SLG: 0.111 (8, 1)										0	0	0	0	0	0	0
Joel Youngblood, R OBP: 0.308, SLG: 0.391 (8, PH)										1	0	0	0	0	0	0
Scott Garrelts, R OBP: 0.179, SLG: 0.184 (9, 1)										0	0	0	0	0	0	0

Inning Stats		R: 0	H: 0	R: 0	H: 0	R: 0	H: 0	R: 0	H: 1	R: 0	H: 0	R: 0	H: 0	R: 0	H: 2	R: 0	H: 2	1B: 2	SF: 0	WP: 0	PA: 33		
		E: 1	LOB: 2	E: 0	LOB: 0	E: 0	LOB: 0	E: 0	LOB: 1	E: 0	LOB: 1	E: 0	LOB: 0	E: 0	LOB: 1	E: 0	LOB: 1	2B: 2	SAC: 1	PB: 0			
		K: 0	BB: 1	K: 2	BB: 0	K: 0	BB: 0	K: 1	BB: 0	K: 2	BB: 0	K: 0	BB: 1	K: 0	BB: 0	K: 0	BB: 0	3B: 0	DP: 1	SB: 1			
		S: 4	P: 8	S: 7	P: 7	S: 5	P: 5	S: 6	P: 6	S: 7	P: 7	S: 3	P: 7	S: 3	P: 7	S: 4	P: 4	HR: 0	HBP: 0	CS: 0			
PITCHER	IP	WLS	BF	H	R	ER	SO	BB	IBB	HBP	BLK	WP	HR	S	P	ERA	WHIP					ERA	WHIP
Rick Honeycutt, L ERA: 2.66 (1, 1)	8.0	W	29	2	0	0	6	2	0	0	0	0	0	39	47	0.00	0.500						
Tom Niedenfuer, R ERA: 3.13 (9, 1)	1.0	S	4	2	0	0	0	0	0	0	0	0	0	4	4	0.00	2.000						

BOTTOM

Los Angeles Dodgers @ San Francisco Giants
Candlestick Park, San Francisco, CA

Sun Aug 17 1986, 6:33 AM EDT
Att. 49,496 - Unknown

livebaseballscores.com

AB	30
R	0
H	4
RBI	0
BB	2
SO	6
LOB	13



Batter	1	2	3	4	5	6	7	8	9	AB R H RBI BB SO LOB	TOP											
Lenny Dykstra, L OBP: 0.381, SLG: 0.474 (1, 8)	0-0 6-3 BB	4-0 BB			0-0 B1-3	0-0 F9			0-0 F9	4 0 0 0 1 0 2												
Wally Backman, S OBP: 0.383, SLG: 0.393 (1, 4)	0-0 5-3 1B	0-3 K2-3			0-0 1B	0-3 K			0-0 1-3	5 2 2 0 0 2 4												
Keith Hernandez, L OBP: 0.394, SLG: 0.437 (1, 3)	0-0 5-3 1-2		0-0 HR		0-0 HR			0-0 G3	0-3 K	5 2 2 2 0 1 1												
Darryl Strawberry, L OBP: 0.360, SLG: 0.497 (1, 9)	0-0 1B		0-0 4-3		0-0 HR			0-0 4-3		4 1 2 3 0 0 0												
Danny Heep, L OBP: 0.389, SLG: 0.433 Jesse Orosco, R Kevin Mitchell, R OBP: 0.369, SLG: 0.516 (1, 7) (7, 1) (9, 7)	0-0 1-3 1B		0-0 F7		0-0 F8			0-0 3-1		4 0 1 0 0 0 0 0 0 0 0 0 0 0 0 0 0 0 0 0 0												
Howard Johnson, S OBP: 0.339, SLG: 0.464 (1, 5)	0-3 K		0-3 K		0-0 F9			0-0 3-1		4 0 0 0 0 2 2												
Ed Hearn, R OBP: 0.341, SLG: 0.457 (1, 2)		0-0 6-3		0-0 6-3		0-0 SH1-4 1B		0-0 FC6-4 1B		4 0 2 0 0 0 0												
Rafael Santana, R OBP: 0.267, SLG: 0.228 (1, 6)		0-0 E6 SH2-4		0-3 K		0-0 SH1-4 1-2		0-0 FC6-4 1-2f		3 0 0 0 0 1 1												
Bob Ojeda, L OBP: 0.109, SLG: 0.109 Lee Mazzilli, S OBP: 0.383, SLG: 0.342 Doug Sisk, R Mookie Wilson, S OBP: 0.360, SLG: 0.468 Roger McDowell, R OBP: 0.375, SLG: 0.333 (1, 1) (6, PH) (6, 1) (7, 7) (9, 1)		0-0 SH2-4 1-2		0-0 4-3		4-0 BB		0-3 K		1 0 0 0 0 0 0 0 0 0 0 1 0 0 0 0 0 0 0 0 0 1 0 0 0 0 1 1 0 0 0 0 0 0 0												
Inning Stats	R: 1 E: 0 K: 1 S: 8	H: 3 LOB: 2 BB: 0 P: 8	R: 0 E: 1 K: 1 S: 6	H: 0 LOB: 2 BB: 1 P: 10	R: 1 E: 0 K: 1 S: 6	H: 1 LOB: 0 BB: 0 P: 6	R: 0 E: 0 K: 1 S: 5	H: 0 LOB: 0 BB: 0 P: 5	R: 3 E: 0 K: 0 S: 6	H: 3 LOB: 0 BB: 0 P: 6	R: 0 E: 0 K: 1 S: 6	H: 1 LOB: 2 BB: 1 P: 10	R: 0 E: 0 K: 0 S: 3	H: 0 LOB: 0 BB: 0 P: 3	R: 0 E: 0 K: 1 S: 6	H: 1 LOB: 1 BB: 0 P: 6	R: 0 E: 0 K: 1 S: 5	H: 0 LOB: 0 BB: 0 P: 5	1B: 6 2B: 1 3B: 0 HR: 2	SF: 0 SAC: 2 DP: 0 HBP: 0	WP: 0 PB: 0 SB: 0 CS: 0	PA: 39
PITCHER	IP WLS BF H R ER SO BB IBB HBP BLK WP HR S P ERA WHIP																					
Orel Hershiser, R ERA: 3.83 (1, 1)	5.0 L 24 7 5 5 4 1 0 0 0 0 0 2 31 35 9.00 1.600																					
Alejandro Pena, R ERA: 4.96 (6, 1)	0.1 3 1 0 0 0 1 0 0 0 0 0 0 2 6 0.00 6.000																					
Ed Vande Berg, L ERA: 3.15 (6, 1)	0.2 2 0 0 0 1 0 0 0 0 0 0 0 4 4 0.00 0.000																					
Tom Niedenfuer, R ERA: 3.07 (7, 1)	1.1 5 1 0 0 0 0 0 0 0 0 0 0 5 5 0.00 0.750																					
Ken Howell, R ERA: 3.05 (8, 1)	1.2 5 0 0 0 2 0 0 0 0 0 0 0 9 9 0.00 0.000																					

New York Mets @ Los Angeles Dodgers
Dodger Stadium, Los Angeles, CA
 Mon Aug 18 1986, 7:05 PM PDT
 Att: 46,099 - Unknown

livebaseballscorecards.com

AB 35
R 5
H 9
RBI 5
BB 2
SO 7
LOB 11



BOTTOM

New York Mets @ Los Angeles Dodgers
Dodger Stadium, Los Angeles, CA
Mon Aug 18 1986, 7:05 PM PDT
Att. 46,099 - Unknown

livebaseballscorecards.com

AB 34
R 4
H 11
RBI 4
BB 5
SO 4
LOB 16



WP: 0 PA: 40
PB: 0
SB: 0
CS: 2

ERA WHIP

AB R H RBI BB SO LOB

4 1 2 1 1 0 0

5 1 3 1 0 1 3

4 0 1 2 1 0 2

4 0 0 0 0 1 4

4 0 2 0 0 0 1
0 0 0 0 0 0 0

3 0 0 0 1 0 2

2 0 1 0 1 0 0
0 0 0 0 0 0 0

1 0 0 0 0 1 2

0 0 0 0 0 0 0

4 1 1 0 0 1 2

1 0 0 0 0 0 0
1 1 1 0 0 0 0
0 0 0 0 0 0 0
0 0 0 0 0 0 0
0 0 0 0 1 0 0
0 0 0 0 0 0 0
1 0 0 0 0 0 0


1B: 9 SF: 0
2B: 3 SAC: 0
3B: 0 DP: 2
HR: 0 HBP: 1

1B: 9 SF: 0
2B: 3 SAC: 0
3B: 0 DP: 2
HR: 0 HBP: 1

Main table with columns for Batter (1-9) and Inning Stats. Each batter's entry includes a name, batting average/OBP/SLG, and a baseball diamond diagram showing the play. Batter 1: Steve Sax (4-0, BB), Mariano Duncan (0-3, K), Bill Russell (0-0, G3), Bill Madlock (0-0, F7), Enos Cabell (0-0, 2B), Mike Scioscia (0-0, FC1-5-6-5-3), Reggie Williams (4-0, BB), Jose Gonzalez (0-3, K), Orel Hershiser (0-0, 4-3). Batter 2: (0-0, 2B). Batter 3: (0-0, BB), (0-0, 1B), (4-0, BB), (0-0, 5-3), (0-0, 2B), (0-0, BB), (0-0, 1B), (0-0, 1B), (0-0, 1B). Batter 4: (0-0, G3), (0-0, 4-3), (0-0, B2-3). Batter 5: (0-0, 1B), (0-0, 2B), (0-0, 1B), (0-0, 1B). Batter 6: (0-0, 1B), (0-0, F9), (0-0, 1B), (0-0, BB). Batter 7: (0-0, 5-3), (1-0, CS HBP), (0-0, BB), (4-0, BB), (0-3, K), (0-0, 6-3), (4-0, BB). Batter 8: (0-0, F8), (0-0, G6-4-3), (0-3, K), (0-0, F8), (0-0, F2). Batter 9: (0-0, K).

Inning Stats table with columns for R, H, E, K, S, LOB, BB, P, and SO. Inning 1: R:0, H:0, E:0, K:1, S:5, LOB:1, BB:1, P:9, SO:9. Inning 2: R:0, H:1, E:0, K:1, S:5, LOB:1, BB:1, P:9, SO:9. Inning 3: R:0, H:1, E:0, K:0, S:4, LOB:2, BB:1, P:8, SO:8. Inning 4: R:0, H:0, E:0, K:0, S:3, LOB:0, BB:0, P:3, SO:3. Inning 5: R:4, H:5, E:0, K:0, S:8, LOB:1, BB:0, P:8, SO:8. Inning 6: R:0, H:2, E:0, K:1, S:4, LOB:2, BB:1, P:8, SO:8. Inning 7: R:0, H:1, E:0, K:1, S:5, LOB:2, BB:1, P:10, SO:10. Inning 8: R:0, H:0, E:0, K:0, S:3, LOB:0, BB:0, P:3, SO:3. Inning 9: R:0, H:1, E:0, K:1, S:5, LOB:0, BB:0, P:5, SO:5.

Pitcher stats table with columns for IP, WLS, BF, H, R, ER, SO, BB, IBB, HBP, BLK, WP, HR, S, P, ERA, WHIP. Bob Ojeda (5.0, 24 BF, 7 H, 4 R, 4 ER, 2 SO, 3 BB, 0 IBB, 0 HBP, 0 BLK, 0 WP, 0 HR, 25 S, 37 P, 7.20 ERA, 2.000 WHIP). Doug Sisk (1.2, 9 BF, 3 H, 0 R, 0 ER, 0 SO, 2 BB, 0 IBB, 1 HBP, 0 BLK, 0 WP, 0 HR, 6 S, 15 P, 0.00 ERA, 3.000 WHIP). Jesse Orosco (1.1, 5 BF, 1 H, 0 R, 0 ER, 1 SO, 0 BB, 0 IBB, 0 HBP, 0 BLK, 0 WP, 0 HR, 7 S, 7 P, 0.00 ERA, 0.750 WHIP). Roger McDowell (1.0, 2 BF, 0 H, 0 R, 0 ER, 1 SO, 0 BB, 0 IBB, 0 HBP, 0 BLK, 0 WP, 0 HR, 4 S, 4 P, 0.00 ERA, 0.000 WHIP).

Batter	1	2	3	4	5	6	7	8	9	AB R H RBI BB SO LOB	TOP														
Lenny Dykstra, L (1, 8) OBP: 0.381, SLG: 0.471	0-0 1-3	0-0 FC3-2 1B		0-0 G3		0-0 1B			4-0 BB 1B BB	4 1 1 1 1 0 4	<p>New York Mets @ Los Angeles Dodgers Dodger Stadium, Los Angeles, CA Tue Aug 19 1986, 7:05 PM PDT Att: 46,977 - Unknown</p> <p>livebaseballscorecards.com</p> <table border="1"> <tr><td>AB</td><td>38</td></tr> <tr><td>R</td><td>6</td></tr> <tr><td>H</td><td>12</td></tr> <tr><td>RBI</td><td>6</td></tr> <tr><td>BB</td><td>4</td></tr> <tr><td>SO</td><td>7</td></tr> <tr><td>LOB</td><td>18</td></tr> </table> 	AB	38	R	6	H	12	RBI	6	BB	4	SO	7	LOB	18
AB	38																								
R	6																								
H	12																								
RBI	6																								
BB	4																								
SO	7																								
LOB	18																								
Mookie Wilson, S (1, 7) OBP: 0.361, SLG: 0.467	0-3 K	0-0 1B		0-0 1B		0-0 5-3			0-3 K	5 0 2 2 0 2 1															
Keith Hernandez, L (1, 3) OBP: 0.392, SLG: 0.436	0-0 HR 2B	0-3 K		0-0 5-3			0-0 F7		0-0 F7	5 1 1 0 0 1 5															
Kevin Mitchell, R (1, 5) OBP: 0.369, SLG: 0.524	0-0 HR 2-H		0-0 5-3		0-3 K		0-0 F4		4-0 1B 1-2 BB	4 1 1 2 1 1 0															
Darryl Strawberry, L (1, 9) OBP: 0.365, SLG: 0.503	0-0 F5		0-0 CS 1B		0-0 2B		4-0 FC4-6 BB		0-0 1-3 2-H 1B	4 0 3 1 1 0 0															
Tim Lincecum, R (1, 4) Wally Backman, S (8, 4) OBP: 0.313, SLG: 0.358 OBP: 0.362, SLG: 0.391		0-3 K	0-0 E5 1-2		0-0 5-3		0-0 FC4-6 1-2f		0-0 L5	4 0 0 0 0 1 3 1 0 0 0 0 0 2															
Ed Hearn, R (1, 2) OBP: 0.337, SLG: 0.440		4-0 1B FC3-2 BB	0-3 K		0-3 K			0-0 6-3		3 0 0 0 1 2 2															
Rafael Santana, R (1, 6) OBP: 0.270, SLG: 0.232		0-0 FC3-2 1B 1B		0-0 1B G3 1B		0-0 4-3		0-0 F8		4 1 2 0 0 0 0															
Ron Darling, R (1, 1) Ray Knight, R (8, PH) Randy Niemann, L (8, 1) Roger McDowell, R (8, 1) OBP: 0.136, SLG: 0.141 OBP: 0.351, SLG: 0.428 OBP: 0.429, SLG: 0.333 OBP: 0.375, SLG: 0.333		0-0 1B FC3-2 1B		0-0 B1		0-0 1B 2B		0-0 6-3		3 2 2 0 0 0 1 1 0															
Inning Stats	R: 2 E: 0 K: 1 S: 7	H: 2 LOB: 0 BB: 0 P: 7	R: 2 E: 0 K: 2 S: 10	H: 3 LOB: 2 BB: 1 P: 14	R: 0 E: 1 K: 1 S: 6	H: 1 LOB: 1 BB: 0 P: 6	R: 0 E: 0 K: 0 S: 5	H: 2 LOB: 2 BB: 0 P: 5	R: 0 E: 0 K: 2 S: 8	H: 1 LOB: 1 BB: 0 P: 8	R: 1 E: 0 K: 0 S: 4	H: 2 LOB: 0 BB: 0 P: 4	R: 0 E: 0 K: 0 S: 3	H: 0 LOB: 1 BB: 1 P: 7	R: 0 E: 0 K: 0 S: 3	H: 0 LOB: 0 BB: 0 P: 3	R: 1 E: 0 K: 1 S: 6	H: 1 LOB: 2 BB: 2 P: 14	1B: 8 2B: 3 3B: 0 HR: 1	SF: 0 SAC: 0 DP: 0 HBP: 0	WP: 0 PB: 0 SB: 0 CS: 1	PA: 42			
PITCHER	IP WLS BF H R ER SO BB IBB HBP BLK WP HR S P ERA WHIP																				PITCHER	IP WLS BF H R ER SO BB IBB HBP BLK WP HR S P ERA WHIP			
Fernando Valenzuela, L (1, 1) ERA: 3.13	6.0 L 29 11 5 5 6 1 0 0 0 0 1 40 44 7.50 2.000																								
Ed Vande Berg, L (7, 1) ERA: 3.04	2.0 7 0 0 0 0 1 0 0 0 0 0 0 6 10 0.00 0.500																								
Ken Howell, R (9, 1) ERA: 3.13	1.0 6 1 1 1 1 2 0 0 0 0 0 0 6 14 9.00 3.000																								

BOTTOM

New York Mets @ Los Angeles Dodgers
Dodger Stadium, Los Angeles, CA
Tue Aug 19 1986, 7:05 PM PDT
Att. 46,977 - Unknown

livebaseballscores.com

AB 34
R 4
H 9
RBI 4
BB 4
SO 4
LOB 18



WP: 0 PA: 39
PB: 0
SB: 0
CS: 0

AB	R	H	RBI	BB	SO	LOB
5	0	2	1	0	1	1
5	0	0	0	0	2	4
4	0	1	0	1	0	3
3	1	1	0	1	0	3
3	1	1	0	0	0	2
1	0	0	0	0	0	0
2	0	0	1	1	0	0
0	0	0	0	0	0	0
4	1	2	1	0	1	1
2	1	0	0	1	0	0
0	0	0	0	0	0	0
1	0	0	0	0	0	2
2	0	1	1	0	0	0
0	0	0	0	0	0	0

Batter	1	2	3	4	5	6	7	8	9
Steve Sax, R OBP: 0.383, SLG: 0.427 (1, 4)	0-0 5-3 1B	0-0 1-2 2-H 1B		0-3 K			0-0 FC1-6 BB 1-2f		0-0 4-3
Franklin Stubbs, L OBP: 0.303, SLG: 0.454 (1, 9) (7, 8) (9, 9)	0-0 F8	0-3 K		0-0 F5			0-3 K		0-0 F9
Bill Madlock, R OBP: 0.328, SLG: 0.385 (1, 5)	0-0 5-3 1-3	0-0 F3					4-0 G1-6-3 1B 1-2		0-0 5-3
Greg Brock, L OBP: 0.318, SLG: 0.427 (1, 3)	4-0 BB		0-0 1B SF8 1B			0-0 G1-6-3 1-2f			0-0 F9
Len Matuszek, L OBP: 0.329, SLG: 0.484 Enos Cabell, R OBP: 0.307, SLG: 0.351 (1, 7) (8, PH) (9, 7)	0-0 4-3		0-0 E 5-3 1B			0-0 F5		0-0 6-3	
Mike Scioscia, L OBP: 0.398, SLG: 0.367 Jose Gonzalez, R OBP: 0.217, SLG: 0.238 (1, 2) (8, PR) (9, 8)		0-0 G3	0-0 SF8			0-0 6-3		4-0 1B BB	
Jeff Hamilton, R OBP: 0.247, SLG: 0.354 (1, 6)		0-0 BB 1B 1B	0-0 5-3			0-3 K		0-0 FC5-4 1B 1-2	
Reggie Williams, R OBP: 0.328, SLG: 0.368 Ed Vande Berg, R Alex Trevino, R OBP: 0.355, SLG: 0.394 (1, 8) (7, 1) (8, PH) (9, 2)		4-0 1B 1B BB	0-0 4-3			0-0 F3		0-0 F9	
Fernando Valenzuela, L OBP: 0.212, SLG: 0.238 Bill Russell, R OBP: 0.263, SLG: 0.278 Ken Howell, R (1, 1) (7, 9) (9, 1)		0-0 1-2 2-H 1B 1B		0-0 F7			0-0 FC1-6 1B	0-0 FC5-4 1-2f	

Inning	R	H	E	K	S	H	LOB	BB	P
1	0	1	0	0	4	3	2	1	8
2	2	3	0	1	8	3	0	1	4
3	2	2	1	0	5	2	0	5	4
4	0	0	0	1	5	0	0	5	4
5	0	1	0	0	3	1	0	3	4
6	0	0	0	1	5	0	0	5	4
7	0	0	0	1	10	2	1	10	4
8	0	1	0	1	8	2	1	8	4
9	0	0	0	0	3	0	0	3	4

PITCHER	IP	WLS	BF	H	R	ER	SO	BB	IBB	HBP	BLK	WP	HR	S	P	ERA	WHIP
Ron Darling, R ERA: 2.84 (1, 1)	7.0	W	31	8	4	3	4	3	0	0	0	0	0	36	48	3.86	1.571
Randy Niemann, L ERA: 3.64 (8, 1)	0.1		2	0	0	0	0	1	0	0	0	0	0	1	5	0.00	3.000
Roger McDowell, R ERA: 2.34 (8, 1)	1.2	S	6	1	0	0	0	0	0	0	0	0	0	6	6	0.00	0.600

Batter	1	2	3	4	5	6	7	8	9	AB R H RBI BB SO LOB	TOP		
Mookie Wilson, S OBP: 0.361, SLG: 0.464 (1, 8) X (9, 7)	0-0 6-3	0-0 F8		0-0 1B 1B		0-3 K		4-0 IBB		4 1 1 0 1 1 2			
Tim Teufel, R OBP: 0.319, SLG: 0.364 Jesse Orosco, R (1, 4) X (8, 1)	0-0 G4-6-3 1B		0-0 FC5-4 1B	0-0 1B FC5-2 1B		0-0 F9		0-0 F8		5 1 3 0 0 0 2 0 0 0 0 0 0 0			
Keith Hernandez, L OBP: 0.396, SLG: 0.438 (1, 3) X	0-0 G4-6-3 1-2f		0-0 FC5-4 1B	0-0 FC5-2 1B			4-0 BB		4-0 E 1B BB	3 1 2 2 2 0 1			
Kevin Mitchell, R OBP: 0.363, SLG: 0.514 Lenny Dykstra, L OBP: 0.381, SLG: 0.471 (1, 7) (9, 8)		0-0 F8	0-0 FC5-4 1B	0-0 FC5-2		0-0 F2			0-0 F9	5 1 0 0 0 0 6 0 0 0 0 0 0 0			
Darryl Strawberry, L OBP: 0.363, SLG: 0.499 (1, 9)		0-0 4-3	0-3 K	0-3 K		0-3 K			0-0 CS 1B	5 0 1 1 0 3 5			
Ray Knight, R OBP: 0.353, SLG: 0.429 Rick Anderson, R OBP: 0.100, SLG: 0.100 Wally Backman, S OBP: 0.381, SLG: 0.390 (1, 5) (7, 1) (8, 4)		0-0 BLK 1B	0-0 1B		0-0 F8		0-0 6-3		0-0 F9	4 1 2 1 0 0 1 0 0 0 0 0 0 0 1 0 0 0 0 0 1			
Ed Hearn, R OBP: 0.354, SLG: 0.455 (1, 2)		0-0 BLK 1B	0-0 1B		0-0 5-3				0-0 6-3 1B	4 1 3 1 0 0 0			
Rafael Santana, R OBP: 0.270, SLG: 0.229 (1, 6)		4-0 E 1B IBB		0-0 4-3		0-0 F8		0-0 6-3		3 0 0 0 1 0 1			
Sid Fernandez, L OBP: 0.214, SLG: 0.222 Howard Johnson, S OBP: 0.337, SLG: 0.461 (1, 1) (7, 5)		0-0 E8		0-0 E3 1B		0-3 K		0-3 K		3 1 1 2 0 1 0 1 0 0 0 0 1 1			
Inning Stats	R: 0 E: 0 K: 0 S: 3 H: 1 LOB: 0 BB: 0 P: 3	R: 2 E: 1 K: 0 S: 6 H: 3 LOB: 2 BB: 1 P: 10	R: 2 E: 0 K: 1 S: 8 H: 4 LOB: 2 BB: 0 P: 8	R: 2 E: 1 K: 1 S: 9 H: 3 LOB: 2 BB: 0 P: 9	R: 0 E: 0 K: 0 S: 3 H: 0 LOB: 0 BB: 0 P: 3	R: 0 E: 0 K: 2 S: 7 H: 0 LOB: 0 BB: 0 P: 7	R: 0 E: 0 K: 1 S: 5 H: 0 LOB: 1 BB: 1 P: 9	R: 0 E: 0 K: 1 S: 6 H: 1 LOB: 2 BB: 1 P: 10	R: 1 E: 1 K: 0 S: 3 H: 1 LOB: 0 BB: 1 P: 7	1B: 13 2B: 0 3B: 0 HR: 0 SF: 0 SAC: 0 DP: 1 HBP: 0	WP: 0 PB: 0 SB: 0 CS: 1 PA: 42		
PITCHER	IP WLS BF H R ER SO BB IBB HBP BLK WP HR S P ERA WHIP											PITCHER	IP WLS BF H R ER SO BB IBB HBP BLK WP HR S P ERA WHIP
Dennis Powell, L ERA: 4.81 (1, 1)	3.0 L 16 8 4 4 1 0 0 0 0 0 0 17 21 12.00 2.667												
Joe Beckwith, R ERA: 10.57 (4, 1)	2.0 10 3 2 1 1 0 0 0 0 0 0 12 12 4.50 1.500												
Alejandro Pena, R ERA: 4.67 (6, 1)	3.0 12 1 0 0 4 1 1 0 0 0 0 18 26 0.00 0.667												
Ed Vande Berg, L ERA: 2.98 (9, 1)	1.0 4 1 1 0 0 1 0 0 0 0 0 3 7 0.00 2.000												

New York Mets @ Los Angeles Dodgers
Dodger Stadium, Los Angeles, CA
 Wed Aug 20 1986, 7:05 PM PDT
 Att: 36,738 - Unknown

AB	38
R	7
H	13
RBI	7
BB	4
SO	6
LOB	20



WP: 0	PA: 42
PB: 0	
SB: 0	
CS: 1	

ERA	WHIP

BOTTOM

New York Mets @ Los Angeles Dodgers
Dodger Stadium, Los Angeles, CA
Wed Aug 20 1986, 7:05 PM PDT
Att. 36,738 - Unknown

livebaseballscorecards.com

AB 34
R 5
H 8
RBI 5
BB 5
SO 8
LOB 15



WP: 0 PA: 40
PB: 0
SB: 1
CS: 0

AB R H RBI BB SO LOB

5 1 2 1 0 1 0

3 0 0 0 1 0 0

4 1 1 1 1 1 3

5 1 1 3 0 2 3

3 0 0 0 0 0 0
0 0 0 0 0 0 0
1 0 1 0 0 0 0

3 0 0 0 1 1 1
0 0 0 0 0 0 0

3 1 1 0 0 1 1
1 0 0 0 0 0 1

2 0 1 0 2 0 1

1 0 0 0 0 1 2
0 0 0 0 0 0 0
1 1 1 0 0 0 0
2 0 0 0 0 1 3

1B: 6 SF: 0
2B: 1 SAC: 1
3B: 0 DP: 0
HR: 1 HBP: 0

Batter	1	2	3	4	5	6	7	8	9
Steve Sax, R (1, 4) OBP: 0.384, SLG: 0.429	0-0 5-3 1		0-3 K 1		0-0 FC4-6 HR 2B 1-3 2-H		0-0 SH1-3 1B 1		0-0 F9 1
Bill Russell, R (1, 6) OBP: 0.282, SLG: 0.273	0-0 L5 2		0-0 F6 2		4-0 FC4-6 BB B B B B		0-0 SH1-3 1-2 1		0-0 F7 2
Bill Madlock, R (1, 5) OBP: 0.329, SLG: 0.383	0-0 FC5-4 1B 1		0-3 K 3		0-0 FC4-6 HR 1-2f 2-3 3-H		0-0 F4 2		4-0 BB B B B B
Mike Marshall, R (1, 9) OBP: 0.301, SLG: 0.443	0-0 FC5-4 1-2f 3		0-3 K 1		0-0 HR 1-H 3-H		0-3 K 3		0-0 F9 3
Enos Cabell, R (1, 3) OBP: 0.303, SLG: 0.346		0-0 F8 1		0-0 F7 2	0-0 F8 3			0-0 FC3-6 1B 1	
Alejandro Pena, R (6, 1) OBP: 0.182, SLG: 0.182									
Len Matuszek, L (8, PH) OBP: 0.333, SLG: 0.488									
Alex Trevino, R (1, 2) OBP: 0.353, SLG: 0.387		4-0 BB BB 1		0-3 K 3		0-0 F9 1		0-0 FC3-6 G3 1-2f 1	
Ed Vande Berg, R (9, 1)									
Reggie Williams, R (1, 7) OBP: 0.328, SLG: 0.367		0-3 K 2			0-0 1B 2B 1B 1	0-0 5-3 2		0-0 G3 1-2 2	
Mike Scioscia, L (8, PH) OBP: 0.397, SLG: 0.365									
Jose Gonzalez, R (1, 8) OBP: 0.296, SLG: 0.261		4-0 BB BB 1			0-0 F4 1	0-0 1		4-0 BB B B B B 1	
Dennis Powell, R (1, 1) OBP: 0.273, SLG: 0.545		0-3 K 3			0-0 2B FC4-6 1B 1-2 1	0-3 K 3		0-0 F7 3	
Joe Beckwith, L (4, 1)									
Jeff Hamilton, R (5, PH) OBP: 0.256, SLG: 0.361									
Greg Brock, L (6, 3) OBP: 0.316, SLG: 0.423									

Inning	R	H	E	K	S	H	LOB	BB	P
1	0	1	0	0	4	0	1	0	4
2	0	0	0	0	0	0	2	0	15
3	0	0	0	2	0	0	0	0	7
4	0	0	0	2	0	0	0	0	7
5	5	4	0	0	11	0	1	0	11
6	0	1	0	1	6	0	1	0	6
7	0	1	0	1	6	0	1	0	6
8	0	1	0	1	8	0	2	1	8
9	0	0	0	0	7	0	1	0	7

PITCHER	IP	WLS	BF	H	R	ER	SO	BB	IBB	HBP	BLK	WP	HR	S	P	ERA	WHIP
Sid Fernandez, L (1, 1) ERA: 3.43	6.0	W	27	6	5	5	7	3	0	0	0	0	1	38	50	7.50	1.500
Rick Anderson, R (7, 1) ERA: 2.35	1.1		6	2	0	0	1	0	0	0	0	0	0	8	8	0.00	1.500
Jesse Orosco, L (8, 1) ERA: 2.58	1.2	S	7	0	0	0	0	2	0	0	0	0	0	5	13	0.00	1.200

Batter	1	2	3	4	5	6	7	8	9	10	AB R H RBI BB SO LOB	TOP											
Tom Foley, L (1, 6) OBP: 0.353, SLG: 0.377	0-0 G3	0-3 K			0-0 FC4-6 1-2 1B			0-0 F8		0-0 FC6 1B	5 0 2 0 0 1 2												
Mitch Webster, S (1, 8) OBP: 0.362, SLG: 0.428	0-0 2B		4-0 BB		0-0 FC4-6 1-2f 2-3 FC6-4			0-0 5-3 1B		0-0 F7	4 1 2 0 1 0 3												
Tim Raines, S (1, 7) OBP: 0.411, SLG: 0.494	0-0 F7		0-0 G4-6-3		0-0 FC6-4 1-2			0-0 5-3 1-2		0-0 FC6 1-2f	5 0 0 0 0 0 6												
Andre Dawson, R (1, 9) OBP: 0.319, SLG: 0.490	0-0 2B		0-0 F9			0-0 F3		0-3 K			4 0 1 1 0 1 1												
Wayne Krenchicki, L (1, 3) OBP: 0.307, SLG: 0.318	0-0 L5		0-0 F7			0-0 G3			0-0 F2		4 0 0 0 0 0 1												
Tim Wallach, R (1, 5) OBP: 0.319, SLG: 0.424		0-0 5-3		0-0 F3		0-3 K			0-0 1B		4 0 1 0 0 1 0												
Vance Law, R (1, 4) OBP: 0.300, SLG: 0.310		4-0 1B BB		0-0 6-3			0-0 F9		0-3 K		3 0 0 0 1 1 1												
Dann Bilardello, R (1, 2) OBP: 0.241, SLG: 0.252		0-0 1B		0-0 F9			0-0 F7		0-0 F4		4 0 1 0 0 0 1												
Floyd Youmans, R (1, 1) OBP: 0.242, SLG: 0.228		0-3 K			0-0 FC4-6 1B			0-3 K			3 0 1 0 0 2 2												
Bob McClure, R (9, 1) OBP: 0.333, SLG: 0.333											0 0 0 0 0 0 0												
Wallace Johnson, S (10, PH) OBP: 0.250, SLG: 0.353											1 0 0 0 0 0 0												
Tim Burke, R (10, 1)											0 0 0 0 0 0 0												
Inning Stats	R: 1 E: 0 K: 0 S: 5	H: 2 LOB: 1 BB: 0 P: 5	R: 0 E: 0 K: 2 S: 8	H: 1 LOB: 2 BB: 1 P: 12	R: 0 E: 0 K: 0 S: 2	H: 0 LOB: 0 BB: 1 P: 6	R: 0 E: 0 K: 0 S: 3	H: 0 LOB: 0 BB: 0 P: 3	R: 0 E: 0 K: 0 S: 5	H: 2 LOB: 2 BB: 0 P: 5	R: 0 E: 0 K: 1 S: 5	H: 0 LOB: 0 BB: 0 P: 5	R: 0 E: 0 K: 1 S: 6	H: 1 LOB: 1 BB: 0 P: 6	R: 0 E: 0 K: 1 S: 6	H: 1 LOB: 1 BB: 0 P: 6	R: 0 E: 0 K: 0 S: 4	H: 1 LOB: 1 BB: 0 P: 4	1B: 6 2B: 2 3B: 0 HR: 0	SF: 0 SAC: 0 DP: 1 HBP: 0	WP: 0 PB: 0 SB: 1 CS: 0	PA: 39	
PITCHER	IP WLS BF H R ER SO ERA WHIP	IP WLS BF H R ER SO ERA WHIP											IP WLS BF H R ER SO BB IBB HBP BLK WP HR S P ERA WHIP										
Bob Welch, R (1, 1) ERA: 3.55	7.0	27	5	1	1	4	1.29	1.000															
Ken Howell, R (8, 1) ERA: 3.01	3.0	12	3	0	0	2	0.00	1.000															

Montreal Expos @ Los Angeles Dodgers
Dodger Stadium, Los Angeles, CA

Fri Aug 22 1986, 7:05 PM PDT
Att. 36,436 - Unknown

livebaseballscorecards.com

AB	37
R	1
H	8
RBI	1
BB	2
SO	6
LOB	17



BOTTOM

Montreal Expos @ Los Angeles Dodgers
Dodger Stadium, Los Angeles, CA

Fri Aug 22 1986, 7:05 PM PDT
Att: 36,436 - Unknown

livebaseballscorecards.com

AB 32
R 2
H 9
RBI 2
BB 6
SO 5
LOB 10



WP: 0 PA: 39
PB: 0
SB: 0
CS: 1

AB R H RBI BB SO LOB

5	0	1	0	0	0	3
4	0	0	0	1	1	1
4	1	2	0	0	0	0
1	0	1	1	0	0	0
4	0	0	0	0	1	2
1	0	1	0	2	0	0
1	0	0	0	0	0	0
0	0	0	0	0	0	0
4	0	2	1	0	0	1
4	0	2	0	0	1	1
3	0	0	0	0	1	1
1	0	0	0	1	1	1
0	0	0	0	1	0	0
0	0	0	0	0	0	0
0	1	0	0	1	0	0

1B: 7 SF: 0
2B: 2 SAC: 1
3B: 0 DP: 0
HR: 0 HBP: 0

Batter	1	2	3	4	5	6	7	8	9	10
Steve Sax, R (1, 4) OBP: 0.382, SLG: 0.426	F8		F8		F8		5-3			1B IBB 1-3
Franklin Stubbs, L (1, 9) OBP: 0.302, SLG: 0.448 (10, 7)	F2		K			3-1		F5		1B IBB 1-2
Bill Madlock, R (1, 5) OBP: 0.331, SLG: 0.385 Jeff Hamilton, R (9, 5) OBP: 0.264, SLG: 0.369	1B			F7		1B BB 1B		3-1		1B 1-2 2-3 3-H
Greg Brock, L (1, 3) OBP: 0.311, SLG: 0.416	K			F8		F7		F9		
Len Matuszek, L (1, 7) OBP: 0.347, SLG: 0.492 Alex Trevino, R (9, PH) OBP: 0.351, SLG: 0.384 Jose Gonzalez, R (10, 8) OBP: 0.296, SLG: 0.261		CS BB		2B 1B		1B 1-2 BB			L6	
Mike Scioscia, L (1, 2) OBP: 0.398, SLG: 0.371	F8			1-H 2B		1-3 2-H 1B		F8		
Bill Russell, R (1, 6) OBP: 0.286, SLG: 0.284	K			SH1 2B			F9		FC6-4 1B	
Reggie Williams, R (1, 8) OBP: 0.324, SLG: 0.363 (10, 9)			K		SH1		F7		FC6-4 1-2f	
Bob Welch, R (1, 1) OBP: 0.190, SLG: 0.172 Dave Anderson, R (7, PH) OBP: 0.298, SLG: 0.298 Ken Howell, R (8, 1) Enos Cabell, R (10, PH) OBP: 0.306, SLG: 0.346				K					1B 1B BB	

Inning Stats	R: 0	H: 1	E: 0	K: 1	S: 6	P: 6	R: 0	H: 0	E: 0	K: 1	S: 4	P: 8	R: 0	H: 0	E: 0	K: 2	S: 7	P: 11	R: 0	H: 2	E: 0	K: 0	S: 4	P: 4	R: 1	H: 2	E: 0	K: 0	S: 4	P: 8	R: 0	H: 0	E: 0	K: 0	S: 3	P: 7	R: 0	H: 0	E: 0	K: 0	S: 3	P: 3	R: 0	H: 1	E: 0	K: 0	S: 4	P: 4	R: 1	H: 2	E: 0	K: 0	S: 2	P: 10	1B: 7	2B: 2	3B: 0	HR: 0	SF: 0	SAC: 1	DP: 0	HBP: 0	WP: 0	PA: 39
--------------	------	------	------	------	------	------	------	------	------	------	------	------	------	------	------	------	------	-------	------	------	------	------	------	------	------	------	------	------	------	------	------	------	------	------	------	------	------	------	------	------	------	------	------	------	------	------	------	------	------	------	------	------	------	-------	-------	-------	-------	-------	-------	--------	-------	--------	-------	--------

PITCHER	IP	WLS	BF	H	R	ER	SO	BB	IBB	HBP	BLK	WP	HR	S	P	ERA	WHIP
Floyd Youmans, R (1, 1) ERA: 3.72	8.0		31	6	1	1	5	4	0	0	0	0	0	37	53	1.12	1.250
Bob McClure, L (9, 1) ERA: 3.95	1.0		4	1	0	0	0	0	0	0	0	0	0	4	4	0.00	1.000
Tim Burke, R (10, 1) ERA: 2.63	0.0	L	4	2	1	1	0	1	1	0	0	0	0	2	10	∞	∞

Batter	1	2	3	4	5	6	7	8	9	AB R H RBI BB SO LOB	TOP	
Wallace Johnson, S (1, 3) OBP: 0.281, SLG: 0.382	0-0 S HR 1B	0-0 2-3			0-0 1B 1B 2B		0-0 3-1		4-0 FC4-6 BB	4 2 2 0 1 0 1		
Jim Wohlford, R (1, 7) Herm Winningham, L (7, 7) OBP: 0.276, SLG: 0.329 OBP: 0.296, SLG: 0.377	0-0 1-H HR		0-0 6-3		0-0 1B 1B		0-0 4-3		0-0 FC4-6 1-2f 2-3	4 2 2 2 0 0 0 1 0 0 0 0 0 2		
Mitch Webster, S (1, 8) OBP: 0.364, SLG: 0.433	0-0 6-3		0-0 2B 5-3 1B		0-0 1B 1B 1-2 3-H			0-0 F9 SF8 2B	0-0 F8	5 2 3 1 0 0 2		
Andre Dawson, R (1, 9) OBP: 0.321, SLG: 0.493	0-0 F7		0-0 5-3 1-3 BLK 2B		0-0 1-3 2-H 1B			0-0 F9 2-3		4 1 2 1 0 0 1		
Tim Wallach, R (1, 5) OBP: 0.318, SLG: 0.421	0-0 E6 FC6-4		0-0 5-3		0-3 1-2 K			4-0 IBB		3 0 0 1 1 1 2		
Vance Law, R (1, 4) Jeff Reardon, R (8, 1) OBP: 0.297, SLG: 0.307 OBP: 0.143, SLG: 0.143	0-0 FC6-4 1-2f		0-0 5-3 3-H		0-0 F2			0-0 SF8 3-H		3 0 0 1 0 0 1 0 0 0 0 0 0 0		
Luis Rivera, R (1, 6) OBP: 0.295, SLG: 0.290		0-0 6-3		0-0 F7		0-3 K		0-0 F8		4 0 0 0 0 1 1		
Dann Bilardello, R (1, 2) OBP: 0.241, SLG: 0.252		0-3 K		0-0 F7		0-0 L5			0-0 FC4-6 SH3-4 1B	4 0 1 0 0 1 0		
Bob Sebra, R (1, 1) Tom Foley, L (8, 4) OBP: 0.333, SLG: 0.273 OBP: 0.353, SLG: 0.377		0-0 1B		0-0 5-3			0-0 F9		0-0 SH3-4 1-2	3 0 1 0 0 0 0 0 0 0 0 0 0 0		
Inning Stats	R: 2 H: 2 E: 1 LOB: 1 K: 0 BB: 0 S: 6 P: 6	R: 0 H: 1 E: 0 LOB: 1 K: 1 BB: 0 S: 6 P: 6	R: 2 H: 2 E: 0 LOB: 0 K: 0 BB: 0 S: 5 P: 5	R: 0 H: 0 E: 0 LOB: 0 K: 0 BB: 0 S: 3 P: 3	R: 2 H: 4 E: 0 LOB: 0 K: 1 BB: 0 S: 7 P: 7	R: 0 H: 0 E: 0 LOB: 0 K: 1 BB: 0 S: 5 P: 5	R: 0 H: 0 E: 0 LOB: 0 K: 0 BB: 0 S: 3 P: 3	R: 1 H: 1 E: 0 LOB: 1 K: 0 BB: 1 S: 4 P: 8	R: 0 H: 1 E: 0 LOB: 2 K: 0 BB: 1 S: 4 P: 8	1B: 7 SF: 1 2B: 3 SAC: 1 3B: 0 DP: 0 HR: 1 HBP: 0	WP: 0 PA: 39 PB: 0 SB: 1 CS: 1	
PITCHER	IP WLS BF H R ER SO BB IBB HBP BLK WP HR S P ERA WHIP											
Rick Honeycutt, L (1, 1) ERA: 3.0	4.0 L 20 7 6 6 1 0 0 0 0 1 0 1 22 22 13.50 1.750											
Joe Beckwith, R (5, 1) ERA: 9.35	1.0 3 2 0 0 0 1 0 0 0 0 0 0 5 5 0.00 2.000											
Brian Holton, R (6, 1) ERA:	2.0 6 0 0 0 0 1 0 0 0 0 0 0 8 8 0.00 0.000											
Ed Vande Berg, L (8, 1) ERA: 3.03	2.0 10 2 1 1 0 1 1 0 0 0 0 0 8 16 4.50 1.500											

Montreal Expos @ Los Angeles Dodgers
Dodger Stadium, Los Angeles, CA
 Sat Aug 23 1986, 7:05 PM PDT
 Att: 42,449 - Unknown

AB	35
R	7
H	11
RBI	6
BB	2
SO	3
LOB	10



WP: 0	PA: 39
PB: 0	
SB: 1	
CS: 1	

PITCHER	IP	WLS	BF	H	R	ER	SO	BB	IBB	HBP	BLK	WP	HR	S	P	ERA	WHIP
Rick Honeycutt, L	4.0	L	20	7	6	6	1	0	0	0	1	0	1	22	22	13.50	1.750
Joe Beckwith, R	1.0		3	2	0	0	1	0	0	0	0	0	0	5	5	0.00	2.000
Brian Holton, R	2.0		6	0	0	0	1	0	0	0	0	0	0	8	8	0.00	0.000
Ed Vande Berg, L	2.0		10	2	1	1	0	1	1	0	0	0	0	8	16	4.50	1.500

Batter	1	2	3	4	5	6	7	8	9	AB R H RBI BB SO LOB	BOTTOM
Steve Sax, R OBP: 0.381, SLG: 0.425 (1, 4)	0-0 F7 ①		0-0 BLK 1B ②		0-3 K ②		0-0 F9 ③			4 0 1 0 0 1 1	Montreal Expos @ Los Angeles Dodgers Dodger Stadium, Los Angeles, CA Sat Aug 23 1986, 7:05 PM PDT Att. 42,449 - Unknown
Franklin Stubbs, L OBP: 0.299, SLG: 0.443 (1, 9)	0-3 K ②		0-3 K 1-2 ②		0-3 K ③			0-0 F6 ①		4 0 0 0 0 3 1	
Bill Madlock, R OBP: 0.333, SLG: 0.390 (1, 5)	0-0 HR 1B		0-0 5-3 ③			0-0 6-3 ①		0-0 4-3 2B		4 1 2 0 0 0 1	
Greg Brock, L OBP: 0.310, SLG: 0.426 (1, 3)	0-0 HR 1-H			0-0 E3 SH3 1B 6-3		0-0 G3 ②		0-0 4-3 ②		4 2 1 2 0 0 1	
Len Matuszek, L OBP: 0.344, SLG: 0.485 (1, 7)	0-3 K ③			0-0 6-3 SH3 1-2 1B		0-0 F8 ③		0-0 F5 ③		4 0 1 0 0 1 1	
Mike Scioscia, L OBP: 0.394, SLG: 0.367 (1, 2)		0-0 F8 ①		0-0 SH3 ①			0-0 F7 ①		0-0 F5 ①	3 0 0 0 0 0 0	
Bill Russell, R OBP: 0.286, SLG: 0.283 (1, 6)		0-0 G5-4-3 1B		0-0 6-3 ②			0-0 6-3 ②		0-0 5-3 ②	4 0 1 1 0 0 1	
Reggie Williams, R OBP: 0.323, SLG: 0.365 (1, 8)		0-0 G5-4-3 ② 1-2f		0-3 K ③			0-0 2B ②		0-0 F8 ③	4 1 1 0 0 1 2	
Rick Honeycutt, L OBP: 0.139, SLG: 0.091 Joe Beckwith, L (5, 1) Dave Anderson, R OBP: 0.295, SLG: 0.296 Brian Holton, R (6, 1) Alex Trevino, R OBP: 0.394, SLG: 0.304 Ed Vande Berg, R (8, 1)			0-0 F7 ①		0-3 K ①		0-0 2B 2B 2-H			1 0 0 0 0 0 0 0 0 0 0 0 0 0 1 0 0 0 0 0 1 0 0 0 0 0 0 0 1 0 1 1 0 0 0 0 0 0 0 0 0 0	
Inning Stats	R: 2 H: 2 E: 0 LOB: 0 K: 2 BB: 0 S: 9 P: 9	R: 0 H: 1 E: 0 LOB: 0 K: 0 BB: 0 S: 3 P: 3	R: 0 H: 1 E: 0 LOB: 1 K: 1 BB: 0 S: 6 P: 6	R: 1 H: 1 E: 1 LOB: 1 K: 1 BB: 0 S: 7 P: 7	R: 0 H: 0 E: 0 LOB: 0 K: 3 BB: 0 S: 9 P: 9	R: 0 H: 0 E: 0 LOB: 0 K: 0 BB: 0 S: 3 P: 3	R: 1 H: 2 E: 0 LOB: 1 K: 0 BB: 0 S: 5 P: 5	R: 0 H: 1 E: 0 LOB: 1 K: 0 BB: 0 S: 4 P: 4	R: 0 H: 0 E: 0 LOB: 0 K: 0 BB: 0 S: 3 P: 3	1B: 4 SF: 0 2B: 3 SAC: 1 3B: 0 DP: 1 HR: 1 HBP: 0	
PITCHER	IP WLS BF H R ER SO BB IBB HBP BLK WP HR S P ERA WHIP										
Bob Sebra, R ERA: 4.01 (1, 1)	7.0 W 28 H 7 R 4 ER 3 SO 7 BB 0 IBB 0 HBP 0 BLK 1 WP 0 HR 1 S 42 P 42 ERA 3.86 WHIP 1.000										
Jeff Reardon, R ERA: 3.77 (8, 1)	2.0 S 7 1 0 0 0 0 0 0 0 0 0 0 0 7 7 0.00 0.500										

livebaseballscorecards.com

AB	34
R	4
H	8
RBI	4
BB	0
SO	7
LOB	8



Batter	1	2	3	4	5	6	7	8	9	10	AB	R	H	RBI	BB	SO	LOB
Wallace Johnson, S (1, 3) OBP: 0.290, SLG: 0.383	0-0 4-3 1B 1B	0-0 FC6 1-2f			0-0 1-3		0-0 F8			0-0 F8 SH1-4 1B	5	1	2	0	0	0	1
Tom Foley, L (1, 6) OBP: 0.356, SLG: 0.392	0-0 4-3 1B 1B		0-3 K		0-0 F4		0-0 3B			0-0 SH1-4	4	1	2	0	0	1	0
Luis Rivera, R (10, PH) OBP: 0.295, SLG: 0.290	0-0 1-2 1B 1B				0-0 F8		0-0 B4			0-0 F8	5	0	0	0	0	0	4
Mitch Webster, S (1, 8) OBP: 0.360, SLG: 0.428	0-0 F2		0-0 F8		0-0 B4		0-0 3-1			0-0 F8							
Tim Raines, S (1, 7) OBP: 0.413, SLG: 0.497	0-0 4-3 1-2 2-3		0-0 FC4-6 1B		0-0 2B		0-0 F8			0-0 F8	4	0	2	0	1	0	2
Wayne Krenchicki, L (1, 5) OBP: 0.306, SLG: 0.316	0-0 1-2 2-3 1B		0-0 FC4-6		0-3 K		0-0 G3			0-3 K	4	0	1	2	0	1	2
Andy McGaffigan, R (8, 1) OBP: 0.069, SLG: 0.069	0-0 2-H 3-H 1B		0-0 1-2f		0-0 K		0-0 F8			0-0 F4	4	0	0	0	0	0	2
Andre Dawson, R (10, PH) OBP: 0.320, SLG: 0.491	0-0 6-3		0-0 4-3		0-0 F8		0-0 F8			0-0 F4	4	0	0	0	0	0	2
Tim Burke, R (10, 1)			0-0 4-3		0-0 F8		0-0 F4			0-0 F4							
Vance Law, R (1, 4) OBP: 0.294, SLG: 0.303			0-0 4-3		0-0 F8		0-0 F4			0-0 F4							
Herm Winningham, L (1, 9) OBP: 0.301, SLG: 0.376		0-0 F9		0-0 6-3 1B		4-0 IBB				0-3 K	3	0	1	0	1	1	0
Dann Bilardello, R (1, 2) OBP: 0.235, SLG: 0.245		0-0 F3		0-0 6-3 1-3		0-0 F9				0-3 K	4	0	0	0	0	1	3
Bryn Smith, R (1, 1) OBP: 0.167, SLG: 0.160		0-0 FC6 1B		0-0 4-3		0-0 G3				0-0 F7	2	0	1	0	0	0	1
Al Newman, S (7, PH) OBP: 0.301, SLG: 0.244											1	0	0	0	0	0	0
Bob McClure, R (7, 1) OBP: 0.333, SLG: 0.333											0	0	0	0	0	0	0
Tim Wallach, R (8, 5) OBP: 0.317, SLG: 0.420											1	0	0	0	0	0	0

Inning Stats	R: 2	H: 3	E: 0	K: 0	S: 6	LOB: 1	BB: 0	P: 6	R: 0	H: 1	E: 0	K: 0	S: 4	LOB: 1	BB: 0	P: 4	R: 0	H: 1	E: 0	K: 1	S: 6	LOB: 1	BB: 0	P: 6	R: 0	H: 1	E: 0	K: 0	S: 4	LOB: 1	BB: 0	P: 4	R: 0	H: 0	E: 0	K: 0	S: 3	LOB: 0	BB: 0	P: 3	R: 0	H: 1	E: 0	K: 1	S: 6	LOB: 2	BB: 1	P: 10	R: 0	H: 1	E: 0	K: 0	S: 4	LOB: 1	BB: 0	P: 4	R: 0	H: 0	E: 0	K: 0	S: 3	LOB: 0	BB: 0	P: 3	R: 0	H: 0	E: 0	K: 2	S: 7	LOB: 0	BB: 0	P: 7	R: 0	H: 1	E: 0	K: 1	S: 6	LOB: 2	BB: 1	P: 10	1B: 7	2B: 1	3B: 1	HR: 0	SF: 0	SAC: 1	DP: 0	HBP: 0	WP: 0	PB: 0	SB: 1	CS: 0	PA: 41
PITCHER	IP	WLS	BF	H	R	ER	SO	BB	IBB	HBP	BLK	WP	HR	S	P	ERA	WHIP																																																																												
Orel Hershiser, R (1, 1) ERA: 3.77	8.0		33	8	2	2	2	0	0	0	0	0	0	36	40	2.25	1.000																																																																												
Ken Howell, R (9, 1) ERA: 2.97	1.0		3	0	0	0	2	0	0	0	0	0	0	7	7	0.00	0.000																																																																												
Dennis Powell, L (10, 1) ERA: 4.74	0.2		4	1	0	0	0	0	1	0	0	0	0	3	7	0.00	1.500																																																																												
Brian Holton, R (10, 1) ERA:	0.1	W	1	0	0	0	1	0	0	0	0	0	0	3	3	0.00	0.000																																																																												

Montreal Expos @ Los Angeles Dodgers
Dodger Stadium, Los Angeles, CA
 Sun Aug 24 1986, 3:33 AM PDT
 Att. 31,664 - Unknown

livebaseballscorecards.com

AB	38
R	2
H	9
RBI	2
BB	2
SO	5
LOB	17



BOTTOM

Montreal Expos @ Los Angeles Dodgers
Dodger Stadium, Los Angeles, CA
Sun Aug 24 1986, 3:33 AM PDT
Att: 31,664 - Unknown

livebaseballscorecards.com

AB 32
R 3
H 5
RBI 3
BB 2
SO 6
LOB 10



WP: 0 PA: 35
PB: 0
SB: 1
CS: 0

AB R H RBI BB SO LOB

4 0 0 1 0 0 2
4 0 0 0 0 0 2
0 0 0 0 0 0 0
0 0 0 0 0 0 0

4 0 0 0 0 1 0

1 0 0 0 0 0 0
3 0 1 0 0 1 0

4 0 0 0 0 0 1
0 0 0 0 0 0 0
0 0 0 0 0 0 0

3 1 0 0 1 0 1

0 0 0 0 0 0 0
2 1 0 0 1 1 2

4 1 2 1 0 2 1

2 0 1 1 0 1 1
1 0 1 0 0 0 0
0 0 0 0 0 0 0

1B: 2 SF: 0
2B: 3 SAC: 1
3B: 0 DP: 1
HR: 0 HBP: 0

Batter	1	2	3	4	5	6	7	8	9	10
Steve Sax, R (1, 4) OBP: 0.378, SLG: 0.421	0-0 5-3		0-0 FC4-6 G5-4-3			0-0 4-3		0-0 F8		
Enos Cabell, R (1, 9) OBP: 0.301, SLG: 0.340	0-0 G3		0-0 G5-4-3			0-0 L5		0-0 5-3		
Ken Howell, R (9, 1)										
Bill Russell, R (10, 7) OBP: 0.286, SLG: 0.283										
Bill Madlock, R (1, 5) OBP: 0.329, SLG: 0.384	0-0 5-3			0-3 K		0-0 F5			0-0 F7	
Greg Brock, L (1, 3) OBP: 0.309, SLG: 0.424		0-0 1-3		0-3 K			0-0 6-3 1B		0-0 F4	
Franklin Stubbs, L (3, 3) OBP: 0.299, SLG: 0.442										
Len Matuszek, L (1, 7) OBP: 0.335, SLG: 0.471		0-0 4-3		0-0 4-3			0-0 B3		0-0 F6	
Dennis Powell, R (10, 1) OBP: 0.273, SLG: 0.545										
Brian Holton, R (10, 1)										
Mike Scioscia, L (1, 2) OBP: 0.392, SLG: 0.363		0-0 F8				0-0 E6 FC6-4		0-0 6-3		4-0 SH1-4 2B BB
Reggie Williams, R (1, 8) OBP: 0.323, SLG: 0.365			4-0 2B 1B BB			0-0 FC6-4		0-3 K		0-0 SH1-4
Jose Gonzalez, R (2, 8) OBP: 0.300, SLG: 0.240						1-2 K				1-2
Dave Anderson, R (1, 6) OBP: 0.302, SLG: 0.319			0-0 1B FC4-6 2B			0-3 K		0-3 K		0-0 2B
Orel Hershiser, R (1, 1) OBP: 0.259, SLG: 0.264										
Alex Trevino, R (8, PH) OBP: 0.358, SLG: 0.404			0-0 FC4-6			0-3 K		0-0 2B		
Mike Marshall, R (9, 9) OBP: 0.301, SLG: 0.443			2-3 3-H 1B							

Inning Stats	R: 0	H: 0	E: 0	K: 0	S: 3	P: 3	R: 0	H: 0	E: 0	K: 0	S: 3	P: 3	R: 2	H: 2	E: 0	K: 0	S: 4	R: 0	H: 0	E: 0	K: 2	S: 7	P: 7	R: 0	H: 0	E: 0	K: 0	S: 8	P: 8	R: 0	H: 0	E: 0	K: 1	S: 6	P: 6	R: 0	H: 1	E: 0	K: 1	S: 6	P: 6	R: 0	H: 1	E: 0	K: 1	S: 6	P: 6	R: 0	H: 0	E: 0	K: 0	S: 3	P: 3	R: 0	H: 0	E: 0	K: 0	S: 3	P: 3	R: 0	H: 1	E: 0	K: 1	S: 6	P: 6	R: 0	H: 1	E: 0	K: 1	S: 6	P: 6	R: 0	H: 0	E: 0	K: 0	S: 3	P: 3	R: 1	H: 1	E: 0	K: 0	S: 2	P: 6	1B: 2	2B: 3	3B: 0	HR: 0	SF: 0	SAC: 1	DP: 1	HBP: 0	WP: 0	PA: 35
--------------	------	------	------	------	------	------	------	------	------	------	------	------	------	------	------	------	------	------	------	------	------	------	------	------	------	------	------	------	------	------	------	------	------	------	------	------	------	------	------	------	------	------	------	------	------	------	------	------	------	------	------	------	------	------	------	------	------	------	------	------	------	------	------	------	------	------	------	------	------	------	------	------	------	------	------	------	------	------	------	------	------	------	------	-------	-------	-------	-------	-------	--------	-------	--------	-------	--------

PITCHER	IP	WLS	BF	H	R	ER	SO	BB	IBB	HBP	BLK	WP	HR	S	P	ERA	WHIP
Bryn Smith, R (1, 1) ERA: 4.05	6.0		21	2	2	2	4	1	0	0	0	0	0	28	32	3.00	0.500
Bob McClure, L (7, 1) ERA: 3.86	1.1		6	2	0	0	2	0	0	0	0	0	0	10	10	0.00	1.500
Andy McGaffigan, R (8, 1) ERA: 3.07	1.2		5	0	0	0	0	0	0	0	0	0	0	5	5	0.00	0.000
Tim Burke, R (10, 1) ERA: 2.72	0.1	L	3	1	1	1	0	1	0	0	0	0	0	2	6	27.00	6.000

Batter	1	2	3	4	5	6	7	8	9	AB R H RBI BB SO LOB	TOP											
Gary Redus, R (1, 7) OBP: 0.337, SLG: 0.477	4-0 BB 1B 2-3	0-3 K			0-0 K			0-0 1-2 4-3		3 1 0 0 1 1 3	Philadelphia Phillies @ Los Angeles Dodgers Dodger Stadium, Los Angeles, CA Mon Aug 25 1986, 7:05 PM PDT Att: 35,553 - Unknown livebaseballscorecards.com											
Jeff Stone, L (1, 8) OBP: 0.333, SLG: 0.417	0-0 F7		0-0 2B		0-3 K			4-0 BB		3 0 1 0 1 1 1												
Von Hayes, L (1, 3) OBP: 0.372, SLG: 0.432	0-0 2-3		0-0 1-3			0-0 3-1		0-0 F6		4 0 0 0 0 0 4												
Mike Schmidt, R (1, 5) OBP: 0.382, SLG: 0.537	0-0 E S 2-H 1B		0-0 F3			0-0 F3		0-0 F6		4 0 1 1 0 0 3												
Glenn Wilson, R (1, 9) OBP: 0.307, SLG: 0.399	0-3 K		0-0 F9			0-0 F3			0-3 K	4 0 0 0 0 2 2												
Juan Samuel, R (1, 4) OBP: 0.299, SLG: 0.455		0-0 F4		0-0 F8		0-3 K		0-3 K 6-3		4 0 0 0 0 2 0												
Ronn Reynolds, R (1, 2) OBP: 0.278, SLG: 0.347		0-0 E6 FC1-5 E		0-0 6-3		0-0 G6-4-3 1B		0-0 6-3 1-2		4 0 1 0 0 0 1												
Steve Jeltz, S (1, 6) OBP: 0.335, SLG: 0.272 Ron Roenicke, S (9, PH) OBP: 0.382, SLG: 0.385		0-0 E5 FC1-5		0-0 6-3		0-0 G6-4-3 1-2f		0-3 K		3 0 0 0 0 0 2 1 0 0 0 0 1 1												
Don Carman, L (1, 1) Luis Aguayo, R (8, PH) OBP: 0.243, SLG: 0.330 Kent Tekulve, R (8, 1)		0-0 FC1-5 1-2 2-3f		0-0 5-3				0-0 4-3 1B		2 0 0 0 0 0 2 1 0 1 0 0 0 0 0 0 0 0 0 0 0												
Inning Stats	R: 1 E: 0 K: 1 S: 6	H: 1 LOB: 1 BB: 1 P: 10	R: 0 E: 2 K: 1 S: 7	H: 0 LOB: 2 BB: 0 P: 7	R: 0 E: 0 K: 0 S: 4	H: 1 LOB: 1 BB: 0 P: 4	R: 0 E: 0 K: 0 S: 3	H: 0 LOB: 0 BB: 0 P: 3	R: 0 E: 0 K: 1 S: 5	H: 0 LOB: 0 BB: 0 P: 5	R: 0 E: 0 K: 0 S: 3	H: 0 LOB: 0 BB: 0 P: 3	R: 0 E: 0 K: 1 S: 5	H: 1 LOB: 0 BB: 0 P: 5	R: 0 E: 0 K: 0 S: 4	H: 1 LOB: 2 BB: 1 P: 8	R: 0 E: 0 K: 3 S: 10	H: 0 LOB: 1 BB: 0 P: 10	1B: 3 2B: 1 3B: 0 HR: 0	SF: 0 SAC: 0 DP: 1 HBP: 0	WP: 1 PB: 0 SB: 1 CS: 0	PA: 35
PITCHER Fernando Valenzuela, L (1, 1) ERA: 3.04	IP: 9.0 WLS: W BF: 35 H: 4 R: 1 ER: 1 SO: 7 BB: 2 IBB: 0 HBP: 0 BLK: 0 WP: 1 HR: 0 S: 47 P: 55 ERA: 1.00 WHIP: 0.667											PITCHER	IP: 9.0 WLS: W BF: 35 H: 4 R: 1 ER: 1 SO: 7 BB: 2 IBB: 0 HBP: 0 BLK: 0 WP: 1 HR: 0 S: 47 P: 55 ERA: 1.00 WHIP: 0.667									



Batter	1	2	3	4	5	6	7	8	9
Steve Sax, R OBP: 0.377, SLG: 0.422 (1, 4)	0-0 BB G4-3 2B		0-0 F9		0-0 F9			0-3 K	
Bill Russell, R OBP: 0.286, SLG: 0.280 (1, 7) Len Matuszek, L OBP: 0.333, SLG: 0.468 (8, PH) Reggie Williams, R OBP: 0.323, SLG: 0.365 (9, 7)	4-0 G4-3 BB BB		0-0 F6			0-0 4-3		0-0 L4	
Bill Madlock, R OBP: 0.332, SLG: 0.395 (1, 5) Jeff Hamilton, R OBP: 0.264, SLG: 0.369 (9, 5)	4-0 G4-3 1-2 2-3 BB		0-0 HR			0-0 F7			
Mike Marshall, R OBP: 0.298, SLG: 0.439 (1, 9)	0-0 G4-3		0-0 6-3			0-0 F9			
Enos Cabell, R OBP: 0.301, SLG: 0.344 (1, 3)	0-0 6-3			0-0 1-3			0-0 F9 CS 2B		
Mike Scioscia, L OBP: 0.395, SLG: 0.377 (1, 2)		0-0 HR		0-0 G4-6-3 1B			0-0 F9		
Dave Anderson, R OBP: 0.302, SLG: 0.320 (1, 6)		0-0 F3		0-0 G4-6-3 1-2f			0-0 F9		
Jose Gonzalez, R OBP: 0.273, SLG: 0.214 (1, 8)		0-0 F8			0-0 F3		0-0 G3		
Fernando Valenzuela, L OBP: 0.205, SLG: 0.230 (1, 1)		0-0 G3			0-0 F7			0-0 L5	

Inning Stats	R: 1 E: 0 K: 0 S: 3	H: 1 LOB: 1 BB: 2 P: 11	R: 1 E: 0 K: 0 S: 4	H: 1 LOB: 0 BB: 0 P: 4	R: 0 E: 0 K: 0 S: 3	H: 1 LOB: 0 BB: 0 P: 3	R: 0 E: 0 K: 0 S: 3	H: 0 LOB: 0 BB: 0 P: 3	R: 0 E: 0 K: 0 S: 3	H: 0 LOB: 0 BB: 0 P: 3	R: 0 E: 0 K: 0 S: 4	H: 2 LOB: 1 BB: 0 P: 4	R: 0 E: 0 K: 1 S: 5	H: 0 LOB: 0 BB: 0 P: 5
	1B: 2 2B: 2 3B: 0 HR: 2	SF: 0 SAC: 0 DP: 2 HBP: 0												

PITCHER	IP	WLS	BF	H	R	ER	SO	BB	IBB	HBP	BLK	WP	HR	S	P	ERA	WHIP
Don Carman, L ERA: 3.61 (1, 1)	7.0	L	26	6	3	3	0	2	0	0	0	0	2	24	32	3.86	1.143
Kent Tekulve, R ERA: 2.73 (8, 1)	1.0		3	0	0	0	1	0	0	0	0	0	0	5	5	0.00	0.000

BOTTOM

Philadelphia Phillies @ Los Angeles Dodgers
 Dodger Stadium, Los Angeles, CA

Mon Aug 25 1986, 7:05 PM PDT
 Att. 35,553 - Unknown

AB	R	H	RBI	BB	SO	LOB
4	1	1	0	0	1	0
2	0	0	0	1	0	0
1	0	0	0	0	0	0
0	0	0	0	0	0	0
2	1	1	1	1	0	0
0	0	0	0	0	0	0
3	0	0	0	0	0	2
3	0	1	0	0	0	1
3	1	2	1	0	0	1
3	0	1	0	0	0	1
3	0	0	0	0	0	1
3	0	0	0	0	0	0

AB 27
 R 3
 H 6
 RBI 2
 BB 2
 SO 1
 LOB 6



WP	PA	ERA	WHIP
29			

Batter	1	2	3	4	5	6	7	8	9	AB R H RBI BB SO LOB	TOP	
Jeff Stone, L (1, 7) <small>OBP: 0.335, SLG: 0.417</small> (8, 8)	0-0 4-3		0-0 		0-3 K			0-0 E7 1B	0-0 G3	5 1 2 0 0 1 2	Philadelphia Phillies @ Los Angeles Dodgers Dodger Stadium, Los Angeles, CA Tue Aug 26 1986, 7:05 PM PDT Att: 30,979 - Unknown	
Milt Thompson, L (1, 8) <small>OBP: 0.274, SLG: 0.296</small> Ron Roenicke, S (8, PH) <small>OBP: 0.384, SLG: 0.385</small> (8, 7)	0-0 		0-3 K 1-2		0-0 F5			4-0 		3 1 1 0 0 1 1 0 1 0 0 1 0 0		
Von Hayes, L (1, 3) <small>OBP: 0.375, SLG: 0.437</small>	0-0 			0-0 		0-0 F9		0-0 		4 1 3 2 0 0 0		
Mike Schmidt, R (1, 5) <small>OBP: 0.379, SLG: 0.532</small>	0-3 K 1-2			0-0 F4		0-0 F7		0-3 K		4 0 0 0 0 2 4		
Glenn Wilson, R (1, 9) <small>OBP: 0.306, SLG: 0.404</small>	0-0 6-3			0-0 6-3 2-3			0-0 6-3	0-0 		4 1 1 3 0 0 2		
Juan Samuel, R (1, 4) <small>OBP: 0.296, SLG: 0.451</small> Steve Bedrosian, R (8, 1) <small>OBP: 0.400, SLG: 0.250</small>		0-0 F8		0-0 F8			0-3 K	0-0 F4		4 0 0 0 0 1 1 0 0 0 0 0 0 0		
John Russell, R (1, 2) <small>OBP: 0.283, SLG: 0.439</small>		0-0 F8			0-0 6-3		0-0 	0-0 		4 1 2 1 0 0 0		
Steve Jeltz, S (1, 6) <small>OBP: 0.333, SLG: 0.269</small>		0-0 4-3			0-3 K		0-0 4-3	0-0 SH1-4		3 0 0 0 0 1 0		
Kevin Gross, R (1, 1) <small>OBP: 0.188, SLG: 0.286</small> Rick Schu, R (8, PH) <small>OBP: 0.343, SLG: 0.455</small> Luis Aguayo, R (8, 4) <small>OBP: 0.241, SLG: 0.327</small>			0-0 6-3		0-0 			0-0 F9	0-3 K	2 0 1 0 0 0 0 1 0 0 0 0 0 0 1 0 0 0 0 1 1		
Inning Stats	R: 1 H: 2 E: 0 LOB: 1 K: 1 BB: 0 S: 7 P: 7	R: 0 H: 0 E: 0 LOB: 0 K: 0 BB: 0 S: 3 P: 3	R: 0 H: 1 E: 0 LOB: 0 K: 1 BB: 0 S: 5 P: 5	R: 0 H: 1 E: 0 LOB: 1 K: 0 BB: 0 S: 4 P: 4	R: 0 H: 1 E: 0 LOB: 1 K: 2 BB: 0 S: 8 P: 8	R: 0 H: 0 E: 0 LOB: 0 K: 0 BB: 0 S: 3 P: 3	R: 1 H: 1 E: 0 LOB: 0 K: 1 BB: 0 S: 6 P: 6	R: 4 H: 3 E: 1 LOB: 0 K: 1 BB: 1 S: 8 P: 12	R: 0 H: 1 E: 0 LOB: 1 K: 1 BB: 0 S: 6 P: 6	1B: 7 SF: 0 2B: 1 SAC: 1 3B: 0 DP: 0 HR: 2 HBP: 0	WP: 0 PA: 37 PB: 0 SB: 2 CS: 1	
PITCHER Alejandro Pena, R (1, 1) <small>ERA: 4.34</small> Ed Vande Berg, L (7, 1) <small>ERA: 3.56</small> Ken Howell, R (8, 1) <small>ERA: 3.06</small> Brian Holton, R (9, 1) <small>ERA:</small>	IP WLS BF H R ER SO BB IBB HBP BLK WP HR S P ERA WHIP 6.0 0 22 5 1 1 4 0 0 0 0 0 0 30 30 1.50 0.833 1.1 L 8 3 4 4 1 1 1 0 0 0 0 0 1 9 13 27.00 3.000 0.2 3 1 1 1 1 0 0 0 0 0 0 1 5 5 13.50 1.500 1.0 4 1 0 0 0 1 0 0 0 0 0 0 6 6 0.00 1.000											PITCHER IP WLS BF H R ER SO BB IBB HBP BLK WP HR S P ERA WHIP

livebaseballscorecards.com

AB	35
R	6
H	10
RBI	6
BB	1
SO	7
LOB	11



Batter	1	2	3	4	5	6	7	8	9	AB	R	H	RBI	BB	SO	LOB
Steve Sax, R OBP: 0.377, SLG: 0.424 (1, 4)	0-0 2B	0-0 F3		0-0 F9		0-0 1B		0-3 K		5	0	2	1	0	1	6
Franklin Stubbs, L OBP: 0.300, SLG: 0.450 (1, 7)	0-0 F8		0-0 1B 1B		0-3 K	0-0 F5			0-0 HR	5	2	2	1	0	1	2
Bill Madlock, R OBP: 0.333, SLG: 0.395 (1, 5)	0-3 K		0-0 1B 1B		0-0 G1 1B		0-0 F8		0-0 6-3	5	0	2	0	0	1	1
Len Matuszek, L OBP: 0.338, SLG: 0.469 Ken Howell, R Reggie Williams, R OBP: 0.326, SLG: 0.365 (1, 3) (8, 1) (9, 9)	0-0 F7		0-0 1B		0-0 G1		0-0 L6-3 1B		4-0 1B BB	4	0	2	1	0	0	2
Mike Scioscia, L OBP: 0.395, SLG: 0.373 (1, 2)		4-0 1B 1B BB	0-0 B2-6		4-0 BB		0-0 L6-3		0-3 K	3	0	0	0	2	1	4
Enos Cabell, R OBP: 0.303, SLG: 0.345 (1, 9) (8, 3)		0-0 F7	0-0 4-3		0-0 L6			0-0 WP 1B	0-0 2-H 1B	5	0	2	1	0	0	4
Dave Anderson, R OBP: 0.313, SLG: 0.325 (1, 6)		0-0 1B 1B		0-0 F8		0-0 6-3 SH1-3 1B 1B		4-0 1B BB	0-0 F3	4	1	2	0	1	0	1
Jose Gonzalez, R OBP: 0.278, SLG: 0.226 (1, 8)		0-0 F7		0-0 SH3-4 1B		0-0 SH1-3		0-3 K		3	0	1	0	0	1	4
Alejandro Pena, R OBP: 0.250, SLG: 0.250 Alex Trevino, R OBP: 0.356, SLG: 0.401 Ed Vande Berg, R Bill Russell, R OBP: 0.285, SLG: 0.279 Brian Holton, R (1, 1) (6, PH) (7, 1) (8, 9) (9, 1)		0-0 1B		0-0 SH3-4		0-0 6-3		0-3 K		1	0	1	0	0	0	0

Inning Stats	R: 0	H: 1	E: 0	K: 1	S: 6	LOB: 1	BB: 0	P: 6	R: 0	H: 2	E: 0	K: 0	S: 5	LOB: 3	BB: 1	P: 9	R: 1	H: 3	E: 0	K: 0	S: 5	LOB: 1	BB: 0	P: 5	R: 0	H: 1	E: 0	K: 0	S: 4	LOB: 1	BB: 0	P: 4	R: 0	H: 1	E: 0	K: 1	S: 6	LOB: 2	BB: 1	P: 10	R: 1	H: 2	E: 0	K: 0	S: 5	LOB: 1	BB: 0	P: 5	R: 0	H: 1	E: 0	K: 0	S: 3	LOB: 0	BB: 0	P: 3	R: 0	H: 1	E: 0	K: 3	S: 10	LOB: 2	BB: 1	P: 14	R: 2	H: 2	E: 0	K: 1	S: 7	LOB: 1	BB: 1	P: 11	1B: 12	2B: 3	3B: 0	HR: 1	SF: 0	SAC: 2	DP: 2	HBP: 0	WP: 1	PA: 43
PITCHER	IP	WLS	BF	H	R	ER	SO	BB	IBB	HBP	BLK	WP	HR	S	P	ERA	WHIP																																																																	
Kevin Gross, R ERA: 3.88 Steve Bedrosian, R ERA: 3.03	(1, 1) (8, 1)	7.0 2.0	32 11	11 3	2 2	2 2	2 4	2 2	0 0	0 0	0 0	0 1	0 1	34 17	42 25	2.57 9.00	1.857 2.500																																																																	
PITCHER	IP	WLS	BF	H	R	ER	SO	BB	IBB	HBP	BLK	WP	HR	S	P	ERA	WHIP																																																																	

BOTTOM

Philadelphia Phillies @ Los Angeles Dodgers
 Dodger Stadium, Los Angeles, CA
 Tue Aug 26 1986, 7:05 PM PDT
 Att. 30,979 - Unknown

AB	37
R	4
H	14
RBI	4
BB	4
SO	6
LOB	27



Batter	1	2	3	4	5	6	7	8	9	AB R H RBI BB SO LOB	TOP
Jeff Stone, L (1, 7) X OBP: 0.336, SLG: 0.411 Steve Bedrosian, R (9, 1) OBP: 0.400, SLG: 0.250	0-0 F7 BB BB BB	4-0 BB 1-2		4-0 1B BB		0-3 K S S			0-0 E6 S 1B	3 1 0 0 2 1 1 0 0 0 0 0 0 0	
Milt Thompson, L (1, 8) X OBP: 0.277, SLG: 0.298	0-0 1B BLK SF9 1B			0-0 K 1-3		0-0 F5 1-3			0-3 K 1-2	5 1 2 0 0 2 4	
Von Hayes, L (1, 3) X OBP: 0.375, SLG: 0.436	0-0 SF9 BB 1-3 1B		0-0 4-3	0-0 F5			0-0 4-3		0-0 2-H 1B	5 0 2 1 0 0 2	
Mike Schmidt, R (1, 5) B OBP: 0.379, SLG: 0.530	4-0 1-2 BB		0-0 1B 1B		0-3 K		0-0 F4		0-0 F9	4 0 1 0 1 1 1	
Glenn Wilson, R (1, 9) X OBP: 0.308, SLG: 0.406	0-0 SF9 2-3 3-H		0-0 1-2 1B		0-0 1B		0-0 F4			3 0 2 1 0 0 0	
Juan Samuel, R (1, 4) S OBP: 0.294, SLG: 0.447	0-3 K		0-0 F9		0-0 F8		0-0 5-3			4 0 0 0 0 1 5	
Ronn Reynolds, R (1, 2) S OBP: 0.265, SLG: 0.329		0-3 K	0-3 K		0-3 K		0-3 K		0-3 K	4 0 0 0 0 4 3	
Steve Jeltz, S (1, 6) X OBP: 0.334, SLG: 0.272		0-0 FC1-6 1B		0-0 F8		0-0 FC3-6 1B		0-0 F8		4 0 2 0 0 0 0	
Bruce Ruffin, S (1, 1) X OBP: 0.086, SLG: 0.114 Greg Gross, L (9, PH) (9, 7) OBP: 0.365, SLG: 0.295		0-0 FC1-6 BB 1-2f		0-3 K		0-0 FC3-6 1-2f		0-0 5-3		3 0 0 0 0 1 2 1 0 0 0 0 0 0	
Inning Stats	R: 1 H: 2 E: 0 LOB: 2 K: 1 BB: 1 S: 7 P: 11	R: 0 H: 1 E: 0 LOB: 2 K: 2 BB: 1 S: 8 P: 12	R: 0 H: 2 E: 0 LOB: 2 K: 1 BB: 0 S: 7 P: 7	R: 0 H: 1 E: 0 LOB: 2 K: 1 BB: 1 S: 6 P: 10	R: 0 H: 1 E: 0 LOB: 1 K: 2 BB: 0 S: 8 P: 8	R: 0 H: 1 E: 0 LOB: 1 K: 1 BB: 0 S: 6 P: 6	R: 0 H: 0 E: 0 LOB: 0 K: 0 BB: 0 S: 3 P: 3	R: 0 H: 0 E: 0 LOB: 0 K: 1 BB: 0 S: 5 P: 5	R: 1 H: 1 E: 1 LOB: 1 K: 1 BB: 0 S: 7 P: 7	1B: 9 SF: 1 2B: 0 SAC: 0 3B: 0 DP: 0 HR: 0 HBP: 0	WP: 0 PA: 40 PB: 0 SB: 1 CS: 0
PITCHER Bob Welch, R (1, 1) ERA: 3.43	IP WLS BF H R ER SO BB IBB HBP BLK WP HR S P ERA WHIP 9.0 L 40 9 2 1 10 3 0 0 1 0 0 57 69 1.00 1.333										

Philadelphia Phillies @ Los Angeles Dodgers
 Dodger Stadium, Los Angeles, CA
 Wed Aug 27 1986, 3:33 AM PDT
 Att: 23,543 - Unknown

livebaseballscorecards.com

AB 36
R 2
H 9
RBI 2
BB 3
SO 10
LOB 18



Batter	1	2	3	4	5	6	7	8	9	AB	R	H	RBI	BB	SO	LOB
Dave Anderson, R (1, 6) OBP: 0.312, SLG: 0.318	0-0 1-3			0-0 6-3		4-0 1B SF7 BB		0-0 F7		3	1	0	0	1	0	0
Bill Russell, R (1, 7) OBP: 0.289, SLG: 0.283	0-0 6-3			0-0 G5-4-3 1B		0-0 1-3 SF7 1B		0-0 6-3		4	0	2	0	0	0	0
Steve Sax, R (1, 4) OBP: 0.374, SLG: 0.421	0-0 4-3			0-0 G5-4-3 1-2f		0-0 1-2 3-H SF7		0-0 1-3		3	0	0	1	0	0	1
Enos Cabell, R (1, 3) OBP: 0.300, SLG: 0.341		0-0 6-3			0-0 5-3	0-0 5-3			4-0 1B BB	3	0	0	0	0	0	1
Len Matuszek, L (9, PH) OBP: 0.342, SLG: 0.469										0	0	0	0	1	0	0
Mike Marshall, R (9, PR) OBP: 0.298, SLG: 0.439										0	0	0	0	0	0	0
Alex Trevino, R (1, 2) OBP: 0.355, SLG: 0.400		0-0 4-3			0-0 FC5 1B			0-3 F8	0-3 K	3	0	1	0	0	0	0
Franklin Stubbs, L (9, PH) OBP: 0.299, SLG: 0.449										1	0	0	0	0	1	1
Jeff Hamilton, R (1, 5) OBP: 0.267, SLG: 0.368		0-0 4-3			0-0 1-2 FC5 1B			0-0 F9	0-0 1-3 1B	3	0	1	0	0	0	0
Bill Madlock, R (9, PH) OBP: 0.335, SLG: 0.397										1	0	1	0	0	0	0
Reggie Williams, R (1, 9) OBP: 0.326, SLG: 0.364			0-0 5-3		0-0 FC5			0-0 1-2 2-3f 1B	0-3 K	3	0	1	0	0	0	2
Mike Scioscia, L (9, PH) OBP: 0.394, SLG: 0.372										1	0	0	0	0	1	2
Jose Gonzalez, R (1, 8) OBP: 0.256, SLG: 0.206			0-0 6-3		0-0 F9			0-0 5-3		3	0	0	0	0	0	3
Bob Welch, R (1, 1) OBP: 0.182, SLG: 0.164			0-3 K			0-0 B2		0-0 6-3		3	0	0	0	0	1	0

Inning Stats	R: 0	H: 0	E: 0	LOB: 0	K: 0	BB: 0	S: 3	P: 3	R: 0	H: 0	E: 0	LOB: 0	K: 1	BB: 0	S: 5	P: 5	R: 0	H: 1	E: 0	LOB: 0	K: 0	BB: 0	S: 3	P: 3	R: 0	H: 2	E: 0	LOB: 2	K: 0	BB: 0	S: 5	P: 5	R: 1	H: 1	E: 0	LOB: 1	K: 0	BB: 1	S: 4	P: 8	R: 0	H: 1	E: 0	LOB: 1	K: 0	BB: 0	S: 4	P: 4	R: 0	H: 0	E: 0	LOB: 0	K: 0	BB: 0	S: 3	P: 3	R: 0	H: 1	E: 0	LOB: 2	K: 2	BB: 1	S: 8	P: 12	1B: 6	SF: 1	2B: 0	SAC: 0	3B: 0	DP: 1	HR: 0	HBP: 0	WP: 0	PA: 34
--------------	------	------	------	--------	------	-------	------	------	------	------	------	--------	------	-------	------	------	------	------	------	--------	------	-------	------	------	------	------	------	--------	------	-------	------	------	------	------	------	--------	------	-------	------	------	------	------	------	--------	------	-------	------	------	------	------	------	--------	------	-------	------	------	------	------	------	--------	------	-------	------	-------	-------	-------	-------	--------	-------	-------	-------	--------	-------	--------

PITCHER	IP	WLS	BF	H	R	ER	SO	BB	IBB	HBP	BLK	WP	HR	S	P	ERA	WHIP
Bruce Ruffin, L (1, 1) ERA: 2.38	8.0	W	29	5	1	1	1	1	0	0	0	0	0	30	34	1.12	0.750
Steve Bedrosian, R (9, 1) ERA: 2.99	1.0	S	5	1	0	0	2	1	0	0	0	0	0	8	12	0.00	2.000

BOTTOM

Philadelphia Phillies @ Los Angeles Dodgers
 Dodger Stadium, Los Angeles, CA
 Wed Aug 27 1986, 3:33 AM PDT
 Att. 23,543 - Unknown

AB	31
R	1
H	6
RBI	1
BB	2
SO	3
LOB	10



WP	PA	ERA	WHIP
0	34		

Los Angeles Dodgers @ New York Mets
 Shea Stadium, Flushing, NY
 Fri Aug 29 1986, 7:05 PM EDT
 Att: 45,667 - Unknown

AB	32
R	1
H	5
RBI	1
BB	2
SO	7
LOB	12



AB R H RBI BB SO LOB

4	0	0	0	0	0	1
4	0	2	0	0	0	0
4	0	0	0	0	0	3
4	1	2	0	0	2	1
4	0	0	0	0	2	2
2	0	0	0	1	0	0
3	0	0	1	1	1	3
3	0	0	0	0	2	1
1	0	0	0	0	0	1
2	0	0	0	0	0	0
0	0	0	0	0	0	0
1	0	1	0	0	0	0
0	0	0	0	0	0	0

Batter	1	2	3	4	5	6	7	8	9
Steve Sax, R (1, 4) OBP: 0.372, SLG: 0.418	0-0 F8		0-0 F9			0-0 F9		0-0 F8	
Bill Russell, R (1, 7) OBP: 0.293, SLG: 0.288	0-0 1B			0-0 F9		0-0 F2		0-0 1B	
Bill Madlock, R (1, 3) OBP: 0.331, SLG: 0.392	0-0 F8			0-0 F7			0-0 6-3	0-0 F9	
Enos Cabell, R (1, 9) OBP: 0.303, SLG: 0.344	0-3 K			0-3 K			0-0 FC4-6 1B	0-0 SH1-4 E 1B	
Jeff Hamilton, R (1, 5) OBP: 0.255, SLG: 0.352		0-3 K		0-3 K			0-0 FC4-6 BB 1-2f	0-0 E5 6-3 SH1-4 1-2	
Mike Scioscia, L (1, 2) OBP: 0.393, SLG: 0.369		0-0 F5		0-0 G3			4-0 BB 1-2	0-0 SH1-4 1-2 2-3	
Dave Anderson, R (1, 6) OBP: 0.310, SLG: 0.311		0-3 K		4-0 BB			0-0 F7	0-0 6-3 2-3 3-H	
Jose Gonzalez, R (1, 8) OBP: 0.238, SLG: 0.189			0-3 K		0-0 F3			0-3 K	0-0 F9
Alex Trevino, R (9, PH) OBP: 0.354, SLG: 0.398									
Rick Honeycutt, L (1, 1) OBP: 0.132, SLG: 0.086			0-0 1-3				0-0 F8	0-0 1B	
Dennis Powell, R (7, 1) OBP: 0.273, SLG: 0.545									
Reggie Williams, R (8, PH) OBP: 0.328, SLG: 0.367									
Brian Holton, R (8, 1)									

Inning Stats	R: 0 H: 1 E: 0 LOB: 1 K: 1 BB: 0 S: 6 P: 6	R: 0 H: 0 E: 0 LOB: 0 K: 2 BB: 0 S: 7 P: 7	R: 0 H: 0 E: 0 LOB: 0 K: 1 BB: 0 S: 5 P: 5	R: 0 H: 0 E: 0 LOB: 0 K: 1 BB: 0 S: 5 P: 5	R: 0 H: 0 E: 0 LOB: 1 K: 1 BB: 1 S: 5 P: 9	R: 0 H: 0 E: 0 LOB: 0 K: 0 BB: 0 S: 3 P: 3	R: 0 H: 1 E: 0 LOB: 2 K: 0 BB: 1 S: 4 P: 8	R: 0 H: 2 E: 0 LOB: 2 K: 1 BB: 0 S: 7 P: 7	R: 1 H: 1 E: 1 LOB: 1 K: 0 BB: 0 S: 5 P: 5	1B: 5 SF: 0 2B: 0 SAC: 1 3B: 0 DP: 0 HR: 0 HBP: 0	WP: 0 PA: 35 PB: 0 SB: 0 CS: 0
--------------	--	--	--	--	--	--	--	--	--	---	--------------------------------

PITCHER	Bob Ojeda, L (1, 1) ERA: 2.66	IP: 9.0 WLS: W BF: 35 H: 5 R: 1 ER: 0 SO: 7 BB: 2 IBB: 0 HBP: 0 BLK: 0 WP: 0 HR: 0 S: 47 P: 55 ERA: 0.00 WHIP: 0.778
---------	----------------------------------	--

Batter	1	2	3	4	5	6	7	8	9	AB	R	H	RBI	BB	SO	LOB	BOTTOM					
Mookie Wilson, S OBP: 0.362, SLG: 0.463 (1, 8) (9, 7)	0-0 4-3 1B 2B		0-0 CS 1B		0-3 K		0-0 G5-3 1-2 2-H 1B			4	1	3	1	0	1	0						
Tim Teufel, R OBP: 0.332, SLG: 0.385 Wally Backman, S OBP: 0.379, SLG: 0.385 (1, 4) (7, PR) (8, 4)	0-0 4-3 2-3		0-0 5-3 1-2		0-0 5-3		4-0 1-2 2-3 BB			3	0	0	0	1	0	2						
Keith Hernandez, L OBP: 0.403, SLG: 0.441 (1, 3)	0-0 3-H 1B		0-0 E3 1B		0-3 K		0-0 G5-3 2-3f			4	0	1	1	0	1	3						
Kevin Mitchell, R OBP: 0.361, SLG: 0.504 Lenny Dykstra, L OBP: 0.375, SLG: 0.457 (1, 7) (9, 8)	0-0 F4		0-0 1-2 1B		0-0 F8		0-3 K			4	0	1	0	0	1	1						
Darryl Strawberry, L OBP: 0.366, SLG: 0.500 (1, 9)	0-3 K		0-3 K		0-0 F6		4-0 FC6-4 BB			3	0	0	0	1	2	3						
Ray Knight, R OBP: 0.351, SLG: 0.421 (1, 5)		0-0 F7		0-0 5-3		0-0 F6		0-0 FC6-4 1-2f		4	0	0	0	0	0	1						
Ed Hearn, R OBP: 0.325, SLG: 0.402 (1, 2)		0-0 F8		0-0 FC5-4 1B		0-0 4-3		0-3 K		4	0	1	0	0	1	1						
Rafael Santana, R OBP: 0.280, SLG: 0.252 (1, 6)		0-3 K		0-0 FC5-4 1-2f		0-0 SH 1B 1B				3	1	1	0	0	1	1						
Bob Ojeda, L OBP: 0.102, SLG: 0.102 (1, 1)		0-0 4-3		0-3 K		0-0 SH BB 1B 1-2				2	0	0	0	0	1	2						
Inning Stats	R: 1 E: 0 K: 1 S: 7	H: 2 LOB: 1 BB: 0 P: 7	R: 0 E: 1 K: 1 S: 6	H: 0 LOB: 1 BB: 0 P: 6	R: 0 E: 1 K: 1 S: 7	H: 2 LOB: 2 BB: 0 P: 7	R: 0 E: 0 K: 1 S: 6	H: 1 LOB: 1 BB: 0 P: 6	R: 0 E: 0 K: 2 S: 7	H: 0 LOB: 0 BB: 0 P: 7	R: 0 E: 0 K: 0 S: 3	H: 0 LOB: 0 BB: 0 P: 3	R: 1 E: 0 K: 0 S: 5	H: 2 LOB: 2 BB: 1 P: 9	R: 0 E: 0 K: 2 S: 7	H: 0 LOB: 1 BB: 1 P: 11	1B: 6 2B: 1 3B: 0 HR: 0	SF: 0 SAC: 1 DP: 1 HBP: 0	WP: 0 PB: 1 SB: 0 CS: 1	PA: 34		
PITCHER Rick Honeycutt, L ERA: 2.99 Dennis Powell, L ERA: 4.67 Brian Holton, R ERA:	IP 6.1 (7, 1) (8, 1)	WLS L	BF 29	H 7	R 2	ER 2	SO 6	BB 1	IBB 0	HBP 0	BLK 0	WP 0	HR 0	S 40	P 44	ERA 2.84	WHIP 1.263					

Los Angeles Dodgers @ New York Mets

Shea Stadium, Flushing, NY

Fri Aug 29 1986, 7:05 PM EDT

Att. 45,667 - Unknown

livebaseballscorecards.com

AB 31
R 2
H 7
RBI 2
BB 2
SO 8
LOB 14



Los Angeles Dodgers @ New York Mets
 Shea Stadium, Flushing, NY
 Sat Aug 30 1986, 3:33 AM EDT
 Att: 44,040 - Unknown

livebaseballscorecards.com

AB	34
R	3
H	7
RBI	3
BB	0
SO	7
LOB	14



WP:	0	PA:	36
PB:	0		
SB:	0		
CS:	0		

Batter	1	2	3	4	5	6	7	8	9	AB	R	H	RBI	BB	SO	LOB
Steve Sax, R (1, 4) OBP: 0.372, SLG: 0.419	1-0 6-3 1B HBP		0-0 1B 2B		0-3 K		0-0 1-3			3	2	1	0	0	1	0
Franklin Stubbs, L (1, 7) OBP: 0.296, SLG: 0.443	0-3 K		0-0 F5		0-0 1-3			0-0 4-3		4	0	0	0	0	1	2
Bill Madlock, R (1, 5) OBP: 0.336, SLG: 0.395	0-0 6-3		1-0 1B HBP		0-0 1B			0-0 E9 2B 1B		3	1	2	0	0	0	1
Greg Brock, L (1, 3) OBP: 0.319, SLG: 0.437	0-0		0-0		0-0 1B		0-0 1B		0-0	4	0	4	3	0	0	0
Bill Russell, R (8, PR) OBP: 0.293, SLG: 0.288	2-H 1B		1-3 2-H 1B		1-2 1B			3-H 2B		0	0	0	0	0	0	0
Mike Scioscia, L (1, 2) OBP: 0.389, SLG: 0.364	0-0 4-3		0-0 FC4-6 1-2f		0-0 L6			0-0 F6		4	0	0	0	0	0	6
Enos Cabell, R (1, 9) OBP: 0.298, SLG: 0.338		0-0 5-3		0-3 K		0-3 K		0-0 3-1		4	0	0	0	0	2	3
Dave Anderson, R (1, 6) OBP: 0.301, SLG: 0.301		0-0 5-3		0-0 6-3		0-3 K			0-0 1-3	4	0	0	0	0	1	2
Jose Gonzalez, R (1, 8) OBP: 0.222, SLG: 0.175		0-0 1-3		0-0 F4			0-3 K		0-0 5-3	3	0	0	0	0	1	0
Alex Trevino, R (9, PH) OBP: 0.352, SLG: 0.395										1	0	0	0	0	0	0
Orel Hershiser, R (1, 1) OBP: 0.255, SLG: 0.259			0-3 K		0-0 G3		0-0 F9		0-0 4-3	1	0	0	0	0	1	0
Ed Vande Berg, R (4, 1) OBP: 0.252, SLG: 0.227										0	0	0	0	0	0	0
Fernando Valenzuela, L (5, PH) OBP: 0.273, SLG: 0.545										0	0	0	0	0	0	0
Dennis Powell, R (5, 1) OBP: 0.327, SLG: 0.365										0	0	0	0	0	0	0
Reggie Williams, R (7, PH) OBP: 0.327, SLG: 0.365										0	0	0	0	0	0	0
Joe Beckwith, L (7, 1) OBP: 0.340, SLG: 0.465										1	0	0	0	0	0	0
Len Matuszek, L (9, PH) OBP: 0.340, SLG: 0.465										0	0	0	0	0	0	0

Batter	1	2	3	4	5	6	7	8	9	
Inning Stats	R: 1 E: 0 K: 1 S: 6 H: 1 LOB: 1 BB: 0 P: 7	R: 0 E: 0 K: 0 S: 3 H: 0 LOB: 0 BB: 0 P: 3	R: 1 E: 0 K: 1 S: 7 H: 2 LOB: 2 BB: 0 P: 8	R: 0 E: 0 K: 1 S: 5 H: 0 LOB: 0 BB: 0 P: 5	R: 0 E: 0 K: 1 S: 5 H: 0 LOB: 0 BB: 0 P: 5	R: 0 E: 0 K: 2 S: 9 H: 2 LOB: 2 BB: 0 P: 9	R: 0 E: 0 K: 1 S: 5 H: 0 LOB: 0 BB: 0 P: 5	R: 1 E: 1 K: 0 S: 5 H: 2 LOB: 1 BB: 0 P: 5	R: 0 E: 0 K: 0 S: 3 H: 0 LOB: 0 BB: 0 P: 3	1B: 5 2B: 2 3B: 0 HR: 0 SF: 0 SAC: 0 DP: 0 HBP: 2

PITCHER	IP	WLS	BF	H	R	ER	SO	BB	IBB	HBP	BLK	WP	HR	S	P	ERA	WHIP
Rick Aguilera, R (1, 1) ERA: 4.07	8.0	W	33	7	3	2	7	0	0	2	0	0	0	45	47	2.25	0.875
Roger McDowell, R (9, 1) ERA: 2.51	1.0	S	3	0	0	0	0	0	0	0	0	0	0	3	3	0.00	0.000

BOTTOM

Los Angeles Dodgers @ New York Mets
Shea Stadium, Flushing, NY
Sat Aug 30 1986, 3:33 AM EDT
Att. 44,040 - Unknown

livebaseballscorecards.com

AB	31
R	6
H	8
RBI	6
BB	5
SO	6
LOB	13



WP:	1	PA:	38
PB:	0	SB:	1
CS:	0		

AB	R	H	RBI	BB	SO	LOB
4	1	2	1	0	0	2
4	1	1	1	1	1	1
3	0	2	1	1	0	0
4	0	0	0	0	2	5
4	0	1	0	0	1	0
2	2	0	0	2	1	0
2	1	0	0	1	0	0
4	1	1	1	0	0	3
3	0	1	2	0	1	2
1	0	0	0	0	0	0
0	0	0	0	0	0	0

1B:	3	SF:	1
2B:	4	SAC:	1
3B:	1	DP:	0
HR:	0	HBP:	0

WP	HR	S	P	ERA	WHIP
0	0	0	0	0.00	0.000
1	0	13	21	4.50	1.500
0	0	9	9	0.00	0.500

Batter	1	2	3	4	5	6	7	8	9
Lenny Dykstra, L OBP: 0.375, SLG: 0.466 (1, 8)	F9		2B	SF7	1-3			3B	
Wally Backman, S OBP: 0.379, SLG: 0.387 (1, 4)	L1		1B	BB	BB			4-3	
Keith Hernandez, L OBP: 0.406, SLG: 0.445 (1, 3)	2B		1B	BB	BB				
Darryl Strawberry, L OBP: 0.363, SLG: 0.495 (1, 9)	L9		K	F8				K	
Mookie Wilson, S OBP: 0.361, SLG: 0.463 (1, 7)		K		FC5-2	4-3			4-3	
Howard Johnson, S OBP: 0.342, SLG: 0.458 (1, 5)		F7		FC5-2	WP			K	
Ed Hearn, R OBP: 0.325, SLG: 0.394 (1, 2)		6-3		SH	1B			F8	
Rafael Santana, R OBP: 0.280, SLG: 0.252 (1, 6)			6-3	FC5-2				F8	
Rick Aguilera, R OBP: 0.244, SLG: 0.333 (1, 1)			6-3	E7				F9	
Lee Mazzilli, S OBP: 0.374, SLG: 0.333 (8, PH)				BB					
Roger McDowell, R OBP: 0.375, SLG: 0.333 (9, 1)				BB					

Inning	R	H	E	K	S	H	LOB	BB	P
1	0	1	0	0	4	0	0	0	5
2	0	0	0	1	5	0	0	0	5
3	2	3	0	1	8	3	1	0	8
4	3	3	1	0	6	1	3	3	18
5	1	1	0	1	6	1	2	1	14
6	0	0	0	2	7	0	0	0	7
7	0	0	0	1	5	0	0	0	5
8	0	1	0	0	4	0	1	0	4
9	0	0	0	0	0	0	0	0	0

PITCHER	IP	WLS	BF	H	R	ER	SO	BB	IBB	HBP	BLK	WP	HR	S	P	ERA	WHIP
Orel Hershiser, R ERA: 3.93 (1, 1)	3.2	L	21	6	5	5	2	3	0	0	0	0	0	22	34	12.27	2.455
Ed Vande Berg, L ERA: 3.54 (4, 1)	0.1		1	0	0	0	0	0	0	0	0	0	0	1	1	0.00	0.000
Dennis Powell, L ERA: 4.66 (5, 1)	2.0		9	1	1	1	3	2	0	0	0	1	0	13	21	4.50	1.500
Joe Beckwith, R ERA: 7.59 (7, 1)	2.0		7	1	0	0	1	0	0	0	0	0	0	9	9	0.00	0.500

Batter	1	2	3	4	5	6	7	8	9	AB R H RBI BB SO LOB	TOP									
Steve Sax, R OBP: 0.371, SLG: 0.416 (1, 4) X	0-0 F8 ①		0-3 K ①		4-0 1B SF7 BB ①		0-0 L1 ① X	0-0 6-3 ③		4 1 0 0 1 1 0										
Dave Anderson, R OBP: 0.311, SLG: 0.319 (1, 6) X	0-0 BB 1B ①		0-0 F8 ②		0-0 1-3 1B ②		0-0 1B 2B ②		0-0 G3 ①	5 2 3 0 0 0 0										
Bill Madlock, R OBP: 0.335, SLG: 0.394 Jeff Hamilton, R OBP: 0.253, SLG: 0.348 (1, 5) X (7, PR) (7, 5)	0-0 F2 ②		0-0 5-3 ③		0-0 SF7 ②		0-0 2B 1B ②		0-3 K ②	3 0 1 2 0 0 1 1 1 0 0 0 1 0										
Greg Brock, L OBP: 0.321, SLG: 0.434 (1, 3) B B B	4-0 1B 1-2 BB ①			0-0 F6 ① X	0-0 F7 ③		0-0 2B 1B ③		0-0 G3 ③	4 0 1 0 1 0 1										
Len Matuszek, L OBP: 0.339, SLG: 0.463 Jose Gonzalez, R OBP: 0.239, SLG: 0.220 (1, 7) X (6, 8)	0-0 1-3 2-H 1B ①			0-3 K ②		0-0 F8 ① X	0-0 2B ②			3 0 1 1 0 1 0 1 0 1 1 0 0 0										
Mike Scioscia, L OBP: 0.390, SLG: 0.367 (1, 2) X	0-0 F4 ③			0-0 F6 ③		0-0 1B 2B ②	4-0 BB ②			3 1 1 0 1 0 2										
Franklin Stubbs, L OBP: 0.296, SLG: 0.441 (1, 9) (6, 7)			0-3 K ①		0-0 HR 1B ②	0-0 1-3 ② X	0-0 G3 ③			4 1 1 0 0 1 3										
Reggie Williams, R OBP: 0.331, SLG: 0.381 (1, 8) (6, 9)			0-0 F9 ②		0-0 HR ①	0-0 2-H 1B ②		0-0 F8 ①		3 1 2 3 0 0 0 1 0 0 0 0 0 0										
Bill Russell, R OBP: 0.292, SLG: 0.286 (8, PH) (8, 9)					0-0 F8 ① X	0-0 4-3 ③		0-0 4-3 ②		4 0 0 0 0 0 1										
Fernando Valenzuela, L OBP: 0.194, SLG: 0.217 (1, 1)			0-0 F7 ③																	
Inning Stats	R: 1 E: 0 K: 0 S: 5	H: 2 LOB: 2 BB: 1 P: 9	R: 0 E: 0 K: 1 S: 5	H: 0 LOB: 0 BB: 0 P: 5	R: 0 E: 0 K: 1 S: 5	H: 0 LOB: 0 BB: 0 P: 5	R: 3 E: 0 K: 0 S: 6	H: 3 LOB: 1 BB: 1 P: 10	R: 1 E: 0 K: 0 S: 5	H: 2 LOB: 1 BB: 0 P: 5	R: 2 E: 0 K: 0 S: 6	H: 4 LOB: 2 BB: 1 P: 10	R: 0 E: 0 K: 0 S: 3	H: 0 LOB: 0 BB: 0 P: 3	R: 0 E: 0 K: 1 S: 5	H: 0 LOB: 0 BB: 0 P: 5	1B: 7 2B: 3 3B: 0 HR: 1	SF: 1 SAC: 0 DP: 0 HBP: 0	WP: 0 PB: 0 SB: 2 CS: 0	PA: 40
PITCHER	IP WLS BF H R ER SO BB IBB HBP BLK WP HR S P ERA WHIP																			
Ron Darling, R ERA: 3.08 (1, 1)	6.1 L 30 9 7 7 3 2 0 0 0 0 0 1 34 42 9.95 1.737																			
Randy Niemann, L ERA: 3.52 (7, 1)	0.2 4 2 0 0 0 1 0 0 0 0 0 0 3 7 0.00 4.500																			
Doug Sisk, R ERA: 2.61 (8, 1)	2.0 6 0 0 0 0 1 0 0 0 0 0 0 8 8 0.00 0.000																			

Los Angeles Dodgers @ New York Mets
 Shea Stadium, Flushing, NY
 Sun Aug 31 1986, 3:33 AM EDT
 Att: 45,678 - Unknown

AB	36
R	7
H	11
RBI	7
BB	3
SO	4
LOB	8



WP: 0	PA: 40
-------	--------

WP: 0	PA: 40
-------	--------

BOTTOM

Los Angeles Dodgers @ New York Mets
Shea Stadium, Flushing, NY
Sun Aug 31 1986, 3:33 AM EDT
Att. 45,678 - Unknown

livebaseballscores.com

AB	35
R	4
H	9
RBI	3
BB	1
SO	7
LOB	13



WP:	0	PA:	36
PB:	0	SB:	0
CS:	0		

AB R H RBI BB SO LOB

3	1	1	0	1	1	2
0	0	0	0	0	0	0
4	1	1	0	0	1	3
4	0	2	1	0	1	0
4	0	0	1	0	0	2
4	0	0	0	0	1	1
4	0	1	0	0	0	1
4	2	2	1	0	1	2
4	0	2	0	0	1	0
2	0	0	0	0	0	2
0	0	0	0	0	0	0
2	0	0	0	0	1	0

Batter	1	2	3	4	5	6	7	8	9
Mookie Wilson, S OBP: 0.363, SLG: 0.462 Doug Sisk, R (8, 1)	0-0 F7 ①		0-3 K ①			4-0 2B 1B BB BB BB BB	0-0 1B		
Tim Teufel, R OBP: 0.331, SLG: 0.387 (1, 4)	0-3 K ②		0-0 G4-6-3 ② ③ 1-2f			0-0 1B FC5-4 2B	0-0 4-3 ③		
Keith Hernandez, L OBP: 0.407, SLG: 0.445 (1, 3)	0-3 K ③			0-0 4-3 ①		0-0 FC5-4 1B 2-3 3-H		0-0 G6-3 1B	
Kevin Mitchell, R OBP: 0.356, SLG: 0.496 (1, 7)		0-0 1-3 ①		0-0 L5 ②		0-0 FC5-4 E 1-2f		0-0 G6-3 ① ② 1-2f	
Darryl Strawberry, L OBP: 0.360, SLG: 0.490 (1, 9)		0-0 F5 ②		0-3 K ③		0-0 F7 ②		0-0 4-3 ③	
Ray Knight, R OBP: 0.350, SLG: 0.419 (1, 5)		0-0 5-3 ③			0-0 1B ①	0-0 E5 1-2		0-0 F4 ①	
Ed Hearn, R OBP: 0.331, SLG: 0.425 (1, 2)			0-0 1B E 1B ②		0-3 K ②	0-0 F2 ③		0-0 HR ②	
Rafael Santana, R OBP: 0.282, SLG: 0.255 (1, 6)			0-0 E 1B 1-2 ②		0-0 FC6-4 1B ③		0-3 K ①	0-0 F8 ②	
Ron Darling, R OBP: 0.145, SLG: 0.136 Randy Niemann, L OBP: 0.429, SLG: 0.333 Lenny Dykstra, L OBP: 0.373, SLG: 0.463 (7, PH) (8, 8)			0-0 E4 G4-6-3 1-2 2-H ③		0-0 FC6-4 1-2f ③		0-0 4-3 ②	0-3 K ③	

Inning Stats	R: 0 E: 0 K: 2 S: 7	H: 0 LOB: 0 BB: 0 P: 7	R: 0 E: 0 K: 0 S: 3	H: 0 LOB: 0 BB: 0 P: 3	R: 1 E: 1 K: 1 S: 7	H: 2 LOB: 1 BB: 0 P: 7	R: 0 E: 0 K: 1 S: 5	H: 0 LOB: 0 BB: 0 P: 5	R: 0 E: 0 K: 1 S: 6	H: 2 LOB: 1 BB: 0 P: 6	R: 2 E: 1 K: 0 S: 6	H: 2 LOB: 2 BB: 1 P: 10	R: 0 E: 0 K: 1 S: 6	H: 1 LOB: 1 BB: 0 P: 6	R: 0 E: 0 K: 0 S: 3	H: 1 LOB: 0 BB: 0 P: 3	R: 1 E: 0 K: 1 S: 6	H: 1 LOB: 0 BB: 0 P: 6
--------------	------------------------------	---------------------------------	------------------------------	---------------------------------	------------------------------	---------------------------------	------------------------------	---------------------------------	------------------------------	---------------------------------	------------------------------	----------------------------------	------------------------------	---------------------------------	------------------------------	---------------------------------	------------------------------	---------------------------------

PITCHER	IP	WLS	BF	H	R	ER	SO	BB	IBB	HBP	BLK	WP	HR	S	P	ERA	WHIP
Fernando Valenzuela, L ERA: 3.04 (1, 1)	9.0	W	36	9	4	3	7	1	0	0	0	0	1	49	53	3.00	1.111

Los Angeles Dodgers @ Montreal Expos
 Olympic Stadium, Montreal, QB
 Mon Sep 01 1986, 7:05 PM EDT
 Att: 10,410 - Unknown

AB	36
R	6
H	9
RBI	6
BB	2
SO	6
LOB	9



WP:	0	PA:	38
PB:	0		
SB:	1		
CS:	0		

AB	R	H	RBI	BB	SO	LOB
5	1	1	0	0	0	0
5	1	2	0	0	0	0
3	1	1	0	1	0	1
4	1	1	3	0	1	3
0	0	0	0	0	0	0
0	0	0	0	0	0	0
3	1	0	1	0	0	1
1	0	0	0	0	0	0
4	0	1	0	0	0	0
3	0	1	1	0	1	0
1	0	0	0	0	0	0
3	0	1	0	1	2	0
2	0	0	0	0	1	4
1	0	0	0	0	1	0
0	0	0	0	0	0	0
1	1	1	1	1	0	0

1B:	6	SF:	0
2B:	1	SAC:	0
3B:	0	DP:	0
HR:	2	HBP:	0

WP:	0	PA:	38
PB:	0		
SB:	1		
CS:	0		

Batter	1	2	3	4	5	6	7	8	9
Steve Sax, R OBP: 0.369, SLG: 0.414 (1, 4)	F8		1B FC3-6	L3		6-3			F9
Dave Anderson, R OBP: 0.314, SLG: 0.322 (1, 6)	F6		1B FC3-6 BB FC5-4	S 1B			F3		F3
Bill Madlock, R OBP: 0.337, SLG: 0.394 (1, 5)	HR 1B		BB FC3-6 1-2	L5			F3		
Greg Brock, L OBP: 0.320, SLG: 0.443 Ken Howell, R Dennis Powell, R OBP: 0.273, SLG: 0.545 (1, 3) (7, 1) (9, 1)	HR		FC3-6 FC5-4 1-2f 2-3 3-H	K			G3		
Len Matuszek, L OBP: 0.333, SLG: 0.453 (7, 3) Enos Cabell, R OBP: 0.297, SLG: 0.336 (8, PH) (8, 3)	4-3		FC5-4 1B 2B 1-2f 3-H		F7			F8	
Mike Scioscia, L OBP: 0.388, SLG: 0.365 (1, 2)		F8	2B 1B 1-2		F5			F8	
Franklin Stubbs, L OBP: 0.296, SLG: 0.443 (7, 7) Bill Russell, R OBP: 0.290, SLG: 0.285 (8, PH) (8, 7)		K	2B 1B 1-3 2-H		F4			4-3	
Reggie Williams, R OBP: 0.333, SLG: 0.380 (1, 8) (7, 9) (9, 8)			1B IBB			K			K
Alejandro Pena, R OBP: 0.214, SLG: 0.214 Brian Holton, R Jose Gonzalez, R OBP: 0.239, SLG: 0.220 Ralph Bryant, L OBP: 0.400, SLG: 1.400 (1, 1) (3, 1) (7, 8) (9, PH) (9, 9)	1-3		K			K			HR

Inning Stats	R: 2 E: 0 K: 0 S: 5	H: 2 LOB: 0 BB: 0 P: 5	R: 0 E: 0 K: 1 S: 6	H: 1 LOB: 1 BB: 0 P: 6	R: 3 E: 0 K: 1 S: 9	H: 4 LOB: 3 BB: 2 P: 17	R: 0 E: 0 K: 1 S: 6	H: 1 LOB: 1 BB: 0 P: 6	R: 0 E: 0 K: 0 S: 3	H: 0 LOB: 0 BB: 0 P: 3	R: 0 E: 0 K: 2 S: 7	H: 0 LOB: 0 BB: 0 P: 7	R: 0 E: 0 K: 0 S: 3	H: 0 LOB: 0 BB: 0 P: 3	R: 0 E: 0 K: 0 S: 3	H: 0 LOB: 0 BB: 0 P: 3	R: 1 E: 0 K: 1 S: 6	H: 1 LOB: 0 BB: 0 P: 6
--------------	------------------------------	---------------------------------	------------------------------	---------------------------------	------------------------------	----------------------------------	------------------------------	---------------------------------	------------------------------	---------------------------------	------------------------------	---------------------------------	------------------------------	---------------------------------	------------------------------	---------------------------------	------------------------------	---------------------------------

PITCHER	IP	WLS	BF	H	R	ER	SO	BB	IBB	HBP	BLK	WP	HR	S	P	ERA	WHIP
Dennis Martinez, R ERA: 5.77 (1, 1)	4.0		22	8	5	5	3	1	1	0	0	0	1	26	34	11.25	2.250
Andy McGaffigan, R ERA: 2.99 (5, 1)	2.0		6	0	0	0	2	0	0	0	0	0	0	10	10	0.00	0.000
Tim Burke, R ERA: 2.59 (7, 1)	1.0		3	0	0	0	0	0	0	0	0	0	0	3	3	0.00	0.000
Bob McClure, L ERA: 3.57 (8, 1)	0.2		2	0	0	0	0	0	0	0	0	0	0	2	2	0.00	0.000
Jeff Reardon, R ERA: 3.78 (8, 1)	1.1	W	5	1	1	1	1	0	0	0	0	0	1	7	7	6.75	0.750

PITCHER	IP	WLS	BF	H	R	ER	SO	BB	IBB	HBP	BLK	WP	HR	S	P	ERA	WHIP
---------	----	-----	----	---	---	----	----	----	-----	-----	-----	----	----	---	---	-----	------

BOTTOM

Los Angeles Dodgers @ Montreal Expos
Olympic Stadium, Montreal, QB
Mon Sep 01 1986, 7:05 PM EDT
Att. 10,410 - Unknown

AB	35
R	7
H	14
RBI	7
BB	3
SO	3
LOB	18



WP	0	PA	43
PB	0		
SB	1		
CS	0		

AB R H RBI BB SO LOB

4 1 2 0 1 0 1

4 0 1 0 0 0 3

5 3 3 1 0 1 3

3 1 1 1 1 0 0

4 1 1 1 0 1 2

4 0 2 1 1 0 2

4 1 3 2 0 0 2

3 0 1 1 0 0 3

1B	10	SF	1
2B	4	SAC	2
3B	0	DP	2
HR	1	HBP	2

Batter	1	2	3	4	5	6	7	8	9
Wallace Johnson, S OBP: 0.307, SLG: 0.349	0-0 F9 HBP 1B	0-0 L3 1B		0-0 3-1		0-0 4-3		4-0 G4-6-3 BB	
Mitch Webster, S OBP: 0.363, SLG: 0.427	1-0 1B HBP	0-0 L3		0-0 S 1B			0-0 G3	0-0 G4-6-3 1-2f	
Tim Raines, S OBP: 0.411, SLG: 0.499	0-0 F9 2-3		0-0 HR	0-3 K 1-2			0-0 HBP 1B	0-0 SH2-4 1B 2B	
Andre Dawson, R OBP: 0.326, SLG: 0.480	0-0 FC3-6 1B		0-0 5-3		0-0 6-3		1-0 1B HBP	4-0 1B SH2-4 IBB	
Wayne Krenchicki, L OBP: 0.313, SLG: 0.324	0-0 FC3-6		0-0 E3 2B SF8		0-3 K		0-0 1B	0-0 SH2-4	
Bob McClure, R OBP: 0.333, SLG: 0.333	0-0 FC6-4						1-3 2-H 1B	1-2 2-3	
Jeff Reardon, R OBP: 0.143, SLG: 0.143	0-0 FC6-4						0-0 1B		
Jim Wohlford, R OBP: 0.272, SLG: 0.320	0-0 FC6-4						1-2 3-H 1B	4-0 1B BB	
Vance Law, R OBP: 0.298, SLG: 0.311	0-0 FC6-4		0-0 SF8 1-3 2B		0-0 F8		0-0 1B	4-0 1B BB	
Tom Foley, L OBP: 0.365, SLG: 0.398		0-0 2B 1B	0-0 SF8 2-3 3-H		0-0 SH1-4 1B		0-0 F7	0-0 1-2 2-3 3-H 1B	
Dann Bilardello, R OBP: 0.234, SLG: 0.244		0-0 1B 2B	0-0 6-3		0-0 SH1-4		0-0 G3		
Dennis Martinez, R OBP: 0.080, SLG: 0.100		0-0 B3		0-0 F6		0-3 K		0-0 F7	
Al Newirth, S OBP: 0.296, SLG: 0.241									
Andy McGaffigan, R OBP: 0.100, SLG: 0.069									
Herm Winningham, L OBP: 0.269, SLG: 0.371									
Tim Burke, R OBP: 0.279, SLG: 0.283									
Luis Rivera, R OBP: 0.279, SLG: 0.283									

Inning Stats	R	H	E	K	S	P	W	HR	S	P	ERA	WHIP
1	1	2	0	5	6							
2	1	3	0	5	5							
3	2	2	1	6	6							
4	0	1	0	6	6							
5	0	0	0	5	5							
6	0	1	0	6	6							
7	2	3	0	6	7							
8	0	0	0	6	6							
9	1	2	0	3	11							

PITCHER	IP	WLS	BF	H	R	ER	SO	BB	IBB	HBP	BLK	WP	HR	S	P	ERA	WHIP
Alejandro Pena, R ERA: 4.65	2.0		12	6	3	3	0	0	0	0	0	0	0	11	12	13.50	3.000
Brian Holton, R ERA: 1.04	4.1		18	4	2	1	3	0	0	0	0	0	0	24	24	2.08	0.923
Ken Howell, R ERA: 3.21	2.0	L	12	3	2	2	0	2	1	1	0	0	0	8	21	9.00	2.500
Dennis Powell, L ERA: 4.66	0.0		1	1	0	0	0	0	0	0	0	0	0	1	1	∞	∞

WP: 0 PA: 43

PB	0
SB	1
CS	0
ERA	
WHIP	

Batter	1	2	3	4	5	6	7	8	9	AB R H RBI BB SO LOB	TOP									
Steve Sax, R (1, 4) OBP: 0.369, SLG: 0.413	0-0 5-3		0-0 F7			0-0 1B		0-0 F7		4 0 1 0 0 0 0										
Dave Anderson, R (1, 6) OBP: 0.313, SLG: 0.315	4-0 BB		0-0 F8			0-0 F4		0-0 F7		3 0 0 0 1 0 1										
Bill Madlock, R (1, 5) OBP: 0.333, SLG: 0.389	0-3 K			0-0 F6		0-0 F4		0-0 6-3		4 0 0 0 0 1 2										
Jeff Hamilton, R (9, 5) OBP: 0.253, SLG: 0.348	1-2									0 0 0 0 0 0 0										
Greg Brock, L (1, 3) OBP: 0.315, SLG: 0.436	0-0 4-3			0-0 F8		0-0 F8		0-0 F7		4 0 0 0 0 0 2										
Mike Scioscia, L (1, 2) OBP: 0.391, SLG: 0.366		4-0 BB		0-0 1B				0-0 F9		2 0 1 0 1 0 0										
Franklin Stubbs, L (1, 7) OBP: 0.294, SLG: 0.439		0-3 K		0-3 K				0-3 K		3 0 0 0 0 3 2										
Ralph Bryant, L (1, 9) OBP: 0.250, SLG: 0.875					0-0 F8			0-3 K		3 0 0 0 0 1 1										
Reggie Williams, R (1, 8) OBP: 0.331, SLG: 0.377						0-3 K		0-0 F9		2 0 0 0 0 1 1										
Len Matuszek, L (8, PH) OBP: 0.331, SLG: 0.450		0-0 4-3								1 0 0 0 0 0 0										
Jose Gonzalez, R (8, 8) OBP: 0.239, SLG: 0.220		1-2								0 0 0 0 0 0 0										
Bob Welch, R (1, 1) OBP: 0.174, SLG: 0.156			0-3 K2-3			0-0 5-3		0-0 F2		3 0 0 0 0 1 0										
Inning Stats	R: 0 E: 0 K: 1 S: 5	H: 0 LOB: 1 BB: 1 P: 9	R: 0 E: 0 K: 1 S: 5	H: 0 LOB: 1 BB: 1 P: 9	R: 0 E: 0 K: 1 S: 5	H: 0 LOB: 0 BB: 0 P: 5	R: 0 E: 0 K: 1 S: 6	H: 1 LOB: 1 BB: 0 P: 6	R: 0 E: 0 K: 1 S: 5	H: 0 LOB: 0 BB: 0 P: 5	R: 0 E: 0 K: 0 S: 4	H: 1 LOB: 1 BB: 0 P: 4	R: 0 E: 0 K: 2 S: 7	H: 0 LOB: 0 BB: 0 P: 7	R: 0 E: 0 K: 0 S: 3	H: 0 LOB: 0 BB: 0 P: 3	R: 0 E: 0 K: 0 S: 3	H: 0 LOB: 0 BB: 0 P: 3	1B: 2 SF: 0 2B: 0 SAC: 0 3B: 0 DP: 0 HR: 0 HBP: 0	WP: 0 PA: 31 PB: 0 SB: 3 CS: 0
PITCHER Floyd Youmans, R (1, 1) ERA: 3.52	IP 9.0 WLS W BF 31 H 2 R 0 ER 0 SO 7 BB 2 IBB 0 HBP 0 BLK 0 WP 0 HR 0 S 43 P 51 ERA 0.00 WHIP 0.444											PITCHER	IP WLS BF H R ER SO BB IBB HBP BLK WP HR S P ERA WHIP							

Los Angeles Dodgers @ Montreal Expos
 Olympic Stadium, Montreal, QB
 Tue Sep 02 1986, 7:05 PM EDT
 Att. 9,201 - Unknown

AB	29
R	0
H	2
RBI	0
BB	2
SO	7
LOB	9



WP: 0	PA: 31
PB: 0	
SB: 3	
CS: 0	

livebaseballscorecards.com

Batter	1	2	3	4	5	6	7	8	9	AB R H RBI BB SO LOB
Wallace Johnson, S OBP: 0.315, SLG: 0.368 (1, 3)	0-0 1B FC5-2 2B		0-0 1-2 BB 1B		0-0 F8			0-0 F7		4 0 2 0 0 0 0
Mitch Webster, S OBP: 0.364, SLG: 0.426 (1, 8)	0-0 FC5-2 2-3 1B		4-0 1-2 2-3 BB		0-0 4-3			0-3 K		3 0 1 0 1 1 0
Tim Raines, S OBP: 0.410, SLG: 0.497 (1, 7)	0-0 F7		0-0 F8			0-0 F6		0-0 1B		4 0 1 0 0 0 5
Andre Dawson, R OBP: 0.323, SLG: 0.475 (1, 9)	0-0 FC5-2 1-2 3-H		0-3 K			0-0 E6		0-3 K		4 0 0 0 0 2 6
Tim Wallach, R OBP: 0.313, SLG: 0.409 (1, 5)	0-0 F9		0-0 F6			0-3 K			0-0 F4	4 0 0 0 0 1 6
Tom Foley, L OBP: 0.358, SLG: 0.389 (1, 6)		0-3 K		0-0 3-1		0-0 F8			0-0 E4	4 0 0 0 0 1 1
Vance Law, R OBP: 0.297, SLG: 0.319 (1, 4)		0-3 K		0-0 E6	G6-4-3		0-0 6-3		0-0 HR	4 1 1 1 0 1 0
Randy Hunt, R (1, 2)		0-3 K		0-0 G6-4-3	1-2f		0-0 F9			3 0 0 0 0 1 1
Floyd Youmans, R OBP: 0.246, SLG: 0.233 (1, 1)			0-0 BB 1B 1B		0-3 K		0-3 K			3 0 1 0 0 2 0

Inning Stats	R: 0	H: 2	E: 0	LOB: 2	K: 0	BB: 0	S: 5	P: 5	R: 0	H: 0	E: 0	LOB: 0	K: 3	BB: 0	S: 9	P: 9	R: 0	H: 2	E: 0	LOB: 3	K: 1	BB: 1	S: 7	P: 11	R: 0	H: 0	E: 1	LOB: 0	K: 0	BB: 0	S: 3	P: 3	R: 0	H: 0	E: 0	LOB: 0	K: 1	BB: 0	S: 5	P: 5	R: 0	H: 0	E: 1	LOB: 1	K: 1	BB: 0	S: 6	P: 6	R: 0	H: 0	E: 0	LOB: 0	K: 1	BB: 0	S: 5	P: 5	R: 0	H: 1	E: 0	LOB: 1	K: 2	BB: 0	S: 8	P: 8	R: 1	H: 1	E: 1	LOB: 0	K: 0	BB: 0	S: 3	P: 3	1B: 4	SF: 0	2B: 1	SAC: 0	3B: 0	DP: 1	HR: 1	HBP: 0	WP: 0	PA: 34
PITCHER Bob Welch, R ERA: 3.32 (1, 1)	IP	WLS	BF	H	R	ER	SO	BB	IBB	HBP	BLK	WP	HR	S	P	ERA	WHIP	IP	WLS	BF	H	R	ER	SO	BB	IBB	HBP	BLK	WP	HR	S	P	ERA	WHIP																																																

BOTTOM

Los Angeles Dodgers @ Montreal Expos
Olympic Stadium, Montreal, QB

Tue Sep 02 1986, 7:05 PM EDT
Att. 9,201 - Unknown

livebaseballscorecards.com

AB	33
R	1
H	6
RBI	1
BB	1
SO	9
LOB	19



Batter	1	2	3	4	5	6	7	8	9	AB R H RBI BB SO LOB	TOP																
Steve Sax, R OBP: 0.372, SLG: 0.420 (1, 4)	0-0 F8		0-0 BB 1B		0-0 SH1-3 1B		0-0 1B 2B		0-0 S 2B	5 2 4 0 0 0 0																	
Dave Anderson, R OBP: 0.311, SLG: 0.309 (1, 6)	0-0 F9		4-0 BB BB		0-0 SH1-3		0-0 F7		0-3 K	3 0 0 0 1 1 2																	
Bill Madlock, R OBP: 0.338, SLG: 0.393 Jeff Hamilton, R OBP: 0.250, SLG: 0.344 (1, 5) (7, 5)	4-0 WP BB		0-0 SF7		0-0 S 1B		0-0 BLK 1B		0-0 5-3	2 0 2 3 1 0 0 1 0 0 0 0 0 1																	
Greg Brock, L OBP: 0.310, SLG: 0.428 (1, 3)	0-0 F2		0-0 G1-6-3		0-0 3-H 6-3		0-3 K		0-0 F4	5 0 0 0 0 1 6																	
Mike Scioscia, L OBP: 0.389, SLG: 0.368 (1, 2)		0-0 G3 2B		0-0 4-3		0-0 3-1		0-0 L6		4 0 1 0 0 0 1																	
Franklin Stubbs, L OBP: 0.294, SLG: 0.439 Pedro Guerrero, R OBP: 0.125, SLG: 0.125 Jose Gonzalez, R OBP: 0.239, SLG: 0.220 (1, 7) (8, PH) (8, PR) (8, 8)		0-3 K		0-0 HR 1B		0-0 1-3		0-0 F9 E 1B		3 1 1 0 0 1 1 1 0 1 0 0 0 0 0 0 0 0 0 0 0																	
Ralph Bryant, L OBP: 0.273, SLG: 1.000 Larry See, R Bill Russell, R OBP: 0.290, SLG: 0.285 (1, 9) (8, PH) (8, 7)		0-0 G3		0-0 HR		0-0 3-1		0-0 E6		3 1 1 2 0 0 1 1 0 0 0 0 0 1 0 0 0 0 0 0 0																	
Reggie Williams, R OBP: 0.326, SLG: 0.372 (1, 8) (8, 9)		0-0 F3		0-0 4-3		0-0 5-3		0-0 F9		4 0 0 0 0 0 3																	
Rick Honeycutt, L OBP: 0.146, SLG: 0.081 Alex Trevino, R OBP: 0.350, SLG: 0.393 Ken Howell, R (1, 1) (8, PH) (8, 1)			4-0 BB 1B SF7 BB		0-0 6-3		0-0 4-3		0-0 F8	2 1 0 0 1 0 0 1 0 0 0 0 0 2 0 0 0 0 0 0 0																	
Inning Stats	R: 0 E: 0 K: 0 S: 3	H: 0 LOB: 1 BB: 1 P: 7	R: 0 E: 0 K: 1 S: 6	H: 1 LOB: 1 BB: 0 P: 6	R: 1 E: 0 K: 0 S: 3	H: 1 LOB: 1 BB: 2 P: 11	R: 2 E: 0 K: 0 S: 5	H: 2 LOB: 0 BB: 0 P: 5	R: 1 E: 0 K: 0 S: 5	H: 2 LOB: 1 BB: 0 P: 5	R: 0 E: 0 K: 1 S: 7	H: 0 LOB: 0 BB: 0 P: 3	R: 1 E: 0 K: 1 S: 7	H: 2 LOB: 1 BB: 0 P: 7	R: 0 E: 1 K: 0 S: 5	H: 1 LOB: 2 BB: 0 P: 5	R: 0 E: 0 K: 1 S: 6	H: 1 LOB: 1 BB: 0 P: 6	1B: 6 2B: 3 3B: 0 HR: 1	SF: 1 SAC: 1 DP: 1 HBP: 0	WP: 1 PB: 0 SB: 3 CS: 0	PA: 40					
PITCHER	IP	WLS	BF	H	R	ER	SO	BB	IBB	HBP	BLK	WP	HR	S	P	ERA	WHIP										
Bob Sebra, R ERA: 4.42 (1, 1)	4.1	L	21	6	4	4	1	3	0	0	0	1	1	20	32	8.31	2.077										
Andy McGaffigan, R ERA: 3.01 (5, 1)	2.1		9	2	1	1	0	0	0	0	0	0	0	9	9	3.86	0.857										
Bob McClure, L ERA: 3.5 (7, 1)	1.1		6	1	0	0	1	0	0	0	1	0	0	8	8	0.00	0.750										
Tim Burke, R ERA: 2.56 (9, 1)	1.0		4	1	0	0	1	0	0	0	0	0	0	6	6	0.00	1.000										

Los Angeles Dodgers @ Montreal Expos
Olympic Stadium, Montreal, QB
Wed Sep 03 1986, 7:05 PM EDT
Att. 8,668 - Unknown

livebaseballscorecards.com

AB 35
R 5
H 10
RBI 5
BB 3
SO 3
LOB 18



Batter	1	2	3	4	5	6	7	8	9	AB	R	H	RBI	BB	SO	LOB
Wallace Johnson, S (1, 3) OBP: 0.302, SLG: 0.352	0-0 3-1		0-0 F3		0-0 4-3		0-0 5-3			4	0	0	0	0	0	0
Mitch Webster, S (1, 8) OBP: 0.363, SLG: 0.425	0-0 F9		0-0 1B		0-3 K			0-0 F7		4	0	1	0	0	1	0
Tim Raines, S (1, 7) OBP: 0.410, SLG: 0.497	0-0 BB 1B		0-0 F9			0-0 FC6-4 1B		0-3 K		4	2	2	0	0	1	1
Andre Dawson, R (1, 9) OBP: 0.325, SLG: 0.475	0-0 E6 1B		0-0 F6			0-0 FC6-4 1B		0-0 1B		4	1	2	0	0	0	2
Tim Wallach, R (1, 5) OBP: 0.314, SLG: 0.409	4-0 1B 1-2 2-3 BB			0-0 1B 4-3 1B		0-0 FC6-4 1-2 2-3		0-3 K		3	0	1	0	1	1	3
Vance Law, R (1, 4) OBP: 0.297, SLG: 0.319	0-0 1B			0-0 4-3		0-0 SF7		0-0 F3		3	0	1	3	0	0	1
Luis Rivera, R (1, 6) OBP: 0.281, SLG: 0.266		0-0 F9		0-0 2-2 1B		0-0 G3			4-0 BB	3	0	1	0	0	0	1
Bob McClure, R (7, 1) OBP: 0.333, SLG: 0.333										0	0	0	0	0	0	0
Tim Burke, R (9, 1)										0	0	0	0	0	0	0
Tom Foley, L (9, PH) OBP: 0.361, SLG: 0.389										0	0	0	0	1	0	0
Randy Hunt, R (1, 2) OBP: 0.292, SLG: 0.368		0-3 K		0-3 K			0-0 F3		0-3 K	3	0	0	0	0	2	1
Herm Winningham, L (9, PH) OBP: 0.292, SLG: 0.368										1	0	0	0	0	1	1
Bob Sebra, R (1, 1) OBP: 0.333, SLG: 0.286			0-0 4-3		0-3 K			0-3 K		1	0	0	0	0	0	0
Andy McGaffigan, R (5, 1) OBP: 0.097, SLG: 0.067										1	0	0	0	0	1	0
Al Newman, S (7, 6) OBP: 0.295, SLG: 0.240										1	0	0	0	0	0	0
Wayne Krenchicki, L (9, PH) OBP: 0.311, SLG: 0.323										1	0	0	0	0	1	1

Inning Stats	R: 2	H: 2	E: 1	K: 0	S: 5	LOB: 2	BB: 1	P: 9	R: 0	H: 0	E: 0	K: 1	S: 5	R: 0	H: 1	E: 0	K: 0	S: 4	R: 0	H: 2	E: 0	K: 1	S: 6	R: 0	H: 0	E: 0	K: 2	S: 7	R: 1	H: 2	E: 0	K: 0	S: 5	R: 0	H: 0	E: 0	K: 0	S: 3	R: 0	H: 1	E: 0	K: 2	S: 8	R: 0	H: 0	E: 0	K: 2	S: 7	R: 0	H: 0	E: 0	K: 2	S: 8	R: 0	H: 0	E: 0	K: 2	S: 7	1B: 8	2B: 0	3B: 0	HR: 0	SF: 1	SAC: 0	DP: 0	HBP: 0	WP: 0	PB: 0	SB: 0	CS: 0	PA: 36
--------------	------	------	------	------	------	--------	-------	------	------	------	------	------	------	------	------	------	------	------	------	------	------	------	------	------	------	------	------	------	------	------	------	------	------	------	------	------	------	------	------	------	------	------	------	------	------	------	------	------	------	------	------	------	------	------	------	------	------	------	-------	-------	-------	-------	-------	--------	-------	--------	-------	-------	-------	-------	--------

PITCHER	IP	WLS	BF	H	R	ER	SO	BB	IBB	HBP	BLK	WP	HR	S	P	ERA	WHIP
Rick Honeycutt, L (1, 1) ERA: 2.91	7.0	W	28	7	3	1	4	1	0	0	0	0	0	35	39	1.29	1.143
Ken Howell, R (8, 1) ERA: 3.13	2.0	S	8	1	0	0	4	1	0	0	0	0	0	15	19	0.00	1.000

Los Angeles Dodgers @ Montreal Expos
 Olympic Stadium, Montreal, QB
 Wed Sep 03 1986, 7:05 PM EDT
 Att. 8,668 - Unknown

AB	33
R	3
H	8
RBI	3
BB	2
SO	8
LOB	11



PITCHER	IP	WLS	BF	H	R	ER	SO	BB	IBB	HBP	BLK	WP	HR	S	P	ERA	WHIP
---------	----	-----	----	---	---	----	----	----	-----	-----	-----	----	----	---	---	-----	------

Batter	1	2	3	4	5	6	7	8	9	AB R H RBI BB SO LOB	TOP
Steve Sax, R (1, 4) OBP: 0.375, SLG: 0.425	0-0 CS 1B		0-0 CS 1B			0-0 6-3		0-0 2B		4 0 3 0 0 0 0	
Dave Anderson, R (1, 6) OBP: 0.311, SLG: 0.305	0-3 1-2 K		4-0 1-2 BB			0-3 K		0-0 5-3		2 0 0 0 1 2 1	
Pedro Guerrero, R (8, PH) OBP: 0.111, SLG: 0.111										1 0 0 0 0 0 1	
Joe Beckwith, L (8, 1)										0 0 0 0 0 0 0	
Bill Russell, R (1, 7) OBP: 0.286, SLG: 0.281	0-0 6-3		0-0 F8			0-0 F8			0-3 K	3 0 0 0 0 0 1	
Ralph Bryant, L (9, PH) OBP: 0.250, SLG: 0.917										1 0 0 0 0 1 0	
Bill Madlock, R (1, 5) OBP: 0.340, SLG: 0.400		0-0 1B 2B		0-0 F7		0-0 2B		0-0 5-3		4 0 2 0 0 0 0	
Larry See, R (1, 3) OBP: 0.250, SLG: 0.250				0-0 G3		0-0 F9		0-0 F7		3 0 1 0 0 0 1	
Greg Brock, L (9, PH) OBP: 0.309, SLG: 0.426		2-3 1B								1 0 0 0 0 0 0	
Mike Scioscia, L (1, 2) OBP: 0.386, SLG: 0.364		0-0 F7		0-0 F9		0-0 F7				3 0 0 0 0 0 3	
Jose Gonzalez, R (1, 8) OBP: 0.229, SLG: 0.209		0-3 K			0-3 K		0-0 F8		0-0 F3	2 0 0 0 0 2 2	
Enos Cabell, R (7, PH) OBP: 0.296, SLG: 0.335										1 0 0 0 0 0 1	
Mike Marshall, R (7, 9) OBP: 0.298, SLG: 0.439										0 0 0 0 0 0 0	
Reggie Williams, R (1, 9) OBP: 0.324, SLG: 0.369		0-3 K			0-3 K					2 0 0 0 0 2 2	
Franklin Stubbs, L (8, PH) OBP: 0.293, SLG: 0.437										1 0 0 0 0 0 0	
Orel Hershiser, R (1, 1) OBP: 0.246, SLG: 0.250			0-0 4-3		0-0 1-3			0-0 F7		2 0 0 0 0 0 0	
Dennis Powell, R (7, 1) OBP: 0.273, SLG: 0.545										0 0 0 0 0 0 0	
Len Matuszek, L (8, PH) OBP: 0.329, SLG: 0.447										1 0 0 0 0 0 0	

Los Angeles Dodgers @ Philadelphia Phillies
Veterans Stadium, Philadelphia, PA
Fri Sep 05 1986, 7:05 PM EDT
Att: 15,245 - Unknown

livebaseballscorecards.com

AB	31
R	0
H	6
RBI	0
BB	1
SO	7
LOB	12



Inning Stats	R: 0	H: 1	E: 0	K: 1	S: 5	P: 5	R: 0	H: 2	E: 0	K: 2	S: 9	P: 9	R: 0	H: 1	E: 0	K: 0	S: 3	P: 7	R: 0	H: 0	E: 0	K: 0	S: 3	P: 3	R: 0	H: 0	E: 0	K: 2	S: 7	P: 7	R: 0	H: 0	E: 0	K: 1	S: 5	P: 5	R: 0	H: 1	E: 0	K: 0	S: 4	P: 4	R: 0	H: 1	E: 0	K: 0	S: 4	P: 4	R: 0	H: 0	E: 0	K: 1	S: 5	P: 5	1B: 3	SF: 0	2B: 3	SAC: 0	3B: 0	DP: 0	HR: 0	HBP: 0	WP: 0	PA: 32
--------------	------	------	------	------	------	------	------	------	------	------	------	------	------	------	------	------	------	------	------	------	------	------	------	------	------	------	------	------	------	------	------	------	------	------	------	------	------	------	------	------	------	------	------	------	------	------	------	------	------	------	------	------	------	------	-------	-------	-------	--------	-------	-------	-------	--------	-------	--------

PITCHER	IP	WLS	BF	H	R	ER	SO	BB	IBB	HBP	BLK	WP	HR	S	P	ERA	WHIP
Don Carman, L (1, 1) ERA: 3.36	7.0	W	25	5	0	0	6	1	0	0	0	0	0	36	40	0.00	0.857
Steve Bedrosian, R (8, 1) ERA: 3.12	2.0	S	7	1	0	0	1	0	0	0	0	0	0	9	9	0.00	0.500

Batter	1	2	3	4	5	6	7	8	9	AB	R	H	RBI	BB	SO	LOB
Gary Redus, R OBP: 0.351, SLG: 0.485 (1, 7)	0-3 K		0-3 K		0-0 5-3		0-0 1B			4	0	1	2	0	2	2
Milt Thompson, L OBP: 0.290, SLG: 0.320 (1, 8)	0-3 K			0-0 3-1		0-0 4-3	0-0 G3			4	0	0	0	0	1	1
Von Hayes, L OBP: 0.377, SLG: 0.462 (1, 3)	0-0 F7			0-0 1B 1B		0-0 2B		0-0 HR		4	1	3	1	0	0	0
Mike Schmidt, R OBP: 0.386, SLG: 0.544 (1, 5)		0-0 5-3		0-3 K		0-3 K		4-0 FC6-4 BB		3	0	0	0	1	2	2
Glenn Wilson, R OBP: 0.309, SLG: 0.402 (1, 9)		0-0 F7		0-0 FC6-4 1B		0-0 F9		0-0 L9		4	0	1	0	0	0	2
Juan Samuel, R OBP: 0.298, SLG: 0.452 (1, 4)		0-0 6-3		0-0 FC6-4 1-2f			4-0 4-3 1B BB G1-5-3	0-0 FC6-4 1-2f E		3	2	0	0	1	0	3
John Russell, R OBP: 0.299, SLG: 0.457 (1, 2)			4-0 FC1-6 BB		0-0 2B		0-0 G1-5-3 1-2	0-0 F8 1-H		3	0	1	0	1	0	1
Steve Jeltz, S OBP: 0.326, SLG: 0.264 (1, 6)			0-0 FC1-6 SH1-3 1-2f		0-3 K		4-0 4-3 1B IBB			2	0	0	0	0	1	2
Greg Gross, L OBP: 0.370, SLG: 0.308 (7, PH)										0	1	0	0	1	0	0
Luis Aguayo, R OBP: 0.261, SLG: 0.324 (8, 6)										0	0	0	0	0	0	0
Don Carman, L OBP: 0.380, SLG: 0.375 (7, PH)			0-0 SH1-3		0-3 K2-3		0-0 4-3			1	0	0	0	0	1	1
Ron Roenicke, S OBP: 0.400, SLG: 0.250 (8, 1)										1	0	0	0	0	0	2
										0	0	0	0	0	0	0

BOTTOM																	
Los Angeles Dodgers @ Philadelphia Phillies Veterans Stadium, Philadelphia, PA Fri Sep 05 1986, 7:05 PM EDT Att. 15,245 - Unknown																	
											AB	29					
											R	4					
											H	6					
											RBI	3					
											BB	4					
											SO	7					
											LOB	16					
											WP: 0	PA: 34					
											PB: 0						
											SB: 2						
											CS: 0						

Inning Stats															
R: 0	H: 0	R: 0	H: 0	R: 0	H: 2	R: 0	H: 1	R: 0	H: 1	R: 2	H: 1	R: 2	H: 1	1B: 3	SF: 0
E: 0	LOB: 0	E: 0	LOB: 0	E: 0	LOB: 2	E: 0	LOB: 1	E: 0	LOB: 1	E: 0	LOB: 0	E: 0	LOB: 0	2B: 2	SAC: 1
K: 2	BB: 0	K: 0	BB: 0	K: 1	BB: 0	K: 1	BB: 0	K: 1	BB: 0	K: 0	BB: 2	K: 0	BB: 1	3B: 0	DP: 0
S: 7	P: 7	S: 3	P: 3	S: 5	P: 7	S: 8	P: 8	S: 6	P: 6	S: 4	P: 12	S: 4	P: 8	HR: 1	HBP: 0

PITCHER																	
Orel Hershiser, R ERA: 3.89 (1, 1)	IP	WLS	BF	H	R	ER	SO	BB	IBB	HBP	BLK	WP	HR	S	P	ERA	WHIP
Dennis Powell, L ERA: 4.63 (7, 1)	0.1		1	0	0	0	0	0	0	0	0	0	0	1	1	0.00	0.000
Joe Beckwith, R ERA: 7.71 (8, 1)	1.0		5	1	2	1	0	1	0	0	0	0	1	4	8	9.00	2.000



livebaseballscorecards.com

Batter	1	2	3	4	5	6	7	8	9	AB R H RBI BB SO LOB	TOP											
Steve Sax, R OBP: 0.377, SLG: 0.426 (1, 4)	0-0 1B 1B	0-0 1B 2-H 3-H		0-0 1-3		0-0 WP 1-2 1B		0-3 K		5 1 3 2 0 1 1												
Len Matuszek, L OBP: 0.337, SLG: 0.449 (1, 7) (7, 3)	0-0 1B 1-3 1B	0-0 1-3 1B		4-0 FC6-4 BB		0-3 K		0-0 E6 4-3 G1-4-3		4 0 2 0 1 1 2												
Bill Madlock, R OBP: 0.338, SLG: 0.397 Bill Russell, R OBP: 0.286, SLG: 0.281 (1, 5) (9, 7)	0-0 1-3 G6-4-3 1B 3-H	0-0 F7		0-0 F7		0-0 5-3 1-2 2-3		0-0 G1-4-3 1-2		5 0 1 1 0 0 7 0 0 0 0 0 0 0												
Greg Brock, L OBP: 0.308, SLG: 0.424 Reggie Williams, R OBP: 0.324, SLG: 0.369 (1, 3) (7, PR) (7, 7)	0-3 K		0-3 K	0-0 FC6-4 1-2f		0-0 5-3 1B		0-0 4-3 2-3		4 0 1 0 0 2 4 0 0 0 0 0 0 0 1 0 0 0 0 0 1 0 0 0 0 0 0 0												
Ken Landreaux, L OBP: 0.318, SLG: 0.376 Jeff Hamilton, R OBP: 0.250, SLG: 0.344 Mike Scioscia, L OBP: 0.386, SLG: 0.361 (1, 3) (7, PR) (9, PH) (9, 5) (1, 2)	0-0 G6-4-3 1-2f		4-0 BB BB		0-0 F8		0-0 5-3 1-2	0-0 4-3 IBB		3 0 0 0 2 0 3 2 0 1 0 1 1 0 0 0 0 0 1 0 0 1 0 0 0 0 0 2												
Ralph Bryant, L OBP: 0.333, SLG: 0.929 Enos Cabell, R OBP: 0.298, SLG: 0.335 Jose Gonzalez, R OBP: 0.224, SLG: 0.205 (1, 9) (7, PH) (7, PR) (7, 8)		0-0 FC4-9-5 2B	4-0 1-2 BB		0-3 K		4-0 CS IBB	0-0 5-3		2 0 1 0 1 1 0 0 0 0 0 1 0 0 1 0 0 0 0 0 2												
Franklin Stubbs, L OBP: 0.294, SLG: 0.435 Pedro Guerrero, R OBP: 0.100, SLG: 0.100 Mike Marshall, R OBP: 0.298, SLG: 0.439 (1, 8) (7, PH) (7, 9)		4-0 SH1-3 FC4-9-5 1B BB	0-3 K		0-0 1-3		0-3 K 1-2			2 1 0 0 1 1 2 1 0 0 0 0 1 2 0 0 0 0 0 0 0												
Dave Anderson, R OBP: 0.304, SLG: 0.297 (1, 6)		0-0 FC4-9-5 SH1-3 1B 1-2 2-3f	0-0 F7				0-3 K	0-0 F6		4 1 0 0 0 1 4												
Fernando Valenzuela, L OBP: 0.208, SLG: 0.242 (1, 1)		0-0 SH1-3 1-2 2-3		0-0 2B		0-0 WP 1B 1B		0-0 L6		3 0 2 0 0 0 0												
Inning Stats	R: 1 E: 0 K: 1 S: 7	H: 3 LOB: 1 BB: 0 P: 7	R: 2 E: 0 K: 0 S: 6	H: 3 LOB: 2 BB: 1 P: 10	R: 0 E: 0 K: 2 S: 7	H: 0 LOB: 2 BB: 2 P: 15	R: 0 E: 0 K: 0 S: 4	H: 1 LOB: 2 BB: 1 P: 8	R: 0 E: 0 K: 1 S: 5	H: 0 LOB: 0 BB: 0 P: 5	R: 0 E: 0 K: 2 S: 9	H: 2 LOB: 2 BB: 0 P: 9	R: 0 E: 0 K: 1 S: 5	H: 1 LOB: 2 BB: 1 P: 9	R: 0 E: 0 K: 1 S: 5	H: 0 LOB: 0 BB: 0 P: 5	R: 0 E: 1 K: 0 S: 4	H: 0 LOB: 2 BB: 1 P: 8	1B: 8 2B: 3 3B: 0 HR: 0	SF: 0 SAC: 1 DP: 2 HBP: 0	WP: 1 PB: 0 SB: 0 CS: 1	PA: 42
PITCHER	IP WLS BF H R ER SO BB IBB HBP BLK WP HR S P ERA WHIP																				PITCHER	IP WLS BF H R ER SO BB IBB HBP BLK WP HR S P ERA WHIP
Kevin Gross, R ERA: 3.97 (1, 1)	3.0 L 18 7 3 3 3 3 0 0 0 0 0 21 33 9.00 3.333																					
Tom Hume, R ERA: 2.71 (4, 1)	2.0 7 0 0 0 1 1 0 0 0 0 0 8 12 0.00 0.500																					
Charles Hudson, R ERA: 5.1 (6, 1)	1.0 5 2 0 0 2 0 0 0 0 1 0 9 9 0.00 2.000																					
Dan Schatzeder, L ERA: 3.46 (7, 1)	0.1 3 1 0 0 0 0 1 0 0 0 0 2 6 0.00 3.000																					
Kent Tekulve, R ERA: 2.54 (7, 1)	2.2 9 0 0 0 2 0 1 0 0 0 0 12 16 0.00 0.000																					

Los Angeles Dodgers @ Philadelphia Phillies
Veterans Stadium, Philadelphia, PA
Sat Sep 06 1986, 7:05 PM EDT
Att: 22,394 - Unknown

livebaseballscorecards.com

AB	35
R	3
H	10
RBI	3
BB	6
SO	8
LOB	28



Batter	1	2	3	4	5	6	7	8	9	AB	R	H	RBI	BB	SO	LOB
Gary Redus, R (1, 7) OBP: 0.350, SLG: 0.481	0-3 K ①		0-3 K ①		0-0 E5 ② 1B			0-0 4-3 ①		4	0	1	0	0	2	0
Juan Samuel, R (1, 4) OBP: 0.296, SLG: 0.449	0-3 K ②		0-3 K ②		0-3 K ③			0-0 L6 ②		4	0	0	0	0	3	1
Von Hayes, L (1, 3) OBP: 0.378, SLG: 0.462	0-0 HR ① 1B		0-0 3-1 ③					0-0 1-3 ①		4	1	2	0	0	0	0
Mike Schmidt, R (1, 5) OBP: 0.385, SLG: 0.548	0-0 HR ① 1-H				0-0 F4 ①			0-0 6-3 ②		4	1	1	2	0	0	1
Glenn Wilson, R (1, 9) OBP: 0.310, SLG: 0.404	0-0 F8 ③				4-0 FC5-4 ① BB			0-0 2B ②		3	0	1	0	1	1	2
Chris James, R (1, 8) OBP: 0.211, SLG: 0.333		0-3 K ①			0-0 FC5-4 ② 1B			0-3 K ③		3	0	0	0	0	2	2
Dan Schatzeder, L (7, 1) OBP: 0.519, SLG: 0.682					1-2f					0	0	0	0	0	0	0
Kent Tekulve, R (7, 1) OBP: 0.330, SLG: 0.431										1	0	0	0	0	0	0
Rick Schu, R (9, PH) OBP: 0.330, SLG: 0.431										0	0	0	0	0	0	0
John Russell, R (1, 2) OBP: 0.298, SLG: 0.453		0-3 K ②			0-0 FC6-4 ① 1B			0-3 K ①		4	0	1	0	0	3	0
Luis Aguayo, R (1, 6) OBP: 0.260, SLG: 0.315					0-0 FC6-4 ③ 1-2f			0-3 K ②		3	0	0	0	1	2	2
Kevin Gross, R (1, 1) OBP: 0.182, SLG: 0.277								0-3 K ③		1	0	0	0	0	0	1
Tom Hume, R (4, 1) OBP: 0.200, SLG: 0.200										0	0	0	0	0	0	0
Greg Legg, R (5, PH) OBP: 0.070, SLG: 0.048										1	0	0	0	0	0	0
Charles Hudson, S (6, 1) OBP: 0.379, SLG: 0.373										0	0	0	0	0	0	0
Ron Roenicke, S (7, 8)										1	0	0	0	0	1	0

Inning Stats	R: 2	H: 2	E: 0	K: 2	S: 9	H: 2	LOB: 0	BB: 0	P: 9	R: 0	H: 0	E: 0	K: 2	S: 7	H: 0	LOB: 1	BB: 1	P: 11	R: 0	H: 0	E: 0	K: 2	S: 7	H: 0	LOB: 0	BB: 0	P: 7	R: 0	H: 1	E: 1	K: 1	S: 5	H: 1	LOB: 1	BB: 0	P: 5	R: 0	H: 0	E: 0	K: 3	S: 9	H: 0	LOB: 0	BB: 0	P: 9	R: 0	H: 1	E: 1	K: 1	S: 7	H: 0	LOB: 2	BB: 0	P: 7	R: 0	H: 0	E: 0	K: 2	S: 7	H: 0	LOB: 0	BB: 0	P: 7
1B: 4	2B: 1	3B: 0	HR: 1	SF: 0	SAC: 0	DP: 0	HBP: 0	WP: 0	PA: 35	1B: 4	2B: 1	3B: 0	HR: 1	SF: 0	SAC: 0	DP: 0	HBP: 0	WP: 0	PA: 35	1B: 4	2B: 1	3B: 0	HR: 1	SF: 0	SAC: 0	DP: 0	HBP: 0	WP: 0	PA: 35	1B: 4	2B: 1	3B: 0	HR: 1	SF: 0	SAC: 0	DP: 0	HBP: 0	WP: 0	PA: 35	1B: 4	2B: 1	3B: 0	HR: 1	SF: 0	SAC: 0	DP: 0	HBP: 0	WP: 0	PA: 35														

PITCHER	IP	WLS	BF	H	R	ER	SO	BB	IBB	HBP	BLK	WP	HR	S	P	ERA	WHIP
Fernando Valenzuela, L (1, 1) ERA: 3.0	9.0	W	35	6	2	2	14	2	0	0	0	0	1	61	69	2.00	0.889

Los Angeles Dodgers @ Philadelphia Phillies
Veterans Stadium, Philadelphia, PA
 Sat Sep 06 1986, 7:05 PM EDT
 Att. 22,394 - Unknown

AB	33
R	2
H	6
RBI	2
BB	2
SO	14
LOB	9

Batter	1	2	3	4	5	6	7	8	9	AB R H RBI BB SO LOB	TOP																	
Steve Sax, R (1, 4) OBP: 0.376, SLG: 0.425	0-0 4-3			0-0 4-3		0-0 5-3		0-0 G4-6-3		4 0 1 0 0 0 1	Los Angeles Dodgers @ Philadelphia Phillies Veterans Stadium, Philadelphia, PA Sun Sep 07 1986, 3:33 AM EDT Att: 25,706 - Unknown livebaseballscorecards.com																	
Enos Cabell, R (1, 7) OBP: 0.295, SLG: 0.331	0-0 5-3			0-3 K		0-0 5-3		0-0 G4-6-3		3 0 0 0 0 1 1																		
Dennis Powell, R (6, 1) OBP: 0.273, SLG: 0.545										0 0 0 0 0 0 0																		
Pedro Guerrero, R (8, PH) OBP: 0.100, SLG: 0.100										0 0 0 0 0 0 0																		
Len Matuszek, L (8, PH) OBP: 0.335, SLG: 0.446										1 0 0 0 0 0 2																		
Ken Howell, R (8, 1)										0 0 0 0 0 0 0																		
Larry See, R (1, 3) OBP: 0.429, SLG: 0.571	0-0 6-3			0-0 2B		0-0 1B		0-0 1B		3 0 2 1 0 0 0																		
Greg Brock, L (9, PH) OBP: 0.310, SLG: 0.426										1 0 1 0 0 0 0																		
Mike Marshall, R (9, PR) OBP: 0.298, SLG: 0.439										0 0 0 0 0 0 0																		
Jeff Hamilton, R (9, 5) OBP: 0.250, SLG: 0.344										0 0 0 0 0 0 0																		
Bill Madlock, R (1, 5) OBP: 0.334, SLG: 0.392		0-3 K		0-0 5-3		0-3 K		0-3 K		4 0 0 0 0 3 3																		
Alex Trevino, R (1, 2) OBP: 0.350, SLG: 0.392		0-0 4-3			0-0 1B		0-0 F8		0-0 4-3	3 0 1 0 0 0 0																		
Mike Scioscia, L (9, PH) OBP: 0.385, SLG: 0.359										1 0 0 0 0 0 1																		
Jose Gonzalez, R (1, 8) OBP: 0.231, SLG: 0.213		0-0 L9			0-0 1B		0-3 K			3 0 1 0 0 1 0																		
Reggie Williams, R (1, 9) OBP: 0.324, SLG: 0.368			0-0 4-3		0-0 1B		0-3 K			3 0 1 0 0 1 0																		
Dave Anderson, R (1, 6) OBP: 0.305, SLG: 0.294			0-3 K		0-0 G4-6-3		4-0 1B			2 0 0 0 1 1 2																		
Brian Holton, R (1, 1)			0-0 4-3			0-0 1B		0-0 1B		1 0 0 0 0 0 0																		
Bill Russell, R (6, PH) OBP: 0.293, SLG: 0.288						0-0 5-3		0-0 1B		2 1 2 0 0 0 0																		
Inning Stats	R: 0 E: 0 K: 0 S: 3	H: 0 LOB: 0 BB: 0 P: 3	R: 0 E: 0 K: 1 S: 5	H: 0 LOB: 0 BB: 0 P: 5	R: 0 E: 0 K: 1 S: 5	H: 0 LOB: 0 BB: 0 P: 5	R: 0 E: 0 K: 1 S: 6	H: 1 LOB: 1 BB: 0 P: 6	R: 0 E: 0 K: 0 S: 4	H: 3 LOB: 1 BB: 0 P: 4	R: 1 E: 0 K: 1 S: 7	H: 2 LOB: 1 BB: 0 P: 7	R: 0 E: 0 K: 2 S: 7	H: 0 LOB: 0 BB: 0 P: 7	R: 0 E: 0 K: 0 S: 3	H: 2 LOB: 1 BB: 1 P: 7	R: 0 E: 0 K: 1 S: 5	H: 1 LOB: 1 BB: 0 P: 5	1B: 8 2B: 1 3B: 0 HR: 0	SF: 0 SAC: 0 DP: 2 HBP: 0	WP: 0 PB: 0 SB: 0 CS: 1	PA: 32						
PITCHER	IP WLS BF H R ER SO BB IBB HBP BLK WP HR S P ERA WHIP																											
Bruce Ruffin, L (1, 1) ERA: 2.33	7.1		28	8	1	1	6	1	0	0	0	0	0	0	39	43	1.23	1.227										
Kent Tekulve, R (8, 1) ERA: 2.5	1.2	W	4	1	0	0	1	0	0	0	0	0	0	0	6	6	0.00	0.600										



BOTTOM

Los Angeles Dodgers @ Philadelphia Phillies
Veterans Stadium, Philadelphia, PA
 Sun Sep 07 1986, 3:33 AM EDT
 Att. 25,706 - Unknown

livebaseballscorecards.com

AB	29
R	2
H	6
RBI	2
BB	7
SO	6
LOB	15



WP: 0	PA: 36
PB: 0	
SB: 0	
CS: 0	

AB R H RBI BB SO LOB

4	0	0	0	0	2	1
3	1	2	1	1	0	0
4	0	1	0	0	0	2
2	0	0	0	2	0	2
4	0	0	0	0	1	5
4	1	1	0	0	1	1
3	0	2	0	0	0	0
0	0	0	0	1	0	0
2	0	0	0	2	1	2
3	0	0	0	0	1	2
0	0	0	0	0	0	0
0	0	0	1	1	0	0

1B: 3	SF: 0
2B: 2	SAC: 0
3B: 0	DP: 0
HR: 1	HBP: 0

Batter	1	2	3	4	5	6	7	8	9
Gary Redus, R (1, 7) OBP: 0.345, SLG: 0.474	0-3 K ①		0-3 K ②		0-0 6-3 ③			0-0 F9 ①	
Milt Thompson, L (1, 8) OBP: 0.298, SLG: 0.338	0-0 HR		0-0 3-1 ③			0-0 FC4 1B		4-0 4-3 BB	
Von Hayes, L (1, 3) OBP: 0.377, SLG: 0.463	0-0 2B			0-0 F8 ①		0-0 FC4 FC5-4 1-2f		0-0 4-3 ②	
Mike Schmidt, R (1, 5) OBP: 0.385, SLG: 0.545	0-0 L5 ②			4-0 F7 BB		0-0 FC5-4 ②		4-0 IBB	
Glenn Wilson, R (1, 9) OBP: 0.308, SLG: 0.401	0-0 6-3 ③			0-0 F7 ②		0-0 F9 ③		0-3 K ③	
Juan Samuel, R (1, 4) OBP: 0.295, SLG: 0.447		0-0 F9 ①		0-3 K ③		0-0 6-3 ①		0-0 BB BB 1B	
Ronn Reynolds, R (1, 2) OBP: 0.253, SLG: 0.319		0-0 K 1B			0-0 4-3 2B		0-0 F4	4-0 BB BB IBB	
Greg Gross, L (9, PH) OBP: 0.376, SLG: 0.308		0-3 K ③			0-0 6-3 ①		4-0 FC3-6 BB	4-0 BB BB	
Steve Jeltz, S (1, 6) OBP: 0.328, SLG: 0.262		0-3 K ③			0-0 4-3 ②		0-0 FC3-6 ③	4-0 BB BB	
Bruce Ruffin, S (1, 1) OBP: 0.075, SLG: 0.100			0-3 K ①					4-0 BB BB	
Kent Tekulve, R (8, 1)								1-2 2-3 3-H BB	
Ron Roenicke, S (9, PH) OBP: 0.381, SLG: 0.373									

Inning Stats	R: 1	H: 2	E: 0	K: 1	S: 7	H: 2	LOB: 1	BB: 0	P: 7	R: 0	H: 1	E: 0	K: 1	S: 5	R: 0	H: 0	E: 0	K: 2	S: 7	R: 0	H: 0	E: 0	K: 1	S: 5	R: 0	H: 1	E: 0	K: 0	S: 4	R: 0	H: 1	E: 0	K: 0	S: 4	R: 0	H: 0	E: 0	K: 1	S: 3	R: 0	H: 0	E: 0	K: 1	S: 5	R: 1	H: 1	E: 1	K: 0	S: 1	1B: 3	2B: 2	3B: 0	HR: 1	SF: 0	SAC: 0	DP: 0	HBP: 0	WP: 0	PA: 36
--------------	------	------	------	------	------	------	--------	-------	------	------	------	------	------	------	------	------	------	------	------	------	------	------	------	------	------	------	------	------	------	------	------	------	------	------	------	------	------	------	------	------	------	------	------	------	------	------	------	------	------	-------	-------	-------	-------	-------	--------	-------	--------	-------	--------

PITCHER	IP	WLS	BF	H	R	ER	SO	BB	IBB	HBP	BLK	WP	HR	S	P	ERA	WHIP
Brian Holton, R (1, 1) ERA: 1.32	5.0		19	4	1	1	5	1	0	0	0	0	1	28	32	1.80	1.000
Dennis Powell, L (6, 1) ERA: 4.44	2.0		8	1	0	0	0	1	0	0	0	0	0	7	11	0.00	1.000
Ken Howell, R (8, 1) ERA: 3.2	1.0	L	9	1	1	1	1	3	2	0	0	0	0	6	26	9.00	4.000

Batter	1	2	3	4	5	6	7	8	9	AB R H RBI BB SO LOB	TOP
Omar Moreno, L (1, 9) OBP: 0.293, SLG: 0.371	0-0 4-3 S 1B		0-0 FC3-6 PO 1-2f			0-0 3-1			0-0 F7	4 0 1 0 0 0 1	
Ken Oberkfell, L (1, 5) OBP: 0.386, SLG: 0.381	0-0 4-3 1-3		0-0 PO 1-2		0-0 F9	0-0 FC6-4 1B			0-0 G3	4 0 1 0 0 0 1	
Dale Murphy, R (1, 8) OBP: 0.363, SLG: 0.500	0-0 1-3				0-0 1B	0-0 FC6-4 1-2f			0-0 F9	4 0 1 0 0 0 2	
Bob Homer, R (1, 3) OBP: 0.338, SLG: 0.473	0-3 K				0-0 F8				0-0 6-3	3 0 0 0 0 1 2	
Ken Griffey, L (1, 7) OBP: 0.339, SLG: 0.501		0-0 F9		0-3 K					0-0 F4	3 0 0 0 0 1 1	
Rafael Ramirez, R (1, 6) OBP: 0.276, SLG: 0.336		0-0 4-3			0-0 G6-4-3 1B				0-0 F5	3 0 1 0 0 0 0 0 0 0 0 0 0 0	
Jeff Dedmon, L (7, 1) OBP: 0.154, SLG: 0.154											
Bruce Benedict, R (1, 2) OBP: 0.328, SLG: 0.339		0-3 K			0-0 G6-4-3 1-2f				0-0 F7	3 0 0 0 0 1 1	
Glenn Hubbard, R (1, 4) OBP: 0.336, SLG: 0.304			0-0 5-3		0-0 F8				0-0 F8	3 0 0 0 0 0 0	
Rick Mahler, R (1, 1) OBP: 0.221, SLG: 0.205			0-0 E6 FC3-6			0-0 F8			0-3 K	1 0 0 0 0 0 0 1 0 0 0 0 0 0 1 0 0 0 0 1 0	
Ed Olwine, R (5, 1) OBP: 0.500, SLG: 0.333											
Andres Thomas, R (7, 6) OBP: 0.279, SLG: 0.408											
Inning Stats	R: 0 H: 1 E: 0 LOB: 1 K: 1 BB: 0 S: 6 P: 6	R: 0 H: 0 E: 0 LOB: 0 K: 1 BB: 0 S: 5 P: 5	R: 0 H: 0 E: 1 LOB: 0 K: 0 BB: 0 S: 3 P: 3	R: 0 H: 1 E: 0 LOB: 1 K: 1 BB: 0 S: 6 P: 6	R: 0 H: 1 E: 0 LOB: 0 K: 0 BB: 0 S: 3 P: 3	R: 0 H: 1 E: 0 LOB: 1 K: 0 BB: 0 S: 4 P: 4	R: 0 H: 0 E: 0 LOB: 0 K: 0 BB: 0 S: 3 P: 3	R: 0 H: 0 E: 0 LOB: 0 K: 1 BB: 0 S: 5 P: 5	R: 0 H: 0 E: 0 LOB: 0 K: 0 BB: 0 S: 3 P: 3	1B: 4 SF: 0 2B: 0 SAC: 0 3B: 0 DP: 1 HR: 0 HBP: 0	WP: 0 PA: 31 PB: 0 SB: 1 CS: 0
PITCHER Bob Welch, R (1, 1) ERA: 3.18	IP WLS BF H R ER SO BB IBB HBP BLK WP HR S P ERA WHIP										
	9.0 W 30 4 0 0 4 0 0 0 0 0 0 0 38 38 0.00 0.444										
PITCHER	IP WLS BF H R ER SO BB IBB HBP BLK WP HR S P ERA WHIP										

Atlanta Braves @ Los Angeles Dodgers
Dodger Stadium, Los Angeles, CA
Mon Sep 08 1986, 7:05 PM PDT
Att: 46,166 - Unknown

AB	30
R	0
H	4
RBI	0
BB	0
SO	4
LOB	8



livebaseballscorecards.com

Batter	1	2	3	4	5	6	7	8	9
Steve Sax, R OBP: 0.377, SLG: 0.426 (1, 4)	0-0 1-3 ①		0-0 6-3 ③		0-0 E 1B 3-H		0-0 S E 1B		
Len Matuszek, L OBP: 0.335, SLG: 0.444 Jose Gonzalez, R OBP: 0.226, SLG: 0.208 (7, PH) (8, 8)	0-0 1-3 ②			0-0 6-3 ①	0-0 E1 1B 1-3		0-0 E3 2-1 1-H		
Bill Madlock, R OBP: 0.336, SLG: 0.395 Jeff Hamilton, R OBP: 0.250, SLG: 0.344 (1, 5) (9, 5)	0-0 2B			0-0 L7 ②	4-0 FC6-4 IBB		0-0 2-1 ③ 3-H	0-0 6-3 ①	
Greg Brock, L OBP: 0.308, SLG: 0.423 Enos Cabell, R OBP: 0.296, SLG: 0.332 (1, 3) (5, PH) (6, 3)	0-0 3-1 ③			0-3 K ③	0-0 FC6-4 ③ 1-2f			0-0 1B 1B	
Mike Scioscia, L OBP: 0.386, SLG: 0.371 Alex Trevino, R OBP: 0.350, SLG: 0.392 (1, 2) (8, PR) (9, 2)		0-0 F9 ①			0-0 HR	0-0 6-3 ①		0-0 1B 1B	
Ralph Bryant, L OBP: 0.368, SLG: 0.889 (1, 9)		0-3 K2-3 ②			0-0 E 2B	0-0 F7 ②		0-0 1B E 1B 1-3 3-H	
Franklin Stubbs, L OBP: 0.293, SLG: 0.433 (8, 7) Reggie Williams, R OBP: 0.324, SLG: 0.368 (8, PR) (9, 7)		0-3 K ③			0-3 K ①	0-0 F8 ③		0-0 E4 1B 1-3 3-H	
Dave Anderson, R OBP: 0.299, SLG: 0.288 Pedro Guerrero, R OBP: 0.091, SLG: 0.091 Bill Russell, R OBP: 0.293, SLG: 0.288 (1, 6) (8, PH) (8, PR) (9, 6)			0-3 K ①		0-0 E5 4-3 1B 2-H		0-0 5-3 ①	0-0 E4 ② 1-H 3-H	
Bob Welch, R OBP: 0.164, SLG: 0.147 (1, 1)			0-3 K ②		0-0 4-3 ② 2-3		0-0 1-3 ②	0-0 1-3 ③	

Inning Stats	R: 0	H: 1	E: 0	K: 0	S: 4	LOB: 1	BB: 0	P: 4	R: 0	H: 0	E: 0	K: 2	S: 7	LOB: 0	BB: 0	P: 7	R: 0	H: 0	E: 0	K: 2	S: 7	LOB: 0	BB: 0	P: 7	R: 3	H: 4	E: 2	K: 1	S: 10	LOB: 3	BB: 1	P: 14	R: 0	H: 0	E: 0	K: 0	S: 3	LOB: 0	BB: 0	P: 3	R: 1	H: 1	E: 1	K: 0	S: 4	LOB: 1	BB: 0	P: 4	R: 3	H: 4	E: 1	K: 0	S: 7	LOB: 1	BB: 0	P: 7
--------------	------	------	------	------	------	--------	-------	------	------	------	------	------	------	--------	-------	------	------	------	------	------	------	--------	-------	------	------	------	------	------	-------	--------	-------	-------	------	------	------	------	------	--------	-------	------	------	------	------	------	------	--------	-------	------	------	------	------	------	------	--------	-------	------

PITCHER	IP	WLS	BF	H	R	ER	SO	BB	IBB	HBP	BLK	WP	HR	S	P	ERA	WHIP
Rick Mahler, R ERA: 5.07 (1, 1)	4.2	L	21	5	3	1	6	0	1	0	0	0	1	32	36	1.93	1.071
Ed Olwine, L ERA: 3.93 (5, 1)	2.0		7	1	1	0	0	0	0	0	0	0	0	7	7	0.00	0.500
Jeff Dedmon, R ERA: 2.93 (7, 1)	1.1		9	4	3	3	0	0	0	0	0	0	0	8	8	20.25	3.000

BOTTOM

Atlanta Braves @ Los Angeles Dodgers
Dodger Stadium, Los Angeles, CA

Mon Sep 08 1986, 7:05 PM PDT
 Att. 46,166 - Unknown

AB	R	H	RBI	BB	SO	LOB
4	1	2	1	0	0	0
3	0	1	0	0	0	0
1	0	0	0	0	0	0
3	0	1	0	1	0	0
0	0	0	0	0	0	0
2	0	0	0	0	1	1
2	1	1	0	0	0	3
4	1	2	1	0	0	0
0	1	0	0	0	0	0
4	2	2	1	0	1	0
4	0	1	1	0	2	1
0	0	0	0	0	0	0
3	1	0	0	0	1	0
1	0	0	1	0	0	1
0	0	0	0	0	0	0
4	0	0	0	0	1	2

AB	35
R	7
H	10
RBI	5
BB	1
SO	6
LOB	8

WP: 0 PA: 36
 PB: 0
 SB: 1
 CS: 0



PITCHER	IP	WLS	BF	H	R	ER	SO	BB	IBB	HBP	BLK	WP	HR	S	P	ERA	WHIP
---------	----	-----	----	---	---	----	----	----	-----	-----	-----	----	----	---	---	-----	------

Batter	1	2	3	4	5	6	7	8	9	AB	R	H	RBI	BB	SO	LOB											
Bill Sample, R (1, 9) OBP: 0.337, SLG: 0.432	0-3 K	0-0 2-H HR	0-0 FC6-4		4-0 BB			0-3 K		4	1	1	2	1	2	3											
Rafael Ramirez, R (1, 6) OBP: 0.276, SLG: 0.335	0-0 1B	0-0 4-3		0-0 5-3	0-0 1-3			0-3 K		5	1	1	0	0	1	2											
Dale Murphy, R (1, 8) OBP: 0.359, SLG: 0.495	0-0 F3	0-0 4-3		0-0 4-3			0-0 1-3	0-0 F8		5	0	0	0	0	0	1											
Bob Homer, R (1, 3) OBP: 0.337, SLG: 0.469	4-0 BB 1B		0-0 6-3	0-0 E5 1B		0-3 K		0-0 F4		4	1	0	0	1	1	0											
Terry Harper, R (1, 7) OBP: 0.313, SLG: 0.355	0-0 1B		0-0 BB 1B	0-0 1B 1B	0-0 1B	0-0 5-3		0-0 F9		5	1	3	2	0	0	0											
Ozzie Virgil, R (1, 2) OBP: 0.336, SLG: 0.373	4-0 1B		0-0 1B BB	0-0 F7			0-0 1B	0-0 1-3		4	0	2	0	1	0	1											
Ken Oberkfell, L (1, 5) OBP: 0.383, SLG: 0.377	0-0 G3		0-0 F7		0-0 F8		0-0 F8			4	0	0	0	0	0	6											
Glenn Hubbard, R (1, 4) OBP: 0.340, SLG: 0.307		0-0 SH1-4 HR 1B	4-0 1B BB	0-0 1B BB	0-0 1B	0-3 K		0-3 K		3	1	2	0	1	1	1											
Zane Smith, L (1, 1) OBP: 0.119, SLG: 0.088 Craig McMurtry, R (1, 1) OBP: 0.176, SLG: 0.125 Bruce Benedict, R (3, PH) OBP: 0.353, SLG: 0.345 Cliff Speck, R (3, 1) Chris Chambliss, L (7, PH) OBP: 0.374, SLG: 0.413 Ed O'Liver, R (7, 1) OBP: 0.500, SLG: 0.333		0-0 SH1-4	0-0 FC6-4 1B		0-3 K		0-0 F5			0	0	0	0	0	0	0											
Inning Stats	R: 1 E: 0 K: 1 S: 7	H: 2 LOB: 3 BB: 2 P: 15	R: 2 E: 0 K: 0 S: 5	H: 2 LOB: 0 BB: 0 P: 5	R: 1 E: 0 K: 0 S: 6	H: 3 LOB: 3 BB: 1 P: 10	R: 1 E: 1 K: 0 S: 5	H: 1 LOB: 1 BB: 0 P: 5	R: 0 E: 0 K: 1 S: 6	H: 1 LOB: 2 BB: 1 P: 10	R: 0 E: 0 K: 1 S: 5	H: 0 LOB: 0 BB: 0 P: 5	R: 0 E: 0 K: 1 S: 6	H: 1 LOB: 1 BB: 0 P: 6	R: 0 E: 0 K: 2 S: 7	H: 0 LOB: 0 BB: 0 P: 7	R: 0 E: 0 K: 0 S: 3	H: 0 LOB: 0 BB: 0 P: 3	1B: 9 2B: 0 3B: 0 HR: 1	SF: 0 SAC: 1 DP: 0 HBP: 0	WP: 0 PB: 0 SB: 1 CS: 0	PA: 42					
PITCHER	IP	WLS	BF	H	R	ER	SO	BB	IBB	HBP	BLK	WP	HR	S	P	ERA	WHIP										
Rick Honeycutt, L (1, 1) ERA: 3.05	5.0	W	29	9	5	4	2	4	0	0	0	0	1	29	45	7.20	2.600										
Alejandro Pena, R (6, 1) ERA: 4.36	4.0	S	13	1	0	0	4	0	0	0	0	0	0	21	21	0.00	0.250										

Atlanta Braves @ Los Angeles Dodgers
Dodger Stadium, Los Angeles, CA
 Tue Sep 09 1986, 7:05 PM PDT
 Att: 22,643 - Unknown

AB	37
R	5
H	10
RBI	5
BB	4
SO	6
LOB	16

0	0	0	0	0	0	0	0	0	0	0	0	0	0	0	0	0
0	0	0	0	0	0	0	0	0	0	0	0	0	0	0	0	0
1	0	1	1	0	0	0	0	0	0	0	0	0	0	0	0	0
1	0	0	0	0	0	1	1	1	1	0	0	0	0	0	0	0
1	0	0	0	0	0	0	0	0	0	0	0	0	0	0	0	0
0	0	0	0	0	0	0	0	0	0	0	0	0	0	0	0	0



livebaseballscorecards.com

Batter	1	2	3	4	5	6	7	8	9
Steve Sax, R OBP: 0.379, SLG: 0.425 (1, 4)									
Bill Russell, R OBP: 0.301, SLG: 0.294 (1, 6) (7, 7)									
Enos Cabell, R OBP: 0.300, SLG: 0.335 Dave Anderson, R OBP: 0.299, SLG: 0.288 (1, 9) (7, 6)									
Bill Madlock, R OBP: 0.339, SLG: 0.404 Jeff Hamilton, R OBP: 0.247, SLG: 0.340 (1, 5) (6, 5)									
Larry See, R OBP: 0.375, SLG: 0.500 Greg Brock, L OBP: 0.309, SLG: 0.422 (1, 3) (2, PH) (3, 3)									
Alex Trevino, R OBP: 0.348, SLG: 0.389 (1, 2)									
Jose Gonzalez, R OBP: 0.228, SLG: 0.231 (1, 8)									
Reggie Williams, R OBP: 0.323, SLG: 0.364 (1, 7) (7, 9)									
Rick Honeycutt, L OBP: 0.163, SLG: 0.079 Pedro Guerrero, R OBP: 0.083, SLG: 0.083 Alejandro Pena, R OBP: 0.200, SLG: 0.200 (1, 1) (5, PH) (6, 1)									

AB	R	H	RBI	BB	SO	LOB
3	2	1	1	2	0	0
3	2	2	1	1	1	3
4	1	2	2	0	1	2
0	0	0	0	0	0	0
2	2	1	2	1	1	0
1	0	0	0	0	0	1
1	0	0	0	0	1	2
3	0	1	0	0	0	0
4	1	1	2	0	0	1
4	1	1	0	0	1	0
3	0	0	0	1	0	0
1	0	0	1	1	0	0
1	0	0	0	0	0	0
1	0	0	0	0	0	0

AB	31
R	9
H	9
RBI	9
BB	6
SO	5
LOB	9

WP	PA
0	37
PB	0
SB	7
CS	0

Inning Stats	R	H	E	K	S	R	H	E	K	S	R	H	E	K	S	R	H	E	K	S	R	H	E	K	S
	5	4	0	2	11	2	2	0	1	7	0	0	0	1	5	0	0	0	1	5	0	0	0	0	3
	0	4	0	4	27	0	0	0	1	7	0	0	0	1	0	0	0	0	1	0	0	0	0	0	3
	0	0	0	1	3	0	0	0	0	0	0	0	0	0	0	0	0	0	0	0	0	0	0	0	0
	0	0	0	0	0	0	0	0	0	0	0	0	0	0	0	0	0	0	0	0	0	0	0	0	0

Atlanta Braves @ Los Angeles Dodgers
Dodger Stadium, Los Angeles, CA
 Tue Sep 09 1986, 7:05 PM PDT
 Att. 22,643 - Unknown

livebaseballscorecards.com



Batter	1	2	3	4	5	6	7	8	9	AB R H RBI BB SO LOB	TOP											
Billy Hatcher, R OBP: 0.319, SLG: 0.393 (1, 8) X	0-0 FC1-5 S 1B		0-0 6-3		0-0 CS 1B		0-0 G6-4-3 1B		0-0 F2	5 0 3 0 0 0 3												
Bill Doran, S OBP: 0.363, SLG: 0.357 (1, 4) X	0-0 F9		0-0 5-3		0-0 4-3	1-2	0-0 G6-4-3 1-2f		0-0 F7	5 0 0 0 0 0 6												
Denny Walling, L OBP: 0.380, SLG: 0.500 (1, 5) B B B	4-0 FC1-5 1-2 BB		0-0 FC6-4 1B		0-0 L3			0-3 K		3 0 1 0 1 1 0												
Glenn Davis, R OBP: 0.333, SLG: 0.489 (1, 3) X	0-0 FC1-5 1-2 2-3f		0-0 FC6-4 1-2f		0-0 L5			0-3 K		4 0 0 0 0 1 3												
Kevin Bass, S OBP: 0.357, SLG: 0.484 (1, 9) X	0-0 G3			0-0 4-3		0-0 6-3		0-0 F5		4 0 0 0 0 0 2												
Jose Cruz, L OBP: 0.340, SLG: 0.384 (1, 7) X		0-0 5-3		0-0 F4		4-0 1B BB		0-0 1B 1B 1B		3 0 1 0 1 0 0												
Alan Ashby, S OBP: 0.340, SLG: 0.347 (1, 2) B B B B		4-0 BB		4-0 BB		0-0 1-2 1B		0-3 K		2 0 1 0 2 1 1												
Craig Reynolds, L OBP: 0.281, SLG: 0.361 (1, 6) X		0-0 F6		0-0 F8		0-0 L3		0-0 1B 1-2 1B		4 0 1 0 0 0 4												
Jim Deshaies, L OBP: 0.178, SLG: 0.051 (1, 1)		0-3 K				0-0 HR		0-0 4-3		1 0 0 0 0 0 1 1												
Ty Gainey, L OBP: 0.409, SLG: 0.500 (5, PH)										1 1 1 1 1 0 0 0												
Larry Andersen, R OBP: 0.394, SLG: 0.438 (7, PH)										0 0 0 0 0 0 0 0												
Davey Lopes, R OBP: 0.394, SLG: 0.438 (7, 1)										1 0 0 0 0 0 0 0												
Aurelio Lopez, R OBP: 0.293, SLG: 0.333 (8, 1)										0 0 0 0 0 0 0 0												
Manny Hernandez, R OBP: 0.293, SLG: 0.333 (9, PH)										0 0 1 0 0 0 0 0												
Terry Puhl, L OBP: 0.293, SLG: 0.333 (9, PH)										1 0 1 0 0 0 0 0												
Inning Stats	R: 0 E: 0 K: 0 S: 4	H: 1 LOB: 2 BB: 1 P: 8	R: 0 E: 0 K: 1 S: 5	H: 0 LOB: 1 BB: 1 P: 9	R: 0 E: 0 K: 0 S: 4	H: 1 LOB: 1 BB: 0 P: 4	R: 0 E: 0 K: 0 S: 3	H: 0 LOB: 1 BB: 1 P: 7	R: 1 E: 0 K: 0 S: 4	H: 2 LOB: 0 BB: 0 P: 4	R: 0 E: 0 K: 0 S: 4	H: 1 LOB: 2 BB: 1 P: 8	R: 0 E: 0 K: 0 S: 3	H: 1 LOB: 0 BB: 0 P: 3	R: 0 E: 0 K: 2 S: 7	H: 0 LOB: 0 BB: 0 P: 7	R: 0 E: 0 K: 1 S: 8	H: 3 LOB: 3 BB: 0 P: 8	1B: 8 2B: 0 3B: 0 HR: 1	SF: 0 SAC: 0 DP: 1 HBP: 0	WP: 0 PB: 0 SB: 1 CS: 1	PA: 38
PITCHER	IP WLS BF H R ER SO BB IBB HBP BLK WP HR S P ERA WHIP																					
Orel Hershiser, R ERA: 3.82 (1, 1)	6.0 W 26 5 1 1 1 4 0 0 0 0 0 1 24 40 1.50 1.500																					
Dennis Powell, L ERA: 4.35 (7, 1)	1.0 3 1 0 0 0 0 0 0 0 0 0 0 3 3 0.00 1.000																					
Ken Howell, R ERA: 3.13 (8, 1)	2.0 9 3 0 0 0 3 0 0 0 0 0 0 15 15 0.00 1.500																					

Houston Astros @ Los Angeles Dodgers
 Dodger Stadium, Los Angeles, CA
 Wed Sep 10 1986, 7:05 PM PDT
 Att: 27,534 - Unknown

livebaseballscorecards.com

AB 34
 R 1
 H 9
 RBI 1
 BB 4
 SO 4
 LOB 20



Batter	1	2	3	4	5	6	7	8	9
Steve Sax, R OBP: 0.383, SLG: 0.431 (1, 4)	0-0 CS 1B		0-0 1B 2B		0-0 FC5 HBP 1B		0-0 E5 S 1B		
Dave Anderson, R OBP: 0.309, SLG: 0.299 (1, 6)	0-0 9-3 1-2 1B		0-0 FC8-6-4 2-H 1B		0-3 K		0-0 1B SF9 1B		
Enos Cabell, R OBP: 0.303, SLG: 0.335 (1, 9) Mike Marshall, R OBP: 0.298, SLG: 0.439 (8, 9)	0-0 9-3 1-2f		0-0 FC8-6-4 1-2f		1-0 HBP		0-0 S 1B		
Bill Madlock, R OBP: 0.335, SLG: 0.401 (1, 5) Ken Howell, R (8, 1)		0-0 F4	0-0 F2		0-0 FC5 2-3f		0-0 SF9		
Larry See, R OBP: 0.300, SLG: 0.400 (1, 3) Greg Brock, L OBP: 0.310, SLG: 0.422 (6, PH) (7, 3)		0-3 K		0-3 K		0-0 G4-1 1B	0-0 F7		
Mike Scioscia, L OBP: 0.387, SLG: 0.376 (1, 2)		0-0 1B		0-0 3-1		0-0 G4-1 1-2		0-0 2B	
Jose Gonzalez, R OBP: 0.230, SLG: 0.286 (1, 8)		0-3 K		0-0 HR		0-0 5-3		0-0 6-3	
Reggie Williams, R OBP: 0.324, SLG: 0.365 (1, 7) Franklin Stubbs, L OBP: 0.292, SLG: 0.431 (6, PH) (7, 7)			0-0 E8 SH1-4 2B 1B	0-0 6-3		0-0 L3		0-0 F4	
Orel Hershiser, R OBP: 0.241, SLG: 0.246 (1, 1) Dennis Powell, R OBP: 0.273, SLG: 0.545 (7, 1) Ken Landreaux, L OBP: 0.317, SLG: 0.375 (7, PH) Jeff Hamilton, R OBP: 0.245, SLG: 0.337 (8, 5)			0-0 SH1-4		0-3 K		0-0 F7	0-3 K	

Inning Stats	R: 0 E: 0 K: 0 S: 3	H: 2 LOB: 0 BB: 0 P: 3	R: 0 E: 0 K: 2 S: 8	H: 1 LOB: 1 BB: 0 P: 8	R: 2 E: 1 K: 0 S: 6	H: 3 LOB: 1 BB: 0 P: 6	R: 1 E: 0 K: 1 S: 6	H: 1 LOB: 0 BB: 0 P: 6	R: 0 E: 0 K: 2 S: 8	H: 1 LOB: 2 BB: 0 P: 9	R: 0 E: 0 K: 0 S: 4	H: 1 LOB: 1 BB: 0 P: 4	R: 2 E: 1 K: 0 S: 6	H: 3 LOB: 1 BB: 0 P: 6	R: 0 E: 0 K: 1 S: 6	H: 1 LOB: 1 BB: 0 P: 6
--------------	------------------------------	---------------------------------	------------------------------	---------------------------------	------------------------------	---------------------------------	------------------------------	---------------------------------	------------------------------	---------------------------------	------------------------------	---------------------------------	------------------------------	---------------------------------	------------------------------	---------------------------------

PITCHER	IP	WLS	BF	H	R	ER	SO	BB	IBB	HBP	BLK	WP	HR	S	P	ERA	WHIP
Jim Deshaies, L ERA: 3.74 (1, 1)	4.0	L	17	7	3	3	3	0	0	0	0	0	0	23	23	6.75	1.750
Larry Andersen, R ERA: 3.33 (5, 1)	2.0		9	2	0	0	2	0	0	1	0	0	0	12	13	0.00	1.000
Aurelio Lopez, R ERA: 3.31 (7, 1)	1.0		6	3	2	2	0	0	0	0	0	0	0	6	6	18.00	3.000
Manny Hernandez, R ERA: 4.07 (8, 1)	1.0		4	1	0	0	1	0	0	0	0	0	0	6	6	0.00	1.000

AB R H RBI BB SO LOB

4 2 4 1 0 0 0

4 1 3 2 0 1 1

3 0 1 0 0 0 2
0 0 0 0 0 0 0

3 0 0 1 0 0 3
0 0 0 0 0 0 0

2 0 0 0 0 2 0
2 0 1 0 0 0 1

4 0 2 0 0 0 1

4 1 1 1 0 1 3

2 1 1 0 0 0 0
2 0 0 0 0 0 2

1 0 0 0 0 1 0
0 0 0 0 0 0 0
1 0 0 0 0 0 0
1 0 0 0 0 1 1

AB 33
R 5
H 13
RBI 5
BB 0
SO 6
LOB 14

WP: 0 PA: 36
PB: 0
SB: 2
CS: 1

1B: 10 SF: 1
2B: 3 SAC: 1
3B: 0 DP: 1
HR: 1 HBP: 1

WP: 0 PA: 36
ERA WHIP

Houston Astros @ Los Angeles Dodgers
Dodger Stadium, Los Angeles, CA
Wed Sep 10 1986, 7:05 PM PDT
Att. 27,534 - Unknown



AB	R	H	RBI	BB	SO	LOB
4	2	4	1	0	0	0
4	1	3	2	0	1	1
3	0	1	0	0	0	2
3	0	0	1	0	0	3
2	0	0	0	0	2	0
2	0	1	0	0	0	1
4	0	2	0	0	0	1
4	1	1	1	0	1	3
2	1	1	0	0	0	0
2	0	0	0	0	0	2
1	0	0	0	0	1	0
0	0	0	0	0	0	0
1	0	0	0	0	0	0
1	0	0	0	0	1	1

Batter	1	2	3	4	5	6	7	8	9	AB R H RBI BB SO LOB	TOP												
Billy Hatcher, R (1, 8) <small>OBP: 0.317, SLG: 0.390</small> Tony Walker, R (6, 8) <small>OBP: 0.315, SLG: 0.372</small>	0-0 F9	0-0 4-3			0-0 4-3		0-0 5-3		0-0 3-1	3 0 0 1 0 0 1 2 0 0 0 0 0 1													
Bill Doran, S (1, 4) <small>OBP: 0.364, SLG: 0.358</small>	0-0 E3 2B	0-0 3-H 1B			0-3 K		0-0 L3 1B		0-0 4-3	5 1 2 1 0 1 1													
Phil Garner, R (1, 5) <small>OBP: 0.339, SLG: 0.428</small>	0-0 1B 1-H 2B	0-3 K			0-0 F9		0-0 L3			4 0 1 1 0 1 2													
Glenn Davis, R (1, 3) <small>OBP: 0.336, SLG: 0.497</small>	0-0 2-3 1B				0-0 F7		0-0 HR 1B		0-0 HR	4 2 3 1 0 0 0													
Kevin Bass, S (1, 9) <small>OBP: 0.356, SLG: 0.488</small>	0-3 K				0-0 5-3		0-0 1-H HR		0-0 F9	4 1 1 2 0 1 2													
Jose Cruz, L (1, 7) Ty Gainey, L (6, 7) <small>OBP: 0.400, SLG: 0.487</small>	0-0 G3				0-0 F7		0-0 4-3		0-3 K	3 0 0 0 0 0 2 1 0 0 0 0 1 0													
Dickie Thon, R (1, 6) <small>OBP: 0.321, SLG: 0.344</small>		0-0 1B 4-3 1B			0-3 K		0-0 F4		0-0 F7	4 1 1 0 0 1 0													
John Mizerock, L (1, 2) <small>OBP: 0.396, SLG: 0.284</small> Robbie Wine, R (9, PH) <small>OBP: 0.200, SLG: 0.200</small>		0-0 4-3 1B SH1-4 1B			0-0 3-1		0-0 1B		0-0 L5	3 1 2 0 0 0 0 1 0 0 0 0 0 0													
Bob Knepper, L (1, 1) <small>OBP: 0.095, SLG: 0.119</small> Jeff Calhoun, L (5, 1) Davey Lopes, R (6, PH) <small>OBP: 0.393, SLG: 0.436</small> Julio Solano, R (6, 1) Matt Keough, R (8, 1) <small>OBP: 0.353, SLG: 0.417</small> Jim Fankovits, R (9, PH) <small>OBP: 0.370, SLG: 0.392</small>		0-0 SH1-4			0-3 K		0-3 K		0-0 3-1 WP 1B	1 0 0 0 0 0 1 0 0 0 0 0 0 0 0 0 1 0 0 0 0 0 1 1 0 0 0 0 0 0 0 0 0 0 0 0 0 0 0 0 1 0 1 0 0 0 0 0													
Inning Stats	R: 1 E: 1 K: 1 S: 8	H: 2 LOB: 2 BB: 0 P: 8	R: 2 E: 0 K: 1 S: 8	H: 3 LOB: 1 BB: 0 P: 8	R: 0 E: 0 K: 0 S: 3	H: 0 LOB: 0 BB: 0 P: 3	R: 0 E: 0 K: 2 S: 7	H: 0 LOB: 0 BB: 0 P: 7	R: 0 E: 0 K: 1 S: 5	H: 0 LOB: 0 BB: 0 P: 5	R: 2 E: 0 K: 1 S: 8	H: 3 LOB: 1 BB: 0 P: 8	R: 0 E: 0 K: 0 S: 3	H: 1 LOB: 0 BB: 0 P: 3	R: 1 E: 0 K: 1 S: 6	H: 1 LOB: 0 BB: 0 P: 6	R: 0 E: 0 K: 0 S: 4	H: 1 LOB: 1 BB: 0 P: 4	1B: 8 2B: 2 3B: 0 HR: 2	SF: 0 SAC: 1 DP: 1 HBP: 0	WP: 1 PB: 0 SB: 0 CS: 0	PA: 38	
PITCHER	IP WLS BF H R ER SO BB IBB HBP BLK WP HR S P ERA WHIP																						
Fernando Valenzuela, L (1, 1) <small>ERA: 3.06</small> Dennis Powell, L (8, 1) <small>ERA: 4.41</small> Ken Howell, R (9, 1) <small>ERA: 3.1</small>	7.0 W 30 9 5 4 6 0 0 0 0 0 1 42 42 5.14 1.286	1.1 6 2 1 1 1 0 0 0 0 0 1 8 8 6.75 1.500	0.2 2 0 0 0 0 0 0 0 0 0 1 0 2 2 0.00 0.000																				

Houston Astros @ Los Angeles Dodgers
 Dodger Stadium, Los Angeles, CA
 Thu Sep 11 1986, 7:05 PM PDT
 Att: 34,816 - Unknown

livebaseballscorecards.com

AB	37
R	6
H	11
RBI	6
BB	0
SO	7
LOB	10



Batter	1	2	3	4	5	6	7	8	9	AB	R	H	RBI	BB	SO	LOB
Steve Sax, R OBP: 0.385, SLG: 0.435 (1, 4)	0-0 4-3 1B 2B	0-0 6-3		0-0 3-H 1B 2B	0-3 K		1-0 L6-3 HBP			4	2	2	1	0	1	1
Dave Anderson, R OBP: 0.312, SLG: 0.298 (1, 6)	0-0 4-3 2-3		4-0 BB	0-0 2-H 1B		0-3 K	0-0 L6-3 1-2			4	0	1	1	1	1	2
Enos Cabell, R OBP: 0.303, SLG: 0.332 (1, 9)	4-0 1B BB		0-0 F8	0-0 6-3 1-2		0-0 6-3		0-0 4-3		2	1	0	0	1	0	2
Franklin Stubbs, L OBP: 0.290, SLG: 0.428 (6, PH) (7, 7)										2	0	0	0	0	0	0
Bill Madlock, R OBP: 0.334, SLG: 0.399 (1, 5)	0-0 E9 1B		0-0 L5		0-0 F7	0-0 G3		0-0 6-3		4	1	1	1	0	0	1
Jeff Hamilton, R OBP: 0.242, SLG: 0.333 (8, 5)	1-H 3-H 1B									1	0	0	0	0	0	0
Larry See, R OBP: 0.231, SLG: 0.308 (1, 3)	0-3 K		0-0 L5		0-3 K					3	0	0	0	0	2	2
Greg Brock, L OBP: 0.314, SLG: 0.437 (7, 3)										2	1	2	1	0	0	0
Mike Scioscia, L OBP: 0.388, SLG: 0.375 (1, 2)	0-0 E4 WP 3-H			0-0 1B FC 1B	4-0 1B HR BB		0-0 F9	0-3 K		4	2	1	0	1	1	1
Jose Gonzalez, R OBP: 0.246, SLG: 0.288 (1, 8)	0-0 F9 1-2			0-0 FC E 1-2	0-0 1B HR		4-0 BB HR BB			3	3	1	0	1	0	2
Reggie Williams, R OBP: 0.330, SLG: 0.380 (1, 7) (7, 9)		0-0 B1		0-0 E5 1-H 2-H 1B	0-0 HR 1-H 2-H		4-0 BB HR BB			3	3	2	3	1	0	0
Fernando Valenzuela, L OBP: 0.212, SLG: 0.245 (1, 1)										3	0	1	0	0	0	1
Pedro Guerrero, R OBP: 0.154, SLG: 0.385 (7, PH)										1	1	1	3	0	0	0
Dennis Powell, R OBP: 0.273, SLG: 0.545 (8, 1)										0	0	0	0	0	0	0
Ken Howell, R (9, 1)										0	0	0	0	0	0	0

Inning Stats	R: 3	H: 2	E: 2	K: 1	S: 8	L: 12	R: 0	H: 0	E: 0	K: 0	S: 3	R: 0	H: 0	E: 0	K: 0	S: 3	R: 4	H: 4	E: 1	K: 0	S: 7	R: 3	H: 3	E: 0	K: 2	S: 10	R: 0	H: 0	E: 0	K: 1	S: 5	R: 4	H: 2	E: 0	K: 0	S: 4	R: 0	H: 1	E: 0	K: 1	S: 6	L: 1	R: 0	H: 1	E: 0	K: 1	S: 6	1B: 7	2B: 3	3B: 0	HR: 3	SF: 0	SAC: 0	DP: 1	HBP: 1	WP: 1	PB: 0	SB: 1	CS: 1	PA: 42
--------------	------	------	------	------	------	-------	------	------	------	------	------	------	------	------	------	------	------	------	------	------	------	------	------	------	------	-------	------	------	------	------	------	------	------	------	------	------	------	------	------	------	------	------	------	------	------	------	------	-------	-------	-------	-------	-------	--------	-------	--------	-------	-------	-------	-------	--------

PITCHER	IP	WLS	BF	H	R	ER	SO	BB	IBB	HBP	BLK	WP	HR	S	P	ERA	WHIP
Bob Knepper, L ERA: 3.03 (1, 1)	4.0	L	21	6	7	5	1	2	0	0	0	1	0	21	29	11.25	2.000
Jeff Calhoun, L ERA: 4.91 (5, 1)	1.0		7	3	3	3	2	1	0	0	0	0	1	10	14	27.00	4.000
Julio Solano, R ERA: 7.55 (6, 1)	2.0		10	2	4	4	1	2	0	1	0	0	2	9	18	18.00	2.000
Matt Keough, R ERA: 4.14 (8, 1)	1.0		4	1	0	0	1	0	0	0	0	0	0	6	6	0.00	1.000

BOTTOM

Houston Astros @ Los Angeles Dodgers
 Dodger Stadium, Los Angeles, CA
 Thu Sep 11 1986, 7:05 PM PDT
 Att. 34,816 - Unknown

livebaseballscores.com

AB	36
R	14
H	12
RBI	10
BB	5
SO	5
LOB	12



Batter	1	2	3	4	5	6	7	8	9	AB R H RBI BB SO LOB	TOP		
Barry Larkin, R OBP: 0.333, SLG: 0.400 (1, 6)	0-0 1-3		0-0 1B 1B	0-0 E2 1B		0-0 1-3	0-0 G6-4-3 1-2f		0-0 G3	6 1 2 2 0 0 4			
Buddy Bell, R OBP: 0.357, SLG: 0.438 (1, 5)	0-3 K		0-0 1B 1-2	0-3 K		0-0 1-3		0-0 F7		5 0 1 0 0 2 2			
Dave Parker, L OBP: 0.337, SLG: 0.487 (1, 9)	0-3 K		0-0 G6-4-3 1B 1-3 2-H		0-0 3-1	0-0 F6		0-0 FC6-4 1B		5 0 2 1 0 1 0			
Eric Davis, R OBP: 0.392, SLG: 0.565 (1, 7)		0-3 K	0-0 G6-4-3 1-2f		0-0 HR 1B		4-0 S 2B BB	0-3 K		4 2 1 0 1 2 3			
Bo Diaz, R OBP: 0.323, SLG: 0.389 (1, 2)		0-0 5-3		0-0 2B 1B	0-0 1-H HR		0-0 1-H 1B 2B	0-0 FC6-4 1-2f		5 3 3 3 0 0 1			
Eddie Milner, L OBP: 0.303, SLG: 0.409 (1, 8)		0-0 S 1B		0-0 1B 2B	0-0 L4		4-0 BB 1B BB	0-0 F7		4 1 2 0 1 0 0			
Nick Esasky, R OBP: 0.333, SLG: 0.424 (1, 3)		4-0 1-2 BB		0-3 K	4-0 1B BB		0-0 1-2 2-H 1B BB	0-0 F3		3 0 1 1 2 1 2			
Ron Oester, S OBP: 0.316, SLG: 0.338 (1, 4)		0-0 4-3		4-0 E 1B IBB	0-0 1-2 1B		4-0 1-2 2-3 G6-4-3 BB	0-0 E8 1B 2B		3 1 2 0 2 0 2			
Chris Welsh, L OBP: 0.184, SLG: 0.278 (1, 1)			0-0 G3	0-3 K	0-0 F7		0-0 F7	0-0 3-H 1B		3 0 0 0 0 1 5			
Max Venable, L OBP: 0.281, SLG: 0.272 (7, PH)										1 0 0 0 0 0 3			
Rob Murphy, L (7, 1)										0 0 0 0 0 0 0			
Kurt Stillwell, S OBP: 0.299, SLG: 0.248 (9, PH)										1 0 1 1 0 0 0			
John Franco, L (9, 1)										0 0 0 0 0 0 0			
Inning Stats	R: 0 E: 0 K: 2 S: 7 H: 0 LOB: 0 BB: 0 P: 7	R: 0 E: 0 K: 1 S: 6 H: 1 LOB: 2 BB: 1 P: 10	R: 1 E: 0 K: 0 S: 5 H: 3 LOB: 1 BB: 0 P: 5	R: 2 E: 1 K: 3 S: 12 H: 3 LOB: 2 BB: 1 P: 16	R: 2 E: 0 K: 0 S: 6 H: 3 LOB: 2 BB: 1 P: 10	R: 0 E: 0 K: 0 S: 3 H: 0 LOB: 0 BB: 0 P: 3	R: 2 E: 0 K: 0 S: 4 H: 2 LOB: 2 BB: 3 P: 16	R: 0 E: 0 K: 1 S: 6 H: 1 LOB: 1 BB: 0 P: 6	R: 1 E: 1 K: 0 S: 5 H: 2 LOB: 1 BB: 0 P: 5	1B: 11 2B: 3 3B: 0 HR: 1 SF: 0 SAC: 0 DP: 2 HBP: 0	WP: 0 PB: 0 SB: 2 CS: 0 PA: 46		
PITCHER	IP WLS BF H R ER SO BB IBB HBP BLK WP HR S P ERA WHIP											PITCHER	IP WLS BF H R ER SO BB IBB HBP BLK WP HR S P ERA WHIP
Brian Holton, R ERA: 2.55 (1, 1)	4.0 L 20 7 3 3 6 1 1 0 0 0 0 0 30 38 6.75 2.000												
Jerry Reuss, L ERA: 6.04 (5, 1)	1.0 7 3 2 2 0 1 0 0 0 0 0 1 6 10 18.00 4.000												
Ed Vande Berg, L ERA: 3.77 (6, 1)	1.0 8 2 2 2 0 3 0 0 0 0 0 0 5 17 18.00 5.000												
Tom Niedenfuer, R ERA: 3.03 (7, 1)	1.0 2 0 0 0 0 0 0 0 0 0 0 0 2 2 0.00 0.000												
Balvino Galvez, R ERA: 3.24 (8, 1)	2.0 9 3 1 1 1 0 0 0 0 0 0 0 11 11 4.50 1.500												

Cincinnati Reds @ Los Angeles Dodgers
Dodger Stadium, Los Angeles, CA

Fri Sep 12 1986, 7:05 PM PDT
Att: 34,027 - Unknown

livebaseballscorecards.com

AB 40
R 8
H 15
RBI 8
BB 6
SO 7
LOB 22



Batter	1	2	3	4	5	6	7	8	9	AB	R	H	RBI	BB	SO	LOB
Steve Sax, R (1, 4) OBP: 0.383, SLG: 0.433	0-0 F8		0-0 F8		0-0 5-3		0-0 G3		0-0 SF8	5	1	1	0	0	0	0
Enos Cabell, R (1, 9) OBP: 0.305, SLG: 0.333	0-0 6-3		0-0 6-3		0-0 G6-4-3		0-0 6-3		0-0 1B	5	0	2	0	0	0	0
Bill Madlock, R (1, 5) OBP: 0.338, SLG: 0.403	0-0 1B			0-0 5-3	0-0 G6-4-3			0-0 BB WP	0-0 SF8	4	1	3	1	0	0	1
Pedro Guerrero, R (1, 3) OBP: 0.176, SLG: 0.353	0-3 K			0-0 5-3		0-0 1B		0-0 F9	0-3 K	4	0	1	0	0	1	3
Mike Marshall, R (9, 9) OBP: 0.298, SLG: 0.439				1-2						0	0	0	0	0	0	0
Jeff Hamilton, R (9, PH) OBP: 0.240, SLG: 0.330										1	0	0	0	0	1	1
Alex Trevino, R (1, 2) OBP: 0.346, SLG: 0.386		0-0 4-3		0-0 1B		0-0 F9		0-3 K		4	1	1	1	0	1	2
Jose Gonzalez, R (1, 8) OBP: 0.261, SLG: 0.290		0-3 K		0-0 1B		0-0 F8		0-0 FC6-4	4-0 BB	3	0	1	0	1	1	1
Reggie Williams, R (1, 7) OBP: 0.336, SLG: 0.383		0-0 1B		0-0 1B		0-0 F9		4-0 BB	4-0 BB	3	0	2	0	1	0	2
Dave Anderson, R (1, 6) OBP: 0.311, SLG: 0.297		0-0 5-3		0-0 1B		0-0 FC6-4		0-0 L4		4	0	1	1	0	0	6
Brian Holton, R (1, 1) OBP: 0.300, SLG: 0.292			0-0 F9		0-0 F9				0-3 K2-3	1	0	0	0	0	0	0
Bill Russell, R (4, PH) OBP: 0.300, SLG: 0.292										1	0	0	0	0	0	2
Jerry Reuss, L (5, 1) OBP: 0.300, SLG: 0.316										0	0	0	0	0	0	0
Ed Vande Berg, R (6, 1) OBP: 0.300, SLG: 0.500										0	0	0	0	0	0	0
Tom Niedenfuer, R (7, 1) OBP: 0.389, SLG: 0.591										0	0	0	0	0	0	0
Jack Fimple, R (7, PH) OBP: 0.389, SLG: 0.591										1	0	0	0	0	0	0
Balvino Galvez, R (8, 1) OBP: 0.214, SLG: 0.286										0	0	0	0	0	0	0
Larry See, R (9, PH) OBP: 0.214, SLG: 0.286										1	0	0	0	0	1	0

BOTTOM	
Cincinnati Reds @ Los Angeles Dodgers Dodger Stadium, Los Angeles, CA	
Fri Sep 12 1986, 7:05 PM PDT Att. 34,027 - Unknown	
AB	37
R	3
H	12
RBI	3
BB	2
SO	5
LOB	18
	
WP: 1	PA: 40
PB: 0	
SB: 1	
CS: 0	

Inning Stats		R: 0	H: 1	R: 0	H: 1	R: 0	H: 0	R: 2	H: 4	R: 0	H: 1	R: 0	H: 2	R: 0	H: 0	R: 0	H: 1	R: 1	H: 2	1B: 12	SF: 1	WP: 1	PA: 40	
		E: 0	LOB: 1	E: 0	LOB: 1	E: 0	LOB: 0	E: 0	LOB: 2	E: 0	LOB: 2	E: 0	LOB: 0	E: 0	LOB: 3	E: 0	LOB: 1	E: 0	LOB: 1	2B: 0	SAC: 0	PB: 0		
		K: 1	BB: 0	K: 1	BB: 0	K: 0	BB: 0	K: 0	BB: 0	K: 0	BB: 0	K: 0	BB: 0	K: 1	BB: 2	K: 2	BB: 0	K: 2	BB: 0	3B: 0	DP: 1	SB: 1		
		S: 6	P: 6	S: 6	P: 6	S: 3	P: 3	S: 7	P: 7	S: 3	P: 3	S: 5	P: 5	S: 3	P: 3	S: 9	P: 9	S: 9	P: 9	HR: 0	HBP: 0	CS: 0		
PITCHER	IP	WLS	BF	H	R	ER	SO	BB	IBB	HBP	BLK	WP	HR	S	P	ERA	WHIP						ERA	WHIP
Chris Welsh, L (1, 1) ERA: 4.29	6.0		26	9	2	2	2	0	0	0	0	0	0	30	30	3.00	1.500							
Rob Murphy, L (7, 1) ERA: 0.96	2.0		9	1	0	0	1	2	0	0	0	1	0	9	17	0.00	1.500							
John Franco, L (9, 1) ERA: 2.64	1.0		5	2	1	1	2	0	0	0	0	0	0	9	9	9.00	2.000							

Batter	1	2	3	4	5	6	7	8	9	AB R H RBI BB SO LOB	TOP									
Barry Larkin, R (1, 6) OBP: 0.327, SLG: 0.390	0-3 K		0-3 K			0-0 F8	0-0 BB 1B		0-0 F9	5 0 1 0 0 2 0	Cincinnati Reds @ Los Angeles Dodgers Dodger Stadium, Los Angeles, CA Sat Sep 13 1986, 3:33 AM PDT Att: 24,831 - Unknown livebaseballscorecards.com									
Buddy Bell, R (1, 5) OBP: 0.356, SLG: 0.435	0-0 1B		0-0 F6			0-0 F8	0-0 F8		0-0 6-3	5 0 1 0 0 0 2										
Dave Parker, L (1, 9) OBP: 0.337, SLG: 0.486	0-3 K		0-0 G3			0-0 BB 1B	0-0 F6			4 1 1 0 0 1 3										
Eric Davis, R (1, 8) OBP: 0.393, SLG: 0.561	0-3 K			0-0 6-3		4-0 BB 1B	4-0 BB			2 1 0 0 2 1 1										
Bo Diaz, R (1, 2) OBP: 0.325, SLG: 0.389		4-0 BB BB		0-0 6-3		0-0 BB 1B	0-0 F9			3 1 1 1 1 0 3										
Max Venable, L (1, 7) OBP: 0.260, SLG: 0.271		0-0 L6		0-0 B2-3		0-0 BB 1B		0-3 K		4 0 1 1 0 1 1										
Nick Esasky, R (1, 3) OBP: 0.336, SLG: 0.426		4-0 BB BB			0-0 BB 1B	0-0 BB 1B		0-3 K		3 0 2 1 1 1 0										
Ron Oester, S (1, 4) OBP: 0.313, SLG: 0.335		0-0 F2			0-0 G1-4-6-3	0-0 4-3		0-3 K		4 0 0 0 0 1 5										
Tom Browning, L (1, 1) OBP: 0.190, SLG: 0.179		0-0 1-3			0-0 4-3		0-0 BB 1B		0-3 K	4 0 1 0 0 1 2										
Inning Stats	R: 0 E: 0 K: 3 S: 10	H: 1 LOB: 1 BB: 0 P: 10	R: 0 E: 0 K: 0 S: 3	H: 0 LOB: 2 BB: 2 P: 11	R: 0 E: 0 K: 1 S: 5	H: 0 LOB: 0 BB: 0 P: 5	R: 0 E: 0 K: 0 S: 3	H: 1 LOB: 0 BB: 0 P: 3	R: 3 E: 0 K: 0 S: 7	H: 4 LOB: 2 BB: 1 P: 11		R: 0 E: 0 K: 0 S: 5	H: 2 LOB: 3 BB: 1 P: 9	R: 0 E: 0 K: 3 S: 9	H: 0 LOB: 0 BB: 0 P: 9	R: 0 E: 0 K: 1 S: 5	H: 0 LOB: 0 BB: 0 P: 5	1B: 8 2B: 0 3B: 0 HR: 0	SF: 0 SAC: 0 DP: 1 HBP: 0	WP: 0 PB: 0 SB: 0 CS: 0
PITCHER	IP WLS BF H R ER SO BB IBB HBP BLK WP HR S P ERA WHIP																			
Bob Welch, R (1, 1) ERA: 3.22	6.0 L 26 6 3 3 4 3 0 0 0 0 0 0 31 43 4.50 1.500																			
Dennis Powell, L (7, 1) ERA: 4.35	0.2 5 2 0 0 0 0 1 0 0 0 0 0 4 8 0.00 4.500																			
Joe Beckwith, R (7, 1) ERA: 6.92	1.1 4 0 0 0 3 0 0 0 0 0 0 0 10 10 0.00 0.000																			
Tom Niedenfuer, R (9, 1) ERA: 2.99	1.0 3 0 0 0 1 0 0 0 0 0 0 0 5 5 0.00 0.000																			

Cincinnati Reds @ Los Angeles Dodgers
 Dodger Stadium, Los Angeles, CA
 Sat Sep 13 1986, 3:33 AM PDT
 Att: 24,831 - Unknown

AB	34
R	3
H	8
RBI	3
BB	4
SO	8
LOB	17



Batter	1	2	3	4	5	6	7	8	9	AB R H RBI BB SO LOB	TOP														
Barry Larkin, R (1, 6) OBP: 0.331, SLG: 0.391	0-0 4-3		0-0 F9		0-0 1B		0-0 E6 G6-4-3		0-0 SF8 1B	5 1 2 1 0 0 1	Cincinnati Reds @ Los Angeles Dodgers Dodger Stadium, Los Angeles, CA Sun Sep 14 1986, 3:33 AM PDT Att: 26,440 - Unknown livebaseballscorecards.com														
Buddy Bell, R (1, 5) OBP: 0.353, SLG: 0.431	0-0 F4		0-3 K		0-0 5-3		0-0 G6-4-3		0-0 SF8	4 0 0 1 0 1 3															
Dave Parker, L (1, 9) OBP: 0.337, SLG: 0.484	0-0 1B		0-0 F9			0-0 F8		0-0 6-3	4-0 1B IBB	4 0 1 0 1 0 1															
Eric Davis, R (1, 8) OBP: 0.393, SLG: 0.559	0-0 F3			0-0 F7		0-0 1B		0-3 K	0-0 1B	5 1 2 1 0 1 1															
Bo Diaz, R (1, 2) OBP: 0.326, SLG: 0.390		0-0 F9		0-0 F4		0-0 1B		0-0 FC4-6 1B	0-0 F3	4 0 2 1 0 0 0															
Tracy Jones, R (8, PR) OBP: 0.406, SLG: 0.453										0 0 0 0 0 0 0															
Sal Butera, R (8, 2) OBP: 0.351, SLG: 0.348										1 0 0 0 0 0 2															
John Franco, L (9, 1)										0 0 0 0 0 0 0															
Tony Perez, R (1, 3) OBP: 0.321, SLG: 0.304		0-0 2B		0-0 FC6-4 1B		0-0 F7		0-0 FC4-6 1B		4 0 2 0 0 0 2															
Max Venable, L (8, PR) OBP: 0.280, SLG: 0.271										0 0 0 0 0 0 0															
Nick Esasky, R (1, 7) OBP: 0.334, SLG: 0.421			0-0 F7		0-0 FC6-4		0-3 K		0-3 K	4 0 0 0 0 2 4															
Dave Concepcion, R (1, 4) OBP: 0.306, SLG: 0.329		4-0 BB				0-0 6-3		0-0 E 1B	0-0 1B SF8	3 2 2 0 1 0 0															
Ted Power, R (1, 1) OBP: 0.176, SLG: 0.125			0-0 1-3		0-3 K		0-0 E4 E		0-3 K	2 0 0 0 0 1 2															
Kurt Stillwell, S (7, PH) OBP: 0.298, SLG: 0.247										1 0 0 0 0 0 1															
Ron Robinson, R (7, 1) OBP: 0.077, SLG: 0.077										0 0 0 0 0 0 0															
Ron Oester, S (9, PH) OBP: 0.313, SLG: 0.334										1 0 0 0 0 1 1															
Dave Vangorder, R (9, 2)										0 0 0 0 0 0 0															
Inning Stats	R: 0 E: 0 K: 0 S: 4	H: 1 LOB: 1 BB: 0 P: 4	R: 0 E: 0 K: 0 S: 4	H: 1 LOB: 2 BB: 1 P: 8	R: 0 E: 0 K: 1 S: 5	H: 0 LOB: 0 BB: 0 P: 5	R: 0 E: 0 K: 0 S: 4	H: 1 LOB: 1 BB: 0 P: 4	R: 0 E: 0 K: 1 S: 6	H: 1 LOB: 1 BB: 0 P: 6	R: 1 E: 0 K: 1 S: 7	H: 2 LOB: 1 BB: 0 P: 7	R: 1 E: 2 K: 0 S: 5	H: 1 LOB: 1 BB: 0 P: 5	R: 0 E: 0 K: 2 S: 8	H: 1 LOB: 2 BB: 0 P: 8	R: 2 E: 0 K: 1 S: 8	H: 3 LOB: 2 BB: 1 P: 12	1B: 10 2B: 1 3B: 0 HR: 0	SF: 1 SAC: 0 DP: 1 HBP: 0	WP: 0 PB: 0 SB: 3 CS: 0	PA: 41			
PITCHER	IP WLS BF H R ER SO BB IBB HBP BLK WP HR S P ERA WHIP																								
Rick Honeycutt, L (1, 1) ERA: 2.99	6.0		25	6	1	1	3	1	0	0	0	0	0	30	34	1.50	1.167								
Ken Howell, R (7, 1) ERA: 3.03	2.0		9	2	1	0	2	0	0	0	0	0	0	13	13	0.00	1.000								
Tom Niedenfuer, R (9, 1) ERA: 3.18	1.0	L	7	3	2	2	1	0	1	0	0	0	0	8	12	18.00	3.000								

AB	38
R	4
H	11
RBI	4
BB	2
SO	6
LOB	18



Batter	1	2	3	4	5	6	7	8	9	AB	R	H	RBI	BB	SO	LOB
Steve Sax, R (1, 4) OBP: 0.382, SLG: 0.432	0-0 1B 2B	0-0 4-3			0-0 FC4 CS SF7			0-0 F5		4	1	1	0	0	0	2
Ralph Bryant, L (1, 9) OBP: 0.348, SLG: 0.800	4-0 1B G3 BB		0-0 F8		0-0 SF7			0-3 K		2	1	0	1	1	1	0
Len Matuszek, L (1, 7) OBP: 0.333, SLG: 0.439	0-0 3-1 G3 1B		0-3 K		0-3 K			0-3 K		4	0	1	1	0	3	1
Tom Niedenfuer, R (9, 1) OBP: 0.500, SLG: 0.500	1-3 2-H 1B				2-3					0	0	0	0	0	0	0
Greg Brock, L (1, 3) OBP: 0.311, SLG: 0.433	0-0 G3		0-0 F8				0-3 K			3	0	0	1	0	1	1
Enos Cabell, R (9, PH) OBP: 0.299, SLG: 0.327	1-2 3-H								0-0 F8	1	0	0	0	0	0	0
Mike Scioscia, L (1, 2) OBP: 0.380, SLG: 0.366	0-0 3-1		0-0 2-3		0-0 1-3				0-0 6-3	3	0	0	0	0	0	1
Pedro Guerrero, R (9, PH) OBP: 0.227, SLG: 0.364	2-3									1	0	0	0	0	0	0
Franklin Stubbs, L (1, 8) OBP: 0.291, SLG: 0.430	0-0 F5		0-0 2B		0-0 L1				0-0 F7	3	0	1	0	0	0	1
Ken Howell, R (7, 1)										0	0	0	0	0	0	0
Reggie Williams, R (9, 7)										0	0	0	0	0	0	0
Bill Madlock, R (9, PH) OBP: 0.336, SLG: 0.400										1	0	0	0	0	0	0
Jeff Hamilton, R (1, 5) OBP: 0.233, SLG: 0.320		0-0 F8		0-3 K			0-3 K			3	0	0	0	0	2	1
Dave Anderson, R (1, 6) OBP: 0.306, SLG: 0.293		0-0 F9		0-0 F4			0-0 F4			3	0	0	0	0	0	1
Rick Honeycutt, L (1, 1) OBP: 0.200, SLG: 0.103		4-0 BB			0-0 FC4 WP SF7			0-3 K		1	1	1	0	1	0	0
Jose Gonzalez, R (7, 8) OBP: 0.247, SLG: 0.273										1	0	0	0	0	1	0

Inning Stats	R: 2	H: 2	E: 0	K: 5	S: 5	H: 2	LOB: 1	BB: 1	P: 9	R: 0	H: 0	E: 0	K: 3	S: 3	R: 0	H: 0	E: 0	K: 1	S: 5	R: 0	H: 1	E: 0	K: 1	S: 6	R: 1	H: 1	E: 0	K: 1	S: 6	R: 0	H: 0	E: 0	K: 1	S: 5	R: 0	H: 0	E: 0	K: 2	S: 7	R: 0	H: 0	E: 0	K: 2	S: 7	R: 0	H: 0	E: 0	K: 0	S: 3	1B: 2	2B: 2	3B: 0	HR: 0	SF: 1	SAC: 0	DP: 0	HBP: 0	WP: 1	PB: 0	SB: 0	CS: 1	PA: 33
--------------	------	------	------	------	------	------	--------	-------	------	------	------	------	------	------	------	------	------	------	------	------	------	------	------	------	------	------	------	------	------	------	------	------	------	------	------	------	------	------	------	------	------	------	------	------	------	------	------	------	------	-------	-------	-------	-------	-------	--------	-------	--------	-------	-------	-------	-------	--------

PITCHER	IP	WLS	BF	H	R	ER	SO	BB	IBB	HBP	BLK	WP	HR	S	P	ERA	WHIP
Ted Power, R (1, 1) ERA: 3.9	6.0		24	4	3	3	4	2	0	0	0	1	0	30	38	4.50	1.000
Ron Robinson, R (7, 1) ERA: 2.95	2.0	W	6	0	0	0	4	0	0	0	0	0	0	14	14	0.00	0.000
John Franco, L (9, 1) ERA: 2.61	1.0	S	3	0	0	0	0	0	0	0	0	0	0	3	3	0.00	0.000

BOTTOM

Cincinnati Reds @ Los Angeles Dodgers

Dodger Stadium, Los Angeles, CA

Sun Sep 14 1986, 3:33 AM PDT
Att. 26,440 - Unknown

AB	30
R	3
H	4
RBI	3
BB	2
SO	8
LOB	8



WP	HR	S	P	ERA	WHIP
1	0	3	33		

Batter	1	2	3	4	5	6	7	8	9	AB R H RBI BB SO LOB	TOP													
Steve Sax, R (1, 4) OBP: 0.382, SLG: 0.433	0-0 5-3		0-0 G6-4-3 S 1B		0-0 L5			0-0 1B		4 0 2 0 0 0 1	Los Angeles Dodgers @ Atlanta Braves Atlanta-Fulton County Stadium, Atlanta, GA Tue Sep 16 1986, 7:05 PM EDT Att. 5,669 - Unknown livebaseballscorecards.com													
Ralph Bryant, L (1, 9) OBP: 0.370, SLG: 0.739	0-0 2B 1B		4-0 G6-4-3 1-2 BB		0-0 F6			0-3 K		3 1 1 0 1 1 2														
Bill Madlock, R (1, 5) OBP: 0.338, SLG: 0.407	0-0 1-H 2B		0-0 G6-4-3 1-2f 2-3		0-0 1B 2B			0-0 F7		4 0 2 1 0 0 3														
Greg Brock, L (1, 3) OBP: 0.311, SLG: 0.428	4-0 G4-6-3 BB		0-0 4-3		0-0 F4			0-0 F9		3 0 0 0 1 0 3														
Mike Scioscia, L (1, 2) OBP: 0.376, SLG: 0.362	0-0 G4-6-3 1-2f		0-0 6-3		0-0 F2			0-0 1-3		4 0 0 0 0 0 3														
Len Matuszek, L (1, 7) OBP: 0.332, SLG: 0.435		0-0 1-3		0-3 K		0-0 1B		0-0 4-3		4 0 1 0 0 1 0														
Franklin Stubbs, L (1, 8) OBP: 0.291, SLG: 0.428 Ken Landreaux, L (9, PH) OBP: 0.316, SLG: 0.374		4-0 BB		0-0 F6		0-3 K		0-0 F7		2 0 0 0 1 1 0 1 0 0 0 0 0 0														
Dave Anderson, R (1, 6) OBP: 0.312, SLG: 0.295		0-0 F8		4-0 E SH3-4 BB		0-0 1B				2 0 1 0 1 0 1														
Orel Hershiser, R (1, 1) OBP: 0.233, SLG: 0.237		0-0 F9		0-0 SH3-4 1-2		0-0 B1-6-3				2 0 0 0 0 0 2														
Inning Stats	R: 1 E: 0 K: 0 S: 4	H: 2 LOB: 1 BB: 1 P: 8	R: 0 E: 0 K: 0 S: 3	H: 0 LOB: 1 BB: 1 P: 7	R: 0 E: 0 K: 0 S: 3	H: 1 LOB: 1 BB: 1 P: 7	R: 0 E: 0 K: 1 S: 5	H: 0 LOB: 0 BB: 0 P: 5	R: 0 E: 1 K: 0 S: 3	H: 0 LOB: 1 BB: 1 P: 7	R: 0 E: 0 K: 0 S: 4	H: 2 LOB: 2 BB: 0 P: 4	R: 0 E: 0 K: 1 S: 5	H: 1 LOB: 0 BB: 0 P: 5	R: 0 E: 0 K: 1 S: 6	H: 1 LOB: 1 BB: 0 P: 6	R: 0 E: 0 K: 0 S: 3	H: 0 LOB: 0 BB: 0 P: 3	1B: 5 2B: 2 3B: 0 HR: 0	SF: 0 SAC: 1 DP: 3 HBP: 0	WP: 0 PB: 0 SB: 1 CS: 0	PA: 34		
PITCHER Doyle Alexander, R (1, 1) ERA: 4.2 Gene Garber, R (8, 1) ERA: 2.51	IP: 7.0 WLS: W BF: 27 H: 6 R: 1 ER: 1 SO: 2 BB: 4 IBB: 0 HBP: 0 BLK: 0 WP: 0 HR: 0 S: 27 P: 43 ERA: 1.29 WHIP: 1.429	IP: 2.0 WLS: S BF: 7 H: 1 R: 0 ER: 0 SO: 1 BB: 0 IBB: 0 HBP: 0 BLK: 0 WP: 0 HR: 0 S: 9 P: 9 ERA: 0.00 WHIP: 0.500											PITCHER IP: 7.0 WLS: W BF: 27 H: 6 R: 1 ER: 1 SO: 2 BB: 4 IBB: 0 HBP: 0 BLK: 0 WP: 0 HR: 0 S: 27 P: 43 ERA: 1.29 WHIP: 1.429	PITCHER IP: 2.0 WLS: S BF: 7 H: 1 R: 0 ER: 0 SO: 1 BB: 0 IBB: 0 HBP: 0 BLK: 0 WP: 0 HR: 0 S: 9 P: 9 ERA: 0.00 WHIP: 0.500										



Batter	1	2	3	4	5	6	7	8	9	AB R H RBI BB SO LOB	TOP																																								
Steve Sax, R (1, 4) <small>OBP: 0.381, SLG: 0.431</small>	0-3 		0-0 		0-0 		0-0 		0-0 	5 0 1 0 0 1 1																																									
Ken Landreaux, L (1, 8) <small>OBP: 0.315, SLG: 0.372</small>	0-0 		0-3 		0-0 		0-0 		0-0 	1 0 0 0 0 0 0																																									
Pedro Guerrero, R (3, PH) <small>OBP: 0.231, SLG: 0.385</small>	4-3 						1-2 			4 0 1 0 0 1 3																																									
Bill Madlock, R (1, 5) <small>OBP: 0.341, SLG: 0.408</small>	0-0 		4-0 		0-0 		1-0 			1 0 1 0 1 0 0																																									
Jeff Hamilton, R (5, PH) <small>OBP: 0.231, SLG: 0.317</small>							1-2 			1 0 0 0 0 0 1																																									
Alex Trevino, R (7, PH) <small>OBP: 0.347, SLG: 0.384</small>							1-2 			0 0 0 1 0 0 0																																									
Jose Gonzalez, R (7, 8) <small>OBP: 0.247, SLG: 0.273</small>							2-3 			0 0 0 0 0 0 0																																									
Greg Brock, L (1, 3) <small>OBP: 0.313, SLG: 0.433</small>	0-0 		0-3 				0-0 		0-0 	4 0 2 0 0 1 5																																									
Len Matuszek, L (1, 7) <small>OBP: 0.330, SLG: 0.432</small>	0-0 						0-0 																																												
Reggie Williams, R (3, 8) <small>OBP: 0.336, SLG: 0.382</small>	0-0 						0-0 			1 0 0 0 0 0 2																																									
Alvin Davis, R (7, 9) <small>OBP: 0.336, SLG: 0.382</small>	0-0 									3 0 2 0 0 0 1																																									
Ralph Bryant, L (1, 9) <small>OBP: 0.345, SLG: 0.680</small>			0-0 		0-0 				0-0 																																										
Bill Russell, R (6, PH) <small>OBP: 0.305, SLG: 0.299</small>			4-3 		1-3 		1-0 		0-0 	2 0 0 0 0 0 1																																									
Tommy Lasorda, R (6, 9) <small>OBP: 0.305, SLG: 0.299</small>					1-2 					1 0 1 0 0 0 0																																									
Mike Scioscia, L (1, 2) <small>OBP: 0.375, SLG: 0.360</small>			0-0 		0-0 		0-0 		0-0 	4 0 1 0 0 0 4																																									
Dave Anderson, R (1, 6) <small>OBP: 0.310, SLG: 0.294</small>			0-0 		0-0 				0-0 	4 1 1 0 0 0 3																																									
Fernando Valenzuela, L (1, 1) <small>OBP: 0.216, SLG: 0.257</small>																																																			
Franklin Stubbs, L (9, PH) <small>OBP: 0.290, SLG: 0.427</small>			0-0 		0-0 		0-3 		0-0 	3 0 1 0 0 1 1																																									
					5-3 					1 0 0 0 0 0 0																																									
Inning Stats	R: 0 H: 2 E: 0 LOB: 2 K: 1 BB: 0 S: 7 P: 7	R: 0 H: 1 E: 0 LOB: 0 K: 0 BB: 0 S: 3 P: 3	R: 0 H: 1 E: 0 LOB: 2 K: 2 BB: 1 S: 8 P: 12	R: 0 H: 1 E: 0 LOB: 1 K: 0 BB: 0 S: 4 P: 4	R: 0 H: 1 E: 0 LOB: 1 K: 0 BB: 0 S: 4 P: 4	R: 0 H: 1 E: 0 LOB: 1 K: 0 BB: 0 S: 3 P: 4	R: 1 H: 2 E: 1 LOB: 2 K: 1 BB: 0 S: 7 P: 8	R: 0 H: 2 E: 0 LOB: 1 K: 0 BB: 0 S: 4 P: 4	R: 0 H: 0 E: 0 LOB: 0 K: 0 BB: 0 S: 3 P: 3	1B: 7 SF: 0 2B: 4 SAC: 0 3B: 0 DP: 3 HR: 0 HBP: 2	WP: 0 PA: 38 PB: 0 SB: 0 CS: 0																																								
PITCHER	IP WLS BF H R ER SO BB IBB HBP BLK WP HR S P ERA WHIP											PITCHER	IP WLS BF H R ER SO BB IBB HBP BLK WP HR S P ERA WHIP																																						
David Palmer, R (1, 1) <small>ERA: 3.61</small>	2.0																																																		
Zane Smith, L (3, 1) <small>ERA: 3.99</small>	4.0		18	5	1	0	2	1	0	1	0	0	0	20	25	0.00	1.500																																		
Jeff Dedmon, R (7, 1) <small>ERA: 2.75</small>	3.0	W	12	3	0	0	1	0	0	1	0	0	0	13	14	0.00	1.000																																		

Los Angeles Dodgers @ Atlanta Braves
 Atlanta-Fulton County Stadium, Atlanta, GA
 Wed Sep 17 1986, 7:05 PM EDT
 Att. 6,475 - Unknown

livebaseballscorecards.com

AB	35
R	1
H	11
RBI	1
BB	1
SO	4
LOB	22



Batter	1	2	3	4	5	6	7	8	9
Albert Hall, S (1, 9) X	0-0 L4	4-0 BB		0-0 B3		0-0 3-1		0-3 K	
Ken Oberkfell, L (1, 5) SSS	0-3 K	0-0 F7		0-0 6-3			0-0 1B 1B 2B	0-0 F9	
Dale Murphy, R (1, 8) BBB	4-0 FC5-4 BB		0-0 4-3		0-0 6-3		0-0 1B 2-3 E 1B	0-3 K	
Bob Horner, R (1, 3) X	0-0 FC5-4		0-0 6-3		0-0 F9		0-0 1-3 3-H FC1-6 1B		
Ken Griffey, L (1, 7)		0-0 1B 1B	0-0 BB 1B		0-0 1B		0-0 FC1-6 E		
Rafael Ramirez, R (1, 6)		0-0 B1	4-0 FC5-4 BB		0-0 F4		0-0 L6		
Bruce Benedict, R (1, 2)		0-0 BB 1B 1B	0-0 FC5-4		0-0 F4		0-0 E8 1B		
Glenn Hubbard, R (1, 4)		0-0 BB 1B		0-0 SH3-4 1B		4-0 SH3-4 BB	4-0 S IBB		
David Palmer, R (1, 1) OOPS		0-3 K		0-0 SH3-4		0-0 SH3-4	0-3 K		
Zane Smith, L (3, 1)				1-2		1-2			
Jeff Dedmon, L (7, 1)									

Inning Stats	R: 0	H: 0	E: 0	K: 1	S: 5	LOB: 1	BB: 1	P: 9
	R: 1	H: 3	E: 0	K: 1	S: 8	LOB: 3	BB: 1	P: 12
	R: 0	H: 1	E: 0	K: 0	S: 4	LOB: 2	BB: 1	P: 8
	R: 0	H: 1	E: 0	K: 0	S: 4	LOB: 1	BB: 0	P: 4
	R: 0	H: 1	E: 0	K: 0	S: 4	LOB: 1	BB: 0	P: 4
	R: 0	H: 0	E: 0	K: 0	S: 3	LOB: 1	BB: 1	P: 7
	R: 3	H: 4	E: 1	K: 1	S: 9	LOB: 2	BB: 1	P: 13
	R: 0	H: 0	E: 0	K: 2	S: 7	LOB: 0	BB: 0	P: 7

PITCHER	IP	WLS	BF	H	R	ER	SO	BB	IBB	HBP	BLK	WP	HR	S	P	ERA	WHIP
Fernando Valenzuela, L (1, 1) ERA: 3.11	8.0	L	39	10	4	4	5	4	1	0	0	0	0	44	64	4.50	1.750

BOTTOM

Los Angeles Dodgers @ Atlanta Braves
Atlanta-Fulton County Stadium, Atlanta, GA

Wed Sep 17 1986, 7:05 PM EDT
Att. 6,475 - Unknown

AB	32
R	4
H	10
RBI	4
BB	5
SO	5
LOB	19

livebaseballscorecards.com



1B	9	SF	0	WP	0	PA	39
2B	1	SAC	2	PB	0		
3B	0	DP	0	SB	2		
HR	0	HBP	0	CS	0		

Batter	1	2	3	4	5	6	7	8	9	10	11	12	AB R H RBI BB SO LOB	TOP										
Steve Sax, R OBP: 0.380, SLG: 0.428 (1, 4)	0-0 5-3	0-0 F4			0-0 FC3-2 1B	0-0 F9		4-0 BB			0-0 5-3	0-3 K	6 0 1 0 1 1 6											
Ken Landreaux, L OBP: 0.314, SLG: 0.370 (1, 8)	0-3 K		0-0 1-6-3		0-0 FC3-2 B1-4 1B	0-0 F8		0-0 F7			0-3 K		4 0 1 0 0 1 2											
Pedro Guerrero, R OBP: 0.222, SLG: 0.370 (8, PH)													1 0 0 0 0 0 3											
Mike Marshall, R OBP: 0.298, SLG: 0.439 (8, 9)													0 0 0 0 0 0 0											
Bill Russell, R OBP: 0.304, SLG: 0.298 (11, PH)													1 0 0 0 0 1 0											
Bill Madlock, R OBP: 0.342, SLG: 0.409 (1, 5)	0-0 1B		0-0 F7		0-0 B1-4		0-0 G6-4-3 1B		0-3 K		0-0 F3		4 0 2 0 0 0 2											
Jeff Hamilton, R OBP: 0.226, SLG: 0.311 (7, 5)													2 0 0 0 0 1 0											
Greg Brock, L OBP: 0.315, SLG: 0.430 (1, 3)	0-3 K		4-0 BB		4-0 FC3-2 IBB		0-3 K		0-0 5-3			0-0 F9	2 0 0 0 2 2 2											
Enos Cabell, R OBP: 0.298, SLG: 0.326 (9, PH)													1 0 0 0 0 0 0											
Ken Howell, R (9, 1)													0 0 0 0 0 0 0											
Alex Trevino, R OBP: 0.346, SLG: 0.382 (12, PH)													1 0 0 0 0 0 0											
Len Matuszek, L OBP: 0.335, SLG: 0.433 (1, 7)		0-0 3B	4-0 BB		0-0 FC3-2		0-0 G6-4-3		0-3 K			0-3 K	2 1 1 0 1 0 3											
Reggie Williams, R OBP: 0.332, SLG: 0.378 (7, PH)													3 0 0 0 0 2 1											
Ralph Bryant, L OBP: 0.344, SLG: 0.714 (1, 9)	0-0 G3		0-3 K		0-0 4-3			0-3 K		0-0 1-3 1B		0-0 E	3 1 1 1 0 1 5											
Jose Gonzalez, R OBP: 0.263, SLG: 0.290 (8, PH)													3 1 2 0 0 1 0											
Mike Scioscia, L OBP: 0.374, SLG: 0.358 (1, 2)	0-0 G3			0-0 F8		0-0 FC1-6 BB 1B		0-0 4-3		0-0 1-3		4-0 E	5 0 1 1 1 0 1											
Brian Holton, R (12, 1)												1-2 BB	0 0 0 0 0 0 0											
Dave Anderson, R OBP: 0.316, SLG: 0.289 (1, 6)	4-0 SH1-4 BB			0-3 K		4-0 FC1-6 BB		4-0 BB 1B BB		0-3 K		0-0 E5	3 0 0 0 3 2 2											
Bob Welch, R OBP: 0.169, SLG: 0.153 (1, 1)	0-0 SH1-4			0-0 5-3		0-0 FC1-6		0-0 BB 1B		0-3 K		4-0 BB	3 0 1 0 0 0 2											
Franklin Stubbs, L OBP: 0.290, SLG: 0.426 (9, 3)													1 0 0 0 0 1 1											
Larry See, R OBP: 0.267, SLG: 0.286 (12, PH)													0 0 0 0 1 0 0											
Inning Stats	R: 0 E: 0 K: 2 S: 8	H: 1 LOB: 1 BB: 0 P: 8	R: 2 E: 0 K: 0 S: 5	H: 2 LOB: 1 BB: 1 P: 9	R: 0 E: 0 K: 1 S: 5	H: 0 LOB: 0 BB: 2 P: 13	R: 0 E: 0 K: 1 S: 5	H: 0 LOB: 0 BB: 0 P: 5	R: 0 E: 0 K: 0 S: 5	H: 2 LOB: 3 BB: 1 P: 9	R: 0 E: 0 K: 1 S: 6	H: 1 LOB: 0 BB: 0 P: 5	R: 0 E: 0 K: 2 S: 7	H: 0 LOB: 0 BB: 0 P: 7	R: 0 E: 0 K: 2 S: 8	H: 1 LOB: 1 BB: 0 P: 8	R: 0 E: 0 K: 1 S: 5	H: 0 LOB: 0 BB: 0 P: 5	R: 1 E: 1 K: 2 S: 9	H: 1 LOB: 3 BB: 2 P: 17	1B: 9 2B: 0 3B: 1 HR: 0	SF: 0 SAC: 1 DP: 1 HBP: 0	WP: 0 PB: 0 SB: 1 CS: 0	PA: 55
PITCHER	IP WLS BF H R ER SO BB IBB HBP BLK WP HR S P ERA WHIP																							
Jim Acker, R ERA: 3.92 (1, 1)	6.0		29	6	2	2	4	4	1	0	0	0	0	0	0	32	52	3.00	1.667					
Ed Olwine, L ERA: 3.35 (7, 1)	1.2		8	2	0	0	2	2	0	0	0	0	0	0	10	18	0.00	2.400						
Craig McMurtry, R ERA: 5.04 (8, 1)	0.1		1	0	0	0	0	0	0	0	0	0	0	1	1	0.00	0.000							
Paul Assenmacher, L ERA: 2.43 (9, 1)	4.0	W	17	2	1	0	7	2	0	0	0	0	0	0	29	37	0.00	1.000						

Los Angeles Dodgers @ Atlanta Braves
Atlanta-Fulton County Stadium, Atlanta, GA

Thu Sep 18 1986, 7:05 PM EDT
Att: 4,956 - Unknown

AB	45
R	3
H	10
RBI	2
BB	9
SO	13
LOB	30



Batter	1	2	3	4	5	6	7	8	9	10	11	12	AB R H RBI BB SO LOB
Albert Hall, S (1, 9) Gerald Perry, L (6, PH) Ed O'wines, R (7, 1) Craig McMurry, R (8, 1) Chris Chambers, L (8, PH) Paul Runge, R (8, PH) Paul Assenmacher, L (9, 1) Bill Sampe, R (12, PH)	0-0 4-3		0-0 F8			0-0 4-3		0-0 1-H 2B		0-3 K		0-0 1-3 2-H 3-H 2B	2 0 0 0 0 0 0 1 0 1 0 0 1 1 0 0 0 0 0 0 0 0 0 1 0 0 0 0 0 1 1 0 1 2 0 0 0
Ken Oberkfell, L (1, 5) OBP: 0.380, SLG: 0.374	0-0 F7			0-0 1-3		4-0 BB		0-0 4-3		0-0 L3			4 0 0 0 1 0 1
Dale Murphy, R (1, 8) OBP: 0.359, SLG: 0.500	0-0 4-3			0-0 F3		0-0 F8				0-3 K			5 1 1 1 0 1 1
Bob Horner, R (1, 3) OBP: 0.330, SLG: 0.462		0-0 G5-3 2B			0-0 6-3			0-0 F8		0-3 K			5 0 2 0 0 1 0
Ken Griffey, L (1, 7) OBP: 0.343, SLG: 0.492		4-0 BB				0-0 F8		0-0 F8		0-0 E S 1B		0-0 4-3	4 0 1 0 1 0 1
Rafael Ramirez, R (1, 6) OBP: 0.280, SLG: 0.344		0-0 F8		0-0 S 1B		0-0 F5		0-0 F6				0-0 F7	5 0 1 0 0 0 3
Bruce Benedict, R (1, 2) OBP: 0.316, SLG: 0.324 Omar Moreno, L (8, PH) OBP: 0.279, SLG: 0.355		0-0 G5-3 2-3f			0-0 F3			0-0 3-1		0-3 K		0-3 K 1B 2B	2 0 0 0 0 0 3 3 1 0 0 0 2 1
Glenn Hubbard, R (1, 4) OBP: 0.343, SLG: 0.306 Terry Harper, R (12, PH) OBP: 0.313, SLG: 0.352			0-0 F8		0-0 F3			0-0 FC4-6 1B		0-3 K		0-0 2B 1B	4 0 1 0 0 1 1 1 1 1 0 0 0 0
Jim Acker, R (1, 1) OBP: 0.143, SLG: 0.190 Brad Komminsk, R (6, PH) (7, 9) Ted Simmons, S (8, PH) OBP: 0.317, SLG: 0.390			0-3 K			0-3 K		0-0 FC4-6 1-2f 2B		0-3 K		4-0 2B IBB	1 0 0 0 0 1 0 1 0 0 0 0 1 0 2 1 0 0 1 1 1

Inning Stats	R: 0 E: 0 K: 3	H: 0 LOB: 0 BB: 0 P: 3	R: 0 E: 0 K: 3	H: 1 LOB: 1 BB: 1 P: 7	R: 0 E: 0 K: 1	H: 0 LOB: 0 BB: 0 P: 5	R: 0 E: 0 K: 0	H: 0 LOB: 0 BB: 0 P: 3	R: 0 E: 0 K: 1	H: 1 LOB: 1 BB: 1 P: 4	R: 0 E: 0 K: 0	H: 0 LOB: 0 BB: 0 P: 3	R: 1 E: 0 K: 0	H: 2 LOB: 1 BB: 0 P: 5	R: 1 E: 0 K: 2	H: 2 LOB: 1 BB: 0 P: 9	R: 0 E: 0 K: 3	H: 0 LOB: 0 BB: 0 P: 9	R: 0 E: 0 K: 1	H: 1 LOB: 1 BB: 0 P: 6	R: 2 E: 0 K: 1	H: 2 LOB: 2 BB: 1 P: 10	1B: 5 2B: 3 3B: 0 HR: 1	SF: 0 SAC: 0 DP: 1 HBP: 0	WP: 1 PB: 0 SB: 2 CS: 0	PA: 46
---------------------	----------------------	---------------------------------	----------------------	---------------------------------	----------------------	---------------------------------	----------------------	---------------------------------	----------------------	---------------------------------	----------------------	---------------------------------	----------------------	---------------------------------	----------------------	---------------------------------	----------------------	---------------------------------	----------------------	---------------------------------	----------------------	----------------------------------	----------------------------------	------------------------------------	----------------------------------	--------

PITCHER	IP	WLS	BF	H	R	ER	SO	BB	IBB	HBP	BLK	WP	HR	S	P	ERA	WHIP
Bob Welch, R (1, 1) ERA: 3.14	8.0		29	4	1	1	2	2	0	0	0	0	0	31	39	1.12	0.750
Ken Howell, R (9, 1) ERA: 3.03	3.0		12	3	1	1	6	0	0	0	0	0	1	24	24	3.00	1.000
Brian Holton, R (12, 1) ERA: 3.5	0.1	L	5	2	2	2	1	0	1	0	0	1	0	6	10	54.00	6.000

PITCHER	IP	WLS	BF	H	R	ER	SO	BB	IBB	HBP	BLK	WP	HR	S	P	ERA	WHIP
PITCHER																	

Los Angeles Dodgers @ Atlanta Braves
 Atlanta-Fulton County Stadium, Atlanta, GA
 Thu Sep 18 1986, 7:05 PM EDT
 Att. 4,956 - Unknown

livebaseballscorecards.com

AB	43
R	4
H	9
RBI	4
BB	3
SO	9
LOB	12



Los Angeles Dodgers @ Cincinnati Reds
 Riverfront Stadium, Cincinnati, OH

Fri Sep 19 1986, 7:05 PM EDT
 Att: 18,696 - Unknown

AB	38
R	9
H	14
RBI	8
BB	2
SO	8
LOB	14



WP:	0	PA:	41
PB:	0		
SB:	0		
CS:	1		

AB R H RBI BB SO LOB

4	1	2	2	1	0	2
3	0	0	0	0	0	3
2	2	2	0	0	0	0
5	1	1	2	0	1	3
0	0	0	0	0	0	0
1	0	0	0	1	1	0
1	0	0	0	0	1	0
2	0	1	1	0	0	0
3	1	1	1	0	0	1
2	0	0	0	0	0	2
3	0	1	0	0	2	1
1	0	1	0	0	0	0

4	2	2	0	0	0	2
4	1	2	2	0	2	0
1	0	0	0	0	1	0
0	0	0	0	0	0	0
1	0	0	0	0	0	0
0	0	0	0	0	0	0
0	0	0	0	0	0	0
0	0	0	0	0	0	0
1	0	1	0	0	0	0
0	1	0	0	0	0	0
0	0	0	0	0	0	0

1B:	8	SF:	0
2B:	2	SAC:	1
3B:	0	DP:	2
HR:	4	HBP:	0

Batter	1	2	3	4	5	6	7	8	9
Steve Sax, R (1, 4) OBP: 0.382, SLG: 0.434	4-0 BB G6-4-3		0-0 1B		0-0 G6-4-3 1-2f 2-3 3-H		0-0 5-3		0-0 HR
Ken Landreaux, L (1, 8) OBP: 0.311, SLG: 0.366	0-0 F6		0-0 F7		0-0 6-3			0-0 HR	0-0 1B
Jose Gonzalez, R (8, PH) OBP: 0.282, SLG: 0.324									0-0 2B
Bill Madlock, R (1, 5) OBP: 0.341, SLG: 0.415	0-0 G6-4-3 1-2f			0-0 6-3		0-3 K		0-0 HR	0-0 F4
Jeff Hamilton, R (9, 5) OBP: 0.226, SLG: 0.311								0-0 HR	
Pedro Guerrero, R (1, 7) OBP: 0.241, SLG: 0.357		0-3 K		4-0 BB		0-3 K		0-0 L4	0-0 1B
Len Matuszek, L (5, 7) OBP: 0.333, SLG: 0.430									
Reggie Williams, R (8, PH) OBP: 0.333, SLG: 0.378									
Greg Brock, L (1, 3) OBP: 0.315, SLG: 0.439		0-0 HR		0-0 F5		0-0 4-3		0-0 F7	0-0 L9
Enos Cabell, R (8, PH) OBP: 0.296, SLG: 0.323									
Ralph Bryant, L (1, 9) OBP: 0.343, SLG: 0.677				0-3 K			0-3 K		
Bill Russell, R (8, PH) OBP: 0.307, SLG: 0.306									
Alex Trevino, R (1, 2) OBP: 0.349, SLG: 0.384		0-0 F2			0-0 SH 1B G6-4-3		0-0 HR 1B		0-0 F8
Dave Anderson, R (1, 6) OBP: 0.319, SLG: 0.309			0-3 K		0-0 G6-4-3 SH 1B 1-2		0-0 HR		0-3 K
Rick Honeycutt, L (1, 1) OBP: 0.196, SLG: 0.100									
Joe Beckwith, L (5, 1) OBP: 0.273, SLG: 0.357			0-3 K		0-0 SH		0-0 6-3		0-0 HR 1B
Mike Scioscia, L (7, PH) OBP: 0.296, SLG: 0.439									
Ed Vande Berg, R (7, 1) OBP: 0.296, SLG: 0.439									
Brian Holton, R (7, 1) OBP: 0.296, SLG: 0.439									
Larry See, R (9, PH) OBP: 0.296, SLG: 0.439									
Mike Marshall, R (9, PH) OBP: 0.296, SLG: 0.439									
Tom Niedtner, R (9, 1) OBP: 0.500, SLG: 0.500									

Inning Stats	1	2	3	4	5	6	7	8	9
R: 0	R: 1	R: 0	R: 0	R: 1	R: 0	R: 2	R: 2	R: 3	R: 3
H: 0	H: 2	H: 0	H: 0	H: 2	H: 0	H: 2	H: 3	H: 4	H: 4
E: 0	E: 0	E: 0	E: 0	E: 1	E: 0	E: 0	E: 0	E: 0	E: 0
LOB: 0	LOB: 0	LOB: 0	LOB: 1	LOB: 0	LOB: 0	LOB: 0	LOB: 1	LOB: 2	LOB: 2
K: 0	K: 1	K: 1	K: 2	K: 1	K: 0	K: 1	K: 0	K: 1	K: 1
BB: 1	BB: 0	BB: 1	BB: 1	BB: 0	BB: 0	BB: 0	BB: 0	BB: 0	BB: 0
S: 2	S: 6	S: 6	S: 8	S: 5	S: 7	S: 7	S: 6	S: 9	S: 9
P: 6	P: 6	P: 6	P: 8	P: 9	P: 7	P: 7	P: 6	P: 9	P: 9

PITCHER	IP	WLS	BF	H	R	ER	SO	BB	IBB	HBP	BLK	WP	HR	S	P	ERA	WHIP
Ted Power, R (1, 1) ERA: 3.98	7.0		28	7	4	4	7	2	0	0	0	0	2	40	48	5.14	1.286
John Franco, L (8, 1) ERA: 3.05	1.1	L	10	6	5	5	1	0	0	0	0	0	2	12	12	33.75	4.500
Ron Robinson, R (9, 1) ERA: 3.16	0.2		3	1	0	0	0	0	0	0	0	0	0	3	3	0.00	1.500

WP:	0	PA:	41
PB:	0		
SB:	0		
CS:	1		

Batter	1	2	3	4	5	6	7	8	9	AB R H RBI BB SO LOB	TOP																										
Steve Sax, R (1, 4) OBP: 0.382, SLG: 0.434	0-0 F9	0-0 E S 1B		0-0 4-3		0-0 FC4-6 1B			0-0 L3	5 0 2 1 0 0 0																											
Len Matuszek, L (1, 7) OBP: 0.327, SLG: 0.420	0-0 F8	0-0 G3		0-0 F9		0-0 FC4-6			0-0 5-3	4 0 0 0 0 0 2																											
Enos Cabell, R (9, PH) OBP: 0.295, SLG: 0.322		1-3				1-2f				1 0 0 0 0 0 0																											
Bill Madlock, R (1, 5) OBP: 0.340, SLG: 0.411	0-0 F9		B B B B 4-0 1B 2B BB	0-3 K					0-0 F8	3 1 0 0 1 1 0																											
Greg Brock, L (1, 3) OBP: 0.318, SLG: 0.440		0-0 1B 1B 2B 1B	0-0 2B 1-2 1B	0-3 K	0-3 K				0-0 4-3	4 1 2 0 0 1 0																											
Ralph Bryant, L (1, 9) OBP: 0.368, SLG: 0.676		0-0 1B 2B 1B	0-3 K		0-0 WP 1B				0-0 F7	3 1 2 0 0 1 2																											
Reggie Williams, R (7, PH) OBP: 0.332, SLG: 0.377		1-2 2B 1B								1 0 0 0 0 0 0																											
Ed Vande Berg, R (8, 1)										0 0 0 0 0 0 0																											
Franklin Stubbs, L (1, 8) OBP: 0.295, SLG: 0.431		0-0 2B 1B	0-0 1-3 2B	4-0 L1-3 BB	4-0 K				0-3 K	2 1 2 1 1 0 0																											
Jose Gonzalez, R (8, PH) OBP: 0.278, SLG: 0.319		1-2 2-3 2B 1B	1-3 2-H 2B		1-2 L1-3				0-3 K	1 0 0 0 0 1 0																											
Alex Trevino, R (1, 2) OBP: 0.351, SLG: 0.389		0-0 4-3 1B 2B	4-0 IBB		0-0 L1-3				0-0 4-3	3 1 1 3 1 0 2																											
Dave Anderson, R (1, 6) OBP: 0.313, SLG: 0.303		0-0 5-3	0-3 K		0-0 L1-3				0-3 4-3	4 0 0 0 0 2 4																											
Alejandro Pena, R (1, 1) OBP: 0.176, SLG: 0.176		0-0 4-3	0-0 4-3						0-0 F7	2 0 0 0 0 0 4																											
Dennis Powell, R (3, 1) OBP: 0.250, SLG: 0.500										1 0 0 0 0 0 0																											
Tom Niedenfuer, R (7, 1) OBP: 0.500, SLG: 0.500										0 0 0 0 0 0 0																											
Mike Marshall, R (7, 9) OBP: 0.298, SLG: 0.439										0 0 0 0 0 0 0																											
Bill Russell, R (9, PH) OBP: 0.305, SLG: 0.304		2-3							0-0 F7	1 0 0 0 0 0 0																											
Inning Stats	R: 0 E: 0 K: 0 S: 3	H: 0 LOB: 0 BB: 0 P: 3	R: 4 E: 0 K: 0 S: 8	H: 5 LOB: 1 BB: 0 P: 8	R: 1 E: 0 K: 2 S: 9	H: 2 LOB: 3 BB: 2 P: 17	R: 0 E: 0 K: 1 S: 5	H: 0 LOB: 0 BB: 0 P: 5	R: 0 E: 0 K: 1 S: 5	H: 1 LOB: 1 BB: 1 P: 9	R: 0 E: 0 K: 0 S: 4	H: 1 LOB: 1 BB: 0 P: 4	R: 0 E: 0 K: 0 S: 3	H: 0 LOB: 0 BB: 0 P: 3	R: 0 E: 0 K: 2 S: 7	H: 0 LOB: 0 BB: 0 P: 7	R: 0 E: 0 K: 0 S: 3	H: 0 LOB: 0 BB: 0 P: 3	1B: 7 2B: 3 3B: 0 HR: 0	SF: 0 SAC: 0 DP: 1 HBP: 0	WP: 1 PB: 0 SB: 1 CS: 0	PA: 38															
PITCHER	IP WLS BF H R ER SO BB IBB HBP BLK WP HR S P ERA WHIP																																				
Mike Smith, R (1, 1) ERA: 13.5	2.1		15	7	5	5	1	1	0	0	0	0	0	16	20	19.29	3.429																				
Carl Willis, R (3, 1) ERA: 4.63	3.2		14	2	0	0	3	1	1	0	0	1	0	18	26	0.00	0.818																				
Rob Murphy, L (7, 1) ERA: 0.84	3.0	W	9	0	0	0	2	0	0	0	0	0	0	13	13	0.00	0.000																				

Los Angeles Dodgers @ Cincinnati Reds
Riverfront Stadium, Cincinnati, OH

Sat Sep 20 1986, 7:05 PM EDT
Att. 24,620 - Unknown

AB	35
R	5
H	9
RBI	5
BB	3
SO	6
LOB	14



Los Angeles Dodgers @ Cincinnati Reds
 Riverfront Stadium, Cincinnati, OH

Sun Sep 21 1986, 3:33 AM EDT
 Att: 38,747 - Unknown

AB	38
R	4
H	12
RBI	4
BB	3
SO	5
LOB	20



WP:	0	PA:	42
PB:	0		
SB:	0		
CS:	0		

Batter	1	2	3	4	5	6	7	8	9	AB	R	H	RBI	BB	SO	LOB
Steve Sax, R (1, 4) OBP: 0.383, SLG: 0.433	0-0 6-3	0-0 F8			4-0 FC1-5 1B BB	4-0 BB		0-0 2-3 1B		3	0	1	0	2	0	2
Ken Landreaux, L (1, 8) OBP: 0.311, SLG: 0.366	0-0 F8		0-0 F8		0-0 FC1-5 1B	0-3 K		0-0 4-3		3	0	1	0	0	0	0
Pedro Guerrero, R (6, PH) OBP: 0.233, SLG: 0.345										1	0	0	0	0	1	2
Jose Gonzalez, R (6, 8) OBP: 0.278, SLG: 0.319										0	0	0	0	0	0	0
Len Matuszek, L (8, PH) OBP: 0.325, SLG: 0.418										1	0	0	0	0	0	2
Reggie Williams, R (8, 8) OBP: 0.332, SLG: 0.377										0	0	0	0	0	0	0
Ralph Bryant, L (1, 9) OBP: 0.357, SLG: 0.658	0-0 F5		0-0 1B SF7 2B		0-0 FC1-5 1-2 2-3f		0-0 F7		0-0 FC6-4 1B	4	1	1	0	0	0	2
Bill Russell, R (9, PH) OBP: 0.308, SLG: 0.308										1	0	1	0	0	0	0
Greg Brock, L (1, 3) OBP: 0.317, SLG: 0.437		0-0 4-3	0-0 2-3 1B		0-3 K		0-0 F8		0-0 FC6-4 FC5-4	4	0	1	0	0	1	2
Enos Cabell, R (9, PH) OBP: 0.294, SLG: 0.321									1-2f	1	0	0	0	0	0	1
Mike Scioscia, L (1, 2) OBP: 0.375, SLG: 0.360		0-0 1B 1B 1B	0-0 SF7		0-0 F7		0-0 1B		0-0 FC5-4	3	1	2	1	0	0	2
Alex Trevino, R (9, PH) OBP: 0.350, SLG: 0.387			3-H						1-2f	1	0	0	0	0	0	1
Franklin Stubbs, L (1, 7) OBP: 0.294, SLG: 0.429		0-0 1B 1B 1B	0-0 G3		0-0 F9		0-0 F8		0-3 K	4	1	1	0	0	0	2
Bill Madlock, R (9, PH) OBP: 0.339, SLG: 0.410		1-2 FC6-5 1B								1	0	0	0	0	1	1
Jeff Hamilton, R (1, 5) OBP: 0.227, SLG: 0.308		0-0 FC6-5 1B		0-3 K		0-0 3-1		0-0 4-3		4	0	1	0	0	1	0
Dave Anderson, R (1, 6) OBP: 0.321, SLG: 0.313		0-0 FC6-5 1B		0-3 K		4-0 2B BB		0-0 1B 2B		3	1	2	1	1	1	0
Orel Hershiser, R (1, 1) OBP: 0.234, SLG: 0.254		0-0 FC6-5		0-0 6-3		0-0 2B		0-0 6-3		4	0	1	2	0	0	3
Ken Howell, R (8, 1)										0	0	0	0	0	0	0
Ed Vande Berg, R (8, 1)		1-2 2-3f 3-H								0	0	0	0	0	0	0

Inning Stats	R: 0	H: 0	E: 0	K: 0	S: 3	P: 3	R: 2	H: 4	E: 0	K: 0	S: 7	P: 7	R: 1	H: 2	E: 0	K: 0	S: 5	P: 5	R: 0	H: 0	E: 0	K: 2	S: 7	P: 7	R: 0	H: 1	E: 0	K: 1	S: 6	P: 10	R: 1	H: 1	E: 0	K: 1	S: 6	P: 14	R: 0	H: 1	E: 0	K: 0	S: 4	P: 4	R: 0	H: 2	E: 0	K: 0	S: 5	P: 5	R: 0	H: 1	E: 0	K: 1	S: 6	P: 6	1B: 9	SF: 1	2B: 3	SAC: 0	3B: 0	DP: 0	HR: 0	HBP: 0	WP: 0	PA: 42
--------------	------	------	------	------	------	------	------	------	------	------	------	------	------	------	------	------	------	------	------	------	------	------	------	------	------	------	------	------	------	-------	------	------	------	------	------	-------	------	------	------	------	------	------	------	------	------	------	------	------	------	------	------	------	------	------	-------	-------	-------	--------	-------	-------	-------	--------	-------	--------

PITCHER	IP	WLS	BF	H	R	ER	SO	BB	IBB	HBP	BLK	WP	HR	S	P	ERA	WHIP
Bill Gullickson, R (1, 1) ERA: 3.08	4.0		20	7	3	3	2	1	0	0	0	0	0	23	27	6.75	2.000
Joe Price, L (5, 1) ERA: 5.4	2.0		9	1	1	1	2	2	0	0	0	0	0	11	19	4.50	1.500
Scott Terry, R (7, 1) ERA: 5.94	2.0	W	9	3	0	0	0	0	0	0	0	0	0	9	9	0.00	1.500
John Franco, L (9, 1) ERA: 3.02	1.0		4	1	0	0	1	0	0	0	0	0	0	6	6	0.00	1.000

PITCHER	IP	WLS	BF	H	R	ER	SO	BB	IBB	HBP	BLK	WP	HR	S	P	ERA	WHIP
---------	----	-----	----	---	---	----	----	----	-----	-----	-----	----	----	---	---	-----	------

Batter	1	2	3	4	5	6	7	8	9
Barry Larkin, R (1, 6) OBP: 0.326, SLG: 0.398	0-0 FC5-4 1B			0-0 5-3		0-0 FC4-6 3B		0-0 WP 2B 1B	
Buddy Bell, R (1, 5) OBP: 0.357, SLG: 0.440	0-0 FC5-4 CS 1-2f			0-0 6-3		0-0 SF7 3B 1-H		0-0 HR 2B 1-H	
Dave Parker, L (1, 9) OBP: 0.331, SLG: 0.480	0-0 F8 1-2			0-0 G3		0-0 SF7 3-H		0-3 K	
Eric Davis, R (1, 7) OBP: 0.387, SLG: 0.542		0-0 F9			0-0 WP 1B S	0-0 F8		4-0 HR BB	
Eddie Milner, L (1, 8) OBP: 0.311, SLG: 0.432		0-0 4-3			0-0 F7		0-0 4-3	0-0 HR 1-H 2-H	
Tony Perez, R (1, 3) OBP: 0.324, SLG: 0.300		0-0 4-3			4-0 WP BB 1-2		0-0 G6-4-3 1B	0-0 2B	
Tracy Jones, R (7, PR) OBP: 0.406, SLG: 0.453									
Nick Esasky, R (8, 3) OBP: 0.329, SLG: 0.413									
Dave Vangorder, R (1, 2) OBP: 0.314, SLG: 0.342			0-0 5-3		0-3 K 2-3		0-0 G6-4-3 1-2f	0-0 F8	
Ron Oester, S (1, 4) OBP: 0.314, SLG: 0.342			0-0 G3		0-0 4-3 1-2 3-H			0-0 HR	
Bill Gullickson, R (1, 1) OBP: 0.119, SLG: 0.081			0-0 5-3			0-0 FC4-6 1B		0-0 4-3	
Joe Price, R (5, 1) OBP: 0.250, SLG: 0.143									
Kurt Stillwell, S (6, PH) OBP: 0.297, SLG: 0.245									
Scott Terry, R (7, 1) OBP: 0.250, SLG: 0.250									
Max Venable, L (8, PH) OBP: 0.277, SLG: 0.262									
John Franco, L (9, 1) OBP: 0.277, SLG: 0.262									

Inning Stats	R: 0 E: 0 K: 0 S: 3	H: 1 LOB: 0 BB: 0 P: 3	R: 0 E: 0 K: 0 S: 3	H: 0 LOB: 0 BB: 0 P: 3	R: 0 E: 0 K: 0 S: 3	H: 0 LOB: 0 BB: 0 P: 3	R: 0 E: 0 K: 0 S: 3	H: 0 LOB: 0 BB: 0 P: 3	R: 1 E: 0 K: 1 S: 6	H: 1 LOB: 1 BB: 1 P: 10	R: 2 E: 0 K: 0 S: 5	H: 2 LOB: 0 BB: 0 P: 5	R: 0 E: 0 K: 0 S: 3	H: 1 LOB: 1 BB: 0 P: 3	R: 5 E: 0 K: 1 S: 10	H: 5 LOB: 1 BB: 1 P: 14
1B: 5 2B: 2 3B: 1 HR: 2	SF: 1 SAC: 0 DP: 1 HBP: 0	WP: 2 PB: 0 SB: 2 CS: 1	PA: 34													


PITCHER	IP	WLS	BF	H	R	ER	SO	BB	IBB	HBP	BLK	WP	HR	S	P	ERA	WHIP
Orel Hershiser, R (1, 1) ERA: 3.88	7.1	L	28	7	5	5	1	1	0	0	0	1	1	29	33	6.14	1.091
Ken Howell, R (8, 1) ERA: 3.31	0.1		4	2	3	3	1	1	0	0	0	1	1	5	9	81.00	9.000
Ed Vande Berg, L (8, 1) ERA: 3.82	0.1		2	1	0	0	0	0	0	0	0	0	0	2	2	0.00	3.000

BOTTOM

Los Angeles Dodgers @ Cincinnati Reds
Riverfront Stadium, Cincinnati, OH

Sun Sep 21 1986, 3:33 AM EDT
Att. 38,747 - Unknown

AB	31
R	8
H	10
RBI	7
BB	2
SO	2
LOB	10



Los Angeles Dodgers @ Houston Astros
 Astrodome, Houston, TX
 Mon Sep 22 1986, 8:05 PM EDT
 Att: 27,641 - Unknown

Batter	1	2	3	4	5	6	7	8	9	AB R H RBI BB SO LOB
Steve Sax, R (1, 4) OBP: 0.384, SLG: 0.436	0-0 F7		0-0 F9	0-0 1B 2B		0-0 2B		0-0 4-3		5 1 2 3 0 0 0
Franklin Stubbs, L (1, 8) OBP: 0.296, SLG: 0.437	0-3 K		0-3 K	0-0 1B		0-0 F9		0-0 HR		5 1 2 2 0 2 1
Ralph Bryant, L (1, 9) OBP: 0.383, SLG: 0.738	0-0 2B			HR		4-0 BB		0-0 G3		4 1 2 1 1 1 1
Reggie Williams, R (8, 9) OBP: 0.332, SLG: 0.377				K						0 0 0 0 0 0 0
Pedro Guerrero, R (1, 7) OBP: 0.265, SLG: 0.455	0-0 5-3			1B E SF9 1B	0-0 HR	0-0 F8			0-3 K	4 2 2 1 0 0 3
Jose Gonzalez, R (6, 8) OBP: 0.275, SLG: 0.315										1 0 0 0 0 1 0
Greg Brock, L (1, 3) OBP: 0.315, SLG: 0.436		0-0 F9		0-0 F8	0-0 4-3		0-0 4-3 2B		0-0 G3	5 0 1 0 0 0 1
Mike Scioscia, L (1, 2) OBP: 0.370, SLG: 0.354		0-0 L3		0-0 E3 1B	0-0 F9		0-0 4-3		0-0 G3	5 1 0 0 0 0 2
Jeff Hamilton, R (1, 5) OBP: 0.237, SLG: 0.315		0-0 1B		0-0 1B 2B 1B	0-0 5-3		0-0 F3			4 1 2 0 0 0 1
Dave Anderson, R (1, 6) OBP: 0.320, SLG: 0.314		0-0 F8		0-0 SF9		0-0 SH1-3 2B 1B		0-0 5-3		3 1 1 1 0 0 2
Fernando Valenzuela, L (1, 1) OBP: 0.219, SLG: 0.260			0-3 K	0-0 2B 1B		0-0 SH1-3		0-0 F8		3 1 1 1 0 1 0

AB	39
R	9
H	13
RBI	9
BB	1
SO	5
LOB	11



Inning Stats	R: 0	H: 1	E: 0	LOB: 1	K: 1	BB: 0	S: 6	P: 6
	R: 0	H: 1	E: 0	LOB: 1	K: 0	BB: 0	S: 4	P: 4
	R: 0	H: 0	E: 0	LOB: 0	K: 2	BB: 0	S: 7	P: 7
	R: 6	H: 6	E: 1	LOB: 1	K: 1	BB: 0	S: 12	P: 12
	R: 1	H: 1	E: 0	LOB: 0	K: 0	BB: 0	S: 4	P: 4
	R: 1	H: 2	E: 0	LOB: 2	K: 0	BB: 1	S: 5	P: 9
	R: 0	H: 1	E: 0	LOB: 1	K: 0	BB: 0	S: 4	P: 4
	R: 1	H: 1	E: 0	LOB: 0	K: 0	BB: 0	S: 4	P: 4
	R: 0	H: 0	E: 0	LOB: 0	K: 1	BB: 0	S: 5	P: 5

PITCHER	IP	WLS	BF	H	R	ER	SO	BB	IBB	HBP	BLK	WP	HR	S	P	ERA	WHIP
Danny Darwin, R (1, 1) ERA: 3.38	3.2	L	20	8	6	1	3	0	0	0	0	0	1	26	26	2.46	2.182
Manny Hernandez, R (4, 1) ERA: 3.9	1.1		5	1	1	1	1	0	0	0	0	0	1	7	7	6.75	0.750
Julio Solano, R (6, 1) ERA: 7.59	1.0		6	2	1	1	0	1	0	0	0	0	0	5	9	9.00	3.000
Matt Keough, R (7, 1) ERA: 3.79	1.0		4	1	0	0	0	0	0	0	0	0	0	4	4	0.00	1.000
Aurelio Lopez, R (8, 1) ERA: 3.53	1.0		4	1	1	1	0	0	0	0	0	0	1	4	4	9.00	1.000
Jeff Calhoun, L (9, 1) ERA: 3.86	1.0		3	0	0	0	1	0	0	0	0	0	0	5	5	0.00	0.000

WP: 0	PA: 42
PB: 0	
SB: 0	
CS: 0	

BOTTOM

Los Angeles Dodgers @ Houston Astros
Astrodome, Houston, TX

Mon Sep 22 1986, 8:05 PM EDT
Att. 27,641 - Unknown

livebaseballscorecards.com

AB 30
R 2
H 2
RBI 1
BB 3
SO 5
LOB 5



WP: 0 PA: 34
PB: 0
SB: 0
CS: 1

ERA WHIP

AB R H RBI BB SO LOB

4 0 0 0 0 0 0
3 0 0 0 1 0 0
0 0 0 0 0 0 0

4 0 1 0 0 0 1

3 0 0 0 1 1 1

4 1 0 0 0 1 1

4 1 1 0 0 1 0

2 0 0 1 1 1 0

3 0 0 0 0 0 1

1 0 0 0 0 1 0
0 0 0 0 0 0 0
1 0 0 0 0 0 1
0 0 0 0 0 0 0
0 0 0 0 0 0 0
1 0 0 0 0 0 0
0 0 0 0 0 0 0
0 0 0 0 0 0 0

1B: 1 SF: 0
2B: 0 SAC: 0
3B: 1 DP: 0
HR: 0 HBP: 0

WP HR S P ERA WHIP

R H RBI BB SO LOB

0 0 0 0 0 0

0 0 0 0 0 0

0 0 0 0 0 0

0 0 0 0 0 0

0 0 0 0 0 0

0 0 0 1 1 1 0

0 0 0 0 0 0 1

0 0 0 0 0 0 0

R: 0 H: 0
E: 0 LOB: 0
K: 0 BB: 0
S: 3 P: 3

IP WLS BF H R ER SO BB IBB HBP BLK WP HR S P ERA WHIP

R H RBI BB SO LOB

0 0 0 0 0 0

0 0 0 0 0 0

0 0 0 0 0 0

0 0 0 0 0 0

0 0 0 0 0 0

0 0 0 0 0 0

0 0 0 0 0 0

0 0 0 0 0 0

R: 0 H: 0
E: 0 LOB: 0
K: 0 BB: 0
S: 3 P: 3

IP WLS BF H R ER SO BB IBB HBP BLK WP HR S P ERA WHIP

R H RBI BB SO LOB

0 0 0 0 0 0

0 0 0 0 0 0

0 0 0 0 0 0

0 0 0 0 0 0

0 0 0 0 0 0

0 0 0 0 0 0

0 0 0 0 0 0

0 0 0 0 0 0

R: 0 H: 0
E: 1 LOB: 1
K: 0 BB: 0
S: 4 P: 4

IP WLS BF H R ER SO BB IBB HBP BLK WP HR S P ERA WHIP

R H RBI BB SO LOB

0 0 0 0 0 0

0 0 0 0 0 0

0 0 0 0 0 0

0 0 0 0 0 0

0 0 0 0 0 0

0 0 0 0 0 0

0 0 0 0 0 0

0 0 0 0 0 0

R: 2 H: 1
E: 1 LOB: 0
K: 0 BB: 0
S: 5 P: 5

IP WLS BF H R ER SO BB IBB HBP BLK WP HR S P ERA WHIP

R H RBI BB SO LOB

0 0 0 0 0 0

0 0 0 0 0 0

0 0 0 0 0 0

0 0 0 0 0 0

0 0 0 0 0 0

0 0 0 0 0 0

0 0 0 0 0 0

0 0 0 0 0 0

R: 0 H: 0
E: 0 LOB: 1
K: 0 BB: 1
S: 3 P: 7

IP WLS BF H R ER SO BB IBB HBP BLK WP HR S P ERA WHIP

R H RBI BB SO LOB

0 0 0 0 0 0

0 0 0 0 0 0

0 0 0 0 0 0

0 0 0 0 0 0

0 0 0 0 0 0

0 0 0 0 0 0

0 0 0 0 0 0

0 0 0 0 0 0

R: 0 H: 0
E: 0 LOB: 0
K: 1 BB: 1
S: 4 P: 8

IP WLS BF H R ER SO BB IBB HBP BLK WP HR S P ERA WHIP

R H RBI BB SO LOB

0 0 0 0 0 0

0 0 0 0 0 0

0 0 0 0 0 0

0 0 0 0 0 0

0 0 0 0 0 0

0 0 0 0 0 0

0 0 0 0 0 0

0 0 0 0 0 0

R: 0 H: 0
E: 0 LOB: 0
K: 2 BB: 0
S: 7 P: 7

IP WLS BF H R ER SO BB IBB HBP BLK WP HR S P ERA WHIP

R H RBI BB SO LOB

0 0 0 0 0 0

0 0 0 0 0 0

0 0 0 0 0 0

0 0 0 0 0 0

0 0 0 0 0 0

0 0 0 0 0 0

0 0 0 0 0 0

0 0 0 0 0 0

R: 0 H: 1
E: 0 LOB: 2
K: 1 BB: 1
S: 6 P: 10

IP WLS BF H R ER SO BB IBB HBP BLK WP HR S P ERA WHIP

R H RBI BB SO LOB

0 0 0 0 0 0

0 0 0 0 0 0

0 0 0 0 0 0

0 0 0 0 0 0

0 0 0 0 0 0

0 0 0 0 0 0

0 0 0 0 0 0

0 0 0 0 0 0

R: 0 H: 0
E: 0 LOB: 0
K: 2 BB: 0
S: 7 P: 7

IP WLS BF H R ER SO BB IBB HBP BLK WP HR S P ERA WHIP

R H RBI BB SO LOB

0 0 0 0 0 0

0 0 0 0 0 0

0 0 0 0 0 0

0 0 0 0 0 0

0 0 0 0 0 0

0 0 0 0 0 0

0 0 0 0 0 0

0 0 0 0 0 0

R: 0 H: 1
E: 0 LOB: 2
K: 1 BB: 1
S: 6 P: 10

IP WLS BF H R ER SO BB IBB HBP BLK WP HR S P ERA WHIP

AB R H RBI BB SO LOB

4 0 0 0 0 0 0

3 0 0 0 1 0 0
0 0 0 0 0 0 0

4 0 1 0 0 0 1

3 0 0 0 1 1 1

4 1 0 0 0 1 1

4 1 1 0 0 1 0

2 0 0 1 1 1 0

3 0 0 0 0 0 1

1B: 1 SF: 0
2B: 0 SAC: 0
3B: 1 DP: 0
HR: 0 HBP: 0

WP HR S P ERA WHIP

AB R H RBI BB SO LOB

4 0 0 0 0 0 0

3 0 0 0 1 0 0
0 0 0 0 0 0 0

4 0 1 0 0 0 1

3 0 0 0 1 1 1

4 1 0 0 0 1 1

4 1 1 0 0 1 0

2 0 0 1 1 1 0

3 0 0 0 0 0 1

1B: 1 SF: 0
2B: 0 SAC: 0
3B: 1 DP: 0
HR: 0 HBP: 0

WP HR S P ERA WHIP

AB R H RBI BB SO LOB

0 0 0 0 0 0

0 0 0 0 0 0

0 0 0 0 0 0

0 0 0 0 0 0

0 0 0 0 0 0

0 0 0 0 0 0

0 0 0 0 0 0

0 0 0 0 0 0

R: 0 H: 0
E: 0 LOB: 0
K: 0 BB: 0
S: 3 P: 3

IP WLS BF H R ER SO BB IBB HBP BLK WP HR S P ERA WHIP

AB R H RBI BB SO LOB

0 0 0 0 0 0

0 0 0 0 0 0

0 0 0 0 0 0

0 0 0 0 0 0

0 0 0 0 0 0

0 0 0 0 0 0

0 0 0 0 0 0

0 0 0 0 0 0

R: 0 H: 0
E: 1 LOB: 1
K: 0 BB: 0
S: 4 P: 4

IP WLS BF H R ER SO BB IBB HBP BLK WP HR S P ERA WHIP

AB R H RBI BB SO LOB

0 0 0 0 0 0

0 0 0 0 0 0

0 0 0 0 0 0

0 0 0 0 0 0

0 0 0 0 0 0

0 0 0 0 0 0

0 0 0 0 0 0

0 0 0 0 0 0

R: 2 H: 1
E: 1 LOB: 0
K: 0 BB: 0
S: 5 P: 5

IP WLS BF H R ER SO BB IBB HBP BLK WP HR S P ERA WHIP

AB R H RBI BB SO LOB

0 0 0 0 0 0

0 0 0 0 0 0

0 0 0 0 0 0

0 0 0 0 0 0

0 0 0 0 0 0

0 0 0 0 0 0

0 0 0 0 0 0

0 0 0 0 0 0

R: 0 H: 0
E: 0 LOB: 1
K: 0 BB: 1
S: 3 P: 7

IP WLS BF H R ER SO BB IBB HBP BLK WP HR S P ERA WHIP

AB R H RBI BB SO LOB

0 0 0 0 0 0

0 0 0 0 0 0

0 0 0 0 0 0

0 0 0 0 0 0

0 0 0 0 0 0

0 0 0 0 0 0

0 0 0 0 0 0

0 0 0 0 0 0

R: 0 H: 0
E: 0 LOB: 0
K: 1 BB: 1
S: 4 P: 8

IP WLS BF H R ER SO BB IBB HBP BLK WP HR S P ERA WHIP

AB R H RBI BB SO LOB

0 0 0 0 0 0

0 0 0 0 0 0

0 0 0 0 0 0

0 0 0 0 0 0

0 0 0 0 0 0

0 0 0 0 0 0

0 0 0 0 0 0

0 0 0 0 0 0

R: 0 H: 0
E: 0 LOB: 0
K: 2 BB: 0
S: 7 P: 7

IP WLS BF H R ER SO BB IBB HBP BLK WP HR S P ERA WHIP

AB R H RBI BB SO LOB

0 0 0 0 0 0

0 0 0 0 0 0

0 0 0 0 0 0

0 0 0 0 0 0

0 0 0 0 0 0

0 0 0 0 0 0

0 0 0 0 0 0

0 0 0 0 0 0

R: 0 H: 1
E: 0 LOB: 2
K: 1 BB: 1
S: 6 P: 10

IP WLS BF H R ER SO BB IBB HBP BLK WP HR S P ERA WHIP

AB R H RBI BB SO LOB

0 0 0 0 0 0

0 0 0 0 0 0

0 0 0 0 0 0

0 0 0 0 0 0

0 0 0 0 0 0

0 0 0 0 0 0

0 0 0 0 0 0

0 0 0 0 0 0

R: 0 H: 0
E: 0 LOB: 0
K: 2 BB: 0
S: 7 P: 7

IP WLS BF H R ER SO BB IBB HBP BLK WP HR S P ERA WHIP

AB R H RBI BB SO LOB

0 0 0 0 0 0

0 0 0 0 0 0

0 0 0 0 0 0

0 0 0 0 0 0

0 0 0 0 0 0

0 0 0 0 0 0

0 0 0 0 0 0

0 0 0 0 0 0

R: 0 H: 1
E: 0 LOB: 2
K: 1 BB: 1
S: 6 P: 10

IP WLS BF H R ER SO BB IBB HBP BLK WP HR S P ERA WHIP

AB R H RBI BB SO LOB

0 0 0 0 0 0

0 0 0 0 0 0

0 0 0 0 0 0

0 0 0 0 0 0

Batter	1	2	3	4	5	6	7	8	9	AB R H RBI BB SO LOB	TOP																					
Steve Sax, R (1, 4) OBP: 0.383, SLG: 0.435	0-3 K			x 0-0 1B		x 0-0 4-3			x 0-0 6-3	4 0 1 0 0 1 0																						
Reggie Williams, R (1, 7) OBP: 0.331, SLG: 0.373	0-3 K			x 0-0 F9			x 0-0 6-3		BBB 4-0 BB	3 0 0 0 1 1 1																						
Enos Cabell, R (1, 9) OBP: 0.293, SLG: 0.320	0-3 K			x 0-0 F4			x 0-0 1B		x 0-0 5-3	4 0 1 0 0 1 2																						
Pedro Guerrero, R (1, 3) OBP: 0.243, SLG: 0.417 Len Matuszek, L (7, 3) OBP: 0.325, SLG: 0.418		0-3 K		0-3 K			x 0-0 F8			3 0 0 0 0 2 2 0 0 0 0 0 0 0																						
Alex Trevino, R (1, 2) OBP: 0.345, SLG: 0.381		0-3 K			x 0-0 F6		x 0-0 L5			3 0 0 0 0 1 1																						
Jeff Hamilton, R (1, 5) OBP: 0.231, SLG: 0.307		0-3 K			x 0-0 F5			x 0-0 F7		3 0 0 0 0 1 0																						
Dave Anderson, R (1, 6) OBP: 0.316, SLG: 0.309			0-3 K		x 0-0 F8			x 0-0 F6		3 0 0 0 0 1 0																						
Jose Gonzalez, R (1, 8) OBP: 0.265, SLG: 0.303			0-3 K			x 0-0 F3		x 0-0 F7		3 0 0 0 0 1 0																						
Dennis Powell, R (1, 1) OBP: 0.250, SLG: 0.500 Larry See, R (3, PH) OBP: 0.294, SLG: 0.313 Balvino Galvez, R (3, 1) Bill Russell, R (6, PH) OBP: 0.397, SLG: 0.306 Alejandro Pena, R (6, 1) OBP: 0.176, SLG: 0.176 Mariano Duncan, R (9, PH) OBP: 0.294, SLG: 0.323				x 0-0 F4		x 0-0 F4			0-3 K	0 0 0 0 0 0 0 1 0 0 0 0 0 0 0 0 0 0 0 0 0 1 0 0 0 0 0 0 0 0 0 0 0 0 0 1 0 0 0 0 1 0																						
Inning Stats	R: 0 E: 0 K: 3 S: 9	H: 0 LOB: 0 BB: 0 P: 9	R: 0 E: 0 K: 3 S: 9	H: 0 LOB: 0 BB: 0 P: 9	R: 0 E: 0 K: 2 S: 7	H: 0 LOB: 0 BB: 0 P: 7	R: 0 E: 0 K: 1 S: 6	H: 1 LOB: 1 BB: 0 P: 6	R: 0 E: 0 K: 0 S: 3	H: 0 LOB: 0 BB: 0 P: 3	R: 0 E: 0 K: 0 S: 4	H: 1 LOB: 1 BB: 0 P: 4	R: 0 E: 0 K: 0 S: 3	H: 0 LOB: 0 BB: 0 P: 3	R: 0 E: 0 K: 1 S: 5	H: 0 LOB: 1 BB: 1 P: 9	1B: 2 2B: 0 3B: 0 HR: 0	SF: 0 SAC: 0 DP: 0 HBP: 0	WP: 0 PB: 0 SB: 0 CS: 0	PA: 30												
PITCHER Jim Deshaies, L (1, 1) ERA: 3.49	IP 9.0	WLS W	BF 30	H 2	R 0	ER 0	SO 10	BB 1	IBB 0	HBP 0	BLK 0	WP 0	HR 0	S 49	P 53	ERA 0.00	WHIP 0.333															
											PITCHER	IP	WLS	BF	H	R	ER	SO	BB	IBB	HBP	BLK	WP	HR	S	P	ERA	WHIP				

Los Angeles Dodgers @ Houston Astros
Astrodome, Houston, TX
Tue Sep 23 1986, 8:05 PM EDT
Att. 27,734 - Unknown

livebaseballscorecards.com

AB 29
R 0
H 2
RBI 0
BB 1
SO 10
LOB 6



Batter	1	2	3	4	5	6	7	8	9	AB	R	H	RBI	BB	SO	LOB
Billy Hatcher, R OBP: 0.308, SLG: 0.371 (1, 8)	4-0 2B SF9 BB	0-0 F9		0-0 S 1B			0-0 F5			3	1	1	0	1	0	1
Bill Doran, S OBP: 0.366, SLG: 0.367 (1, 4)	0-0 SF9 E 2B	0-3 K		0-0 F8 1-2			0-0 L6			4	1	1	0	0	1	2
Phil Gamer, R OBP: 0.334, SLG: 0.427 Denny Walling, L OBP: 0.375, SLG: 0.486 (8, PH) (9, 5)	0-0 SF9		0-0 F9		0-0 6-3			0-0 BB E 1B		2	0	0	1	0	0	0
Glenn Davis, R OBP: 0.340, SLG: 0.491 (1, 3)	4-0 FC4-6 E BB		0-0 F9		0-0 F4			4-0 FC3-6 BB		2	0	0	0	2	0	0
Kevin Bass, S OBP: 0.357, SLG: 0.491 (1, 9)	0-0 E5 FC4-6		0-0 E1 S		0-0 4-3			0-0 FC3-6 S		4	0	0	0	0	0	2
Jose Cruz, L OBP: 0.342, SLG: 0.398 (1, 7)	0-0 FC4-6 FC6-4		0-3 K			0-0 G4-6-3 1B		4-0 S IBB		3	0	1	0	1	1	3
Alan Ashby, S OBP: 0.338, SLG: 0.372 (1, 2)	0-0 FC6-4			0-0 HR		0-3 K		0-3 K		4	1	1	1	0	2	5
Dickie Thon, R OBP: 0.319, SLG: 0.336 Bert Pena, R OBP: 0.310, SLG: 0.200 (5, 6)			4-0 SH5-4 BB		0-3 K		0-0 G4-6-3		4-0 1-2 IBB		1	0	0	0	1	1
Jim Deshaies, L OBP: 0.167, SLG: 0.048 (1, 1)			0-0 SH5-4		0-0 F7			0-3 K		1	0	0	0	0	2	3

Inning Stats	R: 2	H: 1	LOB: 2	K: 0	P: 13	R: 0	H: 0	LOB: 1	K: 1	P: 9	R: 0	H: 0	LOB: 1	K: 1	P: 6	R: 1	H: 2	LOB: 1	K: 1	P: 7	R: 0	H: 0	LOB: 0	K: 0	P: 3	R: 0	H: 1	LOB: 0	K: 1	P: 5	R: 0	H: 0	LOB: 0	K: 1	P: 5	R: 1	H: 1	LOB: 3	K: 2	P: 20
1B: 3	SF: 1	2B: 1	SAC: 1	3B: 0	DP: 1	HR: 1	HBP: 0	WP: 0	PA: 36																															

PITCHER	IP	WLS	BF	H	R	ER	SO	BB	IBB	HBP	BLK	WP	HR	S	P	ERA	WHIP
Dennis Powell, L ERA: 4.58 (1, 1)	2.0	L	11	1	2	2	1	3	0	0	0	0	0	10	22	9.00	2.000
Balvino Galvez, R ERA: 3.18 (3, 1)	3.0		12	2	1	1	2	0	0	0	0	0	1	16	16	3.00	0.667
Alejandro Pena, R ERA: 4.65 (6, 1)	3.0		13	2	1	1	4	1	2	0	0	0	0	18	30	3.00	1.000

BOTTOM

Los Angeles Dodgers @ Houston Astros
Astrodome, Houston, TX
Tue Sep 23 1986, 8:05 PM EDT
Att. 27,734 - Unknown

livebaseballscores.com

AB	28
R	4
H	5
RBI	2
BB	6
SO	7
LOB	17



Batter	1	2	3	4	5	6	7	8	9	10	AB	R	H	RBI	BB	SO	LOB	TOP					
John Kruk, L (1, 7) <small>OBP: 0.411, SLG: 0.427</small> Carmelo Martinez, R (9, PH) <small>OBP: 0.340, SLG: 0.394</small> Bip Roberts, S (9, PR) <small>OBP: 0.292, SLG: 0.305</small>	0-0 F8		0-3 K			0-3 K			0-0 F9 2-H 1B 2B 1B		3	0	0	0	0	2	0						
Tony Gwynn, L (1, 9) <small>OBP: 0.383, SLG: 0.468</small>	0-0 4-3			0-0 4-3			0-0 G3		0-0 1-2 2B 1B		4	1	1	0	0	0	0						
Kevin McReynolds, R (1, 8) <small>OBP: 0.353, SLG: 0.499</small>	0-0 F8			0-0 F8			0-0 F3		0-0 F9 2-3		4	0	0	0	0	0	2						
Steve Garvey, R (1, 3) <small>OBP: 0.287, SLG: 0.415</small> Marvell Wynne, L (9, PR) <small>OBP: 0.292, SLG: 0.406</small>		0-0 F8		0-0 F8			0-0 F7		0-0 1-H 3-H 2B		4	0	1	2	0	0	0						
Graig Nettles, L (1, 5) <small>OBP: 0.299, SLG: 0.378</small>		0-0 5-3			0-0 G6-4-3 1B			0-3 K	0-0 4-0 IBB		3	0	1	0	1	1	0						
Jerry Royster, R (1, 4) <small>OBP: 0.340, SLG: 0.373</small> Terry Kennedy, L (9, PH) <small>OBP: 0.323, SLG: 0.404</small> Lance McCullers, S (9, 1) <small>OBP: 0.200, SLG: 0.182</small>		4-0 BB		0-0 G6-4-3 1-2f			0-0 5-3		0-0 G3		2	0	0	0	1	0	1						
Mark Parent, R (1, 2)		0-0 4-3		0-0 6-3			0-0 5-3			0-0 4-3		4	0	0	0	0	1						
Gary Green, R (1, 6) <small>OBP: 0.185, SLG: 0.222</small> Garry Templeton, S (9, PH) <small>OBP: 0.291, SLG: 0.306</small>			0-0 6-3		0-0 6-3				0-0 1B 2B	0-3 K	2	0	0	0	0	0	0						
Andy Hawkins, R (1, 1) <small>OBP: 0.169, SLG: 0.172</small> Tim Pyznarski, R (6, PH) <small>OBP: 0.292, SLG: 0.200</small> Ed Whitson, R (6, 1) <small>OBP: 0.118, SLG: 0.118</small> Bruce Bochy, R (9, PH) <small>OBP: 0.328, SLG: 0.520</small> Dane Iorg, L (9, 3) <small>OBP: 0.248, SLG: 0.333</small>			0-3 K		0-0 1-3				0-0 F8	0-0 5-3	1	0	0	0	0	1	0						
Inning Stats	R: 0 E: 0 K: 0 S: 3	H: 0 LOB: 0 BB: 0 P: 3	R: 0 E: 0 K: 0 S: 3	H: 0 LOB: 1 BB: 1 P: 7	R: 0 E: 0 K: 2 S: 7	H: 0 LOB: 0 BB: 0 P: 7	R: 0 E: 0 K: 0 S: 3	H: 0 LOB: 0 BB: 0 P: 3	R: 0 E: 0 K: 1 S: 5	H: 0 LOB: 0 BB: 0 P: 5	R: 0 E: 0 K: 0 S: 3	H: 0 LOB: 0 BB: 0 P: 3	R: 0 E: 0 K: 1 S: 5	H: 0 LOB: 0 BB: 0 P: 5	R: 3 E: 0 K: 0 S: 7	H: 4 LOB: 2 BB: 1 P: 11	R: 0 E: 0 K: 1 S: 5	H: 0 LOB: 0 BB: 0 P: 5	1B: 3 2B: 2 3B: 0 HR: 0	SF: 0 SAC: 0 DP: 1 HBP: 0	WP: 0 PB: 0 SB: 0 CS: 0	PA: 36	
PITCHER Rick Honeycutt, L (1, 1) <small>ERA: 3.2</small> Ken Howell, R (9, 1) <small>ERA: 3.26</small>	IP: 8.1 WLS: W BF: 29 H: 4 R: 3 ER: 3 SO: 4 BB: 1 IBB: 0 HBP: 0 BLK: 0 WP: 0 HR: 0 S: 36 P: 40 ERA: 3.24 WHIP: 0.600																						

San Diego Padres @ Los Angeles Dodgers
 Dodger Stadium, Los Angeles, CA
 Thu Sep 25 1986, 3:33 AM PDT
 Unknown

AB	34
R	3
H	5
RBI	3
BB	2
SO	5
LOB	7



Batter	1	2	3	4	5	6	7	8	9	10	AB	R	H	RBI	BB	SO	LOB
Steve Sax, R (1, 4) OBP: 0.381, SLG: 0.433	0-0 6-3		0-0 F3		0-0 F9		0-0 1B		0-0 4-3		5	0	1	0	0	0	3
Len Matuszek, L (1, 7) OBP: 0.328, SLG: 0.436	0-0 F9		0-0 F6		0-0 HR		0-0 1B		0-0 6-3		4	1	2	3	0	0	1
Reggie Williams, R (9, 9) OBP: 0.330, SLG: 0.372	0-0 F9		0-0 FC5-4		4-0 BB		0-0 1B		0-0 HR		1	0	0	0	0	0	0
Bill Madlock, R (1, 5) OBP: 0.338, SLG: 0.407	0-0 F4		0-0 FC5-4		4-0 BB		0-0 6-3		0-0 HR		3	0	0	0	1	0	2
Jeff Hamilton, R (8, 5) OBP: 0.237, SLG: 0.339	0-0 F4		0-0 FC5-4		4-0 BB		0-0 6-3		0-0 HR		1	1	1	1	0	0	0
Greg Brock, L (1, 3) OBP: 0.314, SLG: 0.434		0-0 BB		0-0 F9		0-0 F9		0-0 4-3			4	0	1	0	0	0	1
Ralph Bryant, L (1, 9) OBP: 0.353, SLG: 0.674		0-3 K		0-0 G3		0-0 1-3		0-3 K			4	0	0	0	0	2	1
Jose Gonzalez, R (9, 8) OBP: 0.265, SLG: 0.303		0-3 K		0-0 G3		0-0 1-3		0-3 K			0	0	0	0	0	0	0
Mike Scioscia, L (1, 2) OBP: 0.371, SLG: 0.354		0-3 K		0-0 4-3		4-0 BB		0-0 1B			3	0	1	0	1	1	1
Franklin Stubbs, L (1, 8) OBP: 0.297, SLG: 0.436		4-0 BB		0-0 SH1-3		0-0 F7		0-0 F4			3	1	1	0	1	0	2
Ken Howell, R (9, 1)		1-2 BB		0-0 SH1-3		0-0 F7		0-0 F4			0	0	0	0	0	0	0
Dave Anderson, R (1, 6) OBP: 0.315, SLG: 0.305		0-3 K		4-0 SH1-3		0-0 FC5-4		0-0 F9			3	1	0	0	1	1	3
Rick Honeycutt, L (1, 1) OBP: 0.208, SLG: 0.098		4-0 BB		0-0 SH1-3		0-0 FC5-4		0-0 F9			1	0	0	0	1	1	0
Bill Russell, R (9, 7) OBP: 0.306, SLG: 0.305		4-0 BB		0-0 SH1-3		0-0 FC5-4		0-0 F9			1	0	0	0	0	0	0

Inning Stats	R: 0	H: 0	E: 0	K: 0	S: 3	P: 3	R: 0	H: 1	E: 0	K: 3	S: 10	P: 14	R: 0	H: 0	E: 0	K: 0	S: 3	R: 3	H: 2	E: 0	K: 0	S: 5	P: 13	R: 0	H: 0	E: 0	K: 0	S: 3	R: 0	H: 2	E: 0	K: 1	S: 6	R: 0	H: 1	E: 0	K: 1	S: 6	R: 0	H: 0	E: 0	K: 0	S: 3	R: 1	H: 1	E: 0	K: 0	S: 2	P: 2	1B: 5	SF: 0	2B: 0	SAC: 1	3B: 0	DP: 0	HR: 2	HBP: 0	WP: 0	PA: 39
--------------	------	------	------	------	------	------	------	------	------	------	-------	-------	------	------	------	------	------	------	------	------	------	------	-------	------	------	------	------	------	------	------	------	------	------	------	------	------	------	------	------	------	------	------	------	------	------	------	------	------	------	-------	-------	-------	--------	-------	-------	-------	--------	-------	--------

PITCHER	IP	WLS	BF	H	R	ER	SO	BB	IBB	HBP	BLK	WP	HR	S	P	ERA	WHIP
Andy Hawkins, R (1, 1) ERA: 4.3	5.0		22	3	3	3	3	4	0	0	0	0	1	24	40	5.40	1.400
Ed Whitson, R (6, 1) ERA: 6.03	3.0		12	3	0	0	2	1	0	0	0	0	0	15	19	0.00	1.333
Lance McCullers, R (9, 1) ERA: 2.62	1.1	L	5	1	1	1	0	0	0	0	0	0	1	5	5	6.75	0.750


BOTTOM

San Diego Padres @ Los Angeles Dodgers
 Dodger Stadium, Los Angeles, CA

Thu Sep 25 1986, 3:33 AM PDT
 Unknown

livebaseballscorecards.com

AB	33
R	4
H	7
RBI	4
BB	5
SO	5
LOB	14



Batter	1	2	3	4	5	6	7	8	9	AB R H RBI BB SO LOB	TOP
Bip Roberts, S (1, 4) <small>OBP: 0.292, SLG: 0.306</small> Jerry Royster, R (7, PH) <small>OBP: 0.338, SLG: 0.371</small> John Kruk, L (9, PH) <small>OBP: 0.409, SLG: 0.426</small> Graig Nettles, L (9, 5) <small>OBP: 0.299, SLG: 0.378</small>	0-3 <small>CS</small>		0-0 <small>CS</small> 1B			0-3 <small>CS</small>	0-0 <small>CS</small>		0-3 <small>CS</small>	3 0 1 0 0 2 0 1 0 0 0 0 0 1 1 0 0 0 0 1 0 0 0 0 0 0 0 0	San Diego Padres @ Los Angeles Dodgers Dodger Stadium, Los Angeles, CA Thu Sep 25 1986, 7:05 PM PDT Att. 24,397 - Unknown livebaseballscorecards.com
Tony Gwynn, L (1, 9) <small>OBP: 0.383, SLG: 0.467</small>	0-0 6-3		0-0 1-2			0-0 1B 1B	0-0 4-3		0-0 1B	5 1 2 0 0 0 2	
Kevin McReynolds, R (1, 8) <small>OBP: 0.357, SLG: 0.508</small>	0-0 1B 1B		0-0 <small>CS</small>			0-0 1-2 1B		0-0 1B 1B 1B	5 3 4 2 0 0 0		
Carmelo Martinez, R (1, 7) <small>OBP: 0.343, SLG: 0.393</small>	4-0 1-2 1B BB			0-0 G1-6-3 1B		0-3 1-2		0-0 1B 1B 1B	3 0 1 0 1 2 2		
Benito Santiago, R (1, 2) <small>OBP: 0.324, SLG: 0.528</small> Marvell Wynne, L (8, 8) <small>OBP: 0.294, SLG: 0.406</small>	0-0 1-2 2-H 1B		0-0 <small>CS</small>			0-0 <small>CS</small>		0-0 1B 1B 1B 1B	4 1 2 2 0 0 3 0 0 0 0 1 0 0		
Tim Puznarski, R (1, 3) <small>OBP: 0.357, SLG: 0.292</small> Craig Lefferts, L (8, 1) <small>OBP: 0.125, SLG: 0.500</small> Lance McCullers, S (8, 1) <small>OBP: 0.200, SLG: 0.182</small>	0-0 1-2 2-H 1B		0-0 G1-6-3 1-2f			0-0 2B 2B 1B	0-0 SH2-3 1B 1B	0-0 CS	4 1 3 0 0 0 1 0 0 0 0 0 0 0 0 0 0 0 0 0 0		
Randy Asadoor, R (1, 5) <small>OBP: 0.407, SLG: 0.462</small>		0-0 <small>CS</small>		0-0 <small>CS</small>		0-0 2B 2B	0-0 SH2-3		3 1 1 1 0 0 0		
Gary Green, R (1, 6) <small>OBP: 0.207, SLG: 0.214</small> Garry Templeton, S (7, PH) <small>OBP: 0.293, SLG: 0.309</small>		0-3 <small>CS</small>		4-0 G4-6-3 BB		0-0 2B 2B 2B	0-0 3-H 4-0 IBB		1 0 0 0 1 1 0 1 0 1 2 1 0 0		
Ray Hayward, L (1, 1) <small>OBP: 0.323, SLG: 0.404</small> Terry Kennedy, L (7, PH) <small>OBP: 0.296, SLG: 0.414</small> Steve Garvey, R (7, PH) <small>OBP: 0.296, SLG: 0.414</small> Greg Booker, R (7, 1) <small>OBP: 0.326, SLG: 0.516</small> Bruce Bochy, R (8, PH) <small>OBP: 0.326, SLG: 0.516</small>		0-0 4-3		0-0 G4-6-3 1-2f		0-0 <small>CS</small>	0-0 <small>CS</small>		2 0 0 0 0 0 1 0 0 0 0 0 0 0 1 0 0 0 0 0 1 0 0 0 0 0 0 0 1 0 0 0 0 0 2		
Inning Stats	R: 1 H: 3 E: 0 LOB: 2 K: 1 BB: 1 S: 7 P: 11	R: 0 H: 0 E: 0 LOB: 0 K: 1 BB: 0 S: 5 P: 5	R: 0 H: 1 E: 0 LOB: 0 K: 0 BB: 0 S: 3 P: 3	R: 0 H: 1 E: 0 LOB: 0 K: 0 BB: 0 S: 3 P: 3	R: 0 H: 0 E: 0 LOB: 0 K: 0 BB: 1 S: 2 P: 6	R: 0 H: 2 E: 0 LOB: 2 K: 2 BB: 0 S: 9 P: 9	R: 2 H: 3 E: 0 LOB: 1 K: 0 BB: 0 S: 6 P: 6	R: 2 H: 3 E: 0 LOB: 2 K: 0 BB: 1 S: 6 P: 10	R: 2 H: 2 E: 0 LOB: 0 K: 2 BB: 1 S: 8 P: 12	1B: 12 SF: 0 2B: 2 SAC: 2 3B: 0 DP: 2 HR: 1 HBP: 0	
PITCHER Jerry Reuss, L (1, 1) <small>ERA: 5.84</small> Brian Holton, R (5, 1) <small>ERA: 3.74</small> Dennis Powell, L (7, 1) <small>ERA: 4.73</small> Ken Howell, R (9, 1) <small>ERA: 3.41</small>	IP WLS BF H R ER SO BB IBB HBP BLK WP HR S P ERA WHIP 4.0 0 15 5 1 1 2 1 0 0 0 0 0 18 22 2.25 1.500 2.0 0 11 5 2 2 2 1 0 0 0 0 0 14 18 9.00 3.000 2.0 0 10 3 2 2 0 0 1 0 0 0 0 9 13 9.00 1.500 1.0 L 5 2 2 2 2 1 0 0 0 0 0 1 8 12 18.00 3.000					PITCHER IP WLS BF H R ER SO BB IBB HBP BLK WP HR S P ERA WHIP 4.0 0 15 5 1 1 2 1 0 0 0 0 0 18 22 2.25 1.500 2.0 0 11 5 2 2 2 1 0 0 0 0 0 14 18 9.00 3.000 2.0 0 10 3 2 2 0 0 1 0 0 0 0 9 13 9.00 1.500 1.0 L 5 2 2 2 2 1 0 0 0 0 0 1 8 12 18.00 3.000					

Batter	1	2	3	4	5	6	7	8	9	AB	R	H	RBI	BB	SO	LOB
Steve Sax, R (1, 4) OBP: 0.381, SLG: 0.432	0-3 K		0-0 5-3		0-3 K		0-0 1B	4-0 BB		4	0	1	1	1	2	1
Mariano Duncan, R (1, 6) OBP: 0.294, SLG: 0.323 Greg Brock, L (8, PH) Ken Howell, R (9, 1)	0-0 F9		0-3 K		0-0 1B		0-0 F8	0-3 K		4	0	1	0	0	1	1
Enos Cabell, R (1, 9) OBP: 0.269, SLG: 0.315 Ken Landreaux, L (9, PH)	0-0 6-3			0-0 E4 1B	0-3 K			0-3 K2-3	0-0 F8	4	1	0	0	0	2	2
Jeff Hamilton, R (1, 5) OBP: 0.244, SLG: 0.375		0-0 5-3		0-0 F4		0-0 HR		0-0 1B 2B	0-0 F3	5	2	2	1	0	0	1
Alex Trevino, R (1, 2) OBP: 0.348, SLG: 0.383 Mike Scioscia, L (9, PH)		0-0 5-3		0-0 FC5-4 1B		0-0 F8		0-0 WP 1B 6-3 1B	0-0 4-3	4	1	2	1	0	0	0
Larry See, R (1, 3) OBP: 0.300, SLG: 0.278 Pedro Guerrero, R (8, PH) Mike Marshall, R (8, PR)		4-0 WP 1B BB		0-3 K		0-0 F8		0-0 BB WP 1B		2	1	0	0	1	1	1
Reggie Williams, R (1, 8) OBP: 0.330, SLG: 0.372 Bill Madlock, R (8, PH) Dave Anderson, R (9, 6)		0-0 FC4-6 1B		0-0 FC5-4 1B		0-0 6-3		0-0 6-3		3	0	1	1	0	0	1
Bill Russell, R (1, 7) OBP: 0.303, SLG: 0.302 Franklin Stubbs, L (7, PH)		0-0 FC4-6		0-0 1-6-3			0-0 F7	4-0 BB BB IBB		2	0	0	0	0	0	1
Jerry Reuss, L (1, 1) OBP: 0.286, SLG: 0.300 Brian Holton, R (5, 1) Dennis Powell, R (7, 1) Len Matuszek, L (8, PH) Jose Gonzalez, R (8, PR)			0-3 K		0-0 E3 1B		0-3 K	4-0 BB BB		1	0	0	0	0	1	0

Inning Stats	R: 0	H: 0	E: 0	K: 1	S: 5	LOB: 0	BB: 0	P: 5	R: 1	H: 1	E: 0	K: 0	S: 4	LOB: 1	BB: 1	P: 8	R: 0	H: 0	E: 0	K: 2	S: 7	LOB: 0	BB: 0	P: 7	R: 1	H: 1	E: 1	K: 1	S: 7	LOB: 1	BB: 0	P: 7	R: 0	H: 1	E: 1	K: 2	S: 9	LOB: 2	BB: 0	P: 9	R: 1	H: 1	E: 0	K: 0	S: 4	LOB: 0	BB: 0	P: 4	R: 0	H: 1	E: 0	K: 1	S: 6	LOB: 1	BB: 0	P: 6	R: 3	H: 3	E: 0	K: 2	S: 10	LOB: 3	BB: 3	P: 22	R: 0	H: 0	E: 0	K: 0	S: 3	LOB: 0	BB: 0	P: 3	1B: 6	SF: 0	2B: 1	SAC: 0	3B: 0	DP: 0	HR: 1	HBP: 0	WP: 2	PA: 41
--------------	------	------	------	------	------	--------	-------	------	------	------	------	------	------	--------	-------	------	------	------	------	------	------	--------	-------	------	------	------	------	------	------	--------	-------	------	------	------	------	------	------	--------	-------	------	------	------	------	------	------	--------	-------	------	------	------	------	------	------	--------	-------	------	------	------	------	------	-------	--------	-------	-------	------	------	------	------	------	--------	-------	------	-------	-------	-------	--------	-------	-------	-------	--------	-------	--------

PITCHER	IP	WLS	BF	H	R	ER	SO	BB	IBB	HBP	BLK	WP	HR	S	P	ERA	WHIP
Ray Hayward, L (1, 1) ERA: 9.82	6.0		25	4	3	2	6	1	0	0	0	1	1	36	40	3.00	0.833
Greg Booker, R (7, 1) ERA:	1.0		4	1	0	0	1	0	0	0	0	0	0	6	6	0.00	1.000
Craig Lefferts, L (8, 1) ERA: 3.01	0.1		4	3	3	3	1	0	0	0	0	0	0	6	6	81.00	9.000
Lance McCullers, R (8, 1) ERA: 2.59	1.2	W	8	0	0	0	1	2	1	0	0	1	0	7	19	0.00	1.200

PITCHER	IP	WLS	BF	H	R	ER	SO	BB	IBB	HBP	BLK	WP	HR	S	P	ERA	WHIP
---------	----	-----	----	---	---	----	----	----	-----	-----	-----	----	----	---	---	-----	------

San Diego Padres @ Los Angeles Dodgers
 Dodger Stadium, Los Angeles, CA
 Thu Sep 25 1986, 7:05 PM PDT
 Att. 24,397 - Unknown

AB	37
R	6
H	8
RBI	6
BB	4
SO	9
LOB	12



WP: 2	PA: 41
PB: 0	
SB: 1	
CS: 0	

livebaseballscorecards.com

Batter	1	2	3	4	5	6	7	8	9	AB R H RBI BB SO LOB	TOP		
Steve Sax, R (1, 4) OBP: 0.382, SLG: 0.431	0-0 F8		0-0 BB 1B		0-0 F9			4-0 SH5 BB		3 0 1 0 1 0 0	<p>Los Angeles Dodgers @ San Francisco Giants</p> <p>Candlestick Park, San Francisco, CA</p> <p>Fri Sep 26 1986, 10:05 PM EDT Att. 13,309 - Unknown</p>		
Franklin Stubbs, L (1, 8) OBP: 0.299, SLG: 0.433	4-0 FC5-4 BB		0-0 F8			0-3 K		0-0 SH5		2 0 0 0 1 1 1			
Ralph Bryant, L (1, 9) OBP: 0.345, SLG: 0.633	0-0 F9		4-0 BB			0-0 F7		0-0 L7		3 0 0 0 1 0 2			
Pedro Guerrero, R (1, 7) OBP: 0.250, SLG: 0.410 Balvino Galvez, R (3, 1) Bill Madlock, R (8, PH) OBP: 0.337, SLG: 0.405 Tom Niedenfuer, R (8, 1) OBP: 0.500, SLG: 0.500	0-0 FC5-4 1-2f		0-3 K			0-3 K		0-0 G3		2 0 0 0 0 1 3 1 0 0 0 0 1 0 1 0 0 0 0 0 1 0 0 0 0 0 0 0			
Greg Brock, L (1, 3) OBP: 0.310, SLG: 0.427		0-0 F8		0-0 G3			0-0 5-3		0-0 F7	4 0 0 0 0 0 0			
Mike Scioscia, L (1, 2) OBP: 0.372, SLG: 0.358		0-0 1-3 2B		0-0 F8			0-0 E 1B		0-0 F8	4 0 2 0 0 0 0			
Jeff Hamilton, R (1, 5) OBP: 0.238, SLG: 0.366 Ken Landreaux, L (9, PH) OBP: 0.309, SLG: 0.363		0-0 1-3 2-3		0-3 K			0-3 K		0-0 F7	3 0 0 0 0 2 2 1 0 0 0 0 0 0			
Mariano Duncan, R (1, 6) OBP: 0.291, SLG: 0.320		0-3 K			0-0 F8		0-0 E3 1-3			3 0 0 0 0 1 2			
Orel Hershiser, R (1, 1) OBP: 0.231, SLG: 0.250 Len Matuszek, L (3, 7) OBP: 0.328, SLG: 0.432			0-3 K			0-0 G3		0-3 K		1 0 0 0 0 1 0 2 0 0 0 0 1 2			
Inning Stats	R: 0 H: 0 E: 0 LOB: 1 K: 0 BB: 1 S: 3 P: 7	R: 0 H: 1 E: 0 LOB: 1 K: 1 BB: 0 S: 6 P: 6	R: 0 H: 1 E: 0 LOB: 2 K: 2 BB: 1 S: 8 P: 12	R: 0 H: 0 E: 0 LOB: 0 K: 1 BB: 0 S: 5 P: 5	R: 0 H: 0 E: 0 LOB: 0 K: 0 BB: 0 S: 3 P: 3	R: 0 H: 0 E: 0 LOB: 0 K: 2 BB: 0 S: 7 P: 7	R: 0 H: 1 E: 1 LOB: 2 K: 2 BB: 0 S: 9 P: 9	R: 0 H: 0 E: 0 LOB: 1 K: 0 BB: 1 S: 3 P: 7	R: 0 H: 0 E: 0 LOB: 0 K: 0 BB: 0 S: 3 P: 3	1B: 2 SF: 0 2B: 1 SAC: 1 3B: 0 DP: 0 HR: 0 HBP: 0		WP: 0 PA: 34 PB: 0 SB: 0 CS: 0	
PITCHER	IP WLS BF H R ER SO BB IBB HBP BLK WP HR S P ERA WHIP											PITCHER	IP WLS BF H R ER SO BB IBB HBP BLK WP HR S P ERA WHIP
Mike Krukow, R (1, 1) ERA: 2.94	8.0 W 31 3 0 0 8 3 0 0 0 0 0 0 44 56 0.00 0.750												
Scott Garrelts, R (9, 1) ERA: 3.2	1.0 S 3 0 0 0 0 0 0 0 0 0 0 0 3 3 0.00 0.000												

livebaseballscorecards.com

AB	30
R	0
H	3
RBI	0
BB	3
SO	8
LOB	13



Batter	1	2	3	4	5	6	7	8	9
Will Clark, L OBP: 0.346, SLG: 0.452 (1, 3)	0-0 4-3 SH3 1B		0-0 G3		0-0 4-3			4-0 3B IBB	
Robby Thompson, R OBP: 0.325, SLG: 0.367 (1, 4)	0-0 SH3 1-2		4-0 BB			0-0 F7		0-0 F4	
Mike Aldrete, L OBP: 0.354, SLG: 0.397 (1, 7)	0-0 4-3 2-3		0-0 F6			0-0 4-3		0-0 1B 3B 1-H 2-H	
Candy Maldonado, R OBP: 0.291, SLG: 0.460 (1, 9)	0-3 K			0-3 K		0-0 F9		0-0 1B 1B 3-H	
Chili Davis, S OBP: 0.365, SLG: 0.404 (1, 8)		0-0 G3		0-3 K		0-3 K		0-0 1B 1-2	
Bob Brenly, R OBP: 0.361, SLG: 0.419 (1, 2)		0-0 BLK 1B		0-0 BLK 1B		0-3 K		0-0 F7	
Luis Quinones, S OBP: 0.208, SLG: 0.248 (1, 5)		0-3 K 1-2		0-0 F8 1-2					
Jose Uribe, S OBP: 0.315, SLG: 0.283 (1, 6)		0-3 K			0-0 3-1			0-0 SH1-4 3B 1B	
Mike Krukow, R OBP: 0.185, SLG: 0.156 (1, 1)			0-3 K		0-3 K			0-0 SH1-4 1-2	
Scott Garrelts, R OBP: 0.205, SLG: 0.279 (9, 1)									

Inning Stats	R: 0 E: 0 K: 1 S: 6	H: 1 LOB: 1 BB: 0 P: 6	R: 0 E: 0 K: 2 S: 8	H: 1 LOB: 1 BB: 0 P: 8	R: 0 E: 0 K: 1 S: 5	H: 0 LOB: 1 BB: 1 P: 9	R: 0 E: 0 K: 2 S: 8	H: 1 LOB: 1 BB: 0 P: 8	R: 0 E: 0 K: 1 S: 5	H: 0 LOB: 0 BB: 0 P: 5	R: 0 E: 0 K: 0 S: 3	H: 0 LOB: 0 BB: 0 P: 3	R: 0 E: 0 K: 2 S: 7	H: 0 LOB: 0 BB: 0 P: 7	R: 3 E: 0 K: 0 S: 7	H: 4 LOB: 2 BB: 1 P: 11
--------------	------------------------------	---------------------------------	------------------------------	---------------------------------	------------------------------	---------------------------------	------------------------------	---------------------------------	------------------------------	---------------------------------	------------------------------	---------------------------------	------------------------------	---------------------------------	------------------------------	----------------------------------

PITCHER	IP	WLS	BF	H	R	ER	SO	BB	IBB	HBP	BLK	WP	HR	S	P	ERA	WHIP
Orel Hershiser, R ERA: 3.85 (1, 1)	2.0		8	2	0	0	3	0	0	0	1	0	0	14	14	0.00	1.000
Balvino Galvez, R ERA: 2.2 (3, 1)	5.0		17	1	0	0	6	1	0	0	1	0	0	28	32	0.00	0.400
Tom Niedenfuer, R ERA: 3.74 (8, 1)	1.0	L	8	4	3	3	0	0	1	0	0	0	0	7	11	27.00	4.000

AB	R	H	RBI	BB	SO	LOB
3	1	1	0	1	0	0
2	0	0	0	1	0	2
4	1	1	2	0	0	2
4	0	1	1	0	2	1
4	0	1	0	0	2	0
4	0	2	0	0	1	2
3	0	0	0	0	1	2
3	1	1	0	0	1	1
2	0	0	0	0	2	0
0	0	0	0	0	0	0

WP	PA	ERA	WHIP
0	33		
0			
0			
0			

Los Angeles Dodgers @ San Francisco Giants
 Candlestick Park, San Francisco, CA
 Fri Sep 26 1986, 10:05 PM EDT
 Att. 13,309 - Unknown

livebaseballscorecards.com

AB	29
R	3
H	7
RBI	3
BB	2
SO	9
LOB	10



Batter	1	2	3	4	5	6	7	8	9	AB R H RBI BB SO LOB	TOP		
Steve Sax, R (1, 4) OBP: 0.386, SLG: 0.436	0-0 CS 1B		0-0 E 2B		4-0 F9 WP BB		0-0 1B			3 0 3 0 1 0 0	<p>Los Angeles Dodgers @ San Francisco Giants</p> <p>Candlestick Park, San Francisco, CA</p> <p>Sat Sep 27 1986, 6:33 AM EDT</p> <p>Att: 21,224 - Unknown</p>		
Mariano Duncan, R (1, 6) OBP: 0.289, SLG: 0.317	0-3 K		0-0 E1 G4-3		0-0 F9		0-0 F7			4 0 0 0 0 1 4			
Enos Cabell, R (1, 3) OBP: 0.286, SLG: 0.311 Len Matuszek, L (8, PH) OBP: 0.327, SLG: 0.429 (8, 3)	0-0 5-3 1-2		0-0 F7		0-0 4-3			0-0 F7		3 0 0 0 0 0 4 1 0 0 0 0 0 0			
Pedro Guerrero, R (1, 7) OBP: 0.250, SLG: 0.465 Mike Marshall, R (8, 7) OBP: 0.298, SLG: 0.439		0-0 HR	0-0 G4-3 1-2f			0-3 K		0-3 K		4 1 1 1 0 2 2 0 0 0 0 0 0 0			
Mike Scioscia, L (1, 2) OBP: 0.368, SLG: 0.353				0-0 F8		0-0 F8		0-0 4-3		4 0 0 0 0 0 0			
Jeff Hamilton, R (1, 5) OBP: 0.240, SLG: 0.365 Greg Brock, L (9, PH) OBP: 0.309, SLG: 0.426		0-3 K2-3				0-3 K			0-0 F8	3 0 1 0 0 2 0 1 0 0 0 0 0 0			
Reggie Williams, R (1, 9) OBP: 0.331, SLG: 0.370 Franklin Stubbs, L (7, PH) OBP: 0.297, SLG: 0.430 (7, 8)		4-0 2B BB			0-0 F7		0-0 F7		0-0 G3	1 1 0 0 1 0 1 2 0 0 0 0 0 0			
Jose Gonzalez, R (1, 8) OBP: 0.271, SLG: 0.321 Ralph Bryant, L (7, PH) OBP: 0.351, SLG: 0.686 (7, 9)		0-0 1-H 2B			0-3 K				0-3 K2-3	2 0 1 1 0 1 1 2 1 1 1 0 1 0			
Fernando Valenzuela, L (1, 1) OBP: 0.215, SLG: 0.255 Joe Beckwith, L (6, 1) Ken Landreaux, L (7, PH) OBP: 0.308, SLG: 0.362 Ed Vande Berg, R (7, 1)					0-0 F8		0-3 K			2 0 0 0 0 0 1 0 0 0 0 0 0 0 1 0 0 0 0 1 0 0 0 0 0 0 0 0			
Inning Stats	R: 0 H: 1 E: 0 LOB: 0 K: 1 BB: 0 S: 5 P: 5	R: 2 H: 2 E: 0 LOB: 1 K: 1 BB: 1 S: 7 P: 11	R: 0 H: 1 E: 1 LOB: 1 K: 0 BB: 0 S: 4 P: 4	R: 0 H: 1 E: 0 LOB: 1 K: 1 BB: 0 S: 6 P: 6	R: 0 H: 0 E: 0 LOB: 1 K: 0 BB: 1 S: 3 P: 7	R: 0 H: 0 E: 0 LOB: 0 K: 2 BB: 0 S: 7 P: 7	R: 1 H: 2 E: 0 LOB: 1 K: 1 BB: 0 S: 7 P: 7	R: 0 H: 0 E: 0 LOB: 0 K: 1 BB: 0 S: 5 P: 5	R: 0 H: 0 E: 0 LOB: 0 K: 1 BB: 0 S: 5 P: 5	1B: 3 SF: 0 2B: 2 SAC: 0 3B: 0 DP: 1 HR: 2 HBP: 0		WP: 1 PA: 35 PB: 0 SB: 0 CS: 1	
PITCHER	IP WLS BF H R ER SO BB IBB HBP BLK WP HR S P ERA WHIP											PITCHER	IP WLS BF H R ER SO BB IBB HBP BLK WP HR S P ERA WHIP
Vida Blue, L (1, 1) ERA: 3.38	5.0 W 21 5 2 2 3 2 0 0 0 0 1 1 25 33 3.60 1.400												
Jeff Robinson, R (6, 1) ERA: 3.31	4.0 S 14 2 1 1 5 0 0 0 0 0 0 1 24 24 2.25 0.500												

livebaseballscorecards.com

AB	33
R	3
H	7
RBI	3
BB	2
SO	8
LOB	13



Batter	1	2	3	4	5	6	7	8	9
Dan Gladden, R OBP: 0.356, SLG: 0.363 Randy Kutcher, R OBP: 0.265, SLG: 0.404 (1, 8) (5, PH) (6, 8)	0-0 S 1B	0-3 K		0-0 BB 1B	0-0 4-3		0-0 FC4-6 1-2 2-3		
Robby Thompson, R OBP: 0.328, SLG: 0.370 Mike Woodard, L OBP: 0.356, SLG: 0.340 (1, 4) (5, 4)	4-0 1B SF8 1-2 BB		0-0 FC1 2B	4-0 1-2 BB		0-0 4-3 1B		0-0 5-3 2B	
Bob Brenly, R OBP: 0.360, SLG: 0.417 (1, 5)	0-0 1-3 2-H 1B		0-0 FC1 WP 1-6-3 2B 2-3	0-3 K		0-0 4-3		0-0 5-3	
Candy Maldonado, R OBP: 0.287, SLG: 0.456 (1, 9) (6, 7)	0-0 SF8 3-H		0-0 1-6-3 1-2		0-3 K	0-0 F8		0-0 5-3 2-3	
Joel Youngblood, R OBP: 0.308, SLG: 0.389 Jeff Robinson, R OBP: 0.067, SLG: 0.071 (1, 7) (6, 1)	0-3 K		0-0 2-H 2B		0-0 2B 2B	0-0 F7		0-3 K	
Will Clark, L OBP: 0.348, SLG: 0.454 (1, 3)	0-0 F4		4-0 BB		0-0 E 2B		0-0 5-3		
Bob Melvin, R OBP: 0.263, SLG: 0.336 (1, 2)		0-0 HR	0-0 5-3		4-0 FC6 BB		0-0 5-3		
Jose Uribe, S OBP: 0.314, SLG: 0.283 (1, 6)		0-3 K		0-3 K	0-0 FC6 HR 1-2f 2-H		0-0 FC4-6 S 1B		
Vida Blue, S OBP: 0.208, SLG: 0.190 Chili Davis, S OBP: 0.367, SLG: 0.412 (1, 1) (5, PH) (6, 9)		0-0 F8		0-3 K	0-0 HR		4-0 FC4-6 1-2 BB		

Inning Stats	R: 2	H: 2	E: 0	K: 1	S: 7	LOB: 1	BB: 1	P: 11
	R: 1	H: 1	E: 0	K: 2	S: 8	LOB: 0	BB: 0	P: 8
	R: 1	H: 2	E: 0	K: 0	S: 5	LOB: 2	BB: 1	P: 9
	R: 0	H: 1	E: 0	K: 3	S: 10	LOB: 2	BB: 1	P: 14
	R: 4	H: 3	E: 1	K: 1	S: 8	LOB: 0	BB: 1	P: 12
	R: 0	H: 1	E: 0	K: 0	S: 4	LOB: 1	BB: 0	P: 4
	R: 0	H: 1	E: 0	K: 0	S: 4	LOB: 2	BB: 1	P: 8
	R: 0	H: 1	E: 0	K: 1	S: 6	LOB: 1	BB: 0	P: 6

PITCHER	IP	WLS	BF	H	R	ER	SO	BB	IBB	HBP	BLK	WP	HR	S	P	ERA	WHIP
Fernando Valenzuela, L ERA: 3.25 (1, 1)	5.0	L	28	9	8	8	7	4	0	0	0	1	2	38	54	14.40	2.600
Joe Beckwith, R ERA: 6.32 (6, 1)	1.0		4	1	0	0	0	0	0	0	0	0	0	4	4	0.00	1.000
Ed Vande Berg, L ERA: 3.7 (7, 1)	2.0		9	2	0	0	1	1	0	0	0	0	0	10	14	0.00	1.500

BOTTOM

Los Angeles Dodgers @ San Francisco Giants
Candlestick Park, San Francisco, CA

Sat Sep 27 1986, 6:33 AM EDT
Att. 21,224 - Unknown

AB	35
R	8
H	12
RBI	7
BB	5
SO	8
LOB	17

livebaseballscorecards.com

GIANTS

1B	5	SF	1	WP	1	PA	41
2B	5	SAC	0	PB	0		
3B	0	DP	0	SB	2		
HR	2	HBP	0	CS	0		

Batter	1	2	3	4	5	6	7	8	9	10	11	12	13	14	15	16	AB	R	H	RBI	BB	SO	LOB	TOP				
Steve Sax, R OBP: 0.383, SLG: 0.431 (1, 4)	F9		BB BB	3-1		5-3		G3		K			6-3		6-3		7	0	0	0	1	1	7					
Franklin Stubbs, L OBP: 0.296, SLG: 0.424 (1, 8) (7, 7)	F5		BB BB			K				F6			F7		F8		6	0	0	0	2	1	2					
Ralph Bryant, L Reggie Williams, R OBP: 0.330, SLG: 0.369 (1, 8) (7, PH) (7, 9)	4-3		G3														2	1	0	0	0	0	2					
Len Matuszek, R Ken Howell, R Tom Niedenfuer, R Bill Russell, R OBP: 0.260, SLG: 0.302 (1, 8) (7, PH) (7, 9) (8, PH) (8, 1) (10, 9)					HBP 2B			K		K			4-3				1	0	0	0	0	1	3					
Pedro Guerrero, R Jose Gonzalez, R OBP: 0.313, SLG: 0.609 OBP: 0.258, SLG: 0.305 (1, 7) (7, PR) (7, 8)		1-3 2B			2B SF8 HBP					F9			K		FC6-4 1B		3	2	3	1	0	0	0					
Greg Brock, L Ed Vande Berg, R Joe Beckwith, L Bill Madlock, R Alejandro Pena, R Larry See, R OBP: 0.280, SLG: 0.283 (1, 3) (11, 1) (11, 1) (14, PH) (14, 1) (14, 3)	1-3		E3		SF8 2B			K		F8			F7		E6 1B SH1-3		6	0	1	1	0	1	2					
Mike Scioscia, L OBP: 0.366, SLG: 0.347 (1, 2)	K		E6					1-3		5-3			F8		SH1-3 1B BB		6	0	0	0	2	1	3					
Jeff Hamilton, R OBP: 0.235, SLG: 0.356 (1, 5)	6-3		FC5-4 BB		SF8			E5 FC1-5		F9			6-3		SH1-3 1B		6	0	1	2	0	0	3					
Mariano Duncan, R OBP: 0.289, SLG: 0.315 (1, 6)			F9		4-3			FC1-5 G3 1B					4-3		SH1-3		5	0	1	1	1	0	3					
Bob Welch, R Alex Trevino, R Mike Marshall, L Ken Lirio, L Drew Miller, R Brian Holton, R Enos Cabell, R Baltivino Galvez, R OBP: 0.165, SLG: 0.147 OBP: 0.251, SLG: 0.386 OBP: 0.278, SLG: 0.439 OBP: 0.170, SLG: 0.362 OBP: 0.010, SLG: 0.000 OBP: 0.251, SLG: 0.462 OBP: 0.284, SLG: 0.309 (1, 1) (8, PH) (8, 9) (10, PH) (11, 1) (11, 1) (11, 3) (14, 1)	1-3		K					K					P6		6-3		3	0	0	0	0	2	3					
Inning Stats	R: 0 E: 0 K: 0 S: 3	H: 0 LOB: 0 BB: 0 P: 3	R: 0 E: 0 K: 1 S: 6	H: 1 LOB: 1 BB: 0 P: 6	R: 0 E: 0 K: 0 S: 3	H: 0 LOB: 2 BB: 2 P: 11	R: 1 E: 2 K: 1 S: 8	H: 1 LOB: 3 BB: 1 P: 12	R: 2 E: 0 K: 0 S: 4	H: 1 LOB: 2 BB: 1 P: 10	R: 0 E: 0 K: 2 S: 7	H: 0 LOB: 0 BB: 0 P: 7	R: 0 E: 0 K: 2 S: 8	H: 1 LOB: 1 BB: 0 P: 8	R: 0 E: 1 K: 1 S: 7	H: 1 LOB: 3 BB: 1 P: 11	R: 0 E: 0 K: 0 S: 3	H: 0 LOB: 0 BB: 0 P: 3	R: 0 E: 0 K: 0 S: 3	H: 0 LOB: 0 BB: 0 P: 3	R: 0 E: 0 K: 0 S: 3	H: 0 LOB: 0 BB: 0 P: 3	R: 0 E: 0 K: 0 S: 3	H: 0 LOB: 0 BB: 0 P: 3	1B: 4 2B: 3 3B: 0 HR: 1	SF: 1 SAC: 1 DP: 0 HBP: 2	WP: 0 PB: 0 SB: 4 CS: 0	PA: 69
PITCHER	IP WLS BF H R ER SO BB IBB HBP BLK WP HR S P ERA WHIP																					IP WLS BF H R ER SO BB IBB HBP BLK WP HR S P ERA WHIP						
Kelly Downs, R ERA: 2.95 (1, 1)	6.0		29	3	3	3	4																					
Mark Davis, L ERA: 3.1 (7, 1)	1.1		7	2	0	0	2																					
Frank Williams, R ERA: 1.25 (8, 1)	0.2		3	0	0	0	1																					
Scott Garrelts, R ERA: 3.14 (9, 1)	3.0		11	1	0	0	2																					
Greg Minton, R ERA: 3.95 (12, 1)	5.0	W	19	2	2	1	0																					

Los Angeles Dodgers @ San Francisco Giants
Candlestick Park, San Francisco, CA
Sun Sep 28 1986, 6:33 AM EDT
Att. 28,603 - Unknown

AB 58
R 5
H 8
RBI 5
BB 7
SO 9
LOB 32



livebaseballscorecards.com


Batter	1	2	3	4	5	6	7	8	9	10	11	12	13	14	15	16	AB	R	H	RBI	BB	SO	LOB							
Mike Woodard, L (1, 4) OBP: 0.344, SLG: 0.327 (10, 6)	F9 ①			G3 S 1B		K ①		F8 ②		4-3 ①	FC4-2 ① FC3-2		1B ②	K ③		1B ②	5	0	1	0	0	1	1							
Chris Brown, R (11, PH) OBP: 0.379, SLG: 0.425 Greg Minton, S (12, 1) OBP: 0.571, SLG: 0.600																	1	0	0	0	0	0	3							
Will Clark, L (1, 3) OBP: 0.343, SLG: 0.444	3-1 ②			G3 ①		F7 ②		F9 ③		G1 ②	FC3-2 ② FC5-4		P6 ②		F5 ①	1B ②	8	0	0	0	1	0	6							
Bob Brenly, R (1, 5) OBP: 0.357, SLG: 0.413 (8, 2)	4-3 ③			F2 ②		F7 ③											9	0	2	1	0	0	6							
Candy Maldonado, R (1, 9) OBP: 0.286, SLG: 0.459 (14, 5)		6-3 ①		F4 ③													8	1	2	1	0	0	2							
Chili Davis, S (1, 8) OBP: 0.371, SLG: 0.422		K ②				K ①											6	3	3	1	2	2	0							
Mike Aldrete, L (1, 7) OBP: 0.359, SLG: 0.403 (14, 7)		F8 ③				F5 ②											7	1	3	0	1	0	4							
Phil Ouellette, S (1, 2) OBP: 0.259, SLG: 0.118 Rick Lancelotti, L (7, PH) OBP: 0.328, SLG: 0.425 Luis Quiñones, S (8, 6) OBP: 0.328, SLG: 0.448 Joel Youngblood, R (9, PH) OBP: 0.329, SLG: 0.404 (10, 4) (13, 6)				F5 ①													1	0	0	0	1	0	0							
Jose Uribe, S (1, 6) OBP: 0.313, SLG: 0.282 Harry Spilman, L (7, PH) OBP: 0.331, SLG: 0.446 (8, 5) (14, 4)																	2	0	0	0	0	0	1							
Kelly Downs, R (1, 1) OBP: 0.286, SLG: 0.403 Randy Knauer, R (1, 2) OBP: 0.313, SLG: 0.282 Mark Doria, R (1, 3) OBP: 0.331, SLG: 0.446 Frank Valente, R (1, 4) OBP: 0.357, SLG: 0.413 Brian Gupton, L (1, 5) OBP: 0.379, SLG: 0.425 Scott Garvin, L (1, 6) OBP: 0.391, SLG: 0.467 Dan O'Day, L (1, 7) OBP: 0.403, SLG: 0.484 Robby Thompson, R (1, 8) OBP: 0.413, SLG: 0.500 Randy Beckus, L (1, 9) OBP: 0.422, SLG: 0.511				F6 ②		F9 ③											5	0	2	2	1	0	3							
				K ③													3	0	2	1	2	0	3							
Inning Stats	R: 0 E: 0 K: 0 S: 3	H: 0 LOB: 0 BB: 0 P: 3	R: 0 E: 0 K: 1 S: 5	H: 0 LOB: 0 BB: 0 P: 5	R: 0 E: 0 K: 1 S: 5	H: 1 LOB: 1 BB: 0 P: 4	R: 0 E: 0 K: 1 S: 5	H: 0 LOB: 1 BB: 1 P: 9	R: 0 E: 0 K: 1 S: 5	H: 0 LOB: 0 BB: 0 P: 5	R: 2 E: 0 K: 1 S: 8	H: 3 LOB: 2 BB: 1 P: 12	R: 0 E: 0 K: 0 S: 5	H: 2 LOB: 3 BB: 1 P: 9	R: 0 E: 0 K: 0 S: 5	H: 2 LOB: 3 BB: 1 P: 9	R: 0 E: 0 K: 1 S: 6	H: 1 LOB: 1 BB: 0 P: 6	R: 2 E: 0 K: 1 S: 8	H: 3 LOB: 2 BB: 1 P: 12	R: 0 E: 1 K: 0 S: 4	H: 0 LOB: 3 BB: 2 P: 12	R: 1 E: 0 K: 0 S: 4	H: 2 LOB: 2 BB: 1 P: 8	R: 1 E: 0 K: 0 S: 4	H: 2 LOB: 2 BB: 1 P: 8	1B: 8 2B: 7 3B: 0 HR: 2	SF: 0 SAC: 0 DP: 0 HBP: 0	WP: 1 PB: 0 SB: 2 CS: 0	PA: 75

PITCHER	IP	WLS	BF	H	R	ER	SO	BB	IBB	HBP	BLK	WP	HR	S	P	ERA	WHIP
Bob Welch, R (1, 1) ERA: 3.09	7.0		26	3	1	1	4	2	0	0	0	0	0	1	32	4.0	0.714
Ken Howell, R (8, 1) ERA: 3.55	1.1		6	2	2	2	1	0	0	0	0	0	1	8	8	13.50	1.500
Tom Niedenfuer, R (9, 1) ERA: 3.71	0.2		4	1	0	0	1	0	1	0	0	0	0	5	9	0.00	1.500
Dennis Powell, L (10, 1) ERA: 4.65	1.0		9	4	0	0	0	0	2	0	0	1	0	7	15	0.00	4.000
Brian Holton, R (11, 1) ERA: 3.68	0.1		1	0	0	0	0	0	0	0	0	0	0	1	1	0.00	0.000

PITCHER	IP	WLS	BF	H	R	ER	SO	BB	IBB	HBP	BLK	WP	HR	S	P	ERA	WHIP
Ed Vande Berg, L (11, 1) ERA: 3.68	0.1		1	0	0	0	0	0	0	0	0	0	0	1	1	0.00	0.000
Joe Beckwith, R (11, 1) ERA: 5.5	2.1		10	2	0	0	1	1	0	0	0	0	0	11	15	0.00	1.286
Alejandro Pena, R (14, 1) ERA: 4.89	0.1		4	2	2	2	0	1	0	0	0	0	0	3	7	54.00	9.000
Balvino Galvez, R (14, 1) ERA: 2.41	2.1	L	14	3	1	1	1	1	2	0	0	0	0	13	25	3.86	1.714

AB	R	H	RBI	BB	SO	LOB
65	6	17	6	10	8	36

Los Angeles Dodgers @ San Francisco Giants
Candlestick Park, San Francisco, CA
Sun Sep 28 1986, 6:33 AM EDT
Att: 28,603 - Unknown



Batter	1	2	3	4	5	6	7	8	9	AB	R	H	RBI	BB	SO	LOB	TOP																			
Steve Sax, R (1, 4) <small>OBP: 0.387, SLG: 0.436</small> Dave Anderson, R (8, PR) <small>OBP: 0.315, SLG: 0.305</small> (8, 4)	0-0 	4-0 		4-0 		4-0 		0-0 		2	1	2	1	3	0	0																				
Mariano Duncan, R (1, 6) <small>OBP: 0.286, SLG: 0.311</small>	0-0 	0-0 		0-0 		0-3 		0-0 		5	0	0	1	0	1	6																				
Enos Cabell, R (1, 9) <small>OBP: 0.294, SLG: 0.318</small> Ralph Bryant, L (7, 9) <small>OBP: 0.344, SLG: 0.648</small>	4-0 		4-0 		0-0 		0-0 	0-3 		2	2	2	0	2	0	0																				
Pedro Guerrero, R (1, 3) <small>OBP: 0.327, SLG: 0.660</small> Larry See, R (7, 3) <small>OBP: 0.318, SLG: 0.350</small>	0-0 		0-0 	0-3 		0-0 		0-0 		4	1	2	2	0	1	2																				
Jeff Hamilton, R (1, 5) <small>OBP: 0.227, SLG: 0.343</small>	0-0 		0-0 	0-0 		0-0 		0-0 		5	0	0	0	0	0	5																				
Mike Scioscia, L (1, 2) <small>OBP: 0.367, SLG: 0.358</small> Jack Fimple, R (8, 2) <small>OBP: 0.368, SLG: 0.083</small>		0-0 	0-0 	0-0 		0-0 		0-3 		4	1	2	1	0	0	1																				
Reggie Williams, R (1, 7) <small>OBP: 0.331, SLG: 0.376</small>		0-0 	0-0 	0-0 		0-0 	0-0 	0-0 		5	1	2	0	0	0	0																				
Jose Gonzalez, R (1, 8) <small>OBP: 0.266, SLG: 0.345</small>		0-0 		0-0 		0-0 	0-0 	0-0 		5	2	2	2	0	0	1																				
Orel Hershiser, R (1, 1) <small>OBP: 0.243, SLG: 0.275</small>		0-0 		0-0 		0-0 		0-0 	0-0 	5	1	2	0	0	0	1																				
Inning Stats	R: 1 E: 1 K: 0 S: 4	H: 1 LOB: 1 BB: 1 P: 8	R: 1 E: 1 K: 0 S: 5	H: 2 LOB: 2 BB: 1 P: 9	R: 1 E: 0 K: 0 S: 3	H: 2 LOB: 0 BB: 1 P: 7	R: 0 E: 0 K: 0 S: 4	H: 1 LOB: 2 BB: 1 P: 8	R: 0 E: 1 K: 1 S: 6	H: 1 LOB: 1 BB: 0 P: 6	R: 1 E: 0 K: 1 S: 6	H: 1 LOB: 1 BB: 1 P: 10	R: 3 E: 0 K: 0 S: 6	H: 3 LOB: 0 BB: 0 P: 6	R: 2 E: 0 K: 1 S: 8	H: 3 LOB: 2 BB: 0 P: 8	R: 1 E: 0 K: 1 S: 6	H: 1 LOB: 0 BB: 0 P: 6	1B: 7 2B: 4 3B: 2 HR: 3	SF: 0 SAC: 0 DP: 2 HBP: 0	WP: 3 PB: 0 SB: 0 CS: 1	PA: 46														
PITCHER Ray Hayward, L (1, 1) <small>ERA: 9.0</small> Ed Whitson, R (3, 1) <small>ERA: 5.95</small> Dave LaPoint, L (5, 1) <small>ERA: 5.07</small> Greg Booker, R (8, 1) <small>ERA: 2.25</small> Craig Lefferts, L (9, 1) <small>ERA: 3.12</small>	IP	WLS	BF	H	R	ER	SO	BB	IBB	HBP	BLK	WP	HR	S	P	ERA	WHIP																			
	2.2	L	15	5	3	2	0	3	0	0	1	3	0	12	24	6.75	3.000																			
	1.1		5	1	0	0	0	1	0	0	0	0	0	4	8	0.00	1.500																			
	3.0		15	5	4	4	2	1	0	0	0	0	3	18	22	12.00	2.000																			
	1.0		6	3	2	2	1	0	0	0	0	0	0	8	8	18.00	3.000																			
	1.0		4	1	1	1	1	0	0	0	0	0	0	6	6	9.00	1.000																			
	PITCHER																	IP	WLS	BF	H	R	ER	SO	BB	IBB	HBP	BLK	WP	HR	S	P	ERA	WHIP		

Los Angeles Dodgers @ San Diego Padres
 Jack Murphy Stadium, San Diego, CA
 Mon Sep 29 1986, 10:05 PM EDT
 Att. 9,054 - Unknown

AB	40
R	10
H	15
RBI	8
BB	5
SO	4
LOB	17



WP: 3	PA: 46
-------	--------

Batter	1	2	3	4	5	6	7	8	9	AB	R	H	RBI	BB	SO	LOB
John Kruk, L (1, 9) OBP: 0.409, SLG: 0.425	0-0 6-3		0-0 G3		0-0 SH1-3 1B		0-0 F8			4	0	1	0	0	0	0
Randy Asadoor, R (1, 5) OBP: 0.372, SLG: 0.452	0-0 4-3		0-0 F9		0-0 SH1-3 1-2			0-3 K		3	0	0	0	0	1	0
Kevin McReynolds, R (1, 8) OBP: 0.358, SLG: 0.505 Craig Lefferts, L (9, 1) OBP: 0.125, SLG: 0.500	0-0 3B		0-0 FC5-4 1B		0-0 F8			0-0 F9		4	0	2	0	0	0	1
Carmelo Martinez, R (1, 7) OBP: 0.336, SLG: 0.400	0-0 4-3		0-0 FC5-4 1-2f		0-3 K			0-3 K		4	0	0	0	0	2	3
Benito Santiago, R (1, 2) OBP: 0.294, SLG: 0.417		0-0 FC6-4 1B		0-0 5-3		0-0 5-3			0-0 6-3	4	0	1	0	0	0	0
Garry Templeton, S (1, 6) OBP: 0.292, SLG: 0.307 Marvell Wynne, L (9, 8) OBP: 0.299, SLG: 0.410		0-0 L5		0-0 FC4 1B		0-3 K			0-0 FC3-6 1B	3	0	1	0	0	1	1
Tim Pyznarski, R (1, 3) OBP: 0.310, SLG: 0.263		0-0 FC6-4 1-2 1B		0-0 FC4 1-2f 1B		0-0 6-3			0-0 FC3-6 FC4 1-2f	4	0	1	0	0	0	2
Bip Roberts, S (1, 4) OBP: 0.293, SLG: 0.306		0-0 FC6-4 1-2f 2-3 1B		0-0 1-2 1B			0-0 E5 G1-6-3		0-0 FC4 1-2f	4	0	1	0	0	0	3
Ray Hayward, L (1, 1) Ed Whitson, R (3, 1) Dane Iorg, L (4, PH) Dave LaPoint, L (5, 1) Mark Parent, R (7, PH) Greg Booker, R (8, 1) Gary Green, R (9, 8) OBP: 0.118, SLG: 0.118 OBP: 0.243, SLG: 0.327	0-0 4-3		0-0 F8				0-0 G1-6-3 1-2f			1	0	0	0	0	0	2

Inning Stats	R: 0	H: 1	E: 0	LOB: 1	K: 0	BB: 0	S: 4	P: 4	R: 0	H: 2	E: 0	LOB: 2	K: 0	BB: 0	S: 5	P: 5	R: 0	H: 1	E: 0	LOB: 1	K: 0	BB: 0	S: 4	P: 4	R: 0	H: 2	E: 0	LOB: 2	K: 0	BB: 0	S: 5	P: 5	R: 0	H: 1	E: 0	LOB: 1	K: 1	BB: 0	S: 6	P: 6	R: 0	H: 0	E: 0	LOB: 0	K: 1	BB: 0	S: 5	P: 5	R: 0	H: 0	E: 1	LOB: 0	K: 0	BB: 0	S: 3	P: 3	R: 0	H: 0	E: 0	LOB: 0	K: 2	BB: 0	S: 7	P: 7	R: 0	H: 1	E: 0	LOB: 1	K: 0	BB: 0	S: 4	P: 4	1B: 7	SF: 0	2B: 0	SAC: 1	3B: 1	DP: 1	HR: 0	HBP: 0	WP: 0	PA: 35
PITCHER Orel Hershiser, R (1, 1) ERA: 3.69	IP	WLS	BF	H	R	ER	SO	BB	IBB	HBP	BLK	WP	HR	S	P	ERA	WHIP	IP	WLS	BF	H	R	ER	SO	BB	IBB	HBP	BLK	WP	HR	S	P	ERA	WHIP	IP	WLS	BF	H	R	ER	SO	BB	IBB	HBP	BLK	WP	HR	S	P	ERA	WHIP																															

BOTTOM

Los Angeles Dodgers @ San Diego Padres
Jack Murphy Stadium, San Diego, CA

Mon Sep 29 1986, 10:05 PM EDT
 Att: 9,054 - Unknown

livebaseballscorecards.com

AB	34
R	0
H	8
RBI	0
BB	0
SO	4
LOB	15



Batter	1	2	3	4	5	6	7	8	9	AB R H RBI BB SO LOB	TOP																
Steve Sax, R (1, 4) OBP: 0.389, SLG: 0.442	0-0 G3 3B		0-0 HR 1B			0-0 F8			0-0 WP 2B	5 3 3 0 0 0 3																	
Franklin Stubbs, L (1, 8) OBP: 0.296, SLG: 0.425	0-0 G3		0-0 HR 2B	0-0 3-1		0-0 F5		0-0 2B	0-0 2B	4 1 1 1 0 0 0																	
Len Matuszek, L (9, PH) OBP: 0.330, SLG: 0.438	3-H		1-3						2-H 2B	1 0 1 1 0 0 0																	
Ralph Bryant, L (1, 9) OBP: 0.333, SLG: 0.661	0-0 1-3		0-0 HR	0-0 3-1		0-3 K		0-0 F7	0-0 2B	5 1 1 3 0 1 1																	
Pedro Guerrero, R (1, 7) OBP: 0.298, SLG: 0.600	0-3 K		0-0 6-3	0-0 F8		0-0 F7		0-0 F7	0-0 5-3	5 0 0 0 0 1 1																	
Greg Brock, L (1, 3) OBP: 0.309, SLG: 0.422		4-0 FC4-6 1B BB	0-3 K		0-3 K			4-0 L6-3 BB		2 1 0 0 2 2 0																	
Jose Gonzalez, R (8, PR) OBP: 0.266, SLG: 0.345										0 0 0 0 0 0 0																	
Mike Scioscia, L (1, 2) OBP: 0.368, SLG: 0.357		0-0 FC4-6 1B	4-0 HBP 1B BB		0-0 4-3			0-0 L6-3		3 1 1 0 1 0 1																	
Jeff Hamilton, R (1, 5) OBP: 0.234, SLG: 0.369		0-0 FC4-6 1B	0-0 BB HBP 1B		0-0 F4			0-0 HR		4 1 2 1 0 0 2																	
Ken Howell, R (8, 1) Dennis Powell, R (8, 1) OBP: 0.231, SLG: 0.462		1-2 2-3	1-2							0 0 0 0 0 0 0																	
Mariano Duncan, R (1, 6) OBP: 0.288, SLG: 0.311		0-0 S 1B	1-0 BB HBP			0-0 F8		0-3 K		3 0 1 1 0 1 1																	
Rick Honeycutt, L (1, 1) OBP: 0.216, SLG: 0.093		0-0 F9	4-0 BB			0-0 4-3		0-0 F5		2 0 0 1 1 0 1																	
Joe Beckwith, L (6, 1) Ed Vande Berg, R (6, 1) Dave Anderson, R (8, 5) Ken Landreaux, L (9, PH) OBP: 0.309, SLG: 0.361		1-2 3-H	1-2 2-3 BB							0 0 0 0 0 0 0																	
										0 0 0 0 0 0 0																	
										0 0 0 0 0 0 0																	
										1 0 0 0 0 0 0																	
Inning Stats	R: 1 E: 0 K: 1 S: 6	H: 1 LOB: 0 BB: 0 P: 6	R: 1 E: 0 K: 0 S: 4	H: 2 LOB: 1 BB: 1 P: 8	R: 4 E: 0 K: 1 S: 9	H: 4 LOB: 3 BB: 2 P: 18	R: 0 E: 0 K: 0 S: 3	H: 0 LOB: 0 BB: 0 P: 3	R: 0 E: 0 K: 1 S: 5	H: 0 LOB: 0 BB: 0 P: 5	R: 0 E: 0 K: 1 S: 5	H: 0 LOB: 0 BB: 0 P: 5	R: 1 E: 0 K: 1 S: 5	H: 1 LOB: 1 BB: 1 P: 9	R: 1 E: 0 K: 0 S: 5	H: 2 LOB: 1 BB: 0 P: 5	1B: 4 2B: 4 3B: 1 HR: 2	SF: 0 SAC: 0 DP: 1 HBP: 1	WP: 1 PB: 0 SB: 1 CS: 0	PA: 40							
PITCHER	IP	WLS	BF	H	R	ER	SO	BB	IBB	HBP	BLK	WP	HR	S	P	ERA	WHIP										
Andy Hawkins, R (1, 1) ERA: 4.47	2.1		13	6	5	5	1	1	0	0	0	0	1	14	18	19.29	3.000										
Gene Walter, L (3, 1) ERA: 3.88	1.2		9	1	1	1	1	2	0	1	0	0	0	8	17	5.40	1.800										
Ed Vosberg, L (5, 1) ERA: 5.27	2.0		6	0	0	0	1	0	0	0	0	0	0	8	8	0.00	0.000										
LaMarr Hoyt, R (7, 1) ERA: 5.21	2.0	W	7	1	1	1	2	1	0	0	0	0	1	10	14	4.50	1.000										
Lance McCullers, R (9, 1) ERA: 2.8	1.0		5	2	1	1	0	0	0	0	0	1	0	5	5	9.00	2.000										

Los Angeles Dodgers @ San Diego Padres
 Jack Murphy Stadium, San Diego, CA
 Tue Sep 30 1986, 10:05 PM EDT
 Att. 9,455 - Unknown

AB	35
R	8
H	10
RBI	8
BB	4
SO	5
LOB	10



BOTTOM

Los Angeles Dodgers @ San Diego Padres
Jack Murphy Stadium, San Diego, CA

AB 33
R 11
H 12
RBI 11
BB 8
SO 5
LOB 17



WP: 0 PA: 42
PB: 1
SB: 1
CS: 0

Tue Sep 30 1986, 10:05 PM EDT
Att. 9,455 - Unknown

AB	R	H	RBI	BB	SO	LOB
4	0	2	2	0	0	0
0	0	0	0	0	0	0
4	2	1	0	1	0	3
4	1	1	2	1	0	0
2	1	0	0	2	0	1
1	0	1	3	0	0	0
5	2	2	1	0	2	3
4	1	2	1	1	0	2
3	2	2	2	1	0	2
1	0	0	0	1	1	1
2	0	1	0	0	0	1
0	1	0	0	0	0	0
0	0	0	0	0	0	0
1	0	0	0	0	1	1
0	0	0	0	0	0	0
0	1	0	0	1	0	0
1B: 7	SF: 0					
2B: 2	SAC: 1					
3B: 2	DP: 1					
HR: 1	HBP: 0					

Batter	1	2	3	4	5	6	7	8	9									
Jerry Royster, R OBP: 0.339, SLG: 0.369 John Kruk, L OBP: 0.409, SLG: 0.425 (1, 4) (8, PH) (9, 3)	0-0 F6 1B	0-0 1-3 2-H 1B			0-0 6-3	0-0 2-H 1B		0-0 SH1-3 1-2 2-3										
Tony Gwynn, L OBP: 0.379, SLG: 0.464 (1, 9)	0-0 1B 3B	0-0 3-1 3B			0-0 4-3	0-0 6-3		4-0 3B IBB										
Kevin McReynolds, R OBP: 0.358, SLG: 0.503 (1, 8) (8, 7)	0-0 G1-6-3 3-H 1B		0-0 F9		0-0 F9		0-0 F8	4-0 3B BB										
Carmelo Martinez, R OBP: 0.338, SLG: 0.397 Marvell Wynne, L OBP: 0.301, SLG: 0.419 (1, 7) (7, PR) (8, 8)	0-0 G1-6-3 1-2f		0-0 6-3		4-0 2B 1B BB	4-0 S BB	0-0 1-H 2-H 3-H 3B											
Benito Santiago, R OBP: 0.304, SLG: 0.491 (1, 2)		0-0 HR	0-3 K		0-0 1B 2B	0-3 K	0-0 F9											
Garry Templeton, S OBP: 0.295, SLG: 0.308 (1, 6)		0-0 PB 1B 1B		0-0 F9	0-0 2B 1B	4-0 IBB	0-0 F9											
Randy Asadoor, R OBP: 0.404, SLG: 0.489 (1, 5)		0-0 1-H 1B 1B		4-0 FC6-4 BB	0-0 1B 2B	0-0 F3												
Tim Pyznarski, R OBP: 0.318, SLG: 0.256 Steve Garvey, R OBP: 0.285, SLG: 0.412 (1, 3) (6, PH) (7, 3)		4-0 1B BB	0-3 K	0-3 K	0-0 F5		0-0 SH1-3 BB 1B											
Tim Flannery, L OBP: 0.378, SLG: 0.345 Lance McCullers, S OBP: 0.200, SLG: 0.182 (8, PR) (9, 1)		1-2 BB		0-0 FC6-4	0-3 K		4-0 BB SH1-3 3B BB											
Andy Hawkins, R Gene Walter, L Mark Parent, R Ed Vasquez, L Dane Iott, L Bruce Bochy, R LaMarr Hoyt, R Bip Roberts, S		0-3 K		0-0 1-2f														
Inning Stats	R: 1 E: 0 K: 0 S: 4	H: 2 LOB: 0 BB: 0 P: 4	R: 2 E: 0 K: 1 S: 8	H: 4 LOB: 2 BB: 1 P: 12	R: 0 E: 0 K: 1 S: 5	H: 0 LOB: 0 BB: 0 P: 5	R: 0 E: 0 K: 1 S: 5	H: 0 LOB: 0 BB: 0 P: 3	R: 4 E: 0 K: 1 S: 9	H: 4 LOB: 1 BB: 1 P: 13	R: 0 E: 0 K: 1 S: 5	H: 0 LOB: 2 BB: 2 P: 13	R: 4 E: 0 K: 0 S: 5	H: 2 LOB: 2 BB: 3 P: 17	1B: 7 2B: 2 3B: 2 HR: 1	SF: 0 SAC: 1 DP: 1 HBP: 0	WP: 0 PB: 1 SB: 1 CS: 0	PA: 42
PITCHER	IP WLS BF H R ER SO BB IBB HBP BLK WP HR S P ERA WHIP	IP WLS BF H R ER SO BB IBB HBP BLK WP HR S P ERA WHIP	IP WLS BF H R ER SO BB IBB HBP BLK WP HR S P ERA WHIP	IP WLS BF H R ER SO BB IBB HBP BLK WP HR S P ERA WHIP	IP WLS BF H R ER SO BB IBB HBP BLK WP HR S P ERA WHIP	IP WLS BF H R ER SO BB IBB HBP BLK WP HR S P ERA WHIP	IP WLS BF H R ER SO BB IBB HBP BLK WP HR S P ERA WHIP	IP WLS BF H R ER SO BB IBB HBP BLK WP HR S P ERA WHIP	IP WLS BF H R ER SO BB IBB HBP BLK WP HR S P ERA WHIP	IP WLS BF H R ER SO BB IBB HBP BLK WP HR S P ERA WHIP	IP WLS BF H R ER SO BB IBB HBP BLK WP HR S P ERA WHIP	IP WLS BF H R ER SO BB IBB HBP BLK WP HR S P ERA WHIP	IP WLS BF H R ER SO BB IBB HBP BLK WP HR S P ERA WHIP	IP WLS BF H R ER SO BB IBB HBP BLK WP HR S P ERA WHIP	IP WLS BF H R ER SO BB IBB HBP BLK WP HR S P ERA WHIP	IP WLS BF H R ER SO BB IBB HBP BLK WP HR S P ERA WHIP	IP WLS BF H R ER SO BB IBB HBP BLK WP HR S P ERA WHIP	IP WLS BF H R ER SO BB IBB HBP BLK WP HR S P ERA WHIP

livebaseballscorecards.com

Batter	1	2	3	4	5	6	7	8	9	AB R H RBI BB SO LOB	TOP											
Steve Sax, R (1, 4) OBP: 0.390, SLG: 0.441	0-0 F4			4-0 HR BB		0-0 1B S 1B		0-0 6-3 2-3		3 1 1 0 1 0 1	Los Angeles Dodgers @ San Diego Padres Jack Murphy Stadium, San Diego, CA Wed Oct 01 1986, 10:05 PM EDT Att: 11,945 - Unknown livebaseballscorecards.com											
Mariano Duncan, R (1, 6) OBP: 0.285, SLG: 0.308	0-3 K			0-0 F9		0-3 K 1-2		0-0 6-3		4 0 0 0 0 2 3												
Ralph Bryant, L (1, 9) OBP: 0.329, SLG: 0.635	0-0 F4			0-3 K		0-0 1B 2-3			0-3 K	4 0 1 0 0 2 1												
Franklin Stubbs, L (1, 7) OBP: 0.296, SLG: 0.430		0-0 4-3		0-0 1-H HR		0-0 G3			0-0 F8	4 1 1 2 0 0 0												
Len Matuszek, L (1, 3) OBP: 0.329, SLG: 0.434 Reggie Williams, R (9, PR) OBP: 0.331, SLG: 0.376		0-3 K		0-0 1-3		0-3 K2-3			0-0 1B	4 0 1 0 0 2 0 0 0 0 0 0 0 0												
Mike Scioscia, L (1, 2) OBP: 0.367, SLG: 0.354		0-0 F8			0-0 F4		4-0 BB		0-0 F7	3 0 0 0 1 0 1												
Jeff Hamilton, R (1, 5) OBP: 0.230, SLG: 0.361			0-0 6-3		0-0 L8		0-3 K			3 0 0 0 0 1 1												
Jose Gonzalez, R (1, 8) OBP: 0.260, SLG: 0.337 Ken Landreaux, L (8, PH) OBP: 0.312, SLG: 0.363 (8, 8)			0-3 K2-3		0-3 K			0-0 6-3 WP 1B		2 0 0 0 0 2 0 1 0 1 0 0 0 0												
Brian Holton, R (1, 1) Dennis Powell, R (3, 1) Bill Russell, R (8, PH) Ed Vande Berg, R (8, 1)			0-3 K		0-0 5-3			0-3 K 1-2		1 0 0 0 0 1 0 1 0 0 0 0 0 0 1 0 0 0 0 1 1 0 0 0 0 0 0 0												
Inning Stats	R: 0 E: 0 K: 1 S: 5	H: 0 LOB: 0 BB: 0 P: 5	R: 0 E: 0 K: 1 S: 5	H: 0 LOB: 0 BB: 0 P: 5	R: 0 E: 0 K: 2 S: 7	H: 0 LOB: 0 BB: 0 P: 7	R: 2 E: 0 K: 1 S: 6	H: 1 LOB: 0 BB: 1 P: 10	R: 0 E: 0 K: 1 S: 5	H: 0 LOB: 0 BB: 0 P: 5	R: 0 E: 0 K: 1 S: 6	H: 2 LOB: 2 BB: 0 P: 6	R: 0 E: 0 K: 2 S: 7	H: 0 LOB: 1 BB: 1 P: 11	R: 0 E: 0 K: 1 S: 6	H: 1 LOB: 1 BB: 0 P: 6	R: 0 E: 0 K: 1 S: 6	H: 1 LOB: 1 BB: 0 P: 6	1B: 4 2B: 0 3B: 0 HR: 1	SF: 0 SAC: 0 DP: 0 HBP: 0	WP: 1 PB: 0 SB: 1 CS: 0	PA: 33
PITCHER	IP WLS BF H R ER SO BB IBB HBP BLK WP HR S P ERA WHIP																					
Jimmy Jones, R (1, 1) ERA: 2.5	7.0 W 25 3 2 2 9 2 0 0 0 0 0 1 41 49 2.57 0.714																					
Rich Gossage, R (8, 1) ERA: 4.24	1.0 4 1 0 0 1 0 0 0 0 0 1 0 6 6 0.00 1.000																					
Lance McCullers, R (9, 1) ERA: 2.78	1.0 S 4 1 0 0 1 0 0 0 0 0 0 0 6 6 0.00 1.000																					

AB	31
R	2
H	5
RBI	2
BB	2
SO	11
LOB	8



Batter	1	2	3	4	5	6	7	8	9
Tony Gwynn, L OBP: 0.380, SLG: 0.469 (1, 9)	0-0 S 1B 2B	0-0 4-3			0-0 3-1			0-0 3B	
John Kruk, L OBP: 0.404, SLG: 0.419 (1, 7)	0-0 6-3		0-0 F8		0-0 4-3			0-3 K	
Kevin McReynolds, R OBP: 0.359, SLG: 0.503 Marvell Wynne, L OBP: 0.302, SLG: 0.418 (1, 8) (3, 8)	1-0 S 1B HBP		0-0 6-3 1B		0-3 K			0-0 6-3	
Steve Garvey, R OBP: 0.285, SLG: 0.409 (1, 3)	0-0 F3 1-2 2-3		0-0 6-3		0-0 4-3			4-0 IBB	
Terry Kennedy, L OBP: 0.323, SLG: 0.401 (1, 2)	0-0 2B 1B		0-0 F8		0-0 4-3			0-0 F8	
Graig Nettles, L OBP: 0.301, SLG: 0.380 (1, 5)	0-0 2B			0-0 F6				0-0 G3	
Garry Templeton, S OBP: 0.295, SLG: 0.309 (1, 6)	0-0 L4			0-3 K				0-0 1B	
Bip Roberts, S OBP: 0.294, SLG: 0.304 Jerry Royster, R OBP: 0.338, SLG: 0.368 (1, 4) (7, PH) (8, 4)			0-0 F7		0-3 K			0-0 L6	
Jimmy Jones, R OBP: 0.167, SLG: 0.167 Carmelo Martinez, R OBP: 0.337, SLG: 0.395 Rich Gossage, R Lance McCullers, S OBP: 0.200, SLG: 0.182 (1, 1) (7, PH) (8, 1) (9, 1)			0-0 F6		0-3 K			0-0 F3	

Inning Stats	R: 3	H: 3	E: 0	K: 0	S: 6	LOB: 1	BB: 0	P: 7	R: 0	H: 0	E: 0	K: 0	S: 3	LOB: 0	BB: 0	P: 3	R: 0	H: 1	E: 0	K: 0	S: 4	LOB: 1	BB: 0	P: 4	R: 0	H: 0	E: 0	K: 1	S: 5	LOB: 0	BB: 0	P: 5	R: 0	H: 0	E: 0	K: 1	S: 5	LOB: 0	BB: 0	P: 5	R: 0	H: 1	E: 0	K: 0	S: 4	LOB: 1	BB: 0	P: 4	R: 0	H: 1	E: 0	K: 1	S: 6	LOB: 2	BB: 1	P: 10
PITCHER	IP	WLS	BF	H	R	ER	SO	BB	IBB	HBP	BLK	WP	HR	S	P	ERA	WHIP																																							
Brian Holton, R ERA: 4.44 (1, 1)	2.1	L	12	4	3	3	0	0	0	0	0	0	0	11	12	11.57	1.714																																							
Dennis Powell, L ERA: 4.27 (3, 1)	4.2		15	1	0	0	4	0	0	0	0	0	0	23	23	0.00	0.214																																							
Ed Vande Berg, L ERA: 3.54 (8, 1)	1.0		5	1	0	0	1	0	1	0	0	0	0	6	10	0.00	1.000																																							

AB R H RBI BB SO LOB

4 1 2 0 0 0 0

4 0 0 0 0 1 2

0 1 0 0 0 0 0
3 0 1 0 0 1 1

3 0 0 0 1 0 3

4 1 1 2 0 0 3

3 0 1 1 0 0 0

3 0 1 0 0 1 1

2 0 0 0 0 1 0
1 0 0 0 0 0 1

2 0 0 0 0 1 0
1 0 0 0 0 0 1
0 0 0 0 0 0 0
0 0 0 0 0 0 0

AB 30
R 3
H 6
RBI 3
BB 1
SO 5
LOB 12

WP: 0 PA: 32
PB: 0
SB: 2
CS: 0


1B: 3 SF: 0
2B: 2 SAC: 0
3B: 1 DP: 0
HR: 0 HBP: 1

WP: 0 PA: 32
ERA WHIP

Los Angeles Dodgers @ San Diego Padres
Jack Murphy Stadium, San Diego, CA

Wed Oct 01 1986, 10:05 PM EDT
Att. 11,945 - Unknown

livebaseballscorecards.com



Batter	1	2	3	4	5	6	7	8	9	AB R H RBI BB SO LOB	TOP											
Mike Woodard, L (1, 4) OBP: 0.350, SLG: 0.366	0-0 S 1B	0-3 K		0-0 F5		0-0 1B PB BB 1B	0-0 1B		0-0 FC5	6 2 3 1 0 1 3												
Will Clark, L (1, 3) OBP: 0.347, SLG: 0.449	0-0 1-H 2B 1B	0-0 4-3			0-0 1-3 1B	0-3 K	0-0 6-3			5 1 2 1 0 1 5												
Mike Aldrete, L (1, 7) OBP: 0.356, SLG: 0.396	0-0 1-H 2B 2B		0-0 F8		0-0 1-3 1B	4-0 BB 1B BB		0-0 4-3		4 1 1 1 1 0 1												
Candy Maldonado, R (1, 9) OBP: 0.284, SLG: 0.455	0-0 2-H E 2B		0-0 BB 1B		0-0 F9	0-0 1-2 2-3 3-H BB 1B		0-3 K		5 1 3 2 0 1 1												
Chili Davis, S (1, 8) Randy Kutcher, R (7, 8) OBP: 0.374, SLG: 0.417 OBP: 0.270, SLG: 0.404	0-0 2-H E6 G3		4-0 1-2 BB		0-0 G3	4-0 1-2 2-3 3-H BB		0-3 K		2 0 0 1 2 0 1 1 0 0 0 0 1 0												
Bob Brenly, R (1, 5) OBP: 0.352, SLG: 0.404	0-3 K		0-0 F7		0-0 F8	0-0 1B BB		0-3 K		4 1 0 0 1 2 6												
Phil Ouellette, S (1, 2) OBP: 0.269, SLG: 0.174	0-0 1-2 G3		0-3 K		0-0 F5	0-0 1B PB 1B	0-0 F5		0-0 FC5 1B 1B	5 1 2 0 0 1 3												
Jose Uribe, S (1, 6) Luis Quinones, S (7, PR) OBP: 0.315, SLG: 0.280 OBP: 0.211, SLG: 0.250	0-0 F8			0-0 CS 1B	0-0 F6	0-0 1B 6-3 1B	0-0 1B		0-0 1-2 1B 1B	4 0 2 0 0 0 3 1 0 1 0 0 0 0												
Kelly Downs, R (1, 1) OBP: 0.200, SLG: 0.172		0-0 CS 1B		0-3 K	0-0 PB 1B 1B	0-0 6-3			0-0 F9	5 1 2 0 0 1 4												
Inning Stats	R: 4 E: 1 K: 1 S: 10	H: 4 LOB: 1 BB: 0 P: 10	R: 0 E: 0 K: 1 S: 5	H: 1 LOB: 0 BB: 0 P: 5	R: 0 E: 0 K: 1 S: 6	H: 1 LOB: 2 BB: 1 P: 10	R: 0 E: 0 K: 1 S: 5	H: 1 LOB: 0 BB: 0 P: 5	R: 0 E: 0 K: 0 S: 4	H: 1 LOB: 1 BB: 0 P: 4	R: 4 E: 0 K: 1 S: 9	H: 4 LOB: 3 BB: 3 P: 21	R: 0 E: 0 K: 0 S: 5	H: 2 LOB: 2 BB: 0 P: 5	R: 0 E: 0 K: 2 S: 7	H: 0 LOB: 0 BB: 0 P: 7	R: 0 E: 0 K: 1 S: 7	H: 2 LOB: 2 BB: 0 P: 7	1B: 14 2B: 3 3B: 0 HR: 0	SF: 0 SAC: 0 DP: 1 HBP: 0	WP: 0 PB: 1 SB: 1 CS: 2	PA: 46
PITCHER	IP WLS BF H R ER SO BB IBB HBP BLK WP HR S P ERA WHIP											PITCHER	IP WLS BF H R ER SO BB IBB HBP BLK WP HR S P ERA WHIP									
Bob Welch, R (1, 1) ERA: 3.28	5.1 L 28 11 8 7 4 2 0 0 0 0 0 34 42 11.81 2.438																					
Balvino Galvez, R (6, 1) ERA: 2.33	0.2 5 1 0 0 1 2 0 0 0 0 0 0 5 13 0.00 4.500																					
Ed Vande Berg, L (7, 1) ERA: 3.44	2.0 8 2 0 0 2 0 0 0 0 0 0 0 12 12 0.00 1.000																					
Ken Howell, R (9, 1) ERA: 3.87	1.0 5 2 0 0 1 0 0 0 0 0 0 0 7 7 0.00 2.000																					

San Francisco Giants @ Los Angeles Dodgers
 Dodger Stadium, Los Angeles, CA
 Fri Oct 03 1986, 7:05 PM PDT
 Att: 32,945 - Unknown

livebaseballscorecards.com

AB	42
R	8
H	16
RBI	6
BB	4
SO	8
LOB	27



Batter	1	2	3	4	5	6	7	8	9	AB R H RBI BB SO LOB
Steve Sax, R OBP: 0.389, SLG: 0.440 (1, 4)	0-3 K			0-0 6-3		0-0 F3		0-0 2-H 1B		4 0 1 1 0 1 2
Mariano Duncan, R OBP: 0.285, SLG: 0.306 (1, 6)	0-0 B1-3			4-0 G4-6-3 BB		0-0 4-3		0-3 K		3 0 0 0 1 1 3
Ralph Bryant, L OBP: 0.324, SLG: 0.657 (1, 9)	0-0 F8			0-0 G4-6-3 1-2f			0-0 HR		0-3 K	4 1 1 1 0 1 1
Franklin Stubbs, L OBP: 0.293, SLG: 0.426 (1, 7)			0-0 F9		0-0 F9		0-0 4-3		0-0 F6	4 0 0 0 0 0 0
Len Matuszek, L OBP: 0.332, SLG: 0.440 (1, 3)			0-0 G4-6-3 1B		0-0 G3		0-0 G3		0-0 2B	4 0 2 0 0 0 0
Mike Scioscia, L OBP: 0.365, SLG: 0.351 Jack Fimple, R OBP: 0.350, SLG: 0.077 (1, 2) (8, 2)			0-0 G4-6-3 1-2f		0-0 L3		0-0 F7		0-0 F9	3 0 0 0 0 0 1 1 0 0 0 0 0 1
Jeff Hamilton, R OBP: 0.232, SLG: 0.361 (1, 5)			0-3 K			0-0 2B 1B		0-3 K		3 0 1 0 0 2 0
Jose Gonzalez, R OBP: 0.273, SLG: 0.359 (1, 8)			0-0 F6			0-0 1-3 2B		0-0 E6 1B 1B		3 1 2 0 0 0 0
Bob Welch, R OBP: 0.180, SLG: 0.145 Balvino Galvez, R (6, 1) Ken Landreaux, L OBP: 0.311, SLG: 0.362 Ed Vande Berg, R (7, 1) Pedro Guerrero, R OBP: 0.290, SLG: 0.589 Ken Howell, R (9, 1)			0-3 K			0-3 K		0-0 5-3		1 0 0 0 0 0 1 0 0 0 0 0 0 0 0 0 1 0 0 0 0 0 1 2 0 0 0 0 0 0 0 0 1 0 0 0 0 0 0 1 0 0 0 0 0 0 0 0


Inning Stats	R: 0	H: 0	E: 0	K: 1	S: 5	LOB: 0	BB: 0	P: 5	R: 0	H: 1	E: 0	K: 0	S: 3	LOB: 0	BB: 0	P: 3	R: 0	H: 0	E: 0	K: 2	S: 7	LOB: 0	BB: 0	P: 7	R: 0	H: 0	E: 0	K: 0	S: 3	LOB: 0	BB: 0	P: 3	R: 0	H: 2	E: 0	K: 1	S: 7	LOB: 2	BB: 0	P: 7	R: 1	H: 1	E: 0	K: 0	S: 4	LOB: 0	BB: 0	P: 4	R: 1	H: 2	E: 1	K: 2	S: 9	LOB: 1	BB: 0	P: 9	R: 0	H: 1	E: 0	K: 1	S: 6	LOB: 1	BB: 0	P: 6	1B: 4	2B: 2	3B: 0	HR: 1	SF: 0	SAC: 0	DP: 2	HBP: 0	WP: 0	PB: 0	SB: 0	CS: 0	PA: 33
PITCHER Kelly Downs, R ERA: 2.75 (1, 1)	IP	WLS	BF	H	R	ER	SO	BB	IBB	HBP	BLK	WP	HR	S	P	ERA	WHIP																																																												

BOTTOM

San Francisco Giants @ Los Angeles Dodgers
Dodger Stadium, Los Angeles, CA

Fri Oct 03 1986, 7:05 PM PDT
Att. 32,945 - Unknown

AB 32
R 2
H 7
RBI 2
BB 1
SO 7
LOB 11



PITCHER	IP	WLS	BF	H	R	ER	SO	BB	IBB	HBP	BLK	WP	HR	S	P	ERA	WHIP
Kelly Downs, R ERA: 2.75 (1, 1)	9.0	W	33	7	2	1	7	1	0	0	0	0	1	46	50	1.00	0.889

Batter	1	2	3	4	5	6	7	8	9	AB R H RBI BB SO LOB	TOP														
Mike Woodard, L (1, 4) OBP: 0.333, SLG: 0.347	0-0 F8		0-0 L4-6			0-0 F7		0-0 F7		4 0 0 0 0 0 1	<p>San Francisco Giants @ Los Angeles Dodgers Dodger Stadium, Los Angeles, CA</p> <p>Sat Oct 04 1986, 3:33 AM PDT Att. 24,466 - Unknown</p> <p>livebaseballscorecards.com</p> <table border="1"> <tr><td>AB</td><td>31</td></tr> <tr><td>R</td><td>1</td></tr> <tr><td>H</td><td>5</td></tr> <tr><td>RBI</td><td>0</td></tr> <tr><td>BB</td><td>1</td></tr> <tr><td>SO</td><td>7</td></tr> <tr><td>LOB</td><td>9</td></tr> </table> <p>GIANTS</p>	AB	31	R	1	H	5	RBI	0	BB	1	SO	7	LOB	9
AB	31																								
R	1																								
H	5																								
RBI	0																								
BB	1																								
SO	7																								
LOB	9																								
Will Clark, L (1, 3) OBP: 0.344, SLG: 0.445	0-0 L1			0-3 K		0-0 F6		0-0 3-1		4 0 0 0 0 1 0															
Bob Brenly, R (1, 5) OBP: 0.349, SLG: 0.400	0-0 F8			0-3 K		0-0 F9			0-0 5-3	4 0 0 0 0 1 0															
Candy Maldonado, R (1, 9) OBP: 0.286, SLG: 0.460		0-0 F3		0-0 2B		0-0 E 2B			0-0 F9	4 1 2 0 0 0 0															
Chili Davis, S (1, 8) OBP: 0.376, SLG: 0.418		0-0 1B		4-0 BB		0-0 6-3			0-0 1B	3 0 2 0 1 0 1															
Joel Youngblood, R (1, 7) OBP: 0.317, SLG: 0.399		0-3 K		0-0 F9		0-0 1-3			0-0 6-3	4 0 0 0 0 1 5															
Bob Melvin, R (1, 2) OBP: 0.261, SLG: 0.335		0-3 K			0-0 6-3		0-0 E8			3 0 0 0 0 1 1															
Randy Kutcher, R (1, 6) OBP: 0.271, SLG: 0.403			0-0 L4-6 SH2-4 1B		0-0 5-3		0-3 K			3 0 1 0 0 1 1															
Mark Grant, R (1, 1) Dan Gladden, R (8, PH) Randy Bockus, L (8, 1)			0-0 SH2-4		0-3 K			0-3 K		1 0 0 0 0 1 0 1 0 0 0 0 1 0 0 0 0 0 0 0 0															
Inning Stats	R: 0 E: 0 K: 0 S: 3	H: 0 LOB: 0 BB: 0 P: 3	R: 0 E: 0 K: 2 S: 8	H: 1 LOB: 1 BB: 0 P: 8	R: 0 E: 0 K: 0 S: 3	H: 1 LOB: 0 BB: 0 P: 3	R: 0 E: 0 K: 2 S: 8	H: 1 LOB: 2 BB: 1 P: 12	R: 0 E: 0 K: 1 S: 5	H: 0 LOB: 0 BB: 0 P: 5	R: 0 E: 0 K: 0 S: 3	H: 0 LOB: 0 BB: 0 P: 3	R: 1 E: 1 K: 1 S: 7	H: 1 LOB: 1 BB: 0 P: 7	R: 0 E: 0 K: 1 S: 5	H: 0 LOB: 0 BB: 0 P: 5	R: 0 E: 0 K: 0 S: 4	H: 1 LOB: 1 BB: 0 P: 4	1B: 3 2B: 3 3B: 0 HR: 0	SF: 0 SAC: 1 DP: 1 HBP: 0	WP: 0 PB: 1 SB: 1 CS: 0	PA: 33			
PITCHER Fernando Valenzuela, L (1, 1) ERA: 3.14	IP: 9.0 WLS: W BF: 33 H: 5 R: 1 ER: 0 SO: 7 BB: 1 IBB: 0 HBP: 0 BLK: 0 WP: 0 HR: 0 S: 46 P: 50 ERA: 0.00 WHIP: 0.667											PITCHER	IP: 0 WLS: 0 BF: 0 H: 0 R: 0 ER: 0 SO: 0 BB: 0 IBB: 0 HBP: 0 BLK: 0 WP: 0 HR: 0 S: 0 P: 0 ERA: 0.00 WHIP: 0.000												

Batter	1	2	3	4	5	6	7	8	9	AB	R	H	RBI	BB	SO	LOB
Steve Sax, R OBP: 0.390, SLG: 0.441 (1, 4)	0-0 CS 1B 1B		0-0 2-H 1B 1B		0-0 4-3			0-0 SH1-3		3	1	2	1	0	0	0
Mariano Duncan, R OBP: 0.284, SLG: 0.305 (1, 6)	0-0 1-2 1B		0-0 F7		0-0 6-3			0-0 G3		4	0	1	0	0	0	2
Ralph Bryant, L OBP: 0.321, SLG: 0.634 (1, 9)	0-3 K		0-0 2-H BB 1B					0-0 2-3		4	0	1	1	0	1	3
Pedro Guerrero, R OBP: 0.295, SLG: 0.569 (1, 7)	0-3 K		4-0 1-2 BB					0-0 F8		2	0	0	0	1	1	2
Reggie Williams, R OBP: 0.331, SLG: 0.376 (8, 7)	2-3 K		1-2 BB					0-0 F8		0	0	0	0	0	0	0
Len Matuszek, L OBP: 0.327, SLG: 0.434 (1, 3)		0-0 5-3	0-0 F8					0-0 L4		3	0	0	0	0	0	2
Franklin Stubbs, L OBP: 0.291, SLG: 0.423 (1, 8)		0-0 F5		0-0 F5				0-0 F6		3	0	0	0	0	0	0
Jose Gonzalez, R OBP: 0.273, SLG: 0.359 (8, 8)		0-0 F5		0-0 F5				0-0 F6		0	0	0	0	0	0	0
Mike Scioscia, L OBP: 0.362, SLG: 0.349 (1, 2)		0-0 F9		0-0 F9				0-0 G3		3	0	0	0	0	0	0
Dave Anderson, R OBP: 0.315, SLG: 0.302 (1, 5)			4-0 BLK 1B BB		0-0 F8			0-0 2-3		2	1	0	0	1	0	0
Fernando Valenzuela, L OBP: 0.218, SLG: 0.257 (1, 1)			0-0 F9		0-0 G3			0-0 G3 SH1-3 1B		3	0	1	0	0	0	1

Inning Stats	R: 0	H: 2	E: 0	K: 2	S: 8	LOB: 2	BB: 0	P: 8	R: 0	H: 0	E: 0	K: 0	S: 3	LOB: 0	BB: 0	P: 3	R: 2	H: 2	E: 0	K: 0	S: 5	LOB: 2	BB: 2	P: 13	R: 0	H: 0	E: 0	K: 0	S: 3	LOB: 0	BB: 0	P: 3	R: 0	H: 0	E: 0	K: 0	S: 3	LOB: 0	BB: 0	P: 3	R: 0	H: 0	E: 0	K: 0	S: 3	LOB: 0	BB: 0	P: 3	R: 0	H: 1	E: 0	K: 0	S: 4	LOB: 1	BB: 0	P: 4
1B: 5	SF: 0	2B: 1	SAC: 1	3B: 0	DP: 1	HR: 0	HBP: 0	WP: 0	PA: 30																																															

PITCHER	IP	WLS	BF	H	R	ER	SO	BB	IBB	HBP	BLK	WP	HR	S	P	ERA	WHIP
Mark Grant, R ERA: 3.6 (1, 1)	7.0	L	26	4	2	2	2	2	2	0	1	0	0	28	36	2.57	0.857
Randy Bockus, R ERA: 2.57 (8, 1)	1.0		4	1	0	0	0	0	0	0	0	0	0	4	4	0.00	1.000

BOTTOM

San Francisco Giants @ Los Angeles Dodgers
Dodger Stadium, Los Angeles, CA
 Sat Oct 04 1986, 3:33 AM PDT
 Att. 24,466 - Unknown

livebaseballscorecards.com

AB 27
R 2
H 5
RBI 2
BB 2
SO 2
LOB 10



Batter	1	2	3	4	5	6	7	8	9	AB R H RBI BB SO LOB	TOP		
Mike Woodard, L (1, 4) OBP: 0.337, SLG: 0.342	0-0 1-3		0-0 S 1B		0-0 FC6-4 1-2f		4-0 BB HR BB	0-0 L3		4 1 1 0 1 0 1			
Will Clark, L (1, 3) OBP: 0.343, SLG: 0.444 Harry Spilman, L (1, 3) OBP: 0.342, SLG: 0.441	0-3 K		0-0 F6 1-2			0-0 F7	0-3 K		4-0 HR BB	1 0 0 0 0 1 0 3 1 0 0 1 1 4			
Mike Aldrete, L (1, 7) OBP: 0.353, SLG: 0.389	0-0 6-3			0-0 F8		0-0 F7	4-0 HR BB		0-0 4-3	4 1 0 1 1 0 1			
Candy Maldonado, R (1, 9) OBP: 0.289, SLG: 0.477		0-0 6-3		0-0 1-3		0-0 1B	0-0 HR		0-0 HR	5 2 3 6 0 0 0			
Chili Davis, S (1, 8) OBP: 0.375, SLG: 0.416		0-0 F5		0-3 K		0-0 F9	0-0 4-3		0-0 1B 1B	5 0 1 0 0 1 1			
Bob Brenly, R (1, 2) OBP: 0.350, SLG: 0.403 (7, 5)		0-0 FC6-4 1B		0-3 K			0-0 1B SH 2B	0-0 F8	0-0 F6	5 1 2 0 0 1 1			
Randy Kutcher, R (1, 6) OBP: 0.279, SLG: 0.409		0-0 FC6-4 1-2f		0-0 E6 WP 1B 1B			0-0 6-3	0-0 HR 1B	0-0 1B	5 2 3 0 0 0 2			
Luis Quinones, S (1, 5) OBP: 0.207, SLG: 0.245 Joel Youngblood, R (7, PH) OBP: 0.320, SLG: 0.402 Bob Melvin, R (7, 2) OBP: 0.262, SLG: 0.347			0-0 F8		0-0 F5		0-0 SH BB 1B	0-0 HR	0-0 F9	2 0 0 0 0 0 1 1 1 1 0 0 0 0 2 1 1 2 0 0 2			
Mike Krukow, R (1, 1) OBP: 0.186, SLG: 0.159 Scott Garrelts, R (7, 1) OBP: 0.196, SLG: 0.267			0-0 4-3		0-0 FC6-4 2-H 1B		0-0 SH BB HR	0-0 F8		2 1 1 2 0 0 0 1 0 0 0 0 0 0			
Inning Stats	R: 0 H: 0 E: 0 LOB: 0 K: 1 BB: 0 S: 5 P: 5	R: 0 H: 1 E: 0 LOB: 1 K: 0 BB: 0 S: 4 P: 4	R: 0 H: 1 E: 0 LOB: 1 K: 0 BB: 0 S: 4 P: 4	R: 0 H: 0 E: 0 LOB: 0 K: 1 BB: 0 S: 5 P: 5	R: 1 H: 2 E: 1 LOB: 1 K: 1 BB: 0 S: 7 P: 7	R: 0 H: 1 E: 0 LOB: 1 K: 0 BB: 0 S: 4 P: 4	R: 6 H: 3 E: 1 LOB: 0 K: 1 BB: 2 S: 9 P: 17	R: 2 H: 2 E: 0 LOB: 0 K: 0 BB: 0 S: 5 P: 5	R: 2 H: 3 E: 0 LOB: 2 K: 0 BB: 1 S: 6 P: 10	1B: 9 SF: 0 2B: 1 SAC: 1 3B: 0 DP: 0 HR: 3 HBP: 0	WP: 1 PA: 44 PB: 0 SB: 1 CS: 0		
PITCHER	IP WLS BF H R ER SO BB IBB HBP BLK WP HR S P ERA WHIP											PITCHER	IP WLS BF H R ER SO BB IBB HBP BLK WP HR S P ERA WHIP
Orel Hershiser, R (1, 1) ERA: 3.85	7.0 L 32 8 7 7 4 2 0 0 0 1 1 38 46 9.00 1.429												
Balvino Galvez, R (8, 1) ERA: 3.92	1.1 8 3 4 4 0 1 0 0 0 0 2 7 11 27.00 3.000												
Ed Vande Berg, L (9, 1) ERA: 3.41	0.2 4 2 0 0 0 0 0 0 0 0 0 0 4 4 0.00 3.000												

San Francisco Giants @ Los Angeles Dodgers
Dodger Stadium, Los Angeles, CA
Sun Oct 05 1986, 3:33 AM PDT
Att: 40,939 - Unknown

livebaseballscores.com

AB 40
R 11
H 13
RBI 11
BB 3
SO 4
LOB 13



Batter	1	2	3	4	5	6	7	8	9	AB	R	H	RBI	BB	SO	LOB
Steve Sax, R OBP: 0.390, SLG: 0.441 (1, 4)	0-0 F8 1B 1B	0-0 F9			0-0 E5		0-0 SH1-3			3	1	1	0	0	0	1
Mariano Duncan, R OBP: 0.284, SLG: 0.305 (1, 6)	0-0 1-2 1B 1B	0-3 K			0-0 F7		0-0 3-1			4	1	1	0	0	1	4
Ralph Bryant, L OBP: 0.305, SLG: 0.600 (1, 9)	0-3 K		0-3 K		0-0 G3			0-0 F7		4	0	0	0	0	2	3
Pedro Guerrero, R OBP: 0.281, SLG: 0.541 Jose Gonzalez, R OBP: 0.270, SLG: 0.355 (1, 7) (7, 8)	0-0 F8 2-3		0-0 L6		0-0 6-3			0-3 K2-3		3	0	0	0	0	0	2
Franklin Stubbs, L OBP: 0.291, SLG: 0.421 (1, 8) (7, 7)	0-0 1-H 3-H 1B		0-0 F6		0-3 K			0-3 K		1	0	0	0	0	1	0
Len Matuszek, L OBP: 0.335, SLG: 0.434 (1, 3)	4-0 1-2 BB			0-0 F7		0-0 PO 1B		4-0 G6-4-3 BB		2	0	1	0	2	0	0
Mike Scioscia, L OBP: 0.359, SLG: 0.345 (1, 2)	0-0 4-3			0-0 F8		0-0 PO 1-2	0-0 F9		0-0 F8	4	0	0	0	0	0	3
Dave Anderson, R OBP: 0.314, SLG: 0.301 (1, 5)		0-0 4-3		0-0 F3			0-0 SH1-3 1B 1B		0-0 G6-4-3 1-2f	4	0	1	0	0	0	1
Orel Hershiser, R OBP: 0.250, SLG: 0.282 Ken Landreaux, L OBP: 0.313, SLG: 0.364 Balvino Galvez, R Ed Vande Berg, R (1, 1) (7, PH) (8, 1) (9, 1)		0-0 1B			0-0 1-3					2	0	1	0	0	0	0
										1	0	1	0	0	0	0
										0	0	0	0	0	0	0
										0	0	0	0	0	0	0

Inning Stats	R: 2	H: 3	E: 0	K: 1	S: 8	LOB: 2	BB: 1	P: 12	R: 0	H: 1	E: 0	K: 1	S: 6	LOB: 1	BB: 0	P: 6	R: 0	H: 0	E: 0	K: 1	S: 5	LOB: 0	BB: 1	P: 5	R: 0	H: 0	E: 1	K: 0	S: 4	LOB: 1	BB: 0	P: 4	R: 0	H: 1	E: 0	K: 1	S: 5	LOB: 0	BB: 0	P: 5	R: 0	H: 2	E: 0	K: 0	S: 5	LOB: 2	BB: 0	P: 5	R: 0	H: 0	E: 0	K: 2	S: 7	LOB: 0	BB: 0	P: 7	R: 0	H: 0	E: 0	K: 0	S: 2	LOB: 0	BB: 1	P: 6	1B: 7	2B: 0	3B: 0	HR: 0	SF: 0	SAC: 1	DP: 1	HBP: 0	WP: 0	PB: 0	SB: 2	CS: 0	PA: 36
--------------	------	------	------	------	------	--------	-------	-------	------	------	------	------	------	--------	-------	------	------	------	------	------	------	--------	-------	------	------	------	------	------	------	--------	-------	------	------	------	------	------	------	--------	-------	------	------	------	------	------	------	--------	-------	------	------	------	------	------	------	--------	-------	------	------	------	------	------	------	--------	-------	------	-------	-------	-------	-------	-------	--------	-------	--------	-------	-------	-------	-------	--------

PITCHER	IP	WLS	BF	H	R	ER	SO	BB	IBB	HBP	BLK	WP	HR	S	P	ERA	WHIP
Mike Krukow, R ERA: 3.05 (1, 1)	6.1	W	27	7	2	2	4	1	0	0	0	0	0	34	38	2.84	1.263
Scott Garrelts, R ERA: 3.11 (7, 1)	2.2		8	0	0	0	2	1	0	0	0	0	0	11	15	0.00	0.375

BOTTOM

San Francisco Giants @ Los Angeles Dodgers
Dodger Stadium, Los Angeles, CA
 Sun Oct 05 1986, 3:33 AM PDT
 Att. 40,939 - Unknown

livebaseballscores.com

AB	32
R	2
H	7
RBI	2
BB	2
SO	6
LOB	14

