

Los Angeles Dodgers - 1986

Batter	1	2	3	4	5	6	7	8	9	AB	R	H	RBI	BB	SO	LOB	TOP					
Bip Roberts, S (1.4) 0-0	K (1)		G6-4-3 (2)			K (1)		5-3 (2)		4	0	0	0	0	2	1	San Diego Padres @ Los Angeles Dodgers Dodger Stadium, Los Angeles, CA Mon Apr 07 1986, 3:33 AM PST Att: 49,444 - Unknown livebaseballscorecards.com					
Tony Gwynn, L (1.9) 0-0	F7 (2)			L8 (1)		1B (1)		K (3)		4	0	1	0	0	1	0						
Kevin McReynolds, R (1.8) 0-0	5-3 (3)			6-3 (2)		1B (1)			1B (1)	4	1	2	0	0	0	0						
Steve Garvey, R (1.3) John Kruk, L (9, PR)		B1-3 (1)		6-3 (3)		F6 (2)			1B (1)	4	0	1	0	0	0	2						
Carmelo Martinez, R (1.7) 0-0	K (2)				1B (1)	K (3)		K (2)		4	0	1	0	0	3	4						
Gary Templeton, S (1.6) 0-0	E S (1)				1B (1)		K (1)			4	0	3	1	0	1	0						
Terry Kennedy, L (1.2) Marvell Wynne, L (7, PR) Bruce Bochy, R (7.2)	G1 (3)				F7 (1)		CS (1)		1-3 (3)	2	0	0	0	1	0	3						
Jerry Royster, R (1.5) 0-0			K2-3 (1)			6-3 (2)				3	0	1	0	0	1	1						
Eric Show, R (1.1) Graig Nettles, L (8, PH) Craig Lefferts, L (8.1)				G6-4-3 (1)		5-3 (3)		K (1)		2	0	1	0	0	0	2						
Inning Stats	R: 0 E: 0 K: 1 S: 5	H: 0 LOB: 0 BB: 0 P: 5	R: 0 E: 0 K: 1 S: 6	H: 1 LOB: 1 BB: 0 P: 6	R: 0 E: 0 K: 1 S: 5	H: 1 LOB: 0 BB: 0 P: 5	R: 0 E: 0 K: 0 S: 3	H: 0 LOB: 0 BB: 0 P: 3	R: 0 E: 0 K: 0 S: 5	H: 3 LOB: 2 BB: 0 P: 5	R: 0 E: 0 K: 2 S: 9	H: 2 LOB: 2 BB: 0 P: 9	R: 0 E: 0 K: 1 S: 4	H: 0 LOB: 1 BB: 1 P: 8	R: 0 E: 0 K: 2 S: 7	H: 0 LOB: 0 BB: 0 P: 7		R: 1 E: 0 K: 1 S: 7	H: 3 LOB: 1 BB: 0 P: 7	1B: 10 2B: 0 3B: 0 HR: 0	SF: 0 SAC: 0 DP: 1 HBP: 0	WP: 0 PB: 0 SB: 1 CS: 2
PITCHER Fernando Valenzuela, L (1.1) ERA: 1.0	IP: 9.0 WLS: W BF: 34 H: 10 R: 1 ER: 1 SO: 9 BB: 1 IBB: 0 HBP: 0 BLK: 0 WP: 0 HR: 0 S: 51 P: 55 ERA: 1.00 WHIP: 1.222											PITCHER	IP: 9.0 WLS: W BF: 34 H: 10 R: 1 ER: 1 SO: 9 BB: 1 IBB: 0 HBP: 0 BLK: 0 WP: 0 HR: 0 S: 51 P: 55 ERA: 1.00 WHIP: 1.222									

Batter	1	2	3	4	5	6	7	8	9	AB	R	H	RBI	BB	SO	LOB	BOTTOM			
Mariano Duncan, R (1.6) 0-0	L4 (1)	F9 (3)			6-3 (3)			F9 (1)		4	0	0	0	0	0	2	San Diego Padres @ Los Angeles Dodgers Dodger Stadium, Los Angeles, CA Mon Apr 07 1986, 3:33 AM PST Att: 49,444 - Unknown livebaseballscorecards.com			
Ken Landreaux, L (1.8) 0-0	F6 (2)		F7 (1)			1-3 (1)		F2 (2)		4	0	0	0	0	0	0				
Bill Madlock, R (1.5) Dave Anderson, R (9.5)			5-3 (2)			6-3 (2)		1-3 (3)		4	0	1	0	0	0	0				
Greg Brock, L (1.3) 0-0	G3 (3)		F3 (3)			G3 (3)				3	0	0	0	0	0	1				
Mike Marshall, R (1.9) 0-0		4-3 (1)		4-3 (1)			HR (1)			2	2	2	1	1	0	0				
Franklin Stubbs, L (1.7) Reggie Williams, R (9.7)		1B (1)	4-3 (1)		4-3 (2)		4-3 (1)			3	0	1	0	0	0	1				
Mike Scioscia, L (1.2) 0-0		4-3 (1)		4-3 (3)			FC6-4 (1)			2	0	0	0	1	0	2				
Steve Sax, R (1.4) 0-0		1B (1)			F8 (1)		FC6-4 (2)			3	0	1	1	0	0	1				
Fernando Valenzuela, L (1.1) 0-0		F3 (2)			4-3 (2)		FC6-4 (3)			3	0	0	0	0	0	3				
Inning Stats	R: 0 E: 0 K: 0 S: 4	H: 1 LOB: 1 BB: 0 P: 4	R: 1 E: 0 K: 0 S: 5	H: 2 LOB: 2 BB: 1 P: 9	R: 0 E: 0 K: 0 S: 3	H: 0 LOB: 0 BB: 0 P: 3	R: 0 E: 0 K: 0 S: 3	H: 1 LOB: 0 BB: 0 P: 3	R: 0 E: 0 K: 0 S: 3	H: 0 LOB: 0 BB: 0 P: 3	R: 1 E: 0 K: 0 S: 4	H: 1 LOB: 1 BB: 1 P: 8	R: 0 E: 0 K: 0 S: 3	H: 0 LOB: 0 BB: 0 P: 3	R: 0 E: 0 K: 0 S: 3	H: 0 LOB: 0 BB: 0 P: 3		1B: 3 2B: 2 3B: 0 HR: 1	SF: 0 SAC: 0 DP: 1 HBP: 0	WP: 0 PB: 0 SB: 0 CS: 0
PITCHER Eric Show, R (1.1) ERA: 2.57 Craig Lefferts, L (8.1) ERA:	IP: 7.0 WLS: L BF: 27 H: 5 R: 2 ER: 2 SO: 2 BB: 2 IBB: 0 HBP: 0 BLK: 0 WP: 0 HR: 1 S: 25 P: 33 ERA: 2.57 WHIP: 1.000											PITCHER	IP: 7.0 WLS: L BF: 27 H: 5 R: 2 ER: 2 SO: 2 BB: 2 IBB: 0 HBP: 0 BLK: 0 WP: 0 HR: 1 S: 25 P: 33 ERA: 2.57 WHIP: 1.000							

Batter	1	2	3	4	5	6	7	8	9	AB	R	H	RBI	BB	SO	LOB	TOP			
Tim Flannery, L (1,4) OBP: 0.400, SLG: 0.400	0-0 FC4-6 1B	0-0 1-2 2-3 1B		0-0 F7			0-0 F7		0-0 FC2-6 4-3	5	0	2	0	0	0	1				
Tony Gwynn, L (1,9) OBP: 0.111, SLG: 0.111	0-0 FC4-6 1B	0-0 4-3		0-0 6-3			0-0 F7		0-0 4-3	5	0	0	0	0	0	5				
Kevin McReynolds, R (1,8) OBP: 0.356, SLG: 0.556	0-0 1-2 1B		0-0 1B				0-0 FC6-4 1B		0-0 F7	5	1	3	0	0	0	1				
Steve Garvey, R (1,3) OBP: 0.125, SLG: 0.125	0-0 F3		0-0 F9				0-0 K		0-0 FC6-4	4	0	0	0	0	1	5				
Terry Kennedy, L (1,2) OBP: 0.286, SLG: 0.167	0-0 4-3		0-0 1B				0-0 F7		0-3 K	4	0	1	1	0	1	3				
Carmelo Martínez, R (1,7) OBP: 0.550, SLG: 0.429		0-0 1B	0-0 FC3-6 1B				0-0 F7		4-0 FC3-2 BB	3	0	2	0	1	0	1				
Marvell Wynne, L (8,8)		0-0 1B	1-2 1B							0	0	0	0	0	0	0				
Graig Nettles, L (1,5)		4-0 1B	0-0 F7				0-0 F8		0-0 FC3-2	3	0	0	0	1	0	3	AB 37			
Garry Templeton, S (1,6) OBP: 0.375, SLG: 0.375		0-0 F7	0-0 FC3-6				0-0 F8		0-0 F8	4	0	0	0	0	0	5	R 1			
Dave Dravecky, R (1,1) OBP: 0.250, SLG: 0.250		0-3 K		0-3 K			0-0 6-3		0-0 FC2-6 1B	4	0	1	0	0	2	2	H 9			
Inning Stats	R: 0 E: 0 K: 0 S: 5	H: 2 LOB: 2 BB: 0 P: 5	R: 0 E: 0 K: 1 S: 7	H: 2 LOB: 3 BB: 1 P: 11	R: 1 E: 0 K: 0 S: 6	H: 3 LOB: 2 BB: 0 P: 6	R: 0 E: 0 K: 1 S: 5	H: 0 LOB: 0 BB: 0 P: 5	R: 0 E: 1 K: 1 S: 6	H: 0 LOB: 1 BB: 0 P: 6	R: 0 E: 0 K: 0 S: 4	H: 1 LOB: 1 BB: 0 P: 4	R: 0 E: 1 K: 1 S: 5	H: 0 LOB: 1 BB: 1 P: 9	R: 0 E: 0 K: 0 S: 4	H: 1 LOB: 1 BB: 0 P: 4	1B: 9 2B: 0 3B: 0 HR: 0	SF: 0 SAC: 0 DP: 0 HBP: 0	WP: 0 PB: 0 SB: 1 CS: 0	PA: 39
PITCHER Orel Hershiser, R (1,1) ERA: 1.0	IP 9.0 WLS L BF 39 H 9 R 1 ER 1 SO 4 BB 2 IBB 0 HBP 0 BLK 0 WP 0 HR 0 S 45 P 53 ERA 1.00 WHIP 1.222															PITCHER	IP 9.0 WLS L BF 39 H 9 R 1 ER 1 SO 4 BB 2 IBB 0 HBP 0 BLK 0 WP 0 HR 0 S 45 P 53 ERA 1.00 WHIP 1.222			

San Diego Padres @ Los Angeles Dodgers
 Dodger Stadium, Los Angeles, CA
 Tue Apr 08 1986, 6:05 PM PST
 Att: 31,915 - Unknown

AB 37
 R 1
 H 9
 RBI 1
 BB 2
 SO 4
 LOB 26



Batter	1	2	3	4	5	6	7	8	9	AB	R	H	RBI	BB	SO	LOB	BOTTOM			
Mariano Duncan, R (1,6) OBP: 0.125, SLG: 0.125	0-0 L3		0-0 5-3			0-3 K			0-0 FC1-6 1B	4	0	1	0	0	1	1				
Steve Sax, R (1,4) OBP: 0.143, SLG: 0.143	0-0 F7			0-3 K		0-0 5-3			0-0 FC1-6 1-2	4	0	0	0	0	1	1				
Bill Madlock, R (1,5) OBP: 0.250, SLG: 0.375	0-0 5-3			0-0 1B			0-0 F6		0-0 F6	4	0	1	0	0	0	1				
Mike Marshall, R (1,9) OBP: 0.500, SLG: 1.000		0-0 6-3		0-0 F9			0-0 F8			3	0	0	0	0	0	1				
Bill Russell, R (1,7)		0-0 F6		0-0 4-3			0-0 5-3			3	0	0	0	0	0	1				
Greg Brock, L (1,3)		0-0 F8			0-0 F7			0-0 F6		3	0	0	0	0	0	0				
Reggie Williams, R (1,8) OBP: 0.333, SLG: 0.333			0-0 CS 1B		0-0 L4			0-0 6-3		3	0	1	0	0	0	0	AB 28			
Mike Scioscia, L (1,2)			4-0 SH3-4 1-2 BB		0-0 F9			0-0 F9		2	0	0	0	1	0	0	RBI 0			
Orel Hershiser, R (1,1)			0-0 SH3-4		0-0 6-3				0-0 3-1	1	0	0	0	0	0	0	BB 1			
Enos Cabell, R (8,PH)			1-2		0-0 6-3					1	0	0	0	0	0	0	SO 2			
Inning Stats	R: 0 E: 0 K: 0 S: 3	H: 0 LOB: 0 BB: 0 P: 3	R: 0 E: 0 K: 0 S: 3	H: 0 LOB: 0 BB: 0 P: 3	R: 0 E: 0 K: 0 S: 3	H: 1 LOB: 1 BB: 1 P: 7	R: 0 E: 0 K: 1 S: 6	H: 1 LOB: 1 BB: 0 P: 6	R: 0 E: 0 K: 0 S: 3	H: 0 LOB: 0 BB: 0 P: 3	R: 0 E: 0 K: 0 S: 3	H: 0 LOB: 0 BB: 0 P: 3	R: 0 E: 0 K: 0 S: 3	H: 0 LOB: 0 BB: 0 P: 3	R: 0 E: 0 K: 0 S: 4	H: 1 LOB: 1 BB: 0 P: 4	1B: 3 2B: 0 3B: 0 HR: 0	SF: 0 SAC: 1 DP: 0 HBP: 0	WP: 0 PB: 0 SB: 0 CS: 1	PA: 30
PITCHER Dave Dravecky, L (1,1) ERA:	IP 9.0 WLS W BF 30 H 3 R 0 ER 0 SO 2 BB 1 IBB 0 HBP 0 BLK 0 WP 0 HR 0 S 33 P 37 ERA 0.00 WHIP 0.444															PITCHER	IP 9.0 WLS W BF 30 H 3 R 0 ER 0 SO 2 BB 1 IBB 0 HBP 0 BLK 0 WP 0 HR 0 S 33 P 37 ERA 0.00 WHIP 0.444			

San Diego Padres @ Los Angeles Dodgers
 Dodger Stadium, Los Angeles, CA
 Tue Apr 08 1986, 6:05 PM PST
 Att: 31,915 - Unknown

AB 28
 R 0
 H 3
 RBI 0
 BB 1
 SO 2
 LOB 5



Batter	1	2	3	4	5	6	7	8	9	AB	R	H	RBI	BB	SO	LOB	TOP
Tim Flannery, L OBP: 0.333, SLG: 0.333 (1, 4)	0-0 4-3		0-0 CS	0-0 5-3		0-0 F5			0-0 1B	4	0	1	0	0	0	1	
Tony Gwynn, L OBP: 0.077, SLG: 0.077 (1, 9)	0-0 4-3			0-0 1-3			0-0 4-3		0-0 4-3	4	0	0	0	0	0	1	
Kevin McReynolds, R OBP: 0.417, SLG: 0.417 (1, 8) (8, 7)	0-0 F7			0-0 5-3			0-0 5-3			3	0	0	0	0	0	0	
Steve Garvey, R OBP: 0.091, SLG: 0.091 (1, 3)		0-0 F8			0-0 4-3			0-3 K		3	0	0	0	0	1	0	
Terry Kennedy, L OBP: 0.200, SLG: 0.111 (1, 2)		0-0 4-3			0-0 5-3			0-3 K		3	0	0	0	0	1	0	
Carmelo Martinez, R OBP: 0.384, SLG: 0.300 Marvell Wynne, L (8, PR) (8, 8)		0-3 K			0-3 K			0-0 E6 FC4-6		3	0	0	0	0	2	0	
Graig Nettles, L Bip Roberts, S Jerry Royster, R OBP: 0.333, SLG: 0.333 (1, 5) (8, PR) (8, 5)			0-0 3-1			4-0 G6-3 BB		0-0 FC4-6 CS		2	0	0	0	1	0	1	AB 28
Garry Templeton, S OBP: 0.364, SLG: 0.364 (1, 6)			0-0 CS 1B		0-0 G6-3			0-0 CS	0-0 6-3	3	0	1	0	0	0	1	R 0
Andy Hawkins, R OBP: 0.500, SLG: 0.500 Craig Lefferts, L Lance McCullers, S John Kruk, L (1, 1) (8, 1) (8, 1) (8, FH)			0-3 K		0-0 1B			0-0 1B	0-0 F7	2	0	1	0	0	1	1	H 3
Inning Stats	R: 0 E: 0 K: 0 S: 3	H: 0 LOB: 0 BB: 0 P: 3	R: 0 E: 0 K: 1 S: 5	H: 0 LOB: 0 BB: 0 P: 5	R: 0 E: 0 K: 1 S: 5	H: 1 LOB: 0 BB: 0 P: 5	R: 0 E: 0 K: 0 S: 3	H: 0 LOB: 0 BB: 0 P: 3	R: 0 E: 0 K: 1 S: 5	H: 0 LOB: 0 BB: 0 P: 5	R: 0 E: 1 K: 1 S: 5	H: 0 LOB: 1 BB: 0 P: 5	R: 0 E: 0 K: 0 S: 4	H: 1 LOB: 1 BB: 0 P: 4	1B: 3 2B: 0 3B: 0 HR: 0	SF: 0 SAC: 0 DP: 1 HBP: 0	WP: 0 PA: 31 PB: 0 SB: 0 CS: 2
PITCHER Bob Welch, R ERA: (1, 1)	IP: 9.0 WLS: W BF: 29 H: 3 R: 0 ER: 0 SO: 5 BB: 1 IBB: 0 HBP: 0 BLK: 0 WP: 0 HR: 0 S: 38 P: 42 ERA: 0.00 WHIP: 0.444																

San Diego Padres @ Los Angeles Dodgers
 Dodger Stadium, Los Angeles, CA
 Wed Apr 09 1986, 6:05 PM PST
 Att: 31,690 - Unknown
livebaseballscorecards.com

AB	28
R	0
H	3
RBI	0
BB	1
SO	5
LOB	5



Batter	1	2	3	4	5	6	7	8	9	AB	R	H	RBI	BB	SO	LOB	BOTTOM
Mariano Duncan, R OBP: 0.167, SLG: 0.167 (1, 6)	0-0 F8		0-0 F7		0-0 4-3			0-0 CS 1B		4	0	1	0	0	0	1	
Ken Landreaux, L (1, 8)	0-0 3-1			0-0 L8	4-0 FC5-4 BB			0-0 F1		3	0	0	0	1	0	1	
Bill Madlock, R OBP: 0.250, SLG: 0.333 Dave Anderson, R (1, 5) (9, 5)	0-0 F8			0-0 1B 1B	0-0 FC5-4			0-3 K		4	1	1	0	0	1	3	
Greg Brock, L OBP: 0.222, SLG: 0.222 (1, 3)		0-0 1B		0-0 1B		0-0 F6				3	0	2	0	0	0	0	
Mike Marshall, R OBP: 0.444, SLG: 0.750 (1, 9)		0-0 F3		0-0 1B		0-0 5-3				3	0	1	1	0	0	1	
Franklin Stubbs, L OBP: 0.167, SLG: 0.167 Reggie Williams, R OBP: 0.333, SLG: 0.333 (1, 7) (7, 7)		0-3 K		0-3 K		0-3 K				3	0	0	0	0	3	3	
Mike Scioscia, L OBP: 0.333, SLG: 0.143 (1, 2)		0-0 4-3			0-0 6-3			0-0 G6-3 1B		3	0	1	0	0	0	3	
Steve Sax, R OBP: 0.200, SLG: 0.200 (1, 4)			0-3 K		0-0 WP 1B			0-0 G6-3		3	0	1	0	0	1	1	
Bob Welch, R (1, 1)			0-0 4-3		0-0 F8			0-3 K		3	0	0	0	0	1	1	
Inning Stats	R: 0 E: 0 K: 0 S: 3	H: 0 LOB: 0 BB: 0 P: 3	R: 0 E: 0 K: 1 S: 6	H: 1 LOB: 0 BB: 0 P: 6	R: 0 E: 0 K: 1 S: 5	H: 0 LOB: 0 BB: 0 P: 5	R: 1 E: 0 K: 1 S: 8	H: 3 LOB: 2 BB: 0 P: 8	R: 0 E: 0 K: 1 S: 5	H: 0 LOB: 0 BB: 0 P: 5	R: 0 E: 0 K: 1 S: 5	H: 1 LOB: 1 BB: 0 P: 5	R: 0 E: 0 K: 1 S: 5	H: 1 LOB: 1 BB: 0 P: 5	1B: 7 2B: 1 3B: 0 HR: 0	SF: 0 SAC: 0 DP: 2 HBP: 0	WP: 1 PA: 30 PB: 0 SB: 1 CS: 1
PITCHER Andy Hawkins, R ERA: 1.29 Craig Lefferts, L Lance McCullers, R ERA: (1, 1) (8, 1) (8, 1)	IP: 7.0 WLS: L BF: 28 H: 7 R: 1 ER: 1 SO: 5 BB: 1 IBB: 0 HBP: 0 BLK: 0 WP: 1 HR: 1 S: 37 P: 41 ERA: 1.29 WHIP: 1.143																

San Diego Padres @ Los Angeles Dodgers
 Dodger Stadium, Los Angeles, CA
 Wed Apr 09 1986, 6:05 PM PST
 Att: 31,690 - Unknown
livebaseballscorecards.com

AB	29
R	1
H	7
RBI	1
BB	1
SO	6
LOB	14



Batter	1	2	3	4	5	6	7	8	9	AB	R	H	RBI	BB	SO	LOB	TOP										
Bip Roberts, S (1,4) OBP: 0.222, SLG: 0.176	5-3	FC3-6 CS		K					K	4	0	0	0	1	2	3	San Diego Padres @ Los Angeles Dodgers Dodger Stadium, Los Angeles, CA Thu Apr 10 1986, 6:05 PM PST Att: 50,387 - Unknown livebaseballscorecards.com										
Tony Gwynn, L (1,9) OBP: 0.333, SLG: 0.500	1B	FC5 BB		G3					FC5-4 1B	4	0	2	0	1	1	3											
Kevin McReynolds, R (1,8) OBP: 0.353, SLG: 0.353	F7	FC5 1-2							F9	5	1	1	0	0	1	4											
Steve Garvey, R (1,3) Marvell Wynne, L (7, PR) (7,8)	1B			6-3					FC5-4 1-2	4	0	2	0	0	0	1											
Garry Templeton, S (1,6) OBP: 0.333, SLG: 0.333	F8			4-3						4	0	1	0	0	0	3											
Carmelo Martinez, R (1,7) OBP: 0.400, SLG: 0.538		HR		K					L6	3	1	1	1	1	1	1											
Terry Kennedy, L (1,2) OBP: 0.286, SLG: 0.231		6-3 1B							F7	4	1	2	1	0	0	0											
Jerry Royster, R (1,5) Graig Nettles, L (8, PH) (8,5)	6-3			1B					F7	3	0	1	0	0	0	1											
Mark Thurmond, L (1,1) Lance McCullers, S (7,1) Rich Gossage, R (8,1)		FC3-6 1B							F9	3	0	2	1	0	0	0											
Inning Stats	R: 0 E: 0 K: 0 S: 5	H: 2 LOB: 2 BB: 0 P: 5	R: 2 E: 0 K: 0 S: 6	H: 3 LOB: 2 BB: 1 P: 10	R: 0 E: 0 K: 1 S: 5	H: 0 LOB: 0 BB: 0 P: 5	R: 0 E: 0 K: 1 S: 7	H: 2 LOB: 2 BB: 0 P: 7	R: 1 E: 0 K: 0 S: 4	H: 2 LOB: 1 BB: 1 P: 8	R: 0 E: 0 K: 1 S: 6	H: 2 LOB: 1 BB: 0 P: 6	R: 0 E: 0 K: 1 S: 5	H: 0 LOB: 0 BB: 0 P: 5	R: 0 E: 0 K: 1 S: 6	H: 1 LOB: 1 BB: 0 P: 6		1B: 10 2B: 1 3B: 0 HR: 1	SF: 0 SAC: 0 DP: 0 HBP: 0	WP: 0 PB: 0 SB: 0 CS: 2	PA: 40						
PITCHER	IP	WLS	BF	H	R	ER	SO	BB	IBB	HBP	BLK	WP	HR	S	P	ERA	WHIP										
Rick Honeycutt, L (1,1) ERA: 5.79	4.2	L	24	8	3	3	2	2	0	0	0	0	1	26	34	5.79	2.143										
Carlos Diaz, L (5,1) ERA:	0.1		1	1	0	0	0	0	0	0	0	0	0	1	1	0.00	3.000										
Ken Howell, R (6,1) ERA:	3.0		11	2	0	0	3	1	0	0	0	0	0	16	20	0.00	1.000										
Tom Niedenfuer, R (9,1) ERA:	1.0		4	1	0	0	1	0	0	0	0	0	0	6	6	0.00	1.000										

Batter	1	2	3	4	5	6	7	8	9	AB	R	H	RBI	BB	SO	LOB	BOTTOM										
Mariano Duncan, R (1,6) OBP: 0.118, SLG: 0.118	6-3			K					F6	5	0	0	0	0	1	3	San Diego Padres @ Los Angeles Dodgers Dodger Stadium, Los Angeles, CA Thu Apr 10 1986, 6:05 PM PST Att: 50,387 - Unknown livebaseballscorecards.com										
Bill Russell, R (1,7) Ken Landreaux, L (7, PH) (8,7) (9,8)	1-3 BB			1B					F7	1	1	1	1	2	0	0											
Bill Madlock, R (1,5) Ken Howell, R (6,1) Terry Whitfield, L (8, PH) Tom Niedenfuer, R (9,1)	1-3			1B						3	0	1	1	0	0	1											
Mike Marshall, R (1,9) OBP: 0.308, SLG: 0.500	F9			F4					F4	4	0	0	0	0	0	4											
Cesar Cedeno, R (1,8) Franklin Stubbs, L (8, PH) (9,7)	G6-4-3 1B			FC5-4 1B					K	3	0	2	0	0	0	0											
Alex Trevino, R (1,2) Mike Scioscia, L (8, PH) (9,2)	G6-4-3 1B			FC5-4					F4	3	0	1	0	0	0	1											
Greg Brock, L (1,3) OBP: 0.154, SLG: 0.154	G6-4-3 1-2 2-3			K					F8	4	0	0	0	0	1	3											
Steve Sax, R (1,4) OBP: 0.286, SLG: 0.286	K			6-3					CS 1B	4	0	2	0	0	1	2											
Rick Honeycutt, L (1,1) Carlos Diaz, R (5,1) Dave Anderson, R (5, PH) (6,5)	6-3								1-2	1	0	0	0	0	0	0											
Inning Stats	R: 0 E: 0 K: 0 S: 3	H: 0 LOB: 1 BB: 1 P: 7	R: 0 E: 0 K: 1 S: 6	H: 2 LOB: 1 BB: 0 P: 6	R: 0 E: 0 K: 1 S: 6	H: 1 LOB: 2 BB: 1 P: 10	R: 0 E: 0 K: 1 S: 6	H: 1 LOB: 1 BB: 0 P: 6	R: 2 E: 1 K: 0 S: 5	H: 2 LOB: 0 BB: 0 P: 5	R: 0 E: 0 K: 0 S: 3	H: 0 LOB: 0 BB: 0 P: 3	R: 0 E: 0 K: 1 S: 6	H: 1 LOB: 1 BB: 0 P: 6	R: 0 E: 0 K: 1 S: 5	H: 0 LOB: 1 BB: 1 P: 9		R: 0 E: 0 K: 0 S: 4	H: 2 LOB: 1 BB: 0 P: 4	1B: 8 2B: 1 3B: 0 HR: 0	SF: 0 SAC: 0 DP: 1 HBP: 0	WP: 0 PB: 0 SB: 0 CS: 1	PA: 37				
PITCHER	IP	WLS	BF	H	R	ER	SO	BB	IBB	HBP	BLK	WP	HR	S	P	ERA	WHIP										
Mark Thurmond, L (1,1) ERA: 1.35	6.2	W	28	7	2	1	4	2	0	0	0	0	0	34	42	1.35	1.350										
Lance McCullers, R (7,1) ERA:	0.1		2	0	0	0	0	1	0	0	0	0	0	1	5	0.00	3.000										
Rich Gossage, R (8,1) ERA:	2.0	S	7	2	0	0	1	0	0	0	0	0	0	9	9	0.00	1.000										

Batter	1	2	3	4	5	6	7	8	9	10	11	12	AB	R	H	RBI	BB	SO	LOB	TOP						
Dan Gladden, R OBP: 0.421, SLG: 0.444	SH1-3 1B		5-3	1B		WP E BB		1-3		SH1		1B	5	2	3	1	1	0	1							
Will Clark, L OBP: 0.421, SLG: 0.563	SH1-3		WP E 1B	1B		K		F7		IBB		1B	3	2	1	0	3	1	2							
Chili Davis, S OBP: 0.167, SLG: 0.125	5-3		WP E 1B	1B		E5				K			4	2	2	0	1	0	1							
Greg Minton, S													0	0	0	0	0	0	0							
Brad Gulden, L OBP: 0.667, SLG: 0.500			WP E 1B	1B		HR 1B		IBB				1B	2	0	1	1	0	1	2							
Jeffrey Leonard, R OBP: 0.286, SLG: 0.714	5-3		L7			HR				F4			4	1	1	3	0	0	4							
Brad Weillman, R				HR				K					2	0	0	0	0	1	4							
Chris Brown, R OBP: 0.250, SLG: 0.250		E6 1B		F8									1	0	0	0	0	0	0							
Bob Brenly, R OBP: 0.650, SLG: 0.750			E BB										2	1	0	0	1	0	0							
Michael LaCoss, R													0	0	0	0	0	0	0							
Mark Davis, L													0	0	0	0	0	0	0							
Joel Youngblood, R													2	0	0	0	0	0	0							
Bob Melvin, R OBP: 0.200, SLG: 0.300		6-3	E8		6-3			E6 FC5-4		K		F9	6	0	0	0	0	1	1							
Robby Thompson, R OBP: 0.250, SLG: 0.286			2-3		F8			FC5-4		HBP		K	5	0	0	0	0	2	3							
Jose Uribe, S OBP: 0.385, SLG: 0.200													4	1	1	0	1	1	2							
Jeff Robinson, R													0	0	0	0	0	0	0							
Dan Driessen, L (12, PH)	1B			SH5-3 1B				K		F4		K	1	0	0	0	0	1	0							
Jim Gott, R	IBB												0	0	0	0	0	0	0							
Roger Mason, R OBP: 0.500, SLG: 0.500													2	0	1	0	0	1	0							
Candy Maldonado, R OBP: 0.800, SLG: 1.500	1B		SH5-3		K			1-3 HBP		SH1 1B		1B 2B	2	0	2	0	0	0	0							
Inning Stats	R: 0 E: 0 K: 4 S: 4	H: 1 LOB: 1 BB: 0 P: 4	R: 0 E: 1 K: 1 S: 6	H: 1 LOB: 2 BB: 1 P: 10	R: 3 E: 1 K: 0 S: 6	H: 2 LOB: 1 BB: 1 P: 10	R: 4 E: 0 K: 0 S: 6	H: 4 LOB: 0 BB: 1 P: 10	R: 0 E: 0 K: 0 S: 3	H: 0 LOB: 0 BB: 0 P: 3	R: 1 E: 1 K: 2 S: 8	H: 0 LOB: 1 BB: 1 P: 12	R: 0 E: 0 K: 1 S: 5	H: 0 LOB: 2 BB: 1 P: 10	R: 0 E: 0 K: 1 S: 6	H: 1 LOB: 2 BB: 1 P: 10	R: 0 E: 0 K: 1 S: 5	H: 0 LOB: 0 BB: 0 P: 5	R: 1 E: 0 K: 1 S: 6	H: 3 LOB: 2 BB: 1 P: 10	1B: 10 2B: 1 3B: 0 HR: 1	SF: 0 SAC: 3 DP: 0 HBP: 2	WP: 2 PB: 0 SB: 0 CS: 0	PA: 57		
PITCHER	IP WLS BF H R ER SO BB IBB HBP BLK WP HR S P ERA WHIP	IP WLS BF H R ER SO BB IBB HBP BLK WP HR S P ERA WHIP	IP WLS BF H R ER SO BB IBB HBP BLK WP HR S P ERA WHIP	IP WLS BF H R ER SO BB IBB HBP BLK WP HR S P ERA WHIP	IP WLS BF H R ER SO BB IBB HBP BLK WP HR S P ERA WHIP	IP WLS BF H R ER SO BB IBB HBP BLK WP HR S P ERA WHIP	IP WLS BF H R ER SO BB IBB HBP BLK WP HR S P ERA WHIP	IP WLS BF H R ER SO BB IBB HBP BLK WP HR S P ERA WHIP	IP WLS BF H R ER SO BB IBB HBP BLK WP HR S P ERA WHIP	IP WLS BF H R ER SO BB IBB HBP BLK WP HR S P ERA WHIP	IP WLS BF H R ER SO BB IBB HBP BLK WP HR S P ERA WHIP	IP WLS BF H R ER SO BB IBB HBP BLK WP HR S P ERA WHIP	IP WLS BF H R ER SO BB IBB HBP BLK WP HR S P ERA WHIP	IP WLS BF H R ER SO BB IBB HBP BLK WP HR S P ERA WHIP	IP WLS BF H R ER SO BB IBB HBP BLK WP HR S P ERA WHIP	IP WLS BF H R ER SO BB IBB HBP BLK WP HR S P ERA WHIP	IP WLS BF H R ER SO BB IBB HBP BLK WP HR S P ERA WHIP	IP WLS BF H R ER SO BB IBB HBP BLK WP HR S P ERA WHIP	IP WLS BF H R ER SO BB IBB HBP BLK WP HR S P ERA WHIP	IP WLS BF H R ER SO BB IBB HBP BLK WP HR S P ERA WHIP	IP WLS BF H R ER SO BB IBB HBP BLK WP HR S P ERA WHIP	IP WLS BF H R ER SO BB IBB HBP BLK WP HR S P ERA WHIP	IP WLS BF H R ER SO BB IBB HBP BLK WP HR S P ERA WHIP	IP WLS BF H R ER SO BB IBB HBP BLK WP HR S P ERA WHIP	IP WLS BF H R ER SO BB IBB HBP BLK WP HR S P ERA WHIP	IP WLS BF H R ER SO BB IBB HBP BLK WP HR S P ERA WHIP

San Francisco Giants @ Los Angeles Dodgers
Dodger Stadium, Los Angeles, CA
Fri Apr 11 1986, 6:05 PM PST
Alt. 34,690 - Unknown

AB 45
R 9
H 12
RBI 5
BB 7
SO 9
LOB 20



Batter	1	2	3	4	5	6	7	8	9	10	11	12	AB	R	H	RBI	BB	SO	LOB	BOTTOM								
Mariano Duncan, R OBP: 0.167, SLG: 0.130	BB S BB	F5			6-3		WP S 1B	F6		4-3		F5	6	1	1	0	1	0	3									
Ken Landreaux, L OBP: 0.154, SLG: 0.091	K						SF7 1B						3	1	1	1	0	2	1									
Alex Trevino, R OBP: 0.250, SLG: 0.250	K						SF7	G5-4-3		E 1B 1B		5-3	1	0	0	0	0	0	2									
Ken Howell, R													0	0	0	0	0	0	0									
Dave Anderson, R OBP: 0.600, SLG: 0.600							1B 1B						2	0	1	0	0	0	0									
Bill Madlock, R OBP: 0.318, SLG: 0.300	K						5-3			5-3		F3	5	0	1	0	1	1	1									
Greg Brock, L OBP: 0.316, SLG: 0.235													4	2	2	1	2	0	3									
Mike Marshall, R OBP: 0.368, SLG: 0.438													4	2	1	0	1	2	6									
Franklin Stubbs, L OBP: 0.231, SLG: 0.462	6-3												6	2	2	4	0	2	8									
Mike Scioscia, L OBP: 0.313, SLG: 0.286													6	0	2	2	0	0	0									
Steve Sax, R OBP: 0.316, SLG: 0.316		F8											5	0	2	0	0	1	2									
Tom Niedtner, R													1	0	0	0	0	1	0									
Jerry Reuss, L ERA: 3.4													1	0	0	0	0	0	0									
Cesar Cedeno, R ERA: 3.6													0	0	0	0	0	0	0									
Bill Russell, R ERA: 3.6													0	0	0	0	0	0	0									
Terry Whitfield, L ERA: 3.6													0	0	0	0	0	0	0									
Ernie Campbell, R ERA: 3.6													0	0	0	0	0	0	0									
Inning Stats	R: 0 E: 0 K: 2 S: 7	H: 0 LOB: 3 BB: 3 P: 19	R: 0 E: 0 K: 0 S: 4	H: 1 LOB: 1 BB: 0 P: 4	R: 0 E: 0 K: 2 S: 11	H: 0 LOB: 1 BB: 1 P: 11	R: 0 E: 0 K: 0 S: 4	H: 1 LOB: 1 BB: 0 P: 4	R: 1 E: 0 K: 1 S: 7	H: 2 LOB: 2 BB: 0 P: 8	R: 0 E: 0 K: 0 S: 3	H: 0 LOB: 0 BB: 0 P: 3	R: 4 E: 0 K: 0 S: 7	H: 3 LOB: 1 BB: 0 P: 7	R: 0 E: 0 K: 0 S: 3	H: 1 LOB: 1 BB: 0 P: 4	R: 3 E: 0 K: 2 S: 10	H: 3 LOB: 3 BB: 0 P: 14	R: 0 E: 1 K: 2 S: 10	H: 2 LOB: 3 BB: 0 P: 10	R: 0 E: 0 K: 2 S: 7	H: 0 LOB: 0 BB: 0 P: 7	R: 0 E: 0 K: 0 S: 3	H: 0 LOB: 0 BB: 0 P: 3	1B: 11 2B: 1 3B: 0 HR: 1	SF: 1 SAC: 0 DP: 1 HBP: 3	WP: 1 PB: 0 SB: 0 CS: 0	PA: 57
PITCHER	IP WLS BF H R ER SO BB IBB HBP BLK WP HR S P ERA WHIP	IP WLS BF H R ER SO BB IBB HBP BLK WP HR S P ERA WHIP	IP WLS BF H R ER SO BB IBB HBP BLK WP HR S P ERA WHIP	IP WLS BF H R ER SO BB IBB HBP BLK WP HR S P ERA WHIP	IP WLS BF H R ER SO BB IBB HBP BLK WP HR S P ERA WHIP	IP WLS BF H R ER SO BB IBB HBP BLK WP HR S P ERA WHIP	IP WLS BF H R ER SO BB IBB HBP BLK WP HR S P ERA WHIP	IP WLS BF H R ER SO BB IBB HBP BLK WP HR S P ERA WHIP	IP WLS BF H R ER SO BB IBB HBP BLK WP HR S P ERA WHIP	IP WLS BF H R ER SO BB IBB HBP BLK WP HR S P ERA WHIP	IP WLS BF H R ER SO BB IBB HBP BLK WP HR S P ERA WHIP	IP WLS BF H R ER SO BB IBB HBP BLK WP HR S P ERA WHIP	IP WLS BF H R ER SO BB IBB HBP BLK WP HR S P ERA WHIP	IP WLS BF H R ER SO BB IBB HBP BLK WP HR S P ERA WHIP	IP WLS BF H R ER SO BB IBB HBP BLK WP HR S P ERA WHIP	IP WLS BF H R ER SO BB IBB HBP BLK WP HR S P ERA WHIP	IP WLS BF H R ER SO BB IBB HBP BLK WP HR S P ERA WHIP	IP WLS BF H R ER SO BB IBB HBP BLK WP HR S P ERA WHIP	IP WLS BF H R ER SO BB IBB HBP BLK WP HR S P ERA WHIP	IP WLS BF H R ER SO BB IBB HBP BLK WP HR S P ERA WHIP	IP WLS BF H R ER SO BB IBB HBP BLK WP HR S P ERA WHIP	IP WLS BF H R ER SO BB IBB HBP BLK WP HR S P ERA WHIP	IP WLS BF H R ER SO BB IBB HBP BLK WP HR S P ERA WHIP	IP WLS BF H R ER SO BB IBB HBP BLK WP HR S P ERA WHIP	IP WLS BF H R ER SO BB IBB HBP BLK WP HR S P ERA WHIP	IP WLS BF H R ER SO BB IBB HBP BLK WP HR S P ERA WHIP	IP WLS BF H R ER SO BB IBB HBP BLK WP HR S P ERA WHIP	

San Francisco Giants @ Los Angeles Dodgers
Dodger Stadium, Los Angeles, CA
Fri Apr 11 1986, 6:05 PM PST
Alt. 34,690 - Unknown

AB 48
R 8
H 13
RBI 8
BB 5
SO 11
LOB 29



Batter	1	2	3	4	5	6	7	8	9	AB	R	H	RBI	BB	SO	LOB	TOP							
Dan Gladden, R (1,8) OBP: 0.379, SLG: 0.429										4	0	2	0	0	1	0	<p>San Francisco Giants @ Los Angeles Dodgers Dodger Stadium, Los Angeles, CA</p> <p>Sun Apr 13 1986, 3:33 AM PST Att: 45,410 - Unknown</p>							
Will Clark, L (1,3) OBP: 0.379, SLG: 0.500										4	0	0	0	0	3	2								
Chili Davis, S (1,9) OBP: 0.231, SLG: 0.208										2	0	1	0	0	1	0								
Candy Maldonado, R (4,9) OBP: 0.625, SLG: 1.000										3	1	1	0	1	0	0								
Jeffrey Leonard, R (1,7) OBP: 0.417, SLG: 0.818										2	0	0	0	2	0	2								
Bob Brenly, R (1,5) OBP: 0.550, SLG: 0.667										2	0	0	0	2	0	2								
Bob Melvin, R (1,2) OBP: 0.100, SLG: 0.158											3	0	0	1	0	3								
Robby Thompson, R (1,4) OBP: 0.360, SLG: 0.390											3	0	1	0	0	1								
Joel Youngblood, R (9, PH) OBP: 0.286, SLG: 0.167											1	0	1	0	0	0								
Jose Uribe, S (1,6) OBP: 0.276, SLG: 0.133											3	0	0	0	0	2								
Brad Gulden, L (9, PH) OBP: 0.500, SLG: 0.333											1	0	0	0	0	2								
Scott Garrelts, R (1,1)										2	0	0	0	0	2	0								
Dan Driessen, L (8, PH)										1	0	0	0	0	0	0								
Mark Davis, L (8,1)										0	0	0	0	0	0	0								
Inning Stats	R: 0 E: 0 K: 2 S: 7	H: 1 LOB: 0 BB: 0 P: 7	R: 0 E: 0 K: 0 S: 4	H: 1 LOB: 2 BB: 1 P: 8	R: 0 E: 0 K: 2 S: 7	H: 0 LOB: 0 BB: 0 P: 7	R: 1 E: 2 K: 0 S: 4	H: 2 LOB: 1 BB: 1 P: 8	R: 0 E: 0 K: 0 S: 8	H: 1 LOB: 1 BB: 0 P: 8	R: 0 E: 0 K: 0 S: 3	H: 0 LOB: 0 BB: 0 P: 3	R: 0 E: 0 K: 0 S: 3	H: 0 LOB: 0 BB: 0 P: 3	R: 0 E: 0 K: 1 S: 5	H: 0 LOB: 0 BB: 0 P: 5	R: 1 E: 0 K: 0 S: 5	H: 2 LOB: 2 BB: 1 P: 9	1B: 6 2B: 1 3B: 0 HR: 0	SF: 1 SAC: 0 DP: 0 HBP: 0	WP: 0 PB: 0 SB: 2 CS: 1	PA: 35		
PITCHER Orel Hershiser, R (1,1) ERA: 1.0	IP: 9.0 WLS: W BF: 35 H: 7 R: 2 ER: 1 SO: 7 BB: 3 IBB: 0 HBP: 0 BLK: 0 WP: 0 HR: 0 S: 46 P: 58 ERA: 1.00 WHIP: 1.111																							

Batter	1	2	3	4	5	6	7	8	9	AB	R	H	RBI	BB	SO	LOB	BOTTOM							
Mariano Duncan, R (1,6) OBP: 0.156, SLG: 0.129										4	1	0	0	0	0	0	<p>San Francisco Giants @ Los Angeles Dodgers Dodger Stadium, Los Angeles, CA</p> <p>Sun Apr 13 1986, 3:33 AM PST Att: 45,410 - Unknown</p>							
Ken Landreaux, L (1,8) OBP: 0.281, SLG: 0.250										4	0	3	0	0	1									
Franklin Stubbs, L (1,7) OBP: 0.300, SLG: 0.778										3	1	1	2	1	2	2								
Cesar Cedeno, R (8,7) OBP: 0.571, SLG: 0.500										4	1	1	1	0	2	3								
Mike Marshall, R (1,9) OBP: 0.286, SLG: 0.440										4	0	1	0	0	0	2								
Greg Brock, L (1,3) OBP: 0.286, SLG: 0.200										4	0	1	0	0	0	2								
Mike Scioscia, L (1,2) OBP: 0.292, SLG: 0.238										3	0	1	0	1	0	0								
Steve Sax, R (1,4) OBP: 0.393, SLG: 0.346										4	0	2	0	0	0	2								
Dave Anderson, R (1,5) OBP: 0.500, SLG: 0.364										3	0	0	0	1	1	2								
Orel Hershiser, R (1,1)										3	0	0	0	0	1	3								
Inning Stats	R: 0 E: 0 K: 1 S: 6	H: 1 LOB: 1 BB: 0 P: 6	R: 0 E: 0 K: 0 S: 3	H: 1 LOB: 1 BB: 1 P: 7	R: 0 E: 1 K: 2 S: 8	H: 1 LOB: 1 BB: 0 P: 8	R: 1 E: 0 K: 0 S: 5	H: 2 LOB: 2 BB: 1 P: 9	R: 0 E: 0 K: 1 S: 6	H: 1 LOB: 1 BB: 1 P: 10	R: 0 E: 0 K: 0 S: 4	H: 2 LOB: 1 BB: 0 P: 4	R: 2 E: 1 K: 1 S: 7	H: 1 LOB: 0 BB: 0 P: 7	R: 0 E: 0 K: 1 S: 5	H: 0 LOB: 0 BB: 0 P: 5	1B: 7 2B: 0 3B: 0 HR: 2	SF: 0 SAC: 0 DP: 1 HBP: 0	WP: 0 PB: 0 SB: 4 CS: 0	PA: 35				
PITCHER Scott Garrelts, R (1,1) ERA: 1.84	IP: 7.0 WLS: L BF: 32 H: 9 R: 3 ER: 2 SO: 5 BB: 2 IBB: 0 HBP: 0 BLK: 1 WP: 0 HR: 2 S: 39 P: 51 ERA: 2.57 WHIP: 1.571																							
Mark Davis, L (8,1) ERA:	IP: 1.0 WLS: L BF: 3 H: 0 R: 0 ER: 0 SO: 1 BB: 0 IBB: 0 HBP: 0 BLK: 0 WP: 0 HR: 0 S: 5 P: 5 ERA: 0.00 WHIP: 0.000																							

AB	31
R	2
H	7
RBI	1
BB	3
SO	7
LOB	12



AB	32
R	3
H	9
RBI	3
BB	3
SO	6
LOB	15



Batter	1	2	3	4	5	6	7	8	9	AB	R	H	RBI	BB	SO	LOB	TOP																				
Mariano Duncan, R OBP: 0.196, SLG: 0.224 (1, 6)	F6		FC4-6 1B		4-3		E BB		L6	4	1	1	0	1	0	2	Los Angeles Dodgers @ Atlanta Braves Atlanta-Fulton County Stadium, Atlanta, GA Fri Apr 18 1986, 6:05 PM EST Att: 28,181 - Unknown																				
Ken Landreaux, L OBP: 0.278, SLG: 0.333 (1, 8)	K		FC4-6 1-2			G3 WP 1B	E3 1-H			4	1	1	0	0	1																						
Franklin Stubbs, L Steve Sax, R Ed Vande Berg, R (1, 7) (7, PH) (7, 1)	K			F9		K	F8			3	0	0	0	0	2	1																					
Mike Marshall, R OBP: 0.283, SLG: 0.429 (1, 9)		K				G3		1-3		4	1	1	1	0	1	1																					
Greg Brock, L OBP: 0.262, SLG: 0.231 (1, 3)		G5-3 2B		4-3		1B		4-3		4	0	2	1	0	0	0																					
Mike Scioscia, L OBP: 0.342, SLG: 0.226 (1, 2)				G3		3-H 1B			K	3	0	1	0	1	1	0																					
Enos Cabell, R (1, 5)		G5-3 2-3			6-3		F9		K	4	0	0	0	0	1	4																					
Bill Russell, R Terry Whitfield, L (1, 4) (9, PH)			5-3		F8		5-3		F7	3	0	0	0	0	0	0																					
Fernando Valenzuela, L Cesar Cedeno, R (1, 1) (7, PH) (7, 7)			6-3		E6		L5			2	0	0	0	0	0	0																					
									BB	1	0	0	0	1	0	0																					
Inning Stats	R: 0 E: 0 K: 2 S: 7	H: 0 LOB: 0 BB: 0 P: 7	R: 0 E: 0 K: 1 S: 5	H: 1 LOB: 1 BB: 1 P: 9	R: 0 E: 0 K: 0 S: 4	H: 1 LOB: 0 BB: 0 P: 4	R: 1 E: 0 K: 0 S: 4	H: 0 LOB: 0 BB: 0 P: 4	R: 0 E: 1 K: 0 S: 4	H: 0 LOB: 1 BB: 1 P: 8	R: 1 E: 1 K: 0 S: 4	H: 0 LOB: 1 BB: 1 P: 8	R: 0 E: 0 K: 1 S: 5	H: 0 LOB: 0 BB: 0 P: 5	R: 0 E: 0 K: 1 S: 5	H: 0 LOB: 1 BB: 1 P: 9	1B: 4 2B: 1 3B: 0 HR: 1	SF: 0 SAC: 0 DP: 1 HBP: 0	WP: 1 PB: 0 SB: 0 CS: 0	PA: 37																	
PITCHER	IP	WLS	BF	H	R	ER	SO	BB	IBB	HBP	BLK	WP	HR	S	P	ERA	WHIP	PITCHER		IP	WLS	BF	H	R	ER	SO	BB	IBB	HBP	BLK	WP	HR	S	P	ERA	WHIP	
David Palmer, R ERA: 2.63 (1, 1)	6.2	W	29	6	3	2	4	2	0	0	0	1	1	35	43	2.70	1.200																				
Paul Assenmacher, L ERA: (7, 1)	1.1		4	0	0	0	1	0	0	0	0	0	0	6	6	0.00	0.000																				
Bruce Sutter, R ERA: 6.0 (9, 1)	1.0	S	4	0	0	0	1	1	0	0	0	0	0	5	9	0.00	1.000																				


AB 34
R 3
H 6
RBI 2
BB 3
SO 6
LOB 10




Batter	1	2	3	4	5	6	7	8	9	AB	R	H	RBI	BB	SO	LOB	BOTTOM																				
Claudell Washington, L OBP: 0.250, SLG: 0.267 (1, 9)	1-3		K	F4		6-3				4	0	0	0	1	1	3	Los Angeles Dodgers @ Atlanta Braves Atlanta-Fulton County Stadium, Atlanta, GA Fri Apr 18 1986, 6:05 PM EST Att: 28,181 - Unknown																				
Rafael Ramirez, R OBP: 0.226, SLG: 0.300 (1, 6)		HR 1B	L1		E6 FC6-4 1B		6-3	F7		5	2	1	0	0	0	2																					
Dale Murphy, R OBP: 0.455, SLG: 0.769 (1, 8)		HR 1-H		HR BB	E8 FC6-4 1B		5-3			3	2	2	2	1	0	0																					
Bob Horner, R OBP: 0.241, SLG: 0.208 (1, 3)					FC6-4 1-2					3	2	2	3	1	0	1																					
Terry Harper, R OBP: 0.296, SLG: 0.190 (1, 7)					F4 3-H					3	0	1	0	1	0	1																					
Ken Oberkfell, L OBP: 0.465, SLG: 0.417 (1, 5)				SH1-4 BB	4-3			F8		2	0	0	1	1	0	3																					
Bruce Benedict, R OBP: 0.750, SLG: 0.667 (1, 2)		F5		SH1-4 BB				SH2-3 1B		3	0	2	0	1	0	0																					
Glenn Hubbard, R OBP: 0.407, SLG: 0.318 (1, 4)		6-3		K				SH2-3		3	0	0	0	0	1	3																					
David Palmer, R Paul Assenmacher, L Bill Sample, R Bruce Sutter, R (1, 1) (7, 1) (8, PH) (9, 1)		6-3		SH1-4				5-3		2	0	0	0	0	0	1																					
										0	0	0	0	0	0	0																					
Inning Stats	R: 3 E: 0 K: 0 S: 6	H: 4 LOB: 0 BB: 0 P: 6	R: 0 E: 0 K: 0 S: 3	H: 0 LOB: 0 BB: 0 P: 3	R: 2 E: 0 K: 1 S: 6	H: 1 LOB: 1 BB: 1 P: 10	R: 0 E: 0 K: 1 S: 5	H: 0 LOB: 2 BB: 2 P: 13	R: 1 E: 2 K: 0 S: 5	H: 1 LOB: 1 BB: 0 P: 5	R: 0 E: 0 K: 0 S: 4	H: 1 LOB: 1 BB: 0 P: 4	R: 0 E: 0 K: 0 S: 3	H: 0 LOB: 2 BB: 2 P: 11	R: 0 E: 0 K: 0 S: 4	H: 1 LOB: 2 BB: 1 P: 8	1B: 6 2B: 1 3B: 0 HR: 2	SF: 1 SAC: 2 DP: 1 HBP: 0	WP: 0 PB: 1 SB: 0 CS: 0	PA: 38																	
PITCHER	IP	WLS	BF	H	R	ER	SO	BB	IBB	HBP	BLK	WP	HR	S	P	ERA	WHIP	PITCHER		IP	WLS	BF	H	R	ER	SO	BB	IBB	HBP	BLK	WP	HR	S	P	ERA	WHIP	
Fernando Valenzuela, L ERA: 2.74 (1, 1)	6.0	L	28	7	6	5	2	3	0	0	0	0	0	29	41	7.50	1.667																				
Ed Vande Berg, L ERA: 5.79 (7, 1)	2.0		10	1	0	0	0	2	1	0	0	0	0	7	19	0.00	1.500																				

AB 29
R 6
H 8
RBI 6
BB 6
SO 2
LOB 15



Batter	1	2	3	4	5	6	7	8	9	AB	R	H	RBI	BB	SO	LOB	TOP					
Mariano Duncan, R OBP: 0.182, SLG: 0.208	0-0 4-3		0-3 K		0-0 G4-6-3			0-3 K		4	0	0	0	0	2	1	<p>Los Angeles Dodgers @ Atlanta Braves Atlanta-Fulton County Stadium, Atlanta, GA</p> <p>Sat Apr 19 1986, 3:33 AM EST Att: 29,794 - Unknown</p> <p>livebaseballscores.com</p> <p>AB 28 R 0 H 2 RBI 0 BB 4 SO 5 LOB 11</p> 					
Ken Landreaux, L OBP: 0.275, SLG: 0.306	4-0 BB		0-0 F7			0-0 4-3			0-0 L8	3	0	0	0	1	0	0						
Enos Cabell, R OBP: 0.125, SLG: 0.067	0-0 F9		0-0 L6			0-0 6-3			0-0 E9 4-3 1B	4	0	1	0	0	0	1						
Mike Marshall, R OBP: 0.260, SLG: 0.391	0-0 L1			0-0 F4			0-0 L5		0-0 4-3 2-3	4	0	0	0	0	0	2						
Cesar Cedeno, R OBP: 0.348, SLG: 0.300		0-0 F9		4-0 BB				0-0 5-3		3	0	0	0	1	0	1						
Greg Brock, L OBP: 0.267, SLG: 0.220		4-0 1-3 1B BB		0-0 F4		0-3 K				2	0	0	0	1	1	1						
Bill Russell, R OBP: 0.240, SLG: 0.261		0-0 1-2 1-3 1B		0-0 5-3			0-0 F8			3	0	1	0	0	0	1						
Mike Scioscia, L OBP: 0.317, SLG: 0.206		0-0 1-3 1-2 2-3		0-3 K				0-3 K		3	0	0	0	0	2	2						
Orel Hershiser, R Ken Howell, R Alex Trevino, R Ed Vande Berg, R	0-0 6-3			4-0 G4-6-3 BB				0-0 6-3		1	0	0	0	1	0	2						
										0	0	0	0	0	0	0						
										0	0	0	0	0	0	0						
Inning Stats	R: 0 E: 0 K: 0 S: 3	H: 0 LOB: 1 BB: 1 P: 7	R: 0 E: 0 K: 0 S: 4	H: 1 LOB: 2 BB: 1 P: 8	R: 0 E: 0 K: 1 S: 5	H: 0 LOB: 0 BB: 0 P: 5	R: 0 E: 0 K: 0 S: 3	H: 0 LOB: 1 BB: 1 P: 7	R: 0 E: 0 K: 1 S: 4	H: 0 LOB: 0 BB: 0 P: 8	R: 0 E: 0 K: 0 S: 3	H: 0 LOB: 0 BB: 0 P: 3	R: 0 E: 0 K: 1 S: 5	H: 0 LOB: 0 BB: 0 P: 5	R: 0 E: 0 K: 2 S: 7	H: 0 LOB: 0 BB: 0 P: 7	R: 0 E: 1 K: 0 S: 4	H: 1 LOB: 1 BB: 0 P: 4	1B: 2 2B: 0 3B: 0 HR: 0	SF: 0 SAC: 0 DP: 1 HBP: 0	WP: 0 PB: 0 SB: 0 CS: 0	PA: 32
PITCHER Zane Smith, L ERA: 0.82	IP: 9.0 WLS: W BF: 32 H: 2 R: 0 ER: 0 SO: 5 BB: 4 IBB: 0 HBP: 0 BLK: 0 WP: 0 HR: 0 S: 38 P: 54 ERA: 0.00 WHIP: 0.667															PITCHER	IP: 9.0 WLS: W BF: 32 H: 2 R: 0 ER: 0 SO: 5 BB: 4 IBB: 0 HBP: 0 BLK: 0 WP: 0 HR: 0 S: 38 P: 54 ERA: 0.00 WHIP: 0.667					

Batter	1	2	3	4	5	6	7	8	9	AB	R	H	RBI	BB	SO	LOB	BOTTOM	
Claudell Washington, L OBP: 0.243, SLG: 0.286	0-0 4-3			0-0 6-3		0-3 K		0-0 F8		5	0	1	0	0	1	2	<p>Los Angeles Dodgers @ Atlanta Braves Atlanta-Fulton County Stadium, Atlanta, GA</p> <p>Sat Apr 19 1986, 3:33 AM EST Att: 29,794 - Unknown</p> <p>livebaseballscores.com</p> <p>AB 32 R 3 H 8 RBI 3 BB 5 SO 4 LOB 21</p> 	
Rafael Ramirez, R OBP: 0.222, SLG: 0.286	0-0 3-1	0-0 6-3		0-0 6-3			0-0 1B SF8	0-3 K2-3		5	1	1	0	0	1	2		
Dale Murphy, R OBP: 0.486, SLG: 0.793	4-0 BB 1B BB		0-0 4-3		0-0 BLK 2B		0-0 1B 1-3 5-3 1B		0-0 F8	3	1	2	0	1	0	0		
Bob Horner, R OBP: 0.242, SLG: 0.222	0-0 1-2 1B		0-0 5-3		0-0 6-3		0-0 SF8		0-0 F8	3	1	1	1	0	0	1		
Ted Simmons, S OBP: 0.500, SLG: 0.333	4-0 E 1-2 2-3 BB		4-0 E WP BB		4-0 B1-6-3 IBB		0-0 5-3		0-0 F8	1	0	0	0	3	0	1		
Terry Harper, R OBP: 0.523, SLG: 0.240	0-0 E7 1-3 2-H 3-H 1B		0-3 K E		0-0 B1-6-3		0-0 1B		0-0 F8	4	0	2	2	0	1	3		
Ken Oberkfell, L OBP: 0.444, SLG: 0.393	0-0 5-3		0-0 E5 1-2 2-3		0-0 B1-6-3		0-0 G3		0-0 F8 G1 BB	4	0	1	0	0	0	6		
Glenn Hubbard, R OBP: 0.387, SLG: 0.280		0-0 6-3	0-0 F9			0-0 F7		4-0 F8 G1 BB		3	0	0	0	1	0	4		
Zane Smith, L		0-0 G3		0-0 1-3		0-3 K		0-0 G1		4	0	0	0	0	1	2		
										0	0	0	0	0	0	0		
Inning Stats	R: 2 E: 1 K: 0 S: 5	H: 2 LOB: 2 BB: 2 P: 13	R: 0 E: 0 K: 0 S: 4	H: 1 LOB: 1 BB: 0 P: 4	R: 0 E: 1 K: 1 S: 7	H: 0 LOB: 3 BB: 1 P: 11	R: 0 E: 0 K: 0 S: 3	H: 0 LOB: 0 BB: 0 P: 3	R: 0 E: 1 K: 2 S: 8	H: 1 LOB: 1 BB: 0 P: 8	R: 1 E: 0 K: 0 S: 6	H: 3 LOB: 2 BB: 0 P: 6	R: 0 E: 0 K: 1 S: 5	H: 0 LOB: 1 BB: 1 P: 9	1B: 6 2B: 2 3B: 0 HR: 0	SF: 1 SAC: 0 DP: 1 HBP: 0	WP: 1 PB: 0 SB: 0 CS: 0	PA: 38
PITCHER Orel Hershiser, R ERA: 1.88 Ken Howell, R ERA: 1.17 Ed Vande Berg, L ERA: 4.76	IP: 6.0 WLS: L BF: 30 H: 7 R: 3 ER: 3 SO: 3 BB: 3 IBB: 0 HBP: 0 BLK: 1 WP: 1 HR: 0 S: 32 P: 48 ERA: 4.50 WHIP: 1.667															PITCHER	IP: 6.0 WLS: L BF: 30 H: 7 R: 3 ER: 3 SO: 3 BB: 3 IBB: 0 HBP: 0 BLK: 1 WP: 1 HR: 0 S: 32 P: 48 ERA: 4.50 WHIP: 1.667	

Batter	1	2	3	4	5	6	7	8	9	AB	R	H	RBI	BB	SO	LOB	TOP								
Mariano Duncan, R OBP: 0.200, SLG: 0.196 (1, 6)	5-3	2B	F6					K		3	0	0	0	2	1	2	Los Angeles Dodgers @ Atlanta Braves Atlanta-Fulton County Stadium, Atlanta, GA Sun Apr 20 1986, 3:33 AM EST Att: 26,570 - Unknown livebaseballscorecards.com								
Enos Cabell, R OBP: 0.190, SLG: 0.105 Bill Russell, R OBP: 0.240, SLG: 0.261 (1, 5) (8, FR) (8, 4)	2B	F8		1-3		G1-4-3		1B		4	1	1	0	1	0	3									
Ken Landreaux, L OBP: 0.356, SLG: 0.425 (1, 8)	HR	2B		1B				1B		4	2	4	2	1	0	0									
Greg Brock, L OBP: 0.280, SLG: 0.289 (1, 3)	HR	K		F6				L5		4	1	1	2	1	1	5									
Mike Marshall, R OBP: 0.255, SLG: 0.373 (1, 9)	2-3		6-3	CS				F8		5	0	1	1	0	1	0									
Mike Scioscia, L OBP: 0.348, SLG: 0.316 (1, 2)	HR		G3					1B		4	2	2	1	0	0	2									
Franklin Stubbs, L OBP: 0.303, SLG: 0.536 Cesar Cedeno, R OBP: 0.375, SLG: 0.300 (1, 7) (8, 7)	K		G3					1B		3	0	0	0	1	1	1									
Dave Anderson, R OBP: 0.348, SLG: 0.250 ERA: 4.43 (1, 4) (8, 5)		2B	E5			F4		G6-3		5	1	1	0	0	0	5									
Bob Welch, R (1, 1)	SH1-4					5-3		K		2	0	0	0	1	1	0									
Inning Stats	R: 4 E: 0 K: 1 S: 8	H: 3 LOB: 0 BB: 1 P: 12	R: 1 E: 0 K: 1 S: 7	H: 2 LOB: 2 BB: 1 P: 11	R: 1 E: 1 K: 0 S: 4	H: 0 LOB: 2 BB: 1 P: 9	R: 0 E: 0 K: 0 S: 3	H: 1 LOB: 0 BB: 0 P: 3	R: 0 E: 0 K: 1 S: 5	H: 0 LOB: 0 BB: 0 P: 5	R: 0 E: 0 K: 0 S: 3	H: 0 LOB: 1 BB: 1 P: 7	R: 1 E: 0 K: 0 S: 4	H: 2 LOB: 2 BB: 2 P: 12	R: 0 E: 0 K: 2 S: 8	H: 1 LOB: 2 BB: 1 P: 12	R: 0 E: 0 K: 0 S: 3	H: 1 LOB: 1 BB: 1 P: 7	1B: 6 2B: 3 3B: 0 HR: 2	SF: 0 SAC: 1 DP: 2 HBP: 1	WP: 0 PB: 0 SB: 4 CS: 1	PA: 45			
PITCHER	IP	WLS	BF	H	R	ER	SO	BB	IBB	HBP	BLK	WP	HR	S	P	ERA	WHIP								
Rick Mahler, R ERA: 4.43 (1, 1)	1.2	L	12	5	5	5	1	2	0	0	0	0	2	12	20	27.00	4.200								
Craig McMurtry, R ERA: 4.76 (2, 1)	4.1		19	2	2	1	2	3	0	1	0	0	0	19	32	2.08	1.154								
Gene Garber, R ERA: 6.0 (7, 1)	1.2		8	2	0	0	2	1	1	0	0	0	0	10	18	0.00	1.800								
Paul Assenmacher, L ERA: (8, 1)	0.2		4	1	0	0	0	1	0	0	0	0	0	3	7	0.00	3.000								
Duane Ward, R ERA: (9, 1)	0.2		1	0	0	0	0	0	0	0	0	0	0	1	1	0.00	0.000								

AB	34
R	7
H	10
RBI	6
BB	8
SO	5
LOB	18




Batter	1	2	3	4	5	6	7	8	9	AB	R	H	RBI	BB	SO	LOB	BOTTOM								
Omar Moreno, L OBP: 0.214, SLG: 0.250 (1, 8)	F8	S			4-3				4-3	4	0	0	0	1	0	1	Los Angeles Dodgers @ Atlanta Braves Atlanta-Fulton County Stadium, Atlanta, GA Sun Apr 20 1986, 3:33 AM EST Att: 26,570 - Unknown livebaseballscorecards.com								
Rafael Ramirez, R OBP: 0.275, SLG: 0.333 (1, 6) (7, 5)	E5	K			1B			1B		4	1	3	1	0	1	1									
Dale Murphy, R OBP: 0.463, SLG: 0.727 (1, 9)	1B				K			K		4	1	1	1	0	2	2									
Bob Horner, R OBP: 0.216, SLG: 0.194 Paul Assenmacher, L OBP: 0.375, SLG: 0.750 (1, 3) (8, 1) (9, 4)	F3				4-3			K		4	0	0	0	0	1	3									
Ted Simmons, S OBP: 0.438, SLG: 0.308 (1, 2)	1B				3-1			G3		4	0	1	0	0	0	0									
Terry Harper, R OBP: 0.343, SLG: 0.276 (1, 7)	1B				1B			F4		4	0	2	1	0	1	0									
Ken Oberkfell, L OBP: 0.425, SLG: 0.406 (1, 5) (7, 4) (9, 1)	L6				F5			K		4	0	1	0	0	1	3									
Glenn Hubbard, R OBP: 0.353, SLG: 0.250 Chris Chambliss, L OBP: 0.776, SLG: 1.125 (1, 4) (8, 3)	1-3				K			6-3		3	0	0	0	0	1	2									
Rick Mahler, R OBP: 0.250, SLG: 0.250 Craig McMurtry, R Gene Garber, R Andres Thomas, R OBP: 0.200, SLG: 0.400 (1, 1) (2, 1) (7, 1) (7, 6)	K				4-3			7-1-6-3		2	0	0	0	0	1	1									
Inning Stats	R: 2 E: 1 K: 0 S: 7	H: 4 LOB: 2 BB: 0 P: 7	R: 0 E: 0 K: 2 S: 7	H: 0 LOB: 1 BB: 1 P: 11	R: 0 E: 0 K: 1 S: 5	H: 0 LOB: 0 BB: 0 P: 5	R: 0 E: 0 K: 1 S: 6	H: 1 LOB: 1 BB: 0 P: 6	R: 0 E: 0 K: 2 S: 8	H: 1 LOB: 1 BB: 0 P: 8	R: 0 E: 0 K: 1 S: 6	H: 1 LOB: 1 BB: 0 P: 6	R: 1 E: 0 K: 0 S: 5	H: 2 LOB: 1 BB: 0 P: 5	R: 0 E: 0 K: 1 S: 5	H: 0 LOB: 0 BB: 0 P: 5	R: 0 E: 0 K: 0 S: 3	H: 0 LOB: 0 BB: 0 P: 3	1B: 7 2B: 2 3B: 0 HR: 0	SF: 0 SAC: 0 DP: 0 HBP: 0	WP: 0 PB: 0 SB: 2 CS: 0	PA: 37			
PITCHER	IP	WLS	BF	H	R	ER	SO	BB	IBB	HBP	BLK	WP	HR	S	P	ERA	WHIP								
Bob Welch, R ERA: 1.63 (1, 1)	9.0	W	37	9	3	3	8	1	0	0	0	0	0	52	56	3.00	1.111								



Batter	1	2	3	4	5	6	7	8	9	AB	R	H	RBI	BB	SO	LOB	TOP					
Mariano Duncan, R OBP: 0.203, SLG: 0.186	4-0 BB G5-4-3		0-3 K		0-0 4-3			0-0 F8		3	0	0	0	1	1	2						
Enos Cabell, R OBP: 0.160, SLG: 0.087	0-0 G5-4-3 1-2			0-0 F9		0-0 F8			0-0 F9	4	0	0	0	0	0	1						
Ken Landreaux, L OBP: 0.347, SLG: 0.477	0-3 K			0-0 HR		0-0 F5			0-0 F8	4	1	1	1	0	1	0						
Greg Brock, L OBP: 0.278, SLG: 0.286		0-0 1B		0-0 F9		0-0 L6			0-0 F5	4	0	1	0	0	0	0						
Mike Marshall, R OBP: 0.241, SLG: 0.352		0-3 K		0-0 1-3					0-0 F7	3	0	0	0	0	1	1						
Mike Scioscia, L OBP: 0.347, SLG: 0.300		0-0 F5			4-0 1B BB			0-3 K		2	0	0	0	1	1	1						
Franklin Stubbs, L OBP: 0.278, SLG: 0.484		0-0 F9			0-3 K			0-0 F8		3	0	0	0	0	1	2						
Dave Anderson, R OBP: 0.346, SLG: 0.261			0-3 K		0-0 1-2 1B			0-0 G3		3	0	1	0	0	1	0						
Rick Honeycutt, L (1, 1)			0-0 4-3		0-3 K			0-0 6-3		1	0	0	0	0	0	0						
Terry Whitfield, L (5, PH)										1	0	0	0	0	1	2						
Jerry Reuss, L (5, 1)										0	0	0	0	0	0	0						
Steve Sax, R (8, PH)										1	0	0	0	0	0	0						
Carlos Diaz, R (8, 1)										0	0	0	0	0	0	0						
Inning Stats	R: 0 E: 0 K: 1 S: 4	H: 0 LOB: 0 BB: 1 P: 8	R: 0 E: 0 K: 1 S: 6	H: 1 LOB: 1 BB: 0 P: 6	R: 0 E: 0 K: 2 S: 7	H: 0 LOB: 0 BB: 0 P: 7	R: 1 E: 0 K: 0 S: 4	H: 1 LOB: 0 BB: 0 P: 4	R: 0 E: 0 K: 2 S: 8	H: 1 LOB: 2 BB: 1 P: 12	R: 0 E: 0 K: 0 S: 3	H: 0 LOB: 0 BB: 0 P: 3	R: 0 E: 0 K: 1 S: 5	H: 0 LOB: 0 BB: 0 P: 5	R: 0 E: 0 K: 0 S: 3	H: 0 LOB: 0 BB: 0 P: 3	R: 0 E: 0 K: 0 S: 3	H: 0 LOB: 0 BB: 0 P: 3	1B: 2 2B: 0 3B: 0 HR: 1	SF: 0 SAC: 0 DP: 1 HBP: 0	WP: 0 PB: 0 SB: 0 CS: 0	PA: 31
PITCHER Roger Mason, R ERA: 2.05	IP: 9.0 WLS: W BF: 31 H: 3 R: 1 ER: 1 SO: 7 BB: 2 IBB: 0 HBP: 0 BLK: 0 WP: 0 HR: 1 S: 43 P: 51 ERA: 1.00 WHIP: 0.556															PITCHER						

Los Angeles Dodgers @ San Francisco Giants
Candlestick Park, San Francisco, CA
Mon Apr 21 1986, 9:05 PM EST
Att: 22,283 - Unknown


AB 29
R 1
H 3
RBI 1
BB 2
SO 7
LOB 9





Batter	1	2	3	4	5	6	7	8	9	AB	R	H	RBI	BB	SO	LOB	BOTTOM			
Dan Gladden, R OBP: 0.333, SLG: 0.362	0-0 4-3		0-0 F2		0-0 6-3		0-0 6-3			4	0	0	0	0	0	0				
Will Clark, L OBP: 0.362, SLG: 0.500	0-3 K		0-0 3-1		0-3 K		0-0 1-3			3	0	0	0	0	2	0				
Dan Driessen, L (7, 3)										1	0	0	0	0	0	0				
Chris Brown, R OBP: 0.344, SLG: 0.379	0-0 1B		0-0 1-3		0-0 F8		0-0 6-3			4	0	1	0	0	0	0				
Jeffrey Leonard, R OBP: 0.396, SLG: 0.680	0-0 6-3			0-0 HR 1B		0-0 6-3 1B 2B		0-0 1-3		4	2	2	0	0	0	1				
Chili Davis, S OBP: 0.289, SLG: 0.436		0-0 HR		0-0 HR 1H		0-0 6-3 2-3		0-0 4-3		4	2	2	3	0	0	1				
Bob Brenly, R OBP: 0.400, SLG: 0.459		0-0 5-3		0-0 F8		4-0 FC4-6 1B IBB		0-3 K		3	0	0	0	1	1	0				
Robby Thompson, R OBP: 0.327, SLG: 0.311		0-0 2B		0-0 2B 1B		0-0 FC4-6 1B				3	1	3	1	0	0	0				
Jose Uribe, S OBP: 0.293, SLG: 0.270		0-0 6-3		0-0 1H 2B		0-0 FC4-6 1-2 3H 2-3				3	0	1	1	0	0	3				
Roger Mason, R OBP: 0.143, SLG: 0.143		0-0 6-3		0-0 5-3		0-3 K				3	0	0	0	0	1	3				
Inning Stats	R: 0 E: 0 K: 1 S: 6	H: 1 LOB: 1 BB: 0 P: 6	R: 1 E: 0 K: 0 S: 5	H: 2 LOB: 1 BB: 0 P: 5	R: 0 E: 0 K: 0 S: 3	H: 0 LOB: 0 BB: 0 P: 3	R: 3 E: 0 K: 0 S: 6	H: 4 LOB: 0 BB: 0 P: 6	R: 0 E: 0 K: 1 S: 5	H: 0 LOB: 0 BB: 0 P: 5	R: 1 E: 0 K: 1 S: 7	H: 2 LOB: 2 BB: 1 P: 11	R: 0 E: 0 K: 0 S: 3	H: 0 LOB: 0 BB: 0 P: 3	R: 0 E: 0 K: 1 S: 5	H: 0 LOB: 0 BB: 0 P: 5	1B: 4 2B: 3 3B: 0 HR: 2	SF: 0 SAC: 0 DP: 0 HBP: 0	WP: 0 PB: 0 SB: 1 CS: 0	PA: 33
PITCHER Rick Honeycutt, L ERA: 4.7	IP: 4.0 WLS: L BF: 18 H: 7 R: 4 ER: 4 SO: 1 BB: 0 IBB: 0 HBP: 0 BLK: 0 WP: 0 HR: 2 S: 20 P: 20 ERA: 9.00 WHIP: 1.750															PITCHER				
Jerry Reuss, L ERA: 4.29	3.0 WLS: L BF: 12 H: 2 R: 1 ER: 1 SO: 2 BB: 0 IBB: 1 HBP: 0 BLK: 0 WP: 0 HR: 0 S: 15 P: 19 ERA: 3.00 WHIP: 0.667															PITCHER				
Carlos Diaz, L ERA: 9.0	1.0 WLS: L BF: 3 H: 0 R: 0 ER: 0 SO: 1 BB: 0 IBB: 0 HBP: 0 BLK: 0 WP: 0 HR: 0 S: 5 P: 5 ERA: 0.00 WHIP: 0.000															PITCHER				

Los Angeles Dodgers @ San Francisco Giants
Candlestick Park, San Francisco, CA
Mon Apr 21 1986, 9:05 PM EST
Att: 22,283 - Unknown

AB 32
R 5
H 9
RBI 5
BB 1
SO 4
LOB 8



Batter	1	2	3	4	5	6	7	8	9	AB	R	H	RBI	BB	SO	LOB	TOP			
Claude Washington, L OBP: 0.273, SLG: 0.341 Paul Assenmacher, L Gene Garber, R	G3 BB 2B	K				WP 1B 2B		K		4	2	2	0	1	2	3	<p>Atlanta Braves @ Los Angeles Dodgers Dodger Stadium, Los Angeles, CA Thu Apr 24 1986, 6:05 PM PST Att: 31,161 - Unknown</p> <p>AB 33 R 3 H 8 RBI 3 BB 8 SO 9 LOB 19</p> 			
Rafael Ramirez, R OBP: 0.276, SLG: 0.351	G3 2-3				6-3	PO 2-3	4-3		F7	5	0	1	0	0	0	2				
Dale Murphy, R OBP: 0.475, SLG: 0.673	K	FC5						K		5	0	2	1	0	2	3				
Bob Horner, R OBP: 0.259, SLG: 0.273	BB BB BB					F8		K		4	0	1	0	1	2	2				
Terry Harper, R OBP: 0.353, SLG: 0.286	BB BB BB				G4-6-3			BB 1B BB		3	1	1	0	2	1	2				
Ozzie Virgil, R OBP: 0.148, SLG: 0.200	BB BB BB				6-3	1-3		K		3	0	0	1	1	1	3				
Ken Oberkfell, L OBP: 0.377, SLG: 0.356	4-3				L7			F7		4	0	0	0	0	0	4				
Glenn Hubbard, R OBP: 0.313, SLG: 0.300 Omar Moreno, L OBP: 0.250, SLG: 0.333		K			6-3			F8		3	0	0	0	0	1	0				
Rick Mahler, R OBP: 0.300, SLG: 0.222 Chris Chambliss, L Jeff Dedmon, L Ted Simmons, S Andres Thomas, R OBP: 0.333, SLG: 0.500		FC5 1B BB			5-3			PO BB BB		1	0	0	0	1	0	0				
								1-3 2-H 1B		0	0	0	0	0	0	0				
Inning Stats	R: 1 E: 0 K: 1 S: 6	H: 1 LOB: 3 BB: 3 P: 18	R: 0 E: 0 K: 2 S: 8	H: 1 LOB: 2 BB: 1 P: 12	R: 0 E: 0 K: 0 S: 3	H: 1 LOB: 0 BB: 0 P: 3	R: 0 E: 0 K: 0 S: 3	H: 0 LOB: 0 BB: 0 P: 3	R: 1 E: 0 K: 0 S: 6	H: 3 LOB: 2 BB: 0 P: 6	R: 0 E: 0 K: 2 S: 7	H: 0 LOB: 0 BB: 0 P: 7	R: 1 E: 0 K: 2 S: 8	H: 1 LOB: 2 BB: 2 P: 16	R: 0 E: 0 K: 2 S: 8	H: 1 LOB: 1 BB: 0 P: 8	1B: 6 2B: 2 3B: 0 HR: 0	SF: 0 SAC: 0 DP: 1 HBP: 0	WP: 1 PB: 0 SB: 0 CS: 0	PA: 42
PITCHER	IP WLS BF H R ER SO BB IBB HBP BLK WP HR S P ERA WHIP																			
Orel Hershiser, R ERA: 2.17	5.0 W 24 6 2 2 3 4 0 0 0 1 0 26 42 3.60 2.000																			
Ken Howell, R ERA: 1.74	2.2 11 0 1 1 3 4 0 0 0 0 0 13 29 3.38 1.500																			
Tom Niedenfuer, R ERA: 2.08	1.1 S 6 2 0 0 3 0 0 0 0 0 0 12 12 0.00 1.500																			

Batter	1	2	3	4	5	6	7	8	9	AB	R	H	RBI	BB	SO	LOB	BOTTOM			
Steve Sax, R OBP: 0.426, SLG: 0.381	G3					WP 1B		G3		4	0	2	0	0	0	0	<p>Atlanta Braves @ Los Angeles Dodgers Dodger Stadium, Los Angeles, CA Thu Apr 24 1986, 6:05 PM PST Att: 31,161 - Unknown</p> <p>AB 31 R 6 H 7 RBI 5 BB 3 SO 5 LOB 8</p> 			
Ken Landreaux, L OBP: 0.274, SLG: 0.368	6-3				4-3	F8		G3		4	0	0	0	0	0	2				
Bill Madlock, R OBP: 0.275, SLG: 0.342 Ken Howell, R Tom Niedenfuer, R	F4				6-3	F5		K		3	0	0	0	0	0	1				
Greg Brock, L OBP: 0.269, SLG: 0.300		4-3				HR		F9		4	1	1	1	0	1	1				
Mike Marshall, R OBP: 0.282, SLG: 0.470		HR			5-3			K		3	2	1	1	1	1	0				
Mike Scioscia, L OBP: 0.410, SLG: 0.417					4-3	1B 2B HBP		BB BB		2	2	1	0	1	0	0				
Franklin Stubbs, L OBP: 0.239, SLG: 0.390 Cesar Cedeno, R OBP: 0.346, SLG: 0.273					F9	2B 1B		K		3	1	1	0	0	1	1				
Mariano Duncan, R OBP: 0.224, SLG: 0.229					F7	1-H 3-H 2B		FC6-4 BB		1	0	0	1	0	0	0				
Orel Hershiser, R Dave Anderson, R OBP: 0.290, SLG: 0.214					K	B2-3		FC6-4		2	0	0	0	0	1	1				
								1-2		1	0	0	0	0	0	2				
Inning Stats	R: 0 E: 0 K: 0 S: 3	H: 0 LOB: 0 BB: 0 P: 3	R: 1 E: 0 K: 0 S: 4	H: 1 LOB: 0 BB: 0 P: 4	R: 0 E: 0 K: 1 S: 6	H: 1 LOB: 1 BB: 0 P: 6	R: 3 E: 0 K: 0 S: 6	H: 3 LOB: 1 BB: 0 P: 7	R: 0 E: 0 K: 0 S: 4	H: 1 LOB: 1 BB: 0 P: 4	R: 0 E: 0 K: 2 S: 7	H: 0 LOB: 2 BB: 2 P: 15	R: 0 E: 0 K: 1 S: 5	H: 0 LOB: 0 BB: 0 P: 5	R: 2 E: 0 K: 1 S: 6	H: 1 LOB: 0 BB: 1 P: 10	1B: 4 2B: 1 3B: 0 HR: 2	SF: 0 SAC: 0 DP: 0 HBP: 1	WP: 2 PB: 0 SB: 0 CS: 0	PA: 35
PITCHER	IP WLS BF H R ER SO BB IBB HBP BLK WP HR S P ERA WHIP																			
Rick Mahler, R ERA: 4.84	5.0 L 22 6 4 4 1 0 0 1 0 0 1 2 23 24 7.20 1.200																			
Jeff Dedmon, R ERA: 7.5	2.0 8 0 0 0 3 2 0 0 0 0 0 12 20 0.00 1.000																			
Paul Assenmacher, L ERA: 0.36	0.1 3 1 2 2 1 1 0 0 0 0 0 4 8 54.00 6.000																			
Gene Garber, R ERA: 4.91	0.2 2 0 0 0 0 0 0 0 0 0 1 0 2 2 0.00 0.000																			

Batter	1	2	3	4	5	6	7	8	9	AB	R	H	RBI	BB	SO	LOB	TOP								
Claudell Washington, L (1.9)	F8		G1-6-3 1B		4-3		HR		6-3	5	1	2	1	0	0	0	Atlanta Braves @ Los Angeles Dodgers Dodger Stadium, Los Angeles, CA Fri Apr 25 1986, 6:05 PM PST Att: 36,700 - Unknown								
Rafael Ramirez, R (1.6)	G3		G1-6-3 1-2				F3		F4	5	0	1	0	0	0	1									
Dale Murphy, R (1.8)	F8		2B		4-3		E1 1B		HR	5	2	3	1	0	0	1									
Bob Horner, R (1.3)		K	2B				F4 6-3 1B		F9	5	1	2	1	0	1	1									
Ken Oberkfell, L (1.5)		BB 2B	L9				E3 6-3 1-3		IBB	3	0	1	0	1	0	2									
Ozzie Virgil, R (1.2)		BB BB			F9		6-3 1-2		K	3	0	0	1	1	1	3									
Terry Harper, R (1.7)		K			K				1-3	4	0	0	0	0	3	3									
Glenn Hubbard, R (1.4)					F8		FC4-6 IBB		K	2	0	0	0	2	1	0									
Joe Johnson, R (1.1)					3-1		FC4-6 1-2		K	4	0	0	0	0	2	5									
Inning Stats	R: 0 E: 0 K: 0 S: 3	H: 0 LOB: 0 BB: 0 P: 3	R: 0 E: 0 K: 3 S: 10	H: 1 LOB: 3 BB: 2 P: 18	R: 1 E: 0 K: 0 S: 5	H: 3 LOB: 1 BB: 0 P: 5	R: 0 E: 0 K: 1 S: 5	H: 0 LOB: 0 BB: 0 P: 5	R: 0 E: 0 K: 0 S: 4	H: 1 LOB: 1 BB: 0 P: 4	R: 1 E: 1 K: 1 S: 7	H: 1 LOB: 2 BB: 1 P: 11	R: 1 E: 1 K: 1 S: 7	H: 2 LOB: 2 BB: 1 P: 11	R: 0 E: 0 K: 2 S: 7	H: 0 LOB: 0 BB: 0 P: 7	R: 1 E: 0 K: 0 S: 4	H: 1 LOB: 0 BB: 0 P: 4	1B: 3 2B: 4 3B: 0 HR: 2	SF: 0 SAC: 0 DP: 1 HBP: 0	WP: 0 PB: 0 SB: 0 CS: 0	PA: 40			
PITCHER	IP	WLS	BF	H	R	ER	SO	BB	IBB	HBP	BLK	WP	HR	S	P	ERA	WHIP								
Bob Welch, R (1.1)	7.0	L	33	8	3	2	6	2	2	0	0	0	1	41	57	2.57	1.429								
Ed Vande Berg, L (8.1)	2.0		7	1	1	1	2	0	0	0	0	0	1	11	11	4.50	0.500								

Batter	1	2	3	4	5	6	7	8	9	AB	R	H	RBI	BB	SO	LOB	BOTTOM								
Steve Sax, R (1.4)	4-3		E 1B						4-3	4	0	1	0	0	0	1	Atlanta Braves @ Los Angeles Dodgers Dodger Stadium, Los Angeles, CA Fri Apr 25 1986, 6:05 PM PST Att: 36,700 - Unknown								
Mariano Duncan, R (1.6)	K		S BB						G3-6-3 BB	2	0	0	0	2	2	1									
Ken Landreaux, L (1.8)	F7		BB						G3-6-3 1-2	3	0	0	0	1	0	1									
Greg Brock, L (1.3)		CS 1B BB	5-3						K	3	1	1	1	1	1	3									
Mike Marshall, R (1.9)	K				K				4-3	4	0	0	0	0	2	1									
Mike Scioscia, L (1.2)					K				1B BB	3	0	1	0	1	2	0									
Franklin Stubbs, L (1.7)	K		2-3		1-3				1B	4	0	1	0	0	2	2									
Dave Anderson, R (1.5)			5-3						4-3	3	0	0	0	0	0	0									
Terry Whitfield, L (9. PH)					E5 FC1-6				F4	1	0	0	0	0	0	2									
Bob Welch, R (1.1)					5-3				6-3	2	0	0	0	0	0	1									
Enos Cabell, R (7. PH)										1	0	0	0	0	0	0									
Ed Vande Berg, R (8.1)										0	0	0	0	0	0	0									
Inning Stats	R: 0 E: 0 K: 1 S: 5	H: 0 LOB: 0 BB: 0 P: 5	R: 0 E: 0 K: 2 S: 7	H: 1 LOB: 2 BB: 1 P: 11	R: 0 E: 1 K: 0 S: 4	H: 1 LOB: 3 BB: 2 P: 12	R: 0 E: 0 K: 2 S: 7	H: 0 LOB: 0 BB: 0 P: 7	R: 0 E: 0 K: 1 S: 6	H: 0 LOB: 1 BB: 0 P: 6	R: 1 E: 0 K: 1 S: 6	H: 1 LOB: 0 BB: 0 P: 6	R: 0 E: 0 K: 1 S: 5	H: 0 LOB: 0 BB: 0 P: 5	R: 0 E: 0 K: 0 S: 2	H: 0 LOB: 1 BB: 1 P: 6	R: 0 E: 0 K: 1 S: 6	H: 1 LOB: 2 BB: 1 P: 10	1B: 3 2B: 1 3B: 0 HR: 1	SF: 0 SAC: 0 DP: 2 HBP: 0	WP: 0 PB: 0 SB: 1 CS: 1	PA: 35			
PITCHER	IP	WLS	BF	H	R	ER	SO	BB	IBB	HBP	BLK	WP	HR	S	P	ERA	WHIP								
Joe Johnson, R (1.1)	9.0	W	35	4	1	1	9	5	0	0	0	0	1	48	68	1.00	1.000								

Batter	1	2	3	4	5	6	7	8	9	10	AB	R	H	RBI	BB	SO	LOB	TOP					
Claude Washington, L OBP: 0.275, SLG: 0.396 Bill Sample, R OBP: 0.333, SLG: 0.533	(1, 9) 0-3 K		(2, 9) 0-3 K		(2, 9) 0-0 F8		(2, 9) 0-0 G6-4-3 1B		(2, 9) 0-0 F9		2 3	0 0	0 1	0 0	0 0	2 2	0 2	Atlanta Braves @ Los Angeles Dodgers Dodger Stadium, Los Angeles, CA Sat. Apr. 26 1986, 7:05 PM PST Att. 40,076 - Unknown livebaseballscores.com AB 40 R 5 H 12 RBI 5 BB 4 SO 8 LOB 20					
Rafael Ramirez, R OBP: 0.279, SLG: 0.348	(1, 8) 0-0 1B		(3, 8) 0-0 6-3		(4, 8) 0-0 BB		(5, 8) 0-0 F9		(2, 8) 0-3 K		4	0	1	0	1	1	1						
Dale Murphy, R OBP: 0.449, SLG: 0.678	(1, 8) 0-3 K			(1, 8) 0-0 5-3	(3, 8) 0-3 K		(6, 8) 0-0 G6-4-3 1-2		(3, 8) 0-0 6-3		5	0	0	0	0	2	5						
Bob Horner, R OBP: 0.281, SLG: 0.315	(1, 3) 0-3 K			(2, 3) 0-0 5-3		(2, 3) 0-0 WP BB 1B		(1, 3) 0-0 F4		(2, 3) 0-0 FC6-4 1B	5	0	2	0	0	1	1						
Terry Harper, R OBP: 0.317, SLG: 0.255		(1, 7) 0-0 4-3		(3, 7) 0-0 4-3		(1, 7) 0-0 F4		(1, 7) 0-0 2B HR 1B		(1, 7) 0-0 F7	5	1	1	0	0	0	2						
Ozzie Virgil, R OBP: 0.184, SLG: 0.161		(1, 2) 4-0 FC3-6 BB		(1, 2) 0-0 6-3		(1, 2) 4-0 WP BB		(2, 2) 0-3 K		(2, 2) 0-0 FC6-4 1B	3	1	0	0	2	1	2						
Ken Oberkfell, L OBP: 0.403, SLG: 0.415		(1, 5) 0-0 FC3-6 FC4-6 1-2		(1, 5) 0-0 1B 2B 1B		(2, 5) 0-3 K		(1, 5) 0-0 HR 2B		(1, 5) 0-0 1B 1-2 1B	5	2	3	0	0	1	3						
Glenn Hubbard, R OBP: 0.333, SLG: 0.295 Craig McKinstry, R OBP: 0.306, SLG: 0.300 Paul Assenmacher, L OBP: 0.285, SLG: 0.300 Duane Ward, R OBP: 0.342, SLG: 0.500 Omar Moreno, L OBP: 0.306, SLG: 0.356	(1, 4) 0-0 FC4-6 1-2		(1, 4) 0-0 1B		(1, 4) 0-0 2B 1-2 1B		(1, 4) 0-0 1-2 2-3 BB		(1, 4) 0-0 2H 3H HR		(1, 4) 0-0 1-3 2H 1B	2	0	1	0	0	0		1				
David Palmer, R OBP: 0.417, SLG: 0.350 Gene Garber, R OBP: 0.285, SLG: 0.350 Bruce Sutter, R OBP: 0.285, SLG: 0.350 Jeff Dedmon, L OBP: 0.285, SLG: 0.350	(1, 1) 0-0 5-3		(1, 1) 0-0 5-3		(1, 1) 0-0 1-3 2H 2B		(1, 1) 0-0 6-3		(1, 1) 0-0 F9		1	0	0	0	0	0	0						
Inning Stats	R: 0 E: 0 K: 3 S: 10	H: 1 LOB: 1 BB: 0 P: 10	R: 0 E: 0 K: 0 S: 3	H: 0 LOB: 1 BB: 1 P: 7	R: 0 E: 0 K: 1 S: 5	H: 0 LOB: 0 BB: 0 P: 5	R: 0 E: 0 K: 0 S: 3	H: 0 LOB: 0 BB: 0 P: 3	R: 0 E: 0 K: 1 S: 6	H: 1 LOB: 3 BB: 2 P: 14	R: 0 E: 0 K: 0 S: 3	H: 1 LOB: 0 BB: 0 P: 3	R: 3 E: 0 K: 1 S: 8	H: 3 LOB: 0 BB: 0 P: 8	R: 0 E: 0 K: 1 S: 5	H: 0 LOB: 0 BB: 0 P: 5	R: 1 E: 0 K: 0 S: 5		H: 3 LOB: 2 BB: 1 P: 5	1B: 9 2B: 2 3B: 0 HR: 1	SF: 0 SAC: 0 DP: 1 HBP: 0	WP: 1 PB: 0 SB: 0 CS: 0	PA: 44
PITCHER	IP 4.2	WLS 20	BF 4	H 1	R 1	ER 1	SO 4	BB 2	IBB 0	HBP 0	BLK 0	WP 0	HR 0	S 26	P 34	ERA 1.93	WHIP 1.286						
Rick Honeycutt, L ERA: 4.05	(1, 1)																						
Ken Howell, R ERA: 1.42	(5, 1)	2.1	10	2	0	0	2	2	0	0	0	1	0	12	20	0.00	1.714						
Tom Niedenfuer, R ERA: 4.22	(8, 1)	2.0	9	3	3	3	2	0	0	0	0	0	1	13	13	13.50	1.500						
Ed Vande Berg, L ERA: 4.09	(10, 1)	1.0	L	5	3	1	1	0	0	0	0	0	0	5	5	9.00	3.000						

Batter	1	2	3	4	5	6	7	8	9	10	AB	R	H	RBI	BB	SO	LOB	BOTTOM					
Steve Sax, R OBP: 0.393, SLG: 0.340	(1, 4) 0-0 6-3		(2, 4) 0-0 5-3		(2, 4) 0-3 K			(2, 4) 0-0 6-3		(4, 4) 0-0 B3-4 BB	4	0	0	0	1	1	0	Atlanta Braves @ Los Angeles Dodgers Dodger Stadium, Los Angeles, CA Sat. Apr. 26 1986, 7:05 PM PST Att. 40,076 - Unknown livebaseballscores.com AB 34 R 4 H 8 RBI 4 BB 4 SO 7 LOB 14					
Mariano Duncan, R OBP: 0.224, SLG: 0.208	(1, 6) 0-3 K		(3, 6) 0-3 K		(3, 6) 0-3 K		(3, 6) 0-0 F7		(1, 6) 0-0 B3-4 1-2	5	0	0	0	0	3	2							
Ken Landreaux, L OBP: 0.296, SLG: 0.375	(1, 8) 0-0 S 1B			(4, 8) 0-0 3-1 S 1B BB		(1, 8) 0-0 F7		(1, 8) 0-0 4-3 2B		(1, 8) 0-0 4-3	4	3	2	0	1	0	3						
Greg Brock, L OBP: 0.293, SLG: 0.348	(1, 3) 0-0 1H 1B			(1, 3) 0-0 3-1 1-3		(1, 3) 4-0 CS BB		(1, 3) 0-0 4-3		(1, 3) 0-0 2-3	3	0	1	1	1	0	2						
Mike Marshall, R OBP: 0.278, SLG: 0.459	(1, 9) 0-0 F9			(1, 9) 0-0 2B 1B		(1, 9) 0-0 F5		(1, 9) 0-0 2B		(1, 9) 0-0 3H 2B	4	1	2	2	0	0	2						
Mike Sciozza, L OBP: 0.435, SLG: 0.444	(1, 2) 0-3 K		(1, 2) 0-0 K		(1, 2) 0-0 1H FC3-2 2B		(1, 2) 0-0 CS		(1, 2) 0-0 G4-6-3 1B		3	0	2	1	1	1	0						
Franklin Stubbs, L OBP: 0.231, SLG: 0.362 Ken Howell, R OBP: 0.393, SLG: 0.340 Enos Cabell, R OBP: 0.179, SLG: 0.115 Tom Niedenfuer, L OBP: 0.285, SLG: 0.300 Terry Whitfield, L OBP: 0.285, SLG: 0.300 Ed Vande Berg, R OBP: 0.285, SLG: 0.300	(1, 7) 0-0 F4		(2, 7) 0-0 FC3-2 S		(2, 7) 0-0 3H 6-3		(2, 7) 0-0 CS 1-2 1B		(2, 7) 0-0 5-3 1-2		(2, 7) 0-0 G4-6-3 1-2	2	0	0	0	0	0		1				
Dave Anderson, R OBP: 0.243, SLG: 0.176 Alex Trevino, R OBP: 0.300, SLG: 0.222 Bill Russell, R OBP: 0.240, SLG: 0.261	(1, 5) 0-3 K		(3, 5) 0-0 K		(3, 5) 0-0 6-3 1-2		(3, 5) 0-0 F6		(3, 5) 0-0 SH5-4 S 1B		3	0	0	0	0	1	1						
Rick Honeycutt, L OBP: 0.321, SLG: 0.250	(1, 1) 0-0 1-3				(1, 1) 0-3 K			(1, 1) 0-0 F7		(1, 1) 0-0 SH5-4 1-3	1	0	0	0	0	0	0						
Inning Stats	R: 1 E: 0 K: 1 S: 7	H: 2 LOB: 1 BB: 0 P: 7	R: 0 E: 0 K: 2 S: 7	H: 0 LOB: 0 BB: 0 P: 7	R: 0 E: 0 K: 1 S: 5	H: 0 LOB: 0 BB: 0 P: 5	R: 2 E: 0 K: 0 S: 5	H: 2 LOB: 1 BB: 1 P: 9	R: 0 E: 0 K: 3 S: 9	H: 0 LOB: 0 BB: 1 P: 6	R: 0 E: 0 K: 0 S: 3	H: 1 LOB: 0 BB: 0 P: 3	R: 0 E: 0 K: 0 S: 3	H: 0 LOB: 0 BB: 0 P: 3	R: 1 E: 0 K: 0 S: 4	H: 2 LOB: 1 BB: 1 P: 8	R: 0 E: 0 K: 0 S: 4		H: 1 LOB: 3 BB: 1 P: 8	1B: 5 2B: 3 3B: 0 HR: 0	SF: 0 SAC: 1 DP: 1 HBP: 0	WP: 0 PB: 0 SB: 4 CS: 2	PA: 40
PITCHER	IP 4.0	WLS 17	BF 4	H 3	R 3	ER 3	SO 4	BB 1	IBB 0	HBP 0	BLK 0	WP 0	HR 0	S 24	P 28	ERA 6.75	WHIP 1.250						
David Palmer, R ERA: 3.38	(1, 1)																						
Craig McMurtry, R ERA: 3.94	(5, 1)	1.0	3	0	0	0	3	0	0	0	0	0	0	9	9	0.00	0.000						
Paul Assenmacher, L ERA: 2.94	(6, 1)	1.0	4	1	0	0	0	1	0	0	0	0	0	3	7	0.00	2.000						
Duane Ward, R ERA: 1.93	(7, 1)	1.0	2	0	0	0	0	0	0	0	0	0	0	2	2	0.00	0.000						
Gene Garber, R ERA: 3.4	(8, 1)	1.1	7	2	1	1	0	0	1	0	0	0	0	6	10	6.75	1.500						
PITCHER	IP 0.2	WLS 2	BF 1	H 0	R 0	ER 0	SO 0	BB 0	IBB 0	HBP 0	BLK 0	WP 0	HR 0	S 2	P 7	ERA 0.00	WHIP 1.500						
Bruce Sutter, R ERA: 5.14	(9, 1)																						
Jeff Dedmon, R ERA: 6.43	(10, 1)	1.0	S	4	0	0	0	0	0	0	0	1	0	0	0	0	0						

Batter	1	2	3	4	5	6	7	8	9	AB	R	H	RBI	BB	SO	LOB	TOP						
Bill Sample, R OBP: 0.368, SLG: 0.526 (1, 7)										4	1	2	0	0	0	1	Atlanta Braves @ Los Angeles Dodgers Dodger Stadium, Los Angeles, CA Sun Apr 27 1986, 3:33 AM PDT Att: 46,221 - Unknown						
Rafael Ramirez, R OBP: 0.306, SLG: 0.414 (1, 6) (5, 5) (6, 6)										4	2	3	2	0	0	1							
Dale Murphy, R OBP: 0.436, SLG: 0.645 (1, 8)										3	0	0	0	1	0	0							
Bob Horner, R OBP: 0.294, SLG: 0.328 (1, 3)										4	0	2	0	0	1	0							
Terry Harper, R OBP: 0.306, SLG: 0.245 Craig Murtry, R (4, 1)										2	0	0	0	0	0	1							
Ted Simmons, S OBP: 0.385, SLG: 0.318 (6, PH) (6, 5)										0	0	0	0	0	0	0							
Ken Oberkfell, L OBP: 0.406, SLG: 0.418 Andres Thomas, R OBP: 0.364, SLG: 0.500 Duane Ward, R (6, 1)										2	0	1	0	0	1	0							
Omar Moreno, L OBP: 0.308, SLG: 0.522 (9, PH)										1	0	1	0	0	0	0							
Bruce Benedict, R OBP: 0.467, SLG: 0.417 Chris Chambliss, L OBP: 0.714, SLG: 0.909 (9, PH)										3	0	1	0	0	0	1							
Glenn Hubbard, R OBP: 0.328, SLG: 0.313 (1, 4)										4	1	1	0	0	0	3							
Zane Smith, L Claudell Washington, L OBP: 0.259, SLG: 0.373 (1, 1) (4, 9)										0	0	0	0	0	0	0							
Inning Stats	R: 0 E: 0 K: 0 S: 3	H: 1 LOB: 0 BB: 0 P: 3	R: 0 E: 0 K: 2 S: 7	H: 0 LOB: 0 BB: 0 P: 7	R: 2 E: 1 K: 0 S: 5	H: 3 LOB: 1 BB: 0 P: 5	R: 0 E: 0 K: 0 S: 3	H: 1 LOB: 0 BB: 0 P: 3	R: 0 E: 0 K: 0 S: 4	H: 1 LOB: 1 BB: 0 P: 4	R: 1 E: 0 K: 0 S: 5	H: 2 LOB: 2 BB: 1 P: 9	R: 0 E: 0 K: 2 S: 8	H: 1 LOB: 0 BB: 0 P: 4	R: 0 E: 0 K: 0 S: 4	H: 1 LOB: 1 BB: 0 P: 4		R: 0 E: 0 K: 0 S: 4	H: 1 LOB: 1 BB: 0 P: 4	1B: 9 2B: 1 3B: 0 HR: 1	SF: 0 SAC: 1 DP: 2 HBP: 0	WP: 0 PB: 0 SB: 0 CS: 0	PA: 36
PITCHER	IP WLS BF H R ER SO BB IBB HBP BLK WP HR S P ERA WHIP																						
Jerry Reuss, L ERA: 2.93 Tom Niedenfuer, R ERA: 4.26 (1, 1) (8, 1)	7.0 W 28 9 3 2 2 1 0 0 0 0 0 0 1 8 35 2.57 1.429																						

Batter	1	2	3	4	5	6	7	8	9	AB	R	H	RBI	BB	SO	LOB	BOTTOM		
Steve Sax, R OBP: 0.410, SLG: 0.364 (1, 4)										5	0	3	1	0	0	1	Atlanta Braves @ Los Angeles Dodgers Dodger Stadium, Los Angeles, CA Sun Apr 27 1986, 3:33 AM PDT Att: 46,221 - Unknown		
Mariano Duncan, R OBP: 0.225, SLG: 0.210 (1, 6)										4	1	1	0	0	1	4			
Enos Cabell, R OBP: 0.194, SLG: 0.138 Greg Brock, L OBP: 0.289, SLG: 0.343 (7, PH) (8, 3)										3	0	1	1	0	0	0			
Mike Marshall, R OBP: 0.277, SLG: 0.449 (1, 9)										4	1	1	0	0	2	2			
Cesar Cedeno, R OBP: 0.323, SLG: 0.259 Ken Landreaux, L OBP: 0.306, SLG: 0.431 (8, PH) (9, 8)										3	1	1	0	0	0	1			
Alex Trevino, R OBP: 0.286, SLG: 0.308 (1, 2)										4	1	1	0	0	1	2			
Bill Russell, R OBP: 0.250, SLG: 0.269 (1, 7)										3	1	1	2	0	1	0			
Dave Anderson, R OBP: 0.293, SLG: 0.216 (1, 5)										3	1	2	2	1	0	0			
Jerry Reuss, L OBP: 0.250, SLG: 0.250 Tom Niedenfuer, R (8, 1)										3	0	1	0	0	1	1			
Inning Stats	R: 1 E: 0 K: 0 S: 5	H: 2 LOB: 1 BB: 0 P: 5	R: 1 E: 0 K: 2 S: 9	H: 2 LOB: 2 BB: 1 P: 13	R: 3 E: 0 K: 1 S: 9	H: 4 LOB: 1 BB: 0 P: 9	R: 0 E: 0 K: 1 S: 5	H: 1 LOB: 0 BB: 0 P: 5	R: 0 E: 0 K: 0 S: 3	H: 0 LOB: 0 BB: 0 P: 3	R: 0 E: 0 K: 2 S: 8	H: 1 LOB: 1 BB: 0 P: 8	R: 0 E: 0 K: 0 S: 6	H: 3 LOB: 1 BB: 0 P: 6	1B: 11 2B: 1 3B: 0 HR: 1	SF: 0 SAC: 2 DP: 0 HBP: 0		WP: 0 PB: 0 SB: 3 CS: 1	PA: 37
PITCHER	IP WLS BF H R ER SO BB IBB HBP BLK WP HR S P ERA WHIP																		
Zane Smith, L ERA: 2.67 Craig Murtry, R ERA: 3.12 Duane Ward, R ERA: 3.52 (1, 1) (4, 1) (6, 1)	3.0 L 18 8 5 0 2 0 0 0 0 0 0 0 10 10 0.00 0.500																		

Batter	1	2	3	4	5	6	7	8	9	AB	R	H	RBI	BB	SO	LOB	TOP			
R.J. Reynolds, S (1, 8) OBP: 0.356, SLG: 0.507	4-0 FC4-6 BB		0-3 K			0-0 3-1		0-0 FC4-6 1B		3	0	1	0	1	1	1				
Bill Almon, R (1, 5) OBP: 0.448, SLG: 0.833	0-0 FC4-6 1-2 L8-3			0-0 4-3		0-0 F7		0-0 FC4-6 1-2		4	0	0	0	0	0	2				
Johnny Ray, S (1, 4) OBP: 0.465, SLG: 0.540	0-0 L8-3 1-2			0-0 1B			0-0 G5-3 1B		0-3 K	4	0	2	0	0	1	1				
Mike Brown, R (1, 9) OBP: 0.339, SLG: 0.434		0-0 6-3		0-0 F5			0-0 F7		0-0 6-3	4	0	0	0	0	0	2				
Mike Diaz, R (1, 7) OBP: 0.313, SLG: 0.267		0-3 K		0-3 K					0-3 K	3	0	1	0	0	2	1				
Joe Orsulak, L (7, PR) OBP: 0.286, SLG: 0.380										0	0	0	0	0	0	0				
Jim Morrison, R (8, PH) OBP: 0.255, SLG: 0.326							1-2 1B			1	0	0	0	0	1	0				
Tony Peña, R (1, 2) OBP: 0.344, SLG: 0.357		0-3 K			0-3 K		0-0 G5-3			3	0	0	0	0	2	2				
Sid Bream, L (1, 3) OBP: 0.393, SLG: 0.556			0-0 4-3		0-3 K			0-0 4-3 6-3 2B		3	1	1	0	0	1	0				
Rafael Belliard, R (1, 6) OBP: 0.296, SLG: 0.308			0-0 1B		0-0 F8			0-0 4-3 2-3		3	0	1	0	0	0	1				
Bob Kipper, R (1, 1) OBP: 0.333, SLG: 0.222	0-0 F4					0-3 K		0-0 6-3 3-H		2	0	0	0	0	1	1				
Lee Mazzilli, S (8, PH) OBP: 0.333, SLG: 0.222										1	0	0	1	0	0	0				
Jim Winn, R (8, 1)										0	0	0	0	0	0	0				
Inning Stats	R: 0 E: 0 K: 0 S: 2	H: 0 LOB: 0 BB: 1 P: 6	R: 0 E: 0 K: 2 S: 7	H: 0 LOB: 0 BB: 0 P: 7	R: 0 E: 0 K: 1 S: 6	H: 1 LOB: 1 BB: 0 P: 6	R: 0 E: 0 K: 1 S: 6	H: 1 LOB: 1 BB: 0 P: 6	R: 0 E: 0 K: 2 S: 7	H: 0 LOB: 0 BB: 0 P: 7	R: 0 E: 0 K: 0 S: 4	H: 2 LOB: 1 BB: 0 P: 4	R: 0 E: 0 K: 0 S: 5	H: 2 LOB: 1 BB: 0 P: 5	R: 0 E: 0 K: 2 S: 7	H: 0 LOB: 0 BB: 0 P: 7	1B: 5 2B: 2 3B: 0 HR: 0	SF: 0 SAC: 0 DP: 2 HBP: 0	WP: 0 PB: 0 SB: 0 CS: 0	PA: 32
PITCHER Fernando Valenzuela, L (1, 1) ERA: 2.41	IP: 9.0 WLS: W BF: 32 H: 6 R: 1 ER: 1 SO: 9 BB: 1 IBB: 0 HBP: 0 BLK: 0 WP: 0 HR: 0 S: 49 P: 53 ERA: 1.00 WHIP: 0.778																			

Pittsburgh Pirates @ Los Angeles Dodgers
Dodger Stadium, Los Angeles, CA
Mon Apr 28 1986, 7:05 PM PDT
Att: 50,401 - Unknown

AB	31
R	1
H	6
RBI	1
BB	1
SO	9
LOB	11





Batter	1	2	3	4	5	6	7	8	9	AB	R	H	RBI	BB	SO	LOB	BOTTOM			
Steve Sax, R (1, 4) OBP: 0.400, SLG: 0.373	0-0 1-3			0-0 WP BLK 2B	0-0 F9			0-0 F7		4	1	1	0	0	0	1				
Mariano Duncan, R (1, 6) OBP: 0.237, SLG: 0.214	0-0 F7			4-0 BLK BB 2-3 BB		0-0 CS 1B		0-0 6-3		3	0	1	0	1	0	0				
Enos Cabell, R (1, 3) OBP: 0.200, SLG: 0.125	0-0 5-3			4-0 BLK BB 1-2 BB		0-0 E5 S 1B		0-0 F7		3	1	0	0	1	0	1				
Mike Marshall, R (1, 9) OBP: 0.279, SLG: 0.444		0-3 K		0-3 K		0-0 F7 1B				3	0	1	1	0	2	3				
Cesar Cedeno, R (1, 7) OBP: 0.294, SLG: 0.233		0-0 F7		0-0 F4		0-0 F7		0-0 F7		3	0	0	0	0	0	4				
Reggie Williams, R (1, 8) OBP: 0.167, SLG: 0.167		0-0 F8		0-0 6-3		0-0 6-3				3	0	0	0	0	0	3				
Mike Scioscia, L (1, 2) OBP: 0.431, SLG: 0.439			0-0 F9		0-0 SH1-3 1B		0-0 G1			3	0	1	0	0	0	0				
Dave Anderson, R (1, 5) OBP: 0.273, SLG: 0.200			0-0 1-3		0-0 F9		0-0 F6			3	0	0	0	0	0	1				
Fernando Valenzuela, L (1, 1) OBP: 0.214, SLG: 0.214			0-0 4-3		0-0 SH1-3 1-2		0-0 4-3			2	0	0	0	0	0	0				
Inning Stats	R: 0 E: 0 K: 0 S: 3	H: 0 LOB: 0 BB: 0 P: 3	R: 0 E: 0 K: 1 S: 5	H: 0 LOB: 0 BB: 0 P: 5	R: 0 E: 0 K: 0 S: 3	H: 0 LOB: 0 BB: 0 P: 3	R: 1 E: 0 K: 1 S: 6	H: 1 LOB: 2 BB: 2 P: 14	R: 0 E: 0 K: 0 S: 4	H: 1 LOB: 1 BB: 0 P: 4	R: 1 E: 1 K: 0 S: 5	H: 2 LOB: 1 BB: 0 P: 5	R: 0 E: 0 K: 0 S: 3	H: 0 LOB: 0 BB: 0 P: 3	R: 0 E: 0 K: 0 S: 3	H: 0 LOB: 0 BB: 0 P: 3	1B: 3 2B: 1 3B: 0 HR: 0	SF: 0 SAC: 1 DP: 0 HBP: 0	WP: 1 PB: 0 SB: 1 CS: 1	PA: 30
PITCHER Bob Kipper, L (1, 1) ERA: 5.4	IP: 7.0 WLS: L BF: 27 H: 4 R: 2 ER: 1 SO: 2 BB: 2 IBB: 0 HBP: 0 BLK: 1 WP: 1 HR: 0 S: 29 P: 37 ERA: 1.29 WHIP: 0.857																			
Jim Winn, R (8, 1) ERA: 2.25	IP: 1.0 WLS: L BF: 3 H: 0 R: 0 ER: 0 SO: 0 BB: 0 IBB: 0 HBP: 0 BLK: 0 WP: 0 HR: 0 S: 3 P: 3 ERA: 0.00 WHIP: 0.000																			


Pittsburgh Pirates @ Los Angeles Dodgers
Dodger Stadium, Los Angeles, CA
Mon Apr 28 1986, 7:05 PM PDT
Att: 50,401 - Unknown


AB	27
R	2
H	4
RBI	1
BB	2
SO	2
LOB	13





Batter	1	2	3	4	5	6	7	8	9	AB	R	H	RBI	BB	SO	LOB	TOP			
Bob Dernier, R OBP: 0.244, SLG: 0.253 George Frazier, R (8, 1)	6-3		K					6-3		4	0	1	0	0	1	0	<p>Chicago Cubs @ Los Angeles Dodgers Dodger Stadium, Los Angeles, CA Wed Apr 30 1986, 7:05 PM PDT Att: 35,023 - Unknown</p> <p>livebaseballscores.com</p> <p>AB 32 R 0 H 6 RBI 0 BB 1 SO 6 LOB 13</p> 			
Davey Lopes, R OBP: 0.333, SLG: 0.387 (1, 5)	K		5-3			2-3			F7	4	0	0	0	0	1	1				
23 Ryne Sandberg, R OBP: 0.295, SLG: 0.395 (1, 4)	FC4 1B			4-3		5-3			1B 1B	4	0	2	0	0	0	1				
Keith Moreland, R OBP: 0.376, SLG: 0.400 (1, 3)	FC4			K		6-3			K	4	0	0	0	0	2	3				
Jerry Mumphrey, S OBP: 0.303, SLG: 0.419 (1, 9)		F7 7-2 1B		K				F7		4	0	2	0	0	1	0				
Jody Davis, R OBP: 0.280, SLG: 0.380 (1, 2)		F7 1-2 1B			F8			F9	F4	4	0	1	0	0	0	2				
Gary Matthews, R OBP: 0.316, SLG: 0.194 (1, 7)		F7 1-2 2-3			FC6-4 BB			4-3		2	0	0	0	1	0	2				
Shawon Dunston, R OBP: 0.304, SLG: 0.477 (1, 6)		7-2			FC6-4			F9		3	0	0	0	0	0	3				
Dennis Eckersley, R OBP: 0.200, SLG: 0.200 Thad Bosley, L OBP: 0.250, SLG: 0.318 (8, PH) (8, 8)			6-3		K			F7		2	0	0	0	0	1	1				
										1	0	0	0	0	0	0				
Inning Stats	R: 0 E: 0 K: 1 S: 6	H: 1 LOB: 1 BB: 0 P: 6	R: 0 E: 0 K: 0 S: 4	H: 2 LOB: 1 BB: 0 P: 4	R: 0 E: 0 K: 1 S: 5	H: 0 LOB: 0 BB: 0 P: 5	R: 0 E: 0 K: 2 S: 7	H: 0 LOB: 0 BB: 0 P: 7	R: 0 E: 0 K: 1 S: 5	H: 0 LOB: 1 BB: 1 P: 9	R: 0 E: 0 K: 0 S: 4	H: 1 LOB: 1 BB: 0 P: 4	R: 0 E: 0 K: 0 S: 3	H: 0 LOB: 0 BB: 0 P: 3	R: 0 E: 0 K: 1 S: 7	H: 2 LOB: 2 BB: 0 P: 7	1B: 6 2B: 1 3B: 0 HR: 0	SF: 0 SAC: 0 DP: 1 HBP: 0	WP: 0 PB: 0 SB: 0 CS: 0	PA: 33
PITCHER Bob Welch, R ERA: 1.44 (1, 1)	IP: 9.0 WLS: W BF: 33 H: 6 R: 0 ER: 0 SO: 6 BB: 1 IBB: 0 HBP: 0 BLK: 0 WP: 0 HR: 0 S: 44 P: 48 ERA: 0.00 WHIP: 0.778																			

Batter	1	2	3	4	5	6	7	8	9	AB	R	H	RBI	BB	SO	LOB	BOTTOM			
Steve Sax, R OBP: 0.397, SLG: 0.409 (1, 4)	K		5-3			SH5-3 1B				4	1	2	1	0	1	0	<p>Chicago Cubs @ Los Angeles Dodgers Dodger Stadium, Los Angeles, CA Wed Apr 30 1986, 7:05 PM PDT Att: 35,023 - Unknown</p> <p>livebaseballscores.com</p> <p>AB 31 R 4 H 8 RBI 4 BB 0 SO 10 LOB 7</p> 			
Mariano Duncan, R OBP: 0.260, SLG: 0.242 (1, 6)	K				F6	SH5-3 1B			G3 S 1B	3	0	1	0	0	1	0				
Ken Landreaux, L OBP: 0.288, SLG: 0.397 (1, 8) (8, 7)	6-3				F8	G3			G3	4	0	0	0	0	0	2				
Greg Brock, L OBP: 0.286, SLG: 0.324 (1, 3)		K			HR 1B	F9			K	4	1	1	0	0	2	2				
Mike Marshall, R OBP: 0.266, SLG: 0.449 (1, 9)		K			HR 1B				6-3	4	1	1	2	0	2	1				
Mike Scioscia, L OBP: 0.418, SLG: 0.438 (1, 2)					F7				F8	3	0	1	0	0	0	0				
Franklin Stubbs, L OBP: 0.228, SLG: 0.404 Reggie Williams, R OBP: 0.167, SLG: 0.167 (8, 8)						K			HR	3	1	1	1	0	2	1				
Dave Anderson, R OBP: 0.300, SLG: 0.239 (1, 5)					F6	5-3				3	0	1	0	0	0	0				
Bob Welch, R (1, 1)					F7	K			K	3	0	0	0	0	2	1				
Inning Stats	R: 0 E: 0 K: 2 S: 7	H: 0 LOB: 0 BB: 0 P: 7	R: 0 E: 0 K: 3 S: 10	H: 1 LOB: 1 BB: 0 P: 10	R: 0 E: 0 K: 0 S: 3	H: 0 LOB: 0 BB: 0 P: 3	R: 2 E: 0 K: 0 S: 5	H: 2 LOB: 0 BB: 0 P: 5	R: 0 E: 0 K: 2 S: 7	H: 0 LOB: 0 BB: 0 P: 7	R: 0 E: 0 K: 0 S: 4	H: 1 LOB: 1 BB: 0 P: 4	R: 1 E: 0 K: 2 S: 9	H: 2 LOB: 1 BB: 0 P: 9	R: 1 E: 0 K: 1 S: 7	H: 2 LOB: 1 BB: 0 P: 7	1B: 4 2B: 1 3B: 0 HR: 3	SF: 0 SAC: 1 DP: 0 HBP: 0	WP: 0 PB: 0 SB: 1 CS: 0	PA: 32
PITCHER Dennis Eckersley, R ERA: 4.37 George Frazier, R ERA: 4.91 (1, 1) (8, 1)	IP: 7.0 WLS: L BF: 27 H: 6 R: 3 ER: 3 SO: 9 BB: 0 IBB: 0 HBP: 0 BLK: 0 WP: 0 HR: 2 S: 45 P: 45 ERA: 3.86 WHIP: 0.857																			

Batter	1	2	3	4	5	6	7	8	9	AB	R	H	RBI	BB	SO	LOB	TOP			
Shawn Dunston, R (1, 6) OBP: 0.315, SLG: 0.478	0-0 BB BB 1B		0-0 F8			0-0 5-3			0-0 1-3 23 1B	4	0	2	0	0	0	0	<p>Chicago Cubs @ Los Angeles Dodgers Dodger Stadium, Los Angeles, CA Thu May 01 1986, 7:05 PM PDT Att: 36,590 - Unknown</p> <p>livebaseballscores.com</p> <p>AB 30 R 0 H 6 RBI 0 BB 2 SO 2 LOB 11</p> 			
Davey Lopes, R (1, 9) OBP: 0.325, SLG: 0.353	4-0 CS BB			0-0 4-3		0-0 4-3			0-0 F8	3	0	0	0	1	0	1				
23 Ryne Sandberg, R (1, 4) OBP: 0.304, SLG: 0.393	4-0 BB 1-2 2-3			0-0 6-3			0-0 F7		0-0 1-3 1B	3	0	1	0	1	0	0				
Keith Moreland, R (1, 3) OBP: 0.371, SLG: 0.392	0-0 F8			0-0 4-3			0-0 G5-4-3 1B		0-0 1-3 1-2 2-3 1B	4	0	1	0	0	0	3				
Gary Matthews, R (1, 7) OBP: 0.286, SLG: 0.171		0-0 5-3			0-0 6-3				0-0 F9	4	0	0	0	0	0	3				
Jody Davis, R (1, 2) OBP: 0.282, SLG: 0.392		0-3 K			0-0 F5				0-0 E 2B	3	0	1	0	0	1	0				
Ron Cey, R (1, 5) OBP: 0.344, SLG: 0.200		0-0 F3			0-0 FC5-4 1B				0-0 L6 2-3	3	0	1	0	0	0	1				
Bob Dernier, R (1, 8) OBP: 0.236, SLG: 0.244			0-0 F2		0-0 FC5-4 1-2				0-0 5-3	3	0	0	0	0	0	2				
Guy Hoffman, L (1, 1) Manny Trillo, R (6, PH) Matt Keough, R (6, PH) Chris Speier, R (8, PH) Dick Ruthven, R (8, 1)			0-3 K		0-0 L4				0-0 5-3	1	0	0	0	0	1	0				
Inning Stats	R: 0 E: 0 K: 0 S: 2	H: 1 LOB: 1 BB: 2 P: 10	R: 0 E: 0 K: 1 S: 5	H: 0 LOB: 0 BB: 0 P: 5	R: 0 E: 0 K: 1 S: 5	H: 0 LOB: 0 BB: 0 P: 5	R: 0 E: 0 K: 0 S: 3	H: 0 LOB: 0 BB: 0 P: 3	R: 0 E: 0 K: 0 S: 4	H: 1 LOB: 1 BB: 0 P: 4	R: 0 E: 0 K: 0 S: 3	H: 1 LOB: 0 BB: 0 P: 3	R: 0 E: 1 K: 0 S: 4	H: 1 LOB: 1 BB: 0 P: 4	R: 0 E: 0 K: 0 S: 5	H: 2 LOB: 2 BB: 0 P: 5		1B: 5 2B: 1 3B: 0 HR: 0	SF: 0 SAC: 0 DP: 1 HBP: 0	WP: 0 PB: 0 SB: 0 CS: 1
PITCHER	IP WLS BF H R ER SO BB IBB HBP BLK WP HR S P ERA WHIP	8.1 W 30 6 0 0 2 2 0 0 0 0 0 0 32 40 0.00 0.960	0.2 S 2 0 0 0 0 0 0 0 0 0 0 0 2 2 0.00 0.000	PITCHER																

Batter	1	2	3	4	5	6	7	8	9	AB	R	H	RBI	BB	SO	LOB	BOTTOM			
Mariano Duncan, R (1, 6) OBP: 0.269, SLG: 0.245	4-0 G6-4-3 BB 1B				0-3 K				0-0 L8	3	1	1	2	1	1	0	<p>Chicago Cubs @ Los Angeles Dodgers Dodger Stadium, Los Angeles, CA Thu May 01 1986, 7:05 PM PDT Att: 36,590 - Unknown</p> <p>livebaseballscores.com</p> <p>AB 29 R 4 H 9 RBI 4 BB 4 SO 2 LOB 15</p> 			
Mike Scioscia, L (1, 2) OBP: 0.434, SLG: 0.431	4-0 G6-4-3 BB	2-H 3-H 1B			4-0 1B BB				1-0 HBP	1	0	0	0	2	0	1				
Steve Sax, R (1, 4) OBP: 0.390, SLG: 0.400	0-0 G6-4-3 1-2 2-3			0-0 CS 1B		0-0 F8			0-0 F8	4	0	1	0	0	0	4				
Mike Marshall, R (1, 9) OBP: 0.286, SLG: 0.457	0-0 1B			0-0 6-3 1-2		0-0 FC5-4 1B			4-0 FC5-6 1B BB	3	0	2	1	1	0	1				
Cesar Cedeno, R (1, 7) Ken Landreaux, L (7, 7) OBP: 0.308, SLG: 0.314 OBP: 0.296, SLG: 0.405	0-0 F2			0-0 FC6-4 1B		0-0 FC5-4 1-2			0-0 FC5-6 1B 1B	3	0	1	0	0	0	3				
Reggie Williams, R (1, 8) OBP: 0.200, SLG: 0.200		0-0 1B 1B		0-0 FC6-4 1-2		0-0 F3			0-0 FC5-6 1B 1-2 2-3	4	1	1	0	0	0	3				
Greg Brock, L (1, 3) OBP: 0.284, SLG: 0.321		0-0 F7			0-0 F6		0-3 K		0-0 G6-3 1B	4	0	1	1	0	1	1				
Dave Anderson, R (1, 5) OBP: 0.296, SLG: 0.240		0-0 SH1-4 1B 1B			0-0 F9		0-0 F1		0-0 G6-3 1-2 2-H	4	1	1	0	0	0	2				
Rick Honeycutt, L (1, 1) Tom Niedenfuer, R (9, 1)		0-0 SH1-4 1-2			0-0 4-3				0-0 L6	2	0	0	0	0	0	0				
Inning Stats	R: 1 E: 0 K: 0 S: 3	H: 1 LOB: 1 BB: 2 P: 11	R: 2 E: 0 K: 0 S: 6	H: 3 LOB: 1 BB: 0 P: 6	R: 0 E: 0 K: 0 S: 4	H: 2 LOB: 1 BB: 0 P: 4	R: 0 E: 0 K: 0 S: 3	H: 0 LOB: 0 BB: 0 P: 3	R: 0 E: 0 K: 1 S: 6	H: 1 LOB: 2 BB: 1 P: 10	R: 0 E: 0 K: 1 S: 5	H: 0 LOB: 0 BB: 0 P: 5	R: 0 E: 0 K: 0 S: 3	H: 0 LOB: 1 BB: 0 P: 4	R: 1 E: 0 K: 0 S: 4	H: 2 LOB: 1 BB: 1 P: 8		1B: 9 2B: 0 3B: 0 HR: 0	SF: 0 SAC: 1 DP: 2 HBP: 1	WP: 0 PB: 0 SB: 0 CS: 1
PITCHER	IP WLS BF H R ER SO BB IBB HBP BLK WP HR S P ERA WHIP	5.0 L 23 7 0 0 1 3 0 0 0 0 0 0 8 9 0.00 0.000	2.0 7 0 0 0 1 0 0 0 1 0 0 0 0 8 9 0.00 0.000	1.0 5 2 1 1 0 1 0 0 0 0 0 0 4 8 9.00 3.000	PITCHER															

Batter	1	2	3	4	5	6	7	8	9	AB	R	H	RBI	BB	SO	LOB	TOP					
Vince Coleman, S (1, 7) OBP: 0.281, SLG: 0.306	0-0 3-1		0-0 1B			0-0 F4		0-0 4-3	0-0 4-3	5	0	1	0	0	0	2	St. Louis Cardinals @ Los Angeles Dodgers Dodger Stadium, Los Angeles, CA Fri May 02 1986, 7:05 PM PDT Att: 39,495 - Unknown AB 34 R 2 H 8 RBI 1 BB 2 SO 5 LOB 14 					
Ozzie Smith, S (1, 6) OBP: 0.405, SLG: 0.375	0-3 K		0-0 F8			0-0 6-3		0-0 F8		4	0	0	0	0	1	2						
Willie McGee, S (1, 8) OBP: 0.255, SLG: 0.284	0-0 1-3			0-0 4-3			0-0 1B	4-0 1B		3	2	1	0	1	0	0						
Jack Clark, R (1, 3) OBP: 0.353, SLG: 0.431		0-3 K		0-0 F4			0-0 1B	0-0 E9		4	0	2	0	0	1	0						
Tito Landrum, R (1, 9) OBP: 0.216, SLG: 0.257		0-0 6-3		0-0 F9			0-0 1B	0-3 K		4	0	1	1	0	1	1						
Terry Pendleton, S (1, 5) OBP: 0.277, SLG: 0.216		0-0 F7			0-0 5-3		0-3 K		0-0 4-3	4	0	0	0	0	1	2						
Tom Herr, S (1, 4) OBP: 0.247, SLG: 0.189			0-0 1B	0-0 5-3			4-0 BB		0-0 4-3	3	0	1	0	1	0	0						
Clint Hurdle, L (1, 2) OBP: 0.388, SLG: 0.444			0-0 F4		0-3 K		0-0 F2		0-0 1B	2	0	0	0	0	1	1						
Rick Ownbey, R (7, 1) OBP: 0.314, SLG: 0.244										0	0	0	0	0	0	0						
Andy Van Slyke, L (7, PH) OBP: 0.333, SLG: 0.294										1	0	0	0	0	0	3						
Michael LaValliere, L (7, 2) OBP: 0.333, SLG: 0.294										1	0	1	0	0	0	0						
John Tudor, L (1, 1) OBP: 0.133, SLG: 0.133			0-0 SH1-4		0-0 F9		0-0 F6		0-0 1B	0	0	0	0	0	0	0						
Mike Heath, R (5, 2) OBP: 0.175, SLG: 0.176										1	0	0	0	0	0	0						
Jerry White, S (7, PH) OBP: 0.154, SLG: 0.091										1	0	0	0	0	0	3						
Todd Worrell, R (7, 1) OBP: 0.600, SLG: 0.500			1-2						1-2	1	0	1	0	0	0	0						
José Oquendo, S (9, PH) OBP: 0.600, SLG: 0.500										1	0	1	0	0	0	0						
Inning Stats	R: 0 E: 0 K: 1 S: 5	H: 0 LOB: 0 BB: 0 P: 5	R: 0 E: 0 K: 1 S: 5	H: 0 LOB: 0 BB: 0 P: 5	R: 0 E: 0 K: 0 S: 5	H: 2 LOB: 2 BB: 0 P: 5	R: 0 E: 0 K: 0 S: 3	H: 0 LOB: 0 BB: 0 P: 3	R: 0 E: 0 K: 1 S: 5	H: 0 LOB: 0 BB: 0 P: 5	R: 0 E: 0 K: 0 S: 3	H: 0 LOB: 0 BB: 0 P: 3	R: 1 E: 0 K: 1 S: 8	H: 3 LOB: 3 BB: 1 P: 12	R: 1 E: 1 K: 1 S: 6	H: 1 LOB: 1 BB: 1 P: 10	R: 0 E: 0 K: 0 S: 5	H: 2 LOB: 2 BB: 0 P: 5	1B: 8 2B: 0 3B: 0 HR: 0	SF: 0 SAC: 1 DP: 0 HBP: 0	WP: 0 PB: 0 SB: 0 CS: 0	PA: 37
PITCHER	IP WLS BF H R ER SO BB IBB HBP BLK WP HR S P ERA WHIP																					
Jerry Reuss, L (1, 1) ERA: 2.53	6.0 W 23 5 1 1 3 0 0 0 0 0 0 0 29 29 1.50 0.833																					
Tom Niedenfuer, R (7, 1) ERA: 3.52	2.0 9 1 1 0 2 2 0 0 0 0 0 0 11 19 0.00 1.500																					
Ken Howell, R (9, 1) ERA: 1.08	1.0 S 5 2 0 0 0 0 0 0 0 0 0 0 5 5 0.00 2.000																					

Batter	1	2	3	4	5	6	7	8	9	AB	R	H	RBI	BB	SO	LOB	BOTTOM				
Mariano Duncan, R (1, 6) OBP: 0.259, SLG: 0.235	0-0 F6		0-0 FC4-6		0-0 FC4-6		0-3 K			4	1	0	0	0	1	4	St. Louis Cardinals @ Los Angeles Dodgers Dodger Stadium, Los Angeles, CA Fri May 02 1986, 7:05 PM PDT Att: 39,495 - Unknown AB 28 R 3 H 8 RBI 3 BB 3 SO 2 LOB 18 				
Steve Sax, R (1, 4) OBP: 0.370, SLG: 0.384	0-0 F5		0-0 SF9		0-0 5-3		0-0 F8			3	0	0	1	0	0	2					
Enos Cabell, R (1, 3) OBP: 0.225, SLG: 0.162	0-0 6-3		0-0 HR			0-0 1-3	2-3 1B		0-0 6-3	4	1	2	0	0	0	0					
Ken Howell, R (9, 1) OBP: 0.294, SLG: 0.484		4-0 FC1-4	0-0 BLK	0-0 HR		0-0 2-3		0-0 F6		3	1	1	2	1	0	1					
Cesar Cedeno, R (1, 7) OBP: 0.317, SLG: 0.306		4-0 FC1-4	0-0 BB	0-0 HR		4-0 1-2		0-0 F6		1	0	0	0	1	0	0					
Ken Landreaux, L (6, PH) OBP: 0.301, SLG: 0.400		4-0 FC1-4	0-0 BB	0-0 HR		4-0 1-3		0-0 5-3		1	0	0	0	1	0	0					
Alex Trevino, R (1, 2) OBP: 0.294, SLG: 0.313	0-3 K			0-0 L4-3		0-0 1-3		0-0 5-3		3	0	1	0	0	1	4					
Reggie Williams, R (1, 8) OBP: 0.154, SLG: 0.154		0-0 FC1-4-6		0-0 L4-3		0-0 5-3				3	0	0	0	0	0	5					
Greg Brock, L (9, 3) OBP: 0.284, SLG: 0.321		0-0 FC1-4-6		0-0 L4-3		0-0 5-3				0	0	0	0	0	0	0					
Dave Anderson, R (1, 5) OBP: 0.298, SLG: 0.245		0-0 F9		0-0 4-3			0-0 1B			3	0	1	0	0	0	2					
Jerry Reuss, L (1, 1) OBP: 0.500, SLG: 0.500			0-0 FC4-6		0-0 FC4-6		0-0 1B			2	0	2	0	0	0	0					
Tom Niedenfuer, R (7, 1) ERA: 3.52										0	0	0	0	0	0	0					
Franklin Stubbs, L (7, 7) OBP: 0.241, SLG: 0.415										1	0	1	0	0	0	0					
Inning Stats	R: 0 E: 0 K: 0 S: 3	H: 0 LOB: 0 BB: 0 P: 3	R: 0 E: 0 K: 1 S: 5	H: 0 LOB: 2 BB: 2 P: 13	R: 3 E: 0 K: 0 S: 6	H: 3 LOB: 0 BB: 0 P: 6	R: 0 E: 0 K: 0 S: 3	H: 1 LOB: 0 BB: 0 P: 3	R: 0 E: 0 K: 0 S: 4	H: 1 LOB: 2 BB: 1 P: 8	R: 0 E: 0 K: 1 S: 6	H: 2 LOB: 1 BB: 0 P: 6	R: 0 E: 0 K: 0 S: 3	H: 0 LOB: 0 BB: 0 P: 3	R: 0 E: 0 K: 0 S: 3	H: 0 LOB: 0 BB: 0 P: 3		1B: 7 2B: 2 3B: 0 HR: 1	SF: 1 SAC: 0 DP: 2 HBP: 0	WP: 0 PB: 0 SB: 2 CS: 2	PA: 32
PITCHER	IP WLS BF H R ER SO BB IBB HBP BLK WP HR S P ERA WHIP																				
John Tudor, L (1, 1) ERA: 2.51	4.0 L 17 4 3 3 1 2 0 0 0 1 0 0 7 11 0.00 1.500																				
Rick Ownbey, R (5, 1) ERA: 3.2	2.0 8 2 0 0 0 1 0 0 0 0 0 0 7 11 0.00 1.500																				
Todd Worrell, R (7, 1) ERA: 0.96	2.0 7 2 0 0 0 1 0 0 0 0 0 0 9 9 0.00 1.000																				

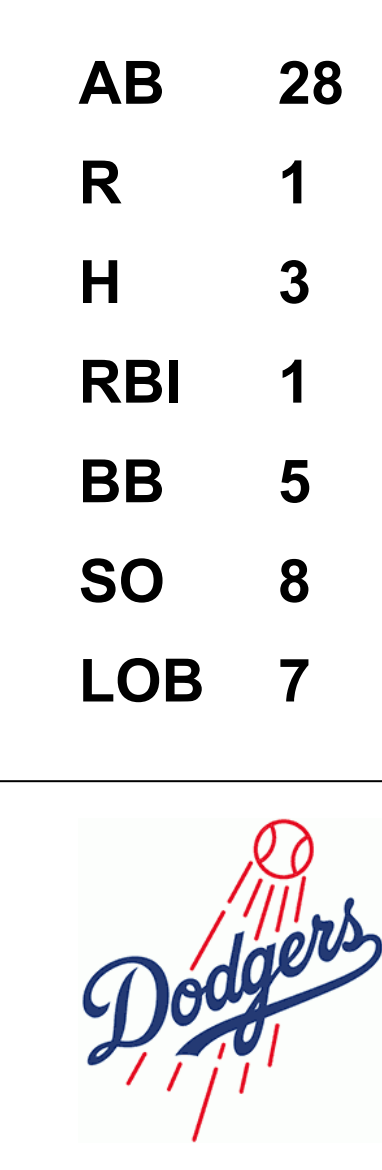
Batter	1	2	3	4	5	6	7	8	9	AB	R	H	RBI	BB	SO	LOB	TOP			
Willie McGee, S OBP: 0.245, SLG: 0.272 (1, 8)			G6-4-3		6-3			K		4	0	0	0	0	2	3	St. Louis Cardinals @ Los Angeles Dodgers Dodger Stadium, Los Angeles, CA Sat May 03 1986, 7:05 PM PDT Att: 47,200 - Unknown livebaseballscorecards.com			
Terry Pendleton, S OBP: 0.276, SLG: 0.218 (1, 5)	F8		F8			F8		1B		4	0	1	0	0	0	1				
Tom Herr, S OBP: 0.258, SLG: 0.208 (1, 4)	WP			FC6		K		K		3	0	1	0	1	2	1				
Jack Clark, R OBP: 0.348, SLG: 0.421 (1, 3)	4-3			F5					F7	4	0	1	0	0	0	2				
Tito Landrum, R OBP: 0.195, SLG: 0.231 (1, 9)		K				FC5-4			1-3	4	0	0	0	0	2	2				
Mike Heath, R OBP: 0.164, SLG: 0.164 (1, 2)	F9			FC6				K		4	0	0	0	0	1	1				
Jerry White, S OBP: 0.125, SLG: 0.071 Ken Dayley, L OBP: 0.333, SLG: 0.333 Greg Bargar, R Pat Perry, L (1, 7) (7, 1) (8, 1) (8, 1)	F7				F6				6-3	3	0	0	0	0	0	0				
Ozzie Smith, S OBP: 0.416, SLG: 0.388 (1, 6)			G6-4-3	SH		SH5-3			2-3	3	0	2	0	0	0	0				
Tim Conroy, L Clint Hurdle, L OBP: 0.350, SLG: 0.421 (1, 1) (7, 7)			SH	G6-4-3		SH5-3			K	0	0	0	0	0	0	0				
Inning Stats	R: 0 E: 0 K: 1 S: 6	H: 1 LOB: 1 BB: 0 P: 6	R: 0 E: 0 K: 1 S: 5	H: 0 LOB: 0 BB: 0 P: 5	R: 0 E: 0 K: 0 S: 4	H: 1 LOB: 1 BB: 0 P: 4	R: 0 E: 0 K: 1 S: 5	H: 0 LOB: 1 BB: 1 P: 9	R: 0 E: 0 K: 0 S: 4	H: 1 LOB: 1 BB: 0 P: 4	R: 0 E: 0 K: 1 S: 6	H: 0 LOB: 0 BB: 0 P: 5	R: 0 E: 0 K: 3 S: 10	H: 1 LOB: 1 BB: 0 P: 10	R: 0 E: 0 K: 0 S: 3	H: 0 LOB: 0 BB: 0 P: 3		1B: 4 2B: 1 3B: 0 HR: 0	SF: 0 SAC: 2 DP: 1 HBP: 0	WP: 1 PB: 0 SB: 0 CS: 0
PITCHER Fernando Valenzuela, L ERA: 1.98 (1, 1)	IP: 9.0 WLS: W BF: 33 H: 5 R: 0 ER: 0 SO: 8 BB: 1 IBB: 0 HBP: 0 BLK: 0 WP: 1 HR: 0 S: 48 P: 52 ERA: 0.00 WHIP: 0.667											PITCHER	IP: 9.0 WLS: W BF: 33 H: 5 R: 0 ER: 0 SO: 8 BB: 1 IBB: 0 HBP: 0 BLK: 0 WP: 1 HR: 0 S: 48 P: 52 ERA: 0.00 WHIP: 0.667							

Batter	1	2	3	4	5	6	7	8	9	AB	R	H	RBI	BB	SO	LOB	BOTTOM			
Mariano Duncan, R OBP: 0.259, SLG: 0.235 (1, 6)	K		2B	FC5		F8		FC6-4		4	1	1	0	0	1	2	St. Louis Cardinals @ Los Angeles Dodgers Dodger Stadium, Los Angeles, CA Sat May 03 1986, 7:05 PM PDT Att: 47,200 - Unknown livebaseballscorecards.com			
Steve Sax, R OBP: 0.376, SLG: 0.416 (1, 4)	F9		FC5	1-3		F8		1B		4	1	2	0	0	0	0				
Enos Cabell, R OBP: 0.273, SLG: 0.200 (1, 3)	BB		FC5	BB		F8		PB	2B	3	1	2	1	1	0	0				
Mike Marshall, R OBP: 0.302, SLG: 0.490 (1, 9)	FC5-4		FC5	1-2		1-3		4-3	2B	3	0	1	2	1	0	2				
Cesar Cedeno, R OBP: 0.295, SLG: 0.282 Ken Landreaux, L OBP: 0.298, SLG: 0.395 (1, 7) (8, PH) (9, 7)	FC5-4		F7			1-3		4-3		3	0	0	0	0	0	4				
Reggie Williams, R OBP: 0.235, SLG: 0.188 (1, 8)	F9			G3-6		4-3		HBP		3	0	1	0	0	0	0				
Mike Scioscia, L OBP: 0.414, SLG: 0.406 (1, 2)	6-3			G3-6		F6		F3		4	0	0	0	0	0	3				
Dave Anderson, R OBP: 0.295, SLG: 0.246 (1, 5)	F9			F9		1B		4-3		4	0	1	0	0	0	2				
Fernando Valenzuela, L OBP: 0.235, SLG: 0.235 (1, 1)			G3			K		FC6-4		3	0	1	0	0	1	0				
Inning Stats	R: 0 E: 0 K: 1 S: 6	H: 1 LOB: 2 BB: 1 P: 10	R: 0 E: 0 K: 0 S: 3	H: 0 LOB: 0 BB: 0 P: 3	R: 1 E: 0 K: 0 S: 5	H: 2 LOB: 2 BB: 1 P: 9	R: 0 E: 0 K: 0 S: 3	H: 1 LOB: 0 BB: 0 P: 3	R: 0 E: 0 K: 0 S: 3	H: 0 LOB: 0 BB: 0 P: 3	R: 0 E: 0 K: 0 S: 5	H: 2 LOB: 2 BB: 0 P: 5	R: 0 E: 0 K: 0 S: 6	H: 3 LOB: 3 BB: 0 P: 7	R: 2 E: 0 K: 0 S: 6	H: 3 LOB: 3 BB: 0 P: 7		1B: 6 2B: 3 3B: 0 HR: 0	SF: 0 SAC: 0 DP: 1 HBP: 1	WP: 0 PB: 1 SB: 0 CS: 0
PITCHER Tim Conroy, L ERA: 1.17 Ken Dayley, L ERA: 6.39 Greg Bargar, R ERA: 2.45 Pat Perry, L ERA: 6.1 (1, 1) (7, 1) (8, 1) (8, 1)	IP: 6.0 WLS: L BF: 23 H: 4 R: 1 ER: 1 SO: 2 BB: 2 IBB: 0 HBP: 0 BLK: 0 WP: 0 HR: 0 S: 25 P: 33 ERA: 1.50 WHIP: 1.000											PITCHER	IP: 6.0 WLS: L BF: 23 H: 4 R: 1 ER: 1 SO: 2 BB: 2 IBB: 0 HBP: 0 BLK: 0 WP: 0 HR: 0 S: 25 P: 33 ERA: 1.50 WHIP: 1.000							

Batter	1	2	3	4	5	6	7	8	9	AB	R	H	RBI	BB	SO	LOB	TOP		
Willie McGee, S OBP: 0.245, SLG: 0.263 (1, 8)	1-3		K				4-3			3	0	0	0	1	1	1	St. Louis Cardinals @ Los Angeles Dodgers Dodger Stadium, Los Angeles, CA Sun May 04 1986, 3:33 AM PDT Att: 45,445 - Unknown		
Andy Van Slyke, L OBP: 0.327, SLG: 0.271 (1, 9)	2B		WP S 2-3 BB	K			G3			3	0	1	0	1	1	3			
Tom Herr, S OBP: 0.258, SLG: 0.210 (1, 4)	G3		4-3				4-3			4	0	1	0	0	0	2			
Jack Clark, R OBP: 0.344, SLG: 0.413 (1, 3)	5-3		SH1-4 1B	1B			5-3			4	1	1	0	0	0	2			
Clint Hurdle, L OBP: 0.348, SLG: 0.381 Tito Landrum, R OBP: 0.190, SLG: 0.225 (8, PH) (8, 7)	F7		1B SH1-4 1B BB	K			K			2	1	0	0	1	1	0			
Terry Pendleton, S OBP: 0.287, SLG: 0.210 (1, 5)	3-1		SH1-4				5-3			3	0	0	0	0	0	1			
Michael LaValliere, L OBP: 0.318, SLG: 0.286 (1, 2)	G3		2-3 3-H 1B	F6			F6			4	0	1	1	0	0	0			
Ozzie Smith, S OBP: 0.407, SLG: 0.380 (1, 6)			4-3	3-1			3-1			4	0	1	1	0	0	0			
Bob Forsch, R OBP: 0.231, SLG: 0.385 Greg Bargar, R (7, 1)			FC1-4 1B				K			3	1	1	0	0	1	2			
Ricky Horton, L OBP: 0.167, SLG: 0.167 Todd Worrell, R (9, 1)	WP 2B		WP 2B	FC1-4 BB			K			1	0	0	0	0	1	0			
Inning Stats	R: 0 E: 0 K: 0 S: 4	H: 1 LOB: 1 BB: 0 P: 4	R: 0 E: 0 K: 0 S: 3	H: 0 LOB: 0 BB: 0 P: 3	R: 1 E: 0 K: 1 S: 6	H: 1 LOB: 1 BB: 1 P: 10	R: 2 E: 0 K: 1 S: 8	H: 3 LOB: 3 BB: 2 P: 16	R: 0 E: 0 K: 0 S: 5	H: 0 LOB: 0 BB: 0 P: 3	R: 0 E: 0 K: 1 S: 5	H: 0 LOB: 0 BB: 0 P: 5	R: 0 E: 0 K: 1 S: 6	H: 1 LOB: 1 BB: 0 P: 6	R: 0 E: 0 K: 1 S: 5	H: 0 LOB: 0 BB: 0 P: 5	1B: 4 2B: 2 3B: 0 HR: 0	SF: 0 SAC: 1 DP: 0 HBP: 0	WP: 2 PA: 36 PB: 0 SB: 1 CS: 0
PITCHER	IP WLS BF H R ER SO BB IBB HBP BLK WP HR S P ERA WHIP	7.0 L 29 5 3 3 4 3 0 0 0 0 0 0 34 46 3.86 1.143	2.0 7 1 0 0 2 0 0 0 0 0 0 0 0 11 11 0.00 0.500																

Batter	1	2	3	4	5	6	7	8	9	AB	R	H	RBI	BB	SO	LOB	BOTTOM		
Mariano Duncan, R OBP: 0.250, SLG: 0.226 (1, 6)	K		4-3				K			4	0	0	0	0	3	2	St. Louis Cardinals @ Los Angeles Dodgers Dodger Stadium, Los Angeles, CA Sun May 04 1986, 3:33 AM PDT Att: 45,445 - Unknown		
Steve Sax, R OBP: 0.360, SLG: 0.395 (1, 4)	5-3		F9				G3			4	0	0	0	0	1	0			
Ken Landreaux, L OBP: 0.295, SLG: 0.380 (1, 8)	1B BB		K				F6			3	0	0	0	1	1	0			
Greg Brock, L OBP: 0.283, SLG: 0.317 (1, 3)	1-3 1B		4-3				F7			4	0	1	0	0	0	0			
Mike Marshall, R OBP: 0.291, SLG: 0.471 (1, 9)	F3		G3				F9			4	0	0	0	0	0	2			
Mike Scioscia, L OBP: 0.429, SLG: 0.408 (1, 2)			G4-3 BB				BB SF9 BB			2	1	1	0	2	0	0			
Franklin Stubbs, L OBP: 0.246, SLG: 0.400 Cesar Cedeno, R OBP: 0.289, SLG: 0.275 (9, PH) (9, 1)	G4-3		1-2 1B				SF9 BB			2	0	0	0	1	0	2			
Dave Anderson, R OBP: 0.302, SLG: 0.271 Terry Whitfield, L (7, PH) Bob Welch, R (7, PR) Ed Vande Berg, R (8, 1)	2B		K				1-2 2-3 BB			0	0	0	0	1	0	0			
Orel Hershiser, R OBP: 0.182, SLG: 0.100 Enos Cabell, R OBP: 0.267, SLG: 0.200 (8, 5)	K		G3				SF9			2	0	0	0	0	1	1			
Inning Stats	R: 0 E: 0 K: 1 S: 6	H: 1 LOB: 2 BB: 1 P: 10	R: 0 E: 0 K: 1 S: 5	H: 1 LOB: 1 BB: 1 P: 9	R: 0 E: 0 K: 0 S: 5	H: 0 LOB: 0 BB: 0 P: 5	R: 0 E: 0 K: 0 S: 4	H: 1 LOB: 1 BB: 0 P: 4	R: 0 E: 0 K: 2 S: 7	H: 0 LOB: 0 BB: 0 P: 7	R: 0 E: 0 K: 0 S: 3	H: 0 LOB: 0 BB: 0 P: 3	R: 0 E: 0 K: 1 S: 5	H: 0 LOB: 0 BB: 0 P: 5	R: 0 E: 0 K: 1 S: 5	H: 0 LOB: 0 BB: 0 P: 5		1B: 2 2B: 1 3B: 0 HR: 0	SF: 1 SAC: 0 DP: 1 HBP: 0
PITCHER	IP WLS BF H R ER SO BB IBB HBP BLK WP HR S P ERA WHIP	6.1 W 26 3 1 1 5 5 0 0 0 0 0 0 31 51 0.00 1.263	2.0 6 0 0 0 2 0 0 0 0 0 0 0 0 10 10 0.00 0.000	0.1 1 0 0 0 0 0 0 0 0 0 0 0 0 1 1 0.00 0.000	0.1 S 1 0 0 0 1 0 0 0 0 0 0 0 3 3 0.00 0.000														

AB	32
R	3
H	6
RBI	2
BB	3
SO	6
LOB	12



Batter	1	2	3	4	5	6	7	8	9	AB	R	H	RBI	BB	SO	LOB	TOP									
Mariano Duncan, R (1, 6) OBP: 0.258, SLG: 0.257 Terry Whitfield, L (9, PH) Tom Niedenfuer, R (9, 1)	B5		4-0 CS BB		0-0 HR		0-3 K		0-0 F9	3	1	1	1	1	1	1	Los Angeles Dodgers @ Chicago Cubs Wrigley Field, Chicago, IL Tue May 06 1986, 3:33 AM CDT Att: 15,937 - Unknown									
Steve Sax, R (1, 4) OBP: 0.382, SLG: 0.442	HR		5-3 1-2		5-3			4-3 1B 2B	K	5	2	2	1	0	1	3										
Enos Cabell, R (1, 3) OBP: 0.271, SLG: 0.209 Greg Brock, L (6, PH) Mike Marshall, R (1, 9) OBP: 0.289, SLG: 0.462	1B			6-3	6-3			4-3		3	0	1	0	0	0	0										
Cesar Cedeno, R (1, 7) OBP: 0.277, SLG: 0.262 Ken Landreaux, L (6, PH) Reggie Williams, R (1, 8) OBP: 0.238, SLG: 0.250	6-3							FC4-6 1B		4	0	1	1	0	1	1										
Mike Scioscia, L (1, 2) OBP: 0.432, SLG: 0.397								FC4-6 1B		2	0	0	0	0	1	1										
Dave Anderson, R (1, 5) OBP: 0.313, SLG: 0.290								FC4-6 1B		2	0	0	0	0	0	1										
Bob Welch, R (1, 1) OBP: 0.176, SLG: 0.313 Ken Howell, R (7, 1) Bill Russell, R (9, PH) OBP: 0.241, SLG: 0.259								F4		4	1	1	0	0	0	1										
Inning Stats	R: 1 E: 0 K: 0 S: 5	H: 2 LOB: 1 BB: 0 P: 5	R: 0 E: 0 K: 0 S: 2	H: 0 LOB: 0 BB: 1 P: 6	R: 0 E: 0 K: 1 S: 4	H: 0 LOB: 0 BB: 1 P: 8	R: 0 E: 0 K: 1 S: 5	H: 0 LOB: 0 BB: 0 P: 5	R: 4 E: 0 K: 0 S: 7	H: 4 LOB: 3 BB: 0 P: 7	R: 0 E: 0 K: 1 S: 5	H: 0 LOB: 0 BB: 0 P: 5	R: 0 E: 0 K: 1 S: 6	H: 1 LOB: 1 BB: 0 P: 6	R: 1 E: 0 K: 0 S: 5	H: 2 LOB: 1 BB: 0 P: 5		R: 0 E: 0 K: 1 S: 5	H: 0 LOB: 2 BB: 2 P: 13	1B: 3 2B: 3 3B: 0 HR: 3	SF: 0 SAC: 0 DP: 1 HBP: 0	WP: 0 PB: 0 SB: 0 CS: 1	PA: 38			
PITCHER	IP	WLS	BF	H	R	ER	SO	BB	IBB	HBP	BLK	WP	HR	S	P	ERA		WHIP								
Guy Hoffman, L (1, 1) ERA: 5.29 Matt Keough, R (6, 1) ERA: 2.97 Jay Ballew, R (7, 1) ERA: 3.22 Lee Smith, R (9, 1) ERA: 6.14	5.0	21	6	5	5	2	2	0	0	0	0	0	3	23	31	9.00		1.600								

AB	34
R	6
H	9
RBI	6
BB	4
SO	5
LOB	15



Batter	1	2	3	4	5	6	7	8	9	AB	R	H	RBI	BB	SO	LOB	BOTTOM								
Shawon Dunston, R (1, 6) OBP: 0.337, SLG: 0.505	5-3		HR 1B		HR			23 BB 1B		5	2	3	1	0	0	0	Los Angeles Dodgers @ Chicago Cubs Wrigley Field, Chicago, IL Tue May 06 1986, 3:33 AM CDT Att: 15,937 - Unknown								
Gary Matthews, R (1, 7) OBP: 0.293, SLG: 0.280 Lee Smith, R (9, 1)	F8		HR		23 1B 1B		2-3	K		5	2	1	2	0	1	2									
23 Ryne Sandberg, R (1, 4) OBP: 0.362, SLG: 0.456					BB 1B 1B			HR 1B		4	1	3	0	1	1	0									
Keith Moreland, R (1, 9) OBP: 0.339, SLG: 0.394	K		F7		BB 1B			HR 1B		5	1	2	3	0	2	4									
Leon Durham, L (1, 3) OBP: 0.342, SLG: 0.439			F7		1-2 2-3 BB			F6		4	1	2	1	1	0	0									
Jody Davis, R (1, 2) OBP: 0.286, SLG: 0.374	L4				4-3			K		4	0	1	0	0	1	4									
Ron Cey, R (1, 5) OBP: 0.271, SLG: 0.317	K				4-3			K		4	0	0	0	0	2	5									
Bob Dernier, R (1, 8) OBP: 0.243, SLG: 0.245			FC6-4 BB		F8			F7		3	0	0	0	1	1	0									
Guy Hoffman, L (1, 1) Terry Francona, L (5, PH) Matt Keough, R (6, 1) Manny Trillo, R (6, PH) Jay Ballew, R (7, 1) Thad Bosley, L (8, PH) OBP: 0.321, SLG: 0.390	FC6-4 1-2				F8			K		1	0	0	0	0	0	2									
Inning Stats	R: 0 E: 0 K: 1 S: 6	H: 1 LOB: 1 BB: 0 P: 6	R: 0 E: 0 K: 1 S: 6	H: 1 LOB: 2 BB: 1 P: 10	R: 2 E: 0 K: 1 S: 7	H: 2 LOB: 0 BB: 0 P: 7	R: 0 E: 0 K: 0 S: 3	H: 0 LOB: 0 BB: 0 P: 3	R: 2 E: 1 K: 2 S: 11	H: 3 LOB: 3 BB: 1 P: 15	R: 0 E: 0 K: 1 S: 5	H: 0 LOB: 0 BB: 0 P: 5	R: 2 E: 0 K: 0 S: 6	H: 3 LOB: 1 BB: 0 P: 6	R: 0 E: 0 K: 3 S: 11	H: 2 LOB: 3 BB: 1 P: 15		R: 1 E: 0 K: 0 S: 1	H: 1 LOB: 0 BB: 0 P: 1	1B: 7 2B: 2 3B: 0 HR: 4	SF: 0 SAC: 0 DP: 0 HBP: 0	WP: 0 PB: 0 SB: 0 CS: 0	PA: 41		
PITCHER	IP	WLS	BF	H	R	ER	SO	BB	IBB	HBP	BLK	WP	HR	S	P	ERA	WHIP								
Bob Welch, R (1, 1) ERA: 2.15 Ken Howell, R (7, 1) ERA: 1.0 Tom Niedenfuer, R (9, 1) ERA: 4.11	6.2	33	10	6	5	6	2	0	0	0	0	0	3	43	51	6.75	1.800								

AB	38
R	7
H	13
RBI	7
BB	3
SO	9
LOB	17



Batter	1	2	3	4	5	6	7	8	9	AB	R	H	RBI	BB	SO	LOB	TOP											
Mariano Duncan, R OBP: 0.264, SLG: 0.263 (1, 6)	0-0 6-3 1B		0-0 L6		0-0 E6 1B		0-0 HR 1B		0-0 G3	5	2	1	0	0	1		Los Angeles Dodgers @ Chicago Cubs Wrigley Field, Chicago, IL Wed May 07 1986, 3:33 AM CDT Att: 15,844 - Unknown											
Steve Sax, R OBP: 0.364, SLG: 0.473 (1, 4)	0-0 CS 1B			0-0 F6	0-0 4-3		0-0 HR	0-3 K	0-3 K	5	1	2	5	0	1	2												
Enos Cabell, R OBP: 0.289, SLG: 0.234 Greg Brock, L OBP: 0.287, SLG: 0.313 (9, PH) (9, 3)	0-0 1-2 1B			0-0 F9	0-0 FC5-4 1B		0-0 HR	0-3 K	4-0 BB IBB	4	0	2	1	0	1	0												
Mike Marshall, R OBP: 0.294, SLG: 0.450 (1, 9)	0-0 F8			4-0 BB	0-0 FC5-4 1-2		0-3 K	0-3 K	4-0 BB	3	0	0	0	2	1	2												
Cesar Cedeno, R OBP: 0.286, SLG: 0.295 Ken Landreaux, L OBP: 0.280, SLG: 0.357 (6, PH) (6, 7)		0-0 4-3 2-1 2B		0-0 F8		0-3 K	0-3 K	0-3 K	0-3 K	2	0	1	0	0	0	1												
Alex Trevino, R OBP: 0.350, SLG: 0.333 Ken Howell, R (8, 1)		0-0 4-3			0-0 1B	4-0 BB		0-0 FC4 1B		2	1	1	0	1	0	1												
Reggie Williams, R OBP: 0.240, SLG: 0.250 (1, 8)		0-0 L6			0-0 1B	0-0 G6-4-3 BB		0-0 FC4 1-2		4	1	1	0	0	0	3												
Dave Anderson, R OBP: 0.324, SLG: 0.318 (1, 5)		0-0 2-1 3-H	0-0 F8		0-0 SH5-4 1B		0-0 HR 2B	0-0 G4-6-3 1-2		4	2	2	1	0	0	1												
Rick Honeycutt, L Balvino Galvez, R Tom Niedenfuer, R Mike Scioscia, L Bill Russell, R OBP: 0.267, SLG: 0.286 (6, PH)			0-0 4-3		0-0 SH5-4		4-0 HR BB	4-0 BB G3		1	0	0	0	0	0	0												
Inning Stats	R: 0 E: 0 K: 0 S: 4	H: 2 LOB: 1 BB: 0 P: 4	R: 0 E: 0 K: 0 S: 3	H: 1 LOB: 1 BB: 0 P: 3	R: 0 E: 0 K: 0 S: 3	H: 0 LOB: 0 BB: 0 P: 3	R: 0 E: 0 K: 0 S: 3	H: 0 LOB: 1 BB: 1 P: 7	R: 4 E: 1 K: 0 S: 8	H: 5 LOB: 1 BB: 0 P: 8	R: 0 E: 0 K: 1 S: 4	H: 0 LOB: 0 BB: 1 P: 8	R: 4 E: 0 K: 3 S: 12	H: 3 LOB: 0 BB: 1 P: 16	R: 0 E: 0 K: 0 S: 3	H: 1 LOB: 0 BB: 0 P: 3		R: 0 E: 0 K: 2 S: 7	H: 0 LOB: 3 BB: 3 P: 19	1B: 9 2B: 2 3B: 0 HR: 1	SF: 0 SAC: 1 DP: 2 HBP: 0	WP: 0 PB: 0 SB: 0 CS: 1	PA: 41					
PITCHER	IP	WLS	BF	H	R	ER	SO	BB	IBB	HBP	BLK	WP	HR	S	P	ERA		WHIP										
Steve Trout, L ERA: 5.25	4.2		22	8	4	4	0	1	0	0	0	0	0	20	24	7.71		1.929										
Matt Keough, R ERA: 2.55	1.1	L	4	0	0	0	1	1	0	0	0	0	0	5	9	0.00		0.750										
Jay Ballew, R ERA: 4.63	1.0		7	3	4	4	3	1	0	0	0	0	1	12	16	36.00		4.000										
Ray Fontenot, L ERA: 4.91	1.0		3	1	0	0	0	0	0	0	0	0	0	3	3	0.00		1.000										
George Frazier, R ERA: 3.79	1.0		6	0	0	0	2	2	1	0	0	0	0	7	19	0.00	2.000											

Batter	1	2	3	4	5	6	7	8	9	AB	R	H	RBI	BB	SO	LOB	BOTTOM											
Shawon Dunston, R OBP: 0.340, SLG: 0.500 (1, 6)	0-3 K2-3		0-0 1B		0-0 5-3	0-0 F9			0-0 BB 1B	5	1	2	0	0	1	2	Los Angeles Dodgers @ Chicago Cubs Wrigley Field, Chicago, IL Wed May 07 1986, 3:33 AM CDT Att: 15,844 - Unknown											
Gary Matthews, R OBP: 0.333, SLG: 0.288 (1, 7)	0-0 F7		0-0 23 1B		4-0 BB		4-0 23 FC3-6 BB	4-0 BB	2	1	1	0	3	0	0													
23 Ryne Sandberg, R OBP: 0.355, SLG: 0.444 (1, 4)	0-0 F8		0-0 E8 1B		0-3 K		0-0 FC3-6 1-2	0-3 K	5	0	1	1	0	2	4													
Keith Moreland, R OBP: 0.333, SLG: 0.379 (1, 9)		0-0 6-3	4-0 BB		0-0 6-3		0-3 K	0-0 F9	4-0 F9	4	0	0	0	1	1	3												
Leon Durham, L OBP: 0.333, SLG: 0.423 (1, 3)		0-0 1-3	0-0 G3		0-0 2B 1B		0-0 F9	0-3 K	5	1	1	0	0	1	5													
Jody Davis, R OBP: 0.294, SLG: 0.383 (1, 2)		4-0 BB		0-0 5-3		0-0 1B 2B		0-3 K	3	1	1	0	1	1	0													
Ron Cey, R OBP: 0.288, SLG: 0.318 (1, 5)		0-3 K		0-0 F3		0-0 2H 3H 1B		4-0 FC4-6 BB	3	0	1	2	1	1	1													
Bob Dernier, R OBP: 0.236, SLG: 0.238 Terry Francona, L OBP: 0.273, SLG: 0.273 George Frazier, R (9, 1)			0-0 4-3	0-0 6-3		0-0 K		0-3 K	3	0	0	0	0	1	1													
Steve Trout, L OBP: 0.167, SLG: 0.250 Matt Keough, R OBP: 0.250, SLG: 0.250 Thad Sayers, R OBP: 0.345, SLG: 0.360 Jay Ballew, R Ray Fontenot, L Jerry Mumphrey, S OBP: 0.250, SLG: 0.417 (9, 8)			0-3 K		0-3 K		4-0 IBB	0-0 FC4-6	1	0	0	0	0	1	0													
Inning Stats	R: 0 E: 0 K: 1 S: 5	H: 0 LOB: 0 BB: 0 P: 5	R: 0 E: 0 K: 1 S: 5	H: 0 LOB: 1 BB: 1 P: 9	R: 2 E: 1 K: 1 S: 8	H: 3 LOB: 2 BB: 1 P: 12	R: 0 E: 0 K: 0 S: 3	H: 0 LOB: 0 BB: 0 P: 3	R: 0 E: 0 K: 2 S: 7	H: 0 LOB: 1 BB: 1 P: 11	R: 2 E: 0 K: 1 S: 8	H: 3 LOB: 2 BB: 1 P: 12	R: 0 E: 0 K: 1 S: 5	H: 0 LOB: 1 BB: 1 P: 9	R: 0 E: 0 K: 2 S: 7	H: 0 LOB: 1 BB: 1 P: 11		R: 0 E: 0 K: 2 S: 8	H: 1 LOB: 2 BB: 1 P: 12	1B: 6 2B: 1 3B: 0 HR: 0	SF: 0 SAC: 0 DP: 0 HBP: 0	WP: 0 PB: 0 SB: 0 CS: 0	PA: 41					
PITCHER	IP	WLS	BF	H	R	ER	SO	BB	IBB	HBP	BLK	WP	HR	S	P	ERA		WHIP										
Rick Honeycutt, L ERA: 3.21	5.1		24	5	4	3	5	3	0	0	0	0	0	31	43	5.06		1.500										
Balvino Galvez, R ERA	0.0		1	1	0	0	0	0	0	0	0	0	0	1	1	∞		∞										
Tom Niedenfuer, R ERA: 3.71	1.2	W	7	0	0	0	2	1	1	0	0	0	0	9	17	0.00		0.600										
Ken Howell, R ERA: 0.9	2.0		9	1	0	0	4	2	0	0	0	0	0	15	23	0.00		1.500										



Batter	1	2	3	4	5	6	7	8	9	AB	R	H	RBI	BB	SO	LOB	TOP		
Mariano Duncan, R OBP: 0.271, SLG: 0.280 Bill Russell, R OBP: 0.258, SLG: 0.276	0-0 1B 2B	0-3 K	0-0 K	0-0 1-2 1B	0-3 K	0-3 K		0-3 K		4	1	2	0	0	2	2			
Steve Sax, R OBP: 0.365, SLG: 0.479	0-0 HR 2H	0-0 2B	0-0 2B	0-3 K			0-0 4-3		0-0 6-3	5	1	2	1	0	1	2			
Mike Scioscia, L OBP: 0.431, SLG: 0.385 Alex Trevino, R OBP: 0.350, SLG: 0.333	0-0 F8	0-0 F8			0-0 6-3		0-0 G6-3		0-0 1B	5	0	1	0	0	0	2			
Mike Marshall, R OBP: 0.298, SLG: 0.438	1-0 HR 1-2		0-0 F3		0-3 K		1-0 HBP		0-0 F7	3	1	0	0	0	1	1			
Greg Brock, L OBP: 0.283, SLG: 0.341	0-0 HR 1-H 2-H		0-0 G3		0-0 F9		0-0 4-3		0-0 4-3	5	1	1	3	0	0	2			
Franklin Stubbs, L OBP: 0.282, SLG: 0.424	0-0 FC3-6 1B		0-3 K		0-0 F8			0-0 1B 2B		4	1	2	0	0	1	0			
Terry Whitfield, L Reggie Williams, R OBP: 0.259, SLG: 0.269	0-0 FC3-6 1-2		0-0 4-3		0-0 F2			0-0 SH1-4 2-H 1B		2	0	0	0	0	0	1			
Dave Anderson, R OBP: 0.324, SLG: 0.309	0-0 F9		0-0 F5		0-0 1B BB			0-0 SH1-4 1-2		2	0	0	0	1	0	1			
Jerry Reuss, L Ed Vande Berg, R Tom Niedenfuer, R Enos Cabell, R Bob Welch, R Balvino Galvez, R Ken Landreaux, R Carlos Diaz, R		0-0 4-3		0-0 1B 1B		0-0 1-3 1B		0-3 K		2	0	1	0	0	0	0			
Inning Stats	R: 4 E: 0 K: 0 S: 7	H: 4 LOB: 1 BB: 0 P: 8	R: 0 E: 0 K: 1 S: 6	H: 1 LOB: 1 BB: 0 P: 6	R: 0 E: 0 K: 1 S: 5	H: 0 LOB: 0 BB: 0 P: 5	R: 0 E: 0 K: 1 S: 7	H: 2 LOB: 2 BB: 0 P: 7	R: 0 E: 0 K: 1 S: 5	H: 1 LOB: 2 BB: 1 P: 10	R: 0 E: 0 K: 0 S: 3	H: 0 LOB: 1 BB: 0 P: 4	R: 1 E: 0 K: 2 S: 9	H: 2 LOB: 1 BB: 0 P: 9	R: 0 E: 0 K: 0 S: 4	H: 1 LOB: 1 BB: 0 P: 4	1B: 7 2B: 3 3B: 0 HR: 1	SF: 0 SAC: 1 DP: 0 HBP: 2	WP: 0 PA: 41 PB: 0 SB: 0 CS: 0
PITCHER	IP WLS BF H R ER SO BB IBB HBP BLK WP HR S P ERA WHIP	IP WLS BF H R ER SO BB IBB HBP BLK WP HR S P ERA WHIP	IP WLS BF H R ER SO BB IBB HBP BLK WP HR S P ERA WHIP	IP WLS BF H R ER SO BB IBB HBP BLK WP HR S P ERA WHIP	IP WLS BF H R ER SO BB IBB HBP BLK WP HR S P ERA WHIP	IP WLS BF H R ER SO BB IBB HBP BLK WP HR S P ERA WHIP	IP WLS BF H R ER SO BB IBB HBP BLK WP HR S P ERA WHIP	IP WLS BF H R ER SO BB IBB HBP BLK WP HR S P ERA WHIP	IP WLS BF H R ER SO BB IBB HBP BLK WP HR S P ERA WHIP	IP WLS BF H R ER SO BB IBB HBP BLK WP HR S P ERA WHIP	IP WLS BF H R ER SO BB IBB HBP BLK WP HR S P ERA WHIP	IP WLS BF H R ER SO BB IBB HBP BLK WP HR S P ERA WHIP	IP WLS BF H R ER SO BB IBB HBP BLK WP HR S P ERA WHIP	IP WLS BF H R ER SO BB IBB HBP BLK WP HR S P ERA WHIP	IP WLS BF H R ER SO BB IBB HBP BLK WP HR S P ERA WHIP	IP WLS BF H R ER SO BB IBB HBP BLK WP HR S P ERA WHIP	IP WLS BF H R ER SO BB IBB HBP BLK WP HR S P ERA WHIP	IP WLS BF H R ER SO BB IBB HBP BLK WP HR S P ERA WHIP	IP WLS BF H R ER SO BB IBB HBP BLK WP HR S P ERA WHIP

Los Angeles Dodgers @ Chicago Cubs
Wrigley Field, Chicago, IL
Thu May 08 1986, 3:33 AM CDT
Att: 13,592 - Unknown

AB 37
R 5
H 11
RBI 5
BB 1
SO 7
LOB 13



Batter	1	2	3	4	5	6	7	8	9	AB	R	H	RBI	BB	SO	LOB	BOTTOM		
Shawon Dunston, R OBP: 0.333, SLG: 0.515	0-0 6-3		0-0 F4		0-0 HR	0-0 F9		0-0 G3		5	1	1	1	0	0	1			
Gary Matthews, R OBP: 0.343, SLG: 0.321 Bob Dernier, R OBP: 0.236, SLG: 0.238	0-3 K		0-0 23 2B 1B		0-0 23 3-1 1B 2B	0-0 F9				4	2	2	0	0	1	0			
23 Ryne Sandberg, R OBP: 0.360, SLG: 0.450	4-0 BB		0-0 1-H 2B		0-0 2-3	0-0 F3				3	0	1	1	1	0	1			
Keith Moreland, R OBP: 0.339, SLG: 0.383	0-0 F3		0-0 F7		0-0 WP 1-3 1B		0-0 3-1 BLK 1B			4	1	2	1	0	0	2			
Leon Durham, L OBP: 0.330, SLG: 0.440		0-0 6-3 3B	0-0 4-3		0-0 1-2	0-0 1-3		0-0 3-1		4	1	1	0	0	0	3			
Jody Davis, R OBP: 0.292, SLG: 0.371	0-0 6-3		0-0 F9		0-0 2-3 2B BB	0-0 WP 1B		0-0 B1-5		3	1	0	1	1	0	1			
Ron Cey, R OBP: 0.340 Manny Trillo, R OBP: 0.281, SLG: 0.214	0-0 4-3		0-0 F8		0-0 1-H 3-H 2B		0-0 E6			3	0	1	1	0	0	0			
Jerry Mumphrey, S OBP: 0.364, SLG: 0.410		0-0 1B	0-0 E6		0-0 E6		0-0 F7			3	0	1	0	1	0	1			
Scott Sanderson, R OBP: 0.083, SLG: 0.083 Jay Baller, R Lee Smith, R Terry Francona, L OBP: 0.261, SLG: 0.261	0-0 F4		0-0 F4		0-0 K		0-0 F8			3	0	0	0	0	1	4			
Inning Stats	R: 0 E: 0 K: 1 S: 5	H: 0 LOB: 1 BB: 1 P: 9	R: 1 E: 0 K: 0 S: 5	H: 2 LOB: 1 BB: 0 P: 5	R: 1 E: 0 K: 0 S: 5	H: 2 LOB: 1 BB: 0 P: 5	R: 0 E: 1 K: 0 S: 4	H: 0 LOB: 1 BB: 0 P: 4	R: 4 E: 0 K: 1 S: 9	H: 4 LOB: 2 BB: 2 P: 17	R: 0 E: 0 K: 0 S: 3	H: 0 LOB: 0 BB: 0 P: 3	R: 0 E: 0 K: 0 S: 3	H: 1 LOB: 0 BB: 0 P: 3	R: 0 E: 1 K: 0 S: 4	H: 0 LOB: 1 BB: 0 P: 4	1B: 4 2B: 4 3B: 1 HR: 1	SF: 0 SAC: 0 DP: 1 HBP: 0	WP: 2 PA: 37 PB: 0 SB: 0 CS: 0
PITCHER	IP WLS BF H R ER SO BB IBB HBP BLK WP HR S P ERA WHIP	IP WLS BF H R ER SO BB IBB HBP BLK WP HR S P ERA WHIP	IP WLS BF H R ER SO BB IBB HBP BLK WP HR S P ERA WHIP	IP WLS BF H R ER SO BB IBB HBP BLK WP HR S P ERA WHIP	IP WLS BF H R ER SO BB IBB HBP BLK WP HR S P ERA WHIP	IP WLS BF H R ER SO BB IBB HBP BLK WP HR S P ERA WHIP	IP WLS BF H R ER SO BB IBB HBP BLK WP HR S P ERA WHIP	IP WLS BF H R ER SO BB IBB HBP BLK WP HR S P ERA WHIP	IP WLS BF H R ER SO BB IBB HBP BLK WP HR S P ERA WHIP	IP WLS BF H R ER SO BB IBB HBP BLK WP HR S P ERA WHIP	IP WLS BF H R ER SO BB IBB HBP BLK WP HR S P ERA WHIP	IP WLS BF H R ER SO BB IBB HBP BLK WP HR S P ERA WHIP	IP WLS BF H R ER SO BB IBB HBP BLK WP HR S P ERA WHIP	IP WLS BF H R ER SO BB IBB HBP BLK WP HR S P ERA WHIP	IP WLS BF H R ER SO BB IBB HBP BLK WP HR S P ERA WHIP	IP WLS BF H R ER SO BB IBB HBP BLK WP HR S P ERA WHIP	IP WLS BF H R ER SO BB IBB HBP BLK WP HR S P ERA WHIP	IP WLS BF H R ER SO BB IBB HBP BLK WP HR S P ERA WHIP	IP WLS BF H R ER SO BB IBB HBP BLK WP HR S P ERA WHIP

Los Angeles Dodgers @ Chicago Cubs
Wrigley Field, Chicago, IL
Thu May 08 1986, 3:33 AM CDT
Att: 13,592 - Unknown

AB 34
R 6
H 9
RBI 5
BB 3
SO 2
LOB 14



Batter	1	2	3	4	5	6	7	8	9	AB	R	H	RBI	BB	SO	LOB	TOP										
Mariano Duncan, R (1,6) OBP: 0.277, SLG: 0.286 Bill Russell, R (1,PR) OBP: 0.235, SLG: 0.250	G1-6-3 1B		K		5-3		SH1-4	B5-3		1	0	1	0	0	0	0	1 0 1 0 0 0 0 3 0 0 0 0 1 3										
Steve Sax, R (1,4) OBP: 0.356, SLG: 0.465	G1-6-3 1-2			G3 1B 1B	6-3		F8		5-3	5	1	1	0	0	0	2	5 1 1 0 0 0 2										
Ken Landreaux, L (1,8) OBP: 0.293, SLG: 0.389	4-3			G3 1B 1B	6-3		2H 3B	G4-6-3 1B		5	1	3	1	0	0	1	5 1 3 1 0 0 1										
Greg Brock, L (1,3) OBP: 0.279, SLG: 0.333		4-3		G3 1-2 2-3		1B 1B	F6	G4-6-3 1-2		5	1	1	0	0	0	4	5 1 1 0 0 0 4										
Mike Scioscia, L (1,2) OBP: 0.443, SLG: 0.388				F2		FC5-4 1B 1B		BB FC5-2 BB		2	0	1	0	2	0	2	2 0 1 0 2 0 2										
Franklin Stubbs, L (1,7) OBP: 0.290, SLG: 0.435			K	1B IBB		FC5-4 1-2 3-H	1B	FC5-2 BB 1B		3	0	2	1	1	1	1	3 0 2 1 1 1 1										
Reggie Williams, R (1,9) OBP: 0.290, SLG: 0.276			1-3		1-2 2-H 3-H	1B	FC5-4 1-2 2-3	FC5-2 BB		3	0	1	2	1	0	3	3 0 1 2 1 0 3										
Dave Anderson, R (1,5) OBP: 0.308, SLG: 0.292			1-3	1-3		1-3		K		4	0	0	0	0	1	7	4 0 0 0 0 1 7										
Fernando Valenzuela, L (1,1) OBP: 0.238, SLG: 0.238			K		4-3		SH1-4 3B 1B	FC5-2 1-2 2-3 3-H		4	1	1	0	0	1	3	4 1 1 0 0 1 3										
Inning Stats	R: 0 E: 0 K: 0 S: 3	H: 1 LOB: 1 BB: 0 P: 3	R: 0 E: 0 K: 1 S: 5	H: 0 LOB: 1 BB: 1 P: 9	R: 0 E: 0 K: 2 S: 7	H: 0 LOB: 0 BB: 0 P: 7	R: 2 E: 0 K: 0 S: 6	H: 3 LOB: 2 BB: 1 P: 10	R: 0 E: 0 K: 0 S: 3	H: 0 LOB: 0 BB: 0 P: 3	R: 1 E: 0 K: 0 S: 6	H: 3 LOB: 1 BB: 0 P: 6	R: 1 E: 0 K: 0 S: 5	H: 2 LOB: 1 BB: 0 P: 5	R: 0 E: 0 K: 1 S: 6	H: 1 LOB: 3 BB: 2 P: 14	R: 0 E: 0 K: 0 S: 3	H: 1 LOB: 0 BB: 0 P: 3	1B: 10 2B: 0 3B: 1 HR: 0	SF: 0 SAC: 1 DP: 2 HBP: 0	WP: 0 PB: 0 SB: 0 CS: 0	PA: 40					
PITCHER	IP	WLS	BF	H	R	ER	SO	BB	IBB	HBP	BLK	WP	HR	S	P	ERA	WHIP										
Bryn Smith, R (1,1) ERA: 4.36	6.2		30	9	4	4	3	1	1	0	0	0	0	34	42	5.40	1.500										
Dan Schatzeder, L (7,1) ERA: 2.45	0.1		1	0	0	0	0	0	0	0	0	0	0	1	1	0.00	0.000										
Jeff Reardon, R (8,1) ERA: 2.7	2.0	W	9	2	0	0	1	2	0	0	0	0	0	9	17	0.00	2.000										

Los Angeles Dodgers @ Montreal Expos
Olympic Stadium, Montreal, QB
Fri May 09 1986, 3:33 AM EDT
Att: 10,878 - Unknown

livebaseballscores.com

AB 35
R 4
H 11
RBI 4
BB 4
SO 4
LOB 26



Batter	1	2	3	4	5	6	7	8	9	AB	R	H	RBI	BB	SO	LOB	BOTTOM										
Tim Raines, S (1,7) OBP: 0.403, SLG: 0.500	6-3		F8			K		E SH3-4 2B 1B		4	1	1	0	0	1	0	4 1 1 0 0 1 0										
Mitch Webster, S (1,8) OBP: 0.330, SLG: 0.430	F7			6-3		S 1B		SH3-4		3	0	1	0	0	0	0	3 0 1 0 0 0 0										
Andre Dawson, R (1,9) OBP: 0.390, SLG: 0.667 Herm Winningham, L (9,8) OBP: 0.395, SLG: 0.457	4-3			F9		K		2B IBB		3	1	0	0	1	1	1	3 1 0 0 1 1 1 0 0 0 0 0 0 0										
Hubie Brooks, R (1,6) OBP: 0.412, SLG: 0.686				HR		K		1-H 3-H HR 2B		4	2	3	3	0	1	1	4 2 3 3 0 1 1										
Tim Wallach, R (1,5) OBP: 0.390, SLG: 0.533	K		F8			FC4-6 1B		L6		4	0	1	0	0	1	2	4 0 1 0 0 1 2										
Andres Galarraga, R (1,3) OBP: 0.451, SLG: 0.629	K				5-3	FC4-6 1B 6-3		HR		4	2	1	2	0	1	2	4 2 1 2 0 1 2										
Vance Law, R (1,4) OBP: 0.323, SLG: 0.393	L5				5-3	6-3 1B 1B		FC5-4 1B		4	1	2	0	0	0	1	4 1 2 0 0 0 1										
Mike Fitzgerald, R (1,2) OBP: 0.276, SLG: 0.571			6-3			6-3		FC5-4 1-2		4	1	1	2	0	0	2	4 1 1 2 0 0 2										
Bryn Smith, R (1,1) Dan Schatzeder, L (7,1) OBP: 0.600, SLG: 0.889 Jim Wohlford, R (7,PH) OBP: 0.133, SLG: 0.200 Jeff Reardon, R (8,1)			K		1-3	2-3 3-H 1B				2	0	0	0	0	1	0	2 0 0 0 0 1 0 0 0 0 0 0 0 0 1 0 1 1 0 0 0 0 0 0 0 0 0 0										
Inning Stats	R: 0 E: 0 K: 0 S: 3	H: 0 LOB: 0 BB: 0 P: 3	R: 0 E: 0 K: 2 S: 8	H: 1 LOB: 0 BB: 0 P: 8	R: 0 E: 0 K: 1 S: 5	H: 0 LOB: 0 BB: 0 P: 5	R: 1 E: 0 K: 0 S: 4	H: 1 LOB: 0 BB: 0 P: 4	R: 1 E: 0 K: 0 S: 4	H: 1 LOB: 0 BB: 0 P: 4	R: 0 E: 0 K: 3 S: 10	H: 1 LOB: 1 BB: 0 P: 10	R: 2 E: 0 K: 0 S: 5	H: 3 LOB: 1 BB: 0 P: 5	R: 4 E: 1 K: 0 S: 7	H: 4 LOB: 1 BB: 1 P: 11	1B: 6 2B: 1 3B: 1 HR: 3	SF: 0 SAC: 1 DP: 0 HBP: 0	WP: 0 PB: 0 SB: 1 CS: 0	PA: 35							
PITCHER	IP	WLS	BF	H	R	ER	SO	BB	IBB	HBP	BLK	WP	HR	S	P	ERA	WHIP										
Fernando Valenzuela, L (1,1) ERA: 2.95	8.0	L	35	11	8	8	6	0	1	0	0	0	3	46	50	9.00	1.375										

Los Angeles Dodgers @ Montreal Expos
Olympic Stadium, Montreal, QB
Fri May 09 1986, 3:33 AM EDT
Att: 10,878 - Unknown

livebaseballscores.com


AB 33
R 8
H 11
RBI 8
BB 1
SO 6
LOB 9



Batter	1	2	3	4	5	6	7	8	9	10	11	AB	R	H	RBI	BB	SO	LOB	TOP				
Steve Sax, R OBP: 0.368, SLG: 0.462 (1, 4)												3	1	1	0	2	1	3					
Ken Landreaux, L OBP: 0.308, SLG: 0.411 (1, 8)												5	1	3	1	0	0	1					
Bill Madlock, R OBP: 0.244, SLG: 0.302 (1, 5)												5	0	0	0	0	1	4					
Greg Brock, L OBP: 0.278, SLG: 0.323 Ken Howell, R (8, 1)												3	0	0	0	1	0	3					
Mike Scioscia, L OBP: 0.432, SLG: 0.376 (1, 2)												5	0	1	1	0	0	1					
Franklin Stubbs, L OBP: 0.288, SLG: 0.424 Cesar Cedeno, R OBP: 0.280, SLG: 0.289 (11, PH) (11, 7)												4	0	1	0	0	0	2					
Reggie Williams, R OBP: 0.278, SLG: 0.294 (1, 9)												5	0	1	0	0	2	0					
Dave Anderson, R OBP: 0.296, SLG: 0.280 Terry Whitfield, L (9, PH) Bill Russell, R OBP: 0.257, SLG: 0.273 (9, PR) (9, 6)												3	0	0	0	0	0	0					
Orel Hershiser, R OBP: 0.154, SLG: 0.083 Enos Cabell, R OBP: 0.286, SLG: 0.235 (8, PH) (8, 3)												2	0	0	0	0	0	0					
Inning Stats	R: 2 E: 0 K: 0 S: 5	H: 3 LOB: 1 BB: 1 P: 9	R: 0 E: 0 K: 0 S: 3	H: 0 LOB: 0 BB: 0 P: 3	R: 0 E: 0 K: 1 S: 6	H: 1 LOB: 1 BB: 0 P: 6	R: 0 E: 0 K: 1 S: 5	H: 0 LOB: 0 BB: 0 P: 5	R: 0 E: 0 K: 0 S: 3	H: 0 LOB: 0 BB: 0 P: 3	R: 0 E: 0 K: 1 S: 6	H: 1 LOB: 2 BB: 1 P: 10	R: 0 E: 0 K: 1 S: 7	H: 2 LOB: 3 BB: 1 P: 11	R: 0 E: 0 K: 2 S: 8	H: 0 LOB: 1 BB: 0 P: 8	R: 0 E: 0 K: 1 S: 6	H: 1 LOB: 1 BB: 0 P: 6	1B: 6 2B: 2 3B: 0 HR: 0	SF: 0 SAC: 0 DP: 1 HBP: 0	WP: 1 PB: 0 SB: 0 CS: 0	PA: 45	
PITCHER	IP 7.0	WLS 2.0	BF 11	H 3	R 0	ER 0	SO 2	BB 1	IBB 1	HBP 0	BLK 0	WP 0	HR 0	S 13	P 21	ERA 0.00	WHIP 2.000						
Jay Tibbs, R ERA: 1.84 Tim Burke, R ERA: 0.98 Dan Schatzeder, L ERA: 2.25	(1, 1) (8, 1) (10, 1)																						

Los Angeles Dodgers @ Montreal Expos
Olympic Stadium, Montreal, QB
Sat May 10 1986, 3:33 AM EDT
Att: 21,241 - Unknown


AB 41
R 2
H 8
RBI 2
BB 4
SO 7
LOB 18



Batter	1	2	3	4	5	6	7	8	9	10	11	AB	R	H	RBI	BB	SO	LOB	BOTTOM			
Tim Raines, S OBP: 0.411, SLG: 0.500 (1, 7)												4	1	2	0	1	1	1				
Mitch Webster, S OBP: 0.343, SLG: 0.427 (1, 8) (10, 9)													3	1	1	0	2	0	1			
Andre Dawson, R OBP: 0.381, SLG: 0.637 Dan Schatzeder, L OBP: 0.600, SLG: 0.889 (1, 9) (10, 1)													4	0	0	0	1	3	4			
Hubie Brooks, R OBP: 0.403, SLG: 0.664 (1, 6)												5	0	1	0	0	2	4				
Jason Thompson, L OBP: 0.460, SLG: 0.351 Andres Galarraga, R OBP: 0.438, SLG: 0.609 (1, 3) (6, PR) (7, 3)												2	0	0	0	1	1	0				
Tim Wallach, R OBP: 0.382, SLG: 0.515 (1, 5)												5	0	1	1	0	2	1				
Al Newman, S OBP: 0.385, SLG: 0.360 (1, 4)												5	1	3	0	0	0	2				
Dann Bilardello, R OBP: 0.288, SLG: 0.361 Mike Fitzgerald, R OBP: 0.267, SLG: 0.552 (1, 2) (8, PH) (9, 2)													3	0	1	0	0	0				
Jay Tibbs, R OBP: 0.220, SLG: 0.214 Wayne Krenchicki, L OBP: 0.162, SLG: 0.316 Tim Burke, R (8, 1) Herm Winningham, L OBP: 0.400, SLG: 0.459 (10, 8)	(1, 1) (7, PH) (8, 1) (9, PH) (10, 8)												1	0	0	0	0	1	0			
Inning Stats	R: 1 E: 1 K: 2 S: 8	H: 1 LOB: 0 BB: 0 P: 8	R: 0 E: 0 K: 1 S: 5	H: 0 LOB: 0 BB: 0 P: 5	R: 0 E: 1 K: 1 S: 6	H: 1 LOB: 3 BB: 2 P: 14	R: 0 E: 0 K: 1 S: 5	H: 1 LOB: 0 BB: 0 P: 5	R: 1 E: 0 K: 1 S: 7	H: 2 LOB: 2 BB: 1 P: 11	R: 0 E: 0 K: 2 S: 9	H: 0 LOB: 1 BB: 1 P: 9	R: 0 E: 0 K: 2 S: 7	H: 0 LOB: 0 BB: 0 P: 7	R: 1 E: 0 K: 0 S: 3	H: 2 LOB: 2 BB: 0 P: 3	1B: 10 2B: 0 3B: 0 HR: 0	SF: 0 SAC: 2 DP: 0 HBP: 0	WP: 1 PB: 0 SB: 2 CS: 1	PA: 46		
PITCHER	IP 7.0	WLS 3.0	BF 15	H 4	R 1	ER 1	SO 7	BB 4	IBB 0	HBP 0	BLK 0	WP 1	HR 0	S 24	P 28	ERA 3.00	WHIP 1.667					
Orel Hershiser, R ERA: 2.2 Ken Howell, R ERA: 1.17	(1, 1) (8, 1)																					

Los Angeles Dodgers @ Montreal Expos
Olympic Stadium, Montreal, QB
Sat May 10 1986, 3:33 AM EDT
Att: 21,241 - Unknown

AB 38
R 3
H 10
RBI 2
BB 5
SO 12
LOB 16



Batter	1	2	3	4	5	6	7	8	9	10	11	12	13	AB	R	H	RBI	BB	SO	LOB	TOP						
Mariano Duncan, R OBP: 0.265, SLG: 0.272 (1.6)	F9			F9		F9		F9		F6		1-3		6	0	0	0	0	0	1							
Steve Sax, R OBP: 0.264, SLG: 0.478 (1.4)	E5			6-3									6-3	6	1	3	0	0	0	0							
Bill Madlock, R OBP: 0.270, SLG: 0.327 (1.5) Ken Howell, R (8.1)	6-3			F7										4	1	1	1	0	0	2							
Ken Landreaux, L OBP: 0.318, SLG: 0.414 (10.8)														2	1	1	0	0	0	1							
Mike Marshall, R OBP: 0.306, SLG: 0.463 (1.9)		5-3												5	2	2	2	1	0	2							
Cesar Cedeno, R OBP: 0.268, SLG: 0.275 (1.7) Franklin Stubbs, L OBP: 0.289, SLG: 0.412 (11.7)		4-3												3	0	1	0	0	1	1							
Enos Cabell, R OBP: 0.292, SLG: 0.254 (1.3)														2	0	0	0	0	0	1							
Mike Scioscia, L OBP: 0.421, SLG: 0.364 (1.2) Alex Trevino, R OBP: 0.298, SLG: 0.250 (7.7)			5-3											2	0	0	0	0	0	1							
Reggie Williams, R OBP: 0.286, SLG: 0.325 (1.8) Tom Niedenfuer, R OBP: 0.650, SLG: 0.500 (10.1) Rick Honeycutt, L (12.1)			6-3											4	0	1	0	0	0	2							
Jerry Reuss, L OBP: 0.444, SLG: 0.444 (6.7) Bill Russell, R OBP: 0.243, SLG: 0.257 (6.1) Ed Vande Berg, R (6.5)														1	0	0	0	0	1	0							
Dave Anderson, R OBP: 0.299, SLG: 0.298 (8.5)														3	0	1	1	0	0	1							
Inning Stats	R: 0 E: 1 K: 0 S: 3	H: 0 LOB: 0 BB: 0 P: 3	R: 0 E: 0 K: 0 S: 3	H: 0 LOB: 0 BB: 0 P: 3	R: 0 E: 0 K: 1 S: 5	H: 0 LOB: 0 BB: 0 P: 5	R: 0 E: 0 K: 0 S: 3	H: 1 LOB: 1 BB: 0 P: 6	R: 0 E: 0 K: 0 S: 7	H: 0 LOB: 0 BB: 0 P: 3	R: 2 E: 1 K: 0 S: 7	H: 3 LOB: 2 BB: 0 P: 7	R: 0 E: 0 K: 0 S: 4	H: 1 LOB: 1 BB: 0 P: 4	R: 1 E: 0 K: 0 S: 3	H: 1 LOB: 0 BB: 0 P: 7	R: 0 E: 0 K: 0 S: 4	H: 1 LOB: 1 BB: 0 P: 4	R: 1 E: 0 K: 0 S: 5	H: 2 LOB: 1 BB: 0 P: 5	R: 2 E: 0 K: 0 S: 5	H: 2 LOB: 0 BB: 0 P: 5	1B: 7 2B: 5 3B: 0 HR: 1	SF: 0 SAC: 1 DP: 2 HBP: 0	WIP: 0 PB: 0 SB: 0 CS: 1	PA: 51	
PITCHER	IP John Tudor, L ERA: 2.61 Todd Worrell, R ERA: 1.03 Ken Dayley, L ERA: 6.88	WLS 35	BF 7	H 3	R 3	ER 3	SO 2	BB 1	IBB 0	HBP 0	BLK 0	WP 0	HR 0	S 38	P 42	ERA 3.00	WHIP 0.889										

Los Angeles Dodgers @ St. Louis Cardinals
 Busch Stadium, St. Louis, MO
 Tue May 13 1986, 7:05 PM CDT
 Att. 40,727 - Unknown

AB 49
 R 6
 H 12
 RBI 6
 BB 1
 SO 2
 LOB 17

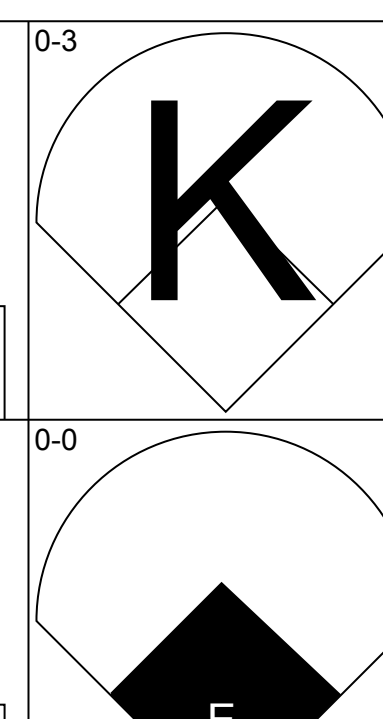
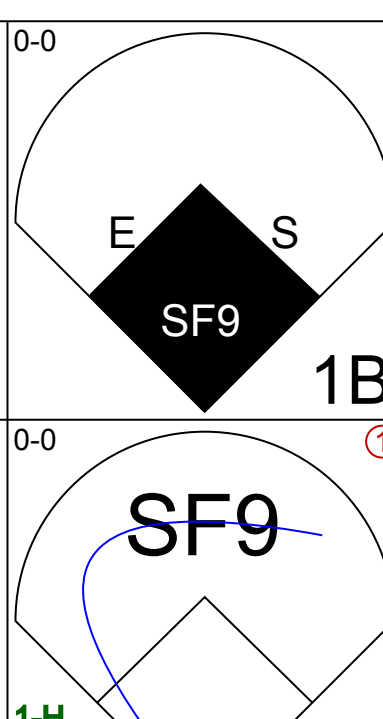
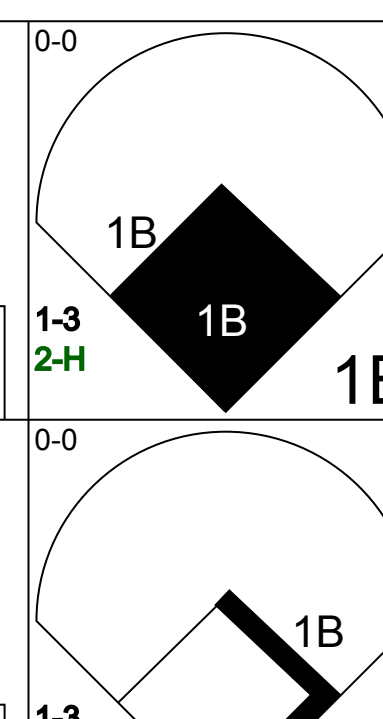
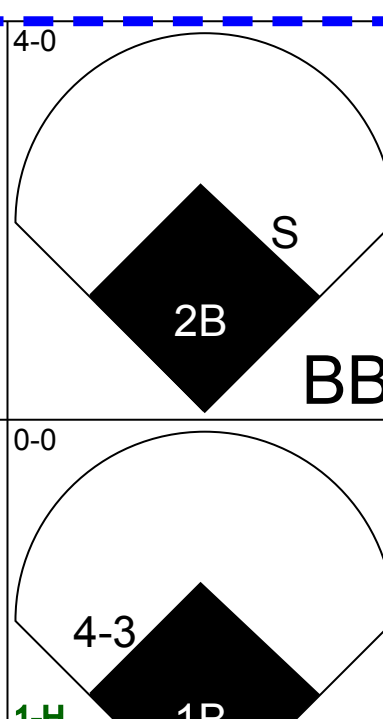
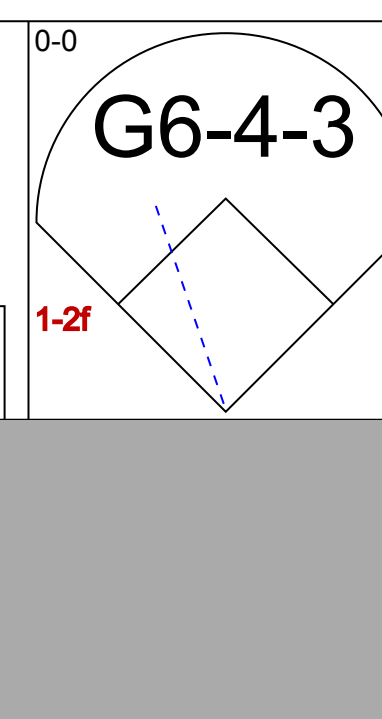
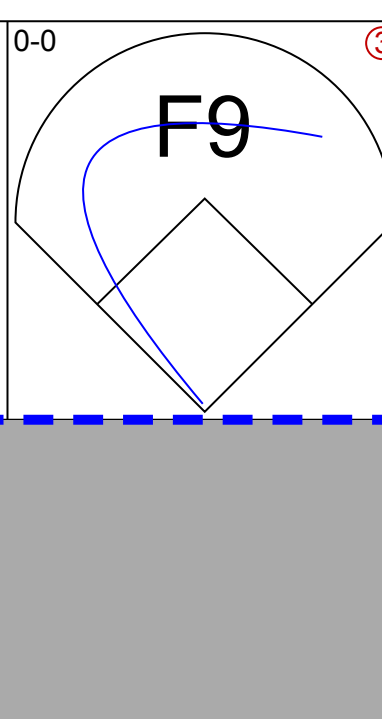
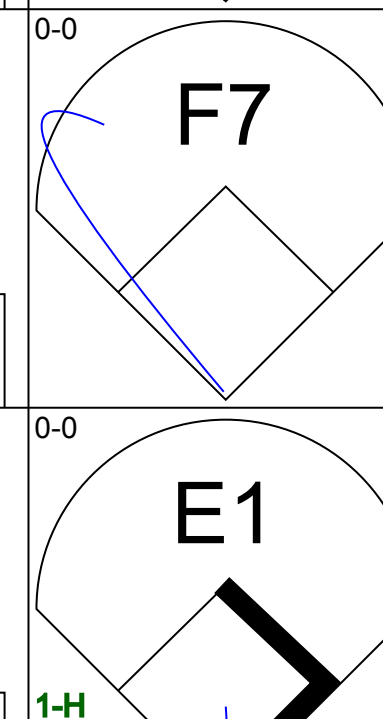
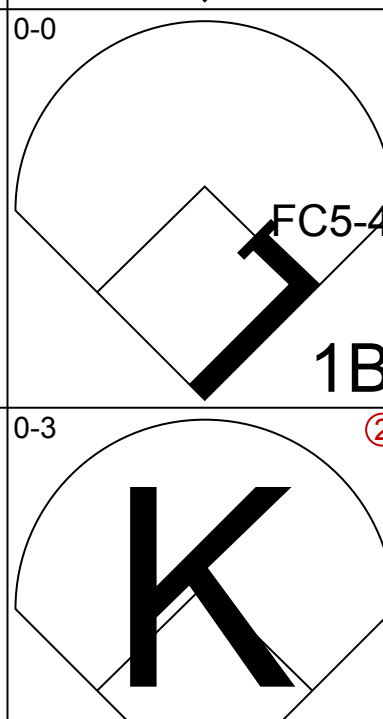
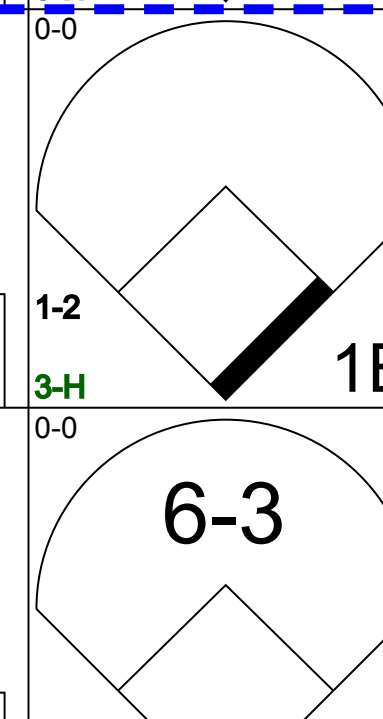
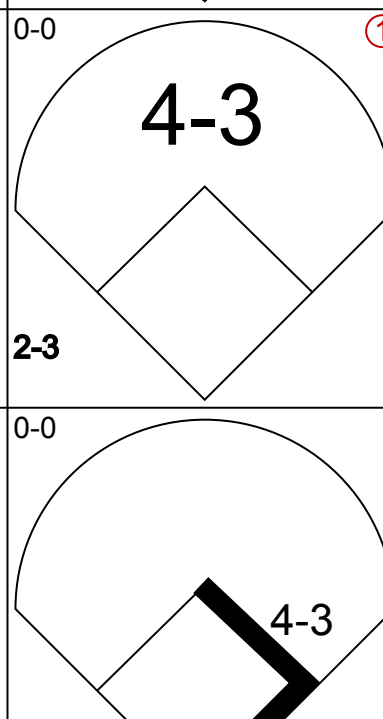

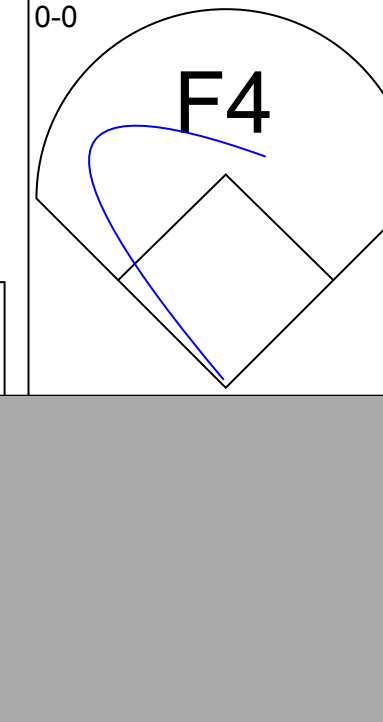
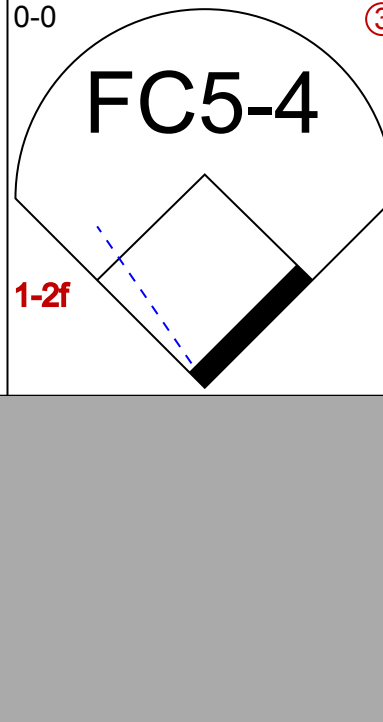
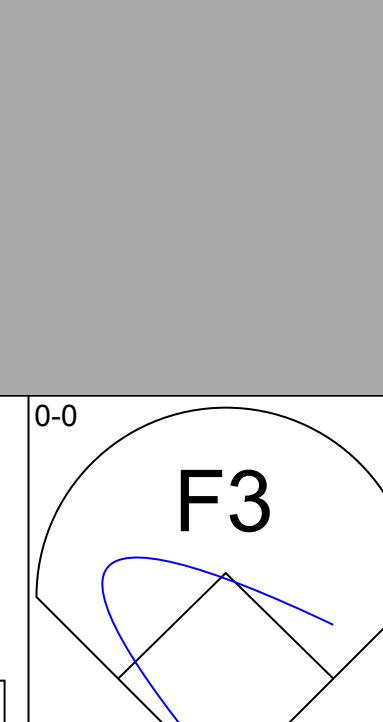
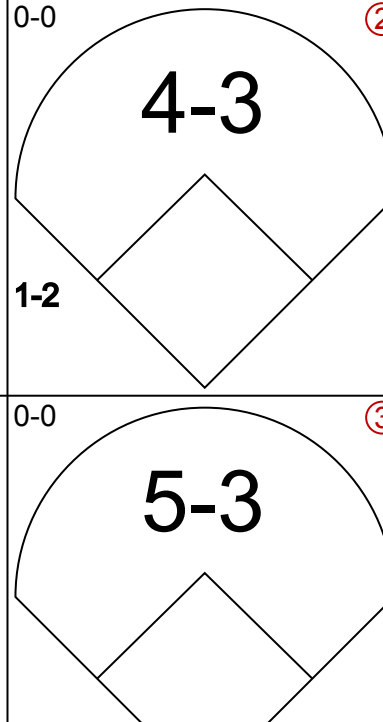
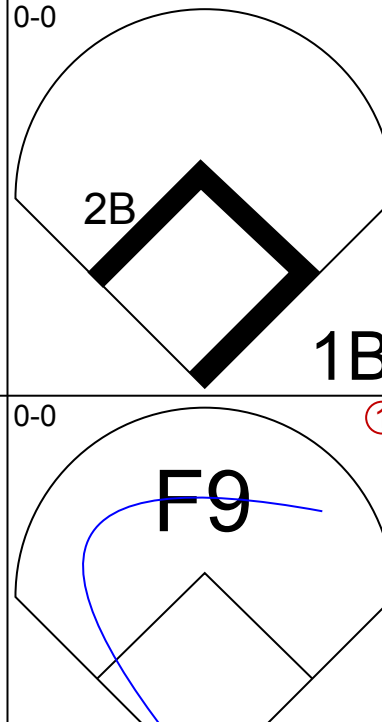


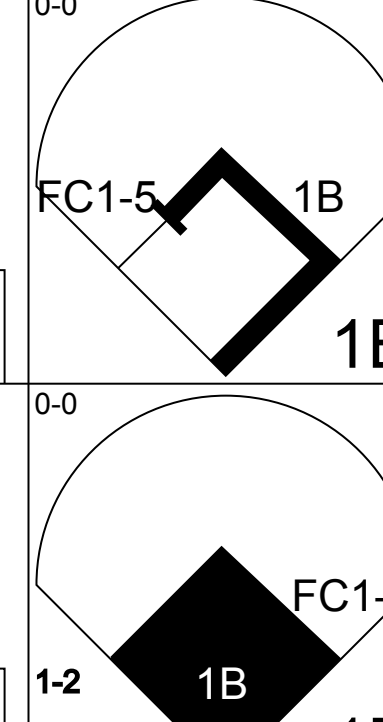

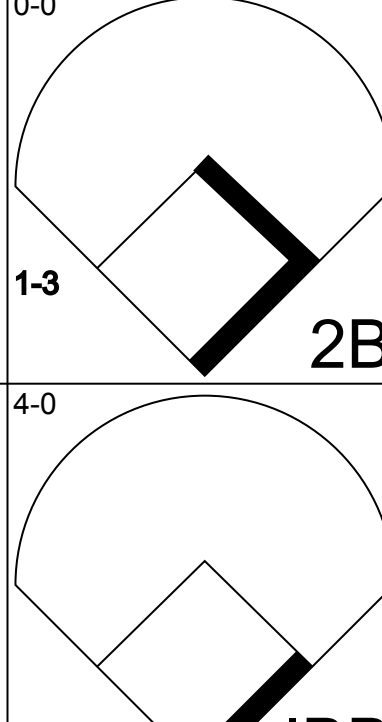

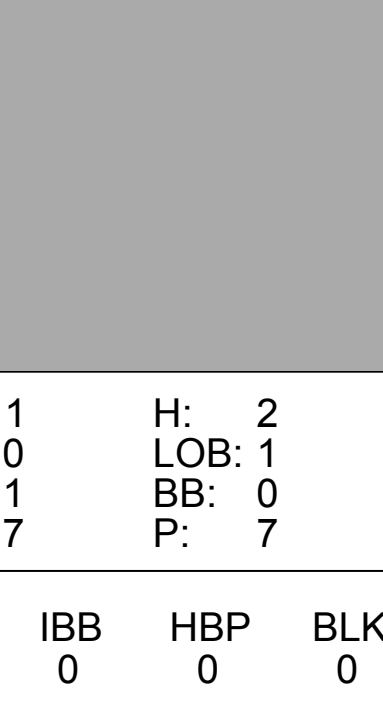
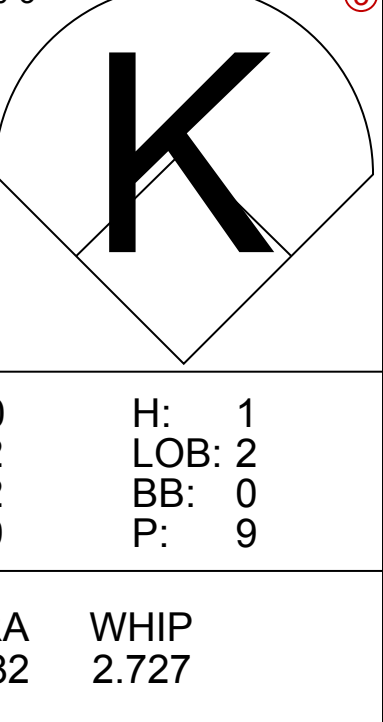

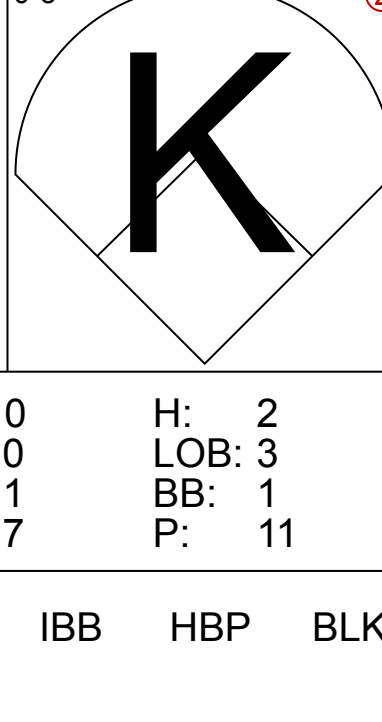
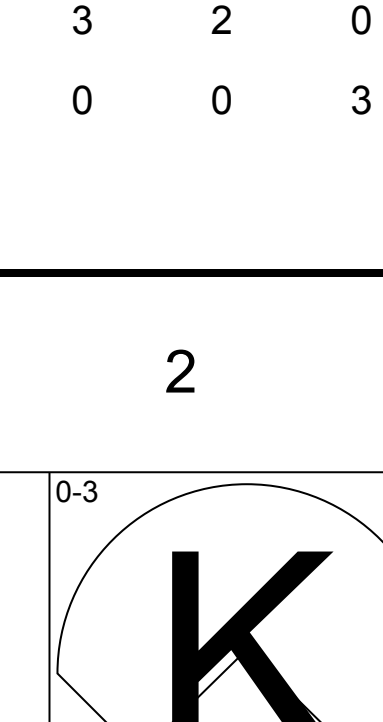
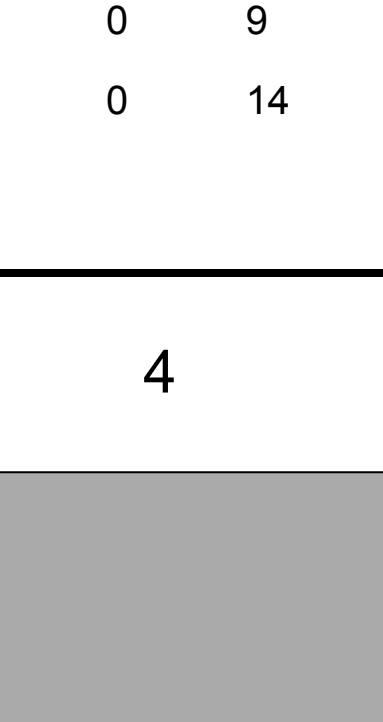
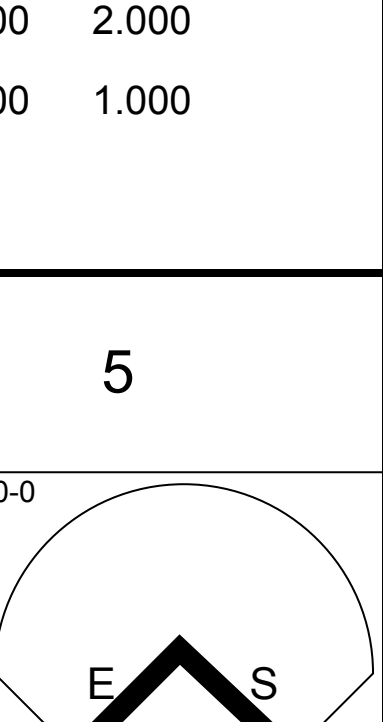
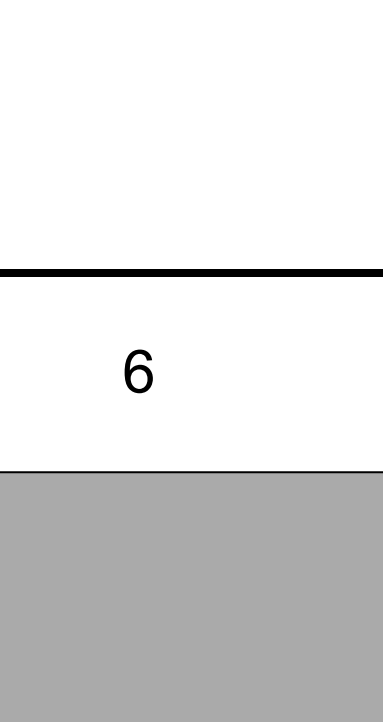
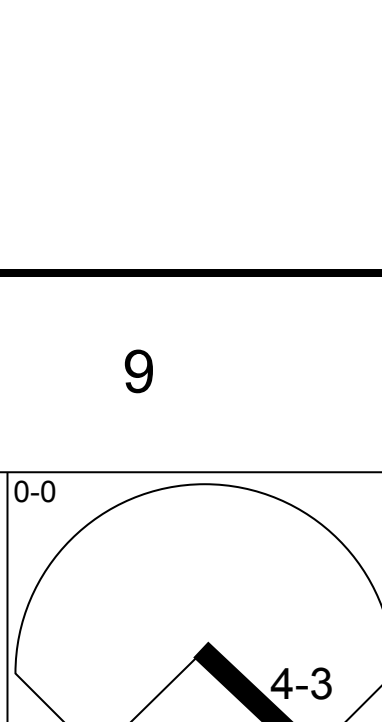
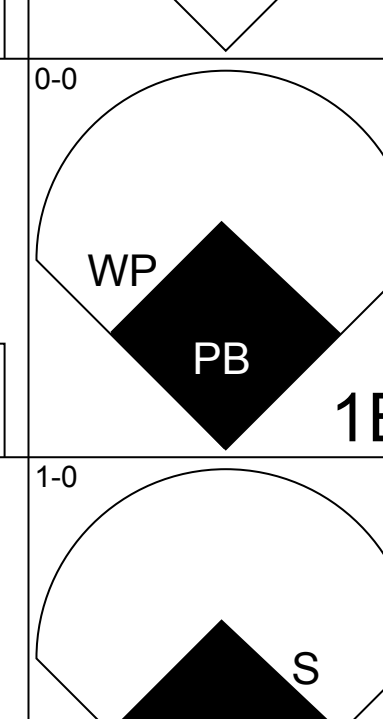

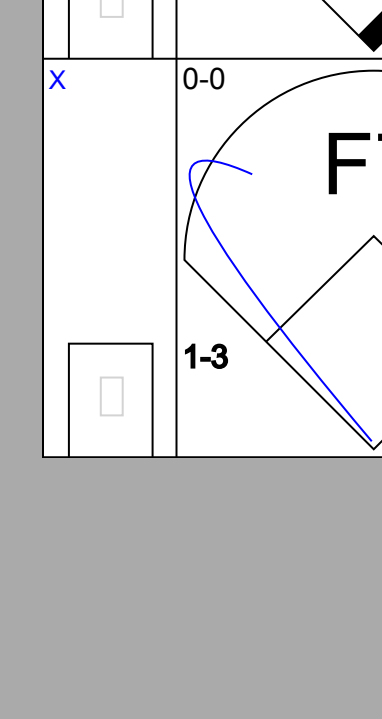
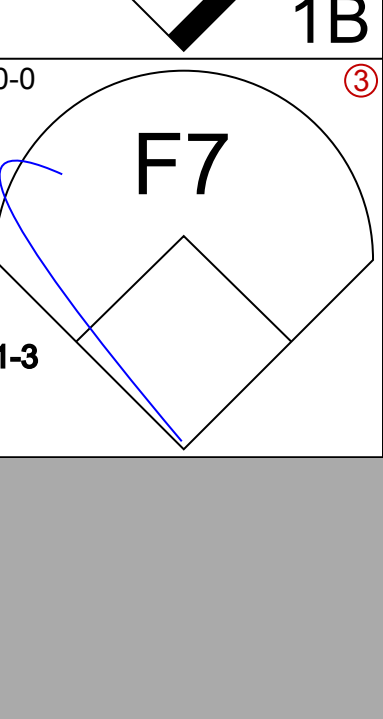

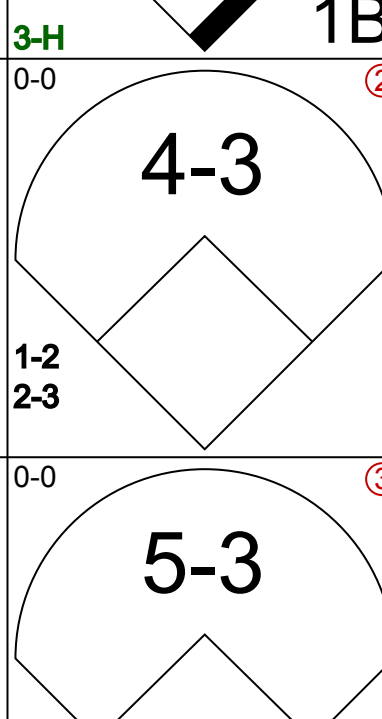
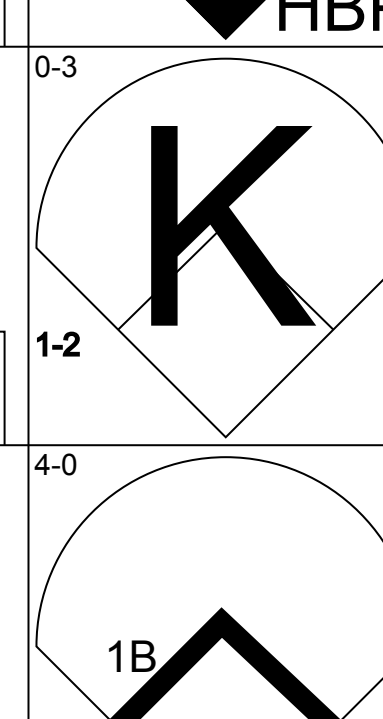
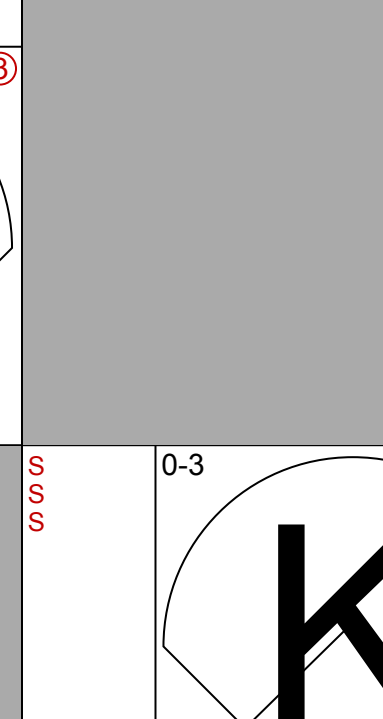




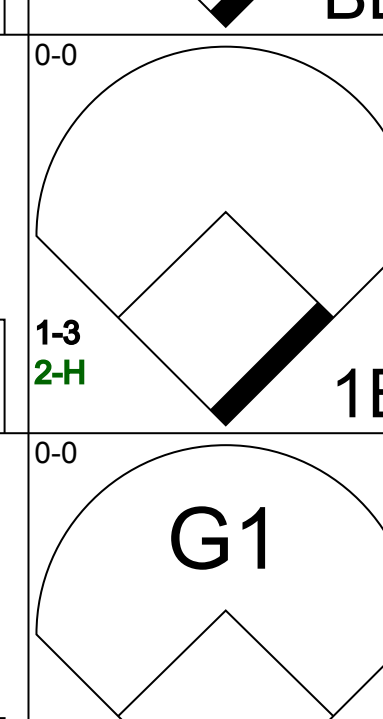
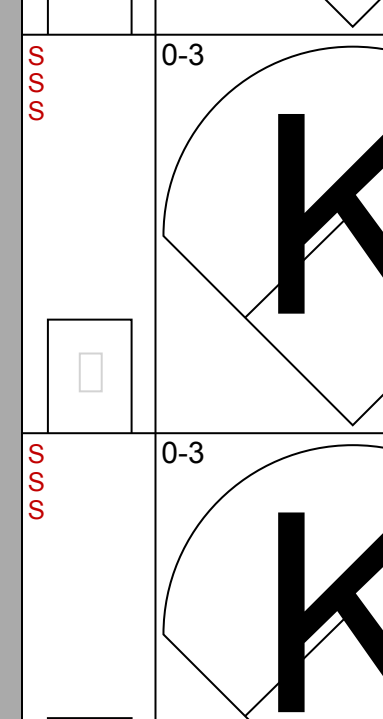
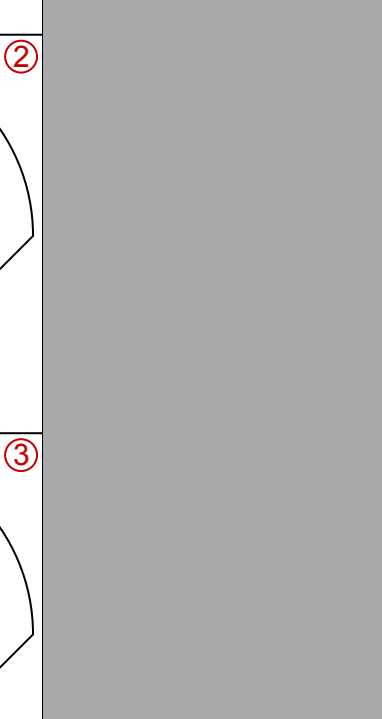

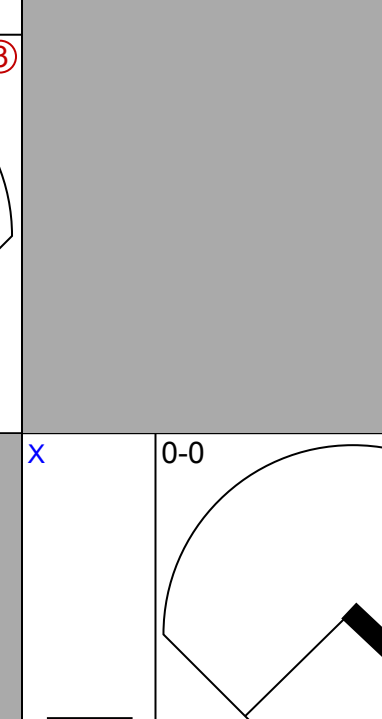
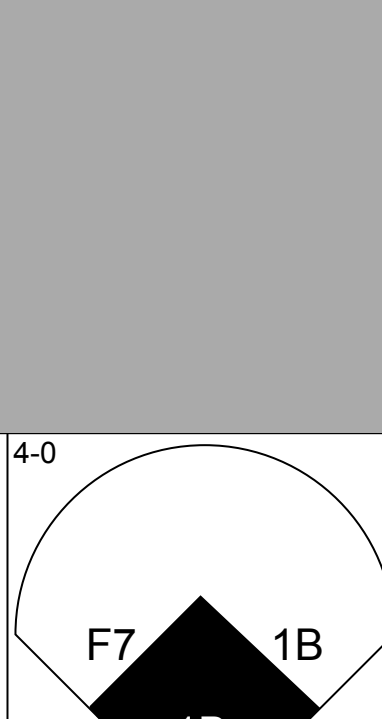
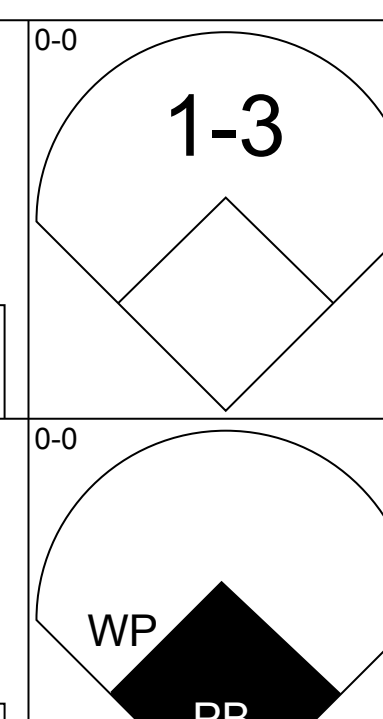
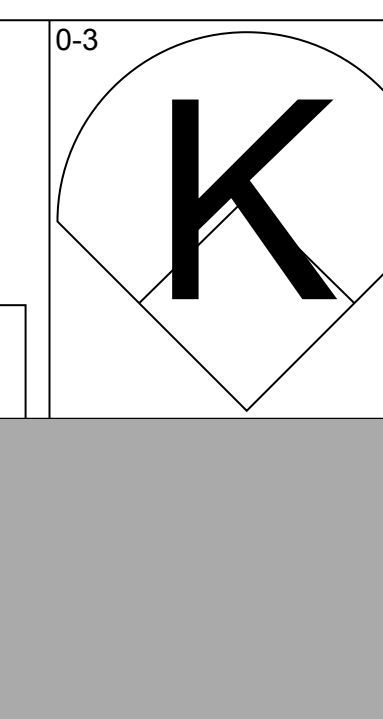
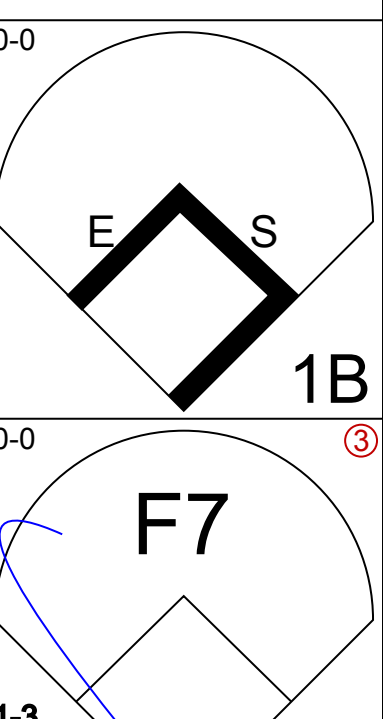
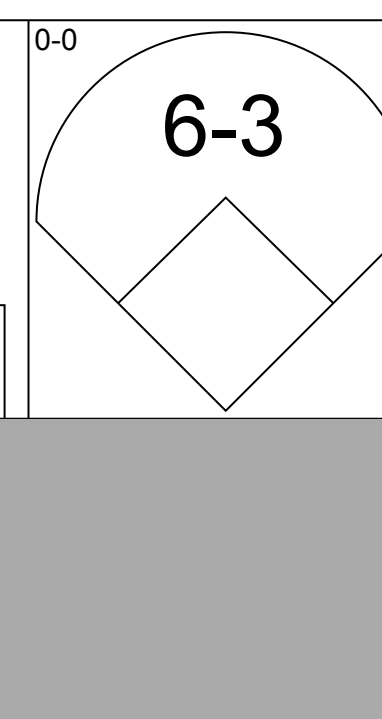
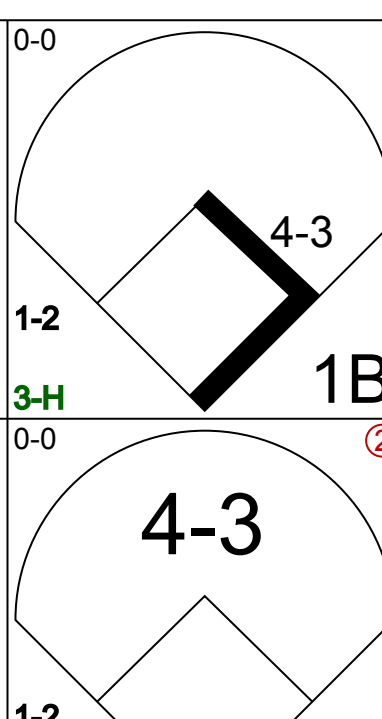
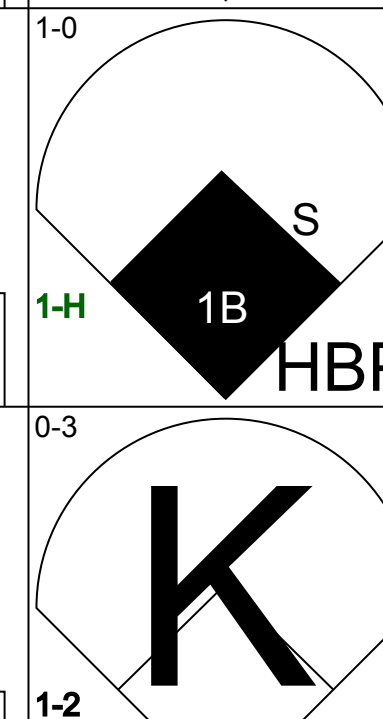
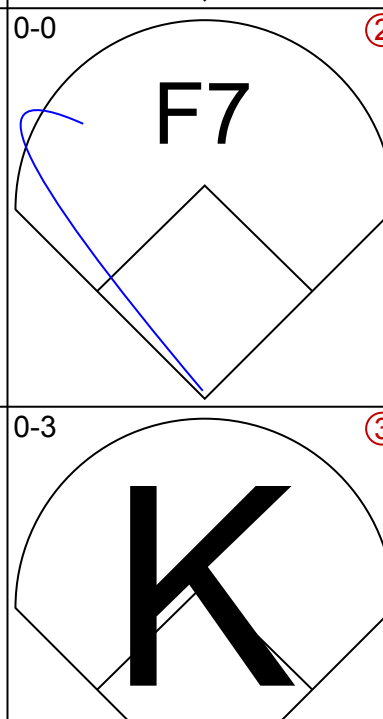

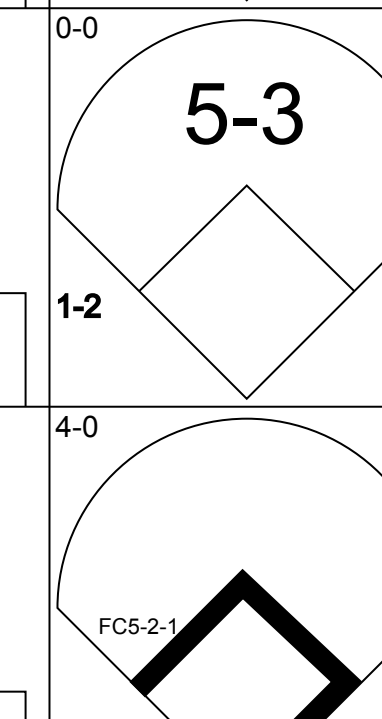
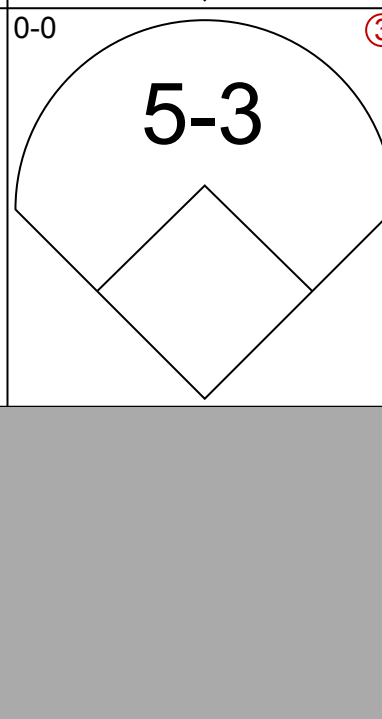
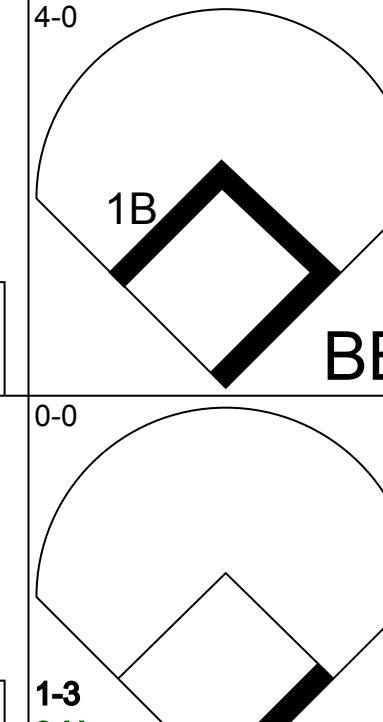

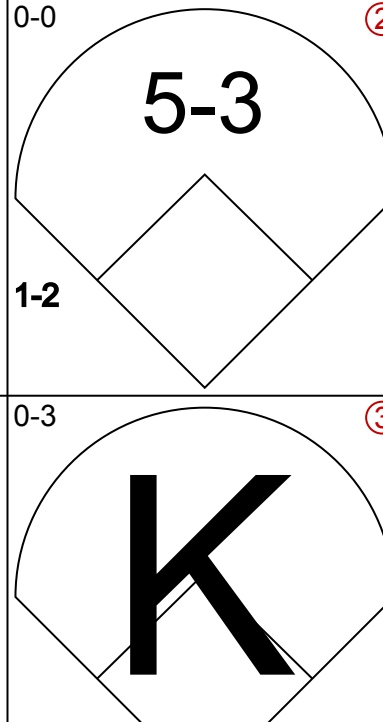
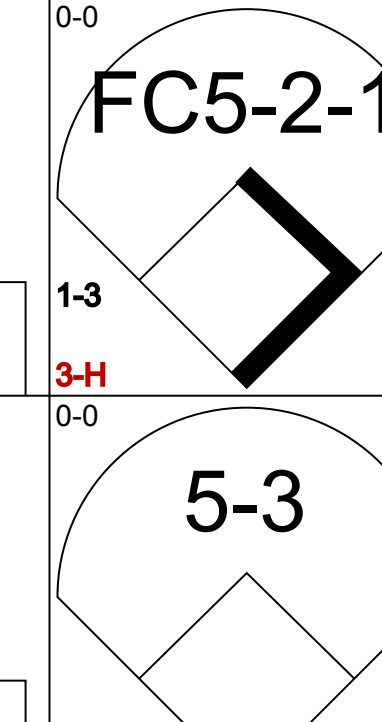

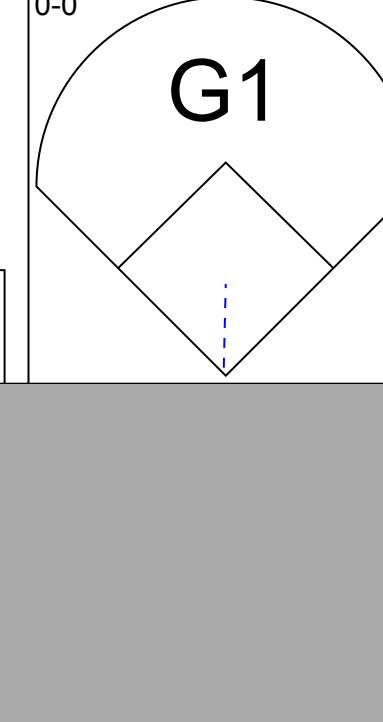



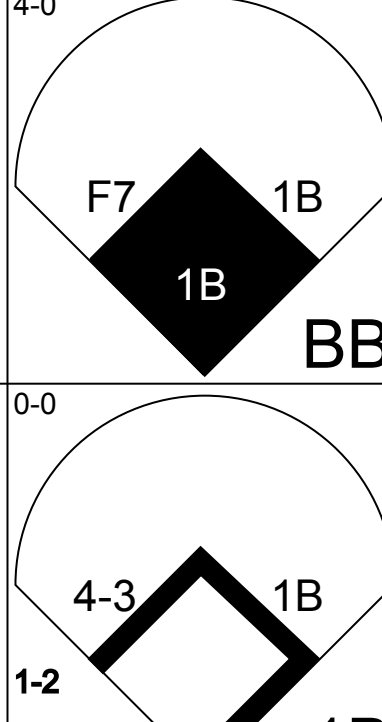
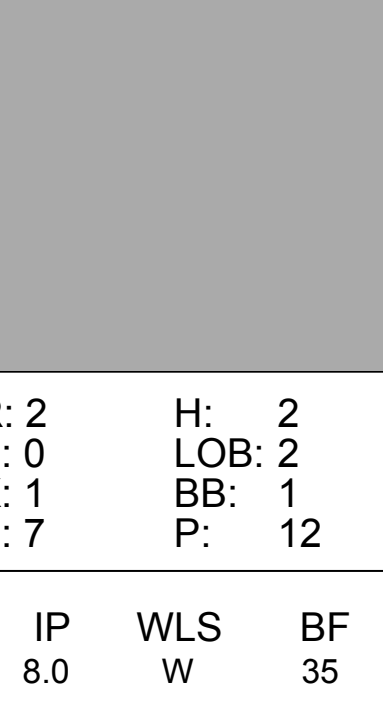

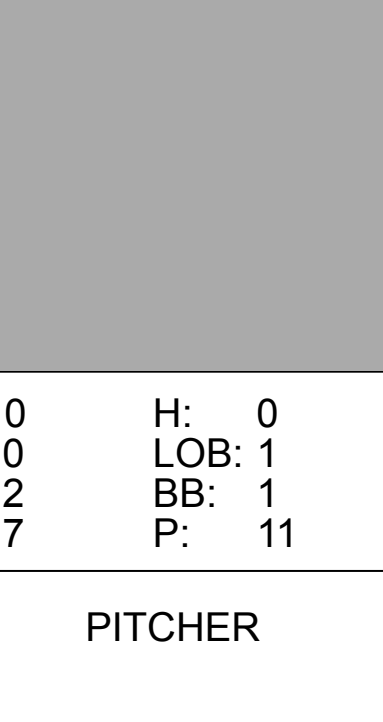

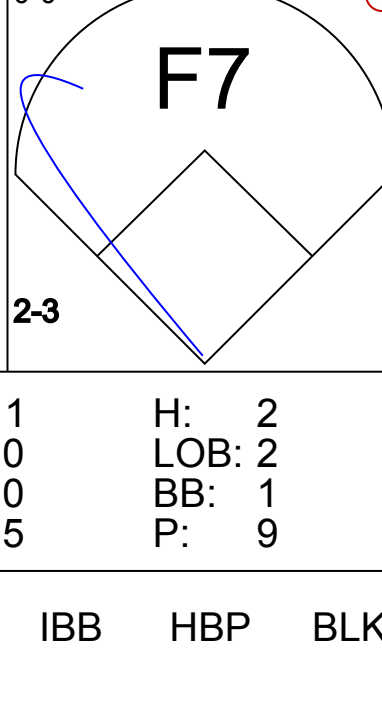







Batter	1	2	3	4	5	6	7	8	9	10	11	12	13	AB	R	H	RBI	BB	SO	LOB	BOTTOM						
Vince Coleman, S OBP: 0.296, SLG: 0.325 (1.7) Michael LaValliere, L OBP: 0.297, SLG: 0.241 (13.2)	F9													5	2	2	0	1	1	2							
Ozzie Smith, S OBP: 0.402, SLG: 0.415 (1.6)	1-3													4	0	1	0	1	0	1							
Willie McGee, S OBP: 0.297, SLG: 0.318 (1.8)														6	0	2	3	0	0	2							
Jack Clark, R OBP: 0.390, SLG: 0.495 (1.3)														6	1	1	0	0	1	4							
Tito Landrum, R OBP: 0.222, SLG: 0.294 (9.9) Andy Van Slyke, L OBP: 0.325, SLG: 0.294 (8.9)		5-3												3	0	0	0	0	1								
Tom Herr, S OBP: 0.261, SLG: 0.198 (1.4) Ken Dayley, L OBP: 0.500, SLG: 0.333 (12.1) Tom Lawless, R (13.7)														4	0	2	0	0	1	0							
Terry Pendleton, S OBP: 0.256, SLG: 0.204 (1.5)														5	0	0	0	0	0	2							
Mike Heath, R OBP: 0.238, SLG: 0.217 (1.2) Jerry White, S OBP: 0.167, SLG: 0.315 (12.7) (13.7)														4	1	1	0	0	0	1							
John Tudor, L OBP: 0.095, SLG: 0.095 (1.1) Todd Worrell, R (10.4)														3	0	0	0	0	0	1							
José Oquendo, S OBP: 0.552, SLG: 0.583 (11.7) Clint Hurdle, L OBP: 0.270, SLG: 0.265 (11.7)														0	0	0	0	0	0	0							
Inning Stats	R: 0 E: 0 K: 0 S: 4	H: 1 LOB: 1 BB: 0 P: 4	R: 0 E: 0 K: 0 S: 3	H: 1 LOB: 0 BB: 0 P: 3	R: 2 E: 0 K: 0 S: 4	H: 2 LOB: 1 BB: 2 P: 12	R: 0 E: 0 K: 0 S: 4	H: 1 LOB: 1 BB: 0 P: 4	R: 0 E: 0 K: 0 S: 5	H: 0 LOB: 0 BB: 0 P: 3	R: 0 E: 0 K: 1 S: 5	H: 0 LOB: 0 BB: 0 P: 5	R: 0 E: 0 K: 1 S: 4	H: 0 LOB: 1 BB: 1 P: 8	R: 0 E: 0 K: 1 S: 6	H: 1 LOB: 2 BB: 1 P: 10	R: 1 E: 0 K: 0 S: 4	H: 2 LOB: 1 BB: 0 P: 4	R: 1 E: 0 K: 0 S: 5	H: 2 LOB: 1 BB: 0 P: 5	1B: 9 2B: 3 3B: 1 HR: 1	SF: 0 SAC: 1 DP: 2 HBP: 0	WIP: 0 PB: 0 SB: 2 CS: 3	PA: 51			
PITCHER	IP Jerry Reuss, L ERA: 3.82 Ed Vande Berg, L ERA: 3.52 Ken Howell, R ERA: 1.44 Tom Niedenfuer, R ERA: 3.48 Rick Honeycutt, L ERA: 3.31	WLS 21	BF 6	H 2	R 2	ER 2	SO 0	BB 2	IBB 0	HBP 0	BLK 0	WP 0	HR 0	S 19	P 27	ERA 3.60	WHIP 1.600										

Los Angeles Dodgers @ St. Louis Cardinals
 Busch Stadium, St. Louis, MO
 Tue May 13 1986, 7:05 PM CDT
 Att. 40,727 - Unknown

AB 46
 R 5
 H 12
 RBI 5
 BB 4
 SO 5
 LOB 17



Batter	1	2	3	4	5	6	7	8	9	AB	R	H	RBI	BB	SO	LOB	TOP					
Mariano Duncan, R OBP: 0.275, SLG: 0.277 (1, 6)										5	3	2	1	1	1	4	Los Angeles Dodgers @ St. Louis Cardinals Busch Stadium, St. Louis, MO Wed May 14 1986, 3:33 AM CDT Att: 31,671 - Unknown livebaseballscorecards.com					
Steve Sax, R OBP: 0.392, SLG: 0.496 (1, 4)										4	2	3	3	0	0	0						
Bill Madlock, R OBP: 0.293, SLG: 0.339 Dave Anderson, R OBP: 0.295, SLG: 0.293 (1, 5) (7, 5)										4	0	2	1	0	0	2						
Mike Marshall, R OBP: 0.302, SLG: 0.452 (1, 9)										5	0	1	1	0	2	3						
Cesar Cedeno, R OBP: 0.279, SLG: 0.286 (1, 7)										5	0	2	0	0	0	3						
Enos Cabell, R OBP: 0.286, SLG: 0.250 (1, 3)										5	0	1	0	0	0	3						
Mike Scioscia, L OBP: 0.420, SLG: 0.376 (1, 2)										5	1	2	0	0	0	3						
Reggie Williams, R OBP: 0.326, SLG: 0.349 (1, 8)										3	1	2	0	1	1	2						
Fernando Valenzuela, L OBP: 0.269, SLG: 0.269 Ed vande Berg, R (9, 1)										5	1	2	1	0	2	7						
Inning Stats	R: 1 E: 1 K: 1 S: 7	H: 1 LOB: 1 BB: 0 P: 7	R: 0 E: 0 K: 0 S: 4	H: 3 LOB: 2 BB: 0 P: 4	R: 1 E: 0 K: 1 S: 7	H: 2 LOB: 1 BB: 0 P: 7	R: 3 E: 0 K: 0 S: 8	H: 5 LOB: 2 BB: 0 P: 8	R: 0 E: 2 K: 2 S: 9	H: 1 LOB: 2 BB: 0 P: 9	R: 2 E: 0 K: 0 S: 5	H: 2 LOB: 1 BB: 1 P: 9	R: 1 E: 1 K: 0 S: 4	H: 1 LOB: 0 BB: 0 P: 4	R: 0 E: 0 K: 2 S: 7	H: 0 LOB: 0 BB: 0 P: 7		R: 0 E: 0 K: 1 S: 7	H: 2 LOB: 3 BB: 1 P: 11	1B: 15 2B: 2 3B: 0 HR: 0	SF: 1 SAC: 1 DP: 2 HBP: 0	WP: 0 PB: 0 SB: 2 CS: 0
PITCHER	IP WLS BF H R ER SO BB IBB HBP BLK WP HR S P ERA WHIP	IP WLS BF H R ER SO BB IBB HBP BLK WP HR S P ERA WHIP															IP WLS BF H R ER SO BB IBB HBP BLK WP HR S P ERA WHIP					
Tim Conroy, L ERA: 2.89 (1, 1)	3.2 L 20 10 5 4 2 0 0 0 0 0 0 24 11 9.82 2.727																					
Rick Ownbey, R ERA: 3.0 (4, 1)	1.1 7 2 0 0 2 0 0 0 0 0 0 0 9 11 0.00 1.500																					
Greg Bargar, R ERA: 3.0 (6, 1)	2.0 10 3 3 2 0 1 0 0 0 0 0 0 11 13 9.00 2.000																					
Ricky Horton, L ERA: 3.82 (8, 1)	2.0 9 2 0 0 3 0 1 0 0 0 0 0 14 18 0.00 1.000																					
Batter	1	2	3	4	5	6	7	8	9	AB	R	H	RBI	BB	SO	LOB	BOTTOM					
Vince Coleman, S OBP: 0.303, SLG: 0.328 (1, 7)										5	0	2	1	0	1	1	Los Angeles Dodgers @ St. Louis Cardinals Busch Stadium, St. Louis, MO Wed May 14 1986, 3:33 AM CDT Att: 31,671 - Unknown livebaseballscorecards.com					
Ozzie Smith, S OBP: 0.402, SLG: 0.408 (1, 6)										4	1	1	0	1	0	3						
Willie McGee, S OBP: 0.284, SLG: 0.308 (1, 8)										4	1	0	0	0	1	3						
Jack Clark, R OBP: 0.393, SLG: 0.485 (1, 3)										2	0	0	0	2	2	1						
Tom Herr, S OBP: 0.261, SLG: 0.192 (1, 4)										3	0	0	0	1	1	3						
Terry Pendleton, S OBP: 0.296, SLG: 0.205 (1, 5)										4	0	1	1	0	2	3						
Mike Heath, R OBP: 0.250, SLG: 0.222 (1, 2)										3	1	1	0	1	1	2						
Andy Van Slyke, L OBP: 0.321, SLG: 0.292 (1, 9)										4	0	1	0	0	1	1						
Tim Conroy, L OBP: 0.260, SLG: 0.600 Rick Ownbey, R OBP: 0.333, SLG: 0.560 José Oquendo, S OBP: 0.393, SLG: 0.560 Greg Bargar, R OBP: 0.326, SLG: 0.349 Jerry White, S OBP: 0.198, SLG: 0.294 Ricky Horton, L OBP: 0.107, SLG: 0.167 Tito Landrum, R OBP: 0.216, SLG: 0.288 (1, 1) (4, 1) (5, PH) (6, 1) (7, PH) (8, 1) (9, PH)										1	0	0	0	0	0	0						
Inning Stats	R: 2 E: 0 K: 1 S: 7	H: 2 LOB: 2 BB: 1 P: 12	R: 0 E: 0 K: 1 S: 5	H: 0 LOB: 0 BB: 0 P: 5	R: 0 E: 0 K: 1 S: 5	H: 0 LOB: 0 BB: 0 P: 5	R: 0 E: 0 K: 3 S: 9	H: 0 LOB: 0 BB: 0 P: 9	R: 0 E: 0 K: 1 S: 6	H: 1 LOB: 1 BB: 0 P: 6	R: 0 E: 0 K: 2 S: 7	H: 0 LOB: 1 BB: 1 P: 11	R: 0 E: 0 K: 0 S: 4	H: 1 LOB: 0 BB: 0 P: 4	R: 0 E: 0 K: 0 S: 3	H: 0 LOB: 2 BB: 2 P: 11		R: 1 E: 0 K: 0 S: 5	H: 2 LOB: 2 BB: 1 P: 9	1B: 6 2B: 0 3B: 0 HR: 0	SF: 0 SAC: 0 DP: 0 HBP: 1	WP: 3 PB: 2 SB: 2 CS: 0
PITCHER	IP WLS BF H R ER SO BB IBB HBP BLK WP HR S P ERA WHIP	IP WLS BF H R ER SO BB IBB HBP BLK WP HR S P ERA WHIP															IP WLS BF H R ER SO BB IBB HBP BLK WP HR S P ERA WHIP					
Fernando Valenzuela, L ERA: 3.0 (1, 1)	8.0 W 35 10 3 3 9 5 0 0 0 0 0 47 68 3.38 1.250																					
Ed vande Berg, L ERA: 3.31 (9, 1)	1.0 4 1 0 0 0 0 0 0 0 0 0 0 4 4 0.00 1.000																					

Batter	1	2	3	4	5	6	7	8	9	10	11	AB	R	H	RBI	BB	SO	LOB	TOP						
Lenny Dykstra, L OBP: 0.367, SLG: 0.385 Jesse Orosco, R (9, 1)	F8	G3-1			B1-3		G3 2B 1B		F6			5	1	1	0	0	0	2							
Howard Johnson, S OBP: 0.370, SLG: 0.413	K		G3		K2-3		K		K			5	0	0	0	0	4	1							
Keith Hernandez, L OBP: 0.423, SLG: 0.444	E 1B		F8		F7		G3			4-3		5	1	1	0	0	0	1							
Darryl Strawberry, L OBP: 0.338, SLG: 0.491	E6 E		6-3			E4 FC5-2 BB				K		5	1	1	1	0	1	1							
Gary Carter, R OBP: 0.328, SLG: 0.436	E5 FC4-6			K		FC5-2 BB HBP				6-3		4	0	0	0	0	1	1							
Danny Heep, L OBP: 0.400, SLG: 0.605	FC4-6			BB 1B		K		K				5	0	1	0	0	3	3							
Ray Knight, R OBP: 0.378, SLG: 0.580								K				3	0	1	0	2	1	0							
Tim Lincecum, R OBP: 0.330, SLG: 0.324								K				5	0	1	0	0	2	5							
Dwight Gooden, R OBP: 0.190, SLG: 0.286 Mookie Wilson, S OBP: 0.263, SLG: 0.250								F9				3	0	0	0	0	1	7							
												1	0	0	0	0	0	0							
Inning Stats	R: 2 E: 2 K: 1 S: 8	H: 1 LOB: 1 BB: 0 P: 8	R: 0 E: 0 K: 0 S: 4	H: 2 LOB: 1 BB: 0 P: 4	R: 0 E: 0 K: 3 S: 3	H: 0 LOB: 0 BB: 0 P: 3	R: 0 E: 0 K: 3 S: 10	H: 1 LOB: 2 BB: 1 P: 14	R: 0 E: 0 K: 1 S: 5	H: 0 LOB: 3 BB: 0 P: 11	R: 1 E: 0 K: 1 S: 7	H: 2 LOB: 1 BB: 0 P: 7	R: 0 E: 0 K: 2 S: 7	H: 0 LOB: 0 BB: 0 P: 7	R: 0 E: 0 K: 1 S: 5	H: 0 LOB: 0 BB: 0 P: 5	R: 0 E: 0 K: 2 S: 5	H: 0 LOB: 0 BB: 0 P: 5	R: 0 E: 0 K: 2 S: 7	H: 0 LOB: 0 BB: 0 P: 7	1B: 5 2B: 1 3B: 0 HR: 0	SF: 0 SAC: 0 DP: 1 HBP: 1	WP: 0 PB: 0 SB: 2 CS: 0	PA: 44	
PITCHER	IP 9.0	WLS 2	BF 38	H 6	R 3	ER 1	SO 10	BB 2	IBB 0	HBP 0	BLK 0	WP 0	HR 0	S 55	P 64	ERA 0.00	WHIP 0.000								
Orel Hershiser, R ERA: 2.02 Ken Howell, R ERA: 1.33	(1, 1)	(10, 1)	2.0	W	6	0	0	0	3	0	0	0	0	0	12	12	0.00	0.000							

New York Mets @ Los Angeles Dodgers
Dodger Stadium, Los Angeles, CA
Fri May 16 1986, 7:05 PM PDT
Att: 49,139 - Unknown

AB 41
R 3
H 6
RBI 1
BB 2
SO 13
LOB 21



Batter	1	2	3	4	5	6	7	8	9	10	11	AB	R	H	RBI	BB	SO	LOB	BOTTOM							
Mariano Duncan, R OBP: 0.265, SLG: 0.267	L6		K		K		K			K		5	0	0	0	0	4	1								
Steve Sax, R OBP: 0.378, SLG: 0.476	6-3			F8		E6 4-3 1B	4-3		6-3			5	1	0	0	0	0	0								
Ken Landreaux, L OBP: 0.310, SLG: 0.404	6-3			BB 1B		4-3	K		F8			5	0	1	0	0	1	1								
Bill Madlock, R OBP: 0.306, SLG: 0.339 Dave Anderson, R OBP: 0.303, SLG: 0.301		6-3				1B 1B 1B		F4				3	1	1	1	1	0	0								
Mike Marshall, R OBP: 0.299, SLG: 0.443		K		F3		1B 1B 1B		5-3		FC5-4 1B		5	2	1	0	0	1	3								
Mike Scioscia, L OBP: 0.419, SLG: 0.378					F7		F5		4-3			5	0	2	0	0	4									
Greg Brock, L OBP: 0.272, SLG: 0.314 Bill Russell, R OBP: 0.263, SLG: 0.278							L1					4	0	1	2	0	1	1								
Franklin Stubbs, L OBP: 0.291, SLG: 0.408 Cesar Cedeno, R OBP: 0.274, SLG: 0.281							L3			L5		3	0	1	0	0	1	0								
Orel Hershiser, R ERA: 1.25 Enos Cabell, R OBP: 0.282, SLG: 0.246 Ken Howell, R ERA: 1.33												3	0	1	0	0	1	2								
												1	0	0	0	0	1	0								
												0	0	0	0	0	0	0								
Inning Stats	R: 0 E: 0 K: 0 S: 3	H: 0 LOB: 0 BB: 0 P: 3	R: 0 E: 0 K: 1 S: 6	H: 1 LOB: 1 BB: 0 P: 6	R: 0 E: 0 K: 2 S: 7	H: 0 LOB: 0 BB: 0 P: 7	R: 0 E: 0 K: 0 S: 4	H: 1 LOB: 2 BB: 1 P: 8	R: 0 E: 0 K: 1 S: 6	H: 0 LOB: 0 BB: 0 P: 6	R: 3 E: 1 K: 1 S: 10	H: 4 LOB: 2 BB: 0 P: 10	R: 0 E: 0 K: 2 S: 7	H: 0 LOB: 0 BB: 0 P: 7	R: 0 E: 0 K: 0 S: 3	H: 0 LOB: 0 BB: 0 P: 3	R: 0 E: 0 K: 2 S: 7	H: 0 LOB: 0 BB: 0 P: 7	R: 0 E: 0 K: 1 S: 5	H: 0 LOB: 0 BB: 0 P: 5	R: 1 E: 0 K: 0 S: 4	H: 3 LOB: 2 BB: 0 P: 4	1B: 10 2B: 0 3B: 0 HR: 0	SF: 0 SAC: 0 DP: 0 HBP: 0	WP: 0 PB: 0 SB: 0 CS: 0	PA: 43
PITCHER	IP 8.0	WLS 1	BF 33	H 7	R 3	ER 1	SO 7	BB 1	IBB 0	HBP 0	BLK 0	WP 0	HR 0	S 46	P 50	ERA 0.00	WHIP 1.000									
Dwight Gooden, R ERA: 1.25 Jesse Orosco, L ERA: 0.48	(1, 1)	(9, 1)	2.1	L	10	3	1	3	0	0	0	0	0	16	16	3.86	1.286									

New York Mets @ Los Angeles Dodgers
Dodger Stadium, Los Angeles, CA
Fri May 16 1986, 7:05 PM PDT
Att: 49,139 - Unknown

AB 42
R 4
H 10
RBI 4
BB 1
SO 10
LOB 12



Batter	1	2	3	4	5	6	7	8	9	AB	R	H	RBI	BB	SO	LOB	TOP										
Lenny Dykstra, L OBP: 0.366, SLG: 0.384 Mookie Wilson, S OBP: 0.286, SLG: 0.235 (6, PH) (6, 8)	F9		SH1-3 1B	F8		FC5-4			FC6-4 BB	3	1	1	0	0	0	2											
Wally Backman, S OBP: 0.424, SLG: 0.481 (1, 4)	F5		SH1-3		G3-6 1B		CS 1B		K	4	0	2	0	0	1	2											
Keith Hernandez, L OBP: 0.430, SLG: 0.451 (1, 3)	1B		1B		G3-6 1-2		FC4-6 1B		FC6-4	5	0	3	1	0	0	3											
Darryl Strawberry, L OBP: 0.333, SLG: 0.479 (1, 9)	1-2 1B		F7		4-3		FC4-6 S		K	5	0	1	0	0	1	4											
George Foster, R OBP: 0.307, SLG: 0.358 (1, 7)	K		K				K			4	1	1	0	0	3	4											
Ray Knight, R OBP: 0.391, SLG: 0.596 (1, 5)				5-3						4	0	3	0	0	0	0											
Howard Johnson, S OBP: 0.351, SLG: 0.388 (1, 6)		K		B3		4-3			B1	4	0	0	1	0	1	3	AB 35 R 2 H 13 RBI 2 BB 4 SO 7 LOB 25										
Ed Hearn, R OBP: 0.750, SLG: 1.000 (1, 2)									F7	3	0	2	0	1	0	1											
Sid Fernandez, L OBP: 0.278, SLG: 0.188 Roger McDowell, R OBP: 0.250, SLG: 0.250 Danny Heep, L OBP: 0.415, SLG: 0.605 (9, PH)	G4-6-3								FC6-4 BB	2	0	0	0	1	1	4											
Inning Stats	R: 0 E: 0 K: 1 S: 7	H: 2 LOB: 2 BB: 0 P: 7	R: 0 E: 0 K: 1 S: 6	H: 2 LOB: 1 BB: 0 P: 6	R: 1 E: 0 K: 1 S: 7	H: 2 LOB: 1 BB: 0 P: 7	R: 0 E: 0 K: 0 S: 4	H: 1 LOB: 2 BB: 1 P: 8	R: 0 E: 0 K: 0 S: 3	H: 1 LOB: 0 BB: 0 P: 3	R: 1 E: 0 K: 1 S: 7	H: 2 LOB: 2 BB: 1 P: 11	R: 0 E: 0 K: 1 S: 6	H: 2 LOB: 1 BB: 0 P: 6	R: 0 E: 0 K: 0 S: 3	H: 1 LOB: 2 BB: 2 P: 15	R: 0 E: 0 K: 2 S: 7	H: 0 LOB: 2 BB: 2 P: 15	1B: 11 2B: 2 3B: 0 HR: 0	SF: 0 SAC: 1 DP: 2 HBP: 0	WP: 0 PB: 0 SB: 2 CS: 2	PA: 40					
PITCHER	IP	WLS	BF	H	R	ER	SO	BB	IBB	HBP	BLK	WP	HR	S	P	ERA	WHIP	PITCHER									
Bob Welch, R ERA: 2.63 Ed Vande Berg, L ERA: 3.05 Tom Niedenfuer, R ERA: 3.27 Ken Howell, R ERA: 1.29	5.1		26	10	2	2	3	2	0	0	0	0	0	30	38	3.38	2.250										

New York Mets @ Los Angeles Dodgers
Dodger Stadium, Los Angeles, CA
Sat May 17 1986, 3:33 AM PDT
Att: 39,429 - Unknown

AB	35
R	2
H	13
RBI	2
BB	4
SO	7
LOB	25



Batter	1	2	3	4	5	6	7	8	9	AB	R	H	RBI	BB	SO	LOB	BOTTOM										
Mariano Duncan, R OBP: 0.265, SLG: 0.266 (1, 6)	F3		6-3		6-3			6-3 1B		4	1	1	0	0	0	1											
Steve Sax, R OBP: 0.367, SLG: 0.461 (1, 4)	5-3			K	F3			6-3		4	0	0	0	0	1	1											
Bill Madlock, R OBP: 0.316, SLG: 0.349 Dave Anderson, R OBP: 0.303, SLG: 0.301 (6, PR) (9, 5)	5-3			BB 1B	F6			2B 1B		4	1	2	1	0	0	0											
Mike Marshall, R OBP: 0.304, SLG: 0.452 (1, 9)		F3		BB 1B			F9	1-2 1B	1-2 1B	4	2	2	1	0	0	0											
Cesar Cedeno, R OBP: 0.277, SLG: 0.271 Tom Niedenfuer, R OBP: 0.300, SLG: 0.500 Enos Cabell, R OBP: 0.282, SLG: 0.246 Ken Landreaux, L OBP: 0.316, SLG: 0.410 (8, 8)		K		BB 1B	F3			1B BLK		2	0	0	0	1	1	0											
Alex Trevino, R OBP: 0.276, SLG: 0.259 Mike Scioscia, L OBP: 0.424, SLG: 0.384 (8, PH) (9, 2)		K		1-2 2-H 3-H	1B		F4	3-H 1B	1-3 BLK	3	0	1	2	0	1	0											
Greg Brock, L OBP: 0.288, SLG: 0.311 (1, 3)				1-2 2-3	BB			CS SH1-4 BB	1-2 3-H	1	0	0	0	3	0	1											
Reggie Williams, R OBP: 0.313, SLG: 0.333 Terry Whitfield, L OBP: 0.400, SLG: 0.100 Ken Howell, R (9, 1)			K	K				SH1-4	F8	2	0	0	0	0	2	4											
Bob Welch, R OBP: 0.143, SLG: 0.250 Ed Vande Berg, R (6, 1) Bill Russell, R OBP: 0.256, SLG: 0.270 (7, 7)		L4		K				F8		2	0	0	0	0	1	4											
Inning Stats	R: 0 E: 0 K: 0 S: 3	H: 0 LOB: 0 BB: 0 P: 3	R: 0 E: 0 K: 2 S: 7	H: 0 LOB: 0 BB: 0 P: 7	R: 0 E: 0 K: 1 S: 5	H: 0 LOB: 1 BB: 1 P: 9	R: 2 E: 0 K: 3 S: 12	H: 3 LOB: 3 BB: 2 P: 20	R: 0 E: 0 K: 0 S: 3	H: 0 LOB: 0 BB: 0 P: 3	R: 0 E: 0 K: 0 S: 3	H: 0 LOB: 0 BB: 1 P: 3	R: 0 E: 0 K: 0 S: 2	H: 0 LOB: 0 BB: 1 P: 6	R: 4 E: 0 K: 0 S: 8	H: 5 LOB: 2 BB: 0 P: 8	R: 0 E: 0 K: 2 S: 7	H: 0 LOB: 0 BB: 0 P: 7	1B: 7 2B: 1 3B: 0 HR: 0	SF: 0 SAC: 1 DP: 0 HBP: 0	WP: 0 PB: 0 SB: 1 CS: 1	PA: 35					
PITCHER	IP	WLS	BF	H	R	ER	SO	BB	IBB	HBP	BLK	WP	HR	S	P	ERA	WHIP	PITCHER									
Sid Fernandez, L ERA: 2.87 Roger McDowell, R ERA: 3.65	7.1	L	31	6	6	6	6	4	0	0	0	0	0	39	55	7.36	1.364										

New York Mets @ Los Angeles Dodgers
Dodger Stadium, Los Angeles, CA
Sat May 17 1986, 3:33 AM PDT
Att: 39,429 - Unknown

AB	30
R	6
H	8
RBI	5
BB	4
SO	6
LOB	14



Batter	1	2	3	4	5	6	7	8	9	AB	R	H	RBI	BB	SO	LOB	TOP				
Mookie Wilson, S OBP: 0.320, SLG: 0.286 Daryl Strawberry, L OBP: 0.331, SLG: 0.475	4-3	1B		L3		1-2 2-H		K		4	0	2	0	0	0	0					
Kevin Mitchell, R OBP: 0.327, SLG: 0.479	1B	1B					F8	6-3		5	1	3	0	0	0	0					
Keith Hernandez, L OBP: 0.429, SLG: 0.457	1B	F6			F7		BB	F5		5	2	2	0	0	0	3					
Gary Carter, R OBP: 0.346, SLG: 0.451	1-2 3-H	1B			F8	FC6-4	BB	BB	2B	3	2	2	1	2	0	0					
George Foster, R OBP: 0.326, SLG: 0.440 Lenny Dykstra, L OBP: 0.363, SLG: 0.380	1-H 2-H	HR			FC6-4	BB	E	1B	4-3	3	3	2	4	1	0	1					
Ray Knight, R OBP: 0.383, SLG: 0.578	6-3					1-2	FC1-6	F3		5	0	1	0	0	2	4					
Tim Lincecum, R OBP: 0.323, SLG: 0.316	F9					1-2	FC1-6	E8	F6	5	0	1	2	0	0	2					
Rafael Santana, R OBP: 0.217, SLG: 0.206		6-3			4-3		F9	E6		4	0	0	0	0	0	2					
Bruce Berenyi, R Randy Niemann, L Roger McDowell, R OBP: 0.250, SLG: 0.250		6-3			4-3			4-3		1	0	0	0	0	0	0					
Inning Stats	R: 4 E: 0 K: 0 S: 7	H: 4 LOB: 0 BB: 0 P: 7	R: 0 E: 0 K: 0 S: 5	H: 2 LOB: 2 BB: 0 P: 5	R: 1 E: 0 K: 1 S: 6	H: 1 LOB: 0 BB: 0 P: 6	R: 0 E: 0 K: 0 S: 3	H: 0 LOB: 0 BB: 0 P: 3	R: 0 E: 0 K: 0 S: 4	H: 2 LOB: 2 BB: 1 P: 8	R: 3 E: 2 K: 0 S: 6	H: 2 LOB: 2 BB: 2 P: 14	R: 0 E: 0 K: 1 S: 5	H: 0 LOB: 0 BB: 0 P: 5	R: 0 E: 0 K: 1 S: 6	H: 1 LOB: 1 BB: 0 P: 6	1B: 9 2B: 2 3B: 0 HR: 2	SF: 0 SAC: 0 DP: 0 HBP: 0	WP: 0 PB: 0 SB: 0 CS: 0	PA: 43	
PITCHER	IP	WLS	BF	H	R	ER	SO	BB	IBB	HBP	BLK	WP	HR	S	P	ERA	WHIP				
Jerry Reuss, L ERA: 4.81	3.0	L	16	7	5	5	1	0	0	0	0	0	2	18	18	15.00	2.333				
Balvino Galvez, R ERA: 2.94	3.1		16	4	3	2	0	4	0	0	0	0	0	12	28	5.40	2.400				
Ed Vande Berg, L ERA: 2.95	0.2		4	1	0	0	0	0	0	0	0	0	0	4	4	0.00	1.500				
Tom Niedenfuer, R ERA: 3.0	2.0		7	1	0	0	2	0	0	0	0	0	0	11	11	0.00	0.500				

New York Mets @ Los Angeles Dodgers
Dodger Stadium, Los Angeles, CA
Sun May 18 1986, 3:33 AM PDT
Att: 44,426 - Unknown

AB	39
R	8
H	13
RBI	7
BB	4
SO	3
LOB	15



Batter	1	2	3	4	5	6	7	8	9	AB	R	H	RBI	BB	SO	LOB	BOTTOM				
Mariano Duncan, R OBP: 0.266, SLG: 0.268 Dave Anderson, R OBP: 0.300, SLG: 0.298	4-3		1B		4-3		FC3-6			3	1	1	0	0	0	0					
Steve Sax, R OBP: 0.371, SLG: 0.458	F9		1B		4-3		1-2	1B		3	1	1	0	1	0	0					
Ken Landreaux, L OBP: 0.314, SLG: 0.404	K		2B		K		F8			4	0	1	1	0	2	2					
Bill Madlock, R OBP: 0.314, SLG: 0.348		6-3	SF8			K		G4-6-3		3	0	1	1	0	1	0					
Mike Marshall, R OBP: 0.303, SLG: 0.453		F8	2B		6-3			K		4	0	1	1	0	1	1					
Mike Scioscia, L OBP: 0.419, SLG: 0.379	F2		6-3					G4-6-3		4	0	1	0	0	0	3					
Greg Brock, L OBP: 0.287, SLG: 0.308			F8		K		5-3			4	1	1	0	0	1	1					
Franklin Stubbs, L OBP: 0.284, SLG: 0.397 Reggie Williams, R OBP: 0.306, SLG: 0.326			F8		6-3			F8		2	0	0	0	0	0	1					
Alex Trevino, R OBP: 0.267, SLG: 0.250			1-3							1	0	0	0	0	0	0					
Jerry Reuss, L Cesar Cedeno, R Balvino Galvez, R Ed Vande Berg, R Enos Cabell, R Tom Niedenfuer, R Terry Whitfield, L			BB		6-3		FC3-6			0	0	0	0	0	0	0					
Inning Stats	R: 0 E: 0 K: 1 S: 5	H: 0 LOB: 0 BB: 0 P: 5	R: 0 E: 0 K: 0 S: 3	H: 0 LOB: 0 BB: 0 P: 3	R: 4 E: 0 K: 0 S: 8	H: 5 LOB: 2 BB: 1 P: 12	R: 0 E: 0 K: 1 S: 5	H: 0 LOB: 0 BB: 0 P: 5	R: 0 E: 0 K: 1 S: 6	H: 1 LOB: 1 BB: 0 P: 6	R: 0 E: 0 K: 0 S: 5	H: 2 LOB: 2 BB: 0 P: 5	R: 0 E: 0 K: 1 S: 5	H: 1 LOB: 0 BB: 0 P: 5	R: 0 E: 0 K: 0 S: 3	H: 0 LOB: 0 BB: 0 P: 3	1B: 8 2B: 1 3B: 0 HR: 0	SF: 1 SAC: 0 DP: 1 HBP: 0	WP: 1 PB: 0 SB: 0 CS: 0	PA: 36	
PITCHER	IP	WLS	BF	H	R	ER	SO	BB	IBB	HBP	BLK	WP	HR	S	P	ERA	WHIP				
Bruce Berenyi, R ERA: 5.54	2.2		14	5	4	4	1	1	0	0	0	0	0	15	19	13.50	2.250				
Randy Niemann, L ERA: 3.38	3.2	W	13	2	0	0	3	0	0	0	0	0	0	19	19	0.00	0.545				
Roger McDowell, R ERA: 3.29	2.2		9	2	0	0	1	0	0	0	0	0	0	11	11	0.00	0.750				

New York Mets @ Los Angeles Dodgers
Dodger Stadium, Los Angeles, CA
Sun May 18 1986, 3:33 AM PDT
Att: 44,426 - Unknown

AB	34
R	4
H	9
RBI	4
BB	1
SO	5
LOB	9



Batter	1	2	3	4	5	6	7	8	9	AB	R	H	RBI	BB	SO	LOB	TOP			
Tim Raines, S (1, 7) OBP: 0.414, SLG: 0.507	F4			5-3			1B BB		K	3	0	0	0	1	1	1	Montreal Expos @ Los Angeles Dodgers Dodger Stadium, Los Angeles, CA Tue May 20 1986, 7:05 PM PDT Att: 39,845 - Unknown livebaseballscorecards.com			
Mitch Webster, S (1, 8) OBP: 0.343, SLG: 0.417	K			5-3			G4-3 1B		FC5-4	4	0	1	0	0	1	1				
Andre Dawson, R (1, 9) OBP: 0.345, SLG: 0.541	4-3			5-3			K			3	0	0	0	0	1	2				
Hubie Brooks, R (1, 6) OBP: 0.407, SLG: 0.684		5-3			F9		G4-3			3	0	0	0	0	0	2				
Tim Wallach, R (1, 5) OBP: 0.354, SLG: 0.453		6-3			F7				F9	3	0	0	0	0	0	0				
Andres Galarraga, R (1, 3) OBP: 0.393, SLG: 0.467		6-3			1-3				F7	3	0	0	0	0	0	0				
Vance Law, R (1, 4) OBP: 0.333, SLG: 0.388				K			F6		F8	3	0	0	0	0	1	0				
Mike Fitzgerald, R (1, 2) OBP: 0.304, SLG: 0.471				5-3			4-3		1-3	3	0	0	0	0	0	0				
Bryn Smith, R (1, 1) Dan Schatzeder, L (7, 1) Jeff Parrett, R (7, 1) Jim Wohlford, R (9, PH) OBP: 0.176, SLG: 0.235				K			K		FC5-4 1B	2	0	0	0	0	2	0				
Inning Stats	R: 0 E: 0 K: 1 S: 5	H: 0 LOB: 0 BB: 0 P: 5	R: 0 E: 0 K: 0 S: 3	H: 0 LOB: 0 BB: 0 P: 3	R: 0 E: 0 K: 2 S: 7	H: 0 LOB: 0 BB: 0 P: 7	R: 0 E: 0 K: 0 S: 3	H: 0 LOB: 0 BB: 0 P: 3	R: 0 E: 0 K: 1 S: 5	H: 0 LOB: 0 BB: 0 P: 5	R: 0 E: 0 K: 1 S: 5	H: 1 LOB: 1 BB: 1 P: 9	R: 0 E: 0 K: 0 S: 3	H: 0 LOB: 0 BB: 0 P: 3	R: 0 E: 0 K: 1 S: 6	H: 1 LOB: 1 BB: 0 P: 6		1B: 2 2B: 0 3B: 0 HR: 0	SF: 0 SAC: 0 DP: 1 HBP: 0	WP: 0 PB: 0 SB: 0 CS: 0
PITCHER Fernando Valenzuela, L (1, 1) ERA: 2.64	IP: 9.0 WLS: W BF: 29 H: 2 R: 0 ER: 0 SO: 6 BB: 1 IBB: 0 HBP: 0 BLK: 0 WP: 0 HR: 0 S: 40 P: 44 ERA: 0.00 WHIP: 0.333															PITCHER				

Batter	1	2	3	4	5	6	7	8	9	AB	R	H	RBI	BB	SO	LOB	BOTTOM			
Mariano Duncan, R (1, 6) OBP: 0.272, SLG: 0.264	6-3 1B BB	CS S HBP			F9		F8			2	0	0	0	1	0	0	Montreal Expos @ Los Angeles Dodgers Dodger Stadium, Los Angeles, CA Tue May 20 1986, 7:05 PM PDT Att: 39,845 - Unknown livebaseballscorecards.com			
Steve Sax, R (1, 4) OBP: 0.374, SLG: 0.467	6-3 1B	K			1-3		1B 2B			4	1	2	0	0	1	1				
Ken Landreaux, L (1, 8) OBP: 0.311, SLG: 0.393	6-3 1-2 2-3			4-3		CS BB	F8			3	0	0	0	1	0	3				
Bill Madlock, R (1, 5) Dave Anderson, R (7, PR) OBP: 0.300, SLG: 0.298				6-3		CS	CS	2B 1B	WP S	3	1	2	1	1	0	0				
Mike Marshall, R (1, 9) OBP: 0.308, SLG: 0.458	K			K			2B 1B	WP BB		3	0	1	1	1	2	3				
Mike Scioscia, L (1, 2) OBP: 0.406, SLG: 0.364	F9				F8		4-3		K	4	0	0	0	0	1	6				
Greg Brock, L (1, 3) OBP: 0.286, SLG: 0.306				2-3			L3		K	4	1	1	0	0	1	1				
Franklin Stubbs, L (1, 7) OBP: 0.306, SLG: 0.461		1-H HR					S IBB		F3	3	1	2	2	1	0	0				
Fernando Valenzuela, L (1, 1) OBP: 0.233, SLG: 0.233		6-3			K		G3		6-3	4	0	0	0	0	1	3				
Inning Stats	R: 0 E: 0 K: 1 S: 6	H: 1 LOB: 3 BB: 2 P: 14	R: 2 E: 0 K: 1 S: 6	H: 2 LOB: 0 BB: 0 P: 7	R: 0 E: 0 K: 1 S: 5	H: 0 LOB: 0 BB: 0 P: 5	R: 0 E: 0 K: 1 S: 6	H: 1 LOB: 1 BB: 0 P: 6	R: 0 E: 0 K: 0 S: 2	H: 0 LOB: 0 BB: 1 P: 6	R: 1 E: 0 K: 0 S: 5	H: 2 LOB: 2 BB: 1 P: 9	R: 1 E: 0 K: 1 S: 7	H: 2 LOB: 3 BB: 1 P: 11	R: 0 E: 0 K: 1 S: 5	H: 0 LOB: 0 BB: 0 P: 5		1B: 4 2B: 3 3B: 0 HR: 1	SF: 0 SAC: 0 DP: 0 HBP: 1	WP: 1 PB: 0 SB: 3 CS: 2
PITCHER Bryn Smith, R (1, 1) ERA: 3.99 Dan Schatzeder, L (7, 1) ERA: 2.93 Jeff Parrett, R (7, 1) ERA: 2.35	IP: 6.0 WLS: L BF: 27 H: 6 R: 3 ER: 3 SO: 4 BB: 3 IBB: 1 HBP: 1 BLK: 0 WP: 0 HR: 1 S: 30 P: 47 ERA: 4.50 WHIP: 1.500															PITCHER				

AB	28
R	0
H	2
RBI	0
BB	1
SO	6
LOB	6



AB	30
R	4
H	8
RBI	4
BB	5
SO	6
LOB	17



Batter	1	2	3	4	5	6	7	8	9	AB	R	H	RBI	BB	SO	LOB	TOP			
Tim Raines, S OBP: 0.416, SLG: 0.503 (1, 7)										3	0	1	0	1	0	0	Montreal Expos @ Los Angeles Dodgers Dodger Stadium, Los Angeles, CA Wed May 21 1986, 7:05 PM PDT Att: 30,623 - Unknown			
Herm Winningham, L OBP: 0.383, SLG: 0.429 (1, 8)										4	0	1	0	0	1	2				
Andre Dawson, R OBP: 0.543, SLG: 0.532 Jeff Parrett, R (8, 1)										4	0	1	0	0	0	3				
Hubie Brooks, R OBP: 0.403, SLG: 0.672 (1, 6)										4	0	1	0	0	1	2				
Tim Wallach, R OBP: 0.358, SLG: 0.485 (1, 5)										4	1	2	1	0	1	1				
Wayne Krenchicki, L OBP: 0.179, SLG: 0.333 (1, 3)										3	0	0	0	1	0	0				
Al Newman, S OBP: 0.326, SLG: 0.302 (1, 4)										3	0	0	0	1	0	2				
Dann Bilardello, R OBP: 0.235, SLG: 0.304 (1, 2)										4	0	0	0	0	3	3				
Jay Tibbs, R OBP: 0.250, SLG: 0.222 Bert Roberge, R (6, 1)										2	0	0	0	0	1	2				
Jason Thompson, L OBP: 0.400, SLG: 0.310 Tim Burke, R (7, 1)										0	0	0	0	0	0	0				
Vance Law, R OBP: 0.333, SLG: 0.388 (8, 9)										0	0	0	0	0	0	0				
Inning Stats	R: 0 E: 0 K: 1 S: 6	H: 1 LOB: 1 BB: 0 P: 6	R: 0 E: 0 K: 1 S: 6	H: 1 LOB: 2 BB: 1 P: 10	R: 0 E: 0 K: 1 S: 6	H: 1 LOB: 1 BB: 0 P: 6	R: 0 E: 0 K: 2 S: 7	H: 0 LOB: 1 BB: 1 P: 11	R: 0 E: 0 K: 0 S: 5	H: 0 LOB: 0 BB: 1 P: 9	R: 1 E: 0 K: 0 S: 4	H: 1 LOB: 0 BB: 0 P: 4	R: 0 E: 0 K: 0 S: 3	H: 0 LOB: 0 BB: 0 P: 3	R: 0 E: 0 K: 1 S: 5	H: 2 LOB: 1 BB: 0 P: 5	1B: 4 2B: 1 3B: 0 HR: 1	SF: 0 SAC: 0 DP: 1 HBP: 0	WP: 0 PB: 0 SB: 1 CS: 0	PA: 35
PITCHER	IP WLS BF H R ER SO BB IBB HBP BLK WP HR S P ERA WHIP																			
Orel Hershiser, R ERA: 1.94 Ken Howell, R ERA: 1.2 (8, 1)	7.0 W 28 4 1 1 6 3 0 0 0 0 0 1 37 49 1.29 1.000																			

AB	32
R	1
H	6
RBI	1
BB	3
SO	7
LOB	15



Batter	1	2	3	4	5	6	7	8	9	AB	R	H	RBI	BB	SO	LOB	BOTTOM			
Mariano Duncan, R OBP: 0.272, SLG: 0.264 (1, 6)										4	0	1	0	0	0	1	Montreal Expos @ Los Angeles Dodgers Dodger Stadium, Los Angeles, CA Wed May 21 1986, 7:05 PM PDT Att: 30,623 - Unknown			
Steve Sax, R OBP: 0.371, SLG: 0.460 (1, 4)										4	0	1	0	0	0	1				
Ken Landreaux, L OBP: 0.317, SLG: 0.391 (1, 8)										3	1	1	0	1	1					
Bill Madlock, R OBP: 0.321, SLG: 0.342 Dave Anderson, R OBP: 0.300, SLG: 0.298 (9, 5)										4	0	0	0	0	2	3				
Mike Marshall, R OBP: 0.313, SLG: 0.500 (1, 9)										4	3	2	3	0	0	1				
Mike Scioscia, L OBP: 0.404, SLG: 0.364 (1, 2)										3	1	1	0	0	0					
Greg Brock, L OBP: 0.287, SLG: 0.307 (1, 3)										3	1	1	1	0	0					
Franklin Stubbs, L OBP: 0.295, SLG: 0.449 (1, 7)										2	0	0	1	0	0					
Orel Hershiser, R OBP: 0.235, SLG: 0.188 Terry Whitfield, L OBP: 0.353, SLG: 0.083 Ken Howell, R (8, 1)										1	0	1	1	0	0	0				
Inning Stats	R: 0 E: 0 K: 0 S: 3	H: 0 LOB: 0 BB: 0 P: 3	R: 1 E: 0 K: 0 S: 4	H: 1 LOB: 0 BB: 0 P: 4	R: 0 E: 0 K: 0 S: 3	H: 1 LOB: 0 BB: 0 P: 3	R: 0 E: 0 K: 0 S: 3	H: 1 LOB: 0 BB: 0 P: 3	R: 3 E: 2 K: 0 S: 7	H: 3 LOB: 1 BB: 0 P: 7	R: 2 E: 0 K: 1 S: 6	H: 1 LOB: 0 BB: 1 P: 10	R: 0 E: 0 K: 2 S: 8	H: 0 LOB: 0 BB: 0 P: 3	R: 0 E: 0 K: 2 S: 8	H: 1 LOB: 1 BB: 0 P: 8		1B: 6 2B: 0 3B: 0 HR: 2	SF: 1 SAC: 1 DP: 1 HBP: 0	WP: 0 PB: 0 SB: 1 CS: 1
PITCHER	IP WLS BF H R ER SO BB IBB HBP BLK WP HR S P ERA WHIP																			
Jay Tibbs, R ERA: 2.05 Bert Roberge, R ERA: 6.75 Tim Burke, R ERA: 0.85 Jeff Parrett, R ERA: 2.08 (8, 1)	0.2 L 2 0 0 0 0 0 0 0 0 0 0 0 2 2 0.00 0.000																			

AB	29
R	6
H	8
RBI	6
BB	1
SO	3
LOB	7



Batter	1	2	3	4	5	6	7	8	9	AB	R	H	RBI	BB	SO	LOB	TOP					
Tim Raines, S OBP: 0.427, SLG: 0.517 (1, 7)	4-0 1B BB	0-0 2B			4-3 2		0-0 2B 1B		0-0 1B	4	2	3	0	1	0	0	Montreal Expos @ Los Angeles Dodgers Dodger Stadium, Los Angeles, CA Thu May 22 1986, 7:05 PM PDT Att: 33,133 - Unknown					
Mitch Webster, S OBP: 0.347, SLG: 0.417 Herm Winningham, L (2, PH) OBP: 0.375, SLG: 0.404 (2, 8)	1-0 1B HBP	0-0 1-3			K		4-0 2B BB		0-3 K	0	1	0	0	0	0	0						
Andre Dawson, R OBP: 0.347, SLG: 0.538 (1, 9)	0-3 K			0-0 4-3		0-0 1B 1B	0-0 SF8		0-0 1B	4	0	2	2	0	1	2						
Hubie Brooks, R OBP: 0.392, SLG: 0.657 (1, 6)	0-3 K			0-0 F9		0-3 K	0-0 SF8		0-3 K	3	0	0	1	0	2	3						
Tim Wallach, R OBP: 0.362, SLG: 0.485 (1, 5)	0-0 1B 1-3 2-H			0-0 F7		0-0 1B	0-0 6-3		0-0 1B	4	0	2	1	0	0	1						
Andres Galaraga, R OBP: 0.397, SLG: 0.458 (1, 3)	0-0 1-2 3-H			0-3 K		0-0 F3		0-3 K		4	0	1	1	0	2	2						
Vance Law, R OBP: 0.323, SLG: 0.375 (1, 4)	0-0 F9			0-3 K		0-0 F8		0-0 F9		4	0	0	0	0	1	4						
Mike Fitzgerald, R OBP: 0.300, SLG: 0.473 (1, 2)		0-0 F8		0-0 6-3		0-0 6-3	0-0 1B 2B	0-0 F7		4	1	1	0	0	0	0						
Joe Hesketh, R Wayne Krenchicki, L (7, PH) Tim Burke, R (7, 1) Jim Wohlford, R (9, PH) Jeff Reardon, R (9, 1)		0-3 K		0-3 K		0-3 K		0-0 5-3		2	0	0	0	0	2	0						
Inning Stats	R: 2 E: 0 K: 2 S: 9	H: 2 LOB: 2 BB: 1 P: 14	R: 0 E: 0 K: 1 S: 6	H: 1 LOB: 1 BB: 0 P: 6	R: 0 E: 0 K: 0 S: 3	H: 0 LOB: 0 BB: 0 P: 3	R: 0 E: 0 K: 2 S: 7	H: 0 LOB: 0 BB: 0 P: 7	R: 0 E: 0 K: 1 S: 7	H: 2 LOB: 2 BB: 0 P: 7	R: 3 E: 0 K: 1 S: 8	H: 3 LOB: 1 BB: 1 P: 12	R: 0 E: 0 K: 1 S: 5	H: 0 LOB: 0 BB: 0 P: 5	R: 0 E: 0 K: 1 S: 5	H: 1 LOB: 0 BB: 0 P: 5		1B: 6 2B: 3 3B: 0 HR: 0	SF: 1 SAC: 0 DP: 0 HBP: 1	WP: 0 PB: 0 SB: 2 CS: 0	PA: 38	
PITCHER	IP WLS BF H R ER SO BB IBB HBP BLK WP HR S P ERA WHIP	IP WLS BF H R ER SO BB IBB HBP BLK WP HR S P ERA WHIP	IP WLS BF H R ER SO BB IBB HBP BLK WP HR S P ERA WHIP	IP WLS BF H R ER SO BB IBB HBP BLK WP HR S P ERA WHIP	IP WLS BF H R ER SO BB IBB HBP BLK WP HR S P ERA WHIP	IP WLS BF H R ER SO BB IBB HBP BLK WP HR S P ERA WHIP	IP WLS BF H R ER SO BB IBB HBP BLK WP HR S P ERA WHIP	IP WLS BF H R ER SO BB IBB HBP BLK WP HR S P ERA WHIP	IP WLS BF H R ER SO BB IBB HBP BLK WP HR S P ERA WHIP	IP WLS BF H R ER SO BB IBB HBP BLK WP HR S P ERA WHIP	IP WLS BF H R ER SO BB IBB HBP BLK WP HR S P ERA WHIP	IP WLS BF H R ER SO BB IBB HBP BLK WP HR S P ERA WHIP	IP WLS BF H R ER SO BB IBB HBP BLK WP HR S P ERA WHIP	IP WLS BF H R ER SO BB IBB HBP BLK WP HR S P ERA WHIP	IP WLS BF H R ER SO BB IBB HBP BLK WP HR S P ERA WHIP	IP WLS BF H R ER SO BB IBB HBP BLK WP HR S P ERA WHIP	IP WLS BF H R ER SO BB IBB HBP BLK WP HR S P ERA WHIP	IP WLS BF H R ER SO BB IBB HBP BLK WP HR S P ERA WHIP	IP WLS BF H R ER SO BB IBB HBP BLK WP HR S P ERA WHIP	IP WLS BF H R ER SO BB IBB HBP BLK WP HR S P ERA WHIP	IP WLS BF H R ER SO BB IBB HBP BLK WP HR S P ERA WHIP	IP WLS BF H R ER SO BB IBB HBP BLK WP HR S P ERA WHIP

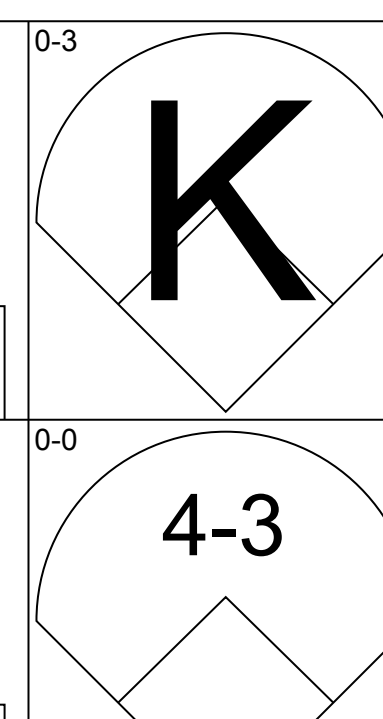
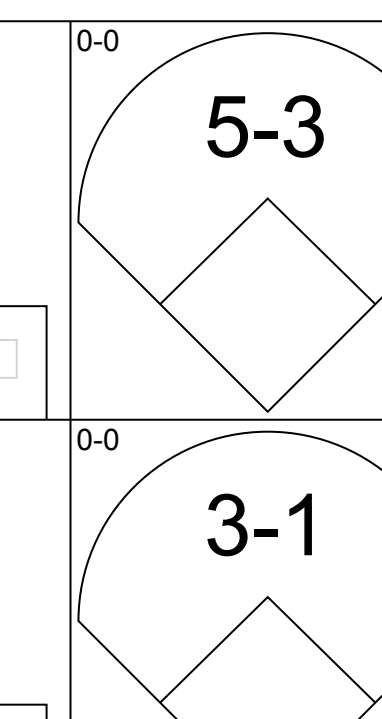
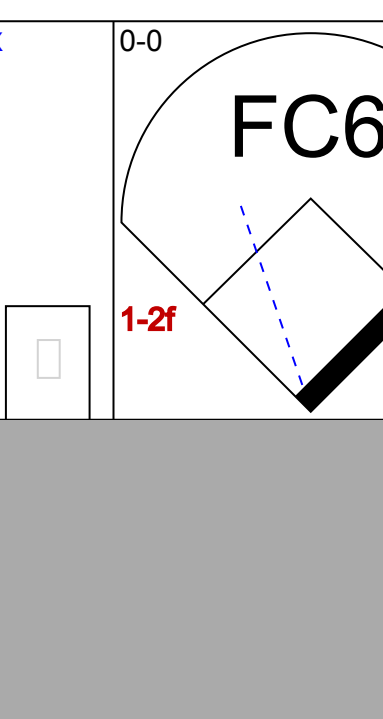
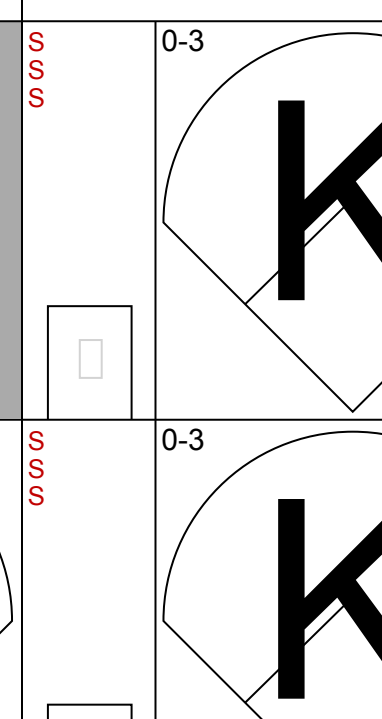
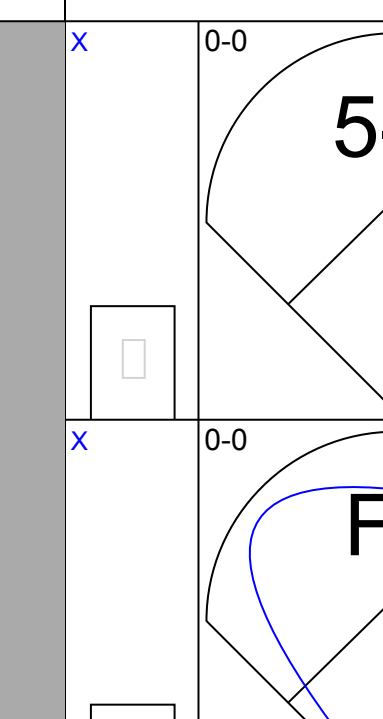
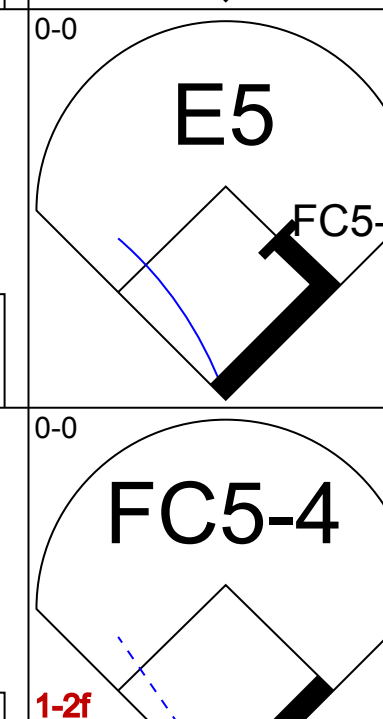

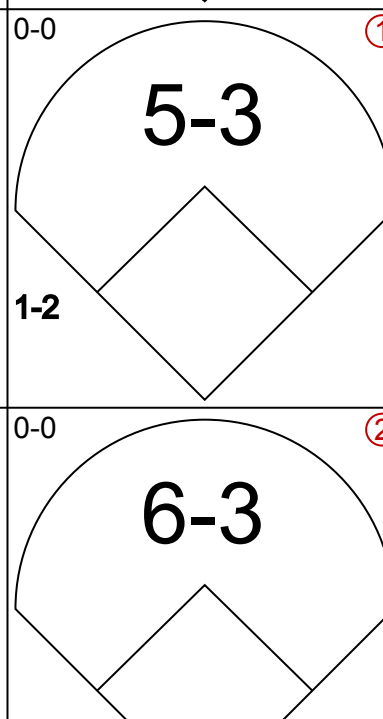
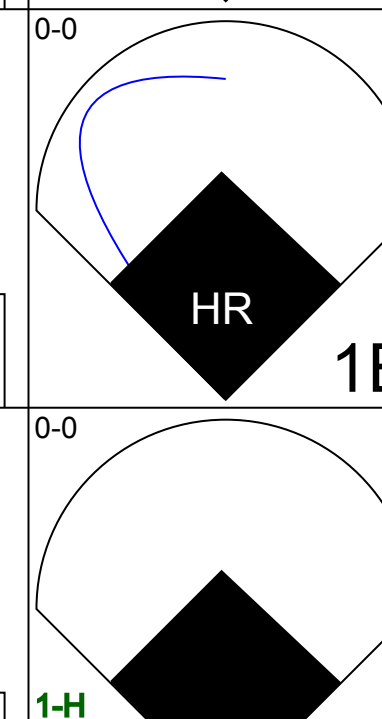
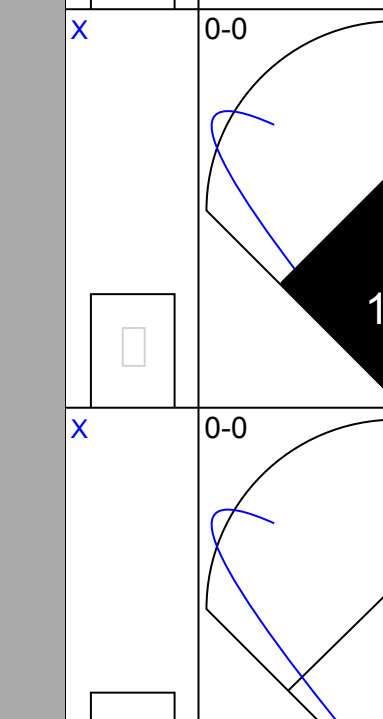

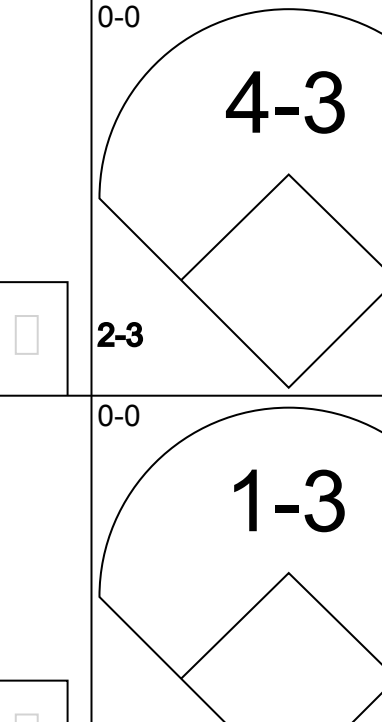
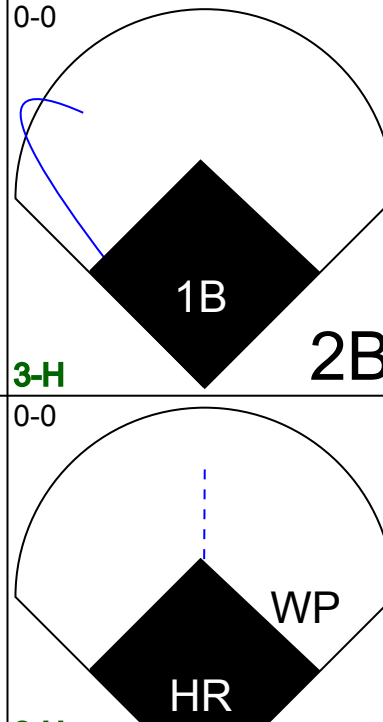

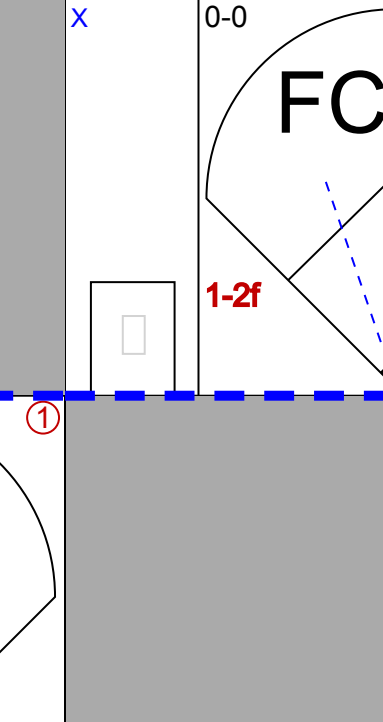


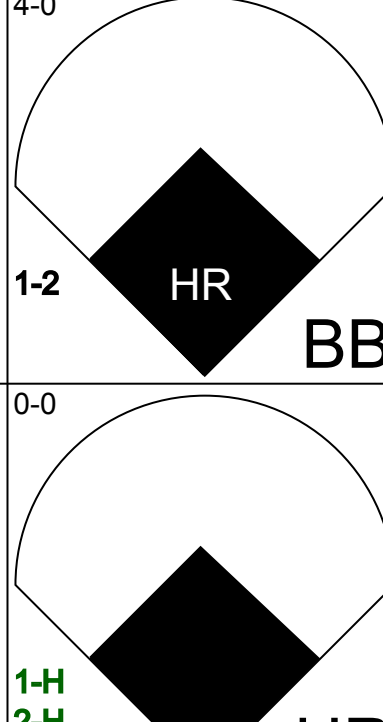

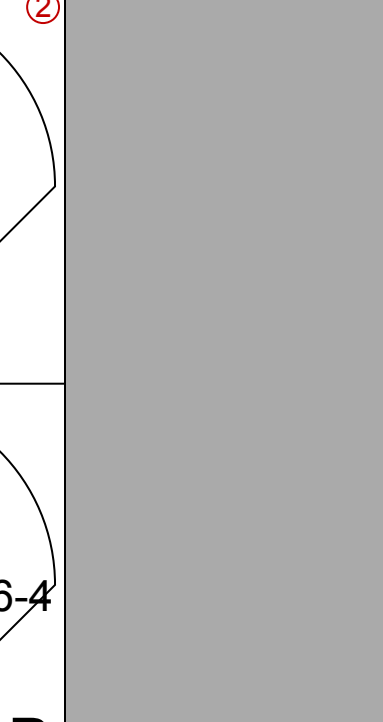
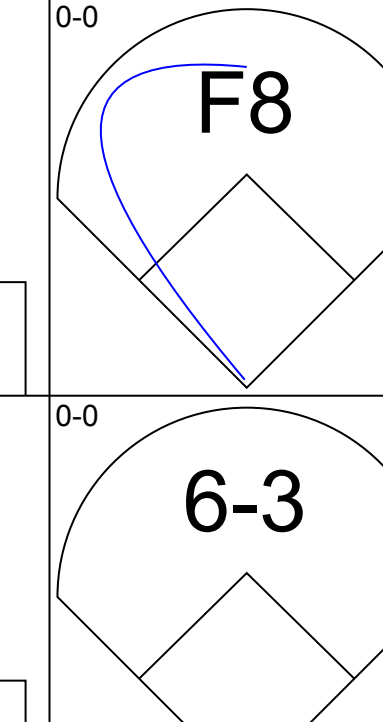
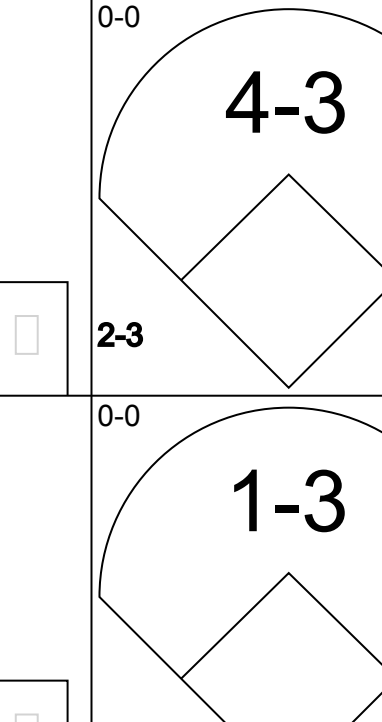
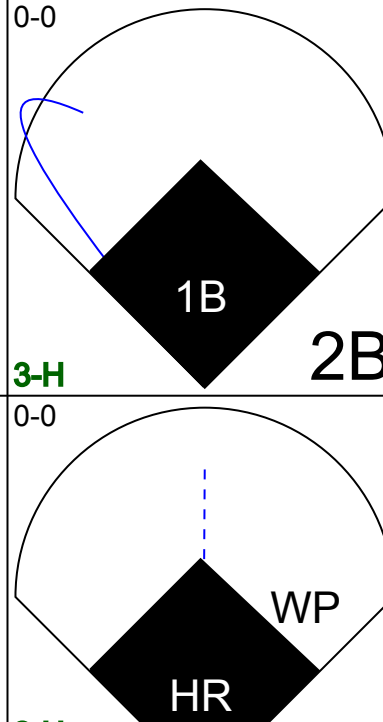

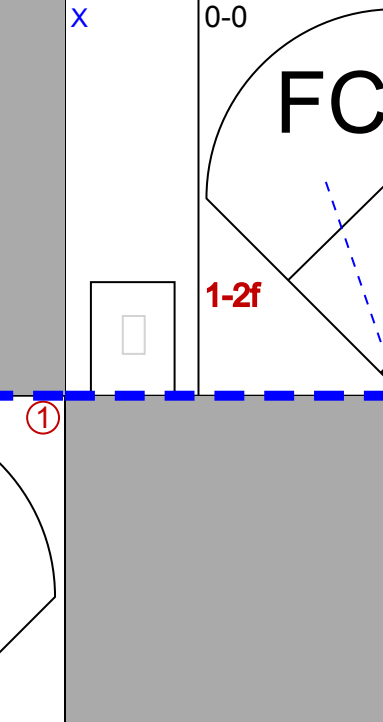
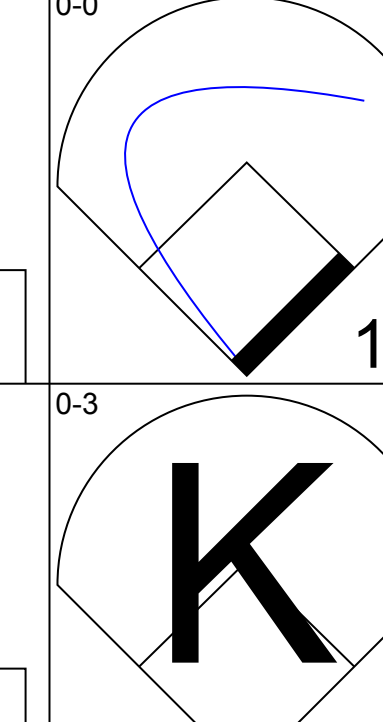

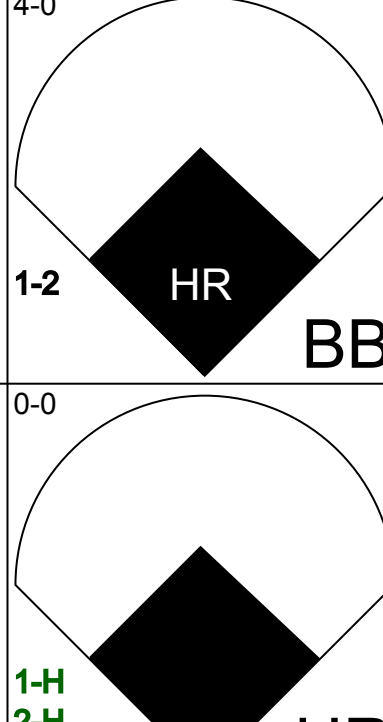
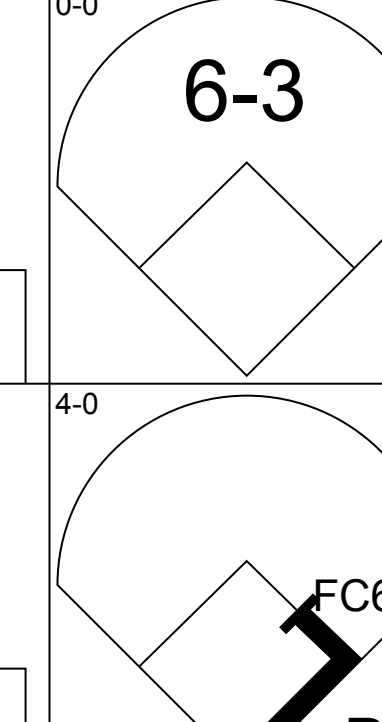
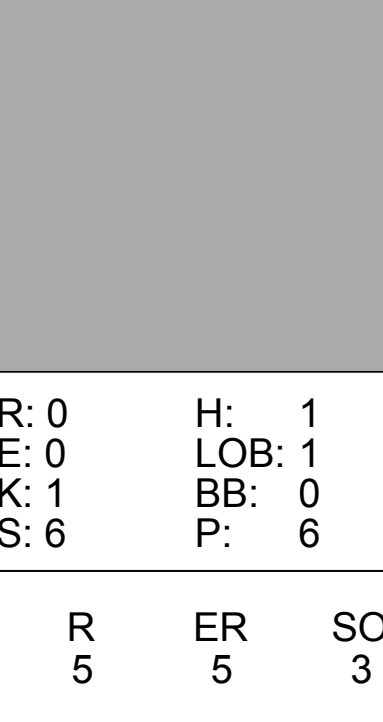
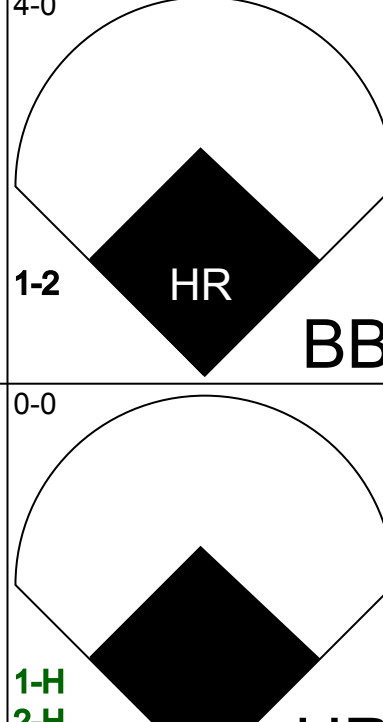
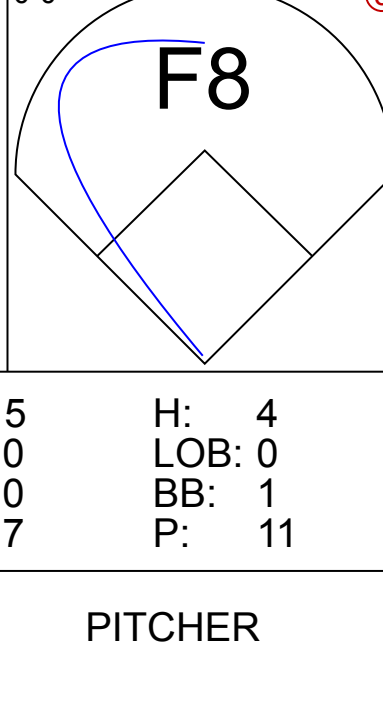
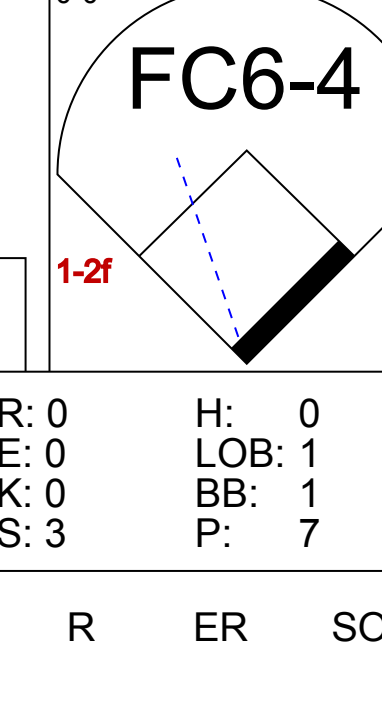
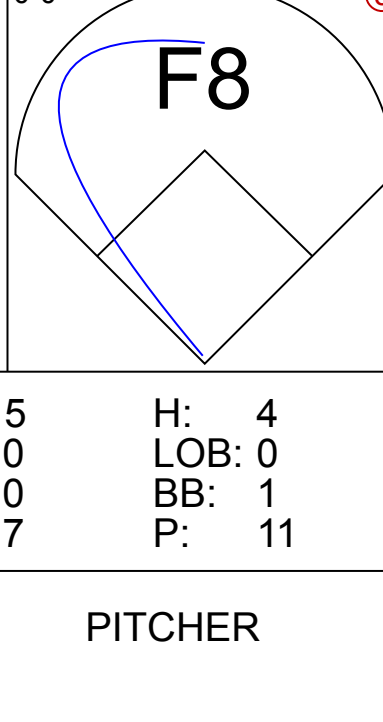
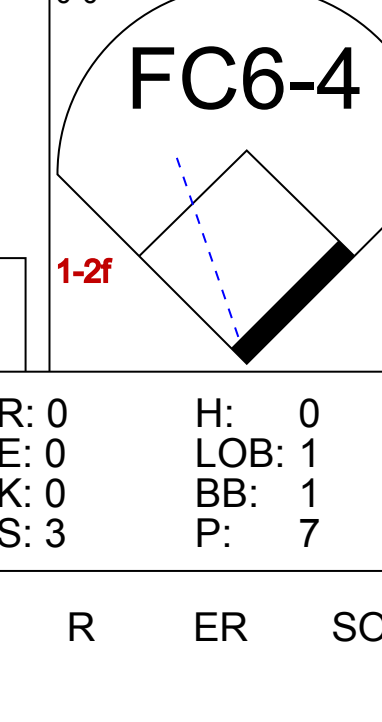
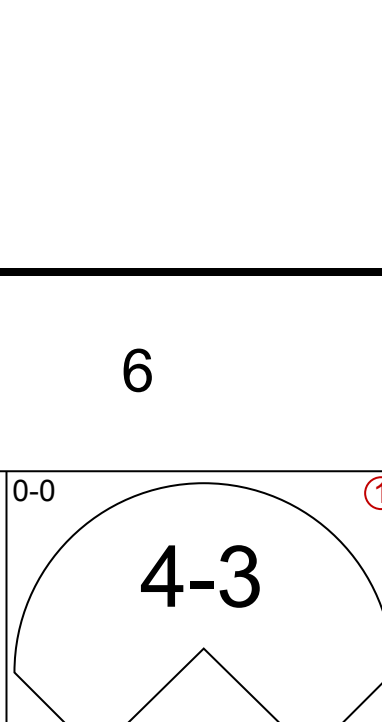
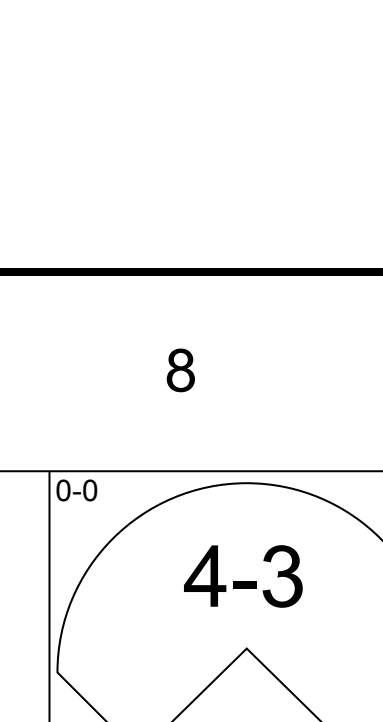
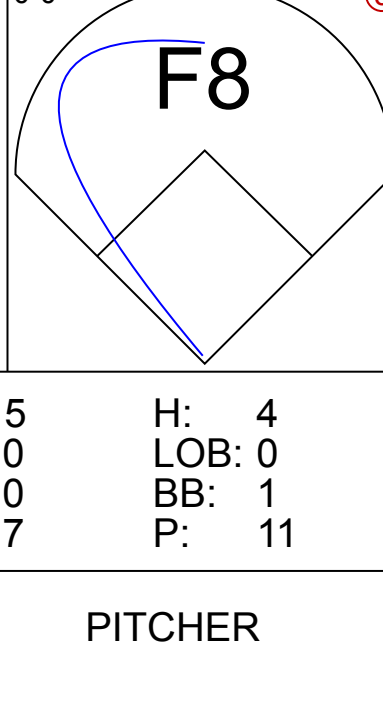
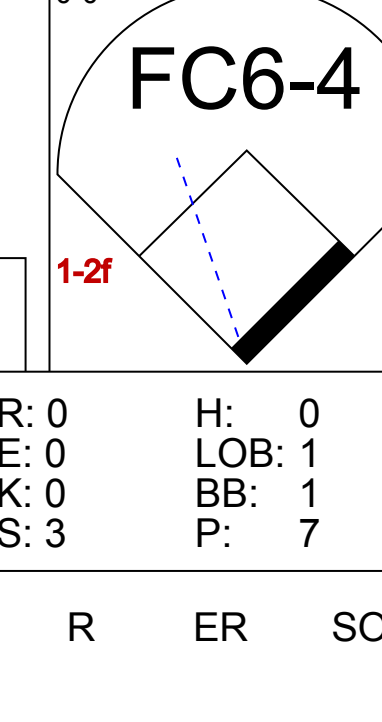
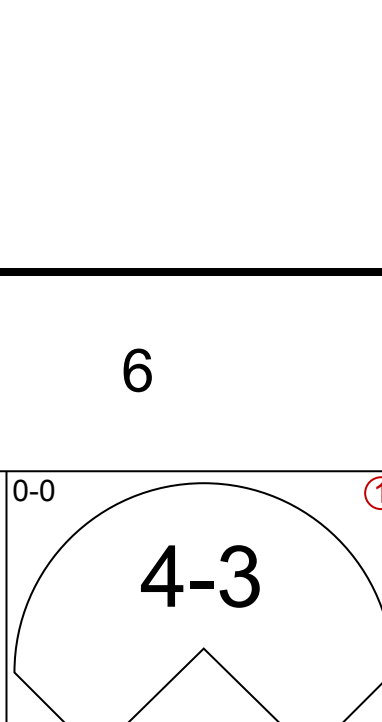
AB	34
R	5
H	9
RBI	5
BB	2
SO	11
LOB	15

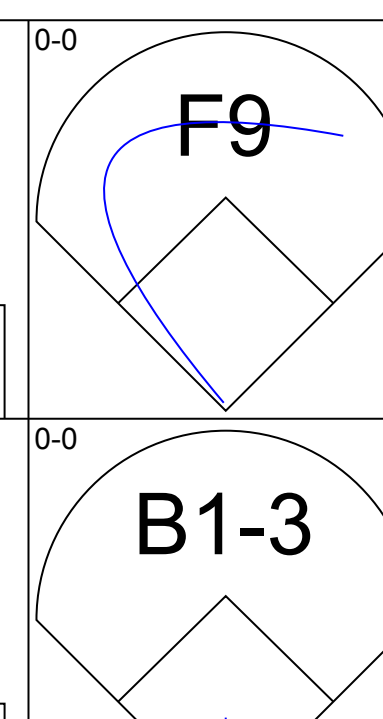
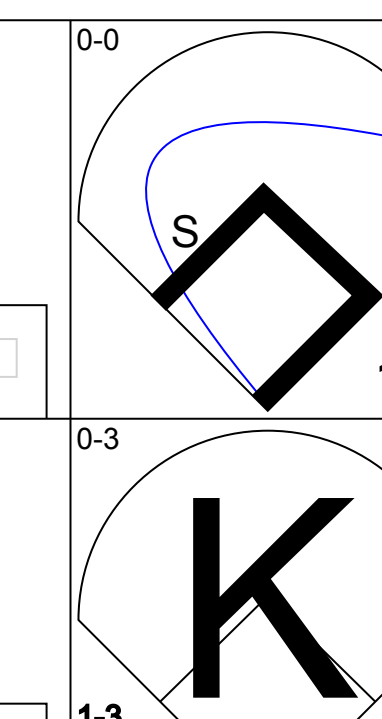
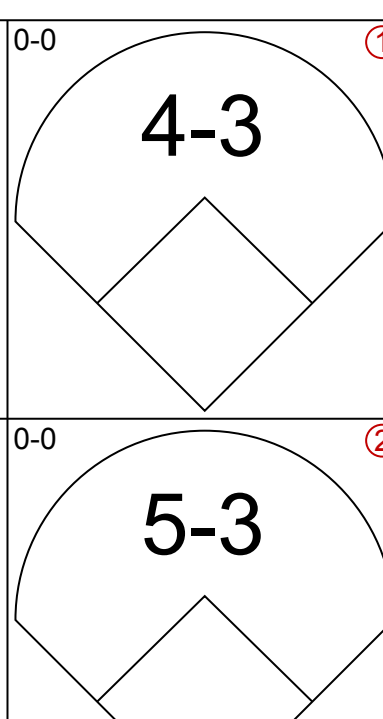
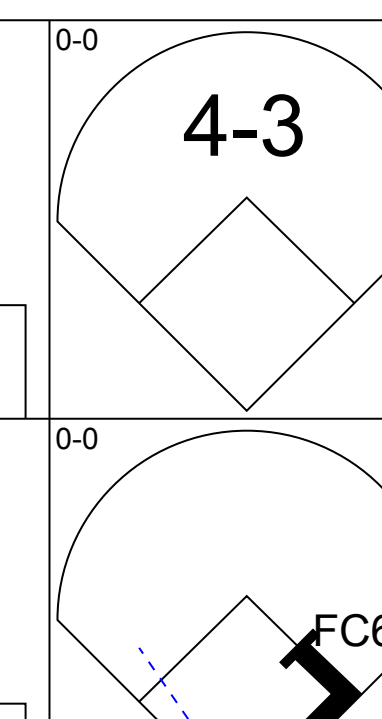
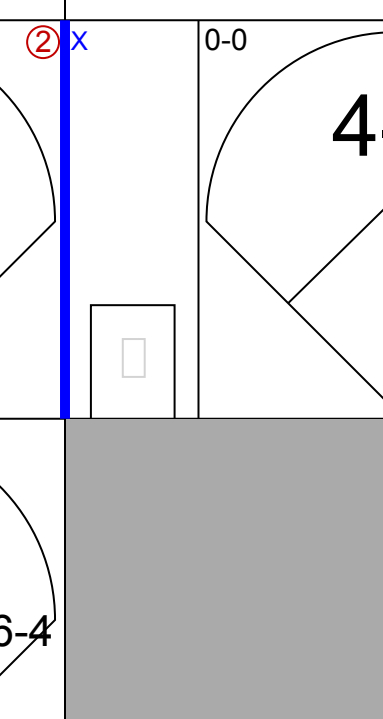
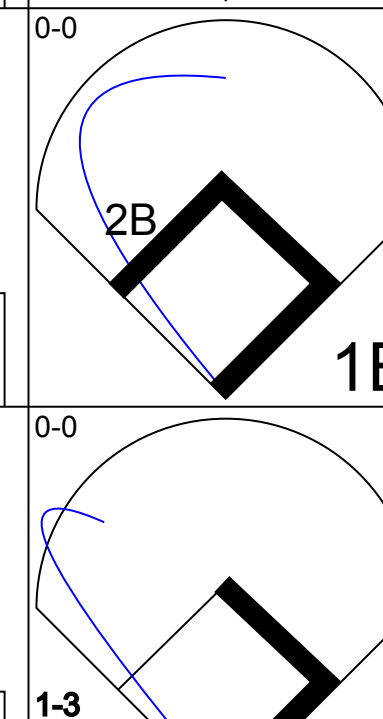
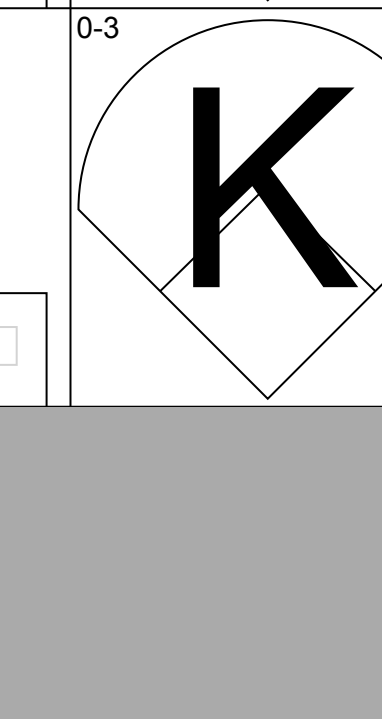
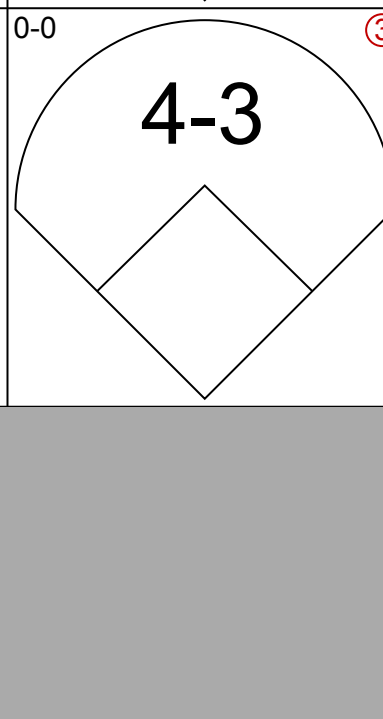
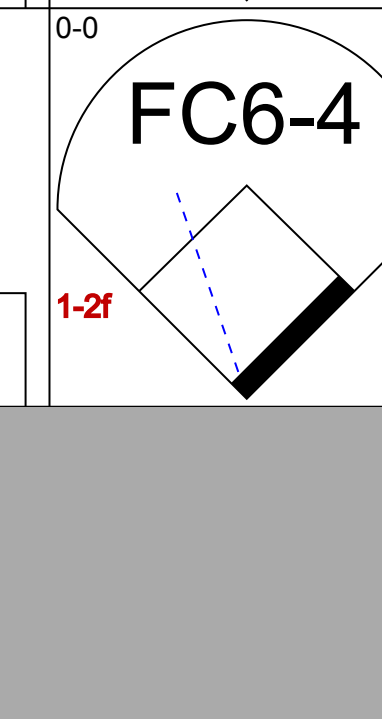
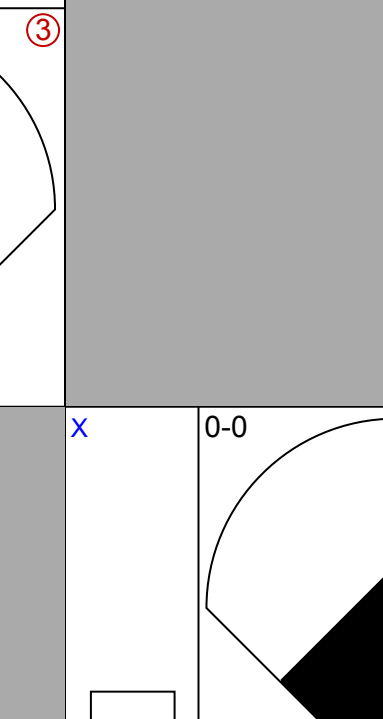
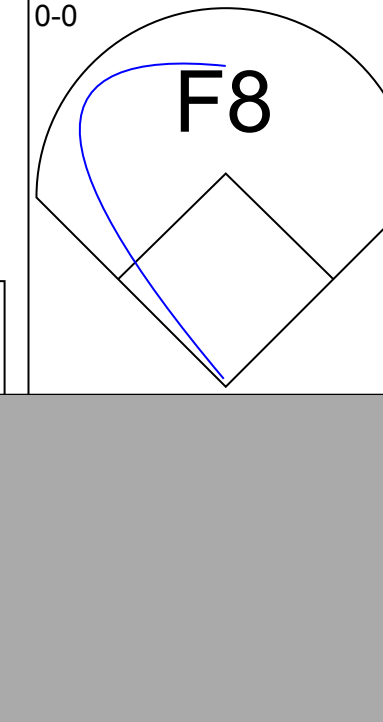




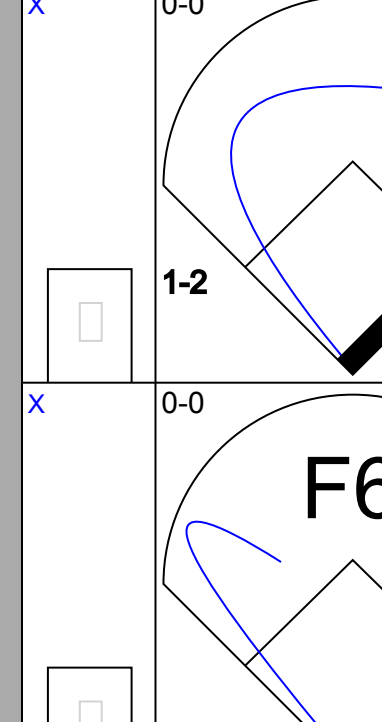
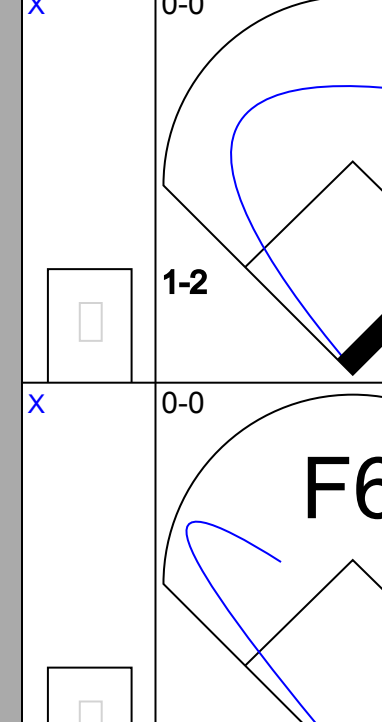
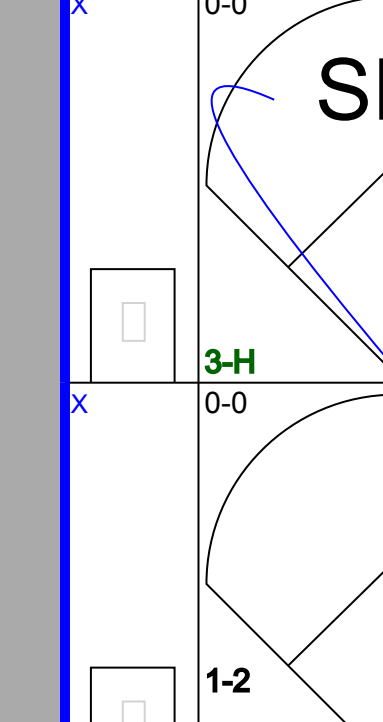



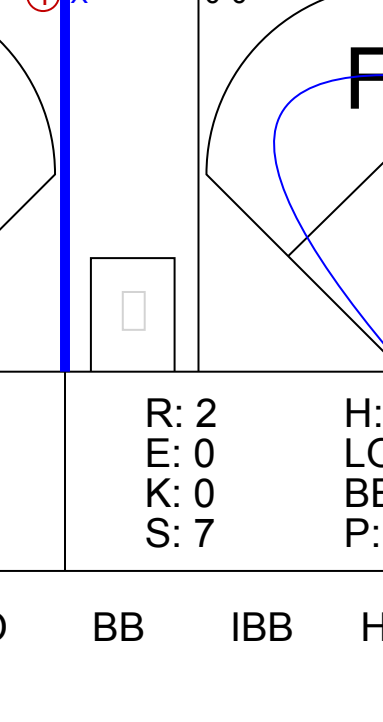
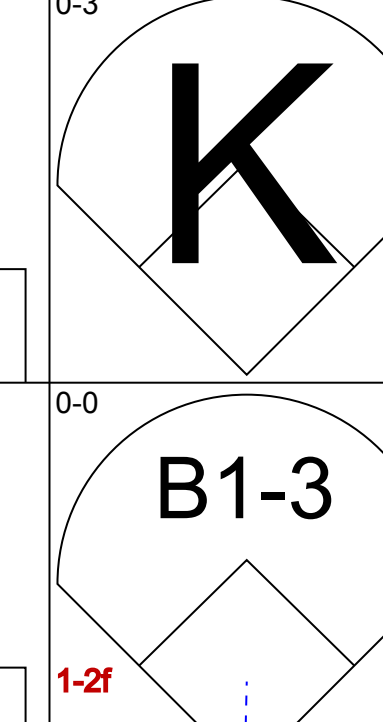
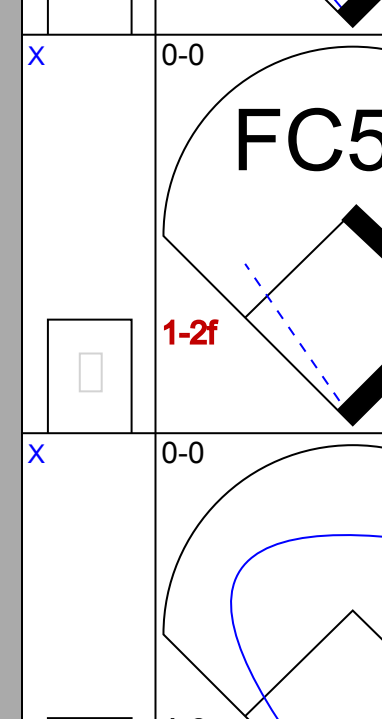

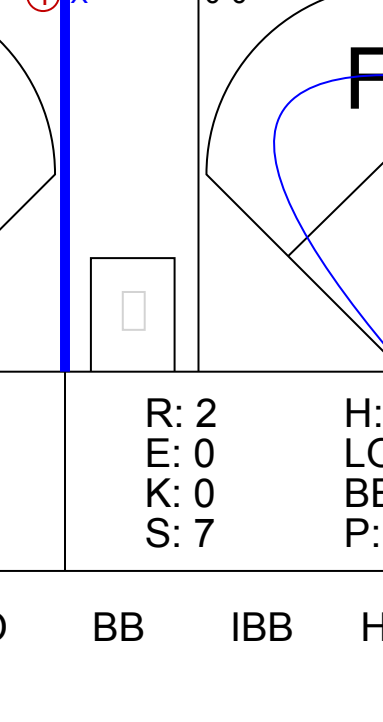
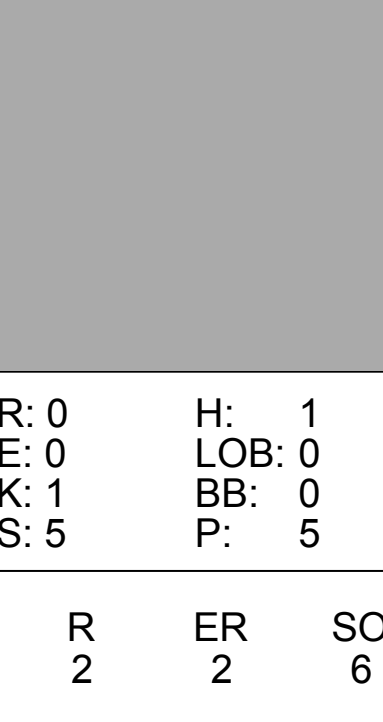
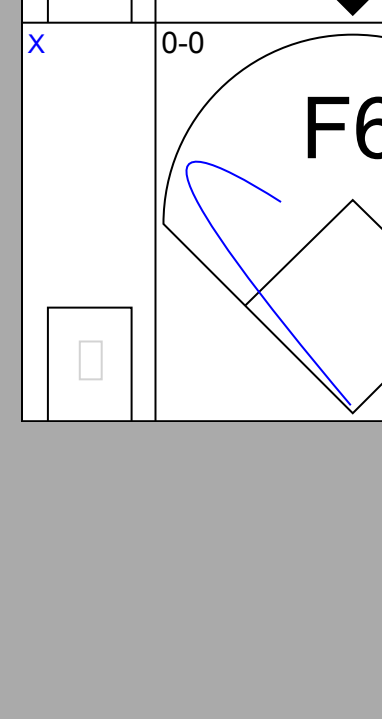

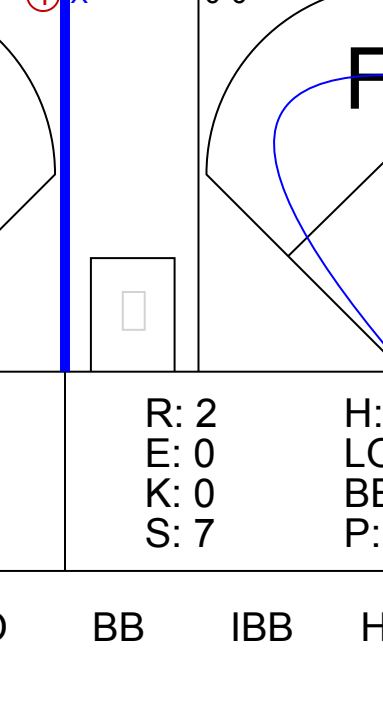

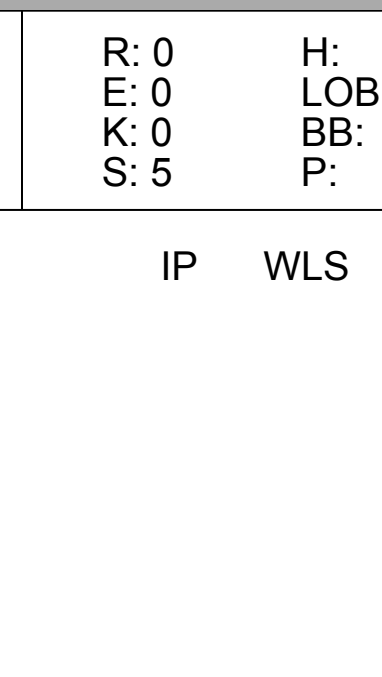


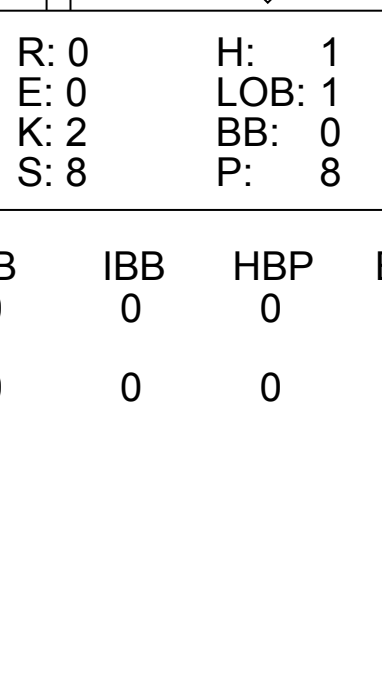
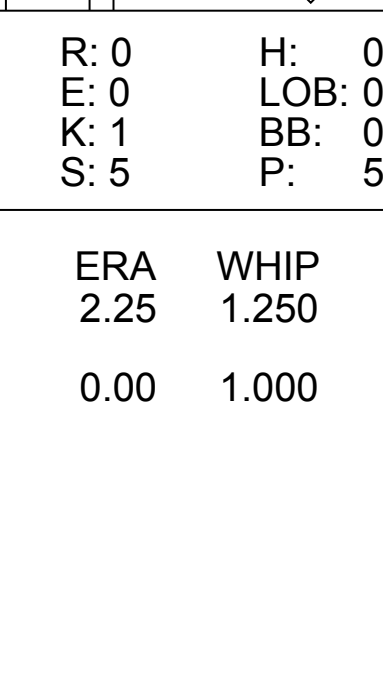
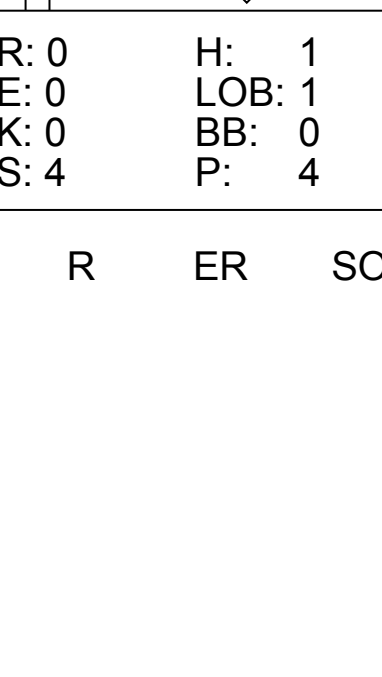
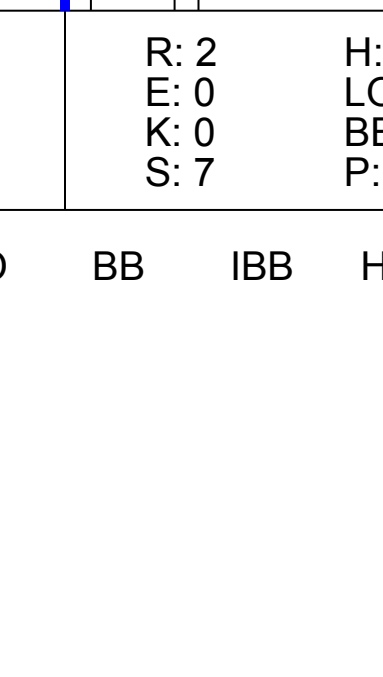


Batter	1	2	3	4	5	6	7	8	9	AB	R	H	RBI	BB	SO	LOB	BOTTOM					
Mariano Duncan, R OBP: 0.265, SLG: 0.257 (1, 6)	0-3 K		0-3 K		0-0 F9			0-0 4-3		4	0	0	0	0	2	1	Montreal Expos @ Los Angeles Dodgers Dodger Stadium, Los Angeles, CA Thu May 22 1986, 7:05 PM PDT Att: 33,133 - Unknown					
Steve Sax, R OBP: 0.366, SLG: 0.451 (1, 4)	4-0 G6-4-3 BB		0-0 4-3		2-3 3-H		0-0 F9	0-0 4-3		3	0	0	0	1	0	0						
Bill Madlock, R OBP: 0.305, SLG: 0.325 (1, 5)	0-0 G6-4-3		0-0 F3		0-0 F3		0-0 F3		0-0 F8	4	0	0	0	0	0	1						
Mike Marshall, R OBP: 0.311, SLG: 0.513 (1, 9)		0-0 HR		0-0 6-3		0-0 E6		0-0 L1		4	1	1	1	0	0	0						
Cesar Cedeno, R OBP: 0.275, SLG: 0.270 (1, 7) Tom Niedenfuer, R OBP: 0.500, SLG: 0.500 (7, 1) Ed Vande Berg, L (9, PH) Terry Whitfield, L (9, PH) OBP: 0.333, SLG: 0.077		0-0 6-3		0-0 6-3		0-0 6-3		0-0 F5		3	0	0	0	0	0	1						
Enos Cabell, R OBP: 0.297, SLG: 0.279 Greg Brock, L (7, PH) OBP: 0.285, SLG: 0.304 (8, 3)		0-0 WP 2B		0-0 F8		0-0 4-3		0-0 4-3		2	0	1	0	0	0	0						
Mike Scioscia, L OBP: 0.410, SLG: 0.360 (1, 2)	4-0 2B BB		4-0 2B BB		4-0 2B WP BB		0-0 F6		0-0 F8	1	1	0	0	2	0	0						
Reggie Williams, R OBP: 0.333, SLG: 0.362 Ken Landreaux, L (7, PH) OBP: 0.315, SLG: 0.388 (8, 8)		4-0 1-2 IBB		0-0 IBB		0-0 F9		0-0 4-3		1	0	1	0	1	0	0						
Bob Welch, R OBP: 0.130, SLG: 0.227 Franklin Stubbs, L OBP: 0.292, SLG: 0.443 (7, 7)		0-0 5-3		0-0 F9		0-0 F9		0-0 4-3		2	0	0	0	0	0	4						
Inning Stats	R: 0 E: 0 K: 1 S: 4	H: 0 LOB: 0 BB: 1 P: 8	R: 1 E: 0 K: 0 S: 4	H: 2 LOB: 2 BB: 2 P: 12	R: 0 E: 0 K: 1 S: 5	H: 0 LOB: 0 BB: 0 P: 5	R: 0 E: 0 K: 0 S: 3	H: 0 LOB: 0 BB: 0 P: 3	R: 1 E: 0 K: 0 S: 3	H: 1 LOB: 0 BB: 1 P: 7	R: 0 E: 1 K: 0 S: 4	H: 0 LOB: 1 BB: 0 P: 4	R: 0 E: 0 K: 0 S: 3	H: 0 LOB: 0 BB: 0 P: 3	R: 0 E: 0 K: 0 S: 3	H: 0 LOB: 0 BB: 0 P: 3		1B: 0 2B: 2 3B: 0 HR: 1	SF: 0 SAC: 0 DP: 1 HBP: 0	WP: 2 PB: 0 SB: 0 CS: 0	PA: 32	
PITCHER	IP WLS BF H R ER SO BB IBB HBP BLK WP HR S P ERA WHIP	IP WLS BF H R ER SO BB IBB HBP BLK WP HR S P ERA WHIP	IP WLS BF H R ER SO BB IBB HBP BLK WP HR S P ERA WHIP	IP WLS BF H R ER SO BB IBB HBP BLK WP HR S P ERA WHIP	IP WLS BF H R ER SO BB IBB HBP BLK WP HR S P ERA WHIP	IP WLS BF H R ER SO BB IBB HBP BLK WP HR S P ERA WHIP	IP WLS BF H R ER SO BB IBB HBP BLK WP HR S P ERA WHIP	IP WLS BF H R ER SO BB IBB HBP BLK WP HR S P ERA WHIP	IP WLS BF H R ER SO BB IBB HBP BLK WP HR S P ERA WHIP	IP WLS BF H R ER SO BB IBB HBP BLK WP HR S P ERA WHIP	IP WLS BF H R ER SO BB IBB HBP BLK WP HR S P ERA WHIP	IP WLS BF H R ER SO BB IBB HBP BLK WP HR S P ERA WHIP	IP WLS BF H R ER SO BB IBB HBP BLK WP HR S P ERA WHIP	IP WLS BF H R ER SO BB IBB HBP BLK WP HR S P ERA WHIP	IP WLS BF H R ER SO BB IBB HBP BLK WP HR S P ERA WHIP	IP WLS BF H R ER SO BB IBB HBP BLK WP HR S P ERA WHIP	IP WLS BF H R ER SO BB IBB HBP BLK WP HR S P ERA WHIP	IP WLS BF H R ER SO BB IBB HBP BLK WP HR S P ERA WHIP	IP WLS BF H R ER SO BB IBB HBP BLK WP HR S P ERA WHIP	IP WLS BF H R ER SO BB IBB HBP BLK WP HR S P ERA WHIP	IP WLS BF H R ER SO BB IBB HBP BLK WP HR S P ERA WHIP	IP WLS BF H R ER SO BB IBB HBP BLK WP HR S P ERA WHIP

AB	28
R	2
H	3
RBI	1
BB	4
SO	2
LOB	7



Batter	1	2	3	4	5	6	7	8	9	AB	R	H	RBI	BB	SO	LOB	TOP					
Ron Roenicke, S OBP: 0.351, SLG: 0.353 (1, 8)										5	0	0	0	0	2	1	Philadelphia Phillies @ Los Angeles Dodgers Dodger Stadium, Los Angeles, CA Fri May 23 1986, 7:05 PM PDT Att: 39,354 - Unknown					
Luis Aguayo, R OBP: 0.227, SLG: 0.283 (1, 6) (6, 4)										5	1	1	0	0	1	0						
Juan Samuel, R OBP: 0.317, SLG: 0.337 Steve Jeltz, S OBP: 0.331, SLG: 0.296 (1, 4) (6, 6)										3	0	0	0	0	0	1						
Mike Schmidt, R OBP: 0.362, SLG: 0.500 (1, 3)										5	1	3	3	0	0	2						
Glenn Wilson, R OBP: 0.253, SLG: 0.238 (1, 9)										5	1	1	1	0	1	2						
Von Hayes, L OBP: 0.390, SLG: 0.462 (1, 7)										4	1	1	1	0	0	1						
Rick Schu, R OBP: 0.314, SLG: 0.383 (1, 5)										3	1	1	0	1	0	0						
John Russell, R OBP: 0.328, SLG: 0.392 (1, 2)										3	1	1	3	1	2	1						
Shane Rawley, R OBP: 0.136, SLG: 0.095 Steve Bedrosian, R (9, 1)										4	0	1	0	0	0	1						
										0	0	0	0	0	0	0						
Inning Stats	R: 0 E: 1 K: 1 S: 6	H: 0 LOB: 1 BB: 0 P: 6	R: 0 E: 0 K: 1 S: 6	H: 1 LOB: 1 BB: 0 P: 6	R: 0 E: 0 K: 0 S: 3	H: 0 LOB: 0 BB: 0 P: 3	R: 0 E: 0 K: 0 S: 4	H: 1 LOB: 1 BB: 0 P: 4	R: 0 E: 0 K: 1 S: 6	H: 1 LOB: 1 BB: 0 P: 6	R: 5 E: 0 K: 0 S: 7	H: 4 LOB: 0 BB: 1 P: 11	R: 2 E: 0 K: 3 S: 11	H: 2 LOB: 0 BB: 0 P: 11	R: 0 E: 0 K: 0 S: 3	H: 0 LOB: 1 BB: 1 P: 7	R: 1 E: 0 K: 0 S: 5	H: 2 LOB: 1 BB: 0 P: 5	1B: 6 2B: 3 3B: 0 HR: 2	SF: 0 SAC: 0 DP: 0 HBP: 0	WP: 1 PB: 0 CS: 0	PA: 41
PITCHER	IP WLS BF H R ER SO BB IBB HBP BLK WP HR S P ERA WHIP																					
Jerry Reuss, L ERA: 5.26 (1, 1)	5.2 L 26 7 5 5 3 1 0 0 0 0 1 1 31 35 7.94 1.412																					
Tom Niedenfuer, R ERA: 3.33 (6, 1)	1.1 6 2 2 2 3 0 0 0 0 0 1 12 12 13.50 1.500																					
Rick Honeycutt, L ERA: 3.38 (8, 1)	2.0 9 2 1 1 0 1 0 0 0 0 0 0 8 12 4.50 1.500																					

Batter	1	2	3	4	5	6	7	8	9	AB	R	H	RBI	BB	SO	LOB	BOTTOM					
Mariano Duncan, R OBP: 0.265, SLG: 0.256 Terry Whitfield, L OBP: 0.316, SLG: 0.071 (1, 6) (9, PH)										4	0	1	0	0	0	0	Philadelphia Phillies @ Los Angeles Dodgers Dodger Stadium, Los Angeles, CA Fri May 23 1986, 7:05 PM PDT Att: 39,354 - Unknown					
Steve Sax, R OBP: 0.365, SLG: 0.445 (1, 4)										4	0	1	0	0	1	1						
Bill Madlock, R OBP: 0.302, SLG: 0.321 (1, 5)										4	0	1	0	0	1	2						
Mike Marshall, R OBP: 0.315, SLG: 0.539 (1, 9)										4	1	2	1	0	1	0						
Cesar Cedeno, R OBP: 0.288, SLG: 0.284 (1, 7)										4	1	2	0	0	1	2						
Enos Cabell, R OBP: 0.308, SLG: 0.292 (1, 3)										4	0	2	0	0	0	1						
Alex Trevino, R OBP: 0.273, SLG: 0.258 Ken Landreaux, L OBP: 0.313, SLG: 0.388 (1, 2) (9, PH)										3	0	1	0	0	1	1						
Reggie Williams, R OBP: 0.315, SLG: 0.340 Rick Honeycutt, L (8, 1)										3	0	0	0	0	0	3						
Greg Brock, L OBP: 0.290, SLG: 0.310 (9, PH)										1	0	1	0	0	0	0						
Jerry Reuss, L OBP: 0.364, SLG: 0.364 Tom Niedenfuer, R OBP: 0.500, SLG: 0.500 Bill Russell, R OBP: 0.250, SLG: 0.263 Franklin Stubbs, L OBP: 0.289, SLG: 0.438 (1, 1) (6, 1) (8, 8) (9, PH)										2	0	0	0	0	1	0						
										1	0	0	0	0	0	2						
Inning Stats	R: 0 E: 0 K: 0 S: 5	H: 2 LOB: 2 BB: 0 P: 5	R: 0 E: 0 K: 1 S: 5	H: 1 LOB: 0 BB: 0 P: 5	R: 0 E: 0 K: 2 S: 8	H: 1 LOB: 1 BB: 0 P: 8	R: 0 E: 0 K: 2 S: 7	H: 0 LOB: 0 BB: 0 P: 7	R: 0 E: 0 K: 1 S: 5	H: 0 LOB: 0 BB: 0 P: 5	R: 0 E: 0 K: 0 S: 3	H: 0 LOB: 0 BB: 0 P: 3	R: 0 E: 0 K: 0 S: 5	H: 2 LOB: 2 BB: 0 P: 5	R: 0 E: 0 K: 0 S: 4	H: 1 LOB: 1 BB: 0 P: 4	R: 2 E: 0 K: 0 S: 7	H: 4 LOB: 2 BB: 0 P: 7	1B: 9 2B: 1 3B: 0 HR: 1	SF: 1 SAC: 0 DP: 1 HBP: 0	WP: 0 PB: 0 CS: 0	PA: 37
PITCHER	IP WLS BF H R ER SO BB IBB HBP BLK WP HR S P ERA WHIP																					
Shane Rawley, L ERA: 3.71 (1, 1)	8.0 W 33 10 2 2 6 10 2 2 2 0 0 45 45 2.25 1.250																					
Steve Bedrosian, R ERA: 4.91 (9, 1)	1.0 4 1 0 0 0 0 0 0 0 0 0 0 4 4 0.00 1.000																					

AB	39
R	8
H	11
RBI	8
BB	2
SO	6
LOB	9



Batter	1	2	3	4	5	6	7	8	9	AB	R	H	RBI	BB	SO	LOB	TOP			
Greg Gross, L (1,7) X OBP: 0.438, SLG: 0.320	0-0 5-3		4-0 BB			0-0 F6		0-0 F7		3	0	0	0	1	0	0	Philadelphia Phillies @ Los Angeles Dodgers Dodger Stadium, Los Angeles, CA Sat May 24 1986, 7:05 PM PDT Att: 47,725 - Unknown			
Luis Aguayo, R (1,4) S OBP: 0.214, SLG: 0.266	0-3 K		0-3 K			0-0 F3		0-3 K		4	0	0	0	0	3	1				
Von Hayes, L (1,8) X OBP: 0.392, SLG: 0.471	0-0 1B			0-3 K		0-0 2B		0-0 4-3		4	0	2	0	0	1	0				
Mike Schmidt, R (1,3) X OBP: 0.359, SLG: 0.489	0-0 F8			0-0 F8		4-0 IBB		0-3 K		3	0	0	0	1	1	1				
Glenn Wilson, R (1,9) X OBP: 0.247, SLG: 0.231		0-0 F3		0-0 F9		0-0 F6		0-3 K		4	0	0	0	0	1	2				
Rick Schu, R (1,5) S OBP: 0.306, SLG: 0.371	0-3 K				0-0 4-3			0-0 6-3		3	0	0	0	0	1	0				
John Russell, R (1,2) X OBP: 0.328, SLG: 0.377		0-0 G1-6-3			4-0 BB		0-3 K			2	0	0	0	1	1	0				
Steve Jeltz, S (1,6) X OBP: 0.323, SLG: 0.288			0-0 B3		0-3 K		0-0 B1			3	0	0	0	0	1	1				
Freddie Toliver, R (1,1) S OBP: 0.111, SLG: 0.111			0-3 K			0-0 1-3		0-3 K		2	0	0	0	0	1	1				
Don Carman, L (8,1) S OBP: 0.111, SLG: 0.111										1	0	0	0	0	1	0				
Kent Tekulve, R (8,1) S OBP: 0.111, SLG: 0.111										0	0	0	0	0	0	0				
Dave Rucker, L (8,1) S OBP: 0.111, SLG: 0.111										0	0	0	0	0	0	0				
Inning Stats	R: 0 E: 0 K: 1 S: 6	H: 1 LOB: 1 BB: 0 P: 6	R: 0 E: 0 K: 1 S: 5	H: 0 LOB: 0 BB: 0 P: 5	R: 0 E: 0 K: 2 S: 7	H: 0 LOB: 1 BB: 1 P: 11	R: 0 E: 0 K: 1 S: 5	H: 0 LOB: 0 BB: 0 P: 5	R: 0 E: 0 K: 1 S: 4	H: 1 LOB: 2 BB: 1 P: 8	R: 0 E: 0 K: 1 S: 5	H: 0 LOB: 0 BB: 0 P: 5	R: 0 E: 0 K: 2 S: 7	H: 0 LOB: 0 BB: 0 P: 7	R: 0 E: 0 K: 2 S: 7	H: 0 LOB: 0 BB: 0 P: 7	1B: 1 2B: 1 3B: 0 HR: 0	SF: 0 SAC: 0 DP: 0 HBP: 0	WP: 0 PB: 0 SB: 0 CS: 0	PA: 32
PITCHER Fernando Valenzuela, L (1,1) ERA: 2.36	IP: 9.0 WLS: W BF: 32	H: 2 R: 0 ER: 0 SO: 11	BB: 2 IBB: 1 HBP: 0 BLK: 0	WP: 0 HR: 0 S: 51 P: 63	ERA: 0.00 WHIP: 0.444	PITCHER										IP: 9.0 WLS: W BF: 32	H: 2 R: 0 ER: 0 SO: 11	BB: 2 IBB: 1 HBP: 0 BLK: 0	WP: 0 HR: 0 S: 51 P: 63	ERA: 0.00 WHIP: 0.444


Batter	1	2	3	4	5	6	7	8	9	AB	R	H	RBI	BB	SO	LOB	BOTTOM					
Mariano Duncan, R (1,6) X OBP: 0.259, SLG: 0.250	0-0 F5		0-0 4-3			0-0 F6		0-0 F9		4	0	0	0	0	0	0	Philadelphia Phillies @ Los Angeles Dodgers Dodger Stadium, Los Angeles, CA Sat May 24 1986, 7:05 PM PDT Att: 47,725 - Unknown					
Steve Sax, R (1,4) X OBP: 0.366, SLG: 0.447	0-0 BB 1B		0-0 5-3			0-0 5-3		0-0 1B 1B		4	1	2	0	0	0	0						
Ken Landreaux, L (1,8) S OBP: 0.318, SLG: 0.387	4-0 FC6-4 BB			0-3 K		0-0 4-3		0-0 1B S 1B		3	1	1	0	1	1	0						
Bill Madlock, R (1,5) X OBP: 0.300, SLG: 0.318	0-0 F6			0-0 G1-5-3		0-3 K		0-0 1B S 1B		4	0	1	1	0	1	2						
Dave Anderson, R (8, PR) (9,5) S OBP: 0.300, SLG: 0.298	0-0 F6			0-0 G1-5-3		0-3 K		1-3 1B S 1B		0	1	0	0	0	0	0						
Mike Marshall, R (1,9) X OBP: 0.320, SLG: 0.535	0-0 FC6-4			0-3 K		0-0 1B 3B 1B		4-0 1B BB		3	2	1	0	1	1	2						
Mike Scioscia, L (1,2) X OBP: 0.427, SLG: 0.383		0-0 CS 1B			0-0 1B		0-0 1B	0-0 1B S 1B		4	1	4	1	0	0	0						
Greg Brock, L (1,3) S OBP: 0.311, SLG: 0.311	0-3 K				0-0 1B		0-3 K	0-3 K		3	0	1	0	0	2	3						
Enos Cabell, R (8, PH) (9,3) S OBP: 0.304, SLG: 0.288	0-3 K				1-2 1B		0-0 G4-6-3	0-0 K		1	0	0	0	0	1	3						
Franklin Stubbs, L (1,7) S OBP: 0.290, SLG: 0.458	0-3 K				0-0 1B		0-0 F6	0-0 K		3	0	1	2	0	1	2						
Cesar Cedeno, R (8, PH) (9,7) S OBP: 0.297, SLG: 0.294	0-3 K				0-0 1B		0-0 F6	0-0 K		1	0	1	2	0	0	0						
Reggie Williams, R (8, PR) (9,7) S OBP: 0.315, SLG: 0.340	0-3 K				0-0 1B		0-0 F6	0-0 K		0	0	0	0	0	0	0						
Fernando Valenzuela, L (1,1) S OBP: 0.206, SLG: 0.206			0-0 4-3			0-0 G4-6-3		0-0 F8		4	0	0	0	0	0	5						
Inning Stats	R: 0 E: 0 K: 0 S: 4	H: 1 LOB: 2 BB: 1 P: 8	R: 0 E: 0 K: 2 S: 7	H: 1 LOB: 0 BB: 0 P: 7	R: 0 E: 0 K: 2 S: 7	H: 0 LOB: 0 BB: 0 P: 7	R: 0 E: 0 K: 0 S: 4	H: 2 LOB: 1 BB: 0 P: 4	R: 0 E: 0 K: 0 S: 3	H: 0 LOB: 0 BB: 0 P: 3	R: 2 E: 0 K: 2 S: 10	H: 3 LOB: 1 BB: 0 P: 10	R: 4 E: 0 K: 1 S: 10	H: 5 LOB: 2 BB: 1 P: 14	1B: 11 2B: 1 3B: 1 HR: 0	SF: 0 SAC: 0 DP: 2 HBP: 0	WP: 0 PB: 0 SB: 2 CS: 1	PA: 36				
PITCHER Freddie Toliver, R (1,1) ERA: 3.06	IP: 7.0 WLS: L	BF: 27	H: 7 R: 2 ER: 2 SO: 6	BB: 1 IBB: 0 HBP: 0 BLK: 0	WP: 0 HR: 0 S: 38 P: 42	ERA: 2.57 WHIP: 1.143	PITCHER										IP: 7.0 WLS: L	BF: 27	H: 7 R: 2 ER: 2 SO: 6	BB: 1 IBB: 0 HBP: 0 BLK: 0	WP: 0 HR: 0 S: 38 P: 42	ERA: 2.57 WHIP: 1.143
Don Carman, L (8,1) S ERA: 6.16	0.1	3	2	2	2	0	0	0	0	0	0	3	3	54.00	6.000							
Kent Tekulve, R (8,1) S ERA: 2.29	0.0	3	2	0	0	0	1	0	0	0	0	2	6	∞	∞							
Dave Rucker, L (8,1) S ERA: 2.7	0.2	3	1	2	2	1	0	0	0	0	0	5	5	27.00	1.500							


Batter	1	2	3	4	5	6	7	8	9	AB	R	H	RBI	BB	SO	LOB	TOP			
Jeff Stone, L OBP: 0.077, SLG: 0.077 (1, 7)	F7		FC3-4 1B		K			1-3		4	0	0	0	0	1	1	Philadelphia Phillies @ Los Angeles Dodgers Dodger Stadium, Los Angeles, CA Sun May 25 1986, 3:33 AM PDT Att: 40,424 - Unknown			
Milt Thompson, L OBP: 0.255, SLG: 0.270 (1, 8)	4-3				4-3			K		4	0	1	0	0	1	0				
Von Hayes, L OBP: 0.383, SLG: 0.457 (1, 3)	5-3		G3					K		4	0	0	0	0	1	2				
Mike Schmidt, R OBP: 0.363, SLG: 0.482 (1, 5)		L1-3 BB		F4					G6-4-3 BB	2	0	0	0	2	0	0				
Glenn Wilson, R OBP: 0.247, SLG: 0.226 (1, 9)	L1-3			G1 2B BB				K		3	1	0	0	1	1	2				
Darren Daulton, L OBP: 0.356, SLG: 0.452 (1, 2)		HR		G1 1-2				1B		4	1	2	1	0	0	1				
Luis Aguayo, R OBP: 0.219, SLG: 0.284 (1, 4)	4-3			2B				F6		3	0	1	1	0	0	1				
Steve Jeltz, S OBP: 0.323, SLG: 0.289 (1, 6)				K				K		3	0	1	0	0	2	2				
Kevin Gross, R OBP: 0.095, SLG: 0.143 (1, 1)			FC2-4 1B		4-3			6-3		3	0	0	0	0	0	2				
Inning Stats	R: 0 E: 0 K: 0 S: 3	H: 0 LOB: 0 BB: 0 P: 3	R: 1 E: 0 K: 0 S: 3	H: 1 LOB: 0 BB: 1 P: 7	R: 0 E: 0 K: 1 S: 5	H: 2 LOB: 2 BB: 0 P: 5	R: 1 E: 0 K: 1 S: 6	H: 1 LOB: 1 BB: 1 P: 10	R: 0 E: 0 K: 1 S: 5	H: 0 LOB: 0 BB: 0 P: 5	R: 0 E: 0 K: 1 S: 6	H: 1 LOB: 1 BB: 0 P: 6	R: 0 E: 0 K: 2 S: 7	H: 0 LOB: 0 BB: 1 P: 7	R: 0 E: 0 K: 0 S: 2	H: 0 LOB: 0 BB: 1 P: 6		1B: 3 2B: 2 3B: 0 HR: 1	SF: 0 SAC: 0 DP: 2 HBP: 0	WP: 0 PB: 0 SB: 0 CS: 0
PITCHER Orel Hersher, R ERA: 1.95 (1, 1)	IP: 9.0 WLS: W BF: 33 H: 5 R: 2 ER: 2 SO: 6 BB: 3 IBB: 0 HBP: 0 BLK: 0 WP: 0 HR: 1 S: 42 P: 54 ERA: 2.00 WHIP: 0.889																			

Batter	1	2	3	4	5	6	7	8	9	AB	R	H	RBI	BB	SO	LOB	BOTTOM			
Steve Sax, R OBP: 0.377, SLG: 0.447 (1, 4)	4-3 BB 4-3 1B				F7				G1 1B BB	2	2	1	0	2	0	0	Philadelphia Phillies @ Los Angeles Dodgers Dodger Stadium, Los Angeles, CA Sun May 25 1986, 3:33 AM PDT Att: 40,424 - Unknown			
Ken Landreaux, L OBP: 0.316, SLG: 0.377 (1, 8)	4-3 1B BB	F6			4-3			G1		3	1	0	0	1	0	3				
Bill Madlock, R OBP: 0.298, SLG: 0.315 (1, 5)	4-3				F7					4	0	1	2	0	1	2				
Dave Anderson, R OBP: 0.300, SLG: 0.298 (9, 5)	1-2 2-3				K			1B		0	0	0	0	0	0	0				
Mike Marshall, R OBP: 0.318, SLG: 0.528 (1, 9)	4-3				K			F9		4	0	1	1	0	1	2				
Mike Scioscia, L OBP: 0.429, SLG: 0.376 (1, 2)	1B BB				F7				CS BB	2	0	0	0	2	0	0				
Greg Brock, L OBP: 0.297, SLG: 0.311 (1, 3)								6-3		3	0	1	1	1	1	2				
Franklin Stubbs, L OBP: 0.289, SLG: 0.483 (1, 7)	1-3 3-H							K		4	1	1	1	0	2	4				
Reggie Williams, R OBP: 0.315, SLG: 0.340 (9, 7)	F3				K			K		0	0	0	0	0	0	0				
Mariano Duncan, R OBP: 0.258, SLG: 0.245 (1, 6)					K				G2-1 BB	3	0	0	0	1	1	1				
Orel Hersher, R OBP: 0.238, SLG: 0.200 (1, 1)					F8				G1 BB 1B	4	1	1	0	0	0	2				
Inning Stats	R: 2 E: 0 K: 0 S: 5	H: 2 LOB: 2 BB: 2 P: 13	R: 0 E: 0 K: 0 S: 3	H: 0 LOB: 1 BB: 1 P: 7	R: 0 E: 0 K: 1 S: 5	H: 0 LOB: 0 BB: 0 P: 5	R: 0 E: 0 K: 2 S: 7	H: 0 LOB: 1 BB: 1 P: 11	R: 0 E: 0 K: 2 S: 7	H: 1 LOB: 1 BB: 1 P: 11	R: 2 E: 0 K: 0 S: 5	H: 2 LOB: 1 BB: 1 P: 9	R: 1 E: 0 K: 0 S: 4	H: 1 LOB: 1 BB: 1 P: 8	R: 0 E: 0 K: 0 S: 2	H: 0 LOB: 0 BB: 1 P: 8	1B: 5 2B: 1 3B: 0 HR: 1	SF: 0 SAC: 0 DP: 1 HBP: 0	WP: 0 PB: 0 SB: 2 CS: 2	PA: 36
PITCHER Kevin Gross, R ERA: 4.94 (1, 1)	IP: 8.0 WLS: L BF: 36 H: 6 R: 5 ER: 5 SO: 6 BB: 7 IBB: 0 HBP: 0 BLK: 0 WP: 0 HR: 1 S: 41 P: 69 ERA: 5.62 WHIP: 1.625																			

AB	30
R	2
H	5
RBI	2
BB	3
SO	6
LOB	11



Batter	1	2	3	4	5	6	7	8	9	AB	R	H	RBI	BB	SO	LOB	TOP									
Mariano Duncan, R OBP: 0.271, SLG: 0.275	0-0 6-3			4-0 F8 S 6-3 BB		0-0 F8		0-0 F8		3	1	1	0	1	0	0	Los Angeles Dodgers @ New York Mets Shea Stadium, Flushing, NY Thu May 29 1986, 7:05 PM EDT Att: 41,080 - Unknown AB 32 R 2 H 5 RBI 2 BB 2 SO 7 LOB 10 									
Enos Cabell, R OBP: 0.289, SLG: 0.273	0-0 F8			0-0 F8		0-0 F8		0-0 F9		4	0	0	0	0	0	3										
Steve Sax, R OBP: 0.358, SLG: 0.439	0-0 F9			0-0 6-3					0-3 K	4	0	0	1	0	1	0										
Bill Madlock, R OBP: 0.283, SLG: 0.307		0-0 F8		0-0 F8					0-3 K	4	0	1	0	0	1	0										
Mike Marshall, R OBP: 0.319, SLG: 0.532		0-3 K							0-0 K	4	1	2	1	0	1	1										
Cesar Cedeno, R OBP: 0.295, SLG: 0.292		0-0 K							0-0 E	3	0	1	0	0	0	1										
Ken Landreaux, L OBP: 0.310, SLG: 0.385		0-0 1B							0-0 E4 FC6-4	1	0	0	0	0	0	1										
Mike Scioscia, L OBP: 0.415, SLG: 0.375			0-3 K						0-0 FC6-4	3	0	0	0	1	1	2										
Reggie Williams, R OBP: 0.298, SLG: 0.321			0-3 K						0-0 F8	3	0	0	0	0	2	1										
Fernando Valenzuela, L OBP: 0.194, SLG: 0.194			0-0 F6						0-3 K	2	0	0	0	0	0	0										
Alex Trevino, R OBP: 0.255, SLG: 0.250										1	0	0	0	0	1	1										
Tom Niedenfuer, R OBP: 0.500, SLG: 0.500										0	0	0	0	0	0	0										
Inning Stats	R: 0 E: 0 K: 0 S: 3	H: 0 LOB: 0 BB: 0 P: 3	R: 0 E: 0 K: 1 S: 5	H: 1 LOB: 1 BB: 0 P: 5	R: 0 E: 0 K: 2 S: 7	H: 0 LOB: 0 BB: 0 P: 7	R: 1 E: 0 K: 0 S: 3	H: 0 LOB: 0 BB: 1 P: 7	R: 1 E: 0 K: 1 S: 6	H: 1 LOB: 0 BB: 0 P: 6	R: 0 E: 0 K: 0 S: 3	H: 0 LOB: 0 BB: 0 P: 3	R: 0 E: 0 K: 0 S: 4	H: 1 LOB: 1 BB: 0 P: 4	R: 0 E: 0 K: 1 S: 6	H: 1 LOB: 2 BB: 1 P: 10	R: 0 E: 1 K: 2 S: 9	H: 1 LOB: 2 BB: 0 P: 9	1B: 2 2B: 2 3B: 0 HR: 1	SF: 0 SAC: 0 DP: 0 HBP: 0	WP: 0 PB: 0 SB: 1 CS: 0	PA: 34				
PITCHER	IP	WLS	BF	H	R	ER	SO	BB	IBB	HBP	BLK	WP	HR	S	P	ERA	WHIP									
Sid Fernandez, L ERA: 2.95	(1, 1)	8.0	W	29	4	2	2	5	2	0	0	0	0	1	37	45	2.25	0.750								
Roger McDowell, R ERA: 3.0	(9, 1)	0.2		4	1	0	0	2	0	0	0	0	0	0	8	8	0.00	1.500								
Jesse Orosco, L ERA: 1.59	(9, 1)	0.1	S	1	0	0	0	0	0	0	0	0	0	0	1	1	0.00	0.000								

Batter	1	2	3	4	5	6	7	8	9	AB	R	H	RBI	BB	SO	LOB	BOTTOM									
Mookie Wilson, S OBP: 0.333, SLG: 0.373	0-0 F7		0-0 F7		0-0 6-3		0-0 F6			4	0	0	0	0	0	1	Los Angeles Dodgers @ New York Mets Shea Stadium, Flushing, NY Thu May 29 1986, 7:05 PM EDT Att: 41,080 - Unknown AB 29 R 5 H 7 RBI 5 BB 6 SO 4 LOB 9 									
Kevin Mitchell, R OBP: 0.333, SLG: 0.476	4-0 CS BB		0-3 K		0-3 K		0-0 2B 1B			3	1	1	0	1	2	0										
Keith Hernandez, L OBP: 0.427, SLG: 0.475	4-0 1-2 BB			0-0 G3	0-0 F7		0-0 1B 2B			3	0	1	2	1	0	0										
Gary Carter, R OBP: 0.333, SLG: 0.451	0-0 F9			4-0 2B BB		0-0 4-3	0-0 1B			3	1	1	0	1	0	1										
George Foster, R OBP: 0.291, SLG: 0.430		0-0 HR		0-3 K		0-0 5-3		0-0 4-3		4	1	1	1	0	1	1										
Lenny Dykstra, L OBP: 0.351, SLG: 0.359										0	0	0	0	0	0	0										
Ray Knight, R OBP: 0.395, SLG: 0.565		0-0 4-3		0-0 1B 2B		4-0 FC6-4 BB		0-0 1B		3	1	2	1	1	0	0										
Tim Teufel, R OBP: 0.311, SLG: 0.304		0-3 K		0-0 2B		0-0 FC6-4		0-0 F7		4	0	1	1	0	1	2										
Roger McDowell, R OBP: 0.200, SLG: 0.200				2-0 1B		0-0 FC6-4		0-0 F7		0	0	0	0	0	0	0										
Jesse Orosco, R										0	0	0	0	0	0	0										
Rafael Santana, R OBP: 0.241, SLG: 0.218		0-0 F8		4-0 1B 2B				0-0 F9		2	1	0	0	2	0	1										
Sid Fernandez, L OBP: 0.217, SLG: 0.143			0-0 4-3		0-0 6-3		0-0 B1			3	0	0	0	0	0	3										
Wally Backman, S OBP: 0.395, SLG: 0.480										0	0	0	0	0	0	0										
Inning Stats	R: 0 E: 0 K: 0 S: 2	H: 0 LOB: 1 BB: 2 P: 10	R: 1 E: 0 K: 1 S: 6	H: 1 LOB: 0 BB: 0 P: 6	R: 0 E: 0 K: 1 S: 5	H: 0 LOB: 0 BB: 0 P: 5	R: 2 E: 0 K: 1 S: 7	H: 2 LOB: 2 BB: 2 P: 15	R: 0 E: 0 K: 1 S: 5	H: 0 LOB: 0 BB: 0 P: 5	R: 0 E: 0 K: 0 S: 3	H: 0 LOB: 1 BB: 1 P: 7	R: 2 E: 0 K: 0 S: 5	H: 3 LOB: 2 BB: 1 P: 9	R: 0 E: 0 K: 0 S: 4	H: 1 LOB: 1 BB: 0 P: 4	R: 0 E: 0 K: 0 S: 9	H: 1 LOB: 1 BB: 0 P: 4	1B: 4 2B: 2 3B: 0 HR: 1	SF: 0 SAC: 0 DP: 0 HBP: 0	WP: 0 PB: 0 SB: 0 CS: 1	PA: 35				
PITCHER	IP	WLS	BF	H	R	ER	SO	BB	IBB	HBP	BLK	WP	HR	S	P	ERA	WHIP									
Fernando Valenzuela, L ERA: 2.87	(1, 1)	7.0	L	31	6	5	5	4	5	1	0	0	0	0	33	57	6.43	1.571								
Tom Niedenfuer, R ERA: 3.34	(8, 1)	1.0		4	1	0	0	0	0	0	0	0	0	4	4	0.00	1.000									

Batter	1	2	3	4	5	6	7	8	9	AB	R	H	RBI	BB	SO	LOB	TOP
Mariano Duncan, R (1,6) OBP: 0.278, SLG: 0.274	F7		CS 1B			P5	1-3		6-3	5	0	1	0	0	0	2	Los Angeles Dodgers @ Pittsburgh Pirates Three Rivers Stadium, Pittsburgh, PA Sat May 31 1986, 7:05 PM EDT Att: 15,709 - Unknown livebaseballscorecards.com
Steve Sax, R (1,4) OBP: 0.365, SLG: 0.448	K		CS 1-2	6-3		BB 2B		SH1-4 FC3-2 1B		4	0	2	0	0	1	0	
Enos Cabell, R (1,3) OBP: 0.307, SLG: 0.284	1B			F9		BB BB		FC3-2 SH1-4 1B		3	0	2	0	1	0	0	
Bill Madlock, R (1,5) OBP: 0.270, SLG: 0.284	K			6-3		BB 1-2 2-3		SH1-4		2	0	0	0	1	1	1	
Mike Marshall, R (1,9) OBP: 0.325, SLG: 0.522		F9			K	L6		FC3-2 IBB		3	0	0	0	1	1	3	
Cesar Cedeno, R (1,7) OBP: 0.293, SLG: 0.289	F7				CS 1B			FC3-2		3	0	1	0	0	1	0	
Ken Landreaux, L (8, PH) OBP: 0.309, SLG: 0.382								1-2 2-3 3-H		1	0	0	0	0	0	3	
Alex Trevino, R (1,2) OBP: 0.289, SLG: 0.257	K				BB 1-2		FC5-4 1B	1-3		3	0	1	0	1	1	3	
Reggie Williams, R (1,8) OBP: 0.323, SLG: 0.333			K			K		FC5-4 1B		4	0	2	0	0	2	1	
Rick Honeycutt, L (1,1) OBP: 0.244, SLG: 0.256			4-3			6-3	FC5-4	L4-3		2	0	0	0	0	0	0	
Ed Vande Berg, R (7,1) OBP: 0.297, SLG: 0.294						1-2 2-3		1-2		1	0	0	0	0	0	1	
Inning Stats	R: 0 E: 0 K: 2 S: 8	H: 1 LOB: 1 BB: 0 P: 8	R: 0 E: 0 K: 1 S: 5	H: 0 LOB: 0 BB: 0 P: 5	R: 0 E: 0 K: 1 S: 5	H: 1 LOB: 0 BB: 0 P: 5	R: 0 E: 0 K: 0 S: 3	H: 0 LOB: 0 BB: 0 P: 3	R: 0 E: 0 K: 2 S: 7	H: 2 LOB: 2 BB: 0 P: 7	R: 0 E: 0 K: 0 S: 5	H: 2 LOB: 3 BB: 1 P: 9	R: 0 E: 0 K: 0 S: 3	H: 1 LOB: 0 BB: 0 P: 3	1B: 8 2B: 2 3B: 0 HR: 0	SF: 0 SAC: 1 DP: 1 HBP: 0	WP: 0 PA: 38 PB: 0 SB: 1 CS: 2
PITCHER	IP WLS BF H R ER SO BB IBB HBP BLK WP HR S P ERA WHIP																
Bob Kipper, L (1,1) ERA: 4.53	7.0 W 30 8 0 0 7 3 0 0 0 0 0 0 41 53 0.00 1.571																
Bob Walk, R (8,1) ERA: 2.92	0.1 2 0 0 0 0 0 1 0 0 0 0 0 1 5 0.00 0.000																
Pat Clements, L (8,1) ERA: 3.05	1.2 S 5 1 0 0 0 0 0 0 0 0 0 0 5 5 0.00 0.600																

Batter	1	2	3	4	5	6	7	8	9	AB	R	H	RBI	BB	SO	LOB	BOTTOM		
Barry Bonds, L (1,8) OBP: 0.364, SLG: 0.333	1B 2B		FC6-4 SH1-4 BB		5-3		F3			3	0	1	0	1	0	0	Los Angeles Dodgers @ Pittsburgh Pirates Three Rivers Stadium, Pittsburgh, PA Sat May 31 1986, 7:05 PM EDT Att: 15,709 - Unknown livebaseballscorecards.com		
Rafael Belliard, R (1,4) OBP: 0.204, SLG: 0.191	K		SH1-4 1-2		6-3			K HR		3	1	0	0	0	2	1			
Bill Almon, R (1,7) OBP: 0.388, SLG: 0.586	1B		FC6-4 BB			G3 5-3 1B BB		HR		2	2	2	2	2	0	0			
Mike Brown, R (1,9) OBP: 0.327, SLG: 0.365	F8		FC6-4		5-3			1B 1B 1B		4	0	1	0	0	0	4			
Joe Orsulak, L (8, PR) OBP: 0.296, SLG: 0.338			1-2 2-3			1-2		1B 1B		0	1	0	0	0	0	0			
Sid Bream, L (1,3) OBP: 0.375, SLG: 0.523	F8		F7			G3		F2		4	0	0	0	0	0	4			
Tony Peña, R (1,2) OBP: 0.312, SLG: 0.357	F2			6-3		WP 1B		1B 1B		4	0	2	1	0	0	0			
Jim Morrison, R (1,5) OBP: 0.325, SLG: 0.417	1B			K		K		G4-6-3 1B		4	0	2	1	0	2	1			
Sam Khalifa, R (1,6) OBP: 0.286, SLG: 0.226	1B			K				F9 G4-6-3		3	0	0	0	1	1	2			
Bob Kipper, R (1,1) OBP: 0.375, SLG: 0.625	K				K			3-1		3	0	0	0	0	2	2			
Pat Clements, R (8,1) ERA: 3.55										0	0	0	0	0	0	0			
Inning Stats	R: 0 E: 0 K: 1 S: 6	H: 2 LOB: 1 BB: 0 P: 6	R: 0 E: 0 K: 1 S: 6	H: 1 LOB: 2 BB: 1 P: 10	R: 0 E: 0 K: 0 S: 3	H: 0 LOB: 2 BB: 2 P: 11	R: 0 E: 0 K: 2 S: 7	H: 0 LOB: 0 BB: 0 P: 7	R: 0 E: 0 K: 1 S: 5	H: 0 LOB: 0 BB: 0 P: 5	R: 1 E: 0 K: 0 S: 6	H: 1 LOB: 1 BB: 1 P: 10	R: 0 E: 0 K: 0 S: 3	H: 0 LOB: 0 BB: 0 P: 3	R: 3 E: 0 K: 1 S: 9	H: 4 LOB: 2 BB: 0 P: 9	1B: 6 2B: 1 3B: 0 HR: 1	SF: 0 SAC: 1 DP: 1 HBP: 0	WP: 1 PA: 35 PB: 1 SB: 1 CS: 0
PITCHER	IP WLS BF H R ER SO BB IBB HBP BLK WP HR S P ERA WHIP																		
Rick Honeycutt, L (1,1) ERA: 3.12	6.0 L 25 4 1 1 6 4 0 0 0 0 0 0 1 12 1.50 1.333																		
Ed Vande Berg, L (7,1) ERA: 3.55	2.0 10 4 3 2 1 0 0 0 0 0 0 1 12 9.00 2.000																		

Batter	1	2	3	4	5	6	7	8	9	AB	R	H	RBI	BB	SO	LOB	TOP					
Steve Sax, R OBP: 0.368, SLG: 0.455 (1,4)	1-3		2B		4-3			6-3 1B		4	0	2	1	0	0	1	Los Angeles Dodgers @ Pittsburgh Pirates Three Rivers Stadium, Pittsburgh, PA Sun Jun 01 1986, 3:33 AM EDT Att: 23,530 - Unknown livebaseballscorecards.com					
Ken Landreaux, L OBP: 0.391, SLG: 0.371 (1,8)	4-3		4-3			K		6-3		4	0	0	0	0	1	2						
Bill Madlock, R OBP: 0.261, SLG: 0.274 Dave Anderson, R OBP: 0.297, SLG: 0.294 (1,5) (8,5)	F8			6-3		F8		5-3		4	0	0	0	0	0	1						
Mike Marshall, R OBP: 0.320, SLG: 0.514 Len Matuszek, L OBP: 0.250, SLG: 0.250 (1,9) (7,9)		K		F8		6-3		FC6 1B		3	0	0	0	0	1	0						
Mike Scioscia, L OBP: 0.401, SLG: 0.360 Alex Trevino, R OBP: 0.282, SLG: 0.250 (1,2) (8,2)	P5			4-3			4-3	FC6		3	0	0	0	0	0	0						
Greg Brock, L OBP: 0.307, SLG: 0.336 (1,3)	L6				HR		2B	P4		4	1	2	1	0	0	1						
Franklin Stubbs, L OBP: 0.292, SLG: 0.475 (1,7)			FC4-6 1B		6-3 SH3 BB		HR	3-1		3	1	2	1	1	0	1						
Mariano Duncan, R OBP: 0.276, SLG: 0.272 Bill Russell, R OBP: 0.238, SLG: 0.250 (1,6) (7,PH) (7,6)			FC4-6 2B		SH3		F9			1	1	0	0	0	0	1						
Bob Welch, R OBP: 0.111, SLG: 0.192 Tom Niedenfuer, R OBP: 0.500, SLG: 0.500 Alejandro Pena, R (6,1)			K		6-3			K		2	0	0	0	0	1	2						
Inning Stats	R: 0 E: 0 K: 1 S: 3	H: 0 LOB: 0 BB: 0 P: 3	R: 0 E: 0 K: 1 S: 5	H: 0 LOB: 0 BB: 0 P: 5	R: 1 E: 0 K: 1 S: 7	H: 2 LOB: 1 BB: 0 P: 7	R: 0 E: 0 K: 0 S: 3	H: 0 LOB: 0 BB: 0 P: 3	R: 1 E: 0 K: 1 S: 4	H: 1 LOB: 1 BB: 1 P: 8	R: 0 E: 0 K: 1 S: 5	H: 0 LOB: 0 BB: 0 P: 5	R: 1 E: 0 K: 0 S: 4	H: 2 LOB: 0 BB: 0 P: 4	R: 0 E: 0 K: 1 S: 6	H: 1 LOB: 1 BB: 0 P: 6		R: 0 E: 0 K: 0 S: 4	H: 1 LOB: 1 BB: 0 P: 4	1B: 3 2B: 2 3B: 0 HR: 2	SF: 0 SAC: 1 DP: 0 HBP: 0	WP: 0 PB: 0 SB: 1 CS: 0
PITCHER Rick Rhoden, R ERA: 2.82 (1,1)	IP: 9.0 WLS: W BF: 34 H: 7 R: 3 ER: 3 SO: 4 BB: 1 IBB: 0 HBP: 0 BLK: 0 WP: 0 HR: 2 S: 41 P: 45 ERA: 3.00 WHIP: 0.889															PITCHER						

Batter	1	2	3	4	5	6	7	8	9	AB	R	H	RBI	BB	SO	LOB	BOTTOM			
Rafael Belliard, R OBP: 0.185, SLG: 0.173 (1,4)	6-3		3-1	K	FC6-4		5-3			5	0	0	1	0	1	2	Los Angeles Dodgers @ Pittsburgh Pirates Three Rivers Stadium, Pittsburgh, PA Sun Jun 01 1986, 3:33 AM EDT Att: 23,530 - Unknown livebaseballscorecards.com			
Joe Orsulak, L OBP: 0.285, SLG: 0.333 (1,9)	E5				4-3		K			5	0	1	0	0	2	1				
Barry Bonds, L OBP: 0.438, SLG: 0.273 (1,8)	K		K		1B BB	1B BB		2B BB		2	3	0	0	3	2	3				
Sid Bream, L OBP: 0.376, SLG: 0.523 (1,3)		4-3	K		1B HR BB	F7		1B 2B		4	1	1	1	1	1	3				
R.J. Reynolds, S OBP: 0.362, SLG: 0.465 (1,7)		6-3 3B 2B		2B BB	1-3 2H 1B	1-2 1B		K		4	3	3	1	1	1	1				
Tony Peña, R OBP: 0.323, SLG: 0.359 Junior Ortiz, R OBP: 0.273, SLG: 0.323 (1,2) (7,2)		6-3		2B BB	HR 1B	1-2 1B		FC4-6 1B		2	2	1	1	2	0	1				
Jim Morrison, R OBP: 0.333, SLG: 0.465 (1,5)				SH1-3 1H 2H 2B	4-3 2B	1H 2H 3H HR		K		5	2	3	7	0	2	4				
Sam Khalifa, R OBP: 0.284, SLG: 0.219 (1,6)		4-3		SH1-3	1B FC6-4 BB			FC4-6		3	1	0	0	1	1	5				
Rick Rhoden, R OBP: 0.269, SLG: 0.217 (1,1)			3-1 2B		4-3			L5		4	0	2	1	0	0	0				
Inning Stats	R: 0 E: 1 K: 1 S: 5	H: 0 LOB: 1 BB: 0 P: 5	R: 1 E: 0 K: 0 S: 5	H: 2 LOB: 1 BB: 0 P: 5	R: 0 E: 0 K: 2 S: 9	H: 2 LOB: 2 BB: 0 P: 9	R: 3 E: 0 K: 1 S: 6	H: 1 LOB: 0 BB: 2 P: 14	R: 6 E: 0 K: 1 S: 8	H: 3 LOB: 1 BB: 4 P: 24	R: 1 E: 0 K: 2 S: 9	H: 2 LOB: 0 BB: 1 P: 13	R: 0 E: 0 K: 1 S: 5	H: 0 LOB: 0 BB: 0 P: 5	R: 1 E: 0 K: 2 S: 9	H: 2 LOB: 2 BB: 1 P: 13		1B: 6 2B: 5 3B: 1 HR: 1	SF: 0 SAC: 1 DP: 1 HBP: 0	WP: 0 PB: 0 SB: 0 CS: 1
PITCHER Bob Welch, R ERA: 4.07 (1,1) Tom Niedenfuer, R ERA: 3.5 (5,1) Alejandro Pena, R ERA: 4.76 (6,1)	IP: 4.1 WLS: L BF: 23 H: 6 R: 7 ER: 7 SO: 4 BB: 4 IBB: 0 HBP: 0 BLK: 0 WP: 0 HR: 0 S: 27 P: 43 ERA: 14.54 WHIP: 2.308															PITCHER				

Batter	1	2	3	4	5	6	7	8	9	AB	R	H	RBI	BB	SO	LOB	TOP											
Mariano Duncan, R OBP: 0.276, SLG: 0.272	0-0 CS 1B		0-0 F9		0-0 L6		0-3 K			4	0	1	0	0	1	1	Los Angeles Dodgers @ Philadelphia Phillies Veterans Stadium, Philadelphia, PA Mon Jun 02 1986, 7:05 PM EDT Att: 21,476 - Unknown											
Steve Sax, R OBP: 0.365, SLG: 0.448	0-3 K		0-3 K		0-0 F9			4-0 BB		3	0	0	0	1	2	2												
Enos Cabell, R OBP: 0.274 Ed Vande Berg, R OBP: 0.289, SLG: 0.471 Franklin Stubbs, L OBP: 0.289, SLG: 0.471 Ken Howell, R OBP: 0.289, SLG: 0.471	0-0 4-3		0-0 F9		0-0 6-3			0-0 G4-6-3 BB		3	0	0	0	0	0	1												
Bill Madlock, R OBP: 0.260, SLG: 0.274		0-0 F3		0-0 5-3		0-0 4-3 1B		0-3 K		4	0	1	0	0	1	0												
Mike Marshall, R OBP: 0.325, SLG: 0.519 Len Matuszek, L OBP: 0.400, SLG: 0.400		0-0 S E 2B		4-0 E BB		0-0 F5		0-0 B2-3 BB		2	1	1	0	1	0	1												
Cesar Cedeno, R OBP: 0.294, SLG: 0.282 Ken Landreaux, L OBP: 0.299, SLG: 0.369		4-0 E S 1B BB		0-0 E7		0-0 4-3		0-0 F7		2	1	0	0	1	0	2												
Alex Trevino, R OBP: 0.231 Mike Scioscia, L OBP: 0.405, SLG: 0.360		0-3 K		0-3 K		0-0 F8		4-0 B2-3 BB		3	0	0	0	0	2	4												
Reggie Williams, R OBP: 0.318, SLG: 0.328		0-0 1B		0-0 4-3		0-0 6-3		0-0 B2-3		4	0	1	1	0	0	4												
Jerry Reuss, L OBP: 0.286, SLG: 0.286 Bill Russell, R OBP: 0.256, SLG: 0.268 Greg Brock, L OBP: 0.303, SLG: 0.331	0-0 6-3		0-0 1B		0-0 1B		0-3 K		0-0 4-3		1	0	0	0	0	1												
Inning Stats	R: 0 E: 0 K: 1 S: 5	H: 1 LOB: 0 BB: 0 P: 5	R: 2 E: 0 K: 1 S: 7	H: 2 LOB: 1 BB: 1 P: 11	R: 0 E: 0 K: 1 S: 5	H: 0 LOB: 0 BB: 0 P: 5	R: 0 E: 1 K: 1 S: 6	H: 0 LOB: 2 BB: 1 P: 10	R: 0 E: 0 K: 0 S: 4	H: 1 LOB: 1 BB: 0 P: 4	R: 0 E: 0 K: 0 S: 4	H: 0 LOB: 0 BB: 0 P: 7	R: 0 E: 0 K: 1 S: 4	H: 0 LOB: 0 BB: 1 P: 8	R: 0 E: 0 K: 0 S: 4	H: 1 LOB: 2 BB: 1 P: 8		1B: 5 2B: 1 3B: 0 HR: 0	SF: 0 SAC: 0 DP: 1 HBP: 0	WP: 0 PB: 0 SB: 2 CS: 1	PA: 36							
PITCHER	IP	WLS	BF	H	R	ER	SO	BB	IBB	HBP	BLK	WP	HR	S	P	ERA		WHIP										
Shane Rawley, L ERA: 3.21 Kent Tekulve, R ERA: 2.39	(1, 1) (8, 1)	7.0 W	28 28	5 5	2 2	2 2	6 6	2 2	0 0	0 0	0 0	0 0	0 0	38 38	46 46	2.57 2.57		1.000 1.000										

Batter	1	2	3	4	5	6	7	8	9	AB	R	H	RBI	BB	SO	LOB	BOTTOM											
Jeff Stone, L OBP: 0.318, SLG: 0.357	0-0 E 1B			0-0 F7	0-0 FC6-4 1B		0-3 K			5	2	3	1	0	1	1	Los Angeles Dodgers @ Philadelphia Phillies Veterans Stadium, Philadelphia, PA Mon Jun 02 1986, 7:05 PM EDT Att: 21,476 - Unknown											
Ron Roenicke, S OBP: 0.389, SLG: 0.460	0-0 FC6-4 1B	0-0 HR		0-0 2B 1B	0-0 FC6-4 1B		0-0 FC3-6 1B			5	2	4	1	0	0	2												
Juan Samuel, R OBP: 0.321, SLG: 0.370 Tom Foley, L OBP: 0.550, SLG: 0.563	0-0 FC6-4 HR	0-3 K		0-0 1B 2B	0-3 K		0-0 FC3-6 1B			4	2	1	1	0	2	3												
Mike Schmidt, R OBP: 0.398, SLG: 0.541 Rick Schu, R OBP: 0.313, SLG: 0.385	0-0 HR		0-0 FC4-6 2B	4-0 1B IBB		0-0 3-1 PB 1B	0-0 F8			2	2	2	2	1	0	0												
Von Hayes, L OBP: 0.380, SLG: 0.436	0-0 4-3		1-0 FC4-6 HBP	0-0 1B 2B 1B		0-0 3-1		0-0 3-1		4	1	1	2	0	0	1												
Glenn Wilson, R OBP: 0.283, SLG: 0.305	0-0 E5		0-0 FC4-6 G4-6-3	1-2 2H 3H 1B	0-0 2B 1B		0-0 2B 1B		0-0 1B	5	2	3	2	0	0	2												
John Russell, R OBP: 0.333, SLG: 0.459	0-0 E9		0-0 G4-6-3	1-2 2H 1B	0-0 2B		3-H 2B		0-3 K	5	0	2	3	0	1	4												
Steve Jeltz, S OBP: 0.350, SLG: 0.288		0-0 CS 1B		0-0 6-3	0-0 F9	0-0 6-3		0-0 1B		5	0	2	0	0	0	1												
Shane Rawley, R OBP: 0.207, SLG: 0.179 Kent Tekulve, R ERA: 1.06	0-3 K		0-0 1B 2B 1B	0-0 1B 2B 1B	0-0 FC6-4 1B		0-0 G3		0-0 F8	4	1	2	0	0	1	2												
Inning Stats	R: 3 E: 3 K: 0 S: 7	H: 3 LOB: 1 BB: 0 P: 7	R: 2 E: 0 K: 2 S: 9	H: 3 LOB: 0 BB: 0 P: 9	R: 0 E: 0 K: 0 S: 3	H: 1 LOB: 1 BB: 0 P: 4	R: 6 E: 0 K: 0 S: 8	H: 6 LOB: 1 BB: 1 P: 12	R: 0 E: 0 K: 0 S: 7	H: 2 LOB: 2 BB: 0 P: 7	R: 2 E: 0 K: 0 S: 6	H: 3 LOB: 1 BB: 0 P: 6	R: 0 E: 0 K: 1 S: 6	H: 1 LOB: 1 BB: 0 P: 6	R: 0 E: 0 K: 1 S: 7	H: 2 LOB: 2 BB: 0 P: 7		1B: 14 2B: 4 3B: 0 HR: 3	SF: 0 SAC: 0 DP: 1 HBP: 1	WP: 0 PB: 1 SB: 0 CS: 1	PA: 45							
PITCHER	IP	WLS	BF	H	R	ER	SO	BB	IBB	HBP	BLK	WP	HR	S	P	ERA		WHIP										
Jerry Reuss, L ERA: 6.29 Ed Vande Berg, L ERA: 3.51 Ken Howell, R ERA: 1.06	(1, 1) (5, 1) (8, 1)	4.0 L	25 15	13 6	11 2	9 2	2 2	0 0	0 0	0 0	0 0	0 0	0 0	19 19	19 19	6.00 6.00		2.000 2.000										

Batter	1	2	3	4	5	6	7	8	9	AB	R	H	RBI	BB	SO	LOB	TOP					
Mariano Duncan, R OBP: 0.280, SLG: 0.289										5	2	3	3	0	0	1						
Steve Sax, R OBP: 0.367, SLG: 0.445										5	1	1	0	0	1	1						
Ken Landreaux, L OBP: 0.329, SLG: 0.400										5	0	4	1	0	0	0						
Mike Marshall, R OBP: 0.315, SLG: 0.497										5	0	0	0	0	4	6						
Mike Scioscia, L OBP: 0.410, SLG: 0.368										4	0	1	1	1	0	2						
Greg Brock, L OBP: 0.317, SLG: 0.410										4	1	1	1	0	2	3						
Franklin Stubbs, L OBP: 0.309, SLG: 0.527										4	1	1	1	0	1	0						
Dave Anderson, R OBP: 0.280, SLG: 0.277										4	1	1	0	0	0	0						
Orel Hershiser, R OBP: 0.292, SLG: 0.304 (7, PH)										2	0	2	0	0	0	0						
Len Matuszek, L OBP: 0.500, SLG: 0.500 (7, PH)										1	1	1	0	0	0	0						
Alejandro Pena, R (7, 1)										0	0	0	0	0	0	0						
Bill Madlock, R OBP: 0.258, SLG: 0.271 (8, PH)										1	0	0	0	0	0	0						
Ed Vande Berg, R (8, 1)										0	0	0	0	0	0	0						
Inning Stats	R: 1 E: 0 K: 3 S: 11	H: 2 LOB: 2 BB: 1 P: 15	R: 0 E: 0 K: 0 S: 4	H: 1 LOB: 1 BB: 0 P: 4	R: 0 E: 1 K: 1 S: 6	H: 1 LOB: 1 BB: 0 P: 6	R: 1 E: 0 K: 0 S: 5	H: 3 LOB: 2 BB: 0 P: 5	R: 0 E: 0 K: 1 S: 5	H: 0 LOB: 0 BB: 0 P: 5	R: 0 E: 0 K: 1 S: 5	H: 0 LOB: 0 BB: 0 P: 5	R: 4 E: 0 K: 1 S: 10	H: 6 LOB: 1 BB: 0 P: 10	R: 1 E: 0 K: 0 S: 4	H: 1 LOB: 0 BB: 0 P: 4	R: 0 E: 0 K: 1 S: 6	H: 1 LOB: 1 BB: 0 P: 6	1B: 10 2B: 3 3B: 0 HR: 3	SF: 0 SAC: 0 DP: 2 HBP: 0	WP: 0 PB: 0 SB: 2 CS: 1	PA: 41
PITCHER	IP	WLS	BF	H	R	ER	SO	BB	IBB	HBP	BLK	WP	HR	S	P	ERA	WHIP					
Kevin Gross, R ERA: 4.56	(1, 1)	6.0	W	28	10	5	5	6	1	0	0	0	0	2	39	43	7.50	1.833				
Kent Tekulve, R ERA: 2.52	(7, 1)	0.2		4	3	1	1	0	0	0	0	0	0	0	4	4	13.50	4.500				
Don Carman, L ERA: 5.01	(7, 1)	0.1		1	0	0	0	1	0	0	0	0	0	0	3	3	0.00	0.000				
Steve Bedrosian, R ERA: 4.07	(8, 1)	2.0	S	8	2	1	1	1	0	0	0	0	0	1	10	10	4.50	1.000				

Los Angeles Dodgers @ Philadelphia Phillies
Veterans Stadium, Philadelphia, PA
Wed Jun 04 1986, 7:05 PM EDT
Att: 26,983 - Unknown

AB	40
R	7
H	15
RBI	7
BB	1
SO	8
LOB	13



Batter	1	2	3	4	5	6	7	8	9	AB	R	H	RBI	BB	SO	LOB	BOTTOM				
Jeff Stone, L OBP: 0.302, SLG: 0.320 (1, 7)										4	1	0	0	1	2	2					
Greg Gross, L OBP: 0.474, SLG: 0.400 (9, 7)										0	0	0	0	0	0	0					
Ron Roenicke, S OBP: 0.390, SLG: 0.434 (1, 8)										3	1	0	0	2	2	1					
Juan Samuel, R OBP: 0.321, SLG: 0.378 (1, 4)										4	2	1	0	0	3	2					
Mike Schmidt, R OBP: 0.394, SLG: 0.531 (1, 5)										3	2	1	0	1	0	3					
Rick Schu, R OBP: 0.308, SLG: 0.377 (7, 5)										1	0	0	0	0	0	1					
Von Hayes, L OBP: 0.390, SLG: 0.450 (1, 3)										2	1	2	2	2	0	0					
Glenn Wilson, R OBP: 0.282, SLG: 0.308 (1, 9)										4	0	1	2	0	1	4					
Darren Daulton, L OBP: 0.385, SLG: 0.455 (1, 2)										2	1	0	0	0	1	1					
John Russell, R OBP: 0.324, SLG: 0.444 (5, 2)										2	0	0	0	0	1	0					
Steve Jeltz, S OBP: 0.339, SLG: 0.279 (1, 6)										4	0	1	1	0	0	0					
Kevin Gross, R OBP: 0.111, SLG: 0.148 (1, 1)										3	0	1	0	0	0	1					
Kent Tekulve, R (7, 1)										0	0	0	0	0	0	0					
Don Carman, L (7, 1)										0	0	0	0	0	0	0					
Milt Thompson, L OBP: 0.244, SLG: 0.255 (7, PH)										1	0	0	0	0	0	0					
Steve Bedrosian, R (8, 1)										0	0	0	0	0	0	0					
Inning Stats	R: 1 E: 0 K: 1 S: 6	H: 1 LOB: 2 BB: 2 P: 14	R: 0 E: 0 K: 2 S: 8	H: 1 LOB: 1 BB: 0 P: 8	R: 4 E: 3 K: 1 S: 9	H: 3 LOB: 1 BB: 1 P: 13	R: 2 E: 0 K: 0 S: 3	H: 0 LOB: 1 BB: 2 P: 12	R: 0 E: 1 K: 2 S: 8	H: 0 LOB: 1 BB: 0 P: 8	R: 1 E: 0 K: 3 S: 11	H: 2 LOB: 1 BB: 0 P: 11	R: 0 E: 0 K: 0 S: 3	H: 0 LOB: 0 BB: 0 P: 3	R: 0 E: 0 K: 1 S: 5	H: 0 LOB: 1 BB: 1 P: 9	1B: 5 2B: 2 3B: 0 HR: 0	SF: 0 SAC: 0 DP: 0 HBP: 1	WP: 0 PB: 0 SB: 4 CS: 0	PA: 40	
PITCHER	IP	WLS	BF	H	R	ER	SO	BB	IBB	HBP	BLK	WP	HR	S	P	ERA	WHIP				
Orel Hershiser, R ERA: 2.59	(1, 1)	6.0	L	33	7	8	4	9	5	0	1	0	0	45	66	6.00	2.000				
Alejandro Pena, R ERA: 4.05	(7, 1)	1.0		3	0	0	0	0	0	0	0	0	0	3	3	0.00	0.000				
Ed Vande Berg, L ERA: 3.68	(8, 1)	1.0		4	0	0	0	1	1	0	0	0	0	5	9	0.00	1.000				

Los Angeles Dodgers @ Philadelphia Phillies
Veterans Stadium, Philadelphia, PA
Wed Jun 04 1986, 7:05 PM EDT
Att: 26,983 - Unknown

AB	33
R	8
H	7
RBI	5
BB	6
SO	10
LOB	15



Batter	1	2	3	4	5	6	7	8	9	AB	R	H	RBI	BB	SO	LOB	TOP										
Bill Doran, S OBP: 0.368, SLG: 0.346 (1, 4)	5-3			F4		F4			6-3	3	0	0	0	1	0	0	Houston Astros @ Los Angeles Dodgers Dodger Stadium, Los Angeles, CA Thu Jun 05 1986, 7:05 PM PDT Att: 32,545 - Unknown										
Billy Hatcher, R OBP: 0.284, SLG: 0.306 Denny Walling, L OBP: 0.359, SLG: 0.393 (1, 8)	K			K		F7			CS BB	3	0	0	0	0	2	2											
Jose Cruz, L OBP: 0.306, SLG: 0.301 (1, 7)	F2			K					6-3	4	0	0	0	0	2	1											
Glenn Davis, R OBP: 0.324, SLG: 0.489 (1, 3)		4-3			5-3					3	0	0	0	0	0	0											
Kevin Bass, S OBP: 0.322, SLG: 0.424 (1, 9)		F7			CS 1B				4-3	3	0	1	0	0	0	0											
Phil Garner, R OBP: 0.336, SLG: 0.477 (1, 5)	F7				F7				1-3	3	0	1	0	0	0	1											
Mark Bailey, S OBP: 0.304, SLG: 0.292 (1, 2)			K		CS 1-2	E5			K	3	0	0	0	0	2	1											
Dickie Thon, R OBP: 0.277, SLG: 0.316 (1, 6)			K			6-3			FC6-4 FC5-4 1-2	3	0	0	0	0	1	2											
Manny Hernandez, R Aurelio Lopez, R Jim Pankovits, R Charlie Kerfeld, R (1, 1)			3-1			K2-3			FC5-4 1-2	2	0	0	0	0	1	1											
Inning Stats	R: 0 E: 0 K: 1 S: 5	H: 0 LOB: 0 BB: 0 P: 5	R: 0 E: 0 K: 0 S: 3	H: 0 LOB: 0 BB: 0 P: 3	R: 0 E: 0 K: 2 S: 7	H: 0 LOB: 0 BB: 0 P: 7	R: 0 E: 0 K: 2 S: 7	H: 0 LOB: 0 BB: 0 P: 7	R: 0 E: 0 K: 0 S: 3	H: 1 LOB: 0 BB: 0 P: 3	R: 0 E: 1 K: 1 S: 6	H: 0 LOB: 2 BB: 1 P: 10	R: 0 E: 0 K: 0 S: 3	H: 0 LOB: 0 BB: 0 P: 3	R: 0 E: 0 K: 1 S: 6	H: 1 LOB: 1 BB: 0 P: 6		R: 0 E: 0 K: 1 S: 4	H: 0 LOB: 1 BB: 1 P: 8	1B: 2 2B: 1 3B: 0 HR: 0	SF: 0 SAC: 0 DP: 1 HBP: 0	WP: 0 PB: 0 SB: 0 CS: 2	PA: 31				
PITCHER	IP	WLS	BF	H	R	ER	SO	BB	IBB	HBP	BLK	WP	HR	S	P	ERA	WHIP										
Rick Honeycutt, L ERA: 2.63 Ken Howell, R ERA: 1.03	(1, 1)	8.0	W	27	2	0	7	0	1	0	0	0	0	40	44	0.00	0.250										
(9, 1)	1.0	S	3	0	0	0	1	1	0	0	0	0	0	4	8	0.00	1.000										

Batter	1	2	3	4	5	6	7	8	9	AB	R	H	RBI	BB	SO	LOB	BOTTOM											
Steve Sax, R OBP: 0.374, SLG: 0.459 (1, 4)	S BB			1B		SF8 3B			K	3	1	2	0	1	1	0	Houston Astros @ Los Angeles Dodgers Dodger Stadium, Los Angeles, CA Thu Jun 05 1986, 7:05 PM PDT Att: 32,545 - Unknown											
Ken Landreaux, L OBP: 0.322, SLG: 0.392 (1, 8)	F8 1-2		F8			SF8			F7	3	0	0	1	0	0	2												
Bill Madlock, R OBP: 0.250, SLG: 0.262 Ken Howell, R (1, 5)	F8			5-3		F3			4-3	4	0	0	0	0	0	1												
Mike Marshall, R OBP: 0.315, SLG: 0.500 (1, 9)	F7			K		2B				3	0	1	0	0	1	1												
Mike Scioscia, L OBP: 0.414, SLG: 0.366 (1, 2)		3-1		BB		BB			BB	1	0	0	0	2	0	0												
Greg Brock, L OBP: 0.311, SLG: 0.401 (1, 3)	F9			4-3		F7				3	0	0	0	0	0	3												
Franklin Stubbs, L OBP: 0.302, SLG: 0.513 (1, 7)	F7				F8				F8	3	0	0	0	0	0	0												
Mariano Duncan, R OBP: 0.276, SLG: 0.284 (1, 6)			G3		F9				L6	3	0	0	0	0	0	0												
Rick Honeycutt, L Dave Anderson, R (1, 1)	F8				1-3				K	3	0	0	0	0	1	0												
(9, 5)										0	0	0	0	0	0	0												
Inning Stats	R: 0 E: 0 K: 0 S: 3	H: 0 LOB: 1 BB: 1 P: 7	R: 0 E: 0 K: 0 S: 3	H: 0 LOB: 0 BB: 0 P: 3	R: 0 E: 0 K: 0 S: 4	H: 1 LOB: 1 BB: 0 P: 4	R: 0 E: 0 K: 1 S: 5	H: 0 LOB: 1 BB: 1 P: 9	R: 0 E: 0 K: 0 S: 3	H: 0 LOB: 0 BB: 0 P: 3	R: 1 E: 0 K: 0 S: 5	H: 2 LOB: 2 BB: 1 P: 9	R: 0 E: 0 K: 1 S: 5	H: 0 LOB: 0 BB: 0 P: 5	R: 0 E: 0 K: 1 S: 5	H: 0 LOB: 0 BB: 0 P: 5	1B: 1 2B: 1 3B: 1 HR: 0	SF: 1 SAC: 0 DP: 0 HBP: 0	WP: 0 PB: 0 SB: 1 CS: 0	PA: 30								
PITCHER	IP	WLS	BF	H	R	ER	SO	BB	IBB	HBP	BLK	WP	HR	S	P	ERA	WHIP											
Manny Hernandez, R ERA: 1.59 Aurelio Lopez, R Charlie Kerfeld, R ERA: 1.28	(1, 1)	5.2	L	23	3	1	1	1	3	0	0	0	0	0	22	34	1.59	1.059										
(6, 1)	1.1		4	0	0	0	1	0	0	0	0	0	0	6	6	0.00	0.000											
(8, 1)	1.0		3	0	0	0	1	0	0	0	0	0	0	5	5	0.00	0.000											

AB	28
R	0
H	2
RBI	0
BB	2
SO	8
LOB	9



Batter	1	2	3	4	5	6	7	8	9	AB	R	H	RBI	BB	SO	LOB	TOP								
Bill Doran, S OBP: 0.364, SLG: 0.353 (1,4)	6-3		K		FC2-5 3B		F9		FC4-6 CS	5	0	1	1	0	1	1									
Craig Reynolds, L OBP: 0.326, SLG: 0.417 (1,6)	F6		1B		FC2-5 S		F5		F6	5	0	1	0	0	0	2									
Denny Walling, L OBP: 0.347, SLG: 0.378 (1,5)	F8		F6		F8		F7			4	0	0	0	0	0	2									
Glenn Davis, R OBP: 0.327, SLG: 0.489 (1,3)		F8		K		1B 1B		1B 1B		4	1	2	0	0	1	0									
Jose Cruz, L OBP: 0.311, SLG: 0.307 (1,7)		F7		3-1		1B 1-2 1B		1B 1-3 1B		4	0	2	0	0	0	0									
Terry Puhl, L OBP: 0.292, SLG: 0.330 (1,9)		1B 2B		2B		K		K		4	0	2	0	0	2	4									
Alan Ashby, S OBP: 0.275, SLG: 0.388 (8, PH)		FC4-6 1B		F8		1-3 2-H 1B		K		4	0	2	1	0	1	3									
Tony Walker, R OBP: 0.262, SLG: 0.324 (8, PH)		FC4-6 1B		F8		K S 3B		K		0	0	0	0	0	0	0									
Billy Hatcher, R OBP: 0.275, SLG: 0.295 (8, PH)		FC4-6 1-2		K		K		K		3	1	0	0	0	2	4									
Mark Bailey, S OBP: 0.301, SLG: 0.289 (8, 2)		FC4-6 1-2		K		K		K		1	0	0	0	0	1	2									
Bob Knepper, L OBP: 0.053, SLG: 0.053 (1, 1)			F8		B5		5-3		FC4-6 1B	3	0	0	0	0	0	3									
Kevin Bass, S OBP: 0.325, SLG: 0.427 (8, PH)			F8		B5		5-3		FC4-6 1B	1	0	1	0	0	0	0									
Inning Stats	R: 0 E: 0 K: 0 S: 3	H: 0 LOB: 0 BB: 0 P: 3	R: 0 E: 0 K: 0 S: 5	H: 2 LOB: 2 BB: 0 P: 5	R: 0 E: 0 K: 1 S: 6	H: 1 LOB: 1 BB: 0 P: 6	R: 0 E: 0 K: 1 S: 6	H: 1 LOB: 1 BB: 0 P: 6	R: 1 E: 0 K: 1 S: 7	H: 1 LOB: 1 BB: 0 P: 7	R: 1 E: 0 K: 2 S: 10	H: 3 LOB: 2 BB: 0 P: 10	R: 0 E: 0 K: 0 S: 3	H: 0 LOB: 0 BB: 0 P: 3	R: 0 E: 0 K: 3 S: 11	H: 2 LOB: 2 BB: 0 P: 11	R: 0 E: 0 K: 0 S: 3	H: 1 LOB: 0 BB: 0 P: 3	1B: 8 2B: 2 3B: 1 HR: 0	SF: 0 SAC: 0 DP: 0 HBP: 0	WP: 1 PB: 0 SB: 2 CS: 1	PA: 38			
PITCHER	IP	WLS	BF	H	R	ER	SO	BB	IBB	HBP	BLK	WP	HR	S	P	ERA	WHIP								
Bob Welch, R ERA: 4.0 (1, 1)	6.0		27	8	2	2	5	0	0	0	0	1	0	37	37	3.00	1.333								
Ed Vande Berg, L ERA: 3.52 (7, 1)	1.1		6	2	0	0	1	0	0	0	0	0	0	8	8	0.00	1.500								
Ken Howell, R ERA: 0.98 (8, 1)	1.2	W	5	1	0	0	2	0	0	0	0	0	0	9	9	0.00	0.600								

Houston Astros @ Los Angeles Dodgers
Dodger Stadium, Los Angeles, CA
Fri Jun 06 1986, 7:05 PM PDT
Att: 38,991 - Unknown

AB 38
R 2
H 11
RBI 2
BB 0
SO 8
LOB 21



Batter	1	2	3	4	5	6	7	8	9	AB	R	H	RBI	BB	SO	LOB	BOTTOM								
Mariano Duncan, R OBP: 0.281, SLG: 0.289 (1,6)	5-3		B3-4		S 1B			4-3 E SF8 1B		4	1	2	1	0	0	1									
Steve Sax, R OBP: 0.372, SLG: 0.452 (1,4)	CS BB		6-3		G3			FC2 SF8 4-3		3	0	0	0	1	0	3									
Enos Cabell, R OBP: 0.287, SLG: 0.264 (1,3)					F9			4-3		3	0	0	0	0	1	1									
Ed Vande Berg, R OBP: 0.264 (7, 1)					F9			4-3		0	0	0	0	0	0	0									
Bill Russell, R OBP: 0.250, SLG: 0.262 (8, 7)					F9			4-3		1	0	0	0	0	0	2									
Bill Madlock, R OBP: 0.250, SLG: 0.256 (1,5)					F9			4-3		3	0	0	0	1	1	0									
Dave Anderson, R OBP: 0.290, SLG: 0.277 (8, PR)		5-3			F7			SF8 IBB		0	0	0	0	0	0	0									
Mike Marshall, R OBP: 0.314, SLG: 0.495 (1,9)					F7			SF8		2	0	0	1	1	2	0									
Mike Scioscia, L OBP: 0.416, SLG: 0.369 (1,2)					F7			SF8		4	0	2	0	0	0	3									
Reggie Williams, R OBP: 0.324, SLG: 0.365 (1,8)					F7			SF8		2	1	1	0	0	0	1									
Franklin Stubbs, L OBP: 0.310, SLG: 0.534 (8, 3)					F7			SF8		3	1	2	0	0	0	1									
Bob Welch, R OBP: 0.107, SLG: 0.185 (1, 1)					F7			SF8		1	0	0	0	0	0	1									
Greg Brock, L OBP: 0.310, SLG: 0.399 (7, 3)					F7			SF8		1	0	0	0	0	0	1									
Ken Howell, R OBP: 0.324, SLG: 0.365 (8, 1)					F7			SF8		0	0	0	0	0	0	0									
Inning Stats	R: 0 E: 0 K: 1 S: 4	H: 0 LOB: 0 BB: 1 P: 8	R: 0 E: 0 K: 0 S: 3	H: 1 LOB: 1 BB: 1 P: 7	R: 0 E: 0 K: 0 S: 4	H: 1 LOB: 1 BB: 0 P: 4	R: 0 E: 0 K: 2 S: 7	H: 0 LOB: 0 BB: 0 P: 7	R: 2 E: 1 K: 0 S: 6	H: 3 LOB: 1 BB: 0 P: 6	R: 0 E: 0 K: 1 S: 5	H: 0 LOB: 0 BB: 0 P: 5	R: 0 E: 0 K: 0 S: 4	H: 1 LOB: 1 BB: 0 P: 4	R: 1 E: 1 K: 0 S: 5	H: 1 LOB: 3 BB: 1 P: 9	1B: 4 2B: 2 3B: 1 HR: 0	SF: 1 SAC: 2 DP: 0 HBP: 0	WP: 0 PB: 0 SB: 1 CS: 2	PA: 34					
PITCHER	IP	WLS	BF	H	R	ER	SO	BB	IBB	HBP	BLK	WP	HR	S	P	ERA	WHIP								
Bob Knepper, L ERA: 2.37 (1, 1)	8.0	L	33	7	3	2	4	2	1	0	0	0	0	38	50	2.25	1.125								

Houston Astros @ Los Angeles Dodgers
Dodger Stadium, Los Angeles, CA
Fri Jun 06 1986, 7:05 PM PDT
Att: 38,991 - Unknown


AB 27
R 3
H 7
RBI 2
BB 3
SO 4
LOB 14



Batter	1	2	3	4	5	6	7	8	9	AB	R	H	RBI	BB	SO	LOB	TOP								
Bill Doran, S OBP: 0.370, SLG: 0.367 (1, 4)	6-3		FC6-4 BB		2H 1B		F9		2B 3B	4	1	2	1	1	0	2									
Billy Hatcher, R OBP: 0.292, SLG: 0.323 (1, 8) (6, 9)	FC6-4 1B		FC6-4 CS 1-2		F2			F S 2B 1B	CS 2B	5	1	3	1	0	0	2									
Jose Cruz, L OBP: 0.307, SLG: 0.298 (1, 7)	FC6-4 HR 1-2		CS	6-3		F8		K	BB IBB	4	1	0	0	0	1	2									
Glenn Davis, R OBP: 0.333, SLG: 0.503 (1, 3)	HR			F7		F7		BB 2B BB	BB 2B BB	3	2	1	2	2	0	0									
Kevin Bass, S OBP: 0.320, SLG: 0.421 Charlie Kerfeld, R (6, 1)	5-3			6-3		F9		2B BB	G3	3	0	0	0	0	0	0									
Aurelio Lopez, R (7, 1)										0	0	0	0	0	0	0									
Denny Walling, L OBP: 0.350, SLG: 0.375 (8, PH) (8, 5)										1	0	0	0	1	0	2									
Phil Garner, R OBP: 0.340, SLG: 0.485 Dave Smith, R (8, 1)		F8				6-3 1B		F8	1-3 2H 3H 2B	4	1	2	2	0	0	0									
Alan Ashby, S OBP: 0.337, SLG: 0.380 (1, 2)		6-3				6-3		FC3-6 1B	G3	4	0	1	0	0	0	3									
Craig Reynolds, L OBP: 0.323, SLG: 0.409 (1, 6)								FC3-6 BB	F9	4	1	1	1	0	0	3									
Mike Madden, L (1, 1)										1	0	0	0	0	1	0									
Larry Andersen, R (5, 1)										0	0	0	0	0	0	0									
Frank DiPino, L OBP: 0.250, SLG: 0.250 Tony Walker, R OBP: 0.273, SLG: 0.316 (6, 8)			K			SH1-4 1B		1-2 BB	K	1	0	0	0	0	1	0									
Inning Stats	R: 2 E: 0 K: 0 S: 5	H: 2 LOB: 0 BB: 0 P: 5	R: 0 E: 0 K: 0 S: 3	H: 0 LOB: 0 BB: 0 P: 3	R: 0 E: 0 K: 1 S: 4	H: 0 LOB: 0 BB: 1 P: 8	R: 0 E: 0 K: 0 S: 3	H: 0 LOB: 0 BB: 0 P: 3	R: 2 E: 0 K: 0 S: 6	H: 3 LOB: 1 BB: 0 P: 6	R: 0 E: 0 K: 0 S: 3	H: 0 LOB: 0 BB: 0 P: 3	R: 0 E: 0 K: 0 S: 4	H: 1 LOB: 2 BB: 1 P: 8	R: 2 E: 0 K: 1 S: 7	H: 2 LOB: 2 BB: 2 P: 15	R: 1 E: 0 K: 1 S: 6	H: 2 LOB: 2 BB: 2 P: 14	1B: 6 2B: 2 3B: 1 HR: 1	SF: 0 SAC: 1 DP: 0 HBP: 0	WP: 0 PB: 0 SB: 1 CS: 2	PA: 42			
PITCHER	IP	WLS	BF	H	R	ER	SO	BB	IBB	HBP	BLK	WP	HR	S	P	ERA	WHIP								
Jerry Reuss, L ERA: 6.26 (1, 1)	6.0		23	5	4	4	1	1	0	0	0	0	1	24	28	6.00	1.000								
Alejandro Pena, R ERA: 3.52 (7, 1)	1.0	L	5	1	0	0	0	1	0	0	0	0	0	4	8	0.00	2.000								
Ken Howell, R ERA: 1.64 (8, 1)	1.2		12	4	3	3	2	3	1	0	0	0	0	12	28	16.20	4.200								
Carlos Diaz, L ERA: 9.0 (9, 1)	0.1		1	0	0	0	0	0	0	0	0	0	0	1	1	0.00	0.000								

Houston Astros @ Los Angeles Dodgers
Dodger Stadium, Los Angeles, CA
Sat Jun 07 1986, 3:33 AM PDT
Att: 32,902 - Unknown


AB 34
R 7
H 10
RBI 7
BB 6
SO 3
LOB 14



Batter	1	2	3	4	5	6	7	8	9	AB	R	H	RBI	BB	SO	LOB	BOTTOM								
Mariano Duncan, R OBP: 0.282, SLG: 0.290 (1, 6)	F3	5-3		K		K	S 1B		L5-3 1B	6	0	2	0	0	2	3									
Steve Sax, R OBP: 0.385, SLG: 0.455 (1, 4)	1B 1B		FC6-4 1B	WP BB		BB BB	S BB		L5-3 1-2	3	1	2	0	3	0	2									
Franklin Stubbs, L OBP: 0.313, SLG: 0.529 (1, 7)	1B 1B		FC6-4 1B	F9 1-2 2-3		F9 2-3	K			5	0	2	0	0	1	6									
Bill Madlock, R OBP: 0.263, SLG: 0.271 Ken Howell, R (8, 1) Carlos Diaz, R (9, 1)	1B		FC6-4 BB 1-2 2H		G6-4-3 1B 2B	1-2 BB	F4			4	1	2	1	1	0	4									
Mike Marshall, R OBP: 0.316, SLG: 0.490 (1, 9)	L7		K		G6-4-3 BB	F8		G4-3 1B		4	0	1	0	1	1	7									
Alex Trevino, R OBP: 0.273, SLG: 0.225 Mike Scioscia, L OBP: 0.415, SLG: 0.375 (1, 2) (5, PH) (6, 2)	F9				G6-4-3 1-2 2-3		1B HR 2B	G4-3 1-2		1	0	0	0	1	0	2									
Greg Brock, L OBP: 0.312, SLG: 0.399 (1, 3)		K	K				HR 1B	G3		5	1	2	1	0	2	3									
Reggie Williams, R OBP: 0.329, SLG: 0.385 Ken Landreaux, L OBP: 0.316, SLG: 0.385 (1, 8) (5, PH) (6, 8)				K	F9			G3		2	0	1	0	0	1	0									
Jerry Reuss, L OBP: 0.313, SLG: 0.375 Bill Russell, R OBP: 0.287, SLG: 0.302 Alejandro Pena, R (7, 1) Len Matuszek, L OBP: 0.571, SLG: 1.000 Dave Anderson, R OBP: 0.297, SLG: 0.284 (8, 5)	5-3			WP 2B		F9 2B	1H HR	1B		2	0	1	0	0	0	1									
Inning Stats	R: 1 E: 0 K: 0 S: 6	H: 3 LOB: 2 BB: 0 P: 6	R: 0 E: 0 K: 1 S: 6	H: 1 LOB: 0 BB: 0 P: 6	R: 0 E: 0 K: 2 S: 9	H: 1 LOB: 3 BB: 1 P: 13	R: 0 E: 0 K: 2 S: 8	H: 1 LOB: 2 BB: 1 P: 12	R: 1 E: 0 K: 0 S: 4	H: 2 LOB: 1 BB: 1 P: 8	R: 0 E: 0 K: 1 S: 6	H: 1 LOB: 3 BB: 2 P: 14	R: 3 E: 0 K: 1 S: 9	H: 4 LOB: 2 BB: 1 P: 13	R: 0 E: 0 K: 0 S: 3	H: 1 LOB: 0 BB: 0 P: 3	R: 0 E: 0 K: 0 S: 4	H: 2 LOB: 1 BB: 0 P: 4	1B: 11 2B: 6 3B: 0 HR: 1	SF: 0 SAC: 0 DP: 3 HBP: 0	WP: 1 PB: 0 SB: 3 CS: 0	PA: 47			
PITCHER	IP	WLS	BF	H	R	ER	SO	BB	IBB	HBP	BLK	WP	HR	S	P	ERA	WHIP								
Mike Madden, L ERA: 3.13 (1, 1)	4.0		23	8	2	2	5	3	0	0	0	0	0	7	11	4.50	2.750								
Larry Andersen, R ERA: 3.6 (5, 1)	1.1		6	2	0	0	1	1	0	0	0	0	0	7	11	0.00	2.250								
Frank DiPino, L ERA: 1.44 (6, 1)	0.1		2	0	0	0	0	1	0	0	0	0	0	1	5	0.00	3.000								
Charlie Kerfeld, R ERA: 1.88 (6, 1)	0.2	W	7	4	3	3	0	1	0	0	0	0	1	6	10	40.50	7.500								
Aurelio Lopez, R ERA: (7, 1)	0.2		2	0	0	0	1	0	0	0	0	0	0	4	4	0.00	0.000								

Houston Astros @ Los Angeles Dodgers
Dodger Stadium, Los Angeles, CA
Sat Jun 07 1986, 3:33 AM PDT
Att: 32,902 - Unknown

AB 41
R 5
H 17
RBI 5
BB 6
SO 7
LOB 34



Batter	1	2	3	4	5	6	7	8	9	AB	R	H	RBI	BB	SO	LOB	TOP					
Bill Doran, S OBP: 0.366, SLG: 0.363 (1, 4)	L1	F9			6-3		F8		1B	5	0	1	0	0	0	1						
Billy Hatcher, R OBP: 0.317, SLG: 0.388 (1, 8) (9, 7)	1B		K		1B		HR		1B	5	1	4	1	0	1	0						
Jose Cruz, L OBP: 0.297, SLG: 0.288 Tony Walker, R OBP: 0.273, SLG: 0.316 (1, 7) (9, 8)	K		G3		F5		K		K	5	0	0	0	0	3	4						
Glenn Davis, R OBP: 0.339, SLG: 0.503 (1, 3)	2-3	1B	F4			BB	K		BB	4	1	2	0	1	1	0						
Kevin Bass, S OBP: 0.313, SLG: 0.410 (1, 9)	K		F7		F9		F9		F4	5	0	0	0	0	1	6						
Phil Garner, R OBP: 0.359, SLG: 0.493 (1, 5)		3-1	WP		S		1B		FC6-4	2	1	2	0	2	0	0						
Mark Bailey, S OBP: 0.300, SLG: 0.288 (1, 2)	K		K		K		FC6-4		FC6-4	4	0	1	1	0	2	3						
Craig Reynolds, L OBP: 0.309, SLG: 0.391 (1, 6)	3-1		3-1		3-1		FC1-2-5-2		G3	4	0	0	0	0	0	5						
Mike Scott, R OBP: 0.091, SLG: 0.063 Dave Smith, R (9, 1)	3-H	1B			K		K		K	4	0	1	1	0	3	2						
Inning Stats	R: 0 E: 0 K: 2 S: 9	H: 2 LOB: 2 BB: 0 P: 9	R: 1 E: 0 K: 1 S: 7	H: 2 LOB: 1 BB: 0 P: 7	R: 0 E: 0 K: 1 S: 5	H: 0 LOB: 0 BB: 0 P: 5	R: 0 E: 0 K: 1 S: 5	H: 0 LOB: 1 BB: 1 P: 9	R: 0 E: 0 K: 1 S: 6	H: 1 LOB: 1 BB: 0 P: 6	R: 1 E: 0 K: 2 S: 7	H: 2 LOB: 0 BB: 1 P: 11	R: 1 E: 0 K: 2 S: 8	H: 1 LOB: 0 BB: 0 P: 8	R: 0 E: 0 K: 0 S: 4	H: 1 LOB: 1 BB: 0 P: 4	R: 0 E: 0 K: 2 S: 9	H: 2 LOB: 3 BB: 1 P: 13	1B: 9 2B: 1 3B: 0 HR: 1	SF: 0 SAC: 0 DP: 0 HBP: 0	WP: 1 PB: 0 SB: 3 CS: 0	PA: 41
PITCHER	IP	WLS	BF	H	R	ER	SO	BB	IBB	HBP	BLK	WP	HR	S	P	ERA	WHIP					
Fernando Valenzuela, L ERA: 2.85 Ed Vande Berg, L ERA: 3.31 (1, 1) (8, 1)	7.0	L	31	8	3	3	9	2	0	0	0	1	1	47	55	3.86	1.429					

Houston Astros @ Los Angeles Dodgers
Dodger Stadium, Los Angeles, CA
Sun Jun 08 1986, 3:33 AM PDT
Att: 47,404 - Unknown

AB	38
R	3
H	11
RBI	3
BB	3
SO	11
LOB	21



Batter	1	2	3	4	5	6	7	8	9	AB	R	H	RBI	BB	SO	LOB	BOTTOM					
Steve Sax, R OBP: 0.378, SLG: 0.446 (1, 4)	F5		6-3		K			K		4	0	0	0	0	2	1						
Ken Landreaux, L OBP: 0.315, SLG: 0.388 (1, 8)	2B		K		K		4-3			4	0	1	0	0	2	0						
Franklin Stubbs, L OBP: 0.319, SLG: 0.548 (1, 7)	F8			1B	SF7		K		HR	3	2	1	1	1	1	1						
Bill Madlock, R OBP: 0.255, SLG: 0.263 (1, 5)	K		K		F7		L7			4	0	0	0	0	2	2						
Mike Scioscia, L OBP: 0.411, SLG: 0.372 (1, 2)	F2			CS	1B		F5		F4	4	0	1	0	0	0	0						
Greg Brock, L OBP: 0.305, SLG: 0.391 (1, 3)	4-3		SF7		F7		3-1			3	0	0	1	0	0	0						
Mariano Duncan, R OBP: 0.287, SLG: 0.292 (1, 6)	E	S	CS		F2					2	0	1	0	1	0	0						
Reggie Williams, R OBP: 0.319, SLG: 0.373 Len Matuszek, L OBP: 0.500, SLG: 0.875 Ed Vande Berg, R (7, PH) (8, 1)	1-3			3-H	1-2		BB			2	0	0	0	0	1	1						
Fernando Valenzuela, L OBP: 0.186, SLG: 0.186 Bill Russell, R OBP: 0.261, SLG: 0.295 (1, 1) (8, 9)			K		K		4-3		6-3	2	0	1	0	0	1	0						
Inning Stats	R: 0 E: 0 K: 1 S: 6	H: 1 LOB: 1 BB: 0 P: 6	R: 0 E: 0 K: 0 S: 4	H: 1 LOB: 0 BB: 0 P: 4	R: 0 E: 0 K: 2 S: 7	H: 0 LOB: 0 BB: 0 P: 7	R: 1 E: 0 K: 1 S: 5	H: 1 LOB: 0 BB: 1 P: 9	R: 0 E: 0 K: 2 S: 8	H: 1 LOB: 1 BB: 0 P: 8	R: 0 E: 0 K: 2 S: 7	H: 0 LOB: 0 BB: 0 P: 7	R: 0 E: 0 K: 0 S: 3	H: 0 LOB: 1 BB: 1 P: 7	R: 0 E: 0 K: 1 S: 5	H: 0 LOB: 0 BB: 0 P: 5	R: 1 E: 0 K: 0 S: 4	H: 1 LOB: 0 BB: 0 P: 4	1B: 3 2B: 1 3B: 0 HR: 1	SF: 1 SAC: 0 DP: 0 HBP: 0	WP: 0 PB: 0 SB: 1 CS: 1	PA: 34
PITCHER	IP	WLS	BF	H	R	ER	SO	BB	IBB	HBP	BLK	WP	HR	S	P	ERA	WHIP					
Mike Scott, R ERA: 2.73 Dave Smith, R ERA: 1.61 (1, 1) (9, 1)	8.2	W	32	5	2	2	9	2	0	0	0	0	0	48	56	2.08	0.808					

Houston Astros @ Los Angeles Dodgers
Dodger Stadium, Los Angeles, CA
Sun Jun 08 1986, 3:33 AM PDT
Att: 47,404 - Unknown

AB	30
R	2
H	5
RBI	2
BB	2
SO	9
LOB	6



Batter	1	2	3	4	5	6	7	8	9	AB	R	H	RBI	BB	SO	LOB	TOP					
Eddie Milner, L OBP: 0.315, SLG: 0.389 (1, 8)										4	2	2	1	1	0	3	Cincinnati Reds @ Los Angeles Dodgers Dodger Stadium, Los Angeles, CA Mon Jun 09 1986, 7:05 PM PDT Att: 33,032 - Unknown					
Pete Rose, S OBP: 0.307, SLG: 0.247 (1, 3)										5	0	2	1	0	1	4						
Max Venable, L OBP: 0.279, SLG: 0.339 (1, 7)										5	1	2	1	0	1	1						
Dave Parker, L OBP: 0.364, SLG: 0.529 (1, 9)										4	1	1	1	1	2	1						
Buddy Bell, R OBP: 0.316, SLG: 0.360 (1, 5)										5	0	1	1	0	0	4						
Dave Concepcion, R OBP: 0.320, SLG: 0.340 (1, 6)										4	0	1	0	0	1	1						
Bo Diaz, R OBP: 0.308, SLG: 0.344 (1, 2)										4	0	0	0	0	2	1						
Ron Oester, S OBP: 0.296, SLG: 0.360 (1, 4)										4	0	2	0	0	0	1						
Tom Browning, L OBP: 0.214, SLG: 0.214 (1, 1)										3	1	2	0	0	0	1						
Ron Robinson, R (7, 1)										0	0	0	0	0	0	0						
Kurt Stillwell, S OBP: 0.302, SLG: 0.247 (8, PH)										1	0	0	0	0	0	0						
Joe Price, R OBP: 0.250, SLG: 0.250 (8, 1)										0	0	0	0	0	0	0						
Inning Stats	R: 1 E: 0 K: 0 S: 5	H: 2 LOB: 1 BB: 0 P: 5	R: 0 E: 1 K: 1 S: 6	H: 1 LOB: 1 BB: 0 P: 6	R: 2 E: 0 K: 1 S: 8	H: 3 LOB: 1 BB: 0 P: 8	R: 2 E: 2 K: 0 S: 7	H: 4 LOB: 3 BB: 1 P: 11	R: 0 E: 0 K: 1 S: 8	H: 3 LOB: 3 BB: 0 P: 8	R: 0 E: 0 K: 2 S: 7	H: 0 LOB: 0 BB: 0 P: 7	R: 0 E: 0 K: 0 S: 3	H: 0 LOB: 0 BB: 0 P: 3	R: 0 E: 0 K: 1 S: 4	H: 0 LOB: 1 BB: 1 P: 8	R: 0 E: 0 K: 1 S: 5	H: 0 LOB: 0 BB: 0 P: 5	1B: 9 2B: 4 3B: 0 HR: 0	SF: 0 SAC: 0 DP: 1 HBP: 0	WP: 0 PB: 0 SB: 2 CS: 0	PA: 41
PITCHER	IP	WLS	BF	H	R	ER	SO	BB	IBB	HBP	BLK	WP	HR	S	P	ERA	WHIP					
Orel Hershiser, R ERA: 2.98	4.1		26	12	5	5	3	0	1	0	0	0	0	31	35	10.38	2.769					
Tom Niedenfuer, R ERA: 3.5	2.2	W	9	1	0	0	2	0	0	0	0	0	0	13	13	0.00	0.375					
Ken Howell, R ERA: 1.56	2.0	S	6	0	0	0	2	1	0	0	0	0	0	9	13	0.00	0.500					

AB	39
R	5
H	13
RBI	5
BB	2
SO	7
LOB	17



Batter	1	2	3	4	5	6	7	8	9	AB	R	H	RBI	BB	SO	LOB	BOTTOM					
Mariano Duncan, R OBP: 0.291, SLG: 0.310 (1, 6)										4	1	2	2	0	0	0	Cincinnati Reds @ Los Angeles Dodgers Dodger Stadium, Los Angeles, CA Mon Jun 09 1986, 7:05 PM PDT Att: 33,032 - Unknown					
Steve Sax, R OBP: 0.376, SLG: 0.442 (1, 4)										4	0	1	0	0	0	1						
Enos Cabell, R OBP: 0.286, SLG: 0.264 (1, 3)										4	1	1	0	0	0	1						
Bill Madlock, R OBP: 0.262, SLG: 0.287 (1, 5)										3	1	1	2	1	0	1						
Dave Anderson, R OBP: 0.297, SLG: 0.284 (8, PR) (9, 5)										0	0	0	0	0	0	0						
Mike Marshall, R OBP: 0.319, SLG: 0.519 (1, 9)										4	2	2	2	0	0	1						
Franklin Stubbs, L OBP: 0.310, SLG: 0.531 (1, 7)										4	0	0	0	0	0	1						
Reggie Williams, R OBP: 0.333, SLG: 0.386 (1, 8)										3	1	2	0	0	0	0						
Mike Scioscia, L OBP: 0.407, SLG: 0.367 (1, 2)										2	0	0	0	0	0	1						
Tom Niedenfuer, R OBP: 0.500, SLG: 0.500 (5, 1)										0	0	0	0	0	0	0						
Bill Russell, R OBP: 0.261, SLG: 0.295 (7, PH)										0	0	0	0	0	0	0						
Ken Howell, R (8, 1)										0	0	0	0	0	0	0						
Orel Hershiser, R OBP: 0.280, SLG: 0.292 (1, 1)										1	0	0	0	0	0	0						
Alex Trevino, R OBP: 0.261, SLG: 0.214 (5, 2)										2	0	0	0	0	2	1						
Inning Stats	R: 0 E: 0 K: 0 S: 4	H: 1 LOB: 1 BB: 0 P: 4	R: 1 E: 0 K: 0 S: 4	H: 1 LOB: 0 BB: 0 P: 4	R: 0 E: 0 K: 0 S: 3	H: 0 LOB: 0 BB: 0 P: 3	R: 3 E: 0 K: 0 S: 6	H: 4 LOB: 0 BB: 0 P: 6	R: 1 E: 0 K: 1 S: 6	H: 1 LOB: 0 BB: 0 P: 6	R: 0 E: 0 K: 0 S: 3	H: 0 LOB: 0 BB: 0 P: 3	R: 1 E: 1 K: 1 S: 7	H: 2 LOB: 1 BB: 0 P: 7	R: 0 E: 0 K: 0 S: 3	H: 0 LOB: 1 BB: 1 P: 7	R: 0 E: 0 K: 1 S: 5	H: 0 LOB: 0 BB: 0 P: 5	1B: 5 2B: 0 3B: 0 HR: 4	SF: 0 SAC: 1 DP: 0 HBP: 0	WP: 0 PB: 0 SB: 1 CS: 1	PA: 33
PITCHER	IP	WLS	BF	H	R	ER	SO	BB	IBB	HBP	BLK	WP	HR	S	P	ERA	WHIP					
Tom Browning, L ERA: 4.78	6.2	L	28	9	6	6	2	0	0	0	0	0	0	3	32	8.10	1.350					
Ron Robinson, R ERA: 1.66	0.1		1	0	0	0	0	0	0	0	0	0	0	1	1	0.00	0.000					
Joe Price, L ERA: 4.28	1.0		4	0	0	0	0	1	0	0	0	0	0	3	7	0.00	1.000					

AB	31
R	6
H	9
RBI	6
BB	1
SO	2
LOB	7



Batter	1	2	3	4	5	6	7	8	9	AB	R	H	RBI	BB	SO	LOB	TOP				
Eric Davis, R (1, 8) OBP: 0.297, SLG: 0.365 Eddie Milner, L (9, PH) OBP: 0.313, SLG: 0.386 (9, 8)	4-3			5-3		F9			K	3	0	0	0	0	0	0					
Dave Concepcion, R (1, 6) OBP: 0.319, SLG: 0.337	G3-6-1 1B			6-3		5-3			4-3	4	0	1	0	0	0	0					
Dave Parker, L (1, 9) OBP: 0.357, SLG: 0.519	G3-6-1 1-2			4-3				F7	F7	4	0	0	0	0	0	1					
Buddy Bell, R (1, 5) OBP: 0.311, SLG: 0.354		E5 G5-4-3			5-3			F8		3	0	0	0	0	0	0					
Tony Perez, R (1, 3) OBP: 0.269, SLG: 0.178		G5-4-3 1-2			FC5 1B			6-3		3	0	1	0	0	0	1					
Wade Rowdon, R (1, 7) OBP: 0.333, SLG: 0.455 Max Venable, L (8, PR) OBP: 0.279, SLG: 0.339 (8, 7)	F9				1-2 1B				SH2-4 1B	3	0	2	0	0	0	0					
Bo Diaz, R (1, 2) OBP: 0.310, SLG: 0.346				FC4 1B		F7			SH2-4 1-2	2	0	1	0	0	0	2					
Ron Oester, S (1, 4) OBP: 0.292, SLG: 0.354				FC4 CS 1-2		FC5 2-3			F6	3	0	0	0	0	0	5					
Chris Welsh, L (1, 1) Kurt Stillwell, S (8, PH) OBP: 0.299, SLG: 0.244 John Franco, L (8, 1)				K 1-2					1-3	2	0	0	0	0	2	1					
Inning Stats	R: 0 E: 0 K: 0 S: 3	H: 1 LOB: 0 BB: 0 P: 3	R: 0 E: 1 K: 0 S: 3	H: 0 LOB: 0 BB: 0 P: 3	R: 0 E: 0 K: 1 S: 5	H: 1 LOB: 1 BB: 0 P: 5	R: 0 E: 0 K: 0 S: 3	H: 0 LOB: 0 BB: 0 P: 3	R: 0 E: 0 K: 0 S: 5	H: 2 LOB: 2 BB: 0 P: 5	R: 0 E: 0 K: 0 S: 3	H: 0 LOB: 0 BB: 0 P: 3	R: 0 E: 0 K: 0 S: 4	H: 1 LOB: 2 BB: 0 P: 4	R: 0 E: 0 K: 1 S: 5	H: 0 LOB: 0 BB: 0 P: 5	1B: 5 2B: 1 3B: 0 HR: 0	SF: 0 SAC: 1 DP: 3 HBP: 0	WP: 0 PB: 0 SB: 0 CS: 1	PA: 30	
PITCHER	IP	WLS	BF	H	R	ER	SO	BB	IBB	HBP	BLK	WP	HR	S	P	ERA	WHIP				
Rick Honeycutt, L (1, 1) ERA: 2.28	8.0		27	5	0	0	2	0	0	0	0	0	0	31	31	0.00	0.625				
Tom Niedenfuer, R (9, 1) ERA: 3.5	1.0	W	3	0	0	0	1	0	0	0	0	0	0	5	5	0.00	0.000				

Cincinnati Reds @ Los Angeles Dodgers
Dodger Stadium, Los Angeles, CA
 Tue Jun 10 1986, 7:05 PM PDT
 Att: 32,137 - Unknown

livebaseballscores.com

AB	29
R	0
H	5
RBI	0
BB	0
SO	3
LOB	12




Batter	1	2	3	4	5	6	7	8	9	AB	R	H	RBI	BB	SO	LOB	BOTTOM					
Mariano Duncan, R (1, 6) OBP: 0.294, SLG: 0.313	B2-3			6-3		E 1B			SH1-4 FC5-4 1B	4	1	2	0	0	0	0						
Steve Sax, R (1, 4) OBP: 0.371, SLG: 0.436	6-3			4-3		6-3 1-2			SH1-4 1-2	3	0	0	0	0	0	1						
Enos Cabell, R (1, 3) OBP: 0.284, SLG: 0.255	4-3			4-3					FC5-4 IBB	3	0	0	0	1	0	0						
Bill Madlock, R (1, 5) OBP: 0.262, SLG: 0.286		5-3			3-1				FC5-4 1-2 2H	4	0	1	0	0	0	1						
Mike Marshall, R (1, 9) OBP: 0.323, SLG: 0.521		5-3			SH5-3 1B				FC5-4 1-2 2H	3	0	2	0	0	0	0						
Alex Trevino, R (1, 2) OBP: 0.250, SLG: 0.205				K		SH5-3 1-2			L4-3 1B	2	0	0	0	0	1	2						
Franklin Stubbs, L (1, 7) OBP: 0.303, SLG: 0.519						F8			4-3	3	0	0	0	0	0	1						
Reggie Williams, R (1, 8) OBP: 0.321, SLG: 0.370						F8			4-3	3	0	0	0	0	1	0						
Rick Honeycutt, L (1, 1) Bill Russell, R (8, PH) OBP: 0.255, SLG: 0.289 Tom Niedenfuer, R (9, 1) OBP: 0.500, SLG: 0.500				K		K			6-3	2	0	0	0	0	1	0						
Inning Stats	R: 0 E: 0 K: 0 S: 3	H: 0 LOB: 0 BB: 0 P: 3	R: 0 E: 0 K: 1 S: 5	H: 0 LOB: 0 BB: 0 P: 5	R: 0 E: 0 K: 1 S: 5	H: 0 LOB: 0 BB: 0 P: 5	R: 0 E: 0 K: 0 S: 3	H: 0 LOB: 0 BB: 0 P: 3	R: 0 E: 0 K: 0 S: 4	H: 1 LOB: 1 BB: 0 P: 4	R: 0 E: 1 K: 0 S: 4	H: 1 LOB: 1 BB: 0 P: 4	R: 0 E: 0 K: 0 S: 4	H: 2 LOB: 1 BB: 0 P: 4	R: 0 E: 0 K: 2 S: 7	H: 0 LOB: 0 BB: 0 P: 7	R: 1 E: 0 K: 0 S: 3	H: 1 LOB: 2 BB: 1 P: 7	1B: 5 2B: 1 3B: 0 HR: 0	SF: 0 SAC: 2 DP: 1 HBP: 0	WP: 0 PB: 0 SB: 0 CS: 0	PA: 31
PITCHER	IP	WLS	BF	H	R	ER	SO	BB	IBB	HBP	BLK	WP	HR	S	P	ERA	WHIP					
Chris Welsh, L (1, 1) ERA: 2.25	7.0		24	4	0	0	2	0	0	0	0	0	0	28	28	0.00	0.571					
John Franco, L (8, 1) ERA: 2.21	1.2	L	7	1	1	1	2	0	1	0	0	0	0	10	14	5.40	0.600					

Cincinnati Reds @ Los Angeles Dodgers
Dodger Stadium, Los Angeles, CA
 Tue Jun 10 1986, 7:05 PM PDT
 Att: 32,137 - Unknown

livebaseballscores.com

AB	28
R	1
H	5
RBI	0
BB	1
SO	4
LOB	5



Batter	1	2	3	4	5	6	7	8	9	10	11	AB	R	H	RBI	BB	SO	LOB	TOP	
Eddie Milner, L OBP: 0.309, SLG: 0.380 (1, 8)												5	1	1	0	0	1	1		
Pete Rose, S OBP: 0.314, SLG: 0.250 (1, 3)												3	0	1	0	1	0	0		
Eric Davis, R OBP: 0.304, SLG: 0.371 (8, 7)												1	0	1	0	0	0	0		
Max Venable, L OBP: 0.277, SLG: 0.333 (8, 1)												4	1	1	0	0	0	4		
Tony Perez, R OBP: 0.264, SLG: 0.174 (9, 3)												0	0	0	0	0	0	0		
Dave Parker, L OBP: 0.368, SLG: 0.530 (1, 9)												5	1	2	2	0	0	4		
Buddy Bell, R OBP: 0.313, SLG: 0.354 (1, 5)												3	1	1	1	1	0	2		
Dave Concepcion, R OBP: 0.321, SLG: 0.339 (8, 3)												5	0	2	0	0	0	1		
Bo Diaz, R OBP: 0.307, SLG: 0.342 (1, 2)												5	0	1	1	0	0	2		
Ron Oester, S OBP: 0.289, SLG: 0.350 (1, 4)												5	0	1	0	0	1	4		
Bill Gullickson, R OBP: 0.111, SLG: 0.077 (8, PH)												2	0	0	0	0	0	0		
Kurt Stillwell, S OBP: 0.293, SLG: 0.239 (8, 6)												2	0	0	0	0	0	1		
John Franco, L (9, 1)												0	0	0	0	0	0	0		
Inning Stats	R: 1 E: 0 K: 0 S: 4	H: 1 LOB: 1 BB: 1 P: 8	R: 0 E: 0 K: 0 S: 3	H: 0 LOB: 0 BB: 0 P: 3	R: 0 E: 0 K: 1 S: 5	H: 0 LOB: 0 BB: 0 P: 5	R: 1 E: 0 K: 0 S: 4	H: 1 LOB: 0 BB: 0 P: 4	R: 0 E: 0 K: 0 S: 3	H: 0 LOB: 0 BB: 0 P: 3	R: 1 E: 1 K: 1 S: 6	H: 1 LOB: 1 BB: 1 P: 10	R: 0 E: 0 K: 0 S: 3	H: 1 LOB: 0 BB: 0 P: 3	R: 0 E: 0 K: 0 S: 5	H: 3 LOB: 2 BB: 0 P: 5	1B: 10 2B: 0 3B: 0 HR: 1	SF: 1 SAC: 0 DP: 0 HBP: 0	WP: 0 PB: 0 SB: 1 CS: 2	PA: 44
PITCHER	IP: 7.0 WLS: 26 BF: 10 H: 5 R: 3 ER: 2 SO: 1 BB: 1 IBB: 0 HBP: 0 BLK: 0 WP: 0 HR: 1 S: 27 P: 31 ERA: 3.89 WHIP: 1.500	IP: 2.0 WLS: 8 BF: 10 H: 4 R: 0 ER: 0 SO: 0 BB: 0 IBB: 0 HBP: 0 BLK: 0 WP: 0 HR: 0 S: 8 P: 8 ERA: 0.00 WHIP: 2.000	PITCHER																	

Cincinnati Reds @ Los Angeles Dodgers
Dodger Stadium, Los Angeles, CA
Wed Jun 11 1986, 7:05 PM PDT
Att: 39,389 - Unknown

AB 41
R 4
H 11
RBI 4
BB 2
SO 2
LOB 20

Batter	1	2	3	4	5	6	7	8	9	10	11	AB	R	H	RBI	BB	SO	LOB	BOTTOM					
Mariano Duncan, R OBP: 0.291, SLG: 0.309 (1, 6)												6	1	1	0	0	0	1						
Steve Sax, R OBP: 0.362, SLG: 0.444 (1, 4)												3	1	2	0	3	0	0						
Franklin Stubbs, L OBP: 0.325, SLG: 0.548 (1, 7)												4	1	3	3	2	0	1						
Bill Madlock, R OBP: 0.261, SLG: 0.285 (8, 1)												4	0	1	0	0	1	3						
Ken Howell, R OBP: 0.500, SLG: 0.875 (9, PH)												0	0	0	0	0	0	0						
Len Matuszek, L OBP: 0.250, SLG: 0.283 (10, 1)												1	0	0	0	0	0	3						
Ed Vande Berg, R OBP: 0.291, SLG: 0.299 (10, 1)												5	0	0	0	0	0	2						
Greg Brock, L OBP: 0.302, SLG: 0.385 (1, 3)												5	0	1	0	0	0	0						
Alex Trevino, R OBP: 0.264, SLG: 0.286 (1, 2)												5	2	2	1	0	0	1						
Reggie Williams, R OBP: 0.313, SLG: 0.359 (1, 8)												5	0	1	1	0	1	1						
Bob Welch, R OBP: 0.097, SLG: 0.167 (8, 5)												3	0	0	0	0	0	2						
Dave Anderson, R OBP: 0.291, SLG: 0.299 (8, 5)												2	0	1	0	0	0	0						
Inning Stats	R: 0 E: 0 K: 0 S: 5	H: 2 LOB: 2 BB: 0 P: 5	R: 0 E: 0 K: 0 S: 4	H: 1 LOB: 1 BB: 0 P: 4	R: 0 E: 0 K: 0 S: 4	H: 1 LOB: 1 BB: 1 P: 4	R: 1 E: 1 K: 0 S: 5	H: 2 LOB: 1 BB: 0 P: 5	R: 2 E: 0 K: 1 S: 6	H: 1 LOB: 0 BB: 1 P: 10	R: 1 E: 1 K: 0 S: 3	H: 1 LOB: 1 BB: 1 P: 7	R: 0 E: 0 K: 0 S: 3	H: 0 LOB: 0 BB: 0 P: 3	R: 0 E: 0 K: 1 S: 6	H: 3 LOB: 3 BB: 2 P: 14	R: 0 E: 0 K: 0 S: 3	H: 0 LOB: 0 BB: 0 P: 3	R: 1 E: 1 K: 0 S: 4	H: 2 LOB: 2 BB: 1 P: 8	1B: 8 2B: 2 3B: 0 HR: 2	SF: 0 SAC: 0 DP: 1 HBP: 0	WP: 0 PB: 0 SB: 0 CS: 0	PA: 48
PITCHER	IP: 7.0 WLS: 31 BF: 10 H: 9 R: 4 ER: 3 SO: 1 BB: 1 IBB: 1 HBP: 0 BLK: 0 WP: 0 HR: 2 S: 31 P: 39 ERA: 3.86 WHIP: 1.429	IP: 1.2 WLS: 8 BF: 9 H: 1 R: 0 ER: 0 SO: 1 BB: 1 IBB: 0 HBP: 0 BLK: 0 WP: 0 HR: 0 S: 8 P: 16 ERA: 0.00 WHIP: 1.200	IP: 2.0 WLS: 9 BF: 10 H: 4 R: 1 ER: 1 SO: 0 BB: 1 IBB: 0 HBP: 0 BLK: 0 WP: 0 HR: 1 S: 12 P: 12 ERA: 4.50 WHIP: 1.000	PITCHER																				

Cincinnati Reds @ Los Angeles Dodgers
Dodger Stadium, Los Angeles, CA
Wed Jun 11 1986, 7:05 PM PDT
Att: 39,389 - Unknown

AB 43
R 5
H 12
RBI 5
BB 5
SO 2
LOB 14

Batter	1	2	3	4	5	6	7	8	9	AB	R	H	RBI	BB	SO	LOB	TOP																			
Mariano Duncan, R OBP: 0.285, SLG: 0.303	0-0 4-3	0-0 5-3		0-0 F9		0-3 K		0-3 K		5	0	0	0	0	2	3																				
Steve Sax, R OBP: 0.379, SLG: 0.438	0-0 6-3		0-0 L4		0-0 HR	0-0 5-3			0-0 4-3	5	1	1	0	0	0	1																				
Franklin Stubbs, L OBP: 0.321, SLG: 0.536	0-3 K		0-0 F4		0-0 E5		0-0 F8		0-3 K	5	1	1	0	0	2	0																				
Bill Madlock, R OBP: 0.268, SLG: 0.311		0-0 6-3	0-0		0-0		0-0		0-0	4	2	2	3	0	0	0																				
Dave Anderson, R OBP: 0.296, SLG: 0.306			2B		HR		F8		E6	1	0	1	0	0	0	0																				
Mike Marshall, R OBP: 0.324, SLG: 0.518		0-0	0-0		4-3		0-0			4	1	3	1	0	0	0																				
BB 1B	BB 1B	1B	2B		4-3		BB																													
Alex Trevino, R OBP: 0.298, SLG: 0.294		0-0	4-0		4-3					2	1	1	0	2	0	0																				
BB 1B	BB 1B	IBB			4-3		BB																													
Greg Brock, L OBP: 0.301, SLG: 0.378	4-0		0-0		F7		0-0		F8	3	0	0	0	1	1	4																				
BB 1B	BB	1B			F7		K		F8																											
Reggie Williams, R OBP: 0.322, SLG: 0.366	0-0				F8		0-0		F6	4	0	2	2	0	0	0																				
SH1-3	SH1-3				F8		6-3		F6																											
Fernando Valenzuela, L OBP: 0.174, SLG: 0.174	0-0				F3		0-0		F4	3	0	0	0	0	0	1																				
SH1-3	SH1-3				F3		6-3		F4																											
Inning Stats	R: 0 E: 0 K: 1 S: 5	H: 0 LOB: 0 BB: 0 P: 5	R: 2 E: 0 K: 0 S: 6	H: 3 LOB: 2 BB: 1 P: 10	R: 1 E: 0 K: 0 S: 5	H: 2 LOB: 2 BB: 1 P: 9	R: 0 E: 0 K: 0 S: 3	H: 0 LOB: 0 BB: 0 P: 3	R: 3 E: 1 K: 1 S: 8	H: 3 LOB: 0 BB: 0 P: 8	R: 0 E: 0 K: 0 S: 4	H: 1 LOB: 2 BB: 1 P: 8	R: 0 E: 0 K: 1 S: 5	H: 0 LOB: 0 BB: 0 P: 5	R: 0 E: 1 K: 1 S: 5	H: 1 LOB: 1 BB: 0 P: 5	1B: 9 2B: 1 3B: 0 HR: 1	SF: 0 SAC: 1 DP: 0 HBP: 0	WP: 0 PA: 40 PB: 0 SB: 0 CS: 0																	
PITCHER	IP	WLS	BF	H	R	ER	SO	BB	IBB	HBP	BLK	WP	HR	S	P	ERA	WHIP	PITCHER		IP	WLS	BF	H	R	ER	SO	BB	IBB	HBP	BLK	WP	HR	S	P	ERA	WHIP
Mark Thurmond, L ERA: 5.93	(1, 1)	5.0	L	25	8	6	6	2	1	1	0	0	0	1	27	35	10.80	1.800																		
LaMarr Hoyt, R ERA: 5.33	(6, 1)	2.0		9	2	0	0	1	1	0	0	0	0	0	10	14	0.00	1.500																		
Tim Stoddard, R ERA: 3.79	(8, 1)	2.0		6	1	0	0	2	0	0	0	0	0	0	10	10	0.00	0.500																		

Los Angeles Dodgers @ San Diego Padres
Jack Murphy Stadium, San Diego, CA
Fri Jun 13 1986, 10:05 PM EDT
Att: 33,343 - Unknown

livebaseballscorecards.com

AB 36
R 6
H 11
RBI 6
BB 3
SO 5
LOB 9



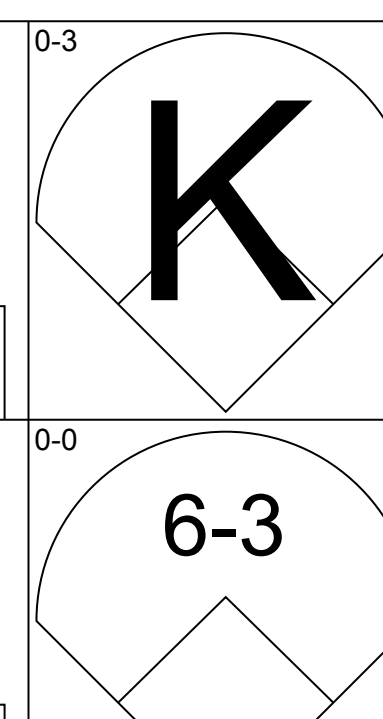
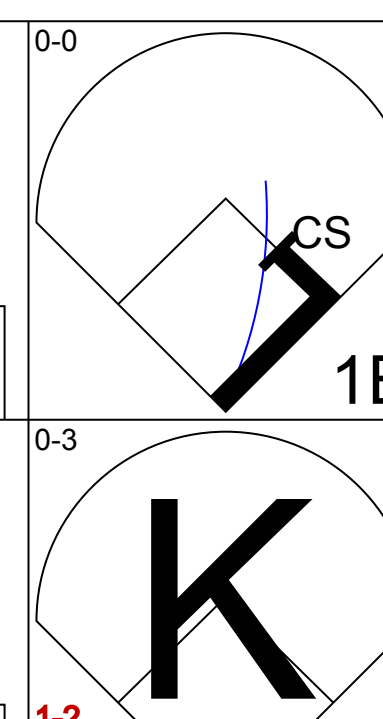
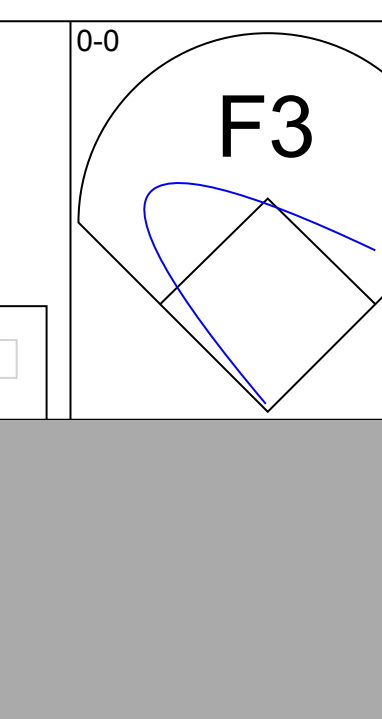
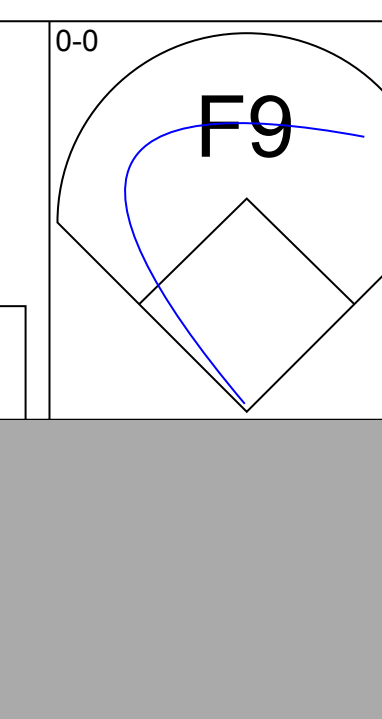

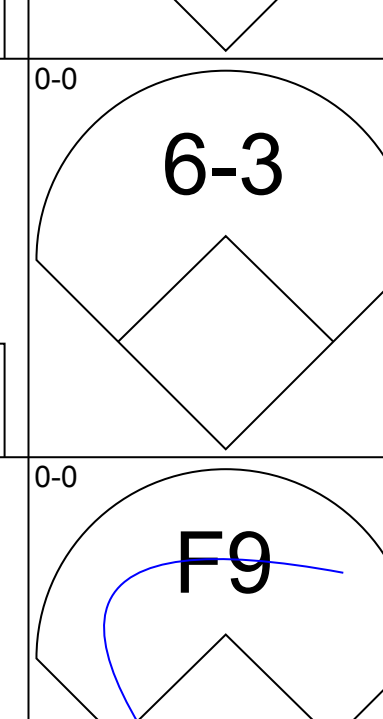
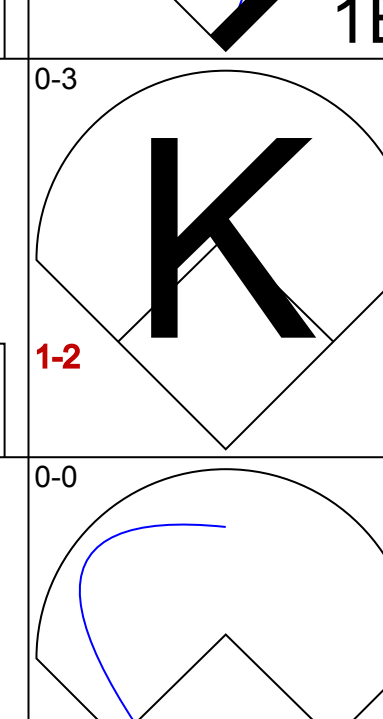
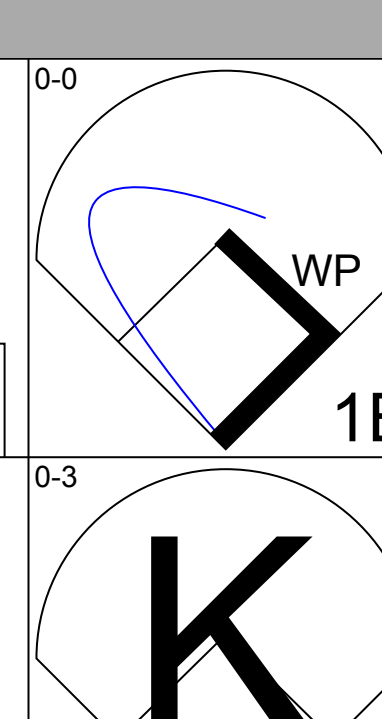
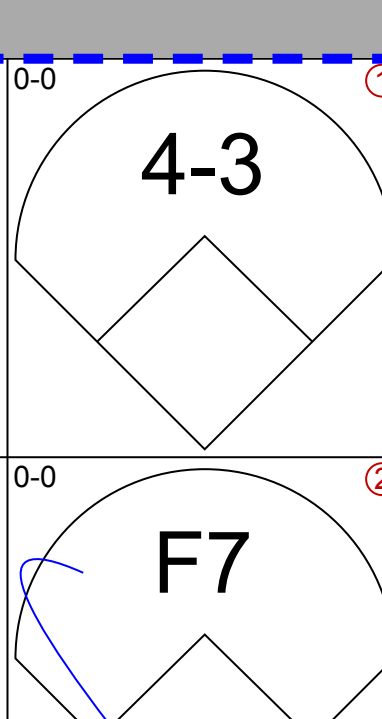
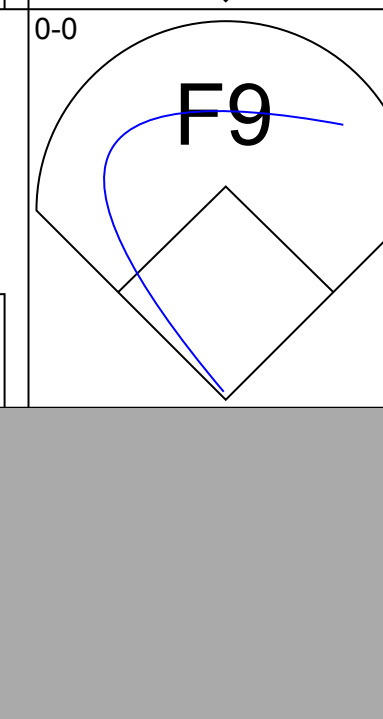
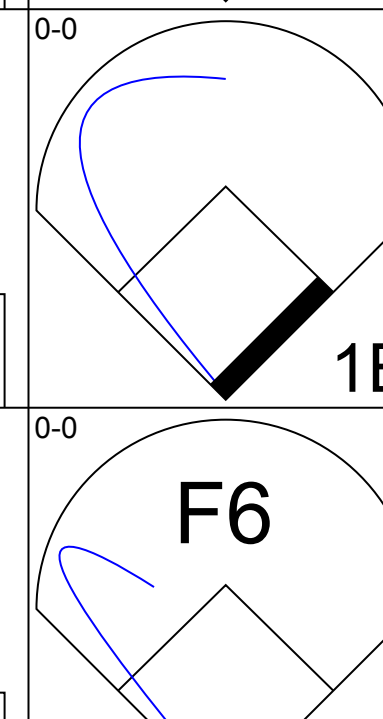
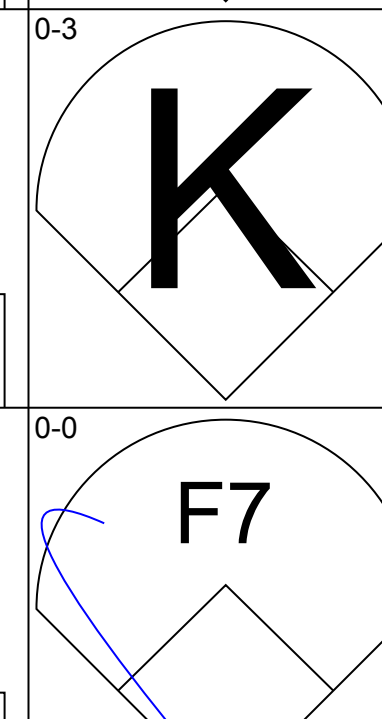
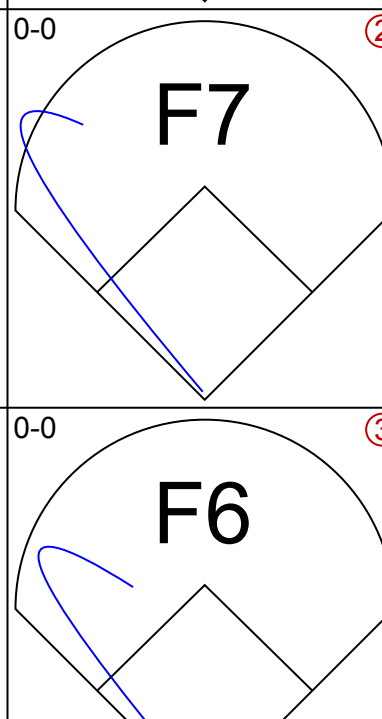
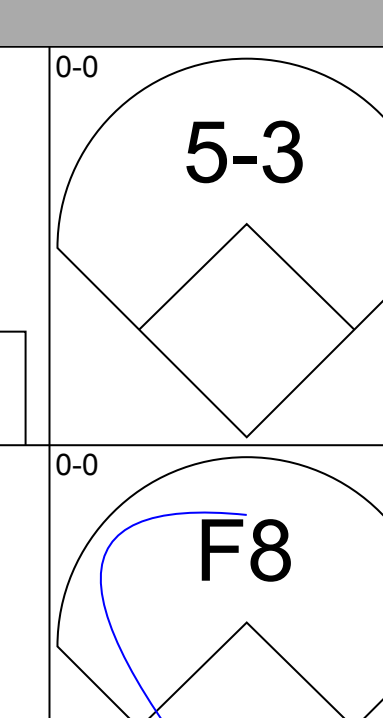
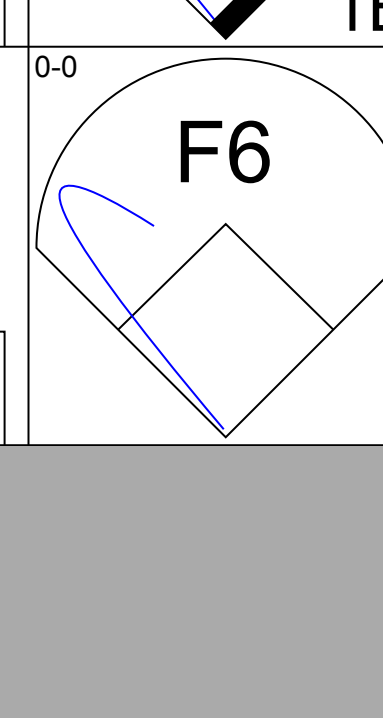
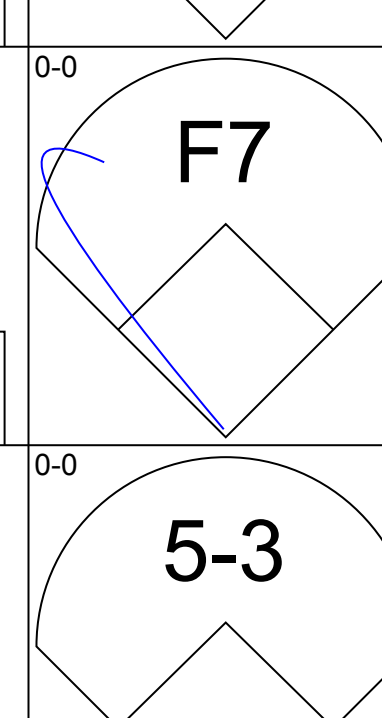
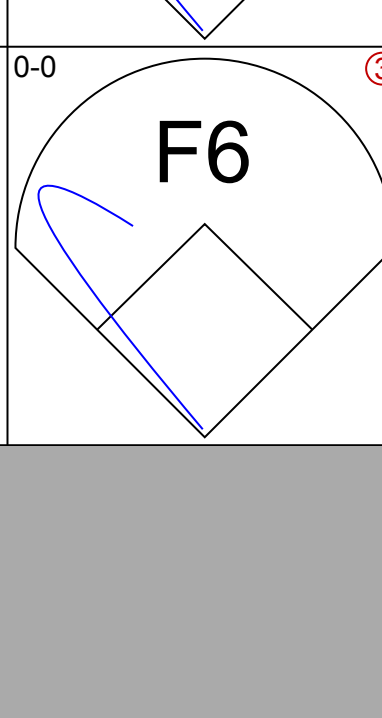
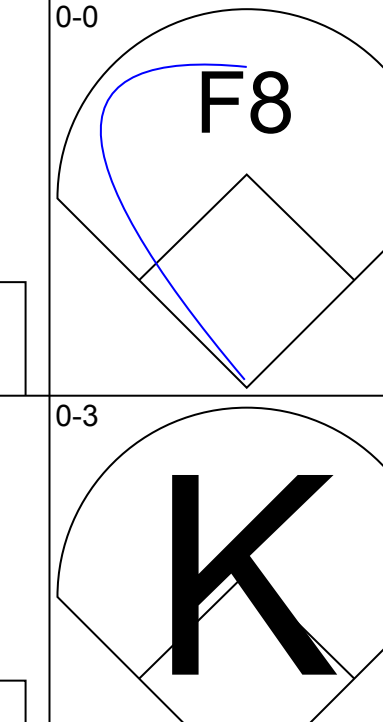
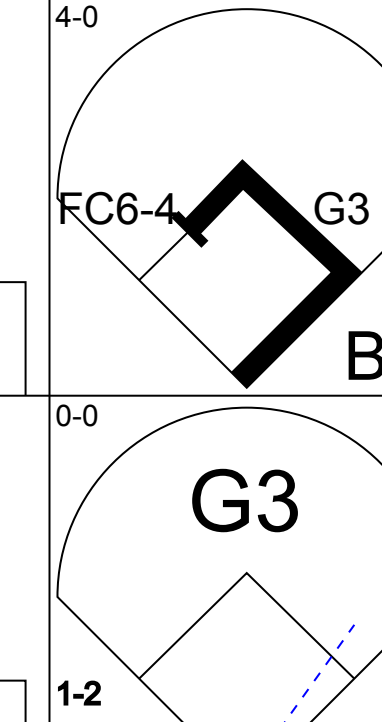
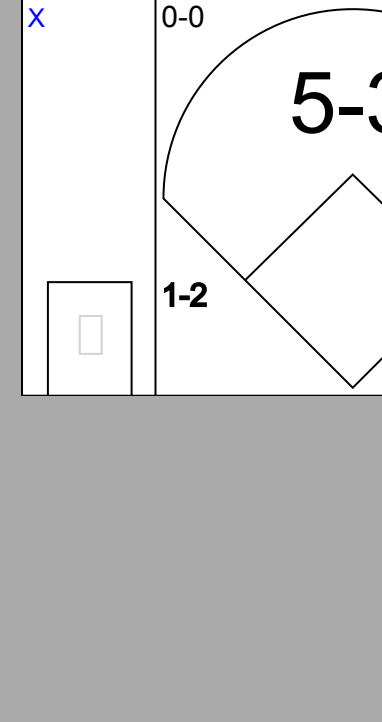
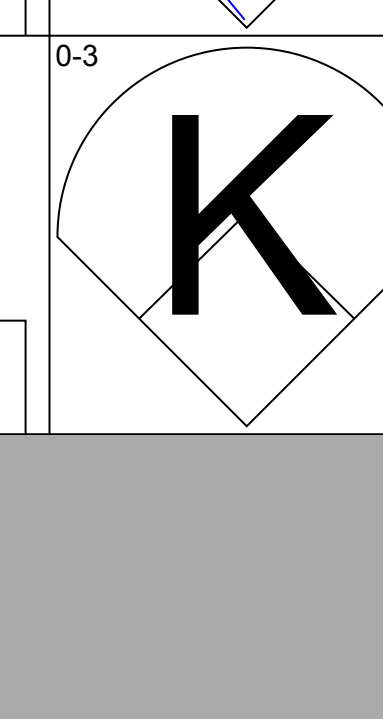
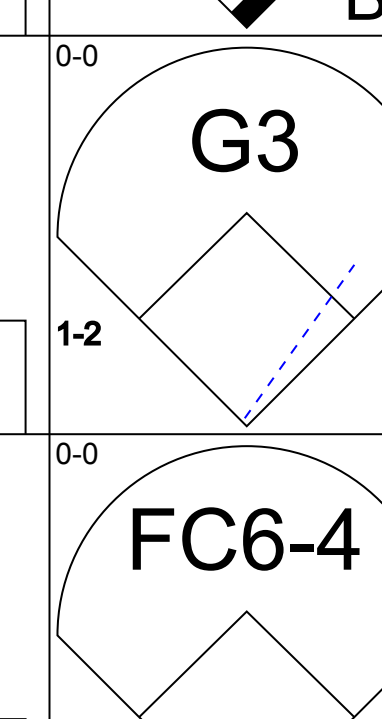
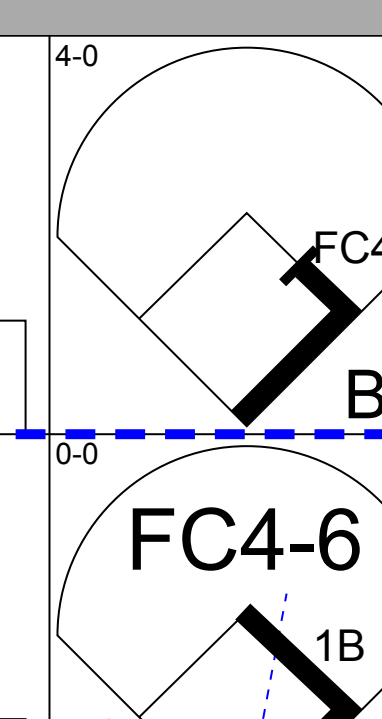
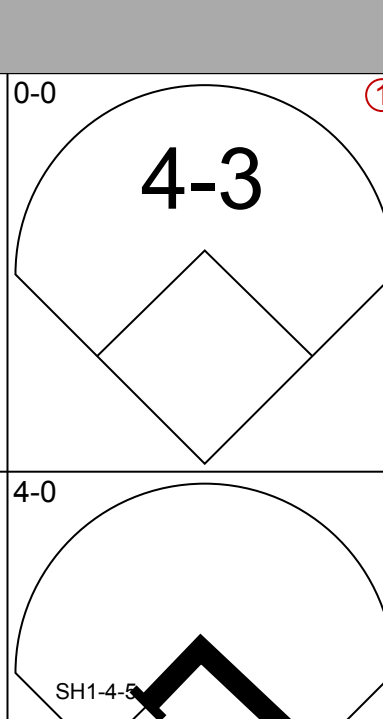
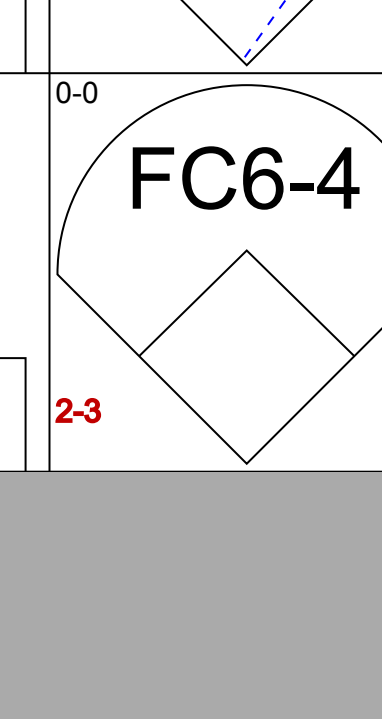
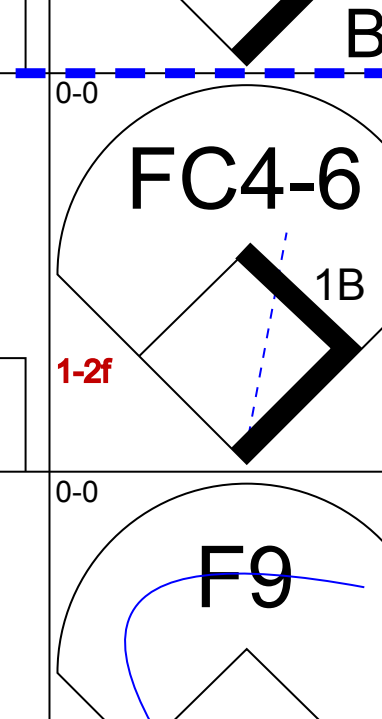
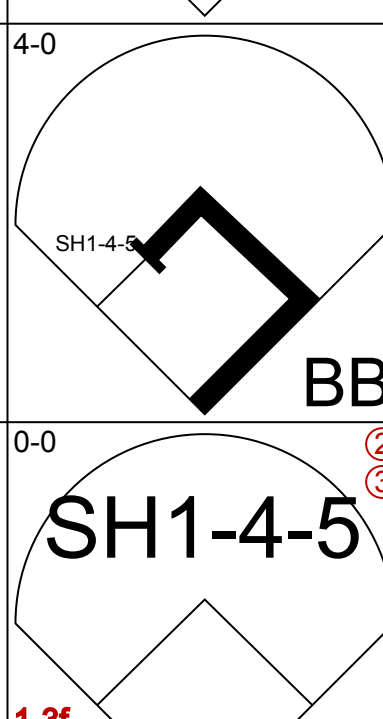
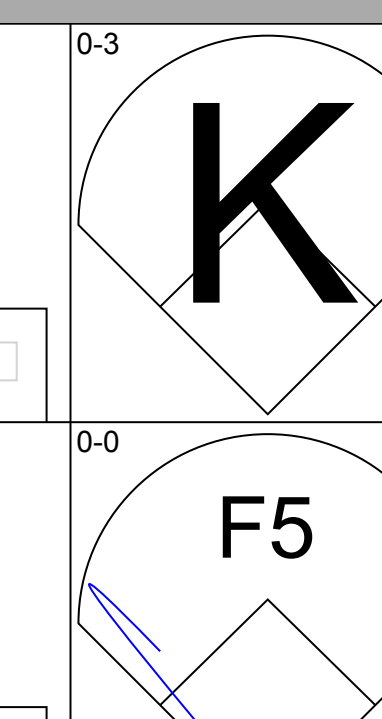
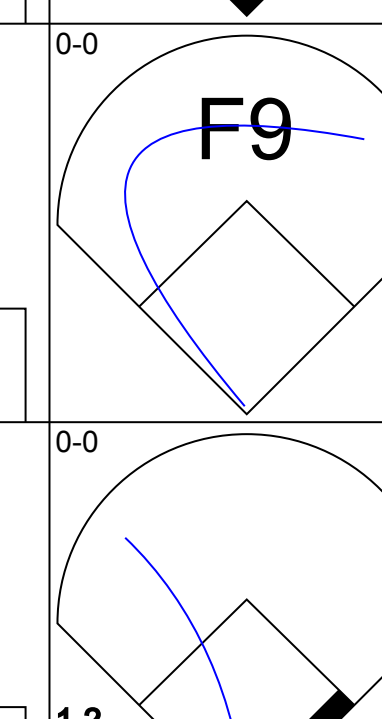
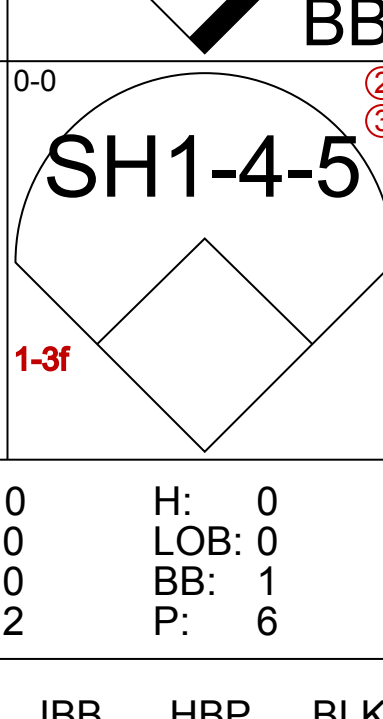
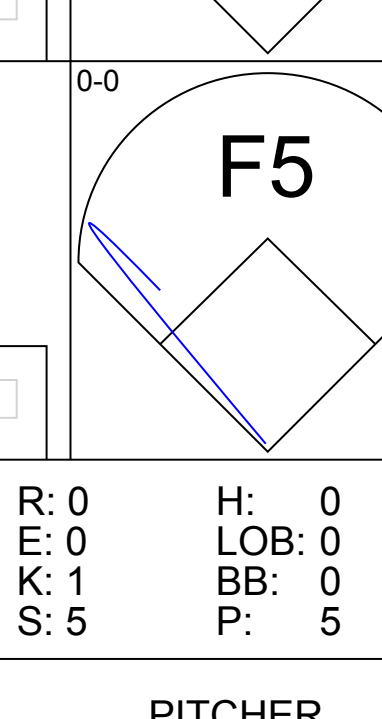
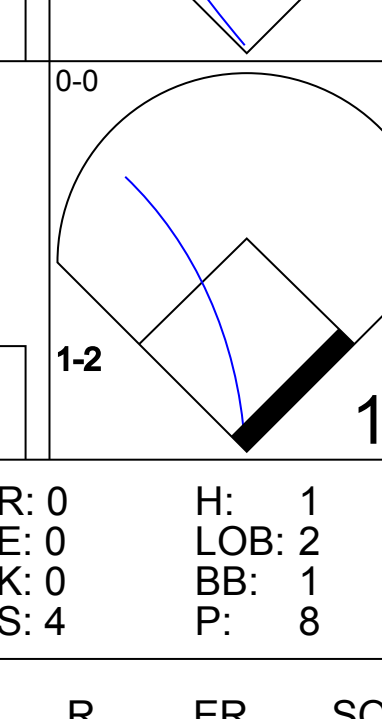
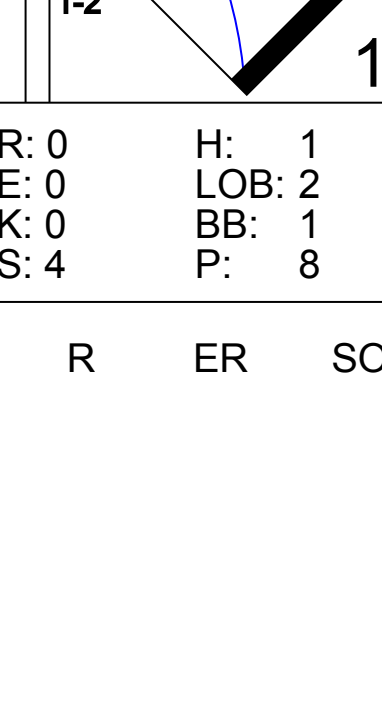
Batter	1	2	3	4	5	6	7	8	9	AB	R	H	RBI	BB	SO	LOB	BOTTOM																			
Bip Roberts, S OBP: 0.279, SLG: 0.320	0-0 F3		0-0 F1		0-0 F5			0-3 K		4	0	0	0	0	1	1																				
Tony Gwynn, L OBP: 0.398, SLG: 0.469	0-0 4-3			0-0		0-0		0-0		4	1	1	0	0	0	0																				
Kevin McReynolds, R OBP: 0.350, SLG: 0.599	0-0 F9			0-0		0-0		0-3		4	0	2	0	0	1	0																				
1B	1B	2B		0-0		0-0		0-0																												
Steve Garvey, R OBP: 0.278, SLG: 0.445		0-0		0-0		0-0		0-0		4	0	1	1	0	0	1																				
F8	F8		0-0		0-0		0-0		0-0																											
Carmelo Martinez, R OBP: 0.350, SLG: 0.420	0-3 K		0-3		0-3		0-0		0-0	4	0	1	0	0	2	2																				
K	K		0-3		0-3		0-0		0-0																											
Gary Templeton, S OBP: 0.258, SLG: 0.236		0-0		0-3		0-0		0-0		4	1	1	1	0	1	3																				
HR	HR		0-3		0-0		0-0		0-0																											
Terry Kennedy, L OBP: 0.308, SLG: 0.367	0-0			4-0		0-0		0-0		2	0	0	0	1	0	0																				
4-3	4-3		4-0		0-0		0-0		0-0																											
Randy Ready, R OBP: 0.264, SLG: 0.268			0-3		0-0		0-0		0-0	3	0	0	0	0	1	1																				
K	K		0-3		0-0		0-0		0-0																											
Tim Stoddard, R ERA: 3.79					0-0		0-0		0-0	0	0	0	0	0	0	0																				
F6	F6			0-0		0-0		0-0																												
Mark Thurmond, L OBP: 0.286, SLG: 0.333			0-0		0-0		0-3		0-3	1	0	0	0	0	0	0																				
F8	F8		0-0		0-0		0-3		0-3																											
Dane Iorg, L OBP: 0.220, SLG: 0.306					0-0		0-0		0-0	1	0	0	0	0	0	1																				
F8	F8			0-0		0-0		0-0																												
LaMarr Hoyt, R OBP: 0.133, SLG: 0.133					0-0		0-0		0-0	0	0	0	0	0	0	0																				
F8	F8			0-0		0-0		0-0																												
Jerry Royster, R OBP: 0.284, SLG: 0.337					0-0		0-0		0-0	1	0	0	0	1	0	0																				
F8	F8			0-0		0-0		0-0																												
Inning Stats	R: 0 E: 0 K: 0 S: 3	H: 0 LOB: 0 BB: 0 P: 3	R: 1 E: 0 K: 1 S: 6	H: 1 LOB: 0 BB: 0 P: 6	R: 0 E: 0 K: 1 S: 5	H: 0 LOB: 0 BB: 0 P: 5	R: 1 E: 0 K: 2 S: 9	H: 3 LOB: 1 BB: 0 P: 9	R: 0 E: 0 K: 0 S: 3	H: 0 LOB: 2 BB: 0 P: 5	R: 0 E: 0 K: 1 S: 5	H: 0 LOB: 0 BB: 0 P: 5	R: 0 E: 0 K: 2 S: 7	H: 0 LOB: 0 BB: 0 P: 7	R: 0 E: 0 K: 0 S: 3	H: 0 LOB: 0 BB: 0 P: 3	1B: 4 2B: 1 3B: 0 HR: 1	SF: 0 SAC: 0 DP: 0 HBP: 0	WP: 0 PA: 33 PB: 0 SB: 0 CS: 1																	
PITCHER	IP	WLS	BF	H	R	ER	SO	BB	IBB	HBP	BLK	WP	HR	S	P	ERA	WHIP	PITCHER		IP	WLS	BF	H	R	ER	SO	BB	IBB	HBP	BLK	WP	HR	S	P	ERA	WHIP
Fernando Valenzuela, L ERA: 2.79	(1, 1)	9.0	W	33	6	2	2	7	1	0	0	0	0	1	46	50	2.00	0.778																		

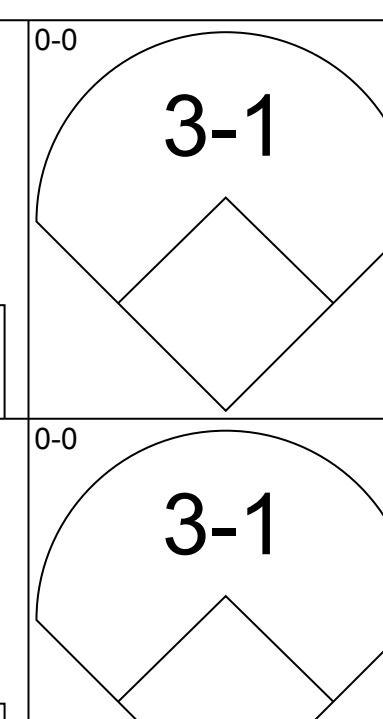
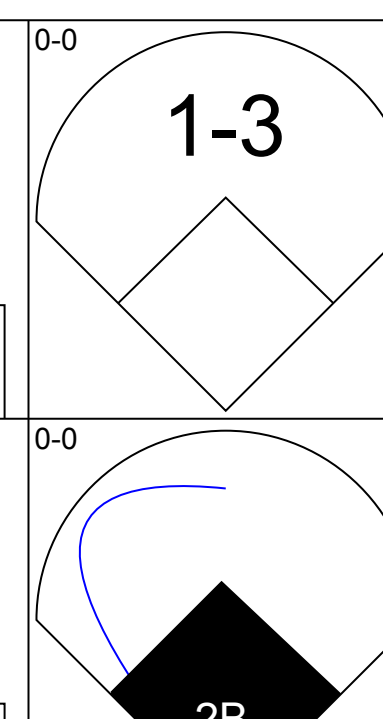
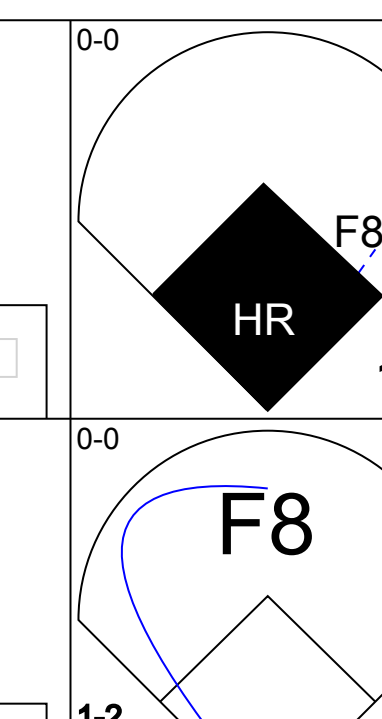
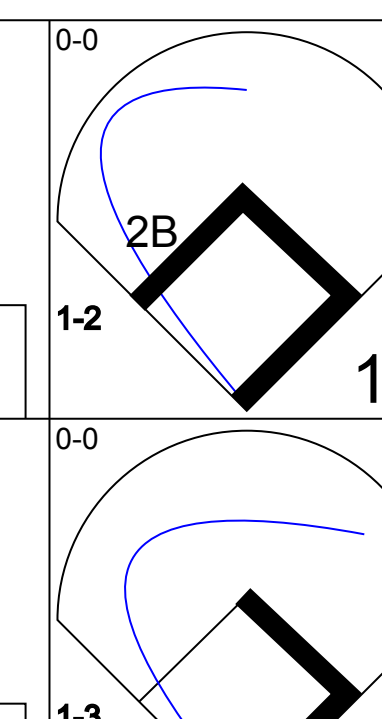
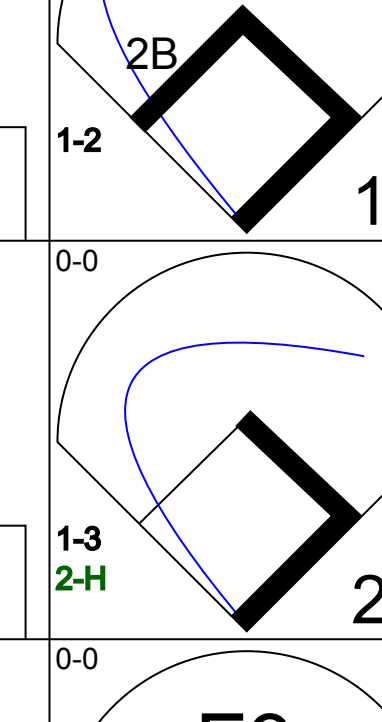

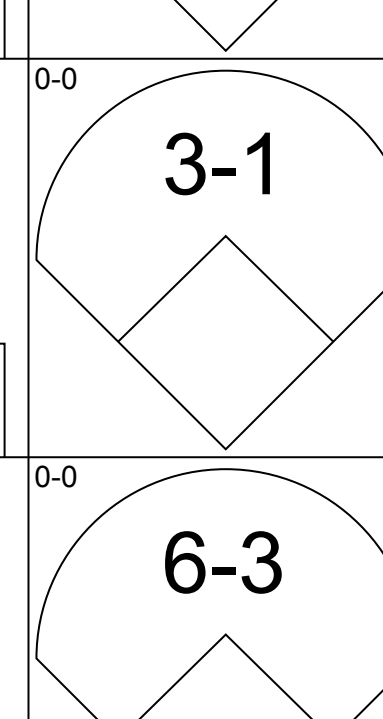
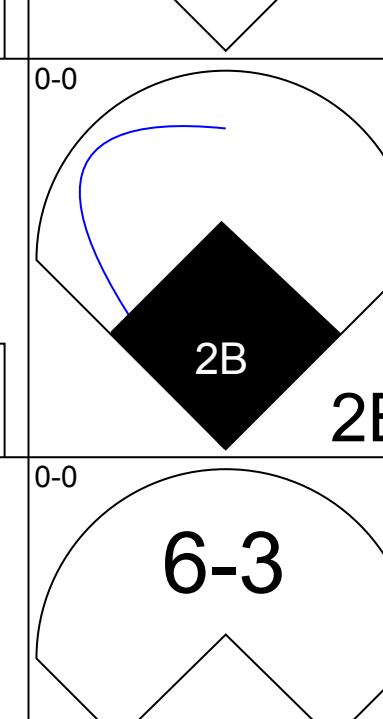
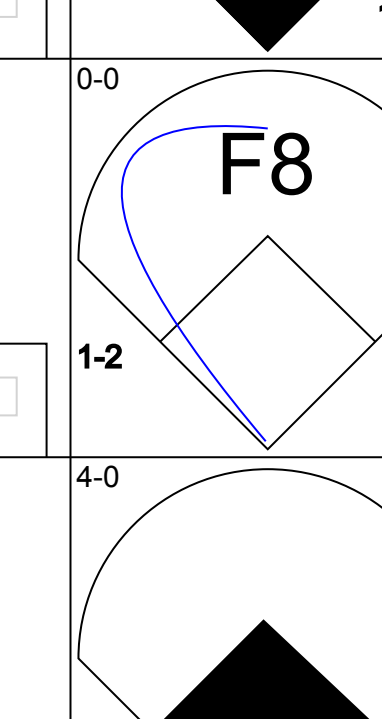
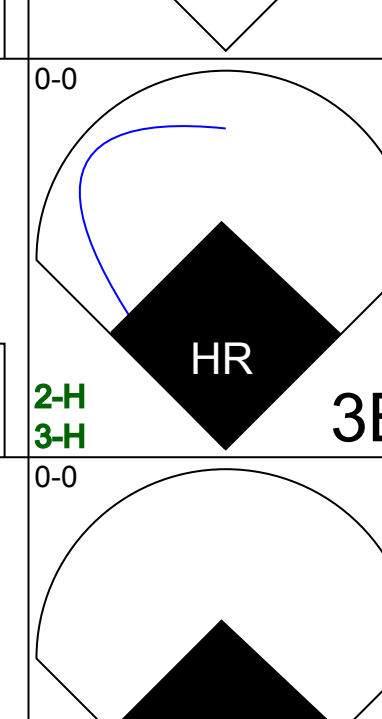
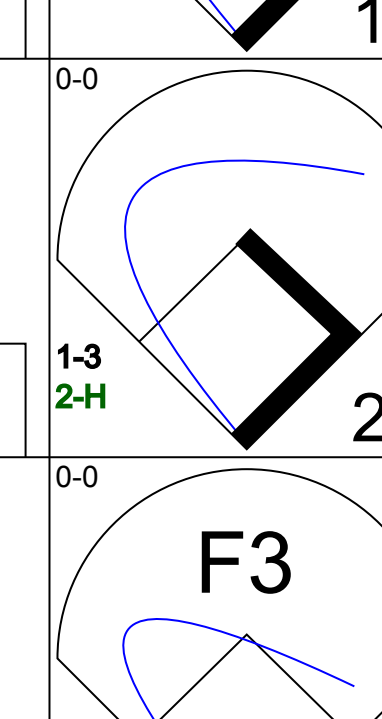
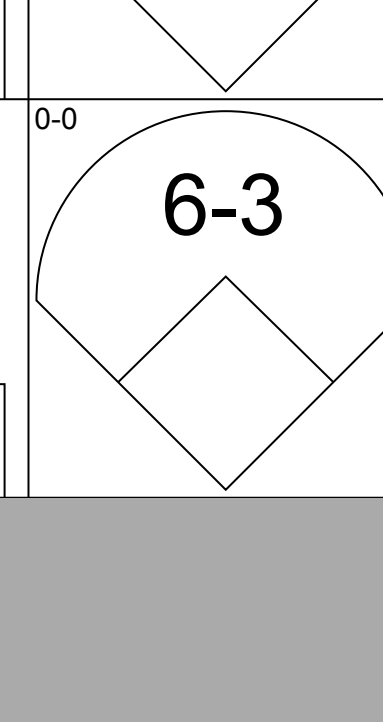
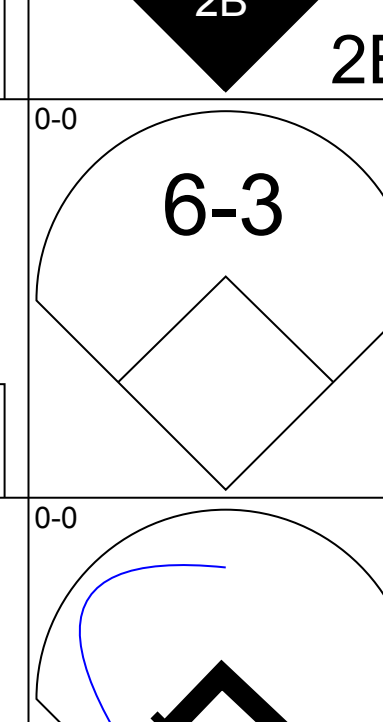
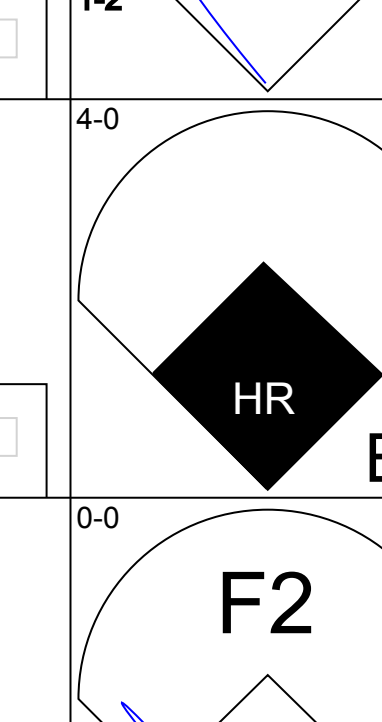
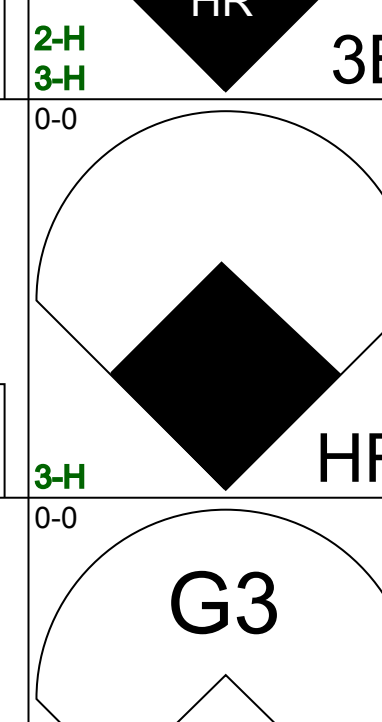
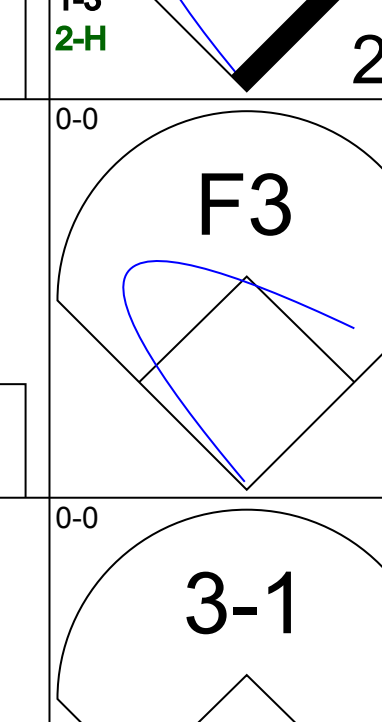
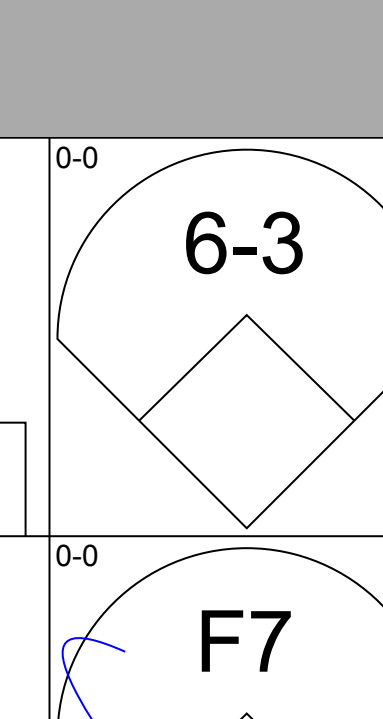
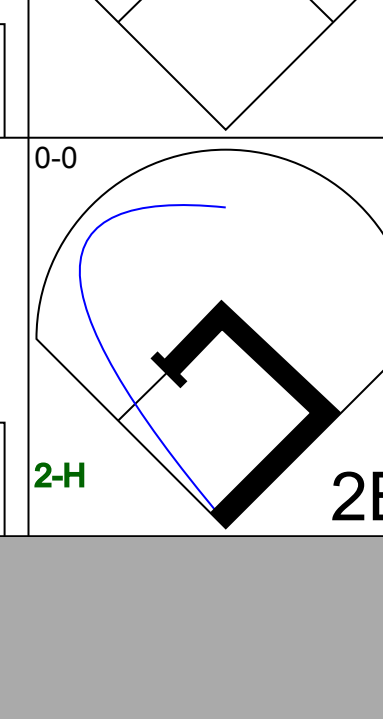
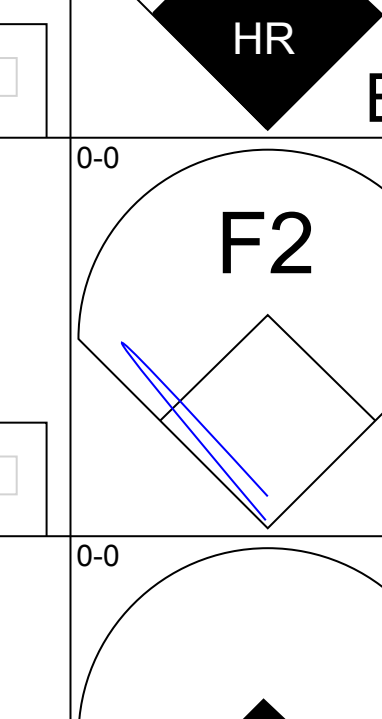
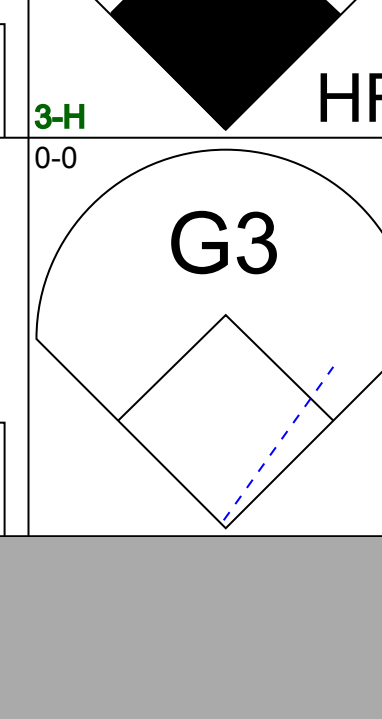
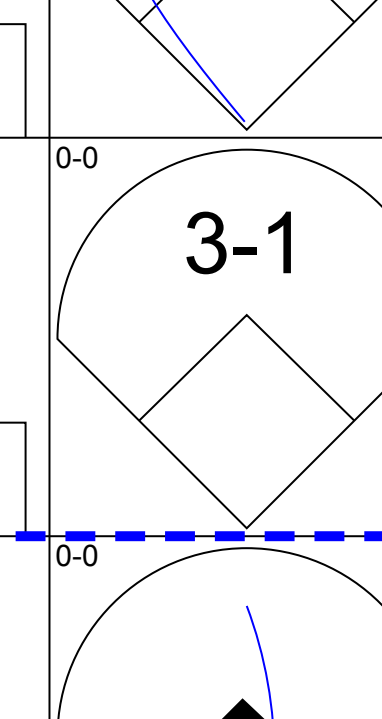
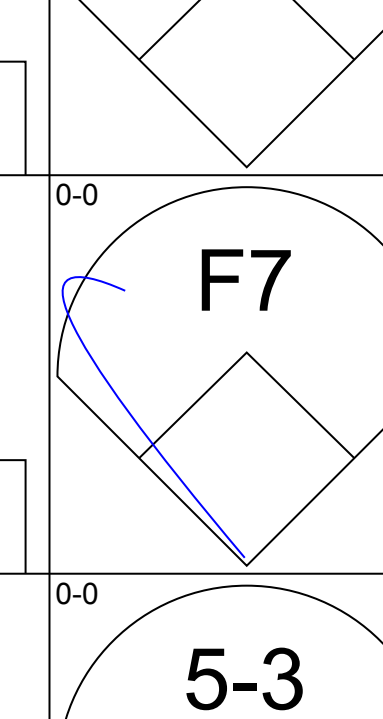
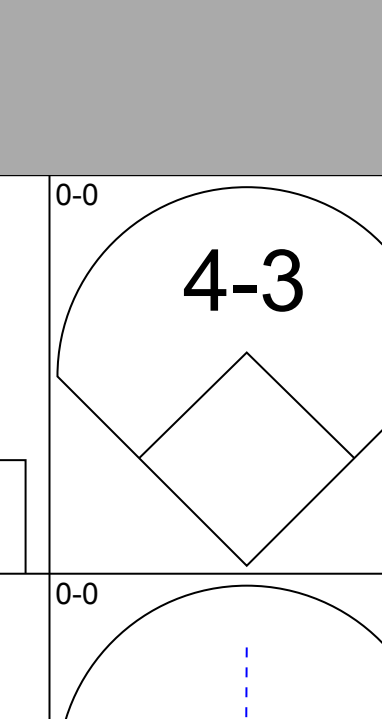
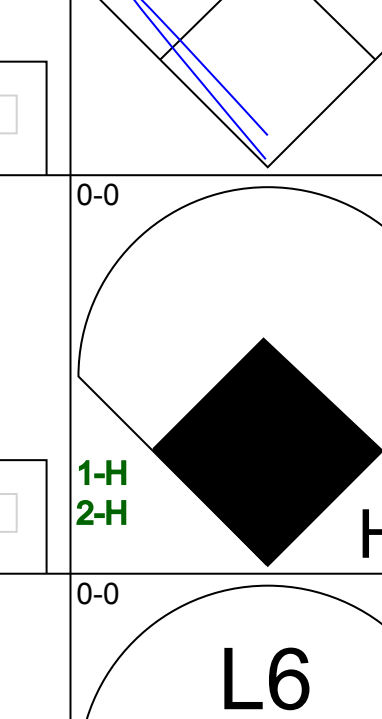
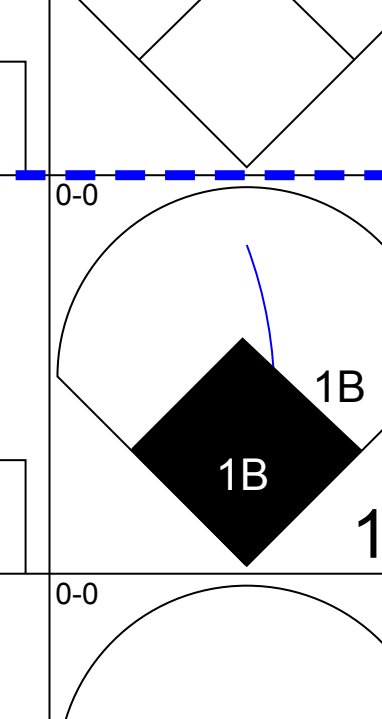
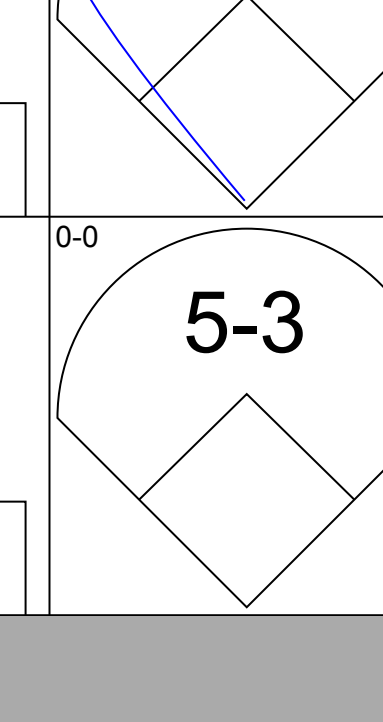
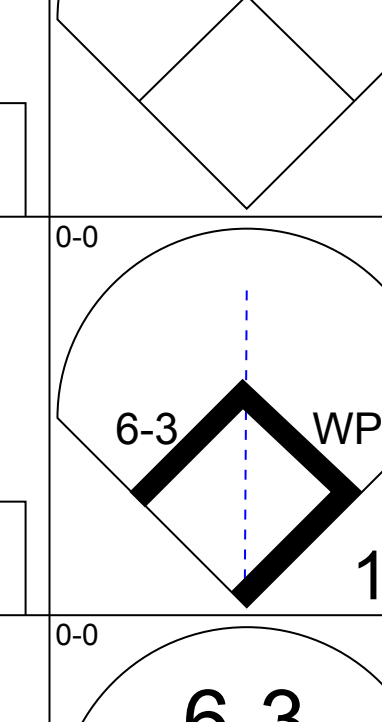
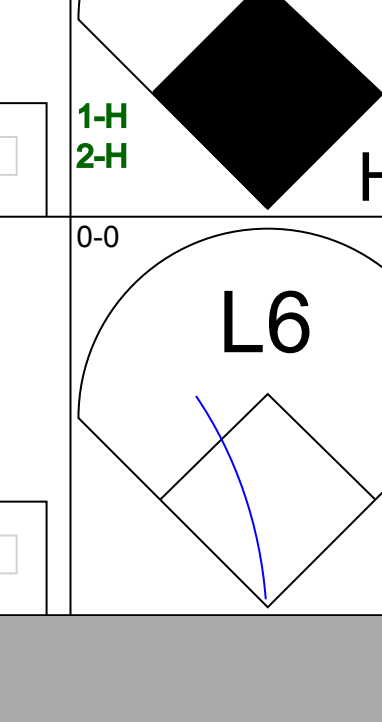
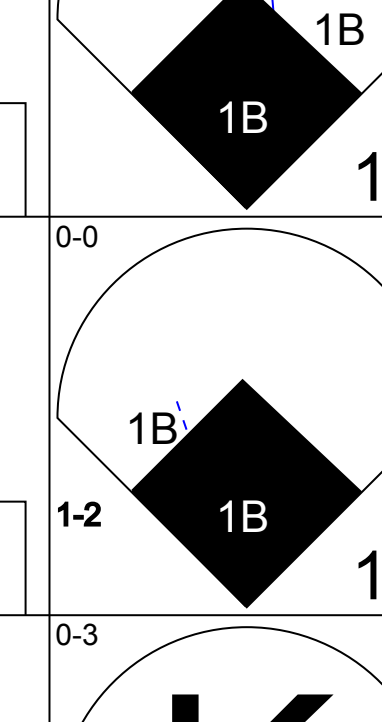
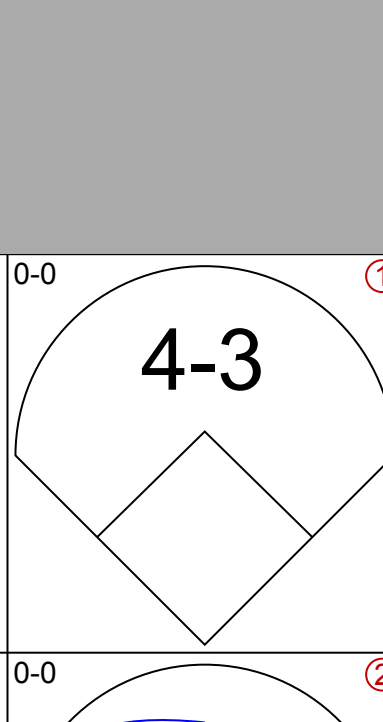
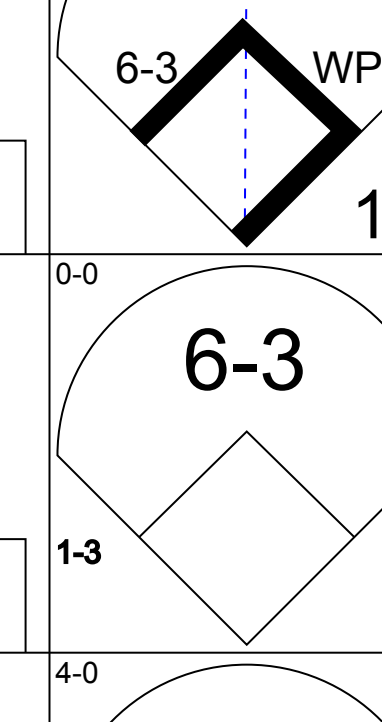
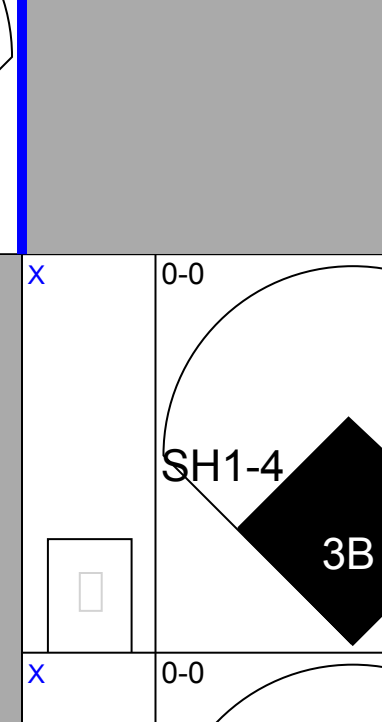
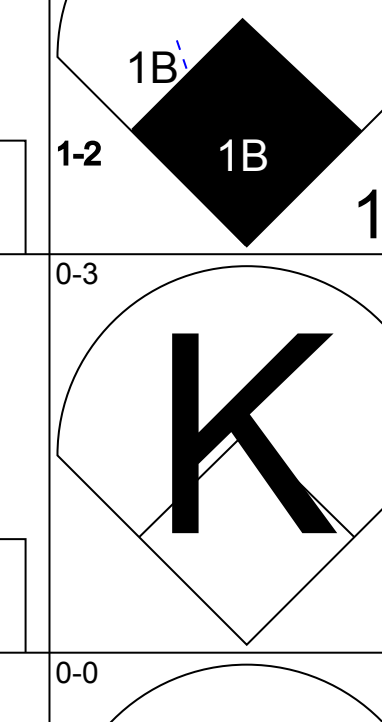
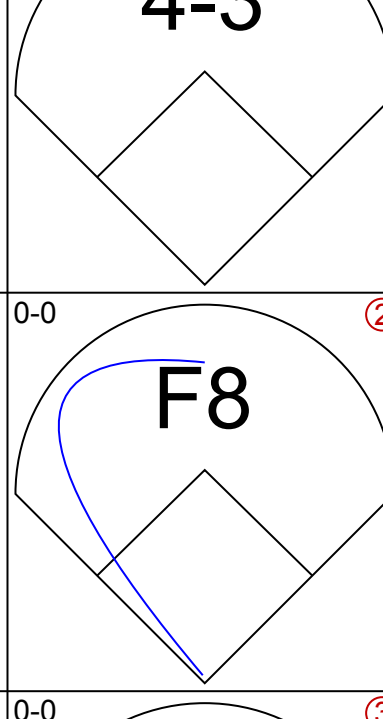
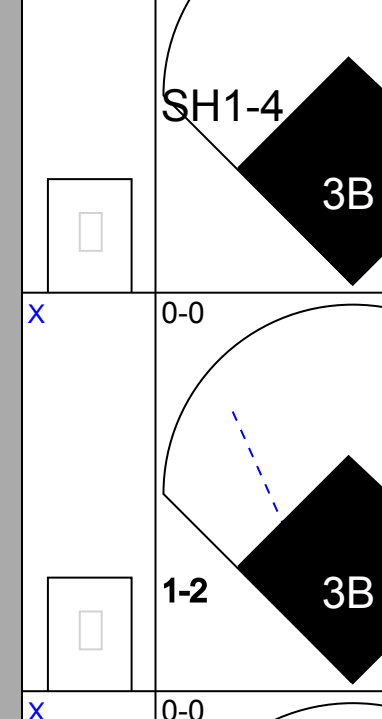
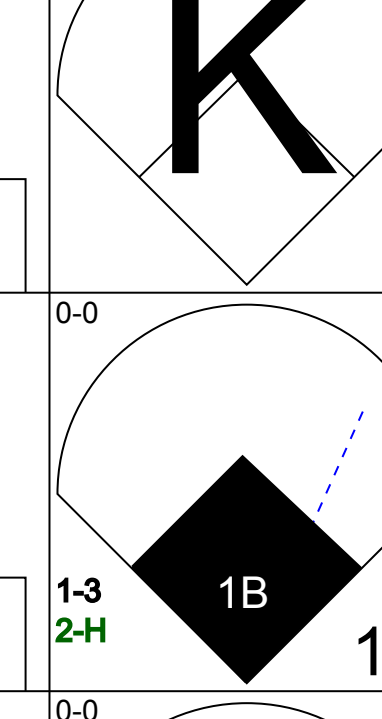
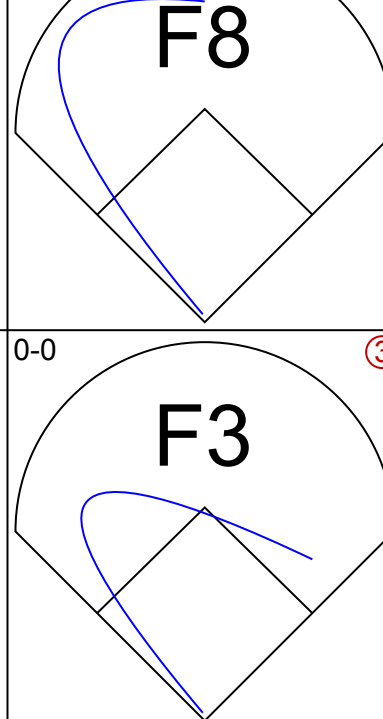
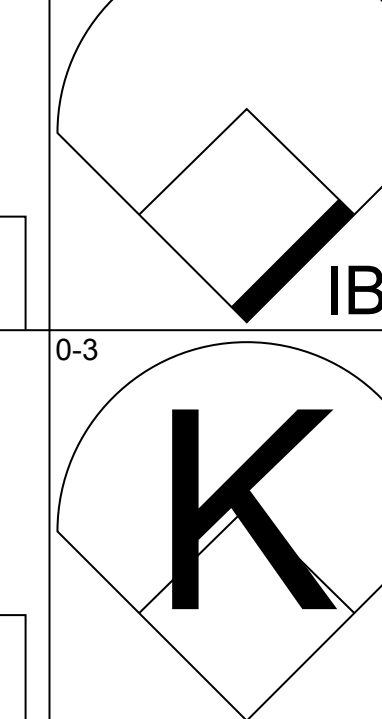
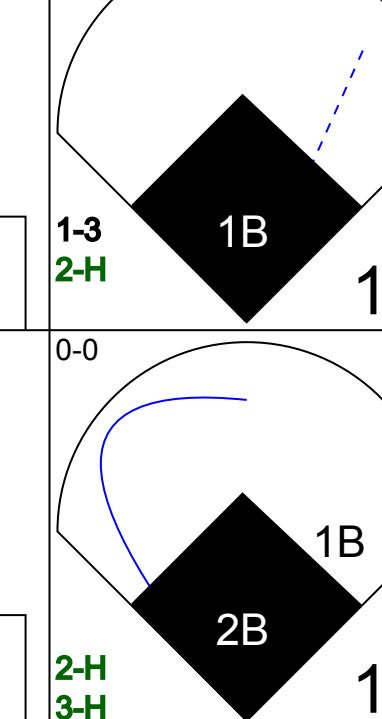
Los Angeles Dodgers @ San Diego Padres
Jack Murphy Stadium, San Diego, CA
Fri Jun 13 1986, 10:05 PM EDT
Att: 33,343 - Unknown

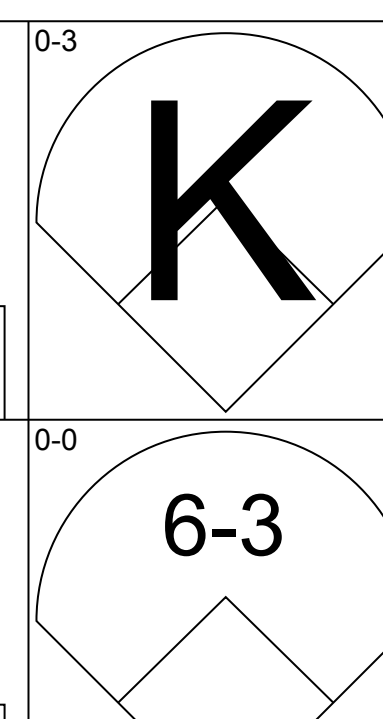
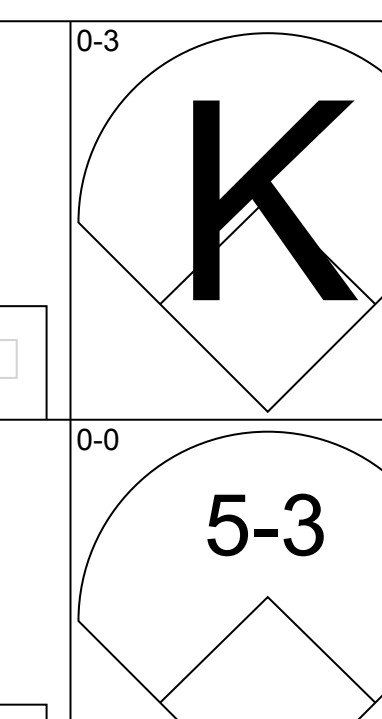
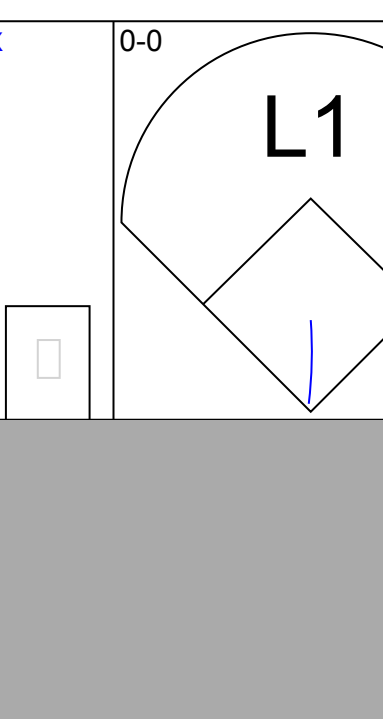
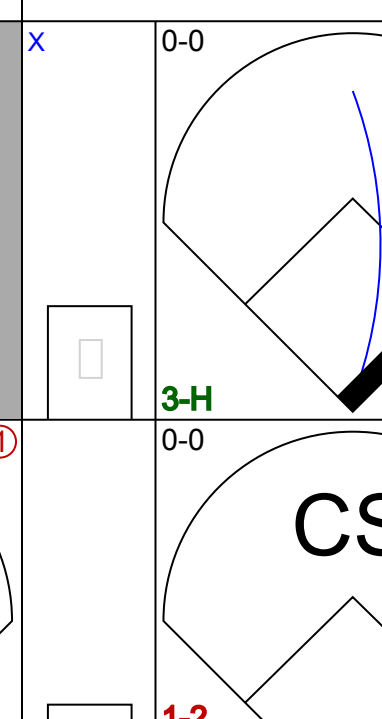
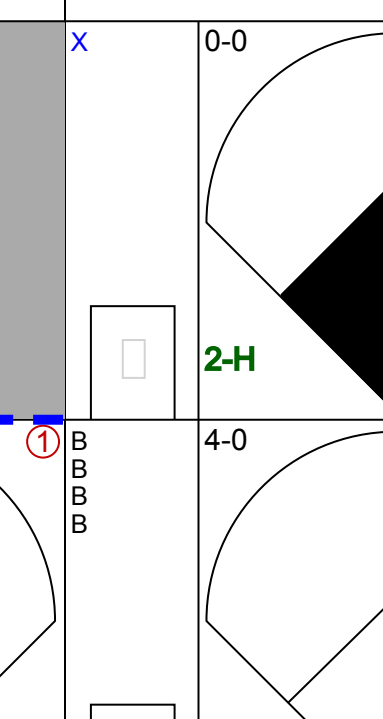
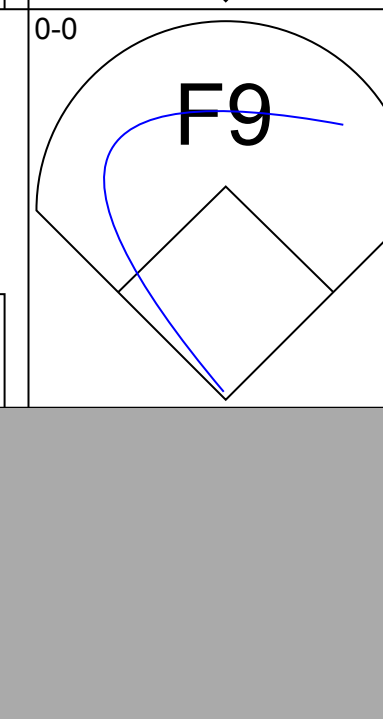
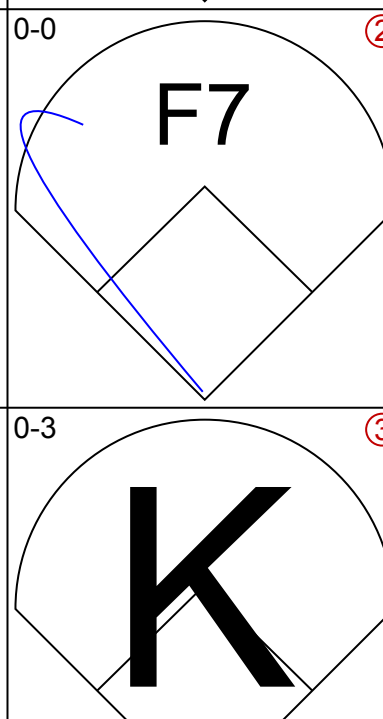
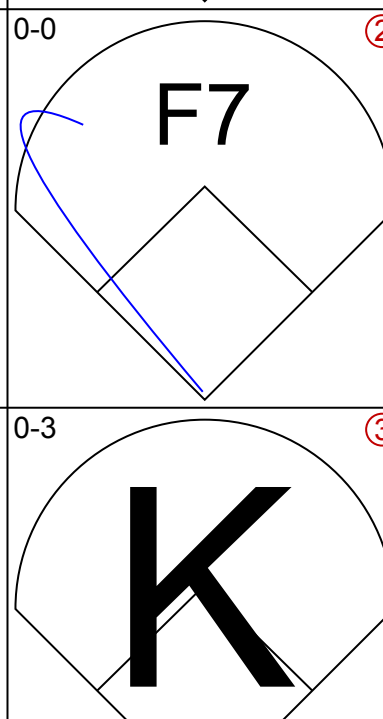

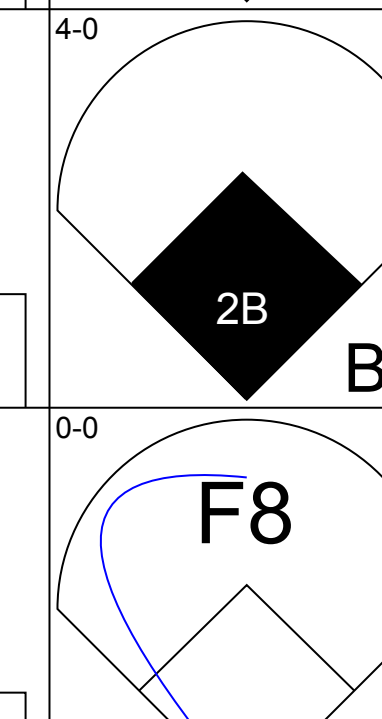
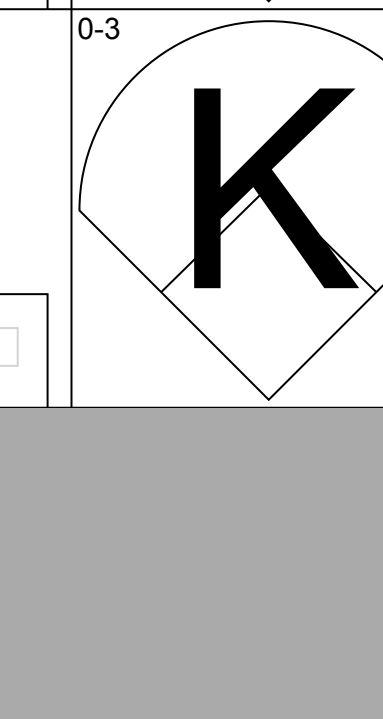

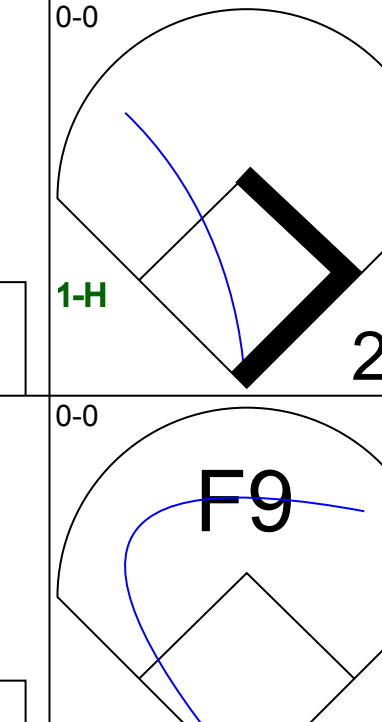

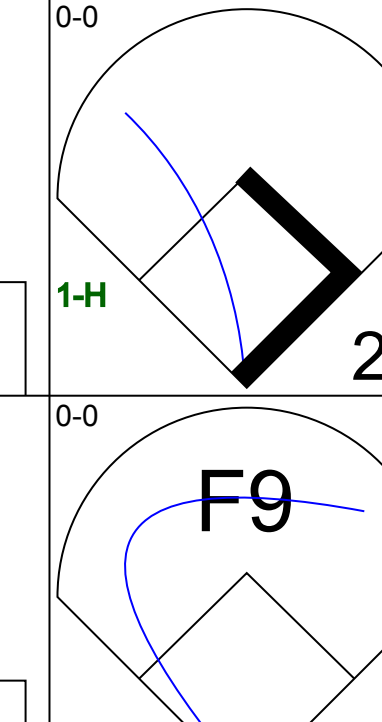


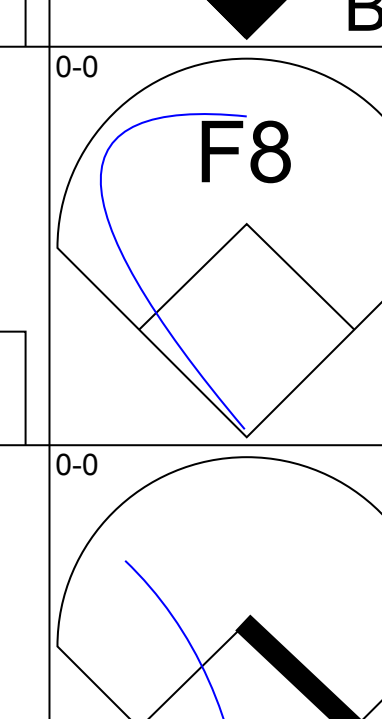

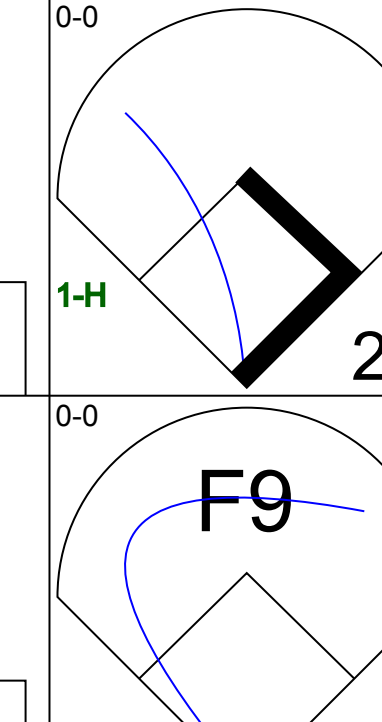
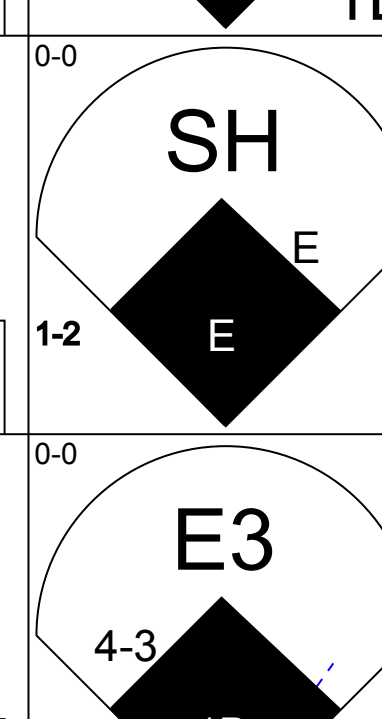
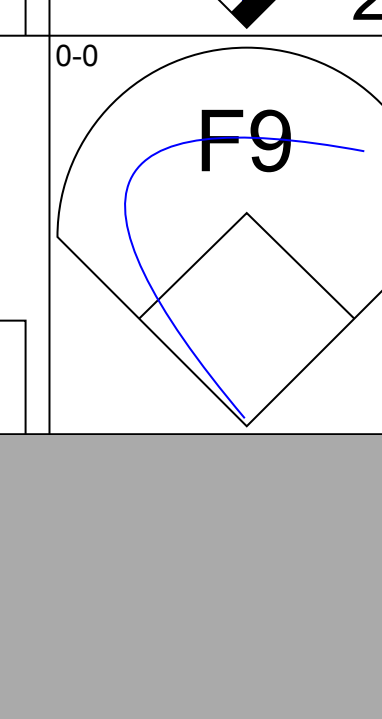
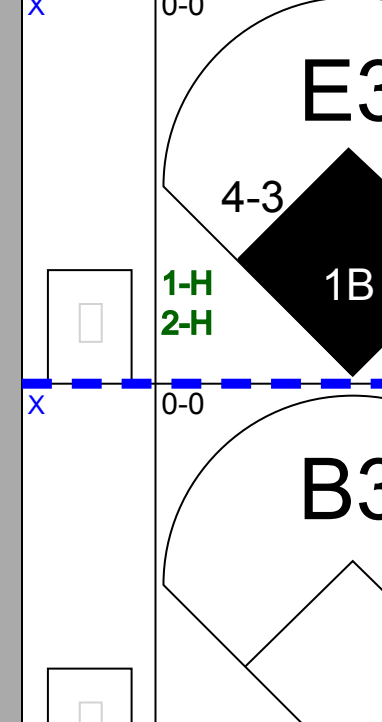
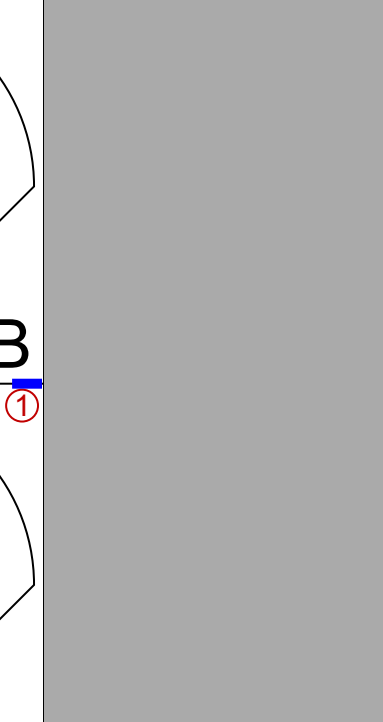
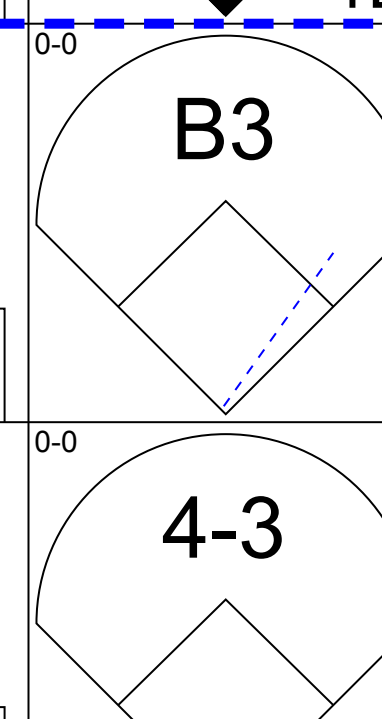

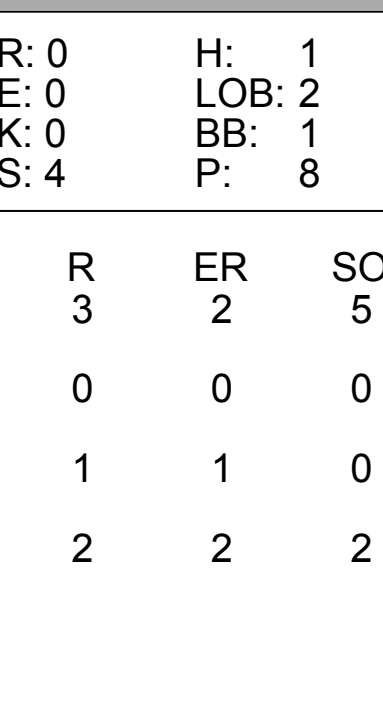
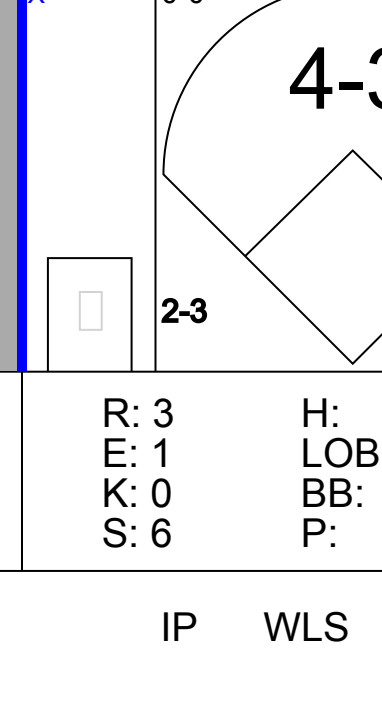
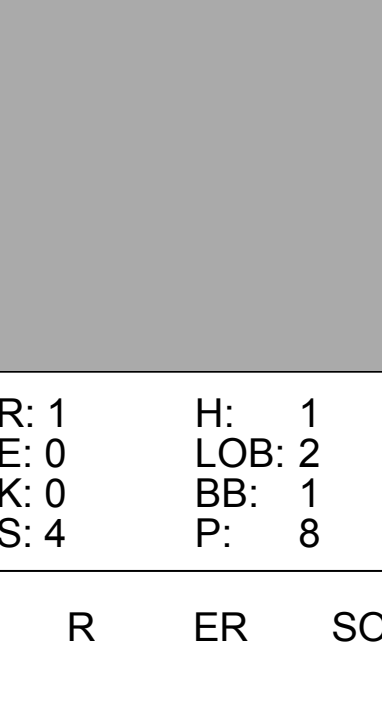
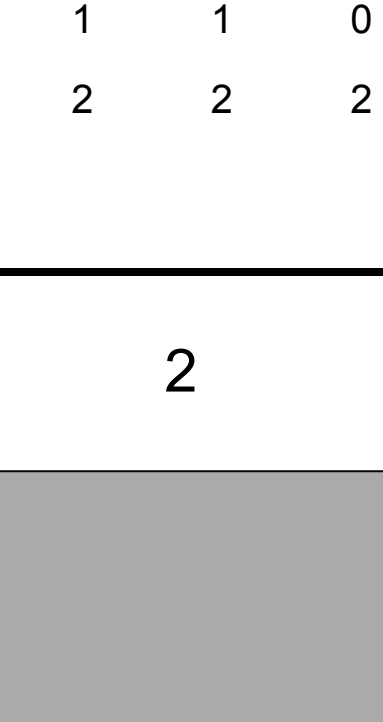
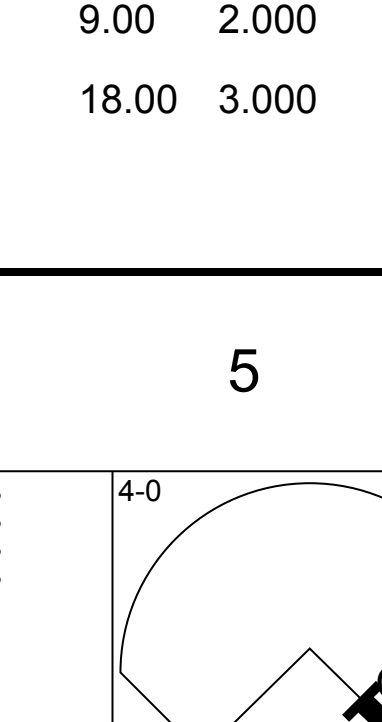
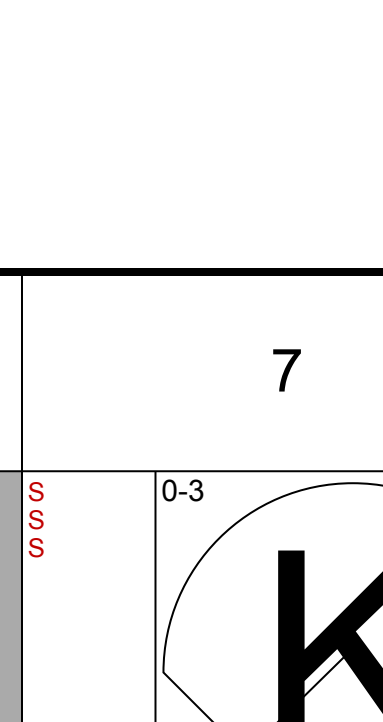
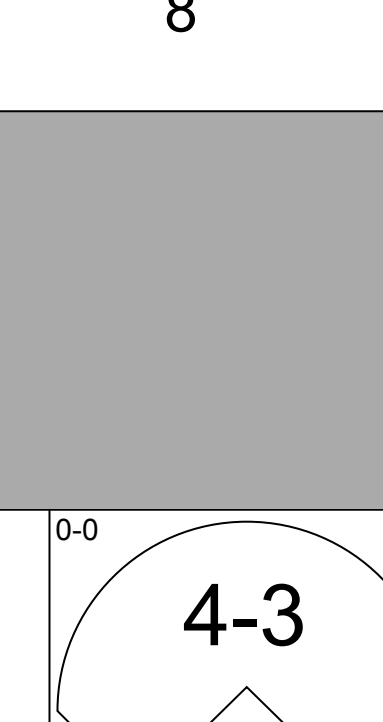

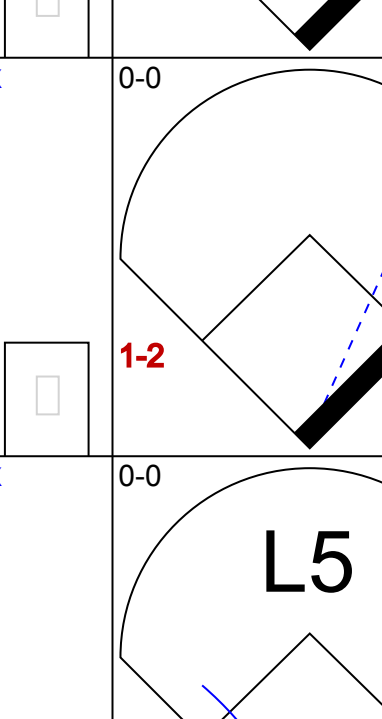

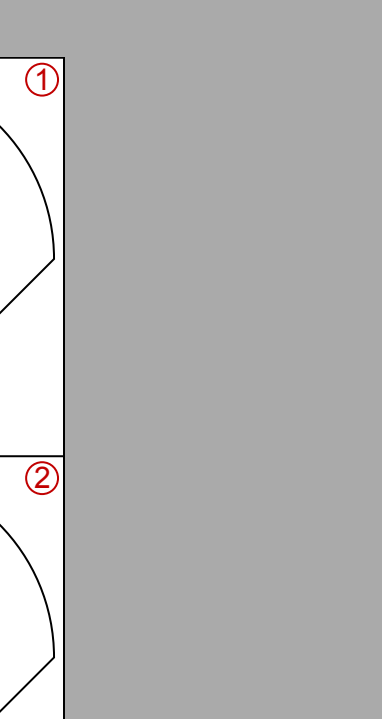
livebaseballscorecards.com

AB 32
R 2
H 6
RBI 2
BB 1
SO 7
LOB 9



Batter	1	2	3	4	5	6	7	8	9	AB	R	H	RBI	BB	SO	LOB	TOP								
Mariano Duncan, R OBP: 0.285, SLG: 0.302 (1, 6)				 1B						4	0	1	0	0	1	2	Los Angeles Dodgers @ San Diego Padres Jack Murphy Stadium, San Diego, CA Sat Jun 14, 1986, 10:05 PM EDT Att: 40,785 - Unknown AB 27 R 0 H 4 RBI 0 BB 3 SO 5 LOB 11 								
Steve Sax, R OBP: 0.377, SLG: 0.435 (1, 4)				 1-2			 1B			4	0	1	0	0	1	1									
Ken Landreaux, L OBP: 0.315, SLG: 0.387 Reggie Williams, R (9, PH) OBP: 0.318, SLG: 0.361 (1, 8)										3	0	1	0	0	1	1									
Bill Madlock, R OBP: 0.261, SLG: 0.303 (1, 5)										4	0	0	0	0	2										
Mike Marshall, R OBP: 0.324, SLG: 0.514 Alejandro Pena, R (8, 1)				 BB						2	0	0	0	1	0	1									
Franklin Stubbs, L OBP: 0.321, SLG: 0.528 (1, 7)				 1-2				 BB		2	0	0	0	1	1										
Greg Brock, L OBP: 0.296, SLG: 0.371 (1, 3)					 2-3			 1B		3	0	0	0	0	2										
Alex Trevino, R OBP: 0.300, SLG: 0.283 (1, 2)			 BB							2	0	0	0	1	1										
Orel Hershiser, R OBP: 0.269, SLG: 0.280 Ed Vande Berg, R (7, 1)			 1-3					 1-2		1	0	0	0	0	0	0									
Bill Russell, R OBP: 0.265, SLG: 0.298 (8, 9)								 1-2		0	0	0	0	0	0	0									
Inning Stats	R: 0 E: 0 K: 1 S: 5	H: 0 LOB: 0 BB: 0 P: 5	R: 0 E: 0 K: 1 S: 5	H: 0 LOB: 0 BB: 0 P: 5	R: 0 E: 0 K: 0 S: 2	H: 0 LOB: 0 BB: 1 P: 6	R: 0 E: 0 K: 1 S: 6	H: 2 LOB: 1 BB: 0 P: 6	R: 0 E: 0 K: 0 S: 2	H: 0 LOB: 0 BB: 1 P: 6	R: 0 E: 0 K: 1 S: 5	H: 0 LOB: 0 BB: 0 P: 5	R: 0 E: 0 K: 0 S: 6	H: 1 LOB: 1 BB: 0 P: 6	R: 0 E: 0 K: 0 S: 4	H: 1 LOB: 2 BB: 2 P: 8	R: 0 E: 0 K: 0 S: 3	H: 0 LOB: 0 BB: 0 P: 3	1B: 4 2B: 2 3B: 0 HR: 0	SF: 0 SAC: 1 DP: 2 HBP: 0	WP: 1 PB: 0 SB: 0 CS: 1	PA: 31			
PITCHER	IP	WLS	BF	H	R	ER	SO	BB	IBB	HBP	BLK	WP	HR	S	P	ERA	WHIP								
Eric Show, R ERA: 2.87 (1, 1)	7.0	W	24	3	0	0	5	3	0	0	0	1	0	31	43	0.00	0.857								
Craig Lefferts, L ERA: 2.48 (8, 1)	1.0		4	1	0	0	0	0	0	0	0	0	0	4	4	0.00	1.000								
Gene Walter, L ERA: 3.28 (9, 1)	1.0		3	0	0	0	0	0	0	0	0	0	0	3	3	0.00	0.000								

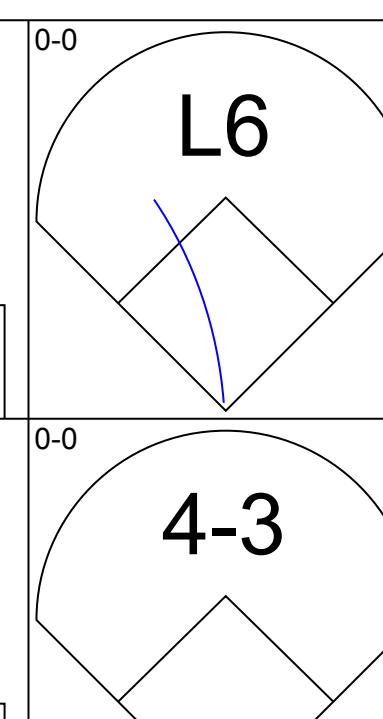
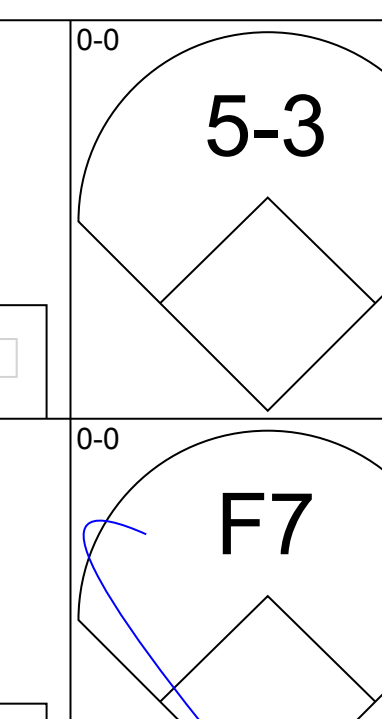
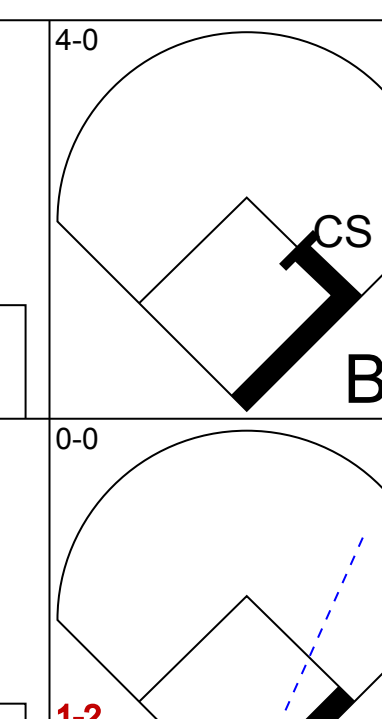

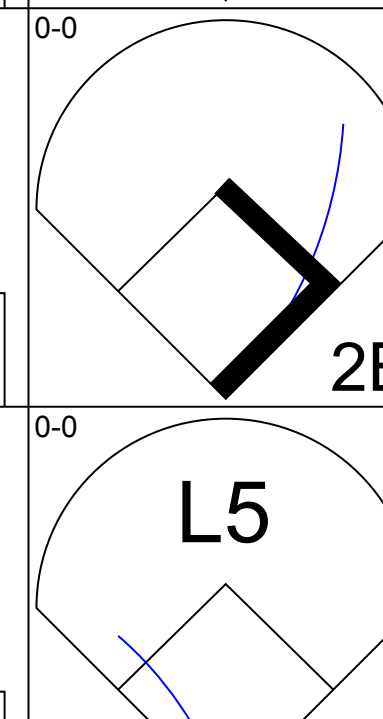

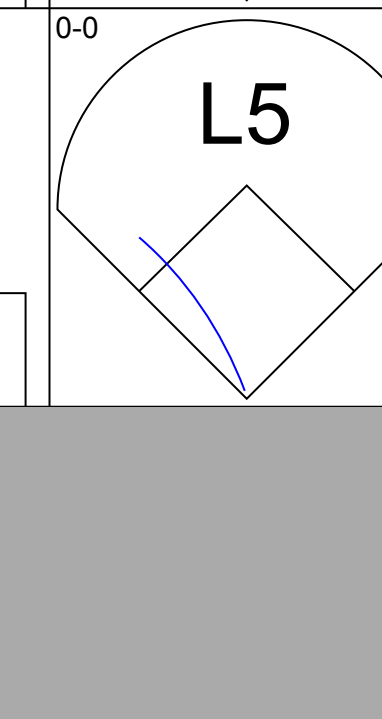
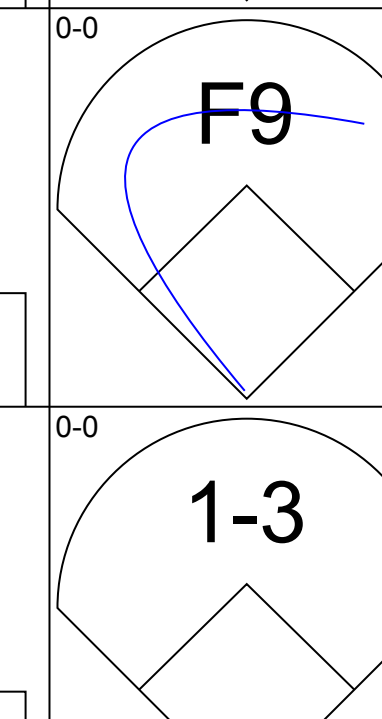

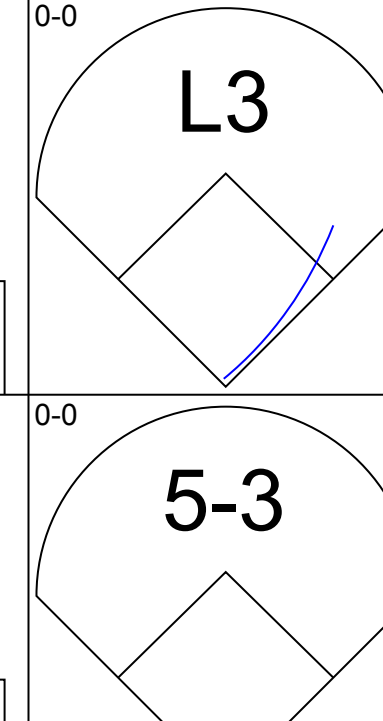



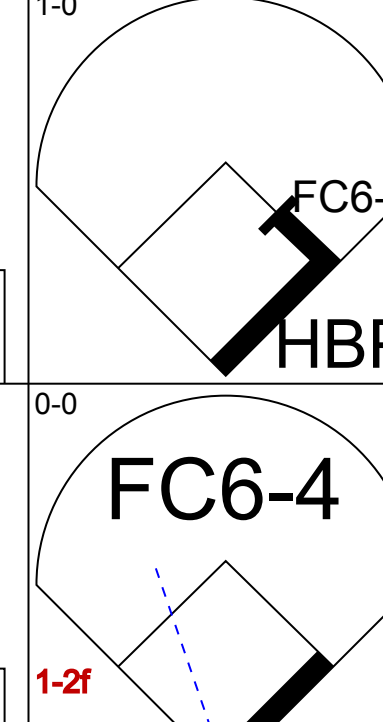

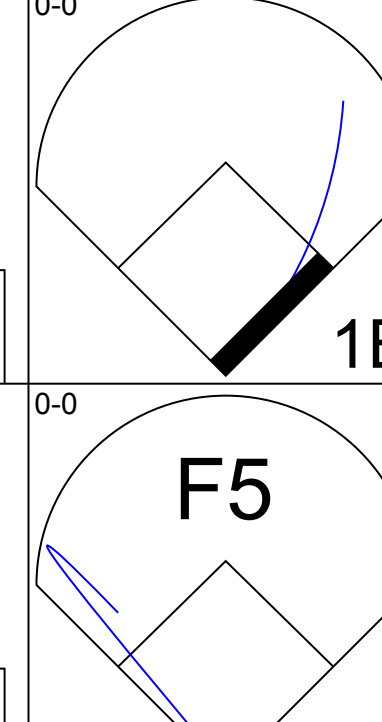

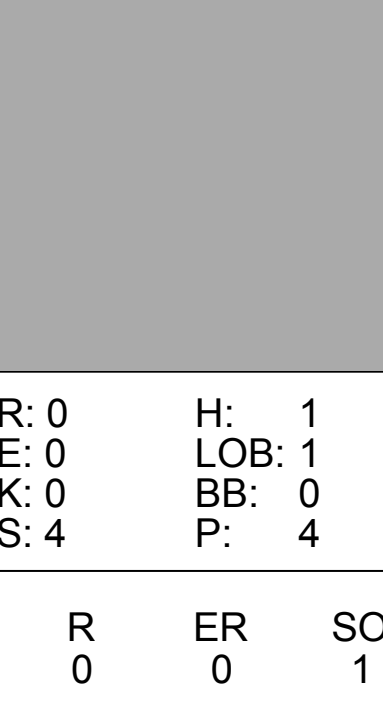


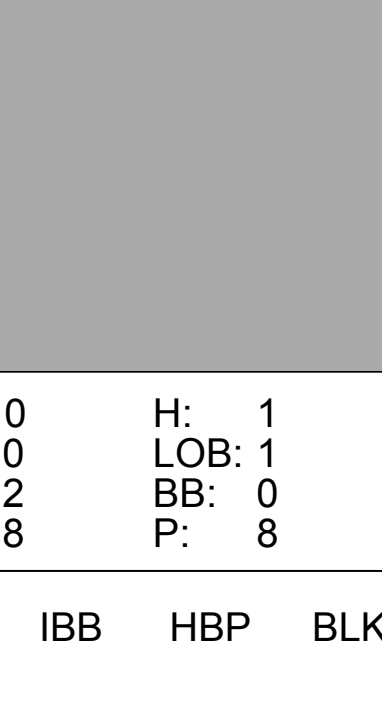




Batter	1	2	3	4	5	6	7	8	9	AB	R	H	RBI	BB	SO	LOB	BOTTOM								
Tim Flannery, L OBP: 0.370, SLG: 0.390 (1, 4)						 HR 1B		 1B		5	1	2	0	0	0	2	Los Angeles Dodgers @ San Diego Padres Jack Murphy Stadium, San Diego, CA Sat Jun 14, 1986, 10:05 PM EDT Att: 40,785 - Unknown AB 37 R 12 H 15 RBI 12 BB 2 SO 2 LOB 15 								
Tony Gwynn, L OBP: 0.402, SLG: 0.489 (1, 9)				 2B		 1-2	 3B	 2B		5	2	3	3	0	0	1									
Kevin McReynolds, R OBP: 0.391, SLG: 0.516 (7, 7)						 BB	 3H			4	2	1	2	1	0	3									
Steve Garvey, R OBP: 0.277, SLG: 0.444 Gene Walter, L OBP: 0.400, SLG: 0.500 (9, 1)				 2H						5	0	1	1	0	0	4									
Graig Nettles, L OBP: 0.308, SLG: 0.432 (1, 5)							 1H 2H	 1B		4	2	2	3	0	0	0									
Carmelo Martinez, R OBP: 0.350, SLG: 0.418 Marvell Wynne, L OBP: 0.333, SLG: 0.447 (7, 8)				 WP 1B				 1B		3	0	1	0	0	0	0									
Terry Kennedy, L OBP: 0.307, SLG: 0.364 (1, 2)					 1-3		 3B 1B			4	1	1	0	0	1	3									
Garry Templeton, S OBP: 0.268, SLG: 0.242 (1, 6)							 3B 1B	 1-3 2H		3	2	2	1	1	0	0									
Eric Show, R OBP: 0.194, SLG: 0.258 Craig Lefferts, L OBP: 0.333, SLG: 1.333 Dane Iorg, L OBP: 0.235, SLG: 0.320 (9, 3)								 2H 3H		2	0	0	0	0	1	2									
Inning Stats	R: 0 E: 0 K: 0 S: 3	H: 0 LOB: 0 BB: 0 P: 3	R: 0 E: 0 K: 0 S: 3	H: 0 LOB: 0 BB: 0 P: 3	R: 0 E: 0 K: 0 S: 3	H: 0 LOB: 0 BB: 0 P: 3	R: 1 E: 0 K: 0 S: 4	H: 2 LOB: 1 BB: 0 P: 4	R: 0 E: 0 K: 1 S: 6	H: 1 LOB: 2 BB: 1 P: 10	R: 3 E: 0 K: 0 S: 5	H: 2 LOB: 0 BB: 1 P: 9	R: 4 E: 0 K: 0 S: 7	H: 4 LOB: 0 BB: 0 P: 7	R: 4 E: 0 K: 1 S: 11	H: 6 LOB: 2 BB: 0 P: 11		1B: 9 2B: 3 3B: 1 HR: 2	SF: 0 SAC: 1 DP: 0 HBP: 0	WP: 1 PB: 0 SB: 0 CS: 0	PA: 40				
PITCHER	IP	WLS	BF	H	R	ER	SO	BB	IBB	HBP	BLK	WP	HR	S	P	ERA	WHIP								
Orel Hershiser, R ERA: 3.35 (1, 1)	6.1	L	27	7	6	6	1	1	0	0	0	1	1	27	35	8.53	1.263								
Ed Vande Berg, L ERA: 3.57 (7, 1)	0.2		4	2	2	2	0	0	0	0	0	0	1	4	4	27.00	3.000								
Alejandro Pena, R ERA: 7.27 (8, 1)	1.0		9	6	4	4	1	0	0	0	0	0	0	11	11	36.00	6.000								

Batter	1	2	3	4	5	6	7	8	9	AB	R	H	RBI	BB	SO	LOB	TOP					
Mariano Duncan, R OBP: 0.287, SLG: 0.316																	5 1 2 3 0 2 1					
Steve Sax, R OBP: 0.373, SLG: 0.427																	4 0 0 0 1 1 0					
Bill Madlock, R OBP: 0.297, SLG: 0.297																	3 0 0 0 1 0 0					
Dave Anderson, R OBP: 0.295, SLG: 0.303																	1 1 0 0 0 1 1					
Mike Marshall, R OBP: 0.327, SLG: 0.513																	4 0 2 0 0 1 1					
Bill Russell, R OBP: 0.283, SLG: 0.333																	4 1 2 1 0 0 2					
Franklin Stubbs, L OBP: 0.315, SLG: 0.517																	3 1 0 0 0 0 4					
Alex Trevino, R OBP: 0.344, SLG: 0.296																	1 2 1 0 3 0 0					
Reggie Williams, R OBP: 0.308, SLG: 0.349																	3 0 0 0 0 0 4					
Rick Honeycutt, L OBP: 0.313, SLG: 0.384																	1 0 0 0 0 1 0					
Ken Landreaux, L OBP: 0.500, SLG: 0.500																	1 0 0 0 0 0 1					
Tom Niedenfuer, R OBP: 0.444, SLG: 0.778																	0 0 0 0 0 0 0					
Len Matuszek, L OBP: 0.444, SLG: 0.778																	1 0 0 0 0 1 1					
Ken Howell, R OBP: 0.444, SLG: 0.778																	0 0 0 0 0 0 0					
Inning Stats	R: 0 E: 0 K: 1 S: 5	H: 0 LOB: 0 BB: 0 P: 5	R: 0 E: 0 K: 0 S: 4	H: 1 LOB: 2 BB: 1 P: 8	R: 0 E: 0 K: 2 S: 7	H: 0 LOB: 0 BB: 0 P: 7	R: 0 E: 0 K: 0 S: 4	H: 1 LOB: 1 BB: 0 P: 4	R: 0 E: 0 K: 0 S: 3	H: 0 LOB: 1 BB: 1 P: 7	R: 0 E: 0 K: 2 S: 7	H: 0 LOB: 0 BB: 0 P: 7	R: 3 E: 1 K: 0 S: 6	H: 3 LOB: 0 BB: 0 P: 6	R: 1 E: 0 K: 0 S: 4	H: 1 LOB: 2 BB: 1 P: 8	R: 2 E: 0 K: 2 S: 8	H: 1 LOB: 1 BB: 2 P: 16	1B: 5 2B: 1 3B: 0 HR: 1	SF: 0 SAC: 3 DP: 0 HBP: 0	WP: 0 PB: 0 SB: 0 CS: 1	PA: 40
PITCHER	IP WLS BF H R ER SO BB IBB HBP BLK WP HR S P ERA WHIP																					
Dave Dravecky, L ERA: 2.76	(1, 1) 6.0 L 25 4 3 2 5 2 0 0 0 0 0 0 0 33 41 3.00 1.000																					
Lance McCullers, R ERA: 1.7	(7, 1) 1.0 3 1 0 0 0 0 0 0 0 0 0 0 0 3 3 0.00 1.000																					
Craig Lefferts, L ERA: 2.63	(8, 1) 1.0 5 1 1 1 0 1 0 0 0 0 0 0 0 4 8 9.00 2.000																					
Tim Stoddard, R ERA: 4.17	(9, 1) 1.0 6 1 2 2 2 2 0 0 0 0 0 1 8 16 18.00 3.000																					

Los Angeles Dodgers @ San Diego Padres
Jack Murphy Stadium, San Diego, CA
Sun Jun 15 1986, 6:33 AM EDT
Att: 30,677 - Unknown

AB 31
R 6
H 7
RBI 4
BB 5
SO 7
LOB 15

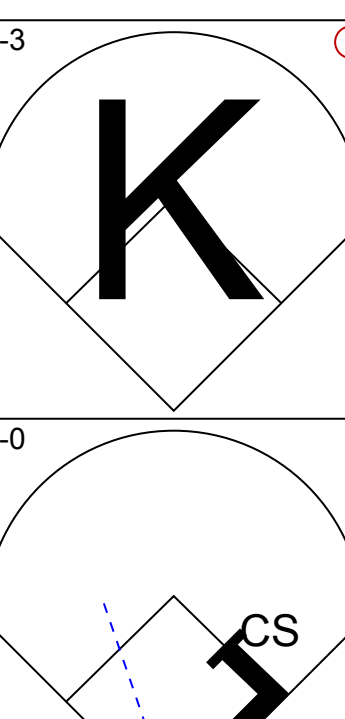
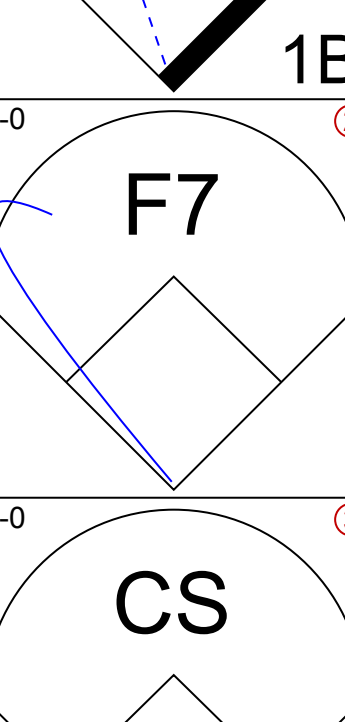


Batter	1	2	3	4	5	6	7	8	9	AB	R	H	RBI	BB	SO	LOB	BOTTOM					
Bip Roberts, S OBP: 0.278, SLG: 0.311																	3 0 0 0 1 1 1					
Tony Gwynn, L OBP: 0.399, SLG: 0.485																	4 0 1 0 0 0 0					
Kevin McReynolds, R OBP: 0.353, SLG: 0.523																	4 0 2 0 0 0 1					
Steve Garvey, R OBP: 0.276, SLG: 0.445																	4 0 1 0 0 0 1					
Carmelo Martinez, R OBP: 0.348, SLG: 0.414																	4 0 1 0 0 0 2					
Bruce Bochy, R OBP: 0.367, SLG: 0.619																	3 0 0 0 0 0 2					
Tim Flannery, L OBP: 0.367, SLG: 0.387																	1 0 0 0 0 1 1					
Graig Nettles, L OBP: 0.320, SLG: 0.438																	3 0 2 0 0 1 1					
Garry Templeton, S OBP: 0.263, SLG: 0.238																	4 0 0 0 0 0 6					
Dave Dravecky, R OBP: 0.188, SLG: 0.258																	2 0 0 0 0 1 0					
Lance McCullers, S ERA: 2.07																	0 0 0 0 0 0 0					
Dane Iorg, L OBP: 0.231, SLG: 0.314																	1 0 0 0 0 0 1					
Craig Lefferts, L OBP: 0.333, SLG: 1.333																	0 0 0 0 0 0 0					
Tim Stoddard, R ERA: 1.45																	0 0 0 0 0 0 0					
Inning Stats	R: 0 E: 0 K: 0 S: 4	H: 1 LOB: 1 BB: 0 P: 4	R: 0 E: 0 K: 0 S: 4	H: 1 LOB: 1 BB: 0 P: 4	R: 0 E: 0 K: 1 S: 5	H: 0 LOB: 0 BB: 0 P: 5	R: 0 E: 0 K: 0 S: 5	H: 2 LOB: 3 BB: 0 P: 6	R: 0 E: 0 K: 0 S: 3	H: 0 LOB: 1 BB: 1 P: 7	R: 0 E: 0 K: 1 S: 6	H: 1 LOB: 1 BB: 0 P: 6	R: 0 E: 0 K: 0 S: 3	H: 0 LOB: 0 BB: 0 P: 3	R: 0 E: 0 K: 1 S: 6	H: 1 LOB: 1 BB: 0 P: 6	R: 0 E: 0 K: 2 S: 8	H: 1 LOB: 1 BB: 0 P: 8	1B: 5 2B: 2 3B: 0 HR: 0	SF: 0 SAC: 0 DP: 0 HBP: 1	WP: 0 PB: 0 SB: 0 CS: 1	PA: 35
PITCHER	IP WLS BF H R ER SO BB IBB HBP BLK WP HR S P ERA WHIP																					
Rick Honeycutt, L ERA: 2.07	(1, 1) 6.0 W 24 5 0 0 1 1 0 0 0 0 0 0 0 9 9 0.00 0.500																					
Tom Niedenfuer, R ERA: 3.32	(7, 1) 2.0 7 1 0 0 1 0 0 0 0 0 0 0 9 9 0.00 0.500																					
Ken Howell, R ERA: 1.45	(9, 1) 1.0 4 1 0 0 2 0 0 0 0 0 0 0 8 8 0.00 1.000																					

Los Angeles Dodgers @ San Diego Padres
Jack Murphy Stadium, San Diego, CA
Sun Jun 15 1986, 6:33 AM EDT
Att: 30,677 - Unknown

AB 33
R 0
H 7
RBI 0
BB 1
SO 4
LOB 16




Batter	1	2	3	4	5	6	7	8	9	10	AB	R	H	RBI	BB	SO	LOB	
Mariano Duncan, R OBP: 0.281, SLG: 0.310			L3		F7	L7		6-3			5	0	0	0	0	1	3	
Steve Sax, R OBP: 0.377, SLG: 0.426			G4-6-3		6-3		FC3-6		6-3		3	0	1	0	2	0	0	
Ken Landreaux, L OBP: 0.310, SLG: 0.379	F7		G4-6-3		1B		FC3-6		F7		5	0	1	0	0	0	3	
Bill Madlock, R OBP: 0.268, SLG: 0.304	CS				F7				6-3		3	0	2	0	0	0	0	
Dave Anderson, R OBP: 0.299, SLG: 0.307		4-3									2	0	1	0	0	0	0	
Mike Marshall, R OBP: 0.332, SLG: 0.541		K									5	2	3	2	0	2	3	
Franklin Stubbs, L OBP: 0.323, SLG: 0.517		4-3									4	1	2	0	1	1	3	
Tom Niedenfuer, R OBP: 0.500, SLG: 0.500		1B									0	0	0	0	0	0	0	
Greg Brock, L OBP: 0.294, SLG: 0.363		4-3									4	0	0	0	1	2	3	
Alex Trevino, R OBP: 0.362, SLG: 0.310											4	0	2	1	1	0	2	
Bob Welch, R OBP: 0.091, SLG: 0.156											2	0	0	0	0	0	4	
Len Matuszek, L OBP: 0.400, SLG: 0.700											1	0	0	0	0	1	1	
Ken Howell, R											0	0	0	0	0	0	0	
Reggie Williams, R OBP: 0.308, SLG: 0.349											0	0	0	0	0	0	0	
Inning Stats	R: 0 E: 0 K: 1 S: 5	H: 1 LOB: 0 BB: 0 P: 5	R: 0 E: 0 K: 1 S: 6	H: 1 LOB: 3 BB: 2 P: 14	R: 0 E: 0 K: 1 S: 2	H: 0 LOB: 0 BB: 1 P: 6	R: 2 E: 0 K: 1 S: 8	H: 3 LOB: 1 BB: 0 P: 8	R: 0 E: 0 K: 1 S: 4	H: 2 LOB: 2 BB: 1 P: 8	R: 0 E: 0 K: 2 S: 8	H: 1 LOB: 1 BB: 0 P: 8	R: 0 E: 0 K: 0 S: 3	H: 0 LOB: 0 BB: 0 P: 3	R: 1 E: 0 K: 1 S: 6	H: 1 LOB: 0 BB: 0 P: 6	1B: 10 2B: 1 3B: 0 HR: 2	SF: 0 SAC: 1 DP: 2 HBP: 0
PITCHER	IP WLS BF H R ER SO ERA WHIP	IP WLS BF H R ER SO ERA WHIP	IP WLS BF H R ER SO ERA WHIP	IP WLS BF H R ER SO ERA WHIP	IP WLS BF H R ER SO ERA WHIP	IP WLS BF H R ER SO ERA WHIP	IP WLS BF H R ER SO ERA WHIP	IP WLS BF H R ER SO ERA WHIP	IP WLS BF H R ER SO ERA WHIP	IP WLS BF H R ER SO ERA WHIP	IP WLS BF H R ER SO ERA WHIP	IP WLS BF H R ER SO ERA WHIP	IP WLS BF H R ER SO ERA WHIP	IP WLS BF H R ER SO ERA WHIP	IP WLS BF H R ER SO ERA WHIP	IP WLS BF H R ER SO ERA WHIP	IP WLS BF H R ER SO ERA WHIP	
Rick Mahler, R ERA: 4.33	6.1	32	10	2	2	4	5	0	0	0	2.84	2.368						
Ed Olivine, L ERA: 1.59	0.2	1	0	0	0	0	0	0	0	0	0.00	0.000						
Jeff Dedmon, R ERA: 3.03	2.0	7	1	0	0	2	0	0	0	0	0.00	0.500						
Paul Assenmacher, L ERA: 1.36	1.0	W	4	1	1	1	0	0	0	0	9.00	1.000						

Los Angeles Dodgers @ Atlanta Braves
Atlanta-Fulton County Stadium, Atlanta, GA
Tue Jun 17 1986, 7:05 PM EDT
Att: 24,774 - Unknown

livebaseballscorecards.com

AB 38
R 3
H 12
RBI 3
BB 5
SO 7
LOB 22

WP: 0 PA: 45
PB: 0
SB: 1
CS: 1




Batter	1	2	3	4	5	6	7	8	9	10	AB	R	H	RBI	BB	SO	LOB
Claudell Washington, L OBP: 0.294, SLG: 0.459	F7				F8		6-3			F9	4	1	1	0	1	0	1
Omar Moreno, L OBP: 0.314, SLG: 0.430	1B				K		4-3			SH1-4	4	1	1	0	0	2	3
Dale Murphy, R OBP: 0.363, SLG: 0.461	1B			1-3		2B		F9		1B	3	2	1	0	2	0	0
Bob Horner, R OBP: 0.331, SLG: 0.442	1B			F9		F8		6-3		F9	5	0	1	1	0	0	3
Ken Oberkfell, L OBP: 0.334, SLG: 0.409	F8			K		2B				2B	4	0	2	1	1	1	2
Rafael Ramirez, R OBP: 0.262, SLG: 0.371	1-3			G1-4-3		SF8		K		2B	4	0	1	2	0	1	3
Ozzie Virgil, R OBP: 0.324, SLG: 0.414				F9		K				F9	4	0	0	0	0	2	1
Glenn Hubbard, R OBP: 0.347, SLG: 0.350				F7		F9				G6-3	3	0	1	0	1	0	0
Rick Mahler, R ERA: 3.79	7.0	29	7	2	2	2	6	0	0	0	2.57	1.143					
Chris Chambliss, L ERA: 1.77	2.1	L	10	0	2	2	1	4	0	0	7.71	1.714					
Jeff Dedmon, R ERA: 3.29	0.1	3	2	0	0	0	0	0	0	0	0.00	6.000					

Los Angeles Dodgers @ Atlanta Braves
Atlanta-Fulton County Stadium, Atlanta, GA
Tue Jun 17 1986, 7:05 PM EDT
Att: 24,774 - Unknown

livebaseballscorecards.com

AB 35
R 4
H 9
RBI 4
BB 5
SO 7
LOB 15

WP: 0 PA: 42
PB: 0
SB: 1
CS: 0



Batter	1	2	3	4	5	6	7	8	9	AB	R	H	RBI	BB	SO	LOB	TOP		
Mariano Duncan, R OBP: 0.280, SLG: 0.308 (1, 6)	0-0 6-3		0-3 K	0-0 F4		0-0 IBB 1B		0-0 F9		5	0	1	0	0	1	1	Los Angeles Dodgers @ Atlanta Braves Atlanta-Fulton County Stadium, Atlanta, GA Wed Jun 18 1986, 7:05 PM EDT Att: 27,808 - Unknown livebaseballscorecards.com		
Steve Sax, R OBP: 0.376, SLG: 0.426 (1, 4)	0-0 4-3		0-0 1B 1B	0-0 1B		0-3 K		0-0 4-3		5	1	2	0	0	1	2			
Ken Landreaux, L OBP: 0.313, SLG: 0.391 (1, 8)	0-0 1B 3B		0-0 1B	0-0 F7		0-3 K		0-0 3-1		5	2	2	0	0	1	4			
Mike Marshall, R OBP: 0.337, SLG: 0.540 (1, 9)	0-0 1B		0-0 1B		0-0 F8			0-0 6-3		4	1	2	1	1	0	0			
Franklin Stubbs, L OBP: 0.326, SLG: 0.532 (1, 7) (8, 3)	0-0 F5		0-0 1B		0-0 F8		0-3 K		0-0 HR	5	1	2	3	0	1	4			
Greg Brock, L OBP: 0.303, SLG: 0.374 Reggie Williams, R OBP: 0.304, SLG: 0.345 (1, 3) (8, 7)		4-0 CS BB	0-0 G4-3 1B		0-0 2B		0-0 4-3		0-0 5-3	3	0	2	1	1	0	0			
Alex Trevino, R OBP: 0.351, SLG: 0.290 (1, 2)	0-0 6-3		0-0 G4-3		4-0 BB		0-0 6-3		0-0 5-3	4	0	0	0	1	0	3			
Dave Anderson, R OBP: 0.306, SLG: 0.314 (1, 5)	0-0 1B			0-0 B1-3		0-0 4-3		0-0 WP 1B		4	0	2	0	0	0	2			
Fernando Valenzuela, L OBP: 0.200, SLG: 0.200 Tom Niedenfuer, R OBP: 0.500, SLG: 0.500 (1, 1) (7, 1)	0-0 F7			0-0 1B		0-0 IBB 1B		0-0 4-3		4	0	2	0	0	0	2			
										0	0	0	0	0	0	0			
Inning Stats	R: 1 E: 0 K: 0 S: 5	H: 2 LOB: 1 BB: 0 P: 5	R: 0 E: 0 K: 0 S: 3	H: 1 LOB: 1 BB: 1 P: 7	R: 3 E: 0 K: 1 S: 9	H: 5 LOB: 1 BB: 0 P: 9	R: 0 E: 0 K: 0 S: 5	H: 2 LOB: 2 BB: 1 P: 5	R: 0 E: 0 K: 0 S: 4	H: 1 LOB: 1 BB: 0 P: 4	R: 0 E: 0 K: 0 S: 3	H: 0 LOB: 0 BB: 0 P: 3	R: 1 E: 0 K: 0 S: 4	H: 1 LOB: 0 BB: 0 P: 4	1B: 12 2B: 1 3B: 1 HR: 1	SF: 0 SAC: 0 DP: 1 HBP: 0	WP: 1 PB: 0 SB: 0 CS: 1	PA: 43	
PITCHER	IP WLS BF H R ER SO BB IBB HBP BLK WP HR S P ERA WHIP	IP WLS BF H R ER SO BB IBB HBP BLK WP HR S P ERA WHIP	IP WLS BF H R ER SO BB IBB HBP BLK WP HR S P ERA WHIP	IP WLS BF H R ER SO BB IBB HBP BLK WP HR S P ERA WHIP	IP WLS BF H R ER SO BB IBB HBP BLK WP HR S P ERA WHIP	IP WLS BF H R ER SO BB IBB HBP BLK WP HR S P ERA WHIP	IP WLS BF H R ER SO BB IBB HBP BLK WP HR S P ERA WHIP	IP WLS BF H R ER SO BB IBB HBP BLK WP HR S P ERA WHIP	IP WLS BF H R ER SO BB IBB HBP BLK WP HR S P ERA WHIP	IP WLS BF H R ER SO BB IBB HBP BLK WP HR S P ERA WHIP	IP WLS BF H R ER SO BB IBB HBP BLK WP HR S P ERA WHIP	IP WLS BF H R ER SO BB IBB HBP BLK WP HR S P ERA WHIP	IP WLS BF H R ER SO BB IBB HBP BLK WP HR S P ERA WHIP	IP WLS BF H R ER SO BB IBB HBP BLK WP HR S P ERA WHIP	IP WLS BF H R ER SO BB IBB HBP BLK WP HR S P ERA WHIP	IP WLS BF H R ER SO BB IBB HBP BLK WP HR S P ERA WHIP	IP WLS BF H R ER SO BB IBB HBP BLK WP HR S P ERA WHIP	IP WLS BF H R ER SO BB IBB HBP BLK WP HR S P ERA WHIP	
Craig McMurtry, R ERA: 4.34 Ed Ollivier, L ERA: 1.23 Paul Assenmacher, L ERA: 1.54 (1, 1) (8, 1) (8, 1)	5.1 L 29 13 4 4 2 2 0 0 0 0 0 0 31 39 6.75 2.812	1.2 7 1 0 0 2 0 1 0 0 1 0 10 14 0.00 0.600	2.0 7 1 1 1 0 0 0 0 0 0 1 7 7 4.50 0.500																

Batter	1	2	3	4	5	6	7	8	9	AB	R	H	RBI	BB	SO	LOB	BOTTOM		
Claudell Washington, L OBP: 0.306, SLG: 0.474 (1, 9)	0-0 WP 2B		0-0 G3		0-0 F7		0-0 BB 1B		0-0 1B	5	0	3	0	0	0	2	Los Angeles Dodgers @ Atlanta Braves Atlanta-Fulton County Stadium, Atlanta, GA Wed Jun 18 1986, 7:05 PM EDT Att: 27,808 - Unknown livebaseballscorecards.com		
Omar Moreno, L OBP: 0.306, SLG: 0.420 Terry Harper, R OBP: 0.281, SLG: 0.322 Paul Assenmacher, L (1, 7) (7, PH) (8, 1)	0-0 5-3			0-3 K	0-0 L5		0-3 K		0-0 F7	3	0	0	0	0	1	3			
Ozzie Virgil, R OBP: 0.322, SLG: 0.412 (9, PH)	2-3								0-0 F7	0	0	0	0	0	0	0			
Dale Murphy, R OBP: 0.384, SLG: 0.470 (1, 8)	0-3 K			0-0 HR		0-0 5-3	4-0 BB		0-0 L9	4	1	1	1	1	1	1			
Bob Horner, R OBP: 0.333, SLG: 0.454 (1, 3)	0-0 F6			0-0 HR		4-0 1B BB	0-0 F6			3	1	1	1	1	0	4			
Ken Oberkfell, L OBP: 0.392, SLG: 0.405 (1, 5)		0-0 4-3		0-3 K		0-0 1B		0-3 K		4	0	1	0	0	2	0			
Rafael Ramirez, R OBP: 0.281, SLG: 0.369 (1, 6) (9, 7)		0-0 5-3		0-0 F8		0-0 F7		0-0 E S 1B		4	0	1	0	0	0	2			
Bruce Benedict, R OBP: 0.286, SLG: 0.512 Chris Chambliss, L OBP: 0.511, SLG: 0.564 Andres Thomas, R OBP: 0.326, SLG: 0.449 (1, 2) (8, PH) (9, 6)		0-0 F8			0-0 F8	0-0 F4		0-3 K		3	0	0	0	0	0	2			
Glenn Hubbard, R OBP: 0.355, SLG: 0.348 (1, 4)			0-0 F9		4-0 1B BB		4-0 BB 1B BB	4-0 BB		1	0	0	0	3	0	0			
Craig McMurtry, R OBP: 0.286, SLG: 0.167 Ed Ollivier, L OBP: 0.294, SLG: 0.370 Bill Sample, R OBP: 0.294, SLG: 0.370 Ted Simmons, S OBP: 0.328, SLG: 0.360 (1, 1) (8, 1) (7, PH) (8, 7) (8, PH) (9, 2)			0-0 F9		0-0 1B		0-3 K		0-0 1-3	2	0	1	0	0	0	0			
										0	0	0	0	0	0	0			
Inning Stats	R: 0 E: 0 K: 1 S: 6	H: 1 LOB: 1 BB: 0 P: 6	R: 0 E: 0 K: 0 S: 3	H: 0 LOB: 0 BB: 0 P: 3	R: 0 E: 0 K: 2 S: 9	H: 2 LOB: 0 BB: 0 P: 9	R: 0 E: 0 K: 0 S: 4	H: 1 LOB: 2 BB: 1 P: 8	R: 0 E: 0 K: 2 S: 8	H: 1 LOB: 3 BB: 2 P: 16	R: 0 E: 1 K: 2 S: 8	H: 1 LOB: 2 BB: 1 P: 12	R: 0 E: 0 K: 0 S: 3	H: 1 LOB: 0 BB: 0 P: 3	1B: 5 2B: 1 3B: 0 HR: 2	SF: 0 SAC: 0 DP: 0 HBP: 0	WP: 1 PB: 0 SB: 1 CS: 0	PA: 39	
PITCHER	IP WLS BF H R ER SO BB IBB HBP BLK WP HR S P ERA WHIP	IP WLS BF H R ER SO BB IBB HBP BLK WP HR S P ERA WHIP	IP WLS BF H R ER SO BB IBB HBP BLK WP HR S P ERA WHIP	IP WLS BF H R ER SO BB IBB HBP BLK WP HR S P ERA WHIP	IP WLS BF H R ER SO BB IBB HBP BLK WP HR S P ERA WHIP	IP WLS BF H R ER SO BB IBB HBP BLK WP HR S P ERA WHIP	IP WLS BF H R ER SO BB IBB HBP BLK WP HR S P ERA WHIP	IP WLS BF H R ER SO BB IBB HBP BLK WP HR S P ERA WHIP	IP WLS BF H R ER SO BB IBB HBP BLK WP HR S P ERA WHIP	IP WLS BF H R ER SO BB IBB HBP BLK WP HR S P ERA WHIP	IP WLS BF H R ER SO BB IBB HBP BLK WP HR S P ERA WHIP	IP WLS BF H R ER SO BB IBB HBP BLK WP HR S P ERA WHIP	IP WLS BF H R ER SO BB IBB HBP BLK WP HR S P ERA WHIP	IP WLS BF H R ER SO BB IBB HBP BLK WP HR S P ERA WHIP	IP WLS BF H R ER SO BB IBB HBP BLK WP HR S P ERA WHIP	IP WLS BF H R ER SO BB IBB HBP BLK WP HR S P ERA WHIP	IP WLS BF H R ER SO BB IBB HBP BLK WP HR S P ERA WHIP	IP WLS BF H R ER SO BB IBB HBP BLK WP HR S P ERA WHIP	
Fernando Valenzuela, L ERA: 2.79 Tom Niedenfuer, R ERA: 3.1 (1, 1) (7, 1)	6.2 W 30 2 2 2 5 4 0 0 0 0 0 0 36 52 2.70 1.500	2.1 S 9 2 0 0 2 1 0 0 0 0 0 0 12 16 0.00 1.286																	



Batter	1	2	3	4	5	6	7	8	9	AB	R	H	RBI	BB	SO	LOB	TOP					
Mariano Duncan, R OBP: 0.282, SLG: 0.310										5	2	1	0	1	2		Los Angeles Dodgers @ Atlanta Braves Atlanta-Fulton County Stadium, Atlanta, GA Thu Jun 19 1986, 3:33 AM EDT Att: 27,671 - Unknown					
Steve Sax, R OBP: 0.382, SLG: 0.438										5	2	3	2	0	0	2						
Enos Cabell, R OBP: 0.299, SLG: 0.283 Ken Landreaux, L OBP: 0.313, SLG: 0.391										5	1	3	2	0	0	2						
Mike Marshall, R OBP: 0.338, SLG: 0.534										3	0	0	0	2	2	1						
Franklin Stubbs, L OBP: 0.328, SLG: 0.547										5	1	2	2	0	1	6						
Alex Trevino, R OBP: 0.397, SLG: 0.348											4	1	2	1	1	0		3				
Dave Anderson, R OBP: 0.302, SLG: 0.309											5	1	1	0	0	0		3				
Reggie Williams, R OBP: 0.330, SLG: 0.367											3	1	2	0	2	0		1				
Orel Hershiser, R OBP: 0.241, SLG: 0.250											3	0	0	0	0	3	4					
Inning Stats	R: 1 E: 0 K: 0 S: 5	H: 3 LOB: 2 BB: 1 P: 9	R: 1 E: 0 K: 1 S: 7	H: 2 LOB: 2 BB: 1 P: 11	R: 0 E: 0 K: 1 S: 6	H: 1 LOB: 1 BB: 0 P: 6	R: 4 E: 1 K: 0 S: 6	H: 3 LOB: 0 BB: 1 P: 10	R: 0 E: 0 K: 1 S: 5	H: 1 LOB: 1 BB: 1 P: 9	R: 1 E: 0 K: 2 S: 9	H: 2 LOB: 1 BB: 0 P: 9	R: 1 E: 0 K: 1 S: 6	H: 1 LOB: 1 BB: 1 P: 10	R: 0 E: 0 K: 1 S: 5	H: 0 LOB: 0 BB: 0 P: 5	R: 1 E: 0 K: 0 S: 4	H: 2 LOB: 0 BB: 0 P: 4	1B: 10 2B: 2 3B: 1 HR: 2	SF: 0 SAC: 1 DP: 3 HBP: 0	WP: 1 PB: 0 SB: 3 CS: 0	PA: 45
PITCHER	IP WLS BF H R ER SO BB IBB HBP BLK WP HR S P ERA WHIP																	PITCHER	IP WLS BF H R ER SO BB IBB HBP BLK WP HR S P ERA WHIP			
Zane Smith, L ERA: 2.78	(1, 1) 5.1 L 30 12 7 4 4 4 4 0 0 0 0 1 0 34 50 6.75 3.000																					
Steve Shields, R ERA: 10.13	(6, 1) 1.2 7 1 1 1 2 1 0 0 0 0 0 1 10 14 5.40 1.200																					
Ed Olwine, L ERA: 1.93	(8, 1) 2.0 7 2 1 1 1 0 0 0 0 0 0 1 9 9 4.50 1.000																					
Batter	1	2	3	4	5	6	7	8	9	AB	R	H	RBI	BB	SO	LOB	BOTTOM					
Claudell Washington, L OBP: 0.297, SLG: 0.458										4	0	0	0	0	0	0	Los Angeles Dodgers @ Atlanta Braves Atlanta-Fulton County Stadium, Atlanta, GA Thu Jun 19 1986, 3:33 AM EDT Att: 27,671 - Unknown					
Omar Moreno, L OBP: 0.306, SLG: 0.415										4	1	1	0	0	0	0						
Dale Murphy, R OBP: 0.385, SLG: 0.470										4	1	2	0	0	0	0						
Bob Horner, R OBP: 0.337, SLG: 0.470 Chris Chambliss, L OBP: 0.522, SLG: 0.575										3	2	2	2	0	0	0						
Ken Oberkfell, L OBP: 0.389, SLG: 0.399										3	0	0	0	1	0	2						
Rafael Ramirez, R OBP: 0.257, SLG: 0.363										4	0	0	0	0	1	4						
Ozzie Virgil, R OBP: 0.326, SLG: 0.414										4	0	2	2	0	1	0						
Glenn Hubbard, R OBP: 0.353, SLG: 0.346										4	0	1	0	0	0	2						
Zane Smith, L OBP: 0.079, SLG: 0.079 Steve Shields, R	(1, 1) 9.0 W 36 9 4 4 3 0 0 1 0 0 0 1 41 45 4.00 1.000																					
Terry Harper, R OBP: 0.280, SLG: 0.320 Ed Olwine, R	(7, PH) 3-1										2	0	0	0	0	0	2					
Bill Sample, R OBP: 0.291, SLG: 0.366	(8, PH) 1-3									1	0	0	0	0	0	0						
Inning Stats	R: 0 E: 0 K: 0 S: 3	H: 0 LOB: 0 BB: 0 P: 3	R: 1 E: 0 K: 0 S: 6	H: 3 LOB: 2 BB: 0 P: 6	R: 3 E: 1 K: 0 S: 7	H: 4 LOB: 2 BB: 1 P: 11	R: 0 E: 0 K: 0 S: 3	H: 0 LOB: 0 BB: 0 P: 3	R: 0 E: 0 K: 1 S: 5	H: 0 LOB: 0 BB: 0 P: 5	R: 0 E: 0 K: 1 S: 5	H: 0 LOB: 0 BB: 0 P: 5	R: 0 E: 0 K: 0 S: 4	H: 2 LOB: 1 BB: 0 P: 4	R: 0 E: 0 K: 1 S: 5	H: 0 LOB: 0 BB: 0 P: 5	1B: 8 2B: 0 3B: 0 HR: 1	SF: 0 SAC: 0 DP: 1 HBP: 0	WP: 0 PB: 0 SB: 0 CS: 0	PA: 36		

Batter	1	2	3	4	5	6	7	8	9	AB	R	H	RBI	BB	SO	LOB	TOP								
Bip Roberts, S (1,4) OBP: 0.285, SLG: 0.295 Rich Gossage, R (8,1)	0-0 5-3			0-0 6-3		0-0 5-3		0-3 K	0-0 FC6-4	4	0	0	0	0	1	0									
Tony Gwynn, L (1,9) OBP: 0.404, SLG: 0.478	0-0 4-3			0-0 1B 1B		0-0 1B 2B		0-0 1B 1B		4	3	3	0	0	0	0									
Kevin McReynolds, R (1,8) OBP: 0.352, SLG: 0.506 (8,7)	0-3 K			0-0 F6 1B 1B		0-0 2B L3 1B		4-0 1B BB		3	1	2	0	1	1	0									
Steve Garvey, R (1,3) OBP: 0.286, SLG: 0.458		0-0 F7		0-0 1B 1B		0-0 1B 2B		0-3 K		4	0	2	2	0	1	2									
Carmelo Martinez, R (1,7) OBP: 0.360, SLG: 0.408 Marvell Wynne, L (8,PR) OBP: 0.350, SLG: 0.451 (8,8)		0-0 4-3		0-0 F6				0-0 E8 1B 1B		3	0	1	1	1	0	2									
Gary Templeton, S (1,6) OBP: 0.271, SLG: 0.258		0-0 F4			0-0 6-3		0-0 L3		0-0 1B CS	4	0	1	1	0	0	3									
Jerry Royster, R (1,5) OBP: 0.287, SLG: 0.330			0-3 K		0-0 1B		0-0 4-3	0-0 CS	0-0 F7	4	0	1	0	0	1	0									
Terry Kennedy, L (1,2) OBP: 0.318, SLG: 0.374			0-0 F7		0-3 K		0-0 2B		0-0 4-3	4	0	1	0	0	1	1									
Dave Dravecky, R (1,1) OBP: 0.176, SLG: 0.242 Lance McCullers, S (6,1)			0-0 4-3		0-0 F4		0-3 K		4-0 BB	2	0	0	0	0	0	1									
Tim Flannery, L (8,4) OBP: 0.379, SLG: 0.387										0	0	0	0	1	0	0									
Inning Stats	R: 0 E: 0 K: 1 S: 5	H: 0 LOB: 0 BB: 0 P: 5	R: 0 E: 0 K: 0 S: 3	H: 0 LOB: 0 BB: 0 P: 3	R: 0 E: 0 K: 1 S: 5	H: 0 LOB: 0 BB: 0 P: 5	R: 1 E: 0 K: 0 S: 5	H: 3 LOB: 1 BB: 0 P: 5	R: 0 E: 0 K: 1 S: 6	H: 1 LOB: 1 BB: 0 P: 6	R: 1 E: 0 K: 0 S: 5	H: 3 LOB: 2 BB: 1 P: 9	R: 0 E: 0 K: 1 S: 5	H: 1 LOB: 0 BB: 0 P: 5	R: 3 E: 1 K: 2 S: 9	H: 3 LOB: 1 BB: 1 P: 13	R: 0 E: 0 K: 0 S: 3	H: 0 LOB: 1 BB: 1 P: 7	1B: 8 2B: 4 3B: 0 HR: 0	SF: 0 SAC: 0 DP: 1 HBP: 0	WP: 0 PB: 0 SB: 1 CS: 1	PA: 38			
PITCHER	IP	WLS	BF	H	R	ER	SO	BB	IBB	HBP	BLK	WP	HR	S	P	ERA	WHIP								
Rick Honeycutt, L (1,1) ERA: 2.12	7.0		27	8	2	2	4	0	1	0	0	0	0	34	38	2.57	1.143								
Ken Howell, R (8,1) ERA: 2.12	1.0	L	6	3	3	2	2	1	0	0	0	0	0	9	13	18.00	4.000								
Ed Vande Berg, L (9,1) ERA: 3.47	1.0		4	0	0	0	0	1	0	0	0	0	0	3	7	0.00	1.000								

San Diego Padres @ Los Angeles Dodgers
Dodger Stadium, Los Angeles, CA
Fri Jun 20 1986, 7:05 PM PDT
Att: 46,288 - Unknown

AB	34
R	5
H	11
RBI	4
BB	3
SO	6
LOB	10



Batter	1	2	3	4	5	6	7	8	9	AB	R	H	RBI	BB	SO	LOB	BOTTOM								
Mariano Duncan, R (1,6) OBP: 0.282, SLG: 0.309 Bill Russell, R (7,PR) OBP: 0.296, SLG: 0.333 (8,6)	0-0 F8	0-0 F7			0-0 6-3		0-0 4-3 1B 1B		1-0 1B HBP	4	0	1	0	0	0	2									
Steve Sax, R (1,4) OBP: 0.379, SLG: 0.433	0-0 6-3			0-0 5-3		0-0 F4		0-0 4-3		5	0	1	1	0	0	1									
Enos Cabell, R (1,3) OBP: 0.304, SLG: 0.282	0-0 F7			0-0 F7		0-0 F6		0-0 1B		4	0	1	1	1	0	0									
Bill Madlock, R (1,5) OBP: 0.275, SLG: 0.329 Dave Anderson, R (6,PR) OBP: 0.297, SLG: 0.304 (7,5)		0-0 HR		0-0 F2		0-0 1B 1B		0-0 4-3		3	1	2	1	0	0	0									
Mike Marshall, R (1,9) OBP: 0.345, SLG: 0.535		4-0 1B BB			0-0 1B 1B		0-0 1B		0-0 6-3	3	1	2	0	1	0	0									
Franklin Stubbs, L (1,7) OBP: 0.326, SLG: 0.540		0-0 F8		0-0 1B		0-0 F3		0-0 G3		4	0	1	0	0	0	3									
Alex Trevino, R (1,2) OBP: 0.349, SLG: 0.329		0-0 F7		0-0 F6		0-0 F7		0-3 K		4	0	0	0	0	1	5									
Reggie Williams, R (1,8) OBP: 0.333, SLG: 0.363 Ken Landreaux, L (6,PH) OBP: 0.309, SLG: 0.386 (7,8)		4-0 1B IBB			0-3 K		0-0 G3		0-0 6-3	1	0	0	0	1	1	2									
Rick Honeycutt, L (1,1) OBP: 0.056, SLG: 0.056 Len Matuszek, L (7,PH) OBP: 0.364, SLG: 0.636 Ken Howell, R (8,1)		0-0 1B IBB		0-0 F7			0-0 F6		4-0 HBP 1B BB	2	0	1	1	0	0	2									
Ed Vande Berg, R (9,1) Jack Fimple, R (9,PH)		1-3 2H 1B								0	0	0	0	0	0	0									
Inning Stats	R: 0 E: 0 K: 0 S: 3	H: 0 LOB: 0 BB: 0 P: 3	R: 2 E: 0 K: 0 S: 5	H: 2 LOB: 2 BB: 2 P: 13	R: 0 E: 0 K: 1 S: 7	H: 2 LOB: 0 BB: 0 P: 7	R: 0 E: 0 K: 0 S: 3	H: 0 LOB: 0 BB: 0 P: 3	R: 1 E: 0 K: 0 S: 5	H: 2 LOB: 2 BB: 0 P: 5	R: 0 E: 0 K: 1 S: 5	H: 0 LOB: 0 BB: 0 P: 5	R: 1 E: 0 K: 0 S: 3	H: 1 LOB: 2 BB: 2 P: 12	1B: 8 2B: 0 3B: 0 HR: 1	SF: 0 SAC: 0 DP: 1 HBP: 1	WP: 0 PB: 0 SB: 2 CS: 0	PA: 40							
PITCHER	IP	WLS	BF	H	R	ER	SO	BB	IBB	HBP	BLK	WP	HR	S	P	ERA	WHIP								
Dave Dravecky, L (1,1) ERA: 2.79	5.1		24	6	2	2	1	1	0	0	0	0	0	7	7	5.40	1.200								
Lance McCullers, R (6,1) ERA: 1.73	1.2	W	7	2	1	1	0	0	0	0	0	0	0	7	7	5.40	1.200								
Rich Gossage, R (8,1) ERA: 4.35	2.0	S	9	1	1	1	1	2	0	1	0	0	0	8	17	4.50	1.500								

San Diego Padres @ Los Angeles Dodgers
Dodger Stadium, Los Angeles, CA
Fri Jun 20 1986, 7:05 PM PDT
Att: 46,288 - Unknown


AB	35
R	4
H	9
RBI	4
BB	4
SO	2
LOB	22



Batter	1	2	3	4	5	6	7	8	9	10	11	12	13	14	AB	R	H	RBI	BB	SO	LOB	TOP								
Big Roberts, S OBP: 0.262, SLG: 0.291 Tim Flannery, L OBP: 0.378, SLG: 0.386	B1-3		3-1		FC4-6		1B 1B	G3		F8		E1		1B 1B	5	1	1	0	0	0	1									
Tony Gwynn, L OBP: 0.413, SLG: 0.483	BB 1B HBP		G3		F5		1B 1B			SF7		E S 2B 1B		1B 1B	6	2	4	1	1	1	0	1								
Kevin McReynolds, R OBP: 0.349, SLG: 0.514	F9		3B			6-3	F3			SF7		WP 1H 2B		K	7	0	2	2	0	2	9									
Steve Garvey, R OBP: 0.286, SLG: 0.453 Lance McCullers, S	1-2 BB 1B		6-3			E5	1B			F8		F9		4-3	7	0	2	2	0	0	5									
Carmelo Martinez, R OBP: 0.396, SLG: 0.397 Rich Cossage, R	1-2 2-3 BB				F9	K	F6			F6		K			4	0	0	0	1	1	3									
John Kruk, L OBP: 0.353, SLG: 0.463	1-2 2-3 BB													1B BB	1	0	0	0	0	1	1									
Graig Nettles, L OBP: 0.327, SLG: 0.480	F2					4-3				1-3		F9		K	7	0	0	0	1	2	7									
Garry Templeton, S OBP: 0.280, SLG: 0.264			F9		F9					F9		FC6-4 BB		F7	6	2	3	0	1	0	2									
Bruce Bochy, R OBP: 0.333, SLG: 0.531 Terry Kennedy, L OBP: 0.317, SLG: 0.386			K				F8			E5 1B 1B		HR		1B	3	1	0	0	0	1	1									
Andy Hawkins, R OBP: 0.275, SLG: 0.397 Tim Stoddard, R OBP: 0.275, SLG: 1.000 Craig Lefferts, L OBP: 0.405, SLG: 0.327 Dane Berg, L OBP: 0.325, SLG: 0.386 Gene Walter, L OBP: 0.386, SLG: 0.500 Rich Cossage, R OBP: 0.342, SLG: 0.462			L6				F8			E3 1B 1B		HR		1B	4	1	1	2	0	0	3									
Inning Stats	R: 0 E: 0 K: 0 S: 4	H: 1 LOB: 3 BB: 1 P: 5	R: 0 E: 0 K: 1 S: 5	H: 0 LOB: 0 BB: 0 P: 5	R: 0 E: 0 K: 1 S: 4	H: 1 LOB: 1 BB: 0 P: 4	R: 0 E: 0 K: 1 S: 5	H: 0 LOB: 0 BB: 0 P: 5	R: 0 E: 0 K: 1 S: 6	H: 1 LOB: 1 BB: 0 P: 6	R: 3 E: 0 K: 0 S: 8	H: 4 LOB: 2 BB: 0 P: 8	R: 2 E: 0 K: 0 S: 5	H: 2 LOB: 0 BB: 0 P: 5	R: 1 E: 0 K: 0 S: 4	H: 1 LOB: 0 BB: 0 P: 4	R: 0 E: 0 K: 0 S: 3	H: 0 LOB: 2 BB: 2 P: 11	R: 1 E: 0 K: 1 S: 7	H: 2 LOB: 2 BB: 1 P: 11	R: 0 E: 0 K: 0 S: 4	H: 1 LOB: 3 BB: 1 P: 11	R: 0 E: 0 K: 0 S: 4	H: 1 LOB: 2 BB: 1 P: 8	R: 1 E: 0 K: 3 S: 12	H: 3 LOB: 2 BB: 0 P: 12	1B: 14 2B: 1 3B: 1 HR: 1	SF: 1 SAC: 0 DP: 0 HBP: 1	WP: 1 PB: 0 SB: 2 CS: 0	PA: 69
PITCHER	IP	WLS	BF	H	R	ER	SO	BB	IBB	HBP	BLK	WP	HR	S	P	ERA	WHIP													
Jerry Reuss, L ERA: 5.75	6.1		28	5	3	3	3					0	0	32	37	5.75	1.42													
Ed Vande Berg, L ERA: 3.47	0.0	1	1	0	0	0	0	0	0	0	0	0	0	1	1	∞	∞													
Tom Niedenfuer, R ERA: 3.4	1.2	8	3	2	2	0	0	0	0	0	0	0	1	8	8	10.80	1.800													
Ken Howell, R ERA: 2.03	2.0	9	1	1	0	0	1	1	0	0	0	0	0	7	15	0.00	1.000													
Carlos Diaz, L ERA: 9.84	1.1	9	3	1	1	1	1	0	0	0	0	1	0	10	14	6.75	3.000													

San Diego Padres @ Los Angeles Dodgers
Dodger Stadium, Los Angeles, CA
Sat Jun 21 1986, 7:05 PM PDT
Att. 46,600 - Unknown


AB 61
R 8
H 17
RBI 8
BB 6
SO 8
LOB 42



Batter	1	2	3	4	5	6	7	8	9	10	11	12	13	14	AB	R	H	RBI	BB	SO	LOB	BOTTOM								
Dave Anderson, R OBP: 0.292, SLG: 0.298 Bill Russell, R OBP: 0.288, SLG: 0.327	6-3		K		K		SH3-4 1B			F8		SF7		F8	2	0	0	0	0	1	0									
Steve Sax, R OBP: 0.380, SLG: 0.437	2B		F8-3 1B			E6 WP 2B	SH3-4 1B			F3		1-3		4-3	7	2	3	0	0	0	1									
Franklin Stubbs, L OBP: 0.316, SLG: 0.521	F7		F8-3			F8	SH3-4			F7				4-3	6	0	0	0	0	0	3									
Bill Madlock, R OBP: 0.282, SLG: 0.343	2H 2B				5-3		1H 2B			K				K	5	1	2	2	1	2	0									
Mike Marshall, R OBP: 0.337, SLG: 0.522	K				K		K			G6-4-3 IBB				F8	6	0	0	0	0	3	5									
Len Matuszek, L OBP: 0.333, SLG: 0.500 Ken Howell, R			G3							F7				K	3	1	0	0	1	1	0									
Ken Landreaux, R OBP: 0.308, SLG: 0.384 Carlos Diaz, R Jack Fimple, R					F9		2B 1B IBB			K				K	0	0	0	0	0	0	0									
Alex Trevino, R OBP: 0.371, SLG: 0.400	4-3				K		1-3 2H 1B 2B			HR				BB	5	3	3	2	1	1	0									
Reggie Williams, R OBP: 0.343, SLG: 0.381					K					5-3				K	6	0	3	2	0	2	1									
Jerry Reuss, L OBP: 0.275, SLG: 0.397 Ed Vande Berg, R OBP: 0.275, SLG: 1.000 Tom Niedenfuer, R OBP: 0.405, SLG: 0.327 Dane Berg, L OBP: 0.325, SLG: 0.386 Gene Walter, L OBP: 0.386, SLG: 0.500 Rich Cossage, R OBP: 0.342, SLG: 0.462			4-3				1-3 3H			K		SH2-4 1B		BB	2	0	0	0	1	0	2									
Inning Stats	R: 1 E: 0 K: 1 S: 7	H: 2 LOB: 1 BB: 0 P: 7	R: 0 E: 0 K: 0 S: 4	H: 1 LOB: 1 BB: 0 P: 4	R: 0 E: 0 K: 1 S: 5	H: 1 LOB: 1 BB: 0 P: 5	R: 0 E: 0 K: 1 S: 5	H: 0 LOB: 0 BB: 0 P: 5	R: 0 E: 0 K: 1 S: 9	H: 1 LOB: 1 BB: 0 P: 13	R: 4 E: 0 K: 1 S: 9	H: 3 LOB: 1 BB: 1 P: 13	R: 0 E: 0 K: 1 S: 4	H: 2 LOB: 2 BB: 1 P: 8	R: 1 E: 0 K: 0 S: 3	H: 1 LOB: 0 BB: 0 P: 5	R: 0 E: 0 K: 0 S: 5	H: 0 LOB: 1 BB: 0 P: 11	R: 1 E: 0 K: 1 S: 7	H: 2 LOB: 1 BB: 0 P: 11	R: 0 E: 0 K: 0 S: 4	H: 0 LOB: 0 BB: 0 P: 8	R: 0 E: 0 K: 0 S: 9	H: 0 LOB: 0 BB: 0 P: 13	R: 0 E: 0 K: 0 S: 3	H: 0 LOB: 0 BB: 0 P: 3	1B: 6 2B: 6 3B: 0 HR: 1	SF: 1 SAC: 2 DP: 2 HBP: 0	WP: 1 PB: 0 SB: 1 CS: 0	PA: 57
PITCHER	IP	WLS	BF	H	R	ER	SO	BB	IBB	HBP	BLK	WP	HR	S	P	ERA	WHIP													
Andy Hawkins, R ERA: 4.08	5.2		25	6	5	7	7					1	0	37	45	1.59	1.235													
Tim Stoddard, R ERA: 3.98	0.1	2	1	0	0	0	0	0	0	0	0	0	0	2	2	0.00	3.000													
Craig Lefferts, L ERA: 2.54	1.0	5	2	0	0	0	0	0	0	0	0	0	0	4	8	0.00	2.000													
Gene Walter, L ERA: 3.86	1.0	4	1	1	1	2	0	0	0	0	0	0	1	8	8	9.00	1.000													
Rich Cossage, R ERA: 4.24	3.0	11	2	1	1	1	0	0	0	0	0	0	0	13	13	3.00	0.667													

San Diego Padres @ Los Angeles Dodgers
Dodger Stadium, Los Angeles, CA
Sat Jun 21 1986, 7:05 PM PDT
Att. 46,600 - Unknown


AB 50
R 7
H 12
RBI 7
BB 4
SO 14
LOB 14



Batter	1	2	3	4	5	6	7	8	9	AB	R	H	RBI	BB	SO	LOB	TOP								
Tim Flannery, L (1.4) OBP: 0.384, SLG: 0.414	F8		1B		SF9		1B		HR	4	1	3	2	0	0	0	San Diego Padres @ Los Angeles Dodgers Dodger Stadium, Los Angeles, CA Sun Jun 22 1986, 3:33 AM PDT Att: 42,236 - Unknown livebaseballscorecards.com								
Tony Gwynn, L (1.9) OBP: 0.413, SLG: 0.489	4-3		4-3		1B		1-3		3B	5	0	2	1	0	0	2									
John Kruk, L (1.7) Carmelo Martinez, R (9, PH) Kevin McReynolds, R (9.7) OBP: 0.409, SLG: 0.409 OBP: 0.354, SLG: 0.395 OBP: 0.349, SLG: 0.514	G3			1B	1B			4-3	F8	4	0	2	1	0	0	0									
Steve Garvey, R (1.3) OBP: 0.281, SLG: 0.446		F4		F7	G3			K		4	0	0	0	0	1	3									
Graig Nettles, L (1.5) Bip Roberts, S (8, PR) OBP: 0.331, SLG: 0.477 OBP: 0.262, SLG: 0.291				L4-3		4-3			S	3	0	1	0	1	0	1									
Gary Templeton, S (1.6) OBP: 0.279, SLG: 0.264						F9	K		1B	4	0	1	1	0	2	1									
Terry Kennedy, L (1.2) OBP: 0.316, SLG: 0.383							F7		K	4	1	1	0	0	1	2									
Marvell Wynne, L (1.8) OBP: 0.337, SLG: 0.453			3-1		SF9		F7		F9	4	1	1	0	0	0	0									
Mark Thurmond, L (1.1) Jerry Royster, R (5, PH) Gene Walter, L (5.1) Craig Lefferts, L (6.1) OBP: 0.273, SLG: 0.318 OBP: 0.290, SLG: 0.327 OBP: 0.400, SLG: 0.500 OBP: 0.167, SLG: 0.667			1-3		1B		F8		K	1	0	0	0	0	0	0									
Inning Stats	R: 0 E: 0 K: 0 S: 3	H: 0 LOB: 0 BB: 0 P: 3	R: 0 E: 0 K: 1 S: 5	H: 0 LOB: 1 BB: 1 P: 9	R: 0 E: 0 K: 0 S: 4	H: 1 LOB: 1 BB: 0 P: 4	R: 0 E: 0 K: 0 S: 3	H: 1 LOB: 0 BB: 0 P: 3	R: 3 E: 0 K: 0 S: 7	H: 4 LOB: 2 BB: 1 P: 11	R: 0 E: 0 K: 1 S: 5	H: 0 LOB: 0 BB: 0 P: 5	R: 0 E: 0 K: 0 S: 4	H: 1 LOB: 1 BB: 0 P: 4	R: 1 E: 0 K: 2 S: 9	H: 2 LOB: 1 BB: 0 P: 9		R: 1 E: 0 K: 1 S: 7	H: 2 LOB: 1 BB: 0 P: 7	1B: 9 2B: 1 3B: 1 HR: 1	SF: 1 SAC: 0 DP: 1 HBP: 0	WP: 0 PB: 0 SB: 1 CS: 0	PA: 39		
PITCHER	IP	WLS	BF	H	R	ER	SO	BB	IBB	HBP	BLK	WP	HR	S	P	ERA	WHIP								
Bob Welch, R (1.1) ERA: 3.84	8.0		34	9	4	4	4	2	0	0	0	0	0	40	48	4.50	1.375								
Tom Niedenfuer, R (9.1) ERA: 3.56	0.2	L	4	2	1	1	1	0	0	0	0	0	1	6	6	13.50	3.000								
Ed Vande Berg, L (9.1) ERA: 3.44	0.1		1	0	0	0	0	0	0	0	0	0	0	1	1	0.00	0.000								

Batter	1	2	3	4	5	6	7	8	9	AB	R	H	RBI	BB	SO	LOB	BOTTOM								
Steve Sax, R (1.4) OBP: 0.380, SLG: 0.434	6-3	F7		B2-4					G4-6-3	4	0	1	0	1	0	2	San Diego Padres @ Los Angeles Dodgers Dodger Stadium, Los Angeles, CA Sun Jun 22 1986, 3:33 AM PDT Att: 42,236 - Unknown livebaseballscorecards.com								
Bill Russell, R (1.5) OBP: 0.297, SLG: 0.322	1B		BB	5-3		F7		G4-6-3	4	1	1	0	1	0	3										
Enos Cabell, R (1.3) OBP: 0.305, SLG: 0.294			E5		1-3		K			5	1	2	0	0	1	3									
Mike Marshall, R (1.9) OBP: 0.338, SLG: 0.516	F6		BB				K		1-3	3	1	0	0	2	1	3									
Franklin Stubbs, L (1.7) OBP: 0.314, SLG: 0.512	K		BB				F7			3	0	0	1	1	2	3									
Alex Trevino, R (1.2) OBP: 0.376, SLG: 0.405		1B	F3				K			4	1	2	0	0	1	3									
Reggie Williams, R (1.8) OBP: 0.339, SLG: 0.376			FC6-4						L5	4	0	1	1	0	1	3									
Craig Shipley, R (1.6) OBP: 0.250, SLG: 0.250		4-3							L6	4	0	1	1	0	0	1									
Bob Welch, R (1.1) Mark Thurmond, L (8, PH) Gene Walter, L (9.1) Tom Niedenfuer, R (9.1) Ed Vande Berg, R (9.1) OBP: 0.139, SLG: 0.176 OBP: 0.281, SLG: 0.341 OBP: 0.500, SLG: 0.500 OBP: 0.500, SLG: 0.500				B2-4					5-3	2	0	1	0	1	1	1									
Inning Stats	R: 0 E: 0 K: 1 S: 6	H: 1 LOB: 2 BB: 1 P: 10	R: 1 E: 0 K: 1 S: 7	H: 2 LOB: 1 BB: 0 P: 7	R: 3 E: 0 K: 0 S: 5	H: 2 LOB: 2 BB: 2 P: 13	R: 0 E: 0 K: 0 S: 3	H: 1 LOB: 0 BB: 0 P: 3	R: 0 E: 0 K: 2 S: 8	H: 0 LOB: 0 BB: 0 P: 12	R: 0 E: 0 K: 1 S: 5	H: 0 LOB: 0 BB: 2 P: 13	R: 0 E: 0 K: 2 S: 7	H: 0 LOB: 0 BB: 0 P: 7	R: 0 E: 0 K: 0 S: 3	H: 0 LOB: 0 BB: 0 P: 3		R: 0 E: 0 K: 0 S: 4	H: 2 LOB: 1 BB: 0 P: 4	1B: 8 2B: 2 3B: 0 HR: 0	SF: 0 SAC: 0 DP: 2 HBP: 0	WP: 0 PB: 0 SB: 0 CS: 0	PA: 40		
PITCHER	IP	WLS	BF	H	R	ER	SO	BB	IBB	HBP	BLK	WP	HR	S	P	ERA	WHIP								
Mark Thurmond, L (1.1) ERA: 6.0	4.0		20	6	4	1	2	3	0	0	0	0	0	21	33	2.25	2.250								
Gene Walter, L (5.1) ERA: 3.73	1.1		8	1	0	0	2	3	0	0	0	0	0	9	21	0.00	3.000								
Craig Lefferts, L (6.1) ERA: 2.36	3.2	W	12	2	0	0	3	0	0	0	0	0	0	18	18	0.00	0.545								



Batter	1	2	3	4	5	6	7	8	9	AB	R	H	RBI	BB	SO	LOB	TOP										
Claudell Washington, L OBP: 0.319, SLG: 0.469 (1.9)	5-3		F7 SH1-3 FC5 1B		1B	1-2 3H 1B	6-3 SH1-4 1B	1-2 FC4-6 BB		5	0	4	1	1	0	0	Atlanta Braves @ Los Angeles Dodgers Dodger Stadium, Los Angeles, CA Mon Jun 23 1986, 7:05 PM PDT Att: 48,103 - Unknown										
Omar Moreno, L OBP: 0.382, SLG: 0.401 (1.7)	FC6-4 E 1B		SH1-3	K	1-3 2H 1B		SH1-4	F7		4	0	2	1	0	1	4											
Dale Murphy, R OBP: 0.371, SLG: 0.461 (1.8)	E6 FC6-4		F7		FC6-4 1B		6-3	FC4-6		6	1	1	0	0	0	8											
Bob Horner, R OBP: 0.342, SLG: 0.475 (1.3)	FC6-4 BB 1-2 2-3		BB		F8	K	BB		F9	4	0	0	0	2	1	3											
Ozzie Virgil, R OBP: 0.353, SLG: 0.449 (1.2)	BB		BB		F4	BB	BB		6-3	3	0	1	0	3	0	0											
Rafael Ramirez, R OBP: 0.257, SLG: 0.355 (1.6)	F8		FC5		FC6-4 1B	1B	F9		6-3	6	1	1	0	0	0	11											
Ken Oberkfell, L OBP: 0.393, SLG: 0.413 (1.5)		K		F6	1-3 3H 1B	BB	BB	SH3-4 BB		4	2	2	1	1	1	0											
Glenn Hubbard, R OBP: 0.360, SLG: 0.344 (1.4)	4-3		1B	SH1-4 1B	1B	BB	BB	SH3-4		2	1	1	0	2	0	0											
Zane Smith, L OBP: 0.277, SLG: 0.377 (5. PH) Bruce Benedict, R OBP: 0.389, SLG: 0.479 (5. PH) Craig McMurray, R OBP: 0.222, SLG: 0.125 (5. PH) Steve Shields, R OBP: 0.288, SLG: 0.388 (5. PH) Jeff Dedmon, L OBP: 0.288, SLG: 0.388 (5. PH) Ted Simmons, S OBP: 0.203, SLG: 0.303 (5. PH) Bill Sample, R OBP: 0.203, SLG: 0.303 (5. PH) Gene Garber, R OBP: 0.203, SLG: 0.303 (5. PH)	K		SH1-4	1B	1-3 2H 1B	3-1	BB	BB		1	0	0	0	0	0	1											
Inning Stats	R: 0 E: 1 K: 0 S: 5	H: 1 LOB: 3 BB: 1 P: 9	R: 0 E: 0 K: 2 S: 7	H: 0 LOB: 0 BB: 0 P: 7	R: 0 E: 0 K: 0 S: 4	H: 1 LOB: 3 BB: 2 P: 12	R: 0 E: 0 K: 1 S: 7	H: 2 LOB: 2 BB: 0 P: 7	R: 5 E: 0 K: 0 S: 9	H: 6 LOB: 3 BB: 1 P: 13	R: 0 E: 0 K: 1 S: 7	H: 2 LOB: 3 BB: 1 P: 11	R: 0 E: 0 K: 0 S: 4	H: 1 LOB: 3 BB: 2 P: 12	R: 1 E: 0 K: 0 S: 4	H: 1 LOB: 2 BB: 2 P: 12			R: 0 E: 0 K: 0 S: 3	H: 0 LOB: 0 BB: 0 P: 3	1B: 14 2B: 0 3B: 0 HR: 0	SF: 0 SAC: 4 DP: 0 HBP: 0	WP: 0 PB: 0 SB: 0 CS: 0	PA: 51			
PITCHER	IP	WLS	BF	H	R	ER	SO	BB	IBB	HBP	BLK	WP	HR	S	P	ERA	WHIP										
Fernando Valenzuela, L ERA: 3.04 (5.1)	4.2		29	10	5	5	3	4	0	0	0	0	0	31	47	9.64	3.000										
Alejandro Pena, R ERA: 6.17 (6.1)	0.1		1	0	0	0	0	0	0	0	0	0	0	1	1	0.00	0.000										
Ed Vande Berg, L ERA: 3.29 (6.1)	1.2		11	3	0	0	1	2	1	0	0	0	0	10	22	0.00	3.000										
Tom Niedenfuer, R ERA: 3.53 (7.1)	0.1		1	0	0	0	0	0	0	0	0	0	0	1	1	0.00	0.000										
Ken Howell, R ERA: 2.15 (8.1)	2.0	L	9	1	1	1	0	2	0	0	0	0	0	7	15	4.50	1.500										

Batter	1	2	3	4	5	6	7	8	9	AB	R	H	RBI	BB	SO	LOB	BOTTOM										
Steve Sax, R OBP: 0.384, SLG: 0.441 (1.4)	5-3		S CS 1B	2H 2B		L8		G4-6-3 1B		5	0	3	1	0	0	0	Atlanta Braves @ Los Angeles Dodgers Dodger Stadium, Los Angeles, CA Mon Jun 23 1986, 7:05 PM PDT Att: 48,103 - Unknown										
Alex Trevino, R OBP: 0.397, SLG: 0.405 (1.2)	E 2B		K	K		F1		G4-6-3 1-2		5	1	1	0	0	2	4											
Bill Madlock, R OBP: 0.284, SLG: 0.335 (1.5)	F8		BB		4-3 FC5-2 BB	6-3		5-3		3	0	0	0	2	0	1											
Mike Marshall, R OBP: 0.339, SLG: 0.514 (1.9)	E7 2H 1B		K		FC5-2 BB 4-3 1B		K		F8	5	1	2	1	0	2	2											
Enos Cabell, R OBP: 0.301, SLG: 0.289 (1.3)	F4		6-3		4-3		K		K	5	0	1	0	0	1	3											
Franklin Stubbs, L OBP: 0.321, SLG: 0.511 (1.7)	4-3		1B	1B	BB FC5-2 BB	1B		K		4	1	2	0	1	1	1											
Reggie Williams, R OBP: 0.351, SLG: 0.398 (1.8)										2	1	2	0	0	0	0											
Ken Landreaux, L OBP: 0.305, SLG: 0.380 (6. PH) Ken Howell, R OBP: 0.305, SLG: 0.380 (6. PH)	FC6-5 2B		1B	SF7 1B	FC5-2 BB	4-3				2	0	0	0	0	0	4											
Craig Shipley, R OBP: 0.333, SLG: 0.333 (1.6) Len Matuszek, L OBP: 0.275, SLG: 0.500 (5. PH) Ed Vande Berg, R OBP: 0.500, SLG: 0.500 (7.1) Tom Niedenfuer, R OBP: 0.500, SLG: 0.500 (7.1) Ed Amelung, L OBP: 0.500, SLG: 0.500 (7.1)	FC6-5 2B		1B	2B 1B	1-2 2-3 3H BB			F8		2	1	1	1	0	0	1											
Fernando Valenzuela, L OBP: 0.192, SLG: 0.196 (5.1) Alejandro Pena, R OBP: 0.303, SLG: 0.328 (5. PH) Bill Russell, R OBP: 0.303, SLG: 0.328 (5. PH)	F7		SF7 3H	SF7	FC5			1B		1	0	0	1	0	0	0											
Inning Stats	R: 1 E: 1 K: 0 S: 5	H: 2 LOB: 1 BB: 0 P: 5	R: 0 E: 0 K: 0 S: 4	H: 1 LOB: 1 BB: 0 P: 4	R: 0 E: 0 K: 2 S: 7	H: 1 LOB: 2 BB: 1 P: 11	R: 3 E: 0 K: 1 S: 9	H: 4 LOB: 1 BB: 0 P: 9	R: 1 E: 0 K: 0 S: 4	H: 1 LOB: 3 BB: 3 P: 16	R: 0 E: 0 K: 0 S: 3	H: 0 LOB: 0 BB: 0 P: 3	R: 0 E: 0 K: 2 S: 8	H: 1 LOB: 1 BB: 0 P: 8	R: 0 E: 0 K: 0 S: 4	H: 2 LOB: 1 BB: 0 P: 4	R: 0 E: 0 K: 1 S: 6	H: 1 LOB: 1 BB: 0 P: 6	1B: 10 2B: 4 3B: 0 HR: 0	SF: 1 SAC: 0 DP: 2 HBP: 0	WP: 0 PB: 0 SB: 3 CS: 1	PA: 42					
PITCHER	IP	WLS	BF	H	R	ER	SO	BB	IBB	HBP	BLK	WP	HR	S	P	ERA	WHIP										
Zane Smith, L ERA: 2.99 (5.1)	4.0		20	8	4	4	3	1	0	0	0	0	0	25	29	9.00	2.250										
Steve Shields, R ERA: 6.75 (5.1)	0.1		4	1	1	1	0	2	0	0	0	0	0	2	10	27.00	9.000										
Jeff Dedmon, R ERA: 2.82 (5.1)	2.2	W	10	1	0	0	2	1	0	0	0	0	0	13	17	0.00	0.750										
Gene Garber, R ERA: 1.42 (8.1)	2.0	S	8	3	0	0	1	0	0	0	0	0	0	10	10	0.00	1.500										



Batter	1	2	3	4	5	6	7	8	9	AB	R	H	RBI	BB	SO	LOB	TOP				
Claudell Washington, L (1.9)	0-0 4-3		0-0 CS 1B			4-0 FC5-4 BB		0-0 F7	3 0 1 2 1 0 0								Atlanta Braves @ Los Angeles Dodgers Dodger Stadium, Los Angeles, CA Tue Jun 24 1986, 7:05 PM PDT Att: 34,193 - Unknown livebaseballscorecards.com				
Omar Moreno, L (1.7)	0-0 6-3		2-H 3-H 0-3 K			0-0 FC5-4 S 1-2		0-0 4-3	4 0 0 0 0 1 2												
Dale Murphy, R (1.8)	0-0 3-1			0-0 5-3		0-0 4-3 1-2		0-0 FC5-4 1B	4 0 1 0 0 0 1												
Bob Horner, R (1.3)		0-0 G5-6-3		0-0 F2		0-3 K		0-0 FC5-4 1-2	4 0 0 0 0 1 1												
Ken Oberkfell, L (1.4)		0-0 6-3		0-3 K		0-0 F8			3 0 0 0 0 1 0												
Rafael Ramirez, R (1.5)		4-0 CS BB		0-0 5-3		0-0 4-3			2 0 0 0 1 0 0												
Ozzie Virgil, R (1.2)		0-0 CS 1-2	4-0 SH1-4 1B BB	1-0 G5-4-3 HBP		0-0 F6			1 1 0 0 1 0 0												
Andres Thomas, R (1.6)			0-0 SH1-4 1B 1-2	0-0 G5-4-3 1-2		0-0 6-3			3 1 1 0 0 0 1												
David Palmer, R (1.1)			0-0 SH1-4 1-2 2-3		0-3 K		0-3 K		1 0 0 0 0 1 0												
Chris Chambliss, L (8. PH)									1 0 0 0 0 1 0												
Paul Assenmacher, L (8.1)									0 0 0 0 0 0 0												
Inning Stats	R: 0 E: 0 K: 0 S: 3	H: 0 LOB: 0 BB: 0 P: 3	R: 0 E: 0 K: 0 S: 2	H: 0 LOB: 0 BB: 1 P: 6	R: 2 E: 0 K: 1 S: 6	H: 2 LOB: 0 BB: 1 P: 10	R: 0 E: 0 K: 1 S: 5	H: 0 LOB: 0 BB: 0 P: 5	R: 0 E: 0 K: 0 S: 2	H: 0 LOB: 0 BB: 0 P: 3	R: 0 E: 0 K: 1 S: 5	H: 0 LOB: 1 BB: 1 P: 9	R: 0 E: 0 K: 1 S: 5	H: 0 LOB: 0 BB: 0 P: 5	R: 0 E: 0 K: 1 S: 5	H: 0 LOB: 0 BB: 0 P: 5	R: 0 E: 0 K: 0 S: 4	H: 1 LOB: 1 BB: 0 P: 4	1B: 3 2B: 0 3B: 0 HR: 0	SF: 0 SAC: 1 DP: 1 HBP: 1	WP: 0 PA: 32 PB: 0 SB: 1 CS: 2
PITCHER Orel Hershiser, R (1.1) ERA: 3.29	IP: 9.0 WLS: W BF: 31 H: 3 R: 2 ER: 2 SO: 5 BB: 3 IBB: 0 HBP: 1 BLK: 0 WP: 0 HR: 0 S: 37 P: 50 ERA: 2.00 WHIP: 0.667															PITCHER IP: WLS: BF: H: R: ER: SO: BB: IBB: HBP: BLK: WP: HR: S: P: ERA: WHIP					

Batter	1	2	3	4	5	6	7	8	9	AB	R	H	RBI	BB	SO	LOB	BOTTOM		
Steve Sax, R (1.4)	0-0 6-3		0-0 L3		0-0 F3		0-0 FC5-4 L4-3 1-2	4-0 BB	4 0 0 0 1 0 1								Atlanta Braves @ Los Angeles Dodgers Dodger Stadium, Los Angeles, CA Tue Jun 24 1986, 7:05 PM PDT Att: 34,193 - Unknown livebaseballscorecards.com		
Bill Russell, R (1.6)	0-0 5-3		0-0 6-3		0-0 WP 1B		0-0 L4-3 1-2	0-0 4-3	5 0 1 0 0 0 4										
Franklin Stubbs, L (1.7)	0-0 HR			0-0 HR	4-0 BB		0-0 1B E 1B		3 3 3 2 1 0 0										
Bill Madlock, R (1.5)	0-0 5-3			0-0 6-3	0-0 F7		0-3 K		4 0 0 0 0 1 3										
Craig Shipley, R (9.5)									0 0 0 0 0 0 0										
Mike Marshall, R (1.9)		0-0 F9		0-0 5-3		0-0 F9		0-0 E 1B 1B	4 1 1 0 0 0 0										
Len Matuszek, L (1.3)		0-0 CS 1B		0-0 HR		4-0 BB		0-0 F9 1-2 2-H	2 1 2 1 1 0 0										
Enos Cabell, R (8. PH) (9.3)									1 0 0 0 0 0 1										
Reggie Williams, R (1.8)		0-0 1-2 1B		0-0 S 1B		0-0 F9		4-0 1B 1B IBB	3 1 2 0 1 0 1										
Jack Fimple, R (1.2)		0-0 L6		0-3 K		0-0 F8		0-0 BB 1B 1B	4 0 1 1 0 1 3										
Orel Hershiser, R (1.1)			0-3 K		0-3 K		0-0 FC5-4 1B	0-0 1-2 2-H 1B	4 0 2 1 0 2 0										
Inning Stats	R: 1 E: 0 K: 0 S: 4	H: 1 LOB: 0 BB: 0 P: 4	R: 0 E: 0 K: 0 S: 4	H: 2 LOB: 1 BB: 0 P: 4	R: 0 E: 0 K: 1 S: 5	H: 0 LOB: 0 BB: 0 P: 5	R: 2 E: 0 K: 1 S: 8	H: 3 LOB: 1 BB: 0 P: 8	R: 0 E: 0 K: 0 S: 3	H: 1 LOB: 2 BB: 1 P: 10	R: 0 E: 0 K: 0 S: 3	H: 1 LOB: 0 BB: 0 P: 3	R: 0 E: 0 K: 1 S: 9	H: 4 LOB: 3 BB: 2 P: 17	R: 3 E: 1 K: 1 S: 9	H: 4 LOB: 3 BB: 2 P: 17	1B: 9 2B: 1 3B: 0 HR: 3	SF: 0 SAC: 0 DP: 1 HBP: 0	WP: 1 PA: 38 PB: 0 SB: 1 CS: 1
PITCHER David Palmer, R (1.1) ERA: 3.08	IP: 7.0 WLS: L BF: 29 H: 8 R: 3 ER: 3 SO: 3 BB: 2 IBB: 0 HBP: 0 BLK: 0 WP: 1 HR: 3 S: 33 P: 41 ERA: 3.86 WHIP: 1.429															PITCHER IP: WLS: BF: H: R: ER: SO: BB: IBB: HBP: BLK: WP: HR: S: P: ERA: WHIP			
Paul Assenmacher, L (8.1)	1.0 9 4 3 3 1 1 1 0 0 0 0 9 17 27.00 5.000																		

Batter	1	2	3	4	5	6	7	8	9	AB	R	H	RBI	BB	SO	LOB	TOP										
Bill Sample, R (1, 9) OBP: 0.295, SLG: 0.384 Omar Moreno, L (8, FH) OBP: 0.299, SLG: 0.391	0-0 4-3		0-3 K			0-0 1-3		4-0 SH5-3 2B BB		3	0	0	0	0	1	0	Atlanta Braves @ Los Angeles Dodgers Dodger Stadium, Los Angeles, CA Wed Jun 25 1986, 7:05 PM PDT Att: 34,941 - Unknown										
Rafael Ramirez, R (1, 5) OBP: 0.258, SLG: 0.356	0-0 2B		0-3 K			0-0 F3		0-0 SH5-3		3	0	1	0	0	1	0											
Dale Murphy, R (1, 8) OBP: 0.371, SLG: 0.464	0-3 K		0-0 L6			0-0 E		4-0 2B IBB		3	2	1	0	1	1	2											
Bob Horner, R (1, 3) OBP: 0.336, SLG: 0.468	0-3 K			0-0 5-3		0-0 E5 FC6-4		0-0 2B		4	0	1	2	0	1	1											
Ozzie Virgil, R (1, 2) OBP: 0.356, SLG: 0.439		4-0 1B BB		0-3 K		0-0 FC6-4		0-0 F8		3	0	0	0	0	1	1											
Andres Thomas, R (1, 6) OBP: 0.333, SLG: 0.495		0-0 F9		0-0 3-1				0-3 K		4	0	1	0	0	1	2											
Terry Harper, R (1, 7) OBP: 0.272, SLG: 0.314		0-0 1B			0-0 5-3		0-0 G6-4-3 1B		0-3 K	4	0	1	0	0	1	1											
Ken Oberkfell, L (1, 4) OBP: 0.390, SLG: 0.413		0-0 FC3-6-5			0-0 L3		0-0 1B		0-0 CS 2B	4	0	2	0	0	0	2											
Rick Mahler, R (1, 1) OBP: 0.204, SLG: 0.229 Paul Assenmacher, L (8, 1) Gene Garber, R (8, 1)			0-0 4-3			0-0 1-3		0-0 5-3		3	0	0	0	0	0	1	Braves										
Inning Stats	R: 0 E: 0 K: 2 S: 8	H: 1 LOB: 1 BB: 0 P: 8	R: 0 E: 0 K: 0 S: 3	H: 1 LOB: 1 BB: 1 P: 7	R: 0 E: 0 K: 2 S: 8	H: 0 LOB: 0 BB: 0 P: 8	R: 0 E: 0 K: 1 S: 5	H: 0 LOB: 0 BB: 0 P: 5	R: 0 E: 0 K: 0 S: 3	H: 0 LOB: 2 BB: 0 P: 3	R: 1 E: 1 K: 0 S: 5	H: 1 LOB: 1 BB: 0 P: 5	R: 0 E: 0 K: 0 S: 4	H: 2 LOB: 1 BB: 0 P: 4	R: 2 E: 0 K: 1 S: 6	H: 1 LOB: 1 BB: 2 P: 14		R: 0 E: 0 K: 1 S: 5	H: 1 LOB: 0 BB: 0 P: 5	1B: 3 2B: 4 3B: 1 HR: 0	SF: 0 SAC: 1 DP: 2 HBP: 0	WP: 1 PB: 0 SB: 1 CS: 1	PA: 36				
PITCHER	IP	WLS	BF	H	R	ER	SO	BB	IBB	HBP	BLK	WP	HR	S	P	ERA	WHIP										
Rick Honeycutt, L (1, 1) ERA: 1.93	7.0	L	27	5	1	0	5	1	0	0	0	1	0	36	40	0.00	0.857										
Alejandro Pena, R (8, 1) ERA: 7.11	1.0		6	1	2	2	1	1	1	0	0	0	0	6	14	18.00	2.000										
Tom Niedenfuer, R (9, 1) ERA: 3.45	1.0		3	1	0	0	1	0	0	0	0	0	0	5	5	0.00	1.000										

Batter	1	2	3	4	5	6	7	8	9	AB	R	H	RBI	BB	SO	LOB	BOTTOM										
Steve Sax, R (1, 4) OBP: 0.378, SLG: 0.428	0-0 6-3		0-0 6-3		4-0 S BB		0-3 K		0-0 6-3	4	0	0	0	1	1	1	Atlanta Braves @ Los Angeles Dodgers Dodger Stadium, Los Angeles, CA Wed Jun 25 1986, 7:05 PM PDT Att: 34,941 - Unknown										
Bill Russell, R (1, 6) OBP: 0.288, SLG: 0.300	0-3 K		0-0 F2		4-0 1-2 BB		0-0 1-3		0-0 5-3	4	0	0	0	1	1	1											
Franklin Stubbs, L (1, 7) OBP: 0.346, SLG: 0.557	4-0 BB		0-0 1B		0-3 K		0-0 1B 1B		0-0 1B	4	1	3	0	1	1	2											
Mike Marshall, R (1, 9) OBP: 0.336, SLG: 0.504	0-0 F9		0-0 F7		0-0 F2		0-0 1-2 1B 1B		0-0 F7	5	1	1	0	0	0	5											
Len Matuszek, L (1, 3) OBP: 0.478, SLG: 0.684		4-0 5-3 BB		0-0 6-3		0-3 K		0-0 FC1-5 1B 1B		3	0	1	0	1	1	0											
Enos Cabell, R (1, 5) OBP: 0.297, SLG: 0.286		0-0 5-3		0-0 6-3		0-0 4-3		0-0 CS FC1-5 1B		4	0	1	2	0	0	1											
Reggie Williams, R (1, 8) OBP: 0.356, SLG: 0.394 Ed Amelung, L (8, 8)		0-3 K		0-0 E6		0-3 K		0-0 FC1-5 CS		3	0	0	0	0	2	1											
Jack Fimple, R (1, 2) OBP: 0.444, SLG: 0.167 Ken Landreaux, L (8, FH) OBP: 0.308, SLG: 0.380 Tom Niedenfuer, R (9, 1) OBP: 0.500, SLG: 0.500		4-0 BB		0-0 F9		4-0 SH1-4 BB		4-0 1-2 2-3 IBB		1	0	0	0	2	0	1											
Rick Honeycutt, L (1, 1) OBP: 0.050, SLG: 0.050 Mariano Duncan, R (7, FH) OBP: 0.282, SLG: 0.309 Alejandro Pena, R (8, 1) Alex Trevino, R (8, FH) OBP: 0.364, SLG: 0.400		0-3 K			0-0 F7		0-0 SH1-4		0-0 F7	2	0	0	0	0	0	2	Dodgers										
Inning Stats	R: 0 E: 0 K: 1 S: 5	H: 0 LOB: 1 BB: 1 P: 9	R: 0 E: 0 K: 2 S: 7	H: 0 LOB: 2 BB: 2 P: 15	R: 0 E: 0 K: 0 S: 4	H: 1 LOB: 1 BB: 0 P: 4	R: 0 E: 1 K: 0 S: 4	H: 0 LOB: 1 BB: 0 P: 4	R: 0 E: 0 K: 1 S: 5	H: 0 LOB: 2 BB: 2 P: 13	R: 0 E: 0 K: 2 S: 7	H: 0 LOB: 0 BB: 0 P: 7	R: 0 E: 0 K: 1 S: 5	H: 0 LOB: 1 BB: 1 P: 9	R: 2 E: 0 K: 0 S: 6	H: 4 LOB: 2 BB: 1 P: 10		R: 0 E: 0 K: 0 S: 4	H: 1 LOB: 1 BB: 0 P: 4	1B: 6 2B: 0 3B: 0 HR: 0	SF: 0 SAC: 1 DP: 0 HBP: 0	WP: 0 PB: 0 SB: 1 CS: 2	PA: 40				
PITCHER	IP	WLS	BF	H	R	ER	SO	BB	IBB	HBP	BLK	WP	HR	S	P	ERA	WHIP										
Rick Mahler, R (1, 1) ERA: 4.41	7.0	W	31	3	2	2	7	6	0	0	0	0	0	39	63	2.57	1.286										
Paul Assenmacher, L (8, 1) ERA: 2.23	0.1		3	2	0	0	0	0	0	0	0	0	0	3	3	0.00	6.000										
Gene Garber, R (8, 1) ERA: 1.36	1.2	S	6	1	0	0	0	0	1	0	0	0	0	5	9	0.00	0.600										

Batter	1	2	3	4	5	6	7	8	9	AB	R	H	RBI	BB	SO	LOB	TOP		
Steve Sax, R (1,4) OBP: 0.373, SLG: 0.421	F8			F9		4-3			F8	4	0	0	0	0	0	0	Los Angeles Dodgers @ Houston Astros Astrodome, Houston, TX Fri Jun 27 1986, 8:05 PM EDT Att: 25,760 - Unknown		
Ken Landreaux, L (1,8) OBP: 0.312, SLG: 0.383	CS 1B			FC1-6 1B		K			K	4	0	2	0	0	2	0			
Enos Cabell, R (1,5) OBP: 0.290, SLG: 0.279	F9 1-2			FC1-6 E 1-2			F7			3	0	0	0	0	2				
Mike Marshall, R (1,9) OBP: 0.332, SLG: 0.498		F8		E5 1-2			K			3	0	0	0	1	1				
Franklin Stubbs, L (1,7) OBP: 0.341, SLG: 0.548		K		K			F3			3	0	0	0	2	2				
Len Matuszek, L (1,3) OBP: 0.423, SLG: 0.591		G3			4-3			K		3	0	0	0	1	0				
Bill Russell, R (1,6) OBP: 0.278, SLG: 0.288			F6		K			F4		3	0	0	0	1	0				
Jack Fimple, R (1,2) OBP: 0.364, SLG: 0.125				5-3		K				2	0	0	0	1	0				
Alex Trevino, R (8, PH) OBP: 0.350, SLG: 0.395						K		K		1	0	0	0	1	0				
Jerry Reuss, L (1,1) OBP: 0.300, SLG: 0.316							L4			1	0	0	0	1	0				
Fernando Valenzuela, L (8, PH) OBP: 0.189, SLG: 0.192										1	0	0	0	0	0				
Carlos Diaz, R (6,1)										0	0	0	0	0	0				
Ed Amelung, L (9, PH)										1	0	0	0	1	0				
Inning Stats	R: 0 E: 0 K: 0 S: 3	H: 1 LOB: 0 BB: 0 P: 3	R: 0 E: 0 K: 1 S: 5	H: 0 LOB: 0 BB: 0 P: 5	R: 0 E: 0 K: 1 S: 5	H: 0 LOB: 0 BB: 0 P: 5	R: 0 E: 1 K: 1 S: 7	H: 1 LOB: 2 BB: 0 P: 7	R: 0 E: 0 K: 2 S: 5	H: 0 LOB: 0 BB: 0 P: 5	R: 0 E: 0 K: 1 S: 7	H: 0 LOB: 0 BB: 0 P: 7	R: 0 E: 0 K: 2 S: 7	H: 0 LOB: 0 BB: 0 P: 7	R: 0 E: 0 K: 1 S: 7	H: 0 LOB: 0 BB: 0 P: 7	1B: 2 2B: 0 3B: 0 HR: 0	SF: 0 SAC: 0 DP: 0 HBP: 0	WP: 0 PA: 29 PB: 0 SB: 0 CS: 1
PITCHER Mike Scott, R (1,1) ERA: 2.35	IP: 9.0 WLS: W BF: 29 H: 2 R: 0 ER: 0 SO: 11 BB: 0 IBB: 0 HBP: 0 BLK: 0 WP: 0 HR: 0 S: 51 P: 51 ERA: 0.00 WHIP: 0.222																		

Batter	1	2	3	4	5	6	7	8	9	AB	R	H	RBI	BB	SO	LOB	BOTTOM		
Bill Doran, S (1,4) OBP: 0.375, SLG: 0.389	HR	4-3			4-3 S E 1B		F8			4	2	2	1	0	0	1	Los Angeles Dodgers @ Houston Astros Astrodome, Houston, TX Fri Jun 27 1986, 8:05 PM EDT Att: 25,760 - Unknown		
Billy Hatcher, R (1,8) OBP: 0.277, SLG: 0.323	5-3		K2-3		4-3					4	0	1	0	0	1				
Tony Walker, R (7, PR) OBP: 0.278, SLG: 0.319					1-3		1B			0	0	0	0	0	0				
Phil Garner, R (1,5) OBP: 0.354, SLG: 0.472	K		K		E5 1B		F8			4	0	0	0	2	1				
Glenn Davis, R (1,3) OBP: 0.340, SLG: 0.532	1-3		5-3		3-H 1-2 1B					4	0	2	0	0	0				
Kevin Bass, S (1,9) OBP: 0.365, SLG: 0.492		1B G6-4-3 1B			F7		F4			4	2	2	1	0	4				
Jose Cruz, L (1,7) OBP: 0.326, SLG: 0.307		G6-4-3 1-2 1B 1B		4-3		3-1		G6-4-3 2B		4	1	2	0	0	0				
Dickie Thon, R (1,6) OBP: 0.294, SLG: 0.320		G6-4-3 1-2 2-3 1B		6-3		1B K BB		G6-4-3 1B		3	0	2	0	1	0				
John Mizerock, L (1,2) OBP: 0.438, SLG: 0.385		G6-4-3 1-2 2-3 3-H		4-3				G6-4-3 1-2 2-3		4	0	1	0	0	4				
Mike Scott, R (1,1) OBP: 0.111, SLG: 0.091		3-H 1B		1-3		3-H K		K		4	0	1	1	0	2	3			
Inning Stats	R: 1 E: 0 K: 1 S: 6	H: 1 LOB: 0 BB: 0 P: 6	R: 2 E: 0 K: 0 S: 6	H: 4 LOB: 1 BB: 0 P: 6	R: 0 E: 0 K: 2 S: 7	H: 0 LOB: 0 BB: 0 P: 7	R: 1 E: 0 K: 0 S: 4	H: 1 LOB: 0 BB: 0 P: 4	R: 1 E: 1 K: 0 S: 6	H: 2 LOB: 2 BB: 0 P: 6	R: 0 E: 0 K: 1 S: 5	H: 1 LOB: 1 BB: 1 P: 9	R: 0 E: 0 K: 0 S: 5	H: 2 LOB: 2 BB: 0 P: 5	R: 0 E: 0 K: 1 S: 6	H: 2 LOB: 1 BB: 0 P: 6	1B: 10 2B: 1 3B: 0 HR: 2	SF: 0 SAC: 0 DP: 2 HBP: 0	WP: 0 PA: 36 PB: 0 SB: 1 CS: 0
PITCHER Jerry Reuss, L (1,1) ERA: 5.86	IP: 5.0 WLS: L BF: 23 H: 8 R: 5 ER: 4 SO: 3 BB: 0 IBB: 0 HBP: 0 BLK: 0 WP: 0 HR: 2 S: 29 P: 29 ERA: 7.20 WHIP: 1.600																		
Carlos Diaz, L (6,1) ERA: 6.35	IP: 3.0 WLS: L BF: 13 H: 5 R: 0 ER: 0 SO: 2 BB: 1 IBB: 0 HBP: 0 BLK: 0 WP: 0 HR: 0 S: 16 P: 20 ERA: 0.00 WHIP: 2.000																		

Batter	1	2	3	4	5	6	7	8	9	10	AB	R	H	RBI	BB	SO	LOB	TOP				
Steve Sax, R OBP: 0.381, SLG: 0.436 (1, 4)	6-3		F4			K		1B		1B	4	1	1	0	1	1	0	Los Angeles Dodgers @ Cincinnati Reds Riverfront Stadium, Cincinnati, OH Wed Jul 02 1986, 7:05 PM EDT Att: 20,429 - Unknown livebaseballscorecards.com				
Ken Landreaux, L OBP: 0.308, SLG: 0.371 (1, 8) (9, 7)	K		F7			G3		1B		1B	5	0	2	2	0	1	0					
Franklin Stubbs, L OBP: 0.327, SLG: 0.512 (1, 7) (9, 3)	1B		3-1			F8		G1-6-3		F6	5	0	1	0	0	0	3					
Mike Marshall, R OBP: 0.331, SLG: 0.494 (1, 9)	1B				5-3			L5		K	4	0	1	0	0	1	0					
Len Matuszek, L OBP: 0.263, SLG: 0.500 (1, 3) (9, PH)	F8				K			1B		4-3	3	1	1	0	0	1	2					
Reggie Williams, R OBP: 0.364, SLG: 0.415 (9, 8)					K			2B			1	0	0	0	0	0	0					
Jeff Hamilton, R OBP: 0.176, SLG: 0.133 (1, 5)			F9		K			6-3		F7	4	0	0	0	0	1	1					
Alex Trevino, R OBP: 0.393, SLG: 0.434 (1, 2)								1B			2	1	1	0	2	1	0					
Craig Shipley, R OBP: 0.263, SLG: 0.235 (1, 6) Bill Russell, R OBP: 0.292, SLG: 0.293 (7, PH) (7, 6)						G6-4-3		1B		1B	1	0	0	0	1	0	1					
Alejandro Pena, R Tom Niedenfuer, R Ed Amelung, L Carlos Diaz, R Enos Cabell, R Ed Vande Berg, R (1, 11) (8, PH) (8, PH) (8, PH) (10, PH) (10, PH)								1B		SH2-4	1	0	0	0	1	0	1					
Inning Stats	R: 0 E: 0 K: 1 S: 7	H: 2 LOB: 2 BB: 0 P: 7	R: 0 E: 0 K: 2 S: 7	H: 0 LOB: 1 BB: 1 P: 11	R: 0 E: 0 K: 0 S: 3	H: 0 LOB: 0 BB: 0 P: 3	R: 0 E: 0 K: 2 S: 7	H: 0 LOB: 0 BB: 0 P: 7	R: 0 E: 0 K: 0 S: 5	H: 0 LOB: 0 BB: 0 P: 5	R: 1 E: 0 K: 0 S: 4	H: 2 LOB: 2 BB: 1 P: 8	R: 1 E: 0 K: 1 S: 6	H: 2 LOB: 0 BB: 0 P: 6	R: 0 E: 0 K: 1 S: 5	H: 0 LOB: 0 BB: 0 P: 5	R: 1 E: 0 K: 0 S: 5	H: 2 LOB: 2 BB: 1 P: 9	1B: 7 2B: 1 3B: 0 HR: 0	SF: 0 SAC: 1 DP: 2 HBP: 0	WP: 0 PB: 0 SB: 1 CS: 0	PA: 39
PITCHER	IP	WLS	BF	H	R	ER	SO	BB	IBB	HBP	BLK	WP	HR	S	P	ERA	WHIP					
Bill Gullickson, R ERA: 3.98 (1, 1)	7.0		26	4	1	1	6	3	0	0	0	0	0	35	47	1.29	1.000					
Ron Robinson, R ERA: 1.83 (8, 1)	0.1		3	2	1	1	1	0	0	0	0	0	0	5	5	27.00	6.000					
John Franco, L ERA: 2.48 (8, 1)	2.2	W	10	2	1	1	1	0	1	0	0	0	0	11	15	3.38	0.750					

Batter	1	2	3	4	5	6	7	8	9	10	AB	R	H	RBI	BB	SO	LOB	BOTTOM				
Eddie Milner, L OBP: 0.300, SLG: 0.372 (1, 8) Tracy Jones, R OBP: 0.409, SLG: 0.462 (8, PH) (9, 7)	F2		F8			F8		K		E6	3	0	0	0	0	0	1	Los Angeles Dodgers @ Cincinnati Reds Riverfront Stadium, Cincinnati, OH Wed Jul 02 1986, 7:05 PM EDT Att: 20,429 - Unknown livebaseballscorecards.com				
Pete Rose, S OBP: 0.319, SLG: 0.268 (1, 3) Tony Perez, R OBP: 0.333, SLG: 0.277 (10, PH)					F7		1B	L6		1B	4	0	1	0	0	0	0					
Dave Parker, L OBP: 0.349, SLG: 0.491 (1, 9)					G3			6-3			4	0	1	1	0	0	0					
Eric Davis, R OBP: 0.356, SLG: 0.471 (1, 7) (9, 8)								K		F7	4	0	0	0	0	2	2					
Bo Diaz, R OBP: 0.315, SLG: 0.339 (1, 2)					5-3			SH3		K	4	0	1	0	0	1	0					
Dave Concepcion, R OBP: 0.308, SLG: 0.329 (1, 6)					4-3			SH3		K	3	1	1	0	0	1	0					
Buddy Bell, R OBP: 0.318, SLG: 0.347 (1, 5) Kal Daniels, L OBP: 0.383, SLG: 0.491 (10, PR)					4-3			F7		1B	4	0	2	1	0	0	1					
Ron Oester, S OBP: 0.297, SLG: 0.336 (1, 4)								F9		SH	2	1	0	0	1	1	0					
Bill Gullickson, R OBP: 0.114, SLG: 0.088 (1, 1) Max Venable, L OBP: 0.269, SLG: 0.325 (7, PH) Ron Robinson, R (8, 1) John Franco, L (8, 1) Wade Rowdon, R OBP: 0.267, SLG: 0.296 (10, PH)								1B		K	2	1	0	0	0	0	1					
Inning Stats	R: 0 E: 0 K: 0 S: 3	H: 0 LOB: 0 BB: 0 P: 3	R: 1 E: 0 K: 0 S: 4	H: 2 LOB: 0 BB: 0 P: 4	R: 0 E: 0 K: 1 S: 5	H: 0 LOB: 0 BB: 0 P: 5	R: 0 E: 0 K: 1 S: 5	H: 0 LOB: 0 BB: 0 P: 5	R: 1 E: 0 K: 1 S: 8	H: 3 LOB: 2 BB: 0 P: 8	R: 0 E: 0 K: 1 S: 6	H: 1 LOB: 2 BB: 1 P: 10	R: 0 E: 0 K: 1 S: 5	H: 0 LOB: 0 BB: 0 P: 5	R: 0 E: 0 K: 2 S: 7	H: 0 LOB: 0 BB: 0 P: 7	R: 2 E: 1 K: 1 S: 7		H: 2 LOB: 3 BB: 0 P: 7	1B: 7 2B: 1 3B: 0 HR: 0	SF: 0 SAC: 2 DP: 0 HBP: 0	WP: 0 PB: 0 SB: 0 CS: 1
PITCHER	IP	WLS	BF	H	R	ER	SO	BB	IBB	HBP	BLK	WP	HR	S	P	ERA	WHIP					
Alejandro Pena, R ERA: 5.89 (1, 1)	5.2		21	5	2	2	2	0	0	0	1	0	0	25	25	3.18	0.882					
Tom Niedenfuer, R ERA: 3.3 (6, 1)	1.1		6	1	0	0	2	0	1	0	0	0	0	9	13	0.00	0.750					
Carlos Diaz, L ERA: 5.4 (8, 1)	2.0		6	0	0	0	3	0	0	0	0	0	0	12	12	0.00	0.000					
Ed Vande Berg, L ERA: 3.7 (10, 1)	0.1	L	5	2	2	1	1	0	0	0	0	0	0	7	7	27.00	6.000					



Batter	1	2	3	4	5	6	7	8	9	AB	R	H	RBI	BB	SO	LOB	TOP			
Barry Bonds, L (1,8) OBP: 0.377, SLG: 0.504	0-3 K		0-0 1B G6-4-3		0-0 F5		0-3 K		4-0 BB	4	1	1	0	1	2	0	Pittsburgh Pirates @ Los Angeles Dodgers Dodger Stadium, Los Angeles, CA Thu Jul 03 1986, 7:05 PM PDT Att: 30,722 - Unknown			
Joe Orsulak, L (1,9) OBP: 0.322, SLG: 0.356	0-0 3-1 2B		0-0 1B G6-4-3		0-0 1B		0-0 2B		0-0 L5	5	1	4	0	0	0	1				
Johnny Ray, S (1,4) OBP: 0.370, SLG: 0.390	0-0 3-1 2-3		0-0 G6-4-3		1-0 1B HBP		0-0 6-3			3	0	0	0	0	0	3				
Sid Bream, L (1,3) OBP: 0.367, SLG: 0.488	0-3 K		0-0 L6		0-0 1B 2-H 2-H				0-0 1B	4	0	2	1	0	1	1				
R.J. Reynolds, S (1,7) OBP: 0.361, SLG: 0.472		0-0 HR		0-0 1B 5-3 5-3		0-0 F7			0-0 B5	4	1	2	1	0	0	3				
Tony Peña, R (1,2) OBP: 0.310, SLG: 0.364		0-0 F9		0-0 5-3		0-0 5-3			0-0 F9	4	0	0	0	0	0	2				
Jim Morrison, R (1,5) OBP: 0.310, SLG: 0.413		0-0 6-3		0-0 5-3		0-3 K			0-0 F6	4	0	0	0	0	1	2				
Rafael Belliard, R (1,6) OBP: 0.291, SLG: 0.259		0-0		0-0 6-3		0-0			0-0 F9	3	0	2	0	0	0	1				
Jim Winn, R (6,1) Pat Clements, R (6,1) Lee Mazzilli, S (6,PH)		0-0 2B		0-0		0-0 CS 1B			0-0 F9	0	0	0	0	0	0	0				
Rick Reuschel, R (1,1) OBP: 0.162, SLG: 0.189		0-0 F2		0-0		0-0 6-3		0-0 CS	0-0 F7	2	0	0	0	0	0	1				
U L Washington, S (6,PH) OBP: 0.304, SLG: 0.200				0-0		1-2		0-0 5-3		2	0	0	0	0	0	0				
Inning Stats	R: 0 E: 0 K: 2 S: 8	H: 1 LOB: 1 BB: 0 P: 8	R: 1 E: 0 K: 0 S: 5	H: 2 LOB: 1 BB: 0 P: 5	R: 1 E: 0 K: 0 S: 4	H: 2 LOB: 0 BB: 0 P: 4	R: 0 E: 0 K: 0 S: 4	H: 1 LOB: 1 BB: 0 P: 4	R: 1 E: 0 K: 0 S: 5	H: 2 LOB: 2 BB: 0 P: 6	R: 0 E: 0 K: 1 S: 6	H: 1 LOB: 1 BB: 0 P: 6	R: 0 E: 0 K: 0 S: 4	H: 1 LOB: 1 BB: 0 P: 4	R: 0 E: 0 K: 0 S: 3	H: 0 LOB: 1 BB: 1 P: 7	1B: 7 2B: 3 3B: 0 HR: 1	SF: 0 SAC: 0 DP: 1 HBP: 1	WP: 0 PB: 0 SB: 1 CS: 1	PA: 39
PITCHER Bob Welch, R (1,1) ERA: 3.96	IP: 9.0 WLS: W BF: 38 H: 11 R: 3 ER: 3 SO: 4 BB: 1 IBB: 0 HBP: 1 BLK: 0 WP: 0 HR: 1 S: 44 P: 49 ERA: 3.00 WHIP: 1.333															PITCHER				

AB 36
R 3
H 11
RBI 2
BB 1
SO 4
LOB 14



Batter	1	2	3	4	5	6	7	8	9	AB	R	H	RBI	BB	SO	LOB	BOTTOM			
Steve Sax, R (1,4) OBP: 0.381, SLG: 0.432	4-3		0-0 4-3			4-0 1B WP BB		0-0 3-1		3	1	0	0	2	0	0	Pittsburgh Pirates @ Los Angeles Dodgers Dodger Stadium, Los Angeles, CA Thu Jul 03 1986, 7:05 PM PDT Att: 30,722 - Unknown			
Ken Landreaux, L (1,8) OBP: 0.315, SLG: 0.371	BB K			0-3 K		0-0 F8 WP 1B		1-0 HBP		3	1	1	0	1	2	3				
Reggie Williams, R (1,9) OBP: 0.358, SLG: 0.406	0-0 1-2 2B 1B	0-3 K		0-3 K		0-0 F8		0-0 4-3		5	1	1	0	0	2	2				
Franklin Stubbs, L (1,7) OBP: 0.330, SLG: 0.517	0-0 4-3 1B 2B	0-0 1B FC5-2 1B		0-0 F9		0-0 F9				4	1	2	2	0	0	1				
Len Matuszek, L (1,3) OBP: 0.368, SLG: 0.500	0-0 4-3 2-3	0-0 FC5-2 1B			0-0 G1-4-3 1B		0-0 6-3			4	0	2	0	0	0	1				
Alex Trevino, R (1,2) OBP: 0.397, SLG: 0.431	0-0 2B 1B	0-0 FC5-2		0-0 G1-4-3		0-0 G1-4-3		4-0 BB		3	1	1	1	1	0	3				
Jeff Hamilton, R (1,5) OBP: 0.190, SLG: 0.211	0-0 3-H 1B BLK 2B	0-0 5-3		0-0 F7		0-3 K		0-3 K		4	1	1	1	0	1	4				
Craig Shipley, R (1,6) OBP: 0.261, SLG: 0.200	1-0 BLK 1B HBP		0-3 K		0-3 K		0-0 6-3			3	0	0	0	0	2	2				
Bob Welch, R (1,1) OBP: 0.143, SLG: 0.175	0-0 1-2 2-3 1B		0-0 1-3		0-0 1-3		0-0 F9			4	0	1	0	0	0	0				
Inning Stats	R: 5 E: 0 K: 1 S: 10	H: 5 LOB: 3 BB: 2 P: 19	R: 0 E: 0 K: 1 S: 7	H: 2 LOB: 2 BB: 0 P: 7	R: 0 E: 0 K: 1 S: 5	H: 0 LOB: 0 BB: 0 P: 5	R: 0 E: 0 K: 2 S: 7	H: 0 LOB: 0 BB: 0 P: 7	R: 0 E: 0 K: 0 S: 6	H: 1 LOB: 1 BB: 0 P: 6	R: 1 E: 0 K: 0 S: 4	H: 1 LOB: 1 BB: 1 P: 8	R: 0 E: 0 K: 1 S: 5	H: 0 LOB: 1 BB: 1 P: 9	R: 0 E: 0 K: 0 S: 3	H: 0 LOB: 1 BB: 0 P: 4		1B: 7 2B: 2 3B: 0 HR: 0	SF: 0 SAC: 0 DP: 0 HBP: 2	WP: 1 PB: 0 SB: 0 CS: 0
PITCHER Rick Reuschel, R (1,1) ERA: 3.82	IP: 5.0 WLS: L BF: 26 H: 8 R: 5 ER: 5 SO: 6 BB: 2 IBB: 1 HBP: 1 BLK: 1 WP: 0 HR: 0 S: 35 P: 44 ERA: 9.00 WHIP: 2.000															PITCHER				
Jim Winn, R (6,1) Pat Clements, L (6,1)	0.2 2.1	4 9	1 0	1 0	1 0	0 1	0 1	0 0	1 0	3 9	7 14	13.50 0.00	3.000 0.429							

AB 33
R 6
H 9
RBI 4
BB 4
SO 7
LOB 16



Batter	1	2	3	4	5	6	7	8	9	AB	R	H	RBI	BB	SO	LOB	TOP			
Barry Bonds, L (1, 8) OBP: 0.372, SLG: 0.489	0-3 K	0-0 F7		0-0 F7			0-0 4-3		4-0 S BB	4	0	0	0	1	1	1	Pittsburgh Pirates @ Los Angeles Dodgers Dodger Stadium, Los Angeles, CA Fri Jul 04, 1986, 7:05 PM PDT Att: 46,315 - Unknown livebaseballscorecards.com			
Bill Almon, R (1, 7) OBP: 0.343, SLG: 0.439	0-3 K		0-3 K	0-0 F3			0-0 5-3		4-0 BB	4	0	0	0	1	2	0				
Johnny Ray, S (1, 4) OBP: 0.364, SLG: 0.382	0-3 K		0-0 E6 BB 1B		0-0 F3		0-0 L4		0-0 BB	5	1	0	0	0	1	2				
Tony Peña, R (1, 2) OBP: 0.313, SLG: 0.361		4-0 2B G1 BB	4-0 BB 1B		0-0 F9			0-0 5-3		2	2	0	0	2	0	0				
Mike Diaz, R (1, 3) OBP: 0.366, SLG: 0.492		0-0 BB 1B	4-0 BB 1B		0-3 K			0-0 HR		3	2	2	1	1	1	0				
Sid Bream, L (8, 3) OBP: 0.367, SLG: 0.488		1-3 G1 1B 2B	1-2 BB B1-5 BB							0	0	0	0	0	0	0				
Jim Morrison, R (1, 5) OBP: 0.313, SLG: 0.412		4-0 G1 1B BB	0-0 BB 1B		0-0 F8			0-0 5-3		3	1	1	2	1	0	0				
Mike Brown, R (1, 9) OBP: 0.320, SLG: 0.320		0-0 G1			0-0 1B			0-0 6-3		3	0	1	1	1	0	2				
Joe Orsulak, L (8, 9) OBP: 0.322, SLG: 0.356		1-2 2-3 3-H BB	1-2 2-3 BB							0	0	0	0	0	0	0				
Rafael Belliard, R (1, 6) OBP: 0.290, SLG: 0.259		0-0 SH5-4 1B	0-0 B1-5		0-0 F3			0-0 G3		4	0	1	2	0	0	4				
Mike Bielecki, R (1, 1) OBP: 0.032, SLG: 0.032		0-0 SH5-4		0-3 K					0-3 K	2	0	0	0	0	2	1				
Larry McWilliams, L (7, 1) OBP: 0.290, SLG: 0.211		1-2								1	0	0	0	0	1	0				
Cecilio Guante, R (9, 1) OBP: 0.290, SLG: 0.211										0	0	0	0	0	0	0				
Inning Stats	R: 0 E: 0 K: 3 S: 9	H: 0 LOB: 0 BB: 0 P: 9	R: 3 E: 0 K: 0 S: 5	H: 2 LOB: 1 BB: 2 P: 13	R: 2 E: 1 K: 1 S: 6	H: 1 LOB: 2 BB: 3 P: 18	R: 0 E: 0 K: 1 S: 5	H: 0 LOB: 0 BB: 0 P: 5	R: 0 E: 0 K: 1 S: 6	H: 1 LOB: 1 BB: 0 P: 6	R: 0 E: 0 K: 0 S: 3	H: 0 LOB: 0 BB: 0 P: 3	R: 1 E: 0 K: 0 S: 4	H: 1 LOB: 0 BB: 0 P: 4	R: 0 E: 0 K: 1 S: 5	H: 0 LOB: 2 BB: 2 P: 13	1B: 3 2B: 1 3B: 0 HR: 1	SF: 0 SAC: 1 DP: 1 HBP: 0	WP: 0 PB: 0 CS: 1	PA: 39
PITCHER	IP WLS BF H R ER SO BB IBB HBP BLK WP HR S P ERA WHIP																			
Fernando Valenzuela, L (1, 1) ERA: 3.08	8.0 L 34 5 6 6 7 5 0 0 0 0 0 1 43 63 6.75 1.250																			
Jerry Reuss, L (9, 1) ERA: 5.78	1.0 5 0 0 0 1 2 0 0 0 0 0 0 5 13 0.00 2.000																			

Batter	1	2	3	4	5	6	7	8	9	AB	R	H	RBI	BB	SO	LOB	BOTTOM			
Steve Sax, R (1, 4) OBP: 0.381, SLG: 0.435	0-0 6-3		0-0 3-1		0-0 4-3				0-0 2B	5	0	2	1	0	0	1	Pittsburgh Pirates @ Los Angeles Dodgers Dodger Stadium, Los Angeles, CA Fri Jul 04, 1986, 7:05 PM PDT Att: 46,315 - Unknown livebaseballscorecards.com			
Ken Landreaux, L (1, 8) OBP: 0.315, SLG: 0.367	0-0 F7			0-0 L5	4-0 BB		0-3 K		0-0 3-H F3	2	0	0	0	1	0	0				
Reggie Williams, R (7, PH) OBP: 0.353, SLG: 0.400										2	0	0	0	0	1	2				
Franklin Stubbs, L (1, 7) OBP: 0.329, SLG: 0.512	0-0 4-3			0-0 HR 1B	0-3 K				0-0 F8	4	1	1	0	0	1	2				
Mike Marshall, R (1, 9) OBP: 0.330, SLG: 0.491		0-0 1B		0-3 K		0-0 6-3		0-0 F9		4	0	1	0	0	1	1				
Len Matuszek, L (1, 3) OBP: 0.366, SLG: 0.568		0-0 F7		0-0 F9				0-0 L3		3	1	1	2	0	0	1				
Enos Cabell, R (8, PH) OBP: 0.277, SLG: 0.265				1-H HR						1	0	0	0	0	0	0				
Alex Trevino, R (1, 2) OBP: 0.400, SLG: 0.429		0-0 F8		4-0 BB		0-0 E6 WP			0-0 2B G3 1B	3	1	1	0	1	0	1				
Jeff Hamilton, R (1, 5) OBP: 0.200, SLG: 0.261		0-0 6-3		0-3 K		0-3 K		1-2 K		4	1	1	0	0	2	3				
Craig Shipley, R (1, 6) OBP: 0.240, SLG: 0.182			0-3 K		0-0 F6				0-0 G3	2	0	0	0	0	1	0				
Bill Russell, R (7, PH) OBP: 0.286, SLG: 0.286									0-0 2-3 3-H K	2	0	0	1	0	0	1				
Fernando Valenzuela, L (1, 1) OBP: 0.186, SLG: 0.207			0-0 4-3		0-0 4-3				0-0 K	3	0	1	0	0	0	0				
Jerry Reuss, L (9, 1) OBP: 0.300, SLG: 0.316										0	0	0	0	0	0	0				
Ed Amelung, L (9, PH) ERA: 2.4										1	0	0	0	0	1	1				
Inning Stats	R: 0 E: 0 K: 0 S: 3	H: 0 LOB: 0 BB: 0 P: 3	R: 0 E: 0 K: 0 S: 4	H: 1 LOB: 1 BB: 0 P: 4	R: 0 E: 0 K: 1 S: 5	H: 0 LOB: 0 BB: 0 P: 5	R: 2 E: 0 K: 2 S: 9	H: 2 LOB: 1 BB: 1 P: 13	R: 0 E: 0 K: 1 S: 6	H: 1 LOB: 2 BB: 1 P: 10	R: 0 E: 1 K: 1 S: 6	H: 0 LOB: 1 BB: 0 P: 6	R: 0 E: 0 K: 1 S: 3	H: 0 LOB: 0 BB: 0 P: 3	R: 2 E: 0 K: 1 S: 8	H: 3 LOB: 1 BB: 0 P: 8	1B: 4 2B: 3 3B: 0 HR: 1	SF: 0 SAC: 0 DP: 0 HBP: 0	WP: 1 PB: 0 CS: 0	PA: 38
PITCHER	IP WLS BF H R ER SO BB IBB HBP BLK WP HR S P ERA WHIP																			
Mike Bielecki, R (1, 1) ERA: 4.81	6.2 W 28 5 2 2 5 2 0 0 0 0 1 1 36 44 2.70 1.050																			
Larry McWilliams, L (7, 1) ERA: 5.04	1.1 5 1 1 1 1 0 0 0 0 0 0 0 7 7 6.75 0.750																			
Cecilio Guante, R (9, 1) ERA: 2.4	1.0 5 2 1 1 1 0 0 0 0 0 0 0 7 7 9.00 2.000																			

Batter	1	2	3	4	5	6	7	8	9	AB	R	H	RBI	BB	SO	LOB	TOP				
Barry Bonds, L (1, 8) OBP: 0.373, SLG: 0.507	6-3	HR			K		E3 SH5-4 1B		G4-6-3 1B	5	2	3	0	1	0		Pittsburgh Pirates @ Los Angeles Dodgers Dodger Stadium, Los Angeles, CA Sat Jul 05 1986, 3:33 AM PDT Att: 32,694 - Unknown livebaseballscorecards.com				
Joe Orsulak, L (1, 9) OBP: 0.321, SLG: 0.363	4-3	3-1			FC5-2 3B		SH5-4		G4-6-3 1-2	4	0	1	0	0	0	1					
Johnny Ray, S (1, 4) OBP: 0.364, SLG: 0.383	1B		4-3		FC5-2 3H		FC4-6 1B		F8	5	0	2	1	0	0	1					
Sid Bream, L (1, 3) OBP: 0.362, SLG: 0.480	6-3		3-1		G3		FC4-6 1-2			4	0	0	0	0	0	3					
R.J. Reynolds, S (1, 7) OBP: 0.360, SLG: 0.468		G5-4-3 1B S	4-3				E6 WP		1-3	4	1	1	0	0	0	1					
Tony Peña, R (1, 2) OBP: 0.312, SLG: 0.359		G5-4-3 1B			F2		F8		K	4	0	1	0	0	1	1					
Jim Morrison, R (1, 5) OBP: 0.312, SLG: 0.413		G5-4-3 1-2 2-3			5-3		F2		2B	4	0	1	0	0	0	3					
Rafael Belliard, R (1, 6) OBP: 0.302, SLG: 0.262		1B S HR IBB			FC5-4 1B		S IBB		5-3	2	1	1	0	2	0	1					
Bob Walk, R (1, 1) OBP: 0.263, SLG: 0.333		1-3 3H HR 1B			FC5-4 1-2		K 1-2		4-3	4	1	1	0	0	1	4					
Inning Stats	R: 0 E: 0 K: 0 S: 4	H: 1 LOB: 1 BB: 0 P: 4	R: 4 E: 0 K: 0 S: 6	H: 4 LOB: 0 BB: 1 P: 10	R: 0 E: 0 K: 0 S: 3	H: 0 LOB: 0 BB: 0 P: 3	R: 0 E: 0 K: 0 S: 4	H: 1 LOB: 1 BB: 0 P: 4	R: 0 E: 0 K: 1 S: 6	H: 0 LOB: 2 BB: 1 P: 10	R: 1 E: 1 K: 0 S: 5	H: 1 LOB: 1 BB: 0 P: 5	R: 0 E: 0 K: 1 S: 6	H: 1 LOB: 1 BB: 0 P: 6	R: 0 E: 0 K: 0 S: 3	H: 1 LOB: 0 BB: 0 P: 3	1B: 7 2B: 1 3B: 1 HR: 1	SF: 0 SAC: 1 DP: 2 HBP: 0	WP: 1 PB: 0 SB: 3 CS: 0	PA: 39	
PITCHER	IP	WLS	BF	H	R	ER	SO	BB	IBB	HBP	BLK	WP	HR	S	P	ERA	WHIP				
Orel Hershiser, R (1, 1) ERA: 3.47	6.0	L	27	7	4	4	2	0	2	0	0	1	1	29	37	6.00	1.167				
Carlos Diaz, L (7, 1) ERA: 4.7	2.0		9	2	1	0	1	0	0	0	0	0	0	11	11	0.00	1.000				
Ed Vande Berg, L (9, 1) ERA: 3.61	1.0		3	1	0	0	0	0	0	0	0	0	0	3	3	0.00	1.000				

Batter	1	2	3	4	5	6	7	8	9	AB	R	H	RBI	BB	SO	LOB	BOTTOM				
Steve Sax, R (1, 4) OBP: 0.377, SLG: 0.429	6-3		6-3			4-3			6-3	4	0	0	0	0	0	0	Pittsburgh Pirates @ Los Angeles Dodgers Dodger Stadium, Los Angeles, CA Sat Jul 05 1986, 3:33 AM PDT Att: 32,694 - Unknown livebaseballscorecards.com				
Ken Landreaux, L (1, 8) OBP: 0.314, SLG: 0.365	F7				G4-6-3 1B		4-3		3-1	4	0	1	0	0	0	0					
Franklin Stubbs, L (1, 7) OBP: 0.324, SLG: 0.502	K				G4-6-3 1-2		L3		4-3	4	0	0	0	0	1	1					
Mike Marshall, R (1, 9) OBP: 0.327, SLG: 0.486		K			1-3		F4			3	0	0	0	0	1	0					
Len Matuszek, L (1, 3) OBP: 0.341, SLG: 0.525		K				3-1		4-3		3	0	0	0	0	1	0					
Alex Trevino, R (1, 2) OBP: 0.406, SLG: 0.435		1B			6-3			1B 1B		3	0	2	0	0	0	0					
Jeff Hamilton, R (1, 5) OBP: 0.179, SLG: 0.231		K			6-3			F4		3	0	0	0	0	1	2					
Bill Russell, R (1, 6) OBP: 0.287, SLG: 0.287					5-3			1-3 1B		3	0	1	0	0	0	0					
Orel Hershiser, R (1, 1) OBP: 0.270, SLG: 0.278					5-3			4-3		1	0	0	0	0	0	0					
Ed Amelung, L (6, PH)										1	0	0	0	0	0	0					
Carlos Diaz, R (7, 1)										0	0	0	0	0	0	0					
Enos Cabell, R (8, PH)										1	0	0	0	0	0	2					
Ed Vande Berg, R (9, 1)										0	0	0	0	0	0	0					
Inning Stats	R: 0 E: 0 K: 1 S: 5	H: 0 LOB: 0 BB: 0 P: 5	R: 0 E: 0 K: 3 S: 10	H: 1 LOB: 1 BB: 0 P: 10	R: 0 E: 0 K: 0 S: 3	H: 0 LOB: 0 BB: 0 P: 3	R: 0 E: 0 K: 0 S: 3	H: 1 LOB: 0 BB: 0 P: 3	R: 0 E: 0 K: 0 S: 3	H: 0 LOB: 0 BB: 0 P: 3	R: 0 E: 0 K: 0 S: 3	H: 0 LOB: 0 BB: 0 P: 3	R: 0 E: 0 K: 0 S: 5	H: 2 LOB: 2 BB: 0 P: 5	R: 0 E: 0 K: 0 S: 3	H: 0 LOB: 0 BB: 0 P: 3	1B: 4 2B: 0 3B: 0 HR: 0	SF: 0 SAC: 0 DP: 1 HBP: 0	WP: 0 PB: 0 SB: 0 CS: 0	PA: 30	
PITCHER	IP	WLS	BF	H	R	ER	SO	BB	IBB	HBP	BLK	WP	HR	S	P	ERA	WHIP				
Bob Walk, R (1, 1) ERA: 3.04	9.0	W	30	4	0	0	4	0	0	0	0	0	0	38	38	0.00	0.444				



Batter	1	2	3	4	5	6	7	8	9	AB	R	H	RBI	BB	SO	LOB	TOP										
Barry Bonds, L (1,8) OBP: 0.364, SLG: 0.493	4-3		1-3		G3		F2			4	0	0	0	0	0	4	Pittsburgh Pirates @ Los Angeles Dodgers Dodger Stadium, Los Angeles, CA Sun Jul 06 1986, 3:33 AM PDT Att: 27,563 - Unknown										
Rafael Belliard, R (1,4) OBP: 0.309, SLG: 0.270 Lee Mazzilli, S (8,PH) OBP: 0.393, SLG: 0.259	L3			3B	1B			K		3	1	2	2	0	0	0											
Bill Almon, R (1,7) OBP: 0.359, SLG: 0.451 Johnny Ray, S (8,PH) OBP: 0.366, SLG: 0.383	5-3			1B	F8					3	0	1	1	0	0	1											
Jim Morrison, R (1,5) OBP: 0.308, SLG: 0.407		B5-3		L4			K			4	0	0	0	0	1	2											
Mike Diaz, R (1,3) OBP: 0.347, SLG: 0.463		K		F6			F8			4	0	0	0	0	1	2											
Mike Brown, R (1,9) OBP: 0.301, SLG: 0.320 R.J. Reynolds, S (9,PH) OBP: 0.358, SLG: 0.466	5-3			F9						3	0	1	0	0	0	1											
Junior Ortiz, R (1,2) OBP: 0.359, SLG: 0.364 Sid Bream, L (9,PH) OBP: 0.361, SLG: 0.478			F7		FC1-5	1B	4-3			3	0	1	0	0	0	1											
U L Washington, S (1,6) OBP: 0.296, SLG: 0.298			5-3		G3	FC1-5	1B	K		4	1	1	0	0	2	0											
Rich Sauveur, L (1,1) OBP: 0.333, SLG: 0.333 Jim Winn, R (3,1)					FC1-5	1B				1	0	1	0	0	0	0											
Joe Orsulak, L (7,PH) OBP: 0.324, SLG: 0.366 Don Robinson, R (7,1)				1B	FC1-5	1B		CS		1	1	0	0	0	0	2											
Inning Stats	R: 0 E: 0 K: 0 S: 3	H: 0 LOB: 0 BB: 0 P: 3	R: 0 E: 0 K: 1 S: 5	H: 0 LOB: 0 BB: 0 P: 5	R: 0 E: 0 K: 0 S: 4	H: 1 LOB: 1 BB: 0 P: 4	R: 1 E: 0 K: 0 S: 5	H: 2 LOB: 1 BB: 0 P: 5	R: 2 E: 0 K: 0 S: 6	H: 3 LOB: 1 BB: 0 P: 6	R: 0 E: 0 K: 1 S: 6	H: 1 LOB: 1 BB: 0 P: 6	R: 0 E: 0 K: 1 S: 5	H: 1 LOB: 0 BB: 0 P: 5	R: 0 E: 0 K: 1 S: 7	H: 0 LOB: 1 BB: 0 P: 9	R: 0 E: 0 K: 2 S: 7	H: 0 LOB: 0 BB: 0 P: 7	1B: 7 2B: 0 3B: 1 HR: 0	SF: 0 SAC: 0 DP: 0 HBP: 0	WP: 0 PB: 0 SB: 0 CS: 1	PA: 35					
PITCHER	IP	WLS	BF	H	R	ER	SO	BB	IBB	HBP	BLK	WP	HR	S	P	ERA	WHIP										
Rich Honeycutt, L (1,1) ERA: 2.11	6.0	W	25	7	3	3	2	0	0	0	0	0	0	29	29	4.50	1.167										
Tom Niedenfuer, R (7,1) ERA: 3.17	2.0		7	1	0	0	2	1	0	0	0	0	0	10	14	0.00	1.000										
Ken Howell, R (9,1) ERA: 1.98	1.0	S	3	0	0	0	2	0	0	0	0	0	0	7	7	0.00	0.000										

Batter	1	2	3	4	5	6	7	8	9	AB	R	H	RBI	BB	SO	LOB	BOTTOM										
Steve Sax, R (1,4) OBP: 0.379, SLG: 0.435	1B		FC6-4		5-3		SH5-3			3	2	2	0	0	0	0	Pittsburgh Pirates @ Los Angeles Dodgers Dodger Stadium, Los Angeles, CA Sun Jul 06 1986, 3:33 AM PDT Att: 27,563 - Unknown										
Bill Russell, R (1,9) OBP: 0.296, SLG: 0.289	1B		FC6-4		6-3		F6			3	1	1	1	1	0	1											
Reggie Williams, R (1,8) OBP: 0.343, SLG: 0.388	F4		FC6-4		G3		F2			4	0	0	1	0	0	3											
Franklin Stubbs, L (1,7) OBP: 0.329, SLG: 0.507 Ken Landreaux, L (3,PR) OBP: 0.320, SLG: 0.371	BLK		1B							2	0	2	1	0	0	0											
Enos Cabell, R (1,3) OBP: 0.269, SLG: 0.257 Ken Howell, R (9,1)	F3		1B		F8		SH1-3			3	0	0	0	0	0	4											
Alex Trevino, R (1,2) OBP: 0.394, SLG: 0.420	6-3		5-3				F8			4	0	0	0	0	0	5											
Jeff Hamilton, R (1,5) OBP: 0.188, SLG: 0.233		K		6-3						4	0	1	1	0	1	1											
Craig Shipley, R (1,6) OBP: 0.214, SLG: 0.160 Tom Niedenfuer, R (7,1) OBP: 0.500, SLG: 0.500 Len Matuszek, L (9,3) OBP: 0.341, SLG: 0.525	F4			4-3			1-3			3	0	0	0	0	0	1											
Rich Honeycutt, L (1,1) OBP: 0.045, SLG: 0.045 Ed Amelung, L (7,9) OBP: 0.143, SLG: 0.143	4-3			5-3						2	0	0	0	0	0	0											
Inning Stats	R: 2 E: 0 K: 0 S: 6	H: 3 LOB: 1 BB: 0 P: 6	R: 0 E: 0 K: 1 S: 5	H: 0 LOB: 0 BB: 0 P: 5	R: 1 E: 0 K: 0 S: 5	H: 2 LOB: 2 BB: 1 P: 9	R: 0 E: 0 K: 0 S: 3	H: 0 LOB: 0 BB: 0 P: 3	R: 0 E: 0 K: 0 S: 3	H: 0 LOB: 0 BB: 0 P: 3	R: 1 E: 0 K: 0 S: 5	H: 2 LOB: 1 BB: 0 P: 5	R: 0 E: 0 K: 0 S: 4	H: 1 LOB: 1 BB: 0 P: 4	R: 0 E: 0 K: 0 S: 4	H: 1 LOB: 1 BB: 0 P: 4		1B: 8 2B: 1 3B: 0 HR: 0	SF: 0 SAC: 2 DP: 0 HBP: 0	WP: 0 PB: 1 SB: 2 CS: 0	PA: 34						
PITCHER	IP	WLS	BF	H	R	ER	SO	BB	IBB	HBP	BLK	WP	HR	S	P	ERA	WHIP										
Rich Sauveur, L (1,1) ERA: 5.0	2.1		13	5	3	3	1	1	0	0	0	1	0	14	18	11.57	2.571										
Jim Winn, R (3,1) ERA: 3.53	3.2	L	13	2	1	1	0	0	0	0	0	1	0	13	13	2.46	0.545										
Don Robinson, R (7,1) ERA: 4.03	2.0		8	2	0	0	0	0	0	0	0	0	0	8	8	0.00	1.000										

Batter	1	2	3	4	5	6	7	8	9	AB	R	H	RBI	BB	SO	LOB	TOP										
Vince Coleman, S (1, 7) OBP: 0.332, SLG: 0.328	0-0 6-3		0-0 L6		0-3 K			0-0 F9		4	0	0	0	0	1	1	St. Louis Cardinals @ Los Angeles Dodgers Dodger Stadium, Los Angeles, CA Mon Jul 07 1986, 7:05 PM PDT Att: 31,976 - Unknown livebaseballscorecards.com										
Ozzie Smith, S (1, 6) OBP: 0.392, SLG: 0.362	4-0 BB		0-0 F5		0-0 F8			0-0 G3		3	0	0	0	1	0	1											
Curt Ford, L (1, 9) OBP: 0.347, SLG: 0.433	0-0 F7		4-0 E S BB		0-0 B1-3			0-0 4-3		3	0	0	0	1	0	1											
Alan Knicely, R (1, 3) OBP: 0.433, SLG: 0.300	0-0 F8		0-0 F9		0-0 F9			0-3 K		4	0	0	0	0	1	2											
Andy Van Slyke, L (1, 8) OBP: 0.312, SLG: 0.351		0-0 CS 1B		0-3 K				0-3 4-3		4	0	1	0	0	2	0											
Tom Herr, S (1, 4) OBP: 0.311, SLG: 0.285		0-0 E3 E 1-2		0-0 CS 1B				0-0 F8		3	0	1	0	0	0	1											
Michael LaValliere, L (1, 2) OBP: 0.333, SLG: 0.324		0-0 E4 1-2		0-3 K 1-2				0-0 F9		3	0	0	0	0	1	2											
Terry Pendleton, S (1, 5) OBP: 0.267, SLG: 0.266		0-0 F7			4-0 SH1-4 BB			0-0 F8		2	0	0	0	1	0	2											
Bob Forsch, R (1, 1) OBP: 0.162, SLG: 0.297					0-0 SH1-4			0-0 3-1		1	0	0	0	0	1	2											
Willie McGee, S (8, PH) OBP: 0.284, SLG: 0.316					1-2					1	0	0	0	0	0	0											
Ray Burris, R (8, 1) OBP: 0.182, SLG: 0.318										0	0	0	0	0	0	0											
Inning Stats	R: 0 E: 0 K: 0 S: 3	H: 0 LOB: 1 BB: 1 P: 7	R: 0 E: 2 K: 1 S: 7	H: 1 LOB: 2 BB: 0 P: 7	R: 0 E: 0 K: 0 S: 3	H: 0 LOB: 1 BB: 0 P: 7	R: 0 E: 0 K: 2 S: 7	H: 1 LOB: 1 BB: 0 P: 7	R: 0 E: 0 K: 1 S: 5	H: 0 LOB: 0 BB: 1 P: 9	R: 0 E: 0 K: 0 S: 3	H: 0 LOB: 0 BB: 0 P: 3	R: 0 E: 0 K: 0 S: 3	H: 0 LOB: 0 BB: 0 P: 3	R: 0 E: 0 K: 2 S: 7	H: 0 LOB: 0 BB: 0 P: 7	1B: 2 2B: 1 3B: 0 HR: 0	SF: 0 SAC: 1 DP: 1 HBP: 0	WP: 0 PB: 0 SB: 1 CS: 2	PA: 32							
PITCHER	IP	WLS	BF	H	R	ER	SO	BB	IBB	HBP	BLK	WP	HR	S	P	ERA	WHIP										
Alejandro Pena, R (1, 1) ERA: 4.63	5.0	W	20	2	0	0	4	3	0	0	0	0	0	25	37	0.00	1.000										
Carlos Diaz, L (6, 1) ERA: 4.41	1.0		3	0	0	0	0	0	0	0	0	0	0	3	3	0.00	0.000										
Tom Niedenfuer, R (7, 1) ERA: 3.04	2.0		6	0	0	0	0	0	0	0	0	0	0	6	6	0.00	0.000										
Ken Howell, R (9, 1) ERA: 1.94	1.0	S	3	0	0	0	2	0	0	0	0	0	0	7	7	0.00	0.000										

Batter	1	2	3	4	5	6	7	8	9	AB	R	H	RBI	BB	SO	LOB	BOTTOM										
Steve Sax, R (1, 4) OBP: 0.384, SLG: 0.439	0-0 F9		0-0 F9 S 1B		0-0 1-3 1B			0-0 G6-3 1B		4	0	3	0	0	0	0	St. Louis Cardinals @ Los Angeles Dodgers Dodger Stadium, Los Angeles, CA Mon Jul 07 1986, 7:05 PM PDT Att: 31,976 - Unknown livebaseballscorecards.com										
Ed Amelung, L (1, 9) OBP: 0.091, SLG: 0.091	0-0 F7		0-0 F6		0-3 K			0-0 G6-3 1-2		4	0	0	0	0	1	5											
Ken Landreaux, L (1, 7) OBP: 0.323, SLG: 0.370	0-0 1B E		0-0 F9 1-3		4-0 1B			0-0 F7		3	1	1	0	1	0	1											
Len Matuszek, L (1, 3) OBP: 0.333, SLG: 0.500	0-0 E7 1-1 1B		0-3 K		0-0 4-3			0-0 F9		4	0	1	0	0	1	4											
Alex Trevino, R (1, 2) OBP: 0.390, SLG: 0.414	0-0 6-3			0-0 4-3				0-3 K		4	0	1	0	0	1	1											
Ken Howell, R (9, 1)						0-0 SH1-4 G1-2-3 1B		0-3 K		0	0	0	0	0	0	0											
Jeff Hamilton, R (1, 5) OBP: 0.194, SLG: 0.235		0-3 K		0-0 5-3				0-3 K		4	0	1	0	0	2	0											
Reggie Williams, R (1, 8) OBP: 0.345, SLG: 0.390			0-0 1B		0-0 F9			0-0 SH1-4		2	0	1	0	0	0	0											
Craig Shipley, R (1, 6) OBP: 0.200, SLG: 0.148			0-0 F9		0-0 F9			4-0 1B		2	0	0	0	0	0	1											
Bill Russell, R (6, PH) OBP: 0.303, SLG: 0.289								1-2 2-3		0	0	0	0	1	0	0											
Alejandro Pena, R (1, 1) OBP: 0.205, SLG: 0.220			0-0 L5		0-0 1B			0-0 G1-2-3		1	0	0	0	0	0	1											
Fernando Valenzuela, L (5, PH) OBP: 0.276, SLG: 0.276										1	0	1	0	0	0	0											
Orel Hershiser, R (5, PH) OBP: 0.276, SLG: 0.276										0	0	0	0	0	0	0											
Carlos Diaz, R (8, 1)										0	0	0	0	0	0	0											
Enos Cabell, R (5, PH) OBP: 0.250, SLG: 0.255										1	0	0	0	0	0	3											
Tom Niedenfuer, R (7, 1) OBP: 0.305, SLG: 0.305										0	0	0	0	0	0	0											
Jack Timple, R (9, 2) OBP: 0.068, SLG: 0.100										0	0	0	0	0	0	0											
Inning Stats	R: 1 E: 1 K: 0 S: 5	H: 2 LOB: 1 BB: 0 P: 5	R: 0 E: 0 K: 1 S: 6	H: 1 LOB: 0 BB: 0 P: 6	R: 0 E: 0 K: 1 S: 6	H: 1 LOB: 1 BB: 0 P: 6	R: 0 E: 0 K: 0 S: 3	H: 0 LOB: 0 BB: 0 P: 3	R: 0 E: 0 K: 1 S: 7	H: 2 LOB: 3 BB: 1 P: 11	R: 0 E: 0 K: 0 S: 4	H: 2 LOB: 2 BB: 1 P: 8	R: 0 E: 0 K: 0 S: 3	H: 1 LOB: 0 BB: 0 P: 3	R: 0 E: 0 K: 2 S: 7	H: 0 LOB: 0 BB: 0 P: 7	1B: 9 2B: 0 3B: 0 HR: 0	SF: 0 SAC: 1 DP: 2 HBP: 0	WP: 0 PB: 0 SB: 1 CS: 0	PA: 33							
PITCHER	IP	WLS	BF	H	R	ER	SO	BB	IBB	HBP	BLK	WP	HR	S	P	ERA	WHIP										
Bob Forsch, R (1, 1) ERA: 2.48	7.0	L	30	9	1	0	3	0	0	0	0	0	0	34	42	0.00	1.286										
Ray Burris, R (8, 1) ERA: 4.45	1.0		3	0	0	0	2	0	0	0	0	0	0	7	7	0.00	0.000										

AB 28
R 0
H 2
RBI 0
BB 3
SO 6
LOB 12



AB 30
R 1
H 9
RBI 0
BB 2
SO 5
LOB 16



Batter	1	2	3	4	5	6	7	8	9	AB	R	H	RBI	BB	SO	LOB	TOP								
Vince Coleman, S (1, 7) OBP: 0.328, SLG: 0.323	4-3			K		G3		5-3		4	0	0	0	0	1	0									
Ozzie Smith, S (1, 6) OBP: 0.387, SLG: 0.357	6-3			F8			6-3	5-3		4	0	0	0	0	0	0									
Tom Herr, S (1, 4) OBP: 0.307, SLG: 0.281	6-3			K			E6 1B	F8		4	1	0	0	0	1	0									
Andy Van Slyke, L (1, 8) OBP: 0.320, SLG: 0.359		F7							F7 1B	4	0	3	0	0	0	0									
Curt Ford, L (1, 9) OBP: 0.333, SLG: 0.414		F6							F7 1B	3	0	0	0	0	0	3									
Ricky Horton, L (7, 1) OBP: 0.250, SLG: 0.143									CS	0	0	0	0	0	0	0									
Michael LaValliere, L (1, 2) OBP: 0.333, SLG: 0.324		F8								3	0	1	1	0	0	1									
Clint Hurdle, L (1, 3) OBP: 0.203, SLG: 0.208				K						3	0	0	0	0	2	3									
Terry Pendleton, S (1, 5) OBP: 0.264, SLG: 0.263				G3						3	0	0	0	0	0	0									
Tim Conroy, L (1, 1) OBP: 0.400, SLG: 0.556										2	0	0	0	0	2	0									
Tito Landrum, R (7, 9) OBP: 0.252, SLG: 0.248				K						1	0	0	0	0	1	0									
Inning Stats	R: 0 E: 0 K: 0 S: 3	H: 0 LOB: 0 BB: 0 P: 3	R: 0 E: 0 K: 0 S: 3	H: 0 LOB: 0 BB: 0 P: 3	R: 0 E: 0 K: 2 S: 7	H: 0 LOB: 0 BB: 0 P: 7	R: 0 E: 0 K: 2 S: 7	H: 0 LOB: 0 BB: 0 P: 7	R: 0 E: 0 K: 1 S: 5	H: 1 LOB: 1 BB: 0 P: 4	R: 0 E: 0 K: 1 S: 5	H: 0 LOB: 0 BB: 0 P: 5	R: 1 E: 1 K: 1 S: 8	H: 2 LOB: 2 BB: 0 P: 8	R: 0 E: 0 K: 1 S: 5	H: 0 LOB: 0 BB: 0 P: 5	R: 0 E: 0 K: 0 S: 3	H: 1 LOB: 0 BB: 0 P: 3	1B: 4 2B: 0 3B: 0 HR: 0	SF: 0 SAC: 0 DP: 0 HBP: 0	WP: 0 PB: 0 SB: 0 CS: 1	PA: 32			
PITCHER	IP	WLS	BF	H	R	ER	SO	BB	IBB	HBP	BLK	WP	HR	S	P	ERA	WHIP								
Bob Welch, R (1, 1) ERA: 3.75	7.0	L	25	3	1	0	6	0	0	0	0	0	0	37	37	0.00	0.429								
Carlos Diaz, L (8, 1) ERA: 3.93	2.0		6	1	0	0	1	0	0	0	0	0	0	8	8	0.00	0.500								

St. Louis Cardinals @ Los Angeles Dodgers
 Dodger Stadium, Los Angeles, CA
 Tue Jul 08 1986, 7:05 PM PDT
 Att: 32,723 - Unknown


AB 31
 R 1
 H 4
 RBI 1
 BB 0
 SO 7
 LOB 7



Batter	1	2	3	4	5	6	7	8	9	AB	R	H	RBI	BB	SO	LOB	BOTTOM								
Steve Sax, R (1, 4) OBP: 0.385, SLG: 0.438	1-3							F8		3	0	1	0	1	0	0									
Bill Russell, R (1, 9) OBP: 0.291, SLG: 0.277	F3							6-3		4	0	0	0	0	0	3									
Enos Cabell, R (1, 3) OBP: 0.267, SLG: 0.255	K									4	0	1	0	0	1	2									
Jeff Hamilton, R (1, 5) OBP: 0.175, SLG: 0.211		K								4	0	0	0	0	2	1									
Alex Trevino, R (1, 2) OBP: 0.379, SLG: 0.400		F3								4	0	0	0	0	2	0									
Reggie Williams, R (1, 8) OBP: 0.342, SLG: 0.386										4	0	1	0	0	1	0									
Ken Landreaux, L (1, 7) OBP: 0.322, SLG: 0.368										4	0	1	0	0	0	1									
Mariano Duncan, R (1, 6) OBP: 0.282, SLG: 0.309										3	0	1	0	0	1	1									
Bob Welch, R (1, 1) ERA: 3.32										2	0	0	0	0	0	1									
Mike Marshall, R (7, PH) OBP: 0.326, SLG: 0.484										1	0	0	0	0	0	1									
Carlos Diaz, R (8, 1) ERA: 2.91										0	0	0	0	0	0	0									
Inning Stats	R: 0 E: 0 K: 1 S: 5	H: 0 LOB: 0 BB: 0 P: 5	R: 0 E: 0 K: 1 S: 6	H: 1 LOB: 1 BB: 0 P: 6	R: 0 E: 1 K: 0 S: 5	H: 1 LOB: 2 BB: 0 P: 5	R: 0 E: 0 K: 2 S: 7	H: 0 LOB: 0 BB: 0 P: 7	R: 0 E: 0 K: 1 S: 6	H: 1 LOB: 2 BB: 1 P: 10	R: 0 E: 0 K: 1 S: 5	H: 0 LOB: 0 BB: 0 P: 5	R: 0 E: 0 K: 0 S: 4	H: 1 LOB: 1 BB: 0 P: 4	R: 0 E: 0 K: 0 S: 4	H: 1 LOB: 1 BB: 0 P: 4	R: 0 E: 0 K: 1 S: 5	H: 0 LOB: 0 BB: 0 P: 5	1B: 5 2B: 0 3B: 0 HR: 0	SF: 0 SAC: 0 DP: 0 HBP: 0	WP: 0 PB: 0 SB: 1 CS: 0	PA: 34			
PITCHER	IP	WLS	BF	H	R	ER	SO	BB	IBB	HBP	BLK	WP	HR	S	P	ERA	WHIP								
Tim Conroy, L (1, 1) ERA: 3.32	6.0	W	23	3	0	0	6	0	0	0	0	0	0	13	13	0.00	0.667								
Ricky Horton, L (7, 1) ERA: 2.91	3.0	S	11	2	0	0	1	0	0	0	0	0	0	13	13	0.00	0.667								

St. Louis Cardinals @ Los Angeles Dodgers
 Dodger Stadium, Los Angeles, CA
 Tue Jul 08 1986, 7:05 PM PDT
 Att: 32,723 - Unknown

AB 33
 R 0
 H 5
 RBI 0
 BB 1
 SO 7
 LOB 10



Batter	1	2	3	4	5	6	7	8	9	AB	R	H	RBI	BB	SO	LOB	TOP					
Vince Coleman, S OBP: 0.327, SLG: 0.322 (1, 7)	F8		F3			F4			1B WP 4-3 1B	4	1	1	0	0	0	1						
Ozzie Smith, S OBP: 0.383, SLG: 0.353 José Oquendo, S OBP: 0.434, SLG: 0.431 (1, 6) (6, 6)	F2			F7		6-3			1-3 1B 1B	3	0	0	0	0	0	0						
Tom Herr, S OBP: 0.307, SLG: 0.284 (1, 4)	K					1-3			4-3 1-2 3-H 1B	4	0	1	1	0	1	1						
Alan Knicely, R OBP: 0.412, SLG: 0.292 (1, 3)		F9		K				4-3	2-H 1B	4	0	1	1	0	1	1						
Tito Landrum, R OBP: 0.244, SLG: 0.239 (1, 9)	F4			F9				6-3	F7	4	0	0	0	0	0	2						
Mike Heath, R OBP: 0.281, SLG: 0.322 Clint Hurdle, L OBP: 0.200, SLG: 0.205 (1, 2) (7, 2)					F7				K	3	0	0	0	0	1	0						
Andy Van Slyke, L OBP: 0.315, SLG: 0.354 (1, 8)			K		K				3-1	3	0	0	0	0	2	0						
Terry Pendleton, S OBP: 0.268, SLG: 0.265 Ken Dayley, L OBP: 0.355, SLG: 0.200 (1, 5) (8, 1)			SH1 1B						K	2	0	1	0	1	1	0						
Greg Matthews, R OBP: 0.089, SLG: 0.059 Ray Burns, R OBP: 0.192, SLG: 0.318 Curt Ford, L OBP: 0.329, SLG: 0.408 Pat Perry, L OBP: 0.259, SLG: 0.300 (1, 1) (4, 1) (5, PH) (5, 1) (8, PH) (8, 9)			SH1		K				K	3	0	0	0	0	0	0						
Inning Stats	R: 0 E: 0 K: 1 S: 5	H: 0 LOB: 0 BB: 0 P: 5	R: 0 E: 0 K: 0 S: 3	H: 0 LOB: 0 BB: 0 P: 3	R: 0 E: 0 K: 1 S: 6	H: 1 LOB: 1 BB: 0 P: 6	R: 0 E: 0 K: 1 S: 6	H: 1 LOB: 1 BB: 0 P: 6	R: 0 E: 0 K: 2 S: 7	H: 0 LOB: 1 BB: 1 P: 11	R: 0 E: 0 K: 0 S: 3	H: 0 LOB: 0 BB: 0 P: 3	R: 0 E: 0 K: 1 S: 5	H: 0 LOB: 0 BB: 0 P: 5	R: 0 E: 0 K: 2 S: 7	H: 0 LOB: 0 BB: 0 P: 7	R: 2 E: 0 K: 1 S: 8	H: 3 LOB: 1 BB: 0 P: 8	1B: 4 2B: 1 3B: 0 HR: 0	SF: 0 SAC: 1 DP: 0 HBP: 0	WP: 1 PB: 0 SB: 0 CS: 0	PA: 33
PITCHER Fernando Valenzuela, L ERA: 3.01 (1, 1)	IP: 9.0 WLS: W BF: 33 H: 5 R: 2 ER: 2 SO: 9 BB: 1 IBB: 0 HBP: 0 BLK: 0 WP: 1 HR: 0 S: 50 P: 54 ERA: 2.00 WHIP: 0.667											PITCHER	IP: 9.0 WLS: W BF: 33 H: 5 R: 2 ER: 2 SO: 9 BB: 1 IBB: 0 HBP: 0 BLK: 0 WP: 1 HR: 0 S: 50 P: 54 ERA: 2.00 WHIP: 0.667									

St. Louis Cardinals @ Los Angeles Dodgers
Dodger Stadium, Los Angeles, CA
Wed Jul 09 1986, 7:05 PM PDT
Att: 38,246 - Unknown

AB 31
R 2
H 5
RBI 2
BB 1
SO 9
LOB 7



Batter	1	2	3	4	5	6	7	8	9	AB	R	H	RBI	BB	SO	LOB	BOTTOM	
Steve Sax, R OBP: 0.382, SLG: 0.437 Craig Shipley, R OBP: 0.200, SLG: 0.148 (1, 4) (8, FR) (9, 4)	1B 2B	5-3		E5 CS 1B	G6-4-3 1-2			E5 1B 1B		5	0	1	0	0	0	3		
Ken Landreaux, L OBP: 0.324, SLG: 0.369 (1, 7)	1B 2H	6-3		F6			3-1	1-3 2H 1B		5	1	2	1	0	0	1		
Bill Russell, R OBP: 0.296, SLG: 0.276 Ralph Bryant, L (9, 9)	1B 2B BB	F7		1-2 2B 1B			F7	F4		4	2	1	0	1	0	2		
Enos Cabell, R OBP: 0.277, SLG: 0.274 (1, 3)	2B 1B		F9	1-2 1B 2B			F9	1-2 3-H 1B		5	2	3	3	0	0	0		
Alex Trevino, R OBP: 0.379, SLG: 0.395 (1, 2)	2B BB		K	2H 1B			F6	K		4	1	1	1	1	2	3		
Jeff Hamilton, R OBP: 0.222, SLG: 0.302 (1, 5)	1B 2B		2B 1B	K				F9		5	0	3	3	0	1	4		
Reggie Williams, R OBP: 0.346, SLG: 0.396 (1, 8)	1B		2B		6-3			K		4	0	2	0	0	1	1		
Mariano Duncan, R OBP: 0.285, SLG: 0.307 (1, 6)	F4				1B BB			F9		2	0	0	0	2	0	3		
Fernando Valenzuela, L ERA: 0.219, SLG: 0.254 (1, 1)	F8		4-3		1-3 1B			1B 2B		4	1	2	0	0	0	5		
Inning Stats	R: 4 E: 0 K: 0 S: 7	H: 5 LOB: 2 BB: 2 P: 15	R: 0 E: 0 K: 0 S: 3	H: 0 LOB: 0 BB: 0 P: 3	R: 0 E: 0 K: 1 S: 7	H: 2 LOB: 3 BB: 1 P: 11	R: 2 E: 1 K: 1 S: 8	H: 3 LOB: 1 BB: 0 P: 8	R: 0 E: 0 K: 0 S: 3	H: 0 LOB: 0 BB: 0 P: 3	R: 0 E: 0 K: 1 S: 6	H: 1 LOB: 1 BB: 0 P: 7	R: 2 E: 1 K: 1 S: 9	H: 3 LOB: 3 BB: 0 P: 9	1B: 9 2B: 6 3B: 0 HR: 0	SF: 0 SAC: 0 DP: 1 HBP: 0	WP: 0 PB: 1 SB: 0 CS: 1	PA: 42
PITCHER Greg Matthews, L ERA: 3.48 Ray Burns, R ERA: 4.43 Pat Perry, L ERA: 3.89 Ken Dayley, L ERA: 3.44 (1, 1) (4, 1) (5, 1) (8, 1)	IP: 3.2 WLS: L BF: 22 H: 9 R: 6 ER: 6 SO: 1 BB: 2 IBB: 0 HBP: 0 BLK: 0 WP: 0 HR: 0 S: 21 P: 33 ERA: 14.73 WHIP: 3.000											PITCHER	IP: 3.2 WLS: L BF: 22 H: 9 R: 6 ER: 6 SO: 1 BB: 2 IBB: 0 HBP: 0 BLK: 0 WP: 0 HR: 0 S: 21 P: 33 ERA: 14.73 WHIP: 3.000					

St. Louis Cardinals @ Los Angeles Dodgers
Dodger Stadium, Los Angeles, CA
Wed Jul 09 1986, 7:05 PM PDT
Att: 38,246 - Unknown

AB 38
R 8
H 15
RBI 8
BB 4
SO 4
LOB 22



Batter	1	2	3	4	5	6	7	8	9	AB	R	H	RBI	BB	SO	LOB	TOP					
Davey Lopes, R OBP: 0.435, SLG: 0.517 Chris Speier, R OBP: 0.333, SLG: 0.418	6-3			1B 23 1B	6-3		2H 1B			3	1	1	0	0	0	1						
Jerry Mumfrey, S OBP: 0.330, SLG: 0.326	6-3			23 1B		K	F7			4	1	1	0	0	1	1						
23 Ryne Sandberg, R OBP: 0.321, SLG: 0.416	5-3			1B		K			F8	4	0	1	1	0	1	0						
Keith Moreland, R OBP: 0.335, SLG: 0.378	6-3			F3						3	0	1	0	1	0	2						
Leon Durham, L OBP: 0.329, SLG: 0.385	K			G4-6-3 1B		L9			F6	4	0	1	1	0	1	2						
Jody Davis, R OBP: 0.303, SLG: 0.424 Steve Lake, R OBP: 0.450, SLG: 0.474	1-3			G4-6-3 1-2					F9	4	0	0	0	0	1	3						
Gary Matthews, R OBP: 0.344, SLG: 0.414				F8		5-3				4	1	1	1	0	1	0						
Shawon Dunston, R OBP: 0.311, SLG: 0.438				K		PB 1B			K	4	1	2	0	0	2	0						
Jamie Moyer, L Dave Gumpert, R Dave Martinez, L George Frazier, R Terry Francona, L Guy Hoffman, L Thad Bosley, L	5-3			5-3		K			F9	0	0	0	0	0	0	0						
Inning Stats	R: 0 E: 0 K: 0 S: 3	H: 0 LOB: 0 BB: 0 P: 3	R: 0 E: 0 K: 1 S: 5	H: 0 LOB: 0 BB: 0 P: 5	R: 0 E: 0 K: 1 S: 5	H: 0 LOB: 0 BB: 0 P: 5	R: 2 E: 0 K: 0 S: 6	H: 4 LOB: 1 BB: 0 P: 6	R: 0 E: 0 K: 1 S: 6	H: 1 LOB: 1 BB: 0 P: 6	R: 0 E: 0 K: 2 S: 7	H: 0 LOB: 1 BB: 1 P: 11	R: 2 E: 0 K: 1 S: 8	H: 3 LOB: 1 BB: 0 P: 8	R: 0 E: 0 K: 0 S: 4	H: 1 LOB: 1 BB: 0 P: 4	R: 0 E: 0 K: 2 S: 7	H: 0 LOB: 0 BB: 0 P: 7	1B: 8 2B: 0 3B: 0 HR: 1	SF: 0 SAC: 0 DP: 1 HBP: 0	WP: 0 PB: 2 SB: 0 CS: 0	PA: 36
PITCHER	IP	WLS	BF	H	R	ER	SO	BB	IBB	HBP	BLK	WP	HR	S	P	ERA	WHIP					
Orel Hershiser, R ERA: 3.57	6.2	W	28	8	4	4	6	1	0	0	0	0	1	39	43	5.40	1.350					
Carlos Diaz, L ERA: 3.89	0.1		1	0	0	0	0	0	0	0	0	0	0	1	1	0.00	0.000					
Tom Niedenfuer, R ERA: 2.92	2.0		7	1	0	0	2	0	0	0	0	0	0	11	11	0.00	0.500					

Chicago Cubs @ Los Angeles Dodgers
Dodger Stadium, Los Angeles, CA
Thu Jul 10 1986, 7:05 PM PDT
Att: 34,656 - Unknown

AB	35
R	4
H	9
RBI	4
BB	1
SO	8
LOB	11



Batter	1	2	3	4	5	6	7	8	9	AB	R	H	RBI	BB	SO	LOB	BOTTOM				
Steve Sax, R OBP: 0.383, SLG: 0.435	K			2B		E6	6-3			4	2	1	0	1	1	3					
Bill Russell, R OBP: 0.301, SLG: 0.291 Ralph Bryant, L	2B	G3		G3 SF9 2B		F9			L4	5	2	2	1	0	0	1					
Ken Landreaux, L OBP: 0.321, SLG: 0.369	F8 1B	6-3		G3		G4-6-3			K	5	1	1	2	0	1	2					
Enos Cabell, R OBP: 0.277, SLG: 0.282 Len Matuszek, L OBP: 0.327, SLG: 0.489	E5 1B	L5		SF9					F8	3	2	1	1	0	0	1					
Jeff Hamilton, R OBP: 0.224, SLG: 0.298	F8			5-3		L6			2B	4	1	1	1	0	0	2					
Reggie Williams, R OBP: 0.359, SLG: 0.415	BB			S G3		F7 SF8			SH3	3	2	3	1	0	0	0					
Mariano Duncan, R OBP: 0.281, SLG: 0.303	SF7			G3		F7			K	3	0	0	1	0	1	3					
Jack Fimple, R OBP: 0.412, SLG: 0.100	1B			BB		SF8			2B	0	1	0	1	3	0	0					
Orel Hershiser, R OBP: 0.275, SLG: 0.282 Carlos Diaz, R				B1-3		6-3				3	0	1	1	0	0	2					
Alex Trevino, R OBP: 0.384, SLG: 0.408 Tom Niedenfuer, R OBP: 0.500, SLG: 0.500	1B									0	0	0	0	0	0	0					
Inning Stats	R: 5 E: 1 K: 1 S: 11	H: 5 LOB: 2 BB: 1 P: 15	R: 0 E: 0 K: 0 S: 3	H: 0 LOB: 0 BB: 0 P: 3	R: 0 E: 0 K: 0 S: 4	H: 1 LOB: 2 BB: 1 P: 8	R: 2 E: 0 K: 0 S: 4	H: 1 LOB: 0 BB: 1 P: 8	R: 1 E: 0 K: 0 S: 4	H: 1 LOB: 0 BB: 0 P: 4	R: 0 E: 1 K: 0 S: 3	H: 0 LOB: 0 BB: 0 P: 3	R: 3 E: 0 K: 1 S: 8	H: 3 LOB: 1 BB: 1 P: 12	R: 0 E: 0 K: 1 S: 5	H: 0 LOB: 0 BB: 0 P: 5	1B: 6 2B: 5 3B: 0 HR: 0	SF: 3 SAC: 1 DP: 1 HBP: 0	WP: 0 PB: 0 SB: 1 CS: 0	PA: 40	
PITCHER	IP	WLS	BF	H	R	ER	SO	BB	IBB	HBP	BLK	WP	HR	S	P	ERA	WHIP				
Jamie Moyer, L ERA: 9.37	0.2	L	8	4	5	3	0	1	0	0	0	0	0	7	11	40.50	7.500				
Dave Gumpert, R ERA: 0.79	1.1		5	1	0	0	1	0	0	0	0	0	0	7	7	0.00	0.750				
George Frazier, R ERA: 5.53	4.0		17	3	3	3	0	2	0	0	0	0	0	15	23	6.75	1.250				
Guy Hoffman, L ERA: 4.62	2.0		10	3	3	3	2	0	1	0	0	0	0	13	17	13.50	1.500				

Chicago Cubs @ Los Angeles Dodgers
Dodger Stadium, Los Angeles, CA
Thu Jul 10 1986, 7:05 PM PDT
Att: 34,656 - Unknown

AB	32
R	11
H	11
RBI	11
BB	4
SO	3
LOB	14



Batter	1	2	3	4	5	6	7	8	9	AB	R	H	RBI	BB	SO	LOB	TOP								
Shawn Dunston, R OBP: 0.313, SLG: 0.444 (1, 6)	0-0 2-3		0-0 F7		0-0 1B 3B	0-0 S 1B		0-0 F9		5	1	2	0	0	0	3									
Manny Trillo, R OBP: 0.392, SLG: 0.400 Lee Smith, R (8, 1)	0-3 K		0-0 2B		0-0 23 1B	0-0 1-3		0-0 23 FC6-4 1B		5	0	3	2	0	1	1									
23 Ryne Sandberg, R OBP: 0.319, SLG: 0.413 (1, 4)	0-3 K		0-0 6-3		0-0 FC6-4 1B		0-0 F8	0-0 FC6-4		5	0	1	0	0	1	4									
Keith Moreland, R OBP: 0.333, SLG: 0.375 (1, 9)		0-0 5-3		0-0 6-3	0-0 F9		0-0 5-3		0-0 1B	5	0	1	0	0	0	2									
Jody Davis, R OBP: 0.301, SLG: 0.420 (1, 2)		0-0 FC5-4 1B		0-0 6-3	0-0 FC6-4		0-0 G3		0-0 F7	5	0	1	0	0	0	3									
Ron Cey, R OBP: 0.376, SLG: 0.524 Chris Speier, R OBP: 0.329, SLG: 0.412 (8, 5)	0-3 K		0-0 1B	4-0 PB 1B BB		0-0 HR 2B		0-0 F4	0-3 K	3	2	1	0	1	1	1									
Gary Matthews, R OBP: 0.352, SLG: 0.454 Dave Martinez, L OBP: 0.176, SLG: 0.146 (8, 8)	0-0 FC5-4		0-0 1B	0-0 1B		0-0 2H HR		0-0 HR	0-3 K	4	2	3	4	0	0	1									
Jerry Mumphy, S OBP: 0.333, SLG: 0.330 (8, 7)			0-0 2B 1B	0-0 F8		0-0 F5		0-0 S 1B		4	1	2	0	0	0	1									
Scott Sanderson, R OBP: 0.065, SLG: 0.033 Dave Gumpert, R (6, 1)			0-3 K		0-3 K		0-0 5-3		4-0 1B	3	0	0	0	0	2	1									
Leon Durham, L OBP: 0.331, SLG: 0.385 (8, 3)								1-2 1B		0	0	0	0	0	0	0									
Inning Stats	R: 0 E: 0 K: 2 S: 7	H: 0 LOB: 0 BB: 0 P: 7	R: 0 E: 0 K: 1 S: 6	H: 1 LOB: 1 BB: 0 P: 6	R: 0 E: 0 K: 1 S: 7	H: 2 LOB: 2 BB: 0 P: 7	R: 1 E: 0 K: 0 S: 4	H: 1 LOB: 1 BB: 1 P: 8	R: 1 E: 0 K: 1 S: 8	H: 3 LOB: 2 BB: 0 P: 8	R: 2 E: 0 K: 0 S: 6	H: 3 LOB: 1 BB: 0 P: 6	R: 0 E: 0 K: 0 S: 3	H: 0 LOB: 0 BB: 0 P: 3	R: 2 E: 0 K: 0 S: 6	H: 3 LOB: 2 BB: 1 P: 10	R: 0 E: 0 K: 2 S: 8	H: 1 LOB: 1 BB: 0 P: 8	1B: 9 2B: 2 3B: 1 HR: 2	SF: 0 SAC: 0 DP: 0 HBP: 0	WP: 0 PB: 1 SB: 2 CS: 0	PA: 43			
PITCHER	IP	WLS	BF	H	R	ER	SO	BB	IBB	HBP	BLK	WP	HR	S	P	ERA	WHIP								
Rick Honeycutt, L ERA: 2.09 (1, 1)	5.0	L	23	7	2	1	5	1	0	0	0	0	0	32	36	1.80	1.600								
Jerry Reuss, L ERA: 5.87 (6, 1)	2.0		9	3	2	2	0	0	0	0	0	0	1	9	9	9.00	1.500								
Tom Niedenfuer, R ERA: 3.21 (8, 1)	1.0		7	3	2	2	0	0	1	0	0	0	1	6	10	18.00	3.000								
Carlos Diaz, L ERA: 3.66 (9, 1)	1.0		4	1	0	0	2	0	0	0	0	0	0	8	8	0.00	1.000								

Chicago Cubs @ Los Angeles Dodgers
Dodger Stadium, Los Angeles, CA
Fri Jul 11 1986, 7:05 PM PDT
Att: 26,443 - Unknown

livebaseballscores.com

AB 41
R 6
H 14
RBI 6
BB 2
SO 7
LOB 19



Batter	1	2	3	4	5	6	7	8	9	AB	R	H	RBI	BB	SO	LOB	BOTTOM								
Steve Sax, R OBP: 0.384, SLG: 0.436 (1, 4)	0-0 6-3 S 1B		0-0 4-3			0-0 1-3 HR 1B		0-3 K		4	1	2	0	0	1	0									
Reggie Williams, R OBP: 0.350, SLG: 0.404 (1, 8)	0-3 K		0-0 5-3			0-0 1-3		0-3 K		4	0	0	0	0	2	2									
Ken Landreaux, L OBP: 0.320, SLG: 0.367 (1, 7)	0-0 6-3		0-0 6-3			0-0 6-3		0-0 1B		4	0	1	0	0	0	2									
Len Matuszek, L OBP: 0.321, SLG: 0.531 (1, 3)	0-0 3-1			0-0 4-3		0-0 2H HR		0-3 K		4	1	1	2	0	1	2									
Jeff Hamilton, R OBP: 0.226, SLG: 0.294 (1, 5)		0-0 1B 1B		0-0 5-3		0-0 6-3		0-3 K		4	0	1	0	0	1	0									
Ralph Bryant, L OBP: 0.250, SLG: 0.750 (1, 9)		0-3 K		0-3 K		0-0 SF8 3B		0-3 K		4	1	1	0	0	3	1									
Alex Trevino, R OBP: 0.380, SLG: 0.406 (1, 2)			0-0 1-3 1B		0-0 F8		0-0 SF8		0-0 1-3	3	0	1	1	0	0	0									
Mariano Duncan, R OBP: 0.282, SLG: 0.303 (1, 6)		0-3 K			0-0 CS 1B		0-0 6-3			3	0	1	0	0	1	2									
Rick Honeycutt, L OBP: 0.043, SLG: 0.043 Greg Brock, L OBP: 0.302, SLG: 0.371 Jerry Reuss, L OBP: 0.326, SLG: 0.376 Fernando Valenzuela, L OBP: 0.350, SLG: 0.500 Tom Niedenfuer, R OBP: 0.150, SLG: 0.150 Carlos Diaz, R (8, 1)		0-3 K		0-3 K		0-0 1-2		0-0 F7		1	0	0	0	0	1	2									
Inning Stats	R: 0 E: 0 K: 1 S: 6	H: 1 LOB: 1 BB: 0 P: 6	R: 0 E: 0 K: 3 S: 11	H: 2 LOB: 0 BB: 0 P: 11	R: 0 E: 0 K: 0 S: 3	H: 0 LOB: 0 BB: 0 P: 3	R: 0 E: 0 K: 1 S: 5	H: 0 LOB: 0 BB: 0 P: 5	R: 0 E: 0 K: 1 S: 5	H: 1 LOB: 1 BB: 0 P: 5	R: 2 E: 0 K: 0 S: 5	H: 2 LOB: 0 BB: 0 P: 5	R: 1 E: 0 K: 0 S: 4	H: 1 LOB: 0 BB: 0 P: 4	R: 0 E: 0 K: 3 S: 10	H: 1 LOB: 1 BB: 0 P: 10	R: 0 E: 0 K: 2 S: 7	H: 0 LOB: 0 BB: 0 P: 7	1B: 6 2B: 1 3B: 1 HR: 1	SF: 1 SAC: 0 DP: 1 HBP: 0	WP: 0 PB: 0 SB: 1 CS: 1	PA: 34			
PITCHER	IP	WLS	BF	H	R	ER	SO	BB	IBB	HBP	BLK	WP	HR	S	P	ERA	WHIP								
Scott Sanderson, R ERA: 3.94 (1, 1)	5.1	W	20	5	1	1	6	0	0	0	0	0	0	32	32	1.69	0.938								
Dave Gumpert, R ERA: 2.08 (6, 1)	1.2		7	2	2	2	0	0	0	0	0	0	1	7	7	10.80	1.200								
Lee Smith, R ERA: 2.7 (8, 1)	2.0	S	7	1	0	0	5	0	0	0	0	0	0	17	17	0.00	0.500								

Chicago Cubs @ Los Angeles Dodgers
Dodger Stadium, Los Angeles, CA
Fri Jul 11 1986, 7:05 PM PDT
Att: 26,443 - Unknown

livebaseballscores.com

AB 33
R 3
H 8
RBI 3
BB 0
SO 11
LOB 12



Batter	1	2	3	4	5	6	7	8	9	AB	R	H	RBI	BB	SO	LOB	TOP										
Jerry Mumphrey, S OBP: 0.332, SLG: 0.328 (1, 8)	F8		L4			F7	1B			4	0	1	1	0	0	2	Chicago Cubs @ Los Angeles Dodgers Dodger Stadium, Los Angeles, CA Sat Jul 12 1986, 7:05 PM PDT Att: 44,806 - Unknown										
Gary Matthews, R OBP: 0.395, SLG: 0.457 Dave Martinez, L OBP: 0.176, SLG: 0.146 (1, 7) (8, 8)	1B			BB		2B		4-3		3	1	2	0	1	0	0											
23 Ryne Sandberg, R OBP: 0.319, SLG: 0.414 (1, 4)	K			FC1-4		2B		K		4	1	1	1	0	2												
Keith Moreland, R OBP: 0.335, SLG: 0.380 (1, 9)	CS	F7		9-2		1B		HR		4	2	2	2	0	0												
Leon Durham, L OBP: 0.333, SLG: 0.398 (1, 3)		6-3				F4		HR		4	1	2	3	0	0												
Jody Davis, R OBP: 0.297, SLG: 0.415 (1, 2)	K					K		F6		4	0	0	0	0	2												
Ron Cey, R OBP: 0.369, SLG: 0.514 Chris Speier, R OBP: 0.325, SLG: 0.406 (1, 5) (7, 5)			5-3			6-3		F3		3	0	0	0	0	0												
Shawon Dunston, R OBP: 0.312, SLG: 0.442 (1, 6)			F2			F7		F8		4	1	1	0	0	0												
Steve Trout, L OBP: 0.235, SLG: 0.242 Terry Francona, L OBP: 0.250, SLG: 0.221 Ed Lynch, R (6, 1) (6, 1)								SH1-4		1	0	1	0	0	0												
								K		1	1	1	0	0	0												
										1	0	0	0	0	1												
Inning Stats	R: 0 E: 0 K: 1 S: 5	H: 1 LOB: 0 BB: 0 P: 5	R: 0 E: 0 K: 1 S: 5	H: 0 LOB: 0 BB: 0 P: 5	R: 0 E: 0 K: 0 S: 4	H: 1 LOB: 1 BB: 0 P: 4	R: 0 E: 0 K: 0 S: 2	H: 0 LOB: 0 BB: 1 P: 6	R: 0 E: 0 K: 1 S: 5	H: 0 LOB: 0 BB: 0 P: 5	R: 4 E: 0 K: 0 S: 8	H: 5 LOB: 1 BB: 0 P: 8	R: 1 E: 0 K: 0 S: 4	H: 2 LOB: 1 BB: 0 P: 4	R: 2 E: 0 K: 1 S: 7	H: 2 LOB: 0 BB: 0 P: 7	R: 0 E: 0 K: 1 S: 5	H: 0 LOB: 0 BB: 0 P: 5	1B: 8 2B: 3 3B: 0 HR: 1	SF: 0 SAC: 1 DP: 1 HBP: 0	WP: 0 PB: 0 SB: 2 CS: 1	PA: 37					
PITCHER	IP	WLS	BF	H	R	ER	SO	BB	IBB	HBP	BLK	WP	HR	S	P	ERA	WHIP										
Alejandro Pena, R ERA: 4.97 (1, 1)	5.2		22	6	4	4	3	1	0	0	0	0	0	27	31	6.35	1.235										
Carlos Diaz, L ERA: 3.66 (6, 1)	0.0		1	1	0	0	0	0	0	0	0	0	0	1	1	∞	∞										
Tom Niedenfuer, R ERA: 3.29 (6, 1)	1.1	L	5	2	1	1	0	0	0	0	0	0	0	5	5	6.75	1.500										
Ken Howell, R ERA: 2.22 (8, 1)	1.0		5	2	2	2	1	0	0	0	0	0	1	7	7	18.00	2.000										
Ed Vande Berg, L ERA: 3.53 (9, 1)	1.0		3	0	0	0	1	0	0	0	0	0	0	5	5	0.00	0.000										

Batter	1	2	3	4	5	6	7	8	9	AB	R	H	RBI	BB	SO	LOB	BOTTOM										
Mariano Duncan, R OBP: 0.284, SLG: 0.306 Mike Marshall, R OBP: 0.323, SLG: 0.479 (1, 6) (3, 9)	1B		F8	K			F9			1	1	1	0	0	0	0	Chicago Cubs @ Los Angeles Dodgers Dodger Stadium, Los Angeles, CA Sat Jul 12 1986, 7:05 PM PDT Att: 44,806 - Unknown										
Steve Sax, R OBP: 0.385, SLG: 0.435 Ed Vande Berg, R (1, 4) (9, 1)	1B					6-3		K		3	0	1	0	1	1	0											
Bill Russell, R OBP: 0.299, SLG: 0.290 (1, 9) (3, 6)	1B					L6		L5		4	0	1	0	0	0	1											
Enos Cabell, R OBP: 0.282, SLG: 0.285 (1, 3)	SF7					F8				2	1	1	1	1	0	0											
Alex Trevino, R OBP: 0.377, SLG: 0.397 (1, 2)	9-3					F8		K		3	1	0	0	1	1	3											
Jeff Hamilton, R OBP: 0.226, SLG: 0.291 (1, 5)			K			3-1		1-3		4	1	1	1	0	1	0											
Ken Landreaux, L OBP: 0.315, SLG: 0.361 (1, 7)	L4					F8		L4		4	0	0	1	0	0	1											
Reggie Williams, R OBP: 0.348, SLG: 0.400 (1, 8)	L5					F6		F6		4	0	1	1	0	0	0											
Alejandro Pena, R Carlos Diaz, R Tom Niedenfuer, R Greg Brock, L Ken Howell, R Jack Fimple, R (1, 1) (6, 1) (6, 1) (7, PH) (8, 1) (9, 4)			6-3			SH3-4		4-3		1	0	0	0	0	0	0											
										0	0	0	0	0	0	0											
										0	0	0	0	0	0	0											
										0	0	0	0	0	0	0											
										0	0	0	0	0	0	0											
										0	0	0	0	0	0	0											
Inning Stats	R: 1 E: 0 K: 0 S: 4	H: 2 LOB: 1 BB: 1 P: 8	R: 0 E: 0 K: 1 S: 5	H: 0 LOB: 0 BB: 0 P: 5	R: 0 E: 1 K: 0 S: 4	H: 1 LOB: 1 BB: 0 P: 4	R: 3 E: 0 K: 1 S: 8	H: 3 LOB: 1 BB: 1 P: 12	R: 0 E: 0 K: 0 S: 3	H: 0 LOB: 0 BB: 0 P: 3	R: 0 E: 0 K: 0 S: 3	H: 0 LOB: 0 BB: 0 P: 3	R: 0 E: 0 K: 2 S: 7	H: 0 LOB: 1 BB: 1 P: 11	R: 0 E: 0 K: 0 S: 3	H: 0 LOB: 0 BB: 0 P: 3	1B: 6 2B: 1 3B: 0 HR: 0	SF: 1 SAC: 1 DP: 1 HBP: 0	WP: 0 PB: 0 SB: 1 CS: 0	PA: 35							
PITCHER	IP	WLS	BF	H	R	ER	SO	BB	IBB	HBP	BLK	WP	HR	S	P	ERA	WHIP										
Steve Trout, L ERA: 4.67 (1, 1)	5.0		22	6	4	4	2	2	0	0	0	0	0	24	32	7.20	1.600										
Ed Lynch, R ERA: 0.46 (6, 1)	4.0	W	13	0	0	0	2	1	0	0	0	0	0	16	20	0.00	0.250										

AB	34
R	7
H	11
RBI	7
BB	1
SO	5
LOB	6



AB	30
R	4
H	6
RBI	4
BB	3
SO	4
LOB	6



Batter	1	2	3	4	5	6	7	8	9	AB	R	H	RBI	BB	SO	LOB	TOP								
Jerry Mumphrey, S OBP: 0.338, SLG: 0.335 (1, 8)	0-0 23 CS 1B		0-0 BB 2B 1B		0-0 F7	0-0 2H 1B			0-0 4-3	5	1	3	0	0	0	2									
Gary Matthews, R OBP: 0.360, SLG: 0.450 Dave Martinez, L OBP: 0.176, SLG: 0.146 (1, 7)	0-0 F9		4-0 2B BB		4-0 2B BB			0-0 F2	0-3 K	3	1	0	0	2	1	2									
23 Ryne Sandberg, R OBP: 0.318, SLG: 0.410 (9, 8)	4-0 1-2 BB		0-0 F8		0-0 F7			0-0 F9		3	0	0	0	1	0	4									
Keith Moreland, R OBP: 0.337, SLG: 0.388 (1, 4)	0-0 F9		0-0 1-H 2-H 2B		0-0 1-3 2-H 2B			0-0 F8		4	0	2	3	0	0	1									
Leon Durham, L OBP: 0.335, SLG: 0.398 (1, 9)		0-0 WP SH2-3 1B		0-0 K				0-0 3-1		3	0	1	0	1	1	1									
Jody Davis, R OBP: 0.294, SLG: 0.411 (1, 3)		0-0 SH2-3 1-2		0-0 F9		0-0 F3		0-0 4-3		3	0	0	0	0	0	3									
Ron Cey, R OBP: 0.366, SLG: 0.513 Lee Smith, R (8, 1)		0-0 F4		0-0 F9				0-0 K		4	0	1	0	0	1	1									
Shawon Dunston, R OBP: 0.311, SLG: 0.439 (1, 5)		0-0 F4		0-0 F7				0-0 K		4	0	1	0	0	0	2									
Dennis Eckersley, R OBP: 0.171, SLG: 0.341 Chris Speier, R OBP: 0.355, SLG: 0.406 (1, 6)		0-0 2-3		0-3 K				0-0 SH2-4 1B		4	0	1	0	0	0	2									
				0-0 2B 2B				0-0 SH2-4		3	1	1	0	0	2	1									
								1-2		0	0	0	0	0	0	0									
Inning Stats	R: 0 E: 0 K: 0 S: 3	H: 1 LOB: 1 BB: 1 P: 7	R: 0 E: 0 K: 0 S: 4	H: 1 LOB: 1 BB: 0 P: 4	R: 2 E: 0 K: 2 S: 9	H: 2 LOB: 1 BB: 1 P: 13	R: 0 E: 0 K: 0 S: 3	H: 0 LOB: 0 BB: 0 P: 3	R: 1 E: 0 K: 0 S: 5	H: 2 LOB: 3 BB: 2 P: 13	R: 0 E: 0 K: 1 S: 6	H: 2 LOB: 2 BB: 0 P: 6	R: 0 E: 0 K: 0 S: 3	H: 0 LOB: 0 BB: 0 P: 3	R: 0 E: 0 K: 1 S: 5	H: 0 LOB: 0 BB: 0 P: 5	R: 0 E: 0 K: 1 S: 6	H: 1 LOB: 1 BB: 0 P: 6	1B: 5 2B: 4 3B: 0 HR: 0	SF: 0 SAC: 2 DP: 0 HBP: 0	WP: 1 PB: 0 SB: 0 CS: 1	PA: 38			
PITCHER	IP WLS BF H R ER SO BB IBB HBP BLK WP HR S P ERA WHIP	IP WLS BF H R ER SO BB IBB HBP BLK WP HR S P ERA WHIP	IP WLS BF H R ER SO BB IBB HBP BLK WP HR S P ERA WHIP	IP WLS BF H R ER SO BB IBB HBP BLK WP HR S P ERA WHIP	IP WLS BF H R ER SO BB IBB HBP BLK WP HR S P ERA WHIP	IP WLS BF H R ER SO BB IBB HBP BLK WP HR S P ERA WHIP	IP WLS BF H R ER SO BB IBB HBP BLK WP HR S P ERA WHIP	IP WLS BF H R ER SO BB IBB HBP BLK WP HR S P ERA WHIP	IP WLS BF H R ER SO BB IBB HBP BLK WP HR S P ERA WHIP	IP WLS BF H R ER SO BB IBB HBP BLK WP HR S P ERA WHIP	IP WLS BF H R ER SO BB IBB HBP BLK WP HR S P ERA WHIP	IP WLS BF H R ER SO BB IBB HBP BLK WP HR S P ERA WHIP	IP WLS BF H R ER SO BB IBB HBP BLK WP HR S P ERA WHIP	IP WLS BF H R ER SO BB IBB HBP BLK WP HR S P ERA WHIP	IP WLS BF H R ER SO BB IBB HBP BLK WP HR S P ERA WHIP	IP WLS BF H R ER SO BB IBB HBP BLK WP HR S P ERA WHIP	IP WLS BF H R ER SO BB IBB HBP BLK WP HR S P ERA WHIP	IP WLS BF H R ER SO BB IBB HBP BLK WP HR S P ERA WHIP	IP WLS BF H R ER SO BB IBB HBP BLK WP HR S P ERA WHIP	IP WLS BF H R ER SO BB IBB HBP BLK WP HR S P ERA WHIP	IP WLS BF H R ER SO BB IBB HBP BLK WP HR S P ERA WHIP	IP WLS BF H R ER SO BB IBB HBP BLK WP HR S P ERA WHIP	IP WLS BF H R ER SO BB IBB HBP BLK WP HR S P ERA WHIP	IP WLS BF H R ER SO BB IBB HBP BLK WP HR S P ERA WHIP	IP WLS BF H R ER SO BB IBB HBP BLK WP HR S P ERA WHIP

Chicago Cubs @ Los Angeles Dodgers
Dodger Stadium, Los Angeles, CA
Sun Jul 13 1986, 3:33 AM PDT
Att: 40,922 - Unknown

AB	32
R	3
H	9
RBI	3
BB	4
SO	5
LOB	17



Batter	1	2	3	4	5	6	7	8	9	AB	R	H	RBI	BB	SO	LOB	BOTTOM								
Mariano Duncan, R OBP: 0.280, SLG: 0.301 (1, 6)	0-3 K		0-0 4-3			0-0 F8		0-0 4-3		4	0	0	0	0	1	0									
Steve Sax, R OBP: 0.384, SLG: 0.432 (1, 4)	0-0 F7			0-0 1-3		0-0 F9			0-0 G6-4-3 2B 1B	4	1	1	0	0	0	0									
Ken Landreaux, L OBP: 0.326, SLG: 0.373 (1, 7)				0-0 HR 1B		0-0 1B			4-0 G6-4-3 1-2 BB	3	1	3	0	1	0	0									
Mike Marshall, R OBP: 0.322, SLG: 0.486 (1, 9)				0-0 HR		0-0 F9			0-0 G6-4-3 1-2 2-3	4	1	1	2	0	0	4									
Len Matuszek, L OBP: 0.316, SLG: 0.500 (1, 3)		0-3 K		0-0 4-3				0-0 3-1	4-0 2B BB	3	1	0	0	1	1	0									
Alex Trevino, R OBP: 0.373, SLG: 0.400 (1, 2)		0-0 F5		0-3 K				0-0 F6	0-0 1-H 3-H 2B	4	0	1	2	0	1	0									
Jeff Hamilton, R OBP: 0.217, SLG: 0.276 (1, 5)					0-3 K			0-0 5-3		3	0	0	0	0	1	0									
Reggie Williams, R OBP: 0.341, SLG: 0.392 (1, 8)					0-3 K				0-3 K	3	0	0	0	0	2	0									
Bob Welch, R OBP: 0.130, SLG: 0.159 Greg Brock, L OBP: 0.299, SLG: 0.367 Ken Howell, R (8, PH)					0-0 L6			0-0 F7		2	0	0	0	0	0	0									
										1	0	0	0	0	0	0									
										0	0	0	0	0	0	0									
Inning Stats	R: 0 E: 0 K: 1 S: 6	H: 1 LOB: 1 BB: 0 P: 6	R: 0 E: 0 K: 1 S: 5	H: 0 LOB: 0 BB: 0 P: 5	R: 0 E: 0 K: 1 S: 5	H: 0 LOB: 0 BB: 0 P: 5	R: 2 E: 0 K: 1 S: 7	H: 2 LOB: 0 BB: 0 P: 7	R: 0 E: 0 K: 1 S: 5	H: 0 LOB: 0 BB: 0 P: 5	R: 0 E: 0 K: 0 S: 4	H: 1 LOB: 1 BB: 0 P: 4	R: 0 E: 0 K: 0 S: 3	H: 0 LOB: 0 BB: 0 P: 3	R: 0 E: 0 K: 1 S: 5	H: 0 LOB: 0 BB: 0 P: 5	R: 2 E: 0 K: 0 S: 3	H: 2 LOB: 1 BB: 2 P: 11	1B: 3 2B: 2 3B: 0 HR: 1	SF: 0 SAC: 0 DP: 1 HBP: 0	WP: 0 PB: 0 SB: 1 CS: 0	PA: 33			
PITCHER	IP WLS BF H R ER SO BB IBB HBP BLK WP HR S P ERA WHIP	IP WLS BF H R ER SO BB IBB HBP BLK WP HR S P ERA WHIP	IP WLS BF H R ER SO BB IBB HBP BLK WP HR S P ERA WHIP	IP WLS BF H R ER SO BB IBB HBP BLK WP HR S P ERA WHIP	IP WLS BF H R ER SO BB IBB HBP BLK WP HR S P ERA WHIP	IP WLS BF H R ER SO BB IBB HBP BLK WP HR S P ERA WHIP	IP WLS BF H R ER SO BB IBB HBP BLK WP HR S P ERA WHIP	IP WLS BF H R ER SO BB IBB HBP BLK WP HR S P ERA WHIP	IP WLS BF H R ER SO BB IBB HBP BLK WP HR S P ERA WHIP	IP WLS BF H R ER SO BB IBB HBP BLK WP HR S P ERA WHIP	IP WLS BF H R ER SO BB IBB HBP BLK WP HR S P ERA WHIP	IP WLS BF H R ER SO BB IBB HBP BLK WP HR S P ERA WHIP	IP WLS BF H R ER SO BB IBB HBP BLK WP HR S P ERA WHIP	IP WLS BF H R ER SO BB IBB HBP BLK WP HR S P ERA WHIP	IP WLS BF H R ER SO BB IBB HBP BLK WP HR S P ERA WHIP	IP WLS BF H R ER SO BB IBB HBP BLK WP HR S P ERA WHIP	IP WLS BF H R ER SO BB IBB HBP BLK WP HR S P ERA WHIP	IP WLS BF H R ER SO BB IBB HBP BLK WP HR S P ERA WHIP	IP WLS BF H R ER SO BB IBB HBP BLK WP HR S P ERA WHIP	IP WLS BF H R ER SO BB IBB HBP BLK WP HR S P ERA WHIP	IP WLS BF H R ER SO BB IBB HBP BLK WP HR S P ERA WHIP	IP WLS BF H R ER SO BB IBB HBP BLK WP HR S P ERA WHIP	IP WLS BF H R ER SO BB IBB HBP BLK WP HR S P ERA WHIP	IP WLS BF H R ER SO BB IBB HBP BLK WP HR S P ERA WHIP	IP WLS BF H R ER SO BB IBB HBP BLK WP HR S P ERA WHIP

Chicago Cubs @ Los Angeles Dodgers
Dodger Stadium, Los Angeles, CA
Sun Jul 13 1986, 3:33 AM PDT
Att: 40,922 - Unknown

AB	31
R	4
H	6
RBI	4
BB	2
SO	6
LOB	4



Batter	1	2	3	4	5	6	7	8	9	AB	R	H	RBI	BB	SO	LOB	TOP										
Steve Sax, R OBP: 0.381, SLG: 0.431 (1, 4)										4	0	0	0	0	0	1											
Ken Landreaux, L OBP: 0.318, SLG: 0.364 (1, 8)										4	0	0	0	0	0	0											
Bill Madlock, R OBP: 0.285, SLG: 0.339 Jeff Hamilton, R OBP: 0.210, SLG: 0.267 (1, 5) (7, 5)										3	1	1	0	0	0	1											
Franklin Stubbs, L OBP: 0.331, SLG: 0.518 (1, 7)										4	1	1	2	0	0	0											
Len Matuszek, L OBP: 0.306, SLG: 0.526 (1, 3)										4	1	1	1	0	1	0											
Mike Scioscia, L OBP: 0.402, SLG: 0.362 (1, 2)										3	0	0	0	0	0	0											
Mariano Duncan, R OBP: 0.287, SLG: 0.317 (1, 6)										3	0	1	0	0	0	0											
Reggie Williams, R OBP: 0.335, SLG: 0.402 (1, 9)										3	1	1	1	0	1	1											
Fernando Valenzuela, L OBP: 0.221, SLG: 0.254 Ken Howell, R OBP: 0.500, SLG: 0.500 (1, 1) (8, 1) (8, 1)										3	0	1	0	0	1	0											
Inning Stats	R: 3 E: 0 K: 0 S: 6	H: 3 LOB: 0 BB: 0 P: 6	R: 0 E: 0 K: 1 S: 5	H: 0 LOB: 0 BB: 0 P: 5	R: 0 E: 0 K: 0 S: 3	H: 0 LOB: 0 BB: 0 P: 3	R: 0 E: 0 K: 0 S: 3	H: 0 LOB: 0 BB: 0 P: 3	R: 1 E: 0 K: 0 S: 4	H: 2 LOB: 0 BB: 0 P: 4	R: 0 E: 1 K: 0 S: 3	H: 0 LOB: 1 BB: 0 P: 3	R: 0 E: 0 K: 1 S: 6	H: 1 LOB: 1 BB: 0 P: 6	R: 0 E: 0 K: 0 S: 3	H: 0 LOB: 0 BB: 0 P: 3	R: 0 E: 0 K: 1 S: 5	H: 0 LOB: 0 BB: 0 P: 5	1B: 2 2B: 2 3B: 0 HR: 3	SF: 0 SAC: 0 DP: 2 HBP: 0	WP: 0 PB: 0 SB: 0 CS: 0	PA: 32					
PITCHER	IP	WLS	BF	H	R	ER	SO	BB	IBB	HBP	BLK	WP	HR	S	P	ERA	WHIP										
Danny Cox, R ERA: 3.84 Ricky Horton, L ERA: 2.85 (1, 1) (9, 1)	8.0	L	29	6	4	4	2	0	0	0	0	0	3	33	33	4.50	0.750										

Los Angeles Dodgers @ St. Louis Cardinals
 Busch Stadium, St. Louis, MO
 Fri Jul 18, 1986, 7:05 PM CDT
 Att: 34,704 - Unknown

AB	32
R	4
H	6
RBI	4
BB	0
SO	3
LOB	3



Batter	1	2	3	4	5	6	7	8	9	AB	R	H	RBI	BB	SO	LOB	BOTTOM										
Vince Coleman, S OBP: 0.322, SLG: 0.317 (1, 7)										5	0	0	0	0	2	2											
Ozzie Smith, S OBP: 0.377, SLG: 0.351 (1, 6)										3	1	1	0	1	0	0											
Willie McGee, S OBP: 0.290, SLG: 0.319 (1, 8)										4	1	1	0	0	1	3											
Alan Knicely, R OBP: 0.439, SLG: 0.333 Andy Van Slyke, L OBP: 0.413, SLG: 0.358 (1, 3) (8, PH) (9, 3)										3	0	1	1	0	1	1											
Terry Pendleton, S OBP: 0.279, SLG: 0.277 (1, 5)										3	0	1	2	1	1	2											
Tom Herr, S OBP: 0.313, SLG: 0.297 (1, 4)										4	0	1	0	0	0	4											
Tito Landrum, R ERA: 2.99 Curt Ford, L OBP: 0.333, SLG: 0.420 (1, 1) (9, PH)										3	0	0	0	0	1	1											
Mike Heath, R OBP: 0.280, SLG: 0.316 Tom Lawless, R OBP: 0.238, SLG: 0.286 (1, 2) (9, PR)										3	0	0	0	1	2	0											
Danny Cox, R OBP: 0.207, SLG: 0.222 José Oquendo, S OBP: 0.413, SLG: 0.392 Ricky Horton, L OBP: 0.250, SLG: 0.143 Clint Hurdle, L OBP: 0.205, SLG: 0.250 (1, 1) (8, PH) (9, 1) (9, PH)										2	0	0	0	0	1	0											
Inning Stats	R: 1 E: 0 K: 1 S: 7	H: 2 LOB: 2 BB: 1 P: 11	R: 0 E: 0 K: 1 S: 5	H: 0 LOB: 0 BB: 0 P: 5	R: 0 E: 0 K: 3 S: 10	H: 1 LOB: 1 BB: 0 P: 10	R: 0 E: 0 K: 2 S: 7	H: 0 LOB: 0 BB: 0 P: 7	R: 0 E: 1 K: 1 S: 6	H: 1 LOB: 1 BB: 0 P: 6	R: 0 E: 0 K: 0 S: 3	H: 0 LOB: 0 BB: 0 P: 3	R: 2 E: 0 K: 1 S: 6	H: 1 LOB: 2 BB: 3 P: 18	R: 0 E: 0 K: 1 S: 5	H: 0 LOB: 1 BB: 1 P: 9	1B: 4 2B: 1 3B: 0 HR: 0	SF: 0 SAC: 0 DP: 1 HBP: 0	WP: 0 PB: 0 SB: 0 CS: 0	PA: 37							
PITCHER	IP	WLS	BF	H	R	ER	SO	BB	IBB	HBP	BLK	WP	HR	S	P	ERA	WHIP										
Fernando Valenzuela, L ERA: 2.99 Ken Howell, R ERA: 2.31 Tom Niedenfuer, R ERA: 3.21 (1, 1) (8, 1) (8, 1)	7.0	W	27	4	2	2	8	2	0	0	0	0	0	5	13	13.50	4.500										

Los Angeles Dodgers @ St. Louis Cardinals
 Busch Stadium, St. Louis, MO
 Fri Jul 18, 1986, 7:05 PM CDT
 Att: 34,704 - Unknown

AB	32
R	3
H	5
RBI	3
BB	5
SO	10
LOB	14



Batter	1	2	3	4	5	6	7	8	9	AB	R	H	RBI	BB	SO	LOB	TOP										
Steve Sax, R OBP: 0.385, SLG: 0.438 (1, 4)										4	1	3	0	0	0	0	Los Angeles Dodgers @ St. Louis Cardinals Busch Stadium, St. Louis, MO Sat Jul 19 1986, 3:33 AM CDT Att: 32,083 - Unknown livebaseballscorecards.com										
Ken Landreau, L OBP: 0.315, SLG: 0.360 Bill Russell, R OBP: 0.305, SLG: 0.296 (1, 8) (8, PH) (8, 9)										3	0	0	0	0	0	2											
Franklin Stubbs, L OBP: 0.333, SLG: 0.522 (1, 7)										4	0	2	0	0	0	2											
Bill Madlock, R OBP: 0.279, SLG: 0.332 (1, 5)										4	0	0	1	0	0	2											
Mike Marshall, R OBP: 0.316, SLG: 0.476 Reggie Williams, R OBP: 0.331, SLG: 0.398 (1, 9) (4, 9) (8, 8)										2	0	0	0	0	1	1											
Len Matuszek, L OBP: 0.303, SLG: 0.525 (1, 3)										4	0	1	0	0	1	0											
Mike Scioscia, L OBP: 0.396, SLG: 0.355 (1, 2)										3	0	0	0	0	0	1											
Mariano Duncan, R OBP: 0.284, SLG: 0.313 (1, 6)										3	0	0	0	0	2	1											
Bob Welch, R OBP: 0.125, SLG: 0.152 Greg Brock, L OBP: 0.300, SLG: 0.374 Tom Niedenfuer, R OBP: 0.500, SLG: 0.500 (1, 1) (8, PH) (8, 1)										2	0	0	0	0	0	1											
Inning Stats	R: 1 E: 0 K: 1 S: 7	H: 2 LOB: 1 BB: 0 P: 7	R: 0 E: 0 K: 1 S: 6	H: 1 LOB: 1 BB: 0 P: 6	R: 0 E: 0 K: 0 S: 4	H: 1 LOB: 0 BB: 0 P: 4	R: 0 E: 0 K: 0 S: 3	H: 0 LOB: 0 BB: 0 P: 3	R: 0 E: 0 K: 1 S: 6	H: 1 LOB: 1 BB: 0 P: 6	R: 0 E: 0 K: 0 S: 3	H: 0 LOB: 0 BB: 0 P: 3	R: 0 E: 0 K: 0 S: 3	H: 0 LOB: 0 BB: 0 P: 3	R: 0 E: 0 K: 0 S: 4	H: 2 LOB: 1 BB: 0 P: 4	R: 0 E: 0 K: 1 S: 5	H: 0 LOB: 0 BB: 0 P: 5	1B: 4 2B: 3 3B: 0 HR: 0	SF: 0 SAC: 0 DP: 1 HBP: 0	WP: 0 PB: 0 SB: 0 CS: 0	PA: 33					
PITCHER	IP	WLS	BF	H	R	ER	SO	BB	IBB	HBP	BLK	WP	HR	S	P	ERA	WHIP										
Bob Forsch, R ERA: 2.44 (1, 1)	7.1	W	28	6	1	1	3	0	0	0	0	0	0	34	34	1.23	0.818										
Ricky Horton, L ERA: 2.51 (8, 1)	0.2		2	1	0	0	0	0	0	0	0	0	0	2	2	0.00	1.500										
Todd Worrell, R ERA: 1.71 (9, 1)	1.0	S	3	0	0	0	1	0	0	0	0	0	0	5	5	0.00	0.000										

Batter	1	2	3	4	5	6	7	8	9	AB	R	H	RBI	BB	SO	LOB	BOTTOM										
Vince Coleman, S OBP: 0.319, SLG: 0.313 (1, 7)										4	0	0	0	0	2	1	Los Angeles Dodgers @ St. Louis Cardinals Busch Stadium, St. Louis, MO Sat Jul 19 1986, 3:33 AM CDT Att: 32,083 - Unknown livebaseballscorecards.com										
Ozzie Smith, S OBP: 0.379, SLG: 0.357 (1, 6)										3	1	2	0	0	0	0											
Willie McGee, S OBP: 0.288, SLG: 0.317 (1, 8)										3	0	0	0	0	2	2											
Andy Van Slyke, L OBP: 0.331, SLG: 0.376 (1, 3)										3	1	2	1	0	0	0											
Curt Ford, L OBP: 0.323, SLG: 0.407 (1, 9)										3	0	0	0	0	0	1											
Tom Herr, S OBP: 0.313, SLG: 0.297 (1, 4)										3	0	1	0	0	0	0											
Michael LaValliere, L OBP: 0.349, SLG: 0.320 (1, 2)										3	0	0	0	0	0	1											
Terry Pendleton, S OBP: 0.276, SLG: 0.274 (1, 5)										3	0	0	0	0	0	0											
Bob Forsch, R OBP: 0.143, SLG: 0.262 (1, 1) Ricky Horton, L OBP: 0.250, SLG: 0.143 José Quiñones, S OBP: 0.419, SLG: 0.400 Todd Worrell, R (9, 1)										2	0	0	0	0	2	0											
Inning Stats	R: 1 E: 1 K: 2 S: 9	H: 2 LOB: 1 BB: 0 P: 9	R: 0 E: 0 K: 0 S: 3	H: 0 LOB: 0 BB: 0 P: 3	R: 0 E: 1 K: 2 S: 8	H: 1 LOB: 1 BB: 0 P: 8	R: 0 E: 0 K: 0 S: 3	H: 0 LOB: 0 BB: 0 P: 3	R: 0 E: 0 K: 1 S: 5	H: 0 LOB: 0 BB: 0 P: 5	R: 0 E: 0 K: 0 S: 5	H: 0 LOB: 0 BB: 0 P: 5	R: 1 E: 0 K: 0 S: 4	H: 2 LOB: 0 BB: 0 P: 4	R: 0 E: 0 K: 0 S: 3	H: 1 LOB: 0 BB: 0 P: 3	1B: 4 2B: 2 3B: 0 HR: 1	SF: 0 SAC: 0 DP: 1 HBP: 0	WP: 0 PB: 0 SB: 0 CS: 0	PA: 28							
PITCHER	IP	WLS	BF	H	R	ER	SO	BB	IBB	HBP	BLK	WP	HR	S	P	ERA	WHIP										
Bob Welch, R ERA: 3.6 (1, 1)	7.0	L	25	5	2	1	6	0	0	0	0	0	0	37	37	1.29	0.714										
Tom Niedenfuer, R ERA: 3.16 (8, 1)	1.0		3	1	0	0	0	0	0	0	0	0	0	3	3	0.00	1.000										

Batter	1	2	3	4	5	6	7	8	9	AB	R	H	RBI	BB	SO	LOB	TOP	
Mariano Duncan, R OBP: 0.286, SLG: 0.315										5	1	2	1	0	1	4	Los Angeles Dodgers @ St. Louis Cardinals Busch Stadium, St. Louis, MO Sun Jul 20 1986, 3:33 AM CDT Att: 34,234 - Unknown livebaseballscorecards.com	
Steve Sax, R OBP: 0.385, SLG: 0.446										5	2	2	1	0	0	2		
Enos Cabell, R OBP: 0.287, SLG: 0.296										5	1	3	1	0	0	0		
Bill Madlock, R OBP: 0.279, SLG: 0.330 Jeff Hamilton, R OBP: 0.222, SLG: 0.267										4	0	1	0	0	0	2		
Alex Trevino, R OBP: 0.366, SLG: 0.386 Ken Howell, R										3	0	0	0	1	1	2		
Franklin Stubbs, L OBP: 0.335, SLG: 0.532										5	1	2	3	0	1	1		
Bill Russell, R OBP: 0.303, SLG: 0.295 Ken Landreaux, L OBP: 0.313, SLG: 0.358									4	0	1	0	0	0	0	0		
Reggie Williams, R OBP: 0.330, SLG: 0.394									4	1	1	0	0	0	1			
Rick Honeycutt, L OBP: 0.115, SLG: 0.120 Tom Niedenfuer, R OBP: 0.500, SLG: 0.500 Mike Scioscia, L OBP: 0.399, SLG: 0.359									2	0	1	0	1	1	1	0		
Inning Stats	R: 1 E: 0 K: 1 S: 7	H: 2 LOB: 1 BB: 0 P: 7	R: 0 E: 0 K: 2 S: 8	H: 1 LOB: 2 BB: 1 P: 12	R: 1 E: 0 K: 0 S: 4	H: 2 LOB: 1 BB: 1 P: 8	R: 0 E: 0 K: 0 S: 4	H: 1 LOB: 1 BB: 0 P: 4	R: 0 E: 0 K: 0 S: 3	H: 0 LOB: 0 BB: 0 P: 3	R: 0 E: 0 K: 0 S: 3	H: 0 LOB: 0 BB: 0 P: 3	R: 3 E: 0 K: 2 S: 11	H: 4 LOB: 2 BB: 1 P: 15	1B: 10 2B: 2 3B: 0 HR: 2	SF: 0 SAC: 0 DP: 1 HBP: 0		WP: 1 PA: 43 PB: 0 SB: 5 CS: 0
PITCHER	IP WLS BF H R ER SO BB IBB HBP BLK WP HR S P ERA WHIP	5.2 L 28 10 4 0 3 4 2 0 0 0 1 2 34 42 4.76 2.118	1.1 4 0 0 0 0 0 0 0 0 0 0 0 4 4 0.00 0.000	1.1 8 3 3 3 0 0 1 0 0 0 0 0 7 11 20.25 2.250	0.2 3 1 0 0 2 0 0 0 0 0 0 0 7 7 0.00 1.500	PITCHER												

Batter	1	2	3	4	5	6	7	8	9	AB	R	H	RBI	BB	SO	LOB	BOTTOM				
Vince Coleman, S OBP: 0.316, SLG: 0.310										4	0	0	0	0	0	3	Los Angeles Dodgers @ St. Louis Cardinals Busch Stadium, St. Louis, MO Sun Jul 20 1986, 3:33 AM CDT Att: 34,234 - Unknown livebaseballscorecards.com				
Ozzie Smith, S OBP: 0.381, SLG: 0.357									3	1	1	0	1	0	0						
Willie McGee, S OBP: 0.290, SLG: 0.332									4	1	2	2	0	0	1						
Alan Knicely, R OBP: 0.400, SLG: 0.294 Ray Burris, R OBP: 0.182, SLG: 0.318									4	0	0	0	0	2	1						
Tito Landrum, R OBP: 0.241, SLG: 0.238 José Oquendo, S OBP: 0.415, SLG: 0.395									2	0	0	0	1	0	0						
Tom Herr, S OBP: 0.315, SLG: 0.297									3	0	1	0	0	0	0						
Mike Heath, R OBP: 0.277, SLG: 0.313 Michael LaValliere, L OBP: 0.343, SLG: 0.315									2	0	0	0	0	2	1						
Terry Pendleton, S OBP: 0.274, SLG: 0.271									3	0	0	0	0	0	3						
Tim Conroy, L OBP: 0.286, SLG: 0.385 Ray Sof, R										2	0	0	0	0	1	0					
Curt Ford, L OBP: 0.330, SLG: 0.407 Pat Perry, L OBP: 0.331, SLG: 0.376										0	0	0	0	1	0	0					
Inning Stats	R: 1 E: 0 K: 1 S: 6	H: 2 LOB: 0 BB: 0 P: 6	R: 0 E: 0 K: 1 S: 5	H: 0 LOB: 0 BB: 0 P: 6	R: 0 E: 0 K: 1 S: 5	H: 0 LOB: 1 BB: 1 P: 9	R: 0 E: 0 K: 0 S: 3	H: 0 LOB: 0 BB: 0 P: 3	R: 0 E: 0 K: 1 S: 5	H: 0 LOB: 0 BB: 0 P: 5	R: 0 E: 0 K: 0 S: 4	H: 1 LOB: 0 BB: 0 P: 4	R: 0 E: 0 K: 1 S: 6	H: 1 LOB: 3 BB: 2 P: 14	R: 0 E: 0 K: 1 S: 5	H: 0 LOB: 0 BB: 0 P: 5	R: 0 E: 0 K: 1 S: 5	H: 0 LOB: 0 BB: 0 P: 5	1B: 2 2B: 0 3B: 1 HR: 1	SF: 0 SAC: 0 DP: 0 HBP: 1	WP: 0 PA: 34 PB: 0 SB: 0 CS: 0
PITCHER	IP WLS BF H R ER SO BB IBB HBP BLK WP HR S P ERA WHIP	6.0 W 24 4 2 2 2 4 2 0 1 0 0 1 29 38 3.00 1.000	1.0 4 0 0 0 1 1 0 0 0 0 0 0 5 9 0.00 1.000	2.0 S 6 0 0 0 2 0 0 0 0 0 0 0 10 10 0.00 0.000	PITCHER																

Batter	1	2	3	4	5	6	7	8	9	AB	R	H	RBI	BB	SO	LOB	TOP										
Steve Sax, R OBP: 0.385, SLG: 0.448 (1, 4)	F8		2B			5-3 1B		6-3	F3	5	0	2	0	0	0	1											
Ken Landreaux, L OBP: 0.310, SLG: 0.354 Bill Russell, R OBP: 0.301, SLG: 0.292 (8, PH) (8, 9)	3-1			G3		5-3 1-2		6-3		3	0	0	0	0	0	1											
Franklin Stubbs, L OBP: 0.333, SLG: 0.525 (9, 3)	F9			G3		K		FC5-4 BB		3	0	0	0	1	1	1											
Bill Madlock, R OBP: 0.278, SLG: 0.328 Ken Howell, R (9, 1)		F7		FC6 1B		6-3		FC5-4 1-2		4	0	1	0	0	0	2											
Len Matuszek, L OBP: 0.290, SLG: 0.500 Alex Trevino, R OBP: 0.370, SLG: 0.397 (9, 2)	F8			FC6 1-2			4-3		1B FC4-6 2B	3	0	0	0	0	0	1											
Mike Scioscia, L OBP: 0.406, SLG: 0.371 Jose Gonzalez, R (9, PR) (9, 8)				BB		G1 G3 2B		4-3	FC4-6 1B	3	1	2	0	1	0	0											
Mariano Duncan, R OBP: 0.286, SLG: 0.314				K		G1		1B	FC4-6 HR	4	1	1	1	0	1	3											
Reggie Williams, R OBP: 0.333, SLG: 0.414 (8, 8) (9, 7)			3-1			G3		1B		4	1	2	3	0	0	0											
Alejandro Pena, R OBP: 0.266, SLG: 0.374 Greg Brock, L OBP: 0.285, SLG: 0.254 Enos Cabell, R OBP: 0.265, SLG: 0.400 Dennis Powell, L OBP: 0.277, SLG: 0.400 Jeff Hamilton, R OBP: 0.179, SLG: 0.282 (9, 5)			K			6-3		6-3	K	2	0	0	0	0	1	0											
Inning Stats	R: 0 E: 0 K: 0 S: 3	H: 0 LOB: 0 BB: 0 P: 3	R: 0 E: 0 K: 1 S: 5	H: 0 LOB: 1 BB: 1 P: 9	R: 0 E: 0 K: 1 S: 5	H: 1 LOB: 1 BB: 0 P: 5	R: 0 E: 0 K: 0 S: 4	H: 1 LOB: 1 BB: 0 P: 4	R: 1 E: 0 K: 0 S: 4	H: 1 LOB: 0 BB: 0 P: 4	R: 0 E: 0 K: 1 S: 6	H: 1 LOB: 1 BB: 0 P: 6	R: 0 E: 0 K: 0 S: 5	H: 2 LOB: 2 BB: 0 P: 5	R: 0 E: 0 K: 0 S: 3	H: 0 LOB: 1 BB: 1 P: 7	R: 3 E: 0 K: 1 S: 8	H: 3 LOB: 1 BB: 0 P: 8	1B: 5 2B: 3 3B: 0 HR: 1	SF: 0 SAC: 0 DP: 0 HBP: 0	WP: 0 PA: 37 PB: 0 SB: 0 CS: 0						
PITCHER	IP	WLS	BF	H	R	ER	SO	BB	IBB	HBP	BLK	WP	HR	S	P	ERA	WHIP										
Rick Rhoden, R ERA: 2.4 Lary McWilliams, L ERA: 4.5 Cecilio Guante, R ERA: 2.81	6.2		26	6	1	1	3	1	0	0	0	0	0	31	35	1.35	1.050										
	1.1		5	0	0	0	0	1	0	0	0	0	0	4	8	0.00	0.750										
	1.0	L	6	3	3	3	1	0	0	0	0	0	1	8	8	27.00	3.000										

Los Angeles Dodgers @ Pittsburgh Pirates
Three Rivers Stadium, Pittsburgh, PA
Tue Jul 22 1986, 7:05 PM EDT
Att: 10,325 - Unknown

AB 35
R 4
H 9
RBI 4
BB 2
SO 4
LOB 12



Batter	1	2	3	4	5	6	7	8	9	AB	R	H	RBI	BB	SO	LOB	BOTTOM										
Barry Bonds, L OBP: 0.338, SLG: 0.427 (1, 8)	S BB		6-3			F9		K	K	4	0	0	0	1	2	3											
Joe Orsulak, L OBP: 0.326, SLG: 0.371 (1, 9)	L8		F9			FC3-6 BB		G4-6-3 1B	FC4-6 1-2	4	0	1	0	1	0	3											
Johnny Ray, S OBP: 0.366, SLG: 0.388 (1, 4)	K 1-2			G3		FC3-6 1-2		G4-6-3 1-2		4	0	0	0	0	1	4											
Sid Bream, L OBP: 0.358, SLG: 0.477 (1, 3)	F8			HR 1B		F6		G3		4	1	1	0	0	0	1											
R.J. Reynolds, S OBP: 0.364, SLG: 0.469 (1, 7)		L7		HR 1B		1B E 1B		G4-6-3 BB		3	2	2	2	1	0	0											
Tony Peña, R OBP: 0.327, SLG: 0.384 (1, 2)				BB		S 1B		G4-6-3 1-2		3	0	2	0	1	0	1											
Jim Morrison, R OBP: 0.318, SLG: 0.418 (1, 5)		F9		G4-6-3 BB		K		K		3	0	0	0	1	2	2											
Rafael Belliard, R OBP: 0.306, SLG: 0.280 U.L. Washington, S OBP: 0.345, SLG: 0.347 (9, PH)		F3		G4-6-3 1-2		5-3		1B BB		3	0	0	0	0	0	4											
Rick Rhoden, R OBP: 0.340, SLG: 0.360 Lary McWilliams, L OBP: 0.277, SLG: 0.200 Cecilio Guante, R OBP: 0.392, SLG: 0.301 (9, PH)		F5		K		K		1B BB	FC4-6 1B	2	0	0	0	0	1	0											
Inning Stats	R: 0 E: 0 K: 1 S: 5	H: 0 LOB: 1 BB: 1 P: 9	R: 0 E: 0 K: 0 S: 3	H: 0 LOB: 1 BB: 1 P: 7	R: 0 E: 0 K: 0 S: 3	H: 0 LOB: 0 BB: 0 P: 3	R: 2 E: 0 K: 0 S: 5	H: 3 LOB: 1 BB: 1 P: 9	R: 0 E: 0 K: 1 S: 5	H: 0 LOB: 1 BB: 1 P: 9	R: 1 E: 1 K: 1 S: 7	H: 2 LOB: 1 BB: 0 P: 7	R: 0 E: 0 K: 1 S: 5	H: 1 LOB: 1 BB: 1 P: 9	R: 0 E: 0 K: 0 S: 2	H: 0 LOB: 0 BB: 1 P: 6	R: 0 E: 0 K: 2 S: 8	H: 1 LOB: 2 BB: 1 P: 12	1B: 5 2B: 1 3B: 0 HR: 1	SF: 0 SAC: 0 DP: 3 HBP: 0	WP: 0 PA: 38 PB: 0 SB: 3 CS: 0						
PITCHER	IP	WLS	BF	H	R	ER	SO	BB	IBB	HBP	BLK	WP	HR	S	P	ERA	WHIP										
Alejandro Pena, R ERA: 4.63 Dennis Powell, L ERA: 6.63 Ken Howell, R ERA: 2.2	6.0		26	5	3	2	3	4	0	0	0	0	0	7	15	0.00	1.500										
	2.0	W	7	1	0	0	1	2	0	0	0	0	0	7	15	0.00	1.500										
	1.0	S	5	1	0	0	2	1	0	0	0	0	0	8	12	0.00	2.000										

Los Angeles Dodgers @ Pittsburgh Pirates
Three Rivers Stadium, Pittsburgh, PA
Tue Jul 22 1986, 7:05 PM EDT
Att: 10,325 - Unknown

AB 31
R 3
H 7
RBI 2
BB 7
SO 6
LOB 18



Batter	1	2	3	4	5	6	7	8	9	AB	R	H	RBI	BB	SO	LOB	TOP								
Steve Sax, R OBP: 0.385, SLG: 0.446 (1, 4)	5-3		HR	K			5-3			4	1	1	0	0	1	0	Los Angeles Dodgers @ Pittsburgh Pirates Three Rivers Stadium, Pittsburgh, PA Wed Jul 23 1986, 7:05 PM EDT Att: 21,756 - Unknown livebaseballscorecards.com								
Ken Landreaux, L OBP: 0.398, SLG: 0.363 (1, 8)	4-3		HR			4-3	E4		F7	5	1	1	2	0	0	1									
Franklin Stubbs, L OBP: 0.332, SLG: 0.519 (1, 7)	1B		G3			F9	K			3	1	0	0	0	1	1									
Bill Madlock, R OBP: 0.287, SLG: 0.333 Jeff Hamilton, R OBP: 0.219, SLG: 0.262 (8, PR) (8, 5)	1B		K			1B			1B	3	1	2	0	1	1	0									
Len Matuszek, L OBP: 0.315, SLG: 0.529 (1, 3)	1B		E			K			BB	4	1	3	1	0	1	1									
Mike Scioscia, L OBP: 0.403, SLG: 0.370 Ken Howell, R (8, 1)	1B		E3			F9			SF9	3	0	1	2	0	0	0									
Mariano Duncan, R OBP: 0.282, SLG: 0.310 (1, 6)			4-3			F8			F9	4	0	0	0	0	0	2									
Reggie Williams, R OBP: 0.328, SLG: 0.407 Tom Niedenfuer, R OBP: 0.500, SLG: 0.500 Alex Trevino, R OBP: 0.367, SLG: 0.394 (8, 2) (8, 2)	1-3		K			F7			F9	3	0	0	0	0	1	0									
Orel Hershiser, R OBP: 0.262, SLG: 0.268 Jose Gonzalez, R (6, 9)	K		4-3			K			K2-3	2	0	0	0	0	1	0									
Inning Stats	R: 2 E: 0 K: 0 S: 5	H: 3 LOB: 2 BB: 0 P: 6	R: 0 E: 0 K: 1 S: 5	H: 0 LOB: 0 BB: 0 P: 5	R: 3 E: 1 K: 1 S: 8	H: 2 LOB: 1 BB: 0 P: 9	R: 0 E: 0 K: 2 S: 7	H: 0 LOB: 0 BB: 0 P: 7	R: 0 E: 0 K: 1 S: 6	H: 1 LOB: 1 BB: 0 P: 6	R: 0 E: 0 K: 0 S: 3	H: 0 LOB: 0 BB: 0 P: 3	R: 0 E: 1 K: 2 S: 8	H: 0 LOB: 1 BB: 0 P: 8	R: 1 E: 0 K: 0 S: 3	H: 1 LOB: 1 BB: 1 P: 7		R: 0 E: 0 K: 1 S: 6	H: 1 LOB: 1 BB: 0 P: 6	1B: 6 2B: 1 3B: 0 HR: 1	SF: 1 SAC: 0 DP: 0 HBP: 2	WP: 0 PB: 0 SB: 0 CS: 0	PA: 38		
PITCHER	IP	WLS	BF	H	R	ER	SO	BB	IBB	HBP	BLK	WP	HR	S	P	ERA	WHIP								
Rick Reuschel, R ERA: 4.35 (1, 1)	6.0	L	26	6	5	4	5	0	0	2	0	0	1	34	36	6.00	1.000								
Barry Jones, R ERA: 7.94 (7, 1)	1.1		6	1	1	1	2	1	0	0	0	0	0	9	13	6.75	1.500								
Pat Clements, L ERA: 3.18 (8, 1)	0.2		2	0	0	0	0	0	0	0	0	0	0	2	2	0.00	0.000								
Don Robinson, R ERA: 3.06 (9, 1)	1.0		4	1	0	0	1	0	0	0	0	0	0	6	6	0.00	1.000								

Batter	1	2	3	4	5	6	7	8	9	AB	R	H	RBI	BB	SO	LOB	BOTTOM								
Barry Bonds, L OBP: 0.335, SLG: 0.417 (1, 8)	F8	FC4-6			4-3			K		4	0	0	0	1	1	3	Los Angeles Dodgers @ Pittsburgh Pirates Three Rivers Stadium, Pittsburgh, PA Wed Jul 23 1986, 7:05 PM EDT Att: 21,756 - Unknown livebaseballscorecards.com								
Joe Orsulak, L OBP: 0.324, SLG: 0.375 (1, 9)	4-3		F9		1B	F8			B2-3	5	1	1	0	0	0	2									
Johnny Ray, S OBP: 0.364, SLG: 0.385 (1, 4)	F6				F4		F9		F8	5	0	1	0	0	0	1									
Sid Bream, L OBP: 0.359, SLG: 0.474 (1, 3)		1B	F9		S	F8			F7	4	2	1	1	1	0	1									
R.J. Reynolds, S OBP: 0.365, SLG: 0.469 (1, 7)		BB	4-3		3H	3-1				4	1	2	0	0	0	1									
Tony Peña, R OBP: 0.329, SLG: 0.386 (1, 2)		BB	G3		K				FC5-4	4	0	2	1	0	1	1									
Jim Morrison, R OBP: 0.320, SLG: 0.420 (1, 5)		BB	K						FC5-4	3	0	1	0	1	1	1									
Rafael Belliard, R OBP: 0.306, SLG: 0.276 U L Washington, S OBP: 0.335, SLG: 0.340 (8, PH) (9, 6)		K				1-3			FC5-4	2	0	0	0	1	1	4									
Rick Reuschel, R OBP: 0.156, SLG: 0.156 Bobby Bonilla, S OBP: 0.266, SLG: 0.302 Barry Jones, R (7, 1) Pat Clements, R (8, 1) Mike Diaz, R OBP: 0.493, SLG: 0.493 Larry McWilliams, L OBP: 0.227, SLG: 0.230 Don Robinson, R OBP: 1.000, SLG: 1.000 (9, 1)		FC5-6-4			K				2B	2	0	0	1	0	1	3									
Inning Stats	R: 0 E: 0 K: 0 S: 3	H: 0 LOB: 0 BB: 0 P: 3	R: 2 E: 0 K: 1 S: 7	H: 2 LOB: 2 BB: 2 P: 15	R: 0 E: 0 K: 0 S: 4	H: 1 LOB: 1 BB: 0 P: 4	R: 0 E: 0 K: 2 S: 7	H: 0 LOB: 1 BB: 1 P: 11	R: 2 E: 0 K: 1 S: 8	H: 3 LOB: 1 BB: 0 P: 8	R: 0 E: 0 K: 0 S: 4	H: 1 LOB: 2 BB: 1 P: 8	R: 0 E: 0 K: 0 S: 3	H: 0 LOB: 0 BB: 0 P: 3	R: 1 E: 0 K: 1 S: 7	H: 2 LOB: 1 BB: 0 P: 7		R: 0 E: 0 K: 0 S: 3	H: 0 LOB: 0 BB: 0 P: 3	1B: 6 2B: 2 3B: 1 HR: 0	SF: 0 SAC: 0 DP: 0 HBP: 0	WP: 0 PB: 0 SB: 1 CS: 0	PA: 40		
PITCHER	IP	WLS	BF	H	R	ER	SO	BB	IBB	HBP	BLK	WP	HR	S	P	ERA	WHIP								
Orel Hershiser, R ERA: 3.93 (1, 1)	5.0	W	24	6	4	3	4	3	0	0	0	0	0	29	41	5.40	1.800								
Tom Niedenfuer, R ERA: 3.12 (6, 1)	2.2		12	3	1	1	0	1	0	0	0	0	0	11	15	3.38	1.500								
Ken Howell, R ERA: 2.15 (8, 1)	1.1	S	4	0	0	0	1	0	0	0	0	0	0	6	6	0.00	0.000								

Batter	1	2	3	4	5	6	7	8	9	AB	R	H	RBI	BB	SO	LOB	TOP					
Steve Sax, R OBP: 0.386, SLG: 0.445 (1, 4)										5	1	2	0	0	0	1	Los Angeles Dodgers @ Pittsburgh Pirates Three Rivers Stadium, Pittsburgh, PA Thu Jul 24 1986, 7:05 PM EDT Att: 11,044 - Unknown livebaseballscorecards.com					
Ken Landreau, L OBP: 0.313, SLG: 0.365 Jose Gonzalez, R (9, 8)										4	1	2	1	1	1	1						
Bill Madlock, R OBP: 0.289, SLG: 0.350 Jeff Hamilton, R OBP: 0.224, SLG: 0.313 (4, PH) (4, 5)										2	1	1	3	0	0	2						
Franklin Stubbs, L OBP: 0.333, SLG: 0.541 (1, 7)										5	2	2	2	0	2	2						
Len Matuszek, L OBP: 0.338, SLG: 0.529 (1, 3)										2	1	1	0	2	0	0						
Mike Scioscia, L OBP: 0.402, SLG: 0.366 (1, 2)										2	1	0	0	1	0	1						
Mariano Duncan, R OBP: 0.285, SLG: 0.312 (1, 6)										4	0	2	0	0	0	0						
Reggie Williams, R OBP: 0.326, SLG: 0.400 (1, 9)										3	1	0	1	1	1	2						
Fernando Valenzuela, L OBP: 0.211, SLG: 0.243 Carlos Diaz, R (8, 1)										3	0	0	1	0	1	1						
Inning Stats	R: 4 E: 0 K: 0 S: 7	H: 5 LOB: 0 BB: 0 P: 7	R: 1 E: 0 K: 1 S: 7	H: 2 LOB: 2 BB: 1 P: 11	R: 2 E: 0 K: 0 S: 4	H: 1 LOB: 1 BB: 2 P: 12	R: 1 E: 0 K: 0 S: 4	H: 2 LOB: 1 BB: 1 P: 8	R: 0 E: 0 K: 2 S: 7	H: 0 LOB: 0 BB: 0 P: 7	R: 0 E: 0 K: 0 S: 2	H: 0 LOB: 0 BB: 1 P: 6	R: 0 E: 0 K: 0 S: 3	H: 0 LOB: 0 BB: 0 P: 3	R: 0 E: 0 K: 0 S: 3	H: 0 LOB: 0 BB: 0 P: 3	R: 1 E: 0 K: 2 S: 8	H: 1 LOB: 0 BB: 0 P: 8	1B: 7 2B: 0 3B: 0 HR: 4	SF: 0 SAC: 2 DP: 2 HBP: 0	WP: 0 PB: 0 SB: 2 CS: 1	PA: 41
PITCHER	IP WLS BF H R ER SO BB IBB HBP BLK WP HR S P ERA WHIP																					
Bob Walk, R ERA: 3.72 (1, 1)	0.0 L 5 4 4 4 0 0 0 0 0 0 0 2 5 5																					
Pat Clements, L ERA: 3.67 (1, 1)	2.0 11 4 3 3 1 3 0 0 0 0 0 1 10 22																					
Jim Winn, R ERA: 3.3 (3, 1)	5.0 17 2 1 1 2 2 0 0 0 0 0 1 19 27																					
Cecilio Guante, R ERA: 2.86 (8, 1)	2.0 7 1 1 1 2 0 0 0 0 0 0 1 11 11																					

Batter	1	2	3	4	5	6	7	8	9	AB	R	H	RBI	BB	SO	LOB	BOTTOM			
Bill Almon, R OBP: 0.330, SLG: 0.416 (1, 7)										5	0	1	0	0	0	2	Los Angeles Dodgers @ Pittsburgh Pirates Three Rivers Stadium, Pittsburgh, PA Thu Jul 24 1986, 7:05 PM EDT Att: 11,044 - Unknown livebaseballscorecards.com			
Rafael Belliard, R OBP: 0.305, SLG: 0.276 (1, 6)										4	0	1	0	0	0	1				
Johnny Ray, S OBP: 0.387, SLG: 0.387 U L Washington, S OBP: 0.335, SLG: 0.340 (1, 4) (9, 4)										4	1	1	0	0	1	2				
Mike Diaz, R OBP: 0.333, SLG: 0.481 (1, 3)										4	0	1	0	0	3	2				
Jim Morrison, R OBP: 0.320, SLG: 0.416 (1, 5)										3	0	0	0	1	0	3				
Tony Peña, R OBP: 0.331, SLG: 0.387 (1, 2)										4	0	2	1	0	0	1				
Bobby Bonilla, S OBP: 0.362, SLG: 0.354 (1, 8)										4	1	2	0	0	0	3				
R.J. Reynolds, S OBP: 0.367, SLG: 0.471 (1, 9)										3	0	1	1	1	0	2				
Bob Walk, R OBP: 0.288, SLG: 0.273 Pat Clements, R OBP: 0.305, SLG: 0.410 Jim Winn, R OBP: 0.331, SLG: 0.410 Junior Ortiz, R OBP: 0.371, SLG: 0.410 Cecilio Guante, R OBP: 0.333, SLG: 0.353 (1, 1) (1, 1) (3, 1) (7, PH) (8, 1) (9, PH)										0	0	0	0	0	0	0				
Inning Stats	R: 0 E: 0 K: 0 S: 3	H: 0 LOB: 0 BB: 0 P: 3	R: 0 E: 1 K: 1 S: 6	H: 0 LOB: 2 BB: 1 P: 10	R: 0 E: 0 K: 1 S: 5	H: 0 LOB: 0 BB: 0 P: 5	R: 1 E: 0 K: 2 S: 10	H: 3 LOB: 3 BB: 1 P: 14	R: 0 E: 0 K: 1 S: 6	H: 1 LOB: 1 BB: 0 P: 6	R: 0 E: 0 K: 0 S: 3	H: 1 LOB: 0 BB: 0 P: 3	R: 0 E: 0 K: 1 S: 6	H: 2 LOB: 1 BB: 0 P: 6	R: 1 E: 0 K: 1 S: 7	H: 2 LOB: 1 BB: 0 P: 7	1B: 7 2B: 4 3B: 0 HR: 0	SF: 0 SAC: 0 DP: 3 HBP: 0	WP: 0 PB: 0 SB: 1 CS: 0	PA: 37
PITCHER	IP WLS BF H R ER SO BB IBB HBP BLK WP HR S P ERA WHIP																			
Fernando Valenzuela, L ERA: 2.92 (1, 1)	7.0 W 28 6 1 1 5 2 0 0 0 0 0 0 36 44																			
Carlos Diaz, L ERA: 3.8 (8, 1)	2.0 9 4 1 1 2 0 0 0 0 0 0 0 13 13																			

Batter	1	2	3	4	5	6	7	8	9	AB	R	H	RBI	BB	SO	LOB	TOP					
Mariano Duncan, R OBP: 0.281, SLG: 0.308 (1, 6)										4	0	0	0	0	0	3	Los Angeles Dodgers @ Chicago Cubs Wrigley Field, Chicago, IL Fri Jul 25 1986, 3:33 AM CDT Att: 31,333 - Unknown					
Steve Sax, R OBP: 0.383, SLG: 0.442 (1, 4)										5	0	1	0	0	0	3						
Bill Madlock, R OBP: 0.298, SLG: 0.355 (1, 5)										3	1	2	0	1	0	1						
Franklin Stubbs, L OBP: 0.328, SLG: 0.532 (1, 7)										4	0	0	0	0	1	4						
Enos Cabell, R OBP: 0.280, SLG: 0.288 Len Matuszek, L OBP: 0.346, SLG: 0.529 (8, 3)										3	0	0	0	0	2	1						
Reggie Williams, R OBP: 0.326, SLG: 0.399 Alex Trevino, R OBP: 0.371, SLG: 0.399 Carlos Diaz, R (8, 1)										3	0	1	0	0	2	0						
Mike Scioscia, L OBP: 0.404, SLG: 0.376 (1, 2)										3	1	2	1	0	0	1						
Jose Gonzalez, R (1, 8)										1	0	0	0	1	1	1						
Ken Landreaux, L OBP: 0.314, SLG: 0.370 (7, 8)										2	0	1	0	0	0	1						
Bob Welch, R OBP: 0.140, SLG: 0.149 Greg Brock, L OBP: 0.299, SLG: 0.372 Tom Niedenfuer, R OBP: 0.500, SLG: 0.500 Ed Vande Berg, R (7, 1)										1	0	0	0	1	0	2						
Bill Russell, R OBP: 0.298, SLG: 0.289 (8, 9)										1	0	0	0	0	0	0						
Inning Stats	R: 0 E: 0 K: 0 S: 4	H: 1 LOB: 1 BB: 0 P: 4	R: 0 E: 0 K: 2 S: 8	H: 1 LOB: 1 BB: 0 P: 8	R: 0 E: 0 K: 0 S: 3	H: 0 LOB: 1 BB: 1 P: 7	R: 0 E: 0 K: 1 S: 5	H: 0 LOB: 0 BB: 0 P: 5	R: 0 E: 0 K: 0 S: 3	H: 1 LOB: 1 BB: 1 P: 7	R: 0 E: 0 K: 1 S: 6	H: 2 LOB: 1 BB: 0 P: 6	R: 1 E: 1 K: 1 S: 8	H: 2 LOB: 2 BB: 0 P: 8	R: 2 E: 0 K: 1 S: 6	H: 1 LOB: 1 BB: 2 P: 14	R: 0 E: 0 K: 0 S: 3	H: 0 LOB: 0 BB: 0 P: 3	1B: 6 2B: 2 3B: 0 HR: 0	SF: 1 SAC: 1 DP: 2 HBP: 0	WP: 1 PB: 0 SB: 0 CS: 0	PA: 38
PITCHER	IP WLS BF H R ER SO BB IBB HBP BLK WP HR S P ERA WHIP																					
Steve Trout, L ERA: 4.72 (1, 1)	6.0 W 23 5 0 0 4 2 0 0 0 0 1 0 29 37 0.00 1.167																					
Dave Gumpert, R ERA: 2.57 (7, 1)	1.1 10 3 3 2 2 2 0 0 0 0 0 0 12 20 13.50 3.750																					
Lee Smith, R ERA: 2.73 (8, 1)	1.2 S 5 0 0 0 0 0 0 0 0 0 0 0 5 5 0.00 0.000																					

Batter	1	2	3	4	5	6	7	8	9	AB	R	H	RBI	BB	SO	LOB	BOTTOM			
Jerry Mumphrey, S OBP: 0.366, SLG: 0.367 (1, 8)										4	1	2	1	0	1	0	Los Angeles Dodgers @ Chicago Cubs Wrigley Field, Chicago, IL Fri Jul 25 1986, 3:33 AM CDT Att: 31,333 - Unknown			
Bob Dernier, R OBP: 0.238, SLG: 0.234 (8, 8)										1	0	0	0	0	0	1				
23 Ryne Sandberg, R OBP: 0.332, SLG: 0.432 (1, 4)										4	1	3	1	1	0	0				
Gary Matthews, R OBP: 0.353, SLG: 0.444 Dave Gumpert, R Lee Smith, R (1, 7)										3	0	1	0	0	1	1				
Leon Durham, L OBP: 0.336, SLG: 0.399 (1, 3)										4	0	0	0	0	2	4				
Keith Moreland, R OBP: 0.351, SLG: 0.402 (1, 9)										4	2	4	1	0	0	0				
Jody Davis, R OBP: 0.297, SLG: 0.430 (1, 2)										4	1	2	2	0	0	3				
Ron Cey, R OBP: 0.374, SLG: 0.512 Chris Speier, R OBP: 0.341, SLG: 0.437 (7, PR)										1	0	0	0	2	0	0				
Shawon Dunston, R OBP: 0.306, SLG: 0.437 (1, 6)										4	0	0	1	0	1	4				
Steve Trout, L OBP: 0.222, SLG: 0.229 Dave Martinez, L OBP: 0.179, SLG: 0.190 (1, 1)										2	0	0	0	0	1	2				
Inning Stats	R: 0 E: 0 K: 1 S: 5	H: 0 LOB: 0 BB: 0 P: 5	R: 1 E: 0 K: 1 S: 7	H: 2 LOB: 2 BB: 1 P: 11	R: 1 E: 0 K: 1 S: 6	H: 2 LOB: 0 BB: 0 P: 6	R: 0 E: 0 K: 0 S: 3	H: 1 LOB: 0 BB: 0 P: 3	R: 0 E: 0 K: 2 S: 7	H: 0 LOB: 0 BB: 0 P: 7	R: 1 E: 0 K: 0 S: 5	H: 3 LOB: 1 BB: 0 P: 5	R: 2 E: 0 K: 2 S: 9	H: 2 LOB: 2 BB: 2 P: 17	R: 3 E: 1 K: 1 S: 9	H: 3 LOB: 2 BB: 1 P: 13	1B: 10 2B: 2 3B: 0 HR: 1	SF: 0 SAC: 0 DP: 3 HBP: 0	WP: 1 PB: 0 SB: 1 CS: 0	PA: 39
PITCHER	IP WLS BF H R ER SO BB IBB HBP BLK WP HR S P ERA WHIP																			
Bob Welch, R ERA: 3.64 (1, 1)	6.0 L 24 8 3 3 3 1 2 0 0 0 0 0 0 33 37 4.50 1.500																			
Tom Niedenfuer, R ERA: 3.39 (7, 1)	0.2 6 2 2 2 1 2 0 0 0 0 0 0 6 14 27.00 6.000																			
Ed Vande Berg, L ERA: 3.5 (7, 1)	0.1 1 0 0 0 0 1 0 0 0 0 0 0 3 3 0.00 0.000																			
Carlos Diaz, L ERA: 4.38 (8, 1)	1.0 8 3 3 3 2 1 0 1 0 0 1 1 9 13 18.00 3.000																			

Batter	1	2	3	4	5	6	7	8	9	AB	R	H	RBI	BB	SO	LOB	TOP
Steve Sax, R OBP: 0.379, SLG: 0.436 (1, 4)	0-0 4-3	0-0 5-3			0-0 F9		0-0 F8		0-0 G3	5	0	0	0	0	0	2	Los Angeles Dodgers @ Chicago Cubs Wrigley Field, Chicago, IL Sat Jul 26 1986, 3:33 AM CDT Att: 35,295 - Unknown
Ken Landreaux, L OBP: 0.317, SLG: 0.375 (1, 8)	0-0 5-3 1B		0-0 2B		0-0 4-3		0-0 G3			4	0	2	0	0	0	0	
Bill Madlock, R OBP: 0.298, SLG: 0.360 Jeff Hamilton, R OBP: 0.235, SLG: 0.369 (1, 5) (6, 5)	0-0 5-3 1-2		0-0 1-3		0-0 2B		0-0 HR			3	0	1	0	0	0	2	
Franklin Stubbs, L OBP: 0.324, SLG: 0.524 (1, 9)	0-0 F3		0-0 F4		0-3 K		0-0 L8			4	0	0	0	0	1	3	
Len Matuszek, L OBP: 0.346, SLG: 0.521 Reggie Williams, R OBP: 0.325, SLG: 0.397 (1, 7) (8, PH) (8, 7)		0-0 1B SF8 1B	0-0 F7		0-0 F9		0-3 K			3	1	1	0	0	0	1	
Mike Scioscia, L OBP: 0.410, SLG: 0.381 (1, 2)	0-0 2B 1-3 1B		0-0 BB 1B		4-0 HR BB		0-0 F8			3	1	2	0	1	0	0	
Greg Brock, L OBP: 0.298, SLG: 0.388 (1, 3)	0-0 SF8		0-0 F8		0-0 HR		0-0 4-3			3	1	1	3	0	0	1	
Mariano Duncan, R OBP: 0.284, SLG: 0.311 (1, 6)	0-0 1-3 2B		0-0 G1-6-3 BB		0-0 E9 3-6		0-0 1-3			3	0	1	0	1	0	0	
Rick Honeycutt, L OBP: 0.311, SLG: 0.115 Carlos Diaz, R OBP: 0.296, SLG: 0.337 Ed Vande Berg, R OBP: 0.296, SLG: 0.337 Bill Russell, R OBP: 0.296, SLG: 0.337 Dennis Powell, R OBP: 0.296, SLG: 0.337 Alex Trevino, R OBP: 0.296, SLG: 0.337 (1, 1) (3, 1) (4, PH) (4, 1) (5, PH) (5, 1) (9, PH)	0-3 K		0-0 G1-6-3 1-2		0-0 3-6		0-0 F7			1	0	0	0	0	0	2	
Inning Stats	R: 0 E: 0 K: 0 S: 4	H: 1 LOB: 1 BB: 0 P: 4	R: 1 E: 0 K: 1 S: 8	H: 3 LOB: 2 BB: 0 P: 8	R: 0 E: 0 K: 0 S: 4	H: 1 LOB: 1 BB: 0 P: 7	R: 0 E: 0 K: 1 S: 6	H: 1 LOB: 0 BB: 1 P: 6	R: 1 E: 0 K: 0 S: 4	H: 1 LOB: 0 BB: 0 P: 4	R: 0 E: 0 K: 1 S: 5	H: 0 LOB: 0 BB: 0 P: 5	R: 0 E: 0 K: 0 S: 3	H: 0 LOB: 0 BB: 0 P: 3	1B: 4 2B: 4 3B: 0 HR: 2	SF: 1 SAC: 0 DP: 2 HBP: 0	
PITCHER	IP WLS BF H R ER SO BB IBB HBP BLK WP HR S P ERA WHIP	IP WLS BF H R ER SO BB IBB HBP BLK WP HR S P ERA WHIP															
Dennis Eckersley, R ERA: 4.83 Frank DiPino, L ERA: 3.43 (1, 1) (8, 1)	7.0 W 31 9 4 4 2 2 0 0 0 0 2 33 41 5.14 1.571	2.0 L 6 0 0 0 1 0 0 0 0 0 0 8 8 0.00 0.000															

AB	34
R	4
H	9
RBI	4
BB	2
SO	3
LOB	14



Batter	1	2	3	4	5	6	7	8	9	AB	R	H	RBI	BB	SO	LOB	BOTTOM		
Bob Dernier, R OBP: 0.247, SLG: 0.246 (1, 8)	0-0 5-3	0-0 2B 23 WP 1B	4-0 BB		0-0 2B		0-0 L8			4	0	2	0	1	0	0	Los Angeles Dodgers @ Chicago Cubs Wrigley Field, Chicago, IL Sat Jul 26 1986, 3:33 AM CDT Att: 35,295 - Unknown		
23 Ryne Sandberg, R OBP: 0.328, SLG: 0.426 (1, 4)	0-0 6-3	0-0 F8 1-2 3-H	0-0 F8		0-0 5-3		0-0 5-3			5	0	0	0	0	0	4			
Gary Matthews, R OBP: 0.359, SLG: 0.455 Dave Martinez, L OBP: 0.176, SLG: 0.188 (1, 7) (6, PH) (7, 7)	0-0 2B		0-0 2B 1B		0-0 1-3		0-0 BLK WP 1B		0-3 K	4	1	3	0	0	0	0			
Keith Moreland, R OBP: 0.352, SLG: 0.403 (1, 9)	0-0 3-1		0-0 2B 2B		0-0 G3		0-0 G3		0-0 FC4 BB	4	1	1	0	1	0	2			
Jody Davis, R OBP: 0.292, SLG: 0.424 (1, 2)		0-0 5-3	0-0 1-3		0-0 5-3		0-0 F3		0-0 FC4	5	0	0	0	0	0	4			
Ron Cey, R OBP: 0.381, SLG: 0.509 Frank DiPino, L OBP: 0.200, SLG: 0.200 (1, 5) (8, 1)	0-3 K	0-0 K	4-0 2B IBB		4-0 HR BB		1-0 HBP			1	2	0	0	2	1	0			
Manny Trillo, R OBP: 0.393, SLG: 0.420 (1, 3)	0-0 2B 1B	0-0 2B 1B	0-0 2B 2B		0-0 L8		0-0 F7			4	2	2	2	0	0	3			
Shawon Dunston, R OBP: 0.311, SLG: 0.452 (1, 6)	0-0 2B 1B	0-0 2B 1B	0-0 2B 2B		0-0 HR		0-0 F9			4	2	3	4	0	0	0			
Dennis Eckersley, R OBP: 0.170, SLG: 0.348 Chris Speier, R OBP: 0.337, SLG: 0.431 (1, 1) (7, PH) (8, 5)	0-0 1B 23 WP 2B	0-0 K	0-0 K		0-3 K		0-0 F9			3	1	1	2	0	2	1			
Inning Stats	R: 0 E: 0 K: 0 S: 4	H: 1 LOB: 1 BB: 0 P: 4	R: 3 E: 0 K: 1 S: 9	H: 4 LOB: 1 BB: 0 P: 9	R: 4 E: 0 K: 1 S: 9	H: 4 LOB: 2 BB: 2 P: 17	R: 0 E: 0 K: 0 S: 3	H: 0 LOB: 0 BB: 0 P: 3	R: 2 E: 0 K: 1 S: 7	H: 2 LOB: 1 BB: 1 P: 11	R: 0 E: 0 K: 0 S: 4	H: 1 LOB: 2 BB: 0 P: 5	R: 0 E: 0 K: 0 S: 3	H: 0 LOB: 0 BB: 0 P: 3	R: 0 E: 0 K: 1 S: 5	H: 0 LOB: 1 BB: 1 P: 9		1B: 5 2B: 6 3B: 0 HR: 1	SF: 0 SAC: 0 DP: 0 HBP: 1
PITCHER	IP WLS BF H R ER SO BB IBB HBP BLK WP HR S P ERA WHIP	IP WLS BF H R ER SO BB IBB HBP BLK WP HR S P ERA WHIP																	
Rick Honeycutt, L ERA: 2.74 Carlos Diaz, L ERA: 4.28 Ed Vande Berg, L ERA: 3.74 Dennis Powell, L ERA: 5.73 (1, 1) (3, 1) (4, 1) (6, 1)	2.1 L 16 8 7 7 1 1 0 0 0 0 0 5 9 0.00 3.000	0.2 L 4 1 0 0 1 1 0 0 0 0 0 1 10 14 9.00 1.500																	



Batter	1	2	3	4	5	6	7	8	9	AB	R	H	RBI	BB	SO	LOB	TOP					
Steve Sax, R OBP: 0.385, SLG: 0.439										4	3	3	1	2	1	0	Los Angeles Dodgers @ Chicago Cubs Wrigley Field, Chicago, IL Sun Jul 27 1986, 3:33 AM CDT Att: 33,826 - Unknown					
Ken Landreau, L OBP: 0.319, SLG: 0.378 Reggie Williams, R OBP: 0.332, SLG: 0.407										1	0	1	0	0	0	0						
Bill Madlock, R OBP: 0.360, SLG: 0.361 Jeff Hamilton, R OBP: 0.250, SLG: 0.377										2	0	1	1	0	0	2						
Franklin Stubbs, L OBP: 0.322, SLG: 0.516										4	1	0	0	1	2	4						
Len Matuszek, L OBP: 0.349, SLG: 0.564 Jose Gonzalez, R										5	2	2	3	0	0	2						
Bill Russell, R OBP: 0.302, SLG: 0.287										6	1	3	2	0	0	1						
Mike Scioscia, L OBP: 0.412, SLG: 0.385										4	1	2	2	2	0	2						
Greg Brock, L OBP: 0.308, SLG: 0.390										4	1	2	2	2	0	2						
Mariano Duncan, R OBP: 0.288, SLG: 0.315										6	1	3	1	0	0	3						
Alejandro Pena, R Ed Vande Berg, R Enos Cabell, L Dennis Powell, L Fernando Valenzuela, L Oswaldo Martinez, L Rick Honeycutt, L Alex Trevino, L Ken Howell, R										0	0	0	0	0	0	0						
Inning Stats	R: 1 E: 0 K: 1 S: 7	H: 3 LOB: 2 BB: 0 P: 7	R: 2 E: 0 K: 0 S: 7	H: 4 LOB: 2 BB: 0 P: 7	R: 1 E: 0 K: 0 S: 6	H: 3 LOB: 2 BB: 0 P: 6	R: 0 E: 0 K: 2 S: 7	H: 0 LOB: 0 BB: 0 P: 7	R: 0 E: 0 K: 1 S: 4	H: 1 LOB: 1 BB: 0 P: 4	R: 1 E: 0 K: 1 S: 7	H: 3 LOB: 2 BB: 1 P: 11	R: 0 E: 1 K: 0 S: 4	H: 0 LOB: 0 BB: 1 P: 8	R: 4 E: 0 K: 1 S: 8	H: 3 LOB: 2 BB: 3 P: 20	R: 4 E: 0 K: 0 S: 7	H: 4 LOB: 1 BB: 1 P: 11	1B: 18 2B: 2 3B: 0 HR: 1	SF: 0 SAC: 2 DP: 1 HBP: 0	WP: 1 PB: 0 SB: 4 CS: 0	PA: 53
PITCHER	IP WLS BF H R ER SO BB IBB HBP BLK WP HR S P ERA WHIP	2.2 17 10 4 4 4 1 0 0 0 0 0 19 19 13.50 3.750	3.0 13 4 1 1 2 1 0 0 0 0 0 16 20 3.00 1.667	1.1 6 0 0 0 1 1 0 0 0 0 1 7 11 0.00 0.750	1.0 9 3 4 4 1 2 1 0 0 0 1 8 20 36.00 5.000	1.0 L 8 4 4 4 0 0 1 0 0 0 0 7 11 36.00 4.000																

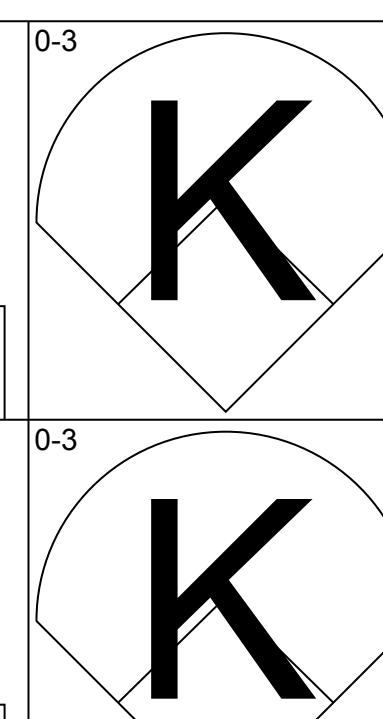
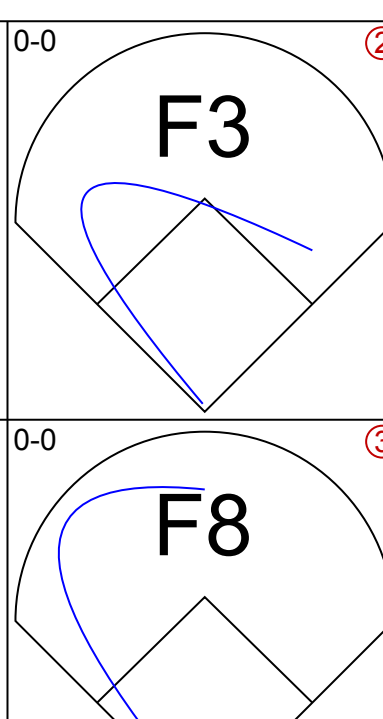
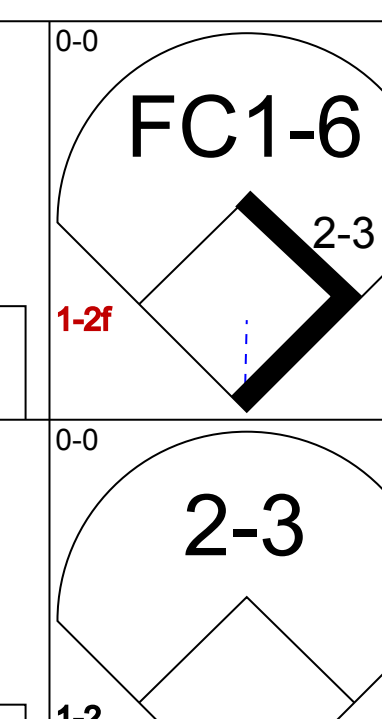
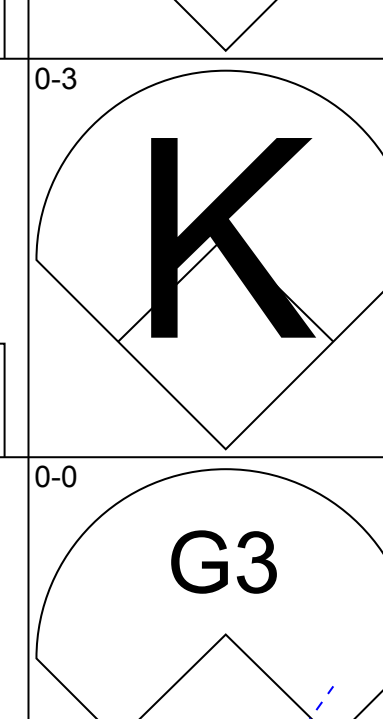
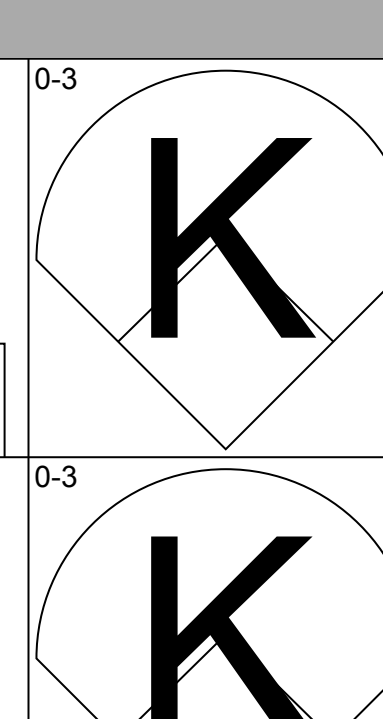
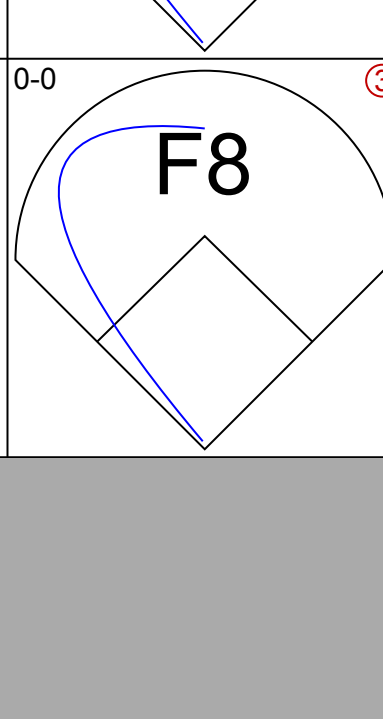
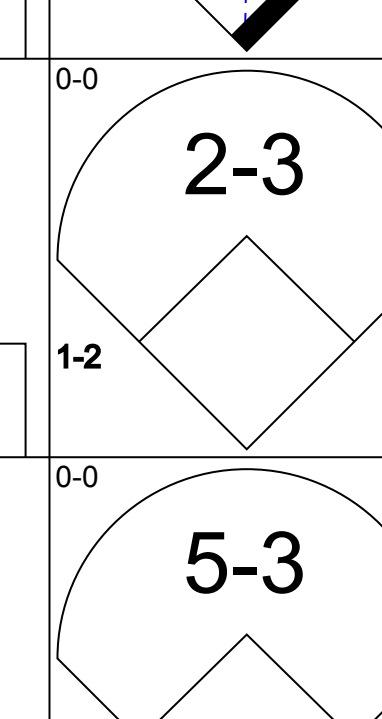
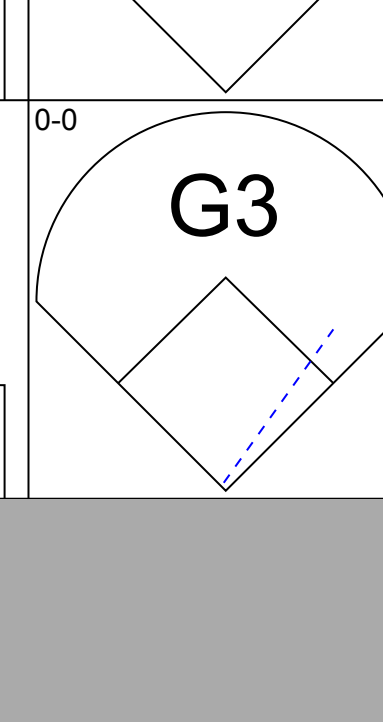
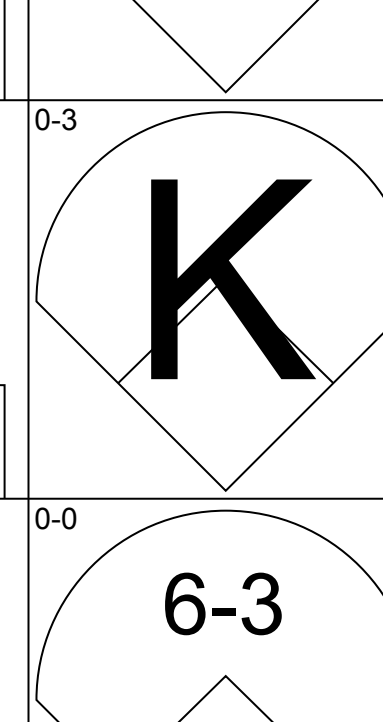
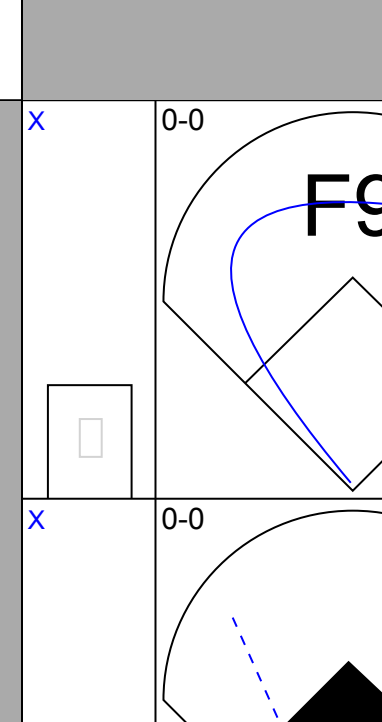
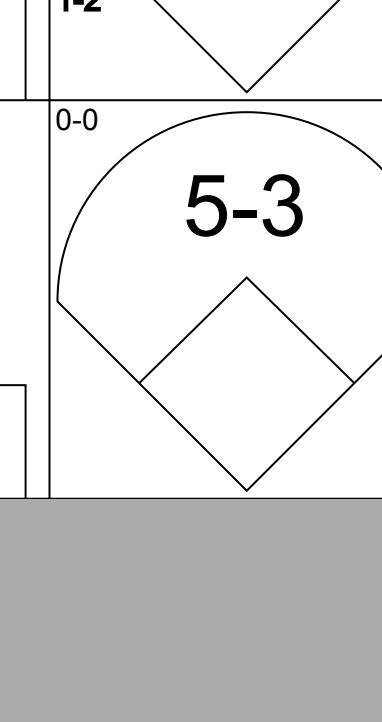
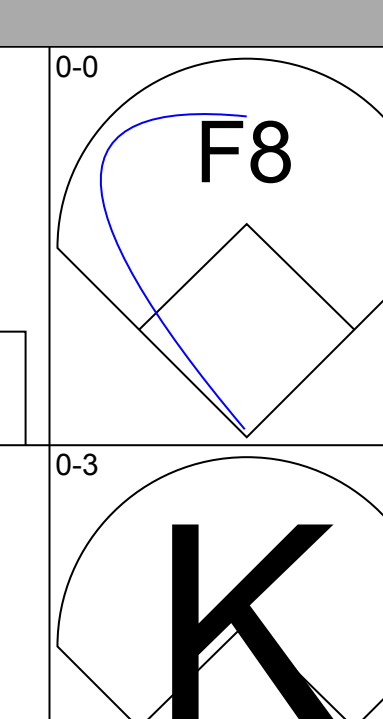
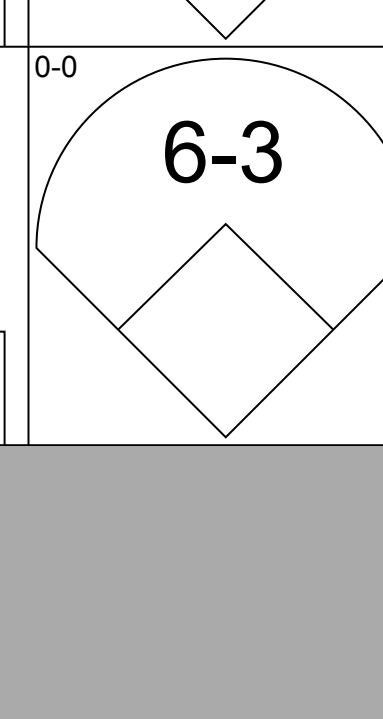
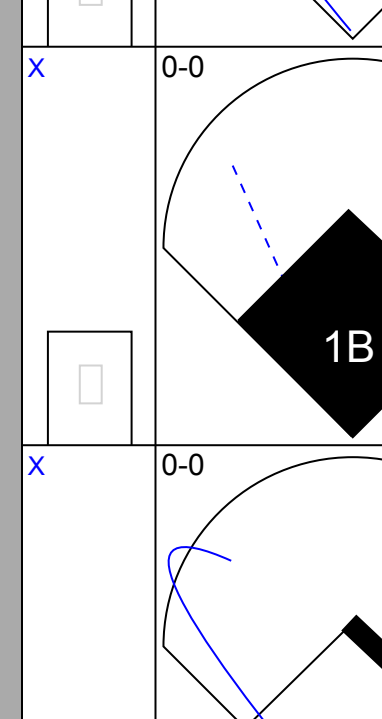
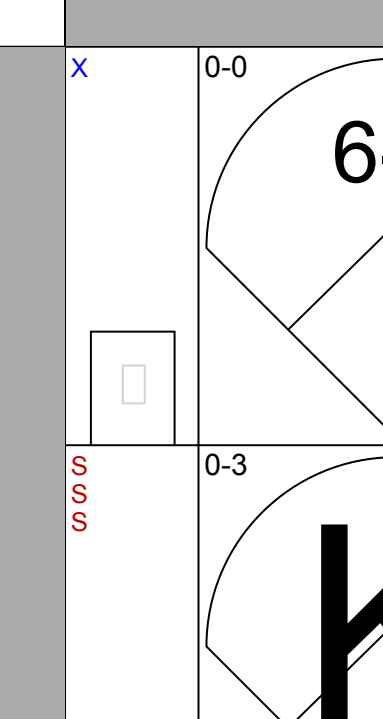
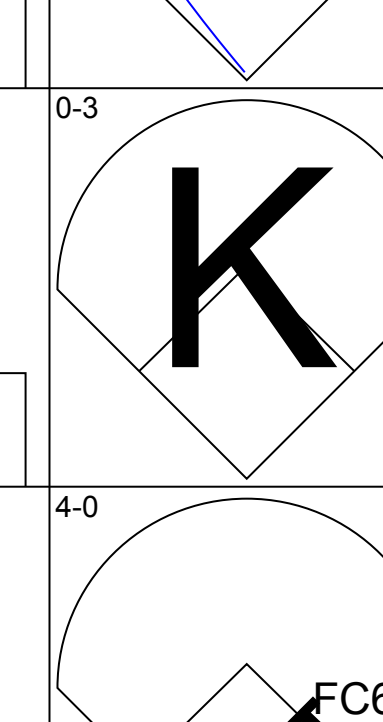
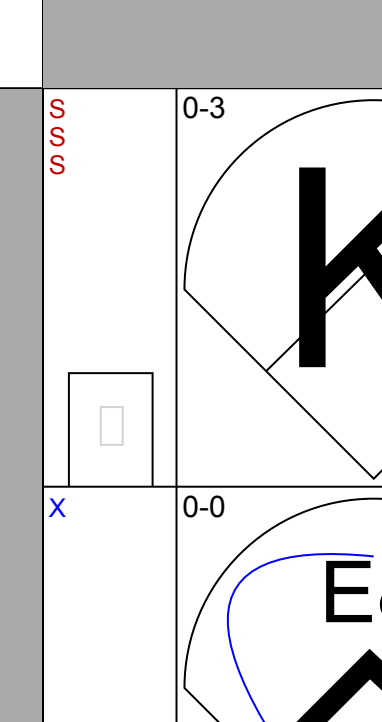
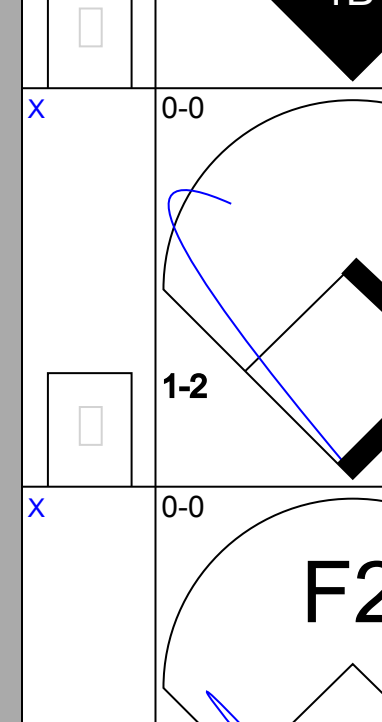
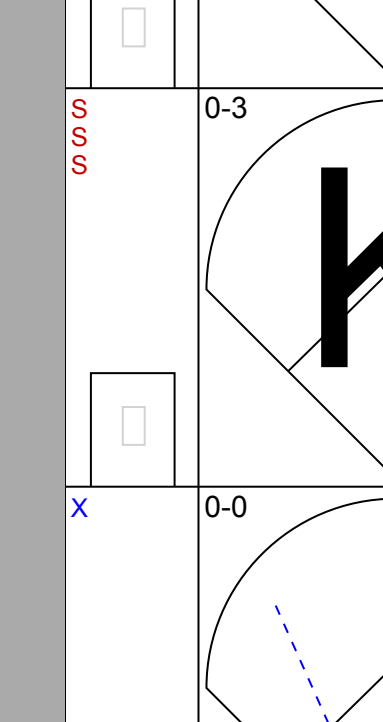
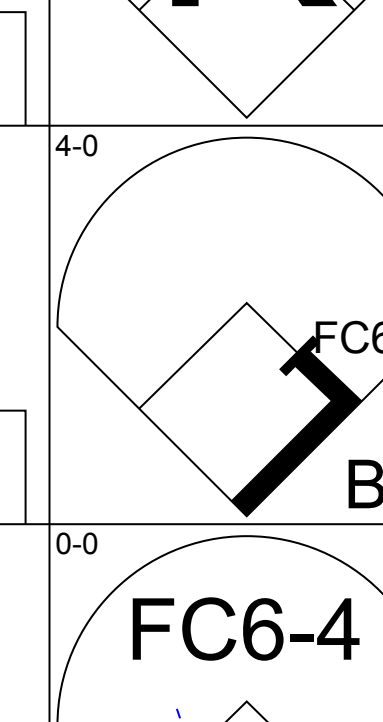
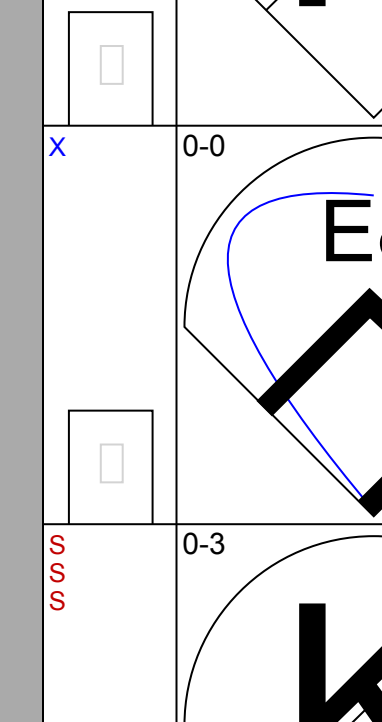
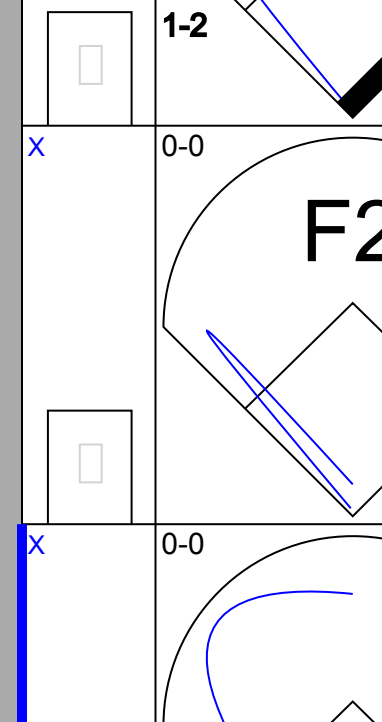
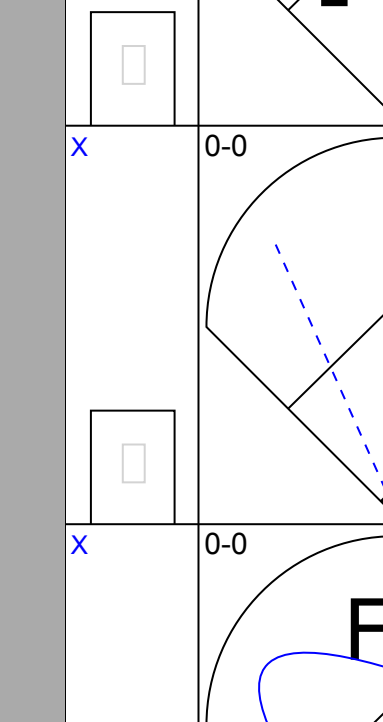
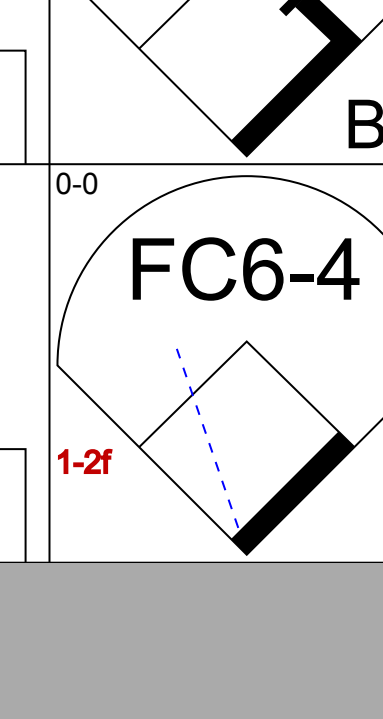
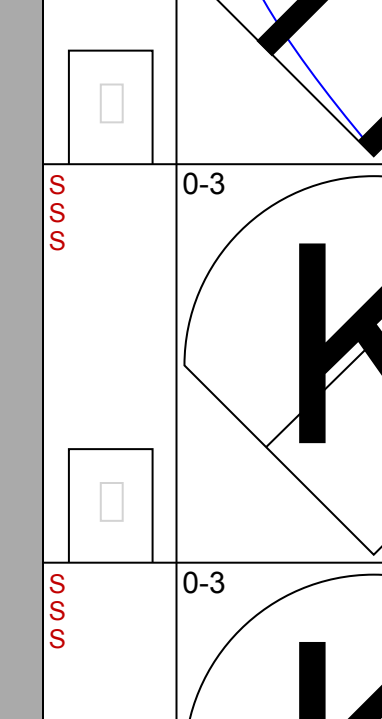
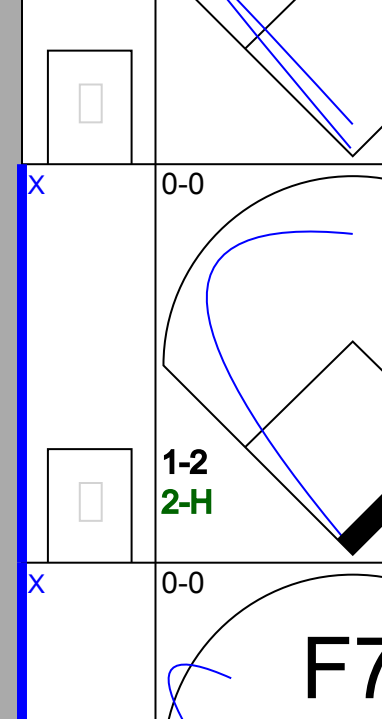
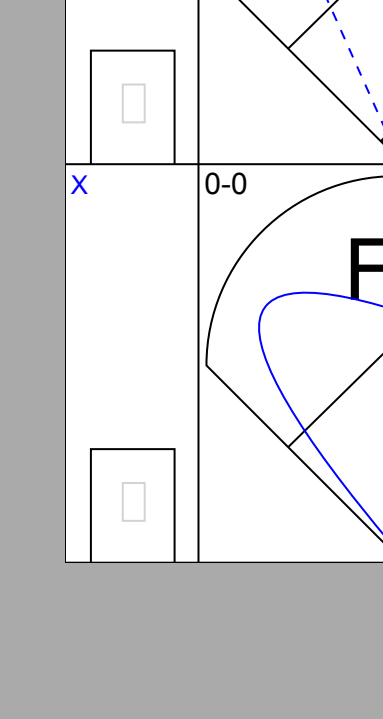
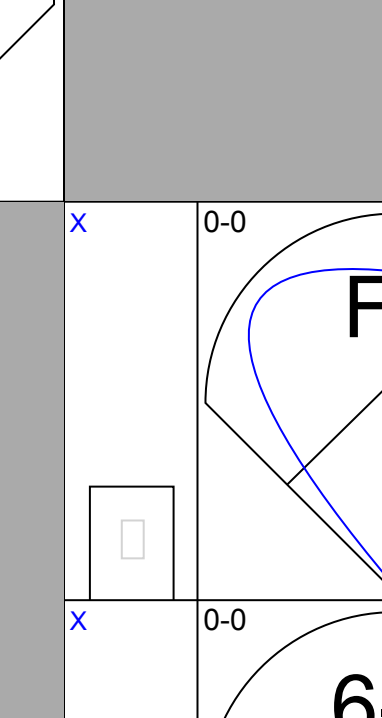
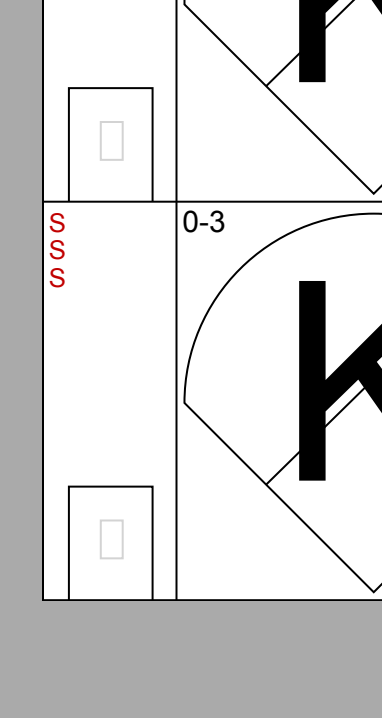
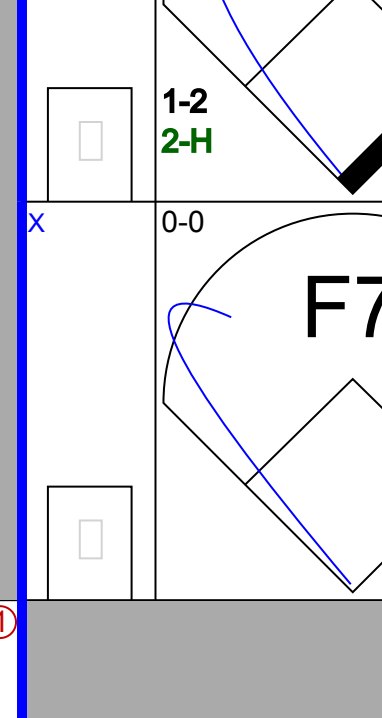
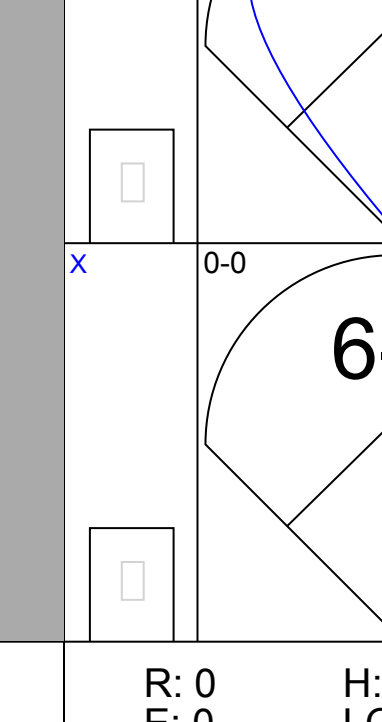
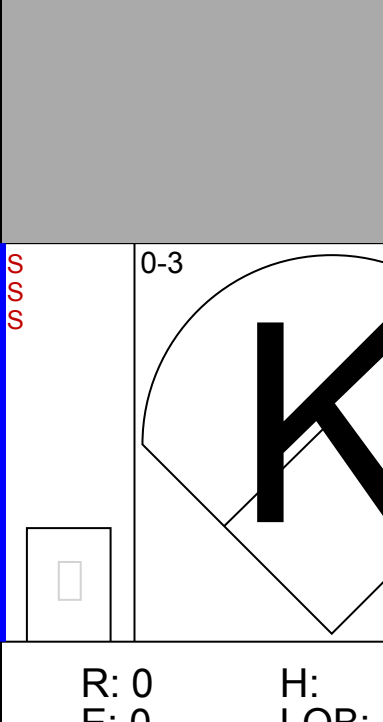
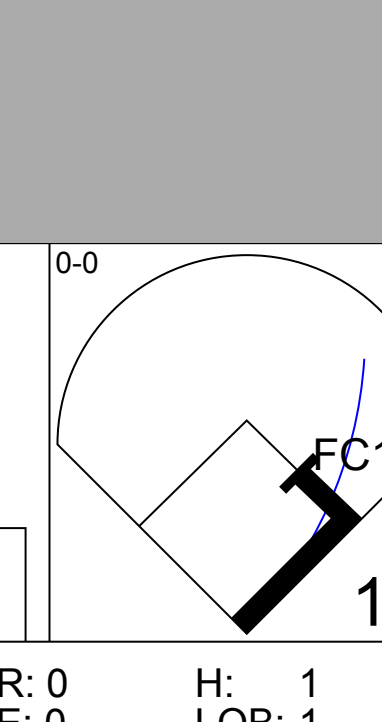
AB	45
R	13
H	21
RBI	13
BB	6
SO	5
LOB	22

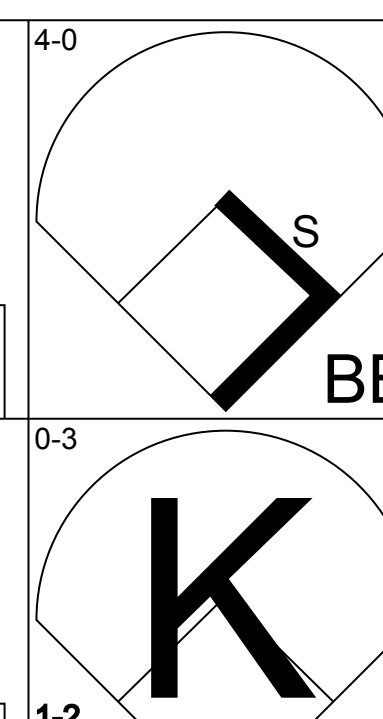
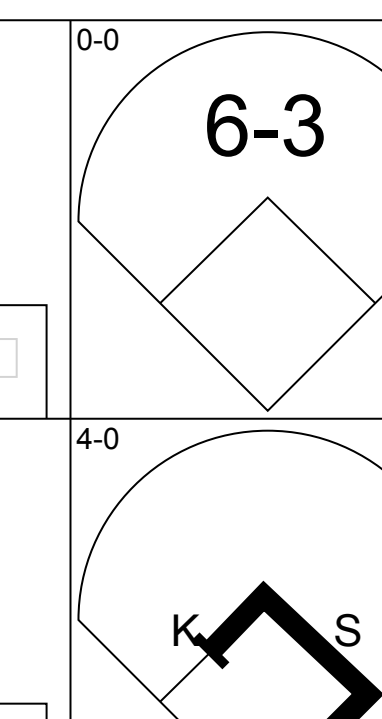
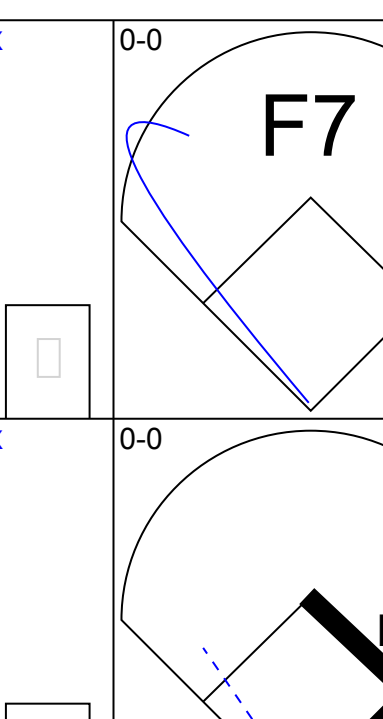
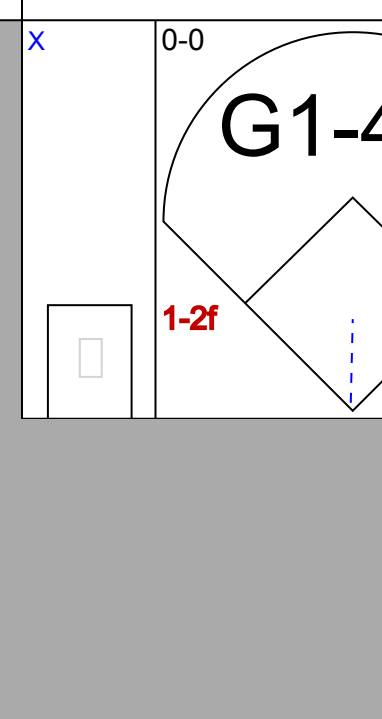
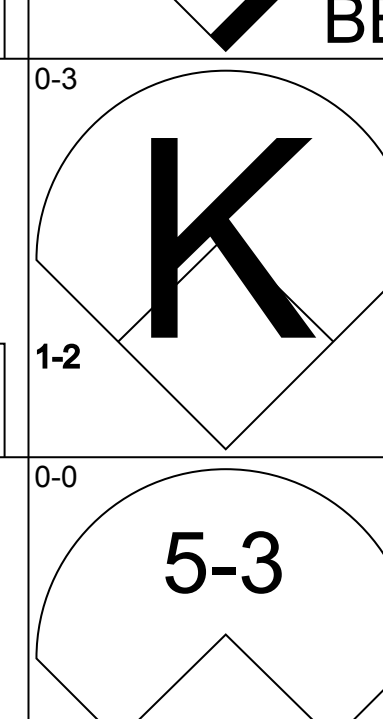
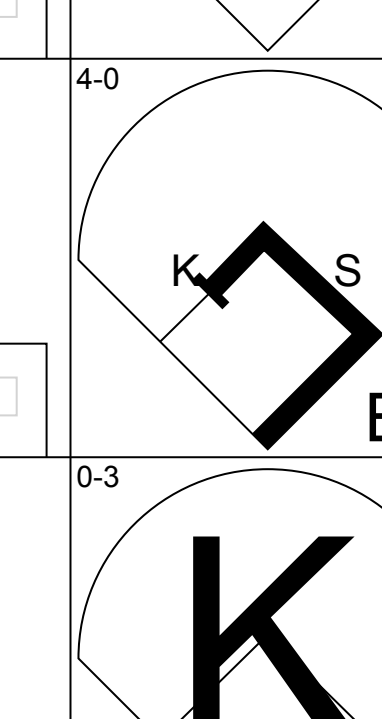
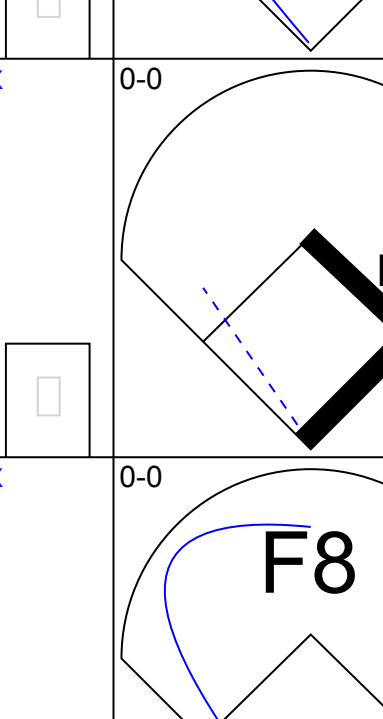
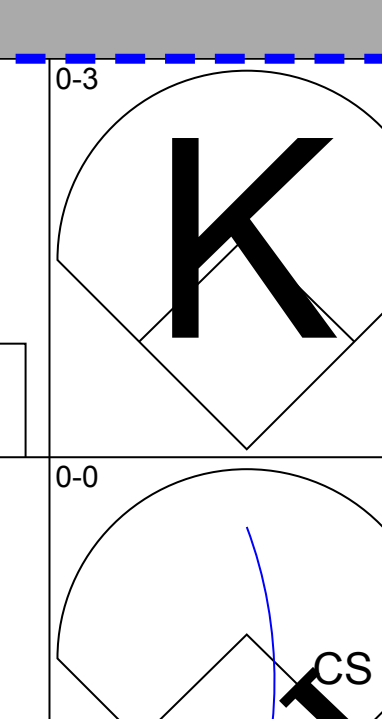
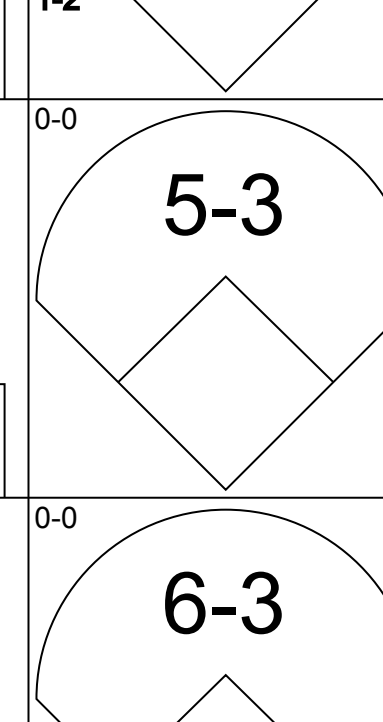
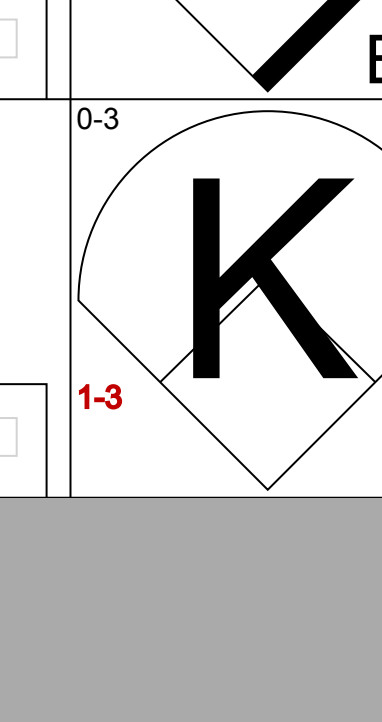
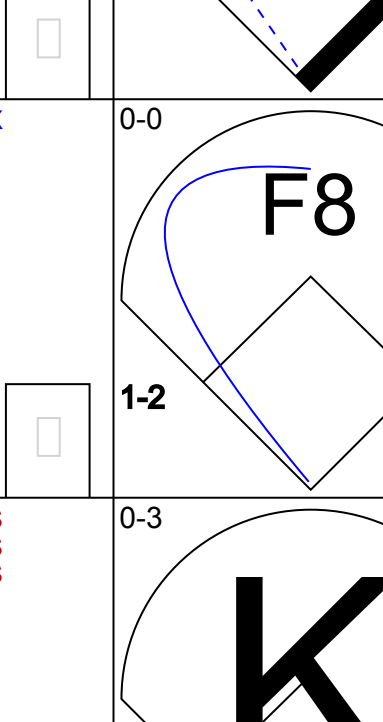
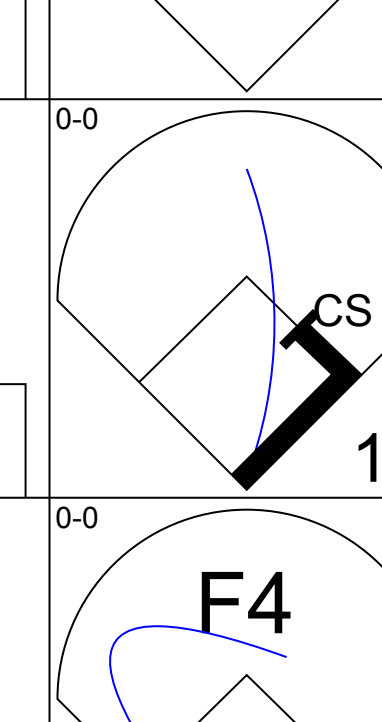
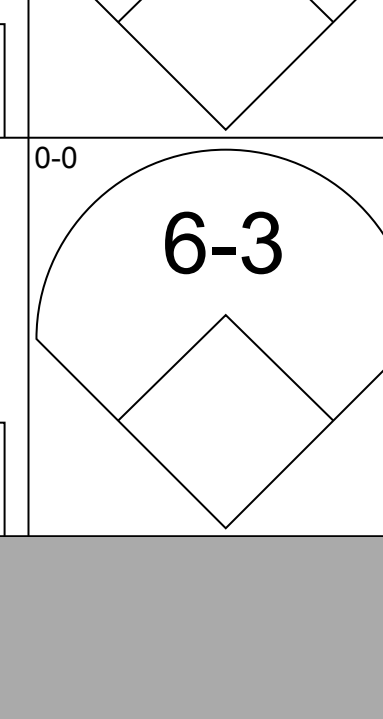
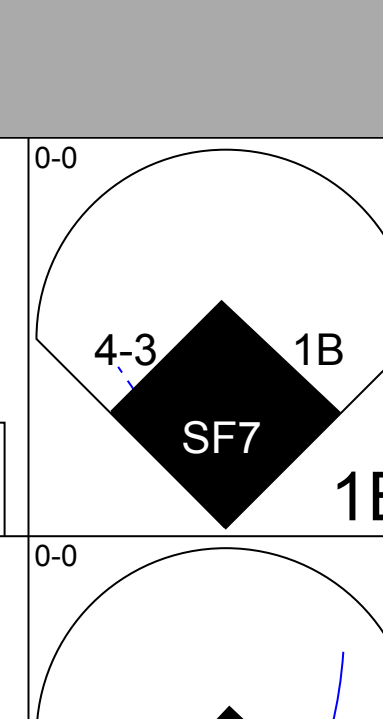
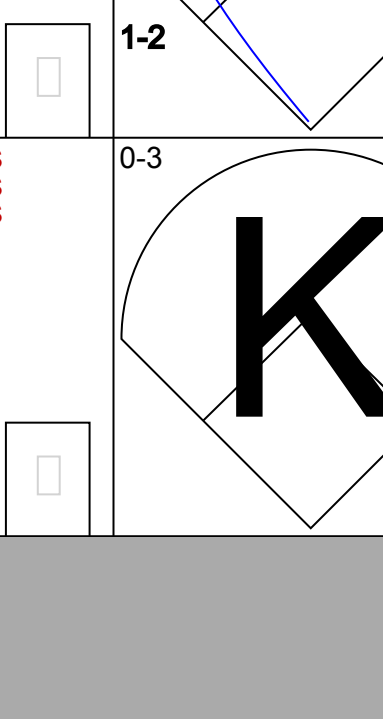
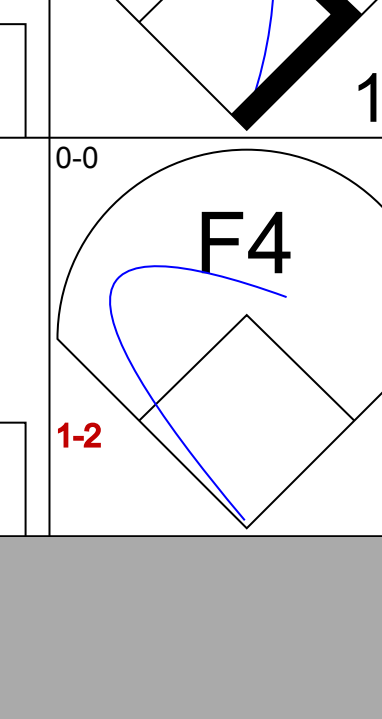
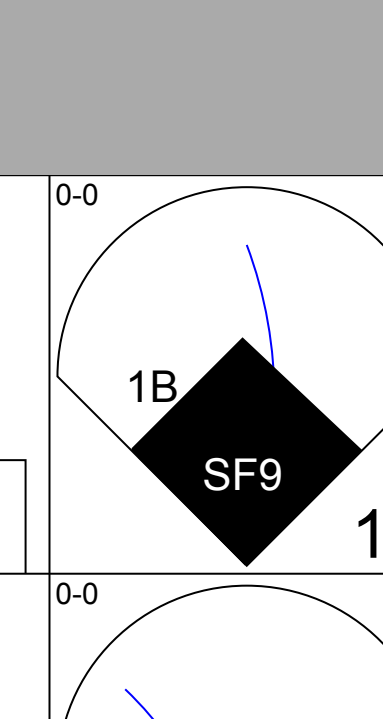
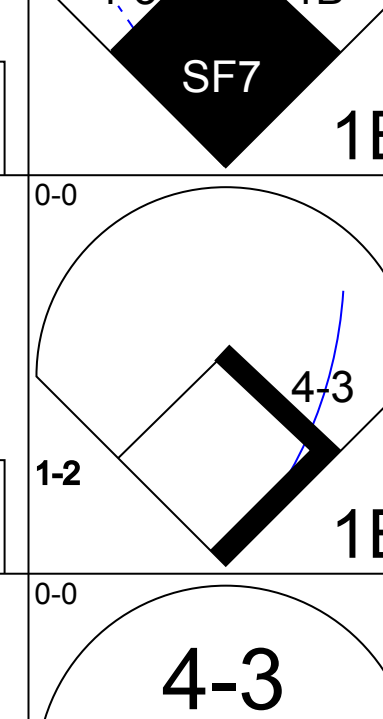

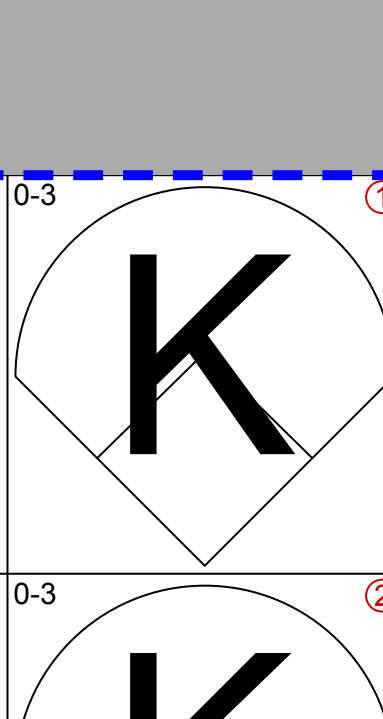
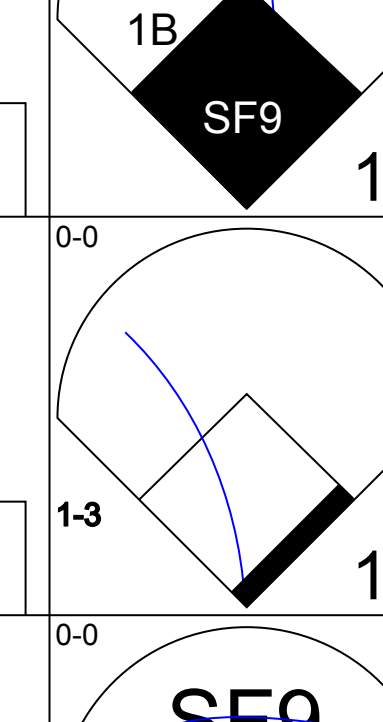
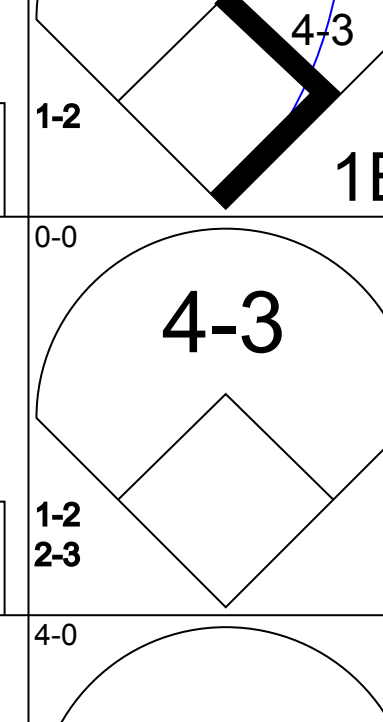

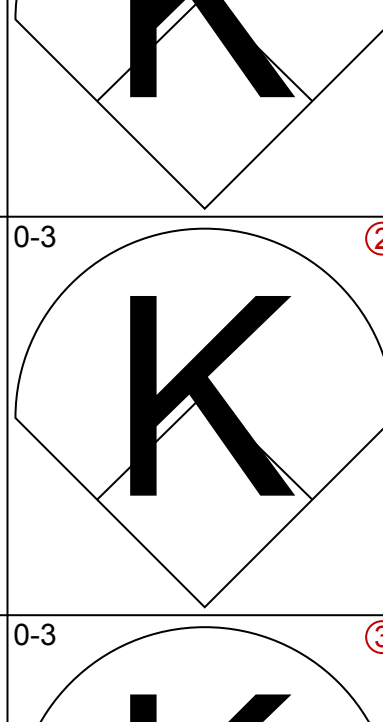
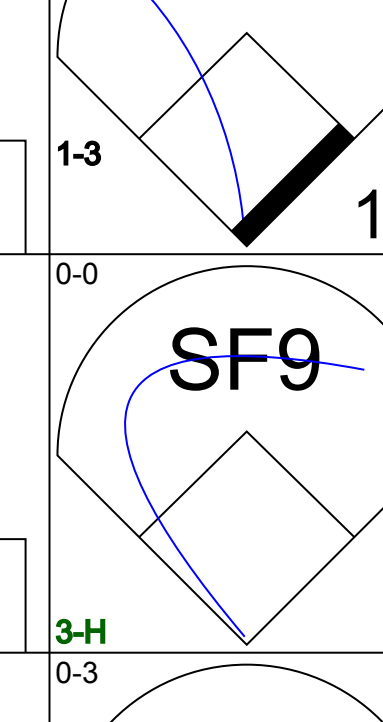
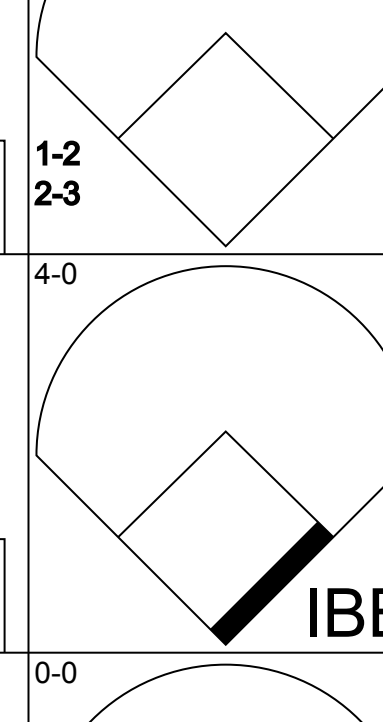
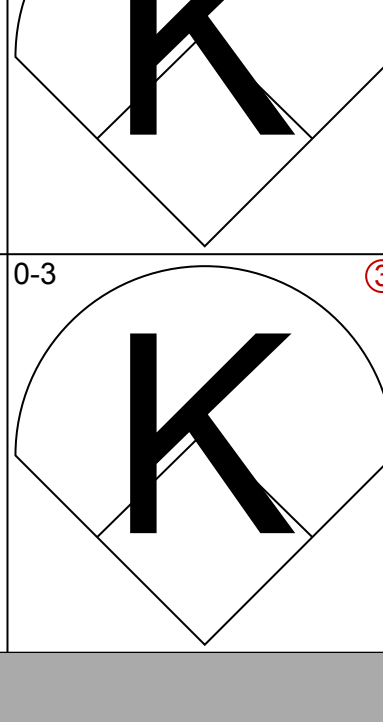
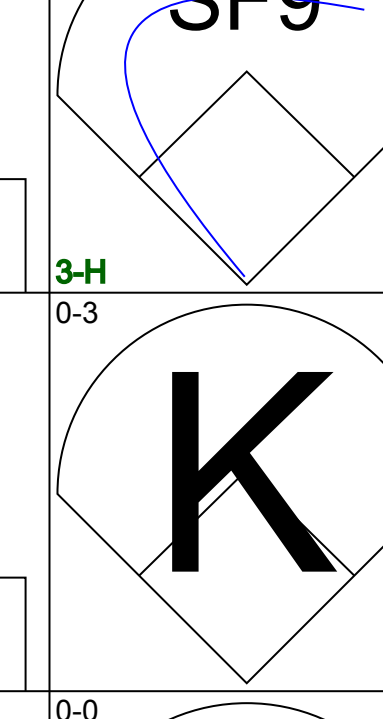
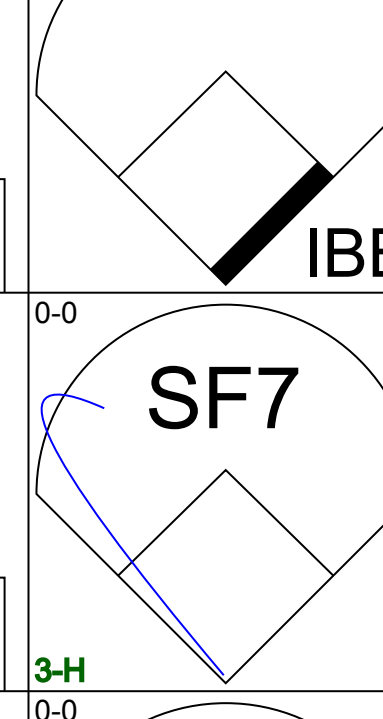
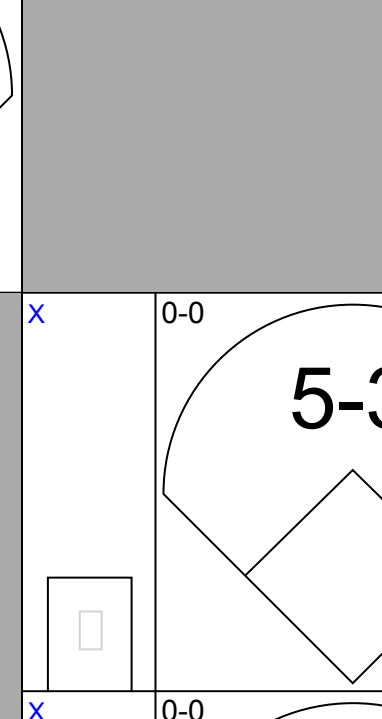
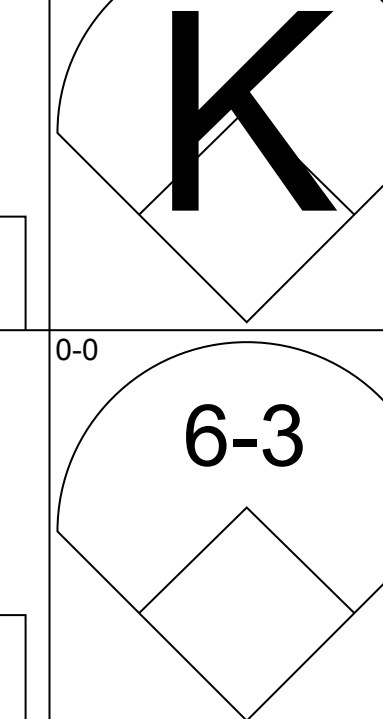
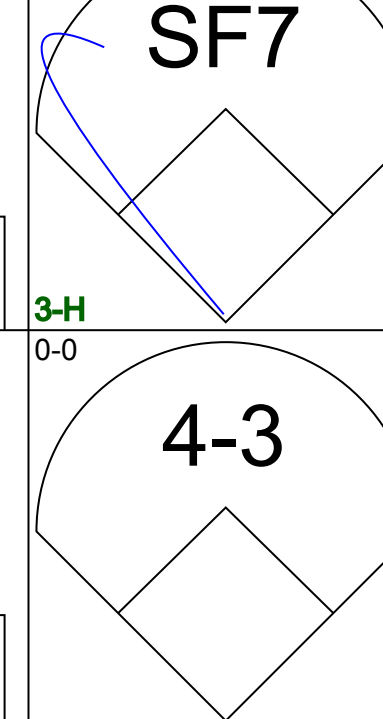
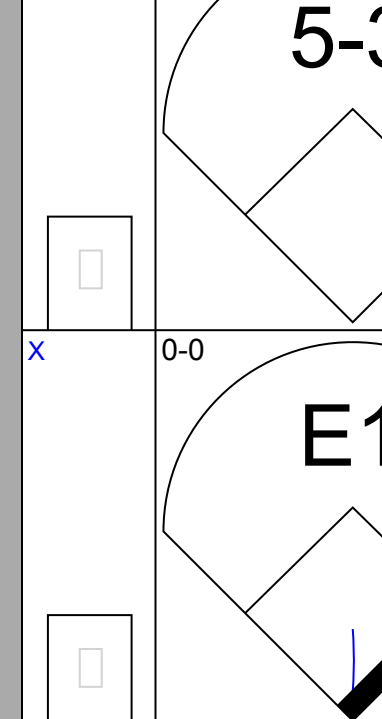


Batter	1	2	3	4	5	6	7	8	9	AB	R	H	RBI	BB	SO	LOB	BOTTOM					
Jerry Mumphrey, S OBP: 0.371, SLG: 0.382 Bob Demier, R OBP: 0.254, SLG: 0.253										2	1	2	0	0	0	0	Los Angeles Dodgers @ Chicago Cubs Wrigley Field, Chicago, IL Sun Jul 27 1986, 3:33 AM CDT Att: 33,826 - Unknown					
23 Ryne Sandberg, R OBP: 0.324, SLG: 0.421										4	1	0	1	0	0	3						
Gary Matthews, R Lee Smith, R										2	3	1	1	2	0	1						
Ron Cey, R Frank DiPino, L OBP: 0.200, SLG: 0.200										0	0	0	0	0	0	1						
Leon Durham, L OBP: 0.340, SLG: 0.411										4	2	2	3	1	0	0						
Keith Moreland, R OBP: 0.350, SLG: 0.401										4	0	1	2	0	0	0						
Jody Davis, R OBP: 0.285, SLG: 0.428 Chris Speier, R OBP: 0.337, SLG: 0.431 Terry Francona, L OBP: 0.243, SLG: 0.214										4	1	2	1	0	1	2						
Manny Trillo, R OBP: 0.417, SLG: 0.434										3	0	2	1	1	0	0						
Shawon Dunston, R OBP: 0.307, SLG: 0.447										4	1	0	0	0	1	4						
Ed Lynch, R Dave Gumpert, R Ray Fontenot, L Dave Martinez, L Thad Bosley, L OBP: 0.407, SLG: 0.373										1	0	0	0	0	0	0						
Inning Stats	R: 4 E: 0 K: 0 S: 7	H: 4 LOB: 1 BB: 1 P: 11	R: 2 E: 0 K: 0 S: 6	H: 3 LOB: 1 BB: 1 P: 10	R: 0 E: 0 K: 0 S: 3	H: 1 LOB: 0 BB: 0 P: 3	R: 0 E: 0 K: 0 S: 3	H: 1 LOB: 0 BB: 0 P: 3	R: 0 E: 0 K: 1 S: 5	H: 0 LOB: 0 BB: 0 P: 5	R: 0 E: 0 K: 2 S: 7	H: 0 LOB: 0 BB: 0 P: 7	R: 2 E: 0 K: 0 S: 4	H: 1 LOB: 0 BB: 1 P: 8	R: 3 E: 2 K: 1 S: 8	H: 3 LOB: 2 BB: 1 P: 12	R: 0 E: 0 K: 0 S: 3	H: 0 LOB: 0 BB: 0 P: 3	1B: 9 2B: 3 3B: 1 HR: 1	SF: 2 SAC: 0 DP: 2 HBP: 0	WP: 0 PB: 0 SB: 0 CS: 0	PA: 42
PITCHER	IP WLS BF H R ER SO BB IBB HBP BLK WP HR S P ERA WHIP	1.2 14 7 0 0 0 0 0 0 0 0 0 1 1 0.00 0.000	0.1 1 0 0 0 0 0 0 0 0 0 0 1 1 0.00 0.000	3.0 9 2 0 0 1 0 0 0 0 0 0 11 11 0.00 0.667	1.0 3 0 0 0 2 0 0 0 0 0 0 7 7 0.00 0.000	3.0 W 15 4 5 4 1 2 0 0 0 0 1 15 23 12.00 2.000																

AB	36
R	11
H	13
RBI	11
BB	4
SO	4
LOB	12



Batter	1	2	3	4	5	6	7	8	9	AB	R	H	RBI	BB	SO	LOB	TOP					
Randy Kutcher, R OBP: 0.272, SLG: 0.462 (1, 8) (7, 6)			K2-3							4	0	0	0	0	2	1	<p>San Francisco Giants @ Los Angeles Dodgers Dodger Stadium, Los Angeles, CA Tue Jul 29 1986, 7:05 PM PDT Att: 45,113 - Unknown</p>					
Robby Thompson, R OBP: 0.331, SLG: 0.363 (1, 4)										4	0	0	0	0	2	1						
Jeffrey Leonard, R OBP: 0.322, SLG: 0.381 (1, 7)										4	0	0	0	0	1	1						
Chris Brown, R OBP: 0.395, SLG: 0.463 (1, 5)										4	1	1	0	0	0	0						
Chili Davis, S OBP: 0.372, SLG: 0.447 (1, 9) (7, 8)										4	0	1	0	0	3	0						
Bob Brenly, R OBP: 0.368, SLG: 0.375 (1, 3) (7, 2)										3	0	2	0	1	0	2						
Bob Melvin, R OBP: 0.270, SLG: 0.331 Joel Youngblood, R OBP: 0.344, SLG: 0.427 (7, PH) (7, 3)										2	0	0	0	0	1	2						
Jose Uribe, S OBP: 0.307, SLG: 0.289 Candy Maldonado, R OBP: 0.290, SLG: 0.450 (7, PH) (7, 9)										2	0	0	0	0	1	1						
Kelly Downs, R (1, 1) Dan Gladden, R OBP: 0.349, SLG: 0.366 (6, PH) Mark Davis, L OBP: 0.250, SLG: 0.500 (8, PH) Will Clark, L OBP: 0.330, SLG: 0.441 (8, PH) Juan Berenguer, R (8, 1)										1	0	0	0	0	0	0						
Inning Stats	R: 0 E: 0 K: 2 S: 7	H: 0 LOB: 0 BB: 0 P: 7	R: 0 E: 0 K: 1 S: 5	H: 0 LOB: 1 BB: 1 P: 9	R: 0 E: 0 K: 1 S: 5	H: 0 LOB: 0 BB: 0 P: 5	R: 0 E: 0 K: 2 S: 7	H: 0 LOB: 0 BB: 0 P: 7	R: 0 E: 0 K: 3 S: 10	H: 1 LOB: 1 BB: 0 P: 10	R: 0 E: 0 K: 1 S: 5	H: 0 LOB: 0 BB: 0 P: 5	R: 1 E: 0 K: 0 S: 6	H: 3 LOB: 2 BB: 0 P: 6	R: 0 E: 0 K: 0 S: 4	H: 1 LOB: 1 BB: 0 P: 4		R: 0 E: 0 K: 1 S: 6	H: 1 LOB: 1 BB: 0 P: 6	1B: 5 2B: 1 3B: 0 HR: 0	SF: 0 SAC: 0 DP: 0 HBP: 0	WP: 0 PB: 0 SB: 0 CS: 0
PITCHER Fernando Valenzuela, L ERA: 2.82 (1, 1)	IP: 9.0 WLS: W BF: 34 H: 6 R: 1 ER: 1 SO: 11 BB: 1 IBB: 0 HBP: 0 BLK: 0 WP: 0 HR: 0 S: 55 P: 59 ERA: 1.00 WHIP: 0.778															PITCHER						

Batter	1	2	3	4	5	6	7	8	9	AB	R	H	RBI	BB	SO	LOB	BOTTOM			
Steve Sax, R OBP: 0.387, SLG: 0.439 Bill Russell, R OBP: 0.293, SLG: 0.279 (1, 4) (2, 4)										0	0	0	0	1	0	0	<p>San Francisco Giants @ Los Angeles Dodgers Dodger Stadium, Los Angeles, CA Tue Jul 29 1986, 7:05 PM PDT Att: 45,113 - Unknown</p>			
Mariano Duncan, R OBP: 0.287, SLG: 0.311 (1, 6)										3	0	1	0	1	2	1				
Bill Madlock, R OBP: 0.298, SLG: 0.354 Jose Gonzalez, R (8, PR) (9, 9)										4	0	1	0	0	1	3				
Franklin Stubbs, L OBP: 0.320, SLG: 0.508 (1, 9) (9, 7)										4	1	1	0	0	1	3				
Len Matuszek, L OBP: 0.355, SLG: 0.548 Jeff Hamilton, R OBP: 0.290, SLG: 0.377 (1, 7) (9, 5)										3	1	2	0	0	1	0				
Mike Scioscia, L OBP: 0.413, SLG: 0.387 (1, 2)										3	0	1	0	0	1	2				
Greg Brock, L OBP: 0.314, SLG: 0.389 (1, 3)										1	0	0	1	1	1	0				
Reggie Williams, R OBP: 0.325, SLG: 0.400 (1, 8)										2	0	0	1	0	1	1				
Fernando Valenzuela, L OBP: 0.213, SLG: 0.243 (1, 1)										3	0	0	0	0	0	3				
Inning Stats	R: 0 E: 0 K: 1 S: 5	H: 0 LOB: 1 BB: 1 P: 9	R: 1 E: 0 K: 1 S: 7	H: 2 LOB: 1 BB: 0 P: 7	R: 0 E: 0 K: 1 S: 4	H: 0 LOB: 0 BB: 1 P: 8	R: 1 E: 0 K: 0 S: 5	H: 2 LOB: 2 BB: 1 P: 9	R: 0 E: 1 K: 1 S: 6	H: 1 LOB: 1 BB: 0 P: 6	R: 0 E: 0 K: 3 S: 9	H: 0 LOB: 0 BB: 0 P: 9	R: 0 E: 1 K: 0 S: 3	H: 0 LOB: 0 BB: 0 P: 3	R: 0 E: 0 K: 1 S: 5	H: 1 LOB: 1 BB: 0 P: 5		1B: 6 2B: 0 3B: 0 HR: 0	SF: 2 SAC: 0 DP: 1 HBP: 0	WP: 0 PB: 0 SB: 2 CS: 1
PITCHER Kelly Downs, R ERA: 3.6 Mark Davis, L ERA: 3.02 Juan Berenguer, R ERA: 2.77 (1, 1) (6, 1) (8, 1)	IP: 5.0 WLS: L BF: 22 H: 5 R: 2 ER: 2 SO: 2 BB: 2 IBB: 0 HBP: 0 BLK: 0 WP: 0 HR: 0 S: 27 P: 39 ERA: 3.60 WHIP: 1.400															PITCHER				

AB 33
R 1
H 6
RBI 1
BB 1
SO 11
LOB 11



AB 26
R 2
H 6
RBI 2
BB 3
SO 8
LOB 14



Batter	1	2	3	4	5	6	7	8	9	AB	R	H	RBI	BB	SO	LOB	TOP								
Kurt Stillwell, S OBP: 0.294, SLG: 0.236 (1, 6)	F7		2B 1B		1B				FC5-4 1B	4	2	2	0	1	0	2	Cincinnati Reds @ Los Angeles Dodgers Dodger Stadium, Los Angeles, CA Fri Aug 01 1986, 7:05 PM PDT Att: 46,078 - Unknown								
Buddy Bell, R OBP: 0.333, SLG: 0.386 (1, 5)	6-3		E 2B		F4		F4		1B	5	1	2	2	0	0	2									
Dave Parker, L OBP: 0.349, SLG: 0.517 (1, 9)	F5		E1 2H		K		4-3		1B	5	0	1	1	0	1	2									
Eric Davis, R OBP: 0.396, SLG: 0.567 (1, 8)		5-3	F6			HR		F9	F9	5	1	1	1	0	0	3									
Bo Diaz, R OBP: 0.314, SLG: 0.354 (1, 2)	F8			F6		5-3		6-3		4	0	0	0	0	0	0									
Tony Perez, R OBP: 0.333, SLG: 0.273 (1, 3)				F9		F9		K		4	0	1	0	0	1	0									
Nick Esasky, R OBP: 0.347, SLG: 0.430 (1, 7)	6-3			2B		1B			FC5-4 1B	4	1	3	0	0	0	1									
Ron Oester, S OBP: 0.316, SLG: 0.347 (1, 4)			F4	K		F2		E4 FC5-4		4	0	0	0	0	1	3									
Mario Soto, R OBP: 0.244, SLG: 0.048 (2, 1)			6-3		F9		K		F8	0	0	0	0	0	0	0									
Ted Power, R OBP: 0.227, SLG: 0.457 (5, PH)										1	0	0	0	0	0	0									
Eddie Milner, L OBP: 0.227, SLG: 0.457 (5, 1)										0	0	0	0	0	0	0									
Scott Terry, R OBP: 0.243, SLG: 0.258 (7, PH)										0	0	0	0	0	0	0									
Kal Daniels, L OBP: 0.243, SLG: 0.258 (7, 1)										0	0	0	0	0	0	0									
Carl Willis, L OBP: 0.243, SLG: 0.258 (7, 1)										0	0	0	0	0	0	0									
Wade Rowdon, R OBP: 0.243, SLG: 0.258 (9, PH)										1	0	0	0	0	0	2									
Inning Stats	R: 0 E: 0 K: 0 S: 3	H: 0 LOB: 0 BB: 0 P: 3	R: 0 E: 0 K: 0 S: 4	H: 1 LOB: 1 BB: 0 P: 4	R: 2 E: 1 K: 0 S: 6	H: 2 LOB: 1 BB: 0 P: 6	R: 0 E: 0 K: 1 S: 6	H: 1 LOB: 1 BB: 0 P: 6	R: 0 E: 0 K: 1 S: 5	H: 1 LOB: 1 BB: 0 P: 6	R: 1 E: 0 K: 0 S: 5	H: 2 LOB: 1 BB: 0 P: 5	R: 0 E: 0 K: 1 S: 5	H: 0 LOB: 1 BB: 1 P: 9	R: 0 E: 0 K: 1 S: 5	H: 0 LOB: 0 BB: 0 P: 5	R: 2 E: 1 K: 0 S: 7	H: 3 LOB: 2 BB: 0 P: 7	1B: 6 2B: 3 3B: 0 HR: 1	SF: 0 SAC: 0 DP: 0 HBP: 0	WP: 0 PB: 0 SB: 0 CS: 0	PA: 40			
PITCHER	IP	WLS	BF	H	R	ER	SO	BB	IBB	HBP	BLK	WP	HR	S	P	ERA	WHIP								
Rick Honeycutt, L ERA: 2.7 (1, 1)	7.0	W	30	7	3	2	3	1	0	0	0	0	1	35	39	2.57	1.143								
Ed Vande Berg, L ERA: 3.59 (8, 1)	1.2		9	3	2	0	1	0	0	0	0	0	0	11	11	0.00	1.800								
Ken Howell, R ERA: 2.59 (9, 1)	0.1	S	1	0	0	0	0	0	0	0	0	0	0	1	1	0.00	0.000								
Batter	1	2	3	4	5	6	7	8	9	AB	R	H	RBI	BB	SO	LOB	BOTTOM								
Steve Sax, R OBP: 0.387, SLG: 0.437 (1, 4)	1B HBP BB	6-3	SH2-4		6-3			4-3		3	1	0	0	1	0	0	Cincinnati Reds @ Los Angeles Dodgers Dodger Stadium, Los Angeles, CA Fri Aug 01 1986, 7:05 PM PDT Att: 46,078 - Unknown								
Mike Scioscia, L OBP: 0.412, SLG: 0.388 (1, 2)					F7			1-3		4	2	2	0	1	0	0									
Jose Gonzalez, R (9, 9)	HBP HR	1B	1B	IBB						0	0	0	0	0	0	0									
Bill Madlock, R OBP: 0.356, SLG: 0.356 (1, 5)	5-3				F6					4	1	2	3	0	0	2									
Jeff Hamilton, R OBP: 0.247, SLG: 0.371 (6, 5)	1-2	1B SF8	1B	1B				K		1	0	0	0	0	1	0									
Franklin Stubbs, L OBP: 0.324, SLG: 0.506 (1, 9)	4-0				F2					3	1	2	0	1	0	2									
Len Matuszek, L OBP: 0.343, SLG: 0.523 (1, 7)	HBP IBB							L6-3 1B		2	1	0	2	0	0	3									
Alex Trevino, R OBP: 0.367, SLG: 0.393 (9, 2)	1-2 2-3 3-H	HR HBP	SF8	G3				L6-3		0	0	0	0	0	0	0									
Greg Brock, L OBP: 0.316, SLG: 0.402 (1, 3)	4-0				F8			K		3	1	1	4	1	1	0									
Mariano Duncan, R OBP: 0.286, SLG: 0.306 (1, 6)	1-2 2-3 3-H	HR								3	0	0	0	1	1	2									
Reggie Williams, R OBP: 0.329, SLG: 0.401 (1, 8)	0-3				F8					4	1	2	0	0	1	1									
Rick Honeycutt, L OBP: 0.103, SLG: 0.107 (1, 1)					SH2-4 1B					2	1	0	0	0	0	2									
Pedro Guerrero, R (7, PH)					SH					1	0	0	0	0	0	0									
Ed Vande Berg, R (8, 1)	F9				F6					0	0	0	0	0	0	0									
Ken Howell, R (9, 1)					1B					0	0	0	0	0	0	0									
Inning Stats	R: 5 E: 0 K: 1 S: 7	H: 2 LOB: 1 BB: 3 P: 20	R: 2 E: 0 K: 1 S: 8	H: 3 LOB: 2 BB: 1 P: 12	R: 2 E: 0 K: 0 S: 6	H: 2 LOB: 1 BB: 1 P: 10	R: 0 E: 0 K: 0 S: 4	H: 1 LOB: 1 BB: 0 P: 4	R: 0 E: 0 K: 0 S: 3	H: 0 LOB: 0 BB: 0 P: 3	R: 0 E: 0 K: 1 S: 5	H: 1 LOB: 0 BB: 0 P: 5	R: 0 E: 0 K: 0 S: 3	H: 0 LOB: 0 BB: 0 P: 3	R: 0 E: 0 K: 1 S: 5	H: 0 LOB: 0 BB: 0 P: 5	R: 0 E: 0 K: 1 S: 7	H: 0 LOB: 0 BB: 0 P: 5	1B: 7 2B: 2 3B: 0 HR: 1	SF: 1 SAC: 2 DP: 1 HBP: 1	WP: 1 PB: 0 SB: 1 CS: 0	PA: 39			
PITCHER	IP	WLS	BF	H	R	ER	SO	BB	IBB	HBP	BLK	WP	HR	S	P	ERA	WHIP								
Mario Soto, R ERA: 4.95 (1, 1)	1.1	L	13	5	7	7	1	2	1	0	0	0	0	11	24	47.25	5.250								
Ted Power, R ERA: 4.94 (2, 1)	2.2		14	3	2	2	1	1	1	0	0	0	0	14	22	6.75	1.500								
Scott Terry, R ERA: 6.18 (5, 1)	2.0		6	1	0	0	1	0	0	0	0	0	0	8	8	0.00	0.500								
Carl Willis, R ERA: 3.12 (7, 1)	2.0		6	0	0	0	1	0	0	0	0	0	0	8	8	0.00	0.000								

Batter	1	2	3	4	5	6	7	8	9	AB	R	H	RBI	BB	SO	LOB	TOP								
Eddie Milner, L OBP: 0.296, SLG: 0.415 (1,8)										4	1	1	1	0	0	1									
Pete Rose, S OBP: 0.308, SLG: 0.255 (1,3)										3	0	0	0	1	0	1									
Dave Parker, L OBP: 0.346, SLG: 0.511 (1,9)										4	0	0	0	0	0	1									
Eric Davis, R OBP: 0.391, SLG: 0.557 (1,7)										4	0	0	0	0	1	1									
Bo Diaz, R OBP: 0.311, SLG: 0.351 (1,2)										3	0	0	0	0	0	0									
Buddy Bell, R OBP: 0.331, SLG: 0.383 (1,5)										3	0	0	0	0	0	0									
Kurt Stillwell, S OBP: 0.289, SLG: 0.231 (1,6)										3	0	0	0	0	0	0									
Ron Oester, S OBP: 0.313, SLG: 0.344 (1,4)										3	0	0	0	0	1	1									
Tom Browning, L OBP: 0.173, SLG: 0.157 (1,1)										2	0	0	0	0	0	1									
Kal Daniels, L OBP: 0.410, SLG: 0.489 (8, PH)										1	0	0	0	0	0	0									
Ron Robinson, R OBP: 0.083, SLG: 0.083 (8,1)										0	0	0	0	0	0	0									
John Franco, L OBP: 0.083, SLG: 0.083 (8,1)										0	0	0	0	0	0	0									
Inning Stats	R: 0 E: 0 K: 0 S: 3	H: 0 LOB: 1 BB: 1 P: 7	R: 0 E: 0 K: 0 S: 3	H: 0 LOB: 0 BB: 0 P: 3	R: 0 E: 1 K: 1 S: 6	H: 0 LOB: 1 BB: 0 P: 6	R: 0 E: 0 K: 0 S: 3	H: 0 LOB: 0 BB: 0 P: 3	R: 0 E: 1 K: 0 S: 4	H: 0 LOB: 1 BB: 0 P: 4	R: 1 E: 0 K: 0 S: 4	H: 1 LOB: 0 BB: 0 P: 4	R: 0 E: 0 K: 0 S: 3	H: 0 LOB: 0 BB: 0 P: 3	R: 0 E: 0 K: 1 S: 5	H: 0 LOB: 0 BB: 0 P: 5	R: 0 E: 0 K: 1 S: 5	H: 0 LOB: 0 BB: 0 P: 5	1B: 0 2B: 0 3B: 0 HR: 1	SF: 0 SAC: 0 DP: 0 HBP: 0	WP: 0 PB: 0 SB: 0 CS: 0	PA: 31			
PITCHER	IP	WLS	BF	H	R	ER	SO	BB	IBB	HBP	BLK	WP	HR	S	P	ERA	WHIP								
Alejandro Pena, R ERA: 5.15 (1,1)	7.0		25	1	1	1	1	1	0	0	0	0	1	26	30	1.29	0.286								
Tom Niedenfuer, R ERA: 3.17 (8,1)	2.0	W	6	0	0	0	1	0	0	0	0	0	0	8	8	0.00	0.000								

Cincinnati Reds @ Los Angeles Dodgers
 Dodger Stadium, Los Angeles, CA
 Sat Aug 02 1986, 3:33 AM PDT
 Att: 42,095 - Unknown

AB	30
R	1
H	1
RBI	1
BB	1
SO	2
LOB	6



Batter	1	2	3	4	5	6	7	8	9	AB	R	H	RBI	BB	SO	LOB	BOTTOM								
Steve Sax, R OBP: 0.385, SLG: 0.434 (1,4)										5	1	1	0	0	0	3									
Bill Russell, R OBP: 0.291, SLG: 0.277 (1,9)										4	1	1	0	0	0	0									
Bill Madlock, R OBP: 0.358, SLG: 0.356 (1,5)										3	0	1	0	1	0	0									
Jeff Hamilton, R OBP: 0.247, SLG: 0.371 (8, PR)										0	1	0	0	0	0	0									
Franklin Stubbs, L OBP: 0.321, SLG: 0.500 (1,7)										3	0	0	0	0	2	1									
Pedro Guerrero, R OBP: 0.314, SLG: 0.490 (8, PH)										1	0	0	0	0	1	3									
Mike Scioscia, L OBP: 0.412, SLG: 0.388 (9,2)										0	0	0	0	0	0	0									
Enos Cabell, R OBP: 0.286, SLG: 0.312 (1,3)										4	1	2	4	0	0	0									
Alex Trevino, R OBP: 0.384, SLG: 0.385 (1,2)										3	1	0	0	1	0	1									
Jose Gonzalez, R OBP: 0.314, SLG: 0.490 (9,9)										0	0	0	0	0	0	0									
Mariano Duncan, R OBP: 0.286, SLG: 0.305 (1,6)										4	2	1	0	0	1	1									
Reggie Williams, R OBP: 0.332, SLG: 0.397 (1,8)										2	0	0	0	2	1	2									
Alejandro Pena, R OBP: 0.100, SLG: 0.100 (1,1)										2	0	1	1	0	1	2									
Greg Brock, L OBP: 0.314, SLG: 0.490 (7, PH)										1	0	0	0	0	1	0									
Tom Niedenfuer, R OBP: 0.667, SLG: 0.667 (8,1)										1	0	1	2	0	0	0									
Inning Stats	R: 0 E: 0 K: 1 S: 6	H: 1 LOB: 1 BB: 0 P: 6	R: 1 E: 1 K: 0 S: 5	H: 1 LOB: 2 BB: 1 P: 9	R: 0 E: 0 K: 1 S: 5	H: 0 LOB: 0 BB: 0 P: 5	R: 0 E: 0 K: 2 S: 8	H: 1 LOB: 2 BB: 1 P: 12	R: 0 E: 0 K: 0 S: 3	H: 0 LOB: 0 BB: 0 P: 3	R: 0 E: 0 K: 0 S: 3	H: 0 LOB: 0 BB: 0 P: 3	R: 0 E: 0 K: 1 S: 5	H: 0 LOB: 0 BB: 0 P: 5	R: 6 E: 0 K: 2 S: 12	H: 5 LOB: 1 BB: 2 P: 20	R: 0 E: 0 K: 2 S: 12	H: 0 LOB: 1 BB: 2 P: 20	1B: 7 2B: 0 3B: 0 HR: 1	SF: 0 SAC: 0 DP: 0 HBP: 0	WP: 0 PB: 0 SB: 3 CS: 0	PA: 37			
PITCHER	IP	WLS	BF	H	R	ER	SO	BB	IBB	HBP	BLK	WP	HR	S	P	ERA	WHIP								
Tom Browning, L ERA: 3.85 (1,1)	7.0		27	3	1	0	5	0	2	0	0	0	0	35	43	0.00	0.429								
Ron Robinson, R ERA: 2.71 (8,1)	0.0	L	3	2	3	3	0	1	0	0	0	0	0	2	6	∞	∞								
John Franco, L ERA: 2.5 (8,1)	1.0		7	3	3	3	2	1	0	0	0	0	1	10	14	27.00	4.000								

Cincinnati Reds @ Los Angeles Dodgers
 Dodger Stadium, Los Angeles, CA
 Sat Aug 02 1986, 3:33 AM PDT
 Att: 42,095 - Unknown

AB	33
R	7
H	8
RBI	7
BB	4
SO	7
LOB	13



Batter	1	2	3	4	5	6	7	8	9	AB	R	H	RBI	BB	SO	LOB	TOP
Eddie Milner, L OBP: 0.292, SLG: 0.410 (1, 8)										4	0	0	0	0	1	1	
Kurt Stillwell, S OBP: 0.288, SLG: 0.232 (1, 6)										4	0	1	0	0	0	0	
Dave Parker, L OBP: 0.342, SLG: 0.506 (1, 9)										4	0	0	0	0	0	1	
Eric Davis, R OBP: 0.389, SLG: 0.551 (1, 7)										3	1	0	0	1	1	0	
Buddy Bell, R OBP: 0.332, SLG: 0.382 (1, 5)										3	0	1	0	1	1	0	
Nick Esasky, R OBP: 0.341, SLG: 0.421 (1, 3)										4	0	0	0	0	1	4	
Sal Butera, R OBP: 0.343, SLG: 0.354 (1, 2)										3	0	2	1	0	0	0	
Ron Oester, S OBP: 0.311, SLG: 0.341 (1, 4)										3	0	0	0	0	0	3	
Bill Gullickson, R OBP: 0.078, SLG: 0.060 (1, 1)										2	0	0	0	0	1	2	
Inning Stats	R: 0 E: 0 K: 0 S: 3	H: 0 LOB: 0 BB: 0 P: 3	R: 1 E: 0 K: 1 S: 6	H: 1 LOB: 2 BB: 2 P: 14	R: 0 E: 0 K: 0 S: 3	H: 1 LOB: 0 BB: 0 P: 3	R: 0 E: 0 K: 0 S: 4	H: 1 LOB: 1 BB: 0 P: 4	R: 0 E: 1 K: 0 S: 5	H: 0 LOB: 0 BB: 0 P: 3	R: 0 E: 0 K: 1 S: 5	H: 0 LOB: 0 BB: 0 P: 5	R: 0 E: 0 K: 3 S: 9	H: 0 LOB: 0 BB: 0 P: 9	1B: 4 2B: 0 3B: 0 HR: 0	SF: 0 SAC: 1 DP: 1 HBP: 0	WP: 0 PA: 33 PB: 0 SB: 1 CS: 0
PITCHER	IP	WLS	BF	H	R	ER	SO	BB	IBB	HBP	BLK	WP	HR	S	P	ERA	WHIP
Orel Hershiser, R ERA: 3.64 (1, 1)	7.0	W	27	4	1	1	1	2	0	0	0	0	0	27	35	1.29	0.857
Ken Howell, R ERA: 2.51 (8, 1)	2.0	S	6	0	0	0	4	0	0	0	0	0	0	14	14	0.00	0.000

Cincinnati Reds @ Los Angeles Dodgers
Dodger Stadium, Los Angeles, CA
Sun Aug 03 1986, 3:33 AM PDT
Att: 39,083 - Unknown

AB 30
R 1
H 4
RBI 1
BB 2
SO 5
LOB 11

Batter	1	2	3	4	5	6	7	8	9	AB	R	H	RBI	BB	SO	LOB	BOTTOM
Steve Sax, R OBP: 0.382, SLG: 0.431 (1, 4)										3	0	0	0	0	0	0	
Mike Scioscia, L OBP: 0.407, SLG: 0.382 (1, 2)										3	0	0	0	0	1	1	
Bill Madlock, R OBP: 0.309, SLG: 0.356 (1, 5)										3	0	1	1	0	0	0	
Franklin Stubbs, L OBP: 0.318, SLG: 0.495 (1, 9) (8, 7)										3	0	0	0	0	1	1	
Len Matuszek, L OBP: 0.343, SLG: 0.516 (1, 7) Ken Howell, R ERA: 2.51 (8, 1)										3	0	1	0	0	1	0	
Greg Brock, L OBP: 0.314, SLG: 0.399 (1, 3)										3	0	1	0	0	0	0	
Mariano Duncan, R OBP: 0.286, SLG: 0.305 (1, 6)										3	1	1	0	0	0	2	
Reggie Williams, R OBP: 0.329, SLG: 0.393 (1, 8)										2	0	0	0	0	0	2	
Orel Hershiser, R OBP: 0.261, SLG: 0.267 (1, 1) Jose Gonzalez, R ERA: 3.51 (8, 9)										1	1	0	1	0	0	0	
Inning Stats	R: 0 E: 0 K: 0 S: 3	H: 0 LOB: 0 BB: 0 P: 3	R: 0 E: 0 K: 1 S: 5	H: 0 LOB: 0 BB: 0 P: 5	R: 1 E: 0 K: 0 S: 4	H: 1 LOB: 0 BB: 0 P: 4	R: 0 E: 0 K: 0 S: 3	H: 0 LOB: 0 BB: 0 P: 3	R: 0 E: 1 K: 2 S: 9	H: 1 LOB: 1 BB: 0 P: 9	R: 0 E: 0 K: 0 S: 3	H: 0 LOB: 0 BB: 0 P: 3	R: 0 E: 0 K: 1 S: 5	H: 0 LOB: 0 BB: 0 P: 5	1B: 4 2B: 0 3B: 0 HR: 0	SF: 0 SAC: 3 DP: 1 HBP: 0	WP: 0 PA: 28 PB: 0 SB: 1 CS: 0
PITCHER	IP	WLS	BF	H	R	ER	SO	BB	IBB	HBP	BLK	WP	HR	S	P	ERA	WHIP
Bill Gullickson, R ERA: 3.51 (1, 1)	8.0	L	28	4	2	1	4	0	0	0	0	0	0	36	36	1.12	0.500

Cincinnati Reds @ Los Angeles Dodgers
Dodger Stadium, Los Angeles, CA
Sun Aug 03 1986, 3:33 AM PDT
Att: 39,083 - Unknown

AB 25
R 2
H 4
RBI 2
BB 0
SO 4
LOB 6

Batter	1	2	3	4	5	6	7	8	9	AB	R	H	RBI	BB	SO	LOB	TOP							
Bill Doran, S OBP: 0.371, SLG: 0.370 (1, 4)										5	0	2	0	0	1	3	Houston Astros @ Los Angeles Dodgers Dodger Stadium, Los Angeles, CA Mon Aug 04 1986, 7:05 PM PDT Att: 32,182 - Unknown							
Billy Hatcher, R OBP: 0.276, SLG: 0.320 (1, 8)										3	0	2	1	0	0	1								
Davey Lopes, R OBP: 0.394, SLG: 0.468 (1, 7)										4	1	0	0	0	1	4								
Glenn Davis, R OBP: 0.330, SLG: 0.506 (1, 3)										3	1	2	1	1	1	1								
Kevin Bass, S OBP: 0.361, SLG: 0.488 (1, 9)										4	0	1	1	0	1	4								
Phil Garner, R OBP: 0.330, SLG: 0.430 (1, 5)										4	0	0	0	0	2	2								
Alan Ashby, S OBP: 0.348, SLG: 0.356 (1, 2)										4	0	0	0	0	1	1								
Dickie Thon, R OBP: 0.309, SLG: 0.346 (1, 6)										4	0	1	0	0	2	0								
Jim Deshaies, L OBP: 0.129, SLG: 0.069 (1, 1)										2	1	0	0	0	2	0								
Charlie Kerfeld, R OBP: 0.250, SLG: 0.250 (7, 1)										0	0	0	0	0	0	0								
Jim Pankovits, R OBP: 0.345, SLG: 0.367 (9, PH)										0	0	0	0	1	0	0								
Inning Stats	R: 0 E: 0 K: 1 S: 6	H: 1 LOB: 1 BB: 0 P: 6	R: 0 E: 0 K: 1 S: 5	H: 0 LOB: 0 BB: 0 P: 5	R: 0 E: 0 K: 3 S: 9	H: 0 LOB: 0 BB: 0 P: 9	R: 2 E: 0 K: 1 S: 8	H: 3 LOB: 1 BB: 0 P: 8	R: 1 E: 0 K: 2 S: 8	H: 2 LOB: 3 BB: 1 P: 12	R: 0 E: 0 K: 2 S: 7	H: 0 LOB: 0 BB: 0 P: 7	R: 0 E: 0 K: 1 S: 5	H: 1 LOB: 0 BB: 0 P: 5	R: 0 E: 0 K: 0 S: 4	H: 1 LOB: 1 BB: 0 P: 4	R: 0 E: 0 K: 1 S: 5	H: 0 LOB: 1 BB: 1 P: 9	1B: 6 2B: 2 3B: 0 HR: 0	SF: 0 SAC: 2 DP: 0 HBP: 0	WP: 1 PB: 0 SB: 1 CS: 1	PA: 38		
PITCHER Fernando Valenzuela, L ERA: 2.83 (1, 1)	IP: 9.0 WLS: W BF: 37 H: 8 R: 3 ER: 3 SO: 11 BB: 2 IBB: 0 HBP: 0 BLK: 0 WP: 1 HR: 0 S: 57 P: 65 ERA: 3.00 WHIP: 1.111																							

AB	33
R	3
H	8
RBI	3
BB	2
SO	11
LOB	16



Batter	1	2	3	4	5	6	7	8	9	AB	R	H	RBI	BB	SO	LOB	BOTTOM						
Steve Sax, R OBP: 0.387, SLG: 0.438 (1, 4)										3	2	2	0	2	0	0	Houston Astros @ Los Angeles Dodgers Dodger Stadium, Los Angeles, CA Mon Aug 04 1986, 7:05 PM PDT Att: 32,182 - Unknown						
Enos Cabell, R OBP: 0.284, SLG: 0.315 (1, 3)										5	1	1	2	0	1	6							
Bill Madlock, R OBP: 0.355 (1, 5)										3	0	1	2	0	0	1							
Jeff Hamilton, R OBP: 0.243, SLG: 0.366 (7, PR) (8, 5)										1	0	0	0	0	1	2							
Pedro Guerrero, R OBP: 0.286, SLG: 0.275 (5, 7)										2	0	0	0	0	2	1							
Bill Russell, R OBP: 0.286, SLG: 0.275 (5, 7)										1	0	0	1	0	1	0							
Mike Marshall, R OBP: 0.315, SLG: 0.471 (1, 9)										3	0	0	0	1	1	2							
Mike Scioscia, L OBP: 0.408, SLG: 0.385 (1, 2)										4	1	2	0	0	0	4							
Mariano Duncan, R OBP: 0.286, SLG: 0.304 (1, 6)										4	1	1	0	0	1	0							
Reggie Williams, R OBP: 0.330, SLG: 0.394 (1, 8)										2	0	1	0	0	0	0							
Franklin Stubbs, L OBP: 0.322, SLG: 0.507 (7, PH) (8, 8)										1	2	1	1	1	0	0							
Fernando Valenzuela, L OBP: 0.218, SLG: 0.247 (1, 1)										3	0	1	0	0	1	1							
Inning Stats	R: 0 E: 0 K: 1 S: 4	H: 0 LOB: 0 BB: 0 P: 5	R: 0 E: 0 K: 2 S: 7	H: 1 LOB: 1 BB: 0 P: 7	R: 0 E: 0 K: 1 S: 5	H: 0 LOB: 0 BB: 0 P: 5	R: 1 E: 0 K: 1 S: 7	H: 2 LOB: 2 BB: 1 P: 11	R: 0 E: 0 K: 1 S: 6	H: 1 LOB: 2 BB: 1 P: 10	R: 0 E: 0 K: 1 S: 5	H: 0 LOB: 0 BB: 0 P: 5	R: 5 E: 1 K: 0 S: 8	H: 3 LOB: 2 BB: 2 P: 16	R: 1 E: 0 K: 1 S: 8	H: 3 LOB: 2 BB: 0 P: 8	1B: 6 2B: 3 3B: 0 HR: 1	SF: 0 SAC: 2 DP: 0 HBP: 1	WP: 0 PB: 0 SB: 2 CS: 1	PA: 40			
PITCHER Jim Deshaies, L ERA: 3.77 (1, 1)	IP: 6.0 WLS: L BF: 25 H: 6 R: 3 ER: 3 SO: 7 BB: 1 IBB: 1 HBP: 1 BLK: 1 WP: 0 HR: 1 S: 36 P: 45 ERA: 4.50 WHIP: 1.167																						
Charlie Kerfeld, R ERA: 2.6 (7, 1)	IP: 2.0 WLS: L BF: 14 H: 4 R: 4 ER: 3 SO: 1 BB: 2 IBB: 0 HBP: 0 BLK: 0 WP: 0 HR: 1 S: 14 P: 22 ERA: 13.50 WHIP: 3.000																						

AB	32
R	7
H	10
RBI	6
BB	4
SO	8
LOB	17



Batter	1	2	3	4	5	6	7	8	9	AB	R	H	RBI	BB	SO	LOB	TOP																					
Bill Doran, S OBP: 0.367, SLG: 0.365 (1, 4)										5	0	0	0	0	1	5																						
Craig Reynolds, L OBP: 0.269, SLG: 0.351 (1, 6)										5	0	0	0	0	0	1																						
Denny Walling, L OBP: 0.383, SLG: 0.485 (1, 5)										5	2	4	2	0	0	0																						
Glenn Davis, R OBP: 0.331, SLG: 0.504 (1, 3)										4	2	1	0	1	0	2																						
Kevin Bass, S OBP: 0.364, SLG: 0.497 (1, 9)										5	3	3	1	0	1	0																						
Jose Cruz, L OBP: 0.330, SLG: 0.352 (1, 7)										5	2	3	1	0	0	2																						
Alan Ashby, S OBP: 0.344, SLG: 0.359 (1, 2)										4	0	1	1	0	0	5																						
Billy Hatcher, R OBP: 0.283, SLG: 0.336 (1, 8)										4	1	2	4	1	1	1																						
Bob Knepper, L OBP: 0.085, SLG: 0.099 (7, PH)										2	0	0	0	0	2	4																						
Terry Puhl, L OBP: 0.290, SLG: 0.326 (7, PH)										0	0	0	0	1	0	0																						
Aurelio Lopez, R OBP: 0.396, SLG: 0.471 (8, PH)										1	0	1	1	0	0	0																						
Dave Smith, R OBP: 0.396, SLG: 0.471 (8, PH)										1	0	0	0	0	0	0																						
Inning Stats	R: 0 E: 0 K: 0 S: 4	H: 1 LOB: 1 BB: 0 P: 4	R: 0 E: 1 K: 1 S: 7	H: 1 LOB: 3 BB: 1 P: 11	R: 0 E: 0 K: 0 S: 3	H: 1 LOB: 0 BB: 0 P: 3	R: 1 E: 0 K: 1 S: 7	H: 2 LOB: 1 BB: 0 P: 7	R: 0 E: 0 K: 0 S: 3	H: 0 LOB: 1 BB: 0 P: 3	R: 0 E: 0 K: 1 S: 6	H: 1 LOB: 1 BB: 0 P: 6	R: 0 E: 0 K: 2 S: 7	H: 0 LOB: 1 BB: 1 P: 11	R: 4 E: 0 K: 0 S: 8	H: 5 LOB: 1 BB: 0 P: 8	R: 5 E: 0 K: 0 S: 7	H: 4 LOB: 0 BB: 1 P: 11	1B: 9 2B: 2 3B: 1 HR: 3	SF: 1 SAC: 0 DP: 1 HBP: 0	WP: 0 PB: 0 SB: 0 CS: 0	PA: 45																
PITCHER	IP WLS BF H R ER SO BB IBB HBP BLK WP HR S P ERA WHIP																																					
Bob Welch, R ERA: 3.55 (1, 1)	7.0	30	7	2	2	5	2	0	0	0	0	0	0	0	1	38	46	2.57	1.286																			
Ken Howell, R ERA: 2.97 (8, 1)	1.0	L	7	4	3	3	0	0	0	0	0	0	0	0	0	7	7	27.00	4.000																			
Joe Beckwith, R ERA: 108.0 (9, 1)	0.1		5	3	4	4	0	1	0	0	0	0	0	1	4	8	108.00	12.000																				
Dennis Powell, L ERA: 5.26 (9, 1)	0.2		3	1	1	1	0	0	0	0	0	0	0	1	3	3	13.50	1.500																				

Houston Astros @ Los Angeles Dodgers
Dodger Stadium, Los Angeles, CA
Tue Aug 05 1986, 7:05 PM PDT
Att: 45,525 - Unknown

AB 41
R 10
H 15
RBI 10
BB 3
SO 5
LOB 20



Batter	1	2	3	4	5	6	7	8	9	AB	R	H	RBI	BB	SO	LOB	BOTTOM																					
Steve Sax, R OBP: 0.387, SLG: 0.437 (1, 4)										5	0	2	0	0	0	3																						
Mariano Duncan, R OBP: 0.290, SLG: 0.309 (1, 6)										5	1	3	0	0	1	1																						
Bill Madlock, R OBP: 0.311, SLG: 0.353 (7, PH)										4	0	1	1	0	0	3																						
Jeff Hamilton, R OBP: 0.243, SLG: 0.366 (8, 5)										0	0	0	0	0	0	0																						
Len Matuszek, L OBP: 0.340, SLG: 0.511 (9, PH)										1	0	0	0	0	1	0																						
Mike Marshall, R OBP: 0.314, SLG: 0.466 (1, 9)										3	0	0	0	1	1	3																						
Franklin Stubbs, L OBP: 0.322, SLG: 0.504 (8, 3)										4	0	1	0	0	1	4																						
Enos Cabell, R OBP: 0.290, SLG: 0.337 (7, PH)										3	1	2	1	0	0	0																						
Greg Brock, L OBP: 0.313, SLG: 0.397 (8, 3)										1	0	0	0	0	0	3																						
Joe Beckwith, L OBP: 0.200, SLG: 0.490 (9, 1)										0	0	0	0	0	0	0																						
Dennis Powell, R OBP: 0.200, SLG: 0.490 (9, 1)										0	0	0	0	0	0	0																						
Mike Scioscia, L OBP: 0.402, SLG: 0.377 (1, 2)										4	0	0	0	0	0	2																						
Reggie Williams, R OBP: 0.329, SLG: 0.389 (1, 8)										3	0	0	0	1	0	0																						
Bob Welch, R OBP: 0.145, SLG: 0.154 (8, 1)										3	0	0	0	0	1	4																						
Ken Howell, R OBP: 0.287, SLG: 0.273 (8, 7)										0	0	0	0	0	0	0																						
Bill Russell, R OBP: 0.287, SLG: 0.273 (8, 7)										1	0	0	0	0	1	0																						
Inning Stats	R: 0 E: 0 K: 0 S: 4	H: 2 LOB: 1 BB: 0 P: 4	R: 0 E: 0 K: 1 S: 7	H: 2 LOB: 3 BB: 1 P: 11	R: 0 E: 0 K: 0 S: 3	H: 0 LOB: 0 BB: 0 P: 3	R: 1 E: 0 K: 1 S: 7	H: 1 LOB: 1 BB: 0 P: 7	R: 0 E: 1 K: 0 S: 5	H: 1 LOB: 3 BB: 1 P: 9	R: 0 E: 0 K: 1 S: 5	H: 0 LOB: 0 BB: 0 P: 5	R: 0 E: 0 K: 2 S: 7	H: 0 LOB: 0 BB: 0 P: 7	1B: 8 3B: 0 HR: 1	SF: 0 SAC: 0 DP: 0 HBP: 0	WP: 0 PB: 0 SB: 2 CS: 0	PA: 39																				
PITCHER	IP WLS BF H R ER SO BB IBB HBP BLK WP HR S P ERA WHIP																																					
Bob Knepper, L ERA: 2.6 (1, 1)	6.0		27	8	2	2	3	0	1	0	0	0	0	0	1	32	36	3.00	1.333																			
Aurelio Lopez, R ERA: 2.59 (7, 1)	1.0	W	6	1	0	0	0	1	0	0	0	0	0	0	5	9	0.00	2.000																				
Dave Smith, R ERA: 2.9 (8, 1)	2.0	S	6	0	0	0	3	0	0	0	0	0	0	0	12	12	0.00	0.000																				

Houston Astros @ Los Angeles Dodgers
Dodger Stadium, Los Angeles, CA
Tue Aug 05 1986, 7:05 PM PDT
Att: 45,525 - Unknown


AB 37
R 2
H 9
RBI 2
BB 2
SO 6
LOB 23



Batter	1	2	3	4	5	6	7	8	9	AB	R	H	RBI	BB	SO	LOB	TOP			
Steve Sax, R OBP: 0.388, SLG: 0.436 (1,4)	6-3		F3			1B		6-3		4	0	1	0	0	0	0				
Mike Scioscia, L OBP: 0.395, SLG: 0.368 (1,2)	G3			F8		F7		FC6-4	1B	4	0	1	0	0	0	1				
Bill Madlock, R OBP: 0.314, SLG: 0.357 (1,5) Jeff Hamilton, R OBP: 0.243, SLG: 0.366 (6,5) Alex Trevino, R OBP: 0.362, SLG: 0.383 (9, FH)	WP			5-3		K		K		3	0	1	0	0	1	1				
Franklin Stubbs, L OBP: 0.325, SLG: 0.498 (1,8)	F2			K				F7		4	0	1	0	0	1	2				
Mike Marshall, R OBP: 0.312, SLG: 0.458 (1,9)				K				K		4	0	0	0	0	3	2				
Len Matuszek, L OBP: 0.345, SLG: 0.566 (1,7)				F9		5-3		6-3		3	0	0	0	0	0	1				
Greg Brock, L OBP: 0.322, SLG: 0.407 (1,3)				K				F8		3	0	1	0	0	1	1				
Mariano Duncan, R OBP: 0.287, SLG: 0.314 (1,6)				F5		F9		K		3	0	0	0	0	1	1				
Orel Hershiser, R OBP: 0.250, SLG: 0.255 (1,1) Joe Beckwith, L (7,1) Pedro Guerrero, R (8, FH) Ed Vande Berg, R (8,1)	F4					6-3		6-3		2	0	0	0	0	0	0				
Inning Stats	R: 0 E: 0 K: 0 S: 4	H: 1 LOB: 1 BB: 0 P: 4	R: 0 E: 0 K: 2 S: 7	H: 0 LOB: 0 BB: 0 P: 7	R: 0 E: 0 K: 0 S: 3	H: 0 LOB: 0 BB: 0 P: 3	R: 0 E: 0 K: 1 S: 5	H: 0 LOB: 0 BB: 0 P: 5	R: 0 E: 0 K: 1 S: 6	H: 1 LOB: 1 BB: 0 P: 6	R: 0 E: 0 K: 1 S: 6	H: 1 LOB: 1 BB: 0 P: 6	R: 0 E: 0 K: 1 S: 5	H: 0 LOB: 0 BB: 0 P: 5	R: 0 E: 0 K: 1 S: 6	H: 1 LOB: 1 BB: 0 P: 6	1B: 3 2B: 2 3B: 0 HR: 0	SF: 0 SAC: 0 DP: 0 HBP: 0	WP: 1 PB: 0 SB: 0 CS: 0	PA: 32
PITCHER Bill Gullickson, R ERA: 3.31 (1,1)	IP: 9.0 WLS: W BF: 32	H: 5 R: 0 ER: 0 SO: 8	BB: 0 IBB: 0 HBP: 0 BLK: 0	WP: 1 HR: 0 S: 48 P: 48	ERA: 0.00 WHIP: 0.556	PITCHER	IP: 9.0 WLS: W BF: 32	H: 5 R: 0 ER: 0 SO: 8	BB: 0 IBB: 0 HBP: 0 BLK: 0	WP: 1 HR: 0 S: 48 P: 48	ERA: 0.00 WHIP: 0.556									

Los Angeles Dodgers @ Cincinnati Reds
Riverfront Stadium, Cincinnati, OH
Fri Aug 08 1986, 3:33 AM EDT
Unknown


AB 32
R 0
H 5
RBI 0
BB 0
SO 8
LOB 10



Batter	1	2	3	4	5	6	7	8	9	AB	R	H	RBI	BB	SO	LOB	BOTTOM			
Kal Daniels, L OBP: 0.420, SLG: 0.500 (1,7) Eddie Milner, L OBP: 0.289, SLG: 0.404 (8,8)	G3		K			SF7	1B	1-2 2H	1B	4	1	2	1	0	1	1				
Buddy Bell, R OBP: 0.342, SLG: 0.395 (1,5)	K			HR		6-3	K			4	1	1	1	0	2	3				
Dave Parker, L OBP: 0.342, SLG: 0.502 (1,9)	K			F7		SF7		1-3		3	0	0	1	0	1	0				
Eric Davis, R OBP: 0.390, SLG: 0.535 (1,8) (8,7)				L6		6-3		3H	4-0	3	0	1	0	1	0	0				
Nick Esasky, R OBP: 0.322, SLG: 0.386 (1,3)				K		K		CS	BB	4	0	0	0	0	3	1				
Kurt Stillwell, S OBP: 0.298, SLG: 0.233 (1,6)				F9		5-3	BB		1B	3	1	1	0	1	0	1				
Sal Butera, R OBP: 0.340, SLG: 0.341 (1,2)				6-3		5-3		F5		3	0	0	0	0	0	2				
Ron Oester, S OBP: 0.315, SLG: 0.342 (1,4)				1B		K		1B	1B	2	1	1	0	1	1	1				
Bill Gullickson, R OBP: 0.093, SLG: 0.075 (1,1)				K		4-3		1B	1B	3	0	1	1	0	1	2				
Inning Stats	R: 0 E: 0 K: 2 S: 7	H: 0 LOB: 0 BB: 0 P: 7	R: 0 E: 0 K: 1 S: 5	H: 0 LOB: 0 BB: 0 P: 5	R: 0 E: 0 K: 2 S: 8	H: 1 LOB: 1 BB: 0 P: 8	R: 1 E: 0 K: 1 S: 6	H: 1 LOB: 0 BB: 0 P: 6	R: 0 E: 0 K: 1 S: 5	H: 0 LOB: 1 BB: 1 P: 9	R: 1 E: 0 K: 0 S: 3	H: 1 LOB: 0 BB: 1 P: 7	R: 2 E: 0 K: 1 S: 8	H: 3 LOB: 2 BB: 1 P: 12	R: 0 E: 0 K: 1 S: 6	H: 1 LOB: 1 BB: 0 P: 6	1B: 5 2B: 1 3B: 0 HR: 1	SF: 1 SAC: 0 DP: 0 HBP: 0	WP: 0 PB: 0 SB: 2 CS: 1	PA: 34
PITCHER Orel Hershiser, R ERA: 3.71 (1,1) Joe Beckwith, R ERA: 54.0 (7,1) Ed Vande Berg, L ERA: 3.51 (8,1)	IP: 6.2 WLS: L BF: 28	H: 6 R: 4 ER: 4 SO: 7	BB: 2 IBB: 1 HBP: 0 BLK: 0	WP: 0 HR: 1 S: 39 P: 51	ERA: 5.40 WHIP: 1.200	PITCHER	IP: 6.2 WLS: L BF: 28	H: 6 R: 4 ER: 4 SO: 7	BB: 2 IBB: 1 HBP: 0 BLK: 0	WP: 0 HR: 1 S: 39 P: 51	ERA: 5.40 WHIP: 1.200									

Los Angeles Dodgers @ Cincinnati Reds
Riverfront Stadium, Cincinnati, OH
Fri Aug 08 1986, 3:33 AM EDT
Unknown

AB 29
R 4
H 7
RBI 4
BB 3
SO 9
LOB 11



Batter	1	2	3	4	5	6	7	8	9	AB	R	H	RBI	BB	SO	LOB	TOP																					
Steve Sax, R OBP: 0.385, SLG: 0.431 (1, 4)										5	0	1	1	0	0	2																						
Franklin Stubbs, L OBP: 0.324, SLG: 0.493 (1, 8) (8, 7)										4	0	1	0	0	0	0																						
Bill Madlock, R OBP: 0.312, SLG: 0.354 (1, 5)										4	1	2	0	0	1	2																						
Len Matuszek, L OBP: 0.342, SLG: 0.553 (8, PH)										3	0	1	1	0	0	0																						
Enos Cabell, R OBP: 0.296, SLG: 0.339 (8, 3)										1	0	1	0	0	0	0																						
Mike Marshall, R OBP: 0.304, SLG: 0.446 (1, 9)										4	0	0	0	0	1	3																						
Mike Scioscia, L OBP: 0.397, SLG: 0.368 (1, 2)										3	0	1	0	1	0	1																						
Greg Brock, L OBP: 0.321, SLG: 0.409 (8, PH)										3	0	1	0	0	1	1																						
Pedro Guerrero, R OBP: 0.326, SLG: 0.385 (8, 8)										1	0	0	0	0	0	3																						
Reggie Williams, R OBP: 0.326, SLG: 0.385 (8, 8)										0	0	0	0	0	0	0																						
Mariano Duncan, R OBP: 0.287, SLG: 0.316 (1, 6)										4	1	2	0	0	0	1																						
Fernando Valenzuela, L OBP: 0.213, SLG: 0.241 (1, 1)										2	0	0	0	0	0	2																						
Alex Trevino, R OBP: 0.355, SLG: 0.388 (7, PH)										0	0	0	0	1	0	0																						
Joe Beckwith, L (7, 1)										0	0	0	0	0	0	0																						
Ed Vande Berg, R (8, 1)										0	0	0	0	0	0	0																						
Bill Russell, R OBP: 0.283, SLG: 0.269 (8, PH)										1	0	0	0	0	0	0																						
Inning Stats	R: 0 E: 0 K: 1 S: 5	H: 0 LOB: 0 BB: 0 P: 5	R: 0 E: 0 K: 0 S: 3	H: 0 LOB: 0 BB: 0 P: 3	R: 1 E: 0 K: 0 S: 6	H: 3 LOB: 2 BB: 0 P: 6	R: 0 E: 0 K: 2 S: 8	H: 1 LOB: 1 BB: 0 P: 8	R: 0 E: 0 K: 0 S: 3	H: 1 LOB: 0 BB: 0 P: 3	R: 1 E: 1 K: 0 S: 5	H: 2 LOB: 1 BB: 0 P: 5	R: 0 E: 0 K: 0 S: 3	H: 1 LOB: 1 BB: 1 P: 7	R: 0 E: 0 K: 0 S: 5	H: 2 LOB: 3 BB: 1 P: 9	R: 0 E: 0 K: 0 S: 3	H: 0 LOB: 0 BB: 0 P: 3	1B: 8 2B: 2 3B: 0 HR: 0	SF: 0 SAC: 0 DP: 1 HBP: 0	WP: 0 PA: 37 PB: 0 SB: 0 CS: 1																	
PITCHER	IP	WLS	BF	H	R	ER	SO	BB	IBB	HBP	BLK	WP	HR	S	P	ERA	WHIP	PITCHER				IP	WLS	BF	H	R	ER	SO	BB	IBB	HBP	BLK	WP	HR	S	P	ERA	WHIP
John Denny, R ERA: 4.39 (1, 1)	6.0	W	24	7	2	2	3	0	0	0	0	0	0	30	30	3.00	1.167																					
Rob Murphy, L ERA: 0.57 (7, 1)	1.1		7	3	0	0	0	1	0	0	0	0	0	6	10	0.00	3.000																					
Ron Robinson, R ERA: 2.67 (8, 1)	0.1	S	1	0	0	0	0	0	0	0	0	0	0	1	1	0.00	0.000																					
John Franco, L ERA: 2.37 (8, 1)	1.1	S	5	0	0	0	0	1	0	0	0	0	0	4	8	0.00	0.750																					

Los Angeles Dodgers @ Cincinnati Reds
Riverfront Stadium, Cincinnati, OH
Sat Aug 09 1986, 3:33 AM EDT
Att: 30,835 - Unknown

AB	35
R	2
H	10
RBI	2
BB	2
SO	3
LOB	15



Batter	1	2	3	4	5	6	7	8	9	AB	R	H	RBI	BB	SO	LOB	BOTTOM																					
Kal Daniels, L OBP: 0.425, SLG: 0.558 (1, 7)										4	0	1	0	0	2	3																						
John Franco, L (8, 1)										0	0	0	0	0	0	0																						
Buddy Bell, R OBP: 0.345, SLG: 0.406 (1, 5)										4	1	2	2	0	0	2																						
Dave Parker, L OBP: 0.336, SLG: 0.493 (1, 9)										4	0	0	0	0	1	3																						
Eric Davis, R OBP: 0.388, SLG: 0.529 (1, 8) (8, 7)										3	1	0	0	1	1	0																						
Bo Diaz, R OBP: 0.317, SLG: 0.369 (1, 2)										3	3	3	2	1	0	0																						
Tony Perez, R OBP: 0.336, SLG: 0.273 (1, 3)										3	0	1	0	1	0	2																						
Kurt Stillwell, S OBP: 0.296, SLG: 0.230 (1, 6)										4	0	0	1	0	2	4																						
Ron Oester, S OBP: 0.314, SLG: 0.340 (1, 4)										4	0	1	0	0	0	1																						
John Denny, R OBP: 0.240, SLG: 0.191 (1, 1)										1	1	1	0	1	0	0																						
Nick Esasky, R OBP: 0.324, SLG: 0.392 (6, PH)										1	0	1	1	0	0	0																						
Rob Murphy, L (7, 1)										0	0	0	0	0	0	0																						
Ron Robinson, R OBP: 0.083, SLG: 0.083 (8, 1)										0	0	0	0	0	0	0																						
Eddie Milner, L OBP: 0.291, SLG: 0.412 (8, 8)										1	0	0	0	0	1	1																						
Inning Stats	R: 0 E: 0 K: 2 S: 7	H: 0 LOB: 0 BB: 0 P: 7	R: 0 E: 0 K: 1 S: 5	H: 0 LOB: 1 BB: 1 P: 9	R: 0 E: 0 K: 0 S: 4	H: 1 LOB: 2 BB: 1 P: 8	R: 1 E: 0 K: 1 S: 6	H: 2 LOB: 0 BB: 0 P: 6	R: 2 E: 0 K: 2 S: 10	H: 2 LOB: 2 BB: 1 P: 14	R: 0 E: 0 K: 0 S: 3	H: 1 LOB: 0 BB: 0 P: 3	R: 1 E: 0 K: 1 S: 6	H: 1 LOB: 1 BB: 1 P: 10	R: 0 E: 0 K: 1 S: 6	H: 0 LOB: 0 BB: 0 P: 3	1B: 6 2B: 2 3B: 0 HR: 2	SF: 0 SAC: 0 DP: 1 HBP: 0	WP: 1 PA: 37 PB: 0 SB: 1 CS: 1																			
PITCHER	IP	WLS	BF	H	R	ER	SO	BB	IBB	HBP	BLK	WP	HR	S	P	ERA	WHIP	PITCHER				IP	WLS	BF	H	R	ER	SO	BB	IBB	HBP	BLK	WP	HR	S	P	ERA	WHIP
Fernando Valenzuela, L ERA: 2.98 (1, 1)	6.0	L	28	8	5	5	6	3	0	0	0	0	1	37	49	7.50	1.833																					
Joe Beckwith, R ERA: 17.18 (7, 1)	1.0		5	2	1	1	0	1	0	0	0	0	1	4	8	9.00	3.000																					
Ed Vande Berg, L ERA: 9.38 (8, 1)	1.0		3	0	0	0	1	0	0	0	0	0	0	5	5	0.00	0.000																					

Los Angeles Dodgers @ Cincinnati Reds
Riverfront Stadium, Cincinnati, OH
Sat Aug 09 1986, 3:33 AM EDT
Att: 30,835 - Unknown

AB	32
R	6
H	10
RBI	6
BB	4
SO	7
LOB	16



Batter	1	2	3	4	5	6	7	8	9	AB	R	H	RBI	BB	SO	LOB	TOP		
Steve Sax, R OBP: 0.384, SLG: 0.430 (1, 4)	F4		4-3 SH1-4 1B		4-3		5-3			4	0	1	0	0	0	1			
Mike Scioscia, L OBP: 0.396, SLG: 0.376 (1, 2)	1B 3B		SH1-4			F9		F7		3	1	1	0	0	0	0			
Bill Madlock, R OBP: 0.315, SLG: 0.356 Jeff Hamilton, R OBP: 0.243, SLG: 0.366 (1, 5) (8, 5)	1B		4-3			CS 1B		F8		4	0	2	2	0	0	1			
Len Matuszek, L OBP: 0.331, SLG: 0.533 Reggie Williams, R OBP: 0.326, SLG: 0.385 (1, 7) (8, PR) (8, 8)	F4		G3			K		E4		4	0	0	0	0	1	3			
Mike Marshall, R OBP: 0.304, SLG: 0.443 (1, 9)	K				6-3		HR 1B	K2-3		4	1	1	0	0	2	2			
Franklin Stubbs, L OBP: 0.320, SLG: 0.487 (1, 8) (8, 7)		G3			K			G3		4	0	0	0	0	2	1			
Greg Brock, L OBP: 0.328, SLG: 0.441 (1, 3)		G4-6-3 BB			F7		HR	HR		3	2	2	3	1	0	0			
Bill Russell, R OBP: 0.275, SLG: 0.261 (1, 6)		G4-6-3			6-3		F7	4-3		4	0	0	0	0	0	1			
Dennis Powell, R OBP: 0.250, SLG: 0.500 Ken Howell, R (8, 1)			E6 SH1-4 1B 4-3		1-3		2B	F9		3	1	1	0	0	0	0			
Inning Stats	R: 1 E: 0 K: 1 S: 7	H: 2 LOB: 1 BB: 0 P: 7	R: 0 E: 0 K: 0 S: 2	H: 0 LOB: 0 BB: 1 P: 6	R: 1 E: 1 K: 0 S: 5	H: 1 LOB: 1 BB: 0 P: 5	R: 0 E: 0 K: 1 S: 5	H: 0 LOB: 0 BB: 0 P: 5	R: 0 E: 0 K: 0 S: 3	H: 1 LOB: 0 BB: 0 P: 5	R: 2 E: 0 K: 1 S: 8	H: 3 LOB: 1 BB: 0 P: 8	R: 0 E: 1 K: 1 S: 6	H: 0 LOB: 1 BB: 0 P: 6	R: 1 E: 0 K: 0 S: 4	H: 1 LOB: 0 BB: 0 P: 4	1B: 4 2B: 1 3B: 1 HR: 2	SF: 0 SAC: 1 DP: 1 HBP: 0	WP: 0 PA: 36 PB: 0 SB: 1 CS: 0
PITCHER	IP WLS BF H R ER SO BB IBB HBP BLK WP HR S P ERA WHIP																		
Mario Soto, R ERA: 4.82 (1, 1)	6.2 L 27 7 4 3 4 1 0 0 0 0 1 34 38 4.05 1.200																		
Carl Willis, R ERA: 2.9 (7, 1)	1.1 5 0 0 0 1 0 0 0 0 0 0 7 7 0.00 0.000																		
Ted Power, R ERA: 5.24 (9, 1)	1.0 4 1 1 1 0 0 0 0 0 0 1 4 4 9.00 1.000																		

Los Angeles Dodgers @ Cincinnati Reds
Riverfront Stadium, Cincinnati, OH
Sun Aug 10 1986, 3:33 AM EDT
Att: 29,701 - Unknown

AB 34
R 5
H 8
RBI 5
BB 1
SO 5
LOB 9



Batter	1	2	3	4	5	6	7	8	9	AB	R	H	RBI	BB	SO	LOB	BOTTOM		
Kal Daniels, L OBP: 0.411, SLG: 0.537 (1, 7)	4-3		4-3			6-3			K	4	0	0	0	0	1	0			
Buddy Bell, R OBP: 0.346, SLG: 0.405 (1, 5) (9, 4)	FC4-6 1B				5-3	6-3			BB	3	0	1	0	1	0	0			
Dave Parker, L OBP: 0.333, SLG: 0.488 (1, 9)	FC4-6 1-2				K		F7		K	4	0	0	0	0	2	2			
Eric Davis, R OBP: 0.387, SLG: 0.524 (1, 8)	K				1B		K		K	4	0	1	0	0	3	2			
Bo Diaz, R OBP: 0.314, SLG: 0.365 (1, 2)		F6			6-3		K2-3			3	0	0	0	0	1	1			
Tony Perez, R OBP: 0.344, SLG: 0.277 (1, 3)		6-3				G6-4-3 1B		1-3 BB		2	0	1	0	1	0	0			
Kurt Stillwell, S OBP: 0.292, SLG: 0.226 (1, 6)			K			G6-4-3 1-2		F7		3	0	0	0	0	1	2			
Ron Oester, S OBP: 0.312, SLG: 0.338 Wade Rowland, R OBP: 0.302, SLG: 0.333 Eddie Milner, L OBP: 0.290, SLG: 0.411 Nick Esasky, R OBP: 0.324, SLG: 0.392 (1, 4) (8, PH) (8, PH) (9, 5)			K			F8		1-3		2	0	0	0	0	1	0			
Mario Soto, R OBP: 0.080, SLG: 0.120 Carl Willis, L (7, 1) Max Venable, L OBP: 0.299, SLG: 0.302 Ted Power, R (9, 1)			5-3			F8		4-3		2	0	0	0	0	0	0			
Inning Stats	R: 0 E: 0 K: 1 S: 6	H: 1 LOB: 1 BB: 0 P: 6	R: 0 E: 0 K: 1 S: 5	H: 0 LOB: 0 BB: 0 P: 5	R: 0 E: 0 K: 1 S: 5	H: 0 LOB: 0 BB: 0 P: 5	R: 0 E: 0 K: 1 S: 6	H: 1 LOB: 1 BB: 0 P: 6	R: 0 E: 0 K: 0 S: 3	H: 0 LOB: 0 BB: 0 P: 3	R: 0 E: 0 K: 2 S: 7	H: 0 LOB: 0 BB: 0 P: 7	R: 0 E: 0 K: 0 S: 3	H: 0 LOB: 1 BB: 1 P: 7	R: 0 E: 0 K: 3 S: 9	H: 0 LOB: 1 BB: 1 P: 13	1B: 3 2B: 0 3B: 0 HR: 0	SF: 0 SAC: 0 DP: 1 HBP: 0	WP: 0 PA: 31 PB: 0 SB: 1 CS: 0
PITCHER	IP WLS BF H R ER SO BB IBB HBP BLK WP HR S P ERA WHIP																		
Dennis Powell, L ERA: 4.09 (1, 1)	7.1 W 25 3 3 0 0 1 0 0 0 0 0 0 36 40 0.00 0.545																		
Ken Howell, R ERA: 2.6 (8, 1)	1.2 6 0 0 0 3 1 0 0 0 0 0 0 11 15 0.00 0.600																		

Los Angeles Dodgers @ Cincinnati Reds
Riverfront Stadium, Cincinnati, OH
Sun Aug 10 1986, 3:33 AM EDT
Att: 29,701 - Unknown

AB 29
R 0
H 3
RBI 0
BB 2
SO 9
LOB 9



Batter	1	2	3	4	5	6	7	8	9	AB	R	H	RBI	BB	SO	LOB	TOP					
Steve Sax, R OBP: 0.382, SLG: 0.427 (1,4)										5	1	1	0	0	1	4						
Mike Scioscia, L OBP: 0.396, SLG: 0.374 (1,2)										4	0	1	0	1	0	1						
Bill Madlock, R Jeff Hamilton, R OBP: 0.329, SLG: 0.369 (1,5) OBP: 0.243, SLG: 0.366 (9,5)										2	2	1	3	2	1	0						
Len Matuszek, L Tom Niedenfuer, R Reggie Williams, R OBP: 0.328, SLG: 0.523 (1,7) OBP: 0.500, SLG: 0.500 (7,1) OBP: 0.329, SLG: 0.385 (8,8)										4	0	1	0	0	1	4						
Mike Marshall, R OBP: 0.302, SLG: 0.438 (1,9)										4	0	0	0	1	1	3						
Greg Brock, L OBP: 0.327, SLG: 0.444 (1,3)										3	1	1	1	0	0	1						
Franklin Stubbs, L OBP: 0.319, SLG: 0.482 (1,8) (7,7)										3	1	0	0	1	0	2						
Bill Russell, R OBP: 0.275, SLG: 0.261 (1,6)										4	0	1	1	0	1	1						
Bob Welch, R Ed Vande Berg, R Jose Gonzalez, R Ken Howell, R OBP: 0.158, SLG: 0.167 (1,1) (6,1) OBP: 0.375, SLG: 0.571 (7,PH) (7,8) (8,1)										2	0	1	0	0	1	0						
Inning Stats	R: 2 E: 0 K: 0 S: 5	H: 2 LOB: 0 BB: 0 P: 5	R: 0 E: 0 K: 1 S: 5	H: 0 LOB: 0 BB: 0 P: 5	R: 0 E: 0 K: 1 S: 5	H: 0 LOB: 0 BB: 0 P: 5	R: 1 E: 0 K: 0 S: 4	H: 1 LOB: 1 BB: 1 P: 8	R: 0 E: 0 K: 2 S: 9	H: 2 LOB: 3 BB: 1 P: 13	R: 0 E: 0 K: 0 S: 3	H: 0 LOB: 1 BB: 1 P: 7	R: 1 E: 0 K: 0 S: 4	H: 1 LOB: 1 BB: 1 P: 8	R: 2 E: 0 K: 0 S: 5	H: 3 LOB: 1 BB: 1 P: 9	R: 0 E: 0 K: 2 S: 7	H: 0 LOB: 1 BB: 1 P: 11	1B: 6 2B: 1 3B: 1 HR: 1	SF: 2 SAC: 0 DP: 1 HBP: 0	WP: 0 PB: 0 SB: 0 CS: 0	PA: 41
PITCHER	IP WLS BF H R ER SO BB IBB HBP BLK WP HR S P ERA WHIP																					
Matt Keough, R ERA: 5.06 (1,1)	4.2	21	5	3	3	3	2	0	0	0	0	0	0	0	6	10	0.00	0.750				
Tom Funk, L ERA: 1.69 (5,1)	1.1	5	0	0	0	1	1	0	0	0	0	0	0	0	6	17	0.00	2.500				
Aurelio Lopez, R ERA: 3.27 (7,1)	2.0	11	4	3	3	0	1	1	0	0	0	0	0	9	17	13.50	2.500					
Dave Smith, R ERA: 2.83 (9,1)	1.0	W	4	0	0	0	2	1	0	0	0	0	0	7	11	0.00	1.000					

Los Angeles Dodgers @ Houston Astros
Astrodome, Houston, TX
Mon Aug 11 1986, 8:05 PM EDT
Att: 23,206 - Unknown

AB	33
R	6
H	9
RBI	6
BB	6
SO	6
LOB	16



Batter	1	2	3	4	5	6	7	8	9	AB	R	H	RBI	BB	SO	LOB	BOTTOM				
Bill Doran, S OBP: 0.366, SLG: 0.360 (1,4)										4	0	1	1	1	0	1					
Davey Lopes, R Dave Smith, R OBP: 0.392, SLG: 0.458 (1,8) (9,1)										5	0	1	0	0	0	3					
Denny Walling, L OBP: 0.374, SLG: 0.486 (1,5)										5	0	2	0	0	0	2					
Glenn Davis, R OBP: 0.337, SLG: 0.504 (1,3)										3	2	1	0	2	0	3					
Kevin Bass, S OBP: 0.366, SLG: 0.506 (1,9)										5	2	3	0	0	1	1					
Jose Cruz, L OBP: 0.342, SLG: 0.369 (1,7)										4	1	3	2	1	1	1					
Alan Ashby, S OBP: 0.347, SLG: 0.366 (1,2)										4	1	2	3	0	0	4					
Craig Reynolds, L Jim Parkovits, R Aurelio Lopez, R Terry Puhl, L Billy Hatcher, R Matt Keough, R Tom Funk, L Dickie Thon, R OBP: 0.270, SLG: 0.349 (1,6) (6,PH) OBP: 0.345, SLG: 0.365 (7,1) (8,PH) OBP: 0.336, SLG: 0.336 (9,PH) OBP: 0.289, SLG: 0.347 (9,8) OBP: 0.429, SLG: 0.571 (1,1) (5,1) OBP: 0.298, SLG: 0.332 (7,6)										1	1	1	0	0	0	0					
Inning Stats	R: 0 E: 0 K: 0 S: 3	H: 1 LOB: 2 BB: 1 P: 10	R: 1 E: 0 K: 0 S: 5	H: 2 LOB: 1 BB: 0 P: 5	R: 1 E: 0 K: 1 S: 6	H: 1 LOB: 0 BB: 0 P: 6	R: 0 E: 0 K: 1 S: 7	H: 3 LOB: 1 BB: 0 P: 7	R: 0 E: 0 K: 0 S: 5	H: 3 LOB: 2 BB: 0 P: 5	R: 2 E: 1 K: 0 S: 5	H: 2 LOB: 2 BB: 2 P: 13	R: 2 E: 0 K: 0 S: 3	H: 3 LOB: 2 BB: 2 P: 11	1B: 11 2B: 3 3B: 1 HR: 1	SF: 1 SAC: 0 DP: 1 HBP: 0	WP: 0 PB: 0 SB: 1 CS: 0	PA: 43			
PITCHER	IP WLS BF H R ER SO BB IBB HBP BLK WP HR S P ERA WHIP																				
Bob Welch, R ERA: 3.6 (1,1)	5.0	24	7	3	3	3	1	0	0	0	0	0	0	29	33	5.40	1.600				
Ed Vande Berg, L ERA: 3.31 (6,1)	1.0	2	0	0	0	1	0	0	0	0	0	0	0	4	4	0.00	0.000				
Tom Niedenfuer, R ERA: 3.2 (7,1)	1.1	9	5	2	1	0	1	0	0	0	1	8	12	6.75	4.500						
Ken Howell, R ERA: 3.01 (8,1)	1.0	L	8	3	2	2	2	1	0	0	0	0	5	17	18.00	5.000					

Los Angeles Dodgers @ Houston Astros
Astrodome, Houston, TX
Mon Aug 11 1986, 8:05 PM EDT
Att: 23,206 - Unknown

AB	37
R	7
H	15
RBI	6
BB	5
SO	4
LOB	19




Batter	1	2	3	4	5	6	7	8	9	AB	R	H	RBI	BB	SO	LOB	TOP										
Steve Sax, R OBP: 0.383, SLG: 0.428 (1,4)	F3			F2		1B		PO		4	0	2	0	0	0	0	Los Angeles Dodgers @ Houston Astros Astrodome, Houston, TX Tue Aug 12 1986, 8:05 PM EDT Att: 37,973 - Unknown AB 29 R 0 H 3 RBI 0 BB 2 SO 7 LOB 6										
Mike Scioscia, L OBP: 0.394, SLG: 0.369 (1,2)	K			BB		F6		PO	4-3	3	0	0	0	1	1												
Bill Madlock, R OBP: 0.319, SLG: 0.367 (1,5)	F6			F3		1-3			K	4	0	1	0	0	1												
Len Matuszek, L OBP: 0.325, SLG: 0.509 (1,7)		K		BB		K			F8	3	0	0	0	1	2												
Greg Brock, L OBP: 0.323, SLG: 0.438 (1,3)	F9			BB						3	0	0	0	0	1												
Franklin Stubbs, L OBP: 0.317, SLG: 0.477 (1,9)	F8									3	0	0	0	0	0												
Bill Russell, R OBP: 0.289, SLG: 0.255 (1,6)			5-3							3	0	0	0	0	0												
Reggie Williams, R OBP: 0.325, SLG: 0.380 (1,8)			K							3	0	0	0	0	1												
Rick Honeycutt, L OBP: 0.125, SLG: 0.100 (1,1)			K							1	0	0	0	0	1												
Mariano Duncan, R (6, PH) Ed Vande Berg, R (6, PH) Enos Cabell, R (8, PH) Joe Beckwith, L (8,1)			K			F9		5-3		1	0	0	0	0	0												
Inning Stats	R: 0 E: 0 K: 1 S: 5	H: 0 LOB: 0 BB: 0 P: 5	R: 0 E: 0 K: 1 S: 5	H: 0 LOB: 0 BB: 0 P: 5	R: 0 E: 0 K: 2 S: 7	H: 0 LOB: 2 BB: 2 P: 7	R: 0 E: 0 K: 1 S: 5	H: 0 LOB: 2 BB: 0 P: 13	R: 0 E: 0 K: 0 S: 3	H: 2 LOB: 2 BB: 0 P: 7	R: 0 E: 0 K: 0 S: 3	H: 0 LOB: 0 BB: 0 P: 3	R: 0 E: 0 K: 0 S: 3	H: 1 LOB: 0 BB: 0 P: 3	R: 0 E: 0 K: 1 S: 5	H: 0 LOB: 0 BB: 0 P: 5	1B: 3 2B: 0 3B: 0 HR: 0	SF: 0 SAC: 0 DP: 0 HBP: 0	WP: 0 PB: 0 SB: 0 CS: 0	PA: 32							
PITCHER	IP	WLS	BF	H	R	ER	SO	BB	IBB	HBP	BLK	WP	HR	S	P	ERA	WHIP										
Nolan Ryan, R ERA: 3.7 (1,1)	6.0	W	22	2	0	0	6	2	0	0	0	0	0	32	40	0.00	0.667										
Charlie Kerfeld, R ERA: 2.61 (7,1)	3.0	S	9	1	0	0	1	0	0	0	0	0	0	11	11	0.00	0.333										

Batter	1	2	3	4	5	6	7	8	9	AB	R	H	RBI	BB	SO	LOB	BOTTOM										
Bill Doran, S OBP: 0.369, SLG: 0.363 (1,4)	4-3		F7		1B			FC5		2	1	1	0	2	0	0	Los Angeles Dodgers @ Houston Astros Astrodome, Houston, TX Tue Aug 12 1986, 8:05 PM EDT Att: 37,973 - Unknown AB 29 R 3 H 7 RBI 3 BB 3 SO 6 LOB 11										
Billy Hatcher, R OBP: 0.292, SLG: 0.350 (1,8)	4-3		5-3		CS			1B	FC5	4	0	2	1	0	0												
Davey Lopes, R OBP: 0.385, SLG: 0.449 (1,5)	K		F8		CS		F4	FC5		4	0	0	0	0	1												
Glenn Davis, R OBP: 0.338, SLG: 0.502 (1,3)		1B		F9		4-3			1B	3	1	1	0	1	0												
Kevin Bass, S OBP: 0.365, SLG: 0.504 (1,9)		3B		6-3		4-3		F8		4	1	1	0	0	0												
Jose Cruz, L OBP: 0.344, SLG: 0.378 (1,7)		3B		1B		4-3				3	0	2	2	0	1												
Alan Ashby, S OBP: 0.343, SLG: 0.360 (1,2)		5-3		K						3	0	0	0	0	1												
Dickie Thon, R OBP: 0.294, SLG: 0.327 (1,6)		K				5-3				3	0	0	0	0	1												
Nolan Ryan, R OBP: 0.146, SLG: 0.125 (1,1)										2	0	0	0	0	1												
Charlie Kerfeld, R OBP: 0.333, SLG: 0.200 (7,1)										1	0	0	0	0	1												
Inning Stats	R: 2 E: 0 K: 2 S: 4	H: 2 LOB: 1 BB: 1 P: 8	R: 2 E: 0 K: 2 S: 9	H: 2 LOB: 1 BB: 1 P: 13	R: 0 E: 0 K: 0 S: 3	H: 0 LOB: 0 BB: 0 P: 3	R: 0 E: 0 K: 1 S: 6	H: 1 LOB: 1 BB: 0 P: 6	R: 1 E: 0 K: 0 S: 4	H: 2 LOB: 0 BB: 0 P: 4	R: 0 E: 0 K: 0 S: 3	H: 0 LOB: 0 BB: 0 P: 3	R: 0 E: 0 K: 1 S: 5	H: 2 LOB: 3 BB: 1 P: 11	R: 0 E: 0 K: 1 S: 7	H: 2 LOB: 3 BB: 1 P: 11	1B: 5 2B: 1 3B: 1 HR: 0	SF: 0 SAC: 0 DP: 0 HBP: 0	WP: 0 PB: 0 SB: 0 CS: 1	PA: 33							
PITCHER	IP	WLS	BF	H	R	ER	SO	BB	IBB	HBP	BLK	WP	HR	S	P	ERA	WHIP										
Rick Honeycutt, L ERA: 2.85 (1,1)	5.0	L	20	5	3	3	4	2	0	0	0	0	0	26	34	5.40	1.400										
Ed Vande Berg, L ERA: 3.19 (6,1)	2.0		6	0	0	0	1	0	0	0	0	0	0	8	8	0.00	0.000										
Joe Beckwith, R ERA: 13.5 (8,1)	1.0		6	2	0	0	1	1	0	0	0	0	0	7	11	0.00	3.000										

Batter	1	2	3	4	5	6	7	8	9	AB	R	H	RBI	BB	SO	LOB	TOP			
Steve Sax, R OBP: 0.383, SLG: 0.427	0-3 K	0-0 L6		0-0 F9		0-0 S 1B		0-0 1-2 1B		5	0	2	0	0	1	1				
Bill Russell, R OBP: 0.273, SLG: 0.273	0-0 BB 2B	0-0 2B		0-3 K		0-3 K		0-0 F7		5	2	2	0	0	2	4				
Bill Madlock, R OBP: 0.322, SLG: 0.371 Jeff Hamilton, R OBP: 0.240, SLG: 0.361	1-0 BB 2B	0-0 2B		0-0 F8		0-0 F6		0-0 F4		3	1	1	1	0	0	0				
Len Matuszek, L OBP: 0.326, SLG: 0.500 Reggie Williams, R OBP: 0.326, SLG: 0.378	4-0 2B 1B	0-0 F9		0-3 K		4-0 BB		0-0 4-3		2	1	0	0	1	1	1				
Greg Brock, L OBP: 0.324, SLG: 0.441 Tom Niedenfuer, R OBP: 0.500, SLG: 0.500	0-0 1-3 2H 3H 1B		0-3 K		0-0 BB 1B		0-0 F8		0-3 K	5	1	2	2	0	2	1				
Mike Scioscia, L OBP: 0.396, SLG: 0.369	0-0 2H 3H 1B		0-0 1-3		4-0 1-2 BB		0-0 F8			3	0	1	2	1	0	1				
Franklin Stubbs, L OBP: 0.316, SLG: 0.474	0-0 1B		0-3 K		0-3 K			0-0 3-1		4	0	1	0	0	2	2				
Jose Gonzalez, R OBP: 0.333, SLG: 0.400	0-0 6-3			4-0 F9 SH3-4 BB		0-3 K		0-0 F9		3	0	0	0	1	1	1				
Orel Hershiser, R OBP: 0.255, SLG: 0.260 Enos Cabell, R OBP: 0.295, SLG: 0.337		0-0 6-3		0-0 SH3-4		0-0 G1		0-0 1B 1B		3	0	1	0	0	0	0				
Inning Stats	R: 4 E: 0 K: 1 S: 8	H: 4 LOB: 1 BB: 1 P: 13	R: 1 E: 0 K: 0 S: 5	H: 2 LOB: 1 BB: 0 P: 5	R: 0 E: 0 K: 2 S: 7	H: 0 LOB: 0 BB: 0 P: 7	R: 0 E: 0 K: 1 S: 5	H: 0 LOB: 1 BB: 1 P: 9	R: 0 E: 0 K: 2 S: 8	H: 1 LOB: 2 BB: 1 P: 12	R: 0 E: 0 K: 0 S: 3	H: 0 LOB: 0 BB: 1 P: 7	R: 0 E: 0 K: 0 S: 5	H: 2 LOB: 2 BB: 0 P: 5	R: 0 E: 0 K: 1 S: 5	H: 0 LOB: 0 BB: 0 P: 5	1B: 6 2B: 4 3B: 0 HR: 0	SF: 0 SAC: 1 DP: 0 HBP: 1	WP: 0 PB: 0 SB: 1 CS: 0	PA: 41
PITCHER	IP WLS BF H R ER SO BB IBB HBP BLK WP HR S P ERA WHIP	IP WLS BF H R ER SO BB IBB HBP BLK WP HR S P ERA WHIP																		
Mike Scott, R ERA: 2.32	(1, 1) 5.0 L 25 7 5 5 6 3 0 1 0 0 0 0 33 46 9.00 2.000																			
Larry Andersen, R ERA: 3.95	(6, 1) 1.0 4 1 0 0 2 0 0 0 0 0 0 0 0 8 8 0.00 1.000																			
Tom Funk, L ERA: 1.23	(7, 1) 2.0 9 2 0 0 0 1 0 0 0 0 0 0 0 8 12 0.00 1.500																			
Aurelio Lopez, R ERA: 3.2	(9, 1) 1.0 3 0 0 0 1 0 0 0 0 0 0 0 0 5 5 0.00 0.000																			

Los Angeles Dodgers @ Houston Astros
Astrodome, Houston, TX
Wed Aug 13 1986, 8:05 PM EDT
Att: 33,327 - Unknown


AB 35
R 5
H 10
RBI 5
BB 4
SO 9
LOB 11



Batter	1	2	3	4	5	6	7	8	9	AB	R	H	RBI	BB	SO	LOB	BOTTOM			
Bill Doran, S OBP: 0.368, SLG: 0.362	0-3 K		0-0 L5			0-3 K			0-0 FC6-4 1-2 1B	4	1	1	0	0	2	1				
Billy Hatcher, R OBP: 0.287, SLG: 0.344	0-0 4-3			0-0 3-1			0-3 K2-3		0-0 1-3	4	0	0	0	0	1	2				
Denny Walling, L OBP: 0.372, SLG: 0.480	0-0 3-1			0-0 4-3			0-0 4-3		4-0 FC6-4 BB	3	0	0	0	1	0	0				
Glenn Davis, R OBP: 0.338, SLG: 0.500 Dickie Thorn, R OBP: 0.293, SLG: 0.325		0-0 F9		0-3 K			1-0 HBP		0-0 FC6-4 DI 1B	2	0	0	0	0	1	0				
Kevin Bass, S OBP: 0.364, SLG: 0.501		0-0 F7			0-3 K		0-0 4-3		0-0 BB 1B	4	0	1	2	0	1	1				
Jose Cruz, L OBP: 0.346, SLG: 0.377		0-0 6-3			0-0 4-3			0-0 G6-3 1B	4-0 1-2 BB	3	0	1	0	1	0	0				
Alan Ashby, S OBP: 0.338, SLG: 0.354 Aurelio Lopez, R	(1, 2) (9, 1)		0-0 F8		0-3 K			0-3 K	0-3 K	3	0	0	0	0	2	1				
Phil Garner, R OBP: 0.327, SLG: 0.424	(9, PH)									1	0	0	0	0	1	2				
Craig Reynolds, L OBP: 0.271, SLG: 0.349	(1, 6) (8, 3)			0-0 SH1-4 1B		0-0 3-1		0-0 G6-3	1-2	3	0	1	0	0	0	1				
Mike Scott, R OBP: 0.132, SLG: 0.149 Larry Andersen, R	(1, 1) (6, 1)			0-0 SH1-4		0-0 4-3			0-0 1-3 FC6-4 1B	0	0	0	0	0	0	0				
Terry Puhl, L OBP: 0.295, SLG: 0.333 Tom Funk, L	(6, PH) (7, 1)									1	0	0	0	0	0	0				
John Mizerock, L OBP: 0.306, SLG: 0.213	(9, 2)									1	1	1	0	0	0	0				
Inning Stats	R: 0 E: 0 K: 1 S: 5	H: 0 LOB: 0 BB: 0 P: 5	R: 0 E: 0 K: 0 S: 3	H: 0 LOB: 0 BB: 0 P: 3	R: 0 E: 0 K: 0 S: 4	H: 1 LOB: 1 BB: 0 P: 4	R: 0 E: 0 K: 1 S: 5	H: 0 LOB: 0 BB: 0 P: 5	R: 0 E: 0 K: 2 S: 7	H: 0 LOB: 0 BB: 0 P: 7	R: 0 E: 0 K: 1 S: 5	H: 0 LOB: 0 BB: 0 P: 5	R: 0 E: 0 K: 1 S: 5	H: 1 LOB: 1 BB: 0 P: 5	R: 0 E: 0 K: 1 S: 5	H: 3 LOB: 3 BB: 2 P: 16	1B: 5 2B: 0 3B: 0 HR: 0	SF: 0 SAC: 1 DP: 1 HBP: 1	WP: 0 PB: 0 SB: 0 CS: 0	PA: 34
PITCHER	IP WLS BF H R ER SO BB IBB HBP BLK WP HR S P ERA WHIP	IP WLS BF H R ER SO BB IBB HBP BLK WP HR S P ERA WHIP																		
Orel Hershiser, R ERA: 3.68	(1, 1) 8.2 W 33 5 3 3 7 2 0 1 0 0 0 0 44 53 3.12 0.808																			
Tom Niedenfuer, R ERA: 3.16	(9, 1) 0.1 S 1 0 0 0 1 0 0 0 0 0 0 0 3 3 0.00 0.000																			

Los Angeles Dodgers @ Houston Astros
Astrodome, Houston, TX
Wed Aug 13 1986, 8:05 PM EDT
Att: 33,327 - Unknown

AB 30
R 3
H 5
RBI 3
BB 2
SO 8
LOB 10



Batter	1	2	3	4	5	6	7	8	9	AB	R	H	RBI	BB	SO	LOB	TOP										
Steve Sax, R OBP: 0.380, SLG: 0.423 (1,4)	F9		K		4-3		5-3			4	0	0	0	0	1	0	Los Angeles Dodgers @ Houston Astros Astrodome, Houston, TX Thu Aug 14 1986, 8:05 PM EDT Att: 42,118 - Unknown										
Bill Russell, R OBP: 0.279, SLG: 0.275 (1,6)	F9		1B		HR		6-3			3	1	1	0	1	0	0											
Bill Madlock, R OBP: 0.324, SLG: 0.388 (1,5)	2B		F9		HR		K			4	1	2	2	0	1	1											
Franklin Stubbs, L OBP: 0.312, SLG: 0.468 (1,7)	4-3		F7		F6			4-3		4	0	0	0	0	0	2											
Enos Cabell, R OBP: 0.299, SLG: 0.340 (1,3)		BB			F7		S	6-3		4	0	2	0	0	0	0											
Mike Scioscia, L OBP: 0.397, SLG: 0.368 (1,2)		BB			HBP		F8			3	0	1	0	1	0	1											
Jose Gonzalez, R OBP: 0.287, SLG: 0.308 (1,8)	F8		E1				K			3	0	0	0	0	1	3											
Len Matuszek, L OBP: 0.323, SLG: 0.496 (9, PH)			HBP					K		1	0	0	0	0	1	0											
Reggie Williams, R OBP: 0.326, SLG: 0.374 (1,9)	F8						1-3			2	0	0	0	0	0	2											
Greg Brock, L OBP: 0.323, SLG: 0.439 (9, PH)								F8		1	0	0	0	0	0	0											
Fernando Valenzuela, L OBP: 0.205, SLG: 0.232 (1,1)	F7							F7		3	0	0	0	0	0	5											
Alex Trevino, R OBP: 0.353, SLG: 0.396 (9, PH)										1	0	0	0	0	0	0											
Inning Stats	R: 0 E: 0 K: 0 S: 4	H: 1 LOB: 1 BB: 0 P: 4	R: 0 E: 0 K: 0 S: 4	H: 1 LOB: 2 BB: 1 P: 8	R: 0 E: 0 K: 1 S: 6	H: 1 LOB: 1 BB: 0 P: 6	R: 0 E: 1 K: 0 S: 4	H: 1 LOB: 2 BB: 0 P: 5	R: 2 E: 0 K: 0 S: 5	H: 2 LOB: 1 BB: 1 P: 9	R: 0 E: 0 K: 1 S: 5	H: 0 LOB: 0 BB: 0 P: 5	R: 0 E: 0 K: 1 S: 5	H: 0 LOB: 0 BB: 0 P: 5	R: 0 E: 0 K: 1 S: 3	H: 0 LOB: 0 BB: 0 P: 3	R: 0 E: 0 K: 1 S: 5	H: 0 LOB: 0 BB: 0 P: 5	1B: 4 2B: 2 3B: 0 HR: 1	SF: 0 SAC: 0 DP: 1 HBP: 1	WP: 0 PB: 0 SB: 1 CS: 0	PA: 36					
PITCHER	IP	WLS	BF	H	R	ER	SO	BB	IBB	HBP	BLK	WP	HR	S	P	ERA	WHIP										
Jim Deshaies, L ERA: 3.75 (1,1)	5.0		24	6	2	2	1	2	0	1	0	0	1	23	32	3.60	1.600										
Larry Andersen, R ERA: 3.65 (6,1)	3.0	W	9	0	0	0	2	0	0	0	0	0	0	13	13	0.00	0.000										
Dave Smith, R ERA: 2.76 (9,1)	1.0	S	3	0	0	0	1	0	0	0	0	0	0	5	5	0.00	0.000										

Batter	1	2	3	4	5	6	7	8	9	AB	R	H	RBI	BB	SO	LOB	BOTTOM										
Bill Doran, S OBP: 0.369, SLG: 0.362 (1,4)	FC4-6		L6-3			6-3		1B		3	1	1	0	1	0	1	Los Angeles Dodgers @ Houston Astros Astrodome, Houston, TX Thu Aug 14 1986, 8:05 PM EDT Att: 42,118 - Unknown										
Billy Hatcher, R OBP: 0.287, SLG: 0.343 (1,8)	FC4-6				F6		F8			4	1	1	1	0	0	1											
Phil Garner, R OBP: 0.330, SLG: 0.420 (1,5)	G6-4-3							4-3		2	0	0	1	2	0	2											
Dave Smith, R ERA: 2.76 (9,1)										0	0	0	0	0	0	0											
Glenn Davis, R OBP: 0.338, SLG: 0.498 (1,3)		6-3			FC4-6		4-3			4	0	1	1	0	0	2											
Kevin Bass, S OBP: 0.365, SLG: 0.499 (1,9)								E8		2	0	0	0	2	1	1											
Jose Cruz, L OBP: 0.348, SLG: 0.379 (1,7)								1B		4	0	2	0	0	0	2											
Alan Ashby, S OBP: 0.333, SLG: 0.349 (1,2)										3	0	0	0	0	0	3											
Dickie Thon, R OBP: 0.293, SLG: 0.325 (1,6)										3	0	1	0	0	1	1											
Jim Deshaies, L OBP: 0.171, SLG: 0.065 (1,1)										0	0	0	0	1	0	0											
Jim Pankovits, R OBP: 0.339, SLG: 0.358 (5, PH)										1	0	0	0	0	1	1											
Larry Andersen, R ERA: 3.65 (6,1)										0	0	0	0	0	0	0											
Davey Lopes, R OBP: 0.384, SLG: 0.447 (8, PH)										1	1	0	0	0	0	1											
Inning Stats	R: 0 E: 0 K: 0 S: 2	H: 0 LOB: 0 BB: 1 P: 6	R: 0 E: 0 K: 0 S: 3	H: 1 LOB: 1 BB: 1 P: 7	R: 0 E: 0 K: 0 S: 2	H: 0 LOB: 0 BB: 1 P: 6	R: 0 E: 0 K: 0 S: 3	H: 0 LOB: 1 BB: 1 P: 7	R: 0 E: 0 K: 1 S: 5	H: 0 LOB: 0 BB: 0 P: 5	R: 0 E: 0 K: 1 S: 5	H: 0 LOB: 0 BB: 0 P: 5	R: 3 E: 1 K: 0 S: 7	H: 4 LOB: 2 BB: 1 P: 11	R: 0 E: 0 K: 0 S: 3	H: 0 LOB: 0 BB: 0 P: 7	1B: 6 2B: 1 3B: 0 HR: 0	SF: 0 SAC: 0 DP: 3 HBP: 0	WP: 0 PB: 0 SB: 0 CS: 0	PA: 33							
PITCHER	IP	WLS	BF	H	R	ER	SO	BB	IBB	HBP	BLK	WP	HR	S	P	ERA	WHIP										
Fernando Valenzuela, L ERA: 2.99 (1,1)	8.0	L	33	6	3	3	3	5	1	0	0	0	0	33	57	3.38	1.375										





Batter	1	2	3	4	5	6	7	8	9	AB	R	H	RBI	BB	SO	LOB	TOP					
Steve Sax, R (1,4) OBP: 0.381, SLG: 0.424										4	0	2	0	0	0	1	Los Angeles Dodgers @ San Francisco Giants Candlestick Park, San Francisco, CA Fri Aug 15 1986, 10:05 PM EDT Att: 36,436 - Unknown					
Bill Russell, R (1,6) OBP: 0.278, SLG: 0.269										3	0	0	0	1	1							
Franklin Stubbs, L (1,9) OBP: 0.309, SLG: 0.462										4	0	0	0	0	1	2						
Len Matuszek, L (1,7) OBP: 0.321, SLG: 0.488										4	1	1	0	0	3	0						
Greg Brock, L (1,3) OBP: 0.318, SLG: 0.432										4	0	0	0	0	1	1						
Mike Scioscia, L (1,2) OBP: 0.402, SLG: 0.376										3	0	2	1	1	1	0						
Jeff Hamilton, R (1,5) OBP: 0.228, SLG: 0.342										4	0	0	0	0	3	3						
Reggie Williams, R (1,8) OBP: 0.326, SLG: 0.374										3	0	1	0	0	0	0						
Dennis Powell, R (1,1) OBP: 0.300, SLG: 0.600										2	0	1	0	0	1	0						
Alex Trevino, R (8, PH) OBP: 0.361, SLG: 0.383										1	0	0	0	0	1	1						
Joe Beckwith, L (8, 1)										0	0	0	0	0	0	0						
Inning Stats	R: 0 E: 0 K: 1 S: 5	H: 1 LOB: 0 BB: 0 P: 5	R: 0 E: 0 K: 2 S: 7	H: 0 LOB: 0 BB: 0 P: 7	R: 0 E: 0 K: 2 S: 7	H: 0 LOB: 0 BB: 0 P: 7	R: 0 E: 0 K: 0 S: 3	H: 0 LOB: 0 BB: 0 P: 3	R: 0 E: 0 K: 1 S: 6	H: 1 LOB: 1 BB: 1 P: 6	R: 0 E: 0 K: 2 S: 6	H: 2 LOB: 2 BB: 1 P: 10	R: 0 E: 0 K: 1 S: 7	H: 0 LOB: 1 BB: 1 P: 11	R: 0 E: 0 K: 1 S: 6	H: 1 LOB: 1 BB: 0 P: 6	R: 1 E: 0 K: 2 S: 9	H: 2 LOB: 1 BB: 0 P: 9	1B: 5 2B: 2 3B: 0 HR: 0	SF: 0 SAC: 0 DP: 0 HBP: 0	WP: 0 PB: 0 SB: 0 CS: 1	PA: 34
PITCHER Mike Krukow, R (1,1) ERA: 3.37	IP: 9.0 WLS: W BF: 34 H: 7 R: 1 ER: 1 SO: 12 BB: 2 IBB: 0 HBP: 0 BLK: 0 WP: 0 HR: 0 S: 56 P: 64 ERA: 1.00 WHIP: 1.000															PITCHER						


Batter	1	2	3	4	5	6	7	8	9	AB	R	H	RBI	BB	SO	LOB	BOTTOM			
Dan Gladden, R (1,8) OBP: 0.366, SLG: 0.384										3	0	2	0	1	0	0	Los Angeles Dodgers @ San Francisco Giants Candlestick Park, San Francisco, CA Fri Aug 15 1986, 10:05 PM EDT Att: 36,436 - Unknown			
Robby Thompson, R (1,4) OBP: 0.320, SLG: 0.367										4	0	1	0	0	1	3				
Chili Davis, S (1,9) OBP: 0.368, SLG: 0.423										4	1	2	0	0	0	1				
Will Clark, L (1,3) OBP: 0.348, SLG: 0.475										4	2	3	3	0	1	1				
Chris Brown, R (1,5) OBP: 0.396, SLG: 0.452										4	0	2	0	0	0	0				
Candy Maldonado, R (1,7) OBP: 0.294, SLG: 0.475										4	1	1	0	0	0	3				
Bob Brenly, R (1,2) OBP: 0.359, SLG: 0.364										3	1	0	0	1	1	3				
Jose Uribe, S (1,6) OBP: 0.302, SLG: 0.291										3	0	1	2	0	1	0				
Mike Krukow, R (1,1) OBP: 0.207, SLG: 0.196										3	0	0	0	0	0	0				
Inning Stats	R: 0 E: 0 K: 1 S: 5	H: 1 LOB: 1 BB: 1 P: 9	R: 0 E: 0 K: 1 S: 5	H: 0 LOB: 0 BB: 0 P: 5	R: 0 E: 0 K: 0 S: 4	H: 1 LOB: 1 BB: 0 P: 4	R: 0 E: 0 K: 0 S: 5	H: 2 LOB: 2 BB: 0 P: 5	R: 0 E: 0 K: 2 S: 8	H: 1 LOB: 1 BB: 0 P: 8	R: 4 E: 0 K: 0 S: 6	H: 4 LOB: 0 BB: 1 P: 10	R: 0 E: 0 K: 0 S: 3	H: 1 LOB: 0 BB: 0 P: 3	R: 1 E: 0 K: 0 S: 4	H: 2 LOB: 0 BB: 0 P: 4	1B: 8 2B: 2 3B: 0 HR: 2	SF: 0 SAC: 0 DP: 1 HBP: 0	WP: 0 PB: 0 SB: 1 CS: 2	PA: 34
PITCHER Dennis Powell, L (1,1) ERA: 4.28	IP: 7.0 WLS: L BF: 30 H: 10 R: 4 ER: 4 SO: 4 BB: 1 IBB: 1 HBP: 0 BLK: 0 WP: 0 HR: 1 S: 36 P: 44 ERA: 5.14 WHIP: 1.571															PITCHER				
Joe Beckwith, R (8, 1) ERA: 12.71	IP: 1.0 WLS: L BF: 4 H: 2 R: 1 ER: 1 SO: 0 BB: 0 IBB: 0 HBP: 0 BLK: 0 WP: 0 HR: 1 S: 4 P: 4 ERA: 9.00 WHIP: 2.000															PITCHER				


AB 32
R 1
H 7
RBI 1
BB 2
SO 12
LOB 9

AB 32
R 5
H 12
RBI 5
BB 2
SO 4
LOB 11

Batter	1	2	3	4	5	6	7	8	9	AB	R	H	RBI	BB	SO	LOB	TOP										
Steve Sax, R OBP: 0.383, SLG: 0.427 (1, 4)	0-0 4-3		0-0 1B	0-0 1B		0-0 1-3		0-0 1-2 2B		4	1	2	2	1	0	0	Los Angeles Dodgers @ San Francisco Giants Candlestick Park, San Francisco, CA Sat Aug 16 1986, 6:33 AM EDT Att: 43,535 - Unknown AB 34 R 6 H 10 RBI 6 BB 5 SO 5 LOB 14 										
Enos Cabell, R OBP: 0.301, SLG: 0.342 Jose Gonzalez, R OBP: 0.267, SLG: 0.308 (1, 9) (8, 8)	0-0 4-3		0-0 5-3	0-0 SF8		0-0 1-3		0-0 1-2 BB		5	0	2	1	0	0	3											
Bill Madlock, R OBP: 0.326, SLG: 0.387 Jeff Hamilton, R OBP: 0.225, SLG: 0.338 (1, 5) (8, 5)	0-0 5-3		0-0 1B	4-0 1B			0-0 1-3		0-3 K	3	0	1	0	1	0	0											
Greg Brock, L OBP: 0.316, SLG: 0.428 Bill Russell, R OBP: 0.273, SLG: 0.266 (4, PH) (4, 7) Tom Niedenfuer, R OBP: 0.500, SLG: 0.500 (9, 1)		0-0 6-3	0-0 G3	0-0 SF8			0-3 K		0-0 6-3	2	0	0	0	0	0	2											
Mike Scioscia, L OBP: 0.402, SLG: 0.374 (1, 2)				0-0 FC6-4 1B	0-0 2-3 3-H			0-0 G3		0-0 G3	4	1	1	0	1	0											
Len Matuszek, L OBP: 0.326, SLG: 0.492 (1, 7) (4, 3)				4-0 FC6 BB	0-3 K			0-0 1B 2B		3	1	1	0	1	1	1											
Mariano Duncan, R OBP: 0.289, SLG: 0.316 (1, 6)				0-0 FC6 1B	0-0 5-3			0-0 2-3 1B		3	1	1	0	1	0	2											
Reggie Williams, R OBP: 0.325, SLG: 0.372 (1, 8) (8, 9)				0-0 1-3 HBP 1B	0-3 K			0-3 1-2 K		4	1	1	1	0	2	4											
Bob Welch, R OBP: 0.180, SLG: 0.175 Ken Howell, R OBP: 0.309, SLG: 0.462 (1, 1) (9, 1) (9, 7)			0-0 G3	1-0 1B HBP		0-0 6-3		0-0 3-H 1B		3	1	1	1	0	0	0											
Inning Stats	R: 0 E: 0 K: 0 S: 3	H: 0 LOB: 0 BB: 0 P: 3	R: 0 E: 0 K: 0 S: 4	H: 1 LOB: 2 BB: 1 P: 8	R: 0 E: 0 K: 0 S: 5	H: 2 LOB: 2 BB: 0 P: 5	R: 5 E: 0 K: 0 S: 6	H: 3 LOB: 2 BB: 3 P: 19	R: 0 E: 0 K: 2 S: 7	H: 0 LOB: 0 BB: 0 P: 7	R: 0 E: 0 K: 0 S: 3	H: 1 LOB: 1 BB: 0 P: 3	R: 0 E: 0 K: 1 S: 5	H: 0 LOB: 0 BB: 0 P: 5	R: 1 E: 0 K: 1 S: 7	H: 3 LOB: 2 BB: 1 P: 11		R: 0 E: 0 K: 1 S: 5	H: 0 LOB: 0 BB: 0 P: 5	1B: 8 2B: 2 3B: 0 HR: 0	SF: 1 SAC: 0 DP: 0 HBP: 1	WP: 0 PB: 0 SB: 1 CS: 0	PA: 41				
PITCHER	IP	WLS	BF	H	R	ER	SO	BB	IBB	HBP	BLK	WP	HR	S	P	ERA	WHIP										
Michael LaCoss, R ERA: 3.49 Mark Davis, L ERA: 2.77 Jeff Robinson, R ERA: 3.64 Juan Berenguer, R ERA: 2.88 Frank Williams, R ERA: 1.48	3.1	L	21	6	5	5	0	3	1	1	0	0	0	16	33	13.50	2.700										

Batter	1	2	3	4	5	6	7	8	9	AB	R	H	RBI	BB	SO	LOB	BOTTOM										
Dan Gladden, R OBP: 0.366, SLG: 0.382 (1, 8)	4-0 6-3 SH5-3 BB		0-3 K		0-0 1-2 1B			0-0 F8	0-0 FC6-5 BB	4	0	1	1	1	1	1	Los Angeles Dodgers @ San Francisco Giants Candlestick Park, San Francisco, CA Sat Aug 16 1986, 6:33 AM EDT Att: 43,535 - Unknown AB 33 R 5 H 8 RBI 5 BB 4 SO 8 LOB 13 										
Robby Thompson, R OBP: 0.319, SLG: 0.365 (1, 4)	0-0 SH5-3		0-0 F9		0-0 F9			0-3 K	4-0 2-3 3-H BB	3	0	0	0	1	1	2											
Chili Davis, S OBP: 0.364, SLG: 0.418 (1, 9)	0-0 6-3		0-3 K			0-0 L7		0-0 F8	0-3 K	5	0	0	0	0	2	3											
Will Clark, L OBP: 0.347, SLG: 0.469 (1, 3)	0-0 4-3			0-0 3-1		0-0 L7		0-0 F8 HBP 1B BB	4-0 1B DI 2B HBP	3	1	1	0	0	0	0											
Chris Brown, R OBP: 0.397, SLG: 0.451 (1, 5)		0-0 F4		0-0 L4		0-0 1B		0-0 F8	1-0 1B DI 2B HBP	3	1	1	0	0	0	0											
Mike Aldrete, L OBP: 0.331, SLG: 0.382 (1, 7)		0-0 CS 1B		0-3 K		0-0 F4		0-0 F8	0-0 2-3 F8	4	0	1	0	0	1	3											
Bob Brenly, R OBP: 0.363, SLG: 0.379 (1, 2)		0-0 HR			0-0 FC4-6 1B			0-0 K	0-0 2B 1B	4	2	3	2	0	1	0											
Jose Uribe, S OBP: 0.302, SLG: 0.291 Harry Spillman, L OBP: 0.311, SLG: 0.451 (1, 6) (9, PH)		0-0 1B			0-3 K			0-0 F5	4-0 2B FC6-5 BB	3	0	1	0	0	1	1											
Michael LaCoss, R OBP: 0.266, SLG: 0.396 Mark Davis, L OBP: 0.143, SLG: 0.206 Randy Kauter, R OBP: 0.276, SLG: 0.441 Jeff Robinson, R OBP: 0.309, SLG: 0.393 Joel Youngblood, R OBP: 0.309, SLG: 0.393 Juan Berenguer, R OBP: 0.309, SLG: 0.393 Frank Williams, R OBP: 0.309, SLG: 0.393 Candy Maldonado, R OBP: 0.309, SLG: 0.462 (1, 1) (4, 1) (5, PH) (8, 1) (7, PH) (8, 1) (8, 1) (9, PH)		0-3 K			0-0 FC4-6 1B			0-0 5-3	0-0 FC6-5 2B	1	0	0	0	0	1	1											
Inning Stats	R: 0 E: 0 K: 0 S: 3	H: 0 LOB: 1 BB: 1 P: 7	R: 1 E: 0 K: 1 S: 7	H: 3 LOB: 1 BB: 0 P: 7	R: 0 E: 0 K: 2 S: 7	H: 0 LOB: 0 BB: 0 P: 7	R: 0 E: 0 K: 1 S: 5	H: 0 LOB: 0 BB: 0 P: 5	R: 0 E: 0 K: 0 S: 4	H: 2 LOB: 2 BB: 0 P: 7	R: 0 E: 0 K: 0 S: 3	H: 1 LOB: 1 BB: 0 P: 4	R: 0 E: 0 K: 1 S: 5	H: 0 LOB: 0 BB: 0 P: 5	R: 4 E: 0 K: 1 S: 7	H: 2 LOB: 3 BB: 20 P: 20		R: 0 E: 0 K: 1 S: 5	H: 0 LOB: 0 BB: 0 P: 5	1B: 6 2B: 1 3B: 0 HR: 1	SF: 0 SAC: 1 DP: 0 HBP: 1	WP: 0 PB: 0 SB: 1 CS: 1	PA: 39				
PITCHER	IP	WLS	BF	H	R	ER	SO	BB	IBB	HBP	BLK	WP	HR	S	P	ERA	WHIP										
Bob Welch, R ERA: 3.64 Ken Howell, R ERA: 3.13 Tom Niedenfuer, R ERA: 3.17	8.1	W	34	7	4	4	7	2	0	1	0	0	0	2	10	27.00	9.000										


Batter	1	2	3	4	5	6	7	8	9	AB	R	H	RBI	BB	SO	LOB	TOP										
Steve Sax, R OBP: 0.381, SLG: 0.427 (1,4)	F9		F9		FC1-4		F8		4-3	5	0	1	0	0	0	1	Los Angeles Dodgers @ San Francisco Giants Candlestick Park, San Francisco, CA Sun Aug 17 1986, 6:33 AM EDT Att: 49,496 - Unknown										
Bill Russell, R OBP: 0.277, SLG: 0.276 (1,7)	F8		1B		FC1-4-5		1-H		4-3	5	0	2	0	0	0	1											
Enos Cabell, R OBP: 0.305, SLG: 0.345 (1,3)	1B		1B		F8				6-3	4	0	2	0	0	0	1											
Bill Madlock, R OBP: 0.329, SLG: 0.393 (8, PR) Jeff Hamilton, R OBP: 0.225, SLG: 0.338 (8, 5)	F3		F8		1B				E	4	0	2	0	0	0	3											
Alex Trevino, R OBP: 0.359, SLG: 0.399 (1,2)		HR			F6		B1		5-3	4	1	1	1	0	0	2											
Mariano Duncan, R OBP: 0.291, SLG: 0.318 (1,6)		F7			1B		G4-6-3		E3	4	0	2	0	0	0	1											
Reggie Williams, R OBP: 0.324, SLG: 0.370 (1,9)		F8			F9		G4-6-3		1B	4	0	1	1	0	0	3											
Jose Gonzalez, R OBP: 0.211, SLG: 0.235 (1,8)		L9			K		B3		1-3	4	0	0	0	0	1	4											
Rick Honeycutt, L OBP: 0.143, SLG: 0.094 (1,1) Len Matuszek, L OBP: 0.324, SLG: 0.488 (9, PH) Tom Niedenfuer, R OBP: 0.500, SLG: 0.500 (9, 1)			4-3		K		2B		F8	2	0	0	0	1	1	0											
Inning Stats	R: 0 E: 0 K: 0 S: 4	H: 1 LOB: 1 BB: 0 P: 4	R: 1 E: 0 K: 0 S: 4	H: 1 LOB: 0 BB: 0 P: 4	R: 0 E: 0 K: 1 S: 5	H: 2 LOB: 2 BB: 0 P: 5	R: 0 E: 0 K: 1 S: 6	H: 1 LOB: 1 BB: 0 P: 6	R: 0 E: 0 K: 0 S: 4	H: 2 LOB: 1 BB: 0 P: 4	R: 0 E: 0 K: 0 S: 3	H: 1 LOB: 2 BB: 1 P: 7	R: 1 E: 1 K: 0 S: 6	H: 2 LOB: 2 BB: 0 P: 6	R: 0 E: 0 K: 0 S: 3	H: 0 LOB: 0 BB: 0 P: 3		1B: 7 2B: 3 3B: 0 HR: 1	SF: 0 SAC: 0 DP: 1 HBP: 0	WP: 0 PB: 0 SB: 0 CS: 0	PA: 38						
PITCHER	IP	WLS	BF	H	R	ER	SO	BB	IBB	HBP	BLK	WP	HR	S	P	ERA	WHIP										
Vida Blue, L ERA: 3.0 (1,1)	7.2	L	34	11	2	1	2	1	0	0	0	0	1	37	41	1.17	1.565										
Jeff Robinson, R ERA: 3.92 (8,1)	0.1		1	0	0	0	0	0	0	0	0	0	0	1	1	0.00	0.000										
Scott Garrelts, R ERA: 3.43 (9,1)	1.0		3	0	0	0	0	0	0	0	0	0	0	3	3	0.00	0.000										

Batter	1	2	3	4	5	6	7	8	9	AB	R	H	RBI	BB	SO	LOB	BOTTOM										
Dan Gladden, R OBP: 0.368, SLG: 0.385 (1,8)	E3		G3			SH1-3				3	0	1	0	1	0	0	Los Angeles Dodgers @ San Francisco Giants Candlestick Park, San Francisco, CA Sun Aug 17 1986, 6:33 AM EDT Att: 49,496 - Unknown										
Robby Thompson, R OBP: 0.319, SLG: 0.363 (1,4)	BB		F4			SH1-3				2	0	0	0	1	0	1											
Chili Davis, S OBP: 0.361, SLG: 0.413 (1,9)	FC5-2-5				F8		F3		4-3	4	0	0	0	0	0	3											
Will Clark, L OBP: 0.345, SLG: 0.466 (1,3)	F7				F6		F8		G5-3	4	0	1	0	0	0	3											
Chris Brown, R OBP: 0.396, SLG: 0.448 (1,5)	FC5-4				5-3		K		1B	4	0	1	0	0	1	2											
Candy Maldonado, R OBP: 0.292, SLG: 0.474 (1,7)		5-3			L7		F7		G5-3	4	0	0	0	0	0	2											
Bob Brenly, R OBP: 0.363, SLG: 0.381 (1,2)		K			2B		K			3	0	1	0	0	2	0											
Jose Uribe, S OBP: 0.301, SLG: 0.290 (1,6) Randy Kutcher, R OBP: 0.273, SLG: 0.438 (9, 6)		K			F7				L5	2	0	0	0	0	1	1											
Vida Blue, S OBP: 0.188, SLG: 0.179 (1,1) Jeff Robinson, R OBP: 0.100, SLG: 0.111 (8, PH) Joel Youngblood, R OBP: 0.308, SLG: 0.391 (9, 1) Scott Garrelts, R OBP: 0.179, SLG: 0.184 (9, 1)			K		K				6-3	1	0	0	0	0	0	0											
Inning Stats	R: 0 E: 1 K: 0 S: 4	H: 0 LOB: 2 BB: 1 P: 8	R: 0 E: 0 K: 2 S: 7	H: 0 LOB: 0 BB: 0 P: 7	R: 0 E: 0 K: 1 S: 5	H: 0 LOB: 0 BB: 0 P: 5	R: 0 E: 0 K: 0 S: 3	H: 0 LOB: 0 BB: 0 P: 3	R: 0 E: 0 K: 0 S: 4	H: 1 LOB: 1 BB: 0 P: 4	R: 0 E: 0 K: 2 S: 7	H: 0 LOB: 0 BB: 0 P: 7	R: 0 E: 0 K: 0 S: 3	H: 0 LOB: 1 BB: 1 P: 7	R: 0 E: 0 K: 0 S: 4	H: 2 LOB: 1 BB: 0 P: 4		1B: 2 2B: 2 3B: 0 HR: 0	SF: 0 SAC: 1 DP: 1 HBP: 0	WP: 0 PB: 0 SB: 1 CS: 0	PA: 33						
PITCHER	IP	WLS	BF	H	R	ER	SO	BB	IBB	HBP	BLK	WP	HR	S	P	ERA	WHIP										
Rick Honeycutt, L ERA: 2.66 (1,1)	8.0		29	2	0	0	6	2	0	0	0	0	0	39	47	0.00	0.500										
Tom Niedenfuer, R ERA: 3.13 (9,1)	1.0	S	4	2	0	0	0	0	0	0	0	0	0	4	4	0.00	2.000										

Batter	1	2	3	4	5	6	7	8	9	AB	R	H	RBI	BB	SO	LOB	TOP			
Lenny Dykstra, L OBP: 0.381, SLG: 0.474 (1, 8)	6-3 BB				B1-3	F9			F9	4	0	0	0	1	0	2	New York Mets @ Los Angeles Dodgers Dodger Stadium, Los Angeles, CA Mon Aug 18 1986, 7:05 PM PDT Att: 46,099 - Unknown			
Wally Backman, S OBP: 0.383, SLG: 0.393 (1, 4)	5-3 1B	K2-3			1B	K			1-3	5	2	2	0	0	2	4				
Keith Hernandez, L OBP: 0.394, SLG: 0.437 (1, 3)	5-3 1-2				HR	HR			K	5	2	2	2	0	1	1				
Darryl Strawberry, L OBP: 0.360, SLG: 0.497 (1, 9)	1B				4-3	HR			4-3	4	1	2	3	0	0	0				
Danny Heep, L OBP: 0.389, SLG: 0.433 Jesse Orosco, R (7, 1)	1B				F7	F8			3-1	4	0	1	0	0	0	0				
Kevin Mitchell, R OBP: 0.369, SLG: 0.516 (9, 7)	1-3 1B				F7	F8			3-1	0	0	0	0	0	0	0				
Howard Johnson, S OBP: 0.339, SLG: 0.464 (1, 5)	K				K	F9			3-1	0	0	0	0	0	2	2				
Ed Hearn, R OBP: 0.341, SLG: 0.457 (1, 2)		6-3			6-3	SH1-4 1B			FC6-4 1B	4	0	2	0	0	0	0				
Rafael Santana, R OBP: 0.267, SLG: 0.228 (1, 6)		E6 SH2-4			K	SH1-4			FC6-4 1-2	3	0	0	0	0	1	1				
Bob Ojeda, L OBP: 0.109, SLG: 0.109 (6, PH)		SH2-4			4-3				K	1	0	0	0	0	0	0				
Lee Mazzilli, S OBP: 0.383, SLG: 0.342 Doug Sisk, R (6, 1)										0	0	0	0	0	1	0				
Mookie Wilson, S OBP: 0.360, SLG: 0.468 Roger McDowell, R OBP: 0.375, SLG: 0.333 (9, 1)		1-2				BB				0	0	0	0	0	0	0				
Inning Stats	R: 1 E: 0 K: 1 S: 8	H: 3 LOB: 2 BB: 0 P: 8	R: 0 E: 1 K: 1 S: 6	H: 0 LOB: 2 BB: 1 P: 10	R: 1 E: 0 K: 1 S: 6	H: 1 LOB: 0 BB: 0 P: 6	R: 0 E: 0 K: 1 S: 5	H: 0 LOB: 0 BB: 0 P: 5	R: 3 E: 0 K: 0 S: 6	H: 3 LOB: 2 BB: 0 P: 6	R: 0 E: 0 K: 1 S: 6	H: 1 LOB: 1 BB: 1 P: 10	R: 0 E: 0 K: 0 S: 3	H: 0 LOB: 0 BB: 0 P: 3	R: 0 E: 0 K: 1 S: 6	H: 1 LOB: 1 BB: 0 P: 6	1B: 6 2B: 1 3B: 0 HR: 2	SF: 0 SAC: 2 DP: 0 HBP: 0	WP: 0 PB: 0 SB: 0 CS: 0	PA: 39
PITCHER	IP WLS BF H R ER SO BB IBB HBP BLK WP HR S P ERA WHIP																			
Orel Hershiser, R ERA: 3.83 (1, 1)	5.0 L 24 7 5 5 4 1 0 0 0 0 0 2 31 35 9.00 1.600																			
Alejandro Pena, R ERA: 4.95 (6, 1)	0.1 3 1 0 0 0 1 0 0 0 0 0 0 2 6 0.00 6.000																			
Ed Vande Berg, L ERA: 3.15 (7, 1)	0.2 2 0 0 0 1 0 0 0 0 0 0 0 4 4 0.00 0.000																			
Tom Niedenfuer, R ERA: 3.07 (8, 1)	1.1 5 1 0 0 0 0 0 0 0 0 0 0 5 5 0.00 0.750																			
Ken Howell, R ERA: 3.65 (9, 1)	1.2 5 0 0 0 2 0 0 0 0 0 0 0 9 9 0.00 0.000																			
Batter	1	2	3	4	5	6	7	8	9	AB	R	H	RBI	BB	SO	LOB	BOTTOM			
Steve Sax, R OBP: 0.383, SLG: 0.427 (1, 4)	G3 BB		F9		2B	1B		F8		4	1	2	1	1	0	0	New York Mets @ Los Angeles Dodgers Dodger Stadium, Los Angeles, CA Mon Aug 18 1986, 7:05 PM PDT Att: 46,099 - Unknown			
Mariano Duncan, R OBP: 0.295, SLG: 0.324 (1, 6)	K		BB		1B	F9			G6-4-3 1B	5	1	3	1	0	1	3				
Bill Russell, R OBP: 0.280, SLG: 0.275 (1, 7)	G3		1B		4-3 1B				G6-4-3 1-2	4	0	1	2	1	0	2				
Bill Madlock, R OBP: 0.327, SLG: 0.387 (1, 5)	F7		5-3		F7				K	4	0	0	0	0	1	4				
Enos Cabell, R OBP: 0.309, SLG: 0.353 Mike Marshall, R OBP: 0.302, SLG: 0.438 (7, PR) (8, 9)		2B			G3	4-3			BB	4	0	2	0	0	0	1				
Mike Scioscia, L OBP: 0.400, SLG: 0.369 (1, 2)		FC1-5-6-5-3 2-3			4-3	6-3			BB	3	0	0	0	1	0	2				
Reggie Williams, R OBP: 0.328, SLG: 0.371 Greg Brock, L OBP: 0.316, SLG: 0.428 Alex Trevino, R OBP: 0.357, SLG: 0.396 (8, 3) (8, 1)					B2-3				BB	2	0	1	0	1	0	0				
Ken Howell, R (8, 1)		BB							K	0	0	0	0	0	0	0				
Jose Gonzalez, R OBP: 0.217, SLG: 0.238 (1, 8)		K				1B			F8	4	1	1	0	0	1	2				
Orel Hershiser, R Jeff Hamilton, R Alejandro Pena, R Ed Vande Berg, L Len Matuszek, L Tom Niedenfuer, R Franklin Stubbs (11, 1) (5, PH) (6, 1) (6, 1) (6, PH) (7, 1) (8, 3)					4-3				F2	1	0	0	0	0	0	0				
Inning Stats	R: 0 E: 0 K: 1 S: 5	H: 0 LOB: 1 BB: 1 P: 9	R: 0 E: 0 K: 1 S: 4	H: 1 LOB: 1 BB: 1 P: 9	R: 0 E: 0 K: 0 S: 3	H: 0 LOB: 0 BB: 0 P: 3	R: 4 E: 0 K: 0 S: 8	H: 5 LOB: 1 BB: 0 P: 8	R: 0 E: 0 K: 0 S: 4	H: 2 LOB: 2 BB: 1 P: 8	R: 0 E: 0 K: 1 S: 5	H: 1 LOB: 2 BB: 1 P: 10	R: 0 E: 0 K: 0 S: 3	H: 0 LOB: 0 BB: 0 P: 3	R: 0 E: 0 K: 1 S: 5	H: 1 LOB: 0 BB: 0 P: 5	1B: 9 2B: 3 3B: 0 HR: 0	SF: 0 SAC: 0 DP: 2 HBP: 1	WP: 0 PB: 0 SB: 0 CS: 2	PA: 40
PITCHER	IP WLS BF H R ER SO BB IBB HBP BLK WP HR S P ERA WHIP																			
Bob Ojeda, L ERA: 2.89 (6, 1)	1.2 9 3 0 0 0 2 0 1 0 0 0 0 6 15 0.00 3.000																			
Jesse Orosco, L ERA: 2.65 (7, 1)	1.1 5 1 0 0 1 0 0 0 0 0 0 0 7 7 0.00 0.750																			
Roger McDowell, R ERA: 2.38 (9, 1)	1.0 S 2 0 0 0 1 0 0 0 0 0 0 0 4 4 0.00 0.000																			

Batter	1	2	3	4	5	6	7	8	9	AB	R	H	RBI	BB	SO	LOB	TOP																					
Mookie Wilson, S OBP: 0.361, SLG: 0.464 (1, 8)	6-3	F8		1B		K		IBB		4	1	1	0	1	1	2	New York Mets @ Los Angeles Dodgers Dodger Stadium, Los Angeles, CA Wed Aug 20 1986, 7:05 PM PDT Att: 36,738 - Unknown																					
Tim Lincecum, R OBP: 0.319, SLG: 0.364 Jesse Orosco, R (8, 1)	G4-6-3		FC5-4	1B	FC5-2	F9		F8		5	1	3	0	0	0	2																						
Keith Hernandez, L OBP: 0.396, SLG: 0.438 (1, 3)	G4-6-3		FC5-4	1B	FC5-2			BB	E	3	1	2	2	2	0	1																						
Kevin Mitchell, R OBP: 0.363, SLG: 0.514 Lenny Dykstra, L OBP: 0.391, SLG: 0.471 (9, 8)		F8	FC5-4	1B	FC5-2		F2		F9	5	1	0	0	0	0	6																						
Darryl Strawberry, L OBP: 0.363, SLG: 0.499 (1, 9)	4-3		K	K			K		CS	5	0	1	1	0	3	5																						
Ray Knight, R OBP: 0.353, SLG: 0.429 Rick Anderson, R OBP: 0.100, SLG: 0.100 Wally Backman, S OBP: 0.391, SLG: 0.390 (8, 4)	BLK	1B	1B	1B		F8		6-3	F9	4	1	2	1	0	0	1																						
Ed Hearn, R OBP: 0.354, SLG: 0.455 (1, 2)	BLK	1B	1B		5-3			6-3	1B	4	1	3	1	0	0	0																						
Rafael Santana, R OBP: 0.270, SLG: 0.229 (1, 6)	E	1B		4-3		F8		6-3		3	0	0	0	1	0	1																						
Sid Fernandez, L OBP: 0.214, SLG: 0.222 Howard Johnson, S OBP: 0.337, SLG: 0.461 (7, 5)	E8			E3		K		K		3	1	1	2	0	1	0																						
Inning Stats	R: 0 E: 0 K: 0 S: 3	H: 1 LOB: 0 BB: 0 P: 3	R: 2 E: 1 K: 0 S: 6	H: 3 LOB: 2 BB: 1 P: 10	R: 2 E: 0 K: 1 S: 8	H: 4 LOB: 2 BB: 0 P: 8	R: 2 E: 1 K: 1 S: 9	H: 3 LOB: 2 BB: 0 P: 9	R: 0 E: 0 K: 0 S: 3	H: 0 LOB: 0 BB: 0 P: 3	R: 0 E: 0 K: 2 S: 7	H: 0 LOB: 0 BB: 0 P: 7	R: 0 E: 0 K: 1 S: 5	H: 0 LOB: 1 BB: 1 P: 9	R: 0 E: 0 K: 1 S: 6	H: 1 LOB: 2 BB: 1 P: 10		R: 1 E: 1 K: 0 S: 3	H: 1 LOB: 0 BB: 1 P: 7	1B: 13 2B: 0 3B: 0 HR: 0	SF: 0 SAC: 0 DP: 1 HBP: 0	WP: 0 PB: 0 SB: 0 CS: 1	PA: 42															
PITCHER	IP	WLS	BF	H	R	ER	SO	BB	IBB	HBP	BLK	WP	HR	S	P	ERA	WHIP	PITCHER				IP	WLS	BF	H	R	ER	SO	BB	IBB	HBP	BLK	WP	HR	S	P	ERA	WHIP
Dennis Powell, L ERA: 4.81 (1, 1)	3.0	L	16	8	4	4	1	0	1	0	1	0	0	17	21	12.00	2.667					3.0	L	16	8	4	4	1	0	1	0	1	0	0	17	21	12.00	2.667
Joe Beckwith, R ERA: 10.57 (4, 1)	2.0		10	3	2	1	1	0	0	0	0	0	0	12	12	4.50	1.500					2.0		10	3	2	1	1	0	0	0	0	12	12	4.50	1.500		
Alejandro Pena, R ERA: 4.67 (6, 1)	3.0		12	1	0	0	4	1	1	0	0	0	0	18	26	0.00	0.667					3.0		12	1	0	0	4	1	1	0	0	18	26	0.00	0.667		
Ed Vande Berg, L ERA: 2.98 (9, 1)	1.0		4	1	1	0	0	1	0	0	0	0	0	3	7	0.00	2.000					1.0		4	1	1	0	0	1	0	0	3	7	0.00	2.000			

Batter	1	2	3	4	5	6	7	8	9	AB	R	H	RBI	BB	SO	LOB	BOTTOM																					
Steve Sax, R OBP: 0.384, SLG: 0.429 (1, 4)	5-3		K		FC4-6		SH1-3		F9	5	1	2	1	0	1	0	New York Mets @ Los Angeles Dodgers Dodger Stadium, Los Angeles, CA Wed Aug 20 1986, 7:05 PM PDT Att: 36,738 - Unknown																					
Bill Russell, R OBP: 0.282, SLG: 0.273 (1, 6)	L5		F6		FC4-6		SH1-3		F7	3	0	0	0	1	0	0																						
Bill Madlock, R OBP: 0.329, SLG: 0.383 (1, 5)	FC5-4		K		FC4-6		F4		BB	4	1	1	1	1	1	3																						
Mike Marshall, R OBP: 0.301, SLG: 0.443 (1, 9)	FC5-4		K		K		K		F9	5	1	1	3	0	2	3																						
Enos Cabell, R OBP: 0.303, SLG: 0.346 Alejandro Pena, R OBP: 0.162, SLG: 0.182 Len Matuszek, L OBP: 0.333, SLG: 0.488 (9, 7)		F8		F7		F8		FC3-6		3	0	0	0	0	0	0																						
Alex Trevino, R OBP: 0.353, SLG: 0.387 Ed Vande Berg, R (9, 1)		BB		K		F9		FC3-6		3	0	0	0	1	1	1																						
Reggie Williams, R OBP: 0.328, SLG: 0.367 Mike Scioscia, L OBP: 0.397, SLG: 0.365 (9, 2)		K			2B		5-3		G3	3	1	1	0	0	1	1																						
Jose Gonzalez, R OBP: 0.296, SLG: 0.261 (1, 8)					F4				BB	2	0	1	0	2	0	1																						
Dennis Powell, R OBP: 0.273, SLG: 0.545 Joe Beckwith, L (4, 1)		K			2B		K		F7	1	0	0	0	0	0	0																						
Jeff Hamilton, R OBP: 0.256, SLG: 0.361 Greg Brock, L OBP: 0.316, SLG: 0.423 (6, 3)					FC4-6		K			2	0	0	0	1	3																							
Inning Stats	R: 0 E: 0 K: 0 S: 4	H: 1 LOB: 1 BB: 0 P: 4	R: 0 E: 0 K: 2 S: 7	H: 0 LOB: 2 BB: 2 P: 15	R: 0 E: 0 K: 2 S: 7	H: 0 LOB: 0 BB: 0 P: 7	R: 0 E: 0 K: 2 S: 7	H: 0 LOB: 0 BB: 0 P: 7	R: 5 E: 0 K: 0 S: 7	H: 4 LOB: 0 BB: 1 P: 11	R: 0 E: 0 K: 1 S: 6	H: 1 LOB: 1 BB: 0 P: 6	R: 0 E: 0 K: 1 S: 6	H: 1 LOB: 1 BB: 0 P: 6	R: 0 E: 0 K: 0 S: 4	H: 1 LOB: 2 BB: 1 P: 8	R: 0 E: 0 K: 0 S: 3	H: 0 LOB: 1 BB: 1 P: 7	1B: 6 2B: 1 3B: 0 HR: 1	SF: 0 SAC: 1 DP: 0 HBP: 0	WP: 0 PB: 0 SB: 1 CS: 0	PA: 40																
PITCHER	IP	WLS	BF	H	R	ER	SO	BB	IBB	HBP	BLK	WP	HR	S	P	ERA	WHIP	PITCHER				IP	WLS	BF	H	R	ER	SO	BB	IBB	HBP	BLK	WP	HR	S	P	ERA	WHIP
Sid Fernandez, L ERA: 3.43 (1, 1)	6.0	W	27	6	5	5	7	3	0	0	0	0	0	8	8	0.00	1.500					6.0	W	27	6	5	5	7	3	0	0	0	0	8	8	0.00	1.500	
Rick Anderson, R ERA: 2.35 (7, 1)	1.1		6	2	0	0	1	0	0	0	0	0	0	8	8	0.00	1.500					1.1		6	2	0	0	1	0	0	0	8	8	0.00	1.500			
Jesse Orosco, L ERA: 2.58 (8, 1)	1.2	S	7	0	0	0	0	2	0	0	0	0	0	5	13	0.00	1.200					1.2	S	7	0	0	0	0	2	0	0	0	5	13	0.00	1.200		



Batter	1	2	3	4	5	6	7	8	9	10	AB	R	H	RBI	BB	SO	LOB	TOP			
Wallace Johnson, S OBP: 0.290, SLG: 0.383 (1, 3)											5	1	2	0	0	0	1				
Tom Foley, L OBP: 0.356, SLG: 0.392 (1, 6)											4	1	2	0	0	1	0				
Luis Rivera, R OBP: 0.295, SLG: 0.290 (10, PH)											5	0	0	0	0	0	4				
Mitch Webster, S OBP: 0.360, SLG: 0.428 (1, 8)											2	5	0	0	0	0	4				
Tim Raines, S OBP: 0.413, SLG: 0.497 (1, 7)											4	0	2	0	1	0	2				
Wayne Krenchick, L OBP: 0.306, SLG: 0.316 (8, 1)											4	0	1	2	0	1	2				
Andy McGaffigan, R OBP: 0.269, SLG: 0.069 (10, PH)											0	0	0	0	0	0	0				
Andre Dawson, R OBP: 0.320, SLG: 0.491 (10, 1)											1	0	0	0	0	1	2				
Tim Burke, R OBP: 0.317, SLG: 0.420 (8, 5)											0	0	0	0	0	0	0				
Vance Law, R OBP: 0.294, SLG: 0.303 (1, 4)											4	0	0	0	0	0	2				
Herm Winningham, L OBP: 0.301, SLG: 0.376 (1, 9)											3	0	1	0	1	1	0				
Dann Bilardello, R OBP: 0.235, SLG: 0.245 (1, 2)											4	0	0	0	0	1	3				
Bryn Smith, R OBP: 0.167, SLG: 0.160 (7, PH)											2	0	1	0	0	0	1				
Al Newman, S OBP: 0.301, SLG: 0.244 (7, 1)											1	0	0	0	0	0	0				
Bob McClure, R OBP: 0.333, SLG: 0.333 (8, 5)											0	0	0	0	0	0	0				
Tim Wallach, R OBP: 0.317, SLG: 0.420 (8, 5)											1	0	0	0	0	0	0				
Inning Stats	R: 2 E: 0 K: 0 S: 6	H: 3 LOB: 1 BB: 0 P: 6	R: 0 E: 0 K: 0 S: 4	H: 1 LOB: 1 BB: 0 P: 4	R: 0 E: 0 K: 1 S: 6	H: 1 LOB: 1 BB: 0 P: 6	R: 0 E: 0 K: 0 S: 3	H: 0 LOB: 0 BB: 0 P: 3	R: 0 E: 0 K: 1 S: 6	H: 1 LOB: 2 BB: 1 P: 10	R: 0 E: 0 K: 0 S: 4	H: 1 LOB: 1 BB: 0 P: 4	R: 0 E: 0 K: 2 S: 7	H: 0 LOB: 0 BB: 0 P: 3	R: 0 E: 0 K: 2 S: 7	H: 0 LOB: 0 BB: 0 P: 7	R: 0 E: 0 K: 1 S: 6	H: 1 LOB: 2 BB: 1 P: 10	1B: 7 2B: 1 3B: 1 HR: 0	SF: 0 SAC: 1 DP: 0 HBP: 0	WP: 0 PA: 41
PITCHER	IP WLS BF H R ER SO BB IBB HBP BLK WP HR S P ERA WHIP	IP WLS BF H R ER SO BB IBB HBP BLK WP HR S P ERA WHIP	IP WLS BF H R ER SO BB IBB HBP BLK WP HR S P ERA WHIP	IP WLS BF H R ER SO BB IBB HBP BLK WP HR S P ERA WHIP	IP WLS BF H R ER SO BB IBB HBP BLK WP HR S P ERA WHIP	IP WLS BF H R ER SO BB IBB HBP BLK WP HR S P ERA WHIP	IP WLS BF H R ER SO BB IBB HBP BLK WP HR S P ERA WHIP	IP WLS BF H R ER SO BB IBB HBP BLK WP HR S P ERA WHIP	IP WLS BF H R ER SO BB IBB HBP BLK WP HR S P ERA WHIP	IP WLS BF H R ER SO BB IBB HBP BLK WP HR S P ERA WHIP	IP WLS BF H R ER SO BB IBB HBP BLK WP HR S P ERA WHIP	IP WLS BF H R ER SO BB IBB HBP BLK WP HR S P ERA WHIP	IP WLS BF H R ER SO BB IBB HBP BLK WP HR S P ERA WHIP	IP WLS BF H R ER SO BB IBB HBP BLK WP HR S P ERA WHIP	IP WLS BF H R ER SO BB IBB HBP BLK WP HR S P ERA WHIP	IP WLS BF H R ER SO BB IBB HBP BLK WP HR S P ERA WHIP	IP WLS BF H R ER SO BB IBB HBP BLK WP HR S P ERA WHIP	IP WLS BF H R ER SO BB IBB HBP BLK WP HR S P ERA WHIP	IP WLS BF H R ER SO BB IBB HBP BLK WP HR S P ERA WHIP	IP WLS BF H R ER SO BB IBB HBP BLK WP HR S P ERA WHIP	IP WLS BF H R ER SO BB IBB HBP BLK WP HR S P ERA WHIP
Orel Hershiser, R ERA: 3.77 (1, 1)	8.0	33	8	2	2	2	0	0	0	0	0	0	0	0	0	0	0	2.25	1.000		
Ken Howell, R ERA: 2.97 (9, 1)	1.0	3	0	0	0	2	0	0	0	0	0	0	0	0	0	0	0	0.00	0.000		
Dennis Powell, L ERA: 4.74 (10, 1)	0.2	4	1	0	0	0	0	1	0	0	0	0	0	0	0	0	0	0.00	1.500		
Brian Holton, R ERA: (10, 1)	0.1	W	1	0	0	0	1	0	0	0	0	0	0	0	0	0	0	0.00	0.000		
Batter	1	2	3	4	5	6	7	8	9	10	AB	R	H	RBI	BB	SO	LOB	BOTTOM			
Steve Sax, R OBP: 0.378, SLG: 0.421 (1, 4)											4	0	0	1	0	0	2				
Enos Cabell, R OBP: 0.301, SLG: 0.340 (1, 9)											4	0	0	0	0	0	2				
Ken Howell, R ERA: 2.97 (9, 1)											0	0	0	0	0	0	0				
Bill Russell, R OBP: 0.286, SLG: 0.283 (10, 7)											0	0	0	0	0	0	0				
Bill Madlock, R OBP: 0.329, SLG: 0.384 (1, 5)											4	0	0	0	0	1	0				
Greg Brock, L OBP: 0.309, SLG: 0.424 (1, 3)											1	0	0	0	0	0	0				
Franklin Stubbs, L OBP: 0.299, SLG: 0.442 (3, 3)											3	0	1	0	0	1	0				
Len Matuszek, L OBP: 0.305, SLG: 0.471 (1, 7)											4	0	0	0	0	0	1				
Dennis Powell, R OBP: 0.273, SLG: 0.545 (10, 1)											0	0	0	0	0	0	0				
Brian Holton, R ERA: (10, 1)											0	0	0	0	0	0	0				
Mike Scioscia, L OBP: 0.392, SLG: 0.363 (1, 2)											3	1	0	0	1	0	1				
Reggie Williams, R OBP: 0.323, SLG: 0.365 (1, 8)											0	0	0	0	0	0	0				
Jose Gonzalez, R OBP: 0.300, SLG: 0.240 (2, 8)											2	1	0	0	1	1	2				
Dave Anderson, R OBP: 0.302, SLG: 0.319 (1, 6)											4	1	2	1	0	2	1				
Orel Hershiser, R ERA: 3.77 (1, 1)											2	0	1	1	0	1	1				
Alex Trevino, R OBP: 0.358, SLG: 0.404 (8, PH)											1	0	1	0	0	0	0				
Mike Marshall, R OBP: 0.301, SLG: 0.443 (9, 9)											0	0	0	0	0	0	0				
Inning Stats	R: 0 E: 0 K: 0 S: 3	H: 0 LOB: 0 BB: 0 P: 3	R: 0 E: 0 K: 0 S: 3	H: 0 LOB: 0 BB: 0 P: 3	R: 2 E: 0 K: 0 S: 4	H: 2 LOB: 0 BB: 1 P: 8	R: 0 E: 0 K: 2 S: 7	H: 0 LOB: 0 BB: 0 P: 7	R: 0 E: 0 K: 2 S: 8	H: 0 LOB: 1 BB: 0 P: 8	R: 0 E: 0 K: 1 S: 6	H: 1 LOB: 1 BB: 0 P: 6	R: 0 E: 0 K: 1 S: 6	H: 1 LOB: 1 BB: 0 P: 6	R: 0 E: 0 K: 0 S: 3	H: 0 LOB: 0 BB: 0 P: 3	R: 1 E: 0 K: 0 S: 2	H: 1 LOB: 1 BB: 1 P: 6	1B: 2 2B: 3 3B: 0 HR: 0	SF: 0 SAC: 1 DP: 1 HBP: 0	WP: 0 PA: 35
PITCHER	IP WLS BF H R ER SO BB IBB HBP BLK WP HR S P ERA WHIP	IP WLS BF H R ER SO BB IBB HBP BLK WP HR S P ERA WHIP	IP WLS BF H R ER SO BB IBB HBP BLK WP HR S P ERA WHIP	IP WLS BF H R ER SO BB IBB HBP BLK WP HR S P ERA WHIP	IP WLS BF H R ER SO BB IBB HBP BLK WP HR S P ERA WHIP	IP WLS BF H R ER SO BB IBB HBP BLK WP HR S P ERA WHIP	IP WLS BF H R ER SO BB IBB HBP BLK WP HR S P ERA WHIP	IP WLS BF H R ER SO BB IBB HBP BLK WP HR S P ERA WHIP	IP WLS BF H R ER SO BB IBB HBP BLK WP HR S P ERA WHIP	IP WLS BF H R ER SO BB IBB HBP BLK WP HR S P ERA WHIP	IP WLS BF H R ER SO BB IBB HBP BLK WP HR S P ERA WHIP	IP WLS BF H R ER SO BB IBB HBP BLK WP HR S P ERA WHIP	IP WLS BF H R ER SO BB IBB HBP BLK WP HR S P ERA WHIP	IP WLS BF H R ER SO BB IBB HBP BLK WP HR S P ERA WHIP	IP WLS BF H R ER SO BB IBB HBP BLK WP HR S P ERA WHIP	IP WLS BF H R ER SO BB IBB HBP BLK WP HR S P ERA WHIP	IP WLS BF H R ER SO BB IBB HBP BLK WP HR S P ERA WHIP	IP WLS BF H R ER SO BB IBB HBP BLK WP HR S P ERA WHIP	IP WLS BF H R ER SO BB IBB HBP BLK WP HR S P ERA WHIP	IP WLS BF H R ER SO BB IBB HBP BLK WP HR S P ERA WHIP	IP WLS BF H R ER SO BB IBB HBP BLK WP HR S P ERA WHIP
Bryn Smith, R ERA: 4.05 (1, 1)	6.0	21	2	2	2	4	1	0	0	0	0	0	0	0	0	0	0	3.00	0.500		
Bob McClure, L ERA: 3.89 (7, 1)	1.1	6	2	0	0	2	0	0	0	0	0	0	0	0	0	0	0	0.00	1.500		
Andy McGaffigan, R ERA: 3.07 (8, 1)	1.2	5	0	0	0	0	0	0	0	0	0	0	0	0	0	0	0	0.00	0.000		
Tim Burke, R ERA: 2.72 (10, 1)	0.1	L	3	1	1	1	0	1	0	0	0	0	0	0	0	0	0	27.00	6.000		

Montreal Expos @ Los Angeles Dodgers
Dodger Stadium, Los Angeles, CA
Sun Aug 24 1986, 3:33 AM PDT
Att: 31,664 - Unknown

AB 38
R 2
H 9
RBI 2
BB 2
SO 5
LOB 17



WP: 0 PA: 41
PB: 0
SB: 1
CS: 0

Montreal Expos @ Los Angeles Dodgers
Dodger Stadium, Los Angeles, CA
Sun Aug 24 1986, 3:33 AM PDT
Att: 31,664 - Unknown

AB 32
R 3
H 5
RBI 3
BB 2
SO 6
LOB 10



WP: 0 PA: 35
PB: 0
SB: 1
CS

Batter	1	2	3	4	5	6	7	8	9	AB	R	H	RBI	BB	SO	LOB	TOP				
Gary Redus, R OBP: 0.337, SLG: 0.477 (1, 7)										3	1	0	0	1	1	3	Philadelphia Phillies @ Los Angeles Dodgers Dodger Stadium, Los Angeles, CA Mon Aug 25 1986, 7:05 PM PDT Att: 35,553 - Unknown				
Jeff Stone, L OBP: 0.333, SLG: 0.417 (1, 8)										3	0	1	0	1	1						
Von Hayes, L OBP: 0.372, SLG: 0.432 (1, 3)										4	0	0	0	0	4						
Mike Schmidt, R OBP: 0.382, SLG: 0.537 (1, 5)										4	0	1	1	0	3						
Glenn Wilson, R OBP: 0.307, SLG: 0.399 (1, 9)										4	0	0	0	2	2						
Juan Samuel, R OBP: 0.295, SLG: 0.455 (1, 4)										4	0	0	0	2	0						
Ronn Reynolds, R OBP: 0.278, SLG: 0.347 (1, 2)										4	0	1	0	0	1						
Steve Jeltz, S OBP: 0.335, SLG: 0.272 (1, 6)										3	0	0	0	0	2						
Ron Roenicke, S OBP: 0.382, SLG: 0.385 (9, PH)										1	0	0	0	1	1						
Don Carman, L OBP: 0.243, SLG: 0.330 (8, PH)										2	0	0	0	0	2						
Kent Tekulve, R OBP: 0.323, SLG: 0.365 (8, 1)										1	0	1	0	0	0						
Inning Stats	R: 1 E: 0 K: 1 S: 6	H: 1 LOB: 1 BB: 1 P: 10	R: 0 E: 2 K: 1 S: 7	H: 0 LOB: 2 BB: 0 P: 7	R: 0 E: 0 K: 0 S: 4	H: 1 LOB: 1 BB: 0 P: 4	R: 0 E: 0 K: 0 S: 3	H: 0 LOB: 0 BB: 0 P: 3	R: 0 E: 0 K: 1 S: 5	H: 1 LOB: 0 BB: 0 P: 5	R: 0 E: 0 K: 0 S: 3	R: 0 E: 0 K: 1 S: 5	H: 1 LOB: 2 BB: 0 P: 5	R: 0 E: 0 K: 0 S: 4	H: 1 LOB: 1 BB: 1 P: 8	R: 0 E: 0 K: 3 S: 10	H: 0 LOB: 1 BB: 0 P: 10	1B: 3 2B: 1 3B: 0 HR: 0	SF: 0 SAC: 0 DP: 1 HBP: 0	WP: 1 PB: 0 SB: 1 CS: 0	PA: 35
PITCHER Fernando Valenzuela, L ERA: 3.04 (1, 1)	IP: 9.0 WLS: W BF: 35 H: 4 R: 1 ER: 1 SO: 7 BB: 2 IBB: 0 HBP: 0 BLK: 0 WP: 1 HR: 0 S: 47 P: 55 ERA: 1.00 WHIP: 0.667															PITCHER					

Batter	1	2	3	4	5	6	7	8	9	AB	R	H	RBI	BB	SO	LOB	BOTTOM			
Steve Sax, R OBP: 0.377, SLG: 0.422 (1, 4)										4	1	1	0	0	1	0	Philadelphia Phillies @ Los Angeles Dodgers Dodger Stadium, Los Angeles, CA Mon Aug 25 1986, 7:05 PM PDT Att: 35,553 - Unknown			
Bill Russell, R OBP: 0.286, SLG: 0.280 (1, 7)										2	0	0	0	1	0					
Len Matuszek, L OBP: 0.333, SLG: 0.468 (8, PH)										2	1	1	1	1	0					
Reggie Williams, R OBP: 0.323, SLG: 0.365 (9, 7)										0	0	0	0	0	0					
Bill Madlock, R OBP: 0.332, SLG: 0.395 (1, 5)										3	0	0	0	0	2					
Jeff Hamilton, R OBP: 0.264, SLG: 0.369 (9, 5)										3	0	1	0	0	1					
Mike Marshall, R OBP: 0.298, SLG: 0.439 (1, 9)										3	1	2	1	0	1					
Enos Cabell, R OBP: 0.301, SLG: 0.344 (1, 3)										3	0	1	0	0	1					
Mike Scioscia, L OBP: 0.395, SLG: 0.377 (1, 2)										3	0	1	0	0	1					
Dave Anderson, R OBP: 0.302, SLG: 0.320 (1, 6)										3	0	0	0	0	1					
Jose Gonzalez, R OBP: 0.273, SLG: 0.214 (1, 8)										3	0	0	0	0	0					
Fernando Valenzuela, L OBP: 0.205, SLG: 0.230 (1, 1)										3	0	0	0	0	0					
Inning Stats	R: 1 E: 0 K: 0 S: 3	H: 1 LOB: 1 BB: 2 P: 11	R: 1 E: 0 K: 0 S: 4	H: 1 LOB: 0 BB: 0 P: 4	R: 1 E: 0 K: 0 S: 4	H: 1 LOB: 0 BB: 0 P: 4	R: 0 E: 0 K: 0 S: 3	H: 1 LOB: 0 BB: 0 P: 3	R: 0 E: 0 K: 0 S: 3	H: 2 LOB: 1 BB: 0 P: 4	R: 0 E: 0 K: 1 S: 5	H: 0 LOB: 0 BB: 0 P: 5	R: 0 E: 0 K: 0 S: 4	H: 0 LOB: 0 BB: 0 P: 5	R: 0 E: 0 K: 1 S: 5	H: 0 LOB: 0 BB: 0 P: 5	1B: 2 2B: 2 3B: 0 HR: 2	SF: 0 SAC: 0 DP: 2 HBP: 0	WP: 0 PB: 0 SB: 0 CS: 1	PA: 29
PITCHER Don Carman, L ERA: 3.61 (1, 1)	IP: 7.0 WLS: L BF: 26 H: 6 R: 3 ER: 3 SO: 3 BB: 2 IBB: 0 HBP: 0 BLK: 0 WP: 0 HR: 2 S: 24 P: 32 ERA: 3.86 WHIP: 1.143															PITCHER				
Kent Tekulve, R ERA: 2.73 (8, 1)	IP: 1.0 WLS: L BF: 3 H: 0 R: 0 ER: 0 SO: 1 BB: 0 IBB: 0 HBP: 0 BLK: 0 WP: 0 HR: 0 S: 5 P: 5 ERA: 0.00 WHIP: 0.000															PITCHER				

Batter	1	2	3	4	5	6	7	8	9	AB	R	H	RBI	BB	SO	LOB	TOP					
Jeff Stone, L OBP: 0.335, SLG: 0.417 (1, 7)	4-3		CS 1B		K			E7 1B	G3	5	1	2	0	0	1	2						
Milt Thompson, L OBP: 0.274, SLG: 0.296 Ron Roenicke, S OBP: 0.384, SLG: 0.385 (8, PH)	1B		K			F5		1B HR		3	1	1	0	0	1	1						
Von Hayes, L OBP: 0.375, SLG: 0.437 (1, 3)	1B					F9		HR		4	1	3	2	0	0	0						
Mike Schmidt, R OBP: 0.379, SLG: 0.532 (1, 5)	K				F4			K		4	0	0	0	0	2	4						
Glenn Wilson, R OBP: 0.306, SLG: 0.404 (1, 9)	6-3				6-3					4	1	1	3	0	0	2						
Juan Samuel, R OBP: 0.296, SLG: 0.451 Steve Bedrosian, R OBP: 0.400, SLG: 0.250 (8, 1)		F8			F8			F4		4	0	0	0	0	1	1						
John Russell, R OBP: 0.293, SLG: 0.439 (1, 2)		F8			6-3			HR		4	1	2	1	0	0	0						
Steve Jeltz, S OBP: 0.333, SLG: 0.269 (1, 6)	4-3				K			4-3		3	0	0	0	0	1	0						
Kevin Gross, R OBP: 0.188, SLG: 0.286 Rick Schu, R OBP: 0.343, SLG: 0.455 Luis Aguayo, R OBP: 0.241, SLG: 0.327 (8, PH)			6-3					F9		2	0	1	0	0	0	0						
Inning Stats	R: 1 E: 0 K: 1 S: 7	H: 2 LOB: 1 BB: 0 P: 7	R: 0 E: 0 K: 0 S: 3	H: 0 LOB: 0 BB: 0 P: 3	R: 0 E: 0 K: 1 S: 5	H: 1 LOB: 0 BB: 0 P: 5	R: 0 E: 0 K: 0 S: 4	H: 1 LOB: 1 BB: 0 P: 4	R: 0 E: 0 K: 2 S: 8	H: 1 LOB: 0 BB: 0 P: 8	R: 0 E: 0 K: 0 S: 3	H: 0 LOB: 0 BB: 0 P: 3	R: 1 E: 0 K: 1 S: 6	H: 1 LOB: 0 BB: 0 P: 6	R: 4 E: 1 K: 1 S: 8	H: 3 LOB: 0 BB: 1 P: 12	R: 0 E: 0 K: 1 S: 6	H: 1 LOB: 1 BB: 0 P: 6	1B: 7 2B: 1 3B: 0 HR: 2	SF: 0 SAC: 1 DP: 0 HBP: 0	WP: 0 PB: 0 SB: 2 CS: 1	PA: 37
PITCHER	IP	WLS	BF	H	R	ER	SO	BB	IBB	HBP	BLK	WP	HR	S	P	ERA	WHIP					
Alejandro Pena, R ERA: 4.34 (1, 1)	6.0		22	5	1	1	4	0	0	0	0	0	0	30	30	1.50	0.833					
Ed Vande Berg, L ERA: 3.59 (7, 1)	1.1	L	8	3	4	4	1	1	0	0	0	0	1	9	13	27.00	3.000					
Ken Howell, R ERA: 3.06 (8, 1)	0.2		3	1	1	1	1	0	0	0	0	0	1	5	5	13.50	1.500					
Brian Holton, R ERA: (9, 1)	1.0		4	1	0	0	1	0	0	0	0	0	0	6	6	0.00	1.000					

Philadelphia Phillies @ Los Angeles Dodgers
Dodger Stadium, Los Angeles, CA
Tue Aug 26 1986, 7:05 PM PDT
Att: 30,979 - Unknown

AB	35
R	6
H	10
RBI	6
BB	1
SO	7
LOB	11



Batter	1	2	3	4	5	6	7	8	9	AB	R	H	RBI	BB	SO	LOB	BOTTOM					
Steve Sax, R OBP: 0.377, SLG: 0.424 (1, 4)	2B	F3		F9		S 1B		K		5	0	2	1	0	1	6						
Franklin Stubbs, L OBP: 0.300, SLG: 0.450 (1, 7)	F8		1B 1B		K	F5			HR	5	2	2	1	0	1	2						
Bill Madlock, R OBP: 0.333, SLG: 0.395 (1, 5)	K		B2-6 1B		G1 1B			F8	6-3	5	0	2	0	0	1	1						
Len Matuszek, L OBP: 0.338, SLG: 0.469 Ken Howell, R OBP: 0.326, SLG: 0.365 (8, 1)	F7		E S 1B		G1 1B			L6-3 1B	1B BB	4	0	2	1	0	0	2						
Mike Scioscia, L OBP: 0.395, SLG: 0.373 (1, 2)		1B 1B BB	B2-6 1B					L6-3 1B	K	3	0	0	0	2	1	4						
Enos Cabell, R OBP: 0.303, SLG: 0.345 (8, 3)	F7		4-3		L6			WP 1B	1B	5	0	2	1	0	0	4						
Dave Anderson, R OBP: 0.313, SLG: 0.325 (1, 6)		1B 1B			F8			6-3 SH1-3 1B	F3	4	1	2	0	1	0	1						
Jose Gonzalez, R OBP: 0.278, SLG: 0.226 (1, 8)	F7				SH3-4 1B			K		3	0	1	0	0	1	4						
Alejandro Pena, R OBP: 0.250, SLG: 0.250 Alex Trevino, R OBP: 0.356, SLG: 0.401 Ed Vande Berg, R OBP: 0.285, SLG: 0.279 Brian Holton, R OBP: (9, 1)					SH3-4			K		1	0	1	0	0	0	0						
Inning Stats	R: 0 E: 0 K: 1 S: 6	H: 1 LOB: 3 BB: 1 P: 9	R: 0 E: 0 K: 0 S: 5	H: 2 LOB: 1 BB: 1 P: 9	R: 1 E: 0 K: 0 S: 5	H: 3 LOB: 1 BB: 0 P: 5	R: 0 E: 0 K: 0 S: 4	H: 1 LOB: 1 BB: 0 P: 4	R: 0 E: 0 K: 1 S: 6	H: 1 LOB: 2 BB: 1 P: 10	R: 1 E: 0 K: 0 S: 5	H: 2 LOB: 1 BB: 0 P: 5	R: 0 E: 0 K: 0 S: 3	H: 1 LOB: 0 BB: 0 P: 3	R: 0 E: 0 K: 3 S: 10	H: 1 LOB: 2 BB: 1 P: 14	R: 2 E: 0 K: 1 S: 7	H: 2 LOB: 1 BB: 1 P: 11	1B: 12 2B: 3 3B: 0 HR: 1	SF: 0 SAC: 2 DP: 2 HBP: 0	WP: 1 PB: 0 SB: 3 CS: 0	PA: 43
PITCHER	IP	WLS	BF	H	R	ER	SO	BB	IBB	HBP	BLK	WP	HR	S	P	ERA	WHIP					
Kevin Gross, R ERA: 3.88 (1, 1)	7.0		32	11	2	2	2	2	0	0	0	1	1	17	25	9.00	2.500					
Steve Bedrosian, R ERA: 3.03 (8, 1)	2.0		11	3	2	2	4	2	0	0	0	1	1	17	25	9.00	2.500					

Philadelphia Phillies @ Los Angeles Dodgers
Dodger Stadium, Los Angeles, CA
Tue Aug 26 1986, 7:05 PM PDT
Att: 30,979 - Unknown

AB	37
R	4
H	14
RBI	4
BB	4
SO	6
LOB	27



Batter	1	2	3	4	5	6	7	8	9	AB	R	H	RBI	BB	SO	LOB	TOP			
Jeff Stone, L OBP: 0.336, SLG: 0.411 Steve Bedrosian, R OBP: 0.400, SLG: 0.250	F7					K			E6	3	1	0	0	2	1	1				
Milt Thompson, L OBP: 0.277, SLG: 0.298	1B					F5			K	5	1	2	0	0	2	4				
Von Hayes, L OBP: 0.375, SLG: 0.436	SF9		4-3		F5				1B	5	0	2	1	0	0	2				
Mike Schmidt, R OBP: 0.379, SLG: 0.530	1B					K			F9	4	0	1	0	1	1	1				
Glenn Wilson, R OBP: 0.308, SLG: 0.406	SF9									3	0	2	1	0	0	0				
Juan Samuel, R OBP: 0.294, SLG: 0.447	K					F8				4	0	0	0	0	1	5				
Ronn Reynolds, R OBP: 0.265, SLG: 0.329			K			K				4	0	0	0	0	4	3				
Steve Jeltz, S OBP: 0.334, SLG: 0.272									F8	4	0	2	0	0	0	0				
Bruce Ruffin, S OBP: 0.086, SLG: 0.114 Greg Gross, L OBP: 0.365, SLG: 0.295	FC1-6					K			5-3	3	0	0	0	0	1	2				
	BB									1	0	0	0	0	0	0				
Inning Stats	R: 1 E: 0 K: 1 S: 7	H: 2 LOB: 2 BB: 1 P: 11	R: 0 E: 0 K: 2 S: 8	H: 1 LOB: 2 BB: 1 P: 12	R: 0 E: 0 K: 1 S: 7	H: 2 LOB: 2 BB: 0 P: 7	R: 0 E: 0 K: 1 S: 6	H: 1 LOB: 1 BB: 0 P: 10	R: 0 E: 0 K: 2 S: 8	H: 1 LOB: 1 BB: 0 P: 8	R: 0 E: 0 K: 0 S: 3	H: 0 LOB: 0 BB: 0 P: 3	R: 0 E: 0 K: 1 S: 5	H: 0 LOB: 0 BB: 0 P: 5	R: 1 E: 1 K: 1 S: 7	H: 1 LOB: 1 BB: 0 P: 7	1B: 9 2B: 0 3B: 0 HR: 0	SF: 1 SAC: 0 DP: 0 HBP: 0	WP: 0 PB: 0 SB: 1 CS: 0	PA: 40
PITCHER Bob Welch, R ERA: 3.43	IP: 9.0 WLS: L BF: 40 H: 9 R: 2 ER: 1 SO: 10 BB: 3 IBB: 0 HBP: 0 BLK: 1 WP: 0 HR: 0 S: 57 P: 69 ERA: 1.00 WHIP: 1.333															PITCHER	IP: 9.0 WLS: L BF: 40 H: 9 R: 2 ER: 1 SO: 10 BB: 3 IBB: 0 HBP: 0 BLK: 1 WP: 0 HR: 0 S: 57 P: 69 ERA: 1.00 WHIP: 1.333			

Philadelphia Phillies @ Los Angeles Dodgers
Dodger Stadium, Los Angeles, CA
Wed Aug 27 1986, 3:33 AM PDT
Att: 23,543 - Unknown

AB	36
R	2
H	9
RBI	2
BB	3
SO	10
LOB	18



Batter	1	2	3	4	5	6	7	8	9	AB	R	H	RBI	BB	SO	LOB	BOTTOM					
Dave Anderson, R OBP: 0.312, SLG: 0.318	1-3					6-3				3	1	0	0	1	0	0						
Bill Russell, R OBP: 0.289, SLG: 0.283	6-3									4	0	2	0	0	0	0						
Steve Sax, R OBP: 0.374, SLG: 0.421	4-3					G5-4-3				3	0	0	1	0	0	1						
Enos Cabell, R OBP: 0.300, SLG: 0.341 Len Matuszek, L OBP: 0.342, SLG: 0.469 Mike Marshall, R OBP: 0.298, SLG: 0.439										3	0	0	0	0	0	1						
										0	0	0	0	1	0	0						
										0	0	0	0	0	0	0						
Alex Trevino, R OBP: 0.355, SLG: 0.400 Franklin Stubbs, L OBP: 0.299, SLG: 0.449										3	0	1	0	0	0	0						
										1	0	0	0	0	1	1						
Jeff Hamilton, R OBP: 0.267, SLG: 0.368 Bill Madlock, R OBP: 0.335, SLG: 0.397										3	0	1	0	0	0	0						
										1	0	1	0	0	0	0						
Reggie Williams, R OBP: 0.326, SLG: 0.364 Mike Scioscia, L OBP: 0.394, SLG: 0.372										3	0	1	0	0	0	2						
										1	0	0	0	0	1	2						
Jose Gonzalez, R OBP: 0.256, SLG: 0.206										3	0	0	0	0	0	3						
Bob Welch, R OBP: 0.182, SLG: 0.164										3	0	0	0	0	1	0						
Inning Stats	R: 0 E: 0 K: 0 S: 3	H: 0 LOB: 0 BB: 0 P: 3	R: 0 E: 0 K: 0 S: 3	H: 0 LOB: 0 BB: 0 P: 3	R: 0 E: 0 K: 1 S: 5	H: 0 LOB: 0 BB: 0 P: 5	R: 0 E: 0 K: 0 S: 3	H: 1 LOB: 0 BB: 0 P: 3	R: 0 E: 0 K: 0 S: 5	H: 2 LOB: 2 BB: 0 P: 5	R: 1 E: 0 K: 0 S: 4	H: 1 LOB: 1 BB: 1 P: 8	R: 0 E: 0 K: 0 S: 4	H: 1 LOB: 1 BB: 0 P: 4	R: 0 E: 0 K: 0 S: 3	H: 0 LOB: 0 BB: 0 P: 3	R: 0 E: 0 K: 2 S: 8	H: 1 LOB: 2 BB: 1 P: 12	1B: 6 2B: 0 3B: 0 HR: 0	SF: 1 SAC: 0 DP: 1 HBP: 0	WP: 0 PB: 0 SB: 0 CS: 0	PA: 34
PITCHER Bruce Ruffin, L ERA: 2.38 Steve Bedrosian, R ERA: 2.99	IP: 8.0 WLS: S BF: 29 H: 5 R: 1 ER: 1 SO: 1 BB: 1 IBB: 0 HBP: 0 BLK: 0 WP: 0 HR: 0 S: 30 P: 34 ERA: 1.12 WHIP: 0.750															PITCHER	IP: 8.0 WLS: S BF: 29 H: 5 R: 1 ER: 1 SO: 1 BB: 1 IBB: 0 HBP: 0 BLK: 0 WP: 0 HR: 0 S: 30 P: 34 ERA: 1.12 WHIP: 0.750					

Philadelphia Phillies @ Los Angeles Dodgers
Dodger Stadium, Los Angeles, CA
Wed Aug 27 1986, 3:33 AM PDT
Att: 23,543 - Unknown

AB	31
R	1
H	6
RBI	1
BB	2
SO	3
LOB	10



Batter	1	2	3	4	5	6	7	8	9	AB	R	H	RBI	BB	SO	LOB	TOP			
Steve Sax, R OBP: 0.372, SLG: 0.418 (1, 4)										4	0	0	0	0	0	1				
Bill Russell, R OBP: 0.293, SLG: 0.288 (1, 7)										4	0	2	0	0	0	0				
Bill Madlock, R OBP: 0.331, SLG: 0.392 (1, 3)										4	0	0	0	0	0	3				
Enos Cabell, R OBP: 0.303, SLG: 0.344 (1, 9)										4	1	2	0	0	2	1				
Jeff Hamilton, R OBP: 0.255, SLG: 0.352 (1, 5)										4	0	0	0	0	2	2				
Mike Scioscia, L OBP: 0.393, SLG: 0.369 (1, 2)										2	0	0	0	1	0	0				
Dave Anderson, R OBP: 0.310, SLG: 0.311 (1, 6)										3	0	0	1	1	1	3				
Jose Gonzalez, R OBP: 0.238, SLG: 0.189 Alex Trevino, R OBP: 0.354, SLG: 0.398 (9, PH)										3	0	0	0	0	2	1				
Rick Honeycutt, L OBP: 0.132, SLG: 0.086 Dennis Powell, R OBP: 0.273, SLG: 0.545 Reggie Williams, R OBP: 0.328, SLG: 0.367 Brian Holton, R (8, 1)										2	0	0	0	0	0	0				
Inning Stats	R: 0 E: 0 K: 1 S: 6	H: 1 LOB: 1 BB: 0 P: 6	R: 0 E: 0 K: 2 S: 7	H: 0 LOB: 0 BB: 0 P: 7	R: 0 E: 0 K: 1 S: 5	H: 0 LOB: 0 BB: 0 P: 5	R: 0 E: 0 K: 1 S: 5	H: 0 LOB: 1 BB: 1 P: 9	R: 0 E: 0 K: 0 S: 3	H: 0 LOB: 0 BB: 0 P: 3	R: 0 E: 0 K: 0 S: 4	H: 1 LOB: 2 BB: 1 P: 8	R: 0 E: 0 K: 1 S: 7	H: 2 LOB: 2 BB: 0 P: 7	R: 1 E: 1 K: 0 S: 5	H: 1 LOB: 1 BB: 0 P: 5	1B: 5 2B: 0 3B: 0 HR: 0	SF: 0 SAC: 1 DP: 0 HBP: 0	WP: 0 PB: 0 SB: 0 CS: 0	PA: 35
PITCHER Bob Ojeda, L ERA: 2.66 (1, 1)	IP: 9.0 WLS: W BF: 35 H: 5 R: 1 ER: 0 SO: 7 BB: 2 IBB: 0 HBP: 0 BLK: 0 WP: 0 HR: 0 S: 47 P: 55 ERA: 0.00 WHIP: 0.778															PITCHER				

Los Angeles Dodgers @ New York Mets
Shea Stadium, Flushing, NY
Fri Aug 29 1986, 7:05 PM EDT
Att: 45,667 - Unknown

AB 32
R 1
H 5
RBI 1
BB 2
SO 7
LOB 12



Batter	1	2	3	4	5	6	7	8	9	AB	R	H	RBI	BB	SO	LOB	BOTTOM			
Mookie Wilson, S OBP: 0.362, SLG: 0.463 (1, 8) (9, 7)										4	1	3	1	0	1	0				
Tim Lincecum, R OBP: 0.332, SLG: 0.385 Wally Backman, S OBP: 0.379, SLG: 0.385 (7, PR) (8, 4)										3	0	0	0	1	0	2				
Keith Hernandez, L OBP: 0.403, SLG: 0.441 (1, 3)										4	0	1	1	0	1	3				
Kevin Mitchell, R OBP: 0.361, SLG: 0.504 Lenny Dykstra, L OBP: 0.375, SLG: 0.457 (9, 8)										4	0	1	0	0	1	1				
Darryl Strawberry, L OBP: 0.366, SLG: 0.500 (1, 9)										3	0	0	0	1	2	3				
Ray Knight, R OBP: 0.351, SLG: 0.421 (1, 5)										4	0	0	0	0	0	1				
Ed Hearn, R OBP: 0.325, SLG: 0.402 (1, 2)										4	0	1	0	0	1	1				
Rafael Santana, R OBP: 0.280, SLG: 0.252 (1, 6)										3	1	1	0	0	1	1				
Bob Ojeda, L OBP: 0.102, SLG: 0.102 (1, 1)										2	0	0	0	0	1	2				
Inning Stats	R: 1 E: 0 K: 1 S: 7	H: 2 LOB: 1 BB: 0 P: 7	R: 0 E: 1 K: 1 S: 6	H: 0 LOB: 1 BB: 0 P: 6	R: 0 E: 1 K: 1 S: 7	H: 2 LOB: 2 BB: 0 P: 7	R: 0 E: 0 K: 1 S: 6	H: 1 LOB: 1 BB: 0 P: 6	R: 0 E: 0 K: 2 S: 7	H: 0 LOB: 0 BB: 0 P: 7	R: 0 E: 0 K: 0 S: 3	H: 0 LOB: 2 BB: 1 P: 9	R: 0 E: 0 K: 2 S: 7	H: 0 LOB: 1 BB: 1 P: 11	R: 0 E: 0 K: 0 S: 5	H: 2 LOB: 2 BB: 1 P: 9	1B: 6 2B: 1 3B: 0 HR: 0	SF: 0 SAC: 1 DP: 1 HBP: 0	WP: 0 PB: 1 SB: 0 CS: 1	PA: 34
PITCHER Rick Honeycutt, L ERA: 2.99 Dennis Powell, L ERA: 4.67 Brian Holton, R ERA:	IP: 6.1 WLS: L BF: 29 H: 7 R: 2 ER: 2 SO: 6 BB: 1 IBB: 0 HBP: 0 BLK: 0 WP: 0 HR: 0 S: 40 P: 44 ERA: 2.84 WHIP: 1.263															PITCHER				

Los Angeles Dodgers @ New York Mets
Shea Stadium, Flushing, NY
Fri Aug 29 1986, 7:05 PM EDT
Att: 45,667 - Unknown

AB 31
R 2
H 7
RBI 2
BB 2
SO 8
LOB 14



Batter	1	2	3	4	5	6	7	8	9	AB	R	H	RBI	BB	SO	LOB	TOP			
Steve Sax, R OBP: 0.372, SLG: 0.419 (1, 4)	1-0 6-3 1B HBP		0-0 1B 2B		0-3 K		0-0 1-3			3	2	1	0	0	1	0				
Franklin Stubbs, L OBP: 0.295, SLG: 0.443 (1, 7) (8, 3)	0-3 K		0-0 F5		0-0 1-3		0-0 4-3			4	0	0	0	0	1	2				
Bill Madlock, R OBP: 0.336, SLG: 0.395 (1, 5)	0-0 6-3 1-2		1-0 1B HBP		0-0 1B 1B		0-0 E9 2B 1B			3	1	2	0	0	0	1				
Greg Brock, L OBP: 0.319, SLG: 0.437 Bill Russell, R OBP: 0.293, SLG: 0.288 (8, PR) (8, 7)	0-0 2H 1B		0-0 FC4-6 1B		0-0 1B		0-0 2B			4	0	4	3	0	0	0				
Mike Scioscia, L OBP: 0.389, SLG: 0.364 (1, 2)	0-0 4-3		0-0 FC4-6 1-2		0-0 L6		0-0 F6			4	0	0	0	0	0	6				
Enos Cabell, R OBP: 0.298, SLG: 0.338 (1, 9)		0-0 5-3		0-3 K		0-3 K		0-0 3-1		4	0	0	0	0	2	3				
Dave Anderson, R OBP: 0.301, SLG: 0.301 (1, 6)		0-0 5-3		0-0 6-3		0-3 K		0-0 1-3		4	0	0	0	0	1	2				
Jose Gonzalez, R OBP: 0.222, SLG: 0.175 Alex Trevino, R OBP: 0.352, SLG: 0.395 (9, PH)		0-0 1-3		0-0 F4		0-3 K		0-0 5-3		3	0	0	0	0	1	0				
Orel Hershiser, R Ed Vande Berg, L Fernando Valenzuela, L Dennis Powell, L Reggie Williams, R Joe Beckwith, L Len Matuszek, L OBP: 0.340, SLG: 0.465 (1, 1) (4, 1) (5, PH) (5, 1) (7, PH) (7, 1) (9, PH)			0-3 K		0-0 G3		0-0 F9		0-0 4-3	1	0	0	0	0	1	0				
Inning Stats	R: 1 E: 0 K: 1 S: 6	H: 1 LOB: 1 BB: 0 P: 7	R: 0 E: 0 K: 0 S: 3	H: 0 LOB: 0 BB: 0 P: 3	R: 1 E: 0 K: 1 S: 7	H: 2 LOB: 2 BB: 0 P: 8	R: 0 E: 0 K: 1 S: 5	H: 0 LOB: 0 BB: 0 P: 5	R: 0 E: 0 K: 1 S: 5	H: 2 LOB: 2 BB: 0 P: 9	R: 0 E: 0 K: 0 S: 5	H: 0 LOB: 0 BB: 0 P: 5	R: 1 E: 1 K: 0 S: 5	H: 2 LOB: 1 BB: 0 P: 5	R: 0 E: 0 K: 0 S: 3	H: 0 LOB: 0 BB: 0 P: 3	1B: 5 2B: 2 3B: 0 HR: 0	SF: 0 SAC: 0 DP: 0 HBP: 2	WP: 0 PB: 0 SB: 0 CS: 0	PA: 36
PITCHER	IP WLS BF H R ER SO BB IBB HBP BLK WP HR S P ERA WHIP	IP WLS BF H R ER SO BB IBB HBP BLK WP HR S P ERA WHIP																		
Rick Aguilera, R ERA: 4.07 Roger McDowell, R ERA: 2.51 (1, 1) (9, 1)	8.0 W 33 7 3 2 7 0 0 2 0 0 0 45 47 2.25 0.875	1.0 S 3 0 0 0 0 0 0 0 0 0 3 3 0.00 0.000																		

Los Angeles Dodgers @ New York Mets
Shea Stadium, Flushing, NY
Sat Aug 30 1986, 3:33 AM EDT
Att: 44,040 - Unknown

AB 34
R 3
H 7
RBI 3
BB 0
SO 7
LOB 14



Batter	1	2	3	4	5	6	7	8	9	AB	R	H	RBI	BB	SO	LOB	BOTTOM			
Lenny Dykstra, L OBP: 0.375, SLG: 0.466 (1, 8)	0-0 F9		0-0 2B 2B		0-0 SF7 1-3			0-0 3B		4	1	2	1	0	0	2				
Wally Backman, S OBP: 0.379, SLG: 0.387 (1, 4)	0-0 L1		0-0 1B 2B		0-0 BB BB		0-3 K		0-0 4-3	4	1	1	1	1	1	1				
Keith Hernandez, L OBP: 0.406, SLG: 0.445 (1, 3)	0-0 2B		0-0 1B		0-0 BB BB		0-0 6-3			3	0	2	1	1	0	0				
Darryl Strawberry, L OBP: 0.363, SLG: 0.495 (1, 9)	0-0 L9		0-3 K		0-0 F8		0-3 K			4	0	0	0	0	2	5				
Mookie Wilson, S OBP: 0.361, SLG: 0.463 (1, 7)		0-3 K		0-0 SH FC5-2 2B		0-0 4-3		0-0 4-3		4	0	1	0	0	1	0				
Howard Johnson, S OBP: 0.342, SLG: 0.458 (1, 5)		0-0 F7		0-0 FC5-2 1B BB		0-0 WP S 1B BB		0-3 K		2	2	0	0	2	1	0				
Ed Hearn, R OBP: 0.325, SLG: 0.394 (1, 2)		0-0 6-3		0-0 SH FC5-2 1B		0-0 1B BB		0-0 F8		2	1	0	0	1	0	0				
Rafael Santana, R OBP: 0.280, SLG: 0.252 (1, 6)			0-0 6-3		0-0 FC5-2 1B SF7		0-0 1B		0-0 F8	4	1	1	1	0	0	3				
Rick Aguilera, R OBP: 0.244, SLG: 0.333 Lee Mazzilli, S OBP: 0.374, SLG: 0.333 Roger McDowell, R OBP: 0.375, SLG: 0.333 (1, 1) (8, PH) (9, 1)			0-0 6-3		0-0 E7 BB BB 1B		0-3 K		0-0 F9	3	0	1	2	0	1	2				
Inning Stats	R: 0 E: 0 K: 0 S: 4	H: 1 LOB: 1 BB: 0 P: 4	R: 0 E: 0 K: 1 S: 5	H: 0 LOB: 0 BB: 0 P: 5	R: 2 E: 0 K: 1 S: 8	H: 3 LOB: 1 BB: 0 P: 8	R: 3 E: 1 K: 0 S: 6	H: 2 LOB: 3 BB: 3 P: 18	R: 1 E: 0 K: 1 S: 6	H: 1 LOB: 2 BB: 2 P: 14	R: 0 E: 0 K: 2 S: 7	H: 0 LOB: 0 BB: 0 P: 7	R: 0 E: 0 K: 1 S: 5	H: 0 LOB: 0 BB: 0 P: 5	R: 0 E: 0 K: 0 S: 4	H: 1 LOB: 1 BB: 0 P: 4	1B: 3 2B: 4 3B: 1 HR: 0	SF: 1 SAC: 1 DP: 0 HBP: 0	WP: 1 PB: 0 SB: 1 CS: 0	PA: 38
PITCHER	IP WLS BF H R ER SO BB IBB HBP BLK WP HR S P ERA WHIP	IP WLS BF H R ER SO BB IBB HBP BLK WP HR S P ERA WHIP																		
Orel Hershiser, R ERA: 3.93 Ed Vande Berg, L ERA: 3.54 Dennis Powell, L ERA: 4.66 Joe Beckwith, R ERA: 7.59 (1, 1) (4, 1) (5, 1) (7, 1)	3.2 L 21 6 5 5 2 3 0 0 0 0 0 1 1 0.00 0.000	2.0 9 1 1 1 3 2 0 0 0 1 0 13 21 4.50 1.500																		

Los Angeles Dodgers @ New York Mets
Shea Stadium, Flushing, NY
Sat Aug 30 1986, 3:33 AM EDT
Att: 44,040 - Unknown

AB 31
R 6
H 8
RBI 6
BB 5
SO 6
LOB 13



Batter	1	2	3	4	5	6	7	8	9	AB	R	H	RBI	BB	SO	LOB	TOP			
Steve Sax, R OBP: 0.371, SLG: 0.416 (1, 4)										4	1	0	0	1	1	0				
Dave Anderson, R OBP: 0.311, SLG: 0.319 (1, 6)										5	2	3	0	0	0	0				
Bill Madlock, R OBP: 0.335, SLG: 0.394 Jeff Hamilton, R OBP: 0.253, SLG: 0.348 (7, PR) (7, 5)										3	0	1	2	0	0	1				
Greg Brock, L OBP: 0.321, SLG: 0.434 (1, 3)										4	0	1	0	1	0	1				
Len Matuszek, L OBP: 0.339, SLG: 0.463 Jose Gonzalez, R OBP: 0.239, SLG: 0.220 (6, 8)										3	0	1	1	0	1	0				
Mike Scioscia, L OBP: 0.390, SLG: 0.367 (1, 2)										3	1	1	0	1	0	2				
Franklin Stubbs, L OBP: 0.296, SLG: 0.441 (6, 7)										4	1	1	0	0	1	3				
Reggie Williams, R OBP: 0.331, SLG: 0.381 (6, 9)										3	1	2	3	0	0	0				
Bill Russell, R OBP: 0.292, SLG: 0.286 (8, PH) (8, 9)										1	0	0	0	0	0	0				
Fernando Valenzuela, L OBP: 0.194, SLG: 0.217 (1, 1)										4	0	0	0	0	0	1				
Inning Stats	R: 1 E: 0 K: 0 S: 5	H: 2 LOB: 2 BB: 1 P: 9	R: 0 E: 0 K: 1 S: 5	H: 0 LOB: 0 BB: 0 P: 5	R: 0 E: 0 K: 1 S: 5	H: 0 LOB: 0 BB: 0 P: 5	R: 3 E: 0 K: 0 S: 6	H: 3 LOB: 1 BB: 1 P: 10	R: 1 E: 0 K: 0 S: 5	H: 2 LOB: 2 BB: 1 P: 5	R: 2 E: 0 K: 0 S: 6	H: 4 LOB: 2 BB: 1 P: 10	R: 0 E: 0 K: 0 S: 3	H: 0 LOB: 0 BB: 0 P: 3	R: 0 E: 0 K: 1 S: 5	H: 0 LOB: 0 BB: 0 P: 5	1B: 7 2B: 3 3B: 0 HR: 1	SF: 1 SAC: 0 DP: 0 HBP: 0	WP: 0 PB: 0 SB: 2 CS: 0	PA: 40
PITCHER	IP WLS BF H R ER SO BB IBB HBP BLK WP HR S P ERA WHIP																			
Ron Darling, R ERA: 3.08 (1, 1)	6.1 L 30 9 7 7 3 2 0 0 0 0 0 1 34 42 9.95 1.737																			
Randy Niemann, L ERA: 3.52 (7, 1)	0.2 4 2 0 0 0 1 0 0 0 0 0 0 3 7 0.00 4.500																			
Doug Sisk, R ERA: 2.61 (8, 1)	2.0 6 0 0 0 0 1 0 0 0 0 0 0 8 8 0.00 0.000																			

Los Angeles Dodgers @ New York Mets
Shea Stadium, Flushing, NY
Sun Aug 31 1986, 3:33 AM EDT
Att: 45,678 - Unknown

AB 36
R 7
H 11
RBI 7
BB 3
SO 4
LOB 8



Batter	1	2	3	4	5	6	7	8	9	AB	R	H	RBI	BB	SO	LOB	BOTTOM					
Mookie Wilson, S OBP: 0.363, SLG: 0.462 Doug Sisk, R (8, 1)										3	1	1	0	1	1	2						
Tim Lincecum, R OBP: 0.331, SLG: 0.387 (1, 4)										4	1	1	0	0	1	3						
Keith Hernandez, L OBP: 0.407, SLG: 0.445 (1, 3)										4	0	2	1	0	1	0						
Kevin Mitchell, R OBP: 0.356, SLG: 0.496 (1, 7)										4	0	0	1	0	0	2						
Darryl Strawberry, L OBP: 0.360, SLG: 0.490 (1, 9)										4	0	0	0	0	1	1						
Ray Knight, R OBP: 0.350, SLG: 0.419 (1, 5)										4	0	1	0	0	0	1						
Ed Hearn, R OBP: 0.331, SLG: 0.425 (1, 2)										4	2	2	1	0	1	2						
Rafael Santana, R OBP: 0.282, SLG: 0.255 (1, 6)										4	0	2	0	0	1	0						
Ron Darling, R OBP: 0.145, SLG: 0.136 Randy Niemann, L OBP: 0.429, SLG: 0.333 Lenny Dykstra, L OBP: 0.373, SLG: 0.463 (7, PH) (8, 8)										2	0	0	0	0	0	2						
Inning Stats	R: 0 E: 0 K: 2 S: 7	H: 0 LOB: 0 BB: 0 P: 7	R: 0 E: 0 K: 0 S: 3	H: 0 LOB: 0 BB: 0 P: 3	R: 1 E: 1 K: 1 S: 7	H: 2 LOB: 1 BB: 0 P: 7	R: 0 E: 0 K: 1 S: 5	H: 0 LOB: 0 BB: 0 P: 5	R: 0 E: 0 K: 1 S: 6	H: 2 LOB: 1 BB: 0 P: 6	R: 2 E: 1 K: 0 S: 6	H: 2 LOB: 2 BB: 1 P: 10	R: 0 E: 0 K: 1 S: 6	H: 1 LOB: 1 BB: 0 P: 6	R: 0 E: 0 K: 0 S: 3	H: 1 LOB: 0 BB: 0 P: 3	R: 1 E: 0 K: 1 S: 6	H: 1 LOB: 0 BB: 0 P: 6	1B: 7 2B: 1 3B: 0 HR: 1	SF: 0 SAC: 0 DP: 2 HBP: 0	WP: 0 PB: 0 SB: 0 CS: 0	PA: 36
PITCHER	IP WLS BF H R ER SO BB IBB HBP BLK WP HR S P ERA WHIP																					
Fernando Valenzuela, L ERA: 3.04 (1, 1)	9.0 W 36 9 4 3 7 1 0 0 0 0 0 1 49 53 3.00 1.111																					

Los Angeles Dodgers @ New York Mets
Shea Stadium, Flushing, NY
Sun Aug 31 1986, 3:33 AM EDT
Att: 45,678 - Unknown

AB 35
R 4
H 9
RBI 3
BB 1
SO 7
LOB 13



Batter	1	2	3	4	5	6	7	8	9	AB	R	H	RBI	BB	SO	LOB	TOP										
Steve Sax, R OBP: 0.366, SLG: 0.414 (1,4)	F8		1B FC3-6	L3		6-3			F9	5	1	1	0	0	0	0	Los Angeles Dodgers @ Montreal Expos Olympic Stadium, Montreal, QB Mon Sep 01 1986, 7:05 PM EDT Att: 10,410 - Unknown										
Dave Anderson, R OBP: 0.314, SLG: 0.322 (1,6)	F6		FC3-6 BB FC5-4	1B			F3		F3	5	1	2	0	0	0	0											
Bill Madlock, R OBP: 0.337, SLG: 0.394 (1,5)	HR		FC3-6 BB	L5			F3			3	1	1	0	1	0	1											
Greg Brock, L OBP: 0.320, SLG: 0.443 Ken Howell, R Dennis Powell, R OBP: 0.273, SLG: 0.545 (1,3) (7,1) (9,1)	HR		FC3-6 FC5-4	K			G3			4	1	1	3	0	1	3											
Len Matuszek, L OBP: 0.333, SLG: 0.453 (1,7)	4-3		FC5-4 1B						F8	3	1	0	1	0	0	1											
Enos Cabell, R OBP: 0.297, SLG: 0.336 (8,PH) (8,3)			1-2 2B 3-H							1	0	0	0	0	0	0											
Mike Scioscia, L OBP: 0.388, SLG: 0.365 (1,2)		F8	2B 1-2	1B					F8	4	0	1	0	0	0	0											
Franklin Stubbs, L OBP: 0.296, SLG: 0.443 (1,9)		K								3	0	1	1	0	1	0											
Bill Russell, R OBP: 0.290, SLG: 0.285 (8,PH) (8,7)		K	1-3 2-H	2B					4-3	1	0	0	0	0	0	0											
Reggie Williams, R OBP: 0.333, SLG: 0.380 (1,8) (7,9) (9,8)			1B	IBB			K		K	3	0	1	0	1	2	0											
Alejandro Pena, R OBP: 0.214, SLG: 0.214 Brian Holton, R Jose Gonzalez, R OBP: 0.239, SLG: 0.220 Ralph Bryant, L OBP: 0.400, SLG: 1.400 (1,1) (3,1) (7,8) (9,PH) (9,9)	1-3		K				K		HR	2	0	0	0	0	1	4											
Inning Stats	R: 2 E: 0 K: 0 S: 5	H: 2 LOB: 0 BB: 0 P: 5	R: 0 E: 0 K: 1 S: 6	H: 1 LOB: 1 BB: 0 P: 6	R: 3 E: 0 K: 1 S: 9	H: 4 LOB: 3 BB: 2 P: 17	R: 0 E: 0 K: 1 S: 6	H: 1 LOB: 1 BB: 0 P: 6	R: 0 E: 0 K: 0 S: 3	H: 0 LOB: 0 BB: 0 P: 3	R: 0 E: 0 K: 2 S: 7	H: 0 LOB: 0 BB: 0 P: 7	R: 0 E: 0 K: 0 S: 3	H: 0 LOB: 0 BB: 0 P: 3	R: 0 E: 0 K: 0 S: 3	H: 0 LOB: 0 BB: 0 P: 3	R: 1 E: 0 K: 1 S: 6	H: 1 LOB: 0 BB: 0 P: 6	1B: 6 2B: 1 3B: 0 HR: 2	SF: 0 SAC: 0 DP: 0 HBP: 0	WP: 0 PB: 0 SB: 1 CS: 0	PA: 38					
PITCHER	IP	WLS	BF	H	R	ER	SO	BB	IBB	HBP	BLK	WP	HR	S	P	ERA	WHIP	PITCHER									
Dennis Martinez, R ERA: 5.77 Andy McGaffigan, R ERA: 2.99 Tim Burke, R ERA: 2.59 Bob McClure, L ERA: 3.57 Jeff Reardon, R ERA: 3.79 (1,1) (5,1) (7,1) (8,1) (8,1)	4.0		22	8	5	5	3	1	1	0	0	0	1	26	34	11.25	2.250										
Wallace Johnson, S OBP: 0.307, SLG: 0.349 (1,3)	F9 HBP 1B	L3 1B		3-1																4	1	2	0	1	0	1	Los Angeles Dodgers @ Montreal Expos Olympic Stadium, Montreal, QB Mon Sep 01 1986, 7:05 PM EDT Att: 10,410 - Unknown
Mitch Webster, S OBP: 0.363, SLG: 0.427 (1,8)	1B HBP	L3 1-2																		4	0	1	0	0	0	3	
Tim Raines, S OBP: 0.411, SLG: 0.499 (1,7)	F9 2-3		HR	K																5	3	3	1	0	1	3	
Andre Dawson, R OBP: 0.326, SLG: 0.480 (1,9)	FC3-6 1-2 3-H	1B		6-3																3	1	1	1	1	0	0	
Wayne Krenchicki, L OBP: 0.313, SLG: 0.324 Bob McClure, R OBP: 0.333, SLG: 0.333 Jeff Reardon, R OBP: 0.143, SLG: 0.143 Jim Wohlford, R OBP: 0.272, SLG: 0.320 (1,5) (8,1) (8,1) (9,PH)	FC3-6		2B SF8	E3																4	1	1	1	0	1	2	
Vance Law, R OBP: 0.298, SLG: 0.311 (1,4) (8,5)	FC6-4		SF8 1-3	2B																4	0	2	1	1	0	2	
Tom Foley, L OBP: 0.365, SLG: 0.398 (1,6) (8,4)		2B 1B	SF8 2-3 3-H																	4	1	3	2	0	0	2	
Dann Bilardello, R OBP: 0.234, SLG: 0.244 (1,2)		1B 1-H		6-3																3	0	1	1	0	0	3	
Dennis Martinez, R OBP: 0.356, SLG: 0.400 Al Nipper, S OBP: 0.298, SLG: 0.321 Andy McGaffigan, R Herm Winstanham, L Tim Burke, R Luis Rivera, R OBP: 0.279, SLG: 0.293 (1,1) (4,PH) (5,1) (6,PH) (7,1) (8,9)		B3		F6																1	0	0	0	0	0	1	
Inning Stats	R: 1 E: 0 K: 0 S: 5	H: 2 LOB: 2 BB: 0 P: 6	R: 1 E: 0 K: 0 S: 5	H: 3 LOB: 1 BB: 0 P: 5	R: 2 E: 1 K: 0 S: 6	H: 2 LOB: 1 BB: 0 P: 6	R: 0 E: 0 K: 1 S: 6	H: 1 LOB: 1 BB: 0 P: 6	R: 0 E: 0 K: 1 S: 5	H: 0 LOB: 0 BB: 0 P: 5	R: 0 E: 0 K: 1 S: 6	H: 1 LOB: 1 BB: 0 P: 6	R: 2 E: 0 K: 0 S: 6	H: 3 LOB: 2 BB: 0 P: 7	R: 0 E: 0 K: 0 S: 2	H: 0 LOB: 0 BB: 1 P: 6	R: 1 E: 0 K: 0 S: 3	H: 2 LOB: 3 BB: 2 P: 11	1B: 10 2B: 4 3B: 0 HR: 1	SF: 1 SAC: 2 DP: 2 HBP: 2	WP: 0 PB: 0 SB: 1 CS: 0	PA: 43					
PITCHER	IP	WLS	BF	H	R	ER	SO	BB	IBB	HBP	BLK	WP	HR	S	P	ERA	WHIP	PITCHER									
Alejandro Pena, R ERA: 4.65 Brian Holton, R ERA: 1.04 Ken Howell, R ERA: 3.21 Dennis Powell, L ERA: 4.66 (1,1) (3,1) (7,1) (9,1)	2.0		12	4	2	1	3	0	0	0	0	0	0	24	24	2.08	0.923										

Batter	1	2	3	4	5	6	7	8	9	AB	R	H	RBI	BB	SO	LOB	TOP					
Steve Sax, R OBP: 0.369, SLG: 0.413 (1,4)	5-3		F7			F7		F7		4	0	1	0	0	0	0	Los Angeles Dodgers @ Montreal Expos Olympic Stadium, Montreal, QB Tue Sep 02 1986, 7:05 PM EDT Att: 9,201 - Unknown livebaseballscorecards.com					
Dave Anderson, R OBP: 0.313, SLG: 0.315 (1,6)	BB		F8			F4		F7		3	0	0	0	1	0	1						
Bill Madlock, R OBP: 0.333, SLG: 0.389 Jeff Hamilton, R OBP: 0.253, SLG: 0.348 (9,5)	K		F6			F4		6-3		4	0	0	0	0	1	2						
Greg Brock, L OBP: 0.315, SLG: 0.436 (1,3)	4-3		F8			F8		F7		4	0	0	0	0	0	2						
Mike Scioscia, L OBP: 0.391, SLG: 0.366 (1,2)	BB		1B			F9				2	0	1	0	1	0	0						
Franklin Stubbs, L OBP: 0.294, SLG: 0.439 (1,7)	K		K			K				3	0	0	0	0	3	2						
Ralph Bryant, L OBP: 0.250, SLG: 0.875 (1,9)	F7					K				3	0	0	0	0	1	1						
Reggie Williams, R OBP: 0.331, SLG: 0.377 Len Matuszek, L OBP: 0.331, SLG: 0.450 Jose Gonzalez, R OBP: 0.239, SLG: 0.220 (8,8)	4-3					K		F9		2	0	0	0	0	1	1						
Bob Welch, R OBP: 0.174, SLG: 0.156 (1,1)			K2-3			5-3		F2		1	0	0	0	0	0	0						
Inning Stats	R: 0 E: 0 K: 1 S: 5	H: 0 LOB: 1 BB: 1 P: 9	R: 0 E: 0 K: 1 S: 5	H: 0 LOB: 1 BB: 1 P: 9	R: 0 E: 0 K: 1 S: 5	H: 0 LOB: 0 BB: 0 P: 5	R: 0 E: 0 K: 1 S: 6	H: 1 LOB: 1 BB: 0 P: 6	R: 0 E: 0 K: 1 S: 5	H: 0 LOB: 0 BB: 0 P: 5	R: 0 E: 0 K: 2 S: 4	H: 1 LOB: 1 BB: 0 P: 4	R: 0 E: 0 K: 2 S: 7	H: 0 LOB: 0 BB: 0 P: 7	R: 0 E: 0 K: 0 S: 3	H: 0 LOB: 0 BB: 0 P: 3		R: 0 E: 0 K: 0 S: 3	H: 0 LOB: 0 BB: 0 P: 3	1B: 2 2B: 0 3B: 0 HR: 0	SF: 0 SAC: 0 DP: 0 HBP: 0	WP: 0 PB: 0 SB: 3 CS: 0
PITCHER Floyd Youmans, R ERA: 3.52 (1,1)	IP: 9.0 WLS: W BF: 31	H: 2 R: 0 ER: 0 SO: 7	BB: 2 IBB: 0 HBP: 0 BLK: 0	WP: 0 HR: 0 S: 43 P: 51	ERA: 0.00 WHIP: 0.444	PITCHER	IP: 9.0 WLS: W BF: 31	H: 2 R: 0 ER: 0 SO: 7	BB: 2 IBB: 0 HBP: 0 BLK: 0	WP: 0 HR: 0 S: 43 P: 51	ERA: 0.00 WHIP: 0.444	PITCHER	IP: 9.0 WLS: W BF: 31	H: 2 R: 0 ER: 0 SO: 7	BB: 2 IBB: 0 HBP: 0 BLK: 0	WP: 0 HR: 0 S: 43 P: 51	ERA: 0.00 WHIP: 0.444					

Batter	1	2	3	4	5	6	7	8	9	AB	R	H	RBI	BB	SO	LOB	BOTTOM			
Wallace Johnson, S OBP: 0.315, SLG: 0.368 (1,3)	1B		BB			F8		F7		4	0	2	0	0	0	0	Los Angeles Dodgers @ Montreal Expos Olympic Stadium, Montreal, QB Tue Sep 02 1986, 7:05 PM EDT Att: 9,201 - Unknown livebaseballscorecards.com			
Mitch Webster, S OBP: 0.364, SLG: 0.426 (1,8)	FC5-2		1B			4-3		K		3	0	1	0	1	1	0				
Tim Raines, S OBP: 0.410, SLG: 0.497 (1,7)	F7		F8			F6		1B		4	0	1	0	0	0	5				
Andre Dawson, R OBP: 0.323, SLG: 0.475 (1,9)	FC5-2		K			E6		K		4	0	0	0	0	2	6				
Tim Wallach, R OBP: 0.313, SLG: 0.409 (1,5)	F9		F6			K		K		4	0	0	0	0	1	6				
Tom Foley, L OBP: 0.358, SLG: 0.389 (1,6)	K					F8		E4		4	0	0	0	0	1	1				
Vance Law, R OBP: 0.297, SLG: 0.319 (1,4)	K		E6			6-3		HR		4	1	1	1	0	1	0				
Randy Hunt, R (1,2)	K		G6-4-3			F9				3	0	0	0	0	1	1				
Floyd Youmans, R OBP: 0.246, SLG: 0.233 (1,1)	BB		1B			K		K		3	0	1	0	0	2	0				
Inning Stats	R: 0 E: 0 K: 0 S: 5	H: 2 LOB: 2 BB: 0 P: 5	R: 0 E: 0 K: 3 S: 9	H: 0 LOB: 0 BB: 0 P: 9	R: 0 E: 0 K: 1 S: 7	H: 2 LOB: 3 BB: 1 P: 11	R: 0 E: 0 K: 0 S: 3	H: 0 LOB: 0 BB: 0 P: 3	R: 0 E: 1 K: 1 S: 6	H: 0 LOB: 1 BB: 0 P: 6	R: 0 E: 0 K: 1 S: 5	H: 0 LOB: 0 BB: 0 P: 5	R: 0 E: 0 K: 2 S: 8	H: 1 LOB: 1 BB: 0 P: 8	R: 0 E: 1 K: 0 S: 3	H: 1 LOB: 0 BB: 0 P: 3		1B: 4 2B: 1 3B: 0 HR: 1	SF: 0 SAC: 0 DP: 1 HBP: 0	WP: 0 PB: 0 SB: 1 CS: 1
PITCHER Bob Welch, R ERA: 3.32 (1,1)	IP: 8.2 WLS: L BF: 34	H: 6 R: 1 ER: 1 SO: 9	BB: 1 IBB: 0 HBP: 0 BLK: 0	WP: 0 HR: 1 S: 51 P: 55	ERA: 1.04 WHIP: 0.808	PITCHER	IP: 8.2 WLS: L BF: 34	H: 6 R: 1 ER: 1 SO: 9	BB: 1 IBB: 0 HBP: 0 BLK: 0	WP: 0 HR: 1 S: 51 P: 55	ERA: 1.04 WHIP: 0.808	PITCHER	IP: 8.2 WLS: L BF: 34	H: 6 R: 1 ER: 1 SO: 9	BB: 1 IBB: 0 HBP: 0 BLK: 0	WP: 0 HR: 1 S: 51 P: 55	ERA: 1.04 WHIP: 0.808			

Batter	1	2	3	4	5	6	7	8	9	AB	R	H	RBI	BB	SO	LOB	TOP					
Steve Sax, R OBP: 0.375, SLG: 0.425 (1, 4)										4	0	3	0	0	0	0	Los Angeles Dodgers @ Philadelphia Phillies Veterans Stadium, Philadelphia, PA Fri Sep 05 1986, 7:05 PM EDT Att: 15,245 - Unknown					
Dave Anderson, R OBP: 0.311, SLG: 0.305 Pedro Guerrero, R OBP: 0.111, SLG: 0.111 Joe Beckwith, L (8, 1)										2	0	0	0	1	2	1						
Bill Russell, R OBP: 0.286, SLG: 0.281 Ralph Bryant, L OBP: 0.250, SLG: 0.917 (1, 7)										3	0	0	0	0	0	1						
Bill Madlock, R OBP: 0.340, SLG: 0.400 (1, 5)										4	0	2	0	0	0	0						
Larry See, R OBP: 0.250, SLG: 0.250 Greg Brock, L OBP: 0.309, SLG: 0.426 (1, 3)										3	0	1	0	0	0	1						
Mike Scioscia, L OBP: 0.386, SLG: 0.364 (1, 2)										3	0	0	0	0	0	3						
Jose Gonzalez, R OBP: 0.229, SLG: 0.209 Enos Cabell, R OBP: 0.296, SLG: 0.335 Mike Marshall, R OBP: 0.298, SLG: 0.439 (1, 8)										2	0	0	0	0	2	2						
Reggie Williams, R OBP: 0.324, SLG: 0.369 (7, 8)										2	0	0	0	0	2	2						
Franklin Stubbs, L OBP: 0.293, SLG: 0.437 (8, 8)										1	0	0	0	0	0	0						
Orel Hershiser, R OBP: 0.246, SLG: 0.250 Dennis Powell, R OBP: 0.273, SLG: 0.545 Len Matuszek, L OBP: 0.329, SLG: 0.447 (1, 1)										2	0	0	0	0	0	0						
Inning Stats	R: 0 E: 0 K: 1 S: 5	H: 1 LOB: 0 BB: 0 P: 5	R: 0 E: 0 K: 2 S: 9	H: 2 LOB: 2 BB: 0 P: 9	R: 0 E: 0 K: 0 S: 3	H: 1 LOB: 1 BB: 1 P: 7	R: 0 E: 0 K: 0 S: 3	H: 0 LOB: 0 BB: 0 P: 3	R: 0 E: 0 K: 1 S: 7	H: 0 LOB: 0 BB: 0 P: 7	R: 0 E: 0 K: 1 S: 5	H: 1 LOB: 1 BB: 0 P: 4	R: 0 E: 0 K: 0 S: 4	H: 1 LOB: 1 BB: 0 P: 4	R: 0 E: 0 K: 1 S: 5	H: 0 LOB: 0 BB: 0 P: 5	1B: 3 2B: 3 3B: 0 HR: 0	SF: 0 SAC: 0 DP: 0 HBP: 0	WP: 0 PB: 0 SB: 0 CS: 2	PA: 32		
PITCHER	IP WLS BF H R ER SO BB IBB HBP BLK WP HR S P ERA WHIP	7.0 W 25 5 0 0 6 1 0 0 0 0 0 0 36 40 0.00 0.857	2.0 S 7 1 0 0 1 0 0 0 0 0 0 0 9 9 0.00 0.500																			


livebaseballscores.com



Batter	1	2	3	4	5	6	7	8	9	AB	R	H	RBI	BB	SO	LOB	BOTTOM					
Gary Redus, R OBP: 0.351, SLG: 0.485 (1, 7)										4	0	1	2	0	2	2	Los Angeles Dodgers @ Philadelphia Phillies Veterans Stadium, Philadelphia, PA Fri Sep 05 1986, 7:05 PM EDT Att: 15,245 - Unknown					
Milt Thompson, L OBP: 0.290, SLG: 0.320 (1, 8)										4	0	0	0	0	1	1						
Von Hayes, L OBP: 0.377, SLG: 0.462 (1, 3)										4	1	3	1	0	0	0						
Mike Schmidt, R OBP: 0.386, SLG: 0.544 (1, 5)										3	0	0	0	1	2	2						
Glenn Wilson, R OBP: 0.309, SLG: 0.402 (1, 9)										4	0	1	0	0	0	2						
Juan Samuel, R OBP: 0.296, SLG: 0.452 (1, 4)										3	2	0	0	1	0	3						
John Russell, R OBP: 0.299, SLG: 0.457 (1, 2)										3	0	1	0	1	0	1						
Steve Jeltz, S OBP: 0.326, SLG: 0.264 Greg Gross, L OBP: 0.370, SLG: 0.308 Luis Aquayo, R OBP: 0.261, SLG: 0.324 (1, 6)										2	0	0	0	0	1	2						
Don Carman, L OBP: 0.380, SLG: 0.375 Steve Bedrosian, R OBP: 0.400, SLG: 0.250 (7, 8)										0	1	0	0	0	0	2						
Inning Stats	R: 0 E: 0 K: 2 S: 7	H: 0 LOB: 0 BB: 0 P: 7	R: 0 E: 0 K: 0 S: 3	H: 0 LOB: 0 BB: 0 P: 3	R: 0 E: 0 K: 1 S: 5	H: 0 LOB: 1 BB: 1 P: 9	R: 0 E: 0 K: 1 S: 7	H: 2 LOB: 2 BB: 0 P: 7	R: 0 E: 0 K: 2 S: 8	H: 1 LOB: 1 BB: 0 P: 8	R: 0 E: 0 K: 1 S: 6	H: 1 LOB: 1 BB: 0 P: 6	R: 2 E: 0 K: 0 S: 4	H: 1 LOB: 1 BB: 2 P: 12	R: 2 E: 0 K: 0 S: 4	H: 1 LOB: 1 BB: 1 P: 8		1B: 3 2B: 2 3B: 0 HR: 1	SF: 0 SAC: 1 DP: 0 HBP: 0	WP: 0 PB: 0 SB: 2 CS: 0	PA: 34	
PITCHER	IP WLS BF H R ER SO BB IBB HBP BLK WP HR S P ERA WHIP	6.2 L 28 5 2 2 7 2 1 0 0 0 0 0 39 51 2.70 1.050	0.1 1 0 0 0 0 0 0 0 0 0 0 0 1 1 0.00 0.000	1.0 5 1 2 1 0 1 0 0 0 0 0 1 4 8 9.00 2.000																		

livebaseballscores.com



Batter	1	2	3	4	5	6	7	8	9	AB	R	H	RBI	BB	SO	LOB	TOP					
Omar Moreno, L (1.9) OBP: 0.293, SLG: 0.371	4-3 S 1B		FC3-6 PO			3-1			F7	4	0	1	0	0	0	1						
Ken Oberkfell, L (1.5) OBP: 0.386, SLG: 0.381	4-3 1-3		PO	F9		FC6-4 1B			G3	4	0	1	0	0	0	1						
Dale Murphy, R (1.8) OBP: 0.363, SLG: 0.500	1-3			1B		FC6-4 1-2			F9	4	0	1	0	0	0	2						
Bob Horner, R (1.3) OBP: 0.338, SLG: 0.473	K			F8			6-3			3	0	0	0	0	1	2						
Ken Griffey, L (1.7) OBP: 0.339, SLG: 0.501		F9		K			F4			3	0	0	0	0	1	1						
Rafael Ramirez, R (1.6) OBP: 0.276, SLG: 0.336		4-3			G6-4-3 1B		F5			3	0	1	0	0	0	0						
Jeff Dedmon, L (7.1) OBP: 0.154, SLG: 0.154										0	0	0	0	0	0	0						
Bruce Benedict, R (1.2) OBP: 0.328, SLG: 0.339		K		G6-4-3 1-2			F7			3	0	0	0	0	1	1						
Glenn Hubbard, R (1.4) OBP: 0.336, SLG: 0.304			5-3		F8		F8			3	0	0	0	0	0	0						
Rick Mahler, R (1.1) OBP: 0.221, SLG: 0.205							F8			1	0	0	0	0	0	0						
Ed Olwines, R (5.1) OBP: 0.500, SLG: 0.333			E6 FC3-6						K	1	0	0	0	0	0	0						
Andres Thomas, R (7.6) OBP: 0.279, SLG: 0.408										1	0	0	0	0	1	0						
Inning Stats	R: 0 E: 0 K: 1 S: 6	H: 1 LOB: 1 BB: 0 P: 6	R: 0 E: 0 K: 1 S: 5	H: 0 LOB: 0 BB: 0 P: 5	R: 0 E: 1 K: 0 S: 3	H: 0 LOB: 0 BB: 0 P: 3	R: 0 E: 0 K: 1 S: 6	H: 1 LOB: 1 BB: 0 P: 6	R: 0 E: 0 K: 0 S: 3	H: 1 LOB: 1 BB: 0 P: 3	R: 0 E: 0 K: 0 S: 4	H: 0 LOB: 0 BB: 0 P: 4	R: 0 E: 0 K: 0 S: 3	H: 0 LOB: 0 BB: 0 P: 3	R: 0 E: 0 K: 1 S: 5	H: 0 LOB: 0 BB: 0 P: 5	R: 0 E: 0 K: 0 S: 3	H: 0 LOB: 0 BB: 0 P: 3	1B: 4 2B: 0 3B: 0 HR: 0	SF: 0 SAC: 0 DP: 1 HBP: 0	WP: 0 PB: 0 SB: 1 CS: 0	PA: 31
PITCHER Bob Welch, R (1.1) ERA: 3.18	IP: 9.0 WLS: W BF: 30 H: 4 R: 0 ER: 0 SO: 4 BB: 0 IBB: 0 HBP: 0 BLK: 0 WP: 0 HR: 0 S: 38 P: 38 ERA: 0.00 WHIP: 0.444															PITCHER	IP: 9.0 WLS: W BF: 30 H: 4 R: 0 ER: 0 SO: 4 BB: 0 IBB: 0 HBP: 0 BLK: 0 WP: 0 HR: 0 S: 38 P: 38 ERA: 0.00 WHIP: 0.444					

Atlanta Braves @ Los Angeles Dodgers
Dodger Stadium, Los Angeles, CA
Mon Sep 08 1986, 7:05 PM PDT
Att: 46,166 - Unknown

AB 30
R 0
H 4
RBI 0
BB 0
SO 4
LOB 8



Batter	1	2	3	4	5	6	7	8	9	AB	R	H	RBI	BB	SO	LOB	BOTTOM			
Steve Sax, R (1.4) OBP: 0.377, SLG: 0.426	1-3		6-3		E 1B		S E 1B			4	1	2	1	0	0	0				
Len Matuszek, L (1.7) OBP: 0.335, SLG: 0.444	1-3			6-3	E1 1-3 1B		E3 2-1 1B			3	0	1	0	0	0	0				
Jose Gonzalez, R (7. PH) OBP: 0.226, SLG: 0.208										1	0	0	0	0	0	0				
Bill Madlock, R (1.5) OBP: 0.395, SLG: 0.395				L7		FC6-4 IBB	2-1		6-3	3	0	1	0	1	0	0				
Jeff Hamilton, R (9.5) OBP: 0.250, SLG: 0.344										0	0	0	0	0	0	0				
Greg Brock, L (1.3) OBP: 0.308, SLG: 0.423										2	0	0	0	0	1	1				
Enos Cabell, R (6. PH) OBP: 0.296, SLG: 0.332	3-1			K	FC6-4 1-2					2	1	1	0	0	0	3				
Mike Scioscia, L (1.2) OBP: 0.386, SLG: 0.371										4	1	2	1	0	0	0				
Alex Trevino, R (8. PR) OBP: 0.350, SLG: 0.392										0	1	0	0	0	0	0				
Ralph Bryant, L (1.9) OBP: 0.388, SLG: 0.889		K2-3								4	2	2	1	0	1	0				
Franklin Stubbs, L (1.8) OBP: 0.293, SLG: 0.433										4	0	1	1	0	2	1				
Reggie Williams, R (8. PR) OBP: 0.324, SLG: 0.368										0	0	0	0	0	0	0				
Dave Anderson, R (1.6) OBP: 0.299, SLG: 0.288										3	1	0	0	0	1	0				
Pedro Guerrero, R (8. PH) OBP: 0.091, SLG: 0.091										1	0	0	1	0	0	1				
Bill Russell, R (8. PR) OBP: 0.293, SLG: 0.288				K						0	0	0	0	0	0	0				
Bob Welch, R (1.1) OBP: 0.164, SLG: 0.147				K						4	0	0	0	0	1	2				
Inning Stats	R: 0 E: 0 K: 0 S: 4	H: 1 LOB: 1 BB: 0 P: 4	R: 0 E: 0 K: 2 S: 7	H: 0 LOB: 0 BB: 0 P: 7	R: 0 E: 0 K: 2 S: 7	H: 0 LOB: 0 BB: 0 P: 7	R: 0 E: 0 K: 1 S: 5	H: 0 LOB: 0 BB: 0 P: 5	R: 3 E: 2 K: 1 S: 10	H: 4 LOB: 3 BB: 1 P: 14	R: 0 E: 0 K: 0 S: 3	H: 0 LOB: 0 BB: 0 P: 3	R: 1 E: 1 K: 0 S: 4	H: 1 LOB: 1 BB: 0 P: 4	R: 3 E: 1 K: 0 S: 7	H: 4 LOB: 1 BB: 0 P: 7	1B: 7 2B: 2 3B: 0 HR: 1	SF: 0 SAC: 0 DP: 0 HBP: 0	WP: 0 PB: 0 SB: 1 CS: 0	PA: 36
PITCHER Rick Mahler, R (1.1) ERA: 5.07	IP: 4.2 WLS: L BF: 21 H: 5 R: 3 ER: 1 SO: 6 BB: 0 IBB: 0 HBP: 0 BLK: 0 WP: 0 HR: 1 S: 32 P: 36 ERA: 1.93 WHIP: 1.071															PITCHER	IP: 4.2 WLS: L BF: 21 H: 5 R: 3 ER: 1 SO: 6 BB: 0 IBB: 0 HBP: 0 BLK: 0 WP: 0 HR: 1 S: 32 P: 36 ERA: 1.93 WHIP: 1.071			
Ed Olwines, L (5.1) ERA: 3.93	2.0 7 1 1 0 0 0 0 0 0 0 0 7 7 0.00 0.500															PITCHER	IP: 2.0 WLS: L BF: 7 H: 1 R: 1 ER: 0 SO: 0 BB: 0 IBB: 0 HBP: 0 BLK: 0 WP: 0 HR: 0 S: 7 P: 7 ERA: 0.00 WHIP: 0.500			
Jeff Dedmon, R (7.1) ERA: 2.93	1.1 9 4 3 3 0 0 0 0 0 0 0 8 8 20.25 3.000															PITCHER	IP: 1.1 WLS: L BF: 4 H: 3 R: 3 ER: 3 SO: 0 BB: 0 IBB: 0 HBP: 0 BLK: 0 WP: 0 HR: 0 S: 8 P: 8 ERA: 20.25 WHIP: 3.000			

Atlanta Braves @ Los Angeles Dodgers
Dodger Stadium, Los Angeles, CA
Mon Sep 08 1986, 7:05 PM PDT
Att: 46,166 - Unknown


AB 35
R 7
H 10
RBI 5
BB 1
SO 6
LOB 8




Batter	1	2	3	4	5	6	7	8	9	AB	R	H	RBI	BB	SO	LOB	TOP				
Bill Sample, R OBP: 0.337, SLG: 0.432 (1, 9)	0-3 K	0-0 HR	0-0 FC6-4		4-0 BB			0-3 K		4	1	1	2	1	2	3	Atlanta Braves @ Los Angeles Dodgers Dodger Stadium, Los Angeles, CA Tue Sep 09 1986, 7:05 PM PDT Att: 22,643 - Unknown				
Rafael Ramirez, R OBP: 0.276, SLG: 0.335 (1, 6)	0-0 1B	0-0 4-3		0-0 5-3	0-0 1-3			0-3 K		5	1	1	0	0	1	2					
Dale Murphy, R OBP: 0.359, SLG: 0.495 (1, 8)	0-0 F3	0-0 4-3		0-0 4-3		0-0 1-3		0-0 F8		5	0	0	0	0	0	1					
Bob Horner, R OBP: 0.337, SLG: 0.469 (1, 3)	4-0 BB 1B		0-0 6-3	0-0 E5		0-3 K		0-0 F4		4	1	0	0	1	1	0					
Terry Harper, R OBP: 0.313, SLG: 0.355 (1, 7)	0-0 1B		0-0 BB 1B	0-0 1B	0-0 5-3			0-0 F9		5	1	3	2	0	0	0					
Ozzie Virgil, R OBP: 0.336, SLG: 0.373 (1, 2)	4-0 BB		0-0 1B	0-0 F7			0-0 1B	0-0 1-3		4	0	2	0	1	0	1					
Ken Oberkfell, L OBP: 0.383, SLG: 0.377 (1, 5)	0-0 G3		0-0 F7		0-0 F8		0-0 F8			4	0	0	0	0	0	6					
Glenn Hubbard, R OBP: 0.340, SLG: 0.307 (1, 4)		0-0 SH1-4	4-0 1B	0-0 BB	0-0 1B	0-3 K				3	1	2	0	1	1	1					
Zane Smith, L OBP: 0.119, SLG: 0.089 (1, 1)		0-0 SH1-4	0-0 FC6-4		0-3 K			0-0 F5		0	0	0	0	0	0	0					
Craig McMurtry, R OBP: 0.176, SLG: 0.126 (1, 1)			0-0 FC6-4							0	0	0	0	0	0	0					
Bruce Benedict, R OBP: 0.225, SLG: 0.345 (3, 1)			0-0 FC6-4							1	0	1	1	0	0	0					
Cliff Speck, R ERA: 4.5 (3, 1)			0-0 FC6-4							1	0	0	0	0	1	1					
Chris Chambliss, L ERA: 3.72 (7, 1)			0-0 FC6-4							1	0	0	0	0	1	1					
Ed Olwine, R ERA: 3.72 (7, 1)			0-0 FC6-4							0	0	0	0	0	0	0					
Inning Stats	R: 1 E: 0 K: 1 S: 7	H: 2 LOB: 3 BB: 2 P: 15	R: 2 E: 0 K: 0 S: 5	H: 2 LOB: 0 BB: 0 P: 5	R: 1 E: 0 K: 0 S: 6	H: 3 LOB: 3 BB: 1 P: 10	R: 1 E: 1 K: 0 S: 5	H: 1 LOB: 1 BB: 0 P: 5	R: 0 E: 0 K: 1 S: 6	H: 0 LOB: 0 BB: 0 P: 5	R: 0 E: 0 K: 1 S: 6	H: 1 LOB: 1 BB: 0 P: 6	R: 0 E: 0 K: 2 S: 7	H: 0 LOB: 0 BB: 0 P: 7	R: 0 E: 0 K: 0 S: 3	H: 0 LOB: 0 BB: 0 P: 3	1B: 9 2B: 0 3B: 0 HR: 1	SF: 0 SAC: 1 DP: 0 HBP: 0	WP: 0 PB: 0 SB: 1 CS: 0	PA: 42	
PITCHER	IP	WLS	BF	H	R	ER	SO	BB	IBB	HBP	BLK	WP	HR	S	P	ERA	WHIP				
Rick Honeycutt, L ERA: 3.05 (1, 1)	5.0	W	29	9	5	4	2	4	0	0	0	0	1	29	45	7.20	2.600				
Alejandro Pena, R ERA: 4.36 (6, 1)	4.0	S	13	1	0	0	4	0	0	0	0	0	0	21	21	0.00	0.250				

Batter	1	2	3	4	5	6	7	8	9	AB	R	H	RBI	BB	SO	LOB	BOTTOM				
Steve Sax, R OBP: 0.379, SLG: 0.425 (1, 4)	0-0 1B		4-0 S			0-0 6-3		0-0 F8		3	2	1	1	2	0	0	Atlanta Braves @ Los Angeles Dodgers Dodger Stadium, Los Angeles, CA Tue Sep 09 1986, 7:05 PM PDT Att: 22,643 - Unknown				
Bill Russell, R OBP: 0.301, SLG: 0.294 (7, 7)	0-0 1B		4-0 S			0-0 1B				3	2	2	1	1	1	3					
Enos Cabell, R OBP: 0.300, SLG: 0.335 (1, 9)	0-0 5-3		0-0 1B		0-0 1B	0-3 K		0-0 F9		4	1	2	2	0	1	2					
Dave Anderson, R OBP: 0.299, SLG: 0.288 (7, 6)	1-2 1B	0-0 HR	0-0 1B	0-0 1B	0-0 1B	0-0 K		0-0 F9		0	0	0	0	0	0	0					
Bill Madlock, R OBP: 0.339, SLG: 0.404 (1, 5)	4-0 BB		0-0 1B		0-3 K			0-0 L6		2	2	1	2	1	1	0					
Jeff Hamilton, R OBP: 0.247, SLG: 0.340 (6, 5)	0-0 1B	0-0 HR				0-0 L6				1	0	0	0	0	0	1					
Larry See, R OBP: 0.375, SLG: 0.500 (1, 3)	0-3 K		0-0 1B		0-0 1B	0-0 4-3		0-0 4-3		1	0	0	0	0	1	2					
Greg Brock, L OBP: 0.309, SLG: 0.422 (2, PH) (3, 3)	1-2 2-3		0-0 1B		0-0 1B	0-0 4-3		0-0 4-3		3	0	1	0	0	0	0					
Alex Trevino, R OBP: 0.348, SLG: 0.389 (1, 2)	0-0 2B	0-0 F4		0-0 G5-4-3		0-0 L7		0-0 L7		4	1	1	2	0	0	1					
Jose Gonzalez, R OBP: 0.228, SLG: 0.231 (1, 8)	0-0 BB	0-3 K			0-0 6-3			0-0 F9		4	1	1	0	0	1	0					
Reggie Williams, R OBP: 0.323, SLG: 0.364 (1, 7) (7, 9)	4-0 BB		0-0 F4		0-0 F8			0-0 F9		3	0	0	0	1	0	0					
Rick Honeycutt, L OBP: 0.163, SLG: 0.079 (1, 1)	4-0 IBB		0-0 G3		0-0 5-3			0-0 F9		1	0	0	1	1	0	0					
Pedro Guerrero, R OBP: 0.083, SLG: 0.083 (5, PH) (6, 1)	0-0 BB		0-0 G3					0-0 F9		1	0	0	0	0	0	0					
Alejandro Pena, R OBP: 0.200, SLG: 0.200 (1, 2)	1-2 2-3		0-0 BB					0-0 F9		1	0	0	0	0	0	0					
Inning Stats	R: 5 E: 0 K: 2 S: 11	H: 4 LOB: 3 BB: 4 P: 27	R: 2 E: 0 K: 1 S: 7	H: 2 LOB: 0 BB: 0 P: 7	R: 2 E: 0 K: 0 S: 3	H: 1 LOB: 1 BB: 2 P: 11	R: 0 E: 0 K: 1 S: 5	H: 1 LOB: 0 BB: 0 P: 5	R: 0 E: 0 K: 1 S: 6	H: 0 LOB: 0 BB: 0 P: 3	R: 0 E: 0 K: 1 S: 6	H: 1 LOB: 1 BB: 0 P: 6	R: 0 E: 0 K: 0 S: 3	H: 0 LOB: 0 BB: 0 P: 3	R: 0 E: 0 K: 0 S: 3	H: 0 LOB: 0 BB: 0 P: 3	1B: 7 2B: 1 3B: 0 HR: 1	SF: 0 SAC: 0 DP: 1 HBP: 0	WP: 0 PB: 0 SB: 7 CS: 0	PA: 37	
PITCHER	IP	WLS	BF	H	R	ER	SO	BB	IBB	HBP	BLK	WP	HR	S	P	ERA	WHIP				
Zane Smith, L ERA: 4.11 (1, 1)	0.2	L	9	4	5	5	1	2	1	0	0	0	1	10	14	13.50	2.250				
Craig McMurtry, R ERA: 4.5 (1, 1)	1.1		7	2	2	2	2	1	0	0	0	0	1	10	14	13.50	2.250				
Cliff Speck, R ERA: 3.68 (3, 1)	4.0		15	3	2	2	2	2	0	0	0	0	0	17	25	4.50	1.250				
Ed Olwine, L ERA: 3.72 (7, 1)	2.0		6	0	0	0	0	0	0	0	0	0	0	6	6	0.00	0.000				



Batter	1	2	3	4	5	6	7	8	9	AB	R	H	RBI	BB	SO	LOB	TOP										
Billy Hatcher, R OBP: 0.319, SLG: 0.393 (1, 8)	0-0 FC1-5 1B		0-0 6-3		0-0 CS 1B		0-0 G6-4-3 1B		0-0 F2	5	0	3	0	0	0	3	Houston Astros @ Los Angeles Dodgers Dodger Stadium, Los Angeles, CA Wed Sep 10 1986, 7:05 PM PDT Att: 27,534 - Unknown 										
Bill Doran, S OBP: 0.363, SLG: 0.357 (1, 4)	0-0 F9		0-0 5-3		0-0 4-3 1-2		0-0 G6-4-3 1-2		0-0 F7	5	0	0	0	0	0	6											
Denny Walling, L OBP: 0.380, SLG: 0.500 (1, 5)	4-0 FC1-5 1-2 BB		0-0 FC6-4 1B		0-0 L3			0-3 K		3	0	1	0	1	1	0											
Glenn Davis, R OBP: 0.333, SLG: 0.489 (1, 3)	0-0 FC1-5 1-2 2-3		0-0 FC6-4 1-2		0-0 L5			0-3 K		4	0	0	0	0	1	3											
Kevin Bass, S OBP: 0.357, SLG: 0.484 (1, 9)	0-0 G3			0-0 4-3		0-0 6-3		0-0 F5		4	0	0	0	0	0	2											
Jose Cruz, L OBP: 0.340, SLG: 0.384 (1, 7)		0-0 5-3		0-0 F4		4-0 1B BB			0-0 1B 1B 1B	3	0	1	0	1	0	0											
Alan Ashby, S OBP: 0.340, SLG: 0.347 (1, 2)		4-0 BB		4-0 BB		0-0 1-2 1B			0-3 K	2	0	1	0	2	1	1											
Craig Reynolds, L OBP: 0.281, SLG: 0.361 (1, 6)		0-0 F6		0-0 F8		0-0 L3			0-0 1-2 1B	4	0	1	0	0	0	4											
Jim Deshaies, L OBP: 0.179, SLG: 0.051 (5, PH) Ty Glavin, L OBP: 0.426, SLG: 0.500 (5, 1) Larry Andersen, R (5, 1) Davey Lopes, R OBP: 0.356, SLG: 0.438 (7, PH) Aurelio Lopez, R (7, 1) Manny Hernandez, R (8, 1) Terry Puhl, L OBP: 0.263, SLG: 0.333 (9, PH)	0-3 K				0-0 HR		0-0 4-3		0-0 1-2 2-3 1B	1	0	0	0	0	1	1											
Inning Stats	R: 0 E: 0 K: 0 S: 4	H: 1 LOB: 2 BB: 1 P: 8	R: 0 E: 0 K: 1 S: 5	H: 0 LOB: 1 BB: 1 P: 9	R: 0 E: 0 K: 0 S: 4	H: 1 LOB: 1 BB: 0 P: 4	R: 0 E: 0 K: 0 S: 3	H: 0 LOB: 1 BB: 1 P: 7	R: 1 E: 0 K: 0 S: 4	H: 2 LOB: 0 BB: 0 P: 4	R: 0 E: 0 K: 0 S: 4	H: 1 LOB: 2 BB: 1 P: 8	R: 0 E: 0 K: 0 S: 3	H: 1 LOB: 0 BB: 0 P: 3	R: 0 E: 0 K: 1 S: 7	H: 0 LOB: 0 BB: 0 P: 7		R: 0 E: 0 K: 1 S: 8	H: 3 LOB: 3 BB: 0 P: 8	1B: 8 2B: 0 3B: 0 HR: 1	SF: 0 SAC: 0 DP: 1 HBP: 0	WP: 0 PB: 0 SB: 1 CS: 1	PA: 38				
PITCHER	IP	WLS	BF	H	R	ER	SO	BB	IBB	HBP	BLK	WP	HR	S	P	ERA	WHIP										
Orel Hershiser, R ERA: 3.82 (1, 1)	6.0	W	26	5	1	1	1	4	0	0	0	0	1	24	40	1.50	1.500										
Dennis Powell, L ERA: 4.35 (7, 1)	1.0		3	1	0	0	0	0	0	0	0	0	0	3	3	0.00	1.000										
Ken Howell, R ERA: 3.13 (8, 1)	2.0		9	3	0	0	3	0	0	0	0	0	0	15	15	0.00	1.500										

Batter	1	2	3	4	5	6	7	8	9	AB	R	H	RBI	BB	SO	LOB	BOTTOM										
Steve Sax, R OBP: 0.383, SLG: 0.431 (1, 4)	0-0 CS 1B		0-0 1B 2B		0-0 FC5 HBP 1B		0-0 E5 S 1B 1B			4	2	4	1	0	0	0	Houston Astros @ Los Angeles Dodgers Dodger Stadium, Los Angeles, CA Wed Sep 10 1986, 7:05 PM PDT Att: 27,534 - Unknown 										
Dave Anderson, R OBP: 0.309, SLG: 0.299 (1, 6)	0-0 1-2 1B		0-0 CS-4-4 1B		0-3 K		0-0 1B SF9 1B			4	1	3	2	0	1	1											
Enos Cabell, R OBP: 0.303, SLG: 0.335 (1, 9)	0-0 9-3		0-0 FC8-6-4 1-2		1-0 HBP		0-0 S 1B			3	0	1	0	0	0	2											
Mike Marshall, R OBP: 0.298, SLG: 0.439 (8, 9)	0-0 1-2				1-2 HBP		1-3 1B			0	0	0	0	0	0	0											
Bill Madlock, R OBP: 0.335, SLG: 0.401 (1, 5)		0-0 F4		0-0 F2		0-0 FC5 2-3		0-0 SF9		3	0	0	1	0	0	3											
Ken Howell, R (8, 1)										0	0	0	0	0	0	0											
Larry See, R OBP: 0.300, SLG: 0.400 (6, PH) Greg Brock, L OBP: 0.310, SLG: 0.422 (7, 3)	0-3 K				0-3 K		0-0 G4-1 1B		0-0 F7 1-2	2	0	0	0	0	2	0											
Mike Scioscia, L OBP: 0.387, SLG: 0.376 (1, 2)		0-0 1B		0-0 3-1		0-0 G4-1 1-2		0-0 2B		4	0	2	0	0	0	1											
Jose Gonzalez, R OBP: 0.230, SLG: 0.286 (1, 8)		0-3 K		0-0 HR		0-0 5-3		0-0 6-3		4	1	1	1	0	1	3											
Reggie Williams, R OBP: 0.324, SLG: 0.365 (6, PH) Franklin Stubbs, L OBP: 0.292, SLG: 0.431 (7, 7)			0-0 E8 SH1-4 2B 1B		0-0 6-3		0-0 L3		0-0 F4	2	1	1	0	0	0	0											
Orel Hershiser, R OBP: 0.241, SLG: 0.246 (7, 1) Dennis Powell, R OBP: 0.273, SLG: 0.545 (7, PH) Ken Landreaux, L OBP: 0.317, SLG: 0.375 (8, 5) Jeff Hamilton, R OBP: 0.245, SLG: 0.337 (8, 5)			0-0 SH1-4		0-0 K		0-3 K		0-3 F7 K	1	0	0	0	0	1	0											
Inning Stats	R: 0 E: 0 K: 0 S: 3	H: 2 LOB: 0 BB: 0 P: 3	R: 0 E: 0 K: 2 S: 8	H: 1 LOB: 1 BB: 0 P: 8	R: 2 E: 1 K: 0 S: 6	H: 3 LOB: 1 BB: 0 P: 6	R: 1 E: 0 K: 1 S: 6	H: 1 LOB: 0 BB: 0 P: 6	R: 0 E: 0 K: 0 S: 4	H: 1 LOB: 1 BB: 0 P: 4	R: 2 E: 1 K: 0 S: 6	H: 3 LOB: 1 BB: 0 P: 6	R: 0 E: 0 K: 1 S: 6	H: 1 LOB: 1 BB: 0 P: 6	R: 0 E: 0 K: 1 S: 6	H: 1 LOB: 1 BB: 0 P: 6	1B: 10 2B: 3 3B: 0 HR: 1	SF: 1 SAC: 1 DP: 1 HBP: 1	WP: 0 PB: 0 SB: 2 CS: 1	PA: 36							
PITCHER	IP	WLS	BF	H	R	ER	SO	BB	IBB	HBP	BLK	WP	HR	S	P	ERA	WHIP										
Jim Deshaies, L ERA: 3.74 (1, 1)	4.0	L	17	7	3	3	3	0	0	1	0	0	0	12	13	0.00	1.000										
Larry Andersen, R ERA: 3.33 (5, 1)	2.0		9	2	0	0	2	0	0	1	0	0	0	6	6	18.00	3.000										
Aurelio Lopez, R ERA: 3.31 (7, 1)	1.0		6	3	2	2	0	0	0	0	0	0	0	6	6	0.00	1.000										
Manny Hernandez, R ERA: 4.07 (8, 1)	1.0		4	1	0	0	1	0	0	0	0	0	0	6	6	0.00	1.000										

Batter	1	2	3	4	5	6	7	8	9	AB	R	H	RBI	BB	SO	LOB	TOP										
Billy Hatcher, R (1, 8) OBP: 0.317, SLG: 0.390 Tony Walker, R (6, 8) OBP: 0.315, SLG: 0.372	F9	4-3			4-3		5-3		3-1	3	0	1	0	0	1		Houston Astros @ Los Angeles Dodgers Dodger Stadium, Los Angeles, CA Thu Sep 11 1986, 7:05 PM PDT Att: 34,816 - Unknown										
Bill Doran, S (1, 4) OBP: 0.364, SLG: 0.358	E3 2B				K				4-3	5	1	2	1	0	1												
Phil Garner, R (1, 5) OBP: 0.339, SLG: 0.428					F9					4	0	1	1	0	1												
Glenn Davis, R (1, 3) OBP: 0.336, SLG: 0.497					F7					4	2	3	1	0	0												
Kevin Bass, S (1, 9) OBP: 0.356, SLG: 0.488					5-3					4	1	1	2	0	1												
Jose Cruz, L (1, 7) OBP: 0.338, SLG: 0.381 Ty Gainey, L (6, 7) OBP: 0.400, SLG: 0.487	G3				F7					3	0	0	0	0	2												
Dickie Thon, R (1, 6) OBP: 0.321, SLG: 0.344					K					4	1	1	0	0	1												
John Mizerock, L (1, 2) OBP: 0.396, SLG: 0.284 Robbie Wine, R (9, PH) OBP: 0.200, SLG: 0.200					3-1					3	1	2	0	0	0												
Bob Knepper, L (1, 1) OBP: 0.095, SLG: 0.119 Jeff Cathoun, L (5, 1) OBP: 0.365, SLG: 0.436 Julio Solano, R (6, 1) OBP: 0.391, SLG: 0.417 Matt Keough, R (9, PH) OBP: 0.370, SLG: 0.392					K					1	0	0	0	0	1												
Inning Stats	R: 1 E: 1 K: 1 S: 8	H: 2 LOB: 2 BB: 0 P: 8	R: 2 E: 0 K: 1 S: 8	H: 3 LOB: 1 BB: 0 P: 8	R: 0 E: 0 K: 0 S: 3	H: 0 LOB: 0 BB: 0 P: 3	R: 0 E: 0 K: 2 S: 7	H: 0 LOB: 0 BB: 0 P: 7	R: 0 E: 0 K: 1 S: 5	H: 0 LOB: 0 BB: 0 P: 5	R: 2 E: 0 K: 1 S: 8	H: 3 LOB: 1 BB: 0 P: 8	R: 0 E: 0 K: 0 S: 3	H: 1 LOB: 0 BB: 0 P: 3	R: 1 E: 0 K: 1 S: 6	H: 1 LOB: 0 BB: 0 P: 6		R: 0 E: 0 K: 0 S: 4	H: 1 LOB: 1 BB: 0 P: 4	1B: 8 2B: 2 3B: 0 HR: 2	SF: 0 SAC: 1 DP: 1 HBP: 0	WP: 1 PB: 0 SB: 1 CS: 0	PA: 38				
PITCHER	IP	WLS	BF	H	R	ER	SO	BB	IBB	HBP	BLK	WP	HR	S	P	ERA	WHIP										
Fernando Valenzuela, L (1, 1) ERA: 3.08	7.0	W	30	9	5	4	6	0	0	0	0	0	1	42	42	5.14	1.286										
Dennis Powell, L (8, 1) ERA: 4.41	1.1		6	2	1	1	1	0	0	0	0	0	1	8	8	6.75	1.500										
Ken Howell, R (9, 1) ERA: 3.1	0.2		2	0	0	0	0	0	0	0	0	1	0	2	2	0.00	0.000										

AB	37
R	6
H	11
RBI	6
BB	0
SO	7
LOB	10



Batter	1	2	3	4	5	6	7	8	9	AB	R	H	RBI	BB	SO	LOB	BOTTOM										
Steve Sax, R (1, 4) OBP: 0.385, SLG: 0.435		6-3			K					4	2	2	1	0	1		Houston Astros @ Los Angeles Dodgers Dodger Stadium, Los Angeles, CA Thu Sep 11 1986, 7:05 PM PDT Att: 34,816 - Unknown										
Dave Anderson, R (1, 6) OBP: 0.312, SLG: 0.298	4-3									4	0	1	1	1	1												
Enos Cabell, R (1, 9) OBP: 0.303, SLG: 0.332 Franklin Stubbs, L (6, PH) OBP: 0.290, SLG: 0.428					F8					2	1	0	0	1	0												
Bill Madlock, R (1, 5) OBP: 0.334, SLG: 0.399 Jeff Hamilton, R (8, 5) OBP: 0.242, SLG: 0.333					L5					4	1	1	1	0	0												
Larry See, R (1, 3) OBP: 0.231, SLG: 0.308 Greg Brock, L (7, 3) OBP: 0.314, SLG: 0.437					L5					3	0	0	0	0	2												
Mike Scioscia, L (1, 2) OBP: 0.388, SLG: 0.375										4	2	1	0	1	1												
Jose Gonzalez, R (1, 8) OBP: 0.246, SLG: 0.288										3	3	1	0	1	0												
Reggie Williams, R (1, 7) OBP: 0.330, SLG: 0.380										3	3	2	3	1	0												
Fernando Valenzuela, L (1, 1) OBP: 0.212, SLG: 0.245 Pedro Guerrero, R (7, PH) OBP: 0.154, SLG: 0.385 Dennis Powell, R (8, 1) OBP: 0.273, SLG: 0.545 Ken Howell, R (9, 1) ERA: 4.14										3	0	1	0	0	0												
Inning Stats	R: 3 E: 2 K: 1 S: 8	H: 2 LOB: 1 BB: 1 P: 12	R: 0 E: 0 K: 0 S: 3	H: 0 LOB: 0 BB: 0 P: 3	R: 0 E: 0 K: 0 S: 3	H: 0 LOB: 1 BB: 1 P: 7	R: 4 E: 1 K: 0 S: 7	H: 4 LOB: 0 BB: 0 P: 7	R: 3 E: 0 K: 2 S: 10	H: 3 LOB: 1 BB: 1 P: 14	R: 0 E: 0 K: 1 S: 5	H: 0 LOB: 0 BB: 0 P: 5	R: 4 E: 0 K: 0 S: 4	H: 2 LOB: 0 BB: 2 P: 13	R: 0 E: 0 K: 1 S: 6	H: 1 LOB: 1 BB: 0 P: 6		1B: 7 2B: 3 3B: 0 HR: 3	SF: 0 SAC: 0 DP: 1 HBP: 1	WP: 1 PB: 0 SB: 1 CS: 1	PA: 42						
PITCHER	IP	WLS	BF	H	R	ER	SO	BB	IBB	HBP	BLK	WP	HR	S	P	ERA	WHIP										
Bob Knepper, L (1, 1) ERA: 3.03	4.0	L	21	6	7	5	1	2	0	0	0	0	1	10	14	27.00	4.000										
Jeff Cathoun, L (5, 1) ERA: 4.91	1.0		7	3	3	3	2	1	0	0	0	0	1	10	14	27.00	4.000										
Julio Solano, R (6, 1) ERA: 7.55	2.0		10	2	4	4	1	2	0	1	0	0	2	9	18	18.00	2.000										
Matt Keough, R (8, 1) ERA: 4.14	1.0		4	1	0	0	1	0	0	0	0	0	0	6	6	0.00	1.000										



Batter	1	2	3	4	5	6	7	8	9	AB	R	H	RBI	BB	SO	LOB	TOP										
Barry Larkin, R OBP: 0.333, SLG: 0.400	1-3		1B	E2		1-3	G6-4-3		G3	6	1	2	2	0	0	4	Cincinnati Reds @ Los Angeles Dodgers Dodger Stadium, Los Angeles, CA Fri Sep 12 1986, 7:05 PM PDT Att: 34,027 - Unknown										
Buddy Bell, R OBP: 0.357, SLG: 0.438	K		1B	K		1-3		F7		5	0	1	0	0	2	2											
Dave Parker, L OBP: 0.337, SLG: 0.487	K		1B		3-1	F6		FC6-4		5	0	2	1	0	1	0											
Eric Davis, R OBP: 0.392, SLG: 0.565		K	G6-4-3		HR			K		4	2	1	0	1	2	3											
Bo Diaz, R OBP: 0.323, SLG: 0.389	5-3			2B	HR			FC6-4		5	3	3	3	0	0	1											
Eddie Milner, L OBP: 0.303, SLG: 0.409				1B	L4				F7	4	1	2	0	1	0	0											
Nick Esasky, R OBP: 0.333, SLG: 0.424				1B	2B			BB	F3	3	0	1	1	2	1	2											
Ron Oester, S OBP: 0.316, SLG: 0.338	4-3			1B	1B				E8	3	1	2	0	2	0	2											
Chris Welsh, L OBP: 0.184, SLG: 0.278										3	0	0	0	0	1	5											
Max Venable, L OBP: 0.281, SLG: 0.272										1	0	0	0	0	0	3											
Rob Murphy, L OBP: 0.299, SLG: 0.248										0	0	0	0	0	0	0											
Kurt Stillwell, S OBP: 0.299, SLG: 0.248										1	0	1	1	0	0	0											
John Franco, L OBP: 0.299, SLG: 0.248										0	0	0	0	0	0	0											
Inning Stats	R: 0 E: 0 K: 2 S: 7	H: 0 LOB: 0 BB: 0 P: 7	R: 0 E: 0 K: 1 S: 6	H: 1 LOB: 2 BB: 1 P: 10	R: 1 E: 0 K: 0 S: 5	H: 3 LOB: 1 BB: 0 P: 5	R: 2 E: 1 K: 3 S: 12	H: 3 LOB: 2 BB: 1 P: 16	R: 2 E: 0 K: 0 S: 6	H: 3 LOB: 0 BB: 0 P: 10	R: 0 E: 0 K: 0 S: 3	H: 0 LOB: 0 BB: 0 P: 3	R: 2 E: 0 K: 0 S: 4	H: 2 LOB: 2 BB: 3 P: 16	R: 0 E: 0 K: 1 S: 6	H: 1 LOB: 1 BB: 0 P: 6	R: 1 E: 1 K: 0 S: 5	H: 2 LOB: 1 BB: 0 P: 5	1B: 11 2B: 3 3B: 0 HR: 1	SF: 0 SAC: 0 DP: 2 HBP: 0	WP: 0 PB: 0 SB: 2 CS: 0	PA: 46					
PITCHER	IP	WLS	BF	H	R	ER	SO	BB	IBB	HBP	BLK	WP	HR	S	P	ERA	WHIP										
Brian Holton, R ERA: 2.55	4.0	L	20	7	3	3	6	1	1	0	0	0	0	30	38	6.75	2.000										
Jerry Reuss, L ERA: 8.04	1.0		7	3	2	2	0	1	0	0	0	0	1	6	10	18.00	4.000										
Ed Vande Berg, L ERA: 3.77	1.0		8	2	2	2	0	3	0	0	0	0	0	5	17	18.00	5.000										
Tom Niedenfuer, R ERA: 3.03	1.0		2	0	0	0	0	0	0	0	0	0	0	2	2	0.00	0.000										
Balvino Galvez, R ERA: 3.24	2.0		9	3	1	1	1	0	0	0	0	0	0	11	11	4.50	1.500										

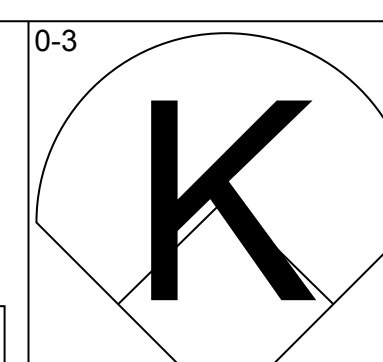
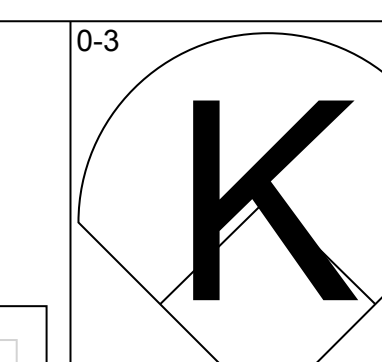
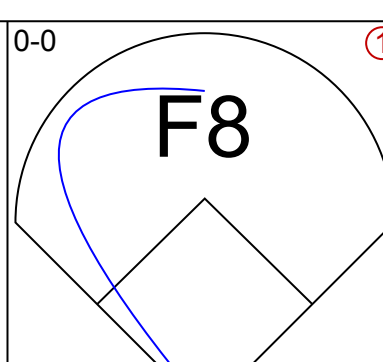
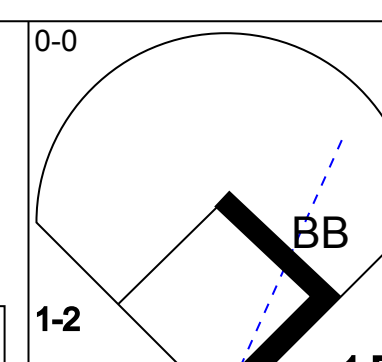
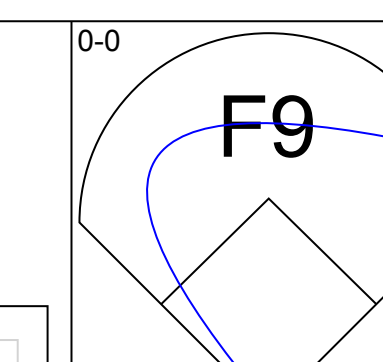
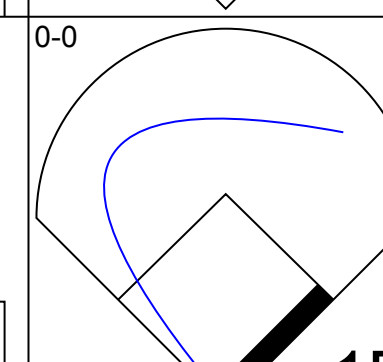
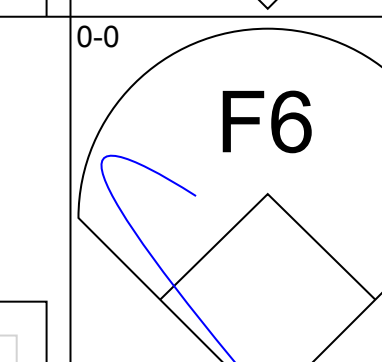
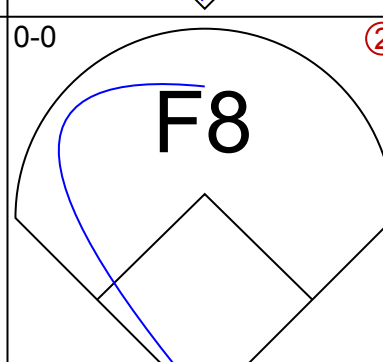
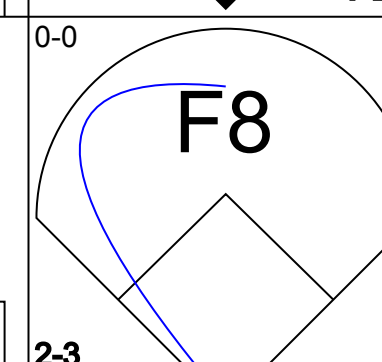
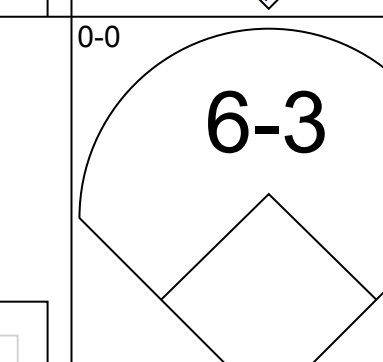
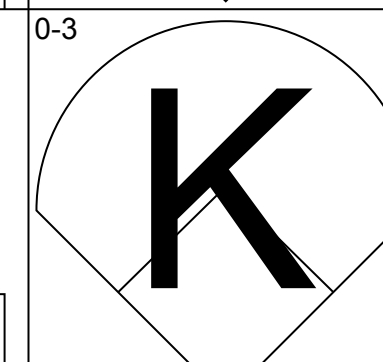
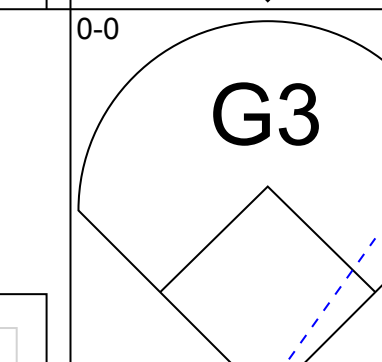
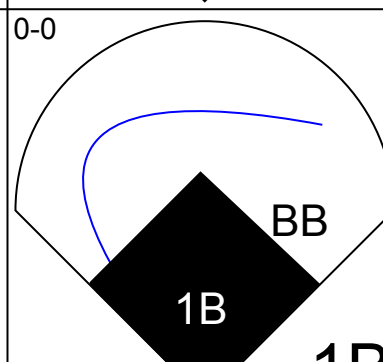
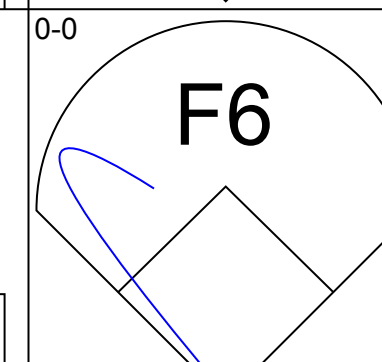
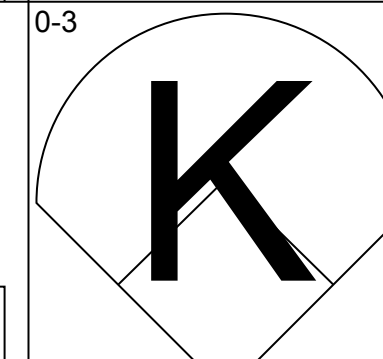
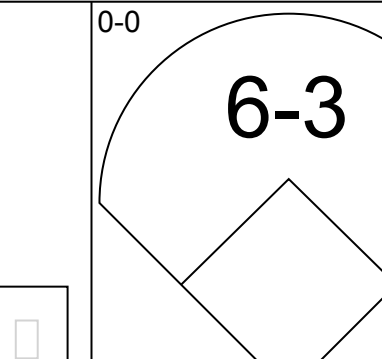
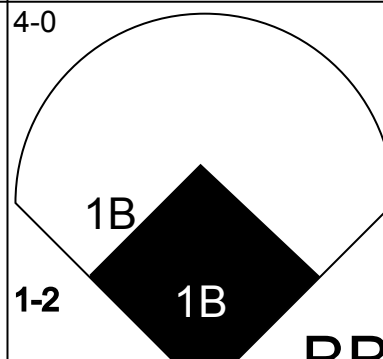
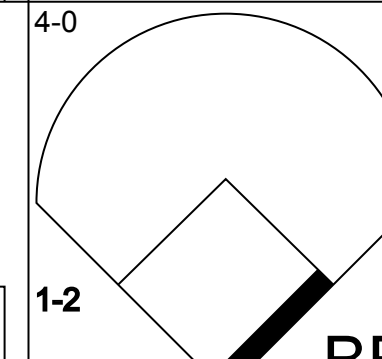
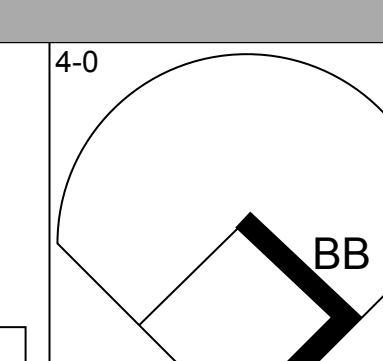
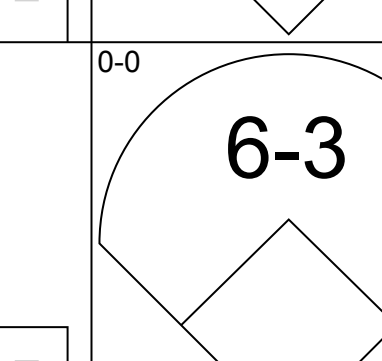
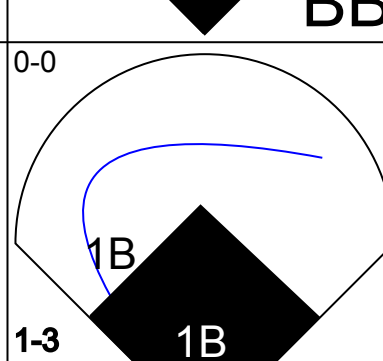
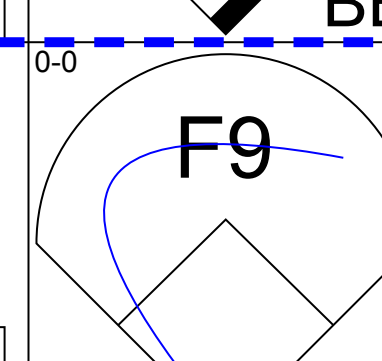
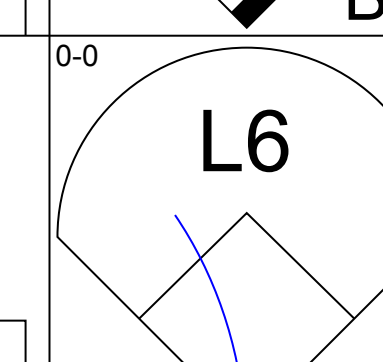
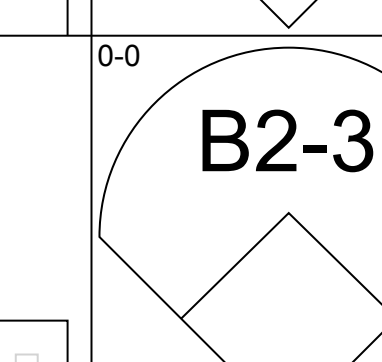
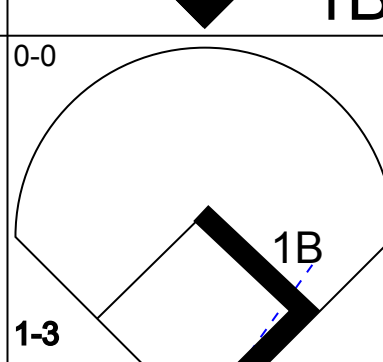
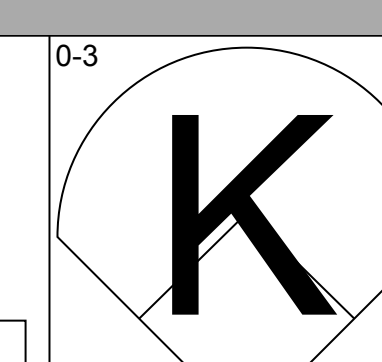
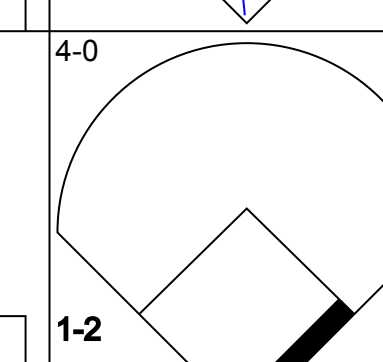
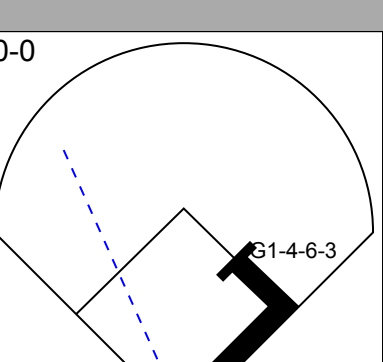
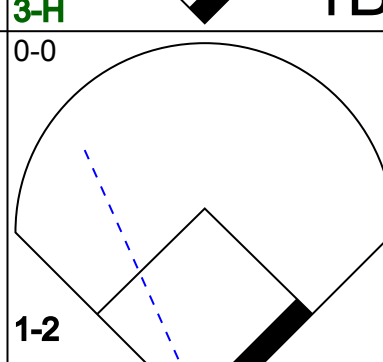

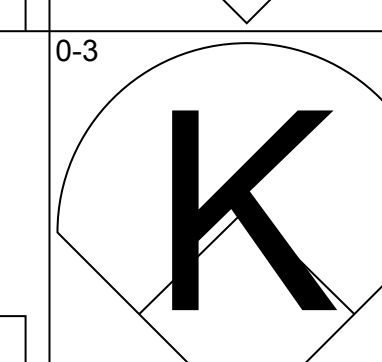
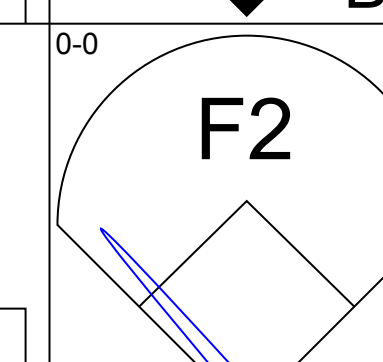
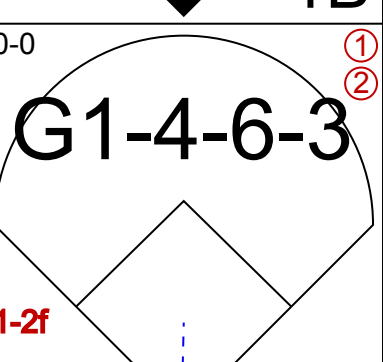
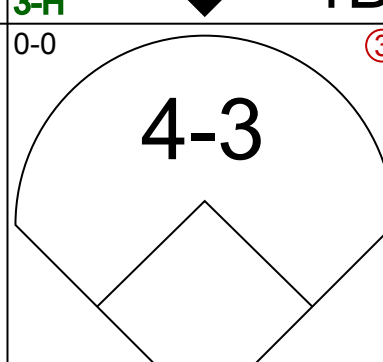
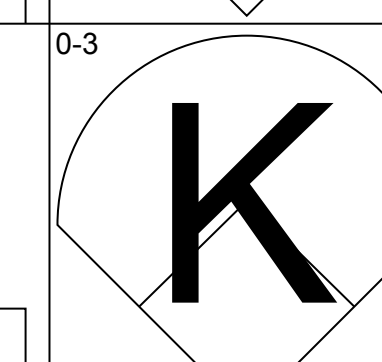
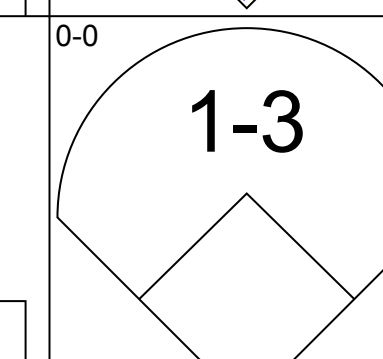
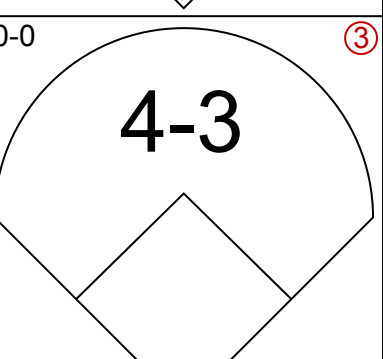
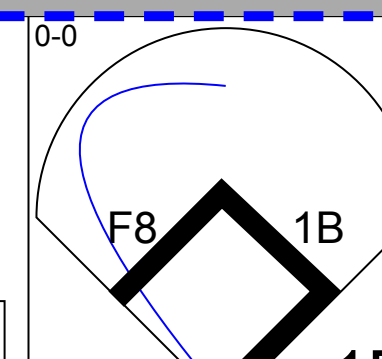
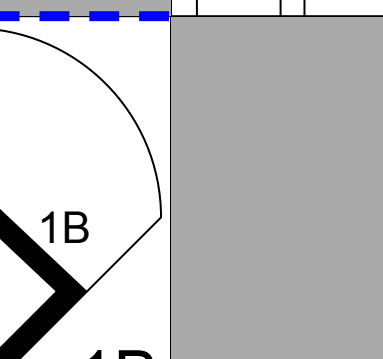
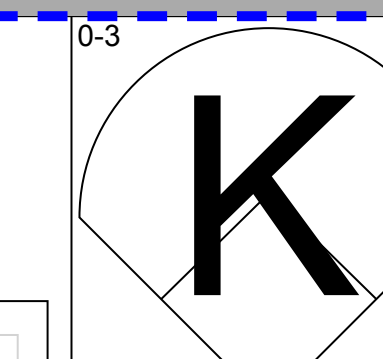
AB	40
R	8
H	15
RBI	8
BB	6
SO	7
LOB	22

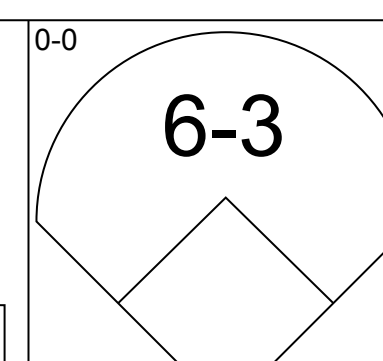
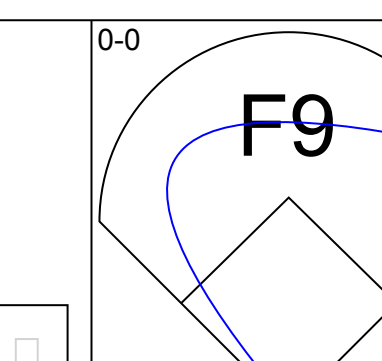
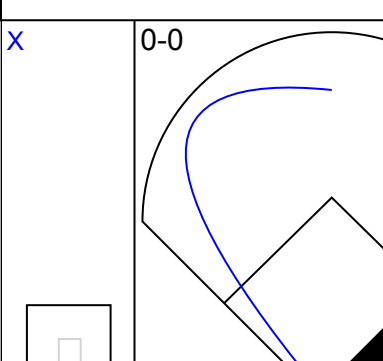

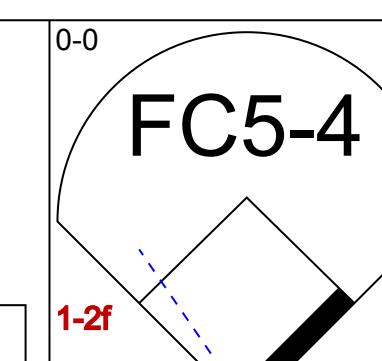
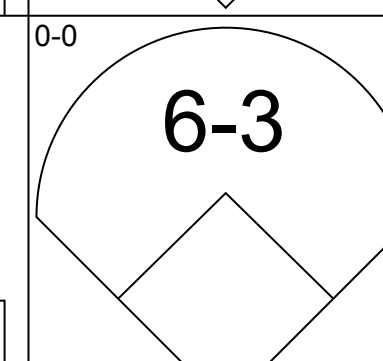
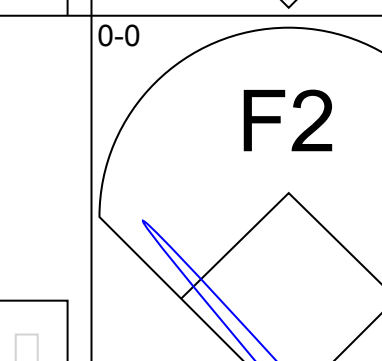
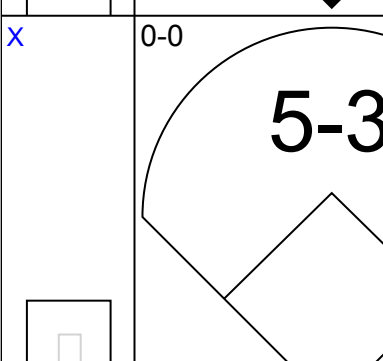
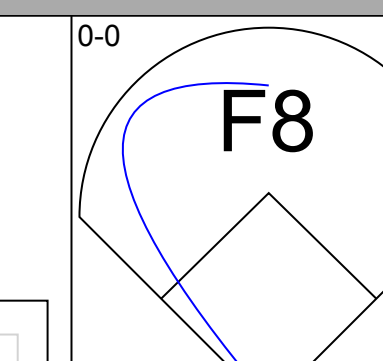
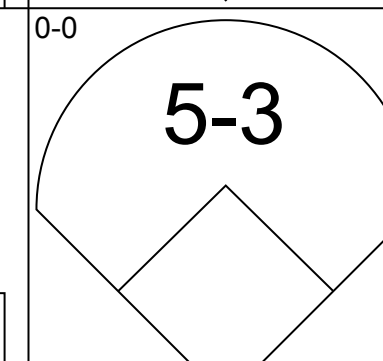
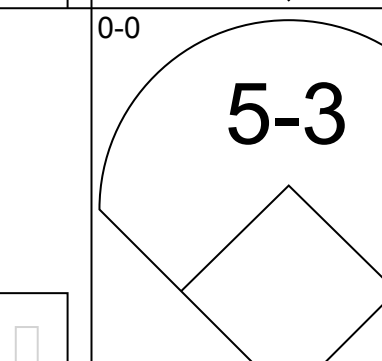
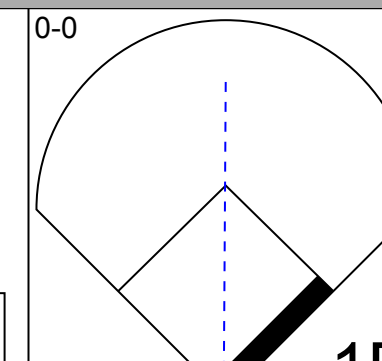
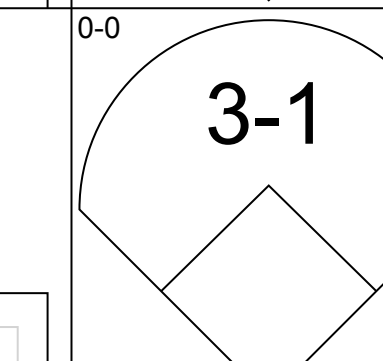
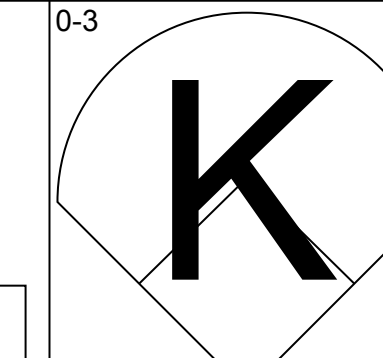
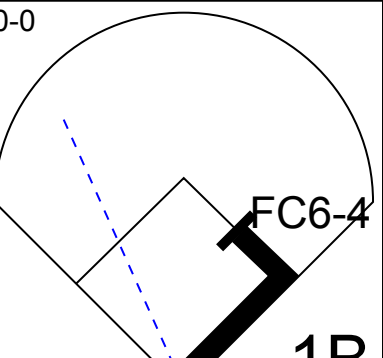
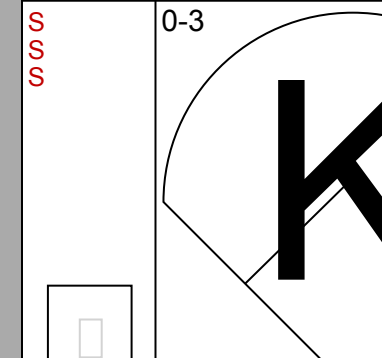
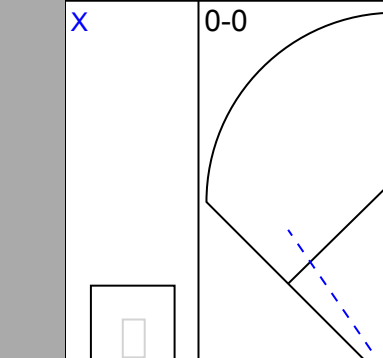
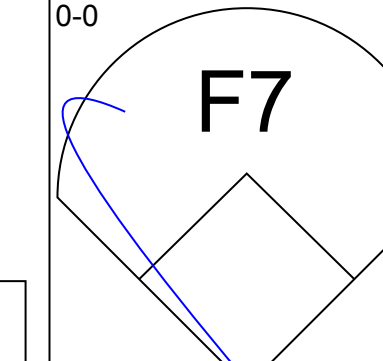
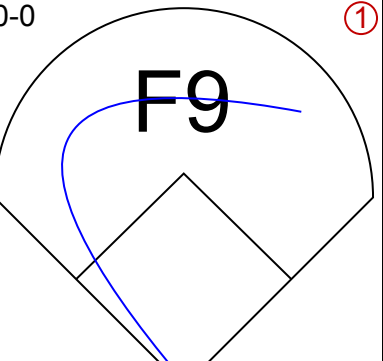
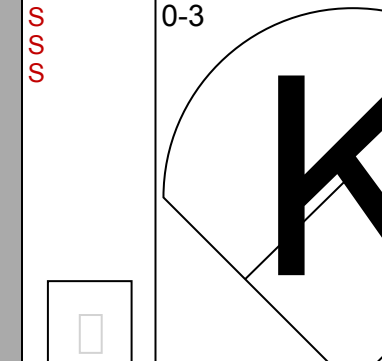
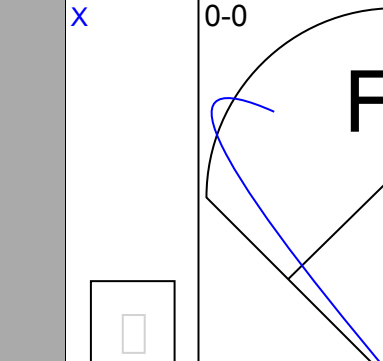
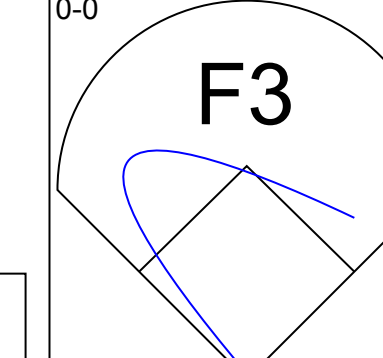
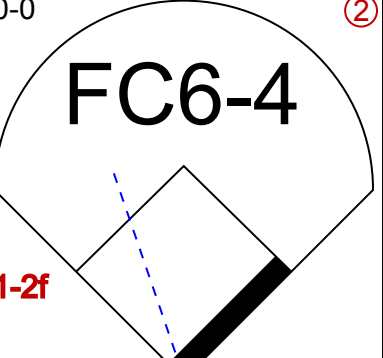
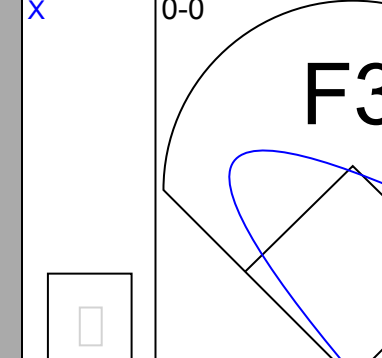
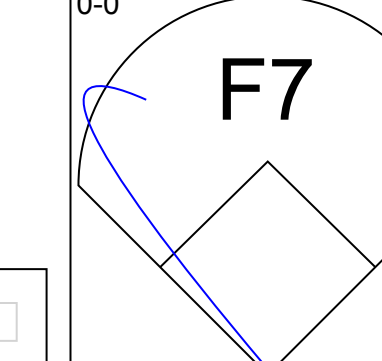
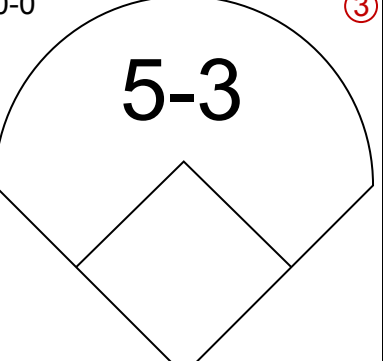
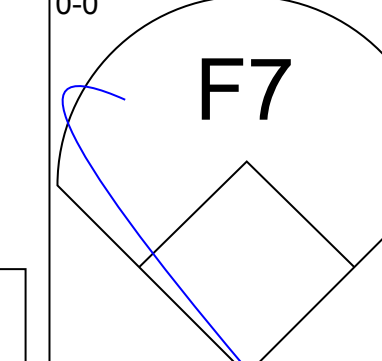
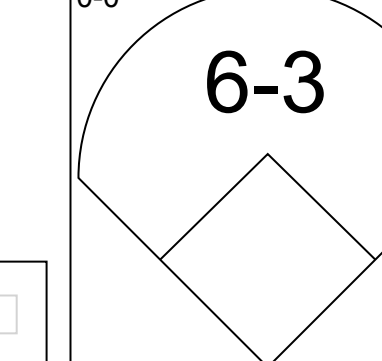
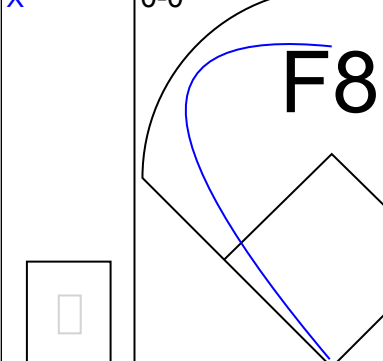
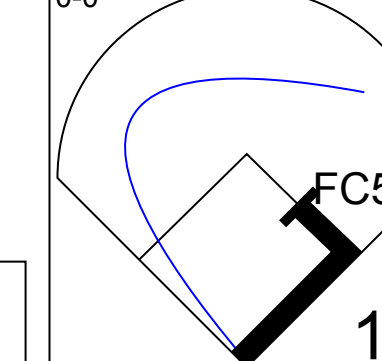
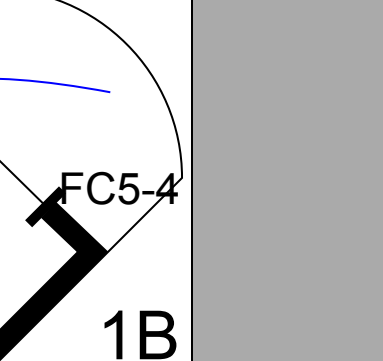


Batter	1	2	3	4	5	6	7	8	9	AB	R	H	RBI	BB	SO	LOB	BOTTOM										
Steve Sax, R OBP: 0.383, SLG: 0.433	F8		F8		5-3		G3		1B	5	1	1	0	0	0	0	Cincinnati Reds @ Los Angeles Dodgers Dodger Stadium, Los Angeles, CA Fri Sep 12 1986, 7:05 PM PDT Att: 34,027 - Unknown										
Enos Cabell, R OBP: 0.305, SLG: 0.333	6-3		6-3		G6-4-3		6-3		1B	5	0	2	0	0	0	0											
Bill Madlock, R OBP: 0.338, SLG: 0.403				1B	G6-4-3				1B	4	1	3	1	0	0	1											
Pedro Guerrero, R OBP: 0.176, SLG: 0.353				1B	5-3				1B	4	0	1	0	0	1	3											
Mike Marshall, R OBP: 0.298, SLG: 0.439	K									0	0	0	0	0	0	0											
Jeff Hamilton, R OBP: 0.240, SLG: 0.330				1-2					K	1	0	0	0	0	1	1											
Alex Trevino, R OBP: 0.346, SLG: 0.386		4-3		1B			F9		K	4	1	1	1	0	1	2											
Jose Gonzalez, R OBP: 0.281, SLG: 0.290		K								3	0	1	0	1	1	1											
Reggie Williams, R OBP: 0.336, SLG: 0.383				1B						3	0	2	0	1	0	2											
Dave Anderson, R OBP: 0.311, SLG: 0.297		5-3							L4	4	0	1	1	0	0	6											
Brian Holton, R ERA: 2.55										1	0	0	0	0	0	0											
Bill Russell, R ERA: 4.29										1	0	0	0	0	0	2											
Jerry Reuss, L ERA: 8.04										0	0	0	0	0	0	0											
Ed Vande Berg, L ERA: 3.77										0	0	0	0	0	0	0											
Tom Niedenfuer, R ERA: 3.03										0	0	0	0	0	0	0											
Jack Fimple, R OBP: 0.286, SLG: 0.350										1	0	0	0	0	0	0											
Balvino Galvez, R ERA: 3.24										0	0	0	0	0	0	0											
Larry See, R ERA: 3.24										1	0	0	0	0	0	0											
Inning Stats	R: 0 E: 0 K: 1 S: 6	H: 1 LOB: 1 BB: 0 P: 6	R: 0 E: 0 K: 1 S: 6	H: 1 LOB: 0 BB: 0 P: 6	R: 0 E: 0 K: 0 S: 3	H: 0 LOB: 0 BB: 0 P: 3	R: 2 E: 0 K: 0 S: 7	H: 4 LOB: 2 BB: 0 P: 7	R: 0 E: 0 K: 0 S: 3	H: 1 LOB: 0 BB: 0 P: 3	R: 0 E: 0 K: 0 S: 5	H: 2 LOB: 2 BB: 0 P: 5	R: 0 E: 0 K: 0 S: 3	H: 0 LOB: 0 BB: 0 P: 3	R: 0 E: 0 K: 1 S: 6	H: 1 LOB: 3 BB: 2 P: 14	R: 1 E: 0 K: 2 S: 9	H: 2 LOB: 1 BB: 0 P: 9	1B: 12 2B: 0 3B: 0 HR: 0	SF: 1 SAC: 0 DP: 1 HBP: 0	WP: 1 PB: 0 SB: 1 CS: 0	PA: 40					
PITCHER	IP	WLS	BF	H	R	ER	SO	BB	IBB	HBP	BLK	WP	HR	S	P	ERA	WHIP										
Chris Welsh, L ERA: 4.29	6.0	W	26	9	2	2	2	2	0	0	0	0	0	30	30	3.00	1.500										
Rob Murphy, L ERA: 9.95	2.0		9	1	0	0	1	2	0	0	0	1	0	9	17	0.00	1.500										
John Franco, L ERA: 2.64	1.0		5	2	1	1	2	0	0	0	0	0	0	9	9	9.00	2.000										

AB	37
R	3
H	12
RBI	3
BB	2
SO	5
LOB	18



Batter	1	2	3	4	5	6	7	8	9	AB	R	H	RBI	BB	SO	LOB	TOP					
Barry Larkin, R OBP: 0.327, SLG: 0.390 (1, 6)										5	0	1	0	0	2	0	Cincinnati Reds @ Los Angeles Dodgers Dodger Stadium, Los Angeles, CA Sat Sep 13 1986, 3:33 AM PDT Att: 24,831 - Unknown					
Buddy Bell, R OBP: 0.356, SLG: 0.435 (1, 5)										5	0	1	0	0	0	2						
Dave Parker, L OBP: 0.337, SLG: 0.486 (1, 9)										4	1	1	0	0	1	3						
Eric Davis, R OBP: 0.393, SLG: 0.561 (1, 8)										2	1	0	0	2	1	1						
Bo Diaz, R OBP: 0.325, SLG: 0.389 (1, 2)										3	1	1	1	1	0	3						
Max Venable, L OBP: 0.280, SLG: 0.271 (1, 7)										4	0	1	1	0	1	1						
Nick Esasky, R OBP: 0.338, SLG: 0.426 (1, 3)										3	0	2	1	1	1	0						
Ron Oester, S OBP: 0.313, SLG: 0.335 (1, 4)										4	0	0	0	0	1	5						
Tom Browning, L OBP: 0.190, SLG: 0.179 (1, 1)										4	0	1	0	0	1	2						
Inning Stats	R: 0 E: 0 K: 3 S: 10	H: 1 LOB: 1 BB: 0 P: 10	R: 0 E: 0 K: 0 S: 3	H: 0 LOB: 2 BB: 2 P: 11	R: 0 E: 0 K: 1 S: 5	H: 0 LOB: 0 BB: 0 P: 5	R: 0 E: 0 K: 0 S: 3	H: 0 LOB: 0 BB: 0 P: 3	R: 0 E: 0 K: 0 S: 3	H: 1 LOB: 0 BB: 0 P: 3	R: 3 E: 0 K: 0 S: 7	H: 4 LOB: 2 BB: 1 P: 11	R: 0 E: 0 K: 0 S: 5	H: 2 LOB: 3 BB: 1 P: 9	R: 0 E: 0 K: 3 S: 9	H: 0 LOB: 0 BB: 0 P: 9	R: 0 E: 0 K: 1 S: 5	H: 0 LOB: 0 BB: 0 P: 5	1B: 8 2B: 0 3B: 0 HR: 0	SF: 0 SAC: 0 DP: 1 HBP: 0	WP: 0 PB: 0 SB: 0 CS: 0	PA: 38
PITCHER	IP	WLS	BF	H	R	ER	SO	BB	IBB	HBP	BLK	WP	HR	S	P	ERA	WHIP					
Bob Welch, R ERA: 3.22 (1, 1)	6.0	L	26	6	3	3	4	3	0	0	0	0	0	31	43	4.50	1.500					
Dennis Powell, L ERA: 4.35 (7, 1)	0.2		5	2	0	0	0	1	0	0	0	0	0	4	8	0.00	4.500					
Joe Beckwith, R ERA: 6.92 (7, 1)	1.1		4	0	0	0	3	0	0	0	0	0	0	10	10	0.00	0.000					
Tom Niedenfuer, R ERA: 2.99 (9, 1)	1.0		3	0	0	0	1	0	0	0	0	0	0	5	5	0.00	0.000					

Batter	1	2	3	4	5	6	7	8	9	AB	R	H	RBI	BB	SO	LOB	BOTTOM				
Steve Sax, R OBP: 0.382, SLG: 0.432 (1, 4)										4	0	1	0	0	0	1	Cincinnati Reds @ Los Angeles Dodgers Dodger Stadium, Los Angeles, CA Sat Sep 13 1986, 3:33 AM PDT Att: 24,831 - Unknown				
Enos Cabell, R OBP: 0.300, SLG: 0.328 (1, 9)										4	0	0	0	0	0	1					
Bill Madlock, R OBP: 0.337, SLG: 0.401 (1, 5)										4	0	1	0	0	0	0					
Pedro Guerrero, R OBP: 0.238, SLG: 0.381 (9, PR)										4	0	2	0	0	2	1					
Mike Marshall, R OBP: 0.296, SLG: 0.439 (9, PR)										0	0	0	0	0	0	0					
Mike Scioscia, L OBP: 0.383, SLG: 0.370 (1, 2)										4	0	0	0	0	1	3					
Reggie Williams, R OBP: 0.332, SLG: 0.379 (1, 7)										3	0	0	0	0	0	2					
Jose Gonzalez, R OBP: 0.250, SLG: 0.277 (1, 8)										3	0	0	0	0	0	1					
Dave Anderson, R OBP: 0.311, SLG: 0.298 (1, 6)										3	0	1	0	0	0	0					
Bob Welch, R OBP: 0.162, SLG: 0.145 (5, PH)										1	0	0	0	0	0	0					
Alex Trevino, R OBP: 0.346, SLG: 0.384 (7, 1)										1	0	0	0	0	0	0					
Dennis Powell, L OBP: 0.275, SLG: 0.545 (7, 1)										0	0	0	0	0	0	0					
Joe Beckwith, L OBP: 0.296, SLG: 0.291 (8, PH)										0	0	0	0	0	0	0					
Bill Russell, R OBP: 0.296, SLG: 0.291 (8, PH)										1	0	0	0	0	0	1					
Tom Niedenfuer, R OBP: 0.500, SLG: 0.500 (9, 1)										0	0	0	0	0	0	0					
Inning Stats	R: 0 E: 0 K: 0 S: 3	H: 0 LOB: 0 BB: 0 P: 3	R: 0 E: 0 K: 1 S: 5	H: 0 LOB: 0 BB: 0 P: 5	R: 0 E: 0 K: 0 S: 3	H: 0 LOB: 0 BB: 0 P: 3	R: 0 E: 0 K: 0 S: 4	H: 1 LOB: 1 BB: 0 P: 4	R: 0 E: 0 K: 1 S: 6	H: 1 LOB: 1 BB: 0 P: 6	R: 0 E: 0 K: 2 S: 8	H: 1 LOB: 1 BB: 0 P: 8	R: 0 E: 0 K: 0 S: 4	H: 1 LOB: 1 BB: 0 P: 4	R: 0 E: 0 K: 0 S: 4	H: 1 LOB: 1 BB: 0 P: 4	1B: 5 2B: 0 3B: 0 HR: 0	SF: 0 SAC: 0 DP: 0 HBP: 0	WP: 0 PB: 0 SB: 0 CS: 0	PA: 32	
PITCHER	IP	WLS	BF	H	R	ER	SO	BB	IBB	HBP	BLK	WP	HR	S	P	ERA	WHIP				
Tom Browning, L ERA: 3.91 (1, 1)	9.0	W	32	5	0	0	4	0	0	0	0	0	0	40	40	0.00	0.556				

Batter	1	2	3	4	5	6	7	8	9	AB	R	H	RBI	BB	SO	LOB	TOP								
Barry Larkin, R OBP: 0.331, SLG: 0.391 (1, 6)	0-0 4-3		0-0 F9		0-0 1B		0-0 E6		0-0 SF8 1B	5	1	2	1	0	0	1	Cincinnati Reds @ Los Angeles Dodgers Dodger Stadium, Los Angeles, CA Sun Sep 14 1986, 3:33 AM PDT Att: 26,440 - Unknown								
Buddy Bell, R OBP: 0.353, SLG: 0.431 (1, 5)	0-0 F4		0-3 K		0-0 5-3		0-0 G6-4-3		0-0 SF8	4	0	0	1	0	1	3									
Dave Parker, L OBP: 0.337, SLG: 0.484 (1, 9)	0-0 1B		0-0 F9				0-0 F8		0-0 1B IBB	4	0	1	0	1	0	1									
Eric Davis, R OBP: 0.393, SLG: 0.559 (1, 8)	0-0 F3				0-0 F7		0-0 1B		0-0 K 1B	5	1	2	1	0	1	1									
Bo Diaz, R OBP: 0.326, SLG: 0.390 (8, PR)		0-0 F9		0-0 F4		0-0 1B		0-0 F3	4	0	2	1	0	0	0	0									
Tracy Jones, R OBP: 0.406, SLG: 0.453 (8, 2)									0	0	0	0	0	0	0	0									
Sal Gutera, R OBP: 0.351, SLG: 0.348 (9, 1)									1	0	0	0	0	0	0	2									
John Franco, L (9, 1)									0	0	0	0	0	0	0	0									
Tony Perez, R OBP: 0.321, SLG: 0.304 (8, PR)		0-0 2B		0-0 1B		0-0 F7		0-0 FC4-6	4	0	2	0	0	0	0	2									
Max Venable, L OBP: 0.280, SLG: 0.271 (8, 7)									0	0	0	0	0	0	0	0									
Nick Esasky, R OBP: 0.334, SLG: 0.421 (8, 3)			0-0 F7		0-3 FC6-4		0-3 K		0-3 K	4	0	0	0	0	2	4									
Dave Concepcion, R OBP: 0.306, SLG: 0.329 (1, 4)		4-0 BB		0-0 6-3			0-0 E 1B		0-0 1B SF8 1B	3	2	2	0	1	0	0									
Ted Power, R OBP: 0.176, SLG: 0.125 (7, PH)		0-0 1-3		0-3 K			0-0 E4		0-3 K	2	0	0	0	0	1	2									
Kurt Stillwell, S OBP: 0.298, SLG: 0.247 (7, 1)									1	0	0	0	0	0	1	1									
Ron Robinson, R OBP: 0.077, SLG: 0.077 (9, PH)									0	0	0	0	0	0	1	1									
Ron Oester, S OBP: 0.313, SLG: 0.334 (9, 2)									0	0	0	0	0	0	0	0									
Dave Vangorder, R (9, 2)									0	0	0	0	0	0	0	0									
Inning Stats	R: 0 E: 0 K: 0 S: 4	H: 1 LOB: 1 BB: 0 P: 4	R: 0 E: 0 K: 0 S: 4	H: 1 LOB: 2 BB: 1 P: 8	R: 0 E: 0 K: 1 S: 5	H: 0 LOB: 0 BB: 0 P: 5	R: 0 E: 0 K: 0 S: 4	H: 1 LOB: 1 BB: 0 P: 4	R: 0 E: 0 K: 1 S: 6	H: 1 LOB: 1 BB: 0 P: 6	R: 1 E: 0 K: 1 S: 7	H: 2 LOB: 1 BB: 0 P: 7	R: 1 E: 2 K: 0 S: 5	H: 1 LOB: 1 BB: 0 P: 5	R: 0 E: 0 K: 2 S: 8	H: 1 LOB: 2 BB: 0 P: 8	R: 2 E: 0 K: 1 S: 8	H: 3 LOB: 2 BB: 1 P: 12	1B: 10 2B: 1 3B: 0 HR: 0	SF: 1 SAC: 0 DP: 1 HBP: 0	WP: 0 PB: 0 SB: 3 CS: 0	PA: 41			
PITCHER	IP	WLS	BF	H	R	ER	SO	BB	IBB	HBP	BLK	WP	HR	S	P	ERA	WHIP								
Rick Honeycutt, L ERA: 2.99 (1, 1)	6.0		25	6	1	1	3	1	0	0	0	0	0	30	34	1.50	1.167								
Ken Howell, R ERA: 3.03 (7, 1)	2.0	W	9	2	1	0	2	0	0	0	0	0	0	13	13	0.00	1.000								
Tom Niedenfuer, R ERA: 3.18 (9, 1)	1.0	L	7	3	2	2	1	0	1	0	0	0	0	8	12	18.00	3.000								

Batter	1	2	3	4	5	6	7	8	9	AB	R	H	RBI	BB	SO	LOB	BOTTOM								
Steve Sax, R OBP: 0.382, SLG: 0.432 (1, 4)	0-0 1B 2B	0-0 4-3			0-0 FC4 CS SF7			0-0 F5		4	1	1	0	0	0	2	Cincinnati Reds @ Los Angeles Dodgers Dodger Stadium, Los Angeles, CA Sun Sep 14 1986, 3:33 AM PDT Att: 26,440 - Unknown								
Ralph Bryant, L OBP: 0.348, SLG: 0.800 (1, 9)	4-0 1B G3 BB		0-0 F8		0-0 SF7		0-3 K		2	1	0	1	1	1	0	0									
Len Matuszek, L OBP: 0.333, SLG: 0.439 (1, 7)	0-0 3-1 2-H		0-3 K		0-3 K		0-3 K		4	0	1	1	0	3	1	0									
Tom Niedenfuer, R OBP: 0.500, SLG: 0.500 (9, 1)	0-0 1-3 2-H				0-3 2-3				0	0	0	0	0	0	0	0									
Greg Brock, L OBP: 0.311, SLG: 0.433 (1, 3)	0-0 G3		0-0 F8			0-3 K			3	0	0	1	0	1	1	1									
Enos Cabell, R OBP: 0.299, SLG: 0.327 (9, PH)	0-0 1-2 3-H								1	0	0	0	0	0	0	0									
Mike Scioscia, L OBP: 0.380, SLG: 0.366 (1, 2)	0-0 3-1				0-0 2-3		0-0 1-3		3	0	0	0	0	0	1	1									
Pedro Guerrero, R OBP: 0.227, SLG: 0.364 (9, PH)	0-0 2-3								1	0	0	0	0	0	0	0									
Franklin Stubbs, L OBP: 0.291, SLG: 0.430 (7, 1)	0-0 F5				0-0 2B		0-0 L1		3	0	1	0	0	0	1	1									
Reggie Williams, R OBP: 0.332, SLG: 0.379 (9, PH)									0	0	0	0	0	0	0	0									
Bill Madlock, R OBP: 0.336, SLG: 0.400 (9, PH)									1	0	0	0	0	0	0	0									
Jeff Hamilton, R OBP: 0.233, SLG: 0.320 (1, 5)		0-0 F8		0-3 K			0-3 K		3	0	0	0	0	2	1	0									
Dave Anderson, R OBP: 0.306, SLG: 0.293 (1, 6)		0-0 F9		0-0 F4			0-0 F4		3	0	0	0	0	0	1	0									
Rick Honeycutt, L OBP: 0.200, SLG: 0.103 (7, 8)		4-0 BB			0-0 FC4 WP SF7		0-3 K		1	1	1	0	1	0	0	0									
Jose Gonzalez, R OBP: 0.247, SLG: 0.273 (7, 8)									1	0	0	0	0	1	0	0									
Inning Stats	R: 2 E: 0 K: 0 S: 5	H: 2 LOB: 1 BB: 1 P: 9	R: 0 E: 0 K: 0 S: 3	H: 0 LOB: 1 BB: 1 P: 7	R: 0 E: 0 K: 1 S: 5	H: 0 LOB: 0 BB: 0 P: 5	R: 0 E: 0 K: 1 S: 6	H: 1 LOB: 1 BB: 0 P: 6	R: 1 E: 0 K: 1 S: 6	H: 1 LOB: 0 BB: 0 P: 6	R: 0 E: 0 K: 1 S: 5	H: 0 LOB: 0 BB: 0 P: 5	R: 0 E: 0 K: 2 S: 7	H: 0 LOB: 0 BB: 0 P: 7	R: 0 E: 0 K: 2 S: 7	H: 0 LOB: 0 BB: 0 P: 7	R: 0 E: 0 K: 0 S: 3	H: 0 LOB: 0 BB: 0 P: 3	1B: 2 2B: 2 3B: 0 HR: 0	SF: 1 SAC: 0 DP: 0 HBP: 0	WP: 1 PB: 0 SB: 0 CS: 1	PA: 33			
PITCHER	IP	WLS	BF	H	R	ER	SO	BB	IBB	HBP	BLK	WP	HR	S	P	ERA	WHIP								
Ted Power, R ERA: 3.9 (1, 1)	6.0		24	4	3	3	4	2	0	0	0	0	0	30	38	4.50	1.000								
Ron Robinson, R ERA: 2.95 (7, 1)	2.0	W	6	0	0	0	4	0	0	0	0	0	0	14	14	0.00	0.000								
John Franco, L ERA: 2.61 (9, 1)	1.0	S	3	0	0	0	0	0	0	0	0	0	0	3	3	0.00	0.000								

Batter	1	2	3	4	5	6	7	8	9	AB	R	H	RBI	BB	SO	LOB	TOP			
Steve Sax, R OBP: 0.381, SLG: 0.431 (1, 4)	0-3 K		0-0 6-3		0-0 F8		0-0 HBP E 1B		0-0 6-3	5	0	1	0	0	1	1	Los Angeles Dodgers @ Atlanta Braves Atlanta-Fulton County Stadium, Atlanta, GA Wed Sep 17 1986, 7:05 PM EDT Att: 6,475 - Unknown			
Ken Landreau, L OBP: 0.315, SLG: 0.372 Pedro Guerrero, R OBP: 0.231, SLG: 0.385 (3, PH) (3, 7)	0-0 4-3		0-3 K		0-0 2B		0-0 HBP E6		0-0 6-3	1	0	0	0	0	0	0				
Bill Madlock, R OBP: 0.341, SLG: 0.408 Jeff Hamilton, R OBP: 0.231, SLG: 0.317 (5, PH) (5, 5)	0-0 1B		4-0 BB		0-0 6-3		1-0 G6-4-3 HBP			1	0	1	0	1	0	0				
Alex Trevino, R OBP: 0.347, SLG: 0.384 Jose Gonzalez, R OBP: 0.247, SLG: 0.273 (7, PH) (7, 8)	0-0 1B		0-3 K				1-2 2-3 3-H HBP			0	0	0	1	0	0	0				
Greg Brock, L OBP: 0.313, SLG: 0.433 (1, 3)	0-0 1-3 1B						0-0 2B			4	0	2	0	0	1	5				
Len Matuszek, L OBP: 0.330, SLG: 0.432 Reggie Williams, R OBP: 0.336, SLG: 0.382 (1, 7) (3, 8) (7, 9)	0-0 L4						0-0 F9			1	0	0	0	0	0	2				
Ralph Bryant, L OBP: 0.345, SLG: 0.680 Bill Russell, R OBP: 0.305, SLG: 0.299 (6, PH) (6, 9) (7, 6)		0-0 4-3		0-0 1-3 1B			1-0 G6-4-3 HBP			2	0	0	0	0	0	1				
Mike Scioscia, L OBP: 0.375, SLG: 0.360 (1, 2)		0-0 G6-4-3 1B		0-0 F9			0-0 G6-4-3 1-2			4	0	1	0	0	0	4				
Dave Anderson, R OBP: 0.310, SLG: 0.294 (1, 6) (7, 5)		0-0 G6-4-3 1-2		0-0 6-3			0-0 E HBP 1B			4	1	1	0	0	0	3				
Fernando Valenzuela, L OBP: 0.216, SLG: 0.257 Franklin Stubbs, L OBP: 0.250, SLG: 0.427 (9, PH)			0-0 2B		0-0 5-3		0-3 K		0-0 4-3	3	0	1	0	0	1	1				
Inning Stats	R: 0 E: 0 K: 1 S: 7	H: 2 LOB: 2 BB: 0 P: 7	R: 0 E: 0 K: 0 S: 3	H: 1 LOB: 2 BB: 1 P: 3	R: 0 E: 0 K: 2 S: 8	H: 1 LOB: 2 BB: 1 P: 12	R: 0 E: 0 K: 0 S: 4	H: 1 LOB: 1 BB: 0 P: 4	R: 0 E: 0 K: 0 S: 3	H: 1 LOB: 1 BB: 0 P: 4	R: 1 E: 1 K: 1 S: 7	H: 2 LOB: 2 BB: 0 P: 8	R: 0 E: 0 K: 0 S: 4	H: 2 LOB: 0 BB: 0 P: 4	R: 0 E: 0 K: 0 S: 3	H: 0 LOB: 0 BB: 0 P: 3	1B: 7 2B: 4 3B: 0 HR: 0	SF: 0 SAC: 0 DP: 3 HBP: 2	WP: 0 PB: 0 SB: 0 CS: 0	PA: 38
PITCHER	IP WLS BF H R ER SO BB IBB HBP BLK WP HR S P ERA WHIP	IP WLS BF H R ER SO BB IBB HBP BLK WP HR S P ERA WHIP	IP WLS BF H R ER SO BB IBB HBP BLK WP HR S P ERA WHIP	IP WLS BF H R ER SO BB IBB HBP BLK WP HR S P ERA WHIP	IP WLS BF H R ER SO BB IBB HBP BLK WP HR S P ERA WHIP	IP WLS BF H R ER SO BB IBB HBP BLK WP HR S P ERA WHIP	IP WLS BF H R ER SO BB IBB HBP BLK WP HR S P ERA WHIP	IP WLS BF H R ER SO BB IBB HBP BLK WP HR S P ERA WHIP	IP WLS BF H R ER SO BB IBB HBP BLK WP HR S P ERA WHIP	IP WLS BF H R ER SO BB IBB HBP BLK WP HR S P ERA WHIP	IP WLS BF H R ER SO BB IBB HBP BLK WP HR S P ERA WHIP	IP WLS BF H R ER SO BB IBB HBP BLK WP HR S P ERA WHIP	IP WLS BF H R ER SO BB IBB HBP BLK WP HR S P ERA WHIP	IP WLS BF H R ER SO BB IBB HBP BLK WP HR S P ERA WHIP	IP WLS BF H R ER SO BB IBB HBP BLK WP HR S P ERA WHIP	IP WLS BF H R ER SO BB IBB HBP BLK WP HR S P ERA WHIP	IP WLS BF H R ER SO BB IBB HBP BLK WP HR S P ERA WHIP			
David Palmer, R ERA: 3.61 Zane Smith, L ERA: 3.99 Jeff Dedmon, R ERA: 2.75	(1, 1) 2.0 8 3 0 0 1 0 0 0 0 0 0 10 10 0.00 1.500	(3, 1) 4.0 18 5 1 0 2 1 0 1 0 0 0 20 25 0.00 1.500	(7, 1) 3.0 W 12 3 0 0 1 0 0 1 0 0 0 13 14 0.00 1.000																	

AB	35
R	1
H	11
RBI	1
BB	1
SO	4
LOB	22



Batter	1	2	3	4	5	6	7	8	9	AB	R	H	RBI	BB	SO	LOB	BOTTOM			
Albert Hall, S (1, 9)	0-0 L4	4-0 BB		0-0 B3		0-0 3-1		0-3 K		4	0	0	0	1	1	2	Los Angeles Dodgers @ Atlanta Braves Atlanta-Fulton County Stadium, Atlanta, GA Wed Sep 17 1986, 7:05 PM EDT Att: 6,475 - Unknown			
Ken Oberkfell, L OBP: 0.381, SLG: 0.378 (1, 5)	0-3 K	0-0 F7		0-0 6-3			0-0 1B 2B	0-0 F9		5	1	1	0	0	1	4				
Dale Murphy, R OBP: 0.360, SLG: 0.497 (1, 8)	4-0 FC5-4 BB		0-0 4-3		0-0 6-3		0-0 1B E 1B	0-3 K		4	1	1	0	1	1	0				
Bob Horner, R OBP: 0.329, SLG: 0.461 (1, 3)	0-0 FC5-4 1-2		0-0 6-3		0-0 F9		0-0 FC1-6 1B			4	0	1	1	0	0	1				
Ken Griffey, L OBP: 0.342, SLG: 0.494 (1, 7)		0-0 1B 1B	0-0 BB 1B		0-0 1B		0-0 FC1-6 E			4	2	3	0	0	0	2				
Rafael Ramirez, R OBP: 0.281, SLG: 0.345 (1, 6)		0-0 B1	4-0 FC5-4 BB		0-0 F4		0-0 L6			3	0	0	0	1	0	4				
Bruce Benedict, R OBP: 0.320, SLG: 0.328 (1, 2)		0-0 BB 1B 1B	0-0 FC5-4		0-0 F4		0-0 E8 1B			4	0	2	2	0	0	2				
Glenn Hubbard, R OBP: 0.344, SLG: 0.306 (1, 4)		0-0 BB 1B		0-0 SH3-4 1B		4-0 SH3-4 BB		4-0 S IBB		2	0	2	1	2	0	0				
David Palmer, R OBP: 0.206, SLG: 0.290 Zane Smith, L OBP: 0.119, SLG: 0.088 Jeff Dedmon, L OBP: 0.133, SLG: 0.133 (1, 1) (3, 1) (7, 1)	0-3 K		0-0 SH3-4		0-0 SH3-4		0-0 SH3-4 K			1	0	0	0	0	1	2				
Inning Stats	R: 0 E: 0 K: 1 S: 5	H: 0 LOB: 1 BB: 1 P: 9	R: 1 E: 0 K: 1 S: 8	H: 3 LOB: 3 BB: 1 P: 12	R: 0 E: 0 K: 0 S: 4	H: 1 LOB: 2 BB: 1 P: 8	R: 0 E: 0 K: 0 S: 4	H: 1 LOB: 1 BB: 0 P: 4	R: 0 E: 0 K: 0 S: 3	H: 0 LOB: 1 BB: 1 P: 7	R: 3 E: 1 K: 1 S: 9	H: 4 LOB: 2 BB: 1 P: 13	R: 0 E: 0 K: 2 S: 7	H: 0 LOB: 0 BB: 0 P: 7	R: 0 E: 0 K: 0 S: 3	H: 0 LOB: 0 BB: 0 P: 3		1B: 9 2B: 1 3B: 0 HR: 0	SF: 0 SAC: 2 DP: 0 HBP: 0	WP: 0 PB: 0 SB: 2 CS: 0
PITCHER	IP WLS BF H R ER SO BB IBB HBP BLK WP HR S P ERA WHIP	IP WLS BF H R ER SO BB IBB HBP BLK WP HR S P ERA WHIP	IP WLS BF H R ER SO BB IBB HBP BLK WP HR S P ERA WHIP	IP WLS BF H R ER SO BB IBB HBP BLK WP HR S P ERA WHIP	IP WLS BF H R ER SO BB IBB HBP BLK WP HR S P ERA WHIP	IP WLS BF H R ER SO BB IBB HBP BLK WP HR S P ERA WHIP	IP WLS BF H R ER SO BB IBB HBP BLK WP HR S P ERA WHIP	IP WLS BF H R ER SO BB IBB HBP BLK WP HR S P ERA WHIP	IP WLS BF H R ER SO BB IBB HBP BLK WP HR S P ERA WHIP	IP WLS BF H R ER SO BB IBB HBP BLK WP HR S P ERA WHIP	IP WLS BF H R ER SO BB IBB HBP BLK WP HR S P ERA WHIP	IP WLS BF H R ER SO BB IBB HBP BLK WP HR S P ERA WHIP	IP WLS BF H R ER SO BB IBB HBP BLK WP HR S P ERA WHIP	IP WLS BF H R ER SO BB IBB HBP BLK WP HR S P ERA WHIP	IP WLS BF H R ER SO BB IBB HBP BLK WP HR S P ERA WHIP	IP WLS BF H R ER SO BB IBB HBP BLK WP HR S P ERA WHIP	IP WLS BF H R ER SO BB IBB HBP BLK WP HR S P ERA WHIP			
Fernando Valenzuela, L ERA: 3.11	(1, 1) 8.0 L 39 10 4 4 5 4 1 0 0 0 0 0 44 64 4.50 1.750																			



Batter	1	2	3	4	5	6	7	8	9	10	11	12	AB	R	H	RBI	BB	SO	LOB	TOP							
Steve Sax, R OBP: 0.380, SLG: 0.428 (1.4)	5-3	F4			FC3-2 1B	F9		BB			5-3	K	6	0	1	0	1	1	6								
Ken Landreaux, L OBP: 0.314, SLG: 0.370 (8, PH)	K		1-6-3		FC3-2 B1-4 1B	F8		F7			K		4	0	1	0	0	1	2								
Mike Marshall, R OBP: 0.298, SLG: 0.439 (11, PH)													1	0	0	0	0	0	3								
Bill Madlock, R OBP: 0.342, SLG: 0.409 Jeff Hamilton, R OBP: 0.226, SLG: 0.311 (1.5) (7.5)	1B			F7	B1-4			G6-4-3 1B		K		F3	4	0	2	0	0	0	2								
Greg Brock, L OBP: 0.315, SLG: 0.430 (8, PH)													2	0	0	0	2	2	2								
Enos Cabell, R OBP: 0.298, SLG: 0.326 Ken Howell, R (9.1) (9.1)	K				FC3-2 IBB			K		5-3		F9	1	0	0	0	0	0	0								
Alex Trevino, R OBP: 0.346, SLG: 0.382 (12, PH) (12.2)													0	0	0	0	0	0	0								
Len Matuszek, L OBP: 0.335, SLG: 0.433 Reggie Williams, R OBP: 0.332, SLG: 0.378 (1.7) (7, PH) (7.7) (11.9)					3B 1B	FC3-2		G6-4-3 1B				K	2	1	1	0	1	0	3								
Ralph Bryant, L OBP: 0.344, SLG: 0.714 Jose Gonzalez, R OBP: 0.263, SLG: 0.290 (1.9) (8, PH) (8.8)					3B 1B	4-3		K				E 1B	3	1	1	1	0	1	5								
Mike Scioscia, L OBP: 0.374, SLG: 0.358 Brian Holton, R (1.2) (12.1)					G3	F8		FC1-6 BB 1B		4-3		1-3	5	0	1	1	1	0	1								
Dave Anderson, R OBP: 0.316, SLG: 0.289 (1.8)					SH1-4 BB	K		FC1-6 BB				E5	3	0	0	0	3	2	2								
Bob Welch, R OBP: 0.168, SLG: 0.153 Franklin Stubbs, L OBP: 0.290, SLG: 0.426 Larry See, R OBP: 0.267, SLG: 0.286 (1.1) (9.3) (12, PH) (12.3)					SH1-4	5-3		FC1-6				BB	3	0	1	0	0	0	2								
Inning Stats	R: 0 E: 0 K: 2 S: 8	H: 1 LOB: 1 BB: 8	R: 2 E: 0 K: 0 S: 5	H: 2 LOB: 1 BB: 9	R: 0 E: 0 K: 1 S: 5	H: 0 LOB: 2 BB: 13	R: 0 E: 0 K: 1 S: 5	H: 0 LOB: 0 BB: 1 P: 6	R: 0 E: 0 K: 0 S: 4	H: 1 LOB: 0 BB: 0 P: 5	R: 0 E: 0 K: 1 S: 6	H: 1 LOB: 3 BB: 2 P: 14	R: 0 E: 0 K: 2 S: 7	H: 0 LOB: 0 BB: 0 P: 7	R: 0 E: 0 K: 2 S: 8	H: 1 LOB: 1 BB: 0 P: 8	R: 0 E: 0 K: 1 S: 6	H: 0 LOB: 0 BB: 0 P: 5	R: 1 E: 1 K: 2 S: 9	H: 1 LOB: 3 BB: 2 P: 17	1B: 9 2B: 0 3B: 1 HR: 0	SF: 0 SAC: 1 DP: 1 HBP: 0	WP: 0 PB: 0 CS: 0	PA: 55			
PITCHER	IP	WLS	BF	H	R	ER	SO	BB	IBB	HBP	BLK	WP	HR	S	P	ERA	WHIP										
Jim Acker, R ERA: 3.92 Ed Owine, L ERA: 3.35 Craig McMurtry, R ERA: 5.04 Paul Assenmacher, L ERA: 2.43 (1.1) (7.1) (8.1) (9.1)	6.0	1.2	8	2	0	0	2	2	0	0	0	0	0	10	18	0.00	2.400										
Paul Assenmacher, L ERA: 2.43 (9.1)	4.0	W	17	2	1	0	7	2	0	0	0	0	0	29	37	0.00	1.000										

Los Angeles Dodgers @ Atlanta Braves
Atlanta-Fulton County Stadium, Atlanta, GA

AB 45
R 3
H 10
RBI 2
BB 9
SO 13
LOB 30



Thu Sep 18 1986, 7:05 PM EDT
Att. 4,956 - Unknown

Batter	1	2	3	4	5	6	7	8	9	10	11	12	AB	R	H	RBI	BB	SO	LOB	BOTTOM								
Albert Hall, S OBP: 0.285 Ed Owine, L ERA: 3.35 Craig McMurtry, R ERA: 5.04 Chris Chambers, R OBP: 0.320 Paul Runge, R OBP: 0.311, SLG: 0.439 (1.9) (8, PH) (9.1) (8, PH) (8, PH) (12, PH) (12.3)	4-3		F8			4-3		2B		K		1-3 2H 3H 2B	2	0	0	0	0	0	0									
Ken Oberkfell, L OBP: 0.380, SLG: 0.374 (1.5)	F7			1-3		BB		4-3				L3	4	0	0	0	1	0	1									
Dale Murphy, R OBP: 0.359, SLG: 0.500 (1.8)	4-3			F3		F8						K	5	1	1	1	0	1	1									
Bob Horner, R OBP: 0.330, SLG: 0.462 (1.3)					6-3			F8		HR		K	5	0	2	0	0	1	0									
Ken Griffey, L OBP: 0.343, SLG: 0.492 (1.7)						F8		F8		E S 1B		4-3	4	0	1	0	1	0	1									
Rafael Ramirez, R OBP: 0.280, SLG: 0.344 (1.6)						F8		F5		F6		F7	5	0	1	0	0	0	3									
Bruce Benedict, R OBP: 0.316, SLG: 0.324 Omar Moreno, L OBP: 0.279, SLG: 0.355 (1.2) (8, PH) (9.9)					G5-3	F3		3-1		K		K	2	0	0	0	0	3	3									
Glenn Hubbard, R OBP: 0.343, SLG: 0.306 Terry Harper, R OBP: 0.313, SLG: 0.352 (1.4) (12, PH)						F8		F3		FC4-6 1B		K	4	0	1	0	0	1	1									
Jim Acker, R OBP: 0.143, SLG: 0.190 Brad Kommsink, R (7.9) (8, PH) (9.2)						K		K		K		2B 1B	1	0	0	0	1	0	0									
Ted Simmons, S OBP: 0.317, SLG: 0.390 (8, PH) (9.2)								FC4-6 2B		K		2B IBB	2	1	0	0	1	1	1									
Inning Stats	R: 0 E: 0 K: 0 S: 3	H: 0 LOB: 0 BB: 0	R: 0 E: 0 K: 0 S: 3	H: 1 LOB: 1 BB: 1 P: 7	R: 0 E: 0 K: 1 S: 5	H: 0 LOB: 0 BB: 0 P: 5	R: 0 E: 0 K: 0 S: 3	H: 0 LOB: 0 BB: 0 P: 3	R: 0 E: 0 K: 0 S: 4	H: 0 LOB: 1 BB: 1 P: 9	R: 0 E: 0 K: 0 S: 5	H: 2 LOB: 1 BB: 0 P: 5	R: 1 E: 0 K: 3 S: 9	H: 2 LOB: 1 BB: 0 P: 9	R: 0 E: 0 K: 3 S: 9	H: 0 LOB: 0 BB: 0 P: 9	R: 0 E: 0 K: 1 S: 6	H: 1 LOB: 1 BB: 0 P: 6	R: 2 E: 0 K: 1 S: 6	H: 2 LOB: 2 BB: 1 P: 10	1B: 5 2B: 3 3B: 0 HR: 1	SF: 0 SAC: 0 DP: 1 HBP: 0	WP: 1 PB: 0 CS: 0	PA: 46				
PITCHER	IP	WLS	BF	H	R	ER	SO	BB	IBB	HBP	BLK	WP	HR	S	P	ERA	WHIP											
Bob Welch, R ERA: 3.14 Ken Howell, R ERA: 3.03 Brian Holton, R ERA: 3.5 (1.1) (9.1) (12.1)	8.0	3.0	12	3	1	1	6	2	0	0	0	0	0	1	24	24	3.00	1.000										
Brian Holton, R ERA: 3.5 (12.1)	0.1	L	5	2	2	2	1	0	1	0	0	1	0	6	10	54.00	6.000											

Los Angeles Dodgers @ Atlanta Braves
Atlanta-Fulton County Stadium, Atlanta, GA

AB 43
R 4
H 9
RBI 4
BB 3
SO 9
LOB 12



Thu Sep 18 1986, 7:05 PM EDT
Att. 4,956 - Unknown

Batter	1	2	3	4	5	6	7	8	9	AB	R	H	RBI	BB	SO	LOB	TOP										
Steve Sax, R OBP: 0.382, SLG: 0.434 (1, 4)										4	1	2	2	1	0	2	Los Angeles Dodgers @ Cincinnati Reds Riverfront Stadium, Cincinnati, OH Fri Sep 19 1986, 7:05 PM EDT Att: 18,696 - Unknown										
Ken Landreau, L OBP: 0.311, SLG: 0.366 Jose Gonzalez, R OBP: 0.282, SLG: 0.324 (1, 8)										3	0	0	0	0	0	3											
Bill Madlock, R OBP: 0.341, SLG: 0.415 Jeff Hamilton, R OBP: 0.226, SLG: 0.311 (1, 5)										5	1	1	2	0	1	3											
Pedro Guerrero, R OBP: 0.241, SLG: 0.357 Len Matuszek, L OBP: 0.333, SLG: 0.430 Reggie Williams, R OBP: 0.333, SLG: 0.378 (1, 7)										1	0	0	0	1	1	0											
Greg Brock, L OBP: 0.315, SLG: 0.439 Enos Cabell, R OBP: 0.296, SLG: 0.323 (1, 3)										3	1	1	1	0	0	1											
Ralph Bryant, L OBP: 0.343, SLG: 0.677 Bill Russell, R OBP: 0.307, SLG: 0.306 (1, 9)										3	0	1	0	0	2	1											
Alex Trevino, R OBP: 0.349, SLG: 0.384 (1, 2)										4	2	2	0	0	0	2											
Dave Anderson, R OBP: 0.319, SLG: 0.309 (1, 6)										4	1	2	2	0	2	0											
Rick Honeycutt, L OBP: 0.196, SLG: 0.100 Joe Beckwith, L OBP: 0.299, SLG: 0.337 Mike Scioscia, L OBP: 0.285, SLG: 0.459 Ed Vande Berg, R OBP: 0.285, SLG: 0.459 Brian Holton, R OBP: 0.307, SLG: 0.333 Larry See, R OBP: 0.268, SLG: 0.459 Mike Marshall, R OBP: 0.268, SLG: 0.459 Tom Niedenfuer, R OBP: 0.268, SLG: 0.459 (1, 1)										1	0	0	0	0	1	0											
Inning Stats	R: 0 E: 0 K: 0 S: 2	H: 0 LOB: 0 BB: 1 P: 6	R: 1 E: 0 K: 1 S: 6	H: 2 LOB: 0 BB: 0 P: 6	R: 0 E: 0 K: 2 S: 8	H: 1 LOB: 1 BB: 0 P: 8	R: 0 E: 0 K: 1 S: 5	H: 0 LOB: 1 BB: 1 P: 9	R: 1 E: 0 K: 0 S: 5	H: 2 LOB: 1 BB: 0 P: 5	R: 0 E: 0 K: 2 S: 7	H: 0 LOB: 0 BB: 0 P: 7	R: 2 E: 0 K: 1 S: 7	H: 2 LOB: 0 BB: 0 P: 7	R: 2 E: 0 K: 0 S: 6	H: 3 LOB: 1 BB: 0 P: 6		R: 3 E: 0 K: 1 S: 9	H: 4 LOB: 2 BB: 0 P: 9	1B: 8 2B: 2 3B: 0 HR: 4	SF: 0 SAC: 1 DP: 2 HBP: 0	WP: 0 PB: 0 SB: 0 CS: 1	PA: 41				
PITCHER	IP	WLS	BF	H	R	ER	SO	BB	IBB	HBP	BLK	WP	HR	S	P	ERA	WHIP										
Ted Power, R ERA: 3.98 (1, 1)	7.0		28	7	4	4	7	2	0	0	0	0	2	40	48	5.14	1.286										
John Franco, L ERA: 3.05 (8, 1)	1.1	L	10	6	5	5	1	0	0	0	0	0	2	12	12	33.75	4.500										
Ron Robinson, R ERA: 3.16 (9, 1)	0.2		3	1	0	0	0	0	0	0	0	0	0	3	3	0.00	1.500										

Batter	1	2	3	4	5	6	7	8	9	AB	R	H	RBI	BB	SO	LOB	BOTTOM										
Barry Larkin, R OBP: 0.311, SLG: 0.387 (1, 6)										5	2	2	2	0	0	0	Los Angeles Dodgers @ Cincinnati Reds Riverfront Stadium, Cincinnati, OH Fri Sep 19 1986, 7:05 PM EDT Att: 18,696 - Unknown										
Buddy Bell, R OBP: 0.354, SLG: 0.432 (1, 5)										5	1	2	0	0	0	1											
Dave Parker, L OBP: 0.334, SLG: 0.486 (1, 9)										5	1	2	2	0	0	1											
Eric Davis, R OBP: 0.386, SLG: 0.544 (7, 7)										3	1	0	0	1	1	1											
John Franco, L OBP: 0.077, SLG: 0.077 (8, 1)										0	0	0	0	0	0	0											
Ron Robinson, R OBP: 0.077, SLG: 0.077 (9, 1)										0	0	0	0	0	0	0											
Bo Diaz, R OBP: 0.323, SLG: 0.383 (1, 2)										4	1	1	1	0	1	2											
Tony Perez, R OBP: 0.318, SLG: 0.297 Eddie Milner, L OBP: 0.307, SLG: 0.414 (1, 3)										2	0	1	1	1	0	0											
Nick Esasky, R OBP: 0.327, SLG: 0.408 (7, 3)										4	0	0	0	0	3	4											
Dave Concepcion, R OBP: 0.314, SLG: 0.336 (1, 4)										4	1	2	1	0	0	1											
Ted Power, R OBP: 0.158, SLG: 0.111 Max Venable, L OBP: 0.272, SLG: 0.262 (1, 1)										2	0	0	0	0	1	2											
Inning Stats	R: 0 E: 0 K: 0 S: 3	H: 0 LOB: 0 BB: 0 P: 3	R: 0 E: 1 K: 0 S: 3	H: 0 LOB: 0 BB: 0 P: 3	R: 0 E: 0 K: 1 S: 5	H: 0 LOB: 0 BB: 0 P: 5	R: 3 E: 0 K: 0 S: 6	H: 3 LOB: 1 BB: 1 P: 10	R: 2 E: 0 K: 0 S: 5	H: 2 LOB: 0 BB: 0 P: 5	R: 1 E: 0 K: 3 S: 11	H: 2 LOB: 0 BB: 1 P: 15	R: 1 E: 0 K: 0 S: 4	H: 2 LOB: 0 BB: 0 P: 4	R: 1 E: 1 K: 2 S: 8	H: 1 LOB: 1 BB: 0 P: 8	R: 0 E: 0 K: 0 S: 4	H: 1 LOB: 1 BB: 0 P: 4	1B: 6 2B: 5 3B: 0 HR: 1	SF: 0 SAC: 1 DP: 1 HBP: 0	WP: 1 PB: 0 SB: 0 CS: 1	PA: 39					
PITCHER	IP	WLS	BF	H	R	ER	SO	BB	IBB	HBP	BLK	WP	HR	S	P	ERA	WHIP										
Rick Honeycutt, L ERA: 3.2 (1, 1)	19		19	5	5	5	1	1	0	0	0	0	0	13	17	5.40	1.800										
Joe Beckwith, R ERA: 6.75 (5, 1)	1.2		8	2	1	1	3	1	0	0	0	0	0	13	17	5.40	1.800										
Ed Vande Berg, L ERA: 3.9 (7, 1)	0.1		3	2	1	1	0	0	0	0	0	0	0	3	3	27.00	6.000										
Brian Holton, R ERA: 3.2 (7, 1)	1.2	W	5	1	0	0	2	0	0	0	0	0	0	9	9	0.00	0.600										
Tom Niedenfuer, R ERA: 3.14 (9, 1)	1.0	S	4	1	0	0	0	0	0	0	0	0	0	4	4	0.00	1.000										



Batter	1	2	3	4	5	6	7	8	9	AB	R	H	RBI	BB	SO	LOB	TOP										
Steve Sax, R OBP: 0.382, SLG: 0.434 (1,4)	F9	E S 1B		4-3		FC4-6 1B			L3	5	0	2	1	0	0	0											
Len Matuszek, L OBP: 0.327, SLG: 0.420 (1,7)	F8	G3		F9		FC4-6 1-2			5-3	4	0	0	0	0	0	2											
Enos Cabell, R OBP: 0.295, SLG: 0.322 (9, PH)	F8	G3		F9		FC4-6 1-2			5-3	1	0	0	0	0	0	0											
Bill Madlock, R OBP: 0.340, SLG: 0.411 (1,5)	F9		1B 2B BB	K			F8			3	1	0	0	1	1	0											
Greg Brock, L OBP: 0.318, SLG: 0.440 (1,3)		1B 2B 1B	2B 1-2 1B	K			4-3			4	1	2	0	0	1	0											
Ralph Bryant, L OBP: 0.368, SLG: 0.676 (1,9)		1B 2B 1B	2B 1-2 1B	K			F7			3	1	2	0	0	1	2											
Reggie Williams, R OBP: 0.332, SLG: 0.377 (7, PH)		1B 2B 1B	2B 1-2 1B	K			F7			1	0	0	0	0	0	0											
Ed Vande Berg, R (8,1)		1B 2B 1B	2B 1-2 2-3	K			F7			0	0	0	0	0	0	0											
Franklin Stubbs, L OBP: 0.295, SLG: 0.431 (1,8)		1B 2B 1B	2B 1-2 2-3	K			F7			2	1	2	1	1	0	0											
Jose Gonzalez, R OBP: 0.278, SLG: 0.319 (8,8)		1B 2B 1B	2B 1-2 2-3	K			F7			1	0	0	0	0	1	0											
Alex Trevino, R OBP: 0.351, SLG: 0.389 (1,2)		1B 2B 1B	2B 1-2 2-3	K			F7			3	1	1	3	1	0	2											
Dave Anderson, R OBP: 0.313, SLG: 0.303 (1,6)		1B 2B 1B	2B 1-2 2-3	K			F7			4	0	0	0	0	2	4											
Alejandro Pena, R OBP: 0.176, SLG: 0.176 (1,1)		1B 2B 1B	2B 1-2 2-3	K			F7			2	0	0	0	0	0	4											
Dennis Powell, R OBP: 0.250, SLG: 0.500 (3,1)		1B 2B 1B	2B 1-2 2-3	K			F7			1	0	0	0	0	0	0											
Tom Niedenfuer, R OBP: 0.500, SLG: 0.500 (7,1)		1B 2B 1B	2B 1-2 2-3	K			F7			0	0	0	0	0	0	0											
Mike Marshall, R OBP: 0.298, SLG: 0.439 (7,9)		1B 2B 1B	2B 1-2 2-3	K			F7			0	0	0	0	0	0	0											
Bill Russell, R OBP: 0.305, SLG: 0.304 (9, PH)		1B 2B 1B	2B 1-2 2-3	K			F7			1	0	0	0	0	0	0											
Inning Stats	R: 0 E: 0 K: 0 S: 3	H: 0 LOB: 0 BB: 0 P: 3	R: 4 E: 0 K: 0 S: 8	H: 5 LOB: 1 BB: 0 P: 8	R: 1 E: 0 K: 2 S: 9	H: 2 LOB: 2 BB: 2 P: 17	R: 0 E: 0 K: 1 S: 5	H: 0 LOB: 0 BB: 0 P: 5	R: 0 E: 0 K: 1 S: 5	H: 1 LOB: 1 BB: 1 P: 9	R: 0 E: 0 K: 0 S: 4	H: 1 LOB: 1 BB: 0 P: 4	R: 0 E: 0 K: 0 S: 3	H: 0 LOB: 0 BB: 0 P: 3	R: 0 E: 0 K: 2 S: 7	H: 0 LOB: 0 BB: 0 P: 7	R: 0 E: 0 K: 0 S: 3	H: 0 LOB: 0 BB: 0 P: 3	1B: 7 2B: 3 3B: 0 HR: 0	SF: 0 SAC: 0 DP: 1 HBP: 0	WP: 1 PA: 38 PB: 0 SB: 1 CS: 0						
PITCHER	IP	WLS	BF	H	R	ER	SO	BB	IBB	HBP	BLK	WP	HR	S	P	ERA	WHIP	PITCHER									
Mike Smith, R ERA: 13.5 (1,1)	2.1		15	7	5	5	1	1	0	0	0	0	0	16	20	19.29	3.429										
Carl Willis, R ERA: 4.53 (3,1)	3.2		14	2	0	0	3	1	1	0	0	1	0	18	26	0.00	0.818										
Rob Murphy, L ERA: 0.84 (7,1)	3.0	W	9	0	0	0	2	0	0	0	0	0	0	13	13	0.00	0.000										

Los Angeles Dodgers @ Cincinnati Reds
Riverfront Stadium, Cincinnati, OH
Sat Sep 20 1986, 7:05 PM EDT
Att: 24,620 - Unknown

AB 35
R 5
H 9
RBI 5
BB 3
SO 6
LOB 14





Batter	1	2	3	4	5	6	7	8	9	AB	R	H	RBI	BB	SO	LOB	BOTTOM										
Barry Larkin, R OBP: 0.321, SLG: 0.395 (1,6)	5-3 6-3 1B		FC4-6 4-3 1B	G3			WP F8 2B	F9 1B		5	2	3	0	0	0	1											
Buddy Bell, R OBP: 0.356, SLG: 0.433 (1,5)	6-3 1-2		4-3 1B			FC3-6 1B	F8 1-2	2-3 1B		5	1	3	1	0	0	2											
Dave Parker, L OBP: 0.333, SLG: 0.483 (1,9)	5-3 2-3		4-3 1-2 2-3			FC3-6 6-3 1B	WP 2B IBB	F9 2-3		4	2	0	0	1	0	6											
Bo Diaz, R OBP: 0.322, SLG: 0.383 (1,2)	F9		3B 1B			6-3 2	2B	K		1	0	0	0	0	0	1											
Sal Butera, R OBP: 0.353, SLG: 0.344 (3,2)	F9		3B 1B			6-3 2	2B	K		2	1	2	0	0	1	0											
Kal Daniels, L OBP: 0.383, SLG: 0.500 (7, PH)	F9		3B 1B			6-3 2	2B	K		1	0	1	2	0	0	0											
Tom Browning, L OBP: 0.186, SLG: 0.177 (7, PR)	F9		3B 1B			6-3 2	2B	K		0	1	0	0	0	0	0											
Dave Vangorder, R (8,2)	F9		3B 1B			6-3 2	2B	K		1	0	0	0	1	2	0											
Eddie Milner, L OBP: 0.311, SLG: 0.426 (1,8)		B2-3	1B 3B			6-3 2	2B	K		4	1	3	3	0	0	0											
Dave Concepcion, R OBP: 0.314, SLG: 0.334 (1,3)		6-3	1B 3B			F9	F7			4	0	1	1	0	0	2											
Max Venable, L OBP: 0.279, SLG: 0.264 (1,7)		BB	4-3 1B			CS 1B	F4			3	0	1	0	1	0	2											
Ron Oester, S OBP: 0.314, SLG: 0.335 (1,4)		G3		F8		F2		1B 2B		4	1	1	0	0	0	2											
Mike Smith, R (1,1)				G1		F8		K		0	0	0	0	0	0	0											
Carl Willis, L OBP: 0.333, SLG: 0.333 (3,1)				FC4-6 1B		F8		K		2	0	1	0	0	0	0											
Kurt Stillwell, S OBP: 0.295, SLG: 0.242 (6, PH)				FC4-6 1B		F8		K		1	0	0	0	0	0	0											
Rob Murphy, L (7,1)				FC4-6 1B		F8		K		1	0	0	0	0	1	1											
Inning Stats	R: 0 E: 0 K: 0 S: 4	H: 1 LOB: 1 BB: 0 P: 4	R: 0 E: 0 K: 0 S: 3	H: 0 LOB: 1 BB: 1 P: 7	R: 4 E: 0 K: 0 S: 8	H: 5 LOB: 1 BB: 0 P: 8	R: 0 E: 0 K: 0 S: 3	H: 0 LOB: 0 BB: 0 P: 3	R: 1 E: 0 K: 0 S: 5	H: 2 LOB: 1 BB: 0 P: 5	R: 0 E: 0 K: 0 S: 3	H: 1 LOB: 0 BB: 0 P: 3	R: 3 E: 0 K: 0 S: 6	H: 3 LOB: 1 BB: 1 P: 10	R: 1 E: 0 K: 2 S: 10	H: 3 LOB: 2 BB: 0 P: 10	1B: 11 2B: 3 3B: 1 HR: 0	SF: 0 SAC: 0 DP: 0 HBP: 0	WP: 2 PA: 40 PB: 0 SB: 0 CS: 1								
PITCHER	IP	WLS	BF	H	R	ER	SO	BB	IBB	HBP	BLK	WP	HR	S	P	ERA	WHIP	PITCHER									
Alejandro Pena, R ERA: 4.73 (1,1)	2.2		15	6	4	4	0	1	0	0	0	1	0	14	18	5.40	1.200										
Dennis Powell, L ERA: 4.52 (3,1)	3.1	L	13	4	2	2	0	0	0	0	0	1	0	13	13	5.40	1.200										
Tom Niedenfuer, R ERA: 3.45 (7,1)	1.0		7	3	3	3	0	0	1	0	0	1	0	6	10	27.00	3.000										
Ed Vande Berg, L ERA: 3.84 (8,1)	1.0		5	2	0	0	2	0	0	0	0	0	0	9	9	0.00	2.000										

Los Angeles Dodgers @ Cincinnati Reds
Riverfront Stadium, Cincinnati, OH
Sat Sep 20 1986, 7:05 PM EDT
Att: 24,620 - Unknown

AB 38
R 9
H 15
RBI 9
BB 2
SO 2
LOB 20



Batter	1	2	3	4	5	6	7	8	9	AB	R	H	RBI	BB	SO	LOB	TOP				
Steve Sax, R (1,4) OBP: 0.383, SLG: 0.433	6-3	F8				FC1-5 1B BB		2-3 1B		3	0	1	0	2	0	2	Los Angeles Dodgers @ Cincinnati Reds Riverfront Stadium, Cincinnati, OH Sun Sep 21 1986, 3:33 AM EDT Att: 38,747 - Unknown AB 38 R 4 H 12 RBI 4 BB 3 SO 5 LOB 20 				
Ken Landreau, L (1,8) OBP: 0.311, SLG: 0.366	F8		F8					4-3		3	0	1	0	0	0	0					
Pedro Guerrero, R (6,PH) OBP: 0.233, SLG: 0.345	F8		F8					4-3		1	0	0	0	0	1	2					
Jose Gonzalez, R (6,8) OBP: 0.276, SLG: 0.319						FC1-5 1B				0	0	0	0	0	0	0					
Len Matuszek, L (6,PH) OBP: 0.325, SLG: 0.418										1	0	0	0	0	0	2					
Reggie Williams, R (6,8) OBP: 0.332, SLG: 0.377										0	0	0	0	0	0	0					
Ralph Bryant, L (1,9) OBP: 0.357, SLG: 0.658	F5					FC1-5 1-2 2-3f		F7		4	1	1	0	0	0	2					
Bill Russell, R (9,PH) OBP: 0.308, SLG: 0.308										1	0	1	0	0	0	0					
Greg Brock, L (1,3) OBP: 0.317, SLG: 0.437		4-3				K		F8		4	0	1	0	0	1	2					
Enos Cabell, R (9,PH) OBP: 0.294, SLG: 0.321										1	0	0	0	0	0	1					
Mike Scioscia, L (1,2) OBP: 0.375, SLG: 0.360										3	1	2	1	0	0	2					
Alex Trevino, R (9,PH) OBP: 0.350, SLG: 0.387	1B 1B 1B		SF7			F7				1	0	0	0	0	0	1					
Franklin Stubbs, L (1,7) OBP: 0.294, SLG: 0.429										4	1	1	0	0	0	2					
Bill Madlock, R (9,PH) OBP: 0.339, SLG: 0.410	1B 1B 1B		G3			F9		F8		1	0	0	0	0	1	1					
Jeff Hamilton, R (1,5) OBP: 0.227, SLG: 0.308										4	0	1	0	0	1	0					
Dave Anderson, R (1,6) OBP: 0.321, SLG: 0.313										3	1	2	1	1	1	0					
Orel Hershiser, R (1,1) OBP: 0.234, SLG: 0.254										4	0	1	2	0	0	3					
Ken Howell, R (8,1)	FC6-5							6-3		0	0	0	0	0	0	0					
Ed Vande Berg, R (8,1)										0	0	0	0	0	0	0					
Inning Stats	R: 0 E: 0 K: 0 S: 3	H: 0 LOB: 0 BB: 0 P: 3	R: 2 E: 0 K: 0 S: 7	H: 4 LOB: 2 BB: 0 P: 7	R: 1 E: 0 K: 0 S: 5	H: 2 LOB: 1 BB: 0 P: 5	R: 0 E: 0 K: 2 S: 7	H: 0 LOB: 0 BB: 0 P: 7	R: 0 E: 0 K: 1 S: 6	H: 1 LOB: 2 BB: 1 P: 10	R: 0 E: 0 K: 0 S: 4	H: 1 LOB: 1 BB: 0 P: 4	R: 0 E: 0 K: 0 S: 5	H: 2 LOB: 2 BB: 0 P: 5	R: 0 E: 0 K: 1 S: 6	H: 1 LOB: 1 BB: 0 P: 6	1B: 9 2B: 3 3B: 0 HR: 0	SF: 1 SAC: 0 DP: 0 HBP: 0	WP: 0 PB: 0 SB: 0 CS: 0	PA: 42	
PITCHER	IP WLS BF H R ER SO BB IBB HBP BLK WP HR S P ERA WHIP	IP WLS BF H R ER SO BB IBB HBP BLK WP HR S P ERA WHIP	IP WLS BF H R ER SO BB IBB HBP BLK WP HR S P ERA WHIP	IP WLS BF H R ER SO BB IBB HBP BLK WP HR S P ERA WHIP	IP WLS BF H R ER SO BB IBB HBP BLK WP HR S P ERA WHIP	IP WLS BF H R ER SO BB IBB HBP BLK WP HR S P ERA WHIP	IP WLS BF H R ER SO BB IBB HBP BLK WP HR S P ERA WHIP	IP WLS BF H R ER SO BB IBB HBP BLK WP HR S P ERA WHIP	IP WLS BF H R ER SO BB IBB HBP BLK WP HR S P ERA WHIP	IP WLS BF H R ER SO BB IBB HBP BLK WP HR S P ERA WHIP	IP WLS BF H R ER SO BB IBB HBP BLK WP HR S P ERA WHIP	IP WLS BF H R ER SO BB IBB HBP BLK WP HR S P ERA WHIP	IP WLS BF H R ER SO BB IBB HBP BLK WP HR S P ERA WHIP	IP WLS BF H R ER SO BB IBB HBP BLK WP HR S P ERA WHIP	IP WLS BF H R ER SO BB IBB HBP BLK WP HR S P ERA WHIP	IP WLS BF H R ER SO BB IBB HBP BLK WP HR S P ERA WHIP	IP WLS BF H R ER SO BB IBB HBP BLK WP HR S P ERA WHIP	IP WLS BF H R ER SO BB IBB HBP BLK WP HR S P ERA WHIP	IP WLS BF H R ER SO BB IBB HBP BLK WP HR S P ERA WHIP	IP WLS BF H R ER SO BB IBB HBP BLK WP HR S P ERA WHIP	IP WLS BF H R ER SO BB IBB HBP BLK WP HR S P ERA WHIP
Bill Gullickson, R (1,1) ERA: 3.08	4.0	20	7	3	3	2	1	0	0	0	0	0	0	0	0	11	19	6.75	2.000		
Joe Price, L (5,1) ERA: 5.4	2.0	9	1	1	1	2	2	0	0	0	0	0	0	0	0	9	9	4.50	1.500		
Scott Terry, R (7,1) ERA: 5.94	2.0	W	9	3	0	0	0	0	0	0	0	0	0	0	0	9	9	0.00	1.500		
John Franco, L (9,1) ERA: 3.02	1.0	4	1	0	0	1	0	0	0	0	0	0	0	0	0	6	6	0.00	1.000		

Batter	1	2	3	4	5	6	7	8	9	AB	R	H	RBI	BB	SO	LOB	BOTTOM				
Barry Larkin, R (1,6) OBP: 0.326, SLG: 0.398						FC4-6 3B		WP 2B 1B		4	2	2	0	0	0	1	Los Angeles Dodgers @ Cincinnati Reds Riverfront Stadium, Cincinnati, OH Sun Sep 21 1986, 3:33 AM EDT Att: 38,747 - Unknown AB 31 R 8 H 10 RBI 7 BB 2 SO 2 LOB 10 				
Buddy Bell, R (1,5) OBP: 0.357, SLG: 0.440	FC5-4 CS							HR 2B		4	2	2	2	0	0	1					
Dave Parker, L (1,9) OBP: 0.331, SLG: 0.480	F8									3	0	0	1	0	1	2					
Eric Davis, R (1,7) OBP: 0.387, SLG: 0.542										3	2	1	0	1	0	0					
Eddie Milner, L (1,8) OBP: 0.311, SLG: 0.432										4	1	1	3	0	0	1					
Tony Perez, R (1,3) OBP: 0.324, SLG: 0.300										2	0	1	0	1	0	0					
Tracy Jones, R (7,FR) OBP: 0.406, SLG: 0.453										0	0	0	0	0	0	0					
Nick Esasky, R (8,3) OBP: 0.329, SLG: 0.413										1	0	1	0	0	0	0					
Dave Vangorder, R (1,2) OBP: 0.314, SLG: 0.342										4	0	0	0	0	1	4					
Ron Oester, S (1,4) OBP: 0.314, SLG: 0.342										3	1	1	1	0	0	1					
Bill Gullickson, R (1,1) ERA: 3.08	7.1	28	7	5	5	1	1	1	1	29	33	6.14	1.091								
Joe Price, R (5,1) ERA: 5.4	0.1	4	2	3	3	1	1	0	0	1	1	5	9	81.00	9.000						
Scott Terry, R (7,1) ERA: 5.94	0.1	2	1	0	0	0	0	0	0	0	0	2	2	0.00	3.000						
John Franco, L (9,1) ERA: 3.02																					
Inning Stats	R: 0 E: 0 K: 0 S: 3	H: 1 LOB: 0 BB: 0 P: 3	R: 0 E: 0 K: 0 S: 3	H: 0 LOB: 0 BB: 0 P: 3	R: 0 E: 0 K: 0 S: 3	H: 0 LOB: 0 BB: 0 P: 3	R: 0 E: 0 K: 0 S: 3	H: 0 LOB: 0 BB: 0 P: 3	R: 1 E: 0 K: 1 S: 6	H: 1 LOB: 1 BB: 1 P: 10	R: 2 E: 0 K: 0 S: 5	H: 2 LOB: 0 BB: 0 P: 5	R: 0 E: 0 K: 0 S: 3	H: 1 LOB: 1 BB: 0 P: 3	R: 5 E: 0 K: 1 S: 10	H: 5 LOB: 1 BB: 1 P: 14	1B: 5 2B: 2 3B: 1 HR: 2	SF: 1 SAC: 0 DP: 1 HBP: 0	WP: 2 PB: 0 SB: 2 CS: 1	PA: 34	
PITCHER	IP WLS BF H R ER SO BB IBB HBP BLK WP HR S P ERA WHIP	IP WLS BF H R ER SO BB IBB HBP BLK WP HR S P ERA WHIP	IP WLS BF H R ER SO BB IBB HBP BLK WP HR S P ERA WHIP	IP WLS BF H R ER SO BB IBB HBP BLK WP HR S P ERA WHIP	IP WLS BF H R ER SO BB IBB HBP BLK WP HR S P ERA WHIP	IP WLS BF H R ER SO BB IBB HBP BLK WP HR S P ERA WHIP	IP WLS BF H R ER SO BB IBB HBP BLK WP HR S P ERA WHIP	IP WLS BF H R ER SO BB IBB HBP BLK WP HR S P ERA WHIP	IP WLS BF H R ER SO BB IBB HBP BLK WP HR S P ERA WHIP	IP WLS BF H R ER SO BB IBB HBP BLK WP HR S P ERA WHIP	IP WLS BF H R ER SO BB IBB HBP BLK WP HR S P ERA WHIP	IP WLS BF H R ER SO BB IBB HBP BLK WP HR S P ERA WHIP	IP WLS BF H R ER SO BB IBB HBP BLK WP HR S P ERA WHIP	IP WLS BF H R ER SO BB IBB HBP BLK WP HR S P ERA WHIP	IP WLS BF H R ER SO BB IBB HBP BLK WP HR S P ERA WHIP	IP WLS BF H R ER SO BB IBB HBP BLK WP HR S P ERA WHIP	IP WLS BF H R ER SO BB IBB HBP BLK WP HR S P ERA WHIP	IP WLS BF H R ER SO BB IBB HBP BLK WP HR S P ERA WHIP	IP WLS BF H R ER SO BB IBB HBP BLK WP HR S P ERA WHIP	IP WLS BF H R ER SO BB IBB HBP BLK WP HR S P ERA WHIP	IP WLS BF H R ER SO BB IBB HBP BLK WP HR S P ERA WHIP
Orel Hershiser, R (1,1) ERA: 3.88	4.0	20	7	3	3	2	1	0	0	0	0	0	0	0	0	11	19	6.75	2.000		
Joe Price, L (5,1) ERA: 5.4	2.0	9	1	1	1	2	2	0	0	0	0	0	0	0	0	9	9	4.50	1.500		
Scott Terry, R (7,1) ERA: 5.94	2.0	W	9	3	0	0	0	0	0	0	0	0	0	0	0	9	9	0.00	1.500		
John Franco, L (9,1) ERA: 3.02	1.0	4	1	0	0	1	0	0	0	0	0	0	0	0	0	6	6	0.00	1.000		

Batter	1	2	3	4	5	6	7	8	9	AB	R	H	RBI	BB	SO	LOB	TOP
Steve Sax, R OBP: 0.383, SLG: 0.435 (1, 4)										4	0	1	0	0	1	0	Los Angeles Dodgers @ Houston Astros Astrodome, Houston, TX Tue Sep 23 1986, 8:05 PM EDT Att: 27,734 - Unknown
Reggie Williams, R OBP: 0.331, SLG: 0.373 (1, 7)										3	0	0	0	1	1		
Enos Cabell, R OBP: 0.293, SLG: 0.320 (1, 9)										4	0	1	0	0	1		
Pedro Guerrero, R OBP: 0.243, SLG: 0.417 Len Matuszek, L OBP: 0.325, SLG: 0.418 (7, 3)										3	0	0	0	0	2		
Alex Trevino, R OBP: 0.345, SLG: 0.381 (1, 2)										3	0	0	0	0	1		
Jeff Hamilton, R OBP: 0.231, SLG: 0.307 (1, 5)										3	0	0	0	0	1		
Dave Anderson, R OBP: 0.316, SLG: 0.309 (1, 6)										3	0	0	0	0	1		
Jose Gonzalez, R OBP: 0.265, SLG: 0.303 (1, 8)										3	0	0	0	0	1		
Dennis Powell, R OBP: 0.293, SLG: 0.500 Larry Sear, R OBP: 0.294, SLG: 0.313 Balvino Galvez, R OBP: 0.307, SLG: 0.329 Bill Russell, R OBP: 0.297, SLG: 0.329 Alejandro Pena, R OBP: 0.276, SLG: 0.325 Mariano Duncan, R OBP: 0.294, SLG: 0.323 (1, 1)										0	0	0	0	0	0		
Inning Stats	R: 0 H: 0 E: 0 K: 3 S: 9	H: 0 LOB: 0 BB: 0 P: 9	R: 0 H: 0 E: 0 K: 3 S: 9	H: 0 LOB: 0 BB: 0 P: 9	R: 0 H: 0 E: 0 K: 2 S: 7	H: 1 LOB: 0 BB: 0 P: 6	R: 0 H: 0 E: 0 K: 0 S: 3	H: 0 LOB: 0 BB: 0 P: 3	R: 0 H: 0 E: 0 K: 0 S: 4	H: 1 LOB: 1 BB: 0 P: 4	R: 0 H: 0 E: 0 K: 0 S: 3	H: 0 LOB: 0 BB: 0 P: 3	R: 0 H: 0 E: 0 K: 1 S: 5	H: 0 LOB: 1 BB: 1 P: 9	1B: 2 2B: 0 3B: 0 HR: 0	SF: 0 SAC: 0 DP: 0 HBP: 0	
PITCHER Jim Deshaies, L ERA: 3.49 (1, 1)	IP: 9.0 WLS: W BF: 30 H: 2 R: 0 ER: 0 SO: 10 BB: 1 IBB: 0 HBP: 0 BLK: 0 WP: 0 HR: 0 S: 49 P: 53 ERA: 0.00 WHIP: 0.333											PITCHER IP: 9.0 WLS: W BF: 30 H: 2 R: 0 ER: 0 SO: 10 BB: 1 IBB: 0 HBP: 0 BLK: 0 WP: 0 HR: 0 S: 49 P: 53 ERA: 0.00 WHIP: 0.333					

Batter	1	2	3	4	5	6	7	8	9	AB	R	H	RBI	BB	SO	LOB	BOTTOM		
Billy Hatcher, R OBP: 0.308, SLG: 0.371 (1, 8)										3	1	1	0	1	0	1	Los Angeles Dodgers @ Houston Astros Astrodome, Houston, TX Tue Sep 23 1986, 8:05 PM EDT Att: 27,734 - Unknown		
Bill Doran, S OBP: 0.366, SLG: 0.367 (1, 4)										4	1	1	0	0	1				
Phil Garner, R OBP: 0.334, SLG: 0.427 Denny Walling, L OBP: 0.375, SLG: 0.486 (6, PH) (9, 5)										2	0	0	1	0	0				
Glenn Davis, R OBP: 0.340, SLG: 0.491 (1, 3)										2	0	0	0	2	0				
Kevin Bass, S OBP: 0.357, SLG: 0.491 (1, 9)										4	0	0	0	0	2				
Jose Cruz, L OBP: 0.342, SLG: 0.398 (1, 7)										3	0	1	0	1	3				
Alan Ashby, S OBP: 0.336, SLG: 0.372 (1, 2)										4	1	1	1	0	2				
Dickie Thon, R OBP: 0.319, SLG: 0.336 Bert Pena, R OBP: 0.310, SLG: 0.200 (5, 6)										1	0	0	0	1	1				
Jim Deshaies, L OBP: 0.167, SLG: 0.048 (1, 1)										3	0	0	0	2	3				
Inning Stats	R: 2 H: 1 E: 1 K: 0 S: 5	H: 1 LOB: 2 BB: 2 P: 13	R: 0 H: 0 E: 0 K: 1 S: 5	H: 0 LOB: 1 BB: 1 P: 9	R: 0 H: 0 E: 1 K: 1 S: 6	H: 0 LOB: 1 BB: 0 P: 6	R: 1 H: 2 E: 0 K: 1 S: 7	H: 0 LOB: 0 BB: 0 P: 7	R: 0 H: 0 E: 0 K: 0 S: 3	H: 0 LOB: 0 BB: 0 P: 3	R: 0 H: 1 E: 0 K: 1 S: 5	H: 0 LOB: 0 BB: 0 P: 5	R: 0 H: 0 E: 0 K: 1 S: 5	H: 0 LOB: 0 BB: 0 P: 5	R: 1 H: 1 E: 1 K: 2 S: 8	H: 1 LOB: 3 BB: 3 P: 20		1B: 3 2B: 1 3B: 0 HR: 1	SF: 1 SAC: 1 DP: 1 HBP: 0
PITCHER Dennis Powell, L ERA: 4.58 Balvino Galvez, R ERA: 3.18 Alejandro Pena, R ERA: 4.65 (1, 1)	IP: 2.0 WLS: L BF: 11 H: 1 R: 2 ER: 1 SO: 2 BB: 3 IBB: 0 HBP: 0 BLK: 0 WP: 0 HR: 0 S: 10 P: 22 ERA: 9.00 WHIP: 2.000											PITCHER IP: 3.0 WLS: L BF: 12 H: 2 R: 1 ER: 1 SO: 2 BB: 0 IBB: 0 HBP: 0 BLK: 0 WP: 0 HR: 1 S: 16 P: 16 ERA: 3.00 WHIP: 0.667							
PITCHER Dennis Powell, L ERA: 4.58 Balvino Galvez, R ERA: 3.18 Alejandro Pena, R ERA: 4.65 (6, 1)	IP: 3.0 WLS: L BF: 13 H: 2 R: 1 ER: 1 SO: 4 BB: 1 IBB: 2 HBP: 0 BLK: 0 WP: 0 HR: 0 S: 18 P: 30 ERA: 3.00 WHIP: 1.000											PITCHER IP: 3.0 WLS: L BF: 13 H: 2 R: 1 ER: 1 SO: 4 BB: 1 IBB: 2 HBP: 0 BLK: 0 WP: 0 HR: 0 S: 18 P: 30 ERA: 3.00 WHIP: 1.000							

Batter	1	2	3	4	5	6	7	8	9	AB	R	H	RBI	BB	SO	LOB	TOP					
Bip Roberts, S (1,4) OBP: 0.292, SLG: 0.306	0-3 K		0-0 CS			0-3 K	0-0 F9		0-3 K	3	0	1	0	0	2	0	San Diego Padres @ Los Angeles Dodgers Dodger Stadium, Los Angeles, CA Thu Sep 25 1986, 7:05 PM PDT Att: 24,397 - Unknown					
Jerry Royster, R (7,PH) OBP: 0.338, SLG: 0.371										1	0	0	0	0	0	1						
John Kruk, L (9,PH) OBP: 0.409, SLG: 0.426										1	0	0	0	0	1	0						
Graig Nettles, L (9,5) OBP: 0.299, SLG: 0.378										0	0	0	0	0	0	0						
Tony Gwynn, L (1,9) OBP: 0.383, SLG: 0.467	6-3		0-0 F7			0-0 1B	4-3		0-0 HR	5	1	2	0	0	0	2						
Kevin McReynolds, R (1,8) OBP: 0.397, SLG: 0.506										5	3	4	2	0	0	0						
Carmelo Martinez, R (1,7) OBP: 0.343, SLG: 0.393										3	0	1	0	1	2	2						
Benito Santiago, R (1,2) OBP: 0.324, SLG: 0.528										4	1	2	2	0	0	3						
Marvell Wynne, L (8,8) OBP: 0.294, SLG: 0.406										0	0	0	0	1	0	0						
Tim Lincecum, R (1,3) OBP: 0.357, SLG: 0.292										4	1	3	0	0	0	1						
Craig Lefferts, L (8,1) OBP: 0.125, SLG: 0.500										0	0	0	0	0	0	0						
Lance McCullers, S (8,1) OBP: 0.200, SLG: 0.182										0	0	0	0	0	0	0						
Randy Asadoor, R (1,5) OBP: 0.407, SLG: 0.462										3	1	1	1	0	0	0						
Gary Green, R (1,6) OBP: 0.207, SLG: 0.214										1	0	0	0	1	1	0						
Garry Templeton, S (7,PH) OBP: 0.293, SLG: 0.399										1	0	1	2	1	0	0						
Ray Hayward, L (1,1) OBP: 0.323, SLG: 0.404										2	0	0	0	0	0	1						
Terry Kennedy, L (7,PH) OBP: 0.285, SLG: 0.414										0	0	0	0	0	0	0						
Steve Garvey, R (7,PH) OBP: 0.326, SLG: 0.414										1	0	0	0	0	0	1						
Greg Booker, R (7,1) OBP: 0.288, SLG: 0.356										0	0	0	0	0	0	0						
Bruce Bochy, R (8,PH) OBP: 0.288, SLG: 0.516										1	0	0	0	0	0	2						
Inning Stats	R: 1 E: 0 K: 1 S: 7	H: 3 LOB: 2 BB: 1 P: 11	R: 0 E: 0 K: 1 S: 5	H: 0 LOB: 0 BB: 0 P: 5	R: 0 E: 0 K: 0 S: 3	H: 1 LOB: 0 BB: 0 P: 3	R: 0 E: 0 K: 0 S: 3	H: 1 LOB: 0 BB: 0 P: 3	R: 0 E: 0 K: 0 S: 2	H: 0 LOB: 0 BB: 1 P: 6	R: 0 E: 0 K: 2 S: 9	H: 2 LOB: 2 BB: 0 P: 9	R: 2 E: 0 K: 0 S: 6	H: 3 LOB: 1 BB: 0 P: 6	R: 2 E: 0 K: 0 S: 6	H: 3 LOB: 2 BB: 1 P: 10	R: 2 E: 0 K: 2 S: 8	H: 2 LOB: 0 BB: 1 P: 12	1B: 12 2B: 2 3B: 0 HR: 1	SF: 0 SAC: 2 DP: 2 HBP: 0	WP: 0 PB: 0 SB: 1 CS: 2	PA: 42
PITCHER	IP WLS BF H R ER SO BB IBB HBP BLK WP HR S P ERA WHIP																					
Jerry Reuss, L (1,1) ERA: 5.84	4.0	15	5	1	1	2	1	0	0	0	0	0	0	0	18	22	2.25	1.500				
Brian Holton, R (5,1) ERA: 3.74	2.0	11	5	2	2	2	1	0	0	0	0	0	0	0	14	18	9.00	3.000				
Dennis Powell, L (7,1) ERA: 4.73	2.0	10	3	2	2	0	0	1	0	0	0	0	0	9	13	9.00	1.500					
Ken Howell, R (9,1) ERA: 3.41	1.0	L	5	2	2	2	1	0	0	0	0	1	8	12	18.00	3.000						

Batter	1	2	3	4	5	6	7	8	9	AB	R	H	RBI	BB	SO	LOB	BOTTOM					
Steve Sax, R (1,4) OBP: 0.381, SLG: 0.432	0-3 K		0-0 5-3			0-3 K				4	0	1	1	1	2	1	San Diego Padres @ Los Angeles Dodgers Dodger Stadium, Los Angeles, CA Thu Sep 25 1986, 7:05 PM PDT Att: 24,397 - Unknown					
Mariano Duncan, R (1,6) OBP: 0.294, SLG: 0.323										4	0	1	0	0	1	1						
Greg Brock, L (8,PH) OBP: 0.313, SLG: 0.433										1	0	0	0	0	1	3						
Ken Howell, R (9,1) OBP: 0.310, SLG: 0.365										0	0	0	0	0	0	0						
Enos Cabell, R (1,9) OBP: 0.289, SLG: 0.315										4	1	0	0	0	2	2						
Ken Landreaux, L (9,PH) OBP: 0.310, SLG: 0.365										1	0	0	0	0	0	0						
Jeff Hamilton, R (1,5) OBP: 0.244, SLG: 0.375										5	2	2	1	0	0	1						
Alex Trevino, R (1,2) OBP: 0.348, SLG: 0.383										4	1	2	1	0	0	0						
Mike Scioscia, L (9,PH) OBP: 0.370, SLG: 0.353										1	0	0	0	0	0	0						
Larry See, R (1,3) OBP: 0.300, SLG: 0.278										2	1	0	0	1	1	1						
Pedro Guerrero, R (8,PH) OBP: 0.263, SLG: 0.432										1	0	1	1	0	0	0						
Mike Marshall, R (8,FR) OBP: 0.298, SLG: 0.439										0	1	0	0	0	0	0						
Reggie Williams, R (1,8) OBP: 0.330, SLG: 0.372										3	0	1	1	0	0	1						
Bill Madlock, R (8,PH) OBP: 0.337, SLG: 0.406										1	0	0	1	0	0	1						
Dave Anderson, R (9,6) OBP: 0.315, SLG: 0.305										0	0	0	0	0	0	0						
Bill Russell, R (1,7) OBP: 0.303, SLG: 0.302										2	0	0	0	0	0	1						
Franklin Stubbs, L (7,PH) OBP: 0.298, SLG: 0.435										1	0	0	0	1	0	0						
Jerry Reuss, L (1,1) ERA: 5.84										1	0	0	0	0	1	0						
Brian Holton, R (5,1) ERA: 3.74										1	0	0	0	0	0	0						
Dennis Powell, R (7,1) ERA: 4.73										1	0	0	0	0	1	0						
Len Matuszews, L (8,PH) OBP: 0.285, SLG: 0.414										0	0	0	0	1	0	0						
Jose Gonzalez, R (8,PH) OBP: 0.288, SLG: 0.516										0	0	0	0	0	0	0						
Inning Stats	R: 0 E: 0 K: 1 S: 5	H: 0 LOB: 0 BB: 0 P: 5	R: 1 E: 0 K: 0 S: 4	H: 1 LOB: 1 BB: 1 P: 8	R: 0 E: 0 K: 2 S: 7	H: 0 LOB: 0 BB: 0 P: 7	R: 1 E: 1 K: 1 S: 7	H: 1 LOB: 1 BB: 0 P: 7	R: 0 E: 0 K: 2 S: 9	H: 1 LOB: 2 BB: 0 P: 9	R: 1 E: 0 K: 0 S: 4	H: 1 LOB: 1 BB: 0 P: 4	R: 0 E: 0 K: 1 S: 6	H: 1 LOB: 1 BB: 0 P: 6	R: 3 E: 0 K: 2 S: 10	H: 3 LOB: 3 BB: 3 P: 22	R: 0 E: 0 K: 0 S: 3	H: 0 LOB: 0 BB: 0 P: 3	1B: 6 2B: 1 3B: 0 HR: 1	SF: 0 SAC: 0 DP: 0 HBP: 0	WP: 2 PB: 0 SB: 1 CS: 0	PA: 41
PITCHER	IP WLS BF H R ER SO BB IBB HBP BLK WP HR S P ERA WHIP																					
Ray Hayward, L (1,1) ERA: 9.82	6.0	25	4	3	2	6	1	0	0	0	0	0	0	0	36	40	3.00	0.833				
Greg Booker, R (7,1) ERA: 3.01	1.0	4	1	0	0	1	0	0	0	0	0	6	6	0.00	1.000							
Craig Lefferts, L (8,1) ERA: 3.01	0.1	4	3	3	3	1	0	0	0	0	0	6	6	81.00	9.000							
Lance McCullers, R (8,1) ERA: 2.99	1.2	W	8	0	0	0	2	1	0	0	1	0	7	19	0.00	1.200						



Batter	1	2	3	4	5	6	7	8	9	AB	R	H	RBI	BB	SO	LOB	TOP							
Steve Sax, R OBP: 0.382, SLG: 0.431 (1, 4)	F8		BB 1B		F9			SH5 BB		3	0	1	0	1	0	0	Los Angeles Dodgers @ San Francisco Giants Candlestick Park, San Francisco, CA Fri Sep 26 1986, 10:05 PM EDT Att: 13,309 - Unknown							
Franklin Stubbs, L OBP: 0.299, SLG: 0.433 (1, 8)	FC5-4 BB		F8			K		SH5		2	0	0	0	1	1									
Ralph Bryant, L OBP: 0.345, SLG: 0.633 (1, 9)	F9		BB		F7			L7		3	0	0	0	1	0	2								
Pedro Guerrero, R OBP: 0.250, SLG: 0.410 Balvino Galvez, R (3, 1)	FC5-4		K			K		G3		2	0	0	0	0	1	3								
Bill Madlock, R (8, PH) Tom Niedenfuer, R (8, 1)	1-2									1	0	0	0	0	0	1								
Greg Brock, L OBP: 0.310, SLG: 0.427 (1, 3)		F8			G3			5-3		4	0	0	0	0	0	0								
Mike Scioscia, L OBP: 0.372, SLG: 0.358 (1, 2)		1-3 2B			F8			E 1B		4	0	2	0	0	0	0								
Jeff Hamilton, R Ken Landreaux, L (8, PH)	1-3				K			K		3	0	0	0	0	2	2								
Mariano Duncan, R OBP: 0.291, SLG: 0.320 (1, 6)		2-3			K			E3		3	0	0	0	0	1	2								
Orel Hershiser, R Len Matuszek, L (3, 7)					K			G3		1	0	0	0	0	1	0								
Inning Stats	R: 0 E: 0 K: 0 S: 3	H: 0 LOB: 1 BB: 1 P: 7	R: 0 E: 0 K: 1 S: 6	H: 1 LOB: 1 BB: 0 P: 6	R: 0 E: 0 K: 2 S: 8	H: 1 LOB: 2 BB: 1 P: 12	R: 0 E: 0 K: 1 S: 5	H: 0 LOB: 0 BB: 0 P: 5	R: 0 E: 0 K: 2 S: 7	H: 0 LOB: 0 BB: 0 P: 7	R: 0 E: 1 K: 2 S: 9	H: 1 LOB: 2 BB: 0 P: 9	R: 0 E: 0 K: 0 S: 3	H: 0 LOB: 0 BB: 0 P: 7	R: 0 E: 0 K: 0 S: 3	H: 0 LOB: 0 BB: 0 P: 3	1B: 2 2B: 1 3B: 0 HR: 0	SF: 0 SAC: 1 DP: 0 HBP: 0	WP: 0 PB: 0 SB: 0 CS: 0	PA: 34				
PITCHER	IP WLS BF H R ER SO BB IBB HBP BLK WP HR S P ERA WHIP	IP WLS BF H R ER SO BB IBB HBP BLK WP HR S P ERA WHIP	IP WLS BF H R ER SO BB IBB HBP BLK WP HR S P ERA WHIP	IP WLS BF H R ER SO BB IBB HBP BLK WP HR S P ERA WHIP	IP WLS BF H R ER SO BB IBB HBP BLK WP HR S P ERA WHIP	IP WLS BF H R ER SO BB IBB HBP BLK WP HR S P ERA WHIP	IP WLS BF H R ER SO BB IBB HBP BLK WP HR S P ERA WHIP	IP WLS BF H R ER SO BB IBB HBP BLK WP HR S P ERA WHIP	IP WLS BF H R ER SO BB IBB HBP BLK WP HR S P ERA WHIP	IP WLS BF H R ER SO BB IBB HBP BLK WP HR S P ERA WHIP	IP WLS BF H R ER SO BB IBB HBP BLK WP HR S P ERA WHIP	IP WLS BF H R ER SO BB IBB HBP BLK WP HR S P ERA WHIP	IP WLS BF H R ER SO BB IBB HBP BLK WP HR S P ERA WHIP	IP WLS BF H R ER SO BB IBB HBP BLK WP HR S P ERA WHIP	IP WLS BF H R ER SO BB IBB HBP BLK WP HR S P ERA WHIP	IP WLS BF H R ER SO BB IBB HBP BLK WP HR S P ERA WHIP	ERA WHIP	ERA WHIP	ERA WHIP	ERA WHIP	ERA WHIP	ERA WHIP	ERA WHIP	ERA WHIP
Mike Krukow, R ERA: 2.94 (1, 1)	8.0	W	31	3	0	0	8	3	0	0	0	0	0	0	0	0	0.00	0.750						
Scott Garrelts, R ERA: 3.2 (9, 1)	1.0	S	3	0	0	0	0	0	0	0	0	0	0	0	3	3	0.00	0.000						

AB 30
R 0
H 3
RBI 0
BB 3
SO 8
LOB 13



Batter	1	2	3	4	5	6	7	8	9	AB	R	H	RBI	BB	SO	LOB	BOTTOM						
Will Clark, L OBP: 0.346, SLG: 0.452 (1, 3)	4-3 SH3 1B		G3		4-3			3B IBB		3	1	1	0	1	0	0	Los Angeles Dodgers @ San Francisco Giants Candlestick Park, San Francisco, CA Fri Sep 26 1986, 10:05 PM EDT Att: 13,309 - Unknown						
Robby Thompson, R OBP: 0.325, SLG: 0.367 (1, 4)	SH3		BB			F7		F4		2	0	0	0	1	0	2							
Mike Aldrete, L OBP: 0.354, SLG: 0.397 (1, 7)	4-3		F6			4-3		1B 3B		4	1	1	2	0	0	2							
Candy Maldonado, R OBP: 0.291, SLG: 0.460 (1, 9)	K				K			F9		4	0	1	1	0	2	1							
Chili Davis, S OBP: 0.365, SLG: 0.404 (1, 8)		G3			K			K		4	0	1	0	0	2	0							
Bob Brenly, R OBP: 0.361, SLG: 0.419 (1, 2)		BLK 1B			BLK 1B			K		4	0	2	0	0	1	2							
Luis Quiñones, S OBP: 0.208, SLG: 0.248 (1, 5)		K			F8					3	0	0	0	0	1	2							
Jose Uribe, S OBP: 0.315, SLG: 0.283 (1, 6)		K				3-1		SH1-4 3B 1B		3	1	1	0	0	1	1							
Mike Krukow, R OBP: 0.185, SLG: 0.156 Scott Garrelts, R (9, 1)					K			K		2	0	0	0	0	2	0							
								SH1-4		0	0	0	0	0	0	0							
Inning Stats	R: 0 E: 0 K: 1 S: 6	H: 1 LOB: 0 BB: 0 P: 6	R: 0 E: 0 K: 2 S: 8	H: 1 LOB: 0 BB: 0 P: 8	R: 0 E: 0 K: 1 S: 5	H: 0 LOB: 1 BB: 1 P: 9	R: 0 E: 0 K: 2 S: 8	H: 1 LOB: 0 BB: 0 P: 8	R: 0 E: 0 K: 1 S: 5	H: 0 LOB: 0 BB: 0 P: 5	R: 0 E: 0 K: 0 S: 3	H: 0 LOB: 0 BB: 0 P: 3	R: 0 E: 0 K: 2 S: 7	H: 0 LOB: 0 BB: 0 P: 7	R: 3 E: 0 K: 0 S: 7	H: 4 LOB: 2 BB: 1 P: 11	1B: 6 2B: 0 3B: 1 HR: 0	SF: 0 SAC: 2 DP: 0 HBP: 0	WP: 0 PB: 0 SB: 0 CS: 0	PA: 33			
PITCHER	IP WLS BF H R ER SO BB IBB HBP BLK WP HR S P ERA WHIP	IP WLS BF H R ER SO BB IBB HBP BLK WP HR S P ERA WHIP	IP WLS BF H R ER SO BB IBB HBP BLK WP HR S P ERA WHIP	IP WLS BF H R ER SO BB IBB HBP BLK WP HR S P ERA WHIP	IP WLS BF H R ER SO BB IBB HBP BLK WP HR S P ERA WHIP	IP WLS BF H R ER SO BB IBB HBP BLK WP HR S P ERA WHIP	IP WLS BF H R ER SO BB IBB HBP BLK WP HR S P ERA WHIP	IP WLS BF H R ER SO BB IBB HBP BLK WP HR S P ERA WHIP	IP WLS BF H R ER SO BB IBB HBP BLK WP HR S P ERA WHIP	IP WLS BF H R ER SO BB IBB HBP BLK WP HR S P ERA WHIP	IP WLS BF H R ER SO BB IBB HBP BLK WP HR S P ERA WHIP	IP WLS BF H R ER SO BB IBB HBP BLK WP HR S P ERA WHIP	IP WLS BF H R ER SO BB IBB HBP BLK WP HR S P ERA WHIP	IP WLS BF H R ER SO BB IBB HBP BLK WP HR S P ERA WHIP	IP WLS BF H R ER SO BB IBB HBP BLK WP HR S P ERA WHIP	IP WLS BF H R ER SO BB IBB HBP BLK WP HR S P ERA WHIP	ERA WHIP	ERA WHIP	ERA WHIP	ERA WHIP	ERA WHIP	ERA WHIP	ERA WHIP
Orel Hershiser, R ERA: 3.85 (1, 1)	2.0		8	2	0	0	3	0	0	0	0	1	1	0	0	0	0.00	1.000					
Balvino Galvez, R ERA: 2.2 (3, 1)	5.0	L	17	1	0	0	6	1	0	0	0	1	0	0	28	32	0.00	0.400					
Tom Niedenfuer, R ERA: 3.74 (8, 1)	1.0	L	8	4	3	3	0	0	1	0	0	0	0	7	11	27.00	4.000						

AB 29
R 3
H 7
RBI 3
BB 2
SO 9
LOB 10



Batter	1	2	3	4	5	6	7	8	9	AB	R	H	RBI	BB	SO	LOB	TOP			
Steve Sax, R OBP: 0.386, SLG: 0.436 (1, 4)	0-0 CS 1B		0-0 E 2B		4-0 F9 WP BB		0-0 1B			3	0	3	0	1	0	0	Los Angeles Dodgers @ San Francisco Giants Candlestick Park, San Francisco, CA Sat Sep 27 1986, 6:33 AM EDT Att: 21,224 - Unknown			
Mariano Duncan, R OBP: 0.289, SLG: 0.317 (1, 6)	0-3 K		0-0 E1 G4-3		0-0 F9		0-0 F7			4	0	0	0	0	1	4				
Enos Cabell, R OBP: 0.331, SLG: 0.311 Len Matuszek, L OBP: 0.327, SLG: 0.429 (8, PH) (8, 3)	0-0 5-3		0-0 F7		0-0 4-3			0-0 F7		3	0	0	0	0	0	4				
Pedro Guerrero, R OBP: 0.250, SLG: 0.465 Mike Marshall, R OBP: 0.296, SLG: 0.439 (8, 7)		0-0 HR	0-0 G4-3			0-3 K		0-3 K		4	1	1	1	0	2	2				
Mike Scioscia, L OBP: 0.368, SLG: 0.353 (1, 2)		0-0 F8		0-0 F8		0-0 F8		0-0 4-3		4	0	0	0	0	0	0				
Jeff Hamilton, R OBP: 0.240, SLG: 0.365 Greg Brock, L OBP: 0.309, SLG: 0.426 (9, PH) (1, 5)	0-3 K2-3			0-0 1B		0-3 K			0-0 F8	3	0	1	0	0	2	0				
Reggie Williams, R OBP: 0.331, SLG: 0.370 Franklin Stubbs, L OBP: 0.297, SLG: 0.430 (7, PH) (7, 8)	4-0 2B BB			0-0 F7			0-0 F7		0-0 G3	1	1	0	0	1	0	1				
Jose Gonzalez, R OBP: 0.271, SLG: 0.321 Ralph Bryant, L OBP: 0.351, SLG: 0.686 (7, PH) (7, 9)	0-0 1-H 2B			0-3 K			0-0 HR		0-3 K2-3	2	0	1	1	0	1	1				
Fernando Valenzuela, L OBP: 0.215, SLG: 0.255 Joe Beckwith, L (6, 1) Ken Landreaux, L OBP: 0.338, SLG: 0.362 Ed Vande Berg, R (7, 1)	0-0 F9				0-0 F8		0-3 K			2	0	0	0	0	0	1				
Inning Stats	R: 0 E: 0 K: 1 S: 5	H: 1 LOB: 0 BB: 0 P: 5	R: 2 E: 0 K: 1 S: 7	H: 2 LOB: 1 BB: 1 P: 11	R: 0 E: 1 K: 0 S: 4	H: 1 LOB: 1 BB: 0 P: 4	R: 0 E: 0 K: 1 S: 6	H: 0 LOB: 1 BB: 1 P: 6	R: 0 E: 0 K: 2 S: 7	H: 0 LOB: 0 BB: 0 P: 7	R: 1 E: 0 K: 1 S: 7	H: 2 LOB: 1 BB: 0 P: 7	R: 0 E: 0 K: 1 S: 5	H: 0 LOB: 0 BB: 0 P: 5	R: 0 E: 0 K: 1 S: 5	H: 0 LOB: 0 BB: 0 P: 5		1B: 3 2B: 2 3B: 0 HR: 2	SF: 0 SAC: 0 DP: 1 HBP: 0	WP: 1 PB: 0 SB: 0 CS: 1
PITCHER	IP WLS BF H R ER SO BB IBB HBP BLK WP HR S P ERA WHIP	IP WLS BF H R ER SO BB IBB HBP BLK WP HR S P ERA WHIP																		
Vida Blue, L ERA: 3.38 Jeff Robinson, R ERA: 3.31	(1, 1) 5.0 W 21 5 2 2 3 2 0 0 0 1 1 25 33 3.60 1.400	(6, 1) 4.0 S 14 2 1 1 5 0 0 0 0 0 1 24 24 2.25 0.500																		

Batter	1	2	3	4	5	6	7	8	9	AB	R	H	RBI	BB	SO	LOB	BOTTOM			
Dan Gladden, R OBP: 0.356, SLG: 0.363 Randy Kutcher, R OBP: 0.265, SLG: 0.404 (5, PH) (6, 8)	0-0 S 1B			0-0 BB 1B	4-3		0-0 FC4-6			3	1	2	0	0	1	0	Los Angeles Dodgers @ San Francisco Giants Candlestick Park, San Francisco, CA Sat Sep 27 1986, 6:33 AM EDT Att: 21,224 - Unknown			
Robby Thompson, R OBP: 0.328, SLG: 0.370 Mike Woodard, L OBP: 0.356, SLG: 0.340 (5, 4)	4-0 1B SF8 BB		0-0 FC1 2B	4-0 1-2 BB		0-0 4-3 1B		0-0 5-3 2B		1	1	1	0	2	0	0				
Bob Brenly, R OBP: 0.360, SLG: 0.417 (1, 5)	0-0 1-3 2-H 1B		0-0 FC1 WP 2B 1-6-3	0-3 K		0-0 4-3		0-0 5-3		5	1	1	1	0	1	5				
Candy Maldonado, R OBP: 0.287, SLG: 0.456 (6, 7)	0-0 SF8		0-0 1-6-3		0-3 K		0-0 F8		0-0 5-3	4	0	0	1	0	1	3				
Joel Youngblood, R OBP: 0.308, SLG: 0.389 Jeff Robinson, R OBP: 0.067, SLG: 0.071 (6, 1)	0-3 K		0-0 2B		0-0 2B 2B		0-0 F7		0-3 K	3	1	2	1	0	1	1				
Will Clark, L OBP: 0.348, SLG: 0.454 (1, 3)	0-0 F4		4-0 BB		0-0 E 2B		0-0 5-3			3	1	1	1	1	0	1				
Bob Melvin, R OBP: 0.283, SLG: 0.336 (1, 2)		0-0 HR	0-0 5-3		4-0 FC6 BB		0-0 5-3			3	1	1	1	0	2					
Jose Uribe, S OBP: 0.314, SLG: 0.283 (1, 6)		0-3 K		0-3 K	0-0 FC6 HR		0-0 FC4-6 S 1B			4	1	1	0	0	2	1				
Vida Blue, S OBP: 0.208, SLG: 0.190 Chili Davis, S OBP: 0.367, SLG: 0.412 (5, PH) (6, 9)	0-0 F8			0-3 K	0-0 HR		4-0 FC4-6 BB			2	0	0	0	0	1	0				
Inning Stats	R: 2 E: 0 K: 1 S: 7	H: 2 LOB: 1 BB: 1 P: 11	R: 1 E: 0 K: 2 S: 8	H: 1 LOB: 0 BB: 0 P: 8	R: 1 E: 0 K: 0 S: 5	H: 2 LOB: 2 BB: 1 P: 9	R: 0 E: 0 K: 3 S: 10	H: 1 LOB: 2 BB: 1 P: 14	R: 4 E: 1 K: 1 S: 8	H: 3 LOB: 0 BB: 1 P: 12	R: 0 E: 0 K: 0 S: 4	H: 1 LOB: 1 BB: 0 P: 4	R: 0 E: 0 K: 0 S: 4	H: 1 LOB: 2 BB: 1 P: 8	R: 0 E: 0 K: 1 S: 6	H: 1 LOB: 1 BB: 0 P: 6		1B: 5 2B: 5 3B: 0 HR: 2	SF: 1 SAC: 0 DP: 0 HBP: 0	WP: 1 PB: 0 SB: 2 CS: 0
PITCHER	IP WLS BF H R ER SO BB IBB HBP BLK WP HR S P ERA WHIP	IP WLS BF H R ER SO BB IBB HBP BLK WP HR S P ERA WHIP																		
Fernando Valenzuela, L ERA: 3.25 Joe Beckwith, R ERA: 6.32 Ed Vande Berg, L ERA: 3.7	(1, 1) 5.0 L 28 9 8 8 7 4 0 0 0 0 0 0 4 4 0.00 1.000	(6, 1) 1.0 4 1 0 0 0 0 0 0 0 0 0 0 4 4 0.00 1.000	(7, 1) 2.0 9 2 0 0 1 1 0 0 0 0 0 0 10 14 0.00 1.500																	



Batter	1	2	3	4	5	6	7	8	9	AB	R	H	RBI	BB	SO	LOB	TOP			
Steve Sax, R OBP: 0.389, SLG: 0.442										5	3	3	0	0	0	3	Los Angeles Dodgers @ San Diego Padres Jack Murphy Stadium, San Diego, CA Tue Sep 30 1986, 10:05 PM EDT Att: 9,455 - Unknown livebaseballscorecards.com			
Franklin Stubbs, L OBP: 0.296, SLG: 0.425										4	1	1	1	0	0	0				
Len Matuszek, L OBP: 0.330, SLG: 0.438										1	0	1	1	0	0	0				
Ralph Bryant, L OBP: 0.333, SLG: 0.661										5	1	1	3	0	1	1				
Pedro Guerrero, R OBP: 0.288, SLG: 0.600										5	0	0	0	0	1	1				
Greg Brock, L OBP: 0.309, SLG: 0.422										2	1	0	0	2	2	0				
Jose Gonzalez, R OBP: 0.266, SLG: 0.345										0	0	0	0	0	0	0				
Mike Scioscia, L OBP: 0.368, SLG: 0.357										3	1	1	0	1	0	1				
Jeff Hamilton, R OBP: 0.234, SLG: 0.369										4	1	2	1	0	0	2				
Ken Howell, R OBP: 0.231, SLG: 0.462										0	0	0	0	0	0	0				
Dennis Powell, R OBP: 0.231, SLG: 0.462										0	0	0	0	0	0	0				
Mariano Duncan, R OBP: 0.288, SLG: 0.311										3	0	1	1	0	1	1				
Rick Honeycutt, L OBP: 0.216, SLG: 0.093										2	0	0	1	1	0	1				
Joe Beckwith, L OBP: 0.216, SLG: 0.093										0	0	0	0	0	0	0				
Ed Vande Berg, R OBP: 0.315, SLG: 0.305										0	0	0	0	0	0	0				
Dave Anderson, R OBP: 0.315, SLG: 0.305										0	0	0	0	0	0	0				
Ken Landreaux, L OBP: 0.309, SLG: 0.361										1	0	0	0	0	0	0				
Inning Stats	R: 1 E: 0 K: 1 S: 6	H: 1 LOB: 0 BB: 0 P: 6	R: 2 E: 0 K: 0 S: 4	H: 2 LOB: 1 BB: 1 P: 8	R: 4 E: 0 K: 1 S: 9	H: 4 LOB: 3 BB: 2 P: 18	R: 0 E: 0 K: 0 S: 3	H: 0 LOB: 0 BB: 0 P: 3	R: 0 E: 0 K: 1 S: 5	H: 0 LOB: 0 BB: 0 P: 5	R: 0 E: 0 K: 0 S: 5	H: 0 LOB: 0 BB: 0 P: 5	R: 0 E: 0 K: 1 S: 5	H: 1 LOB: 1 BB: 1 P: 9	R: 1 E: 0 K: 0 S: 5	H: 2 LOB: 1 BB: 0 P: 5	1B: 4 2B: 4 3B: 1 HR: 2	SF: 0 SAC: 0 DP: 1 HBP: 1	WP: 1 PB: 0 SB: 1 CS: 0	PA: 40
PITCHER	IP WLS BF H R ER SO BB IBB HBP BLK WP HR S P ERA WHIP																			
Andy Hawkins, R ERA: 4.47	(1, 1) 2.1 13 6 5 5 1 1 0 0 0 0 1 14 18 19.29 3.000																			
Gene Walter, L ERA: 3.89	(3, 1) 1.2 9 1 1 1 1 2 0 0 1 0 0 0 8 17 5.40 1.800																			
Ed Vosberg, L ERA: 5.27	(5, 1) 2.0 6 0 0 0 1 0 0 0 0 0 0 0 8 8 0.00 0.000																			
LaMarr Hoyt, R ERA: 5.21	(7, 1) 2.0 W 7 1 1 1 2 1 0 0 0 0 1 10 14 4.50 1.000																			
Lance McCullers, R ERA: 2.6	(9, 1) 1.0 5 2 1 1 0 0 0 0 0 0 1 0 5 5 9.00 2.000																			
Batter	1	2	3	4	5	6	7	8	9	AB	R	H	RBI	BB	SO	LOB	BOTTOM			
Jerry Royster, R OBP: 0.339, SLG: 0.369										4	0	2	2	0	0	0	Los Angeles Dodgers @ San Diego Padres Jack Murphy Stadium, San Diego, CA Tue Sep 30 1986, 10:05 PM EDT Att: 9,455 - Unknown livebaseballscorecards.com			
John Kruk, L OBP: 0.409, SLG: 0.425										0	0	0	0	0	0	0				
Tony Gwynn, L OBP: 0.376, SLG: 0.464										4	2	1	0	1	0	3				
Kevin McReynolds, R OBP: 0.350, SLG: 0.503										4	1	1	2	1	0	0				
Carmelo Martinez, R OBP: 0.338, SLG: 0.397										2	1	0	0	2	0	1				
Marvell Wynne, L OBP: 0.301, SLG: 0.419										1	0	1	3	0	0	0				
Bento Santiago, R OBP: 0.304, SLG: 0.491										5	2	2	1	0	2	3				
Gary Templeton, S OBP: 0.285, SLG: 0.308										4	1	2	1	1	0	2				
Randy Asadoor, R OBP: 0.404, SLG: 0.489										3	2	2	2	1	0	2				
Tim Pyznarski, R OBP: 0.318, SLG: 0.256										1	0	0	0	1	1	1				
Steve Garvey, R OBP: 0.285, SLG: 0.412										2	0	1	0	0	0	1				
Tim Flannery, L OBP: 0.200, SLG: 0.182										0	1	0	0	0	0	0				
Andy Hawkins, R ERA: 4.47	(1, 1) 2.1 13 6 5 5 1 1 0 0 0 0 1 14 18 19.29 3.000																			
Gene Walter, L ERA: 3.89	(3, 1) 1.2 9 1 1 1 1 2 0 0 1 0 0 0 8 17 5.40 1.800																			
Ed Vosberg, L ERA: 5.27	(5, 1) 2.0 6 0 0 0 1 0 0 0 0 0 0 0 8 8 0.00 0.000																			
LaMarr Hoyt, R ERA: 5.21	(7, 1) 2.0 W 7 1 1 1 2 1 0 0 0 0 1 10 14 4.50 1.000																			
Lance McCullers, R ERA: 2.6	(9, 1) 1.0 5 2 1 1 0 0 0 0 0 0 1 0 5 5 9.00 2.000																			
Inning Stats	R: 2 E: 0 K: 1 S: 4	H: 4 LOB: 2 BB: 1 P: 12	R: 0 E: 0 K: 1 S: 5	H: 0 LOB: 0 BB: 0 P: 5	R: 0 E: 0 K: 1 S: 5	H: 0 LOB: 1 BB: 1 P: 9	R: 0 E: 0 K: 0 S: 3	H: 0 LOB: 0 BB: 0 P: 3	R: 0 E: 0 K: 1 S: 9	H: 4 LOB: 1 BB: 1 P: 13	R: 0 E: 0 K: 1 S: 5	H: 0 LOB: 2 BB: 2 P: 13	R: 0 E: 0 K: 0 S: 5	H: 2 LOB: 2 BB: 3 P: 17	R: 4 E: 0 K: 0 S: 5	H: 2 LOB: 2 BB: 3 P: 17	1B: 7 2B: 2 3B: 2 HR: 1	SF: 0 SAC: 1 DP: 1 HBP: 0	WP: 0 PB: 1 SB: 1 CS: 0	PA: 42
PITCHER	IP WLS BF H R ER SO BB IBB HBP BLK WP HR S P ERA WHIP																			
Rick Honeycutt, L ERA: 3.32	(1, 1) 5.0 22 6 4 4 3 3 0 0 0 0 0 0 25 37 7.20 1.800																			
Joe Beckwith, R ERA: 6.87	(6, 1) 0.1 4 3 2 2 0 0 0 0 0 0 0 0 4 4 54.00 9.000																			
Ed Vande Berg, L ERA: 3.59	(6, 1) 1.2 8 1 1 1 2 1 1 0 0 0 0 0 10 18 5.40 1.200																			
Ken Howell, R ERA: 3.91	(8, 1) 0.1 L 6 2 4 4 0 2 1 0 0 0 0 0 3 15 108.00 12.000																			
Dennis Powell, L ERA: 4.6	(8, 1) 0.2 2 0 0 0 0 0 0 0 0 0 0 0 2 2 0.00 0.000																			

Batter	1	2	3	4	5	6	7	8	9	AB	R	H	RBI	BB	SO	LOB	TOP								
Steve Sax, R OBP: 0.390, SLG: 0.441 (1, 4)	F4			HR		1B		6-3		3	1	1	0	1	0	1	Los Angeles Dodgers @ San Diego Padres Jack Murphy Stadium, San Diego, CA Wed Oct 01 1986, 10:05 PM EDT Att: 11,945 - Unknown livebaseballscorecards.com								
Mariano Duncan, R OBP: 0.285, SLG: 0.308 (1, 6)	K			F9		K		6-3		4	0	0	0	0	2	3									
Ralph Bryant, L OBP: 0.329, SLG: 0.635 (1, 9)	F4			K					K	4	0	1	0	0	2	1									
Franklin Stubbs, L OBP: 0.296, SLG: 0.430 (1, 7)		4-3		HR				G3		4	1	1	2	0	0	0									
Len Matuszek, L OBP: 0.329, SLG: 0.434 Reggie Williams, R OBP: 0.331, SLG: 0.376 (1, 3)	K			1-3				K2-3		4	0	1	0	0	2	0									
Mike Scioscia, L OBP: 0.367, SLG: 0.354 (1, 2)									1B	0	0	0	0	0	0	0									
Jeff Hamilton, R OBP: 0.230, SLG: 0.361 (1, 5)									F7	3	0	0	0	1	0	1									
Jose Gonzalez, R OBP: 0.260, SLG: 0.337 Ken Landreaux, L OBP: 0.312, SLG: 0.363 (1, 8)				6-3						3	0	0	0	0	1	1									
Brian Holton, R Dennis Powell, R Bill Russell, R Ed Vande Berg, R (1, 1)				K2-3					K	2	0	0	0	0	2	0									
									1B	1	0	1	0	0	0	0									
										1	0	0	0	0	0	0									
										1	0	0	0	0	1	1									
										0	0	0	0	0	0	0									
Inning Stats	R: 0 E: 0 K: 1 S: 5	H: 0 LOB: 0 BB: 0 P: 5	R: 0 E: 0 K: 1 S: 5	H: 0 LOB: 0 BB: 0 P: 5	R: 0 E: 0 K: 2 S: 7	H: 1 LOB: 0 BB: 0 P: 7	R: 2 E: 0 K: 1 S: 6	H: 1 LOB: 0 BB: 1 P: 10	R: 0 E: 0 K: 1 S: 5	H: 0 LOB: 0 BB: 0 P: 5	R: 0 E: 0 K: 1 S: 6	H: 2 LOB: 2 BB: 0 P: 6	R: 0 E: 0 K: 2 S: 7	H: 0 LOB: 1 BB: 1 P: 11	R: 0 E: 0 K: 1 S: 6	H: 1 LOB: 1 BB: 0 P: 6	R: 0 E: 0 K: 1 S: 6	H: 1 LOB: 1 BB: 0 P: 6	1B: 4 2B: 0 3B: 0 HR: 1	SF: 0 SAC: 0 DP: 0 HBP: 0	WP: 1 PB: 0 SB: 1 CS: 0	PA: 33			
PITCHER	IP	WLS	BF	H	R	ER	SO	BB	IBB	HBP	BLK	WP	HR	S	P	ERA	WHIP								
Jimmy Jones, R ERA: 2.5 (1, 1)	7.0	W	25	3	2	2	9	2	0	0	0	0	1	41	49	2.57	0.714								
Rich Gossage, R ERA: 4.24 (8, 1)	1.0		4	1	0	0	1	0	0	0	0	1	0	6	6	0.00	1.000								
Lance McCullers, R ERA: 2.78 (9, 1)	1.0	S	4	1	0	0	1	0	0	0	0	0	0	6	6	0.00	1.000								

Batter	1	2	3	4	5	6	7	8	9	AB	R	H	RBI	BB	SO	LOB	BOTTOM								
Tony Gwynn, L OBP: 0.380, SLG: 0.469 (1, 9)	S	4-3								4	1	2	0	0	0	0	Los Angeles Dodgers @ San Diego Padres Jack Murphy Stadium, San Diego, CA Wed Oct 01 1986, 10:05 PM EDT Att: 11,945 - Unknown livebaseballscorecards.com								
John Kruk, L OBP: 0.404, SLG: 0.419 (1, 7)	6-3			F8						4	0	0	0	0	1	2									
Kevin McReynolds, R OBP: 0.359, SLG: 0.593 Marvell Wynne, L OBP: 0.302, SLG: 0.418 (1, 8)										0	1	0	0	0	0	0									
Steve Garvey, R OBP: 0.285, SLG: 0.409 (1, 3)	1B			6-3						3	0	1	0	0	1	1									
Terry Kennedy, L OBP: 0.323, SLG: 0.401 (1, 2)	HBP			1B						3	0	0	0	1	0	3									
Graig Nettles, L OBP: 0.301, SLG: 0.380 (1, 5)	F3			6-3						3	0	0	0	1	0	3									
Bip Roberts, S OBP: 0.294, SLG: 0.304 Jerry Royster, R OBP: 0.336, SLG: 0.368 (1, 4)	1-2 2-3									4	1	1	2	0	0	3									
Jimmy Jones, R OBP: 0.167, SLG: 0.167 Carmelo Martinez, R OBP: 0.337, SLG: 0.365 Rich Gossage, R Lance McCullers, S OBP: 0.200, SLG: 0.182 (1, 1)	2B			F8						4	1	1	2	0	0	3									
										3	0	1	1	0	0	0									
										3	0	1	0	0	1	1									
										2	0	0	0	0	1	0									
										1	0	0	0	0	0	1									
										0	0	0	0	0	0	0									
										0	0	0	0	0	0	0									
Inning Stats	R: 3 E: 0 K: 0 S: 6	H: 3 LOB: 1 BB: 0 P: 7	R: 0 E: 0 K: 0 S: 3	H: 0 LOB: 0 BB: 0 P: 3	R: 0 E: 0 K: 2 S: 4	H: 1 LOB: 1 BB: 0 P: 4	R: 0 E: 0 K: 2 S: 7	H: 0 LOB: 0 BB: 0 P: 7	R: 0 E: 0 K: 1 S: 5	H: 0 LOB: 0 BB: 0 P: 5	R: 0 E: 0 K: 1 S: 5	H: 0 LOB: 0 BB: 0 P: 5	R: 0 E: 0 K: 0 S: 4	H: 1 LOB: 1 BB: 0 P: 4	R: 0 E: 0 K: 1 S: 6	H: 1 LOB: 2 BB: 1 P: 10	1B: 3 2B: 2 3B: 1 HR: 0	SF: 0 SAC: 0 DP: 0 HBP: 1	WP: 0 PB: 0 SB: 2 CS: 0	PA: 32					
PITCHER	IP	WLS	BF	H	R	ER	SO	BB	IBB	HBP	BLK	WP	HR	S	P	ERA	WHIP								
Brian Holton, R ERA: 4.44 (1, 1)	2.1	L	12	4	3	3	0	0	0	1	0	0	0	11	12	11.57	1.714								
Dennis Powell, L ERA: 4.27 (3, 1)	4.2		15	1	0	0	4	0	0	0	0	0	0	23	23	0.00	0.214								
Ed Vande Berg, L ERA: 3.54 (8, 1)	1.0		5	1	0	0	1	0	1	0	0	0	0	6	10	0.00	1.000								



Batter	1	2	3	4	5	6	7	8	9	AB	R	H	RBI	BB	SO	LOB	TOP					
Mike Woodard, L (1,4) OBP: 0.350, SLG: 0.366										6	2	3	1	0	1	3						
Will Clark, L (1,3) OBP: 0.347, SLG: 0.449										5	1	2	1	0	1	5						
Mike Aldrete, L (1,7) OBP: 0.356, SLG: 0.396										4	1	1	1	1	0	1						
Candy Maldonado, R (1,9) OBP: 0.284, SLG: 0.455										5	1	3	2	0	1	1						
Chili Davis, S (1,8) OBP: 0.374, SLG: 0.417										2	0	0	1	2	0	1						
Randy Kutcher, R (7,8) OBP: 0.270, SLG: 0.404										1	0	0	0	0	1	0						
Bob Brenly, R (1,5) OBP: 0.352, SLG: 0.404										4	1	0	0	1	2	6						
Phil Ouellette, S (1,2) OBP: 0.269, SLG: 0.174										5	1	2	0	0	1	3						
Jose Uribe, S (1,6) OBP: 0.315, SLG: 0.280										4	0	2	0	0	0	3						
Luis Quinones, S (7,PR) OBP: 0.211, SLG: 0.250										1	0	1	0	0	0	0						
Kelly Downs, R (1,1) OBP: 0.200, SLG: 0.172										5	1	2	0	0	1	4						
Inning Stats	R: 4 E: 1 K: 1 S: 10	H: 4 LOB: 1 BB: 0 P: 10	R: 0 E: 0 K: 1 S: 5	H: 1 LOB: 0 BB: 0 P: 5	R: 0 E: 0 K: 1 S: 6	H: 1 LOB: 2 BB: 1 P: 10	R: 0 E: 0 K: 1 S: 5	H: 1 LOB: 1 BB: 0 P: 4	R: 0 E: 0 K: 1 S: 9	H: 4 LOB: 3 BB: 3 P: 21	R: 0 E: 0 K: 0 S: 5	H: 2 LOB: 2 BB: 0 P: 5	R: 0 E: 0 K: 2 S: 7	H: 0 LOB: 0 BB: 0 P: 7	R: 0 E: 0 K: 1 S: 7	H: 2 LOB: 2 BB: 0 P: 7	1B: 14 2B: 3 3B: 0 HR: 0	SF: 0 SAC: 0 DP: 1 HBP: 0	WP: 0 PB: 1 SB: 1 CS: 2	PA: 46		
PITCHER	IP WLS BF H R ER SO BB IBB HBP BLK WP HR S P ERA WHIP	5.1 L 28 11 8 7 4 2 0 0 0 0 0 0 34 42 11.81 2.438	6.1 0.2 5 1 0 0 1 2 0 0 0 0 0 0 5 13 0.00 4.500	7.1 2.0 8 2 0 0 2 0 0 0 0 0 0 12 12 0.00 1.000	9.1 1.0 5 2 0 0 1 0 0 0 0 0 0 7 7 0.00 2.000																	

San Francisco Giants @ Los Angeles Dodgers
 Dodger Stadium, Los Angeles, CA
 Fri Oct 03 1986, 7:05 PM PDT
 Att: 32,945 - Unknown

AB 42
 R 8
 H 16
 RBI 6
 BB 4
 SO 8
 LOB 27

Batter	1	2	3	4	5	6	7	8	9	AB	R	H	RBI	BB	SO	LOB	BOTTOM					
Steve Sax, R (1,4) OBP: 0.389, SLG: 0.440										4	0	1	1	0	1	2						
Mariano Duncan, R (1,6) OBP: 0.285, SLG: 0.306										3	0	0	0	1	1	3						
Ralph Bryant, L (1,9) OBP: 0.324, SLG: 0.657										4	1	1	1	0	1	1						
Franklin Stubbs, L (1,7) OBP: 0.293, SLG: 0.426										4	0	0	0	0	0	0						
Len Matuszek, L (1,3) OBP: 0.332, SLG: 0.440										4	0	2	0	0	0	0						
Mike Scioscia, L (1,2) OBP: 0.385, SLG: 0.351										3	0	0	0	0	0	1						
Jack Fimple, R (8,2) OBP: 0.350, SLG: 0.077										1	0	0	0	0	0	1						
Jeff Hamilton, R (1,5) OBP: 0.232, SLG: 0.361										3	0	1	0	0	2	0						
Jose Gonzalez, R (1,8) OBP: 0.273, SLG: 0.359										3	1	2	0	0	0	0						
Bob Welch, R (1,1) OBP: 0.146, SLG: 0.145										1	0	0	0	0	1	0						
Balvino Galvez, R (6,PH) OBP: 0.111, SLG: 0.152										0	0	0	0	0	0	0						
Ken Landreaux, L (6,PH) OBP: 0.111, SLG: 0.152										0	0	0	0	0	1	2						
Ed Vande Berg, R (7,1) OBP: 0.229, SLG: 0.359										0	0	0	0	0	0	0						
Pedro Guerrero, R (8,PH) OBP: 0.229, SLG: 0.359										0	0	0	0	0	1	1						
Ken Howell, R (9,1) OBP: 0.229, SLG: 0.359										0	0	0	0	0	0	0						
Inning Stats	R: 0 E: 0 K: 1 S: 5	H: 0 LOB: 0 BB: 0 P: 5	R: 0 E: 0 K: 0 S: 3	H: 1 LOB: 0 BB: 0 P: 3	R: 0 E: 0 K: 2 S: 7	H: 0 LOB: 0 BB: 0 P: 7	R: 0 E: 0 K: 0 S: 2	H: 0 LOB: 1 BB: 1 P: 6	R: 0 E: 0 K: 0 S: 2	H: 0 LOB: 0 BB: 0 P: 3	R: 0 E: 0 K: 1 S: 7	H: 2 LOB: 2 BB: 0 P: 7	R: 1 E: 0 K: 0 S: 4	H: 1 LOB: 0 BB: 0 P: 4	R: 1 E: 1 K: 2 S: 9	H: 2 LOB: 1 BB: 0 P: 9	R: 0 E: 0 K: 1 S: 6	H: 1 LOB: 1 BB: 0 P: 6	1B: 4 2B: 2 3B: 0 HR: 1	SF: 0 SAC: 0 DP: 2 HBP: 0	WP: 0 PB: 0 SB: 0 CS: 0	PA: 33
PITCHER	IP WLS BF H R ER SO BB IBB HBP BLK WP HR S P ERA WHIP	9.0 W 33 7 2 1 7 1 0 0 0 0 1 46 50 1.00 0.889																				

San Francisco Giants @ Los Angeles Dodgers
 Dodger Stadium, Los Angeles, CA
 Fri Oct 03 1986, 7:05 PM PDT
 Att: 32,945 - Unknown

AB 32
 R 2
 H 7
 RBI 2
 BB 1
 SO 7
 LOB 11

Batter	1	2	3	4	5	6	7	8	9	AB	R	H	RBI	BB	SO	LOB	TOP					
Mike Woodard, L (1,4) OBP: 0.333, SLG: 0.347	F8		L4-6			F7		F7		4	0	0	0	0	0	1	San Francisco Giants @ Los Angeles Dodgers Dodger Stadium, Los Angeles, CA Sat Oct 04 1986, 3:33 AM PDT Att: 24,466 - Unknown					
Will Clark, L (1,3) OBP: 0.344, SLG: 0.445	L1			K		F6		3-1		4	0	0	0	0	1	0						
Bob Brenly, R (1,5) OBP: 0.349, SLG: 0.400	F8			K		F9			5-3	4	0	0	0	0	1	0						
Candy Maldonado, R (1,9) OBP: 0.286, SLG: 0.460		F3						F9		4	1	2	0	0	0	0						
Chili Davis, S (1,8) OBP: 0.376, SLG: 0.418										3	0	2	0	1	0	1						
Joel Youngblood, R (1,7) OBP: 0.317, SLG: 0.399										4	0	0	0	0	1	5						
Bob Melvin, R (1,2) OBP: 0.261, SLG: 0.335										3	0	0	0	0	1	1						
Randy Kutcher, R (1,6) OBP: 0.271, SLG: 0.403										3	0	1	0	0	1	1						
Mark Grant, R (1,1) Dan Gladden, R (8,PH) Randy Bockus, L (8,1)										1	0	0	0	0	1	0						
										1	0	0	0	0	1	0						
										0	0	0	0	0	0	0						
Inning Stats	R: 0 E: 0 K: 0 S: 3	H: 0 LOB: 0 BB: 0 P: 3	R: 0 E: 0 K: 2 S: 8	H: 1 LOB: 1 BB: 0 P: 8	R: 0 E: 0 K: 0 S: 3	H: 1 LOB: 0 BB: 0 P: 3	R: 0 E: 0 K: 2 S: 8	H: 1 LOB: 2 BB: 1 P: 12	R: 0 E: 0 K: 1 S: 5	H: 0 LOB: 0 BB: 0 P: 5	R: 0 E: 0 K: 0 S: 3	H: 0 LOB: 0 BB: 0 P: 3	R: 1 E: 1 K: 1 S: 7	H: 1 LOB: 1 BB: 0 P: 7	R: 0 E: 0 K: 1 S: 5	H: 0 LOB: 0 BB: 0 P: 5	R: 0 E: 0 K: 0 S: 4	H: 1 LOB: 1 BB: 0 P: 4	1B: 3 2B: 3 3B: 0 HR: 0	SF: 0 SAC: 1 DP: 1 HBP: 0	WP: 0 PB: 1 SB: 1 CS: 0	PA: 33
PITCHER Fernando Valenzuela, L (1,1) ERA: 3.14	IP: 9.0 WLS: W BF: 33 H: 5 R: 1 ER: 0 SO: 7 BB: 1 IBB: 0 HBP: 0 BLK: 0 WP: 0 HR: 0 S: 46 P: 50 ERA: 0.00 WHIP: 0.667															PITCHER						

Batter	1	2	3	4	5	6	7	8	9	AB	R	H	RBI	BB	SO	LOB	BOTTOM			
Steve Sax, R (1,4) OBP: 0.390, SLG: 0.441										3	1	2	1	0	0	0	San Francisco Giants @ Los Angeles Dodgers Dodger Stadium, Los Angeles, CA Sat Oct 04 1986, 3:33 AM PDT Att: 24,466 - Unknown			
Mariano Duncan, R (1,6) OBP: 0.284, SLG: 0.305										4	0	1	0	0	0	2				
Ralph Bryant, L (1,9) OBP: 0.321, SLG: 0.634										4	0	1	1	0	1	3				
Pedro Guerrero, R (1,7) Reggie Williams, R (8,7)										2	0	0	0	1	1	2				
										0	0	0	0	0	0	0				
Len Matuszek, L (1,3) OBP: 0.327, SLG: 0.434										3	0	0	0	0	0	2				
Franklin Stubbs, L (1,8) Jose Gonzalez, R (8,8)										3	0	0	0	0	0	0				
										0	0	0	0	0	0	0				
Mike Scioscia, L (1,2) OBP: 0.362, SLG: 0.349										3	0	0	0	0	0	0				
Dave Anderson, R (1,5) OBP: 0.315, SLG: 0.302										2	1	0	0	1	0	0				
Fernando Valenzuela, L (1,1) OBP: 0.218, SLG: 0.257										3	0	1	0	0	0	1				
										1B: 5 2B: 1 3B: 0 HR: 0	SF: 0 SAC: 1 DP: 1 HBP: 0	WP: 0 PB: 0 SB: 0 CS: 1	PA: 30							
Inning Stats	R: 0 E: 0 K: 2 S: 8	H: 2 LOB: 2 BB: 0 P: 8	R: 0 E: 0 K: 0 S: 3	H: 0 LOB: 0 BB: 0 P: 3	R: 2 E: 0 K: 0 S: 5	H: 2 LOB: 2 BB: 2 P: 13	R: 0 E: 0 K: 0 S: 3	H: 0 LOB: 0 BB: 0 P: 3	R: 0 E: 0 K: 0 S: 3	H: 0 LOB: 0 BB: 0 P: 3	R: 0 E: 0 K: 0 S: 3	H: 0 LOB: 0 BB: 0 P: 3	R: 0 E: 0 K: 0 S: 3	H: 0 LOB: 0 BB: 0 P: 3	R: 0 E: 0 K: 0 S: 4	H: 1 LOB: 1 BB: 0 P: 4	1B: 5 2B: 1 3B: 0 HR: 0	SF: 0 SAC: 1 DP: 1 HBP: 0	WP: 0 PB: 0 SB: 0 CS: 1	PA: 30
PITCHER Mark Grant, R (1,1) ERA: 3.6 Randy Bockus, R (8,1) ERA: 2.57	IP: 7.0 WLS: L BF: 26 H: 4 R: 2 ER: 2 SO: 2 BB: 4 IBB: 2 HBP: 2 BLK: 2 WP: 0 HR: 0 S: 28 P: 36 ERA: 2.57 WHIP: 0.857															PITCHER				

Batter	1	2	3	4	5	6	7	8	9	AB	R	H	RBI	BB	SO	LOB	TOP					
Mike Woodard, L OBP: 0.337, SLG: 0.342	1-3		FC6-4		FC6-4		L3			4	1	1	0	1	0	1	San Francisco Giants @ Los Angeles Dodgers Dodger Stadium, Los Angeles, CA Sun Oct 05 1986, 3:33 AM PDT Att: 40,939 - Unknown					
Will Clark, L OBP: 0.343, SLG: 0.444 Harry Spilman, L OBP: 0.342, SLG: 0.441	K		F6		F7		K		4-3 HR	1	0	0	0	0	1	0						
Mike Aldrete, L OBP: 0.353, SLG: 0.389	6-3				F7		4-3 HR		4-3	4	1	0	1	1	0	1						
Candy Maldonado, R OBP: 0.289, SLG: 0.477		6-3			1-3					5	2	3	6	0	0	0						
Chili Davis, S OBP: 0.375, SLG: 0.416		F5			K					5	0	1	0	0	1	1						
Bob Brenly, R OBP: 0.350, SLG: 0.403					K					5	1	2	0	0	1	1						
Randy Kutcher, R OBP: 0.279, SLG: 0.409					E6					5	2	3	0	0	0	2						
Luis Quinones, S OBP: 0.207, SLG: 0.245 Joel Youngblood, R OBP: 0.320, SLG: 0.402 Bob Melvin, R OBP: 0.262, SLG: 0.347					F8					2	0	0	0	0	0	1						
Mike Krukow, R OBP: 0.186, SLG: 0.159 Scott Garrelts, R OBP: 0.196, SLG: 0.267					4-3					2	1	1	2	0	0	0						
Inning Stats	R: 0 E: 0 K: 1 S: 5	H: 0 LOB: 0 BB: 0 P: 5	R: 0 E: 0 K: 0 S: 4	H: 1 LOB: 1 BB: 0 P: 4	R: 0 E: 0 K: 0 S: 4	H: 1 LOB: 1 BB: 0 P: 4	R: 0 E: 0 K: 1 S: 5	H: 0 LOB: 0 BB: 0 P: 5	R: 1 E: 1 K: 1 S: 7	H: 2 LOB: 1 BB: 0 P: 7	R: 0 E: 0 K: 0 S: 4	H: 1 LOB: 1 BB: 0 P: 4	R: 6 E: 1 K: 1 S: 9	H: 3 LOB: 2 BB: 2 P: 17	R: 2 E: 0 K: 0 S: 5	H: 2 LOB: 0 BB: 0 P: 5		R: 2 E: 0 K: 0 S: 6	H: 3 LOB: 2 BB: 1 P: 10	1B: 9 2B: 1 3B: 0 HR: 3	SF: 0 SAC: 1 DP: 0 HBP: 0	WP: 1 PB: 0 SB: 1 CS: 0
PITCHER	IP	WLS	BF	H	R	ER	SO	BB	IBB	HBP	BLK	WP	HR	S	P	ERA	WHIP					
Orel Hershiser, R ERA: 3.85	7.0	L	32	8	7	7	4	2	0	0	0	1	1	38	46	9.00	1.429					
Balvino Galvez, R ERA: 3.92	1.1		8	3	4	4	0	1	0	0	0	0	2	7	11	27.00	3.000					
Ed Vande Berg, L ERA: 3.41	0.2		4	2	0	0	0	0	0	0	0	0	0	4	4	0.00	3.000					

Batter	1	2	3	4	5	6	7	8	9	AB	R	H	RBI	BB	SO	LOB	BOTTOM					
Steve Sax, R OBP: 0.390, SLG: 0.441	F8 1B	F9			E5		SH1-3			3	1	1	0	0	0	1	San Francisco Giants @ Los Angeles Dodgers Dodger Stadium, Los Angeles, CA Sun Oct 05 1986, 3:33 AM PDT Att: 40,939 - Unknown					
Mariano Duncan, R OBP: 0.284, SLG: 0.305	1B	K			F7		3-1			4	1	1	0	0	1	4						
Ralph Bryant, L OBP: 0.305, SLG: 0.600	K				G3					4	0	0	0	0	2	3						
Pedro Guerrero, R OBP: 0.281, SLG: 0.541 Jose Gonzalez, R OBP: 0.270, SLG: 0.355	F8				L6					3	0	0	0	0	0	2						
Franklin Stubbs, L OBP: 0.291, SLG: 0.421	1B				F6					4	0	1	2	0	2	0						
Len Matuszek, L OBP: 0.335, SLG: 0.434					F7					2	0	1	0	2	0	0						
Mike Scioscia, L OBP: 0.359, SLG: 0.345	4-3				F8					4	0	0	0	0	0	3						
Dave Anderson, R OBP: 0.314, SLG: 0.301		4-3			F3					4	0	1	0	0	0	1						
Orel Hershiser, R OBP: 0.250, SLG: 0.282 Ken Landreaux, L OBP: 0.313, SLG: 0.364 Balvino Galvez, R Ed Vande Berg, R					1-3					2	0	1	0	0	0	0						
Inning Stats	R: 2 E: 0 K: 1 S: 8	H: 3 LOB: 2 BB: 1 P: 12	R: 0 E: 0 K: 1 S: 6	H: 1 LOB: 1 BB: 0 P: 6	R: 0 E: 0 K: 1 S: 5	H: 0 LOB: 0 BB: 0 P: 5	R: 0 E: 0 K: 0 S: 3	H: 0 LOB: 0 BB: 0 P: 3	R: 0 E: 1 K: 0 S: 4	H: 0 LOB: 1 BB: 0 P: 4	R: 0 E: 0 K: 1 S: 5	H: 1 LOB: 0 BB: 0 P: 5	R: 0 E: 0 K: 0 S: 5	H: 2 LOB: 2 BB: 0 P: 5	R: 0 E: 0 K: 2 S: 7	H: 0 LOB: 0 BB: 0 P: 7		R: 0 E: 0 K: 0 S: 2	H: 0 LOB: 0 BB: 1 P: 6	1B: 7 2B: 0 3B: 0 HR: 0	SF: 0 SAC: 1 DP: 1 HBP: 0	WP: 0 PB: 0 SB: 2 CS: 0
PITCHER	IP	WLS	BF	H	R	ER	SO	BB	IBB	HBP	BLK	WP	HR	S	P	ERA	WHIP					
Mike Krukow, R ERA: 3.05	6.1	W	27	7	2	2	4	1	0	0	0	0	0	11	15	0.00	0.375					
Scott Garrelts, R ERA: 3.11	2.2		8	0	0	0	2	1	0	0	0	0	0	11	15	0.00	0.375					

AB 40
R 11
H 13
RBI 11
BB 3
SO 4
LOB 13



AB 32
R 2
H 7
RBI 2
BB 2
SO 6
LOB 14

