

Los Angeles Dodgers - 1987

Batter	1	2	3	4	5	6	7	8	9	AB R H RBI BB SO LOB	TOP											
Steve Sax, R (1, 4) OBP: 0.400, SLG: 0.250	0-0 E5 S		0-0 5-3		4-0 BB		0-0 SH1-4 1B		0-3 K	4 1 1 0 1 1 0												
Mariano Duncan, R (1, 6) SS	0-3 K			0-3 K	0-0 F8		0-0 SH1-4		0-3 K	4 0 0 0 0 3 3												
Bill Madlock, R (1, 5) SS	0-3 K			0-0 5-3	0-3 K		4-0 1B BB		0-0 3-1	4 0 0 0 1 2 3												
Mike Marshall, R (1, 9) OBP: 0.250, SLG: 0.250	0-0 5-3			0-0 1B 1B		0-0 F4	0-3 K			4 0 1 0 0 1 3												
Franklin Stubbs, L (1, 3) OBP: 0.750, SLG: 0.750		0-3 K		0-0 1B		0-0 1B S	0-0 1B 1-2 2-H			4 1 3 1 0 1 0												
Ken Landreaux, L (1, 7)		0-0 F6		0-0 G3		0-0 F8	0-0 F9			4 0 0 0 0 0 5												
Mike Scioscia, L (1, 2)		0-3 K			0-0 F2	4-0 1B IBB		0-0 G3		3 0 0 0 1 1 0												
Mike Ramsey, S (1, 8) OBP: 0.500, SLG: 0.500			0-0 4-3		0-0 BLK 1B	0-0 1B 1-3 2-H		0-3 K		4 1 2 1 0 1 0												
Orel Hershiser, R (1, 1) OBP: 0.333, SLG: 0.333			0-0 F8		0-0 BB 1B	0-3 K		0-0 4-3		3 0 1 1 0 1 2												
Len Matuszek, L (8, PH)										1 0 0 0 0 0 0												
Tom Niedenfuer, R (8, 1)										0 0 0 0 0 0 0												
Inning Stats	R: 0 E: 1 K: 2 S: 8	H: 0 LOB: 1 BB: 0 P: 8	R: 0 E: 0 K: 2 S: 7	H: 0 LOB: 0 BB: 0 P: 7	R: 0 E: 0 K: 0 S: 3	H: 0 LOB: 0 BB: 0 P: 3	R: 0 E: 0 K: 1 S: 7	H: 2 LOB: 2 BB: 0 P: 7	R: 1 E: 0 K: 1 S: 7	H: 2 LOB: 2 BB: 1 P: 11	R: 1 E: 0 K: 1 S: 7	H: 2 LOB: 2 BB: 1 P: 11	R: 1 E: 0 K: 1 S: 7	H: 2 LOB: 2 BB: 1 P: 11	R: 0 E: 0 K: 1 S: 5	H: 0 LOB: 0 BB: 0 P: 5	R: 0 E: 0 K: 2 S: 7	H: 0 LOB: 0 BB: 0 P: 7	1B: 8 2B: 0 3B: 0 HR: 0	SF: 0 SAC: 1 DP: 0 HBP: 0	WP: 0 PB: 0 SB: 2 CS: 0	PA: 39
PITCHER	IP WLS BF H R ER SO BB IBB HBP BLK WP HR S P ERA WHIP												PITCHER	IP WLS BF H R ER SO BB IBB HBP BLK WP HR S P ERA WHIP								
Mike Scott, R (1, 1) ERA: 3.86	7.0 W 33 8 3 3 8 2 1 0 1 0 0 46 58 3.86 1.429																					
Dave Smith, R (8, 1) ERA:	2.0 S 6 0 0 0 3 0 0 0 0 0 0 12 12 0.00 0.000																					

Los Angeles Dodgers @ Houston Astros
Astrodome, Houston, TX
Mon Apr 06 1987, 8:05 PM EDT
Att. 44,585 - Unknown

AB	35
R	3
H	8
RBI	3
BB	3
SO	11
LOB	16



WP: 0	PA: 39
PB: 0	
SB: 2	
CS: 0	

Batter	1	2	3	4	5	6	7	8	9	AB R H RBI BB SO LOB	TOP																									
Steve Sax, R (1, 4) OBP: 0.333, SLG: 0.143	0-0 6-3		4-0 F9 1B BB	0-0 L6			0-0 F9			3 1 0 0 1 0 1																										
Mariano Duncan, R (1, 6)	0-0 7-6-3		0-0 F9 1-3			0-0 F6		0-3 K		4 0 0 0 0 1 1																										
Bill Madlock, R (1, 5) OBP: 0.250, SLG: 0.143	0-0 6-3		0-0			0-0 F9		0-0 4-3		3 0 1 1 0 0 0																										
Ken Landreaux, L (5, 7)			3-H 1B							1 0 0 0 0 0 0																										
Mike Marshall, R (1, 9) OBP: 0.250, SLG: 0.375		0-0 1B 1B 2B	0-0 F7			0-0 P3		0-3 K		4 1 1 0 0 1 1																										
Franklin Stubbs, L (1, 7) OBP: 0.625, SLG: 1.000		0-0 1B 2-3 1B		0-0 3-1		0-0 F5		0-0 HR		4 1 2 1 0 0 0																										
Tracy Woodson, R (1, 3)		0-0 F9		0-0 6-3		0-3 K		0-0 F6		3 0 0 0 0 1 2																										
Len Matuszek, L (9, PH)										1 0 0 0 0 0 0																										
Mike Scioscia, L (1, 2) OBP: 0.500, SLG: 0.500		0-0		4-0		0-0 F5		0-0 F9 2B		3 1 2 1 1 0 0																										
Dave Anderson, R (9, PR)		1-2 3-H 1B		3B BB						0 0 0 0 0 0 0																										
Mike Ramsey, S (1, 8) OBP: 0.429, SLG: 0.714		0-0 G5-4-3		0-0		0-3 K		0-0 F9 2B		3 1 1 1 0 1 2																										
Pedro Guerrero, R (9, PH)		1-2 1-2f		1-H 1B 3B				2-3 K		1 0 0 0 0 0 1																										
Fernando Valenzuela, L (1, 1) OBP: 0.333, SLG: 0.333			0-0	0-0		0-3 K		0-3 K		3 0 1 1 0 1 0																										
Ken Howell, R (8, 1)				4-3						0 0 0 0 0 0 0																										
Matt Young, L (8, 1)										0 0 0 0 0 0 0																										
Alex Trevino, R (9, PH)				3-H 1B						1 0 0 0 0 1 2																										
Inning Stats	R: 0 E: 0 K: 0 S: 3	H: 0 LOB: 0 BB: 0 P: 3	R: 1 E: 0 K: 0 S: 5	H: 3 LOB: 1 BB: 0 P: 5	R: 1 E: 0 K: 0 S: 4	H: 1 LOB: 1 BB: 1 P: 8	R: 2 E: 0 K: 0 S: 5	H: 2 LOB: 1 BB: 1 P: 9	R: 0 E: 0 K: 1 S: 5	H: 0 LOB: 0 BB: 0 P: 5	R: 0 E: 0 K: 2 S: 7	H: 0 LOB: 0 BB: 0 P: 7	R: 0 E: 0 K: 2 S: 7	H: 0 LOB: 0 BB: 0 P: 7	R: 1 E: 0 K: 1 S: 7	H: 2 LOB: 2 BB: 0 P: 7	1B: 4 2B: 2 3B: 1 HR: 1	SF: 0 SAC: 0 DP: 1 HBP: 0	WP: 0 PB: 0 SB: 1 CS: 0	PA: 36																
PITCHER	IP WLS BF H R ER SO BB IBB HBP BLK WP HR S P ERA WHIP																																			
Bob Knepper, L (1, 1) ERA: 9.0	4.0		19	6	4	4	0	2	0	0	0	0	0	17	25	9.00	2.000																			
Aurelio Lopez, R (5, 1) ERA:	2.0		6	0	0	0	1	0	0	0	0	0	0	8	8	0.00	0.000																			
Larry Andersen, R (7, 1) ERA:	2.0	W	6	0	0	0	4	0	0	0	0	0	0	14	14	0.00	0.000																			
Charlie Kerfeld, R (9, 1) ERA: 13.5	0.2		4	2	1	1	0	0	0	0	0	1	4	4	13.50	3.000																				
Dave Smith, R (9, 1) ERA:	0.1	S	1	0	0	0	1	0	0	0	0	0	3	3	0.00	0.000																				

Los Angeles Dodgers @ Houston Astros
 Astrodome, Houston, TX
 Tue Apr 07 1987, 8:05 PM EDT
 Att. 22,781 - Unknown

AB	34
R	5
H	8
RBI	5
BB	2
SO	6
LOB	10



Batter	1	2	3	4	5	6	7	8	9
Bill Doran, S (1, 4) OBP: 0.556, SLG: 0.429	0-0 5-3	0-0 1B		0-0 1B		4-0 SH1-3 BB		4-0 WP 1B BB	
Billy Hatcher, R (1, 8) OBP: 0.500, SLG: 0.429	0-0 S 1B	0-3 K		0-0 1B		0-0 SH1-3		4-0 FC 1B BB	
Jose Cruz, L (1, 7) OBP: 0.222, SLG: 0.667	0-3 K		0-0 PB 2B	0-3 K		0-3 K		0-0 FC 1B	
Glenn Davis, R (1, 3) OBP: 0.222, SLG: 0.222	0-0 L5		0-3 K	0-0 F7		0-0 6-3		0-3 K	
Kevin Bass, S (1, 9) OBP: 0.444, SLG: 0.556 Charlie Kerfeld, R (9, 1) Dave Smith, R (9, 1)		0-0 BLK S 1B	0-3 K		0-0 6-3		0-0 5-3	0-0 1B	
Alan Ashby, S (1, 2) OBP: 0.250, SLG: 0.143 Mark Bailey, S (8, 2)		0-0 F8	4-0 BB		0-0 6-3		0-3 K	0-0 6-3	
Phil Garner, R (1, 5) OBP: 0.429, SLG: 0.333		0-0 1B 1B	0-0 6-3		0-0 FC6-4 1B		0-0 5-3		
Bert Pena, R (1, 6) OBP: 0.667, SLG: 0.667 Craig Reynolds, L (8, PH) Terry Puhl, L (9, 6) OBP: 0.200, SLG: 0.200		0-0 1B 1B		0-0 1B 1B	0-0 FC6-4			0-0 E8 1B WP 1B	
Bob Knepper, L (1, 1) Jim Pankovits, R (4, PH) Aurelio Lopez, R (5, 1) Ty Gainey, L (6, PH) Larry Andersen, R (7, 1) Terry Puhl, L (8, PH) OBP: 1.000, SLG: 1.000		0-0 F2		0-0 F9		4-0 SH1-3 BB BB		0-0 WP BB 1B	

AB	R	H	RBI	BB	SO	LOB
3	1	2	0	2	0	0
3	1	2	1	1	1	3
5	0	1	0	0	3	7
5	0	0	0	0	2	9
5	1	2	2	0	1	1
0	0	0	0	0	0	0
0	0	0	0	0	0	0
3	0	0	0	1	1	1
1	0	0	0	0	0	1
4	0	2	1	0	0	2
3	1	2	0	0	0	1
1	1	1	0	0	0	0
1	0	0	0	0	0	2
1	0	0	0	0	0	1
0	0	0	0	0	0	0
0	0	0	0	1	0	0
0	0	0	0	0	0	0
1	1	1	0	0	0	0

AB	R	H	RBI	BB	SO	LOB
36	6	13	4	5	8	28

WP	PA
2	42

Inning Stats	R	H	E	K	S	P	IP	WLS	BF	H	R	ER	SO	BB	IBB	HBP	BLK	WP	HR	S	P	ERA	WHIP
Fernando Valenzuela, L (1, 1) ERA: 2.57	0	1	0	1	6	7	7.0		34	10	2	2	7	3	0	0	1	0	0	45	57	2.57	1.857
Ken Howell, R (8, 1) ERA:	0	0	0	0	0	0	0.0		2	2	2	0	0	0	0	0	0	0	2	2			
Matt Young, L (8, 1) ERA: 18.0	0	1	0	0	1	1	1.0	L	6	1	2	2	1	2	0	0	0	1	0	6	14	18.00	3.000

Los Angeles Dodgers @ Houston Astros
Astrodome, Houston, TX
Tue Apr 07 1987, 8:05 PM EDT
Att. 22,781 - Unknown

livebaseballscorecards.com



Batter	1	2	3	4	5	6	7	8	9	AB R H RBI BB SO LOB	TOP									
Steve Sax, R (1, 4) OBP: 0.357, SLG: 0.333	0-3 K		0-0 K		0-0 L9		0-0 E 1B		0-0 4-3	5 1 2 2 0 1 1										
Mike Ramsey, S (1, 8) OBP: 0.417, SLG: 0.583	0-0 4-3 1B		0-3 K		0-3 K		0-0 E8 1B		0-0 6-3	5 0 2 1 0 2 2										
Ken Landreaux, L (1, 7) OBP: 0.111, SLG: 0.111	0-0 4-3 1-2			0-0 2B 1B		0-0 F7		0-0 G3		4 0 1 0 0 0 2										
Mike Marshall, R (1, 9) OBP: 0.250, SLG: 0.417	0-3 K			0-0 1-3 2B		0-3 K		0-3 K		4 0 1 0 0 3 1										
Franklin Stubbs, L (1, 3) OBP: 0.500, SLG: 0.750		0-0 3-1		0-3 K		0-3 K		0-0 G3-4-3 1B		4 0 1 0 0 2 2										
Mike Scioscia, L (1, 2) OBP: 0.417, SLG: 0.333		0-0 L7		4-0 IBB			0-0 F5	0-0 G3-4-3		3 0 0 0 1 0 1										
Dave Anderson, R (1, 5) OBP: 0.250, SLG: 0.250		0-0 P3		0-3 K			0-0 1B 1B	0-0 5-3		4 1 1 0 0 1 4										
Mariano Duncan, R (1, 6) OBP: 0.167, SLG: 0.091			0-0 G3	0-0 F9			0-0 1B 1B	4-0 4-3 BB		3 1 1 0 1 0 3										
Rick Honeycutt, L (1, 1) Len Matuszek, L (7, PH) Tom Niedenfuer, R (7, 1) Matt Young, L (7, 1) Brian Holton, R (7, 1) Tracy Woodson, R (8, PH)			0-3 K		0-3 K		0-0 F8	0-3 K		2 0 0 0 0 2 0 1 0 0 0 0 0 2 0 1 0 0 0 0 1 1										
Inning Stats	R: 0 E: 0 K: 2 S: 8	H: 1 LOB: 1 BB: 0 P: 8	R: 0 E: 0 K: 0 S: 3	H: 0 LOB: 0 BB: 0 P: 3	R: 0 E: 0 K: 2 S: 8	H: 1 LOB: 1 BB: 0 P: 8	R: 0 E: 0 K: 2 S: 9	H: 2 LOB: 3 BB: 1 P: 13	R: 0 E: 0 K: 2 S: 7	H: 0 LOB: 0 BB: 0 P: 7	R: 3 E: 1 K: 0 S: 7	H: 4 LOB: 1 BB: 0 P: 7	R: 0 E: 0 K: 1 S: 6	H: 1 LOB: 1 BB: 0 P: 6	R: 0 E: 0 K: 1 S: 5	H: 0 LOB: 1 BB: 1 P: 9	1B: 7 2B: 2 3B: 0 HR: 0	SF: 0 SAC: 0 DP: 0 HBP: 0	WP: 0 PB: 0 SB: 2 CS: 0	PA: 38
PITCHER	IP WLS BF H R ER SO BB IBB HBP BLK WP HR S P ERA WHIP																			
Nolan Ryan, R (1, 1) ERA: 3.86	7.0 W 30 8 3 3 10 0 1 0 0 0 0 49 53 3.86 1.143																			
Larry Andersen, R (8, 1) ERA:	0.2 3 1 0 0 1 0 0 0 0 0 0 5 5 0.00 1.500																			
Charlie Kerfeld, R (8, 1) ERA: 4.5	1.1 5 0 0 0 1 1 0 0 0 0 0 6 10 0.00 0.750																			

Los Angeles Dodgers @ Houston Astros
Astrodome, Houston, TX
Wed Apr 08 1987, 8:05 PM EDT
Att. 15,682 - Unknown

livebaseballscorecards.com

AB	36
R	3
H	9
RBI	3
BB	2
SO	12
LOB	19



Batter	1	2	3	4	5	6	7	8	9
Bill Doran, S OBP: 0.462, SLG: 0.364 (1, 4)	0-3 K		0-3 K		0-0 4-3		0-0 E7 2B 1B		
Billy Hatcher, R OBP: 0.417, SLG: 0.455 (1, 8)	0-0 F7		0-0 5-3			0-0 L6	0-0 HR 2B		
Jose Cruz, L OBP: 0.385, SLG: 0.923 (1, 7)	0-0 1B		0-0 1B			0-0 4-3	0-0 HR		
Glenn Davis, R OBP: 0.308, SLG: 0.308 (1, 3)	0-0 1B		0-0 L4			0-0 5-3	0-0 1B		
Kevin Bass, S OBP: 0.385, SLG: 0.462 (1, 9)	0-0 FC5-4			0-3 K			BB 1B		
Mark Bailey, S OBP: 0.400, SLG: 0.500 (1, 2)		0-0 2B		0-3 K			K		
Phil Garner, R OBP: 0.364, SLG: 0.300 (1, 5)		0-3 K		0-0 4-3			0-0 1B 1B	0-0 P3	
Bert Pena, R OBP: 0.400, SLG: 0.400 (1, 6)		0-3 K			0-0 5-3		0-3 K	0-0 F9	
Ty Gainey, L (7, PH)									
Davey Lopes, R (7, PH)									
Craig Reynolds, L OBP: 0.167, SLG: 0.167 (8, 6)									
Nolan Ryan, R (1, 1)		0-0 F7			0-3 K		0-0 1B E 1B	0-3 K	
Jim Pankovits, R OBP: 0.500, SLG: 0.500 (7, PH)									
Larry Andersen, R (8, 1)									
Charlie Kerfeld, R (8, 1)									

Inning Stats	R: 0 E: 0 K: 1 S: 7	H: 2 LOB: 2 BB: 0 P: 7	R: 0 E: 0 K: 2 S: 8	H: 1 LOB: 1 BB: 0 P: 8	R: 0 E: 0 K: 1 S: 6	H: 1 LOB: 1 BB: 0 P: 6	R: 0 E: 0 K: 2 S: 7	H: 0 LOB: 0 BB: 0 P: 7	R: 0 E: 0 K: 1 S: 5	H: 0 LOB: 0 BB: 0 P: 5	R: 0 E: 0 K: 0 S: 3	H: 0 LOB: 0 BB: 0 P: 3	R: 7 E: 1 K: 3 S: 16	H: 7 LOB: 1 BB: 1 P: 20	R: 0 E: 0 K: 1 S: 5	H: 0 LOB: 0 BB: 0 P: 5
--------------	------------------------------	---------------------------------	------------------------------	---------------------------------	------------------------------	---------------------------------	------------------------------	---------------------------------	------------------------------	---------------------------------	------------------------------	---------------------------------	-------------------------------	----------------------------------	------------------------------	---------------------------------

PITCHER	IP	WLS	BF	H	R	ER	SO	BB	IBB	HBP	BLK	WP	HR	S	P	ERA	WHIP
Rick Honeycutt, L ERA: 6.0	(1, 1)		22	4	0	0	7	0	0	0	0	0	0	36	36	0.00	0.667
Tom Niedenfuer, R ERA: 27.0	(7, 1)	0.0	3	2	3	3	0	1	0	0	0	0	0	2	6	∞	∞
Matt Young, L ERA: 40.5	(7, 1)	0.1	L 5	4	4	4	1	0	0	0	0	0	1	7	7	108.00	12.000
Brian Holton, R ERA: 7.0	(7, 1)	1.2	6	1	0	0	3	0	0	0	0	0	0	12	12	0.00	0.600

BOTTOM

Los Angeles Dodgers @ Houston Astros
Astrodome, Houston, TX

Wed Apr 08 1987, 8:05 PM EDT
Att. 15,682 - Unknown

AB	R	H	RBI	BB	SO	LOB
4	1	1	1	0	2	0
4	1	1	1	0	0	0
4	1	3	2	0	0	0
4	0	2	0	0	0	1
4	1	1	0	0	2	3
3	1	1	0	1	2	1
4	1	1	1	0	1	1
2	0	0	0	0	1	1
0	0	0	0	0	0	0
1	0	0	0	0	1	2
1	0	0	0	0	0	0
2	0	0	0	0	1	1
1	1	1	1	0	0	0
0	0	0	0	0	0	0
1	0	0	0	0	1	0

AB	35
R	7
H	11
RBI	6
BB	1
SO	11
LOB	10



1B:	8	SF:	0	WP:	0	PA:	36
2B:	2	SAC:	0	PB:	0		
3B:	0	DP:	0	SB:	1		
HR:	1	HBP:	0	CS:	0		

PITCHER	IP	WLS	BF	H	R	ER	SO	BB	IBB	HBP	BLK	WP	HR	S	P	ERA	WHIP
---------	----	-----	----	---	---	----	----	----	-----	-----	-----	----	----	---	---	-----	------

Batter	1	2	3	4	5	6	7	8	9	AB R H RBI BB SO LOB	TOP											
Will Clark, L (1, 3) OBP: 0.353, SLG: 0.500 Mike Aldrete, L (7, 3) OBP: 1.000, SLG: 1.000	0-0 HR 1B	0-0 F7			0-0 1B S 1B	0-0 SF8			0-0 FC5-4 1B	3 2 2 1 0 0 1 1 0 1 0 0 0 0												
Chili Davis, S (1, 8) OBP: 0.429, SLG: 0.545	0-0 1-H HR		0-0 F7		0-0 CS 1B 1B	0-0 4-3			0-0 FC5-4 G4-6-3	5 1 2 2 0 0 1												
Jeffrey Leonard, R (1, 7) OBP: 0.563, SLG: 0.643 Eddie Milner, L (5, 8)	0-0 G5-4-3 1B		4-0 BB		0-0 1-2 3-H 2B 1B				0-0 G4-6-3	2 1 2 1 1 0 0 2 0 0 0 0 1 1												
Candy Maldonado, R (1, 9) OBP: 0.333, SLG: 0.429	0-0 1-2f G5-4-3		0-0 F6		0-0 1-H 2-3 HR 2B					4 1 2 1 0 0 2												
Chris Brown, R (1, 5) OBP: 0.294, SLG: 0.688	0-3 K		0-0 F8		0-0 2-H HR					4 1 1 2 0 2 2												
Bob Brenly, R (1, 2)		4-0 5-3 2B BB		0-3 K	4-0 BB				0-0 F7	2 1 0 0 2 1 1												
Robby Thompson, R (1, 4)		0-0 1-2 5-3		0-3 K	0-3 K				0-0 F6	4 0 0 0 0 2 2												
Jose Uribe, S (1, 6) OBP: 0.250, SLG: 0.333		0-0 F5		0-0 F8		0-0 SH1-3 SF8 2B			0-0 5-3	4 1 1 0 0 0 1												
Mark Davis, L (1, 1) OBP: 0.500, SLG: 1.000 Harry Spilman, L (8, PH) Greg Minton, S (8, 1) Jim Gott, R (9, 1)		0-0 2-H 2B		0-0 3-1	0-0 SH1-3				0-3 K	2 0 1 1 0 0 0 1 0 0 0 0 1 0 0 0 0 0 0 0 0 0 0 0 0 0 0 0												
Inning Stats	R: 2 E: 0 K: 1 S: 7	H: 3 LOB: 0 BB: 0 P: 7	R: 1 E: 0 K: 0 S: 4	H: 1 LOB: 1 BB: 1 P: 8	R: 0 E: 0 K: 0 S: 3	H: 0 LOB: 1 BB: 1 P: 7	R: 0 E: 0 K: 2 S: 7	H: 0 LOB: 0 BB: 0 P: 7	R: 4 E: 0 K: 1 S: 9	H: 5 LOB: 1 BB: 1 P: 13	R: 1 E: 0 K: 0 S: 4	H: 1 LOB: 0 BB: 0 P: 4	R: 0 E: 0 K: 2 S: 8	H: 1 LOB: 1 BB: 0 P: 8	R: 0 E: 0 K: 1 S: 5	H: 0 LOB: 0 BB: 0 P: 5	R: 0 E: 0 K: 0 S: 3	H: 1 LOB: 0 BB: 0 P: 3	1B: 7 2B: 3 3B: 0 HR: 2	SF: 1 SAC: 1 DP: 2 HBP: 0	WP: 0 PB: 0 SB: 1 CS: 1	PA: 39
PITCHER	IP WLS BF H R ER SO BB IBB HBP BLK WP HR S P ERA WHIP											PITCHER	IP WLS BF H R ER SO BB IBB HBP BLK WP HR S P ERA WHIP									
Bob Welch, R (1, 1) ERA: 13.5	4.2 L 23 9 7 7 3 2 0 0 0 0 2 27 35 13.50 2.357																					
Tim Leary, R (5, 1) ERA:	0.1 2 0 0 0 1 1 0 0 0 0 0 0 3 7 0.00 3.000																					
Jerry Reuss, L (6, 1) ERA: 4.5	2.0 8 2 1 1 2 0 0 0 0 0 0 0 12 12 4.50 1.000																					
Ken Howell, R (8, 1) ERA: 18.0	1.0 3 0 0 0 1 0 0 0 0 0 0 0 5 5 0.00 0.000																					
Brian Holton, R (9, 1) ERA:	1.0 3 1 0 0 0 0 0 0 0 0 0 0 3 3 0.00 1.000																					

San Francisco Giants @ Los Angeles Dodgers
Dodger Stadium, Los Angeles, CA
Thu Apr 09 1987, 7:05 PM PDT
Att: 46,289 - Unknown

livebaseballscorecards.com

AB	34
R	8
H	12
RBI	8
BB	3
SO	7
LOB	11



Batter	1	2	3	4	5	6	7	8	9	AB	R	H	RBI	BB	SO	LOB
Steve Sax, R OBP: 0.389, SLG: 0.438 (1, 4)	0-0 5-3 ①		0-0 4-3 ①		0-0 FC4-6 1B			0-0 1B 2B		4	0	2	0	0	0	0
Mike Ramsey, S OBP: 0.375, SLG: 0.500 (1, 8)	0-0 1B SF7 1B		0-0 F8 ②		0-0 FC4-6 1-2f			0-0 F7 ①		4	1	1	0	0	0	2
Mariano Duncan, R OBP: 0.250, SLG: 0.200 (1, 6)	0-0 1B 1-3 1B		0-3 K ③					0-0 G4-6-3 1B 2-3		4	0	2	0	0	2	0
Mike Marshall, R OBP: 0.267, SLG: 0.385 Ken Landreaux, L OBP: 0.100, SLG: 0.100 (1, 9) (7, 9)	0-0 SF7 ②			1-0 WP FC6 HBP			0-0 6-3 ②	0-0 G4-6-3 ② ③ 1-2f		1	0	0	1	0	0	0
Franklin Stubbs, L OBP: 0.438, SLG: 0.625 (1, 7)	0-0 1-3 1B			0-3 K 1-3			0-3 K ③		0-3 K ①	4	0	1	0	0	3	1
Tracy Woodson, R OBP: 0.125, SLG: 0.125 (1, 3)	0-0 5-3 ③			0-0 FC6 3-H			0-0 F7 ①		0-0 1B 1B	4	0	1	0	0	0	3
Mike Scioscia, L OBP: 0.400, SLG: 0.417 Alex Trevino, R (8, 2)		0-0 4-3 ①		0-0 6-3 ③			0-0 2B		0-3 K ②	3	0	1	0	0	0	1
Dave Anderson, R OBP: 0.250, SLG: 0.250 (1, 5)		0-0 F8 ②			0-0 F3 ①		0-0 F3 ②		0-0 1B 1B	4	0	1	0	0	0	1
Bob Welch, R Tim Leary, R Len Matuszek, L Jerry Reuss, L Pedro Guerrero, R Ken Howell, R Brian Holton, R Fernando Valenzuela, L OBP: 0.250, SLG: 0.250 (1, 1) (5, 1) (5, PH) (6, 1) (7, PH) (8, 1) (9, 1) (9, PH)		0-0 4-3 ③			0-0 4-3 ②		0-3 K ③		0-3 K ③	1	0	0	0	0	0	0

Inning Stats	R: 1	H: 3	E: 0	K: 0	S: 6	LOB: 2	BB: 0	P: 6	R: 0	H: 0	E: 0	K: 0	S: 3	LOB: 0	BB: 0	P: 3	R: 0	H: 0	E: 0	K: 1	S: 5	LOB: 0	BB: 0	P: 5	R: 0	H: 0	E: 0	K: 1	S: 5	LOB: 1	BB: 0	P: 6	R: 0	H: 1	E: 0	K: 0	S: 4	LOB: 1	BB: 0	P: 4	R: 0	H: 0	E: 0	K: 2	S: 7	LOB: 0	BB: 0	P: 7	R: 0	H: 1	E: 0	K: 1	S: 6	LOB: 1	BB: 0	P: 6	R: 0	H: 2	E: 0	K: 0	S: 4	LOB: 1	BB: 0	P: 4	R: 0	H: 2	E: 0	K: 3	S: 11	LOB: 2	BB: 0	P: 11	1B: 7	2B: 2	3B: 0	HR: 0	SF: 1	SAC: 0	DP: 1	HBP: 1	WP: 2	PB: 0	SB: 0	CS: 0	PA: 36
PITCHER	IP	WLS	BF	H	R	ER	SO	BB	IBB	HBP	BLK	WP	HR	S	P	ERA	WHIP																																																																				
Mark Davis, L ERA: 1.29 (1, 1)	7.0		27	5	1	1	5	0	0	1	0	1	0	36	37	1.29	0.714																																																																				
Greg Minton, R ERA: (8, 1)	1.0		4	2	0	0	0	0	0	0	0	0	0	4	4	0.00	2.000																																																																				
Jim Gott, R ERA: (9, 1)	1.0		5	2	0	0	3	0	0	0	0	0	0	11	11	0.00	2.000																																																																				

BOTTOM

San Francisco Giants @ Los Angeles Dodgers
Dodger Stadium, Los Angeles, CA
 Thu Apr 09 1987, 7:05 PM PDT
 Att. 46,289 - Unknown

livebaseballscorecards.com

AB	34
R	1
H	9
RBI	1
BB	0
SO	8
LOB	14



Batter	1	2	3	4	5	6	7	8	9	10	11	AB R H RBI BB SO LOB	TOP																								
Eddie Milner, L OBP: 0.200, SLG: 0.143 (1, 8)	0-3 K		x 0-0 E4		x 0-0 CS 1B		x 0-0 E4 HR		x 0-0 CS 1B		x 0-0 L3	6 1 2 0 0 1 1																									
Will Clark, L OBP: 0.364, SLG: 0.619 (1, 3)	0-0 FC6-5 E 1B		x 0-3 K		x 0-3 K		x 0-0 3-H 1-H HR		x 0-0 G3			5 1 2 2 0 2 4																									
Chili Davis, S OBP: 0.316, SLG: 0.375 (1, 9)	0-0 FC6-5 1B		x 0-0 6-3		x 0-3 K		x 0-3 K					5 0 0 0 0 3 3																									
Candy Maldonado, R OBP: 0.350, SLG: 0.421 (1, 7)	0-0 1-H 1B			x 0-0 F9 1B 1B		x 0-0 F2		x 0-0 5-3		x 0-0 F3		5 1 2 0 0 0 0																									
Chris Brown, R OBP: 0.273, SLG: 0.571 (1, 5) (11, 6)		x 0-0 F9		x 0-0 1B F9 1B		x 0-0 L4		x 0-0 6-3		x 0-0 P3		5 0 1 0 0 0 0																									
Bob Melvin, R OBP: 0.250, SLG: 0.750 (1, 2)		x 0-3 K		x 0-0 F9		x 0-0 F6		x 0-0 E6			x 0-0 F9	5 0 0 0 0 1 2																									
Chris Speier, R OBP: 0.500, SLG: 0.571 (1, 4)		BB BB BB 4-0		x 0-0 SH3 1B		x 0-0 F8		x 0-0 3-1 E 2B		x 0-0 F8		4 1 2 1 1 0 1																									
Jose Uribe, S OBP: 0.313, SLG: 0.438 Bob Brenly, R (11, 5)		x 0-0 F8		x 0-0 SH3		x 0-0 F8			x 0-0 SH3 2B		x 0-0 S 1B 1B	4 1 2 0 0 0 2 0 0 0 0 0 0 0																									
Kelly Downs, R Jeff Robinson, R Robby Thompson, R Scott Garretts, R Harry Spilman, L Mark Grant, R (1, 1) (7, 1) (9, PH) (9, 1) (11, PH) (11, 1)			x 0-3 K	x 0-3 K		x 0-0 3-1			x 0-0 SH3		x 0-0 1-H 1B	3 0 0 0 0 0 2 3 0 1 0 1 1 0 0 0 0 0 0 0 0 0 0 0 0																									
Inning Stats	R: 0 E: 1 K: 1 S: 6	H: 2 LOB: 2 BB: 0 P: 6	R: 0 E: 0 K: 1 S: 5	H: 0 LOB: 1 BB: 1 P: 9	R: 0 E: 1 K: 2 S: 8	H: 0 LOB: 1 BB: 0 P: 8	R: 1 E: 0 K: 1 S: 8	H: 3 LOB: 2 BB: 0 P: 8	R: 0 E: 0 K: 0 S: 7	H: 1 LOB: 0 BB: 0 P: 7	R: 0 E: 1 K: 0 S: 3	H: 0 LOB: 1 BB: 0 P: 4	R: 0 E: 0 K: 0 S: 4	H: 0 LOB: 1 BB: 0 P: 4	R: 0 E: 0 K: 1 S: 5	H: 0 LOB: 0 BB: 0 P: 5	R: 1 E: 0 K: 0 S: 5	H: 2 LOB: 1 BB: 0 P: 5	1B: 9 2B: 2 3B: 0 HR: 1	SF: 0 SAC: 2 DP: 0 HBP: 0	WP: 0 PB: 0 SB: 1 CS: 2	PA: 46															
PITCHER	IP WLS BF H R ER SO BB IBB HBP BLK WP HR S P ERA WHIP																				PITCHER	IP WLS BF H R ER SO BB IBB HBP BLK WP HR S P ERA WHIP															
Alejandro Pena, R ERA: 1.35 (1, 1)	6.2	29	8	4	1	7	1	0	0	0	0	0	0	1	42	46	1.35	1.350																			
Ken Howell, R ERA: 13.5 (7, 1)	0.1	1	0	0	0	1	0	0	0	0	0	0	0	3	3	0.00	0.000																				
Matt Young, L ERA: 16.2 (8, 1)	2.0	8	2	0	0	0	0	0	0	0	0	0	0	8	8	0.00	1.000																				
Tom Niedenfuer, R ERA: 13.5 (10, 1)	1.0	3	0	0	0	1	0	0	0	0	0	0	0	5	5	0.00	0.000																				
Tim Leary, R ERA: 6.75 (11, 1)	1.0	L	5	2	1	1	0	0	0	0	0	0	0	5	5	9.00	2.000																				

San Francisco Giants @ Los Angeles Dodgers
 Dodger Stadium, Los Angeles, CA
 Fri Apr 10 1987, 7:05 PM PDT
 Att. 41,338 - Unknown

livebaseballscorecards.com

AB	43
R	5
H	12
RBI	4
BB	1
SO	9
LOB	16



Batter	1	2	3	4	5	6	7	8	9	10	11	AB R H RBI BB SO LOB
Steve Sax, R OBP: 0.375, SLG: 0.381 (1, 4)	0-3 K			0-0 1B		4-0 CS BB		0-0 F8	0-3 K		0-0 4-3	5 0 1 0 1 2 4
Mike Ramsey, S OBP: 0.364, SLG: 0.429 (1, 8)	0-0 G3			0-0 1B		0-3 K		0-0 4-3		4-0 1B BB	0-0 F7	5 0 1 0 1 1 2
Mike Marshall, R OBP: 0.250, SLG: 0.333 (1, 9)	0-0 6-3			0-0 F9			0-3 K	0-3 K		0-0 1B IBB		5 0 1 0 0 2 2
Pedro Guerrero, R OBP: 0.286, SLG: 0.167 (1, 7)		0-3 K		0-0 P4			0-0 BB 2B 1B		0-3 K	4-0 1B IBB		4 1 1 0 1 2 2
Franklin Stubbs, L OBP: 0.381, SLG: 0.500 (1, 3)		0-0 F8		0-3 K			4-0 2B WP BB		0-0 P5	0-3 K		4 1 0 0 1 2 5
Mike Scioscia, L OBP: 0.421, SLG: 0.467 Reggie Williams, R (9, PR) Tom Niedenfuer, R (10, 1) Fernando Valenzuela, L (10, PH) Tim Leary, R (11, 1)		0-0 F8			0-0 L3		0-0 WP 4-3 2B		4-0 1B E BB	0-3 K		3 1 1 1 1 0 0 0 1 0 0 0 0 0 0 0 0 0 0 0 0 1 0 0 0 0 1 3 0 0 0 0 0 0 0
Tracy Woodson, R OBP: 0.100, SLG: 0.100 Ken Landreaux, L (7, PH) Dave Anderson, R (8, 5) Alex Trevino, R (9, PH)			0-0 F5		0-0 6-3		0-0 4-3	0-0 2-H 3-H	0-0 E 1B	0-3 K		2 0 0 0 0 0 0 1 0 0 1 0 0 0 0 0 0 0 0 0 0 2 0 1 0 0 1 3
Mariano Duncan, R OBP: 0.381, SLG: 0.333 (1, 6)			0-0 CS 1B		0-0 6-3		4-0 BB		4-0 E BB		0-0 SH5-3 2B	3 0 2 0 2 0 0
Alejandro Pena, R (1, 1) Ken Howell, R (7, 1) Len Matuszek, L (7, PH) Matt Young, L (8, 1) Mickey Hatcher, R (9, PH)			0-0 4-3			0-0 F3	0-0 F8		0-0 E5		0-0 SH5-3	2 0 0 0 0 0 1 0 0 0 0 0 0 0 1 0 0 0 0 0 1 0 0 0 0 0 0 0 1 0 0 0 0 0 2

Inning Stats	R: 0	H: 0	R: 0	H: 0	R: 0	H: 1	R: 0	H: 2	R: 0	H: 0	R: 3	H: 2	R: 0	H: 0	R: 1	H: 1	R: 0	H: 1	R: 0	H: 1	1B: 6	SF: 0	WP: 1	PA: 47			
	E: 0	LOB: 0	E: 0	LOB: 0	E: 0	LOB: 0	E: 0	LOB: 2	E: 0	LOB: 0	E: 0	LOB: 1	E: 0	LOB: 0	E: 1	LOB: 3	E: 0	LOB: 3	E: 0	LOB: 1	2B: 2	SAC: 1	PB: 0				
	K: 1	BB: 0	K: 1	BB: 0	K: 0	BB: 0	K: 1	BB: 0	K: 0	BB: 0	K: 1	BB: 2	K: 1	BB: 1	K: 2	BB: 2	K: 3	BB: 2	K: 0	BB: 0	3B: 0	DP: 0	SB: 0				
	S: 5	P: 5	S: 5	P: 5	S: 3	P: 3	S: 7	P: 7	S: 3	P: 3	S: 4	P: 8	S: 5	P: 5	S: 9	P: 17	S: 10	P: 18	S: 4	P: 4	HR: 0	HBP: 0	CS: 2				
PITCHER	IP	WLS	BF	H	R	ER	SO	BB	IBB	HBP	BLK	WP	HR	S	P	ERA	WHIP										
Kelly Downs, R (1, 1) ERA: 4.26	6.1		24	5	3	3	5	2	0	0	0	0	0	32	40	4.26	1.105										
Jeff Robinson, R (7, 1) ERA:	1.2		6	0	0	0	1	1	0	0	0	1	0	7	11	0.00	0.600										
Scott Garrelts, R (9, 1) ERA:	2.0	W	13	2	1	0	5	3	1	0	0	0	0	19	35	0.00	2.500										
Mark Grant, R (11, 1) ERA:	1.0	S	4	1	0	0	0	0	0	0	0	0	0	4	4	0.00	1.000										


BOTTOM

San Francisco Giants @ Los Angeles Dodgers
 Dodger Stadium, Los Angeles, CA
 Fri Apr 10 1987, 7:05 PM PDT
 Att. 41,338 - Unknown

livebaseballscorecards.com

AB	39
R	4
H	8
RBI	2
BB	7
SO	11
LOB	25



Batter	1	2	3	4	5	6	7	8	9	AB R H RBI BB SO LOB	TOP														
Will Clark, L (1, 3) OBP: 0.308, SLG: 0.520	0-3 K		0-0 4-3			0-3 K			0-0 G3	4 0 0 0 0 2 1	<p>San Francisco Giants @ Los Angeles Dodgers Dodger Stadium, Los Angeles, CA</p> <p>Sat Apr 11 1987, 3:33 AM PDT Att. 31,000 - Unknown</p> <p>livebaseballscorecards.com</p> <table border="1"> <tr><td>AB</td><td>31</td></tr> <tr><td>R</td><td>1</td></tr> <tr><td>H</td><td>7</td></tr> <tr><td>RBI</td><td>1</td></tr> <tr><td>BB</td><td>1</td></tr> <tr><td>SO</td><td>9</td></tr> <tr><td>LOB</td><td>10</td></tr> </table> 	AB	31	R	1	H	7	RBI	1	BB	1	SO	9	LOB	10
AB	31																								
R	1																								
H	7																								
RBI	1																								
BB	1																								
SO	9																								
LOB	10																								
Chili Davis, S (1, 8) OBP: 0.304, SLG: 0.350	0-0 F8			0-0 1-3		0-3 K		0-0 1B	4 1 1 0 0 1 0																
Mike Aldrete, L (1, 7) OBP: 0.500, SLG: 0.400	0-0 4-3			0-0 1B		0-0 6-3		0-3 K	4 0 1 0 0 1 1																
Candy Maldonado, R (1, 9) OBP: 0.417, SLG: 0.455		0-0 3-1		0-0 1B		4-0 BB		0-0 1B	3 0 2 1 1 0 0																
Chris Brown, R (1, 5) OBP: 0.231, SLG: 0.480		0-0 1-3		0-0 G1-4-3		0-3 K		0-0 F9	4 0 0 0 0 1 4																
Bob Brenly, R (1, 2)		0-3 K		0-3 K		0-0 G6-4-3			3 0 0 0 0 2 1																
Matt Williams, R (1, 6) OBP: 0.333, SLG: 0.333			0-0 L5	0-3 K		0-0 G6-3			3 0 1 0 0 1 0																
Robby Thompson, R (1, 4) OBP: 0.167, SLG: 0.063			0-0 L6	0-0 WP		0-3 K			3 0 1 0 0 1 1																
Mike Krukow, R (1, 1) OBP: 0.500, SLG: 1.000			0-0 2B	0-0 4-3		0-0 G6-3			1 0 1 0 0 0 0																
Eddie Milner, L (5, PH) OBP: 0.188, SLG: 0.133									1 0 0 0 0 0 1																
Jim Gott, R (5, 1)									0 0 0 0 0 0 0																
Harry Spilman, L (8, PH) OBP: 0.333, SLG: 0.333									1 0 0 0 0 0 1																
Greg Minton, S (8, 1)									0 0 0 0 0 0 0																
Inning Stats	R: 0 E: 0 K: 1 S: 5	H: 0 LOB: 0 BB: 0 P: 5	R: 0 E: 0 K: 1 S: 5	H: 0 LOB: 0 BB: 0 P: 5	R: 0 E: 0 K: 0 S: 4	H: 1 LOB: 1 BB: 0 P: 4	R: 0 E: 0 K: 0 S: 4	H: 2 LOB: 1 BB: 0 P: 4	R: 0 E: 0 K: 2 S: 7	H: 0 LOB: 0 BB: 0 P: 7	R: 0 E: 0 K: 1 S: 4	H: 0 LOB: 0 BB: 1 P: 8	R: 0 E: 0 K: 1 S: 5	H: 1 LOB: 0 BB: 0 P: 5	R: 1 E: 0 K: 1 S: 7	H: 2 LOB: 1 BB: 0 P: 7	1B: 6 2B: 1 3B: 0 HR: 0	SF: 0 SAC: 0 DP: 3 HBP: 0	WP: 1 PB: 0 SB: 1 CS: 0	PA: 32					
PITCHER Orel Hershiser, R (1, 1) ERA: 2.25	IP: 9.0 WLS: W BF: 32 H: 7 R: 1 ER: 1 SO: 9 BB: 1 IBB: 0 HBP: 0 BLK: 0 WP: 1 HR: 0 S: 49 P: 53 ERA: 1.00 WHIP: 0.889																								

Batter	1	2	3	4	5	6	7	8	9
Steve Sax, R OBP: 0.333, SLG: 0.333 (1, 4)	0-0 F7		0-0 SH1-3	0-0 L6			0-0 3-1		
Mike Ramsey, S OBP: 0.308, SLG: 0.375 (1, 8)	0-0 4-3		0-0 SF9		0-0 6-3		0-0 F7		
Mike Marshall, R OBP: 0.250, SLG: 0.318 (1, 9)	0-0 G3		0-3 K		0-0 5-3		0-0 G3 WP 1B		
Pedro Guerrero, R OBP: 0.273, SLG: 0.500 (1, 7)		0-0 HR		0-0 6-3	0-0 6-3		0-0 F9		
Franklin Stubbs, L OBP: 0.360, SLG: 0.500 (1, 3)		0-3 K2-3		0-0 1B 2B		0-3 K	0-0 G3		
Mike Scioscia, L OBP: 0.478, SLG: 0.647 (1, 2)		0-0 HR		4-0 1B SF7 IBB		0-0 F7	4-0 IBB		
Tracy Woodson, R OBP: 0.214, SLG: 0.286 (1, 5)		0-0 F8		0-0 1B 1B		0-0 2B	0-0 F9		
Mariano Duncan, R OBP: 0.333, SLG: 0.300 (1, 6)		0-3 K		0-0 SF7		0-0 6-3			
Orel Hershiser, R OBP: 0.500, SLG: 0.667 (1, 1)			0-0 SH1-3 SF9 2B	0-0 1-2 1B			0-0 1-3		

Inning Stats	R: 0	H: 0	E: 0	K: 0	S: 3	R: 2	H: 2	E: 0	K: 2	S: 9	R: 1	H: 1	E: 0	K: 1	S: 6	R: 2	H: 3	E: 0	K: 0	S: 6	R: 0	H: 0	E: 0	K: 0	S: 3	R: 0	H: 1	E: 0	K: 1	S: 6	R: 0	H: 0	E: 0	K: 0	S: 3	R: 0	H: 1	E: 0	K: 0	S: 4	R: 0	H: 1	E: 0	K: 0	S: 4				
	0	0	0	0	3	2	2	0	2	9	1	1	0	1	6	2	3	0	0	6	0	0	0	0	0	0	0	1	0	0	0	0	0	0	0	0	0	0	0	0	1	1	0	1	0	0	0	0	0

PITCHER	IP	WLS	BF	H	R	ER	SO	BB	IBB	HBP	BLK	WP	HR	S	P	ERA	WHIP
Mike Krukow, R ERA: 6.0 (1, 1)	4.0	L	19	6	5	5	3	0	1	0	0	0	2	24	28	11.25	1.500
Jim Gott, R ERA: (5, 1)	3.0		10	1	0	0	1	0	0	0	0	0	0	12	12	0.00	0.333
Greg Minton, R ERA: (8, 1)	1.0		5	1	0	0	0	0	1	0	0	1	0	4	8	0.00	1.000

BOTTOM

AB	R	H	RBI	BB	SO	LOB
3	0	0	0	0	0	2
3	0	0	1	0	0	0
4	0	1	0	0	1	0
4	1	1	1	0	0	1
4	1	1	0	0	2	1
2	2	1	1	2	0	0
4	0	2	1	0	0	2
2	0	0	1	0	1	1
3	1	2	0	0	0	0

AB	29
R	5
H	8
RBI	5
BB	2
SO	4
LOB	7



WP	PA
1	34

San Francisco Giants @ Los Angeles Dodgers
 Dodger Stadium, Los Angeles, CA
 Sat Apr 11 1987, 3:33 AM PDT
 Att. 31,000 - Unknown

livebaseballscorecards.com

Batter	1	2	3	4	5	6	7	8	9	AB R H RBI BB SO LOB	TOP											
Will Clark, L (1, 3) OBP: 0.323, SLG: 0.500	0-3 K		0-0 E CS 1B		0-0 F9		0-0 1B	0-0 F7		5 0 2 0 0 1 3	<p>San Francisco Giants @ Los Angeles Dodgers Dodger Stadium, Los Angeles, CA</p> <p>Sun Apr 12 1987, 3:33 AM PDT Att: 48,771 - Unknown</p>											
Chili Davis, S (1, 8) OBP: 0.296, SLG: 0.333 Greg Minton, S (7, 1) Jeffrey Leonard, R (8, PH) Jeff Robinson, R (8, 1)	0-0 F9		0-3 K		0-0 F9		0-0 1B	0-0 F4		4 0 1 0 0 1 2 0 0 0 0 0 0 0 1 0 0 0 0 0 2 0 0 0 0 0 0 0												
Bob Brenly, R (1, 2) OBP: 0.235, SLG: 0.143	0-0 2B		4-0 E 1-2 BB		0-0 CS 1-2	0-0 5-3	0-0 F7		0-0 F8	4 0 1 0 1 0 2												
Candy Maldonado, R (1, 9) OBP: 0.448, SLG: 0.481	0-0 F4		0-3 K 1-2 2-3		0-0 WP 1B			0-0 2B 1B	0-0 1B	5 2 3 0 0 1 3												
Chris Brown, R (1, 5) OBP: 0.290, SLG: 0.517		4-0 FC6-4 BB	0-3 K		0-0 F7 1-2			0-0 1B 1-3 2B	0-0 1B	4 1 2 0 1 1 3												
Joel Youngblood, R (1, 7) Mike Aldrete, L (8, PH) Bob Melvin, R (9, PH) OBP: 0.571, SLG: 0.500		0-0 FC6-4 1-4-3 1-2 1B		0-0 5-3		0-0 1B 2-H		0-0 1B 2-3 3-H 1B	0-3 K	3 1 1 1 0 0 1 1 1 1 1 0 0 0 1 0 0 0 0 1 2												
Matt Williams, R (1, 6) OBP: 0.125, SLG: 0.125		0-0 1-4-3 1-2		0-3 K		0-3 K		0-3 K	0-3 K2-3	5 0 0 0 0 4 6												
Robby Thompson, R (1, 4) Mark Grant, R (4, 1) Eddie Milner, L (7, PH) OBP: 0.222, SLG: 0.176		0-0 1B 2-H		0-0 F8			0-0 F7	0-0 1B 1-3 1B		2 0 1 1 0 0 0 0 0 0 0 0 0 0 2 0 1 1 0 0 0												
Michael LaCoss, R (1, 1) Chris Speier, R (4, 4) OBP: 0.545, SLG: 0.600		0-0 6-3		0-0 CS 1B			0-0 L6	0-0 1B 1-3 3-H		1 0 0 0 0 0 1 3 0 2 1 0 0 0												
Inning Stats	R: 0 E: 0 K: 1 S: 6	H: 1 LOB: 1 BB: 0 P: 6	R: 1 E: 0 K: 0 S: 4	H: 1 LOB: 1 BB: 1 P: 8	R: 0 E: 1 K: 3 S: 10	H: 1 LOB: 2 BB: 1 P: 14	R: 0 E: 0 K: 1 S: 5	H: 0 LOB: 0 BB: 0 P: 5	R: 0 E: 0 K: 0 S: 3	H: 1 LOB: 0 BB: 0 P: 3		R: 1 E: 0 K: 1 S: 7	H: 2 LOB: 1 BB: 0 P: 7	R: 0 E: 0 K: 0 S: 5	H: 2 LOB: 2 BB: 0 P: 5	R: 3 E: 0 K: 1 S: 10	H: 5 LOB: 2 BB: 0 P: 10	R: 0 E: 0 K: 2 S: 9	H: 2 LOB: 2 BB: 0 P: 9	1B: 13 2B: 2 3B: 0 HR: 0	SF: 0 SAC: 0 DP: 0 HBP: 0	WP: 1 PB: 0 SB: 0 CS: 2
PITCHER	IP WLS BF H R ER SO BB IBB HBP BLK WP HR S P ERA WHIP																					
Fernando Valenzuela, L (1, 1) ERA: 2.57	7.0 W 30 8 2 2 6 2 0 0 0 1 0 40 48 2.57 1.429																					
Ken Howell, R (8, 1) ERA: 33.75	0.0 3 3 3 3 0 0 0 0 0 0 0 3 3 ∞ ∞																					
Tom Niedenfuer, R (8, 1) ERA: 11.57	0.1 3 2 0 0 1 0 0 0 0 0 0 5 5 0.00 6.000																					
Matt Young, L (8, 1) ERA: 10.8	1.2 S 7 2 0 0 2 0 0 0 0 0 0 0 11 11 0.00 1.200																					

livebaseballscores.com

AB	41
R	5
H	15
RBI	5
BB	2
SO	9
LOB	25



Batter	1	2	3	4	5	6	7	8	9
Steve Sax, R OBP: 0.313, SLG: 0.310 (1, 4)	0-0 5-3	0-0 6-3		0-0 1B 2B 1B		0-0 F8		0-0 4-3	
Mike Ramsey, S OBP: 0.367, SLG: 0.429 (1, 8)	0-0 BB 1B 1B		0-0 WP 4-3 1B 1B	0-0 1-3 2B 1B		0-0 F6			
Pedro Guerrero, R OBP: 0.400, SLG: 0.846 (1, 7)	4-0 1B 1-2 BB		0-0 4-3	0-0 1-H 3-H 1B 2B		0-0 HR			
Mike Marshall, R OBP: 0.321, SLG: 0.385 (1, 9)	0-0 1-2 2-H 1B		0-0 1B 2B 1B	0-0 2-H 1B		0-3 K			
Mike Scioscia, L OBP: 0.444, SLG: 0.571 (1, 2)	0-0 F9		0-0 2B 1-3 1B	0-0 P5		0-0 L1			
Franklin Stubbs, L OBP: 0.345, SLG: 0.500 (1, 3)	0-0 G3		0-0 1-3 3-H 2B	0-0 G3		0-0 F6			
Tracy Woodson, R OBP: 0.222, SLG: 0.278 (8, 1) Ken Howell, R (8, 1) Tom Niedenfuer, R (8, 1) Matt Young, L (8, 1)		0-0 G1 S 1B	0-0 F4		0-0 6-3		0-0 F4		
Mariano Duncan, R OBP: 0.286, SLG: 0.250 (1, 6)		0-3 K 1-2	0-0 5-3		0-0 F3		0-3 K		
Fernando Valenzuela, L OBP: 0.125, SLG: 0.125 (1, 1) Dave Anderson, R OBP: 0.222, SLG: 0.222 (8, 5)		0-0 G1 2-3		0-0 4-3		0-0 F6		0-0 G3	

Inning Stats	R: 1	H: 2	E: 0	LOB: 2	K: 0	S: 5	R: 0	H: 1	E: 0	LOB: 1	K: 1	S: 6	R: 0	H: 4	E: 0	LOB: 2	K: 0	S: 7	R: 3	H: 4	E: 0	LOB: 1	K: 0	S: 7	R: 0	H: 0	E: 0	LOB: 0	K: 0	S: 3	R: 1	H: 1	E: 0	LOB: 0	K: 1	S: 6	R: 0	H: 0	E: 0	LOB: 0	K: 0	S: 3	R: 0	H: 0	E: 0	LOB: 0	K: 1	S: 5	R: 0	H: 0	E: 0	LOB: 0	K: 1	S: 5
--------------	------	------	------	--------	------	------	------	------	------	--------	------	------	------	------	------	--------	------	------	------	------	------	--------	------	------	------	------	------	--------	------	------	------	------	------	--------	------	------	------	------	------	--------	------	------	------	------	------	--------	------	------	------	------	------	--------	------	------

PITCHER	IP	WLS	BF	H	R	ER	SO	BB	IBB	HBP	BLK	WP	HR	S	P	ERA	WHIP
Michael LaCoss, R ERA: 6.75 (1, 1)	3.1	L	22	11	6	6	1	1	0	0	0	1	0	23	27	16.20	3.600
Mark Grant, R ERA: 2.45 (4, 1)	2.2		9	1	1	1	1	0	0	0	0	0	1	11	11	3.38	0.375
Greg Minton, R ERA: (7, 1)	1.0		3	0	0	0	0	0	0	0	0	0	0	3	3	0.00	0.000
Jeff Robinson, R ERA: (8, 1)	1.0		3	0	0	0	1	0	0	0	0	0	0	5	5	0.00	0.000

BOTTOM

San Francisco Giants @ Los Angeles Dodgers
Dodger Stadium, Los Angeles, CA
 Sun Apr 12 1987, 3:33 AM PDT
 Att. 48,771 - Unknown

AB	R	H	RBI	BB	SO	LOB
5	1	1	0	0	0	1
4	3	3	0	0	0	0
3	2	2	3	1	0	1
4	1	3	3	0	1	0
4	0	1	0	0	0	3
4	0	1	1	0	0	3
4	0	1	0	0	0	2
0	0	0	0	0	0	0
0	0	0	0	0	0	0
0	0	0	0	0	0	0
4	0	0	0	0	2	3
3	0	0	0	0	0	1
1	0	0	0	0	0	0

livebaseballscorecards.com

AB	36
R	7
H	12
RBI	7
BB	1
SO	3
LOB	14



PITCHER	IP	WLS	BF	H	R	ER	SO	BB	IBB	HBP	BLK	WP	HR	S	P	ERA	WHIP
---------	----	-----	----	---	---	----	----	----	-----	-----	-----	----	----	---	---	-----	------

Batter	1	2	3	4	5	6	7	8	9	AB R H RBI BB SO LOB	TOP														
Bill Doran, S (1, 4) OBP: 0.345, SLG: 0.240	0-3 K		0-0 1-3 2-H 1B		0-0 F7			0-0 4-3		4 0 1 1 0 1 0															
Billy Hatcher, R (1, 8) OBP: 0.500, SLG: 0.538	0-0 6-3		4-0 BB			0-0 FC6 1B		0-0 1B 1B		3 0 2 0 1 0 0															
Jose Cruz, L (1, 7) OBP: 0.357, SLG: 0.643	0-0 4-3		0-0 5-3			0-0 FC6 1-3		0-0 1-2 1B		3 0 0 0 0 0 3															
Ty Gainey, L (6, PR) OBP: 0.667, SLG: 0.500						1-2				1 0 1 0 0 0 0															
Glenn Davis, R (1, 3) OBP: 0.172, SLG: 0.207		0-0 F7		0-0 6-3		0-0 1-3		0-0 F9		4 0 0 0 0 0 3															
Kevin Bass, S (1, 9) OBP: 0.310, SLG: 0.517		0-0 6-3		0-0 2B		0-3 K			0-0 F8	4 0 1 0 0 1 2															
Alan Ashby, S (1, 2) OBP: 0.267, SLG: 0.214		0-0 5-3		0-0 1-3			0-0 L6		0-0 G3	4 0 0 0 0 0 1															
Phil Garner, R (1, 5) OBP: 0.280, SLG: 0.391			0-0 FC1-5 HBP 1B	0-0 5-3			0-0 F9		0-0 HR	4 1 2 1 0 0 1															
Bert Pena, R (1, 6) OBP: 0.250, SLG: 0.182			1-0 FC1-5 1B HBP		0-0 L5		0-0 F4		0-0 F7	2 1 0 0 0 0 0															
Craig Reynolds, L (9, PH) OBP: 0.500, SLG: 0.538			1-2 2-3f		0-3 K					1 0 0 0 0 0 0															
Nolan Ryan, R (1, 1)			0-0 FC1-5 1B		0-0 K			0-0 4-3		2 0 0 0 0 1 2															
Dave Meads, L (7, 1)										0 0 0 0 0 0 0															
Aurelio Lopez, R (7, 1)										0 0 0 0 0 0 0															
Terry Puhl, L (8, PH) OBP: 0.500, SLG: 0.500										1 0 0 0 0 0 0															
Charlie Kerfeld, R (8, 1)										0 0 0 0 0 0 0															
Inning Stats	R: 0 E: 0 K: 1 S: 5	H: 0 LOB: 0 BB: 0 P: 5	R: 0 E: 0 K: 0 S: 3	H: 0 LOB: 0 BB: 0 P: 3	R: 1 E: 0 K: 0 S: 4	H: 2 LOB: 2 BB: 1 P: 9	R: 0 E: 0 K: 0 S: 4	H: 1 LOB: 1 BB: 0 P: 4	R: 0 E: 0 K: 1 S: 5	H: 0 LOB: 0 BB: 0 P: 5	R: 0 E: 0 K: 1 S: 6	H: 1 LOB: 2 BB: 0 P: 6	R: 0 E: 0 K: 0 S: 3	H: 0 LOB: 0 BB: 0 P: 3	R: 0 E: 0 K: 0 S: 5	H: 2 LOB: 2 BB: 0 P: 5	R: 1 E: 0 K: 0 S: 4	H: 1 LOB: 0 BB: 0 P: 4	1B: 5 2B: 1 3B: 0 HR: 1	SF: 0 SAC: 0 DP: 0 HBP: 1	WP: 0 PB: 0 SB: 0 CS: 0	PA: 35			
PITCHER	IP WLS BF H R ER SO BB IBB HBP BLK WP HR S P ERA WHIP																								
Rick Honeycutt, L (1, 1) ERA: 0.9	4.0	16	3	1	1	1	1	1	0	1	0	0	0	16	21	2.25	1.000								
Brian Holton, R (5, 1) ERA: 1.17	5.0	19	4	1	1	2	0	0	0	0	0	1	23	23	1.80	0.800									

Houston Astros @ Los Angeles Dodgers
Dodger Stadium, Los Angeles, CA
Mon Apr 13 1987, 7:05 PM PDT
Att: 39,784 - Unknown

livebaseballscorecards.com

AB	33
R	2
H	7
RBI	2
BB	1
SO	3
LOB	12



Batter	1	2	3	4	5	6	7	8	9	10	11	12	AB R H RBI BB SO LOB	TOP																	
Bill Doran, S (1, 4) OBP: 0.314, SLG: 0.323	0-0 1-3			0-3 K	0-0 HR		0-0 4-3		0-3 K			0-0 F7	6 1 1 1 0 2 0																		
Billy Hatcher, R (1, 8) OBP: 0.471, SLG: 0.500	0-0 5-3			0-0 BLK 2B 1B	0-0 6-3			0-0 6-3		0-0 6-3		0-0 FC5 1B	6 1 2 0 0 0 0																		
Terry Puhl, L (1, 7) OBP: 0.250, SLG: 0.143	0-0 F9			0-0 F7		0-0 4-3		0-0 4-3		0-0 1-3		4-0 WP FC5 BB	5 0 0 0 1 0 1																		
Glenn Davis, R (1, 3) OBP: 0.200, SLG: 0.257		0-0 4-3		0-0 FC6 2B		0-0 F7		0-0 1B 1B		0-3 K		0-0 FC5 WP	6 0 2 1 0 1 2																		
Kevin Bass, S (1, 9) OBP: 0.371, SLG: 0.500		0-0 E6 CS		4-0 FC6 BB		1-0 BB HBP		0-0 BB 1B			0-0 F5	4-0 1-2 2-3 IBB	3 0 1 0 2 0 0																		
Alan Ashby, S (1, 2) OBP: 0.286, SLG: 0.167		0-0 F5		0-0 FC6		4-0 BB		4-0 BB			0-0 4-3	0-0 G3	4 0 0 0 2 0 6																		
Craig Reynolds, L (1, 6) OBP: 0.421, SLG: 0.444		0-0 CS	0-0 F9	0-0 P6		0-0 4-3		0-0 F9			0-0 1B 1B		5 0 1 0 0 0 8																		
Phil Garner, R (1, 5) OBP: 0.300, SLG: 0.429			0-0 2B		0-0 P5		0-0 F8		0-3 K		0-0 1B 1B		5 0 2 0 0 1 0																		
Danny Darwin, R (1, 1) OBP: 0.167, SLG: 0.167			0-3 K		0-3 K		0-3 K		0-3 K		0-0 4-3		3 0 0 0 0 3 0																		
Ty Gainey, L (9, PH) OBP: 0.500, SLG: 0.333													1 0 0 0 0 1 0																		
Aurelio Lopez, R (9, 1)													0 0 0 0 0 0 0																		
Jose Cruz, L (11, PH) OBP: 0.345, SLG: 0.621													1 0 0 0 0 0 2																		
Charlie Kerfeld, R (11, 1)													0 0 0 0 0 0 0																		
Inning Stats	R: 0 E: 0 K: 0 S: 3	H: 0 LOB: 0 BB: 0 P: 3	R: 0 E: 1 K: 0 S: 3	H: 0 LOB: 0 BB: 0 P: 3	R: 0 E: 0 K: 1 S: 5	H: 1 LOB: 0 BB: 0 P: 5	R: 1 E: 0 K: 1 S: 8	H: 2 LOB: 3 BB: 1 P: 12	R: 1 E: 0 K: 1 S: 6	H: 1 LOB: 0 BB: 0 P: 6	R: 0 E: 0 K: 0 S: 3	H: 0 LOB: 2 BB: 1 P: 8	R: 0 E: 0 K: 1 S: 5	H: 0 LOB: 0 BB: 0 P: 5	R: 0 E: 0 K: 0 S: 5	H: 2 LOB: 3 BB: 1 P: 9	R: 0 E: 0 K: 3 S: 9	H: 0 LOB: 0 BB: 0 P: 9	R: 0 E: 0 K: 1 S: 5	H: 0 LOB: 0 BB: 0 P: 5	R: 0 E: 0 K: 0 S: 5	H: 2 LOB: 2 BB: 0 P: 5	R: 0 E: 0 K: 0 S: 4	H: 1 LOB: 3 BB: 2 P: 12	1B: 6 2B: 2 3B: 0 HR: 1	SF: 0 SAC: 0 DP: 0 HBP: 1	WP: 1 PB: 0 SB: 1 CS: 1	PA: 52			
PITCHER	IP WLS BF H R ER SO BB IBB HBP BLK WP HR S P ERA WHIP																														
Bob Welch, R (1, 1) ERA: 6.57	7.2		33	6	2	2	4	3	0	1	0	37	50	2.35	1.174																
Matt Young, L (8, 1) ERA: 10.13	0.1		1	0	0	0	0	0	0	0	0	0	1	0.00	0.000																
Ken Howell, R (9, 1) ERA: 13.5	2.0		6	0	0	0	4	0	0	0	0	0	14	0.00	0.000																
Tom Niedenfuer, R (11, 1) ERA: 6.23	2.0	W	11	3	0	0	0	1	1	0	0	1	0	9	17	0.00	2.000														

Houston Astros @ Los Angeles Dodgers
Dodger Stadium, Los Angeles, CA
Tue Apr 14 1987, 7:05 PM PDT
Att. 40,110 - Unknown

livebaseballscorecards.com

AB	45
R	2
H	9
RBI	2
BB	5
SO	8
LOB	19



Batter	1	2	3	4	5	6	7	8	9	10	11	12	AB	R	H	RBI	BB	SO	LOB	BOTTOM							
Steve Sax, R (1, 4) OBP: 0.300, SLG: 0.378 Ken Howell, R (9, 1) Ken Landreaux, L (10, PH) OBP: 0.313, SLG: 0.214 (11, 8)	0-0 4-3		0-0 FC6-4			0-0 6-3		0-0 1B 2B		0-0 1B		4-0 1B IBB	4	1	1	1	0	0	1								
Mike Ramsey, S (1, 8) OBP: 0.333, SLG: 0.361 Tom Niedenfuer, R (11, 1) Alex Trevino, R (12, PH) OBP: 0.200, SLG: 0.200	0-0 4-3			0-0 1B 1B		0-3 K		0-3 K		0-0 F8		0-0 F9	5	0	1	0	0	2	2								
Pedro Guerrero, R (1, 7) OBP: 0.320, SLG: 0.591	0-0 F9			0-0 F9		0-0 F8		0-0 1B		0-0 F4		0-0 1B	6	0	2	2	0	0	2								
Mike Marshall, R (1, 9) OBP: 0.333, SLG: 0.387		0-0 5-3		0-0 1B		0-0 1B		0-0 4-3				0-3 K	5	0	2	0	0	1	1								
Mike Scioscia, L (1, 2) OBP: 0.389, SLG: 0.448		0-0 F3		0-0 F7		0-0 F8				0-0 F8		0-0 4-3	5	0	0	0	0	0	3								
Franklin Stubbs, L (1, 3) OBP: 0.342, SLG: 0.444		0-0 F9		0-0 P4		0-3 K				0-0 F9		0-0 1B	5	0	1	0	0	1	3								
Tracy Woodson, R (1, 5) OBP: 0.259, SLG: 0.423			0-0 5-3		0-0 P5		0-0 F9			0-0 2B		0-0 L6	5	0	1	0	0	0	2								
Mariano Duncan, R (1, 6) OBP: 0.306, SLG: 0.233			0-0 1-3		0-0 6-3		1-0 BLK 2B HBP			0-0 F8		4-0 F9 SH3-4 1B BB	3	2	0	0	1	0	1								
Bob Welch, R (1, 1) OBP: 0.333, SLG: 0.333 Matt Young, L (8, 1) Len Matuszek, L (8, PH) Dave Anderson, R (9, 4) OBP: 0.200, SLG: 0.200			0-0 FC6-4 1B		0-3 K		0-3 K			0-0 F8		0-0 SH3-4	2	0	1	0	0	1	0								
Inning Stats	R: 0 E: 0 K: 3	H: 0 LOB: 0 BB: 3	R: 0 E: 0 K: 3	H: 0 LOB: 0 BB: 3	R: 0 E: 0 K: 4	H: 1 LOB: 1 BB: 0	R: 0 E: 0 K: 5	H: 2 LOB: 2 BB: 5	R: 0 E: 0 K: 5	H: 0 LOB: 0 BB: 5	R: 0 E: 0 K: 5	H: 1 LOB: 1 BB: 6	R: 2 E: 0 K: 5	H: 2 LOB: 1 BB: 10	R: 0 E: 0 K: 4	H: 1 LOB: 1 BB: 4	R: 0 E: 0 K: 4	H: 1 LOB: 1 BB: 6	R: 0 E: 0 K: 6	H: 1 LOB: 1 BB: 6	R: 1 E: 0 K: 3	H: 1 LOB: 2 BB: 11	1B: 8 2B: 2 3B: 0 HR: 0	SF: 0 DP: 0 HBP: 1	WP: 0 PB: 0 SB: 0 CS: 0	PA: 48	
PITCHER	IP	WLS	BF	H	R	ER	SO	BB	IBB	HBP	BLK	WP	HR	S	P	ERA	WHIP										
Danny Darwin, R (1, 1) ERA: 1.76	8.0		31	6	2	2	5	0	0	1	1	0	0	40	41	2.25	0.750										
Aurelio Lopez, R (9, 1) ERA: 1.59	2.0		8	2	0	0	0	0	0	0	0	0	0	8	8	0.00	1.000										
Charlie Kerfeld, R (11, 1) ERA: 2.84	1.2	L	9	2	1	1	1	1	1	0	0	0	0	9	17	5.40	1.800										

Houston Astros @ Los Angeles Dodgers
Dodger Stadium, Los Angeles, CA
Tue Apr 14 1987, 7:05 PM PDT
Att: 40,110 - Unknown

livebaseballscorecards.com

AB	44
R	3
H	10
RBI	3
BB	2
SO	6
LOB	18



Batter	1	2	3	4	5	6	7	8	9	AB R H RBI BB SO LOB	TOP	
Bill Doran, S (1, 4) <small>OBP: 0.308, SLG: 0.314</small>	0-0 4-3			0-0 L6		0-0 L3		0-0 2B 1B		4 1 1 0 0 0 0	Houston Astros @ Los Angeles Dodgers Dodger Stadium, Los Angeles, CA Wed Apr 15 1987, 7:05 PM PDT Att: 43,381 - Unknown	
Billy Hatcher, R (1, 8) <small>OBP: 0.500, SLG: 0.639</small>	0-3 K			0-0 HR		0-0 1B		0-0 2B		4 1 3 2 0 1 0		
Terry Puhl, L (1, 7) <small>OBP: 0.250, SLG: 0.273</small>	0-3 K			0-0 2B 2B		0-3 K		0-0 4-3		4 1 1 0 0 2 2		
Glenn Davis, R (1, 3) <small>OBP: 0.231, SLG: 0.385</small>		0-0 F9		0-0 2B		0-0 6-3		0-0 HR		4 1 2 2 0 0 0		
Kevin Bass, S (1, 9) <small>OBP: 0.333, SLG: 0.444</small>		0-0 F7		0-0 4-3		0-0 F7		0-0 P3		4 0 0 0 0 0 0		
Alan Ashby, S (1, 2) <small>OBP: 0.280, SLG: 0.182</small>		0-3 K		0-0 4-3		0-0 1B		0-0 F7		4 0 1 0 0 1 0		
Craig Reynolds, L (1, 6) <small>OBP: 0.348, SLG: 0.364</small>			0-0 F5		0-0 G1-4-3	0-0 F9		0-0 F9		4 0 0 0 0 0 1		
Phil Garner, R (1, 5) <small>OBP: 0.273, SLG: 0.387</small>			0-3 K		0-0 F8		0-0 4-3			3 0 0 0 0 1 0		
Mike Scott, R (1, 1) 			0-0 P6		0-0 6-3		0-3 K			3 0 0 0 0 1 0		
Inning Stats	R: 0 H: 0 E: 0 LOB: 0 K: 2 BB: 0 S: 7 P: 7	R: 0 H: 0 E: 0 LOB: 0 K: 1 BB: 0 S: 5 P: 5	R: 0 H: 0 E: 0 LOB: 0 K: 1 BB: 0 S: 5 P: 5	R: 2 H: 3 E: 0 LOB: 0 K: 0 BB: 0 S: 5 P: 5	R: 0 H: 0 E: 0 LOB: 0 K: 0 BB: 0 S: 3 P: 3	R: 0 H: 1 E: 0 LOB: 1 K: 1 BB: 0 S: 6 P: 6	R: 0 H: 1 E: 0 LOB: 1 K: 0 BB: 0 S: 4 P: 4	R: 1 H: 2 E: 0 LOB: 1 K: 1 BB: 0 S: 7 P: 7	R: 1 H: 1 E: 0 LOB: 0 K: 0 BB: 0 S: 4 P: 4	1B: 3 SF: 0 2B: 3 SAC: 0 3B: 0 DP: 0 HR: 2 HBP: 0	WP: 0 PA: 34 PB: 0 SB: 0 CS: 0	
PITCHER Alejandro Pena, R (1, 1) <small>ERA: 2.13</small> Tim Leary, R (7, 1) <small>ERA: 6.23</small>	IP WLS BF H R ER SO BB IBB HBP BLK WP HR S P ERA WHIP											PITCHER IP WLS BF H R ER SO BB IBB HBP BLK WP HR S P ERA WHIP

livebaseballscorecards.com

AB	34
R	4
H	8
RBI	4
BB	0
SO	6
LOB	3



Batter	1	2	3	4	5	6	7	8	9	AB R H RBI BB SO LOB
Steve Sax, R (1, 4) OBP: 0.273, SLG: 0.341	0-0 5-3		0-0 6-3			0-0 F9			0-0 1-3	4 0 0 0 0 0 1
Mike Ramsey, S (1, 8) OBP: 0.310, SLG: 0.333	0-0 F7			0-3 K			0-0 F8			3 0 0 0 0 1 0
Pedro Guerrero, R (1, 7) OBP: 0.286, SLG: 0.520	0-0 F4			0-3 K			0-3 K			3 0 0 0 0 2 0
Mike Marshall, R (1, 9) OBP: 0.333, SLG: 0.364		0-3 K		4-0 CS BB			0-3 K			2 0 0 0 1 2 0
Mike Scioscia, L (1, 2) OBP: 0.359, SLG: 0.406		0-0 4-3		0-0 CS	0-0 F7			0-0 F9		3 0 0 0 0 0 0
Franklin Stubbs, L (1, 3) OBP: 0.317, SLG: 0.410		0-3 K			0-3 K			0-3 K		3 0 0 0 0 3 0
Tracy Woodson, R (1, 5) OBP: 0.233, SLG: 0.379			0-0 4-3		0-3 K			0-0 6-3		3 0 0 0 0 1 0
Mariano Duncan, R (1, 6) OBP: 0.308, SLG: 0.242			0-0 S 1B			0-3 K			0-0 F2	3 0 1 0 0 1 0
Alejandro Pena, R (1, 1) Len Matuszek, L (6, PH) Tim Leary, R (7, 1) Ken Landreaux, L (9, PH)			0-0 F9			0-0 P2			0-0 F8	1 0 0 0 0 0 1 1 0 0 0 0 0 0 0 0 0 0 0 0 0 1 0 0 0 0 0 0

Inning Stats	R: 0	H: 0	E: 0	K: 0	S: 3	R: 0	H: 0	E: 0	K: 2	S: 7	R: 0	H: 1	E: 0	K: 0	S: 4	R: 0	H: 0	E: 0	K: 2	S: 6	R: 0	H: 0	E: 0	K: 2	S: 7	R: 0	H: 0	E: 0	K: 1	S: 5	R: 0	H: 0	E: 0	K: 2	S: 7	R: 0	H: 0	E: 0	K: 1	S: 5	R: 0	H: 0	E: 0	K: 2	S: 5	R: 0	H: 0	E: 0	K: 0	S: 3	1B: 1	2B: 0	3B: 0	HR: 0	SF: 0	SAC: 0	DP: 0	HBP: 0	WP: 0	PB: 0	SB: 1	CS: 1	PA: 29
--------------	------	------	------	------	------	------	------	------	------	------	------	------	------	------	------	------	------	------	------	------	------	------	------	------	------	------	------	------	------	------	------	------	------	------	------	------	------	------	------	------	------	------	------	------	------	------	------	------	------	------	-------	-------	-------	-------	-------	--------	-------	--------	-------	-------	-------	-------	--------

PITCHER	IP	WLS	BF	H	R	ER	SO	BB	IBB	HBP	BLK	WP	HR	S	P	ERA	WHIP
Mike Scott, R (1, 1) ERA: 1.57	9.0	W	28	1	0	0	10	1	0	0	0	0	0	47	51	0.00	0.222

BOTTOM

Houston Astros @ Los Angeles Dodgers
Dodger Stadium, Los Angeles, CA
 Wed Apr 15 1987, 7:05 PM PDT
 Att. 43,381 - Unknown

livebaseballscorecards.com

AB	27
R	0
H	1
RBI	0
BB	1
SO	10
LOB	2



Batter	1	2	3	4	5	6	7	8	9	10	AB R H RBI BB SO LOB	TOP															
Steve Sax, R (1, 4) OBP: 0.265, SLG: 0.326	0-0 6-3		0-0 F8			0-0 1B		0-0 FC6-4		0-3 K	5 0 1 0 0 1 3	Los Angeles Dodgers @ San Diego Padres Jack Murphy Stadium, San Diego, CA Thu Apr 16 1987, 6:33 AM EDT Att. 28,686 - Unknown livebaseballscorecards.com															
Mike Ramsey, S (1, 8) OBP: 0.283, SLG: 0.302	0-3 K			0-0 F7		0-3 K		0-0 G5-4-3			4 0 0 0 0 2 2																
Pedro Guerrero, R (1, 7) OBP: 0.281, SLG: 0.464	0-0 F9			1-0 HBP		0-3 K			0-3 K		3 0 0 0 0 2 1																
Mike Marshall, R (1, 9) OBP: 0.300, SLG: 0.324		0-0 F9		0-0 G5-4-3		0-0 L5			0-0 6-3		4 0 0 0 0 0 2																
Mike Scioscia, L (1, 2) OBP: 0.349, SLG: 0.389		0-0 F4			0-3 K2-3		0-0 CS		0-3 K		4 0 1 0 0 2 0																
Franklin Stubbs, L (1, 3) OBP: 0.311, SLG: 0.465		0-0 F7			0-0 HR		0-0 F7			0-0 1-3	4 1 1 1 0 0 1																
Tracy Woodson, R (1, 5) OBP: 0.294, SLG: 0.367			0-0 F3		1-0 HBP		4-0 BB		4-0 1B		1 0 0 0 2 0 0																
Dave Anderson, R (10, PR) OBP: 0.200, SLG: 0.200										4-0 BB	0 0 0 0 0 0 0																
Mariano Duncan, R (1, 6) OBP: 0.326, SLG: 0.351			0-0 HR		0-0 F6		0-3 K			0-0 1B	4 1 2 1 0 1 2																
Orel Hershiser, R (1, 1) OBP: 0.375, SLG: 0.500			0-0 F9		0-0 4-3			4-0 BB		0-0 F5	2 0 0 0 0 0 1																
Reggie Williams, R (8, PH)											0 0 0 0 1 0 0																
Ken Howell, R (8, 1)											0 0 0 0 0 0 0																
Ken Landreaux, L (10, PH) OBP: 0.278, SLG: 0.188											1 0 0 0 0 0 2																
Matt Young, L (10, 1)											0 0 0 0 0 0 0																
Inning Stats	R: 0 E: 0 K: 1 S: 5	H: 0 LOB: 0 BB: 0 P: 5	R: 0 E: 0 K: 0 S: 3	H: 0 LOB: 0 BB: 0 P: 3	R: 1 E: 0 K: 0 S: 4	H: 1 LOB: 0 BB: 0 P: 4	R: 0 E: 0 K: 0 S: 2	H: 0 LOB: 0 BB: 0 P: 3	R: 1 E: 0 K: 1 S: 6	H: 1 LOB: 1 BB: 0 P: 7	R: 0 E: 0 K: 2 S: 8	H: 1 LOB: 1 BB: 1 P: 9	R: 0 E: 0 K: 1 S: 5	H: 1 LOB: 1 BB: 1 P: 9	R: 0 E: 0 K: 0 S: 2	H: 0 LOB: 0 BB: 1 P: 6	R: 0 E: 0 K: 2 S: 7	H: 0 LOB: 0 BB: 0 P: 7	R: 0 E: 0 K: 1 S: 6	H: 1 LOB: 2 BB: 1 P: 10	1B: 3 2B: 0 3B: 0 HR: 2	SF: 0 SAC: 0 DP: 2 HBP: 2	WP: 0 PB: 0 SB: 0 CS: 1	PA: 37			
PITCHER	IP WLS BF H R ER SO BB IBB HBP BLK WP HR S P ERA WHIP																										
Eric Show, R (1, 1) ERA: 5.19	6.0		23	4	2	2	4	0	0	0	0	0	29	31	3.00	0.667											
Dave Dravecky, L (7, 1) ERA: 3.68	1.0		3	0	0	0	1	1	0	0	0	0	4	8	0.00	1.000											
Craig Lefferts, L (8, 1) ERA: 1.46	2.0		6	0	0	0	2	1	0	0	0	0	9	13	0.00	0.500											
Lance McCullers, R (10, 1) ERA: 1.35	1.0	W	5	1	0	0	1	1	0	0	0	0	6	10	0.00	2.000											

AB	32
R	2
H	5
RBI	2
BB	3
SO	8
LOB	14



BOTTOM

Los Angeles Dodgers @ San Diego Padres
Jack Murphy Stadium, San Diego, CA

Thu Apr 16 1987, 6:33 AM EDT
Att: 28,686 - Unknown

livebaseballscores.com

AB 34
R 3
H 11
RBI 3
BB 4
SO 5
LOB 20



WP: 0 PA: 39
PB: 0
SB: 0
CS: 1

AB R H RBI BB SO LOB

4 1 2 0 0 0 0

5 1 5 1 0 0 0

4 0 2 2 1 0 1

2 0 1 0 2 0 3
0 0 0 0 0 0 0

4 0 0 0 0 2 8

4 0 1 0 0 2 4

4 0 0 0 0 0 2

3 0 0 0 1 1 1

2 1 0 0 0 0 1
0 0 0 0 0 0 0
1 0 0 0 0 0 0
0 0 0 0 0 0 0
1 0 0 0 0 0 0
0 0 0 0 0 0 0

1B: 7 SF: 0
2B: 5 SAC: 0
3B: 0 DP: 2
HR: 0 HBP: 1

Batter	1	2	3	4	5	6	7	8	9	10
Joey Cora, S OBP: 0.412, SLG: 0.345 (1, 4)	0-0 2B 1B	0-0 1-2 2B 1B			1-0 1B 2B HBP		0-0 L8		0-0 F7	
Tony Gwynn, L OBP: 0.405, SLG: 0.512 (1, 9)	0-0 1-3 2B	0-0 1-H 2-H 2B			0-0 1-3 2B 1B		0-0 1B		0-0 2B 1B	
Carmelo Martinez, R OBP: 0.303, SLG: 0.548 (1, 3)	4-0 BB				0-0 1-3 3-H 2B		0-0 F6		0-0 1-H 2B	
John Kruk, L OBP: 0.480, SLG: 0.571 (1, 7) Luis Salazar, R (8, PR) (9, 7)	0-0 F7				4-0 CS 1B G6-4-3 IBB		4-0 BB			
Kevin Mitchell, R OBP: 0.300, SLG: 0.368 (1, 5)	0-3 K				0-0 G6-4-3 1-2f		0-0 F3			
Benito Santiago, R OBP: 0.308, SLG: 0.462 (1, 2)	0-0 5-3				0-0 FC1-6 1B		0-3 K			
Marvell Wynne, L OBP: 0.200, SLG: 0.350 (1, 8)					0-0 P5		0-0 FC1-6 6-3 1-2f		0-0 F7	
Garry Templeton, S OBP: 0.231, SLG: 0.243 (1, 6)					0-3 K		0-0 6-3 1-2		0-0 F6	
Eric Show, R (1, 1) Dave Dravecky, R (7, 1) Tim Flannery, L (7, PH) Craig Leferts, L (8, 1) Jim Steels, L (9, PH) Lance McCullers, S (10, 1)					0-0 6-3		0-0 6-3		0-0 F2	

Inning Stats	R: 0	H: 2	E: 0	LOB: 3	K: 1	S: 7	P: 11	R: 1	H: 2	E: 0	LOB: 2	K: 0	S: 4	P: 8	R: 0	H: 1	E: 0	LOB: 1	K: 1	S: 5	P: 5	R: 0	H: 0	E: 0	LOB: 0	K: 2	S: 7	P: 7	R: 1	H: 2	E: 0	LOB: 2	K: 0	S: 4	P: 9	R: 0	H: 1	E: 0	LOB: 1	K: 0	S: 3	P: 3	R: 0	H: 1	E: 0	LOB: 1	K: 0	S: 4	P: 4	R: 0	H: 0	E: 0	LOB: 1	K: 1	S: 5	P: 9	R: 0	H: 0	E: 0	LOB: 0	K: 0	S: 3	P: 3	R: 1	H: 2	E: 0	LOB: 1	K: 0	S: 2	P: 2
1B: 7	SF: 0	2B: 5	SAC: 0	3B: 0	DP: 2	HR: 0	HBP: 1	WP: 0	PA: 39	PB: 0	SB: 0	CS: 1																																																										

PITCHER	IP	WLS	BF	H	R	ER	SO	BB	IBB	HBP	BLK	WP	HR	S	P	ERA	WHIP
Orel Hershiser, R (1, 1) ERA: 2.35	7.0		30	9	2	2	4	2	1	1	0	0	0	34	47	2.57	1.571
Ken Howell, R (8, 1) ERA: 8.44	2.0		7	0	0	0	1	1	0	0	0	0	0	8	12	0.00	0.500
Matt Young, L (10, 1) ERA: 11.81	0.0	L	2	2	1	1	0	0	0	0	0	0	0	2	2	∞	∞

Batter	1	2	3	4	5	6	7	8	9	AB R H RBI BB SO LOB	TOP											
Steve Sax, R (1, 4) OBP: 0.296, SLG: 0.327	4-0 HR BB	0-0 F9		0-0 F6		4-0 1B BB		0-0 FC5-4 1B		3 1 1 0 2 0 3	Los Angeles Dodgers @ San Diego Padres Jack Murphy Stadium, San Diego, CA Fri Apr 17 1987, 10:05 PM EDT Att: 34,731 - Unknown livebaseballscorecards.com											
Mariano Duncan, R (1, 6) OBP: 0.313, SLG: 0.333	0-3 K		0-3 K	0-3 K		0-0 1B		0-0 FC5-4		5 0 1 0 0 3 5												
Pedro Guerrero, R (1, 7) OBP: 0.297, SLG: 0.636	0-0 HR		0-0 HR	0-0 FC5-4		0-0 F7			0-3 K	5 2 2 3 0 1 5												
Mike Marshall, R (1, 9) OBP: 0.311, SLG: 0.333	0-0 6-3		0-0 G4-6-3 1B		0-0 1B		0-3 K		0-0 6-3	5 0 2 0 0 1 0												
Mike Scioscia, L (1, 2) OBP: 0.375, SLG: 0.475	0-0 HR		0-0 G4-6-3		0-0 G6-4-3 1B		0-3 K		4-0 BB	4 1 2 1 1 1 1												
Franklin Stubbs, L (1, 3) OBP: 0.320, SLG: 0.511	0-0 HR		0-0 F8		0-0 F5		4-0 BB		0-0 4-3	4 1 1 1 1 0 4												
Tracy Woodson, R (1, 5) OBP: 0.289, SLG: 0.353	0-3 K		0-0 1B BB 1B		0-0 G6-4-3		0-0 F8			4 0 1 0 0 1 3												
Mike Ramsey, S (1, 8) OBP: 0.280, SLG: 0.283		0-3 K		4-0 1B BB		0-0 F6		0-0 F5		3 0 0 0 1 1 0												
Fernando Valenzuela, L (1, 1) OBP: 0.167, SLG: 0.167		0-3 K2-3		0-0 FC5-4 1B		0-3 K		0-0 B5-3		4 0 1 0 0 2 0												
Inning Stats	R: 4 E: 0 K: 2 S: 10	H: 3 LOB: 0 BB: 1 P: 14	R: 0 E: 0 K: 2 S: 7	H: 0 LOB: 0 BB: 0 P: 7	R: 1 E: 0 K: 1 S: 7	H: 2 LOB: 1 BB: 0 P: 7	R: 0 E: 0 K: 1 S: 7	H: 2 LOB: 3 BB: 1 P: 11	R: 0 E: 0 K: 0 S: 4	H: 2 LOB: 1 BB: 0 P: 4	R: 0 E: 0 K: 1 S: 6	H: 1 LOB: 2 BB: 1 P: 10	R: 0 E: 0 K: 2 S: 7	H: 0 LOB: 1 BB: 1 P: 11	R: 0 E: 0 K: 0 S: 4	H: 1 LOB: 1 BB: 0 P: 4	R: 0 E: 0 K: 1 S: 5	H: 0 LOB: 1 BB: 1 P: 9	1B: 7 2B: 0 3B: 0 HR: 4	SF: 0 SAC: 0 DP: 1 HBP: 0	WP: 0 PB: 0 SB: 0 CS: 0	PA: 42
PITCHER	IP WLS BF H R ER SO BB IBB HBP BLK WP HR S P ERA WHIP																					
Ed Whitson, R (1, 1) ERA: 5.87	2.1 L 13 5 5 5 5 1 0 0 0 0 0 4 22 26 19.29 2.571																					
Greg Booker, R (3, 1) ERA:	2.2 12 4 0 0 1 1 0 0 0 0 0 0 13 17 0.00 1.875																					
Tom Gorman, L (6, 1) ERA: 4.5	3.0 13 2 0 0 3 2 0 0 0 0 0 0 17 25 0.00 1.333																					
Dave Dravecky, L (9, 1) ERA: 3.24	1.0 4 0 0 0 1 1 0 0 0 0 0 0 5 9 0.00 1.000																					



Batter	1	2	3	4	5	6	7	8	9	AB R H RBI BB SO LOB
--------	---	---	---	---	---	---	---	---	---	----------------------

Joey Cora, S <small>OBP: 0.385, SLG: 0.303</small> (1, 4)										4 0 0 0 1 0 3
Tony Gwynn, L <small>OBP: 0.413, SLG: 0.500</small> (1, 9)										3 1 1 0 1 0 3
Carmelo Martinez, R <small>OBP: 0.306, SLG: 0.529</small> (1, 7)										3 0 1 0 0 0 3
Tom Gorman, L (6, 1)									0 0 0 0 0 0 0	
Mark Parent, R (8, PH)									1 0 0 0 0 1 0	
Marvell Wynne, L <small>OBP: 0.200, SLG: 0.350</small> (9, 8)										0 0 0 0 0 0 0
Steve Garvey, R <small>OBP: 0.125, SLG: 0.194</small> (1, 3)										4 0 0 0 0 0 2
Kevin Mitchell, R <small>OBP: 0.341, SLG: 0.439</small> (1, 5)										3 1 2 0 1 0 0
Benito Santiago, R <small>OBP: 0.326, SLG: 0.524</small> (1, 2)										3 1 1 3 1 1 2
Luis Salazar, R (1, 8)										4 0 0 0 0 0 4
Dave Dravecky, R (9, 1)										0 0 0 0 0 0 0
Garry Templeton, S <small>OBP: 0.256, SLG: 0.250</small> (1, 6)										3 0 1 0 1 1 0
Ed Whitson, R (1, 1)										0 0 0 0 0 0 0
Greg Booker, R (3, 1)										1 0 0 0 0 1 1
Randy Ready, R <small>OBP: 0.167, SLG: 0.333</small> (5, PH)										3 0 1 0 0 2 0

Inning Stats	R: 0	H: 0	E: 0	K: 0	S: 2	LOB: 0	BB: 1	P: 6	R: 0	H: 0	E: 0	K: 1	S: 5	LOB: 0	BB: 0	P: 5	R: 0	H: 1	E: 0	K: 1	S: 6	LOB: 1	BB: 0	P: 6	R: 1	H: 2	E: 1	K: 0	S: 5	LOB: 2	BB: 1	P: 9	R: 0	H: 1	E: 0	K: 0	S: 4	LOB: 2	BB: 1	P: 8	R: 0	H: 1	E: 0	K: 0	S: 3	LOB: 1	BB: 1	P: 7	R: 0	H: 0	E: 0	K: 1	S: 5	LOB: 1	BB: 1	P: 9	R: 2	H: 2	E: 0	K: 1	S: 7	LOB: 0	BB: 0	P: 7	R: 0	H: 0	E: 0	K: 2	S: 7	LOB: 0	BB: 0	P: 7	1B: 4	SF: 0	2B: 1	SAC: 0	3B: 1	DP: 2	HR: 1	HBP: 0	WP: 0	PA: 37
--------------	------	------	------	------	------	--------	-------	------	------	------	------	------	------	--------	-------	------	------	------	------	------	------	--------	-------	------	------	------	------	------	------	--------	-------	------	------	------	------	------	------	--------	-------	------	------	------	------	------	------	--------	-------	------	------	------	------	------	------	--------	-------	------	------	------	------	------	------	--------	-------	------	------	------	------	------	------	--------	-------	------	-------	-------	-------	--------	-------	-------	-------	--------	-------	--------

PITCHER	IP	WLS	BF	H	R	ER	SO	BB	IBB	HBP	BLK	WP	HR	S	P	ERA	WHIP
Fernando Valenzuela, L <small>ERA: 2.74</small> (1, 1)	9.0	W	37	7	3	3	6	5	0	0	0	0	1	44	64	3.00	1.333

BOTTOM

Los Angeles Dodgers @ San Diego Padres
 Jack Murphy Stadium, San Diego, CA

AB	32
R	3
H	7
RBI	3
BB	5
SO	6
LOB	18



WP	PA
0	37

Fri Apr 17 1987, 10:05 PM EDT
 Att. 34,731 - Unknown

livebaseballscorecards.com

Batter	1	2	3	4	5	6	7	8	9	AB R H RBI BB SO LOB	TOP																	
Steve Sax, R (1, 4) OBP: 0.288, SLG: 0.333	0-0 1-3		0-0 L6			0-0 E7		0-0 SH 1B 2B	0-0 FC6-4 1B	5 3 1 0 0 0 2																		
Mariano Duncan, R (1, 6) OBP: 0.327, SLG: 0.333	4-0 G1-6-3 BB			0-3 K		0-0 4-3		0-0 SH BB 1B	0-0 2B 1B	3 1 1 1 1 1 1																		
Pedro Guerrero, R (1, 7) OBP: 0.333, SLG: 0.658	0-0 G1-6-3 1-2f			0-0 1B		0-0 5-3		0-0 BB 1B	0-0 2B	5 0 3 3 0 0 1																		
Mike Marshall, R (1, 9) OBP: 0.300, SLG: 0.304		0-0 F9		0-3 K		0-0 6-3		4-0 1-2 2-3 BB	0-3 K	4 0 0 0 1 2 2																		
Mike Scioscia, L (1, 2) OBP: 0.346, SLG: 0.432		0-0 4-3		0-0 F8			0-0 F9	0-0 F6		4 0 0 0 0 0 4																		
Franklin Stubbs, L (1, 3) OBP: 0.315, SLG: 0.480		0-3 K		0-3 K			4-0 2B WP BB	0-3 K		3 1 0 0 1 3 3																		
Tracy Woodson, R (1, 5) OBP: 0.268, SLG: 0.324			0-0 4-3		0-0 5-3		0-0 F8	0-3 K		3 0 0 0 0 0 1																		
Ken Landreaux, L (8, PH) OBP: 0.263, SLG: 0.176										1 0 0 0 0 1 3																		
Dave Anderson, R (8, 5) OBP: 0.200, SLG: 0.200										0 0 0 0 0 0 0																		
Mike Ramsey, S (1, 8) OBP: 0.296, SLG: 0.306			0-3 K		4-0 BB		0-0 WP 1-3 2B		0-0 B1-3	3 0 1 0 1 1 0																		
Brian Holton, R (1, 1) OBP: 0.333, SLG: 0.333			0-0 1B		0-3 K		0-0 F7		0-0 FC6-4 1B	2 0 1 0 0 1 1																		
Tim Leary, R (6, 1)										0 0 0 0 0 0 0																		
Len Matuszek, L (7, PH)										0 0 0 0 0 0 0																		
Mickey Hatcher, R (7, PH)										1 0 0 0 0 0 1																		
Ken Howell, R (7, 1) OBP: 1.000, SLG: 1.000										1 0 1 0 0 0 0																		
Inning Stats	R: 0 E: 0 K: 0 S: 2	H: 0 LOB: 0 BB: 1 P: 6	R: 0 E: 0 K: 1 S: 5	H: 0 LOB: 0 BB: 0 P: 5	R: 0 E: 0 K: 1 S: 6	H: 1 LOB: 1 BB: 0 P: 6	R: 0 E: 0 K: 2 S: 8	H: 1 LOB: 1 BB: 0 P: 8	R: 0 E: 0 K: 2 S: 7	H: 0 LOB: 1 BB: 1 P: 11	R: 1 E: 1 K: 0 S: 4	H: 0 LOB: 0 BB: 0 P: 4	R: 1 E: 0 K: 0 S: 4	H: 1 LOB: 1 BB: 1 P: 8	R: 1 E: 0 K: 2 S: 10	H: 2 LOB: 3 BB: 1 P: 14	R: 2 E: 0 K: 1 S: 8	H: 3 LOB: 1 BB: 0 P: 8	1B: 5 2B: 3 3B: 0 HR: 0	SF: 0 SAC: 1 DP: 1 HBP: 0	WP: 1 PB: 0 SB: 1 CS: 0	PA: 40						
PITCHER	IP WLS BF H R ER SO BB IBB HBP BLK WP HR S P ERA WHIP																											
Andy Hawkins, R (1, 1) ERA: 4.02	6.2		26	3	2	1	6	3	0	0	0	0	0	0	35	47	1.35	0.900										
Craig Lefferts, L (7, 1) ERA: 1.42	0.1		1	0	0	0	0	0	0	0	0	1	0	1	1	0.00	0.000											
Lance McCullers, R (8, 1) ERA: 4.15	2.0	L	13	5	3	3	3	1	0	0	0	0	0	18	22	13.50	3.000											

Los Angeles Dodgers @ San Diego Padres
 Jack Murphy Stadium, San Diego, CA
 Sat Apr 18 1987, 6:33 AM EDT
 Att. 20,915 - Unknown

livebaseballscorecards.com

AB 35
 R 5
 H 8
 RBI 4
 BB 4
 SO 9
 LOB 19



Batter	1	2	3	4	5	6	7	8	9	AB	R	H	RBI	BB	SO	LOB
Joey Cora, S OBP: 0.395, SLG: 0.333 (1, 4)	0-0 4-3		0-3 K		0-0 S 2B		4-0 BB 1-2 BB			3	0	1	0	1	1	0
Tony Gwynn, L OBP: 0.420, SLG: 0.478 (1, 9)	0-0 1-3		0-0 5-3		4-0 S IBB		4-0 BB 1-2 2-3 BB			2	0	0	0	2	0	0
Carmelo Martinez, R OBP: 0.275, SLG: 0.474 (1, 3)	0-0 F8		0-0 6-3		0-0 1-2 2-3 F7		0-0 F4			4	0	0	0	0	0	5
John Kruk, L OBP: 0.500, SLG: 0.708 (1, 7)		0-0 1-3 1B 4-3 1B		0-0 HR		0-0 4-3		0-0 F5		3	2	2	1	0	0	0
Jim Steels, L OBP: 0.250, SLG: 0.500 (7, 7)										1	0	0	0	0	0	0
Kevin Mitchell, R OBP: 0.333, SLG: 0.422 (1, 5)		0-0 4-3 1-2 1B		0-3 K		0-0 F9		0-0 6-3		4	0	1	0	0	1	0
Benito Santiago, R OBP: 0.298, SLG: 0.478 (1, 2)		0-0 1-3		0-0 F8		0-3 K		0-3 K		4	0	0	0	0	2	2
Marvell Wynne, L OBP: 0.208, SLG: 0.304 (1, 8)		4-0 BB 4-3 BB		0-0 F7		0-0 F2		0-0 4-3		3	0	0	0	1	0	0
Garry Templeton, S OBP: 0.255, SLG: 0.250 (1, 6)		0-0 4-3		0-0 F2		0-0 F2		0-0 BB S 1B		4	0	1	1	0	0	2
Andy Hawkins, R (1, 1)		0-3 K		0-0 F2		0-0 F2		0-0 F9		2	0	0	0	0	1	2
Craig Lefferts, L (7, 1)										0	0	0	0	0	0	0
Tim Flannery, L (7, PH)										1	0	0	0	0	0	1
Lance McCullers, S (8, 1)										0	0	0	0	0	0	0
Randy Ready, R (9, PH)										1	0	0	0	0	1	0

Inning Stats	R: 0	H: 0	E: 0	K: 0	S: 3	H: 0	LOB: 0	BB: 0	P: 3	R: 1	H: 2	E: 0	K: 1	S: 7	H: 0	LOB: 0	BB: 0	P: 5	R: 0	H: 0	E: 0	K: 1	S: 5	R: 1	H: 1	E: 0	K: 1	S: 6	H: 1	LOB: 0	BB: 0	P: 6	R: 0	H: 1	E: 0	K: 0	S: 4	H: 0	LOB: 0	BB: 0	P: 5	R: 0	H: 1	E: 0	K: 0	S: 4	H: 1	LOB: 3	BB: 2	P: 12	R: 0	H: 0	E: 0	K: 1	S: 5	H: 0	LOB: 0	BB: 0	P: 5	R: 0	H: 0	E: 0	K: 1	S: 5	H: 0	LOB: 0	BB: 0	P: 5	R: 0	H: 0	E: 0	K: 1	S: 5	H: 0	LOB: 0	BB: 0	P: 5	1B: 3	SF: 0	2B: 1	SAC: 0	3B: 0	DP: 0	HR: 1	HBP: 0	WP: 0	PA: 36
--------------	------	------	------	------	------	------	--------	-------	------	------	------	------	------	------	------	--------	-------	------	------	------	------	------	------	------	------	------	------	------	------	--------	-------	------	------	------	------	------	------	------	--------	-------	------	------	------	------	------	------	------	--------	-------	-------	------	------	------	------	------	------	--------	-------	------	------	------	------	------	------	------	--------	-------	------	------	------	------	------	------	------	--------	-------	------	-------	-------	-------	--------	-------	-------	-------	--------	-------	--------

PITCHER	IP	WLS	BF	H	R	ER	SO	BB	IBB	HBP	BLK	WP	HR	S	P	ERA	WHIP
Brian Holton, R (1, 1)	5.0		21	4	2	2	3	1	1	0	0	0	1	25	33	3.60	1.000
Tim Leary, R (6, 1)	1.0		3	0	0	0	1	0	0	0	0	0	0	5	5	0.00	0.000
Ken Howell, R (7, 1)	3.0	W	12	1	0	0	2	2	0	0	0	0	0	14	22	0.00	1.000

BOTTOM

Los Angeles Dodgers @ San Diego Padres
 Jack Murphy Stadium, San Diego, CA
 Sat Apr 18 1987, 6:33 AM EDT
 Att. 20,915 - Unknown

livebaseballscorecards.com

AB	32
R	2
H	5
RBI	2
BB	4
SO	6
LOB	12



Batter	1	2	3	4	5	6	7	8	9	AB R H RBI BB SO LOB	TOP														
Steve Sax, R (1, 4) OBP: 0.262, SLG: 0.300	0-0 1-3		0-0 6-3		0-0 5-3	0-0 1-3	0-0 G3		0-0 5-3	6 0 0 0 0 0 4															
Mariano Duncan, R (1, 6) OBP: 0.357, SLG: 0.375 Dave Anderson, R (7, 6) OBP: 0.167, SLG: 0.167	1-0 HBP		0-0 2B		0-0 F9		0-0 HR 1B	0-0 F7	0-0 5-3	3 1 2 0 0 0 0 2 0 0 0 0 0 0															
Pedro Guerrero, R (1, 7) OBP: 0.340, SLG: 0.628 Reggie Williams, R (8, PR) (8, 7)	0-3 K		0-3 K		0-0 F8		0-0 HR 1B	0-0 HR 1B		5 1 2 0 0 2 2 0 1 0 0 0 0 0															
Mike Marshall, R (1, 9) OBP: 0.345, SLG: 0.460 Ken Landreaux, L (8, 9) OBP: 0.263, SLG: 0.176	0-3 K		4-0 BB		0-0 2B 1B		0-0 HR 1B	0-0 HR 1B		4 3 3 5 1 1 1 0 0 0 0 0 0 0															
Mike Scioscia, L (1, 2) OBP: 0.351, SLG: 0.449 Alex Trevino, R (8, PR) (8, 2)			0-0 F9		0-0 1-3		0-0 1B 2B	0-0 F7	0-0 1B	5 1 2 0 0 0 2 0 0 0 0 0 0 0															
Franklin Stubbs, L (1, 3) OBP: 0.345, SLG: 0.547 Len Matuszek, L (8, PH) (8, 3)				4-0 FC5-4 BB		0-0 SH2-4 E 1B	0-3 K	0-0 F8		3 1 2 3 1 1 0 1 0 0 0 0 0 1															
Tracy Woodson, R (1, 5) OBP: 0.283, SLG: 0.357 Mickey Hatcher, R (9, 5)			0-0 F9		0-0 FC5-4		0-3 K	0-0 1B 2B	0-0 1B	5 1 2 0 0 1 2 0 0 0 0 0 0 0															
Mike Ramsey, S (1, 8) OBP: 0.305, SLG: 0.315			0-0 1B		0-0 F7		0-0 FC4 SH2-4	0-0 1B	0-0 4-3	5 0 2 0 0 0 4															
Bob Welch, R (1, 1) OBP: 0.286, SLG: 0.286 Tom Niedenfuer, R (9, 1)			0-3 K		0-3 K		0-0 SH2-4	0-0 1B	0-0 4-3	4 0 1 1 0 2 2 0 0 0 0 0 0 0															
Inning Stats	R: 0 E: 0 K: 2 S: 7	H: 0 LOB: 1 BB: 0 P: 8	R: 1 E: 0 K: 1 S: 7	H: 2 LOB: 1 BB: 0 P: 7	R: 0 E: 0 K: 1 S: 6	H: 1 LOB: 2 BB: 1 P: 10	R: 0 E: 0 K: 1 S: 5	H: 0 LOB: 1 BB: 1 P: 9	R: 0 E: 0 K: 0 S: 3	H: 0 LOB: 0 BB: 0 P: 3	R: 2 E: 1 K: 1 S: 9	H: 3 LOB: 2 BB: 0 P: 9	R: 4 E: 0 K: 1 S: 11	H: 6 LOB: 2 BB: 0 P: 11	R: 2 E: 0 K: 0 S: 7	H: 4 LOB: 2 BB: 0 P: 7	R: 0 E: 0 K: 0 S: 3	H: 0 LOB: 0 BB: 0 P: 3	1B: 10 2B: 3 3B: 0 HR: 3	SF: 0 SAC: 1 DP: 0 HBP: 1	WP: 0 PB: 0 SB: 0 CS: 0	PA: 47			
PITCHER	IP WLS BF H R ER SO BB IBB HBP BLK WP HR S P ERA WHIP	Ed Wojna, R (1, 1) ERA: 5.14	6.0 L 30 8 5 5 6 2 0 1 0 0 1 39 48 7.50 1.667	Dave Dravecky, L (7, 1) ERA: 5.0	0.2 6 4 2 2 1 0 0 0 0 0 0 1 8 8 27.00 6.000	Greg Booker, R (7, 1) ERA: 3.6	2.1 11 4 2 2 0 0 0 0 0 0 0 1 11 11 7.71 1.714	PITCHER	IP WLS BF H R ER SO BB IBB HBP BLK WP HR S P ERA WHIP																

Los Angeles Dodgers @ San Diego Padres
 Jack Murphy Stadium, San Diego, CA

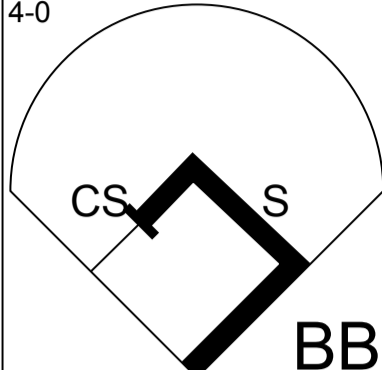

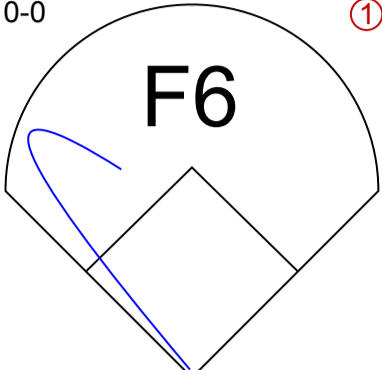

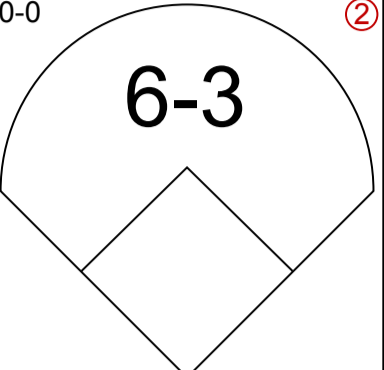

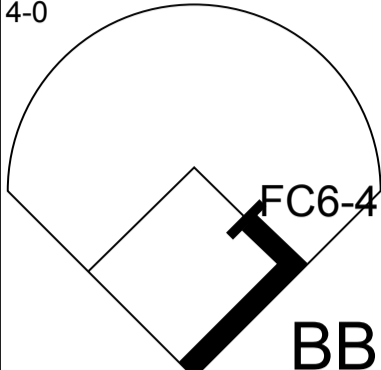
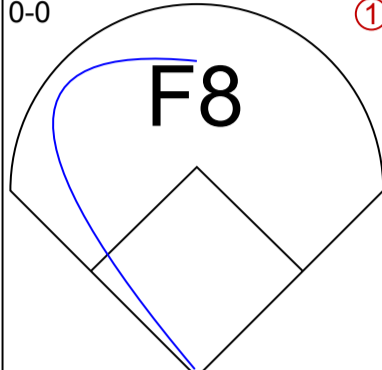

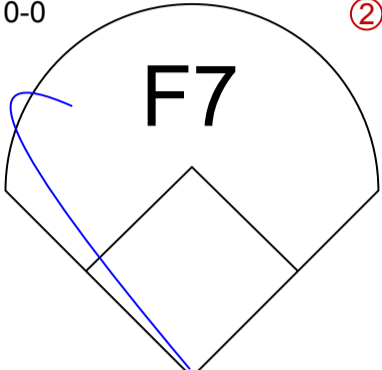

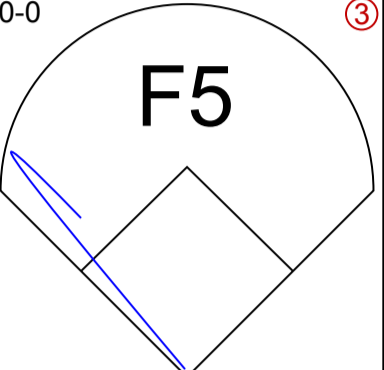

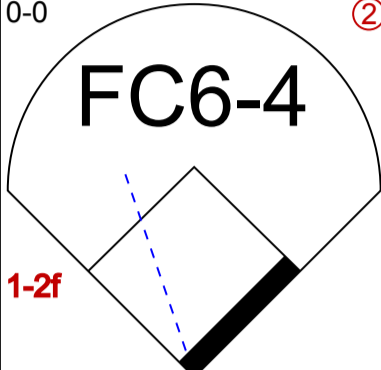
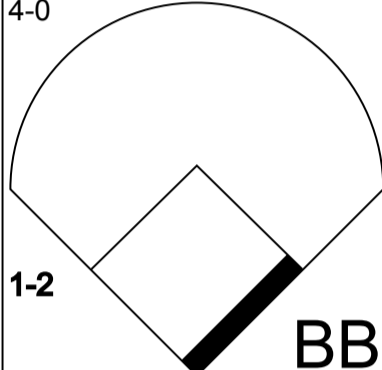

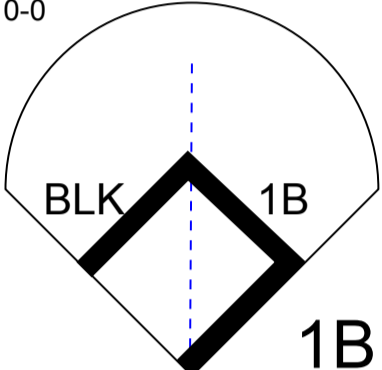
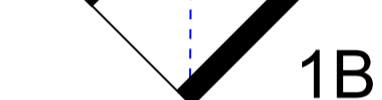
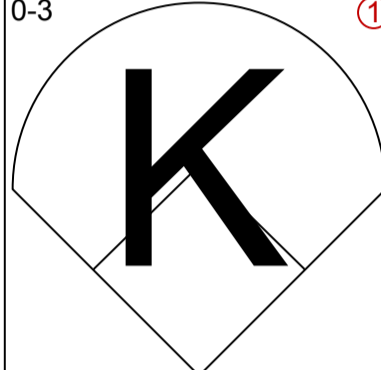

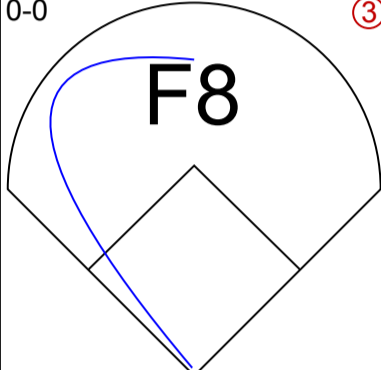
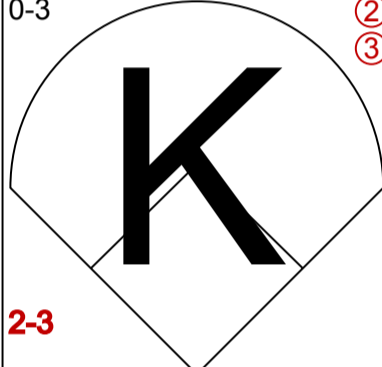

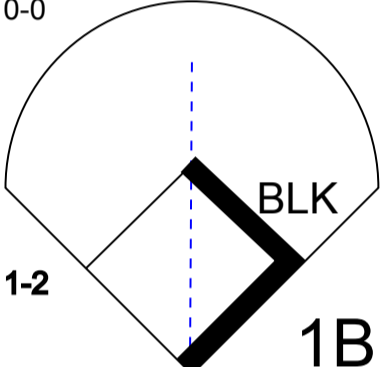

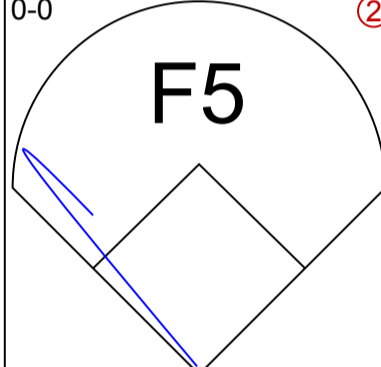

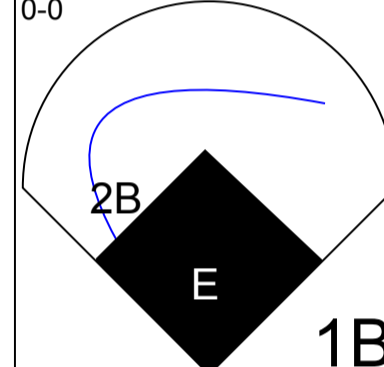
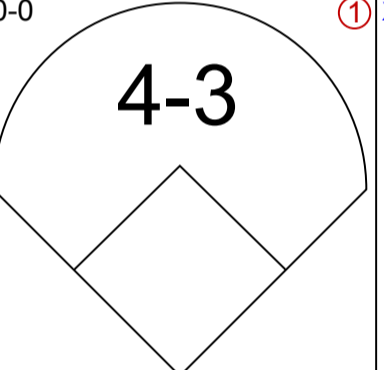

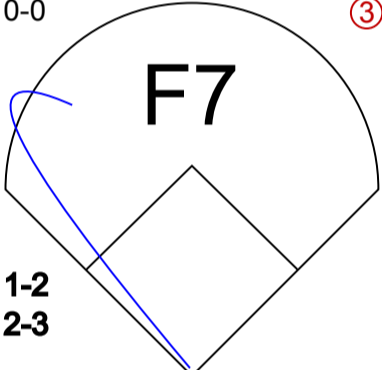

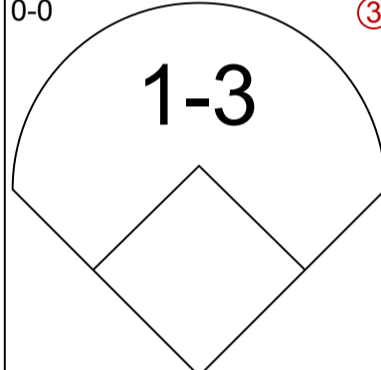

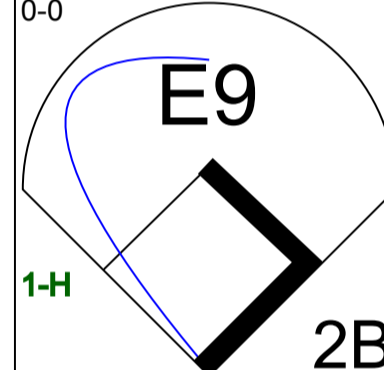
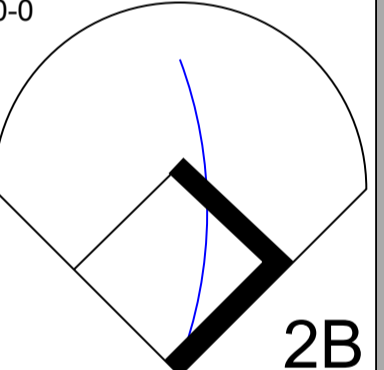

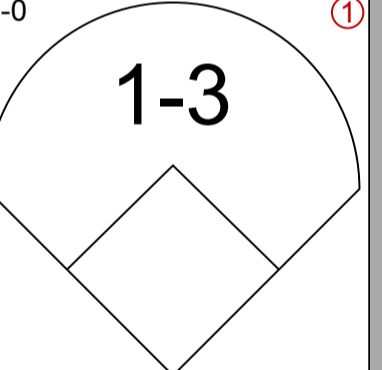

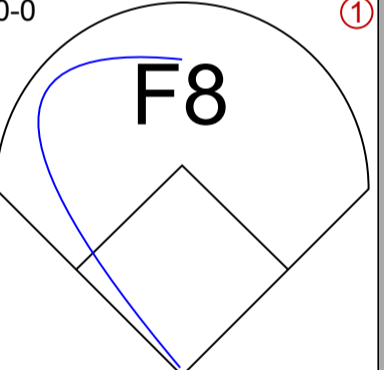

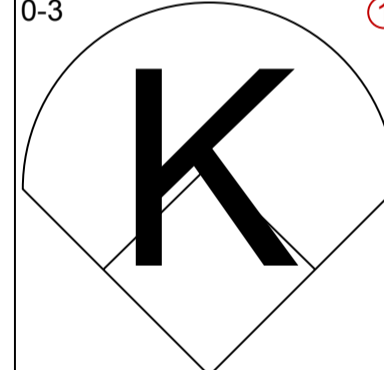
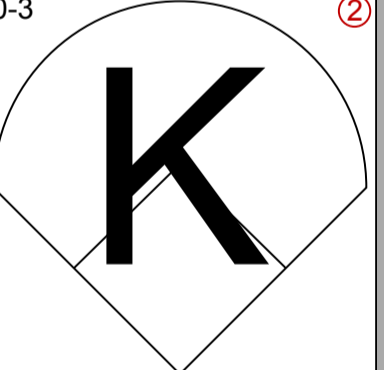

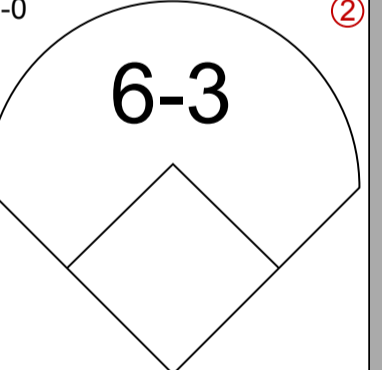

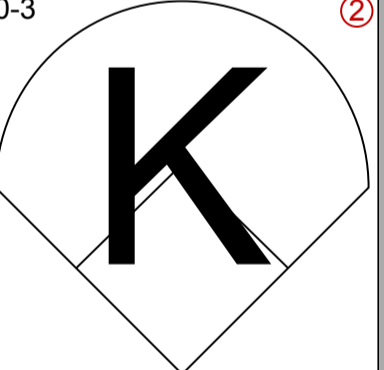

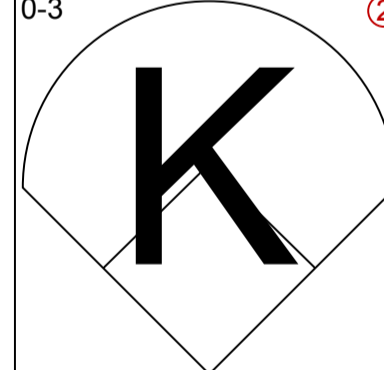
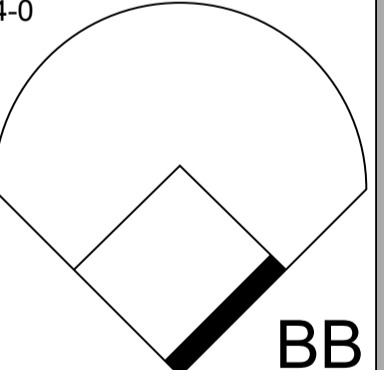

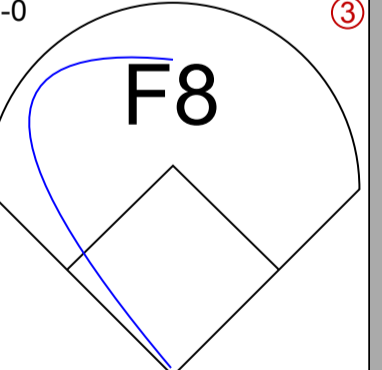

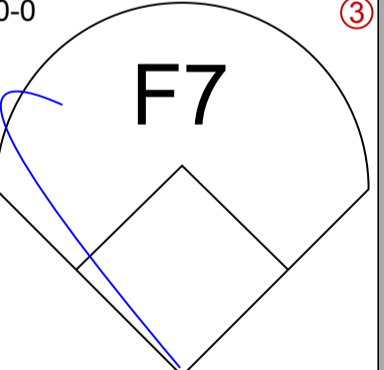
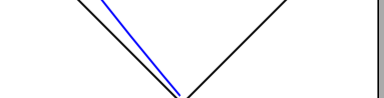
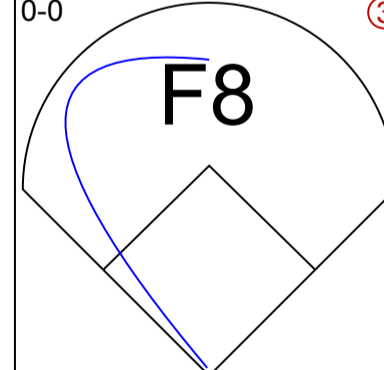
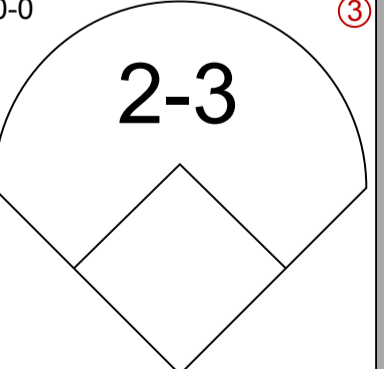
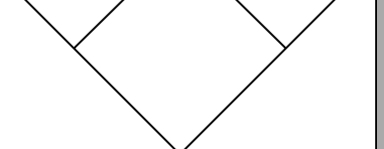
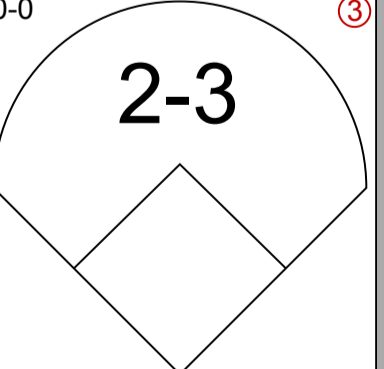
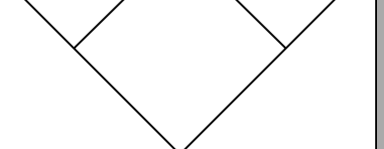
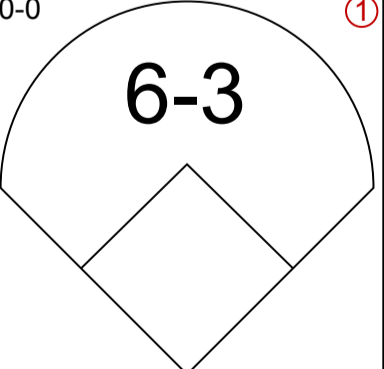

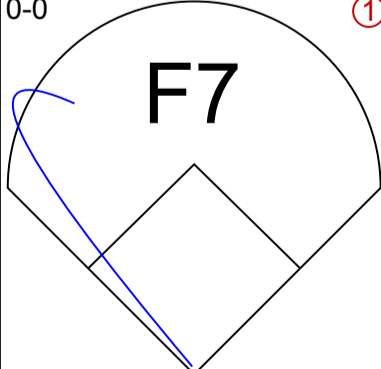
AB	43
R	9
H	16
RBI	9
BB	2
SO	7
LOB	18



Sun Apr 19 1987, 6:33 AM EDT
 Att. 16,430 - Unknown

livebaseballscorecards.com

Batter	1	2	3	4	5	6	7	8	9	AB R H RBI BB SO LOB
--------	---	---	---	---	---	---	---	---	---	----------------------


Joey Cora, S <small>(1, 6)</small> <small>OBP: 0.404, SLG: 0.316</small> 			<small>0-0</small> F6 			<small>0-0</small> 6-3 			<small>4-0</small> 	2 0 0 0 2 0 0
Jim Steels, L <small>(1, 8)</small> <small>(7, 7)</small> <small>OBP: 0.167, SLG: 0.333</small> 			<small>0-0</small> F7 			<small>0-0</small> F5 			<small>0-0</small> FC6-4 <small>1-2f</small> 	4 0 0 0 0 0 2
Tony Gwynn, L <small>(1, 9)</small> <small>OBP: 0.426, SLG: 0.469</small> 			<small>0-0</small> 			<small>0-3</small> K 			<small>0-0</small> F8 	3 0 1 0 1 1 1
Steve Garvey, R <small>(1, 3)</small> <small>OBP: 0.167, SLG: 0.229</small> 			<small>0-0</small> 			<small>0-0</small> F5 			<small>0-0</small> 	4 1 2 0 0 1 2
John Kruk, L <small>(1, 7)</small> <small>OBP: 0.452, SLG: 0.630</small> Greg Booker, R <small>(7, 1)</small> Randy Ready, R <small>(9, PH)</small> <small>OBP: 0.250, SLG: 0.500</small> 			<small>0-0</small> F7 			<small>0-0</small> 1-3 			<small>0-0</small> E9 	3 0 0 0 0 0 2 0 0 0 0 0 0 0 1 0 1 0 0 0 0
Kevin Mitchell, R <small>(1, 5)</small> <small>OBP: 0.327, SLG: 0.429</small> 			<small>0-0</small> 1-3 			<small>0-0</small> F8 			<small>0-3</small> K 	4 0 1 0 0 1 1
Mark Parent, R <small>(1, 2)</small> 			<small>0-0</small> 6-3 			<small>0-3</small> K 			<small>0-3</small> K 	4 0 0 0 0 3 2
Tim Flannery, L <small>(1, 4)</small> <small>OBP: 0.294, SLG: 0.077</small> 			<small>0-0</small> F8 			<small>0-0</small> F7 			<small>0-0</small> F8 	3 0 0 0 1 0 1
Ed Wojna, R <small>(1, 1)</small> Dave Dravecky, R <small>(7, 1)</small> Marvell Wynne, L <small>(7, 8)</small> <small>OBP: 0.200, SLG: 0.292</small> 			<small>0-0</small> 2-3 			<small>0-0</small> 6-3 			<small>0-0</small> F7 	2 0 0 0 0 0 2 0 0 0 0 0 0 0 1 0 0 0 0 0 0

Inning Stats		R: 0 H: 0 E: 0 LOB: 2 K: 1 BB: 2 S: 4 P: 12	R: 0 H: 1 E: 0 LOB: 2 K: 1 BB: 1 S: 6 P: 10	R: 0 H: 2 E: 0 LOB: 2 K: 0 BB: 0 S: 5 P: 5	R: 0 H: 0 E: 0 LOB: 0 K: 0 BB: 0 S: 3 P: 3	R: 0 H: 0 E: 0 LOB: 0 K: 0 BB: 0 S: 3 P: 3	R: 0 H: 0 E: 0 LOB: 0 K: 1 BB: 0 S: 5 P: 5	R: 0 H: 0 E: 0 LOB: 0 K: 1 BB: 0 S: 5 P: 5	R: 0 H: 0 E: 0 LOB: 1 K: 2 BB: 1 S: 3 P: 7	R: 1 H: 2 E: 1 LOB: 1 K: 2 BB: 0 S: 9 P: 9	1B: 3 SF: 0 2B: 3 SAC: 0 3B: 0 DP: 1 HR: 0 HBP: 0
PITCHER	IP WLS BF H R ER SO BB IBB HBP BLK WP HR S P ERA WHIP	Bob Welch, R <small>(1, 1)</small> <small>ERA: 3.98</small>	8.0 W 32 5 1 0 4 4 0 0 0 0 0 0 0 0.00 1.125	Tom Niedenfuer, R <small>(9, 1)</small> <small>ERA: 5.06</small>	1.0 W 3 0 0 0 2 0 0 0 0 0 0 0 0 0.00 0.000						

Los Angeles Dodgers @ San Diego Padres

Jack Murphy Stadium, San Diego, CA

Sun Apr 19 1987, 6:33 AM EDT
Att. 16,430 - Unknown



AB	31
R	1
H	5
RBI	0
BB	4
SO	6
LOB	13

WP: 0 PA: 35
PB: 0
SB: 1
CS: 1

ERA: 3.98
WHIP: 1.125
ERA: 5.06
WHIP: 0.000

Batter	1	2	3	4	5	6	7	8	9	AB R H RBI BB SO LOB	TOP											
Steve Sax, R (1, 4) OBP: 0.257, SLG: 0.281	1-0 6-3		2-0 F9		2-3 K			4-2 2B BB	1-1 1-3	4 1 0 0 1 1 2	<p>Los Angeles Dodgers @ San Francisco Giants</p> <p>Candlestick Park, San Francisco, CA</p> <p>Mon Apr 20 1987, 10:05 PM EDT Att. 27,656 - Unknown</p>											
Mariano Duncan, R (1, 6) OBP: 0.350, SLG: 0.365	0-2 1-3		1-2 5-3		0-0 5-3			2-1 2B 1B		4 1 1 0 0 0 1												
Pedro Guerrero, R (1, 7) OBP: 0.333, SLG: 0.638	2-2 4-3			1-2 SF9 3B		1-2 L5		0-1 F7		4 1 1 0 0 0 2												
Mike Marshall, R (1, 9) OBP: 0.356, SLG: 0.472		0-1 F4		1-0 HBP		0-3 K		1-0 2B 1-H 2-H		3 0 1 2 0 1 0												
Mickey Hatcher, R (1, 3) Franklin Stubbs, L (8, PH) OBP: 0.339, SLG: 0.537		0-0 1B		1-1 SF9		4-0 BB		1-3 K		1 0 1 1 1 0 0 1 0 0 0 0 1 1												
Mike Scioscia, L (1, 2) OBP: 0.344, SLG: 0.434		2-0 1B		3-H 0-1 F8		1-0 4-3		0-0 4-3		4 0 1 0 0 0 3												
Tracy Woodson, R (1, 5) Ken Landreaux, L (9, PH) OBP: 0.300, SLG: 0.176		1-3 K		1-2 5-3			1-1 L8		4-2 SH5-4 BB	3 0 0 0 0 1 3 0 0 0 0 1 0 0												
Mike Ramsey, S (1, 8) OBP: 0.290, SLG: 0.298		1-0 F4		2-2 5-3			2-2 1-3		0-1 SH5-4	3 0 0 0 0 0 2												
Orel Hershiser, R (1, 1) Tom Niedenfuer, R (7, 1) Len Matuszek, L (9, PH)			1-3 K		0-0 BLK 1B		1-0 6-3		1-3 K	3 0 1 0 0 1 0 0 0 0 0 0 0 0 1 0 0 0 0 1 1												
Inning Stats	R: 0 E: 0 K: 0 S: 8	H: 0 LOB: 0 BB: 0 P: 11	R: 0 E: 0 K: 1 S: 9	H: 2 LOB: 2 BB: 0 P: 13	R: 0 E: 0 K: 1 S: 7	H: 0 LOB: 0 BB: 0 P: 11	R: 1 E: 0 K: 0 S: 10	H: 1 LOB: 1 BB: 0 P: 14	R: 0 E: 0 K: 1 S: 9	H: 1 LOB: 1 BB: 0 P: 13	R: 0 E: 0 K: 1 S: 7	H: 0 LOB: 1 BB: 1 P: 13	R: 0 E: 0 K: 0 S: 8	H: 0 LOB: 0 BB: 0 P: 12	R: 2 E: 0 K: 1 S: 12	H: 2 LOB: 1 BB: 1 P: 20	R: 0 E: 0 K: 1 S: 10	H: 0 LOB: 1 BB: 1 P: 16	1B: 4 2B: 1 3B: 1 HR: 0	SF: 1 SAC: 1 DP: 0 HBP: 1	WP: 0 PB: 0 SB: 0 CS: 0	PA: 37
PITCHER	IP WLS BF H R ER SO BB IBB HBP BLK WP HR S P ERA WHIP												IP WLS BF H R ER SO BB IBB HBP BLK WP HR S P ERA WHIP									
Mark Davis, L (1, 1) ERA: 2.41	7.0 W 28 4 2 2 4 2 0 1 1 0 0 61 94 2.57 0.857																					
Scott Garrelts, R (8, 1) ERA: 0.79	2.0 S 9 2 1 1 2 1 0 0 0 0 0 0 19 29 4.50 1.500																					

livebaseballscorecards.com

AB	31
R	3
H	6
RBI	3
BB	3
SO	6
LOB	15



Batter	1	2	3	4	5	6	7	8	9	AB	R	H	RBI	BB	SO	LOB
Mike Aldrete, L OBP: 0.667, SLG: 0.727 (1, 3)	0-0 WP 1B 2B		3-1 1B 1B		0-1 G4-6-3 1B		1-1 SF8 1B			4	1	4	0	0	0	0
Chili Davis, S OBP: 0.298, SLG: 0.346 (1, 8)	3-1 2B 1B		3-2 SAFE SAFE 1-3 1B		1-0 G4-6-3 1-2f		0-0 SF8			3	0	2	2	0	0	1
Jeffrey Leonard, R OBP: 0.356, SLG: 0.558 (1, 7)	1-0 1-H 2B		0-0 G5-4-3 1-2f		1-3 K		3-2 P3			4	0	1	0	0	1	3
Candy Maldonado, R OBP: 0.351, SLG: 0.444 (1, 9)	3-3 K			3-2 E S 4-3 1B		2-1 F2		1-1 P3-1 1B		4	1	2	0	0	1	1
Chris Brown, R OBP: 0.298, SLG: 0.404 Robby Thompson, R OBP: 0.222, SLG: 0.294 (1, 5) (8, 4)	3-2 L8			2-1 4-3 1-H		1-1 6-3		2-0 B3		3	0	0	1	0	0	1
Bob Melvin, R OBP: 0.343, SLG: 0.667 (1, 2)		0-3 K		1-0 F8		2-3 K		2-2 P3-1 1-2f		4	0	0	0	0	2	1
Chris Speier, R OBP: 0.440, SLG: 0.565 (1, 4) (8, 5)		1-0 G4-3 1B		1-2 FC4-6 PB 1B			0-0 HR			3	1	3	1	0	0	0
Matt Williams, R OBP: 0.241, SLG: 0.240 (1, 6)		0-0 G4-3 1-2f		4-0 FC4-6 BB			0-2 1-3			2	0	0	0	1	0	1
Mark Davis, L OBP: 0.429, SLG: 0.857 Scott Garrelts, R (8, 1)			1-0 G3		0-0 FC4-6 1-2f 2-3		0-1 1B SF8 1B			3	1	1	0	0	0	2
										0	0	0	0	0	0	0

Inning Stats		R: 1	H: 3	R: 0	H: 1	R: 0	H: 2	R: 1	H: 2	R: 0	H: 1	R: 2	H: 3	R: 0	H: 1
		E: 0	LOB: 1	E: 0	LOB: 0	E: 0	LOB: 2	E: 0	LOB: 0	E: 0	LOB: 0	E: 0	LOB: 1	E: 0	LOB: 0
		K: 1	BB: 0	K: 1	BB: 0	K: 0	BB: 1	K: 1	BB: 0	K: 1	BB: 0	K: 0	BB: 0	K: 0	BB: 0
		S: 11	P: 21	S: 5	P: 6	S: 9	P: 16	S: 15	P: 25	S: 7	P: 8	S: 15	P: 19	S: 8	P: 12

PITCHER		IP	WLS	BF	H	R	ER	SO	BB	IBB	HBP	BLK	WP	HR	S	P	ERA	WHIP
Orel Hershiser, R ERA: 3.07 (1, 1)		6.1	L	28	12	4	4	4	1	0	0	0	1	1	64	99	5.68	2.053
Tom Niedenfuer, R ERA: 3.86 (7, 1)		1.2		5	1	0	0	0	0	0	0	0	0	0	15	22	0.00	0.600

PITCHER		IP	WLS	BF	H	R	ER	SO	BB	IBB	HBP	BLK	WP	HR	S	P	ERA	WHIP

BOTTOM

Los Angeles Dodgers @ San Francisco Giants
Candlestick Park, San Francisco, CA

Mon Apr 20 1987, 10:05 PM EDT
Att. 27,656 - Unknown

AB	31
R	4
H	13
RBI	4
BB	1
SO	4
LOB	11

WP: 1 PA: 33
PB: 1
SB: 1
CS: 0



livebaseballscorecards.com

Batter	1	2	3	4	5	6	7	8	9	10	AB R H RBI BB SO LOB	TOP												
Mariano Duncan, R (1, 6) OBP: 0.354, SLG: 0.357	0-0 6-3		0-0 SH5-3		0-0 1B	4-0 FC6-4		0-0 G1		0-3 K	4 1 1 0 1 1 0	<p>Los Angeles Dodgers @ San Francisco Giants</p> <p>Candlestick Park, San Francisco, CA</p> <p>Tue Apr 21 1987, 10:05 PM EDT</p> <p>Att. 31,512 - Unknown</p>												
Mike Ramsey, S (1, 8) OBP: 0.309, SLG: 0.306	0-0 1B		0-0 F9		0-0 1B	0-0 FC6-4		0-3 K		4-0 HR	5 2 2 0 1 1 2													
Pedro Guerrero, R (1, 7) OBP: 0.404, SLG: 0.680	0-0 1B		4-0 WP		0-0 1B	4-0 FC6-4		0-0 1B		4-0 HR	3 3 3 1 3 0 0													
Mike Marshall, R (1, 9) OBP: 0.338, SLG: 0.492	0-0 G5-4-3		0-0 5-3		0-0 F4	0-0 FC6-4		0-3 K		0-0 HR	6 1 1 3 0 1 9													
Mike Scioscia, L (1, 2) OBP: 0.379, SLG: 0.466		0-0 E8		0-0 HR	0-0 6-3	0-0 4-3		0-0 HR		0-0 4-3	5 1 4 2 0 0 2													
Reggie Williams, R (9, PR)					1-3 1B			2-H 1B			0 1 0 0 0 0 0													
Alex Trevino, R (9, 2) OBP: 0.167, SLG: 0.167					3-H 1B			1B			1 0 0 0 0 0 0													
Franklin Stubbs, L (1, 3) OBP: 0.359, SLG: 0.644		0-3 K		0-0 HR	0-0 6-3		0-0 3-1	0-0 HR			5 2 3 5 0 1 1													
Mickey Hatcher, R (1, 5) OBP: 0.222, SLG: 0.143		0-3 K		0-0 F4	0-0 6-3		0-0 F6	0-3 K			4 0 0 0 0 1 3													
Matt Young, L (7, 1)					1-2 1B						0 0 0 0 0 0 0													
Ken Landreaux, L (9, PH) OBP: 0.286, SLG: 0.167					1-2 1B						1 0 0 0 0 1 1													
Ken Howell, R (9, 1) OBP: 1.000, SLG: 1.000					2-3 IBB						0 0 0 0 0 0 0													
Dave Anderson, R (1, 4) OBP: 0.176, SLG: 0.125		0-3 K		0-0 5-3	4-0 IBB		0-3 K	0-0 5-3			4 0 0 0 1 2 2													
Tim Leary, R (1, 1) OBP: 0.333, SLG: 0.333			0-0 WP		0-0 F8			0-3 K		0-3 K	3 0 1 0 0 1 3													
Brian Holton, R (5, 1) OBP: 0.333, SLG: 0.333											0 0 0 0 0 0 0													
Tracy Woodson, R (7, 5) OBP: 0.260, SLG: 0.326											1 0 0 0 0 1 0													
Steve Sax, R (10, PH) OBP: 0.254, SLG: 0.277											1 0 0 0 0 1 0													
Inning Stats	R: 0 E: 0 K: 0 S: 4	H: 2 LOB: 1 BB: 0 P: 4	R: 0 E: 1 K: 3 S: 10	H: 1 LOB: 1 BB: 0 P: 10	R: 0 E: 0 K: 0 S: 4	H: 1 LOB: 2 BB: 1 P: 8	R: 2 E: 0 K: 1 S: 7	H: 2 LOB: 0 BB: 0 P: 7	R: 3 E: 0 K: 0 S: 8	H: 5 LOB: 3 BB: 1 P: 12	R: 0 E: 0 K: 0 S: 3	H: 0 LOB: 2 BB: 2 P: 11	R: 0 E: 0 K: 1 S: 5	H: 0 LOB: 0 BB: 0 P: 5	R: 0 E: 0 K: 2 S: 7	H: 0 LOB: 0 BB: 0 P: 7	R: 3 E: 0 K: 2 S: 10	H: 3 LOB: 1 BB: 0 P: 10	R: 3 E: 0 K: 2 S: 8	H: 1 LOB: 0 BB: 2 P: 16	1B: 11 2B: 1 3B: 0 HR: 3	SF: 0 SAC: 1 DP: 1 HBP: 0	WP: 1 PB: 0 SB: 1 CS: 0	PA: 50
PITCHER	IP WLS BF H R ER SO BB IBB HBP BLK WP HR S P ERA WHIP	IP WLS BF H R ER SO BB IBB HBP BLK WP HR S P ERA WHIP											IP WLS BF H R ER SO BB IBB HBP BLK WP HR S P ERA WHIP											
Kelly Downs, R (1, 1) ERA: 3.72	4.0																							
Greg Minton, R (5, 1) ERA:	1.0																							
Michael LaCoss, R (6, 1) ERA: 5.27	1.0																							
Jeff Robinson, R (7, 1) ERA: 1.13	2.1																							
Scott Garrelts, R (9, 1) ERA: 3.46	1.2	L																						

livebaseballscorecards.com

AB 43
R 11
H 15
RBI 11
BB 6
SO 11
LOB 23



BOTTOM

Los Angeles Dodgers @ San Francisco Giants
Candlestick Park, San Francisco, CA

Tue Apr 21 1987, 10:05 PM EDT
Att: 31,512 - Unknown

livebaseballscorecards.com

AB	41
R	8
H	11
RBI	7
BB	5
SO	11
LOB	16



WP:	0	PA:	46
PB:	1		
SB:	2		
CS:	0		

AB R H RBI BB SO LOB

6 1 2 1 0 1 0
4 0 1 0 0 1 2
1 2 1 0 0 0 0

4 3 3 3 1 0 1

4 0 0 0 1 2 2

4 0 0 0 0 1 3
1 0 1 1 0 0 0
0 0 0 0 0 0 0

3 1 2 2 2 0 0

4 0 0 0 0 2 4
1 0 0 0 0 0 2

4 1 1 0 1 1 0

1 0 0 0 0 1 0
0 0 0 0 0 0 0
1 0 0 0 0 0 1
0 0 0 0 0 0 0
1 0 0 0 0 0 1
1 0 0 0 0 1 0
0 0 0 0 0 0 0
1 0 0 0 0 1 0

1B: 3 SF: 0
2B: 4 2B: 0
3B: 1 3B: 0
HR: 3 HBP: 0

Batter	1	2	3	4	5	6	7	8	9	10
Will Clark, L OBP: 0.349, SLG: 0.517 (1, 3)	F7				HR 3B		F8	1-3		K
Mike Aldrete, L OBP: 0.563, SLG: 0.600 Randy Kutcher, R OBP: 1.000, SLG: 2.000 (7, PR) (8, 8)	K		1-3		F9		E S PB 1B		2B	
Jeffrey Leonard, R OBP: 0.400, SLG: 0.702 (1, 8) (8, 7)	HR			S 1B	HR		E 1B BB	F3		
Candy Maldonado, R OBP: 0.339, SLG: 0.414 (1, 9)	K			F4	K		1B 1-2 IBB	6-3		
Bob Melvin, R OBP: 0.308, SLG: 0.595 Harry Spilman, L OBP: 0.500, SLG: 0.600 Bob Brenly, R OBP: 0.273, SLG: 0.211 (9, PH) (9, PR) (10, 2)		5-3		5-3		K2-3	F8		2B	
Chris Speier, R OBP: 0.500, SLG: 0.692 (1, 6)		6-3		BB		HR	1-3 2-H 1B		IBB	
Matt Williams, R OBP: 0.212, SLG: 0.207 Chris Brown, R OBP: 0.293, SLG: 0.396 (9, PH) (10, 5)		K		K		F9	4-3		6-3	
Robby Thompson, R OBP: 0.244, SLG: 0.316 (1, 4)			F7		6-3 3B 2B			F9		K
Kelly Downs, R Greg Minton, S Joel Youngblood, R Michael Licosi, R Chili Davis, S Jeff Robinson, R Scott Garretts, R Mark Davis, L OBP: 0.375, SLG: 0.750 (1, 1) (5, 1) (5, PH) (6, 1) (6, PH) (7, 1) (9, 1) (10, PH)			K		6-3		F5		K	K

Inning Stats	R: 1	H: 1	E: 0	K: 2	S: 8	H: 0	LOB: 0	BB: 0	P: 8	R: 0	H: 0	E: 0	K: 1	S: 5	R: 0	H: 1	E: 0	K: 1	S: 6	R: 0	H: 1	E: 0	K: 1	S: 6	R: 3	H: 3	E: 0	K: 1	S: 8	R: 1	H: 1	E: 0	K: 1	S: 6	R: 2	H: 2	E: 1	K: 0	S: 5	R: 0	H: 0	E: 0	K: 1	S: 5	R: 1	H: 2	E: 0	K: 0	S: 5	R: 0	H: 0	E: 0	K: 3	S: 9	R: 0	H: 0	E: 0	K: 3	S: 9	1B: 3	SF: 0	2B: 4	3B: 1	HR: 3	WP: 0	PA: 46
--------------	------	------	------	------	------	------	--------	-------	------	------	------	------	------	------	------	------	------	------	------	------	------	------	------	------	------	------	------	------	------	------	------	------	------	------	------	------	------	------	------	------	------	------	------	------	------	------	------	------	------	------	------	------	------	------	------	------	------	------	------	-------	-------	-------	-------	-------	-------	--------

PITCHER	IP	WLS	BF	H	R	ER	SO	BB	IBB	HBP	BLK	WP	HR	S	P	ERA	WHIP
Tim Leary, R ERA: 6.3 (1, 1)	4.2		21	6	4	4	5	1	0	0	0	0	2	30	34	7.71	1.500
Brian Holton, R ERA: 2.57 (5, 1)	1.1		6	1	1	1	2	1	0	0	0	0	1	9	13	6.75	1.500
Matt Young, L ERA: 11.05 (7, 1)	2.0		10	2	2	2	1	1	1	0	0	0	0	10	18	9.00	1.500
Ken Howell, R ERA: 5.23 (9, 1)	2.0	W	9	2	1	1	3	0	1	0	0	0	0	14	18	4.50	1.000

Batter	1	2	3	4	5	6	7	8	9	AB R H RBI BB SO LOB	TOP	
Mariano Duncan, R (1, 6) OBP: 0.333, SLG: 0.333	0-0 4-3		0-0 F9		0-0 4-3		0-0 K		0-0 SH	4 0 0 0 0 1 2	<p>Los Angeles Dodgers @ San Francisco Giants Candlestick Park, San Francisco, CA</p> <p>Wed Apr 22 1987, 10:05 PM EDT Att. 45,668 - Unknown</p> <p>livebaseballscorecards.com</p>	
Mike Ramsey, S (1, 8) OBP: 0.301, SLG: 0.313	0-0 L4			0-3 K		0-0 G3 2B	0-0 E3		0-3 K	5 0 1 0 0 2 3		
Ken Landreaux, L (1, 9) OBP: 0.280, SLG: 0.143 Mike Marshall, R (9, PH) OBP: 0.333, SLG: 0.483 Tom Niedenfuer, R (9, 1)	4-0 BB			0-0 6-3		0-0 G3	0-0 4-3		0-3 K	3 0 0 0 1 0 3 1 0 0 0 0 1 2 0 0 0 0 0 0 0		
Pedro Guerrero, R (1, 7) OBP: 0.387, SLG: 0.655	0-0 F9			0-0 1B 2B		0-0 P3		0-0 F9	0-0 F9	5 1 1 0 0 0 4		
Mike Scioscia, L (1, 2) OBP: 0.400, SLG: 0.492		0-0 F9		0-0 1B		4-0 BB		0-0 L4-6 2B		3 0 2 1 1 0 0		
Franklin Stubbs, L (1, 3) OBP: 0.353, SLG: 0.613		0-3 K		4-0 IBB		0-0 F3		0-0 L4-6		3 0 0 0 1 1 3		
Mickey Hatcher, R (1, 5) OBP: 0.167, SLG: 0.100 Len Matuszek, L (9, PH) Dave Anderson, R (9, PR) OBP: 0.176, SLG: 0.125		0-3 K		0-0 6-3			0-0 1-3		0-0 E1 2B	3 0 0 0 0 1 2 1 0 0 0 0 0 0 0 1 0 0 0 0 0		
Steve Sax, R (1, 4) OBP: 0.267, SLG: 0.290			0-0 6-3		0-0 5-3		0-0 1B E 1B		0-0 E3 2B 1B	4 2 2 0 0 0 0		
Fernando Valenzuela, L (1, 1) OBP: 0.200, SLG: 0.200 Alex Trevino, R (9, PH) OBP: 0.286, SLG: 0.429 Reggie Williams, R (9, 9)			0-0 F8		0-0 G3		0-0 1B E 1B		0-0 SH WP 2B	3 0 1 0 0 0 0 1 1 1 2 0 0 0 0 0 0 0 0 0 0		
Inning Stats	R: 0 H: 0 E: 0 LOB: 1 K: 0 BB: 1 S: 3 P: 7	R: 0 H: 0 E: 0 LOB: 0 K: 2 BB: 0 S: 7 P: 7	R: 0 H: 0 E: 0 LOB: 0 K: 0 BB: 0 S: 3 P: 3	R: 1 H: 2 E: 0 LOB: 2 K: 1 BB: 1 S: 7 P: 11	R: 0 H: 0 E: 0 LOB: 0 K: 0 BB: 0 S: 3 P: 3	R: 0 H: 1 E: 0 LOB: 2 K: 0 BB: 1 S: 4 P: 8	R: 1 H: 2 E: 1 LOB: 2 K: 1 BB: 0 S: 8 P: 8	R: 0 H: 1 E: 0 LOB: 0 K: 0 BB: 0 S: 3 P: 3	R: 3 H: 2 E: 2 LOB: 2 K: 2 BB: 0 S: 11 P: 11	1B: 4 SF: 0 2B: 5 SAC: 1 3B: 0 DP: 1 HR: 0 HBP: 0		WP: 1 PA: 40 PB: 0 SB: 0 CS: 0
PITCHER	IP WLS BF H R ER SO BB IBB HBP BLK WP HR S P ERA WHIP											
Mike Krukow, R (1, 1) ERA: 3.54	8.0 L 35 7 4 2 4 2 1 0 0 0 0 0 40 52 2.25 1.125											
Scott Garrelts, R (9, 1) ERA: 4.05	0.1 3 1 1 0 1 0 0 0 0 0 1 0 5 5 0.00 3.000											
Mark Davis, L (9, 1) ERA: 2.37	0.1 1 0 0 0 1 0 0 0 0 0 0 0 3 3 0.00 0.000											
Jeff Robinson, R (9, 1) ERA: 1.1	0.1 1 0 0 0 0 0 0 0 0 0 0 0 1 1 0.00 0.000											



Batter	1	2	3	4	5	6	7	8	9	AB R H RBI BB SO LOB	TOP
Joey Cora, S (1, 4) <small>OBP: 0.385, SLG: 0.288</small>	0-0 		0-0 		0-0 			0-0 		4 0 0 0 0 0 1	San Diego Padres @ Los Angeles Dodgers Dodger Stadium, Los Angeles, CA Fri Apr 24 1987, 7:05 PM PDT Att. 48,980 - Unknown livebaseballscorecards.com
Jim Steels, L (1, 8) Dave Dravecky, R (8, 1)	0-0 			0-0 		0-3 		4-0 		3 0 0 0 1 1 0 0 0 0 0 0 0 0	
Tony Gwynn, L (1, 9) <small>OBP: 0.405, SLG: 0.500</small>	0-0 			0-0 		0-0 		0-0 		4 0 1 0 0 0 1	
John Kruk, L (1, 7) <small>OBP: 0.455, SLG: 0.543</small>		0-3 		4-0 		0-0 		0-0 		3 0 0 0 1 1 0	
Kevin Mitchell, R (1, 5) <small>OBP: 0.314, SLG: 0.439</small>		0-3 		0-0 			0-0 	0-0 		4 0 1 0 0 1 2	
Steve Garvey, R (1, 3) <small>OBP: 0.192, SLG: 0.235</small>		0-0 		0-3 			0-0 	0-0 		4 0 1 0 0 1 4	
Benito Santiago, R (1, 2) <small>OBP: 0.303, SLG: 0.462</small>		0-0 		0-3 			0-3 	0-3 		4 0 0 0 0 3 3	
Garry Templeton, S (1, 6) <small>OBP: 0.266, SLG: 0.267</small>			0-0 		0-0 		0-0 			3 0 1 0 0 0 1	
Ed Wojna, R (1, 1) Tom Gorman, L (3, 1) Tim Flannery, L (5, PH) Greg Booker, R (5, 1) Marvell Wynne, L (8, PH)			0-0 		0-0 			0-3 		1 0 0 0 0 0 0 0 0 0 0 0 0 0 1 0 0 0 0 0 1 0 0 0 0 0 0 0 1 0 0 0 0 1 0	
Inning Stats	R: 0 H: 0 E: 0 LOB: 0 K: 0 BB: 0 S: 3 P: 3	R: 0 H: 1 E: 0 LOB: 1 K: 2 BB: 0 S: 8 P: 8	R: 0 H: 0 E: 0 LOB: 0 K: 0 BB: 0 S: 3 P: 3	R: 0 H: 1 E: 0 LOB: 2 K: 1 BB: 1 S: 6 P: 10	R: 0 H: 1 E: 0 LOB: 1 K: 1 BB: 0 S: 6 P: 6	R: 0 H: 0 E: 0 LOB: 0 K: 1 BB: 0 S: 5 P: 5	R: 0 H: 1 E: 0 LOB: 1 K: 1 BB: 0 S: 6 P: 6	R: 0 H: 0 E: 0 LOB: 1 K: 1 BB: 1 S: 5 P: 9	R: 0 H: 0 E: 1 LOB: 1 K: 1 BB: 0 S: 6 P: 6	1B: 4 SF: 0 2B: 0 SAC: 0 3B: 0 DP: 0 HR: 0 HBP: 0	WP: 0 PA: 34 PB: 0 SB: 1 CS: 0
PITCHER Bob Welch, R (1, 1) <small>ERA: 2.76</small>	IP WLS BF H R ER SO BB IBB HBP BLK WP HR S P ERA WHIP 9.0 W 34 4 0 0 8 2 0 0 1 0 0 48 56 0.00 0.667										

Batter	1	2	3	4	5	6	7	8	9	AB	R	H	RBI	BB	SO	LOB
Mariano Duncan, R OBP: 0.342, SLG: 0.344 (1, 6)	0-0 6-3		0-0 1B 1B	0-0 2B 1B		0-0 5-3				4	2	2	0	0	0	0
Mike Ramsey, S OBP: 0.325, SLG: 0.352 (1, 8)	0-0 3-1 CS 1B		0-0 WP SF9 1B	0-0 1-H 2B		0-0 1-3				4	1	3	1	0	0	0
Pedro Guerrero, R OBP: 0.409, SLG: 0.655 (1, 7) Reggie Williams, R (8, 7)	0-0 3-1 1-2 1B		0-0 SF9 WP 1B	4-0 BB		0-0 F9				3	1	2	1	1	0	0
Mike Marshall, R OBP: 0.314, SLG: 0.460 (1, 9)	0-0 3-1 1-2 2-3		0-0 SF9 1-2 2-H 1B	0-0 F9		0-0 5-3				3	0	0	1	0	0	4
Mike Scioscia, L OBP: 0.419, SLG: 0.508 (1, 2)	0-0 CS 3-H	0-0 2B 6-3 1B	0-0 3-H 1B		0-0 FC4 1B		0-0 F6			4	1	3	1	0	0	0
Franklin Stubbs, L OBP: 0.347, SLG: 0.606 (1, 3)		0-0 1-3 2B	0-0 F8		0-0 F8		0-0 G3			4	0	1	0	0	0	2
Tracy Woodson, R OBP: 0.241, SLG: 0.300 (1, 5)		0-0 6-3	0-0 5-3		0-0 F6		0-0 4-3			4	0	0	1	0	0	3
Steve Sax, R OBP: 0.266, SLG: 0.278 (1, 4)		0-3 K		0-0 P2	0-0 FC4		1-0 HBP			3	0	0	0	0	1	2
Bob Welch, R OBP: 0.182, SLG: 0.182 (1, 1)		0-0 4-3		0-3 K		0-0 4-3		0-3 K		4	0	0	0	0	2	2

Inning Stats	R: 0	H: 2	E: 0	LOB: 1	K: 0	BB: 0	S: 4	R: 1	H: 2	E: 0	LOB: 1	K: 1	BB: 0	S: 7	R: 3	H: 4	E: 0	LOB: 1	K: 0	BB: 0	S: 7	R: 1	H: 2	E: 0	LOB: 2	K: 1	BB: 1	S: 7	R: 0	H: 1	E: 0	LOB: 1	K: 0	BB: 0	S: 4	R: 0	H: 0	E: 0	LOB: 0	K: 0	BB: 0	S: 3	R: 0	H: 0	E: 0	LOB: 0	K: 0	BB: 0	S: 3	R: 0	H: 0	E: 0	LOB: 1	K: 1	BB: 0	S: 5
--------------	------	------	------	--------	------	-------	------	------	------	------	--------	------	-------	------	------	------	------	--------	------	-------	------	------	------	------	--------	------	-------	------	------	------	------	--------	------	-------	------	------	------	------	--------	------	-------	------	------	------	------	--------	------	-------	------	------	------	------	--------	------	-------	------

PITCHER	IP	WLS	BF	H	R	ER	SO	BB	IBB	HBP	BLK	WP	HR	S	P	ERA	WHIP
Ed Wojna, R ERA: 6.61 (1, 1)	2.1	L	14	8	4	4	1	0	0	0	0	1	0	16	16	15.43	3.429
Tom Gorman, L ERA: 4.09 (3, 1)	1.2		8	2	1	1	1	1	0	0	0	0	0	9	13	5.40	1.800
Greg Booker, R ERA: 5.4 (5, 1)	3.0		10	1	0	0	0	0	0	0	0	0	0	10	10	0.00	0.333
Dave Dravecky, L ERA: 4.85 (8, 1)	1.0		4	0	0	0	1	0	0	1	0	0	0	5	6	0.00	0.000


BOTTOM

San Diego Padres @ Los Angeles Dodgers
 Dodger Stadium, Los Angeles, CA

Fri Apr 24 1987, 7:05 PM PDT
 Att. 48,980 - Unknown

livebaseballscorecards.com

AB	33
R	5
H	11
RBI	5
BB	1
SO	3
LOB	13



WP	PA	ERA	WHIP
1B: 9	SF: 1	WP: 1	PA: 37
2B: 2	SAC: 0	PB: 0	
3B: 0	DP: 0	SB: 0	
HR: 0	HBP: 1	CS: 1	

Batter	1	2	3	4	5	6	7	8	9	AB R H RBI BB SO LOB	TOP
Joey Cora, S (1, 4) <small>OBP: 0.377, SLG: 0.273</small>	0-0 	0-3 			4-0 		0-3 			3 0 0 0 1 2 1	San Diego Padres @ Los Angeles Dodgers Dodger Stadium, Los Angeles, CA Sat Apr 25 1987, 7:05 PM PDT Att: 48,687 - Unknown livebaseballscorecards.com
John Kruk, L (1, 7) <small>OBP: 0.438, SLG: 0.500</small>	4-0 		0-0 		0-0 		0-0 			3 0 0 0 1 0 1	
Tony Gwynn, L (1, 9) <small>OBP: 0.397, SLG: 0.486</small>	0-0 		0-0 		0-0 		0-0 			4 1 1 0 0 0 2	
Carmelo Martinez, R (1, 3) <small>OBP: 0.250, SLG: 0.400</small>	0-0 		0-0 		0-3 		0-0 			4 1 1 0 0 1 1	
Kevin Mitchell, R (1, 5) <small>OBP: 0.311, SLG: 0.429</small>	0-0 		0-3 		0-0 		0-0 			4 0 1 0 0 1 1	
Marvell Wynne, L (1, 8) <small>OBP: 0.250, SLG: 0.300</small>	0-0 		0-0 		0-0 		0-0 			4 0 2 2 0 0 0	
Garry Templeton, S (1, 6) <small>OBP: 0.265, SLG: 0.254</small>	0-3 		0-0 		4-0 		0-0 			3 0 0 0 1 1 3	
Mark Parent, R (1, 2) Jim Steels, L (7, PH) <small>OBP: 0.200, SLG: 0.217</small> Benito Santiago, R (7, 2) <small>OBP: 0.299, SLG: 0.455</small>		0-0 		0-0 		0-0 		0-3 		2 0 0 0 0 0 0 1 0 0 0 0 0 1 1 0 0 0 0 1 1	
Storm Davis, R (1, 1) <small>OBP: 0.167, SLG: 0.167</small> Tim Flannery, L (7, PH) <small>OBP: 0.318, SLG: 0.063</small> Craig Lefferts, L (7, 1)		0-3 		0-3 		0-0 				2 0 0 0 0 2 0 1 0 0 0 0 0 1 0 0 0 0 0 0 0	
Inning Stats	R: 2 H: 3 E: 0 LOB: 2 K: 1 BB: 1 S: 8 P: 12	R: 0 H: 0 E: 0 LOB: 0 K: 2 BB: 0 S: 7 P: 7	R: 0 H: 1 E: 0 LOB: 1 K: 1 BB: 0 S: 6 P: 6	R: 0 H: 0 E: 0 LOB: 0 K: 0 BB: 0 S: 3 P: 3	R: 0 H: 0 E: 0 LOB: 1 K: 1 BB: 1 S: 5 P: 9	R: 0 H: 0 E: 0 LOB: 0 K: 1 BB: 0 S: 5 P: 5	R: 0 H: 0 E: 0 LOB: 1 K: 1 BB: 1 S: 5 P: 9	R: 0 H: 0 E: 0 LOB: 0 K: 0 BB: 0 S: 3 P: 3	R: 0 H: 1 E: 0 LOB: 1 K: 1 BB: 0 S: 6 P: 6	1B: 5 SF: 0 2B: 0 SAC: 0 3B: 0 DP: 0 HR: 0 HBP: 0	WP: 0 PA: 35 PB: 0 SB: 1 CS: 0
PITCHER Orel Hershiser, R (1, 1) <small>ERA: 2.82</small>	IP: 9.0 WLS: W BF: 35 H: 5 R: 2 ER: 2 SO: 8 BB: 3 IBB: 0 HBP: 0 BLK: 0 WP: 0 HR: 0 S: 48 P: 60 ERA: 2.00 WHIP: 0.889										PITCHER IP: WLS: BF: H: R: ER: SO: BB: IBB: HBP: BLK: WP: HR: S: P: ERA: WHIP



Batter	1	2	3	4	5	6	7	8	9	AB	R	H	RBI	BB	SO	LOB
Mariano Duncan, R (1, 6) OBP: 0.325, SLG: 0.324	0-0 F4		0-0 6-3		0-0 P4		0-0 L6			4	0	0	0	0	0	1
Mike Ramsey, S (1, 8) OBP: 0.309, SLG: 0.333	0-3 K		0-0 P5		0-0 F9		0-0 1-3			4	0	0	0	0	1	1
Pedro Guerrero, R (1, 7) OBP: 0.414, SLG: 0.639	4-0 BB		0-0 6-3		0-0 6-3			0-0 G3 5-3 1B		3	1	1	0	1	0	1
Mike Marshall, R (1, 9) OBP: 0.324, SLG: 0.463	0-3 K			0-0 E 1B FC4-6 1B		0-0 1B 1B		0-0 5-3 1-2		4	2	2	0	0	1	2
Mike Scioscia, L (1, 2)		0-0 G3		0-0 FC4-6 E 1B		0-0 1B G6-3 1B		0-0 G3 2-3		4	1	2	0	0	0	1
Franklin Stubbs, L (1, 3) OBP: 0.355, SLG: 0.600		0-0 F5		0-0 P4		0-0 G6-3 1B		0-0 1B		4	0	2	2	0	0	2
Tracy Woodson, R (1, 5) OBP: 0.241, SLG: 0.296		0-0 1B		0-0 E6 FC4-6 1-2 2-3		0-0 G6-3 1-2f 3-H		0-0 F7 3-H		4	0	1	0	0	0	4
Steve Sax, R (1, 4) OBP: 0.256, SLG: 0.267		0-0 4-3		0-0 FC4-6 1-2f 2-3 3-H		0-0 6-3				3	0	0	1	0	0	3
Orel Hershiser, R (1, 1) OBP: 0.357, SLG: 0.500			0-0 6-3 2B		0-0 1-3		0-0 F7			3	0	1	0	0	0	2

Inning Stats	R: 0	H: 0	E: 0	K: 2	S: 7	LOB: 1	BB: 1	P: 11	R: 0	H: 1	E: 0	K: 0	S: 4	LOB: 1	BB: 0	P: 4	R: 0	H: 1	E: 0	K: 0	S: 4	LOB: 1	BB: 0	P: 4	R: 1	H: 2	E: 1	K: 0	S: 6	LOB: 2	BB: 0	P: 6	R: 0	H: 0	E: 0	K: 0	S: 3	LOB: 0	BB: 0	P: 3	R: 2	H: 3	E: 0	K: 0	S: 5	LOB: 0	BB: 0	P: 5	R: 0	H: 0	E: 0	K: 0	S: 3	LOB: 0	BB: 0	P: 3	R: 1	H: 2	E: 0	K: 0	S: 5	LOB: 1	BB: 0	P: 5
PITCHER	IP	WLS	BF	H	R	ER	SO	BB	IBB	HBP	BLK	WP	HR	S	P	ERA	WHIP																																															
Storm Davis, R (1, 1) ERA: 4.79	6.0	L	26	7	3	2	2	1	0	0	0	0	0	29	33	3.00	1.333																																															
Craig Lefferts, L (7, 1) ERA: 2.33	2.0		8	2	1	1	0	0	0	0	0	0	0	8	8	4.50	1.000																																															


BOTTOM

San Diego Padres @ Los Angeles Dodgers
 Dodger Stadium, Los Angeles, CA

Sat Apr 25 1987, 7:05 PM PDT
 Att. 48,687 - Unknown

livebaseballscores.com

AB	33
R	4
H	9
RBI	3
BB	1
SO	2
LOB	17



WP	HR	S	P	ERA	WHIP
WP: 0	HR: 0	S: 0	P: 34	ERA: 0	WHIP: 0
PB: 0	SAC: 0	DP: 1	CS: 0		
SB: 0	HBP: 0				
CS: 0					

Batter	1	2	3	4	5	6	7	8	9	AB R H RBI BB SO LOB	TOP					
Randy Ready, R (1, 4) OBP: 0.222, SLG: 0.353 Joey Cora, S (7, 4) OBP: 0.386, SLG: 0.273	0-0 6-3		0-0 1B E 2B	0-0 F4		0-0 6-3		4-0 BB G6-4-3		4 1 1 0 0 0 0 0 0 0 0 1 0 0						
Marvell Wynne, L (1, 8) OBP: 0.297, SLG: 0.343	0-3 K		0-0 E WP 1B	0-0 1B		0-0 1B		0-0 G6-4-3 1-2f		5 1 3 0 0 1 3						
Tony Gwynn, L (1, 9) OBP: 0.398, SLG: 0.481	0-0 1B		0-0 FC3 WP FC6-2 1-3 3-H	0-0 1B		0-0 G3		0-0 F8		5 0 2 0 0 0 2						
Carmelo Martinez, R (1, 7) OBP: 0.228, SLG: 0.364	0-0 F9		0-0 F7 2-3 3-H	0-3 K		0-0 F2		0-0 F3		5 0 0 0 0 1 4						
Steve Garvey, R (1, 3) OBP: 0.196, SLG: 0.236 Jim Steels, L (8, 7) OBP: 0.192, SLG: 0.208		0-0 1B FC1-5 1B	0-0 FC6-2 2B 1B 3-H	0-3 K		0-0 4-3		0-0 F9		4 1 1 0 0 1 3 1 0 0 0 0 0 0						
Kevin Mitchell, R (1, 5) OBP: 0.321, SLG: 0.438		0-0 F8	0-0 1B 2B		4-0 BB G4-6-3		0-0 F9			3 1 1 0 1 0 1						
Garry Templeton, S (1, 6) OBP: 0.292, SLG: 0.273		0-0 FC1-5 1B	4-0 1B IBB		0-0 G4-6-3 1-2f		0-0 1B 1B			3 0 2 0 1 0 1						
Mark Parent, R (1, 2) OBP: 0.182, SLG: 0.182		0-0 FC1-5	0-0 1B 1-3 2-H 3-H		0-3 K		0-0 SH1-3 1B			4 0 2 2 0 1 2						
Eric Show, R (1, 1)		0-3 K	0-3 K		0-3 K		0-0 SH1-3			3 0 0 0 0 3 4						
Inning Stats	R: 0 E: 0 K: 1 S: 6 H: 1 LOB: 1 BB: 0 P: 6	R: 0 E: 0 K: 1 S: 7 H: 2 LOB: 2 BB: 0 P: 7	R: 4 E: 1 K: 1 S: 10 H: 4 LOB: 2 BB: 1 P: 14	R: 0 E: 0 K: 2 S: 9 H: 2 LOB: 2 BB: 0 P: 9	R: 0 E: 0 K: 1 S: 4 H: 0 LOB: 0 BB: 1 P: 8	R: 0 E: 0 K: 1 S: 6 H: 1 LOB: 1 BB: 0 P: 6	R: 0 E: 0 K: 0 S: 3 H: 0 LOB: 0 BB: 0 P: 3	R: 0 E: 0 K: 0 S: 4 H: 2 LOB: 2 BB: 1 P: 8	R: 0 E: 0 K: 0 S: 3 H: 0 LOB: 0 BB: 0 P: 3	1B: 10 2B: 2 3B: 0 HR: 0 SF: 0 SAC: 1 DP: 2 HBP: 0	WP: 1 PA: 41 PB: 0 SB: 0 CS: 0					
PITCHER	IP WLS BF H R ER SO BB IBB HBP BLK WP HR S P ERA WHIP	IP WLS BF H R ER SO BB IBB HBP BLK WP HR S P ERA WHIP	IP WLS BF H R ER SO BB IBB HBP BLK WP HR S P ERA WHIP	IP WLS BF H R ER SO BB IBB HBP BLK WP HR S P ERA WHIP	IP WLS BF H R ER SO BB IBB HBP BLK WP HR S P ERA WHIP	IP WLS BF H R ER SO BB IBB HBP BLK WP HR S P ERA WHIP	IP WLS BF H R ER SO BB IBB HBP BLK WP HR S P ERA WHIP	IP WLS BF H R ER SO BB IBB HBP BLK WP HR S P ERA WHIP	IP WLS BF H R ER SO BB IBB HBP BLK WP HR S P ERA WHIP	ERA WHIP	ERA WHIP					
Rick Honeycutt, L (1, 1) ERA: 0.69	3.0 L															
Alejandro Pena, R (4, 1) ERA: 1.72	3.0	12	3	0	0	4	1	0	0	0	0	0	19	23	0.00	1.333
Tim Leary, R (7, 1) ERA: 5.56	1.1	7	2	0	0	0	1	0	0	0	0	0	6	10	0.00	2.250
Matt Young, L (8, 1) ERA: 10.13	0.2	1	0	0	0	0	0	0	0	0	0	0	1	1	0.00	0.000
Tom Niedenfuer, R (9, 1) ERA: 3.0	1.0	3	0	0	0	0	0	0	0	0	0	0	3	3	0.00	0.000

San Diego Padres @ Los Angeles Dodgers
Dodger Stadium, Los Angeles, CA

Sun Apr 26 1987, 3:33 AM PDT
Att: 48,116 - Unknown

AB	37
R	4
H	12
RBI	2
BB	3
SO	7
LOB	20



WP	1	PA	41
PB	0		
SB	0		
CS	0		

1B	10	SF	0
2B	2	SAC	1
3B	0	DP	2
HR	0	HBP	0

Batter	1	2	3	4	5	6	7	8	9	AB	R	H	RBI	BB	SO	LOB
Mariano Duncan, R OBP: 0.309, SLG: 0.306 (1, 6) X	0-0 F7 ①		0-0 F9 ②			0-0 6-3 ②		0-0 F8 ③		4	0	0	0	0	0	1
Mike Ramsey, S OBP: 0.294, SLG: 0.316 (1, 8) X	0-0 F9 ②		0-0 F8 ③			0-0 3-1 ③			0-0 4-3 ①	4	0	0	0	0	0	0
Pedro Guerrero, R OBP: 0.405, SLG: 0.615 (1, 7) X	0-0 HBP 1B			0-0 6-3 ①			0-0 F4 ①		0-0 5-3 ②	4	0	1	0	0	0	0
Mike Marshall, R OBP: 0.329, SLG: 0.456 Ken Landreaux, L OBP: 0.296, SLG: 0.174 (1, 9) H (5, 9)	1-0 HBP		0-3 K ②			0-0 F6 ②			0-0 HBP 1B	1	0	0	0	0	1	0
Franklin Stubbs, L OBP: 0.350, SLG: 0.595 (1, 3) X	0-0 4-3 ③		0-3 K ③			0-0 K ③		0-0 HBP 2B	0-0 F9 ③	4	0	1	0	0	1	3
Alex Trevino, R OBP: 0.200, SLG: 0.300 (1, 2) X		0-0 F7 ①		0-0 F7 ①		0-0 K ③				3	0	0	0	0	1	1
Tracy Woodson, R OBP: 0.230, SLG: 0.281 (1, 5) X		0-0 5-3 ②		0-0 6-3 ②					0-0 5-3 ①	3	0	0	0	0	0	0
Steve Sax, R OBP: 0.247, SLG: 0.256 Tom Niedenfuer, R (9, 1)		0-0 5-3 ③		0-3 K ③					0-0 F7 ②	3	0	0	0	0	1	0
Rick Honeycutt, L Len Matuszek, L Alejandro Pena, R Fernando Valenzuela, L Tim Leary, R Matt Young, L Dave Anderson, R (1, 1) (3, PH) (4, 1) (6, PH) (7, 1) (8, 1) (8, PH) (9, 4)			0-0 L3 ①			0-0 G3 ①			0-0 E5	0	0	0	0	0	0	0

Inning Stats	R: 0	H: 1	E: 0	LOB: 2	K: 0	BB: 0	S: 4	P: 5	R: 0	H: 0	E: 0	LOB: 0	K: 0	BB: 0	S: 3	P: 3	R: 0	H: 0	E: 0	LOB: 0	K: 2	BB: 0	S: 7	P: 7	R: 0	H: 0	E: 0	LOB: 0	K: 1	BB: 0	S: 5	P: 5	R: 0	H: 1	E: 0	LOB: 1	K: 1	BB: 0	S: 6	P: 6	R: 0	H: 0	E: 1	LOB: 1	K: 0	BB: 0	S: 4	P: 4	R: 0	H: 1	E: 0	LOB: 1	K: 0	BB: 0	S: 4	P: 4	1B: 2	SF: 0	2B: 1	SAC: 0	3B: 0	DP: 0	HR: 0	HBP: 1	WP: 0	PA: 32
--------------	------	------	------	--------	------	-------	------	------	------	------	------	--------	------	-------	------	------	------	------	------	--------	------	-------	------	------	------	------	------	--------	------	-------	------	------	------	------	------	--------	------	-------	------	------	------	------	------	--------	------	-------	------	------	------	------	------	--------	------	-------	------	------	-------	-------	-------	--------	-------	-------	-------	--------	-------	--------

PITCHER	IP	WLS	BF	H	R	ER	SO	BB	IBB	HBP	BLK	WP	HR	S	P	ERA	WHIP
Eric Show, R ERA: 3.24 (1, 1)	9.0	W	32	3	0	0	4	0	0	1	0	0	0	39	40	0.00	0.333

BOTTOM

San Diego Padres @ Los Angeles Dodgers
Dodger Stadium, Los Angeles, CA

Sun Apr 26 1987, 3:33 AM PDT
Att. 48,116 - Unknown

livebaseballscorecards.com

AB	31
R	0
H	3
RBI	0
BB	0
SO	4
LOB	5

Batter	1	2	3	4	5	6	7	8	9	AB R H RBI BB SO LOB	TOP											
Mariano Duncan, R (1, 6) OBP: 0.326, SLG: 0.338	0-3 K		0-0 1B		0-0 6-3		0-0 2B		0-0 1B	5 0 3 1 0 1 0	Los Angeles Dodgers @ Pittsburgh Pirates Three Rivers Stadium, Pittsburgh, PA Tue Apr 28 1987, 7:05 PM EDT Att. 3,420 - Unknown livebaseballscorecards.com											
Mike Ramsey, S (1, 8) OBP: 0.289, SLG: 0.301	0-3 K		0-0 F8		4-0 BB		0-0 F3		0-3 K	4 0 0 0 1 2 4												
Pedro Guerrero, R (1, 7) OBP: 0.397, SLG: 0.588	0-0 F8		0-3 K		0-0 F7			4-0 BB		3 0 0 0 1 1 2												
Mike Marshall, R (1, 9) OBP: 0.338, SLG: 0.458		0-0 FC5 1B		0-0 1B		0-0 F3		0-0 G1-4-3 BB		4 0 2 0 0 0 1												
Mike Scioscia, L (1, 2) OBP: 0.415, SLG: 0.486		0-0 F9		0-3 K		0-0 4-3		4-0 BB		3 0 0 0 1 1 2												
Tracy Woodson, R (1, 5) OBP: 0.234, SLG: 0.283		0-0 F8		0-0 1B		0-0 P5		0-3 K		3 0 1 0 0 0 1												
Ken Landreaux, L (8, PH) OBP: 0.286, SLG: 0.167				1-2 1B						1 0 0 0 0 1 1												
Dave Anderson, R (8, 5) OBP: 0.167, SLG: 0.118										0 0 0 0 0 0 0												
Franklin Stubbs, L (1, 3) OBP: 0.357, SLG: 0.590		0-0 1B		0-0 P4		0-0 FC5-4 1B			0-0 F9	4 0 2 0 0 0 2												
Steve Sax, R (1, 4) OBP: 0.236, SLG: 0.244		0-0 FC5		0-0 F8		0-0 FC5-4 2B			0-0 4-3	4 1 0 0 0 0 5												
Fernando Valenzuela, L (1, 1) OBP: 0.167, SLG: 0.167			0-0 6-3		0-0 6-3		0-3 K		4-0 1B BB	2 0 0 0 0 0 0												
Mickey Hatcher, R (7, PH) OBP: 0.154, SLG: 0.091										1 0 0 0 0 1 1												
Brian Holton, R (7, 1) OBP: 0.333, SLG: 0.333										0 0 0 0 0 0 0												
Tim Leary, R (8, 1) OBP: 0.333, SLG: 0.333										0 0 0 0 0 0 0												
Len Matuszek, L (9, PH)										0 0 0 0 1 0 0												
Inning Stats	R: 0 E: 0 K: 2 S: 7	H: 0 LOB: 0 BB: 0 P: 7	R: 0 E: 0 K: 0 S: 5	H: 2 LOB: 2 BB: 0 P: 5	R: 0 E: 0 K: 1 S: 6	H: 1 LOB: 1 BB: 0 P: 6	R: 0 E: 0 K: 1 S: 7	H: 2 LOB: 2 BB: 0 P: 7	R: 0 E: 0 K: 0 S: 3	H: 0 LOB: 1 BB: 1 P: 7	R: 0 E: 0 K: 0 S: 3	H: 0 LOB: 0 BB: 0 P: 3	R: 1 E: 0 K: 1 S: 7	H: 2 LOB: 1 BB: 0 P: 7	R: 0 E: 0 K: 1 S: 4	H: 0 LOB: 1 BB: 2 P: 12	R: 0 E: 0 K: 1 S: 6	H: 1 LOB: 2 BB: 1 P: 10	1B: 7 2B: 1 3B: 0 HR: 0	SF: 0 SAC: 0 DP: 1 HBP: 0	WP: 0 PB: 0 SB: 0 CS: 0	PA: 38
PITCHER	IP WLS BF H R ER SO BB IBB HBP BLK WP HR S P ERA WHIP																					
Bob Kipper, L (1, 1) ERA: 4.43	7.0 W 29 7 1 1 5 1 0 0 0 0 0 0 38 42 1.29 1.143																					
Logan Easley, R (8, 1) ERA: 3.65	2.0 S 9 1 0 0 2 3 0 0 0 0 0 0 10 22 0.00 2.000																					



Batter	1	2	3	4	5	6	7	8	9	AB	R	H	RBI	BB	SO	LOB
Barry Bonds, L (1, 8) OBP: 0.356, SLG: 0.459	0-3 K		0-3 K			0-0 P4		0-0 6-3		4	0	0	0	0	2	2
Bobby Bonilla, S (1, 9) OBP: 0.259, SLG: 0.302	0-0 1-3		0-3 K			0-0 5-3		0-0 F5		4	0	0	0	0	1	1
Johnny Ray, S (1, 4) OBP: 0.338, SLG: 0.437	0-0 F8		0-0 1B 1B			0-0 F9		0-0 E 2B 2B		4	2	2	0	0	0	0
Jim Morrison, R (1, 5) OBP: 0.411, SLG: 0.609		0-3 K	0-0 1B 1B			4-0 CS BB		0-0 5-3		3	0	1	1	1	1	1
Mike Diaz, R (1, 7) OBP: 0.300, SLG: 0.649		0-0 F9	0-0 1B			0-0 F8		0-0 3B 2B		4	0	2	2	0	0	1
R.J. Reynolds, S (8, PR) OBP: 0.333, SLG: 0.429			1-3 2-H 1B					2-H 3B 2B		0	1	0	0	0	0	0
Sid Bream, L (1, 3) OBP: 0.393, SLG: 0.636		0-0 1B 3B	0-0 F8			0-0 4-3		4-0 3B IBB		3	2	1	0	1	0	3
Junior Ortiz, R (1, 2) OBP: 0.314, SLG: 0.323		0-0 1B			0-0 P4		0-0 4-3	0-0 1-H 2-H 3B		4	0	2	3	0	0	0
Rafael Belliard, R (1, 6) OBP: 0.239, SLG: 0.225		0-0 F9			0-0 B1-3		0-0 6-3	4-0 IBB		3	0	0	0	1	0	1
Bob Kipper, R (1, 1) OBP: 0.500, SLG: 0.750			0-0 1B 1B		0-3 K		4-0 S BB	0-3 K		2	1	1	0	0	1	0
Andy Van Slyke, L (7, PH) OBP: 0.386, SLG: 0.426										0	0	0	0	1	0	0
Logan Easley, R (8, 1)										1	0	0	0	0	1	3

Inning Stats	R: 0	H: 0	E: 0	K: 1	S: 5	R: 1	H: 2	E: 0	K: 1	S: 7	R: 2	H: 4	E: 0	K: 2	S: 11	R: 0	H: 0	E: 0	K: 1	S: 5	R: 0	H: 0	E: 0	K: 0	S: 3	R: 0	H: 0	E: 0	K: 0	S: 2	R: 0	H: 0	E: 1	K: 1	S: 8	R: 3	H: 3	E: 1	K: 1	S: 8	1B: 5	2B: 2	3B: 2	HR: 0	SF: 0	SAC: 0	DP: 0	HBP: 0	WP: 0	PB: 0	SB: 1	CS: 1	PA: 36
--------------	------	------	------	------	------	------	------	------	------	------	------	------	------	------	-------	------	------	------	------	------	------	------	------	------	------	------	------	------	------	------	------	------	------	------	------	------	------	------	------	------	-------	-------	-------	-------	-------	--------	-------	--------	-------	-------	-------	-------	--------


PITCHER	IP	WLS	BF	H	R	ER	SO	BB	IBB	HBP	BLK	WP	HR	S	P	ERA	WHIP
Fernando Valenzuela, L (1, 1) ERA: 2.92	6.0	L	24	6	3	3	5	1	0	0	0	0	0	33	37	4.50	1.167
Brian Holton, R (7, 1) ERA: 4.02	1.2		10	3	3	3	0	1	1	0	0	0	0	8	16	16.20	2.400
Tim Leary, R (8, 1) ERA: 5.4	0.1		2	0	0	0	1	0	1	0	0	0	0	3	7	0.00	0.000

BOTTOM

Los Angeles Dodgers @ Pittsburgh Pirates
 Three Rivers Stadium, Pittsburgh, PA

Tue Apr 28 1987, 7:05 PM EDT
 Att. 3,420 - Unknown

AB	32
R	6
H	9
RBI	6
BB	4
SO	6
LOB	12



PITCHER	IP	WLS	BF	H	R	ER	SO	BB	IBB	HBP	BLK	WP	HR	S	P	ERA	WHIP
---------	----	-----	----	---	---	----	----	----	-----	-----	-----	----	----	---	---	-----	------

Batter	1	2	3	4	5	6	7	8	9	AB R H RBI BB SO LOB	TOP		
Mariano Duncan, R (1, 6) OBP: 0.322, SLG: 0.333 Dave Anderson, R (8, PH) OBP: 0.211, SLG: 0.167 (8, 6)	0-0 F9		0-0 6-3		0-0 1B HR 1B		0-3 K	0-0 1B		4 1 1 0 0 1 0 1 0 1 1 0 0 0	Los Angeles Dodgers @ Pittsburgh Pirates Three Rivers Stadium, Pittsburgh, PA Wed Apr 29 1987, 7:05 PM EDT Att. 4,668 - Unknown		
Steve Sax, R (1, 4) OBP: 0.255, SLG: 0.264	0-0 F2		0-0 F8		0-0 1-3 HR 1B		0-0 E4 5-3 1B	0-0 1-2 1B		5 1 3 0 0 0 0			
Reggie Williams, R (1, 9) Len Matuszek, L (8, PH) (8, 3)	0-3 K		0-0 F7		0-3 K		0-0 5-3 2-3	0-3 K		4 0 0 0 0 2 3 1 0 0 0 0 1 2			
Pedro Guerrero, R (1, 7) Ken Landreaux, L (7, 7) OBP: 0.276, SLG: 0.160 (8, 9)		0-0 2B 3B		4-0 SH1-3 FC6-4 BB BB	0-0 1-H 3-H HR		0-0 5-3	0-0 F7		3 3 2 3 1 0 1 1 0 0 0 0 0 2			
Mickey Hatcher, R (1, 3) OBP: 0.278, SLG: 0.333 (8, 7)		0-0 1B 2B		4-0 FC6-4 SH1-3 1-2 BB	0-0 P5			0-0 1B 2B	0-3 K	4 2 2 1 1 1 0			
Mike Scioscia, L (1, 2) Alex Trevino, R (9, PH) OBP: 0.182, SLG: 0.273 (9, 2)		0-0 2-H 1B		0-0 SH1-3 1-2 2-3	0-0 F8			0-0 FC 1B 3B	0-3 K	3 1 1 1 0 0 1 1 0 0 0 0 1 0			
Tracy Woodson, R (1, 5) OBP: 0.261, SLG: 0.313		0-0 F2		4-0 FC6-4 IBB		0-3 K		0-0 1-3 2-H 3B 1B	0-0 2B	4 1 2 1 1 1 1			
Mike Ramsey, S (1, 8) OBP: 0.285, SLG: 0.322		0-0 F7		0-0 FC6-4 1-2f 2-3 3-H		0-3 K		0-0 1-H 3-H 1B 3B	4-0 FC6 BB	4 1 1 3 1 1 3			
Bob Welch, R (1, 1) Tom Niedenfuer, R (8, 1) Orel Hershiser, R (9, PH) Ken Howell, R (9, 1) OBP: 1.000, SLG: 1.000		0-3 K		0-0 F8		0-3 K		0-0 1-3	0-0 FC6 1-2f	4 0 0 0 0 2 4 0 0 0 0 0 0 0 1 0 0 0 0 0 2 0 0 0 0 0 0 0			
Inning Stats	R: 0 E: 0 K: 1 S: 5 H: 0 LOB: 0 BB: 0 P: 5	R: 2 E: 0 K: 1 S: 8 H: 3 LOB: 1 BB: 0 P: 8	R: 0 E: 0 K: 0 S: 3 H: 0 LOB: 0 BB: 0 P: 3	R: 1 E: 0 K: 0 S: 3 H: 0 LOB: 2 BB: 3 P: 15	R: 3 E: 0 K: 1 S: 8 H: 3 LOB: 0 BB: 0 P: 8	R: 0 E: 0 K: 3 S: 9 H: 0 LOB: 0 BB: 0 P: 9	R: 0 E: 1 K: 1 S: 6 H: 1 LOB: 1 BB: 0 P: 6	R: 4 E: 0 K: 1 S: 11 H: 5 LOB: 2 BB: 0 P: 11	R: 0 E: 0 K: 2 S: 8 H: 1 LOB: 2 BB: 1 P: 12	1B: 7 2B: 3 3B: 2 HR: 1 SF: 0 SAC: 1 DP: 0 HBP: 0	WP: 0 PB: 0 SB: 0 CS: 0 PA: 45		
PITCHER	IP WLS BF H R ER SO BB IBB HBP BLK WP HR S P ERA WHIP											PITCHER	IP WLS BF H R ER SO BB IBB HBP BLK WP HR S P ERA WHIP
Bob Patterson, L (1, 1) ERA: 5.53	5.0 L 24 6 6 6 3 2 1 0 0 0 1 27 39 10.80 1.600												
Brian Fisher, R (6, 1) ERA: 7.71	2.0 11 4 4 4 4 0 0 0 0 0 0 19 19 18.00 2.000												
Bob Walk, R (8, 1) ERA: 3.55	1.0 5 2 0 0 1 0 0 0 0 0 0 7 7 0.00 2.000												
Hipolito Pena, L (9, 1) ERA:	1.0 5 1 0 0 2 1 0 0 0 0 0 8 12 0.00 2.000												

livebaseballscores.com



Batter	1	2	3	4	5	6	7	8	9	AB	R	H	RBI	BB	SO	LOB
Barry Bonds, L OBP: 0.338, SLG: 0.431 (1, 8) X	0-0 F7 ①		0-3 K ③			0-3 K ②		0-0 P6 ③		4	0	0	0	0	2	2
Andy Van Slyke, L OBP: 0.377, SLG: 0.412 (1, 9) X	0-0 P5 ②			0-0 F8 ①		0-3 K ③			0-0 BB 2B 1B	4	1	1	0	0	1	0
Johnny Ray, S OBP: 0.321, SLG: 0.413 (1, 4) S S S	0-3 K ③			0-0 F7 ②			0-0 3-1 ①		0-0 F9 ①	4	0	0	0	0	1	1
Sid Bream, L OBP: 0.400, SLG: 0.614 (1, 3)		0-3 K ①		4-0 FC6-4 BB			0-0 P4 ②		4-0 BB 2B BB	2	1	0	0	2	1	0
Jim Morrison, R OBP: 0.403, SLG: 0.603 (1, 5) (6, 6)		0-0 6-3 ②		0-0 FC6-4 1-2f			0-0 F9 ③		0-0 6-3 1-H 2-H	4	0	1	2	0	0	1
R.J. Reynolds, S OBP: 0.360, SLG: 0.480 (1, 7)		0-0 2B			0-0 3-1 ①			0-0 4-3 BB 1B	0-0 6-3 ②	4	0	2	0	0	0	1
Michael LaValliere, L OBP: 0.474, SLG: 0.469 (1, 2)		0-0 F7 ③			0-0 F8 ②			0-0 F8 ①	4-0 BB	3	0	0	0	1	0	2
Rafael Belliard, R OBP: 0.229, SLG: 0.214 (6, 1) Brian Fisher, R (8, 1) Bob Walk, R (8, PH) John Cangelosi, S OBP: 0.519, SLG: 0.388 (9, 1) Hipolito Pena, L (9, PH) Mike Diaz, R OBP: 0.293, SLG: 0.632			0-3 K ①		0-0 F2 ③			4-0 BB 4-3 1-2	0-0 F8 ③	2	0	0	0	0	1	0
Bob Patterson, R (1, 1) Bobby Bonilla, S OBP: 0.250, SLG: 0.291 (6, 5)			0-3 K ②			0-3 K ①		0-0 4-3 1-2 2-3		1	0	0	0	0	1	0
										2	0	0	0	0	1	2

Inning Stats	R: 0	H: 0	E: 0	K: 5	S: 5	H: 0	LOB: 0	BB: 0	P: 5	R: 0	H: 1	E: 0	K: 1	S: 6	R: 0	H: 0	E: 0	K: 3	S: 9	R: 0	H: 0	E: 0	K: 0	S: 3	R: 0	H: 0	E: 0	K: 3	S: 9	R: 0	H: 0	E: 0	K: 0	S: 3	R: 0	H: 1	E: 0	K: 0	S: 4	R: 2	H: 2	E: 0	K: 0	S: 5	1B: 2	2B: 2	3B: 0	SF: 0	SAC: 0	DP: 0	HBP: 0
--------------	------	------	------	------	------	------	--------	-------	------	------	------	------	------	------	------	------	------	------	------	------	------	------	------	------	------	------	------	------	------	------	------	------	------	------	------	------	------	------	------	------	------	------	------	------	-------	-------	-------	-------	--------	-------	--------

PITCHER	IP	WLS	BF	H	R	ER	SO	BB	IBB	HBP	BLK	WP	HR	S	P	ERA	WHIP
Bob Welch, R ERA: 2.23 (1, 1)	7.0	W	23	1	0	0	8	1	0	0	0	0	0	38	42	0.00	0.286
Tom Niedenfuer, R ERA: 2.7 (8, 1)	1.0		5	1	0	0	0	1	0	0	0	0	0	4	8	0.00	2.000
Ken Howell, R ERA: 6.35 (9, 1)	1.0		7	2	2	2	0	2	0	0	0	0	0	5	13	18.00	4.000

BOTTOM

Los Angeles Dodgers @ Pittsburgh Pirates
Three Rivers Stadium, Pittsburgh, PA

Wed Apr 29 1987, 7:05 PM EDT
Att. 4,668 - Unknown

livebaseballscorecards.com

AB	31
R	2
H	4
RBI	2
BB	4
SO	8
LOB	11



WP: 0	PA: 35
PB: 0	
SB: 0	
CS: 0	

Los Angeles Dodgers @ Pittsburgh Pirates

Three Rivers Stadium, Pittsburgh, PA

Thu Apr 30 1987, 7:05 PM EDT
Att. 7,114 - Unknown

AB	34
R	4
H	8
RBI	4
BB	8
SO	8
LOB	22



AB	R	H	RBI	BB	SO	LOB
4	1	3	2	1	1	0
4	0	1	0	1	0	4
4	1	0	0	1	0	6
5	1	1	2	0	2	1
3	0	0	0	2	0	1
0	0	0	0	0	0	0
2	0	1	0	0	0	0
2	0	0	0	0	1	1
1	0	0	0	0	0	1
3	1	1	0	1	1	2
2	0	1	0	2	0	1
3	0	0	0	0	2	4
0	0	0	0	0	0	0
1	0	0	0	0	1	1
0	0	0	0	0	0	0

Batter	1	2	3	4	5	6	7	8	9
Mariano Duncan, R (1, 6) OBP: 0.347, SLG: 0.388	0-3 K	0-0 FC3-6 1B			0-0 HR	0-0 S 1B		4-0 BB BB	
Steve Sax, R (1, 4) OBP: 0.263, SLG: 0.264	0-0 P4	0-0 FC3-6			0-0 S G3 1B	0-0 F9		4-0 BB BB	
Ken Landreaux, L (1, 9) OBP: 0.265, SLG: 0.138	4-0 HR BB	0-0 4-3			0-0 G3		0-0 F9	0-0 F8	
Franklin Stubbs, L (1, 7) OBP: 0.348, SLG: 0.602	0-0 1-H HR		0-3 K		0-0 F2		0-3 K	0-0 6-3	
Mike Scioscia, L (1, 2) OBP: 0.411, SLG: 0.462	4-0 1B BB		0-0 F7		0-0 G3		0-0 E6 FC6-4	4-0 G6-4-3 BB	
Dave Anderson, R (9, PR) OBP: 0.211, SLG: 0.167									
Len Matuszek, L (1, 3) OBP: 0.125, SLG: 0.067	0-0		0-0 3-1			0-3 K		0-0 G6-4-3	
Reggie Williams, R (4, 7)									
Pedro Guerrero, R (9, PH) OBP: 0.410, SLG: 0.653	1-2 1B						1-2 FC6-4	1-2 G6-4-3	
Tracy Woodson, R (1, 5) OBP: 0.274, SLG: 0.313	0-0 6-3			4-0 FC3-6 BB		0-0 BB 1B		0-3 K	
Mike Ramsey, S (1, 8) OBP: 0.313, SLG: 0.337		4-0 FC3-6 BB		0-0 FC3-6 CS		4-0 1B BB		0-0 BB 2B	
Orel Hershiser, R (1, 1) OBP: 0.278, SLG: 0.389					0-3 K			0-3 K	
Matt Young, L (7, 1)									
Mickey Hatcher, R (8, PH) OBP: 0.263, SLG: 0.313		0-0 FC3-6 1B			0-3 K				
Tom Niedenfuer, R (8, 1)									

Inning	R	H	E	K	S	R	H	E	K	S	R	H	E	K	S	R	H	E	K	S	R	H	E	K	S	R	H	E	K	S	
1	2	2	0	1	7	0	1	0	0	4	0	0	0	0	4	1	2	0	0	9	0	0	0	0	0	0	0	0	0	0	0
2	0	0	0	0	4	0	0	0	0	0	0	0	0	0	0	0	0	0	0	0	0	0	0	0	0	0	0	0	0	0	0
3	0	0	0	0	4	0	0	0	0	0	0	0	0	0	0	0	0	0	0	0	0	0	0	0	0	0	0	0	0	0	0
4	0	0	0	0	4	0	0	0	0	0	0	0	0	0	0	0	0	0	0	0	0	0	0	0	0	0	0	0	0	0	0
5	1	2	0	0	5	1	2	0	0	5	1	2	0	0	5	1	2	0	0	13	0	0	0	0	0	0	0	0	0	0	0
6	0	0	0	0	6	0	0	0	0	6	0	0	0	0	6	0	0	0	0	6	0	0	0	0	0	0	0	0	0	0	0
7	0	0	0	0	6	0	0	0	0	6	0	0	0	0	6	0	0	0	0	6	0	0	0	0	0	0	0	0	0	0	0
8	0	1	0	3	8	0	1	0	0	8	0	1	0	0	8	0	1	0	0	16	0	0	0	0	0	0	0	0	0	0	0
9	0	0	0	0	2	0	0	0	0	2	0	0	0	0	2	0	0	0	0	6	0	0	0	0	0	0	0	0	0	0	0

PITCHER	IP	WLS	BF	H	R	ER	SO	BB	IBB	HBP	BLK	WP	HR	S	P	ERA	WHIP
Dom Taylor, R (1, 1) ERA: 6.75	4.0		20	5	3	3	3	4	0	0	0	0	2	22	38	6.75	2.250
Hipolito Pena, L (5, 1) ERA:	1.0		3	0	0	0	0	0	0	0	0	0	0	3	3	0.00	0.000
Bob Walk, R (6, 1) ERA: 3.95	1.0		6	2	1	1	2	1	0	0	0	0	0	9	13	9.00	3.000
John Smiley, L (7, 1) ERA: 2.53	1.1	W	6	1	0	0	2	0	0	0	0	0	0	10	10	0.00	0.750
Don Robinson, R (8, 1) ERA: 5.06	1.2	S	7	0	0	0	1	3	0	0	0	0	0	6	18	0.00	1.800

WP: 0	PA: 42
PB: 0	
SB: 2	
CS: 1	

WP	HR	S	P	ERA	WHIP
0	0	0	0	0.00	0.000
0	0	0	0	0.00	0.000
1	0	0	0	0.00	0.750
0	0	0	0	0.00	1.800

BOTTOM

Los Angeles Dodgers @ Pittsburgh Pirates
Three Rivers Stadium, Pittsburgh, PA

livebaseballscorecards.com

AB	30
R	5
H	5
RBI	5
BB	7
SO	6
LOB	18



WP:	1	PA:	37
PB:	0	SB:	0
CS:	0		

Thu Apr 30 1987, 7:05 PM EDT
Att. 7,114 - Unknown

AB	R	H	RBI	BB	SO	LOB
3	1	0	0	2	0	0
3	1	2	2	1	0	1
3	0	0	0	1	0	3
3	1	1	0	1	0	3
4	1	1	1	0	2	4
3	0	0	1	1	1	1
3	0	0	0	1	0	3
2	1	1	0	0	0	0
2	0	0	1	0	0	1
1	0	0	0	0	1	1
0	0	0	0	0	0	0
1	0	0	0	0	1	0
0	0	0	0	0	0	0
1	0	0	0	0	0	0
1	0	0	0	0	0	0
1	0	0	0	0	0	0

Batter	1	2	3	4	5	6	7	8	9									
John Cangelosi, S OBP: 0.500, SLG: 0.318 (1, 8)	4-0 WP 4-3 BB		4-0 1-2 2B BB		0-0 G3		0-0 1-3	0-0 4-3										
R.J. Reynolds, S OBP: 0.414, SLG: 0.536 (1, 9)	0-0 F7		0-0 FC4-6 1-H 2-H 2B		0-0 FC4-6 1B		4-0 E FC6-4 BB											
Johnny Ray, S OBP: 0.318, SLG: 0.397 (1, 4)	0-0 4-3		4-0 FC4-6 BB		0-0 FC4-6 1-2f		0-0 E1 FC6-4 1-3											
Sid Bream, L OBP: 0.406, SLG: 0.600 (1, 3)	0-0 4-3 2-3		0-0 FC4-6 1-2f 2-3		0-0 E 1B 6-3 1B		4-0 FC6-4 IBB											
Jim Morrison, R OBP: 0.395, SLG: 0.583 (1, 5) (7, 6)		0-3 K	0-3 K		0-0 E9 6-3 FC6-4 1B		0-0 FC6-4 BB 1-2f 2-3 3-H											
Mike Diaz, R OBP: 0.289, SLG: 0.585 (1, 7)		0-0 F8		0-3 K		0-0 6-3	4-0 1-2 BB											
Michael LaValliere, L OBP: 0.452, SLG: 0.429 (1, 2)		0-0 3-1		0-0 F7		0-0 FC6-4 BB	0-0 G1											
Rafael Belliard, R OBP: 0.240, SLG: 0.227 Bobby Bonilla, S OBP: 0.241, SLG: 0.281 (6, PH) (7, 5)			0-0 BB 2B 1B	0-0 3-1		0-0 FC6-4 1-2f 3-H	0-0 3-1											
Dorn Taylor, R Hipolito Pena, L Andy Van Slyke, L Bob Walk, R Denny Gonzalez, R John Smiley, L Don Robinson, R (1, 1) (5, 1) (5, PH) (6, 1) (6, PH) (7, 1) (8, 1)			0-3 K		0-3 K	0-3 K	0-0 F2											
Inning Stats	R: 0 E: 0 K: 0 S: 3	H: 0 LOB: 1 BB: 1 P: 7	R: 0 E: 0 K: 1 S: 5	H: 0 LOB: 0 BB: 0 P: 5	R: 2 E: 0 K: 2 S: 9	H: 2 LOB: 2 BB: 2 P: 17	R: 0 E: 0 K: 1 S: 6	H: 1 LOB: 1 BB: 0 P: 6	R: 2 E: 1 K: 1 S: 7	H: 2 LOB: 1 BB: 1 P: 11	R: 1 E: 1 K: 0 S: 4	H: 0 LOB: 3 BB: 3 P: 16	R: 0 E: 0 K: 0 S: 3	H: 0 LOB: 0 BB: 0 P: 3	1B: 4 2B: 1 3B: 0 HR: 0	SF: 0 SAC: 0 DP: 0 HBP: 0	WP: 1 PB: 0 SB: 0 CS: 0	PA: 37 ERA WHIP
PITCHER	IP WLS L	WLS L	H R ER SO	BB IBB HBP BLK	WP HR S P	ERA WHIP	PITCHER	IP WLS L	H R ER SO	BB IBB HBP BLK	WP HR S P	ERA WHIP						
Orel Hershiser, R ERA: 3.0 (1, 1)	6.2		5 5 3 6	6 1 0 0	1 0 38 66	4.05 1.650	Matt Young, L ERA: 9.72 (7, 1)	0.1		0 0 0 0	0 0 1 1	0.00 0.000						
Tom Niedenfuer, R ERA: 2.45 (8, 1)	1.0		0 0 0 0	0 0 0 0	0 0 3 3	0.00 0.000												

TOP

Los Angeles Dodgers @ St. Louis Cardinals
Busch Stadium, St. Louis, MO
Fri May 01 1987, 7:05 PM CDT
Att. 44,383 - Unknown

AB	39
R	4
H	9
RBI	2
BB	3
SO	6
LOB	13



WP:	0	PA:	43
PB:	0		
SB:	0		
CS:	0		

AB R H RBI BB SO LOB

4	1	1	0	0	0	0
4	1	1	0	1	0	1
4	0	2	2	1	1	0
5	0	0	0	0	1	6
0	0	0	0	0	0	0
5	1	3	0	0	0	0
5	1	1	0	0	0	2
4	0	1	0	0	2	2
0	0	0	0	0	0	0
0	0	0	0	0	0	0
1	0	0	0	0	0	0
4	0	0	0	0	1	2
2	0	0	0	1	1	0
0	0	0	0	0	0	0
0	0	0	0	0	0	0
1	0	0	0	0	0	0
0	0	0	0	0	0	0

Batter	1	2	3	4	5	6	7	8	9	10
Mariano Duncan, R (1, 6) OBP: 0.343, SLG: 0.382	0-0 F8		0-0 1B BB 1B		0-0 SH2-4		0-0 4-3		0-0 1-3	
Steve Sax, R (1, 4) OBP: 0.269, SLG: 0.274	0-0 4-3		4-0 1B BB 1B		0-0 6-3		0-0 5-3		0-0 1B 2B	
Pedro Guerrero, R (1, 7) OBP: 0.420, SLG: 0.645	0-3 K		0-0 1B 1-3 2-H		4-0 IBB		0-0 E7 FC6-4		0-0 FC6-4 1B 2-H	
Mike Marshall, R (1, 9) OBP: 0.318, SLG: 0.429		0-0 4-3	0-0 L7		0-3 K		0-0 FC6-4 1-2f		0-0 FC6-4 1-2f	
Matt Young, L (9, 1)										
Mickey Hatcher, R (1, 3) OBP: 0.333, SLG: 0.429		0-0 3-1 2B		0-0 5-3 1B		0-0 E 1B		0-0 F7		0-0 L9
Mike Scioscia, L (1, 2) OBP: 0.400, SLG: 0.458		0-0 3-1 2-3		0-0 5-3 1-2		0-0 E7 1-H 2B		0-0 4-3		0-0 1-3
Tracy Woodson, R (1, 5) OBP: 0.273, SLG: 0.310		0-3 K		0-3 K		0-0 5-3		0-0 FC6-4 1B		0-0 L5
Ken Howell, R (8, 1) OBP: 1.000, SLG: 1.000										
Ken Landreaux, L (9, 9) OBP: 0.265, SLG: 0.138										
Reggie Williams, R (10, PH) (10, 9)										
Mike Ramsey, S (1, 8) OBP: 0.301, SLG: 0.323			0-0 F9	0-3 K		0-0 F4		0-0 FC6-4 1-2f		
Rick Honeycutt, L (1, 1)			0-0 1-3		4-0 SH2-4 BB		0-3 K		0-0 L6	
Tom Niedenfuer, R (6, 1)										
Dave Anderson, R (8, 5) OBP: 0.211, SLG: 0.167										
Bill Madlock, R (9, PH) OBP: 0.222, SLG: 0.125										
Franklin Stubbs, L (9, 3) OBP: 0.348, SLG: 0.602										

Inning Stats	R: 0 E: 0 K: 1 S: 5	H: 0 LOB: 0 BB: 0 P: 5	R: 0 E: 0 K: 1 S: 6	H: 1 LOB: 1 BB: 0 P: 6	R: 1 E: 0 K: 0 S: 5	H: 2 LOB: 2 BB: 1 P: 9	R: 0 E: 0 K: 2 S: 8	H: 1 LOB: 1 BB: 0 P: 8	R: 0 E: 0 K: 1 S: 5	H: 0 LOB: 2 BB: 2 P: 13	R: 2 E: 1 K: 1 S: 7	H: 2 LOB: 0 BB: 0 P: 7	R: 0 E: 1 K: 0 S: 4	H: 0 LOB: 1 BB: 0 P: 4	R: 0 E: 0 K: 0 S: 4	H: 1 LOB: 1 BB: 0 P: 4	R: 1 E: 0 K: 0 S: 5	H: 2 LOB: 1 BB: 0 P: 5	R: 0 E: 0 K: 0 S: 3	H: 0 LOB: 0 BB: 0 P: 3	1B: 6 2B: 3 3B: 0 HR: 0	SF: 0 SAC: 1 DP: 0 HBP: 0
--------------	------------------------------	---------------------------------	------------------------------	---------------------------------	------------------------------	---------------------------------	------------------------------	---------------------------------	------------------------------	----------------------------------	------------------------------	---------------------------------	------------------------------	---------------------------------	------------------------------	---------------------------------	------------------------------	---------------------------------	------------------------------	---------------------------------	----------------------------------	------------------------------------

PITCHER	IP	WLS	BF	H	R	ER	SO	BB	IBB	HBP	BLK	WP	HR	S	P	ERA	WHIP
Joe Magrane, L (1, 1) ERA: 1.93	8.0		35	7	3	1	6	2	1	0	0	0	0	44	56	1.12	1.125
Todd Worrell, R (9, 1) ERA: 6.0	1.0		5	2	1	1	0	0	0	0	0	0	0	5	5	9.00	2.000
Ricky Horton, L (10, 1) ERA: 1.06	1.0	W	3	0	0	0	0	0	0	0	0	0	0	3	3	0.00	0.000


Batter	1	2	3	4	5	6	7	8	9	10	AB	R	H	RBI	BB	SO	LOB							
Vince Coleman, S OBP: 0.368, SLG: 0.253 Ricky Horton, L OBP: 0.333, SLG: 0.333	4-0 CS BB		0-0 4-3			0-3 K	0-0 CS S 1B		0-0 FC4-2 FC6-4 1-2 2-3 3-Hf		4 0	0 0	1 0	0 0	1 0	1 0	3 0							
Ozzie Smith, S OBP: 0.325, SLG: 0.235	0-0 1-3 1-2		0-0 2B			4-0 1B BB	4-0 1-3 BB		0-0 FC6-4 1-2f		3	1	1	0	2	0	4							
Terry Pendleton, S OBP: 0.337, SLG: 0.412	0-3 K		0-0 F4			0-0 1-2 HR 1B		4-0 CS BB		0-3 K	4	1	1	0	1	2	1							
Jack Clark, R OBP: 0.430, SLG: 0.667		4-0 1B BB		0-3 K		0-0 1-2 HR 1B		0-0 6-3 1-2		0-0 1B 2B	4	2	2	1	1	1	1							
Willie McGee, S OBP: 0.338, SLG: 0.462		0-3 K		0-3 K		0-0 1-1 2-H HR		0-3 K		4-0 1B IBB	4	1	1	3	1	3	1							
Jim Lindeman, R OBP: 0.250, SLG: 0.509 John Morris, L OBP: 0.500, SLG: 0.500 Tito Landrum, R OBP: 0.361, SLG: 0.241		0-3 K		0-3 K		0-0 F6			0-0 BB SH1-4 FC4-2 1B	0-3 K	3	0	0	0	0	2	1							
Steve Lake, R OBP: 0.333, SLG: 0.451		0-0 1-2 1B			0-0 5-3		0-0 6-3		0-0 SH1-4 1-2	0-0 1-2 2-H 1B	4	0	2	1	0	0	0							
Rod Booker, L OBP: 0.500, SLG: 0.333		0-3 K			0-0 G3			0-0 F7	4-0 FC4-2 BB BB		3	0	0	0	1	1	2							
Joe Magrane, R Todd Worrell, R Curt Ford, L OBP: 0.500, SLG: 0.591			0-3 K		0-0 6-3			0-3 K	4-0 FC4-2 1-2 2-3 BB		3	0	0	0	0	2	0							
Inning Stats	R: 0 E: 0 K: 1 S: 4	H: 0 LOB: 0 BB: 1 P: 8	R: 0 E: 0 K: 3 S: 10	H: 1 LOB: 2 BB: 1 P: 14	R: 0 E: 0 K: 1 S: 6	H: 1 LOB: 1 BB: 0 P: 6	R: 0 E: 0 K: 3 S: 9	H: 0 LOB: 0 BB: 0 P: 9	R: 0 E: 0 K: 0 S: 3	H: 0 LOB: 0 BB: 0 P: 3	R: 4 E: 0 K: 1 S: 8	H: 3 LOB: 0 BB: 1 P: 12	R: 0 E: 0 K: 1 S: 5	H: 1 LOB: 1 BB: 1 P: 9	R: 0 E: 0 K: 1 S: 4	H: 0 LOB: 0 BB: 1 P: 8	R: 0 E: 0 K: 0 S: 4	H: 1 LOB: 3 BB: 2 P: 12	R: 1 E: 0 K: 2 S: 8	H: 2 LOB: 2 BB: 1 P: 12	1B: 6 2B: 2 3B: 0 HR: 1	SF: 0 SAC: 1 DP: 0 HBP: 0	WP: 0 PB: 0 SB: 1 CS: 3	PA: 43

PITCHER	IP	WLS	BF	H	R	ER	SO	BB	IBB	HBP	BLK	WP	HR	S	P	ERA	WHIP
Rick Honeycutt, L ERA: 1.96	(1, 1)	5.1	22	4	3	3	9	3	0	0	0	0	0	37	49	5.06	1.312
Tom Niedenfuer, R ERA: 2.84	(6, 1)	1.2	7	2	1	1	1	1	0	0	0	0	1	8	12	5.40	1.800
Ken Howell, R ERA: 5.68	(8, 1)	1.1	7	1	0	0	1	3	0	0	0	0	0	6	18	0.00	3.000
Matt Young, L ERA: 9.31	(9, 1)	1.1	L 7	2	1	1	2	0	1	0	0	0	0	10	14	6.75	1.500

Los Angeles Dodgers @ St. Louis Cardinals
 Busch Stadium, St. Louis, MO
 Fri May 01 1987, 7:05 PM CDT
 Att: 44,383 - Unknown

livebaseballscorecards.com

AB	34
R	5
H	9
RBI	5
BB	8
SO	13
LOB	15



Batter	1	2	3	4	5	6	7	8	9	AB R H RBI BB SO LOB	TOP																									
Mariano Duncan, R (1, 6) OBP: 0.340, SLG: 0.370	0-0 6-3		0-0 F8		0-0 5-3			4-0 2B	0-0 SH1-3	3 1 0 0 1 0 0	Los Angeles Dodgers @ St. Louis Cardinals Busch Stadium, St. Louis, MO Sat May 02 1987, 7:05 PM CDT Att: 46,247 - Unknown livebaseballscorecards.com																									
Steve Sax, R (1, 4) OBP: 0.284, SLG: 0.320	0-0 2B		0-0 1B		0-3 K			0-0 HR	0-3 K	5 2 3 1 0 2 1																										
Pedro Guerrero, R (1, 7) OBP: 0.441, SLG: 0.700 Reggie Williams, R (9, 7)	0-0 1B		0-0 FC5-4		0-0 5-3			0-0 HR	4-0 1B	4 2 3 3 1 0 0 0 0 0 0 0 0 0																										
Mike Marshall, R (1, 9) OBP: 0.322, SLG: 0.427	0-0 1B		0-0 FC5-4		0-0 5-3			0-0 6-3	0-0 1B	5 0 2 2 0 0 2																										
Mike Scioscia, L (1, 2) OBP: 0.390, SLG: 0.477	0-0 P3			0-0 G3		0-0 F6		0-0 HR	0-0 G3	5 1 1 1 0 0 3																										
Franklin Stubbs, L (1, 3) OBP: 0.344, SLG: 0.586		0-0 F5		0-0 F6		0-0 F5		0-0 FC6		4 0 1 0 0 0 0																										
Mickey Hatcher, R (1, 5) OBP: 0.321, SLG: 0.375 Orel Hershiser, R (8, 1) OBP: 0.278, SLG: 0.389		0-0 5-3		4-0 BB		0-0 6-3		0-0 F8		3 0 0 0 1 0 1 0 0 0 0 0 0 0																										
Mike Ramsey, S (1, 8) OBP: 0.299, SLG: 0.320		0-0 4-3		0-3 K		0-0 1B		0-0 FC6		4 0 1 0 0 1 2																										
Alejandro Pena, R (1, 1)			0-0 4-3		0-0 F9		0-0 F8		0-0 SH1-3	2 0 0 0 0 0 0 0 0 0 0 0 0 0 1 0 0 0 0 0 1 0 0 0 0 0 0 0 1 1 1 0 0 0 0																										
Tim Leary, R (5, 1) OBP: 0.333, SLG: 0.333 Ken Landreaux, L (7, PH) OBP: 0.257, SLG: 0.133 Brian Holton, R (7, 1) OBP: 0.333, SLG: 0.333 Tracy Woodson, R (8, 5) OBP: 0.282, SLG: 0.319																																				
Inning Stats	R: 2 E: 0 K: 0 S: 5	H: 3 LOB: 0 BB: 0 P: 5	R: 0 E: 0 K: 0 S: 3	H: 0 LOB: 0 BB: 0 P: 3	R: 0 E: 0 K: 0 S: 5	H: 2 LOB: 2 BB: 0 P: 5	R: 0 E: 0 K: 1 S: 5	H: 0 LOB: 1 BB: 1 P: 9	R: 0 E: 0 K: 1 S: 5	H: 0 LOB: 0 BB: 0 P: 5	R: 0 E: 0 K: 0 S: 4	H: 1 LOB: 1 BB: 0 P: 4	R: 4 E: 0 K: 0 S: 7	H: 4 LOB: 1 BB: 1 P: 11	R: 1 E: 0 K: 1 S: 7	H: 2 LOB: 2 BB: 1 P: 11	1B: 7 2B: 2 3B: 1 HR: 2	SF: 0 SAC: 1 DP: 0 HBP: 0	WP: 0 PB: 0 SB: 0 CS: 1	PA: 41																
PITCHER	IP WLS BF H R ER SO BB IBB HBP BLK WP HR S P ERA WHIP																																			
Bob Forsch, R (1, 1) ERA: 4.3	7.0		28	6	3	3	2	2	0	0	0	0	0	30	38	3.86	1.143																			
Todd Worrell, R (8, 1) ERA: 9.95	0.1	L	4	3	3	3	0	0	0	0	0	0	2	4	4	81.00	9.000																			
Ricky Horton, L (8, 1) ERA: 1.45	1.2		9	3	1	1	1	0	1	0	0	0	0	10	14	5.40	1.800																			



BOTTOM

Los Angeles Dodgers @ St. Louis Cardinals
Busch Stadium, St. Louis, MO
Sat May 02 1987, 7:05 PM CDT
Att. 46,247 - Unknown

livebaseballscorecards.com

AB 34
R 6
H 10
RBI 4
BB 4
SO 6
LOB 12



WP: 0 PA: 40
PB: 0
SB: 4
CS: 1

AB R H RBI BB SO LOB

4	3	3	0	1	0	0	
4	1	2	3	0	0	1	
2	0	0	0	3	0	2	
4	0	1	0	0	2	2	
4	0	0	0	0	0	3	
3	0	0	0	0	2	1	
1	0	0	0	0	1	0	
4	1	2	0	0	0	0	
3	0	1	1	0	0	1	
1	0	0	0	0	0	0	
0	0	0	0	0	0	0	
1	1	1	0	0	0	0	
1B: 5	SF: 1	2B: 4	SAC: 0	3B: 1	DP: 1	HR: 0	HBP: 0

Batter	1	2	3	4	5	6	7	8	9
Vince Coleman, S OBP: 0.390, SLG: 0.301 (1, 7)	0-0 F7 ①		4-0 SF8 BB		0-0 1B 3B		0-0 S BLK E 1B		0-0 1B 1B
Ozzie Smith, S OBP: 0.330, SLG: 0.250 (1, 6)	0-0 5-3 ②		0-0 SF8 1-H		0-0 S E 1B		0-0 L9		0-0 G4-6-3 1B
Terry Pendleton, S OBP: 0.351, SLG: 0.402 (1, 5)	4-0 2B BB		0-0 F9 ②		4-0 FC5-4 BB		4-0 S CS BB		0-0 G4-6-3 1-2f
Jack Clark, R OBP: 0.422, SLG: 0.658 (1, 3)	0-0 1-3 2B		0-3 K ③		0-0 F9 2-H		0-3 K 1-3 2-H		
Willie McGee, S OBP: 0.320, SLG: 0.435 (1, 8)	0-0 F7 ③			0-0 4-3 ①	0-0 FC5-4 1-2f		0-0 CS 3-H	0-0 6-3 ①	
Jim Lindeman, R OBP: 0.238, SLG: 0.483 John Morris, L OBP: 0.333, SLG: 0.333 (8, PH) (9, 9)		0-0 F8 ①		0-3 K ②	0-3 K ③			0-3 K ②	
Rod Booker, L OBP: 0.500, SLG: 0.462 (1, 4)		0-0 2B 1B		0-0 2B 1B		0-0 4-3 ①		0-0 4-3 ③	
Steve Lake, R OBP: 0.333, SLG: 0.463 José Oquendo, S OBP: 0.514, SLG: 0.567 (9, PH)		0-0 6-3 ②		0-0 1-H 2B		0-0 3-1 ②		0-0 6-3 ①	
Bob Forsch, R OBP: 0.273, SLG: 0.364 Todd Worrell, R (8, 1) Ricky Horton, L OBP: 0.333, SLG: 0.333 Curt Ford, L OBP: 0.519, SLG: 0.652 (9, PH)		0-0 5-3 ③		0-0 6-3 ③		0-3 K ③			0-0 1B 1B 2B

Inning Stats	R: 0	H: 1	E: 0	LOB: 2	K: 0	BB: 1	S: 4	P: 8
	R: 0	H: 1	E: 0	LOB: 1	K: 0	BB: 0	S: 4	P: 4
	R: 1	H: 0	E: 1	LOB: 0	K: 1	BB: 1	S: 5	P: 9
	R: 1	H: 2	E: 0	LOB: 1	K: 1	BB: 0	S: 7	P: 7
	R: 2	H: 2	E: 1	LOB: 1	K: 1	BB: 1	S: 7	P: 11
	R: 0	H: 0	E: 0	LOB: 0	K: 1	BB: 0	S: 5	P: 5
	R: 1	H: 1	E: 1	LOB: 0	K: 1	BB: 1	S: 5	P: 9
	R: 0	H: 0	E: 0	LOB: 0	K: 1	BB: 0	S: 5	P: 5
	R: 1	H: 3	E: 0	LOB: 1	K: 0	BB: 0	S: 5	P: 5

PITCHER	IP	WLS	BF	H	R	ER	SO	BB	IBB	HBP	BLK	WP	HR	S	P	ERA	WHIP
Alejandro Pena, R ERA: 2.29 (1, 1)	4.0		21	6	4	2	2	3	0	0	0	0	0	22	34	4.50	2.250
Tim Leary, R ERA: 4.61 (5, 1)	2.0		6	0	0	0	2	0	0	0	0	0	0	10	10	0.00	0.000
Brian Holton, R ERA: 3.78 (7, 1)	1.0	W	4	1	1	0	1	1	0	0	1	0	0	5	9	0.00	2.000
Orel Hershiser, R ERA: 3.06 (8, 1)	2.0	S	8	3	1	1	1	0	0	0	0	0	0	10	10	4.50	1.500

WP: 0 PA: 40

PB: 0

SB: 4

CS: 1

ERA WHIP

Batter	1	2	3	4	5	6	7	8	9	AB R H RBI BB SO LOB	TOP																									
Mariano Duncan, R (1, 6) OBP: 0.343, SLG: 0.365	0-0 E5 1B 6-3	0-0 F9		0-3 K 2-3		0-0 CS 1-2	0-0 G4-3 1B		4-0 G6-4-3 S BB	4 1 1 0 1 1 3	Los Angeles Dodgers @ Chicago Cubs Wrigley Field, Chicago, IL Mon May 04 1987, 3:33 AM CDT Att: 17,487 - Unknown																									
Steve Sax, R (1, 4) OBP: 0.298, SLG: 0.327	0-0 6-3 WP 1-3 1B		0-0 CS 1B	0-3 K		0-0 F8		4-0 G6-4-3 BB	4 0 2 0 1 1 2																											
Pedro Guerrero, R (1, 7) OBP: 0.418, SLG: 0.659	0-3 K 1-2		0-0 F9 1-2		0-0 6-3		0-0 G4-3 1-2f	0-0 G6-4-3 1-2f 2-3	5 0 0 0 0 1 6																											
Mike Marshall, R (1, 9) OBP: 0.305, SLG: 0.402	0-0 6-3 2-3 3-H		0-3 K 1-2		0-0 5-3			0-3 K 1-2	5 0 0 1 0 3 2																											
Mike Scioscia, L (1, 2) OBP: 0.404, SLG: 0.495	0-0 F7			0-0 1B 2B	4-0 BB			0-0 FC6-4 1B	3 1 2 0 1 0 1																											
Franklin Stubbs, L (1, 3) OBP: 0.361, SLG: 0.593		0-0 FC1-6 BB 1B		0-0 3B 1B	0-0 4-3			0-0 FC6-4 1-2 1B	4 1 3 1 0 0 1																											
Tracy Woodson, R (1, 5) OBP: 0.296, SLG: 0.351		4-0 FC1-6 BB		0-0 1B 3B		0-3 K		0-0 FC6-4 1-2f 2-3 BB	2 1 1 1 1 1 0																											
Ken Landreaux, L (8, PH) OBP: 0.257, SLG: 0.133		1-2 BB		0-0 1B 3B					0 0 0 0 0 0 0																											
Bill Madlock, R (8, PH) OBP: 0.200, SLG: 0.111		0-3 K		0-0 S SH3-4 1B		0-0 CS 1B		4-0 BB	1 0 0 0 0 0 2																											
Dave Anderson, R (8, PR) OBP: 0.211, SLG: 0.167		0-0 FC1-6		0-0 SH3-4 1B		0-0 F7		0-0 F9	0 0 0 0 0 0 0																											
Mike Ramsey, S (1, 8) OBP: 0.309, SLG: 0.330		0-0 FC1-6 1-2f 2-3		0-0 SH3-4 1B					3 0 2 1 0 1 2																											
Reggie Williams, R (8, 8) OBP: 0.211, SLG: 0.167									0 0 0 0 1 0 0																											
Fernando Valenzuela, L (1, 1) OBP: 0.150, SLG: 0.150									2 0 0 0 0 0 3																											
Mickey Hatcher, R (8, PH) OBP: 0.310, SLG: 0.360									1 0 0 0 0 0 3																											
Ken Howell, R (8, 1) OBP: 1.000, SLG: 1.000									0 0 0 0 0 0 0																											
Inning Stats	R: 1 E: 1 K: 1 S: 7	H: 1 LOB: 1 BB: 0 P: 7	R: 0 E: 0 K: 1 S: 6	H: 1 LOB: 2 BB: 1 P: 10	R: 0 E: 0 K: 1 S: 5	H: 1 LOB: 0 BB: 0 P: 5	R: 3 E: 0 K: 2 S: 11	H: 4 LOB: 1 BB: 0 P: 11	R: 0 E: 0 K: 1 S: 5	H: 1 LOB: 0 BB: 0 P: 5	R: 0 E: 0 K: 0 S: 3	H: 1 LOB: 1 BB: 1 P: 7	R: 0 E: 0 K: 1 S: 5	H: 1 LOB: 0 BB: 0 P: 5	R: 0 E: 0 K: 0 S: 3	H: 2 LOB: 3 BB: 1 P: 11	R: 0 E: 0 K: 1 S: 4	H: 0 LOB: 1 BB: 2 P: 12	1B: 9 2B: 1 3B: 1 HR: 0	SF: 0 SAC: 1 DP: 2 HBP: 0	WP: 1 PB: 0 SB: 2 CS: 2	PA: 41														
PITCHER	IP WLS BF H R ER SO BB IBB HBP BLK WP HR S P ERA WHIP																																			
Greg Maddux, R (1, 1) ERA: 5.87	5.0		24	7	4	3	5	2	0	0	0	1	0	32	40	5.40	1.800																			
Ron Davis, R (6, 1) ERA: 1.59	1.0		3	1	0	0	1	0	0	0	0	0	0	5	5	0.00	1.000																			
Ed Lynch, R (7, 1) ERA: 2.59	1.1		6	3	0	0	1	0	0	0	0	0	0	8	8	0.00	2.250																			
Frank DiPino, L (8, 1) ERA:	0.2		3	0	0	0	0	1	0	0	0	0	0	2	6	0.00	1.500																			
Dickie Noles, R (9, 1) ERA: 4.76	1.0	W	4	0	0	0	1	2	0	0	0	0	0	4	12	0.00	2.000																			

livebaseballscorecards.com

AB	34
R	4
H	11
RBI	4
BB	5
SO	8
LOB	25



BOTTOM

Los Angeles Dodgers @ Chicago Cubs

Wrigley Field, Chicago, IL

Mon May 04 1987, 3:33 AM CDT

Att. 17,487 - Unknown

livebaseballscorecards.com

AB	36
R	5
H	12
RBI	5
BB	2
SO	8
LOB	16



WP:	0	PA:	39
PB:	0		
SB:	1		
CS:	0		

AB R H RBI BB SO LOB

5	1	1	0	0	1	3
4	2	3	2	1	0	0
4	0	2	1	0	0	1
4	1	1	1	0	1	2
4	0	2	0	0	0	1
3	0	1	0	1	1	1
3	0	1	0	0	1	2
1	0	0	0	0	0	0
4	1	1	1	0	0	3
0	0	0	0	0	0	0
1	0	0	0	0	1	0
1	0	0	0	0	1	0
0	0	0	0	0	0	0
1	0	0	0	0	1	3
0	0	0	0	0	0	0
0	0	0	0	0	0	0
1	0	0	0	0	1	0

Batter	1	2	3	4	5	6	7	8	9
Bob Demier, R OBP: 0.429, SLG: 0.704 (1, 8)	0-0 F8 ①		0-3 K ②		0-0 23 HR 1B	0-0 F8 ③			0-0 6-3 ②
23 Ryne Sandberg, R OBP: 0.385, SLG: 0.500 (1, 4)	0-0 5-3 ②		0-0 2B 1B		0-0 1-H HR		4-0 FC6-4 BB		0-0 1B 2B
Andre Dawson, R OBP: 0.377, SLG: 0.691 (1, 9)	1-0 HBP		0-0 1-H 2B		0-0 F9 ③		0-0 FC6-4 1-3 1-2f		0-0 2-H 1B
Leon Durham, L OBP: 0.390, SLG: 0.618 (1, 3)	0-0 3-1 ③			0-3 K ①		0-0 HR		0-0 1-3 1-2 ②	
Jody Davis, R OBP: 0.377, SLG: 0.597 (1, 2)		0-0 6-3 ①		0-0 S 1B		0-0 1B 1B 1B		0-0 F5 ③	
Keith Moreland, R OBP: 0.204, SLG: 0.264 (1, 5)		4-0 G6-4-3 BB		0-3 K 1-2 ②		0-0 1B 1B		0-0 1-3 ①	
Brian Dayett, R OBP: 0.400, SLG: 0.583 Dave Martinez, L OBP: 0.362, SLG: 0.333 (8, PH) (9, 7)		0-0 G6-4-3 1-2f		0-3 K ③		0-0 1-2 2-3 1B		0-0 4-3 ②	
Manny Trillo, R OBP: 0.269, SLG: 0.435 Dickie Noles, R (9, 1)			0-0 HR		0-0 F7 ①	0-0 F7 ①		0-0 4-3 ③	
Greg Maddux, R Gary Matthews, R Ron Davis, R Chico Walker, S Ed Lynch, R Frank DiPino, L Shawon Dunston, R (1, 1) (5, PH) (6, 1) (6, PH) (7, 1) (8, 1) (9, 6)			0-3 K ①		0-3 K ②	0-3 K ②			0-3 K ①

Inning Stats	R: 0	H: 0	E: 0	K: 0	S: 3	R: 0	H: 0	E: 0	K: 0	S: 2	R: 1	H: 3	E: 0	K: 2	S: 9	R: 0	H: 1	E: 0	K: 3	S: 10	R: 2	H: 2	E: 0	K: 1	S: 7	R: 1	H: 4	E: 0	K: 1	S: 9	R: 0	H: 0	E: 0	K: 0	S: 3	R: 0	H: 0	E: 0	K: 0	S: 3	R: 1	H: 2	E: 0	K: 1	S: 6
	LOB: 1	BB: 0	P: 4	LOB: 0	BB: 1	P: 6	LOB: 2	BB: 0	P: 9	LOB: 1	BB: 0	P: 10	LOB: 0	BB: 0	P: 7	LOB: 3	BB: 0	P: 9	LOB: 1	BB: 1	P: 7	LOB: 0	BB: 0	P: 3	LOB: 0	BB: 0	P: 3	LOB: 1	BB: 0	P: 6															


PITCHER	IP	WLS	BF	H	R	ER	SO	BB	IBB	HBP	BLK	WP	HR	S	P	ERA	WHIP
Fernando Valenzuela, L ERA: 3.27 (1, 1)	7.0		32	10	4	4	7	2	0	1	0	0	3	43	52	5.14	1.714
Ken Howell, R ERA: 5.65 (8, 1)	1.2	L	7	2	1	1	1	0	0	0	0	0	0	9	9	5.40	1.200

1B:	7	SF:	0
2B:	2	SAC:	0
3B:	0	DP:	1
HR:	3	HBP:	1

Batter	1	2	3	4	5	6	7	8	9	AB R H RBI BB SO LOB	TOP	
Mariano Duncan, R (1, 6) x OBP: 0.336, SLG: 0.356	0-0 F4		0-0 FC5-4 2-H 1B		0-0 5-3		0-3 K		0-0 4-3	5 0 1 1 0 1 0		
Steve Sax, R (1, 4) x OBP: 0.294, SLG: 0.321	0-0 G6-4-3 1B		0-0 FC5-4 BB PB 1-2f		0-0 E3 BB		0-0 F3		0-0 5-3	5 0 1 0 0 0 1		
Bill Madlock, R (1, 5) x OBP: 0.357, SLG: 0.455 Tracy Woodson, R (8, 5) x OBP: 0.293, SLG: 0.347	0-0 G6-4-3 1-2f		1-0 BB HBP		4-0 BB 1-2			0-0 HR	0-0 F8	2 1 1 1 1 0 1 1 0 0 0 0 0 0		
Pedro Guerrero, R (1, 7) x OBP: 0.422, SLG: 0.648		0-0 F7	4-0 FC5-4 1-2 2-3 BB		0-0 F8			0-0 4-3 1B 1B		3 1 1 0 1 0 2		
Mike Marshall, R (1, 9) x OBP: 0.303, SLG: 0.396		0-0 CS 1B	0-0 FC5-4 1-2f		0-0 G3			0-3 K		4 0 1 0 0 1 6		
Mike Scioscia, L (1, 2) x OBP: 0.398, SLG: 0.479		4-0 BB 1-2		0-0 F6		0-0 F7		0-0 4-3 1-2		3 0 0 0 1 0 1		
Franklin Stubbs, L (1, 3) x OBP: 0.366, SLG: 0.589		0-0 F2		0-0 FC5-4 1B		0-0 6-3		0-0 WP 2-H E 1B		4 0 2 1 0 0 1		
Mike Ramsey, S (1, 8) x OBP: 0.307, SLG: 0.320			4-0 SH1-4 1B BB		0-0 FC5-4 1-2f		0-0 6-3	0-3 K 1-3		3 1 0 0 1 1 2		
Bob Welch, R (1, 1) x OBP: 0.111, SLG: 0.111			0-0 SH1-4 1-2		0-0 B1-3		0-0 F9	0-0 1-3		3 0 0 0 0 0 3		
Inning Stats	R: 0 H: 1 E: 0 LOB: 0 K: 0 BB: 0 S: 3 P: 3	R: 0 H: 1 E: 0 LOB: 1 K: 0 BB: 1 S: 3 P: 7	R: 1 H: 1 E: 0 LOB: 3 K: 0 BB: 2 S: 4 P: 13	R: 0 H: 1 E: 0 LOB: 1 K: 0 BB: 0 S: 4 P: 4	R: 0 H: 0 E: 1 LOB: 2 K: 0 BB: 1 S: 4 P: 8	R: 0 H: 0 E: 0 LOB: 0 K: 0 BB: 0 S: 3 P: 3	R: 0 H: 0 E: 0 LOB: 0 K: 1 BB: 0 S: 5 P: 5	R: 2 H: 3 E: 1 LOB: 2 K: 2 BB: 0 S: 11 P: 11	R: 0 H: 0 E: 0 LOB: 0 K: 0 BB: 0 S: 3 P: 3	1B: 6 SF: 0 2B: 0 SAC: 1 3B: 0 DP: 1 HR: 1 HBP: 1	WP: 1 PA: 39 PB: 1 SB: 0 CS: 1	
PITCHER Jamie Moyer, L (1, 1) ERA: 3.38 Dickie Noles, R (9, 1) ERA: 4.5	IP WLS BF H R ER SO BB IBB HBP BLK WP HR S P ERA WHIP											
	8.0 L 36 7 3 3 3 4 0 1 0 1 1 37 54 3.38 1.375											
	1.0 3 0 0 0 0 0 0 0 0 0 0 0 3 3 0.00 0.000											

Los Angeles Dodgers @ Chicago Cubs
Wrigley Field, Chicago, IL
Tue May 05 1987, 3:33 AM CDT
Att: 18,021 - Unknown

AB 33
R 3
H 7
RBI 3
BB 4
SO 3
LOB 17




livebaseballscorecards.com

Batter	1	2	3	4	5	6	7	8	9	AB	R	H	RBI	BB	SO	LOB
Chico Walker, S (1, 7) OBP: 0.261, SLG: 0.220	0-3 K			0-3 K		0-0 FC1-6 23 BLK		0-0 F7		4	0	0	0	0	2	2
23 Ryne Sandberg, R (1, 4) OBP: 0.380, SLG: 0.484	0-0 4-3			0-0 4-3		0-0 F8		4-0 BB		3	0	0	0	1	0	1
Andre Dawson, R (1, 9) OBP: 0.373, SLG: 0.673	0-0 F7			0-0 1B		0-3 K		0-0 F3		4	0	1	0	0	1	3
Leon Durham, L (1, 3) OBP: 0.394, SLG: 0.613		0-0 L3 1B		0-0 G3		0-3 K		0-0 FC6-4 E 1B		4	0	2	0	0	1	1
Jody Davis, R (1, 2) OBP: 0.358, SLG: 0.566		0-0 F9		0-0 F8		0-0 F9		0-0 E3 FC6-4		4	0	0	0	0	0	2
Bob Dernier, R (9, PR) OBP: 0.429, SLG: 0.704								1-2 1B		0	0	0	0	0	0	0
Keith Moreland, R (1, 5) OBP: 0.206, SLG: 0.264		0-0 L3		0-0 1B		0-0 F8		0-0 B1		4	0	1	0	0	0	3
Shawon Dunston, R (1, 6) OBP: 0.223, SLG: 0.283			0-3 K		0-3 K			0-0 1B 3B		4	1	1	0	0	2	3
Dave Martinez, L (1, 8) OBP: 0.342, SLG: 0.311			0-3 K		0-3 K			0-0 P5		4	0	0	0	0	2	4
Jamie Moyer, L (1, 1) OBP: 0.300, SLG: 0.300			0-3 K			0-0 FC1-6 1B		0-0 23 BB 1B		2	0	1	0	0	1	0
Jerry Mumphy, S (8, PH) OBP: 0.692, SLG: 0.889										1	0	1	1	0	0	0
Dickie Noles, R (9, 1)										0	0	0	0	0	0	0

Inning Stats	R: 0	H: 0	E: 0	K: 1	S: 5	R: 0	H: 1	E: 0	K: 0	S: 3	R: 0	H: 0	E: 0	K: 3	S: 9	R: 0	H: 1	E: 0	K: 1	S: 6	R: 0	H: 1	E: 0	K: 2	S: 8	R: 0	H: 1	E: 0	K: 1	S: 6	R: 0	H: 0	E: 0	K: 1	S: 5	R: 1	H: 2	E: 1	K: 0	S: 5	R: 0	H: 1	E: 1	K: 0	S: 5	1B: 6	SF: 0	2B: 1	SAC: 0	3B: 1	DP: 1	HR: 0	HBP: 0	WP: 0	PA: 35
PITCHER Bob Welch, R (1, 1) ERA: 1.99	IP	WLS	BF	H	R	ER	SO	BB	IBB	HBP	BLK	WP	HR	S	P	ERA	WHIP	IP	WLS	BF	H	R	ER	SO	BB	IBB	HBP	BLK	WP	HR	S	P	ERA	WHIP	IP	WLS	BF	H	R	ER	SO	BB	IBB	HBP	BLK	WP	HR	S	P	ERA	WHIP				

Los Angeles Dodgers @ Chicago Cubs
 Wrigley Field, Chicago, IL
 Tue May 05 1987, 3:33 AM CDT
 Att. 18,021 - Unknown

AB	34
R	1
H	7
RBI	1
BB	1
SO	9
LOB	19



Batter	1	2	3	4	5	6	7	8	9	AB R H RBI BB SO LOB	TOP												
Barry Bonds, L (1, 8) OBP: 0.358, SLG: 0.463	0-3 K	0-3 K			0-0 F8			0-0 FC4-8 1B		4 0 1 0 0 2 3	Pittsburgh Pirates @ Los Angeles Dodgers Dodger Stadium, Los Angeles, CA Wed May 06 1987, 7:05 PM PDT Att: 32,789 - Unknown livebaseballscorecards.com												
Andy Van Slyke, L (1, 9) OBP: 0.321, SLG: 0.380	0-0 3-1		0-0 G3		0-3 K		0-0 FC4-6	0-0 FC4-6 1-2f	4 0 0 0 0 1 1														
Johnny Ray, S (1, 4) OBP: 0.311, SLG: 0.398	0-0 6-3		0-0 L6		0-0 4-3		0-3 K	0-3 K	4 0 0 0 0 1 1														
Sid Bream, L (1, 3) OBP: 0.422, SLG: 0.620		0-0 SH1-3 1B 2B	0-0 CS 1B		0-0 F7		0-0 G3		4 1 2 0 0 0 1														
Jim Morrison, R (1, 5) OBP: 0.370, SLG: 0.533		0-0 SH1-3 2-3	0-0 CS 1-2	0-0 F9		0-0 F9		0-0 F8	3 0 0 0 0 0 0														
R.J. Reynolds, S (1, 7) OBP: 0.432, SLG: 0.585		4-0 1B S BB		0-0 F7		0-0 4-3		0-0 6-3 2B	3 0 1 0 1 0 0														
Michael LaValliere, L (1, 2) OBP: 0.482, SLG: 0.489		4-0 1B 1-2 BB		0-0 1B 1B		0-0 F9		0-0 6-3 2-3	3 0 1 0 1 0 1														
Rafael Belliard, R (1, 6) OBP: 0.286, SLG: 0.333 Mike Diaz, R (9, PH) OBP: 0.308, SLG: 0.625		0-0 1-2 2-3 3-H 1B		0-0 1-2 1B		0-0 F6		0-0 F8	3 0 2 1 0 0 0 1 0 0 0 0 0 1														
Rick Reuschel, R (1, 1) OBP: 0.125, SLG: 0.188		0-3 K		0-3 K		0-3 K			3 0 0 0 0 3 5														
Inning Stats	R: 0 E: 0 K: 1 S: 5	H: 0 LOB: 0 BB: 0 P: 5	R: 1 E: 0 K: 2 S: 9	H: 2 LOB: 3 BB: 2 P: 17	R: 0 E: 0 K: 0 S: 3	H: 1 LOB: 0 BB: 0 P: 3	R: 0 E: 0 K: 1 S: 7	H: 2 LOB: 2 BB: 0 P: 7	R: 0 E: 0 K: 1 S: 5	H: 0 LOB: 0 BB: 0 P: 5	R: 0 E: 0 K: 1 S: 3	H: 0 LOB: 0 BB: 0 P: 3	R: 0 E: 0 K: 1 S: 5	H: 0 LOB: 0 BB: 0 P: 5	R: 0 E: 0 K: 1 S: 6	H: 1 LOB: 1 BB: 0 P: 6	R: 0 E: 0 K: 0 S: 4	H: 1 LOB: 1 BB: 0 P: 4	1B: 5 2B: 2 3B: 0 HR: 0	SF: 0 SAC: 1 DP: 0 HBP: 0	WP: 0 PB: 0 SB: 1 CS: 1	PA: 36	
PITCHER Orel Hershiser, R (1, 1) ERA: 2.73	IP 9.0	WLS W	BF 35	H 7	R 1	ER 1	SO 7	BB 2	IBB 0	HBP 0	BLK 0	WP 0	HR 0	S 47	P 55	ERA 1.00	WHIP 1.000						PITCHER IP WLS BF H R ER SO BB IBB HBP BLK WP HR S P ERA WHIP



Batter	1	2	3	4	5	6	7	8	9
Mariano Duncan, R (1, 6) OBP: 0.333, SLG: 0.352	0-0 4-3		0-3 K			0-0 E 1B		0-0 4-3	
Steve Sax, R (1, 4) OBP: 0.295, SLG: 0.321	0-0 5-3			0-0 E4 SH1-3 6-3		0-0 E1 1B 1B			
Bill Madlock, R (1, 5) Tracy Woodson, R (9, 5) OBP: 0.438, SLG: 0.538 OBP: 0.293, SLG: 0.347	0-0 FC5-4 1B			0-0 SH1-3 2-3		0-0 G5-4-3 1B			
Pedro Guerrero, R (1, 7) OBP: 0.410, SLG: 0.626	0-0 FC5-4 1-2f			0-0 6-3 3-H		0-0 G5-4-3 1-2f			
Mike Scioscia, L (1, 2) OBP: 0.387, SLG: 0.464		0-0 6-3		0-0 F7			0-0 G3		
Franklin Stubbs, L (1, 3) OBP: 0.365, SLG: 0.582		0-0 F2			0-0 G6-3 1B		0-0 F7		
Ken Landreaux, L (1, 9) OBP: 0.263, SLG: 0.152		0-0 5-3			0-0 G6-3 1-2f		0-0 CS 1B		
Mike Ramsey, S (1, 8) OBP: 0.299, SLG: 0.311			0-3 K		0-0 3-1		0-0 CS 1-2	0-0 F7	
Orel Hershiser, R (1, 1) OBP: 0.238, SLG: 0.333			0-3 K			0-0 B1-3		0-0 5-3	

Inning Stats	R: 0	H: 1	E: 0	LOB: 1	K: 0	BB: 0	S: 4	P: 4
	R: 0	H: 0	E: 0	LOB: 0	K: 0	BB: 0	S: 3	P: 3
	R: 0	H: 0	E: 0	LOB: 0	K: 3	BB: 0	S: 9	P: 9
	R: 1	H: 0	E: 1	LOB: 0	K: 0	BB: 0	S: 4	P: 4
	R: 0	H: 1	E: 0	LOB: 0	K: 0	BB: 0	S: 3	P: 3
	R: 1	H: 3	E: 1	LOB: 1	K: 0	BB: 0	S: 5	P: 5
	R: 0	H: 1	E: 0	LOB: 0	K: 0	BB: 0	S: 3	P: 3
	R: 0	H: 0	E: 0	LOB: 0	K: 0	BB: 0	S: 3	P: 3

PITCHER	IP	WLS	BF	H	R	ER	SO	BB	IBB	HBP	BLK	WP	HR	S	P	ERA	WHIP
Rick Reuschel, R (1, 1) ERA: 1.69	8.0	L	28	6	2	0	3	0	0	0	0	0	0	34	34	0.00	0.750

AB R H RBI BB SO LOB

4	1	1	0	0	1	0
3	1	1	0	0	0	0
2	0	2	1	0	0	0
0	0	0	0	0	0	0
3	0	0	1	0	0	3
3	0	0	0	0	0	0
3	0	1	0	0	0	0
3	0	1	0	0	0	1
3	0	0	0	0	1	0
3	0	0	0	0	1	0

1B: 6	SF: 0	WP: 0	PA: 29
2B: 0	SAC: 1	PB: 0	
3B: 0	DP: 2	SB: 0	
HR: 0	HBP: 0	CS: 1	


PITCHER	IP	WLS	BF	H	R	ER	SO	BB	IBB	HBP	BLK	WP	HR	S	P	ERA	WHIP
---------	----	-----	----	---	---	----	----	----	-----	-----	-----	----	----	---	---	-----	------

Pittsburgh Pirates @ Los Angeles Dodgers
Dodger Stadium, Los Angeles, CA
 Wed May 06 1987, 7:05 PM PDT
 Att. 32,789 - Unknown

livebaseballscorecards.com

AB	27
R	2
H	6
RBI	2
BB	0
SO	3
LOB	4



Batter	1	2	3	4	5	6	7	8	9	AB R H RBI BB SO LOB	TOP											
Barry Bonds, L (1, 8) OBP: 0.343, SLG: 0.440	0-0 4-3		0-3 K			0-0 G3	0-0 4-3			4 0 0 0 0 1 2	Pittsburgh Pirates @ Los Angeles Dodgers Dodger Stadium, Los Angeles, CA Thu May 07 1987, 7:05 PM PDT Att: 27,621 - Unknown livebaseballscorecards.com AB 36 R 3 H 9 RBI 3 BB 0 SO 10 LOB 12 											
Andy Van Slyke, L (1, 9) OBP: 0.318, SLG: 0.373	0-0 1B		0-3 K			0-0 F6		0-0 B1-3		4 0 1 0 0 1 1												
Johnny Ray, S (1, 4) OBP: 0.309, SLG: 0.392	0-3 K			0-0 6-3		0-0 1B		0-0 6-3		4 0 1 0 0 1 1												
Jim Morrison, R (1, 5) OBP: 0.356, SLG: 0.511	0-0 F9			0-0 6-3		0-3 K		0-3 K		4 0 0 0 0 2 2												
Mike Diaz, R (1, 7) OBP: 0.304, SLG: 0.615		0-3 K		0-3 K2-3		0-0 E6 HR		0-0 4-3 1B 2B		4 2 1 0 0 2 0												
Sid Bream, L (1, 3) OBP: 0.415, SLG: 0.639		0-0 F7			0-3 K	0-0 1-H HR		0-0 4-3 2-3		4 1 1 2 0 1 1												
Junior Ortiz, R (1, 2) OBP: 0.273, SLG: 0.275		0-0 1-3			0-0 6-3	0-0 6-3		0-0 1B 1B		4 0 1 1 0 0 0												
Rafael Belliard, R (1, 6) OBP: 0.328, SLG: 0.410			0-0 WP 2B		0-0 1B	0-0 2B		0-0 3-H 0-0 1B 1B		4 0 4 0 0 0 0												
Bob Kipper, R (1, 1) OBP: 0.444, SLG: 0.667			0-3 K		0-3 K	0-0 L6		0-0 G6-3 1-2 1B		1 0 0 0 0 1 1												
Hipolito Pena, L (4, 1)								0-0 G6-3 1-2 1B		1 0 0 0 0 1 1												
Bill Almon, R (7, PH) OBP: 0.176, SLG: 0.188								0-0 1-2 1B		1 0 0 0 0 0 1												
Logan Easley, R (7, 1)								0-0 1-2f		0 0 0 0 0 0 0												
R.J. Reynolds, S (9, PH) OBP: 0.422, SLG: 0.571										1 0 0 0 0 0 2												
Inning Stats	R: 0 E: 0 K: 1 S: 6	H: 1 LOB: 1 BB: 0 P: 6	R: 0 E: 0 K: 1 S: 5	H: 0 LOB: 0 BB: 0 P: 5	R: 0 E: 0 K: 3 S: 10	H: 1 LOB: 1 BB: 0 P: 10	R: 0 E: 0 K: 1 S: 5	H: 0 LOB: 0 BB: 0 P: 5	R: 0 E: 0 K: 1 S: 8	H: 1 LOB: 1 BB: 0 P: 8	R: 0 E: 0 K: 1 S: 6	H: 1 LOB: 1 BB: 0 P: 6	R: 2 E: 1 K: 0 S: 6	H: 2 LOB: 1 BB: 0 P: 6	R: 0 E: 0 K: 1 S: 5	H: 0 LOB: 0 BB: 0 P: 5	R: 1 E: 0 K: 0 S: 5	H: 3 LOB: 1 BB: 0 P: 5	1B: 5 2B: 3 3B: 0 HR: 1	SF: 0 SAC: 0 DP: 1 HBP: 0	WP: 1 PB: 0 SB: 0 CS: 0	PA: 36
PITCHER	IP WLS BF H R ER SO BB IBB HBP BLK WP HR S P ERA WHIP																					
Rick Honeycutt, L (1, 1) ERA: 2.03	8.1 W 34 8 3 2 10 0 0 0 0 1 1 54 54 2.16 0.960																					
Matt Young, L (9, 1) ERA: 8.71	0.2 S 2 1 0 0 0 0 0 0 0 0 0 0 2 2 0.00 1.500																					

Batter	1	2	3	4	5	6	7	8	9
Mariano Duncan, R OBP: 0.336, SLG: 0.376 (1, 6)	F8		HR	G6-4-3		BLK BB		F8	
Steve Sax, R OBP: 0.286, SLG: 0.310 Dave Anderson, R OBP: 0.211, SLG: 0.167 (1, 4) (7, 4)	5-3		F9		K	6-3			
Bill Madlock, R OBP: 0.450, SLG: 0.563 Tracy Woodson, R OBP: 0.293, SLG: 0.347 (1, 5) (8, 5)	2B		F4		E7 1B		FC6-4 BB		
Pedro Guerrero, R OBP: 0.413, SLG: 0.617 Ken Landreaux, L OBP: 0.263, SLG: 0.152 (1, 7) (8, 9)	F9			1B WP 1B	1B	1B	K		
Mickey Hatcher, R OBP: 0.364, SLG: 0.517 Mike Ramsey, S OBP: 0.299, SLG: 0.311 (1, 9) (7, PR) (8, 8)		HR		1B E 1B	1B	1B	FC6-4 WP BLK		
Franklin Stubbs, L OBP: 0.361, SLG: 0.564 (1, 3)		6-3		G3	K		WP IBB		
Alex Trevino, R OBP: 0.267, SLG: 0.286 (1, 2)				1B SH IBB	6-3		F8		
Reggie Williams, R OBP: 0.286, SLG: 0.100 (1, 8) (8, 7)				SH 1B		K		CS SH1-3 BB	
Rick Honeycutt, L Matt Young, L (1, 1) (9, 1)				SH G6-4-3		F7		SH1-3	

AB	R	H	RBI	BB	SO	LOB
4	1	1	1	1	0	3
4	0	0	0	0	1	1
0	0	0	0	0	0	0
3	1	1	0	1	0	0
0	0	0	0	0	0	0
3	1	1	0	1	1	2
0	0	0	0	0	0	0
4	2	3	2	0	0	1
0	0	0	0	0	0	0
3	0	0	0	1	1	4
3	1	1	0	1	0	4
3	0	1	2	1	1	1
2	0	0	1	0	1	0
0	0	0	0	0	0	0

Inning Stats		R: 0	H: 1	R: 1	H: 2	R: 1	H: 1	R: 3	H: 3	R: 1	H: 1	R: 0	H: 0	R: 0	H: 0	R: 0	H: 0	
		E: 0	LOB: 1	E: 0	LOB: 0	E: 1	LOB: 1	E: 1	LOB: 1	E: 0	LOB: 1	E: 0	LOB: 3	E: 0	LOB: 0	E: 0	LOB: 0	
		K: 0	BB: 0	K: 0	BB: 0	K: 1	BB: 0	K: 2	BB: 1	K: 1	BB: 1	K: 1	BB: 2	K: 0	BB: 1	K: 0	BB: 1	
		S: 4	P: 4	S: 4	P: 4	S: 6	P: 6	S: 6	P: 10	S: 9	P: 13	S: 5	P: 9	S: 5	P: 13	S: 2	P: 6	
PITCHER		IP	WLS	BF	H	R	ER	SO	BB	IBB	HBP	BLK	WP	HR	S	P	ERA	WHIP
Bob Kipper, L ERA: 5.61 (1, 1)		3.1	L	17	7	5	5	1	0	1	0	0	1	2	18	22	13.50	2.100
Hipolito Pena, L ERA: 1.23 (4, 1)		2.2		12	1	1	0	3	1	1	0	1	0	0	16	24	0.00	0.750
Logan Easley, R ERA: 3.31 (7, 1)		2.0		8	0	0	0	1	2	1	0	1	1	0	7	19	0.00	1.000

BOTTOM

Pittsburgh Pirates @ Los Angeles Dodgers
Dodger Stadium, Los Angeles, CA

Thu May 07 1987, 7:05 PM PDT
 Att. 27,621 - Unknown

livebaseballscorecards.com

AB	29
R	6
H	8
RBI	6
BB	6
SO	5
LOB	16



Batter	1	2	3	4	5	6	7	8	9	AB R H RBI BB SO LOB	TOP		
Vince Coleman, S OBP: 0.392, SLG: 0.311 (1, 7) X	0-0 1B S SF8 1B		0-0 G3		0-0 1B SF9 1B	0-3 K		0-0 F8		5 2 2 0 0 1 2			
Ozzie Smith, S OBP: 0.357, SLG: 0.293 (1, 6) X	0-0 SF8 S 1-3 E 1B		0-0 FC6-4 1B		0-0 2B 1B		4-0 1B 2B BB	4-0 1-2 BB		3 2 3 0 2 0 0			
Terry Pendleton, S OBP: 0.364, SLG: 0.411 (1, 5) X	0-0 SF8		0-0 FC6-4 1B		0-0 SF9		0-0 2B 1B	0-0 G3		3 1 1 2 0 0 3			
Jack Clark, R OBP: 0.434, SLG: 0.653 (1, 3) X	0-0 E5 G4-6-3		0-0 FC6-4 1B		0-0 2B		0-0 1B 2B		0-0 G3	5 0 3 3 0 0 0			
Willie McGee, S OBP: 0.327, SLG: 0.411 (1, 8) X	0-0 G4-6-3		0-0 FC6-4		4-0 FC6-4 IBB		0-0 G6-4-3 1B		0-0 3-1	4 0 1 0 1 0 3			
Curt Ford, L OBP: 0.391, SLG: 0.500 (1, 9)		0-0 BB 1B		0-0 L6	0-0 FC6-4		0-0 F7		0-0 F9	4 0 1 0 0 0 5			
Ricky Horton, L OBP: 0.250, SLG: 0.250 (7, 1)					1-2f					1 0 0 0 0 0 0			
José Oquendo, S OBP: 0.491, SLG: 0.489 (1, 4)		4-0 BB		0-0 4-3		0-0 F8		0-0 G6-4-3		3 0 0 0 1 0 2			
Steve Lake, R OBP: 0.347, SLG: 0.449 (1, 2)		0-0 P3		0-0 4-3		4-0 FC1-6 BB		0-0 F4		3 0 0 0 1 0 2			
Tim Conroy, L John Morris, L OBP: 0.429, SLG: 0.429 (7, 9)		0-0 G4-6-3			0-3 K	0-0 FC1-6		0-0 S 1B		3 0 0 0 0 1 3			
					1-2f					1 0 1 0 0 0 0			
Inning Stats	R: 2 H: 2 E: 1 LOB: 0 K: 0 BB: 0 S: 5 P: 5	R: 0 H: 1 E: 0 LOB: 1 K: 0 BB: 1 S: 3 P: 7	R: 0 H: 2 E: 0 LOB: 2 K: 0 BB: 0 S: 5 P: 5	R: 0 H: 0 E: 0 LOB: 0 K: 0 BB: 0 S: 3 P: 3	R: 1 H: 3 E: 0 LOB: 3 K: 1 BB: 1 S: 8 P: 12	R: 0 H: 0 E: 0 LOB: 1 K: 1 BB: 1 S: 5 P: 9	R: 2 H: 3 E: 0 LOB: 1 K: 0 BB: 1 S: 5 P: 9	R: 0 H: 1 E: 0 LOB: 2 K: 0 BB: 1 S: 4 P: 8	R: 0 H: 0 E: 0 LOB: 0 K: 0 BB: 0 S: 3 P: 3	1B: 10 SF: 2 2B: 2 SAC: 0 3B: 0 DP: 3 HR: 0 HBP: 0	WP: 0 PA: 42 PB: 0 SB: 3 CS: 0		
PITCHER	IP WLS BF H R ER SO BB IBB HBP BLK WP HR S P ERA WHIP											PITCHER	IP WLS BF H R ER SO BB IBB HBP BLK WP HR S P ERA WHIP
Alejandro Pena, R ERA: 2.81 (1, 1)	6.0 L 28 8 3 3 2 2 1 0 0 0 0 0 29 41 4.50 1.667												
Tim Leary, R ERA: 5.52 (7, 1)	1.0 6 3 2 2 0 1 0 0 0 0 0 0 5 9 18.00 4.000												
Brian Holton, R ERA: 3.38 (8, 1)	2.0 8 1 0 0 0 1 0 0 0 0 0 0 7 11 0.00 1.000												

St. Louis Cardinals @ Los Angeles Dodgers
Dodger Stadium, Los Angeles, CA
Fri May 08 1987, 7:05 PM PDT
Att: 48,667 - Unknown

AB	35
R	5
H	12
RBI	5
BB	5
SO	2
LOB	20



Batter	1	2	3	4	5	6	7	8	9	AB	R	H	RBI	BB	SO	LOB
Mariano Duncan, R (1, 6) OBP: 0.333, SLG: 0.372	0-0 G4-6-3 1B		0-3 K			0-3 K		0-3 K		4	0	1	0	0	3	0
Steve Sax, R (1, 4) OBP: 0.292, SLG: 0.317	0-0 G4-6-3 1-2f			0-0 G6-4-3 1B		0-0 1B		0-0 6-3		4	0	2	0	0	0	1
Bill Madlock, R (1, 5) OBP: 0.375, SLG: 0.450	0-0 P3			0-0 G6-4-3 1-2f		0-0 F6		0-0 F7		4	0	0	0	0	0	2
Pedro Guerrero, R (1, 7) OBP: 0.416, SLG: 0.643		0-0 F9		0-0 F9		0-0 G6-4-3 1B			0-0 HR	4	1	2	1	0	0	0
Mickey Hatcher, R (1, 9) OBP: 0.351, SLG: 0.485		0-0 F7			0-0 FC4-6 1B		0-0 G6-4-3		0-0 F8	4	0	1	0	0	0	1
Mike Scioscia, L (1, 2) OBP: 0.400, SLG: 0.465		4-0 WP BB			0-0 L9		0-0 BB 1B		4-0 FC6-4 BB	2	0	1	0	2	0	1
Franklin Stubbs, L (1, 3) OBP: 0.357, SLG: 0.552		0-3 K 1-2			0-0 F9		0-0 BB 1B		0-3 K	4	0	1	0	0	2	3
Reggie Williams, R (1, 8) OBP: 0.278, SLG: 0.077			0-3 K		0-0 FC4-6 1-2f		4-0 BB 1B		0-0 FC6-4 1-2f	3	0	0	0	1	1	2
Alejandro Pena, R (1, 1) Dave Anderson, R (6, PH) Tim Leary, R (7, 1) Alex Trevino, R (7, PH) Brian Holton, R (8, 1)			0-3 K			0-0 F9		0-0 F8		1	0	0	0	0	1	0

Inning Stats	R: 0	H: 1	E: 0	K: 0	S: 3	LOB: 0	BB: 0	P: 3	R: 0	H: 0	E: 0	K: 1	S: 5	LOB: 1	BB: 1	P: 9	R: 0	H: 0	E: 0	K: 3	S: 9	LOB: 0	BB: 0	P: 9	R: 0	H: 1	E: 0	K: 0	S: 3	LOB: 0	BB: 0	P: 3	R: 0	H: 1	E: 0	K: 0	S: 4	LOB: 1	BB: 0	P: 4	R: 0	H: 1	E: 0	K: 1	S: 6	LOB: 1	BB: 0	P: 6	R: 0	H: 3	E: 0	K: 0	S: 5	LOB: 3	BB: 1	P: 9	R: 0	H: 0	E: 0	K: 1	S: 5	LOB: 0	BB: 0	P: 5	R: 1	H: 1	E: 0	K: 1	S: 6	LOB: 1	BB: 1	P: 10	1B: 7	2B: 0	3B: 0	HR: 1	SF: 0	SAC: 0	DP: 3	HBP: 0	WP: 1	PB: 0	SB: 0	CS: 0	PA: 35
--------------	------	------	------	------	------	--------	-------	------	------	------	------	------	------	--------	-------	------	------	------	------	------	------	--------	-------	------	------	------	------	------	------	--------	-------	------	------	------	------	------	------	--------	-------	------	------	------	------	------	------	--------	-------	------	------	------	------	------	------	--------	-------	------	------	------	------	------	------	--------	-------	------	------	------	------	------	------	--------	-------	-------	-------	-------	-------	-------	-------	--------	-------	--------	-------	-------	-------	-------	--------

PITCHER	IP	WLS	BF	H	R	ER	SO	BB	IBB	HBP	BLK	WP	HR	S	P	ERA	WHIP
Tim Conroy, L (1, 1) ERA: 4.08	6.2	W	26	7	0	0	5	2	0	0	0	1	0	34	42	0.00	1.350
Ricky Horton, L (7, 1) ERA: 1.69	2.1	S	9	1	1	1	2	1	0	0	0	0	1	12	16	3.86	0.857

BOTTOM

St. Louis Cardinals @ Los Angeles Dodgers
Dodger Stadium, Los Angeles, CA
 Fri May 08 1987, 7:05 PM PDT
 Att. 48,667 - Unknown

AB	32
R	1
H	8
RBI	1
BB	3
SO	7
LOB	13



Batter	1	2	3	4	5	6	7	8	9	AB R H RBI BB SO LOB	TOP
Vince Coleman, S OBP: 0.385, SLG: 0.300 (1, 7) BB	4-0 1B FC6-4 BB		X 0-0 B2		X 0-0 F7		X 0-0 F8		X 0-0 6-3	4 1 0 0 1 0 1	
Ozzie Smith, S OBP: 0.376, SLG: 0.323 (1, 6) X	0-0 FC6-4 1-3 1B		X 0-0 5-3		X 0-0 1-2 1B		X 0-0 1B 2B		BBB 4-0 BB	4 1 3 0 1 0 0	
Terry Pendleton, S OBP: 0.366, SLG: 0.405 (1, 5) X	0-0 F8			X 0-0 F8 BB 1B	X 0-3 K		BBB 4-0 1B BB		BBB 0-3 K	4 0 1 0 1 2 5	
Jack Clark, R OBP: 0.444, SLG: 0.649 (1, 3) X	0-0 FC6-4 FC5-4 1-2f 3-H			BBB 4-0 F8 1-2 BB		BBB 4-0 FC4-6 BB	X 0-0 1-2 2-H 1B			2 0 1 2 2 0 1	
Willie McGee, S OBP: 0.314, SLG: 0.394 (1, 8) X	0-0 FC5-4 1-2f			X 0-0 F8 1-2 2-3		X 0-0 F8	X 0-0 F9			4 0 0 0 0 0 6	
Jim Lindeman, R OBP: 0.211, SLG: 0.433 (1, 9) S		0-3 K		X 0-0 5-3		X 0-0 FC4-6 E 1-2f		X 0-0 L1		4 0 0 0 0 1 3	
José Oquendo, S OBP: 0.458, SLG: 0.449 (1, 4) X		0-0 F7		X 0-0 F5		X 0-0 E5 1-2		X 0-0 F7		4 0 0 0 0 0 3	
Tom Pagnozzi, R OBP: 0.231, SLG: 0.333 (1, 2) Todd Worrell, R (8, 1) S		0-3 K			X 0-0 6-3	X 0-0 6-3		X 0-0 G1		4 0 0 0 0 1 2 0 0 0 0 0 0 0	
Danny Cox, R OBP: 0.200, SLG: 0.200 (1, 1) Skeeter Barnes, R (7, PH) OBP: 0.500, SLG: 2.000 Pat Perry, L (7, 1) Steve Lake, R (8, 2) OBP: 0.342, SLG: 0.443 X		0-0 6-3		X 0-0 1B 1B		X 0-0 6-3		X 0-3 K		2 0 1 0 0 0 0 1 0 0 0 0 0 0 0 0 0 0 0 0 0 1 0 0 0 0 1 0	
Inning Stats	R: 1 E: 0 K: 0 S: 4 H: 1 LOB: 1 BB: 1 P: 8	R: 0 E: 0 K: 2 S: 7 H: 0 LOB: 0 BB: 0 P: 7	R: 0 E: 0 K: 0 S: 3 H: 0 LOB: 0 BB: 0 P: 3	R: 0 E: 0 K: 0 S: 4 H: 1 LOB: 2 BB: 1 P: 8	R: 0 E: 0 K: 1 S: 7 H: 2 LOB: 2 BB: 0 P: 7	R: 0 E: 1 K: 0 S: 4 H: 0 LOB: 2 BB: 1 P: 8	R: 1 E: 0 K: 0 S: 5 H: 2 LOB: 2 BB: 1 P: 9	R: 0 E: 0 K: 0 S: 3 H: 0 LOB: 0 BB: 0 P: 3	R: 0 E: 0 K: 2 S: 7 H: 0 LOB: 1 BB: 1 P: 11	1B: 5 2B: 1 3B: 0 HR: 0 SF: 0 SAC: 0 DP: 0 HBP: 0	WP: 0 PB: 0 SB: 0 CS: 0 PA: 39
PITCHER Fernando Valenzuela, L (1, 1) ERA: 3.06	IP WLS BF H R ER SO BB IBB HBP BLK WP HR S P ERA WHIP										
	9.0 W 39 6 2 2 5 5 0 0 0 0 0 0 44 64 2.00 1.222										

St. Louis Cardinals @ Los Angeles Dodgers
Dodger Stadium, Los Angeles, CA
Sat May 09 1987, 7:05 PM PDT
Att: 48,657 - Unknown

AB	34
R	2
H	6
RBI	2
BB	5
SO	5
LOB	21



Batter	1	2	3	4	5	6	7	8	9	AB R H RBI BB SO LOB
Vince Coleman, S (1, 7) OBP: 0.385, SLG: 0.304	0-0 F7		0-0 G3		0-0 SH5-3 1B		0-0 1B HR 1B	0-3 K		5 1 2 1 0 1 1
Ozzie Smith, S (1, 6) OBP: 0.372, SLG: 0.320	0-0 3-1		0-0 4-3		0-0 SH5-3		0-0 F9		0-0 1B 1B	4 0 1 0 0 0 1
Terry Pendleton, S (1, 5) OBP: 0.367, SLG: 0.405	0-0 G3			0-0 F5	0-3 K		0-0 1-3 HR 1B		0-0 1-3 1B	5 1 2 0 0 1 2
Jack Clark, R (1, 3) OBP: 0.451, SLG: 0.703		0-0 F2		0-0 HR	4-0 IBB		0-0 1-H 3-H HR		0-3 K	4 2 2 4 1 1 2
Willie McGee, S (1, 8) OBP: 0.299, SLG: 0.374		0-0 5-3		0-0 3-1	0-3 K		0-0 4-3		0-3 K	5 0 0 0 0 2 5
Curt Ford, L (1, 9) OBP: 0.380, SLG: 0.522		0-0 3B		0-0 F8		0-3 K	0-0 F9		0-3 K	4 0 1 0 0 1 0 1 0 0 0 0 1 2
Tom Pagnozzi, R (9, PH) OBP: 0.222, SLG: 0.320										
José Oquendo, S (1, 4) OBP: 0.492, SLG: 0.500		4-0 FC4-6 BB			0-0 1B 1B	0-0 FC6-4 1B		0-0 SH5-4 2B		3 1 3 0 1 0 0
Steve Lake, R (1, 2) OBP: 0.342, SLG: 0.438		0-0 FC4-6			0-0 1B 1B	0-0 FC6-4		0-0 SH5-4		3 1 1 0 0 0 3
Greg Mathews, R (1, 1) OBP: 0.357, SLG: 0.357			0-3 K		0-0 SH5-3 1B	0-0 3-1		0-0 6-3		2 0 1 1 0 1 0 1 0 0 0 0 0 1 0 0 0 0 0 0 0 0 0 0 0 0 0 0 1 0 0 0 0 0 1 0 0 0 0 0 0 0 0 0 0 0 0 0 0
John Morris, L (8, PH) OBP: 0.375, SLG: 0.375										
Ricky Horton, L (6, 1) OBP: 0.250, SLG: 0.250										
Rod Booker, L (8, PH) OBP: 0.540, SLG: 0.500										
Skeeter Barnes, R (8, PH) OBP: 0.333, SLG: 1.333										
Pat Perry, L (8, 1)										
Todd Worrell, R (8, 1)										

St. Louis Cardinals @ Los Angeles Dodgers
Dodger Stadium, Los Angeles, CA
Sun May 10 1987, 3:33 AM PDT
Att: 41,360 - Unknown

AB	38
R	6
H	13
RBI	6
BB	2
SO	8
LOB	18



Inning Stats	R: 0	H: 0	E: 0	K: 0	S: 3	P: 3	R: 0	H: 1	E: 0	K: 0	S: 4	P: 8	R: 0	H: 0	E: 0	K: 1	S: 5	R: 1	H: 1	E: 0	K: 0	S: 4	P: 4	R: 2	H: 4	E: 0	K: 2	S: 11	P: 15	R: 0	H: 1	E: 0	K: 1	S: 6	P: 6	R: 3	H: 3	E: 0	K: 0	S: 6	P: 6	R: 0	H: 1	E: 0	K: 1	S: 6	P: 6	R: 0	H: 2	E: 0	K: 3	S: 11	P: 11	1B: 9	SF: 0	2B: 1	SAC: 2	3B: 1	DP: 0	HR: 2	HBP: 0	WP: 0	PA: 42
--------------	------	------	------	------	------	------	------	------	------	------	------	------	------	------	------	------	------	------	------	------	------	------	------	------	------	------	------	-------	-------	------	------	------	------	------	------	------	------	------	------	------	------	------	------	------	------	------	------	------	------	------	------	-------	-------	-------	-------	-------	--------	-------	-------	-------	--------	-------	--------

PITCHER	IP	WLS	BF	H	R	ER	SO	BB	IBB	HBP	BLK	WP	HR	S	P	ERA	WHIP
Bob Welch, R (1, 1) ERA: 2.61	6.1		30	9	5	5	4	1	1	0	0	0	1	36	44	7.11	1.579
Ken Howell, R (7, 1) ERA: 5.87	1.0		5	2	1	1	0	0	0	0	0	0	1	5	5	9.00	2.000
Matt Young, L (8, 1) ERA: 7.5	1.2	W	7	2	0	0	4	0	0	0	0	0	0	15	15	0.00	1.200

PITCHER	IP	WLS	BF	H	R	ER	SO	BB	IBB	HBP	BLK	WP	HR	S	P	ERA	WHIP
---------	----	-----	----	---	---	----	----	----	-----	-----	-----	----	----	---	---	-----	------

Batter	1	2	3	4	5	6	7	8	9
Mariano Duncan, R OBP: 0.326, SLG: 0.361 (1, 6)	0-0 4-3 ①		0-0 FC5-2-5 ② 2-H		0-0 F4 ①	0-0 E1 1B ①		0-0 F8 2-3 ②	
Steve Sax, R OBP: 0.281, SLG: 0.302 (1, 4)	0-0 6-3 ②		0-3 K ③		0-0 HR 1B 1-2	0-0 4-3 ③		0-0 F9 ③	
Bill Madlock, R OBP: 0.406, SLG: 0.423 Tracy Woodson, R OBP: 0.293, SLG: 0.347 (1, 5) (9, 5)	0-0 F7 ③			4-0 SH1-3 1B BB	0-0 F6 ②		4-0 5-3 BB		
Pedro Guerrero, R OBP: 0.430, SLG: 0.679 (1, 7)		0-0 4-3 2B		0-0 SH1-3 1B 1-2	0-0 HR 1-H 2-H		0-0 5-3 ①		
Mickey Hatcher, R OBP: 0.350, SLG: 0.472 Matt Young, L (8, 1)		0-0 4-3 ①		0-0 SH1-3 ①	0-0 E9 1B		0-0 F9 ②		
Mike Scioscia, L OBP: 0.390, SLG: 0.449 (1, 2)		0-0 F7 ②		0-0 1B 2-H 3-H	0-0 6-3 ③		0-0 4-3 ③		
Franklin Stubbs, L OBP: 0.336, SLG: 0.518 (1, 3)		0-0 F7 ③		0-3 K ②		0-0 F2 ①		0-0 F9 ①	
Reggie Williams, R OBP: 0.333, SLG: 0.188 Mike Ramsey, S OBP: 0.300, SLG: 0.312 (6, PR) (7, 8)			0-0 SH1-4 FC5-2-6 1B	0-0 F6 ③		0-0 E5 4-3 E 1B		0-0 2B 1B	
Bob Welch, R OBP: 0.150, SLG: 0.150 Ken Howell, R OBP: 1.000, SLG: 1.000 Ken Landreaux, L OBP: 0.310, SLG: 0.270 (1, 1) (7, 1) (8, 9)			0-0 SH1-4 ①		0-0 HR 1B	0-0 4-3 ②		0-0 F8 1-H 2B	

Inning Stats	R: 0 E: 0 K: 0 S: 3	H: 0 LOB: 0 BB: 0 P: 3	R: 0 E: 0 K: 0 S: 4	H: 1 LOB: 1 BB: 0 P: 4	R: 0 E: 0 K: 1 S: 6	H: 1 LOB: 1 BB: 0 P: 6	R: 2 E: 0 K: 1 S: 7	H: 2 LOB: 1 BB: 1 P: 11	R: 3 E: 1 K: 0 S: 7	H: 4 LOB: 1 BB: 0 P: 7	R: 1 E: 2 K: 0 S: 5	H: 2 LOB: 1 BB: 0 P: 5	R: 0 E: 0 K: 0 S: 3	H: 0 LOB: 1 BB: 1 P: 7	R: 1 E: 0 K: 0 S: 5	H: 2 LOB: 1 BB: 0 P: 5
--------------	------------------------------	---------------------------------	------------------------------	---------------------------------	------------------------------	---------------------------------	------------------------------	----------------------------------	------------------------------	---------------------------------	------------------------------	---------------------------------	------------------------------	---------------------------------	------------------------------	---------------------------------

PITCHER														PITCHER																			
IP	WLS	BF	H	R	ER	SO	BB	IBB	HBP	BLK	WP	HR	S	P	ERA	WHIP	IP	WLS	BF	H	R	ER	SO	BB	IBB	HBP	BLK	WP	HR	S	P	ERA	WHIP
Greg Mathews, L ERA: 6.62 (1, 1)	5.0		24	8	5	5	2	1	0	0	0	1	27	31	9.00	1.800																	
Ricky Horton, L ERA: 1.54 (6, 1)	2.0		9	2	1	0	0	1	0	0	0	0	8	12	0.00	1.500																	
Pat Perry, L ERA: 3.27 (8, 1)	0.1	L	3	2	1	1	0	0	0	0	0	0	3	3	27.00	6.000																	
Todd Worrell, R ERA: 9.0 (8, 1)	0.2		2	0	0	0	0	0	0	0	0	0	2	2	0.00	0.000																	

BOTTOM


St. Louis Cardinals @ Los Angeles Dodgers
Dodger Stadium, Los Angeles, CA

Sun May 10 1987, 3:33 AM PDT
Att. 41,360 - Unknown

AB	R	H	RBI	BB	SO	LOB
5	0	1	1	0	0	3
5	1	1	0	0	1	3
2	1	0	0	2	0	2
0	0	0	0	0	0	0
4	2	3	3	0	0	1
3	0	1	0	0	0	2
0	0	0	0	0	0	0
4	0	1	2	0	0	3
4	0	0	0	0	1	2
3	0	2	0	0	0	1
1	2	1	0	0	0	0
2	1	1	0	0	0	1
0	0	0	0	0	0	0
1	0	1	1	0	0	0

AB	34
R	7
H	12
RBI	7
BB	2
SO	2
LOB	18

livebaseballscorecards.com



WP: 0	PA: 38
PB: 0	
SB: 1	
CS: 0	

Batter	1	2	3	4	5	6	7	8	9	AB R H RBI BB SO LOB	TOP		
23 Ryne Sandberg, R (1, 4) OBP: 0.393, SLG: 0.504	0-0 5-3		0-0 F7	0-0 S 1B		0-0 F9		0-0 1B 1B		5 1 2 1 0 0 1			
Jerry Mumphrey, S (1, 7) OBP: 0.548, SLG: 0.680 Brian Dayett, R (8, 7) OBP: 0.438, SLG: 0.536	0-0 1-3		0-0 FC5-4 1B	0-0 SF7		0-0 F7		0-0 1B 1B		4 0 2 1 0 0 1 0 0 0 0 0 0 0			
Andre Dawson, R (1, 9) OBP: 0.353, SLG: 0.643	0-0 1B 1B		0-0 FC5-4 1B	0-3 K		0-0 HR		0-0 1B		5 2 3 3 0 1 2			
Leon Durham, L (1, 3) OBP: 0.389, SLG: 0.619	0-0 1-3 1B		0-0 1-2 1B		0-3 K	0-0 F7		0-3 K		5 0 2 0 0 2 2			
Jody Davis, R (1, 2) OBP: 0.356, SLG: 0.606	0-0 F3		0-0 FC6-4 1B		4-0 BB 1B		0-3 K		0-3 K	4 0 1 1 1 2 2			
Keith Moreland, R (1, 5) OBP: 0.223, SLG: 0.259 Lee Smith, R (9, 1)		0-0 4-3	0-0 FC6-4 1B		0-0 P6		0-0 F9		0-0 6-3	5 0 0 0 0 0 3 0 0 0 0 0 0 0			
Shawon Dunston, R (1, 6) OBP: 0.210, SLG: 0.243		0-3 K		4-0 1B 23 1B BB	0-0 FC4-6 1B		0-0 L6		0-0 F9	4 1 1 0 1 1 0			
Dave Martinez, L (1, 8) OBP: 0.376, SLG: 0.333		0-0 1B		0-0 23 1B SF7 1B	0-0 FC4-6			0-0 F7		4 1 2 0 0 0 2			
Scott Sanderson, R (1, 1) OBP: 0.273, SLG: 0.444 Manny Trillo, R (9, 5) OBP: 0.258, SLG: 0.393		0-0 P4		0-3 K		4-0 HR BB		0-3 K		3 1 0 0 1 2 3 0 0 0 0 0 0 0			
Inning Stats	R: 0 E: 0 K: 0 S: 5 H: 2 LOB: 2 BB: 0 P: 5	R: 0 E: 0 K: 1 S: 6 H: 1 LOB: 1 BB: 0 P: 6	R: 1 E: 0 K: 0 S: 6 H: 3 LOB: 2 BB: 0 P: 6	R: 2 E: 0 K: 2 S: 9 H: 2 LOB: 1 BB: 1 P: 13	R: 0 E: 0 K: 1 S: 6 H: 1 LOB: 2 BB: 1 P: 10	R: 2 E: 0 K: 0 S: 4 H: 1 LOB: 0 BB: 1 P: 8	R: 0 E: 0 K: 1 S: 5 H: 0 LOB: 0 BB: 0 P: 5	R: 1 E: 0 K: 2 S: 10 H: 3 LOB: 2 BB: 0 P: 10	R: 0 E: 0 K: 1 S: 5 H: 0 LOB: 0 BB: 0 P: 5	1B: 12 2B: 0 3B: 0 HR: 1 SF: 1 SAC: 0 DP: 0 HBP: 0	WP: 0 PB: 0 SB: 1 CS: 0 PA: 43		
PITCHER	IP WLS BF H R ER SO BB IBB HBP BLK WP HR S P ERA WHIP											PITCHER	IP WLS BF H R ER SO BB IBB HBP BLK WP HR S P ERA WHIP
Orel Hershiser, R (1, 1) ERA: 2.95	5.0 L 26 9 3 3 4 2 0 0 0 0 0 32 40 5.40 2.200												
Tim Leary, R (6, 1) ERA: 6.11	3.0 14 4 3 3 3 1 0 0 0 0 1 19 23 9.00 1.667												
Tom Niedenfuer, R (9, 1) ERA: 2.63	1.0 3 0 0 0 0 1 0 0 0 0 0 0 5 5 0.00 0.000												

Chicago Cubs @ Los Angeles Dodgers
Dodger Stadium, Los Angeles, CA
Mon May 11 1987, 7:05 PM PDT
Att: 35,819 - Unknown

livebaseballscorecards.com

AB 39
R 6
H 13
RBI 6
BB 3
SO 8
LOB 16



Batter	1	2	3	4	5	6	7	8	9	AB R H RBI BB SO LOB
Mariano Duncan, R (1, 6) OBP: 0.317, SLG: 0.349	0-0 5-3		0-0 G6-4-3			0-3 K			0-3 K	4 0 0 0 0 2 1
Ken Landreaux, L (1, 9) OBP: 0.304, SLG: 0.341	0-0 F8			0-3 K		0-0 4-3			0-0 HR	4 1 1 1 0 1 0
Bill Madlock, R (1, 5) OBP: 0.389, SLG: 0.500	0-0 F7			0-0 F8		0-3 K			0-0 HR	4 1 1 1 0 1 0
Pedro Guerrero, R (1, 7) OBP: 0.424, SLG: 0.664		0-0 F9		0-0 5-3		0-3 K			0-0 L4-3 1B	4 0 1 0 0 1 0
Mike Scioscia, L (1, 2) OBP: 0.386, SLG: 0.450		0-0 G3			0-0 1B G1-2-3 2B	0-0 F7			0-0 L4-3 1-2	4 0 1 0 0 0 1
Franklin Stubbs, L (1, 3) OBP: 0.336, SLG: 0.509		0-0 F3			4-0 G1-2-3 1B BB	0-3 K				2 0 0 0 1 1 0
Steve Sax, R (1, 4) OBP: 0.289, SLG: 0.326			0-0 1B 3B		0-0 G1-2-3 1-2 2-3 1B			0-0 6-3		3 1 2 0 0 0 0
Mike Ramsey, S (1, 8) OBP: 0.301, SLG: 0.313			0-0 G6-4-3 1B		0-0 G1-2-3 1-2 2-3 3-H 1B	0-0 4-3		0-0 4-3		3 0 1 1 0 0 3
Orel Hershiser, R (1, 1) OBP: 0.227, SLG: 0.318 Ralph Bryant, L (5, PH)			0-3 K		0-3 K			0-0 6-3		1 0 0 0 0 1 1
Tim Leary, R (6, 1) OBP: 0.333, SLG: 0.333 Mickey Hatcher, R (8, PH) Tom Niedenfuer, R (9, 1)										1 0 0 0 0 1 2
										0 0 0 0 0 0 0
										1 0 0 0 0 0 0
										0 0 0 0 0 0 0

Inning Stats	R: 0	H: 0	E: 0	K: 0	S: 3	LOB: 0	BB: 0	P: 3	R: 0	H: 0	E: 0	K: 0	S: 3	LOB: 0	BB: 0	P: 3	R: 1	H: 2	E: 0	K: 1	S: 6	LOB: 0	BB: 0	P: 6	R: 0	H: 0	E: 0	K: 1	S: 5	LOB: 0	BB: 0	P: 5	R: 0	H: 2	E: 0	K: 1	S: 6	LOB: 2	BB: 1	P: 10	R: 0	H: 0	E: 0	K: 2	S: 7	LOB: 0	BB: 0	P: 7	R: 0	H: 0	E: 0	K: 2	S: 7	LOB: 0	BB: 0	P: 7	R: 0	H: 0	E: 0	K: 0	S: 3	LOB: 0	BB: 0	P: 3	R: 2	H: 3	E: 0	K: 1	S: 7	LOB: 0	BB: 0	P: 7	1B: 3	SF: 0	2B: 2	SAC: 0	3B: 1	DP: 3	HR: 2	HBP: 0	WP: 0	PA: 32
PITCHER	IP	WLS	BF	H	R	ER	SO	BB	IBB	HBP	BLK	WP	HR	S	P	ERA	WHIP																																																																	
Scott Sanderson, R (1, 1) ERA: 4.33	8.1	W	31	7	3	3	8	1	0	0	0	0	2	46	50	3.24	0.960																																																																	
Lee Smith, R (9, 1) ERA: 1.47	0.2	S	1	0	0	0	0	0	0	0	0	0	0	1	1	0.00	0.000																																																																	

BOTTOM

Chicago Cubs @ Los Angeles Dodgers
Dodger Stadium, Los Angeles, CA

Mon May 11 1987, 7:05 PM PDT
Att. 35,819 - Unknown

AB	31
R	3
H	7
RBI	3
BB	1
SO	8
LOB	8



WP	PA
0	32

ERA	WHIP
0.00	0.000

Batter	1	2	3	4	5	6	7	8	9	AB R H RBI BB SO LOB	TOP
Bob Dernier, R OBP: 0.361, SLG: 0.571 (1, 8) X	0-0 5-3		0-0 6-3			0-0 4-3		0-0 23 S 1B		4 0 1 0 0 0 0	
23 Ryne Sandberg, R OBP: 0.388, SLG: 0.492 (1, 4) B B B	4-0 S BB			0-0 P4		0-3 K		0-0 F7 1-2		3 0 0 0 1 1 1	
Andre Dawson, R OBP: 0.345, SLG: 0.628 (1, 9) S S S Chico Walker, S OBP: 0.255, SLG: 0.207 (7, 7)	0-3 K			0-0 1-3		0-3 K		0-0 F8		3 0 0 0 0 2 1 1 0 0 0 0 0 1	
Jody Davis, R OBP: 0.352, SLG: 0.592 (1, 2) X	0-0 1-2 5-3			0-0 1B		0-3 K			0-0 F3	4 0 1 0 0 1 2	
Leon Durham, L OBP: 0.377, SLG: 0.598 (1, 3) S S S		0-3 K		0-0 F9			0-0 F8		0-0 F7	4 0 0 0 0 1 1	
Keith Moreland, R OBP: 0.224, SLG: 0.259 (1, 5) X		0-0 6-3			0-0 6-3		0-0 FC6-4 1B		0-0 F8	4 0 1 0 0 0 0	
Brian Dayett, R OBP: 0.429, SLG: 0.516 (1, 7) (7, 9) X		0-0 F7			0-0 1B		0-3 K			3 0 1 0 0 1 1	
Shawon Dunston, R OBP: 0.205, SLG: 0.237 (1, 6) X			0-0 F9		0-0 P4		0-0 FC6-4 1-2f			3 0 0 0 0 0 2	
Ed Lynch, R (1, 1) Frank DiPino, L (3, 1) Gary Matthews, R (5, PH) Les Lancaster, R (5, 1) Manny Trillo, R (8, PH) Ron Davis, R (8, 1) X		0-0 6-3		0-0 P4			0-0 F3			1 0 0 0 0 0 0 0 0 0 0 0 0 0 1 0 0 0 0 0 0 0 0 0 0 0 0 0 1 0 0 0 0 0 0 0 0 0 0 0 0 0	
Inning Stats	R: 0 H: 0 E: 0 LOB: 1 K: 1 BB: 1 S: 5 P: 9	R: 0 H: 0 E: 0 LOB: 0 K: 1 BB: 0 S: 5 P: 5	R: 0 H: 0 E: 0 LOB: 0 K: 0 BB: 0 S: 3 P: 3	R: 0 H: 1 E: 0 LOB: 1 K: 0 BB: 0 S: 4 P: 4	R: 0 H: 1 E: 0 LOB: 1 K: 0 BB: 0 S: 4 P: 4	R: 0 H: 0 E: 0 LOB: 1 K: 3 BB: 0 S: 10 P: 10	R: 0 H: 1 E: 0 LOB: 1 K: 1 BB: 0 S: 6 P: 6	R: 0 H: 1 E: 0 LOB: 1 K: 0 BB: 0 S: 4 P: 4	R: 0 H: 0 E: 0 LOB: 0 K: 0 BB: 0 S: 3 P: 3	1B: 4 SF: 0 2B: 0 SAC: 0 3B: 0 DP: 0 HR: 0 HBP: 0	WP: 1 PA: 33 PB: 0 SB: 2 CS: 0
PITCHER Rick Honeycutt, L (1, 1) ERA: 1.51	IP WLS BF H R ER SO BB IBB HBP BLK WP HR S P ERA WHIP										
	9.0 W 33 4 0 0 6 1 0 0 0 1 0 44 48 0.00 0.556										

Chicago Cubs @ Los Angeles Dodgers
 Dodger Stadium, Los Angeles, CA
 Tue May 12 1987, 7:05 PM PDT
 Att: 41,216 - Unknown

livebaseballscorecards.com

AB 32
 R 0
 H 4
 RBI 0
 BB 1
 SO 6
 LOB 10



Batter	1	2	3	4	5	6	7	8	9
Mariano Duncan, R (1, 6) OBP: 0.322, SLG: 0.354 Dave Anderson, R (9, 6) OBP: 0.200, SLG: 0.158	0-0 1B SF9 1B	0-0 1B 2-H 3-H		0-3 K		0-0 F9			
Ken Landreaux, L (1, 9) OBP: 0.340, SLG: 0.444	0-0 1-3 SF9 1B	0-0 P3		0-0 FC6-4 1B		0-0 1-H HR			
Bill Madlock, R (1, 5) OBP: 0.350, SLG: 0.441 Tracy Woodson, R (8, 5) OBP: 0.293, SLG: 0.347	0-0 F9	0-0 P3		0-0 F8		0-0 F8			
Pedro Guerrero, R (1, 7) OBP: 0.411, SLG: 0.646 Reggie Williams, R (8, 7) OBP: 0.333, SLG: 0.188	0-0 1-2 3-H SF9		0-3 K	0-0 1-2f FC6-4		0-0 6-3			
Mike Scioscia, L (1, 2) OBP: 0.389, SLG: 0.447	4-0 BB		0-0 1B 1B		0-0 L4	0-0 6-3			
Franklin Stubbs, L (1, 3) OBP: 0.325, SLG: 0.492	0-3 K		0-0 F8		0-3 K	0-0 F9			
Steve Sax, R (1, 4) OBP: 0.295, SLG: 0.331		0-0 4-3 1B 1B	0-0 1-3 E 1B		0-0 F8		0-0 G3		
Mike Ramsey, S (1, 8) OBP: 0.307, SLG: 0.319		0-0 1-2 1B 1B	0-0 1-H 3-H E5 1B 1B		0-3 K	0-3 K			
Rick Honeycutt, L (1, 1) OBP: 0.250, SLG: 0.182		0-0 1-2 2-3 4-3	0-0 2-H 1B			0-0 HR 1B		0-0 4-3	

Inning Stats	R: 1	H: 2	E: 0	K: 1	S: 7	L: 17	R: 2	H: 3	E: 0	K: 0	S: 6	R: 2	H: 4	E: 1	K: 1	S: 8	R: 0	H: 1	E: 0	K: 1	S: 6	R: 0	H: 0	E: 0	K: 1	S: 5	R: 2	H: 2	E: 0	K: 1	S: 7	R: 0	H: 0	E: 0	K: 0	S: 3	R: 0	H: 0	E: 0	K: 1	S: 5
	LOB: 2	BB: 1	P: 11	LOB: 1	BB: 0	P: 6	LOB: 2	BB: 0	P: 8	LOB: 1	BB: 0	LOB: 0	BB: 0	P: 5	LOB: 0	BB: 0	LOB: 0	BB: 0	P: 7	LOB: 0	BB: 0	LOB: 0	BB: 0	P: 5	LOB: 0	BB: 0	LOB: 0	BB: 0	P: 3	LOB: 0	BB: 0	LOB: 0	BB: 0	P: 5	LOB: 0	BB: 0	LOB: 0	BB: 0	P: 5		


PITCHER	IP	WLS	BF	H	R	ER	SO	BB	IBB	HBP	BLK	WP	HR	S	P	ERA	WHIP
Ed Lynch, R (1, 1) ERA: 4.5	2.2	L	17	8	5	5	2	1	0	0	0	0	0	20	24	16.88	3.375
Frank DiPino, L (3, 1) ERA: 1.8	1.1		5	2	0	0	1	0	0	0	0	0	0	7	7	0.00	1.500
Les Lancaster, R (5, 1) ERA: 3.86	3.0		11	2	2	2	2	0	0	0	0	0	1	15	15	6.00	0.667
Ron Davis, R (8, 1) ERA: 3.0	1.0		3	0	0	0	1	0	0	0	0	0	0	5	5	0.00	0.000

BOTTOM

AB	R	H	RBI	BB	SO	LOB
4	1	2	2	0	1	1
0	0	0	0	0	0	0
4	1	3	2	0	0	1
4	0	0	0	0	0	4
0	0	0	0	0	0	0
3	0	0	1	0	1	1
0	0	0	0	0	0	0
3	1	1	0	1	0	0
4	0	0	0	0	2	3
4	2	2	0	0	0	0
4	1	2	1	0	2	0
4	1	2	0	0	0	2

Chicago Cubs @ Los Angeles Dodgers
Dodger Stadium, Los Angeles, CA
 Tue May 12 1987, 7:05 PM PDT
 Att. 41,216 - Unknown

AB	34
R	7
H	12
RBI	6
BB	1
SO	6
LOB	12



WP	HR	S	P	ERA	WHIP
0	0	0	0	0	0
0	0	0	0	0	0
0	0	0	0	0	0
0	0	0	0	0	0

Batter	1	2	3	4	5	6	7	8	9	AB R H RBI BB SO LOB	TOP											
23 Ryne Sandberg, R (1, 4) OBP: 0.382, SLG: 0.488	0-3 K	0-0 L4			0-0 BB FC6-5 2B	0-0 6-3			0-3 K	5 1 1 0 0 2 2												
Jerry Mumphrey, S (1, 7) Lee Smith, R (7, 1) OBP: 0.571, SLG: 0.690	0-0 1B		0-0 F8		0-0 FC6-5 BB 1B		0-0 G6-4-3 1B		0-3 K	4 0 3 0 0 0 0 1 0 0 0 0 1 0												
Andre Dawson, R (1, 9) OBP: 0.340, SLG: 0.634	0-0 P6		0-0 F8		0-0 P4		0-0 F8		0-0 HR	5 1 1 1 0 0 4												
Leon Durham, L (1, 3) OBP: 0.378, SLG: 0.587	0-0 1-3 1B		0-3 K		4-0 BB FC6-5 BB		0-0 G6-4-3 1-2f		0-0 F8	4 0 1 0 1 1 1												
Jody Davis, R (1, 2) OBP: 0.339, SLG: 0.569	0-0 5-3			0-0 F8	0-0 FC6-5 1-2 2-3f 3-H			0-0 F3		4 0 0 1 0 0 4												
Keith Moreland, R (1, 5) OBP: 0.233, SLG: 0.300		0-0 HR		0-0 HR 2B	0-3 K			0-0 6-3		4 2 2 1 0 1 2												
Shawon Dunston, R (1, 6) OBP: 0.214, SLG: 0.279		0-3 K		0-0 2-H HR		0-3 K		0-0 2B		4 1 2 2 0 2 0												
Dave Martinez, L (1, 8) OBP: 0.371, SLG: 0.321		0-0 F8		0-0 F9		0-0 E6 23 BLK		4-0 BB		3 0 0 0 1 0 0												
Rick Sutcliffe, L (1, 1) Brian Dayett, R (7, 7) OBP: 0.364, SLG: 0.294 OBP: 0.417, SLG: 0.500		4-0 BB		0-0 4-3		0-0 F9		0-3 K		2 0 0 0 1 0 1 1 0 0 0 0 1 2												
Inning Stats	R: 0 E: 0 K: 1 S: 7	H: 2 LOB: 2 BB: 0 P: 7	R: 1 E: 0 K: 1 S: 6	H: 1 LOB: 1 BB: 1 P: 10	R: 0 E: 0 K: 1 S: 5	H: 0 LOB: 0 BB: 0 P: 5	R: 2 E: 0 K: 0 S: 5	H: 2 LOB: 0 BB: 0 P: 5	R: 1 E: 0 K: 1 S: 7	H: 2 LOB: 2 BB: 1 P: 11	R: 0 E: 1 K: 1 S: 6	H: 0 LOB: 1 BB: 0 P: 6	R: 0 E: 0 K: 0 S: 3	H: 1 LOB: 0 BB: 0 P: 3	R: 0 E: 0 K: 1 S: 6	H: 1 LOB: 2 BB: 1 P: 10	R: 1 E: 0 K: 2 S: 8	H: 1 LOB: 0 BB: 0 P: 8	1B: 4 2B: 3 3B: 0 HR: 3	SF: 0 SAC: 0 DP: 1 HBP: 0	WP: 0 PB: 0 SB: 0 CS: 0	PA: 40
PITCHER	IP WLS BF H R ER SO BB IBB HBP BLK WP HR S P ERA WHIP																					
Alejandro Pena, R (1, 1) ERA: 3.52	5.0 L 24 7 4 4 4 2 0 0 0 0 0 2 30 38 7.20 1.800																					
Brian Holton, R (6, 1) ERA: 3.05	2.0 7 1 0 0 1 0 0 0 0 1 0 0 9 9 0.00 0.500																					
Tom Niedenfuer, R (8, 1) ERA: 2.45	1.0 5 1 0 0 1 1 0 0 0 0 0 0 6 10 0.00 2.000																					
Matt Young, L (9, 1) ERA: 7.62	1.0 4 1 1 1 2 0 0 0 0 0 0 1 8 8 9.00 1.000																					

Chicago Cubs @ Los Angeles Dodgers
Dodger Stadium, Los Angeles, CA
Wed May 13 1987, 7:05 PM PDT
Att: 39,294 - Unknown

livebaseballscorecards.com

AB	37
R	5
H	10
RBI	5
BB	3
SO	8
LOB	16



Batter	1	2	3	4	5	6	7	8	9	AB R H RBI BB SO LOB	TOP											
Mariano Duncan, R (1, 6) OBP: 0.303, SLG: 0.331	0-0 4-3		0-3 K		0-3 K	0-0 G3		0-0 F7		5 0 0 0 0 2 2												
Ken Landreaux, L (1, 9) OBP: 0.373, SLG: 0.431	0-0 F9		0-0 5-3		4-0 1B BB		4-0 2B BB		0-0 G5-4-3 1B	3 0 1 0 2 0 0												
Dave Anderson, R (9, PR) OBP: 0.200, SLG: 0.158										0 0 0 0 0 0 0												
Bill Madlock, R (1, 5) OBP: 0.327, SLG: 0.381	0-0 F7			0-0 1-3	0-0 1B		0-3 K		0-0 G5-4-3 1-2f	5 0 1 0 0 1 2												
Pedro Guerrero, R (1, 7) OBP: 0.399, SLG: 0.623		0-3 K		0-0 B5-3 2B 1B	0-0 F9		0-0 2B		0-0 4-3	5 1 2 0 0 1 3												
Mike Scioscia, L (1, 2) OBP: 0.396, SLG: 0.442		0-0 1B 1B		0-0 B5-3 1-2		0-0 1B 1B 1B	0-3 K			4 1 2 0 0 1 3												
Franklin Stubbs, L (1, 3) OBP: 0.328, SLG: 0.492		0-0 1B		0-0 1B 2B 2-H		0-0 1B 1B 1B	0-3 K			4 1 3 1 0 1 2												
Steve Sax, R (1, 4) OBP: 0.312, SLG: 0.343		0-3 K		0-0 2-3 1B		0-0 G6-4-3 1B 1B		0-0 F9		4 0 2 0 0 1 2												
Mike Ramsey, S (1, 8) OBP: 0.295, SLG: 0.306		0-0 6-3		0-3 K		0-0 G6-4-3 1B		4-0 BB		2 0 0 0 0 1 4												
Ralph Bryant, L (6, PH) OBP: 0.500, SLG: 0.333						1-2 2-3 3-H				1 0 1 1 1 0 0												
Fernando Valenzuela, L (1, 1) OBP: 0.154, SLG: 0.154			0-0 4-3		0-0 6-3	0-0 G6-4-3		0-0 F3		3 0 0 0 0 0 2												
Alex Trevino, R (8, PH) OBP: 0.222, SLG: 0.235										1 0 0 0 0 0 1												
Ken Howell, R (8, 1) OBP: 1.000, SLG: 1.000						1-2f 2-3 3-H				0 0 0 0 0 0 0												
Inning Stats	R: 0 E: 0 K: 0 S: 3	H: 0 LOB: 0 BB: 0 P: 3	R: 0 E: 0 K: 2 S: 9	H: 2 LOB: 2 BB: 0 P: 9	R: 0 E: 0 K: 1 S: 5	H: 0 LOB: 0 BB: 0 P: 5	R: 1 E: 0 K: 1 S: 8	H: 3 LOB: 2 BB: 0 P: 8	R: 0 E: 0 K: 1 S: 6	H: 1 LOB: 2 BB: 1 P: 10	R: 2 E: 0 K: 0 S: 6	H: 4 LOB: 1 BB: 0 P: 6	R: 0 E: 0 K: 3 S: 10	H: 1 LOB: 2 BB: 1 P: 14	R: 0 E: 0 K: 0 S: 3	H: 0 LOB: 1 BB: 1 P: 7	R: 0 E: 0 K: 0 S: 3	H: 1 LOB: 1 BB: 0 P: 3	1B: 10 2B: 2 3B: 0 HR: 0	SF: 0 SAC: 0 DP: 2 HBP: 0	WP: 0 PB: 0 SB: 0 CS: 0	PA: 40
PITCHER	IP WLS BF H R ER SO BB IBB HBP BLK WP HR S P ERA WHIP																					
Jay Tibbs, R (1, 1) ERA: 4.44	6.0 W 28 10 3 3 5 1 0 0 0 0 0 0 37 41 4.50 1.833																					
Curt Brown, R (7, 1) ERA:	0.1 3 1 0 0 1 1 0 0 0 0 0 0 4 8 0.00 6.000																					
Bob McClure, L (7, 1) ERA: 5.52	0.2 2 0 0 0 2 0 0 0 0 0 0 0 6 6 0.00 0.000																					
Tim Burke, R (8, 1) ERA: 1.65	2.0 S 7 1 0 0 0 1 0 0 0 0 0 0 6 10 0.00 1.000																					

Los Angeles Dodgers @ Montreal Expos
Olympic Stadium, Montreal, QB

Fri May 15 1987, 7:05 PM EDT
Att. 14,661 - Unknown

livebaseballscores.com

AB	37
R	3
H	12
RBI	2
BB	3
SO	8
LOB	21



Batter	1	2	3	4	5	6	7	8	9	AB	R	H	RBI	BB	SO	LOB
Casey Candaele, S (1, 6) OBP: 0.369, SLG: 0.385	0-0 2B E 1B	0-0 2B		0-0 F3	0-0 4-3		0-0 FC5-4 FC5 1B 1-2f			5	1	2	0	0	0	4
Mitch Webster, S (1, 9) OBP: 0.354, SLG: 0.409	0-0 1-3 E 2B	4-0 BB		0-0 F9		0-3 K	0-0 1B	0-0 1-2 1B		4	1	2	0	1	1	0
Tim Raines, S (1, 7) OBP: 0.443, SLG: 0.642	0-0 G3	0-3 K			0-0 E 5-4-3 1B	0-0 2B	0-0 FC5 2-3f			5	2	2	0	0	1	6
Tim Wallach, R (1, 5) OBP: 0.313, SLG: 0.471	0-0 E6 S G1 1B 2-H 3-H	0-0 F4			0-0 5-4-3 1B	0-0 F9		0-0 CS 2B		5	1	1	0	0	0	4
Andres Galarraga, R (1, 3) OBP: 0.405, SLG: 0.486	0-0 G1 S 1B 1-2		0-0 F4		4-0 1B E BB	0-0 2B 2-H		0-3 K		4	1	2	1	1	1	1
Vance Law, R (1, 4) OBP: 0.387, SLG: 0.496	4-0 G1 BB 1-2 2-3 BB		0-3 K		0-0 FC BB 1B	4-0 FC5-4 BB		0-0 2-3 1B		3	0	1	0	2	1	2
Reid Nichols, R (1, 8) OBP: 0.326, SLG: 0.405	0-0 G1		4-0 E S BB		0-0 BB 1B	0-0 FC5-4		0-0 6-3		3	0	1	2	1	0	4
Tim Burke, R (8, 1)	1-2 2-3 3-H				1-2 2-3 3-H	1-2f				1	0	0	0	0	0	1
Mike Fitzgerald, R (1, 2) OBP: 0.298, SLG: 0.265	0-0 5-3		0-0 F8		4-0 BB		0-0 FC5-4 1B			3	0	1	1	1	0	3
Jay Tibbs, R (1, 1) OBP: 0.238, SLG: 0.167		0-0 F4		0-3 K	0-3 K		0-3 K			3	0	0	0	0	2	3
Curt Brown, R (7, 1)										0	0	0	0	0	0	0
Bob McClure, R (7, 1)										0	0	0	0	0	0	0
Herm Winningham, L (7, PH) OBP: 0.267, SLG: 0.381										1	0	0	0	0	1	1


Inning Stats	R: 3	H: 3	LOB: 2	K: 0	S: 7	P: 11	R: 0	H: 1	LOB: 2	K: 1	S: 6	P: 10	R: 0	H: 0	LOB: 1	K: 1	S: 5	P: 9	R: 0	H: 0	LOB: 0	K: 1	S: 5	P: 5	R: 2	H: 2	LOB: 3	K: 1	S: 8	P: 16	R: 1	H: 2	LOB: 2	K: 1	S: 7	P: 11	R: 0	H: 2	LOB: 2	K: 1	S: 7	P: 7	R: 0	H: 2	LOB: 1	K: 1	S: 6	P: 6
--------------	------	------	--------	------	------	-------	------	------	--------	------	------	-------	------	------	--------	------	------	------	------	------	--------	------	------	------	------	------	--------	------	------	-------	------	------	--------	------	------	-------	------	------	--------	------	------	------	------	------	--------	------	------	------

PITCHER	IP	WLS	BF	H	R	ER	SO	BB	IBB	HBP	BLK	WP	HR	S	P	ERA	WHIP
Fernando Valenzuela, L (1, 1) ERA: 3.3	7.0	L	39	10	6	4	6	6	0	0	0	0	0	45	69	5.14	2.286
Ken Howell, R (8, 1) ERA: 5.51	1.0		4	2	0	0	1	0	0	0	0	0	0	6	6	0.00	2.000

BOTTOM

Los Angeles Dodgers @ Montreal Expos
Olympic Stadium, Montreal, QB
Fri May 15 1987, 7:05 PM EDT
Att. 14,661 - Unknown

AB	37
R	6
H	12
RBI	4
BB	6
SO	7
LOB	29



WP: 0	PA: 43
PB: 0	
SB: 3	
CS: 1	

PITCHER	IP	WLS	BF	H	R	ER	SO	BB	IBB	HBP	BLK	WP	HR	S	P	ERA	WHIP
---------	----	-----	----	---	---	----	----	----	-----	-----	-----	----	----	---	---	-----	------

Batter	1	2	3	4	5	6	7	8	9	AB R H RBI BB SO LOB	TOP											
Steve Sax, R (1, 4) OBP: 0.316, SLG: 0.342	0-0 4-3		0-0 5-3			0-0 HR	4-0 BB			3 1 1 0 1 0 0												
Bill Madlock, R (1, 5) OBP: 0.321, SLG: 0.435	0-0 F4			0-0 6-3		0-0 HR	0-0 1-6-3			4 1 1 2 0 0 3												
Ken Landreaux, L (1, 9) OBP: 0.349, SLG: 0.400	0-0 4-3			0-0 F5		0-0 F8		0-0 4-3		4 0 0 0 0 0 0												
Pedro Guerrero, R (1, 7) Reggie Williams, R (8, 7) OBP: 0.401, SLG: 0.643 OBP: 0.333, SLG: 0.188		0-3 K		0-0 1B		0-0 HR		0-3 K		4 1 2 1 0 2 0 0 0 0 0 0 0 0												
Mike Scioscia, L (1, 2) Alex Trevino, R (8, 2) OBP: 0.392, SLG: 0.435 OBP: 0.222, SLG: 0.235		0-0 1B		0-0 1-3		0-0 G3		0-0 F7		4 0 1 0 0 0 1 0 0 0 0 0 0 0												
Franklin Stubbs, L (1, 3) OBP: 0.326, SLG: 0.492		0-0 F9			0-0 F6		0-0 1B 2B		0-0 6-3	4 0 1 0 0 0 1												
Dave Anderson, R (1, 6) OBP: 0.208, SLG: 0.174		0-0 4-3			0-0 4-3		0-0 BB 1B		0-0 E6	4 0 1 0 0 0 1												
Mike Ramsey, S (1, 8) Mickey Hatcher, R (9, PH) OBP: 0.289, SLG: 0.298 OBP: 0.326, SLG: 0.436			0-3 K		0-3 K		0-3 K		0-0 FC6-4	3 0 0 0 0 3 2 1 0 0 0 0 0 1												
Bob Welch, R (1, 1) Tim Lincecum, R (5, 1) Tracy Woodson, R (6, PH) Brian Holton, R (6, 1) Ralph Bryant, L (7, PH) Tom Nietert, R (7, 1) Matt Young, L (8, 1) Mariano Duncan, R (9, PH) OBP: 0.143, SLG: 0.143 OBP: 0.333, SLG: 0.333 OBP: 0.299, SLG: 0.342 OBP: 0.333, SLG: 0.333 OBP: 0.400, SLG: 0.250			0-0 6-3			0-0 5-3	0-0 F6		0-0 F9	1 0 0 0 0 0 0 0 0 0 0 0 0 0 1 0 0 0 0 0 0 0 0 0 0 0 0 0 1 0 0 0 0 0 2 0 0 0 0 0 0 0 0 0 0 0 0 0 0 1 0 0 0 0 0 1												
Inning Stats	R: 0 E: 0 K: 0 S: 3	H: 0 LOB: 0 BB: 0 P: 3	R: 0 E: 0 K: 1 S: 6	H: 1 LOB: 1 BB: 0 P: 6	R: 0 E: 0 K: 1 S: 5	H: 0 LOB: 0 BB: 0 P: 5	R: 0 E: 0 K: 0 S: 4	H: 1 LOB: 1 BB: 0 P: 4	R: 0 E: 0 K: 1 S: 5	H: 0 LOB: 0 BB: 0 P: 5	R: 3 E: 0 K: 0 S: 6	H: 3 LOB: 0 BB: 0 P: 6	R: 0 E: 0 K: 1 S: 7	H: 2 LOB: 3 BB: 1 P: 11	R: 0 E: 0 K: 1 S: 5	H: 0 LOB: 0 BB: 0 P: 5	R: 0 E: 1 K: 0 S: 4	H: 0 LOB: 1 BB: 0 P: 4	1B: 4 2B: 1 3B: 0 HR: 2	SF: 0 SAC: 0 DP: 0 HBP: 0	WP: 0 PB: 0 SB: 1 CS: 0	PA: 36
PITCHER	IP WLS BF H R ER SO BB IBB HBP BLK WP HR S P ERA WHIP																					
Bryn Smith, R (1, 1) ERA: 6.05	6.2 W 28 7 3 3 4 1 0 0 0 0 2 35 39 4.05 1.200																					
Lary Sorensen, R (7, 1) ERA: 1.88	2.1 8 0 0 0 1 0 0 0 0 0 0 10 10 0.00 0.000																					

Los Angeles Dodgers @ Montreal Expos
 Olympic Stadium, Montreal, QB
 Sat May 16 1987, 7:05 PM EDT
 Att. 14,534 - Unknown

AB	35
R	3
H	7
RBI	3
BB	1
SO	5
LOB	12



Batter	1	2	3	4	5	6	7	8	9	AB R H RBI BB SO LOB	TOP																
Steve Sax, R OBP: 0.325, SLG: 0.367 (1, 4) X	0-0 HR		0-0 F9		0-0 E8 2-H 1B		4-0 BB		0-0 4-3	4 1 2 2 1 0 1																	
Bill Madlock, R OBP: 0.298, SLG: 0.400 Tracy Woodson, R OBP: 0.289, SLG: 0.342 (1, 5) X (7, 5)	0-0 5-3		0-0 F7		0-0 F2		0-0 5-3			4 0 0 0 0 0 3 0 0 0 0 0 0 0																	
Ken Landreaux, L OBP: 0.358, SLG: 0.407 (1, 8) X (7, 9)	0-0 FC6-4 1B		0-0 6-3			0-0 P3		0-0 1B		4 0 2 0 0 0 0																	
Pedro Guerrero, R OBP: 0.397, SLG: 0.628 (1, 7) X	0-0 FC6-4 1-2f		0-0 F9		4-0 G1-6-3 BB		0-3 K			3 0 0 0 1 1 2																	
Mike Scioscia, L OBP: 0.381, SLG: 0.422 (1, 2) X	0-0 F4		0-0 4-3		0-0 G1-6-3 1-2f		0-0 F9			4 0 0 0 0 0 3																	
Franklin Stubbs, L OBP: 0.324, SLG: 0.485 (1, 3) X		0-0 FC5-4 HBP 1B		0-3 K		0-3 K		0-0 P3		4 0 1 0 0 2 1																	
Ralph Bryant, L OBP: 0.500, SLG: 0.500 Mike Ramsey, S OBP: 0.287, SLG: 0.296 (1, 9) X (7, 8)		1-0 FC5-4 HBP		0-3 K		0-0 WP E 2B		0-0 G3		2 1 1 0 0 1 0 1 0 0 0 0 0 0																	
Mariano Duncan, R OBP: 0.293, SLG: 0.319 (1, 6) X		0-0 FC5-4 1-2f 2-3		0-3 K		0-0 6-3		0-0 3-1		4 0 0 0 0 1 3																	
Orel Hershiser, R OBP: 0.240, SLG: 0.360 Matt Young, L Mickey Hatcher, R OBP: 0.341, SLG: 0.450 (1, 1) X (8, 1) (8, 3)		0-0 2-3		0-0 E 2B		0-0 E1 2-H		0-0 1B		3 1 1 0 0 0 1 0 0 0 0 0 0 0 1 0 1 0 0 0 0																	
Inning Stats	R: 1 E: 0 K: 0 S: 5	H: 2 LOB: 1 BB: 0 P: 5	R: 0 E: 0 K: 0 S: 3	H: 1 LOB: 1 BB: 0 P: 4	R: 0 E: 0 K: 1 S: 5	H: 0 LOB: 0 BB: 0 P: 5	R: 1 E: 1 K: 2 S: 9	H: 2 LOB: 1 BB: 0 P: 9	R: 0 E: 0 K: 0 S: 2	H: 0 LOB: 0 BB: 1 P: 6	R: 1 E: 1 K: 1 S: 7	H: 1 LOB: 2 BB: 1 P: 11	R: 0 E: 0 K: 1 S: 6	H: 1 LOB: 1 BB: 0 P: 6	R: 0 E: 0 K: 0 S: 4	H: 1 LOB: 1 BB: 0 P: 4	1B: 5 2B: 2 3B: 0 HR: 1	SF: 0 SAC: 0 DP: 1 HBP: 1	WP: 1 PB: 0 SB: 1 CS: 0	PA: 37							
PITCHER	IP	WLS	BF	H	R	ER	SO	BB	IBB	HBP	BLK	WP	HR	S	P	ERA	WHIP										
Ubaldo Heredia, R ERA: 5.4 (1, 1)	6.0		23	5	2	2	3	1	0	1	0	0	1	27	32	3.00	1.000										
Andy McGaffigan, R ERA: 2.3 (7, 1)	1.0		6	1	1	0	1	1	0	0	0	1	0	7	11	0.00	2.000										
Randy St. Claire, R ERA: 5.24 (8, 1)	0.1		2	1	0	0	1	0	0	0	0	0	0	4	4	0.00	3.000										
Bob McClure, L ERA: 5.28 (8, 1)	0.2	W	2	0	0	0	0	0	0	0	0	0	0	2	2	0.00	0.000										
Tim Burke, R ERA: 1.56 (9, 1)	1.0		4	1	0	0	0	0	0	0	0	0	0	4	4	0.00	1.000										

Los Angeles Dodgers @ Montreal Expos
Olympic Stadium, Montreal, QB
Sun May 17 1987, 3:33 AM EDT
Att: 40,064 - Unknown

livebaseballscorecards.com

AB	34
R	3
H	8
RBI	2
BB	2
SO	5
LOB	14



BOTTOM

Los Angeles Dodgers @ Montreal Expos
Olympic Stadium, Montreal, QB
Sun May 17 1987, 3:33 AM EDT
Att. 40,064 - Unknown

livebaseballscorecards.com

AB 31
R 8
H 10
RBI 8
BB 3
SO 7
LOB 19



WP: 0 PA: 36
PB: 0
SB: 2
CS: 0

AB R H RBI BB SO LOB

3 1 1 0 0 1 2

2 1 0 1 1 0 1

4 0 1 0 0 1 3

4 2 2 2 0 0 2

3 2 2 0 1 1 0

3 0 0 0 0 2 3

1 0 0 0 0 0 2

3 1 2 2 1 0 0

4 1 2 3 0 1 2

1 0 0 0 0 0 1
1 0 0 0 0 0 1
0 0 0 0 0 0 0
1 0 0 0 0 1 1
0 0 0 0 0 0 0
0 0 0 0 0 0 0
1 0 0 0 0 0 1
0 0 0 0 0 0 0

1B: 5 SF: 0
2B: 5 SAC: 1
3B: 0 DP: 3
HR: 0 HBP: 1

Batter	1	2	3	4	5	6	7	8	9
Casey Candaele, S (1, 6) OBP: 0.374, SLG: 0.392	0-0 F8			1-0 1B SH1-3 HBP		0-3 K		0-0 2B 2B	
Mitch Webster, S (1, 9) OBP: 0.348, SLG: 0.391	0-0 F7			0-0 SH1-3		0-0 G3		4-0 2B BB	
Tim Raines, S (1, 7) OBP: 0.429, SLG: 0.607	0-0 4-3			0-0 G6-4-3 1B		0-0 4-3		0-3 K	
Tim Wallach, R (1, 5) OBP: 0.343, SLG: 0.512		0-0 6-3		0-0 G6-4-3 1-2f			0-0 2B 1B	0-0 BB 2B 1-H 2-H	
Andres Galarraga, R (1, 3) OBP: 0.422, SLG: 0.508		0-3 K			0-0 G1-6-3 1B		0-0 2B 2B	4-0 BB 2B IBB	
John Stefero, L (1, 2) OBP: 0.250, SLG: 0.280 Mike Fitzgerald, R (8, PH) OBP: 0.286, SLG: 0.241 (9, 2)		0-3 K			0-0 G1-6-3 1-2f		0-3 K	0-0 F7	
Vance Law, R (1, 4) OBP: 0.397, SLG: 0.508			0-0 B1-6-4 1B		0-0 6-3		0-0 6-3 2B	4-0 1-2 2-3 2B BB	
Herm Winningham, L (1, 8) OBP: 0.288, SLG: 0.408			0-3 K			0-0 S FC4 G3 1B	0-0 6-3	0-0 1-H 2-H 3-H 2B	
Ubaldo Heredia, R (1, 1) Wallace Johnson, S (6, PH) OBP: 0.167, SLG: 0.333 Andy McCaffigan, R (7, 1) Dave Engle, R (7, PH) OBP: 0.263, SLG: 0.316 Randy St. Claire, R (8, 1) OBP: 0.250, SLG: 0.250 Bob McClure, R (8, 1) Reid Nichols, R (8, PH) OBP: 0.319, SLG: 0.395 Tim Burke, R (9, 1)			0-0 B1-6-4 1-2f			0-0 FC4 G3 S	0-3 K	0-0 G3	

Inning Stats	R: 0	H: 0	E: 0	K: 0	S: 3	H: 0	LOB: 0	BB: 0	P: 3	R: 0	H: 0	E: 0	K: 1	S: 5	H: 1	LOB: 0	BB: 0	P: 5	R: 0	H: 1	E: 0	K: 0	S: 3	H: 1	LOB: 1	BB: 0	P: 4	R: 0	H: 1	E: 0	K: 0	S: 3	H: 1	LOB: 0	BB: 0	P: 3	R: 1	H: 1	E: 0	K: 1	S: 7	H: 1	LOB: 1	BB: 0	P: 7	R: 2	H: 3	E: 0	K: 2	S: 10	H: 3	LOB: 1	BB: 0	P: 10	R: 5	H: 3	E: 0	K: 1	S: 8	H: 3	LOB: 1	BB: 3	P: 20
--------------	------	------	------	------	------	------	--------	-------	------	------	------	------	------	------	------	--------	-------	------	------	------	------	------	------	------	--------	-------	------	------	------	------	------	------	------	--------	-------	------	------	------	------	------	------	------	--------	-------	------	------	------	------	------	-------	------	--------	-------	-------	------	------	------	------	------	------	--------	-------	-------

PITCHER	IP	WLS	BF	H	R	ER	SO	BB	IBB	HBP	BLK	WP	HR	S	P	ERA	WHIP
Orel Hershiser, R (1, 1) ERA: 3.31	7.0	L	29	8	5	5	6	1	0	1	0	0	0	39	44	6.43	1.286
Matt Young, L (8, 1) ERA: 8.79	1.0		7	2	3	3	1	1	1	0	0	0	0	7	15	27.00	3.000

PITCHER	IP	WLS	BF	H	R	ER	SO	BB	IBB	HBP	BLK	WP	HR	S	P	ERA	WHIP
---------	----	-----	----	---	---	----	----	----	-----	-----	-----	----	----	---	---	-----	------

Batter	1	2	3	4	5	6	7	8	9	AB R H RBI BB SO LOB	TOP		
Steve Sax, R (1, 4) OBP: 0.329, SLG: 0.370	0-0 1B 1B		0-0 F9			0-3 K		0-0 2-H 1B		4 1 2 1 0 1 0	Los Angeles Dodgers @ Philadelphia Phillies Veterans Stadium, Philadelphia, PA Mon May 18 1987, 7:05 PM EDT Att: 17,314 - Unknown		
Mariano Duncan, R (1, 6) OBP: 0.286, SLG: 0.311	0-3 K 1-2		0-0 4-3			0-0 4-3		0-3 K		4 0 0 0 0 2 2			
Bill Madlock, R (1, 5) OBP: 0.295, SLG: 0.389 Ken Howell, R (8, 1) OBP: 1.000, SLG: 1.000	0-0 6-3			0-0 G4-6-3 1B		0-0 6-3		0-0 B5-3		4 0 1 0 0 0 2 0 0 0 0 0 0 0			
Pedro Guerrero, R (1, 7) OBP: 0.407, SLG: 0.636	0-0 FC6-4 2-H 1B		0-0 G4-6-3 1-2f			0-0 F8 SF9 2B		4-0 S BB		3 1 2 1 1 0 1			
Mickey Hatcher, R (1, 9) OBP: 0.319, SLG: 0.419 Ken Landreaux, L (9, PH) OBP: 0.353, SLG: 0.400	0-0 FC6-4 1-2f		0-0 4-3			0-0 F8 2-3		0-3 K2-3 1-2		3 0 0 0 0 0 2 1 0 0 0 0 0 1			
Alex Trevino, R (1, 2) OBP: 0.190, SLG: 0.211 Mike Scioscia, L (9, PH) OBP: 0.378, SLG: 0.419		0-3 K				0-3 K		0-0 F7		2 0 0 1 0 2 0 1 0 0 0 0 0 1			
Franklin Stubbs, L (1, 3) OBP: 0.322, SLG: 0.478		0-3 K				0-0 PB S 1B		0-0 F8		4 0 1 0 0 1 1			
Reggie Williams, R (1, 8) OBP: 0.292, SLG: 0.158		0-0 P3				0-3 K 1-2		0-0 6-3		3 0 0 0 0 1 1			
Rick Honeycutt, L (1, 1) OBP: 0.214, SLG: 0.154 Brian Holton, R (6, 1) OBP: 0.333, SLG: 0.333 Tracy Woodson, R (8, PH) OBP: 0.298, SLG: 0.364 (8, 5)			0-0 5-3			0-3 K 2-3		0-0 1B 2B		2 0 0 0 0 1 1 0 0 0 0 0 0 0 1 1 1 0 0 0 0			
Inning Stats	R: 1 H: 2 E: 0 LOB: 1 K: 1 BB: 0 S: 7 P: 7	R: 0 H: 0 E: 0 LOB: 0 K: 2 BB: 0 S: 7 P: 7	R: 0 H: 0 E: 0 LOB: 0 K: 0 BB: 0 S: 3 P: 3	R: 0 H: 1 E: 0 LOB: 0 K: 0 BB: 0 S: 3 P: 3	R: 0 H: 1 E: 0 LOB: 1 K: 3 BB: 0 S: 10 P: 10	R: 0 H: 0 E: 0 LOB: 0 K: 1 BB: 0 S: 5 P: 5	R: 1 H: 1 E: 0 LOB: 0 K: 0 BB: 0 S: 4 P: 4	R: 1 H: 2 E: 0 LOB: 1 K: 1 BB: 0 S: 7 P: 7	R: 0 H: 0 E: 0 LOB: 1 K: 1 BB: 1 S: 5 P: 9	1B: 5 SF: 1 2B: 2 SAC: 0 3B: 0 DP: 1 HR: 0 HBP: 0	WP: 0 PA: 34 PB: 1 SB: 3 CS: 0		
PITCHER	IP WLS BF H R ER SO BB IBB HBP BLK WP HR S P ERA WHIP											PITCHER	IP WLS BF H R ER SO BB IBB HBP BLK WP HR S P ERA WHIP
Bruce Ruffin, L (1, 1) ERA: 5.73	7.2 W 29 7 3 3 8 0 0 0 0 0 0 0 45 45 3.52 0.913												
Steve Bedrosian, R (8, 1) ERA: 4.91	1.1 S 5 0 0 0 1 1 0 0 0 0 0 0 6 10 0.00 0.750												

livebaseballscorecards.com

AB	32
R	3
H	7
RBI	3
BB	1
SO	9
LOB	12



Batter	1	2	3	4	5	6	7	8	9
Milt Thompson, L (1, 8) OBP: 0.336, SLG: 0.403	0-3 K		0-0 F7		0-0 FC4-6 BB	4-0 3B BB		0-0 4-3	
Von Hayes, L (1, 3) OBP: 0.415, SLG: 0.318	0-3 K		0-0 3-1		4-0 BB BB BB	0-0 BB BB BB		0-0 3B	
Juan Samuel, R (1, 4) OBP: 0.319, SLG: 0.497	0-0 1B 1B		0-3 K		0-0 G6-4-3 1-2f	0-0 4-3		0-0 4-3	
Mike Schmidt, R (1, 5) OBP: 0.369, SLG: 0.615	0-0 1-2 1B		0-0 F8		0-0 F8	0-0 1B 1B	0-3 K		
Glenn Wilson, R (1, 9) OBP: 0.299, SLG: 0.460	0-0 F2		0-0 E6 BB		0-0 E5 FC5 1-2	0-0 1B 1B	0-0 G5-4-3 1B		
Lance Parrish, R (1, 2) OBP: 0.272, SLG: 0.333		0-3 K		4-0 1-2 BB		0-0 F2	0-0 G5-4-3		
Chris James, R (1, 7) OBP: 0.319, SLG: 0.349		0-0 L4		0-0 F8		0-0 FC5 2B 1B	4-0 FC6-4 BB		
Greg Gross, L (8, PH) OBP: 0.321, SLG: 0.217									
Luis Aguayo, R (1, 6) OBP: 0.264, SLG: 0.530		0-0 3B		0-0 F7		0-0 FC5 2B	0-0 FC6-4 BLK		
Steve Jeltz, S (8, PR) OBP: 0.279, SLG: 0.140									
Bruce Ruffin, S (1, 1) OBP: 0.118, SLG: 0.176		0-3 K			0-0 FC4-6 1B	0-0 3B 2B	0-3 K		
Steve Bedrosian, R (8, 1)									

Inning Stats	R: 0 E: 0 K: 2 S: 9	H: 2 LOB: 2 BB: 0 P: 9	R: 0 E: 0 K: 2 S: 8	H: 1 LOB: 1 BB: 0 P: 8	R: 0 E: 0 K: 1 S: 5	H: 0 LOB: 0 BB: 0 P: 5	R: 0 E: 1 K: 0 S: 4	H: 0 LOB: 2 BB: 1 P: 8	R: 0 E: 0 K: 0 S: 3	H: 1 LOB: 1 BB: 1 P: 7	R: 5 E: 1 K: 0 S: 8	H: 4 LOB: 1 BB: 1 P: 12	R: 0 E: 0 K: 1 S: 5	H: 1 LOB: 0 BB: 0 P: 5	R: 0 E: 0 K: 1 S: 5	H: 0 LOB: 2 BB: 1 P: 9
1B: 6 2B: 1 3B: 2 HR: 0	SF: 0 SAC: 0 DP: 2 HBP: 0	WP: 0 PA: 37	ERA: 0.00 WHIP: 1.941	ERA: 0.00 WHIP: 0.750	ERA: 0.00 WHIP: 1.000											

PITCHER	IP	WLS	BF	H	R	ER	SO	BB	IBB	HBP	BLK	WP	HR	S	P	ERA	WHIP
Rick Honeycutt, L (1, 1) ERA: 1.31	5.2	L	29	8	5	0	5	3	0	0	0	0	0	36	48	0.00	1.941
Brian Holton, R (6, 1) ERA: 3.13	1.1		4	1	0	0	1	0	0	0	0	0	0	6	6	0.00	0.750
Ken Howell, R (8, 1) ERA: 5.19	1.0		4	0	0	0	1	1	0	0	1	0	0	5	9	0.00	1.000

BOTTOM

Los Angeles Dodgers @ Philadelphia Phillies
Veterans Stadium, Philadelphia, PA
Mon May 18 1987, 7:05 PM EDT
Att. 17,314 - Unknown

livebaseballscorecards.com

AB	33
R	5
H	9
RBI	5
BB	4
SO	7
LOB	21



Batter	1	2	3	4	5	6	7	8	9	AB R H RBI BB SO LOB	TOP											
Steve Sax, R (1, 4) OBP: 0.326, SLG: 0.365	0-0 F6		0-0 F8		0-0 F8 1B		0-3 K		0-0 6-3	5 0 1 0 0 1 3												
Mariano Duncan, R (1, 6) OBP: 0.287, SLG: 0.318 Ken Landreaux, L (7, PH) OBP: 0.348, SLG: 0.393 (7, 8)	0-3 K		0-0 F8 1-3 2B		0-0 F8 1-2		0-0 G3 2-3 3-H			3 0 1 0 0 1 1 1 0 0 1 0 0 1												
Bill Madlock, R (1, 5) OBP: 0.277, SLG: 0.362	0-0 F6		0-0 L4		0-0 6-3		0-3 K			4 0 0 0 0 1 4												
Pedro Guerrero, R (1, 7) OBP: 0.416, SLG: 0.659		0-0 HR	4-0 IBB			0-0 G4-6-3 1B 1B		0-0 F8		3 1 2 1 1 0 0												
Mickey Hatcher, R (1, 9) OBP: 0.333, SLG: 0.489		0-0 HR	0-0 L7			0-0 G4-6-3 1-2 1B		0-0 1-3		4 1 2 1 0 0 3												
Mike Scioscia, L (1, 2) OBP: 0.375, SLG: 0.414		0-0 4-3		0-3 K		0-0 G4-6-3 1-2 2-3		0-0 1B		4 0 1 0 0 1 2												
Franklin Stubbs, L (1, 3) OBP: 0.313, SLG: 0.465		0-0 3-1		0-0 4-3		0-0 B5-3		0-0 G3		4 0 0 0 0 0 2												
Reggie Williams, R (1, 8) OBP: 0.259, SLG: 0.136 Brian Holton, R (7, 1) OBP: 0.333, SLG: 0.333 Ralph Bryant, L (9, PH) OBP: 0.444, SLG: 0.429		0-0 3-1		0-3 K			0-0 E5 2B G3		0-0 F8	3 1 0 0 0 1 0 0 0 0 0 0 0 0 1 0 0 0 0 0 0												
Alejandro Pena, R (1, 1) OBP: 0.111, SLG: 0.111 Tim Leary, R (6, 1) OBP: 0.333, SLG: 0.333 Dave Anderson, R (7, PH) OBP: 0.231, SLG: 0.240 (7, 6)			0-0 2B 1B		0-3 K		0-0 G3 1-3 2B		0-0 F4	2 0 1 0 0 1 0 0 0 0 0 0 0 0 2 0 1 0 0 0 0												
Inning Stats	R: 0 E: 0 K: 1 S: 5	H: 0 LOB: 0 BB: 0 P: 5	R: 2 E: 0 K: 0 S: 5	H: 2 LOB: 0 BB: 0 P: 5	R: 0 E: 0 K: 0 S: 5	H: 2 LOB: 3 BB: 1 P: 9	R: 0 E: 0 K: 2 S: 7	H: 0 LOB: 0 BB: 0 P: 7	R: 0 E: 0 K: 1 S: 6	H: 1 LOB: 1 BB: 0 P: 6	R: 0 E: 0 K: 0 S: 4	H: 2 LOB: 1 BB: 0 P: 4	R: 1 E: 1 K: 2 S: 9	H: 1 LOB: 1 BB: 0 P: 9	R: 0 E: 0 K: 0 S: 4	H: 1 LOB: 1 BB: 0 P: 4	R: 0 E: 0 K: 0 S: 3	H: 0 LOB: 0 BB: 0 P: 3	1B: 5 2B: 2 3B: 0 HR: 2	SF: 0 SAC: 0 DP: 1 HBP: 0	WP: 0 PB: 0 SB: 0 CS: 0	PA: 37
PITCHER	IP WLS BF H R ER SO BB IBB HBP BLK WP HR S P ERA WHIP																				PITCHER	IP WLS BF H R ER SO BB IBB HBP BLK WP HR S P ERA WHIP
Shane Rawley, L (1, 1) ERA: 3.65	6.0 W 27 8 3 2 4 0 1 0 0 0 2 34 38 3.00 1.333																					
Kent Tekulve, R (7, 1) ERA: 3.0	1.2 6 1 0 0 2 0 0 0 0 0 0 0 10 10 0.00 0.600																					
Wally Ritchie, L (8, 1) ERA: 1.98	0.1 1 0 0 0 0 0 0 0 0 0 0 0 1 1 0.00 0.000																					
Steve Bedrosian, R (9, 1) ERA: 4.66	1.0 S 3 0 0 0 0 0 0 0 0 0 0 3 3 0.00 0.000																					

Los Angeles Dodgers @ Philadelphia Phillies
Veterans Stadium, Philadelphia, PA
Thu May 21 1987, 7:05 PM EDT
Att. 13,639 - Unknown

livebaseballscorecards.com

AB	36
R	3
H	9
RBI	3
BB	1
SO	6
LOB	16



Batter	1	2	3	4	5	6	7	8	9
Milt Thompson, L OBP: 0.338, SLG: 0.403 (1, 8)	0-0 HR 1B	0-0 5-3		0-3 K		0-0 FC6-4 1B		0-0 F8	
Jeff Stone, L OBP: 0.381, SLG: 0.405 Steve Bedrosian, R (9, 1)	0-0 HR 1-H	0-0 6-3			0-0 F6	0-0 FC6-4 1-2f 2-3		0-0 3-1	
Juan Samuel, R OBP: 0.323, SLG: 0.513 (1, 4)	4-0 FC3-6 1B BB		0-3 K		0-0 HR	0-0 1-3			
Mike Schmidt, R OBP: 0.375, SLG: 0.614 Rick Schu, R OBP: 0.160, SLG: 0.250 (1, 5) (6, 5)	0-0 FC3-6 1-2 1B		0-0 L8		4-0 1B SF8 BB		0-3 K		
Von Hayes, L OBP: 0.418, SLG: 0.318 (1, 3)	0-0 FC3-6 1B 1-2f 2-3		4-0 BB		0-0 1-3 1B		0-3 K2-3		
Glenn Wilson, R OBP: 0.304, SLG: 0.465 (1, 9)	0-0 FC3-2 1-3 3-H 1B		0-3 K		0-0 SF8		0-0 1B		
Lance Parrish, R OBP: 0.264, SLG: 0.322 (1, 2)	0-0 FC3-2 1-2 3-H			0-0 5-3	0-3 K		0-3 K		
Luis Aguayo, R OBP: 0.276, SLG: 0.565 (1, 6)	0-0 4-3			4-0 SH3-4 BB		0-0 G3		0-0 HR	
Shane Rawley, R OBP: 0.429, SLG: 0.400 Kent Tekulve, R (7, 1)		0-3 K		0-0 SH3-4		0-0 FC6-4 1B		0-0 L9	
Wally Ritchie, L OBP: 1.000, SLG: 1.000 Greg Gross, L OBP: 0.310, SLG: 0.208 (8, PH) (9, 7)				1-2		1B			

AB	R	H	RBI	BB	SO	LOB
5	1	2	0	0	1	1
5	1	1	2	0	0	2
0	0	0	0	0	0	0
3	2	1	1	1	1	2
2	1	1	0	1	0	0
1	0	0	0	0	1	0
3	0	1	0	1	1	2
3	0	2	2	0	1	1
4	0	0	0	0	2	4
3	1	1	1	1	0	2
2	0	1	0	0	1	0
0	0	0	0	0	0	0
0	0	0	0	0	0	0
1	0	0	0	0	0	0

BOTTOM

Los Angeles Dodgers @ Philadelphia Phillies
Veterans Stadium, Philadelphia, PA
Thu May 21 1987, 7:05 PM EDT
Att. 13,639 - Unknown

livebaseballscorecards.com

AB	32
R	6
H	10
RBI	6
BB	4
SO	8
LOB	14



Inning Stats		R	H	E	K	S	R		H	E	K	S	R		H	E	K	S	R		H	E	K	S	R		H	E	K	S	R		H	E	K	S
PITCHER		3	4	0	7	11	0		0	0	1	5	0		0	0	2	10	0		1	0	4	0		0	0	0	0	0		0	0	0	0	
Alejandro Pena, R ERA: 4.25		5.1	28	8	5	5	4		0	0	0	0	0		0	0	0	0	0		0	0	0	0		0	0	0		0	0	0	0	0		
Tim Leary, R ERA: 6.05		0.2	2	0	0	0	0		0	0	0	0	0		0	0	0	0	0		0	0	0	0		0	0	0		0	0	0	0	0		
Brian Holton, R ERA: 3.24		2.0	8	2	1	3	0		0	0	0	0	0		1	14	14	4.50	1.000																	

WP	HR	S	P	ERA	WHIP
0	0	0	0	8.44	2.250
0	0	0	0	0.00	0.000
0	0	0	0	4.50	1.000

Batter	1	2	3	4	5	6	7	8	9	AB R H RBI BB SO LOB	TOP																
Steve Sax, R (1, 4) OBP: 0.328, SLG: 0.362	0-0 F8	0-0 CS 1B			0-3 K				0-0 4-3	4 0 1 0 1 1 0																	
John Shelby, S (1, 8) OBP: 0.243, SLG: 0.265	4-0 BB HR BB	0-0 F8			0-0 G3				4-0 G4-6-3 1-2 IBB	2 1 0 0 2 0 1																	
Ken Landreaux, L (1, 9) OBP: 0.361, SLG: 0.397	4-0 BB BB BB	0-0 CS			0-0 3-1				0-0 G4-6-3 1-2f	2 1 1 0 1 0 0																	
Bill Madlock, R (7, PH) OBP: 0.273, SLG: 0.356	1-2 HR BB	1-2			0-0 1B					1 0 0 0 0 0 3																	
Matt Young, L (7, 1)										0 0 0 0 0 0 0																	
Tim Leary, R (8, 1) OBP: 0.333, SLG: 0.333										0 0 0 0 0 0 0																	
Pedro Guerrero, R (1, 7) OBP: 0.411, SLG: 0.669	0-0 1-H 2-H HR				0-3 K				0-0 F2	4 1 1 3 0 2 0																	
Mike Scioscia, L (1, 2) OBP: 0.378, SLG: 0.407	0-0 4-3				0-0 F5				4-0 FC4-6 BB	2 0 0 0 2 0 0																	
Tracy Woodson, R (1, 5) OBP: 0.295, SLG: 0.358	0-0 2B 1B				0-0 4-3				0-0 FC4-6 1-2f BB	4 0 1 0 0 1 2																	
Franklin Stubbs, L (1, 3) OBP: 0.318, SLG: 0.469	0-0 1-3 2B				0-3 K				0-0 G3	3 0 1 0 1 1 1																	
Mariano Duncan, R (1, 6) OBP: 0.280, SLG: 0.310	0-3 K				0-0 F9				0-0 FC1-6 1-2f 3B	4 1 0 0 0 1 3																	
Fernando Valenzuela, L (1, 1) OBP: 0.143, SLG: 0.143					0-0 G3				0-0 5-3	2 0 0 0 0 0 0																	
Ralph Bryant, L (7, PH) OBP: 0.455, SLG: 0.667									0-3 K	2 0 1 1 0 1 0																	
Inning Stats	R: 3 E: 0 K: 1 S: 8	H: 3 LOB: 2 BB: 2 P: 16	R: 0 E: 0 K: 0 S: 3	H: 1 LOB: 0 BB: 0 P: 3	R: 0 E: 0 K: 1 S: 5	H: 1 LOB: 0 BB: 0 P: 5	R: 0 E: 0 K: 1 S: 5	H: 0 LOB: 0 BB: 0 P: 5	R: 0 E: 0 K: 2 S: 7	H: 0 LOB: 1 BB: 1 P: 11	R: 1 E: 0 K: 0 S: 3	H: 1 LOB: 2 BB: 3 P: 15	R: 0 E: 0 K: 0 S: 3	H: 0 LOB: 1 BB: 1 P: 7	R: 0 E: 0 K: 1 S: 5	H: 0 LOB: 0 BB: 0 P: 5	1B: 3 2B: 1 3B: 1 HR: 1	SF: 0 SAC: 0 DP: 1 HBP: 0	WP: 1 PB: 0 SB: 0 CS: 1	PA: 38							
PITCHER	IP	WLS	BF	H	R	ER	SO	BB	IBB	HBP	BLK	WP	HR	S	P	ERA	WHIP										
David Cone, R (1, 1) ERA: 4.81	6.1		28	6	4	4	6	5	0	0	0	0	1	35	55	5.68	1.737										
Gene Walter, L (7, 1) ERA: 4.02	0.0		1	0	0	0	0	0	1	0	0	1	0	0	4	∞	∞										
Terry Leach, R (7, 1) ERA: 2.31	0.2	W	1	0	0	0	0	0	0	0	0	0	0	1	1	0.00	0.000										
Roger McDowell, R (8, 1) ERA: 0.93	2.0	S	7	0	0	0	1	1	0	0	0	0	0	8	12	0.00	0.500										

Los Angeles Dodgers @ New York Mets
Shea Stadium, Flushing, NY
Fri May 22 1987, 7:05 PM EDT
Att: 40,885 - Unknown

livebaseballscorecards.com

AB	30
R	4
H	6
RBI	4
BB	7
SO	7
LOB	10



Batter	1	2	3	4	5	6	7	8	9	AB	R	H	RBI	BB	SO	LOB											
Mookie Wilson, S (1, 8) OBP: 0.388, SLG: 0.553	0-3 K		0-0 HR		0-0 2B		0-0 E1 FC5-4 1B			4	2	3	1	0	1	0											
Tim Teufel, R (1, 4) OBP: 0.486, SLG: 0.557	0-0 F7		0-0 F9		0-0 F5		0-3 K			4	0	0	0	0	1	3											
Keith Hernandez, L (1, 3) OBP: 0.393, SLG: 0.438	0-0 2B			0-0 4-3		4-0 HR BB	4-0 FC5-4 BB			2	1	1	0	2	0	0											
Kevin McReynolds, R (1, 7) OBP: 0.360, SLG: 0.500	0-3 K			0-0 L3		0-0 HR 1-H	0-0 FC5-4 1-2f			4	1	1	3	0	1	2											
Darryl Strawberry, L (1, 9) OBP: 0.369, SLG: 0.597 Roger McDowell, R (8, 1)		0-3 K		0-0 HR		4-0 CS BB	0-3 K			3	1	1	1	1	2	1											
Gary Carter, R (1, 2) OBP: 0.286, SLG: 0.346		0-3 K		0-0 4-3		0-0 3-1 1-2		0-0 G3-6 1B		4	0	1	0	0	1	1											
Howard Johnson, S (1, 5)		0-0 1-3			0-0 FC6-5 2B	1-0 HBP		0-0 G3-6 1-2f		3	0	1	0	0	0	1											
Rafael Santana, R (1, 6) OBP: 0.279, SLG: 0.293			0-3 K		0-0 FC6-5 FC1-6 2-3	0-3 K		0-0 6-3		4	0	0	0	0	2	2											
David Cone, L (1, 1) Gene Walter, L (7, 1) Terry Leach, R (7, 1) Lee Mazzilli, S (7, PH) OBP: 0.500, SLG: 0.696			0-3 K		0-0 FC1-6 2B 1-2f		0-0 E 1B			2	0	0	0	0	1	1											
Inning Stats	R: 0 E: 0 K: 2 S: 8	H: 1 LOB: 1 BB: 0 P: 8	R: 0 E: 0 K: 2 S: 7	H: 0 LOB: 0 BB: 0 P: 7	R: 1 E: 0 K: 2 S: 8	H: 1 LOB: 0 BB: 0 P: 8	R: 1 E: 0 K: 0 S: 4	H: 1 LOB: 0 BB: 0 P: 4	R: 0 E: 0 K: 0 S: 5	H: 2 LOB: 2 BB: 0 P: 5	R: 2 E: 0 K: 1 S: 5	H: 1 LOB: 1 BB: 2 P: 14	R: 2 E: 1 K: 2 S: 9	H: 2 LOB: 1 BB: 1 P: 13	R: 0 E: 0 K: 0 S: 3	H: 1 LOB: 0 BB: 0 P: 3	1B: 3 2B: 3 3B: 0 HR: 3	SF: 0 SAC: 0 DP: 1 HBP: 1	WP: 0 PB: 0 SB: 0 CS: 1	PA: 35							
PITCHER	IP	WLS	BF	H	R	ER	SO	BB	IBB	HBP	BLK	WP	HR	S	P	ERA	WHIP										
Fernando Valenzuela, L (1, 1) ERA: 3.55	6.0		26	6	4	4	7	2	0	0	0	0	3	37	46	6.00	1.333										
Matt Young, L (7, 1) ERA: 8.22	1.0	L	6	2	2	0	2	1	0	0	0	0	0	9	13	0.00	3.000										
Tim Leary, R (8, 1) ERA: 5.75	1.0		3	1	0	0	0	0	0	0	0	0	0	3	3	0.00	1.000										

BOTTOM

Los Angeles Dodgers @ New York Mets
 Shea Stadium, Flushing, NY
 Fri May 22 1987, 7:05 PM EDT
 Att. 40,885 - Unknown

livebaseballscores.com

AB	31
R	6
H	9
RBI	5
BB	3
SO	9
LOB	11



Batter	1	2	3	4	5	6	7	8	9	AB R H RBI BB SO LOB	TOP
Steve Sax, R (1, 4) OBP: 0.335, SLG: 0.365	4-0 HR BB		0-0 F7		0-0 1B		0-0 1B		0-3 K	4 1 2 1 1 1 2	
John Shelby, S (1, 8) OBP: 0.236, SLG: 0.256	0-0 F8		0-0 1B		0-0 F2		0-0 3-1		0-3 K	5 0 1 0 0 1 6	
Ken Landreaux, L (1, 9) OBP: 0.342, SLG: 0.373 Matt Young, L (8, 1)	0-0 F8		0-3 K		0-3 K				0-0 G3	4 0 0 0 0 2 2 0 0 0 0 0 0 0	
Pedro Guerrero, R (1, 7) OBP: 0.420, SLG: 0.711	0-0 1-H HR		0-0 5-3		4-0 CS BB				0-0 HR	3 2 2 3 1 0 1	
Mike Scioscia, L (1, 2) OBP: 0.375, SLG: 0.403	0-0 1B				0-0 F8				0-0 1-3	4 0 1 0 0 0 1	
Franklin Stubbs, L (1, 3) OBP: 0.323, SLG: 0.463	0-3 K				4-0 CS BB				0-0 6-3	2 0 0 0 2 1 1	
Tracy Woodson, R (1, 5) OBP: 0.283, SLG: 0.341			0-0 F7		0-0 F6				0-0 F8	4 1 0 0 0 0 2	
Mariano Duncan, R (1, 6) OBP: 0.279, SLG: 0.314			0-0 F4		0-0 5-3				0-0 K	4 0 1 0 0 1 2	
Bob Welch, R (1, 1) OBP: 0.125, SLG: 0.125 Reggie Williams, R (8, 9) OBP: 0.259, SLG: 0.136 Ralph Bryant, L (9, PH) OBP: 0.500, SLG: 0.667			0-0 F8		0-3 K				0-0 FC1-2	3 0 0 0 0 1 2 0 0 0 0 0 0 0 0 0 0 0 1 0 0	
Inning Stats	R: 2 H: 2 E: 0 LOB: 1 K: 1 BB: 1 S: 7 P: 11	R: 0 H: 0 E: 0 LOB: 0 K: 0 BB: 0 S: 3 P: 3	R: 0 H: 1 E: 1 LOB: 1 K: 0 BB: 0 S: 6 P: 6	R: 0 H: 0 E: 0 LOB: 0 K: 0 BB: 1 S: 2 P: 6	R: 0 H: 1 E: 0 LOB: 1 K: 1 BB: 0 S: 6 P: 6	R: 0 H: 0 E: 0 LOB: 0 K: 1 BB: 1 S: 4 P: 8	R: 1 H: 1 E: 1 LOB: 2 K: 1 BB: 1 S: 7 P: 11	R: 1 H: 1 E: 0 LOB: 0 K: 0 BB: 0 S: 4 P: 4	R: 0 H: 1 E: 0 LOB: 2 K: 2 BB: 1 S: 8 P: 12	1B: 4 SF: 0 2B: 1 SAC: 0 3B: 0 DP: 0 HR: 2 HBP: 0	WP: 0 PA: 38 PB: 0 SB: 1 CS: 2
PITCHER	IP WLS BF H R ER SO BB IBB HBP BLK WP HR S P ERA WHIP										
Ron Darling, R (1, 1) ERA: 5.28	8.0 L 33 6 4 3 5 4 0 0 0 0 0 2 39 55 3.38 1.250										
Terry Leach, R (9, 1) ERA: 2.22	1.0 5 1 0 0 2 0 1 0 0 0 0 0 8 12 0.00 1.000										

Los Angeles Dodgers @ New York Mets
 Shea Stadium, Flushing, NY
 Sat May 23 1987, 3:33 AM EDT
 Att: 38,606 - Unknown

livebaseballscorecards.com

AB 33
 R 4
 H 7
 RBI 4
 BB 5
 SO 7
 LOB 19



BOTTOM

Los Angeles Dodgers @ New York Mets
 Shea Stadium, Flushing, NY
 Sat May 23 1987, 3:33 AM EDT
 Att. 38,606 - Unknown

livebaseballscorecards.com

AB	32
R	2
H	6
RBI	2
BB	3
SO	12
LOB	11



WP: 0	PA: 35
PB: 0	
SB: 2	
CS: 0	

AB R H RBI BB SO LOB

3 2 2 2 1 1 0

4 0 1 0 0 2 1

4 0 0 0 0 0 3

3 0 0 0 1 0 2
0 0 0 0 0 0 0

4 0 1 0 0 1 1

3 0 0 0 1 2 1

2 0 0 0 0 1 1
2 0 0 0 0 2 1

2 0 0 0 0 2 1
1 0 0 0 0 1 0

1B: 4 SF: 0
2B: 0 SAC: 0
3B: 0 DP: 1
HR: 2 HBP: 0

Batter	1	2	3	4	5	6	7	8	9
Lenny Dykstra, L (1, 8) OBP: 0.390, SLG: 0.571	0-0 HR		4-0 BB			0-3 K		0-0 HR	
Wally Backman, S (1, 4) OBP: 0.297, SLG: 0.295	0-3 K		0-3 K			0-0 6-3		0-0 1B	
Keith Hernandez, L (1, 3) OBP: 0.395, SLG: 0.439	0-0 4-3			0-0 4-3		0-0 1B		0-0 1B	
Kevin McReynolds, R (1, 7) OBP: 0.351, SLG: 0.486	0-0 F8			0-0 L5		0-0 F8		0-0 F8	
Darryl Strawberry, L (1, 9) OBP: 0.366, SLG: 0.585 Terry Leach, R (9, 1)		4-0 BB		0-0 F9		0-0 F2		0-0 F7	
Gary Carter, R (1, 2) OBP: 0.285, SLG: 0.343		0-0 G6-4-3		0-0 6-3		0-0 1B		0-3 K	
Howard Johnson, S (1, 5) OBP: 0.348, SLG: 0.462 (8, 6)		0-0 F9		4-0 BB		0-3 K		0-3 K	
Rafael Santana, R (1, 6) OBP: 0.274, SLG: 0.287 Dave Magadan, L (7, PH) OBP: 0.433, SLG: 0.580 (8, 5)			0-0 F5		0-3 K	0-3 K		0-3 K	
Ron Darling, R (1, 1) OBP: 0.150, SLG: 0.300 Lee Mazzilli, S (8, PH) OBP: 0.481, SLG: 0.667 (9, 9)			0-3 K		0-3 K			0-3 K	

Inning Stats	R: 1	H: 1	E: 0	K: 1	S: 6	LOB: 0	BB: 0	P: 6	R: 0	H: 0	E: 0	K: 0	S: 2	LOB: 0	BB: 1	P: 6	R: 0	H: 0	E: 0	K: 2	S: 7	LOB: 1	BB: 1	P: 11	R: 0	H: 0	E: 0	K: 0	S: 3	LOB: 0	BB: 0	P: 3	R: 0	H: 0	E: 0	K: 2	S: 7	LOB: 1	BB: 1	P: 11	R: 0	H: 1	E: 0	K: 1	S: 6	LOB: 1	BB: 0	P: 6	R: 0	H: 1	E: 0	K: 2	S: 8	LOB: 1	BB: 0	P: 8	R: 1	H: 3	E: 0	K: 1	S: 8	LOB: 2	BB: 0	P: 8	R: 0	H: 0	E: 0	K: 3	S: 9	LOB: 0	BB: 0	P: 9	1B: 4	SF: 0	2B: 0	SAC: 0	3B: 0	DP: 1	HR: 2	HBP: 0	WP: 0	PA: 35
--------------	------	------	------	------	------	--------	-------	------	------	------	------	------	------	--------	-------	------	------	------	------	------	------	--------	-------	-------	------	------	------	------	------	--------	-------	------	------	------	------	------	------	--------	-------	-------	------	------	------	------	------	--------	-------	------	------	------	------	------	------	--------	-------	------	------	------	------	------	------	--------	-------	------	------	------	------	------	------	--------	-------	------	-------	-------	-------	--------	-------	-------	-------	--------	-------	--------

PITCHER	IP	WLS	BF	H	R	ER	SO	BB	IBB	HBP	BLK	WP	HR	S	P	ERA	WHIP
Bob Welch, R (1, 1) ERA: 3.29	7.1	W	29	5	2	2	9	3	0	0	0	0	2	44	56	2.46	1.091
Matt Young, L (8, 1) ERA: 7.41	1.2	S	6	1	0	0	3	0	0	0	0	0	0	12	12	0.00	0.600

Los Angeles Dodgers @ New York Mets
 Shea Stadium, Flushing, NY
 Sun May 24 1987, 3:33 AM EDT
 Att: 42,002 - Unknown

livebaseballscorecards.com

AB	38
R	8
H	16
RBI	8
BB	4
SO	8
LOB	24



WP: 0	PA: 44
PB: 0	
SB: 1	
CS: 2	

AB R H RBI BB SO LOB

5	1	2	1	0	1	1
5	0	3	2	0	1	3
2	0	1	0	1	0	1
0	0	0	1	2	0	0
3	0	1	1	1	1	2
0	0	0	0	0	0	0
3	0	2	0	0	0	2
2	0	1	0	0	0	2
5	2	2	0	0	3	4
3	1	1	0	0	0	2
2	1	1	2	0	1	2
5	1	1	1	0	0	4
3	2	1	0	0	1	1
0	0	0	0	0	0	0
0	0	0	0	0	0	0
0	0	0	0	0	0	0

Batter	1	2	3	4	5	6	7	8	9
Steve Sax, R (1, 4) OBP: 0.337, SLG: 0.372	0-0 F2		0-3 K		0-0 2B		0-0 SF9 BB 1-2 2-3 1B	0-0 4-3	
John Shelby, S (1, 8) OBP: 0.277, SLG: 0.318	0-0 CS S 1B		0-0 F2		0-0 2B		0-3 K	0-0 2-3 BB 1B	
Alex Trevino, R (1, 2) OBP: 0.250, SLG: 0.286	4-0 BB BB 1-2 BB			0-0 F9 2B	0-0 F6		4-0 BB BB 1-2 2-3 3-H BB	4-0 BB BB 1-2 BB	
Mike Scioscia, L (7, PH) OBP: 0.383, SLG: 0.403									
Pedro Guerrero, R (1, 7) OBP: 0.419, SLG: 0.703	0-3 K			4-0 CS BB BB BB		0-0 F9	0-0 SF9	0-0 2-3-5-6	0-0 1B
Ken Landreaux, L (9, PR) OBP: 0.342, SLG: 0.373							2-3 3-H	2-3	1B
Mickey Hatcher, R (1, 3) OBP: 0.352, SLG: 0.540		0-0 2B		0-0 F9 1-2 2-3		0-0 2B	0-0 L8		0-0 1B
Franklin Stubbs, L (7, PH) OBP: 0.325, SLG: 0.463									
Tracy Woodson, R (1, 5) OBP: 0.269, SLG: 0.344		0-3 K			0-0 1B 4-3 1B	0-3 K		0-0 HR 1B	0-3 K
Reggie Williams, R (1, 9) OBP: 0.267, SLG: 0.160			0-0 F8		0-0 4-3 2B 1-3 1B	0-0 6-3		0-0 1-H HR	0-3 K
Ralph Bryant, L (8, PH) OBP: 0.500, SLG: 0.909									
Mariano Duncan, R (1, 6) OBP: 0.277, SLG: 0.311		0-0 2-3			0-0 4-3		0-0 1B SH BB 1B	0-0 F2	0-0 F8
Orel Hershiser, R (1, 1) OBP: 0.250, SLG: 0.357			0-0 B1-3		0-3 K		0-0 SH BB 1B 1-2 SF9	0-0 E5 4-3 1B 1B	
Brad Havens, L (8, 1)									
Ken Howell, R (9, 1) OBP: 1.000, SLG: 1.000									
Matt Young, L (9, 1)									

Inning Stats	R: 0	H: 1	E: 0	K: 1	S: 5	P: 9	R: 0	H: 1	E: 0	K: 1	S: 6	P: 6	R: 0	H: 0	E: 0	K: 1	S: 5	P: 5	R: 0	H: 1	E: 0	K: 0	S: 2	P: 6	R: 3	H: 4	E: 0	K: 1	S: 9	P: 9	R: 0	H: 1	E: 0	K: 1	S: 6	P: 6	R: 2	H: 2	E: 0	K: 1	S: 8	P: 12	R: 3	H: 4	E: 1	K: 0	S: 6	P: 10	R: 0	H: 2	E: 0	K: 2	S: 9	P: 9	1B: 10	SF: 1	2B: 6	SAC: 1	3B: 0	DP: 1	HR: 1	HBP: 0	WP: 0	PA: 44
--------------	------	------	------	------	------	------	------	------	------	------	------	------	------	------	------	------	------	------	------	------	------	------	------	------	------	------	------	------	------	------	------	------	------	------	------	------	------	------	------	------	------	-------	------	------	------	------	------	-------	------	------	------	------	------	------	--------	-------	-------	--------	-------	-------	-------	--------	-------	--------

PITCHER	IP	WLS	BF	H	R	ER	SO	BB	IBB	HBP	BLK	WP	HR	S	P	ERA	WHIP
Sid Fernandez, L (1, 1) ERA: 2.44	6.0		25	8	3	3	5	2	0	0	0	0	0	33	41	4.50	1.667
Roger McDowell, R (7, 1) ERA: 2.53	1.0	L	7	2	2	2	1	1	0	0	0	0	0	8	12	18.00	3.000
Terry Leach, R (8, 1) ERA: 2.88	0.2		6	4	3	2	0	0	0	0	0	0	1	6	6	27.00	6.000
Randy Myers, L (8, 1) ERA: 12.96	0.1		2	0	0	0	0	1	0	0	0	0	0	4	4	0.00	3.000
Jesse Orosco, L (9, 1) ERA: 5.68	1.0		5	2	0	0	2	0	0	0	0	0	0	9	9	0.00	2.000

Batter	1	2	3	4	5	6	7	8	9	AB	R	H	RBI	BB	SO	LOB
Lenny Dykstra, L OBP: 0.398, SLG: 0.596 (1, 8)	0-0 5-3			0-0 WP 3B	0-0 G3			4-0 S BB	0-0 1-H 2-H 2B	4	1	2	2	1	0	0
Wally Backman, S OBP: 0.289, SLG: 0.287 Tim Teufel, R OBP: 0.487, SLG: 0.548 (8, PH) (9, 4)	0-0 6-3			0-0 G3		0-0 4-3		0-3 K	4-0 BB	3	0	0	0	0	0	0
Keith Hernandez, L OBP: 0.395, SLG: 0.438 (1, 3)	0-0 F9			0-0 3-H BB 1B		0-0 G5-4-3 1B		0-3 K	0-3 K2-3	5	1	2	0	0	2	4
Kevin Reynolds, R OBP: 0.344, SLG: 0.475 Roger McDowell, R Terry Leach, R Randy Myers, L Lee Mazzilli, S OBP: 0.464, SLG: 0.640 Jesse Orosco, R (8, PH) (9, 1)		0-0 5-3		0-0 F8		0-0 G5-4-3 1-2f		0-0 F8 1-2 2-3		3	0	0	0	0	0	2
Darryl Strawberry, L OBP: 0.363, SLG: 0.572 (1, 9)		0-0 F8		4-0 1B E BB				0-0 F8		3	1	0	0	1	0	0
Gary Carter, R OBP: 0.297, SLG: 0.364 (1, 2)		0-0 G3		0-0 E8 1B				0-0 3B		3	1	2	1	1	0	0
Howard Johnson, S OBP: 0.340, SLG: 0.449 (1, 6)			0-0 F4	0-0 F8				0-3 K		4	0	0	0	0	2	3
Dave Magadan, L OBP: 0.422, SLG: 0.556 (1, 5)			0-3 K		0-0 4-3			0-0 4-3		4	1	1	0	0	1	1
Sid Fernandez, L OBP: 0.222, SLG: 0.333 Mookie Wilson, S OBP: 0.400, SLG: 0.573 (7, 7)			0-0 5-3		0-3 K			0-0 S 2B	0-0 1-2 2-H 2B 1B	2	0	0	0	0	1	0
										2	1	2	1	0	0	0

Inning Stats	R: 0	H: 0	E: 0	K: 0	S: 3	LOB: 0	BB: 0	P: 3	R: 0	H: 0	E: 0	K: 1	S: 5	LOB: 0	BB: 0	P: 5	R: 3	H: 3	E: 1	K: 0	S: 6	LOB: 1	BB: 1	P: 10	R: 0	H: 0	E: 0	K: 1	S: 5	LOB: 0	BB: 0	P: 5	R: 0	H: 1	E: 0	K: 0	S: 3	LOB: 0	BB: 0	P: 3	R: 0	H: 1	E: 0	K: 1	S: 6	LOB: 1	BB: 0	P: 6	R: 0	H: 1	E: 0	K: 2	S: 8	LOB: 2	BB: 1	P: 12	R: 3	H: 3	E: 0	K: 2	S: 10	LOB: 2	BB: 2	P: 18	1B: 5	SF: 0	2B: 2	SAC: 0	3B: 2	DP: 1	HR: 0	HBP: 0	WP: 1	PA: 39
--------------	------	------	------	------	------	--------	-------	------	------	------	------	------	------	--------	-------	------	------	------	------	------	------	--------	-------	-------	------	------	------	------	------	--------	-------	------	------	------	------	------	------	--------	-------	------	------	------	------	------	------	--------	-------	------	------	------	------	------	------	--------	-------	-------	------	------	------	------	-------	--------	-------	-------	-------	-------	-------	--------	-------	-------	-------	--------	-------	--------

PITCHER	IP	WLS	BF	H	R	ER	SO	BB	IBB	HBP	BLK	WP	HR	S	P	ERA	WHIP
Orel Hershiser, R ERA: 3.24 (1, 1)	7.0	W	27	6	3	2	3	1	0	0	0	1	0	32	36	2.57	1.000
Brad Havens, L ERA: 16.2 (8, 1)	1.2		10	3	3	3	3	2	0	0	0	0	0	14	22	16.20	3.000
Ken Howell, R ERA: 5.19 (9, 1)	0.0		1	0	0	0	0	1	0	0	0	0	0	4	4	∞	∞
Matt Young, L ERA: 7.27 (9, 1)	0.1	S	1	0	0	0	1	0	0	0	0	0	0	3	3	0.00	0.000

BOTTOM

Los Angeles Dodgers @ New York Mets
Shea Stadium, Flushing, NY

Sun May 24 1987, 3:33 AM EDT
Att. 42,002 - Unknown

livebaseballscorecards.com

AB	35
R	6
H	9
RBI	4
BB	4
SO	7
LOB	14



Batter	1		2		3		4		5		6		7		8		9		AB	R	H	RBI	BB	SO	LOB	TOP	
Casey Candaele, S OBP: 0.380, SLG: 0.409 (1, 8)	0-0 2B 2B		0-0 F8 F8				0-0 BB 1B			0-0 6-3 6-3					BB BB BB 4-0 CS BB			4	1	2	0	1	0	0			
Mitch Webster, S OBP: 0.348, SLG: 0.386 (1, 9)	0-0 1B 2B 2-H		0-0 F9 F9				0-0 BB 1B 1-2			0-0 1-3 1B 1B					SS SS SS 0-3 K 1-2			5	2	3	1	0	1	1			
Tim Raines, S OBP: 0.436, SLG: 0.529 (1, 7)	0-0 FC6 E 1B 2-H				0-0 BB 1B		4-0 BB 1B 1-2 2-3			0-0 1-3 1-2								0-0 4-3 WP 1B			4	0	3	1	1	0	1
Tim Wallach, R OBP: 0.341, SLG: 0.474 (1, 5)	0-3 K K		0-3 K K		0-0 1-3 1-3					0-0 1-3 2-H 1B							0-0 4-3 1-3			5	0	1	1	0	2	6	
Andres Galarraga, R OBP: 0.409, SLG: 0.514 (1, 3)	0-0 E5 FC6 1-2				4-0 FC6-4 BB 1-2				0-0 5-3 5-3			0-0 F7 F7					0-3 K K			4	0	0	0	1	1	3	
Hubie Brooks, R OBP: 0.176, SLG: 0.125 (1, 6)	0-0 FC6 BB 1-2 2-3		0-0 F9 F9						0-0 1B 1B								0-0 1-3 1-3			5	0	1	0	0	0	5	
Vance Law, R OBP: 0.376, SLG: 0.464 (1, 4)	4-0 BB BB 1-2				0-0 FC6-4 1-2				0-0 1-3 1B								0-3 K K			3	0	1	0	1	1	2	
Mike Fitzgerald, R OBP: 0.282, SLG: 0.280 Jeff Reed, L OBP: 0.206, SLG: 0.194 (1, 2) (7, PH) (7, 2)	0-3 K K				0-3 K K		0-3 K K		0-3 K K			0-3 K K					0-3 K K			3	0	0	0	0	3	5	
Lary Sorensen, R Bob McClure, R Andy McGaffigan, R (1, 1) (7, 1) (7, 1)			0-3 K K		0-0 F4 F4		0-3 K K		0-3 K K								0-3 K K			3	0	0	0	0	2	2	
Inning Stats	R: 2 E: 1 K: 2 S: 11	H: 3 LOB: 3 BB: 1 P: 15	R: 0 E: 0 K: 1 S: 5	H: 0 LOB: 0 BB: 0 P: 5	R: 0 E: 0 K: 1 S: 6	H: 1 LOB: 2 BB: 1 P: 10	R: 0 E: 0 K: 1 S: 7	H: 2 LOB: 3 BB: 1 P: 11	R: 0 E: 0 K: 2 S: 9	H: 2 LOB: 2 BB: 0 P: 9	R: 1 E: 0 K: 0 S: 5	H: 2 LOB: 1 BB: 0 P: 5	R: 0 E: 0 K: 2 S: 7	H: 0 LOB: 0 BB: 0 P: 7	R: 0 E: 0 K: 2 S: 6	H: 0 LOB: 1 BB: 1 P: 10	R: 0 E: 0 K: 1 S: 6	H: 1 LOB: 1 BB: 0 P: 6	1B: 9 2B: 3 3B: 0 HR: 0	SF: 0 SAC: 0 DP: 1 HBP: 0	WP: 1 PB: 0 SB: 0 CS: 1	PA: 42					
PITCHER	IP WLS BF H R ER SO BB IBB HBP BLK WP HR S P ERA WHIP																										
Rick Honeycutt, L ERA: 1.71 Brian Holton, R ERA: 3.0 Ken Howell, R ERA: 4.91 (1, 1) (7, 1) (9, 1)	6.0 L 32 10 3 3 7 3 0 0 0 0 0 43 55 4.50 2.167																										

Montreal Expos @ Los Angeles Dodgers
Dodger Stadium, Los Angeles, CA
 Mon May 25 1987, 7:05 PM PDT
 Att: 39,091 - Unknown

AB	38
R	3
H	11
RBI	3
BB	4
SO	12
LOB	25



Batter	1	2	3	4	5	6	7	8	9	AB	R	H	RBI	BB	SO	LOB
Steve Sax, R (1, 4) OBP: 0.335, SLG: 0.375	0-0 L8 SF7 2B		0-0 4-3			0-3 K		0-0 F7		4	1	1	0	0	1	0
John Shelby, S (1, 8) OBP: 0.255, SLG: 0.292	0-0 L8 2-3		0-3 K			0-0 L7			0-0 F9	4	0	0	0	0	1	1
Ken Landreaux, L (1, 9) OBP: 0.325, SLG: 0.357	0-0 SF7 3-H			0-0 4-3					0-0 4-3	3	0	0	1	0	0	0
Pedro Guerrero, R (1, 7) OBP: 0.415, SLG: 0.691	0-0 5-3			0-3 K					0-0 F7 S 1B	4	0	1	0	0	1	1
Mike Scioscia, L (1, 2) OBP: 0.380, SLG: 0.399		0-0 6-3		0-0 L6					0-3 K 1-2	4	0	1	0	0	1	1
Franklin Stubbs, L (1, 3) OBP: 0.327, SLG: 0.464		0-0				0-0 F8				2	0	1	0	0	0	0
Bill Madlock, R (7, PH) OBP: 0.269, SLG: 0.350		5-3 1B								1	0	0	0	0	0	2
Mickey Hatcher, R (8, 3) OBP: 0.352, SLG: 0.540										0	0	0	0	0	0	0
Tracy Woodson, R (1, 5) OBP: 0.283, SLG: 0.337		0-0 5-3				0-0 F8				2	0	0	0	0	0	1
Ralph Bryant, L (7, PH) OBP: 0.467, SLG: 0.833		1-2								1	0	0	0	0	0	2
Dave Anderson, R (8, 5) OBP: 0.231, SLG: 0.240										0	0	0	0	0	0	0
Mariano Duncan, R (1, 6) OBP: 0.272, SLG: 0.305		0-0 F3				0-0 F4				3	0	0	0	0	1	1
Rick Honeycutt, L (1, 1) OBP: 0.200, SLG: 0.143			0-0 4-3							1	0	0	0	0	0	0
Reggie Williams, R (6, PH) OBP: 0.258, SLG: 0.154										1	0	0	0	0	0	0
Brian Holton, R (7, 1) OBP: 0.333, SLG: 0.333										0	0	0	0	0	0	0
Alex Trevino, R (8, PH) OBP: 0.240, SLG: 0.273										1	0	0	0	0	0	0
Ken Howell, R (9, 1) OBP: 1.000, SLG: 1.000										0	0	0	0	0	0	0

Inning Stats	R: 1	H: 1	E: 0	K: 0	S: 4	H: 1	LOB: 0	BB: 0	P: 4	R: 0	H: 1	E: 0	K: 0	S: 4	R: 0	H: 0	E: 0	K: 1	S: 5	R: 0	H: 0	E: 0	K: 1	S: 5	R: 0	H: 0	E: 0	K: 0	S: 3	R: 0	H: 0	E: 0	K: 1	S: 5	R: 0	H: 1	E: 1	K: 0	S: 5	R: 0	H: 0	E: 0	K: 1	S: 5	R: 0	H: 0	E: 0	K: 1	S: 6	R: 0	H: 1	E: 0	K: 1	S: 6	R: 0	H: 0	E: 0	K: 1	S: 5	R: 0	H: 1	E: 0	K: 1	S: 6
--------------	------	------	------	------	------	------	--------	-------	------	------	------	------	------	------	------	------	------	------	------	------	------	------	------	------	------	------	------	------	------	------	------	------	------	------	------	------	------	------	------	------	------	------	------	------	------	------	------	------	------	------	------	------	------	------	------	------	------	------	------	------	------	------	------	------

PITCHER	IP	WLS	BF	H	R	ER	SO	BB	IBB	HBP	BLK	WP	HR	S	P	ERA	WHIP
Lary Sorensen, R (1, 1) ERA: 2.18	6.1	W	22	2	1	1	3	0	0	0	0	0	0	28	28	1.42	0.316
Bob McClure, L (7, 1) ERA: 5.28	0.0		1	1	0	0	0	0	0	0	0	0	0	1	1	∞	∞
Andy McGaffigan, R (7, 1) ERA: 1.91	2.2	S	9	1	0	0	2	0	0	0	0	0	0	13	13	0.00	0.375

BOTTOM

Montreal Expos @ Los Angeles Dodgers
Dodger Stadium, Los Angeles, CA
 Mon May 25 1987, 7:05 PM PDT
 Att. 39,091 - Unknown

AB	31
R	1
H	4
RBI	1
BB	0
SO	5
LOB	9



Batter	1	2	3	4	5	6	7	8	9	AB R H RBI BB SO LOB	TOP		
Casey Candaele, S (1, 6) OBP: 0.386, SLG: 0.415	0-0 FC4-6 1B		0-0 F8	0-0 CS 1B		0-0 6-3		0-0 1B 4-3 1B		5 1 3 0 0 0 0	Montreal Expos @ Los Angeles Dodgers Dodger Stadium, Los Angeles, CA Tue May 26 1987, 7:05 PM PDT Att: 25,336 - Unknown livebaseballscorecards.com		
Mitch Webster, S (1, 9) OBP: 0.354, SLG: 0.392	0-0 FC4-6 1B 1-2f		0-0 2B 1B	0-0 F9 1-2			0-0 BB S 1B	0-0 4-3 1B		5 3 3 0 0 0 2			
Tim Raines, S (1, 7) OBP: 0.434, SLG: 0.533	0-0 6-3 1-2		0-0 1B 2B		0-0 WP FC6-2-5-1 1B		0-3 K 1B	0-0 4-3		5 1 2 1 0 1 3			
Tim Wallach, R (1, 5) OBP: 0.337, SLG: 0.462	1-0 1B S HBP		0-0 F7 1-3		0-0 6-3 1-3		0-0 F7 1-2	0-3 K 3-H		4 1 0 0 0 1 5			
Andres Galarraga, R (1, 3) OBP: 0.414, SLG: 0.514	0-0 S 1B 1-3 2-H		0-0 1B 1B 2-H 3-H		0-0 FC6-2-5-1 WP HR		4-0 BB BB IBB		0-3 K 1	4 1 2 3 1 1 1			
Herm Winningham, L (1, 8) OBP: 0.364, SLG: 0.515	0-3 K 1-2 3-H		0-0 BB 1B 1-3		0-0 HR 2-H		4-0 BB 1-2 2-3 BB	0-0 3-1		4 1 2 2 1 1 1			
Vance Law, R (1, 4) OBP: 0.382, SLG: 0.461		0-0 6-3	4-0 1-2 BB		0-0 F8		4-0 1-2 2-3 BB	0-0 1B		3 0 1 1 2 0 0			
Jeff Reed, L (1, 2) OBP: 0.179, SLG: 0.167		0-0 G4-1	0-3 K			0-0 1-3	0-0 F9	0-0 6-3		5 0 0 0 0 1 7			
Bob Sebra, R (1, 1) OBP: 0.167, SLG: 0.118		0-0 4-3		0-0 F9		0-3 K		0-0 F6		4 0 0 0 0 1 0			
Inning Stats	R: 2 E: 0 K: 1 S: 7 H: 2 LOB: 1 BB: 0 P: 8	R: 0 E: 0 K: 0 S: 3 H: 0 LOB: 0 BB: 0 P: 3	R: 2 E: 0 K: 1 S: 9 H: 4 LOB: 3 BB: 1 P: 13	R: 0 E: 0 K: 0 S: 3 H: 1 LOB: 0 BB: 0 P: 3	R: 2 E: 0 K: 0 S: 5 H: 2 LOB: 0 BB: 0 P: 5	R: 0 E: 0 K: 1 S: 5 H: 0 LOB: 0 BB: 0 P: 5	R: 1 E: 0 K: 1 S: 6 H: 1 LOB: 3 BB: 3 P: 18	R: 1 E: 0 K: 1 S: 7 H: 2 LOB: 1 BB: 0 P: 7	R: 0 E: 0 K: 1 S: 6 H: 1 LOB: 1 BB: 0 P: 6	1B: 11 2B: 1 3B: 0 HR: 1 SF: 0 SAC: 0 DP: 0 HBP: 1	WP: 3 PB: 0 SB: 3 CS: 1 PA: 44		
PITCHER	IP WLS BF H R ER SO BB IBB HBP BLK WP HR S P ERA WHIP											PITCHER	IP WLS BF H R ER SO BB IBB HBP BLK WP HR S P ERA WHIP
Alejandro Pena, R (1, 1) ERA: 4.89	2.2 L 16 6 4 4 1 1 0 0 0 0 0 0 16 21 13.50 2.625												
Tim Leary, R (3, 1) ERA: 5.96	2.1 9 3 2 2 1 0 0 0 0 2 1 11 11 7.71 1.286												
Brad Havens, L (6, 1) ERA: 9.82	2.0 10 1 1 1 2 2 1 0 0 0 0 11 23 4.50 1.500												
Brian Holton, R (8, 1) ERA: 3.1	2.0 9 3 1 1 2 0 0 0 0 0 0 13 13 4.50 1.500												

Montreal Expos @ Los Angeles Dodgers
 Dodger Stadium, Los Angeles, CA
 Tue May 26 1987, 7:05 PM PDT
 Att: 25,336 - Unknown

AB	39
R	8
H	13
RBI	7
BB	4
SO	6
LOB	19



Batter	1	2	3	4	5	6	7	8	9	AB R H RBI BB SO LOB
Steve Sax, R (1, 4) OBP: 0.327, SLG: 0.365	0-0 6-3		0-0 F9		0-0 6-3		0-3 K		0-0 F8	5 0 0 0 0 1 2
John Shelby, S (1, 8) OBP: 0.273, SLG: 0.365	0-0 F7		0-0 F7		0-0 HR			0-0 BB 1B		4 1 2 1 0 0 1
Ken Landreaux, L (1, 9) OBP: 0.321, SLG: 0.342	0-3 K			0-3 K	0-0 4-3			4-0 BB 1-2 BB		3 0 0 0 1 2 0
Pedro Guerrero, R (1, 7) OBP: 0.411, SLG: 0.680		0-0 1-3		0-0 1B 2B 1B		0-3 K		0-0 F9		4 1 1 0 0 1 2
Franklin Stubbs, L (1, 3) OBP: 0.325, SLG: 0.458		0-3 K		0-0 1-3 2B 1B		0-0 F9		0-3 K		4 1 1 0 0 2 2
Tracy Woodson, R (1, 5) OBP: 0.301, SLG: 0.368		4-0 BB		0-0 1-H 3-H 2B		0-0 2B		0-0 F8		3 0 2 2 1 0 2
Mike Scioscia, L (1, 2) OBP: 0.371, SLG: 0.388		0-0 F9		0-0 F5		0-0 F9			0-0 F9	4 0 0 0 0 0 3
Dave Anderson, R (1, 6) OBP: 0.241, SLG: 0.250 Mickey Hatcher, R (9, PH) OBP: 0.345, SLG: 0.529			0-0 F9 SH1-4 1B	0-0 1-3			0-0 F8		0-0 F6	3 0 1 0 0 0 1 1 0 0 0 0 0 0
Alejandro Pena, R (1, 1) OBP: 0.111, SLG: 0.111 Tim Leary, R (3, 1) OBP: 0.333, SLG: 0.333 Reggie Williams, R (5, PH) OBP: 0.250, SLG: 0.148 Brad Havens, L (6, 1) OBP: 0.260, SLG: 0.344 Bill Madlock, R (7, PH) OBP: 0.333, SLG: 0.333 Brian Holton, R (8, 1) OBP: 0.500, SLG: 0.833 Ralph Bryant, L (9, PH)			0-0 SH1-4		0-3 K		0-0 F6		4-0 BB	0 0 0 0 0 0 0 0 0 0 0 0 0 0 1 0 0 0 0 0 1 0 0 0 0 0 0 0 1 0 1 0 0

Inning Stats	R: 0 E: 0 K: 1 S: 5	H: 0 LOB: 0 BB: 0 P: 5	R: 0 E: 0 K: 1 S: 5	H: 0 LOB: 1 BB: 1 P: 9	R: 0 E: 0 K: 0 S: 4	H: 1 LOB: 1 BB: 0 P: 4	R: 2 E: 0 K: 1 S: 8	H: 3 LOB: 1 BB: 0 P: 8	R: 1 E: 0 K: 1 S: 6	H: 1 LOB: 0 BB: 0 P: 6	R: 0 E: 0 K: 1 S: 6	H: 1 LOB: 1 BB: 0 P: 6	R: 0 E: 0 K: 1 S: 5	H: 0 LOB: 0 BB: 0 P: 5	R: 0 E: 0 K: 1 S: 6	H: 1 LOB: 2 BB: 1 P: 10	R: 0 E: 0 K: 0 S: 3	H: 0 LOB: 1 BB: 1 P: 7	1B: 4 2B: 2 3B: 0 HR: 1	SF: 0 SAC: 1 DP: 0 HBP: 0
--------------	------------------------------	---------------------------------	------------------------------	---------------------------------	------------------------------	---------------------------------	------------------------------	---------------------------------	------------------------------	---------------------------------	------------------------------	---------------------------------	------------------------------	---------------------------------	------------------------------	----------------------------------	------------------------------	---------------------------------	----------------------------------	------------------------------------

PITCHER	IP	WLS	BF	H	R	ER	SO	BB	IBB	HBP	BLK	WP	HR	S	P	ERA	WHIP
Bob Sebra, R (1, 1) ERA: 3.75	9.0	W	37	7	3	3	7	3	0	0	0	0	1	48	60	3.00	1.111

BOTTOM

Montreal Expos @ Los Angeles Dodgers
Dodger Stadium, Los Angeles, CA

Tue May 26 1987, 7:05 PM PDT
Att. 25,336 - Unknown

livebaseballscorecards.com

AB	33
R	3
H	7
RBI	3
BB	3
SO	7
LOB	13



WP: 0	PA: 37
PB: 0	
SB: 0	
CS: 0	

Batter	1	2	3	4	5	6	7	8	9	AB R H RBI BB SO LOB	TOP											
Casey Candaele, S (1, 8) OBP: 0.383, SLG: 0.407	0-0 5-3		4-0 FC4-6 BB			0-0 F3		0-0 FC5-4 FC6-4		3 0 0 0 1 0 1												
Mitch Webster, S (1, 9) OBP: 0.349, SLG: 0.385	0-0 1-3		0-0 FC4-6			0-0 1-3		0-0 FC6-4		3 0 0 0 0 0 2												
Jay Tibbs, R (6, 1) OBP: 0.227, SLG: 0.158										0 0 0 0 0 0 0												
Dave Engle, R (8, PH) OBP: 0.273, SLG: 0.300										1 1 0 0 0 0 1												
Randy St. Claire, R (8, 1) OBP: 0.250, SLG: 0.250										0 0 0 0 0 0 0												
Bob McClure, R (8, 1)										0 0 0 0 0 0 0												
Tim Raines, S (1, 7) OBP: 0.436, SLG: 0.537	0-0 F8									3 2 1 1 1 0 0												
Tim Wallach, R (1, 5) OBP: 0.335, SLG: 0.457		0-3 K				0-0 1-3				4 0 1 1 0 1 1												
Andres Galarraga, R (1, 3) OBP: 0.410, SLG: 0.513		0-0 F4				0-0 F9				4 1 1 1 0 1 0												
Hubie Brooks, R (1, 6) OBP: 0.190, SLG: 0.150		0-0 5-3				0-0 F9				4 0 1 1 0 1 0												
Vance Law, R (1, 4) OBP: 0.385, SLG: 0.462						0-3 K2-3				4 0 2 0 0 0 1												
Mike Fitzgerald, R (1, 2) OBP: 0.292, SLG: 0.282						0-0 F3				4 0 2 0 0 0 1												
Herm Winningham, L (9, PR) OBP: 0.364, SLG: 0.515						0-0 G4-3 1B				4 0 2 0 0 0 1												
Bryn Smith, R (1, 1) OBP: 0.400, SLG: 0.556						0-0 G4-3				3 0 1 0 1 0 2												
Reid Nichols, R (6, PH) OBP: 0.333, SLG: 0.400						0-0 SH1-4 1B				0 0 0 0 0 0 0												
						0-0 SH1-4				0 0 0 0 0 0 0												
						0-0 3-1				3 0 1 0 0 0 2												
										0 0 0 0 0 0 0												
										3 0 1 0 0 0 2												
										0 0 0 0 0 0 0												
										3 0 1 0 0 0 2												
Inning Stats	R: 0 E: 0 K: 0 S: 3	H: 0 LOB: 0 BB: 0 P: 3	R: 0 E: 0 K: 1 S: 5	H: 0 LOB: 0 BB: 0 P: 5	R: 0 E: 0 K: 0 S: 4	H: 1 LOB: 2 BB: 1 P: 8	R: 0 E: 0 K: 0 S: 3	H: 0 LOB: 0 BB: 0 P: 3	R: 0 E: 0 K: 1 S: 5	H: 1 LOB: 0 BB: 0 P: 5	R: 0 E: 0 K: 0 S: 3	H: 0 LOB: 0 BB: 0 P: 3	R: 2 E: 0 K: 0 S: 5	H: 2 LOB: 1 BB: 1 P: 9	R: 2 E: 0 K: 0 S: 5	H: 3 LOB: 1 BB: 0 P: 5	R: 0 E: 0 K: 1 S: 6	H: 1 LOB: 2 BB: 1 P: 10	1B: 6 2B: 2 3B: 0 HR: 0	SF: 0 SAC: 1 DP: 1 HBP: 0	WP: 0 PB: 0 SB: 0 CS: 0	PA: 36
PITCHER Fernando Valenzuela, L (1, 1) ERA: 3.6	IP: 9.0 WLS: W BF: 36 H: 8 R: 4 ER: 4 SO: 3 BB: 3 IBB: 0 HBP: 0 BLK: 0 WP: 0 HR: 0 S: 39 P: 51 ERA: 4.00 WHIP: 1.222											PITCHER	IP: 9.0 WLS: W BF: 36 H: 8 R: 4 ER: 4 SO: 3 BB: 3 IBB: 0 HBP: 0 BLK: 0 WP: 0 HR: 0 S: 39 P: 51 ERA: 4.00 WHIP: 1.222									

Montreal Expos @ Los Angeles Dodgers
 Dodger Stadium, Los Angeles, CA
 Wed May 27 1987, 7:05 PM PDT
 Att: 34,846 - Unknown

AB	32
R	4
H	8
RBI	4
BB	3
SO	3
LOB	10



WP: 0	PA: 36
PB: 0	
SB: 0	
CS: 0	

AB	32
R	4
H	8
RBI	4
BB	3
SO	3
LOB	10

Batter	1	2	3	4	5	6	7	8	9
Steve Sax, R (1, 4) OBP: 0.328, SLG: 0.362	0-0 6-3	0-0 FC5-4		0-0 1B		0-0 3-1		4-0 BB	
John Shelby, S (1, 8) OBP: 0.283, SLG: 0.368	0-0 1B		0-0 HR	0-0 1B			0-3 K	0-3 K	
Ken Landreaux, L (1, 9) OBP: 0.307, SLG: 0.325	0-0 F3		0-0 G3		0-3 K		0-0 L8		
Pedro Guerrero, R (1, 7) OBP: 0.408, SLG: 0.669	0-3 K		0-0 F8		0-3 K		0-0 1B		
Franklin Stubbs, L (1, 3) OBP: 0.329, SLG: 0.484		0-0 F6	0-0 HR		0-0 E		0-0 4-3		
Tracy Woodson, R (1, 5) OBP: 0.290, SLG: 0.354		0-3 K	0-0 G3		0-0 E6			0-0 F4	
Mike Scioscia, L (1, 2) OBP: 0.374, SLG: 0.391		0-0 2B 1B 1B		0-0 1B SH3-4 1B		0-0 F9		0-0 E6 1B	
Dave Anderson, R (1, 6) OBP: 0.273, SLG: 0.313		0-0 1B 2B		0-0 L8		0-0 5-3		0-0 E S 1B	
Fernando Valenzuela, L (1, 1) OBP: 0.161, SLG: 0.161		0-0 2-H 3-H 1B		0-0 SH3-4		0-3 K		0-3 K	

Inning Stats	R: 0	H: 1	E: 0	K: 1	S: 6	LOB: 1	BB: 0	P: 6
	R: 2	H: 3	E: 0	K: 1	S: 8	LOB: 1	BB: 0	P: 8
	R: 2	H: 2	E: 0	K: 0	S: 5	LOB: 0	BB: 0	P: 5
	R: 0	H: 2	E: 0	K: 0	S: 5	LOB: 2	BB: 0	P: 5
	R: 1	H: 1	E: 1	K: 2	S: 9	LOB: 1	BB: 0	P: 9
	R: 0	H: 0	E: 0	K: 1	S: 5	LOB: 0	BB: 0	P: 5
	R: 0	H: 1	E: 0	K: 1	S: 6	LOB: 1	BB: 0	P: 6
	R: 1	H: 1	E: 2	K: 2	S: 9	LOB: 2	BB: 1	P: 13

PITCHER	IP	WLS	BF	H	R	ER	SO	BB	IBB	HBP	BLK	WP	HR	S	P	ERA	WHIP
Bryn Smith, R (1, 1) ERA: 5.93	5.0	L	25	9	5	4	4	0	0	0	0	0	1	33	33	7.20	1.800
Jay Tibbs, R (6, 1) ERA: 4.81	2.0		7	1	0	0	2	0	0	0	0	0	0	11	11	0.00	0.500
Randy St. Claire, R (8, 1) ERA: 5.19	0.2		5	1	1	0	1	1	0	0	0	0	0	6	10	0.00	3.000
Bob McClure, L (8, 1) ERA: 5.17	0.1		1	0	0	0	1	0	0	0	0	0	0	3	3	0.00	0.000

AB R H RBI BB SO LOB

BOTTOM

4	0	1	0	1	0	1
5	1	2	0	0	2	4
4	0	0	0	0	1	2
4	0	1	0	0	2	2
4	2	2	2	0	0	1
4	0	0	0	0	1	0
4	2	2	0	0	0	1
4	1	2	1	0	0	1
3	0	1	2	0	2	1


AB	36
R	6
H	11
RBI	5
BB	1
SO	8
LOB	13



WP	HR	S	P	ERA	WHIP
0	0	0	0	0	0

Montreal Expos @ Los Angeles Dodgers
Dodger Stadium, Los Angeles, CA
 Wed May 27 1987, 7:05 PM PDT
 Att. 34,846 - Unknown

livebaseballscores.com

Batter	1	2	3	4	5	6	7	8	9	AB R H RBI BB SO LOB	TOP																								
Milt Thompson, L (1, 8) OBP: 0.326, SLG: 0.363	0-0 6-3		0-0 5-3			0-0 L5		0-0 4-3		4 0 0 0 0 0 0	Philadelphia Phillies @ Los Angeles Dodgers Dodger Stadium, Los Angeles, CA Fri May 29 1987, 7:05 PM PDT Att: 36,036 - Unknown livebaseballscorecards.com AB 29 R 0 H 3 RBI 0 BB 2 SO 7 LOB 6 																								
Luis Aguayo, R (1, 6) OBP: 0.308, SLG: 0.593	0-0 4-3		0-3 K			4-0 G6-4-3 BB		0-0 5-3	3 0 0 0 1 1 0																										
Juan Samuel, R (1, 4) OBP: 0.328, SLG: 0.506	0-0 4-3			0-3 K		0-0 G6-4-3 1-2f		0-3 K	4 0 0 0 0 2 1																										
Mike Easler, L (1, 7) OBP: 0.281, SLG: 0.329		0-0 F2		0-0 5-3			0-0 L8	0-0 G3	4 0 0 0 0 0 0																										
Von Hayes, L (1, 3) OBP: 0.429, SLG: 0.359		0-0 F6		0-0 G3			0-0 1B		3 0 1 0 0 0 0																										
Lance Parrish, R (1, 2) OBP: 0.291, SLG: 0.336		4-0 1B BB			0-3 K		0-0 F8		2 0 0 0 1 1 1																										
Glenn Wilson, R (1, 9) OBP: 0.296, SLG: 0.454		0-0 1-2 1B			0-3 K		0-0 G3		3 0 1 0 0 1 1																										
Rick Schu, R (1, 5) OBP: 0.196, SLG: 0.279		0-0 F2			0-0 FC5-4 1B			0-3 K	3 0 1 0 0 1 2																										
Bruce Ruffin, S (1, 1) Wally Ritchie, L (3, 1) Jeff Stone, L (5, PH) Tom Hume, R (5, 1) Greg Gross, L (8, PH) Dan Schatzeder, L (8, 1) OBP: 0.096, SLG: 0.143 OBP: 1.000, SLG: 1.000 OBP: 0.630, SLG: 0.340 OBP: 0.406, SLG: 0.379 OBP: 0.273, SLG: 0.200			0-3 K		0-0 FC5-4 1-2f			0-0 4-3	1 0 0 0 0 1 0 0 0 0 0 0 0 0 1 0 0 0 0 0 1 0 0 0 0 0 0 0 1 0 0 0 0 0 0 0 0 0 0 0 0 0																										
Inning Stats	R: 0 E: 0 K: 0 S: 3	H: 0 LOB: 0 BB: 0 P: 3	R: 0 E: 0 K: 0 S: 4	H: 1 LOB: 2 BB: 1 P: 8	R: 0 E: 0 K: 2 S: 7	H: 0 LOB: 0 BB: 0 P: 7	R: 0 E: 0 K: 1 S: 5	H: 0 LOB: 0 BB: 0 P: 5	R: 0 E: 0 K: 2 S: 8	H: 1 LOB: 1 BB: 0 P: 8	R: 0 E: 0 K: 0 S: 2	H: 0 LOB: 0 BB: 1 P: 6	R: 0 E: 0 K: 0 S: 4	H: 1 LOB: 1 BB: 0 P: 4	R: 0 E: 0 K: 1 S: 5	H: 0 LOB: 0 BB: 0 P: 5	R: 0 E: 0 K: 1 S: 5	H: 0 LOB: 0 BB: 0 P: 5	1B: 3 2B: 0 3B: 0 HR: 0	SF: 0 SAC: 0 DP: 1 HBP: 0	WP: 0 PB: 0 SB: 0 CS: 0	PA: 31													
PITCHER Bob Welch, R (1, 1) ERA: 2.88	IP 9.0	WLS W	BF 31	H 3	R 0	ER 0	SO 7	BB 2	IBB 0	HBP 0	BLK 0	WP 0	HR 0	S 43	P 51	ERA 0.00	WHIP 0.556	PITCHER	IP	WLS	BF	H	R	ER	SO	BB	IBB	HBP	BLK	WP	HR	S	P	ERA	WHIP

Batter	1	2	3	4	5	6	7	8	9	AB	R	H	RBI	BB	SO	LOB
Steve Sax, R OBP: 0.327, SLG: 0.376 (1, 4)	0-3 K		0-0 6-3	0-0 HR		0-0 6-3				4	1	1	1	0	1	0
John Shelby, S OBP: 0.266, SLG: 0.344 (1, 8)	0-0 4-3		0-0 F9	0-0 5-3			0-3 K			4	0	0	0	0	1	0
Pedro Guerrero, R OBP: 0.415, SLG: 0.689 Reggie Williams, R OBP: 0.250, SLG: 0.148 (1, 7) (9, 7)	0-0 BB 1B		0-0 1B 2B 1B	0-0 L9			0-0 HR			4	2	3	1	0	0	0
Mike Marshall, R OBP: 0.311, SLG: 0.394 (1, 9)	4-0 FC6-4 1-2 BB		0-0 2B 1B	0-0 5-3			0-0 5-3			3	1	1	0	1	0	0
Mickey Hatcher, R OBP: 0.339, SLG: 0.527 (1, 5)	0-0 FC6-4 1-2f		0-0 1B 2B		0-0 L6		0-0 6-3			4	1	1	2	0	0	2
Franklin Stubbs, L OBP: 0.333, SLG: 0.485 (1, 3)		0-0 3-1	0-0 1B 1B		0-0 P3		0-0 1B			4	1	2	1	0	0	0
Mariano Duncan, R OBP: 0.272, SLG: 0.304 (1, 6)		0-0 6-3	0-0 1B 1B		0-0 F4		0-3 K			4	0	1	0	0	1	1
Mike Scioscia, L OBP: 0.376, SLG: 0.394 (1, 2)		0-0 1B	0-0 1-2 2-H 1B		0-0 6-3		0-0 F7			4	0	2	1	0	0	1
Bob Welch, R OBP: 0.107, SLG: 0.107 (1, 1)	0-0 4-3		0-3 K		0-0 4-3		0-0 F3			4	0	0	0	0	1	4

Inning Stats	R: 0	H: 1	E: 0	LOB: 2	K: 1	BB: 1	S: 6	R: 0	H: 1	E: 0	LOB: 1	K: 0	BB: 0	S: 4	R: 4	H: 6	E: 0	LOB: 2	K: 1	BB: 0	S: 11	R: 1	H: 1	E: 0	LOB: 0	K: 0	BB: 0	S: 4	R: 0	H: 0	E: 0	LOB: 0	K: 0	BB: 0	S: 3	R: 0	H: 0	E: 0	LOB: 0	K: 0	BB: 0	S: 3	R: 1	H: 1	E: 0	LOB: 0	K: 1	BB: 0	S: 6	R: 0	H: 1	E: 0	LOB: 1	K: 1	BB: 0	S: 6	R: 0	H: 1	E: 0	LOB: 1	K: 1	BB: 0	S: 6	1B: 8	SF: 0	2B: 1	SAC: 0	3B: 0	DP: 0	HR: 2	HBP: 0	WP: 0	PA: 36
--------------	------	------	------	--------	------	-------	------	------	------	------	--------	------	-------	------	------	------	------	--------	------	-------	-------	------	------	------	--------	------	-------	------	------	------	------	--------	------	-------	------	------	------	------	--------	------	-------	------	------	------	------	--------	------	-------	------	------	------	------	--------	------	-------	------	------	------	------	--------	------	-------	------	-------	-------	-------	--------	-------	-------	-------	--------	-------	--------


PITCHER	IP	WLS	BF	H	R	ER	SO	BB	IBB	HBP	BLK	WP	HR	S	P	ERA	WHIP
Bruce Ruffin, L ERA: 6.4 (1, 1)	2.2	L	17	8	4	4	1	1	0	0	0	0	0	18	22	13.50	3.375
Wally Ritchie, L ERA: 3.52 (3, 1)	1.1		5	1	1	1	1	0	0	0	0	0	1	7	7	6.75	0.750
Tom Hume, R ERA: 5.4 (5, 1)	3.0		10	1	1	1	1	0	0	0	0	0	1	12	12	3.00	0.333
Dan Schatzeder, L ERA: 2.6 (8, 1)	1.0		4	1	0	0	1	0	0	0	0	0	0	6	6	0.00	1.000

BOTTOM

Philadelphia Phillies @ Los Angeles Dodgers
 Dodger Stadium, Los Angeles, CA
 Fri May 29 1987, 7:05 PM PDT
 Att. 36,036 - Unknown

livebaseballscores.com

AB 35
R 6
H 11
RBI 6
BB 1
SO 4
LOB 8



Batter	1	2	3	4	5	6	7	8	9	AB R H RBI BB SO LOB	TOP	
Milt Thompson, L (1, 8) OBP: 0.319, SLG: 0.355	0-0 4-3			0-3 K	0-0 G1		0-3 K			4 0 0 0 0 2 2	Philadelphia Phillies @ Los Angeles Dodgers Dodger Stadium, Los Angeles, CA Sat May 30 1987, 3:33 AM PDT Att: 30,216 - Unknown	
Luis Aguayo, R (1, 6) OBP: 0.306, SLG: 0.579 Greg Gross, L (8, 7) OBP: 0.405, SLG: 0.379	0-3 K			0-0 FC5-4 1B		0-0 5-3		0-0 F8		4 0 1 0 0 1 0 0 0 0 0 0 0 0		
Juan Samuel, R (1, 4) OBP: 0.327, SLG: 0.505	0-0 4-3			0-0 FC5-4 3B		0-0 1B 2B		0-0 F9		4 2 1 0 0 0 1		
Mike Easler, L (1, 7) OBP: 0.290, SLG: 0.330 Steve Jeltz, S (8, 6) OBP: 0.286, SLG: 0.153		0-0 F7		4-0 3B BB		0-0 4-3 1B		0-0 6-3		3 1 1 1 1 0 0 0 0 0 0 0 0 0		
Von Hayes, L (1, 3) OBP: 0.425, SLG: 0.370		0-0 F8		0-0 3B		0-0 4-3		0-0 F5		4 0 1 2 0 0 1		
Glenn Wilson, R (1, 9) OBP: 0.289, SLG: 0.442		0-0 F8		0-0 1-3		0-3 K		0-3 K		4 0 0 0 0 2 2		
Darren Daulton, L (1, 2) OBP: 0.417, SLG: 0.727			0-0 3-1		0-0 WP 1B		0-0 4-3		0-3 K			4 0 1 0 0 1 0
Rick Schu, R (1, 5) OBP: 0.184, SLG: 0.261			0-0 6-3		0-3 K		0-0 F6			3 0 0 0 0 1 1		
Kevin Gross, R (1, 1) OBP: 0.059, SLG: 0.059			0-3 K		0-3 K		0-0 E1 1B			3 0 1 0 0 2 1		
Inning Stats	R: 0 H: 0 E: 0 LOB: 0 K: 1 BB: 0 S: 5 P: 5	R: 0 H: 0 E: 0 LOB: 0 K: 0 BB: 0 S: 3 P: 3	R: 0 H: 0 E: 0 LOB: 0 K: 1 BB: 0 S: 5 P: 5	R: 2 H: 2 E: 0 LOB: 1 K: 1 BB: 1 S: 7 P: 11	R: 0 H: 1 E: 0 LOB: 1 K: 2 BB: 0 S: 8 P: 8	R: 1 H: 2 E: 0 LOB: 1 K: 1 BB: 0 S: 7 P: 7	R: 0 H: 1 E: 1 LOB: 1 K: 1 BB: 0 S: 6 P: 6	R: 0 H: 0 E: 0 LOB: 0 K: 0 BB: 0 S: 3 P: 3	R: 0 H: 0 E: 0 LOB: 0 K: 2 BB: 0 S: 7 P: 7	1B: 4 SF: 0 2B: 1 SAC: 0 3B: 1 DP: 0 HR: 0 HBP: 0		WP: 1 PA: 34 PB: 0 SB: 1 CS: 0
PITCHER Orel Hershiser, R (1, 1) ERA: 3.29 Ken Howell, R (8, 1) ERA: 4.43	IP WLS BF H R ER SO BB IBB HBP BLK WP HR S P ERA WHIP	7.0 L 28 6 3 3 7 1 0 0 0 1 0 41 45 3.86 1.000	2.0 6 0 0 0 2 0 0 0 0 0 0 10 10 0.00 0.000	PITCHER IP WLS BF H R ER SO BB IBB HBP BLK WP HR S P ERA WHIP								

AB	33
R	3
H	6
RBI	3
BB	1
SO	9
LOB	8



Batter	1	2	3	4	5	6	7	8	9	AB	R	H	RBI	BB	SO	LOB
Steve Sax, R OBP: 0.321, SLG: 0.368 (1, 4)	0-3 K		0-0 5-3		0-0 G1-6-3		0-0 P1			4	0	0	0	0	1	1
John Shelby, S OBP: 0.250, SLG: 0.323 (1, 8)	0-0 F7		0-0 6-3		0-3 K			0-0 B5-3		4	0	0	0	0	1	0
Pedro Guerrero, R OBP: 0.417, SLG: 0.685 (1, 7)	0-0 1B		0-0 1B			0-0 L7		0-0 P3		4	0	2	0	0	0	0
Mike Marshall, R OBP: 0.299, SLG: 0.378 (1, 9)	0-0 6-3		0-0 F9			0-0 F7		0-0 L7		4	0	0	0	0	0	2
Franklin Stubbs, L OBP: 0.337, SLG: 0.482 (1, 3)		0-0 F4		0-0 WP 1B		4-0 1B BB		0-0 B5-3		3	0	1	0	1	0	0
Mickey Hatcher, R OBP: 0.349, SLG: 0.525 (1, 5)		0-0 1B 1B		0-0 F2		0-0 1-3 1B		0-0 F9		4	0	2	0	0	0	1
Mike Scioscia, L OBP: 0.379, SLG: 0.396 (1, 2)		0-0 1-3 1B		0-0 F9		0-0 1-2 1B		0-0 F9		4	0	2	0	0	0	3
Mariano Duncan, R OBP: 0.266, SLG: 0.297 (1, 6)		0-3 K		0-0 6-3			0-0 B1-3		0-0 5-3	4	0	0	0	0	1	4
Orel Hershiser, R OBP: 0.233, SLG: 0.333 (1, 1)		0-0 B1-3			0-0 E6		0-0 3-1			2	0	0	0	0	0	2
Ken Landreaux, L OBP: 0.303, SLG: 0.321 (7, PH)										1	0	0	0	0	0	0
Ken Howell, R OBP: 1.000, SLG: 1.000 (8, 1)										0	0	0	0	0	0	0

Inning Stats	R: 0	H: 1	E: 0	K: 1	S: 6	R: 0	H: 2	E: 0	K: 1	S: 7	R: 0	H: 1	E: 0	K: 0	S: 4	R: 0	H: 1	E: 0	K: 0	S: 4	R: 0	H: 0	E: 1	K: 1	S: 5	R: 0	H: 1	E: 0	K: 0	S: 4	R: 0	H: 0	E: 0	K: 0	S: 3	R: 0	H: 0	E: 0	K: 0	S: 3	R: 0	H: 1	E: 0	K: 0	S: 4	R: 0	H: 0	E: 0	K: 0	S: 4	R: 0	H: 1	E: 0	K: 0	S: 4	1B: 7	2B: 0	3B: 0	HR: 0	SF: 0	SAC: 0	DP: 1	HBP: 0	WP: 1	PA: 35
PITCHER Kevin Gross, R ERA: 3.56 (1, 1)	IP	WLS	BF	H	R	ER	SO	BB	IBB	HBP	BLK	WP	HR	S	P	ERA	WHIP	IP	WLS	BF	H	R	ER	SO	BB	IBB	HBP	BLK	WP	HR	S	P	ERA	WHIP	IP	WLS	BF	H	R	ER	SO	BB	IBB	HBP	BLK	WP	HR	S	P	ERA	WHIP														

BOTTOM

Philadelphia Phillies @ Los Angeles Dodgers
 Dodger Stadium, Los Angeles, CA
 Sat May 30 1987, 3:33 AM PDT
 Att. 30,216 - Unknown

livebaseballscorecards.com

AB	34
R	0
H	7
RBI	0
BB	1
SO	3
LOB	13



Batter	1	2	3	4	5	6	7	8	9	AB R H RBI BB SO LOB	TOP	
Luis Aguayo, R (1, 6) OBP: 0.300, SLG: 0.567 Steve Jeltz, S (3, PR) OBP: 0.274, SLG: 0.145 (3, 6)	0-0 5-3		0-0 E5 FC5 BB		0-0 4-3		0-0 6-3		0-0 6-3	2 0 0 0 0 0 1 3 0 0 0 0 0 0		
Von Hayes, L (1, 3) OBP: 0.413, SLG: 0.357	0-0 F9		0-0 F8		0-3 K		0-0 F4		0-0 G3	5 0 0 0 0 1 2		
Juan Samuel, R (1, 4) OBP: 0.324, SLG: 0.495	0-0 4-3		4-0 BB 1-2 2-3 BB		0-3 K			0-0 5-3	0-3 K	4 0 0 0 1 2 0		
Lance Parrish, R (1, 2) OBP: 0.296, SLG: 0.341		0-0 1-3	0-0 FC5 2-3f			0-0 G5-3 1B		0-0 E SF7 1B		4 1 2 0 0 0 3		
Glenn Wilson, R (1, 9) OBP: 0.294, SLG: 0.444		0-0 5-3		0-0 BB FC6-4 1B		0-0 G5-3 1B		0-0 E5 WP 1-3		4 1 2 0 0 0 1		
John Russell, R (1, 7) OBP: 0.154, SLG: 0.237 Greg Gross, L (8, PH) OBP: 0.421, SLG: 0.379 (8, 7)		0-0 1-3		0-0 FC6-4 BB 1-2 CS 1B		0-0 G5-3 1-2 2-3f		4-0 WP IBB		3 0 1 0 0 0 2 0 0 0 0 1 0 0		
Rick Schu, R (1, 5) OBP: 0.226, SLG: 0.340			0-0 HR	4-0 BB 1-2 2-3 FC6-4 BB		4-0 IBB		0-0 SF7		1 1 1 2 2 0 0		
Milt Thompson, L (1, 8) OBP: 0.318, SLG: 0.349			0-0 G3	0-0 FC6-4 F8 1-2 2-3 3-H		0-0 F7		4-0 IBB		3 0 0 1 1 0 4		
Shane Rawley, R (1, 1) OBP: 0.357, SLG: 0.370 Mike Easler, L (8, PH) OBP: 0.287, SLG: 0.326 Steve Bedrosian, R (8, 1)			0-0 BB 2B	0-0 F8 1-2 3-H			0-0 F8	0-0 3-1		3 0 1 0 0 0 2 1 0 0 0 0 0 3 0 0 0 0 0 0 0		
Inning Stats	R: 0 H: 0 E: 0 LOB: 0 K: 0 BB: 0 S: 3 P: 3	R: 0 H: 0 E: 0 LOB: 0 K: 0 BB: 0 S: 3 P: 3	R: 1 H: 2 E: 1 LOB: 3 K: 0 BB: 1 S: 6 P: 10	R: 1 H: 2 E: 0 LOB: 1 K: 0 BB: 1 S: 4 P: 8	R: 0 H: 0 E: 0 LOB: 0 K: 2 BB: 0 S: 7 P: 7	R: 0 H: 2 E: 0 LOB: 2 K: 0 BB: 1 S: 4 P: 8	R: 0 H: 0 E: 0 LOB: 0 K: 0 BB: 0 S: 3 P: 3	R: 1 H: 1 E: 1 LOB: 3 K: 0 BB: 2 S: 5 P: 13	R: 0 H: 0 E: 0 LOB: 0 K: 1 BB: 0 S: 5 P: 5	1B: 5 SF: 1 2B: 1 SAC: 0 3B: 0 DP: 1 HR: 1 HBP: 0	WP: 1 PA: 39 PB: 0 SB: 0 CS: 1	
PITCHER	IP WLS BF H R ER SO BB IBB HBP BLK WP HR S P ERA WHIP											
Rick Honeycutt, L (1, 1) ERA: 1.82	7.0 L 29 6 2 2 2 2 2 1 0 0 0 1 30 42 2.57 1.143											
Brian Holton, R (8, 1) ERA: 3.03	0.2 5 1 1 0 0 0 0 1 0 0 0 0 4 8 0.00 1.500											
Brad Havens, L (8, 1) ERA: 9.82	0.0 1 0 0 0 0 0 0 1 0 0 1 0 0 4 ∞ ∞											
Tim Leary, R (8, 1) ERA: 5.63	1.1 4 0 0 0 0 1 0 0 0 0 0 0 6 6 0.00 0.000											

Philadelphia Phillies @ Los Angeles Dodgers
Dodger Stadium, Los Angeles, CA

Sun May 31 1987, 3:33 AM PDT
Att: 39,204 - Unknown

livebaseballscorecards.com

AB	33
R	3
H	7
RBI	3
BB	5
SO	3
LOB	18



Batter	1	2	3	4	5	6	7	8	9	AB	R	H	RBI	BB	SO	LOB
Steve Sax, R (1, 4) OBP: 0.319, SLG: 0.365	0-0 5-3		0-0 1B		0-0 F9			0-3 K		4	0	1	0	0	1	0
John Shelby, S (1, 8) OBP: 0.264, SLG: 0.368	0-0 HR		0-0 F8			4-0 FC5-4 BB		0-0 1-3		3	1	1	1	1	0	1
Pedro Guerrero, R (1, 7) OBP: 0.419, SLG: 0.680	0-0 1B		0-0 F9			0-3 K		0-0 1B		4	0	2	0	0	1	2
Mike Marshall, R (1, 9) OBP: 0.288, SLG: 0.363	0-0 F6		0-0 6-3			0-0 FC5-4		0-0 F4		4	0	0	0	0	0	4
Mickey Hatcher, R (1, 3) OBP: 0.328, SLG: 0.492	0-0 F2			0-0 F9		0-0 F9			0-0 F7	4	0	0	0	0	0	2
Jeff Hamilton, R (1, 5) Ken Landreaux, L (9, PH) OBP: 0.300, SLG: 0.316		0-3 K		0-0 F6			0-3 K		0-3 K	3	0	0	0	0	2	0
Mike Scioscia, L (1, 2) OBP: 0.376, SLG: 0.393		0-0 4-3		0-0 4-3			0-0 FC5-4 1B		0-0 F6	4	0	1	0	0	0	0
Mariano Duncan, R (1, 6) OBP: 0.267, SLG: 0.298		0-0 1B			0-0 F8		0-3 K			3	0	1	0	0	1	1
Rick Honeycutt, L (1, 1) Alex Trevino, R (7, PH) Brian Holton, R (8, 1) Brad Havens, L (8, 1) Tim Leary, R (8, 1) OBP: 0.333, SLG: 0.333		0-0 4-3			0-3 K		0-0 FC5-4			2	0	0	0	0	1	1

Inning Stats	R: 1	H: 2	E: 0	K: 0	S: 5	H: 2	LOB: 1	BB: 0	P: 5	R: 0	H: 1	E: 0	K: 1	S: 6	H: 1	LOB: 1	BB: 0	P: 6	R: 0	H: 1	E: 0	K: 0	S: 4	H: 1	LOB: 1	BB: 0	P: 4	R: 0	H: 0	E: 0	K: 0	S: 3	R: 0	H: 0	E: 0	K: 1	S: 5	H: 0	LOB: 0	BB: 0	P: 5	R: 0	H: 0	E: 1	K: 1	S: 5	H: 0	LOB: 1	BB: 1	P: 9	R: 0	H: 1	E: 0	K: 2	S: 8	H: 1	LOB: 1	BB: 0	P: 8	R: 0	H: 1	E: 0	K: 1	S: 6	H: 1	LOB: 1	BB: 0	P: 6	R: 0	H: 0	E: 0	K: 1	S: 5	H: 0	LOB: 0	BB: 0	P: 5
--------------	------	------	------	------	------	------	--------	-------	------	------	------	------	------	------	------	--------	-------	------	------	------	------	------	------	------	--------	-------	------	------	------	------	------	------	------	------	------	------	------	------	--------	-------	------	------	------	------	------	------	------	--------	-------	------	------	------	------	------	------	------	--------	-------	------	------	------	------	------	------	------	--------	-------	------	------	------	------	------	------	------	--------	-------	------


PITCHER	IP	WLS	BF	H	R	ER	SO	BB	IBB	HBP	BLK	WP	HR	S	P	ERA	WHIP
Shane Rawley, L (1, 1) ERA: 3.17	7.0	W	27	5	1	1	5	1	0	0	0	0	1	36	40	1.29	0.857
Steve Bedrosian, R (8, 1) ERA: 3.58	2.0	S	7	1	0	0	2	0	0	0	0	0	0	11	11	0.00	0.500

BOTTOM


Philadelphia Phillies @ Los Angeles Dodgers
 Dodger Stadium, Los Angeles, CA

Sun May 31 1987, 3:33 AM PDT
 Att. 39,204 - Unknown

AB	33
R	1
H	6
RBI	1
BB	1
SO	7
LOB	12



WP	PA	ERA	WHIP
34			

Batter	1	2	3	4	5	6	7	8	9	AB R H RBI BB SO LOB	TOP												
Mookie Wilson, S OBP: 0.403, SLG: 0.590 (1, 8) BB	4-0 2B BB	0-3 K	0-3 K2-3	0-0 2-H 2B	0-0 FC1-6 BB					4 1 1 1 1 2 3													
Tim Teufel, R OBP: 0.438, SLG: 0.500 (1, 4) X	0-0 3-1 1-H 2B	0-0 5-3	0-3 K	0-0 F9	0-0 P5					5 0 1 1 0 1 4													
Keith Hernandez, L OBP: 0.402, SLG: 0.455 (1, 3) X	0-0 3-1 2-3		0-3 K	0-0 1B	0-0 L9			4-0 1-2 BB		4 0 1 0 1 1 1													
Kevin McReynolds, R OBP: 0.321, SLG: 0.452 (1, 7) X	0-0 F4		0-0 1B 2B	0-0 F9	0-0 5-3			0-0 P6		5 1 1 0 0 0 4													
Darryl Strawberry, L OBP: 0.399, SLG: 0.622 (1, 9) BB	4-0 BB		0-0 L9		0-0 1B 1B			0-3 K		4 1 1 0 1 1 1													
Gary Carter, R OBP: 0.293, SLG: 0.374 (1, 2) X	0-0 4-3		0-0 E 2-H 1B		0-0 P3			0-0 BB 1B		5 0 2 1 0 1 3													
Howard Johnson, S OBP: 0.330, SLG: 0.426 Roger McDowell, R OBP: 0.500, SLG: 0.667 (1, 5) (7, 1)			0-0 FC3-5 1B 1B	0-0 E4 1-3	0-0 S 1B 1B			4-0 1-2 BB		4 1 2 1 0 1 1 0 0 0 0 1 0 0	AB 40 R 5 H 12 RBI 5 BB 5 SO 9 LOB 27												
Rafael Santana, R OBP: 0.315, SLG: 0.352 (1, 6)			0-0 FC3-5 1B 1B	4-0 IBB	0-0 1-H 2B 1B			0-3 K		4 1 2 1 1 1 2													
Terry Leach, R Dave Magadan, L OBP: 0.413, SLG: 0.516 (1, 1) (7, 5)			0-0 FC3-5 1-2 2-3f	0-3 K	0-0 P5			0-0 FC1-6 1B		3 0 0 0 0 1 6 2 0 1 0 0 0 2													
Inning Stats	R: 1 E: 0 K: 0 S: 4	H: 1 LOB: 2 BB: 2 P: 12	R: 0 E: 0 K: 1 S: 7	H: 2 LOB: 2 BB: 0 P: 7	R: 1 E: 1 K: 2 S: 10	H: 2 LOB: 3 BB: 1 P: 14	R: 0 E: 0 K: 2 S: 8	H: 1 LOB: 1 BB: 0 P: 8	R: 3 E: 0 K: 0 S: 7	H: 4 LOB: 1 BB: 0 P: 7	R: 0 E: 0 K: 0 S: 3	H: 0 LOB: 0 BB: 0 P: 3	R: 0 E: 0 K: 2 S: 7	H: 0 LOB: 0 BB: 0 P: 7	R: 0 E: 0 K: 0 S: 4	H: 1 LOB: 2 BB: 1 P: 8	R: 0 E: 0 K: 2 S: 8	H: 1 LOB: 2 BB: 1 P: 12	1B: 9 2B: 3 3B: 0 HR: 0	SF: 0 SAC: 0 DP: 0 HBP: 0	WP: 0 PB: 0 SB: 2 CS: 0	PA: 45	
PITCHER	IP WLS BF H R ER SO BB IBB HBP BLK WP HR S P ERA WHIP																					PITCHER	IP WLS BF H R ER SO BB IBB HBP BLK WP HR S P ERA WHIP
Fernando Valenzuela, L ERA: 3.94 (1, 1)	5.0 L 29 10 5 5 5 2 1 0 0 0 0 0 36 48 9.00 2.400																						
Brad Havens, L ERA: 7.71 (6, 1)	1.0 3 0 0 0 0 0 0 0 0 0 0 0 3 3 0.00 0.000																						
Alejandro Pena, R ERA: 4.76 (7, 1)	1.0 3 0 0 0 2 0 0 0 0 0 0 0 7 7 0.00 0.000																						
Brian Holton, R ERA: 2.93 (8, 1)	1.0 5 1 0 0 0 1 0 0 0 0 0 0 4 8 0.00 2.000																						
Matt Young, L ERA: 6.87 (9, 1)	1.0 5 1 0 0 2 1 0 0 0 0 0 0 8 12 0.00 2.000																						

New York Mets @ Los Angeles Dodgers
Dodger Stadium, Los Angeles, CA
Mon Jun 01 1987, 7:05 PM PDT
Att: 39,624 - Unknown

livebaseballscorecards.com

Batter	1	2	3	4	5	6	7	8	9	AB	R	H	RBI	BB	SO	LOB
Steve Sax, R (1, 4) OBP: 0.312, SLG: 0.356	0-0 5-3		0-0 5-3			0-0 5-3	0-0 F9		0-0 F3	5	0	0	0	0	0	3
John Shelby, S (1, 8) OBP: 0.260, SLG: 0.356	0-0 F8		0-0 F9			0-0 1-3		0-0 G1-6-3 1B	0-3 K	5	0	1	0	0	1	1
Pedro Guerrero, R (1, 7) OBP: 0.410, SLG: 0.665	0-0 6-3		0-0 6-3			0-0 E5 2B		0-0 G1-6-3 1-2f		4	1	0	0	0	0	1
Mike Marshall, R (1, 9) OBP: 0.304, SLG: 0.387		0-0 1B BB 1B		0-0 5-3		0-0 2B 2-H		0-0 1B 1B		4	1	3	1	0	0	0
Franklin Stubbs, L (1, 3) OBP: 0.341, SLG: 0.479		4-0 1B 1-2 BB		0-0 4-3		0-0 F6		0-0 1B 1-2		3	0	1	0	1	0	1
Mickey Hatcher, R (1, 5) OBP: 0.324, SLG: 0.478		0-0 B5		0-0 6-3			0-0 6-3	0-0 FC6-4 1B		4	0	1	1	0	0	2
Matt Young, L (9, 1)										0	0	0	0	0	0	0
Alex Trevino, R (1, 2) OBP: 0.267, SLG: 0.296		0-0 1-2 2-3 1B			0-0 L1-3 1B		0-0 6-3	0-0 FC6-4 1-2f		4	0	2	0	0	0	2
Dave Anderson, R (1, 6) OBP: 0.297, SLG: 0.314		0-0 F4		0-3 K		0-3 K	4-0 1B BB		0-0 5-3 1B	3	0	1	0	1	1	4
Fernando Valenzuela, L (1, 1) OBP: 0.156, SLG: 0.156		0-0 G3			0-0 L1-3		0-0 1-3 1B		0-0 5-3	1	0	0	0	0	0	3
Ken Landrau, L (5, PH) OBP: 0.297, SLG: 0.313										1	0	0	0	0	0	1
Brad Havens, L (6, 1)										0	0	0	0	0	0	0
Alejandro Pena, R (7, 1) OBP: 0.111, SLG: 0.111										0	0	0	0	0	0	0
Ralph Bryant, L (7, PH) OBP: 0.629, SLG: 0.846										1	0	1	0	0	0	0
Brian Holton, R (8, 1) OBP: 0.333, SLG: 0.333										0	0	0	0	0	0	0
Jeff Hamilton, R (9, 5)										1	0	0	0	0	0	1

Inning Stats	R: 0	H: 0	R: 0	H: 2	R: 0	H: 0	R: 0	H: 0	R: 0	H: 1	R: 1	H: 1	R: 0	H: 1	R: 1	H: 4	R: 0	H: 1	1B: 9	SF: 0	WP: 0	PA: 38
E: 0	LOB: 0	E: 0	LOB: 3	E: 0	LOB: 0	E: 0	LOB: 0	E: 0	LOB: 0	E: 0	LOB: 1	E: 1	LOB: 1	E: 0	LOB: 2	E: 0	LOB: 2	E: 0	LOB: 1	2B: 2	SAC: 0	PB: 0
K: 0	BB: 0	K: 0	BB: 1	K: 0	BB: 0	K: 0	BB: 0	K: 0	BB: 0	K: 1	BB: 0	K: 0	BB: 0	K: 0	BB: 0	K: 1	BB: 0	K: 1	BB: 0	3B: 0	DP: 2	SB: 0
S: 3	P: 3	S: 5	P: 9	S: 3	P: 3	S: 3	P: 3	S: 5	P: 5	S: 5	P: 5	S: 5	P: 5	S: 4	P: 8	S: 6	P: 6	S: 6	P: 6	HR: 0	HBP: 0	CS: 0

PITCHER	IP	WLS	BF	H	R	ER	SO	BB	IBB	HBP	BLK	WP	HR	S	P	ERA	WHIP
Terry Leach, R (1, 1) ERA: 1.98	6.0	W	23	4	1	0	1	1	0	0	0	0	0	24	28	0.00	0.833
Roger McDowell, R (7, 1) ERA: 3.98	3.0	S	15	6	1	1	1	1	0	0	0	0	0	16	20	3.00	2.333

BOTTOM

New York Mets @ Los Angeles Dodgers
Dodger Stadium, Los Angeles, CA

Mon Jun 01 1987, 7:05 PM PDT
Att. 39,624 - Unknown

AB	36
R	2
H	10
RBI	2
BB	2
SO	2
LOB	19

livebaseballscorecards.com

Batter	1	2	3	4	5	6	7	8	9	AB R H RBI BB SO LOB	TOP											
Lenny Dykstra, L (1, 8) OBP: 0.383, SLG: 0.563	0-0 F7			0-0 SH5-3 2B 1B	0-0 F9			4-0 BB 1-2 BB		3 1 1 0 1 0 0												
Wally Backman, S (1, 4) OBP: 0.277, SLG: 0.275	0-3 K			0-0 SH5-3 1-2		0-0 L8		0-3 K 2-3		3 0 0 0 0 2 2												
Keith Hernandez, L (1, 3) OBP: 0.399, SLG: 0.456	0-0 6-3			0-0 HR 2B		0-0 L7		0-3 K		4 1 1 1 0 1 0												
Kevin McReynolds, R (1, 7) OBP: 0.324, SLG: 0.468		4-0 CS BB		0-0 HR		0-0 6-3		0-0 F3		3 1 1 2 1 0 0												
Darryl Strawberry, L (1, 9) OBP: 0.391, SLG: 0.607	0-3 K 1-2			0-3 K		0-0 F5		0-3 K		4 0 0 0 0 3 1												
Gary Carter, R (1, 2) OBP: 0.293, SLG: 0.373	0-0 5-3			0-0 1B		0-0 P3				3 0 1 0 0 0 0												
Howard Johnson, S (1, 5) OBP: 0.324, SLG: 0.418			0-0 F7	0-0 F5		0-0 F8				3 0 0 0 0 0 1												
Rafael Santana, R (1, 6) OBP: 0.308, SLG: 0.344			0-0 5-3		0-0 P3		0-0 F8			3 0 0 0 0 0 0												
Tom Edens, R (1, 1)			0-3 K		0-3 K			0-0 CS BB 1B		2 0 0 0 0 2 0												
Doug Sisk, R (6, 1)										0 0 0 0 0 0 0												
Lee Mazzilli, S (8, PH) OBP: 0.432, SLG: 0.606										1 0 1 0 0 0 0												
Jesse Orosco, R (8, 1)										0 0 0 0 0 0 0												
Inning Stats	R: 0 E: 0 K: 1 S: 5	H: 0 LOB: 0 BB: 0 P: 5	R: 0 E: 0 K: 1 S: 4	H: 0 LOB: 0 BB: 1 P: 8	R: 0 E: 0 K: 1 S: 5	H: 0 LOB: 0 BB: 0 P: 5	R: 3 E: 0 K: 1 S: 9	H: 4 LOB: 1 BB: 0 P: 9	R: 0 E: 0 K: 1 S: 5	H: 0 LOB: 0 BB: 0 P: 5	R: 0 E: 0 K: 0 S: 3	H: 0 LOB: 0 BB: 0 P: 3	R: 0 E: 0 K: 0 S: 3	H: 0 LOB: 0 BB: 0 P: 3	R: 0 E: 0 K: 1 S: 5	H: 1 LOB: 2 BB: 1 P: 9	R: 0 E: 0 K: 2 S: 7	H: 0 LOB: 0 BB: 0 P: 7	1B: 3 2B: 3 3B: 0 HR: 1	SF: 0 SAC: 1 DP: 2 HBP: 0	WP: 0 PB: 0 SB: 0 CS: 2	PA: 32
PITCHER	IP WLS BF H R ER SO BB IBB HBP BLK WP HR S P ERA WHIP																					
Bob Welch, R (1, 1) ERA: 2.93	8.0 W 29 5 3 3 6 2 0 0 0 0 0 1 39 47 3.38 0.875																					
Matt Young, L (9, 1) ERA: 6.52	1.0 S 3 0 0 0 2 0 0 0 0 0 0 0 7 7 0.00 0.000																					

New York Mets @ Los Angeles Dodgers
 Dodger Stadium, Los Angeles, CA
 Tue Jun 02 1987, 7:05 PM PDT
 Att: 31,738 - Unknown

livebaseballscorecards.com

AB 29
 R 3
 H 5
 RBI 3
 BB 2
 SO 8
 LOB 4



Batter	1	2	3	4	5	6	7	8	9
Steve Sax, R OBP: 0.309, SLG: 0.350 (1, 4)	4-0 CS BB	0-0 F8		0-0 B1-3			0-0 3-1	0-0 L5	
John Shelby, S OBP: 0.293, SLG: 0.390 (1, 8)	0-0 F6 1-2	4-0 BB 1-2 2-3 3-H			0-0 E9 1B 2B		0-0 S 1B	0-0 FC6-4 1B 1-3 2-H 3-H	
Pedro Guerrero, R OBP: 0.410, SLG: 0.657 (1, 7)	0-0 1B	0-3 K			0-0 1B		0-0 F9	0-0 FC6-4 1-2f	
Matt Young, L (9, 1)	0-0 1B				0-0 1B		0-0 6-3		
Mike Marshall, R OBP: 0.303, SLG: 0.382 (1, 9)	0-0 1-2 1B		0-0 4-3		0-3 K		0-0 6-3		
Franklin Stubbs, L OBP: 0.339, SLG: 0.491 (1, 3)	0-0 1-3		0-0 HR		0-0 F5		0-3 K		
Jeff Hamilton, R OBP: 0.125, SLG: 0.125 (1, 5)		0-3 K	0-0 F4		0-0 F7		0-0 1B BB 1B		
Alex Trevino, R OBP: 0.294, SLG: 0.323 (1, 2)		0-0 1B BB 1B	0-0 6-3		0-0 F8		0-0 BB WP 1B 1B		
Dave Anderson, R OBP: 0.300, SLG: 0.316 (1, 6)		0-0 BB 1B		0-0 1-3		0-0 6-3	4-0 BB 1B IBB		
Mickey Hatcher, R OBP: 0.333, SLG: 0.478 (8, PH)		1-2 1B		0-0 1-3		0-0 5-3			
Mariano Duncan, R OBP: 0.267, SLG: 0.298 (9, 6)		0-0 BB 1B		0-0 4-3			4-0 1B BB		
Bob Welch, R OBP: 0.129, SLG: 0.129 (1, 1)		0-0 BB 1B		0-0 4-3			1-2 2-3 3-H		
Reggie Williams, R OBP: 0.273, SLG: 0.148 (8, PH)		1-2 2-3 1B							

Inning Stats	R: 0	H: 2	E: 0	K: 0	S: 4	R: 1	H: 3	E: 0	K: 2	S: 10	R: 1	H: 1	E: 0	K: 0	S: 4	R: 0	H: 0	E: 0	K: 0	S: 3	R: 1	H: 2	E: 1	K: 1	S: 7	R: 0	H: 0	E: 0	K: 0	S: 3	R: 0	H: 1	E: 0	K: 0	S: 4	R: 3	H: 3	E: 0	K: 1	S: 8
	LOB: 2	BB: 1	P: 8			LOB: 3	BB: 1	P: 14			LOB: 0	BB: 0	P: 4			LOB: 0	BB: 0	P: 3			LOB: 1	BB: 0	P: 7			LOB: 0	BB: 0	P: 3			LOB: 1	BB: 0	P: 4	LOB: 2	BB: 2	P: 16				

PITCHER	IP	WLS	BF	H	R	ER	SO	BB	IBB	HBP	BLK	WP	HR	S	P	ERA	WHIP
Tom Edens, R ERA: 5.4 (1, 1)	5.0		24	8	3	3	3	2	0	0	0	0	1	28	36	5.40	2.000
Doug Sisk, R ERA: 3.7 (6, 1)	2.0		7	1	0	0	0	0	0	0	0	0	0	7	7	0.00	0.500
Jesse Orosco, L ERA: 5.7 (8, 1)	1.0	L	8	3	3	3	1	1	1	0	0	1	0	8	16	27.00	4.000

BOTTOM


New York Mets @ Los Angeles Dodgers
Dodger Stadium, Los Angeles, CA

Tue Jun 02 1987, 7:05 PM PDT
Att. 31,738 - Unknown

AB	R	H	RBI	BB	SO	LOB
4	0	0	0	1	0	6
4	1	3	3	1	0	1
5	0	2	1	0	1	6
0	0	0	0	0	0	0
4	0	1	0	0	1	2
4	1	1	1	0	1	3
4	1	1	0	0	1	1
4	2	2	0	0	0	0
3	0	1	0	0	0	0
0	1	0	0	1	0	0
0	0	0	0	0	0	0
3	0	1	0	0	0	0
0	0	0	1	1	0	0

AB	35
R	6
H	12
RBI	6
BB	4
SO	4
LOB	19

WP: 1 PA: 39
PB: 0
SB: 1
CS: 1



PITCHER	IP	WLS	BF	H	R	ER	SO	BB	IBB	HBP	BLK	WP	HR	S	P	ERA	WHIP
Tom Edens, R ERA: 5.4 (1, 1)	5.0		24	8	3	3	3	2	0	0	0	0	1	28	36	5.40	2.000
Doug Sisk, R ERA: 3.7 (6, 1)	2.0		7	1	0	0	0	0	0	0	0	0	0	7	7	0.00	0.500
Jesse Orosco, L ERA: 5.7 (8, 1)	1.0	L	8	3	3	3	1	1	1	0	0	1	0	8	16	27.00	4.000

TOP

New York Mets @ Los Angeles Dodgers
Dodger Stadium, Los Angeles, CA

Wed Jun 03 1987, 7:05 PM PDT
 Att. 36,951 - Unknown

AB	34
R	2
H	7
RBI	2
BB	1
SO	6
LOB	11



WP:	0	PA:	36
PB:	0		
SB:	0		
CS:	0		

Batter	1	2	3	4	5	6	7	8	9	AB	R	H	RBI	BB	SO	LOB
Mookie Wilson, S (1, 8) OBP: 0.397, SLG: 0.580 Lenny Dykstra, L (3, 8) OBP: 0.392, SLG: 0.578	0-0 5-3		0-0 5-3			0-0 1B 1B 2B	0-0 1B 2-H 1B			2	0	0	0	0	0	1
Wally Backman, S (1, 4) OBP: 0.284, SLG: 0.281	0-3 K2-3		0-3 K			0-0 FC5 1B 2-3 1B	0-0 FC4 1-3 1B			4	0	2	0	0	2	1
Keith Hernandez, L (1, 3) OBP: 0.396, SLG: 0.452 Doug Sisk, R (7, 1)	0-0 F8			0-0 4-3		0-0 BB FC5 1-2 1B 3-H	0-0 FC4 1-2f			4	0	1	1	0	0	2
Kevin McReynolds, R (1, 7)		0-0 F8		0-0 F9		0-0 FC5 BB 1-2 2-3f		0-0 F8		4	0	0	0	0	0	2
Darryl Strawberry, L (1, 9)		0-0 4-3		0-3 K		4-0 BB 1-2 2-3		0-0 5-3		3	0	0	0	1	1	0
Gary Carter, R (1, 2) OBP: 0.293, SLG: 0.371		0-0 1B			0-0 F7	0-3 K		0-0 5-3		4	0	1	0	0	1	3
Dave Magadan, L (1, 5) OBP: 0.392, SLG: 0.485		0-0 6-3			0-0 G3		0-0 F7		0-0 6-3	4	0	0	0	0	0	1
Bill Almon, R (1, 6) OBP: 0.214, SLG: 0.222			0-0 SH1-4 1B		0-3 K		0-0 E5 1B 4-3		0-3 K	4	1	1	0	0	2	0
Ron Darling, R (1, 1) OBP: 0.182, SLG: 0.286 Howard Johnson, S (6, PH) OBP: 0.322, SLG: 0.415 Randy Myers, L (6, 1) Lee Mazzilli, S (7, PH) OBP: 0.410, SLG: 0.571			0-0 SH1-4			0-0 F6	0-0 4-3		0-0 5-3	0	0	0	0	0	0	0
			1-2							1	0	0	0	0	0	0
										0	0	0	0	0	0	0
										2	0	0	0	0	0	1

Inning Stats	R: 0	H: 0	E: 0	K: 1	S: 5	P: 5	R: 0	H: 1	E: 0	K: 0	S: 4	P: 4	R: 0	H: 1	E: 0	K: 1	S: 6	P: 6	R: 0	H: 0	E: 0	K: 1	S: 5	P: 5	R: 0	H: 0	E: 0	K: 1	S: 5	P: 5	R: 1	H: 3	E: 0	K: 1	S: 8	P: 12	R: 1	H: 2	E: 1	K: 0	S: 6	P: 6	R: 0	H: 0	E: 0	K: 0	S: 3	P: 3	R: 0	H: 0	E: 0	K: 1	S: 5	P: 5	1B: 6	SF: 0	2B: 1	SAC: 1	3B: 0	DP: 0	HR: 0	HBP: 0	WP: 0	PA: 36
--------------	------	------	------	------	------	------	------	------	------	------	------	------	------	------	------	------	------	------	------	------	------	------	------	------	------	------	------	------	------	------	------	------	------	------	------	-------	------	------	------	------	------	------	------	------	------	------	------	------	------	------	------	------	------	------	-------	-------	-------	--------	-------	-------	-------	--------	-------	--------

PITCHER	IP	WLS	BF	H	R	ER	SO	BB	IBB	HBP	BLK	WP	HR	S	P	ERA	WHIP
Orel Hershiser, R (1, 1) ERA: 3.15	6.2	W	29	7	2	1	5	1	0	0	0	0	0	38	42	1.35	1.200
Matt Young, L (7, 1) ERA: 5.82	2.1	S	7	0	0	0	1	0	0	0	0	0	0	9	9	0.00	0.000

PITCHER	IP	WLS	BF	H	R	ER	SO	BB	IBB	HBP	BLK	WP	HR	S	P	ERA	WHIP
---------	----	-----	----	---	---	----	----	----	-----	-----	-----	----	----	---	---	-----	------

Batter	1	2	3	4	5	6	7	8	9	AB	R	H	RBI	BB	SO	LOB
Steve Sax, R OBP: 0.310, SLG: 0.346 (1, 4)	4-0 BB HR BB	0-0 1-2 5-3		0-0 6-3		0-0 1-2 SH1-3				2	1	0	0	1	0	1
John Shelby, S OBP: 0.302, SLG: 0.395 (1, 8)	0-3 K	0-0 2-3 4-3 1B		0-0 G1-4-3		0-0 2-H 1B				4	0	2	0	0	1	1
Pedro Guerrero, R OBP: 0.407, SLG: 0.646 (1, 7)	0-3 K	0-0 1-2 3-H 4-3		4-0 FC6-4 BB		0-3 K				3	0	0	1	1	2	3
Mike Marshall, R OBP: 0.309, SLG: 0.375 (1, 9)	4-0 1-2 HR BB	4-0 BB BB		0-0 1-2f FC6-4		0-0 4-3				2	1	0	0	2	0	1
Franklin Stubbs, L OBP: 0.342, SLG: 0.506 (1, 3)	0-0 1-H 2-H HR	0-0 3-1		4-0 G4-6-3 BB BB		0-0 L8				3	1	1	3	1	0	2
Jeff Hamilton, R OBP: 0.250, SLG: 0.273 (1, 5)	0-0 1B 2B		0-0 F7		4-0 1-2 G4-6-3 BB		0-0 5-3			3	1	1	0	1	0	0
Alex Trevino, R OBP: 0.316, SLG: 0.343 (1, 2)	0-0 2-H 1B		0-0 FC4-6 1B		0-0 1-2f 2-3 G4-6-3		0-0 1-3			4	0	2	1	0	0	2
Dave Anderson, R OBP: 0.273, SLG: 0.286 (1, 6)	0-0 5-3		0-0 1-2f FC4-6		0-0 F2		0-0 P3			4	0	0	0	0	0	3
Orel Hershiser, R OBP: 0.242, SLG: 0.313 Matt Young, L (7, 1)		0-0 1B 5-3 4-3		0-0 5-3		4-0 SH1-3 1B BB		0-3 K		2	1	0	0	1	0	1
										1	0	0	0	0	1	0

Inning Stats	R: 4	H: 3	E: 0	K: 2	S: 10	LOB: 1	BB: 2	P: 18	R: 1	H: 1	E: 1	K: 0	S: 5	LOB: 2	BB: 1	P: 9	R: 0	H: 1	E: 0	K: 0	S: 4	LOB: 1	BB: 0	P: 4	R: 0	H: 0	E: 0	K: 0	S: 3	LOB: 1	BB: 1	P: 7	R: 0	H: 0	E: 0	K: 0	S: 2	LOB: 1	BB: 2	P: 10	R: 0	H: 1	E: 0	K: 1	S: 5	LOB: 1	BB: 1	P: 9	R: 0	H: 0	E: 0	K: 0	S: 3	LOB: 0	BB: 0	P: 3	R: 0	H: 0	E: 0	K: 1	S: 5	LOB: 0	BB: 0	P: 5
--------------	------	------	------	------	-------	--------	-------	-------	------	------	------	------	------	--------	-------	------	------	------	------	------	------	--------	-------	------	------	------	------	------	------	--------	-------	------	------	------	------	------	------	--------	-------	-------	------	------	------	------	------	--------	-------	------	------	------	------	------	------	--------	-------	------	------	------	------	------	------	--------	-------	------


PITCHER	IP	WLS	BF	H	R	ER	SO	BB	IBB	HBP	BLK	WP	HR	S	P	ERA	WHIP
Ron Darling, R ERA: 5.58 (1, 1)	5.0	L	26	5	5	4	2	6	0	0	0	0	1	24	48	7.20	2.200
Randy Myers, L ERA: 9.0 (6, 1)	1.0		4	1	0	0	1	1	0	0	0	0	0	5	9	0.00	2.000
Doug Sisk, R ERA: 3.42 (7, 1)	2.0		6	0	0	0	1	0	0	0	0	0	0	8	8	0.00	0.000

BOTTOM

New York Mets @ Los Angeles Dodgers
Dodger Stadium, Los Angeles, CA

Wed Jun 03 1987, 7:05 PM PDT
Att. 36,951 - Unknown

AB	28
R	5
H	6
RBI	5
BB	7
SO	4
LOB	14



WP	HR	S	P	ERA	WHIP
WP: 0	HR: 1	S: 1	P: 36	ERA: 7.20	WHIP: 2.200
PB: 0	SAC: 1	DP: 1	CS: 0		
SB: 0	HBP: 0				
CS: 0					

Batter	1	2	3	4	5	6	7	8	9	AB R H RBI BB SO LOB	TOP																									
Steve Sax, R (1, 4) OBP: 0.316, SLG: 0.366	0-0 S 2B 1B		0-0 1-H HR	0-0 CS 1B		0-0 6-3			0-0 F9	5 2 3 2 0 0 0																										
John Shelby, S (1, 8) OBP: 0.306, SLG: 0.407	0-0 PB SF8 2B		0-0 1-3	0-0 1B 2B 1B		0-0 6-3			0-3 K	5 2 2 1 0 1 0																										
Pedro Guerrero, R (1, 7) OBP: 0.407, SLG: 0.643	0-0 SF8		0-0 1B 2B 1B	0-0 2B 1B		0-0 6-3			0-0 L7	4 1 2 1 0 0 0																										
Mike Marshall, R (1, 9) OBP: 0.315, SLG: 0.388	0-3 K		0-0 2B 1B	0-0 1B 2B					0-3 K	4 0 2 1 0 2 0																										
Franklin Stubbs, L (1, 3) OBP: 0.345, SLG: 0.508	0-0 F5		0-0 1-3 2-H 2B	4-0 IBB					0-0 F5	3 0 1 1 1 0 0																										
Jeff Hamilton, R (1, 5) OBP: 0.250, SLG: 0.214			0-0 IBB	0-3 K					0-3 K	3 0 0 0 1 2 3																										
Alex Trevino, R (1, 2) OBP: 0.310, SLG: 0.333			0-0 6-3	0-0 P4					0-0 F8	4 0 1 0 0 0 3																										
Dave Anderson, R (1, 6) OBP: 0.250, SLG: 0.261			0-0 F8	0-0 5-3					0-0 6-3	4 0 0 0 0 0 4																										
Rick Honeycutt, L (1, 1) OBP: 0.200, SLG: 0.158			0-0 HR 1B	0-0 6-3					0-0 4-3	3 1 1 0 0 0 0																										
Ken Howell, R (6, 1) OBP: 1.000, SLG: 1.000										0 0 0 0 0 0 0																										
Tim Leary, R (7, 1) OBP: 0.333, SLG: 0.333										0 0 0 0 0 0 0																										
Reggie Williams, R (8, PH) OBP: 0.285, SLG: 0.143										1 0 0 0 0 0 0																										
Brian Holton, R (8, 1) OBP: 0.333, SLG: 0.333										0 0 0 0 0 0 0																										
Inning Stats	R: 2 E: 0 K: 1 S: 7	H: 2 LOB: 0 BB: 0 P: 7	R: 0 E: 0 K: 0 S: 3	H: 0 LOB: 0 BB: 0 P: 3	R: 3 E: 0 K: 0 S: 8	H: 5 LOB: 3 BB: 1 P: 12	R: 1 E: 0 K: 1 S: 8	H: 4 LOB: 3 BB: 1 P: 12	R: 0 E: 0 K: 0 S: 3	H: 1 LOB: 0 BB: 0 P: 3	R: 0 E: 0 K: 2 S: 7	H: 0 LOB: 0 BB: 0 P: 7	R: 0 E: 0 K: 0 S: 3	H: 0 LOB: 0 BB: 0 P: 3	R: 0 E: 0 K: 1 S: 5	H: 0 LOB: 0 BB: 0 P: 5	1B: 8 2B: 3 3B: 0 HR: 1	SF: 1 SAC: 0 DP: 1 HBP: 0	WP: 0 PB: 1 SB: 1 CS: 1	PA: 39																
PITCHER	IP WLS BF H R ER SO BB IBB HBP BLK WP HR S P ERA WHIP																																			
Bill Gullickson, R (1, 1) ERA: 3.93	2.1		14	7	5	4	1	0	0	0	0	0	1	16	16	15.43	3.000																			
Frank Williams, R (3, 1) ERA: 3.03	2.2		13	5	1	1	1	0	2	0	0	0	0	13	21	3.38	1.875																			
Guy Hoffman, L (6, 1) ERA: 2.25	2.0	W	6	0	0	0	2	0	0	0	0	0	0	10	10	0.00	0.000																			
Rob Murphy, L (8, 1) ERA: 2.03	1.0		3	0	0	0	0	0	0	0	0	0	0	3	3	0.00	0.000																			
John Franco, L (9, 1) ERA: 0.78	1.0	S	3	0	0	0	1	0	0	0	0	0	0	5	5	0.00	0.000																			


Los Angeles Dodgers @ Cincinnati Reds
Riverfront Stadium, Cincinnati, OH
 Fri Jun 05 1987, 7:05 PM EDT
 Att: 33,556 - Unknown

AB	36
R	6
H	12
RBI	6
BB	2
SO	5
LOB	10



WP	0	PA	39
PB	1		
SB	1		
CS	1		

livebaseballscores.com

Batter	1	2	3	4	5	6	7	8	9	AB R H RBI BB SO LOB	TOP
Steve Sax, R OBP: 0.311, SLG: 0.359 (1, 4) X	0-0 F9		0-0 4-3			0-3 K			0-0 6-3	4 0 0 1 0 1 1	
John Shelby, S OBP: 0.316, SLG: 0.438 (1, 8) B B B	4-0 G6-4-3 BB		0-3 K			0-0 F6			0-0 IHR	3 1 1 1 1 1 1	
Pedro Guerrero, R OBP: 0.404, SLG: 0.640 (1, 7) X	0-0 G6-4-3 1-2f				0-0 F8			0-0 2B	0-0 F9	4 0 1 0 0 0 1	
Mike Marshall, R OBP: 0.305, SLG: 0.375 (1, 9) X		0-0 5-3			0-0 6-3			0-0 5-3	0-0 F9	4 0 0 0 0 0 1	
Franklin Stubbs, L OBP: 0.340, SLG: 0.500 (1, 3) S S S		0-3 K			0-0 F5			0-0 F8		3 0 0 0 0 1 1	
Alex Trevino, R OBP: 0.289, SLG: 0.310 (1, 2) X		0-0 6-3				0-0 F7		0-3 K		3 0 0 0 0 1 1	
Jeff Hamilton, R OBP: 0.263, SLG: 0.294 (1, 5) (8, 6)			0-0 1-3 4-3 2B			0-0 P3		0-3 K		3 1 1 0 0 1 0	AB 29 R 2 H 3 RBI 2 BB 2 SO 6 LOB 8
Dave Anderson, R OBP: 0.260, SLG: 0.255 Mickey Hatcher, R OBP: 0.329, SLG: 0.471 (8, 5) (8, 5)			4-0 4-3 1-3 BB			0-3 K		0-0 F3		1 0 0 0 1 1 0 1 0 0 0 0 0 0	
Fernando Valenzuela, L OBP: 0.152, SLG: 0.152 Ken Landreaux, L OBP: 0.293, SLG: 0.309 Ken Howell, R OBP: 1.000, SLG: 1.000 Ralph Bryant, L OBP: 0.500, SLG: 0.786 Alejandro Pena, R OBP: 0.111, SLG: 0.111 (1, 1) (6, PH) (6, 1) (8, PH) (8, 1)			0-0 1-3 1-2 2-3			0-0 G3		0-0 F9		1 0 0 0 0 0 2 1 0 0 0 0 0 0 0 0 0 0 0 0 0 1 0 0 0 0 0 0 0 0 0 0 0 0 0	
Inning Stats	R: 0 E: 0 K: 0 S: 2 H: 0 LOB: 0 BB: 1 P: 6	R: 0 E: 0 K: 1 S: 5 H: 0 LOB: 0 BB: 0 P: 5	R: 1 E: 0 K: 1 S: 6 H: 1 LOB: 1 BB: 1 P: 10	R: 0 E: 0 K: 0 S: 3 H: 0 LOB: 0 BB: 0 P: 3	R: 0 E: 0 K: 1 S: 5 H: 0 LOB: 0 BB: 0 P: 5	R: 0 E: 0 K: 1 S: 5 H: 0 LOB: 0 BB: 0 P: 5	R: 0 E: 0 K: 1 S: 6 H: 1 LOB: 1 BB: 0 P: 6	R: 0 E: 0 K: 1 S: 5 H: 0 LOB: 0 BB: 0 P: 5	R: 1 E: 0 K: 0 S: 4 H: 1 LOB: 0 BB: 0 P: 4	1B: 0 2B: 2 3B: 0 HR: 1 SF: 0 SAC: 0 DP: 1 HBP: 0	WP: 0 PB: 0 SB: 0 CS: 0 PA: 31
PITCHER Ted Power, R ERA: 3.58 (1, 1)	IP 9.0 WLS W BF 31 H 3 R 2 ER 2 SO 6 BB 2 IBB 0 HBP 0 BLK 0 WP 0 HR 0 S 41 P 49 ERA 2.00 WHIP 0.556										

Los Angeles Dodgers @ Cincinnati Reds
 Riverfront Stadium, Cincinnati, OH
 Sat Jun 06 1987, 3:33 AM EDT
 Att. 33,716 - Unknown

livebaseballscorecards.com

Batter	1	2	3	4	5	6	7	8	9	AB	R	H	RBI	BB	SO	LOB
Tracy Jones, R OBP: 0.395, SLG: 0.600 (1, 7)	0-0 5-3		0-0 E4 2B 1B	0-3 K			0-0 FC6-5 2B			4	1	2	0	0	1	0
Barry Larkin, R OBP: 0.273, SLG: 0.359 (1, 6)	0-0 F9		0-0 F9 2B 1B	0-0 F9			0-0 FC6-5 CS			4	1	1	2	0	0	1
Eric Davis, R OBP: 0.411, SLG: 0.743 (1, 8)	0-0 S 1B		0-0 F9 2B 1B		0-0 L3		0-0 CS 1-2	0-0 5-3		4	0	1	0	0	0	1
Dave Parker, L OBP: 0.353, SLG: 0.516 (1, 9)	0-0 P6 1-2		0-0 WP 2B 1B		0-0 F9			0-3 K		4	1	1	1	0	1	1
Buddy Bell, R OBP: 0.373, SLG: 0.434 (1, 5)		0-0 5-3	4-0 WP 2B BB		0-0 5-3			0-0 1B		3	1	1	0	1	0	0
Nick Esasky, R OBP: 0.367, SLG: 0.698 (1, 3)		4-0 BB	0-0 1-H 2-H 2B		0-0 6-3			0-0 5-3		3	0	1	2	1	0	1
Bo Diaz, R OBP: 0.280, SLG: 0.353 (1, 2)		0-0 F7	0-0 P6		0-3 K					3	0	0	0	0	1	2
Dave Concepcion, R OBP: 0.364, SLG: 0.352 (1, 4)		0-0 F9	0-0 F3		0-0 6-3					3	0	0	0	0	0	2
Ted Power, R OBP: 0.115, SLG: 0.080 (1, 1)			0-0 E 2B 1B	0-3 K			0-3 K			3	1	1	0	0	2	0

BOTTOM

Los Angeles Dodgers @ Cincinnati Reds
Riverfront Stadium, Cincinnati, OH

Sat Jun 06 1987, 3:33 AM EDT
Att. 33,716 - Unknown

livebaseballscorecards.com

AB	31
R	5
H	8
RBI	5
BB	2
SO	5
LOB	8



Inning Stats																	1B	SF	WP	PA	
PITCHER																	2B	SAC	PB		
PITCHER																	3B	DP	SB		
PITCHER																	HR	HBP	CS		
PITCHER																	ERA	WHIP			
Fernando Valenzuela, L ERA: 4.24 (1, 1)	5.0	WLS	BF	H	R	ER	SO	BB	IBB	HBP	BLK	WP	HR	S	P	ERA	WHIP	1B: 5	SF: 0	WP: 1	PA: 34
Ken Howell, R ERA: 5.25 (6, 1)	2.0	L	6	1	0	0	2	0	0	0	0	1	0	10	10	0.00	0.500	2B: 3	SAC: 0	PB: 0	
Alejandro Pena, R ERA: 4.65 (8, 1)	1.0		4	1	0	0	1	0	0	0	0	0	0	6	6	0.00	1.000	3B: 0	DP: 0	SB: 2	
																		HR: 0	HBP: 0	CS: 1	

Los Angeles Dodgers @ Cincinnati Reds
 Riverfront Stadium, Cincinnati, OH

Sun Jun 07 1987, 3:33 AM EDT
 Att. 34,037 - Unknown

AB	42
R	13
H	17
RBI	12
BB	3
SO	6
LOB	16



WP:	0	PA:	47
PB:	0		
SB:	0		
CS:	0		

Batter	1	2	3	4	5	6	7	8	9	AB	R	H	RBI	BB	SO	LOB											
Steve Sax, R (1, 4) OBP: 0.313, SLG: 0.360 Dave Anderson, R (8, 4) OBP: 0.255, SLG: 0.250	0-0 5-3 1B	0-0 2-H 1B		0-0 1B SF9	0-0 L5		0-0 F9		0-0 F9	5	1	2	1	0	0	1											
John Shelby, S (1, 8) OBP: 0.317, SLG: 0.442	0-0 1B 2B		0-0 5-3	0-0 1-3 E 1B		0-0 5-3	0-0 P4		0-3 K	6	2	2	0	0	1	1											
Pedro Guerrero, R (1, 7) OBP: 0.404, SLG: 0.635 Reggie Williams, R (8, PR) OBP: 0.265, SLG: 0.143	0-0 5-3		0-0 5-3	0-0 1-2 3-H SF9		0-0 HR 1B		4-0 HR BB		3	1	1	1	1	0	1											
Mike Marshall, R (1, 9) OBP: 0.324, SLG: 0.440 Jeff Hamilton, R (8, 5) OBP: 0.263, SLG: 0.294	0-0 2B 1B		0-0 BB 1B	0-0 E4 FC6-4		0-0 HR		0-0 HR		5	4	4	5	0	0	0											
Mickey Hatcher, R (1, 5) OBP: 0.351, SLG: 0.493 Ralph Bryant, L (8, PH) OBP: 0.474, SLG: 0.733	0-0 1-H 2B		4-0 1B BB	0-0 FC6-4		0-0 2B 1B		0-0 F7		3	2	2	1	1	0	1											
Franklin Stubbs, L (1, 3) OBP: 0.342, SLG: 0.503	0-0 F7		0-0 1B		0-0 4-3 1B		0-3 K		0-0 F8	5	1	2	1	0	1	3											
Alex Trevino, R (1, 2) OBP: 0.320, SLG: 0.362 Gilberto Reyes, R (9, 2)		0-0 SH1-4 1B	0-0 1-2 3-H FC6-4		0-3 K		0-0 1-H 2B		0-0 F4	5	1	3	2	0	1	2											
Mariano Duncan, R (1, 6) OBP: 0.260, SLG: 0.290		0-0 P4	0-0 FC6-4		0-0 4-3		0-3 K		0-3 K	5	0	0	0	0	2	5											
Bob Welch, R (1, 1) OBP: 0.147, SLG: 0.147 Ken Landreaux, L (9, PH) OBP: 0.301, SLG: 0.309 Matt Young, L (9, 1) Brian Holton, R (9, 1) OBP: 0.333, SLG: 0.333		0-0 SH1-4		0-3 K		0-0 3-H 1B		0-0 F9		4-0 BB	3	0	1	1	0	1											
Inning Stats	R: 2 E: 0 K: 0 S: 6	H: 3 LOB: 1 BB: 0 P: 6	R: 1 E: 0 K: 0 S: 4	H: 2 LOB: 1 BB: 0 P: 4	R: 2 E: 0 K: 0 S: 6	H: 3 LOB: 2 BB: 1 P: 10	R: 2 E: 1 K: 1 S: 8	H: 2 LOB: 1 BB: 0 P: 8	R: 1 E: 0 K: 1 S: 7	H: 2 LOB: 1 BB: 0 P: 7	R: 3 E: 0 K: 2 S: 11	H: 4 LOB: 1 BB: 0 P: 11	R: 0 E: 0 K: 0 S: 3	H: 0 LOB: 0 BB: 0 P: 3	R: 2 E: 0 K: 0 S: 4	H: 1 LOB: 1 BB: 1 P: 8	R: 0 E: 0 K: 2 S: 7	H: 0 LOB: 1 BB: 1 P: 11	1B: 11 2B: 4 3B: 0 HR: 2	SF: 1 SAC: 1 DP: 0 HBP: 0	WP: 0 PA: 47						
PITCHER	IP	WLS	BF	H	R	ER	SO	BB	IBB	HBP	BLK	WP	HR	S	P	ERA	WHIP										
Jerry Reuss, L (1, 1) ERA: 7.67	2.2	L	16	8	5	5	0	1	0	0	0	0	0	15	19	16.88	3.375										
Frank Williams, R (3, 1) ERA: 3.32	2.1		12	4	3	2	2	0	0	0	0	0	0	16	16	7.71	1.714										
Guy Hoffman, L (6, 1) ERA: 2.79	2.0		10	4	3	3	2	0	0	0	0	0	1	14	14	13.50	2.000										
Ron Robinson, R (8, 1) ERA: 3.45	2.0		9	1	2	2	2	2	0	0	0	0	1	11	19	9.00	1.500										

livebaseballscorecards.com

BOTTOM

Los Angeles Dodgers @ Cincinnati Reds
Riverfront Stadium, Cincinnati, OH

livebaseballscorecards.com

AB	34
R	7
H	9
RBI	7
BB	6
SO	4
LOB	15



WP:	0	PA:	42
PB:	0	SB:	1
CS:	0		

Sun Jun 07 1987, 3:33 AM EDT
Att. 34,037 - Unknown

AB R H RBI BB SO LOB

4	2	2	1	1	0	2
3	1	1	0	2	0	1
3	1	1	0	1	1	2
0	0	0	0	0	0	0
1	0	0	0	0	1	2
5	1	1	3	0	1	5
3	0	0	0	0	0	0
1	1	1	1	1	0	0
5	1	1	2	0	1	1
2	0	1	0	0	0	0
1	0	0	0	0	0	0
0	0	0	0	0	0	0
1	0	1	0	0	0	0
0	0	0	0	0	0	0
0	0	0	0	0	0	0
2	0	0	0	0	0	0

1B:	4	SF:	0
2B:	2	SAC:	1
3B:	0	DP:	0
HR:	3	HBP:	1

WP:	0	PA:	42
PB:	0	SB:	1
CS:	0		

Batter	1	2	3	4	5	6	7	8	9
Kal Daniels, L OBP: 0.406, SLG: 0.611 (1, 7)	0-0 HR	0-0 F7			0-0 F8		4-0 FC4-6 BB		0-0 2B 3-1 1B
Barry Larkin, R OBP: 0.286, SLG: 0.367 (1, 6)	4-0 BB BB		0-0 L9		4-0 1-2 BB		0-0 FC4-6 1B 1-2f		0-0 3-1 1B 2B
Eric Davis, R OBP: 0.413, SLG: 0.736 Ron Robinson, R (8, 1)	4-0 1-2 HR BB		0-0 F8		0-3 K		0-0 1-3 S 1B		0-3 K
Tracy Jones, R OBP: 0.392, SLG: 0.595 (9, PH)									
Dave Parker, L OBP: 0.350, SLG: 0.523 (1, 9)	0-0 1-H HR		0-0 F8		0-3 K		0-0 1-2 F8		0-0 3-1 2-3 3-H
Buddy Bell, R OBP: 0.366, SLG: 0.425 Kurt Stillwell, S OBP: 0.356, SLG: 0.384 (1, 5) (7, 5)	0-0 F8			0-0 6-3		0-0 F8		4-0 HR BB	0-0 3-H 1B
Nick Esasky, R OBP: 0.354, SLG: 0.707 (1, 3)	0-0 F9		0-0 F3		0-0 6-3		0-0 1-H HR		0-3 K
Bo Diaz, R OBP: 0.286, SLG: 0.360 Lloyd McClendon, R OBP: 0.242, SLG: 0.406 (1, 2) (6, PR) (7, 2)		0-0 G3		0-0 2B		1-0 HBP		0-0 5-3	
Ron Oester, S OBP: 0.296, SLG: 0.326 (1, 4)		4-0 SH1-4 BB		0-0 4-3		0-0 L3		0-0 5-3	
Jerry Reuss, L OBP: 0.143, SLG: 0.286 Frank Williams, R (3, 1)		0-0 SH1-4			0-0 BB 1B		0-0 F9		0-0 P5
Terry Francona, L OBP: 0.252, SLG: 0.257 Guy Hoffman, L (6, 1)									
Paul O'Neill, L OBP: 0.300, SLG: 0.500 (7, PH) (8, 8)									

Inning Stats	R: 3	H: 2	E: 0	K: 0	S: 4	LOB: 0	BB: 2	P: 12	R: 0	H: 0	E: 0	K: 0	S: 3	LOB: 1	BB: 1	P: 7	R: 0	H: 0	E: 0	K: 0	S: 3	LOB: 0	BB: 0	P: 3	R: 0	H: 1	E: 0	K: 0	S: 4	LOB: 1	BB: 0	P: 4	R: 0	H: 0	E: 0	K: 0	S: 3	LOB: 1	BB: 0	P: 4	R: 0	H: 1	E: 0	K: 2	S: 8	LOB: 2	BB: 1	P: 12	R: 0	H: 0	E: 0	K: 0	S: 3	LOB: 0	BB: 0	P: 4	R: 0	H: 1	E: 0	K: 0	S: 4	LOB: 2	BB: 1	P: 8	R: 2	H: 1	E: 0	K: 0	S: 4	LOB: 0	BB: 1	P: 8	R: 2	H: 3	E: 0	K: 2	S: 10	LOB: 1	BB: 0	P: 10	1B: 4	2B: 2	3B: 0	HR: 3	SF: 0	SAC: 1	DP: 0	HBP: 1	WP: 0	PA: 42
--------------	------	------	------	------	------	--------	-------	-------	------	------	------	------	------	--------	-------	------	------	------	------	------	------	--------	-------	------	------	------	------	------	------	--------	-------	------	------	------	------	------	------	--------	-------	------	------	------	------	------	------	--------	-------	-------	------	------	------	------	------	--------	-------	------	------	------	------	------	------	--------	-------	------	------	------	------	------	------	--------	-------	------	------	------	------	------	-------	--------	-------	-------	-------	-------	-------	-------	-------	--------	-------	--------	-------	--------

PITCHER	IP	WLS	BF	H	R	ER	SO	BB	IBB	HBP	BLK	WP	HR	S	P	ERA	WHIP
Bob Welch, R ERA: 3.17 (1, 1)	8.0	W	36	6	5	5	2	6	0	1	0	0	3	33	58	5.62	1.500
Matt Young, L ERA: 6.45 (9, 1)	0.2		5	3	2	2	1	0	0	0	0	0	0	7	7	27.00	4.500
Brian Holton, R ERA: 2.81 (9, 1)	0.1		1	0	0	0	1	0	0	0	0	0	0	3	3	0.00	0.000

Batter	1	2	3	4	5	6	7	8	9	AB R H RBI BB SO LOB	TOP	
Steve Sax, R (1, 4) OBP: 0.318, SLG: 0.366	0-3 K		0-0 SF7 1B		0-0 1B	0-0 1B			0-0 F7	5 0 3 2 0 1 0	Los Angeles Dodgers @ Atlanta Braves Atlanta-Fulton County Stadium, Atlanta, GA Mon Jun 08 1987, 7:05 PM EDT Att. 15,558 - Unknown livebaseballscorecards.com	
John Shelby, S (1, 8) OBP: 0.302, SLG: 0.424	0-3 K		0-0 SF7		0-0 4-3	0-0 G3			0-0 F9	4 0 0 1 0 1 3		
Pedro Guerrero, R (1, 7) OBP: 0.399, SLG: 0.624 Reggie Williams, R (9, 7) OBP: 0.265, SLG: 0.143	0-0 6-3		0-3 K			0-0 1B SF8 1B			0-3 K	5 1 1 0 0 2 1 0 0 0 0 0 0 0		
Mike Marshall, R (1, 9) OBP: 0.321, SLG: 0.434		0-0 F8		0-0 F8		0-0 SF8 1B 1B			0-3 K	4 1 1 0 0 1 0		
Franklin Stubbs, L (1, 3) OBP: 0.340, SLG: 0.497		0-0 F8		0-3 K		0-0 1B S 1B			0-3 K	4 1 1 0 0 2 0		
Mickey Hatcher, R (1, 5) OBP: 0.346, SLG: 0.486 Jeff Hamilton, R (8, 5) OBP: 0.263, SLG: 0.294		0-0 4-3		0-0 S 1B		0-0 SF8			0-0 F3	3 0 1 1 0 0 0 0 0 0 0 0 0 0		
Alex Trevino, R (1, 2) OBP: 0.315, SLG: 0.340			0-0 1-3		0-0 F9	0-0 5-3			1-0 S HBP	3 0 0 0 0 0 3		
Mariano Duncan, R (1, 6) OBP: 0.266, SLG: 0.292 Dave Anderson, R (7, 6) OBP: 0.250, SLG: 0.245			0-0 E3 1B 1B		0-3 K	4-0 1B 1B IBB			0-0 F3	2 2 1 0 1 1 0 1 0 0 0 0 0 1		
Orel Hershiser, R (1, 1) OBP: 0.278, SLG: 0.343 Brian Holton, R (7, 1) OBP: 0.250, SLG: 0.250			0-0 1B S SF7 1B		0-0 6-3	0-0 1B 1B			0-0 5-3	3 1 2 2 0 0 0 1 0 0 0 0 0 1		
Inning Stats	R: 0 E: 0 K: 2 S: 7 H: 0 LOB: 0 BB: 0 P: 7	R: 0 E: 0 K: 0 S: 3 H: 0 LOB: 0 BB: 0 P: 3	R: 2 E: 1 K: 1 S: 8 H: 3 LOB: 1 BB: 0 P: 8	R: 0 E: 0 K: 1 S: 6 H: 1 LOB: 1 BB: 0 P: 6	R: 0 E: 0 K: 1 S: 6 H: 1 LOB: 1 BB: 0 P: 6	R: 4 E: 0 K: 0 S: 8 H: 5 LOB: 2 BB: 1 P: 12	R: 0 E: 0 K: 2 S: 7 H: 0 LOB: 0 BB: 0 P: 7	R: 0 E: 0 K: 0 S: 3 H: 0 LOB: 1 BB: 0 P: 4	R: 0 E: 0 K: 1 S: 5 H: 0 LOB: 0 BB: 0 P: 5	1B: 10 2B: 0 3B: 0 HR: 0 SF: 2 SAC: 0 DP: 0 HBP: 1		WP: 0 PB: 0 SB: 4 CS: 0 PA: 39
PITCHER	IP WLS BF H R ER SO BB IBB HBP BLK WP HR S P ERA WHIP											
David Palmer, R (1, 1) ERA: 4.34	6.0 L 29 10 6 5 5 0 0 0 0 0 0 0 38 42 7.50 1.667											
Jim Acker, R (7, 1) ERA: 4.89	1.0 3 0 0 0 2 0 0 0 0 0 0 0 7 7 0.00 0.000											
Charlie Puleo, R (8, 1) ERA: 3.82	2.0 7 0 0 0 1 0 0 0 1 0 0 0 8 9 0.00 0.000											

AB	35
R	6
H	10
RBI	6
BB	1
SO	8
LOB	9



Batter	1	2	3	4	5	6	7	8	9	AB	R	H	RBI	BB	SO	LOB
Albert Hall, S OBP: 0.402, SLG: 0.470 (1, 8)	0-0 G3		0-0 G3			0-0 4-3		0-0 F9		4	0	0	0	0	0	0
Ken Oberkfell, L OBP: 0.378, SLG: 0.409 (1, 5) (8, 4)	0-0 4-3			0-0 L5		0-0 G3		0-0 L4		4	0	0	0	0	0	0
Gerald Perry, L OBP: 0.310, SLG: 0.327 (1, 3)	0-0 2B			0-0 6-3			4-0 FC4-6 BB	0-0 1B		3	0	2	0	1	0	0
Dale Murphy, R OBP: 0.457, SLG: 0.627 (1, 9)	0-3 K			0-0 2B			0-0 FC4-6 BB 1-2f BB	0-3 K		4	1	1	0	0	2	3
Ken Griffey, L OBP: 0.388, SLG: 0.563 (1, 7)		0-0 3-1		0-0 5-3			0-0 BB 1-2 1B		0-0 HR 1B	4	1	2	0	0	0	1
Andres Thomas, R OBP: 0.286, SLG: 0.377 (1, 6)		0-0 P3		0-0 5-3			4-0 BB 1-2 2-3 BB		0-0 HR 1-H	3	1	1	2	1	0	0
Bruce Benedict, R OBP: 0.255, SLG: 0.149 (1, 2) Graig Nettles, L OBP: 0.291, SLG: 0.309 (7, PH) (8, 5)		0-3 K		0-0 L5			4-0 BB 1-2 2-3 3-H BB		0-0 F8	2	0	0	0	0	1	0
Glenn Hubbard, R OBP: 0.444, SLG: 0.467 (1, 4) Charlie Puleo, R OBP: 0.571, SLG: 1.000 (8, 1) Rafael Ramirez, R OBP: 0.317, SLG: 0.371 (9, PH)			4-0 G1-6-3 BB		0-3 K		0-3 K		0-0 F5	2	0	0	0	1	2	3
David Palmer, R OBP: 0.192, SLG: 0.308 (1, 1) Dion James, L OBP: 0.376, SLG: 0.428 (6, PH) Jim Acker, R OBP: 0.286, SLG: 0.286 (7, 1) Ted Simmons, S OBP: 0.320, SLG: 0.382 (7, PH) (8, 2)			0-0 G1-6-3 1-2f		0-3 K		0-3 K		0-0 1-3	1	0	0	0	0	0	1

Inning Stats	R: 0	H: 1	E: 0	K: 1	S: 6	LOB: 1	BB: 0	P: 6	R: 0	H: 0	E: 0	K: 1	S: 5	LOB: 0	BB: 0	P: 5	R: 0	H: 1	E: 0	K: 0	S: 2	LOB: 0	BB: 1	P: 6	R: 0	H: 0	E: 0	K: 1	S: 5	LOB: 0	BB: 0	P: 5	R: 1	H: 1	E: 0	K: 1	S: 6	LOB: 3	BB: 3	P: 18	R: 0	H: 1	E: 0	K: 1	S: 6	LOB: 1	BB: 0	P: 6	R: 2	H: 2	E: 0	K: 0	S: 5	LOB: 0	BB: 0	P: 5	1B: 3	SF: 0	2B: 2	SAC: 0	3B: 0	DP: 1	HR: 1	HBP: 0	WP: 0	PA: 36
--------------	------	------	------	------	------	--------	-------	------	------	------	------	------	------	--------	-------	------	------	------	------	------	------	--------	-------	------	------	------	------	------	------	--------	-------	------	------	------	------	------	------	--------	-------	-------	------	------	------	------	------	--------	-------	------	------	------	------	------	------	--------	-------	------	-------	-------	-------	--------	-------	-------	-------	--------	-------	--------

PITCHER	IP	WLS	BF	H	R	ER	SO	BB	IBB	HBP	BLK	WP	HR	S	P	ERA	WHIP
Orel Hershiser, R ERA: 3.03 (1, 1)	6.1	W	25	3	1	1	4	4	0	0	0	0	0	29	45	1.42	1.105
Brian Holton, R ERA: 3.12 (7, 1)	2.2	S	11	3	2	2	2	0	0	0	0	0	1	15	15	6.75	1.125

BOTTOM

Los Angeles Dodgers @ Atlanta Braves
Atlanta-Fulton County Stadium, Atlanta, GA

Mon Jun 08 1987, 7:05 PM EDT
Att. 15,558 - Unknown

livebaseballscorecards.com

AB	32
R	3
H	6
RBI	3
BB	4
SO	6
LOB	11



Batter	1	2	3	4	5	6	7	8	9	AB R H RBI BB SO LOB	TOP											
Steve Sax, R (1, 4) OBP: 0.328, SLG: 0.372	0-0 F7		4-0 BB			0-0 HR 1B	0-0 HR 1B		0-0 1B	4 2 3 1 1 0 0												
John Shelby, S (1, 8) OBP: 0.297, SLG: 0.442	0-0 6-3		0-0 F9			0-0 F6	0-0 HR		0-3 K	5 1 1 2 0 1 3												
Pedro Guerrero, R (1, 7) OBP: 0.404, SLG: 0.624	0-0 1B			0-0 5-3 1B		0-3 K 1-2	0-0 1B		0-0 6-3	5 0 3 0 0 1 2												
Mike Marshall, R (1, 9) OBP: 0.319, SLG: 0.451 Ken Landreaux, L (8, 9) OBP: 0.301, SLG: 0.309	0-3 K			0-0 F7		0-0 HR	0-0 1-3			4 1 1 2 0 1 3 0 0 0 0 0 0 0												
Mickey Hatcher, R (1, 3) OBP: 0.353, SLG: 0.487 Franklin Stubbs, L (9, 3) OBP: 0.340, SLG: 0.497		0-0 F9		0-0 5-3 1-2		0-0 1B		0-0 E2 1B		4 0 2 0 0 0 1 0 0 0 0 0 0 0												
Alex Trevino, R (1, 2) OBP: 0.293, SLG: 0.315		0-3 K		0-0 F2		0-0 F9		0-3 K		4 0 0 0 0 2 3												
Jeff Hamilton, R (1, 5) OBP: 0.261, SLG: 0.286			0-0 4-3		0-0 F8		0-0 FC2-6 1B	0-3 K		4 0 1 0 0 1 1												
Dave Anderson, R (1, 6) OBP: 0.232, SLG: 0.226			0-0 6-3		0-0 6-3		0-0 FC2-6 1B	0-0 5-3		4 1 0 0 0 0 2												
Tim Leary, R (1, 1) OBP: 0.200, SLG: 0.200 Reggie Williams, R (7, PH) OBP: 0.257, SLG: 0.138 Alejandro Pena, R (7, 1) OBP: 0.100, SLG: 0.100			0-3 K		0-0 F8		0-0 B1-4		0-0 1-3	2 0 0 0 0 1 0 1 0 0 0 0 0 1 1 0 0 0 0 0 0												
Inning Stats	R: 0 E: 0 K: 1 S: 6	H: 1 LOB: 1 BB: 0 P: 6	R: 0 E: 0 K: 1 S: 5	H: 0 LOB: 0 BB: 0 P: 5	R: 0 E: 0 K: 1 S: 5	H: 0 LOB: 1 BB: 1 P: 9	R: 0 E: 0 K: 0 S: 4	H: 1 LOB: 1 BB: 0 P: 4	R: 0 E: 0 K: 0 S: 3	H: 0 LOB: 0 BB: 0 P: 3	R: 2 E: 0 K: 1 S: 8	H: 3 LOB: 1 BB: 0 P: 8	R: 3 E: 0 K: 0 S: 7	H: 4 LOB: 1 BB: 0 P: 7	R: 0 E: 1 K: 2 S: 8	H: 1 LOB: 1 BB: 0 P: 8	R: 0 E: 0 K: 1 S: 6	H: 1 LOB: 1 BB: 0 P: 6	1B: 9 2B: 0 3B: 0 HR: 2	SF: 0 SAC: 0 DP: 0 HBP: 0	WP: 0 PB: 0 SB: 2 CS: 0	PA: 39
PITCHER	IP WLS BF H R ER SO BB IBB HBP BLK WP HR S P ERA WHIP																					
Zane Smith, L (1, 1) ERA: 4.24	6.2 L 29 8 5 5 4 1 0 0 0 0 0 2 36 40 6.75 1.350																					
Jeff Dedmon, R (7, 1) ERA: 3.47	1.1 6 2 0 0 2 0 0 0 0 0 0 0 10 10 0.00 1.500																					
Jim Acker, R (9, 1) ERA: 4.8	1.0 4 1 0 0 1 0 0 0 0 0 0 0 6 6 0.00 1.000																					

Los Angeles Dodgers @ Atlanta Braves
Atlanta-Fulton County Stadium, Atlanta, GA

Tue Jun 09 1987, 7:05 PM EDT
Att: 17,625 - Unknown

livebaseballscorecards.com

AB 38
R 5
H 11
RBI 5
BB 1
SO 7
LOB 16



Batter	1	2	3	4	5	6	7	8	9	AB	R	H	RBI	BB	SO	LOB	BOTTOM										
Albert Hall, S OBP: 0.393, SLG: 0.452 (1, 8) X	0-0 6-3 ①		4-0 CS BB ①	0-0 F7 ③		0-0 F7 ③		0-0 FC6-4 1-2f 2-3 ②		4	0	0	0	1	0	5	Los Angeles Dodgers @ Atlanta Braves Atlanta-Fulton County Stadium, Atlanta, GA Tue Jun 09 1987, 7:05 PM EDT Att. 17,625 - Unknown livebaseballscorecards.com										
Ken Oberkfell, L OBP: 0.370, SLG: 0.400 Jim Acker, R OBP: 0.286, SLG: 0.286 (1, 5) X (9, 1)	0-0 F8 ②		0-3 K 1-2 ① ②		0-0 F8 ①		0-0 F7 ① X	0-0 F5 ③		5	0	0	0	0	1	3			0	0							
Gerald Perry, L OBP: 0.313, SLG: 0.331 (1, 3) X	0-0 1-3 ③		0-0 1B 2B ①		4-0 S BB ②		0-0 F9 ②		0-0 F7 ①	4	1	1	0	1	0	0			0								
Dale Murphy, R OBP: 0.460, SLG: 0.641 (1, 9)		0-3 K ① X	0-0 1B 2-H ③		0-0 5-3 ②		0-0 E 1B ②		0-0 HR ②	5	1	3	2	0	1	1			1								
Ken Griffey, L OBP: 0.389, SLG: 0.561 (1, 7)		0-0 6-3 2B ② X	0-0 F7 ③		4-0 IBB ③		0-0 E4 1-3 ③		0-0 F8 ②	4	1	1	0	1	0	2			2								
Andres Thomas, R OBP: 0.283, SLG: 0.371 (1, 6)		0-0 6-3 ②		0-0 SH1-4 HBP 1B ①		0-0 F8 ③		0-3 K ③		0-3 K ③	5	0	1	0	0	2			5								
Ozzie Virgil, R OBP: 0.342, SLG: 0.569 (1, 2)		0-0 FC5 2B 3-H ② X		0-0 F8 ①		0-0 5-3 ①		0-0 F7 ①		4	0	1	1	0	0	1			1								
Glenn Hubbard, R OBP: 0.450, SLG: 0.467 (1, 4)		4-0 BB ② X		1-0 SH1-4 HBP 1B ②		0-0 F8 ②		0-0 FC6-4 BB 1B ②		2	0	1	0	1	0	0			0								
Zane Smith, L OBP: 0.188, SLG: 0.194 Jeff Dedmon, L OBP: 0.250, SLG: 0.143 Graig Nettles, L OBP: 0.300, SLG: 0.309 (1, 1) (7, 1) (8, PH) (9, 5)		0-0 FC5 ③ X		0-0 SH1-4 ② X		0-0 E6 ②		4-0 FC6-4 BB ②		2	0	0	0	0	0	2			2								
Inning Stats	R: 0 E: 0 K: 0 S: 3	H: 0 LOB: 0 BB: 0 P: 3	R: 1 E: 0 K: 1 S: 7	H: 2 LOB: 2 BB: 1 P: 11	R: 1 E: 0 K: 1 S: 6	H: 2 LOB: 1 BB: 1 P: 10	R: 0 E: 0 K: 0 S: 4	H: 1 LOB: 2 BB: 0 P: 5	R: 0 E: 0 K: 0 S: 3	H: 0 LOB: 2 BB: 2 P: 11	R: 0 E: 1 K: 0 S: 4	H: 0 LOB: 1 BB: 0 P: 4	R: 0 E: 1 K: 1 S: 7	H: 1 LOB: 2 BB: 0 P: 7	R: 0 E: 0 K: 0 S: 4	H: 1 LOB: 2 BB: 1 P: 8			R: 1 E: 0 K: 1 S: 6	H: 1 LOB: 0 BB: 0 P: 6	1B: 4 2B: 3 3B: 0 HR: 1	SF: 0 SAC: 1 DP: 0 HBP: 1	WP: 0 PB: 0 SB: 1 CS: 1	PA: 42			
PITCHER Tim Leary, R ERA: 5.04 Alejandro Pena, R ERA: 4.53 (1, 1) (7, 1)	IP 6.0	WLS W	BF 28	H 5	R 2	ER 2	SO 2	BB 3	IBB 1	HBP 1	BLK 0	WP 0	HR 0	S 27	P 44	ERA 3.00	WHIP 1.333										
										PITCHER IP WLS BF H R ER SO BB IBB HBP BLK WP HR S P ERA WHIP 3.0 S 14 3 1 1 2 1 0 0 0 0 1 17 21 3.00 1.333																	



Batter	1	2	3	4	5	6	7	8	9	AB R H RBI BB SO LOB	TOP											
Steve Sax, R (1, 4) OBP: 0.323, SLG: 0.366	0-0 F8		0-0 P3			0-3 K		0-0 G3		4 0 0 0 0 1 0												
John Shelby, S (1, 8) OBP: 0.287, SLG: 0.426	0-0 F6			0-0 F5		0-0 F8		0-0 3-1		4 0 0 0 0 0 0												
Pedro Guerrero, R (1, 7) OBP: 0.401, SLG: 0.615	0-3 K			4-0 BB		0-0 6-3		0-0 F9		3 0 0 0 1 1 0												
Mike Marshall, R (1, 9) OBP: 0.311, SLG: 0.438		0-0 F8		0-0 F6		0-0 F6		0-0 F9		4 0 0 0 0 0 1												
Franklin Stubbs, L (1, 3) OBP: 0.344, SLG: 0.505		0-0 1B 2B		0-0 F9		0-0 4-3 1B				3 1 2 0 0 0 1												
Mickey Hatcher, R (1, 5) OBP: 0.352, SLG: 0.481		0-0 1B			0-0 F6		0-0 4-3			3 0 1 1 0 0 1												
Alex Trevino, R (1, 2) OBP: 0.295, SLG: 0.316		0-0 G6-4-3			0-0 1B		0-3 K			3 0 1 0 0 1 2												
Dave Anderson, R (1, 6) OBP: 0.220, SLG: 0.214			0-0 5-3		0-0 F8		0-0 F8			3 0 0 0 0 0 1												
Rick Honeycutt, L (1, 1) OBP: 0.190, SLG: 0.150			0-0 6-3		0-0 4-3		0-3 K			1 0 0 0 0 0 0												
Ken Landreaux, L (5, PH) OBP: 0.298, SLG: 0.305										1 0 0 0 0 0 1												
Ken Howell, R (5, 1) OBP: 1.000, SLG: 1.000										0 0 0 0 0 0 0												
Ralph Bryant, L (8, PH) OBP: 0.450, SLG: 0.688										1 0 0 0 0 1 0												
Brad Havens, L (8, 1)										0 0 0 0 0 0 0												
Inning Stats	R: 0 E: 0 K: 1 S: 5	H: 0 LOB: 0 BB: 0 P: 5	R: 1 E: 0 K: 0 S: 4	H: 2 LOB: 0 BB: 0 P: 4	R: 0 E: 0 K: 0 S: 3	H: 0 LOB: 0 BB: 0 P: 3	R: 0 E: 0 K: 0 S: 3	H: 0 LOB: 1 BB: 1 P: 7	R: 0 E: 0 K: 0 S: 4	H: 1 LOB: 1 BB: 0 P: 4	R: 0 E: 0 K: 1 S: 5	H: 0 LOB: 0 BB: 0 P: 5	R: 0 E: 0 K: 1 S: 6	H: 1 LOB: 1 BB: 0 P: 6	R: 0 E: 0 K: 1 S: 5	H: 0 LOB: 0 BB: 0 P: 5	R: 0 E: 0 K: 0 S: 3	H: 0 LOB: 0 BB: 0 P: 3	1B: 3 2B: 1 3B: 0 HR: 0	SF: 0 SAC: 0 DP: 1 HBP: 0	WP: 0 PB: 0 SB: 0 CS: 0	PA: 31
PITCHER Doyle Alexander, R (1, 1) ERA: 2.9	IP 9.0 WLS W BF 31 H 4 R 1 ER 1 SO 4 BB 1 IBB 0 HBP 0 BLK 0 WP 0 HR 0 S 38 P 42 ERA 1.00 WHIP 0.556											PITCHER	IP WLS BF H R ER SO BB IBB HBP BLK WP HR S P ERA WHIP									

Los Angeles Dodgers @ Atlanta Braves
Atlanta-Fulton County Stadium, Atlanta, GA

Wed Jun 10 1987, 7:05 PM EDT
Att. 15,699 - Unknown

livebaseballscorecards.com

AB	30
R	1
H	4
RBI	1
BB	1
SO	4
LOB	7



Batter	1	2	3	4	5	6	7	8	9
Albert Hall, S OBP: 0.386, SLG: 0.440 (1, 8)	0-0 G3	0-0 FC5-4 1B S E 1-2f	0-0 E1 1-2			0-0 4-3 SH2-3 HR 1B		0-0 F4	
Rafael Ramirez, R OBP: 0.323, SLG: 0.383 (1, 5)	0-0 BB 2B	0-0 BB E 1-3 1B	0-0 F6			0-0 SH2-3 1-2		0-0 F4	
Gary Roenicke, R OBP: 0.356, SLG: 0.239 (1, 7)	4-0 BB 2B	4-0 E 6-3 BB		0-0 5-3		0-0 4-3 2-3		0-0 F5	
Ken Griffey, L OBP: 0.384, SLG: 0.553 (6, PH) (7, 7)									
Dale Murphy, R OBP: 0.460, SLG: 0.651 (1, 9)	4-0 2B BB 1-2 2-3	0-0 E5 1-3 2-H 3-H		0-0 6-3		0-0 HR 3-H			
Ted Simmons, S OBP: 0.316, SLG: 0.389 (1, 3)	0-0 2B 1-3 2-H 3-H	0-0 6-3 3-H		0-0 F8		0-0 G3			
Andres Thomas, R OBP: 0.276, SLG: 0.361 (1, 6)	0-0 F3	0-0 6-3			0-0 F7		0-3 K		
Ozzie Virgil, R OBP: 0.340, SLG: 0.558 (1, 2)	4-0 FC6-4 BB		0-0 4-3		0-3 K		0-3 K		
Glenn Hubbard, R OBP: 0.455, SLG: 0.479 (1, 4)	0-0 FC6-4 1-2f		4-0 E BB		4-0 BB		0-0 3B		
Doyle Alexander, R OBP: 0.200, SLG: 0.111 (1, 1)		0-0 FC5-4 1B	0-0 F8		0-3 K		0-0 4-3		

Inning Stats	R: 2 E: 0 K: 0 S: 5	H: 2 LOB: 3 BB: 3 P: 17	R: 3 E: 1 K: 0 S: 6	H: 2 LOB: 1 BB: 1 P: 10	R: 0 E: 1 K: 0 S: 4	H: 0 LOB: 2 BB: 1 P: 8	R: 0 E: 0 K: 0 S: 3	H: 0 LOB: 0 BB: 0 P: 3	R: 0 E: 0 K: 2 S: 7	H: 0 LOB: 1 BB: 1 P: 11	R: 2 E: 0 K: 0 S: 5	H: 2 LOB: 0 BB: 0 P: 5	R: 0 E: 0 K: 2 S: 8	H: 1 LOB: 1 BB: 0 P: 8	R: 0 E: 0 K: 0 S: 3	H: 0 LOB: 0 BB: 0 P: 3
--------------	------------------------------	----------------------------------	------------------------------	----------------------------------	------------------------------	---------------------------------	------------------------------	---------------------------------	------------------------------	----------------------------------	------------------------------	---------------------------------	------------------------------	---------------------------------	------------------------------	---------------------------------

PITCHER	IP	WLS	BF	H	R	ER	SO	BB	IBB	HBP	BLK	WP	HR	S	P	ERA	WHIP
Rick Honeycutt, L ERA: 2.7 (1, 1)	4.0	L	23	4	5	4	0	5	0	0	0	0	0	18	38	9.00	2.250
Ken Howell, R ERA: 5.33 (5, 1)	3.0		13	3	2	2	4	1	0	0	0	0	1	20	24	6.00	1.333
Brad Havens, L ERA: 6.35 (8, 1)	1.0		3	0	0	0	0	0	0	0	0	0	0	3	3	0.00	0.000

BOTTOM

Los Angeles Dodgers @ Atlanta Braves
Atlanta-Fulton County Stadium, Atlanta, GA

Wed Jun 10 1987, 7:05 PM EDT
Att. 15,699 - Unknown

AB	R	H	RBI	BB	SO	LOB
5	2	1	0	0	0	2
4	2	2	0	0	0	2
1	2	0	0	2	0	0
2	0	0	0	0	0	1
3	1	1	3	1	0	1
4	0	1	3	0	0	1
4	0	0	0	0	1	3
3	0	0	0	1	2	0
2	0	1	0	2	0	3
4	0	1	0	0	1	3

AB	32
R	7
H	7
RBI	6
BB	6
SO	4
LOB	16

WP: 0 PA: 39
PB: 0
SB: 1
CS: 0



WP	HR	S	P	ERA	WHIP
0	0	0	0	0.00	0.000

Batter	1	2	3	4	5	6	7	8	9	AB R H RBI BB SO LOB	TOP													
Billy Hatcher, R OBP: 0.394, SLG: 0.478 (1, 8) X	0-0 4-3		0-0 1B 2B		4-0 CS BB		0-0 WP 1B		4-0 FC3-6 BB	3 1 2 0 2 0 0														
Bill Doran, S OBP: 0.327, SLG: 0.352 (1, 4) SSS	0-3 K		0-3 K2-3		0-0 1-3		4-0 1-2 2-3 BB		0-0 FC3-6	4 0 0 0 1 2 4														
Chuck Jackson, R OBP: 0.344, SLG: 0.357 (1, 5) X	0-0 E1		4-0 1B BB		0-0 F7		0-0 P3		0-0 L5	3 0 0 0 1 0 3														
Larry Andersen, R (7, 1)										0 0 0 0 0 0 0														
Phil Garner, R OBP: 0.264, SLG: 0.345 (9, PH)										1 0 0 0 0 0 2														
Dave Smith, R OBP: 0.667, SLG: 0.500 (9, 1)										0 0 0 0 0 0 0														
Glenn Davis, R OBP: 0.333, SLG: 0.490 (1, 3) SSS	0-3 K2-3		0-0 1-2 3-H 1B		0-0 6-3			0-0 L5		4 0 1 1 0 1 1														
Kevin Bass, S OBP: 0.332, SLG: 0.437 (1, 9) X		0-0 FC6-4 1B	0-0 L8		0-0 5-3			0-0 2B		4 0 2 0 0 0 2														
Jose Cruz, L OBP: 0.322, SLG: 0.417 (1, 7) SSS		0-3 K		0-0 5-3		0-0 F7		0-3 K		4 0 0 0 0 2 2														
Alan Ashby, S OBP: 0.392, SLG: 0.435 (1, 2) X		0-0 FC6-4		0-0 4-3			0-0 1-3	0-0 F2		4 0 0 0 0 0 2														
Dickie Thon, R OBP: 0.333, SLG: 0.245 (1, 6) X		0-0 1-3		4-0 BB			0-0 6-3		0-0 FC3-6 SH1-3 1B	3 0 1 0 1 0 1														
Jim Deshaies, L OBP: 0.310, SLG: 0.130 (1, 1) X			0-0 G1		0-3 K		0-0 WP 1B 1B		0-0 SH1-3	3 0 1 0 0 1 1														
Denny Walling, L OBP: 0.360, SLG: 0.439 (7, 5) SSS										0 0 0 0 0 0 0														
Inning Stats	R: 0 E: 1 K: 2 S: 8	H: 0 LOB: 1 BB: 0 P: 8	R: 0 E: 0 K: 1 S: 6	H: 1 LOB: 1 BB: 0 P: 6	R: 1 E: 0 K: 1 S: 7	H: 2 LOB: 2 BB: 1 P: 11	R: 0 E: 0 K: 1 S: 5	H: 0 LOB: 1 BB: 1 P: 9	R: 0 E: 0 K: 0 S: 2	H: 0 LOB: 0 BB: 1 P: 6	R: 0 E: 0 K: 0 S: 3	H: 0 LOB: 0 BB: 0 P: 3	R: 0 E: 0 K: 0 S: 5	H: 2 LOB: 3 BB: 1 P: 9	R: 0 E: 0 K: 1 S: 6	H: 1 LOB: 1 BB: 0 P: 6	R: 0 E: 0 K: 0 S: 4	H: 1 LOB: 2 BB: 1 P: 8	1B: 5 2B: 2 3B: 0 HR: 0	SF: 0 SAC: 1 DP: 0 HBP: 0	WP: 1 PB: 0 SB: 1 CS: 1	PA: 39		
PITCHER Fernando Valenzuela, L ERA: 3.93 (1, 1)	IP 9.0	WLS L	BF 39	H 7	R 1	ER 1	SO 6	BB 5	IBB 0	HBP 0	BLK 0	WP 1	HR 0	S 46	P 66	ERA 1.00	WHIP 1.333							
																		PITCHER						
																		IP WLS BF H R ER SO BB IBB HBP BLK WP HR S P ERA WHIP						

Houston Astros @ Los Angeles Dodgers
Dodger Stadium, Los Angeles, CA

Thu Jun 11 1987, 7:05 PM PDT
Att. 32,544 - Unknown

livebaseballscorecards.com

AB 33
R 1
H 7
RBI 1
BB 5
SO 6
LOB 18



Batter	1	2	3	4	5	6	7	8	9	AB R H RBI BB SO LOB
Steve Sax, R (1, 4) OBP: 0.318, SLG: 0.360	0-0 6-3		0-0 F9		0-0 6-3		0-0 F8			4 0 0 0 0 0 1
John Shelby, S (1, 8) OBP: 0.277, SLG: 0.411	0-0 F6		0-0 F2		0-0 F9		0-3 K			4 0 0 0 0 1 1
Pedro Guerrero, R (1, 7) OBP: 0.407, SLG: 0.612	4-0 BB		4-0 1B BB		4-0 S BB		0-3 K			1 0 0 0 3 1 0
Mickey Hatcher, R (1, 9) OBP: 0.348, SLG: 0.471	0-0 F4		0-0 1-3 1B		0-0 F8 1-2		0-0 6-3			4 0 1 0 0 0 2
Franklin Stubbs, L (1, 3) OBP: 0.338, SLG: 0.495		0-0 F9	0-3 K		0-0 F4		0-3 K			4 0 0 0 0 2 2
Alex Trevino, R (1, 2) OBP: 0.292, SLG: 0.300		4-0 1B BB		0-0 F6		0-0 F9		0-0 F4		3 0 0 0 1 0 0
Jeff Hamilton, R (1, 5) OBP: 0.269, SLG: 0.292		0-3 K		0-0 SH1-3 1B		0-0 F8		0-0 F6		3 0 1 0 0 1 1
Ken Landreaux, L (9, PH) OBP: 0.295, SLG: 0.301								0-3 K		1 0 0 0 0 0 0
Dave Anderson, R (1, 6) OBP: 0.242, SLG: 0.237		0-0 1-2 1B		0-0 SH1-3 1-2		0-0 F8 SH1-4 1B		0-3 K		3 0 2 0 0 1 0
Fernando Valenzuela, L (1, 1) OBP: 0.143, SLG: 0.143		0-0 F7		0-0 F7		0-0 SH1-4 1-2				2 0 0 0 0 0 3

Inning Stats	R: 0	H: 0	E: 0	K: 0	S: 3	R: 0	H: 1	E: 0	K: 1	S: 6	R: 0	H: 1	E: 0	K: 1	S: 6	R: 0	H: 0	E: 0	K: 0	S: 4	R: 0	H: 0	E: 0	K: 0	S: 3	R: 0	H: 0	E: 0	K: 1	S: 6	R: 0	H: 0	E: 0	K: 2	S: 7	R: 0	H: 0	E: 0	K: 1	S: 5	R: 0	H: 0	E: 0	K: 1	S: 5	1B: 4	2B: 0	3B: 0	HR: 0	SF: 0	SAC: 2	DP: 0	HBP: 0	WP: 0	PB: 0	SB: 1	CS: 0	PA: 35
--------------	------	------	------	------	------	------	------	------	------	------	------	------	------	------	------	------	------	------	------	------	------	------	------	------	------	------	------	------	------	------	------	------	------	------	------	------	------	------	------	------	------	------	------	------	------	-------	-------	-------	-------	-------	--------	-------	--------	-------	-------	-------	-------	--------

PITCHER	IP	WLS	BF	H	R	ER	SO	BB	IBB	HBP	BLK	WP	HR	S	P	ERA	WHIP
Jim Deshaies, L (1, 1) ERA: 4.04	6.1	W	27	4	0	0	2	4	0	0	0	0	0	27	43	0.00	1.263
Larry Andersen, R (7, 1) ERA: 3.63	1.2		5	0	0	0	3	0	0	0	0	0	0	11	11	0.00	0.000
Dave Smith, R (9, 1) ERA:	1.0	S	3	0	0	0	1	0	0	0	0	0	0	5	5	0.00	0.000

BOTTOM

Houston Astros @ Los Angeles Dodgers
 Dodger Stadium, Los Angeles, CA
 Thu Jun 11 1987, 7:05 PM PDT
 Att. 32,544 - Unknown

livebaseballscores.com

AB	29
R	0
H	4
RBI	0
BB	4
SO	6
LOB	10



Batter	1	2	3	4	5	6	7	8	9	AB R H RBI BB SO LOB	TOP		
Billy Hatcher, R (1, 8) OBP: 0.386, SLG: 0.468	0-0 F9		0-3 K			0-3 K		0-0 6-3	0-0 5-3	5 0 0 0 0 2 0			
Bill Doran, S (1, 4) OBP: 0.330, SLG: 0.352	0-0 F8			0-0 1B		0-0 6-3		4-0 BB 2B BB		3 1 1 0 1 0 0			
Denny Walling, L (1, 5) OBP: 0.372, SLG: 0.462	0-0 1B			0-0 F8		0-0 1B 3B		4-0 1-2 2B BB		3 2 2 0 1 0 1			
Glenn Davis, R (1, 3) OBP: 0.336, SLG: 0.495	0-3 K			0-0 F8		0-0 1B		0-0 1-H 2-H 1B 2B		4 1 2 3 0 1 2			
Kevin Bass, S (1, 9) OBP: 0.331, SLG: 0.434		0-0 F6		0-0 4-3		0-0 1-3		0-0 2-H 1B 1B		4 1 1 1 0 0 2			
Jose Cruz, L (1, 7) Larry Andersen, R (8, 1)		0-0 F7		0-3 K			0-0 F7	0-0 1-H 1B		4 0 1 1 0 1 0 0 0 0 0 0 0 0			
Alan Ashby, S (1, 2) Mark Bailey, S (6, 2)		0-0 1-3			4-0 B1-5-4 1B BB		0-0 F7	0-0 5-3		1 0 0 0 1 0 0 2 0 0 0 0 0 1			
Craig Reynolds, L (1, 6) OBP: 0.323, SLG: 0.347			0-0 F6		0-0 1-2 1B		0-0 F8		0-3 K	4 0 1 0 0 1 0			
Nolan Ryan, R (1, 1) Terry Puhl, L (8, 7) OBP: 0.281, SLG: 0.302			0-3 K		0-0 B1-5-4 2-3f			0-0 6-3	0-0 4-3	3 0 0 0 0 1 2 1 0 0 0 0 0 0			
Inning Stats	R: 0 E: 0 K: 1 S: 6 H: 1 LOB: 1 BB: 0 P: 6	R: 0 E: 0 K: 0 S: 3 H: 0 LOB: 0 BB: 0 P: 3	R: 0 E: 0 K: 2 S: 7 H: 0 LOB: 0 BB: 0 P: 7	R: 0 E: 0 K: 0 S: 4 H: 1 LOB: 1 BB: 0 P: 4	R: 0 E: 0 K: 1 S: 5 H: 1 LOB: 1 BB: 1 P: 9	R: 1 E: 0 K: 1 S: 7 H: 2 LOB: 1 BB: 0 P: 7	R: 0 E: 0 K: 0 S: 3 H: 0 LOB: 0 BB: 0 P: 3	R: 4 E: 0 K: 0 S: 6 H: 3 LOB: 1 BB: 2 P: 14	R: 0 E: 0 K: 1 S: 5 H: 0 LOB: 0 BB: 0 P: 5	1B: 6 2B: 1 3B: 1 HR: 0 SF: 0 SAC: 0 DP: 1 HBP: 0	WP: 0 PB: 0 SB: 0 CS: 0 PA: 37		
PITCHER	IP WLS BF H R ER SO BB IBB HBP BLK WP HR S P ERA WHIP											PITCHER	IP WLS BF H R ER SO BB IBB HBP BLK WP HR S P ERA WHIP
Bob Welch, R (1, 1) ERA: 3.39	7.2 L 32 7 5 5 5 3 0 0 0 0 0 0 39 51 5.87 1.304												
Brad Havens, L (8, 1) ERA: 6.0	0.1 2 1 0 0 0 0 0 0 0 1 0 0 2 2 0.00 3.000												
Ken Howell, R (9, 1) ERA: 5.14	1.0 3 0 0 0 0 1 0 0 0 0 0 0 5 5 0.00 0.000												

Houston Astros @ Los Angeles Dodgers
Dodger Stadium, Los Angeles, CA
Fri Jun 12 1987, 7:05 PM PDT
Att: 35,641 - Unknown

AB	34
R	5
H	8
RBI	5
BB	3
SO	6
LOB	8



Batter	1	2	3	4	5	6	7	8	9	AB R H RBI BB SO LOB
Steve Sax, R (1, 4) OBP: 0.317, SLG: 0.358	0-0 5-3		0-0 F9			0-0 S 1B		0-0 F8		4 0 1 0 0 0 2
John Shelby, S (1, 8) OBP: 0.276, SLG: 0.405	0-3 K			0-0 F6		0-0 1-3			0-0 G6-4-3 1B	4 0 1 0 0 1 1
Mickey Hatcher, R (1, 5) OBP: 0.333, SLG: 0.449	0-0 6-3			0-0 F9			0-3 K		0-0 G6-4-3 1-2f	4 0 0 0 0 1 1
Pedro Guerrero, R (1, 7) OBP: 0.400, SLG: 0.600		0-3 K		0-0 F9			0-3 K		0-0 6-3	4 0 0 0 0 2 0
Franklin Stubbs, L (1, 3) OBP: 0.333, SLG: 0.488		0-0 F7			0-3 K		0-3 K			3 0 0 0 0 2 0
Ralph Bryant, L (1, 9) OBP: 0.435, SLG: 0.632		0-3 K			0-0 CS 1B			0-0 G3		3 0 1 0 0 1 0
Alex Trevino, R (1, 2) OBP: 0.279, SLG: 0.286			0-0 4-3		0-0 F7			0-3 K		3 0 0 0 0 1 1
Dave Anderson, R (1, 6) OBP: 0.262, SLG: 0.274			0-0 CS 2B		0-0 CS 1-2	0-3 K		0-0 S E 1B		3 1 2 0 0 1 0
Bob Welch, R (1, 1) OBP: 0.139, SLG: 0.139			0-3 K			0-3 K		0-0 E4 1-H 1B		2 0 0 0 0 2 1
Brad Havens, L (8, 1)										0 0 0 0 0 0 0
Ken Landreaux, L (8, PH) OBP: 0.302, SLG: 0.310										1 0 1 0 0 0 0
Ken Howell, R (9, 1) OBP: 1.000, SLG: 1.000										0 0 0 0 0 0 0

Inning Stats	R: 0 E: 0 K: 1 S: 5	H: 0 LOB: 0 BB: 0 P: 5	R: 0 E: 0 K: 2 S: 7	H: 0 LOB: 0 BB: 0 P: 7	R: 0 E: 0 K: 1 S: 6	H: 1 LOB: 1 BB: 0 P: 6	R: 0 E: 0 K: 0 S: 3	H: 0 LOB: 0 BB: 0 P: 3	R: 0 E: 0 K: 1 S: 5	H: 1 LOB: 0 BB: 0 P: 5	R: 0 E: 0 K: 2 S: 8	H: 1 LOB: 1 BB: 0 P: 8	R: 0 E: 0 K: 3 S: 9	H: 0 LOB: 0 BB: 0 P: 9	R: 1 E: 1 K: 1 S: 7	H: 2 LOB: 1 BB: 0 P: 7	R: 0 E: 0 K: 0 S: 3	H: 1 LOB: 0 BB: 0 P: 3	1B: 5 2B: 1 3B: 0 HR: 0	SF: 0 SAC: 0 DP: 1 HBP: 0	WP: 0 PB: 0 SB: 2 CS: 1	PA: 32
--------------	------------------------------	---------------------------------	------------------------------	---------------------------------	------------------------------	---------------------------------	------------------------------	---------------------------------	------------------------------	---------------------------------	------------------------------	---------------------------------	------------------------------	---------------------------------	------------------------------	---------------------------------	------------------------------	---------------------------------	----------------------------------	------------------------------------	----------------------------------	--------

PITCHER	IP	WLS	BF	H	R	ER	SO	BB	IBB	HBP	BLK	WP	HR	S	P	ERA	WHIP
Nolan Ryan, R (1, 1) ERA: 2.68	7.2	W	27	5	1	0	11	0	0	0	0	0	0	49	49	0.00	0.652
Larry Andersen, R (8, 1) ERA: 3.5	1.1		4	1	0	0	0	0	0	0	0	0	0	4	4	0.00	0.750

BOTTOM

Houston Astros @ Los Angeles Dodgers
Dodger Stadium, Los Angeles, CA
 Fri Jun 12 1987, 7:05 PM PDT
 Att. 35,641 - Unknown

AB	31
R	1
H	6
RBI	0
BB	0
SO	11
LOB	6



WP	HR	S	P	ERA	WHIP
0	0	0	0	0.00	0.652
0	0	0	0	0.00	0.750

Batter	1	2	3	4	5	6	7	8	9	AB R H RBI BB SO LOB	TOP
Billy Hatcher, R (1, 8) OBP: 0.381, SLG: 0.460 Dave Meads, L (8, 1) OBP: 0.500, SLG: 0.333	0-0 1-3		0-0 G5-4-3 1-2f			0-0 5-3		0-0 E4 3-H		4 0 0 0 0 0 1 0 0 0 0 0 0 0	Houston Astros @ Los Angeles Dodgers Dodger Stadium, Los Angeles, CA Sat Jun 13 1987, 7:05 PM PDT Att. 39,070 - Unknown livebaseballscorecards.com
Bill Doran, S (1, 4) OBP: 0.328, SLG: 0.347	0-0 6-3			0-0 L8		4-0 BB		0-0 F9		3 0 0 0 1 0 1	
Denny Walling, L (1, 5) OBP: 0.368, SLG: 0.455	0-0 3-1			0-0 L9		0-0 L5			0-0 1B	4 0 1 0 0 0 1	
Glenn Davis, R (1, 3) OBP: 0.335, SLG: 0.495		0-0 6-3 2B		0-0 F7			0-0 F5		0-0 F8	4 0 1 0 0 0 1	
Kevin Bass, S (1, 9) OBP: 0.329, SLG: 0.430		0-0 5-3			0-0 G1-6-3 1B		0-0 F2		0-3 K	4 0 1 0 0 1 2	
Jose Cruz, L (1, 7) OBP: 0.314, SLG: 0.404		0-0 6-3 2-3		0-0 G1-6-3 1-2f		0-0 G3			0-0 4-3	4 0 0 0 0 0 3	
Craig Reynolds, L (1, 6) OBP: 0.331, SLG: 0.364		0-3 K			0-0 1B			0-0 6-3 E 2B		3 1 2 0 0 1 1	
Mark Bailey, S (1, 2) OBP: 0.311, SLG: 0.219			0-0 G5-4-3 1B		0-0 F8			0-3 K		3 0 1 0 0 1 2	
Bob Knepper, L (1, 1) OBP: 0.188, SLG: 0.267 Chuck Jackson, R (6, PH) OBP: 0.333, SLG: 0.345 Ron Mathis, R (6, 1) Terry Puhl, L (8, PH) OBP: 0.276, SLG: 0.296 (8, 8)			0-3 K			0-3 K		0-0 6-3 2-3		1 0 0 0 0 1 1 1 0 0 0 0 1 0 0 0 0 0 0 0 0 1 0 0 0 0 0 1	
Inning Stats	R: 0 H: 0 E: 0 LOB: 0 K: 0 BB: 0 S: 3 P: 3	R: 0 H: 1 E: 0 LOB: 1 K: 1 BB: 0 S: 6 P: 6	R: 0 H: 1 E: 0 LOB: 0 K: 1 BB: 0 S: 5 P: 5	R: 0 H: 0 E: 0 LOB: 0 K: 0 BB: 0 S: 3 P: 3	R: 0 H: 2 E: 0 LOB: 1 K: 0 BB: 0 S: 4 P: 4	R: 0 H: 0 E: 0 LOB: 1 K: 1 BB: 1 S: 5 P: 9	R: 0 H: 0 E: 0 LOB: 0 K: 0 BB: 0 S: 3 P: 3	R: 1 H: 1 E: 1 LOB: 1 K: 1 BB: 0 S: 7 P: 7	R: 0 H: 1 E: 0 LOB: 1 K: 1 BB: 0 S: 6 P: 6	1B: 4 SF: 0 2B: 2 SAC: 0 3B: 0 DP: 2 HR: 0 HBP: 0	
PITCHER Orel Hershiser, R (1, 1) ERA: 2.77	IP WLS BF H R ER SO BB IBB HBP BLK WP HR S P ERA WHIP 9.0 W 33 6 1 0 5 1 0 0 0 0 0 0 42 46 0.00 0.778	PITCHER IP WLS BF H R ER SO BB IBB HBP BLK WP HR S P ERA WHIP									



Batter	1	2	3	4	5	6	7	8	9
Steve Sax, R OBP: 0.322, SLG: 0.360 (1, 4)	0-0 2-3		0-0 1-3		0-0 1B		4-0 2B BB	0-0 1B	
John Shelby, S OBP: 0.289, SLG: 0.417 (1, 8)	0-0 F7		4-0 BB		0-0 1B		0-0 2B	0-0 F3	
Pedro Guerrero, R OBP: 0.402, SLG: 0.598 (1, 7) Reggie Williams, R OBP: 0.257, SLG: 0.138 (9, 7)	0-0 2B		0-0 BB		0-0 1B		0-0 L8		
Mike Marshall, R OBP: 0.316, SLG: 0.468 (1, 9)	0-0 2B			0-0 L6		0-0 FC5-4		0-0 HR	
Mickey Hatcher, R OBP: 0.333, SLG: 0.457 (1, 3) Franklin Stubbs, L OBP: 0.332, SLG: 0.485 (8, 3)	0-0 2B			0-0 6-3		0-0 F9		0-0 F3	
Alex Trevino, R OBP: 0.278, SLG: 0.328 (1, 2)	0-0 F8			0-0 5-3		0-0 F9		0-0 HR	
Jeff Hamilton, R OBP: 0.300, SLG: 0.321 (1, 5)		0-0 1B			0-0 1B	0-0 F8		0-0 L8	
Dave Anderson, R OBP: 0.290, SLG: 0.313 (1, 6)		0-0 P5			0-0 3B		4-0 SH1-4	4-0 1B 1B	
Orel Hershiser, R OBP: 0.282, SLG: 0.342 (1, 1)		0-0 G5-4-3			0-0 P4		0-0 SH1-4	0-0 1B	


Inning Stats	R: 2 E: 0 K: 0 S: 6	H: 3 LOB: 1 BB: 0 P: 6	R: 0 E: 0 K: 0 S: 3	H: 1 LOB: 0 BB: 0 P: 3	R: 0 E: 0 K: 0 S: 2	H: 0 LOB: 0 BB: 1 P: 6	R: 0 E: 0 K: 0 S: 3	H: 0 LOB: 0 BB: 0 P: 3	R: 2 E: 0 K: 0 S: 7	H: 5 LOB: 2 BB: 0 P: 7	R: 0 E: 0 K: 0 S: 3	H: 0 LOB: 0 BB: 0 P: 3	R: 1 E: 0 K: 0 S: 3	H: 1 LOB: 1 BB: 2 P: 11	R: 2 E: 0 K: 0 S: 7	H: 4 LOB: 3 BB: 1 P: 11
--------------	------------------------------	---------------------------------	------------------------------	---------------------------------	------------------------------	---------------------------------	------------------------------	---------------------------------	------------------------------	---------------------------------	------------------------------	---------------------------------	------------------------------	----------------------------------	------------------------------	----------------------------------

PITCHER	IP	WLS	BF	H	R	ER	SO	BB	IBB	HBP	BLK	WP	HR	S	P	ERA	WHIP
Bob Knepper, L ERA: 7.0 (1, 1)	5.0	L	22	9	4	4	0	1	0	0	0	0	0	21	25	7.20	2.000
Ron Mathis, R ERA: 3.0 (6, 1)	2.0		8	1	1	1	0	2	0	0	0	0	0	6	14	4.50	1.500
Dave Meads, L ERA: 6.39 (8, 1)	1.0		8	4	2	2	0	1	0	0	0	0	2	7	11	18.00	5.000

AB R H RBI BB SO LOB

4	1	2	1	1	0	0
4	0	2	1	1	0	3
4	1	2	0	0	0	2
0	0	0	0	0	0	0
4	2	2	1	0	0	2
3	0	1	2	0	0	0
1	0	0	0	0	0	0
4	1	1	1	0	0	1
4	1	2	0	0	0	0
2	1	1	1	2	0	1
3	0	1	0	0	0	2

AB 33
R 7
H 14
RBI 7
BB 4
SO 0
LOB 11



WP	PA	ERA	WHIP
0	38		
0			
1			
1			

livebaseballscores.com

Houston Astros @ Los Angeles Dodgers
Dodger Stadium, Los Angeles, CA
Sat Jun 13 1987, 7:05 PM PDT
Att. 39,070 - Unknown

Batter	1	2	3	4	5	6	7	8	9	AB R H RBI BB SO LOB	TOP							
Billy Hatcher, R OBP: 0.385, SLG: 0.461 (1, 8) X	0-0 6-3	4-0 BB		0-0 S 1B		0-0 BLK 1B		0-0 F2		4 1 2 0 1 0 0								
Bill Doran, S OBP: 0.326, SLG: 0.344 (1, 4) X	0-0 F8	0-3 K		0-0 F4		0-0 1B		0-0 1-3		5 0 1 1 0 1 4								
Denny Walling, L OBP: 0.362, SLG: 0.444 (1, 5) X	0-0 1B	0-0 F8		0-0 F7		0-0 F7		0-0 6-3		5 1 1 0 0 0 5								
Glenn Davis, R OBP: 0.336, SLG: 0.493 (1, 3) X	0-0 1B		0-0 1B	0-0 F6		0-0 1-3		0-0 F8		5 1 2 0 0 0 2								
Kevin Bass, S OBP: 0.332, SLG: 0.432 (1, 9) X	0-0 1B		0-0 1B		0-0 F8		0-0 F8			4 1 2 1 0 0 0								
Terry Puhl, L OBP: 0.274, SLG: 0.293 (1, 7) X	0-0 6-3		0-0 SH2-4		0-0 F8		0-0 F8			4 0 1 1 0 0 2								
Ronn Reynolds, R OBP: 0.500, SLG: 0.500 (1, 2) X		0-0 FC1-5	0-3 K		0-0 1B		0-3 K			4 0 2 0 0 2 2								
Dickie Thon, R OBP: 0.333, SLG: 0.235 (1, 6) X		4-0 S	0-0 SH2-4		0-0 4-3		0-3 K			2 0 0 1 1 1 1								
Danny Darwin, R OBP: 0.138, SLG: 0.241 (1, 1) X		0-0 FC1-5	0-3 K		0-3 K		0-0 5-3			4 0 0 0 0 2 3								
Inning Stats	R: 1 E: 0 K: 0 S: 6	H: 3 LOB: 2 BB: 0 P: 6	R: 0 E: 0 K: 1 S: 6	H: 1 LOB: 3 BB: 2 P: 14	R: 2 E: 0 K: 2 S: 10	H: 3 LOB: 1 BB: 0 P: 10	R: 0 E: 0 K: 0 S: 4	H: 1 LOB: 1 BB: 0 P: 4	R: 0 E: 0 K: 1 S: 5	H: 0 LOB: 0 BB: 0 P: 5	R: 0 E: 0 K: 1 S: 5	H: 0 LOB: 0 BB: 0 P: 5	R: 0 E: 0 K: 0 S: 3	H: 0 LOB: 0 BB: 0 P: 3	1B: 11 2B: 0 3B: 0 HR: 0	SF: 0 SAC: 1 DP: 0 HBP: 0	WP: 0 PB: 0 SB: 3 CS: 0	PA: 40
PITCHER	IP WLS BF H R ER SO BB IBB HBP BLK WP HR S P ERA WHIP																	
Tim Leary, R ERA: 5.3 (1, 1)	5.1 L 29 11 4 4 4 2 0 0 0 1 0 0 35 43 6.75 2.438																	
Brad Havens, L ERA: 5.68 (6, 1)	0.1 1 0 0 0 0 0 0 0 0 0 0 0 1 1 0.00 0.000																	
Brian Holton, R ERA: 2.92 (6, 1)	2.1 7 0 0 0 2 0 0 0 0 0 0 0 11 11 0.00 0.000																	
Ken Howell, R ERA: 4.97 (9, 1)	1.0 3 0 0 0 0 0 0 0 0 0 0 0 3 3 0.00 0.000																	

Houston Astros @ Los Angeles Dodgers
Dodger Stadium, Los Angeles, CA
Sun Jun 14 1987, 3:33 AM PDT
Att: 36,901 - Unknown

livebaseballscorecards.com

AB	37
R	4
H	11
RBI	4
BB	2
SO	6
LOB	19



Batter	1	2	3	4	5	6	7	8	9	AB R H RBI BB SO LOB
Steve Sax, R (1, 4) OBP: 0.317, SLG: 0.355	0-3 K		0-0 6-3			0-3 K			0-0 F7	4 0 0 0 0 2 0
John Shelby, S (1, 8) OBP: 0.280, SLG: 0.403	0-0 6-3		0-0 L5			0-0 F9			0-3 K	4 0 0 0 0 1 0
Pedro Guerrero, R (1, 7) OBP: 0.401, SLG: 0.608	0-0 HR			0-0 F9					0-0 F7	3 1 1 1 0 0 0
Mike Marshall, R (1, 9) OBP: 0.323, SLG: 0.469	0-0 1B			4-0 G3-6 BB					0-3 K	2 0 1 0 1 1 0
Franklin Stubbs, L (1, 3) OBP: 0.327, SLG: 0.478	0-0 4-3			0-0 G3-6 1-2f					0-0 F5	3 0 0 0 0 0 2
Mickey Hatcher, R (1, 5) OBP: 0.324, SLG: 0.442		0-0 F9			0-0 6-3				0-0 F8	3 0 0 0 0 0 0
Alex Trevino, R (1, 2) OBP: 0.267, SLG: 0.314		0-0 F2			0-0 F6				0-0 F7	3 0 0 0 0 0 0
Dave Anderson, R (1, 6) OBP: 0.282, SLG: 0.303		0-3 K			0-0 L5				0-0 F9	2 0 0 0 0 1 0
Brian Holton, R (6, 1) OBP: 0.250, SLG: 0.250										0 0 0 0 0 0 0
Ken Landreaux, L (8, PH) OBP: 0.299, SLG: 0.306										1 0 0 0 0 0 0
Ken Howell, R (9, 1) OBP: 1.000, SLG: 1.000										0 0 0 0 0 0 0
Tim Leary, R (1, 1) OBP: 0.167, SLG: 0.167			0-0 F8			0-3 K			0-0 F5	1 0 0 0 0 0 0
Brad Havens, L (6, 1)										0 0 0 0 0 0 0
Mariano Duncan, R (6, 6) OBP: 0.265, SLG: 0.290										1 0 0 0 0 1 0
Ralph Bryant, L (9, PH) OBP: 0.417, SLG: 0.600										1 0 0 0 0 0 0

Inning Stats	R: 1	H: 2	E: 0	K: 1	S: 7	R: 0	H: 0	E: 0	K: 1	S: 5	R: 0	H: 0	E: 0	K: 0	S: 3	R: 0	H: 0	E: 0	K: 0	S: 3	R: 0	H: 0	E: 0	K: 2	S: 7	R: 0	H: 0	E: 0	K: 1	S: 3	R: 0	H: 0	E: 0	K: 0	S: 5	R: 0	H: 0	E: 0	K: 1	S: 5
	LOB: 1	BB: 0	P: 7	LOB: 0	BB: 0	LOB: 0	BB: 0	LOB: 0	BB: 0	P: 3	LOB: 0	BB: 0	LOB: 0	BB: 0	P: 3	LOB: 0	BB: 0	LOB: 0	BB: 0	P: 7	LOB: 0	BB: 0	LOB: 0	BB: 0	LOB: 0	BB: 0	LOB: 0	BB: 0	P: 3	LOB: 0	BB: 0	LOB: 0	BB: 0	P: 5	LOB: 0	BB: 0	LOB: 0	BB: 0	P: 5	

PITCHER	IP	WLS	BF	H	R	ER	SO	BB	IBB	HBP	BLK	WP	HR	S	P	ERA	WHIP
Danny Darwin, R (1, 1) ERA: 3.09	9.0	W	29	2	1	1	6	1	0	0	0	0	1	40	44	1.00	0.333

BOTTOM

Houston Astros @ Los Angeles Dodgers
Dodger Stadium, Los Angeles, CA

Sun Jun 14 1987, 3:33 AM PDT
 Att. 36,901 - Unknown

livebaseballscorecards.com

AB	28
R	1
H	2
RBI	1
BB	1
SO	6
LOB	2



WP	PA	ERA	WHIP
0	29		

Batter	1	2	3	4	5	6	7	8	9	AB R H RBI BB SO LOB	TOP									
Steve Sax, R (1, 4) OBP: 0.316, SLG: 0.353	0-0 5-3		0-0 1B		0-3 K		0-0 F7			4 0 1 0 0 1 1										
John Shelby, S (1, 8) OBP: 0.287, SLG: 0.409	4-0 1B BB		0-0 F4			0-0 2B	0-3 K			3 1 1 0 1 1 1										
Pedro Guerrero, R (1, 7) OBP: 0.398, SLG: 0.602	0-0 1B			0-0 F9		0-0 2B		0-3 K		4 0 1 0 0 1 1										
Mike Marshall, R (1, 9) OBP: 0.321, SLG: 0.469	0-0 G5-4-3			0-0 F6		0-0 2B		0-3 K		4 0 1 1 0 1 2										
Franklin Stubbs, L (1, 3) OBP: 0.321, SLG: 0.469		0-0 F7		0-0 4-3		0-0 F5		0-3 K		4 0 0 0 0 1 2										
Mickey Hatcher, R (1, 5) OBP: 0.330, SLG: 0.439		0-0 F8			0-0 F7	4-0 IBB			0-0 G4-6-3 1B	3 0 1 0 1 0 0										
Alex Trevino, R (1, 2) OBP: 0.273, SLG: 0.333		0-0 5-3			0-0 1B SH1-3 2B		0-3 K		0-0 G4-6-3	2 1 1 0 0 0 0	AB 33									
Ken Landreaux, L (6, PH) OBP: 0.296, SLG: 0.302									1-2f	1 0 0 0 0 1 3	R 2									
Mike Scioscia, L (6, 2) OBP: 0.374, SLG: 0.390										1 0 0 0 0 0 1	H 8									
Dave Anderson, R (1, 6) OBP: 0.288, SLG: 0.309			0-0 F4		0-0 SH1-3		0-0 F7		0-0 2B	2 0 1 0 0 0 0	RBI 2									
Ralph Bryant, L (6, PH) OBP: 0.400, SLG: 0.571					2-3 1B					1 0 0 0 0 0 3	BB 2									
Mariano Duncan, R (6, 6) OBP: 0.269, SLG: 0.299					1-2 3-H					1 0 1 0 0 0 0	SO 8									
Rick Honeycutt, L (1, 1) OBP: 0.182, SLG: 0.143			0-0 4-3		0-0 SH1-3		0-3 K		0-3 K	1 0 0 1 0 0 0	LOB 15									
Reggie Williams, R (7, PH) OBP: 0.250, SLG: 0.133										1 0 0 0 0 1 0										
Alejandro Pena, R (7, 1) OBP: 0.100, SLG: 0.100										0 0 0 0 0 0 0										
Brad Havens, L (7, 1) OBP: 0.100, SLG: 0.100										0 0 0 0 0 0 0										
Jeff Hamilton, R (9, PH) OBP: 0.290, SLG: 0.310										1 0 0 0 0 1 1										
Inning Stats	R: 0 E: 0 K: 0 S: 3	H: 1 LOB: 1 BB: 1 P: 7	R: 0 E: 0 K: 0 S: 3	H: 0 LOB: 0 BB: 0 P: 3	R: 0 E: 0 K: 0 S: 4	H: 1 LOB: 1 BB: 0 P: 4	R: 0 E: 0 K: 0 S: 3	H: 0 LOB: 0 BB: 0 P: 3	R: 1 E: 1 K: 1 S: 8	H: 2 LOB: 3 BB: 1 P: 12	R: 0 E: 0 K: 2 S: 7	H: 0 LOB: 0 BB: 0 P: 7	R: 0 E: 0 K: 3 S: 9	H: 0 LOB: 0 BB: 0 P: 9	R: 0 E: 0 K: 1 S: 6	H: 2 LOB: 1 BB: 0 P: 6	1B: 4 2B: 4 3B: 0 HR: 0	SF: 0 SAC: 1 DP: 2 HBP: 0	WP: 0 PB: 0 SB: 0 CS: 0	PA: 36
PITCHER	IP WLS BF H R ER SO BB IBB HBP BLK WP HR S P ERA WHIP																			
Eric Show, R (1, 1) ERA: 3.87	5.0		22	6	2	2	1	1	0	0	0	0	0	23	27	3.60	1.400			
Craig Lefferts, L (6, 1) ERA: 4.6	0.1		2	0	0	0	0	0	1	0	0	0	0	1	5	0.00	0.000			
Lance McCullers, R (6, 1) ERA: 3.95	1.2	W	5	0	0	0	3	0	0	0	0	0	0	11	11	0.00	0.000			
Rich Gossage, R (8, 1) ERA: 2.65	2.0	S	7	2	0	0	4	0	0	0	0	0	0	15	15	0.00	1.000			

Los Angeles Dodgers @ San Diego Padres
 Jack Murphy Stadium, San Diego, CA
 Tue Jun 16 1987, 10:05 PM EDT
 Att: 22,968 - Unknown

livebaseballscorecards.com

AB 33
 R 2
 H 8
 RBI 2
 BB 2
 SO 8
 LOB 15



Batter	1	2	3	4	5	6	7	8	9	AB R H RBI BB SO LOB	TOP																
Mariano Duncan, R (1, 6) OBP: 0.268, SLG: 0.298 Ken Landreaux, L (8, PH) OBP: 0.293, SLG: 0.299 (8, 7)	0-0 WP 1B		0-0 G4-3 1-2f		0-3 K	0-3 K		0-0 CS 1-2	0-0 4-3	4 1 1 0 0 2 2 1 0 0 0 0 0 0	Los Angeles Dodgers @ San Diego Padres Jack Murphy Stadium, San Diego, CA Wed Jun 17 1987, 6:33 AM EDT Att: 23,461 - Unknown livebaseballscorecards.com																
Franklin Stubbs, L (1, 3) OBP: 0.328, SLG: 0.469	0-0 E 1-2 1B		0-0 HR 1B		4-0 HR BB		0-3 K		0-0 L9	4 2 2 0 1 1 0																	
John Shelby, S (1, 8) OBP: 0.298, SLG: 0.470	0-3 K 2-3		0-0 HR 1B		0-0 HR		0-0 F7 E 2B		0-0 F7	5 3 3 4 0 1 2																	
Pedro Guerrero, R (1, 7) OBP: 0.396, SLG: 0.596 Brian Holton, R (7, 1) OBP: 0.250, SLG: 0.250 Ken Howell, R (7, 1) OBP: 1.000, SLG: 1.000	0-3 K 1-3 3-H		0-0 F9		0-0 PB 2B 1B		0-0 F7 2-3		0-0 F7	4 1 1 0 0 1 2 0 0 0 0 0 0 0 0 0 0 0 0 0 0																	
Mike Marshall, R (1, 9) OBP: 0.325, SLG: 0.473	0-0 P6			4-0 F7 BB	0-0 1-H 2B		0-0 E6 FC6-4		0-0 E6 FC6-4	3 0 1 1 1 0 1																	
Mike Scioscia, L (1, 2) OBP: 0.366, SLG: 0.381		0-0 F8		0-3 K	0-0 3-1		0-0 FC6-4 1-2f		0-0 FC6-4	4 0 0 0 0 1 3																	
Mickey Hatcher, R (1, 5) OBP: 0.318, SLG: 0.422		0-0 L8		0-0 F7 1-2		0-0 5-3		0-3 K		4 0 0 0 0 1 1																	
Steve Sax, R (1, 4) OBP: 0.315, SLG: 0.351		0-0 6-3		0-0 F8		0-0 1-3		0-0 CS 1B		4 0 1 0 0 0 1																	
Fernando Valenzuela, L (1, 1) OBP: 0.184, SLG: 0.184 Reggie Williams, R (7, 7) OBP: 0.250, SLG: 0.133 Ralph Bryant, L (8, PH) OBP: 0.385, SLG: 0.545 Dave Anderson, R (8, 6) OBP: 0.288, SLG: 0.309			0-0 G4-3 1B		0-0 P4		0-0 1B	0-3 K		3 0 2 0 0 0 0 0 0 0 0 0 0 0 1 0 0 0 0 1 1 0 0 0 0 0 0 0																	
Inning Stats	R: 1 E: 0 K: 2 S: 9	H: 2 LOB: 1 BB: 0 P: 9	R: 0 E: 0 K: 0 S: 3	H: 0 LOB: 0 BB: 0 P: 3	R: 2 E: 0 K: 0 S: 5	H: 3 LOB: 0 BB: 0 P: 5	R: 0 E: 0 K: 1 S: 5	H: 0 LOB: 1 BB: 1 P: 9	R: 3 E: 0 K: 1 S: 8	H: 3 LOB: 1 BB: 1 P: 12	R: 0 E: 0 K: 1 S: 6	H: 1 LOB: 1 BB: 0 P: 6	R: 1 E: 1 K: 1 S: 7	H: 1 LOB: 1 BB: 0 P: 7	R: 0 E: 0 K: 2 S: 7	H: 1 LOB: 0 BB: 0 P: 7	R: 0 E: 0 K: 0 S: 3	H: 0 LOB: 0 BB: 0 P: 3	1B: 7 2B: 2 3B: 0 HR: 2	SF: 0 SAC: 0 DP: 1 HBP: 0	WP: 1 PB: 1 SB: 1 CS: 1	PA: 40					
PITCHER	IP WLS BF H R ER SO BB IBB HBP BLK WP HR S P ERA WHIP												PITCHER	IP WLS BF H R ER SO BB IBB HBP BLK WP HR S P ERA WHIP													
Ed Whitson, R (1, 1) ERA: 4.93	4.2		8	6	6	4	2	0	0	0	1	2	29	37	11.57	2.143											
Ray Hayward, L (5, 1) ERA: 23.14	1.1	5	1	0	0	1	0	0	0	0	0	0	7	7	0.00	0.750											
Craig Lefferts, L (7, 1) ERA: 4.5	1.0	W 5	1	1	0	1	0	0	0	0	0	0	7	7	0.00	1.000											
Lance McCullers, R (8, 1) ERA: 3.77	2.0	S 6	1	0	0	2	0	0	0	0	0	0	10	10	0.00	0.500											

Los Angeles Dodgers @ San Diego Padres
Jack Murphy Stadium, San Diego, CA
 Wed Jun 17 1987, 6:33 AM EDT
 Att: 23,461 - Unknown

AB	37
R	7
H	11
RBI	5
BB	2
SO	8
LOB	13



Batter	1	2	3	4	5	6	7	8	9	AB	R	H	RBI	BB	SO	LOB
Stan Jefferson, S OBP: 0.339, SLG: 0.333 (1, 7) (8, 8)	0-3 K	0-0 F7		0-0 6-3			0-0 3-1	0-3 K		5	0	0	0	0	2	1
Randy Ready, R OBP: 0.423, SLG: 0.429 (1, 4) (8, 7)	0-0 F7	0-0 1B		0-0 4-3			0-0 P5			4	0	1	1	0	0	0
Tony Gwynn, L OBP: 0.443, SLG: 0.511 (1, 9)	0-0 HR 1B	0-0 F7			0-0 L1		4-0 2B BB			3	2	1	0	1	0	1
Carmelo Martinez, R OBP: 0.350, SLG: 0.421 (1, 3)	0-0 HR		0-0 6-3		0-0 6-3		4-0 2B 1B BB			3	2	1	2	1	0	0
Benito Santiago, R OBP: 0.306, SLG: 0.403 (1, 2)	4-0 1B BB		0-0 FC6-5 1B		0-0 1-3		0-0 1B 2B			3	2	2	1	1	0	0
Shane Mack, R OBP: 0.325, SLG: 0.351 John Kruk, L (7, PH) Dave Dravecky, R (7, PR) Lance McCullers, S (8, 1)	0-0 1B		0-0 E9 FC6-5 1B		0-3 K		0-0 1B			3	0	2	0	0	1	0
Kevin Mitchell, R OBP: 0.299, SLG: 0.367 (1, 5)	0-0 6-3		0-0 FC6-5		0-0 HR		0-0 F9			4	1	1	2	0	0	4
Garry Templeton, S OBP: 0.274, SLG: 0.251 (1, 6)		4-0 SH2-4 1B BB	0-3 K		0-0 6-3		0-3 K			3	1	0	0	1	2	1
Ed Whitson, R OBP: 0.077, SLG: 0.077 Ray Hayward, L (5, 1)		0-0 SH2-4		0-0 1-3		0-3 K		0-0 4-3		1	0	0	0	0	0	0
Luis Salazar, R OBP: 0.337, SLG: 0.368 Craig Lefferts, L OBP: 0.500, SLG: 0.500 Tim Flannery, L OBP: 0.333, SLG: 0.277 (8, 4)		0-0 1-2								0	0	0	0	0	0	0

Inning Stats	R: 2	H: 3	E: 0	K: 1	S: 8	H: 3	LOB: 2	BB: 1	P: 12	R: 1	H: 1	E: 0	K: 0	S: 4	R: 1	H: 2	E: 1	K: 1	S: 7	R: 0	H: 0	E: 0	K: 0	S: 3	R: 0	H: 0	E: 0	K: 2	S: 8	R: 3	H: 2	E: 0	K: 0	S: 5	R: 0	H: 0	E: 0	K: 2	S: 7
--------------	------	------	------	------	------	------	--------	-------	-------	------	------	------	------	------	------	------	------	------	------	------	------	------	------	------	------	------	------	------	------	------	------	------	------	------	------	------	------	------	------

PITCHER	IP	WLS	BF	H	R	ER	SO	BB	IBB	HBP	BLK	WP	HR	S	P	ERA	WHIP
Fernando Valenzuela, L ERA: 4.05 (1, 1)	6.0		27	7	5	4	4	2	0	0	0	0	2	33	41	6.00	1.500
Brian Holton, R ERA: 3.58 (7, 1)	0.2	L	5	1	3	3	0	2	0	0	0	0	0	3	11	40.50	4.500
Ken Howell, R ERA: 4.75 (7, 1)	1.1		5	1	0	0	2	0	0	0	0	0	0	9	9	0.00	0.750

BOTTOM

Los Angeles Dodgers @ San Diego Padres
Jack Murphy Stadium, San Diego, CA

Wed Jun 17 1987, 6:33 AM EDT
 Att. 23,461 - Unknown

AB	32
R	8
H	9
RBI	8
BB	4
SO	6
LOB	7



WP: 0	PA: 37
PB: 0	
SB: 1	
CS: 0	

livebaseballscorecards.com

Batter	1	2	3	4	5	6	7	8	9	10	11	AB	R	H	RBI	BB	SO	LOB	TOP								
Mariano Duncan, R (1, 6) Dave Anderson, R (8, PH) OBP: 0.269, SLG: 0.299 OBP: 0.303, SLG: 0.366	F7		5-3			SF8 1B		K		2B 3B	1B 2B	3	1	1	0	0	0	0									
Steve Sax, R (1, 4) OBP: 0.323, SLG: 0.366	2B			F7		E6 SF8 1-3		1B		2B	1B	6	0	4	3	0	0	1									
John Shelby, S (1, 8) OBP: 0.293, SLG: 0.482	1-3			HR		SF8		F4		F2	3-1	5	1	1	2	0	0	4									
Pedro Guerrero, R (1, 7) OBP: 0.392, SLG: 0.585	4-3			4-3		K		K		IBB		4	0	0	0	1	2	3									
Mike Marshall, R (1, 9) OBP: 0.327, SLG: 0.490		G6-4-3 1B		HR		4-3		K		K		5	1	2	1	0	2	3									
Mickey Hatcher, R (1, 3) OBP: 0.322, SLG: 0.421		G6-4-3 1-2r		5-3		6-3 1B		1B		F7		5	0	2	0	0	0	3									
Mike Scioscia, L (1, 2) OBP: 0.357, SLG: 0.370		K				F7		6-3		5-3		5	0	0	0	0	1	2									
Jeff Hamilton, R (1, 5) Franklin Stubbs, L (7, PH) OBP: 0.273, SLG: 0.290 OBP: 0.332, SLG: 0.467			5-3			F8		IBB			F8	2	0	0	0	0	0	0									
Bob Welch, R (1, 1) Ralph Bryant, L (9, PH) Alejandro Pena, R (9, 1) Ken Landreaux, L (11, PH) Brian Holton, R (11, 1) OBP: 0.128, SLG: 0.128 OBP: 0.370, SLG: 0.522 OBP: 0.100, SLG: 0.100 OBP: 0.300, SLG: 0.307 OBP: 0.250, SLG: 0.250			B1-3			4-3		K		K	2B 1B 1B	3	0	0	0	0	1	2									
Inning Stats	R: 0 E: 0 S: 4	H: 1 LOB: 1 BB: 0 P: 4	R: 0 E: 0 S: 5	H: 1 LOB: 0 BB: 0 P: 5	R: 0 E: 0 S: 3	H: 0 LOB: 0 BB: 0 P: 3	R: 2 E: 0 S: 5	H: 2 LOB: 0 BB: 0 P: 5	R: 0 E: 0 S: 3	H: 0 LOB: 0 BB: 0 P: 3	R: 1 E: 1 S: 7	H: 1 LOB: 1 BB: 0 P: 7	R: 0 E: 0 S: 5	H: 1 LOB: 2 BB: 1 P: 9	R: 0 E: 0 S: 8	H: 1 LOB: 1 BB: 0 P: 8	R: 0 E: 0 S: 8	H: 1 LOB: 2 BB: 1 P: 12	R: 1 E: 0 S: 7	H: 2 LOB: 2 BB: 1 P: 11	R: 2 E: 0 S: 6	H: 3 LOB: 1 BB: 0 P: 6	1B: 7 2B: 4 3B: 1 HR: 2	SF: 1 SAC: 0 DP: 2 HBP: 0	WP: 0 PB: 0 SB: 1 CS: 1	PA: 48	
PITCHER	IP	WLS	BF	H	R	ER	SO	BB	IBB	HBP	BLK	WP	HR	S	P	ERA	WHIP										
Bob Knepper, L (1, 1) ERA: 6.72	5.1		21	5	3	2	1	0	0	0	0	0	2	23	23	3.38	0.938										
Larry Andersen, R (6, 1) ERA: 3.26	2.2		10	2	0	0	4	0	1	0	0	0	0	17	21	0.00	0.750										
Dave Smith, R (9, 1) ERA: 0.31	2.0		11	3	1	1	3	0	2	0	0	0	0	15	23	4.50	1.500										
Ron Mathis, R (11, 1) ERA: 5.06	1.0	L	6	3	2	2	0	0	0	0	0	0	0	6	6	18.00	3.000										

Los Angeles Dodgers @ Houston Astros
 Astrodome, Houston, TX
 Thu Jun 18 1987, 8:05 PM EDT
 Att. 18,719 - Unknown

AB	44
R	6
H	13
RBI	6
BB	3
SO	8
LOB	20



WP: 0	PA: 48
PB: 0	
SB: 1	
CS: 1	

1B: 7	SF: 1
2B: 4	SAC: 0
3B: 1	DP: 2
HR: 2	HBP: 0

Batter	1	2	3	4	5	6	7	8	9	10	11	AB R H RBI BB SO LOB	BOTTOM													
Billy Hatcher, R OBP: 0.380, SLG: 0.450 (1, 8)	0-3 K	0-3 K		0-0 G3			0-0 6-3			0-3 K	0-0 5-3	6 0 0 0 0 3 1	Los Angeles Dodgers @ Houston Astros Astrodome, Houston, TX Thu Jun 18 1987, 8:05 PM EDT Att. 18,719 - Unknown													
Bill Doran, S OBP: 0.334, SLG: 0.372 (1, 4)	0-0 WP 2B 1B		0-0 CS 1B	0-0 4-3			0-0 S 1B			0-0 G3		5 1 3 0 0 0 0														
Craig Reynolds, L OBP: 0.333, SLG: 0.364 (1, 6)	0-3 K		0-0 1-2 HR 1B				0-0 F7			0-0 F8		5 2 2 0 0 1 2														
Glenn Davis, R OBP: 0.353, SLG: 0.532 (1, 3)	0-0 WP 1-3 2B		0-0 1-H HR				0-0 4-3			0-0 G4-6-3 1B		4 1 3 2 1 0 0														
Kevin Bass, S OBP: 0.341, SLG: 0.439 (1, 9)	4-0 S BB		0-0 BB 1B				0-0 K			0-0 G4-6-3 1B		4 0 2 1 1 1 1														
Jose Cruz, L OBP: 0.315, SLG: 0.396 (1, 7)	4-0 BB		4-0 BB				0-0 4-3			0-0 F9		2 0 0 0 2 0 0														
Dave Smith, R OBP: 0.667, SLG: 0.500 (9, 1)	1-2 FC6-4 BB		1-2 BB				0-0 4-3			0-0 4-3		0 0 0 0 0 0 0														
Alan Ashby, S OBP: 0.391, SLG: 0.429 (10, PH)												1 0 0 0 0 0 2														
Ron Mathis, R (11, 1)												0 0 0 0 0 0 0														
Chuck Jackson, R OBP: 0.326, SLG: 0.316 (1, 5)	0-0 FC6-4 1-2f		0-3 K				0-0 F8			0-3 K		5 0 1 0 0 2 5														
Ronn Reynolds, R OBP: 0.143, SLG: 0.200 (1, 2)			0-0 F7				0-3 K			0-0 F5		5 0 0 0 0 3 3														
Bob Knepper, L OBP: 0.167, SLG: 0.235 (1, 1)			0-3 K				0-0 L3			0-3 K		2 0 0 0 0 1 0														
Larry Andersen, R (6, 1)												1 0 0 0 0 0 0														
Terry Puhl, L OBP: 0.240, SLG: 0.254 (9, 7)							0-0 4-3			0-3 K		2 0 0 0 0 2 1														
Inning Stats	R: 1 E: 0 K: 2 S: 9	H: 2 LOB: 3 BB: 2 P: 17	R: 0 E: 0 K: 2 S: 7	H: 0 LOB: 0 BB: 0 P: 7	R: 2 E: 0 K: 2 S: 10	H: 4 LOB: 2 BB: 1 P: 14	R: 0 E: 0 K: 0 S: 3	H: 0 LOB: 0 BB: 0 P: 3	R: 0 E: 0 K: 1 S: 5	H: 0 LOB: 0 BB: 0 P: 5	R: 0 E: 0 K: 1 S: 5	H: 0 LOB: 0 BB: 0 P: 5	R: 0 E: 0 K: 0 S: 4	H: 1 LOB: 1 BB: 0 P: 4	R: 0 E: 0 K: 0 S: 3	H: 1 LOB: 0 BB: 0 P: 3	R: 0 E: 0 K: 2 S: 7	H: 0 LOB: 0 BB: 0 P: 7	R: 1 E: 0 K: 1 S: 7	H: 2 LOB: 2 BB: 1 P: 11	R: 0 E: 0 K: 2 S: 8	H: 1 LOB: 1 BB: 0 P: 8	1B: 9 2B: 1 3B: 0 HR: 1	SF: 0 SAC: 0 DP: 1 HBP: 0	WP: 1 PB: 0 SB: 2 CS: 1	PA: 46
PITCHER	IP	WLS	BF	H	R	ER	SO	BB	IBB	HBP	BLK	WP	HR	S	P	ERA	WHIP									
Bob Welch, R ERA: 3.39 (1, 1)	8.0		33	8	3	3	8	3	0	0	0	1	1	46	58	3.38	1.375									
Alejandro Pena, R ERA: 4.66 (9, 1)	2.0	W	9	2	1	1	3	1	0	0	0	0	0	14	18	4.50	1.500									
Brian Holton, R ERA: 3.49 (11, 1)	1.0	S	4	1	0	0	2	0	0	0	0	0	0	8	8	0.00	1.000									



Batter	1	2	3	4	5	6	7	8	9	10	11	AB R H RBI BB SO LOB	TOP																								
Dave Anderson, R (1, 6) OBP: 0.321, SLG: 0.387	0-0 6-3		0-0 G4-6-3 1B		4-0 E S E BB		0-0 2B		0-0 4-3			4 1 2 0 1 0 0	Los Angeles Dodgers @ Houston Astros Astrodome, Houston, TX Fri Jun 19 1987, 8:05 PM EDT Att. 29,670 - Unknown																								
Steve Sax, R (1, 4) OBP: 0.317, SLG: 0.359	0-0 4-3		0-0 F4		0-0 E3		0-0 1-3		0-3 K			5 0 0 0 0 1 3																									
John Shelby, S (1, 8) OBP: 0.283, SLG: 0.465	0-3 K		0-0 G4-6-3 1-2f		0-0 6-3		0-0 F8		0-0 F9			5 0 0 0 0 1 4																									
Pedro Guerrero, R (1, 7) OBP: 0.396, SLG: 0.584		4-0 4-6-3 1B BB		0-0 1B		0-0 FC3-6 1B		0-0 F3		0-0 F8		4 0 2 0 1 0 0																									
Mike Marshall, R (1, 9) OBP: 0.335, SLG: 0.494		0-0 4-6-3 1-2 1B		0-0 1-2 1B		0-0 FC3-6 1B 1-2f		0-0 1-3		0-0 1B		5 1 3 0 0 0 1																									
Mike Scioscia, L (1, 2) OBP: 0.348, SLG: 0.360		0-0 4-6-3 1-2 2-3		0-0 F8		0-0 F9		0-0 4-3		0-0 F9		5 0 0 0 0 0 6																									
Franklin Stubbs, L (1, 3) OBP: 0.329, SLG: 0.461		0-3 K		0-0 G4-6-3 1-2f		0-0 1B 1-H		0-0 F4		0-0 4-3		5 0 1 1 0 1 5																									
Mickey Hatcher, R (1, 5) OBP: 0.314, SLG: 0.409		0-0 F6			0-0 5-3		0-0 F4		0-0 4-3			3 0 0 0 0 0 3																									
Ralph Bryant, L (9, PH) OBP: 0.357, SLG: 0.500												1 0 0 0 0 0 0																									
Jeff Hamilton, R (9, 5) OBP: 0.273, SLG: 0.290												0 0 0 0 0 0 0																									
Orel Hershiser, R (1, 1) OBP: 0.279, SLG: 0.333			0-0 E5 1B		0-3 K		0-0 6-3		0-0 6-3			4 0 1 0 0 1 0																									
Ken Howell, R (11, 1) OBP: 1.000, SLG: 1.000												0 0 0 0 0 0 0																									
Matt Young, L (11, 1)												0 0 0 0 0 0 0																									
Inning Stats	R: 0 E: 0 K: 1 S: 5	H: 0 LOB: 0 BB: 0 P: 5	R: 0 E: 0 K: 1 S: 6	H: 1 LOB: 2 BB: 1 P: 10	R: 0 E: 1 K: 0 S: 4	H: 2 LOB: 1 BB: 0 P: 4	R: 1 E: 0 K: 1 S: 6	H: 0 LOB: 1 BB: 1 P: 10	R: 1 E: 0 K: 0 S: 5	H: 2 LOB: 1 BB: 0 P: 5	R: 0 E: 0 K: 0 S: 3	H: 0 LOB: 0 BB: 0 P: 3	R: 0 E: 0 K: 1 S: 5	H: 0 LOB: 0 BB: 0 P: 5	R: 0 E: 0 K: 0 S: 4	H: 1 LOB: 1 BB: 0 P: 4	1B: 8 2B: 1 3B: 0 HR: 0	SF: 0 SAC: 0 DP: 2 HBP: 0	WP: 0 PB: 0 SB: 1 CS: 0	PA: 43																	
PITCHER	IP WLS BF H R ER SO BB IBB HBP BLK WP HR S P ERA WHIP																																				
Danny Darwin, R (1, 1) ERA: 2.92	8.0		33	8	2	1	3	2	0	0	0	0	0	0	37	45	1.12	1.250																			
Larry Andersen, R (9, 1) ERA: 3.1	2.0		6	0	0	0	1	0	0	0	0	0	0	0	8	8	0.00	0.000																			
Dave Meads, L (11, 1) ERA: 6.35	1.0	W	4	1	0	0	0	0	0	0	0	0	0	0	4	4	0.00	1.000																			

livebaseballscorecards.com

AB	41
R	2
H	9
RBI	1
BB	2
SO	4
LOB	22



Batter	1	2	3	4	5	6	7	8	9	10	11	AB R H RBI BB SO LOB	BOTTOM
Billy Hatcher, R (1, 8) OBP: 0.374, SLG: 0.442	0-3 K (1)		X 0-0 6-3 (3)			S 0-3 K (2)		S 0-3 K (3)		X 0-0 FC4-6 (3)		5 0 0 0 0 3 2	Los Angeles Dodgers @ Houston Astros Astrodome, Houston, TX Fri Jun 19 1987, 8:05 PM EDT Att. 29,670 - Unknown
Bill Doran, S (1, 4) OBP: 0.342, SLG: 0.389	0-0 G1-6-3 1B			S 0-3 K (1)		X 0-0 HR			B 4-0 SH1-4 BB		X 0-0 1B SF9 1B	4 2 3 1 1 1 0	
Craig Reynolds, L (1, 6) OBP: 0.331, SLG: 0.360	0-0 G1-6-3 (2) (3)			X 0-0 4-3 (2)		X 0-0 3-1 (3)			X 0-0 SH1-4 (1)		X 0-0 1B 1-3 1B	4 0 1 0 0 0 1	
Glenn Davis, R (1, 3) OBP: 0.354, SLG: 0.527		X 0-0 6-3 (1)		X 0-0 1B			X 0-0 6-3 (1)				S 0-3 K (1)	4 0 1 0 1 1 2	
Kevin Bass, S (1, 9) OBP: 0.335, SLG: 0.432		S 0-3 K (2)		S 0-3 K (3)			X 0-0 6-3 (2)		S 0-3 K (2)		X 0-0 SF9 (2)	4 0 0 1 0 3 3	
Jose Cruz, L (1, 7) OBP: 0.313, SLG: 0.408		X 0-0 HR			S 0-3 K (1)		S 0-3 K (3)		X 0-0 F7 (3)			4 1 1 1 0 2 2	
Chuck Jackson, R (1, 5) OBP: 0.319, SLG: 0.310		S 0-3 K (3)			X 0-0 5-3 (2)			X 0-0 6-3 SH2-4 1B		S 0-3 K (1)		4 0 1 0 0 2 0	
Ronn Reynolds, R (1, 2) OBP: 0.125, SLG: 0.174			S 0-3 K (1)		S 0-3 K (3)			X 0-0 SH2-4 (1)		X 0-0 L3 (2)		3 0 0 0 0 2 0	
Danny Darwin, R (1, 1) OBP: 0.129, SLG: 0.226			S 0-3 K (2)			X 0-0 6-3 (1)		X 0-0 6-3 (2)		B 4-0 FC4-6 BB		2 0 0 0 0 1 0	
Alan Ashby, S (8, PH) OBP: 0.389, SLG: 0.427												1 0 0 0 0 0 1	
Larry Andersen, R (9, 1)												0 0 0 0 0 0 0	
Terry Puhl, L (10, PH) OBP: 0.250, SLG: 0.254												0 0 0 0 1 0 0	
Dave Meads, L (11, 1) OBP: 0.500, SLG: 0.333												0 0 0 0 0 0 0	
Inning Stats	R: 0 H: 1 E: 0 LOB: 0 K: 1 BB: 0 S: 5 P: 5	R: 1 H: 1 E: 0 LOB: 0 K: 2 BB: 0 S: 8 P: 8	R: 0 H: 0 E: 0 LOB: 0 K: 2 BB: 0 S: 7 P: 7	R: 0 H: 1 E: 0 LOB: 1 K: 2 BB: 0 S: 8 P: 8	R: 0 H: 0 E: 0 LOB: 0 K: 2 BB: 0 S: 7 P: 7	R: 1 H: 1 E: 0 LOB: 0 K: 1 BB: 0 S: 6 P: 6	R: 0 H: 0 E: 0 LOB: 0 K: 1 BB: 0 S: 5 P: 5	R: 0 H: 1 E: 0 LOB: 1 K: 1 BB: 0 S: 6 P: 6	R: 0 H: 0 E: 0 LOB: 2 K: 1 BB: 2 S: 5 P: 13	R: 0 H: 0 E: 0 LOB: 1 K: 1 BB: 1 S: 5 P: 9	R: 1 H: 2 E: 0 LOB: 1 K: 1 BB: 0 S: 6 P: 6	1B: 5 SF: 1 2B: 0 SAC: 2 3B: 0 DP: 1 HR: 2 HBP: 0	WP: 0 PA: 41 PB: 0 SB: 0 CS: 0
PITCHER	IP WLS BF H R ER SO BB IBB HBP BLK WP HR S P ERA WHIP												
Orel Hershiser, R (1, 1) ERA: 2.76	10.0 L 39 7 3 3 14 2 1 0 0 0 2 64 76 2.70 0.900												
Ken Howell, R (11, 1) ERA: 4.7	0.1 1 0 0 0 1 0 0 0 0 0 0 3 3 0.00 0.000												
Matt Young, L (11, 1) ERA: 6.35	0.1 1 0 0 0 0 0 0 0 0 0 0 1 1 0.00 0.000												

AB	35
R	3
H	7
RBI	3
BB	3
SO	15
LOB	11



livebaseballscores.com

Batter	1	2	3	4	5	6	7	8	9	AB R H RBI BB SO LOB	TOP
Dave Anderson, R (1, 6) OBP: 0.318, SLG: 0.418	0-0 HR		0-0 6-3			0-0 5-3		0-3 K		4 1 1 1 0 1 1	
Steve Sax, R (1, 4) OBP: 0.316, SLG: 0.358	0-0 F9			0-0 1B		0-0 F4		0-0 F4		4 1 1 0 0 0 0	
John Shelby, S (1, 8) OBP: 0.276, SLG: 0.452	0-0 F4			0-0 F7		0-0 F9		0-0 F8		4 0 0 0 0 0 1	
Pedro Guerrero, R (1, 7) OBP: 0.390, SLG: 0.574	0-3 K			0-0 6-3		0-0 5-3		0-0 F4		4 0 0 0 0 1 1	
Mike Marshall, R (1, 9) OBP: 0.335, SLG: 0.491		0-3 K2-3		0-0 1B		0-3 K				3 0 1 1 0 2 0	
Mike Scioscia, L (1, 2) OBP: 0.343, SLG: 0.354		0-3 K		0-0 1-3		0-0 F8				3 0 0 0 0 1 1	
Franklin Stubbs, L (1, 3) OBP: 0.325, SLG: 0.455		0-0 4-3			0-0 5-3		0-3 K			3 0 0 0 0 1 0	
Phil Garner, R (1, 5) OBP: 0.262, SLG: 0.339			0-0 6-3		0-0 5-3		0-3 K			3 0 0 0 0 1 0	
Tim Leary, R (1, 1) OBP: 0.125, SLG: 0.125			0-3 K		0-3 K		4-0 WP S BB			2 0 0 0 0 2 0	
Ken Landreaux, L (8, PH) OBP: 0.307, SLG: 0.307										0 0 0 0 1 0 0	
Brian Holton, R (8, 1) OBP: 0.250, SLG: 0.250										0 0 0 0 0 0 0	
Inning Stats	R: 1 E: 0 K: 1 S: 6 H: 1 LOB: 0 BB: 0 P: 6	R: 0 E: 0 K: 2 S: 7 H: 0 LOB: 0 BB: 0 P: 7	R: 0 E: 0 K: 1 S: 5 H: 0 LOB: 0 BB: 0 P: 5	R: 1 E: 0 K: 0 S: 5 H: 2 LOB: 1 BB: 0 P: 5	R: 0 E: 0 K: 1 S: 5 H: 0 LOB: 0 BB: 0 P: 5	R: 0 E: 0 K: 0 S: 3 H: 0 LOB: 0 BB: 0 P: 3	R: 0 E: 0 K: 1 S: 5 H: 0 LOB: 0 BB: 0 P: 5	R: 0 E: 0 K: 3 S: 9 H: 0 LOB: 1 BB: 1 P: 13	R: 0 E: 0 K: 0 S: 3 H: 0 LOB: 0 BB: 0 P: 3	1B: 2 2B: 0 3B: 0 HR: 1 SF: 0 SAC: 0 DP: 0 HBP: 0	WP: 1 PB: 0 SB: 2 CS: 0 PA: 31
PITCHER Mike Scott, R (1, 1) ERA: 2.1	IP WLS BF H R ER SO BB IBB HBP BLK WP HR S P ERA WHIP	9.0 W 31 3 2 2 9 1 0 0 0 1 1 48 52 2.00 0.444									

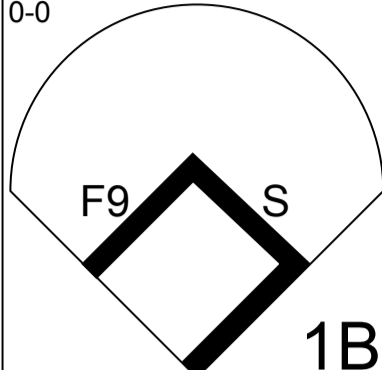
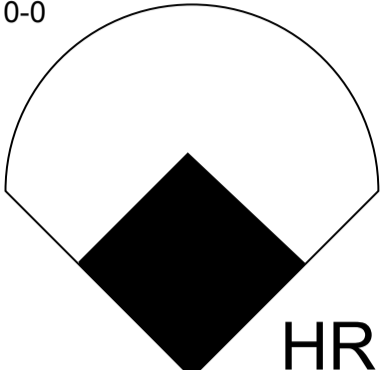
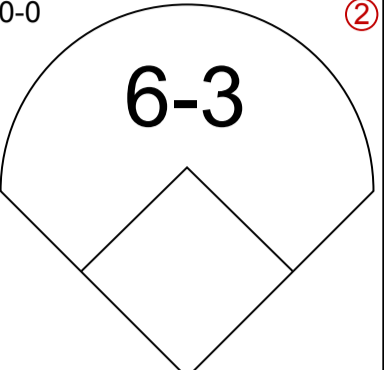
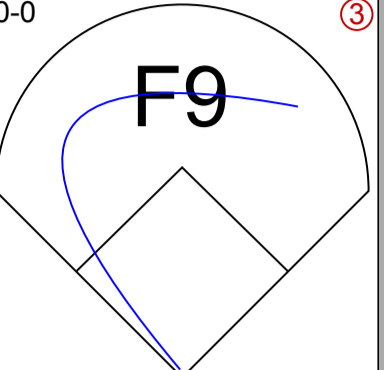
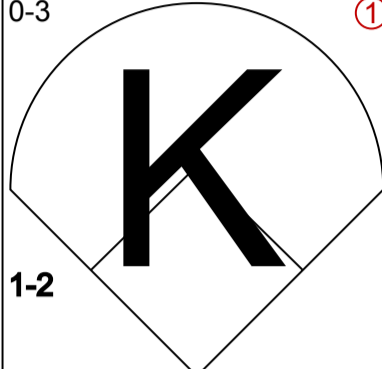
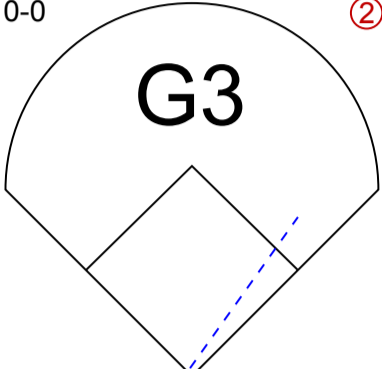
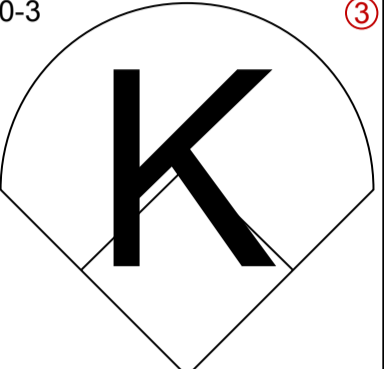
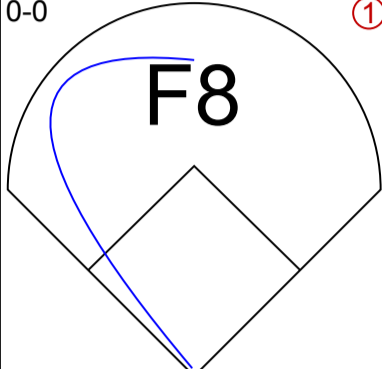
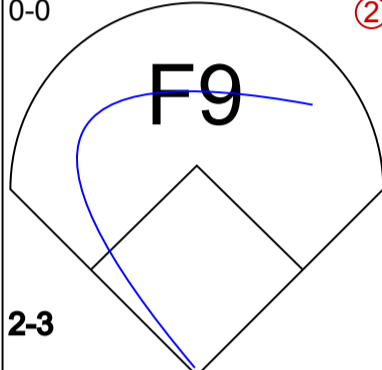
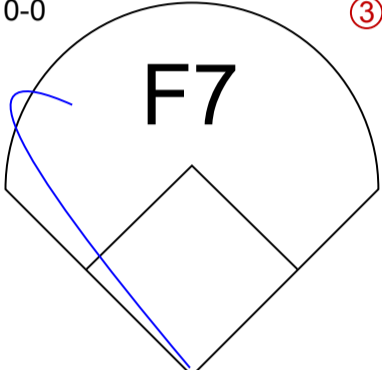
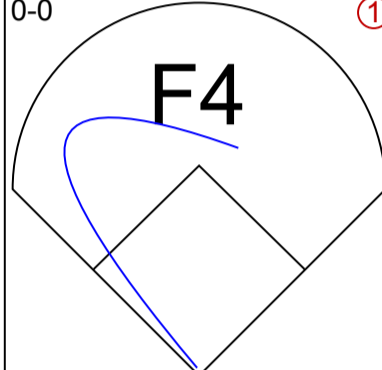
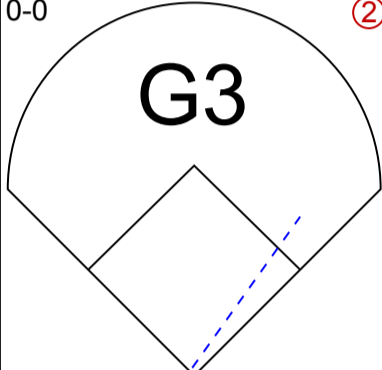
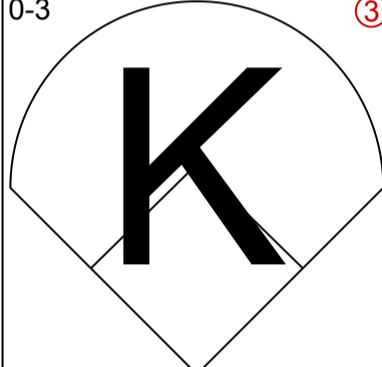
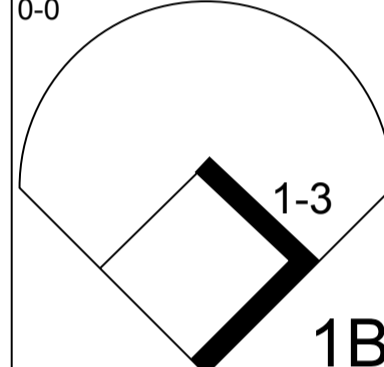
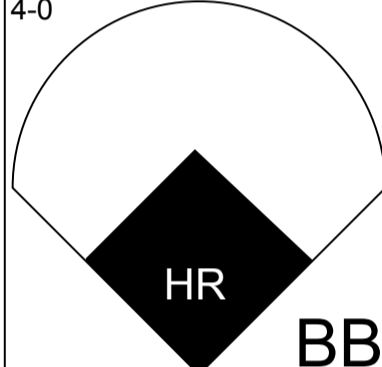
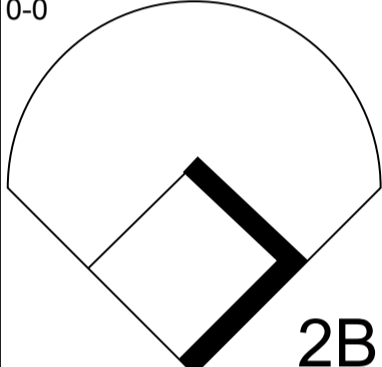
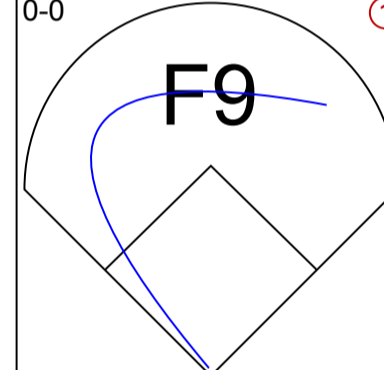
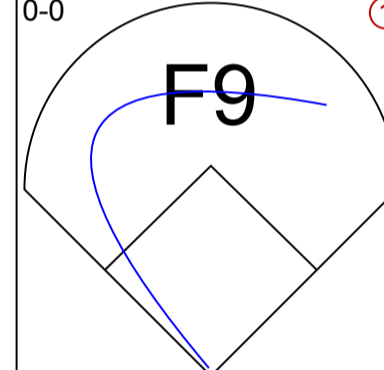
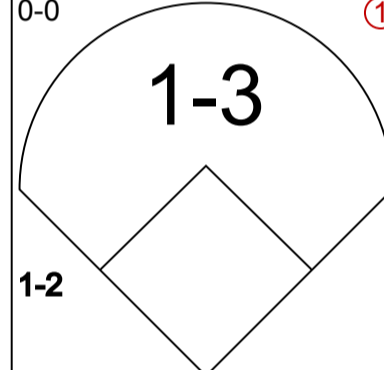
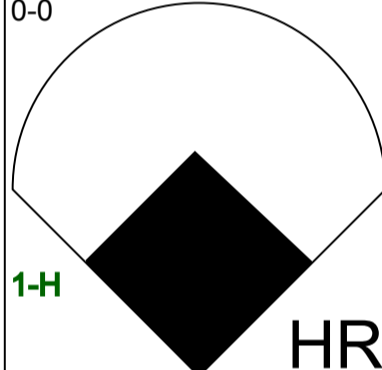
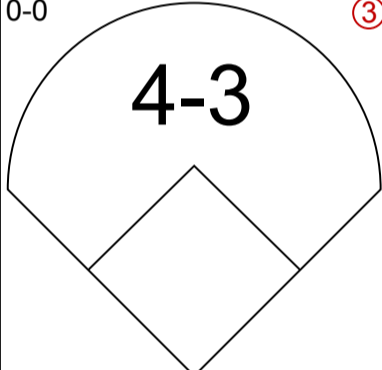
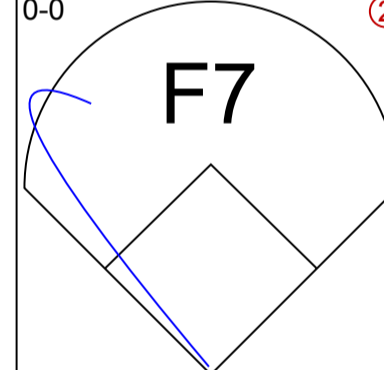
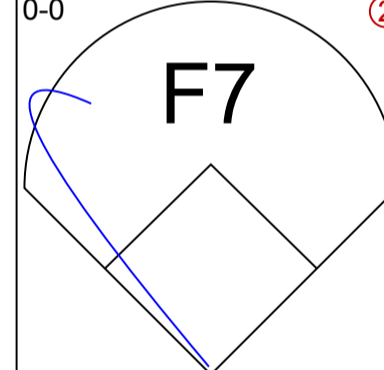
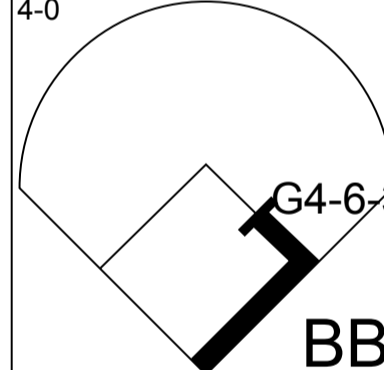
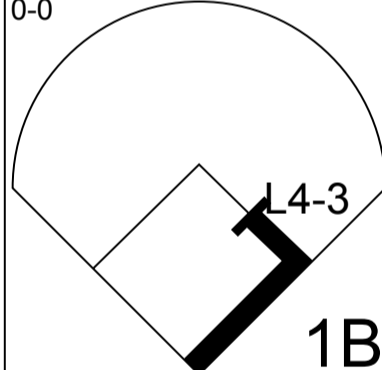
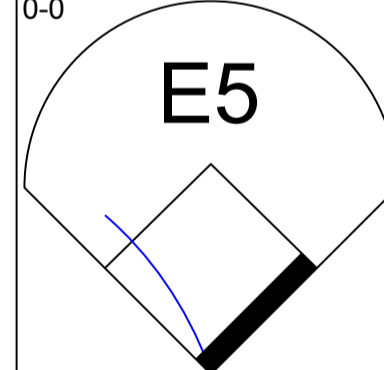
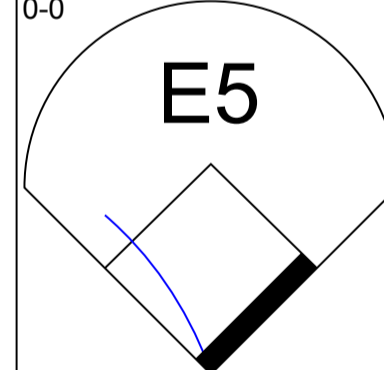
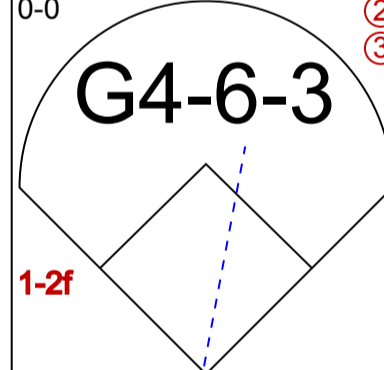
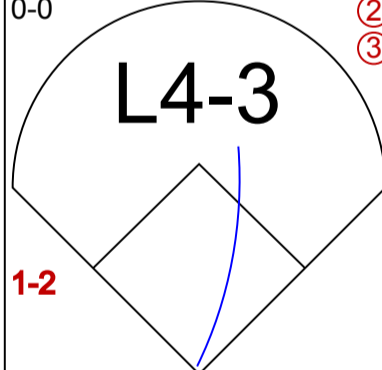
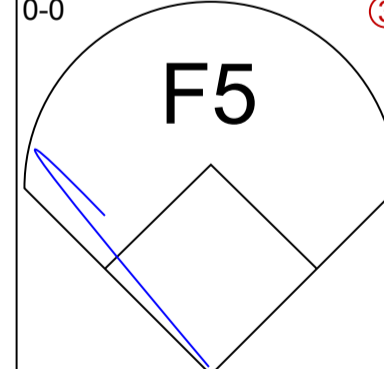
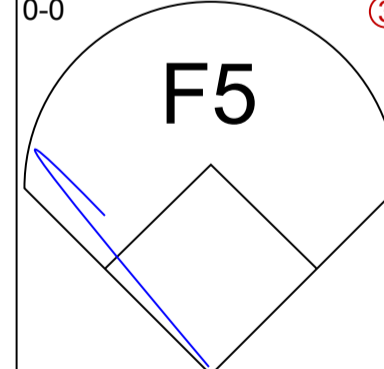
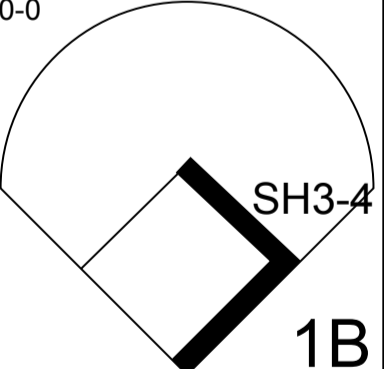
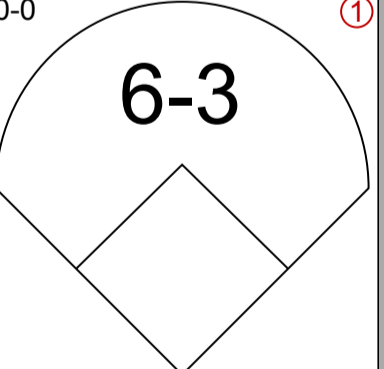
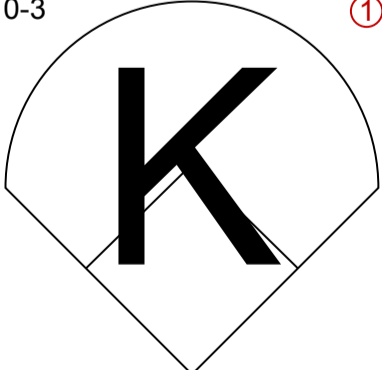
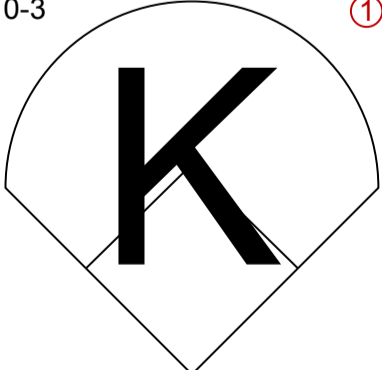
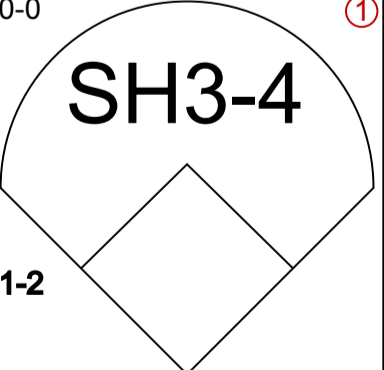
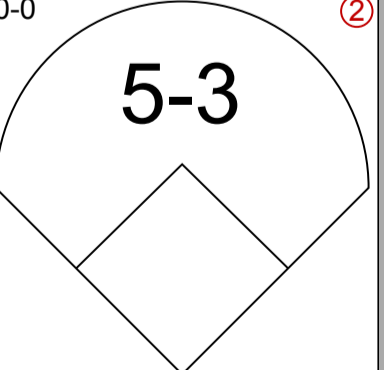
Los Angeles Dodgers @ Houston Astros
Astrodome, Houston, TX
Sat Jun 20 1987, 4:33 AM EDT
Att. 40,358 - Unknown

livebaseballscorecards.com

AB 30
R 2
H 3
RBI 2
BB 1
SO 9
LOB 4



Batter	1	2	3	4	5	6	7	8	9	AB R H RBI BB SO LOB
--------	---	---	---	---	---	---	---	---	---	----------------------

Billy Hatcher, R <small>OBP: 0.375, SLG: 0.454</small> <small>(1, 8)</small> 										4 1 2 1 0 0 1
Bill Doran, S <small>OBP: 0.338, SLG: 0.383</small> <small>(1, 4)</small> 										4 0 0 0 0 2 2
Craig Reynolds, L <small>OBP: 0.322, SLG: 0.350</small> <small>(1, 6)</small> 										4 0 0 0 0 0 1
Glenn Davis, R <small>OBP: 0.360, SLG: 0.533</small> <small>(1, 3)</small> 										3 1 2 0 1 1 1
Kevin Bass, S <small>OBP: 0.333, SLG: 0.441</small> <small>(1, 9)</small> 										4 1 1 2 0 0 2
Jose Cruz, L <small>OBP: 0.318, SLG: 0.409</small> <small>(1, 7)</small> 										2 0 1 0 1 0 0
Chuck Jackson, R <small>OBP: 0.300, SLG: 0.289</small> <small>(1, 5)</small> 										3 0 0 0 0 0 3
Ronn Reynolds, R <small>OBP: 0.148, SLG: 0.192</small> <small>(1, 2)</small> 										3 0 1 0 0 0 1
Mike Scott, R <small>OBP: 0.147, SLG: 0.065</small> <small>(1, 1)</small> 										2 0 0 0 0 1 0

Inning Stats		R: 0 E: 0 K: 2 S: 8	H: 1 LOB: 1 BB: 0 P: 8	R: 0 E: 1 K: 0 S: 4	H: 0 LOB: 1 BB: 0 P: 4	R: 1 E: 0 K: 1 S: 6	H: 1 LOB: 0 BB: 0 P: 6	R: 0 E: 0 K: 0 S: 3	H: 1 LOB: 1 BB: 1 P: 7	R: 0 E: 0 K: 1 S: 6	H: 1 LOB: 1 BB: 0 P: 6	R: 2 E: 0 K: 0 S: 4	H: 2 LOB: 0 BB: 1 P: 8	R: 0 E: 0 K: 0 S: 3	H: 0 LOB: 0 BB: 0 P: 3	R: 0 E: 0 K: 0 S: 4	H: 1 LOB: 1 BB: 0 P: 4	1B: 4 2B: 2 3B: 0 HR: 2	SF: 0 SAC: 1 DP: 2 HBP: 0	WP: 0 PB: 0 SB: 1 CS: 0	PA: 32
PITCHER	IP	WLS	BF	H	R	ER	SO	BB	IBB	HBP	BLK	WP	HR	S	P	ERA	WHIP				
Tim Leary, R <small>ERA: 5.06</small>	(1, 1)	7.0	L 28	6	3	3	4	2	0	0	0	0	2	34	42	3.86	1.143				
Brian Holton, R <small>ERA: 3.4</small>	(8, 1)	1.0	4	1	0	0	0	0	0	0	0	0	0	4	4	0.00	1.000				

BOTTOM

Los Angeles Dodgers @ Houston Astros

Astrodome, Houston, TX
Sat Jun 20 1987, 4:33 AM EDT
Att. 40,358 - Unknown

AB	29
R	3
H	7
RBI	3
BB	2
SO	4
LOB	11



Batter	1	2	3	4	5	6	7	8	9	AB R H RBI BB SO LOB	TOP											
Dave Anderson, R (1, 6) OBP: 0.315, SLG: 0.410	0-0 F2		0-0 1B		0-0 F8			0-0 F7		4 0 1 0 0 0 0	Los Angeles Dodgers @ Houston Astros Astrodome, Houston, TX Sun Jun 21 1987, 4:33 AM EDT Att: 31,079 - Unknown livebaseballscorecards.com											
Steve Sax, R (1, 4) OBP: 0.312, SLG: 0.353	0-0 5-3		0-0 F8			0-0 6-3		0-0 L4		4 0 0 0 0 0 2												
John Shelby, S (1, 8) OBP: 0.281, SLG: 0.453	0-0 F8		0-0 1B			0-0 1B		0-3 K		4 0 2 1 0 1 0												
Pedro Guerrero, R (1, 7) OBP: 0.385, SLG: 0.564		0-0 6-3	0-0 G5-4-3			0-0 G4-3		0-0 F9		4 0 0 0 0 0 3												
Mickey Hatcher, R (1, 3) OBP: 0.331, SLG: 0.425 Franklin Stubbs, L (9, PH) OBP: 0.328, SLG: 0.457		0-0 1B		0-0 1B		0-0 1B		0-0 1B		3 0 3 0 0 0 0 1 0 1 0 0 0 0												
Phil Garner, R (1, 5) OBP: 0.254, SLG: 0.328		0-0 F9		0-0 L4-3		0-0 6-3		0-0 F7		4 0 0 0 0 0 4												
Mike Scioscia, L (1, 2) OBP: 0.343, SLG: 0.350		4-0 BB		0-0 6-3		0-0 4-3		0-0 F3		2 0 0 0 1 0 1 3 0 0 0 0 0 3												
Reggie Williams, R (1, 9) OBP: 0.231, SLG: 0.121		0-0 F7		0-0 4-3		0-3 K		0-3 K		1 1 1 0 0 0 0 1 0 0 0 0 1 0 0 0 0 0 0 0 0 1 0 0 0 0 1 0 0 0 0 0 0 0 0												
Rick Honeycutt, L (1, 1) OBP: 0.217, SLG: 0.182 Jeff Hamilton, R (5, PH) OBP: 0.265, SLG: 0.281 Brad Havens, L (5, 1) Alex Trevino, R (8, PH) OBP: 0.269, SLG: 0.329 Ken Howell, R (8, 1) OBP: 1.000, SLG: 1.000		0-0 1B		0-0 1B																		
Inning Stats	R: 0 E: 0 K: 0 S: 3	H: 0 LOB: 0 BB: 0 P: 3	R: 0 E: 0 K: 0 S: 4	H: 1 LOB: 2 BB: 1 P: 8	R: 1 E: 0 K: 0 S: 5	H: 3 LOB: 1 BB: 0 P: 5	R: 0 E: 0 K: 0 S: 3	H: 1 LOB: 0 BB: 0 P: 3	R: 0 E: 0 K: 1 S: 5	H: 0 LOB: 0 BB: 0 P: 5	R: 0 E: 0 K: 0 S: 3	H: 1 LOB: 0 BB: 0 P: 3	R: 0 E: 0 K: 0 S: 4	H: 1 LOB: 1 BB: 0 P: 4	R: 0 E: 0 K: 1 S: 5	H: 0 LOB: 0 BB: 0 P: 5	R: 0 E: 0 K: 1 S: 6	H: 1 LOB: 1 BB: 0 P: 6	1B: 8 2B: 1 3B: 0 HR: 0	SF: 0 SAC: 0 DP: 3 HBP: 0	WP: 1 PB: 0 SB: 0 CS: 0	PA: 33
PITCHER	IP WLS BF H R ER SO BB IBB HBP BLK WP HR S P ERA WHIP																					
Jim Deshaies, L (1, 1) ERA: 3.45	8.0 W 29 7 1 1 2 1 0 0 0 0 1 0 32 36 1.12 1.000																					
Larry Andersen, R (9, 1) ERA: 3.02	1.0 4 1 0 0 1 0 0 0 0 0 0 0 6 6 0.00 1.000																					



Batter	1	2	3	4	5	6	7	8	9	AB	R	H	RBI	BB	SO	LOB
Billy Hatcher, R OBP: 0.374, SLG: 0.462 (1, 8)	0-0 5-3	0-3 K		0-0 HR			0-3 K			4	1	1	1	0	2	0
Bill Doran, S OBP: 0.343, SLG: 0.387 (1, 4)	0-0 E 1B WP	0-0 CS 1B		0-3 K			4-0 BB			3	1	2	0	1	1	0
Chuck Jackson, R OBP: 0.315, SLG: 0.292 (1, 5)	0-0 WP E 1B	4-0 FC6-4 BB			0-0 F9		0-0 5-3			3	1	1	0	1	0	1
Glenn Davis, R OBP: 0.354, SLG: 0.524 (1, 3)	0-3 K	0-0 FC6-4			0-0 F3		0-0 5-3			4	0	0	0	0	1	2
Kevin Bass, S OBP: 0.332, SLG: 0.436 (1, 9)	4-0 BB 1B E BB		0-0 6-3		0-3 K		0-0 F8			3	1	0	0	1	1	0
Jose Cruz, L OBP: 0.321, SLG: 0.408 (1, 7)	0-0 E BB 1B		0-0 F8		0-0 F8		0-0 F8		4-0 2B E BB	3	2	1	1	1	0	0
Dickie Thon, R OBP: 0.347, SLG: 0.259 (1, 6)	4-0 E BB		0-0 6-3		0-0 4-3		0-0 E9 2B		0-0 1-H	3	0	1	0	1	0	0
Ronn Reynolds, R OBP: 0.129, SLG: 0.167 (1, 2)	0-0 E5		0-0 6-3		0-3 K		0-3 K		0-3 K	4	0	0	0	0	2	2
Jim Deshaies, L OBP: 0.257, SLG: 0.103 (1, 1)	0-3 K		0-3 K				0-3 K			3	0	0	0	0	3	2
Larry Andersen, R (9, 1)										0	0	0	0	0	0	0


Inning Stats	R: 4	H: 3	E: 2	K: 2	S: 11	L: 3	LOB: 2	BB: 2	P: 19	R: 0	H: 1	E: 0	K: 1	S: 5	L: 0	LOB: 1	BB: 1	P: 9	R: 0	H: 0	E: 0	K: 0	S: 3	R: 1	H: 1	E: 0	K: 2	S: 8	R: 0	H: 0	E: 0	K: 1	S: 5	R: 0	H: 0	E: 0	K: 1	S: 5	R: 0	H: 0	E: 0	K: 2	S: 7	R: 1	H: 1	E: 1	K: 1	S: 6	L: 1	LOB: 1	BB: 1	P: 10	1B: 4	SF: 0	2B: 1	SAC: 0	3B: 0	DP: 0	HR: 1	HBP: 0	WP: 1	PB: 0	SB: 0	CS: 1	PA: 35
--------------	------	------	------	------	-------	------	--------	-------	-------	------	------	------	------	------	------	--------	-------	------	------	------	------	------	------	------	------	------	------	------	------	------	------	------	------	------	------	------	------	------	------	------	------	------	------	------	------	------	------	------	------	--------	-------	-------	-------	-------	-------	--------	-------	-------	-------	--------	-------	-------	-------	-------	--------

PITCHER	IP	WLS	BF	H	R	ER	SO	BB	IBB	HBP	BLK	WP	HR	S	P	ERA	WHIP
Rick Honeycutt, L ERA: 2.95 (1, 1)	4.0	L	20	5	5	3	5	3	0	0	0	1	1	27	39	6.75	2.000
Brad Havens, L ERA: 3.38 (5, 1)	3.0		10	0	0	0	4	1	0	0	0	0	0	17	21	0.00	0.333
Ken Howell, R ERA: 4.55 (8, 1)	1.0		5	1	1	0	1	1	0	0	0	0	0	6	10	0.00	2.000

Los Angeles Dodgers @ Houston Astros
Astrodome, Houston, TX

Sun Jun 21 1987, 4:33 AM EDT
Att. 31,079 - Unknown

AB	30
R	6
H	6
RBI	2
BB	5
SO	10
LOB	7



Batter	1	2	3	4	5	6	7	8	9	AB R H RBI BB SO LOB	TOP											
Dion James, L (1, 8) OBP: 0.392, SLG: 0.408 Ozzie Virgil, R (9, PH) OBP: 0.347, SLG: 0.589	0-3 K		0-0 E3 4-3 1B		4-0 S BB		0-0 F5		0-0 5-3	3 1 0 0 1 1 1 1 0 0 0 0 0 2	Atlanta Braves @ Los Angeles Dodgers Dodger Stadium, Los Angeles, CA Tue Jun 23 1987, 7:05 PM PDT Att: 31,019 - Unknown livebaseballscorecards.com											
Rafael Ramirez, R (1, 5) OBP: 0.323, SLG: 0.382	0-0 F9		0-0 4-3		0-0 F6		0-0 F6		0-0 3-H 1B	4 0 1 1 0 0 2												
Ken Griffey, L (1, 7) OBP: 0.390, SLG: 0.594	0-0 WP 1B		0-0 F4		0-0 L4 1-2		0-0 L4			4 0 1 0 0 0 3												
Dale Murphy, R (1, 9) OBP: 0.465, SLG: 0.660	0-0 F7 1-2		0-0 3-H 1B		4-0 BB		0-3 K			3 0 1 1 1 1 1												
Ted Simmons, S (1, 3) OBP: 0.316, SLG: 0.427		4-0 BB BB	0-0 F8		0-3 K		0-0 1-3			3 0 0 0 1 1 2												
Andres Thomas, R (1, 6) OBP: 0.299, SLG: 0.350 Jim Acker, R (8, 1) OBP: 0.250, SLG: 0.250		0-0 F4		0-0 F8		0-0 F7		0-0 F9		4 0 0 0 0 0 2 0 0 0 0 0 0 0												
Bruce Benedict, R (1, 2) OBP: 0.281, SLG: 0.222 Trench Davis, L (9, PR)		0-0 F8		0-0 F8		0-0 5-3			4-0 4-3 SH1-4 BB	3 0 0 0 1 0 2 0 0 0 0 0 0 0												
Glenn Hubbard, R (1, 4) OBP: 0.438, SLG: 0.449		0-0 1-2 1B		0-0 5-3		0-0 4-3 1B 2B		0-0 SH1-4	0-0 1-2	3 1 2 0 0 0 0												
Charlie Puleo, R (1, 1) OBP: 0.500, SLG: 0.875 Jeff Dedmon, L (4, 1) OBP: 0.182, SLG: 0.100 Gary Roenicke, R (7, PH) OBP: 0.314, SLG: 0.263 Paul Assenmacher, L (7, 1) OBP: 0.299, SLG: 0.288 Graig Nettles, L (8, 5)		0-3 K		0-0 4-3		0-0 4-3		0-0 4-3	0-0 2-3	1 0 0 0 0 1 2 1 0 0 0 0 0 0 1 0 0 0 0 0 1 0 0 0 0 0 0 0 1 0 0 0 0 0 2												
Inning Stats	R: 0 E: 0 K: 1 S: 6	H: 1 LOB: 1 BB: 0 P: 6	R: 0 E: 0 K: 1 S: 6	H: 1 LOB: 2 BB: 1 P: 10	R: 1 E: 1 K: 0 S: 5	H: 1 LOB: 1 BB: 0 P: 5	R: 0 E: 0 K: 0 S: 3	H: 0 LOB: 0 BB: 0 P: 3	R: 0 E: 0 K: 0 S: 3	H: 0 LOB: 1 BB: 1 P: 7		R: 0 E: 0 K: 1 S: 5	H: 0 LOB: 1 BB: 1 P: 9	R: 1 E: 0 K: 0 S: 5	H: 2 LOB: 1 BB: 0 P: 5	R: 0 E: 0 K: 1 S: 5	H: 0 LOB: 0 BB: 0 P: 5	R: 0 E: 0 K: 0 S: 3	H: 0 LOB: 2 BB: 1 P: 7	1B: 4 2B: 1 3B: 0 HR: 0	SF: 0 SAC: 1 DP: 0 HBP: 0	WP: 1 PB: 0 SB: 1 CS: 0
PITCHER Fernando Valenzuela, L (1, 1) ERA: 3.8	IP: 9.0 WLS: W BF: 37 H: 5 R: 2 ER: 1 SO: 4 BB: 4 IBB: 0 HBP: 0 BLK: 0 WP: 1 HR: 0 S: 41 P: 57 ERA: 1.00 WHIP: 1.000											PITCHER	IP: 9.0 WLS: W BF: 37 H: 5 R: 2 ER: 1 SO: 4 BB: 4 IBB: 0 HBP: 0 BLK: 0 WP: 1 HR: 0 S: 41 P: 57 ERA: 1.00 WHIP: 1.000									



Batter	1	2	3	4	5	6	7	8	9	10	AB R H RBI BB SO LOB	TOP												
Dion James, L (1, 8) OBP: 0.400, SLG: 0.431	0-0 F8		0-0 1B			0-0 HR	0-0 FC4-6 1B		0-0 1-2 G4-6-3 1B		5 1 4 1 0 0 0	<p>Atlanta Braves @ Los Angeles Dodgers</p> <p>Dodger Stadium, Los Angeles, CA</p> <p>Wed Jun 24 1987, 7:05 PM PDT</p> <p>Att. 27,906 - Unknown</p>												
Rafael Ramirez, R (1, 5) OBP: 0.313, SLG: 0.369	0-0 F8		0-3 K			0-0 F3	0-0 FC4-6 1B		0-0 1-2f G4-6-3		5 1 0 0 0 1 4													
Gerald Perry, L (1, 3) OBP: 0.320, SLG: 0.362	0-0 CS 1B			0-0 L7		0-0 HR 1B	0-0 1-H 1B		0-0 G3 1B		5 1 4 1 0 0 0													
Dale Murphy, R (1, 9) OBP: 0.464, SLG: 0.667	0-0 CS 1-2	0-0 S 1B		0-0 6-3		0-0 1-H HR	0-0 6-3		0-3 K		5 1 2 2 0 1 2													
Ken Griffey, L (1, 7) OBP: 0.385, SLG: 0.582		0-3 K 1-2		0-3 K		4-0 BB BB		0-3 K	0-0 G3 1-2		4 0 0 0 1 3 2													
Andres Thomas, R (1, 6) OBP: 0.297, SLG: 0.342		0-3 K		0-0 L9		4-0 1-2 BB		0-0 6-3	0-0 F9		4 0 0 0 1 1 2													
Ozzie Virgil, R (1, 2) OBP: 0.341, SLG: 0.577		0-0 5-3		0-0 F9		0-3 K		0-0 L9			4 0 0 0 0 1 3													
Glenn Hubbard, R (1, 4) OBP: 0.438, SLG: 0.444		0-0 L7		4-0 BB		0-0 F8		4-0 1B BB			2 0 0 0 2 0 2													
Zane Smith, L (1, 1) OBP: 0.164, SLG: 0.189		0-0 P6		0-3 K		0-0 4-3		0-0 P6			3 0 0 0 0 1 1													
Jim Acker, R (7, 1) OBP: 0.250, SLG: 0.250											0 0 0 0 0 0 0													
Paul Assenmacher, L (7, 1) OBP: 0.162, SLG: 0.100											0 0 0 0 0 0 0													
Jeff Dedmon, L (7, 1) OBP: 0.205, SLG: 0.237											0 0 0 0 0 0 0													
Rick Mahler, R (9, PH) OBP: 0.310, SLG: 0.259											1 0 0 0 0 0 1													
Gary Koehnicker, R (9, PH) OBP: 0.310, SLG: 0.259											0 0 0 0 0 0 0													
Gene Garber, R (9, 1)											0 0 0 0 0 0 0													
Inning Stats	R: 0 E: 0 K: 0 S: 3	H: 1 LOB: 0 BB: 0 P: 3	R: 0 E: 0 K: 2 S: 8	H: 1 LOB: 1 BB: 0 P: 8	R: 0 E: 0 K: 1 S: 6	H: 1 LOB: 1 BB: 0 P: 6	R: 0 E: 0 K: 1 S: 5	H: 0 LOB: 0 BB: 0 P: 5	R: 0 E: 0 K: 1 S: 5	H: 0 LOB: 1 BB: 1 P: 9	R: 3 E: 0 K: 1 S: 8	H: 3 LOB: 2 BB: 2 P: 16	R: 1 E: 0 K: 0 S: 5	H: 2 LOB: 1 BB: 0 P: 5	R: 0 E: 0 K: 1 S: 5	H: 0 LOB: 0 BB: 0 P: 5	R: 0 E: 0 K: 0 S: 3	H: 1 LOB: 1 BB: 1 P: 7	R: 0 E: 0 K: 1 S: 6	H: 1 LOB: 1 BB: 0 P: 6	1B: 8 2B: 0 3B: 0 HR: 2	SF: 0 SAC: 0 DP: 1 HBP: 0	WP: 0 PB: 0 SB: 2 CS: 1	PA: 43
PITCHER	IP WLS BF H R ER SO BB IBB HBP BLK WP HR S P ERA WHIP																							
Bob Welch, R (1, 1) ERA: 3.47	5.1		6	3	3	5	3	0	0	0	0	0	0	0	0	5.06	1.688							
Brian Holton, R (6, 1) ERA: 3.48	1.2		7	2	1	1	0	0	0	0	0	0	0	0	9	5.40	1.200							
Matt Young, L (8, 1) ERA: 5.61	3.0	W	11	2	0	0	2	1	0	0	0	0	0	0	14	0.00	1.000							

livebaseballscorecards.com

AB	38
R	4
H	10
RBI	4
BB	4
SO	8
LOB	17



BOTTOM

Atlanta Braves @ Los Angeles Dodgers
Dodger Stadium, Los Angeles, CA

Wed Jun 24 1987, 7:05 PM PDT
 Att: 27,906 - Unknown

livebaseballscorecards.com

AB	36
R	5
H	9
RBI	4
BB	5
SO	3
LOB	11



AB R H RBI BB SO LOB

5 1 2 1 0 1 0

4 0 2 0 1 0 1

5 0 0 0 0 1 4

3 1 1 0 2 1 1

5 1 3 1 0 0 0

2 0 0 0 0 0 2

2 1 1 2 0 0 0

1 0 0 0 1 0 0

2 0 0 0 0 0 0

2 0 0 0 0 0 0

0 0 0 0 0 0 0

1 0 0 0 0 0 1

0 0 0 0 0 0 0

1 0 0 0 0 0 0

1 0 0 0 0 0 0

1B 2B

1B 1B

1-2 K

4-0 1B IBB

1-2 2-3 3-H 1B

4-3 WP 2B

4-3

2-3 2B BB

3-H F7

0-0 G3

1B 2B

1-2 2-3 3-H 1B

1-2 2-3 3-H 1B

1-2 2-3 3-H 1B

1-2 2-3 3-H 1B

1-2 2-3 3-H 1B

6-3

G3

L4

F9

6-3

L9

F7

4-3

3-1

F9

6-3

F7

F7

F7

F7

F7

0-0

0-0

0-0

0-0

0-0

0-0

0-0

0-0

0-0

0-0

0-0

0-0

0-0

0-0

0-0

0-0

0-0

0-0

0-0

0-0

0-0

0-0

0-0

0-0

0-0

0-0

0-0

0-0

0-0

0-0

0-0

0-0

0-0

0-0

0-0

0-0

0-0

0-0

0-0

0-0

0-0

0-0

0-0

0-0

0-0

0-0

0-0

0-0

0-0

0-0

0-0

0-0

0-0

0-0

0-0

0-0

0-0

0-0

0-0

0-0

0-0

0-0

0-0

0-0

0-0

0-0

0-0

0-0

0-0

0-0

0-0

0-0

0-0

0-0

0-0

0-0

0-0

0-0

0-0

0-0

0-0

0-0

0-0

0-0

0-0

0-0

0-0

0-0

0-0

0-0

0-0

0-0

0-0

0-0

0-0

0-0

0-0

0-0

0-0

0-0

0-0

0-0

0-0

0-0

0-0

0-0

0-0

0-0

0-0

0-0

0-0

0-0

0-0

0-0

0-0

0-0

0-0

0-0

0-0

0-0

0-0

0-0

0-0

0-0

0-0

0-0

0-0

0-0

0-0

0-0

0-0

0-0

0-0

0-0

0-0

0-0

0-0

0-0

0-0

0-0

0-0

0-0

0-0

0-0

0-0

0-0

0-0

0-0

0-0

0-0

0-0

0-0

0-0

0-0

0-0

0-0

0-0

0-0

0-0

0-0

0-0

0-0

0-0

0-0

0-0

0-0

0-0

0-0

0-0

0-0

0-0

0-0

0-0

0-0

0-0

0-0

0-0

0-0

0-0

0-0

0-0

0-0

0-0

0-0

0-0

0-0

0-0

0-0

0-0

0-0

0-0

0-0

0-0

0-0

0-0

0-0

0-0

0-0

0-0

0-0

0-0

0-0

0-0

0-0

0-0

0-0

0-0

0-0

0-0

0-0

0-0

0-0

0-0

0-0

0-0

0-0

0-0

0-0

0-0

0-0

0-0

0-0

0-0

0-0

0-0

0-0

0-0

0-0

0-0

0-0

0-0

0-0

0-0

0-0

0-0

0-0

0-0

0-0

0-0

0-0

0-0

0-0

0-0

0-0

Batter	1	2	3	4	5	6	7	8	9	AB R H RBI BB SO LOB	TOP									
Dion James, L (1, 8) OBP: 0.398, SLG: 0.427	0-0 F8		0-0 3-1		0-0 6-3			0-0 1B		4 0 1 0 0 0 3	<p>Atlanta Braves @ Los Angeles Dodgers Dodger Stadium, Los Angeles, CA</p> <p>Thu Jun 25 1987, 7:05 PM PDT Att. 28,425 - Unknown</p>									
Rafael Ramirez, R (1, 6) OBP: 0.305, SLG: 0.359	0-3 K		0-0 4-3		0-0 5-3			0-0 F7		4 0 0 0 0 1 2										
Gerald Perry, L (1, 3) Paul Assenmacher, L (8, 1)	0-0 L7			0-0 G3		0-0 4-1		0-0 L8		4 0 0 0 0 0 1 0 0 0 0 0 0 0										
Dale Murphy, R (1, 9) OBP: 0.464, SLG: 0.663		0-3 K		0-0 4-3		0-0 1B			4-0 4-3 E 5-3 BB	3 1 1 0 1 1 0										
Ken Griffey, L (1, 7) Trench Davis, L (9, PR)		0-0 FC6-4 1B		0-3 K		0-3 K			0-0 1B 4-3 1-2	4 0 1 0 0 2 2 0 0 0 0 0 0 0										
Graig Nettles, L (1, 5) OBP: 0.297, SLG: 0.286		0-0 F8			0-0 1B 1B		0-0 F7		0-0 4-3	4 0 1 0 0 0 3										
Ozzie Virgil, R (1, 2) OBP: 0.339, SLG: 0.571		0-0 FC6-4 1-2			0-0 1B		0-0 1-3		0-0 5-3	4 0 1 1 0 0 3										
Glenn Hubbard, R (1, 4) OBP: 0.439, SLG: 0.450			0-0 3-1 2B		0-3 K		0-0 6-3		0-0 3B 2-3 1B 1B	4 0 2 0 0 1 2										
Doyle Alexander, R (1, 1) Jim Acker, R (7, 1) Ted Simmons, S (8, PH)			0-3 K		0-3 K			0-0 4-3	0-0 1B	2 0 0 0 0 2 3 0 0 0 0 0 0 0 2 0 1 0 0 0 0										
Inning Stats	R: 0 E: 0 K: 1 S: 5	H: 0 LOB: 0 BB: 0 P: 5	R: 0 E: 0 K: 1 S: 6	H: 1 LOB: 1 BB: 0 P: 6	R: 0 E: 0 K: 1 S: 6	H: 1 LOB: 1 BB: 0 P: 6	R: 0 E: 0 K: 1 S: 5	H: 0 LOB: 0 BB: 0 P: 5	R: 0 E: 0 K: 2 S: 9	H: 2 LOB: 2 BB: 0 P: 9	R: 0 E: 0 K: 0 S: 3	H: 0 LOB: 0 BB: 0 P: 3	R: 0 E: 0 K: 0 S: 4	H: 1 LOB: 1 BB: 0 P: 4	R: 1 E: 1 K: 0 S: 5	H: 2 LOB: 2 BB: 1 P: 9	1B: 7 2B: 1 3B: 0 HR: 0	SF: 0 SAC: 0 DP: 0 HBP: 0	WP: 0 PB: 0 SB: 0 CS: 0	PA: 36
PITCHER Orel Hershiser, R (1, 1) ERA: 2.56	IP 9.0 WLS W BF 36 H 8 R 1 ER 0 SO 7 BB 1 IBB 0 HBP 0 BLK 0 WP 0 HR 0 S 49 P 53 ERA 0.00 WHIP 1.000											PITCHER	IP WLS BF H R ER SO BB IBB HBP BLK WP HR S P ERA WHIP							

livebaseballscorecards.com

AB	35
R	1
H	8
RBI	1
BB	1
SO	7
LOB	19



Batter	1	2	3	4	5	6	7	8	9	AB R H RBI BB SO LOB	TOP		
Kal Daniels, L (1, 7) X OBP: 0.409, SLG: 0.617	0-0 L5		0-0 4-3		0-0 CS 1B		0-0 6-3		0-0 F7	5 0 1 0 0 0 0			
Tracy Jones, R (1, 9) X OBP: 0.384, SLG: 0.590	0-0 HR		0-0 F7		0-0 CS 1-2		0-0 5-3		0-0 F4 2B	5 1 2 1 0 0 0			
Eric Davis, R (1, 8) X OBP: 0.413, SLG: 0.694	0-0 E5 1B		0-0 S 1B		0-0 6-3		4-0 HR BB		4-0 IBB	3 2 1 0 2 0 0			
Dave Parker, L (1, 3) X OBP: 0.338, SLG: 0.510	0-0 F8		0-3 S S 1-2 K		0-0 HR		0-3 K		0-0 G4-1	5 1 1 1 0 2 5			
Buddy Bell, R (1, 5) X OBP: 0.353, SLG: 0.418	0-0 2-H 1B				0-0 FC4-6 1B		4-0 1B BB		4-0 HR BB	2 1 2 1 2 0 0			
Bo Diaz, R (1, 2) X OBP: 0.314, SLG: 0.381	0-0 5-3				0-0 FC4-6 G6-4-3 1-2f		0-0 FC4-6 1-2 1B		0-0 HR 1-H 2-H	4 1 2 3 0 0 2			
Kurt Stillwell, S (1, 6) X OBP: 0.327, SLG: 0.382					0-0 G6-4-3 1-2f		0-0 FC4-6 1-2f		0-0 FC6-4 1B	4 0 1 0 0 1 3			
Dave Concepcion, R (1, 4) X OBP: 0.366, SLG: 0.348					0-0 4-3		0-0 4-3		0-0 FC6-4 1-2f	4 0 0 0 0 0 1			
Ted Power, R (1, 1) X OBP: 0.088, SLG: 0.061					0-3 K		0-3 K		0-0 5-3	4 0 0 0 0 3 0			
Inning Stats	R: 2 H: 2 E: 1 LOB: 1 K: 0 BB: 0 S: 6 P: 6	R: 0 H: 0 E: 0 LOB: 0 K: 2 BB: 0 P: 7	R: 0 H: 1 E: 0 LOB: 1 K: 1 BB: 0 P: 6	R: 0 H: 1 E: 0 LOB: 0 K: 0 BB: 0 P: 3	R: 0 H: 1 E: 0 LOB: 0 K: 1 BB: 0 P: 5	R: 1 H: 2 E: 0 LOB: 2 K: 0 BB: 1 P: 9	R: 0 H: 0 E: 0 LOB: 0 K: 1 BB: 0 P: 5	R: 3 H: 2 E: 0 LOB: 1 K: 1 BB: 2 P: 15	R: 0 H: 1 E: 0 LOB: 2 K: 0 BB: 1 P: 8	1B: 6 SF: 0 2B: 1 SAC: 0 3B: 0 DP: 1 HR: 3 HBP: 0	WP: 0 PA: 41 PB: 0 SB: 2 CS: 1		
PITCHER	IP WLS BF H R ER SO BB IBB HBP BLK WP HR S P ERA WHIP											PITCHER	IP WLS BF H R ER SO BB IBB HBP BLK WP HR S P ERA WHIP
Rick Honeycutt, L (1, 1) ERA: 2.91	7.0 L 28 7 3 2 5 1 0 0 0 0 0 2 37 41 2.57 1.143												
Ken Howell, R (8, 1) ERA: 5.23	1.0 7 2 3 3 1 2 0 0 0 0 0 1 7 15 27.00 4.000												
Brad Havens, L (9, 1) ERA: 3.09	1.0 5 1 0 0 0 0 0 1 0 0 0 0 4 8 0.00 1.000												

Cincinnati Reds @ Los Angeles Dodgers
Dodger Stadium, Los Angeles, CA
Fri Jun 26 1987, 7:05 PM PDT
Att: 41,458 - Unknown

AB	36
R	6
H	10
RBI	6
BB	4
SO	6
LOB	11



BOTTOM

Cincinnati Reds @ Los Angeles Dodgers
 Dodger Stadium, Los Angeles, CA

livebaseballscorecards.com

AB	34
R	0
H	7
RBI	0
BB	1
SO	3
LOB	14



WP: 0	PA: 35
PB: 0	
SB: 0	
CS: 0	

Fri Jun 26 1987, 7:05 PM PDT
 Att. 41,458 - Unknown

AB R H RBI BB SO LOB

4	0	1	0	0	0	1
3	0	0	0	1	0	3
4	0	0	0	0	0	3
4	0	0	0	0	0	1
0	0	0	0	0	0	0
4	0	1	0	0	1	0
4	0	0	0	0	0	1
4	0	2	0	0	0	0
4	0	2	0	0	1	2
2	0	1	0	0	0	2
1	0	0	0	0	1	1
0	0	0	0	0	0	0
0	0	0	0	0	0	0

1B: 6	SF: 0
2B: 1	SAC: 0
3B: 0	DP: 1
HR: 0	HBP: 0

WP	HR	S	P	ERA	WHIP
----	----	---	---	-----	------

IP	WLS	BF	H	R	ER	SO	BB	IBB	HBP	BLK	WP	HR	S	P	ERA	WHIP
----	-----	----	---	---	----	----	----	-----	-----	-----	----	----	---	---	-----	------

9.0	W	35	7	0	0	3	1	0	0	0	0	0	40	44	0.00	0.889
-----	---	----	---	---	---	---	---	---	---	---	---	---	----	----	------	-------

Batter	1	2	3	4	5	6	7	8	9
Dave Anderson, R OBP: 0.321, SLG: 0.420 (1, 6)	0-0 F4		0-0 F9		0-0 6-3		0-0 1-2 1B		
Steve Sax, R OBP: 0.314, SLG: 0.346 (1, 4)	0-0 E6		4-0 BB G8-4-3		0-0 1-3		0-0 3-1		
John Shelby, S OBP: 0.266, SLG: 0.434 (1, 8)	0-0 F7		0-0 G8-4-3 1-2f		0-0 1-3			0-0 L4	
Pedro Guerrero, R OBP: 0.383, SLG: 0.549 Brad Havens, L (9, 1)	0-0 F9			0-0 F8		0-0 F8		0-0 F8	
Mike Marshall, R OBP: 0.346, SLG: 0.494 (1, 9)		0-3 K		0-0 1B 1B		0-0 F7		0-0 F8	
Franklin Stubbs, L OBP: 0.324, SLG: 0.462 (1, 3)		0-0 F9		0-0 F4		0-0 F7		0-0 F6	
Mike Scioscia, L OBP: 0.347, SLG: 0.351 (1, 2)		0-0 1B 1B		0-0 1-3 1B		0-0 4-3		0-0 L4	
Jeff Hamilton, R OBP: 0.271, SLG: 0.289 (1, 5)		0-0 FC6-4 1-2 1B		0-3 K		0-0 1B 1B		0-0 F8	
Rick Honeycutt, L OBP: 0.240, SLG: 0.250 Ralph Bryant, L OBP: 0.345, SLG: 0.480 (7, PH) Ken Howell, R OBP: 1.000, SLG: 1.000 Danny Heep, L (9, 7)		0-0 FC6-4 1-2f			0-0 2B		0-3 K		

Inning Stats	R: 0 E: 1 K: 0 S: 4	H: 0 LOB: 1 BB: 0 P: 4	R: 0 E: 0 K: 1 S: 7	H: 2 LOB: 2 BB: 0 P: 7	R: 0 E: 0 K: 0 S: 2	H: 0 LOB: 0 BB: 1 P: 6	R: 0 E: 0 K: 1 S: 7	H: 2 LOB: 2 BB: 0 P: 7	R: 0 E: 0 K: 0 S: 4	H: 1 LOB: 1 BB: 0 P: 4	R: 0 E: 0 K: 0 S: 3	H: 0 LOB: 0 BB: 0 P: 3	R: 0 E: 0 K: 0 S: 3	H: 0 LOB: 0 BB: 0 P: 3	R: 0 E: 0 K: 0 S: 3	H: 0 LOB: 0 BB: 0 P: 3	R: 0 E: 0 K: 0 S: 3	H: 0 LOB: 0 BB: 0 P: 3	1B: 6 2B: 1 3B: 0 HR: 0	SF: 0 SAC: 0 DP: 1 HBP: 0	WP: 0 PB: 0 SB: 0 CS: 0	PA: 35
---------------------	------------------------------	---------------------------------	------------------------------	---------------------------------	------------------------------	---------------------------------	------------------------------	---------------------------------	------------------------------	---------------------------------	------------------------------	---------------------------------	------------------------------	---------------------------------	------------------------------	---------------------------------	------------------------------	---------------------------------	----------------------------------	------------------------------------	----------------------------------	--------

PITCHER Ted Power, R ERA: 3.81 (1, 1)	IP	WLS	BF	H	R	ER	SO	BB	IBB	HBP	BLK	WP	HR	S	P	ERA	WHIP
--	----	-----	----	---	---	----	----	----	-----	-----	-----	----	----	---	---	-----	------

	9.0	W	35	7	0	0	3	1	0	0	0	0	0	40	44	0.00	0.889
--	-----	---	----	---	---	---	---	---	---	---	---	---	---	----	----	------	-------

PITCHER	IP	WLS	BF	H	R	ER	SO	BB	IBB	HBP	BLK	WP	HR	S	P	ERA	WHIP
----------------	----	-----	----	---	---	----	----	----	-----	-----	-----	----	----	---	---	-----	------

Batter	1	2	3	4	5	6	7	8	9	AB R H RBI BB SO LOB	TOP									
Kal Daniels, L (1, 7) OBP: 0.398, SLG: 0.593	0-0 4-3		0-0 F7			4-0 2B BB		0-0 4-3		3 1 0 0 1 0 1										
Dave Concepcion, R (1, 4) OBP: 0.369, SLG: 0.360	0-0 1B		0-0 L1			0-0 2B		0-0 F9		4 0 2 1 0 0 1										
Tracy Jones, R (1, 8) OBP: 0.367, SLG: 0.560	0-0 G5-4-3			0-0 4-3		0-0 L4			0-3 K	4 0 0 0 0 1 2										
Dave Parker, L (1, 9) OBP: 0.332, SLG: 0.498		0-0 F8		0-0 4-3		0-0 F8			0-0 F9	4 0 0 0 0 0 1										
Buddy Bell, R (1, 5) OBP: 0.354, SLG: 0.435				0-3 K			0-0 F9		0-0 6-3	4 1 1 1 0 1 0										
Bo Diaz, R (1, 2) OBP: 0.317, SLG: 0.390		0-0 HR			0-0 5-3		0-0 5-3			3 0 1 0 0 0 0										
Nick Esasky, R (1, 3) OBP: 0.299, SLG: 0.580		0-0 1B		0-3 K		0-0 5-3		0-3 K		3 0 0 0 0 2 1										
Barry Larkin, R (1, 6) OBP: 0.277, SLG: 0.386		0-0 FC6			0-3 K			0-0 1B		3 0 1 0 0 1 1										
Guy Hoffman, L (1, 1) OBP: 0.118, SLG: 0.118			0-3 K			0-3 K		0-0 2-3		2 0 0 0 0 2 0										
Bill Landrum, R (6, 1) OBP: 0.250, SLG: 0.250										0 0 0 0 0 0 0										
Kurt Stillwell, S (8, PH) OBP: 0.320, SLG: 0.373										1 0 0 0 0 0 1										
Pat Pacillo, R (8, 1) OBP: 0.125, SLG: 0.250										0 0 0 0 0 0 0										
Inning Stats	R: 0 E: 0 K: 0 S: 3	H: 1 LOB: 0 BB: 0 P: 3	R: 1 E: 0 K: 1 S: 7	H: 2 LOB: 1 BB: 0 P: 7	R: 0 E: 0 K: 1 S: 5	H: 0 LOB: 0 BB: 0 P: 5	R: 0 E: 0 K: 1 S: 5	H: 0 LOB: 0 BB: 0 P: 5	R: 1 E: 0 K: 1 S: 6	H: 1 LOB: 1 BB: 1 P: 10	R: 0 E: 0 K: 1 S: 5	H: 0 LOB: 0 BB: 0 P: 5	R: 0 E: 0 K: 1 S: 5	H: 1 LOB: 1 BB: 0 P: 4	R: 0 E: 0 K: 1 S: 5	H: 0 LOB: 0 BB: 0 P: 5	1B: 3 2B: 1 3B: 0 HR: 1	SF: 0 SAC: 0 DP: 1 HBP: 0	WP: 0 PB: 0 SB: 0 CS: 0	PA: 32
PITCHER Fernando Valenzuela, L (1, 1) ERA: 3.66	IP: 9.0 WLS: W BF: 32 H: 5 R: 2 ER: 2 SO: 7 BB: 1 IBB: 0 HBP: 0 BLK: 0 WP: 0 HR: 1 S: 45 P: 49 ERA: 2.00 WHIP: 0.667																			

Cincinnati Reds @ Los Angeles Dodgers
Dodger Stadium, Los Angeles, CA

Sun Jun 28 1987, 3:33 AM PDT
Att. 46,625 - Unknown

livebaseballscorecards.com

AB	31
R	2
H	5
RBI	2
BB	1
SO	7
LOB	8



Batter	1	2	3	4	5	6	7	8	9
Dave Anderson, R OBP: 0.310, SLG: 0.418 (1, 6)	0-0 F4		0-0 F6			0-0 2B	0-3 K		
Steve Sax, R OBP: 0.321, SLG: 0.353 (1, 4)	0-0 F9			0-0 L6-4 1B		0-0 2B	0-3 K		
John Shelby, S OBP: 0.283, SLG: 0.448 (1, 8)	4-0 S BB			0-0 1-2 1B		0-0 HR		4-0 G6-4-3 BB	
Pedro Guerrero, R OBP: 0.387, SLG: 0.555 (1, 7)	0-0 6-3			0-0 F8		0-0 HR		0-0 G6-4-3	
Mike Marshall, R OBP: 0.350, SLG: 0.495 (1, 9)		0-0 G6-4-3 1B		0-0 L6-4		0-0 SH5-4 CS 2B		0-0 CS 1B	
Mickey Hatcher, R OBP: 0.315, SLG: 0.403 Franklin Stubbs, L OBP: 0.320, SLG: 0.458 (8, PH) (9, 3)		0-0 F7			0-0 L5	0-0 SH5-4		0-0 CS	
Phil Garner, R OBP: 0.254, SLG: 0.320 Jeff Hamilton, R OBP: 0.264, SLG: 0.265 (1, 5) (7, 5)		0-0 G6-4-3			0-0 F8	0-3 K			
Mike Scioscia, L OBP: 0.356, SLG: 0.359 (1, 2)			0-0 F4		4-0 BB		0-0 SH5-4 1B		
Fernando Valenzuela, L OBP: 0.163, SLG: 0.163 (1, 1)			0-0 G3		0-0 4-3		0-0 SH5-4		

Inning Stats	R: 0	H: 0	E: 0	K: 0	S: 3	L: 0	LOB: 1	BB: 1	P: 7	R: 0	H: 1	E: 0	K: 0	S: 3	L: 0	LOB: 0	BB: 0	P: 3	R: 0	H: 0	E: 0	K: 0	S: 3	R: 0	H: 2	E: 0	K: 0	S: 4	L: 0	LOB: 1	BB: 0	P: 4	R: 0	H: 0	E: 0	K: 0	S: 3	R: 4	H: 5	E: 0	K: 1	S: 9	L: 0	LOB: 0	BB: 0	P: 9	R: 0	H: 1	E: 0	K: 2	S: 8	R: 0	H: 1	E: 0	K: 0	S: 2	L: 0	LOB: 0	BB: 1	P: 6
--------------	------	------	------	------	------	------	--------	-------	------	------	------	------	------	------	------	--------	-------	------	------	------	------	------	------	------	------	------	------	------	------	--------	-------	------	------	------	------	------	------	------	------	------	------	------	------	--------	-------	------	------	------	------	------	------	------	------	------	------	------	------	--------	-------	------

PITCHER										PITCHER																							
IP	WLS	BF	H	R	ER	SO	BB	IBB	HBP	BLK	WP	HR	S	P	ERA	WHIP	IP	WLS	BF	H	R	ER	SO	BB	IBB	HBP	BLK	WP	HR	S	P	ERA	WHIP
Guy Hoffman, L	(1, 1)	5.0	L	23	8	4	4	0	0	0	0	1	21	29	7.20	2.000	Guy Hoffman, L	(1, 1)	5.0	L	23	8	4	4	0	0	0	0	1	21	29	7.20	2.000
Bill Landrum, R	(6, 1)	2.0		6	1	0	0	3	0	0	0	0	12	12	0.00	0.500	Bill Landrum, R	(6, 1)	2.0		6	1	0	0	3	0	0	0	12	12	0.00	0.500	
Pat Pacillo, R	(8, 1)	1.0		3	1	0	0	0	1	0	0	0	2	6	0.00	2.000	Pat Pacillo, R	(8, 1)	1.0		3	1	0	0	0	1	0	2	6	0.00	2.000		

BOTTOM

Cincinnati Reds @ Los Angeles Dodgers
Dodger Stadium, Los Angeles, CA
 Sun Jun 28 1987, 3:33 AM PDT
 Att. 46,625 - Unknown

livebaseballscorecards.com

AB	27
R	4
H	10
RBI	4
BB	3
SO	3
LOB	12



1B: 5	SF: 0	WP: 0	PA: 33
2B: 4	SAC: 2	PB: 0	
3B: 1	DP: 3	SB: 1	
HR: 1	HBP: 0	CS: 2	

Batter	1	2	3	4	5	6	7	8	9	AB R H RBI BB SO LOB	TOP
Stan Jefferson, S (1, 8) OBP: 0.323, SLG: 0.319 (7, 7)	0-3 K		0-3 K	0-3 K			0-0 F8		0-0 K SH2-3 1B	5 0 1 0 0 3 0	San Diego Padres @ Los Angeles Dodgers Dodger Stadium, Los Angeles, CA Mon Jun 29 1987, 7:05 PM PDT Att: 42,738 - Unknown
Tim Flannery, L (1, 4) OBP: 0.341, SLG: 0.274 (1, 4)	0-0 6-3		4-0 1B 1B BB			0-0 L8	0-0 4-3 BLK 1B	0-0 SH2-3 1-2	3 1 1 0 1 0 0		
Tony Gwynn, L (1, 9) OBP: 0.455, SLG: 0.540 (1, 9)	0-0 4-3		0-0 1B 1-3 1B 1B			0-0 1B WP 1B	0-0 4-3 1-3	4-0 IBB	4 2 2 0 1 0 1		
Carmelo Martinez, R (1, 7) OBP: 0.374, SLG: 0.453 Shane Mack, R (7, 8) OBP: 0.300, SLG: 0.351		0-0 4-3	0-0 1B 1-3 1B 3-H			0-0 1-3 CS 1B	0-3 K	0-3 K 2-3	4 0 2 1 0 1 1 1 0 0 0 0 1 2		
John Kruk, L (1, 3) OBP: 0.458, SLG: 0.481 (1, 3)		0-0 1B 1B	0-0 1-2 1B 1B			0-0 F7 1-2 3-H		4-0 BB BB	3 0 2 1 1 0 1		
Kevin Mitchell, R (1, 5) OBP: 0.316, SLG: 0.373 (1, 5)		0-0 1-2 1B FC6-4 1B	0-0 1-2 2-3 1B			0-0 1-3		4-0 1-2 BB	3 0 2 0 1 0 0		
Benito Santiago, R (1, 2) OBP: 0.297, SLG: 0.389 Jim Steels, L (6, PR) OBP: 0.290, SLG: 0.224 Bruce Bochy, R (6, 2) OBP: 0.255, SLG: 0.325		0-0 F7	0-3 K			1-0 1-3 HBP		0-0 P4	2 0 0 0 0 1 5 0 0 0 0 0 0 0 1 0 0 0 0 0 2		
Garry Templeton, S (1, 6) OBP: 0.277, SLG: 0.268 (1, 6)		0-0 FC6-4 1-2		0-0 F7		0-0 1-3		0-3 K	4 0 0 0 0 1 5		
Storm Davis, R (1, 1) OBP: 0.063, SLG: 0.063 Jimmy Jones, R (2, 1) OBP: 0.200, SLG: 0.200			0-3 K	0-3 K		0-3 K		0-3 K	0 0 0 0 0 0 0 4 0 0 0 0 4 4		
Inning Stats	R: 0 H: 0 E: 0 LOB: 0 K: 1 BB: 0 S: 5 P: 5	R: 0 H: 2 E: 0 LOB: 2 K: 0 BB: 0 S: 5 P: 5	R: 2 H: 4 E: 0 LOB: 3 K: 3 BB: 1 S: 13 P: 17	R: 0 H: 0 E: 0 LOB: 0 K: 2 BB: 0 S: 7 P: 7	R: 1 H: 2 E: 0 LOB: 0 K: 0 BB: 0 S: 4 P: 4	R: 0 H: 0 E: 0 LOB: 2 K: 1 BB: 0 S: 5 P: 6	R: 0 H: 1 E: 0 LOB: 1 K: 1 BB: 0 S: 6 P: 6	R: 0 H: 0 E: 0 LOB: 2 K: 2 BB: 2 S: 7 P: 15	R: 0 H: 1 E: 0 LOB: 1 K: 1 BB: 1 S: 5 P: 9	1B: 10 SF: 0 2B: 0 SAC: 1 3B: 0 DP: 0 HR: 0 HBP: 1	
PITCHER Bob Welch, R (1, 1) ERA: 3.52 Brad Havens, L (7, 1) ERA: 2.84 Ken Howell, R (8, 1) ERA: 5.08 Brian Holton, R (9, 1) ERA: 3.4	IP WLS BF H R ER SO BB IBB HBP BLK WP HR S P ERA WHIP 6.0 L 27 8 3 3 7 1 0 1 0 1 0 0 39 44 4.50 1.500 1.0 6 1 0 0 1 2 0 0 0 1 0 0 6 14 0.00 3.000 1.0 3 0 0 0 2 0 0 0 0 0 0 0 7 7 0.00 0.000 1.0 4 1 0 0 1 0 1 0 0 0 0 0 5 9 0.00 1.000	PITCHER IP WLS BF H R ER SO BB IBB HBP BLK WP HR S P ERA WHIP									

livebaseballscorecards.com

AB	34
R	3
H	10
RBI	2
BB	4
SO	11
LOB	21



Batter	1	2	3	4	5	6	7	8	9	AB	R	H	RBI	BB	SO	LOB
Dave Anderson, R OBP: 0.317, SLG: 0.411 (1, 6) BBB	4-0 CS BB		0-0 5-3			4-0 FC1-6 BB		0-0 4-3		2	0	0	0	2	0	1
John Shelby, S OBP: 0.277, SLG: 0.438 (1, 8) SSS	0-3 K			0-0 3-1		0-0 FC1-6 HBP 1-2f		0-0 4-3		4	0	0	0	0	1	2
Pedro Guerrero, R OBP: 0.385, SLG: 0.549 (1, 7) SSS	0-3 K 1-2			0-0 F8		1-0 HBP 1-2		0-0 F4		3	0	0	0	0	1	1
Mike Marshall, R OBP: 0.348, SLG: 0.489 (1, 9)		0-3 K		0-0 1B		0-0 F8		0-0 6-3		4	0	1	0	0	1	2
Franklin Stubbs, L OBP: 0.315, SLG: 0.450 (1, 3)		0-3 K		0-0 F8				0-0 G3		4	0	0	0	0	1	1
Mike Scioscia, L OBP: 0.351, SLG: 0.353 (1, 2)		0-0 6-3			0-0 6-3			0-0 G3		3	0	0	0	0	0	0
Steve Sax, R OBP: 0.321, SLG: 0.351 (1, 4)			0-0 6-3		0-0 5-3		4-0 BB			2	0	0	0	1	0	0
Jeff Hamilton, R OBP: 0.273, SLG: 0.275 (1, 5) Danny Heep, L (7, PH) Phil Garner, R OBP: 0.254, SLG: 0.320 (8, 5)			0-0 SH2-4 1B		0-0 F7		0-0 4-3			2	0	1	0	0	0	0
Bob Welch, R OBP: 0.122, SLG: 0.122 (1, 1) Ralph Bryant, L OBP: 0.323, SLG: 0.444 (6, PH) Brad Havens, L (7, 1) Ken Howell, R OBP: 1.000, SLG: 1.000 (8, 1) Ken Landreaux, L OBP: 0.301, SLG: 0.300 (8, PH) Brian Holton, R OBP: 0.290, SLG: 0.290 (9, 1)			0-0 SH2-4		0-0 5-3			0-0 3-1		0	0	0	0	0	0	0

Inning Stats	R: 0	H: 0	E: 0	K: 2	P: 6	R: 0	H: 0	E: 0	K: 2	P: 7	R: 0	H: 1	E: 0	K: 0	P: 4	R: 0	H: 1	E: 0	K: 0	P: 4	R: 0	H: 0	E: 0	K: 0	P: 3	R: 0	H: 0	E: 0	K: 0	P: 7	R: 0	H: 0	E: 0	K: 0	P: 3	R: 0	H: 0	E: 0	K: 0	P: 3	1B: 2	SF: 0	2B: 1	SAC: 1	3B: 0	DP: 1	HR: 0	HBP: 1	WP: 0	PA: 32		
	0	0	0	2	6	0	0	0	2	7	0	1	0	0	4	0	0	0	0	0	4	0	0	0	0	3	0	0	0	0	7	0	0	0	3	0	0	0	0	3	2	0	1	0	0	0	0	0	0	0	0	0

PITCHER	IP	WLS	BF	H	R	ER	SO	BB	IBB	HBP	BLK	WP	HR	S	P	ERA	WHIP
Storm Davis, R ERA: 5.93 (1, 1)	1.0		3	0	0	0	2	1	0	0	0	0	0	6	10	0.00	1.000
Jimmy Jones, R ERA: 5.08 (2, 1)	8.0	W	29	2	0	0	2	2	0	1	0	0	0	30	39	0.00	0.500

BOTTOM

San Diego Padres @ Los Angeles Dodgers
Dodger Stadium, Los Angeles, CA

Mon Jun 29 1987, 7:05 PM PDT
Att. 42,738 - Unknown

AB	27
R	0
H	2
RBI	0
BB	3
SO	4
LOB	8

livebaseballscorecards.com



Batter	1	2	3	4	5	6	7	8	9	AB R H RBI BB SO LOB	TOP																					
Stan Jefferson, S (1, 8) OBP: 0.321, SLG: 0.317	0-3 K		0-0 4-3		0-3 K			0-0 G6-3 1B		4 0 1 0 0 2 0	San Diego Padres @ Los Angeles Dodgers Dodger Stadium, Los Angeles, CA Tue Jun 30 1987, 7:05 PM PDT Att: 31,578 - Unknown																					
Tim Flannery, L (1, 4) OBP: 0.345, SLG: 0.281	0-0 FC5-4 1B		0-0 2B 1B		0-0 L7			0-0 G6-3 1-2f		4 0 2 0 0 0 1																						
Tony Gwynn, L (1, 9) OBP: 0.453, SLG: 0.540	0-0 FC5-4 1B 1-2f		0-0 1-3 2B		0-0 L8			0-0 G3		4 0 1 0 0 0 1																						
Carmelo Martinez, R (1, 7) OBP: 0.380, SLG: 0.456	0-0 1-3 1B		4-0 BB		0-0 6-3			0-0 G3 E 1B		3 0 2 0 1 0 0																						
John Kruk, L (1, 3) OBP: 0.454, SLG: 0.476	0-0 1-3		0-3 K		0-0 FC6-4 1B			0-0 E7 G3 1-2		4 0 1 0 0 1 6																						
Randy Ready, R (1, 5) OBP: 0.411, SLG: 0.436		0-0 6-3		0-0 1-3		0-0 FC6-4 1-2f		0-0 L9		4 0 0 0 0 0 3																						
Garry Templeton, S (1, 6) OBP: 0.272, SLG: 0.263		0-3 K		0-3 K		0-0 L6		0-0 G3 1-2 2-3		4 0 0 0 0 2 2																						
Bruce Bochy, R (1, 2) OBP: 0.240, SLG: 0.302 Marvell Wynne, L (9, PH) OBP: 0.352, SLG: 0.346		0-0 6-3		0-0 5-3		0-0 L8		0-0 4-3		3 0 0 0 0 0 0 1 0 0 0 0 0 2																						
Dave Dravecky, R (1, 1) OBP: 0.211, SLG: 0.167 Jim Steels, L (7, PH) OBP: 0.286, SLG: 0.220 Greg Booker, R (7, 1)			0-3 K		0-3 K		0-0 F7			2 0 0 0 0 2 0 1 0 0 0 0 0 0 0 0 0 0 0 0 0																						
Inning Stats	R: 0 E: 0 K: 1 S: 7	H: 2 LOB: 2 BB: 0 P: 7	R: 0 E: 0 K: 1 S: 5	H: 0 LOB: 0 BB: 0 P: 5	R: 0 E: 0 K: 2 S: 9	H: 2 LOB: 3 BB: 1 P: 13	R: 0 E: 0 K: 1 S: 5	H: 0 LOB: 0 BB: 0 P: 5	R: 0 E: 0 K: 0 S: 4	H: 1 LOB: 1 BB: 0 P: 4	R: 0 E: 0 K: 0 S: 3	H: 0 LOB: 0 BB: 0 P: 3	R: 0 E: 0 K: 0 S: 3	H: 1 LOB: 0 BB: 0 P: 3	R: 0 E: 1 K: 0 S: 5	H: 1 LOB: 2 BB: 0 P: 5	1B: 6 2B: 1 3B: 0 HR: 0	SF: 0 SAC: 0 DP: 1 HBP: 0	WP: 0 PB: 0 SB: 0 CS: 0	PA: 35												
PITCHER Orel Hershiser, R (1, 1) ERA: 2.39	IP 9.0	WLS W	BF 35	H 7	R 0	ER 0	SO 7	BB 1	IBB 0	HBP 0	BLK 0	WP 0	HR 0	S 48	P 52	ERA 0.00	WHIP 0.889															
											PITCHER	IP	WLS	BF	H	R	ER	SO	BB	IBB	HBP	BLK	WP	HR	S	P	ERA	WHIP				

livebaseballscorecards.com

AB	34
R	0
H	7
RBI	0
BB	1
SO	7
LOB	15



Batter	1	2	3	4	5	6	7	8	9	AB	R	H	RBI	BB	SO	LOB
Dave Anderson, R (1, 6) OBP: 0.315, SLG: 0.400	0-0 6-3		0-0 F4		4-0 BB		0-0 E5			3	0	0	0	1	0	2
Steve Sax, R (1, 4) OBP: 0.320, SLG: 0.350	0-3 K		0-0 1B		0-0 4-3		0-3 K			4	0	1	2	0	2	2
John Shelby, S (1, 8) OBP: 0.272, SLG: 0.429	0-3 K		0-0 F9		0-0 F7		0-0 G3			4	0	0	0	0	1	3
Pedro Guerrero, R (1, 7) OBP: 0.383, SLG: 0.544		0-3 K		0-0 F8		0-0 E1	0-0 F9			4	1	1	0	0	1	1
Mike Marshall, R (1, 9) OBP: 0.341, SLG: 0.479		0-0 5-3		0-0 6-3		0-3 K		0-0 5-3		4	0	0	0	0	1	1
Mickey Hatcher, R (1, 3) OBP: 0.321, SLG: 0.423		0-0 1-3		0-0 2B		0-0 G4-3	0-0 4-3			4	1	2	1	0	0	0
Phil Garner, R (1, 5) OBP: 0.268, SLG: 0.323			0-0 SH5-4 1B	4-0 IBB		4-0 G4-3 IBB		0-0 4-3		2	1	1	0	2	0	0
Mike Scioscia, L (1, 2) OBP: 0.351, SLG: 0.350			4-0 SH5-4 1B	0-0 6-3		0-0 G4-3		0-0 4-3		2	1	0	1	1	0	3
Orel Hershiser, R (1, 1) OBP: 0.292, SLG: 0.348			0-0 SH5-4		0-0 2B	0-3 K				2	0	1	0	0	1	1

Inning Stats	R: 0	H: 0	E: 0	LOB: 0	K: 2	BB: 0	S: 7	R: 0	H: 0	E: 0	LOB: 0	K: 1	BB: 0	S: 5	R: 2	H: 2	E: 0	LOB: 1	K: 0	BB: 1	S: 5	R: 0	H: 1	E: 0	LOB: 2	K: 0	BB: 1	S: 4	R: 0	H: 1	E: 0	LOB: 1	K: 0	BB: 1	S: 3	R: 2	H: 2	E: 1	LOB: 1	K: 2	BB: 1	S: 9	R: 0	H: 0	E: 1	LOB: 1	K: 1	BB: 0	S: 6	R: 0	H: 0	E: 0	LOB: 0	K: 0	BB: 0	S: 3	R: 0	H: 0	E: 0	LOB: 0	K: 0	BB: 0	S: 3
1B: 3	SF: 0	2B: 3	SAC: 1	3B: 0	DP: 0	HR: 0	HBP: 0	WP: 0	PA: 34																																																						

PITCHER	IP	WLS	BF	H	R	ER	SO	BB	IBB	HBP	BLK	WP	HR	S	P	ERA	WHIP
Dave Dravecky, L (1, 1) ERA: 3.76	6.0	L	27	6	4	4	5	2	2	0	0	0	0	33	49	6.00	1.333
Greg Booker, R (7, 1) ERA: 3.86	2.0		7	0	0	0	1	0	0	0	0	0	0	9	9	0.00	0.000


BOTTOM

San Diego Padres @ Los Angeles Dodgers
 Dodger Stadium, Los Angeles, CA

Tue Jun 30 1987, 7:05 PM PDT
 Att. 31,578 - Unknown

livebaseballscorecards.com

AB	29
R	4
H	6
RBI	4
BB	4
SO	6
LOB	13



Batter	1	2	3	4	5	6	7	8	9	AB R H RBI BB SO LOB	TOP											
Stan Jefferson, S (1, 7) OBP: 0.312, SLG: 0.307	0-0 6-3		0-0 5-3		0-3 K		0-3 K		0-0 4-3	5 0 0 0 0 2 2	San Diego Padres @ Los Angeles Dodgers Dodger Stadium, Los Angeles, CA Wed Jul 01 1987, 7:05 PM PDT Att: 45,722 - Unknown livebaseballscorecards.com											
Shane Mack, R (1, 8) OBP: 0.317, SLG: 0.371	0-0 FC1-6 2B		4-0 BB		0-3 K		0-0 K BLK 1B			3 0 2 0 1 1 2												
Tony Gwynn, L (1, 9) OBP: 0.450, SLG: 0.534	0-0 FC1-6 FC5-4 2-3		0-0 6-3		0-0 G3		4-0 1-2 IBB			3 0 0 0 1 0 4												
Carmelo Martinez, R (1, 3) OBP: 0.378, SLG: 0.457	0-0 FC5-4 1-2f			0-0 6-3		0-0 HR 2B	0-3 K 2-3			4 1 1 0 0 1 3												
Randy Ready, R (1, 4) OBP: 0.408, SLG: 0.438 Tim Flannery, L (8, 4) OBP: 0.345, SLG: 0.281		0-0 3-1 1B 2B		0-0 L5		0-0 6-3		0-0 G3		4 1 1 0 0 0 1 0 0 0 0 0 0 0												
Kevin Mitchell, R (1, 5) OBP: 0.319, SLG: 0.407		0-0 3-1 2-3		0-0 HR		0-0 HR		0-0 4-3		4 2 2 3 0 0 1												
Benito Santiago, R (1, 2) OBP: 0.300, SLG: 0.395		0-0 G4-6-3 1B 3-H		0-3 K		0-0 6-3 2B		0-0 F8		4 0 2 1 0 1 0												
Garry Templeton, S (1, 6) OBP: 0.272, SLG: 0.263		0-0 G4-6-3 1-2f			0-0 E 1B	0-0 6-3 2-3		0-0 F8		4 0 1 0 0 0 2												
Eric Show, R (1, 1) OBP: 0.025, SLG: 0.026			0-0 5-3		0-0 E2 1-2	0-3 K		0-0 F2		4 0 0 0 0 1 2												
Inning Stats	R: 0 E: 0 K: 0 S: 4	H: 1 LOB: 1 BB: 0 P: 4	R: 1 E: 0 K: 0 S: 4	H: 2 LOB: 0 BB: 0 P: 4	R: 0 E: 0 K: 0 S: 3	H: 0 LOB: 1 BB: 1 P: 7	R: 1 E: 0 K: 1 S: 6	H: 1 LOB: 0 BB: 0 P: 6	R: 0 E: 1 K: 2 S: 9	H: 1 LOB: 2 BB: 0 P: 9		R: 2 E: 0 K: 1 S: 8	H: 3 LOB: 1 BB: 0 P: 8	R: 0 E: 0 K: 2 S: 7	H: 1 LOB: 1 BB: 1 P: 11	R: 0 E: 0 K: 0 S: 3	H: 0 LOB: 0 BB: 0 P: 3	R: 0 E: 0 K: 0 S: 3	H: 0 LOB: 0 BB: 0 P: 3	1B: 3 2B: 4 3B: 0 HR: 2	SF: 0 SAC: 0 DP: 1 HBP: 0	WP: 0 PB: 0 SB: 0 CS: 0
PITCHER	IP WLS BF H R ER SO BB IBB HBP BLK WP HR S P ERA WHIP																					
Rick Honeycutt, L (1, 1) ERA: 3.15	5.1 L 25 8 4 4 3 1 0 0 0 0 0 2 30 34 6.75 1.688																					
Ken Howell, R (6, 1) ERA: 4.98	0.2 2 0 0 0 1 0 0 0 0 0 0 0 4 4 0.00 0.000																					
Brian Holton, R (7, 1) ERA: 3.25	2.0 7 1 0 0 2 0 1 0 1 0 0 10 14 0.00 0.500																					
Alejandro Pena, R (9, 1) ERA: 4.38	1.0 3 0 0 0 0 0 0 0 0 0 0 0 3 3 0.00 0.000																					

Batter	1	2	3	4	5	6	7	8	9	AB R H RBI BB SO LOB
Dave Anderson, R OBP: 0.313, SLG: 0.395 (1, 6)	0-0 F8		0-0 6-3			0-0 BB 1-2 1B			0-0 5-3	4 0 1 0 0 0 0
John Shelby, S OBP: 0.276, SLG: 0.432 (1, 8)	0-0 PB 2B			0-0 F9		4-0 BB 1-2 2-3 BB			0-0 G3	3 0 1 0 1 0 0
Danny Heep, L (1, 7)	0-0 F7			0-0 F7		0-0 G1-2-3			0-0 F6	4 0 0 0 0 0 4
Mike Marshall, R OBP: 0.338, SLG: 0.474 Ken Landreaux, L OBP: 0.298, SLG: 0.297 (1, 9) (7, 9)	0-0 5-3			0-0 F6			0-0 F7			2 0 0 0 0 0 1 1 0 0 0 0 0 0
Franklin Stubbs, L OBP: 0.312, SLG: 0.444 (1, 3)		0-0 4-3			0-3 K		0-0 F2			3 0 0 0 0 1 0
Alex Trevino, R OBP: 0.294, SLG: 0.359 (1, 2)		0-0 F8			0-0 G6-3 1B		0-0 F5			3 0 1 0 0 0 0
Steve Sax, R OBP: 0.317, SLG: 0.346 (1, 4)		0-0 6-3			0-0 G6-3			0-0 5-3		3 0 0 0 0 0 1
Jeff Hamilton, R OBP: 0.276, SLG: 0.278 (1, 5)			0-0 F8			0-0 BB 1B G1-2-3 1B		0-0 6-3		3 0 1 0 0 0 0
Rick Honeycutt, L OBP: 0.241, SLG: 0.240 Ken Howell, R OBP: 1.000, SLG: 1.000 Ralph Bryant, L OBP: 0.313, SLG: 0.429 Brian Holton, R OBP: 0.250, SLG: 0.250 Phil Garner, R OBP: 0.250, SLG: 0.320 Alejandro Pena, R OBP: 0.100, SLG: 0.100 (1, 1) (6, 1) (6, PH) (7, 1) (8, PH) (9, 1)			0-0 6-3			0-3 K		0-0 F2		1 0 0 0 0 0 0 0 0 0 0 0 0 0 1 0 0 0 0 0 1 0 0 0 0 0 0 0 1 0 0 0 0 0 0 0 0 0 0 0 0 0

Inning Stats	R: 0 E: 0 K: 0 S: 4	H: 1 LOB: 1 BB: 0 P: 4	R: 0 E: 0 K: 0 S: 3	H: 0 LOB: 0 BB: 0 P: 3	R: 0 E: 0 K: 0 S: 3	H: 0 LOB: 0 BB: 0 P: 3	R: 0 E: 0 K: 1 S: 5	H: 1 LOB: 0 BB: 0 P: 5	R: 0 E: 0 K: 1 S: 6	H: 2 LOB: 2 BB: 1 P: 10	R: 0 E: 0 K: 0 S: 3	H: 0 LOB: 0 BB: 0 P: 3	R: 0 E: 0 K: 0 S: 3	H: 0 LOB: 0 BB: 0 P: 3	R: 0 E: 0 K: 0 S: 3	H: 0 LOB: 0 BB: 0 P: 3	1B: 3 2B: 1 3B: 0 HR: 0	SF: 0 SAC: 0 DP: 2 HBP: 0	WP: 0 PB: 1 SB: 0 CS: 0	PA: 30
--------------	------------------------------	---------------------------------	------------------------------	---------------------------------	------------------------------	---------------------------------	------------------------------	---------------------------------	------------------------------	----------------------------------	------------------------------	---------------------------------	------------------------------	---------------------------------	------------------------------	---------------------------------	----------------------------------	------------------------------------	----------------------------------	--------

PITCHER	IP	WLS	BF	H	R	ER	SO	BB	IBB	HBP	BLK	WP	HR	S	P	ERA	WHIP	PITCHER	IP	WLS	BF	H	R	ER	SO	BB	IBB	HBP	BLK	WP	HR	S	P	ERA	WHIP		
Eric Show, R ERA: 3.62 (1, 1)	9.0	W	30	4	0	0	2	1	0	0	0	0	0	33	37	0.00	0.556																				


BOTTOM

San Diego Padres @ Los Angeles Dodgers
Dodger Stadium, Los Angeles, CA

Wed Jul 01 1987, 7:05 PM PDT
Att. 45,722 - Unknown

livebaseballscorecards.com

AB	29
R	0
H	4
RBI	0
BB	1
SO	2
LOB	7



Los Angeles Dodgers @ Pittsburgh Pirates
 Three Rivers Stadium, Pittsburgh, PA

Fri Jul 03 1987, 7:05 PM EDT
 Att. 22,454 - Unknown

AB	30
R	0
H	5
RBI	0
BB	1
SO	2
LOB	8



AB R H RBI BB SO LOB

4	0	0	0	0	0	0
4	0	0	0	0	0	0
4	0	2	0	0	1	0
4	0	1	0	0	1	1
3	0	0	0	0	0	2
2	0	1	0	1	0	2
3	0	1	0	0	0	1
3	0	0	0	0	0	2
1	0	0	0	0	0	0
1	0	0	0	0	0	0
0	0	0	0	0	0	0
1	0	0	0	0	0	0
0	0	0	0	0	0	0
1	0	0	0	0	0	0
0	0	0	0	0	0	0

1B:	4	SF:	0
2B:	1	SAC:	0
3B:	0	DP:	2
HR:	0	HBP:	0
WP:	0	PA:	31
PB:	0		
SB:	0		
CS:	0		

Batter	1	2	3	4	5	6	7	8	9
Dave Anderson, R (1, 6) OBP: 0.303, SLG: 0.382	0-0 4-3 ①		0-0 F8 ③			0-0 F7 ②			0-0 F9 ①
Danny Heep, L (1, 9) OBP: 0.308, SLG: 0.439	0-0 4-3 ②			0-0 F9 ①		0-0 5-3 ③			0-0 4-3 ②
John Shelby, S (1, 8) OBP: 0.281, SLG: 0.434	0-3 K ③			0-0 3-1 ②			0-0 F8 1B		0-0 4-3 ②
Pedro Guerrero, R (1, 7) OBP: 0.381, SLG: 0.540		0-3 K ①		0-0 6-3 ③			0-0 F8 1B		0-0 F9 ③
Franklin Stubbs, L (1, 3) OBP: 0.308, SLG: 0.439		0-0 F5 ②			0-0 4-3 ①		0-0 F8 ①		
Mike Scioscia, L (1, 2) OBP: 0.355, SLG: 0.356		0-0 2B			4-0 1B BB		0-0 G4-6-3 ② ③		
Steve Sax, R (1, 4) OBP: 0.318, SLG: 0.346		0-0 F9 ③			0-0 1B			0-0 4-3 ①	
Phil Garner, R (1, 5) OBP: 0.261, SLG: 0.313			0-0 1-3 ①		0-0 G6-4-3 ② ③			0-0 4-3 ②	
Fernando Valenzuela, L (1, 1) OBP: 0.159, SLG: 0.159			0-0 F5 ②			0-0 F9 ①		0-0 F8 ③	
Ralph Bryant, L (6, PH) OBP: 0.303, SLG: 0.414									
Ken Howell, R (6, 1) OBP: 1.000, SLG: 1.000									
Ken Landreaux, L (8, PH) OBP: 0.295, SLG: 0.293									
Brad Havens, L (8, 1) OBP: 0.295, SLG: 0.293									

Inning Stats	R: 0	H: 0	E: 0	K: 1	S: 5	R: 0	H: 1	E: 0	K: 1	S: 6	R: 0	H: 0	E: 0	K: 0	S: 3	R: 0	H: 0	E: 0	K: 0	S: 3	R: 0	H: 1	E: 0	K: 0	S: 3	R: 0	H: 0	E: 0	K: 0	S: 3	R: 0	H: 2	E: 0	K: 0	S: 4	R: 0	H: 0	E: 0	K: 0	S: 3	R: 0	H: 1	E: 0	K: 0	S: 4
	0	0	0	1	5	0	1	0	1	6	0	0	0	0	3	0	0	0	0	3	0	1	0	0	7	0	0	0	0	3	0	2	0	0	4	0	0	0	0	3	0	1	0	0	4

PITCHER	IP	WLS	BF	H	R	ER	SO	BB	IBB	HBP	BLK	WP	HR	S	P	ERA	WHIP
Rick Reuschel, R (1, 1) ERA: 2.17	9.0	W	31	5	0	0	2	1	0	0	0	0	0	34	38	0.00	0.667

PITCHER	IP	WLS	BF	H	R	ER	SO	BB	IBB	HBP	BLK	WP	HR	S	P	ERA	WHIP
---------	----	-----	----	---	---	----	----	----	-----	-----	-----	----	----	---	---	-----	------

Batter	1	2	3	4	5	6	7	8	9
Barry Bonds, L (1, 7) OBP: 0.322, SLG: 0.467	0-0 F7		0-0 F8	0-0 1B		0-3 K		0-0 6-3	
Al Pedrique, R (1, 6) OBP: 0.296, SLG: 0.333	0-0 F8		0-0 1B	0-0 1B		0-0 1B			
Johnny Ray, S (1, 4) OBP: 0.310, SLG: 0.349	4-0 BB		0-0 G3	0-0 9-6		0-3 K			
Mike Diaz, R (1, 9) OBP: 0.318, SLG: 0.522	0-3 K		4-0 1B		0-0 E5		0-3 K		
Andy Van Slyke, L (1, 8) OBP: 0.356, SLG: 0.525		0-0 6-3	0-0 1B		0-0 L4		0-0 F5		
Bobby Bonilla, S (1, 5) OBP: 0.332, SLG: 0.466		0-0 6-3	0-0 1B		0-0 1B		0-0 HR		
Sid Bream, L (1, 3) OBP: 0.354, SLG: 0.470		0-3 K	0-0 2B		0-0 G4-6-3		0-0 4-3		
Junior Ortiz, R (1, 2) OBP: 0.300, SLG: 0.330		0-0 1B	0-0 6-3			4-0 1B		0-0 4-3	
Rick Reuschel, R (1, 1) OBP: 0.152, SLG: 0.244		0-3 K		0-3 K		0-0 SH2-4		0-0 F9	

Inning Stats	R: 0	H: 0	E: 0	K: 1	S: 5	R: 1	H: 2	E: 0	K: 2	S: 9	R: 4	H: 4	E: 0	K: 0	S: 7	R: 0	H: 2	E: 0	K: 1	S: 6	R: 0	H: 1	E: 1	K: 0	S: 4	R: 0	H: 1	E: 0	K: 2	S: 8	R: 1	H: 1	E: 0	K: 1	S: 6	R: 0	H: 0	E: 0	K: 0	S: 3
	LOB: 1	BB: 1	P: 9	LOB: 1	BB: 0	P: 9	LOB: 1	BB: 1	P: 11	LOB: 1	BB: 1	LOB: 1	BB: 1	P: 11	LOB: 2	BB: 1	LOB: 2	BB: 1	P: 12	LOB: 0	BB: 0	LOB: 0	BB: 0	P: 3	LOB: 0	BB: 0	LOB: 0	BB: 0	P: 3	LOB: 0	BB: 0	LOB: 0	BB: 0	P: 3	LOB: 0	BB: 0	LOB: 0	BB: 0	P: 3	

PITCHER	IP	WLS	BF	H	R	ER	SO	BB	IBB	HBP	BLK	WP	HR	S	P	ERA	WHIP
Fernando Valenzuela, L (1, 1) ERA: 3.88	5.0	L	25	9	5	5	4	2	0	0	0	0	1	31	39	9.00	2.200
Ken Howell, R (6, 1) ERA: 4.95	2.0		9	2	1	1	3	1	0	0	0	0	1	14	18	4.50	1.500
Brad Havens, L (8, 1) ERA: 2.63	1.0		3	0	0	0	0	0	0	0	0	0	0	3	3	0.00	0.000


BOTTOM

Los Angeles Dodgers @ Pittsburgh Pirates
 Three Rivers Stadium, Pittsburgh, PA

Fri Jul 03 1987, 7:05 PM EDT
 Att. 22,454 - Unknown

AB	R	H	RBI	BB	SO	LOB
5	0	1	0	0	1	1
4	1	3	0	0	0	0
3	0	0	0	1	1	5
3	1	0	0	1	2	1
4	2	2	1	0	0	1
4	2	3	5	0	0	0
4	0	1	0	0	1	2
3	0	1	0	1	0	1
3	0	0	0	0	2	1

AB	33
R	6
H	11
RBI	6
BB	3
SO	7
LOB	12



1B	2B	3B	HR	SF	SAC	DP	HBP	WP	HR	S	P	ERA	WHIP
6	3	1	2	0	1	2	0	0	0	3	3	9.00	2.200
0	0	0	0	0	0	0	0	0	0	0	0	4.50	1.500
0	0	0	0	0	0	0	0	0	0	0	0	0.00	0.000

Batter	1	2	3	4	5	6	7	8	9	AB R H RBI BB SO LOB	TOP											
Dave Anderson, R (1, 6) OBP: 0.301, SLG: 0.378	0-3 K		0-0 G6-4-3 1B			0-3 K		0-3 K		4 0 1 0 0 3 1												
Steve Sax, R (1, 4) OBP: 0.315, SLG: 0.343	0-0 5-3		0-0 G6-4-3			0-0 6-3			0-0 F8	3 0 0 0 0 0 2												
Brian Holton, R (6, 1) OBP: 0.250, SLG: 0.250										0 0 0 0 0 0 0												
Matt Young, L (8, 1)										0 0 0 0 0 0 0												
Ken Landreaux, L (9, PH) OBP: 0.292, SLG: 0.290										1 0 0 0 0 0 0												
John Shelby, S (1, 8) OBP: 0.280, SLG: 0.430	0-3 K					0-0 F9		0-0 F5	0-0 1B	4 1 1 0 0 1 0												
Pedro Guerrero, R (1, 7) OBP: 0.386, SLG: 0.542		0-0 1B				0-3 K		4-0 BB	0-0 FC4-6 1B	3 1 2 1 1 1 0												
Mickey Hatcher, R (1, 3) OBP: 0.333, SLG: 0.429		0-0 1B				0-0 1-3		4-0 BB	0-0 FC4-6 1B	3 0 2 0 1 0 0												
Phil Garner, R (1, 5) OBP: 0.264, SLG: 0.313		0-0 SF8-3-4				4-0 CS		0-0 BB	0-0 FC4-6 1B	0 0 0 1 1 0 0												
Danny Heep, L (7, PH) (7, 9)		1-2 3-H				0-0 G4-6-3		0-0 BB	0-0 FC4-6	2 0 0 0 0 0 4												
Mariano Duncan, R (1, 9) OBP: 0.264, SLG: 0.293		0-0 F7				0-3 K		0-3 K	0-0 F7	4 0 0 0 0 2 3												
Mike Scioscia, L (1, 2) OBP: 0.359, SLG: 0.365			0-0 1B			0-0 L4		0-0 4-3		3 0 2 0 0 0 0												
Bob Welch, R (1, 1) OBP: 0.119, SLG: 0.119			0-3 K			0-3 K		0-0 4-3		1 0 0 0 0 1 1												
Jeff Hamilton, R (6, PH) OBP: 0.271, SLG: 0.273										1 0 0 0 0 1 0												
Franklin Stubbs, L (8, PH) (8, 3)			1-2 K					2-3 4-3		1 0 0 0 0 0 1												
Inning Stats	R: 0 E: 0 K: 2 S: 7	H: 0 LOB: 0 BB: 0 P: 7	R: 1 E: 0 K: 0 S: 4	H: 2 LOB: 0 BB: 0 P: 4	R: 0 E: 0 K: 1 S: 6	H: 2 LOB: 1 BB: 0 P: 6	R: 0 E: 0 K: 1 S: 5	H: 0 LOB: 0 BB: 0 P: 5	R: 0 E: 0 K: 1 S: 4	H: 0 LOB: 0 BB: 1 P: 8	R: 0 E: 0 K: 2 S: 7	H: 0 LOB: 0 BB: 0 P: 7	R: 0 E: 0 K: 0 S: 2	H: 0 LOB: 1 BB: 2 P: 10	R: 0 E: 0 K: 2 S: 8	H: 1 LOB: 1 BB: 0 P: 8	R: 1 E: 0 K: 0 S: 6	H: 3 LOB: 2 BB: 0 P: 6	1B: 7 2B: 3 3B: 0 HR: 0	SF: 1 SAC: 0 DP: 4 HBP: 0	WP: 0 PB: 0 SB: 2 CS: 1	PA: 34
PITCHER	IP WLS BF H R ER SO BB IBB HBP BLK WP HR S P ERA WHIP																					
Bob Kipper, L (1, 1) ERA: 5.24	6.1 W 23 4 1 1 7 3 0 0 0 0 0 0 34 46 1.42 1.105																					
Barry Jones, R (7, 1) ERA: 12.08	0.2 1 0 0 0 0 0 0 0 0 0 0 0 0 1 1 0.00 0.000																					
Don Robinson, R (8, 1) ERA: 4.15	2.0 S 10 4 1 1 2 0 0 0 0 0 0 0 0 14 14 4.50 2.000																					

Los Angeles Dodgers @ Pittsburgh Pirates
 Three Rivers Stadium, Pittsburgh, PA
 Sat Jul 04 1987, 3:33 AM EDT
 Att: 12,935 - Unknown

AB	30
R	2
H	8
RBI	2
BB	3
SO	9
LOB	12



Batter	1	2	3	4	5	6	7	8	9
Barry Bonds, L (1, 7) OBP: 0.317, SLG: 0.459	0-0 F5		0-0 F8		0-0 6-3		0-0 4-3	0-0 5-3	
Andy Van Slyke, L (1, 8) OBP: 0.361, SLG: 0.545	0-0 F8			0-0 E7 E 2B	0-0 1B 3B		0-0 E 2B		
Johnny Ray, S (1, 4) OBP: 0.309, SLG: 0.348	0-0 4-3			0-0 E4 2B SF7	0-0 1B 1B		0-0 E5 2-3		
Sid Bream, L (1, 3) OBP: 0.356, SLG: 0.474		0-0 G1		0-0 1-3 2B	0-0 1-2 1B		0-0 F9		
R.J. Reynolds, S (1, 9) OBP: 0.378, SLG: 0.480		0-0 L7		0-0 SF7 3-H	0-3 K			0-0 FC6-4 1B	
Bobby Bonilla, S (1, 5) OBP: 0.330, SLG: 0.462		0-0 1B		0-0 F5		0-0 L7		0-0 FC6-4 1B 1-2f	
Michael LaValliere, L (1, 2) OBP: 0.390, SLG: 0.351		0-0 F7		4-0 IBB		0-0 F8		0-0 F8	
Al Pedrique, R (1, 6) OBP: 0.293, SLG: 0.327			0-0 B5-3	0-3 K		0-3 K		0-0 1B 1-2 1B	
Bob Kipper, R (1, 1) OBP: 0.250, SLG: 0.321			0-3 K		0-0 6-3		0-0 F5	0-0 1B 1-3 2-H	
Barry Jones, R (7, 1)									
John Cangelosi, S (7, PH) OBP: 0.510, SLG: 0.290									
Don Robinson, R (8, 1) OBP: 0.286, SLG: 0.167									

Inning Stats	R: 0	H: 0	E: 0	K: 0	S: 3	R: 0	H: 1	E: 0	K: 0	S: 4	R: 0	H: 0	E: 0	K: 1	S: 5	R: 2	H: 2	E: 2	K: 1	S: 8	R: 1	H: 3	E: 0	K: 1	S: 8	R: 0	H: 0	E: 0	K: 1	S: 5	R: 0	H: 1	E: 1	K: 0	S: 6	R: 1	H: 3	E: 0	K: 0	S: 6
	LOB: 0	BB: 0	P: 3	LOB: 1	BB: 0	P: 4	LOB: 0	BB: 0	P: 5	LOB: 2	BB: 1	P: 12	LOB: 2	BB: 0	P: 8	LOB: 0	BB: 0	P: 5	LOB: 2	BB: 0	P: 8	LOB: 2	BB: 0	P: 8	LOB: 2	BB: 0	P: 5	LOB: 2	BB: 0	P: 5	LOB: 2	BB: 0	P: 6	LOB: 2	BB: 0	P: 6				

PITCHER	IP	WLS	BF	H	R	ER	SO	BB	IBB	HBP	BLK	WP	HR	S	P	ERA	WHIP
Bob Welch, R (1, 1) ERA: 3.53	5.0	L	23	6	3	2	3	0	1	0	0	0	0	28	32	3.60	1.200
Brian Holton, R (6, 1) ERA: 3.11	2.0		8	1	0	0	1	0	0	0	0	0	0	10	10	0.00	0.500
Matt Young, L (8, 1) ERA: 5.34	1.0		6	3	1	1	0	0	0	0	0	0	0	6	6	9.00	3.000

AB R H RBI BB SO LOB

5	0	0	0	0	0	2
4	2	3	0	0	0	0
4	1	1	1	0	0	1
4	0	2	0	0	0	2
3	0	1	1	0	1	2
4	1	1	0	0	0	2
3	0	0	0	1	0	2
4	0	1	0	0	2	2
2	0	0	0	0	1	0
0	0	0	0	0	0	0
1	0	0	0	0	0	0
1	0	1	1	0	0	0

1B: 6	SF: 1	WP: 0	PA: 37
2B: 3	SAC: 0	PB: 0	
3B: 1	DP: 0	SB: 0	
HR: 0	HBP: 0	CS: 0	

WP	HR	S	P	ERA	WHIP
0	0	0	0	0.00	0.500
0	0	0	0	9.00	3.000

Los Angeles Dodgers @ Pittsburgh Pirates
 Three Rivers Stadium, Pittsburgh, PA
 Sat Jul 04 1987, 3:33 AM EDT
 Att. 12,935 - Unknown

AB	35
R	4
H	10
RBI	3
BB	1
SO	4
LOB	13



WP	HR	S	P	ERA	WHIP
0	0	0	0	0.00	0.500
0	0	0	0	9.00	3.000

Batter	1	2	3	4	5	6	7	8	9	AB R H RBI BB SO LOB	TOP		
Dave Anderson, R (1, 6) OBP: 0.298, SLG: 0.371	0-0 E7 2B 1B	0-0 F6			0-0 E4 2B		0-3 K		0-0 6-3	5 2 1 0 0 1 1	Los Angeles Dodgers @ Pittsburgh Pirates Three Rivers Stadium, Pittsburgh, PA Sun Jul 05 1987, 3:33 AM EDT Att: 13,438 - Unknown livebaseballscorecards.com		
Danny Heep, L (1, 9) OBP: 0.176, SLG: 0.250 (7, 7)	0-0 2-H 2B		0-0 F7		0-0 2-H 2B		4-0 S 1B BB		0-0 F8	4 0 2 2 1 0 0			
John Shelby, S (1, 8) OBP: 0.283, SLG: 0.434	0-3 K		0-0 F8		0-0 F7		0-0 1-2 S 1B		0-0 2B	5 0 2 0 0 1 2			
Pedro Guerrero, R (1, 7) OBP: 0.381, SLG: 0.534 Ken Landreaux, L (7, 9) OBP: 0.290, SLG: 0.287	0-0 F7		0-0 4-3		0-0 6-3		0-3 1-2 2-3 K		0-3 K	4 0 0 0 0 1 4 1 0 0 0 0 1 1			
Franklin Stubbs, L (1, 3) OBP: 0.314, SLG: 0.448	0-3 K			0-0 SF7 3B		0-0 3B 1B		4-0 IBB		3 2 2 0 1 1 1			
Mickey Hatcher, R (1, 5) OBP: 0.338, SLG: 0.446		0-0 2B 1B		0-0 F9		0-0 1-H SF8 3B		0-0 F6		4 2 2 1 0 0 4			
Mike Scioscia, L (1, 2) OBP: 0.357, SLG: 0.370		0-0 SH5-3 1-H FC1-2 2B		0-0 SF7		0-0 F4		0-0 F8		3 0 1 2 0 0 1			
Steve Sax, R (1, 4) OBP: 0.312, SLG: 0.341		0-0 SH5-3 2-3		0-0 4-3		0-0 SF8		0-0 6-3		2 0 0 1 0 0 0			
Orel Hershiser, R (1, 1) OBP: 0.280, SLG: 0.333 Jeff Hamilton, R (6, PH) OBP: 0.267, SLG: 0.268 Alejandro Pena, R (6, 1) OBP: 0.100, SLG: 0.100 Matt Young, L (6, 1)		0-0 FC1-2 3-H		0-0 G3		0-0 F8		0-3 K		2 0 0 0 0 0 1 1 0 0 0 0 0 0 0 0 0 0 0 0 0 1 0 0 0 0 1 0			
Inning Stats	R: 1 E: 1 K: 2 S: 9 H: 2 LOB: 1 BB: 0 P: 9	R: 1 E: 0 K: 0 S: 5 H: 2 LOB: 1 BB: 0 P: 5	R: 0 E: 0 K: 0 S: 3 H: 0 LOB: 0 BB: 0 P: 3	R: 1 E: 0 K: 0 S: 4 H: 1 LOB: 0 BB: 0 P: 4	R: 1 E: 1 K: 0 S: 5 H: 1 LOB: 1 BB: 0 P: 5	R: 2 E: 0 K: 0 S: 5 H: 2 LOB: 0 BB: 0 P: 5	R: 0 E: 0 K: 2 S: 8 H: 1 LOB: 3 BB: 2 P: 16	R: 0 E: 0 K: 1 S: 5 H: 0 LOB: 0 BB: 0 P: 5	R: 0 E: 0 K: 1 S: 6 H: 1 LOB: 1 BB: 0 P: 6	1B: 4 2B: 4 3B: 2 HR: 0 SF: 2 SAC: 1 DP: 0 HBP: 0	WP: 0 PB: 0 SB: 2 CS: 0 PA: 40		
PITCHER	IP WLS BF H R ER SO BB IBB HBP BLK WP HR S P ERA WHIP											PITCHER	IP WLS BF H R ER SO BB IBB HBP BLK WP HR S P ERA WHIP
Brian Fisher, R (1, 1) ERA: 5.33	6.0 L 27 8 6 5 2 0 0 0 0 0 0 0 0 31 31 7.50 1.333												
Brett Gideon, R (7, 1) ERA:	1.0 6 1 0 0 2 1 1 0 0 0 0 0 8 16 0.00 2.000												
John Smiley, L (8, 1) ERA: 5.48	2.0 7 1 0 0 2 0 0 0 0 0 0 0 11 11 0.00 0.500												



BOTTOM

Los Angeles Dodgers @ Pittsburgh Pirates
Three Rivers Stadium, Pittsburgh, PA
Sun Jul 05 1987, 3:33 AM EDT
Att. 13,438 - Unknown

livebaseballscorecards.com

AB	28
R	1
H	3
RBI	1
BB	6
SO	4
LOB	13



WP:	0	PA:	34
PB:	0		
SB:	0		
CS:	0		

AB R H RBI BB SO LOB

3	0	0	0	1	2	0
2	0	1	1	2	0	0
4	0	0	0	0	0	5
4	0	1	0	0	0	1
4	0	0	0	0	0	1
4	0	0	0	0	0	1
1	1	0	0	1	0	0
1	0	0	0	1	0	0
1	0	0	0	1	0	0
1	0	0	0	1	0	0
1	0	0	0	0	1	0
1	0	0	0	0	1	2
0	0	0	0	0	0	0
1	0	0	0	0	0	3
0	0	0	0	0	0	0

Batter	1	2	3	4	5	6	7	8	9
Barry Bonds, L OBP: 0.316, SLG: 0.455 (1, 7)	0-3 K			0-3 K		4-0 BB BB BB BB		0-0 G3	
Andy Van Slyke, L OBP: 0.367, SLG: 0.544 (1, 8)	0-0 L8			0-0 G6-4-3 1B		4-0 BB BB BB BB		4-0 FC6-4 BB	
Johnny Ray, S OBP: 0.306, SLG: 0.343 (1, 4)	0-0 F8			0-0 G6-4-3 1-2f		0-0 G6-4-3 1-2f		0-0 FC6-4 1-2f	
Sid Bream, L OBP: 0.355, SLG: 0.475 (1, 3)		0-0 F7			0-0 F5		0-0 1B 2B	0-0 L7	
R.J. Reynolds, S OBP: 0.370, SLG: 0.470 (1, 9)		0-0 G3			0-0 F5		0-0 5-3	0-0 6-3	
Bobby Bonilla, S OBP: 0.324, SLG: 0.453 (1, 5)		0-0 3-1			0-0 4-3		0-0 F6	0-0 L8	
Michael LaValliere, L OBP: 0.391, SLG: 0.349 Junior Ortiz, R OBP: 0.304, SLG: 0.326 (7, PH) (8, 2)			0-0 L7			4-0 BB BB BB BB	4-0 1B BB	0-0 6-3	
Rafael Belliard, R OBP: 0.273, SLG: 0.240 Jim Morrison, R OBP: 0.309, SLG: 0.420 (7, PH) (8, 6)			0-0 5-3			4-0 BB BB BB BB	0-0 FC5-4 1B		
Brian Fisher, R OBP: 0.192, SLG: 0.400 John Cangelosi, S OBP: 0.505, SLG: 0.286 Brett Gideon, R (7, 1) Terry Harper, R OBP: 0.296, SLG: 0.375 John Smiley, L OBP: 0.333, SLG: 0.667 (8, 1)			0-3 K			0-3 K	0-0 FC5-4 1-2f		

Inning Stats	R: 0	H: 0	E: 0	K: 1	S: 5	R: 0	H: 0	E: 0	K: 0	S: 3	R: 0	H: 0	E: 0	K: 1	S: 5	R: 0	H: 1	E: 0	K: 1	S: 5	R: 0	H: 0	E: 0	K: 0	S: 3	R: 1	H: 0	E: 0	K: 1	S: 4	R: 0	H: 2	E: 0	K: 0	S: 5	R: 0	H: 0	E: 0	K: 0	S: 3	R: 0	H: 0	E: 0	K: 0	S: 3	1B: 2	SF: 0	2B: 1	SAC: 0	3B: 0	DP: 2	HR: 0	HBP: 0
--------------	------	------	------	------	------	------	------	------	------	------	------	------	------	------	------	------	------	------	------	------	------	------	------	------	------	------	------	------	------	------	------	------	------	------	------	------	------	------	------	------	------	------	------	------	------	-------	-------	-------	--------	-------	-------	-------	--------

PITCHER	IP	WLS	BF	H	R	ER	SO	BB	IBB	HBP	BLK	WP	HR	S	P	ERA	WHIP
Orel Hershiser, R ERA: 2.3 (1, 1)	5.0	W	15	1	0	0	3	0	0	0	0	0	0	21	21	0.00	0.200
Alejandro Pena, R ERA: 4.53 (6, 1)	0.1		5	0	1	1	1	4	0	0	0	0	0	3	19	27.00	12.000
Matt Young, L ERA: 4.73 (6, 1)	3.2	S	14	2	0	0	0	2	0	0	0	0	0	12	20	0.00	1.091

Batter	1	2	3	4	5	6	7	8	9	AB R H RBI BB SO LOB	TOP																									
Dave Anderson, R (1, 6) OBP: 0.295, SLG: 0.365	0-0 6-3	0-0 F7			0-0 1B		0-0 FC3-6 1B WP		0-0 F5	5 0 1 0 0 0 3	Los Angeles Dodgers @ St. Louis Cardinals Busch Stadium, St. Louis, MO Tue Jul 07 1987, 7:05 PM CDT Unknown																									
John Shelby, S (1, 8) OBP: 0.281, SLG: 0.429	0-0 F3		0-0 F8		0-0 L7		0-0 P3		0-0 L4	5 0 1 1 0 0 2																										
Pedro Guerrero, R (1, 7) Ken Landreaux, L (7, 7) OBP: 0.386, SLG: 0.539 OBP: 0.290, SLG: 0.287	0-0 2B		0-3 K			0-0 2B WP 1B	0-0 1B S		0-0 F7	3 1 2 0 1 1 0 0 0 0 0 0 0 0																										
Mike Marshall, R (1, 9) OBP: 0.336, SLG: 0.470	0-0 L5		0-0 PO 1B			0-0 F8	4-0 1B			4 0 1 0 0 1 4																										
Mickey Hatcher, R (1, 3) Franklin Stubbs, L (8, PH) OBP: 0.338, SLG: 0.451 OBP: 0.313, SLG: 0.446		0-0 F6	0-0 PO 1-2	0-0 F9		0-0 WP 2B	0-3 K			3 0 1 0 0 0 0 1 0 0 0 0 1 0																										
Phil Garner, R (1, 5) OBP: 0.277, SLG: 0.338		0-0 HR		4-0 G6-4-3 BB		4-0 WP IBB		0-3 K		2 1 1 1 2 0 0																										
Alex Trevino, R (1, 2) Mike Scioscia, L (8, PH) OBP: 0.295, SLG: 0.370 OBP: 0.355, SLG: 0.368		0-0 E7 1B 2B		0-0 G6-4-3 1-2		0-3 K		0-0 1-3		3 1 1 0 0 1 4 1 0 0 0 0 1 0																										
Steve Sax, R (1, 4) OBP: 0.314, SLG: 0.349		0-0 6-3			0-0 F8	0-0 WP 1-2 2-H 3-H		0-3 K		5 0 2 0 0 0 3																										
Tim Leary, R (1, 1) Brian Holton, R (7, 1) Danny Heep, L (9, PH) OBP: 0.167, SLG: 0.167 OBP: 0.250, SLG: 0.250 OBP: 0.167, SLG: 0.235		0-0 3-H 1B			0-3 K		0-0 FC3-6 1B		0-0 3B	3 1 1 1 0 1 1 0 0 0 0 0 0 0 1 0 0 0 0 0 1																										
Inning Stats	R: 0 E: 0 K: 0 S: 4	H: 1 LOB: 1 BB: 0 P: 4	R: 2 E: 1 K: 0 S: 6	H: 3 LOB: 1 BB: 0 P: 6	R: 0 E: 0 K: 1 S: 5	H: 1 LOB: 0 BB: 1 P: 6	R: 0 E: 0 K: 0 S: 2	H: 0 LOB: 0 BB: 1 P: 6	R: 0 E: 0 K: 1 S: 6	H: 1 LOB: 1 BB: 0 P: 6		R: 1 E: 0 K: 1 S: 6	H: 2 LOB: 1 BB: 1 P: 10	R: 1 E: 0 K: 1 S: 7	H: 2 LOB: 2 BB: 1 P: 11	R: 0 E: 0 K: 2 S: 7	H: 0 LOB: 0 BB: 0 P: 7	R: 0 E: 0 K: 0 S: 4	H: 1 LOB: 1 BB: 0 P: 4	1B: 6 2B: 3 3B: 1 HR: 1	SF: 0 SAC: 0 DP: 1 HBP: 0	WP: 2 PB: 0 SB: 1 CS: 0	PA: 40													
PITCHER	IP WLS BF H R ER SO BB IBB HBP BLK WP HR S P ERA WHIP																																			
Ricky Horton, L (1, 1) ERA: 3.45	5.1		24	8	3	3	2	1	1	0	0	0	1	26	34	5.06	1.688																			
Ken Dayley, L (6, 1) ERA: 2.08	1.1		5	1	1	1	1	0	0	0	0	1	0	6	6	6.75	0.750																			
Todd Worrell, R (7, 1) ERA: 3.25	2.1	W	10	2	0	0	3	0	1	0	0	1	0	15	19	0.00	0.857																			

AB	36
R	4
H	11
RBI	3
BB	3
SO	6
LOB	18



Batter	1	2	3	4	5	6	7	8	9	AB	R	H	RBI	BB	SO	LOB
Vince Coleman, S (1, 7) OBP: 0.380, SLG: 0.342	0-0 4-3		0-0 B3	0-0 G6-4-3			4-0 E BB SF BB			3	1	0	0	1	0	3
Ozzie Smith, S (1, 6) OBP: 0.396, SLG: 0.372	0-0 5-3		0-0 F3		4-0 G4-6-3 BB		4-0 SF E E BB			2	1	0	0	2	0	1
Tom Herr, S (1, 4) OBP: 0.371, SLG: 0.348	0-0 3-1		4-0 BB 2B BB		0-0 G4-6-3		0-0 E3 E SF G1-2-3			3	1	0	0	1	0	3
Jack Clark, R (1, 3) OBP: 0.440, SLG: 0.642		0-0 FC3-6 1B	4-0 2B BB		0-0 1B		0-0 SF E			2	1	2	1	1	0	0
Willie McGee, S (1, 8) OBP: 0.325, SLG: 0.442		0-0 FC3-6 1B	0-0 1-H 2-H 3-H 2B		0-0 G3		0-0 E3			4	0	2	3	0	0	3
Terry Pendleton, S (1, 5) OBP: 0.367, SLG: 0.403		0-0 F5	0-0 F8			0-0 6-3	0-0 G1-2-3			4	0	0	0	0	0	6
Curt Ford, L (1, 9) OBP: 0.361, SLG: 0.497		0-0 FC3-6		1-0 1B HBP		0-0 G3		0-3 K		2	0	0	0	0	0	2
Todd Worrell, R (7, 1)		1-2 2-3								1	0	0	0	0	1	0
Tony Peña, R (1, 2) OBP: 0.337, SLG: 0.356		0-0 1-3		0-0 G6-4-3 1B		0-3 K		0-0 F5		4	0	1	0	0	1	2
Ricky Horton, L (1, 1) OBP: 0.167, SLG: 0.250			0-0 BB 2B		0-3 K		0-0 L4		0-3 K	2	1	1	0	0	1	2
Ken Dayley, L (6, 1)										0	0	0	0	0	0	0
John Morris, L (7, 9) OBP: 0.339, SLG: 0.436										2	0	0	0	0	1	0


Inning Stats	R: 0	H: 0	E: 0	K: 0	S: 3	P: 3	R: 0	H: 2	E: 0	K: 0	S: 5	P: 5	R: 3	H: 2	E: 0	K: 0	S: 5	R: 0	H: 1	E: 0	K: 1	S: 5	P: 7	R: 0	H: 0	E: 0	K: 1	S: 5	P: 5	R: 2	H: 0	E: 3	K: 0	S: 5	R: 0	H: 0	E: 0	K: 2	S: 7	P: 7			
	LOB: 0	BB: 0	LOB: 2	BB: 0			LOB: 1	BB: 2	LOB: 1	BB: 1			LOB: 1	BB: 1				LOB: 0	BB: 0	LOB: 2	BB: 2			LOB: 0	BB: 0	LOB: 0	BB: 0			LOB: 2	BB: 2			LOB: 0	BB: 0	LOB: 0	BB: 0			LOB: 0	BB: 0		

PITCHER	IP	WLS	BF	H	R	ER	SO	BB	IBB	HBP	BLK	WP	HR	S	P	ERA	WHIP
Tim Leary, R (1, 1) ERA: 4.75	6.1	L	29	6	5	3	2	5	0	1	0	0	0	27	48	4.26	1.737
Brian Holton, R (7, 1) ERA: 3.0	1.2		7	0	0	0	2	0	0	0	0	0	0	11	11	0.00	0.000

BOTTOM


Los Angeles Dodgers @ St. Louis Cardinals
 Busch Stadium, St. Louis, MO
 Tue Jul 07 1987, 7:05 PM CDT
 Unknown

AB	29
R	5
H	6
RBI	4
BB	5
SO	4
LOB	22



WP: 0	PA: 36
PB: 0	SB: 0
CS: 0	

WP	HR	S	P	ERA	WHIP
0	0	3	7	0.00	0.000

Batter	1	2	3	4	5	6	7	8	9	10	AB R H RBI BB SO LOB	TOP								
Dave Anderson, R (1, 6) OBP: 0.305, SLG: 0.373	0-0 1B BLK SF8 1B		0-0 CS 1B		0-0 FC5 1B		0-0 4-3 2-3		0-0 F9-1 2-3		5 1 3 0 0 0 2	Los Angeles Dodgers @ St. Louis Cardinals Busch Stadium, St. Louis, MO Tue Jul 07 1987, 7:05 PM CDT Att. 39,236 - Unknown livebaseballscores.com AB 37 R 4 H 11 RBI 4 BB 2 SO 7 LOB 17 								
John Shelby, S (1, 8) OBP: 0.288, SLG: 0.438	0-0 G5-4-3 1-3 1B		0-3 K 1-2		0-0 FC5 1-2 1B		0-0 2B 3-H		0-0 5-3		5 0 3 1 0 1 1									
Pedro Guerrero, R (1, 7) OBP: 0.383, SLG: 0.537	0-0 SF8 3-H		0-0 6-3		0-0 F8		0-3 K 3-H		0-0 F8		1 0 0 1 0 0 0									
Danny Heep, L (4, 7) OBP: 0.158, SLG: 0.222											1 0 0 0 0 0 2									
Phil Garner, R (7, PH) OBP: 0.275, SLG: 0.336											1 0 0 0 0 1 1									
Ken Landreaux, L (7, 7) OBP: 0.287, SLG: 0.284											1 0 0 0 0 0 0									
Ken Howell, R (10, 1) OBP: 1.000, SLG: 1.000											0 0 0 0 0 0 0									
Mike Marshall, R (1, 9) OBP: 0.329, SLG: 0.459	0-0 G5-4-3 1-2f			0-3 K 1-2 2-3f		0-0 FC5 1-2 2-3f		0-0 F7		0-0 E6			5 0 0 0 0 1 3							
Franklin Stubbs, L (1, 3) OBP: 0.314, SLG: 0.443		4-0 G3 S 1B BB		0-0 G3 WP 1B 1B		0-0 F9		0-0 4-3		0-3 K			4 2 1 0 1 1 1							
Mike Scioscia, L (1, 2) OBP: 0.354, SLG: 0.370		0-0 G3 1-3		0-0 G3 1-3		0-0 6-3		0-0 2B					4 0 1 0 0 0 2							
Mickey Hatcher, R (1, 5) OBP: 0.342, SLG: 0.453		0-0 FC5-4 3-H 1B		0-0 FC5-4 3-H 1B		0-0 6-3		0-0 F3					4 0 2 2 0 0 1							
Matt Young, L (8, 1)											0 0 0 0 0 0 0									
Mariano Duncan, R (10, 7) OBP: 0.264, SLG: 0.293											0 0 0 0 0 0 0									
Steve Sax, R (1, 4) OBP: 0.316, SLG: 0.349		0-0 FC5-4 1-2f		0-3 K		4-0 4-3 SH5 2B BB		0-0 F9-1 S 1B					3 1 1 0 1 1 2							
Brad Havens, L (1, 1)		0-3 K				0-0 F5		0-3 SH5 1-2		0-3 K 1-2			2 0 0 0 0 1 1							
Alejandro Pena, R (5, 1) OBP: 0.100, SLG: 0.100											0 0 0 0 0 0 0									
Jeff Hamilton, R (8, 5) OBP: 0.262, SLG: 0.263											1 0 0 0 0 1 1									
Inning Stats	R: 1 E: 0 K: 0 S: 4	H: 2 LOB: 0 BB: 0 P: 4	R: 1 E: 0 K: 1 S: 6	H: 1 LOB: 1 BB: 1 P: 10	R: 0 E: 0 K: 1 S: 5	H: 1 LOB: 0 BB: 0 P: 5	R: 1 E: 0 K: 2 S: 9	H: 2 LOB: 1 BB: 0 P: 9	R: 0 E: 0 K: 0 S: 5	H: 0 LOB: 0 BB: 0 P: 3	R: 1 E: 0 K: 1 S: 6	H: 1 LOB: 1 BB: 1 P: 10	R: 0 E: 0 K: 0 S: 4	H: 1 LOB: 1 BB: 0 P: 4	R: 0 E: 1 K: 1 S: 6	H: 0 LOB: 1 BB: 0 P: 6	1B: 9 2B: 3 3B: 0 HR: 0	SF: 1 SAC: 1 DP: 2 HBP: 0	WP: 1 PB: 0 SB: 2 CS: 1	PA: 41
PITCHER	IP WLS BF H R ER SO P ERA WHIP																			
Lee Tunnell, R (1, 1) ERA: 4.65	5.0		8	3	3	4	1	0	0	0	1	0	0	0	5.40	1.800				
Pat Perry, L (6, 1) ERA: 3.67	2.2	11	2	1	1	1	1	0	0	0	0	0	0	3.38	1.125					
Bill Dawley, R (8, 1) ERA: 4.12	2.0	7	1	0	0	1	0	0	0	0	0	0	0	0.00	0.500					
Ken Dayley, L (10, 1) ERA: 2.04	0.1	W 1	0	0	0	1	0	0	0	0	0	0	0	0.00	0.000					

BOTTOM

Los Angeles Dodgers @ St. Louis Cardinals
Busch Stadium, St. Louis, MO
Tue Jul 07 1987, 7:05 PM CDT
Att. 39,236 - Unknown

livebaseballscorecards.com

AB	35
R	5
H	9
RBI	5
BB	4
SO	7
LOB	12



WP	0	PA	40
PB	0		
SB	2		
CS	0		

AB	R	H	RBI	BB	SO	LOB
4	1	1	0	1	0	0
0	0	0	0	0	0	0
4	0	2	1	0	0	1
0	0	0	0	0	0	0
0	0	0	0	1	0	0
2	0	0	1	0	0	1
0	0	0	0	0	0	0
0	0	0	0	0	0	0
1	0	0	0	0	0	0
1	1	0	0	0	0	1
4	0	1	1	1	2	1
4	0	1	0	0	0	2
3	1	2	0	1	0	0
4	0	0	0	0	3	4
4	2	2	2	0	0	1
1	0	0	0	0	0	0
3	0	0	0	0	2	1
1B:	8	SF:	1			
2B:	1	SAC:	0			
3B:	0	DP:	1			
HR:	1	HBP:	0			

Batter	1	2	3	4	5	6	7	8	9	10	AB	R	H	RBI	BB	SO	LOB							
Vince Coleman, S OBP: 0.381, SLG: 0.341 Ken Dayley, L (10, 1)	L9		5-3		SF7 BB		P3-4 1B		6-3		4	1	1	0	1	0	0							
Ozzie Smith, S OBP: 0.397, SLG: 0.374 Bill Dawley, R OBP: 0.364, SLG: 0.222 Curt Ford, L OBP: 0.365, SLG: 0.497 (10, 7)	F8 BLK 1B		L6		E7 1B		P3-4 1-2f		FC3-6 BB		4	0	2	1	0	0	1							
Tom Herr, S OBP: 0.367, SLG: 0.345 Pat Perry, L OBP: 0.167, SLG: 0.167 Rod Booker, L OBP: 0.432, SLG: 0.438 Tony Peña, R OBP: 0.335, SLG: 0.354 Tom Lawless, R (9, 4)	F8 1-3			F8	SF7			4-3	FC3-6 1B		2	0	0	1	0	0	1							
Jack Clark, R OBP: 0.440, SLG: 0.637 (1, 3)				K	K			6-3			4	0	1	1	1	2	1							
Willie McGee, S OBP: 0.324, SLG: 0.439 (1, 8)	1-3					3-1		4-3			4	0	1	0	0	0	2							
Terry Pendleton, S OBP: 0.371, SLG: 0.405 (1, 5)		5-3									3	1	2	0	1	0	0							
Jim Lindeman, R OBP: 0.200, SLG: 0.383 (1, 9)		K									4	0	0	0	0	3	4							
Steve Lake, R OBP: 0.313, SLG: 0.397 (1, 2)			4-3								4	2	2	2	0	0	1							
Lee Tunnel, R OBP: 0.250, SLG: 0.250 José Oquendo, S OBP: 0.425, SLG: 0.376 (5, PH) (6, 4) (8, 6)											1	0	0	0	0	0	0							
			6-3								3	0	0	0	0	2	1							
Inning Stats	R: 0 E: 0 K: 0 S: 4	H: 1 LOB: 2 BB: 1 P: 8	R: 0 E: 0 K: 1 S: 5	H: 0 LOB: 0 BB: 0 P: 5	R: 0 E: 0 K: 0 S: 3	H: 1 LOB: 2 BB: 1 P: 10	R: 0 E: 1 K: 2 S: 6	H: 2 LOB: 1 BB: 1 P: 13	R: 0 E: 0 K: 1 S: 6	H: 1 LOB: 0 BB: 0 P: 6	R: 0 E: 0 K: 0 S: 3	H: 1 LOB: 0 BB: 0 P: 3	R: 0 E: 0 K: 0 S: 3	H: 0 LOB: 0 BB: 0 P: 3	R: 2 E: 0 K: 2 S: 9	H: 2 LOB: 0 BB: 0 P: 9	R: 1 E: 0 K: 0 S: 2	H: 1 LOB: 1 BB: 1 P: 6	1B: 8 2B: 1 3B: 0 HR: 1	SF: 1 SAC: 0 DP: 1 HBP: 0	WP: 0 PA: 40			
PITCHER	IP	WLS	BF	H	R	ER	SO	BB	IBB	HBP	BLK	WP	HR	S	P	ERA	WHIP							
Brad Havens, L ERA: 2.55 (1, 1)	4.0		17	3	1	1	2	2	0	0	1	0	0	19	27	2.25	1.250							
Alejandro Pena, R ERA: 4.44 (5, 1)	3.0		12	3	1	1	3	1	0	0	0	0	0	17	21	3.00	1.333							
Matt Young, L ERA: 4.98 (8, 1)	2.0		8	2	2	2	2	0	0	0	0	0	1	12	12	9.00	1.000							
Ken Howell, R ERA: 5.15 (10, 1)	0.1	L	3	1	1	1	0	1	0	0	0	0	0	2	6	27.00	6.000							

Batter	1	2	3	4	5	6	7	8	9	AB R H RBI BB SO LOB	TOP											
Dave Anderson, R (1, 6) OBP: 0.303, SLG: 0.370	0-0 F3		0-0 1B			0-0 F4	0-0 FC6-4			4 0 1 0 0 0 2	Los Angeles Dodgers @ St. Louis Cardinals Busch Stadium, St. Louis, MO Wed Jul 08 1987, 7:05 PM CDT Unknown livebaseballscorecards.com											
John Shelby, S (1, 8) OBP: 0.292, SLG: 0.436	4-0 6-3 BB		0-0 1B			0-3 K		0-0 G3		3 0 1 0 1 1 0												
Pedro Guerrero, R (1, 7) OBP: 0.382, SLG: 0.543	0-0 6-3			0-0 6-3		0-0 5-3		0-0 HR		4 1 1 1 0 0 1												
Mike Marshall, R (1, 9) OBP: 0.327, SLG: 0.469	0-0 6-3			0-0 5-3		0-0 HR		0-3 K		4 1 1 1 0 1 1												
Mike Scioscia, L (1, 2) OBP: 0.348, SLG: 0.364		0-0 1-3		0-0 4-3		0-0 4-3		0-0 F8		4 0 0 0 0 0 0												
Mickey Hatcher, R (1, 5) OBP: 0.353, SLG: 0.486		0-0 2B		4-0 G5-4-3 1B BB		0-0 HR		0-0 5-3		3 1 2 1 1 0 0												
Franklin Stubbs, L (1, 3) OBP: 0.317, SLG: 0.442		0-0 L1		0-0 G5-4-3 1B		4-0 FC6-4 BB BB		0-0 F5		3 0 1 0 1 0 0												
Steve Sax, R (1, 4) OBP: 0.318, SLG: 0.349		0-0 5-3		0-0 G5-4-3 1B		4-0 FC6-4 BB		0-0 S 1B		3 0 1 0 1 0 2												
Fernando Valenzuela, L (1, 1) OBP: 0.152, SLG: 0.152 Ken Howell, R (6, 1) OBP: 1.000, SLG: 1.000 Ken Landreaux, L (7, PH) OBP: 0.297, SLG: 0.294 Phil Garner, R (7, PH) OBP: 0.273, SLG: 0.333 Brian Holton, R (7, 1) OBP: 0.250, SLG: 0.250 Danny Higgin, L (8, PH) OBP: 0.150, SLG: 0.211		0-0 F8		0-0 F9		0-3 K		0-0 F7		2 0 0 0 0 0 0 1 0 0 0 0 0 0 0 0 0 0 0 0 0 0 0 0 1 0 0 0 0 0 1 2 0 0 0 0 0 0 0 0 1 0 0 0 0 0 0 1												
Inning Stats	R: 0 E: 0 K: 0 S: 3	H: 0 LOB: 1 BB: 1 P: 7	R: 0 E: 0 K: 0 S: 3	H: 1 LOB: 0 BB: 0 P: 3	R: 0 E: 0 K: 0 S: 4	H: 2 LOB: 2 BB: 0 P: 4	R: 0 E: 0 K: 0 S: 3	H: 0 LOB: 0 BB: 0 P: 3	R: 0 E: 0 K: 0 S: 3	H: 1 LOB: 1 BB: 1 P: 7	R: 0 E: 0 K: 1 S: 5	H: 0 LOB: 0 BB: 0 P: 5	R: 2 E: 0 K: 1 S: 7	H: 2 LOB: 2 BB: 2 P: 15	R: 1 E: 0 K: 1 S: 6	H: 1 LOB: 0 BB: 0 P: 6	R: 0 E: 0 K: 0 S: 4	H: 1 LOB: 1 BB: 0 P: 4	1B: 4 2B: 1 3B: 0 HR: 3	SF: 0 SAC: 0 DP: 1 HBP: 0	WP: 0 PB: 0 SB: 1 CS: 0	PA: 36
PITCHER	IP WLS BF H R ER SO BB IBB HBP BLK WP HR S P ERA WHIP																					
Bob Forsch, R (1, 1) ERA: 4.8	6.1 W 26 6 2 2 1 4 0 0 0 0 2 24 40 2.84 1.579																					
Ken Dayley, L (7, 1) ERA: 1.96	0.2 2 0 0 0 1 0 0 0 0 0 0 4 4 0.00 0.000																					
Todd Worrell, R (8, 1) ERA: 3.3	2.0 8 2 1 1 1 0 0 0 0 0 1 10 10 4.50 1.000																					



Batter	1	2	3	4	5	6	7	8	9	AB	R	H	RBI	BB	SO	LOB
Vince Coleman, S OBP: 0.382, SLG: 0.341 (1, 7) BBB	4-0 G6-4-3 HBP BB		0-3 K			0-0 1B 1B			0-0 3-1	3	0	1	0	1	1	2
Ozzie Smith, S OBP: 0.398, SLG: 0.374 (1, 6) H	1-0 G6-4-3 HBP			0-0 F8	0-0 1B HR 1B			0-0 3-1		3	1	1	0	0	0	0
Tom Herr, S OBP: 0.369, SLG: 0.351 (1, 4) X	0-0 G6-4-3 1-2f 2-3			0-0 WP 1B 2B	0-0 1-3 2-H HR 1B			0-0 4-3		4	2	2	0	0	0	2
Jack Clark, R OBP: 0.443, SLG: 0.646 (1, 3) X	0-0 2-3			4-0 1B 1B BB	0-0 1-H 3-H HR			4-0 1B BB		2	2	1	3	2	0	1
Willie McGee, S OBP: 0.326, SLG: 0.450 (1, 8)		0-0 5-3		0-0 F3	0-0 HR			0-0 1-2 1B		4	1	2	1	0	0	2
Terry Pendleton, S OBP: 0.370, SLG: 0.403 (1, 5)		0-0 6-3		0-0 1-2 3-H 1B 1B	0-0 F7			0-0 G3		4	0	1	1	0	0	2
Jim Lindeman, R OBP: 0.216, SLG: 0.386 John Morris, L OBP: 0.333, SLG: 0.429 (6, PR) (7, 9)		0-0 5-3		0-0 1-2 2-H 1B		4-0 FC4 BB		0-0 F9		2	0	1	1	1	0	0
Tony Peña, R OBP: 0.333, SLG: 0.347 (1, 2)			0-0 4-3	0-0 F8		0-0 FC4 SH3-4		4-0 G6-3 BB		3	0	0	0	1	0	3
Bob Forsch, R OBP: 0.394, SLG: 0.594 Ken Dayley, L Todd Worrell, R (7, 1) (8, 1)			0-3 K		0-3 K	0-0 SH3-4		0-0 G6-3		2	0	0	0	0	2	0
										0	0	0	0	0	0	0
										1	0	0	0	0	0	1

Inning Stats	R: 0	H: 0	E: 0	K: 0	S: 2	LOB: 1	BB: 1	P: 7	R: 0	H: 0	E: 0	K: 0	S: 3	LOB: 0	BB: 0	P: 3	R: 0	H: 0	E: 0	K: 2	S: 7	LOB: 0	BB: 0	P: 7	R: 2	H: 3	E: 0	K: 0	S: 6	LOB: 2	BB: 1	P: 10	R: 4	H: 5	E: 0	K: 1	S: 9	LOB: 0	BB: 0	P: 9	R: 0	H: 0	E: 0	K: 0	S: 3	LOB: 2	BB: 1	P: 7	R: 0	H: 1	E: 0	K: 0	S: 4	LOB: 2	BB: 1	P: 8	R: 0	H: 0	E: 0	K: 0	S: 2	LOB: 0	BB: 1	P: 6
1B: 6	SF: 0	2B: 1	SAC: 1	3B: 0	DP: 2	HR: 2	HBP: 1	WP: 1	PA: 36																																																							

BOTTOM

Los Angeles Dodgers @ St. Louis Cardinals
 Busch Stadium, St. Louis, MO
 Wed Jul 08 1987, 7:05 PM CDT
 Unknown

AB	29
R	6
H	9
RBI	6
BB	5
SO	3
LOB	13



PITCHER	IP	WLS	BF	H	R	ER	SO	BB	IBB	HBP	BLK	WP	HR	S	P	ERA	WHIP
Fernando Valenzuela, L ERA: 4.15 (1, 1)	5.0	L	24	8	6	6	3	2	0	0	0	1	2	27	36	10.80	2.000
Ken Howell, R ERA: 5.02 (6, 1)	1.0		4	0	0	0	0	1	0	0	0	0	0	3	7	0.00	1.000
Brian Holton, R ERA: 2.88 (7, 1)	2.0		8	1	0	0	0	2	0	0	0	0	0	6	14	0.00	1.500


Batter	1	2	3	4	5	6	7	8	9	10	AB R H RBI BB SO LOB											
Vince Coleman, S OBP: 0.381, SLG: 0.337 (1, 7)	0-3 K	4-0 2B BB	0-0 5-3		0-3 K			0-3 K		4-0 1B BB	4 1 0 0 2 3 0											
Terry Pendleton, S OBP: 0.369, SLG: 0.405 (1, 5)	0-3 K	0-0 WP FC4-6 2B		0-0 4-3		0-0 4-3		0-3 K		0-0 1B	6 1 2 4 0 2 0											
Tom Herr, S OBP: 0.370, SLG: 0.350 (1, 4)	0-0 E5 PB	4-0 FC4-6 2B BB		0-0 1B BB SF8		0-0 6-3		0-0 6-3			4 2 1 0 1 0 0 0 0 0 0 0 0 0											
Pat Perry, L OBP: 0.167, SLG: 0.167 (9, 1)																						
Jack Clark, R OBP: 0.448, SLG: 0.644 (1, 3)	4-0 BB	4-0 FC4-6 BB		4-0 SF8 1B BB		4-0 BB			0-3 K		1 0 0 0 4 1 0											
Willie McGee, S OBP: 0.324, SLG: 0.446 (1, 8)	0-3 K	0-0 FC4-6 2B		0-0 FC4-6 1B		0-3 K			0-3 K		5 0 1 1 0 3 5											
Curt Ford, L OBP: 0.366, SLG: 0.503 (1, 9)				0-0 SF8			0-0 3-1		0-3 K		4 1 2 2 0 1 0											
José Oquendo, S OBP: 0.425, SLG: 0.372 (1, 6)				0-0 FC4-6			0-0 6-3			0-0 1B 1B	4 2 1 0 1 1 4											
Steve Lake, R OBP: 0.314, SLG: 0.395 (1, 2)		0-0 BB 2B	0-0 F7		0-3 K		0-0 1B			0-0 B3	3 1 1 1 0 1 0 2 0 1 0 0 0 1											
Tony Peña, R OBP: 0.335, SLG: 0.349 (7, PH)		1-3 2-H																				
Dave LaPoint, L OBP: 0.400, SLG: 0.376 (8, 2)	0-3 K	0-3 K			0-3 K		0-0 G3			0-0 1B BB 1B	3 0 0 0 0 3 2 1 0 0 0 0 0 1 1 0 1 0 0 0 0											
Bill Dawley, R OBP: 0.333, SLG: 0.200 (6, 1)																						
Ozzie Smith, S OBP: 0.400, SLG: 0.376 (9, 6)																						
Inning Stats	R: 0 E: 1 K: 3 S: 10	H: 0 LOB: 2 BB: 1 P: 14	R: 6 E: 0 K: 2 S: 11	H: 4 LOB: 2 BB: 4 P: 27	R: 0 E: 0 K: 1 S: 5	H: 0 LOB: 0 BB: 0 P: 5	R: 1 E: 0 K: 0 S: 5	H: 2 LOB: 2 BB: 1 P: 9	R: 0 E: 0 K: 3 S: 9	H: 0 LOB: 0 BB: 0 P: 9	R: 0 E: 0 K: 1 S: 5	H: 0 LOB: 1 BB: 1 P: 9	R: 0 E: 0 K: 2 S: 7	H: 0 LOB: 0 BB: 0 P: 7	R: 0 E: 0 K: 3 S: 9	H: 0 LOB: 0 BB: 0 P: 9	R: 1 E: 0 K: 0 S: 4	H: 3 LOB: 3 BB: 1 P: 8	1B: 8 2B: 2 3B: 0 HR: 0	SF: 1 SAC: 0 DP: 0 HBP: 0	WP: 1 PB: 1 SB: 0 CS: 0	PA: 47

PITCHER	IP	WLS	BF	H	R	ER	SO	BB	IBB	HBP	BLK	WP	HR	S	P	ERA	WHIP
Bob Welch, R ERA: 3.86 (1, 1)	6.0		32	6	7	7	10	7	0	0	0	1	0	45	73	10.50	2.167
Ken Howell, R ERA: 4.65 (7, 1)	3.0		10	1	0	0	5	0	0	0	0	0	0	20	20	0.00	0.333
Orel Hershiser, R ERA: 2.36 (10, 1)	0.1	L	5	3	1	1	0	1	0	0	0	0	0	4	8	27.00	12.000

Los Angeles Dodgers @ St. Louis Cardinals
 Busch Stadium, St. Louis, MO
 Wed Jul 08 1987, 7:05 PM CDT
 Att: 41,353 - Unknown

livebaseballscores.com

AB	38
R	8
H	10
RBI	8
BB	8
SO	15
LOB	13



Batter	1	2	3	4	5	6	7	8	9	AB R H RBI BB SO LOB	TOP											
Dave Anderson, R (1, 6) <small>OBP: 0.291, SLG: 0.353</small> Ken Landreaux, L (9, PH) <small>OBP: 0.291, SLG: 0.289</small>	0-0 F7		0-3 K		0-0 E5 HR		0-3 K		0-0 F7	4 1 0 0 0 2 0 1 0 0 0 0 0 0	Los Angeles Dodgers @ Chicago Cubs Wrigley Field, Chicago, IL Fri Jul 10 1987, 3:33 AM CDT Att. 33,606 - Unknown											
John Shelby, S (1, 8) <small>OBP: 0.297, SLG: 0.450</small>	0-3 K			0-0 4-3	0-0 HR	0-0 1B	0-0 1B			4 1 2 2 0 1 0												
Pedro Guerrero, R (1, 7) <small>OBP: 0.392, SLG: 0.556</small>	0-0 1B			4-0 1B BB	0-0 HR	0-0 1B	0-0 1B G6-4-3			3 2 3 1 1 0 0												
Mike Marshall, R (1, 9) <small>OBP: 0.328, SLG: 0.468</small>	0-3 K			0-0 1B 1-2	0-0 2B	0-0 G6-4-3 1-2f				4 0 2 0 0 1 3												
Mike Scioscia, L (1, 2) <small>OBP: 0.344, SLG: 0.358</small>		0-0 F8		0-3 K	0-0 6-3		0-0 G3			4 0 0 0 0 1 3												
Mickey Hatcher, R (1, 5) <small>OBP: 0.358, SLG: 0.490</small>		0-0 1B 8-4		0-0 1B 1-3 2-H		0-0 F8	0-0 F8			4 0 2 1 0 0 0												
Franklin Stubbs, L (1, 3) <small>OBP: 0.318, SLG: 0.456</small>		0-0 8-4 1-2f		0-0 P6		0-0 HR	0-0 F8			4 1 1 1 0 0 3												
Steve Sax, R (1, 4) <small>OBP: 0.314, SLG: 0.343</small>			0-0 1-3		0-0 1-6-3	0-0 6-3		0-0 F9		4 0 0 0 0 0 0												
Rick Honeycutt, L (1, 1) <small>OBP: 0.252, SLG: 0.231</small> Brian Holton, R (3, 1) <small>OBP: 0.250, SLG: 0.250</small> Jeff Hamilton, R (5, PH) <small>OBP: 0.254, SLG: 0.254</small> Alejandro Pena, R (5, 1) <small>OBP: 0.091, SLG: 0.091</small> Brad Havens, L (6, 1) <small>OBP: 0.143, SLG: 0.200</small> Danny Heep, L (9, PH)			0-3 K		0-0 F7	0-3 K		0-0 F7	1 0 0 0 0 0 1 0 0 0 0 0 0 0 0 0 1 0 0 0 0 0 0 0 1 0 0 0 0 0 1 0 0 0 0 0 0 0 0 0 1 0 0 0 0 0 0 0													
Inning Stats	R: 0 E: 0 K: 2 S: 8	H: 1 LOB: 1 BB: 0 P: 8	R: 0 E: 0 K: 0 S: 3	H: 1 LOB: 0 BB: 0 P: 3	R: 0 E: 0 K: 2 S: 7	H: 0 LOB: 0 BB: 0 P: 7	R: 1 E: 0 K: 1 S: 7	H: 2 LOB: 2 BB: 1 P: 11	R: 3 E: 1 K: 0 S: 7	H: 3 LOB: 1 BB: 0 P: 7	R: 1 E: 0 K: 1 S: 6	H: 1 LOB: 0 BB: 0 P: 6	R: 0 E: 0 K: 1 S: 6	H: 2 LOB: 1 BB: 0 P: 6	R: 0 E: 0 K: 0 S: 3	H: 0 LOB: 0 BB: 0 P: 3	R: 0 E: 0 K: 0 S: 3	H: 0 LOB: 0 BB: 0 P: 3	1B: 6 2B: 2 3B: 0 HR: 3	SF: 0 SAC: 0 DP: 2 HBP: 0	WP: 0 PB: 0 SB: 0 CS: 0	PA: 37
PITCHER	IP WLS BF H R ER SO BB IBB HBP BLK WP HR S P ERA WHIP																					
Rick Sutcliffe, R (1, 1) <small>ERA: 3.47</small> Scott Sanderson, R (6, 1) <small>ERA: 4.83</small>	5.0 W 23 7 4 1 5 1 0 0 0 0 2 32 36 1.80 1.600																					

livebaseballscorecards.com

AB	36
R	5
H	10
RBI	5
BB	1
SO	7
LOB	9



Batter	1	2	3	4	5	6	7	8	9	AB	R	H	RBI	BB	SO	LOB
Bob Demier, R OBP: 0.425, SLG: 0.561 (1, 8)	0-0 5-3		0-0 1B 2B		0-0 4-3		0-3 K			5	1	1	0	0	1	2
Manny Trillo, R OBP: 0.392, SLG: 0.477 (1, 3)	0-0 2B 1B		0-0 1B BB	0-0 1B HR		0-0 HR		0-3 K		5	3	4	1	0	1	0
Brian Dayett, R OBP: 0.423, SLG: 0.580 (1, 9)	0-0 F8		4-0 1B 1B	0-3 K		0-0 6-3		0-0 F8		4	1	0	0	1	1	2
Gary Matthews, R OBP: 0.333, SLG: 0.341 Rafael Palmeiro, L OBP: 0.333, SLG: 0.511 (1, 7) (4, PH) (5, 7)	0-0 1-3 2B		0-0 1-2 2-H 3-H 1B 1B	0-0 F8		0-0 HR 1B		0-3 K		2	1	2	2	0	0	0
Keith Moreland, R OBP: 0.286, SLG: 0.429 (1, 5)	0-3 K		0-0 1-2 2-3 1B 1B	0-0 1-3 HR 1B		0-0 1-H HR				4	3	3	2	0	1	2
Paul Noce, R OBP: 0.333, SLG: 0.485 (1, 4)		0-0 4-3	0-0 E8 1B 1B	0-0 HR		0-0 P5				4	2	2	5	0	0	0
Jody Davis, R OBP: 0.319, SLG: 0.414 (1, 2)		0-3 K	4-0 1B FC2-5 IBB	0-0 F7		0-3 K				3	0	0	0	1	2	0
Mike Brumley, S OBP: 0.263, SLG: 0.288 (1, 6)		0-0 E7 1B	0-0 1-3 2-H 3-H FC2-5 1B		0-3 K		0-0 F8			4	0	2	2	0	1	0
Rick Sutcliffe, L OBP: 0.226, SLG: 0.191 Scott Sanderson, R OBP: 0.167, SLG: 0.227 (1, 1) (6, 1)		0-0 4-3	0-0 FC2-5 L3		0-0 P6		0-0 5-3			3	0	0	0	0	0	3
										1	0	0	0	0	0	0

Inning Stats	R: 0	H: 2	E: 0	K: 1	S: 7	LOB: 2	BB: 0	P: 7	R: 0	H: 1	E: 1	K: 1	S: 6	LOB: 1	BB: 0	P: 6	R: 6	H: 6	E: 1	K: 0	S: 8	LOB: 1	BB: 2	P: 16	R: 3	H: 3	E: 0	K: 1	S: 8	LOB: 0	BB: 0	P: 8	R: 0	H: 0	E: 0	K: 1	S: 5	LOB: 0	BB: 0	P: 5	R: 3	H: 3	E: 0	K: 1	S: 8	LOB: 0	BB: 0	P: 8	R: 0	H: 0	E: 0	K: 1	S: 5	LOB: 0	BB: 0	P: 5	R: 0	H: 0	E: 0	K: 2	S: 7	LOB: 0	BB: 0	P: 7
--------------	------	------	------	------	------	--------	-------	------	------	------	------	------	------	--------	-------	------	------	------	------	------	------	--------	-------	-------	------	------	------	------	------	--------	-------	------	------	------	------	------	------	--------	-------	------	------	------	------	------	------	--------	-------	------	------	------	------	------	------	--------	-------	------	------	------	------	------	------	--------	-------	------

PITCHER	IP	WLS	BF	H	R	ER	SO	BB	IBB	HBP	BLK	WP	HR	S	P	ERA	WHIP
Rick Honeycutt, L ERA: 3.7 (1, 1)	2.0	L	15	8	6	6	2	1	0	0	0	0	0	18	22	27.00	4.500
Brian Holton, R ERA: 3.29 (3, 1)	2.0		10	4	3	3	1	0	1	0	0	0	1	11	15	13.50	2.000
Alejandro Pena, R ERA: 4.8 (5, 1)	1.2		8	3	3	3	1	0	0	0	0	0	2	10	10	16.20	1.800
Brad Havens, L ERA: 2.25 (6, 1)	2.1		7	0	0	0	4	0	0	0	0	0	0	15	15	0.00	0.000

BOTTOM

Los Angeles Dodgers @ Chicago Cubs
 Wrigley Field, Chicago, IL
 Fri Jul 10 1987, 3:33 AM CDT
 Att. 33,606 - Unknown

AB	38
R	12
H	15
RBI	12
BB	2
SO	8
LOB	10



WP	HR	S	P	ERA	WHIP
0	0	0	0	0	0

Batter	1	2	3	4	5	6	7	8	9	AB R H RBI BB SO LOB	TOP												
Mariano Duncan, R (1, 6) OBP: 0.265, SLG: 0.313	0-0 6-3	0-0 F8			0-0 G6-4-3			0-0 4-3		4 0 0 0 0 0 3													
John Shelby, S (1, 8) OBP: 0.298, SLG: 0.450	0-0 1B		0-0 L7			0-3 K		0-0 F8		4 0 1 0 0 1 0													
Pedro Guerrero, R (1, 7) OBP: 0.392, SLG: 0.560	0-0 1-3 1B		0-3 K			0-0 4-3		0-0 F9		4 0 1 0 0 1 0													
Mike Marshall, R (1, 9) OBP: 0.325, SLG: 0.460	0-0 1-3 1-2		0-0 P4			0-3 K		0-0 F7		4 0 0 0 0 1 2													
Mickey Hatcher, R (1, 3) OBP: 0.349, SLG: 0.474	0-0 P3				0-0 G5-4-3 1B		0-0 4-3			3 0 1 0 0 0 2													
Phil Garner, R (1, 5) OBP: 0.269, SLG: 0.326		0-0 5-3			0-0 F8		0-0 5-3			3 0 0 0 0 0 1													
Steve Sax, R (1, 4) OBP: 0.313, SLG: 0.342		0-0 L1			0-0 G5-4-3		0-0 F8			3 0 0 0 0 0 1													
Alex Trevino, R (1, 2) OBP: 0.309, SLG: 0.414		0-0 1B			0-0 4-3		0-0 F8			3 0 1 0 0 0 0													
Tim Leary, R (1, 1) OBP: 0.231, SLG: 0.231 Brad Havens, L (3, 1) Tito Landrum, R (5, PH) Rick Honeycutt, L (5, 1) Dave Anderson, R (8, PH) Alejandro Pena, R (8, 1) OBP: 0.289, SLG: 0.350 OBP: 0.091, SLG: 0.091		0-0 1B			0-0 G6-4-3 1B		0-0 4-3			1 0 1 0 0 0 0 0 0 0 0 0 0 0 1 0 1 0 0 0 0 0 0 0 0 0 0 0 1 0 0 0 0 0 0 0 0 0 0 0 0 0													
Inning Stats	R: 0 E: 0 K: 0 S: 5	H: 2 LOB: 2 BB: 0 P: 5	R: 0 E: 0 K: 0 S: 5	H: 2 LOB: 2 BB: 0 P: 5	R: 0 E: 0 K: 1 S: 5	H: 0 LOB: 0 BB: 0 P: 5	R: 0 E: 0 K: 0 S: 3	H: 1 LOB: 0 BB: 0 P: 3	R: 0 E: 0 K: 0 S: 3	H: 1 LOB: 0 BB: 0 P: 3	R: 0 E: 0 K: 2 S: 7	H: 0 LOB: 0 BB: 0 P: 7	R: 0 E: 0 K: 0 S: 3	H: 0 LOB: 0 BB: 0 P: 3	R: 0 E: 0 K: 0 S: 3	H: 0 LOB: 0 BB: 0 P: 3	R: 0 E: 0 K: 0 S: 3	H: 0 LOB: 0 BB: 0 P: 3	1B: 6 2B: 0 3B: 0 HR: 0	SF: 0 SAC: 0 DP: 2 HBP: 0	WP: 0 PB: 0 SB: 0 CS: 0	PA: 31	
PITCHER Steve Trout, L (1, 1) ERA: 3.0	IP 9.0	WLS W	BF 31	H 6	R 0	ER 0	SO 3	BB 0	IBB 0	HBP 0	BLK 0	WP 0	HR 0	S 37	P 37	ERA 0.00	WHIP 0.667						ERA WHIP

Los Angeles Dodgers @ Chicago Cubs
 Wrigley Field, Chicago, IL
 Sat Jul 11 1987, 3:33 AM CDT
 Att. 37,045 - Unknown

livebaseballscorecards.com

AB	31
R	0
H	6
RBI	0
BB	0
SO	3
LOB	9



Batter	1	2	3	4	5	6	7	8	9	AB R H RBI BB SO LOB	TOP											
Dave Anderson, R (1, 6) OBP: 0.291, SLG: 0.352	0-3 K		0-0 F8		0-0 1B 2B	4-0 1B BB	0-0 6-3		0-0 F8	5 2 1 1 1 1 2												
John Shelby, S (1, 8) OBP: 0.303, SLG: 0.462	4-0 BB		0-0 HR		0-0 L4	0-0 1B HR 1B	0-0 E5 FC5-4		0-0 F8	5 2 2 1 1 0 2												
Pedro Guerrero, R (1, 7) OBP: 0.392, SLG: 0.556	0-3 K		0-0 5-3		4-0 1B IBB	0-0 1B HR 1B	0-0 FC5-4			4 2 1 1 1 1 2												
Tito Landrum, R (7, 7) OBP: 0.310, SLG: 0.235										0 0 0 0 0 0 0												
Mike Marshall, R (1, 9) OBP: 0.321, SLG: 0.454	0-3 K2-3				0-0 6-3	0-0 P6	0-0 HR		0-0 F8	3 0 0 0 0 1 3												
Ken Landreaux, L (5, 9) OBP: 0.295, SLG: 0.323										2 1 1 3 0 0 0												
Mike Scioscia, L (1, 2) OBP: 0.347, SLG: 0.358		4-0 BB			4-0 HR BB	4-0 1B 2B BB	0-0 5-3		0-0 2B	2 2 1 0 3 0 0												
Mickey Hatcher, R (1, 5) OBP: 0.359, SLG: 0.500	0-3 K				0-0 HR	0-0 2B 1B	0-0 1B		0-0 F7	4 1 3 4 0 1 1												
Steve Sax, R (6, PR) OBP: 0.313, SLG: 0.341					1-3 2B HR	1-3 2B 1B				1 0 0 0 0 0 1												
Franklin Stubbs, L (1, 3) OBP: 0.319, SLG: 0.463		0-0 F2			0-0 G3	0-0 2B	0-3 K		0-0 F8	5 0 1 1 0 1 3												
Mariano Duncan, R (1, 4) OBP: 0.264, SLG: 0.307		0-0 F9			0-0 F8	0-3 K		4-0 6-3 G3 E BB	0-0 4-3	4 1 0 0 1 1 3												
Bob Welch, R (1, 1) OBP: 0.160, SLG: 0.143			0-3 K			4-0 2B BB	0-3 K		0-0 G3 1B	4 1 1 0 1 2 1												
Inning Stats	R: 0 E: 0 K: 3 S: 9	H: 0 LOB: 1 BB: 1 P: 13	R: 0 E: 0 K: 1 S: 5	H: 0 LOB: 1 BB: 1 P: 9	R: 1 E: 0 K: 1 S: 6	H: 1 LOB: 0 BB: 0 P: 6	R: 2 E: 0 K: 0 S: 4	H: 1 LOB: 0 BB: 1 P: 8	R: 4 E: 0 K: 1 S: 8	H: 3 LOB: 2 BB: 3 P: 20	R: 4 E: 0 K: 2 S: 11	H: 4 LOB: 1 BB: 1 P: 15	R: 1 E: 1 K: 0 S: 4	H: 0 LOB: 1 BB: 1 P: 8	R: 0 E: 0 K: 0 S: 4	H: 1 LOB: 1 BB: 0 P: 4	R: 0 E: 0 K: 0 S: 4	H: 1 LOB: 1 BB: 0 P: 4	1B: 5 2B: 3 3B: 0 HR: 3	SF: 0 SAC: 0 DP: 0 HBP: 0	WP: 0 PB: 0 SB: 0 CS: 0	PA: 47
PITCHER	IP WLS BF H R ER SO BB IBB HBP BLK WP HR S P ERA WHIP																					
Les Lancaster, R (1, 1) ERA: 5.08	4.2 L 23 3 7 7 5 5 1 0 0 0 2 27 51 13.50 1.714																					
Ron Davis, R (5, 1) ERA: 4.85	1.1 11 6 4 4 3 1 0 0 0 0 1 16 20 27.00 5.250																					
Ed Lynch, R (7, 1) ERA: 4.52	3.0 13 2 1 0 0 1 0 0 0 0 0 12 16 0.00 1.000																					

Los Angeles Dodgers @ Chicago Cubs
 Wrigley Field, Chicago, IL
 Sun Jul 12 1987, 3:33 AM CDT
 Att: 35,895 - Unknown

AB	39
R	12
H	11
RBI	11
BB	8
SO	8
LOB	18



Batter	1	2	3	4	5	6	7	8	9	AB	R	H	RBI	BB	SO	LOB
Dave Martinez, L (1, 8) OBP: 0.396, SLG: 0.424	0-0 6-3		0-0 F8			0-0 P6		0-3 K		4	0	0	0	0	1	0
23 Ryne Sandberg, R (1, 4) OBP: 0.374, SLG: 0.517	0-0 4-3			0-0 6-3		0-0 E3			0-0 F7	3	0	0	0	0	0	0
Ed Lynch, R (7, 1) OBP: 0.091, SLG: 0.091										0	0	0	0	0	0	0
Rafael Palmeiro, L (9, PH) OBP: 0.361, SLG: 0.564										1	0	0	0	0	0	0
Leon Durham, L (1, 3) OBP: 0.363, SLG: 0.513	4-0 BB			0-0 L9		0-0 F7			0-0 4-3	3	0	0	0	1	0	1
Andre Dawson, R (1, 9) OBP: 0.337, SLG: 0.568	0-0 F8			0-3 K			0-0 F9		0-0 1B	4	0	1	0	0	1	1
Jerry Mumphrey, S (1, 7) OBP: 0.385, SLG: 0.491		0-0 6-3			0-0 G6-4-3 1B		0-0 4-3 2B		0-0 L6	4	0	2	0	0	0	1
Keith Moreland, R (1, 5) OBP: 0.284, SLG: 0.419		0-0 F8			0-0 G6-4-3 1-2f		0-0 4-3 2-3			3	0	0	0	0	0	2
Jody Davis, R (1, 2) OBP: 0.318, SLG: 0.422		0-0 6-3			0-0 1B		0-0 F7			3	0	1	0	0	0	1
Paul Noce, R (1, 6) OBP: 0.308, SLG: 0.443			0-0 6-3		0-0 P4			0-3 K		3	0	0	0	0	1	1
Les Lancaster, R (1, 1) Ron Davis, R (5, 1) Bob Dernier, R (6, PH) Mike Brumley, S (7, 6)			0-3 K			0-0 L6		0-3 K		1	0	0	0	0	1	0
										0	0	0	0	0	0	0
										1	0	0	0	0	0	0
										1	0	0	0	0	1	0

BOTTOM

Los Angeles Dodgers @ Chicago Cubs

Wrigley Field, Chicago, IL

Sun Jul 12 1987, 3:33 AM CDT

Att. 35,895 - Unknown

livebaseballscorecards.com

AB	31
R	0
H	4
RBI	0
BB	1
SO	5
LOB	7



Inning Stats	R: 0	H: 0	E: 0	K: 0	S: 3	R: 0	H: 0	E: 0	K: 0	S: 3	R: 0	H: 0	E: 0	K: 1	S: 5	R: 0	H: 0	E: 0	K: 1	S: 5	R: 0	H: 2	E: 0	K: 0	S: 4	R: 0	H: 0	E: 1	K: 0	S: 4	R: 0	H: 1	E: 0	K: 0	S: 4	R: 0	H: 0	E: 0	K: 3	S: 9	R: 0	H: 0	E: 0	K: 0	S: 9	R: 0	H: 1	E: 0	K: 0	S: 4	1B: 3	2B: 1	3B: 0	HR: 0	SF: 0	SAC: 0	DP: 1	HBP: 0	WP: 0	PB: 0	SB: 0	CS: 0	PA: 32
PITCHER Bob Welch, R (1, 1) ERA: 3.6	IP	WLS	BF	H	R	ER	SO	BB	IBB	HBP	BLK	WP	HR	S	P	ERA	WHIP	IP	WLS	BF	H	R	ER	SO	BB	IBB	HBP	BLK	WP	HR	S	P	ERA	WHIP	IP	WLS	BF	H	R	ER	SO	BB	IBB	HBP	BLK	WP	HR	S	P	ERA	WHIP												

Batter	1	2	3	4	5	6	7	8	9	AB R H RBI BB SO LOB	TOP
Bobby Bonilla, S (1, 9) OBP: 0.337, SLG: 0.458	4-0 SH3 BB		0-0 4-3		0-0 5-3		0-0 F4			3 0 0 0 1 0 1	Pittsburgh Pirates @ Los Angeles Dodgers Dodger Stadium, Los Angeles, CA Thu Jul 16 1987, 7:05 PM PDT Att. 32,845 - Unknown livebaseballscorecards.com
Felix Fermin, R (1, 6) OBP: 0.412, SLG: 0.333	0-0 SH3 1-2		0-3 K			0-0 2B 1B		0-3 K		3 0 1 0 0 2 0	
Andy Van Slyke, L (1, 8) OBP: 0.352, SLG: 0.526	0-3 K			0-3 K		0-3 K		0-0 F2		4 0 0 0 0 3 2	
Mike Diaz, R (1, 7) OBP: 0.326, SLG: 0.523	0-3 K			4-0 1B BB		0-0 1-3 2B		4-0 FC4-8 BB		2 0 1 0 2 1 1	
Jim Morrison, R (1, 5) OBP: 0.322, SLG: 0.438		0-0 F9		0-0 1-2 1B G5-4-3		4-0 FC6 BB		0-0 FC4-6 1-2f		3 0 1 0 1 0 1	
Johnny Ray, S (1, 4) OBP: 0.319, SLG: 0.350		0-0 E 1B		0-0 G5-4-3 1-2f		0-0 F3		0-0 6-3		4 0 1 0 0 0 5	
Sid Bream, L (1, 3) OBP: 0.351, SLG: 0.458		0-0 E6 G6-4-3 1-3			0-0 1B B1-4-2 1B		0-0 FC6 1-2f		0-3 K	4 0 1 0 0 1 4	
Junior Ortiz, R (1, 2) OBP: 0.306, SLG: 0.320		0-0 G6-4-3 1-2f			0-0 1B B1-4-2 1B		0-0 G5-4-3 1B		0-0 6-3	4 0 2 0 0 0 2	
Bob Kipper, R (1, 1) OBP: 0.226, SLG: 0.290 John Cangelosi, S (7, PH) OBP: 0.517, SLG: 0.321 Barry Jones, R (7, 1)			0-3 K		0-0 B1-4-2 1-3 3-Hf		0-0 G5-4-3 1-2f			2 0 0 0 0 1 2 1 0 0 0 0 0 1 0 0 0 0 0 0 0	
Inning Stats	R: 0 E: 0 K: 2 S: 7 H: 0 LOB: 1 BB: 1 P: 11	R: 0 E: 1 K: 0 S: 4 H: 1 LOB: 1 BB: 0 P: 4	R: 0 E: 0 K: 2 S: 7 H: 0 LOB: 0 BB: 0 P: 7	R: 0 E: 0 K: 1 S: 5 H: 1 LOB: 1 BB: 1 P: 9	R: 0 E: 0 K: 0 S: 4 H: 2 LOB: 1 BB: 0 P: 4	R: 0 E: 0 K: 1 S: 7 H: 2 LOB: 3 BB: 1 P: 11	R: 0 E: 0 K: 0 S: 3 H: 1 LOB: 0 BB: 0 P: 3	R: 0 E: 0 K: 1 S: 5 H: 0 LOB: 1 BB: 1 P: 9	R: 0 E: 0 K: 1 S: 5 H: 0 LOB: 0 BB: 0 P: 5	1B: 6 2B: 2 3B: 0 HR: 0 SF: 0 SAC: 1 DP: 4 HBP: 0	WP: 0 PB: 0 SB: 0 CS: 0 PA: 35
PITCHER Fernando Valenzuela, L (1, 1) ERA: 3.88	IP: 9.0 WLS: W BF: 35 H: 7 R: 0 ER: 0 SO: 8 BB: 4 IBB: 0 HBP: 0 BLK: 0 WP: 0 HR: 0 S: 47 P: 63 ERA: 0.00 WHIP: 1.222										



BOTTOM

Pittsburgh Pirates @ Los Angeles Dodgers
Dodger Stadium, Los Angeles, CA

Thu Jul 16 1987, 7:05 PM PDT
Att. 32,845 - Unknown

livebaseballscorecards.com

AB	31
R	7
H	8
RBI	4
BB	5
SO	3
LOB	14



WP:	1	PA:	37
PB:	0		
SB:	1		
CS:	1		

AB R H RBI BB SO LOB

4	0	1	0	0	0	0
3	1	2	1	1	1	0
4	1	2	0	0	1	3
3	0	1	0	1	0	2
0	1	0	0	0	0	0
3	2	1	1	1	0	3
3	1	1	2	0	0	3
0	1	0	0	1	0	0
4	0	0	0	0	0	1
2	0	0	0	0	0	0
1	0	0	0	1	0	0
4	0	0	0	0	1	2
1B:	4	SF:	0			
2B:	2	SAC:	0			
3B:	0	DP:	1			
HR:	2	HBP:	0			

Batter	1	2	3	4	5	6	7	8	9											
Dave Anderson, R OBP: 0.290, SLG: 0.349 (1, 5) (6, 6)	0-0 P4 1B		0-0 FC3-2 1B		0-0 F2 HR		0-0 4-3													
Mariano Duncan, R OBP: 0.272, SLG: 0.330 (1, 6) (6, 4)	4-0 E S BB		0-0 FC3-2 1-3 2B		0-0 HR			0-3 K												
John Shelby, S OBP: 0.306, SLG: 0.462 (1, 8)	0-3 K		0-0 P3 1B		0-0 CS 1B			0-0 1B 2B 1B												
Pedro Guerrero, R OBP: 0.393, SLG: 0.553 (1, 7)	0-0 6-3		4-0 FC3-2 IBB		0-0 F9			0-0 2B 1-3 E 1B												
Tito Landrum, R OBP: 0.310, SLG: 0.235 (8, PR) (9, 7)	1-3																			
Mike Marshall, R OBP: 0.324, SLG: 0.457 (1, 9)		4-0 HR BB	0-0 FC3-2 1-2 2-3 3-H		0-0 CS 1-2	0-0 5-3		0-0 E 1-3 2B												
Mickey Hatcher, R OBP: 0.358, SLG: 0.515 (1, 3)		0-0 HR	0-0 F9			0-0 F7		4-0 E WP IBB												
Franklin Stubbs, L OBP: 0.321, SLG: 0.463 (7, 3)																				
Mike Scioscia, L OBP: 0.342, SLG: 0.352 (1, 2)		0-0 4-3		0-0 4-3		0-0 6-3		0-0 E1 WP 1-3 2-H 3-H												
Steve Sax, R OBP: 0.311, SLG: 0.339 (1, 4)		0-0 F8		0-0 6-3			0-0 5-3	4-0 G1-6-3 BB												
Phil Garner, R OBP: 0.272, SLG: 0.324 (6, 5)								2-3 3-H												
Fernando Valenzuela, L OBP: 0.140, SLG: 0.140 (1, 1)		0-3 K		0-0 4-3			0-0 4-3	0-0 G1-6-3 1-2f												
Inning Stats	R: 0 E: 0 K: 1 S: 5	H: 0 LOB: 1 BB: 1 P: 9	R: 2 E: 0 K: 1 S: 6	H: 1 LOB: 0 BB: 1 P: 10	R: 0 E: 0 K: 0 S: 5	H: 2 LOB: 3 BB: 1 P: 9	R: 0 E: 0 K: 0 S: 3	H: 0 LOB: 0 BB: 0 P: 3	R: 1 E: 0 K: 0 S: 4	H: 2 LOB: 0 BB: 0 P: 4	R: 0 E: 0 K: 0 S: 3	H: 0 LOB: 0 BB: 0 P: 3	R: 0 E: 0 K: 0 S: 3	H: 0 LOB: 0 BB: 0 P: 3	R: 4 E: 1 K: 1 S: 8	H: 3 LOB: 2 BB: 2 P: 16	1B: 4 2B: 2 3B: 0 HR: 2	SF: 0 SAC: 0 DP: 1 HBP: 0	WP: 1 PB: 0 SB: 1 CS: 1	PA: 37
PITCHER	IP WLS L	WLS L	H R ER SO	H R ER SO	BB IBB HBP BLK	BB IBB HBP BLK	WP HR S P	ERA WHIP	PITCHER	IP WLS L	H R ER SO	BB IBB HBP BLK	WP HR S P	ERA WHIP						
Bob Kipper, L ERA: 5.29 (1, 1)	6.0		5 3 3 2	5 3 3 2	2 1 0 0	2 1 0 0	0 2 26 38	4.50 1.167	Barry Jones, R ERA: 8.71 (7, 1)	2.0		3 4 2 1	3 4 2 1	1 1 0 0	1 0 11 19	9.00 2.000				

Batter	1	2	3	4	5	6	7	8	9	10	AB	R	H	RBI	BB	SO	LOB	TOP		
Barry Bonds, L (1, 7) X OBP: 0.322, SLG: 0.458 Brett Gideon, R (8, 1) Terry Harper, R (10, PH) OBP: 0.279, SLG: 0.351 Don Robinson, R (10, 1) OBP: 0.250, SLG: 0.143	0-0 K 1B		0-3 K		0-0 F6			0-0 F7		0-0 G4-3	4	0	1	0	0	1	0			
Andy Van Slyke, L (1, 8) S OBP: 0.354, SLG: 0.528	0-3 K 1-2		0-0 2B			0-0 G3			4-0 1B 4-3 BB		3	1	1	0	1	1	1			
Johnny Ray, S (1, 4) X	0-0 1B 2B		0-0 F7			0-0 F4			0-0 1-3 4-3 1B		4	1	2	0	0	0	1			
Sid Bream, L (1, 3) X	0-0 2-H 1B			0-0 3-1		0-0 G3			0-0 1-2 3-H 4-3		4	0	1	2	0	0	1			
R.J. Reynolds, S (1, 9) S OBP: 0.344, SLG: 0.433	0-3 K			0-0 F7			0-0 F8		0-0 2-3		4	0	0	0	0	1	2			
Bobby Bonilla, S (1, 5)		0-0 F4		0-0 1B		0-0 6-3		0-0 6-3	4-0 IBB		3	0	1	0	1	0	0			
Michael LaValliere, L (1, 2)		0-0 F5		0-0 F9		0-0 F7		0-0 F7	0-0 F7		4	0	0	0	0	0	3			
Felix Fermin, R (1, 6) John Cangelosi, S (8, PH) OBP: 0.513, SLG: 0.316 Al Pedrique, R (8, 6) OBP: 0.286, SLG: 0.292		0-3 K		0-0 6-3		0-0 1-3		0-0 1-3		0-0 E6 G4-3	2	0	0	0	0	1	0			
Rick Reuschel, R (1, 1) OBP: 0.140, SLG: 0.224 Mike Diaz, R (8, PH) OBP: 0.322, SLG: 0.517 (8, 7)		0-3 K		0-0 6-3		0-0 6-3		0-0 F8		0-0 L4	2	0	0	0	0	1	0			
Inning Stats	R: 1 E: 0 K: 2 S: 9	H: 3 LOB: 1 BB: 0 P: 9	R: 0 E: 0 K: 1 S: 5	H: 0 LOB: 0 BB: 0 P: 5	R: 0 E: 0 K: 2 S: 8	H: 1 LOB: 1 BB: 0 P: 8	R: 0 E: 0 K: 0 S: 4	H: 1 LOB: 1 BB: 0 P: 4	R: 0 E: 0 K: 0 S: 3	H: 0 LOB: 0 BB: 0 P: 3	R: 0 E: 0 K: 0 S: 3	H: 0 LOB: 0 BB: 0 P: 3	R: 0 E: 0 K: 0 S: 4	H: 1 LOB: 2 BB: 2 P: 12	R: 0 E: 1 K: 0 S: 3	H: 0 LOB: 0 BB: 0 P: 3	1B: 4 2B: 2 3B: 0 HR: 0	SF: 0 SAC: 0 DP: 1 HBP: 0	WP: 0 PB: 0 SB: 0 CS: 0	PA: 37
PITCHER	IP WLS BF H R ER SO BB IBB HBP BLK WP HR S P ERA WHIP	IP WLS BF H R ER SO BB IBB HBP BLK WP HR S P ERA WHIP																		
Bob Welch, R (1, 1) ERA: 3.46 Matt Young, L (9, 1) ERA: 4.78	8.0 W 28 5 1 1 5 0 0 0 0 0 0 38 38 1.12 0.625	2.0 W 9 1 1 1 0 1 1 0 0 0 0 7 15 4.50 1.000																		

Pittsburgh Pirates @ Los Angeles Dodgers
Dodger Stadium, Los Angeles, CA
Fri Jul 17 1987, 7:05 PM PDT
Att. 28,466 - Unknown

livebaseballscores.com

AB	35
R	2
H	6
RBI	2
BB	2
SO	5
LOB	10



Batter	1	2	3	4	5	6	7	8	9	10	AB	R	H	RBI	BB	SO	LOB
Mariano Duncan, R OBP: 0.271, SLG: 0.327 (1, 6)	F8		4-3			K		E4		1B	5	0	1	1	0	1	0
John Shelby, S OBP: 0.301, SLG: 0.455 (1, 8)	K			F7		F7		K			4	0	0	0	0	2	1
Pedro Guerrero, R OBP: 0.397, SLG: 0.559 (1, 7)	1B			CS 1B			HR 2B		5-3		4	1	3	0	0	0	0
Mike Marshall, R OBP: 0.323, SLG: 0.466 (1, 9)	F5			K			HR		K		4	1	1	2	0	2	2
Mike Scioscia, L OBP: 0.341, SLG: 0.350 (1, 2)		4-3		CS 1B		FC3-6 1B		6-3		4-3	4	0	1	0	0	0	0
Mickey Hatcher, R OBP: 0.364, SLG: 0.518 (1, 5)						FC3-6 1B		CS 1B		F7	3	0	2	0	0	0	1
Dave Anderson, R OBP: 0.288, SLG: 0.347 (7, PR) (8, 5)		G4-6-3 1B				1-2f		CS 1B			1	0	0	0	0	0	0
Franklin Stubbs, L OBP: 0.320, SLG: 0.460 (1, 3)		G4-6-3 1-2f				F8		K			4	1	1	0	0	1	3
Steve Sax, R OBP: 0.310, SLG: 0.338 (1, 4)						F6		CS 1-2		4-3	4	0	1	0	0	0	1
Bob Welch, R OBP: 0.154, SLG: 0.137 (1, 1)								4-3			2	0	0	0	0	0	0
Danny Heep, L OBP: 0.130, SLG: 0.182 (8, PH)								4-3			1	0	0	0	0	0	0
Matt Young, L (9, 1)											0	0	0	0	0	0	0
Ken Landreaux, L OBP: 0.301, SLG: 0.330 (10, PH)										1-2 2-3	1	0	1	0	0	0	0

Inning Stats	R: 0	H: 1	R: 0	H: 1	R: 0	H: 0	R: 0	H: 1	R: 0	H: 1	R: 0	H: 0	R: 2	H: 3	R: 0	H: 0	R: 0	H: 0	R: 1	H: 4	1B: 9	SF: 0	WP: 0	PA: 39
E: 0	LOB: 1	E: 0	LOB: 0	E: 0	LOB: 0	E: 0	LOB: 0	E: 0	LOB: 1	E: 0	LOB: 0	E: 0	LOB: 1	E: 1	LOB: 1	E: 0	LOB: 0	E: 0	LOB: 3	2B: 1	SAC: 0	FB: 0		
K: 1	BB: 0	K: 0	BB: 0	K: 0	BB: 0	K: 1	BB: 0	K: 1	BB: 0	K: 1	BB: 0	K: 1	BB: 0	K: 1	BB: 0	K: 1	BB: 0	K: 0	BB: 0	3B: 0	DP: 1	SB: 0		
S: 6	P: 6	S: 3	P: 3	S: 3	P: 3	S: 5	P: 5	S: 4	P: 4	S: 5	P: 5	S: 7	P: 7	S: 6	P: 6	S: 5	P: 5	S: 5	P: 5	HR: 1	HBP: 0	CS: 2		

PITCHER	IP	WLS	BF	H	R	ER	SO	BB	IBB	HBP	BLK	WP	HR	S	P	ERA	WHIP
Rick Reuschel, R ERA: 2.34 (1, 1)	7.0		25	7	2	2	4	0	0	0	0	0	1	33	33	2.57	1.000
Brett Gideon, R ERA: 3.38 (8, 1)	2.0		7	0	0	0	2	0	0	0	0	0	0	11	11	0.00	0.000
Don Robinson, R ERA: 4.14 (10, 1)	0.1	L	5	4	1	1	0	0	0	0	0	0	0	5	5	27.00	12.000

PITCHER	IP	WLS	BF	H	R	ER	SO	BB	IBB	HBP	BLK	WP	HR	S	P	ERA	WHIP

Pittsburgh Pirates @ Los Angeles Dodgers
Dodger Stadium, Los Angeles, CA
 Fri Jul 17 1987, 7:05 PM PDT
 Att: 28,466 - Unknown

livebaseballscorecards.com

AB	37
R	3
H	11
RBI	3
BB	0
SO	6
LOB	8



Batter	1	2	3	4	5	6	7	8	9	AB R H RBI BB SO LOB	TOP											
Barry Bonds, L (1, 7) OBP: 0.323, SLG: 0.457	0-0 CS 1B	0-0 F2			0-3 K		0-0 1-2 1B	0-3 K		5 0 2 0 0 2 4	Pittsburgh Pirates @ Los Angeles Dodgers Dodger Stadium, Los Angeles, CA Sat Jul 18 1987, 7:05 PM PDT Att. 34,864 - Unknown											
Andy Van Slyke, L (1, 8) OBP: 0.352, SLG: 0.525	0-0 1B 1-2 2B		0-0 E4 CS		0-0 G3		0-3 K	0-0 4-3		5 0 1 0 0 1 5												
Johnny Ray, S (1, 4) OBP: 0.319, SLG: 0.352	0-0 G3-6-3 2-3 1B		0-0 F8			0-0 F6	0-0 4-3		0-0 F8	5 0 1 0 0 0 3												
Sid Bream, L (1, 3) OBP: 0.345, SLG: 0.447	0-0 G3-6-3 1-2f		0-3 K			0-3 K		0-0 5-3	0-0 F6	5 0 0 0 0 2 2												
R.J. Reynolds, S (1, 9) OBP: 0.349, SLG: 0.429		4-0 BB BB BB 1B FC3-2-5 BB		0-0 4-3		4-0 BB BB BB 1B BB		4-0 BB BB BB 1B BB	0-0 6-3	2 1 0 0 3 0 0												
Bobby Bonilla, S (1, 5) OBP: 0.346, SLG: 0.461		0-0 FC3-2-5 1-3 1B 1B		0-0 F7		0-0 1-2 1B		0-0 1-2 1B PB 1B		4 2 3 0 0 0 0												
Michael LaValliere, L (1, 2) OBP: 0.374, SLG: 0.343		0-0 FC3-2-5 1-3 1B		4-0 BB BB BB BB BB		0-0 4-3		0-0 PB 1B 1B		2 1 0 0 1 0 4												
Mike Diaz, R (8, PH) OBP: 0.326, SLG: 0.520		0-0 FC3-2-5 1-3 1B		0-0 BB		0-0 4-3		0-0 1-2 2-3 PB 1B		1 0 1 0 0 0 0												
Junior Ortiz, R (8, 2) OBP: 0.306, SLG: 0.320		0-0 FC3-2-5 1-3 1B		0-0 BB		0-0 4-3		0-0 1-2 2-3 PB 1B		0 0 0 0 0 0 0												
Felix Fermin, R (1, 6) OBP: 0.381, SLG: 0.316		0-0 2-H 3-H 1B		0-3 K		0-3 K		0-0 1-2 2-3 3-H PB 1B		2 0 1 2 0 1 1												
John Cangelosi, S (7, PH) OBP: 0.508, SLG: 0.313										1 0 0 0 0 1 0												
Al Pedrique, R (7, 6) OBP: 0.296, SLG: 0.303										1 0 1 1 0 0 0												
Doug Drabek, R (1, 1) OBP: 0.233, SLG: 0.185										2 0 0 0 0 2 1												
Terry Harper, R (8, PH) OBP: 0.287, SLG: 0.351										0 0 0 0 1 0 0												
Barry Jones, R (8, 1)										0 0 0 0 0 0 0												
Inning Stats	R: 0 E: 0 K: 0 S: 4	H: 3 LOB: 1 BB: 0 P: 4	R: 2 E: 0 K: 1 S: 7	H: 2 LOB: 1 BB: 1 P: 11	R: 0 E: 1 K: 1 S: 5	H: 0 LOB: 0 BB: 0 P: 5	R: 0 E: 0 K: 1 S: 5	H: 0 LOB: 1 BB: 1 P: 9	R: 0 E: 0 K: 2 S: 7	H: 0 LOB: 0 BB: 0 P: 7	R: 0 E: 0 K: 1 S: 6	H: 1 LOB: 2 BB: 1 P: 10	R: 0 E: 0 K: 2 S: 8	H: 1 LOB: 2 BB: 0 P: 9	R: 2 E: 0 K: 1 S: 8	H: 3 LOB: 3 BB: 2 P: 16	R: 0 E: 0 K: 0 S: 3	H: 0 LOB: 0 BB: 0 P: 3	1B: 9 2B: 1 3B: 0 HR: 0	SF: 0 SAC: 0 DP: 1 HBP: 1	WP: 0 PB: 1 SB: 0 CS: 2	PA: 41
PITCHER	IP WLS BF H R ER SO BB IBB HBP BLK WP HR S P ERA WHIP												PITCHER	IP WLS BF H R ER SO BB IBB HBP BLK WP HR S P ERA WHIP								
Orel Hershiser, R (1, 1) ERA: 2.54	7.1 L 33 8 4 4 8 4 0 1 0 0 0 0 44 61 4.91 1.636																					
Matt Young, L (8, 1) ERA: 4.58	1.2 8 2 0 0 1 0 1 0 0 0 0 9 13 0.00 1.200																					

livebaseballscorecards.com

AB	35
R	4
H	10
RBI	3
BB	5
SO	9
LOB	20



Batter	1	2	3	4	5	6	7	8	9	AB	R	H	RBI	BB	SO	LOB
Dave Anderson, R OBP: 0.282, SLG: 0.339 (1, 6)	0-0 6-3 		0-3 K 		0-3 K 			0-0 FC5-4 		4	0	0	0	0	2	1
John Shelby, S OBP: 0.304, SLG: 0.451 (1, 8)	4-0 HR 		4-0 1B BB 			0-0 F3 		0-0 FC6-4 		2	1	0	0	2	0	1
Pedro Guerrero, R OBP: 0.401, SLG: 0.574 (1, 7)	0-0 HR 		0-0 1-2 1B 			0-0 2B 		0-0 F9 		4	1	3	2	0	0	1
Mike Marshall, R OBP: 0.318, SLG: 0.458 (1, 9)	0-0 4-3 		0-0 G3 			0-0 F8 			0-3 K 	4	0	0	0	0	1	3
Franklin Stubbs, L OBP: 0.316, SLG: 0.454 (1, 3)	0-0 4-3 			0-0 4-3 		0-0 3-1 			0-0 F8 	4	0	0	0	0	0	1
Mickey Hatcher, R OBP: 0.361, SLG: 0.512 (1, 5)		0-0 F7 		0-0 6-3 			0-0 CS 1B 		0-0 6-3 	4	0	1	0	0	0	0
Mike Scioscia, L OBP: 0.337, SLG: 0.346 (1, 2)		0-0 4-3 		0-0 F5 			0-0 F7 			3	0	0	0	0	0	1
Steve Sax, R OBP: 0.309, SLG: 0.337 Mariano Duncan, R OBP: 0.269, SLG: 0.324 Matt Young, L (8, 1)		0-0 6-3 				0-0 F8 		0-0 3-1 		1	0	0	0	0	0	0
Orel Hershiser, R OBP: 0.278, SLG: 0.327 Phil Garner, R OBP: 0.277, SLG: 0.324 (8, 4)			0-0 5-3 			0-0 F3 		4-0 FC5-4 BB 		2	0	0	0	0	0	0

BOTTOM

Pittsburgh Pirates @ Los Angeles Dodgers
Dodger Stadium, Los Angeles, CA
Sat Jul 18 1987, 7:05 PM PDT
Att. 34,864 - Unknown

livebaseballscorecards.com

AB	30
R	2
H	4
RBI	2
BB	3
SO	3
LOB	8



Inning Stats	R	H	E	K	S	H	LOB	BB	P	R	H	E	K	S	H	LOB	BB	P	1B	2B	3B	HR	SF	SAC	DP	HBP	WP	PB	SB	CS	PA
	2	1	0	0	8	0	0	0	3	0	0	0	0	3	0	0	0	3	2	1	0	1	0	0	0	0	0	0	0	0	33

PITCHER	IP	WLS	BF	H	R	ER	SO	BB	IBB	HBP	BLK	WP	HR	S	P	ERA	WHIP
Doug Drabek, R ERA: 4.61 (1, 1)	7.0	W	26	4	2	2	2	2	2	0	0	0	1	28	36	2.57	0.857
Barry Jones, R ERA: 7.94 (8, 1)	2.0	S	7	0	0	0	1	1	0	0	0	0	0	8	12	0.00	0.500

Batter	1	2	3	4	5	6	7	8	9	AB R H RBI BB SO LOB	TOP											
John Cangelosi, S (1, 8) <small>OBP: 0.512, SLG: 0.376</small> Barry Bonds, L (8, 7) <small>OBP: 0.323, SLG: 0.457</small>	0-0 6-3		0-0 1B 2B		0-0 F8		0-0 2B 1B	0-0 HR		5 3 3 1 0 0 0 0 0 0 0 0 0 0	Pittsburgh Pirates @ Los Angeles Dodgers Dodger Stadium, Los Angeles, CA Sun Jul 19 1987, 3:33 AM PDT Att: 37,548 - Unknown											
Al Pedrique, R (1, 6) <small>OBP: 0.289, SLG: 0.310</small>	0-3 K		0-0 B2			0-0 L6	0-0 1B 2B	0-0 F9		5 1 1 1 0 1 1												
Terry Harper, R (1, 7) <small>OBP: 0.311, SLG: 0.375</small> Andy Van Slyke, L (7, PH) <small>OBP: 0.353, SLG: 0.524</small>	0-0 HBP BB 1B		0-0 K2-4 1B			0-0 E5 1B 2B	4-0 1B IBB	0-3 K		3 1 3 1 0 0 0 1 1 0 0 1 1 0												
Jim Morrison, R (1, 4) <small>OBP: 0.326, SLG: 0.438</small>	4-0 HBP 1-2 BB		0-3 K2-4			0-0 2B 1B	0-0 1-2 2-3 1B	0-0 5-3		4 1 2 0 1 1 1												
Mike Diaz, R (1, 9) <small>OBP: 0.330, SLG: 0.516</small> R.J. Reynolds, S (7, PR) <small>OBP: 0.348, SLG: 0.427</small>	1-0 1-2 2-3 HBP			0-3 K		0-3 K	0-0 E8 1B	0-3 K		3 0 1 2 0 2 2 1 0 0 0 0 1 0												
Bobby Bonilla, S (1, 5) <small>OBP: 0.347, SLG: 0.462</small>	0-0 G3			0-3 K		0-0 1-3 3-H 2B	0-3 K	4-0 BB BB		4 0 1 1 1 2 4												
Sid Bream, L (1, 3) <small>OBP: 0.349, SLG: 0.444</small>		0-0 4-3		0-0 F4		4-0 BB BB	4-0 BB IBB	4-0 1-2 FC5-4 BB		2 0 0 0 3 0 0												
Junior Ortiz, R (1, 2) <small>OBP: 0.302, SLG: 0.308</small>		0-0 4-3			0-0 6-3	0-0 4-3	4-0 1-2 BB	0-3 K		4 0 0 0 1 1 5												
Mike Dunne, R (1, 1) <small>OBP: 0.087, SLG: 0.045</small> John Smiley, L (9, 1) <small>OBP: 0.250, SLG: 0.500</small>		0-3 K			0-3 K		0-0 K 4-3	0-0 FC5-4		5 0 0 0 0 3 5 0 0 0 0 0 0 0												
Inning Stats	R: 0 E: 0 K: 1 S: 6	H: 1 LOB: 3 BB: 1 P: 11	R: 0 E: 0 K: 1 S: 5	H: 0 LOB: 0 BB: 0 P: 5	R: 1 E: 0 K: 1 S: 6	H: 2 LOB: 1 BB: 0 P: 6	R: 0 E: 0 K: 2 S: 7	H: 0 LOB: 0 BB: 0 P: 7	R: 0 E: 0 K: 1 S: 5	H: 0 LOB: 0 BB: 0 P: 5	R: 1 E: 1 K: 1 S: 8	H: 3 LOB: 3 BB: 1 P: 12	R: 4 E: 1 K: 2 S: 11	H: 4 LOB: 3 BB: 3 P: 23	R: 1 E: 0 K: 1 S: 6	H: 1 LOB: 0 BB: 0 P: 6	R: 0 E: 0 K: 2 S: 7	H: 0 LOB: 2 BB: 2 P: 15	1B: 7 2B: 4 3B: 0 HR: 1	SF: 0 SAC: 0 DP: 1 HBP: 1	WP: 0 PB: 0 SB: 1 CS: 0	PA: 45
PITCHER	IP WLS BF H R ER SO BB IBB HBP BLK WP HR S P ERA WHIP																					
Rick Honeycutt, L (1, 1) <small>ERA: 3.71</small> Brian Holton, R (7, 1) <small>ERA: 3.59</small> Brad Havens, L (8, 1) <small>ERA: 2.38</small> Ken Howell, R (9, 1) <small>ERA: 4.64</small>	6.1 L 29 8 4 4 8 2 0 1 0 0 0 0 42 51 5.68 1.579																					
	0.2 7 2 2 2 1 1 2 0 0 0 0 0 6 18 27.00 4.500																					
	1.0 4 1 1 1 1 0 0 0 0 0 0 1 6 6 9.00 1.000																					
	1.0 5 0 0 0 0 2 2 0 0 0 0 0 7 15 0.00 2.000																					

livebaseballscorecards.com

AB	37
R	7
H	11
RBI	6
BB	7
SO	12
LOB	18



Batter	1	2	3	4	5	6	7	8	9	AB	R	H	RBI	BB	SO	LOB
Dave Anderson, R OBP: 0.281, SLG: 0.337 (1, 6)	0-0 PB E 1B		0-0 P3		0-3 K			0-0 6-3		4	1	1	0	0	1	1
John Shelby, S OBP: 0.300, SLG: 0.444 (1, 8)	0-0 FC4 PB 1B		0-0 F8		0-0 3-1			0-0 F8		4	1	0	0	0	0	2
Pedro Guerrero, R OBP: 0.399, SLG: 0.570 Ken Howell, R OBP: 1.000, SLG: 1.000 (1, 7) (9, 1)	0-0 1-H 2-H 1B		0-3 K				0-0 1-3	0-0 F8		4	0	1	2	0	1	0
Mike Marshall, R OBP: 0.313, SLG: 0.451 (1, 9)	0-0 F2			0-3 K			0-0 L3		0-0 F5	4	0	0	0	0	1	1
Franklin Stubbs, L OBP: 0.312, SLG: 0.447 (1, 3)	0-0 F8			0-0 F7			0-0 F8		0-0 L8	4	0	0	0	0	0	1
Mickey Hatcher, R OBP: 0.370, SLG: 0.517 (1, 5)	0-0 5-3			0-0 1B			0-0 G3 1B		0-0 BB 1B	4	0	3	0	0	0	1
Mike Scioscia, L OBP: 0.336, SLG: 0.344 (1, 2)		0-0 L8		0-0 F9			0-0 G3		0-0 BB 1B	4	0	1	0	0	0	2
Mariano Duncan, R OBP: 0.268, SLG: 0.320 (1, 4)		0-0 6-3			0-0 F7		0-0 G3		4-0 BB	3	0	0	0	1	0	1
Rick Honeycutt, L OBP: 0.241, SLG: 0.250 Brian Holton, R OBP: 0.250, SLG: 0.250 Danny Higley, L OBP: 0.125, SLG: 0.174 Brad Havens, L OBP: 0.001, SLG: 0.330 Ken Landreaux, L OBP: 0.305, SLG: 0.409 (1, 1) (7, 1) (7, PH) (8, 1) (9, 7) (9, PH)		0-0 4-3			0-0 1B		0-0 4-3		0-3 K	2	0	1	0	0	0	0

Inning Stats	R: 2	H: 2	E: 1	K: 0	S: 6	H: 2	LOB: 1	BB: 0	P: 6	R: 0	H: 0	E: 0	K: 0	S: 3	R: 0	H: 0	E: 0	K: 1	S: 5	R: 0	H: 1	E: 0	K: 1	S: 6	R: 0	H: 1	E: 0	K: 1	S: 6	R: 0	H: 0	E: 0	K: 0	S: 3	R: 0	H: 0	E: 0	K: 0	S: 3	R: 0	H: 2	E: 0	K: 1	S: 7	R: 0	H: 0	E: 0	K: 0	S: 3	R: 0	H: 2	E: 0	K: 1	S: 7	1B: 7	2B: 0	3B: 0	HR: 0	SF: 0	SAC: 0	DP: 0	HBP: 0	WP: 0	PA: 36
--------------	------	------	------	------	------	------	--------	-------	------	------	------	------	------	------	------	------	------	------	------	------	------	------	------	------	------	------	------	------	------	------	------	------	------	------	------	------	------	------	------	------	------	------	------	------	------	------	------	------	------	------	------	------	------	------	-------	-------	-------	-------	-------	--------	-------	--------	-------	--------

PITCHER	IP	WLS	BF	H	R	ER	SO	BB	IBB	HBP	BLK	WP	HR	S	P	ERA	WHIP
Mike Dunne, R ERA: 3.48 (1, 1)	8.2	W	35	7	2	0	3	1	0	0	0	0	0	40	44	0.00	0.923
John Smiley, L ERA: 4.63 (9, 1)	0.1	S	1	0	0	0	1	0	0	0	0	0	0	3	3	0.00	0.000

BOTTOM

Pittsburgh Pirates @ Los Angeles Dodgers
Dodger Stadium, Los Angeles, CA
 Sun Jul 19 1987, 3:33 AM PDT
 Att. 37,548 - Unknown

livebaseballscorecards.com

AB 35
R 2
H 7
RBI 2
BB 1
SO 4
LOB 13



Batter	1	2	3	4	5	6	7	8	9	AB R H RBI BB SO LOB	TOP		
Vince Coleman, S OBP: 0.374, SLG: 0.325 (1, 7) X	0-0 F4	0-0 P3			0-0 F4	0-0 6-3		0-0 1B		5 0 1 1 0 0 3			
Ozzie Smith, S OBP: 0.394, SLG: 0.358 (1, 6) B B B	4-0 5-3 BB		4-0 CS BB BB		0-0 5-3	0-0 E6		0-0 L3		3 0 0 0 2 0 1			
Tom Herr, S OBP: 0.361, SLG: 0.342 (1, 4) X	0-0 5-3 1-2		4-0 BB BB		4-0 HR BB	0-3 K			0-0 4-3	3 1 0 0 2 1 2			
Jack Clark, R OBP: 0.453, SLG: 0.638 (1, 3) X	0-0 L7		0-3 K		4-0 HR BB		0-3 K		0-0 F8	4 1 0 0 1 2 3			
Willie McGee, S OBP: 0.329, SLG: 0.461 (1, 8) B B B		4-0 WP 1B BB	0-3 K		0-0 HR		0-0 6-3		0-3 K	4 2 1 3 1 2 2			
Terry Pendleton, S OBP: 0.378, SLG: 0.427 José Oquendo, S OBP: 0.431, SLG: 0.368 (1, 5) (2, 5)		0-3 K		0-0 G1-4-3 1B	0-0 L9		4-0 BB			1 0 0 0 0 1 1 2 0 1 0 1 0 0			
Jim Lindeman, R OBP: 0.225, SLG: 0.375 John Morris, L OBP: 0.365, SLG: 0.493 (1, 9) (7, 9)		0-0 SH5-4 1B 1B		0-0 G1-4-3 1B		0-0 F8	0-0 F7			4 0 2 0 0 0 1 0 0 0 0 0 0 0			
Tony Peña, R OBP: 0.325, SLG: 0.328 (1, 2) X		0-0 SH5-4 1B		0-0 G1-4-3		4-0 2B 6-3 BB		0-0 4-3		3 1 1 1 1 0 2			
Bob Forsch, R OBP: 0.421, SLG: 0.703 (1, 1) X		0-0 SH5-4		0-0 5-3		0-0 6-3 E 2B		0-0 5-3		3 1 1 0 0 0 1			
Inning Stats	R: 0 E: 0 K: 0 S: 3 H: 0 LOB: 1 BB: 1 P: 7	R: 1 E: 0 K: 1 S: 7 H: 2 LOB: 2 BB: 1 P: 11	R: 0 E: 0 K: 2 S: 6 H: 0 LOB: 2 BB: 2 P: 14	R: 0 E: 0 K: 0 S: 4 H: 2 LOB: 1 BB: 0 P: 4	R: 3 E: 0 K: 0 S: 4 H: 1 LOB: 0 BB: 2 P: 12	R: 2 E: 1 K: 1 S: 7 H: 1 LOB: 1 BB: 1 P: 11	R: 0 E: 0 K: 1 S: 5 H: 0 LOB: 1 BB: 1 P: 9	R: 0 E: 0 K: 0 S: 4 H: 1 LOB: 1 BB: 0 P: 4	R: 0 E: 0 K: 1 S: 5 H: 0 LOB: 0 BB: 0 P: 5	1B: 5 2B: 2 3B: 0 HR: 1 SF: 0 SAC: 1 DP: 2 HBP: 0	WP: 1 PB: 0 SB: 0 CS: 1 PA: 41		
PITCHER	IP WLS BF H R ER SO BB IBB HBP BLK WP HR S P ERA WHIP											PITCHER	IP WLS BF H R ER SO BB IBB HBP BLK WP HR S P ERA WHIP
Fernando Valenzuela, L ERA: 4.03 (1, 1)	6.0 L 30 6 6 5 4 7 0 0 0 1 1 31 59 7.50 2.167												
Tim Leary, R ERA: 5.16 (7, 1)	2.0 8 1 0 0 1 1 0 0 0 0 0 9 13 0.00 1.000												
Brad Havens, L ERA: 2.28 (9, 1)	1.0 3 0 0 0 0 1 0 0 0 0 0 5 5 0.00 0.000												

St. Louis Cardinals @ Los Angeles Dodgers
Dodger Stadium, Los Angeles, CA
Tue Jul 21 1987, 7:05 PM PDT
Att: 41,023 - Unknown

AB	32
R	6
H	7
RBI	5
BB	8
SO	6
LOB	16



Batter	1	2	3	4	5	6	7	8	9	AB	R	H	RBI	BB	SO	LOB	BOTTOM		
Dave Anderson, R OBP: 0.275, SLG: 0.330 (1, 6) X	0-0 6-3 X	0-0 F9 X				0-0 6-3 X		0-0 F3 X		4	0	0	0	0	0	0	St. Louis Cardinals @ Los Angeles Dodgers Dodger Stadium, Los Angeles, CA Tue Jul 21 1987, 7:05 PM PDT Att. 41,023 - Unknown livebaseballscorecards.com	AB 30 R 1 H 4 RBI 1 BB 1 SO 2 LOB 9	
John Shelby, S OBP: 0.299, SLG: 0.438 (1, 8) B B B	4-0 1B 1B BB X		0-0 L5 X		0-0 3-1 X			0-0 6-3 X		3	1	0	0	1	0	0			
Pedro Guerrero, R OBP: 0.398, SLG: 0.566 (1, 7) X	0-0 L8 X		0-0 L6 X			0-0 G4-6-3 1B X			0-0 6-3 X	4	0	1	0	0	0	1			
Mike Marshall, R OBP: 0.312, SLG: 0.448 (1, 9) X	0-0 1B 1-3 1B X		0-0 F5 X			0-0 F9 X			0-3 K S S X	4	0	1	0	0	1	1			
Franklin Stubbs, L OBP: 0.314, SLG: 0.448 (1, 3) X	0-0 HBP 1-3 3-H 1B X			0-0 F9 3-1 1B X		0-0 G4-6-3 1-2 X			0-0 F9 X	4	0	2	1	0	0	1			
Mickey Hatcher, R OBP: 0.369, SLG: 0.511 (1, 5) H	1-0 1-2 HBP X		0-0 3-1 X			0-0 F8 X				2	0	0	0	0	0	1			
Mike Scioscia, L OBP: 0.332, SLG: 0.340 (1, 2) X	0-0 L8 X		0-0 F9 2-3 X			0-0 4-3 X				3	0	0	0	0	0	4			
Mariano Duncan, R OBP: 0.265, SLG: 0.316 (1, 4)		0-3 K S S X		0-0 G3 X			0-0 F7 X			3	0	0	0	0	1	1			
Fernando Valenzuela, L OBP: 0.135, SLG: 0.135 (1, 1)		0-0 4-3 X			0-0 F8 X			0-0 F8 X		2	0	0	0	0	0	0			
Tim Leary, R OBP: 0.231, SLG: 0.231 (7, 1)										0	0	0	0	0	0	0			
Danny Heep, L OBP: 0.120, SLG: 0.167 (8, PH)										1	0	0	0	0	0	0			
Brad Havens, L (9, 1)										0	0	0	0	0	0	0			
Inning Stats	R: 1 E: 0 K: 0 S: 5	H: 2 LOB: 3 BB: 1 P: 10	R: 0 E: 0 K: 1 S: 5	H: 0 LOB: 0 BB: 0 P: 5	R: 0 E: 0 K: 0 S: 3	H: 0 LOB: 0 BB: 0 P: 3	R: 0 E: 0 K: 0 S: 4	H: 1 LOB: 1 BB: 0 P: 4	R: 0 E: 0 K: 0 S: 3	H: 0 LOB: 0 BB: 0 P: 3	R: 0 E: 0 K: 0 S: 3	H: 0 LOB: 0 BB: 0 P: 3	R: 0 E: 0 K: 1 S: 5	H: 0 LOB: 0 BB: 0 P: 5	1B: 4 2B: 0 3B: 0 HR: 0	SF: 0 SAC: 0 DP: 1 HBP: 1	WP: 0 PB: 0 SB: 0 CS: 0	PA: 32	
PITCHER Bob Forsch, R ERA: 4.67 (1, 1)	IP 9.0	WLS W	BF 32	H 4	R 1	ER 1	SO 2	BB 1	IBB 0	HBP 1	BLK 0	WP 0	HR 0	S 34	P 39	ERA 1.00	WHIP 0.556		
PITCHER	IP	WLS	BF	H	R	ER	SO	BB	IBB	HBP	BLK	WP	HR	S	P	ERA	WHIP		



Batter	1	2	3	4	5	6	7	8	9	AB R H RBI BB SO LOB	TOP											
Vince Coleman, S OBP: 0.370, SLG: 0.322 (1, 7)	0-3 K		0-0 E6			0-0 B3		0-0 6-3		4 0 0 0 0 1 0												
Ozzie Smith, S OBP: 0.393, SLG: 0.360 (1, 6)	0-0 5-3		0-0 G1-6-5-3			0-3 K			0-0 1B 2B	4 1 1 0 0 1 1												
Tom Herr, S OBP: 0.363, SLG: 0.344 (1, 4)	0-0 BB 1B			0-0 5-3		0-3 K			0-0 HR 1B	4 1 2 1 0 1 0												
Jack Clark, R OBP: 0.456, SLG: 0.651 (1, 3)	4-0 1-2 BB			0-0 CS 2B			0-0 L5		0-0 HR	3 1 2 2 1 0 0												
Willie McGee, S OBP: 0.331, SLG: 0.462 (1, 8)	0-3 K			0-0 1B			0-0 F8		0-0 1B	4 0 2 0 0 1 2												
Terry Pendleton, S OBP: 0.379, SLG: 0.426 (1, 5)		4-0 BB		0-3 K			0-0 1B		0-0 F5	3 0 1 0 1 1 3												
Curt Ford, L OBP: 0.351, SLG: 0.469 (1, 9)		0-3 K			0-0 3-1		0-0 G3		0-3 K	4 0 0 0 0 2 3												
Tony Peña, R OBP: 0.319, SLG: 0.321 (1, 2)		0-0 G6-4-3			0-0 F9			0-0 F9	0-0 F9	4 0 0 0 0 0 2												
Greg Mathews, R OBP: 0.262, SLG: 0.250 (1, 1)			0-0 1-3		0-3 K			0-0 F4		2 0 0 0 0 1 0												
John Morris, L OBP: 0.360, SLG: 0.485 (8, PH)										1 0 0 0 0 0 0												
Lee Tunnell, R OBP: 0.250, SLG: 0.250 (8, 1)										0 0 0 0 0 0 0												
Ken Dayley, L OBP: 0.250, SLG: 0.250 (8, 1)										0 0 0 0 0 0 0												
Inning Stats	R: 0 E: 0 K: 2 S: 8	H: 1 LOB: 2 BB: 1 P: 12	R: 0 E: 0 K: 1 S: 4	H: 0 LOB: 0 BB: 1 P: 8	R: 0 E: 1 K: 0 S: 3	H: 0 LOB: 0 BB: 0 P: 3	R: 0 E: 0 K: 1 S: 6	H: 2 LOB: 2 BB: 0 P: 6	R: 0 E: 0 K: 1 S: 5	H: 0 LOB: 0 BB: 0 P: 5	R: 0 E: 0 K: 2 S: 7	H: 0 LOB: 0 BB: 0 P: 7	R: 0 E: 0 K: 0 S: 4	H: 1 LOB: 1 BB: 0 P: 4	R: 0 E: 0 K: 0 S: 3	H: 0 LOB: 0 BB: 0 P: 3	R: 3 E: 0 K: 1 S: 9	H: 4 LOB: 1 BB: 0 P: 9	1B: 5 2B: 4 3B: 0 HR: 1	SF: 0 SAC: 0 DP: 3 HBP: 0	WP: 0 PB: 0 SB: 2 CS: 1	PA: 35
PITCHER	IP WLS BF H R ER SO BB IBB HBP BLK WP HR S P ERA WHIP																					
Bob Welch, R ERA: 3.46 (1, 1)	8.0 L 31 7 3 3 7 2 0 0 0 0 0 1 43 51 3.38 1.125																					
Alejandro Pena, R ERA: 4.63 (9, 1)	1.0 4 1 0 0 1 0 0 0 0 0 0 0 6 6 0.00 1.000																					

St. Louis Cardinals @ Los Angeles Dodgers
Dodger Stadium, Los Angeles, CA
Wed Jul 22 1987, 7:05 PM PDT
Att: 33,665 - Unknown

AB	33
R	3
H	8
RBI	3
BB	2
SO	8
LOB	11



BOTTOM

St. Louis Cardinals @ Los Angeles Dodgers
Dodger Stadium, Los Angeles, CA
Wed Jul 22 1987, 7:05 PM PDT
Att. 33,665 - Unknown

livebaseballscorecards.com

AB	32
R	1
H	6
RBI	0
BB	3
SO	4
LOB	15




WP:	1	PA:	36
PB:	0		
SB:	2		
CS:	0		

AB	R	H	RBI	BB	SO	LOB
4	0	1	0	0	0	2
4	0	0	0	0	0	2
2	0	0	0	2	0	0
0	0	0	0	0	0	0
4	0	2	0	0	0	2
3	0	0	0	0	1	1
0	0	0	0	0	0	0
1	0	0	0	0	0	2
0	0	0	0	0	0	0
4	0	1	0	0	1	1
4	0	0	0	0	1	2
3	1	2	0	1	0	1
2	0	0	0	0	1	1
0	0	0	0	0	0	0
1	0	0	0	0	0	1

Batter	1	2	3	4	5	6	7	8	9
Steve Sax, R OBP: 0.309, SLG: 0.336 (1, 4)	0-0 6-3 ①		0-0 F2 ①		0-0 G6-4-3 1B ①		0-0 F8 ③		
John Shelby, S OBP: 0.295, SLG: 0.431 (1, 8)	0-0 F5 ②		0-0 5-3 ②		0-0 G6-4-3 1-2f ② ③			0-0 F8 ①	
Pedro Guerrero, R OBP: 0.399, SLG: 0.563 Tito Landrum, R OBP: 0.310, SLG: 0.235 (8, PR) (9, 7)	0-0 G3 ③		4-0 FC6-4 IBB			0-0 6-3 ①		4-0 1B BB	
Mike Marshall, R OBP: 0.315, SLG: 0.452 (1, 9)		0-0 F8 ①	0-0 FC6-4 1-2f 2-3 ③			0-0 2B		0-0 1-2 G6-4-3 1B	
Mickey Hatcher, R OBP: 0.363, SLG: 0.503 Danny Heep, L OBP: 0.120, SLG: 0.167 Alex Trevino, R OBP: 0.302, SLG: 0.404 Franklin Stubbs, L OBP: 0.314, SLG: 0.448 (8, PH) (8, PH) (9, 3)		0-0 F9 ②		0-0 F2 ①		0-3 K ②		0-0 G6-4-3 1-2f ② ③	
Phil Garner, R OBP: 0.276, SLG: 0.322 (1, 5)		0-0 E3 S		0-0 1B		0-0 F9 ③			0-3 K ①
Mike Scioscia, L OBP: 0.328, SLG: 0.335 (1, 2)		0-0 F7 1-2 ③		0-0 F9 ②			0-0 G1-4-3 ①		0-3 K ②
Mariano Duncan, R OBP: 0.273, SLG: 0.325 (1, 6)			0-0 SH 2B		0-0 4-3 ③		4-0 S BB		0-0 FC6-4 1B
Bob Welch, R OBP: 0.148, SLG: 0.132 Alejandro Pena, R OBP: 0.091, SLG: 0.091 Dave Anderson, R OBP: 0.274, SLG: 0.328 (9, 1) (9, PH)			0-0 SH WP 2-H			0-0 B1-3 ①		0-3 K 1-2 ②	0-0 FC6-4 1-2f ③

Inning Stats	R: 0	H: 0	E: 0	K: 0	S: 3	R: 0	H: 0	E: 1	K: 0	S: 4	R: 1	H: 1	E: 1	K: 0	S: 5	R: 0	H: 1	E: 0	K: 0	S: 4	R: 0	H: 1	E: 0	K: 1	S: 6	R: 0	H: 0	E: 0	K: 1	S: 5	R: 0	H: 1	E: 0	K: 0	S: 3	R: 0	H: 1	E: 0	K: 0	S: 7	R: 0	H: 1	E: 0	K: 2	S: 8	R: 0	H: 1	E: 0	K: 2	S: 8
	LOB: 0	BB: 0	P: 3	LOB: 1	BB: 0	P: 4	LOB: 2	BB: 1	P: 9	LOB: 1	BB: 0	P: 4	LOB: 0	BB: 0	P: 3	LOB: 1	BB: 0	P: 6	LOB: 1	BB: 0	P: 9	LOB: 1	BB: 1	P: 7	LOB: 2	BB: 1	P: 7	LOB: 1	BB: 1	P: 8	LOB: 1	BB: 0	P: 8	LOB: 1	BB: 0	P: 8	LOB: 1	BB: 0	P: 8	LOB: 1	BB: 0	P: 8	LOB: 1	BB: 0	P: 8					

PITCHER	IP	WLS	BF	H	R	ER	SO	BB	IBB	HBP	BLK	WP	HR	S	P	ERA	WHIP
Greg Mathews, L ERA: 3.7 (1, 1)	7.0		28	4	1	0	2	1	1	0	0	1	0	30	38	0.00	0.714
Lee Tunnell, R ERA: 4.8 (8, 1)	0.1		3	1	0	0	0	1	0	0	0	0	0	2	6	0.00	6.000
Ken Dayley, L ERA: 1.69 (8, 1)	1.2	W	5	1	0	0	2	0	0	0	0	0	0	9	9	0.00	0.600

Batter	1	2	3	4	5	6	7	8	9	AB R H RBI BB SO LOB	TOP																	
Vince Coleman, S (1, 7) OBP: 0.368, SLG: 0.320	0-0 4-3		0-0 6-3		0-0 FC6-4		0-3 K		0-0 2B	5 1 1 2 0 1 2	St. Louis Cardinals @ Los Angeles Dodgers Dodger Stadium, Los Angeles, CA Thu Jul 23 1987, 7:05 PM PDT Att. 33,565 - Unknown AB 37 R 9 H 9 RBI 8 BB 4 SO 3 LOB 15 																	
Ozzie Smith, S (1, 6) OBP: 0.390, SLG: 0.360	0-0 G1		0-0 B1-3		0-0 4-3		0-0 4-3		0-0 2B	5 0 1 3 0 0 1																		
Tom Herr, S (1, 4) OBP: 0.361, SLG: 0.339	0-0 6-3		0-0 L7		4-0 FC6-4 BB		0-3 K		0-0 4-3	4 0 0 0 1 1 1																		
Jack Clark, R (1, 3) OBP: 0.455, SLG: 0.645		0-0 6-3		0-0 F3		0-0 FC6-4		4-0 G5-4-3 BB	4-0 FC6-4 BB	3 0 0 0 2 0 2																		
Willie McGee, S (1, 8) OBP: 0.332, SLG: 0.459		0-0 1B E 1B		0-0 F8		4-0 HR BB		0-0 G5-4-3 1-2f	0-0 FC6-4 1-2f	4 2 1 0 1 0 4																		
Terry Pendleton, S (1, 5) OBP: 0.378, SLG: 0.433		0-0 FC4 1B E		0-0 4-3		0-0 HR		0-0 3-1		4 2 1 2 0 0 1																		
Curt Ford, L (1, 9) OBP: 0.356, SLG: 0.472		0-0 E6 1B			0-0 E FC6-4 1B		0-0 6-3		0-0 G3	3 1 2 0 0 0 0																		
John Morris, L (9, 9) OBP: 0.360, SLG: 0.485		1-2 2-3								1 0 0 0 0 0 0																		
John Morris, L (9, 9) OBP: 0.360, SLG: 0.485		1-2 2-3								0 0 0 0 0 0 0																		
Tony Peña, R (1, 2) OBP: 0.322, SLG: 0.324		0-0 E6			0-0 FC6-4 E 4-3 1B		0-0 L8		0-0 1B 1B	4 2 2 1 0 0 1																		
Joe Magrane, R (1, 1) OBP: 0.103, SLG: 0.107		0-3 K			0-0 E5 FC6-4		0-0 F8		0-0 1B 2B 1B	3 0 0 0 0 0 1 3																		
Bill Dawley, R (8, 1) OBP: 0.353, SLG: 0.200										0 0 0 0 0 0 0 0																		
Ken Dayley, L (8, 1)										0 0 0 0 0 0 0 0																		
Steve Lake, R (9, PH) OBP: 0.315, SLG: 0.387										1 0 1 0 0 0 0 0																		
Rod Booker, L (9, PR) OBP: 0.432, SLG: 0.438										0 1 0 0 0 0 0 0																		
Todd Worrell, R (9, 1)										0 0 0 0 0 0 0 0																		
Inning Stats	R: 0 E: 0 K: 0 S: 3	H: 0 LOB: 0 BB: 0 P: 3	R: 2 E: 2 K: 1 S: 8	H: 2 LOB: 1 BB: 0 P: 8	R: 0 E: 0 K: 0 S: 3	H: 0 LOB: 0 BB: 0 P: 3	R: 0 E: 0 K: 0 S: 3	H: 0 LOB: 0 BB: 0 P: 3	R: 2 E: 1 K: 0 S: 6	H: 2 LOB: 2 BB: 1 P: 10	R: 2 E: 0 K: 0 S: 4	H: 1 LOB: 0 BB: 1 P: 8	R: 0 E: 0 K: 2 S: 7	H: 0 LOB: 0 BB: 0 P: 7	R: 0 E: 0 K: 0 S: 2	H: 0 LOB: 0 BB: 1 P: 6	R: 3 E: 0 K: 0 S: 7	H: 4 LOB: 3 BB: 1 P: 11	1B: 7 2B: 1 3B: 0 HR: 1	SF: 0 SAC: 0 DP: 1 HBP: 0	WP: 0 PB: 0 SB: 0 CS: 0	PA: 41						
PITCHER	IP WLS BF H R ER SO BB IBB HBP BLK WP HR S P ERA WHIP																											
Orel Hershiser, R (1, 1) ERA: 2.53	8.0		33	5	6	2	3	3	0	0	0	0	0	1	36	48	2.25	1.000										
Matt Young, L (9, 1) ERA: 5.22	0.1	L	5	4	3	3	0	0	0	0	0	0	0	0	5	5	81.00	12.000										
Brian Holton, R (9, 1) ERA: 3.54	0.2		3	0	0	0	0	1	0	0	0	0	0	0	2	6	0.00	1.500										

Batter	1	2	3	4	5	6	7	8	9	AB R H RBI BB SO LOB
Steve Sax, R OBP: 0.307, SLG: 0.334 (1, 4)	0-0 1-3		0-0 1B	0-0 5-3		0-3 K			0-0 1-3	5 1 1 1 0 1 2
John Shelby, S OBP: 0.289, SLG: 0.423 (1, 8)	0-0 F3		0-3 K		0-0 5-3		0-0 1-3		0-3 K	5 0 0 0 0 2 2
Pedro Guerrero, R OBP: 0.402, SLG: 0.563 (1, 7)	0-0 F9		0-0 1B	0-0 1B	0-0 1B		0-3 K		0-0 1B	5 1 3 1 0 1 0
Mike Marshall, R OBP: 0.316, SLG: 0.451 (1, 9)		0-3 K	0-0 FC6-4	0-0 1B	0-0 L5-4		0-0 F9		0-0 F8	5 0 2 1 0 1 1
Mickey Hatcher, R OBP: 0.366, SLG: 0.503 (1, 5) (9, 3)		0-0 4-3	0-0 FC6-4		0-0 1B			0-0 WP		4 1 2 1 0 0 2
Alex Trevino, R OBP: 0.303, SLG: 0.396 (1, 2)		0-0 1-3		4-0 1B	0-0 L5-4			0-0 SH1-3		2 1 0 0 1 0 2
Franklin Stubbs, L OBP: 0.315, SLG: 0.446 (1, 3) Phil Garner, R OBP: 0.274, SLG: 0.319 (8, PH) (9, 5)			1-0 FC6-4	0-0 SH5-3	0-0 3-1			0-0 6-3		1 0 0 0 0 0 0 1 0 0 0 0 0 1
Mariano Duncan, R OBP: 0.271, SLG: 0.322 (1, 6) Dave Anderson, R OBP: 0.281, SLG: 0.335 (6, 6)			0-0 FC6-4	0-0 1-3	0-0 1B	0-0 S		0-0 1B		2 1 0 0 0 0 2 2 0 2 1 0 0 0
Orel Hershiser, R OBP: 0.286, SLG: 0.333 (1, 1) Tito Landrum, R OBP: 0.305, SLG: 0.231 (8, PH) Matt Young, L (9, 1) Brian Holton, R OBP: 0.250, SLG: 0.250 (9, 1)			0-0 SH	0-0 1B	0-0 1B	0-3 K		0-0 F7		2 1 1 1 0 1 1 1 0 0 0 0 0 1 0 0 0 0 0 0 0 0 0 0 0 0 0 0

Inning Stats	R: 0	H: 0	E: 0	K: 0	S: 3	LOB: 0	BB: 0	P: 3	R: 0	H: 0	E: 0	K: 1	S: 5	LOB: 0	BB: 0	P: 5	R: 3	H: 3	E: 1	K: 1	S: 9	LOB: 2	BB: 0	P: 10	R: 1	H: 1	E: 0	K: 0	S: 4	LOB: 1	BB: 1	P: 8	R: 1	H: 3	E: 0	K: 0	S: 5	LOB: 1	BB: 0	P: 5	R: 0	H: 1	E: 0	K: 2	S: 8	LOB: 1	BB: 0	P: 8	R: 0	H: 0	E: 0	K: 1	S: 5	LOB: 0	BB: 0	P: 5	R: 1	H: 2	E: 0	K: 0	S: 5	LOB: 1	BB: 0	P: 5	R: 0	H: 1	E: 0	K: 1	S: 6	LOB: 1	BB: 0	P: 6	1B: 11	SF: 0	2B: 1	SAC: 3	3B: 0	DP: 1	HR: 0	HBP: 1	WP: 1	PA: 40
--------------	------	------	------	------	------	--------	-------	------	------	------	------	------	------	--------	-------	------	------	------	------	------	------	--------	-------	-------	------	------	------	------	------	--------	-------	------	------	------	------	------	------	--------	-------	------	------	------	------	------	------	--------	-------	------	------	------	------	------	------	--------	-------	------	------	------	------	------	------	--------	-------	------	------	------	------	------	------	--------	-------	------	--------	-------	-------	--------	-------	-------	-------	--------	-------	--------


PITCHER	IP	WLS	BF	H	R	ER	SO	BB	IBB	HBP	BLK	WP	HR	S	P	ERA	WHIP
Joe Magrane, L ERA: 3.31 (1, 1)	5.1		26	8	5	3	2	1	0	1	0	0	0	28	33	5.06	1.688
Bill Dawley, R ERA: 4.36 (6, 1)	2.0		7	1	1	1	3	0	0	0	1	0	0	13	13	4.50	0.500
Ken Dayley, L ERA: 1.65 (8, 1)	0.2	W	3	1	0	0	0	0	0	0	0	1	0	3	3	0.00	1.500
Todd Worrell, R ERA: 3.14 (9, 1)	1.0	S	4	1	0	0	1	0	0	0	0	0	0	6	6	0.00	1.000

BOTTOM

St. Louis Cardinals @ Los Angeles Dodgers
Dodger Stadium, Los Angeles, CA

Thu Jul 23 1987, 7:05 PM PDT
 Att. 33,565 - Unknown

AB	35
R	6
H	11
RBI	6
BB	1
SO	6
LOB	14



Chicago Cubs @ Los Angeles Dodgers
Dodger Stadium, Los Angeles, CA

Fri Jul 24 1987, 7:05 PM PDT
 Att: 38,052 - Unknown

livebaseballscorecards.com

AB	37
R	6
H	12
RBI	6
BB	2
SO	5
LOB	15



AB	R	H	RBI	BB	SO	LOB
2	1	1	0	1	0	0
1	1	0	0	0	0	1
0	0	0	0	0	0	0
1	0	1	0	0	0	0
5	1	1	0	0	2	3
5	1	1	3	0	1	3
3	1	2	2	0	0	0
1	0	0	0	0	0	0
4	0	0	0	0	0	2
3	0	2	0	1	0	0
4	0	2	0	0	0	1
0	0	0	0	0	0	0
2	0	0	0	0	1	3
2	0	0	0	0	0	1
2	0	0	0	0	1	1
2	1	2	1	0	0	0

Batter	1	2	3	4	5	6	7	8	9
Bob Dernier, R (1, 8) OBP: 0.417, SLG: 0.527 Leon Durham, L (7, PH) OBP: 0.351, SLG: 0.503 Scott Sanderson, R (7, 1) OBP: 0.167, SLG: 0.227 Jim Sundberg, R (8, 2) OBP: 0.367, SLG: 0.408	0-0 F9		0-0 23 1B FC6-4 1B		4-0 23 FC5-4 BB		0-0 FC5-6 1-2f HR		0-0 1B
23 Ryne Sandberg, R (1, 4) OBP: 0.366, SLG: 0.493	0-0 5-3		0-0 1-3 FC6-4 1B		0-0 1-2f FC5-4 HR		0-3 K		0-3 K
Andre Dawson, R (1, 9) OBP: 0.326, SLG: 0.555	0-0 6-3		0-0 2B FC6-4 1-2f 3-H		0-3 K		0-0 1-H HR		0-0 G3
Brian Dayett, R (1, 7) OBP: 0.417, SLG: 0.592 Rafael Palmeiro, L (7, PH) OBP: 0.342, SLG: 0.536 (7, 7)		0-0 F8	0-0 1-3 2B		0-0 1-H HR		0-0 L4		
Keith Moreland, R (1, 5) OBP: 0.293, SLG: 0.434		0-0 6-3	0-0 F8		0-0 5-3			0-0 6-3	
Manny Trillo, R (1, 3) OBP: 0.401, SLG: 0.504		4-0 1B BB		0-0 CS 1B		0-0 4-3 F8-2 2B		0-0 F9	
Jody Davis, R (1, 2) OBP: 0.320, SLG: 0.416 Lee Smith, R (8, 1)		0-0 1-2 1B		0-0 1-2 FC5-4 1B		0-0 2-3 4-3		0-0 F5	
Paul Noce, R (1, 6) OBP: 0.288, SLG: 0.398 Luis Quinones, S (6, PH) OBP: 0.182, SLG: 0.182 (6, 6)		0-3 K		0-0 1-2f FC5-4		0-0 3-H F8-2		0-0 4-3	
Greg Maddux, R (1, 1) OBP: 0.152, SLG: 0.152 Dave Martinez, L (7, PH) OBP: 0.395, SLG: 0.429 (7, 8)			0-0 P4		0-3 K		0-0 FC5-6 1B		0-0 HR

Inning Stats	R: 0	H: 0	E: 0	K: 0	S: 3	P: 3	R: 0	H: 1	E: 0	K: 1	S: 6	P: 10	R: 1	H: 3	E: 0	K: 0	S: 6	P: 6	R: 0	H: 2	E: 0	K: 1	S: 6	P: 6	R: 2	H: 1	E: 0	K: 1	S: 6	P: 10	R: 0	H: 1	E: 0	K: 0	S: 3	P: 3	R: 2	H: 2	E: 0	K: 1	S: 7	P: 7	R: 0	H: 0	E: 0	K: 0	S: 3	P: 3	R: 1	H: 2	E: 0	K: 1	S: 7	P: 7	1B: 7	SF: 0	2B: 3	SAC: 0	3B: 0	DP: 1	HR: 3	HBP: 0	WP: 0	PA: 39
--------------	------	------	------	------	------	------	------	------	------	------	------	-------	------	------	------	------	------	------	------	------	------	------	------	------	------	------	------	------	------	-------	------	------	------	------	------	------	------	------	------	------	------	------	------	------	------	------	------	------	------	------	------	------	------	------	-------	-------	-------	--------	-------	-------	-------	--------	-------	--------

PITCHER	IP	WLS	BF	H	R	ER	SO	BB	IBB	HBP	BLK	WP	HR	S	P	ERA	WHIP
Rick Honeycutt, L (1, 1) ERA: 3.79	5.0		23	7	3	3	3	2	0	0	0	0	1	27	35	5.40	1.800
Tim Leary, R (6, 1) ERA: 5.28	2.0	L	8	3	2	2	1	0	0	0	0	0	1	10	10	9.00	1.500
Brian Holton, R (8, 1) ERA: 3.58	2.0		8	2	1	1	1	0	0	0	0	0	1	10	10	4.50	1.000

Batter	1	2	3	4	5	6	7	8	9	AB R H RBI BB SO LOB
Dave Anderson, R (1, 6) Tito Landrum, R (9, PH) OBP: 0.286, SLG: 0.335 OBP: 0.300, SLG: 0.226	0-0 BLK HR 1B	0-0 L4			4-0 HR BB		0-3 K		0-0 1-3 1-2	3 2 1 0 1 1 3 1 0 0 0 0 0 1
Ken Landreaux, L (1, 8) OBP: 0.297, SLG: 0.352	0-3 K 1-2		0-0 4-3		0-0 HR		0-0 F7		0-0 6-3	5 1 1 2 0 1 4
Pedro Guerrero, R (1, 7) OBP: 0.397, SLG: 0.557	0-0 L6 2-3		0-0 L9		0-0 6-3			0-0 P6		4 0 0 0 0 0 1
Mike Marshall, R (1, 9) OBP: 0.319, SLG: 0.462	0-0 HR 3-H		0-3 K			0-3 K		1-0 BB HBP		3 1 1 2 0 2 0
Franklin Stubbs, L (1, 3) OBP: 0.318, SLG: 0.445	0-0 1B S			0-0 F9		0-0 G3		4-0 BB		3 0 1 0 1 0 0
Mickey Hatcher, R (1, 5) OBP: 0.359, SLG: 0.492	0-0 P6 1-2			0-0 5-3		0-0 P9		0-0 F5		4 0 0 0 0 0 3
Mike Scioscia, L (1, 2) OBP: 0.326, SLG: 0.333		0-0 5-3		0-0 4-3			0-0 SH3-4 1B	0-0 6-3		4 0 1 0 0 0 2
Steve Sax, R (1, 4) OBP: 0.312, SLG: 0.339		0-0 5-3			0-0 G6-4-3 1B		0-0 SH3-4 1B		0-0 1-3 1B	4 0 3 0 0 0 0
Rick Honeycutt, L (1, 1) Danny Heep, L (5, PH) Tim Lincecum, R (6, 1) Phil Garner, R (7, PH) Brian Holton, R (8, 1) John Shelby, S (9, PH) OBP: 0.287, SLG: 0.250 OBP: 0.115, SLG: 0.160 OBP: 0.231, SLG: 0.231 OBP: 0.274, SLG: 0.319 OBP: 0.250, SLG: 0.250 OBP: 0.288, SLG: 0.421		4-0 BB			0-0 G6-4-3 1-2		0-0 SH3-4		0-3 K	0 0 0 0 0 1 0 0 1 0 0 0 0 0 0 1 0 1 0 0 0 0 0 1 1

Inning Stats	R: 2 E: 0 K: 1 S: 8	H: 3 LOB: 1 BB: 0 P: 8	R: 0 E: 0 K: 0 S: 3	H: 0 LOB: 1 BB: 1 P: 7	R: 0 E: 0 K: 1 S: 5	H: 0 LOB: 0 BB: 0 P: 5	R: 0 E: 0 K: 0 S: 3	H: 0 LOB: 0 BB: 0 P: 3	R: 2 E: 0 K: 0 S: 4	H: 2 LOB: 0 BB: 1 P: 8	R: 0 E: 0 K: 1 S: 5	H: 0 LOB: 0 BB: 0 P: 5	R: 0 E: 0 K: 1 S: 7	H: 2 LOB: 2 BB: 0 P: 7	R: 0 E: 0 K: 0 S: 3	H: 0 LOB: 2 BB: 1 P: 8	R: 0 E: 0 K: 1 S: 6	H: 1 LOB: 1 BB: 0 P: 6	1B: 6 2B: 0 3B: 0 HR: 2	SF: 0 SAC: 1 DP: 1 HBP: 1	WP: 0 PB: 0 SB: 2 CS: 0	PA: 38
--------------	------------------------------	---------------------------------	------------------------------	---------------------------------	------------------------------	---------------------------------	------------------------------	---------------------------------	------------------------------	---------------------------------	------------------------------	---------------------------------	------------------------------	---------------------------------	------------------------------	---------------------------------	------------------------------	---------------------------------	----------------------------------	------------------------------------	----------------------------------	--------

PITCHER	IP	WLS	BF	H	R	ER	SO	BB	IBB	HBP	BLK	WP	HR	S	P	ERA	WHIP
Greg Maddux, R (1, 1) ERA: 4.54	6.0	W	24	5	4	4	3	2	0	0	1	0	2	28	36	6.00	1.167
Scott Sanderson, R (7, 1) ERA: 4.5	1.1		7	2	0	0	1	0	0	1	0	0	0	8	9	0.00	1.500
Lee Smith, R (8, 1) ERA: 2.87	1.2	S	7	1	0	0	1	1	0	0	0	0	0	8	12	0.00	1.200

BOTTOM

Chicago Cubs @ Los Angeles Dodgers
Dodger Stadium, Los Angeles, CA

Fri Jul 24 1987, 7:05 PM PDT
Att. 38,052 - Unknown

livebaseballscores.com

AB	33
R	4
H	8
RBI	4
BB	3
SO	5
LOB	16



Batter	1	2	3	4	5	6	7	8	9	AB R H RBI BB SO LOB	TOP	
Dave Martinez, L (1, 8) OBP: 0.396, SLG: 0.427 Bob Dernier, R (6, PH) OBP: 0.418, SLG: 0.527 (6, 8)	4-0 BB 23 L4-3		0-0 F7			0-0 1B 23 1B		0-0 5-3		1 0 0 0 1 0 1 2 1 1 0 0 0 0		
23 Ryne Sandberg, R (1, 4) OBP: 0.371, SLG: 0.495	0-0 L4-3 1-2			0-0 WP 5-3 1B		0-0 1B 1-2		4-0 L3 BB		3 0 2 0 1 0 1		
Leon Durham, L (1, 3) OBP: 0.349, SLG: 0.500	0-3 K			0-0 F2		0-0 BB 1-3 2-H 1B		0-0 L3 1-2		4 0 1 1 0 1 2		
Andre Dawson, R (1, 9) OBP: 0.326, SLG: 0.554		0-0 F8		0-0 5-3 1-2		0-0 P4			0-0 4-3 5-3 2B	4 1 1 0 0 0 3		
Jerry Mumphy, S (1, 7) OBP: 0.384, SLG: 0.492		0-3 K		4-0 BB 2-3		4-0 G4-6-3 BB 1-2			0-0 4-3 2-3	2 0 0 0 2 1 1		
Keith Moreland, R (1, 5) OBP: 0.289, SLG: 0.429		0-3 K		0-3 K		0-0 G4-6-3 1-2f			0-0 5-3	4 0 0 1 0 2 5		
Jody Davis, R (1, 2) OBP: 0.319, SLG: 0.412			4-0 FC4-6 BB		0-3 K		0-3 K		0-3 K	3 0 0 0 1 3 0		
Luis Quinones, S (1, 6) OBP: 0.143, SLG: 0.143			0-0 FC4-6 WP 1-2f		0-0 F8		0-3 K			3 0 0 0 0 1 1		
Bob Tewksbury, R (1, 1) Les Lancaster, R (4, 1) Manny Trillo, R (7, PH) Ed Lynch, R (7, 1) OBP: 0.399, SLG: 0.500 OBP: 0.091, SLG: 0.091			0-3 K 1-2		0-0 F9		0-0 5-3			1 0 0 0 0 1 1 1 0 0 0 0 0 0 1 0 0 0 0 0 0 0 0 0 0 0 0 0		
Inning Stats	R: 0 H: 0 E: 0 LOB: 0 K: 1 BB: 1 S: 4 P: 8	R: 0 H: 0 E: 0 LOB: 0 K: 2 BB: 0 S: 7 P: 7	R: 0 H: 0 E: 0 LOB: 1 K: 1 BB: 1 S: 5 P: 9	R: 0 H: 1 E: 0 LOB: 2 K: 1 BB: 1 S: 6 P: 10	R: 0 H: 0 E: 0 LOB: 0 K: 1 BB: 0 S: 5 P: 5	R: 1 H: 3 E: 0 LOB: 2 K: 0 BB: 1 S: 5 P: 9	R: 0 H: 0 E: 0 LOB: 0 K: 2 BB: 0 S: 7 P: 7	R: 0 H: 0 E: 0 LOB: 0 K: 0 BB: 1 S: 2 P: 6	R: 1 H: 1 E: 0 LOB: 0 K: 1 BB: 0 S: 6 P: 6	1B: 4 SF: 0 2B: 3 SAC: 0 3B: 0 DP: 3 HR: 0 HBP: 0	WP: 2 PA: 34 PB: 0 SB: 0 CS: 0	
PITCHER	IP WLS BF H R ER SO BB IBB HBP BLK WP HR S P ERA WHIP											
Ken Howell, R (1, 1) ERA: 4.15	5.0 W 18 1 0 0 6 3 0 0 0 2 0 27 39 0.00 0.800											
Brad Havens, L (6, 1) ERA: 2.66	0.0 3 3 1 1 0 0 0 0 0 0 0 3 3 ∞ ∞											
Alejandro Pena, R (6, 1) ERA: 4.48	4.0 S 13 1 1 1 3 2 0 0 0 0 0 17 25 2.25 0.750											

Chicago Cubs @ Los Angeles Dodgers
Dodger Stadium, Los Angeles, CA
Sat Jul 25 1987, 3:33 AM PDT
Att: 32,143 - Unknown

livebaseballscorecards.com

AB	29
R	2
H	5
RBI	2
BB	5
SO	9
LOB	15



Batter	1	2	3	4	5	6	7	8	9
Dave Anderson, R OBP: 0.289, SLG: 0.330 (1, 6) X	0-0 L6 ①		4-0 1B BB BBB	4-0 1B BB BBB		0-0 F8 ③		0-0 F6 ②	
John Shelby, S OBP: 0.287, SLG: 0.419 (1, 8) X	0-0 F8 ②		0-3 K SSS	0-0 SF8 ②			0-3 K ① X	0-0 1B 1-3	
Pedro Guerrero, R OBP: 0.404, SLG: 0.562 Ken Landreaux, L OBP: 0.303, SLG: 0.358 (7, PR) (8, 7) X	0-0 BLK 1B		0-0 G5-4-3 1B 1-3	0-0 1B 1-2 2-H			0-0 FC5 BB 1B	0-0 1B 1-3 3-H	
Mike Marshall, R OBP: 0.319, SLG: 0.460 Tito Landrum, R OBP: 0.290, SLG: 0.218 (1, 9) X (5, 9) X	0-0 1B 1-H		0-0 G5-4-3 1-2f	0-3 K SSS			0-0 F7 ② X	0-0 F7 ③	
Franklin Stubbs, L OBP: 0.320, SLG: 0.454 (1, 3) X	0-0 P6 ③			0-0 HR		0-0 F9 ①	4-0 1-2 BB		
Mickey Hatcher, R OBP: 0.363, SLG: 0.497 (1, 5) X		4-0 G3 BB BBB		0-0 1B 2B		0-0 F9 ②	0-0 FC5 2-3f		
Mike Scioscia, L OBP: 0.329, SLG: 0.347 (1, 2) X		0-0 G3 1-2		0-0 FC5-6 BB 1B 2-H		0-0 3-1		0-0 HR	
Steve Sax, R OBP: 0.311, SLG: 0.336 (1, 4) X		0-0 6-3 ②		4-0 WP FC5-6 SF8 BB 1-2		0-0 F9 ①		0-0 F8 ①	
Ken Howell, R OBP: 0.333, SLG: 0.333 Brad Havens, L (6, 1) Alejandro Pena, R OBP: 0.083, SLG: 0.083 Phil Garner, R OBP: 0.277, SLG: 0.322 (6, 5) (6, 5) X		0-3 K ③		0-0 FC5-6 WP 1B 1-2 2-3f		0-3 K ②		0-0 1B 1B 1B	


AB	R	H	RBI	BB	SO	LOB
3	0	0	0	2	0	1
4	0	1	1	0	2	1
4	1	4	1	0	0	0
1	0	1	1	0	0	0
3	0	1	1	0	1	4
2	0	0	0	0	0	3
3	1	1	1	1	0	1
2	1	1	0	1	0	0
4	1	2	2	0	0	1
3	1	0	0	1	0	1
2	1	0	0	0	1	3
0	0	0	0	0	0	0
1	0	0	0	0	0	2
2	1	1	0	0	1	0

BOTTOM

Chicago Cubs @ Los Angeles Dodgers
Dodger Stadium, Los Angeles, CA

Sat Jul 25 1987, 3:33 AM PDT
Att. 32,143 - Unknown

AB	34
R	7
H	12
RBI	7
BB	5
SO	5
LOB	17



Inning Stats		R: 1	H: 2	E: 0	K: 0	S: 5	R: 0	H: 0	E: 0	K: 1	S: 5	R: 0	H: 1	E: 0	K: 1	S: 5	R: 4	H: 4	E: 0	K: 1	S: 9	R: 0	H: 0	E: 0	K: 0	S: 3	R: 0	H: 0	E: 0	K: 1	S: 5	R: 0	H: 1	E: 0	K: 1	S: 6	R: 2	H: 4	E: 0	K: 0	S: 7																
PITCHER		IP	WLS	BF	H	R	ER	SO	BB	IBB	HBP	BLK	WP	HR	S	P	ERA	WHIP	PITCHER		IP	WLS	BF	H	R	ER	SO	BB	IBB	HBP	BLK	WP	HR	S	P	ERA	WHIP																				
Bob Tewksbury, R ERA: 7.23 (1, 1)	3.0	L	17	6	5	5	2	2	3	0	0	1	0	1	18	30	15.00	3.000	Les Lancaster, R ERA: 4.64 (4, 1)		3.0		11	1	0	0	2	1	0	0	0	1	0	14	18	0.00	0.667	Ed Lynch, R ERA: 4.54 (7, 1)		2.0		12	5	2	2	1	1	0	0	0	0	0	1	13	17	9.00	3.000

WP: 1	PA: 40
PB: 0	
SB: 0	
CS: 0	

Batter	1	2	3	4	5	6	7	8	9	AB R H RBI BB SO LOB	TOP																									
Bob Dernier, R OBP: 0.417, SLG: 0.517 (1, 8) X	0-0 F7	0-0 B2-3		0-0 F8		H 1-0 1B 1-2 HBP		0-0 1B		4 0 1 0 0 0 3	Chicago Cubs @ Los Angeles Dodgers Dodger Stadium, Los Angeles, CA Sun Jul 26 1987, 3:33 AM PDT Att: 40,523 - Unknown livebaseballscorecards.com																									
23 Ryne Sandberg, R OBP: 0.371, SLG: 0.493 (1, 4) X	0-0 L4		0-0 HR 1B		0-0 FC6-4 1B	0-0 L5		0-0 4-3		5 1 2 0 0 0 4																										
Andre Dawson, R OBP: 0.327, SLG: 0.560 (1, 9) X	0-0 F7		0-0 HR 1B		0-0 FC6-4 1B	0-0 1B			0-3 K	5 1 2 3 0 1 1																										
Brian Dayett, R OBP: 0.423, SLG: 0.594 (1, 7)		0-0 5-3 1B			0-0 1-2f 1B	0-0 1-2 2-3 3-H 1B			0-3 K	3 1 2 0 0 0 0																										
Jerry Mumphy, S OBP: 0.382, SLG: 0.489 (6, PH)			0-0 5-3		0-0 G5-4-3 1B	0-0 4-3			0-3 K	1 0 0 0 0 0 3																										
Scott Sanderson, R OBP: 0.167, SLG: 0.227 (6, 1)					0-0 1-2 1B					0 0 0 0 0 0 0																										
Luis Quinones, S OBP: 0.133, SLG: 0.133 (9, PH)										1 0 0 0 0 1 0																										
Keith Moreland, R OBP: 0.288, SLG: 0.425 (1, 5)		0-0 F9	0-3 K		0-0 1-2f G5-4-3 1B				0-0 6-3	5 0 1 0 0 1 3																										
Manny Trillo, R OBP: 0.395, SLG: 0.488 (1, 3)		0-0 5-3 1-2	0-0 F7			0-0 FC1-5 1B BB			0-0 G5-4-3 1-2f	3 0 0 0 1 0 2																										
Jody Davis, R OBP: 0.321, SLG: 0.411 (1, 2)		4-0 1B 1B BB		0-0 6-3		0-0 FC1-5 1-2 1B 1B			0-0 G4-1	3 2 1 0 1 0 0																										
Paul Noce, R OBP: 0.294, SLG: 0.397 (1, 6)		0-0 1B 1-2 2-H 1B		4-0 FC3-6 BB		0-0 FC1-5 1B 1-2 2-3f 1B			0-0 L6	3 1 1 1 1 0 2																										
Jamie Moyer, L OBP: 0.227, SLG: 0.175 (1, 1)		0-0 1B		0-0 FC3-6		0-0 1B 1B HBP 1B			0-0 F7	2 0 1 1 0 0 1																										
Jim Sundberg, R OBP: 0.374, SLG: 0.416 (6, PH)				0-0 1-2f 1B						1 0 1 1 0 0 0																										
Frank DiPino, L (6, 1)										0 0 0 0 0 0 0																										
Rafael Palmeiro, L OBP: 0.338, SLG: 0.529 (6, 7)										1 0 0 0 0 0 0																										
Inning Stats	R: 0 E: 0 K: 0 S: 3	H: 0 LOB: 0 BB: 0 P: 3	R: 2 E: 0 K: 0 S: 6	H: 3 LOB: 2 BB: 1 P: 10	R: 2 E: 0 K: 1 S: 7	H: 2 LOB: 0 BB: 0 P: 7	R: 0 E: 0 K: 0 S: 3	H: 0 LOB: 1 BB: 1 P: 7	R: 0 E: 0 K: 0 S: 4	H: 2 LOB: 1 BB: 0 P: 4	R: 2 E: 0 K: 0 S: 6	H: 3 LOB: 3 BB: 1 P: 11	R: 0 E: 0 K: 0 S: 3	H: 1 LOB: 0 BB: 0 P: 3	R: 0 E: 0 K: 0 S: 4	H: 1 LOB: 1 BB: 0 P: 4	R: 0 E: 0 K: 2 S: 7	H: 0 LOB: 0 BB: 0 P: 7	1B: 11 2B: 0 3B: 0 HR: 1	SF: 0 SAC: 0 DP: 2 HBP: 1	WP: 0 PB: 0 SB: 0 CS: 0	PA: 41														
PITCHER	IP WLS BF H R ER SO BB IBB HBP BLK WP HR S P ERA WHIP																																			
Fernando Valenzuela, L ERA: 4.25 (1, 1)	5.1		28	9	6	6	1	3	0	1	0	0	1	26	39	10.12	2.250																			
Brian Holton, R ERA: 3.54 (6, 1)	0.2	W	3	1	0	0	0	0	0	0	0	0	0	3	3	0.00	1.500																			
Matt Young, L ERA: 4.85 (7, 1)	3.0	S	10	2	0	0	2	0	0	0	0	0	0	14	14	0.00	0.667																			

Chicago Cubs @ Los Angeles Dodgers
Dodger Stadium, Los Angeles, CA

Sun Jul 26 1987, 3:33 AM PDT
 Att: 40,523 - Unknown

AB	37
R	6
H	12
RBI	6
BB	3
SO	3
LOB	19



Batter	1	2	3	4	5	6	7	8	9
Dave Anderson, R (1, 6) OBP: 0.294, SLG: 0.335 Ken Landreaux, L (6, PH) OBP: 0.300, SLG: 0.355 Matt Young, L (7, 1)	0-0 4-3		0-0 FC6-4 1B		0-0 FC5-6 1B	0-0 FC3-2-5 2B		0-0 F8	
Steve Sax, R (1, 4) OBP: 0.311, SLG: 0.338	0-0 4-3		0-0 FC6-4 HR		0-0 FC5-6 WP	0-0 2B		0-0 2B	
Pedro Guerrero, R (1, 7) OBP: 0.410, SLG: 0.572	4-0 BB		0-0 HR		4-0 WP FC4-6 BB	4-0 IBB			
Mike Marshall, R (1, 9) OBP: 0.318, SLG: 0.455	0-0 P4		0-3 K		4-0 FC4-6 BB	0-0 F9			
Mickey Hatcher, R (1, 5) OBP: 0.361, SLG: 0.497		0-0 4-3		0-0 F9 2B	0-0 FC4-6 S		0-0 4-3		
John Shelby, S (1, 8) OBP: 0.283, SLG: 0.413		0-3 K		0-3 K	0-3 K		0-0 F8		
Franklin Stubbs, L (1, 3) OBP: 0.316, SLG: 0.448		0-0 3-1		0-0 F9		0-0 F8	0-0 F8		
Mike Scioscia, L (1, 2) OBP: 0.334, SLG: 0.355			0-0 SH1-3 1B	4-0 IBB		0-0 1B		0-0 4-3	
Fernando Valenzuela, L (1, 1) OBP: 0.132, SLG: 0.132 Brian Holton, R (6, 1) OBP: 0.250, SLG: 0.250 Tito Landrum, R (6, PH) OBP: 0.302, SLG: 0.232 Brad Wellman, R (7, 6)			0-0 SH1-3	0-0 4-3		0-0 2B		0-0 P6	

AB	R	H	RBI	BB	SO	LOB
3	0	2	1	0	0	0
1	1	0	0	0	0	2
1	0	0	0	0	0	0
4	2	1	2	0	0	2
1	2	1	2	3	0	0
3	0	0	0	1	1	3
4	0	1	1	0	0	1
4	0	0	0	0	3	2
4	0	0	0	0	0	1
3	1	2	0	1	0	0
1	0	0	0	0	0	2
1	1	1	0	0	0	0
1	0	0	0	0	0	0

BOTTOM

Chicago Cubs @ Los Angeles Dodgers
 Dodger Stadium, Los Angeles, CA
 Sun Jul 26 1987, 3:33 AM PDT
 Att. 40,523 - Unknown

livebaseballscorecards.com

AB	31
R	7
H	8
RBI	6
BB	5
SO	4
LOB	13



1B: 4	SF: 0
2B: 3	SAC: 1
3B: 0	DP: 0
HR: 1	HBP: 0

WP: 2	PA: 37
PB: 0	
SB: 1	
CS: 0	

Inning Stats	R	H	E	K	S	H	LOB	BB	P	R	H	E	K	S	H	LOB	BB	P	ERA	WHIP
	0	0	0	0	7	0	0	0	5	0	0	0	0	5	0	0	0	4	5.00	1.600
	0	0	0	1	5	0	0	0	5	0	0	0	0	5	0	0	0	4	4.43	
	0	0	0	1	7	0	0	0	5	0	0	0	0	5	0	0	0	4	3.08	
	0	0	0	3	5	0	0	0	5	0	0	0	0	5	0	0	0	4	4.35	
	2	1	0	1	14	1	2	2	6	1	1	0	1	6	2	1	10	9.00	1.600	
	0	0	0	2	14	0	0	0	6	0	0	0	0	6	0	0	0	13	0.00	0.375

PITCHER	IP	WLS	BF	H	R	ER	SO	BB	IBB	HBP	BLK	WP	HR	S	P	ERA	WHIP
Jamie Moyer, L (1, 1) ERA: 4.43	5.0		24	5	5	5	4	3	1	0	0	1	1	28	44	9.00	1.600
Frank DiPino, L (6, 1) ERA: 3.08	0.1	L	3	2	2	2	0	0	0	0	0	0	0	3	3	54.00	6.000
Scott Sanderson, R (6, 1) ERA: 4.35	2.2		10	1	0	0	0	0	1	0	0	0	0	9	13	0.00	0.375

Batter	1	2	3	4	5	6	7	8	9	10	11	12	AB	R	H	RBI	BB	SO	LOB	TOP						
Mike Aldrete, L (1, 9) <small>OBP: 0.378, SLG: 0.455</small> Mark Wasinger, R (9, PR) <small>OBP: 0.342, SLG: 0.362</small> Jeff Robinson, R (9, 1) <small>OBP: 0.118, SLG: 0.118</small> Joel Youngblood, R (11, PH) <small>OBP: 0.280, SLG: 0.273</small> Scott Garrelts, R (11, 1) <small>OBP: 0.125, SLG: 0.125</small>	K	4-3			1B 2B		F9		E7 1B		E8 1B 2B		5 0 0 1 0	1 0 0 1 0	2 0 0 1 0	0 0 0 1 0	0 0 0 0 0	1 0 0 0 0	2 0 0 0 0							
Kevin Mitchell, R (1, 5) <small>OBP: 0.317, SLG: 0.421</small>	1B CS 1B				L3		6-3		WP 1B		1B		5 0 0 0 0	1 2 1 1 0	2 1 1 0 2											
Jeffrey Leonard, R (1, 7) <small>OBP: 0.321, SLG: 0.508</small>	F8				F7		1B		F8		F9		5 0 1 1 1	0 1 1 1 0	4 0 4 0 4											
Will Clark, L (1, 3) <small>OBP: 0.343, SLG: 0.523</small>	CS 1B				F8-3		F9		WP				7 0 1 0 0	2 0 0 2 5												
Bob Brenly, R (1, 2) <small>OBP: 0.386, SLG: 0.542</small>	CS				6-3		6-3		K		K		5 0 1 0 1	2 0 1 2 0												
Chili Davis, S (1, 8) <small>OBP: 0.333, SLG: 0.439</small>					5-3		2-3		K		K		6 1 2 0 0	1 2 0 0 1	2 2 1 2 0											
Robby Thompson, R (1, 4) <small>OBP: 0.311, SLG: 0.412</small>					B5-3		2-3		BB		F7		4 0 1 0 1	1 1 1 2												
Jose Uribe, S (1, 6) <small>OBP: 0.341, SLG: 0.412</small>					1-4-3		4-3		4-3		K		4 0 1 1 1	0 1 1 0 2												
Kelly Downs, R (1, 1) <small>OBP: 0.195, SLG: 0.175</small> Joe Price, R (1, 1) <small>OBP: 0.360, SLG: 0.442</small> Harry Spillman, L (6, PH) <small>OBP: 0.600, SLG: 0.600</small> Craig Lefferts, L (6, 1) <small>OBP: 0.246, SLG: 0.247</small> Eddie Milner, L (6, 8)	K	K			K		4-3		3-1		F8		0 2 1 0 0 0 0 0	0 0 0 0 0 0 0 0	0 2 2 0 0 0 0 0											
Inning Stats	R: 1 E: 0 K: 1 S: 6	H: 2 LOB: 0 BB: 0 P: 6	R: 1 E: 0 K: 1 S: 8	H: 3 LOB: 2 BB: 0 P: 8	R: 0 E: 0 K: 0 S: 2	H: 0 LOB: 0 BB: 1 P: 6	R: 0 E: 0 K: 0 S: 4	H: 1 LOB: 1 BB: 0 P: 4	R: 0 E: 0 K: 0 S: 9	H: 2 LOB: 1 BB: 0 P: 9	R: 0 E: 0 K: 0 S: 3	H: 0 LOB: 2 BB: 1 P: 7	R: 0 E: 0 K: 2 S: 7	H: 0 LOB: 1 BB: 1 P: 11	R: 1 E: 1 K: 0 S: 4	H: 2 LOB: 1 BB: 0 P: 4	R: 0 E: 0 K: 2 S: 7	H: 0 LOB: 0 BB: 0 P: 7	R: 1 E: 1 K: 1 S: 7	H: 2 LOB: 1 BB: 0 P: 7	R: 0 E: 0 K: 0 S: 3	H: 0 LOB: 1 BB: 1 P: 7	1B: 9 2B: 5 3B: 0 HR: 0	SF: 0 SAC: 0 DP: 1 HBP: 0	WP: 1 PB: 0 SB: 2 CS: 1	PA: 53
PITCHER	IP WLS BF H R ER SO BB IBB HBP BLK WP HR S P ERA WHIP	Bob Welch, R (1, 1) <small>ERA: 3.47</small> Tim Crews, R (8, 1) <small>ERA: 1.800</small> Matt Young, L (9, 1) <small>ERA: 4.81</small> Brian Holton, R (10, 1) <small>ERA: 3.41</small> Tim Leary, R (12, 1) <small>ERA: 5.2</small>	PITCHER	IP WLS BF H R ER SO BB IBB HBP BLK WP HR S P ERA WHIP																						

San Francisco Giants @ Los Angeles Dodgers
 Dodger Stadium, Los Angeles, CA
 Mon Jul 27 1987, 7:05 PM PDT
 Att. 33,741 - Unknown

AB	47
R	5
H	13
RBI	4
BB	5
SO	9
LOB	23



Batter	1	2	3	4	5	6	7	8	9	10	11	12	AB	R	H	RBI	BB	SO	LOB
Dave Anderson, R OBP: 0.297, SLG: 0.332 (1, 6)	0-0 E5 1B WP	0-0 5-3		4-0 BB			0-0 SH3-4		4-0 BB BB		0-0 SF9		2	1	0	1	2	0	0
Ken Landreaux, L OBP: 0.301, SLG: 0.355 (7, PH)	0-0 1B WP	0-3 K		0-0 4-3			0-0 6-3		0-0 F8		0-3 K		3	1	1	0	0	1	1
Tito Landrum, R OBP: 0.292, SLG: 0.234 (8, 9)	1-3 1B						2-3						2	0	0	0	0	0	2
Brian Holton, R OBP: 0.250, SLG: 0.250 (10, 1)													0	0	0	0	0	0	0
Alex Trevino, R OBP: 0.200, SLG: 0.391 (11, PH)													1	0	0	0	0	1	1
Tim Leary, R OBP: 0.231, SLG: 0.231 (12, 1)													0	0	0	0	0	0	0
Pedro Guerrero, R OBP: 0.414, SLG: 0.569 (1, 7)	4-0 1B 1B BB		4-0 S E BB		0-3 K		4-0 IBB		4-0 BB		0-3 K		2	1	0	0	4	2	1
Franklin Stubbs, L OBP: 0.313, SLG: 0.452 (1, 3)	0-0 F4		0-0 F9		0-3 K		0-3 K		0-3 K				6	1	1	1	0	3	7
Mickey Hatcher, R OBP: 0.362, SLG: 0.510 (1, 5)	0-0 1B 1B		0-0 FC5		0-0 F8			0-0 HR		0-3 K			5	1	2	2	0	1	1
John Shelby, S OBP: 0.281, SLG: 0.409 (1, 8)	0-0 1B		0-3 K			0-0 F8		0-0 5-3		0-3 K			5	0	1	1	0	2	2
Mike Scioscia, L OBP: 0.329, SLG: 0.348 (1, 2)	0-0 L1		0-0 F9			0-0 F4		0-0 4-3		0-0 F8			5	0	0	0	0	0	4
Steve Sax, R OBP: 0.309, SLG: 0.336 (1, 4)	0-0 F2			0-0 4-3		0-0 4-3		0-0 4-3			0-0 SH SF9 1B		5	1	1	0	0	0	2
Bob Welch, R OBP: 0.143, SLG: 0.127 (7, PH)		0-3 K											2	0	0	0	0	1	0
Phil Carmona, R OBP: 0.281, SLG: 0.327 (8, 1)				0-0 1-3									1	0	1	0	0	0	0
Tim Crews, R OBP: 0.281, SLG: 0.327 (8, 1)													0	0	0	0	0	0	0
Matt Young, L OBP: 0.111, SLG: 0.154 (9, PH)													0	0	0	0	0	0	0
Danny Heep, L OBP: 0.111, SLG: 0.154 (10, 9)													1	0	0	0	0	1	0

Inning Stats	R: 3	H: 3	E: 1	LOB: 2	K: 0	P: 7	R: 0	H: 0	E: 0	LOB: 0	K: 2	P: 7	R: 0	H: 0	E: 0	LOB: 0	K: 2	P: 7	R: 0	H: 0	E: 0	LOB: 0	K: 0	P: 3	R: 0	H: 1	E: 0	LOB: 2	K: 1	P: 10	R: 1	H: 1	E: 0	LOB: 0	K: 0	P: 4	R: 0	H: 0	E: 0	LOB: 2	K: 2	P: 15	R: 0	H: 0	E: 0	LOB: 0	K: 2	P: 7	R: 1	H: 1	E: 1	LOB: 1	K: 2	P: 9	R: 1	H: 1	E: 0	LOB: 0	K: 0	P: 1	1B: 5	SF: 1	2B: 0	SAC: 2	3B: 0	DP: 0	HR: 2	HBP: 0
--------------	------	------	------	--------	------	------	------	------	------	--------	------	------	------	------	------	--------	------	------	------	------	------	--------	------	------	------	------	------	--------	------	-------	------	------	------	--------	------	------	------	------	------	--------	------	-------	------	------	------	--------	------	------	------	------	------	--------	------	------	------	------	------	--------	------	------	-------	-------	-------	--------	-------	-------	-------	--------


PITCHER	IP	WLS	BF	H	R	ER	SO	BB	IBB	HBP	BLK	WP	HR	S	P	ERA	WHIP
Kelly Downs, R ERA: 3.83 (1, 1)	0.1		6	3	3	2	0	1	0	0	0	1	0	5	9	54.00	12.000
Joe Price, L ERA: 2.89 (1, 1)	4.2		17	0	0	0	5	2	0	0	0	0	0	25	33	0.00	0.429
Craig Lefferts, L ERA: 3.93 (6, 1)	3.0		12	2	1	1	1	0	1	0	0	0	1	13	17	3.00	0.667
Jeff Robinson, R ERA: 2.76 (9, 1)	2.0		8	0	0	0	4	2	0	0	0	0	0	14	22	0.00	1.000
Scott Garrelts, R ERA: 2.96 (11, 1)	1.0	L	6	2	2	1	2	0	0	0	0	0	0	10	10	9.00	2.000

San Francisco Giants @ Los Angeles Dodgers
Dodger Stadium, Los Angeles, CA
 Mon Jul 27 1987, 7:05 PM PDT
 Att: 33,741 - Unknown

livebaseballscorecards.com

AB 40
 R 6
 H 7
 RBI 5
 BB 6
 SO 12
 LOB 21

WP: 1 PA: 49
 PB: 0
 SB: 1
 CS: 0



Batter	1	2	3	4	5	6	7	8	9	AB R H RBI BB SO LOB	TOP		
Mike Aldrete, L (1, 9) OBP: 0.370, SLG: 0.445	0-0 4-3		0-0 3-1			0-3 K		0-0 4-3		4 0 0 1 0 1 1	<p>San Francisco Giants @ Los Angeles Dodgers Dodger Stadium, Los Angeles, CA</p> <p>Tue Jul 28 1987, 7:05 PM PDT Att. 38,834 - Unknown</p>		
Kevin Mitchell, R (1, 5) OBP: 0.313, SLG: 0.415 Jim Gott, R (8, 1) OBP: 0.100, SLG: 0.400	0-0 F9				0-3 K	0-0 F9		0-0 6-3		4 0 0 0 0 1 1 0 0 0 0 0 0 0			
Jeffrey Leonard, R (1, 7) OBP: 0.323, SLG: 0.508	0-0 3-4-1				0-0 BLK 1B	0-0 5-3		0-0 1B 1B		4 1 2 0 0 0 0			
Harry Spilman, L (1, 3) OBP: 0.391, SLG: 0.482 Eddie Milner, L (9, PR) OBP: 0.248, SLG: 0.247		0-0 1B			0-0 FC5-4 1B		0-0 CS 1B	0-0 G6-4-3 1B		4 0 4 1 0 0 0 0 0 0 0 0 0 0			
Bob Brenly, R (1, 2) OBP: 0.379, SLG: 0.531		0-0 F9			0-0 FC5-4		0-0 F8	0-0 F3		4 0 0 0 0 0 5			
Chili Davis, S (1, 8) OBP: 0.329, SLG: 0.434		0-3 K			0-0 3-1		0-0 F6	0-0 G6-4-3		4 0 0 0 0 1 5			
Robby Thompson, R (1, 4) OBP: 0.312, SLG: 0.409		0-0 F9			0-3 K			4-0 S 4-3 BB BB		2 1 0 0 1 1 1			
Jose Uribe, S (1, 6) OBP: 0.341, SLG: 0.405			0-0 6-3		0-3 K			4-0 4-3 S 1-2 BB BB		2 0 0 0 1 1 0			
Atlee Hammaker, S (1, 1) OBP: 0.162, SLG: 0.139 Will Clark, L (8, PH) OBP: 0.342, SLG: 0.521 Chris Speier, R (8, 5) OBP: 0.336, SLG: 0.413			0-0 5-3		0-3 K			0-0 F5		2 0 0 0 0 1 0 1 0 0 0 0 0 2 0 0 0 0 0 0 0			
Inning Stats	R: 0 H: 0 E: 0 LOB: 0 K: 0 BB: 0 S: 3 P: 3	R: 0 H: 1 E: 0 LOB: 1 K: 1 BB: 0 S: 6 P: 6	R: 0 H: 0 E: 0 LOB: 0 K: 0 BB: 0 S: 3 P: 3	R: 1 H: 2 E: 0 LOB: 1 K: 1 BB: 0 S: 7 P: 7	R: 0 H: 0 E: 0 LOB: 0 K: 3 BB: 0 S: 9 P: 9	R: 0 H: 0 E: 0 LOB: 0 K: 1 BB: 0 S: 5 P: 5	R: 0 H: 1 E: 0 LOB: 0 K: 0 BB: 0 S: 3 P: 3	R: 1 H: 0 E: 0 LOB: 1 K: 0 BB: 2 S: 3 P: 11	R: 0 H: 2 E: 0 LOB: 2 K: 0 BB: 0 S: 4 P: 4	1B: 6 SF: 0 2B: 0 SAC: 0 3B: 0 DP: 1 HR: 0 HBP: 0	WP: 0 PA: 33 PB: 0 SB: 2 CS: 1		
PITCHER	IP WLS BF H R ER SO BB IBB HBP BLK WP HR S P ERA WHIP											PITCHER	IP WLS BF H R ER SO BB IBB HBP BLK WP HR S P ERA WHIP
Orel Hershiser, R (1, 1) ERA: 2.51	8.0 W 29 4 2 2 6 2 0 0 0 1 0 0 39 47 2.25 0.750												
Ken Howell, R (9, 1) ERA: 4.07	1.0 S 4 2 0 0 0 0 0 0 0 0 0 0 4 4 0.00 2.000												

AB	31
R	2
H	6
RBI	2
BB	2
SO	6
LOB	15



Batter	1	2	3	4	5	6	7	8	9
Dave Anderson, R OBP: 0.300, SLG: 0.332 (1, 6)	4-0 1B SF9 BB	0-0 E4 1B		0-0 F9			0-0 CS 1B		
Steve Sax, R OBP: 0.311, SLG: 0.338 (1, 4)	0-0 1B 1-3 1B	0-0 1B 1-2 1B			0-0 6-3		0-0 F9		
John Shelby, S OBP: 0.281, SLG: 0.408 (1, 8)	0-0 SF9 3-H	0-0 1B 1-2 2-H			0-0 5-3		0-0 CS 1-2	0-0 5-3	
Pedro Guerrero, R OBP: 0.412, SLG: 0.565 (1, 7)	0-0 1B 1-2 G1-2-3	0-3 K			0-0 4-3			0-3 K	
Mickey Hatcher, R OBP: 0.363, SLG: 0.510 Phil Garner, R OBP: 0.284, SLG: 0.329 (1, 5) (4, 5)	0-0 HBP 1-3 2-H 1B		0-0 F8			0-0 L4		0-0 E 1B	
Tito Landrum, R OBP: 0.309, SLG: 0.233 Ken Landreaux, L OBP: 0.306, SLG: 0.360 (1, 9) (8, PH) (9, 9)	1-0 1-2 HBP		0-0 CS 1B		0-3 K		0-0 E 1-2 1B		
Franklin Stubbs, L OBP: 0.313, SLG: 0.450 (1, 3)	0-0 G1-2-3 3-H		0-0 G3 1-2		0-0 S 1B		0-0 E3 FC4-6 1-3 2-H		
Alex Trevino, R OBP: 0.291, SLG: 0.379 Mike Scioscia, L OBP: 0.328, SLG: 0.347 (1, 2) (8, PH) (9, 2)		0-0 F8		0-0 F7		0-3 K 1-2		0-0 FC4-6 1-2	
Orel Hershiser, R OBP: 0.271, SLG: 0.316 Ken Howell, R OBP: 0.333, SLG: 0.333 (1, 1) (9, 1)		0-0 4-3		0-3 K		0-0 6-3			

Inning Stats		R: 2	H: 3	E: 0	K: 0	S: 5	LOB: 2	BB: 1	P: 10	R: 1	H: 2	E: 1	K: 1	S: 8	LOB: 2	BB: 0	P: 8	R: 0	H: 1	E: 0	K: 0	S: 3	LOB: 0	BB: 0	P: 3	R: 0	H: 0	E: 0	K: 0	S: 3	LOB: 0	BB: 0	P: 3	R: 0	H: 1	E: 0	K: 2	S: 8	LOB: 1	BB: 0	P: 8	R: 0	H: 1	E: 0	K: 0	S: 3	LOB: 0	BB: 0	P: 3	R: 1	H: 2	E: 1	K: 1	S: 8	LOB: 2	BB: 0	P: 8
PITCHER		IP	WLS	BF	H	R	ER	SO	BB	IBB	HBP	BLK	WP	HR	S	P	ERA	WHIP																																							
Atlee Hammaker, L ERA: 3.34 (1, 1)		7.0	L	29	8	3	2	4	1	0	1	0	0	0	35	40	2.57	1.286																																							
Jim Gott, R ERA: 4.53 (8, 1)		1.0		6	2	1	0	1	0	0	0	0	0	0	8	8	0.00	2.000																																							


BOTTOM

San Francisco Giants @ Los Angeles Dodgers
 Dodger Stadium, Los Angeles, CA
 Tue Jul 28 1987, 7:05 PM PDT
 Att. 38,834 - Unknown

AB	R	H	RBI	BB	SO	LOB
3	2	1	0	1	0	0
4	1	2	0	0	0	1
3	0	1	2	0	0	0
4	0	1	0	0	2	2
2	0	1	1	0	0	0
2	1	1	0	0	0	0
2	0	1	0	0	1	0
1	0	1	0	0	0	0
4	0	1	0	0	0	5
3	0	0	0	0	1	1
1	0	0	0	0	0	2
3	0	0	0	0	1	0
0	0	0	0	0	0	0

AB	32
R	4
H	10
RBI	3
BB	1
SO	5
LOB	11

livebaseballscorecards.com



WP: 0	PA: 36
PB: 0	
SB: 1	
CS: 2	

Batter	1	2	3	4	5	6	7	8	9	AB	R	H	RBI	BB	SO	LOB	TOP								
Jose Uribe, S OBP: 0.326, SLG: 0.386 (1, 6)	0-0 5-3	0-0 L9		0-0 1-3	0-3 K			0-0 F6	0-0 F7	6	0	0	0	0	1	2									
Kevin Mitchell, R OBP: 0.319, SLG: 0.428 Chris Speier, R OBP: 0.336, SLG: 0.409 (1, 5) (4, 5)	0-0 2B HR 1B		0-0 FC5-4 1B 2B	0-0 1B 2B	0-0 4-3			4-0 BB G1-6-3	0-3 K	3	3	3	0	0	0	0									
Jeffrey Leonard, R OBP: 0.327, SLG: 0.510 Bob Melvin, R OBP: 0.262, SLG: 0.376 (1, 7) (6, 2)	0-0 1-3 HR 2B		4-0 FC5-4 BB	4-0 1B 2B BB	0-0 4-3			0-0 G1-6-3 1-2f		2	2	1	0	2	0	0									
Bob Brenly, R OBP: 0.380, SLG: 0.528 (1, 2) (6, 3)	0-3 K		0-0 FC5-4 1B BB	0-0 2B 1B 1B				0-0 F9	0-0 1B 1B	5	3	2	0	0	1	4									
Chili Davis, S OBP: 0.333, SLG: 0.447 (1, 8) (6, 9)	0-0 HR		4-0 1B WP BB	0-0 1B 2B				0-0 3-1	0-0 1B 1B	3	3	2	5	1	0	0									
Joel Youngblood, R OBP: 0.270, SLG: 0.284 (8, 9)	2-H 3-H HR		1-2 WP BB	1-3 2-H 3-H 1B 2B				0-0 L3	0-0 1B 2B 1B	3	2	1	2	1	0	0									
Will Clark, L OBP: 0.343, SLG: 0.519 Eddie Milner, L OBP: 0.255, SLG: 0.255 (1, 3) (6, 8)	0-0 3-1		0-0 WP 1B 1B	4-0 1B IBB				0-0 F9	0-0 1B 2B 1B	3	2	1	2	1	0	0									
Robby Thompson, R OBP: 0.310, SLG: 0.405 (1, 4)			0-0 4-3	0-0 4-3	0-3 K			0-3 K	0-0 2B 1B	5	1	1	1	0	2	4									
Mike Aldrete, L OBP: 0.371, SLG: 0.444 (1, 9) (6, 7)			1-3 3-H 1B	0-0 E7 1B				0-3 K	0-0 F9	5	0	2	3	0	1	2									
Mike Krukow, R OBP: 0.229, SLG: 0.265 (1, 1)			3-H 1B	0-0 F8	0-0 1-3			0-3 K	0-0 2B	5	0	2	2	0	1	2									
Inning Stats	R: 3 E: 0 K: 1 S: 8	H: 3 LOB: 0 BB: 0 P: 8	R: 0 E: 0 K: 0 S: 4	H: 1 LOB: 1 BB: 0 P: 4	R: 4 E: 0 K: 0 S: 6	H: 3 LOB: 1 BB: 2 P: 14	R: 5 E: 1 K: 1 S: 9	H: 4 LOB: 1 BB: 2 P: 17	R: 0 E: 0 K: 1 S: 5	H: 0 LOB: 0 BB: 0 P: 5	R: 0 E: 0 K: 0 S: 3	H: 0 LOB: 0 BB: 0 P: 3	R: 0 E: 0 K: 3 S: 9	H: 0 LOB: 0 BB: 0 P: 9	R: 0 E: 0 K: 0 S: 2	H: 0 LOB: 0 BB: 1 P: 6	R: 4 E: 0 K: 1 S: 10	H: 5 LOB: 1 BB: 0 P: 10	1B: 10 2B: 5 3B: 0 HR: 1	SF: 0 SAC: 0 DP: 1 HBP: 0	WP: 2 PB: 0 SB: 0 CS: 0	PA: 47			
PITCHER	IP	WLS	BF	H	R	ER	SO	BB	IBB	HBP	BLK	WP	HR	S	P	ERA	WHIP								
Rick Honeycutt, L ERA: 4.23 (1, 1)	2.1	L	14	5	6	6	1	2	0	0	0	0	1	14	22	23.14	3.000								
Brad Havens, L ERA: 2.96 (3, 1)	0.2		4	2	1	1	0	0	0	0	0	1	0	4	4	13.50	3.000								
Tim Leary, R ERA: 5.35 (4, 1)	5.0		21	4	5	4	5	2	1	0	0	0	0	28	40	7.20	1.200								
Brian Holton, R ERA: 3.97 (9, 1)	1.0		8	5	4	4	1	0	0	0	0	0	0	10	10	36.00	5.000								

San Francisco Giants @ Los Angeles Dodgers
Dodger Stadium, Los Angeles, CA
Wed Jul 29 1987, 7:05 PM PDT
Att: 39,908 - Unknown

AB	42
R	16
H	16
RBI	14
BB	5
SO	7
LOB	16



Batter	1	2	3	4	5	6	7	8	9	AB R H RBI BB SO LOB
Dave Anderson, R OBP: 0.295, SLG: 0.325 (1, 6) X	0-0 ①		0-3 ②		0-3 ②			0-0 ①		4 0 0 0 0 2 3
John Shelby, S OBP: 0.281, SLG: 0.416 (1, 8) X	0-0 HR ①		0-0 ③		0-0 ③			0-0 ②		4 1 1 1 0 0 3
Ken Landreaux, L OBP: 0.305, SLG: 0.365 (1, 9) X	0-0 ②			0-0 ①		0-0 ①		0-0 2B ①		4 0 1 0 0 0 0
Pedro Guerrero, R OBP: 0.412, SLG: 0.567 (1, 7) X Danny Heep, L OBP: 0.103, SLG: 0.143 (5, 7) X Brian Holton, R OBP: 0.250, SLG: 0.250 (9, 1) X	0-0 ③			0-0 G3 ②		0-0 ②		0-0 ③		2 0 1 0 0 0 0 2 0 0 0 0 0 1 0 0 0 0 0 0 0
Franklin Stubbs, L OBP: 0.309, SLG: 0.444 (1, 3) X		0-0 ①		0-0 G3 ②		0-0 ③		0-0 ①		4 0 0 0 0 0 1
Phil Garner, R OBP: 0.277, SLG: 0.320 (1, 5) X (9, 4) X		0-0 ②		0-0 ③		0-3 ①		0-0 ②		4 0 0 0 0 1 1
Mike Scioscia, L OBP: 0.327, SLG: 0.343 (1, 2) X		0-0 ③			4-0 SH5-3 ①		0-0 ②	0-0 ③		3 0 0 0 1 0 0
Steve Sax, R OBP: 0.311, SLG: 0.338 (1, 4) X (9, 7) X			0-0 ①		0-0 SH5-3 ①		0-0 ③			3 0 1 0 0 0 0
Rick Honeycutt, L OBP: 0.267, SLG: 0.250 (3, 1) X Brad Havers, L OBP: 0.319, SLG: 0.246 (3, PH) X Tito Landrum, R OBP: 0.231, SLG: 0.231 (4, 1) X Tim Leary, R OBP: 0.231, SLG: 0.231 (8, PH) X Alex Trevino, R OBP: 0.286, SLG: 0.417 (9, 5) X			0-0 ①		0-0 SH5-3 ①			0-0 HR ①		0 0 0 0 0 0 0 0 0 0 0 0 0 0 1 0 1 0 0 0 0 0 0 0 0 0 0 0 1 1 1 1 0 0 0

Inning Stats	R: 1 E: 0 K: 0 S: 4	H: 1 LOB: 0 BB: 0 P: 4	R: 0 E: 0 K: 0 S: 3	H: 0 LOB: 0 BB: 0 P: 3	R: 0 E: 0 K: 1 S: 6	H: 1 LOB: 1 BB: 0 P: 6	R: 0 E: 0 K: 0 S: 4	H: 1 LOB: 1 BB: 0 P: 4	R: 0 E: 0 K: 1 S: 6	H: 1 LOB: 2 BB: 1 P: 10	R: 0 E: 0 K: 0 S: 3	H: 0 LOB: 0 BB: 0 P: 3	R: 0 E: 0 K: 1 S: 5	H: 0 LOB: 0 BB: 0 P: 5	R: 1 E: 0 K: 0 S: 5	H: 2 LOB: 1 BB: 0 P: 5	R: 0 E: 0 K: 0 S: 3	H: 0 LOB: 0 BB: 0 P: 3	1B: 2 2B: 2 3B: 0 HR: 2	SF: 0 SAC: 1 DP: 0 HBP: 0	WP: 0 PB: 0 SB: 0 CS: 0	PA: 34
PITCHER Mike Krukow, R ERA: 5.71 (1, 1)	IP: 9.0	WLS: W	BF: 34	H: 6	R: 2	ER: 2	SO: 3	BB: 1	IBB: 0	HBP: 0	BLK: 0	WP: 0	HR: 2	S: 39	P: 43	ERA: 2.00	WHIP: 0.778	PITCHER	IP: WLS: BF: H: R: ER: SO: BB: IBB: HBP: BLK: WP: HR: S: P: ERA: WHIP			

San Francisco Giants @ Los Angeles Dodgers
Dodger Stadium, Los Angeles, CA
Wed Jul 29 1987, 7:05 PM PDT
Att. 39,908 - Unknown

AB	32
R	2
H	6
RBI	2
BB	1
SO	3
LOB	9

livebaseballscorecards.com

Batter	1	2	3	4	5	6	7	8	9	AB R H RBI BB SO LOB	TOP											
Dave Anderson, R (1, 6) OBP: 0.297, SLG: 0.332	0-0 F9	0-0 FC6-4 1B		0-0 4-3 2B		0-0 F4		0-0 5-3		5 0 2 0 0 0 2												
John Shelby, S (1, 8) OBP: 0.279, SLG: 0.413	0-3 K	0-0 FC6-4 1B 2B		0-0 4-3		0-3 K		0-0 1B		5 1 1 2 0 2 3												
Pedro Guerrero, R (1, 7) OBP: 0.417, SLG: 0.577 Tim Crews, R (8, 1)	4-0 1B HR BB	0-0 2B 1B		4-0 FC6 BB				0-0 6-3		3 2 2 2 2 0 1 0 0 0 0 0 0 0												
Mike Marshall, R (1, 9) OBP: 0.321, SLG: 0.459 Ken Landreaux, L (8, 9) OBP: 0.302, SLG: 0.362	0-0 1-3 HR 1B	0-0 1-3 2B		0-0 F4					0-3 K	4 1 2 1 0 0 2 1 0 0 0 0 1 0												
Franklin Stubbs, L (1, 3) OBP: 0.310, SLG: 0.451	0-0 1-H 3-H HR	4-0 FC6-4 IBB		0-0 FC6				0-0 F8		4 1 1 3 1 0 2												
Mickey Hatcher, R (1, 5) OBP: 0.359, SLG: 0.502	0-0 3-1	0-0 FC6-4							0-0 F8	5 0 1 0 0 0 3												
Mike Scioscia, L (1, 2) OBP: 0.332, SLG: 0.356										4 1 3 0 0 0 1												
Steve Sax, R (1, 4) OBP: 0.311, SLG: 0.337										4 1 1 0 0 1 3												
Fernando Valenzuela, L (1, 1) OBP: 0.143, SLG: 0.143 Danny Heep, L (8, PH) OBP: 0.100, SLG: 0.138 Tito Landrum, R (8, 7) OBP: 0.319, SLG: 0.246										3 1 1 1 0 1 0 1 1 0 0 0 0 2 0 0 0 0 0 0 0												
Inning Stats	R: 3 E: 0 K: 1 S: 7	H: 2 LOB: 0 BB: 1 P: 11	R: 3 E: 0 K: 1 S: 10	H: 5 LOB: 3 BB: 1 P: 14	R: 0 E: 0 K: 1 S: 5	H: 1 LOB: 0 BB: 0 P: 5	R: 0 E: 0 K: 0 S: 4	H: 1 LOB: 2 BB: 1 P: 8	R: 0 E: 0 K: 0 S: 3	H: 1 LOB: 0 BB: 0 P: 3	R: 0 E: 0 K: 1 S: 5	H: 0 LOB: 0 BB: 0 P: 5	R: 1 E: 0 K: 0 S: 4	H: 1 LOB: 0 BB: 0 P: 4	R: 2 E: 0 K: 0 S: 6	H: 3 LOB: 1 BB: 0 P: 6	R: 0 E: 0 K: 1 S: 5	H: 0 LOB: 0 BB: 0 P: 5	1B: 8 2B: 4 3B: 0 HR: 2	SF: 0 SAC: 0 DP: 2 HBP: 0	WP: 0 PB: 0 SB: 0 CS: 0	PA: 42
PITCHER	IP WLS BF H R ER SO BB IBB HBP BLK WP HR S P ERA WHIP																					
Doyle Alexander, R (1, 1) ERA: 3.99	6.0 L 29 10 6 6 4 2 1 0 0 0 0 1 34 46 9.00 2.000																					
Joe Boever, R (7, 1) ERA: 15.0	1.0 6 3 3 3 0 0 0 0 0 0 0 1 6 6 27.00 3.000																					
Jim Acker, R (8, 1) ERA: 4.93	1.0 4 1 0 0 0 0 0 0 0 0 0 0 4 4 0.00 1.000																					
Ed Olwine, L (9, 1) ERA: 4.5	1.0 3 0 0 0 0 1 0 0 0 0 0 0 5 5 0.00 0.000																					

Los Angeles Dodgers @ Atlanta Braves
Atlanta-Fulton County Stadium, Atlanta, GA

Fri Jul 31 1987, 7:05 PM EDT
Att: 33,716 - Unknown

livebaseballscorecards.com

AB 39
R 9
H 14
RBI 9
BB 3
SO 5
LOB 19



Batter	1	2	3	4	5	6	7	8	9	AB R H RBI BB SO LOB	TOP											
Dave Anderson, R (1, 6) OBP: 0.298, SLG: 0.329	0-3 K	0-0 5-3			0-0 5-3	1-0 1B HBP	0-0 1-3 1B		0-3 K	5 1 1 0 0 2 4	Los Angeles Dodgers @ Atlanta Braves Atlanta-Fulton County Stadium, Atlanta, GA Sat Aug 01 1987, 7:05 PM EDT Att: 43,804 - Unknown											
John Shelby, S (1, 8) OBP: 0.283, SLG: 0.425	0-0 HR		0-0 S 1B		0-0 1B 1B	0-3 K	0-3 K		0-0 F7	6 2 3 1 0 2 5												
Pedro Guerrero, R (1, 7) OBP: 0.419, SLG: 0.576 Tito Landrum, R (8, PR) OBP: 0.319, SLG: 0.246	0-0 6-3		0-3 K		0-0 WP 1B 1B	0-0 1-3 2-H 1B		4-0 BB BB		4 0 2 1 1 1 1 0 0 0 0 0 0 0												
Mike Marshall, R (1, 9) OBP: 0.322, SLG: 0.458	0-0 6-3		0-0 F6		0-0 BB 1B	0-0 1-2 3-H 1B		0-3 K		5 0 2 2 0 1 2												
Franklin Stubbs, L (1, 3) OBP: 0.306, SLG: 0.444		0-3 K	0-0 F9		0-3 K	0-0 1-3		0-0 F8		5 0 0 0 0 2 6												
Mickey Hatcher, R (1, 5) OBP: 0.369, SLG: 0.507		4-0 1B FC5-2 BB		0-0 6-3	4-0 1-2 BB		0-0 1B SF7 2B	4-0 1-2 BB		2 1 1 0 3 0 0												
Mike Scioscia, L (1, 2) OBP: 0.336, SLG: 0.364		0-0 1B FC5-2 1B		0-0 2B	4-3		0-0 1B 2-3 1B	0-0 G3		5 0 3 0 0 0 5												
Steve Sax, R (1, 4) OBP: 0.311, SLG: 0.337 Brad Wellman, R (6, 4)		0-0 FC5-2 1B		0-0 F7		0-0 SH2-4 1B	0-0 SF7		0-0 6-3	3 1 1 0 0 0 3 0 0 0 0 0 0 0 0 0 0 1 0 0 0 1 0 0 0 0 0 0												
Ken Landreaux, L (7, PH) OBP: 0.300, SLG: 0.362 Phil Garner, R (7, 4) OBP: 0.276, SLG: 0.318		1-2 3-H 1B		0-0 4-3		0-0 SH2-4	0-3 K		0-0 1B	4 0 2 0 0 1 2 0 0 0 0 0 0 0												
Bob Welch, R (1, 1) OBP: 0.167, SLG: 0.153 Matt Young, L (9, 1)		1-2 2-3 1B																				
Inning Stats	R: 1 E: 0 K: 1 S: 6	H: 1 LOB: 0 BB: 0 P: 6	R: 0 E: 0 K: 1 S: 7	H: 2 LOB: 3 BB: 1 P: 11	R: 0 E: 0 K: 1 S: 6	H: 1 LOB: 1 BB: 0 P: 6	R: 0 E: 0 K: 0 S: 4	H: 1 LOB: 1 BB: 0 P: 4	R: 1 E: 0 K: 1 S: 8	H: 3 LOB: 3 BB: 1 P: 12	R: 2 E: 0 K: 1 S: 8	H: 3 LOB: 2 BB: 0 P: 9	R: 1 E: 0 K: 2 S: 10	H: 3 LOB: 2 BB: 0 P: 10	R: 0 E: 0 K: 1 S: 5	H: 0 LOB: 2 BB: 2 P: 13	R: 0 E: 0 K: 1 S: 6	H: 1 LOB: 1 BB: 0 P: 6	1B: 12 2B: 2 3B: 0 HR: 1	SF: 1 SAC: 1 DP: 0 HBP: 1	WP: 1 PB: 0 SB: 1 CS: 0	PA: 47
PITCHER	IP WLS BF H R ER SO BB IBB HBP BLK WP HR S P ERA WHIP																					
David Palmer, R (1, 1) ERA: 4.67	5.2 L 31 11 4 4 5 2 0 1 0 1 1 38 47 6.35 2.294																					
Ed Olwine, L (6, 1) ERA: 5.23	0.1 3 2 1 1 0 0 0 0 0 0 0 3 3 27.00 6.000																					
Jeff Dedmon, R (7, 1) ERA: 2.53	1.0 4 1 0 0 2 0 0 0 0 0 0 8 8 0.00 1.000																					
Joe Boever, R (8, 1) ERA: 9.0	2.0 9 1 0 0 2 2 0 0 0 0 0 11 19 0.00 1.500																					

livebaseballscorecards.com

AB	40
R	5
H	15
RBI	5
BB	4
SO	9
LOB	28



BOTTOM

Los Angeles Dodgers @ Atlanta Braves
Atlanta-Fulton County Stadium, Atlanta, GA

Sat Aug 01 1987, 7:05 PM EDT
Att. 43,804 - Unknown

livebaseballscorecards.com

AB	29
R	2
H	6
RBI	2
BB	4
SO	6
LOB	11



WP: 0	PA: 37
PB: 0	
SB: 0	
CS: 0	

AB R H RBI BB SO LOB

5 1 3 0 0 0 2
2 0 0 0 0 0 2
0 0 0 0 0 0 0

3 0 0 1 0 0 1

3 0 0 0 1 0 1

3 1 0 0 1 2 1

4 0 0 0 0 1 1

3 0 0 0 1 2 0

2 0 1 1 1 0 0

2 0 0 0 0 1 3
0 0 0 0 0 0 0
0 0 0 0 0 0 0
2 0 2 0 0 0 0
0 0 0 0 0 0 0

1B: 4 SF: 2
2B: 2 SAC: 2
3B: 0 DP: 1
HR: 0 HBP: 0

Batter	1	2	3	4	5	6	7	8	9
Dion James, L OBP: 0.415, SLG: 0.469 (1, 8)	0-0 6-3 1		0-0 SH1-3 SF7 2B		0-0 F9 SH1-3 1B		0-0 1-2 G4-6-3 1B		0-0 L5 3
Ken Oberkfell, L OBP: 0.350, SLG: 0.385 Joe Boever, R (8, 1)	0-0 5-3 2		0-0 SH1-3 2-3		0-0 SH1-3 1-2		0-0 1-2f G4-6-3 2 3		
Gerald Perry, L OBP: 0.324, SLG: 0.372 (1, 3)	0-0 F7 3		0-0 SF7 3-H		0-0 F9 2-3			0-0 1-3 1	
Dale Murphy, R OBP: 0.415, SLG: 0.566 (1, 9)		0-0 4-3 B B B	0-0 FC6 BB 3		0-0 G1 3			0-0 4-3 2	
Ken Griffey, L OBP: 0.352, SLG: 0.470 (1, 7)		4-0 BB E SF9 BB	0-0 FC6 1-2f 3		0-3 K S S S S			0-3 K 3	
Andres Thomas, R OBP: 0.267, SLG: 0.304 (1, 6)		0-0 E4 SF9 BB 1-2		0-0 F8 1		0-3 K 2		0-0 F5 1	
Ozzie Virgil, R OBP: 0.318, SLG: 0.482 (1, 2)		4-0 BB BB BB 1-2 2-3 BB		0-3 K 2		0-0 4-3 3		0-3 K 2	
Glenn Hubbard, R OBP: 0.416, SLG: 0.436 (1, 4)		0-0 SF9 2-3 3-H 2		0-0 K 2B 3			0-0 F8 1		4-0 1B BB B B B B
David Palmer, R OBP: 0.152, SLG: 0.242 Ed Olwine, R (6, 1) Jeff Dedmon, L OBP: 0.267, SLG: 0.286 Craig Nettles, L OBP: 0.306, SLG: 0.362 (7, PH) Paul Runge, R OBP: 0.125, SLG: 0.125 (9, PR)		0-0 5-3 3		0-3 K 3			0-0 1B 1B X		0-0 1B 1-2

Inning Stats	R: 0 H: 0 E: 0 LOB: 0 K: 0 BB: 0 S: 3 P: 3	R: 1 H: 0 E: 1 LOB: 2 K: 0 BB: 2 S: 4 P: 12	R: 1 H: 1 E: 0 LOB: 1 K: 0 BB: 1 S: 4 P: 8	R: 0 H: 1 E: 0 LOB: 1 K: 2 BB: 0 S: 8 P: 8	R: 0 H: 1 E: 0 LOB: 1 K: 0 BB: 0 S: 4 P: 4	R: 0 H: 0 E: 0 LOB: 0 K: 2 BB: 0 S: 7 P: 7	R: 0 H: 2 E: 0 LOB: 1 K: 0 BB: 0 S: 4 P: 4	R: 0 H: 0 E: 0 LOB: 0 K: 1 BB: 0 S: 5 P: 5	R: 0 H: 1 E: 0 LOB: 2 K: 1 BB: 1 S: 6 P: 10	1B: 4 SF: 2 2B: 2 SAC: 2 3B: 0 DP: 1 HR: 0 HBP: 0
--------------	---	--	---	---	---	---	---	---	--	--

PITCHER	IP	WLS	BF	H	R	ER	SO	BB	IBB	HBP	BLK	WP	HR	S	P	ERA	WHIP
Bob Welch, R ERA: 3.35 (1, 1)	8.2	W	36	6	2	1	6	4	0	0	0	0	0	44	60	1.04	1.154
Matt Young, L ERA: 4.78 (9, 1)	0.1	S	1	0	0	0	0	0	0	0	0	0	0	1	1	0.00	0.000

Batter	1	2	3	4	5	6	7	8	9	AB R H RBI BB SO LOB	TOP											
Dave Anderson, R (1, 6) OBP: 0.305, SLG: 0.332	0-0 6-3		0-0 F9			4-0 BB	0-0 3B 1B		0-0 1B	4 1 2 1 1 0 0	Los Angeles Dodgers @ Atlanta Braves Atlanta-Fulton County Stadium, Atlanta, GA Sun Aug 02 1987, 3:33 AM EDT Att: 24,732 - Unknown livebaseballscorecards.com											
Steve Sax, R (1, 4) OBP: 0.314, SLG: 0.348	0-0 2B			0-0 1B		0-0 F9	0-0 3B		0-0 5-3	5 0 3 2 0 0 3												
Pedro Guerrero, R (1, 7) OBP: 0.416, SLG: 0.571	0-0 5-3			0-0 F9		0-0 F9	0-0 G3			3 0 0 0 0 0 3												
Tito Landrum, R (6, 7) OBP: 0.319, SLG: 0.246										0 0 0 0 0 0 0												
Ken Landreaux, L (7, PH) OBP: 0.298, SLG: 0.359										1 0 0 0 0 0 1												
Mike Marshall, R (1, 9) OBP: 0.318, SLG: 0.452	0-0 G3			0-0 G6-4-3			0-0 F8	0-0 F9		4 0 0 0 0 0 2												
Mickey Hatcher, R (1, 5) OBP: 0.367, SLG: 0.500		0-0 4-3			0-0 F9		4-0 1B BB	0-0 2-3		3 1 0 0 1 0 0												
John Shelby, S (1, 8) OBP: 0.283, SLG: 0.426		0-0 5-3			0-0 2B		0-0 F9	0-0 F6		4 0 1 0 0 0 1												
Alex Trevino, R (1, 2) OBP: 0.299, SLG: 0.414		0-3 K			0-0 5-3		0-0 1B 1B		0-0 4-3	3 1 1 0 0 1 1												
Brian Holton, R (7, 1) OBP: 0.250, SLG: 0.250							1-3 1B 1B			0 0 0 0 0 0 0												
Danny Heep, L (9, PH) OBP: 0.097, SLG: 0.133										1 0 0 0 0 0 0												
Franklin Stubbs, L (1, 3) OBP: 0.305, SLG: 0.443			0-3 K		0-0 3-1		0-0 1B 1B		4-0 1B BB	1 0 0 0 0 1 0												
Phil Garner, R (4, 5) OBP: 0.274, SLG: 0.316							1-2 1B 1B			1 0 0 0 0 0 1												
Mike Scioscia, L (7, PH) OBP: 0.341, SLG: 0.366							3-H 1B 1B			1 1 1 1 1 0 0												
Ken Howell, R (1, 1) OBP: 0.250, SLG: 0.250			0-0 1-3			0-0 F9	0-0 1B 3B 1B		0-3 K	1 0 0 0 0 0 0												
Brad Havens, L (4, 1)										0 0 0 0 0 0 0												
Rick Honeycutt, L (5, 1) OBP: 0.267, SLG: 0.250										0 0 0 0 0 0 0												
Brad Wellman, R (5, 5) OBP: 0.250, SLG: 0.250										0 0 0 0 0 0 0												
Inning Stats	R: 0 E: 0 K: 0 S: 4	H: 1 LOB: 1 BB: 0 P: 4	R: 0 E: 0 K: 1 S: 5	H: 0 LOB: 0 BB: 0 P: 5	R: 0 E: 0 K: 1 S: 5	H: 0 LOB: 0 BB: 0 P: 5	R: 0 E: 0 K: 0 S: 3	H: 1 LOB: 0 BB: 0 P: 3	R: 0 E: 0 K: 0 S: 4	H: 1 LOB: 1 BB: 0 P: 4	R: 0 E: 0 K: 0 S: 3	H: 0 LOB: 1 BB: 1 P: 7	R: 5 E: 0 K: 0 S: 8	H: 5 LOB: 1 BB: 1 P: 12	R: 0 E: 0 K: 0 S: 3	H: 0 LOB: 0 BB: 0 P: 3	R: 0 E: 0 K: 1 S: 6	H: 1 LOB: 2 BB: 1 P: 10	1B: 6 2B: 2 3B: 1 HR: 0	SF: 0 SAC: 0 DP: 1 HBP: 0	WP: 0 PB: 0 SB: 1 CS: 0	PA: 38
PITCHER	IP WLS BF H R ER SO BB IBB HBP BLK WP HR S P ERA WHIP																					
Zane Smith, L (1, 1) ERA: 4.31	6.2 W 28 7 5 5 2 2 0 0 0 0 0 0 30 38 6.75 1.350																					
Gene Garber, R (7, 1) ERA: 3.62	2.1 10 2 0 0 1 1 0 0 0 0 0 0 11 15 0.00 1.286																					



Batter	1	2	3	4	5	6	7	8	9
Dion James, L OBP: 0.418, SLG: 0.484 (1, 8)	0-0 WP 2B	0-0 G6-4-3		0-0 1B 1B	0-0 FC FC3-5			0-0 HR	
Gerald Perry, L OBP: 0.322, SLG: 0.369 (1, 3)	0-0 F8		0-0 4-3	0-0 1B 2B 1B	0-0 FC3-5			0-0 3-1	
Ken Griffey, L OBP: 0.356, SLG: 0.474 (1, 7)	0-0 4-3		4-0 1B E BB	0-0 1-3 2-H 2B 1B	0-0 4-3			0-0 1B 2B	
Dale Murphy, R OBP: 0.419, SLG: 0.567 (1, 9)	4-0 BB		0-0 F9	4-0 2B IBB		0-0 G5-4-3 1B		0-0 2-3 1B	
Ted Simmons, S OBP: 0.324, SLG: 0.386 (1, 2)	0-3 K		0-0 E 1B	0-0 1-H 2-H 3-H 1B 2B		0-0 G5-4-3 1B		0-0 F5	
Ken Oberkfell, L OBP: 0.351, SLG: 0.383 (1, 5)		4-0 1B 1B BB	0-0 E5	0-0 2-H 1B		0-0 4-3		0-0 F4	
Paul Runge, R OBP: 0.250, SLG: 0.455 (1, 6)		0-3 K		0-0 HR	4-0 E FC 1B BB			0-0 6-3	
Glenn Hubbard, R OBP: 0.420, SLG: 0.438 (1, 4)		0-0 1B 1B		4-0 1B SH1-4 BB	0-0 FC E FC3-5 1B			0-0 F8	
Zane Smith, L OBP: 0.226, SLG: 0.240 (1, 1)		0-0 1B		0-0 SH1-4	0-3 K			0-0 4-3	
Gene Garber, R (7, 1)		1-2 2-3 1B		1-2 2-3					

Inning Stats	R: 1	H: 1	E: 0	LOB: 1	K: 1	S: 6	R: 0	H: 2	E: 0	LOB: 2	K: 1	S: 6	R: 1	H: 1	E: 1	LOB: 2	K: 0	S: 4	R: 6	H: 6	E: 0	LOB: 1	K: 0	S: 7	R: 1	H: 1	E: 1	LOB: 2	K: 1	S: 7	R: 0	H: 1	E: 0	LOB: 0	K: 0	S: 3	R: 0	H: 0	E: 0	LOB: 0	K: 0	S: 3	R: 1	H: 3	E: 0	LOB: 2	K: 0	S: 6
	6	10	6	2	10	6	2	10	6	2	10	6	2	10	6	2	10	6	2	10	6	2	10	6	2	10	6	2	10	6	2	10	6	2	10	6	2	10	6	2	10	6	2	10	6	2	10	

PITCHER	IP	WLS	BF	H	R	ER	SO	BB	IBB	HBP	BLK	WP	HR	S	P	ERA	WHIP
Ken Howell, R ERA: 4.5 (1, 1)	3.1	L	20	7	6	5	2	4	0	0	0	1	1	20	36	13.50	3.300
Brad Havens, L ERA: 3.96 (4, 1)	0.2		6	4	3	2	0	1	1	0	0	0	0	4	12	27.00	7.500
Rick Honeycutt, L ERA: 4.15 (5, 1)	2.0		7	1	0	0	1	0	0	0	0	0	0	9	9	0.00	0.500
Brian Holton, R ERA: 3.98 (7, 1)	2.0		9	3	1	1	0	0	0	0	0	0	1	9	9	4.50	1.500

BOTTOM

Los Angeles Dodgers @ Atlanta Braves
Atlanta-Fulton County Stadium, Atlanta, GA

Sun Aug 02 1987, 3:33 AM EDT
Att. 24,732 - Unknown

livebaseballscorecards.com

AB	35
R	10
H	15
RBI	8
BB	6
SO	3
LOB	21



1B: 10	SF: 0	WP: 1	PA: 42
2B: 3	SAC: 1	PB: 0	
3B: 0	DP: 2	SB: 0	
HR: 2	HBP: 0	CS: 0	

Batter	1	2	3	4	5	6	7	8	9	AB R H RBI BB SO LOB	TOP		
Dave Anderson, R (1, 6) OBP: 0.307, SLG: 0.327	4-0 BLK 1B BB		x 0-0 F7	x 0-0 F5			BBB 4-0 FC4-6 BB	x 0-0 1-3	x 0-0 1-3	3 1 0 0 2 0 3			
Steve Sax, R (1, 4) OBP: 0.313, SLG: 0.346	x 0-0 L9		x 0-0 HR 1B	x 0-0 6-3		x 0-0 FC4-6 E S 1-2 SF9	x 0-0 4-3	x 0-0 4-3	x 0-0 4-3	5 2 1 0 0 0 4			
Pedro Guerrero, R (1, 7) OBP: 0.416, SLG: 0.570 Tito Landrum, R (9, 7) OBP: 0.319, SLG: 0.246	x 0-0 F3		x 0-0 HR 1B		x 0-0 1B 1B	x 0-0 SF9 1-H	x 0-0 1-3	x 0-0 1-3	x 0-0 1-3	4 1 2 1 0 0 1 0 0 0 0 0 0 0			
Mike Marshall, R (1, 9) OBP: 0.323, SLG: 0.466	x 0-0 1-H 1B		x 0-0 HR		x 0-0 G6-4-3 1B	x 0-0 F8				4 1 3 5 0 0 0			
John Shelby, S (1, 8) OBP: 0.283, SLG: 0.433	x 0-0 F8		x 0-0 3-1		x 0-3 K		x 0-0 HR			4 1 1 1 0 1 3			
Mickey Hatcher, R (1, 3) OBP: 0.361, SLG: 0.491		x 0-0 5-3	x 0-0 L4		x 0-0 G6-4-3		x 0-0 F6			4 0 0 0 0 0 2			
Mike Scioscia, L (1, 2) OBP: 0.343, SLG: 0.375		x 0-0 F7		x 0-0 SH1-4 1B		x 0-0 4-3		x 0-0 FC5-2 3B		4 0 2 0 0 0 0			
Jeff Hamilton, R (1, 5) OBP: 0.254, SLG: 0.254		x 0-0 F9		x 0-0 SH1-4 1B		x 0-0 F9		x 0-0 FC5-2		4 0 1 0 0 0 1			
Orel Hershiser, R (1, 1) OBP: 0.274, SLG: 0.317			x 0-0 E9 HR 1B	x 0-0 SH1-4		x 0-3 K2-3		x 0-0 L6		3 1 1 0 0 1 1			
Inning Stats	R: 1 E: 0 K: 0 S: 4 H: 1 LOB: 1 BB: 1 P: 8	R: 0 E: 0 K: 0 S: 3 H: 0 LOB: 0 BB: 0 P: 3	R: 4 E: 1 K: 0 S: 7 H: 4 LOB: 0 BB: 0 P: 7	R: 0 E: 0 K: 0 S: 5 H: 2 LOB: 2 BB: 0 P: 5	R: 0 E: 0 K: 1 S: 6 H: 2 LOB: 1 BB: 0 P: 6	R: 0 E: 0 K: 1 S: 5 H: 0 LOB: 0 BB: 0 P: 5	R: 1 E: 0 K: 0 S: 3 H: 0 LOB: 0 BB: 1 P: 7	R: 1 E: 0 K: 0 S: 5 H: 2 LOB: 1 BB: 0 P: 5	R: 0 E: 0 K: 0 S: 3 H: 0 LOB: 0 BB: 0 P: 3	1B: 8 2B: 0 3B: 1 HR: 2 SF: 1 SAC: 1 DP: 1 HBP: 0	WP: 0 PB: 0 SB: 1 CS: 0 PA: 39		
PITCHER	IP WLS BF H R ER SO BB IBB HBP BLK WP HR S P ERA WHIP											PITCHER	IP WLS BF H R ER SO BB IBB HBP BLK WP HR S P ERA WHIP
Ted Power, R (1, 1) ERA: 4.49	5.0 L 24 9 5 5 1 1 0 0 0 1 25 29 9.00 2.000												
Bill Scherrer, L (6, 1) ERA: 4.18	3.0 12 2 2 1 1 1 0 0 0 0 1 13 17 3.00 1.000												
Frank Williams, R (9, 1) ERA: 2.51	1.0 3 0 0 0 0 0 0 0 0 0 0 0 3 3 0.00 0.000												

Los Angeles Dodgers @ Cincinnati Reds
Riverfront Stadium, Cincinnati, OH
Mon Aug 03 1987, 7:05 PM EDT
Att: 27,224 - Unknown

livebaseballscorecards.com

AB	35
R	7
H	11
RBI	7
BB	2
SO	2
LOB	15



Batter	1	2	3	4	5	6	7	8	9	AB	R	H	RBI	BB	SO	LOB
Barry Larkin, R OBP: 0.306, SLG: 0.368 (1, 6)	0-0 F8		4-0 G6-3 BB		0-0 6-3			0-0 6-3		3	0	0	0	1	0	0
Buddy Bell, R OBP: 0.357, SLG: 0.406 (1, 5)	0-0 WP 1B		0-0 G6-3 1-2f			0-0 1B		0-3 K		4	0	2	0	0	1	1
Eric Davis, R OBP: 0.415, SLG: 0.669 (1, 8)	0-3 K		0-0 1B			0-0 F7		0-0 F8		4	0	1	0	0	1	2
Dave Parker, L OBP: 0.317, SLG: 0.456 (1, 9)	0-3 K 1-2		0-0 F8			0-0 F5		4-0 WP HR BB		3	1	0	0	1	1	3
Paul O'Neill, L OBP: 0.261, SLG: 0.345 (1, 7)		0-3 K		0-0 3-1		0-3 K		0-0 F8		4	0	0	0	0	2	2
Bo Diaz, R OBP: 0.331, SLG: 0.461 (1, 2)		0-0 F8		0-0 F8		0-3 K		0-0 HR		4	1	1	2	0	1	0
Nick Esasky, R OBP: 0.302, SLG: 0.534 (1, 3)		0-0 2B 1B		0-0 P3		0-3 K		0-0 F7		4	0	1	0	0	1	0
Kurt Stillwell, S OBP: 0.311, SLG: 0.382 (1, 4)		0-0 1-3 2B		0-0 3-1		0-0 F9				3	0	1	0	0	0	0
Ted Power, R OBP: 0.191, SLG: 0.227 (1, 1)		0-3 K		0-0 B1-3				0-0 F8		1	0	0	0	0	1	2
Dave Collins, S OBP: 0.333, SLG: 0.346 (5, PH)										1	0	0	0	0	0	0
Bill Scherrer, L (6, 1)										0	0	0	0	0	0	0
Terry Francona, L OBP: 0.254, SLG: 0.293 (8, PH)										1	0	0	0	0	0	0
Frank Williams, R (9, 1)										0	0	0	0	0	0	0

Inning Stats	R: 0	H: 1	R: 0	H: 2	R: 0	H: 1	R: 0	H: 0	R: 0	H: 1	R: 0	H: 0	R: 0	H: 0	R: 2	H: 1	1B: 4	SF: 0	WP: 2	PA: 34
	E: 0	LOB: 1	E: 0	LOB: 2	E: 0	LOB: 1	E: 0	LOB: 0	E: 0	LOB: 1	E: 0	LOB: 0	E: 0	LOB: 0	E: 0	LOB: 0	2B: 1	SAC: 0	PB: 0	
	K: 2	BB: 0	K: 2	BB: 0	K: 0	BB: 1	K: 0	BB: 0	K: 1	BB: 0	K: 2	BB: 0	K: 1	BB: 0	K: 0	BB: 1	3B: 0	DP: 1	SB: 0	
	S: 8	P: 8	S: 9	P: 9	S: 3	P: 7	S: 3	P: 3	S: 6	P: 6	S: 7	P: 7	S: 5	P: 5	S: 4	P: 8	HR: 1	HBP: 0	CS: 0	

PITCHER	IP	WLS	BF	H	R	ER	SO	BB	IBB	HBP	BLK	WP	HR	S	P	ERA	WHIP
Orel Hershiser, R ERA: 2.49 (1, 1)	9.0	W	34	6	2	2	8	2	0	0	0	2	1	48	56	2.00	0.889

Los Angeles Dodgers @ Cincinnati Reds
Riverfront Stadium, Cincinnati, OH

Mon Aug 03 1987, 7:05 PM EDT
Att. 27,224 - Unknown

AB	32
R	2
H	6
RBI	2
BB	2
SO	8
LOB	10

Los Angeles Dodgers @ Cincinnati Reds
 Riverfront Stadium, Cincinnati, OH

Tue Aug 04 1987, 7:05 PM EDT
 Att: 23,593 - Unknown

livebaseballscorecards.com

AB	38
R	4
H	13
RBI	4
BB	3
SO	3
LOB	15



Batter	1	2	3	4	5	6	7	8	9	AB	R	H	RBI	BB	SO	LOB
Dave Anderson, R (1, 6) OBP: 0.310, SLG: 0.330 Mariano Duncan, R (2, 6) OBP: 0.270, SLG: 0.321	0-0 4-3 1B		0-3 K		0-0 5-3	0-0 F8			0-0 G6-4-3 1B	1	0	1	0	0	0	0
Steve Sax, R (1, 4) OBP: 0.309, SLG: 0.342	0-0 4-3 1-2		0-0 6-3		0-0 F9			0-0 5-3	0-0 G6-4-3 1-2f	5	0	0	0	0	0	2
Pedro Guerrero, R (1, 7) OBP: 0.418, SLG: 0.571	0-0 F9		0-0 1B 1B		0-0 FC5-4 1B			0-0 F6	0-0 1B 1B	5	0	3	0	0	0	1
Mike Marshall, R (1, 9) OBP: 0.325, SLG: 0.465	0-3 K		0-0 FC4-6 1B		0-0 FC5-4 1-2f			0-0 4-3	0-0 1B 1B	5	0	2	0	0	1	2
Mickey Hatcher, R (1, 3) OBP: 0.353, SLG: 0.479		0-0 6-3	0-0 FC4-6 1-2f			0-0 F9			0-0 3-1 G3	5	0	0	0	0	0	4
John Shelby, S (1, 8) OBP: 0.288, SLG: 0.455		0-0 F9		0-0 HR		0-0 HR			4-0 1B BB	3	3	2	2	1	0	0
Mike Scioscia, L (1, 2) OBP: 0.345, SLG: 0.384		0-0 1B 2B		0-0 F7		0-0 2B			0-0 1-3 1-2	4	1	2	0	0	0	1
Jeff Hamilton, R (1, 5) OBP: 0.282, SLG: 0.262		4-0 1B IBB		0-0 F7		4-0 BB			0-0 2-H 1B	2	0	1	1	2	0	0
Tim Leary, R (1, 1) OBP: 0.286, SLG: 0.286 Tito Landrum, R (4, PH) OBP: 0.314, SLG: 0.242 Rick Honeycutt, L (4, 1) OBP: 0.297, SLG: 0.250 Phil Garner, R (6, PH) OBP: 0.273, SLG: 0.314 Brian Holton, R (6, 1) OBP: 0.250, SLG: 0.250 Alex Trevino, R (8, PH) OBP: 0.296, SLG: 0.410 Tim Crews, R (8, 1)		0-0 1-3 2-H 1B		0-0 5-3		0-3 K			0-0 F9	1	0	1	1	0	0	0

Inning Stats	R: 0	H: 1	E: 0	LOB: 1	K: 1	BB: 0	S: 6	P: 6	R: 1	H: 2	E: 0	LOB: 2	K: 0	BB: 1	S: 4	P: 8	R: 0	H: 2	E: 0	LOB: 2	K: 1	BB: 0	S: 7	P: 7	R: 1	H: 1	E: 0	LOB: 0	K: 0	BB: 0	S: 4	P: 4	R: 0	H: 1	E: 0	LOB: 1	K: 0	BB: 0	S: 4	P: 4	R: 1	H: 2	E: 0	LOB: 2	K: 1	BB: 1	S: 7	P: 11	R: 0	H: 0	E: 0	LOB: 0	K: 0	BB: 0	S: 3	P: 3	R: 1	H: 1	E: 0	LOB: 1	K: 0	BB: 1	S: 4	P: 8	R: 0	H: 3	E: 0	LOB: 2	K: 0	BB: 0	S: 5	P: 5	1B: 9	SF: 0	2B: 2	SAC: 0	3B: 0	DP: 1	HR: 2	HBP: 0	WP: 0	PA: 41	PB: 0	SB: 0	CS: 0
--------------	------	------	------	--------	------	-------	------	------	------	------	------	--------	------	-------	------	------	------	------	------	--------	------	-------	------	------	------	------	------	--------	------	-------	------	------	------	------	------	--------	------	-------	------	------	------	------	------	--------	------	-------	------	-------	------	------	------	--------	------	-------	------	------	------	------	------	--------	------	-------	------	------	------	------	------	--------	------	-------	------	------	-------	-------	-------	--------	-------	-------	-------	--------	-------	--------	-------	-------	-------

PITCHER	IP	WLS	BF	H	R	ER	SO	BB	IBB	HBP	BLK	WP	HR	S	P	ERA	WHIP
Guy Hoffman, L (1, 1) ERA: 4.29	5.1	W	26	9	3	3	2	1	1	0	0	0	2	28	36	5.06	1.875
Frank Williams, R (6, 1) ERA: 2.45	1.2		5	0	0	0	1	0	0	0	0	0	0	7	7	0.00	0.000
Rob Murphy, L (8, 1) ERA: 3.33	1.0		5	1	1	1	0	1	0	0	0	0	0	4	8	9.00	2.000
John Franco, L (9, 1) ERA: 2.03	1.0		5	3	0	0	0	0	0	0	0	0	0	5	5	0.00	3.000

BOTTOM

Los Angeles Dodgers @ Cincinnati Reds
Riverfront Stadium, Cincinnati, OH

livebaseballscorecards.com

AB	36
R	10
H	11
RBI	10
BB	5
SO	4
LOB	15



WP:	0	PA:	41
PB:	0		
SB:	0		
CS:	0		

Tue Aug 04 1987, 7:05 PM EDT
Att. 23,593 - Unknown

AB	R	H	RBI	BB	SO	LOB
5	0	0	0	0	0	4
4	1	2	1	1	0	1
4	2	1	1	1	2	2
4	0	1	0	0	0	2
1	0	1	0	0	0	0
2	1	1	2	0	1	2
2	1	0	0	1	0	1
4	2	2	4	0	0	0
0	0	0	0	0	0	0
3	1	0	0	1	1	0
3	1	2	1	1	0	0
3	1	1	1	0	0	1
0	0	0	0	0	0	0
1	0	0	0	0	0	2
0	0	0	0	0	0	0
0	0	0	0	0	0	0
1B:	5	SF:	0			
2B:	4	SAC:	0			
3B:	0	DP:	1			
HR:	3	HBP:	0			

Batter	1	2	3	4	5	6	7	8	9
Barry Larkin, R OBP: 0.301, SLG: 0.361 (1, 6)	0-0 G3 X	0-0 F9 X		0-0 E6 FC4-6 X	0-0 4-3 2-3 X		0-0 L6-4 2-3 X		
Buddy Bell, R OBP: 0.360, SLG: 0.407 (1, 5)	4-0 1B BB X		0-0 2B 1B X	0-0 FC4-6 1-2f X	0-0 FC5-4 1B 3-H X		0-0 F8 X		
Eric Davis, R OBP: 0.415, SLG: 0.667 (1, 8)	0-3 K X		0-0 G3 1-H HR 2B X		0-0 FC5-4 1-2f X		0-3 K X		
Dave Parker, L OBP: 0.317, SLG: 0.454 (1, 9)	0-0 1-3 1B X		0-0 G3 2-3 X		0-0 4-3 1-2 X	0-0 4-3 X		0-0 1B X	
Paul O'Neill, L OBP: 0.266, SLG: 0.384 (1, 7)	0-3 K X		0-0 HR 3-H X		4-0 HR BB X	0-0 F4 X		0-0 F7 X	
Bo Diaz, R OBP: 0.332, SLG: 0.478 (1, 2)		0-0 HR X	0-0 6-3 X		0-0 HR 1-H 2-H X	0-0 F9 X			
Terry McGriff, R OBP: 0.400, SLG: 0.600 (7, 2)									
Nick Esasky, R OBP: 0.301, SLG: 0.525 (1, 3)		0-0 4-3 X	0-3 K X		4-0 2B BB X		0-0 E6 L6-4 1B X		
Kurt Stillwell, S OBP: 0.317, SLG: 0.389 (1, 4)		4-0 FC4-6 BB X		0-0 5-3 X	0-0 2B 2B 1-H X		0-0 1-2 1B X		
Guy Hoffman, L OBP: 0.133, SLG: 0.167 (1, 1)		0-0 FC4-6 X		0-0 4-3 X	0-0 1B 2B 4-3 2-H X		0-0 F7 X		
Frank Williams, R (6, 1)									
Dave Collins, S OBP: 0.321, SLG: 0.333 (7, PH)									
Rob Murphy, L OBP: 0.200, SLG: 0.200 (8, 1)									
John Franco, L (9, 1)									

Inning	R	H	E	K	S	P	R	H	E	K	S	P	R	H	E	K	S	R	H	E	K	S	P	R	H	E	K	S	P
1	0	1	0	2	8	12	1	1	1	0	12		1	1	0	1	8												
2	1	1	1	0	4	8	1	1	1	0	8		1	1	1	0	8												
3	3	3	0	1	8	8	3	3	0	0	8		3	3	0	0	8												
4	0	0	1	0	4	4	0	0	1	0	4		0	0	1	4													
5	6	4	0	7	19	19	6	4	1	3	19		6	4	1	3	19												
6	0	0	0	0	3	3	0	0	0	0	3		0	0	0	3													
7	0	1	1	0	4	4	0	1	1	0	4		0	1	1	0	4												
8	0	1	0	1	6	6	0	1	0	0	6		0	1	0	6													
9	0	0	0	0	0	0	0	0	0	0	0		0	0	0	0													

PITCHER	IP	WLS	BF	H	R	ER	SO	BB	IBB	HBP	BLK	WP	HR	S	P	ERA	WHIP
Tim Leary, R ERA: 5.63 (1, 1)	3.0	L	16	5	4	4	3	2	0	0	0	0	2	20	28	12.00	2.333
Rick Honeycutt, L ERA: 4.57 (4, 1)	2.0		14	4	6	6	0	3	0	0	0	0	1	11	23	27.00	3.500
Brian Holton, R ERA: 3.86 (6, 1)	2.0		7	1	0	0	0	0	0	0	0	0	0	7	7	0.00	0.500
Tim Crews, R ERA: (8, 1)	1.0		4	1	0	0	1	0	0	0	0	0	0	6	6	0.00	1.000

Batter	1	2	3	4	5	6	7	8	9	AB R H RBI BB SO LOB	TOP											
Steve Sax, R (1, 4) OBP: 0.306, SLG: 0.337	0-0 F5		0-0 F8		0-0 4-3		0-0 4-3		0-0 F8	5 0 0 0 0 0 4												
John Shelby, S (1, 8) OBP: 0.284, SLG: 0.448	0-0 4-3		0-3 K		0-0 F7			0-0 F8	0-0 FC6-4	5 0 0 0 0 1 3												
Pedro Guerrero, R (1, 7) OBP: 0.421, SLG: 0.583	0-0 1B			0-0 2B		0-0 6-3		0-0 HR		4 2 3 1 0 0 0												
Mike Marshall, R (1, 9) OBP: 0.330, SLG: 0.476	0-0 L5			0-0 1B		0-0 2B		0-0 1B		4 1 3 1 0 0 1												
Mike Scioscia, L (1, 2) OBP: 0.341, SLG: 0.380		0-0 F7		0-0 4-3		0-0 F7		0-3 K		3 0 0 0 0 0 2												
Alex Trevino, R (8, PH) OBP: 0.294, SLG: 0.406				2-3						1 0 0 0 0 1 1												
Mickey Hatcher, R (1, 3) OBP: 0.351, SLG: 0.475		0-0 F7		0-0 FC6-4		0-3 K		0-0 F9		4 0 1 1 0 1 2												
Jeff Hamilton, R (1, 5) OBP: 0.280, SLG: 0.261		0-3 K		0-0 FC6-4			0-0 5-3		0-0 FC6-4	4 0 1 0 0 1 1												
Mariano Duncan, R (1, 6) OBP: 0.274, SLG: 0.321			4-0 SH3	0-0 F9			0-0 FC4-6		0-0 FC6-4	3 0 1 0 1 0 2												
Fernando Valenzuela, L (1, 1) OBP: 0.140, SLG: 0.140							0-0 FC4-6		0-0 FC6-4	1 0 0 0 0 0 0												
Danny Heep, L (7, PH) OBP: 0.094, SLG: 0.129			0-0 SH3						0-0 FC6-4	1 0 0 0 0 0 1												
Brian Holton, R (7, 1) OBP: 0.250, SLG: 0.250										0 0 0 0 0 0 0												
Tito Landrum, R (9, PH) OBP: 0.324, SLG: 0.254			1-2				1-2		1-2	1 0 1 0 0 0 0												
Inning Stats	R: 0 E: 0 K: 0 S: 4	H: 1 LOB: 1 BB: 0 P: 4	R: 0 E: 0 K: 1 S: 5	H: 0 LOB: 0 BB: 0 P: 5	R: 0 E: 0 K: 1 S: 5	H: 0 LOB: 1 BB: 1 P: 9	R: 2 E: 0 K: 0 S: 6	H: 3 LOB: 1 BB: 0 P: 6	R: 0 E: 0 K: 0 S: 3	H: 0 LOB: 0 BB: 0 P: 3	R: 0 E: 0 K: 1 S: 6	H: 1 LOB: 1 BB: 0 P: 6	R: 0 E: 0 K: 0 S: 4	H: 1 LOB: 1 BB: 0 P: 4	R: 1 E: 0 K: 1 S: 7	H: 2 LOB: 1 BB: 0 P: 7	R: 0 E: 0 K: 0 S: 5	H: 2 LOB: 2 BB: 0 P: 5	1B: 6 2B: 3 3B: 0 HR: 1	SF: 0 SAC: 1 DP: 0 HBP: 0	WP: 0 PB: 0 SB: 0 CS: 0	PA: 38
PITCHER	IP WLS BF H R ER SO BB IBB HBP BLK WP HR S P ERA WHIP																					
Ron Robinson, R (1, 1) ERA: 3.87	6.0 W 24 5 2 2 3 1 0 0 0 0 0 0 29 33 3.00 1.000																					
Frank Williams, R (7, 1) ERA: 2.53	1.1 7 3 1 1 0 0 0 0 0 0 0 1 7 7 6.75 2.250																					
Rob Murphy, L (8, 1) ERA: 3.29	0.2 2 0 0 0 1 0 0 0 0 0 0 0 4 4 0.00 0.000																					
John Franco, L (9, 1) ERA: 1.99	1.0 S 5 2 0 0 0 0 0 0 0 0 0 0 5 5 0.00 2.000																					

Los Angeles Dodgers @ Cincinnati Reds
Riverfront Stadium, Cincinnati, OH
Wed Aug 05 1987, 7:05 PM EDT
Att: 33,879 - Unknown

livebaseballscorecards.com

AB	36
R	3
H	10
RBI	3
BB	1
SO	4
LOB	17



Batter	1	2	3	4	5	6	7	8	9	AB	R	H	RBI	BB	SO	LOB
Barry Larkin, R OBP: 0.299, SLG: 0.358 (1, 6)	0-0 F3	0-0 F2			0-0 F5	0-0 1B		0-0 F7		5	0	1	1	0	0	2
Buddy Bell, R OBP: 0.359, SLG: 0.404 (1, 5)	4-0 BB E BB		0-0 F9		0-0 G6-4-3	0-0 L4				3	1	0	0	1	0	3
Eric Davis, R OBP: 0.416, SLG: 0.663 (1, 8)	4-0 FC3-6 1-2 BB		0-0 F8			4-0 1B 1B BB		0-0 F8		2	1	0	0	2	0	0
Dave Parker, L OBP: 0.318, SLG: 0.454 (1, 9)	0-0 FC3-6 1B 1-2f 2-H		0-3 K			0-0 SH1-4 1-3 1B 1B		0-0 4-3 1B		4	2	2	0	0	1	1
Tracy Jones, R OBP: 0.352, SLG: 0.481 Dave Collins, S OBP: 0.323, SLG: 0.333 (1, 7) (4, 7)	0-0 1B 2-3		0-3 K			0-0 1B 1-2 3-H SH1-4 SF9 1B		0-0 4-3		1	0	1	0	0	0	0
Bo Diaz, R OBP: 0.335, SLG: 0.480 (1, 2)	0-0 FC5-4 1-2 3-H 1B		0-0 FC6-4 1B			0-0 SH1-4 1-2 2-3		0-0 F3		3	0	2	1	0	0	1
Nick Esasky, R OBP: 0.299, SLG: 0.517 (1, 3)	0-0 FC5-4 1-2f		0-3 K			4-0 SF9 1B IBB		0-0 6-3		3	1	0	0	1	1	3
Dave Concepcion, R OBP: 0.369, SLG: 0.360 (1, 4)			0-0 F8		0-0 FC6-4 1-2f			4-0 1B 4-3 BB		3	0	1	1	1	0	1
Ron Robinson, R OBP: 0.158, SLG: 0.197 Lloyd McClendon, R OBP: 0.241, SLG: 0.333 Frank Williams, R OBP: 0.200, SLG: 0.200 Rob Murphy, L OBP: 0.257, SLG: 0.295 Terry Francona, L OBP: 0.257, SLG: 0.295 John Franco, L (1, 1) (6, PH) (7, 1) (8, 1) (8, PH) (9, 1)		0-0 G3			0-0 G6-4-3 1B			0-0 4-3		2	0	1	0	0	0	0

Inning Stats	R	H	E	K	S	R	H	E	K	S	R	H	E	K	S	R	H	E	K	S	R	H	E	K	S	R	H	E	K	S	R	H	E	K	S			
	2	2	1	0	5	0	0	0	1	3	0	0	0	2	5	0	0	0	1	8	0	0	0	0	0	0	0	0	0	0	0	0	0	0	0	0	0	0

Los Angeles Dodgers @ Cincinnati Reds

Riverfront Stadium, Cincinnati, OH

Wed Aug 05 1987, 7:05 PM EDT
Att. 33,879 - Unknown

AB	30
R	6
H	9
RBI	5
BB	5
SO	3
LOB	13



WP : 0	PA : 37
PB : 0	
SB : 0	
CS : 0	

PITCHER	IP	WLS	BF	H	R	ER	SO	BB	IBB	HBP	BLK	WP	HR	S	P	ERA	WHIP
Fernando Valenzuela, L ERA: 4.35 (1, 1)	6.0	L	29	8	6	6	3	3	1	0	0	0	0	31	47	9.00	1.833
Brian Holton, R ERA: 3.74 (7, 1)	2.0		8	1	0	0	0	1	0	0	0	0	0	7	11	0.00	1.000

Batter	1	2	3	4	5	6	7	8	9	AB R H RBI BB SO LOB	TOP											
Dion James, L (1, 8) OBP: 0.419, SLG: 0.479	0-0 1-3		0-0 SF7		0-0 4-3			0-0 G3		3 0 0 1 0 0 0												
Ken Oberkfell, L (1, 5) OBP: 0.348, SLG: 0.386	0-0 1-3		0-0 F6		0-0 L4			0-0 E5		4 0 1 0 0 0 0												
Gerald Perry, L (1, 3) OBP: 0.323, SLG: 0.386	0-3 K							0-0 6-3		4 1 1 1 0 1 1												
Dale Murphy, R (1, 9) OBP: 0.423, SLG: 0.577		0-3 K							0-3 K	3 0 0 0 1 3 0												
Ken Griffey, L (1, 7) OBP: 0.359, SLG: 0.465		0-3 K							0-0 6-3	4 0 1 0 0 1 0												
Ted Simmons, S (1, 2) OBP: 0.329, SLG: 0.389		0-0 FC5-4							0-0 FC3-6	4 1 2 0 0 0 1												
Andres Thomas, R (1, 6) OBP: 0.269, SLG: 0.314		0-0 FC5-4							0-0 L9	4 1 1 2 0 1 2												
Glenn Hubbard, R (1, 4) OBP: 0.411, SLG: 0.430			0-0 SH5-4		0-0 F8				0-0 F8	3 1 1 0 0 0 0												
Zane Smith, L (1, 1) OBP: 0.218, SLG: 0.231			0-0 SH5-4						0-0 2-3	2 0 0 0 0 0 0												
Inning Stats	R: 0 E: 0 K: 1 S: 5	H: 0 LOB: 0 BB: 0 P: 5	R: 0 E: 0 K: 2 S: 8	H: 1 LOB: 1 BB: 0 P: 8	R: 1 E: 0 K: 0 S: 4	H: 1 LOB: 0 BB: 0 P: 4	R: 3 E: 0 K: 0 S: 5	H: 3 LOB: 0 BB: 1 P: 9	R: 0 E: 0 K: 0 S: 3	H: 0 LOB: 0 BB: 0 P: 3	R: 0 E: 0 K: 1 S: 5	H: 0 LOB: 0 BB: 0 P: 5	R: 0 E: 0 K: 0 S: 3	H: 0 LOB: 0 BB: 0 P: 3	R: 0 E: 1 K: 0 S: 4	H: 1 LOB: 1 BB: 0 P: 4	R: 0 E: 0 K: 2 S: 8	H: 1 LOB: 1 BB: 0 P: 8	1B: 4 2B: 1 3B: 0 HR: 2	SF: 1 SAC: 1 DP: 0 HBP: 0	WP: 0 PB: 0 SB: 0 CS: 1	PA: 34
PITCHER	IP WLS BF H R ER SO BB IBB HBP BLK WP HR S P ERA WHIP																					
Bob Welch, R (1, 1) ERA: 3.46	5.0 L 20 5 4 4 3 1 0 0 0 0 0 2 25 29 7.20 1.200																					
Tim Leary, R (6, 1) ERA: 5.47	2.0 6 0 0 0 1 0 0 0 0 0 0 0 8 8 0.00 0.000																					
Matt Young, L (8, 1) ERA: 4.57	2.0 8 2 0 0 2 0 0 0 0 0 0 0 12 12 0.00 1.000																					


Atlanta Braves @ Los Angeles Dodgers
Dodger Stadium, Los Angeles, CA

AB	31
R	4
H	7
RBI	4
BB	1
SO	6
LOB	4



Fri Aug 07 1987, 7:05 PM PDT
Att: 34,755 - Unknown

livebaseballscorecards.com

Batter	1	2	3	4	5	6	7	8	9	AB	R	H	RBI	BB	SO	LOB	BOTTOM																		
Dave Anderson, R OBP: 0.309, SLG: 0.329 (1, 6)	0-0 BB E 1B	0-3 K			0-0 5-3			0-0 F8		4	1	1	0	0	1	1	<p>Atlanta Braves @ Los Angeles Dodgers Dodger Stadium, Los Angeles, CA</p> <p>Fri Aug 07 1987, 7:05 PM PDT Att. 34,755 - Unknown</p> <p>livebaseballscorecards.com</p> <p>AB 32 R 3 H 8 RBI 3 BB 4 SO 4 LOB 13</p> 																		
Steve Sax, R OBP: 0.310, SLG: 0.340 (1, 4)	4-0 E 1-2 BB		0-0 1-3			0-0 G6-4-3 1B		0-0 F6 1B		3	1	2	0	1	0	0																			
Pedro Guerrero, R OBP: 0.417, SLG: 0.577 (1, 7)	0-0 L3		0-0 F9			0-0 G6-4-3 1-2f		0-0 F9		4	0	0	0	0	0	4																			
Mike Marshall, R OBP: 0.329, SLG: 0.476 (1, 9)	0-0 F7		0-0 F8			0-0 F4		0-0 E6 1-H 2B		4	0	1	1	0	0	2																			
Mickey Hatcher, R OBP: 0.350, SLG: 0.471 (1, 3)	0-0 E9 1-3 2-H 1B			0-0 5-3			0-0 5-3	0-0 G3		4	0	1	1	0	0	1																			
John Shelby, S OBP: 0.284, SLG: 0.455 (1, 8)	0-3 K		0-0 F9				0-0 HR	0-0 F9		4	1	1	1	0	1	2																			
Mike Scioscia, L OBP: 0.343, SLG: 0.379 Mariano Duncan, R OBP: 0.274, SLG: 0.321 (9, PR)		0-0 F8		4-0 CS BB			0-0 4-3	0-0 S 1B		3	0	1	0	1	0	0																			
Jeff Hamilton, R OBP: 0.291, SLG: 0.264 (1, 5)		0-0 F9		0-0 CS 1-2	0-3 K		0-0 1B	4-0 G4-3 BB		3	0	1	0	1	1	0																			
Bob Welch, R OBP: 0.180, SLG: 0.153 Tito Landrum, R OBP: 0.319, SLG: 0.250 Tim Lincecum, R OBP: 0.286, SLG: 0.286 Phil Garner, R OBP: 0.271, SLG: 0.312 Matt Young, L OBP: 0.291, SLG: 0.402 (1, 1) (5, PH) (6, 1) (7, PH) (8, 1) (9, PH)		4-0 BB		0-0 K	0-3 K		0-0 F6	0-0 G4-3 1-2f		0	0	0	0	1	0	0																			
Inning Stats	R: 1 E: 1 K: 1 S: 7	H: 2 LOB: 2 BB: 1 P: 11	R: 0 E: 0 K: 1 S: 5	H: 0 LOB: 1 BB: 1 P: 9	R: 0 E: 0 K: 0 S: 3	H: 0 LOB: 0 BB: 0 P: 3	R: 0 E: 0 K: 2 S: 7	H: 0 LOB: 0 BB: 0 P: 7	R: 0 E: 0 K: 0 S: 3	H: 1 LOB: 0 BB: 0 P: 3	R: 1 E: 0 K: 0 S: 5	H: 2 LOB: 1 BB: 0 P: 5	R: 1 E: 1 K: 0 S: 5	H: 2 LOB: 1 BB: 0 P: 5	R: 0 E: 0 K: 0 S: 3	H: 1 LOB: 2 BB: 1 P: 7		1B: 6 2B: 1 3B: 0 HR: 1	SF: 0 SAC: 0 DP: 2 HBP: 0	WP: 0 PB: 0 SB: 1 CS: 1	PA: 37														
PITCHER Zane Smith, L ERA: 4.24 (1, 1)	IP 9.0	WLS W	BF 36	H 8	R 3	ER 3	SO 4	BB 4	IBB 0	HBP 0	BLK 0	WP 0	HR 1	S 40	P 56	ERA 3.00		WHIP 1.333																	
																		PITCHER	IP	WLS	BF	H	R	ER	SO	BB	IBB	HBP	BLK	WP	HR	S	P	ERA	WHIP

Batter	1	2	3	4	5	6	7	8	9	AB R H RBI BB SO LOB	TOP			
Dion James, L (1, 8) OBP: 0.415, SLG: 0.473	0-0 F9		0-0 1B		0-0 4-3	0-0 FC6-4	0-0 F8		0-3 K	6 0 1 0 0 1 4				
Ken Oberkfell, L (1, 5) OBP: 0.352, SLG: 0.387	0-0 F8		0-0 4-3		4-0 HR BB		0-0 2B HR 1B	0-0 FC3-6 1B		4 2 2 0 1 0 1				
Gerald Perry, L (1, 3) OBP: 0.327, SLG: 0.401	0-0 F5			0-0 1B 1B	0-0 HR		0-0 1-3 HR 2B	0-0 FC3-6 BB		5 3 3 2 0 0 1				
Dale Murphy, R (1, 9) OBP: 0.425, SLG: 0.593		0-0 5-3		0-0 1B FC6-4 1B	0-0 HR		0-0 2B HR	0-3 K		5 3 3 4 0 1 1				
Ken Griffey, L (1, 7) OBP: 0.362, SLG: 0.466		0-0 FC6-4 1B		0-0 FC6-4 E 1-2 3-H 1B	0-0 F5		0-0 F7	4-0 BB		4 0 2 1 1 0 0				
Andres Thomas, R (1, 6) OBP: 0.265, SLG: 0.309		0-0 FC6-4 FC6-4 1-2f		0-0 FC FC6-4 1-2 2-3	0-0 6-3		0-0 6-3	0-3 K		5 0 0 0 0 1 5				
Ozzie Virgil, R (1, 2) OBP: 0.314, SLG: 0.478		0-0 FC6-4		0-3 K		0-0 FC6-4 1B	0-0 BB 1B		0-0 F5	5 1 2 0 0 1 4				
Glenn Hubbard, R (1, 4) OBP: 0.411, SLG: 0.431			0-0 3-1	0-0 FC6-4 1-2f 2-3 3-H		0-0 F9	4-0 E 1B BB		0-0 2B	4 0 1 1 1 0 3				
David Palmer, R (1, 1) OBP: 0.143, SLG: 0.229			0-0 6-3	0-0 6-3		0-3 K		0-3 E8	0-3 K	2 0 0 0 0 0 2				
Graig Nettles, L (6, PH) OBP: 0.300, SLG: 0.355										1 0 0 0 0 1 1				
Jim Acker, R (6, 1) OBP: 0.273, SLG: 0.273										2 0 1 1 0 1 1				
Gene Garber, R (9, 1)										0 0 0 0 0 0 0				
Inning Stats	R: 0 E: 0 K: 0 S: 3 H: 0 LOB: 0 BB: 0 P: 3	R: 0 E: 0 K: 0 S: 4 H: 1 LOB: 1 BB: 0 P: 4	R: 0 E: 0 K: 0 S: 4 H: 1 LOB: 1 BB: 0 P: 4	R: 2 E: 1 K: 1 S: 9 H: 3 LOB: 2 BB: 0 P: 9	R: 3 E: 0 K: 0 S: 5 H: 2 LOB: 0 BB: 1 P: 9	R: 0 E: 0 K: 1 S: 6 H: 1 LOB: 1 BB: 0 P: 6	R: 4 E: 1 K: 0 S: 8 H: 5 LOB: 2 BB: 1 P: 12	R: 0 E: 0 K: 2 S: 8 H: 1 LOB: 2 BB: 1 P: 12	R: 0 E: 0 K: 2 S: 8 H: 1 LOB: 1 BB: 0 P: 8	1B: 10 2B: 2 3B: 0 HR: 3 SF: 0 SAC: 0 DP: 0 HBP: 0	WP: 0 PB: 0 SB: 0 CS: 0 PA: 46			
PITCHER	IP WLS BF H R ER SO BB IBB HBP BLK WP HR S P ERA WHIP												PITCHER	IP WLS BF H R ER SO BB IBB HBP BLK WP HR S P ERA WHIP
Orel Hershiser, R (1, 1) ERA: 2.62	5.0 L 24 7 5 4 1 1 0 0 0 0 0 2 25 29 7.20 1.600													
Ken Howell, R (6, 1) ERA: 4.92	1.0 7 4 3 3 1 0 0 0 0 0 0 1 9 9 27.00 4.000													
Rick Honeycutt, L (7, 1) ERA: 4.61	1.0 6 2 1 1 0 1 0 0 0 0 0 0 5 9 9.00 3.000													
Brian Holton, R (8, 1) ERA: 3.63	2.0 9 2 0 0 4 1 0 0 0 0 0 0 16 20 0.00 1.500													

Atlanta Braves @ Los Angeles Dodgers
Dodger Stadium, Los Angeles, CA
Sat Aug 08 1987, 3:33 AM PDT
Att: 27,141 - Unknown

livebaseballscorecards.com

AB	43
R	9
H	15
RBI	9
BB	3
SO	6
LOB	23



BOTTOM

Atlanta Braves @ Los Angeles Dodgers
Dodger Stadium, Los Angeles, CA
 Sat Aug 08 1987, 3:33 AM PDT
 Att. 27,141 - Unknown









livebaseballscores.com

AB	40
R	7
H	13
RBI	7
BB	2
SO	5
LOB	15



WP:	0	PA:	43
PB:	0		
SB:	1		
CS:	0		

AB R H RBI BB SO LOB



1B:	10	SF:	0
2B:	0	SAC:	0
3B:	0	DP:	0
HR:	3	HBP:	1

Batter	1	2	3	4	5	6	7	8	9
Dave Anderson, R (1, 6) OBP: 0.319, SLG: 0.336	4-0 BB		0-0 1B		0-0 1B		0-0 6-3		0-0 1B
John Shelby, S (1, 8) OBP: 0.285, SLG: 0.454	0-3 K		0-0 4-3		0-3 K		0-0 1B		0-0 1B
Pedro Guerrero, R (1, 7) OBP: 0.417, SLG: 0.574	0-3 K			4-0 5-3 BB		0-0 6-3	0-0 F3		0-0 1B
Mike Marshall, R (1, 9) OBP: 0.330, SLG: 0.485	0-0 F3			0-0 L5		0-0 6-3		0-0 HR	0-0 G3
Mike Scioscia, L (1, 2)		0-0 4-3		0-0 5-3		0-0 HR		0-0 F8	0-0 G3
Mickey Hatcher, R (1, 3) OBP: 0.347, SLG: 0.478		0-0 F9		0-0 5-3		0-0 HR		0-0 F4	0-0 5-3
Jeff Hamilton, R (1, 5) OBP: 0.298, SLG: 0.263		0-0 F9			0-0 6-3	1-0 HBP		0-0 1B	0-3 K
Steve Sax, R (1, 4) OBP: 0.307, SLG: 0.337			0-0 F9		0-3 K	0-0 6-3		0-0 F9	
Orel Hershiser, R (1, 1) OBP: 0.270, SLG: 0.311			0-0 5-3		0-0 1B		0-0 6-3		0-0 HR
Danny Heep, L (5, PH) OBP: 0.121, SLG: 0.156									
Ken Howell, R (6, 1) OBP: 0.250, SLG: 0.250									
Rick Honeycutt, L (7, 1) OBP: 0.267, SLG: 0.250									
Phil Garner, R (7, PH) OBP: 0.270, SLG: 0.310									
Brian Holton, R (8, 1) OBP: 0.250, SLG: 0.250									
Ken Landreaux, L (9, PH) OBP: 0.303, SLG: 0.390									

Inning Stats	R: 0	H: 0	E: 0	K: 2	S: 7	LOB: 1	BB: 1	P: 11	R: 0	H: 0	E: 0	K: 0	S: 3	LOB: 0	BB: 0	P: 3	R: 0	H: 1	E: 0	K: 0	S: 4	LOB: 1	BB: 0	P: 4	R: 0	H: 2	E: 0	K: 2	S: 9	LOB: 2	BB: 0	P: 9	R: 2	H: 2	E: 0	K: 0	S: 5	LOB: 1	BB: 0	P: 6	R: 0	H: 1	E: 0	K: 0	S: 4	LOB: 1	BB: 0	P: 4	R: 1	H: 2	E: 0	K: 0	S: 5	LOB: 1	BB: 0	P: 5	R: 4	H: 5	E: 0	K: 1	S: 10	LOB: 1	BB: 0	P: 10	1B: 10	SF: 0	2B: 0	SAC: 0	3B: 0	DP: 0	HR: 3	HBP: 1	WP: 0	PA: 43
--------------	------	------	------	------	------	--------	-------	-------	------	------	------	------	------	--------	-------	------	------	------	------	------	------	--------	-------	------	------	------	------	------	------	--------	-------	------	------	------	------	------	------	--------	-------	------	------	------	------	------	------	--------	-------	------	------	------	------	------	------	--------	-------	------	------	------	------	------	-------	--------	-------	-------	--------	-------	-------	--------	-------	-------	-------	--------	-------	--------

PITCHER	IP	WLS	BF	H	R	ER	SO	BB	IBB	HBP	BLK	WP	HR	S	P	ERA	WHIP
David Palmer, R (1, 1) ERA: 4.46	5.0		20	3	0	0	4	2	0	0	0	0	0	26	34	0.00	1.000
Jim Acker, R (6, 1) ERA: 5.19	3.0		17	7	5	5	0	0	0	1	0	0	3	16	17	15.00	2.333
Gene Garber, R (9, 1) ERA: 3.73	1.0		6	3	2	2	1	0	0	0	0	0	0	8	8	18.00	3.000

Batter	1	2	3	4	5	6	7	8	9	AB R H RBI BB SO LOB	TOP														
Dion James, L (1, 8) OBP: 0.411, SLG: 0.468	0-3 K		0-3 K			0-3 K		0-0 F5		4 0 0 0 0 3 2															
Ken Oberkfell, L (1, 5) OBP: 0.351, SLG: 0.387	0-0 1-3		0-0 6-3			0-0 1B			4-0 FC6-4 BB	3 0 1 0 0 0 1															
Jeff Dedmon, L (6, 1) OBP: 0.267, SLG: 0.286										0 0 0 0 0 0 0															
Ed Olwine, R (8, 1)										0 0 0 0 0 0 0															
Joe Boever, R (8, 1)										0 0 0 0 0 0 0															
Gary Roenicke, R (9, PH) OBP: 0.345, SLG: 0.505										0 1 0 0 1 0 0															
Gerald Perry, L (1, 3) OBP: 0.332, SLG: 0.402	4-0 S BB			4-0 CS BB		0-3 K			0-0 FC6-4 1B	2 0 1 0 2 1 1															
Dale Murphy, R (1, 9) OBP: 0.424, SLG: 0.589	0-3 K			0-0 F7			0-0 G6-4-3 1B		0-0 FC6-4 FC3-6	4 0 1 1 0 1 3															
Ken Griffey, L (1, 7) OBP: 0.358, SLG: 0.460		0-0 6-3		0-0 F5			0-0 G6-4-3		0-0 FC3-6 1B	4 1 0 0 0 0 2															
Andres Thomas, R (1, 6) OBP: 0.268, SLG: 0.312							0-0 F7		0-0 1B 1B	4 0 2 0 0 0 0															
Ozzie Virgil, R (1, 2) OBP: 0.313, SLG: 0.475									0-0 1B	4 0 1 1 0 0 1															
Glenn Hubbard, R (1, 4) OBP: 0.411, SLG: 0.430									0-3 K	3 0 1 0 0 1 0															
Ted Simmons, S (9, PH) OBP: 0.327, SLG: 0.386									0-3 K	1 0 0 0 0 1 2															
Charlie Puleo, R (1, 1) OBP: 0.227, SLG: 0.333										0 0 0 0 0 0 0															
Graig Nettles, L (6, PH) OBP: 0.302, SLG: 0.357										2 0 1 0 0 0 0															
Inning Stats	R: 0 E: 0 K: 2 S: 7	H: 0 LOB: 1 BB: 1 P: 11	R: 0 E: 0 K: 0 S: 3	H: 0 LOB: 0 BB: 0 P: 3	R: 0 E: 0 K: 1 S: 6	H: 1 LOB: 1 BB: 0 P: 6	R: 0 E: 0 K: 0 S: 2	H: 0 LOB: 0 BB: 1 P: 6	R: 0 E: 0 K: 0 S: 3	H: 1 LOB: 0 BB: 0 P: 3	R: 0 E: 0 K: 2 S: 8	H: 1 LOB: 1 BB: 0 P: 8	R: 0 E: 0 K: 0 S: 3	H: 1 LOB: 0 BB: 0 P: 3	R: 0 E: 0 K: 1 S: 6	H: 1 LOB: 1 BB: 0 P: 6	R: 2 E: 0 K: 1 S: 8	H: 3 LOB: 2 BB: 1 P: 12	1B: 8 2B: 0 3B: 0 HR: 0	SF: 0 SAC: 1 DP: 2 HBP: 0	WP: 0 PB: 0 SB: 1 CS: 1	PA: 35			
PITCHER	IP	WLS	BF	H	R	ER	SO	BB	IBB	HBP	BLK	WP	HR	S	P	ERA	WHIP								
Shawn Hillegas, R (1, 1) ERA: 2.08	8.2	W	33	7	2	2	6	3	0	0	0	0	0	42	54	2.08	1.154								
Tim Crews, R (9, 1) ERA:	0.1	S	2	1	0	0	1	0	0	0	0	0	0	4	4	0.00	3.000								

Atlanta Braves @ Los Angeles Dodgers
Dodger Stadium, Los Angeles, CA
Sun Aug 09 1987, 3:33 AM PDT
Att: 34,622 - Unknown

livebaseballscorecards.com

AB	31
R	2
H	8
RBI	2
BB	3
SO	7
LOB	12



Batter	1	2	3	4	5	6	7	8	9	AB	R	H	RBI	BB	SO	LOB
Dave Anderson, R OBP: 0.321, SLG: 0.341 (1, 6)	0-0 4-3 ①		0-0 1B 2B		4-0 BB BB BB		0-0 F8 ③			3	1	1	0	1	0	1
Steve Sax, R OBP: 0.309, SLG: 0.338 (1, 4)	0-0 F3		0-0 1B 2-H		0-0 G4-6-3 1-2			0-0 1B E S		4	1	2	1	0	0	1
Ken Landreaux, L OBP: 0.301, SLG: 0.380 (1, 7)	0-0 F9 ③		0-0 F9 ② 1-2			4-0 BB S		0-0 1B 1B E3		3	1	0	0	1	0	2
Mike Marshall, R OBP: 0.326, SLG: 0.479 (1, 9)		0-0 F2 ①	0-0 F8 ③			0-0 F6 ① 1-2		0-0 F6 ①		4	0	0	0	0	0	4
Mickey Hatcher, R OBP: 0.345, SLG: 0.479 (1, 3)		0-3 K ②		0-0 SH1-3 2B SF9		0-0 F7 ②		0-0 F4 ②		4	1	1	0	0	1	3
John Shelby, S OBP: 0.289, SLG: 0.466 (1, 8)		0-0 HR		0-0 SH1-3 ① 2-3		0-0 4-3 ③		0-0 1B 1B 1-3		3	1	2	2	0	0	1
Mike Scioscia, L OBP: 0.343, SLG: 0.379 (1, 2)		0-0 1B		0-0 SF9 ② 3-H			0-0 6-3 ①	0-0 1B 1B 1-3		3	0	2	2	0	0	0
Jeff Hamilton, R OBP: 0.284, SLG: 0.250 Tim Crews, R (9, 1)		0-3 K ③		0-0 F2 ③			0-0 4-3 ②	0-3 K ③ 3-H		4	0	0	0	0	2	3
Shawn Hillegas, R Phil Garner, R OBP: 0.270, SLG: 0.310 (9, 5)			0-0 4-3 ①		0-3 K ①		4-0 BB			0	0	0	0	0	0	0

Inning Stats	R: 0	H: 0	E: 0	K: 0	S: 3	R: 1	H: 2	E: 0	K: 2	S: 9	R: 1	H: 2	E: 0	K: 0	S: 5	R: 1	H: 1	E: 0	K: 0	S: 4	R: 0	H: 0	E: 0	K: 1	S: 4	R: 0	H: 0	E: 0	K: 0	S: 3	R: 0	H: 3	E: 1	K: 1	S: 9	R: 2	H: 3	E: 1	K: 1	S: 9	1B: 5	2B: 2	3B: 0	HR: 1	SF: 1	SAC: 1	DP: 1	HBP: 0	WP: 0	PB: 0	SB: 3	CS: 0	PA: 35
--------------	------	------	------	------	------	------	------	------	------	------	------	------	------	------	------	------	------	------	------	------	------	------	------	------	------	------	------	------	------	------	------	------	------	------	------	------	------	------	------	------	-------	-------	-------	-------	-------	--------	-------	--------	-------	-------	-------	-------	--------

PITCHER	IP	WLS	BF	H	R	ER	SO	BB	IBB	HBP	BLK	WP	HR	S	P	ERA	WHIP
Charlie Puleo, R ERA: 4.2 (1, 1)	5.0	L	20	5	3	3	3	1	0	0	0	0	1	25	29	5.40	1.200
Jeff Dedmon, R ERA: 2.74 (6, 1)	2.2		13	2	2	0	0	2	0	0	0	0	0	11	19	0.00	1.500
Ed Olwine, L ERA: 4.5 (8, 1)	0.0		1	1	0	0	0	0	0	0	0	0	0	1	1	∞	∞
Joe Boever, R ERA: 8.44 (8, 1)	0.1		1	0	0	0	1	0	0	0	0	0	0	3	3	0.00	0.000

BOTTOM

Atlanta Braves @ Los Angeles Dodgers
Dodger Stadium, Los Angeles, CA

Sun Aug 09 1987, 3:33 AM PDT
Att. 34,622 - Unknown

livebaseballscorecards.com

AB 30
R 5
H 8
RBI 5
BB 3
SO 4
LOB 15



Batter	1	2	3	4	5	6	7	8	9	AB R H RBI BB SO LOB	TOP											
Barry Larkin, R (1, 6) OBP: 0.297, SLG: 0.360	0-0 FC6-4 1B		0-3 K		0-0 E4	0-3 K			0-0 5-3	5 0 1 0 0 2 1	Cincinnati Reds @ Los Angeles Dodgers Dodger Stadium, Los Angeles, CA Mon Aug 10 1987, 7:05 PM PDT Att: 37,000 - Unknown livebaseballscorecards.com											
Tracy Jones, R (1, 7) OBP: 0.343, SLG: 0.466	0-0 FC6-4 1-2		0-0 F6		0-3 K		0-0 F9	0-3 K	5 0 0 0 0 2 2													
Eric Davis, R (1, 8) OBP: 0.409, SLG: 0.655	0-0 L6		0-0 F8		0-0 5-3		4-0 1B BB	0-3 K	4 1 0 0 1 1 2													
Buddy Bell, R (1, 5) OBP: 0.358, SLG: 0.397	0-0 5-3 1-2			0-0 4-3		4-0 2B SF8 BB	4-0 1B BB		2 1 0 0 2 0 1													
Dave Parker, L (1, 9) OBP: 0.316, SLG: 0.449		0-0 BB 1B		0-3 K		0-0 G3 2B	0-0 G5-4-3 1B		4 1 3 1 0 1 0													
Bo Diaz, R (1, 2) OBP: 0.326, SLG: 0.469		0-0 F6		0-0 1B 1B		0-0 SF8	0-0 G5-4-3 1-2f		3 0 1 1 0 0 3													
Nick Esasky, R (1, 3) OBP: 0.311, SLG: 0.513		4-0 1-2 BB		0-0 1-2 1B		4-0 G3 2B BB		0-0 F4	2 1 1 0 2 0 0													
Dave Concepcion, R (1, 4) OBP: 0.365, SLG: 0.350		0-0 F7		0-3 K		0-0 G3		0-0 5-3	4 0 0 0 0 1 6													
Ron Robinson, R (1, 1) OBP: 0.143, SLG: 0.150		0-0 2-3			0-3 K	0-0 2B		0-3 K	2 0 0 0 0 1 2													
Kurt Stillwell, S (6, PH) OBP: 0.308, SLG: 0.380									1 0 1 2 0 0 0													
Frank Williams, R (6, 1)									0 0 0 0 0 0 0													
Dave Collins, S (8, PH) OBP: 0.286, SLG: 0.294									1 0 0 0 0 1 0													
John Franco, L (8, 1)									0 0 0 0 0 0 0													
Inning Stats	R: 0 E: 0 K: 0 S: 4	H: 1 LOB: 1 BB: 0 P: 4	R: 0 E: 0 K: 0 S: 4	H: 1 LOB: 2 BB: 1 P: 8	R: 0 E: 0 K: 1 S: 5	H: 0 LOB: 0 BB: 0 P: 5	R: 0 E: 0 K: 2 S: 9	H: 2 LOB: 2 BB: 0 P: 9	R: 0 E: 1 K: 2 S: 8	H: 0 LOB: 1 BB: 0 P: 8	R: 3 E: 0 K: 1 S: 7	H: 2 LOB: 1 BB: 2 P: 15	R: 1 E: 0 K: 0 S: 3	H: 1 LOB: 1 BB: 2 P: 11	R: 0 E: 0 K: 1 S: 5	H: 0 LOB: 0 BB: 0 P: 5	R: 0 E: 0 K: 2 S: 7	H: 0 LOB: 0 BB: 0 P: 7	1B: 5 2B: 2 3B: 0 HR: 0	SF: 1 SAC: 0 DP: 1 HBP: 0	WP: 0 PB: 0 SB: 4 CS: 0	PA: 39
PITCHER Fernando Valenzuela, L (1, 1) ERA: 4.33	IP: 9.0 WLS: L BF: 39 H: 7 R: 4 ER: 4 SO: 9 BB: 5 IBB: 0 HBP: 0 BLK: 0 WP: 0 HR: 0 S: 52 P: 72 ERA: 4.00 WHIP: 1.333											PITCHER	IP: 9.0 WLS: L BF: 39 H: 7 R: 4 ER: 4 SO: 9 BB: 5 IBB: 0 HBP: 0 BLK: 0 WP: 0 HR: 0 S: 52 P: 72 ERA: 4.00 WHIP: 1.333									



Batter	1	2	3	4	5	6	7	8	9	AB R H RBI BB SO LOB
Dave Anderson, R (1, 6) OBP: 0.316, SLG: 0.335	0-0 F3		0-3 K		0-3 K		0-0 G6-4-3			4 0 0 0 0 2 3
Steve Sax, R (1, 4) OBP: 0.310, SLG: 0.340	0-0 G4-6-3 1B			0-0 1B E	0-0 F9			0-0 4-3		4 1 2 0 0 0 0
Ken Landreaux, L (1, 9) OBP: 0.309, SLG: 0.387 Tito Landrum, R (8, PH) OBP: 0.315, SLG: 0.246 (9, 9)	0-0 G4-6-3 1-2f			0-0 1B E		0-0 1B 5-3		0-0 4-3		3 2 2 0 0 0 1 1 0 0 0 0 0 0
Pedro Guerrero, R (1, 7) OBP: 0.413, SLG: 0.568		0-3 K		0-3 K		0-0 1B 5-3		0-0 L6		4 0 0 0 0 2 3
Mickey Hatcher, R (1, 3) OBP: 0.352, SLG: 0.481		0-0 5-3		4-0 1B 1-2 3-H BB		0-0 1B 2-H		0-0 1B		3 0 2 1 1 0 0
John Shelby, S (1, 8) OBP: 0.288, SLG: 0.463		0-0 F7		0-0 1B 1-3 2-H		0-3 K		0-0 5-3		4 0 1 1 0 1 1
Mike Scioscia, L (1, 2) OBP: 0.343, SLG: 0.377 Alex Trevino, R (9, PH) OBP: 0.288, SLG: 0.398			0-0 4-3	4-0 IBB		0-0 F7		0-0 F7		2 0 0 0 1 0 1 1 0 0 0 0 0 0
Jeff Hamilton, R (1, 5) OBP: 0.286, SLG: 0.253			0-0 1B E CS	0-0 1-3			0-0 F8			3 0 1 0 0 0 2
Fernando Valenzuela, L (1, 1) OBP: 0.150, SLG: 0.150			0-0 E1		0-0 F5		0-0 1B G6-4-3			3 0 1 0 0 0 1

Inning Stats	R: 0 E: 0 K: 0 S: 3	H: 1 LOB: 0 BB: 0 P: 3	R: 0 E: 0 K: 1 S: 5	H: 0 LOB: 0 BB: 0 P: 5	R: 0 E: 1 K: 1 S: 6	H: 1 LOB: 1 BB: 0 P: 6	R: 2 E: 1 K: 1 S: 7	H: 3 LOB: 2 BB: 2 P: 15	R: 0 E: 0 K: 1 S: 5	H: 0 LOB: 0 BB: 0 P: 5	R: 1 E: 0 K: 1 S: 7	H: 2 LOB: 1 BB: 0 P: 7	R: 0 E: 0 K: 0 S: 3	H: 1 LOB: 0 BB: 0 P: 3	R: 0 E: 0 K: 0 S: 3	H: 0 LOB: 0 BB: 0 P: 3	R: 0 E: 0 K: 0 S: 3	H: 1 LOB: 0 BB: 0 P: 3	1B: 9 2B: 0 3B: 0 HR: 0	SF: 0 SAC: 0 DP: 2 HBP: 0	WP: 0 PB: 0 SB: 0 CS: 1	PA: 34
--------------	------------------------------	---------------------------------	------------------------------	---------------------------------	------------------------------	---------------------------------	------------------------------	----------------------------------	------------------------------	---------------------------------	------------------------------	---------------------------------	------------------------------	---------------------------------	------------------------------	---------------------------------	------------------------------	---------------------------------	----------------------------------	------------------------------------	----------------------------------	--------

PITCHER	IP	WLS	BF	H	R	ER	SO	BB	IBB	HBP	BLK	WP	HR	S	P	ERA	WHIP
Ron Robinson, R (1, 1) ERA: 3.86	5.0		20	5	2	2	4	1	1	0	0	0	0	26	34	3.60	1.200
Frank Williams, R (6, 1) ERA: 2.53	2.0	W	8	3	1	1	1	0	0	0	0	0	0	10	10	4.50	1.500
John Franco, L (8, 1) ERA: 1.92	2.0	S	6	1	0	0	0	0	0	0	0	0	0	6	6	0.00	0.500

BOTTOM

Cincinnati Reds @ Los Angeles Dodgers
 Dodger Stadium, Los Angeles, CA
 Mon Aug 10 1987, 7:05 PM PDT
 Att. 37,000 - Unknown

livebaseballscorecards.com

AB	32
R	3
H	9
RBI	2
BB	2
SO	5
LOB	12



Batter	1	2	3	4	5	6	7	8	9	AB R H RBI BB SO LOB	TOP									
Kal Daniels, L (1, 7) OBP: 0.409, SLG: 0.598	0-0 G3		4-0 BB		0-0 4-3			0-0 FC5-4 1B	4-0 FC5 E BB	3 0 1 0 2 0 0	Cincinnati Reds @ Los Angeles Dodgers Dodger Stadium, Los Angeles, CA Tue Aug 11 1987, 7:05 PM PDT Att: 36,276 - Unknown									
Kurt Stillwell, S (1, 4) OBP: 0.303, SLG: 0.373	0-3 K		0-3 K		0-0 F9			0-0 L8	0-0 E4	5 0 0 0 0 2 4										
Eric Davis, R (1, 8) OBP: 0.407, SLG: 0.657	0-3 K			0-0 HR			0-0 F8	0-0 FC5-4 1B 1-2f	0-0 FC5	5 1 1 1 0 1 4										
Buddy Bell, R (1, 5) OBP: 0.362, SLG: 0.399		0-0 F8		0-0 FC3-6 1B		4-0 FC4 BB		0-0 1-3 1B		3 0 2 0 1 0 0										
Dave Parker, L (1, 9) OBP: 0.315, SLG: 0.446		4-0 BB		0-0 FC3-6 BB 1-2f		0-0 FC4 1-2f		0-0 G3		3 0 0 0 1 0 4										
Bo Diaz, R (1, 2) OBP: 0.328, SLG: 0.470		0-0 F7		4-0 1-2 BB		0-0 F5			0-0 E E 2B	3 1 1 0 1 0 2										
Nick Esasky, R (1, 3) OBP: 0.310, SLG: 0.508		0-0 F8		0-3 K			0-0 G4-6-3 1B		0-0 6-3	4 0 1 0 0 1 4										
Barry Larkin, R (1, 6) OBP: 0.297, SLG: 0.359			0-3 K	0-0 F9			0-0 F9		0-0 E E 1B	4 0 1 0 0 1 3										
Jeff Montgomery, R (1, 1)			0-3 K		0-0 B5-3		0-0 G4-6-3 1-2f		0-0 G3	2 0 0 0 0 1 0										
Rob Murphy, L (6, 1) OBP: 0.200, SLG: 0.200										0 0 0 0 0 0 0										
Terry Francona, L (7, PH) OBP: 0.259, SLG: 0.291										1 0 0 0 0 0 1										
Bill Scherrer, L (7, 1)										0 0 0 0 0 0 0										
Tracy Jones, R (9, PH) OBP: 0.342, SLG: 0.465										1 0 0 0 0 0 2										
Inning Stats	R: 0 E: 0 K: 2 S: 7	H: 0 LOB: 0 BB: 0 P: 7	R: 0 E: 0 K: 0 S: 3	H: 0 LOB: 1 BB: 1 P: 7	R: 0 E: 0 K: 3 S: 9	H: 0 LOB: 1 BB: 1 P: 13	R: 1 E: 0 K: 1 S: 7	H: 2 LOB: 2 BB: 1 P: 11	R: 0 E: 0 K: 0 S: 3	H: 0 LOB: 0 BB: 0 P: 3	R: 0 E: 0 K: 0 S: 3	H: 1 LOB: 0 BB: 0 P: 3	R: 0 E: 0 K: 0 S: 5	H: 2 LOB: 2 BB: 0 P: 5	R: 1 E: 2 K: 0 S: 6	H: 2 LOB: 3 BB: 1 P: 10	1B: 5 2B: 1 3B: 0 HR: 1	SF: 0 SAC: 0 DP: 1 HBP: 0	WP: 0 PB: 0 SB: 0 CS: 0	PA: 39
PITCHER	IP WLS BF H R ER SO BB IBB HBP BLK WP HR S P ERA WHIP																			
Bob Welch, R (1, 1) ERA: 3.41	5.0 W 20 2 1 1 6 3 0 0 0 0 1 29 41 1.80 1.000																			
Tim Crews, R (6, 1) ERA:	2.2 11 3 0 0 0 1 0 0 0 0 0 10 14 0.00 1.500																			
Matt Young, L (8, 1) ERA: 4.44	1.1 8 2 1 0 0 1 0 0 0 0 0 7 11 0.00 2.250																			

livebaseballscores.com

AB	34
R	2
H	7
RBI	1
BB	5
SO	6
LOB	24



Batter	1	2	3	4	5	6	7	8	9
Dave Anderson, R (1, 6) OBP: 0.315, SLG: 0.338 Mariano Duncan, R (9, 6) OBP: 0.274, SLG: 0.321	0-0 BLK 1B 2B		0-3 K		0-0 F9	0-3 K		0-0 SH1-4	
Danny Heep, L (1, 7) OBP: 0.194, SLG: 0.182 Tito Landrum, R (7, PH) OBP: 0.320, SLG: 0.269	0-0 G4-6-3 2-H 1B		4-0 FC4-6 BB		4-0 1B 1B BB		0-0 1B SF9 2B	0-0 5-3	
Ken Landreaux, L (1, 9) OBP: 0.313, SLG: 0.388	0-0 G4-6-3 1-2f		0-0 FC4-6 1-2f		0-0 F2		0-0 BB S 1B	0-0 FC4-6 1B	
Pedro Guerrero, R (1, 3) OBP: 0.411, SLG: 0.563	0-0 5-3		0-0 5-3		0-0 1B 1-3 2-H 1B		0-3 K	0-0 FC4-6 1-2f	
John Shelby, S (1, 8) OBP: 0.283, SLG: 0.469		4-0 G3 S 1B BB		0-0 1B 2B	0-0 1-2 3-H 1B		0-0 SF9		
Mickey Hatcher, R (1, 5) OBP: 0.354, SLG: 0.479		0-0 G3 1-3		0-0 CS 2-H 1B	0-3 K		4-0 BB 1B		
Mike Scioscia, L (1, 2) OBP: 0.345, SLG: 0.376		0-0 3-H 1B		0-0 4-3 1-2		0-0 F7	4-0 FC4 BB		
Steve Sax, R (1, 4) OBP: 0.310, SLG: 0.341 Matt Young, L (8, 1)		0-3 K		0-0 6-3		0-0 S 2B	0-0 FC4 1-2f		
Bob Welch, R (1, 1) OBP: 0.177, SLG: 0.150 Fernando Valenzuela, L (5, PH) OBP: 0.164, SLG: 0.164 Tim Crews, R (6, 1) Phil Garner, R (8, 4) OBP: 0.274, SLG: 0.314		0-3 K			0-0 BB 1B	0-3 K		0-0 S SH1-4 1B	

Inning Stats	R: 1	H: 2	E: 0	K: 0	S: 4	LOB: 0	BB: 0	P: 4
	R: 1	H: 1	E: 0	K: 2	S: 8	LOB: 1	BB: 1	P: 12
	R: 0	H: 0	E: 0	K: 1	S: 5	LOB: 1	BB: 1	P: 9
	R: 1	H: 2	E: 0	K: 0	S: 4	LOB: 0	BB: 0	P: 4
	R: 2	H: 3	E: 0	K: 1	S: 8	LOB: 2	BB: 1	P: 12
	R: 0	H: 1	E: 0	K: 2	S: 8	LOB: 1	BB: 0	P: 8
	R: 1	H: 2	E: 0	K: 1	S: 7	LOB: 3	BB: 2	P: 15
	R: 1	H: 2	E: 0	K: 0	S: 5	LOB: 1	BB: 0	P: 5

PITCHER	IP	WLS	BF	H	R	ER	SO	BB	IBB	HBP	BLK	WP	HR	S	P	ERA	WHIP
Jeff Montgomery, R (1, 1) ERA: 4.5	5.0	L	24	8	5	5	4	3	0	0	1	0	0	29	41	9.00	2.200
Rob Murphy, L (6, 1) ERA: 3.19	1.0		4	1	0	0	2	0	0	0	0	0	0	8	8	0.00	1.000
Bill Scherrer, L (7, 1) ERA: 4.4	2.0		12	4	2	2	1	1	1	0	0	0	0	12	20	9.00	2.500

BOTTOM

Cincinnati Reds @ Los Angeles Dodgers
Dodger Stadium, Los Angeles, CA

Tue Aug 11 1987, 7:05 PM PDT
 Att. 36,276 - Unknown

AB	R	H	RBI	BB	SO	LOB
4	1	1	0	0	2	2
0	0	0	0	0	0	0
1	1	1	1	2	0	0
2	1	1	0	0	0	1
5	0	2	1	0	0	4
5	0	1	1	0	1	4
2	2	2	2	1	0	0
3	0	1	1	1	1	3
3	0	1	1	1	0	1
4	0	1	0	0	1	4
0	0	0	0	0	0	0
1	0	0	0	0	1	1
1	1	1	0	0	0	0
1	0	0	0	0	1	1
1	1	1	0	0	0	0

AB	33
R	7
H	13
RBI	7
BB	5
SO	7
LOB	21

WP: 0 PA: 40
 PB: 0
 SB: 4
 CS: 1



PITCHER	IP	WLS	BF	H	R	ER	SO	BB	IBB	HBP	BLK	WP	HR	S	P	ERA	WHIP
Jeff Montgomery, R (1, 1) ERA: 4.5	5.0	L	24	8	5	5	4	3	0	0	1	0	0	29	41	9.00	2.200
Rob Murphy, L (6, 1) ERA: 3.19	1.0		4	1	0	0	2	0	0	0	0	0	0	8	8	0.00	1.000
Bill Scherrer, L (7, 1) ERA: 4.4	2.0		12	4	2	2	1	1	1	0	0	0	0	12	20	9.00	2.500

Batter	1	2	3	4	5	6	7	8	9	AB R H RBI BB SO LOB	TOP									
Barry Larkin, R (1, 6) OBP: 0.296, SLG: 0.357	0-0 F4			0-0 1B		0-0 F7		0-0 5-3		4 0 1 0 0 0 2										
Buddy Bell, R (1, 5) OBP: 0.364, SLG: 0.397	4-0 CS BB			0-0 F8		4-0 BB		0-0 5-3		2 0 0 0 2 0 3										
Eric Davis, R (1, 8) OBP: 0.406, SLG: 0.651	0-3 K 1-2			0-0 9-3-1-6 1-2f		0-3 K			4-0 BB G4-6-3	3 0 0 0 1 2 3										
Kal Daniels, L (1, 7) OBP: 0.407, SLG: 0.592		0-0 G4-6-3 1B		0-0 F8		0-0 F5		0-0 G4-6-3 1-2f		4 0 1 0 0 0 1										
Dave Parker, L (1, 9) OBP: 0.313, SLG: 0.442		0-0 G4-6-3 1-2f		0-0 4-3		0-0 F2		0-3 K		4 0 0 0 0 1 1										
Bo Diaz, R (1, 2) OBP: 0.328, SLG: 0.469		0-0 5-3		0-0 1B 1B		0-0 5-3				3 0 1 0 0 0 0										
Nick Esasky, R (1, 3) OBP: 0.315, SLG: 0.508			0-0 F9		0-0 1B 1-2		4-0 SH1-4 1B BB			2 0 1 0 1 0 0										
Kurt Stillwell, S (1, 4) OBP: 0.304, SLG: 0.373			0-0 F8		0-0 3-1		0-0 SH1-4 1B 1-2			3 0 1 0 0 0 2										
Bill Gullickson, R (1, 1) OBP: 0.200, SLG: 0.300 Dave Collins, S (8, PH) OBP: 0.286, SLG: 0.294 Frank Williams, R (8, 1)			0-0 4-3		0-0 L1		0-0 SH1-4 1-2 2-3			2 0										
Inning Stats	R: 0 E: 0 K: 1 S: 4	H: 0 LOB: 1 BB: 1 P: 8	R: 0 E: 0 K: 0 S: 3	H: 1 LOB: 0 BB: 0 P: 3	R: 0 E: 0 K: 0 S: 3	H: 0 LOB: 0 BB: 0 P: 3	R: 0 E: 0 K: 0 S: 5	H: 2 LOB: 2 BB: 0 P: 5	R: 0 E: 0 K: 1 S: 5	H: 0 LOB: 1 BB: 1 P: 9	R: 0 E: 0 K: 0 S: 3	H: 0 LOB: 0 BB: 0 P: 3	R: 0 E: 0 K: 0 S: 4	H: 1 LOB: 2 BB: 1 P: 8	R: 0 E: 0 K: 1 S: 4	H: 0 LOB: 0 BB: 1 P: 8	1B: 5 2B: 2 3B: 0 HR: 0	SF: 0 SAC: 1 DP: 4 HBP: 0	WP: 0 PB: 0 SB: 0 CS: 1	PA: 32
PITCHER	IP WLS BF H R ER SO BB IBB HBP BLK WP HR S P ERA WHIP																			
Tim Leary, R (1, 1) ERA: 4.99	7.0 W 26 5 0 0 2 3 0 0 0 0 0 0 27 39 0.00 1.143																			
Tim Crews, R (8, 1) ERA:	1.0 4 0 0 0 0 1 0 0 0 0 0 0 3 7 0.00 1.000																			
Matt Young, L (9, 1) ERA: 4.34	1.0 S 2 0 0 0 1 0 0 0 0 0 0 0 4 4 0.00 0.000																			

Cincinnati Reds @ Los Angeles Dodgers
 Dodger Stadium, Los Angeles, CA
 Wed Aug 12 1987, 7:05 PM PDT
 Att: 38,549 - Unknown

AB	27
R	0
H	5
RBI	0
BB	4
SO	3
LOB	12



Batter	1	2	3	4	5	6	7	8	9
Steve Sax, R OBP: 0.312, SLG: 0.341 (1, 4)	0-0 F7		4-0 BB		0-3 K			0-0 1B	
Danny Heep, L OBP: 0.200, SLG: 0.189 Tito Landrum, R OBP: 0.320, SLG: 0.269 (8, PR) (9, 7)	0-0 3-1		0-0 FC5			0-0 6-3		0-0 1B	
Ken Landreaux, L OBP: 0.304, SLG: 0.376 (1, 9)	0-0 4-3			0-0 F8		0-3 K		0-3 K	
Pedro Guerrero, R OBP: 0.410, SLG: 0.559 (1, 3)		0-0 F8		4-0 CS BB		0-0 F9		0-0 1-3	
John Shelby, S OBP: 0.291, SLG: 0.465 (1, 8)		0-0 1-3		0-0 L9		0-0 CS	0-0 4-3		
Mickey Hatcher, R OBP: 0.350, SLG: 0.473 (1, 5)		0-0 F3		0-0 CS	0-0 6-3		0-0 6-3		
Mike Scioscia, L OBP: 0.347, SLG: 0.379 (1, 2)			0-0 F9		0-0 PB E 1B		0-0 1B		
Mariano Duncan, R OBP: 0.271, SLG: 0.317 (1, 6)			0-3 K		0-0 L6		0-0 F9		
Tim Leary, R OBP: 0.375, SLG: 0.375 Tim Crews, R Matt Young, L			0-0 FC5 BB 1B		0-0 E2 1B		0-3 K		

Inning Stats	R: 0	H: 0	E: 0	K: 0	S: 3	LOB: 0	BB: 0	P: 3
	R: 0	H: 0	E: 0	K: 0	S: 3	LOB: 0	BB: 0	P: 3
	R: 0	H: 1	E: 0	K: 1	S: 6	LOB: 2	BB: 1	P: 10
	R: 0	H: 0	E: 0	K: 0	S: 2	LOB: 0	BB: 1	P: 6
	R: 1	H: 2	E: 1	K: 1	S: 7	LOB: 1	BB: 0	P: 7
	R: 0	H: 0	E: 0	K: 1	S: 5	LOB: 0	BB: 0	P: 5
	R: 0	H: 1	E: 0	K: 0	S: 4	LOB: 1	BB: 0	P: 4
	R: 0	H: 2	E: 0	K: 2	S: 9	LOB: 2	BB: 0	P: 9

PITCHER	IP	WLS	BF	H	R	ER	SO	BB	IBB	HBP	BLK	WP	HR	S	P	ERA	WHIP
Bill Gullickson, R ERA: 4.49 Frank Williams, R ERA: 2.5	7.0	L	26	4	1	0	3	2	0	0	0	1	0	30	38	0.00	0.857
	1.0		5	2	0	0	2	0	0	0	0	0	0	9	9	0.00	2.000

AB R H RBI BB SO LOB

3	0	1	0	1	1	1
4	0	1	0	0	0	2
0	0	0	0	0	0	0
4	0	0	0	0	2	2
3	0	0	0	1	0	3
3	0	0	0	0	0	1
3	0	0	0	0	0	0
3	1	2	0	0	0	0
3	0	0	0	0	1	2
2	0	2	1	0	0	0
1	0	0	0	0	1	0
0	0	0	0	0	0	0

1B: 6	SF: 0	WP: 1	PA: 33
2B: 0	SAC: 0	PB: 1	
3B: 0	DP: 0	SB: 0	
HR: 0	HBP: 0	CS: 2	

Cincinnati Reds @ Los Angeles Dodgers
Dodger Stadium, Los Angeles, CA
 Wed Aug 12 1987, 7:05 PM PDT
 Att. 38,549 - Unknown

livebaseballscorecards.com

AB	29
R	1
H	6
RBI	1
BB	2
SO	5
LOB	11



Batter	1	2	3	4	5	6	7	8	9	AB R H RBI BB SO LOB	TOP												
Kurt Stillwell, S (1, 4) OBP: 0.305, SLG: 0.378	0-0 L9	4-0 FC4-6 BB			0-0 B1-3		0-3 K	0-0 1B 3B		4 1 1 1 1 1 1													
Terry Francona, L (1, 3) OBP: 0.254, SLG: 0.285 Dave Concepcion, R (8, PH) OBP: 0.368, SLG: 0.353 (8, 3)	0-0 G3	0-0 FC4-6			0-3 K		0-0 6-3	0-0 1B		4 0 0 0 0 1 4 1 0 1 1 0 0 0													
Eric Davis, R (1, 8) OBP: 0.408, SLG: 0.649	4-0 PB 1B BB				0-0 BB 1B		0-0 F8	0-0 F4		3 0 1 0 2 0 2													
Kal Daniels, L (1, 7) OBP: 0.417, SLG: 0.614	0-0 PB 1B				0-0 F8 2B		4-0 BB	0-0 HR	0-0 WP S 1B	4 1 4 1 1 0 0													
Dave Parker, L (1, 9) OBP: 0.310, SLG: 0.437	0-3 K2-3				0-0 F8		0-3 K	0-0 6-3	0-0 3-1	5 0 0 0 0 2 6													
Buddy Bell, R (1, 5) OBP: 0.364, SLG: 0.395		0-0 5-3			0-3 K		0-3 K	0-0 2B 1B	4-0 G4-6-3 IBB	4 1 1 0 1 2 1													
Terry McGriff, R (1, 2) OBP: 0.286, SLG: 0.429 Paul O'Neill, L (8, PH) OBP: 0.271, SLG: 0.398 Bo Diaz, R (8, 2) OBP: 0.327, SLG: 0.468		0-3 K			0-0 6-3		0-0 F9	0-0 1B 2B	0-0 G4-6-3	3 0 0 0 0 1 0 1 1 1 0 0 0 0 1 0 0 0 0 0 2													
Barry Larkin, R (1, 6) OBP: 0.285, SLG: 0.359		0-0 BB 2B			0-0 4-3		0-0 6-3	0-3 K		4 0 1 0 0 1 2													
Tom Browning, L (1, 1) OBP: 0.161, SLG: 0.107 Dave Collins, S (7, PH) OBP: 0.306, SLG: 0.314 Rob Murphy, L (7, 1) OBP: 0.200, SLG: 0.200 Tracy Jones, R (8, PH) OBP: 0.344, SLG: 0.466 John Franco, L (8, 1)		4-0 BB BB			0-0 6-3		0-0 6-3 WP 1B	0-0 3B 1B		1 0 0 0 1 0 0 1 0 1 0 0 0 0 0 0 0 0 0 0 0 1 1 1 2 0 0 0 0 0 0 0 0 0 0													
Inning Stats	R: 0 E: 0 K: 1 S: 6	H: 1 LOB: 2 BB: 1 P: 10	R: 0 E: 0 K: 1 S: 6	H: 1 LOB: 3 BB: 2 P: 14	R: 0 E: 0 K: 1 S: 5	H: 1 LOB: 1 BB: 1 P: 9	R: 0 E: 0 K: 0 S: 3	H: 0 LOB: 0 BB: 0 P: 3	R: 0 E: 0 K: 2 S: 8	H: 1 LOB: 2 BB: 1 P: 12	R: 0 E: 0 K: 1 S: 5	H: 0 LOB: 0 BB: 0 P: 5	R: 0 E: 0 K: 1 S: 6	H: 1 LOB: 1 BB: 0 P: 6	R: 5 E: 0 K: 1 S: 11	H: 6 LOB: 1 BB: 0 P: 11	R: 0 E: 0 K: 0 S: 3	H: 1 LOB: 1 BB: 1 P: 7	1B: 7 2B: 3 3B: 1 HR: 1	SF: 0 SAC: 0 DP: 1 HBP: 0	WP: 2 PB: 1 SB: 1 CS: 1	PA: 43	
PITCHER Orel Hershiser, R (1, 1) ERA: 2.75 Matt Young, L (8, 1) ERA: 4.31 Ken Howell, R (9, 1) ERA: 4.83	IP WLS BF H R ER SO BB IBB HBP BLK WP HR S P ERA WHIP	7.2 L 37 10 5 5 8 5 0 0 0 1 1 48 68 5.87 1.957	0.1 2 1 0 0 0 0 0 0 0 0 0 0 2 2 0.00 3.000	1.0 4 1 0 0 0 0 0 1 0 0 1 0 3 7 0.00 1.000				PITCHER IP WLS BF H R ER SO BB IBB HBP BLK WP HR S P ERA WHIP															

Cincinnati Reds @ Los Angeles Dodgers
 Dodger Stadium, Los Angeles, CA
 Thu Aug 13 1987, 3:33 AM PDT
 Att: 35,207 - Unknown

AB	37
R	5
H	12
RBI	5
BB	6
SO	8
LOB	18



Batter	1	2	3	4	5	6	7	8	9	AB R H RBI BB SO LOB
Steve Sax, R OBP: 0.310, SLG: 0.339 (1, 4)	0-0 WP 1B		0-0 6-3		0-0 1-3		0-0 4-3		0-0 P4	5 0 1 0 0 0 0
Ken Landreaux, L OBP: 0.303, SLG: 0.368 (1, 9)	0-0 F8		4-0 S BB		0-0 G3		0-0 3-1			3 0 0 0 1 0 1
Pedro Guerrero, R OBP: 0.408, SLG: 0.558 (1, 3)	0-0 F8 1-2		0-0 F9		0-0 2B		0-3 K			4 0 1 0 0 1 2
Mickey Hatcher, R OBP: 0.352, SLG: 0.470 (1, 5)	4-0 BB		4-0 BB 1-2		0-0 6-3		0-0 5-3			2 0 0 0 2 0 1
John Shelby, S OBP: 0.288, SLG: 0.459 (1, 8)	0-0 L5		0-0 P3		0-3 K		0-3 K			4 0 0 0 0 2 4
Tito Landrum, R OBP: 0.329, SLG: 0.271 (1, 7)		4-0 BB BB	G3-6 BB		0-0 F2		0-0 F3		0-0 1B	3 0 1 0 1 0 0
Mike Scioscia, L OBP: 0.346, SLG: 0.381 (1, 2)		0-0 G3-6 1-2f			0-0 4-3		0-0 HR 2B		0-0 6-3	4 1 1 0 0 0 2
Mariano Duncan, R OBP: 0.278, SLG: 0.336 (1, 6)		0-0 FC6-4 1B			0-0 1B		0-0 HR 2-H		0-3 K	4 1 3 2 0 1 0
Orel Hershiser, R OBP: 0.258, SLG: 0.297 (1, 1)		0-0 FC6-4 1-2f			0-3 K		0-0 F9		0-0 5-3	3 0 0 0 0 1 2
Matt Young, L (8, 1)										0 0 0 0 0 0 0
Ken Howell, R (9, 1)										0 0 0 0 0 0 0
Alex Trevino, R (9, PH)										1 0 0 0 0 0 0

Inning Stats	R: 0	H: 1	E: 0	K: 0	S: 4	H: 1	LOB: 2	BB: 1	P: 8	R: 0	H: 1	E: 0	K: 0	S: 3	H: 0	LOB: 1	BB: 1	P: 7	R: 0	H: 0	E: 0	K: 0	S: 3	H: 0	LOB: 2	BB: 2	P: 11	R: 0	H: 1	E: 0	K: 1	S: 6	H: 1	LOB: 1	BB: 0	P: 6	R: 0	H: 1	E: 0	K: 0	S: 4	H: 2	LOB: 0	BB: 0	P: 7	R: 0	H: 0	E: 0	K: 1	S: 5	H: 0	LOB: 0	BB: 0	P: 5	R: 0	H: 1	E: 0	K: 1	S: 6	H: 1	LOB: 1	BB: 0	P: 6	R: 0	H: 0	E: 0	K: 1	S: 5	H: 0	LOB: 0	BB: 0	P: 5
--------------	------	------	------	------	------	------	--------	-------	------	------	------	------	------	------	------	--------	-------	------	------	------	------	------	------	------	--------	-------	-------	------	------	------	------	------	------	--------	-------	------	------	------	------	------	------	------	--------	-------	------	------	------	------	------	------	------	--------	-------	------	------	------	------	------	------	------	--------	-------	------	------	------	------	------	------	------	--------	-------	------

PITCHER	IP	WLS	BF	H	R	ER	SO	BB	IBB	HBP	BLK	WP	HR	S	P	ERA	WHIP
Tom Browning, L (1, 1) ERA: 6.35	6.0		27	6	2	2	2	4	0	0	0	1	1	27	43	3.00	1.667
Rob Murphy, L (7, 1) ERA: 3.15	1.0	W	3	0	0	0	1	0	0	0	0	0	0	5	5	0.00	0.000
John Franco, L (8, 1) ERA: 1.85	2.0	S	7	1	0	0	2	0	0	0	0	0	0	11	11	0.00	0.500

BOTTOM

Cincinnati Reds @ Los Angeles Dodgers
Dodger Stadium, Los Angeles, CA

Thu Aug 13 1987, 3:33 AM PDT
 Att. 35,207 - Unknown

livebaseballscores.com

AB	33
R	2
H	7
RBI	2
BB	4
SO	5
LOB	12




WP	PA	ERA	WHIP
1	37		
0			
1			
0			

Batter	1	2	3	4	5	6	7	8	9	AB R H RBI BB SO LOB	TOP		
Mariano Duncan, R (1, 6) OBP: 0.273, SLG: 0.329	0-0 F8		0-0 B5		0-0 F5		0-0 6-3		0-3 K	5 0 0 0 0 1 1	Los Angeles Dodgers @ San Francisco Giants Candlestick Park, San Francisco, CA Fri Aug 14 1987, 10:05 PM EDT Att: 34,108 - Unknown livebaseballscorecards.com		
Danny Heep, L (1, 9) OBP: 0.182, SLG: 0.171 Tim Crews, R (7, 1)	0-0 F7		0-0 F9		0-0 6-3		0-0 F9			4 0 0 0 0 0 0 0 0 0 0 0 0 0			
Ken Landreaux, L (1, 8) OBP: 0.295, SLG: 0.357	0-0 F8		0-0 F8		0-0 F6		0-3 K			4 0 0 0 0 1 0			
Pedro Guerrero, R (1, 3) OBP: 0.407, SLG: 0.554		0-0 F9		4-0 2B BB		0-0 F8		0-3 K		3 1 0 0 1 1 0			
Mickey Hatcher, R (1, 5) OBP: 0.353, SLG: 0.474 Craig Shipley, R (5, 5)		0-0 5-3		0-0 4-3 1B 2B 1-H		0-3 K		0-0 F7		2 1 1 1 0 0 0 2 0 0 0 0 1 0			
Mike Scioscia, L (1, 2) OBP: 0.348, SLG: 0.385		0-0 1B 1B		0-0 4-3 2B		0-0 1B 2B		0-0 4-3		4 2 2 0 0 0 1			
Chris Gwynn, L (1, 7) OBP: 0.750, SLG: 0.750		0-0 1B 1B		0-0 2-3 1B		0-0 1B			0-0 E6 SH2-3	4 0 3 2 0 0 0			
Phil Garner, R (1, 4) OBP: 0.280, SLG: 0.317		0-0 1B		0-0 3-H 1B		4-0 1B			0-0 SH2-3	2 0 1 1 1 0 1			
Shawn Hillegas, R (1, 1) Rick Honeycutt, L (6, 1) OBP: 0.267, SLG: 0.250 Brian Holton, R (6, 1) OBP: 0.250, SLG: 0.250 Tito Landrum, R (7, 9) OBP: 0.325, SLG: 0.268		0-3 K		0-0 F8		4-0 IBB			0-0 SH2-3	3 0 0 0 0 3 5 0 0 0 0 0 0 0 0 0 0 0 0 0 0 1 0 0 0 0 0 1			
Inning Stats	R: 0 H: 0 E: 0 LOB: 0 K: 0 BB: 0 S: 3 P: 3	R: 1 H: 3 E: 0 LOB: 2 K: 1 BB: 0 S: 8 P: 8	R: 0 H: 0 E: 0 LOB: 0 K: 0 BB: 0 S: 3 P: 3	R: 2 H: 2 E: 0 LOB: 1 K: 1 BB: 1 S: 7 P: 11	R: 0 H: 0 E: 0 LOB: 0 K: 0 BB: 0 S: 3 P: 3	R: 1 H: 2 E: 0 LOB: 2 K: 2 BB: 1 S: 9 P: 13	R: 0 H: 0 E: 0 LOB: 0 K: 1 BB: 0 S: 5 P: 5	R: 0 H: 0 E: 0 LOB: 0 K: 1 BB: 0 S: 5 P: 5	R: 0 H: 0 E: 1 LOB: 1 K: 1 BB: 0 S: 6 P: 6	1B: 5 SF: 0 2B: 2 SAC: 1 3B: 0 DP: 0 HR: 0 HBP: 0	WP: 0 PA: 37 PB: 0 SB: 0 CS: 0		
PITCHER	IP WLS BF H R ER SO BB IBB HBP BLK WP HR S P ERA WHIP											PITCHER	IP WLS BF H R ER SO BB IBB HBP BLK WP HR S P ERA WHIP
Kelly Downs, R (1, 1) ERA: 3.78	5.0 L 21 5 3 3 2 1 0 0 0 0 0 0 24 28 5.40 1.200												
Joe Price, L (6, 1) ERA: 4.15	2.0 9 2 1 1 3 0 1 0 0 0 0 0 14 18 4.50 1.000												
Jeff Robinson, R (8, 1) ERA: 2.72	2.0 7 0 0 0 2 0 0 0 0 0 0 0 0 11 11 0.00 0.000												



Batter	1	2	3	4	5	6	7	8	9	AB	R	H	RBI	BB	SO	LOB	BOTTOM																			
Mike Aldrete, L (1, 8) OBP: 0.374, SLG: 0.455	0-0 4-3			0-3 K		0-0 HR	0-0 HR		0-0 FC4	5	2	2	3	0	1	1	Los Angeles Dodgers @ San Francisco Giants Candlestick Park, San Francisco, CA Fri Aug 14 1987, 10:05 PM EDT Att. 34,108 - Unknown livebaseballscorecards.com																			
Kevin Mitchell, R (1, 5) OBP: 0.345, SLG: 0.471	0-0 F3			0-0 6-3		0-0 BB 1B G1-2-3	0-0 1B		0-0 1-3	5	0	2	0	0	0	1																				
Jeffrey Leonard, R (1, 7) OBP: 0.327, SLG: 0.490	0-0 F9			0-0 4-3		0-0 BB 1B 1-2	0-0 1B			4	0	2	0	0	0	0																				
Candy Maldonado, R (1, 9) OBP: 0.369, SLG: 0.556			0-3 K		0-3 K	4-0 BB 1B 1-2 2-3	0-0 F7			3	0	0	0	1	2	2																				
Will Clark, L (1, 3) OBP: 0.365, SLG: 0.575			0-0 F2		4-0 BB 1B BB	0-3 K		0-0 F8		3	0	0	0	1	1	3																				
Bob Brenly, R (1, 2) OBP: 0.353, SLG: 0.492			0-3 K2-3		0-0 BB 1B 1-2	0-0 G1-2-3		0-0 F3		4	0	1	0	0	1	3																				
Robby Thompson, R (1, 4) OBP: 0.309, SLG: 0.397			0-0 F8		4-0 BB 1B 1-2 2-3		0-0 5-3	0-3 K		3	0	0	0	1	1	0																				
Jose Uribe, S (1, 6) Harry Spilman, L (5, PH) Chris Speier, R (6, 6) OBP: 0.317, SLG: 0.363 OBP: 0.361, SLG: 0.438 OBP: 0.328, SLG: 0.382			0-3 K		0-3 K		4-0 4-3 HR BB		0-0 FC1-6 1B	1	0	0	0	0	1	0																				
Kelly Downs, R (1, 1) Chili Davis, S (5, PH) Joe Price, R (6, 1) Eddie Milner, L (7, PH) Jeff Robinson, R (8, 1) Scott Garretts, R (9, PR) OBP: 0.174, SLG: 0.156 OBP: 0.328, SLG: 0.428 OBP: 0.281, SLG: 0.315 OBP: 0.111, SLG: 0.111 OBP: 0.125, SLG: 0.125			0-3 K		0-0 4-3		0-0 4-3		0-0 FC1-6 FC4	1	0	0	0	0	1	0																				
Inning Stats	R: 0 E: 0 K: 0 S: 3	H: 0 LOB: 0 BB: 0 P: 3	R: 0 E: 0 K: 2 S: 7	H: 0 LOB: 0 BB: 0 P: 7	R: 0 E: 0 K: 2 S: 7	H: 0 LOB: 0 BB: 0 P: 7	R: 0 E: 0 K: 1 S: 5	H: 1 LOB: 3 BB: 2 P: 16	R: 1 E: 0 K: 1 S: 7	H: 3 LOB: 2 BB: 1 P: 11	R: 2 E: 0 K: 0 S: 6	H: 3 LOB: 2 BB: 1 P: 10	R: 0 E: 0 K: 1 S: 5	H: 0 LOB: 0 BB: 0 P: 5	R: 0 E: 0 K: 0 S: 4	H: 1 LOB: 1 BB: 0 P: 4	1B: 6 2B: 0 3B: 0 HR: 2	SF: 0 SAC: 0 DP: 1 HBP: 0	WP: 0 PB: 0 SB: 0 CS: 0	PA: 38																
PITCHER	IP	WLS	BF	H	R	ER	SO	BB	IBB	HBP	BLK	WP	HR	S	P	ERA	WHIP	PITCHER		IP	WLS	BF	H	R	ER	SO	BB	IBB	HBP	BLK	WP	HR	S	P	ERA	WHIP
Shawn Hillegas, R (1, 1) ERA: 1.98	5.0		22	4	1	1	7	3	0	0	0	0	0	1	33	45	1.80	1.400	Rick Honeycutt, L (6, 1) ERA: 4.6		0.1		1	0	0	0	1	0	0	0	0	0	3	3	0.00	0.000
Brian Holton, R (6, 1) ERA: 3.82	1.1		5	1	2	2	0	1	0	0	0	0	0	1	4	8	13.50	1.500	Tim Crews, R (7, 1) ERA:		2.1	S	10	3	0	0	1	0	0	0	12	12	0.00	1.286		



Batter	1	2	3	4	5	6	7	8	9	AB R H RBI BB SO LOB	TOP																						
Mariano Duncan, R (1, 6) OBP: 0.269, SLG: 0.324	0-0 L3		0-0 5-3			0-0 P3			0-0 6-3	4 0 0 0 0 0 0	<p>Los Angeles Dodgers @ San Francisco Giants Candlestick Park, San Francisco, CA</p> <p>Sat Aug 15 1987, 6:33 AM EDT Att: 43,480 - Unknown</p> <p>livebaseballscorecards.com</p> <table border="1"> <tr><td>AB</td><td>29</td></tr> <tr><td>R</td><td>0</td></tr> <tr><td>H</td><td>4</td></tr> <tr><td>RBI</td><td>0</td></tr> <tr><td>BB</td><td>2</td></tr> <tr><td>SO</td><td>7</td></tr> <tr><td>LOB</td><td>10</td></tr> </table> 	AB	29	R	0	H	4	RBI	0	BB	2	SO	7	LOB	10								
AB	29																																
R	0																																
H	4																																
RBI	0																																
BB	2																																
SO	7																																
LOB	10																																
Steve Sax, R (1, 4) OBP: 0.310, SLG: 0.339	0-3 K			0-0 5-3			0-0 FC1-6 1B		0-0 F7	4 0 1 0 0 1 0																							
John Shelby, S (1, 8) OBP: 0.290, SLG: 0.458	0-0 F7			4-0 G6-4-3 BB			0-3 K		0-0 1B	3 0 1 0 1 1 1																							
Pedro Guerrero, R (1, 3) OBP: 0.403, SLG: 0.548		0-0 F9		0-0 G6-4-3 1-2f			0-0 FC1-6 1-2f		0-3 K	4 0 0 0 0 1 3																							
Tito Landrum, R (1, 9) OBP: 0.313, SLG: 0.257		0-0 6-3			0-0 F3		0-3 K			3 0 0 0 0 1 1																							
Mike Scioscia, L (1, 2) OBP: 0.353, SLG: 0.389		0-0 E3 1B			0-0 F9 1B			4-0 3-1 5-3 BB		2 0 2 0 1 0 0																							
Phil Garner, R (1, 5) OBP: 0.276, SLG: 0.311		0-0 F9			0-0 F9 1-2			0-0 5-3 1-2		3 0 0 0 0 0 3																							
Chris Gwynn, L (1, 7) OBP: 0.429, SLG: 0.429			0-3 K			0-3 K		0-0 3-1 2-3		3 0 0 0 0 2 1																							
Fernando Valenzuela, L (1, 1) OBP: 0.159, SLG: 0.159			0-0 1-3			0-0 5-3		0-3 K		2 0 0 0 0 0 0																							
Alex Trevino, R (8, PH) OBP: 0.283, SLG: 0.390										1 0 0 0 0 1 1																							
Ken Howell, R (8, 1) OBP: 0.250, SLG: 0.250										0 0 0 0 0 0 0																							
Inning Stats	R: 0 E: 0 K: 1 S: 5	H: 0 LOB: 0 BB: 0 P: 5	R: 0 E: 1 K: 0 S: 4	H: 1 LOB: 1 BB: 0 P: 4	R: 0 E: 0 K: 1 S: 5	H: 0 LOB: 0 BB: 0 P: 5	R: 0 E: 0 K: 0 S: 2	H: 0 LOB: 0 BB: 1 P: 6	R: 0 E: 0 K: 0 S: 3	H: 1 LOB: 0 BB: 0 P: 3	R: 0 E: 0 K: 1 S: 5	H: 0 LOB: 0 BB: 0 P: 5	R: 0 E: 0 K: 2 S: 8	H: 1 LOB: 1 BB: 0 P: 8	R: 0 E: 0 K: 1 S: 5	H: 0 LOB: 1 BB: 1 P: 9	R: 0 E: 0 K: 1 S: 6	H: 1 LOB: 1 BB: 0 P: 6	1B: 4 2B: 0 3B: 0 HR: 0	SF: 0 SAC: 0 DP: 1 HBP: 0	WP: 0 PB: 0 SB: 0 CS: 0	PA: 31											
PITCHER Dave Dravecky, L (1, 1) ERA: 3.57	IP 9.0	WLS W	BF 31	H 4	R 0	ER 0	SO 7	BB 2	IBB 0	HBP 0	BLK 0	WP 0	HR 0	S 43	P 51	ERA 0.00	WHIP 0.667																
											PITCHER	IP	WLS	BF	H	R	ER	SO	BB	IBB	HBP	BLK	WP	HR	S	P	ERA	WHIP					

Batter	1	2	3	4	5	6	7	8	9
Robby Thompson, R OBP: 0.313, SLG: 0.400 (1, 4)	0-0 1B 1B	0-0 F9		0-0 FC6-5 1-3		0-0 2-H 1B		0-0 1B	
Kevin Mitchell, R OBP: 0.346, SLG: 0.469 (1, 5)	0-0 1B 1B	4-0 E S BB		0-0 F9		0-0 F8		0-3 K	
Jeffrey Leonard, R OBP: 0.328, SLG: 0.490 (1, 7)	0-0 1B FC6-4 1-2 3-H	0-3 K			0-0 CS 1B		0-0 6-3		
Candy Maldonado, R OBP: 0.370, SLG: 0.558 (1, 9)	0-0 1B FC6-4 1-3 2-H	0-3 K			0-0 F8 1-2		0-0 2B		
Chili Davis, S OBP: 0.327, SLG: 0.426 (1, 8)	0-0 FC6-4 2B 1-2r 3-H		0-3 K		0-0 E8 1B		0-0 P3		
Eddie Milner, L OBP: 0.281, SLG: 0.315 (8, 8)									
Will Clark, L OBP: 0.364, SLG: 0.574 (1, 3)	0-0 1B 2B		0-0 F7		0-0 6-3		0-3 K		
Bob Melvin, R OBP: 0.243, SLG: 0.348 (1, 2)	0-0 5-3		0-0 6-3			0-0 F9		0-0 6-3	
Jose Uribe, S OBP: 0.326, SLG: 0.379 (1, 6)	4-0 IBB			0-0 5-3		0-0 SH5-4 1B		0-0 E 3B	
Dave Dravecky, R OBP: 0.195, SLG: 0.108 (1, 1)	0-3 K			4-0 FC6-5 S BB		0-0 SH5-4 1-2		0-3 K 3-H	

Inning Stats	R: 3 E: 0 K: 1 S: 10	H: 5 LOB: 3 BB: 1 P: 14	R: 0 E: 0 K: 2 S: 7	H: 0 LOB: 1 BB: 1 P: 11	R: 0 E: 0 K: 1 S: 5	H: 0 LOB: 0 BB: 0 P: 5	R: 0 E: 0 K: 0 S: 3	H: 0 LOB: 1 BB: 1 P: 7	R: 0 E: 1 K: 0 S: 4	H: 2 LOB: 1 BB: 0 P: 4	R: 1 E: 0 K: 0 S: 5	H: 2 LOB: 1 BB: 0 P: 5	R: 0 E: 0 K: 1 S: 6	H: 1 LOB: 1 BB: 0 P: 6	R: 1 E: 1 K: 2 S: 9	H: 2 LOB: 1 BB: 0 P: 9
--------------	-------------------------------	----------------------------------	------------------------------	----------------------------------	------------------------------	---------------------------------	------------------------------	---------------------------------	------------------------------	---------------------------------	------------------------------	---------------------------------	------------------------------	---------------------------------	------------------------------	---------------------------------

PITCHER	IP	WLS	BF	H	R	ER	SO	BB	IBB	HBP	BLK	WP	HR	S	P	ERA	WHIP
Fernando Valenzuela, L ERA: 4.36 (1, 1)	7.0	L	33	10	4	4	5	2	1	0	0	0	0	40	52	5.14	1.714
Ken Howell, R ERA: 4.91 (8, 1)	1.0		5	2	1	1	2	0	0	0	0	0	0	9	9	9.00	2.000

Los Angeles Dodgers @ San Francisco Giants
Candlestick Park, San Francisco, CA
 Sat Aug 15 1987, 6:33 AM EDT
 Att. 43,480 - Unknown

AB	R	H	RBI	BB	SO	LOB
5	1	3	1	0	0	1
4	1	1	0	1	1	3
4	1	2	1	0	1	1
4	0	2	1	0	1	2
4	0	1	1	0	1	2
4	0	1	0	0	1	2
4	0	0	0	0	0	2
3	2	2	0	1	0	0
2	0	0	0	1	2	3

AB	34
R	5
H	12
RBI	4
BB	3
SO	7
LOB	16

GIANTS

WP	PA
0	38

Batter	1	2	3	4	5	6	7	8	9	10	AB R H RBI BB SO LOB	TOP										
Mariano Duncan, R OBP: 0.267, SLG: 0.322 Craig Shipley, R (4, 6)	0-0 B3		0-0 FC6-4			0-0 5-3			0-0 G6-4-3		2 0 0 0 0 0 1 2 0 0 0 0 0 1	Los Angeles Dodgers @ San Francisco Giants Candlestick Park, San Francisco, CA Sun Aug 16 1987, 6:33 AM EDT Att. 52,374 - Unknown livebaseballscorecards.com										
Danny Heep, L OBP: 0.188, SLG: 0.159 (1, 3)	0-0 L5			0-0 F8			0-0 1-3		4-0 SH5-4 BB	3 0 0 0 1 0 0												
Ken Landreaux, L OBP: 0.296, SLG: 0.352 (1, 9)	0-0 1-3			0-0 4-3			4-0 G6-3 BB		0-0 SH5-4 1-2	2 0 0 0 1 0 0												
John Shelby, S OBP: 0.267, SLG: 0.453 (1, 8)		0-0 F8		0-3 K			0-0 G6-3 1-2f		0-3 K	4 0 0 0 0 2 2												
Mike Scioscia, L OBP: 0.352, SLG: 0.385 (1, 2)		0-0 6-3			0-0 4-3			0-0 F8	4-0 FC4-6 IBB	3 0 0 0 1 0 0												
Steve Sax, R OBP: 0.309, SLG: 0.338 (1, 4)		0-0 1B			0-0 F9			0-0 4-3	0-0 FC4-6 1-2f	4 0 1 0 0 0 2												
Chris Gwynn, L OBP: 0.300, SLG: 0.300 (1, 7)			0-0 F7		0-0 F7			0-3 K		3 0 0 0 0 1 0												
Phil Garner, R OBP: 0.277, SLG: 0.311 (1, 5)			0-0 6-3			0-3 K2-3			0-0 FC1-6 1B	3 0 1 0 0 1 0												
Bob Welch, R OBP: 0.185, SLG: 0.159 Tim Leary, R OBP: 0.375, SLG: 0.375 (1, 1) (9, 1)			0-0 FC6-4 1B			0-0 1-3			0-0 FC1-6 G6-4-3 1-2f	3 0 1 0 0 0 1 0 0 0 0 0 0 0												
Inning Stats	R: 0 E: 0 K: 0 S: 3	H: 0 LOB: 0 BB: 0 P: 3	R: 0 E: 0 K: 0 S: 3	H: 1 LOB: 1 BB: 0 P: 3	R: 0 E: 0 K: 0 S: 4	H: 1 LOB: 1 BB: 0 P: 4	R: 0 E: 0 K: 1 S: 5	H: 0 LOB: 0 BB: 0 P: 5	R: 0 E: 0 K: 0 S: 3	H: 0 LOB: 0 BB: 0 P: 3	R: 0 E: 0 K: 1 S: 5		H: 0 LOB: 0 BB: 1 P: 6	R: 0 E: 0 K: 1 S: 5	H: 0 LOB: 0 BB: 0 P: 5	R: 0 E: 0 K: 0 S: 3	H: 1 LOB: 0 BB: 0 P: 3	R: 0 E: 0 K: 1 S: 5	H: 0 LOB: 2 BB: 2 P: 13	1B: 3 2B: 0 3B: 0 HR: 0	SF: 0 SAC: 1 DP: 2 HBP: 0	WP: 0 PB: 0 SB: 0 CS: 0
PITCHER Michael LaCoss, R ERA: 3.82 (1, 1)	IP 10.0	WLS W	BF 33	H 3	R 0	ER 0	SO 4	BB 2	IBB 1	HBP 0	BLK 0	WP 0	HR 0	S 38	P 50	ERA 0.00	WHIP 0.500					



Batter	1	2	3	4	5	6	7	8	9	10	AB	R	H	RBI	BB	SO	LOB
Mike Aldrete, L (1, 8) OBP: 0.375, SLG: 0.451 Eddie Milner, L (8, PR) OBP: 0.287, SLG: 0.328	0-0 1-3		4-0 FC4-6 BB		0-3 K			4-0 FC5-2 IBB		0-0 1-H 2B	2	0	0	0	2	1	2
Kevin Mitchell, R (1, 5) OBP: 0.342, SLG: 0.463	0-3 K		0-0 FC4-6 1-2f				0-3 K				4	0	0	0	0	2	4
Jeffrey Leonard, R (1, 7) OBP: 0.326, SLG: 0.485	0-3 K			0-0 F8			0-3 K				4	0	0	0	0	2	3
Candy Maldonado, R (1, 9) OBP: 0.366, SLG: 0.551		0-0 5-3			0-0 F9			0-0 6-3			4	0	0	0	0	0	0
Will Clark, L (1, 3) OBP: 0.363, SLG: 0.573		0-0 1-3			0-0 3-1			0-0 SH1-4 CS 2B			4	0	1	0	0	1	0
Bob Brenly, R (1, 2) OBP: 0.352, SLG: 0.491		0-0 5-3			0-0 CS 1B			0-0 SH1-4 2-3			3	0	1	0	0	0	0
Robby Thompson, R (1, 4) OBP: 0.313, SLG: 0.396			0-0 F9		4-0 SH1-4 E 1-2 BB			0-0 1-3 3-H			3	0	0	0	1	1	1
Jose Uribe, S (1, 6) OBP: 0.330, SLG: 0.388			0-0 SH1-4 2B		0-0 E6 SH1-4 1-2			0-0 SH1-4 S FC5-2 1B			4	0	2	0	0	0	1
Michael LaCoss, R (1, 1) OBP: 0.125, SLG: 0.079 Chili Davis, S (10, PH) OBP: 0.328, SLG: 0.428			0-0 5-3		0-0 SH1-4 1-2 2-3			0-0 SH1-4 1-3			1	0	0	0	0	0	1
			0-0 2B 1B								1	1	1	0	0	0	0

Inning Stats	R: 0	H: 0	E: 0	K: 2	S: 7	R: 0	H: 0	E: 0	K: 0	S: 3	R: 0	H: 1	E: 0	K: 0	S: 4	R: 0	H: 0	E: 0	K: 0	S: 3	R: 0	H: 1	E: 1	K: 1	S: 6	R: 0	H: 0	E: 0	K: 2	S: 7	R: 0	H: 1	E: 0	K: 0	S: 3	R: 0	H: 1	E: 0	K: 0	S: 4	R: 0	H: 1	E: 0	K: 0	S: 5	R: 0	H: 2	E: 1	K: 1	S: 6	1B: 3	SF: 0	2B: 3	SAC: 3	3B: 0	DP: 0	HR: 0	HBP: 0	WP: 0	PA: 37
--------------	------	------	------	------	------	------	------	------	------	------	------	------	------	------	------	------	------	------	------	------	------	------	------	------	------	------	------	------	------	------	------	------	------	------	------	------	------	------	------	------	------	------	------	------	------	------	------	------	------	------	-------	-------	-------	--------	-------	-------	-------	--------	-------	--------

PITCHER	IP	WLS	BF	H	R	ER	SO	BB	IBB	HBP	BLK	WP	HR	S	P	ERA	WHIP
Bob Welch, R (1, 1) ERA: 3.27	8.0		30	4	0	0	5	2	1	0	0	0	0	37	49	0.00	0.750
Tim Leary, R (9, 1) ERA: 5.0	1.2	L	7	2	1	1	2	0	0	0	0	0	0	11	11	5.40	1.200

BOTTOM

Los Angeles Dodgers @ San Francisco Giants
 Candlestick Park, San Francisco, CA

Sun Aug 16 1987, 6:33 AM EDT
 Att: 52,374 - Unknown

livebaseballscorecards.com

AB	31
R	1
H	6
RBI	1
BB	3
SO	7
LOB	12



Batter	1	2	3	4	5	6	7	8	9	AB R H RBI BB SO LOB	TOP																
Steve Sax, R (1, 4) OBP: 0.313, SLG: 0.340	0-0 CS 1B		0-3 K		4-0 BB			0-0 1B		3 0 2 0 1 1 0																	
Danny Heep, L (1, 7) OBP: 0.192, SLG: 0.167	0-0 1B 1-2 SF7 1B		0-3 K		0-0 4-3			0-0 L7		4 1 1 0 0 1 3																	
Pedro Guerrero, R (1, 3) OBP: 0.404, SLG: 0.548	0-0 WP 1-3 1B		0-0 3-1				0-0 G4-6-3 1B	0-3 K		4 0 2 0 0 1 1																	
John Shelby, S (1, 8) OBP: 0.284, SLG: 0.449	0-0 SF7 1-2 3-H			0-0 L4		0-0 G4-6-3 1-2f			0-3 K	3 0 0 1 0 1 1																	
Ken Landreaux, L (1, 9) OBP: 0.290, SLG: 0.345 Tito Landrum, R (9, PH) OBP: 0.310, SLG: 0.253	0-0 F7			0-0 F6		0-3 K			0-0 6-3	3 0 0 0 0 1 1 1 0 0 0 0 0 0																	
Mike Scioscia, L (1, 2) OBP: 0.352, SLG: 0.383 Alex Trevino, R (9, PH) OBP: 0.281, SLG: 0.387		4-0 BB		0-0 6-3			0-0 L7		0-3 K	2 0 0 0 1 0 0 1 0 0 0 0 1 0																	
Phil Garner, R (1, 6) OBP: 0.272, SLG: 0.306				0-0 F9		0-3 K		0-0 4-3		3 0 0 0 0 1 1																	
Tracy Woodson, R (1, 5) OBP: 0.291, SLG: 0.353				0-0 F7		0-0 2B 1B		0-0 L1		3 0 1 0 0 0 1																	
Orel Hershiser, R (1, 1) OBP: 0.265, SLG: 0.318 Chris Gwynn, L (8, PH) OBP: 0.273, SLG: 0.273 Matt Young, L (8, 1)				0-0 5-3		0-0 1-H 2B		0-3 K		2 0 1 0 0 0 1 1 0 0 0 0 1 0 0 0 0 0 0 0 0																	
Inning Stats	R: 1 E: 0 K: 0 S: 5	H: 3 LOB: 1 BB: 0 P: 5	R: 0 E: 0 K: 0 S: 3	H: 0 LOB: 1 BB: 1 P: 7	R: 0 E: 0 K: 2 S: 7	H: 0 LOB: 0 BB: 0 P: 7	R: 0 E: 0 K: 0 S: 3	H: 0 LOB: 0 BB: 0 P: 3	R: 0 E: 0 K: 1 S: 6	H: 2 LOB: 2 BB: 1 P: 10	R: 0 E: 0 K: 1 S: 5	H: 1 LOB: 0 BB: 0 P: 5	R: 0 E: 0 K: 0 S: 3	H: 0 LOB: 0 BB: 0 P: 3	R: 0 E: 0 K: 2 S: 8	H: 1 LOB: 1 BB: 0 P: 8	R: 0 E: 0 K: 2 S: 7	H: 0 LOB: 0 BB: 0 P: 7	1B: 6 2B: 1 3B: 0 HR: 0	SF: 1 SAC: 0 DP: 1 HBP: 0	WP: 1 PB: 0 SB: 0 CS: 1	PA: 33					
PITCHER	IP WLS BF H R ER SO BB IBB HBP BLK WP HR S P ERA WHIP																										
Bob Sebra, R (1, 1) ERA: 3.73	6.0		23	6	1	1	4	2	0	0	0	1	0	29	37	1.50	1.333										
Tim Burke, R (7, 1) ERA: 1.49	2.0	W	7	1	0	0	2	0	0	0	0	0	0	11	11	0.00	0.500										
Bob McClure, L (9, 1) ERA: 4.1	1.0	S	3	0	0	0	2	0	0	0	0	0	0	7	7	0.00	0.000										

Los Angeles Dodgers @ Montreal Expos
Olympic Stadium, Montreal, QB
Tue Aug 18 1987, 7:05 PM EDT
Att: 30,349 - Unknown

AB	30
R	1
H	7
RBI	1
BB	2
SO	8
LOB	9



WP: 1	PA: 33
PB: 0	
SB: 0	
CS: 1	

ERA	WHIP

Batter	1	2	3	4	5	6	7	8	9	AB	R	H	RBI	BB	SO	LOB
--------	---	---	---	---	---	---	---	---	---	----	---	---	-----	----	----	-----

Tim Raines, S <small>(1, 7)</small> <small>OBP: 0.426, SLG: 0.563</small>										3	2	2	0	1	1	0
Mitch Webster, S <small>(1, 9)</small> <small>OBP: 0.371, SLG: 0.437</small>										2	0	1	1	2	0	2
Hubie Brooks, R <small>(1, 6)</small> <small>OBP: 0.293, SLG: 0.422</small>										4	0	1	0	0	1	2
Tim Wallach, R <small>(1, 5)</small> <small>OBP: 0.346, SLG: 0.525</small>										2	0	0	1	1	0	1
Andres Galarraga, R <small>(1, 3)</small> <small>OBP: 0.392, SLG: 0.503</small>										4	0	0	0	0	1	5
Tom Foley, L <small>(1, 4)</small> <small>OBP: 0.328, SLG: 0.461</small> Casey Candaele, S <small>(8, PH)</small> <small>OBP: 0.340, SLG: 0.356</small> <small>(9, 4)</small>										3	0	2	0	0	0	3
Herm Winningham, L <small>(1, 8)</small> <small>OBP: 0.310, SLG: 0.356</small>										4	0	0	0	0	1	3
Jeff Reed, L <small>(1, 2)</small> <small>OBP: 0.239, SLG: 0.253</small>										4	0	0	0	0	0	3
Bob Sebra, R <small>(1, 1)</small> <small>OBP: 0.188, SLG: 0.174</small> Wallace Johnson, S <small>(6, PH)</small> <small>OBP: 0.261, SLG: 0.317</small> Tim Burke, R <small>(7, 1)</small> Dave Engle, R <small>(8, PH)</small> <small>OBP: 0.288, SLG: 0.324</small> Bob McClure, R <small>(9, 1)</small>										2	0	0	0	0	0	0

Inning Stats	R: 0	H: 0	E: 0	K: 2	S: 7	H: 0	LOB: 1	BB: 1	P: 11	R: 0	H: 1	E: 0	K: 0	S: 4	H: 1	LOB: 1	BB: 0	P: 4	R: 1	H: 2	E: 0	K: 1	S: 7	H: 2	LOB: 3	BB: 1	P: 12	R: 0	H: 0	E: 1	K: 0	S: 4	H: 0	LOB: 2	BB: 1	P: 8	R: 0	H: 0	E: 1	K: 0	S: 3	H: 1	LOB: 1	BB: 0	P: 4	R: 1	H: 2	E: 0	K: 0	S: 4	H: 2	LOB: 1	BB: 1	P: 8	R: 0	H: 1	E: 0	K: 1	S: 6	H: 1	LOB: 1	BB: 0	P: 6
--------------	------	------	------	------	------	------	--------	-------	-------	------	------	------	------	------	------	--------	-------	------	------	------	------	------	------	------	--------	-------	-------	------	------	------	------	------	------	--------	-------	------	------	------	------	------	------	------	--------	-------	------	------	------	------	------	------	------	--------	-------	------	------	------	------	------	------	------	--------	-------	------

PITCHER	IP	WLS	BF	H	R	ER	SO	BB	IBB	HBP	BLK	WP	HR	S	P	ERA	WHIP
Orel Hershiser, R <small>(1, 1)</small> <small>ERA: 2.74</small>	7.0	L	32	6	2	2	3	4	0	1	0	0	0	33	50	2.57	1.429
Matt Young, L <small>(8, 1)</small> <small>ERA: 4.22</small>	1.0		4	1	0	0	1	0	0	0	0	0	0	6	6	0.00	1.000

BOTTOM

Los Angeles Dodgers @ Montreal Expos
 Olympic Stadium, Montreal, QB
 Tue Aug 18 1987, 7:05 PM EDT
 Att. 30,349 - Unknown

AB	31
R	2
H	7
RBI	2
BB	4
SO	4
LOB	21



WP	PA	ERA	WHIP
0	36		

Batter	1	2	3	4	5	6	7	8	9	AB R H RBI BB SO LOB	TOP																	
Steve Sax, R (1, 4) OBP: 0.314, SLG: 0.342	0-0 4-3		0-0 1-3 3-H 2B		4-0 1B 2B BB	0-0 5-3		0-0 1-2 2-3 3-H 1-5-3		4 1 1 2 1 0 2																		
Danny Heep, L (1, 3) OBP: 0.196, SLG: 0.173 Pedro Guerrero, R (8, PH) OBP: 0.403, SLG: 0.547 (8, 7)	0-0 F5		0-3 K		0-0 1-3 2B 1B		0-3 K	0-0 F3		4 1 1 0 0 2 3 1 0 0 0 0 0 2																		
Ken Landreaux, L (1, 9) OBP: 0.289, SLG: 0.349 Alex Trevino, R (8, PH) OBP: 0.287, SLG: 0.393 (8, 9)	0-0 F7		0-3 K		0-0 4-3 1-H 3-H 1B 2B		0-0 F8	0-0 2-3 3-H 2B 1B		4 1 1 2 0 1 3 1 0 1 1 0 0 0																		
John Shelby, S (1, 8) OBP: 0.283, SLG: 0.448		0-0 L7	0-3 K		0-0 4-3		0-0 5-3	0-0 1-H 3-H 2B		5 0 1 1 0 1 4																		
Mike Scioscia, L (1, 2) OBP: 0.355, SLG: 0.393		0-3 K		0-0 HR	0-0 3-H 1B			4-0 BB 1B BB	0-0 4-3	4 2 2 2 1 1 0																		
Chris Gwynn, L (1, 7) OBP: 0.286, SLG: 0.286 Phil Garner, R (8, PH) OBP: 0.275, SLG: 0.304 (8, 5)		0-0 1B		0-0 1-3	0-3 K			4-0 1-2 1B BB	0-3 K	3 0 1 0 0 1 1 1 1 0 0 1 1 0																		
Tracy Woodson, R (1, 5) OBP: 0.304, SLG: 0.358 (8, 3)		0-0 L7		0-0 FC6 1B	0-0 F7			4-0 SH 1-2 2-3 1B BB	0-0 1B	4 1 2 0 1 0 2																		
Craig Shipley, R (1, 6) OBP: 0.222, SLG: 0.222			0-0 E 2B 1B	0-0 F8		0-0 6-3		0-0 1-2 2-H 3-H 1-5-3 1B 1B	0-0 1-3	5 2 2 2 0 0 2																		
Shawn Hillegas, R Mickey Hatcher, R Bob Welch, R Rick Honeycutt, L Brian Holton, R Tito Landrum, R Alejandro Peralta, R Drew Hershiser, R Tim Lincecum, R			0-0 E1 2B	0-0 FC6		0-3 K		0-0 SH 1B 1-5-3 2B		0 0 0 0 0 0 0 1 0 1 0 1 0 0 0 0 0 0 0 0 0 0 0																		
Inning Stats	R: 0 E: 0 K: 0 S: 3	H: 0 LOB: 0 BB: 0 P: 3	R: 0 E: 0 K: 1 S: 6	H: 1 LOB: 1 BB: 0 P: 6	R: 1 E: 1 K: 3 S: 12	H: 2 LOB: 3 BB: 0 P: 12	R: 1 E: 0 K: 0 S: 5	H: 2 LOB: 1 BB: 0 P: 5	R: 3 E: 0 K: 1 S: 8	H: 3 LOB: 1 BB: 1 P: 12	R: 0 E: 0 K: 1 S: 5	H: 0 LOB: 0 BB: 0 P: 5	R: 0 E: 0 K: 1 S: 5	H: 0 LOB: 0 BB: 0 P: 5	R: 5 E: 1 K: 0 S: 6	H: 3 LOB: 2 BB: 3 P: 18	R: 0 E: 0 K: 1 S: 6	H: 1 LOB: 1 BB: 0 P: 6	1B: 8 2B: 3 3B: 0 HR: 1	SF: 0 SAC: 1 DP: 0 HBP: 0	WP: 0 PB: 0 SB: 0 CS: 0	PA: 44						
PITCHER	IP WLS BF H R ER SO BB IBB HBP BLK WP HR S P ERA WHIP												IP WLS BF H R ER SO BB IBB HBP BLK WP HR S P ERA WHIP															
Bryn Smith, R (1, 1) ERA: 4.89	5.0		8	5	4	5	1	0	0	0	0	0	1	34	38	7.20	1.800											
Joe Hesketh, L (6, 1) ERA: 3.86	2.0		8	0	2	2	2	0	0	0	0	0	0	10	18	9.00	1.000											
Jeff Parrett, R (8, 1) ERA: 4.01	0.1	L	4	1	1	1	0	1	0	0	0	0	0	3	7	27.00	6.000											
Bob McClure, L (8, 1) ERA: 3.95	1.2		7	3	2	0	1	0	0	0	0	0	0	9	9	0.00	1.800											

Los Angeles Dodgers @ Montreal Expos
Olympic Stadium, Montreal, QB
Wed Aug 19 1987, 7:05 PM EDT
Att: 27,172 - Unknown

AB	39
R	10
H	12
RBI	10
BB	4
SO	8
LOB	21



Batter	1	2	3	4	5	6	7	8	9	AB	R	H	RBI	BB	SO	LOB
Tim Raines, S OBP: 0.428, SLG: 0.561 (1, 7)	4-0 E S WP BB	0-0 2-H 1B	0-0 4-3		4-0 FC6-4 BB			0-0 F8		3	1	1	1	2	0	2
Mitch Webster, S OBP: 0.369, SLG: 0.441 (1, 9)	0-3 K 1-3	0-0 4-3		0-0 G3	0-0 FC6-4 1-2			0-0 HR		5	1	1	1	0	1	3
Hubie Brooks, R OBP: 0.294, SLG: 0.419 (1, 6)	0-0 F8 3-H		0-0 1B 3B 1B	4-0 1B BB		0-0 L9		0-3 K		4	2	1	0	1	1	0
Tim Wallach, R OBP: 0.344, SLG: 0.522 (1, 5)	0-3 K		0-0 1B 3B 1B	0-3 K		0-0 5-3		0-0 5-3		5	1	1	0	0	2	1
Andres Galarraga, R OBP: 0.394, SLG: 0.508 (1, 3)		4-0 WP 1B BB	0-0 1B 3B	0-0 1B 1B		0-0 F5		0-3 K		4	2	2	2	1	1	0
Tom Foley, L OBP: 0.337, SLG: 0.468 (1, 4)		0-0 1B WP 1B	0-0 SH5-4 1B	0-0 1B 1B			0-0 F9		0-0 6-3	4	1	3	2	0	0	0
Herm Winningham, L OBP: 0.309, SLG: 0.355 (8, 8)		1-2 1B 1B	0-0 SH5-4 1B	1-3 2-H 1B						1	0	0	0	0	0	0
Mike Fitzgerald, R OBP: 0.336, SLG: 0.319 (1, 2)		0-3 K	0-0 F9	0-3 K			0-3 K			3	0	0	0	0	2	5
Joe Hesketh, R (6, 1)		1-2 2-3								1	0	0	0	0	1	0
Jeff Parrett, R (8, 1)										0	0	0	0	0	0	0
Bob McClure, R (8, 1)										0	0	0	0	0	0	0
Casey Candaale, S OBP: 0.344, SLG: 0.360 (1, 8)		0-0 SH1-4 1B	0-0 SH5-4 1B		0-0 CS 1B		0-0 6-3			4	1	3	2	0	0	0
Bryn Smith, R OBP: 0.167, SLG: 0.242 (1, 1)		0-0 SH1-4	0-0 SH5-4		0-0 F7			0-0 F9		0	0	0	0	0	0	0
Jeff Reed, L (5, PH)										1	0	0	0	0	0	1
Wallace Johnson, S OBP: 0.257, SLG: 0.313 (8, PH)										1	0	0	0	0	0	0
Dave Engle, R OBP: 0.288, SLG: 0.324 (9, 2)										0	0	0	0	0	0	0

Inning Stats	R: 1	H: 0	E: 1	LOB: 0	K: 2	BB: 1	S: 7	R: 3	H: 3	E: 0	LOB: 1	K: 1	BB: 1	S: 8	R: 3	H: 5	E: 0	LOB: 2	K: 0	BB: 0	S: 8	R: 1	H: 2	E: 0	LOB: 2	K: 2	BB: 1	S: 9	R: 0	H: 1	E: 0	LOB: 1	K: 0	BB: 1	S: 3	R: 0	H: 0	E: 0	LOB: 0	K: 0	BB: 0	S: 3	R: 0	H: 0	E: 0	LOB: 0	K: 1	BB: 0	S: 5	R: 1	H: 1	E: 0	LOB: 0	K: 1	BB: 0	S: 6	R: 0	H: 0	E: 0	LOB: 0	K: 1	BB: 0	S: 5	R: 0	H: 0	E: 0	LOB: 0	K: 1	BB: 0	S: 5	R: 0	H: 0	E: 0	LOB: 0	K: 1	BB: 0	S: 5	R: 0	H: 0	E: 0	LOB: 0	K: 1	BB: 0	S: 5
--------------	------	------	------	--------	------	-------	------	------	------	------	--------	------	-------	------	------	------	------	--------	------	-------	------	------	------	------	--------	------	-------	------	------	------	------	--------	------	-------	------	------	------	------	--------	------	-------	------	------	------	------	--------	------	-------	------	------	------	------	--------	------	-------	------	------	------	------	--------	------	-------	------	------	------	------	--------	------	-------	------	------	------	------	--------	------	-------	------	------	------	------	--------	------	-------	------

PITCHER	IP	WLS	BF	H	R	ER	SO	BB	IBB	HBP	BLK	WP	HR	S	P	ERA	WHIP
Shawn Hillegas, R ERA: 4.02 (1, 1)	2.0		11	3	4	4	3	2	0	0	0	2	0	15	23	18.00	2.500
Rick Honeycutt, L ERA: 4.76 (3, 1)	0.0		2	2	2	2	0	0	0	0	0	0	0	2	2	∞	∞
Brian Holton, R ERA: 3.91 (3, 1)	3.0		16	6	2	2	2	2	0	0	0	0	0	18	26	6.00	2.667
Alejandro Pena, R ERA: 4.33 (6, 1)	2.0	W	6	0	0	0	1	0	0	0	0	0	0	8	8	0.00	0.000
Tim Crews, R ERA: 0.69 (8, 1)	2.0	S	7	1	1	1	2	0	0	0	0	0	1	11	11	4.50	0.500

Los Angeles Dodgers @ Montreal Expos
Olympic Stadium, Montreal, QB
 Wed Aug 19 1987, 7:05 PM EDT
 Att. 27,172 - Unknown

AB	36
R	9
H	12
RBI	8
BB	4
SO	8
LOB	12



WP: 2	PA: 42
PB: 0	
SB: 1	
CS: 1	

PITCHER	IP	WLS	BF	H	R	ER	SO	BB	IBB	HBP	BLK	WP	HR	S	P	ERA	WHIP
---------	----	-----	----	---	---	----	----	----	-----	-----	-----	----	----	---	---	-----	------

Batter	1	2	3	4	5	6	7	8	9	AB R H RBI BB SO LOB	TOP											
Steve Sax, R (1, 4) OBP: 0.319, SLG: 0.347	0-0 SH5-3 1B		0-0 4-3 2B		0-3 K		4-0 IBB		0-0 HR 1B	4 2 3 0 1 1 0												
Ken Landreaux, L (1, 9) OBP: 0.288, SLG: 0.366	0-0 SH5-3 1-2		0-0 4-3 2-3		0-0 F8		0-0 4-3		0-0 HR 1-H	4 1 1 2 0 0 3												
Tito Landrum, R (1, 7) OBP: 0.300, SLG: 0.247	0-0 2-H 1B		0-3 K		0-0 6-3		0-0 6-3		0-0 F9	5 0 1 1 0 1 1												
John Shelby, S (1, 8) OBP: 0.284, SLG: 0.448	0-0 F9		0-3 K		0-0 1B		0-0 1B		0-0 HBP 1B	5 1 2 0 0 1 1												
Alex Trevino, R (1, 2) OBP: 0.300, SLG: 0.405	0-3 K 1-2		0-0 E 2B		0-0 P3		1-0 1B 2B HBP		0-0 FC4-6 1B	4 2 2 0 0 1 2												
Tracy Woodson, R (1, 3) OBP: 0.300, SLG: 0.351 (8, 5)		0-0 F8	0-0 E3 1B 2-H		0-0 F8		0-0 2B 1B 1-2 2-H		0-0 FC4-6 1-2	5 1 1 1 0 0 2												
Phil Garner, R (1, 5) OBP: 0.276, SLG: 0.305 Danny Heep, L (8, PH) OBP: 0.211, SLG: 0.208 (8, 3)		0-0 F8	0-0 1B		0-0 L3		0-0 2B			3 0 1 0 0 0 0 1 0 1 2 0 0 0												
Craig Shipley, R (1, 6) OBP: 0.231, SLG: 0.308		0-0 5-3	0-0 1-3		0-0 3-1 2B		0-0 F8			4 0 1 0 0 0 2												
Fernando Valenzuela, L (1, 1) OBP: 0.149, SLG: 0.149 Matt Young, L (8, 1)			0-0 F8		0-0 G3		0-0 3-1 2-3		0-0 4-3	4 0 0 0 0 0 2 0 0 0 0 0 0 0												
Inning Stats	R: 1 E: 0 K: 1 S: 7	H: 2 LOB: 1 BB: 0 P: 7	R: 0 E: 0 K: 0 S: 3	H: 0 LOB: 0 BB: 0 P: 3	R: 0 E: 0 K: 1 S: 6	H: 1 LOB: 1 BB: 0 P: 6	R: 1 E: 1 K: 1 S: 7	H: 2 LOB: 1 BB: 0 P: 7	R: 0 E: 0 K: 1 S: 5	H: 0 LOB: 0 BB: 0 P: 5	R: 0 E: 0 K: 0 S: 4	H: 1 LOB: 1 BB: 0 P: 4	R: 0 E: 0 K: 0 S: 4	H: 1 LOB: 2 BB: 1 P: 8	R: 3 E: 0 K: 0 S: 6	H: 3 LOB: 1 BB: 0 P: 7	R: 2 E: 0 K: 0 S: 6	H: 3 LOB: 1 BB: 0 P: 6	1B: 8 2B: 4 3B: 0 HR: 1	SF: 0 SAC: 1 DP: 0 HBP: 1	WP: 0 PB: 0 SB: 2 CS: 0	PA: 42
PITCHER	IP WLS BF H R ER SO BB IBB HBP BLK WP HR S P ERA WHIP																					
Neal Heaton, L (1, 1) ERA: 4.19	7.1 L 33 9 5 4 4 0 0 1 1 0 0 0 39 44 4.91 1.227																					
Tim Burke, R (8, 1) ERA: 1.47	0.2 3 1 0 0 0 0 0 0 0 0 0 0 3 3 0.00 1.500																					
Andy McGaffigan, R (9, 1) ERA: 2.58	1.0 6 3 2 2 0 0 0 0 0 0 0 1 6 6 18.00 3.000																					

Los Angeles Dodgers @ Montreal Expos
Olympic Stadium, Montreal, QB
Thu Aug 20 1987, 7:05 PM EDT
Att: 25,681 - Unknown

AB	39
R	7
H	13
RBI	6
BB	1
SO	4
LOB	13



WP: 0	PA: 42
-------	--------


Batter	1	2	3	4	5	6	7	8	9	AB	R	H	RBI	BB	SO	LOB
Tim Raines, S (1, 7) OBP: 0.423, SLG: 0.554	0-3 K	0-0 L6			0-0 F5	0-3 K		0-0 F8		5	0	0	0	0	2	5
Mitch Webster, S (1, 9) OBP: 0.370, SLG: 0.438	4-0 BB BB		0-3 K		4-0 2B BB		0-0 F8	0-0 FC6-4		3	1	0	0	2	1	2
Hubie Brooks, R (1, 6) OBP: 0.296, SLG: 0.415	4-0 FC6-4 1-2 BB		4-0 CS BB BB		0-3 K		0-3 K		0-0 4-3	3	0	0	0	2	2	1
Tim Wallach, R (1, 5) OBP: 0.347, SLG: 0.526	0-0 F3		4-0 CS 1-2 BB		0-0 E 1-H 2B		0-0 2B		0-0 5-3	4	0	2	1	1	0	2
Andres Galarraga, R (1, 3) OBP: 0.390, SLG: 0.501	0-0 FC6-4 1-2f		0-0 F9 1-2 2-3		0-0 E6 FC5-4 2-3		0-0 F3		0-0 6-3	5	0	0	0	0	0	6
Vance Law, R (1, 4) OBP: 0.365, SLG: 0.461		0-0 E5 SH3		0-0 1-3	0-0 FC5-4 1-2f			0-0 1B 1B 2B		4	1	1	0	0	0	2
Reid Nichols, R (1, 8) OBP: 0.308, SLG: 0.407		0-0 1-3		0-0 F6		0-0 F7		0-0 1B 2-3 1B		4	0	1	0	0	0	1
Mike Fitzgerald, R (1, 2) OBP: 0.339, SLG: 0.316		0-0 E7 SH3		4-0 BB		4-0 WP SH3-4 BB		0-3 K		2	0	0	0	2	1	3
Neal Heaton, L (1, 1) OBP: 0.200, SLG: 0.203		0-0 SH3		0-0 4-3		0-0 SH3-4		0-0 FC6-4 1-2 3-H 1B		1	0	0	0	0	0	1
Tim Burke, R (8, 1)										0	0	0	0	0	0	0
Dave Engle, R (8, PH) OBP: 0.297, SLG: 0.333										1	0	1	1	0	0	0
Andy McGaffigan, R (9, 1)										0	0	0	0	0	0	0

Inning Stats	R: 0	H: 0	E: 0	K: 1	S: 5	R: 0	H: 0	E: 2	K: 0	S: 5	R: 0	H: 0	E: 0	K: 1	S: 4	R: 0	H: 0	E: 0	K: 0	S: 3	R: 1	H: 1	E: 1	K: 1	S: 7	R: 0	H: 0	E: 0	K: 1	S: 5	R: 0	H: 1	E: 0	K: 1	S: 6	R: 1	H: 3	E: 0	K: 1	S: 8	R: 0	H: 0	E: 0	K: 0	S: 3	1B: 2	2B: 3	3B: 0	HR: 0	SF: 0	SAC: 2	DP: 0	HBP: 0	WP: 1	PB: 0	SB: 0	CS: 2	PA: 41
--------------	------	------	------	------	------	------	------	------	------	------	------	------	------	------	------	------	------	------	------	------	------	------	------	------	------	------	------	------	------	------	------	------	------	------	------	------	------	------	------	------	------	------	------	------	------	-------	-------	-------	-------	-------	--------	-------	--------	-------	-------	-------	-------	--------

PITCHER	IP	WLS	BF	H	R	ER	SO	BB	IBB	HBP	BLK	WP	HR	S	P	ERA	WHIP
Fernando Valenzuela, L (1, 1) ERA: 4.3	7.0	W	34	4	2	2	5	7	0	0	0	1	0	37	65	2.57	1.571
Matt Young, L (8, 1) ERA: 4.06	2.0	S	7	1	0	0	1	0	0	0	0	0	0	9	9	0.00	0.500

Los Angeles Dodgers @ Montreal Expos
Olympic Stadium, Montreal, QB
 Thu Aug 20 1987, 7:05 PM EDT
 Att. 25,681 - Unknown

AB	32
R	2
H	5
RBI	2
BB	7
SO	6
LOB	23



Batter	1	2	3	4	5	6	7	8	9	10	11	AB R H RBI BB SO LOB	TOP														
Steve Sax, R OBP: 0.318, SLG: 0.348 (1, 4)	X 0-0 L8		X 0-0 G6-3		X 0-0 F9			X 0-0 2B		X 0-0 4-3		5 0 1 0 0 0 3															
Danny Heep, L OBP: 0.197, SLG: 0.193 Tim Crews, R (8, 1)	X 0-0 4-3		X 0-0 L9		X 0-0 3-1			X 0-0 P6		X 0-0 E4		4 0 0 0 0 0 1 0 0 0 0 0 0 0 1 0 0 0 0 0 0 0 0 0 0 0 0 0															
Chris Gwynn, L OBP: 0.267, SLG: 0.267 Matt Young, L (11, 1)																											
Pedro Guerrero, R OBP: 0.399, SLG: 0.540 (1, 3)	X 0-0 F9			X 0-0 5-3		X 0-0 6-3		X 0-0 F8		X 0-0 FC5-4		5 0 0 0 0 0 2															
John Shelby, S OBP: 0.288, SLG: 0.453 (1, 8)		X 0-0 WP FC5-4 2B		X 0-0 CS 1B		X 0-0 1B		X 0-3 K		X 0-0 G4-6-3		5 1 3 0 0 1 2															
Mike Scioscia, L OBP: 0.352, SLG: 0.389 (1, 2)		X 0-0 F8		X 0-0 6-3		X 0-0 F9			X 0-0 F8			4 0 0 0 0 0 3															
Ken Landreaux, L OBP: 0.287, SLG: 0.359 (1, 9)		B B B B 4-0 FC5-4 2-3 BB			X 0-0 3-1		X 0-0 F9		X 0-0 6-3			3 0 0 0 1 0 0															
Tracy Woodson, R OBP: 0.290, SLG: 0.339 (1, 5)		X 0-0 FC5-4		X 0-0 L5		X 0-3 K		X 0-0 4-3				4 0 0 1 0 1 1															
Craig Shipley, R OBP: 0.294, SLG: 0.353 (1, 6)		X 0-3 K		X 0-0 BB 1B		X 0-0 1B			X 0-0 6-3			4 0 2 0 0 1 1															
Bob Welch, R OBP: 0.206, SLG: 0.156 Tito Landrum, R OBP: 0.297, SLG: 0.244 (8, 7)			B B B B 4-0 G6-3 BB		X 4-0 BB 1-2 BB		X 0-0 F3			X 0-0 5-3		1 0 0 0 2 0 1 1 0 0 0 0 0 0															
Inning Stats	R: 0 E: 0 K: 3 S: 3	H: 0 LOB: 0 BB: 0 P: 3	R: 1 E: 0 K: 1 S: 6	H: 1 LOB: 1 BB: 1 P: 10	R: 0 E: 0 K: 2 S: 2	H: 0 LOB: 0 BB: 1 P: 6	R: 0 E: 0 K: 0 S: 3	H: 1 LOB: 0 BB: 0 P: 3	R: 0 E: 0 K: 0 S: 4	H: 1 LOB: 2 BB: 1 P: 8	R: 0 E: 0 K: 1 S: 6	H: 1 LOB: 1 BB: 0 P: 6	R: 0 E: 0 K: 1 S: 6	H: 1 LOB: 1 BB: 0 P: 6	R: 0 E: 0 K: 0 S: 3	H: 0 LOB: 0 BB: 0 P: 3	R: 0 E: 1 K: 0 S: 3	H: 0 LOB: 0 BB: 0 P: 3	R: 0 E: 0 K: 0 S: 3	H: 0 LOB: 0 BB: 0 P: 3	1B: 4 2B: 2 3B: 0 HR: 0	SF: 0 SAC: 0 DP: 2 HBP: 0	WP: 1 PB: 0 SB: 0 CS: 1	PA: 40			
PITCHER	IP	WLS	BF	H	R	ER	SO	BB	IBB	HBP	BLK	WP	HR	S	P	ERA	WHIP										
Kevin Gross, R ERA: 4.44 (1, 1)	8.0		31	6	1	1	3	3	0	0	0	1	0	34	46	1.12	1.125										
Jeff Calhoun, L ERA: 1.69 (9, 1)	1.0		3	0	0	0	0	0	0	0	0	0	0	3	3	0.00	0.000										
Kent Tekulve, R ERA: 3.22 (10, 1)	2.0	W	6	0	0	0	0	0	0	0	0	0	0	6	6	0.00	0.000										

Los Angeles Dodgers @ Philadelphia Phillies
Veterans Stadium, Philadelphia, PA

livebaseballscores.com

AB	37
R	1
H	6
RBI	1
BB	3
SO	3
LOB	14



Fri Aug 21 1987, 7:05 PM EDT
Unknown

Batter	1	2	3	4	5	6	7	8	9	10	11	AB R H RBI BB SO LOB
Juan Samuel, R OBP: 0.354, SLG: 0.520 (1, 4)	4-0 3-1 S BB		0-3 K	4-0 FC4-6 BB		0-0 6-3			0-3 K		0-0 1B 2B	4 0 1 0 2 2 2
Milt Thompson, L OBP: 0.371, SLG: 0.470 (1, 8)	0-0 B5		0-0 4-3 BB 1B	0-0 FC4-6			0-0 F9 BB 1B		0-0 1B		0-0 1B	6 0 4 1 0 0 4
Von Hayes, L OBP: 0.435, SLG: 0.531 (1, 3)	0-0 3-1		4-0 4-3 BB				4-0 F9		4-0 FC6-4 BB		0-0 P6	3 0 0 0 2 0 2
Mike Schmidt, R OBP: 0.402, SLG: 0.561 (1, 5)	0-0 F9		0-0 4-3				0-0 F9 2B		0-0 F9		0-0 1B	5 0 2 1 0 0 5
Chris James, R OBP: 0.364, SLG: 0.603 Kent Tekulve, R (10, 1)		0-0 S 1B	0-0 F9				0-0 F9		0-3 K		0-3 K	5 0 1 0 0 2 7 0 0 0 0 0 0 0
Glenn Wilson, R OBP: 0.311, SLG: 0.393 (1, 9)		0-0 F7		4-0 FC6-4 1B BB		0-3 K		0-0 FC6-4		0-0 E4 L8-3		4 0 0 0 1 1 4
Darren Daulton, L OBP: 0.292, SLG: 0.325 (1, 2)		0-3 K		0-0 FC6-4 1B			0-0 F8		0-0 4-3		0-0 L8-3	5 0 1 0 0 1 2
Steve Jeltz, S OBP: 0.301, SLG: 0.270 (1, 6)		0-0 5-3		0-0 FC6-4 BB			0-0 F8		0-0 L4		0-0 F9	5 0 0 0 0 0 3
Kevin Gross, R OBP: 0.196, SLG: 0.184 Jeff Stone, L OBP: 0.353, SLG: 0.383 Jeff Calhoun, L (8, PH) Ron Roenicke, S OBP: 0.315, SLG: 0.295 (10, 7)			0-0 BB 4-3 1B	0-0 F5			0-0 2B		0-0 3-1		0-0 2B 1B 1B	3 1 2 0 0 0 2 1 0 0 0 0 0 0 0 0 0 0 0 0 0 1 1 1 0 0 0 0

Inning Stats	R: 0	H: 0	E: 0	K: 0	S: 3	R: 0	H: 1	E: 0	K: 1	S: 6	R: 1	H: 2	E: 0	K: 1	S: 7	R: 0	H: 1	E: 0	K: 0	S: 4	R: 0	H: 1	E: 0	K: 1	S: 6	R: 0	H: 1	E: 0	K: 1	S: 6	R: 0	H: 0	E: 0	K: 0	S: 3	R: 0	H: 2	E: 0	K: 2	S: 9	R: 0	H: 0	E: 1	K: 0	S: 3	R: 1	H: 3	E: 0	K: 0	S: 3	1B: 9	SF: 0	2B: 4	SAC: 0	3B: 0	DP: 1	HR: 0	HBP: 0	WP: 0	PA: 47
--------------	------	------	------	------	------	------	------	------	------	------	------	------	------	------	------	------	------	------	------	------	------	------	------	------	------	------	------	------	------	------	------	------	------	------	------	------	------	------	------	------	------	------	------	------	------	------	------	------	------	------	-------	-------	-------	--------	-------	-------	-------	--------	-------	--------

PITCHER	IP	WLS	BF	H	R	ER	SO	BB	IBB	HBP	BLK	WP	HR	S	P	ERA	WHIP
Bob Welch, R ERA: 3.19 (1, 1)	7.0		33	7	1	1	4	5	0	0	0	0	0	36	56	1.29	1.714
Tim Crews, R ERA: 0.56 (8, 1)	3.0		11	2	0	0	2	0	0	0	0	0	0	15	15	0.00	0.667
Matt Young, L ERA: 4.24 (11, 1)	0.0	L	3	3	1	1	0	0	0	0	0	0	0	3	3	∞	∞

BOTTOM

Los Angeles Dodgers @ Philadelphia Phillies
Veterans Stadium, Philadelphia, PA
Fri Aug 21 1987, 7:05 PM EDT
Unknown

livebaseballscores.com

AB	42
R	2
H	12
RBI	2
BB	5
SO	6
LOB	31



Batter	1	2	3	4	5	6	7	8	9	AB R H RBI BB SO LOB	TOP	
Steve Sax, R (1, 4) OBP: 0.315, SLG: 0.344	0-0 5-3	0-0 FC5-2		0-0 F7		0-0 F8		0-0 L7		5 0 0 0 0 0 5		
Glenn Hoffman, R (1, 6) OBP: 0.262, SLG: 0.267	0-3 K	0-0 L8			0-0 L7		0-0 F7		0-0 2B	5 0 1 0 0 1 2		
Pedro Guerrero, R (1, 7) OBP: 0.401, SLG: 0.542	0-0 1B		4-0 2B SF8 BB		0-0 2B		0-0 6-3		0-0 5-3	4 1 2 0 1 0 1		
John Shelby, S (1, 8) OBP: 0.290, SLG: 0.455	0-0 4-3		0-0 SF8 1-3 2B		0-0 5-3		0-0 1B		0-0 F8	5 0 2 0 0 0 3		
Alex Trevino, R (1, 2) OBP: 0.298, SLG: 0.395		0-3 K	0-0 F8		1-0 HBP		0-0 5-3		0-0 F8	3 0 0 0 0 1 3		
Mike Scioscia, L (9, PH) OBP: 0.351, SLG: 0.388										1 0 0 0 0 0 1		
Tracy Woodson, R (1, 3) OBP: 0.269, SLG: 0.333		1-0 1B 1B 2B HBP	0-0 SF8		0-0 F6				0-0 F6	2 1 0 1 0 0 2		
Tito Landrum, R (1, 9) OBP: 0.305, SLG: 0.267		0-0 1B 2B 1B	0-3 K			0-0 F9			0-0 2B	4 1 2 0 0 1 1		
Phil Garner, R (1, 5) OBP: 0.275, SLG: 0.303		0-0 2B FC5-2 1B		0-0 F9		0-0 F7			0-0 6-3	4 0 1 0 0 0 1		
Tim Leary, R (1, 1) OBP: 0.368, SLG: 0.421		0-0 2B		0-0 5-3		0-0 E6			4-0 BB	3 0 1 2 0 0 0		
Alejandro Pena, R (6, 1) OBP: 0.083, SLG: 0.083										0 0 0 0 0 0 0		
Mickey Hatcher, R (8, PH) OBP: 0.354, SLG: 0.472										0 0 0 0 1 0 0		
Bob Welch, R (8, PR) OBP: 0.206, SLG: 0.156										0 0 0 0 0 0 0		
Brian Holton, R (8, 1) OBP: 0.200, SLG: 0.200		1-3 2H 3H								0 0 0 0 0 0 0		
Inning Stats	R: 0 H: 1 E: 0 LOB: 1 K: 1 BB: 0 S: 6 P: 6	R: 2 H: 3 E: 0 LOB: 2 K: 1 BB: 0 S: 8 P: 9	R: 1 H: 1 E: 0 LOB: 1 K: 1 BB: 1 S: 6 P: 10	R: 0 H: 0 E: 0 LOB: 0 K: 0 BB: 0 S: 3 P: 3	R: 0 H: 1 E: 0 LOB: 2 K: 0 BB: 0 S: 4 P: 5	R: 0 H: 0 E: 1 LOB: 1 K: 0 BB: 0 S: 4 P: 4	R: 0 H: 1 E: 0 LOB: 1 K: 0 BB: 0 S: 4 P: 4	R: 0 H: 1 E: 0 LOB: 2 K: 0 BB: 1 S: 4 P: 8	R: 0 H: 1 E: 0 LOB: 1 K: 0 BB: 0 S: 4 P: 4	1B: 4 SF: 1 2B: 5 SAC: 0 3B: 0 DP: 0 HR: 0 HBP: 2	WP: 0 PA: 41 PB: 0 SB: 0 CS: 0	
PITCHER Shane Rawley, L (1, 1) ERA: 3.92	IP WLS BF H R ER SO BB IBB HBP BLK WP HR S P ERA WHIP	8.0 W 38 9 3 3 3 2 0 2 0 0 0 0 40 50 3.38 1.375										
Kent Tekulve, R (9, 1) ERA: 3.18	1.0 3 0 0 0 0 0 0 0 0 0 0 0 3 3 0.00 0.000											

Los Angeles Dodgers @ Philadelphia Phillies
Veterans Stadium, Philadelphia, PA
Fri Aug 21 1987, 7:05 PM EDT
Att: 48,656 - Unknown

livebaseballscorecards.com

AB	36
R	3
H	9
RBI	3
BB	2
SO	3
LOB	19



Batter	1	2	3	4	5	6	7	8	9	AB	R	H	RBI	BB	SO	LOB
Juan Samuel, R OBP: 0.353, SLG: 0.516 (1, 4)	0-3 K	0-0 F9		0-0 1-3		0-0 FC5-4 2B	0-0 CS 1B			5	1	1	2	0	1	3
Milt Thompson, L OBP: 0.373, SLG: 0.474 (1, 8)	0-0 1B		0-0 6-3		0-0 5-3	0-0 2B	0-0 CS 1B	0-0 1B		5	1	3	2	0	0	0
Chris James, R OBP: 0.368, SLG: 0.602 (1, 7)	4-0 1B		0-3 K		0-0 1B	0-0 1B		0-3 K		4	1	2	0	1	2	1
Mike Schmidt, R OBP: 0.402, SLG: 0.561 (1, 5)	0-0 1B		0-0 2B		0-0 F8	0-0 F9		0-3 K		5	0	2	1	0	1	4
Von Hayes, L OBP: 0.441, SLG: 0.533 (1, 3)	0-0 1B		4-0 BB		0-0 1B		4-0 2B	4-0 IBB		2	1	2	1	3	0	0
Lance Parrish, R OBP: 0.304, SLG: 0.397 (1, 2)	0-3 K		0-0 F8		0-0 FC6-4 1B		0-0 SH5-4 1B	0-3 K		5	1	1	1	0	2	8
Glenn Wilson, R OBP: 0.311, SLG: 0.392 (1, 9)	0-0 F9			0-0 L8		0-0 FC1-5 1B	0-3 K			4	0	1	0	0	1	3
Steve Jeltz, S OBP: 0.309, SLG: 0.276 (1, 6)		0-0 F9		0-0 SH1-4 1B		0-0 FC5-4 2B	4-0 SH5-4 1B			3	2	2	0	1	0	0
Shane Rawley, R OBP: 0.182, SLG: 0.215 (1, 1)		0-3 K		0-0 SH1-4		0-0 FC1-5 1B	0-0 SH5-4			2	0	0	0	0	1	2
Kent Tekulve, R (9, 1)				1-2		1-2 2-3f	1-2 2-3			0	0	0	0	0	0	0

Inning Stats	R: 2	H: 3	E: 0	K: 2	S: 10	LOB: 2	BB: 1	P: 14	R: 0	H: 0	E: 0	K: 1	S: 5	LOB: 0	BB: 0	P: 5	R: 0	H: 1	E: 0	K: 1	S: 6	LOB: 2	BB: 1	P: 10	R: 0	H: 1	E: 0	K: 0	S: 4	LOB: 1	BB: 0	P: 4	R: 0	H: 2	E: 0	K: 0	S: 5	LOB: 2	BB: 0	P: 5	R: 2	H: 4	E: 0	K: 0	S: 7	LOB: 2	BB: 0	P: 7	R: 3	H: 2	E: 0	K: 1	S: 6	LOB: 0	BB: 2	P: 14	R: 0	H: 1	E: 0	K: 3	S: 10	LOB: 2	BB: 1	P: 14
1B: 11	SF: 0	WP: 0	PA: 43																																																													
2B: 3	SAC: 2	PB: 0																																																														
3B: 0	DP: 0	SB: 2																																																														
HR: 0	HBP: 0	CS: 1																																																														

Los Angeles Dodgers @ Philadelphia Phillies
Veterans Stadium, Philadelphia, PA
 Fri Aug 21 1987, 7:05 PM EDT
 Att. 48,656 - Unknown

AB	35
R	7
H	14
RBI	7
BB	5
SO	8
LOB	21

PITCHER	IP	WLS	BF	H	R	ER	SO	BB	IBB	HBP	BLK	WP	HR	S	P	ERA	WHIP
Tim Leary, R ERA: 5.09 (1, 1)	5.2	L	30	11	4	4	4	2	0	0	0	0	0	36	44	6.35	2.294
Alejandro Pena, R ERA: 4.66 (6, 1)	1.1		7	2	3	3	1	2	0	0	0	0	0	7	15	20.25	3.000
Brian Holton, R ERA: 3.86 (8, 1)	1.0		5	1	0	0	3	0	1	0	0	0	0	10	14	0.00	1.000

Batter	1	2	3	4	5	6	7	8	9	AB R H RBI BB SO LOB	TOP											
Steve Sax, R (1, 4) OBP: 0.312, SLG: 0.341	0-3 K		0-0 4-3		0-3 K			0-0 F9		4 0 0 0 0 2 1	Los Angeles Dodgers @ Philadelphia Phillies Veterans Stadium, Philadelphia, PA Sat Aug 22 1987, 3:33 AM EDT Att: 27,160 - Unknown livebaseballscorecards.com											
Danny Heep, L (1, 7) OBP: 0.215, SLG: 0.213	0-0 1B		0-0 FC6-4 1B		0-0 F8			0-3 K		4 0 2 0 0 1 1												
Pedro Guerrero, R (1, 3) OBP: 0.400, SLG: 0.539	0-0 1B		0-0 FC6-4 FC4-6 1-2f		0-0 1-3			0-0 F7		4 0 1 0 0 0 1												
John Shelby, S (1, 8) OBP: 0.289, SLG: 0.452	0-0 F7		0-0 FC4-6 1-2f		0-0 6-3			0-0 G3 1B		4 0 1 0 0 0 3												
Mike Scioscia, L (1, 2) OBP: 0.348, SLG: 0.384 Alex Trevino, R (9, PH) OBP: 0.296, SLG: 0.391	0-0 3-1			0-0 F8		0-0 F3		0-0 G3 1-2		3 0 0 0 0 0 2 1 0 0 0 0 0 1												
Ken Landreaux, L (1, 9) OBP: 0.282, SLG: 0.352 Mickey Hatcher, R (9, PH) OBP: 0.353, SLG: 0.470		0-0 4-3		0-0 4-3		0-0 6-3		0-0 G3		3 0 0 0 0 0 0 1 0 0 0 0 0 1												
Tracy Woodson, R (1, 5) OBP: 0.282, SLG: 0.325		0-0 5-3		0-3 K		0-0 F4				3 0 0 0 0 0 1 0												
Glenn Hoffman, R (1, 6) OBP: 0.265, SLG: 0.270 Brian Holton, R (8, 1) OBP: 0.200, SLG: 0.200		0-0 1B			0-0 F7		0-0 F4			3 0 1 0 0 0 0 0 0 0 0 0 0 0												
Rick Honeycutt, L (1, 1) OBP: 0.281, SLG: 0.267 Matt Young, L (7, 1) Craig Shipley, R (7, 6) OBP: 0.294, SLG: 0.353 Chris Gwynn, L (8, PH) OBP: 0.250, SLG: 0.250 Phil Garner, R (8, 6) OBP: 0.275, SLG: 0.303		0-0 F7			0-0 1B			0-3 K		2 0 1 0 0 0 1 0 0 0 0 0 0 0 0 0 0 0 0 0 0 1 0 0 0 0 1 0 0 0 0 0 0 0 0												
Inning Stats	R: 0 E: 0 K: 1 S: 7	H: 2 LOB: 2 BB: 0 P: 7	R: 0 E: 0 K: 0 S: 4	H: 1 LOB: 1 BB: 0 P: 4	R: 0 E: 0 K: 0 S: 4	H: 1 LOB: 1 BB: 0 P: 4	R: 0 E: 0 K: 1 S: 5	H: 0 LOB: 0 BB: 0 P: 5	R: 0 E: 0 K: 1 S: 6	H: 1 LOB: 1 BB: 0 P: 6		R: 0 E: 0 K: 0 S: 3	H: 0 LOB: 0 BB: 0 P: 3	R: 0 E: 0 K: 0 S: 3	H: 0 LOB: 0 BB: 0 P: 3	R: 0 E: 0 K: 2 S: 7	H: 0 LOB: 0 BB: 0 P: 7	R: 0 E: 0 K: 0 S: 4	H: 1 LOB: 1 BB: 0 P: 4	1B: 6 2B: 0 3B: 0 HR: 0	SF: 0 SAC: 0 DP: 0 HBP: 0	WP: 0 PB: 0 SB: 0 CS: 0
PITCHER	IP WLS BF H R ER SO BB IBB HBP BLK WP HR S P ERA WHIP																					
Mike Maddux, R (1, 1) ERA: 4.31	7.0 W 26 5 0 0 3 0 0 0 0 0 0 0 32 32 0.00 0.714																					
Michael Jackson, R (8, 1) ERA: 1.66	1.1 5 1 0 0 2 0 0 0 0 0 0 0 9 9 0.00 0.750																					
Jeff Calhoun, L (9, 1) ERA: 3.17	0.1 1 0 0 0 0 0 0 0 0 0 0 0 1 1 0.00 0.000																					
Kent Tekulve, R (9, 1)	0.1 S 1 0 0 0 0 0 0 0 0 0 0 0 1 1 0.00 0.000																					



Batter	1	2	3	4	5	6	7	8	9
Juan Samuel, R OBP: 0.352, SLG: 0.513 (1, 4)	0-0 5-3 ①		0-0 5-3 ②			0-0 F9 ①		4-0 4-3 S 1B BB	
Milt Thompson, L OBP: 0.374, SLG: 0.474 (1, 8)	0-0 F6 ②		0-0 S 1B ③			0-0 1B		0-0 4-3 ①	
Chris James, R OBP: 0.366, SLG: 0.596 (1, 7)	0-0 L8 ③		0-0 F9 ③			0-3 K ②		0-0 1B 1B	
Mike Schmidt, R OBP: 0.403, SLG: 0.559 (1, 5)		0-0 2B 1B		4-0 G3-6-3 BB		0-0 5-3 ③		0-3 K ②	
Von Hayes, L OBP: 0.443, SLG: 0.538 Kent Tekulve, R (9, 1)		0-0 1-3 2B		0-0 G3-6-3 ① ② 1-2f			0-0 1B BB FC6-4 1B	0-0 1-3 1B	
Lance Parrish, R OBP: 0.304, SLG: 0.394 (1, 2)		0-3 K ①		0-0 5-3 ③			4-0 FC6-4 1B 1-2 BB	0-0 F8 ③	
Glenn Wilson, R OBP: 0.313, SLG: 0.392 (1, 9)		4-0 G6-4-3 IBB			0-0 5-3 ①		0-0 1-2 2-3 1B		
Luis Aguayo, R OBP: 0.279, SLG: 0.406 (1, 6)		0-0 G6-4-3 ② ③ 1-2f			0-3 K ②		0-0 FC6-4 ① G4-6-3		
Mike Maddux, L (1, 1)			0-3 K ①			0-0 1-3 ③		0-0 G4-6-3 ② ③ 1-2f	

Inning Stats	R: 0 E: 0 K: 0 S: 3	H: 0 LOB: 0 BB: 0 P: 3	R: 0 E: 0 K: 1 S: 6	H: 2 LOB: 2 BB: 1 P: 10	R: 0 E: 0 K: 1 S: 6	H: 1 LOB: 1 BB: 0 P: 6	R: 0 E: 0 K: 0 S: 2	H: 0 LOB: 0 BB: 1 P: 6	R: 0 E: 0 K: 1 S: 5	H: 0 LOB: 0 BB: 0 P: 5	R: 0 E: 0 K: 1 S: 6	H: 1 LOB: 1 BB: 0 P: 6	R: 1 E: 0 K: 0 S: 4	H: 2 LOB: 1 BB: 1 P: 8	R: 1 E: 0 K: 1 S: 7	H: 2 LOB: 2 BB: 1 P: 11
--------------	------------------------------	---------------------------------	------------------------------	----------------------------------	------------------------------	---------------------------------	------------------------------	---------------------------------	------------------------------	---------------------------------	------------------------------	---------------------------------	------------------------------	---------------------------------	------------------------------	----------------------------------

PITCHER	IP	WLS	BF	H	R	ER	SO	BB	IBB	HBP	BLK	WP	HR	S	P	ERA	WHIP
Rick Honeycutt, L ERA: 4.59 (1, 1)	6.0	L	25	6	1	1	4	2	1	0	0	0	0	30	42	1.50	1.333
Matt Young, L ERA: 4.27 (7, 1)	1.2		7	2	1	1	1	1	0	0	0	0	0	8	12	5.40	1.800
Brian Holton, R ERA: 3.84 (8, 1)	0.1		1	0	0	0	0	0	0	0	0	0	0	1	1	0.00	0.000

BOTTOM

Los Angeles Dodgers @ Philadelphia Phillies
Veterans Stadium, Philadelphia, PA

Sat Aug 22 1987, 3:33 AM EDT
Att. 27,160 - Unknown

AB	29
R	2
H	8
RBI	2
BB	4
SO	5
LOB	17

WP: 0 PA: 33
PB: 0
SB: 2
CS: 0



1B	2B	3B	HR	SF	SAC	DP	HBP
7	1	0	0	0	3	0	0

WP	HR	S	P	ERA	WHIP
0	0	0	0	0	0

Batter	1	2	3	4	5	6	7	8	9	AB R H RBI BB SO LOB	TOP													
Steve Sax, R (1, 4) OBP: 0.311, SLG: 0.338	0-0 P3	0-0 F9		4-0 BB		0-0 6-3		0-0 F6		4 0 0 0 1 0 4														
Glenn Hoffman, R (1, 6) OBP: 0.260, SLG: 0.265	0-3 K		0-0 SH1-4 1B	0-0 F5		0-0 6-3		0-0 5-3		5 1 1 0 0 1 2														
Tito Landrum, R (1, 9) OBP: 0.303, SLG: 0.267	0-0 4-3		0-0 SH1-4 1-2		0-3 K		0-0 E SF8 1B	0-0 P3		4 1 1 0 0 1 0														
John Shelby, S (1, 8) OBP: 0.293, SLG: 0.453		0-0 1B 5-3 1B	0-3 K		4-0 S FC5-2 BLK BB		0-3 K	0-0	0-0	4 1 2 0 1 2 2														
Mickey Hatcher, R (1, 3) OBP: 0.355, SLG: 0.472		0-0 WP 1B	0-0		0-0 FC5-2 1B		0-0 SF8	0-0 F8		3 1 2 2 0 0 1														
Tracy Woodson, R (7, 3) OBP: 0.280, SLG: 0.322		1-3 1B	2-H 1B		1-H		3-H			1 0 0 0 0 0 1														
Alex Trevino, R (1, 7) OBP: 0.297, SLG: 0.390	0-0 5-3		0-0 6-3		0-0 FC5-4 1B		0-0 4-3			3 0 1 1 0 0 2														
Ken Landreaux, L (7, PH) OBP: 0.261, SLG: 0.350	3-H				1-2					1 0 0 0 0 0 0														
Phil Garner, R (1, 5) OBP: 0.279, SLG: 0.313	0-0 1B			0-0 SH4-3 SH1-4 2B		0-0 FC5-4		0-0 F2		4 1 2 1 0 0 2														
Mike Scioscia, L (1, 2) OBP: 0.351, SLG: 0.387	2-H			0-0 SH4-3				0-0 F9		3 0 2 0 0 0 0														
Orel Hershiser, R (1, 1) OBP: 0.271, SLG: 0.324	0-0 1B			1-2		0-0 6-3 SH1-4 1B		0-0 F9																
	0-0 F8			0-0 SH1-4		0-0 SH1-4		0-0	0-0	2 0 1 1 0 0 2														
	3-H			3-H		1-2		1B																
Inning Stats	R: 0 E: 0 K: 1 S: 5	H: 0 LOB: 0 BB: 0 P: 5	R: 2 E: 0 K: 0 S: 7	H: 4 LOB: 2 BB: 0 P: 7	R: 1 E: 0 K: 1 S: 7	H: 2 LOB: 1 BB: 0 P: 7	R: 1 E: 0 K: 0 S: 4	H: 1 LOB: 1 BB: 1 P: 8	R: 0 E: 0 K: 1 S: 6	H: 1 LOB: 2 BB: 1 P: 10	R: 0 E: 0 K: 0 S: 4	H: 1 LOB: 1 BB: 0 P: 4	R: 1 E: 1 K: 1 S: 6	H: 1 LOB: 0 BB: 0 P: 6	R: 0 E: 0 K: 0 S: 4	H: 1 LOB: 1 BB: 0 P: 4	R: 0 E: 0 K: 0 S: 4	H: 1 LOB: 1 BB: 0 P: 4	R: 0 E: 0 K: 0 S: 4	H: 1 LOB: 1 BB: 0 P: 4	1B: 11 2B: 1 3B: 0 HR: 0	SF: 1 SAC: 4 DP: 0 HBP: 0	WP: 1 PB: 0 SB: 1 CS: 0	PA: 41
PITCHER	IP WLS BF H R ER SO BB IBB HBP BLK WP HR S P ERA WHIP																							
Don Carman, L (1, 1) ERA: 4.75	3.2 L 19 7 4 4 2 1 0 0 0 1 0 22 26 9.82 2.182																							
Wally Ritchie, L (4, 1) ERA: 3.86	2.1 11 3 1 0 1 1 0 0 0 0 0 12 16 0.00 1.714																							
Michael Jackson, R (7, 1) ERA: 4.21	2.0 7 1 0 0 1 0 0 0 0 0 0 9 9 0.00 0.500																							
Kent Tekulve, R (9, 1) ERA: 3.13	1.0 4 1 0 0 0 0 0 0 0 0 0 4 4 0.00 1.000																							

Los Angeles Dodgers @ Philadelphia Phillies
Veterans Stadium, Philadelphia, PA
Sun Aug 23 1987, 3:33 AM EDT
Att: 36,407 - Unknown

livebaseballscorecards.com

AB	34
R	5
H	12
RBI	5
BB	2
SO	4
LOB	16



Batter	1	2	3	4	5	6	7	8	9	AB	R	H	RBI	BB	SO	LOB
Juan Samuel, R OBP: 0.351, SLG: 0.513 (1, 4)	0-0 4-3 2B		0-0 5-3			0-0 P3		0-0 6-3		4	0	1	0	0	0	0
Greg Gross, L OBP: 0.398, SLG: 0.383 Kent Tekulve, R (9, 1)	0-0 4-3 2-3		0-0 4-3			0-0 1B 1B		0-0 F8		3	0	1	0	0	0	1
Milt Thompson, L OBP: 0.376, SLG: 0.473 (1, 8)	0-3 K2-3					0-0 1-2 1B		0-0 F7		3	0	1	0	1	1	1
Mike Schmidt, R OBP: 0.403, SLG: 0.556 (1, 5)	1-0 HBP					0-0 G6-4-3 1-2f		0-0 F9		2	1	0	0	1	0	3
Von Hayes, L OBP: 0.442, SLG: 0.538 (1, 3)	0-0 F9					0-3 K		0-3 K		4	0	1	0	0	2	4
Lance Parrish, R OBP: 0.303, SLG: 0.395 (1, 2)						0-0 L4		0-0 1B 2B		4	0	1	0	0	1	2
Glenn Wilson, R OBP: 0.312, SLG: 0.391 (1, 9)						0-3 K		0-0 2-3 L6-3 1B		4	0	1	1	0	1	1
Steve Jeltz, S OBP: 0.309, SLG: 0.276 Darren Daulton, L OBP: 0.289, SLG: 0.321 (9, PH)						0-0 1B		0-3 K		3	0	1	0	0	1	2
Don Carman, L OBP: 0.130, SLG: 0.091 Wally Ritchie, L OBP: 0.250, SLG: 0.250 Michael Jackson, R OBP: 0.188, SLG: 0.133 Jeff Stone, L OBP: 0.350, SLG: 0.379 Ron Roenicke, S OBP: 0.307, SLG: 0.286 (8, PH)						0-3 K		0-0 L6-3 1-2		1	0	0	0	0	1	0

Inning Stats	R: 0	H: 1	E: 0	K: 1	S: 6	R: 0	H: 0	E: 0	K: 0	S: 3	R: 0	H: 0	E: 0	K: 1	S: 5	R: 0	H: 0	E: 0	K: 1	S: 4	R: 0	H: 1	E: 0	K: 2	S: 8	R: 0	H: 2	E: 0	K: 1	S: 7	R: 0	H: 2	E: 0	K: 1	S: 6	R: 0	H: 0	E: 0	K: 0	S: 3	R: 1	H: 1	E: 0	K: 1	S: 6	1B: 4	SF: 0	2B: 4	SAC: 0	3B: 0	DP: 2	HR: 0	HBP: 1	WP: 0	PA: 35
--------------	------	------	------	------	------	------	------	------	------	------	------	------	------	------	------	------	------	------	------	------	------	------	------	------	------	------	------	------	------	------	------	------	------	------	------	------	------	------	------	------	------	------	------	------	------	-------	-------	-------	--------	-------	-------	-------	--------	-------	--------

PITCHER	IP	WLS	BF	H	R	ER	SO	BB	IBB	HBP	BLK	WP	HR	S	P	ERA	WHIP	PITCHER	IP	WLS	BF	H	R	ER	SO	BB	IBB	HBP	BLK	WP	HR	S	P	ERA	WHIP														
Orel Hershiser, R ERA: 2.67 (1, 1)	9.0	W	35	7	1	1	8	2	0	1	0	0	0	48	57	1.00	1.000																																

BOTTOM

Los Angeles Dodgers @ Philadelphia Phillies
Veterans Stadium, Philadelphia, PA

Sun Aug 23 1987, 3:33 AM EDT
Att. 36,407 - Unknown

livebaseballscorecards.com

AB	32
R	1
H	7
RBI	1
BB	2
SO	8
LOB	18



Batter	1	2	3	4	5	6	7	8	9	AB R H RBI BB SO LOB	TOP											
Glenn Hoffman, R (1, 6) OBP: 0.273, SLG: 0.278	0-0 L3 1B		0-0 4-3		0-0 B1-3			0-0 1B		4 0 2 0 0 0 0												
Franklin Stubbs, L (1, 9) OBP: 0.302, SLG: 0.439	0-0 F7		0-0 6-3			0-0 L9		0-0 L8		3 0 0 0 0 0 1												
Steve Sax, R (8, PH) OBP: 0.310, SLG: 0.338										1 0 0 0 0 0 1												
Matt Young, L (8, 1)										0 0 0 0 0 0 0												
Pedro Guerrero, R (1, 7) OBP: 0.400, SLG: 0.537	0-0 L3		4-0 BB			0-0 6-3			0-0 4-3	2 0 0 0 1 0 1												
Danny Heep, L (6, 7) OBP: 0.215, SLG: 0.213	1-2									0 0 0 0 0 0 0												
Tito Landrum, R (9, PH) OBP: 0.300, SLG: 0.264										1 0 0 0 0 0 0												
John Shelby, S (1, 8) OBP: 0.293, SLG: 0.451		0-0 2B 5-3 1B	0-0 F8			0-3 K			0-0 6-3	4 0 1 0 0 1 1												
Mickey Hatcher, R (1, 3) OBP: 0.350, SLG: 0.465		0-0 5-3 1-2		0-0 4-3			0-3 K		0-3 K	4 0 0 0 0 2 1												
Mike Scioscia, L (1, 2) OBP: 0.350, SLG: 0.389		0-0 2-3 2B		0-0 G3			0-0 F8			3 0 1 0 0 0 0												
Phil Garner, R (1, 4) OBP: 0.275, SLG: 0.308		0-0 F9		0-0 F7			0-0 F2			3 0 0 0 0 0 2												
Tracy Woodson, R (1, 5) OBP: 0.281, SLG: 0.317		4-0 IBB			0-0 F7			0-0 5-3		2 0 0 0 1 0 0												
Shawn Hillegas, R (1, 1)		0-0 G3			0-3 K			0-3 K		2 0 0 0 0 1 3												
Ken Landreaux, L (8, PH) OBP: 0.279, SLG: 0.348										1 0 0 0 0 1 0												
Inning Stats	R: 0 E: 0 K: 0 S: 3	H: 1 LOB: 0 BB: 0 P: 3	R: 0 E: 0 K: 0 S: 5	H: 2 LOB: 3 BB: 1 P: 9	R: 0 E: 0 K: 0 S: 3	H: 0 LOB: 0 BB: 1 P: 7	R: 0 E: 0 K: 0 S: 3	H: 0 LOB: 0 BB: 0 P: 3	R: 0 E: 0 K: 1 S: 5	H: 0 LOB: 0 BB: 0 P: 5	R: 0 E: 0 K: 1 S: 5	H: 0 LOB: 0 BB: 0 P: 5	R: 0 E: 0 K: 1 S: 5	H: 0 LOB: 0 BB: 0 P: 5	R: 0 E: 0 K: 1 S: 6	H: 1 LOB: 1 BB: 0 P: 6	R: 0 E: 0 K: 1 S: 5	H: 0 LOB: 0 BB: 0 P: 5	1B: 3 2B: 2 3B: 0 HR: 0	SF: 0 SAC: 0 DP: 1 HBP: 0	WP: 0 PB: 0 SB: 0 CS: 0	PA: 32
PITCHER	IP WLS BF H R ER SO BB IBB HBP BLK WP HR S P ERA WHIP																					
Rick Aguilera, R (1, 1) ERA: 3.56	7.2 W 28 4 0 0 4 1 1 0 0 0 0 34 42 0.00 0.652																					
Randy Myers, L (8, 1) ERA: 4.64	0.1 1 0 0 0 0 0 0 0 0 0 0 1 1 0.00 0.000																					
Roger McDowell, R (9, 1) ERA: 4.11	1.0 S 3 0 0 0 1 0 0 0 0 0 0 5 5 0.00 0.000																					

Los Angeles Dodgers @ New York Mets
 Shea Stadium, Flushing, NY
 Mon Aug 24 1987, 7:05 PM EDT
 Att: 38,377 - Unknown

livebaseballscorecards.com

AB	30
R	0
H	4
RBI	0
BB	2
SO	5
LOB	10



Batter	1	2	3	4	5	6	7	8	9	AB	R	H	RBI	BB	SO	LOB
--------	---	---	---	---	---	---	---	---	---	----	---	---	-----	----	----	-----

Lenny Dykstra, L OBP: 0.348, SLG: 0.447 (1, 8)	0-0 F7 ①			0-0 SH2-3 1B 2B	0-0 G3 ③			0-0 G3 ①		4	1	1	0	0	0	1
Wally Backman, S OBP: 0.297, SLG: 0.268 (1, 4)	0-0 6-3 ②			0-0 SH2-3 2-3		4-0 CS BB		0-0 6-3 ②		2	0	0	0	1	0	0
Keith Hernandez, L OBP: 0.390, SLG: 0.446 (1, 3)	0-3 K ③			0-0 BB 1B 3-H		4-0 1B BB 1-2		0-0 G3 ③		3	0	1	1	1	1	0
Darryl Strawberry, L OBP: 0.401, SLG: 0.591 (1, 9)		0-0 F3 ①		4-0 BB BB BB BB BB 1-2 BB		0-0 1-2 1B				2	0	1	0	1	0	0
Kevin McReynolds, R OBP: 0.329, SLG: 0.504 (1, 7)		0-0 5-3 ②		0-0 L5 ②		0-0 F5 ②				3	0	0	0	0	0	4
Gary Carter, R OBP: 0.295, SLG: 0.406 (1, 2)		0-0 3-1 ③		0-0 4-3 ③		0-0 F9 ③				3	0	0	0	0	0	4
Howard Johnson, S OBP: 0.368, SLG: 0.537 (1, 5)			0-3 K ①		4-0 BB BB BB BB S BB		0-0 F9 ①			2	0	0	0	1	1	0
Rafael Santana, R OBP: 0.318, SLG: 0.384 (1, 6)			0-3 K ②		0-0 L4 ①		0-0 5-3 ②			3	0	0	0	0	1	1
Rick Aguilera, R OBP: 0.217, SLG: 0.227 (1, 1)			0-3 K ③		0-3 K ②		0-3 K ③			3	0	0	0	0	3	1
Randy Myers, L OBP: 0.200, SLG: 0.200 (8, 1)										0	0	0	0	0	0	0
Roger McDowell, R OBP: 0.308, SLG: 0.333 (9, 1)										0	0	0	0	0	0	0

Inning Stats	R: 0	H: 0	E: 0	K: 1	S: 5	R: 0	H: 0	E: 0	K: 0	S: 3	R: 0	H: 0	E: 0	K: 3	S: 9	R: 1	H: 2	E: 0	K: 0	S: 5	R: 0	H: 0	E: 0	K: 1	S: 5	R: 0	H: 1	E: 0	K: 0	S: 3	R: 0	H: 0	E: 0	K: 1	S: 5	R: 0	H: 0	E: 0	K: 0	S: 3	R: 0	H: 0	E: 0	K: 0	S: 3					
	LOB: 0	BB: 0	LOB: 0	BB: 0	P: 5	LOB: 0	BB: 0	LOB: 0	BB: 0	P: 3	LOB: 2	BB: 1	LOB: 1	BB: 1	P: 9	LOB: 2	BB: 2	LOB: 1	BB: 1	P: 9	LOB: 2	BB: 2	LOB: 0	BB: 0	LOB: 0	BB: 0	P: 5	LOB: 2	BB: 2	LOB: 0	BB: 0	LOB: 0	BB: 0	LOB: 0	BB: 0	P: 3	1B: 2	SF: 0	2B: 1	SAC: 1	3B: 0	DP: 0	HR: 0	HBP: 0						
PITCHER	IP	WLS	BF	H	R	ER	SO	BB	IBB	HBP	BLK	WP	HR	S	P	ERA	WHIP													PITCHER	IP	WLS	BF	H	R	ER	SO	BB	IBB	HBP	BLK	WP	HR	S	P	ERA	WHIP			
Shawn Hillegas, R ERA: 3.18 (1, 1)	7.0	L	27	3	1	1	6	4	0	0	0	0	0	35	51	1.29	1.000																																	
Matt Young, L ERA: 4.19 (8, 1)	1.0		3	0	0	0	0	0	0	0	0	0	0	3	3	0.00	0.000																																	

BOTTOM

Los Angeles Dodgers @ New York Mets
 Shea Stadium, Flushing, NY
 Mon Aug 24 1987, 7:05 PM EDT
 Att. 38,377 - Unknown

livebaseballscorecards.com

AB	25
R	1
H	3
RBI	1
BB	4
SO	6
LOB	11



WP: 0	PA: 30
PB: 0	
SB: 1	
CS: 1	

Batter	1	2	3	4	5	6	7	8	9	AB R H RBI BB SO LOB	TOP	
Steve Sax, R OBP: 0.309, SLG: 0.335 (1, 4) X	0-0 G3		0-0 4-3		4-0 BB 1-2 2-3 BB			0-3 K	0-0 FC6-4 1-2f	4 0 0 0 1 1 2		
Franklin Stubbs, L OBP: 0.302, SLG: 0.439 (1, 9) X (9, 3)	0-0 HR 2B		0-0 F8		0-0 3-1			0-0 G3		4 1 1 0 0 0 2		
Pedro Guerrero, R OBP: 0.400, SLG: 0.535 (1, 7) S S S	0-3 K		0-0 F9			H 1-0 HBP		0-0 FC6-4 1B		3 0 1 0 0 1 1		
John Shelby, S OBP: 0.292, SLG: 0.456 (1, 8) X	0-0 2-H HR			0-0 E4 CS		0-0 F7		0-0 FC6-4 1-2f		4 1 1 2 0 0 2		
Mickey Hatcher, R OBP: 0.345, SLG: 0.458 Tito Landrum, R OBP: 0.300, SLG: 0.264 (1, 3) X (9, 9)	0-0 6-3			0-3 K 1-2		0-0 F2			0-0 G5-6-3	4 0 0 0 0 1 2 0 0 0 0 0 0 0		
Mike Scioscia, L OBP: 0.347, SLG: 0.385 (1, 2) X			0-0 F9		0-0 G3		0-0 5-3		0-3 K	4 0 0 0 0 1 1		
Tracy Woodson, R OBP: 0.295, SLG: 0.331 (1, 5) X						0-0 CS BB 1B		0-0 L6		4 1 3 0 0 0 0		
Glenn Hoffman, R OBP: 0.284, SLG: 0.280 (1, 6) X			0-0 F6		4-0 BB BB BB CS BB 1-2		0-0 6-3		0-0 1B 1-2 1B	3 0 1 0 1 0 1		
Fernando Valenzuela, L OBP: 0.155, SLG: 0.155 (1, 1) X			0-0 F9		0-3 K		0-0 F7		0-0 FC6-4 1-2 2-H 1B	4 0 1 1 0 1 3		
Inning Stats	R: 2 E: 0 K: 1 S: 7 H: 2 LOB: 0 BB: 0 P: 7	R: 0 E: 0 K: 0 S: 4 H: 1 LOB: 1 BB: 0 P: 4	R: 0 E: 0 K: 0 S: 3 H: 0 LOB: 0 BB: 0 P: 3	R: 0 E: 1 K: 1 S: 5 H: 0 LOB: 0 BB: 0 P: 5	R: 0 E: 0 K: 1 S: 5 H: 1 LOB: 2 BB: 2 P: 13	R: 0 E: 0 K: 0 S: 3 H: 0 LOB: 1 BB: 0 P: 4	R: 0 E: 0 K: 0 S: 3 H: 0 LOB: 0 BB: 0 P: 3	R: 0 E: 0 K: 1 S: 6 H: 1 LOB: 1 BB: 0 P: 6	R: 1 E: 0 K: 1 S: 8 H: 3 LOB: 2 BB: 0 P: 8	1B: 6 2B: 1 3B: 0 HR: 1 SF: 0 SAC: 0 DP: 0 HBP: 1	WP: 0 PB: 0 SB: 0 CS: 3 PA: 37	
PITCHER David Cone, R ERA: 4.42 Terry Leach, R ERA: 3.29 (1, 1) (7, 1)	IP 6.0 WLS L BF 24 H 4 R 2 ER 2 SO 3 BB 2 IBB 0 HBP 1 BLK 0 WP 0 HR 1 S 27 P 36 ERA 3.00 WHIP 1.000	IP 3.0 WLS L BF 13 H 4 R 1 ER 1 SO 2 BB 0 IBB 0 HBP 0 BLK 0 WP 0 HR 0 S 17 P 17 ERA 3.00 WHIP 1.333	PITCHER IP WLS BF H R ER SO BB IBB HBP BLK WP HR S P ERA WHIP									

Los Angeles Dodgers @ New York Mets
 Shea Stadium, Flushing, NY
 Tue Aug 25 1987, 7:05 PM EDT
 Att: 41,286 - Unknown

AB	34
R	3
H	8
RBI	3
BB	2
SO	5
LOB	14



Batter	1	2	3	4	5	6	7	8	9	AB R H RBI BB SO LOB
Mookie Wilson, S OBP: 0.347, SLG: 0.454 (1, 8)	0-3 K ①		X 0-0 F7 ①		X 0-0 1B 2B	X 0-0 6-3 ③			S 0-3 K ②	5 1 1 0 0 2 0
Tim Teufel, R OBP: 0.433, SLG: 0.611 (1, 4)	0-0 F8 ②		B 4-0 WP BB B B B		X 0-0 E BB 2-H 1B		X 0-0 L4-3 1B	B 4-0 BB B B B	3 0 2 1 2 0 0	
Keith Hernandez, L OBP: 0.392, SLG: 0.448 (1, 3)	0-0 BB 2B		B 4-0 1-2 BB B B B		B 4-0 1-2 BB B B B		S 0-3 K ①	S 0-3 K ③	3 0 1 0 2 2 2	
Darryl Strawberry, L OBP: 0.400, SLG: 0.587 (1, 9)	4-0 BB BB		S 0-3 K ②		X 0-0 E1 1-2 2-3		X 0-0 L4-3 ② ③ 1-2		3 0 0 0 1 1 5	
Kevin McReynolds, R OBP: 0.328, SLG: 0.501 (1, 7)	4-0 1-2 2-3 BB		X 0-0 F9 ③		S 0-3 K ①		X 0-0 E5 WP SH1-3		3 0 0 0 1 1 5	
Gary Carter, R OBP: 0.295, SLG: 0.404 (1, 2)	0-0 F2 ③			B 4-0 BB	X 0-0 F3 ②		X 0-0 SH1-3 ① 1-2		2 0 0 0 1 0 6	
Howard Johnson, S OBP: 0.367, SLG: 0.533 (1, 5)		S 0-3 K ①		S 0-3 K ①	S 0-3 K ③		B 4-0 G6-4-3 BB B B B		3 0 0 0 1 3 4	
Rafael Santana, R OBP: 0.315, SLG: 0.379 (1, 6)		X 0-0 F8 ②		S 0-3 K ②		X 0-0 F5 ①		X 0-0 G6-4-3 ② ③ 1-2f	4 0 0 0 0 1 3	
David Cone, L Bill Almon, R (6, PH) Terry Leach, R (7, 1) Lee Mazzilli, S (9, PH) OBP: 0.402, SLG: 0.450		S 0-3 K ③		S 0-3 K ③		S 0-3 K ②		X 0-0 6-3 ①	2 0 0 0 0 2 1 1 0 0 0 0 1 0 0 0 0 0 0 0 0 1 0 0 0 0 0 0	

Inning Stats	R: 0 H: 1 E: 0 LOB: 3 K: 1 BB: 2 S: 6 P: 14	R: 0 H: 0 E: 0 LOB: 0 K: 2 BB: 0 S: 7 P: 7	R: 0 H: 0 E: 0 LOB: 2 K: 1 BB: 2 S: 5 P: 13	R: 0 H: 0 E: 0 LOB: 1 K: 3 BB: 1 S: 9 P: 13	R: 1 H: 2 E: 1 LOB: 3 K: 2 BB: 1 S: 10 P: 14	R: 0 H: 0 E: 0 LOB: 0 K: 1 BB: 0 S: 5 P: 5	R: 0 H: 1 E: 0 LOB: 0 K: 1 BB: 0 S: 5 P: 5	R: 0 H: 0 E: 1 LOB: 1 K: 0 BB: 1 S: 3 P: 7	R: 0 H: 0 E: 0 LOB: 1 K: 2 BB: 1 S: 7 P: 11	1B: 2 SF: 0 2B: 3 SAC: 1 3B: 0 DP: 2 HR: 0 HBP: 0
PITCHER Fernando Valenzuela, L ERA: 4.14 (1, 1)	IP WLS BF H R ER SO BB IBB HBP BLK WP HR S P ERA WHIP 9.0 W 39 4 1 1 13 8 0 0 0 2 0 57 89 1.00 1.333									

BOTTOM

Los Angeles Dodgers @ New York Mets
Shea Stadium, Flushing, NY
Tue Aug 25 1987, 7:05 PM EDT
Att. 41,286 - Unknown

livebaseballscorecards.com

AB 30
R 1
H 4
RBI 1
BB 8
SO 13
LOB 26



WP: 2 PA: 39
PB: 0
SB: 0
CS: 0

Batter	1	2	3	4	5	6	7	8	9	AB R H RBI BB SO LOB	TOP											
Steve Sax, R (1, 4) OBP: 0.312, SLG: 0.338	0-0 2B 1B		0-0 1B		0-0 1B		0-0 F9		0-0 6-3	5 0 3 0 0 0 0												
Ken Landreaux, L (1, 7) OBP: 0.273, SLG: 0.339	0-3 K		0-3 K		0-3 K			0-0 G3		4 0 0 0 0 3 3												
Pedro Guerrero, R (1, 3) OBP: 0.403, SLG: 0.538	0-0 1-3 2B		0-3 K			4-0 1B FC4-6 BB		0-0 BB E 1B		3 2 2 0 1 1 1												
John Shelby, S (1, 8) OBP: 0.294, SLG: 0.455	0-3 K			0-0 F9		0-0 FC4-6 1B		4-0 E 1-2 BB		3 0 1 0 1 1 2												
Franklin Stubbs, L (1, 9) OBP: 0.302, SLG: 0.437	0-3 K			4-0 5-3 BB		0-0 F5		0-3 K		2 0 0 0 1 1 4												
Tito Landrum, R (8, PH) OBP: 0.297, SLG: 0.261										1 0 0 0 0 1 2												
Mickey Hatcher, R (1, 5) OBP: 0.340, SLG: 0.451		0-0 F9		0-0 5-3		0-0 FC4-6		0-0 E3		4 0 0 1 0 0 3												
Brian Holton, R (8, 1) OBP: 0.200, SLG: 0.200				1-2		1-2f 3-H		1-3 2-H		0 0 0 0 0 0 0												
Mike Scioscia, L (1, 2) OBP: 0.344, SLG: 0.381		0-0 F9		0-0 F8		0-0 F9		0-0 L9		3 0 0 0 0 0 2												
Alex Trevino, R (8, PH) OBP: 0.295, SLG: 0.387										1 0 0 0 0 0 2												
Glenn Hoffman, R (1, 6) OBP: 0.271, SLG: 0.266		0-3 K			0-3 K		0-0 6-3		0-0 1-3	4 0 0 0 0 2 0												
Bob Welch, R (1, 1) OBP: 0.200, SLG: 0.152			0-0 6-3		0-0 4-3		0-0 1-3		0-3 K	2 0 0 0 0 0 0												
Danny Heep, L (7, PH) OBP: 0.212, SLG: 0.210										1 0 0 0 0 0 0												
Tim Leary, R (7, 1) OBP: 0.288, SLG: 0.421										0 0 0 0 0 0 0												
Rick Honeycutt, L (8, 1) OBP: 0.281, SLG: 0.287										0 0 0 0 0 0 0												
Tim Crews, R (8, 1) OBP: 0.281, SLG: 0.287										0 0 0 0 0 0 0												
Matt Young, L (8, 1) OBP: 0.274, SLG: 0.306										0 0 0 0 0 0 0												
Phil Garner, R (8, 5) OBP: 0.274, SLG: 0.306										1 0 0 0 0 1 0												
Inning Stats	R: 0 E: 0 K: 3 S: 11	H: 2 LOB: 2 BB: 0 P: 11	R: 0 E: 0 K: 1 S: 5	H: 0 LOB: 0 BB: 0 P: 5	R: 0 E: 0 K: 2 S: 8	H: 1 LOB: 1 BB: 0 P: 8	R: 0 E: 0 K: 0 S: 3	H: 0 LOB: 1 BB: 1 P: 7	R: 0 E: 0 K: 0 S: 8	H: 1 LOB: 1 BB: 0 P: 8	R: 1 E: 0 K: 0 S: 4	H: 1 LOB: 1 BB: 1 P: 8	R: 0 E: 0 K: 0 S: 3	H: 0 LOB: 0 BB: 0 P: 3	R: 1 E: 1 K: 1 S: 7	H: 1 LOB: 2 BB: 1 P: 11	R: 0 E: 0 K: 1 S: 5	H: 0 LOB: 0 BB: 0 P: 5	1B: 5 2B: 1 3B: 0 HR: 0	SF: 0 SAC: 0 DP: 0 HBP: 0	WP: 0 PB: 0 SB: 0 CS: 0	PA: 37
PITCHER	IP WLS BF H R ER SO BB IBB HBP BLK WP HR S P ERA WHIP																					
Ron Darling, R (1, 1) ERA: 4.36	7.1 W 31 6 2 1 8 3 0 0 0 0 0 0 44 56 1.23 1.227																					
Randy Myers, L (8, 1) ERA: 4.61	0.1 2 0 0 0 1 0 0 0 0 0 0 0 4 4 0.00 0.000																					
Roger McDowell, R (8, 1) ERA: 4.03	1.1 S 4 0 0 0 1 0 0 0 0 0 0 0 6 6 0.00 0.000																					

Los Angeles Dodgers @ New York Mets
Shea Stadium, Flushing, NY
Wed Aug 26 1987, 7:05 PM EDT
Att: 39,270 - Unknown

livebaseballscorecards.com

AB	34
R	2
H	6
RBI	1
BB	3
SO	10
LOB	19



Batter	1	2	3	4	5	6	7	8	9
Lenny Dykstra, L (1, 8) OBP: 0.348, SLG: 0.445 Kevin McReynolds, R (8, PH) OBP: 0.329, SLG: 0.501 (9, 7)	0-0 3-1		0-0 G3			4-0 G6-3 BB		4-0 PB IBB	
Wally Backman, S (1, 4) OBP: 0.294, SLG: 0.265 Tim Teufel, R (8, PH) OBP: 0.435, SLG: 0.611 (9, 4)	0-0 6-3			0-0 4-3		0-0 G6-3 1-2f		4-0 G4-3 BB 1-2 2-3	
Keith Hernandez, L (1, 3) OBP: 0.393, SLG: 0.455	0-0 F7			0-0 1B		0-0 HR		0-0 G4-3 1-2f	
Darryl Strawberry, L (1, 9) OBP: 0.398, SLG: 0.583		0-3 K		0-0 6-3		0-3 K			
Lee Mazzilli, S (1, 7) OBP: 0.408, SLG: 0.456 Roger McDowell, R (8, 1) OBP: 0.308, SLG: 0.333		0-0 E S 1B			0-0 1B WP 1B		0-0 F7		
Gary Carter, R (1, 2) OBP: 0.295, SLG: 0.403		0-0 1-H 1B			0-3 K		0-0 4-3		
Howard Johnson, S (1, 5) OBP: 0.367, SLG: 0.532		0-3 K			0-0 CS 1B		0-3 K		
Rafael Santana, R (1, 6) OBP: 0.315, SLG: 0.377			0-0 F9		4-0 1-2 3-H BB		0-0 E5 PB		
Ron Darling, R (1, 1) OBP: 0.167, SLG: 0.224 Randy Myers, L (8, 1) OBP: 0.200, SLG: 0.200 Mookie Wilson, S (8, 7) OBP: 0.346, SLG: 0.453 (9, 8)			0-3 K		0-3 K		0-0 6-3		

Inning Stats	R: 0 E: 0 K: 3	H: 0 LOB: 0 BB: 3	R: 1 E: 0 K: 2 S: 8	H: 2 LOB: 0 BB: 8	R: 0 E: 0 K: 1 S: 5	H: 0 LOB: 0 BB: 5	R: 0 E: 0 K: 0 S: 3	H: 1 LOB: 0 BB: 0 P: 3	R: 1 E: 0 K: 2 S: 8	H: 2 LOB: 1 BB: 1 P: 12	R: 1 E: 0 K: 1 S: 5	H: 1 LOB: 0 BB: 1 P: 9	R: 0 E: 0 K: 1 S: 5	H: 0 LOB: 0 BB: 0 P: 5	R: 0 E: 1 K: 0 S: 3	H: 0 LOB: 2 BB: 2 P: 11
--------------	----------------------	-------------------------	------------------------------	-------------------------	------------------------------	-------------------------	------------------------------	---------------------------------	------------------------------	----------------------------------	------------------------------	---------------------------------	------------------------------	---------------------------------	------------------------------	----------------------------------

PITCHER	IP	WLS	BF	H	R	ER	SO	BB	IBB	HBP	BLK	WP	HR	S	P	ERA	WHIP
Bob Welch, R (1, 1) ERA: 3.23	6.0	L	22	6	3	3	6	2	0	0	0	1	1	32	40	4.50	1.333
Tim Leary, R (7, 1) ERA: 5.01	1.1		5	0	0	0	1	0	0	0	0	0	0	7	7	0.00	0.000
Rick Honeycutt, L (8, 1) ERA: 4.59	0.0		1	0	0	0	0	0	1	0	0	0	0	4	4	∞	∞
Tim Crews, R (8, 1) ERA: 0.56	0.0		1	0	0	0	0	1	0	0	0	0	0	4	4	∞	∞
Matt Young, L (8, 1) ERA: 4.19	0.0		0	0	0	0	0	0	0	0	0	0	0	0	0	∞	∞

AB	R	H	RBI	BB	SO	LOB
2	0	0	0	1	0	0
0	0	0	0	1	0	0
3	0	0	0	0	0	1
0	0	0	0	1	0	0
4	1	2	1	0	0	3
3	0	0	0	0	2	0
3	2	2	0	0	0	0
0	0	0	0	0	0	0
3	0	1	1	0	1	1
3	0	1	0	0	2	0
2	0	0	0	1	0	0
2	0	0	0	0	2	1
0	0	0	0	0	0	0
1	0	0	0	0	0	1

AB	26
R	3
H	6
RBI	2
BB	4
SO	7
LOB	7

WP	PA
1	30

ERA	WHIP
0.00	0.000

Los Angeles Dodgers @ New York Mets
Shea Stadium, Flushing, NY
Wed Aug 26 1987, 7:05 PM EDT
Att. 39,270 - Unknown

livebaseballscorecards.com

Batter	1	2	3	4	5	6	7	8	9	10	11	12	AB R H RBI BB SO LOB	TOP										
Tim Raines, S (1, 7) OBP: 0.415, SLG: 0.543	0-0 FC3-6 1B		0-0 5-3		0-0 G4-1			0-3 K			0-0 F8		5 0 1 0 0 1 1	Montreal Expos @ Los Angeles Dodgers Dodger Stadium, Los Angeles, CA Fri Aug 28 1987, 7:05 PM PDT Att. 30,917 - Unknown										
Mitch Webster, S (1, 9) OBP: 0.370, SLG: 0.436	0-0 F7		0-3 K		0-0 L5-3 1B			0-0 L4			0-0 F7		5 0 1 0 0 1 1											
Hubie Brooks, R (1, 6) OBP: 0.291, SLG: 0.399	0-0 FC3-6 1-2			0-0 F7		0-0 L5-3 1-2			0-0 6-3		0-0 6-3		5 0 0 0 0 0 2											
Tim Wallach, R (1, 5) OBP: 0.353, SLG: 0.539	0-0 F8			0-0 HR		4-0 FC5-4 BB			0-3 K			0-3 K	4 1 1 1 1 2 1											
Andres Galarraga, R (1, 3) OBP: 0.381, SLG: 0.483		0-0 FC4-6 1B		0-0 3-1		0-0 FC5-4 1-2			0-0 1B			0-3 K	5 0 2 0 0 1 1											
Tom Foley, L (1, 4) OBP: 0.341, SLG: 0.472		0-0 FC4-6 3-1 1-2		0-3 K		0-0 4-3			0-0 G3			0-0 E5 1B	5 1 0 0 0 1 2											
Herm Winningham, L (1, 8) OBP: 0.303, SLG: 0.350		0-0 3-1 2-3		0-0 L5		0-3 K			0-0 4-3			4-0 1B IBB	4 0 0 0 1 1 1											
Jeff Reed, L (1, 2) Casey Candaele, S (10, PH) Mike Fitzgerald, R (10, 2)		0-0 4-3		0-0 1B		0-0 6-3				0-0 F5		0-0 1B	3 0 1 0 0 0 1 1 0 0 0 0 0 0 1 0 1 1 0 0 0											
Pascual Perez, R (1, 1) Wallace Johnson, S (10, PH) Tim Burke, R Bob McClure, R (12, 1)			0-3 K		0-3 K		0-0 1-3			0-0 4-3			3 0 0 0 0 2 1 1 0											
Inning Stats	R: 0 E: 0 K: 0 S: 4	H: 1 LOB: 1 BB: 0 P: 4	R: 0 E: 1 K: 0 S: 4	H: 1 LOB: 1 BB: 0 P: 4	R: 0 E: 0 K: 2 S: 7	H: 0 LOB: 0 BB: 0 P: 7	R: 1 E: 0 K: 1 S: 6	H: 1 LOB: 0 BB: 0 P: 6	R: 0 E: 0 K: 1 S: 6	H: 0 LOB: 0 BB: 0 P: 5	R: 0 E: 0 K: 1 S: 5	H: 0 LOB: 0 BB: 0 P: 5	R: 0 E: 0 K: 1 S: 6		H: 1 LOB: 1 BB: 0 P: 6	R: 0 E: 0 K: 0 S: 3	H: 0 LOB: 0 BB: 0 P: 3	R: 0 E: 0 K: 0 S: 3	R: 1 E: 1 K: 2 S: 8	H: 1 LOB: 2 BB: 1 P: 12	1B: 6 2B: 1 3B: 0 HR: 1	SF: 0 SAC: 0 DP: 1 HBP: 0	WP: 0 PB: 0 SB: 0 CS: 0	PA: 44
PITCHER	IP WLS BF H R ER SO BB IBB HBP BLK WP HR S P ERA WHIP																							
Orel Hershiser, R (1, 1) ERA: 2.61	8.0	29	5	1	1	0	6	1	0	0	0	0	0		0	0	1.12	0.750						
Tim Crews, R (9, 1) ERA: 0.5	2.0	7	1	0	0	1	0	0	0	0	0	0	0	0	9	0.00	0.500							
Tim Leary, R (11, 1) ERA: 4.9	2.0	L 8	1	1	0	2	0	1	0	0	0	0	0	0	11	0.00	0.500							

AB	42
R	2
H	7
RBI	2
BB	2
SO	9
LOB	11



Batter	1	2	3	4	5	6	7	8	9	10	11	12	AB	R	H	RBI	BB	SO	LOB
Steve Sax, R OBP: 0.311, SLG: 0.336 (1, 4)	0-0 6-3			0-0 G4-6-3 1B			0-0 6-3	0-0 FC6-4		0-0 FC5-2			5	0	1	0	0	0	5
Franklin Stubbs, L OBP: 0.298, SLG: 0.430 (1, 9)	0-0 F7			0-0 G4-6-3 1-2r			0-0 L4		0-0 F9	0-0 4-3			5	0	0	0	0	0	4
Pedro Guerrero, R OBP: 0.401, SLG: 0.535 (1, 7) (9, 3)	0-0 L3			0-0 5-3			0-0 E6		0-0 S 1B		0-0 L5		5	0	1	0	0	0	0
John Shelby, S OBP: 0.291, SLG: 0.450 (1, 8)		0-0 G3			0-0 F7		0-0 G3		0-3 K		0-0 F9		5	0	0	0	0	1	2
Mickey Hatcher, R OBP: 0.337, SLG: 0.446 (1, 3) Craig Shipley, R OBP: 0.263, SLG: 0.316 (8, PR) (9, 6)		0-0 6-3			0-0 F9			0-0 E4 1B	0-3 K		0-0 F8		3	0	0	0	0	0	0
Mike Scioscia, L OBP: 0.341, SLG: 0.377 (1, 2) Alex Trevino, R OBP: 0.292, SLG: 0.383 (12, PH) (9, 6)		0-0 F7			0-0 F9			0-0 F2		0-0 6-3		0-0 6-3	4	0	0	0	0	0	1
Tracy Woodson, R OBP: 0.292, SLG: 0.333 (1, 5)			0-3 K			0-0 4-3		0-0 E5 1B		0-0 E FC5-2 2B		0-0 4-3	5	0	1	0	0	1	1
Glenn Hoffman, R OBP: 0.264, SLG: 0.259 (1, 6) Danny Heep, L OBP: 0.209, SLG: 0.206 (8, PH) Tim Crews, R (9, 1) Tito Landrum, R OBP: 0.258, SLG: 0.258 (10, PH) Tim Leary, R OBP: 0.268, SLG: 0.421 (11, 1) Phil Garner, R OBP: 0.275, SLG: 0.305 (12, PH)			0-3 K		0-3 K		0-0 5-3		0-0 F7		0-0 E6 FC5-2 IBB	0-0 6-3	2	0	0	0	0	1	0
Orel Hershiser, R OBP: 0.264, SLG: 0.314 (1, 1) Ken Landreaux, L OBP: 0.281, SLG: 0.343 (8, PH) (9, 7)			0-0 G3			0-3 K		0-0 FC6-4 1B		4-0 FC5-2 IBB			2	0	0	0	0	1	0

Inning Stats	R: 0	H: 0	E: 0	K: 0	S: 3	R: 0	H: 0	E: 0	K: 0	S: 3	R: 0	H: 0	E: 0	K: 2	S: 7	R: 0	H: 1	E: 0	K: 0	S: 3	R: 0	H: 0	E: 0	K: 1	S: 5	R: 0	H: 0	E: 1	K: 0	S: 4	R: 1	H: 1	E: 2	K: 0	S: 6	R: 0	H: 1	E: 0	K: 2	S: 8	R: 0	H: 1	E: 1	K: 0	S: 5	R: 0	H: 0	E: 0	K: 0	S: 3	R: 0	H: 0	E: 0	K: 0	S: 3	1B: 3	2B: 1	3B: 0	HR: 0	SF: 0	SAC: 0	DP: 1	HBP: 0	WP: 0	PA: 44
PITCHER	IP	WLS	BF	H	R	ER	SO	BB	IBB	HBP	BLK	WP	HR	S	P	ERA	WHIP																																																
Pascual Perez, R ERA: 1.93 (1, 1)	9.0		32	3	1	0	5	0	0	0	0	0	0	42	42	0.00	0.333																																																
Tim Burke, R ERA: 1.33 (10, 1)	2.0	W	9	1	0	0	0	0	1	0	0	0	0	8	12	0.00	0.500																																																
Bob McClure, L ERA: 3.69 (12, 1)	1.0	S	3	0	0	0	0	0	0	0	0	0	0	3	3	0.00	0.000																																																


BOTTOM

Montreal Expos @ Los Angeles Dodgers
Dodger Stadium, Los Angeles, CA

Fri Aug 28 1987, 7:05 PM PDT
 Att: 30,917 - Unknown

livebaseballscorecards.com

AB	43
R	1
H	4
RBI	1
BB	1
SO	5
LOB	17



BOTTOM

Montreal Expos @ Los Angeles Dodgers
Dodger Stadium, Los Angeles, CA
Sat Aug 29 1987, 7:05 PM PDT
Att: 40,765 - Unknown

livebaseballscorecards.com

AB 35
R 5
H 8
RBI 5
BB 3
SO 6
LOB 14



WP: 1 PA: 43
PB: 0
SB: 2
CS: 1

AB R H RBI BB SO LOB

3 1 1 0 0 0 0
4 1 2 2 0 0 2
0 0 0 0 0 0 0
1 0 0 0 0 0 0
0 0 0 0 0 0 0

5 1 1 0 0 1 3

4 1 2 1 1 0 1

2 0 0 1 1 1 0

3 0 0 0 0 1 1
2 0 0 0 0 0 2

3 0 0 0 0 0 1

1 0 0 0 1 0 1

4 1 2 1 0 1 1

1 0 0 0 0 1 0
0 0 0 0 0 0 0
1 0 0 0 0 0 0
1 0 0 0 0 1 2

1B: 6 SF: 1
2B: 2 SAC: 3
3B: 0 DP: 0
HR: 0 HBP: 1

Batter	1	2	3	4	5	6	7	8	9	10
Steve Sax, R (1, 4) OBP: 0.312, SLG: 0.336	1-0 S 1B HBP	0-0 SH5-4			0-0 6-3		0-0 1B		0-0 L3	
Danny Heep, L (1, 7) OBP: 0.225, SLG: 0.224	0-0	0-0 4-3			0-0 WP BLK 1B		0-0 F8		0-0 4-3	
Brian Holton, R (8, 1) OBP: 0.200, SLG: 0.200	2B	1B			1B					
Craig Shipley, R (9, PH) OBP: 0.250, SLG: 0.300	1-H 1B	2-3 3-H 1B								
Tim Crews, R (10, 1)										
Pedro Guerrero, R (1, 3) OBP: 0.399, SLG: 0.533	0-0 1B 1-3 SF9 2B	0-3 K			0-0 F8		0-0 F8		0-0 6-3	
John Shelby, S (1, 8) OBP: 0.295, SLG: 0.450	0-0 2-3 3-H 1B				0-0 F8		0-0 F9 1-3		4-0 SH1-4 2B BB	0-0 CS 1B
Franklin Stubbs, L (1, 9) OBP: 0.297, SLG: 0.428	0-0 SF9				0-3 K		0-0 F3		0-0 SH1-4 1-2	4-0 FC1-6 BB
Mike Scioscia, L (1, 2) OBP: 0.338, SLG: 0.374	0-0 L6				0-0 3-1		0-3 K		0-0 F4	0-0 FC1-6
Alex Trevino, R (8, PH) OBP: 0.288, SLG: 0.377	1-2 1B								1-2 1B	
Tracy Woodson, R (1, 5) OBP: 0.286, SLG: 0.326	0-0 F8				0-0 5-3		0-0 E5		4-0 2B BB	0-0 1-3
Phil Garner, R (8, PH) OBP: 0.275, SLG: 0.303										
Glenn Hoffman, R (1, 6) OBP: 0.275, SLG: 0.282		0-0 SH5-4 SH 4-3 1B			0-0 5-3		0-3 K		0-0 1-3 2-H 2B	
Shawn Hillegas, R (1, 1) OBP: 0.085, SLG: 0.083										
Alejandro Pena, R (7, 1) OBP: 0.280, SLG: 0.341		0-0 SH 4-3 SH5-4 1B			0-3 K				0-0 F5	0-3 K
Ken Landreux, L (7, PH) OBP: 0.280, SLG: 0.341										
Tito Landrum, R (8, PH) OBP: 0.291, SLG: 0.255										

Inning Stats	R: 3	H: 3	E: 0	K: 0	S: 6	P: 7	R: 1	H: 1	E: 0	K: 1	S: 7	R: 0	H: 0	E: 0	K: 1	S: 5	R: 0	H: 0	E: 0	K: 1	S: 5	R: 0	H: 1	E: 0	K: 0	S: 4	R: 0	H: 0	E: 1	K: 2	S: 8	R: 0	H: 1	E: 0	K: 0	S: 4	R: 1	H: 1	E: 0	K: 1	S: 6	R: 0	H: 0	E: 0	K: 0	S: 3	R: 0	H: 1	E: 0	K: 0	S: 3	R: 0	H: 1	E: 0	K: 0	S: 3	1B: 6	SF: 1	2B: 2	SAC: 3	3B: 0	DP: 0	HR: 0	HBP: 1	WP: 1	PA: 43
--------------	------	------	------	------	------	------	------	------	------	------	------	------	------	------	------	------	------	------	------	------	------	------	------	------	------	------	------	------	------	------	------	------	------	------	------	------	------	------	------	------	------	------	------	------	------	------	------	------	------	------	------	------	------	------	------	------	-------	-------	-------	--------	-------	-------	-------	--------	-------	--------

PITCHER	IP	WLS	BF	H	R	ER	SO	BB	IBB	HBP	BLK	WP	HR	S	P	ERA	WHIP
Bob Sebra, R (1, 1) ERA: 3.97	5.0		22	5	4	4	3	0	0	1	1	1	0	27	28	7.20	1.000
Joe Hesketh, L (6, 1) ERA: 2.38	1.0		4	0	0	0	2	0	0	0	0	0	0	8	8	0.00	0.000
Jeff Parrett, R (7, 1) ERA: 3.65	1.0		5	1	1	1	0	1	0	0	0	0	0	4	8	9.00	2.000
Bob McClure, L (8, 1) ERA: 3.64	0.2		4	1	0	0	0	1	0	0	0	0	0	3	7	0.00	3.000
Andy McGaffigan, R (8, 1) ERA: 2.32	2.1	W	8	1	0	0	1	1	0	0	0	0	0	9	13	0.00	0.857

Batter	1	2	3	4	5	6	7	8	9	AB R H RBI BB SO LOB	TOP											
Tim Raines, S (1, 7) X OBP: 0.421, SLG: 0.544	0-0 BB 1B		4-0 BB 2B		0-0 1B BB	0-0 2-H 1B		4-0 1-2 2-3 BB		3 1 3 1 2 0 0	Montreal Expos @ Los Angeles Dodgers Dodger Stadium, Los Angeles, CA Sun Aug 30 1987, 3:33 AM PDT Att: 27,360 - Unknown											
Mitch Webster, S (1, 9) X OBP: 0.370, SLG: 0.437	0-0 F6		0-3 K		4-0 1B BB	0-3 K		0-3 K		4 0 0 0 1 3 6												
Reid Nichols, R (1, 8) X OBP: 0.325, SLG: 0.453 (8, 5)	0-0 F7		0-0 1-H 2B		0-0 1-2 2-3 1B		0-0 F9		0-0 1B BB SF8 1B	5 1 3 1 0 0 1												
Andres Galarraga, R (1, 3) B OBP: 0.377, SLG: 0.478	4-0 1-2 BB		0-0 F5		0-3 K		0-0 1-3		0-0 F9	4 0 0 0 1 1 5												
Vance Law, R (1, 5) X OBP: 0.357, SLG: 0.445 (8, 4)	0-0 F8			0-0 BB 1B	0-3 K		0-0 F9		4-0 1-2 2B BB	4 1 1 0 1 1 5												
Mike Fitzgerald, R (1, 2) S OBP: 0.339, SLG: 0.314		0-3 K		4-0 BB 1B	0-3 K			0-0 L1	0-0 1-2 2-3 2B 1B	4 0 1 0 1 2 3												
Pascual Perez, R (9, PR)				1-2 BB						0 1 0 0 0 0 0												
Jeff Reed, L (9, 2) S OBP: 0.244, SLG: 0.253										0 0 0 0 0 0 0												
Casey Candaele, S (1, 4) X OBP: 0.337, SLG: 0.351 (8, 6)		0-0 G3		0-0 F9		4-0 SH1-4 1B BB		0-0 BB 1B 1B	0-0 SF8	3 1 1 1 1 0 2												
Tom Foley, L (1, 6) S OBP: 0.338, SLG: 0.468		0-0 G3		0-0 F7		0-0 F6		0-3 K	0-0 1-H 2-H 2B	3 0 0 0 0 0 3												
Dave Engle, R (8, PH) S OBP: 0.286, SLG: 0.319										1 0 0 0 0 1 1												
Jeff Parrett, R (8, 1) S OBP: 0.273, SLG: 0.352										0 0 0 0 0 0 0												
Wallace Johnson, S (9, PH) S OBP: 0.273, SLG: 0.352										1 0 1 2 0 0 0												
Tim Burke, R (9, 1) S OBP: 0.273, SLG: 0.352										0 0 0 0 0 0 0												
Neal Heaton, L (1, 1) S OBP: 0.190, SLG: 0.194			0-3 K		0-3 K		0-0 SH1-4		0-0 3-1	2 0 0 0 0 2 2												
Hubie Brooks, R (8, PH) S OBP: 0.292, SLG: 0.399										1 0 1 0 0 0 0												
Herm Winningham, L (8, PR) S OBP: 0.300, SLG: 0.343 (8, 8)										1 0 0 0 0 0 2												
Inning Stats	R: 0 E: 0 K: 0 S: 4	H: 1 LOB: 2 BB: 1 P: 8	R: 0 E: 0 K: 1 S: 5	H: 0 LOB: 0 BB: 0 P: 5	R: 1 E: 0 K: 2 S: 8	H: 1 LOB: 1 BB: 1 P: 12	R: 0 E: 0 K: 1 S: 6	H: 1 LOB: 2 BB: 1 P: 10	R: 0 E: 0 K: 3 S: 11	H: 2 LOB: 3 BB: 1 P: 15	R: 1 E: 0 K: 1 S: 6	H: 1 LOB: 1 BB: 1 P: 10	R: 0 E: 0 K: 0 S: 3	H: 0 LOB: 0 BB: 0 P: 3	R: 0 E: 0 K: 2 S: 9	H: 2 LOB: 3 BB: 1 P: 13	R: 3 E: 0 K: 0 S: 6	H: 3 LOB: 2 BB: 1 P: 10	1B: 9 2B: 2 3B: 0 HR: 0	SF: 1 SAC: 1 DP: 0 HBP: 0	WP: 0 PB: 0 SB: 0 CS: 0	PA: 45
PITCHER	IP WLS BF H R ER SO BB IBB HBP BLK WP HR S P ERA WHIP												PITCHER	IP WLS BF H R ER SO BB IBB HBP BLK WP HR S P ERA WHIP								
Fernando Valenzuela, L (1, 1) ERA: 4.2	8.1 L 42 10 5 5 10 7 0 0 0 0 0 0 55 83 5.40 2.040																					
Tim Crews, R (9, 1) ERA: 0.92	0.2 3 1 0 0 0 0 0 0 0 0 0 0 3 3 0.00 1.500																					

livebaseballscorecards.com

AB	36
R	5
H	11
RBI	5
BB	7
SO	10
LOB	30



Batter	1	2	3	4	5	6	7	8	9	AB	R	H	RBI	BB	SO	LOB
Steve Sax, R (1, 4) OBP: 0.314, SLG: 0.339	0-0 1-3		0-0 1B	0-0 CS			0-0 F8			4	1	2	0	0	0	0
Franklin Stubbs, L (1, 9) OBP: 0.294, SLG: 0.423	0-3 K		0-0 F2	0-0 CS	0-3 K		0-3 K			4	0	0	0	0	3	1
Pedro Guerrero, R (1, 3) OBP: 0.400, SLG: 0.532	4-0 BLK BB		0-0 1B 1B		0-0 F7			0-0 4-3		3	1	1	1	1	0	0
John Shelby, S (1, 8) OBP: 0.296, SLG: 0.451	0-3 K		0-0 G3 1B 1B		0-0 1B			0-0 5-3		4	1	2	0	0	1	1
Tito Landrum, R (1, 7) OBP: 0.290, SLG: 0.255		0-3 K	0-0 G3 1B 1B		0-0 F9			0-3 K		4	1	1	1	0	2	1
Phil Garner, R (1, 5) OBP: 0.270, SLG: 0.297		0-0 F4	0-0 G3			0-3 K			0-0 E5 SH1-4	4	0	0	0	0	1	2
Mike Scioscia, L (1, 2) OBP: 0.341, SLG: 0.376		0-0 E6 1B	0-0 1B			0-0 G6-4-3 1B			0-0 SH1-4	3	0	2	2	0	0	0
Craig Shipley, R (1, 6) OBP: 0.261, SLG: 0.304 Danny Heep, L (9, PH) OBP: 0.222, SLG: 0.221		0-0 1B		0-0 F7		0-0 G6-4-3			0-3 K	3	0	1	0	0	0	1
Fernando Valenzuela, L (1, 1) OBP: 0.149, SLG: 0.149 Tim Crews, R (9, 1) Mickey Hatcher, R (9, PH) OBP: 0.336, SLG: 0.444		0-0 F8		0-0 F8			0-0 G3		0-0 F7	0	0	0	0	0	0	2

Inning Stats	R: 0	H: 0	E: 0	K: 2	S: 7	R: 0	H: 1	E: 1	K: 1	S: 7	R: 4	H: 5	E: 0	K: 0	S: 7	R: 0	H: 1	E: 0	K: 1	S: 3	R: 0	H: 1	E: 0	K: 1	S: 6	R: 0	H: 1	E: 0	K: 1	S: 5	R: 0	H: 0	E: 0	K: 1	S: 5	R: 0	H: 0	E: 0	K: 1	S: 5	R: 0	H: 0	E: 1	K: 1	S: 6	R: 0	H: 0	E: 1	K: 1	S: 6	1B: 8	2B: 1	3B: 0	HR: 0	SF: 0	SAC: 1	DP: 1	HBP: 0	WP: 0	PB: 0	SB: 1	CS: 1	PA: 37
PITCHER	IP	WLS	BF	H	R	ER	SO	BB	IBB	HBP	BLK	WP	HR	S	P	ERA	WHIP																																														
Neal Heaton, L (1, 1) ERA: 4.42	7.0		29	9	4	4	6	1	0	0	1	0	0	40	44	5.14	1.429																																														
Jeff Parrett, R (8, 1) ERA: 3.58	1.0	W	3	0	0	0	1	0	0	0	0	0	0	5	5	0.00	0.000																																														
Tim Burke, R (9, 1) ERA: 1.31	1.0	S	4	0	0	0	1	0	0	0	0	0	0	6	6	0.00	0.000																																														

BOTTOM


Montreal Expos @ Los Angeles Dodgers
Dodger Stadium, Los Angeles, CA

Sun Aug 30 1987, 3:33 AM PDT
 Att. 27,360 - Unknown

livebaseballscorecards.com

AB 34
R 4
H 9
RBI 4
BB 1
SO 8
LOB 10



Batter	1	2	3	4	5	6	7	8	9	AB R H RBI BB SO LOB	TOP											
Juan Samuel, R OBP: 0.345, SLG: 0.502 (1, 4)	0-3 K		0-3 K		0-0 CS 1B		0-0 F9			4 0 1 1 0 2 2												
Milt Thompson, L OBP: 0.364, SLG: 0.463 (1, 8)	0-0 6-3		0-0 5-3		0-0 F8		0-0 F7			4 0 0 0 0 0 3												
Von Hayes, L OBP: 0.435, SLG: 0.519 (1, 3)	0-0 BB 1B		0-0 F9		0-0 CS 1-2	0-0 4-3		0-0 3-1		4 1 1 0 0 0 0												
Mike Schmidt, R OBP: 0.406, SLG: 0.561 (1, 5)	4-0 1B 1-2 BB			0-0 5-3		0-3 K		0-0 HR		3 1 1 1 1 1 0												
Lance Parrish, R OBP: 0.312, SLG: 0.398 (1, 2)	0-0 1-2 2-H 1B			0-0 FC6-4 1B		4-0 BB		0-3 K		3 0 2 1 1 1 0												
Glenn Wilson, R OBP: 0.308, SLG: 0.381 (1, 9)	0-3 K			0-0 FC6-4 CS 1-2		0-0 F9		0-0 F8		4 0 0 0 0 1 4												
Greg Gross, L OBP: 0.393, SLG: 0.377 (1, 7)		0-0 F8		0-0 CS 1-2	0-0 2B SH1-4 1B		0-0 4-3		0-0 G5-4-3 1B	4 1 2 0 0 0 0	AB 33 R 4 H 9 RBI 4 BB 2 SO 8 LOB 11											
Steve Jeltz, S OBP: 0.321, SLG: 0.293 (1, 6)		0-3 K			0-0 SH1-4 1B 2B		0-0 F9 E 1B		0-0 G5-4-3 1-2f	4 1 2 0 0 1 1												
Shane Rawley, R OBP: 0.183, SLG: 0.214 Steve Bedrosian, R (9, 1)		0-3 K			0-0 SH1-4		0-0 E4		0-3 K	3 0 0 1 0 2 1 0 0 0 0 0 0 0												
Inning Stats	R: 1 E: 0 K: 2 S: 9	H: 2 LOB: 2 BB: 1 P: 13	R: 0 E: 0 K: 2 S: 7	H: 0 LOB: 0 BB: 0 P: 7	R: 0 E: 0 K: 1 S: 5	H: 0 LOB: 0 BB: 0 P: 5	R: 0 E: 0 K: 0 S: 3	H: 1 LOB: 0 BB: 0 P: 3	R: 2 E: 0 K: 0 S: 5	H: 3 LOB: 0 BB: 0 P: 5	R: 0 E: 0 K: 1 S: 5	H: 0 LOB: 1 BB: 1 P: 9	R: 0 E: 1 K: 0 S: 5	H: 1 LOB: 2 BB: 0 P: 5	R: 1 E: 0 K: 1 S: 6	H: 1 LOB: 0 BB: 0 P: 6	R: 0 E: 0 K: 1 S: 5	H: 1 LOB: 0 BB: 0 P: 5	1B: 7 2B: 1 3B: 0 HR: 1	SF: 0 SAC: 1 DP: 1 HBP: 0	WP: 0 PB: 0 SB: 0 CS: 2	PA: 38
PITCHER	IP WLS BF H R ER SO BB IBB HBP BLK WP HR S P ERA WHIP												PITCHER	IP WLS BF H R ER SO BB IBB HBP BLK WP HR S P ERA WHIP								
Bob Welch, R ERA: 3.28 (1, 1)	8.0 L 33 8 4 4 7 2 0 0 0 0 0 1 45 53 4.50 1.250																					
Brad Havens, L ERA: 3.81 (9, 1)	1.0 3 1 0 0 1 0 0 0 0 0 0 0 5 5 0.00 1.000																					

Philadelphia Phillies @ Los Angeles Dodgers
Dodger Stadium, Los Angeles, CA
Mon Aug 31 1987, 7:05 PM PDT
Att: 38,104 - Unknown

livebaseballscorecards.com

Batter	1	2	3	4	5	6	7	8	9	AB	R	H	RBI	BB	SO	LOB
Steve Sax, R (1, 4) OBP: 0.315, SLG: 0.342 Phil Garner, R (4, PR) OBP: 0.267, SLG: 0.294 (5, 4)	0-3 K ①			x 0-0 SH1-3 1B 2B	x 0-0 L3 ③			x 0-0 L7 ②		2	0	1	0	0	1	0
Glenn Hoffman, R (1, 6) OBP: 0.266, SLG: 0.273	0-3 K ②			x 0-0 SH1-3 ①		x 0-0 F3 ①		x 0-0 5-3 ③		3	0	0	0	0	1	0
Pedro Guerrero, R (1, 3) OBP: 0.397, SLG: 0.527	0-0 L7 ③			x 0-0 L9 ②		x 0-0 6-3 ②		x 0-0 F8 ①		4	0	0	0	0	0	2
John Shelby, S (1, 8) OBP: 0.301, SLG: 0.454		x 0-0 F8 ①		x 0-0 1B		x 0-0 1B		x 0-0 BB 1B		4	1	3	1	0	0	0
Mickey Hatcher, R (1, 5) OBP: 0.334, SLG: 0.440		x 0-0 F6 ②		x 0-0 F2 ③		x 0-0 L3 ③		BB BB BB BB 4-0 FC4-6 1B BB		3	0	0	0	1	0	3
Franklin Stubbs, L (1, 7) OBP: 0.292, SLG: 0.419 Alex Trevino, R (9, PH) OBP: 0.293, SLG: 0.382		x 0-0 F8 ③			x 0-0 F2 ①		x 0-0 L3 ①		x 0-0 FC4-6 1B		3	0	0	0	0	0
Tito Landrum, R (1, 9) OBP: 0.282, SLG: 0.248 Ken Landreaux, L (9, PH) OBP: 0.278, SLG: 0.339			x 0-0 F3 ①		x 0-0 L5 ②		x 0-0 E4 G4-6-3		x 0-0 FC4-6 BB		3	0	0	0	0	0
Mike Scioscia, L (1, 2) OBP: 0.342, SLG: 0.376			x 0-0 6-3 ②		x 0-0 1B 1B		x 0-0 G4-6-3 ② ③		BB BB BB BB 4-0 1-2 2-3		3	0	1	0	1	0
Bob Welch, R (1, 1) OBP: 0.208, SLG: 0.162 Craig Shipley, R (8, PH) OBP: 0.250, SLG: 0.292 Brad Havens, L (9, 1) Danny Heep, L (9, PH) OBP: 0.219, SLG: 0.217			x 0-3 K ③		x 0-0 1B			x 0-0 5-3 ①	x 0-0 L6 ③		2	0	1	0	0	1

Inning Stats	R: 0	H: 0	E: 0	K: 2	S: 7	R: 0	H: 0	E: 0	K: 0	S: 3	R: 0	H: 0	E: 0	K: 1	S: 5	R: 1	H: 2	E: 0	K: 0	S: 5	R: 0	H: 2	E: 0	K: 0	S: 5	R: 0	H: 1	E: 0	K: 0	S: 4	R: 0	H: 0	E: 1	K: 0	S: 3	R: 0	H: 0	E: 0	K: 0	S: 3	R: 1	H: 2	E: 0	K: 0	S: 5	1B: 6	SF: 0	2B: 1	3B: 0	HR: 0	WP: 0	PA: 36
Shane Rawley, L (1, 1) ERA: 3.76	8.1	WLS	BF	H	R	ER	SO	BB	IBB	HBP	BLK	WP	HR	S	P	ERA	WHIP																																			
Steve Bedrosian, R (9, 1) ERA: 2.66	0.2	S	3	0	0	0	0	1	0	0	0	0	0	2	6	0.00	1.500																																			

BOTTOM

Philadelphia Phillies @ Los Angeles Dodgers
Dodger Stadium, Los Angeles, CA

Mon Aug 31 1987, 7:05 PM PDT
Att. 38,104 - Unknown

AB	33
R	2
H	7
RBI	2
BB	2
SO	3
LOB	13



PITCHER	IP	WLS	BF	H	R	ER	SO	BB	IBB	HBP	BLK	WP	HR	S	P	ERA	WHIP
Shane Rawley, L (1, 1) ERA: 3.76	8.1	W	33	7	2	2	3	1	0	0	0	0	0	38	42	2.16	0.960
Steve Bedrosian, R (9, 1) ERA: 2.66	0.2	S	3	0	0	0	0	1	0	0	0	0	0	2	6	0.00	1.500

Batter	1	2	3	4	5	6	7	8	9	AB R H RBI BB SO LOB
--------	---	---	---	---	---	---	---	---	---	----------------------

Juan Samuel, R (1, 4) OBP: 0.344, SLG: 0.505	0-0 F4		0-0 6-3		0-0 L4		0-0 F7		0-0 HR	5 1 1 2 0 0 1
---	-----------	--	------------	--	-----------	--	-----------	--	-----------	---------------

Milt Thompson, L (1, 8) OBP: 0.363, SLG: 0.460	0-0 4-3		0-0 6-3			0-0 F7 S SF8 1B	0-3 K		0-3 K	5 1 1 0 0 2 1
---	------------	--	------------	--	--	-----------------------------	----------	--	----------	---------------

Von Hayes, L (1, 3) OBP: 0.436, SLG: 0.519	0-0 F8			0-0 HR 1B		4-0 SF8 F7 1B BB	0-0 1B		0-0 F9	4 2 2 0 1 0 0
---	-----------	--	--	-----------------	--	------------------------------	-----------	--	-----------	---------------

Mike Schmidt, R (1, 5) OBP: 0.404, SLG: 0.557		0-0 F8		0-0 F8		0-0 F7			0-0 F9	5 0 1 1 0 0 3
--	--	-----------	--	-----------	--	-----------	--	--	-----------	---------------

Lance Parrish, R (1, 2) OBP: 0.313, SLG: 0.406		0-0 F9		0-0 HR		4-0 1B IBB		0-0 F9		3 1 1 2 1 0 0
---	--	-----------	--	-----------	--	------------------	--	-----------	--	---------------

Chris James, R (1, 9) OBP: 0.351, SLG: 0.574		4-0 BB		0-0 F9		0-0 SF8		0-0 F3		2 0 0 1 1 0 0
---	--	-----------	--	-----------	--	------------	--	-----------	--	---------------

Jeff Stone, L (1, 7) OBP: 0.333, SLG: 0.368		0-0 G2		0-3 K		0-0 1B		0-0 2B		3 0 1 1 0 1 1
--	--	-----------	--	----------	--	-----------	--	-----------	--	---------------

Glenn Wilson, R (8, PH) OBP: 0.309, SLG: 0.385						1-2 3-H 1B				1 0 1 0 0 0 0
---	--	--	--	--	--	------------------	--	--	--	---------------

Steve Jeltz, S (1, 6) OBP: 0.324, SLG: 0.298			0-0 SH3-4 6-3 2B		0-0 4-3	0-3 K		4-0 IBB		3 1 1 0 1 1 2
---	--	--	---------------------------	--	------------	----------	--	------------	--	---------------

Mike Maddux, L (1, 1) Wally Ritchie, L (5, 1) Keith Hughes, L (7, PH) Michael Jackson, R (7, 1) John Russell, R (8, PH) Jeff Calhoun, L (8, 1) Steve Bedrosian, R (9, 1)		0-0 SH3-4		0-3 K		0-3 K		0-0 F4		1 0 0 0 0 0 1 0 0 0 0 0 0 0 0 0 0 1 0 0 0 1 0 0 0 0 0 0 0 0 0 0 1 0 0 0 0 0 0 2 0 0 0 0 0 0 0 0 0 0 0 0 0 0 0 0
--	--	--------------	--	----------	--	----------	--	-----------	--	---

Inning Stats	R: 0	H: 0	E: 0	LOB: 0	K: 0	BB: 0	S: 3	P: 3	R: 0	H: 0	E: 0	LOB: 1	K: 0	BB: 1	S: 3	P: 7	R: 1	H: 1	E: 0	LOB: 0	K: 0	BB: 0	S: 4	P: 4	R: 2	H: 2	E: 0	LOB: 0	K: 1	BB: 0	S: 7	P: 7	R: 0	H: 0	E: 0	LOB: 0	K: 1	BB: 0	S: 5	P: 5	R: 2	H: 2	E: 0	LOB: 2	K: 1	BB: 2	S: 7	P: 15	R: 1	H: 2	E: 0	LOB: 2	K: 1	BB: 1	S: 6	P: 10	R: 0	H: 1	E: 0	LOB: 2	K: 0	BB: 1	S: 4	P: 8	R: 1	H: 1	E: 0	LOB: 0	K: 1	BB: 0	S: 6	P: 6	1B: 5	SF: 1	2B: 2	SAC: 1	3B: 0	DP: 0	HR: 2	HBP: 0	WP: 0	PA: 40
--------------	------	------	------	--------	------	-------	------	------	------	------	------	--------	------	-------	------	------	------	------	------	--------	------	-------	------	------	------	------	------	--------	------	-------	------	------	------	------	------	--------	------	-------	------	------	------	------	------	--------	------	-------	------	-------	------	------	------	--------	------	-------	------	-------	------	------	------	--------	------	-------	------	------	------	------	------	--------	------	-------	------	------	-------	-------	-------	--------	-------	-------	-------	--------	-------	--------


PITCHER	IP	WLS	BF	H	R	ER	SO	BB	IBB	HBP	BLK	WP	HR	S	P	ERA	WHIP
Tim Leary, R (1, 1) ERA: 4.93	5.0	L	19	3	3	3	2	1	0	0	0	0	1	22	26	5.40	0.800
Ron Davis, R (6, 1) ERA: 6.27	0.2		6	2	2	2	0	1	1	0	0	0	0	4	12	27.00	4.500
Brian Holton, R (6, 1) ERA: 3.76	1.1		6	2	1	1	2	1	0	0	0	0	0	9	13	6.75	2.250
Brad Havens, L (8, 1) ERA: 3.86	2.0		9	2	1	1	1	0	1	0	0	0	1	10	14	4.50	1.000

TOP

Philadelphia Phillies @ Los Angeles Dodgers
Dodger Stadium, Los Angeles, CA

Tue Sep 01 1987, 7:05 PM PDT
Att: 23,074 - Unknown

AB	33
R	7
H	9
RBI	7
BB	5
SO	5
LOB	10



Batter	1	2	3	4	5	6	7	8	9	AB R H RBI BB SO LOB
Steve Sax, R (1, 4) OBP: 0.313, SLG: 0.341	0-0 5-3		0-0 G4-3 1B		0-0 E1 BLK B5-6-4		0-3 K		0-0 FC6-4 CS	5 0 1 2 0 1 3
Danny Heep, L (1, 7) OBP: 0.211, SLG: 0.208 Tracy Woodson, R (8, PH) OBP: 0.284, SLG: 0.324	0-3 K		0-0 G4-3		0-0 B5-6-4			0-0 F5	0-0 CS	3 0 0 0 0 1 3 1 0 0 0 0 0 0
John Shelby, S (1, 8) OBP: 0.298, SLG: 0.449	0-0 F7			0-0 F7	0-3 K			0-3 K		4 0 0 0 0 2 2
Franklin Stubbs, L (1, 3) OBP: 0.289, SLG: 0.414		0-3 K		0-3 K		0-0 F8		0-0 F7		4 0 0 0 0 2 0
Mickey Hatcher, R (1, 5) OBP: 0.334, SLG: 0.442 Phil Garner, R (7, 5) OBP: 0.271, SLG: 0.303		0-0 F9		0-0 2B		0-3 K			0-0 1B BB 2B	3 0 1 0 0 1 0 1 1 1 0 0 0 0
Mike Scioscia, L (1, 2) OBP: 0.344, SLG: 0.376		4-0 FC5 BB BB		0-0 5-3		0-0 F8			0-0 BB BB FC6-4 1B	3 1 1 0 1 0 1
Ralph Bryant, L (1, 9) OBP: 0.333, SLG: 0.419 Alex Trevino, R (9, PH) OBP: 0.291, SLG: 0.379		4-0 BB 1-2 BB			0-0 1B 1B		0-0 G3		0-0 F3	2 1 1 0 1 0 0 1 0 0 0 0 0 2
Glenn Hoffman, R (1, 6) OBP: 0.276, SLG: 0.275		0-0 FC5 2-3f			0-0 1B E 1B		0-0 F2		4-0 FC6-4 BB 1-2 BB	3 1 1 0 1 0 2
Tim Leary, R Ken Landreaux, L Bob Welch, R Ron Davis, R Brian Holton, R Tito Landrum, R Brad Havens, L Pedro Guerrero, R Craig Stimpert, R			0-0 6-3		0-0 B5-6-4 E 1-3 2-H 1B		0-0 HR		4-0 FC6-4 BB 1-2 2-3 3-H BB	1 0 0 0 0 0 0 1 0 0 1 1 0 1 1 1 1 1 0 0 0 0 0 0 0 0 1 1 0 0 0 0 0 0 0 0 0 0 0 0

Inning Stats	R: 0 E: 0 K: 1 S: 5	H: 0 LOB: 0 BB: 0 P: 5	R: 0 E: 0 K: 1 S: 5	H: 0 LOB: 2 BB: 2 P: 13	R: 0 E: 0 K: 0 S: 3	H: 1 LOB: 0 BB: 0 P: 3	R: 0 E: 0 K: 1 S: 6	H: 1 LOB: 1 BB: 0 P: 6	R: 2 E: 1 K: 1 S: 8	H: 3 LOB: 2 BB: 0 P: 8	R: 0 E: 0 K: 1 S: 5	H: 0 LOB: 0 BB: 0 P: 5	R: 1 E: 0 K: 1 S: 6	H: 1 LOB: 0 BB: 0 P: 6	R: 0 E: 0 K: 1 S: 5	H: 0 LOB: 0 BB: 0 P: 5	R: 2 E: 0 K: 0 S: 4	H: 2 LOB: 2 BB: 2 P: 12	1B: 5 2B: 2 3B: 0 HR: 1	SF: 0 SAC: 0 DP: 2 HBP: 0	WP: 0 PB: 0 SB: 0 CS: 1	PA: 38
--------------	------------------------------	---------------------------------	------------------------------	----------------------------------	------------------------------	---------------------------------	------------------------------	---------------------------------	------------------------------	---------------------------------	------------------------------	---------------------------------	------------------------------	---------------------------------	------------------------------	---------------------------------	------------------------------	----------------------------------	----------------------------------	------------------------------------	----------------------------------	--------

PITCHER	IP	WLS	BF	H	R	ER	SO	BB	IBB	HBP	BLK	WP	HR	S	P	ERA	WHIP
Mike Maddux, R (1, 1) ERA: 1.64	4.0		19	5	2	2	3	2	0	0	0	0	0	23	31	4.50	1.750
Wally Ritchie, L (5, 1) ERA: 3.67	2.0	W	5	0	0	0	2	0	0	0	1	0	0	9	9	0.00	0.000
Michael Jackson, R (7, 1) ERA: 4.29	1.0		4	1	1	1	1	0	0	0	0	0	1	6	6	9.00	1.000
Jeff Calhoun, L (8, 1) ERA: 2.05	1.0		5	2	2	2	1	0	0	0	0	0	0	7	7	18.00	2.000
Steve Bedrosian, R (9, 1) ERA: 2.63	1.0	S	4	0	0	0	0	2	0	0	0	0	0	2	10	0.00	2.000

BOTTOM

Philadelphia Phillies @ Los Angeles Dodgers
 Dodger Stadium, Los Angeles, CA
 Tue Sep 01 1987, 7:05 PM PDT
 Att. 23,074 - Unknown

livebaseballscorecards.com

AB	33
R	5
H	8
RBI	5
BB	4
SO	7
LOB	13



Batter	1	2	3	4	5	6	7	8	9	AB R H RBI BB SO LOB	TOP																										
Juan Samuel, R (1, 4) <small>OBP: 0.346, SLG: 0.505</small>	1-0 4-3 1B HBP	0-3 K			0-0 2-H CS 1B		0-0 6-3		0-0 E G3 1B	4 1 2 1 0 1 0																											
Milt Thompson, L (1, 8) <small>OBP: 0.361, SLG: 0.456</small>	0-0 4-3 1-2		0-3 K		0-0 6-3 1-2		4-0 E S 1B BB		0-0 G3 1-2 2-3	4 1 0 0 1 1 4																											
Keith Hughes, L (1, 9) <small>OBP: 0.417, SLG: 0.429</small>	0-0 1B 2-H 1B		0-0 F9			4-0 1B BB	0-0 1B		1-0 E HBP	3 2 2 2 1 0 0 0 0 0 0 0 0 0																											
Glenn Wilson, R (9, 9) <small>OBP: 0.309, SLG: 0.385</small>							0-0 1B	0-0 1-H 1B																													
Mike Schmidt, R (1, 5) <small>OBP: 0.404, SLG: 0.555</small>	0-0 1B 1-3 1B		0-0 4-3			0-0 G6-4-3 1-2 1B 1B		0-0 L4	0-0 FC6 1-2 2-3 3-H	5 0 2 0 0 0 3																											
Von Hayes, L (1, 3) <small>OBP: 0.436, SLG: 0.518</small>	0-0 1-2 3-H 1B			0-3 K		0-0 G6-4-3 1-2 2-H 1B		0-0 4-3	0-0 F7	5 0 2 2 0 1 3																											
Chris James, R (1, 7) <small>OBP: 0.347, SLG: 0.566</small>	0-0 F8			0-0 6-3		0-0 G6-4-3 1-2 2-3		0-0 6-3		4 0 0 0 0 0 4																											
Darren Daulton, L (1, 2) <small>OBP: 0.275, SLG: 0.295</small>	0-3 K			0-0 P6		4-0 FC4-6 BB		0-0 F9		3 0 0 0 1 1 2																											
Steve Jeltz, S (1, 6) <small>OBP: 0.326, SLG: 0.298</small>			0-0 4-3		0-0 SH5-4 1B 1B		0-0 FC4-6 1-2		4-0 G3 1B FC6 BB	3 2 1 0 1 0 2																											
Don Carman, L (1, 1) <small>OBP: 0.137, SLG: 0.102</small>			0-3 K		0-0 SH5-4 1-2		0-0 3-1		0-0 B2	2 0 0 0 0 1 0 0 0 0 0 0 0 0 1 0 0 0 0 0 1																											
Kent Tekulve, R (8, 1) <small>OBP: 0.390, SLG: 0.374</small>																																					
Greg Gross, L (8, 7) <small>OBP: 0.390, SLG: 0.374</small>																																					
Inning Stats	R: 2 H: 3 E: 0 LOB: 2 K: 1 BB: 0 S: 8 P: 9		R: 0 H: 0 E: 0 LOB: 0 K: 2 BB: 0 S: 7 P: 7		R: 0 H: 0 E: 0 LOB: 0 K: 1 BB: 0 S: 5 P: 5		R: 0 H: 0 E: 0 LOB: 0 K: 1 BB: 0 S: 5 P: 5		R: 1 H: 2 E: 0 LOB: 0 K: 0 BB: 2 S: 4 P: 4		R: 1 H: 2 E: 0 LOB: 2 K: 0 BB: 2 S: 4 P: 12		R: 1 H: 1 E: 0 LOB: 1 K: 0 BB: 1 S: 4 P: 8		R: 0 H: 0 E: 0 LOB: 0 K: 0 BB: 0 S: 3 P: 3		R: 1 H: 1 E: 1 LOB: 3 K: 0 BB: 1 S: 5 P: 10		1B: 9 SF: 0 2B: 0 SAC: 1 3B: 0 DP: 1 HR: 0 HBP: 2	WP: 0 PA: 41 PB: 0 SB: 1 CS: 1																	
PITCHER	IP	WLS	BF	H	R	ER	SO	BB	IBB	HBP	BLK	WP	HR	S	P	ERA	WHIP																				
Orel Hershiser, R (1, 1) <small>ERA: 2.68</small>	8.0	L	34	8	5	4	5	3	0	1	0	0	0	40	53	4.50	1.375																				
Alejandro Pena, R (9, 1) <small>ERA: 4.55</small>	1.0		7	1	1	0	0	1	0	1	0	0	0	5	10	0.00	2.000																				

Philadelphia Phillies @ Los Angeles Dodgers
Dodger Stadium, Los Angeles, CA

Wed Sep 02 1987, 7:05 PM PDT
Att: 19,958 - Unknown

livebaseballscorecards.com

AB	34
R	6
H	9
RBI	5
BB	4
SO	5
LOB	19



Batter	1	2	3	4	5	6	7	8	9	AB	R	H	RBI	BB	SO	LOB
Steve Sax, R OBP: 0.311, SLG: 0.338 (1, 4)	0-0 F3		0-0 L7		0-0 4-3			0-0 E5 FC6-4 BB		4	0	0	0	0	0	2
Glenn Hoffman, R OBP: 0.277, SLG: 0.277 Danny Heep, L OBP: 0.208, SLG: 0.205 Alejandro Pena, R OBP: 0.083, SLG: 0.083 (1, 6) (8, PH) (9, 1)	0-0 L7		0-0 BB 1B			0-3 K		0-0 L6		3	0	1	0	0	1	0
Pedro Guerrero, R OBP: 0.403, SLG: 0.536 (1, 3)	0-0 1B		4-0 BB			0-0 HR		4-0 FC6-4 BB		2	1	2	1	2	0	0
John Shelby, S OBP: 0.295, SLG: 0.445 (1, 8)	0-0 5-3		0-0 2-3			0-0 1-3		0-0 FC6-4		4	0	0	1	0	0	6
Mickey Hatcher, R OBP: 0.330, SLG: 0.436 (1, 5)		0-3 K		0-0 6-3		0-0 L4		0-0 P5		4	0	0	0	0	1	2
Tito Landrum, R OBP: 0.289, SLG: 0.286 Ken Landreaux, L OBP: 0.280, SLG: 0.341 (1, 7) (9, PH)		0-3 K		0-0 G5-4-3 1B			0-0 L9		0-0 F7	3	0	1	0	0	1	0
Alex Trevino, R OBP: 0.285, SLG: 0.370 Mike Scioscia, L OBP: 0.343, SLG: 0.375 (1, 2) (9, PH)		0-3 K		0-0 G5-4-3			0-0 F8		0-0 4-3	3	0	0	0	0	1	1
Mike Devereaux, R OBP: 0.333, SLG: 0.333 Franklin Stubbs, L OBP: 0.288, SLG: 0.413 (1, 9) (9, PH)			0-0 FC6-4 1B		0-0 F7		0-0 6-3		0-0 F7	3	0	1	0	0	0	0
Orel Hershiser, R OBP: 0.257, SLG: 0.306 Phil Garner, R OBP: 0.274, SLG: 0.306 Craig Shipley, R OBP: 0.250, SLG: 0.292 (1, 1) (8, PH) (9, 6)			0-0 BB 1B		0-3 K			0-0 BB E FC6-4 1B		2	0	0	0	0	1	1

Inning Stats	R: 0	H: 1	E: 0	K: 0	S: 4	R: 0	H: 0	E: 0	K: 3	S: 9	R: 0	H: 2	E: 0	K: 0	S: 5	R: 0	H: 1	E: 0	K: 0	S: 3	R: 0	H: 0	E: 0	K: 1	S: 5	R: 1	H: 1	E: 0	K: 1	S: 6	R: 0	H: 0	E: 0	K: 0	S: 3	R: 1	H: 1	E: 1	K: 0	S: 5	R: 0	H: 0	E: 0	K: 0	S: 3	1B: 5	2B: 0	3B: 0	HR: 1	SF: 0	SAC: 0	DP: 1	HBP: 0	WP: 0	PB: 0	SB: 0	CS: 0	PA: 35											
PITCHER	IP	WLS	BF	H	R	ER	SO	BB	IBB	HBP	BLK	WP	HR	S	P	ERA	WHIP																			IP	WLS	BF	H	R	ER	SO	BB	IBB	HBP	BLK	WP	HR	S	P	ERA	WHIP																	
Don Carman, L ERA: 4.4 (1, 1)	7.0		27	6	2	1	5	1	0	0	0	0	0	1	36	40	1.29	1.000																																																			
Kent Tekulve, R ERA: 3.02 (8, 1)	2.0		8	0	0	0	0	1	0	0	0	0	0	0	7	11	0.00	0.500																																																			

BOTTOM

Philadelphia Phillies @ Los Angeles Dodgers
Dodger Stadium, Los Angeles, CA

Wed Sep 02 1987, 7:05 PM PDT
Att. 19,958 - Unknown

livebaseballscores.com

AB	33
R	2
H	6
RBI	2
BB	2
SO	5
LOB	14

Batter	1	2	3	4	5	6	7	8	9	AB R H RBI BB SO LOB	TOP	
Lenny Dykstra, L OBP: 0.349, SLG: 0.445 (1, 8)	4-0 		0-0 L4 	0-0 1B 		0-0 F8 		0-0 E3 		4 0 1 0 1 0 2		
Wally Backman, S OBP: 0.297, SLG: 0.271 (1, 4)	0-0 6-3 		0-0 E1 WP HR 	0-0 1B 			0-3 K 	4-0 3-H BB 		4 1 1 0 1 1 1		
Keith Hernandez, L OBP: 0.387, SLG: 0.460 (1, 3)	0-0 F6 		0-0 HR 	0-0 4-3 			0-0 L3 	0-0 F7 		5 1 1 2 0 0 6		
Darryl Strawberry, L OBP: 0.394, SLG: 0.561 (1, 9)	0-3 K 		4-0 1B BB 		0-0 F8 		0-3 K 		0-0 F8 	4 0 0 0 1 2 1		
Kevin McReynolds, R OBP: 0.323, SLG: 0.486 (1, 7)		4-0 BB 	0-0 1B 		0-0 5-3 			0-0 F8 	0-0 F6 	4 0 1 0 1 0 0		
Gary Carter, R OBP: 0.293, SLG: 0.406 (1, 2)		0-0 L8 	0-3 K 		0-0 6-3 			0-0 WP PB 1B 	0-0 F9 	5 1 1 0 0 1 3		
Howard Johnson, S OBP: 0.377, SLG: 0.551 (1, 5)		0-3 K 		0-3 K 		0-0 3-1 		1-0 1B WP E HBP 		3 1 0 0 0 2 1		
Rafael Santana, R OBP: 0.306, SLG: 0.369 (1, 6)		0-0 F9 		0-0 6-3 		0-0 L6 		0-0 E 1B 		4 0 1 1 0 0 1		
Rick Aguilera, R OBP: 0.233, SLG: 0.345 Roger McDowell, R OBP: 0.308, SLG: 0.333 (1, 1) (9, 1)			0-0 G3 	0-0 HR 		0-0 1B 		0-3 K 		4 1 2 1 0 1 2 0 0 0 0 0 0 0		
Inning Stats	R: 0 H: 0 E: 0 LOB: 1 K: 1 BB: 1 S: 5 P: 9	R: 0 H: 0 E: 0 LOB: 1 K: 1 BB: 1 S: 5 P: 9	R: 2 H: 2 E: 1 LOB: 2 K: 1 BB: 1 S: 8 P: 12	R: 1 H: 3 E: 0 LOB: 2 K: 1 BB: 0 S: 8 P: 8	R: 0 H: 0 E: 0 LOB: 0 K: 0 BB: 0 S: 3 P: 3	R: 0 H: 1 E: 0 LOB: 1 K: 0 BB: 0 S: 4 P: 4	R: 0 H: 0 E: 0 LOB: 0 K: 2 BB: 0 S: 7 P: 7	R: 2 H: 2 E: 1 LOB: 3 K: 1 BB: 1 S: 8 P: 13	R: 0 H: 0 E: 0 LOB: 0 K: 0 BB: 0 S: 3 P: 3	1B: 6 SF: 0 2B: 0 SAC: 0 3B: 0 DP: 0 HR: 2 HBP: 1	WP: 2 PA: 42 PB: 1 SB: 0 CS: 0	
PITCHER	IP WLS BF H R ER SO BB IBB HBP BLK WP HR S P ERA WHIP											
Shawn Hillegas, R ERA: 3.71 (1, 1)	5.0 L 24 5 3 1 4 3 0 0 0 1 2 29 41 1.80 1.600											
Alejandro Pena, R ERA: 4.41 (6, 1)	2.0 7 1 0 0 2 0 0 0 0 0 0 11 11 0.00 0.500											
Ron Davis, R ERA: 6.48 (8, 1)	0.1 4 2 2 1 0 0 0 0 1 0 1 0 3 4 27.00 6.000											
Brad Havens, L ERA: 3.64 (8, 1)	1.2 7 0 0 0 1 1 0 0 0 0 0 0 8 12 0.00 0.600											

New York Mets @ Los Angeles Dodgers
 Dodger Stadium, Los Angeles, CA
 Fri Sep 04 1987, 7:05 PM PDT
 Att: 31,913 - Unknown

livebaseballscorecards.com

AB 37
R 5
H 8
RBI 4
BB 4
SO 7
LOB 17



Batter	1	2	3	4	5	6	7	8	9	AB R H RBI BB SO LOB	BOTTOM	
Dave Anderson, R (1, 5) OBP: 0.311, SLG: 0.332 Alex Trevino, R (9, PH) OBP: 0.283, SLG: 0.367	0-0 6-3		0-0 F9		0-0 6-3			0-0 6-3	0-0 4-3	4 0 0 0 0 0 1 0 0 0 0 2	New York Mets @ Los Angeles Dodgers Dodger Stadium, Los Angeles, CA Fri Sep 04 1987, 7:05 PM PDT Att. 31,913 - Unknown livebaseballscorecards.com	
Franklin Stubbs, L (1, 7) OBP: 0.285, SLG: 0.408	0-0 E7		0-3 K			0-0 4-3		0-0 F6		4 0 0 0 0 1 0		
Pedro Guerrero, R (1, 3) OBP: 0.403, SLG: 0.534	4-0 G6-3 BB		0-3 K			0-0 6-3		0-0 1B		3 0 1 0 1 1 0		
John Shelby, S (1, 8) OBP: 0.297, SLG: 0.445	0-0 G6-3 1-2f			0-0 5-3 1B		0-0 1B		0-0 L8		4 0 2 0 0 0 3		
Mike Scioscia, L (1, 2) OBP: 0.342, SLG: 0.372		0-0 E1 FC6-4		0-0 F8		0-0 F8		4-0 FC5-4 1B BB		3 1 0 0 1 0 2		
Mike Devereaux, R (1, 9) OBP: 0.286, SLG: 0.167		0-0 FC6-4 F8 1B 1-2f		0-0 5-3 1-2		0-0 F3		4-0 FC5-4 BB 1-2		3 0 0 0 1 0 2		
Glenn Hoffman, R (1, 6) OBP: 0.286, SLG: 0.286		0-0 1-2 1B		0-0 6-3		0-0 1B		0-0 1B		4 0 2 0 0 0 3		
Phil Garner, R (1, 4) OBP: 0.270, SLG: 0.302 Steve Sax, R (9, PH) OBP: 0.311, SLG: 0.337 Tracy Woodson, R (9, PR) OBP: 0.284, SLG: 0.324		0-0 F8 2-3		0-3 K		0-3 K		0-0 FC5-4 1B 1-2f 2-3		3 0 0 0 0 2 3 1 0 0 0 0 0 2 0 0 0 0 0 0 0		
Shawn Hillegas, R (1, 1) OBP: 0.206, SLG: 0.203 Danny Heep, L (5, PH) OBP: 0.083, SLG: 0.083 Alejandro Pineda, R (6, 1) OBP: 0.083, SLG: 0.083 Ken Landreaux, L (7, PH) OBP: 0.279, SLG: 0.339 Ron Davis, R (8, 1) Brad Havens, L (8, 1) Ralph Bryant, L (9, PH) OBP: 0.351, SLG: 0.438		0-3 K		0-0 3-1		0-0 F9		0-0 1B 1-2 3-H		1 0 0 0 0 1 2 1 0 0 0 0 0 0 0 0 0 0 0 0 0 1 0 0 0 0 0 1 0 0 0 0 0 0 0 0 0 0 0 0 0 0 1 0 1 1 0 0 0		
Inning Stats	R: 0 H: 0 E: 1 LOB: 1 K: 0 BB: 1 S: 3 P: 7	R: 0 H: 1 E: 1 LOB: 2 K: 1 BB: 0 S: 7 P: 7	R: 0 H: 0 E: 0 LOB: 0 K: 2 BB: 0 S: 7 P: 7	R: 0 H: 1 E: 0 LOB: 1 K: 0 BB: 0 S: 4 P: 4	R: 0 H: 0 E: 0 LOB: 0 K: 1 BB: 0 S: 5 P: 5	R: 0 H: 1 E: 0 LOB: 1 K: 0 BB: 0 S: 4 P: 4	R: 0 H: 1 E: 0 LOB: 1 K: 1 BB: 0 S: 6 P: 6	R: 0 H: 1 E: 0 LOB: 1 K: 0 BB: 0 S: 4 P: 4	R: 1 H: 1 E: 0 LOB: 2 K: 0 BB: 2 S: 4 P: 12	1B: 6 SF: 0 2B: 0 SAC: 0 3B: 0 DP: 1 HR: 0 HBP: 0		WP: 0 PA: 37 PB: 0 SB: 0 CS: 0
PITCHER Rick Aguilera, R (1, 1) ERA: 3.28 Roger McDowell, R (9, 1) ERA: 3.94	IP 8.0 WLS W BF 33 H 5 R 1 ER 1 SO 5 BB 3 IBB 0 HBP 0 BLK 0 WP 0 HR 0 S 40 P 52 ERA 1.12 WHIP 1.000											
	IP 1.0 WLS BF 4 H 1 R 0 ER 0 SO 0 BB 0 IBB 0 HBP 0 BLK 0 WP 0 HR 0 S 4 P 4 ERA 0.00 WHIP 1.000											

New York Mets @ Los Angeles Dodgers
Dodger Stadium, Los Angeles, CA

Fri Sep 04 1987, 7:05 PM PDT
 Att. 31,913 - Unknown

AB	34
R	1
H	6
RBI	1
BB	3
SO	5
LOB	20



Batter	1	2	3	4	5	6	7	8	9	AB R H RBI BB SO LOB	TOP	
Mookie Wilson, S OBP: 0.360, SLG: 0.463 (1, 8) X	0-0 F3		0-0 WP 1B	4-0 FC6 BB			0-0 5-3		0-0 1B	4 1 2 0 1 0 0		
Tim Teufel, R OBP: 0.426, SLG: 0.589 (1, 4) SSS	0-3 K		0-0 F6 1-2	0-0 FC6 1-2f			0-0 G3 1B		0-0 L5	5 0 1 0 0 1 3		
Keith Hernandez, L OBP: 0.386, SLG: 0.459 (1, 3) SSS	0-3 K		0-0 HR 1B				0-0 G3 1-2			4 1 1 1 0 1 1		
Darryl Strawberry, L OBP: 0.393, SLG: 0.565 (1, 9)		0-0 HR	0-0 F9				0-0 3-1			4 1 1 1 0 0 2		
Kevin McReynolds, R OBP: 0.324, SLG: 0.494 (1, 7)		0-0 4-3	0-0 HR 1-H				0-0 1B		0-0 F8	4 1 2 2 0 0 0		
Gary Carter, R OBP: 0.295, SLG: 0.405 (1, 2) BBBB		4-0 1B BB	4-0 BB				0-0 F9		0-3 K	2 0 0 0 2 1 1		
Howard Johnson, S OBP: 0.375, SLG: 0.546 (1, 5)		0-0 F7	0-0 F8						0-0 4-3	4 0 0 0 0 1 2		
Rafael Santana, R OBP: 0.305, SLG: 0.368 (1, 6)		0-0 FC4-6 1B		0-0 F6					0-0 6-3	4 0 1 0 0 0 0		
Ron Darling, R OBP: 0.154, SLG: 0.206 (1, 1)		0-0 FC4-6		0-3 K					0-0 G3	3 0 0 0 0 1 2		
Bill Almon, R OBP: 0.315, SLG: 0.292 (9, PH)										1 0 0 0 0 0 0		
Roger McDowell, R OBP: 0.308, SLG: 0.333 (9, 1)										0 0 0 0 0 0 0		
Inning Stats	R: 0 E: 0 K: 2 S: 7 H: 0 LOB: 0 BB: 0 P: 7	R: 1 E: 0 K: 0 S: 5 H: 2 LOB: 2 BB: 1 P: 9	R: 3 E: 0 K: 0 S: 6 H: 3 LOB: 1 BB: 1 P: 10	R: 0 E: 0 K: 1 S: 5 H: 0 LOB: 1 BB: 1 P: 9	R: 0 E: 0 K: 0 S: 4 H: 1 LOB: 1 BB: 0 P: 4	R: 0 E: 0 K: 1 S: 5 H: 0 LOB: 0 BB: 0 P: 5	R: 0 E: 0 K: 0 S: 4 H: 1 LOB: 1 BB: 0 P: 4	R: 0 E: 0 K: 1 S: 5 H: 0 LOB: 0 BB: 0 P: 5	R: 0 E: 0 K: 0 S: 4 H: 0 LOB: 0 BB: 0 P: 5	R: 0 E: 0 K: 0 S: 4 H: 1 LOB: 1 BB: 0 P: 4	1B: 6 2B: 0 3B: 0 HR: 2 SF: 0 SAC: 0 DP: 0 HBP: 0	WP: 1 PB: 0 SB: 0 CS: 0 PA: 38
PITCHER Fernando Valenzuela, L ERA: 4.19 (1, 1)	IP: 9.0 WLS: L BF: 38 H: 8 R: 4 ER: 4 SO: 5 BB: 3 IBB: 0 HBP: 0 BLK: 0 WP: 1 HR: 2 S: 45 P: 57 ERA: 4.00 WHIP: 1.222											PITCHER IP: WLS: BF: H: R: ER: SO: BB: IBB: HBP: BLK: WP: HR: S: P: ERA: WHIP

New York Mets @ Los Angeles Dodgers
Dodger Stadium, Los Angeles, CA
 Sat Sep 05 1987, 7:05 PM PDT
 Att: 35,357 - Unknown

livebaseballscorecards.com

AB 35
R 4
H 8
RBI 4
BB 3
SO 5
LOB 11



Batter	1	2	3	4	5	6	7	8	9	AB R H RBI BB SO LOB
Steve Sax, R (1, 4) OBP: 0.312, SLG: 0.344	0-0 F9 S 1B		0-0 6-3		0-3 K			0-0 HR		4 2 2 1 0 1 0
Franklin Stubbs, L (1, 7) OBP: 0.282, SLG: 0.404	0-0 F9 1-3		0-3 K			0-3 K		0-3 K		4 0 0 0 0 3 1
Pedro Guerrero, R (1, 3) OBP: 0.402, SLG: 0.532	0-0 FC6-4 3-H 1B		0-0 6-3			0-0 6-3			0-0 F9	4 0 1 1 0 0 0
Mike Marshall, R (1, 9) OBP: 0.322, SLG: 0.472	0-0 FC6-4 1-2f		0-0 6-3			0-0 F6			0-0 F9	4 0 0 0 0 0 1
John Shelby, S (1, 8) OBP: 0.294, SLG: 0.441	0-3 K		0-3 K				0-3 K		0-0 4-3	4 0 0 0 0 3 1
Mike Scioscia, L (1, 2) OBP: 0.342, SLG: 0.370		0-0 6-3		4-0 BB			0-0 6-3			2 0 0 0 1 0 0
Glenn Hoffman, R (1, 6) OBP: 0.278, SLG: 0.277		0-0 5-3		0-0 P3			0-0 F2			3 0 0 0 0 0 1
Dave Anderson, R (1, 5) OBP: 0.308, SLG: 0.329		0-3 K			0-3 K			0-0 G3		2 0 0 0 0 2 0
Danny Heep, L (8, PH) OBP: 0.203, SLG: 0.200										1 0 0 0 0 0 0
Phil Garner, R (9, 5) OBP: 0.270, SLG: 0.302										0 0 0 0 0 0 0
Fernando Valenzuela, L (1, 1) OBP: 0.156, SLG: 0.195			0-0 HR		0-3 K			0-0 G3		3 1 1 1 0 1 0

Inning Stats	R: 1	H: 2	E: 0	K: 1	S: 7	LOB: 1	BB: 0	P: 7	R: 0	H: 0	E: 0	K: 1	S: 5	LOB: 0	BB: 0	P: 5	R: 1	H: 1	E: 0	K: 1	S: 6	LOB: 0	BB: 0	P: 6	R: 0	H: 0	E: 0	K: 1	S: 5	LOB: 1	BB: 1	P: 9	R: 0	H: 0	E: 0	K: 3	S: 9	LOB: 0	BB: 0	P: 9	R: 0	H: 0	E: 0	K: 1	S: 5	LOB: 0	BB: 0	P: 5	R: 0	H: 0	E: 0	K: 1	S: 5	LOB: 0	BB: 0	P: 5	R: 1	H: 1	E: 0	K: 1	S: 6	LOB: 0	BB: 0	P: 6	R: 0	H: 0	E: 0	K: 0	S: 3	LOB: 0	BB: 0	P: 3	1B: 2	2B: 0	3B: 0	HR: 2	SF: 0	SAC: 0	DP: 0	HBP: 0	WP: 0	PB: 0	SB: 1	CS: 0	PA: 32
PITCHER	IP	WLS	BF	H	R	ER	SO	BB	IBB	HBP	BLK	WP	HR	S	P	ERA	WHIP																																																																				
Ron Darling, R (1, 1) ERA: 4.37	8.0	W	29	4	3	3	10	1	0	0	0	0	2	48	52	3.38	0.625																																																																				
Roger McDowell, R (9, 1) ERA: 3.89	1.0	S	3	0	0	0	0	0	0	0	0	0	0	3	3	0.00	0.000																																																																				

BOTTOM

New York Mets @ Los Angeles Dodgers
 Dodger Stadium, Los Angeles, CA
 Sat Sep 05 1987, 7:05 PM PDT
 Att. 35,357 - Unknown

livebaseballscorecards.com

AB	31
R	3
H	4
RBI	3
BB	1
SO	10
LOB	4



Batter	1	2	3	4	5	6	7	8	9	10	11	12	13	14	15	16	AB	R	H	RBI	BB	SO	LOB	TOP							
Lenny Dykstra, L OBP: 0.344, SLG: 0.439 Roger McDowell, R OBP: 0.308, SLG: 0.333 Jesse Orosco, R (10, 1) Gary Carter, R OBP: 0.295, SLG: 0.404 (12, 2)	K		K			F7	K		4-3			K		BB 1B		F6	5	0	0	0	0	3	4								
Wally Backman, S OBP: 0.299, SLG: 0.274 Tim Lincecum, R OBP: 0.423, SLG: 0.583 Doug Sisk, R Gregg Jefferies, S Randy Myers, L OBP: 0.286, SLG: 0.288 (14, 1)	E3		K			1B		1B		5-3		P4 1-2		F5		K	4	0	2	0	0	1	0								
Keith Hernandez, L OBP: 0.389, SLG: 0.458 (1, 3)	BB 1-2					F8		K		F7			FC6-4 FC4-2 1B	FC3-6 BB		BB	5	0	2	0	3	1	2								
Darryl Strawberry, L OBP: 0.389, SLG: 0.557 (1, 9)	L7					F2		F7		F9			FC6-4 1B	FC3-6		F7	8	0	1	0	0	0	7								
Kevin McReynolds, R OBP: 0.322, SLG: 0.489 (1, 7)	6-3					L7				P6			FC6-4 FC4-2 IBB			5-3	7	1	1	0	0	0	5								
Howard Johnson, S OBP: 0.373, SLG: 0.541 (9, 5)			L3			L9		1B 1B		K			FC4-2 IBB			F7	6	1	1	0	1	1	2								
Dave Magadan, L OBP: 0.399, SLG: 0.446 Keith Miller, R OBP: 0.395, SLG: 0.512 Rafael Santana, R OBP: 0.305, SLG: 0.368 (9, 6)			F8			F8		FC6-4 1B		4-3			FC4-2 FC6			1B	4	0	2	0	0	0	0								
Barry Lyons, R OBP: 0.289, SLG: 0.349 Bill Almon, R OBP: 0.320, SLG: 0.299 (12, 4)			6-3			F8		1-2 1B		FC6-4 1B			FC6			L3 1B	5	0	2	2	0	0	1								
David Cone, L OBP: 0.087, SLG: 0.091 Lee Mazzilli, S OBP: 0.390, SLG: 0.425 Terry Leach, R OBP: 0.118, SLG: 0.063 Mookie Wilson, S OBP: 0.358, SLG: 0.461 (9, 8)			6-3			K		1-2 2-H 1B		1-2 3-H 1B			K			G3	2	0	0	0	0	1	0								
Inning Stats	R: 0 E: 1 K: 1 S: 6	H: 0 LOB: 2 BB: 1 P: 10	R: 0 E: 0 K: 0 S: 3	H: 0 LOB: 0 BB: 0 P: 3	R: 0 E: 0 K: 2 S: 7	H: 0 LOB: 0 BB: 0 P: 7	R: 0 E: 0 K: 0 S: 4	H: 1 LOB: 1 BB: 0 P: 4	R: 0 E: 0 K: 1 S: 5	H: 0 LOB: 0 BB: 0 P: 5	R: 0 E: 0 K: 1 S: 4	H: 1 LOB: 1 BB: 0 P: 4	R: 0 E: 0 K: 1 S: 5	H: 1 LOB: 0 BB: 0 P: 5	R: 0 E: 0 K: 0 S: 3	H: 0 LOB: 0 BB: 0 P: 3	R: 0 E: 0 K: 2 S: 8	H: 1 LOB: 2 BB: 0 P: 8	R: 0 E: 0 K: 0 S: 5	H: 2 LOB: 3 BB: 1 P: 9	R: 0 E: 0 K: 0 S: 4	H: 1 LOB: 2 BB: 1 P: 8	R: 0 E: 0 K: 0 S: 5	H: 2 LOB: 0 BB: 0 P: 5	R: 0 E: 0 K: 1 S: 5	H: 0 LOB: 1 BB: 1 P: 9	1B: 15 2B: 0 3B: 0 HR: 0	SF: 0 SAC: 0 DP: 0 HBP: 0	WP: 0 PB: 0 SB: 2 CS: 0	PA: 67	
PITCHER	IP WLS BF H R ER SO BB IBB HBP BLK WP HR S P ERA WHIP	IP WLS BF H R ER SO BB IBB HBP BLK WP HR S P ERA WHIP															IP WLS BF H R ER SO BB IBB HBP BLK WP HR S P ERA WHIP														
Bob Welch, R ERA: 3.23 Tim Crews, R ERA: 1.21 Brad Havens, L ERA: 3.52 Alejandro Pena, R ERA: 4.28 Brian Holton, R ERA: 3.66	(1, 1) (7, 1) (10, 1) (11, 1) (13, 1)	6.1 2.2 1.0 2.0 2.0	26 11 3 7 11	5 4 0 1 3	1 1 0 0 0	1 3 0 2 0	4 0 0 0 1	0 0 0 0 1	0 0 0 0 1	0 0 0 0 1	0 0 0 0 0	0 0 0 0 0	0 0 0 0 0	0 0 0 0 0	0 0 0 0 0	0 0 0 0 0	0 0 0 0 0	1.42 3.38 0.00 0.00 0.00	0.947 1.500 0.000 0.500 2.000												
																						PITCHER Tim Belcher, R ERA: (15, 1) 2.0 2.0 9 2 0 0 1 1 0 0 0 0 10 14 0.00 1.500									

New York Mets @ Los Angeles Dodgers
 Dodger Stadium, Los Angeles, CA
 Sun Sep 06 1987, 3:33 AM PDT
 Att. 29,600 - Unknown

livebaseballscores.com

AB 63
R 2
H 15
RBI 2
BB 4
SO 10
LOB 35



Batter	1	2	3	4	5	6	7	8	9	10	11	12	13	14	15	16	AB	R	H	RBI	BB	SO	LOB
Steve Sax, R OBP: 0.312, SLG: 0.342 (1, 4)	K		L7		L7			6-3		IBB		K		1-2 2-3			6	0	1	0	1	2	3
Mike Scioscia, R OBP: 0.243, SLG: 0.368 (1, 2)	4-0			4-0	4-3			G3		K		4-0		0-3			2	1	0	0	2	0	1
Tilo Landrum, R OBP: 0.229, SLG: 0.283 (10, PH)																	0	0	0	0	0	0	0
Alejandro Pena, R OBP: 0.093, SLG: 0.083 (11, 1)																	0	0	0	0	0	0	0
Mickey Hatcher, R OBP: 0.333, SLG: 0.336 (12, PH)	5-3			1B SF9										G6-4-3			0	0	0	0	1	0	0
Tracy Woodson, K OBP: 0.200, SLG: 0.224 (13, 1)																	0	0	0	0	0	0	0
Brian Hunter, R OBP: 0.200, SLG: 0.200 (14, PH)																	0	0	0	0	0	0	0
Tim Belcher, R OBP: 0.253, SLG: 0.301 (15, 1)	BB																0	0	0	0	0	0	0
Pedro Guerrero, R OBP: 0.401, SLG: 0.536 (1, 3)	5-3			F9				F8		F2				G6-4-3			4	1	1	1	1	0	2
Franklin Stubbs, L OBP: 0.282, SLG: 0.404 (9, 3)																	0	0	0	0	0	0	0
Alex Trevino, R OBP: 0.277, SLG: 0.359 (10, PH)	1-2																3	0	0	0	0	0	6
Mike Marshall, R OBP: 0.318, SLG: 0.465 (1, 9)	4-3																						
John Shelby, S OBP: 0.292, SLG: 0.437 (1, 8)			F7		SF9			L6		F8				L6			6	0	1	1	0	0	0
Glenn Hoffman, R OBP: 0.279, SLG: 0.279 (1, 6)																							
Tim Crews, R OBP: 0.342, SLG: 0.424 (9, PH)			G3																				
Ralph Bryant, L OBP: 0.207, SLG: 0.195 (11, 3)																							
Brad Havens, L OBP: 0.207, SLG: 0.195 (11, 3)																							
Danny Heep, L OBP: 0.207, SLG: 0.195 (11, 3)																							
Dave Anderson, R OBP: 0.305, SLG: 0.325 (1, 5)	K																						
Mike Devereaux, R OBP: 0.357, SLG: 0.308 (1, 7)																							
Bob Welch, R OBP: 0.203, SLG: 0.157 (1, 1)																							
Craig Shipley, R OBP: 0.240, SLG: 0.280 (7, 6)																							
Ken Landreaux, L OBP: 0.279, SLG: 0.339 (10, PH)																							
Phil Garner, R OBP: 0.274, SLG: 0.305 (10, PH)																							

Inning Stats	R: 0	H: 0	R: 0	H: 0	R: 0	H: 0	R: 1	H: 2	R: 0	H: 1	R: 0	H: 0	R: 0	H: 0	R: 0	H: 0	R: 0	H: 0	R: 0	H: 0	R: 0	H: 0	R: 0	H: 0	R: 1	H: 1	R: 1	H: 1	1B: 9	SF: 1	WP: 0	PA: 62
E: 0	LOB: 1	E: 0	LOB: 0	E: 0	LOB: 0	E: 0	LOB: 2	E: 0	LOB: 1	E: 0	LOB: 0	E: 0	LOB: 0	E: 0	LOB: 0	E: 0	LOB: 0	E: 0	LOB: 0	E: 0	LOB: 0	E: 0	LOB: 0	E: 0	LOB: 0	E: 1	LOB: 1	E: 1	LOB: 1	2B: 0	SAC: 3	PB: 0
K: 1	BB: 1	K: 1	BB: 0	K: 1	BB: 0	K: 1	BB: 1	K: 2	BB: 0	K: 0	BB: 0	K: 0	BB: 0	K: 1	BB: 1	K: 1	BB: 0	K: 1	BB: 1	K: 0	BB: 0	K: 2	BB: 0	K: 0	BB: 0	K: 0	BB: 1	K: 0	BB: 1	3B: 0	DP: 1	SB: 2
S: 5	P: 9	S: 5	P: 5	S: 5	P: 5	S: 7	P: 11	S: 7	P: 4	S: 4	P: 7	S: 3	P: 3	S: 3	P: 3	S: 6	P: 6	S: 6	P: 10	S: 3	P: 3	S: 9	P: 9	S: 5	P: 5	S: 2	P: 6	HR: 1	HBP: 0	CS: 0		

PITCHER	IP	WLS	BF	H	R	ER	SO	BB	IBB	HBP	BLK	WP	HR	S	P	ERA	WHIP
David Cone, R ERA: 3.88 (1, 1)	6.0		24	4	2	2	4	2	0	0	0	0	1	30	38	3.00	1.000
Terry Leach, R ERA: 3.36 (7, 1)	2.0		6	0	0	0	2	0	0	0	0	0	0	10	10	0.00	0.000
Roger McDowell, R ERA: 3.84 (9, 1)	1.0		5	2	0	0	0	0	0	0	0	0	0	5	5	0.00	2.000
Jesse Orosco, L ERA: 4.79 (10, 1)	2.0		8	1	0	0	2	0	1	0	0	0	0	11	15	0.00	0.500
Doug Sisk, R ERA: 3.59 (12, 1)	2.0		8	0	0	0	1	0	1	0	0	0	0	9	13	0.00	0.000

PITCHER	IP	WLS	BF	H	R	ER	SO	BB	IBB	HBP	BLK	WP	HR	S	P	ERA	WHIP
Randy Myers, L ERA: 4.18 (14, 1)	2.1		L	11	3	1	0	3	1	0	0	0	0	16	20	0.00	1.714

BOTTOM

New York Mets @ Los Angeles Dodgers
 Dodger Stadium, Los Angeles, CA
 Sun Sep 06 1987, 3:33 AM PDT
 Att: 29,600 - Unknown

livebaseballscorecards.com

AB	53
R	3
H	10
RBI	2
BB	5
SO	12
LOB	23



Batter	1	2	3	4	5	6	7	8	9	10	11	12	13	AB R H RBI BB SO LOB	TOP																	
Steve Sax, R (1, 4) OBP: 0.310, SLG: 0.340	0-0 P4		0-0 F7		0-0 6-3			0-0 6-3		0-0 BB 1B		0-0 6-3		6 0 1 0 0 0 0	Los Angeles Dodgers @ Cincinnati Reds Riverfront Stadium, Cincinnati, OH Mon Sep 07 1987, 3:33 AM EDT Att. 19,361 - Unknown																	
Glenn Hoffman, R (1, 6) OBP: 0.281, SLG: 0.280	0-0		0-0 F3			0-3 K		4-0 2B SF7 BB		0-0		0-0 E9		3 0 1 0 0 1 0																		
Ralph Bryant, L (8, PH) OBP: 0.359, SLG: 0.424	1B									1-2		1B		0 1 0 0 1 0 0																		
Craig Shipley, R (8, 6) OBP: 0.296, SLG: 0.333										1B				2 0 2 0 0 0 0																		
Pedro Guerrero, R (1, 3) OBP: 0.404, SLG: 0.538	0-0 F9		0-3 K			0-0 FC6-4 1B		0-0 1-3 2B		4-0		4-0 G4-6-3 IBB		4 0 2 0 2 1 1																		
Mike Marshall, R (1, 9) OBP: 0.314, SLG: 0.459	0-0 F9			0-0 6-3		0-0 F7		0-0 SF7		0-0 F8		0-0 G4-6-3		4 0 0 1 0 0 5																		
Tim Crews, R (10, 1)														0 0 0 0 0 0 0																		
Danny Heep, L (12, PH) OBP: 0.205, SLG: 0.192														1 0 0 0 0 0 2																		
Brad Havens, L (12, 1)														0 0 0 0 0 0 0																		
Brian Holton, R (13, 1) OBP: 0.200, SLG: 0.200														0 0 0 0 0 0 0																		
John Shelby, S (1, 8) OBP: 0.290, SLG: 0.433		0-0 5-3		0-0 4-3 1B		0-0 FC6-4 1-2f		0-0 1-3		0-3 K			0-0 1-3	6 0 1 0 0 1 5																		
Mike Scioscia, L (1, 2) OBP: 0.341, SLG: 0.365		0-0 FC5-4 1B		0-0 4-3 1-2			0-0 6-3		0-0 F5		0-0 4-3		0-0 F8	6 0 1 0 0 0 1																		
Mike Devereaux, R (1, 7) OBP: 0.250, SLG: 0.211		0-0 FC5-4 1-2f E		0-0 F7			0-0 4-3		0-0 6-3		0-0 4-3		0-0 F8	6 1 0 0 0 0 2																		
Dave Anderson, R (1, 5) OBP: 0.310, SLG: 0.329		0-0 E7 1-H 2B			0-0 F9		4-0 BB		0-3 K		4-0 BB			3 0 1 1 2 1 0																		
Tim Leary, R (1, 1) OBP: 0.316, SLG: 0.364		0-0 6-3			0-0 6-3		0-0 F3		0-3 K		0-3 K			2 0 0 0 0 0 1																		
Phil Garner, R (7, PH) OBP: 0.272, SLG: 0.303														1 0 0 0 0 0 1																		
Shawn Hilliges, R (7, 1)														0 0 0 0 0 0 0																		
Tito Landrum, R (10, PH) OBP: 0.284, SLG: 0.280														1 0 0 0 0 1 0																		
Ken Landreaux, L (11, PH) OBP: 0.277, SLG: 0.337														1 0 0 0 0 1 1																		
Inning Stats	R: 0 E: 0 K: 0 S: 4	H: 1 LOB: 1 BB: 0 P: 4	R: 1 E: 1 K: 0 S: 5	H: 2 LOB: 1 BB: 0 P: 5	R: 0 E: 0 K: 1 S: 5	H: 0 LOB: 0 BB: 0 P: 5	R: 0 E: 0 K: 0 S: 4	H: 1 LOB: 1 BB: 0 P: 4	R: 0 E: 0 K: 0 S: 3	H: 0 LOB: 1 BB: 1 P: 7	R: 1 E: 0 K: 0 S: 4	H: 1 LOB: 1 BB: 1 P: 8	R: 0 E: 0 K: 1 S: 5	H: 0 LOB: 0 BB: 0 P: 5	R: 0 E: 0 K: 1 S: 5	H: 0 LOB: 1 BB: 1 P: 9	R: 0 E: 1 K: 0 S: 3	H: 1 LOB: 1 BB: 1 P: 7	R: 0 E: 0 K: 0 S: 3	H: 0 LOB: 0 BB: 0 P: 3	1B: 7 2B: 2 3B: 0 HR: 0	SF: 1 SAC: 0 DP: 1 HBP: 0	WP: 0 PB: 0 SB: 0 CS: 0	PA: 52								
PITCHER	IP WLS BF H R ER SO BB IBB HBP BLK WP HR S P ERA WHIP															IP WLS BF H R ER SO BB IBB HBP BLK WP HR S P ERA WHIP																
Guy Hoffman, L (1, 1) ERA: 4.27	6.0	23	5	1	1	2	0	0	0	0	0	0	0	0	0	0	1.50	0.833														
Pat Perry, L (7, 1) ERA: 4.28	1.0	4	0	0	0	0	1	0	0	0	0	0	0	0	0	0	0.00	1.000														
Frank Williams, R (8, 1) ERA: 2.29	2.0	8	1	1	1	1	1	0	0	0	0	0	0	0	0	0	4.50	1.000														
Rob Murphy, L (10, 1) ERA: 3.27	0.1	3	2	0	0	1	0	0	0	0	0	0	0	0	0	0	0.00	6.000														
Bill Landrum, R (10, 1) ERA: 4.97	2.2	11	1	0	0	2	2	1	0	0	0	0	0	0	0	0	0.00	1.125														
PITCHER	IP WLS BF H R ER SO BB IBB HBP BLK WP HR S P ERA WHIP															IP WLS BF H R ER SO BB IBB HBP BLK WP HR S P ERA WHIP																
Tom Hume, R (13, 1) ERA: 5.33	1.0	3	0	0	0	0	0	0	0	0	0	0	0	0	0	0	5.33	1.000														

AB	46
R	2
H	9
RBI	2
BB	5
SO	6
LOB	19



Batter	1	2	3	4	5	6	7	8	9	10	11	12	13
Leo Garcia, L (1, 8) OBP: 0.308, SLG: 0.227 Dave Concepcion, R (12, PH) OBP: 0.364, SLG: 0.358 (13, 4)	F7		F7		K		K			4-3		HBP 1B	
Jeff Treadway, L (1, 4) OBP: 0.235, SLG: 0.294 Lloyd McClendon, R (12, PH) OBP: 0.237, SLG: 0.327 Tom Hume, R (13, 1) OBP: 0.200, SLG: 0.267	F8		L6		L6			F8		F8		F6	
Kal Daniels, L (1, 7) OBP: 0.436, SLG: 0.624	1B		HR		F8			BB		BB		1-2 HBP	
Paul O'Neill, L (1, 9) OBP: 0.323, SLG: 0.517	1B		F6				1B 2B	F6		FC6-4 IBB		F7	
Buddy Bell, R (1, 5) OBP: 0.366, SLG: 0.408	1B			5-3			1B	F6		FC6-4			HR
Bo Diaz, R (1, 2) Kurt Stillwell, S (9, PR) Terry McGriff, R (10, 2) OBP: 0.290, SLG: 0.400	K						F8			1B			
Nick Esasky, R (1, 3) OBP: 0.317, SLG: 0.513		F6						F8		K		6-3	
Barry Larkin, R (1, 6) OBP: 0.298, SLG: 0.354		F9						F7		F8		5-3	
Guy Hoffmann, L Pat Perry, L Dave Collins, R Frank Williams, R Dave Palmer, L Rob McGriff, L Bill Landrum, R Tracy Jones, R		P5						K		4-3		5-3	

AB	R	H	RBI	BB	SO	LOB
5	0	0	0	0	2	0
1	0	1	0	0	0	0
5	0	0	0	0	0	0
1	0	0	0	0	0	1
0	0	0	0	0	0	0
3	2	2	1	2	0	0
5	0	2	1	1	0	3
6	1	3	1	0	0	3
4	0	2	0	0	1	3
0	0	0	0	0	0	0
1	0	0	0	0	1	0
5	0	1	0	0	1	2
4	0	0	0	1	0	1
2	0	0	0	0	0	2
1	0	0	0	0	0	0
0	0	0	0	0	0	0
0	0	0	0	0	0	0
0	0	0	0	0	0	0
1	0	0	0	0	0	0

Los Angeles Dodgers @ Cincinnati Reds
 Riverfront Stadium, Cincinnati, OH
 Mon Sep 07 1987, 3:33 AM EDT
 Att: 19,361 - Unknown

AB	45
R	3
H	11
RBI	3
BB	4
SO	6
LOB	16



Inning Stats	R	E	K	S	H	LOB	BB	P	R	E	K	S	H	LOB	BB	P	ERA	WHIP
1	1	0	1	8	3	2	0	8	0	0	0	0	0	0	0	0		
2	0	0	3	3	0	0	0	3	0	0	0	0	0	0	0	0		
3	1	0	4	4	1	0	0	4	1	0	0	0	0	0	0	0		
4	0	0	4	8	2	2	0	8	0	0	0	0	0	0	0	0	3.00	1.333
5	0	0	5	5	0	0	0	5	0	0	0	0	0	0	0	0	0.00	0.667
6	0	0	4	4	0	0	0	4	0	0	0	0	0	0	0	0	0.00	0.500
7	0	0	5	5	0	0	0	5	0	0	0	0	0	0	0	0	0.00	1.000
8	0	0	7	7	0	0	0	7	0	0	0	0	0	0	0	0	∞	∞

PITCHER IP WLS BF H R ER SO BB IBB HBP BLK WP HR S P ERA WHIP
 Tim Leary, R (1, 1) 6.0 0 25 8 2 2 2 0 1 0 0 0 1 28 32 3.00 1.333
 Shawn Hillegas, R (7, 1) 3.0 0 11 1 0 0 3 1 0 0 0 0 0 16 20 0.00 0.667
 Tim Crews, R (10, 1) 2.0 0 8 0 0 0 1 1 1 0 0 0 0 8 16 0.00 0.500
 Brad Havens, L (12, 1) 1.0 0 5 1 0 0 0 0 0 1 0 0 0 4 5 0.00 1.000
 Brian Holton, R (13, 1) 0.0 L 1 1 1 1 0 0 0 0 0 0 0 1 1 1 ∞ ∞

WP: 0	PA: 50
PB: 0	
SB: 1	
CS: 0	

Los Angeles Dodgers @ Cincinnati Reds
 Riverfront Stadium, Cincinnati, OH

Tue Sep 08 1987, 7:05 PM EDT
 Att: 14,759 - Unknown

AB	37
R	5
H	10
RBI	5
BB	4
SO	5
LOB	16



AB	R	H	RBI	BB	SO	LOB
4	2	3	0	0	1	0
4	1	2	3	0	0	2
1	0	0	0	0	0	0
5	1	2	1	0	0	1
5	0	1	0	0	0	3
4	0	1	1	1	1	1
3	0	1	0	1	1	1
4	0	0	0	1	1	5
3	0	0	0	0	1	0
0	0	0	0	1	0	0
0	0	0	0	0	0	0
4	1	0	0	0	0	3
0	0	0	0	0	0	0

Batter	1	2	3	4	5	6	7	8	9
Steve Sax, R OBP: 0.314, SLG: 0.347 (1, 4)	0-0 1B S 1B		0-0 3B 1B	1-0 HBP		0-0 1B 3B		0-3 K	
Franklin Stubbs, L OBP: 0.284, SLG: 0.410 Mike Devereaux, R OBP: 0.238, SLG: 0.200 (8, PH) (8, 7)	0-0 F8		0-0 2B 3B	0-0 4-3		0-0 S 1B		0-0 5-3	
Pedro Guerrero, R OBP: 0.404, SLG: 0.538 (1, 3)	0-0 G6-4-3 1B		0-0 4-3 2B 2B		0-0 F8	0-0 5-3		0-0 5-3	
Mike Marshall, R OBP: 0.312, SLG: 0.455 (1, 9)	0-0 G6-4-3 1-2f		0-0 4-3 2-3		0-0 F9		0-0 FC6-4 1B		0-0 6-3
John Shelby, S OBP: 0.292, SLG: 0.434 (1, 8)		0-0 3-1	0-0 2B		4-0 1B BB		0-0 FC6-4 4-3 S 1-2f		0-3 K
Mike Scioscia, L OBP: 0.344, SLG: 0.364 (1, 2)		0-3 K	4-0 IBB		0-0 1-2 1B		0-0 4-3		1-0 S HBP
Glenn Hoffman, R OBP: 0.277, SLG: 0.270 (1, 6)		0-3 K	0-0 F7		0-0 B1-3		4-0 BB BB		0-0 F8 1-2
Dave Anderson, R OBP: 0.307, SLG: 0.325 Danny Heep, L OBP: 0.214, SLG: 0.192 Phil Garner, R OBP: 0.272, SLG: 0.303 (7, PH) (7, 5)			0-3 K	0-0 6-3		0-0 F9	4-0 1-2 BB		
Orel Hershiser, R OBP: 0.241, SLG: 0.286 Alejandro Pena, R OBP: 0.083, SLG: 0.083 (8, 1)			0-0 E4 3B 1B	0-0 B1-3		0-0 F9	0-0 6-3		

Inning Stats	R: 0	H: 2	E: 0	LOB: 1	K: 0	BB: 0	S: 4	P: 4	R: 0	H: 0	E: 0	LOB: 0	K: 2	BB: 0	S: 7	P: 7	R: 4	H: 4	E: 1	LOB: 2	K: 1	BB: 1	S: 10	P: 14	R: 0	H: 0	E: 0	LOB: 1	K: 0	BB: 0	S: 3	P: 4	R: 0	H: 1	E: 0	LOB: 2	K: 0	BB: 1	S: 4	P: 8	R: 1	H: 2	E: 0	LOB: 1	K: 0	BB: 0	S: 5	P: 5	R: 0	H: 1	E: 0	LOB: 3	K: 0	BB: 2	S: 4	P: 12	R: 0	H: 0	E: 0	LOB: 0	K: 1	BB: 0	S: 5	P: 5	R: 0	H: 0	E: 0	LOB: 1	K: 1	BB: 0	S: 5	P: 6	1B: 6	SF: 0	2B: 2	SAC: 0	3B: 2	DP: 1	HR: 0	HBP: 2	WP: 0	PA: 43
--------------	------	------	------	--------	------	-------	------	------	------	------	------	--------	------	-------	------	------	------	------	------	--------	------	-------	-------	-------	------	------	------	--------	------	-------	------	------	------	------	------	--------	------	-------	------	------	------	------	------	--------	------	-------	------	------	------	------	------	--------	------	-------	------	-------	------	------	------	--------	------	-------	------	------	------	------	------	--------	------	-------	------	------	-------	-------	-------	--------	-------	-------	-------	--------	-------	--------

PITCHER	IP	WLS	BF	H	R	ER	SO	BB	IBB	HBP	BLK	WP	HR	S	P	ERA	WHIP
Ron Robinson, R ERA: 3.63 (1, 1)	6.2	L	34	10	5	3	3	2	1	1	0	0	0	36	49	4.05	1.800
Jeff Montgomery, R ERA: 7.43 (7, 1)	0.1		2	0	0	0	0	1	0	0	0	0	0	1	5	0.00	3.000
Pat Perry, L ERA: 4.16 (8, 1)	2.0		7	0	0	0	2	0	0	1	0	0	0	10	11	0.00	0.000


Batter	1	2	3	4	5	6	7	8	9	AB	R	H	RBI	BB	SO	LOB
Leo Garcia, L (1, 8) OBP: 0.258, SLG: 0.185	0-0 G3		0-0 F7		0-0 FC5-4 1B		0-0 L4		0-3 K	5	0	0	0	0	1	3
Jeff Treadway, L (1, 4) OBP: 0.273, SLG: 0.318	0-0 HR 1B		0-0 6-3		0-0 1B 1-2 2-3		0-0 6-3		0-3 K	5	1	2	1	0	1	1
Kal Daniels, L (1, 7) OBP: 0.437, SLG: 0.632	0-0 HR 1-H		0-0 6-3		0-3 K 3-H			0-0 SH5-4 BB 1B		4	1	2	2	0	1	2
Paul O'Neill, L (1, 9) OBP: 0.321, SLG: 0.504	0-0 G3			0-0 L6		0-0 1-3		4-0 SH5-4 BB 1-2		3	0	0	0	1	0	0
Buddy Bell, R (1, 5) OBP: 0.366, SLG: 0.406	0-0 6-3			0-0 5-3		4-0 1B BB		0-0 SH5-4 1-2 2-3		2	0	0	0	1	0	0
Bo Diaz, R (1, 2) OBP: 0.304, SLG: 0.430		0-0 5-3		0-0 5-3		0-0 F9		0-3 K		4	0	0	0	0	1	3
Terry Francona, L (1, 3) OBP: 0.260, SLG: 0.295		0-0 3-1			0-0 FC3-5 1B	0-0 1-2 1B		0-0 G3		4	0	2	0	0	0	2
Barry Larkin, R (1, 6) OBP: 0.300, SLG: 0.354		4-0 BB			0-0 FC5-4 1B	0-0 4-3		0-3 K		3	1	1	0	1	1	2
Ron Robinson, R (1, 1) OBP: 0.167, SLG: 0.172		0-0 F4			0-0 FC3-5 1B		0-0 4-3		0-0 1B	2	0	0	0	0	0	3
Jeff Montgomery, R (7, 1)										0	0	0	0	0	0	0
Dave Collins, S (7, PH) OBP: 0.351, SLG: 0.314										1	0	0	0	0	0	0
Pat Perry, L (8, 1) OBP: 0.143, SLG: 0.143										0	0	0	0	0	0	0
Kurt Stillwell, S (9, PH) OBP: 0.310, SLG: 0.365										1	0	1	0	0	0	0

Inning Stats	R: 2	H: 2	E: 0	LOB: 0	K: 0	BB: 0	S: 5	P: 5	R: 0	H: 0	E: 0	LOB: 1	K: 0	BB: 1	S: 3	P: 7	R: 0	H: 0	E: 0	LOB: 0	K: 0	BB: 0	S: 3	P: 3	R: 0	H: 0	E: 0	LOB: 0	K: 0	BB: 0	S: 3	P: 3	R: 1	H: 3	E: 0	LOB: 2	K: 1	BB: 0	S: 8	P: 8	R: 0	H: 1	E: 0	LOB: 2	K: 0	BB: 1	S: 4	P: 8	R: 0	H: 0	E: 0	LOB: 0	K: 0	BB: 0	S: 3	P: 3	R: 0	H: 1	E: 0	LOB: 2	K: 1	BB: 1	S: 6	P: 10	R: 0	H: 1	E: 0	LOB: 1	K: 3	BB: 0	S: 10	P: 10	1B: 7	SF: 0	2B: 0	SAC: 1	3B: 0	DP: 0	HR: 1	HBP: 0	WP: 0	PA: 38
--------------	------	------	------	--------	------	-------	------	------	------	------	------	--------	------	-------	------	------	------	------	------	--------	------	-------	------	------	------	------	------	--------	------	-------	------	------	------	------	------	--------	------	-------	------	------	------	------	------	--------	------	-------	------	------	------	------	------	--------	------	-------	------	------	------	------	------	--------	------	-------	------	-------	------	------	------	--------	------	-------	-------	-------	-------	-------	-------	--------	-------	-------	-------	--------	-------	--------

PITCHER	IP	WLS	BF	H	R	ER	SO	BB	IBB	HBP	BLK	WP	HR	S	P	ERA	WHIP
Orel Hershiser, R (1, 1) ERA: 2.71	7.0	W	31	7	3	3	1	3	0	0	0	0	1	30	42	3.86	1.429
Alejandro Pena, R (8, 1) ERA: 4.16	2.0	S	7	1	0	0	4	0	0	0	0	0	0	15	15	0.00	0.500

Los Angeles Dodgers @ Cincinnati Reds
Riverfront Stadium, Cincinnati, OH
Tue Sep 08 1987, 7:05 PM EDT
Att. 14,759 - Unknown

AB	34
R	3
H	8
RBI	3
BB	3
SO	5
LOB	16



Los Angeles Dodgers @ Cincinnati Reds
 Riverfront Stadium, Cincinnati, OH

Wed Sep 09 1987, 7:05 PM EDT
 Att: 16,255 - Unknown

AB	29
R	1
H	2
RBI	0
BB	2
SO	8
LOB	5



WP:	0	PA:	31
PB:	0		
SB:	0		
CS:	0		

AB R H RBI BB SO LOB

4	0	1	0	0	0	0
4	0	0	0	0	1	2
3	0	0	0	1	0	0
4	0	0	0	0	2	3
3	0	0	0	0	1	0
3	0	0	0	0	1	0
3	1	1	0	0	1	0
3	0	0	0	0	0	0
1	0	0	0	0	1	0
0	0	0	0	1	0	0
0	0	0	0	0	0	0
0	0	0	0	0	0	0
1	0	0	0	0	1	0
0	0	0	0	0	0	0

Batter	1	2	3	4	5	6	7	8	9
Steve Sax, R (1, 4) OBP: 0.314, SLG: 0.348	0-0 G3			0-0 6-3		0-0 1-3 2B		0-0 4-3	
Glenn Hoffman, R (1, 6) OBP: 0.268, SLG: 0.261	0-0 F8			0-0 5-3		0-3 K		0-0 G3	
Pedro Guerrero, R (1, 3) OBP: 0.403, SLG: 0.535	0-0 F9			0-0 F7		4-0 IBB		0-0 F3	
Mike Marshall, R (1, 9) OBP: 0.308, SLG: 0.450				0-3 K		0-3 K		0-0 F9	
John Shelby, S (1, 8) OBP: 0.290, SLG: 0.431				0-0 F7		0-3 K		0-0 5-3	
Mike Scioscia, L (1, 2) OBP: 0.342, SLG: 0.362				0-3 K		0-0 F9		0-0 F7	
Mike Devereaux, R (1, 7) OBP: 0.250, SLG: 0.261				0-3 K		0-0 E 2B		0-0 G1-4-3	
Dave Anderson, R (1, 5) OBP: 0.304, SLG: 0.322				0-0 F7		0-0 6-3 2-H		0-0 4-3	
Tim Belcher, R (1, 1) Tito Landrum, R (8, PH) Brian Holton, R (8, 1) Brad Havens, L (7, 1) Phil Garner, R (8, PH) Ron Davis, R (8, 1)				0-3 K		4-0 2B BB		0-3 K	

Inning Stats	R: 0	H: 0	R: 0	H: 0	R: 0	H: 0	R: 0	H: 0	R: 1	H: 2	R: 0	H: 0	R: 0	H: 0	R: 0	H: 0	R: 0	H: 0	
E: 0	LOB: 0	E: 0	LOB: 0	E: 0	LOB: 0	E: 0	LOB: 0	E: 0	LOB: 3	E: 0	LOB: 0	E: 0	LOB: 0	E: 0	LOB: 0	E: 0	LOB: 0	E: 0	LOB: 0
K: 0	BB: 0	K: 2	BB: 0	K: 2	BB: 0	K: 0	BB: 0	K: 1	BB: 2	K: 0	BB: 0	K: 0	BB: 0	K: 1	BB: 0	K: 0	BB: 0	K: 0	BB: 0
S: 3	P: 3	S: 7	P: 7	S: 7	P: 7	S: 3	P: 3	S: 7	P: 15	S: 3	P: 3	S: 5	P: 5	S: 3	P: 3	S: 3	P: 3	S: 3	P: 3

PITCHER	IP	WLS	BF	H	R	ER	SO	BB	IBB	HBP	BLK	WP	HR	S	P	ERA	WHIP
Tom Browning, L (1, 1) ERA: 5.63	9.0	W	31	2	1	1	8	1	1	0	0	0	0	45	53	1.00	0.333

PITCHER	IP	WLS	BF	H	R	ER	SO	BB	IBB	HBP	BLK	WP	HR	S	P	ERA	WHIP
---------	----	-----	----	---	---	----	----	----	-----	-----	-----	----	----	---	---	-----	------

BOTTOM

Los Angeles Dodgers @ Cincinnati Reds

Riverfront Stadium, Cincinnati, OH

Wed Sep 09 1987, 7:05 PM EDT
Att. 16,255 - Unknown

livebaseballscorecards.com

AB	32
R	4
H	13
RBI	4
BB	2
SO	4
LOB	17



WP:	0	PA:	36
PB:	0	SB:	0
CS:	1		

AB R H RBI BB SO LOB

4	0	1	1	0	1	0
4	0	1	0	0	0	0
4	1	2	0	0	1	1
4	0	2	0	0	1	2
0	0	0	0	0	0	0
3	1	2	1	1	0	1
4	0	2	0	0	1	2
4	1	2	0	0	0	4
2	1	1	2	1	0	2
3	0	0	0	0	0	5

1B:	7	SF:	1
2B:	6	SAC:	1
3B:	0	DP:	1
HR:	0	HBP:	0

WP:	0	PA:	36
PB:	0	SB:	0
CS:	1		

Batter	1	2	3	4	5	6	7	8	9
Tracy Jones, R OBP: 0.340, SLG: 0.444 (1, 7)	0-0 G3 ①		0-0 1-3 ②		0-0 3-H 1B ②		0-3 K ①		
Jeff Treadway, L OBP: 0.269, SLG: 0.346 (1, 4)	0-0 F7 ②		0-0 2B ③		0-0 4-3 ③		0-0 5-3 ②		
Paul O'Neill, L OBP: 0.326, SLG: 0.512 (1, 8) (8, 9)	0-3 K ③		0-0 P5 ③			0-0 1-3 1B ①	0-0 2B ③		
Dave Parker, L OBP: 0.310, SLG: 0.427 Leo Garcia, L OBP: 0.258, SLG: 0.185 (1, 9) (8, 8)		0-0 1B 1B		0-0 CS 1B		0-0 1-3 1-2	0-3 K ③		
Buddy Bell, R OBP: 0.369, SLG: 0.408 (1, 5)		0-0 1-2 1B		0-0 1-2 ① ②		0-0 2B SF8 1B 2-H		4-0 2B G1-2-3 BB	
Nick Esasky, R OBP: 0.319, SLG: 0.520 (1, 3)		0-3 K ①		0-0 P4 ③		0-0 SF8 1-3 2B		0-0 1-3 2B	
Terry McGriff, R OBP: 0.314, SLG: 0.441 (1, 2)		0-0 F7 ②			0-0 2B 2B	0-0 2B 1B		0-0 5-3 ①	
Barry Larkin, R OBP: 0.302, SLG: 0.358 (1, 6)		0-0 F9 ③			0-0 SH1-4 1B 2B 2-H	0-0 SF8 2-3 3-H		4-0 IBB	
Tom Browning, L OBP: 0.186, SLG: 0.150 (1, 1)			0-0 G3 ①		0-0 SH1-4 2-3	0-0 1-3 ③		0-0 G1-2-3 ② ③ 3-H	

Inning Stats	R: 0	H: 0	E: 0	K: 1	S: 5	LOB: 0	BB: 0	P: 5	R: 0	H: 2	E: 0	K: 1	S: 7	LOB: 2	BB: 0	P: 7	R: 0	H: 1	E: 0	K: 0	S: 4	LOB: 1	BB: 0	P: 4	R: 0	H: 1	E: 0	K: 0	S: 3	LOB: 0	BB: 0	P: 3	R: 2	H: 3	E: 0	K: 0	S: 5	LOB: 0	BB: 0	P: 5	R: 2	H: 4	E: 0	K: 0	S: 7	LOB: 2	BB: 0	P: 7	R: 0	H: 1	E: 0	K: 2	S: 8	LOB: 1	BB: 0	P: 8	R: 0	H: 1	E: 0	K: 0	S: 3	LOB: 2	BB: 2	P: 11
--------------	------	------	------	------	------	--------	-------	------	------	------	------	------	------	--------	-------	------	------	------	------	------	------	--------	-------	------	------	------	------	------	------	--------	-------	------	------	------	------	------	------	--------	-------	------	------	------	------	------	------	--------	-------	------	------	------	------	------	------	--------	-------	------	------	------	------	------	------	--------	-------	-------

PITCHER	IP	WLS	BF	H	R	ER	SO	BB	IBB	HBP	BLK	WP	HR	S	P	ERA	WHIP
Tim Belcher, R ERA: 2.57 (1, 1)	5.0	L	20	7	2	2	2	0	0	0	0	0	0	24	24	3.60	1.400
Brian Holton, R ERA: 3.92 (6, 1)	1.2		10	5	2	2	1	0	0	0	0	0	0	12	12	10.80	3.000
Brad Havens, L ERA: 3.38 (7, 1)	0.1		1	0	0	0	1	0	0	0	0	0	0	3	3	0.00	0.000
Ron Davis, R ERA: 6.29 (8, 1)	1.0		5	1	0	0	0	1	1	0	0	0	0	3	11	0.00	2.000

PITCHER	IP	WLS	BF	H	R	ER	SO	BB	IBB	HBP	BLK	WP	HR	S	P	ERA	WHIP
---------	----	-----	----	---	---	----	----	----	-----	-----	-----	----	----	---	---	-----	------

Batter	1	2	3	4	5	6	7	8	9	AB R H RBI BB SO LOB	TOP													
Steve Sax, R OBP: 0.313, SLG: 0.347 (1, 4)	0-0 5-3	0-0 5-3		0-0 6-3		0-0 1B	0-0 4-3			5 1 1 0 0 0 2														
Mike Scioscia, L OBP: 0.342, SLG: 0.360 (1, 2)	0-0 F7	0-0 4-3		0-0 1B		4-0 1B	0-0 5-3			4 1 1 0 1 0 2														
Pedro Guerrero, R OBP: 0.408, SLG: 0.537 (1, 3)	4-0 1B		0-0 1B	0-0 1B		1-0 1B		4-0 BB		2 2 2 0 2 0 0														
Mike Marshall, R OBP: 0.313, SLG: 0.452 (1, 9)	0-0 1B		0-0 G6-4-3	0-0 1B		0-0 1B		0-0 L6		5 0 3 3 0 0 2														
John Shelby, S OBP: 0.289, SLG: 0.427 (1, 8)	0-0 FC6-4		4-0 1B	0-3 K		0-3 K		0-0 F8		4 0 0 0 1 2 7														
Ralph Bryant, L OBP: 0.386, SLG: 0.526 (1, 7)		0-0 HR	0-0 1B		0-0 FC1-6	0-0 F7		0-0 F7		5 1 3 1 0 0 3														
Glenn Hoffman, R OBP: 0.289, SLG: 0.271 (1, 6)		0-0 SH2-4	4-0 1B	1-2 BB	1-0 FC1-6	0-0 1B		0-3 K		3 0 2 1 1 1 0	AB 36													
Dave Anderson, R OBP: 0.302, SLG: 0.317 (1, 5)		4-0 SH2-4	0-0 F3	1-2 BB	0-0 FC1-6	0-0 L4		0-3 K		4 0 0 0 1 1 7	R 5													
Fernando Valenzuela, L OBP: 0.148, SLG: 0.185 (1, 1)		0-0 SH2-4		0-0 P3	0-0 G6-4-3		0-0 F8		0-0 4-3	4 0 0 0 0 0 2	H 12													
Inning Stats	R: 1 E: 0 K: 0 S: 4	H: 1 LOB: 1 BB: 1 P: 8	R: 1 E: 0 K: 0 S: 5	H: 2 LOB: 2 BB: 1 P: 9	R: 0 E: 0 K: 0 S: 4	H: 2 LOB: 3 BB: 2 P: 12	R: 0 E: 0 K: 1 S: 8	H: 3 LOB: 3 BB: 0 P: 8	R: 0 E: 0 K: 0 S: 3	H: 1 LOB: 1 BB: 0 P: 4	R: 3 E: 0 K: 1 S: 8	H: 3 LOB: 2 BB: 1 P: 13	R: 0 E: 0 K: 0 S: 3	H: 0 LOB: 0 BB: 0 P: 3	R: 0 E: 0 K: 0 S: 3	H: 0 LOB: 1 BB: 1 P: 7	R: 0 E: 0 K: 2 S: 7	H: 0 LOB: 0 BB: 0 P: 7	R: 0 E: 0 K: 2 S: 7	H: 0 LOB: 0 BB: 0 P: 7	1B: 11 2B: 0 3B: 0 HR: 1	SF: 0 SAC: 1 DP: 2 HBP: 2	WP: 0 PB: 0 SB: 2 CS: 0	PA: 45
PITCHER	IP WLS BF H R ER SO BB IBB HBP BLK WP HR S P ERA WHIP																			PITCHER	IP WLS BF H R ER SO BB IBB HBP BLK WP HR S P ERA WHIP			
Kevin Coffman, R ERA: 9.35 (1, 1)	5.0 L 30 10 5 5 1 5 0 0 2 1 0 1 25 47 9.00 3.000																							
Rick Mahler, R ERA: 4.89 (6, 1)	1.0 5 2 0 0 1 0 0 0 0 0 0 0 7 7 0.00 2.000																							
Paul Assenmacher, L ERA: 4.22 (7, 1)	1.0 3 0 0 0 0 0 0 0 0 0 0 0 3 3 0.00 0.000																							
Marty Clary, R ERA: (8, 1)	2.0 7 0 0 0 2 1 0 0 0 0 0 0 10 14 0.00 0.500																							

Los Angeles Dodgers @ Atlanta Braves
Atlanta-Fulton County Stadium, Atlanta, GA

Fri Sep 11 1987, 7:05 PM EDT
Att. 11,252 - Unknown

livebaseballscorecards.com



Batter	1	2	3	4	5	6	7	8	9	AB	R	H	RBI	BB	SO	LOB
Dion James, L OBP: 0.394, SLG: 0.475 (1, 8)	0-0 SH3 2B		0-3 K		0-0 G3		0-0 5-3			4	0	1	0	0	1	2
Ron Gant, R OBP: 0.333, SLG: 0.333 (1, 4)	0-0 SH3 2-3		0-3 K2-3			0-0 E5 G6-4-3		0-0 F8		3	0	0	0	0	1	0
Gerald Perry, L OBP: 0.322, SLG: 0.401 (1, 3)	0-3 K		0-0 F9			0-0 F6		0-0 E4 G5-4-3		4	0	0	0	0	1	2
Dale Murphy, R OBP: 0.413, SLG: 0.575 (1, 9)	0-0 F9			0-0 4-3		0-0 G6-4-3 1-2f		0-0 G5-4-3 1-2f		4	0	0	0	0	0	3
Gary Roenicke, R OBP: 0.353, SLG: 0.477 (1, 7)		0-0 F3		0-0 F7			0-0 F5		4-0 G5-4-3 BB	3	0	0	0	1	0	0
Ozzie Virgil, R OBP: 0.324, SLG: 0.476 (1, 2)		4-0 F8 BB BB		0-0 6-3			0-0 F9		0-0 G5-4-3 1-2f	3	0	0	0	1	0	1
Ken Oberkfell, L OBP: 0.344, SLG: 0.376 (1, 5)		4-0 1-2 BB BB			0-0 L3		0-0 HR 1B		0-3 K	3	1	1	0	1	1	0
Jeff Blauser, R OBP: 0.305, SLG: 0.351 (1, 6)		0-0 F8 2-3			0-3 K		0-0 HR			3	1	1	2	0	1	2
Kevin Coffman, R OBP: 0.333, SLG: 0.333 (1, 1)		0-3 K			0-0 1B		4-0 BB			2	0	1	0	0	1	2
Rick Mahler, R OBP: 0.200, SLG: 0.238 (6, 1)										0	0	0	0	0	0	0
Paul Assenmacher, L (7, 1)										0	0	0	0	0	0	0
Bruce Benedict, R OBP: 0.279, SLG: 0.184 (7, PH)										0	0	0	0	0	1	0
Marty Clary, R (8, 1)										0	0	0	0	0	0	0

BOTTOM

Los Angeles Dodgers @ Atlanta Braves
Atlanta-Fulton County Stadium, Atlanta, GA

Fri Sep 11 1987, 7:05 PM EDT
Att. 11,252 - Unknown

livebaseballscorecards.com

AB	29
R	2
H	4
RBI	2
BB	4
SO	6
LOB	12



Inning Stats	R: 0	H: 1	E: 0	LOB: 1	K: 1	P: 6	R: 0	H: 0	E: 0	LOB: 2	K: 1	P: 13	R: 0	H: 0	E: 0	LOB: 0	K: 2	P: 7	R: 0	H: 0	E: 0	LOB: 0	K: 0	P: 3	R: 0	H: 1	E: 0	LOB: 1	K: 1	P: 6	R: 0	H: 0	E: 1	LOB: 0	K: 0	P: 3	R: 2	H: 2	E: 0	LOB: 1	K: 0	P: 9	R: 0	H: 0	E: 1	LOB: 0	K: 0	P: 3	R: 0	H: 0	E: 0	LOB: 0	K: 1	P: 8	1B: 2	SF: 0	2B: 1	SAC: 1	3B: 0	DP: 3	HR: 1	HBP: 0	WP: 0	PA: 34
--------------	------	------	------	--------	------	------	------	------	------	--------	------	-------	------	------	------	--------	------	------	------	------	------	--------	------	------	------	------	------	--------	------	------	------	------	------	--------	------	------	------	------	------	--------	------	------	------	------	------	--------	------	------	------	------	------	--------	------	------	-------	-------	-------	--------	-------	-------	-------	--------	-------	--------

PITCHER	IP	WLS	BF	H	R	ER	SO	BB	IBB	HBP	BLK	WP	HR	S	P	ERA	WHIP
Fernando Valenzuela, L ERA: 4.1 (1, 1)	9.0	W	34	4	2	2	6	4	0	0	0	0	1	42	58	2.00	0.889

Batter	1	2	3	4	5	6	7	8	9	10	AB R H RBI BB SO LOB	TOP												
Steve Sax, R (1, 4) OBP: 0.311, SLG: 0.345	0-0 L4		0-0 4-3	0-0 E6 HR	0-0 FC4 1-2f		0-0 1B			0-0 F9	6 1 1 1 0 0 4	Los Angeles Dodgers @ Atlanta Braves Atlanta-Fulton County Stadium, Atlanta, GA Sat Sep 12 1987, 3:33 AM EDT Att. 14,090 - Unknown												
Glenn Hoffman, R (1, 6) OBP: 0.284, SLG: 0.266	0-0 F8		0-0 6-3	0-0 F8 2-3		0-0 F9	0-0 L9			0-0 1B	6 0 1 0 0 0 3													
Pedro Guerrero, R (1, 3) OBP: 0.409, SLG: 0.542	0-0 S 2B 1B		4-0 FC5-4 BB	0-0 HR 1-H 3-H		0-0 F7		0-0 F3		0-0 L6	5 2 2 3 1 0 1													
Mike Marshall, R (1, 9) OBP: 0.314, SLG: 0.453	0-0 1-H 2B		0-0 FC5-4 1-2f	0-0 4-3		4-0 BB		0-0 6-3			4 0 1 1 1 0 1													
Tito Landrum, R (1, 7) OBP: 0.289, SLG: 0.288 Danny Heep, L (8, PH) OBP: 0.212, SLG: 0.190	0-0 3-1			0-0 E6 2B	0-0 BB 2B	0-3 K		0-0 F8			4 1 1 0 0 1 2 1 0 0 0 0 0 0													
Alex Trevino, R (1, 2) OBP: 0.276, SLG: 0.363 Ken Landreaux, L (9, PH) OBP: 0.276, SLG: 0.335 Dave Anderson, R (9, 5) OBP: 0.302, SLG: 0.317		0-3 K		0-0 F9	0-3 K		0-0 2B 2B		0-0 F9		4 1 1 0 0 2 2 1 0 0 0 0 0 0 0 0 0 0 0 0 0													
Mike Devereaux, R (1, 8) OBP: 0.276, SLG: 0.357		0-0 F9		0-0 2B 2B 1-H	0-0 F8		0-0 S 1-3 2B		0-0 F9		5 2 2 2 0 0 1													
Phil Garner, R (1, 5) OBP: 0.279, SLG: 0.312 Franklin Stubbs, L (9, PH) OBP: 0.284, SLG: 0.409 Orlando Mercado, R (9, 2) OBP: 0.208, SLG: 0.136 Alejandro Pena, R (9, 1) OBP: 0.083, SLG: 0.083		0-0 1B		0-0 S E 2B 3-H	4-0 IBB		0-3 K 2-3		0-0 F7		3 1 2 1 1 1 1 1 0													
Bob Welch, R (1, 1) OBP: 0.218, SLG: 0.153 Tim Crews, R (7, 1) Brad Havens, L (9, 1) Mike Scioscia, L (9, 2) OBP: 0.342, SLG: 0.359		0-0 F8		4-0 F8 HR BB	4-0 BB 1-2 2-3		0-0 1-3 3-H			0-0 P4	2 1 0 1 2 0 1 0 0 0 0 0 0 0 0 0 0 0 0 0 0 1 0 0 0 0 0 0													
Inning Stats	R: 1 E: 0 K: 0 S: 5	H: 2 LOB: 1 BB: 0 P: 5	R: 0 E: 0 K: 1 S: 6	H: 1 LOB: 1 BB: 0 P: 6	R: 0 E: 0 K: 0 S: 3	H: 0 LOB: 1 BB: 1 P: 7	R: 6 E: 2 K: 0 S: 8	H: 3 LOB: 0 BB: 1 P: 12	R: 0 E: 0 K: 1 S: 6	H: 1 LOB: 3 BB: 2 P: 14	R: 0 E: 0 K: 1 S: 5		H: 0 LOB: 1 BB: 1 P: 9	R: 2 E: 0 K: 1 S: 8	H: 3 LOB: 1 BB: 0 P: 8	R: 0 E: 0 K: 0 S: 3	H: 0 LOB: 0 BB: 0 P: 3	R: 0 E: 0 K: 0 S: 3	H: 0 LOB: 0 BB: 0 P: 3	R: 0 E: 0 K: 0 S: 4	H: 1 LOB: 1 BB: 0 P: 4	1B: 4 2B: 6 3B: 0 HR: 1	SF: 0 SAC: 0 DP: 0 HBP: 0	WP: 0 PB: 0 SB: 3 CS: 0
PITCHER	IP WLS BF H R ER SO BB IBB HBP BLK WP HR S P ERA WHIP																							
Zane Smith, L (1, 1) ERA: 3.93	4.2		7	7	2	2	3	3	1	0	0	0	0	1	27	43	3.86	2.143						
Charlie Puleo, R (5, 1) ERA: 4.32	1.1	5	0	0	0	1	1	0	0	0	0	0	0	6	10	0.00	0.750							
Joe Boever, R (7, 1) ERA: 7.63	1.0	6	3	2	2	1	0	0	0	0	0	0	0	8	8	18.00	3.000							
Rick Mahler, R (8, 1) ERA: 4.84	2.0	6	0	0	0	0	0	0	0	0	0	0	0	6	6	0.00	0.000							
Jim Acker, R (10, 1) ERA: 4.31	1.0	W 4	1	0	0	0	0	0	0	0	0	0	0	4	4	0.00	1.000							

AB	43
R	9
H	11
RBI	9
BB	5
SO	4
LOB	16



livebaseballscores.com

Los Angeles Dodgers @ Atlanta Braves
 Atlanta-Fulton County Stadium, Atlanta, GA

Sat Sep 12 1987, 3:33 AM EDT
 Att: 14,090 - Unknown

livebaseballscorecards.com



WP: 1 PA: 50
 FB: 0
 SB: 0
 CS: 0

AB 40
 R 10
 H 13
 RBI 10
 BB 6
 SO 5
 LOB 21

Batter	1	2	3	4	5	6	7	8	9	10	AB	R	H	RBI	BB	SO	LOB							
Dion James, L OBP: 0.395, SLG: 0.476 (1, 8)	0-0 1B, 2B, G3, 1B	0-0 F9		0-0 4-3			0-0 1B, SF7, 1B	0-0 L4		0-0 SH2-4, 1B	6	3	3	0	0	0	0							
Ken Oberkfell, L OBP: 0.345, SLG: 0.375 (1, 5) (8, 4)	0-0 G3, 1-2	0-0 F9		0-0 G1			0-0 4-3, BB, 1B, 1-3	4-0 BB, BB		0-0 SH2-4, 1-2	4	1	1	0	1	0	1							
Gerald Perry, L OBP: 0.327, SLG: 0.404 (1, 3)	0-0 HBP, 2B, 1B, 2-3	0-0			0-0 P6		4-0 1B, 1-2, HR, BB	0-0 F8		4-0 2B, IBB	4	2	2	0	2	0	1							
Dale Murphy, R OBP: 0.412, SLG: 0.573 (1, 9)	1-0 2B, 1B, HBP, 1-2	0-0 5-3			0-0 6-3		0-0 SF7		0-0 WP, SH3-4, 1B	0-0 F2	4	1	1	1	0	0	3							
Ken Griffey, L OBP: 0.357, SLG: 0.456 (1, 7)	0-0 1B, 2B, 1-3, 2-H, 3-H		0-0 P5		0-0	0-0 1B	0-0 4-3		0-0 SH3-4, 1-2	0-0 1-3, 2-H, 2B	5	1	3	3	0	0	2							
Ted Simmons, S OBP: 0.344, SLG: 0.400 (1, 2)	4-0 1B, IBB		0-0 E3, 6-3		0-3 K		0-0 HR, 1B, 2-3, 3-H		4-0 IBB, IBB, 2-3		3	1	1	1	2	1	1							
Jeff Blausen, R OBP: 0.296, SLG: 0.340 (1, 6) Graig Nettles, L OBP: 0.307, SLG: 0.380 (7, PH) (8, 5)	0-3 K		0-0 6-3		0-0 6-3		0-0 5-3	0-0 HR, 1-H, 3-H	4-0 IBB, IBB, 1-2		3	0	0	0	0	1	4							
Glenn Hubbard, R OBP: 0.387, SLG: 0.392 (1, 4) Rick Mahler, R OBP: 0.200, SLG: 0.238 (8, 1) Gary Roenicke, R OBP: 0.350, SLG: 0.473 (9, PH) Jim Acker, R OBP: 0.267, SLG: 0.214 (10, 1)	0-0 1B, 1-3, 2-H, 3-H		0-3 K		0-3 K		0-0 F8	0-0 5-3	0-3 K		4	0	1	2	0	1	1							
Zane Smith, L OBP: 0.192, SLG: 0.188 (1, 1) Charlie Puleo, R OBP: 0.222, SLG: 0.308 (5, 1) Albert Hall, S OBP: 0.364, SLG: 0.384 (6, PH) Joe Boever, R (7, 1) Paul Runge, R OBP: 0.266, SLG: 0.387 (8, 6)	0-0 G3		0-0 F5		0-0 F9		0-0 F9	0-3 K	0-0 4-3		2	0	0	0	0	0	2							
Inning Stats	R: 4 E: 0 K: 1 S: 9	H: 4 LOB: 2 BB: 1 P: 14	R: 0 E: 0 K: 0 S: 4	H: 1 LOB: 1 BB: 0 P: 4	R: 0 E: 1 K: 1 S: 6	H: 0 LOB: 1 BB: 0 P: 6	R: 0 E: 0 K: 0 S: 3	H: 0 LOB: 0 BB: 0 P: 3	R: 0 E: 0 K: 1 S: 6	H: 1 LOB: 1 BB: 0 P: 6	R: 0 E: 0 K: 0 S: 3	H: 0 LOB: 0 BB: 0 P: 3	R: 5 E: 0 K: 0 S: 7	H: 4 LOB: 0 BB: 1 P: 11	R: 0 E: 0 K: 1 S: 5	H: 0 LOB: 1 BB: 1 P: 9	R: 0 E: 0 K: 1 S: 6	H: 1 LOB: 3 BB: 2 P: 14	R: 1 E: 0 K: 0 S: 4	H: 2 LOB: 2 BB: 1 P: 8	1B: 9 2B: 3 3B: 0 HR: 1	SF: 1 SAC: 2 DP: 0 HBP: 1	WP: 1 PA: 50	
PITCHER	IP WLS BF H R ER SO BB IBB HBP BLK WP HR S P ERA WHIP	IP WLS BF H R ER SO BB IBB HBP BLK WP HR S P ERA WHIP																						
Bob Welch, R ERA: 3.46 (1, 1)	6.2	33	9	8	8	3	1	1	1	0	0	0	0	36	45	10.80	1.500							
Tim Crews, R ERA: 1.4 (7, 1)	1.1	7	2	1	1	1	1	0	0	0	0	0	1	8	12	6.75	2.250							
Brad Havens, L ERA: 3.34 (9, 1)	0.1	3	0	0	0	0	0	2	0	0	0	1	0	1	9	0.00	0.000							
Alejandro Pena, R ERA: 4.21 (9, 1)	1.1	L 7	2	1	1	1	0	1	0	0	0	0	0	8	12	6.75	1.500							

BOTTOM

Batter	1	2	3	4	5	6	7	8	9
Dion James, L OBP: 0.394, SLG: 0.474 (1, 8)	0-0 G6-4-3 1B		0-0 4-3			0-3 K		0-0 G3	
Jeff Blausler, R OBP: 0.286, SLG: 0.327 (1, 6)	0-0 G6-4-3 1-2f		0-0 2-3			0-0 6-3		0-0 F8	
Gerald Perry, L OBP: 0.328, SLG: 0.407 (1, 3)	0-0 BB 1B			0-0 6-3		0-0 2B		0-0 B5-3	
Dale Murphy, R OBP: 0.411, SLG: 0.569 (1, 9)	4-0 1-2 BB			0-0 4-3		0-0 F8		0-0 5-3	
Ken Griffey, L OBP: 0.353, SLG: 0.452 (1, 7)	0-0 3-1			0-0 G3-4-1			0-0 F7	0-0 F5	
Graig Nettles, L OBP: 0.301, SLG: 0.370 (1, 5)		0-0 4-3			0-0 G3		0-0 L8	0-0 F4	
Ozzie Virgil, R OBP: 0.326, SLG: 0.493 (1, 2)		0-0 5-3			HR		HR		
Glenn Hubbard, R OBP: 0.387, SLG: 0.392 (1, 4)		0-0 3-1			4-3		1B		
Pete Smith, R OBP: 0.167, SLG: 0.167 (1, 1)			0-0 6-3				0-0 4-3		
Jeff Dedmon, L OBP: 0.294, SLG: 0.313 (7, 1)									
Albert Hall, S OBP: 0.362, SLG: 0.382 (7, PH)									
Chuck Cary, L (8, 1)									

AB	R	H	RBI	BB	SO	LOB
4	0	1	0	0	1	0
4	0	0	0	0	0	1
4	0	2	0	0	0	0
3	0	0	0	1	0	1
4	0	0	0	0	0	2
4	0	0	0	0	0	0
3	2	2	2	0	0	0
3	0	1	0	0	0	0
2	0	0	0	0	0	0
0	0	0	0	0	0	0
1	0	0	0	0	0	1
0	0	0	0	0	0	0

BOTTOM

Los Angeles Dodgers @ Atlanta Braves
Atlanta-Fulton County Stadium, Atlanta, GA

Sun Sep 13 1987, 3:33 AM EDT
Att. 8,870 - Unknown

livebaseballscorecards.com

AB	32
R	2
H	6
RBI	2
BB	1
SO	1
LOB	5

Braves

WP: 0	PA: 33
PB: 0	
SB: 0	
CS: 0	

Inning Stats	R: 0	H: 2	E: 0	LOB: 2	K: 0	P: 8	R: 0	H: 0	E: 0	LOB: 0	K: 0	P: 3	R: 0	H: 0	E: 0	LOB: 0	K: 0	P: 3	R: 1	H: 1	E: 0	LOB: 0	K: 0	P: 4	R: 0	H: 1	E: 0	LOB: 1	K: 1	P: 6	R: 1	H: 2	E: 0	LOB: 1	K: 0	P: 5	R: 0	H: 0	E: 0	LOB: 0	K: 0	P: 3	R: 0	H: 0	E: 0	LOB: 0	K: 0	P: 3
	0	2	0	2	0	8	0	0	0	0	3	0	0	0	0	0	0	3	1	1	0	0	0	4	0	0	0	1	1	0	6	1	2	0	5	0	0	0	0	0	0	0	0	0	0	0	0	

PITCHER	IP	WLS	BF	H	R	ER	SO	BB	IBB	HBP	BLK	WP	HR	S	P	ERA	WHIP
Orel Hershiser, R ERA: 2.71 (1, 1)	7.0	W	27	6	2	2	1	1	0	0	0	0	2	28	32	2.57	1.000
Brad Havens, L ERA: 3.15 (8, 1)	2.0	S	6	0	0	0	0	0	0	0	0	0	0	6	6	0.00	0.000

Batter	1	2	3	4	5	6	7	8	9	AB	R	H	RBI	BB	SO	LOB	TOP										
Gerald Young, S (1, 8) OBP: 0.380, SLG: 0.378 Chuck Jackson, R (9, 8) OBP: 0.282, SLG: 0.296	0-0 S E 1B	0-0 F7		0-0 S 1B		0-0 S 2B	0-0 FC6-4 1B		0-0 1-2 1B	6	2	4	0	0	0	0											
Billy Hatcher, R (1, 7) OBP: 0.364, SLG: 0.440 Juan Agosto, L (9, 1)	0-0 1B 1-2 1B			0-0 F5 1-2		0-3 K	0-0 FC6-4 1-2f		0-0 1-3	6	1	1	0	0	1	6											
Bill Doran, S (1, 4) OBP: 0.357, SLG: 0.413 Jim Pankovits, R (5, 4) OBP: 0.244, SLG: 0.238	0-0 BB 1-3 2-H SF8 1B	0-0 4-3			0-0 1B 2B	0-0 E 1-1 1B 2B		0-0 F8		3	2	2	1	0	0	1											
Glenn Davis, R (1, 3) OBP: 0.305, SLG: 0.466	0-3 K		0-0 6-3		0-0 2-H HR 1B	0-0 E5 1B 2-3		0-0 F7		5	1	1	1	0	1	3											
Kevin Bass, S (1, 9) OBP: 0.352, SLG: 0.467	0-0 BB 1-2 3-H 1B		0-0 F9		0-0 1-H HR	0-0 1-3 3-H 1B		0-0 1B		5	1	4	4	0	0	0											
Denny Walling, L (1, 5) OBP: 0.355, SLG: 0.414 Ken Caminiti, S (8, 5) OBP: 0.275, SLG: 0.338	4-0 1-2 2-3 BB		0-0 1B		0-0 F8	0-3 K		0-0 F7		4	0	1	0	1	1	3											
Craig Reynolds, L (1, 6) OBP: 0.316, SLG: 0.361 Buddy Biancalana, S (8, 6) OBP: 0.188, SLG: 0.224	0-0 SF8 3-H		0-0 4-3		0-0 1B	0-0 F7			0-0 3-1	3	0	1	1	0	0	3											
Ronn Reynolds, R (1, 2) OBP: 0.194, SLG: 0.250 Troy Afenir, R (9, PH) (9, 2)	0-3 K			0-0 F7	0-0 F7		0-0 F2		0-3 K	4	0	0	0	0	1	3											
Nolan Ryan, R (1, 1) OBP: 0.089, SLG: 0.127 Larry Andersen, R (7, 1) Terry Puhl, L (9, PH) OBP: 0.299, SLG: 0.278 (9, 7)		0-0 6-3		0-0 6-3	0-0 P3		0-0 L4		0-0 1B 1B	4	0	0	0	0	0	1											
Inning Stats	R: 3 E: 1 K: 2 S: 11	H: 3 LOB: 2 BB: 1 P: 15	R: 0 E: 0 K: 0 S: 4	H: 1 LOB: 1 BB: 0 P: 4	R: 0 E: 0 K: 0 S: 4	H: 1 LOB: 1 BB: 0 P: 4	R: 0 E: 0 K: 0 S: 4	H: 1 LOB: 1 BB: 0 P: 4	R: 3 E: 0 K: 0 S: 7	H: 4 LOB: 1 BB: 0 P: 7	R: 2 E: 2 K: 2 S: 11	H: 2 LOB: 2 BB: 0 P: 11	R: 0 E: 0 K: 0 S: 4	H: 1 LOB: 1 BB: 0 P: 4	R: 0 E: 0 K: 0 S: 4	H: 1 LOB: 1 BB: 0 P: 4	R: 0 E: 0 K: 1 S: 7	H: 2 LOB: 2 BB: 0 P: 7	1B: 13 2B: 2 3B: 0 HR: 1	SF: 1 SAC: 0 DP: 0 HBP: 0	WP: 0 PB: 0 SB: 4 CS: 0	PA: 47					
PITCHER	IP	WLS	BF	H	R	ER	SO	BB	IBB	HBP	BLK	WP	HR	S	P	ERA	WHIP										
Shawn Hillegas, R (1, 1) ERA: 3.95	4.0	L	23	9	6	4	2	1	0	0	0	0	1	26	30	9.00	2.500										
Jack Savage, R (5, 1) ERA:	1.0		4	1	0	0	0	0	0	0	0	0	0	4	4	0.00	1.000										
Bill Krueger, L (6, 1) ERA: 7.04	2.0		11	3	2	0	2	0	0	0	0	0	0	15	15	0.00	1.500										
Brian Holton, R (8, 1) ERA: 3.83	2.0		9	3	0	0	1	0	0	0	0	0	0	11	11	0.00	1.500										

Houston Astros @ Los Angeles Dodgers
Dodger Stadium, Los Angeles, CA
Mon Sep 14 1987, 7:05 PM PDT
Att: 17,472 - Unknown

AB 45
R 8
H 16
RBI 8
BB 1
SO 5
LOB 20



WP: 0 PA: 47
PB: 0
SB: 4
CS: 0

livebaseballscorecards.com

Batter	1	2	3	4	5	6	7	8	9	AB	R	H	RBI	BB	SO	LOB
Steve Sax, R OBP: 0.315, SLG: 0.347 (1, 4)	0-0 BB 1B 1B		0-0 F9		0-0 FC5-4		0-0 1B 1B		0-0 5-3	5	0	2	0	0	0	1
John Shelby, S OBP: 0.296, SLG: 0.435 Mike Devereaux, R OBP: 0.250, SLG: 0.323 (1, 8) (7, 9)	0-0 BB 1-2 1B		0-3 K			0-0 1B 1B	0-3 K			3	0	2	0	0	1	0
Pedro Guerrero, R OBP: 0.408, SLG: 0.537 Franklin Stubbs, L OBP: 0.287, SLG: 0.413 (1, 3) (7, 3)	4-0 1-2 2-3 BB		0-0 6-3			0-0 S 1B	0-0 FC6-4 1B			2	0	1	0	1	0	0
Mike Marshall, R OBP: 0.321, SLG: 0.464 Jose Gonzalez, R (1, 9) (7, 8)	0-0 P3			0-0 F7		0-0 F2	0-0 FC6-4			3	0	0	0	0	0	5
Ralph Bryant, L OBP: 0.353, SLG: 0.455 (1, 7)	0-3 K			0-3 K		0-3 K		0-0 4-3		4	0	0	0	0	3	5
Mike Scioscia, L OBP: 0.342, SLG: 0.358 Orlando Mercado, R OBP: 0.200, SLG: 0.130 (1, 2) (7, 2)	0-0 F7			0-0 4-3		4-0 BB		0-0 L1		2	0	0	0	1	0	3
Glenn Hoffman, R OBP: 0.281, SLG: 0.264 Ken Landreaux, L OBP: 0.275, SLG: 0.333 Craig Shipley, R OBP: 0.286, SLG: 0.321 (1, 6) (6, PH) (7, 6)		0-0 F9			0-0 FC5-4 1B	0-3 K		0-0 G3		2	0	1	0	0	0	0
Phil Garner, R OBP: 0.282, SLG: 0.311 (1, 5)		0-3 K			0-3 K		0-0 1B 1B		0-0 F9	4	1	1	0	0	2	1
Shawn Hillegas, R Jack Savage, R Chris Gwynn, L Bill Krueger, L Danny Heep, L Brian Holton, R Reggie Williams, R (1, 1) (5, 1) (5, PH) (6, 1) (7, PH) (8, 1) (9, PH)		0-0 F7			0-3 K		0-0 F8		0-0 F9	1	0	0	0	0	0	0

Inning Stats	R: 0	H: 2	E: 0	K: 1	S: 7	H: 0	LOB: 3	BB: 1	P: 11	R: 0	H: 0	E: 0	K: 1	S: 5	H: 0	LOB: 0	BB: 0	P: 5	R: 0	H: 0	E: 0	K: 1	S: 5	H: 0	LOB: 0	BB: 0	P: 5	R: 0	H: 1	E: 0	K: 2	S: 8	H: 2	LOB: 3	BB: 1	P: 13	R: 1	H: 3	E: 0	K: 1	S: 8	H: 0	LOB: 0	BB: 0	P: 3	R: 0	H: 0	E: 0	K: 0	S: 3	H: 0	LOB: 0	BB: 0	P: 3	R: 0	H: 0	E: 0	K: 0	S: 3	H: 0	LOB: 0	BB: 0	P: 3	1B: 8	2B: 0	3B: 0	HR: 0	SF: 0	SAC: 0	DP: 0	HBP: 0	WP: 0	PB: 0	SB: 1	CS: 0	PA: 37
PITCHER	IP	WLS	BF	H	R	ER	SO	BB	IBB	HBP	BLK	WP	HR	S	P	ERA	WHIP																																																											
Nolan Ryan, R ERA: 2.71 (1, 1)	6.2		30	8	1	1	9	2	0	0	0	0	0	46	54	1.35	1.500																																																											
Larry Andersen, R ERA: 3.57 (7, 1)	1.1		4	0	0	0	0	0	0	0	0	0	0	4	4	0.00	0.000																																																											
Juan Agosto, L ERA: 2.82 (9, 1)	1.0		3	0	0	0	0	0	0	0	0	0	0	3	3	0.00	0.000																																																											

BOTTOM

Houston Astros @ Los Angeles Dodgers
 Dodger Stadium, Los Angeles, CA
 Mon Sep 14 1987, 7:05 PM PDT
 Att. 17,472 - Unknown

livebaseballscorecards.com

AB	35
R	1
H	8
RBI	1
BB	2
SO	9
LOB	24



Batter	1	2	3	4	5	6	7	8	9	AB R H RBI BB SO LOB	TOP											
Gerald Young, S OBP: 0.378, SLG: 0.376 (1, 8) X	0-0 4-3			X 0-0 6-3-6 1B		X 0-0 F8		X 0-0 F8		4 0 1 0 0 0 0												
Billy Hatcher, R OBP: 0.362, SLG: 0.437 (1, 7) X	0-0 6-3		X 0-0 6-3-6 1-2f		X 0-0 6-3		X 0-3 K		4 0 0 0 0 1 1													
Bill Doran, S OBP: 0.358, SLG: 0.412 (1, 4) X	0-0 1-3		B B B B 4-0 BB		X 0-0 6-3			B B B B 4-0 FC1-6 BB	2 0 0 0 2 0 0													
Glenn Davis, R OBP: 0.303, SLG: 0.462 (1, 3)		X 0-0 F7		X 0-0 F9		X 0-0 F8		X 0-0 FC1-6 1-2f	4 0 0 0 0 0 2													
Kevin Bass, S OBP: 0.353, SLG: 0.467 (1, 9)		X 0-0 3-1		X 0-0 HR 1B		X 0-0 1B 1B		X 0-3 K	4 1 2 0 0 1 1													
Denny Walling, L OBP: 0.357, SLG: 0.425 (1, 5)		X 0-0 F8		X 0-0 HR		X 0-0 1-2 1B		X 0-0 F7	4 1 2 2 0 0 1													
Craig Reynolds, L OBP: 0.313, SLG: 0.358 (1, 6)			X 0-0 1-3		X 0-0 P5		X 0-0 P5		3 0 0 0 0 0 2													
Ronn Reynolds, R OBP: 0.188, SLG: 0.242 Terry Puhl, L OBP: 0.296, SLG: 0.276 Troy Afenir, R (7, 2)			0-3 K		X 0-0 F8		X 0-3 K		2 0 0 0 0 1 0 1 0 0 0 0 1 2 0 0 0 0 0 0 0													
Bob Knepper, L OBP: 0.122, SLG: 0.149 Rocky Childress, R (7, 1)			0-3 K		X 0-3 K		X 0-3 K		2 0 0 0 0 2 0 0 0 0 0 0 0 0 1 0 0 0 0 1 0 0 0 0 0 0 0 0													
Jose Cruz, L OBP: 0.310, SLG: 0.408 Larry Andersen, R (8, 1)																						
Inning Stats	R: 0 E: 0 K: 0 S: 3	H: 0 LOB: 0 BB: 0 P: 3	R: 0 E: 0 K: 2 S: 3	H: 0 LOB: 0 BB: 0 P: 3	R: 0 E: 0 K: 2 S: 7	H: 0 LOB: 0 BB: 0 P: 7	R: 0 E: 0 K: 0 S: 3	H: 1 LOB: 1 BB: 1 P: 7	R: 2 E: 0 K: 1 S: 7	H: 2 LOB: 0 BB: 0 P: 7	R: 0 E: 0 K: 1 S: 7	H: 0 LOB: 2 BB: 0 P: 7	R: 0 E: 0 K: 2 S: 7	H: 0 LOB: 0 BB: 0 P: 7	R: 0 E: 0 K: 1 S: 5	H: 0 LOB: 0 BB: 0 P: 9	R: 0 E: 0 K: 1 S: 5	H: 0 LOB: 1 BB: 1 P: 9	1B: 4 2B: 1 3B: 0 HR: 1	SF: 0 SAC: 0 DP: 1 HBP: 0	WP: 0 PB: 0 SB: 1 CS: 0	PA: 33
PITCHER	IP WLS BF H R ER SO BB IBB HBP BLK WP HR S P ERA WHIP																					
Tim Belcher, R ERA: 2.57 (1, 1)	7.0 W 26 5 2 2 4 1 0 0 0 0 0 1 33 37 2.57 0.857																					
Alejandro Pena, R ERA: 4.1 (8, 1)	2.0 S 7 0 0 0 3 1 0 0 0 0 0 0 12 16 0.00 0.500																					

Houston Astros @ Los Angeles Dodgers
Dodger Stadium, Los Angeles, CA
Tue Sep 15 1987, 7:05 PM PDT
Att: 16,415 - Unknown

AB	31
R	2
H	5
RBI	2
BB	2
SO	7
LOB	9



WP: 0	PA: 33
PB: 0	
SB: 1	
CS: 0	

ERA	WHIP
2.57	0.857
4.1	0.500

livebaseballscores.com

Batter	1	2	3	4	5	6	7	8	9	AB	R	H	RBI	BB	SO	LOB
Steve Sax, R (1, 4) OBP: 0.316, SLG: 0.350	0-0 F8		0-0 1B		0-0 1B		0-0 4-3			4	2	2	0	0	0	0
Mike Devereaux, R (1, 7) Alejandro Pena, R (8, 1) OBP: 0.306, SLG: 0.371 OBP: 0.083, SLG: 0.083	0-0 F2		0-0 1B		0-0 1B		0-0 1B			4	0	3	1	0	0	0
Pedro Guerrero, R (1, 3) Franklin Stubbs, L (9, 3) OBP: 0.407, SLG: 0.535 OBP: 0.287, SLG: 0.413	0-0 4-3		0-0 1B		0-0 1B		0-0 8-3			4	0	1	1	0	0	2
Mike Marshall, R (1, 9) OBP: 0.317, SLG: 0.458		0-3 K	0-0 1-3				0-0 F8		0-0 P5	4	0	0	0	0	1	2
John Shelby, S (1, 8) OBP: 0.288, SLG: 0.436		0-0 E6			0-0 1B		0-0 F8		0-0 1-3	4	1	2	0	0	0	0
Mike Scioscia, L (1, 2) OBP: 0.346, SLG: 0.360		0-0 1B			0-0 1B		4-0 BB		0-0 4-3	3	0	2	0	1	0	0
Glenn Hoffman, R (1, 6) OBP: 0.282, SLG: 0.260		0-0 G5-4-3			0-0 E5		4-0 BB		0-0 BB	2	0	0	1	1	0	3
Phil Garner, R (1, 5) OBP: 0.283, SLG: 0.308			0-0 5-3		0-0 4-6-3		4-0 BB		0-0 BB	2	0	0	0	1	0	2
Tim Belcher, R (1, 1) Jose Gonzalez, R (8, 7)			0-0 6-3		0-3 K		0-0 5-3			3	0	0	0	0	1	3

Inning Stats	R: 0	H: 0	E: 0	K: 0	S: 3	R: 0	H: 2	E: 1	K: 1	S: 6	R: 1	H: 3	E: 0	K: 0	S: 6	R: 1	H: 2	E: 1	K: 0	S: 4	R: 1	H: 2	E: 0	K: 1	S: 6	R: 0	H: 0	E: 0	K: 0	S: 3	R: 0	H: 1	E: 0	K: 0	S: 3	R: 0	H: 0	E: 0	K: 0	S: 3	
	0	0	0	0	3	0	2	1	1	6	0	3	0	0	6	0	2	0	1	0	4	0	0	0	0	6	0	0	0	0	3	0	0	0	0	3	0	0	0	0	3

PITCHER	IP	WLS	BF	H	R	ER	SO	BB	IBB	HBP	BLK	WP	HR	S	P	ERA	WHIP
Bob Knepper, L (1, 1) ERA: 5.27	6.0	L	27	9	3	3	2	3	0	0	0	0	0	28	40	4.50	2.000
Rocky Childress, R (7, 1) ERA: 2.34	1.0		3	1	0	0	0	0	0	0	0	0	0	3	3	0.00	1.000
Larry Andersen, R (8, 1) ERA: 3.53	1.0		3	0	0	0	0	0	0	0	0	0	0	3	3	0.00	0.000

BOTTOM

Houston Astros @ Los Angeles Dodgers
 Dodger Stadium, Los Angeles, CA

Tue Sep 15 1987, 7:05 PM PDT
 Att. 16,415 - Unknown

AB	30
R	3
H	10
RBI	3
BB	3
SO	2
LOB	12

livebaseballscorecards.com



WP: 0	PA: 33
PB: 0	
SB: 3	
CS: 0	

Batter	1	2	3	4	5	6	7	8	9	10	AB R H RBI BB SO LOB	TOP												
Tracy Jones, R OBP: 0.332, SLG: 0.431 (1, 7) X	0-0 F7	0-0 1-3		0-3 K			0-0 5-3			0-0 1B 1B	5 1 1 0 0 1 3	Cincinnati Reds @ Los Angeles Dodgers Dodger Stadium, Los Angeles, CA Thu Sep 17 1987, 7:05 PM PDT Unknown												
Dave Concepcion, R OBP: 0.370, SLG: 0.377 (1, 4) X	0-0 4-3 2B		0-0 6-3		0-0 F9		0-0 G3			0-0 1B 1B	5 0 2 0 0 0 0													
Eric Davis, R OBP: 0.405, SLG: 0.618 (1, 8) X	0-0 4-3 2-3		4-0 CS BB		0-0 HR		0-3 K			0-0 1B 1-2 3-H	4 1 2 2 1 1 1													
Dave Parker, L OBP: 0.315, SLG: 0.444 (1, 9) B B B B	4-0 BB		0-0 1-2 2B		0-0 F9		0-0 G3			0-0 F5	4 0 1 0 1 0 2													
Buddy Bell, R OBP: 0.371, SLG: 0.415 (1, 5) S S S	0-3 K		0-3 K		0-0 L8		0-0 F8			0-0 P3	5 0 0 0 0 2 5													
Bo Diaz, R OBP: 0.301, SLG: 0.423 Leo Garcia, L OBP: 0.281, SLG: 0.321 John Franco, L (9, 1)		4-0 FC4-6 1B BB		0-0 5-3		0-3 K			0-0 G6-4-3 1B		3 0 1 0 1 1 0 0 0 0 0 0 0 0 0 0 0 0 0 0 0													
Nick Esasky, R OBP: 0.315, SLG: 0.526 (1, 3) X	0-0 1-2 FC4-6 1B		0-0 HR		0-0 F4		0-0 G6-4-3 1-2f			0-0 G6-4-3 1B	4 1 2 1 0 0 1													
Barry Larkin, R OBP: 0.297, SLG: 0.355 (1, 6) S S S	0-3 K		0-0 F8		0-0 1-3		0-0 L5			0-0 L5	4 0 0 0 0 1 3													
Dennis Rasmussen, L OBP: 0.111, SLG: 0.111 Terry McGriff, R OBP: 0.283, SLG: 0.444 (1, 1) X (9, 2)	0-0 FC4-6 1-2f 2-3		0-0 1B		0-0 K		0-3 K			0-3 K	3 0 1 0 0 1 2 1 0 0 0 0 1 0													
Inning Stats	R: 0 E: 0 K: 1 S: 6	H: 1 LOB: 2 BB: 1 P: 10	R: 0 E: 0 K: 1 S: 6	H: 1 LOB: 2 BB: 1 P: 10	R: 0 E: 0 K: 1 S: 5	H: 1 LOB: 1 BB: 1 P: 9	R: 1 E: 0 K: 1 S: 7	H: 2 LOB: 1 BB: 0 P: 7	R: 1 E: 0 K: 0 S: 4	H: 1 LOB: 0 BB: 0 P: 4	R: 0 E: 0 K: 1 S: 5		H: 0 LOB: 0 BB: 0 P: 5	R: 0 E: 0 K: 1 S: 5	H: 0 LOB: 0 BB: 0 P: 5	R: 0 E: 0 K: 1 S: 5	H: 0 LOB: 0 BB: 0 P: 5	R: 0 E: 0 K: 0 S: 3	H: 1 LOB: 1 BB: 0 P: 3	R: 1 E: 0 K: 1 S: 8	H: 3 LOB: 2 BB: 0 P: 8	1B: 6 2B: 2 3B: 0 HR: 2	SF: 0 SAC: 0 DP: 1 HBP: 0	WP: 0 PB: 0 SB: 0 CS: 1
PITCHER Fernando Valenzuela, L ERA: 4.04 (1, 1)	IP 10.0	WLS L	BF 41	H 10	R 3	ER 3	SO 8	BB 3	IBB 0	HBP 0	BLK 0	WP 0	HR 2	S 54	P 66	ERA 2.70	WHIP 1.300							

livebaseballscorecards.com

AB 38
R 3
H 10
RBI 3
BB 3
SO 8
LOB 17



Batter	1	2	3	4	5	6	7	8	9	10	AB	R	H	RBI	BB	SO	LOB
Steve Sax, R (1, 4) OBP: 0.317, SLG: 0.349	0-3 K		X 0-0 L8			X 0-0 CS SH3-4 1B		X 0-0 F2		B B B 4-0 BB	4	0	1	0	1	1	2
Mike Devereaux, R (1, 7) OBP: 0.300, SLG: 0.359	0-0 4-3			X 0-0 S 1B SF7 1B		X 0-0 SH3-4 1-2		X 0-0 6-3		X 0-0 F8	4	1	1	0	0	0	3
Pedro Guerrero, R (1, 3) OBP: 0.410, SLG: 0.542	0-0 2B			X 0-0 FC6-4 1B		X 0-0 2-3 1B			X 0-0 S 4-3 2B	X 0-0 F8	5	1	4	0	0	0	1
Mike Marshall, R (1, 9) OBP: 0.314, SLG: 0.453	0-0 5-3			X 0-0 P3		X 0-0 F7			S S S 0-3 K	4-0 K	4	0	0	0	0	1	5
John Shelby, S (1, 8) OBP: 0.300, SLG: 0.436		X 0-0 G4-6-3 1B		X 0-0 SF7			S S S 0-3 K		B B B B 4-0 K	4-0 4-3 BB	2	0	1	1	1	1	0
Alex Trevino, R (1, 2) OBP: 0.268, SLG: 0.353		X 0-0 F9		X 0-0 FC6-4			X 0-0 L6		X 0-0 4-3	X 0-0 4-3	4	0	0	1	0	0	3
Glenn Hoffman, R (1, 6) OBP: 0.261, SLG: 0.254		X 0-0 G4-6-3 1-2f			X 0-0 4-3		S S S 0-3 K		S S S 4-0 K	4-0 IBB	3	0	0	0	1	1	1
Phil Garner, R (1, 5) OBP: 0.283, SLG: 0.308			X 0-0 F8		X 0-0 4-3			X 0-0 SH1-4 1B	S S S 0-3 K	0-3 K	3	0	1	0	0	0	0
Mike Ramsey, S (8, PR) OBP: 0.287, SLG: 0.296											0	0	0	0	0	0	0
Dave Anderson, R (9, 5) OBP: 0.299, SLG: 0.313											0	0	0	0	0	0	0
Mickey Hatcher, R (9, PH) OBP: 0.331, SLG: 0.434											1	0	0	0	0	1	2
Craig Shipley, R (10, 5) OBP: 0.286, SLG: 0.321											0	0	0	0	0	0	0
Fernando Valenzuela, L (1, 1) OBP: 0.145, SLG: 0.181			X 0-0 F7		X 0-0 4-3			X 0-0 SH1-4 1-2		X 0-0 G3	2	0	0	0	0	0	0
Tito Landrum, R (10, PH) OBP: 0.285, SLG: 0.283											1	0	0	0	0	0	0

Inning Stats	R: 0	H: 1	E: 0	LOB: 1	K: 1	S: 6	P: 6	R: 0	H: 1	E: 0	LOB: 0	K: 0	BB: 0	S: 3	P: 3	R: 0	H: 0	E: 0	LOB: 0	K: 0	BB: 0	S: 3	P: 3	R: 1	H: 2	E: 0	LOB: 1	K: 0	BB: 0	S: 5	P: 5	R: 0	H: 0	E: 0	LOB: 0	K: 0	BB: 0	S: 3	P: 3	R: 0	H: 2	E: 0	LOB: 1	K: 2	BB: 0	S: 7	P: 7	R: 0	H: 1	E: 0	LOB: 2	K: 0	BB: 0	S: 4	P: 4	R: 1	H: 1	E: 0	LOB: 2	K: 2	BB: 2	S: 8	P: 16	R: 0	H: 0	E: 0	LOB: 1	K: 0	BB: 1	S: 3	P: 7	1B: 6	SF: 1	2B: 2	SAC: 2	3B: 0	DP: 1	HR: 0	HBP: 0	WP: 0	PA: 39
--------------	------	------	------	--------	------	------	------	------	------	------	--------	------	-------	------	------	------	------	------	--------	------	-------	------	------	------	------	------	--------	------	-------	------	------	------	------	------	--------	------	-------	------	------	------	------	------	--------	------	-------	------	------	------	------	------	--------	------	-------	------	------	------	------	------	--------	------	-------	------	-------	------	------	------	--------	------	-------	------	------	-------	-------	-------	--------	-------	-------	-------	--------	-------	--------

PITCHER	IP	WLS	BF	H	R	ER	SO	BB	IBB	HBP	BLK	WP	HR	S	P	ERA	WHIP
Dennis Rasmussen, L (1, 1) ERA: 4.65	8.0		29	7	1	1	3	2	0	0	0	0	0	35	35	1.12	0.875
John Franco, L (9, 1) ERA: 2.69	2.0	W	10	1	1	1	2	2	1	0	0	0	0	11	23	4.50	1.500

BOTTOM

Cincinnati Reds @ Los Angeles Dodgers
Dodger Stadium, Los Angeles, CA
 Thu Sep 17 1987, 7:05 PM PDT
 Unknown

livebaseballscorecards.com

AB	33
R	2
H	8
RBI	2
BB	3
SO	5
LOB	17



Batter	1	2	3	4	5	6	7	8	9	AB R H RBI BB SO LOB	TOP	
Kal Daniels, L (1, 7) OBP: 0.430, SLG: 0.610 Dave Collins, S (3, PR) OBP: 0.339, SLG: 0.304 (3, 7)	0-0 3-1 BB 1B		0-0 S 1B		0-0 B1-3		0-0 4-3 1B		0-3 K	2 0 2 0 0 0 0 3 0 1 1 0 1 1		
Jeff Treadway, L (1, 4) OBP: 0.318, SLG: 0.386	0-0 F7		0-0 S 1B		0-0 3-1		0-0 4-3 1B		0-0 1B	5 0 2 0 0 0 2		
Eric Davis, R (1, 8) OBP: 0.405, SLG: 0.615	4-0 3-1 BB 1-2		0-3 K 1-2 2-3		0-0 6-3 HR 1B		0-0 4-3		0-3 K	4 1 1 0 1 2 5		
Dave Parker, L (1, 9) OBP: 0.313, SLG: 0.441	0-0 3-1 1-2 2-3		0-0 L6		0-0 6-3 1-2				0-3 K	4 0 0 0 0 1 6		
Buddy Bell, R (1, 5) OBP: 0.368, SLG: 0.411	0-0 F6				0-0 4-3		0-0 F9		0-0 6-3	4 0 0 0 0 0 3		
Nick Esasky, R (1, 3) OBP: 0.320, SLG: 0.542			0-3 K		0-0 2B		0-0 HR		0-0 1B	4 1 3 2 0 1 0		
Terry McGriff, R (1, 2) OBP: 0.260, SLG: 0.408			0-0 5-3		0-0 5-3		0-0 5-3		0-0 F8	4 0 0 0 0 0 2		
Kurt Stillwell, S (1, 6) OBP: 0.313, SLG: 0.373			0-0 F7		0-3 K		0-0 4-3 1B 2B		4-0 1B BB	3 1 1 0 1 1 1		
Ted Power, R (1, 1) OBP: 0.172, SLG: 0.185 Paul O'Neill, L (7, PH) OBP: 0.316, SLG: 0.496 Tom Hume, R (7, 1) OBP: 0.290, SLG: 0.267 Frank Williams, R (8, 1) Rob Murphy, L (8, 1) OBP: 0.200, SLG: 0.200 Terry Francona, L (8, PH) OBP: 0.256, SLG: 0.290			0-3 K		0-3 K		0-0 4-3 2-3		0-0 F7	2 0 0 0 0 0 2 0 1 0 0 0 0 0 0 1 0 1 0 0 0 0 0 0 1		
Inning Stats	R: 0 H: 1 E: 0 LOB: 2 K: 0 BB: 1 S: 4 P: 8	R: 0 H: 0 E: 0 LOB: 0 K: 1 BB: 0 S: 5 P: 5	R: 0 H: 2 E: 0 LOB: 3 K: 2 BB: 0 S: 9 P: 9	R: 0 H: 1 E: 0 LOB: 1 K: 1 BB: 0 S: 6 P: 6	R: 0 H: 0 E: 0 LOB: 0 K: 1 BB: 0 S: 5 P: 5	R: 2 H: 2 E: 0 LOB: 0 K: 0 BB: 0 S: 5 P: 5	R: 1 H: 2 E: 0 LOB: 1 K: 0 BB: 0 S: 5 P: 5	R: 0 H: 1 E: 0 LOB: 1 K: 1 BB: 0 S: 6 P: 6	R: 0 H: 1 E: 0 LOB: 2 K: 2 BB: 1 S: 8 P: 12	1B: 7 SF: 0 2B: 2 SAC: 0 3B: 0 DP: 0 HR: 1 HBP: 0	WP: 0 PA: 39 PB: 0 SB: 2 CS: 0	
PITCHER	IP WLS BF H R ER SO BB IBB HBP BLK WP HR S P ERA WHIP											
Bob Welch, R (1, 1) ERA: 3.47	7.0 W 30 8 3 3 5 1 0 0 0 0 0 1 39 43 3.86 1.286											
Matt Young, L (8, 1) ERA: 4.17	0.1 1 0 0 0 1 0 0 0 0 0 0 0 3 3 0.00 0.000											
Alejandro Pena, R (8, 1) ERA: 4.01	1.2 S 8 2 0 0 2 1 0 0 0 0 0 0 11 15 0.00 1.800											

Cincinnati Reds @ Los Angeles Dodgers
Dodger Stadium, Los Angeles, CA
Thu Sep 17 1987, 7:05 PM PDT
Att: 23,829 - Unknown

livebaseballscorecards.com

AB	37
R	3
H	10
RBI	3
BB	2
SO	8
LOB	22



Batter	1	2	3	4	5	6	7	8	9
Steve Sax, R OBP: 0.318, SLG: 0.349 (1, 4)	0-0 BB WP 1B 1B	0-0 4-3			0-0 SH3-4 1-2		4-0 6-3 BB		
John Shelby, S OBP: 0.301, SLG: 0.439 (1, 8)	0-0 WP SF8 1B		0-0 F7		0-0 1B 2B		0-3 K		
Pedro Guerrero, R OBP: 0.412, SLG: 0.542 Dave Anderson, R OBP: 0.299, SLG: 0.313 (1, 3) (9, 5)	4-0 1-3 2-H BB		0-0		0-0 CS 1B		0-0 6-3		
Ralph Bryant, L OBP: 0.327, SLG: 0.426 Matt Young, L Alejandro Pena, R OBP: 0.083, SLG: 0.083 (1, 9) (8, 1) (8, 1)	0-0 SF8		0-3 K		0-3 K		0-0 G3		
Mike Scioscia, L OBP: 0.345, SLG: 0.359 (1, 2)	0-0 L4-3 1-2		0-0 F7		0-0 CS	0-0 F8		0-0 FC4-8 1B	
Franklin Stubbs, L OBP: 0.284, SLG: 0.408 (1, 7) (9, 3)		0-0 F8		0-0 F9		0-0 F7		0-0 FC4-6 2B	
Glenn Hoffman, R OBP: 0.293, SLG: 0.283 (1, 6)		0-0 FC1-5 BB 1B		0-0 F8		0-0 2B		0-0 1B 2B	
Phil Garner, R OBP: 0.288, SLG: 0.307 Mike Marshall, R OBP: 0.316, SLG: 0.455 Mike Ramsey, S OBP: 0.287, SLG: 0.296 (1, 5) (8, PH) (8, PR) (9, 7)		4-0 FC1-5 BB 1-2		0-0 6-3		4-0 IBB		0-0 CS 1B	
Bob Welch, R OBP: 0.222, SLG: 0.149 Jose Gonzalez, R Ken Landreaux, L OBP: 0.275, SLG: 0.333 Tito Landrum, R OBP: 0.282, SLG: 0.281 (1, 1) (8, 9) (8, PH) (8, PH) (9, 9)		0-0 FC1-5			4-0 SH3-4 2B BB	0-3 K		0-0 F4	

Inning Stats	R: 2 E: 0 K: 0 S: 4	H: 2 LOB: 0 BB: 1 P: 8	R: 0 E: 0 K: 0 S: 4	H: 1 LOB: 2 BB: 1 P: 8	R: 0 E: 0 K: 1 S: 6	H: 1 LOB: 1 BB: 0 P: 6	R: 0 E: 0 K: 0 S: 3	H: 0 LOB: 0 BB: 0 P: 3	R: 2 E: 0 K: 1 S: 6	H: 2 LOB: 0 BB: 1 P: 10	R: 0 E: 0 K: 1 S: 6	H: 1 LOB: 2 BB: 1 P: 10	R: 0 E: 0 K: 1 S: 5	H: 0 LOB: 1 BB: 1 P: 9	R: 2 E: 0 K: 0 S: 5	H: 3 LOB: 1 BB: 0 P: 5
--------------	------------------------------	---------------------------------	------------------------------	---------------------------------	------------------------------	---------------------------------	------------------------------	---------------------------------	------------------------------	----------------------------------	------------------------------	----------------------------------	------------------------------	---------------------------------	------------------------------	---------------------------------

PITCHER	IP	WLS	BF	H	R	ER	SO	BB	IBB	HBP	BLK	WP	HR	S	P	ERA	WHIP
Ted Power, R ERA: 4.38 (1, 1)	6.0	L	27	7	4	4	3	3	1	0	0	1	0	29	45	6.00	1.667
Tom Hume, R ERA: 5.36 (7, 1)	1.1		7	2	2	2	1	1	0	0	0	0	0	8	12	13.50	2.250
Frank Williams, R ERA: 2.34 (8, 1)	0.0		1	1	0	0	0	0	0	0	0	0	0	1	1	∞	∞
Rob Murphy, L ERA: 3.23 (8, 1)	0.2		1	0	0	0	0	0	0	0	0	0	0	1	1	0.00	0.000

BOTTOM

Cincinnati Reds @ Los Angeles Dodgers
Dodger Stadium, Los Angeles, CA

Thu Sep 17 1987, 7:05 PM PDT
 Att. 23,829 - Unknown

AB	R	H	RBI	BB	SO	LOB
2	1	1	0	1	0	2
4	2	2	1	0	1	1
3	0	2	1	1	0	1
0	0	0	0	0	0	0
3	0	0	1	0	2	3
0	0	0	0	0	0	0
0	0	0	0	0	0	0
4	0	1	0	0	0	2
4	1	0	0	0	0	1
4	1	3	1	0	0	0
1	0	0	0	2	0	0
1	0	1	1	0	0	0
0	0	0	0	0	0	0
2	1	0	0	1	1	4
0	0	0	0	0	0	0
0	0	0	0	0	0	0
1	0	0	0	0	0	1

AB	29
R	6
H	10
RBI	5
BB	5
SO	4
LOB	15

WP	2	PA	37
PB	0		
SB	0		
CS	2		

PITCHER	IP	WLS	BF	H	R	ER	SO	BB	IBB	HBP	BLK	WP	HR	S	P	ERA	WHIP
---------	----	-----	----	---	---	----	----	----	-----	-----	-----	----	----	---	---	-----	------

Batter	1	2	3	4	5	6	7	8	9	AB R H RBI BB SO LOB	TOP											
Albert Hall, S (1, 8) OBP: 0.362, SLG: 0.395	0-0 HR 2B	0-0 E 1B		0-0 4-3			0-0 F8		0-0 F8	5 1 2 1 0 0 2	Atlanta Braves @ Los Angeles Dodgers Dodger Stadium, Los Angeles, CA Fri Sep 18 1987, 7:05 PM PDT Att. 24,513 - Unknown livebaseballscorecards.com											
Ron Gant, R (1, 4) OBP: 0.318, SLG: 0.364 Ted Simmons, S (9, PH) OBP: 0.346, SLG: 0.396	0-3 K	0-0 5-3 1B		0-0 4-3 2B		0-0 FC4-6 1B	0-0 FC4-6 1B	0-0 3-1	4 0 2 0 0 1 2 1 0 0 0 0 0 1													
Dion James, L (1, 7) OBP: 0.395, SLG: 0.476	0-3 K	0-3 K		0-0 4-3 2B		0-0 FC4-6 1-2f			4 0 0 0 0 2 4													
Dale Murphy, R (1, 9) OBP: 0.414, SLG: 0.584	0-0 2-H HR		0-3 K	1-0 G5-4-3 HBP		0-0 FC4-6 1B			3 1 2 2 0 1 0													
Gerald Perry, L (1, 3) OBP: 0.325, SLG: 0.401	0-0 1B		0-0 3-1	0-0 G5-4-3 1-2f		0-0 FC4-6 6-3 1-2f			4 0 1 0 0 0 3													
Ozzie Virgil, R (1, 2) OBP: 0.321, SLG: 0.479	0-0 5-3		0-3 K		0-0 F8		0-0 6-3		4 0 0 0 0 1 2													
Ken Oberkfell, L (1, 5) OBP: 0.337, SLG: 0.362		0-0 1B 1B 1B		0-0 L8		0-0 F7		0-3 K2-3	4 1 1 0 0 1 1													
Jeff Blauser, R (1, 6) OBP: 0.300, SLG: 0.345		0-0 1B SH1-4 E 1B		1-0 FC1-6 HBP		0-3 K		0-3 K	3 1 1 0 0 2 0													
Pete Smith, R (1, 1) OBP: 0.143, SLG: 0.143 Paul Assenmacher, L (6, 1) Rick Mahler, R (6, 1) Craig Nettles, L (7, PH) Jeff Dedmon, L (7, 1) Ken Griffey, L (9, PH) OBP: 0.294, SLG: 0.313 OBP: 0.357, SLG: 0.457		0-0 SH1-4		0-0 FC1-6 1-2f		0-0 3-1		0-0 2B	1 0 0 0 0 0 0 1 0 0 0 0 0 0 0 0 0 0 0 0 0 0 0 0 1 0 0 0 0 0 0 0 0 0 0 0 0 0 0 0 1 0 1 0 0 0 0 0													
Inning Stats	R: 2 E: 0 K: 2 S: 10	H: 3 LOB: 1 BB: 0 P: 10	R: 2 E: 1 K: 1 S: 8	H: 3 LOB: 1 BB: 0 P: 8	R: 0 E: 0 K: 2 S: 7	H: 0 LOB: 0 BB: 0 P: 7	R: 0 E: 0 K: 0 S: 3	H: 1 LOB: 1 BB: 0 P: 4	R: 0 E: 0 K: 1 S: 5	H: 0 LOB: 0 BB: 0 P: 5	R: 0 E: 0 K: 0 S: 4	H: 1 LOB: 1 BB: 0 P: 4	R: 0 E: 0 K: 1 S: 6	H: 1 LOB: 1 BB: 0 P: 6	R: 0 E: 0 K: 1 S: 6	H: 1 LOB: 1 BB: 0 P: 6	1B: 6 2B: 3 3B: 0 HR: 1	SF: 0 SAC: 1 DP: 1 HBP: 2	WP: 0 PB: 0 SB: 0 CS: 0	PA: 38		
PITCHER Orel Hershiser, R (1, 1) ERA: 2.72	IP 9.0 WLS W BF 38 H 10 R 4 ER 3 SO 8 BB 0 IBB 0 HBP 2 BLK 0 WP 0 HR 1 S 52 P 54 ERA 3.00 WHIP 1.111											PITCHER IP WLS BF H R ER SO BB IBB HBP BLK WP HR S P ERA WHIP										



Batter	1	2	3	4	5	6	7	8	9	AB	R	H	RBI	BB	SO	LOB
Steve Sax, R (1, 4) OBP: 0.320, SLG: 0.349	0-0 PB 1B		0-0 F8			0-0 WP BB	0-0 L4			3	2	1	0	1	0	0
Chris Gwynn, L (1, 7) OBP: 0.238, SLG: 0.238	0-0 F8		0-0 F8			0-0 WP 1B	0-0 G3			4	1	1	0	0	0	1
Pedro Guerrero, R (1, 3) OBP: 0.413, SLG: 0.542 Franklin Stubbs, L (9, 3) OBP: 0.284, SLG: 0.408	0-0 BB 1-H 1B		0-0 5-3			0-0 1-H 2-H HR 1B	0-0 4-3			4	1	2	2	0	0	0
Mike Marshall, R (1, 9) OBP: 0.320, SLG: 0.457 Jose Gonzalez, R (8, PR) (9, 9)	4-0 1-2 BB			0-0 1-3		0-0 1-2 HR 1B		0-0 4-3 S 1B		3	1	2	0	1	0	0
John Shelby, S (1, 8) OBP: 0.301, SLG: 0.443	0-3 K			0-0 G3		0-0 1-H 2-H HR		0-0 F5		4	1	1	3	0	1	3
Mike Scioscia, L (1, 2) OBP: 0.344, SLG: 0.357	0-3 K			0-0 G3		4-0 BB SH2-4 1B BB		0-0 4-3		3	1	0	0	1	1	3
Glenn Hoffman, R (1, 6) OBP: 0.294, SLG: 0.284		0-0 G5-4-3 1B				0-0 F9	0-0 SH2-4		0-3 K	3	0	1	0	0	1	2
Phil Garner, R (1, 5) OBP: 0.286, SLG: 0.304 Ken Landreaux, L (6, PH) OBP: 0.278, SLG: 0.337 Dave Anderson, R (7, 5) OBP: 0.299, SLG: 0.313		0-0 G5-4-3				0-3 K	0-0 CS 1B			2	0	0	0	0	1	1
Orel Hershiser, R (1, 1) OBP: 0.224, SLG: 0.265		0-0 F6				0-0 5-3	0-0 B3			1	0	1	1	0	0	0

Inning Stats	R: 1	H: 2	E: 0	K: 2	S: 9	L: 22	LOB: 2	BB: 1	P: 13	R: 0	H: 1	E: 0	K: 0	S: 3	R: 0	H: 0	E: 0	K: 0	S: 3	R: 0	H: 0	E: 0	K: 1	S: 5	R: 6	H: 5	E: 0	K: 0	S: 7	R: 0	H: 0	E: 0	K: 0	S: 3	R: 0	H: 1	E: 0	K: 1	S: 6
--------------	------	------	------	------	------	-------	--------	-------	-------	------	------	------	------	------	------	------	------	------	------	------	------	------	------	------	------	------	------	------	------	------	------	------	------	------	------	------	------	------	------

PITCHER	IP	WLS	BF	H	R	ER	SO	BB	IBB	HBP	BLK	WP	HR	S	P	ERA	WHIP
Pete Smith, R (1, 1) ERA: 4.58	5.0	L	22	6	5	4	3	2	0	0	0	1	0	26	34	7.20	1.600
Paul Assenmacher, L (6, 1) ERA: 5.65	0.0		2	1	1	1	0	1	0	0	0	0	1	1	5	∞	∞
Rick Mahler, R (6, 1) ERA: 4.84	1.0		3	1	1	1	0	0	0	0	0	0	0	3	3	9.00	1.000
Jeff Dedmon, R (7, 1) ERA: 3.71	2.0		7	1	0	0	1	0	0	0	0	0	0	9	9	0.00	0.500

BOTTOM

Atlanta Braves @ Los Angeles Dodgers
Dodger Stadium, Los Angeles, CA

Fri Sep 18 1987, 7:05 PM PDT
 Att. 24,513 - Unknown

AB	30
R	7
H	9
RBI	6
BB	3
SO	4
LOB	11



PITCHER	IP	WLS	BF	H	R	ER	SO	BB	IBB	HBP	BLK	WP	HR	S	P	ERA	WHIP
Pete Smith, R (1, 1) ERA: 4.58	5.0	L	22	6	5	4	3	2	0	0	0	1	0	26	34	7.20	1.600
Paul Assenmacher, L (6, 1) ERA: 5.65	0.0		2	1	1	1	0	1	0	0	0	0	1	1	5	∞	∞
Rick Mahler, R (6, 1) ERA: 4.84	1.0		3	1	1	1	0	0	0	0	0	0	0	3	3	9.00	1.000
Jeff Dedmon, R (7, 1) ERA: 3.71	2.0		7	1	0	0	1	0	0	0	0	0	0	9	9	0.00	0.500

Batter	1	2	3	4	5	6	7	8	9	AB R H RBI BB SO LOB	TOP																										
Albert Hall, S OBP: 0.361, SLG: 0.393 (1, 8)	0-0 1B		0-0 3-1		0-0 6-3		0-0 WP 1B	0-0 FC3-2 3-1	0-0 F5	6 2 2 0 0 0 3																											
Ron Gant, R OBP: 0.357, SLG: 0.393 (1, 4)	0-3 K		0-0 WP 1B		0-0 CS 1B		0-0 F9	0-0 E8 3-1 1B	0-0 L3	6 2 3 2 0 1 2																											
Dion James, L OBP: 0.397, SLG: 0.476 (1, 7)	0-0 FC4-6 2-H 1B		0-0 G5-4-3 1-H 1B		0-0 4-3		4-0 HBP BB	0-0 3-1		4 0 2 3 1 0 2																											
Dale Murphy, R OBP: 0.414, SLG: 0.580 (1, 9)	0-3 K		0-0 G5-4-3 1-2f		0-0 4-3		1-0 HBP	4-0 1B 2B IBB		3 1 0 0 1 1 2																											
Gerald Perry, L OBP: 0.326, SLG: 0.403 (1, 3)	0-0 FC4-6 1-2f		0-0 6-3		0-0 6-3 1B 2B		0-0 F8	0-0 1-3 2B 1B		5 2 2 1 0 0 4																											
Ozzie Virgil, R OBP: 0.327, SLG: 0.482 (1, 2)		0-0 F8		0-0 BB 1B		0-0 2-H 6-3 1B		4-0 1B 1B IBB		4 1 3 1 1 0 0																											
Ken Oberkfell, L OBP: 0.339, SLG: 0.365 (1, 5)		4-0 BB		0-0 L9		0-0 1-2 6-3		0-0 1B HBP 1B		4 0 2 2 1 0 2																											
Jeff Blauser, R OBP: 0.306, SLG: 0.339 (1, 6)		0-0 F9		4-0 BB		0-0 1-2 L9		0-0 FC3-2 1B HBP		2 1 0 0 1 0 2																											
Ted Simmons, S OBP: 0.344, SLG: 0.394 (8, PH)										1 0 0 0 0 0 2																											
Jim Acker, R OBP: 0.267, SLG: 0.214 (8, 1)										0 0 0 0 0 0 0																											
Tom Glavine, L OBP: 0.077, SLG: 0.077 (1, 1)		0-3 K		0-3 K			0-0 F9	0-0 FC3-2 E 1B	0-0 6-3	2 0 0 0 0 2 3																											
Marty Clary, R OBP: 0.294, SLG: 0.361 (7, PH)										0 0 0 0 0 0 0																											
Graig Nettles, L OBP: 0.359, SLG: 0.458 (8, PH)										1 1 1 1 0 0 0																											
Joe Boever, R OBP: 0.278, SLG: 0.375 (8, 6)										1 0 0 0 0 0 0																											
Inning Stats	R: 1 E: 0 K: 2 S: 9	H: 2 LOB: 1 BB: 0 P: 9	R: 0 E: 0 K: 1 S: 5	H: 0 LOB: 1 BB: 1 P: 9	R: 1 E: 0 K: 0 S: 4	H: 2 LOB: 0 BB: 0 P: 4	R: 0 E: 0 K: 1 S: 6	H: 1 LOB: 2 BB: 1 P: 10	R: 0 E: 0 K: 0 S: 3	H: 1 LOB: 0 BB: 0 P: 3	R: 1 E: 0 K: 0 S: 5	H: 2 LOB: 1 BB: 0 P: 5	R: 0 E: 0 K: 0 S: 4	H: 1 LOB: 3 BB: 1 P: 9	R: 7 E: 1 K: 0 S: 9	H: 6 LOB: 2 BB: 2 P: 18	R: 0 E: 0 K: 0 S: 3	H: 0 LOB: 0 BB: 0 P: 3	1B: 13 2B: 2 3B: 0 HR: 0	SF: 0 SAC: 0 DP: 1 HBP: 2	WP: 2 PB: 0 SB: 2 CS: 1	PA: 47															
PITCHER	IP WLS BF H R ER SO BB IBB HBP BLK WP HR S P ERA WHIP																																				
Shawn Hillegas, R ERA: 4.0 (1, 1)	4.0		18	5	2	2	4	2	0	0	0	1	0	24	32	4.50	1.750																				
Tim Leary, R ERA: 4.77 (5, 1)	2.2		12	4	1	1	0	1	0	0	0	1	0	11	15	3.38	1.875																				
Tim Crews, R ERA: 2.42 (7, 1)	0.1		5	2	3	3	0	0	0	2	0	0	0	3	5	81.00	6.000																				
Matt Young, L ERA: 4.47 (8, 1)	0.1	L	3	2	0	0	0	0	0	0	0	0	0	3	3	0.00	6.000																				
Brad Havens, L ERA: 3.63 (8, 1)	0.1		5	2	4	4	0	0	2	0	0	0	0	3	11	108.00	6.000																				
PITCHER	IP WLS BF H R ER SO BB IBB HBP BLK WP HR S P ERA WHIP																																				
Jack Savage, R ERA: (8, 1)	0.1		1	0	0	0	0	0	0	0	0	0	0	0	1	1	0.00	0.000																			
Brian Holton, R ERA: 3.78 (9, 1)	1.0		3	0	0	0	0	0	0	0	0	0	0	3	3	0.00	0.000																				

Atlanta Braves @ Los Angeles Dodgers
Dodger Stadium, Los Angeles, CA
 Sat Sep 19 1987, 7:05 PM PDT
 Att: 27,927 - Unknown

livebaseballscorecards.com

AB	40
R	10
H	15
RBI	10
BB	5
SO	4
LOB	22



Batter	1	2	3	4	5	6	7	8	9	AB	R	H	RBI	BB	SO	LOB
Steve Sax, R (1, 4) OBP: 0.322, SLG: 0.352	0-0 4-3		0-0 FC6-4 1B		0-0 1B	0-0 1B		0-3 K		5	1	3	0	0	1	0
Mike Devereaux, R (1, 7) OBP: 0.302, SLG: 0.341 Franklin Stubbs, L (6, PH) OBP: 0.285, SLG: 0.407	0-3 K		0-0 FC6-4 1-2f		4-0 1B SF8 BB	0-0 4-3			4-0 FC4 1B BB	2	1	0	0	1	1	1
Pedro Guerrero, R (1, 3) OBP: 0.413, SLG: 0.541	0-0 F9		0-0 F8		0-0 HR 1B		0-0 F4		0-0 FC4 1B	5	1	2	1	0	0	1
Mike Marshall, R (1, 9) OBP: 0.321, SLG: 0.457		0-0 HBP 1B 6-3	0-0 5-3		0-0 SF8		0-0 1B 1B		0-3 K	4	1	2	1	0	1	3
John Shelby, S (1, 8) OBP: 0.302, SLG: 0.449		0-0 HBP 1B 6-3		0-0 F7		0-0 HR 1B		0-3 K	0-0 FC4 S	5	1	2	2	0	1	3
Alex Trevino, R (1, 2) OBP: 0.270, SLG: 0.348 Mike Scioscia, L (7, PH) OBP: 0.347, SLG: 0.358		1-0 HBP 1B 6-3		0-0 E3 1B 6-3		0-3 K		0-0 1B 1B	4-0 1B BB	2	1	0	0	0	1	0
Jose Gonzalez, R (9, PR)		1-2 2-3 HBP		0-0 E3 1B 6-3		0-0 K		1-2 1B	1-2 BB	0	0	0	0	0	0	0
Glenn Hoffman, R (1, 6) OBP: 0.295, SLG: 0.285 Craig Shipley, R (6, 6) OBP: 0.276, SLG: 0.310 Ralph Bryant, L (9, PH) OBP: 0.321, SLG: 0.417		0-0 F9		0-0 1B 6-3		0-0 5-3		0-0 6-3	0-3 K	3	1	1	0	0	0	3
Phil Garner, R (1, 5) OBP: 0.282, SLG: 0.300 Danny Heep, L (8, PH) OBP: 0.207, SLG: 0.185 Dave Anderson, R (9, 5) OBP: 0.299, SLG: 0.313		0-0 6-3		0-0 6-3		0-0 6-3		0-0 4-3		3	0	0	1	0	0	4
Shawn Hillegas, R Mickey Hatcher, R Tim Leary, R Tim Cronin, R Matt Young, L Brad Havens, L Jack Savage, R Ken Landreaux, L Brian Holton, R		0-3 K		0-0 1B 6-3		0-0 6-3		0-0 4-3		1	0	0	0	0	1	2

Inning Stats	R: 0	H: 0	E: 0	K: 1	S: 5	LOB: 0	BB: 0	P: 5	R: 1	H: 2	E: 0	K: 1	S: 7	LOB: 2	BB: 0	P: 8	R: 0	H: 1	E: 0	K: 0	S: 4	LOB: 1	BB: 0	P: 4	R: 2	H: 2	E: 1	K: 0	S: 5	LOB: 1	BB: 0	P: 5	R: 4	H: 3	E: 0	K: 1	S: 8	LOB: 0	BB: 1	P: 12	R: 0	H: 1	E: 0	K: 0	S: 4	LOB: 1	BB: 0	P: 4	R: 0	H: 2	E: 0	K: 1	S: 7	LOB: 2	BB: 0	P: 7	R: 0	H: 0	E: 0	K: 1	S: 5	LOB: 0	BB: 0	P: 5	R: 0	H: 1	E: 0	K: 2	S: 8	LOB: 3	BB: 2	P: 16	1B: 11	SF: 1	2B: 0	SAC: 0	3B: 0	DP: 0	HR: 1	HBP: 1	WP: 0	PA: 43
--------------	------	------	------	------	------	--------	-------	------	------	------	------	------	------	--------	-------	------	------	------	------	------	------	--------	-------	------	------	------	------	------	------	--------	-------	------	------	------	------	------	------	--------	-------	-------	------	------	------	------	------	--------	-------	------	------	------	------	------	------	--------	-------	------	------	------	------	------	------	--------	-------	------	------	------	------	------	------	--------	-------	-------	--------	-------	-------	--------	-------	-------	-------	--------	-------	--------

PITCHER	IP	WLS	BF	H	R	ER	SO	BB	IBB	HBP	BLK	WP	HR	S	P	ERA	WHIP
Tom Glavine, L (1, 1) ERA: 6.34	4.1		23	8	7	5	2	1	0	0	0	0	1	25	30	10.38	2.077
Marty Clary, R (5, 1) ERA: 2.16	1.2		6	1	0	0	1	0	0	0	0	0	0	8	8	0.00	0.600
Joe Boever, R (7, 1) ERA: 7.27	1.0	W	5	2	0	0	1	0	0	0	0	0	0	7	7	0.00	2.000
Jim Acker, R (8, 1) ERA: 4.23	2.0	S	9	1	0	0	3	2	0	0	0	0	0	13	21	0.00	1.500


BOTTOM

Atlanta Braves @ Los Angeles Dodgers
Dodger Stadium, Los Angeles, CA

Sat Sep 19 1987, 7:05 PM PDT
 Att. 27,927 - Unknown

livebaseballscorecards.com

AB	38
R	7
H	12
RBI	7
BB	3
SO	7
LOB	23



Batter	1	2	3	4	5	6	7	8	9	AB R H RBI BB SO LOB	TOP		
Albert Hall, S OBP: 0.363, SLG: 0.395 (1, 8) X	0-0 FC5-4 1B		0-0 G6-4-3 1B		0-0 4-3		0-0 F7			4 0 2 0 0 0 2	<p>Atlanta Braves @ Los Angeles Dodgers Dodger Stadium, Los Angeles, CA</p> <p>Sun Sep 20 1987, 3:33 AM PDT Att: 30,718 - Unknown</p> <p>livebaseballscorecards.com</p>		
Ron Gant, R OBP: 0.344, SLG: 0.375 (1, 4) X	0-0 FC5-4 S 1-2f 2B		0-0 G6-4-3 1-2f 2B			0-0 4-3 S 1B	0-0 F7			4 2 1 0 0 0 4			
Dion James, L OBP: 0.396, SLG: 0.473 (1, 7) B B B	4-0 2B SF7 BB		0-0 E9			0-0 4-3 1-3		0-0 6-3		3 1 0 0 1 0 1			
Dale Murphy, R OBP: 0.413, SLG: 0.580 (1, 9) X	0-0 1-3 2-H 2B		0-0 F5			0-3 K		0-0 F8		4 0 1 1 0 1 2			
Gerald Perry, L OBP: 0.325, SLG: 0.402 (1, 3) X	0-0 SF7 3-H			0-3 K		0-0 3-H 1B		0-0 6-3		3 0 1 2 0 1 0			
Ozzie Virgil, R OBP: 0.326, SLG: 0.480 (1, 2) X	0-0 F9			0-0 1-3		0-0 3-H F7				4 0 1 0 0 0 2			
Ken Oberkfell, L OBP: 0.338, SLG: 0.364 (1, 5) X		0-0 F5		0-0 G3			0-0 BB 1B			4 0 1 0 0 1 1			
Jeff Blauser, R OBP: 0.307, SLG: 0.333 (1, 6) Ken Griffey, L OBP: 0.358, SLG: 0.457 (9, PH)		0-0 6-3			0-0 F9		4-0 BB BB BB BB 1-2 BB			2 0 0 0 1 0 0 1 0 0 0 0 1 1			
Charlie Puleo, R OBP: 0.207, SLG: 0.286 (1, 1) Chuck Cary, L OBP: 0.293, SLG: 0.359 (6, 1) Graig Nettles, L OBP: 0.293, SLG: 0.359 (7, PH) Jeff Dedmon, L OBP: 0.294, SLG: 0.313 (7, 1) Ted Simmons, S OBP: 0.342, SLG: 0.392 (9, PH)		0-3 K		0-3 K		0-3 K		0-0 FC4-6 1-2f		2 0 0 0 0 2 0 0 0 0 0 0 0 0 1 0 0 0 0 1 2 0 0 0 0 0 0 0 1 0 0 0 0 0 1			
Inning Stats	R: 2 H: 2 E: 0 LOB: 1 K: 0 BB: 1 S: 5 P: 9	R: 0 H: 0 E: 0 LOB: 0 K: 1 BB: 0 S: 5 P: 5	R: 0 H: 1 E: 1 LOB: 1 K: 0 BB: 0 S: 4 P: 4	R: 0 H: 0 E: 0 LOB: 0 K: 1 BB: 0 S: 5 P: 5	R: 0 H: 0 E: 0 LOB: 0 K: 1 BB: 0 S: 5 P: 5	R: 1 H: 2 E: 0 LOB: 1 K: 1 BB: 0 S: 7 P: 7	R: 0 H: 1 E: 0 LOB: 2 K: 1 BB: 1 S: 6 P: 10	R: 0 H: 0 E: 0 LOB: 0 K: 0 BB: 0 S: 3 P: 3	R: 0 H: 1 E: 0 LOB: 1 K: 2 BB: 0 S: 8 P: 8	1B: 6 SF: 1 2B: 1 SAC: 0 3B: 0 DP: 1 HR: 0 HBP: 0		WP: 0 PA: 36 PB: 0 SB: 2 CS: 0	
PITCHER	IP WLS BF H R ER SO BB IBB HBP BLK WP HR S P ERA WHIP											PITCHER	IP WLS BF H R ER SO BB IBB HBP BLK WP HR S P ERA WHIP
Tim Belcher, R ERA: 3.15 (1, 1)	6.0 W 24 5 3 3 4 1 0 0 0 0 0 0 31 35 4.50 1.000												
Alejandro Pena, R ERA: 3.86 (7, 1)	3.0 S 12 2 0 0 3 1 0 0 0 0 0 0 17 21 0.00 1.000												



Batter	1	2	3	4	5	6	7	8	9	AB	R	H	RBI	BB	SO	LOB
Steve Sax, R OBP: 0.321, SLG: 0.351 (1, 4)	0-0 1B 1B 1B	0-0 G5-4-3 1-2f			0-0 4-3		0-0 4-3 1-3			4	1	1	0	0	0	2
Franklin Stubbs, L OBP: 0.285, SLG: 0.405 (1, 7)	0-0 1B 1B	0-0 F7			0-0 F8		0-0 6-3			4	1	1	0	0	0	1
Pedro Guerrero, R OBP: 0.414, SLG: 0.540 (1, 3)	0-0 1B 1-2 2-3 1B		0-0 1B FC3-2 1B		0-0 4-3			0-0 5-3		4	1	2	0	0	0	0
Ralph Bryant, L OBP: 0.350, SLG: 0.442 (1, 9)	0-0 5-3 1B 1B		0-0 FC3-2 1B		0-0 1B FC4-6 1B			0-3 K		4	2	3	2	0	1	0
Jose Gonzalez, R (9, 9)	1-3 2-H 3-H 1B		1-3 FC3-2 1B					0-3 K		0	0	0	0	0	0	0
John Shelby, S OBP: 0.302, SLG: 0.449 (1, 8)	0-0 SF8 1-2 3-H		0-0 FC3-2 1B G5-4-3		0-0 1B FC4-6 1B			0-3 K		3	0	1	1	0	1	2
Mickey Hatcher, R OBP: 0.331, SLG: 0.433 (1, 5)	0-0 5-3 1B		0-0 G5-4-3 1-2f		0-0 FC4-6 1B G4-6-3					2	0	0	0	0	0	3
Ken Landreaux, L (6, PH)	0-0 5-3 1B									0	0	0	0	0	0	0
Mike Devereaux, R (6, PH)	0-0 5-3 1B									1	0	0	1	0	0	1
Alejandro Pena, R OBP: 0.083, SLG: 0.083 (7, 1)	2-3 1B									0	0	0	0	0	0	0
Mike Scioscia, L OBP: 0.347, SLG: 0.358 (1, 2)	0-0 FC5-4 1B 3-H		0-0 F6		0-0 G4-6-3 1-2f					3	0	1	1	0	0	1
Glenn Hoffman, R OBP: 0.289, SLG: 0.279 (1, 6)	0-0 FC5-4 1-2f		0-0 6-3		0-0 K		0-0 1-4-3			3	0	0	0	0	0	1
Tim Belcher, R OBP: 0.167, SLG: 0.167 (1, 1)		0-0 G5-4-3 1B		0-3 K			4-0 4-3 WP BB			2	0	1	0	0	1	0
Phil Garner, R OBP: 0.285, SLG: 0.300 (7, 5)										0	0	0	0	1	0	0

Inning Stats	R: 4	H: 5	E: 0	K: 0	S: 8	LOB: 1	BB: 0	P: 8	R: 0	H: 1	E: 0	K: 0	S: 3	LOB: 0	BB: 0	P: 3	R: 0	H: 2	E: 0	K: 0	S: 4	LOB: 1	BB: 0	P: 4	R: 0	H: 0	E: 0	K: 1	S: 5	LOB: 0	BB: 0	P: 5	R: 1	H: 2	E: 0	K: 0	S: 4	LOB: 0	BB: 0	P: 4	R: 0	H: 0	E: 0	K: 0	S: 3	LOB: 0	BB: 0	P: 3	R: 0	H: 0	E: 0	K: 0	S: 3	LOB: 1	BB: 1	P: 7	R: 0	H: 0	E: 0	K: 2	S: 7	LOB: 0	BB: 0	P: 7
--------------	------	------	------	------	------	--------	-------	------	------	------	------	------	------	--------	-------	------	------	------	------	------	------	--------	-------	------	------	------	------	------	------	--------	-------	------	------	------	------	------	------	--------	-------	------	------	------	------	------	------	--------	-------	------	------	------	------	------	------	--------	-------	------	------	------	------	------	------	--------	-------	------

PITCHER	IP	WLS	BF	H	R	ER	SO	BB	IBB	HBP	BLK	WP	HR	S	P	ERA	WHIP
Charlie Puleo, R ERA: 4.47 (1, 1)	5.0	L	23	10	5	5	1	0	0	0	0	0	0	25	25	9.00	2.000
Chuck Cary, L ERA: 6.43 (6, 1)	1.0		2	0	0	0	0	0	0	0	0	0	0	2	2	0.00	0.000
Jeff Dedmon, R ERA: 3.62 (7, 1)	2.0		7	0	0	0	2	1	0	0	0	1	0	10	14	0.00	0.500

BOTTOM

Atlanta Braves @ Los Angeles Dodgers
Dodger Stadium, Los Angeles, CA

Sun Sep 20 1987, 3:33 AM PDT
Att. 30,718 - Unknown

AB	30
R	5
H	10
RBI	5
BB	1
SO	3
LOB	11

livebaseballscorecards.com

1B:	10	SF:	1	WP:	1	PA:	32
2B:	0	SAC:	0	PB:	0	SB:	0
3B:	0	DP:	3	CS:	0		
HR:	0	HBP:	0				



Batter	1	2	3	4	5	6	7	8	9	AB R H RBI BB SO LOB	TOP																	
Steve Sax, R OBP: 0.324, SLG: 0.351 (1, 4) X	0-0 FC3-5 S 1B		4-0 WP 1B BB		0-0 F9		0-0 F8		4-0 FC4-6 IBB	3 1 1 0 2 0 1																		
Mike Devereaux, R OBP: 0.298, SLG: 0.333 (1, 7) X Ralph Bryant, L OBP: 0.361, SLG: 0.442 (8, PH) X Jose Gonzalez, R OBP: 0.361, SLG: 0.442 (8, PR) X Chris Gwynn, L OBP: 0.238, SLG: 0.238 (9, PH) X Tito Landrum, R OBP: 0.280, SLG: 0.278 (9, 7) X	0-0 FC3-5 CS 1-3		0-0 5-3 1-2		0-0 1B 1B		4-0 G6-4-3 BB 1-2f		0-0 FC4-6 1-2f	3 1 1 0 0 0 2 0 0 0 0 1 0 0 0 0 0 0 0 0 0 1 0 0 0 0 0 2																		
Pedro Guerrero, R OBP: 0.412, SLG: 0.538 (1, 3) X	0-0 F8 1-2		0-0 1B		0-0 F9		0-0 G6-4-3 1-2f		0-0 K	4 0 1 1 0 0 3																		
Mike Marshall, R OBP: 0.323, SLG: 0.458 (1, 9) X		0-0 FC4-6 1B 1B		0-0 F8		0-0 1B 1-3 1B		0-3 K		4 0 2 0 0 1 2																		
John Shelby, S OBP: 0.303, SLG: 0.449 (1, 8) X		0-0 FC4-6 1-2 1B		0-0 F8		0-0 G4-6-3 1-3 3-H 1B		0-3 K		4 0 2 1 0 1 0																		
Mike Scioscia, L OBP: 0.346, SLG: 0.357 (1, 2) X Mike Ramsey, S OBP: 0.287, SLG: 0.296 (9, PR) X Alex Trevino, R OBP: 0.270, SLG: 0.348 (9, 2) X		0-0 FC4-6 1-2f 2-3		0-0 6-3		0-0 G4-6-3 1-2f		0-0 G3 2B 1B		4 0 1 0 0 0 4 0 1 0 0 0 0 0 0 0 0 0 0 0 0																		
Glenn Hoffman, R OBP: 0.284, SLG: 0.273 (1, 6) X Ken Landreaux, L OBP: 0.276, SLG: 0.333 (9, PH) X Craig Shipley, R OBP: 0.276, SLG: 0.310 (9, 6) X		0-0 F8		0-0 6-3		0-3 K		0-0 G3 1-2		3 0 0 0 0 1 2 1 0 0 0 0 0 1 0 0 0 0 0 0 0																		
Phil Garner, R OBP: 0.282, SLG: 0.296 (1, 5) X Franklin Stubbs, L OBP: 0.287, SLG: 0.405 (9, PH) X Dave Anderson, R OBP: 0.299, SLG: 0.313 (9, 5) X		0-0 5-3		0-0 6-3		0-3 K		4-0 2B IBB		3 0 0 0 0 1 2 0 1 0 0 1 0 0 0 0 0 0 0 0 0																		
Bob Welch, R OBP: 0.226, SLG: 0.156 (1, 1) X Danny Heep, L OBP: 0.216, SLG: 0.207 (9, PH) X Tim Leary, R OBP: 0.304, SLG: 0.348 (9, 1) X			0-3 K		0-0 6-3		0-0 1B		0-0 2B 1-H 2-H	3 0 1 0 0 1 0 1 0 1 2 0 0 0 0 0 0 0 0 0 0																		
Inning Stats	R: 0 H: 1 E: 0 LOB: 0 K: 0 BB: 0 S: 3 P: 3	R: 0 H: 2 E: 0 LOB: 2 K: 0 BB: 0 S: 5 P: 5	R: 1 H: 1 E: 0 LOB: 1 K: 1 BB: 1 S: 6 P: 10	R: 0 H: 0 E: 0 LOB: 0 K: 0 BB: 0 S: 3 P: 3	R: 0 H: 0 E: 0 LOB: 0 K: 0 BB: 0 S: 3 P: 3	R: 1 H: 3 E: 0 LOB: 1 K: 0 BB: 0 S: 5 P: 5	R: 0 H: 1 E: 0 LOB: 1 K: 2 BB: 0 S: 8 P: 8	R: 0 H: 0 E: 0 LOB: 1 K: 1 BB: 1 S: 4 P: 8	R: 2 H: 2 E: 0 LOB: 2 K: 1 BB: 2 S: 7 P: 15	1B: 9 SF: 0 2B: 1 SAC: 0 3B: 0 DP: 2 HR: 0 HBP: 0	WP: 2 PA: 38 PB: 0 SB: 1 CS: 1																	
PITCHER	IP WLS BF H R ER SO BB IBB HBP BLK WP HR S P ERA WHIP												PITCHER	IP WLS BF H R ER SO BB IBB HBP BLK WP HR S P ERA WHIP														
Atee Hammaker, L ERA: 3.33 (1, 1)	7.0	28	8	2	2	3	1	0	0	0	2	0	33	37	2.57	1.286												
Kelly Downs, R ERA: 3.86 (8, 1)	1.2	L	9	2	2	2	1	2	0	0	0	0	10	22	10.80	1.800												
Craig Lefferts, L ERA: 3.9 (9, 1)	0.1		1	0	0	0	0	0	0	0	0	0	1	1	0.00	0.000												

Los Angeles Dodgers @ San Francisco Giants
Candlestick Park, San Francisco, CA

Mon Sep 21 1987, 10:05 PM EDT
Att. 22,522 - Unknown

AB	34
R	4
H	10
RBI	4
BB	4
SO	5
LOB	19



livebaseballscores.com

Batter	1	2	3	4	5	6	7	8	9	AB	R	H	RBI	BB	SO	LOB
--------	---	---	---	---	---	---	---	---	---	----	---	---	-----	----	----	-----

Eddie Milner, L OBP: 0.313, SLG: 0.372 (1, 8)	4-0 HR BB	0-0 4-3			0-0 F6			4-0 FC5-8 BB		2	1	0	0	2	0	0
Kevin Mitchell, R OBP: 0.345, SLG: 0.479 (1, 5)	0-3 K		0-0 F9		0-0 1-3			0-0 FC5-6 CS		4	0	0	0	0	1	2
Mike Aldrete, L OBP: 0.388, SLG: 0.473 (1, 7)	0-0 1-H HR		4-0 S BB		0-0 G3			0-0 6-3		3	1	1	2	1	0	1
Candy Maldonado, R OBP: 0.352, SLG: 0.521 (1, 9)	0-0 G3		4-0 1-2 BB		0-0 4-3			0-0 L3		3	0	0	0	1	0	0
Will Clark, L OBP: 0.365, SLG: 0.575 (1, 3)	0-0 1B 1B		0-3 K		0-0 4-3			0-3 K		4	0	1	0	0	2	2
Bob Brenly, R OBP: 0.356, SLG: 0.479 Harry Spilman, L OBP: 0.333, SLG: 0.385 (1, 2) (9, PH)	0-0 1-2 1B		0-0 G3		0-0 F9			0-3 K		3	0	1	0	0	0	2
Robby Thompson, R OBP: 0.330, SLG: 0.411 (1, 4)	0-3 K			0-0 F8			0-0 4-3		3	0	0	0	0	1	2	
Jose Uribe, S OBP: 0.328, SLG: 0.398 (1, 6)		0-0 F5		0-3 K			0-0 G3		3	0	0	0	0	1	0	
Atlee Hammaker, S OBP: 0.109, SLG: 0.093 Chili Davis, S OBP: 0.332, SLG: 0.416 Kelly Downs, R OBP: 0.170, SLG: 0.173 Craig Lefferts, L OBP: 0.286, SLG: 0.429 (1, 1) (7, PH) (8, 1) (9, 1)		0-3 K		0-3 K			0-0 L3		2	0	0	0	0	2	0	
									1	0	0	0	0	0	0	
									0	0	0	0	0	0	0	
									0	0	0	0	0	0	0	

Inning Stats	R: 2	H: 3	E: 0	LOB: 2	K: 2	S: 10	R: 0	H: 0	E: 0	LOB: 0	K: 1	S: 5	R: 0	H: 0	E: 0	LOB: 2	K: 1	S: 5	R: 0	H: 0	E: 0	LOB: 0	K: 2	S: 7	R: 0	H: 0	E: 0	LOB: 0	K: 0	S: 3	R: 0	H: 0	E: 0	LOB: 0	K: 0	S: 3	R: 0	H: 0	E: 0	LOB: 0	K: 0	S: 2	R: 0	H: 0	E: 0	LOB: 0	K: 2	S: 7	R: 0	H: 0	E: 0	LOB: 0	K: 2	S: 7	1B: 2	SF: 0	2B: 0	SAC: 0	3B: 0	DP: 0	HR: 1	HBP: 0	WP: 0	PA: 33
--------------	------	------	------	--------	------	-------	------	------	------	--------	------	------	------	------	------	--------	------	------	------	------	------	--------	------	------	------	------	------	--------	------	------	------	------	------	--------	------	------	------	------	------	--------	------	------	------	------	------	--------	------	------	------	------	------	--------	------	------	-------	-------	-------	--------	-------	-------	-------	--------	-------	--------

PITCHER	IP	WLS	BF	H	R	ER	SO	BB	IBB	HBP	BLK	WP	HR	S	P	ERA	WHIP
Bob Welch, R ERA: 3.43 (1, 1)	8.0	W	30	3	2	2	6	4	0	0	0	0	1	38	54	2.25	0.875
Tim Leary, R ERA: 4.73 (9, 1)	1.0	S	3	0	0	0	2	0	0	0	0	0	0	7	7	0.00	0.000

BOTTOM

Los Angeles Dodgers @ San Francisco Giants
Candlestick Park, San Francisco, CA
Mon Sep 21 1987, 10:05 PM EDT
Att. 22,522 - Unknown

AB	29
R	2
H	3
RBI	2
BB	4
SO	8
LOB	9



WP	HR	S	P	ERA	WHIP
0	0	0	0	0	0

Batter	1	2	3	4	5	6	7	8	9	AB R H RBI BB SO LOB	TOP																								
Steve Sax, R (1, 4) OBP: 0.326, SLG: 0.357	0-0 4-3		0-3 K			0-0 1B 1B		0-0 HR	4-0 1-2 2-3 IBB	4 2 2 1 1 1 1																									
Mike Devereaux, R (1, 7) OBP: 0.275, SLG: 0.306 Ken Landreaux, L (9, PH) OBP: 0.274, SLG: 0.331 Alejandro Pena, R (9, 1) OBP: 0.083, SLG: 0.083	0-0 F5		0-3 K			0-0 B1		0-3 K	0-0 6-3	4 0 0 0 0 2 1 1 0 0 0 0 0 3 0 0 0 0 0 0 0																									
Pedro Guerrero, R (1, 3) OBP: 0.413, SLG: 0.538 Franklin Stubbs, L (8, 3) OBP: 0.287, SLG: 0.405	0-0 F3			0-0 5-3		0-0 1B 1-2 1B		0-0 1B		4 0 2 0 0 0 0 0 0 0 0 0 0 0																									
Mike Marshall, R (1, 9) OBP: 0.320, SLG: 0.453		0-0 L1		0-0 5-3		0-3 K		0-3 K		4 0 0 0 0 2 3																									
John Shelby, S (1, 8) OBP: 0.303, SLG: 0.447		0-0 F7			0-3 K		0-0 1-2 2-H 1B	0-3 K		4 0 1 1 0 2 1																									
Mike Scioscia, L (1, 2) OBP: 0.343, SLG: 0.354		0-0 1-3			0-0 F7		0-3 K		0-0 F8	4 0 0 0 0 1 2																									
Glenn Hoffman, R (1, 6) OBP: 0.289, SLG: 0.275			0-0 1B		1-0 HR HBP		0-0 6-3		0-0 E5 WP BB	3 1 1 0 0 0 0																									
Phil Garner, R (1, 5) OBP: 0.282, SLG: 0.310 Ralph Bryant, L (9, PH) OBP: 0.355, SLG: 0.434 Dave Anderson, R (9, 5) OBP: 0.299, SLG: 0.313			0-3 K		0-0 HR		0-0 5-3		0-3 K	3 1 1 2 0 1 1 1 0 0 0 0 1 1 0 0 0 0 0 0 0																									
Fernando Valenzuela, L (1, 1) OBP: 0.140, SLG: 0.174 Danny Heep, L (9, PH) OBP: 0.225, SLG: 0.207 Jose Gonzalez, R (9, 7)		0-0 F8		0-0 G3		0-0 F7		0-0 F7	4-0 1-2 WP BB	3 0 0 0 0 0 1 0 0 0 0 1 0 0 0 0 0 0 0 0 0																									
Inning Stats	R: 0 E: 0 K: 0 S: 3	H: 0 LOB: 0 BB: 0 P: 3	R: 0 E: 0 K: 0 S: 3	H: 0 LOB: 0 BB: 0 P: 3	R: 0 E: 0 K: 2 S: 8	H: 1 LOB: 1 BB: 0 P: 8	R: 0 E: 0 K: 1 S: 5	H: 0 LOB: 0 BB: 0 P: 5	R: 2 E: 0 K: 1 S: 6	H: 1 LOB: 0 BB: 0 P: 7	R: 1 E: 0 K: 2 S: 10	H: 3 LOB: 2 BB: 0 P: 10	R: 0 E: 0 K: 0 S: 3	H: 0 LOB: 0 BB: 0 P: 3	R: 1 E: 0 K: 3 S: 11	H: 2 LOB: 1 BB: 0 P: 11	R: 0 E: 1 K: 1 S: 6	H: 0 LOB: 3 BB: 2 P: 14	1B: 5 2B: 0 3B: 0 HR: 2	SF: 0 SAC: 0 DP: 0 HBP: 1	WP: 1 PB: 0 SB: 0 CS: 0	PA: 38													
PITCHER Dave Dravecky, L (1, 1) ERA: 3.29 Joe Price, L (7, 1) ERA: 3.04 Don Robinson, R (9, 1) ERA: 3.49	IP 6.0	WLS L	BF 24	H 5	R 3	ER 3	SO 6	BB 0	IBB 0	HBP 1	BLK 0	WP 0	HR 1	S 35	P 36	ERA 4.50	WHIP 0.833																		
																		PITCHER	IP	WLS	BF	H	R	ER	SO	BB	IBB	HBP	BLK	WP	HR	S	P	ERA	WHIP

Los Angeles Dodgers @ San Francisco Giants
Candlestick Park, San Francisco, CA
Tue Sep 22 1987, 10:05 PM EDT
Att: 27,317 - Unknown

livebaseballscorecards.com

AB	35
R	4
H	7
RBI	4
BB	2
SO	10
LOB	14



Batter	1	2	3	4	5	6	7	8	9	AB	R	H	RBI	BB	SO	LOB
Chris Speier, R (1, 4) OBP: 0.337, SLG: 0.394	0-0 F8		0-0 2B 1B		0-0 E8 G5-3		4-0 2B BB	0-0 F3		4	0	1	0	1	0	2
Kevin Mitchell, R (1, 5) OBP: 0.344, SLG: 0.478	0-0 1-3		0-0 1-3 2B		0-3 K		0-0 F2	0-0 F8		5	0	1	0	0	1	4
Dave Henderson, R (1, 8) OBP: 0.330, SLG: 0.420 Mike Aldrete, L (9, PH) OBP: 0.387, SLG: 0.472	4-0 BB		0-0 F2		4-0 BB		0-0 1-3 2B		0-0 L6	2	0	1	0	2	0	2
Candy Maldonado, R (1, 9) OBP: 0.349, SLG: 0.514	0-0 F3		0-0 F8		0-0 G5-3		0-3 K		0-0 F9	1	0	0	0	0	0	0
Chili Davis, S (1, 7) OBP: 0.335, SLG: 0.423		0-0 HR		0-3 K		0-0 2B 1B		4-0 IBB	0-0 F7	4	1	2	1	1	1	0
Will Clark, L (1, 3) OBP: 0.364, SLG: 0.574		0-0 B1-3		0-0 3-1		0-0 1-3 2B		0-0 F9		4	0	1	0	0	0	3
Bob Melvin, R (1, 2) OBP: 0.249, SLG: 0.377		0-0 5-3		0-0 HR		0-0 F4			0-0 HR	4	2	2	2	0	0	2
Jose Uribe, S (1, 6) OBP: 0.327, SLG: 0.396		0-0 F3		0-0 5-3		0-3 K		0-0 SH1-4 1B		4	0	1	0	0	1	2
Dave Dravecky, R (1, 1) OBP: 0.207, SLG: 0.167 Bob Brenly, R (6, PH) OBP: 0.355, SLG: 0.477 Joe Price, R (7, 1) Robby Thompson, R (8, PH) OBP: 0.330, SLG: 0.411 Don Robinson, R (9, 1) OBP: 0.222, SLG: 0.235			0-3 K		0-0 E 1B		0-3 K		0-0 SH1-4 1-2	2	0	1	0	0	1	0
Inning Stats	R: 0 H: 0 E: 0 K: 3	R: 1 H: 1 E: 0 K: 4	R: 0 H: 2 E: 0 K: 7	R: 1 H: 1 E: 0 K: 6	R: 0 H: 1 E: 1 K: 6	R: 0 H: 2 E: 0 K: 9	R: 0 H: 1 E: 0 K: 14	R: 1 H: 2 E: 0 K: 5	R: 0 H: 0 E: 0 K: 3	1B: 4 2B: 3 3B: 0 HR: 3	SF: 0 SAC: 1 DP: 1 HBP: 0	WP: 0 PB: 0 SB: 0 CS: 0	PA: 41			

BOTTOM

Los Angeles Dodgers @ San Francisco Giants
Candlestick Park, San Francisco, CA
Tue Sep 22 1987, 10:05 PM EDT
Att. 27,317 - Unknown

livebaseballscorecards.com

AB	36
R	3
H	10
RBI	3
BB	4
SO	6
LOB	25



PITCHER															IP	WLS	BF	H	R	ER	SO	BB	IBB	HBP	BLK	WP	HR	S	P	ERA	WHIP	
Fernando Valenzuela, L (1, 1) ERA: 4.01															8.0	W	38	10	3	3	6	3	1	0	0	0	0	3	46	62	3.38	1.625
Alejandro Pena, R (9, 1) ERA: 3.81															1.0	S	3	0	0	0	0	0	0	0	0	0	0	3	3	0.00	0.000	

Batter	1	2	3	4	5	6	7	8	9	AB	R	H	RBI	BB	SO	LOB	TOP								
Steve Sax, R (1, 4) OBP: 0.326, SLG: 0.357	0-0 F7	0-0 1B		0-0 F8		0-0 F4		0-0 1B	0-0 6-3	6	0	2	2	0	0	2									
Chris Gwynn, L (1, 7) OBP: 0.320, SLG: 0.333	0-0	0-0 F9		4-0 1B			0-0 G4-6-3 BB	0-3 K		3	0	2	0	1	0	1									
Mike Ramsey, S (7, PR) OBP: 0.287, SLG: 0.296										0	1	0	0	0	0	0									
Ralph Bryant, L (8, PH) OBP: 0.349, SLG: 0.426										1	0	0	0	0	1	2									
Shawn Hillegas, R (8, 1)										0	0	0	0	0	0	0									
Pedro Guerrero, R (1, 3) OBP: 0.415, SLG: 0.537	0-0 5-3	0-0 1B		0-0 G5-4-3 1B			4-0 G4-6-3 BB	0-0 F9		4	0	2	0	1	0	3									
Mike Marshall, R (1, 9) OBP: 0.318, SLG: 0.449	0-0 6-3	0-3 K		0-0 G5-4-3 1-2f			0-0 G4-6-3 1-2f 2-3	0-0 1B		5	0	1	1	0	1	7									
John Shelby, S (1, 8) OBP: 0.306, SLG: 0.450		0-0 2B 1B 1B		0-0 F8		0-0 K 2B	4-0 1B BB	0-0 4-3		4	1	2	0	1	0	2									
Mike Scioscia, L (1, 2) OBP: 0.346, SLG: 0.366		0-0 1B 2B		0-0 E3 WP		0-0 G3	0-0 BB 1B	0-0 HR		5	3	3	2	0	0	1									
Glenn Hoffman, R (1, 6) OBP: 0.290, SLG: 0.276		0-0 SH5-4 1B 1B		0-3 K		0-3 K	4-0 3-H BB	0-3 K		3	1	1	2	0	2	2									
Ken Landreaux, L (7, PH) OBP: 0.274, SLG: 0.331										0	0	0	0	0	0	0									
Tito Landrum, R (7, PH) OBP: 0.286, SLG: 0.278										0	0	0	0	1	0	0									
Craig Shipley, R (7, 6) OBP: 0.276, SLG: 0.310										0	0	0	0	0	0	0									
Franklin Stubbs, L (9, PH) OBP: 0.286, SLG: 0.404										1	0	0	0	0	1	0									
Phil Garner, R (1, 5) OBP: 0.288, SLG: 0.310		4-0 SH5-4 1B BB		4-0 S BB			0-0 6-3	0-0 F8		3	1	1	0	2	0	3									
Jose Gonzalez, R (9, PR)										0	0	0	0	0	0	0									
Orel Hershiser, R (1, 1) OBP: 0.218, SLG: 0.259		0-0 SH5-4		0-3 K			0-0 4-3			2	0	0	0	0	1	1									
Brad Havens, L (7, 1)										0	0	0	0	0	0	0									
Tim Crews, R (7, 1)										0	0	0	0	0	0	0									
Danny Heep, L (8, PH) OBP: 0.231, SLG: 0.214		1-2 2-3		1-2 K						2	1	1	0	0	0	1									
Inning Stats	R: 0 E: 0 K: 0 S: 4	H: 1 LOB: 1 BB: 0 P: 4	R: 4 E: 0 K: 1 S: 10	H: 5 LOB: 2 BB: 1 P: 14	R: 1 E: 1 K: 2 S: 8	H: 0 LOB: 1 BB: 1 P: 12	R: 0 E: 0 K: 0 S: 3	H: 1 LOB: 1 BB: 1 P: 7	R: 0 E: 0 K: 1 S: 5	H: 1 LOB: 0 BB: 0 P: 5	R: 0 E: 0 K: 0 S: 3	H: 0 LOB: 0 BB: 0 P: 3	R: 1 E: 0 K: 0 S: 4	H: 2 LOB: 3 BB: 3 P: 16	R: 1 E: 0 K: 1 S: 8	H: 3 LOB: 2 BB: 0 P: 8	R: 1 E: 0 K: 1 S: 7	H: 2 LOB: 2 BB: 0 P: 7	1B: 11 2B: 3 3B: 0 HR: 1	SF: 0 SAC: 1 DP: 2 HBP: 0	WP: 2 PB: 0 SB: 3 CS: 0	PA: 46			
PITCHER	IP	WLS	BF	H	R	ER	SO	BB	IBB	HBP	BLK	WP	HR	S	P	ERA	WHIP								
Rick Reuschel, R (1, 1) ERA: 2.78	1.2		12	6	4	4	0	1	0	0	0	0	0	11	15	21.60	4.200								
Kelly Downs, R (2, 1) ERA: 3.83	1.2		9	1	1	0	3	2	0	0	0	1	0	13	21	0.00	1.800								
Randy Bockus, R (4, 1) ERA: 3.52	1.2		4	1	0	0	1	0	0	0	0	0	0	6	6	0.00	0.600								
Michael LaCoss, R (6, 1) ERA: 3.64	1.2		8	2	1	1	0	2	0	0	0	0	0	6	14	5.40	2.400								
Craig Lefferts, L (7, 1) ERA: 3.88	0.1	W	2	0	0	0	0	1	0	0	0	0	0	1	5	0.00	3.000								
PITCHER	IP	WLS	BF	H	R	ER	SO	BB	IBB	HBP	BLK	WP	HR	S	P	ERA	WHIP								
Don Robinson, R (8, 1) ERA: 3.6	2.0	S	11	5	2	2	2	0	0	0	0	0	0	15	15	9.00	2.500								

Los Angeles Dodgers @ San Francisco Giants
Candlestick Park, San Francisco, CA
Wed Sep 23 1987, 10:05 PM EDT
Att: 29,827 - Unknown

livebaseballscorecards.com

AB	39
R	8
H	15
RBI	7
BB	6
SO	6
LOB	25



Batter	1	2	3	4	5	6	7	8	9	AB	R	H	RBI	BB	SO	LOB
Eddie Milner, L (1, 8) OBP: 0.310, SLG: 0.373	0-0 3-1		0-0 5-3		0-0 F8		0-0 1B 2B	0-3 K		5	1	1	0	0	1	0
Kevin Mitchell, R (1, 5) OBP: 0.344, SLG: 0.476	0-0 6-3		0-3 K			0-3 K	0-0 2B 1B	4-0 BB		4	1	1	2	1	2	0
Mike Aldrete, L (1, 7) OBP: 0.367, SLG: 0.469 Candy Maldonado, R (7, PH) OBP: 0.347, SLG: 0.512 (8, 9)	0-0 5-3		0-0 6-3			4-0 E 1B SF7 BB	0-0 F8	0-3 K		2	1	0	0	1	0	0
Will Clark, L (1, 3) OBP: 0.365, SLG: 0.576		0-0 F8		0-3 K		0-0 E 1B	0-0 BB 2B			4	1	2	1	0	1	0
Chili Davis, S (1, 9) OBP: 0.338, SLG: 0.427 (8, 7)		0-0 1B 2B		0-0 FC5-4 1B		0-0 E6 1B	4-0 BB 2B 1BB			3	2	2	0	1	0	2
Bob Brenly, R (1, 2) OBP: 0.355, SLG: 0.477 Craig Lefferts, L (7, 1) OBP: 0.286, SLG: 0.429 Dave Henderson, R (7, PH) OBP: 0.333, SLG: 0.420 Don Robinson, R (8, 1) OBP: 0.222, SLG: 0.235		0-0 3B 1B		0-0 FC5-4 FC5-4		0-0 SF7	4-0 2B BB			2	1	1	2	0	0	1
Robby Thompson, R (1, 4) OBP: 0.330, SLG: 0.416 Harry Spilman, L (6, PH) OBP: 0.330, SLG: 0.380 Chris Speier, R (7, 4) OBP: 0.339, SLG: 0.399		0-0 6-3 3B		0-0 FC5-4		0-0 G3	0-0 2B			2	1	1	1	0	0	1
Jose Uribe, S (1, 6) OBP: 0.326, SLG: 0.394		0-0 6-3		0-0 3-1		0-0 K2-3	0-0 FC6-4 2B 1B	0-0 F9		4	0	1	1	0	0	2
Rick Reuschel, R (1, 1) OBP: 0.193, SLG: 0.218 Kelly Downs, R (2, 1) OBP: 0.167, SLG: 0.170 Randy Buckius, L (4, 1) Francisco Melendez, L (5, PH) Michael LaCoss, R (6, 1) OBP: 0.115, SLG: 0.061 Bob Melvin, R (7, 2) OBP: 0.247, SLG: 0.373		0-3 K		0-3 K2-3		0-0 FC6-4 2B 1B	0-0 F9			0	0	0	0	0	0	0

Inning Stats	R: 0	H: 0	E: 0	K: 0	S: 3	H: 0	LOB: 0	BB: 0	P: 3	R: 3	H: 3	E: 0	K: 1	S: 8	R: 0	H: 0	E: 0	K: 1	S: 5	R: 0	H: 1	E: 0	K: 1	S: 6	R: 0	H: 0	E: 0	K: 1	S: 5	R: 1	H: 1	E: 1	K: 1	S: 7	R: 5	H: 5	E: 0	K: 0	S: 8	R: 0	H: 0	E: 0	K: 2	S: 7	R: 0	H: 0	E: 0	K: 2	S: 7	1B: 5	SF: 1	2B: 4	SAC: 0	3B: 1	DP: 0	HR: 0	HBP: 0	WP: 0	PA: 39
--------------	------	------	------	------	------	------	--------	-------	------	------	------	------	------	------	------	------	------	------	------	------	------	------	------	------	------	------	------	------	------	------	------	------	------	------	------	------	------	------	------	------	------	------	------	------	------	------	------	------	------	-------	-------	-------	--------	-------	-------	-------	--------	-------	--------

PITCHER	IP	WLS	BF	H	R	ER	SO	BB	IBB	HBP	BLK	WP	HR	S	P	ERA	WHIP
Orel Hershiser, R (1, 1) ERA: 2.86	6.1	L	29	8	7	6	5	1	0	0	0	0	0	38	42	8.53	1.421
Brad Havens, L (7, 1) ERA: 4.11	0.1		3	1	0	0	0	0	1	0	0	0	0	2	6	0.00	3.000
Tim Crews, R (7, 1) ERA: 2.39	0.1		3	1	2	2	0	1	0	0	0	0	0	2	6	54.00	6.000
Shawn Hillegas, R (8, 1) ERA: 3.91	1.0		4	0	0	0	2	1	0	0	0	0	0	7	11	0.00	1.000

BOTTOM

Los Angeles Dodgers @ San Francisco Giants
Candlestick Park, San Francisco, CA
 Wed Sep 23 1987, 10:05 PM EDT
 Att. 29,827 - Unknown

livebaseballscorecards.com

AB	34
R	9
H	10
RBI	9
BB	4
SO	7
LOB	11



Batter	1	2	3	4	5	6	7	8	9	AB R H RBI BB SO LOB	TOP											
Tony Gwynn, L (1, 9) OBP: 0.449, SLG: 0.518	0-0 BLK E 1B	0-0 FC4-6			0-0 F6		0-0 F5			4 1 1 0 0 0 1												
Marvell Wynne, L (1, 8) OBP: 0.332, SLG: 0.359	0-0 E6 1B	0-0 F7			0-3 K		0-0 4-3			4 1 0 0 0 1 1												
John Kruk, L (1, 3) OBP: 0.413, SLG: 0.506	0-0 1B 1B				0-3 K			0-0 4-3		4 0 1 1 0 2 0												
Carmelo Martinez, R (1, 7) OBP: 0.372, SLG: 0.424	0-3 K				0-0 G3			0-0 F2		4 0 0 0 0 1 1												
Benito Santiago, R (1, 2) OBP: 0.322, SLG: 0.457	0-0 1-2 1B				0-3 K			0-3 K		4 0 1 0 0 2 0												
Randy Ready, R (1, 5) OBP: 0.421, SLG: 0.508	0-0 P3				0-0 F9					4 1 2 1 0 0 2												
Garry Templeton, S (1, 6) OBP: 0.284, SLG: 0.304	0-0 F3				0-0 4-3 1B					4 0 2 0 0 0 3												
Tim Flannery, L (1, 4) OBP: 0.335, SLG: 0.256					0-0 4-3					2 0 0 0 1 1 2												
Rob Nelson, L (9, PH) OBP: 0.194, SLG: 0.200					1-2 BB					1 0 0 0 0 1 1												
Ed Whitson, R (1, 1) OBP: 0.136, SLG: 0.138					0-0 4-3					2 0 0 0 0 0 2												
Greg Booker, R (5, 1)					0-0 4-3					0 0 0 0 0 0 0												
Joey Cora, S (7, PH) OBP: 0.320, SLG: 0.280										1 0 0 0 0 0 0												
Andy Hawkins, R (7, 1) OBP: 0.156, SLG: 0.156										0 0 0 0 0 0 0												
Stan Jefferson, S (9, PH) OBP: 0.303, SLG: 0.344										1 0 0 0 0 0 1												
Inning Stats	R: 2 E: 1 K: 1 S: 9	H: 3 LOB: 2 BB: 0 P: 9	R: 0 E: 0 K: 0 S: 3	H: 0 LOB: 1 BB: 1 P: 7	R: 0 E: 0 K: 2 S: 7	H: 0 LOB: 0 BB: 0 P: 7	R: 0 E: 0 K: 0 S: 4	H: 1 LOB: 1 BB: 0 P: 4	R: 0 E: 0 K: 2 S: 7	H: 0 LOB: 0 BB: 0 P: 7	R: 1 E: 0 K: 1 S: 7	H: 2 LOB: 1 BB: 0 P: 7	R: 0 E: 0 K: 0 S: 3	H: 0 LOB: 0 BB: 0 P: 3	R: 0 E: 0 K: 1 S: 5	H: 0 LOB: 0 BB: 0 P: 5	R: 0 E: 0 K: 1 S: 6	H: 1 LOB: 1 BB: 0 P: 6	1B: 6 2B: 0 3B: 0 HR: 1	SF: 0 SAC: 0 DP: 0 HBP: 0	WP: 0 PB: 0 SB: 0 CS: 0	PA: 36
PITCHER	IP WLS BF H R ER SO BB IBB HBP BLK WP HR S P ERA WHIP																					
Tim Belcher, R (1, 1) ERA: 3.0	7.0 W 29 6 3 2 6 1 0 0 1 0 1 40 44 2.57 1.000																					
Alejandro Pena, R (8, 1) ERA: 3.72	2.0 S 7 1 0 0 2 0 0 0 0 0 0 0 11 11 0.00 0.500																					

San Diego Padres @ Los Angeles Dodgers
 Dodger Stadium, Los Angeles, CA
 Fri Sep 25 1987, 7:05 PM PDT
 Att. 20,995 - Unknown

AB	35
R	3
H	7
RBI	2
BB	1
SO	8
LOB	14



Batter	1	2	3	4	5	6	7	8	9
Mike Sharperson, R (1, 4) <small>OBP: 0.262, SLG: 0.263</small> Chris Gwynn, L (7, PH) <small>OBP: 0.308, SLG: 0.320</small> Alejandro Pena, R (8, 1) <small>OBP: 0.083, SLG: 0.083</small>	0-0 F3	0-0 5-3			0-0 5-3		0-0 F5		
Franklin Stubbs, L (1, 7) <small>OBP: 0.291, SLG: 0.411</small> Jose Gonzalez, R (7, PR) <small>OBP: 0.083, SLG: 0.083</small>	0-3 K		0-0 HR		0-0 2B		0-0 1B		
Pedro Guerrero, R (1, 3) <small>OBP: 0.415, SLG: 0.545</small>	0-3 K		0-0 HR		0-0 2B		0-3 K		
Mike Marshall, R (1, 9) <small>OBP: 0.318, SLG: 0.446</small>		4-0 BB	0-3 K		0-0 2-3		0-0 6-3		0-0 F7
John Shelby, S (1, 8) <small>OBP: 0.303, SLG: 0.446</small>		0-0 FC4-6	0-0 3-1		0-0 4-3		0-0 G3		0-0 G3
Mike Scioscia, L (1, 2) <small>OBP: 0.347, SLG: 0.367</small>		0-0 1B	0-0 G3		0-0 1-3		0-0 CS		0-0 1B
Glenn Hoffman, R (1, 6) <small>OBP: 0.285, SLG: 0.270</small>		0-0 FC6-4		0-0 6-3		0-0 6-3		0-0 CS	
Phil Garner, R (1, 5) <small>OBP: 0.289, SLG: 0.307</small> <small>(8, 4)</small>		4-0 E	0-0 G3		0-0 5-3		0-0 5-3		
Tim Belcher, R (1, 1) <small>OBP: 0.250, SLG: 0.250</small> Danny Heep, L (7, PH) <small>OBP: 0.228, SLG: 0.212</small> Dave Anderson, R (8, 5) <small>OBP: 0.299, SLG: 0.313</small>		0-0 E8	0-0 4-3		0-0 4-3		0-0 6-3		

AB	R	H	RBI	BB	SO	LOB
3	0	0	0	0	0	2
1	0	0	0	0	0	0
0	0	0	0	0	0	0
4	2	3	0	0	1	0
0	0	0	0	0	0	0
4	1	2	3	0	2	1
3	0	0	0	1	1	1
4	1	0	0	0	0	2
4	0	2	0	0	0	0
3	1	0	1	0	0	1
2	0	0	0	1	0	0
2	0	1	1	0	0	0
1	0	0	0	0	0	0
0	0	0	0	0	0	0

BOTTOM

San Diego Padres @ Los Angeles Dodgers
Dodger Stadium, Los Angeles, CA
 Fri Sep 25 1987, 7:05 PM PDT
 Att. 20,995 - Unknown

AB	31
R	5
H	8
RBI	5
BB	2
SO	4
LOB	7



1B: 5	SF: 0
2B: 2	SAC: 0
3B: 0	DP: 0
HR: 1	HBP: 0

WP: 0	PA: 34
PB: 0	
SB: 0	
CS: 1	

Inning Stats	R: 0	H: 0	E: 0	K: 2	S: 7	H: 0	LOB: 0	BB: 0	P: 7	R: 2	H: 2	E: 1	K: 0	S: 5	R: 0	H: 0	E: 0	K: 1	S: 3	R: 1	H: 2	E: 0	K: 0	S: 5	R: 0	H: 0	E: 0	K: 0	S: 3	R: 0	H: 0	E: 0	K: 1	S: 6	R: 0	H: 1	E: 0	K: 0	S: 3	R: 0	H: 1	E: 0	K: 0	S: 3
PITCHER	IP	WLS	BF	H	R	ER	SO	BB	IBB	HBP	BLK	WP	HR	S	P	ERA	WHIP																											
Ed Whitson, R (1, 1) <small>ERA: 4.66</small>	4.1	L	21	6	5	5	3	2	0	0	0	0	1	25	33	10.38	1.846																											
Greg Booker, R (5, 1) <small>ERA: 3.54</small>	1.2		5	0	0	0	0	0	0	0	0	0	0	5	5	0.00	0.000																											
Andy Hawkins, R (7, 1) <small>ERA: 5.11</small>	2.0		7	2	0	0	1	0	0	0	0	0	0	9	9	0.00	1.000																											

WP	HR	S	P	ERA	WHIP
0	0	0	0	0.00	0.000
0	0	0	0	0.00	1.000

Batter	1	2	3	4	5	6	7	8	9	AB R H RBI BB SO LOB	TOP							
Tony Gwynn, L (1, 9) OBP: 0.446, SLG: 0.514	0-0 5-3			0-0 F7		0-0 6-3		0-0 2-3		4 0 0 0 0 0 1								
Joey Cora, S (1, 4) OBP: 0.315, SLG: 0.275	0-3 K			0-0 F7		0-0 B3-1		0-0 6-3	4 0 0 0 0 1 0									
Carmelo Martinez, R (1, 7) OBP: 0.373, SLG: 0.427	0-0 CS 1B			0-0 2B		0-3 K		0-0 B5-3	4 0 2 0 0 1 0									
John Kruk, L (1, 3) OBP: 0.412, SLG: 0.504	0-0 CS 1-2	0-0 F8		0-3 K		0-3 K		0-0 1B 1B	4 0 1 0 0 2 1									
Benito Santiago, R (1, 2) OBP: 0.323, SLG: 0.458		0-0 F9		0-0 2B 1B		0-0 6-3		0-0 1-3 1B	4 1 2 0 0 0 0									
Randy Ready, R (1, 5) OBP: 0.416, SLG: 0.502		0-0 F7		0-0 F7 1-2		0-3 K		0-0 F8	4 0 0 0 0 1 3									
Garry Templeton, S (1, 6) OBP: 0.286, SLG: 0.307			0-0 3-1		0-0 2B		4-0 BB		2 0 1 1 1 0 0									
Stan Jefferson, S (1, 8) OBP: 0.301, SLG: 0.342			0-0 6-3		0-0 F7		0-3 K		3 0 0 0 0 1 2									
Eric Nolte, L (1, 1) OBP: 0.143, SLG: 0.100			0-0 4-3		0-3 K		0-3 K		2 0 0 0 0 1 1									
Mark Davis, L (6, 1) OBP: 0.233, SLG: 0.333									0 0 0 0 0 0 0									
Lance McCullers, S (7, 1) OBP: 0.133, SLG: 0.071									0 0 0 0 0 0 0									
Marvell Wynne, L (8, PH) OBP: 0.330, SLG: 0.357									1 0 0 0 0 1 1									
Greg Booker, R (8, 1)									0 0 0 0 0 0 0									
Inning Stats	R: 0 E: 0 K: 1 S: 5	H: 1 LOB: 0 BB: 0 P: 5	R: 0 E: 0 K: 0 S: 3	H: 0 LOB: 0 BB: 0 P: 3	R: 0 E: 0 K: 0 S: 3	H: 1 LOB: 1 BB: 0 P: 6	R: 1 E: 0 K: 1 S: 7	H: 2 LOB: 1 BB: 0 P: 7	R: 0 E: 0 K: 2 S: 7	H: 0 LOB: 0 BB: 0 P: 7	R: 0 E: 0 K: 2 S: 7	H: 0 LOB: 1 BB: 1 P: 11	R: 0 E: 0 K: 0 S: 5	H: 2 LOB: 2 BB: 0 P: 5	1B: 4 2B: 2 3B: 0 HR: 0	SF: 0 SAC: 0 DP: 0 HBP: 0	WP: 0 PB: 0 SB: 0 CS: 1	PA: 34
PITCHER Bob Welch, R (1, 1) ERA: 3.34	IP: 9.0 WLS: W BF: 33 H: 6 R: 1 ER: 1 SO: 8 BB: 1 IBB: 0 HBP: 0 BLK: 0 WP: 0 HR: 0 S: 48 P: 52 ERA: 1.00 WHIP: 0.778											PITCHER	IP: 9.0 WLS: W BF: 33 H: 6 R: 1 ER: 1 SO: 8 BB: 1 IBB: 0 HBP: 0 BLK: 0 WP: 0 HR: 0 S: 48 P: 52 ERA: 1.00 WHIP: 0.778					

San Diego Padres @ Los Angeles Dodgers
 Dodger Stadium, Los Angeles, CA
 Sat Sep 26 1987, 3:33 AM PDT
 Att: 18,357 - Unknown

AB	32
R	1
H	6
RBI	1
BB	1
SO	8
LOB	9



Batter	1	2	3	4	5	6	7	8	9
Jose Gonzalez, R (1, 7) <small>OBP: 0.250, SLG: 0.500</small> Ken Landreaux, L (7, PH) <small>OBP: 0.273, SLG: 0.330</small> Mike Ramsey, S (8, 7) <small>OBP: 0.287, SLG: 0.296</small>	0-0 5-3 2B		0-0 4-3		0-0 4-3		0-3 K		
Mike Sharperson, R (1, 4) <small>OBP: 0.273, SLG: 0.275</small> Danny Heep, L (7, PH) <small>OBP: 0.226, SLG: 0.209</small> Dave Anderson, R (8, 5) <small>OBP: 0.299, SLG: 0.313</small>	0-3 K		0-0 1B			0-0 1B 1B	0-0 6-3		
Pedro Guerrero, R (1, 3) <small>OBP: 0.414, SLG: 0.543</small> Franklin Stubbs, L (9, 3) <small>OBP: 0.291, SLG: 0.411</small>	0-0 5-3 2-3		0-0 G3			0-0 BB 1-2 1B 1B	0-0 F8		
Mike Marshall, R (1, 9) <small>OBP: 0.319, SLG: 0.446</small>	0-0 6-3			0-0 F8		0-0 BB 1-2 2-H 1B 1B		0-0 F4	
John Shelby, S (1, 8) <small>OBP: 0.303, SLG: 0.444</small>		0-0 4-3		0-0 F9		4-0 BB BB BB 1B CS BB 1-2 2-3		0-0 1B 1B	
Mike Scioscia, L (1, 2) <small>OBP: 0.346, SLG: 0.366</small>		0-0 E6		0-0 G3		0-0 F8		0-0 F7	
Glenn Hoffman, R (1, 6) <small>OBP: 0.290, SLG: 0.276</small>		0-0 F8			0-0 4-3 1B	0-0 CS 1-3 2-H 3-H 1B		0-0 1-2 1B	
Phil Garner, R (1, 5) <small>OBP: 0.289, SLG: 0.312</small> (8, 4)		0-0 5-3			0-0 F7	0-0 CS 1-2 3-H		0-0 5-3	
Bob Welch, R (1, 1) <small>OBP: 0.218, SLG: 0.150</small>			0-0 3-1		0-0 4-3 1-2		0-0 6-3 2B		

AB	R	H	RBI	BB	SO	LOB
3	0	1	0	0	0	1
1	0	0	0	0	0	1
0	0	0	0	0	0	0
3	1	2	0	0	1	1
1	0	0	0	0	0	1
0	0	0	0	0	0	0
4	1	1	0	0	0	2
0	0	0	0	0	0	0
4	1	2	1	0	0	1
3	0	0	0	1	0	1
4	0	1	0	0	0	3
4	0	2	2	0	0	3
3	0	1	0	0	0	2
3	0	0	0	0	1	2

BOTTOM

San Diego Padres @ Los Angeles Dodgers
Dodger Stadium, Los Angeles, CA

Sat Sep 26 1987, 3:33 AM PDT
Att. 18,357 - Unknown

AB	33
R	3
H	10
RBI	3
BB	1
SO	2
LOB	18



Inning Stats		R: 0	H: 1	E: 0	K: 1	S: 6	LOB: 1	BB: 0	P: 6							
R: 0 H: 0 E: 1 K: 0 S: 4		R: 0 H: 1 E: 0 K: 0 S: 4		R: 0 H: 0 E: 0 K: 0 S: 3		R: 0 H: 1 E: 0 K: 0 S: 4		R: 3 H: 4 E: 0 K: 1 S: 5		R: 0 H: 1 E: 0 K: 1 S: 6		R: 0 H: 2 E: 0 K: 0 S: 5				
PITCHER																
IP	WLS	BF	H	R	ER	SO	BB	IBB	HBP	BLK	WP	HR	S	P	ERA	WHIP
Eric Nolte, L (1, 1)	5.0	L	23	6	3	3	1	1	0	0	0	0	24	28	5.40	1.400
Mark Davis, L (6, 1)	1.0		2	1	0	0	0	0	0	0	0	0	2	2	0.00	1.000
Lance McCullers, R (7, 1)	1.0		4	1	0	0	1	0	0	0	0	0	6	6	0.00	1.000
Greg Booker, R (8, 1)	1.0		5	2	0	0	0	0	0	0	0	0	5	5	0.00	2.000

WP	PA	ERA	WHIP
0	35		
0			
0			

Batter	1	2	3	4	5	6	7	8	9	AB R H RBI BB SO LOB	TOP																	
Randy Ready, R (1, 5) OBP: 0.419, SLG: 0.502	0-0 1B 1B	0-0 BB 1B		0-0 5-3 1-2			4-0 FC1-6 BB		0-0 F7	4 1 2 0 1 0 1																		
Shane Mack, R (1, 8) OBP: 0.306, SLG: 0.375 Marvell Wynne, L (9, PH) OBP: 0.328, SLG: 0.355	0-0 F9 1-2 1B 1B	4-0 BB 1B		0-0 F9			0-0 FC1-6 L4-3 1-2f		0-0 4-3	3 0 1 0 1 0 2 1 0 0 0 0 0 0																		
Carmelo Martinez, R (1, 7) OBP: 0.371, SLG: 0.423	0-3 K	0-0 F7				4-0 FC3-6 BB	0-0 L4-3 1-2		0-3 K	4 0 0 0 1 2 5																		
John Kruk, L (1, 3) OBP: 0.412, SLG: 0.503 Stan Jefferson, S (8, 7) OBP: 0.301, SLG: 0.342	0-0 BB 1-2 2-H 1B		0-0 5-3 1B			0-0 FC3-6 CS 1-2f		0-0 F7		4 0 2 1 0 0 1 0 0 0 0 0 0 0																		
Benito Santiago, R (1, 2)	0-0 F9 2-3		0-0 5-3 1-2			0-0 F7		0-0 3B 1B		4 1 1 0 0 0 4																		
Shawn Abner, R (1, 9) OBP: 0.267, SLG: 0.483	4-0 BB 1-2		0-0 5-3			0-0 CS 1-2	0-0 G3	0-0 E 3B		3 1 1 1 1 0 1																		
Garry Templeton, S (1, 6) OBP: 0.284, SLG: 0.304	0-0 F7		0-0 F6			0-0 6-3		0-0 E6 1B		4 0 0 0 0 0 4																		
Joey Cora, S (1, 4) OBP: 0.321, SLG: 0.284		0-0 F2		0-0 S 1B		0-0 1B		0-0 G6-4-3 1-2 1B		4 0 3 0 0 0 0																		
Mark Grant, R (1, 1) OBP: 0.152, SLG: 0.093 Tony Gwynn, L (8, PH) OBP: 0.445, SLG: 0.513 Rich Gossage, R (8, 1)		0-0 1-3		0-0 F4		0-3 K		0-0 G6-4-3 1-2f		3 0 0 0 0 1 2 1 0 0 0 0 0 2 0 0 0 0 0 0 0																		
Inning Stats	R: 1 E: 0 K: 1 S: 8	H: 3 LOB: 3 BB: 1 P: 12	R: 0 E: 0 K: 0 S: 4	H: 1 LOB: 2 BB: 1 P: 8	R: 0 E: 0 K: 0 S: 4	H: 1 LOB: 1 BB: 0 P: 4	R: 0 E: 0 K: 0 S: 4	H: 1 LOB: 1 BB: 0 P: 4	R: 0 E: 0 K: 1 S: 6	H: 1 LOB: 1 BB: 0 P: 6	R: 0 E: 0 K: 0 S: 2	H: 0 LOB: 0 BB: 1 P: 6	R: 0 E: 0 K: 0 S: 2	H: 0 LOB: 0 BB: 1 P: 6	R: 2 E: 1 K: 0 S: 6	H: 3 LOB: 1 BB: 0 P: 6	R: 0 E: 0 K: 1 S: 5	H: 0 LOB: 0 BB: 0 P: 5	1B: 9 2B: 1 3B: 1 HR: 0	SF: 0 SAC: 0 DP: 2 HBP: 0	WP: 0 PB: 0 SB: 1 CS: 1	PA: 40						
PITCHER	IP WLS BF H R ER SO BB IBB HBP BLK WP HR S P ERA WHIP																											
Fernando Valenzuela, L (1, 1) ERA: 4.0	7.1		35	10	3	3	2	4	0	0	0	0	0	0	35	51	3.68	1.909										
Tim Crews, R (8, 1) ERA: 2.33	0.2	W	1	0	0	0	0	0	0	0	0	0	0	1	1	0.00	0.000											
Alejandro Pena, R (9, 1) ERA: 3.67	1.0	S	3	0	0	0	1	0	0	0	0	0	0	5	5	0.00	0.000											

San Diego Padres @ Los Angeles Dodgers
 Dodger Stadium, Los Angeles, CA
 Sun Sep 27 1987, 3:33 AM PDT
 Att: 24,179 - Unknown

AB	35
R	3
H	10
RBI	2
BB	4
SO	3
LOB	22



WP: 0	PA: 40
-------	--------

Batter	1	2	3	4	5	6	7	8	9
Steve Sax, R (1, 4) OBP: 0.327, SLG: 0.357	0-0 B5-3		0-0 4-3			0-0 SH2-3 1B		4-0 FC3-8 BB	
Chris Gwynn, L (1, 7) OBP: 0.276, SLG: 0.286 Craig Shipley, R (9, 6) OBP: 0.276, SLG: 0.310	0-0 F7		0-0 L4			0-0 SH2-3 1-2		0-0 FC3-6 BB 1-2f 2-3	
Franklin Stubbs, L (1, 3) OBP: 0.290, SLG: 0.407	0-0 6-3			0-3 K		0-3 K		4-0 2B BB	
Mike Marshall, R (1, 9) OBP: 0.321, SLG: 0.455		0-0 HR		0-0 FC4-6 1B		0-0 F8		0-3 K	
John Shelby, S (1, 8) OBP: 0.306, SLG: 0.447		0-0 SH1-3 1B		0-0 FC4-6 1-2f			4-0 WP SH5-3 BB	0-0 2B 1-H 2-H 3-H	
Mike Scioscia, L (1, 2) OBP: 0.346, SLG: 0.364		0-0 F4		0-0 F6			0-0 SH5-3 1-2	4-0 IBB	
Glenn Hoffman, R (1, 6) OBP: 0.287, SLG: 0.273 Ralph Bryant, L (8, PH) OBP: 0.344, SLG: 0.418 Alejandro Pena, R (9, 1) OBP: 0.083, SLG: 0.083		0-0 SH1-3 1-2			0-0 F3		0-3 K 2-3	0-3 K	
Mike Sharperson, R (1, 5) OBP: 0.268, SLG: 0.269 Ken Landreaux, L (7, PH) OBP: 0.271, SLG: 0.328 Dave Anderson, R (8, 5) OBP: 0.299, SLG: 0.313		0-0 5-3			0-0 F8		0-3 K		
Fernando Valenzuela, L (1, 1) OBP: 0.136, SLG: 0.170 Tim Crews, R (8, 1) Danny Heep, L (8, PH) OBP: 0.234, SLG: 0.209 Mike Ramsey, S (8, PR) OBP: 0.287, SLG: 0.296 Jose Gonzalez, R (9, 7) OBP: 0.250, SLG: 0.500			0-0 F4			0-0 4-3		4-0 FC3-6 BB 2B BB	

Inning Stats	R: 0 E: 0 K: 0 S: 3	H: 0 LOB: 0 BB: 0 P: 3	R: 1 E: 0 K: 0 S: 5	H: 2 LOB: 1 BB: 0 P: 5	R: 0 E: 0 K: 0 S: 3	H: 0 LOB: 0 BB: 0 P: 3	R: 0 E: 0 K: 1 S: 6	H: 1 LOB: 1 BB: 0 P: 6	R: 0 E: 0 K: 0 S: 3	H: 0 LOB: 0 BB: 0 P: 3	R: 0 E: 0 K: 1 S: 6	H: 1 LOB: 1 BB: 0 P: 6	R: 0 E: 0 K: 2 S: 7	H: 0 LOB: 1 BB: 1 P: 11	R: 3 E: 0 K: 2 S: 8	H: 1 LOB: 2 BB: 4 P: 24
--------------	------------------------------	---------------------------------	------------------------------	---------------------------------	------------------------------	---------------------------------	------------------------------	---------------------------------	------------------------------	---------------------------------	------------------------------	---------------------------------	------------------------------	----------------------------------	------------------------------	----------------------------------

PITCHER	IP	WLS	BF	H	R	ER	SO	BB	IBB	HBP	BLK	WP	HR	S	P	ERA	WHIP
Mark Grant, R (1, 1) ERA: 4.05	7.0		26	4	1	1	4	1	0	0	0	1	1	33	37	1.29	0.714
Rich Gossage, R (8, 1) ERA: 3.18	1.0	L	8	1	3	3	2	3	1	0	0	0	0	8	24	27.00	4.000

AB	R	H	RBI	BB	SO	LOB
3	0	1	0	1	0	0
3	1	0	0	0	0	2
0	0	0	0	0	0	0
3	1	0	0	1	2	1
4	1	2	1	0	1	4
3	0	2	3	1	0	1
2	0	0	0	1	0	2
2	0	0	0	0	1	1
1	0	0	0	0	1	2
0	0	0	0	0	0	0
2	0	0	0	0	0	1
1	0	0	0	0	1	1
0	0	0	0	0	0	0
2	0	0	0	0	0	0
0	0	0	0	0	0	0
0	0	0	0	1	0	0
0	1	0	0	0	0	0
0	0	0	0	0	0	0

WP	PA	ERA	WHIP
1	34		
0			
0			
0			
1			
0			
0			

San Diego Padres @ Los Angeles Dodgers
 Dodger Stadium, Los Angeles, CA
 Sun Sep 27 1987, 3:33 AM PDT
 Att. 24,179 - Unknown



AB	26
R	4
H	5
RBI	4
BB	5
SO	6
LOB	15

livebaseballscorecards.com

Batter	1	2	3	4	5	6	7	8	9	AB R H RBI BB SO LOB	TOP									
Steve Sax, R (1, 4) OBP: 0.326, SLG: 0.354	4-0 BB 2B		0-0 F7		0-0 FC4-6		0-0 F9		0-0 F8	4 0 0 1 1 0 1										
Jose Gonzalez, R (1, 7) OBP: 0.286, SLG: 0.571	0-0 1B		0-0 F3		0-0 1-3		0-0 1B			3 1 1 0 0 0 1										
Ralph Bryant, L (7, PH) OBP: 0.354, SLG: 0.429										1 0 1 0 0 0 0										
Pedro Guerrero, R (1, 3) OBP: 0.413, SLG: 0.540	0-0 1B			0-0 5-3		0-0 E5 BLK 2B				4 1 1 1 0 1 1										
Franklin Stubbs, L (8, 3) OBP: 0.290, SLG: 0.407										0 0 0 0 0 0 0										
Mike Marshall, R (1, 9) OBP: 0.320, SLG: 0.455	0-0 F7			0-0 F7		0-0 1B 1B 2B		0-0 F7		4 1 1 1 0 0 1										
Reggie Williams, R (8, 9) OBP: 0.225, SLG: 0.118										0 0 0 0 0 0 0										
John Shelby, S (1, 8) OBP: 0.306, SLG: 0.445	0-3 K			0-3 K		0-0 1B S 1B		0-0 F8		4 0 1 0 0 2 1										
Mike Ramsey, S (8, 8) OBP: 0.287, SLG: 0.296										0 0 0 0 0 0 0										
Alex Trevino, R (1, 2) OBP: 0.266, SLG: 0.343		0-0 F9			0-0 6-3	0-0 L3 1B		0-0 1B		2 0 0 0 0 0 0										
Mike Scioscia, L (6, PH) OBP: 0.349, SLG: 0.367										2 0 2 1 0 0 0										
Orlando Mercado, R (8, 2) OBP: 0.200, SLG: 0.130										0 0 0 0 0 0 0										
Glenn Hoffman, R (1, 6) OBP: 0.289, SLG: 0.275		0-0 F9			0-0 1B 1B	0-0 L3 1-2		0-3 K		2 1 1 0 0 0 0										
Ken Landreaux, L (6, PH) OBP: 0.270, SLG: 0.326										1 0 0 0 0 0 2										
Craig Shipley, R (6, 6) OBP: 0.267, SLG: 0.300										1 0 0 0 0 1 1										
Mike Sharperson, R (1, 5) OBP: 0.267, SLG: 0.269		0-0 6-3			0-0 1B FC4-6 1B	0-3 K			0-0 G3	4 1 1 0 0 1 1										
Orel Hershiser, R (1, 1) OBP: 0.225, SLG: 0.264			0-0 F4		0-0 FC4-6 1B		0-0 F8		0-0 F8	2 0 1 1 0 0 0										
Brad Havens, L (6, 1)										0 0 0 0 0 0 0										
Brian Holton, R (6, 1) OBP: 0.200, SLG: 0.200										0 0 0 0 0 0 0										
Bill Krueger, L (6, 1)										0 0 0 0 0 0 0										
Chris Gwynn, L (7, PH) OBP: 0.267, SLG: 0.276										1 0 0 0 0 0 0										
Ron Davis, R (7, 1)										0 0 0 0 0 0 0										
Danny Heep, L (9, PH) OBP: 0.232, SLG: 0.207										1 0 0 0 0 0 0										
Inning Stats	R: 1 E: 0 K: 1 S: 6	H: 2 LOB: 1 BB: 1 P: 10	R: 0 E: 0 K: 0 S: 3	H: 0 LOB: 0 BB: 0 P: 3	R: 0 E: 0 K: 1 S: 5	H: 0 LOB: 0 BB: 0 P: 5	R: 2 E: 0 K: 0 S: 6	H: 3 LOB: 1 BB: 0 P: 6	R: 2 E: 1 K: 1 S: 8	H: 3 LOB: 1 BB: 0 P: 8	R: 0 E: 0 K: 1 S: 6	H: 1 LOB: 1 BB: 0 P: 6	R: 0 E: 0 K: 1 S: 6	H: 1 LOB: 1 BB: 0 P: 6	R: 0 E: 0 K: 0 S: 3	H: 0 LOB: 0 BB: 0 P: 3	1B: 8 2B: 3 3B: 0 HR: 0	SF: 0 SAC: 0 DP: 1 HBP: 0	WP: 0 PB: 0 SB: 1 CS: 0	PA: 37
PITCHER	IP WLS BF H R ER SO BB IBB HBP BLK WP HR S P ERA WHIP																			
Jim Deshaies, L (1, 1) ERA: 4.62	5.0 W 23 7 5 4 2 1 0 0 0 1 0 0 26 30 7.20 1.600																			
Jeff Heathcock, R (6, 1) ERA: 3.2	4.0 S 14 3 0 0 3 0 0 0 0 0 0 0 20 20 0.00 0.750																			

Los Angeles Dodgers @ Houston Astros
 Astrodome, Houston, TX
 Mon Sep 28 1987, 8:05 PM EDT
 Att. 8,593 - Unknown

AB	36
R	5
H	10
RBI	5
BB	1
SO	5
LOB	9



WP: 0	PA: 37
PB: 0	
SB: 1	
CS: 0	

Batter	1	2	3	4	5	6	7	8	9	AB R H RBI BB SO LOB	TOP	
Steve Sax, R (1, 4) OBP: 0.326, SLG: 0.354 Phil Garner, R (6, 4) OBP: 0.287, SLG: 0.309	0-0 S HR 1B		0-0 FC6-4 2B 1B		0-3 K2-3		0-0 F8		0-3 K	3 2 1 0 0 1 1 2 0 0 0 0 1 1		
John Shelby, S (1, 8) OBP: 0.307, SLG: 0.448	0-3 K 1-2		0-0 1B 2B		0-0 F7			0-0 6-3 SH2-4 1B		4 2 2 0 0 1 1		
Franklin Stubbs, L (1, 3) OBP: 0.290, SLG: 0.415	0-0 HR 2-H		0-0 P3		0-0 F6			0-0 SH2-4 1-2		3 1 1 2 0 0 2		
Mike Marshall, R (1, 9) OBP: 0.325, SLG: 0.454	4-0 G3-6-3 BB		4-0 1B BB		0-3 K			4-0 6-3 E IBB		1 1 0 0 3 1 0		
Mike Scioscia, L (1, 2) OBP: 0.348, SLG: 0.366 Orlando Mercado, R (9, 2) OBP: 0.200, SLG: 0.130	0-0 G3-6-3 1-2f		0-0 1-2 2-H 3-H 1B		0-0 1-3			0-0 6-3 1-2 2-3		4 0 1 2 0 0 3 0 0 0 0 0 0 0		
Ralph Bryant, L (1, 7) OBP: 0.338, SLG: 0.407 Mike Ramsey, S (6, 7) OBP: 0.287, SLG: 0.296 Tito Landrum, R (8, PH) OBP: 0.291, SLG: 0.284 Jose Gonzalez, R (8, 7) OBP: 0.286, SLG: 0.571		0-3 K	0-3 K		0-0 F7			0-0 E1 2-H 3-H 1B		3 0 0 0 0 2 2 0 0 0 0 0 0 0 1 0 1 1 0 0 0 0 0 0 0 0 0 0		
Glenn Hoffman, R (1, 6) OBP: 0.283, SLG: 0.269		0-3 K		0-3 K			0-3 K	0-0 F9		4 0 0 0 0 3 1		
Mike Sharperson, R (1, 5) OBP: 0.267, SLG: 0.277		0-0 F7		0-3 K			0-0 1B 2B		0-0 F6	4 0 1 0 0 1 0		
Shawn Hillegas, R (1, 1) Danny Heep, L (7, PH) OBP: 0.240, SLG: 0.216 Alejandro Pena, R (7, 1) OBP: 0.077, SLG: 0.077			4-0 FC6-4 BB		0-0 L3		0-0 2-H 1B		0-3 K	1 0 0 0 1 0 0 1 0 1 0 0 0 0 1 0 0 0 0 1 0		
Inning Stats	R: 2 H: 2 E: 0 LOB: 0 K: 1 BB: 1 S: 6 P: 10	R: 0 H: 0 E: 0 LOB: 0 K: 2 BB: 0 S: 7 P: 7	R: 2 H: 2 E: 0 LOB: 2 K: 1 BB: 2 S: 7 P: 15	R: 0 H: 0 E: 0 LOB: 0 K: 2 BB: 0 S: 7 P: 7	R: 0 H: 0 E: 0 LOB: 0 K: 1 BB: 0 S: 5 P: 5	R: 0 H: 0 E: 0 LOB: 0 K: 1 BB: 0 S: 5 P: 5	R: 0 H: 2 E: 0 LOB: 1 K: 1 BB: 0 S: 6 P: 6	R: 2 H: 2 E: 1 LOB: 1 K: 0 BB: 1 S: 5 P: 9	R: 0 H: 0 E: 0 LOB: 0 K: 2 BB: 0 S: 7 P: 7	1B: 5 SF: 0 2B: 2 SAC: 1 3B: 0 DP: 1 HR: 1 HBP: 0	WP: 0 PA: 37 PB: 0 SB: 1 CS: 0	
PITCHER	IP WLS BF H R ER SO BB IBB HBP BLK WP HR S P ERA WHIP											
Nolan Ryan, R (1, 1) ERA: 2.77	7.0 L 28 6 4 4 9 3 0 0 0 0 0 1 43 55 5.14 1.286											
Juan Agosto, L (8, 1) ERA: 2.88	1.0 6 2 2 1 0 0 0 1 0 0 0 0 5 9 9.00 2.000											
Rocky Childress, R (9, 1) ERA: 2.11	1.0 3 0 0 0 0 2 0 0 0 0 0 0 7 7 0.00 0.000											

Los Angeles Dodgers @ Houston Astros
 Astrodome, Houston, TX
 Tue Sep 29 1987, 8:05 PM EDT
 Att: 10,468 - Unknown

AB	32
R	6
H	8
RBI	5
BB	4
SO	11
LOB	11



WP: 0	PA: 37
PB: 0	
SB: 1	
CS: 0	

Batter	1	2	3	4	5	6	7	8	9	AB R H RBI BB SO LOB	TOP	
Eddie Milner, L (1, 8) OBP: 0.320, SLG: 0.374 Chili Davis, S (6, 8) OBP: 0.343, SLG: 0.436	0-0 F9		0-0 F5		0-0 CS 1B			0-0 5-3	0-0 1B	3 0 1 0 0 0 0 2 0 1 1 0 0 0	San Francisco Giants @ Los Angeles Dodgers Dodger Stadium, Los Angeles, CA Wed Sep 30 1987, 7:05 PM PDT Att: 28,468 - Unknown livebaseballscorecards.com	
Jeffrey Leonard, R (1, 7) OBP: 0.313, SLG: 0.476	0-0 F7		0-0 F8		0-0 CS 1-2	0-0 F8		0-0 4-3	0-0 L5	5 0 0 0 0 0 2		
Mike Aldrete, L (1, 3) OBP: 0.395, SLG: 0.468	0-3 K			0-0 F7 1B		4-0 BB G6-4-3		0-0 1B		3 0 2 0 1 1 0		
Candy Maldonado, R (1, 9) OBP: 0.349, SLG: 0.517 Will Clark, L (6, 3) OBP: 0.371, SLG: 0.574		0-3 K		0-0 F7 1B		0-0 G6-4-3 1-2f		0-0 F4		3 0 1 0 0 1 1 1 0 0 0 0 0 1		
Harry Spilman, L (1, 5) OBP: 0.333, SLG: 0.372 Jose Uribe, S (8, 6) OBP: 0.338, SLG: 0.414		4-0 BB BB		0-0 F7 1-2 2-3		0-0 SH3-4 E 1B		0-0 1B 1B		2 1 1 0 1 0 2 1 1 1 0 0 0 0		
Chris Speier, R (1, 4) OBP: 0.342, SLG: 0.395 Mark Wasinger, R (6, 4) OBP: 0.341, SLG: 0.351 Robby Thompson, R (8, 4) OBP: 0.336, SLG: 0.421		4-0 BB BB BB		0-3 K 1-2 BB		0-0 SH3-4 1-2		0-3 K		1 0 0 0 1 1 2 0 0 0 0 0 0 0 1 0 0 0 0 1 1		
Bob Melvin, R (1, 2) OBP: 0.254, SLG: 0.373		0-3 K		0-3 K		0-0 E2 2-H 1B		0-0 1B 1B		4 1 2 0 0 2 4		
Matt Williams, R (1, 6) OBP: 0.243, SLG: 0.342		0-0 FC6 1-2f		0-0 F9		0-0 F8		0-0 1B 1B		4 0 1 1 0 0 3		
Mike Krukow, R (1, 1) OBP: 0.196, SLG: 0.204 Francisco Melendez, L (7, PH) OBP: 0.333, SLG: 0.333 Joe Price, R (7, 1) OBP: 0.167, SLG: 0.167			0-0 F9		0-3 K		0-0 6-3		0-0 B3	2 0 0 0 0 1 0 1 0 0 0 0 0 1 1 0 0 0 0 0 2		
Inning Stats	R: 0 E: 0 K: 1 S: 5 H: 0 LOB: 0 BB: 0 P: 5	R: 0 E: 0 K: 2 S: 7 H: 0 LOB: 2 BB: 2 P: 15	R: 0 E: 0 K: 0 S: 3 H: 0 LOB: 0 BB: 0 P: 3	R: 0 E: 0 K: 2 S: 9 H: 2 LOB: 2 BB: 0 P: 9	R: 0 E: 0 K: 1 S: 5 H: 1 LOB: 0 BB: 0 P: 5	R: 0 E: 0 K: 0 S: 2 H: 0 LOB: 0 BB: 1 P: 6	R: 1 E: 1 K: 0 S: 5 H: 2 LOB: 1 BB: 0 P: 5	R: 0 E: 0 K: 0 S: 4 H: 1 LOB: 1 BB: 0 P: 4	R: 2 E: 0 K: 1 S: 9 H: 4 LOB: 2 BB: 0 P: 9	1B: 10 2B: 0 3B: 0 HR: 0 SF: 0 SAC: 1 DP: 1 HBP: 0		WP: 0 PB: 0 SB: 0 CS: 1 PA: 39
PITCHER	IP WLS BF H R ER SO BB IBB HBP BLK WP HR S P ERA WHIP	IP WLS BF H R ER SO BB IBB HBP BLK WP HR S P ERA WHIP									IP WLS BF H R ER SO BB IBB HBP BLK WP HR S P ERA WHIP	IP WLS BF H R ER SO BB IBB HBP BLK WP HR S P ERA WHIP
Tim Belcher, R (1, 1) ERA: 2.38	7.0 L 27 5 1 0 6 3 0 0 0 0 0 0 36 48 0.00 1.143										Tim Leary, R (8, 1) ERA: 4.61	2.0 L 11 5 2 2 1 0 0 0 0 0 0 13 13 9.00 2.500



Batter	1	2	3	4	5	6	7	8	9	AB	R	H	RBI	BB	SO	LOB
Steve Sax, R (1, 4) OBP: 0.326, SLG: 0.353	0-0 E5 FC6-4		0-0 F7		0-0 B2			0-0 S S 1B		4	0	1	0	0	0	1
Chris Gwynn, L (1, 7) Tito Landrum, R (8, PH) OBP: 0.242, SLG: 0.250 OBP: 0.289, SLG: 0.282	0-0 FC6-4 1B 1-2f		0-0 G3			0-0 F8		0-3 K 1-2		3	0	0	0	0	0	1
Pedro Guerrero, R (1, 3) OBP: 0.414, SLG: 0.539	0-0 F9		0-3 K			0-0 FC4-6 1B		4-0 G6-4-3 IBB		3	0	1	0	1	1	1
John Shelby, S (1, 8) OBP: 0.307, SLG: 0.446	0-0 1-2 1B			0-0 1-3		0-0 FC4-6 1-2f		0-0 G6-4-3 1-2f 2-3		4	0	1	0	0	0	3
Mike Scioscia, L (1, 2) Alex Trevino, R (9, PH) OBP: 0.346, SLG: 0.364 OBP: 0.271, SLG: 0.347	0-3 K			0-0 L4		0-0 F4 1-2		0-0 FC6 1B		3	0	0	0	0	1	3
Danny Heep, L (1, 9) Mike Devereaux, R (7, PH) OBP: 0.235, SLG: 0.211 OBP: 0.264, SLG: 0.294		0-0 F7		0-3 K			0-0 6-3		0-3 K	2	0	0	0	0	1	0
Glenn Hoffman, R (1, 6) Mike Ramsey, S (7, PR) Craig Shipley, R (8, 6) Jose Gonzalez, R (9, PH) OBP: 0.283, SLG: 0.276 OBP: 0.287, SLG: 0.296 OBP: 0.267, SLG: 0.300 OBP: 0.250, SLG: 0.500		0-0 1-3			0-0 F7		0-0 2B		0-3 K	3	0	1	0	0	0	0
Mike Sharperson, R (1, 5) OBP: 0.274, SLG: 0.278		4-0 BB			0-0 FC3-6 1B		0-0 F8		0-0 FC6 1-2f	3	0	1	0	1	0	2
Tim Belcher, R (1, 1) Phil Garner, R (7, PH) Tim Leary, R (8, 1) OBP: 0.200, SLG: 0.200 OBP: 0.286, SLG: 0.308 OBP: 0.304, SLG: 0.348		0-3 K			0-0 FC3-6 1-2f		0-3 K			2	0	0	0	0	1	2

Inning Stats	R: 0	H: 1	E: 1	K: 1	S: 7	LOB: 2	BB: 0	P: 7	R: 0	H: 0	E: 0	K: 1	S: 5	LOB: 1	BB: 1	P: 9	R: 0	H: 0	E: 0	K: 1	S: 5	LOB: 0	BB: 0	P: 5	R: 0	H: 0	E: 0	K: 1	S: 5	LOB: 1	BB: 0	P: 4	R: 0	H: 1	E: 0	K: 0	S: 4	LOB: 1	BB: 0	P: 4	R: 0	H: 1	E: 0	K: 1	S: 6	LOB: 1	BB: 0	P: 6	R: 0	H: 1	E: 0	K: 1	S: 5	LOB: 1	BB: 1	P: 8	R: 0	H: 1	E: 0	K: 2	S: 8	LOB: 1	BB: 0	P: 8
PITCHER	IP	WLS	BF	H	R	ER	SO	BB	IBB	HBP	BLK	WP	HR	S	P	ERA	WHIP																																															
Mike Krukow, R (1, 1) ERA: 4.83	6.0	W	23	3	0	0	4	1	0	0	0	0	0	30	34	0.00	0.667																																															
Joe Price, L (7, 1) ERA: 2.38	3.0	S	12	3	0	0	4	0	1	0	0	0	0	19	23	0.00	1.000																																															

BOTTOM

San Francisco Giants @ Los Angeles Dodgers
 Dodger Stadium, Los Angeles, CA
 Wed Sep 30 1987, 7:05 PM PDT
 Att. 28,468 - Unknown

livebaseballscores.com

AB	33
R	0
H	6
RBI	0
BB	2
SO	8
LOB	17



Batter	1	2	3	4	5	6	7	8	9	AB R H RBI BB SO LOB	TOP
Mike Aldrete, L (1, 9) OBP: 0.394, SLG: 0.466 (7, 7)	0-0 4-3			0-0 E7		0-0 G6-4-3 1-2 1B			0-0 3-1	4 0 1 0 0 0 0	San Francisco Giants @ Los Angeles Dodgers Dodger Stadium, Los Angeles, CA Thu Oct 01 1987, 7:05 PM PDT Att: 31,914 - Unknown livebaseballscorecards.com
Jeffrey Leonard, R (1, 7) OBP: 0.312, SLG: 0.473 Craig Lefferts, L (6, 1) OBP: 0.286, SLG: 0.429 Scott Garrelts, R (7, 1) OBP: 0.200, SLG: 0.300 Dave Henderson, R (9, PH) OBP: 0.332, SLG: 0.414	0-0 F8			0-0 F5		0-0 G6-4-3 1-2f			0-0 5-3	3 0 0 0 0 0 3 0 0 0 0 0 0 0 0 0 0 0 0 0 0 1 0 0 0 0 0 0	
Will Clark, L (1, 3) OBP: 0.369, SLG: 0.571 Kirt Manwaring, R (8, 2)	0-3 K			0-0 1-3					0-0 F9	3 0 0 0 0 1 1 0 0 0 0 0 0 0	
Chili Davis, S (1, 8) OBP: 0.342, SLG: 0.434 Jessie Reid, L (7, PH) OBP: 0.250, SLG: 0.571 (7, 9)		0-0 5-3		0-3 K					0-3 K	2 0 0 0 0 1 1 1 0 0 0 0 1 0	
Harry Spilman, L (1, 5) OBP: 0.323, SLG: 0.360		0-3 K			0-0 3-1				0-0 F7	3 0 0 0 0 1 0	
Bob Brenly, R (1, 2) OBP: 0.344, SLG: 0.459 Francisco Melendez, L (8, PH) OBP: 0.308, SLG: 0.308 (8, 3)		0-0 F4			0-3 K				0-0 F5	2 0 0 0 0 1 0 1 0 0 0 0 0 0	
Robby Thompson, R (1, 4) OBP: 0.334, SLG: 0.419 Mark Wasinger, R (8, PH) OBP: 0.337, SLG: 0.346 (8, 6)				0-3 K		0-0 F8			0-0 F7	2 0 0 0 0 1 0 1 0 0 0 0 0 0	
Matt Williams, R (1, 6) OBP: 0.241, SLG: 0.339 Randy Kutcher, R (8, PH) OBP: 0.200, SLG: 0.357 (8, 4)				0-0 F4		0-3 K			0-0 F3	2 0 0 0 0 1 0 1 0 0 0 0 0 0	
Rick Reuschel, R (1, 1) OBP: 0.190, SLG: 0.215 Eddie Milner, L (6, PH) OBP: 0.322, SLG: 0.372 (6, 8)				0-0 6-3		4-0 1B BB			0-0 F7	1 0 0 0 0 0 0 1 0 0 0 1 0 0	
Inning Stats	R: 0 H: 0 E: 0 LOB: 0 K: 1 BB: 0 S: 5 P: 5	R: 0 H: 0 E: 0 LOB: 0 K: 1 BB: 0 S: 5 P: 5	R: 0 H: 0 E: 0 LOB: 0 K: 1 BB: 0 S: 5 P: 5	R: 0 H: 0 E: 1 LOB: 1 K: 1 BB: 0 S: 6 P: 6	R: 0 H: 0 E: 0 LOB: 0 K: 1 BB: 0 S: 5 P: 5	R: 0 H: 1 E: 0 LOB: 1 K: 1 BB: 1 S: 5 P: 9	R: 0 H: 0 E: 0 LOB: 0 K: 1 BB: 0 S: 5 P: 5	R: 0 H: 0 E: 0 LOB: 0 K: 0 BB: 0 S: 3 P: 3	R: 0 H: 0 E: 0 LOB: 0 K: 0 BB: 0 S: 3 P: 3	1B: 1 SF: 0 2B: 0 SAC: 0 3B: 0 DP: 1 HR: 0 HBP: 0	
PITCHER Bob Welch, R (1, 1) ERA: 3.22	IP WLS BF H R ER SO BB IBB HBP BLK WP HR S P ERA WHIP										



Batter	1	2	3	4	5	6	7	8	9
Steve Sax, R (1, 4) OBP: 0.327, SLG: 0.354 Craig Shipley, R (7, 5) OBP: 0.256, SLG: 0.290	0-0 6-3	0-0 E4		0-0 1B		0-0 1B		0-3 K2-3	
Danny Heep, L (1, 3) OBP: 0.235, SLG: 0.213	0-0 F4	0-0 6-3		0-0 F7		0-0 1B			
John Shelby, S (1, 8) OBP: 0.308, SLG: 0.445 Jose Gonzalez, R (4, PH) OBP: 0.200, SLG: 0.400 (5, 8)	0-0 4-3		1-0 HBP	0-0 F7		0-0 F9			
Mike Marshall, R (1, 9) OBP: 0.327, SLG: 0.455 Chris Gwynn, L (6, 7) Reggie Williams, R (6, PH) OBP: 0.220, SLG: 0.114 (7, 7)		0-0 1B	0-3 K		0-0 1B	0-0 1B			
Mike Scioscia, L (1, 2) OBP: 0.345, SLG: 0.363 Orlando Mercado, R (8, 2) OBP: 0.200, SLG: 0.130		0-0 1B	0-0 F8		0-0 1B		0-0 F9		
Ralph Bryant, L (1, 7) OBP: 0.347, SLG: 0.419 Mike Ramsey, S (8, 9) OBP: 0.287, SLG: 0.296		0-0 2B	0-0 E4		4-0 BB	0-0 BB	0-0 F8		
Glenn Hoffman, R (1, 6) OBP: 0.277, SLG: 0.270		0-0 1B	0-0 FC4-6		0-0 G4-6-3		0-0 F7		
Mike Sharperson, R (1, 5) OBP: 0.289, SLG: 0.288 (7, 4)		4-0 1B		0-0 1B	0-0 1B		0-0 F6		
Bob Welch, R (1, 1) OBP: 0.222, SLG: 0.157		0-0 1B		0-0 1B	0-0 FC5-4		0-0 6-3		

AB	R	H	RBI	BB	SO	LOB
4	0	2	1	0	0	0
1	0	0	0	0	1	0
4	0	1	0	0	0	2
1	0	0	0	0	0	0
2	0	0	0	0	0	3
3	1	2	0	0	1	1
0	0	0	0	0	0	0
1	0	0	0	0	0	2
4	2	1	0	0	0	2
0	0	0	0	0	0	0
3	0	1	0	1	0	1
0	0	0	0	0	0	0
4	1	0	0	0	0	6
3	2	2	1	1	0	0
3	1	1	2	0	0	1


AB	R	H	RBI	BB	SO	LOB
33	7	10	4	2	2	18

Inning Stats	R: 0	H: 0	E: 0	LOB: 0	K: 0	S: 3	P: 3						
R: 4 E: 2 K: 0 S: 7	H: 3 LOB: 1 BB: 1 P: 11	R: 0 E: 1 K: 1 S: 6	H: 0 LOB: 2 BB: 0 P: 7	R: 1 E: 0 K: 0 S: 5	H: 2 LOB: 1 BB: 0 P: 5	R: 2 E: 0 K: 0 S: 5	H: 3 LOB: 1 BB: 1 P: 9	R: 0 E: 0 K: 0 S: 4	H: 2 LOB: 1 BB: 0 P: 4	R: 0 E: 0 K: 0 S: 3	H: 0 LOB: 0 BB: 0 P: 3	R: 0 E: 0 K: 1 S: 5	H: 0 LOB: 0 BB: 0 P: 5

WP	HR	S	P	ERA	WHIP
0	0	2	2	0.00	0.000

San Francisco Giants @ Los Angeles Dodgers
Dodger Stadium, Los Angeles, CA
 Thu Oct 01 1987, 7:05 PM PDT
 Att. 31,914 - Unknown

livebaseballscorecards.com



Batter	1	2	3	4	5	6	7	8	9	AB	R	H	RBI	BB	SO	LOB	TOP										
Steve Sax, R (1, 4) OBP: 0.329, SLG: 0.360 Craig Shipley, R (8, 5) OBP: 0.258, SLG: 0.290	0-0 6-3		0-0 L5	0-0 1B 1B		0-0 HR 1B	0-0 2-H 3B			5	2	3	1	0	0	0											
John Shelby, S (1, 8) OBP: 0.310, SLG: 0.454 Jack Savage, R (7, 1) Tim Leary, R (9, 1) OBP: 0.304, SLG: 0.348	0-0 G3		0-0 WP 2B 2B	1-2 1B BB		0-0 HR 1-H	0-0 F8			4	3	2	2	1	0	1											
Pedro Guerrero, R (1, 3) OBP: 0.416, SLG: 0.539 Mickey Hatcher, R (7, 3) OBP: 0.330, SLG: 0.432	4-0 HR BB		4-0 2B BB	1-2 1B 1B		0-3 K	0-0 F8			2	1	1	2	2	1	0											
Mike Marshall, R (1, 9) OBP: 0.330, SLG: 0.465 Reggie Williams, R (8, 9) OBP: 0.220, SLG: 0.114	0-0 HR 1-H		0-3 K	0-0 G4-6-3 1B		0-0 G4-6-3 1B	0-0 F9			5	1	3	3	0	1	2											
Mike Scioscia, L (1, 2) OBP: 0.344, SLG: 0.364 Orlando Mercado, R (7, 2) OBP: 0.231, SLG: 0.130	0-0 3-1		0-0 2B	0-0 G4-6-3		0-0 G4-6-3	4-0 BB			4	0	1	1	0	0	3											
Ralph Bryant, L (1, 7) OBP: 0.351, SLG: 0.413 Mike Devereaux, R (5, PH) OBP: 0.268, SLG: 0.283		0-3 K	4-0 FC4 IBB		4-0 BB		0-0 F6	0-0 F5		1	0	0	0	1	1	0											
Glenn Hoffman, R (1, 6) OBP: 0.270, SLG: 0.262		0-0 F7	0-0 FC4		0-3 K		0-0 F9		0-0 6-3	5	0	0	0	0	1	4											
Mike Sharperson, R (1, 5) OBP: 0.293, SLG: 0.281		4-0 BB		0-0 E7 1B 1B		0-3 K	4-0 2B BB		0-0 F9	3	2	0	0	2	1	1											
Fernando Valenzuela, L (1, 1) OBP: 0.141, SLG: 0.185 Jose Gonzalez, R (7, 8) OBP: 0.182, SLG: 0.364		0-0 F9		0-0 F8		0-0 4-3	0-0 3B 2B		0-3 K	4	1	1	1	0	0	3											
Inning Stats	R: 2 E: 0 K: 0 S: 4	H: 1 LOB: 0 BB: 1 P: 8	R: 0 E: 0 K: 1 S: 5	H: 0 LOB: 1 BB: 1 P: 9	R: 1 E: 0 K: 1 S: 7	H: 2 LOB: 3 BB: 2 P: 15	R: 3 E: 1 K: 0 S: 6	H: 3 LOB: 1 BB: 1 P: 10	R: 0 E: 0 K: 2 S: 7	H: 0 LOB: 1 BB: 1 P: 11	R: 2 E: 0 K: 1 S: 7	H: 3 LOB: 0 BB: 0 P: 7	R: 2 E: 0 K: 0 S: 5	H: 2 LOB: 1 BB: 1 P: 9	R: 0 E: 0 K: 0 S: 3	H: 0 LOB: 1 BB: 1 P: 7	R: 0 E: 0 K: 1 S: 5	H: 0 LOB: 0 BB: 0 P: 5	1B: 5 2B: 3 3B: 1 HR: 2	SF: 0 SAC: 0 DP: 2 HBP: 0	WP: 1 PB: 0 SB: 0 CS: 0	PA: 45					
PITCHER	IP	WLS	BF	H	R	ER	SO	BB	IBB	HBP	BLK	WP	HR	S	P	ERA	WHIP										
Mark Grant, R (1, 1) ERA: 4.24	3.1	L	21	5	6	5	2	4	1	0	0	1	1	20	40	13.50	2.700										
Greg Booker, R (4, 1) ERA: 3.28	0.2		2	1	0	0	0	0	0	0	0	0	0	2	2	0.00	1.500										
Dave Leiper, L (5, 1) ERA: 3.93	2.0		9	3	2	2	3	1	0	0	0	0	1	14	18	9.00	2.000										
Keith Comstock, L (7, 1) ERA: 4.61	2.0		10	2	2	2	0	2	0	0	0	0	0	8	16	9.00	2.000										
Rich Gossage, R (9, 1) ERA: 3.12	1.0		3	0	0	0	1	0	0	0	0	0	0	5	5	0.00	0.000										

Los Angeles Dodgers @ San Diego Padres
 Jack Murphy Stadium, San Diego, CA
 Fri Oct 02 1987, 10:05 PM EDT
 Att: 13,969 - Unknown

AB	37
R	10
H	11
RBI	10
BB	8
SO	6
LOB	15



Batter	1	2	3	4	5	6	7	8	9	AB R H RBI BB SO LOB
Tony Gwynn, L (1, 9) OBP: 0.448, SLG: 0.514 Marvell Wynne, L (8, 9) OBP: 0.322, SLG: 0.348	0-0 6-3		4-0 3B BB		0-0 4-3		0-0 FC6-5-4 1B		0-0 G4-6-3 1-2f	3 1 1 0 1 0 0 1 0 0 0 0 0 1
Benito Santiago, R (1, 2) OBP: 0.323, SLG: 0.466 Mark Parent, R (6, 2) OBP: 0.087, SLG: 0.087	0-0 2B		0-0 F9		0-0 6-3		0-0 FC6-5-4 1-3		0-0 F8	3 0 1 0 0 0 1 2 0 0 0 0 0 1
Randy Ready, R (1, 4) OBP: 0.419, SLG: 0.509	4-0 FC4 BB		0-0 1-H 2B 3B		4-0 BB		0-0 F3			2 1 1 1 2 0 1
Carmelo Martinez, R (1, 3) OBP: 0.374, SLG: 0.431	0-3 K		0-0 F9 2B		0-3 K			0-0 2B 1B		4 1 2 1 0 2 3
Shane Mack, R (1, 8) OBP: 0.301, SLG: 0.364	0-0 FC4 1-2f		0-0 F9 2-3		0-0 3-1			0-0 1-H 2B		4 0 1 1 0 0 3
Shawn Abner, R (1, 7) OBP: 0.289, SLG: 0.488 Keith Comstock, L (7, 1) Randy Byers, L (8, PH) OBP: 0.500, SLG: 0.545 Rich Gossage, R (9, 1)		0-0 F3	0-0 F8		0-0 FC1-4 1B		0-0 F8		0-0 F8	3 0 1 0 0 0 1 0 0 0 0 0 0 0 1 0 0 0 0 0 0 0 0 0 0 0 0 0
Garry Templeton, S (1, 6) OBP: 0.282, SLG: 0.298		4-0 FC6-4 BB		0-0 6-3		0-0 FC1-4 FC6-4 1-2f		0-0 E5		3 0 0 0 1 0 1
Luis Salazar, R (1, 5) OBP: 0.299, SLG: 0.324		0-0 FC6-4 FC6 1-2f		0-0 G4-6-3 1B		0-0 FC6-4 1-2f		0-0 F9		4 0 1 0 0 0 3
Mark Grant, R (1, 1) OBP: 0.149, SLG: 0.091 Greg Booker, R (4, 1) Joey Cora, S (4, PH) OBP: 0.318, SLG: 0.282 Dave Leiper, L (5, 1) Stan Jefferson, S (7, 7) OBP: 0.297, SLG: 0.335		0-0 FC6 1-2f		0-0 G4-6-3 1-2f		0-0 F7		0-0 E4 G4-6-3		1 0 0 0 0 0 1 0 0 0 0 0 0 0 1 0 0 0 0 0 1 0 0 0 0 0 0 0 2 0 0 0 0 0 0

Inning Stats	R: 0 E: 0 K: 1 S: 6	H: 1 LOB: 2 BB: 1 P: 10	R: 0 E: 0 K: 0 S: 3	H: 0 LOB: 1 BB: 1 P: 7	R: 2 E: 0 K: 0 S: 5	H: 2 LOB: 1 BB: 1 P: 9	R: 0 E: 0 K: 0 S: 3	H: 1 LOB: 0 BB: 0 P: 3	R: 0 E: 0 K: 1 S: 5	H: 0 LOB: 1 BB: 1 P: 9	R: 0 E: 0 K: 0 S: 4	H: 1 LOB: 1 BB: 0 P: 4	R: 0 E: 0 K: 0 S: 4	H: 1 LOB: 1 BB: 0 P: 4	R: 1 E: 1 K: 0 S: 5	H: 2 LOB: 1 BB: 0 P: 5	R: 0 E: 1 K: 0 S: 3	H: 0 LOB: 0 BB: 0 P: 3	1B: 4 2B: 3 3B: 1 HR: 0	SF: 0 SAC: 0 DP: 2 HBP: 0	WP: 0 PB: 0 SB: 0 CS: 0	PA: 38
--------------	------------------------------	----------------------------------	------------------------------	---------------------------------	------------------------------	---------------------------------	------------------------------	---------------------------------	------------------------------	---------------------------------	------------------------------	---------------------------------	------------------------------	---------------------------------	------------------------------	---------------------------------	------------------------------	---------------------------------	----------------------------------	------------------------------------	----------------------------------	--------

PITCHER	IP	WLS	BF	H	R	ER	SO	BB	IBB	HBP	BLK	WP	HR	S	P	ERA	WHIP
Fernando Valenzuela, L (1, 1) ERA: 3.98	6.0	W	26	5	2	2	2	4	0	0	0	0	0	26	42	3.00	1.500
Jack Savage, R (7, 1) ERA: 2.7	2.0		9	3	1	1	0	0	0	0	0	0	0	9	9	4.50	1.500
Tim Leary, R (9, 1) ERA: 4.76	1.0		3	0	0	0	0	0	0	0	0	0	0	3	3	0.00	0.000

BOTTOM

Los Angeles Dodgers @ San Diego Padres
Jack Murphy Stadium, San Diego, CA

livebaseballscorecards.com

AB	34
R	3
H	8
RBI	3
BB	4
SO	2
LOB	17



WP : 0	PA : 38
PB : 0	
SB : 0	
CS : 0	

PITCHER	IP	WLS	BF	H	R	ER	SO	BB	IBB	HBP	BLK	WP	HR	S	P	ERA	WHIP
---------	----	-----	----	---	---	----	----	----	-----	-----	-----	----	----	---	---	-----	------

Fri Oct 02 1987, 10:05 PM EDT
 Att. 13,969 - Unknown

Batter	1	2	3	4	5	6	7	8	9	AB R H RBI BB SO LOB	TOP		
Jose Gonzalez, R (1, 8) <small>OBP: 0.214, SLG: 0.308</small> Danny Heep, L (8, PH) <small>OBP: 0.231, SLG: 0.208</small> (8, 3)	4-0 2B BB		0-0 FC5-4 1-2f		0-0 L6			0-3 K	0-0 F7	2 0 0 0 1 0 1 2 0 0 0 0 1 3			
Mike Sharperson, R (1, 4) <small>OBP: 0.292, SLG: 0.288</small>	0-0 1-3 2B		0-0 L4 1-2		0-0 5-3			0-3 K		4 0 1 0 0 1 1			
Pedro Guerrero, R (1, 3) <small>OBP: 0.416, SLG: 0.539</small> Mike Devereaux, R (8, PR) <small>OBP: 0.266, SLG: 0.283</small> (8, 8)	0-3 K		0-0 F3			0-0 G6-4-3 1B		0-0 FC6-4 1B		4 0 2 0 0 1 3 0 0 0 0 0 0 0			
Mike Marshall, R (1, 9) <small>OBP: 0.327, SLG: 0.460</small>	0-3 K			0-0 6-3		0-0 G6-4-3 1-2f		0-0 FC6-4 1-2f		4 0 0 0 0 1 4			
Mike Scioscia, L (1, 2) <small>OBP: 0.344, SLG: 0.365</small> Mike Ramsey, S (9, PR) <small>OBP: 0.287, SLG: 0.296</small>	0-0 G3			0-0 4-3		0-0 F4			0-0 SH3-4 2B	4 0 1 0 0 0 2 0 0 0 0 0 0 0			
Ralph Bryant, L (1, 7) <small>OBP: 0.359, SLG: 0.409</small>		0-0 F8		0-0 E S 1B		0-0 L4		4-0 SH3-4 BB		3 0 1 0 1 0 0			
Glenn Hoffman, R (1, 6) <small>OBP: 0.271, SLG: 0.259</small>		0-0 F8		4-0 1-3 BB		0-0 5-3		0-0 SH3-4 1-2 2-3		2 0 0 0 1 0 0			
Craig Shipley, R (1, 5) <small>OBP: 0.265, SLG: 0.294</small> Steve Sax, R (9, PH) <small>OBP: 0.328, SLG: 0.359</small>		0-0 6-3		0-0 F8		0-0 1B		0-3 K		3 0 1 0 0 0 2 1 0 0 0 0 1 2			
Orel Hershiser, R (1, 1) <small>OBP: 0.228, SLG: 0.267</small> John Shelby, S (9, PH) <small>OBP: 0.311, SLG: 0.454</small>			0-0 FC5-4 1B		0-0 F7		0-0 5-3		4-0 IBB	3 0 1 0 0 0 1 0 0 0 0 1 0 0			
Inning Stats	R: 0 H: 1 E: 0 LOB: 2 K: 2 BB: 1 S: 8 P: 12	R: 0 H: 0 E: 0 LOB: 0 K: 0 BB: 0 S: 3 P: 3	R: 0 H: 1 E: 0 LOB: 1 K: 0 BB: 0 S: 4 P: 4	R: 0 H: 1 E: 0 LOB: 2 K: 0 BB: 1 S: 4 P: 8	R: 0 H: 0 E: 0 LOB: 0 K: 0 BB: 0 S: 3 P: 3	R: 0 H: 1 E: 0 LOB: 0 K: 0 BB: 0 S: 3 P: 3	R: 0 H: 1 E: 0 LOB: 1 K: 0 BB: 0 S: 4 P: 4	R: 0 H: 1 E: 0 LOB: 3 K: 1 BB: 2 S: 6 P: 14	1B: 5 SF: 0 2B: 2 SAC: 1 3B: 0 DP: 1 HR: 0 HBP: 0	WP: 0 PA: 37 PB: 0 SB: 2 CS: 0			
PITCHER Jimmy Jones, R (1, 1) <small>ERA: 4.14</small> Lance McCullers, R (8, 1) <small>ERA: 3.72</small>	IP WLS BF H R ER SO BB IBB HBP BLK WP HR S P ERA WHIP 7.0 W 27 5 0 0 2 2 0 0 0 0 0 0 29 37 0.00 1.000 2.0 S 10 2 0 0 3 1 1 0 0 0 0 0 14 22 0.00 1.500											PITCHER IP WLS BF H R ER SO BB IBB HBP BLK WP HR S P ERA WHIP	

Los Angeles Dodgers @ San Diego Padres
 Jack Murphy Stadium, San Diego, CA
 Sat Oct 03 1987, 10:05 PM EDT
 Att: 21,995 - Unknown

AB	32
R	0
H	7
RBI	0
BB	4
SO	5
LOB	19



WP: 0	PA: 37
PB: 0	
SB: 2	
CS: 0	

Batter	1	2	3	4	5	6	7	8	9	AB	R	H	RBI	BB	SO	LOB
Tony Gwynn, L OBP: 0.446, SLG: 0.511 (1, 9)	0-0 L7 ①		0-0 4-3 ③			0-0 6-3 ②				3	0	0	0	0	0	1
Benito Santiago, R OBP: 0.322, SLG: 0.463 (1, 2)	0-3 K ②			0-0 6-3 ①		0-0 F9 ③				3	0	0	0	0	1	1
Randy Byers, L OBP: 0.400, SLG: 0.429 Lance McCullers, S OBP: 0.133, SLG: 0.071 (1, 7) (8, 1)	0-3 K ③			0-0 G3 ②			0-3 K ①			3	0	0	0	0	2	0
John Kruk, L OBP: 0.406, SLG: 0.489 (1, 3)		0-0 6-3 ①		0-0 3-1 ③			4-0 CS BB ②			2	0	0	0	1	0	0
Randy Ready, R OBP: 0.418, SLG: 0.506 (1, 5)		0-3 K ②			0-0 6-3 ①		4-0 BB ②			2	0	0	0	1	1	0
Stan Jefferson, S OBP: 0.297, SLG: 0.342 (1, 8) (8, 7)		0-0 HR ③		0-0 4-3 ②		0-0 4-3 ③				3	1	1	1	0	0	1
Garry Templeton, S OBP: 0.281, SLG: 0.296 (1, 6)		0-0 G3 ③		0-0 G3 ③				0-0 5-3 ①		3	0	0	0	0	0	0
Joey Cora, S OBP: 0.322, SLG: 0.287 (1, 4)			0-0 6-3 ①			0-0 SH1-3 1B ①		0-0 G4-6-3 1B ②		3	0	2	0	0	0	0
Jimmy Jones, R OBP: 0.196, SLG: 0.224 Shane Mack, R OBP: 0.300, SLG: 0.363 (1, 1) (8, 8)			0-3 K ②			0-0 SH1-3 1-2 ①		0-0 G4-6-3 1-2f ② ③		1	0	0	0	0	1	0
										1	0	0	0	0	0	1

Inning Stats	R: 0	H: 0	R: 1	H: 1	R: 0	H: 0	R: 0	H: 0	R: 0	H: 1	R: 0	H: 0	R: 0	H: 1	R: 0	H: 0
	E: 0	LOB: 0	E: 0	LOB: 0	E: 0	LOB: 0	E: 0	LOB: 0	E: 0	LOB: 1	E: 0	LOB: 1	E: 0	LOB: 0	E: 0	LOB: 0
	K: 2	BB: 0	K: 1	BB: 0	K: 0	BB: 0	K: 0	BB: 0	K: 1	BB: 0	K: 1	BB: 2	K: 0	BB: 0	K: 0	BB: 0
	S: 7	P: 7	S: 6	P: 6	S: 5	P: 5	S: 3	P: 3	S: 3	P: 4	S: 4	P: 12	S: 3	P: 3	S: 3	P: 3

PITCHER	IP	WLS	BF	H	R	ER	SO	BB	IBB	HBP	BLK	WP	HR	S	P	ERA	WHIP
Orel Hershiser, R ERA: 3.06 (1, 1)	8.0	L	27	3	1	1	5	2	0	0	0	0	1	35	43	1.12	0.625

BOTTOM

Los Angeles Dodgers @ San Diego Padres
Jack Murphy Stadium, San Diego, CA

Sat Oct 03 1987, 10:05 PM EDT
 Att. 21,995 - Unknown

AB	24
R	1
H	3
RBI	1
BB	2
SO	5
LOB	4



WP: 0	PA: 27
PB: 0	
SB: 0	
CS: 1	

Los Angeles Dodgers @ San Diego Padres
 Jack Murphy Stadium, San Diego, CA

Sun Oct 04 1987, 6:33 AM EDT
 Att: 33,474 - Unknown

AB	35
R	5
H	9
RBI	5
BB	0
SO	7
LOB	12



WP:	0	PA:	36
PB:	0		
SB:	2		
CS:	0		

AB R H RBI BB SO LOB

3	1	3	2	0	0	0
1	0	0	0	0	0	0
4	1	1	0	0	0	2
3	1	1	0	0	1	1
0	0	0	0	0	0	0
1	0	0	0	0	0	1
3	0	0	1	0	0	2
1	0	0	0	0	1	1
3	1	1	1	0	0	0
2	0	0	0	0	0	0
2	0	0	0	0	0	1
2	0	0	0	0	1	0
1	0	0	0	0	0	0
0	0	0	0	0	0	0
1	0	0	0	0	1	1
0	0	0	0	0	0	0
4	1	3	1	0	1	0
2	0	0	0	0	2	1
1	0	0	0	0	0	0
0	0	0	0	0	0	0
1	0	0	0	0	0	1

Batter	1	2	3	4	5	6	7	8	9								
Steve Sax, R (1, 4) OBP: 0.331, SLG: 0.369 Craig Shipley, R (5, 5) OBP: 0.257, SLG: 0.286	0-0 HR		0-0 4-3 2B		0-0 G5-4-3 1B			0-0 F9									
Mike Sharperson, R (1, 5) OBP: 0.291, SLG: 0.287	0-0 2B 3-1 1B		0-0 4-3		0-0 G5-4-3			0-0 E6									
Pedro Guerrero, R (1, 3) OBP: 0.416, SLG: 0.539 Chris Gwynn, L (6, 7) OBP: 0.242, SLG: 0.250 Reggie Williams, R (8, PH) OBP: 0.214, SLG: 0.111	0-0 3-1 SF7 2B		0-0 F4		0-3 K			0-0 6-3									
Ralph Bryant, L (1, 9) OBP: 0.346, SLG: 0.391 Mike Devereaux, R (8, PH) OBP: 0.263, SLG: 0.278	0-0 3-1		0-0 F7		0-0 4-3			0-3 K2-3									
Jose Gonzalez, R (1, 8) OBP: 0.222, SLG: 0.313	0-0 SF7			0-0 F9		0-0 6-3		0-0 S 1B S									
Danny Heep, L (1, 7) OBP: 0.228, SLG: 0.204 Mickey Hatcher, R (6, 3) OBP: 0.328, SLG: 0.429	0-0 F8			0-0 4-3			0-0 5-3	0-0 5-3									
Glenn Hoffman, R (1, 6) OBP: 0.269, SLG: 0.257 Ken Landreaux, L (7, PH) OBP: 0.269, SLG: 0.324 Dave Anderson, R (7, 5) OBP: 0.289, SLG: 0.313 John Shelby, S (9, PH) OBP: 0.311, SLG: 0.453 Alejandro Pena, R (9, 1) OBP: 0.077, SLG: 0.077		0-0 6-3		0-3 K		0-0 4-3		0-3 K									
Orlando Mercado, R (1, 2) OBP: 0.300, SLG: 0.259		0-3 K			0-0 BLK 1B 2B		0-0 1B	0-0 FC5-4 1B									
Shawn Hillegas, R (1, 1) Mike Scioscia, L (7, PH) OBP: 0.343, SLG: 0.364 Tim Crews, R (7, 1) Phil Garner, R (9, PH) OBP: 0.285, SLG: 0.307		0-3 K			0-3 K		0-0 4-3	0-0 FC5-4									
Inning Stats	R: 3 E: 0 K: 0 S: 6 H: 3 LOB: 0 BB: 0 P: 6	R: 0 E: 0 K: 2 S: 7 H: 0 LOB: 0 BB: 0 P: 7	R: 0 E: 0 K: 0 S: 4 H: 1 LOB: 1 BB: 0 P: 4	R: 0 E: 0 K: 1 S: 5 H: 0 LOB: 0 BB: 0 P: 5	R: 1 E: 0 K: 1 S: 6 H: 2 LOB: 0 BB: 0 P: 6	R: 0 E: 0 K: 1 S: 5 H: 0 LOB: 0 BB: 0 P: 5	R: 0 E: 0 K: 0 S: 4 H: 1 LOB: 1 BB: 0 P: 4	R: 0 E: 1 K: 1 S: 6 H: 0 LOB: 1 BB: 0 P: 6	R: 1 E: 0 K: 1 S: 7 H: 2 LOB: 1 BB: 0 P: 7	1B: 5 2B: 3 3B: 0 HR: 1 SF: 1 SAC: 0 DP: 1 HBP: 0							
PITCHER	IP	WLS	BF	H	R	ER	SO	BB	IBB	HBP	BLK	WP	HR	S	P	ERA	WHIP
Ed Whitson, R (1, 1) ERA: 4.73	2.0	L	9	3	3	3	2	0	0	0	0	0	1	13	13	13.50	1.500
Greg Booker, R (3, 1) ERA: 3.16	2.0		7	1	0	0	1	0	0	0	0	0	0	9	9	0.00	0.500
Dave Leiper, L (5, 1) ERA: 3.95	2.0		7	2	1	1	2	0	0	0	1	0	0	11	11	4.50	1.000
Andy Hawkins, R (7, 1) ERA: 5.05	1.0		4	1	0	0	0	0	0	0	0	0	0	4	4	0.00	1.000
Mark Davis, L (8, 1) ERA: 3.99	2.0		9	2	1	1	2	0	0	0	0	0	0	13	13	4.50	1.000

Batter	1	2	3	4	5	6	7	8	9	AB	R	H	RBI	BB	SO	LOB
Tony Gwynn, L (1, 9) Shawn Abner, R (2, 9) OBP: 0.447, SLG: 0.511 OBP: 0.306, SLG: 0.511	4-0 G4-6-3 BB	0-0 F7			0-0 F9		0-0 4-3 2B		0-0 1B	0	0	0	0	1	0	0
Stan Jefferson, S (1, 8) OBP: 0.296, SLG: 0.339	0-0 G4-6-3 1-2f		0-0 F8		4-0 BB		0-0 4-3 2-3		0-3 K	4	0	0	0	1	1	3
John Kruk, L (1, 3) Rob Nelson, L (4, 3) OBP: 0.406, SLG: 0.488 OBP: 0.167, SLG: 0.171	4-0 FC6-4 BB		0-3 K		0-3 K		0-0 F2		0-3 K	1	0	0	0	1	1	0
Carmelo Martinez, R (1, 7) Randy Byers, L (5, 7) OBP: 0.372, SLG: 0.430 OBP: 0.353, SLG: 0.375	0-0 FC6-4 1-2f		0-0 F8		0-3 K			0-3 K		2	0	0	0	0	0	1
Benito Santiago, R (1, 2) Jimmy Jones, R (4, PR) Mark Parent, R (5, 2) OBP: 0.324, SLG: 0.467 OBP: 0.196, SLG: 0.224 OBP: 0.080, SLG: 0.080		0-0 1B 2B		0-0 G3 BB 1B		0-3 K		0-3 K		2	1	2	0	0	0	0
Randy Ready, R (1, 5) OBP: 0.424, SLG: 0.521		0-0 FC3-6 1B 2-3		4-0 G3 BB		0-0 HR		0-0 E 2B		3	2	3	1	1	0	0
Luis Salazar, R (1, 6) OBP: 0.302, SLG: 0.328		0-0 FC3-6 1B 1-2 3-H		0-0 F8		0-0 4-3		0-0 E7 1B 2-H		4	0	2	2	0	0	2
Joey Cora, S (1, 4) OBP: 0.317, SLG: 0.282		0-0 L8		0-0 G3 1-2 2-3		0-3 K		0-0 F5		4	0	0	0	0	1	5
Ed Whitson, R Tim Flannery, L Greg Booker, R Shane Bieber, R David Lough, L Andy Hawkins, R Bruce Bachy, R Mark Davis, L Marvell Wynne, L		0-0 FC3-6 1-2f 2-3		0-0 L8		0-0 5-3		0-3 K		0	0	0	0	0	0	0

Inning Stats	R: 0	H: 0	E: 0	K: 0	S: 2	R: 1	H: 3	E: 0	K: 0	S: 6	R: 0	H: 0	E: 0	K: 1	S: 5	R: 0	H: 1	E: 0	K: 0	S: 4	R: 0	H: 0	E: 0	K: 2	S: 7	R: 1	H: 1	E: 0	K: 2	S: 8	R: 0	H: 1	E: 0	K: 0	S: 4	R: 1	H: 2	E: 1	K: 2	S: 9	R: 0	H: 1	E: 0	K: 3	S: 10	1B: 5	2B: 3	3B: 0	HR: 1	SF: 0	SAC: 0	DP: 1	HBP: 0	WP: 0	PA: 39
PITCHER	IP	WLS	BF	H	R	ER	SO	BB	IBB	HBP	BLK	WP	HR	S	P	ERA	WHIP																																						
Shawn Hillegas, R (1, 1) ERA: 3.57	6.0	W	26	5	2	2	5	4	0	0	0	0	0	32	48	3.00	1.500																																						
Tim Crews, R (7, 1) ERA: 2.48	2.0		9	3	1	1	2	0	0	0	0	0	0	13	13	4.50	1.500																																						
Alejandro Pena, R (9, 1) ERA: 3.5	1.0	S	4	1	0	0	3	0	0	0	0	0	0	10	10	0.00	1.000																																						

BOTTOM

Los Angeles Dodgers @ San Diego Padres
Jack Murphy Stadium, San Diego, CA

Sun Oct 04 1987, 6:33 AM EDT
 Att. 33,474 - Unknown

livebaseballscorecards.com

AB	35
R	3
H	9
RBI	3
BB	4
SO	10
LOB	22

