

# Los Angeles Dodgers - 1987

Batter	1	2	3	4	5	6	7	8	9	AB	R	H	RBI	BB	SO	LOB	TOP				
Steve Sax, R OBP: 0.400, SLG: 0.250 (1, 4)	E5		5-3						K	4	1	1	0	1	1	0	<b>Los Angeles Dodgers @ Houston Astros</b> Astrodome, Houston, TX Mon Apr 06 1987, 8:05 PM EDT Att: 44,585 - Unknown <a href="http://livebaseballscorecards.com">livebaseballscorecards.com</a>				
Mariano Duncan, R (1, 6)	K			K	F8		SH1-4	K	4	0	0	0	0	3	3						
Bill Madlock, R (1, 5)	K			5-3	K				4	0	0	0	1	2	3						
Mike Marshall, R OBP: 0.250, SLG: 0.250 (1, 9)	5-3					F4	K		4	0	1	0	0	1	3						
Franklin Stubbs, L OBP: 0.750, SLG: 0.750 (1, 3)		K							4	1	3	1	0	1	0						
Ken Landreaux, L (1, 7)		F6			G3		F8	F9	4	0	0	0	0	0	5						
Mike Scioscia, L (1, 2)		K				F2		G3	3	0	0	0	1	1	0						
Mike Ramsey, S OBP: 0.500, SLG: 0.500 (1, 8)			4-3					K	4	1	2	1	0	1	0						
Orel Hershiser, R OBP: 0.333, SLG: 0.333 Len Matuszek, L (8, PH) Tom Niedenfuer, R (8, 1)			F8					4-3	3	0	1	1	0	1	2						
<b>Inning Stats</b>	R: 0 E: 1 K: 2 S: 8	H: 0 LOB: 1 BB: 0 P: 8	R: 0 E: 0 K: 2 S: 7	H: 0 LOB: 0 BB: 0 P: 7	R: 0 E: 0 K: 0 S: 3	H: 0 LOB: 0 BB: 0 P: 3	R: 0 E: 0 K: 1 S: 7	H: 2 LOB: 2 BB: 0 P: 7	R: 1 E: 0 K: 1 S: 7	H: 2 LOB: 2 BB: 1 P: 11	R: 1 E: 0 K: 1 S: 7	H: 2 LOB: 2 BB: 1 P: 11	R: 0 E: 0 K: 2 S: 5	H: 0 LOB: 0 BB: 0 P: 5	R: 0 E: 0 K: 2 S: 7	H: 0 LOB: 0 BB: 0 P: 7	1B: 8 2B: 0 3B: 0 HR: 0	SF: 0 SAC: 1 DP: 0 HBP: 0	WP: 0 PB: 0 SB: 2 CS: 0	PA: 39	
<b>PITCHER</b>	IP	WLS	BF	H	R	ER	SO	BB	IBB	HBP	BLK	WP	HR	S	P	ERA	WHIP				
Mike Scott, R ERA: 3.86 Dave Smith, R ERA:	(1, 1) (8, 1)	7.0 S	33 6	8 0	3 0	3 0	8 3	2 0	1 0	0 0	1 0	0 0	0 0	46 12	58 12	3.86 0.00	1.429 0.000				

Batter	1	2	3	4	5	6	7	8	9	AB	R	H	RBI	BB	SO	LOB	BOTTOM				
Bill Doran, S OBP: 0.250, SLG: 0.250 (1, 4)	4-3		5-3				4-3			4	0	1	0	0	0	0	<b>Los Angeles Dodgers @ Houston Astros</b> Astrodome, Houston, TX Mon Apr 06 1987, 8:05 PM EDT Att: 44,585 - Unknown <a href="http://livebaseballscorecards.com">livebaseballscorecards.com</a>				
Billy Hatcher, R OBP: 0.250, SLG: 0.250 (1, 8)			1-3			FC5-4	4-3		4	0	1	0	0	0	1						
Jose Cruz, L OBP: 0.250, SLG: 1.000 (1, 7)		FC3-6	2-3				4-3	HR	4	1	1	1	0	0	1						
Glenn Davis, R OBP: 0.500, SLG: 0.500 (1, 3)				K			G3		4	1	2	0	0	1	0						
Kevin Bass, S OBP: 0.500, SLG: 0.750 (1, 9)	4-3						1-3		4	1	2	0	0	0	2						
Alan Ashby, S OBP: 0.250, SLG: 0.250 (1, 2)		E6					5-3		4	1	1	2	0	0	1						
Craig Reynolds, L (1, 6)		5-3					1-3		4	0	0	0	0	0	3						
Phil Garner, R Bert Pena, R (9, 5)		4-3					3-1		2	0	0	0	1	0	1						
Mike Scott, R Dave Smith, R (8, 1)		F7					F4	F8	3	0	0	0	0	0	2						
<b>Inning Stats</b>	R: 0 E: 0 K: 0 S: 5	H: 2 LOB: 2 BB: 0 P: 5	R: 1 E: 1 K: 0 S: 4	H: 0 LOB: 0 BB: 0 P: 4	R: 0 E: 0 K: 1 S: 3	H: 0 LOB: 0 BB: 0 P: 3	R: 0 E: 0 K: 1 S: 6	H: 1 LOB: 1 BB: 0 P: 6	R: 0 E: 0 K: 0 S: 4	H: 1 LOB: 1 BB: 0 P: 4	R: 2 E: 0 K: 0 S: 6	H: 3 LOB: 2 BB: 1 P: 10	R: 1 E: 0 K: 0 S: 4	H: 1 LOB: 0 BB: 0 P: 4	R: 0 E: 0 K: 0 S: 3	H: 0 LOB: 0 BB: 0 P: 3	1B: 6 2B: 1 3B: 0 HR: 1	SF: 0 SAC: 0 DP: 0 HBP: 0	WP: 1 PB: 0 SB: 0 CS: 0	PA: 34	
<b>PITCHER</b>	IP	WLS	BF	H	R	ER	SO	BB	IBB	HBP	BLK	WP	HR	S	P	ERA	WHIP				
Orel Hershiser, R ERA: 3.86 Tom Niedenfuer, R ERA:	(1, 1) (8, 1)	7.0 L	31 3	8 0	4 0	3 0	1 0	0 0	1 0	1 0	1 1	0 0	0 3	32 3	36 3	3.86 0.00	1.143 0.000				





Batter	1	2	3	4	5	6	7	8	9	AB	R	H	RBI	BB	SO	LOB	TOP					
Steve Sax, R OBP: 0.333, SLG: 0.143 (1, 4)	6-3		F9 1B BB	L6			F9			3	1	0	0	1	0	1	<b>Los Angeles Dodgers @ Houston Astros</b> Astrodome, Houston, TX Tue Apr 07 1987, 8:05 PM EDT Att: 22,781 - Unknown					
Mariano Duncan, R (1, 6)	7-6-3		F9 1-3			F6		K		4	0	0	0	0	1	1						
Bill Madlock, R OBP: 0.250, SLG: 0.143 (4, 3)	6-3					F9		4-3		3	0	1	1	0	0	0						
Ken Landreaux, L (5, 7)										1	0	0	0	0	0	0						
Mike Marshall, R OBP: 0.250, SLG: 0.375 (1, 9)		1B 1B 2B	F7			P3		K		4	1	1	0	0	1	1						
Franklin Stubbs, L OBP: 0.625, SLG: 1.000 (5, 3)		1B 2-3 1B		3-1		F5			HR	4	1	2	1	0	0	0						
Tracy Woodson, R (1, 3)		F9		6-3		K		F6		3	0	0	0	0	1	2						
Len Matuszek, L (9, PH)										1	0	0	0	0	0	0						
Mike Scioscia, L OBP: 0.500, SLG: 0.500 (9, PR)		G5-4-3 1-2 3-H 1B		3B BB		F5		F9 2B		3	1	2	1	1	0	0						
Mike Ramsey, S OBP: 0.429, SLG: 0.714 (9, PH)		G5-4-3 1-2 3-H 1B		1B 3B				F9		1	0	0	0	0	0	1						
Fernando Valenzuela, L OBP: 0.333, SLG: 0.333 (8, 1)			4-3					K		0	0	0	0	0	0	0						
Ken Howell, R (8, 1)								K		0	0	0	0	0	0	0						
Matt Young, L (9, PH)								K		1	0	0	0	0	1	2						
Alex Trevino, R (9, PH)										0	0	0	0	0	0	0						
<b>Inning Stats</b>	R: 0 E: 0 K: 0 S: 3	H: 0 LOB: 0 BB: 0 P: 3	R: 1 E: 0 K: 0 S: 5	H: 3 LOB: 1 BB: 0 P: 5	R: 1 E: 0 K: 0 S: 4	H: 1 LOB: 1 BB: 1 P: 8	R: 2 E: 0 K: 0 S: 5	H: 2 LOB: 0 BB: 0 P: 9	R: 0 E: 0 K: 1 S: 5	H: 0 LOB: 0 BB: 0 P: 5	R: 0 E: 0 K: 2 S: 7	H: 0 LOB: 0 BB: 0 P: 7	R: 0 E: 0 K: 2 S: 7	H: 0 LOB: 0 BB: 0 P: 7	R: 1 E: 0 K: 1 S: 7	H: 2 LOB: 2 BB: 0 P: 7	1B: 4 2B: 2 3B: 1 HR: 1	SF: 0 SAC: 0 DP: 1 HBP: 0	WP: 0 PB: 0 SB: 1 CS: 0	PA: 36		
<b>PITCHER</b>	IP WLS BF H R ER SO BB IBB HBP BLK WP HR S P ERA WHIP	IP WLS BF H R ER SO BB IBB HBP BLK WP HR S P ERA WHIP	IP WLS BF H R ER SO BB IBB HBP BLK WP HR S P ERA WHIP	IP WLS BF H R ER SO BB IBB HBP BLK WP HR S P ERA WHIP	IP WLS BF H R ER SO BB IBB HBP BLK WP HR S P ERA WHIP	IP WLS BF H R ER SO BB IBB HBP BLK WP HR S P ERA WHIP	IP WLS BF H R ER SO BB IBB HBP BLK WP HR S P ERA WHIP	IP WLS BF H R ER SO BB IBB HBP BLK WP HR S P ERA WHIP	IP WLS BF H R ER SO BB IBB HBP BLK WP HR S P ERA WHIP	IP WLS BF H R ER SO BB IBB HBP BLK WP HR S P ERA WHIP	IP WLS BF H R ER SO BB IBB HBP BLK WP HR S P ERA WHIP	IP WLS BF H R ER SO BB IBB HBP BLK WP HR S P ERA WHIP	IP WLS BF H R ER SO BB IBB HBP BLK WP HR S P ERA WHIP	IP WLS BF H R ER SO BB IBB HBP BLK WP HR S P ERA WHIP	IP WLS BF H R ER SO BB IBB HBP BLK WP HR S P ERA WHIP	IP WLS BF H R ER SO BB IBB HBP BLK WP HR S P ERA WHIP	IP WLS BF H R ER SO BB IBB HBP BLK WP HR S P ERA WHIP	IP WLS BF H R ER SO BB IBB HBP BLK WP HR S P ERA WHIP	IP WLS BF H R ER SO BB IBB HBP BLK WP HR S P ERA WHIP	IP WLS BF H R ER SO BB IBB HBP BLK WP HR S P ERA WHIP	IP WLS BF H R ER SO BB IBB HBP BLK WP HR S P ERA WHIP	IP WLS BF H R ER SO BB IBB HBP BLK WP HR S P ERA WHIP


AB 34  
R 5  
H 8  
RBI 5  
BB 2  
SO 6  
LOB 10




Batter	1	2	3	4	5	6	7	8	9	AB	R	H	RBI	BB	SO	LOB	BOTTOM					
Bill Doran, S OBP: 0.556, SLG: 0.429 (1, 4)	5-3			1B		SH1-3 BB		WP 1B BB		3	1	2	0	2	0	0	<b>Los Angeles Dodgers @ Houston Astros</b> Astrodome, Houston, TX Tue Apr 07 1987, 8:05 PM EDT Att: 22,781 - Unknown					
Billy Hatcher, R OBP: 0.500, SLG: 0.429 (1, 8)		1B K		1B		SH1-3		FC 1B BB		3	1	2	1	1	1	3						
Jose Cruz, L OBP: 0.222, SLG: 0.667 (1, 7)	K		PB 2B	K		K		FC 1B 1-2		5	0	1	0	0	3	7						
Glenn Davis, R OBP: 0.222, SLG: 0.222 (1, 3)	L5		K	F7		6-3		K		5	0	0	0	0	2	9						
Kevin Bass, S OBP: 0.444, SLG: 0.556 (9, 1)		BLK 1B 1B	K			6-3		1-3 2-H 3-H 1B		5	1	2	2	0	1	1						
Charlie Kerfeld, R (9, 1)										0	0	0	0	0	0	0						
Dave Smith, R (9, 1)										0	0	0	0	0	0	0						
Alan Ashby, S OBP: 0.250, SLG: 0.143 (8, 2)		F8		BB		6-3		6-3		3	0	0	0	1	1	1						
Mark Bailey, S (8, 2)										1	0	0	0	0	0	1						
Phil Garner, R OBP: 0.429, SLG: 0.333 (1, 5)		1B 2-H 1B		6-3				5-3		4	0	2	1	0	0	2						
Bert Pena, R OBP: 0.667, SLG: 0.667 (8, PH)						FC6-4 1B				3	1	2	0	0	0	1						
Craig Reynolds, L OBP: 0.200, SLG: 0.200 (9, 6)		1B 1-2 1B		1B 1B		FC6-4		E8 1B WP 1B		1	1	1	0	0	0	0						
Bob Knepper, L (1, 1)										1	0	0	0	0	0	2						
Jim Pankovits, R (4, PH)										1	0	0	0	0	0	1						
Aurelio Lopez, R (5, 1)										0	0	0	0	0	0	0						
Ty Gainey, L (6, PH)										0	0	0	0	0	1	0						
Larry Andersen, R (7, 1)										0	0	0	0	0	0	0						
Terry Puhl, L OBP: 1.000, SLG: 1.000 (9, 9)						SH1-3 BB		WP 1B		1	1	1	0	0	0	0						
<b>Inning Stats</b>	R: 0 E: 0 K: 1 S: 6	H: 1 LOB: 1 BB: 0 P: 6	R: 1 E: 0 K: 1 S: 9	H: 4 LOB: 3 BB: 0 P: 9	R: 0 E: 0 K: 2 S: 8	H: 1 LOB: 2 BB: 1 P: 12	R: 1 E: 0 K: 1 S: 8	H: 3 LOB: 2 BB: 0 P: 8	R: 0 E: 0 K: 0 S: 4	H: 1 LOB: 1 BB: 0 P: 4	R: 0 E: 0 K: 1 S: 5	H: 0 LOB: 2 BB: 2 P: 13	R: 0 E: 0 K: 1 S: 5	H: 0 LOB: 0 BB: 0 P: 5	R: 4 E: 1 K: 1 S: 8	H: 3 LOB: 1 BB: 2 P: 16	1B: 12 2B: 1 3B: 0 HR: 0	SF: 0 SAC: 1 DP: 0 HBP: 0	WP: 2 PB: 1 SB: 2 CS: 0	PA: 42		
<b>PITCHER</b>	IP WLS BF H R ER SO BB IBB HBP BLK WP HR S P ERA WHIP	IP WLS BF H R ER SO BB IBB HBP BLK WP HR S P ERA WHIP	IP WLS BF H R ER SO BB IBB HBP BLK WP HR S P ERA WHIP	IP WLS BF H R ER SO BB IBB HBP BLK WP HR S P ERA WHIP	IP WLS BF H R ER SO BB IBB HBP BLK WP HR S P ERA WHIP	IP WLS BF H R ER SO BB IBB HBP BLK WP HR S P ERA WHIP	IP WLS BF H R ER SO BB IBB HBP BLK WP HR S P ERA WHIP	IP WLS BF H R ER SO BB IBB HBP BLK WP HR S P ERA WHIP	IP WLS BF H R ER SO BB IBB HBP BLK WP HR S P ERA WHIP	IP WLS BF H R ER SO BB IBB HBP BLK WP HR S P ERA WHIP	IP WLS BF H R ER SO BB IBB HBP BLK WP HR S P ERA WHIP	IP WLS BF H R ER SO BB IBB HBP BLK WP HR S P ERA WHIP	IP WLS BF H R ER SO BB IBB HBP BLK WP HR S P ERA WHIP	IP WLS BF H R ER SO BB IBB HBP BLK WP HR S P ERA WHIP	IP WLS BF H R ER SO BB IBB HBP BLK WP HR S P ERA WHIP	IP WLS BF H R ER SO BB IBB HBP BLK WP HR S P ERA WHIP	IP WLS BF H R ER SO BB IBB HBP BLK WP HR S P ERA WHIP	IP WLS BF H R ER SO BB IBB HBP BLK WP HR S P ERA WHIP	IP WLS BF H R ER SO BB IBB HBP BLK WP HR S P ERA WHIP	IP WLS BF H R ER SO BB IBB HBP BLK WP HR S P ERA WHIP	IP WLS BF H R ER SO BB IBB HBP BLK WP HR S P ERA WHIP	IP WLS BF H R ER SO BB IBB HBP BLK WP HR S P ERA WHIP





Batter	1	2	3	4	5	6	7	8	9	AB	R	H	RBI	BB	SO	LOB	TOP									
Steve Sax, R OBP: 0.357, SLG: 0.333	0-3 K		0-0 2B		0-0 L9		0-0 E 1B		0-0 4-3	5	1	2	2	0	1	1	<b>Los Angeles Dodgers @ Houston Astros</b> Astrodome, Houston, TX Wed Apr 08 1987, 8:05 PM EDT Att: 15,682 - Unknown									
Mike Ramsey, S OBP: 0.417, SLG: 0.583	0-0 4-3 1B		0-3 K		0-3 K		0-0 E8 1B		0-0 6-3	5	0	2	1	0	2	2										
Ken Landreaux, L OBP: 0.111, SLG: 0.111	0-0 4-3 1-2			0-0 2B 1B		0-0 F7		0-0 G3		4	0	1	0	0	0	2										
Mike Marshall, R OBP: 0.250, SLG: 0.417	0-3 K			0-0 1-3 2B		0-3 K		0-3 K		4	0	1	0	0	3	1										
Franklin Stubbs, L OBP: 0.500, SLG: 0.750		0-0 3-1		0-3 K		0-3 K		0-0 G3-4-3 1B		4	0	1	0	0	2	2										
Mike Scioscia, L OBP: 0.417, SLG: 0.333		0-0 L7		4-0 IBB			0-0 F5	0-0 G3-4-3 1-2		3	0	0	0	1	0	1										
Dave Anderson, R OBP: 0.250, SLG: 0.250		0-0 P3		0-3 K			0-0 1B 1B	0-0 5-3		4	1	1	0	0	1	4										
Mariano Duncan, R OBP: 0.167, SLG: 0.091			0-0 G3	0-0 F9			0-0 1-3 1B 1B	4-0 4-3 S BB		3	1	1	0	1	0	3										
Rick Honeycutt, L Len Matuszek, L Tom Niedenfuer, R Matt Young, L Brian Holton, R Tracy Woodson, R			0-3 K		0-3 K		0-0 F8	0-3 K		2	0	0	0	0	0	2										
<b>Inning Stats</b>	R: 0 E: 0 K: 2 S: 8	H: 1 LOB: 1 BB: 0 P: 8	R: 0 E: 0 K: 0 S: 3	H: 0 LOB: 0 BB: 0 P: 3	R: 0 E: 0 K: 2 S: 8	H: 1 LOB: 1 BB: 0 P: 8	R: 0 E: 0 K: 2 S: 9	H: 2 LOB: 3 BB: 1 P: 13	R: 0 E: 0 K: 2 S: 7	H: 0 LOB: 0 BB: 0 P: 7	R: 0 E: 0 K: 2 S: 7	H: 0 LOB: 0 BB: 0 P: 7	R: 3 E: 1 K: 0 S: 7	H: 4 LOB: 1 BB: 0 P: 7	R: 0 E: 0 K: 1 S: 6	H: 1 LOB: 1 BB: 0 P: 6		R: 0 E: 0 K: 1 S: 5	H: 0 LOB: 1 BB: 1 P: 9	1B: 7 2B: 2 3B: 0 HR: 0	SF: 0 SAC: 0 DP: 0 HBP: 0	WP: 0 PB: 0 SB: 2 CS: 0	PA: 38			
<b>PITCHER</b>	IP	WLS	BF	H	R	ER	SO	BB	IBB	HBP	BLK	WP	HR	S	P	ERA	WHIP	<b>PITCHER</b>								
Nolan Ryan, R ERA: 3.86	(1, 1)	7.0	W	30	8	3	3	10	0	1	0	1	0	0	49	53	3.86	1.143								
Larry Andersen, R ERA:	(8, 1)	0.2		3	1	0	0	1	0	0	0	0	0	0	5	5	0.00	1.500								
Charlie Kerfeld, R ERA: 4.5	(8, 1)	1.1		5	0	0	0	1	1	0	0	0	0	0	6	10	0.00	0.750								

Batter	1	2	3	4	5	6	7	8	9	AB	R	H	RBI	BB	SO	LOB	BOTTOM								
Bill Doran, S OBP: 0.462, SLG: 0.364	0-3 K		0-3 K		0-0 4-3		0-0 E7 2B 1B			4	1	1	1	0	2	0	<b>Los Angeles Dodgers @ Houston Astros</b> Astrodome, Houston, TX Wed Apr 08 1987, 8:05 PM EDT Att: 15,682 - Unknown								
Billy Hatcher, R OBP: 0.417, SLG: 0.455	0-0 F7		0-0 5-3			0-0 L6	0-0 HR 2B			4	1	1	1	0	0	0									
Jose Cruz, L OBP: 0.385, SLG: 0.923	0-0 1B		0-0 1B			0-0 4-3	0-0 HR			4	1	3	2	0	0	0									
Glenn Davis, R OBP: 0.308, SLG: 0.308	0-0 FC5-4 1B		0-0 L4			0-0 5-3	0-0 S 1B			4	0	2	0	0	0	1									
Kevin Bass, S OBP: 0.385, SLG: 0.462	0-0 FC5-4			0-3 K			0-0 1B K			4	1	1	0	0	2	3									
Mark Bailey, S OBP: 0.400, SLG: 0.500		0-0 2B		0-3 K			0-0 1B K			3	1	1	0	1	2	1									
Phil Garner, R OBP: 0.364, SLG: 0.300		0-3 K		0-0 4-3			0-0 1B 1B	0-0 P3		4	1	1	1	0	1	1									
Bert Pena, R OBP: 0.400, SLG: 0.400		0-3 K			0-0 5-3		0-3 K	0-0 F9		2	0	0	0	0	1	1									
Ty Gainey, L Davey Lopes, R Craig Reynolds, L Nolan Ryan, R Jim Pankovits, R Larry Andersen, R Charlie Kerfeld, R		0-0 F7			0-3 K		0-0 1-2 E 1B	0-3 K		0	0	0	0	0	0	0									
<b>Inning Stats</b>	R: 0 E: 0 K: 1 S: 7	H: 2 LOB: 2 BB: 0 P: 7	R: 0 E: 0 K: 2 S: 8	H: 1 LOB: 1 BB: 0 P: 8	R: 0 E: 0 K: 1 S: 6	H: 1 LOB: 1 BB: 0 P: 6	R: 0 E: 0 K: 2 S: 7	H: 0 LOB: 0 BB: 0 P: 7	R: 0 E: 0 K: 1 S: 5	H: 0 LOB: 0 BB: 0 P: 5	R: 0 E: 0 K: 0 S: 3	H: 0 LOB: 0 BB: 0 P: 3	R: 7 E: 1 K: 3 S: 16	H: 7 LOB: 1 BB: 1 P: 20	R: 0 E: 0 K: 1 S: 5	H: 0 LOB: 0 BB: 0 P: 5		1B: 8 2B: 2 3B: 0 HR: 1	SF: 0 SAC: 0 DP: 0 HBP: 0	WP: 0 PB: 0 SB: 1 CS: 0	PA: 36				
<b>PITCHER</b>	IP	WLS	BF	H	R	ER	SO	BB	IBB	HBP	BLK	WP	HR	S	P	ERA	WHIP	<b>PITCHER</b>							
Rick Honeycutt, L ERA:	(1, 1)	6.0		22	4	0	0	7	0	0	0	0	0	2	6										
Tom Niedenfuer, R ERA: 27.0	(7, 1)	0.0		3	2	3	3	0	1	0	0	0	0	2	6										
Matt Young, L ERA: 40.5	(7, 1)	0.1	L	5	4	4	4	1	0	0	0	0	1	7	7	108.00	12.000								
Brian Holton, R ERA:	(7, 1)	1.2		6	1	0	0	3	0	0	0	0	0	12	12	0.00	0.600								



Batter	1	2	3	4	5	6	7	8	9	AB	R	H	RBI	BB	SO	LOB	TOP										
Will Clark, L OBP: 0.353, SLG: 0.500 Mike Aldrete, L OBP: 1.000, SLG: 1.000										3	2	1	0	0	1	1	<p>San Francisco Giants @ Los Angeles Dodgers Dodger Stadium, Los Angeles, CA</p> <p>Thu Apr 09 1987, 7:05 PM PDT Att: 46,289 - Unknown</p>										
Chili Davis, S OBP: 0.429, SLG: 0.545										5	1	2	2	0	1	0											
Jeffrey Leonard, R Eddie Milner, L										2	1	2	1	1	0	0											
Candy Maldonado, R OBP: 0.333, SLG: 0.429										4	1	2	1	0	0	2											
Chris Brown, R OBP: 0.294, SLG: 0.688										4	1	1	2	0	2	2											
Bob Brenly, R										2	1	0	0	2	1	1											
Robby Thompson, R										4	0	0	0	0	2	2											
Jose Uribe, S OBP: 0.250, SLG: 0.333										4	1	1	0	0	0	1											
Mark Davis, L Harry Spilman, L Greg Minton, S Jim Gott, R										2	0	1	1	0	0	0											
<b>Inning Stats</b>	R: 2 E: 0 K: 1 S: 7	H: 3 LOB: 0 BB: 0 P: 7	R: 1 E: 0 K: 0 S: 4	H: 1 LOB: 1 BB: 1 P: 8	R: 0 E: 0 K: 0 S: 3	H: 0 LOB: 0 BB: 1 P: 7	R: 0 E: 0 K: 2 S: 7	H: 0 LOB: 0 BB: 0 P: 7	R: 4 E: 0 K: 1 S: 9	H: 5 LOB: 1 BB: 1 P: 13	R: 1 E: 0 K: 0 S: 4	H: 1 LOB: 0 BB: 0 P: 4	R: 0 E: 0 K: 2 S: 8	H: 1 LOB: 1 BB: 0 P: 8	R: 0 E: 0 K: 1 S: 5	H: 0 LOB: 0 BB: 0 P: 5		R: 0 E: 0 K: 0 S: 3	H: 1 LOB: 0 BB: 0 P: 3	1B: 7 2B: 3 3B: 0 HR: 2	SF: 1 SAC: 1 DP: 2 HBP: 0	WP: 0 PB: 0 SB: 1 CS: 1	PA: 39				
<b>PITCHER</b>	IP	WLS	BF	H	R	ER	SO	BB	IBB	HBP	BLK	WP	HR	S	P	ERA	WHIP										
Bob Welch, R ERA: 13.5	4.2	L	23	9	7	7	3	2	0	0	0	0	2	27	35	13.50	2.357										
Tim Leary, R ERA:	0.1		2	0	0	0	1	1	0	0	0	0	0	3	7	0.00	3.000										
Jerry Reuss, L ERA: 4.5	2.0		8	2	1	1	2	0	0	0	0	0	0	12	12	4.50	1.000										
Ken Howell, R ERA: 18.0	1.0		3	0	0	0	1	0	0	0	0	0	0	5	5	0.00	0.000										
Brian Holton, R ERA:	1.0		3	1	0	0	0	0	0	0	0	0	0	3	3	0.00	1.000										

Batter	1	2	3	4	5	6	7	8	9	AB	R	H	RBI	BB	SO	LOB	BOTTOM										
Steve Sax, R OBP: 0.389, SLG: 0.438										4	0	2	0	0	0	0	<p>San Francisco Giants @ Los Angeles Dodgers Dodger Stadium, Los Angeles, CA</p> <p>Thu Apr 09 1987, 7:05 PM PDT Att: 46,289 - Unknown</p>										
Mike Ramsay, S OBP: 0.375, SLG: 0.500										4	1	1	0	0	0	2											
Mariano Duncan, R OBP: 0.250, SLG: 0.200										4	0	2	0	0	2	0											
Mike Marshall, R OBP: 0.267, SLG: 0.385 Ken Landreaux, L OBP: 0.100, SLG: 0.100										1	0	0	1	0	0	0											
Franklin Stubbs, L OBP: 0.438, SLG: 0.625										4	0	1	0	0	3	1											
Tracy Woodson, R OBP: 0.125, SLG: 0.125										4	0	1	0	0	0	3											
Mike Scioscia, L OBP: 0.400, SLG: 0.417 Alex Trevino, R										3	0	1	0	0	0	1											
Dave Anderson, R OBP: 0.250, SLG: 0.250										4	0	1	0	0	0	1											
Bob Welch, R Tim Leary, R Len Matuszek, L Jerry Reuss, L Pedro Guerrero, R Ken Howell, R Brian Holton, R Fernando Valenzuela, L										1	0	0	0	0	0	0											
<b>Inning Stats</b>	R: 1 E: 0 K: 0 S: 6	H: 3 LOB: 2 BB: 0 P: 6	R: 0 E: 0 K: 0 S: 3	H: 0 LOB: 0 BB: 0 P: 3	R: 0 E: 0 K: 1 S: 5	H: 0 LOB: 0 BB: 0 P: 5	R: 0 E: 0 K: 1 S: 5	H: 0 LOB: 1 BB: 0 P: 6	R: 0 E: 0 K: 2 S: 7	H: 0 LOB: 0 BB: 0 P: 7	R: 0 E: 0 K: 1 S: 6	H: 1 LOB: 1 BB: 0 P: 6	R: 0 E: 0 K: 0 S: 4	H: 2 LOB: 1 BB: 0 P: 4	R: 0 E: 0 K: 3 S: 11	H: 2 LOB: 2 BB: 0 P: 11		1B: 7 2B: 2 3B: 0 HR: 0	SF: 1 SAC: 0 DP: 1 HBP: 1	WP: 2 PB: 0 SB: 0 CS: 0	PA: 36						
<b>PITCHER</b>	IP	WLS	BF	H	R	ER	SO	BB	IBB	HBP	BLK	WP	HR	S	P	ERA	WHIP										
Mark Davis, L ERA: 1.29	7.0	W	27	5	1	1	5	0	0	1	0	0	0	36	37	1.29	0.714										
Greg Minton, R ERA:	1.0		4	2	0	0	0	0	0	0	0	0	0	4	4	0.00	2.000										
Jim Gott, R ERA:	1.0		5	2	0	0	3	0	0	0	0	0	0	11	11	0.00	2.000										

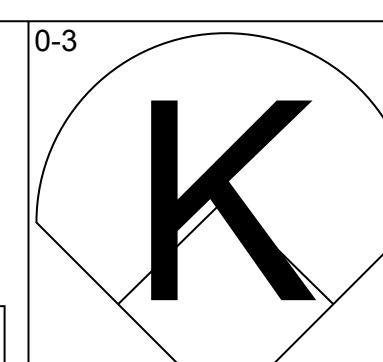
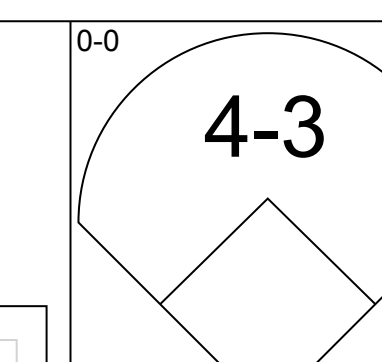
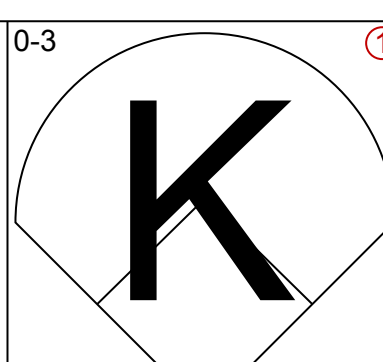
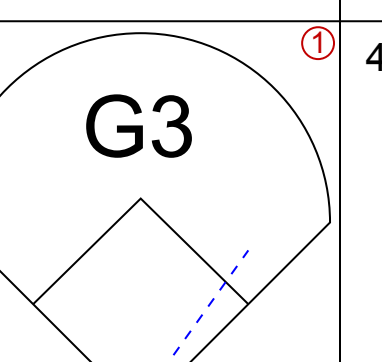
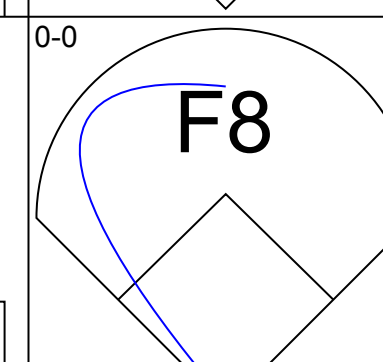
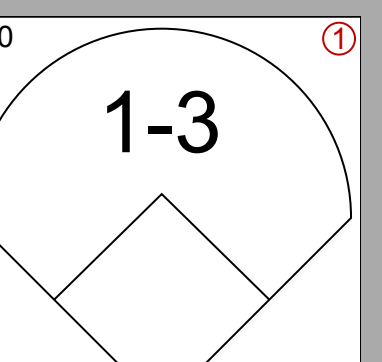
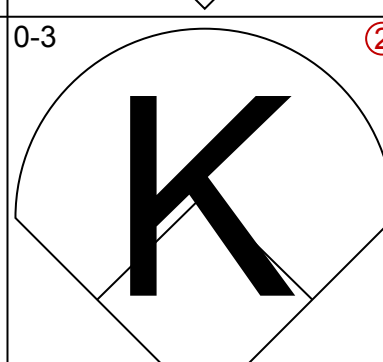
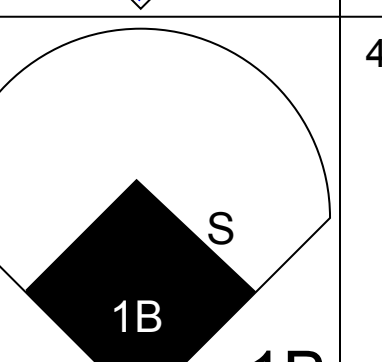
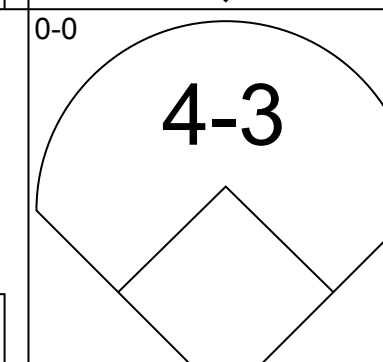
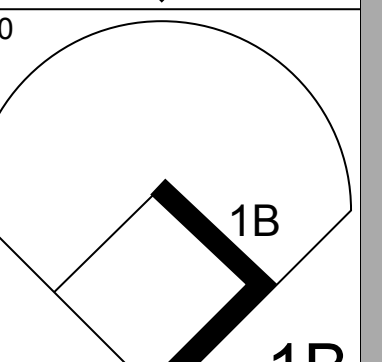
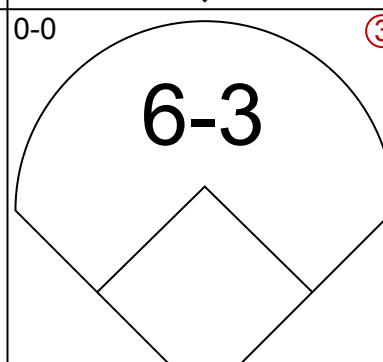
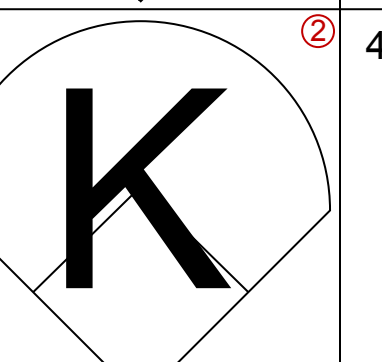
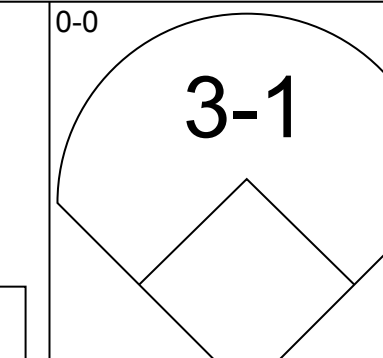
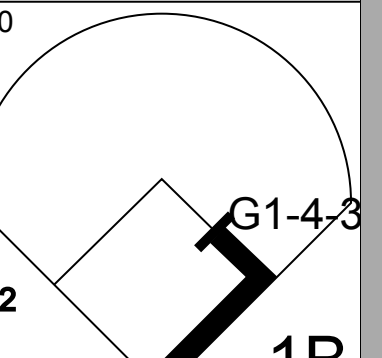
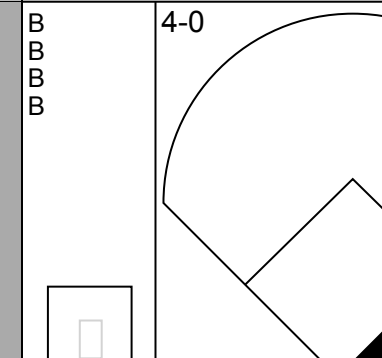
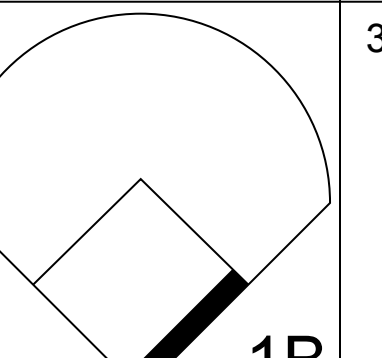
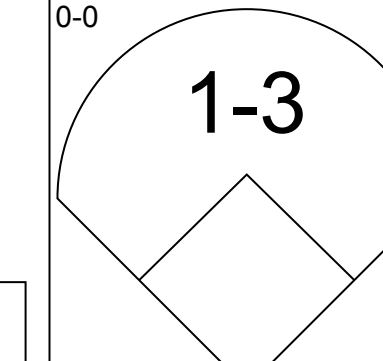
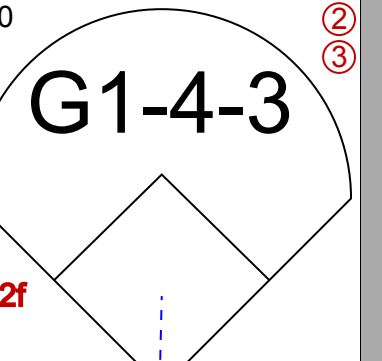
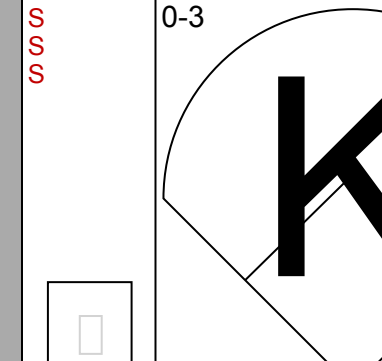
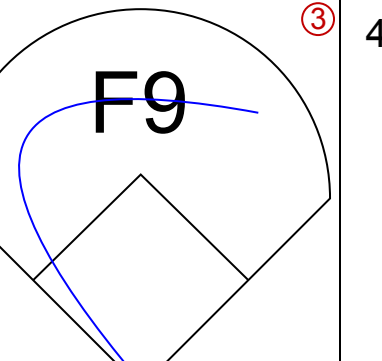
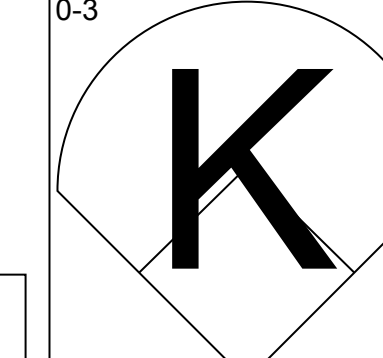
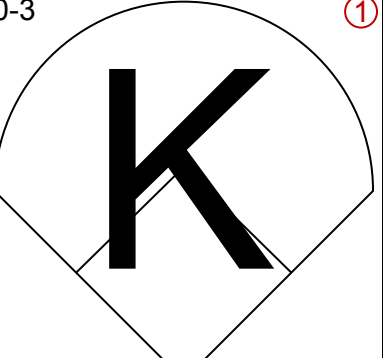
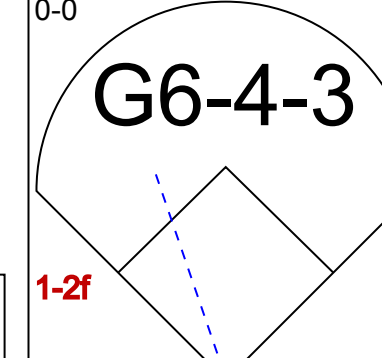
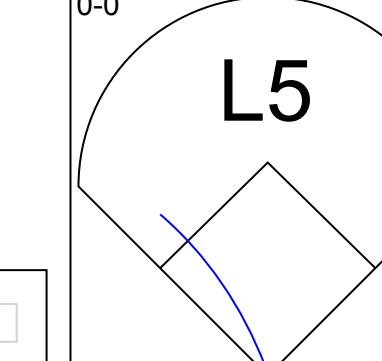
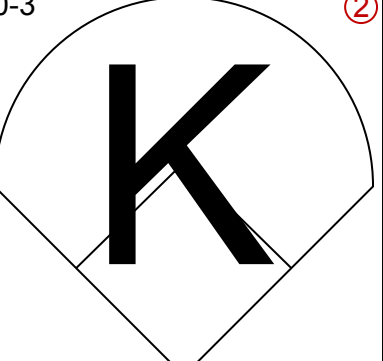
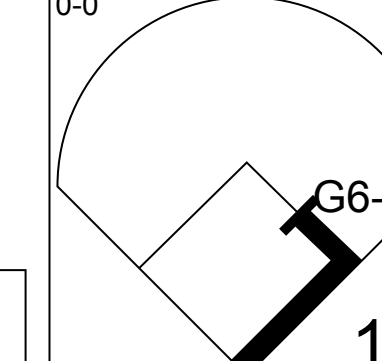
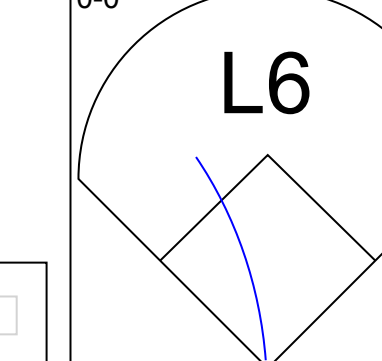
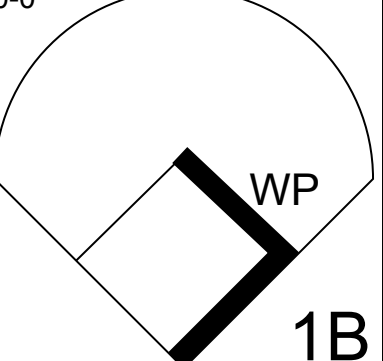
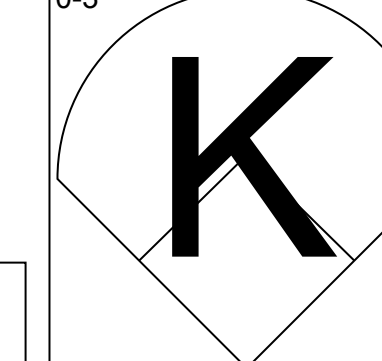
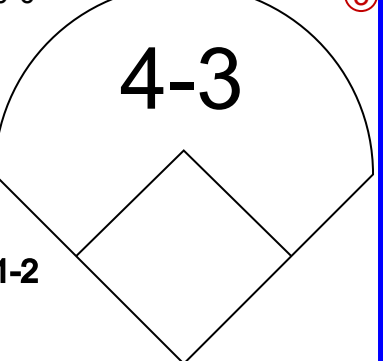
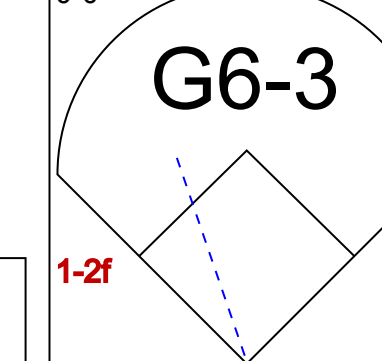
AB	34
R	8
H	12
RBI	8
BB	3
SO	7
LOB	11

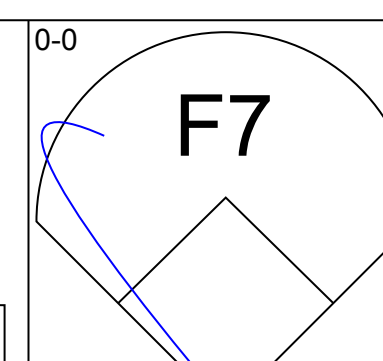
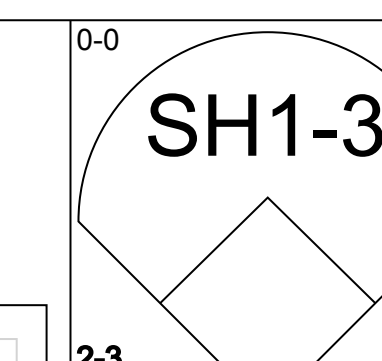
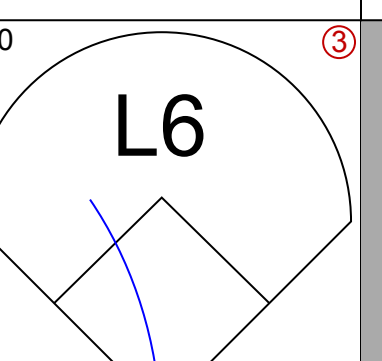
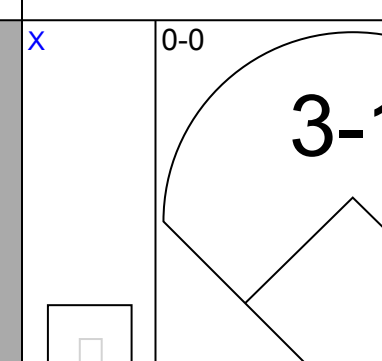
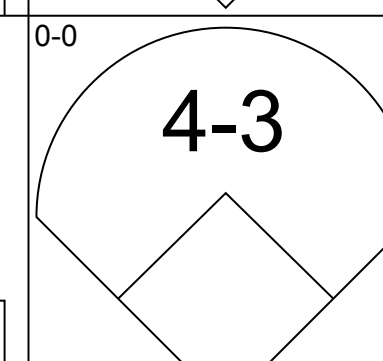
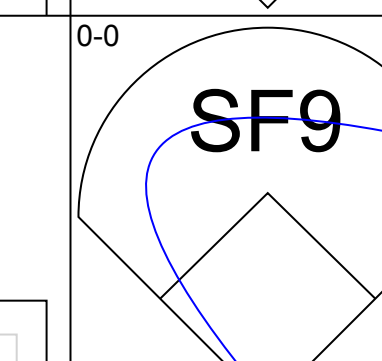
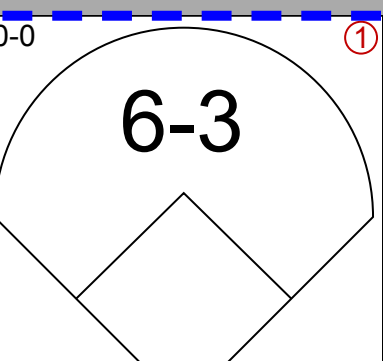
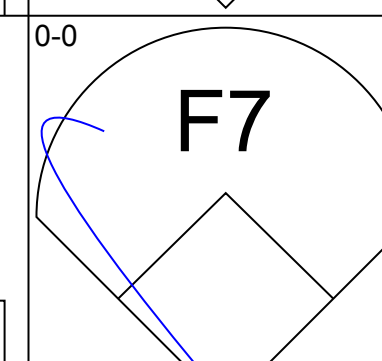
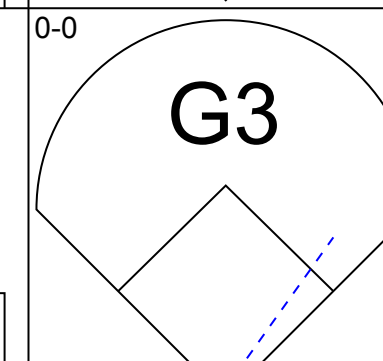
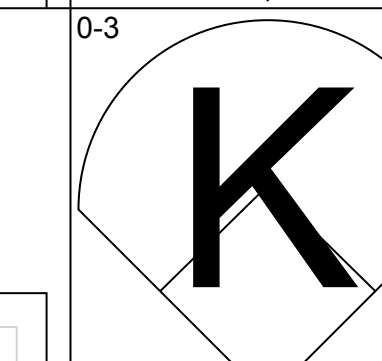
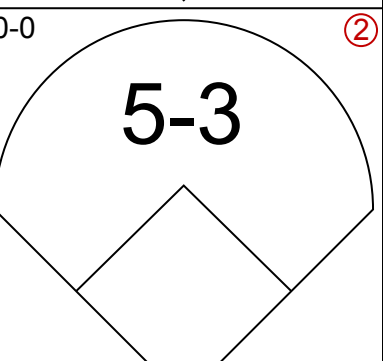
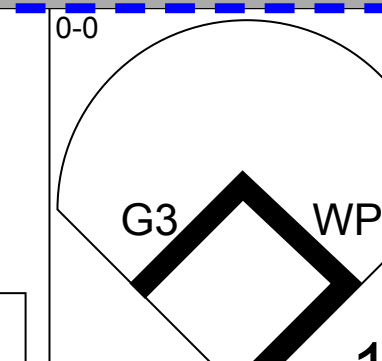
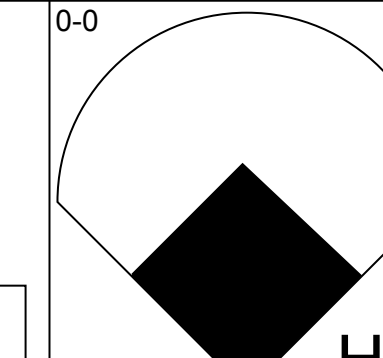
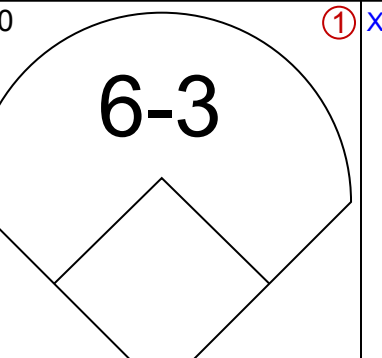
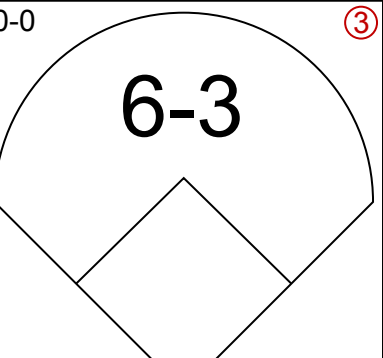
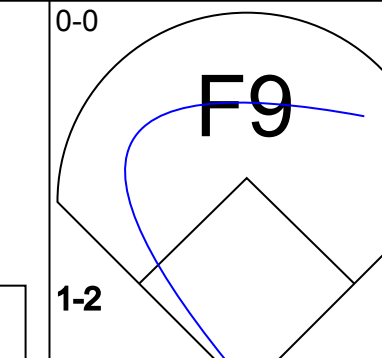
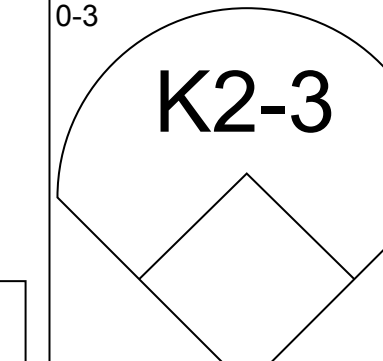
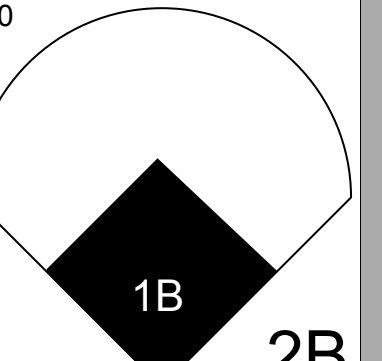
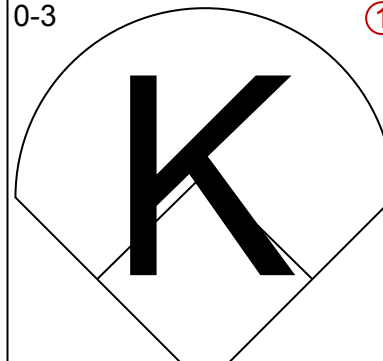
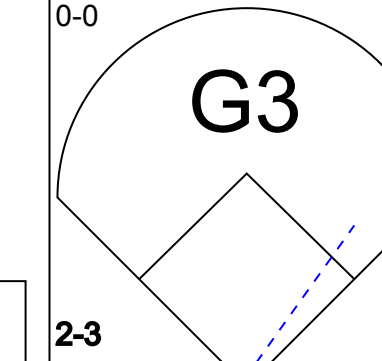
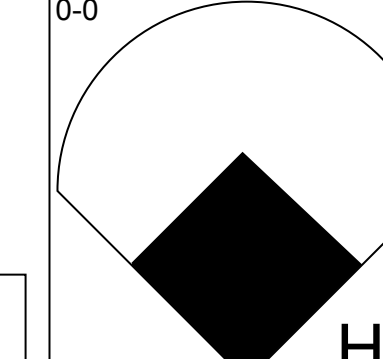
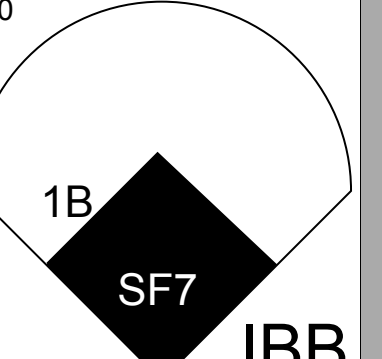

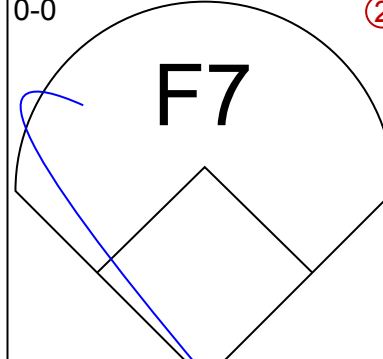
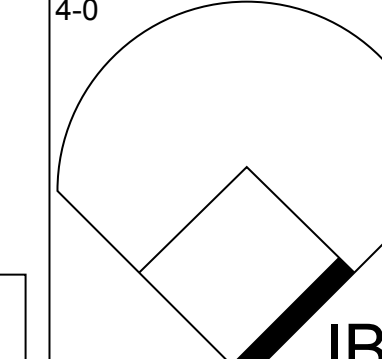
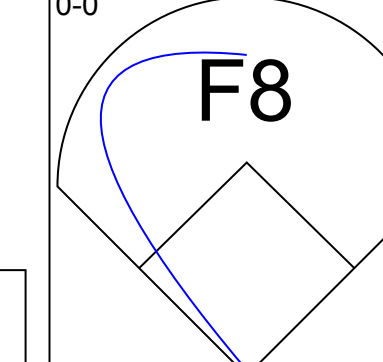
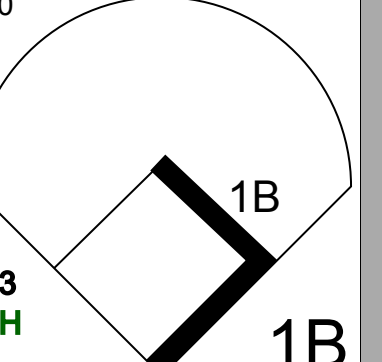


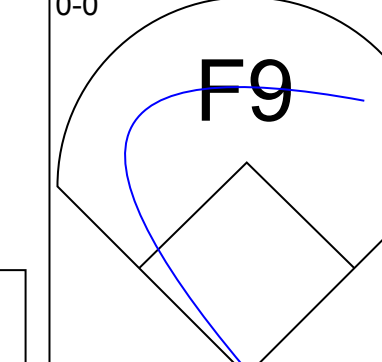
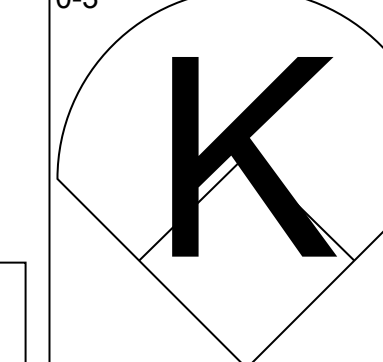
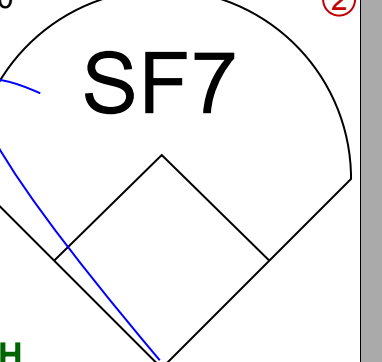
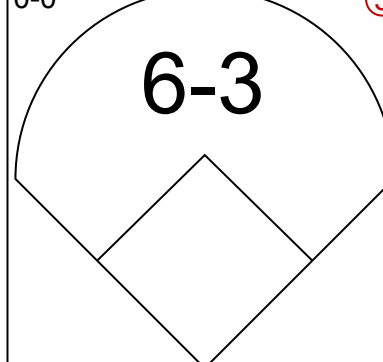
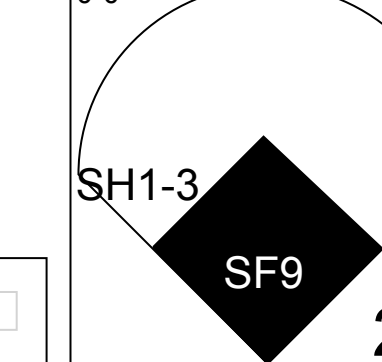
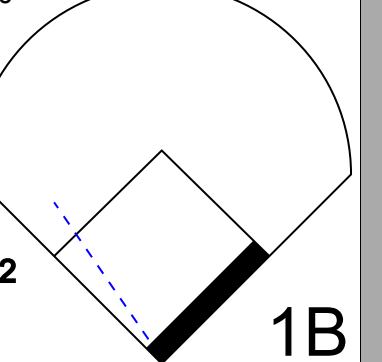
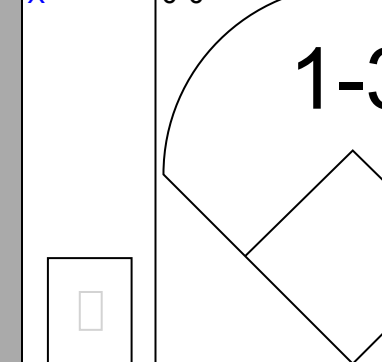








Batter	1	2	3	4	5	6	7	8	9	AB	R	H	RBI	BB	SO	LOB	TOP					
<b>Will Clark, L</b> OBP: 0.308, SLG: 0.520 (1, 3)										4	0	0	0	0	2	1	<b>San Francisco Giants @ Los Angeles Dodgers</b> <b>Dodger Stadium, Los Angeles, CA</b> Sat Apr 11 1987, 3:33 AM PDT Att: 31,000 - Unknown <a href="http://livebaseballscorecards.com">livebaseballscorecards.com</a>					
<b>Chili Davis, S</b> OBP: 0.304, SLG: 0.350 (1, 8)										4	1	1	0	0	1	0						
<b>Mike Aldrete, L</b> OBP: 0.500, SLG: 0.400 (1, 7)										4	0	1	0	0	1	1						
<b>Candy Maldonado, R</b> OBP: 0.417, SLG: 0.455 (1, 9)										3	0	2	1	1	0	0						
<b>Chris Brown, R</b> OBP: 0.231, SLG: 0.480 (1, 5)										4	0	0	0	0	1	4						
<b>Bob Brenly, R</b> (1, 2)										3	0	0	0	0	2	1						
<b>Matt Williams, R</b> OBP: 0.333, SLG: 0.333 (1, 6)										3	0	1	0	0	1	0						
<b>Robby Thompson, R</b> OBP: 0.167, SLG: 0.063 (1, 4)										3	0	1	0	0	1	1						
<b>Mike Krukow, R</b> OBP: 0.500, SLG: 1.000 (5, PH)										1	0	1	0	0	0	0						
<b>Eddie Milner, L</b> OBP: 0.188, SLG: 0.133 (5, PH)										1	0	0	0	0	0	1						
<b>Jim Gott, R</b> (5, PH)										0	0	0	0	0	0	0						
<b>Harry Spilman, L</b> OBP: 0.333, SLG: 0.333 (8, PH)										1	0	0	0	0	0	1						
<b>Greg Minton, S</b> (8, 1)										0	0	0	0	0	0	0						
<b>Inning Stats</b>	R: 0 E: 0 K: 1 S: 5	H: 0 LOB: 0 BB: 0 P: 5	R: 0 E: 0 K: 1 S: 5	H: 0 LOB: 0 BB: 0 P: 5	R: 0 E: 0 K: 0 S: 4	H: 1 LOB: 1 BB: 0 P: 4	R: 0 E: 0 K: 0 S: 4	H: 2 LOB: 1 BB: 0 P: 4	R: 0 E: 0 K: 2 S: 8	H: 1 LOB: 1 BB: 0 P: 8	R: 0 E: 0 K: 1 S: 7	H: 0 LOB: 0 BB: 0 P: 7	R: 0 E: 0 K: 1 S: 4	H: 0 LOB: 0 BB: 1 P: 8	R: 0 E: 0 K: 1 S: 5	H: 1 LOB: 0 BB: 0 P: 5	R: 1 E: 0 K: 1 S: 7	H: 2 LOB: 1 BB: 0 P: 7	1B: 6 2B: 1 3B: 0 HR: 0	SF: 0 SAC: 0 DP: 3 HBP: 0	WP: 1 PB: 0 SB: 1 CS: 0	PA: 32
<b>PITCHER</b> <b>Orel Hersher, R</b> ERA: 2.25 (1, 1)	IP: 9.0 WLS: W BF: 32 H: 7 R: 1 ER: 1 SO: 9 BB: 1 IBB: 0 HBP: 0 BLK: 0 WP: 1 HR: 0 S: 49 P: 53 ERA: 1.00 WHIP: 0.889															<b>PITCHER</b> IP: WLS: BF: H: R: ER: SO: BB: IBB: HBP: BLK: WP: HR: S: P: ERA: WHIP:						

Batter	1	2	3	4	5	6	7	8	9	AB	R	H	RBI	BB	SO	LOB	BOTTOM			
<b>Steve Sax, R</b> OBP: 0.333, SLG: 0.333 (1, 4)										3	0	0	0	0	0	2	<b>San Francisco Giants @ Los Angeles Dodgers</b> <b>Dodger Stadium, Los Angeles, CA</b> Sat Apr 11 1987, 3:33 AM PDT Att: 31,000 - Unknown <a href="http://livebaseballscorecards.com">livebaseballscorecards.com</a>			
<b>Mike Ramsay, S</b> OBP: 0.308, SLG: 0.375 (1, 8)										3	0	0	1	0	0	0				
<b>Mike Marshall, R</b> OBP: 0.250, SLG: 0.318 (1, 9)										4	0	1	0	0	1	0				
<b>Pedro Guerrero, R</b> OBP: 0.273, SLG: 0.500 (1, 7)										4	1	1	1	0	0	1				
<b>Franklin Stubbs, L</b> OBP: 0.360, SLG: 0.500 (1, 3)										4	1	1	0	0	2	1				
<b>Mike Scioscia, L</b> OBP: 0.478, SLG: 0.647 (1, 2)										2	2	1	1	2	0	0				
<b>Tracy Woodson, R</b> OBP: 0.214, SLG: 0.286 (1, 5)										4	0	2	1	0	0	2				
<b>Mariano Duncan, R</b> OBP: 0.333, SLG: 0.300 (1, 6)										2	0	0	1	0	1	1				
<b>Orel Hersher, R</b> OBP: 0.500, SLG: 0.667 (1, 1)										3	1	2	0	0	0	0				
<b>Inning Stats</b>	R: 0 E: 0 K: 0 S: 3	H: 0 LOB: 0 BB: 0 P: 3	R: 2 E: 0 K: 2 S: 9	H: 2 LOB: 0 BB: 0 P: 9	R: 1 E: 0 K: 1 S: 6	H: 1 LOB: 0 BB: 0 P: 6	R: 2 E: 0 K: 0 S: 6	H: 3 LOB: 2 BB: 1 P: 10	R: 0 E: 0 K: 0 S: 3	H: 0 LOB: 0 BB: 0 P: 3	R: 0 E: 0 K: 1 S: 6	H: 1 LOB: 1 BB: 0 P: 6	R: 0 E: 0 K: 0 S: 3	H: 0 LOB: 0 BB: 0 P: 3	R: 0 E: 0 K: 0 S: 4	H: 1 LOB: 2 BB: 1 P: 8		1B: 3 2B: 3 3B: 0 HR: 2	SF: 2 SAC: 1 DP: 0 HBP: 0	WP: 1 PB: 0 SB: 0 CS: 0
<b>PITCHER</b> <b>Mike Krukow, R</b> ERA: 6.0 (1, 1)	IP: 4.0 WLS: L BF: 19 H: 6 R: 5 ER: 5 SO: 3 BB: 0 IBB: 0 HBP: 0 BLK: 0 WP: 0 HR: 2 S: 24 P: 28 ERA: 11.25 WHIP: 1.500															<b>PITCHER</b> IP: WLS: BF: H: R: ER: SO: BB: IBB: HBP: BLK: WP: HR: S: P: ERA: WHIP:				
<b>Jim Gott, R</b> ERA: (5, 1)	3.0 10 1 0 0 1 0 0 0 0 0 0 12 12 0.00 0.333																			
<b>Greg Minton, R</b> ERA: (8, 1)	1.0 5 1 0 0 0 0 1 0 0 1 0 4 8 0.00 1.000																			







Batter	1	2	3	4	5	6	7	8	9	AB	R	H	RBI	BB	SO	LOB	TOP			
Bill Doran, S OBP: 0.345, SLG: 0.240 (1, 4)	0-3 K		0-0 1B		0-0 F7			0-0 4-3		4	0	1	1	0	1	0	<b>Houston Astros @ Los Angeles Dodgers</b> Dodger Stadium, Los Angeles, CA Mon Apr 13 1987, 7:05 PM PDT Att: 39,784 - Unknown			
Billy Hatcher, R OBP: 0.500, SLG: 0.538 (1, 8)	0-0 6-3		4-0 1B			0-0 1B		0-0 1B		3	0	2	0	1	0	0				
Jose Cruz, L OBP: 0.357, SLG: 0.643 Ty Gainey, L OBP: 0.567, SLG: 0.500 (6, PR) (6, 7)	0-0 4-3		0-0 5-3			0-0 FC6 1-3		0-0 1B		3	0	0	0	0	0	3				
Glenn Davis, R OBP: 0.172, SLG: 0.207 (1, 3)		0-0 F7		0-0 6-3		0-0 1-3		0-0 F9		4	0	0	0	0	0	3				
Kevin Bass, S OBP: 0.310, SLG: 0.517 (1, 9)		0-0 6-3		0-0 2B		0-3 K		0-0 F8		4	0	1	0	0	1	2				
Alan Ashby, S OBP: 0.267, SLG: 0.214 (1, 2)		0-0 5-3		0-0 1-3			0-0 L6	0-0 G3		4	0	0	0	0	0	1				
Phil Garner, R OBP: 0.280, SLG: 0.391 (1, 5)			0-0 FC1-5 HBP 1B	0-0 5-3			0-0 F9	0-0 HR		4	1	2	1	0	0	1				
Bert Pena, R OBP: 0.250, SLG: 0.182 Craig Reynolds, L OBP: 0.500, SLG: 0.538 (9, PH)			1-0 FC1-5 1B HBP		0-0 L5		0-0 F4	0-0 F7		2	1	0	0	0	0	0				
Nolan Ryan, R (1, 1)			0-0 FC1-5 1B		0-3 K			0-0 4-3		2	0	0	0	0	1	2				
Dave Meads, L (7, 1)			1-2 2-3F							0	0	0	0	0	0	0				
Aurelio Lopez, R (7, 1)										0	0	0	0	0	0	0				
Terry Puhl, L OBP: 0.500, SLG: 0.500 (8, PH)										1	0	0	0	0	0	0				
Charlie Kerfeld, R (8, 1)										0	0	0	0	0	0	0				
<b>Inning Stats</b>	R: 0 E: 0 K: 1 S: 5	H: 0 LOB: 0 BB: 0 P: 5	R: 0 E: 0 K: 0 S: 3	H: 0 LOB: 0 BB: 0 P: 3	R: 1 E: 0 K: 0 S: 4	H: 2 LOB: 2 BB: 1 P: 9	R: 0 E: 0 K: 0 S: 4	H: 1 LOB: 1 BB: 0 P: 4	R: 0 E: 0 K: 1 S: 5	H: 1 LOB: 2 BB: 0 P: 6	R: 0 E: 0 K: 0 S: 3	H: 0 LOB: 0 BB: 0 P: 3	R: 0 E: 0 K: 0 S: 5	H: 2 LOB: 2 BB: 0 P: 5	R: 1 E: 0 K: 0 S: 4	H: 1 LOB: 0 BB: 0 P: 4	1B: 5 2B: 1 3B: 0 HR: 1	SF: 0 SAC: 0 DP: 0 HBP: 1	WP: 0 PB: 0 SB: 0 CS: 0	PA: 35
<b>PITCHER</b>	IP WLS BF H R ER SO BB IBB HBP BLK WP HR S P ERA WHIP	IP WLS BF H R ER SO BB IBB HBP BLK WP HR S P ERA WHIP																		
Rick Honeycutt, L ERA: 0.9 (1, 1)	4.0	16	3	1	1	1	1	1	0	0	1	0	0	0	0	0	2.25	1.000		
Brian Holton, R ERA: 1.17 (5, 1)	5.0	19	4	1	1	2	2	0	0	0	0	0	0	1	23	23	1.80	0.800		

AB	33
R	2
H	7
RBI	2
BB	1
SO	3
LOB	12



Batter	1	2	3	4	5	6	7	8	9	AB	R	H	RBI	BB	SO	LOB	BOTTOM			
Steve Sax, R OBP: 0.306, SLG: 0.364 (1, 4)	0-0 6-3		0-3 K		0-0 F2		0-0 SF8 3B			4	1	1	0	0	1	0	<b>Houston Astros @ Los Angeles Dodgers</b> Dodger Stadium, Los Angeles, CA Mon Apr 13 1987, 7:05 PM PDT Att: 39,784 - Unknown			
Mike Ramsey, S OBP: 0.353, SLG: 0.387 (1, 8)	0-3 K		0-3 K		4-0 1B SF9 BB		0-0 6-3			3	1	0	0	1	2	1				
Ken Landreaux, L OBP: 0.214, SLG: 0.154 Reggie Williams, R (7, PH) (8, 9)	4-0 BB		0-0 G3		0-0 1B		0-0 SF8			2	0	1	0	1	0	0				
Pedro Guerrero, R OBP: 0.316, SLG: 0.688 (1, 7)	0-3 K			0-3 K	0-0 SF9		0-0 F9			3	0	0	1	0	2	1				
Mike Scioscia, L OBP: 0.452, SLG: 0.542 (1, 2)		0-0 L7		4-0 BB BB BB	0-0 F6		0-0 8-5 S 1B			3	0	1	0	1	0	1				
Franklin Stubbs, L OBP: 0.364, SLG: 0.484 (1, 3)		0-0 HR 1B		4-0 BB BB	1-2 BB BB		0-0 F9	0-0 8-5		3	1	1	0	1	0	1				
Tracy Woodson, R OBP: 0.273, SLG: 0.429 (1, 5)		0-0 HR		4-0 BB BB	1-2 2-3 BB		0-0 F2	0-3 K		3	1	1	2	1	1	0				
Mariano Duncan, R OBP: 0.290, SLG: 0.259 (1, 6)		0-3 K		0-3 K			0-0 1B			3	0	1	0	0	2	3				
Rick Honeycutt, L (1, 1)		0-3 K		0-3 K			0-0 F8			1	0	0	0	0	1	0				
Len Matuszek, L (4, PH)										1	0	0	0	0	1	3				
Brian Holton, R (5, 1)										1	0	0	0	0	0	1				
<b>Inning Stats</b>	R: 0 E: 0 K: 2 S: 7	H: 0 LOB: 1 BB: 1 P: 11	R: 2 E: 0 K: 2 S: 9	H: 2 LOB: 0 BB: 0 P: 9	R: 0 E: 0 K: 2 S: 7	H: 0 LOB: 0 BB: 0 P: 7	R: 0 E: 0 K: 3 S: 9	H: 0 LOB: 3 BB: 3 P: 21	R: 1 E: 0 K: 0 S: 4	H: 1 LOB: 1 BB: 0 P: 8	R: 0 E: 0 K: 0 S: 4	H: 1 LOB: 0 BB: 0 P: 4	R: 1 E: 0 K: 0 S: 4	H: 1 LOB: 0 BB: 0 P: 4	R: 0 E: 0 K: 1 S: 5	H: 1 LOB: 0 BB: 0 P: 5	1B: 4 2B: 1 3B: 1 HR: 1	SF: 2 SAC: 0 DP: 1 HBP: 0	WP: 0 PB: 0 SB: 0 CS: 0	PA: 34
<b>PITCHER</b>	IP WLS BF H R ER SO BB IBB HBP BLK WP HR S P ERA WHIP	IP WLS BF H R ER SO BB IBB HBP BLK WP HR S P ERA WHIP																		
Nolan Ryan, R ERA: 4.15 (7, 1)	6.0	27	4	3	3	9	0	0	0	0	0	0	0	0	0	0	4.50	1.500		
Dave Meads, L ERA: 27.0 (7, 1)	0.1	2	1	1	1	0	0	0	0	0	0	2	2	27.00	3.000					
Aurelio Lopez, R ERA: 2.45 (8, 1)	0.2	2	0	0	0	0	0	0	0	0	0	2	2	0.00	0.000					
Charlie Kerfeld, R ERA: 1.93 (8, 1)	1.0	3	1	0	0	1	0	0	0	0	0	5	5	0.00	1.000					









Batter	1	2	3	4	5	6	7	8	9	AB	R	H	RBI	BB	SO	LOB	TOP								
<b>Bill Doran, S</b> OBP: 0.308, SLG: 0.314 (1,4)	0-0 4-3			0-0 L6		0-0 L3		0-0 2B 1B		4	1	1	0	0	0	0	<b>Houston Astros @ Los Angeles Dodgers</b> Dodger Stadium, Los Angeles, CA Wed Apr 15 1987, 7:05 PM PDT Att: 43,381 - Unknown <a href="http://livebaseballscorecards.com">livebaseballscorecards.com</a>								
<b>Billy Hatcher, R</b> OBP: 0.500, SLG: 0.639 (1,8)	0-3 K			0-0 HR		0-0 1B		0-0 1-H 2B		4	1	3	2	0	1	0									
<b>Terry Puhl, L</b> OBP: 0.250, SLG: 0.273 (1,7)	0-3 K			0-0 2B		0-3 K		0-0 4-3		4	1	1	0	0	2	2									
<b>Glenn Davis, R</b> OBP: 0.231, SLG: 0.385 (1,3)		0-0 F9		0-0 2B			0-0 6-3		0-0 HR	4	1	2	2	0	0	0									
<b>Kevin Bass, S</b> OBP: 0.333, SLG: 0.444 (1,9)		0-0 F7		0-0 4-3			0-0 F7		0-0 P3	4	0	0	0	0	0	0									
<b>Alan Ashby, S</b> OBP: 0.280, SLG: 0.182 (1,2)		0-3 K			0-0 4-3		0-0 1B		0-0 F7	4	0	1	0	0	1	0									
<b>Craig Reynolds, L</b> OBP: 0.348, SLG: 0.364 (1,6)			0-0 F5		0-0 G1-4-3		0-0 F9		0-0 F9	4	0	0	0	0	0	1									
<b>Phil Garner, R</b> OBP: 0.273, SLG: 0.387 (1,5)			0-3 K		0-0 F8			0-0 4-3		3	0	0	0	0	1	0									
<b>Mike Scott, R</b> (1,1)			0-0 P6			0-0 6-3		0-3 K		3	0	0	0	0	1	0									
<b>Inning Stats</b>	R: 0 E: 0 K: 2 S: 7	H: 0 LOB: 0 BB: 0 P: 7	R: 0 E: 0 K: 1 S: 5	H: 0 LOB: 0 BB: 0 P: 5	R: 0 E: 0 K: 1 S: 5	H: 0 LOB: 0 BB: 0 P: 5	R: 2 E: 0 K: 0 S: 5	H: 3 LOB: 0 BB: 0 P: 5	R: 0 E: 0 K: 0 S: 3	H: 0 LOB: 0 BB: 0 P: 3	R: 0 E: 0 K: 1 S: 6	H: 1 LOB: 1 BB: 0 P: 6	R: 0 E: 0 K: 0 S: 4	H: 1 LOB: 1 BB: 0 P: 4	R: 1 E: 0 K: 1 S: 7	H: 2 LOB: 1 BB: 0 P: 7	R: 1 E: 0 K: 0 S: 4	H: 1 LOB: 0 BB: 0 P: 4	1B: 3 2B: 3 3B: 0 HR: 2	SF: 0 SAC: 0 DP: 0 HBP: 0	WP: 0 PB: 0 SB: 0 CS: 0	PA: 34			
<b>PITCHER</b>	IP	WLS	BF	H	R	ER	SO	BB	IBB	HBP	BLK	WP	HR	S	P	ERA	WHIP								
<b>Alejandro Pena, R</b> ERA: 2.13 (1,1)	6.0	L	21	4	2	2	5	0	0	0	0	0	1	31	31	3.00	0.667								
<b>Tim Leary, R</b> ERA: 6.23 (7,1)	3.0		13	4	2	2	1	0	0	0	0	0	1	15	15	6.00	1.333								

Batter	1	2	3	4	5	6	7	8	9	AB	R	H	RBI	BB	SO	LOB	BOTTOM								
<b>Steve Sax, R</b> OBP: 0.273, SLG: 0.341 (1,4)	0-0 5-3		0-0 6-3			0-0 F9			0-0 1-3	4	0	0	0	0	0	1	<b>Houston Astros @ Los Angeles Dodgers</b> Dodger Stadium, Los Angeles, CA Wed Apr 15 1987, 7:05 PM PDT Att: 43,381 - Unknown <a href="http://livebaseballscorecards.com">livebaseballscorecards.com</a>								
<b>Mike Ramsay, S</b> OBP: 0.310, SLG: 0.333 (1,8)	0-0 F7			0-3 K		0-0 F8				3	0	0	0	0	1	0									
<b>Pedro Guerrero, R</b> OBP: 0.286, SLG: 0.520 (1,7)	0-0 F4			0-3 K		0-3 K				3	0	0	0	0	2	0									
<b>Mike Marshall, R</b> OBP: 0.333, SLG: 0.364 (1,9)		0-3 K		4-0 CS BB		0-3 K				2	0	0	0	1	2	0									
<b>Mike Scioscia, L</b> OBP: 0.359, SLG: 0.406 (1,2)	0-0 4-3			0-0 CS	0-0 F7			0-0 F9		3	0	0	0	0	0	0									
<b>Franklin Stubbs, L</b> OBP: 0.317, SLG: 0.410 (1,3)	0-3 K			0-3 K	0-3 K			0-3 K		3	0	0	0	0	3	0									
<b>Tracy Woodson, R</b> OBP: 0.233, SLG: 0.379 (1,5)			0-0 4-3		0-3 K			0-0 6-3		3	0	0	0	0	1	0									
<b>Mariano Duncan, R</b> OBP: 0.308, SLG: 0.242 (1,6)				0-0 S 1B		0-3 K		0-0 F2		3	0	1	0	0	1	0									
<b>Alejandro Pena, R</b> (1,1)				0-0 F9		0-0 P2		0-0 F8		1	0	0	0	0	0	1									
<b>Len Matuszek, L</b> (6,PH)										1	0	0	0	0	0	0									
<b>Tim Leary, R</b> (7,1)										0	0	0	0	0	0	0									
<b>Ken Landreaux, L</b> (8,PH)										1	0	0	0	0	0	0									
<b>Inning Stats</b>	R: 0 E: 0 K: 0 S: 3	H: 0 LOB: 0 BB: 0 P: 3	R: 0 E: 0 K: 2 S: 7	H: 0 LOB: 0 BB: 0 P: 7	R: 0 E: 0 K: 0 S: 4	H: 1 LOB: 1 BB: 0 P: 4	R: 0 E: 0 K: 2 S: 6	H: 0 LOB: 0 BB: 1 P: 10	R: 0 E: 0 K: 2 S: 7	H: 0 LOB: 0 BB: 0 P: 7	R: 0 E: 0 K: 1 S: 5	H: 0 LOB: 0 BB: 0 P: 5	R: 0 E: 0 K: 2 S: 7	H: 0 LOB: 0 BB: 0 P: 7	R: 0 E: 0 K: 1 S: 5	H: 0 LOB: 0 BB: 0 P: 5	R: 0 E: 0 K: 0 S: 3	H: 0 LOB: 0 BB: 0 P: 3	1B: 1 2B: 0 3B: 0 HR: 0	SF: 0 SAC: 0 DP: 0 HBP: 0	WP: 0 PB: 0 SB: 1 CS: 1	PA: 29			
<b>PITCHER</b>	IP	WLS	BF	H	R	ER	SO	BB	IBB	HBP	BLK	WP	HR	S	P	ERA	WHIP								
<b>Mike Scott, R</b> ERA: 1.57 (1,1)	9.0	W	28	1	0	0	10	1	0	0	0	0	0	47	51	0.00	0.222								





Batter	1	2	3	4	5	6	7	8	9	10	AB	R	H	RBI	BB	SO	LOB								
Steve Sax, R OBP: 0.265, SLG: 0.326 (1, 4)	0-0 6-3		0-0 F8			0-0 1B		0-0 FC6-4 G5-4-3		0-3 K	5	0	1	0	0	1	3								
Mike Ramsey, S OBP: 0.283, SLG: 0.302 (1, 8)	0-3 K			0-0 F7		0-3 K		0-0 G5-4-3			4	0	0	0	0	2	2								
Pedro Guerrero, R OBP: 0.281, SLG: 0.464 (1, 7)	0-0 F9			1-0 G5-4-3 HBP		0-3 K			0-3 K		3	0	0	0	0	2	1								
Mike Marshall, R OBP: 0.300, SLG: 0.324 (1, 9)		0-0 F9		0-0 G5-4-3		0-0 L5			0-0 6-3		4	0	0	0	0	0	2								
Mike Scioscia, L OBP: 0.349, SLG: 0.389 (1, 2)		0-0 F4			0-3 K2-3			0-0 CS 1B		0-3 K	4	0	1	0	0	2	0								
Franklin Stubbs, L OBP: 0.311, SLG: 0.465 (1, 3)		0-0 F7			0-0 HR			0-0 F7 1-2		0-0 1-3	4	1	1	1	0	0	1								
Tracy Woodson, R OBP: 0.294, SLG: 0.367 Dave Anderson, R OBP: 0.200, SLG: 0.200 (10, PR) (10, 5)				0-0 F3		1-0 HBP		4-0 BB		4-0 1B BB	1	0	0	0	2	0	0								
Mariano Duncan, R OBP: 0.326, SLG: 0.351 (1, 6)				0-0 HR		0-0 F6		0-3 K		0-0 1B	4	1	2	1	0	1	2								
Orel Hershiser, R OBP: 0.375, SLG: 0.500 Reggie Williams, R (8, PH) Ken Howell, R (8, 1) Ken Landreaux, L OBP: 0.278, SLG: 0.188 Matt Young, L (10, 1)				0-0 F9		0-0 4-3		4-0 FC6-4 BB		0-0 F5	2	0	0	0	0	0	1								
<b>Inning Stats</b>	R: 0 E: 0 K: 1 S: 5	H: 0 LOB: 0 BB: 0 P: 5	R: 0 E: 0 K: 0 S: 3	H: 0 LOB: 0 BB: 0 P: 3	R: 1 E: 0 K: 0 S: 4	H: 1 LOB: 0 BB: 0 P: 4	R: 0 E: 0 K: 0 S: 2	H: 0 LOB: 0 BB: 0 P: 3	R: 1 E: 0 K: 1 S: 6	H: 1 LOB: 1 BB: 0 P: 7	R: 0 E: 0 K: 2 S: 8	H: 1 LOB: 1 BB: 1 P: 8	R: 0 E: 0 K: 1 S: 5	H: 1 LOB: 1 BB: 1 P: 9	R: 0 E: 0 K: 0 S: 2	H: 0 LOB: 0 BB: 1 P: 6	R: 0 E: 0 K: 2 S: 7	H: 0 LOB: 0 BB: 0 P: 7	R: 0 E: 0 K: 1 S: 6	H: 1 LOB: 2 BB: 1 P: 10	1B: 3 2B: 0 3B: 0 HR: 2	SF: 0 SAC: 0 DP: 2 HBP: 2	WP: 0 PB: 0 SB: 0 CS: 1	PA: 37	
<b>PITCHER</b>	IP 6.0	WLS 23	BF 4	H 2	R 2	ER 2	SO 4	BB 0	IBB 0	HBP 2	BLK 0	WP 0	HR 2	S 29	P 31	ERA 3.00	WHIP 0.667								
Eric Show, R ERA: 5.19 Dave Dravecky, L ERA: 3.89 Craig Leferts, L ERA: 1.46 Lance McCullers, R ERA: 1.35	(1, 1) (7, 1) (8, 1) (10, 1)	1.0 2.0 1.0	3 6 5	0 0 1	0 0 0	0 0 1	1 2 1	0 0 0	0 0 0	0 0 0	0 0 0	0 0 0	0 0 0	4 9 6	8 13 10	0.00 0.00 0.00	1.000 0.500 2.000								

**Los Angeles Dodgers @ San Diego Padres**  
Jack Murphy Stadium, San Diego, CA

Thu Apr 16 1987, 6:33 AM EDT  
Att: 28,686 - Unknown

AB	32
R	2
H	5
RBI	2
BB	3
SO	8
LOB	14

WP: 0 PA: 37  
PB: 0  
SB: 0  
CS: 1

Batter	1	2	3	4	5	6	7	8	9	10	AB	R	H	RBI	BB	SO	LOB								
Joey Cora, S OBP: 0.412, SLG: 0.345 (1, 4)	0-0 2B 1B	0-0 2B 1B			1-0 1B 2B HBP				0-0 F7		4	1	2	0	0	0	0								
Tony Gwynn, L OBP: 0.405, SLG: 0.512 (1, 9)	0-0 2B	0-0 2B			0-0 1B				0-0 1B		5	1	5	1	0	0	0								
Carmelo Martinez, R OBP: 0.303, SLG: 0.548 (1, 3)	4-0 BB				0-0 F7				0-0 F6		4	0	2	2	1	0	1								
John Kruk, L OBP: 0.480, SLG: 0.571 Luis Salazar, R (8, PR) (9, 7)	0-0 F7				0-0 CS 1B			4-0 3+H IBB		0-0 2B	2	0	1	0	2	0	3								
Kevin Mitchell, R OBP: 0.300, SLG: 0.366 (1, 5)	0-3 K				0-0 K			0-0 G6-4-3		0-0 F3	4	0	0	0	0	2	8								
Benito Santiago, R OBP: 0.308, SLG: 0.462 (1, 2)	0-0 5-3				0-3 K			0-0 FC1-6 1B		0-3 K	4	0	1	0	0	2	4								
Marvell Wynne, L OBP: 0.200, SLG: 0.350 (1, 8)					0-0 P5			0-0 FC1-6 6-3		0-0 F7	4	0	0	0	0	0	2								
Garry Templeton, S OBP: 0.231, SLG: 0.243 (1, 6)		4-0 FC5-6 BB			0-3 K			0-0 6-3		0-0 F6	3	0	0	0	1	1	1								
Eric Show, R Dave Dravecky, R Tim Flannery, L Craig Leferts, L Jim Steels, L Lance McCullers, S (1, 11) (7, 1) (7, PH) (8, 1) (8, PH) (10, 1)	0-0 FC5-6 1B 2B				0-0 6-3			0-0 6-3		0-0 F2	2	1	0	0	0	0	1								
<b>Inning Stats</b>	R: 0 E: 0 K: 1 S: 7	H: 2 LOB: 3 BB: 1 P: 11	R: 1 E: 0 K: 0 S: 4	H: 2 LOB: 2 BB: 1 P: 8	R: 0 E: 0 K: 1 S: 5	H: 1 LOB: 1 BB: 0 P: 5	R: 0 E: 0 K: 2 S: 7	H: 0 LOB: 0 BB: 0 P: 7	R: 1 E: 0 K: 0 S: 4	H: 2 LOB: 2 BB: 1 P: 9	R: 0 E: 0 K: 0 S: 3	H: 1 LOB: 0 BB: 0 P: 3	R: 0 E: 0 K: 1 S: 5	H: 1 LOB: 1 BB: 1 P: 9	R: 0 E: 0 K: 0 S: 3	H: 0 LOB: 0 BB: 0 P: 3	R: 0 E: 0 K: 0 S: 3	H: 0 LOB: 0 BB: 0 P: 3	R: 1 E: 0 K: 0 S: 2	H: 2 LOB: 1 BB: 0 P: 2	1B: 7 2B: 5 3B: 0 HR: 0	SF: 0 SAC: 0 DP: 2 HBP: 1	WP: 0 PB: 0 SB: 0 CS: 1	PA: 39	
<b>PITCHER</b>	IP 7.0	WLS 30	BF 9	H 2	R 2	ER 2	SO 4	BB 2	IBB 1	HBP 1	BLK 0	WP 0	HR 0	S 34	P 47	ERA 2.57	WHIP 1.571								
Orel Hershiser, R ERA: 2.35 Ken Howell, R ERA: 8.44 Matt Young, L ERA: 11.81	(1, 1) (8, 1) (10, 1)	7.0 2.0 0.0	30 7 2	2 0 2	2 0 1	2 0 1	4 1 0	2 0 0	1 0 0	0 0 0	0 0 0	0 0 0	0 0 2	8 12 2	47 12 2	2.57 0.00 ∞	1.571 0.500 ∞								

**Los Angeles Dodgers @ San Diego Padres**  
Jack Murphy Stadium, San Diego, CA

Thu Apr 16 1987, 6:33 AM EDT  
Att: 28,686 - Unknown

AB	34
R	3
H	11
RBI	3
BB	4
SO	5
LOB	20

WP: 0 PA: 39  
PB: 0  
SB: 0  
CS: 1











Batter	1	2	3	4	5	6	7	8	9	AB	R	H	RBI	BB	SO	LOB	TOP					
Steve Sax, R OBP: 0.282, SLG: 0.300 (1,4)	1-3		6-3		5-3	1-3	G3		5-3	6	0	0	0	0	0	4						
Mariano Duncan, R OBP: 0.397, SLG: 0.375 (1,6)	HBP		2B		F9		1B	F7	5-3	3	1	2	0	0	0	0						
Dave Anderson, R OBP: 0.167, SLG: 0.167 (7,6)							1B			2	0	0	0	0	0	0						
Pedro Guerrero, R OBP: 0.293, SLG: 0.628 (1,7)	K		K		F8		HR	HR		5	1	2	0	0	2	2						
Reggie Williams, R OBP: 0.167, SLG: 0.167 (8,7)							1B	HR	1B	0	1	0	0	0	0	0						
Mike Marshall, R OBP: 0.345, SLG: 0.460 (1,9)	K					2B	1B	HR	HR	4	3	3	5	1	1	1						
Ken Landreaux, L OBP: 0.293, SLG: 0.176 (8,9)				BB			1B	HR		0	0	0	0	0	0	0						
Mike Scioscia, L OBP: 0.351, SLG: 0.449 (1,2)		F9	1-3				1B	F7	1B	5	1	2	0	0	0	2						
Alex Trevino, R OBP: 0.200, SLG: 0.200 (8,2)							1B	1B	1B	0	0	0	0	0	0	0						
Franklin Stubbs, L OBP: 0.345, SLG: 0.547 (1,3)				FC5-4		SH2-4	1B	F8	1B	3	1	2	3	1	1	0						
Len Matuszek, L OBP: 0.167, SLG: 0.167 (8,3)		HR		BB		2H	1B			1	0	0	0	0	0	1						
Tracy Woodson, R OBP: 0.357, SLG: 0.357 (1,5)		F9		FC5-4		K	1B	1B	1B	5	1	2	0	0	1	2						
Mickey Hatcher, R OBP: 0.167, SLG: 0.167 (9,5)				1-2		K	2B	1B	1B	0	0	0	0	0	0	0						
Mike Ramsey, S OBP: 0.305, SLG: 0.315 (1,8)				F7		FC4	1B	4-3		5	0	2	0	0	0	4						
Bob Welch, R OBP: 0.286, SLG: 0.286 (1,1)		1B				SH2-4	1B			4	0	1	1	0	2	2						
Tom Niedenfuer, R OBP: 0.167, SLG: 0.167 (9,1)		K		K		SH2-4	1B	4-3		0	0	0	0	0	0	0						
						1-2	2-3															
<b>Inning Stats</b>	R: 0 H: 0 E: 0 K: 2 S: 7	H: 0 LOB: 1 BB: 0 P: 8	R: 1 H: 2 E: 0 K: 1 S: 7	LOB: 1 BB: 0 P: 7	R: 0 H: 1 E: 0 K: 1 S: 6	LOB: 2 BB: 1 P: 10	R: 0 H: 0 E: 0 K: 1 S: 5	LOB: 0 BB: 1 P: 9	R: 0 H: 0 E: 0 K: 0 S: 3	LOB: 0 BB: 0 P: 3	R: 2 H: 3 E: 1 K: 1 S: 9	H: 3 LOB: 2 BB: 0 P: 9	R: 4 H: 6 E: 0 K: 1 S: 11	H: 6 LOB: 2 BB: 0 P: 11	R: 2 H: 4 E: 0 K: 0 S: 7	H: 4 LOB: 2 BB: 0 P: 7	R: 0 H: 0 E: 0 K: 0 S: 3	H: 0 LOB: 0 BB: 0 P: 3	1B: 10 2B: 3 3B: 0 HR: 3	SF: 0 SAC: 1 DP: 0 HBP: 1	WP: 0 PB: 0 SB: 0 CS: 0	PA: 47
<b>PITCHER</b>	IP	WLS	BF	H	R	ER	SO	BB	IBB	HBP	BLK	WP	HR	S	P	ERA	WHIP					
Ed Wojna, R ERA: 5.14 (1,1)	6.0	L	30	8	5	5	6	2	0	1	0	0	1	39	48	7.50	1.667					
Dave Dravecky, L ERA: 5.0 (7,1)	0.2		6	4	2	2	1	0	0	0	0	0	1	8	8	27.00	6.000					
Greg Booker, R ERA: 3.6 (7,1)	2.1		11	4	2	2	0	0	0	0	0	0	1	11	11	7.71	1.714					

Los Angeles Dodgers @ San Diego Padres  
Jack Murphy Stadium, San Diego, CA  
Sun Apr 19 1987, 6:33 AM EDT  
Att: 16,430 - Unknown

AB 43  
R 9  
H 16  
RBI 9  
BB 2  
SO 7  
LOB 18



Batter	1	2	3	4	5	6	7	8	9	AB	R	H	RBI	BB	SO	LOB	BOTTOM					
Joey Cora, S OBP: 0.404, SLG: 0.316 (1,6)	CS		F6		6-3			FC6-4		2	0	0	0	2	0	0						
Jim Steels, L OBP: 0.167, SLG: 0.333 (1,8)	F8		F7		F5			FC6-4		4	0	0	0	0	0	2						
Tony Gwynn, L OBP: 0.426, SLG: 0.469 (1,9)	1-2		BLK			K		F8		3	0	1	0	1	1	1						
Steve Garvey, R OBP: 0.167, SLG: 0.229 (1,3)	K		BLK		F5			2B		4	1	2	0	0	1	2						
John Kruk, L OBP: 0.452, SLG: 0.630 (1,7)		4-3	F7		1-3			E9		3	0	0	0	0	0	2						
Greg Booker, R OBP: 0.250, SLG: 0.500 (7,1)								1B		0	0	0	0	0	0	0						
Randy Ready, R OBP: 0.250, SLG: 0.500 (9,PH)			1-2					2B		1	0	1	0	0	0	0						
Kevin Mitchell, R OBP: 0.327, SLG: 0.429 (1,5)			2B		1-3			K		4	0	1	0	0	1	1						
Mark Parent, R OBP: 0.167, SLG: 0.167 (1,2)		K			6-3			K		4	0	0	0	0	3	2						
Tim Flannery, L OBP: 0.294, SLG: 0.077 (1,4)					F8			F8		3	0	0	0	1	0	1						
Ed Wojna, R ERA: 3.98 (1,1)			BB					F7		2	0	0	0	0	0	2						
Dave Dravecky, R ERA: 5.06 (7,1)		2-3			6-3					0	0	0	0	0	0	0						
Marvell Wynne, L OBP: 0.200, SLG: 0.292 (7,8)										1	0	0	0	0	0	0						
<b>Inning Stats</b>	R: 0 H: 0 E: 0 K: 1 S: 4	H: 1 LOB: 2 BB: 2 P: 12	R: 0 H: 1 E: 0 K: 1 S: 6	LOB: 2 BB: 1 P: 10	R: 0 H: 2 E: 0 K: 0 S: 5	LOB: 0 BB: 0 P: 5	R: 0 H: 0 E: 0 K: 0 S: 3	LOB: 0 BB: 0 P: 3	R: 0 H: 0 E: 0 K: 1 S: 5	LOB: 0 BB: 0 P: 5	R: 0 H: 0 E: 0 K: 1 S: 5	H: 0 LOB: 0 BB: 0 P: 5	R: 0 H: 0 E: 0 K: 0 S: 3	LOB: 0 BB: 1 P: 7	R: 1 H: 2 E: 1 K: 2 S: 9	H: 2 LOB: 1 BB: 0 P: 9	1B: 3 2B: 3 3B: 0 HR: 0	SF: 0 SAC: 0 DP: 1 HBP: 0	WP: 0 PB: 0 SB: 1 CS: 1	PA: 35		
<b>PITCHER</b>	IP	WLS	BF	H	R	ER	SO	BB	IBB	HBP	BLK	WP	HR	S	P	ERA	WHIP					
Bob Welch, R ERA: 3.98 (1,1)	8.0	W	32	5	1	0	4	4	0	0	1	0	0	36	52	0.00	1.125					
Tom Niedenfuer, R ERA: 5.06 (9,1)	1.0		3	0	0	0	2	0	0	0	0	0	0	7	7	0.00	0.000					

Los Angeles Dodgers @ San Diego Padres  
Jack Murphy Stadium, San Diego, CA  
Sun Apr 19 1987, 6:33 AM EDT  
Att: 16,430 - Unknown

AB 31  
R 1  
H 5  
RBI 0  
BB 4  
SO 6  
LOB 13













Batter	1	2	3	4	5	6	7	8	9	AB	R	H	RBI	BB	SO	LOB	TOP										
Mariano Duncan, R OBP: 0.333, SLG: 0.333	0-0 4-3		0-0 F9		0-0 4-3		0-3 K		0-0 SH	4	0	0	0	0	1	2	<b>Los Angeles Dodgers @ San Francisco Giants</b> Candlestick Park, San Francisco, CA Wed Apr 22 1987, 10:05 PM EDT Att: 45,668 - Unknown										
Mike Ramsay, S OBP: 0.301, SLG: 0.313	0-0 L4			0-3 K		0-0 G3 2B	0-0 E3	0-3 K	5	0	1	0	0	2	3												
Ken Landreaux, L OBP: 0.167, SLG: 0.143 Mike Marshall, R OBP: 0.333, SLG: 0.483 Tom Niedenfuer, R (9, 1)	4-0 BB			0-0 6-3		0-0 G3	0-0 4-3	0-3 K	3	0	0	0	1	0	3												
Pedro Guerrero, R OBP: 0.387, SLG: 0.655	0-0 F9			0-0 1B 2B		0-0 P3		0-0 F9	5	1	1	0	0	0	4												
Mike Scioscia, L OBP: 0.400, SLG: 0.492		0-0 F9		0-0 1B		0-0 BB		0-0 L4-6 2B	3	0	2	1	1	0	0												
Franklin Stubbs, L OBP: 0.353, SLG: 0.613		0-3 K		4-0 1B		0-0 F3		0-0 L4-6	3	0	0	0	1	1	3												
Mickey Hatcher, R OBP: 0.100 Len Matuszek, L (9, PH)		0-3 K		0-0 6-3		0-0 1B E 1B		0-0 E1 E 2B	3	0	0	0	0	1	2												
Dave Anderson, R OBP: 0.176, SLG: 0.125				0-0 6-3		0-0 5-3		0-0 E3	4	2	2	0	0	0	0												
Steve Sax, R OBP: 0.267, SLG: 0.290			0-0 6-3		0-0 5-3		0-0 1B E 1B	0-0 E3	4	2	2	0	0	0	0												
Fernando Valenzuela, L OBP: 0.200, SLG: 0.200 Alex Trevino, R OBP: 0.256, SLG: 0.429 Reggie Williams, R (9, 9)			0-0 F8		0-0 G3		0-0 E 1B	0-0 SH WP 2B	3	0	1	1	0	0	0												
<b>Inning Stats</b>	R: 0 E: 0 K: 0 S: 3	H: 0 LOB: 1 BB: 1 P: 7	R: 0 E: 0 K: 2 S: 7	H: 0 LOB: 0 BB: 0 P: 7	R: 0 E: 0 K: 0 S: 3	H: 0 LOB: 0 BB: 0 P: 3	R: 1 E: 0 K: 1 S: 7	H: 2 LOB: 2 BB: 1 P: 11	R: 0 E: 0 K: 0 S: 4	H: 1 LOB: 0 BB: 1 P: 8	R: 1 E: 1 K: 1 S: 8	H: 2 LOB: 2 BB: 0 P: 8	R: 0 E: 0 K: 0 S: 3	H: 1 LOB: 0 BB: 0 P: 3	R: 3 E: 2 K: 2 S: 11	H: 2 LOB: 2 BB: 0 P: 11	1B: 4 2B: 5 3B: 0 HR: 0	SF: 0 SAC: 1 DP: 1 HBP: 0	WP: 1 PB: 0 SB: 0 CS: 0	PA: 40							
<b>PITCHER</b>	IP	WLS	BF	H	R	ER	SO	BB	IBB	HBP	BLK	WP	HR	S	P	ERA	WHIP										
Mike Krukow, R ERA: 3.54	(1, 1)	8.0	L	35	7	4	2	4	2	1	0	0	0	40	52	2.25	1.125										
Scott Garrelts, R ERA: 4.05	(9, 1)	0.1		3	1	1	0	1	0	0	0	0	1	0	5	0.00	3.000										
Mark Davis, L ERA: 2.37	(9, 1)	0.1		1	0	0	0	1	0	0	0	0	0	3	3	0.00	0.000										
Jeff Robinson, R ERA: 1.1	(9, 1)	0.1		1	0	0	0	0	0	0	0	0	0	1	1	0.00	0.000										

Batter	1	2	3	4	5	6	7	8	9	AB	R	H	RBI	BB	SO	LOB	BOTTOM										
Will Clark, L OBP: 0.328, SLG: 0.484	0-3 K		0-0 B1-3		0-3 K			0-0 F7		4	0	0	0	0	2	1	<b>Los Angeles Dodgers @ San Francisco Giants</b> Candlestick Park, San Francisco, CA Wed Apr 22 1987, 10:05 PM EDT Att: 45,668 - Unknown										
Chili Davis, S OBP: 0.306, SLG: 0.351	0-0 1B		0-3 K		0-0 PO	0-3 K		0-0 CS 1B	4	0	2	0	0	2	0												
Jeffrey Leonard, R OBP: 0.370, SLG: 0.647	0-0 F2			0-0 F8		0-0 E1 WP 2B		0-3 K	4	1	0	0	0	1	2												
Candy Maldonado, R OBP: 0.364, SLG: 0.452	0-0 1B			0-0 2B WP 1B		0-0 1B 2B		0-0 F3	4	1	3	1	0	0	0												
Bob Brenly, R OBP: 0.308, SLG: 0.273	0-3 K			0-0 WP 2B		0-0 F5		4-0 BB	3	1	1	0	1	1	3												
Chris Speier, R OBP: 0.441, SLG: 0.600		0-0 F8		0-3 K		0-0 6-3		0-3 K	4	0	0	0	0	2	4												
Matt Williams, R ERA: 2.81 Harry Spilman, L OBP: 0.429, SLG: 0.500		0-3 K		0-3 K		0-3 K		0-0 F2	3	0	0	0	0	3	0												
Robby Thompson, R OBP: 0.273, SLG: 0.325		0-3 K			4-0 WP SH1-4 PO BB		0-0 CS 1B		2	0	1	0	1	1	0												
Mike Krukow, R OBP: 0.167, SLG: 0.333 Scott Garrelts, R	(1, 1)		0-0 1-3		0-0 SH1-4		0-3 K		2	0	0	0	0	1	1												
Mark Davis, L OBP: 0.375, SLG: 0.750 Jeff Robinson, R	(9, 1)				1-2		0-3 K		0	0	0	0	0	0	0												
<b>Inning Stats</b>	R: 0 E: 0 K: 2 S: 9	H: 2 LOB: 2 BB: 0 P: 9	R: 0 E: 0 K: 2 S: 7	H: 0 LOB: 0 BB: 0 P: 7	R: 0 E: 0 K: 1 S: 5	H: 0 LOB: 0 BB: 0 P: 5	R: 2 E: 0 K: 2 S: 9	H: 2 LOB: 0 BB: 0 P: 9	R: 0 E: 0 K: 1 S: 4	H: 0 LOB: 0 BB: 1 P: 8	R: 1 E: 1 K: 1 S: 7	H: 1 LOB: 1 BB: 0 P: 7	R: 0 E: 0 K: 2 S: 7	H: 1 LOB: 0 BB: 0 P: 7	R: 0 E: 0 K: 1 S: 5	H: 1 LOB: 0 BB: 0 P: 5	R: 0 E: 0 K: 1 S: 5	H: 0 LOB: 1 BB: 1 P: 9	1B: 5 2B: 2 3B: 0 HR: 0	SF: 0 SAC: 1 DP: 0 HBP: 0	WP: 5 PB: 0 SB: 0 CS: 2	PA: 35					
<b>PITCHER</b>	IP	WLS	BF	H	R	ER	SO	BB	IBB	HBP	BLK	WP	HR	S	P	ERA	WHIP										
Fernando Valenzuela, L ERA: 2.81	(1, 1)	8.0	W	30	7	3	2	12	1	0	0	0	0	53	57	2.25	1.000										
Tom Niedenfuer, R ERA: 3.38	(9, 1)	1.0	S	4	0	0	0	1	1	0	0	0	0	5	9	0.00	1.000										





Batter	1	2	3	4	5	6	7	8	9	AB	R	H	RBI	BB	SO	LOB	TOP			
Joey Cora, S OBP: 0.385, SLG: 0.288 (1, 4)										4	0	0	0	0	0	1	<b>San Diego Padres @ Los Angeles Dodgers</b> Dodger Stadium, Los Angeles, CA Fri Apr 24 1987, 7:05 PM PDT Att: 48,980 - Unknown			
Jim Steels, L OBP: 0.208, SLG: 0.227 Dave Dravecky, R (8, 1)										3	0	0	0	1	1	0				
Tony Gwynn, L OBP: 0.405, SLG: 0.500 (1, 9)										4	0	1	0	0	0	1				
John Kruk, L OBP: 0.455, SLG: 0.543 (1, 7)											3	0	0	0	1	1				
Kevin Mitchell, R OBP: 0.314, SLG: 0.439 (1, 5)											4	0	1	0	0	1				
Steve Garvey, R OBP: 0.192, SLG: 0.235 (1, 3)										4	0	1	0	0	1	4				
Benito Santiago, R OBP: 0.303, SLG: 0.462 (1, 2)										4	0	0	0	0	3	3				
Garry Templeton, S OBP: 0.266, SLG: 0.267 (1, 6)										3	0	1	0	0	0	1				
Ed Wojna, R Tom Gorman, L Tim Flannery, L Greg Booker, R Marvell Wynne, L OBP: 0.274, SLG: 0.289 (1, 1) (3, 1) (5, Ph) (5, 1) (8, Ph) (8, 9)										1	0	0	0	0	0	0				
<b>Inning Stats</b>	R: 0 E: 0 K: 0 S: 3	H: 0 LOB: 0 BB: 0 P: 3	R: 0 E: 0 K: 2 S: 8	H: 1 LOB: 1 BB: 0 P: 8	R: 0 E: 0 K: 0 S: 3	H: 0 LOB: 0 BB: 0 P: 3	R: 0 E: 0 K: 1 S: 6	H: 1 LOB: 2 BB: 1 P: 10	R: 0 E: 0 K: 1 S: 5	H: 0 LOB: 0 BB: 0 P: 5	R: 0 E: 0 K: 1 S: 6	H: 1 LOB: 1 BB: 0 P: 6	R: 0 E: 0 K: 1 S: 5	H: 0 LOB: 1 BB: 1 P: 9	R: 0 E: 1 K: 1 S: 6	H: 0 LOB: 1 BB: 0 P: 6	1B: 4 2B: 0 3B: 0 HR: 0	SF: 0 SAC: 0 DP: 0 HBP: 0	WP: 0 PB: 0 SB: 1 CS: 0	PA: 34
<b>PITCHER</b> Bob Welch, R ERA: 2.76 (1, 1)	IP: 9.0 WLS: W BF: 34 H: 4 R: 0 ER: 0 SO: 8 BB: 2 IBB: 0 HBP: 0 BLK: 1 WP: 0 HR: 0 S: 48 P: 56 ERA: 0.00 WHIP: 0.667															<b>PITCHER</b>				

Batter	1	2	3	4	5	6	7	8	9	AB	R	H	RBI	BB	SO	LOB	BOTTOM			
Mariano Duncan, R OBP: 0.342, SLG: 0.344 (1, 6)										4	2	2	0	0	0	0	<b>San Diego Padres @ Los Angeles Dodgers</b> Dodger Stadium, Los Angeles, CA Fri Apr 24 1987, 7:05 PM PDT Att: 48,980 - Unknown			
Mike Ramsey, S OBP: 0.325, SLG: 0.352 (1, 8)										4	1	3	1	0	0	0				
Pedro Guerrero, R Reggie Williams, R (1, 7) (8, 7)										3	1	2	1	1	0	0				
Mike Marshall, R OBP: 0.314, SLG: 0.460 (1, 9)										3	0	0	1	0	0	4				
Mike Scioscia, L OBP: 0.419, SLG: 0.508 (1, 2)										4	1	3	1	0	0	0				
Franklin Stubbs, L OBP: 0.347, SLG: 0.606 (1, 3)										4	0	1	0	0	0	2				
Tracy Woodson, R OBP: 0.241, SLG: 0.300 (1, 5)										4	0	0	1	0	0	3				
Steve Sax, R OBP: 0.266, SLG: 0.278 (1, 4)										3	0	0	0	0	1	2				
Bob Welch, R OBP: 0.182, SLG: 0.182 (1, 1)										4	0	0	0	0	2	2				
<b>Inning Stats</b>	R: 0 E: 0 K: 0 S: 4	H: 2 LOB: 1 BB: 0 P: 4	R: 1 E: 0 K: 1 S: 7	H: 2 LOB: 1 BB: 0 P: 7	R: 3 E: 0 K: 0 S: 7	H: 4 LOB: 1 BB: 0 P: 7	R: 1 E: 0 K: 1 S: 7	H: 2 LOB: 2 BB: 1 P: 11	R: 0 E: 0 K: 0 S: 4	H: 1 LOB: 0 BB: 0 P: 4	R: 0 E: 0 K: 0 S: 3	H: 0 LOB: 0 BB: 0 P: 3	R: 0 E: 0 K: 1 S: 5	H: 0 LOB: 1 BB: 0 P: 6	R: 0 E: 0 K: 1 S: 5	H: 0 LOB: 1 BB: 0 P: 6	1B: 9 2B: 2 3B: 0 HR: 0	SF: 1 SAC: 0 DP: 0 HBP: 1	WP: 1 PB: 0 SB: 0 CS: 1	PA: 37
<b>PITCHER</b> Ed Wojna, R ERA: 6.61 Tom Gorman, L ERA: 4.09 Greg Booker, R ERA: 5.4 Dave Dravecky, L ERA: 4.85 (1, 1) (3, 1) (5, 1) (8, 1)	IP: 2.1 WLS: L BF: 14 H: 8 R: 4 ER: 4 SO: 1 BB: 0 IBB: 0 HBP: 0 BLK: 0 WP: 0 HR: 0 S: 16 P: 16 ERA: 15.43 WHIP: 3.429															<b>PITCHER</b>				





Batter	1	2	3	4	5	6	7	8	9	AB	R	H	RBI	BB	SO	LOB	TOP			
Joey Cora, S (1,4) OBP: 0.377, SLG: 0.273										3	0	0	0	1	2	1	<b>San Diego Padres @ Los Angeles Dodgers</b> Dodger Stadium, Los Angeles, CA Sat Apr 25 1987, 7:05 PM PDT Att: 48,687 - Unknown <a href="http://livebaseballscorecards.com">livebaseballscorecards.com</a>			
John Kruk, L (1,7) OBP: 0.438, SLG: 0.500										3	0	0	0	1	0	1				
Tony Gwynn, L (1,9) OBP: 0.397, SLG: 0.486										4	1	1	0	0	0	2				
Carmelo Martinez, R (1,3) OBP: 0.250, SLG: 0.400										4	1	1	0	0	1	1				
Kevin Mitchell, R (1,5) OBP: 0.311, SLG: 0.429										4	0	1	0	0	1	1				
Manvell Wynne, L (1,8) OBP: 0.250, SLG: 0.300										4	0	2	2	0	0	0				
Garry Templeton, S (1,6) OBP: 0.265, SLG: 0.254										3	0	0	0	1	1	3				
Mark Parent, R (1,2)										2	0	0	0	0	0	0				
Jim Steels, L (7, PH) OBP: 0.200, SLG: 0.217										1	0	0	0	0	0	1				
Benito Santiago, R (7, 2) OBP: 0.299, SLG: 0.455										1	0	0	0	0	1	1				
Storm Davis, R (1, 1) OBP: 0.167, SLG: 0.167										2	0	0	0	0	2	0				
Tim Flannery, L (7, PH) OBP: 0.318, SLG: 0.063										1	0	0	0	0	0	1				
Craig Lefferts, L (7, 1)										0	0	0	0	0	0	0				
<b>Inning Stats</b>	R: 2 H: 3 E: 0 K: 1 S: 8	H: 3 LOB: 2 BB: 1 P: 12	R: 0 H: 0 E: 0 K: 2 S: 7	H: 0 LOB: 0 BB: 0 P: 7	R: 0 H: 1 E: 0 K: 1 S: 6	H: 1 LOB: 1 BB: 0 P: 6	R: 0 H: 0 E: 0 K: 0 S: 3	H: 0 LOB: 0 BB: 0 P: 3	R: 0 H: 0 E: 0 K: 1 S: 5	H: 0 LOB: 1 BB: 1 P: 9	R: 0 H: 0 E: 0 K: 1 S: 5	H: 0 LOB: 0 BB: 0 P: 5	R: 0 H: 0 E: 0 K: 0 S: 3	H: 0 LOB: 0 BB: 0 P: 3	R: 0 H: 1 E: 0 K: 1 S: 6	H: 1 LOB: 1 BB: 0 P: 6	1B: 5 2B: 0 3B: 0 HR: 0	SF: 0 SAC: 0 DP: 0 HBP: 0	WP: 0 PB: 0 SB: 1 CS: 0	PA: 35
<b>PITCHER</b> Orel Hershiser, R (1, 1) ERA: 2.82	IP: 9.0 WLS: W BF: 35	H: 5 R: 2 ER: 2 SO: 8	BB: 3 IBB: 0 HBP: 0 BLK: 0	WP: 0 HR: 0 S: 48 P: 60	ERA: 2.00 WHIP: 0.889															

Batter	1	2	3	4	5	6	7	8	9	AB	R	H	RBI	BB	SO	LOB	BOTTOM			
Mariano Duncan, R (1,6) OBP: 0.325, SLG: 0.324										4	0	0	0	0	0	1	<b>San Diego Padres @ Los Angeles Dodgers</b> Dodger Stadium, Los Angeles, CA Sat Apr 25 1987, 7:05 PM PDT Att: 48,687 - Unknown <a href="http://livebaseballscorecards.com">livebaseballscorecards.com</a>			
Mike Ramsey, S (1,8) OBP: 0.305, SLG: 0.333										4	0	0	0	0	1	1				
Pedro Guerrero, R (1,7) OBP: 0.414, SLG: 0.639										3	1	1	0	1	0	1				
Mike Marshall, R (1,9) OBP: 0.324, SLG: 0.463										4	2	2	0	0	1	2				
Mike Scioscia, L (1,2) OBP: 0.423, SLG: 0.507										4	1	2	0	0	0	1				
Franklin Stubbs, L (1,3) OBP: 0.355, SLG: 0.600										4	0	2	2	0	0	2				
Tracy Woodson, R (1,5) OBP: 0.241, SLG: 0.296										4	0	1	0	0	0	4				
Steve Sax, R (1,4) OBP: 0.256, SLG: 0.267										3	0	0	1	0	0	3				
Orel Hershiser, R (1, 1) OBP: 0.357, SLG: 0.500										3	0	1	0	0	0	2				
<b>Inning Stats</b>	R: 0 H: 0 E: 0 K: 2 S: 7	H: 0 LOB: 1 BB: 1 P: 11	R: 0 H: 1 E: 0 K: 0 S: 4	H: 1 LOB: 0 BB: 0 P: 4	R: 0 H: 1 E: 0 K: 0 S: 4	H: 1 LOB: 1 BB: 0 P: 4	R: 1 H: 2 E: 1 K: 0 S: 6	H: 2 LOB: 2 BB: 0 P: 6	R: 0 H: 0 E: 0 K: 0 S: 3	H: 0 LOB: 0 BB: 0 P: 3	R: 2 H: 3 E: 0 K: 0 S: 5	H: 3 LOB: 0 BB: 0 P: 5	R: 0 H: 0 E: 0 K: 0 S: 3	H: 0 LOB: 0 BB: 0 P: 3	R: 1 H: 2 E: 0 K: 0 S: 5	H: 2 LOB: 1 BB: 0 P: 5		1B: 8 2B: 1 3B: 0 HR: 0	SF: 0 SAC: 0 DP: 1 HBP: 0	WP: 0 PB: 0 SB: 0 CS: 0
<b>PITCHER</b> Storm Davis, R (1, 1) ERA: 4.79	IP: 6.0 WLS: L BF: 26	H: 7 R: 3 ER: 2 SO: 2	BB: 1 IBB: 0 HBP: 0 BLK: 0	WP: 0 HR: 0 S: 29 P: 33	ERA: 3.00 WHIP: 1.333															
<b>PITCHER</b> Craig Lefferts, L (7, 1) ERA: 2.33	IP: 2.0 WLS: L BF: 8	H: 2 R: 1 ER: 1 SO: 0	BB: 0 IBB: 0 HBP: 0 BLK: 0	WP: 0 HR: 0 S: 8 P: 8	ERA: 4.50 WHIP: 1.000															





Batter	1	2	3	4	5	6	7	8	9	AB	R	H	RBI	BB	SO	LOB	TOP				
<b>Randy Ready, R</b> (1, 4) OBP: 0.222, SLG: 0.353 <b>Joey Cora, S</b> (7, 4) OBP: 0.386, SLG: 0.273	6-3		1B E 2B	F4		6-3		G6-4-3 BB		4	1	1	0	0	0	0					
<b>Manvell Wynne, L</b> (1, 8) OBP: 0.297, SLG: 0.343	K		2-3 WP 1B	1B		1B		G6-4-3 1-2		5	1	3	0	0	1	3					
<b>Tony Gwynn, L</b> (1, 9) OBP: 0.398, SLG: 0.481	1B		FC3 WP FC6-2 1-3 3-H	1B		G3		F8		5	0	2	0	0	0	2					
<b>Carmelo Martinez, R</b> (1, 7) (8, 3)	F9		2-3 3-H	F7		K		F2		5	0	0	0	0	1	4					
<b>Steve Garvey, R</b> (1, 3) OBP: 0.196, SLG: 0.236 <b>Jim Steels, L</b> (8, 7) OBP: 0.192, SLG: 0.208		1B FC1-5 1B	FC6-2 2B 1B	K		4-3		F9		4	1	1	0	0	1	3					
<b>Kevin Mitchell, R</b> (1, 5) OBP: 0.321, SLG: 0.438	F8		3-H 1B	2B		F9				3	1	1	0	1	0	1					
<b>Garry Templeton, S</b> (1, 6) OBP: 0.292, SLG: 0.273	FC1-5 1B		1B	IBB		G4-6-3 1-2		1B		3	0	2	0	1	0	1					
<b>Mark Parent, R</b> (1, 2) OBP: 0.182, SLG: 0.182	FC1-5		1-2 3-H	1B		K		SH1-3 1B		4	0	2	2	0	1	2					
<b>Eric Show, R</b> (1, 1)	K		0-3	K		K		SH1-3		3	0	0	0	0	3	4					
<b>Inning Stats</b>	R: 0 E: 0 K: 1 S: 6	H: 1 LOB: 1 BB: 0 P: 6	R: 0 E: 0 K: 1 S: 7	H: 2 LOB: 2 BB: 7 P: 7	R: 4 E: 1 K: 1 S: 10	H: 4 LOB: 2 BB: 1 P: 14	R: 0 E: 0 K: 2 S: 9	H: 2 LOB: 2 BB: 0 P: 9	R: 0 E: 0 K: 1 S: 4	H: 0 LOB: 0 BB: 1 P: 8	R: 0 E: 0 K: 0 S: 3	H: 0 LOB: 0 BB: 0 P: 3	R: 0 E: 0 K: 0 S: 4	H: 2 LOB: 2 BB: 1 P: 8	R: 0 E: 0 K: 0 S: 3	H: 0 LOB: 0 BB: 0 P: 3	1B: 10 2B: 2 3B: 0 HR: 0	SF: 0 SAC: 1 DP: 2 HBP: 0	WP: 1 PB: 0 SB: 0 CS: 0	PA: 41	
<b>PITCHER</b>	IP	WLS	BF	H	R	ER	SO	BB	IBB	HBP	BLK	WP	HR	S	P	ERA	WHIP				
<b>Rick Honeycutt, L</b> (1, 1) ERA: 0.69	3.0	L	18	7	4	0	3	0	1	0	0	1	0	23	27	0.00	2.333				
<b>Alejandro Pena, R</b> (4, 1) ERA: 1.72	3.0		12	3	0	0	4	1	0	0	0	0	0	19	23	0.00	1.333				
<b>Tim Leary, R</b> (7, 1) ERA: 5.56	1.1		7	2	0	0	0	1	0	0	0	0	0	6	10	0.00	2.250				
<b>Matt Young, L</b> (8, 1) ERA: 10.13	0.2		1	0	0	0	0	0	0	0	0	0	0	1	1	0.00	0.000				
<b>Tom Niedenfuer, R</b> (9, 1) ERA: 3.0	1.0		3	0	0	0	0	0	0	0	0	0	0	3	3	0.00	0.000				

**San Diego Padres @ Los Angeles Dodgers**  
Dodger Stadium, Los Angeles, CA  
Sun Apr 26 1987, 3:33 AM PDT  
Att: 48,116 - Unknown

livebaseballscorecards.com

AB 37  
R 4  
H 12  
RBI 2  
BB 3  
SO 7  
LOB 20




Batter	1	2	3	4	5	6	7	8	9	AB	R	H	RBI	BB	SO	LOB	BOTTOM				
<b>Mariano Duncan, R</b> (1, 6) OBP: 0.309, SLG: 0.306	F7		F9			6-3		F8		4	0	0	0	0	0	1					
<b>Mike Ramsey, S</b> (1, 8) OBP: 0.294, SLG: 0.316	F9		F8			3-1				4	0	0	0	0	0	0					
<b>Pedro Guerrero, R</b> (1, 7) OBP: 0.405, SLG: 0.615	HBP 1B					6-3		F4		4	0	1	0	0	0	0					
<b>Mike Marshall, R</b> (1, 9) OBP: 0.329, SLG: 0.456 <b>Ken Landreaux, L</b> (5, 9) OBP: 0.296, SLG: 0.174	1-2 HBP					K		F6		1	0	0	0	0	1	0					
<b>Franklin Stubbs, L</b> (1, 3) OBP: 0.350, SLG: 0.595	4-3					K		2B		2	0	1	0	0	0	0					
<b>Franklin Stubbs, L</b> (1, 3) OBP: 0.350, SLG: 0.595	4-3					K				4	0	1	0	0	1	3					
<b>Alex Trevino, R</b> (1, 2) OBP: 0.200, SLG: 0.300	F7					F7		K		3	0	0	0	0	1	1					
<b>Tracy Woodson, R</b> (1, 5) OBP: 0.230, SLG: 0.281	5-3					6-3		5-3		3	0	0	0	0	0	0					
<b>Steve Sax, R</b> (1, 4) OBP: 0.247, SLG: 0.256 <b>Tom Niedenfuer, R</b> (9, 1) ERA: 3.0	5-3					K		F7		3	0	0	0	0	1	0					
<b>Rick Honeycutt, L</b> (1, 1) ERA: 0.69 <b>Len Matuszek, L</b> (3, 9) <b>Alejandro Pena, R</b> (4, 1) ERA: 1.72 <b>Fernando Valenzuela, L</b> (6, 9) OBP: 0.345, SLG: 0.188 <b>Tim Leary, R</b> (7, 1) ERA: 5.56 <b>Matt Young, L</b> (8, 1) ERA: 10.13 <b>Dave Anderson, R</b> (9, 1) ERA: 10.13			L3			G3		E5		0	0	0	0	0	0	0					
<b>Inning Stats</b>	R: 0 E: 0 K: 0 S: 4	H: 1 LOB: 2 BB: 0 P: 5	R: 0 E: 0 K: 0 S: 3	H: 0 LOB: 0 BB: 0 P: 3	R: 0 E: 0 K: 2 S: 7	H: 0 LOB: 0 BB: 0 P: 7	R: 0 E: 0 K: 1 S: 5	H: 0 LOB: 0 BB: 0 P: 5	R: 0 E: 0 K: 0 S: 3	H: 0 LOB: 0 BB: 0 P: 3	R: 0 E: 0 K: 1 S: 6	H: 1 LOB: 1 BB: 0 P: 6	R: 0 E: 1 K: 0 S: 4	H: 0 LOB: 1 BB: 0 P: 4	R: 0 E: 0 K: 0 S: 4	H: 1 LOB: 1 BB: 0 P: 4	1B: 2 2B: 1 3B: 0 HR: 0	SF: 0 SAC: 0 DP: 0 HBP: 1	WP: 0 PB: 0 SB: 0 CS: 0	PA: 32	
<b>PITCHER</b>	IP	WLS	BF	H	R	ER	SO	BB	IBB	HBP	BLK	WP	HR	S	P	ERA	WHIP				
<b>Eric Show, R</b> (1, 1) ERA: 3.24	9.0	W	32	3	0	0	4	0	0	1	0	0	0	39	40	0.00	0.333				

**San Diego Padres @ Los Angeles Dodgers**  
Dodger Stadium, Los Angeles, CA  
Sun Apr 26 1987, 3:33 AM PDT  
Att: 48,116 - Unknown

livebaseballscorecards.com

AB 31  
R 0  
H 3  
RBI 0  
BB 0  
SO 4  
LOB 5





Batter	1	2	3	4	5	6	7	8	9	AB	R	H	RBI	BB	SO	LOB	TOP					
Mariano Duncan, R OBP: 0.326, SLG: 0.338 (1, 6)										5	0	3	1	0	1	0	<b>Los Angeles Dodgers @ Pittsburgh Pirates</b> Three Rivers Stadium, Pittsburgh, PA Tue Apr 28 1987, 7:05 PM EDT Att: 3,420 - Unknown <a href="http://livebaseballscorecards.com">livebaseballscorecards.com</a>					
Mike Ramsey, S OBP: 0.289, SLG: 0.301 (1, 8)										4	0	0	0	1	2	4						
Pedro Guerrero, R OBP: 0.397, SLG: 0.588 (1, 7)										3	0	0	0	1	1	2						
Mike Marshall, R OBP: 0.338, SLG: 0.458 (1, 9)										4	0	2	0	0	0	1						
Mike Scioscia, L OBP: 0.415, SLG: 0.486 (1, 2)										3	0	0	0	1	1	2						
Tracy Woodson, R OBP: 0.234, SLG: 0.283 Ken Landreaux, L (8, PH) OBP: 0.286, SLG: 0.167 Dave Anderson, R (8, 5) OBP: 0.167, SLG: 0.118										3	0	1	0	0	0	1						
Franklin Stubbs, L OBP: 0.357, SLG: 0.590 (1, 3)										1	0	0	0	0	1	1						
Steve Sax, R OBP: 0.236, SLG: 0.244 (1, 4)										0	0	0	0	0	0	0						
Fernando Valenzuela, L OBP: 0.167, SLG: 0.167 Mickey Hatcher, R OBP: 0.354, SLG: 0.591 Brian Holton, R OBP: 0.333, SLG: 0.333 Tim Leary, R OBP: 0.333, SLG: 0.333 Len Matuszek, L (8, PH)										2	0	0	0	0	0	0						
<b>Inning Stats</b>	R: 0 E: 0 K: 2 S: 7	H: 0 LOB: 0 BB: 0 P: 7	R: 0 E: 0 K: 0 S: 5	H: 2 LOB: 2 BB: 0 P: 5	R: 0 E: 0 K: 1 S: 6	H: 1 LOB: 1 BB: 0 P: 6	R: 0 E: 0 K: 1 S: 7	H: 2 LOB: 2 BB: 0 P: 7	R: 0 E: 0 K: 0 S: 3	H: 0 LOB: 1 BB: 1 P: 7	R: 0 E: 0 K: 0 S: 3	H: 0 LOB: 0 BB: 0 P: 3	R: 1 E: 0 K: 1 S: 7	H: 2 LOB: 1 BB: 0 P: 7	R: 0 E: 0 K: 1 S: 4	H: 0 LOB: 1 BB: 2 P: 12		R: 0 E: 0 K: 1 S: 6	H: 1 LOB: 2 BB: 1 P: 10	1B: 7 2B: 1 3B: 0 HR: 0	SF: 0 SAC: 0 DP: 1 HBP: 0	WP: 0 PB: 0 SB: 0 CS: 0
<b>PITCHER</b>	IP	WLS	BF	H	R	ER	SO	BB	IBB	HBP	BLK	WP	HR	S	P	ERA	WHIP					
Bob Kipper, L ERA: 4.43 Logan Easley, R ERA: 3.85	7.0	W	29	7	1	1	5	1	0	0	0	0	0	38	42	1.29	1.143					

Batter	1	2	3	4	5	6	7	8	9	AB	R	H	RBI	BB	SO	LOB	BOTTOM				
Barry Bonds, L OBP: 0.356, SLG: 0.459 (1, 8)										4	0	0	0	0	2	2	<b>Los Angeles Dodgers @ Pittsburgh Pirates</b> Three Rivers Stadium, Pittsburgh, PA Tue Apr 28 1987, 7:05 PM EDT Att: 3,420 - Unknown <a href="http://livebaseballscorecards.com">livebaseballscorecards.com</a>				
Bobby Bonilla, S OBP: 0.259, SLG: 0.302 (1, 9)										4	0	0	0	0	1	1					
Johnny Ray, S OBP: 0.338, SLG: 0.437 (1, 4)										4	2	2	0	0	0	0					
Jim Morrison, R OBP: 0.411, SLG: 0.609 (1, 5)										3	0	1	1	1	1	1					
Mike Diaz, R OBP: 0.300, SLG: 0.649 R.J. Reynolds, S (8, PR) OBP: 0.333, SLG: 0.429 (9, 7)										4	0	2	2	0	0	1					
Sid Bream, L OBP: 0.393, SLG: 0.636 (1, 3)										0	1	0	0	0	0	0					
Sid Bream, L OBP: 0.393, SLG: 0.636 (1, 3)										3	2	1	0	1	0	3					
Junior Ortiz, R OBP: 0.314, SLG: 0.323 (1, 2)										4	0	2	3	0	0	0					
Rafael Belliard, R OBP: 0.239, SLG: 0.225 (1, 6)										3	0	0	0	1	0	1					
Bob Kipper, R OBP: 0.500, SLG: 0.750 Andy Van Slyke, L (7, PH) OBP: 0.366, SLG: 0.426 Logan Easley, R (8, 1)										2	1	1	0	0	1	0					
<b>Inning Stats</b>	R: 0 E: 0 K: 1 S: 5	H: 0 LOB: 0 BB: 0 P: 5	R: 1 E: 0 K: 1 S: 7	H: 2 LOB: 1 BB: 0 P: 7	R: 2 E: 0 K: 2 S: 11	H: 4 LOB: 2 BB: 0 P: 11	R: 0 E: 0 K: 1 S: 5	H: 0 LOB: 0 BB: 0 P: 5	R: 0 E: 0 K: 0 S: 3	H: 0 LOB: 0 BB: 0 P: 3	R: 0 E: 0 K: 0 S: 2	H: 0 LOB: 0 BB: 1 P: 6	R: 0 E: 0 K: 0 S: 3	H: 0 LOB: 1 BB: 1 P: 7	R: 3 E: 1 K: 1 S: 8	H: 3 LOB: 3 BB: 2 P: 16	1B: 5 2B: 2 3B: 2 HR: 0	SF: 0 SAC: 0 DP: 0 HBP: 0	WP: 0 PB: 0 SB: 1 CS: 1	PA: 36	
<b>PITCHER</b>	IP	WLS	BF	H	R	ER	SO	BB	IBB	HBP	BLK	WP	HR	S	P	ERA	WHIP				
Fernando Valenzuela, L ERA: 2.92 Brian Holton, R ERA: 4.02 Tim Leary, R ERA: 5.4	6.0	L	24	6	3	3	5	1	0	0	0	0	0	33	37	4.50	1.167				



Batter	1	2	3	4	5	6	7	8	9	AB	R	H	RBI	BB	SO	LOB	TOP				
Mariano Duncan, R OBP: 0.322, SLG: 0.333 Dave Anderson, R OBP: 0.211, SLG: 0.167	F9		6-3		1B HR		K	1B		4	1	1	0	0	1	0	<b>Los Angeles Dodgers @ Pittsburgh Pirates</b> Three Rivers Stadium, Pittsburgh, PA Wed Apr 29 1987, 7:05 PM EDT Att: 4,668 - Unknown <a href="http://livebaseballscorecards.com">livebaseballscorecards.com</a>				
Steve Sax, R OBP: 0.255, SLG: 0.264	F2		F8		1B HR		E4	1B		5	1	3	0	0	0	0					
Reggie Williams, R Len Matuszek, L	K		F7		K		5-3	K		4	0	0	0	0	2	3					
Pedro Guerrero, R Ken Landreaux, L		2B		SH1-3 BB FC6-4	1B HR		5-3	F7		3	3	2	3	1	0	1					
Mickey Hatcher, R OBP: 0.278, SLG: 0.333	1B	2B		FC6-4 SH1-3 BB	P5			1B	2B	4	2	2	1	1	1	0					
Mike Scioscia, L Alex Trevino, R				SH1-3	F8			FC	K	3	1	1	1	0	0	1					
Tracy Woodson, R OBP: 0.261, SLG: 0.313	F2			FC6-4 IBB		K		1B	2B	4	1	2	1	1	1	1					
Mike Ramsey, S	F7			FC6-4		K		1B	BB	4	1	1	3	1	1	3					
Bob Welch, R Tom Niedenfuer, R	K			F8		K		1-3	FC6	4	0	0	0	0	2	4					
Orel Hershiser, R Ken Howell, R						K				0	0	0	0	0	0	0					
<b>Inning Stats</b>	R: 0 E: 0 K: 1 S: 5	H: 0 LOB: 0 BB: 0 P: 5	R: 2 E: 0 K: 1 S: 8	H: 3 LOB: 1 BB: 0 P: 8	R: 0 E: 0 K: 0 S: 3	H: 0 LOB: 0 BB: 3 P: 15	R: 3 E: 0 K: 1 S: 8	H: 3 LOB: 0 BB: 0 P: 8	R: 0 E: 0 K: 3 S: 9	H: 0 LOB: 0 BB: 0 P: 9	R: 0 E: 1 K: 1 S: 6	H: 1 LOB: 1 BB: 0 P: 6	R: 4 E: 0 K: 1 S: 11	H: 5 LOB: 2 BB: 0 P: 11	R: 0 E: 0 K: 2 S: 8	H: 1 LOB: 2 BB: 1 P: 12	1B: 7 2B: 3 3B: 2 HR: 1	SF: 0 SAC: 1 DP: 0 HBP: 0	WP: 0 PB: 0 SB: 0 CS: 0	PA: 45	
<b>PITCHER</b>	IP	WLS	BF	H	R	ER	SO	BB	IBB	HBP	BLK	WP	HR	S	P	ERA	WHIP				
Bob Patterson, L ERA: 5.53	5.0	L	24	6	6	6	3	2	1	0	0	0	1	27	39	10.80	1.600				
Brian Fisher, R ERA: 7.71	2.0		11	4	4	4	4	0	0	0	0	0	0	19	19	18.00	2.000				
Bob Walk, R ERA: 3.55	1.0		5	2	0	0	1	0	0	0	0	0	0	7	7	0.00	2.000				
Hipolito Pena, L ERA:	1.0		5	1	0	0	2	1	0	0	0	0	0	8	12	0.00	2.000				

Batter	1	2	3	4	5	6	7	8	9	AB	R	H	RBI	BB	SO	LOB	BOTTOM				
Barry Bonds, L OBP: 0.338, SLG: 0.431	F7		K			K		P6		4	0	0	0	0	2	2	<b>Los Angeles Dodgers @ Pittsburgh Pirates</b> Three Rivers Stadium, Pittsburgh, PA Wed Apr 29 1987, 7:05 PM EDT Att: 4,668 - Unknown <a href="http://livebaseballscorecards.com">livebaseballscorecards.com</a>				
Andy Van Slyke, L OBP: 0.377, SLG: 0.412	P5			F8		K		BB	1B	4	1	1	0	0	1	0					
Johnny Ray, S OBP: 0.321, SLG: 0.413	K			F7			3-1	F9		4	0	0	0	0	1	1					
Sid Bream, L OBP: 0.400, SLG: 0.614		K		FC6-4 BB		P4		2B	BB	2	1	0	0	2	1	0					
Jim Morrison, R OBP: 0.403, SLG: 0.603	6-3			FC6-4		F9		6-3	2B	4	0	1	2	0	0	1					
R.J. Reynolds, S OBP: 0.380, SLG: 0.480				1-2		3-1		4-3	BB	4	0	2	0	0	0	1					
Michael LaValliere, L OBP: 0.474, SLG: 0.469	F7					F8		F8	BB	3	0	0	0	1	0	2					
Rafael Bellard, R Brian Fisher, R Bob Walk, R John Cangelosi, S Hipolito Pena, L Mike Diaz, R			K			F2		4-3	BB	2	0	0	0	0	1	0					
Bob Patterson, R Bobby Bonilla, S			K			K		4-3		1	0	0	0	0	1	0					
<b>Inning Stats</b>	R: 0 E: 0 K: 1 S: 5	H: 1 LOB: 1 BB: 0 P: 6	R: 0 E: 0 K: 3 S: 9	H: 0 LOB: 0 BB: 0 P: 9	R: 0 E: 0 K: 0 S: 3	H: 0 LOB: 1 BB: 1 P: 7	R: 0 E: 0 K: 0 S: 3	H: 0 LOB: 0 BB: 0 P: 3	R: 0 E: 0 K: 3 S: 9	H: 0 LOB: 0 BB: 0 P: 9	R: 0 E: 0 K: 0 S: 3	H: 0 LOB: 0 BB: 0 P: 3	R: 0 E: 0 K: 0 S: 4	H: 1 LOB: 2 BB: 1 P: 8	R: 2 E: 0 K: 0 S: 5	H: 2 LOB: 2 BB: 2 P: 13		1B: 2 2B: 2 3B: 0 HR: 0	SF: 0 SAC: 0 DP: 0 HBP: 0	WP: 0 PB: 0 SB: 0 CS: 0	PA: 35
<b>PITCHER</b>	IP	WLS	BF	H	R	ER	SO	BB	IBB	HBP	BLK	WP	HR	S	P	ERA	WHIP				
Bob Welch, R ERA: 2.23	7.0	W	23	1	0	0	8	1	0	0	0	0	0	38	42	0.00	0.286				
Tom Niedenfuer, R ERA: 2.7	1.0		5	1	0	0	0	1	0	0	0	0	0	4	8	0.00	2.000				
Ken Howell, R ERA: 6.35	1.0		7	2	2	2	0	2	0	0	0	0	0	5	13	18.00	4.000				



Batter	1	2	3	4	5	6	7	8	9	AB	R	H	RBI	BB	SO	LOB	TOP			
Mariano Duncan, R OBP: 0.347, SLG: 0.388										4	1	3	2	1	1	0	<b>Los Angeles Dodgers @ Pittsburgh Pirates</b> Three Rivers Stadium, Pittsburgh, PA Thu Apr 30 1987, 7:05 PM EDT Att: 7,114 - Unknown			
Steve Sax, R OBP: 0.263, SLG: 0.264										4	0	1	0	1	0	4				
Ken Landreaux, L OBP: 0.265, SLG: 0.138										4	1	0	0	1	0	6				
Franklin Stubbs, L OBP: 0.348, SLG: 0.602										5	1	1	2	0	2	1				
Mike Scioscia, L OBP: 0.411, SLG: 0.462										3	0	0	0	2	0	1				
Dave Anderson, R OBP: 0.211, SLG: 0.167										0	0	0	0	0	0	0				
Len Matuszek, L OBP: 0.125, SLG: 0.067										2	0	1	0	0	0	0				
Reggie Williams, R										2	0	0	0	0	1	1				
Pedro Guerrero, R OBP: 0.410, SLG: 0.653										1	0	0	0	0	0	1				
Tracy Woodson, R OBP: 0.274, SLG: 0.313										3	1	1	0	1	1	2				
Mike Ramsey, S OBP: 0.313, SLG: 0.337										2	0	1	0	2	0	1				
Orel Hershiser, R OBP: 0.278, SLG: 0.389										3	0	0	0	0	2	4				
Matt Young, L										0	0	0	0	0	0	0				
Mickey Hatcher, R OBP: 0.263, SLG: 0.313										1	0	0	0	0	1	1				
Tom Niedenfuer, R										0	0	0	0	0	0	0				
<b>Inning Stats</b>	R: 2 E: 0 K: 1 S: 7	H: 2 LOB: 2 BB: 2 P: 15	R: 0 E: 0 K: 0 S: 4	H: 1 LOB: 2 BB: 1 P: 8	R: 0 E: 0 K: 1 S: 5	H: 0 LOB: 0 BB: 0 P: 5	R: 0 E: 0 K: 1 S: 4	H: 0 LOB: 1 BB: 1 P: 8	R: 1 E: 0 K: 2 S: 9	H: 2 LOB: 2 BB: 1 P: 13	R: 0 E: 1 K: 1 S: 6	H: 0 LOB: 0 BB: 0 P: 6	R: 0 E: 0 K: 2 S: 8	H: 1 LOB: 3 BB: 2 P: 16	R: 0 E: 0 K: 0 S: 2	H: 0 LOB: 1 BB: 1 P: 6	1B: 5 2B: 2 3B: 0 HR: 2	SF: 0 SAC: 0 DP: 2 HBP: 0	WP: 0 PB: 0 SB: 2 CS: 1	PA: 42
<b>PITCHER</b>	IP WLS BF H R ER SO BB IBB HBP BLK WP HR S P ERA WHIP																			
Dom Taylor, R ERA: 6.75	4.0	20	5	3	3	3	4	0	0	0	0	0	0	0	2	22	38	6.75	2.250	
Hipolito Pena, L	1.0	3	0	0	0	0	0	0	0	0	0	0	0	0	0	3	3	0.00	0.000	
Bob Walk, R ERA: 3.95	1.0	6	2	1	1	2	1	0	0	0	0	0	0	0	9	13	9.00	3.000		
John Smiley, L ERA: 2.53	1.1	W	6	1	0	0	2	0	0	0	0	0	0	0	10	10	0.00	0.750		
Don Robinson, R ERA: 5.09	1.2	S	7	0	0	0	1	3	0	0	0	0	0	0	6	18	0.00	1.800		


Batter	1	2	3	4	5	6	7	8	9	AB	R	H	RBI	BB	SO	LOB	BOTTOM			
John Cangelosi, S OBP: 0.500, SLG: 0.318										3	1	0	0	2	0	0	<b>Los Angeles Dodgers @ Pittsburgh Pirates</b> Three Rivers Stadium, Pittsburgh, PA Thu Apr 30 1987, 7:05 PM EDT Att: 7,114 - Unknown			
R.J. Reynolds, S OBP: 0.414, SLG: 0.536										3	1	2	2	1	0	1				
Johnny Ray, S OBP: 0.318, SLG: 0.397										3	0	0	0	1	0	3				
Sid Bream, L OBP: 0.406, SLG: 0.600										3	1	1	0	1	0	3				
Jim Morrison, R OBP: 0.395, SLG: 0.583										4	1	1	1	0	2	4				
Mike Diaz, R OBP: 0.289, SLG: 0.585										3	0	0	1	1	1	1				
Michael LaValliere, L OBP: 0.452, SLG: 0.429										3	0	0	0	1	0	3				
Rafael Belliard, R OBP: 0.240, SLG: 0.227										2	1	1	0	0	0	0				
Bobby Bonilla, S OBP: 0.241, SLG: 0.281										2	0	0	1	0	0	1				
Dom Taylor, R										1	0	0	0	0	1	1				
Hipolito Pena, L										0	0	0	0	0	0	0				
Andy Van Slyke, L SLG: 0.404										1	0	0	0	0	1	0				
Bob Walk, R										0	0	0	0	0	0	0				
Denny Gonzalez, R										1	0	0	0	0	1	1				
John Smiley, L										0	0	0	0	0	0	0				
Don Robinson, R										1	0	0	0	0	0	0				
<b>Inning Stats</b>	R: 0 E: 0 K: 0 S: 3	H: 0 LOB: 0 BB: 1 P: 7	R: 0 E: 0 K: 1 S: 5	H: 0 LOB: 0 BB: 0 P: 5	R: 2 E: 0 K: 2 S: 9	H: 2 LOB: 2 BB: 2 P: 17	R: 0 E: 0 K: 1 S: 5	H: 0 LOB: 0 BB: 0 P: 5	R: 0 E: 0 K: 1 S: 6	H: 1 LOB: 1 BB: 0 P: 6	R: 2 E: 1 K: 1 S: 7	H: 2 LOB: 1 BB: 1 P: 11	R: 1 E: 1 K: 0 S: 4	H: 0 LOB: 3 BB: 3 P: 16	R: 0 E: 0 K: 0 S: 3	H: 0 LOB: 0 BB: 0 P: 3	1B: 4 2B: 1 3B: 0 HR: 0	SF: 0 SAC: 0 DP: 0 HBP: 0	WP: 1 PB: 0 SB: 0 CS: 0	PA: 37
<b>PITCHER</b>	IP WLS BF H R ER SO BB IBB HBP BLK WP HR S P ERA WHIP																			
Orel Hershiser, R ERA: 3.0	6.2	L	33	5	5	3	6	6	1	0	0	0	0	0	0	1	66	4.05	1.650	
Matt Young, L ERA: 9.72	0.1	1	0	0	0	0	0	0	0	0	0	0	0	1	1	0	0.00	0.000		
Tom Niedenfuer, R ERA: 2.45	1.0	3	0	0	0	0	0	0	0	0	0	0	0	3	3	0.00	0.000			



Batter	1	2	3	4	5	6	7	8	9	10	AB	R	H	RBI	BB	SO	LOB	TOP						
Mariano Duncan, R OBP: 0.343, SLG: 0.382 (1, 6)	F8		BB 1B		SH2-4		4-3		1-3		4	1	1	0	0	0	0							
Steve Sax, R OBP: 0.269, SLG: 0.274 (1, 4)	4-3		1B BB		6-3		5-3		1B 2B		4	1	1	0	1	0	1							
Pedro Guerrero, R OBP: 0.420, SLG: 0.645 (1, 7)	K		1-3 2-H 1B				E7 FC6-4		2-H 1B FC6-4		4	0	2	2	1	1	0							
Mike Marshall, R OBP: 0.318, SLG: 0.429 Matt Young, L (9, 1)		4-3			K		FC6-4		FC6-4		5	0	0	0	0	1	6							
Mickey Hatcher, R OBP: 0.333, SLG: 0.429 (9, 5)											5	1	3	0	0	0	0							
Mike Scjocia, L OBP: 0.400, SLG: 0.458 (1, 2)											5	1	1	0	0	0	2							
Tracy Woodson, R OBP: 0.273, SLG: 0.310 Ken Howell, R OBP: 1.000, SLG: 1.000 Ken Landreux, L OBP: 0.265, SLG: 0.138 Reggie Williams, R (10, PH) (10, 9)											4	0	1	0	0	2	2							
Mike Ramsey, S OBP: 0.301, SLG: 0.323 (1, 8)											4	0	0	0	0	1	2							
Rick Honeycutt, L Tom Niedenfuer, R (6, 1) Dave Anderson, R OBP: 0.211, SLG: 0.167 Bill Madlock, R OBP: 0.222, SLG: 0.125 Franklin Stubbs, L OBP: 0.348, SLG: 0.602 (9, 3)											2	0	0	0	1	1	0							
<b>Inning Stats</b>	R: 0 E: 0 K: 1 S: 5	H: 0 LOB: 0 BB: 0 P: 5	R: 0 E: 0 K: 1 S: 6	H: 1 LOB: 1 BB: 0 P: 6	R: 1 E: 0 K: 0 S: 5	H: 2 LOB: 2 BB: 1 P: 9	R: 0 E: 0 K: 2 S: 8	H: 1 LOB: 1 BB: 0 P: 8	R: 0 E: 0 K: 1 S: 5	H: 0 LOB: 2 BB: 2 P: 13	R: 2 E: 1 K: 0 S: 7	H: 2 LOB: 0 BB: 0 P: 7	R: 0 E: 1 K: 0 S: 4	H: 0 LOB: 1 BB: 0 P: 4	R: 0 E: 0 K: 0 S: 4	H: 1 LOB: 1 BB: 0 P: 4	R: 1 E: 0 K: 0 S: 5	H: 2 LOB: 1 BB: 0 P: 5	R: 0 E: 0 K: 0 S: 3	H: 0 LOB: 0 BB: 0 P: 3	1B: 6 2B: 3 3B: 0 HR: 0	SF: 0 SAC: 1 DP: 0 HBP: 0	WP: 0 PB: 0 SB: 0 CS: 0	PA: 43
<b>PITCHER</b>	IP	WLS	BF	H	R	ER	SO	BB	IBB	HBP	BLK	WP	HR	S	P	ERA	WHIP							
Joe Magrane, L ERA: 1.93 (1, 1)	8.0		35	7	3	1	6	2	0	0	0	0	0	44	56	1.12	1.125							
Todd Worrell, R ERA: 6.0 (9, 1)	1.0		5	2	1	1	0	0	0	0	0	0	0	5	5	9.00	2.000							
Ricky Horton, L ERA: 1.06 (10, 1)	1.0	W	3	0	0	0	0	0	0	0	0	0	0	3	3	0.00	0.000							

**Los Angeles Dodgers @ St. Louis Cardinals**  
 Busch Stadium, St. Louis, MO  
 Fri May 01 1987, 7:05 PM CDT  
 Att: 44,383 - Unknown  
 livebaseballscores.com  
**AB 39**  
**R 4**  
**H 9**  
**RBI 2**  
**BB 3**  
**SO 6**  
**LOB 13**  


Batter	1	2	3	4	5	6	7	8	9	10	AB	R	H	RBI	BB	SO	LOB	BOTTOM						
Vince Coleman, S OBP: 0.368, SLG: 0.253 Ricky Horton, L OBP: 0.333, SLG: 0.333 (10, 1)	CS BB		4-3			K	CS S 1B		FC4-2 FC6-4		4	0	1	0	1	1	3							
Ozzie Smith, S OBP: 0.325, SLG: 0.235 (1, 6)	1-3		2B			1B BB	1-3 BB		FC6-4		3	1	1	0	2	0	4							
Terry Pendleton, S OBP: 0.337, SLG: 0.412 (1, 5)	K		F4			1B HR 1B		CS BB			4	1	1	0	1	2	1							
Jack Clark, R OBP: 0.430, SLG: 0.667 (1, 3)						1B BB					4	2	2	1	1	1	1							
Willie McGee, S OBP: 0.339, SLG: 0.462 (1, 8)						1B BB					4	1	1	3	1	3	1							
Jim Lindeman, R OBP: 0.250, SLG: 0.509 John Morris, L OBP: 0.500, SLG: 0.500 Tito Landrum, R OBP: 0.361, SLG: 0.241 (10, PH)						HR					3	0	0	0	2	1								
Steve Lake, R OBP: 0.333, SLG: 0.451 (1, 2)						1B					4	0	2	1	0	0	0							
Rod Booker, L OBP: 0.500, SLG: 0.333 (1, 4)											3	0	0	0	1	1	2							
Joe Magrane, R Todd Worrell, R (9, 1) Curt Ford, L OBP: 0.500, SLG: 0.591 (10, 7)											3	0	0	0	0	2	0							
<b>Inning Stats</b>	R: 0 E: 0 K: 1 S: 4	H: 0 LOB: 0 BB: 1 P: 8	R: 0 E: 0 K: 3 S: 10	H: 1 LOB: 2 BB: 1 P: 14	R: 0 E: 0 K: 1 S: 6	H: 1 LOB: 1 BB: 0 P: 6	R: 0 E: 0 K: 3 S: 9	H: 0 LOB: 0 BB: 0 P: 9	R: 0 E: 0 K: 0 S: 3	H: 0 LOB: 0 BB: 0 P: 3	R: 4 E: 0 K: 1 S: 8	H: 3 LOB: 0 BB: 1 P: 12	R: 0 E: 0 K: 1 S: 4	H: 1 LOB: 1 BB: 1 P: 9	R: 0 E: 0 K: 1 S: 4	H: 0 LOB: 0 BB: 1 P: 8	R: 0 E: 0 K: 0 S: 4	H: 1 LOB: 3 BB: 2 P: 12	R: 1 E: 0 K: 2 S: 8	H: 2 LOB: 2 BB: 1 P: 12	1B: 6 2B: 2 3B: 0 HR: 1	SF: 0 SAC: 1 DP: 0 HBP: 0	WP: 0 PB: 0 SB: 1 CS: 3	PA: 43
<b>PITCHER</b>	IP	WLS	BF	H	R	ER	SO	BB	IBB	HBP	BLK	WP	HR	S	P	ERA	WHIP							
Rick Honeycutt, L ERA: 1.96 (1, 1)	5.1		22	4	3	3	9	3	0	0	0	0	0	37	49	5.06	1.312							
Tom Niedenfuer, R ERA: 2.84 (6, 1)	1.2		7	2	1	1	1	0	0	0	0	0	1	8	12	5.40	1.800							
Ken Howell, R ERA: 5.68 (8, 1)	1.1		7	1	0	0	1	3	0	0	0	0	0	6	18	0.00	3.000							
Matt Young, L ERA: 9.31 (9, 1)	1.1	L	7	2	1	1	2	0	1	0	0	0	0	10	14	6.75	1.500							

**Los Angeles Dodgers @ St. Louis Cardinals**  
 Busch Stadium, St. Louis, MO  
 Fri May 01 1987, 7:05 PM CDT  
 Att: 44,383 - Unknown  
 livebaseballscores.com  
**AB 34**  
**R 5**  
**H 9**  
**RBI 5**  
**BB 8**  
**SO 13**  
**LOB 15**  




Batter	1	2	3	4	5	6	7	8	9	AB	R	H	RBI	BB	SO	LOB	TOP										
Mariano Duncan, R (1, 6) OBP: 0.340, SLG: 0.370	0-0 6-3		0-0 F8		0-0 5-3			4-0 2B BB	0-0 SH1-3	3	1	0	0	1	0	0											
Steve Sax, R (1, 4) OBP: 0.284, SLG: 0.320	0-0 2B 3B		0-0 1B		0-3 K			0-0 1-H HR 2B	0-3 K	5	2	3	1	0	2	1											
Pedro Guerrero, R (1, 7) Reggie Williams, R (9, 7)	0-0 1B 2B		0-0 FC5-4 1B		0-0 5-3			0-0 2-H HR	4-0 1B IBB	4	2	3	3	1	0	0											
Mike Marshall, R (1, 9) OBP: 0.322, SLG: 0.427	0-0 2H CS 1B		0-0 FC5-4		0-0 5-3			0-0 6-3	0-0 2-H 1B	5	0	2	2	0	0	2											
Mike Scioscia, L (1, 2) OBP: 0.390, SLG: 0.477	0-0 1-2 P3		0-0 1-2		0-0 F6			0-0 HR	0-0 G3	5	1	1	1	0	0	3											
Franklin Stubbs, L (1, 3) OBP: 0.344, SLG: 0.586		0-0 F5		0-0 F6				0-0 FC6 1B		4	0	1	0	0	0	0											
Mickey Hatcher, R (1, 5) Orel Hershiser, R (8, 1) OBP: 0.278, SLG: 0.389		0-0 5-3		4-0 BB				0-0 F8		3	0	0	0	1	0	1											
Mike Ramsey, S (1, 8) OBP: 0.299, SLG: 0.320		0-0 4-3		0-3 K				0-0 1B FC6		4	0	1	0	0	1	2											
Alejandro Pena, R (1, 1) Tim Leary, R (5, 1) Ken Landreaux, L (7, PH) Brian Holton, R (7, 1) Tracy Woodson, R (8, 5)			0-0 4-3		0-0 F9			0-0 F8	0-0 SH1-3 1B	2	0	0	0	0	0	0											
<b>Inning Stats</b>	R: 2 E: 0 K: 0 S: 5	H: 3 LOB: 0 BB: 0 P: 5	R: 0 E: 0 K: 0 S: 3	H: 0 LOB: 0 BB: 0 P: 3	R: 0 E: 0 K: 0 S: 5	H: 2 LOB: 2 BB: 0 P: 5	R: 0 E: 0 K: 1 S: 5	H: 0 LOB: 1 BB: 1 P: 9	R: 0 E: 0 K: 1 S: 5	H: 0 LOB: 0 BB: 0 P: 5	R: 0 E: 0 K: 0 S: 4	H: 1 LOB: 1 BB: 0 P: 4	R: 4 E: 0 K: 0 S: 7	H: 4 LOB: 1 BB: 1 P: 11	R: 1 E: 0 K: 1 S: 7	H: 2 LOB: 2 BB: 1 P: 11	1B: 7 2B: 2 3B: 1 HR: 2	SF: 0 SAC: 1 DP: 0 HBP: 0	WP: 0 PA: 41 PB: 0 CS: 1								
<b>PITCHER</b>	IP	WLS	BF	H	R	ER	SO	BB	IBB	HBP	BLK	WP	HR	S	P	ERA	WHIP										
Bob Forsch, R (1, 1) ERA: 4.3	7.0		28	6	3	3	2	2	0	0	0	0	0	30	38	3.86	1.143										
Todd Worrell, R (8, 1) ERA: 9.95	0.1	L	4	3	3	3	0	0	0	0	0	0	2	4	4	81.00	9.000										
Ricky Horton, L (8, 1) ERA: 1.45	1.2		9	3	1	1	1	0	1	0	0	0	0	10	14	5.40	1.800										

**Los Angeles Dodgers @ St. Louis Cardinals**  
 Busch Stadium, St. Louis, MO  
 Sat May 02 1987, 7:05 PM CDT  
 Att: 46,247 - Unknown

AB	37
R	7
H	12
RBI	7
BB	3
SO	3
LOB	10

Batter	1	2	3	4	5	6	7	8	9	AB	R	H	RBI	BB	SO	LOB	BOTTOM										
Vince Coleman, S (1, 7) OBP: 0.390, SLG: 0.301	0-0 F7		4-0 E SF8 BB		0-0 1B 3B			0-0 S BLK E 1B	0-0 1B	4	3	3	0	1	0	0											
Ozzie Smith, S (1, 6) OBP: 0.330, SLG: 0.250	0-0 5-3		0-0 SF8 1-H		0-0 S E 1B			0-0 L9	0-0 2-3 1B	4	1	2	3	0	0	1											
Terry Pendleton, S (1, 5) OBP: 0.351, SLG: 0.402	4-0 2B BB		0-0 F9		4-0 FC5-4 1-2 BB			4-0 S CS BB	0-0 3-H G4-6-3 1B	2	0	0	0	3	0	2											
Jack Clark, R (1, 3) OBP: 0.422, SLG: 0.658	0-0 1-3 2B		0-3 K		0-0 F9			0-3 1-3 2-H K		4	0	1	0	0	2	2											
Willie McGee, S (1, 8) OBP: 0.320, SLG: 0.435	0-0 F7			0-0 4-3	0-0 FC5-4			0-0 CS	0-0 6-3	4	0	0	0	0	0	3											
Jim Lindeman, R (1, 9) OBP: 0.238, SLG: 0.483		0-0 F8		0-3 K	0-3 K			0-3 K		3	0	0	0	0	2	1											
John Morris, L (8, PH) OBP: 0.333, SLG: 0.333										1	0	0	0	0	1	0											
Rod Booker, L (1, 4) OBP: 0.500, SLG: 0.462		0-0 2B		0-0 2B 1B				0-0 4-3	0-0 4-3	4	1	2	0	0	0	0											
Steve Lake, R (1, 2) OBP: 0.333, SLG: 0.463		0-0 6-3		0-0 1-H 2B				0-0 3-1	0-0 6-3	3	0	1	1	0	0	1											
José Oquendo, S (9, PH) OBP: 0.514, SLG: 0.567										1	0	0	0	0	0	0											
Bob Forsch, R (1, 1) OBP: 0.273, SLG: 0.364		0-0 5-3		0-0 6-3					0-0 1B 2B	3	0	0	0	0	1	2											
Todd Worrell, R (8, 1)										0	0	0	0	0	0	0											
Ricky Horton, L (8, 1) OBP: 0.333, SLG: 0.333										0	0	0	0	0	0	0											
Curt Ford, L (8, PH) OBP: 0.519, SLG: 0.652									0-0 1B 2B	1	1	1	0	0	0	0											
<b>Inning Stats</b>	R: 0 E: 0 K: 0 S: 4	H: 1 LOB: 2 BB: 1 P: 8	R: 0 E: 0 K: 0 S: 4	H: 1 LOB: 1 BB: 0 P: 4	R: 1 E: 1 K: 1 S: 5	H: 0 LOB: 0 BB: 1 P: 9	R: 1 E: 0 K: 1 S: 7	H: 2 LOB: 1 BB: 0 P: 7	R: 2 E: 0 K: 1 S: 7	H: 2 LOB: 1 BB: 1 P: 11	R: 0 E: 0 K: 1 S: 5	H: 0 LOB: 0 BB: 0 P: 5	R: 1 E: 1 K: 1 S: 5	H: 1 LOB: 0 BB: 1 P: 9	R: 0 E: 0 K: 1 S: 5	H: 0 LOB: 0 BB: 0 P: 5	R: 1 E: 0 K: 0 S: 5	H: 3 LOB: 1 BB: 0 P: 5	1B: 5 2B: 4 3B: 1 HR: 0	SF: 1 SAC: 0 DP: 1 HBP: 0	WP: 0 PA: 40 PB: 0 SB: 4 CS: 1						
<b>PITCHER</b>	IP	WLS	BF	H	R	ER	SO	BB	IBB	HBP	BLK	WP	HR	S	P	ERA	WHIP										
Alejandro Pena, R (1, 1) ERA: 2.29	1.1		6	4	2	2	2	3	0	0	0	0	0	10	10	4.50	2.250										
Tim Leary, R (5, 1) ERA: 4.01	2.0		6	0	0	0	2	0	0	0	0	0	0	10	10	0.00	0.000										
Brian Holton, R (7, 1) ERA: 3.78	1.0	W	4	1	1	0	1	1	0	0	1	0	0	5	9	0.00	2.000										
Orel Hershiser, R (8, 1) ERA: 3.06	2.0	S	8	3	1	1	1	0	0	0	0	0	0	10	10	4.50	1.500										

**Los Angeles Dodgers @ St. Louis Cardinals**  
 Busch Stadium, St. Louis, MO  
 Sat May 02 1987, 7:05 PM CDT  
 Att: 46,247 - Unknown

AB	34
R	6
H	10
RBI	4
BB	4
SO	6
LOB	12







Batter	1	2	3	4	5	6	7	8	9	AB	R	H	RBI	BB	SO	LOB	TOP					
Mariano Duncan, R OBP: 0.336, SLG: 0.356 (1, 6)	F4		FC5-4 2H 1B		5-3		K		4-3	5	0	1	1	0	1	0						
Steve Sax, R OBP: 0.294, SLG: 0.321 (1, 4)	G6-4-3 1B		FC5-4 BB PB 1-2		E3 BB		F3		5-3	5	0	1	0	0	0	1						
Bill Madlock, R OBP: 0.357, SLG: 0.455 Tracy Woodson, R OBP: 0.293, SLG: 0.347 (8, 5)	G6-4-3 1-2		BB HBP		BB				F8	2	1	1	1	1	0	1						
Pedro Guerrero, R OBP: 0.422, SLG: 0.648 (1, 7)		F7	FC5-4 1-2 2-3 BB		F8				4-3 1B 1B	3	1	1	0	1	0	2						
Mike Marshall, R OBP: 0.303, SLG: 0.396 (1, 9)			FC5-4 1-2		G3				K	4	0	1	0	0	1	6						
Mike Scioscia, L OBP: 0.398, SLG: 0.479 (1, 2)					F6				4-3	3	0	0	0	1	0	1						
Franklin Stubbs, L OBP: 0.366, SLG: 0.589 (1, 3)										4	0	2	1	0	0	1						
Mike Ramsey, S OBP: 0.307, SLG: 0.320 (1, 8)					FC5-4 1-2				6-3	3	1	0	0	1	1	2						
Bob Welch, R OBP: 0.111, SLG: 0.111 (1, 1)			SH1-4 1B BB		FC5-4 1-2				6-3	3	0	0	0	1	1	2						
			SH1-4 1-2		B1-3				F9	3	0	0	0	0	0	3						
									1-3	3	0	0	0	0	0	3						
<b>Inning Stats</b>	R: 0 E: 0 K: 0 S: 3	H: 1 LOB: 0 BB: 0 P: 3	R: 0 E: 0 K: 0 S: 3	H: 1 LOB: 1 BB: 1 P: 7	R: 1 E: 0 K: 0 S: 4	H: 1 LOB: 3 BB: 2 P: 13	R: 0 E: 0 K: 0 S: 4	H: 1 LOB: 1 BB: 0 P: 4	R: 0 E: 1 K: 0 S: 4	H: 0 LOB: 2 BB: 1 P: 8	R: 0 E: 0 K: 0 S: 5	H: 0 LOB: 0 BB: 0 P: 5	R: 0 E: 1 K: 2 S: 11	H: 3 LOB: 2 BB: 0 P: 11	R: 0 E: 0 K: 0 S: 3	H: 0 LOB: 0 BB: 0 P: 3	1B: 6 2B: 0 3B: 0 HR: 1	SF: 0 SAC: 1 DP: 1 HBP: 1	WP: 1 PB: 1 SB: 0 CS: 1	PA: 39		
<b>PITCHER</b>	IP WLS BF H R ER SO BB IBB HBP BLK WP HR S P ERA WHIP	IP WLS BF H R ER SO BB IBB HBP BLK WP HR S P ERA WHIP	IP WLS BF H R ER SO BB IBB HBP BLK WP HR S P ERA WHIP	IP WLS BF H R ER SO BB IBB HBP BLK WP HR S P ERA WHIP	IP WLS BF H R ER SO BB IBB HBP BLK WP HR S P ERA WHIP	IP WLS BF H R ER SO BB IBB HBP BLK WP HR S P ERA WHIP	IP WLS BF H R ER SO BB IBB HBP BLK WP HR S P ERA WHIP	IP WLS BF H R ER SO BB IBB HBP BLK WP HR S P ERA WHIP	IP WLS BF H R ER SO BB IBB HBP BLK WP HR S P ERA WHIP	IP WLS BF H R ER SO BB IBB HBP BLK WP HR S P ERA WHIP	IP WLS BF H R ER SO BB IBB HBP BLK WP HR S P ERA WHIP	IP WLS BF H R ER SO BB IBB HBP BLK WP HR S P ERA WHIP	IP WLS BF H R ER SO BB IBB HBP BLK WP HR S P ERA WHIP	IP WLS BF H R ER SO BB IBB HBP BLK WP HR S P ERA WHIP	IP WLS BF H R ER SO BB IBB HBP BLK WP HR S P ERA WHIP	IP WLS BF H R ER SO BB IBB HBP BLK WP HR S P ERA WHIP	IP WLS BF H R ER SO BB IBB HBP BLK WP HR S P ERA WHIP	IP WLS BF H R ER SO BB IBB HBP BLK WP HR S P ERA WHIP	IP WLS BF H R ER SO BB IBB HBP BLK WP HR S P ERA WHIP	IP WLS BF H R ER SO BB IBB HBP BLK WP HR S P ERA WHIP	IP WLS BF H R ER SO BB IBB HBP BLK WP HR S P ERA WHIP	IP WLS BF H R ER SO BB IBB HBP BLK WP HR S P ERA WHIP
Jamie Moyer, L ERA: 3.38 Dickie Noles, R ERA: 4.5	8.0 L	36 3	7 0	3 0	3 0	3 0	4 0	0 0	0 0	0 0	0 0	0 0	0 0	0 0	0 0	0 0	0.00	0.000				

Los Angeles Dodgers @ Chicago Cubs  
Wrigley Field, Chicago, IL  
Tue May 05 1987, 3:33 AM CDT  
Att: 18,021 - Unknown

AB 33  
R 3  
H 7  
RBI 3  
BB 4  
SO 3  
LOB 17



Batter	1	2	3	4	5	6	7	8	9	AB	R	H	RBI	BB	SO	LOB	BOTTOM					
Chico Walker, S OBP: 0.261, SLG: 0.220 (1, 7)	K					FC1-6 23 BLK 1-2		F7		4	0	0	0	0	2	2						
23 Ryne Sandberg, R OBP: 0.380, SLG: 0.484 (1, 4)	4-3					F8				3	0	0	0	1	0	1						
Andre Dawson, R OBP: 0.373, SLG: 0.673 (1, 9)	F7									4	0	1	0	0	1	3						
Leon Durham, L OBP: 0.394, SLG: 0.613 (1, 3)						G3				4	0	2	0	0	1	1						
Jody Davis, R OBP: 0.358, SLG: 0.566 Bob Demier, R OBP: 0.429, SLG: 0.704 (9, PR)										4	0	0	0	0	0	2						
Keith Moreland, R OBP: 0.206, SLG: 0.264 (1, 5)										0	0	0	0	0	0	0						
Keith Moreland, R OBP: 0.206, SLG: 0.264 (1, 5)										4	0	1	0	0	0	3						
Shawon Dunston, R OBP: 0.223, SLG: 0.283 (1, 6)										4	1	1	0	0	2	3						
Dave Martinez, L OBP: 0.342, SLG: 0.311 (1, 8)										4	0	0	0	0	2	4						
Jamie Moyer, L OBP: 0.300, SLG: 0.300 Jerry Mumphy, S OBP: 0.892, SLG: 0.889 Dickie Noles, R (9, 1)										2	0	1	0	0	1	0						
										1	0	1	1	0	0	0						
										0	0	0	0	0	0	0						
<b>Inning Stats</b>	R: 0 E: 0 K: 1 S: 5	H: 0 LOB: 0 BB: 0 P: 5	R: 0 E: 0 K: 0 S: 3	H: 1 LOB: 0 BB: 0 P: 3	R: 0 E: 0 K: 3 S: 9	H: 0 LOB: 0 BB: 0 P: 9	R: 0 E: 0 K: 1 S: 6	H: 1 LOB: 1 BB: 0 P: 6	R: 0 E: 0 K: 2 S: 8	H: 1 LOB: 1 BB: 0 P: 8	R: 0 E: 0 K: 1 S: 6	H: 1 LOB: 1 BB: 0 P: 6	R: 0 E: 0 K: 1 S: 5	H: 2 LOB: 2 BB: 1 P: 9	R: 0 E: 1 K: 0 S: 5	H: 1 LOB: 2 BB: 0 P: 5	1B: 6 2B: 1 3B: 1 HR: 0	SF: 0 SAC: 0 DP: 1 HBP: 0	WP: 0 PB: 0 SB: 0 CS: 0	PA: 35		
<b>PITCHER</b>	IP WLS BF H R ER SO BB IBB HBP BLK WP HR S P ERA WHIP	IP WLS BF H R ER SO BB IBB HBP BLK WP HR S P ERA WHIP	IP WLS BF H R ER SO BB IBB HBP BLK WP HR S P ERA WHIP	IP WLS BF H R ER SO BB IBB HBP BLK WP HR S P ERA WHIP	IP WLS BF H R ER SO BB IBB HBP BLK WP HR S P ERA WHIP	IP WLS BF H R ER SO BB IBB HBP BLK WP HR S P ERA WHIP	IP WLS BF H R ER SO BB IBB HBP BLK WP HR S P ERA WHIP	IP WLS BF H R ER SO BB IBB HBP BLK WP HR S P ERA WHIP	IP WLS BF H R ER SO BB IBB HBP BLK WP HR S P ERA WHIP	IP WLS BF H R ER SO BB IBB HBP BLK WP HR S P ERA WHIP	IP WLS BF H R ER SO BB IBB HBP BLK WP HR S P ERA WHIP	IP WLS BF H R ER SO BB IBB HBP BLK WP HR S P ERA WHIP	IP WLS BF H R ER SO BB IBB HBP BLK WP HR S P ERA WHIP	IP WLS BF H R ER SO BB IBB HBP BLK WP HR S P ERA WHIP	IP WLS BF H R ER SO BB IBB HBP BLK WP HR S P ERA WHIP	IP WLS BF H R ER SO BB IBB HBP BLK WP HR S P ERA WHIP	IP WLS BF H R ER SO BB IBB HBP BLK WP HR S P ERA WHIP	IP WLS BF H R ER SO BB IBB HBP BLK WP HR S P ERA WHIP	IP WLS BF H R ER SO BB IBB HBP BLK WP HR S P ERA WHIP	IP WLS BF H R ER SO BB IBB HBP BLK WP HR S P ERA WHIP	IP WLS BF H R ER SO BB IBB HBP BLK WP HR S P ERA WHIP	IP WLS BF H R ER SO BB IBB HBP BLK WP HR S P ERA WHIP
Bob Welch, R ERA: 1.99	9.0 W	35 3	7 1	1 1	9 9	1 0	0 0	0 0	0 0	52 56	1.00	0.889										

Los Angeles Dodgers @ Chicago Cubs  
Wrigley Field, Chicago, IL  
Tue May 05 1987, 3:33 AM CDT  
Att: 18,021 - Unknown

AB 34  
R 1  
H 7  
RBI 1  
BB 1  
SO 9  
LOB 19





Batter	1	2	3	4	5	6	7	8	9	AB	R	H	RBI	BB	SO	LOB	TOP			
<b>Barry Bonds, L</b> OBP: 0.358, SLG: 0.463 (1, 8)	0-3 K	0-3 K			0-0 F8			0-0 FC4-6 1B		4	0	1	0	0	2	3	<b>Pittsburgh Pirates @ Los Angeles Dodgers</b> Dodger Stadium, Los Angeles, CA Wed May 06 1987, 7:05 PM PDT Att: 32,789 - Unknown			
<b>Andy Van Slyke, L</b> OBP: 0.321, SLG: 0.380 (1, 9)	0-0 3-1		0-0 G3		0-3 K			0-0 FC4-6 1-2		4	0	0	0	0	1	1				
<b>Johnny Ray, S</b> OBP: 0.311, SLG: 0.398 (1, 4)	0-0 6-3		0-0 L6		0-0 4-3			0-3 K		4	0	0	0	0	1	1				
<b>Sid Bream, L</b> OBP: 0.422, SLG: 0.620 (1, 3)		0-0 SH1-3 1B 2B	0-0 CS 1B		0-0 F7			0-0 G3		4	1	2	0	0	0	1				
<b>Jim Morrison, R</b> OBP: 0.370, SLG: 0.533 (1, 5)		0-0 SH1-3 2-3	0-0 CS 1-2	0-0 F9		0-0 F9			0-0 F8	3	0	0	0	0	0	0				
<b>R.J. Reynolds, S</b> OBP: 0.432, SLG: 0.585 (1, 7)		4-0 1B S BB		0-0 F7		0-0 4-3			0-0 6-3 2B	3	0	1	0	1	0	0				
<b>Michael LaValliere, L</b> OBP: 0.482, SLG: 0.489 (1, 2)		4-0 1B 1-2 BB		0-0 1B				0-0 F9	0-0 6-3 2-3	3	0	1	0	1	0	1				
<b>Rafael Belliard, R</b> OBP: 0.286, SLG: 0.333 (9, PH) <b>Mike Diaz, R</b> OBP: 0.308, SLG: 0.625		0-0 1B		0-0 1B				0-0 F6	0-0 F8 2-3	3	0	2	1	0	0	0				
<b>Rick Reuschel, R</b> OBP: 0.125, SLG: 0.188 (1, 1)	0-3 K		0-3 K		0-3 K			0-3 K		3	0	0	0	0	3	5				
<b>Inning Stats</b>	R: 0 E: 0 K: 1 S: 5	H: 0 LOB: 0 BB: 0 P: 5	R: 1 E: 0 K: 2 S: 9	H: 2 LOB: 3 BB: 2 P: 17	R: 0 E: 0 K: 0 S: 3	H: 1 LOB: 0 BB: 0 P: 3	R: 0 E: 0 K: 1 S: 7	H: 2 LOB: 2 BB: 0 P: 7	R: 0 E: 0 K: 0 S: 3	H: 0 LOB: 0 BB: 0 P: 3	R: 0 E: 0 K: 1 S: 5	H: 0 LOB: 0 BB: 0 P: 5	R: 0 E: 0 K: 1 S: 6	H: 1 LOB: 1 BB: 0 P: 6	R: 0 E: 0 K: 0 S: 4	H: 1 LOB: 1 BB: 0 P: 4	1B: 5 2B: 2 3B: 0 HR: 0	SF: 0 SAC: 1 DP: 0 HBP: 0	WP: 0 PB: 0 SB: 1 CS: 1	PA: 36
<b>PITCHER</b> <b>Orel Hershiser, R</b> ERA: 2.73 (1, 1)	IP: 9.0 WLS: W BF: 35 H: 7 R: 1 ER: 1 SO: 7 BB: 2 IBB: 0 HBP: 0 BLK: 0 WP: 0 HR: 0 S: 47 P: 55 ERA: 1.00 WHIP: 1.000															<b>PITCHER</b> <b>Orel Hershiser, R</b> ERA: 2.73 (1, 1)	IP: 9.0 WLS: W BF: 35 H: 7 R: 1 ER: 1 SO: 7 BB: 2 IBB: 0 HBP: 0 BLK: 0 WP: 0 HR: 0 S: 47 P: 55 ERA: 1.00 WHIP: 1.000			

AB	32
R	1
H	7
RBI	1
BB	2
SO	7
LOB	13



Batter	1	2	3	4	5	6	7	8	9	AB	R	H	RBI	BB	SO	LOB	BOTTOM			
<b>Mariano Duncan, R</b> OBP: 0.333, SLG: 0.352 (1, 6)	0-0 4-3		0-3 K			0-0 E 1B		0-0 4-3		4	1	1	0	0	1	0	<b>Pittsburgh Pirates @ Los Angeles Dodgers</b> Dodger Stadium, Los Angeles, CA Wed May 06 1987, 7:05 PM PDT Att: 32,789 - Unknown			
<b>Steve Sax, R</b> OBP: 0.295, SLG: 0.321 (1, 4)	0-0 5-3			0-0 E4 SH1-3 6-3		0-0 E1 1B				3	1	1	0	0	0	0				
<b>Bill Madlock, R</b> OBP: 0.438, SLG: 0.538 <b>Tracy Woodson, R</b> OBP: 0.293, SLG: 0.347 (9, 5)	0-0 FC5-4 1B			0-0 SH1-3 2-3		0-0 G5-4-3 1B				2	0	2	1	0	0	0				
<b>Pedro Guerrero, R</b> OBP: 0.410, SLG: 0.626 (1, 7)	0-0 FC5-4 1-2			0-0 6-3 3-H		0-0 G5-4-3 1-2				3	0	0	1	0	0	3				
<b>Mike Scioscia, L</b> OBP: 0.387, SLG: 0.464 (1, 2)		0-0 6-3		0-0 F7				0-0 G3		3	0	0	0	0	0	0				
<b>Franklin Stubbs, L</b> OBP: 0.385, SLG: 0.582 (1, 3)		0-0 F2			0-0 G6-3 1B			0-0 F7		3	0	1	0	0	0	0				
<b>Ken Landreaux, L</b> OBP: 0.283, SLG: 0.152 (1, 9)		0-0 5-3			0-0 G6-3 1-2			0-0 CS 1B		3	0	1	0	0	0	1				
<b>Mike Ramsey, S</b> OBP: 0.299, SLG: 0.311 (1, 8)			0-3 K		0-0 3-1			0-0 CS	0-0 F7	3	0	0	0	0	1	0				
<b>Orel Hershiser, R</b> OBP: 0.238, SLG: 0.333 (1, 1)			0-3 K			0-0 B1-3			0-0 5-3	3	0	0	0	0	1	0				
<b>Inning Stats</b>	R: 0 E: 0 K: 0 S: 4	H: 1 LOB: 1 BB: 0 P: 4	R: 0 E: 0 K: 0 S: 3	H: 0 LOB: 0 BB: 0 P: 3	R: 0 E: 0 K: 3 S: 9	H: 0 LOB: 0 BB: 0 P: 9	R: 1 E: 1 K: 0 S: 4	H: 0 LOB: 0 BB: 0 P: 4	R: 0 E: 0 K: 0 S: 3	H: 1 LOB: 1 BB: 0 P: 3	R: 0 E: 0 K: 0 S: 3	H: 0 LOB: 0 BB: 0 P: 3	R: 0 E: 0 K: 0 S: 3	H: 0 LOB: 0 BB: 0 P: 3	R: 0 E: 0 K: 0 S: 3	H: 0 LOB: 0 BB: 0 P: 3	1B: 6 2B: 0 3B: 0 HR: 0	SF: 0 SAC: 1 DP: 2 HBP: 0	WP: 0 PB: 0 SB: 0 CS: 1	PA: 29
<b>PITCHER</b> <b>Rick Reuschel, R</b> ERA: 1.69 (1, 1)	IP: 8.0 WLS: L BF: 28 H: 6 R: 2 ER: 0 SO: 3 BB: 0 IBB: 0 HBP: 0 BLK: 0 WP: 0 HR: 0 S: 34 P: 34 ERA: 0.00 WHIP: 0.750															<b>PITCHER</b> <b>Rick Reuschel, R</b> ERA: 1.69 (1, 1)	IP: 8.0 WLS: L BF: 28 H: 6 R: 2 ER: 0 SO: 3 BB: 0 IBB: 0 HBP: 0 BLK: 0 WP: 0 HR: 0 S: 34 P: 34 ERA: 0.00 WHIP: 0.750			

AB	27
R	2
H	6
RBI	2
BB	0
SO	3
LOB	4









Batter	1	2	3	4	5	6	7	8	9	AB	R	H	RBI	BB	SO	LOB	TOP					
Vince Coleman, S (1.7) OBP: 0.392, SLG: 0.311			G3			K		F8		5	2	2	0	0	1	2	<b>St. Louis Cardinals @ Los Angeles Dodgers</b> Dodger Stadium, Los Angeles, CA Fri May 08 1987, 7:05 PM PDT Att: 48,667 - Unknown					
Ozzie Smith, S (1.6) OBP: 0.357, SLG: 0.293			FC6-4							3	2	3	0	2	0	0						
Terry Pendleton, S (1.5) OBP: 0.364, SLG: 0.411			FC6-4			SF9		G3		3	1	1	2	0	0	3						
Jack Clark, R (1.3) OBP: 0.434, SLG: 0.653			FC6-4							5	0	3	3	0	0	0						
Willie McGee, S (1.8) OBP: 0.327, SLG: 0.411			FC6-4							4	0	1	0	1	0	3						
Curt Ford, L (1.9) OBP: 0.391, SLG: 0.500										4	0	1	0	0	0	5						
Ricky Horton, L (7.1) OBP: 0.250, SLG: 0.250										1	0	0	0	0	0	0						
José Oquendo, S (1.4) OBP: 0.491, SLG: 0.489										3	0	0	0	1	0	2						
Steve Lake, R (1.2) OBP: 0.347, SLG: 0.449										3	0	0	0	1	0	2						
Tim Conroy, L (1.1) John Morris, L (7.9) OBP: 0.429, SLG: 0.429										3	0	0	0	0	1	3						
<b>Inning Stats</b>	R: 2 E: 1 K: 0 S: 5	H: 2 LOB: 0 BB: 0 P: 5	R: 0 E: 0 K: 0 S: 3	H: 1 LOB: 1 BB: 1 P: 7	R: 0 E: 0 K: 0 S: 5	H: 2 LOB: 2 BB: 0 P: 5	R: 0 E: 0 K: 0 S: 3	H: 0 LOB: 0 BB: 0 P: 3	R: 1 E: 0 K: 1 S: 8	H: 3 LOB: 3 BB: 1 P: 12	R: 0 E: 0 K: 1 S: 5	H: 0 LOB: 1 BB: 1 P: 9	R: 2 E: 0 K: 0 S: 5	H: 3 LOB: 1 BB: 1 P: 9	R: 0 E: 0 K: 0 S: 4	H: 1 LOB: 2 BB: 0 P: 8	R: 0 E: 0 K: 0 S: 3	H: 0 LOB: 0 BB: 0 P: 3	1B: 10 2B: 2 3B: 0 HR: 0	SF: 2 SAC: 0 DP: 3 HBP: 0	WP: 0 PB: 0 SB: 3 CS: 0	PA: 42
<b>PITCHER</b>	IP WLS BF H R ER SO BB IBB HBP BLK WP HR S P ERA WHIP																					
Alejandro Pena, R (1.1) ERA: 2.81	6.0 L 28 8 3 3 2 2 1 0 0 0 0 0 29 41 4.50 1.667																					
Tim Leary, R (7.1) ERA: 5.32	1.0 6 3 2 2 0 1 0 0 0 0 0 0 5 9 18.00 4.000																					
Brian Holton, R (8.1) ERA: 3.38	2.0 8 1 0 0 0 1 0 0 0 0 0 0 7 11 0.00 1.000																					

Batter	1	2	3	4	5	6	7	8	9	AB	R	H	RBI	BB	SO	LOB	BOTTOM					
Mariano Duncan, R (1.6) OBP: 0.333, SLG: 0.372			K			K		K		4	0	1	0	0	3	0	<b>St. Louis Cardinals @ Los Angeles Dodgers</b> Dodger Stadium, Los Angeles, CA Fri May 08 1987, 7:05 PM PDT Att: 48,667 - Unknown					
Steve Sax, R (1.4) OBP: 0.292, SLG: 0.317								6-3		4	0	2	0	0	0	1						
Bill Madlock, R (1.5) OBP: 0.375, SLG: 0.450										4	0	0	0	0	0	2						
Pedro Guerrero, R (1.7) OBP: 0.416, SLG: 0.643										4	1	2	1	0	0	0						
Mickey Hatcher, R (1.9) OBP: 0.351, SLG: 0.485										4	0	1	0	0	0	1						
Mike Scioscia, L (1.2) OBP: 0.400, SLG: 0.465										2	0	1	0	2	0	1						
Franklin Stubbs, L (1.3) OBP: 0.357, SLG: 0.552										4	0	1	0	0	2	3						
Reggie Williams, R (1.8) OBP: 0.278, SLG: 0.077										3	0	0	0	1	1	2						
Alejandro Pena, R (1.1) Dave Anderson, R (6, PH) OBP: 0.200, SLG: 0.158										1	0	0	0	0	1	0						
Tim Leary, R (7.1) OBP: 0.333, SLG: 0.333										1	0	0	0	0	0	0						
Alex Trevino, R (7, PH) OBP: 0.250, SLG: 0.267										1	0	0	0	0	0	3						
Brian Holton, R (8.1) OBP: 0.333, SLG: 0.333										0	0	0	0	0	0	0						
<b>Inning Stats</b>	R: 0 E: 0 K: 0 S: 3	H: 1 LOB: 0 BB: 0 P: 3	R: 0 E: 0 K: 1 S: 5	H: 0 LOB: 1 BB: 1 P: 9	R: 0 E: 0 K: 3 S: 9	H: 0 LOB: 0 BB: 0 P: 9	R: 0 E: 0 K: 0 S: 3	H: 1 LOB: 0 BB: 0 P: 3	R: 0 E: 0 K: 0 S: 4	H: 1 LOB: 1 BB: 0 P: 4	R: 0 E: 0 K: 1 S: 6	H: 1 LOB: 1 BB: 0 P: 6	R: 0 E: 0 K: 0 S: 5	H: 3 LOB: 3 BB: 1 P: 9	R: 0 E: 0 K: 1 S: 5	H: 0 LOB: 0 BB: 0 P: 5	R: 1 E: 0 K: 1 S: 6	H: 1 LOB: 1 BB: 1 P: 10	1B: 7 2B: 0 3B: 0 HR: 1	SF: 0 SAC: 0 DP: 3 HBP: 0	WP: 1 PB: 0 SB: 0 CS: 0	PA: 35
<b>PITCHER</b>	IP WLS BF H R ER SO BB IBB HBP BLK WP HR S P ERA WHIP																					
Tim Conroy, L (1.1) ERA: 4.08	6.2 W 26 7 0 0 5 2 0 0 0 0 0 1 34 42 0.00 1.350																					
Ricky Horton, L (7.1) ERA: 1.69	2.1 S 9 1 1 1 2 1 0 0 0 0 0 1 12 16 3.86 0.857																					

livebaseballscores.com



Batter	1	2	3	4	5	6	7	8	9	AB	R	H	RBI	BB	SO	LOB	TOP			
Vince Coleman, S (1, 7) OBP: 0.385, SLG: 0.300	4-0 1B FC6-4 BB		0-0 B2		0-0 F7		0-0 F8		0-0 6-3	4	1	0	0	1	0	1				
Ozzie Smith, S (1, 6) OBP: 0.376, SLG: 0.323	0-0 FC6-4 1B		0-0 5-3		0-0 1B		0-0 1B		4-0 BB	4	1	3	0	1	0	0				
Terry Pendleton, S (1, 5) OBP: 0.366, SLG: 0.405	0-0 F8			0-0 F8 BB 1B	0-3 K		4-0 1B BB		0-3 K	4	0	1	0	1	2	5				
Jack Clark, R (1, 3) OBP: 0.444, SLG: 0.649	0-0 FC6-4 FC5-4 1-2 3-H			4-0 F8 BB 1-2		4-0 FC4-6 BB 1-2 2-H		0-0 1B		2	0	1	2	2	0	1				
Willie McGee, S (1, 8) OBP: 0.314, SLG: 0.394	0-0 FC5-4 1-2			0-0 F8 1-2 2-3		0-0 F8		0-0 F9		4	0	0	0	0	0	6				
Jim Lindeman, R (1, 9) OBP: 0.211, SLG: 0.433		0-3 K		0-0 5-3		0-0 FC4-6 E 1-2		0-0 L1		4	0	0	0	0	1	3				
José Quiendo, S (1, 4) OBP: 0.458, SLG: 0.449		0-0 F7		0-0 F5		0-0 E5 1-2		0-0 F7		4	0	0	0	0	0	3				
Tom Pagnozzi, R (1, 2) OBP: 0.231, SLG: 0.333 Todd Worrell, R (8, 1)		0-3 K			0-0 6-3		0-0 6-3		0-0 G1	4	0	0	0	0	1	2				
Danny Cox, R (1, 1) OBP: 0.200, SLG: 0.200 Skeeter Barnes, R (7, PH) OBP: 0.500, SLG: 2.000 Pat Perry, L (7, 1) Steve Lake, R (8, 2) OBP: 0.342, SLG: 0.443			0-0 6-3				0-0 6-3		0-3 K	2	0	1	0	0	0	0				
<b>Inning Stats</b>	R: 1 E: 0 K: 0 S: 4	H: 1 LOB: 1 BB: 1 P: 8	R: 0 E: 0 K: 2 S: 7	H: 0 LOB: 0 BB: 0 P: 7	R: 0 E: 0 K: 0 S: 3	H: 0 LOB: 0 BB: 0 P: 3	R: 0 E: 0 K: 0 S: 4	H: 1 LOB: 2 BB: 0 P: 8	R: 0 E: 0 K: 1 S: 7	H: 2 LOB: 2 BB: 0 P: 7	R: 0 E: 0 K: 0 S: 4	H: 0 LOB: 1 BB: 1 P: 8	R: 1 E: 0 K: 0 S: 5	H: 2 LOB: 2 BB: 1 P: 9	R: 0 E: 0 K: 0 S: 3	H: 0 LOB: 1 BB: 1 P: 11	1B: 5 2B: 1 3B: 0 HR: 0	SF: 0 SAC: 0 DP: 0 HBP: 0	WP: 0 PB: 0 SB: 0 CS: 0	PA: 39
<b>PITCHER</b> Fernando Valenzuela, L (1, 1) ERA: 3.06	IP: 9.0 WLS: W BF: 39 H: 6 R: 2 ER: 2 SO: 5 BB: 5 IBB: 0 HBP: 0 BLK: 0 WP: 0 HR: 0 S: 44 P: 64 ERA: 2.00 WHIP: 1.222																			

St. Louis Cardinals @ Los Angeles Dodgers  
 Dodger Stadium, Los Angeles, CA  
 Sat May 09 1987, 7:05 PM PDT  
 Att: 48,657 - Unknown

AB	34
R	2
H	6
RBI	2
BB	5
SO	5
LOB	21



Batter	1	2	3	4	5	6	7	8	9	AB	R	H	RBI	BB	SO	LOB	BOTTOM			
Mariano Duncan, R (1, 6) OBP: 0.331, SLG: 0.368	0-0 F8		0-3 K		0-0 6-3			0-0 FC1-5 1B		4	0	1	0	0	1	1				
Steve Sax, R (1, 4) OBP: 0.284, SLG: 0.306	0-0 F9			0-0 6-3		0-0 5-3		0-0 FC1-5-6 1B		4	1	0	0	0	0	1				
Bill Madlock, R (1, 5) OBP: 0.393, SLG: 0.458 Tracy Woodson, R (9, 5) OBP: 0.293, SLG: 0.347	0-0 F6			0-0 L7		0-0 E 1B 1B		0-0 1B 2-H 1B		4	0	2	1	0	0	0				
Pedro Guerrero, R (1, 7) OBP: 0.419, SLG: 0.637		0-0 5-3		0-0 5-3		0-0 E7 1-3 1B		0-0 1-3 1B		4	0	2	0	0	0	0				
Mike Scioscia, L (1, 2) OBP: 0.395, SLG: 0.456		0-0 F4			0-0 1B E 1B		0-0 F8		0-0 F5	4	1	1	0	0	0	3				
Franklin Stubbs, L (1, 3) OBP: 0.348, SLG: 0.537		0-0 F8			0-0 F8		0-0 3-1			3	0	0	0	0	0	1				
Ken Landreaux, L (1, 9) OBP: 0.293, SLG: 0.222			0-0 4-3 1-3 2B		0-0 E9 1-H SH5-3 1B		0-0 4-3			3	2	2	0	0	0	0				
Mike Ramsey, S (1, 8) OBP: 0.294, SLG: 0.306			0-0 4-3		0-0 SH5-3		0-0 F7			2	0	0	1	0	0	1				
Fernando Valenzuela, L (1, 1) OBP: 0.174, SLG: 0.174			0-0 1-3		0-0 1B		0-0 6-3			3	0	1	1	0	0	0				
<b>Inning Stats</b>	R: 0 E: 0 K: 0 S: 3	H: 0 LOB: 0 BB: 0 P: 3	R: 0 E: 0 K: 0 S: 3	H: 0 LOB: 0 BB: 0 P: 3	R: 1 E: 0 K: 1 S: 6	H: 1 LOB: 0 BB: 0 P: 6	R: 0 E: 0 K: 0 S: 3	H: 0 LOB: 0 BB: 0 P: 3	R: 2 E: 1 K: 0 S: 6	H: 3 LOB: 1 BB: 0 P: 6	R: 0 E: 1 K: 0 S: 4	H: 2 LOB: 1 BB: 0 P: 4	R: 0 E: 0 K: 0 S: 3	H: 0 LOB: 0 BB: 0 P: 3	R: 1 E: 0 K: 0 S: 6	H: 3 LOB: 2 BB: 0 P: 6	1B: 8 2B: 1 3B: 0 HR: 0	SF: 0 SAC: 1 DP: 0 HBP: 0	WP: 0 PB: 0 SB: 1 CS: 0	PA: 32
<b>PITCHER</b> Danny Cox, R (1, 1) ERA: 3.45 Pat Perry, L (7, 1) ERA: 2.91 Todd Worrell, R (8, 1) ERA: 9.72	IP: 6.0 WLS: L BF: 23 H: 6 R: 3 ER: 3 SO: 3 BB: 0 IBB: 0 HBP: 0 BLK: 0 WP: 0 HR: 0 S: 25 P: 25 ERA: 4.50 WHIP: 1.000																			

St. Louis Cardinals @ Los Angeles Dodgers  
 Dodger Stadium, Los Angeles, CA  
 Sat May 09 1987, 7:05 PM PDT  
 Att: 48,657 - Unknown

AB	31
R	4
H	9
RBI	3
BB	0
SO	1
LOB	7









Batter	1	2	3	4	5	6	7	8	9	AB	R	H	RBI	BB	SO	LOB	TOP																			
23 Ryne Sandberg, R OBP: 0.393, SLG: 0.504	5-3		F7			F9		1B		5	1	2	1	0	0	1	<b>Chicago Cubs @ Los Angeles Dodgers</b> Dodger Stadium, Los Angeles, CA Mon May 11 1987, 7:05 PM PDT Att: 35,819 - Unknown																			
Jerry Mumphrey, S OBP: 0.548, SLG: 0.680 Brian Dayett, R OBP: 0.438, SLG: 0.536	1-3		FC5-4			F7		1B		4	0	2	1	0	0	1																				
Andre Dawson, R OBP: 0.353, SLG: 0.643	1B		FC5-4							5	2	3	3	0	1	2																				
Leon Durham, L OBP: 0.389, SLG: 0.619										5	0	2	0	0	2	2																				
Jody Davis, R OBP: 0.356, SLG: 0.606	F3									4	0	1	1	1	2	2																				
Keith Moreland, R OBP: 0.223, SLG: 0.259 Lee Smith, R										5	0	0	0	0	0	3																				
Shawon Dunston, R OBP: 0.210, SLG: 0.243										4	1	1	0	1	1	0																				
Dave Martinez, L OBP: 0.376, SLG: 0.333										4	1	2	0	0	0	2																				
Scott Sanderson, R OBP: 0.273, SLG: 0.444 Manny Trillo, R OBP: 0.258, SLG: 0.393										3	1	0	0	1	2	3																				
										0	0	0	0	0	0	0																				
<b>Inning Stats</b>	R: 0 E: 0 K: 0 S: 5	H: 2 LOB: 2 BB: 0 P: 5	R: 0 E: 0 K: 1 S: 6	H: 1 LOB: 1 BB: 0 P: 6	R: 1 E: 0 K: 0 S: 6	H: 3 LOB: 2 BB: 0 P: 6	R: 2 E: 0 K: 2 S: 9	H: 2 LOB: 1 BB: 1 P: 13	R: 0 E: 0 K: 1 S: 6	H: 1 LOB: 2 BB: 1 P: 10	R: 0 E: 0 K: 1 S: 5	H: 0 LOB: 0 BB: 0 P: 5	R: 1 E: 0 K: 2 S: 10	H: 3 LOB: 2 BB: 0 P: 10	R: 0 E: 0 K: 1 S: 5	H: 0 LOB: 0 BB: 0 P: 5	1B: 12 2B: 0 3B: 0 HR: 1	SF: 1 SAC: 0 DP: 0 HBP: 0	WP: 0 PB: 0 SB: 1 CS: 0	PA: 43																
<b>PITCHER</b>	IP	WLS	BF	H	R	ER	SO	BB	IBB	HBP	BLK	WP	HR	S	P	ERA	WHIP	<b>PITCHER</b>		IP	WLS	BF	H	R	ER	SO	BB	IBB	HBP	BLK	WP	HR	S	P	ERA	WHIP
Orel Hershiser, R ERA: 2.95	5.0	L	26	9	3	3	4	2	0	0	0	0	0	32	40	5.40	2.200																			
Tim Leary, R ERA: 6.11	3.0		14	4	3	3	3	1	0	0	0	0	1	19	23	9.00	1.667																			
Tom Niedenfuer, R ERA: 2.63	1.0		3	0	0	0	1	0	0	0	0	0	0	5	5	0.00	0.000																			
<b>Batter</b>	<b>1</b>	<b>2</b>	<b>3</b>	<b>4</b>	<b>5</b>	<b>6</b>	<b>7</b>	<b>8</b>	<b>9</b>	<b>AB</b>	<b>R</b>	<b>H</b>	<b>RBI</b>	<b>BB</b>	<b>SO</b>	<b>LOB</b>	<b>BOTTOM</b>																			
Mariano Duncan, R OBP: 0.317, SLG: 0.349	5-3		G6-4-3			K				4	0	0	0	0	2	1	<b>Chicago Cubs @ Los Angeles Dodgers</b> Dodger Stadium, Los Angeles, CA Mon May 11 1987, 7:05 PM PDT Att: 35,819 - Unknown																			
Ken Landreaux, L OBP: 0.304, SLG: 0.341	F8					4-3				4	1	1	1	0	1	0																				
Bill Madlock, R OBP: 0.389, SLG: 0.500	F7									4	1	1	1	0	1	0																				
Pedro Guerrero, R OBP: 0.424, SLG: 0.664										4	0	1	0	0	1	0																				
Mike Scioscia, L OBP: 0.386, SLG: 0.450										4	0	1	0	0	0	1																				
Franklin Stubbs, L OBP: 0.336, SLG: 0.509										2	0	0	0	1	1	0																				
Steve Sax, R OBP: 0.289, SLG: 0.326										3	1	2	0	0	0	0																				
Mike Ramsey, S OBP: 0.301, SLG: 0.313										3	0	1	1	0	0	3																				
Orel Hershiser, R OBP: 0.227, SLG: 0.318 Ralph Bryant, L (5, PH)										1	0	0	0	0	1	1																				
Tim Leary, R OBP: 0.333, SLG: 0.333 Mickey Hatcher, R (8, PH) Tom Niedenfuer, R										1	0	0	0	0	0	0																				
										1	0	0	0	0	1	2																				
										0	0	0	0	0	0	0																				
										0	0	0	0	0	0	0																				
										0	0	0	0	0	0	0																				
<b>Inning Stats</b>	R: 0 E: 0 K: 0 S: 3	H: 0 LOB: 0 BB: 0 P: 3	R: 0 E: 0 K: 0 S: 3	H: 0 LOB: 0 BB: 0 P: 3	R: 1 E: 0 K: 1 S: 6	H: 2 LOB: 0 BB: 0 P: 6	R: 0 E: 0 K: 1 S: 5	H: 0 LOB: 0 BB: 0 P: 5	R: 0 E: 0 K: 1 S: 6	H: 2 LOB: 2 BB: 1 P: 10	R: 0 E: 0 K: 2 S: 7	H: 0 LOB: 0 BB: 0 P: 7	R: 0 E: 0 K: 0 S: 3	H: 0 LOB: 0 BB: 0 P: 3	R: 2 E: 0 K: 1 S: 7	H: 3 LOB: 0 BB: 0 P: 7	1B: 3 2B: 2 3B: 1 HR: 2	SF: 0 SAC: 0 DP: 3 HBP: 0	WP: 0 PB: 0 SB: 0 CS: 0	PA: 32																
<b>PITCHER</b>	IP	WLS	BF	H	R	ER	SO	BB	IBB	HBP	BLK	WP	HR	S	P	ERA	WHIP	<b>PITCHER</b>		IP	WLS	BF	H	R	ER	SO	BB	IBB	HBP	BLK	WP	HR	S	P	ERA	WHIP
Scott Sanderson, R ERA: 4.33 Lee Smith, R ERA: 1.47	8.1	W	31	7	3	3	8	1	0	0	0	0	0	1	1	3.24	0.960																			
	0.2	S	1	0	0	0	0	0	0	0	0	0	0	1	1	0.00	0.000																			

AB	39
R	6
H	13
RBI	6
BB	3
SO	8
LOB	16



AB	31
R	3
H	7
RBI	3
BB	1
SO	8
LOB	8









Batter	1	2	3	4	5	6	7	8	9	AB	R	H	RBI	BB	SO	LOB	TOP								
23 Ryne Sandberg, R (1.4) OBP: 0.382, SLG: 0.488	K	L4				BB FC6-5 2B	6-3		K	5	1	1	0	0	2	2									
Jerry Mumphrey, S (1.7) Lee Smith, R (7.1)	1B		F8			FC6-5 BB 1B	G6-4-3 1B		K	4	0	3	0	0	0	0									
Andre Dawson, R (1.9) OBP: 0.340, SLG: 0.634	P6		F8			P4	F8		HR	5	1	1	1	0	0	4									
Leon Durham, L (1.3) OBP: 0.378, SLG: 0.587	1B		K			FC6-5 BB 1-2 2-3 3-4	G6-4-3		F8	4	0	1	0	1	1	1									
Jody Davis, R (1.2) OBP: 0.339, SLG: 0.569	5-3		F8			FC6-5 BB 1-2 2-3 3-4	F3			4	0	0	1	0	0	4									
Keith Moreland, R (1.5) OBP: 0.233, SLG: 0.300		HR				K	6-3			4	2	2	1	0	1	2									
Shawon Dunston, R (1.6) OBP: 0.214, SLG: 0.279		K				HR 2B	K			4	1	2	2	0	2	0									
Dave Martinez, L (1.8) OBP: 0.371, SLG: 0.321		F8				F9	E6 23 BLK		BB	3	0	0	0	1	0	0									
Rick Sutcliffe, L (1.1) OBP: 0.364, SLG: 0.294						4-3	F9		K	2	0	0	0	1	0	1									
Brian Dayett, R (7.7) OBP: 0.417, SLG: 0.500										1	0	0	0	0	1	2									
<b>Inning Stats</b>	R: 0 E: 0 K: 1 S: 7	H: 2 LOB: 2 BB: 0 P: 7	R: 1 E: 0 K: 1 S: 6	H: 1 LOB: 1 BB: 1 P: 10	R: 0 E: 0 K: 1 S: 5	H: 0 LOB: 0 BB: 0 P: 5	R: 2 E: 0 K: 0 S: 5	H: 2 LOB: 0 BB: 0 P: 5	R: 1 E: 0 K: 1 S: 7	H: 2 LOB: 2 BB: 1 P: 11	R: 0 E: 1 K: 1 S: 6	H: 0 LOB: 1 BB: 0 P: 6	R: 0 E: 0 K: 0 S: 3	H: 1 LOB: 0 BB: 0 P: 3	R: 0 E: 0 K: 1 S: 6	H: 1 LOB: 2 BB: 1 P: 10	R: 1 E: 0 K: 2 S: 8	H: 1 LOB: 0 BB: 0 P: 8	1B: 4 2B: 3 3B: 0 HR: 3	SF: 0 SAC: 0 DP: 1 HBP: 0	WP: 0 PB: 0 SB: 0 CS: 0	PA: 40			
<b>PITCHER</b>	IP	WLS	BF	H	R	ER	SO	BB	IBB	HBP	BLK	WP	HR	S	P	ERA	WHIP								
Alejandro Pena, R (1.1) ERA: 3.52	5.0	L	24	7	4	4	4	2	0	0	0	0	2	30	38	7.20	1.800								
Brian Holton, R (6.1) ERA: 3.05	2.0		7	1	0	0	1	0	0	0	1	0	0	9	9	0.00	0.500								
Tom Niedenfuer, R (8.1) ERA: 2.45	1.0		5	1	0	0	1	1	0	0	0	0	0	6	10	0.00	2.000								
Matt Young, L (9.1) ERA: 7.62	1.0		4	1	1	1	2	0	0	0	0	0	1	8	8	9.00	1.000								

Chicago Cubs @ Los Angeles Dodgers  
Dodger Stadium, Los Angeles, CA  
Wed May 13 1987, 7:05 PM PDT  
Att: 39,294 - Unknown

livebaseballscorecards.com

AB 37  
R 5  
H 10  
RBI 5  
BB 3  
SO 8  
LOB 16



Batter	1	2	3	4	5	6	7	8	9	AB	R	H	RBI	BB	SO	LOB	BOTTOM								
Mariano Duncan, R (1.6) OBP: 0.313, SLG: 0.343	K		6-3			F9	5-3			4	0	0	0	0	1	1									
Ken Landreaux, L (1.9) OBP: 0.352, SLG: 0.438	F7		PO 1B			F9 BB HBP	4-3			3	0	1	0	0	0	0									
Bill Madlock, R (1.5) OBP: 0.341, SLG: 0.495	E5		PO			BB BB	4-3			3	0	0	0	1	0	0									
Dave Anderson, R (9.5) OBP: 0.200, SLG: 0.158			1-2			BB BB	4-3			0	0	0	0	0	0	0									
Pedro Guerrero, R (1.7) OBP: 0.398, SLG: 0.624	K		K			F9	K			4	0	0	0	0	3	3									
Matt Young, L (9.1)						2-3				0	0	0	0	0	0	0									
Mike Scioscia, L (1.2) OBP: 0.393, SLG: 0.440		6-3 S BB				P3	BB BB		F8	2	0	0	0	2	0	0									
Franklin Stubbs, L (1.3) OBP: 0.315, SLG: 0.475	K					P4	K		K	4	0	0	0	0	3	4									
Steve Sax, R (1.4) OBP: 0.307, SLG: 0.338		6-3				1B	4-3 BB		1B	3	0	2	0	1	0	1									
Mike Ramsey, S (1.8) OBP: 0.300, SLG: 0.311		F8				F9	4-3		6-3	3	0	0	0	0	0	3									
Alex Trevino, R (9. PH) OBP: 0.235, SLG: 0.250						1-2				1	0	0	0	0	0	1									
Alejandro Pena, R (1.1) Ralph Bryant, L (5. PH) Brian Holton, R (6.1) Mickey Hatcher, R (7. PH) Tom Niedenfuer, R (8.1) Reggie Williams, R (9.7)			K			K	F8			1	0	0	0	0	1	0									
<b>Inning Stats</b>	R: 0 E: 1 K: 2 S: 8	H: 0 LOB: 1 BB: 0 P: 8	R: 0 E: 0 K: 1 S: 5	H: 0 LOB: 1 BB: 1 P: 9	R: 0 E: 0 K: 1 S: 5	H: 1 LOB: 0 BB: 0 P: 5	R: 0 E: 0 K: 1 S: 5	H: 0 LOB: 0 BB: 0 P: 5	R: 0 E: 0 K: 1 S: 6	H: 1 LOB: 1 BB: 0 P: 6	R: 0 E: 0 K: 1 S: 5	H: 0 LOB: 3 BB: 2 P: 14	R: 0 E: 0 K: 0 S: 3	H: 0 LOB: 1 BB: 1 P: 7	R: 0 E: 0 K: 1 S: 5	H: 1 LOB: 1 BB: 0 P: 6	R: 0 E: 0 K: 1 S: 6	H: 1 LOB: 1 BB: 0 P: 6	1B: 3 2B: 0 3B: 0 HR: 0	SF: 0 SAC: 0 DP: 0 HBP: 1	WP: 0 PB: 0 SB: 2 CS: 0	PA: 36			
<b>PITCHER</b>	IP	WLS	BF	H	R	ER	SO	BB	IBB	HBP	BLK	WP	HR	S	P	ERA	WHIP								
Rick Sutcliffe, R (1.1) ERA: 3.06	6.1	W	26	2	0	0	7	4	0	1	0	0	0	35	52	0.00	0.947								
Lee Smith, R (7.1) ERA: 1.29	2.2		9	1	0	0	2	0	0	0	0	0	0	13	13	0.00	0.375								

Chicago Cubs @ Los Angeles Dodgers  
Dodger Stadium, Los Angeles, CA  
Wed May 13 1987, 7:05 PM PDT  
Att: 39,294 - Unknown

livebaseballscorecards.com

AB 30  
R 0  
H 3  
RBI 0  
BB 4  
SO 9  
LOB 15









Batter	1	2	3	4	5	6	7	8	9	AB	R	H	RBI	BB	SO	LOB	TOP				
Steve Sax, R OBP: 0.316, SLG: 0.342 (1, 4)	0-0 4-3		0-0 5-3			0-0 HR 1B	4-0 BB			3	1	1	0	1	0	0					
Bill Madlock, R OBP: 0.321, SLG: 0.435 (1, 5)	0-0 F4			0-0 6-3		0-0 HR 1-H	0-0 1-6-3			4	1	1	2	0	0	3					
Ken Landreaux, L OBP: 0.349, SLG: 0.400 (1, 9)	0-0 4-3			0-0 F5		0-0 F8		0-0 4-3		4	0	0	0	0	0	0					
Pedro Guerrero, R OBP: 0.401, SLG: 0.643 Reggie Williams, R OBP: 0.333, SLG: 0.188 (1, 7) (8, 7)		0-3 K		0-0 1B		0-0 HR		0-3 K		4	1	2	1	0	2	0					
Mike Scioscia, L OBP: 0.392, SLG: 0.435 Alex Trevino, R OBP: 0.222, SLG: 0.235 (1, 2) (8, 2)		0-0 S 1B		0-0 1-3		0-0 G3		0-0 F7		4	0	1	0	0	0	1					
Franklin Stubbs, L OBP: 0.326, SLG: 0.492 (1, 3)		0-0 F9			0-0 F6		0-0 1B 2B		0-0 6-3	4	0	1	0	0	0	1					
Dave Anderson, R OBP: 0.208, SLG: 0.174 (1, 6)		0-0 4-3 1-2			0-0 4-3		0-0 BB 1B 2-3		0-0 E6 FC6-4	4	0	1	0	0	0	1					
Mike Ramsey, S OBP: 0.289, SLG: 0.298 Mickey Hatcher, R OBP: 0.326, SLG: 0.436 (1, 8) (9, PH)			0-3 K		0-3 K		0-3 K		0-0 FC6-4 1-2	3	0	0	0	0	3	2					
Bob Welch, R OBP: 0.143, SLG: 0.143 Tim Lincecum, R OBP: 0.333, SLG: 0.333 Tracy Woodson, R OBP: 0.226, SLG: 0.342 Brian Holton, R OBP: 0.307, SLG: 0.333 Ralph Bryant, L OBP: 0.490, SLG: 0.320 Tom Niedenfuer, R OBP: 0.276, SLG: 0.378 Mariano Duncan, R OBP: 0.201, SLG: 0.239 (1, 1) (5, 1) (6, PH) (6, 1) (7, PH) (7, 1) (8, 1) (9, PH)			0-0 6-3		0-0 5-3		0-0 F6		0-0 F9	1	0	0	0	0	0	0					
<b>Inning Stats</b>	R: 0 E: 0 K: 0 S: 3	H: 0 LOB: 0 BB: 0 P: 3	R: 0 E: 0 K: 1 S: 6	H: 1 LOB: 1 BB: 0 P: 6	R: 0 E: 0 K: 1 S: 5	H: 0 LOB: 0 BB: 0 P: 5	R: 0 E: 0 K: 0 S: 4	H: 1 LOB: 1 BB: 0 P: 4	R: 0 E: 0 K: 1 S: 5	H: 0 LOB: 0 BB: 0 P: 5	R: 3 E: 0 K: 0 S: 6	H: 3 LOB: 0 BB: 0 P: 6	R: 0 E: 0 K: 1 S: 7	H: 2 LOB: 3 BB: 1 P: 11	R: 0 E: 0 K: 1 S: 5	H: 0 LOB: 0 BB: 0 P: 5	1B: 4 2B: 1 3B: 0 HR: 2	SF: 0 SAC: 0 DP: 0 HBP: 0	WP: 0 PB: 0 SB: 1 CS: 0	PA: 36	
<b>PITCHER</b>	IP WLS BF H R ER SO BB IBB HBP BLK WP HR S P ERA WHIP		IP WLS BF H R ER SO BB IBB HBP BLK WP HR S P ERA WHIP		IP WLS BF H R ER SO BB IBB HBP BLK WP HR S P ERA WHIP		IP WLS BF H R ER SO BB IBB HBP BLK WP HR S P ERA WHIP		IP WLS BF H R ER SO BB IBB HBP BLK WP HR S P ERA WHIP		IP WLS BF H R ER SO BB IBB HBP BLK WP HR S P ERA WHIP		IP WLS BF H R ER SO BB IBB HBP BLK WP HR S P ERA WHIP		IP WLS BF H R ER SO BB IBB HBP BLK WP HR S P ERA WHIP		IP WLS BF H R ER SO BB IBB HBP BLK WP HR S P ERA WHIP		IP WLS BF H R ER SO BB IBB HBP BLK WP HR S P ERA WHIP		IP WLS BF H R ER SO BB IBB HBP BLK WP HR S P ERA WHIP
Bryn Smith, R ERA: 6.05 Lary Sorensen, R ERA: 1.89 (1, 1) (7, 1)	6.2 W 28	7 3 3 4	1 0 0 0	0 0 0 0	0 0 0 0	0 0 0 0	0 0 0 0	0 0 0 0	0 0 0 0	2 35 39	4.05 1.200	0.00 0.000									

Los Angeles Dodgers @ Montreal Expos  
Olympic Stadium, Montreal, QB  
Sat May 16 1987, 7:05 PM EDT  
Att: 14,534 - Unknown

AB 35  
R 3  
H 7  
RBI 3  
BB 1  
SO 5  
LOB 12



Batter	1	2	3	4	5	6	7	8	9	AB	R	H	RBI	BB	SO	LOB	BOTTOM				
Casey Candaele, S OBP: 0.370, SLG: 0.385 (1, 8) (5, 6)	0-3 K		0-0 F8	0-0 1-2 2-H 1B	0-0 F7		0-0 1B			5	0	2	1	0	1	1					
Mitch Webster, S OBP: 0.349, SLG: 0.397 (1, 9)	0-3 K		4-0 1B 2B BB	0-0 F7	0-0 4-3		0-0 F7			4	1	0	0	1	1	4					
Tim Raines, S OBP: 0.439, SLG: 0.632 (1, 7)	0-0 4-3		0-0 F7	0-0 4-3		0-0 2B		4-0 BB HBP 1-2-3 BB		4	2	1	0	1	0	3					
Tim Wallach, R OBP: 0.338, SLG: 0.504 (1, 5)		0-0 BB 2B 1B	0-0 2B 1B	0-0 1B E 2B	0-0 1B E 2B	0-0 2B	0-0 2B	1-0 1-2-3 BB HBP		4	3	4	1	0	0	0					
Andres Galarraga, R OBP: 0.412, SLG: 0.496 (1, 3)		4-0 2B 1B BB	0-0 1B 1-H 2B	0-0 1B 1B	0-0 K	0-3 K		0-3 K		4	1	2	2	1	2	3					
Vance Law, R OBP: 0.387, SLG: 0.496 (1, 4)		0-0 1-3 2-H 2B	0-0 K	0-0 E6 1B 5-3	0-0 FC6-5-4	0-0 BB HBP 1-2-3 BB		4-0 1-2-3 BB		4	1	1	2	1	1	3					
Tom Foley, L OBP: 0.272, SLG: 0.347 Herm Winningham, L OBP: 0.271, SLG: 0.378 (1, 6) (4, PR) (5, 8)		0-0 B1		0-0 S 1B 1B	0-0 E8 2B 1B	0-3 K		0-0 1-2-3 BB		2	0	1	0	0	0	2					
Mike Fitzgerald, R OBP: 0.290, SLG: 0.245 (1, 2)		4-0 IBB		0-0 F7	0-0 5-3		0-0 F9		0-3 K	4	0	0	1	1	1	4					
Bryn Smith, R OBP: 0.500, SLG: 0.714 Lary Sorensen, R ERA: 1.89 (1, 1) (7, 1)		0-0 B1-5		4-0 1B BB	0-0 1B BB		0-3 K			2	0	1	1	1	0	3					
<b>Inning Stats</b>	R: 0 E: 0 K: 2 S: 7	H: 0 LOB: 0 BB: 0 P: 7	R: 1 E: 0 K: 0 S: 4	H: 2 LOB: 2 BB: 2 P: 12	R: 2 E: 0 K: 1 S: 7	H: 2 LOB: 1 BB: 1 P: 11	R: 1 E: 0 K: 0 S: 5	H: 2 LOB: 2 BB: 1 P: 9	R: 4 E: 2 K: 0 S: 8	H: 4 LOB: 1 BB: 0 P: 8	R: 1 E: 0 K: 2 S: 9	H: 2 LOB: 1 BB: 0 P: 9	R: 0 E: 0 K: 1 S: 6	H: 1 LOB: 1 BB: 0 P: 6	R: 1 E: 0 K: 2 S: 7	H: 0 LOB: 2 BB: 2 P: 16	1B: 7 2B: 7 3B: 0 HR: 0	SF: 0 SAC: 0 DP: 1 HBP: 1	WP: 0 PB: 0 SB: 1 CS: 0	PA: 44	
<b>PITCHER</b>	IP WLS BF H R ER SO BB IBB HBP BLK WP HR S P ERA WHIP		IP WLS BF H R ER SO BB IBB HBP BLK WP HR S P ERA WHIP		IP WLS BF H R ER SO BB IBB HBP BLK WP HR S P ERA WHIP		IP WLS BF H R ER SO BB IBB HBP BLK WP HR S P ERA WHIP		IP WLS BF H R ER SO BB IBB HBP BLK WP HR S P ERA WHIP		IP WLS BF H R ER SO BB IBB HBP BLK WP HR S P ERA WHIP		IP WLS BF H R ER SO BB IBB HBP BLK WP HR S P ERA WHIP		IP WLS BF H R ER SO BB IBB HBP BLK WP HR S P ERA WHIP		IP WLS BF H R ER SO BB IBB HBP BLK WP HR S P ERA WHIP		IP WLS BF H R ER SO BB IBB HBP BLK WP HR S P ERA WHIP		IP WLS BF H R ER SO BB IBB HBP BLK WP HR S P ERA WHIP
Bob Welch, R ERA: 3.4 Tim Lincecum, R ERA: 6.27 Brian Holton, R ERA: 3.32 Tom Niedenfuer, R ERA: 2.76 Matt Young, L ERA: 7.43 (1, 1) (5, 1) (6, 1) (7, 1) (8, 1)	4.0 L 24	5 2 1 0 0	0 0 0 0	0 0 0 0	0 0 0 0	0 0 0 0	0 0 0 0	0 0 0 0	0 0 0 0	5 5 9 9	0.00 2.000	9.00 2.000									

Los Angeles Dodgers @ Montreal Expos  
Olympic Stadium, Montreal, QB  
Sat May 16 1987, 7:05 PM EDT  
Att: 14,534 - Unknown

AB 37  
R 10  
H 13  
RBI 10  
BB 6  
SO 8  
LOB 26





Batter	1	2	3	4	5	6	7	8	9	AB	R	H	RBI	BB	SO	LOB	TOP										
Steve Sax, R OBP: 0.325, SLG: 0.367 (1, 4)										4	1	2	2	1	0	1	<b>Los Angeles Dodgers @ Montreal Expos</b> Olympic Stadium, Montreal, QB Sun May 17 1987, 3:33 AM EDT Att: 40,064 - Unknown <a href="http://livebaseballscorecards.com">livebaseballscorecards.com</a>										
Bill Madlock, R OBP: 0.298, SLG: 0.400 Tracy Woodson, R OBP: 0.289, SLG: 0.342 (1, 5) (7, 5)										4	0	0	0	0	0	3											
Ken Landreaux, L OBP: 0.358, SLG: 0.407 (1, 8) (7, 9)										4	0	2	0	0	0	0											
Pedro Guerrero, R OBP: 0.397, SLG: 0.628 (1, 7)										3	0	0	0	1	1	2											
Mike Scioscia, L OBP: 0.381, SLG: 0.422 (1, 2)										4	0	0	0	0	0	3											
Franklin Stubbs, L OBP: 0.324, SLG: 0.485 (1, 3)										4	0	1	0	0	2	1											
Ralph Bryant, L OBP: 0.500, SLG: 0.500 Mike Ramsey, S OBP: 0.287, SLG: 0.296 (1, 9) (7, 8)										2	1	1	0	0	1	0											
Mariano Duncan, R OBP: 0.293, SLG: 0.319 (1, 6)										4	0	0	0	0	1	3											
Orel Hershiser, R OBP: 0.240, SLG: 0.360 Matt Young, L (8, 1) Mickey Hatcher, R OBP: 0.341, SLG: 0.450 (8, 3) (8, 3)										3	1	1	0	0	0	1											
<b>Inning Stats</b>	R: 1 E: 0 K: 0 S: 5	H: 2 LOB: 1 BB: 0 P: 5	R: 0 E: 0 K: 0 S: 3	H: 1 LOB: 1 BB: 0 P: 4	R: 0 E: 0 K: 1 S: 3	H: 0 LOB: 0 BB: 0 P: 3	R: 0 E: 0 K: 2 S: 5	H: 0 LOB: 1 BB: 0 P: 5	R: 1 E: 1 K: 2 S: 9	H: 2 LOB: 1 BB: 0 P: 9	R: 0 E: 0 K: 0 S: 2	H: 0 LOB: 0 BB: 1 P: 6	R: 1 E: 1 K: 1 S: 7	H: 1 LOB: 2 BB: 1 P: 11	R: 0 E: 0 K: 1 S: 6	H: 1 LOB: 1 BB: 0 P: 6		R: 0 E: 0 K: 0 S: 4	H: 1 LOB: 1 BB: 0 P: 4	1B: 5 2B: 2 3B: 0 HR: 1	SF: 0 SAC: 0 DP: 1 HBP: 1	WP: 1 PB: 0 SB: 1 CS: 0	PA: 37				
<b>PITCHER</b>	IP	WLS	BF	H	R	ER	SO	BB	IBB	HBP	BLK	WP	HR	S	P	ERA	WHIP										
Ubaldo Heredia, R ERA: 5.4 Andy McCaffigan, R ERA: 2.3 Randy St. Claire, R ERA: 5.24 Bob McClure, L ERA: 5.29 Tim Burke, R ERA: 1.56 (1, 1) (7, 1) (8, 1) (8, 1) (9, 1)	6.0		23	5	2	2	3	1	0	1	0	0	1	27	32	3.00	1.000										

Batter	1	2	3	4	5	6	7	8	9	AB	R	H	RBI	BB	SO	LOB	BOTTOM											
Casey Candaele, S OBP: 0.374, SLG: 0.392 (1, 6)										3	1	1	0	0	1	2	<b>Los Angeles Dodgers @ Montreal Expos</b> Olympic Stadium, Montreal, QB Sun May 17 1987, 3:33 AM EDT Att: 40,064 - Unknown <a href="http://livebaseballscorecards.com">livebaseballscorecards.com</a>											
Mitch Webster, S OBP: 0.348, SLG: 0.391 (1, 9)										2	1	0	1	1	0	1												
Tim Raines, S OBP: 0.429, SLG: 0.607 (1, 7)										4	0	1	0	0	1	3												
Tim Wallach, R OBP: 0.343, SLG: 0.512 (1, 5)										4	2	2	2	0	0	2												
Andres Galarraga, R OBP: 0.422, SLG: 0.508 (1, 3)										3	2	2	0	1	1	0												
John Stefro, L OBP: 0.250, SLG: 0.280 Mike Fitzgerald, R OBP: 0.286, SLG: 0.241 (1, 2) (8, FH) (9, 2)										3	0	0	0	0	2	3												
Vance Law, R OBP: 0.397, SLG: 0.508 (1, 4)										3	1	2	2	1	0	0												
Herm Winningham, L OBP: 0.288, SLG: 0.408 (1, 8)										4	1	2	3	0	1	2												
Ubaldo Heredia, R Wallace Johnson, S Andy McCaffigan, R Dave Engle, R Randy St. Claire, R Bob McClure, R Reid Nichols, R Tim Burke, R (1, 1) (6, PH) (7, 1) (7, PH) (8, 1) (8, 1) (8, PH) (8, 1) (8, 1)	7.0	L	29	8	5	5	6	1	0	1	0	0	0	7	15	27.00		3.000										
<b>Inning Stats</b>	R: 0 E: 0 K: 0 S: 3	H: 0 LOB: 0 BB: 0 P: 3	R: 0 E: 0 K: 2 S: 7	H: 0 LOB: 0 BB: 0 P: 7	R: 0 E: 0 K: 1 S: 5	H: 1 LOB: 0 BB: 0 P: 5	R: 0 E: 0 K: 0 S: 3	H: 1 LOB: 1 BB: 0 P: 4	R: 0 E: 0 K: 0 S: 3	H: 1 LOB: 0 BB: 0 P: 3	R: 1 E: 0 K: 1 S: 7	H: 1 LOB: 1 BB: 0 P: 7	R: 2 E: 0 K: 2 S: 10	H: 3 LOB: 1 BB: 0 P: 10	R: 5 E: 0 K: 1 S: 8	H: 3 LOB: 1 BB: 3 P: 20		1B: 5 2B: 5 3B: 0 HR: 0	SF: 0 SAC: 1 DP: 3 HBP: 1	WP: 0 PB: 0 SB: 2 CS: 0	PA: 36							
<b>PITCHER</b>	IP	WLS	BF	H	R	ER	SO	BB	IBB	HBP	BLK	WP	HR	S	P	ERA	WHIP											
Orel Hershiser, R ERA: 3.31 Matt Young, L ERA: 8.79 (1, 1) (8, 1)	7.0		29	8	5	5	6	1	0	1	0	0	0	7	15	27.00	3.000											



Batter	1	2	3	4	5	6	7	8	9	AB	R	H	RBI	BB	SO	LOB	TOP								
Steve Sax, R OBP: 0.326, SLG: 0.370 (1, 4)										4	1	2	1	0	1	0	<b>Los Angeles Dodgers @ Philadelphia Phillies</b> <b>Veterans Stadium, Philadelphia, PA</b> Mon May 18 1987, 7:05 PM EDT Att: 17,314 - Unknown								
Mariano Duncan, R OBP: 0.286, SLG: 0.311 (1, 6)										4	0	0	0	0	2	2									
Bill Madlock, R OBP: 0.295, SLG: 0.389 Ken Howell, R OBP: 1.000, SLG: 1.000 (1, 5) (8, 1)										4	0	1	0	0	0	2									
Pedro Guerrero, R OBP: 0.407, SLG: 0.636 (1, 7)										3	1	2	1	1	0	1									
Mickey Hatcher, R OBP: 0.319, SLG: 0.419 Ken Landreaux, L OBP: 0.353, SLG: 0.400 (1, 9) (9, PH)										3	0	0	0	0	0	2									
Alex Trevino, R OBP: 0.190, SLG: 0.211 Mike Scioscia, L OBP: 0.378, SLG: 0.419 (1, 2) (9, PH)											2	0	0	1	0	2									
Franklin Stubbs, L OBP: 0.322, SLG: 0.478 (1, 3)											4	0	1	0	0	1									
Reggie Williams, R OBP: 0.292, SLG: 0.158 (1, 8)										3	0	0	0	0	1	1									
Rick Honeycutt, L OBP: 0.214, SLG: 0.154 Brian Holton, R OBP: 0.333, SLG: 0.333 Tracy Woodson, R OBP: 0.298, SLG: 0.364 (1, 1) (6, 1) (8, PH) (8, 5)										2	0	0	0	0	1	1									
<b>Inning Stats</b>	R: 1 E: 0 K: 1 S: 7	H: 2 LOB: 1 BB: 0 P: 7	R: 0 E: 0 K: 2 S: 7	H: 0 LOB: 0 BB: 0 P: 7	R: 0 E: 0 K: 0 S: 3	H: 0 LOB: 0 BB: 0 P: 3	R: 0 E: 0 K: 0 S: 3	H: 1 LOB: 0 BB: 0 P: 3	R: 0 E: 0 K: 3 S: 10	H: 1 LOB: 1 BB: 0 P: 10	R: 0 E: 0 K: 1 S: 5	H: 0 LOB: 0 BB: 0 P: 5	R: 1 E: 0 K: 0 S: 4	H: 1 LOB: 0 BB: 0 P: 4	R: 1 E: 0 K: 1 S: 7	H: 2 LOB: 1 BB: 0 P: 7		R: 0 E: 0 K: 1 S: 5	H: 0 LOB: 1 BB: 1 P: 9	1B: 5 2B: 2 3B: 0 HR: 0	SF: 1 SAC: 0 DP: 1 HBP: 0	WP: 0 PB: 1 SB: 3 CS: 0	PA: 34		
<b>PITCHER</b>	IP WLS BF H R ER SO BB IBB HBP BLK WP HR S P ERA WHIP	7.2 W 29 7 3 3 8 0 0 0 0 0 0 45 45 3.52 0.913	1.1 S 5 0 0 0 1 1 0 0 0 0 0 6 10 0.00 0.750																						

AB	32
R	3
H	7
RBI	3
BB	1
SO	9
LOB	12



Batter	1	2	3	4	5	6	7	8	9	AB	R	H	RBI	BB	SO	LOB	BOTTOM							
Milt Thompson, L OBP: 0.336, SLG: 0.403 (1, 8)										4	1	0	0	1	1	3	<b>Los Angeles Dodgers @ Philadelphia Phillies</b> <b>Veterans Stadium, Philadelphia, PA</b> Mon May 18 1987, 7:05 PM EDT Att: 17,314 - Unknown							
Von Hayes, L OBP: 0.415, SLG: 0.318 (1, 3)										3	0	1	2	1	1	0								
Juan Samuel, R OBP: 0.319, SLG: 0.497 (1, 4)										4	0	1	0	0	1	3								
Mike Schmidt, R OBP: 0.369, SLG: 0.615 (1, 5)										4	1	2	0	0	1	0								
Glenn Wilson, R OBP: 0.299, SLG: 0.460 (1, 9)										4	0	1	0	0	0	3								
Lance Parrish, R OBP: 0.272, SLG: 0.333 (1, 2)										3	0	0	0	1	1	3								
Chris James, R OBP: 0.264, SLG: 0.349 Greg Gross, L OBP: 0.321, SLG: 0.217 (1, 7) (8, PH) (9, 7)											3	1	1	1	0	2								
Luis Aguayo, R OBP: 0.264, SLG: 0.530 Steve Jettz, S OBP: 0.279, SLG: 0.140 (1, 6) (8, PR) (9, 6)										4	1	1	0	0	0	5								
Bruce Ruffin, S OBP: 0.118, SLG: 0.176 Steve Bedrosian, R (8, 1)											3	1	2	2	0	1								
<b>Inning Stats</b>	R: 0 E: 0 K: 2 S: 9	H: 2 LOB: 2 BB: 0 P: 9	R: 0 E: 0 K: 2 S: 8	H: 1 LOB: 1 BB: 0 P: 8	R: 0 E: 0 K: 1 S: 5	H: 0 LOB: 0 BB: 0 P: 5	R: 0 E: 1 K: 0 S: 4	H: 0 LOB: 2 BB: 1 P: 8	R: 0 E: 0 K: 0 S: 3	H: 1 LOB: 1 BB: 1 P: 7	R: 5 E: 1 K: 0 S: 8	H: 4 LOB: 1 BB: 1 P: 12	R: 0 E: 0 K: 1 S: 5	H: 1 LOB: 0 BB: 0 P: 5	R: 0 E: 0 K: 1 S: 5	H: 0 LOB: 2 BB: 1 P: 9		1B: 6 2B: 1 3B: 2 HR: 0	SF: 0 SAC: 0 DP: 2 HBP: 0	WP: 0 PB: 0 SB: 0 CS: 0	PA: 37			
<b>PITCHER</b>	IP WLS BF H R ER SO BB IBB HBP BLK WP HR S P ERA WHIP	5.2 L 29 8 0 0 5 3 0 0 0 0 0 36 48 0.00 1.941	1.1 4 1 0 0 1 0 0 0 0 0 0 6 6 0.00 0.750	1.0 4 0 0 0 1 1 0 0 1 0 0 5 9 0.00 1.000																				

AB	33
R	5
H	9
RBI	5
BB	4
SO	7
LOB	21









Batter	1	2	3	4	5	6	7	8	9	AB	R	H	RBI	BB	SO	LOB	TOP			
Steve Sax, R OBP: 0.328, SLG: 0.362 (1, 4)	F8	CS 1B			K		WP BB		4-3	4	0	1	0	1	1	0				
John Shelby, S OBP: 0.243, SLG: 0.265 (1, 8)	BB HR BB	F8			G3		G4-6-3 IBB			2	1	0	0	2	0	1				
Ken Landreaux, L OBP: 0.361, SLG: 0.397 Bill Madlock, R OBP: 0.273, SLG: 0.356 Matt Young, L (7, 1) Tim Leary, R OBP: 0.333, SLG: 0.333 (8, 1)	4-0 HR BB	CS			1B		3-1 G4-6-3			2	1	1	0	1	0	0				
Pedro Guerrero, R OBP: 0.411, SLG: 0.669 (1, 7)	HR				K			F2		4	1	1	3	0	2	0				
Mike Scioscia, L OBP: 0.378, SLG: 0.407 (1, 2)	4-3				F5			FC4-6 BB		2	0	0	0	2	0	0				
Tracy Woodson, R OBP: 0.295, SLG: 0.358 (1, 5)	2B 1B				4-3			FC4-6		4	0	1	0	0	1	2				
Franklin Stubbs, L OBP: 0.318, SLG: 0.469 (1, 3)	1-3 2B				K			G3		3	0	1	0	1	1	1				
Mariano Duncan, R OBP: 0.280, SLG: 0.310 (1, 6)	K				F9			FC1-6 3B		4	1	0	0	0	1	3				
Fernando Valenzuela, L OBP: 0.143, SLG: 0.143 Ralph Bryant, L OBP: 0.455, SLG: 0.667 (7, 9)		L6			G3			1-H 3B		2	0	0	0	0	0	0				
										2	0	1	1	0	1	0				
<b>Inning Stats</b>	R: 3 E: 0 K: 1 S: 8	H: 3 LOB: 2 BB: 2 P: 16	R: 0 E: 0 K: 0 S: 3	H: 1 LOB: 0 BB: 0 P: 3	R: 0 E: 0 K: 1 S: 5	H: 1 LOB: 0 BB: 0 P: 5	R: 0 E: 0 K: 1 S: 5	H: 0 LOB: 0 BB: 0 P: 5	R: 0 E: 0 K: 2 S: 7	H: 0 LOB: 1 BB: 1 P: 11	R: 1 E: 0 K: 0 S: 3	H: 1 LOB: 2 BB: 3 P: 15	R: 0 E: 0 K: 0 S: 3	H: 0 LOB: 1 BB: 1 P: 7	R: 0 E: 0 K: 1 S: 5	H: 0 LOB: 0 BB: 0 P: 5	1B: 3 2B: 1 3B: 1 HR: 1	SF: 0 SAC: 0 DP: 1 HBP: 0	WP: 1 PB: 0 SB: 0 CS: 1	PA: 38
<b>PITCHER</b>	IP WLS BF H R ER SO BB IBB HBP BLK WP HR S P ERA WHIP	IP WLS BF H R ER SO BB IBB HBP BLK WP HR S P ERA WHIP																		
David Cone, R ERA: 4.81 (1, 1)	6.1 0.0	28 1	6 0	4 0	4 0	6 0	5 0	0 1	0 0	0 0	0 0	0 0	0 0	0 0	0 0	0 0	55 4	5.68 ∞	1.737 ∞	
Gene Walter, L ERA: 4.02 (7, 1)	0.0	1	0	0	0	0	0	1	0	0	0	1	0	0	0	0	4	∞	∞	
Terry Leach, R ERA: 2.31 (7, 1)	0.2	W	1	0	0	0	0	0	0	0	0	0	0	1	1	0	0.00	0.000		
Roger McDowell, R ERA: 0.93 (8, 1)	2.0	S	7	0	0	0	1	0	0	0	0	0	0	8	12	0.00	0.500			

Los Angeles Dodgers @ New York Mets  
Shea Stadium, Flushing, NY  
Fri May 22 1987, 7:05 PM EDT  
Att: 40,885 - Unknown

AB	30
R	4
H	6
RBI	4
BB	7
SO	7
LOB	10



Batter	1	2	3	4	5	6	7	8	9	AB	R	H	RBI	BB	SO	LOB	BOTTOM			
Mookie Wilson, S OBP: 0.388, SLG: 0.553 (1, 8)	K									4	2	3	1	0	1	0				
Tim Lincecum, R OBP: 0.486, SLG: 0.557 (1, 4)	F7				2B		1-H FC5-4 1B			4	0	0	0	0	1	3				
Keith Hernandez, L OBP: 0.393, SLG: 0.438 (1, 3)	2B				4-3		HR BB			2	1	1	0	2	0	0				
Kevin Reynolds, R OBP: 0.360, SLG: 0.500 (1, 7)	K				L3		1-H HR			4	1	1	3	0	1	2				
Darryl Strawberry, L OBP: 0.369, SLG: 0.597 Roger McDowell, R (8, 1)					K		CS HR			3	1	1	1	1	2	1				
Gary Carter, R OBP: 0.286, SLG: 0.346 (1, 2)	K				4-3					4	0	1	0	0	1	1				
Howard Johnson, S OBP: 0.351, SLG: 0.473 (1, 5)	1-3									3	0	1	0	0	0	1				
Rafael Santana, R OBP: 0.279, SLG: 0.293 (1, 6)					K					4	0	0	0	0	2	2				
David Cone, L (1, 1)										2	0	0	0	0	1	1				
Gene Walter, L (7, 1)										0	0	0	0	0	0	0				
Terry Leach, R (7, 1)										0	0	0	0	0	0	0				
Lee Mazzilli, S OBP: 0.500, SLG: 0.696 (7, 9)										1	1	1	0	0	0	0				
<b>Inning Stats</b>	R: 0 E: 0 K: 2 S: 8	H: 1 LOB: 1 BB: 0 P: 8	R: 0 E: 0 K: 2 S: 7	H: 0 LOB: 0 BB: 0 P: 7	R: 1 E: 0 K: 2 S: 8	H: 1 LOB: 0 BB: 0 P: 8	R: 1 E: 0 K: 0 S: 4	H: 1 LOB: 0 BB: 0 P: 4	R: 0 E: 0 K: 1 S: 5	H: 2 LOB: 2 BB: 0 P: 5	R: 2 E: 0 K: 1 S: 5	H: 1 LOB: 1 BB: 2 P: 14	R: 2 E: 1 K: 2 S: 9	H: 2 LOB: 1 BB: 1 P: 13	R: 0 E: 0 K: 0 S: 3	H: 1 LOB: 0 BB: 0 P: 3	1B: 3 2B: 3 3B: 0 HR: 3	SF: 0 SAC: 0 DP: 1 HBP: 1	WP: 0 PB: 0 SB: 0 CS: 1	PA: 35
<b>PITCHER</b>	IP WLS BF H R ER SO BB IBB HBP BLK WP HR S P ERA WHIP	IP WLS BF H R ER SO BB IBB HBP BLK WP HR S P ERA WHIP																		
Fernando Valenzuela, L ERA: 3.35 (1, 1)	6.0	26	6	4	4	7	2	0	1	0	0	0	0	9	13	0.00	3.000			
Matt Young, L ERA: 8.22 (7, 1)	1.0	L	6	2	2	0	2	1	0	0	0	0	0	9	13	0.00	3.000			
Tim Leary, R ERA: 5.75 (8, 1)	1.0	3	1	0	0	0	0	0	0	0	0	0	0	3	3	0.00	1.000			

Los Angeles Dodgers @ New York Mets  
Shea Stadium, Flushing, NY  
Fri May 22 1987, 7:05 PM EDT  
Att: 40,885 - Unknown

AB	31
R	6
H	9
RBI	5
BB	3
SO	9
LOB	11





Batter	1	2	3	4	5	6	7	8	9	AB	R	H	RBI	BB	SO	LOB	TOP			
Steve Sax, R OBP: 0.335, SLG: 0.365 (1, 4)										4	1	2	1	1	1	2				
John Shelby, S OBP: 0.238, SLG: 0.256 (1, 8)										5	0	1	0	0	1	6				
Ken Landreaux, L OBP: 0.342, SLG: 0.373 Matt Young, L (8, 1)										4	0	0	0	0	2	2				
Pedro Guerrero, R OBP: 0.420, SLG: 0.711 (1, 7)										3	2	2	3	1	0	1				
Mike Scioscia, L OBP: 0.375, SLG: 0.403 (1, 2)										4	0	1	0	0	0	1				
Franklin Stubbs, L OBP: 0.323, SLG: 0.463 (1, 3)										2	0	0	0	2	1	1				
Tracy Woodson, R OBP: 0.283, SLG: 0.341 (1, 5)										4	1	0	0	0	0	2				
Mariano Duncan, R OBP: 0.279, SLG: 0.314 (1, 6)										4	0	1	0	0	1	2				
Bob Welch, R OBP: 0.125, SLG: 0.125 Reggie Williams, R OBP: 0.259, SLG: 0.136 Ralph Bryant, L OBP: 0.500, SLG: 0.667 (9, PH)										3	0	0	0	0	1	2				
<b>Inning Stats</b>	R: 2 E: 0 K: 1 S: 7	H: 2 LOB: 1 BB: 1 P: 11	R: 0 E: 0 K: 0 S: 3	H: 0 LOB: 0 BB: 0 P: 3	R: 0 E: 1 K: 1 S: 6	H: 1 LOB: 1 BB: 0 P: 6	R: 0 E: 0 K: 0 S: 2	H: 0 LOB: 0 BB: 1 P: 6	R: 0 E: 0 K: 1 S: 4	H: 1 LOB: 1 BB: 1 P: 8	R: 1 E: 0 K: 0 S: 4	H: 1 LOB: 0 BB: 0 P: 4	R: 0 E: 0 K: 2 S: 8	H: 1 LOB: 2 BB: 1 P: 12	1B: 4 2B: 1 3B: 0 HR: 2	SF: 0 SAC: 0 DP: 0 HBP: 0	WP: 0 PB: 0 SB: 1 CS: 2	PA: 38		
<b>PITCHER</b>	IP WLS BF H R ER SO BB IBB HBP BLK WP HR S P ERA WHIP																			
Ron Darling, R ERA: 5.28 Terry Leach, R ERA: 2.22	(1, 1)	8.0 L 33 6 4 3 5 4 0 0 0 0 0 2 39 55 3.38 1.250	(9, 1)	1.0 5 1 0 0 2 0 1 0 0 0 0 0 8 12 0.00 1.000																

Los Angeles Dodgers @ New York Mets  
Shea Stadium, Flushing, NY  
Sat May 23 1987, 3:33 AM EDT  
Att: 38,606 - Unknown

AB 33  
R 4  
H 7  
RBI 4  
BB 5  
SO 7  
LOB 19

Batter	1	2	3	4	5	6	7	8	9	AB	R	H	RBI	BB	SO	LOB	BOTTOM			
Lenny Dykstra, L OBP: 0.390, SLG: 0.571 (1, 8)										3	2	2	2	1	1	0				
Wally Backman, S OBP: 0.297, SLG: 0.295 (1, 4)										4	0	1	0	0	2	1				
Keith Hernandez, L OBP: 0.395, SLG: 0.439 (1, 3)										4	0	2	0	0	0	0				
Kevin McReynolds, R OBP: 0.351, SLG: 0.486 (1, 7)										4	0	0	0	0	0	3				
Darryl Strawberry, L OBP: 0.366, SLG: 0.585 Terry Leach, R (9, 1)										3	0	0	0	1	0	2				
Gary Carter, R OBP: 0.285, SLG: 0.343 (1, 2)										4	0	1	0	0	1	1				
Howard Johnson, S OBP: 0.348, SLG: 0.462 (8, 6)										3	0	0	0	1	2	1				
Rafael Santana, R OBP: 0.274, SLG: 0.287 Dave Magadan, L OBP: 0.433, SLG: 0.580 (7, PH)										2	0	0	0	0	1	1				
Ron Darling, R OBP: 0.150, SLG: 0.300 Lee Mazzilli, S OBP: 0.481, SLG: 0.667 (8, PH)										2	0	0	0	0	2	1				
<b>Inning Stats</b>	R: 1 E: 0 K: 1 S: 6	H: 1 LOB: 0 BB: 0 P: 6	R: 0 E: 0 K: 0 S: 2	H: 0 LOB: 1 BB: 1 P: 6	R: 0 E: 0 K: 2 S: 7	H: 0 LOB: 1 BB: 1 P: 11	R: 0 E: 0 K: 0 S: 3	H: 0 LOB: 0 BB: 0 P: 3	R: 0 E: 0 K: 1 S: 6	H: 1 LOB: 1 BB: 0 P: 6	R: 0 E: 0 K: 2 S: 8	H: 1 LOB: 1 BB: 0 P: 8	R: 1 E: 0 K: 1 S: 8	H: 3 LOB: 2 BB: 0 P: 8	R: 0 E: 0 K: 3 S: 9	H: 0 LOB: 0 BB: 0 P: 9	1B: 4 2B: 0 3B: 0 HR: 2	SF: 0 SAC: 0 DP: 1 HBP: 0	WP: 0 PB: 0 SB: 2 CS: 0	PA: 35
<b>PITCHER</b>	IP WLS BF H R ER SO BB IBB HBP BLK WP HR S P ERA WHIP																			
Bob Welch, R ERA: 3.29 Matt Young, L ERA: 7.41	(1, 1)	7.1 W 29 5 2 2 9 3 0 0 0 0 0 2 44 56 2.46 1.091	(8, 1)	1.2 S 6 1 0 0 3 0 0 0 0 0 0 0 12 12 0.00 0.600																

Los Angeles Dodgers @ New York Mets  
Shea Stadium, Flushing, NY  
Sat May 23 1987, 3:33 AM EDT  
Att: 38,606 - Unknown

AB 32  
R 2  
H 6  
RBI 2  
BB 3  
SO 12  
LOB 11



Batter	1	2	3	4	5	6	7	8	9	AB	R	H	RBI	BB	SO	LOB	TOP								
Steve Sax, R OBP: 0.337, SLG: 0.372 (1,4)										5	1	2	1	0	1	1									
John Shelby, S OBP: 0.277, SLG: 0.318 (1,8)										5	0	3	2	0	1	3									
Alex Trevino, R OBP: 0.250, SLG: 0.286 (1,2)										2	0	1	0	1	0	1									
Mike Scioscia, L OBP: 0.383, SLG: 0.403 (7, PH)										0	0	0	1	2	0	0									
Pedro Guerrero, R OBP: 0.419, SLG: 0.703 (9, PR)										3	0	1	1	1	1	2									
Ken Landreaux, L OBP: 0.342, SLG: 0.373 (9, 7)										0	0	0	0	0	0	0									
Mickey Hatcher, R OBP: 0.352, SLG: 0.540 (7, PH)										3	0	2	0	0	0	2									
Franklin Stubbs, L OBP: 0.325, SLG: 0.463 (7, 3)										2	0	1	0	0	0	2									
Tracy Woodson, R OBP: 0.289, SLG: 0.344 (1,5)										5	2	2	0	0	3	4									
Reggie Williams, R OBP: 0.500, SLG: 0.909 (8, PH)										3	1	1	0	0	0	2									
Ralph Bryant, L OBP: 0.500, SLG: 0.909 (8, 9)										2	1	1	2	0	1	2									
Mariano Duncan, R OBP: 0.277, SLG: 0.311 (1,6)										5	1	1	1	0	0	4									
Orel Hershiser, R OBP: 0.250, SLG: 0.357 (1,1)										3	2	1	0	0	1	1									
Brad Havens, L OBP: 1.000, SLG: 1.000 (8, 1)										0	0	0	0	0	0	0									
Ken Howell, R OBP: 1.000, SLG: 1.000 (9, 1)										0	0	0	0	0	0	0									
Matt Young, L OBP: 1.000, SLG: 1.000 (9, 1)										0	0	0	0	0	0	0									
<b>Inning Stats</b>	R: 0 E: 0 K: 1 S: 5	H: 1 LOB: 2 BB: 1 P: 9	R: 0 E: 0 K: 1 S: 6	H: 1 LOB: 1 BB: 0 P: 6	R: 0 E: 0 K: 1 S: 5	H: 0 LOB: 0 BB: 0 P: 5	R: 0 E: 0 K: 0 S: 2	H: 1 LOB: 1 BB: 1 P: 6	R: 3 E: 0 K: 1 S: 9	H: 4 LOB: 1 BB: 0 P: 9	R: 0 E: 0 K: 1 S: 6	H: 1 LOB: 1 BB: 0 P: 6	R: 2 E: 0 K: 1 S: 8	H: 2 LOB: 2 BB: 1 P: 12	R: 3 E: 1 K: 2 S: 6	H: 4 LOB: 2 BB: 1 P: 10	R: 0 E: 0 K: 2 S: 9	H: 2 LOB: 2 BB: 0 P: 9	1B: 10 2B: 6 3B: 0 HR: 1	SF: 1 SAC: 1 DP: 1 HBP: 0	WP: 0 PB: 0 SB: 1 CS: 2	PA: 44			
<b>PITCHER</b>	IP	WLS	BF	H	R	ER	SO	BB	IBB	HBP	BLK	WP	HR	S	P	ERA	WHIP								
Sid Fernandez, L ERA: 2.44 (1,1)	6.0		25	8	3	3	5	2	0	0	0	0	0	33	41	4.50	1.667								
Roger McDowell, R ERA: 2.53 (7,1)	1.0	L	7	2	2	2	1	1	0	0	0	0	0	8	12	18.00	3.000								
Terry Leach, R ERA: 2.88 (8,1)	0.2		6	4	3	2	0	0	0	0	0	0	1	6	6	27.00	6.000								
Randy Myers, L ERA: 12.96 (8,1)	0.1		2	0	0	0	0	1	0	0	0	0	0	4	4	0.00	3.000								
Jesse Orosco, L ERA: 5.69 (9,1)	1.0		5	2	0	0	2	0	0	0	0	0	0	9	9	0.00	2.000								

Los Angeles Dodgers @ New York Mets  
Shea Stadium, Flushing, NY  
Sun May 24 1987, 3:33 AM EDT  
Att: 42,002 - Unknown

AB	38
R	8
H	16
RBI	8
BB	4
SO	8
LOB	24



Batter	1	2	3	4	5	6	7	8	9	AB	R	H	RBI	BB	SO	LOB	BOTTOM								
Lenny Dykstra, L OBP: 0.398, SLG: 0.596 (1,8)										4	1	2	2	1	0	0									
Wally Backman, S OBP: 0.289, SLG: 0.287 (1,4)										3	0	0	0	0	0	0									
Tim Teufel, R OBP: 0.487, SLG: 0.548 (8, PH)										1	0	0	0	1	1	2									
Keith Hernandez, L OBP: 0.395, SLG: 0.438 (1,3)										5	1	2	0	0	2	4									
Kevin McReynolds, R OBP: 0.465, SLG: 0.640 (1,7)										3	0	0	0	0	0	2									
Roger McDowell, R ERA: 2.53 (7,1)										0	0	0	0	0	0	0									
Terry Leach, R ERA: 2.88 (8,1)										0	0	0	0	0	0	0									
Randy Myers, L ERA: 12.96 (8,1)										1	0	0	0	0	0	2									
Lee Mazzilli, S OBP: 0.465, SLG: 0.640 (8, PH)										0	0	0	0	0	0	0									
Jesse Orosco, R ERA: 5.69 (9,1)										0	0	0	0	0	0	0									
Darryl Strawberry, L OBP: 0.363, SLG: 0.572 (1,9)										3	1	0	0	1	0	0									
Gary Carter, R OBP: 0.297, SLG: 0.364 (1,2)										3	1	2	1	1	0	0									
Howard Johnson, S OBP: 0.340, SLG: 0.449 (1,6)										4	0	0	0	0	2	3									
Dave Magadan, L OBP: 0.322, SLG: 0.556 (1,5)										4	1	1	0	0	1	1									
Sid Fernandez, L OBP: 0.222, SLG: 0.333 (1,1)										2	0	0	0	0	1	0									
Mookie Wilson, S OBP: 0.400, SLG: 0.573 (7,7)										2	1	2	1	0	0	0									
<b>Inning Stats</b>	R: 0 E: 0 K: 0 S: 3	H: 0 LOB: 0 BB: 0 P: 3	R: 0 E: 0 K: 0 S: 3	H: 0 LOB: 0 BB: 0 P: 3	R: 0 E: 0 K: 1 S: 5	H: 0 LOB: 0 BB: 0 P: 5	R: 3 E: 1 K: 0 S: 6	H: 3 LOB: 1 BB: 1 P: 10	R: 0 E: 0 K: 1 S: 5	H: 0 LOB: 0 BB: 0 P: 5	R: 0 E: 0 K: 0 S: 3	H: 1 LOB: 1 BB: 0 P: 3	R: 0 E: 0 K: 1 S: 6	H: 1 LOB: 1 BB: 0 P: 6	R: 0 E: 0 K: 2 S: 8	H: 1 LOB: 2 BB: 1 P: 12	R: 3 E: 0 K: 2 S: 10	H: 3 LOB: 2 BB: 2 P: 18	1B: 5 2B: 2 3B: 2 HR: 0	SF: 0 SAC: 0 DP: 1 HBP: 0	WP: 1 PB: 0 SB: 2 CS: 0	PA: 39			
<b>PITCHER</b>	IP	WLS	BF	H	R	ER	SO	BB	IBB	HBP	BLK	WP	HR	S	P	ERA	WHIP								
Orel Hershiser, R ERA: 3.24 (1,1)	7.0		27	6	3	2	3	1	0	0	0	0	0	32	36	2.57	1.000								
Brad Havens, L ERA: 16.2 (8,1)	1.2		10	3	3	3	3	2	0	0	0	0	0	14	22	16.20	3.000								
Ken Howell, R ERA: 5.19 (9,1)	0.0		1	0	0	0	0	1	0	0	0	0	0	4	4	∞	∞								
Matt Young, L ERA: 7.27 (9,1)	0.1	S	1	0	0	0	1	0	0	0	0	0	0	3	3	0.00	0.000								

Los Angeles Dodgers @ New York Mets  
Shea Stadium, Flushing, NY  
Sun May 24 1987, 3:33 AM EDT  
Att: 42,002 - Unknown

AB	35
R	6
H	9
RBI	4
BB	4
SO	7
LOB	14





Batter	1	2	3	4	5	6	7	8	9	AB	R	H	RBI	BB	SO	LOB	TOP					
Casey Candaele, S (1, 8) OBP: 0.380, SLG: 0.409										4	1	2	0	1	0	0	<b>Montreal Expos @ Los Angeles Dodgers</b> Dodger Stadium, Los Angeles, CA Mon May 25 1987, 7:05 PM PDT Att: 39,091 - Unknown					
Mitch Webster, S (1, 9) OBP: 0.348, SLG: 0.386										5	2	3	1	0	1							
Tim Raines, S (1, 7) OBP: 0.436, SLG: 0.529										4	0	3	1	1	0	1						
Tim Wallach, R (1, 5) OBP: 0.341, SLG: 0.474										5	0	1	1	0	2	6						
Andres Galarraga, R (1, 3) OBP: 0.409, SLG: 0.514										4	0	0	0	1	1	3						
Hubie Brooks, R (1, 6) OBP: 0.176, SLG: 0.125										5	0	1	0	0	0	5						
Vance Law, R (1, 4) OBP: 0.376, SLG: 0.464										3	0	1	0	1	1	2						
Mike Fitzgerald, R (1, 2) OBP: 0.282, SLG: 0.280										3	0	0	0	0	3	5						
Jeff Reed, L (7, PH) OBP: 0.205, SLG: 0.194										1	0	0	0	0	1	0						
Lary Sorensen, R (1, 1)										3	0	0	0	0	2	2						
Bob McClure, R (7, 1)										0	0	0	0	0	0	0						
Andy McGaffigan, R (7, 1)										1	0	0	0	0	1	0						
<b>Inning Stats</b>	R: 2 E: 1 K: 2 S: 11	H: 3 LOB: 3 BB: 1 P: 15	R: 0 E: 0 K: 1 S: 5	H: 0 LOB: 0 BB: 0 P: 5	R: 0 E: 0 K: 1 S: 6	H: 1 LOB: 2 BB: 1 P: 10	R: 0 E: 0 K: 1 S: 7	H: 2 LOB: 3 BB: 1 P: 11	R: 0 E: 0 K: 2 S: 9	H: 2 LOB: 2 BB: 0 P: 9	R: 1 E: 0 K: 0 S: 5	H: 2 LOB: 1 BB: 0 P: 5	R: 0 E: 0 K: 2 S: 7	H: 0 LOB: 0 BB: 0 P: 7	R: 0 E: 0 K: 2 S: 6	H: 0 LOB: 1 BB: 0 P: 10	R: 0 E: 0 K: 1 S: 6	H: 1 LOB: 1 BB: 0 P: 6	1B: 9 2B: 3 3B: 0 HR: 0	SF: 0 SAC: 0 DP: 1 HBP: 0	WP: 1 PB: 0 CS: 1	PA: 42
<b>PITCHER</b>	IP WLS BF H R ER SO BB IBB HBP BLK WP HR S P ERA WHIP																					
Rick Honeycutt, L (1, 1) ERA: 1.71	6.0 L 32 10 3 3 7 3 0 0 0 0 0 0 43 55 4.50 2.167																					
Brian Holton, R (7, 1) ERA: 3.0	2.0 6 0 0 0 4 1 0 0 0 0 0 0 13 17 0.00 0.500																					
Ken Howell, R (9, 1) ERA: 4.91	1.0 4 1 0 0 1 0 0 0 0 0 1 0 6 6 0.00 1.000																					

AB	38
R	3
H	11
RBI	3
BB	4
SO	12
LOB	25



Batter	1	2	3	4	5	6	7	8	9	AB	R	H	RBI	BB	SO	LOB	BOTTOM					
Steve Sax, R (1, 4) OBP: 0.335, SLG: 0.375										4	1	1	0	0	1	0	<b>Montreal Expos @ Los Angeles Dodgers</b> Dodger Stadium, Los Angeles, CA Mon May 25 1987, 7:05 PM PDT Att: 39,091 - Unknown					
John Shelby, S (1, 8) OBP: 0.255, SLG: 0.292										4	0	0	0	0	1	1						
Ken Landreaux, L (1, 9) OBP: 0.325, SLG: 0.357										3	0	0	1	0	0	0						
Pedro Guerrero, R (1, 7) OBP: 0.415, SLG: 0.691										4	0	1	0	0	1	1						
Mike Scioscia, L (1, 2) OBP: 0.380, SLG: 0.399										4	0	1	0	0	1	1						
Franklin Stubbs, L (1, 3) OBP: 0.327, SLG: 0.464										2	0	1	0	0	0	0						
Bill Madlock, R (7, PH) OBP: 0.269, SLG: 0.350										1	0	0	0	0	0	2						
Mickey Hatcher, R (8, 3) OBP: 0.352, SLG: 0.540										0	0	0	0	0	0	0						
Tracy Woodson, R (1, 5) OBP: 0.283, SLG: 0.337										2	0	0	0	0	0	1						
Ralph Bryant, L (7, PH) OBP: 0.467, SLG: 0.833										1	0	0	0	0	0	2						
Dave Anderson, R (8, 5) OBP: 0.231, SLG: 0.240										0	0	0	0	0	0	0						
Mariano Duncan, R (1, 6) OBP: 0.272, SLG: 0.305										3	0	0	0	0	1	1						
Rick Honeycutt, L (1, 1) OBP: 0.200, SLG: 0.143										1	0	0	0	0	0	0						
Reggie Williams, R (6, PH) OBP: 0.258, SLG: 0.154										1	0	0	0	0	0	0						
Brian Holton, R (7, 1) OBP: 0.333, SLG: 0.333										0	0	0	0	0	0	0						
Alex Trevino, R (8, PH) OBP: 0.240, SLG: 0.273										1	0	0	0	0	0	0						
Ken Howell, R (9, 1) OBP: 1.000, SLG: 1.000										0	0	0	0	0	0	0						
<b>Inning Stats</b>	R: 1 E: 0 K: 0 S: 4	H: 1 LOB: 0 BB: 0 P: 4	R: 0 E: 0 K: 0 S: 4	H: 1 LOB: 0 BB: 0 P: 4	R: 0 E: 0 K: 1 S: 5	H: 0 LOB: 0 BB: 0 P: 5	R: 0 E: 0 K: 1 S: 5	H: 0 LOB: 0 BB: 0 P: 5	R: 0 E: 0 K: 0 S: 3	H: 0 LOB: 0 BB: 0 P: 3	R: 0 E: 0 K: 1 S: 5	H: 0 LOB: 0 BB: 0 P: 5	R: 0 E: 0 K: 0 S: 5	H: 1 LOB: 2 BB: 0 P: 5	R: 0 E: 0 K: 1 S: 5	H: 0 LOB: 0 BB: 0 P: 5	R: 0 E: 0 K: 1 S: 6	H: 1 LOB: 1 BB: 0 P: 6	1B: 3 2B: 1 3B: 0 HR: 0	SF: 1 SAC: 0 DP: 0 HBP: 0	WP: 0 PB: 0 CS: 0	PA: 32
<b>PITCHER</b>	IP WLS BF H R ER SO BB IBB HBP BLK WP HR S P ERA WHIP																					
Lary Sorensen, R (1, 1) ERA: 2.18	6.1 W 22 11 3 1 1 3 0 0 0 0 0 0 28 28 1.42 0.316																					
Bob McClure, L (7, 1) ERA: 5.28	0.0 1 1 0 0 0 0 0 0 0 0 0 0 1 1 * *																					
Andy McGaffigan, R (7, 1) ERA: 1.91	2.2 S 9 1 0 0 2 0 0 0 0 0 0 0 13 13 0.00 0.375																					

AB	31
R	1
H	4
RBI	1
BB	0
SO	5
LOB	9





Batter	1	2	3	4	5	6	7	8	9	AB	R	H	RBI	BB	SO	LOB	TOP						
Casey Candaele, S OBP: 0.386, SLG: 0.415	FC4-6 1B		F8	CS 1B		6-3		1B 4-3 1B		5	1	3	0	0	0	0							
Mitch Webster, S OBP: 0.354, SLG: 0.392	FC4-6 1B		2B 1B	F9 1-2			BB S BB 1B	4-3 1B		5	3	3	0	0	0	2							
Tim Raines, S OBP: 0.434, SLG: 0.533	6-3		1B 2B		WP 1B		K	4-3		5	1	2	1	0	1	3							
Tim Wallach, R OBP: 0.337, SLG: 0.462	1B S HBP		F7		6-3		F7	K		4	1	0	0	0	1	5							
Andres Galarraga, R OBP: 0.414, SLG: 0.514	S 1B		1B		FC6-2-5-1 WP HR		BB BB IBB		K	4	1	2	3	1	1	1							
Herm Winningham, L OBP: 0.394, SLG: 0.515	K		1B		3-H HR		1-2 2-3 BB	3-1		4	1	2	2	1	1	1							
Vance Law, R OBP: 0.382, SLG: 0.461		6-3	1-2 BB		F8		1-2 2-3 BB			3	0	1	1	2	0	0							
Jeff Reed, L OBP: 0.179, SLG: 0.167	G4-1		K		1-3		F9	6-3		5	0	0	0	0	1	7							
Bob Sebra, R OBP: 0.167, SLG: 0.118	4-3		F9		K		F6			4	0	0	0	0	1	0							
<b>Inning Stats</b>	R: 2 E: 0 K: 1 S: 7	H: 2 LOB: 1 BB: 0 P: 8	R: 0 E: 0 K: 0 S: 3	H: 0 LOB: 0 BB: 0 P: 3	R: 2 E: 0 K: 1 S: 9	H: 4 LOB: 3 BB: 1 P: 13	R: 0 E: 0 K: 0 S: 3	H: 1 LOB: 0 BB: 0 P: 3	R: 2 E: 0 K: 1 S: 5	H: 2 LOB: 0 BB: 0 P: 5	R: 0 E: 0 K: 1 S: 5	H: 0 LOB: 0 BB: 0 P: 5	R: 1 E: 0 K: 1 S: 6	H: 1 LOB: 3 BB: 3 P: 18	R: 1 E: 0 K: 1 S: 7	H: 2 LOB: 1 BB: 0 P: 7	R: 0 E: 0 K: 1 S: 6	H: 1 LOB: 1 BB: 0 P: 6	1B: 11 2B: 1 3B: 0 HR: 1	SF: 0 SAC: 0 DP: 0 HBP: 1	WP: 3 PB: 0 SB: 3 CS: 1	PA: 44	
<b>PITCHER</b>	IP WLS BF H R ER SO BB IBB HBP BLK WP HR S P ERA WHIP	IP WLS BF H R ER SO BB IBB HBP BLK WP HR S P ERA WHIP																					
Alejandro Pena, R ERA: 4.89	(1, 1)	2.2	L	16	6	4	4	1	1	0	0	1	0	0	0	0	0	0	0	16	21	13.50	2.625
Tim Leary, R ERA: 5.96	(3, 1)	2.1		9	3	2	2	1	0	0	0	0	0	2	1	11	11	7.71	1.286				
Brad Havens, L ERA: 9.82	(6, 1)	2.0		10	1	1	1	2	2	1	0	0	0	0	0	11	23	4.50	1.500				
Brian Holton, R ERA: 3.1	(8, 1)	2.0		9	3	1	1	2	0	0	0	0	0	0	0	13	13	4.50	1.500				

Montreal Expos @ Los Angeles Dodgers  
Dodger Stadium, Los Angeles, CA  
Tue May 26 1987, 7:05 PM PDT  
Att: 25,336 - Unknown

AB 39  
R 8  
H 13  
RBI 7  
BB 4  
SO 6  
LOB 19



Batter	1	2	3	4	5	6	7	8	9	AB	R	H	RBI	BB	SO	LOB	BOTTOM					
Steve Sax, R OBP: 0.327, SLG: 0.365	6-3		F9		6-3		K		F8	5	0	0	0	0	1	2						
John Shelby, S OBP: 0.275, SLG: 0.365	F7		F7		HR			BB 1B		4	1	2	1	0	0	1						
Ken Landreaux, L OBP: 0.321, SLG: 0.342	K			K	4-3			BB		3	0	0	0	1	2	0						
Pedro Guerrero, R OBP: 0.411, SLG: 0.680		1-3		1B 2B 1B		K		F9		4	1	1	0	0	1	2						
Franklin Stubbs, L OBP: 0.325, SLG: 0.458		K		1-3 2B 1B		F9		K		4	1	1	0	0	2	2						
Tracy Woodson, R OBP: 0.301, SLG: 0.368		BB		1-H 3-H 2B				F8		3	0	2	2	1	0	2						
Mike Scioscia, L OBP: 0.371, SLG: 0.388	F9		F9		F5		F9		F9	4	0	0	0	0	0	3						
Dave Anderson, R OBP: 0.241, SLG: 0.250			F9 SH1-4 1B		1-3		F8		F6	3	0	1	0	0	0	1						
Mickey Hatcher, R OBP: 0.345, SLG: 0.529										1	0	0	0	0	0	0						
Alejandro Pena, R ERA: 4.89	(1, 1)	9.0	W	37	7	3	3	7	3	0	0	0	0	0	0	0						
Tim Leary, R ERA: 5.96	(3, 1)	2.1		9	3	2	2	1	0	0	0	0	0	2	1	11	11	7.71	1.286			
Brad Havens, L ERA: 9.82	(6, 1)	2.0		10	1	1	1	2	2	1	0	0	0	0	0	11	23	4.50	1.500			
Brian Holton, R ERA: 3.1	(8, 1)	2.0		9	3	1	1	2	0	0	0	0	0	0	0	13	13	4.50	1.500			
<b>Inning Stats</b>	R: 0 E: 0 K: 1 S: 5	H: 0 LOB: 0 BB: 1 P: 5	R: 0 E: 0 K: 1 S: 5	H: 0 LOB: 1 BB: 1 P: 9	R: 0 E: 0 K: 0 S: 4	H: 1 LOB: 1 BB: 0 P: 4	R: 2 E: 0 K: 1 S: 8	H: 3 LOB: 1 BB: 0 P: 8	R: 1 E: 0 K: 1 S: 6	H: 1 LOB: 0 BB: 0 P: 6	R: 0 E: 0 K: 1 S: 6	H: 1 LOB: 1 BB: 0 P: 6	R: 0 E: 0 K: 1 S: 5	H: 0 LOB: 0 BB: 0 P: 5	R: 0 E: 0 K: 1 S: 6	H: 1 LOB: 2 BB: 1 P: 10	R: 0 E: 0 K: 1 S: 3	H: 0 LOB: 1 BB: 1 P: 7	1B: 4 2B: 2 3B: 0 HR: 1	SF: 0 SAC: 1 DP: 0 HBP: 0	WP: 0 PB: 0 SB: 0 CS: 0	PA: 37
<b>PITCHER</b>	IP WLS BF H R ER SO BB IBB HBP BLK WP HR S P ERA WHIP	IP WLS BF H R ER SO BB IBB HBP BLK WP HR S P ERA WHIP																				
Bob Sebra, R ERA: 3.75	(1, 1)	9.0	W	37	7	3	3	7	3	0	0	0	0	0	0	0						

Montreal Expos @ Los Angeles Dodgers  
Dodger Stadium, Los Angeles, CA  
Tue May 26 1987, 7:05 PM PDT  
Att: 25,336 - Unknown

AB 33  
R 3  
H 7  
RBI 3  
BB 3  
SO 7  
LOB 13





Batter	1	2	3	4	5	6	7	8	9	AB	R	H	RBI	BB	SO	LOB	TOP			
Casey Candaele, S OBP: 0.383, SLG: 0.407 (1, 8)	5-3		FC4-6 BB			F3		FC5-4 FC6-4 1-2f		3	0	0	0	1	0	1	<b>Montreal Expos @ Los Angeles Dodgers</b> Dodger Stadium, Los Angeles, CA Wed May 27 1987, 7:05 PM PDT Att: 34,846 - Unknown			
Mitch Webster, S OBP: 0.349, SLG: 0.385 (1, 9)	1-3		FC4-6			1-3		FC6-4 2B		3	0	0	0	0	0	2				
Jay Tibbs, R OBP: 0.227, SLG: 0.158 (6, 1)	1-3									0	0	0	0	0	0	0				
Dave Engle, R OBP: 0.279, SLG: 0.300 (8, PH)										1	1	0	0	0	0	1				
Randy St. Claire, R OBP: 0.250, SLG: 0.250 (8, 1)										0	0	0	0	0	0	0				
Bob McClure, R (8, 1)										0	0	0	0	0	0	0				
Tim Raines, S OBP: 0.436, SLG: 0.537 (1, 7)	F8			5-3				2B BB	1B 2B	3	2	1	1	1	0	0				
Tim Wallach, R OBP: 0.335, SLG: 0.457 (1, 5)		K		1-3				F4	1B	4	0	1	1	0	1	1				
Andres Galarraga, R OBP: 0.410, SLG: 0.513 (1, 3)		F4		F9				1B 2B	K	4	1	1	1	0	1	0				
Hubie Brooks, R OBP: 0.190, SLG: 0.150 (1, 6)		5-3							5-3	4	0	1	1	0	1	0				
Vance Law, R OBP: 0.385, SLG: 0.462 (1, 4)				F3				FC5-4 1B		4	0	2	0	0	0	1				
Mike Fitzgerald, R OBP: 0.292, SLG: 0.282 (1, 2)																				
Herm Wittingham, L OBP: 0.394, SLG: 0.515 (9, PR)				SH1-4 1B				F4		3	0	1	0	1	0	2				
Bryn Smith, R OBP: 0.400, SLG: 0.556 (1, 1)										0	0	0	0	0	0	0				
Reid Nichols, R OBP: 0.333, SLG: 0.400 (6, PH) (6, 9)				SH1-4				3-1		3	0	1	0	0	0	2				
<b>Inning Stats</b>	R: 0 E: 0 K: 0 S: 3	H: 0 LOB: 0 BB: 0 P: 3	R: 0 E: 0 K: 1 S: 5	H: 0 LOB: 0 BB: 0 P: 5	R: 0 E: 0 K: 0 S: 4	H: 1 LOB: 2 BB: 1 P: 8	R: 0 E: 0 K: 0 S: 3	H: 0 LOB: 0 BB: 0 P: 3	R: 0 E: 0 K: 1 S: 5	H: 1 LOB: 0 BB: 0 P: 5	R: 2 E: 0 K: 0 S: 5	H: 2 LOB: 1 BB: 1 P: 9	R: 2 E: 0 K: 0 S: 5	H: 3 LOB: 1 BB: 0 P: 5	R: 0 E: 0 K: 1 S: 6	H: 1 LOB: 2 BB: 1 P: 10	1B: 6 2B: 2 3B: 0 HR: 0	SF: 0 SAC: 1 DP: 1 HBP: 0	WP: 0 PB: 0 SB: 0 CS: 0	PA: 36
<b>PITCHER</b> Fernando Valenzuela, L ERA: 3.6 (1, 1)	IP: 9.0 WLS: W BF: 36 H: 8 R: 4 ER: 4 SO: 3 BB: 3 IBB: 0 HBP: 0 BLK: 0 WP: 0 HR: 0 S: 39 P: 51 ERA: 4.00 WHIP: 1.222																			

Batter	1	2	3	4	5	6	7	8	9	AB	R	H	RBI	BB	SO	LOB	BOTTOM			
Steve Sax, R OBP: 0.326, SLG: 0.362 (1, 4)	6-3	FC5-4 1-2f				3-1				4	0	1	0	1	0	1	<b>Montreal Expos @ Los Angeles Dodgers</b> Dodger Stadium, Los Angeles, CA Wed May 27 1987, 7:05 PM PDT Att: 34,846 - Unknown			
John Shelby, S OBP: 0.283, SLG: 0.368 (1, 8)				2-3 1B				BB		5	1	2	0	0	2	4				
Ken Landreaux, L OBP: 0.307, SLG: 0.325 (1, 9)										4	0	0	0	0	1	2				
Pedro Guerrero, R OBP: 0.408, SLG: 0.669 (1, 7)										4	0	1	0	0	2	2				
Franklin Stubbs, L OBP: 0.329, SLG: 0.484 (1, 3)										4	2	2	2	0	0	1				
Tracy Woodson, R OBP: 0.290, SLG: 0.354 (1, 5)										4	0	0	0	0	1	0				
Mike Scioscia, L OBP: 0.374, SLG: 0.391 (1, 2)										4	2	2	0	0	0	1				
Dave Anderson, R OBP: 0.273, SLG: 0.313 (1, 6)										4	1	2	1	0	0	1				
Fernando Valenzuela, L OBP: 0.161, SLG: 0.161 (1, 1)										3	0	1	2	0	2	1				
<b>Inning Stats</b>	R: 0 E: 0 K: 1 S: 6	H: 1 LOB: 1 BB: 0 P: 6	R: 2 E: 0 K: 1 S: 8	H: 3 LOB: 1 BB: 0 P: 8	R: 2 E: 0 K: 0 S: 5	H: 2 LOB: 0 BB: 0 P: 5	R: 0 E: 0 K: 0 S: 5	H: 2 LOB: 2 BB: 0 P: 5	R: 1 E: 0 K: 2 S: 9	H: 1 LOB: 1 BB: 0 P: 9	R: 0 E: 0 K: 1 S: 6	H: 1 LOB: 1 BB: 0 P: 6	R: 1 E: 2 K: 2 S: 9	H: 1 LOB: 2 BB: 1 P: 13	R: 0 E: 0 K: 2 S: 9	H: 1 LOB: 1 BB: 1 P: 13		1B: 8 2B: 2 3B: 0 HR: 1	SF: 0 SAC: 1 DP: 0 HBP: 0	WP: 0 PB: 0 SB: 1 CS: 0
<b>PITCHER</b> Bryn Smith, R ERA: 5.93 Jay Tibbs, R ERA: 4.81 Randy St. Claire, R ERA: 5.19 Bob McClure, L ERA: 5.17 (1, 1) (6, 1) (8, 1) (8, 1)	IP: 5.0 WLS: L BF: 25 H: 9 R: 5 ER: 5 SO: 4 BB: 0 IBB: 0 HBP: 0 BLK: 0 WP: 0 HR: 1 S: 33 P: 33 ERA: 7.20 WHIP: 1.800																			

AB	32
R	4
H	8
RBI	4
BB	3
SO	3
LOB	10



AB	36
R	6
H	11
RBI	5
BB	1
SO	8
LOB	13





Batter	1	2	3	4	5	6	7	8	9	AB	R	H	RBI	BB	SO	LOB	TOP					
Milt Thompson, L (1, 8) OBP: 0.326, SLG: 0.363	0-0 6-3		0-0 5-3			0-0 L5		0-0 4-3		4	0	0	0	0	0	0	Philadelphia Phillies @ Los Angeles Dodgers Dodger Stadium, Los Angeles, CA Fri May 29 1987, 7:05 PM PDT Att: 36,036 - Unknown					
Luis Aguayo, R (1, 6) OBP: 0.308, SLG: 0.593	0-0 4-3		0-3 K			4-0 G6-4-3 BB			0-0 5-3	3	0	0	0	1	1	0						
Juan Samuel, R (1, 4) OBP: 0.328, SLG: 0.506	0-0 4-3			0-3 K		0-0 G6-4-3 1-2			0-3 K	4	0	0	0	0	2	1						
Mike Easter, L (1, 7)		0-0 F2		0-0 5-3					0-0 L8	4	0	0	0	0	0	0						
Von Hayes, L (1, 3)		0-0 F6		0-0 G3					0-0 1B	3	0	1	0	0	0	0						
Lance Parrish, R (1, 2)		4-0 1B BB			0-3 K				0-0 F8	2	0	0	0	0	1	1						
Glenn Wilson, R (1, 9)		0-0 1-2 1B			0-3 K				0-0 G3	3	0	1	0	0	1	1						
Rick Schu, R (1, 5)		0-0 F2			0-0 FC5-4 1B				0-3 K	3	0	1	0	0	1	2						
Bruce Ruffin, S (1, 1) Wally Ritchie, L (3, 1) Jeff Stone, L (5, PH) Tom Hume, R (5, 1) Greg Gross, L (8, PH) Dan Schatzeder, L (8, 1)			0-3 K		0-0 FC5-4 1-2				0-0 4-3	1	0	0	0	0	0	0						
<b>Inning Stats</b>	R: 0 E: 0 K: 0 S: 3	H: 0 LOB: 0 BB: 0 P: 3	R: 0 E: 0 K: 0 S: 4	H: 1 LOB: 2 BB: 1 P: 8	R: 0 E: 0 K: 2 S: 7	H: 0 LOB: 0 BB: 0 P: 7	R: 0 E: 0 K: 1 S: 5	H: 0 LOB: 0 BB: 0 P: 5	R: 0 E: 0 K: 2 S: 8	H: 1 LOB: 1 BB: 0 P: 8	R: 0 E: 0 K: 0 S: 2	H: 0 LOB: 0 BB: 1 P: 6	R: 0 E: 0 K: 0 S: 4	H: 1 LOB: 1 BB: 0 P: 4	R: 0 E: 0 K: 1 S: 5	H: 0 LOB: 0 BB: 0 P: 5	R: 0 E: 0 K: 1 S: 5	H: 0 LOB: 0 BB: 0 P: 5	1B: 3 2B: 0 3B: 0 HR: 0	SF: 0 SAC: 0 DP: 1 HBP: 0	WP: 0 PB: 0 SB: 0 CS: 0	PA: 31
<b>PITCHER</b> Bob Welch, R (1, 1) ERA: 2.88	IP: 9.0 WLS: W BF: 31 H: 3 R: 0 ER: 0 SO: 7 BB: 2 IBB: 0 HBP: 0 BLK: 0 WP: 0 HR: 0 S: 43 P: 51 ERA: 0.00 WHIP: 0.556															<b>PITCHER</b>						

Batter	1	2	3	4	5	6	7	8	9	AB	R	H	RBI	BB	SO	LOB	BOTTOM					
Steve Sax, R (1, 4) OBP: 0.327, SLG: 0.376	0-3 K		0-0 6-3	0-0 HR		0-0 6-3				4	1	1	1	0	1	0	Philadelphia Phillies @ Los Angeles Dodgers Dodger Stadium, Los Angeles, CA Fri May 29 1987, 7:05 PM PDT Att: 36,036 - Unknown					
John Shelby, S (1, 8) OBP: 0.286, SLG: 0.344	0-0 4-3		0-0 F9	0-0 5-3			0-3 K			4	0	0	0	0	1	0						
Pedro Guerrero, R (1, 7) Reggie Williams, R (9, 7) OBP: 0.250, SLG: 0.148	0-0 BB 1B		0-0 1B 2B 1B	0-0 L9			0-0 HR			4	2	3	1	0	0	0						
Mike Marshall, R (1, 9) OBP: 0.311, SLG: 0.394	4-0 FC6-4 BB		0-0 2B 1B	0-0 5-3			0-0 5-3			3	1	1	0	1	0	0						
Mickey Hatcher, R (1, 5) OBP: 0.339, SLG: 0.527	0-0 FC6-4 1-2		0-0 1B 2B		0-0 L6		0-0 6-3			4	1	1	2	0	0	2						
Franklin Stubbs, L (1, 3) OBP: 0.333, SLG: 0.485		0-0 3-1	0-0 1B 1B	0-0 P3			0-0 1B			4	1	2	1	0	0	0						
Mariano Duncan, R (1, 6) OBP: 0.272, SLG: 0.304		0-0 6-3	0-0 1B 1B	0-0 F4			0-3 K			4	0	1	0	0	1	1						
Mike Scioscia, L (1, 2) OBP: 0.376, SLG: 0.394		0-0 1B	0-0 1B 2B		0-0 6-3		0-0 F7			4	0	2	1	0	0	1						
Bob Welch, R (1, 1) OBP: 0.107, SLG: 0.107		0-0 4-3	0-3 K		0-0 4-3		0-0 F3			4	0	0	0	0	1	4						
<b>Inning Stats</b>	R: 0 E: 0 K: 1 S: 6	H: 1 LOB: 2 BB: 1 P: 10	R: 0 E: 0 K: 0 S: 4	H: 1 LOB: 1 BB: 0 P: 4	R: 4 E: 0 K: 1 S: 11	H: 6 LOB: 2 BB: 0 P: 11	R: 1 E: 0 K: 0 S: 4	H: 1 LOB: 0 BB: 0 P: 4	R: 0 E: 0 K: 0 S: 3	H: 0 LOB: 0 BB: 0 P: 3	R: 0 E: 0 K: 0 S: 3	H: 0 LOB: 0 BB: 0 P: 3	R: 1 E: 0 K: 1 S: 6	H: 1 LOB: 0 BB: 0 P: 6	R: 0 E: 0 K: 1 S: 6	H: 1 LOB: 1 BB: 0 P: 6	R: 0 E: 0 K: 1 S: 6	H: 1 LOB: 1 BB: 0 P: 6	1B: 8 2B: 1 3B: 0 HR: 2	SF: 0 SAC: 0 DP: 0 HBP: 0	WP: 0 PB: 0 SB: 0 CS: 0	PA: 36
<b>PITCHER</b> Bruce Ruffin, L (1, 1) ERA: 6.4 Wally Ritchie, L (3, 1) ERA: 3.52 Tom Hume, R (5, 1) ERA: 5.4 Dan Schatzeder, L (8, 1) ERA: 2.6	IP: 2.2 WLS: L BF: 17 H: 8 R: 4 ER: 4 SO: 1 BB: 0 IBB: 0 HBP: 0 BLK: 0 WP: 0 HR: 0 S: 18 P: 22 ERA: 13.50 WHIP: 3.375															<b>PITCHER</b>						

AB	29
R	0
H	3
RBI	0
BB	2
SO	7
LOB	6



AB	35
R	6
H	11
RBI	6
BB	1
SO	4
LOB	8









Batter	1	2	3	4	5	6	7	8	9	AB	R	H	RBI	BB	SO	LOB	TOP																											
Luis Aguayo, R OBP: 0.300, SLG: 0.567 Steve Jeltz, S OBP: 0.274, SLG: 0.145	5-3		E5 FC5 BB		4-3		6-3		6-3	2	0	0	0	0	0	1	Philadelphia Phillies @ Los Angeles Dodgers Dodger Stadium, Los Angeles, CA Sun May 31 1987, 3:33 AM PDT Att: 39,204 - Unknown																											
Von Hayes, L OBP: 0.413, SLG: 0.357	F9		F8		K		F4		G3	5	0	0	0	0	1	2																												
Juan Samuel, R OBP: 0.324, SLG: 0.495	4-3				K				K	4	0	0	0	1	2	0																												
Lance Parrish, R OBP: 0.296, SLG: 0.341		1-3	FC5							4	1	2	0	0	0	3																												
Glenn Wilson, R OBP: 0.294, SLG: 0.444	5-3				BB FC6-4 1B				E5 WP 1B	4	1	2	0	0	0	1																												
John Russell, R OBP: 0.154, SLG: 0.237 Greg Gross, L OBP: 0.421, SLG: 0.379	1-3				FC6-4 BB CS 1B				G5-3 1B	3	0	1	0	0	0	2																												
Rick Schu, R OBP: 0.226, SLG: 0.340					FC6-4 BB 1B				G5-3 1B	0	0	0	0	1	0	0																												
Mitt Thompson, L OBP: 0.318, SLG: 0.349					FC6-4 F8 1B				WP IBB	1	1	1	2	2	0	0																												
Shane Rawley, R OBP: 0.357, SLG: 0.370 Mike Easler, L OBP: 0.287, SLG: 0.326 Steve Bedrosian, R OBP: 0.181, SLG: 0.286					FC6-4 F8 1B				SF7 IBB	3	0	0	1	1	0	4																												
					BB F8 2B				F7 IBB	3	0	1	0	0	0	4																												
					BB F8 1-2 3-H				F8 3-1	3	0	1	0	0	0	2																												
					BB F8 1-2 3-H				F8 3-1	3	0	1	0	0	0	3																												
					BB F8 1-2 3-H				F8 3-1	3	0	1	0	0	0	0																												
<b>Inning Stats</b>	R: 0 E: 0 K: 0 S: 3	H: 0 LOB: 0 BB: 0 P: 3	R: 0 E: 0 K: 0 S: 3	H: 0 LOB: 0 BB: 0 P: 3	R: 1 E: 1 K: 0 S: 6	H: 2 LOB: 3 BB: 1 P: 10	R: 1 E: 0 K: 0 S: 4	H: 2 LOB: 1 BB: 1 P: 8	R: 0 E: 0 K: 2 S: 7	H: 0 LOB: 0 BB: 0 P: 7	R: 0 E: 0 K: 0 S: 4	H: 2 LOB: 0 BB: 1 P: 8	R: 0 E: 0 K: 0 S: 3	H: 0 LOB: 0 BB: 0 P: 3	R: 1 E: 0 K: 0 S: 5	H: 1 LOB: 3 BB: 2 P: 13	R: 0 E: 0 K: 1 S: 5	H: 0 LOB: 0 BB: 0 P: 5	1B: 5 2B: 1 3B: 0 HR: 1	SF: 1 SAC: 0 DP: 1 HBP: 0	WP: 1 PB: 0 SB: 0 CS: 1	PA: 39																						
<b>PITCHER</b>	IP	WLS	BF	H	R	ER	SO	BB	IBB	HBP	BLK	WP	HR	S	P	ERA	WHIP	<b>PITCHER</b>								IP	WLS	BF	H	R	ER	SO	BB	IBB	HBP	BLK	WP	HR	S	P	ERA	WHIP		
Rick Honeycutt, L ERA: 1.82	(1, 1)	7.0	L	29	6	2	2	2	2	2	1	0	0	0	1	30	42	2.57	1.143																									
Brian Holton, R ERA: 3.03	(8, 1)	0.2		5	1	1	0	0	0	1	0	0	0	0	0	4	8	0.00	1.500																									
Brad Havens, L ERA: 9.82	(8, 1)	0.0		1	0	0	0	0	0	1	0	0	0	1	0	4	∞	∞																										
Tim Leary, R ERA: 5.63	(8, 1)	1.1		4	0	0	0	1	0	0	0	0	0	0	6	6	0.00	0.000																										

Batter	1	2	3	4	5	6	7	8	9	AB	R	H	RBI	BB	SO	LOB	BOTTOM																											
Steve Sax, R OBP: 0.319, SLG: 0.365	5-3									4	0	1	0	0	1	0	Philadelphia Phillies @ Los Angeles Dodgers Dodger Stadium, Los Angeles, CA Sun May 31 1987, 3:33 AM PDT Att: 39,204 - Unknown																											
John Shelby, S OBP: 0.284, SLG: 0.368										3	1	1	1	1	0	1																												
Pedro Guerrero, R OBP: 0.419, SLG: 0.680										4	0	2	0	0	1	2																												
Mike Marshall, R OBP: 0.288, SLG: 0.363										4	0	0	0	0	0	4																												
Mickey Hatcher, R OBP: 0.328, SLG: 0.492										4	0	0	0	0	0	2																												
Jeff Hamilton, R OBP: 0.300, SLG: 0.316										3	0	0	0	0	2	0																												
Ken Landreaux, L OBP: 0.300, SLG: 0.316										1	0	0	0	0	1	0																												
Mike Scioscia, L OBP: 0.376, SLG: 0.393										4	0	1	0	0	0	0																												
Mariano Duncan, R OBP: 0.267, SLG: 0.298										3	0	1	0	0	1	1																												
Rick Honeycutt, L OBP: 0.176, SLG: 0.125 Alex Trevino, R OBP: 0.231, SLG: 0.261 Brian Holton, R OBP: 0.333, SLG: 0.333 Brad Havens, L OBP: 0.181, SLG: 0.286 Tim Leary, R OBP: 0.333, SLG: 0.333										2	0	0	0	0	1	1																												
										1	0	0	0	0	0	1																												
										0	0	0	0	0	0	0																												
										0	0	0	0	0	0	0																												
										0	0	0	0	0	0	0																												
										0	0	0	0	0	0	0																												
<b>Inning Stats</b>	R: 1 E: 0 K: 0 S: 5	H: 2 LOB: 1 BB: 0 P: 5	R: 0 E: 0 K: 1 S: 6	H: 1 LOB: 1 BB: 0 P: 6	R: 0 E: 0 K: 0 S: 4	H: 1 LOB: 1 BB: 0 P: 4	R: 0 E: 0 K: 0 S: 3	H: 0 LOB: 0 BB: 0 P: 3	R: 0 E: 0 K: 1 S: 5	H: 0 LOB: 0 BB: 0 P: 5	R: 0 E: 0 K: 1 S: 5	H: 0 LOB: 1 BB: 1 P: 9	R: 0 E: 0 K: 2 S: 8	H: 1 LOB: 1 BB: 0 P: 8	R: 0 E: 0 K: 1 S: 6	H: 1 LOB: 1 BB: 0 P: 6	R: 0 E: 0 K: 1 S: 5	H: 0 LOB: 0 BB: 0 P: 5	1B: 5 2B: 0 3B: 0 HR: 1	SF: 0 SAC: 0 DP: 0 HBP: 0	WP: 0 PB: 0 SB: 1 CS: 0	PA: 34																						
<b>PITCHER</b>	IP	WLS	BF	H	R	ER	SO	BB	IBB	HBP	BLK	WP	HR	S	P	ERA	WHIP	<b>PITCHER</b>								IP	WLS	BF	H	R	ER	SO	BB	IBB	HBP	BLK	WP	HR	S	P	ERA	WHIP		
Shane Rawley, L ERA: 3.17	(1, 1)	7.0	W	27	5	1	1	5	1	0	0	0	0	1	36	40	1.29	0.857																										
Steve Bedrosian, R ERA: 3.99	(8, 1)	2.0	S	7	1	0	0	2	0	0	0	0	0	0	11	11	0.00	0.500																										

















Batter	1	2	3	4	5	6	7	8	9	AB	R	H	RBI	BB	SO	LOB	TOP																
Steve Sax, R OBP: 0.316, SLG: 0.366 (1, 4)										5	2	3	2	0	0	0																	
John Shelby, S OBP: 0.308, SLG: 0.407 (1, 8)										5	2	2	1	0	1	0																	
Pedro Guerrero, R OBP: 0.407, SLG: 0.643 (1, 7)										4	1	2	1	0	0	0																	
Mike Marshall, R OBP: 0.315, SLG: 0.388 (1, 9)										4	0	2	1	0	2	0																	
Franklin Stubbs, L OBP: 0.345, SLG: 0.508 (1, 3)										3	0	1	1	1	0	0																	
Jeff Hamilton, R OBP: 0.250, SLG: 0.214 (1, 5)										3	0	0	0	1	2	3																	
Alex Trevino, R OBP: 0.310, SLG: 0.333 (1, 2)										4	0	1	0	0	0	3																	
Dave Anderson, R OBP: 0.250, SLG: 0.261 (1, 6)										4	0	0	0	0	0	4																	
Rick Honeycutt, L OBP: 0.200, SLG: 0.158 (1, 1)										3	1	1	0	0	0	0																	
Ken Howell, R OBP: 1.000, SLG: 1.000 (6, 1)										0	0	0	0	0	0	0																	
Tim Leary, R OBP: 0.333, SLG: 0.333 (7, 1)										0	0	0	0	0	0	0																	
Reggie Williams, R OBP: 0.265, SLG: 0.143 (8, PH)										1	0	0	0	0	0	0																	
Brian Holton, R OBP: 0.333, SLG: 0.333 (8, 1)										0	0	0	0	0	0	0																	
<b>Inning Stats</b>	R: 2 E: 0 K: 1 S: 7	H: 2 LOB: 0 BB: 0 P: 7	R: 0 E: 0 K: 0 S: 3	H: 0 LOB: 0 BB: 0 P: 3	R: 3 E: 0 K: 0 S: 8	H: 5 LOB: 3 BB: 1 P: 12	R: 1 E: 0 K: 1 S: 8	H: 4 LOB: 3 BB: 1 P: 12	R: 0 E: 0 K: 0 S: 3	H: 1 LOB: 0 BB: 0 P: 3	R: 0 E: 0 K: 0 S: 3	H: 0 LOB: 0 BB: 0 P: 7	R: 0 E: 0 K: 0 S: 3	H: 0 LOB: 0 BB: 0 P: 3	R: 0 E: 0 K: 1 S: 5	H: 0 LOB: 0 BB: 0 P: 5	1B: 8 2B: 3 3B: 0 HR: 1	SF: 1 SAC: 0 DP: 1 HBP: 0	WP: 0 PA: 39 PB: 1 SB: 1 CS: 1														
<b>PITCHER</b>	IP WLS BF H R ER SO BB IBB HBP BLK WP HR S P ERA WHIP																																
Bill Gullickson, R ERA: 3.93 (1, 1)	2.1	14	7	5	4	1	0	0	0	0	0	0	1	16	16	15.43	3.000																
Frank Williams, R ERA: 3.03 (3, 1)	2.2	13	5	1	1	1	1	0	2	0	0	0	0	13	21	3.38	1.875																
Guy Hoffman, L ERA: 2.25 (6, 1)	2.0	W	6	0	0	0	2	0	0	0	0	0	0	10	10	0.00	0.000																
Rob Murphy, L ERA: 2.03 (8, 1)	1.0	S	3	0	0	0	0	0	0	0	0	0	0	3	3	0.00	0.000																
John Franco, L ERA: 0.79 (9, 1)	1.0	S	3	0	0	0	1	0	0	0	0	0	0	5	5	0.00	0.000																

Los Angeles Dodgers @ Cincinnati Reds  
Riverfront Stadium, Cincinnati, OH  
Fri Jun 05 1987, 7:05 PM EDT  
Att: 33,556 - Unknown

AB 36  
R 6  
H 12  
RBI 6  
BB 2  
SO 5  
LOB 10

Batter	1	2	3	4	5	6	7	8	9	AB	R	H	RBI	BB	SO	LOB	BOTTOM																	
Tracy Jones, R OBP: 0.392, SLG: 0.595 (1, 7)										4	0	1	1	0	1	2																		
Barry Larkin, R OBP: 0.274, SLG: 0.354 (1, 6)										4	1	1	1	0	0	1																		
Eric Davis, R OBP: 0.414, SLG: 0.754 (1, 8)										2	2	1	3	2	1	0																		
Dave Parker, L OBP: 0.355, SLG: 0.521 (1, 9)										4	0	2	1	0	0	1																		
Buddy Bell, R OBP: 0.369, SLG: 0.436 (1, 5)										4	1	2	0	0	0	1																		
Nick Esasky, R OBP: 0.357, SLG: 0.700 (1, 3)										4	0	0	0	0	3	3																		
Bo Diaz, R OBP: 0.284, SLG: 0.359 (1, 2)										4	2	3	1	0	0	0																		
Ron Oester, S OBP: 0.297, SLG: 0.331 (1, 4)										4	1	1	0	0	1	2																		
Bill Gullickson, R OBP: 0.231, SLG: 0.385 (3, 1)										0	0	0	0	0	0	0																		
Frank Williams, R ERA: 3.03 (3, 1)										1	1	1	1	0	0	0																		
Dave Concepcion, R ERA: 5.73 (5, PH)										0	0	0	0	0	0	0																		
Guy Hoffman, L ERA: 2.25 (6, 1)										1	0	0	0	0	0	0																		
Kal Daniels, L OBP: 0.490, SLG: 0.593 (7, PH)										1	0	0	0	0	1	2																		
Rob Murphy, L ERA: 2.03 (8, 1)										0	0	0	0	0	0	0																		
Terry Francona, L OBP: 0.265, SLG: 0.250 (8, PH)										1	0	0	0	0	0	1																		
John Franco, L ERA: 0.79 (9, 1)										0	0	0	0	0	0	0																		
<b>Inning Stats</b>	R: 0 E: 0 K: 1 S: 5	H: 0 LOB: 0 BB: 0 P: 5	R: 0 E: 0 K: 1 S: 5	H: 0 LOB: 0 BB: 0 P: 5	R: 0 E: 0 K: 1 S: 5	H: 0 LOB: 0 BB: 0 P: 5	R: 0 E: 0 K: 0 S: 3	H: 0 LOB: 1 BB: 1 P: 7	R: 3 E: 0 K: 1 S: 9	H: 4 LOB: 1 BB: 0 P: 9	R: 1 E: 0 K: 1 S: 5	H: 1 LOB: 0 BB: 1 P: 9	R: 4 E: 0 K: 2 S: 13	H: 6 LOB: 2 BB: 0 P: 13	R: 0 E: 0 K: 0 S: 3	H: 1 LOB: 0 BB: 0 P: 3	1B: 9 2B: 2 3B: 0 HR: 1	SF: 0 SAC: 0 DP: 1 HBP: 0	WP: 0 PA: 37 PB: 2 SB: 0 CS: 1															
<b>PITCHER</b>	IP WLS BF H R ER SO BB IBB HBP BLK WP HR S P ERA WHIP																																	
Rick Honeycutt, L ERA: 2.28 (1, 1)	5.0	22	5	4	4	4	3	0	0	0	0	0	0	1	15	15	21.60	3.000																
Ken Howell, R ERA: 5.73 (6, 1)	1.2	L	9	5	4	4	3	0	0	0	0	0	0	2	2	0.00	3.000																	
Tim Leary, R ERA: 5.55 (7, 1)	0.1		2	1	0	0	0	0	0	0	0	0	0	2	2	0.00	3.000																	
Brian Holton, R ERA: 2.84 (8, 1)	1.0		3	1	0	0	0	0	0	0	0	0	0	3	3	0.00	1.000																	

Los Angeles Dodgers @ Cincinnati Reds  
Riverfront Stadium, Cincinnati, OH  
Fri Jun 05 1987, 7:05 PM EDT  
Att: 33,556 - Unknown

AB 34  
R 8  
H 12  
RBI 8  
BB 2  
SO 7  
LOB 13



Batter	1	2	3	4	5	6	7	8	9	AB	R	H	RBI	BB	SO	LOB	TOP			
Steve Sax, R OBP: 0.311, SLG: 0.359 (1, 4)										4	0	0	1	0	1	1	<b>Los Angeles Dodgers @ Cincinnati Reds</b> Riverfront Stadium, Cincinnati, OH Sat Jun 06 1987, 3:33 AM EDT Att: 33,716 - Unknown  <b>AB 29</b> <b>R 2</b> <b>H 3</b> <b>RBI 2</b> <b>BB 2</b> <b>SO 6</b> <b>LOB 8</b> 			
John Shelby, S OBP: 0.316, SLG: 0.438 (1, 8)										3	1	1	1	1	1	1				
Pedro Guerrero, R OBP: 0.404, SLG: 0.640 (1, 7)										4	0	1	0	0	0	1				
Mike Marshall, R OBP: 0.305, SLG: 0.375 (1, 9)										4	0	0	0	0	0	1				
Franklin Stubbs, L OBP: 0.340, SLG: 0.500 (1, 3)										3	0	0	0	0	1	1				
Alex Trevino, R OBP: 0.289, SLG: 0.310 (1, 2)										3	0	0	0	0	1	1				
Jeff Hamilton, R OBP: 0.263, SLG: 0.294 (8, 6)										3	1	1	0	0	1	0				
Dave Anderson, R OBP: 0.260, SLG: 0.255 (8, PH)										1	0	0	0	1	1	0				
Mickey Hatcher, R OBP: 0.329, SLG: 0.471 (8, 5)										1	0	0	0	0	0	0				
Fernando Valenzuela, L OBP: 0.152, SLG: 0.152 (8, PH)										1	0	0	0	0	0	2				
Ken Landreaux, L OBP: 0.253, SLG: 0.309 (6, 1)										1	0	0	0	0	0	0				
Ken Howell, R OBP: 1.000, SLG: 1.000 (6, 1)										0	0	0	0	0	0	0				
Ralph Bryant, L OBP: 0.500, SLG: 0.786 (8, PH)										1	0	0	0	0	0	0				
Alejandro Pena, R OBP: 0.111, SLG: 0.111 (8, 1)										0	0	0	0	0	0	0				
<b>Inning Stats</b>	R: 0 E: 0 K: 0 S: 2	H: 0 LOB: 0 BB: 1 P: 6	R: 0 E: 0 K: 1 S: 5	H: 0 LOB: 0 BB: 0 P: 5	R: 1 E: 0 K: 1 S: 6	H: 1 LOB: 1 BB: 1 P: 10	R: 0 E: 0 K: 0 S: 3	H: 0 LOB: 0 BB: 0 P: 3	R: 0 E: 0 K: 1 S: 5	H: 0 LOB: 0 BB: 0 P: 5	R: 0 E: 0 K: 1 S: 6	H: 1 LOB: 1 BB: 0 P: 6	R: 0 E: 0 K: 1 S: 5	H: 0 LOB: 0 BB: 0 P: 5	R: 1 E: 0 K: 0 S: 4	H: 1 LOB: 0 BB: 0 P: 4	1B: 0 2B: 2 3B: 0 HR: 1	SF: 0 SAC: 0 DP: 1 HBP: 0	WP: 0 PB: 0 SB: 0 CS: 0	PA: 31
<b>PITCHER</b> Ted Power, R ERA: 3.58 (1, 1)	IP: 9.0 WLS: W BF: 31 H: 3 R: 2 ER: 2 SO: 6 BB: 2 IBB: 0 HBP: 0 BLK: 0 WP: 0 HR: 0 S: 41 P: 49 ERA: 2.00 WHIP: 0.556															<b>PITCHER</b> IP: WLS: BF: H: R: ER: SO: BB: IBB: HBP: BLK: WP: HR: S: P: ERA: WHIP				

Batter	1	2	3	4	5	6	7	8	9	AB	R	H	RBI	BB	SO	LOB	BOTTOM	
Tracy Jones, R OBP: 0.395, SLG: 0.600 (1, 7)										4	1	2	0	0	1	0	<b>Los Angeles Dodgers @ Cincinnati Reds</b> Riverfront Stadium, Cincinnati, OH Sat Jun 06 1987, 3:33 AM EDT Att: 33,716 - Unknown  <b>AB 31</b> <b>R 5</b> <b>H 8</b> <b>RBI 5</b> <b>BB 2</b> <b>SO 5</b> <b>LOB 8</b> 	
Barry Larkin, R OBP: 0.273, SLG: 0.359 (1, 6)										4	1	1	2	0	0	1		
Eric Davis, R OBP: 0.411, SLG: 0.743 (1, 8)										4	0	1	0	0	0	1		
Dave Parker, L OBP: 0.353, SLG: 0.516 (1, 9)										4	1	1	1	0	1	1		
Buddy Bell, R OBP: 0.373, SLG: 0.434 (1, 5)										3	1	1	0	1	0	0		
Nick Esasky, R OBP: 0.367, SLG: 0.698 (1, 3)										3	0	1	2	1	0	1		
Bo Diaz, R OBP: 0.280, SLG: 0.353 (1, 2)										3	0	0	0	0	1	2		
Dave Concepcion, R OBP: 0.364, SLG: 0.352 (1, 4)										3	0	0	0	0	0	2		
Ted Power, R OBP: 0.115, SLG: 0.080 (1, 1)										3	1	1	0	0	2	0		
<b>Inning Stats</b>	R: 0 E: 0 K: 0 S: 4	H: 1 LOB: 1 BB: 0 P: 4	R: 0 E: 0 K: 0 S: 3	H: 0 LOB: 1 BB: 1 P: 7	R: 5 E: 1 K: 0 S: 8	H: 5 LOB: 1 BB: 1 P: 12	R: 0 E: 0 K: 2 S: 7	H: 0 LOB: 0 BB: 0 P: 7	R: 0 E: 0 K: 1 S: 5	H: 0 LOB: 0 BB: 0 P: 5	R: 0 E: 0 K: 1 S: 5	H: 1 LOB: 0 BB: 0 P: 5	R: 0 E: 0 K: 1 S: 6	H: 1 LOB: 1 BB: 0 P: 6	1B: 5 2B: 3 3B: 0 HR: 0	SF: 0 SAC: 0 DP: 0 HBP: 0		WP: 1 PB: 0 SB: 2 CS: 1
<b>PITCHER</b> Fernando Valenzuela, L ERA: 4.24 (1, 1)	IP: 5.0 WLS: L BF: 23 H: 6 R: 5 ER: 5 SO: 2 BB: 2 IBB: 0 HBP: 0 BLK: 0 WP: 0 HR: 0 S: 25 P: 33 ERA: 9.00 WHIP: 1.600															<b>PITCHER</b> IP: WLS: BF: H: R: ER: SO: BB: IBB: HBP: BLK: WP: HR: S: P: ERA: WHIP		
Ken Howell, R ERA: 5.25 (6, 1)	2.0 6 1 0 0 2 0 0 0 0 0 0 10 10 0.00 0.500																	
Alejandro Pena, R ERA: 4.66 (8, 1)	1.0 4 1 0 0 1 0 0 0 0 0 0 6 6 0.00 1.000																	













Batter	1	2	3	4	5	6	7	8	9	AB	R	H	RBI	BB	SO	LOB	TOP					
Steve Sax, R (1,4) OBP: 0.326, SLG: 0.372	F7		BB			HR	HR		1B	4	2	3	1	1	0	0	<b>Los Angeles Dodgers @ Atlanta Braves</b> Atlanta-Fulton County Stadium, Atlanta, GA Tue Jun 09 1987, 7:05 PM EDT Att: 17,625 - Unknown					
John Shelby, S (1,8) OBP: 0.297, SLG: 0.442	6-3		F9			F6	HR		K	5	1	1	2	0	1	3						
Pedro Guerrero, R (1,7) OBP: 0.404, SLG: 0.624	1B				5-3	K			6-3	5	0	3	0	0	1	2						
Mike Marshall, R (1,9) OBP: 0.319, SLG: 0.451	K				F7	HR				4	1	1	2	0	1	3						
Ken Landreaux, L (8,9) OBP: 0.301, SLG: 0.309	K				F7					0	0	0	0	0	0	0						
Mickey Hatcher, R (1,3) OBP: 0.353, SLG: 0.487					5-3				E2	4	0	2	0	0	0	1						
Franklin Stubbs, L (9,3) OBP: 0.340, SLG: 0.497					1-2	1B			1B	0	0	0	0	0	0	0						
Alex Trevino, R (1,2) OBP: 0.293, SLG: 0.315	K				F2	F9			K	4	0	0	0	0	2	3						
Jeff Hamilton, R (1,5) OBP: 0.261, SLG: 0.286	4-3				F8				K	4	0	1	0	0	1	1						
Dave Anderson, R (1,6) OBP: 0.232, SLG: 0.226					6-3	6-3			5-3	4	1	0	0	0	0	2						
Tim Leary, R (1,1) OBP: 0.200, SLG: 0.200					6-3				1-3	2	0	0	0	0	1	0						
Reggie Williams, R (7,PH) OBP: 0.257, SLG: 0.138					K	F8			1-3	1	0	0	0	0	0	1						
Alejandro Pena, R (7,1) OBP: 0.100, SLG: 0.100										1	0	0	0	0	0	0						
<b>Inning Stats</b>	R: 0 E: 0 K: 1 S: 6	H: 1 LOB: 1 BB: 0 P: 6	R: 0 E: 0 K: 1 S: 5	H: 0 LOB: 0 BB: 0 P: 5	R: 0 E: 0 K: 1 S: 5	H: 0 LOB: 1 BB: 1 P: 9	R: 0 E: 0 K: 0 S: 4	H: 1 LOB: 1 BB: 0 P: 4	R: 0 E: 0 K: 0 S: 3	H: 0 LOB: 0 BB: 0 P: 3	R: 2 E: 0 K: 1 S: 8	H: 3 LOB: 1 BB: 0 P: 8	R: 3 E: 0 K: 0 S: 7	H: 4 LOB: 1 BB: 0 P: 7	R: 0 E: 1 K: 2 S: 8	H: 1 LOB: 1 BB: 0 P: 8	R: 0 E: 0 K: 1 S: 6	H: 1 LOB: 1 BB: 0 P: 6	1B: 9 2B: 0 3B: 0 HR: 2	SF: 0 SAC: 0 DP: 0 HBP: 0	WP: 0 PB: 0 SB: 2 CS: 0	PA: 39
<b>PITCHER</b>	IP WLS BF H R ER SO BB IBB HBP BLK WP HR S P ERA WHIP																					
Zane Smith, L (1,1) ERA: 4.24	6.2 L 29 8 5 5 4 1 0 0 0 0 2 36 40 6.75 1.350																					
Jeff Dedmon, R (7,1) ERA: 3.47	1.1 6 2 0 0 2 0 0 0 0 0 0 10 10 0.00 1.500																					
Jim Acker, R (9,1) ERA: 4.8	1.0 4 1 0 0 1 0 0 0 0 0 0 6 6 0.00 1.000																					

Batter	1	2	3	4	5	6	7	8	9	AB	R	H	RBI	BB	SO	LOB	BOTTOM					
Albert Hall, S (1,8) OBP: 0.393, SLG: 0.452	6-3		CS			F7			FC6-4	4	0	0	0	1	0	5	<b>Los Angeles Dodgers @ Atlanta Braves</b> Atlanta-Fulton County Stadium, Atlanta, GA Tue Jun 09 1987, 7:05 PM EDT Att: 17,625 - Unknown					
Ken Oberkfell, L (1,5) OBP: 0.370, SLG: 0.400	F8		K			F8			F5	5	0	0	0	0	1	3						
Jim Acker, R (9,1) OBP: 0.286, SLG: 0.286	F8		1-2							0	0	0	0	0	0	0						
Gerald Perry, L (1,3) OBP: 0.313, SLG: 0.331	1-3					1B			F7	4	1	1	0	1	0	0						
Dale Murphy, R (1,9) OBP: 0.460, SLG: 0.641						2B			F7	5	1	3	2	0	1	1						
Ken Griffey, L (1,7) OBP: 0.389, SLG: 0.561						1B			HR	4	1	1	0	1	0	2						
Andres Thomas, R (1,6) OBP: 0.283, SLG: 0.371						2B			F8	4	1	1	0	1	0	2						
Ozzie Virgil, R (1,2) OBP: 0.342, SLG: 0.569						2B			F8	5	0	1	0	0	2	5						
Glenn Hubbard, R (1,4) OBP: 0.450, SLG: 0.467						2B			K	4	0	1	1	0	0	1						
Zane Smith, L (1,1) OBP: 0.188, SLG: 0.194						2B			F7	4	0	1	1	0	0	1						
Jeff Dedmon, L (7,1) OBP: 0.250, SLG: 0.143						2B			F7	2	0	1	0	1	0	0						
Graig Nettles, L (6,PH) OBP: 0.300, SLG: 0.309						2B			F7	0	0	0	0	0	0	0						
<b>Inning Stats</b>	R: 0 E: 0 K: 0 S: 3	H: 0 LOB: 0 BB: 0 P: 3	R: 1 E: 0 K: 1 S: 7	H: 2 LOB: 2 BB: 1 P: 11	R: 1 E: 0 K: 1 S: 6	H: 2 LOB: 1 BB: 1 P: 10	R: 0 E: 0 K: 0 S: 4	H: 1 LOB: 2 BB: 0 P: 5	R: 0 E: 0 K: 0 S: 3	H: 0 LOB: 2 BB: 2 P: 11	R: 0 E: 1 K: 0 S: 4	H: 0 LOB: 1 BB: 0 P: 4	R: 0 E: 1 K: 1 S: 7	H: 1 LOB: 2 BB: 0 P: 7	R: 0 E: 0 K: 0 S: 4	H: 1 LOB: 2 BB: 1 P: 8	R: 0 E: 0 K: 1 S: 6	H: 1 LOB: 0 BB: 0 P: 6	1B: 4 2B: 3 3B: 0 HR: 1	SF: 0 SAC: 1 DP: 0 HBP: 1	WP: 0 PB: 0 SB: 1 CS: 1	PA: 42
<b>PITCHER</b>	IP WLS BF H R ER SO BB IBB HBP BLK WP HR S P ERA WHIP																					
Tim Leary, R (1,1) ERA: 5.04	6.0 W 28 5 2 2 2 3 1 1 0 0 0 27 44 3.00 1.333																					
Alejandro Pena, R (7,1) ERA: 4.53	3.0 S 14 3 1 1 2 1 0 0 0 0 1 17 21 3.00 1.333																					



Batter	1	2	3	4	5	6	7	8	9	AB	R	H	RBI	BB	SO	LOB	TOP					
Steve Sax, R OBP: 0.323, SLG: 0.366 (1, 4)	F8		P3			K		G3		4	0	0	0	0	1	0	<b>Los Angeles Dodgers @ Atlanta Braves</b> Atlanta-Fulton County Stadium, Atlanta, GA Wed Jun 10 1987, 7:05 PM EDT Att: 15,699 - Unknown  <b>AB 30</b> <b>R 1</b> <b>H 4</b> <b>RBI 1</b> <b>BB 1</b> <b>SO 4</b> <b>LOB 7</b> 					
John Shelby, S OBP: 0.297, SLG: 0.426 (1, 8)	F6			F5		F8		3-1		4	0	0	0	0	0	0						
Pedro Guerrero, R OBP: 0.401, SLG: 0.615 (1, 7)	K			BB		6-3		F9		3	0	0	0	1	1	0						
Mike Marshall, R OBP: 0.311, SLG: 0.438 (1, 9)		F8		F6		F6		F9		4	0	0	0	0	0	1						
Franklin Stubbs, L OBP: 0.344, SLG: 0.505 (1, 3)		1B 2B		F9		4-3 1B				3	1	2	0	0	0	1						
Mickey Hatcher, R OBP: 0.352, SLG: 0.481 (1, 5)		G6-4-3 2H 1B			F6	4-3 1-2				3	0	1	1	0	0	1						
Alex Trevino, R OBP: 0.295, SLG: 0.316 (1, 2)		G6-4-3 1-2				1B		K		3	0	1	0	0	1	2						
Dave Anderson, R OBP: 0.220, SLG: 0.214 (1, 6)			5-3		F8			F8		3	0	0	0	0	0	1						
Rick Honeycutt, L OBP: 0.190, SLG: 0.150 (1, 1)			6-3			4-3		K		1	0	0	0	0	0	0						
Ken Landreaux, L OBP: 0.289, SLG: 0.305 (5, PH)										1	0	0	0	0	0	1						
Ken Howell, R OBP: 1.000, SLG: 1.000 (5, 1)										0	0	0	0	0	0	0						
Ralph Bryant, L OBP: 0.450, SLG: 0.688 (8, PH)										1	0	0	0	0	1	0						
Brad Havens, L (8, 1)										0	0	0	0	0	0	0						
<b>Inning Stats</b>	R: 0 E: 0 K: 1 S: 5	H: 0 LOB: 0 BB: 0 P: 5	R: 1 E: 0 K: 0 S: 4	H: 2 LOB: 0 BB: 0 P: 4	R: 0 E: 0 K: 0 S: 3	H: 0 LOB: 0 BB: 0 P: 3	R: 0 E: 0 K: 0 S: 3	H: 0 LOB: 1 BB: 1 P: 7	R: 0 E: 0 K: 0 S: 4	H: 1 LOB: 1 BB: 0 P: 4	R: 0 E: 0 K: 1 S: 5	H: 0 LOB: 0 BB: 0 P: 5	R: 0 E: 0 K: 1 S: 6	H: 1 LOB: 1 BB: 0 P: 6	R: 0 E: 0 K: 1 S: 5	H: 0 LOB: 0 BB: 0 P: 5	R: 0 E: 0 K: 0 S: 3	H: 0 LOB: 0 BB: 0 P: 3	1B: 3 2B: 1 3B: 0 HR: 0	SF: 0 SAC: 0 DP: 1 HBP: 0	WP: 0 PB: 0 SB: 0 CS: 0	PA: 31
<b>PITCHER</b> Doyle Alexander, R ERA: 2.9 (1, 1)	IP: 9.0 WLS: W BF: 31 H: 4 R: 1 ER: 1 SO: 4 BB: 1 IBB: 0 HBP: 0 BLK: 0 WP: 0 HR: 0 S: 38 P: 42 ERA: 1.00 WHIP: 0.556															<b>PITCHER</b> IP: WLS: BF: H: R: ER: SO: BB: IBB: HBP: BLK: WP: HR: S: P: ERA: WHIP						

Batter	1	2	3	4	5	6	7	8	9	AB	R	H	RBI	BB	SO	LOB	BOTTOM						
Albert Hall, S OBP: 0.386, SLG: 0.440 (1, 8)	G3	FC5-4 1B E	E1			4-3 SH2-3 HR 1B		F4		5	2	1	0	0	0	2	<b>Los Angeles Dodgers @ Atlanta Braves</b> Atlanta-Fulton County Stadium, Atlanta, GA Wed Jun 10 1987, 7:05 PM EDT Att: 15,699 - Unknown  <b>AB 32</b> <b>R 7</b> <b>H 7</b> <b>RBI 6</b> <b>BB 6</b> <b>SO 4</b> <b>LOB 16</b> 						
Rafael Ramirez, R OBP: 0.323, SLG: 0.383 (1, 5)	BB 2B	BB 1B	F6			SH2-3		F4		4	2	2	0	0	0	2							
Gary Roenicke, R OBP: 0.356, SLG: 0.239 (1, 7)	BB 2B	E 6-3 BB		5-3		4-3		F5		1	2	0	0	2	0	0							
Ken Griffey, L OBP: 0.384, SLG: 0.553 (6, PH) (7, 7)	BB 2B	BB				2-3				2	0	0	0	0	0	1							
Dale Murphy, R OBP: 0.460, SLG: 0.651 (1, 9)	2B BB	E5		6-3		HR				3	1	1	3	1	0	1							
Ted Simmons, S OBP: 0.316, SLG: 0.389 (1, 3)	BB	6-3		F8		G3				4	0	1	3	0	0	1							
Andres Thomas, R OBP: 0.276, SLG: 0.361 (1, 6)	F3	6-3			F7	K				4	0	0	0	0	1	3							
Ozzie Virgil, R OBP: 0.340, SLG: 0.558 (1, 2)	FC6-4 BB		4-3		K	K				3	0	0	0	1	2	0							
Glenn Hubbard, R OBP: 0.455, SLG: 0.479 (1, 4)	FC6-4			E BB		BB				2	0	1	0	2	0	3							
Doyle Alexander, R OBP: 0.200, SLG: 0.111 (1, 1)		FC5-4 1B	F8		K	4-3				4	0	1	0	0	1	3							
<b>Inning Stats</b>	R: 2 E: 0 K: 0 S: 5	H: 2 LOB: 3 BB: 3 P: 17	R: 3 E: 1 K: 0 S: 6	H: 2 LOB: 1 BB: 1 P: 10	R: 0 E: 1 K: 0 S: 4	H: 0 LOB: 2 BB: 1 P: 8	R: 0 E: 0 K: 0 S: 3	H: 0 LOB: 0 BB: 0 P: 3	R: 0 E: 0 K: 2 S: 7	H: 0 LOB: 1 BB: 1 P: 11	R: 2 E: 0 K: 0 S: 5	H: 2 LOB: 0 BB: 0 P: 5	R: 0 E: 0 K: 2 S: 8	H: 1 LOB: 1 BB: 0 P: 8	R: 0 E: 0 K: 0 S: 3	H: 0 LOB: 0 BB: 0 P: 3		R: 0 E: 0 K: 0 S: 3	H: 0 LOB: 0 BB: 0 P: 3	1B: 3 2B: 2 3B: 1 HR: 1	SF: 0 SAC: 1 DP: 0 HBP: 0	WP: 0 PB: 0 SB: 1 CS: 0	PA: 39
<b>PITCHER</b> Rick Honeycutt, L ERA: 2.7 (1, 1)	IP: 4.0 WLS: L BF: 23 H: 4 R: 5 ER: 4 SO: 4 BB: 5 IBB: 0 HBP: 0 BLK: 0 WP: 0 HR: 0 S: 18 P: 38 ERA: 9.00 WHIP: 2.250															<b>PITCHER</b> IP: WLS: BF: H: R: ER: SO: BB: IBB: HBP: BLK: WP: HR: S: P: ERA: WHIP							
Ken Howell, R ERA: 5.33 (5, 1)	3.0	13	3	2	2	4	1	0	0	0	0	0	0	1	20	24	6.00	1.333					
Brad Havens, L ERA: 6.35 (8, 1)	1.0	3	0	0	0	0	0	0	0	0	0	0	0	0	3	3	0.00	0.000					



Batter	1	2	3	4	5	6	7	8	9	AB	R	H	RBI	BB	SO	LOB	TOP					
<b>Billy Hatcher, R</b> OBP: 0.394, SLG: 0.478 (1, 8)	0-0 4-3		0-0 1B 2B		4-0 CS BB		0-0 WP 1B		4-0 FC3-6 BB	3	1	2	0	2	0	0						
<b>Bill Doran, S</b> OBP: 0.327, SLG: 0.352 (1, 4)	0-3 K		0-3 K2-3		0-0 1-3		4-0 1-2 BB		0-0 FC3-6	4	0	0	0	1	2	4						
<b>Chuck Jackson, R</b> OBP: 0.344, SLG: 0.357 (1, 5)	0-0 E1		4-0 1B BB		0-0 F7		0-0 P3		0-0 L5	3	0	0	0	1	0	3						
<b>Phil Garner, R</b> OBP: 0.264, SLG: 0.345 (9, FH)										0	0	0	0	0	0	0						
<b>Dave Smith, R</b> OBP: 0.567, SLG: 0.500 (9, 1)										1	0	0	0	0	0	2						
<b>Dave Smith, R</b> OBP: 0.567, SLG: 0.500 (9, 1)										0	0	0	0	0	0	0						
<b>Glenn Davis, R</b> OBP: 0.333, SLG: 0.490 (1, 3)	0-3 K2-3		0-0 1-2 1B		0-0 6-3		0-0 L5		0-0 L5	4	0	1	1	0	1	1						
<b>Kevin Bass, S</b> OBP: 0.332, SLG: 0.437 (1, 9)			0-0 FC6-4 1B		0-0 L8		0-0 5-3		0-0 2B	4	0	2	0	0	0	2						
<b>Jose Cruz, L</b> OBP: 0.322, SLG: 0.417 (1, 7)	0-3 K				0-0 5-3		0-0 F7		0-3 K	4	0	0	0	0	2	2						
<b>Alan Ashby, S</b> OBP: 0.392, SLG: 0.435 (1, 2)			0-0 FC6-4		0-0 4-3		0-0 1-3		0-0 F2	4	0	0	0	0	0	2						
<b>Dickie Thon, R</b> OBP: 0.333, SLG: 0.245 (1, 6)			0-0 1-3		4-0 BB		0-0 6-3		0-0 FC3-6 SH1-3 1B	3	0	1	0	1	0	1						
<b>Jim Deshaies, L</b> OBP: 0.310, SLG: 0.130 (1, 1)					0-0 G1		0-0 WP 1B		0-0 SH1-3	3	0	1	0	0	1	1						
<b>Denny Walling, L</b> OBP: 0.360, SLG: 0.439 (7, 5)					0-3 K		0-0 1B		1-2	0	0	0	0	0	0	0						
<b>Inning Stats</b>	R: 0 E: 1 K: 2 S: 8	H: 0 LOB: 1 BB: 0 P: 8	R: 0 E: 0 K: 1 S: 6	H: 1 LOB: 1 BB: 0 P: 6	R: 1 E: 0 K: 1 S: 7	H: 2 LOB: 2 BB: 1 P: 11	R: 0 E: 0 K: 1 S: 5	H: 0 LOB: 1 BB: 1 P: 9	R: 0 E: 0 K: 0 S: 2	H: 0 LOB: 0 BB: 0 P: 6	R: 0 E: 0 K: 0 S: 3	H: 0 LOB: 0 BB: 0 P: 3	R: 0 E: 0 K: 0 S: 5	H: 2 LOB: 2 BB: 1 P: 9	R: 0 E: 0 K: 1 S: 6	H: 1 LOB: 1 BB: 0 P: 6	R: 0 E: 0 K: 0 S: 4	H: 1 LOB: 2 BB: 1 P: 8	1B: 5 2B: 2 3B: 0 HR: 0	SF: 0 SAC: 1 DP: 0 HBP: 0	WP: 1 PB: 0 SB: 1 CS: 1	PA: 39
<b>PITCHER</b> <b>Fernando Valenzuela, L</b> ERA: 3.93 (1, 1)	IP: 9.0 WLS: L BF: 39	H: 7 R: 1 ER: 1 SO: 6	BB: 5 IBB: 0 HBP: 0 BLK: 0	WP: 1 HR: 0 S: 46 P: 66	ERA: 1.00 WHIP: 1.333																	

Houston Astros @ Los Angeles Dodgers  
Dodger Stadium, Los Angeles, CA  
Thu Jun 11 1987, 7:05 PM PDT  
Att: 32,544 - Unknown

AB	33
R	1
H	7
RBI	1
BB	5
SO	6
LOB	18



Batter	1	2	3	4	5	6	7	8	9	AB	R	H	RBI	BB	SO	LOB	BOTTOM								
<b>Steve Sax, R</b> OBP: 0.316, SLG: 0.360 (1, 4)	0-0 6-3		0-0 F9		0-0 6-3		0-0 F8			4	0	0	0	0	0	1									
<b>John Shelby, S</b> OBP: 0.277, SLG: 0.411 (1, 8)	0-0 F6		0-0 F2		0-0 F9		0-3 K			4	0	0	0	0	1	1									
<b>Pedro Guerrero, R</b> OBP: 0.407, SLG: 0.612 (1, 7)	4-0 BB		4-0 1B BB		4-0 S BB		0-3 K			1	0	0	0	3	1	0									
<b>Mickey Hatcher, R</b> OBP: 0.348, SLG: 0.471 (1, 9)	0-0 F4		0-0 1-3 1B		0-0 F8		0-0 6-3			4	0	1	0	0	0	2									
<b>Franklin Stubbs, L</b> OBP: 0.338, SLG: 0.495 (1, 3)			0-0 F9		0-3 K		0-0 F4		0-3 K	4	0	0	0	0	2	2									
<b>Alex Trevino, R</b> OBP: 0.292, SLG: 0.300 (1, 2)			4-0 1B BB		0-0 F6		0-0 F9		0-0 F4	3	0	0	0	1	0	0									
<b>Jeff Hamilton, R</b> OBP: 0.269, SLG: 0.292 (1, 5)			0-3 K		0-0 SH1-3 1B		0-0 F8		0-0 F6	3	0	1	0	0	1	1									
<b>Ken Landreaux, L</b> OBP: 0.295, SLG: 0.301 (9, FH)										1	0	0	0	0	0	0									
<b>Dave Anderson, R</b> OBP: 0.242, SLG: 0.237 (1, 6)			0-0 1-2 1B		0-0 SH1-3		0-0 F8 SH1-4 1B		0-3 K	3	0	2	0	0	1	0									
<b>Fernando Valenzuela, L</b> OBP: 0.143, SLG: 0.143 (1, 1)			0-0 F7		0-0 F7		0-0 SH1-4			2	0	0	0	0	0	3									
<b>Inning Stats</b>	R: 0 E: 0 K: 0 S: 3	H: 0 LOB: 1 BB: 1 P: 7	R: 0 E: 0 K: 1 S: 6	H: 1 LOB: 1 BB: 1 P: 10	R: 0 E: 0 K: 1 S: 6	H: 1 LOB: 2 BB: 1 P: 10	R: 0 E: 0 K: 0 S: 4	H: 1 LOB: 1 BB: 0 P: 4	R: 0 E: 0 K: 0 S: 3	H: 0 LOB: 0 BB: 0 P: 3	R: 0 E: 0 K: 1 S: 6	H: 1 LOB: 1 BB: 0 P: 6	R: 0 E: 0 K: 2 S: 7	H: 0 LOB: 0 BB: 0 P: 7	R: 0 E: 0 K: 1 S: 5	H: 0 LOB: 0 BB: 0 P: 5	1B: 4 2B: 0 3B: 0 HR: 0	SF: 0 SAC: 2 DP: 0 HBP: 0	WP: 0 PB: 0 SB: 1 CS: 0	PA: 35					
<b>PITCHER</b> <b>Jim Deshaies, L</b> ERA: 4.04 (1, 1)	IP: 6.1 WLS: W BF: 27	H: 4 R: 0 ER: 0 SO: 2	BB: 4 IBB: 0 HBP: 0 BLK: 0	WP: 0 HR: 0 S: 27 P: 43	ERA: 0.00 WHIP: 1.263																				
<b>Larry Andersen, R</b> ERA: 3.53 (7, 1)	1.2	5	0	0	0	3	0	0	0	0	0	11	11	0.00	0.000										
<b>Dave Smith, R</b> ERA: (9, 1)	1.0	S: 3	0	0	0	1	0	0	0	0	0	5	5	0.00	0.000										

Houston Astros @ Los Angeles Dodgers  
Dodger Stadium, Los Angeles, CA  
Thu Jun 11 1987, 7:05 PM PDT  
Att: 32,544 - Unknown

AB	29
R	0
H	4
RBI	0
BB	4
SO	6
LOB	10









Batter	1	2	3	4	5	6	7	8	9	AB	R	H	RBI	BB	SO	LOB	TOP					
Billy Hatcher, R OBP: 0.381, SLG: 0.460 Dave Meads, L OBP: 0.500, SLG: 0.333	1-3		G5-4-3			5-3		E4		4	0	0	0	0	0	1	Houston Astros @ Los Angeles Dodgers Dodger Stadium, Los Angeles, CA Sat Jun 13 1987, 7:05 PM PDT Att: 39,070 - Unknown					
Bill Doran, S OBP: 0.328, SLG: 0.347	6-3			L8				F9		3	0	0	0	1	0							
Denny Walling, L OBP: 0.368, SLG: 0.455	3-1			L9		L5				4	0	1	0	0	0							
Glenn Davis, R OBP: 0.335, SLG: 0.495				F7			F5		F8	4	0	1	0	0	0							
Kevin Bass, S OBP: 0.329, SLG: 0.430							F2		K	4	0	1	0	0	1							
Jose Cruz, L OBP: 0.314, SLG: 0.404						G1-6-3				4	0	0	0	0	0							
Craig Reynolds, L OBP: 0.331, SLG: 0.364										3	1	2	0	0	1							
Mark Bailey, S OBP: 0.311, SLG: 0.219										3	0	1	0	0	1							
Bob Knepper, L OBP: 0.188, SLG: 0.267 Chuck Jackson, R OBP: 0.333, SLG: 0.345 Ron Mathis, R OBP: 0.332, SLG: 0.485 Terry Puhl, L OBP: 0.276, SLG: 0.296										1	0	0	0	0	1							
										1	0	0	0	0	1							
										0	0	0	0	0	0							
										1	0	0	0	0	0							
<b>Inning Stats</b>	R: 0 E: 0 K: 0 S: 3	H: 0 LOB: 0 BB: 0 P: 3	R: 0 E: 0 K: 1 S: 6	H: 1 LOB: 1 BB: 0 P: 6	R: 0 E: 0 K: 1 S: 5	H: 1 LOB: 0 BB: 0 P: 5	R: 0 E: 0 K: 0 S: 3	H: 0 LOB: 0 BB: 0 P: 3	R: 0 E: 0 K: 0 S: 4	H: 2 LOB: 1 BB: 0 P: 4	R: 0 E: 0 K: 1 S: 5	H: 0 LOB: 1 BB: 1 P: 9	R: 0 E: 0 K: 0 S: 3	H: 0 LOB: 0 BB: 0 P: 3	R: 1 E: 1 K: 1 S: 7	H: 1 LOB: 1 BB: 0 P: 7	R: 0 E: 0 K: 1 S: 6	H: 1 LOB: 1 BB: 0 P: 6	1B: 4 2B: 2 3B: 0 HR: 0	SF: 0 SAC: 0 DP: 2 HBP: 0	WP: 0 PB: 0 SB: 0 CS: 0	PA: 33
<b>PITCHER</b> Orel Hershiser, R ERA: 2.77	IP: 9.0 WLS: W BF: 33 H: 6 R: 1 ER: 0 SO: 5 BB: 1 IBB: 0 HBP: 0 BLK: 0 WP: 0 HR: 0 S: 42 P: 46 ERA: 0.00 WHIP: 0.778																					

Batter	1	2	3	4	5	6	7	8	9	AB	R	H	RBI	BB	SO	LOB	BOTTOM			
Steve Sax, R OBP: 0.322, SLG: 0.360	2-3		1-3							4	1	2	1	1	0	0	Houston Astros @ Los Angeles Dodgers Dodger Stadium, Los Angeles, CA Sat Jun 13 1987, 7:05 PM PDT Att: 39,070 - Unknown			
John Shelby, S OBP: 0.285, SLG: 0.417	F7									4	0	2	1	1	0					
Pedro Guerrero, R OBP: 0.402, SLG: 0.598 Reggie Williams, R OBP: 0.257, SLG: 0.138										4	1	2	0	0	0					
Mike Marshall, R OBP: 0.316, SLG: 0.468										4	2	2	1	0	0					
Mickey Hatcher, R OBP: 0.333, SLG: 0.457 Franklin Stubbs, L OBP: 0.332, SLG: 0.485										3	0	1	2	0	0					
Alex Trevino, R OBP: 0.276, SLG: 0.328										4	1	1	1	0	0					
Jeff Hamilton, R OBP: 0.300, SLG: 0.321										4	1	2	0	0	0					
Dave Anderson, R OBP: 0.290, SLG: 0.313										2	1	1	1	2	0					
Orel Hershiser, R OBP: 0.282, SLG: 0.342										3	0	1	0	0	0					
										1	0	0	0	0	0					
<b>Inning Stats</b>	R: 2 E: 0 K: 0 S: 6	H: 3 LOB: 1 BB: 0 P: 6	R: 0 E: 0 K: 0 S: 2	H: 1 LOB: 0 BB: 0 P: 3	R: 0 E: 0 K: 0 S: 3	H: 0 LOB: 0 BB: 0 P: 3	R: 0 E: 0 K: 0 S: 3	H: 0 LOB: 0 BB: 0 P: 3	R: 2 E: 0 K: 0 S: 3	H: 5 LOB: 2 BB: 0 P: 7	R: 0 E: 0 K: 0 S: 3	H: 0 LOB: 0 BB: 0 P: 3	R: 1 E: 0 K: 0 S: 3	H: 1 LOB: 1 BB: 2 P: 11	R: 2 E: 0 K: 0 S: 7	H: 4 LOB: 3 BB: 1 P: 11	1B: 8 2B: 3 3B: 1 HR: 2	SF: 0 SAC: 1 DP: 2 HBP: 0	WP: 0 PB: 0 SB: 1 CS: 1	PA: 38
<b>PITCHER</b> Bob Knepper, L ERA: 7.0 Ron Mathis, R ERA: 3.0 Dave Meads, L ERA: 6.39	IP: 5.0 WLS: L BF: 22 H: 9 R: 4 ER: 4 SO: 4 BB: 1 IBB: 0 HBP: 0 BLK: 0 WP: 0 HR: 0 S: 21 P: 25 ERA: 7.20 WHIP: 2.000																			



Batter	1	2	3	4	5	6	7	8	9	AB	R	H	RBI	BB	SO	LOB	TOP				
<b>Billy Hatcher, R</b> OBP: 0.385, SLG: 0.461 (1, 8)	6-3	1-2 2-3 BB		S 1B		BLK 1B		F2		4	1	2	0	1	0	0	<b>Houston Astros @ Los Angeles Dodgers</b> Dodger Stadium, Los Angeles, CA Sun Jun 14 1987, 3:33 AM PDT Att: 36,901 - Unknown <a href="http://livebaseballscorecards.com">livebaseballscorecards.com</a>				
<b>Bill Doran, S</b> OBP: 0.326, SLG: 0.344 (1, 4)	F8	K		F4		1B		1-3		5	0	1	1	0	1	4					
<b>Denny Walling, L</b> OBP: 0.362, SLG: 0.444 (1, 5)	1B	F8		F7		F7		6-3		5	1	1	0	0	0	5					
<b>Glenn Davis, R</b> OBP: 0.336, SLG: 0.493 (1, 3)	1B			F6		1-3		F8		5	1	2	0	0	0	2					
<b>Kevin Bass, S</b> OBP: 0.332, SLG: 0.432 (1, 9)	1B			1B		F8		F8		4	1	2	1	0	0	0					
<b>Terry Puhl, L</b> OBP: 0.274, SLG: 0.293 (1, 7)	6-3			1B		F8		F8		4	0	1	1	0	0	2					
<b>Ronn Reynolds, R</b> OBP: 0.500, SLG: 0.500 (1, 2)		FC1-5 BB		K		1B		K		4	0	2	0	0	2	2					
<b>Dickie Thon, R</b> OBP: 0.333, SLG: 0.235 (1, 6)		S FC1-5 BB		SH2-4		4-3		K		2	0	0	1	1	1	1					
<b>Danny Darwin, R</b> OBP: 0.138, SLG: 0.241 (1, 1)		FC1-5 S		K		K		5-3		4	0	0	0	0	2	3					
<b>Inning Stats</b>	R: 1 E: 0 K: 0 S: 6	H: 3 LOB: 2 BB: 0 P: 6	R: 0 E: 0 K: 1 S: 6	H: 1 LOB: 3 BB: 2 P: 14	R: 2 E: 0 K: 2 S: 10	H: 3 LOB: 1 BB: 0 P: 10	R: 0 E: 0 K: 0 S: 4	H: 1 LOB: 1 BB: 0 P: 4	R: 0 E: 0 K: 1 S: 7	H: 2 LOB: 1 BB: 0 P: 7	R: 0 E: 0 K: 1 S: 5	H: 0 LOB: 0 BB: 0 P: 5	R: 0 E: 0 K: 1 S: 5	H: 0 LOB: 0 BB: 0 P: 3	R: 0 E: 0 K: 0 S: 3	H: 0 LOB: 0 BB: 0 P: 3	1B: 11 2B: 0 3B: 0 HR: 0	SF: 0 SAC: 1 DP: 0 HBP: 0	WP: 0 PB: 0 SB: 3 CS: 0	PA: 40	
<b>PITCHER</b>	IP	WLS	BF	H	R	ER	SO	BB	IBB	HBP	BLK	WP	HR	S	P	ERA	WHIP				
<b>Tim Leary, R</b> ERA: 5.3 (1, 1)	5.1	L	29	11	4	4	4	2	0	0	1	0	0	35	43	6.75	2.438				
<b>Brad Havens, L</b> ERA: 5.88 (6, 1)	0.1		1	0	0	0	0	0	0	0	0	0	0	1	1	0.00	0.000				
<b>Brian Holton, R</b> ERA: 2.92 (6, 1)	2.1		7	0	0	0	2	0	0	0	0	0	0	11	11	0.00	0.000				
<b>Ken Howell, R</b> ERA: 4.97 (9, 1)	1.0		3	0	0	0	0	0	0	0	0	0	0	3	3	0.00	0.000				

Batter	1	2	3	4	5	6	7	8	9	AB	R	H	RBI	BB	SO	LOB	BOTTOM					
<b>Steve Sax, R</b> OBP: 0.317, SLG: 0.355 (1, 4)	K		6-3			K			F7	4	0	0	0	0	2	0	<b>Houston Astros @ Los Angeles Dodgers</b> Dodger Stadium, Los Angeles, CA Sun Jun 14 1987, 3:33 AM PDT Att: 36,901 - Unknown <a href="http://livebaseballscorecards.com">livebaseballscorecards.com</a>					
<b>John Shelby, S</b> OBP: 0.280, SLG: 0.403 (1, 8)	6-3		L5			F9			K	4	0	0	0	0	1	0						
<b>Pedro Guerrero, R</b> OBP: 0.401, SLG: 0.608 (1, 7)	HR				F9				F7	3	1	1	1	0	0	0						
<b>Mike Marshall, R</b> OBP: 0.323, SLG: 0.469 (1, 9)	1B			G3-6 BB		K			K	2	0	1	0	1	1	0						
<b>Franklin Stubbs, L</b> OBP: 0.327, SLG: 0.478 (1, 3)	4-3			G3-6		F5			F5	3	0	0	0	0	0	2						
<b>Mickey Hatcher, R</b> OBP: 0.324, SLG: 0.442 (1, 5)					6-3				F8	3	0	0	0	0	0	0						
<b>Alex Trevino, R</b> OBP: 0.267, SLG: 0.314 (1, 2)		F2			F6				F7	3	0	0	0	0	0	0						
<b>Dave Anderson, R</b> OBP: 0.282, SLG: 0.303 (1, 6)					L5				F9	2	0	0	0	0	1	0						
<b>Brian Holton, R</b> OBP: 0.250, SLG: 0.250 (6, 1)									F9	0	0	0	0	0	0	0						
<b>Ken Landreaux, L</b> OBP: 0.299, SLG: 0.306 (8, PH)										1	0	0	0	0	0	0						
<b>Ken Howell, R</b> OBP: 1.000, SLG: 1.000 (9, 1)										0	0	0	0	0	0	0						
<b>Tim Leary, R</b> OBP: 0.167, SLG: 0.167 (1, 1)					F8					1	0	0	0	0	0	0						
<b>Brad Havens, L</b> OBP: 0.265, SLG: 0.290 (6, 1)										0	0	0	0	0	0	0						
<b>Mariano Duncan, R</b> OBP: 0.265, SLG: 0.290 (6, 6)										1	0	0	0	0	1	0						
<b>Ralph Bryant, L</b> OBP: 0.417, SLG: 0.600 (8, PH)										1	0	0	0	0	0	0						
<b>Inning Stats</b>	R: 1 E: 0 K: 1 S: 7	H: 2 LOB: 1 BB: 0 P: 7	R: 0 E: 0 K: 1 S: 5	H: 0 LOB: 0 BB: 0 P: 5	R: 0 E: 0 K: 0 S: 3	H: 0 LOB: 0 BB: 0 P: 3	R: 0 E: 0 K: 0 S: 2	H: 0 LOB: 0 BB: 1 P: 6	R: 0 E: 0 K: 0 S: 3	H: 0 LOB: 0 BB: 0 P: 3	R: 0 E: 0 K: 2 S: 7	H: 0 LOB: 0 BB: 0 P: 7	R: 0 E: 0 K: 1 S: 5	H: 0 LOB: 0 BB: 0 P: 5	R: 0 E: 0 K: 0 S: 3	H: 0 LOB: 0 BB: 0 P: 3	R: 0 E: 0 K: 1 S: 5	H: 0 LOB: 0 BB: 0 P: 5	1B: 1 2B: 0 3B: 0 HR: 1	SF: 0 SAC: 0 DP: 1 HBP: 0	WP: 0 PB: 0 SB: 0 CS: 0	PA: 29
<b>PITCHER</b>	IP	WLS	BF	H	R	ER	SO	BB	IBB	HBP	BLK	WP	HR	S	P	ERA	WHIP					
<b>Danny Darwin, R</b> ERA: 3.09 (1, 1)	9.0	W	29	2	1	1	6	1	0	0	0	0	1	40	44	1.00	0.333					





Batter	1	2	3	4	5	6	7	8	9	AB	R	H	RBI	BB	SO	LOB	TOP											
Steve Sax, R OBP: 0.316, SLG: 0.353 (1,4)	5-3		1B		K		F7			4	0	1	0	0	1	1	<b>Los Angeles Dodgers @ San Diego Padres</b> Jack Murphy Stadium, San Diego, CA Tue Jun 16 1987, 10:05 PM EDT Att: 22,968 - Unknown <a href="http://livebaseballscorecards.com">livebaseballscorecards.com</a>											
John Shelby, S OBP: 0.297, SLG: 0.409 (1,8)	1B		F4			2B	K			3	1	1	0	1	1	1												
Pedro Guerrero, R OBP: 0.398, SLG: 0.602 (1,7)	G5-4-3				F9	E5		K		4	0	1	0	0	1	1												
Mike Marshall, R OBP: 0.321, SLG: 0.469 (1,9)	G5-4-3				F6			K		4	0	1	1	0	1	2												
Franklin Stubbs, L OBP: 0.321, SLG: 0.469 (1,3)			F7		4-3		F5			4	0	0	0	0	1	2												
Mickey Hatcher, R OBP: 0.330, SLG: 0.439 (1,5)			F8							3	0	1	0	1	0	0												
Alex Trevino, R OBP: 0.273, SLG: 0.333 Ken Landreaux, L OBP: 0.296, SLG: 0.302 Mike Scioscia, L OBP: 0.374, SLG: 0.390 (6, PH) (6, 2)	5-3									2	1	1	0	0	0	0		<b>AB 33</b> <b>R 2</b> <b>H 8</b> <b>RBI 2</b> <b>BB 2</b> <b>SO 8</b> <b>LOB 15</b>										
Dave Anderson, R OBP: 0.288, SLG: 0.309 Ralph Bryant, L OBP: 0.400, SLG: 0.571 Mariano Duncan, R OBP: 0.269, SLG: 0.299 (6, PH) (6, 6)			F4				F7			2	0	1	0	0	0	0												
Rick Honeycutt, L OBP: 0.182, SLG: 0.143 Reggie Williams, R OBP: 0.250, SLG: 0.133 Alejandro Pena, R OBP: 0.100, SLG: 0.100 Brad Havens, L OBP: 0.100, SLG: 0.100 Jeff Hamilton, R OBP: 0.290, SLG: 0.310 (7, PH) (7, 1) (7, 1) (9, PH)			4-3							1	0	0	1	0	0	0												
<b>Inning Stats</b>	R: 0 E: 0 K: 0 S: 3	H: 1 LOB: 1 BB: 1 P: 7	R: 0 E: 0 K: 0 S: 3	H: 0 LOB: 0 BB: 0 P: 3	R: 0 E: 0 K: 0 S: 4	H: 1 LOB: 1 BB: 0 P: 4	R: 0 E: 0 K: 0 S: 3	H: 0 LOB: 0 BB: 0 P: 3	R: 1 E: 0 K: 1 S: 7	H: 2 LOB: 1 BB: 0 P: 7	R: 1 E: 1 K: 1 S: 8	H: 2 LOB: 3 BB: 1 P: 12	R: 0 E: 0 K: 3 S: 9	H: 0 LOB: 0 BB: 0 P: 7	R: 0 E: 0 K: 3 S: 9	H: 0 LOB: 0 BB: 0 P: 9		R: 0 E: 0 K: 1 S: 6	H: 2 LOB: 1 BB: 0 P: 6	1B: 4 2B: 4 3B: 0 HR: 0	SF: 0 SAC: 1 DP: 2 HBP: 0	WP: 0 PB: 0 SB: 0 CS: 0	PA: 36					
<b>PITCHER</b>	IP	WLS	BF	H	R	ER	SO	BB	IBB	HBP	BLK	WP	HR	S	P	ERA		WHIP										
Eric Show, R ERA: 3.87 (1, 1)	5.0		22	6	2	2	1	1	0	0	0	0	0	23	27	3.60		1.400										
Craig Lefferts, L ERA: 4.5 (6, 1)	0.1		2	0	0	0	0	0	1	0	0	0	0	1	5	0.00		0.000										
Lance McCullers, R ERA: 3.95 (6, 1)	1.2	W	5	0	0	0	3	0	0	0	0	0	0	11	11	0.00		0.000										
Rich Gossage, R ERA: 2.65 (8, 1)	2.0	S	7	2	0	0	4	0	0	0	0	0	0	15	15	0.00		1.000										

Batter	1	2	3	4	5	6	7	8	9	AB	R	H	RBI	BB	SO	LOB	BOTTOM											
Stan Jefferson, S OBP: 0.354, SLG: 0.351 (1,7)	K		1-3							3	0	0	0	1	2	0	<b>Los Angeles Dodgers @ San Diego Padres</b> Jack Murphy Stadium, San Diego, CA Tue Jun 16 1987, 10:05 PM EDT Att: 22,968 - Unknown <a href="http://livebaseballscorecards.com">livebaseballscorecards.com</a>											
Randy Ready, R OBP: 0.428, SLG: 0.434 Rich Gossage, R (8, 1)	F7		1B		6-3					3	1	1	1	1	0	0												
Tony Gwynn, L OBP: 0.442, SLG: 0.513 (1,9)	2B		1B							3	1	2	0	1	0	3												
Carmelo Martinez, R OBP: 0.347, SLG: 0.405 (1,3)			1B							3	0	2	2	1	0	0												
Benito Santiago, R OBP: 0.298, SLG: 0.394 (1,2)	5-3		FC6-4							4	0	0	0	0	4	4												
Shane Mack, R OBP: 0.313, SLG: 0.338 (1,8)			G3							2	0	0	0	2	0	0												
Kevin Mitchell, R OBP: 0.300, SLG: 0.351 (1,5)			F8		L8-3					3	0	0	0	0	1	2												
Garry Templeton, S OBP: 0.275, SLG: 0.255 (1,6)	5-3				5-3					2	1	0	0	1	0	0												
Eric Show, R OBP: 0.030, SLG: 0.030 Craig Lefferts, L OBP: 0.500, SLG: 0.500 Lance McCullers, S (7, PH) Tim Flannery, L OBP: 0.337, SLG: 0.280 (8, 4)										2	0	0	0	0	1	0		<b>AB 26</b> <b>R 3</b> <b>H 6</b> <b>RBI 3</b> <b>BB 7</b> <b>SO 4</b> <b>LOB 9</b>										
Shane Mack, R OBP: 0.313, SLG: 0.338 (1,8)										2	0	0	0	2	0	0												
Kevin Mitchell, R OBP: 0.300, SLG: 0.351 (1,5)										3	0	0	0	0	1	2												
<b>Inning Stats</b>	R: 1 E: 0 K: 1 S: 7	H: 2 LOB: 1 BB: 0 P: 7	R: 0 E: 0 K: 0 S: 3	H: 0 LOB: 0 BB: 0 P: 3	R: 1 E: 0 K: 1 S: 8	H: 3 LOB: 2 BB: 0 P: 8	R: 0 E: 0 K: 0 S: 2	H: 0 LOB: 0 BB: 1 P: 6	R: 0 E: 0 K: 1 S: 5	H: 0 LOB: 0 BB: 0 P: 5	R: 0 E: 0 K: 0 S: 1	H: 0 LOB: 2 BB: 2 P: 9	R: 1 E: 0 K: 1 S: 5	H: 1 LOB: 3 BB: 4 P: 21	R: 0 E: 0 K: 0 S: 3	H: 0 LOB: 0 BB: 0 P: 3		1B: 5 2B: 2 3B: 0 HR: 0	SF: 0 SAC: 0 DP: 2 HBP: 0	WP: 0 PB: 0 SB: 0 CS: 1	PA: 33							
<b>PITCHER</b>	IP	WLS	BF	H	R	ER	SO	BB	IBB	HBP	BLK	WP	HR	S	P	ERA		WHIP										
Rick Honeycutt, L ERA: 2.73 (1, 1)	6.0		23	5	2	2	3	3	0	0	0	0	0	26	38	3.00		1.333										
Alejandro Pena, R ERA: 4.67 (7, 1)	0.2	L	6	1	1	1	1	2	2	0	1	0	0	4	20	13.50		4.500										
Brad Havens, L ERA: 4.7 (7, 1)	1.1		4	0	0	0	0	0	0	0	0	0	0	4	4	0.00	0.000											



Batter	1	2	3	4	5	6	7	8	9	AB	R	H	RBI	BB	SO	LOB	TOP										
Mariano Duncan, R OBP: 0.288, SLG: 0.298 Ken Landreaux, L OBP: 0.293, SLG: 0.299 (8, 7)	0-0 S 1B WP		0-0 G4-3		0-3 K	0-3 K		0-0 CS	0-0 4-3	4	1	1	0	0	2	2	<b>Los Angeles Dodgers @ San Diego Padres</b> Jack Murphy Stadium, San Diego, CA Wed Jun 17 1987, 6:33 AM EDT Att: 23,461 - Unknown <a href="http://livebaseballscorecards.com">livebaseballscorecards.com</a>										
Franklin Stubbs, L OBP: 0.328, SLG: 0.469 (1, 3)	0-0 F		0-0 HR		4-0 HR		0-3 K		0-0 L9	4	2	2	0	1	1	0											
John Shelby, S OBP: 0.298, SLG: 0.470 (1, 8)	0-3 K		0-0 HR		0-0 HR		0-0 F7 E		0-0 F7	5	3	3	4	0	1	2											
Pedro Guerrero, R OBP: 0.396, SLG: 0.596 Brian Holton, R OBP: 0.250, SLG: 0.250 Ken Howell, R OBP: 1.000, SLG: 1.000 (7, 1)	0-3 K		0-0 F9		0-0 PB 2B		0-0 F7		0-0 F7	4	1	1	0	0	1	2											
Mike Marshall, R OBP: 0.325, SLG: 0.473 (1, 9)	0-0 P6			4-0 F7 BB	0-0 1-H 2B		0-0 E6 FC6-4			3	0	1	1	1	0	1											
Mike Scioscia, L OBP: 0.366, SLG: 0.381 (1, 2)		0-0 F8		0-3 K	0-0 3-1		0-0 FC6-4			4	0	0	0	0	1	3											
Mickey Hatcher, R OBP: 0.318, SLG: 0.422 (1, 5)		0-0 L8		0-0 F7		0-0 5-3		0-3 K		4	0	0	0	0	1	1											
Steve Sax, R OBP: 0.315, SLG: 0.351 (1, 4)		0-0 6-3		0-0 F8		0-0 1-3		0-0 CS 1B		4	0	1	0	0	0	1											
Fernando Valenzuela, L OBP: 0.184, SLG: 0.184 Reggie Williams, R OBP: 0.250, SLG: 0.133 Ralph Bryant, L OBP: 0.545 Dave Anderson, R OBP: 0.288, SLG: 0.309 (8, 6)			0-0 G4-3 1B		0-0 P4		0-3 K			3	0	2	0	0	0	0											
<b>Inning Stats</b>	R: 1 E: 0 K: 2 S: 9	H: 2 LOB: 1 BB: 0 P: 9	R: 0 E: 0 K: 0 S: 3	H: 0 LOB: 0 BB: 0 P: 3	R: 2 E: 0 K: 0 S: 5	H: 3 LOB: 0 BB: 0 P: 5	R: 0 E: 0 K: 1 S: 5	H: 0 LOB: 1 BB: 1 P: 9	R: 3 E: 0 K: 1 S: 8	H: 3 LOB: 1 BB: 1 P: 12	R: 0 E: 0 K: 1 S: 6	H: 1 LOB: 1 BB: 0 P: 6	R: 1 E: 1 K: 1 S: 7	H: 1 LOB: 0 BB: 0 P: 7	R: 0 E: 0 K: 2 S: 7	H: 1 LOB: 0 BB: 0 P: 7		R: 0 E: 0 K: 0 S: 3	H: 0 LOB: 0 BB: 0 P: 3	1B: 7 2B: 2 3B: 0 HR: 2	SF: 0 SAC: 0 DP: 1 HBP: 0	WP: 1 PB: 1 SB: 1 CS: 1	PA: 40				
<b>PITCHER</b>	IP	WLS	BF	H	R	ER	SO	BB	IBB	HBP	BLK	WP	HR	S	P	ERA	WHIP										
Ed Whitson, R ERA: 4.93	4.2		23	8	6	6	4	2	0	0	0	1	2	29	37	11.57	2.143										
Ray Hayward, L ERA: 23.14	1.1	5	1	0	0	1	0	0	0	0	0	0	0	7	7	0.00	0.750										
Craig Lefferts, L ERA: 4.5	1.0	W	5	1	1	0	1	0	0	0	0	0	0	7	7	0.00	1.000										
Lance McCullers, R ERA: 3.77	2.0	S	6	1	0	0	2	0	0	0	0	0	0	10	10	0.00	0.500										

Batter	1	2	3	4	5	6	7	8	9	AB	R	H	RBI	BB	SO	LOB	BOTTOM										
Stan Jefferson, S OBP: 0.339, SLG: 0.333 (8, 8)	0-3 K		0-0 F7		0-0 6-3		0-0 3-1	0-3 K		5	0	0	0	0	2	1	<b>Los Angeles Dodgers @ San Diego Padres</b> Jack Murphy Stadium, San Diego, CA Wed Jun 17 1987, 6:33 AM EDT Att: 23,461 - Unknown <a href="http://livebaseballscorecards.com">livebaseballscorecards.com</a>										
Randy Ready, R OBP: 0.423, SLG: 0.429 (8, 7)	0-0 F7	0-0 2H 1B		0-0 4-3		0-0 P5				4	0	1	1	0	0	0											
Tony Gwynn, L OBP: 0.443, SLG: 0.511 (1, 9)	0-0 HR 1B	0-0 F7			0-0 L1		4-0 S 2B BB			3	2	1	0	1	0	1											
Carmelo Martinez, R OBP: 0.350, SLG: 0.421 (1, 3)	0-0 1-H HR		0-0 6-3		0-0 6-3		4-0 2B 1B BB			3	2	1	2	1	0	0											
Benito Santiago, R OBP: 0.306, SLG: 0.403 (1, 2)	4-0 1B BB		0-0 E FC6-5 1B		0-0 1-3		0-0 1-3 2H 1B 2B			3	2	2	1	1	0	0											
Shane Mack, R OBP: 0.325, SLG: 0.351 John Kruk, L OBP: 0.453, SLG: 0.509 Dave Dravecky, R OBP: 0.250, SLG: 0.250 Lance McCullers, S (8, 1)	0-0 F7		0-0 E9 FC6-5 1B		0-3 K	0-0 K	0-0 2H 1B			3	0	2	0	0	1	0											
Kevin Mitchell, R OBP: 0.299, SLG: 0.367 (1, 5)	0-0 6-3		0-0 FC6-5		0-0 HR		0-0 F9			4	1	1	2	0	0	4											
Garry Templeton, S OBP: 0.274, SLG: 0.251 (1, 6)		4-0 SH2-4 1B BB		0-0 K		0-0 6-3		0-3 K		3	1	0	0	1	2	1											
Ed Whitson, R OBP: 0.077, SLG: 0.077 Ray Hayward, L (5, 1)		0-0 SH2-4		0-0 1-3		0-3 K		0-0 4-3		1	0	0	0	0	0	0											
Luis Salazar, R OBP: 0.337, SLG: 0.368 Craig Lefferts, L OBP: 0.500, SLG: 0.500 Tim Flannery, L OBP: 0.333, SLG: 0.277 (8, 4)			0-0 1-2			0-3 K				1	0	0	0	0	0	0											
<b>Inning Stats</b>	R: 2 E: 0 K: 1 S: 8	H: 3 LOB: 2 BB: 1 P: 12	R: 1 E: 0 K: 0 S: 4	H: 1 LOB: 1 BB: 1 P: 8	R: 1 E: 1 K: 1 S: 7	H: 2 LOB: 1 BB: 0 P: 7	R: 0 E: 0 K: 0 S: 3	H: 0 LOB: 0 BB: 0 P: 3	R: 0 E: 0 K: 2 S: 8	H: 1 LOB: 0 BB: 0 P: 8	R: 3 E: 0 K: 0 S: 5	H: 2 LOB: 1 BB: 2 P: 13	R: 0 E: 0 K: 2 S: 7	H: 0 LOB: 0 BB: 0 P: 7	R: 0 E: 0 K: 0 S: 3	H: 0 LOB: 0 BB: 0 P: 3	1B: 6 2B: 1 3B: 0 HR: 2	SF: 0 SAC: 1 DP: 0 HBP: 0	WP: 0 PB: 0 SB: 1 CS: 0	PA: 37							
<b>PITCHER</b>	IP	WLS	BF	H	R	ER	SO	BB	IBB	HBP	BLK	WP	HR	S	P	ERA	WHIP										
Fernando Valenzuela, L ERA: 4.05	6.0		27	7	5	4	4	2	0	0	0	0	0	3	11	40.50	4.500										
Brian Holton, R ERA: 3.58	0.2	L	5	1	3	3	0	2	0	0	0	0	0	3	11	40.50	4.500										
Ken Howell, R ERA: 4.75	1.1		5	1	0	0	2	0	0	0	0	0	0	9	9	0.00	0.750										







Batter	1	2	3	4	5	6	7	8	9	10	11	AB	R	H	RBI	BB	SO	LOB	TOP							
Dave Anderson, R OBP: 0.321, SLG: 0.387	6-3		G4-6-3 1B		E S E BB		2B			4-3		4	1	2	0	1	0	0								
Steve Sax, R OBP: 0.317, SLG: 0.359	4-3		F4		E3		1-3			K		5	0	0	0	0	1	3								
John Shelby, S OBP: 0.283, SLG: 0.465	K		G4-6-3 1-2		6-3		F8			F9		5	0	0	0	0	1	4								
Pedro Guerrero, R OBP: 0.396, SLG: 0.584		4-6-3 1B BB		1B		FC3-6 1B		F3			F8	4	0	2	0	1	0	0								
Mike Marshall, R OBP: 0.335, SLG: 0.494		4-6-3 1-2 1B		G4-6-3 1B		FC3-6 1B		1-3			1B	5	1	3	0	0	0	1								
Mike Scioscia, L OBP: 0.349, SLG: 0.360		4-6-3 1-2 2-3		F8		F9		4-3			F9	5	0	0	0	0	0	6								
Franklin Stubbs, L OBP: 0.329, SLG: 0.461		K		G4-6-3 1-2						F4		5	0	1	1	0	1	5								
Mickey Hatcher, R OBP: 0.314, SLG: 0.409		F6				5-3		F4		4-3		3	0	0	0	0	0	3								
Ralph Bryant, L OBP: 0.357, SLG: 0.500												1	0	0	0	0	0	0								
Jeff Hamilton, R OBP: 0.273, SLG: 0.290												0	0	0	0	0	0	0								
Orel Hershiser, R OBP: 0.219, SLG: 0.333												4	0	1	0	0	1	0								
Ken Howell, R OBP: 1.000, SLG: 1.000			E5 1B		K			6-3				0	0	0	0	0	0	0								
Matt Young, L OBP: 1.000, SLG: 1.000												0	0	0	0	0	0	0								
<b>Inning Stats</b>	R: 0 E: 0 K: 1 S: 5	H: 0 LOB: 0 BB: 0 P: 5	R: 0 E: 0 K: 1 S: 6	H: 1 LOB: 2 BB: 1 P: 10	R: 0 E: 1 K: 2 S: 4	H: 2 LOB: 1 BB: 0 P: 4	R: 0 E: 0 K: 0 S: 4	H: 2 LOB: 1 BB: 0 P: 4	R: 1 E: 0 K: 1 S: 6	H: 0 LOB: 1 BB: 1 P: 10	R: 0 E: 0 K: 0 S: 5	H: 1 LOB: 0 BB: 0 P: 4	R: 0 E: 0 K: 0 S: 3	H: 0 LOB: 0 BB: 0 P: 3	R: 0 E: 0 K: 0 S: 3	H: 0 LOB: 0 BB: 0 P: 3	R: 0 E: 0 K: 1 S: 5	H: 0 LOB: 0 BB: 0 P: 5	R: 0 E: 0 K: 0 S: 5	H: 1 LOB: 1 BB: 0 P: 4	1B: 8 2B: 1 3B: 0 HR: 0	SF: 0 SAC: 0 DP: 2 HBP: 0	WP: 0 PB: 0 SB: 1 CS: 0	PA: 43		
<b>PITCHER</b>	IP ERA	WLS LOB	BF 33	H 8	R 2	ER 1	SO 3	BB 2	IBB 0	HBP 0	BLK 0	WP 0	HR 0	S 37	P 45	ERA 2.92	WHIP 1.250									
Danny Darwin, R ERA: 2.92																										
Larry Andersen, R ERA: 3.1	2.0	6	0	0	0	1	0	0	0	0	0	0	0	8	8	0.00	0.000									
Dave Meads, L ERA: 6.35	1.0	W 4	1	0	0	0	0	0	0	0	0	0	0	4	4	0.00	1.000									

Los Angeles Dodgers @ Houston Astros  
Astrodome, Houston, TX  
Fri Jun 19 1987, 8:05 PM EDT  
Att: 29,670 - Unknown

AB 41  
R 2  
H 9  
RBI 1  
BB 2  
SO 4  
LOB 22



Batter	1	2	3	4	5	6	7	8	9	10	11	AB	R	H	RBI	BB	SO	LOB	BOTTOM						
Billy Hatcher, R OBP: 0.374, SLG: 0.442	K		6-3			K		K		FC4-6 1-2		5	0	0	0	0	3	2							
Bill Doran, S OBP: 0.342, SLG: 0.389	G1-6-3 1B			K		HR				SH1-4 BB		4	2	3	1	1	1	0							
Craig Reynolds, L OBP: 0.331, SLG: 0.360	G1-6-3 1-2			4-3		3-1				SH1-4 1-2		4	0	1	0	0	0	1							
Glenn Davis, R OBP: 0.354, SLG: 0.527		6-3						6-3				4	0	1	0	1	1	2							
Kevin Bass, S OBP: 0.335, SLG: 0.432		K		K				6-3		K		4	0	0	1	0	3	3							
Jose Cruz, L OBP: 0.313, SLG: 0.408						K		K		F7		4	1	1	1	0	2	2							
Chuck Jackson, R OBP: 0.319, SLG: 0.310				K								4	0	1	0	0	2	0							
Ronn Reynolds, R OBP: 0.125, SLG: 0.174			K		K							3	0	0	0	0	2	0							
Danny Darwin, R OBP: 0.129, SLG: 0.226												2	0	0	0	0	1	0							
Alan Ashby, S OBP: 0.389, SLG: 0.427								6-3				1	0	0	0	0	0	1							
Larry Andersen, R OBP: 0.389, SLG: 0.427												0	0	0	0	0	0	0							
Terry Puhl, L OBP: 0.250, SLG: 0.254												0	0	0	0	1	0	0							
Dave Meads, L OBP: 0.500, SLG: 0.333										FC4-6 BB		0	0	0	0	0	0	0							
<b>Inning Stats</b>	R: 0 E: 0 K: 1 S: 5	H: 1 LOB: 0 BB: 0 P: 5	R: 1 E: 0 K: 2 S: 8	H: 1 LOB: 0 BB: 0 P: 8	R: 0 E: 0 K: 2 S: 7	H: 0 LOB: 0 BB: 0 P: 7	R: 0 E: 0 K: 2 S: 8	H: 1 LOB: 1 BB: 0 P: 8	R: 0 E: 0 K: 1 S: 6	H: 0 LOB: 0 BB: 0 P: 6	R: 0 E: 0 K: 1 S: 6	H: 1 LOB: 1 BB: 0 P: 6	R: 0 E: 0 K: 1 S: 5	H: 0 LOB: 2 BB: 2 P: 13	R: 0 E: 0 K: 1 S: 5	H: 0 LOB: 1 BB: 1 P: 9	R: 1 E: 0 K: 1 S: 6	H: 2 LOB: 1 BB: 0 P: 6	1B: 5 2B: 0 3B: 0 HR: 2	SF: 1 SAC: 2 DP: 1 HBP: 0	WP: 0 PB: 0 SB: 0 CS: 0	PA: 41			
<b>PITCHER</b>	IP ERA	WLS LOB	BF 39	H 7	R 3	ER 3	SO 14	BB 2	IBB 1	HBP 0	BLK 0	WP 0	HR 2	S 64	P 76	ERA 2.70	WHIP 0.900								
Orel Hershiser, R ERA: 2.70																									
Ken Howell, R ERA: 4.7	0.1	1	0	0	0	1	0	0	0	0	0	0	0	3	3	0.00	0.000								
Matt Young, L ERA: 6.35	0.1	1	0	0	0	0	0	0	0	0	0	0	0	1	1	0.00	0.000								

Los Angeles Dodgers @ Houston Astros  
Astrodome, Houston, TX  
Fri Jun 19 1987, 8:05 PM EDT  
Att: 29,670 - Unknown

AB 35  
R 3  
H 7  
RBI 3  
BB 3  
SO 15  
LOB 11





Batter	1	2	3	4	5	6	7	8	9	AB	R	H	RBI	BB	SO	LOB	TOP			
<b>Dave Anderson, R</b> (1, 6) OBP: 0.318, SLG: 0.418										4	1	1	1	0	1	1	<b>Los Angeles Dodgers @ Houston Astros</b> Astrodome, Houston, TX Sat Jun 20 1987, 4:33 AM EDT Att: 40,358 - Unknown  <b>AB 30</b> <b>R 2</b> <b>H 3</b> <b>RBI 2</b> <b>BB 1</b> <b>SO 9</b> <b>LOB 4</b> 			
<b>Steve Sax, R</b> (1, 4) OBP: 0.316, SLG: 0.358										4	1	1	0	0	0					
<b>John Shelby, S</b> (1, 8) OBP: 0.276, SLG: 0.452										4	0	0	0	0	1					
<b>Pedro Guerrero, R</b> (1, 7) OBP: 0.390, SLG: 0.574										4	0	0	0	0	1					
<b>Mike Marshall, R</b> (1, 9) OBP: 0.335, SLG: 0.491										3	0	1	1	0	2					
<b>Mike Scioscia, L</b> (1, 2) OBP: 0.343, SLG: 0.354										3	0	0	0	0	1					
<b>Franklin Stubbs, L</b> (1, 3) OBP: 0.325, SLG: 0.455										3	0	0	0	0	1					
<b>Phil Garner, R</b> (1, 5) OBP: 0.262, SLG: 0.339										3	0	0	0	0	1					
<b>Tim Leary, R</b> (1, 1) OBP: 0.125, SLG: 0.125										2	0	0	0	0	2					
<b>Ken Landreaux, L</b> (8, PH) OBP: 0.307, SLG: 0.307										0	0	0	0	1	0					
<b>Brian Holton, R</b> (8, 1) OBP: 0.250, SLG: 0.250										0	0	0	0	0	0					
<b>Inning Stats</b>	R: 1 E: 0 K: 1 S: 6	H: 1 LOB: 0 BB: 0 P: 6	R: 0 E: 0 K: 2 S: 7	H: 0 LOB: 0 BB: 0 P: 7	R: 0 E: 0 K: 1 S: 5	H: 0 LOB: 0 BB: 0 P: 5	R: 1 E: 0 K: 0 S: 5	H: 2 LOB: 1 BB: 0 P: 5	R: 0 E: 0 K: 1 S: 5	H: 0 LOB: 0 BB: 0 P: 3	R: 0 E: 0 K: 1 S: 5	H: 0 LOB: 0 BB: 0 P: 5	R: 0 E: 0 K: 3 S: 9	H: 0 LOB: 1 BB: 1 P: 13	R: 0 E: 0 K: 0 S: 3	H: 0 LOB: 0 BB: 0 P: 3	1B: 2 2B: 0 3B: 0 HR: 1	SF: 0 SAC: 0 DP: 0 HBP: 0	WP: 1 PB: 0 SB: 2 CS: 0	PA: 31
<b>PITCHER</b> <b>Mike Scott, R</b> (1, 1) ERA: 2.1	IP: 9.0 WLS: W BF: 31 H: 3 R: 2 ER: 2 SO: 9 BB: 1 IBB: 0 HBP: 0 BLK: 0 WP: 1 HR: 1 S: 48 P: 52 ERA: 2.00 WHIP: 0.444																			

Batter	1	2	3	4	5	6	7	8	9	AB	R	H	RBI	BB	SO	LOB	BOTTOM			
<b>Billy Hatcher, R</b> (1, 8) OBP: 0.375, SLG: 0.454										4	1	2	1	0	0	1	<b>Los Angeles Dodgers @ Houston Astros</b> Astrodome, Houston, TX Sat Jun 20 1987, 4:33 AM EDT Att: 40,358 - Unknown  <b>AB 29</b> <b>R 3</b> <b>H 7</b> <b>RBI 3</b> <b>BB 2</b> <b>SO 4</b> <b>LOB 11</b> 			
<b>Bill Doran, S</b> (1, 4) OBP: 0.338, SLG: 0.383										4	0	0	0	0	2	2				
<b>Craig Reynolds, L</b> (1, 6) OBP: 0.322, SLG: 0.350										4	0	0	0	0	0	1				
<b>Glenn Davis, R</b> (1, 3) OBP: 0.360, SLG: 0.533										3	1	2	0	1	1	1				
<b>Kevin Bass, S</b> (1, 9) OBP: 0.333, SLG: 0.441										4	1	1	2	0	0	2				
<b>Jose Cruz, L</b> (1, 7) OBP: 0.318, SLG: 0.409										2	0	1	0	1	0	0				
<b>Chuck Jackson, R</b> (1, 5) OBP: 0.300, SLG: 0.289										3	0	0	0	0	0	3				
<b>Ronn Reynolds, R</b> (1, 2) OBP: 0.148, SLG: 0.192										3	0	1	0	0	0	1				
<b>Mike Scott, R</b> (1, 1) OBP: 0.147, SLG: 0.065										2	0	0	0	0	1	0				
<b>Inning Stats</b>	R: 0 E: 0 K: 2 S: 8	H: 1 LOB: 1 BB: 0 P: 8	R: 0 E: 1 K: 0 S: 4	H: 0 LOB: 1 BB: 0 P: 4	R: 1 E: 0 K: 1 S: 6	H: 1 LOB: 0 BB: 0 P: 6	R: 0 E: 0 K: 0 S: 3	H: 1 LOB: 1 BB: 1 P: 7	R: 0 E: 0 K: 0 S: 6	H: 1 LOB: 1 BB: 0 P: 6	R: 2 E: 0 K: 0 S: 4	H: 2 LOB: 0 BB: 1 P: 8	R: 0 E: 0 K: 0 S: 3	H: 0 LOB: 0 BB: 0 P: 3	R: 0 E: 0 K: 0 S: 4	H: 1 LOB: 1 BB: 0 P: 4		1B: 4 2B: 2 3B: 0 HR: 2	SF: 0 SAC: 1 DP: 2 HBP: 0	WP: 0 PB: 0 SB: 1 CS: 0
<b>PITCHER</b> <b>Tim Leary, R</b> (1, 1) ERA: 5.06	IP: 7.0 WLS: L BF: 28 H: 6 R: 3 ER: 3 SO: 4 BB: 2 IBB: 0 HBP: 0 BLK: 0 WP: 0 HR: 2 S: 34 P: 42 ERA: 3.86 WHIP: 1.143																			
<b>Brian Holton, R</b> (8, 1) ERA: 3.4	IP: 1.0 WLS: L BF: 4 H: 1 R: 0 ER: 0 SO: 0 BB: 0 IBB: 0 HBP: 0 BLK: 0 WP: 0 HR: 0 S: 4 P: 4 ERA: 0.00 WHIP: 1.000																			



Batter	1	2	3	4	5	6	7	8	9	AB	R	H	RBI	BB	SO	LOB	TOP										
Dave Anderson, R OBP: 0.315, SLG: 0.410	F2		1B		F8			F7		4	0	1	0	0	0	0	<b>Los Angeles Dodgers @ Houston Astros</b> Astrodome, Houston, TX Sun Jun 21 1987, 4:33 AM EDT Att: 31,079 - Unknown										
Steve Sax, R OBP: 0.312, SLG: 0.353	5-3		F8			6-3		L4		4	0	0	0	0	0	2											
John Shelby, S OBP: 0.281, SLG: 0.453	F8		1B						K	4	0	2	1	0	1	0											
Pedro Guerrero, R OBP: 0.385, SLG: 0.564		6-3	G5-4-3			G4-3		F9		4	0	0	0	0	0	3											
Mickey Hatcher, R OBP: 0.331, SLG: 0.425 Franklin Stubbs, L (9, PH) OBP: 0.328, SLG: 0.457										3	0	3	0	0	0	0											
Phil Garner, R OBP: 0.254, SLG: 0.328										1	0	1	0	0	0	0											
Mike Scioscia, L OBP: 0.343, SLG: 0.350										4	0	0	0	0	0	4											
Reggie Williams, R OBP: 0.231, SLG: 0.121										2	0	0	0	1	0	1											
Rick Honeycutt, L OBP: 0.217, SLG: 0.182 Jeff Hamilton, R (5, PH) OBP: 0.285, SLG: 0.281 Brad Havens, L (5, PH) OBP: 0.269, SLG: 0.329 Alex Trevino, R (8, PH) OBP: 1.000, SLG: 1.000										3	0	0	0	0	0	3											
Inning Stats	R: 0 E: 0 K: 0 S: 3	H: 0 LOB: 0 BB: 0 P: 3	R: 0 E: 0 K: 0 S: 4	H: 1 LOB: 2 BB: 1 P: 8	R: 1 E: 0 K: 0 S: 5	H: 3 LOB: 1 BB: 0 P: 5	R: 0 E: 0 K: 0 S: 3	H: 1 LOB: 0 BB: 0 P: 3	R: 0 E: 0 K: 1 S: 5	H: 0 LOB: 0 BB: 0 P: 5	R: 0 E: 0 K: 0 S: 3	H: 1 LOB: 1 BB: 0 P: 4	R: 0 E: 0 K: 1 S: 5	H: 0 LOB: 0 BB: 0 P: 5	R: 0 E: 0 K: 1 S: 6	H: 1 LOB: 1 BB: 0 P: 6		1B: 8 2B: 1 3B: 0 HR: 0	SF: 0 SAC: 0 DP: 3 HBP: 0	WP: 1 PB: 0 SB: 0 CS: 0	PA: 33						
PITCHER	IP	WLS	BF	H	R	ER	SO	BB	IBB	HBP	BLK	WP	HR	S	P	ERA	WHIP										
Jim Deshaies, L ERA: 3.45	(1, 1)	8.0	W	29	7	1	1	2	1	0	0	0	0	32	36	1.12	1.000										
Larry Andersen, R ERA: 3.02	(9, 1)	1.0		4	1	0	0	1	0	0	0	0	0	6	6	0.00	1.000										

Batter	1	2	3	4	5	6	7	8	9	AB	R	H	RBI	BB	SO	LOB	BOTTOM										
Billy Hatcher, R OBP: 0.374, SLG: 0.462	5-3	K						K		4	1	1	1	0	2	0	<b>Los Angeles Dodgers @ Houston Astros</b> Astrodome, Houston, TX Sun Jun 21 1987, 4:33 AM EDT Att: 31,079 - Unknown										
Bill Doran, S OBP: 0.343, SLG: 0.387										3	1	2	0	1	1	0											
Chuck Jackson, R OBP: 0.315, SLG: 0.292										3	1	1	0	1	0	1											
Glenn Davis, R OBP: 0.354, SLG: 0.524										4	0	0	0	0	1	2											
Kevin Bass, S OBP: 0.332, SLG: 0.436										3	1	0	0	1	1	0											
Jose Cruz, L OBP: 0.321, SLG: 0.408										3	2	1	1	1	0	0											
Dickie Thon, R OBP: 0.347, SLG: 0.259										3	0	1	0	1	0	0											
Ronn Reynolds, R OBP: 0.129, SLG: 0.167										4	0	0	0	0	2	2											
Jim Deshaies, L OBP: 0.257, SLG: 0.103 Larry Andersen, R										3	0	0	0	0	3	2											
Inning Stats	R: 4 E: 2 K: 2 S: 11	H: 3 LOB: 2 BB: 2 P: 19	R: 0 E: 0 K: 1 S: 5	H: 1 LOB: 1 BB: 1 P: 9	R: 0 E: 0 K: 0 S: 3	H: 0 LOB: 0 BB: 0 P: 3	R: 1 E: 0 K: 2 S: 8	H: 1 LOB: 0 BB: 0 P: 8	R: 0 E: 0 K: 1 S: 5	H: 0 LOB: 0 BB: 0 P: 5	R: 0 E: 0 K: 1 S: 7	H: 0 LOB: 1 BB: 1 P: 11	R: 1 E: 1 K: 1 S: 6	H: 1 LOB: 1 BB: 1 P: 10	1B: 4 2B: 1 3B: 0 HR: 1	SF: 0 SAC: 0 DP: 0 HBP: 0		WP: 1 PB: 0 SB: 0 CS: 1	PA: 35								
PITCHER	IP	WLS	BF	H	R	ER	SO	BB	IBB	HBP	BLK	WP	HR	S	P	ERA	WHIP										
Rick Honeycutt, L ERA: 2.95	(1, 1)	4.0	L	20	5	3	5	3	0	0	0	0	1	27	39	6.75	2.000										
Brad Havens, L ERA: 3.38	(5, 1)	3.0		10	0	0	0	4	1	0	0	0	0	17	21	0.00	0.333										
Ken Howell, R ERA: 4.55	(8, 1)	1.0		5	1	1	0	1	1	0	0	0	0	6	10	0.00	2.000										



Batter	1	2	3	4	5	6	7	8	9	AB	R	H	RBI	BB	SO	LOB	TOP			
Dion James, L (1, 8) OBP: 0.392, SLG: 0.408 Ozzie Virgil, R (9, FH) OBP: 0.347, SLG: 0.589	K		E3 4-3 1B				F5		5-3	3	1	0	0	1	1	1	<b>Atlanta Braves @ Los Angeles Dodgers</b> Dodger Stadium, Los Angeles, CA Tue Jun 23 1987, 7:05 PM PDT Att: 31,019 - Unknown			
Rafael Ramirez, R (1, 5) OBP: 0.323, SLG: 0.382	F9		4-3				F6			4	0	1	1	0	0	2				
Ken Griffey, L (1, 7) OBP: 0.390, SLG: 0.594	WP 1B		F4				L4			4	0	1	0	0	0	3				
Dale Murphy, R (1, 9) OBP: 0.465, SLG: 0.660	F7		1B						K	3	0	1	1	1	1	1				
Ted Simmons, S (1, 3)		1B BB	F8				BB K		1-3	3	0	0	0	1	1	2				
Andres Thomas, R (1, 6) OBP: 0.299, SLG: 0.350 Jim Acker, R (8, 1) OBP: 0.250, SLG: 0.250	F4						F7		F9	4	0	0	0	0	0	2				
Bruce Benedict, R (1, 2) Trench Davis, L (9, PR)	F8						5-3			3	0	0	0	1	0	2				
Glenn Hubbard, R (1, 4) OBP: 0.438, SLG: 0.449									SH1-4 BB	0	0	0	0	0	0	0				
Charlie Puleo, R (1, 1) OBP: 0.500, SLG: 0.875 Jeff Dedmon, L (4, 1) OBP: 0.152, SLG: 0.100 Gary Roenicke, R (7, FH) OBP: 0.314, SLG: 0.263 Paul Assenmacher, L (7, 1) Graig Nettles, L (8, 5) OBP: 0.299, SLG: 0.288	K						4-3		4-3	1	0	0	0	0	1	2				
<b>Inning Stats</b>	R: 0 E: 0 K: 1 S: 6	H: 1 LOB: 1 BB: 0 P: 6	R: 0 E: 0 K: 1 S: 6	H: 1 LOB: 2 BB: 1 P: 10	R: 1 E: 1 K: 0 S: 5	H: 1 LOB: 1 BB: 0 P: 5	R: 0 E: 0 K: 0 S: 3	H: 0 LOB: 0 BB: 0 P: 3	R: 0 E: 0 K: 1 S: 5	H: 0 LOB: 1 BB: 1 P: 9	R: 1 E: 0 K: 0 S: 5	H: 2 LOB: 1 BB: 0 P: 5	R: 0 E: 0 K: 1 S: 5	H: 0 LOB: 0 BB: 0 P: 5	R: 0 E: 0 K: 0 S: 3	H: 0 LOB: 2 BB: 1 P: 7		1B: 4 2B: 1 3B: 0 HR: 0	SF: 0 SAC: 1 DP: 0 HBP: 0	WP: 1 PB: 0 SB: 1 CS: 0
<b>PITCHER</b> Fernando Valenzuela, L (1, 1) ERA: 3.8	IP: 9.0 WLS: W BF: 37 H: 5 R: 2 ER: 1 SO: 4 BB: 4 IBB: 0 HBP: 0 BLK: 0 WP: 1 HR: 0 S: 41 P: 57 ERA: 1.00 WHIP: 1.000																			

AB	32
R	2
H	5
RBI	2
BB	4
SO	4
LOB	20



Batter	1	2	3	4	5	6	7	8	9	AB	R	H	RBI	BB	SO	LOB	BOTTOM			
Dave Anderson, R (1, 6) OBP: 0.312, SLG: 0.402	G5-4-3 1B		P6				4-3		G3	4	0	1	0	0	0	0	<b>Atlanta Braves @ Los Angeles Dodgers</b> Dodger Stadium, Los Angeles, CA Tue Jun 23 1987, 7:05 PM PDT Att: 31,019 - Unknown			
Steve Sax, R (1, 4) OBP: 0.315, SLG: 0.352	G5-4-3 1-2		1B S BB				E6 CS		E S 1B	3	0	1	0	1	0	1				
John Shelby, S (1, 8) OBP: 0.280, SLG: 0.444	L9		1B 1-2 BB				L7		G3	3	0	0	0	1	0	2				
Pedro Guerrero, R (1, 7) OBP: 0.386, SLG: 0.561		1B HR BB	S 1B				CS		F9	3	1	1	0	1	0	1				
Mike Marshall, R (1, 9) OBP: 0.341, SLG: 0.494		HR 1B	K				G4-6-3 1B			3	1	2	0	0	1	2				
Franklin Stubbs, L (1, 3) OBP: 0.332, SLG: 0.471		HR					G4-6-3			2	1	1	3	1	0	1				
Mike Scioscia, L (1, 2) OBP: 0.343, SLG: 0.346		G5-4-3 BB					6-3		4-3	2	0	0	0	1	0	1				
Jeff Hamilton, R (1, 5) OBP: 0.243, SLG: 0.257	F8		K				K		4-3	3	0	0	0	0	1	2				
Fernando Valenzuela, L (1, 1) OBP: 0.171, SLG: 0.171	G5-4-3		4-3				4-3		F9	3	0	0	0	0	0	2				
<b>Inning Stats</b>	R: 0 E: 0 K: 0 S: 3	H: 1 LOB: 0 BB: 0 P: 3	R: 3 E: 0 K: 0 S: 4	H: 2 LOB: 2 BB: 2 P: 12	R: 0 E: 0 K: 1 S: 5	H: 1 LOB: 2 BB: 2 P: 13	R: 0 E: 0 K: 1 S: 5	H: 0 LOB: 1 BB: 1 P: 9	R: 0 E: 0 K: 0 S: 3	H: 0 LOB: 0 BB: 0 P: 3	R: 0 E: 0 K: 0 S: 3	H: 0 LOB: 0 BB: 0 P: 3	R: 0 E: 0 K: 0 S: 4	H: 1 LOB: 1 BB: 0 P: 4	R: 0 E: 0 K: 0 S: 3	H: 0 LOB: 0 BB: 0 P: 3		1B: 5 2B: 0 3B: 0 HR: 1	SF: 0 SAC: 0 DP: 3 HBP: 0	WP: 0 PB: 0 SB: 4 CS: 1
<b>PITCHER</b> Charlie Puleo, R (1, 1) ERA: 3.92 Jeff Dedmon, R (4, 1) ERA: 2.72 Paul Assenmacher, L (7, 1) ERA: 4.82 Jim Acker, R (8, 1) ERA: 4.3	IP: 3.0 WLS: L BF: 14 H: 4 R: 3 ER: 3 SO: 3 BB: 4 IBB: 0 HBP: 0 BLK: 0 WP: 0 HR: 1 S: 12 P: 28 ERA: 9.00 WHIP: 2.667																			

AB	26
R	3
H	6
RBI	3
BB	5
SO	2
LOB	12









Batter	1	2	3	4	5	6	7	8	9	AB	R	H	RBI	BB	SO	LOB	TOP			
Dion James, L (1, 8) OBP: 0.398, SLG: 0.427	F8		3-1		6-3			1B		4	0	1	0	0	0	3	<p>Atlanta Braves @ Los Angeles Dodgers Dodger Stadium, Los Angeles, CA Thu Jun 25 1987, 7:05 PM PDT Att: 28,425 - Unknown</p>			
Rafael Ramirez, R (1, 6) OBP: 0.305, SLG: 0.359	K		4-3			5-3		F7		4	0	0	0	0	1	2				
Gerald Perry, L (1, 3) Paul Assenmacher, L (8, 1)	L7			G3		4-1		L8		4	0	0	0	0	0	1				
Dale Murphy, R (1, 9) OBP: 0.464, SLG: 0.663		K		4-3			1B		4-3 E 5-3 BB	3	1	1	0	1	1	0				
Ken Griffey, L (1, 7) Trench Davis, L (9, PR)		FC6-4 1B		K			K		E1 1B 4-3 1-2	4	0	1	0	0	2	2				
Graig Nettles, L (1, 5) OBP: 0.297, SLG: 0.286	F8					1B		F7		4	0	1	0	0	0	3				
Ozzie Virgil, R (1, 2) OBP: 0.339, SLG: 0.571	FC6-4 1-2					1-2 1B		1-3		4	0	1	1	0	0	3				
Glenn Hubbard, R (1, 4) OBP: 0.439, SLG: 0.450						K		6-3		4	0	2	0	0	1	2				
Doyle Alexander, R (1, 1) OBP: 0.105, SLG: 0.056								4-3		2	0	0	0	0	2	3				
Jim Acker, R (7, 1) OBP: 0.250, SLG: 0.250			K							0	0	0	0	0	0	0				
Ted Simmons, S (8, PH) OBP: 0.320, SLG: 0.429									1-2 1B	2	0	1	0	0	0	0				
<b>Inning Stats</b>	R: 0 E: 0 K: 1 S: 5	H: 0 LOB: 0 BB: 0 P: 5	R: 0 E: 0 K: 1 S: 6	H: 1 LOB: 1 BB: 0 P: 6	R: 0 E: 0 K: 1 S: 6	H: 1 LOB: 1 BB: 0 P: 6	R: 0 E: 0 K: 2 S: 5	H: 0 LOB: 0 BB: 0 P: 5	R: 0 E: 0 K: 1 S: 9	H: 2 LOB: 2 BB: 0 P: 9	R: 0 E: 0 K: 0 S: 3	H: 0 LOB: 0 BB: 0 P: 3	R: 0 E: 0 K: 0 S: 4	H: 1 LOB: 1 BB: 0 P: 4	R: 1 E: 1 K: 0 S: 5	H: 2 LOB: 2 BB: 1 P: 9	1B: 7 2B: 1 3B: 0 HR: 0	SF: 0 SAC: 0 DP: 0 HBP: 0	WP: 0 PB: 0 SB: 0 CS: 0	PA: 36
<b>PITCHER</b> Orel Hershiser, R (1, 1) ERA: 2.56	IP: 9.0 WLS: W BF: 36 H: 8 R: 1 ER: 0 SO: 7 BB: 1 IBB: 0 HBP: 0 BLK: 0 WP: 0 HR: 0 S: 49 P: 53 ERA: 0.00 WHIP: 1.000															<b>PITCHER</b>				

Batter	1	2	3	4	5	6	7	8	9	AB	R	H	RBI	BB	SO	LOB	BOTTOM			
Dave Anderson, R (1, 6) OBP: 0.324, SLG: 0.427	4-3 1B					B1-3	4-3			4	0	2	0	0	0	3	<p>Atlanta Braves @ Los Angeles Dodgers Dodger Stadium, Los Angeles, CA Thu Jun 25 1987, 7:05 PM PDT Att: 28,425 - Unknown</p>			
Steve Sax, R (1, 4) OBP: 0.315, SLG: 0.349	4-3 1-2		F9			3-1		5-3		4	0	0	0	0	0	2				
John Shelby, S (1, 8) OBP: 0.272, SLG: 0.444	K				F9		HR	K		4	1	1	1	0	2	1				
Pedro Guerrero, R (1, 7) OBP: 0.388, SLG: 0.558	K				4-3			L8		4	1	1	0	0	1	1				
Ken Landreaux, L (9, 7) OBP: 0.304, SLG: 0.303	K						1B 2B			0	0	0	0	0	0	0				
Mike Marshall, R (1, 9) OBP: 0.348, SLG: 0.500		6-3			K			1B		3	0	1	1	0	1	0				
Franklin Stubbs, L (1, 3) OBP: 0.329, SLG: 0.470	K				G3		L9			3	0	0	0	0	1	0				
Mike Scioscia, L (1, 2) OBP: 0.344, SLG: 0.347	6-3							2B 1B		3	0	2	0	0	0	0				
Jeff Hamilton, R (1, 5) OBP: 0.250, SLG: 0.268					4-3			1B		3	0	1	0	0	1	1				
Orel Hershiser, R (1, 1) OBP: 0.283, SLG: 0.318	F3					B1-3		BB		2	0	0	0	1	0	0				
<b>Inning Stats</b>	R: 0 E: 0 K: 2 S: 8	H: 1 LOB: 1 BB: 0 P: 8	R: 0 E: 0 K: 1 S: 5	H: 0 LOB: 0 BB: 0 P: 5	R: 0 E: 0 K: 0 S: 4	H: 1 LOB: 1 BB: 0 P: 4	R: 0 E: 0 K: 1 S: 5	H: 0 LOB: 0 BB: 0 P: 5	R: 0 E: 0 K: 0 S: 3	H: 0 LOB: 0 BB: 0 P: 3	R: 2 E: 0 K: 0 S: 7	H: 5 LOB: 3 BB: 1 P: 11	R: 0 E: 0 K: 1 S: 5	H: 0 LOB: 0 BB: 0 P: 5	R: 0 E: 0 K: 1 S: 5	H: 0 LOB: 0 BB: 0 P: 5	1B: 5 2B: 2 3B: 0 HR: 1	SF: 0 SAC: 0 DP: 0 HBP: 0	WP: 0 PB: 0 SB: 0 CS: 1	PA: 31
<b>PITCHER</b> Doyle Alexander, R (1, 1) ERA: 3.19 Jim Acker, R (7, 1) ERA: 4.55 Paul Assenmacher, L (8, 1) ERA: 4.5	IP: 6.2 WLS: L BF: 27 H: 8 R: 2 ER: 2 SO: 5 BB: 1 IBB: 0 HBP: 0 BLK: 0 WP: 0 HR: 1 S: 36 P: 40 ERA: 2.70 WHIP: 1.350															<b>PITCHER</b>				






Batter	1	2	3	4	5	6	7	8	9	AB	R	H	RBI	BB	SO	LOB	TOP					
Kal Daniels, L OBP: 0.409, SLG: 0.617 (1, 7)	L5		4-3						F7								5 0 1 0 0 0 0					
Tracy Jones, R OBP: 0.394, SLG: 0.590 (1, 9)	HR		F7					F4									5 1 2 1 0 0 0					
Eric Davis, R OBP: 0.413, SLG: 0.694 (1, 8)	E5 1B							HR BB									3 2 1 0 2 0 0					
Dave Parker, L OBP: 0.338, SLG: 0.510 (1, 3)	F8		K					K	G4-1								5 1 1 1 0 2 5					
Buddy Bell, R OBP: 0.353, SLG: 0.418 (1, 5)	1B							HR BB									2 1 2 1 2 0 0					
Bo Diaz, R OBP: 0.314, SLG: 0.381 (1, 2)	5-3							HR									4 1 2 3 0 0 2					
Kurt Stillwell, S OBP: 0.327, SLG: 0.382 (1, 6)								HR									4 0 1 0 0 1 3					
Dave Concepcion, R OBP: 0.366, SLG: 0.348 (1, 4)																	4 0 0 0 0 0 1					
Ted Power, R OBP: 0.088, SLG: 0.061 (1, 1)																	4 0 0 0 0 3 0					
<b>Inning Stats</b>	R: 2 E: 1 K: 0 S: 6	H: 2 LOB: 1 BB: 0 P: 6	R: 0 E: 0 K: 2 S: 7	H: 0 LOB: 0 BB: 0 P: 7	R: 0 E: 0 K: 1 S: 6	H: 1 LOB: 1 BB: 0 P: 6	R: 0 E: 0 K: 0 S: 3	H: 1 LOB: 0 BB: 0 P: 3	R: 0 E: 0 K: 1 S: 5	H: 1 LOB: 0 BB: 0 P: 5	R: 1 E: 0 K: 0 S: 5	H: 2 LOB: 2 BB: 1 P: 9	R: 0 E: 0 K: 1 S: 5	H: 0 LOB: 0 BB: 0 P: 5	R: 3 E: 0 K: 1 S: 7	H: 2 LOB: 1 BB: 2 P: 15	R: 0 E: 0 K: 0 S: 4	H: 1 LOB: 2 BB: 1 P: 8	1B: 6 2B: 1 3B: 0 HR: 3	SF: 0 SAC: 0 DP: 1 HBP: 0	WP: 0 PB: 0 SB: 2 CS: 1	PA: 41
<b>PITCHER</b>	IP	WLS	BF	H	R	ER	SO	BB	IBB	HBP	BLK	WP	HR	S	P	ERA	WHIP					
Rick Honeycutt, L ERA: 2.91 (1, 1)	7.0	L	28	7	3	2	5	1	0	0	0	0	2	37	41	2.57	1.143					
Ken Howell, R ERA: 5.53 (8, 1)	1.0		7	2	3	3	1	2	0	0	0	0	1	7	15	27.00	4.000					
Brad Havens, L ERA: 3.09 (9, 1)	1.0		5	1	0	0	0	0	1	0	0	0	0	4	8	0.00	1.000					

Cincinnati Reds @ Los Angeles Dodgers  
Dodger Stadium, Los Angeles, CA  
Fri Jun 26 1987, 7:05 PM PDT  
Att: 41,458 - Unknown


AB	36
R	6
H	10
RBI	6
BB	4
SO	6
LOB	11



Batter	1	2	3	4	5	6	7	8	9	AB	R	H	RBI	BB	SO	LOB	BOTTOM					
Dave Anderson, R OBP: 0.321, SLG: 0.420 (1, 6)	F4		F9														4 0 1 0 0 0 1					
Steve Sax, R OBP: 0.314, SLG: 0.346 (1, 4)	E6																3 0 0 0 1 0 3					
John Shelby, S OBP: 0.266, SLG: 0.434 (1, 8)	F7																4 0 0 0 0 0 3					
Pedro Guerrero, R OBP: 0.383, SLG: 0.549 Brad Havens, L (9, 1)	F9																4 0 0 0 0 0 1					
Mike Marshall, R OBP: 0.346, SLG: 0.494 (1, 9)																	4 0 1 0 0 1 0					
Franklin Stubbs, L OBP: 0.324, SLG: 0.462 (1, 3)																	4 0 0 0 0 0 1					
Mike Scioscia, L OBP: 0.347, SLG: 0.351 (1, 2)																	4 0 2 0 0 0 0					
Jeff Hamilton, R OBP: 0.271, SLG: 0.289 (1, 5)																	4 0 2 0 0 1 2					
Rick Honeycutt, L OBP: 0.240, SLG: 0.250 Ralph Bryant, L OBP: 0.345, SLG: 0.480 (7, PH) Ken Howell, R OBP: 1.000, SLG: 1.000 Danny Heep, L (9, 7)																	2 0 1 0 0 0 2					
<b>Inning Stats</b>	R: 0 E: 1 K: 0 S: 4	H: 0 LOB: 1 BB: 0 P: 4	R: 0 E: 0 K: 1 S: 7	H: 2 LOB: 2 BB: 0 P: 7	R: 0 E: 0 K: 1 S: 2	H: 0 LOB: 0 BB: 1 P: 6	R: 0 E: 0 K: 1 S: 7	H: 2 LOB: 2 BB: 0 P: 7	R: 0 E: 0 K: 1 S: 4	H: 1 LOB: 1 BB: 0 P: 4	R: 0 E: 0 K: 0 S: 3	H: 0 LOB: 0 BB: 0 P: 3	R: 0 E: 0 K: 1 S: 7	H: 2 LOB: 2 BB: 0 P: 7	R: 0 E: 0 K: 0 S: 3	H: 0 LOB: 0 BB: 0 P: 3	R: 0 E: 0 K: 0 S: 3	H: 0 LOB: 0 BB: 0 P: 3	1B: 6 2B: 1 3B: 0 HR: 0	SF: 0 SAC: 0 DP: 1 HBP: 0	WP: 0 PB: 0 SB: 0 CS: 0	PA: 35
<b>PITCHER</b>	IP	WLS	BF	H	R	ER	SO	BB	IBB	HBP	BLK	WP	HR	S	P	ERA	WHIP					
Ted Power, R ERA: 3.81 (1, 1)	9.0	W	35	7	0	0	3	1	0	0	0	0	0	40	44	0.00	0.889					

Cincinnati Reds @ Los Angeles Dodgers  
Dodger Stadium, Los Angeles, CA  
Fri Jun 26 1987, 7:05 PM PDT  
Att: 41,458 - Unknown

AB	34
R	0
H	7
RBI	0
BB	1
SO	3
LOB	14





Batter	1	2	3	4	5	6	7	8	9	AB	R	H	RBI	BB	SO	LOB	TOP			
<b>Kal Daniels, L</b> OBP: 0.398, SLG: 0.593 (1, 7)	0-0 4-3		0-0 F7			4-0 2B BB		0-0 4-3		3	1	0	0	1	0	1	<b>Cincinnati Reds @ Los Angeles Dodgers</b> Dodger Stadium, Los Angeles, CA Sun Jun 28 1987, 3:33 AM PDT Att: 46,625 - Unknown			
<b>Dave Concepcion, R</b> OBP: 0.369, SLG: 0.360 (1, 4)	0-0 G5-4-3 1B		0-0 L1			0-0 1-H 2B		0-0 F9		4	0	2	1	0	0	1				
<b>Tracy Jones, R</b> OBP: 0.367, SLG: 0.560 (1, 8)	0-0 G5-4-3			0-0 4-3		0-0 L4			0-3 K	4	0	0	0	0	1	2				
<b>Dave Parker, L</b> OBP: 0.332, SLG: 0.498 (1, 9)		0-0 F8		0-0 4-3		0-0 F8			0-0 F9	4	0	0	0	0	0	1				
<b>Buddy Bell, R</b> OBP: 0.354, SLG: 0.435 (1, 5)		0-0 HR		0-3 K			0-0 F9		0-0 6-3	4	1	1	1	0	1	0				
<b>Bo Diaz, R</b> OBP: 0.317, SLG: 0.390 (1, 2)		0-0 FC6 1B			0-0 5-3		0-0 5-3			3	0	1	0	0	0	0				
<b>Nick Esasky, R</b> OBP: 0.299, SLG: 0.580 (1, 3)		0-3 K			0-0 5-3		0-3 K			3	0	0	0	0	2	1				
<b>Barry Larkin, R</b> OBP: 0.277, SLG: 0.386 (1, 6)		0-0 FC6			0-3 K			0-0 4-3 2-3 1B		3	0	1	0	0	1	1				
<b>Guy Hoffman, L</b> OBP: 0.118, SLG: 0.118 (1, 1)			0-3 K			0-3 K		0-0 2-3		2	0	0	0	0	2	0				
<b>Bill Landrum, R</b> OBP: 0.250, SLG: 0.250 (6, PH)								1-2		0	0	0	0	0	0	0				
<b>Kurt Stillwell, S</b> OBP: 0.320, SLG: 0.373 (8, PH)										1	0	0	0	0	0	1				
<b>Pat Pacillo, R</b> OBP: 0.125, SLG: 0.250 (8, 1)										0	0	0	0	0	0	0				
<b>Inning Stats</b>	R: 0 E: 0 K: 0 S: 3	H: 1 LOB: 0 BB: 0 P: 3	R: 1 E: 0 K: 1 S: 7	H: 2 LOB: 1 BB: 0 P: 7	R: 0 E: 0 K: 1 S: 5	H: 0 LOB: 0 BB: 0 P: 5	R: 0 E: 0 K: 1 S: 5	H: 0 LOB: 0 BB: 0 P: 5	R: 1 E: 0 K: 1 S: 6	H: 1 LOB: 1 BB: 1 P: 10	R: 0 E: 0 K: 1 S: 5	H: 0 LOB: 0 BB: 0 P: 5	R: 0 E: 0 K: 0 S: 4	H: 1 LOB: 1 BB: 0 P: 4	R: 0 E: 0 K: 1 S: 5	H: 0 LOB: 0 BB: 0 P: 5	1B: 3 2B: 1 3B: 0 HR: 1	SF: 0 SAC: 0 DP: 1 HBP: 0	WP: 0 PB: 0 SB: 0 CS: 0	PA: 32
<b>PITCHER</b> <b>Fernando Valenzuela, L</b> ERA: 3.66 (1, 1)	IP: 9.0 WLS: W BF: 32 H: 5 R: 2 ER: 2 SO: 7 BB: 1 IBB: 0 HBP: 0 BLK: 0 WP: 0 HR: 1 S: 45 P: 49 ERA: 2.00 WHIP: 0.667															<b>PITCHER</b> <b>Fernando Valenzuela, L</b> ERA: 3.66 (1, 1)	IP: 9.0 WLS: W BF: 32 H: 5 R: 2 ER: 2 SO: 7 BB: 1 IBB: 0 HBP: 0 BLK: 0 WP: 0 HR: 1 S: 45 P: 49 ERA: 2.00 WHIP: 0.667			



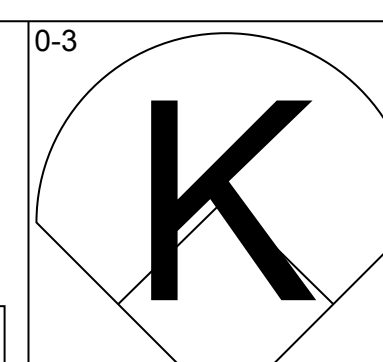
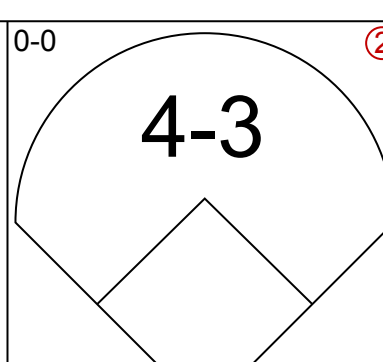
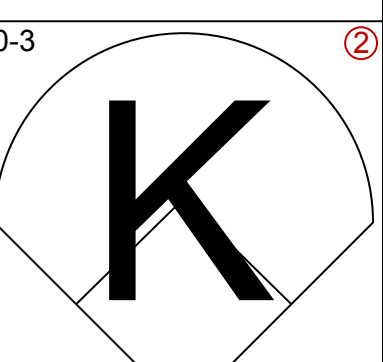
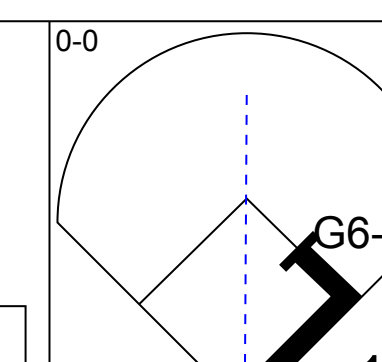
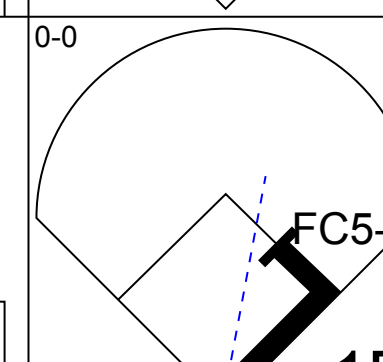
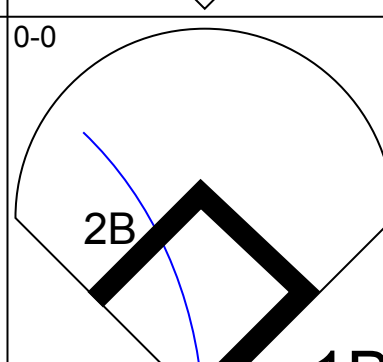
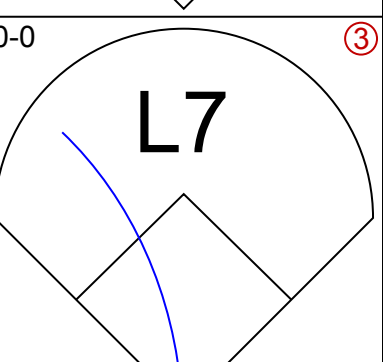
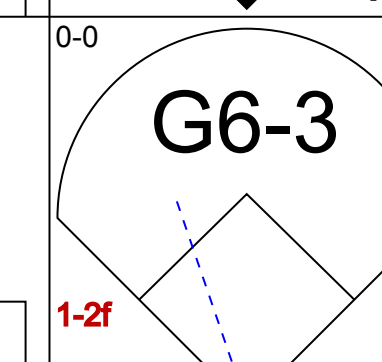
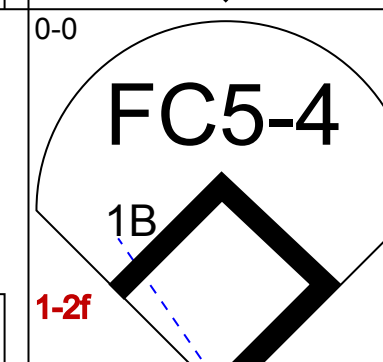
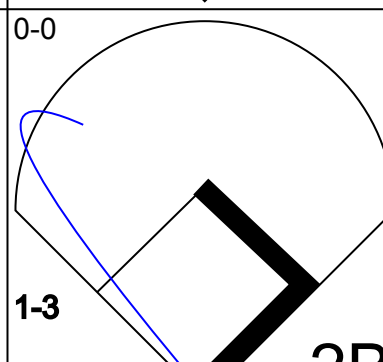

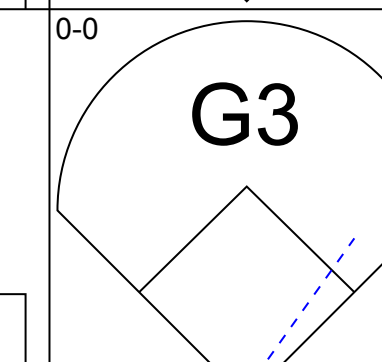
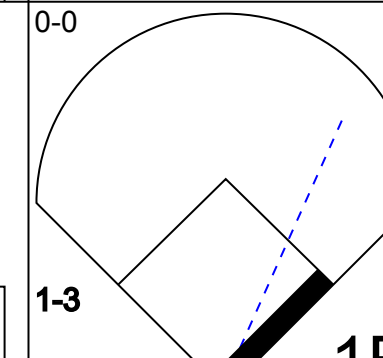
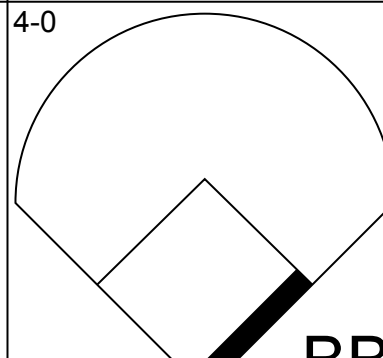


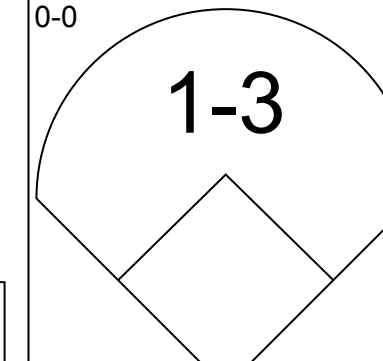
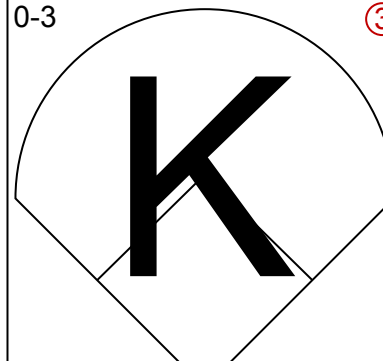


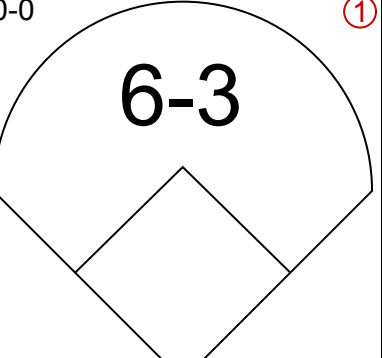
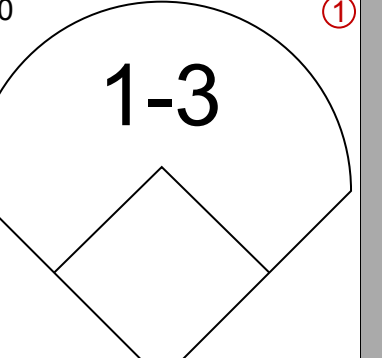
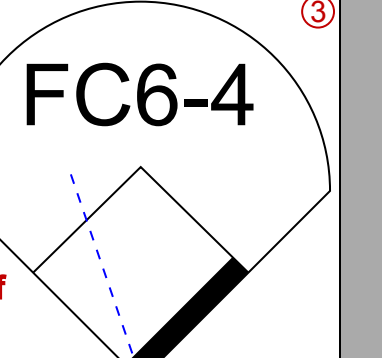





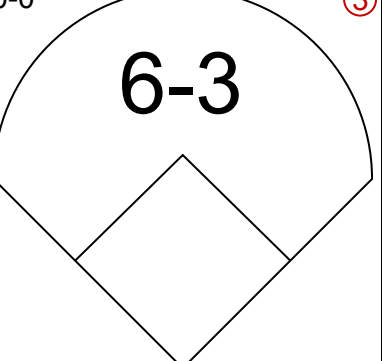
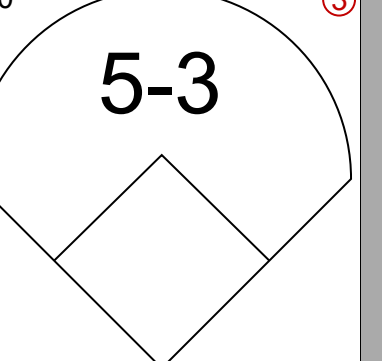



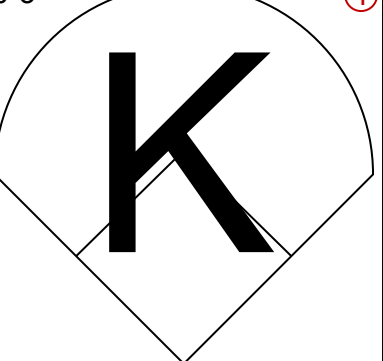

Batter	1	2	3	4	5	6	7	8	9	AB	R	H	RBI	BB	SO	LOB	BOTTOM			
<b>Dave Anderson, R</b> OBP: 0.310, SLG: 0.418 (1, 6)	0-0 F4		0-0 F6			0-0 2B 3B	0-3 K			4	1	1	0	0	1	1	<b>Cincinnati Reds @ Los Angeles Dodgers</b> Dodger Stadium, Los Angeles, CA Sun Jun 28 1987, 3:33 AM PDT Att: 46,625 - Unknown			
<b>Steve Sax, R</b> OBP: 0.321, SLG: 0.353 (1, 4)	0-0 F9			0-0 L6-4 1B		0-0 2B	0-3 K			4	1	2	1	0	1	1				
<b>John Shelby, S</b> OBP: 0.283, SLG: 0.448 (1, 8)	4-0 S BB			0-0 1-2 1B		0-0 3-H 2B		4-0 G6-4-3 BB		2	1	2	1	2	0	0				
<b>Pedro Guerrero, R</b> OBP: 0.387, SLG: 0.555 (1, 7)	0-0 6-3			0-0 F8		0-0 2-H HR 2B		0-0 G6-4-3		4	1	1	2	0	0	4				
<b>Mike Marshall, R</b> OBP: 0.350, SLG: 0.495 (1, 9)		0-0 G6-4-3 1B		0-0 L6-4		0-0 SH5-4 CS 2B		0-0 CS 1B		4	0	3	0	0	0	2				
<b>Mickey Hatcher, R</b> OBP: 0.315, SLG: 0.403 (8, PH)		0-0 F7			0-0 L5	0-0 SH5-4		0-0 CS		2	0	0	0	0	0	1				
<b>Franklin Stubbs, L</b> OBP: 0.320, SLG: 0.458 (9, 3)						2-3		1-2		0	0	0	0	0	0	0				
<b>Phil Garner, R</b> OBP: 0.254, SLG: 0.320 (1, 5)		0-0 G6-4-3			0-0 F8	0-3 K				3	0	0	0	0	1	2				
<b>Jeff Hamilton, R</b> OBP: 0.264, SLG: 0.265 (7, 5)						3-H				0	0	0	0	0	0	0				
<b>Mike Scioscia, L</b> OBP: 0.356, SLG: 0.359 (1, 2)			0-0 F4		4-0 BB		0-0 SH5-4 1B			2	0	1	0	1	0	0				
<b>Fernando Valenzuela, L</b> OBP: 0.163, SLG: 0.163 (1, 1)			0-0 G3		0-0 4-3		0-0 SH5-4			2	0	0	0	0	0	1				
<b>Inning Stats</b>	R: 0 E: 0 K: 0 S: 3	H: 0 LOB: 1 BB: 1 P: 7	R: 0 E: 0 K: 0 S: 3	H: 1 LOB: 0 BB: 0 P: 3	R: 0 E: 0 K: 0 S: 3	H: 0 LOB: 0 BB: 0 P: 3	R: 0 E: 0 K: 0 S: 4	H: 2 LOB: 1 BB: 0 P: 4	R: 0 E: 0 K: 1 S: 9	H: 0 LOB: 1 BB: 1 P: 7	R: 4 E: 0 K: 1 S: 9	H: 5 LOB: 0 BB: 0 P: 9	R: 0 E: 0 K: 2 S: 8	H: 1 LOB: 1 BB: 0 P: 8	R: 0 E: 0 K: 0 S: 2	H: 1 LOB: 0 BB: 1 P: 6	1B: 5 2B: 4 3B: 1 HR: 1	SF: 0 SAC: 2 DP: 3 HBP: 0	WP: 0 PB: 0 SB: 1 CS: 2	PA: 33
<b>PITCHER</b> <b>Guy Hoffman, L</b> ERA: 3.42 (1, 1)	IP: 5.0 WLS: L BF: 23 H: 8 R: 4 ER: 4 SO: 4 BB: 0 IBB: 0 HBP: 0 BLK: 0 WP: 0 HR: 1 S: 21 P: 29 ERA: 7.20 WHIP: 2.000															<b>PITCHER</b> <b>Guy Hoffman, L</b> ERA: 3.42 (1, 1)	IP: 5.0 WLS: L BF: 23 H: 8 R: 4 ER: 4 SO: 4 BB: 0 IBB: 0 HBP: 0 BLK: 0 WP: 0 HR: 1 S: 21 P: 29 ERA: 7.20 WHIP: 2.000			
<b>Bill Landrum, R</b> ERA: 3.74 (6, 1)	IP: 2.0 WLS: L BF: 6 H: 1 R: 0 ER: 0 SO: 3 BB: 0 IBB: 0 HBP: 0 BLK: 0 WP: 0 HR: 0 S: 12 P: 12 ERA: 0.00 WHIP: 0.500															<b>Bill Landrum, R</b> ERA: 3.74 (6, 1)	IP: 2.0 WLS: L BF: 6 H: 1 R: 0 ER: 0 SO: 3 BB: 0 IBB: 0 HBP: 0 BLK: 0 WP: 0 HR: 0 S: 12 P: 12 ERA: 0.00 WHIP: 0.500			
<b>Pat Pacillo, R</b> ERA: 6.51 (8, 1)	IP: 1.0 WLS: L BF: 3 H: 1 R: 0 ER: 0 SO: 0 BB: 1 IBB: 0 HBP: 0 BLK: 0 WP: 0 HR: 0 S: 2 P: 6 ERA: 0.00 WHIP: 2.000															<b>Pat Pacillo, R</b> ERA: 6.51 (8, 1)	IP: 1.0 WLS: L BF: 3 H: 1 R: 0 ER: 0 SO: 0 BB: 1 IBB: 0 HBP: 0 BLK: 0 WP: 0 HR: 0 S: 2 P: 6 ERA: 0.00 WHIP: 2.000			

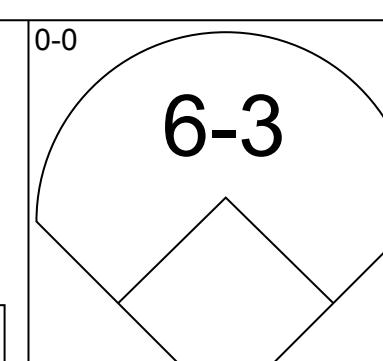
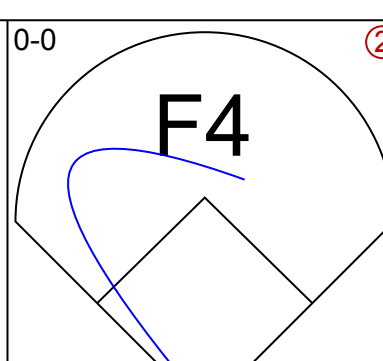
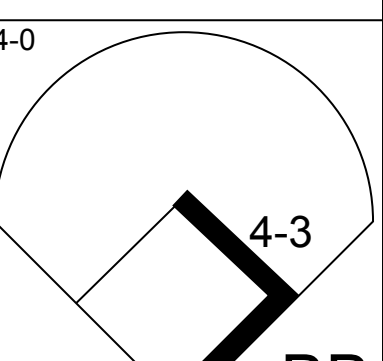

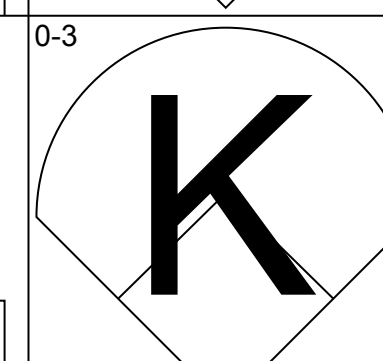
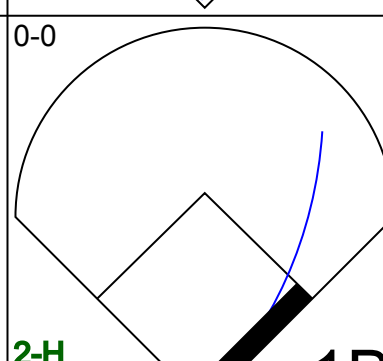
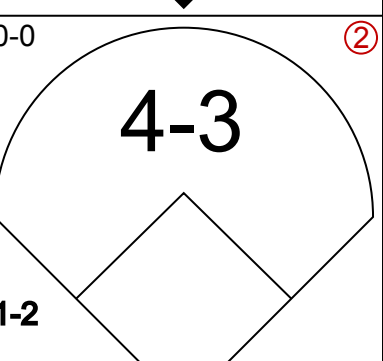

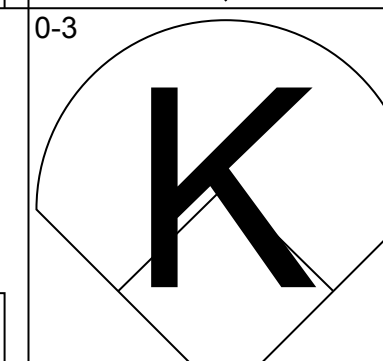
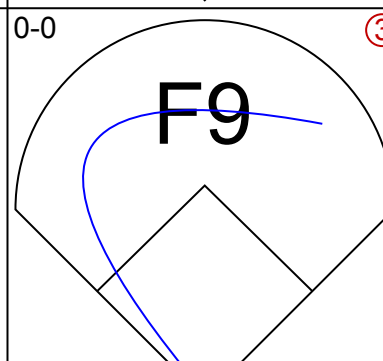
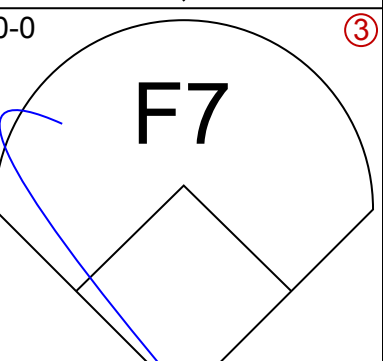








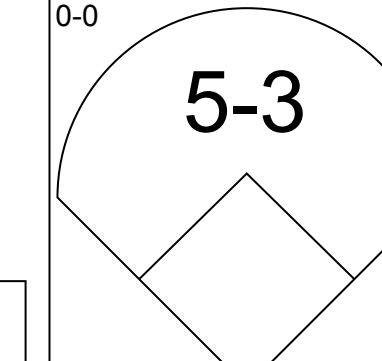



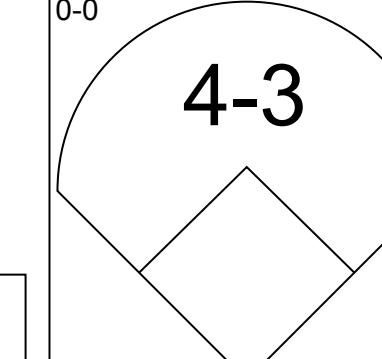
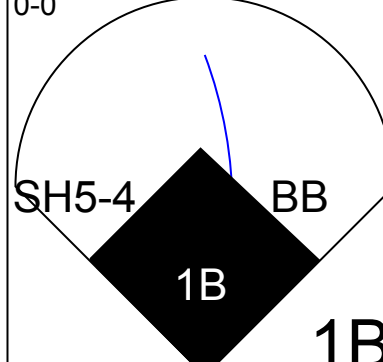

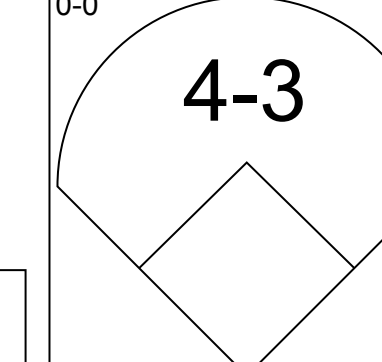
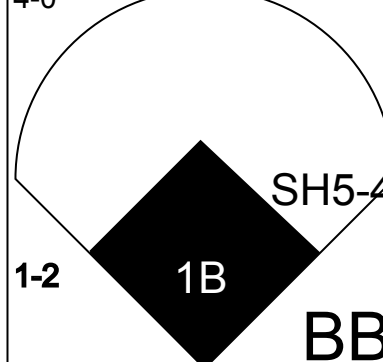


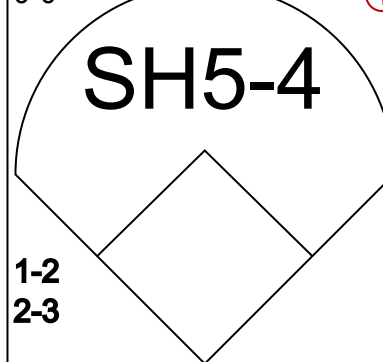
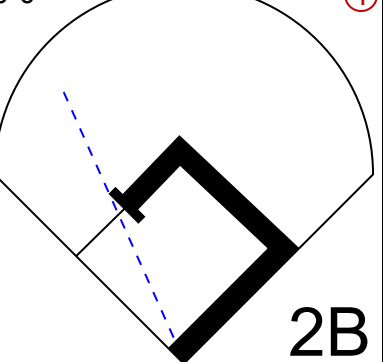









Batter	1	2	3	4	5	6	7	8	9	AB	R	H	RBI	BB	SO	LOB	TOP		
Stan Jefferson, S (1, 8) OBP: 0.321, SLG: 0.317										4	0	1	0	0	2	0	<b>San Diego Padres @ Los Angeles Dodgers</b> Dodger Stadium, Los Angeles, CA Tue Jun 30 1987, 7:05 PM PDT Att: 31,578 - Unknown		
Tim Flannery, L (1, 4) OBP: 0.345, SLG: 0.281										4	0	2	0	0	0	1			
Tony Gwynn, L (1, 9) OBP: 0.453, SLG: 0.540										4	0	1	0	0	0	1			
Carmelo Martinez, R (1, 7) OBP: 0.380, SLG: 0.456										3	0	2	0	1	0	0			
John Kruk, L (1, 3) OBP: 0.454, SLG: 0.476										4	0	1	0	0	1	6			
Randy Ready, R (1, 5) OBP: 0.411, SLG: 0.436										4	0	0	0	0	0	3			
Garry Templeton, S (1, 6) OBP: 0.272, SLG: 0.263											4	0	0	0	0	2		2	
Bruce Bochy, R (1, 2) OBP: 0.240, SLG: 0.302											3	0	0	0	0	0		0	
Marvell Wynne, L (9, PH) OBP: 0.352, SLG: 0.346										1	0	0	0	0	0	2			
Dave Dravecky, R (1, 1) OBP: 0.211, SLG: 0.167										2	0	0	0	0	2	0			
Jim Steels, L (7, PH) OBP: 0.286, SLG: 0.220										1	0	0	0	0	0	0			
Greg Booker, R (7, 1) OBP: 0.286, SLG: 0.220										0	0	0	0	0	0	0			
<b>Inning Stats</b>	R: 0 E: 0 K: 1 S: 7	H: 2 LOB: 2 BB: 0 P: 7	R: 0 E: 0 K: 1 S: 5	H: 0 LOB: 0 BB: 0 P: 5	R: 0 E: 0 K: 2 S: 9	H: 2 LOB: 3 BB: 1 P: 13	R: 0 E: 0 K: 1 S: 5	H: 0 LOB: 0 BB: 0 P: 5	R: 0 E: 0 K: 2 S: 7	H: 1 LOB: 1 BB: 0 P: 7	R: 0 E: 0 K: 0 S: 4	H: 0 LOB: 0 BB: 0 P: 4	R: 0 E: 0 K: 0 S: 3	H: 0 LOB: 0 BB: 0 P: 3	R: 0 E: 0 K: 0 S: 3	H: 1 LOB: 0 BB: 0 P: 5	1B: 6 2B: 1 3B: 0 HR: 0	SF: 0 SAC: 0 DP: 1 HBP: 0	WP: 0 PA: 35 PB: 0 SB: 0 CS: 0
<b>PITCHER</b> Orel Hershiser, R (1, 1) ERA: 2.39	IP: 9.0 WLS: W BF: 35 H: 7 R: 0 ER: 0 SO: 7 BB: 1 IBB: 0 HBP: 0 BLK: 0 WP: 0 HR: 0 S: 48 P: 52 ERA: 0.00 WHIP: 0.889															<b>PITCHER</b> Orel Hershiser, R (1, 1) ERA: 2.39			

Batter	1	2	3	4	5	6	7	8	9	AB	R	H	RBI	BB	SO	LOB	BOTTOM		
Dave Anderson, R (1, 6) OBP: 0.315, SLG: 0.400										3	0	0	0	1	0	2	<b>San Diego Padres @ Los Angeles Dodgers</b> Dodger Stadium, Los Angeles, CA Tue Jun 30 1987, 7:05 PM PDT Att: 31,578 - Unknown		
Steve Sax, R (1, 4) OBP: 0.320, SLG: 0.350										4	0	1	2	0	2	2			
John Shelby, S (1, 8) OBP: 0.272, SLG: 0.429										4	0	0	0	0	1	3			
Pedro Guerrero, R (1, 7) OBP: 0.383, SLG: 0.544										4	1	1	0	0	1	1			
Mike Marshall, R (1, 9) OBP: 0.341, SLG: 0.479										4	0	0	0	0	1	1			
Mickey Hatcher, R (1, 3) OBP: 0.321, SLG: 0.423										4	1	2	1	0	0	0			
Phil Garner, R (1, 5) OBP: 0.268, SLG: 0.323										2	1	1	0	2	0	0			
Mike Scioscia, L (1, 2) OBP: 0.351, SLG: 0.350										2	1	0	1	1	0	3			
Orel Hershiser, R (1, 1) OBP: 0.292, SLG: 0.348										2	0	1	0	0	1	1			
<b>Inning Stats</b>	R: 0 E: 0 K: 2 S: 7	H: 0 LOB: 0 BB: 0 P: 7	R: 0 E: 0 K: 1 S: 5	H: 0 LOB: 0 BB: 0 P: 5	R: 2 E: 0 K: 0 S: 5	H: 2 LOB: 1 BB: 1 P: 9	R: 0 E: 0 K: 0 S: 4	H: 1 LOB: 2 BB: 1 P: 8	R: 0 E: 0 K: 2 S: 9	H: 2 LOB: 1 BB: 1 P: 7	R: 2 E: 1 K: 2 S: 6	H: 2 LOB: 1 BB: 0 P: 6	R: 0 E: 1 K: 0 S: 3	H: 0 LOB: 0 BB: 0 P: 3	R: 0 E: 0 K: 0 S: 3	H: 0 LOB: 0 BB: 0 P: 3		1B: 3 2B: 3 3B: 0 HR: 0	SF: 0 SAC: 1 DP: 0 HBP: 0
<b>PITCHER</b> Dave Dravecky, L (1, 1) ERA: 3.76	IP: 6.0 WLS: L BF: 27 H: 6 R: 4 ER: 4 SO: 5 BB: 2 IBB: 0 HBP: 0 BLK: 0 WP: 0 HR: 0 S: 33 P: 49 ERA: 6.00 WHIP: 1.333															<b>PITCHER</b> Greg Booker, R (7, 1) ERA: 3.95			





Batter	1	2	3	4	5	6	7	8	9	AB	R	H	RBI	BB	SO	LOB	TOP								
<b>Stan Jefferson, S</b> OBP: 0.312, SLG: 0.307 (1, 7)	0-0 6-3		0-0 5-3		0-3 K		0-3 K		0-0 4-3	5	0	0	0	0	2	2	<b>San Diego Padres @ Los Angeles Dodgers</b> Dodger Stadium, Los Angeles, CA Wed Jul 01 1987, 7:05 PM PDT Att: 45,722 - Unknown <a href="http://livebaseballscorecards.com">livebaseballscorecards.com</a>								
<b>Shane Mack, R</b> OBP: 0.317, SLG: 0.371 (1, 8)	0-0 FC1-6 2B		4-0 BB		0-3 K		0-0 K BLK 1B			3	0	2	0	1	1	2									
<b>Tony Gwynn, L</b> OBP: 0.450, SLG: 0.534 (1, 9)	0-0 FC1-6 FC5-4 2-3		0-0 6-3		0-0 G3		4-0 1-2 IBB			3	0	0	0	1	0	4									
<b>Carmelo Martinez, R</b> OBP: 0.378, SLG: 0.457 (1, 3)	0-0 FC5-4 1-2			0-0 6-3		0-0 HR 2B		0-3 K 2-3		4	1	1	0	0	1	3									
<b>Randy Ready, R</b> OBP: 0.408, SLG: 0.438 <b>Tim Flannery, L</b> OBP: 0.345, SLG: 0.281 (8, 4)		0-0 3-1 1B 2B		0-0 L5		0-0 6-3		0-0 G3		4	1	1	0	0	0	1									
<b>Kevin Mitchell, R</b> OBP: 0.319, SLG: 0.407 (1, 5)	0-0 3-1 2-3		0-0 HR		0-0 HR		0-0 4-3			4	2	2	3	0	0	1									
<b>Benito Santiago, R</b> OBP: 0.300, SLG: 0.395 (1, 2)	0-0 G4-6-3 1B 3-H		0-3 K		0-0 6-3 2B		0-0 F8			4	0	2	1	0	1	0									
<b>Garry Templeton, S</b> OBP: 0.272, SLG: 0.263 (1, 6)	0-0 G4-6-3 1-2			0-0 E 1B		0-0 6-3 2-3		0-0 F8		4	0	1	0	0	0	2									
<b>Eric Show, R</b> OBP: 0.025, SLG: 0.026 (1, 1)			0-0 5-3		0-0 E2 1-2		0-3 K		0-0 F2	4	0	0	0	0	1	2									
<b>Inning Stats</b>	R: 0 E: 0 K: 0 S: 4	H: 1 LOB: 1 BB: 0 P: 4	R: 1 E: 0 K: 0 S: 4	H: 2 LOB: 0 BB: 0 P: 4	R: 0 E: 0 K: 0 S: 3	H: 0 LOB: 1 BB: 1 P: 7	R: 1 E: 0 K: 1 S: 6	H: 1 LOB: 0 BB: 0 P: 6	R: 0 E: 1 K: 2 S: 9	H: 1 LOB: 2 BB: 0 P: 9	R: 2 E: 0 K: 1 S: 8	H: 3 LOB: 1 BB: 0 P: 8	R: 0 E: 0 K: 2 S: 7	H: 1 LOB: 1 BB: 1 P: 11	R: 0 E: 0 K: 0 S: 3	H: 0 LOB: 0 BB: 0 P: 3		R: 0 E: 0 K: 0 S: 3	H: 0 LOB: 0 BB: 0 P: 3	1B: 3 2B: 4 3B: 0 HR: 2	SF: 0 SAC: 0 DP: 1 HBP: 0	WP: 0 PB: 0 SB: 0 CS: 0	PA: 37		
<b>PITCHER</b>	IP	WLS	BF	H	R	ER	SO	BB	IBB	HBP	BLK	WP	HR	S	P	ERA	WHIP								
<b>Rick Honeycutt, L</b> ERA: 3.15 (1, 1)	5.1	L	25	8	4	4	3	1	0	0	0	0	2	30	34	6.75	1.688								
<b>Ken Howell, R</b> ERA: 4.98 (6, 1)	0.2		2	0	0	0	1	0	0	0	0	0	0	4	4	0.00	0.000								
<b>Brian Holton, R</b> ERA: 3.25 (7, 1)	2.0		7	1	0	0	2	0	1	0	1	0	0	10	14	0.00	0.500								
<b>Alejandro Pena, R</b> ERA: 4.38 (9, 1)	1.0		3	0	0	0	0	0	0	0	0	0	0	3	3	0.00	0.000								

Batter	1	2	3	4	5	6	7	8	9	AB	R	H	RBI	BB	SO	LOB	BOTTOM								
<b>Dave Anderson, R</b> OBP: 0.313, SLG: 0.395 (1, 6)	0-0 F8		0-0 6-3			0-0 BB 1B			0-0 5-3	4	0	1	0	0	0	0	<b>San Diego Padres @ Los Angeles Dodgers</b> Dodger Stadium, Los Angeles, CA Wed Jul 01 1987, 7:05 PM PDT Att: 45,722 - Unknown <a href="http://livebaseballscorecards.com">livebaseballscorecards.com</a>								
<b>John Shelby, S</b> OBP: 0.276, SLG: 0.432 (1, 8)	0-0 PB 2B			0-0 F9		4-0 BB 1B			0-0 G3	3	0	1	0	1	0	0									
<b>Danny Heep, L</b> (1, 7)	0-0 F7 2-3			0-0 F7		0-0 G1-2-3 3-H			0-0 F6	4	0	0	0	0	0	4									
<b>Mike Marshall, R</b> OBP: 0.338, SLG: 0.474 <b>Ken Landreaux, L</b> OBP: 0.296, SLG: 0.297 (7, 9)	0-0 5-3			0-0 F6			0-0 F7			2	0	0	0	0	0	1									
<b>Franklin Stubbs, L</b> OBP: 0.312, SLG: 0.444 (1, 3)		0-0 4-3			0-3 K		0-0 F2			3	0	0	0	0	1	0									
<b>Alex Trevino, R</b> OBP: 0.294, SLG: 0.359 (1, 2)	0-0 F8				0-0 G6-3 1B		0-0 F5			3	0	1	0	0	0	0									
<b>Steve Sax, R</b> OBP: 0.317, SLG: 0.346 (1, 4)	0-0 6-3				0-0 G6-3 1-2			0-0 5-3		3	0	0	0	0	0	1									
<b>Jeff Hamilton, R</b> OBP: 0.276, SLG: 0.278 (1, 5)			0-0 F8			0-0 BB G1-2-3 1B			0-0 6-3	3	0	1	0	0	0	0									
<b>Rick Honeycutt, L</b> OBP: 0.281, SLG: 0.240 <b>Ken Howell, R</b> OBP: 1.000, SLG: 1.000 <b>Ralph Brantley, L</b> OBP: 0.313, SLG: 0.290 <b>Brian Holton, R</b> OBP: 0.290, SLG: 0.429 <b>Phil Garner, R</b> OBP: 0.296, SLG: 0.320 <b>Alejandro Pena, R</b> OBP: 0.300, SLG: 0.300 (1, 1)	0-0 6-3				0-3 K		0-0 F2			1	0	0	0	0	0	0									
<b>Inning Stats</b>	R: 0 E: 0 K: 0 S: 4	H: 1 LOB: 1 BB: 0 P: 4	R: 0 E: 0 K: 0 S: 3	H: 0 LOB: 0 BB: 0 P: 3	R: 0 E: 0 K: 0 S: 3	H: 0 LOB: 0 BB: 0 P: 3	R: 0 E: 0 K: 1 S: 5	H: 1 LOB: 0 BB: 0 P: 5	R: 0 E: 0 K: 1 S: 6	H: 2 LOB: 2 BB: 1 P: 10	R: 0 E: 0 K: 0 S: 3	H: 0 LOB: 0 BB: 0 P: 3	R: 0 E: 0 K: 0 S: 3	H: 0 LOB: 0 BB: 0 P: 3	R: 0 E: 0 K: 0 S: 3	H: 0 LOB: 0 BB: 0 P: 3		1B: 3 2B: 1 3B: 0 HR: 0	SF: 0 SAC: 0 DP: 2 HBP: 0	WP: 0 PB: 1 SB: 0 CS: 0	PA: 30				
<b>PITCHER</b>	IP	WLS	BF	H	R	ER	SO	BB	IBB	HBP	BLK	WP	HR	S	P	ERA	WHIP								
<b>Eric Show, R</b> ERA: 3.62 (1, 1)	9.0	W	30	4	0	0	2	1	0	0	0	0	0	33	37	0.00	0.556								





Batter	1	2	3	4	5	6	7	8	9	AB	R	H	RBI	BB	SO	LOB	TOP					
Dave Anderson, R (1.6)	0-0 4-3		0-0 F8			0-0 F7		0-0 F9	4 0 0 0 0 0								<b>Los Angeles Dodgers @ Pittsburgh Pirates</b> Three Rivers Stadium, Pittsburgh, PA Fri Jul 03 1987, 7:05 PM EDT Att: 22,454 - Unknown <a href="http://livebaseballscorecards.com">livebaseballscorecards.com</a>					
Danny Heep, L (1.9)	0-0 4-3			0-0 F9		0-0 5-3		0-0 4-3	4 0 0 0 0 0													
John Shelby, S (1.8)	0-3 K			0-0 3-1			0-0 F8 1B	0-0 1B	4 0 2 0 0 1 0													
Pedro Guerrero, R (1.7)		0-3 K		0-0 6-3			0-0 1B	0-0 F9	4 0 1 0 0 1 1													
Franklin Stubbs, L (1.3)		0-0 F5			0-0 4-3		0-0 F8		3 0 0 0 0 0 2													
Mike Scioscia, L (1.2)		0-0 2B			4-0 1B BB		0-0 G4-6-3		2 0 1 0 1 0 2													
Steve Sax, R (1.4)		0-0 F9			0-0 1B			0-0 4-3	3 0 1 0 0 0 1													
Phil Garner, R (1.5)			0-0 1-3		0-0 G6-4-3			0-0 4-3	3 0 0 0 0 0 2													
Fernando Valenzuela, L (1.1)			0-0 F5			0-0 F9		0-0 F8	1 0 0 0 0 0 0													
Ralph Bryant, L (6. PH)									1 0 0 0 0 0 0													
Ken Howell, R (6.1)									0 0 0 0 0 0 0													
Ken Landreaux, L (8. PH)									1 0 0 0 0 0 0													
Brad Havens, L (8.1)									0 0 0 0 0 0 0													
<b>Inning Stats</b>	R: 0 E: 0 K: 1 S: 5	H: 0 LOB: 0 BB: 0 P: 5	R: 0 E: 0 K: 1 S: 6	H: 1 LOB: 1 BB: 0 P: 6	R: 0 E: 0 K: 0 S: 3	H: 0 LOB: 0 BB: 0 P: 3	R: 0 E: 0 K: 0 S: 3	H: 0 LOB: 0 BB: 0 P: 3	R: 0 E: 0 K: 0 S: 3	H: 1 LOB: 1 BB: 1 P: 7	R: 0 E: 0 K: 0 S: 3	H: 0 LOB: 0 BB: 0 P: 3	R: 0 E: 0 K: 0 S: 4	H: 2 LOB: 1 BB: 0 P: 4	R: 0 E: 0 K: 0 S: 3	H: 0 LOB: 0 BB: 0 P: 3	R: 0 E: 0 K: 0 S: 4	H: 1 LOB: 1 BB: 0 P: 4	1B: 4 2B: 1 3B: 0 HR: 0	SF: 0 SAC: 0 DP: 2 HBP: 0	WP: 0 PB: 0 SB: 0 CS: 0	PA: 31
<b>PITCHER</b> Rick Reuschel, R (1.1) ERA: 2.17	IP: 9.0 WLS: W BF: 31 H: 5 R: 0 ER: 0 SO: 2 BB: 1 IBB: 0 HBP: 0 BLK: 0 WP: 0 HR: 0 S: 34 P: 38 ERA: 0.00 WHIP: 0.667															<b>PITCHER</b>						

Batter	1	2	3	4	5	6	7	8	9	AB	R	H	RBI	BB	SO	LOB	BOTTOM					
Barry Bonds, L (1.7)	0-0 F7		0-0 F8	0-0 1B		0-3 K		0-0 6-3	5 0 1 0 0 1 1								<b>Los Angeles Dodgers @ Pittsburgh Pirates</b> Three Rivers Stadium, Pittsburgh, PA Fri Jul 03 1987, 7:05 PM EDT Att: 22,454 - Unknown <a href="http://livebaseballscorecards.com">livebaseballscorecards.com</a>					
Al Pedrique, R (1.6)	0-0 F8		0-0 1B	0-6 1B		2-3 1B			4 1 3 0 0 0 0													
Johnny Ray, S (1.4)	4-0 BB		0-0 G3	0-0 9-6		0-3 K			3 0 0 0 1 1 5													
Mike Diaz, R (1.9)	0-3 K		4-0 1B HR		0-0 E5		0-3 K		3 1 0 0 1 2 1													
Andy Van Slyke, L (1.8)		0-0 6-3	0-0 1B HR	0-0 L4		0-0 F5			4 2 2 1 0 0 1													
Bobby Bonilla, S (1.5)		0-0 6-3	0-0 HR	0-0 G4-6-3		0-0 HR			4 2 3 5 0 0 0													
Sid Bream, L (1.3)		0-3 K	0-0 2B	0-0 G4-6-3		0-0 4-3			4 0 1 0 0 1 2													
Junior Ortiz, R (1.2)		0-0 1B	0-0 6-3		4-0 1B SH2-4		0-0 4-3		3 0 1 0 1 0 1													
Rick Reuschel, R (1.1)		0-3 K		0-3 K		0-0 SH2-4		0-0 F9	3 0 0 0 0 2 1													
<b>Inning Stats</b>	R: 0 E: 0 K: 1 S: 5	H: 0 LOB: 1 BB: 1 P: 9	R: 1 E: 0 K: 2 S: 9	H: 2 LOB: 1 BB: 0 P: 9	R: 4 E: 0 K: 0 S: 7	H: 4 LOB: 1 BB: 1 P: 11	R: 0 E: 0 K: 1 S: 6	H: 2 LOB: 1 BB: 0 P: 6	R: 0 E: 0 K: 0 S: 4	H: 1 LOB: 1 BB: 0 P: 4	R: 0 E: 0 K: 2 S: 8	H: 1 LOB: 2 BB: 1 P: 12	R: 1 E: 0 K: 1 S: 6	H: 1 LOB: 0 BB: 0 P: 6	R: 0 E: 0 K: 0 S: 3	H: 0 LOB: 0 BB: 0 P: 3		R: 0 E: 0 K: 0 S: 3	H: 0 LOB: 0 BB: 0 P: 3	1B: 6 2B: 3 3B: 1 HR: 2	SF: 0 SAC: 1 DP: 2 HBP: 0	WP: 0 PB: 0 SB: 0 CS: 0
<b>PITCHER</b> Fernando Valenzuela, L (1.1) ERA: 3.98	IP: 5.0 WLS: L BF: 25 H: 9 R: 5 ER: 5 SO: 4 BB: 2 IBB: 0 HBP: 0 BLK: 0 WP: 0 HR: 1 S: 31 P: 39 ERA: 4.50 WHIP: 1.500															<b>PITCHER</b>						
Ken Howell, R (6.1) ERA: 4.95	IP: 2.0 WLS: 0 BF: 9 H: 2 R: 1 ER: 1 SO: 3 BB: 1 IBB: 0 HBP: 0 BLK: 0 WP: 0 HR: 1 S: 14 P: 18 ERA: 0.00 WHIP: 0.000															<b>PITCHER</b>						
Brad Havens, L (8.1) ERA: 2.63	IP: 1.0 WLS: 0 BF: 3 H: 0 R: 0 ER: 0 SO: 0 BB: 0 IBB: 0 HBP: 0 BLK: 0 WP: 0 HR: 0 S: 3 P: 3 ERA: 0.00 WHIP: 0.000															<b>PITCHER</b>						



Batter	1	2	3	4	5	6	7	8	9	AB	R	H	RBI	BB	SO	LOB	TOP								
Dave Anderson, R (1, 6) OBP: 0.301, SLG: 0.378										4	0	1	0	0	3	1	<b>Los Angeles Dodgers @ Pittsburgh Pirates</b> Three Rivers Stadium, Pittsburgh, PA Sat Jul 04 1987, 3:33 AM EDT Att: 12,935 - Unknown <a href="http://livebaseballscores.com">livebaseballscores.com</a>								
Steve Sax, R (1, 4) OBP: 0.315, SLG: 0.343										3	0	0	0	0	0	2									
Brian Holton, R (6, 1) OBP: 0.250, SLG: 0.250										0	0	0	0	0	0	0									
Matt Young, L (8, 1)										0	0	0	0	0	0	0									
Ken Landreaux, L (9, PH) OBP: 0.292, SLG: 0.290										1	0	0	0	0	0	0									
John Shelby, S (1, 8) OBP: 0.280, SLG: 0.430										4	1	1	0	0	1	0									
Pedro Guerrero, R (1, 7) OBP: 0.386, SLG: 0.542										3	1	2	1	1	1	0									
Mickey Hatcher, R (1, 3) OBP: 0.333, SLG: 0.429										3	0	2	0	1	0	0									
Phil Garner, R (1, 5) OBP: 0.264, SLG: 0.313										0	0	0	1	1	0	0									
Danny Heep, L (7, PH) (7, 9)										2	0	0	0	0	0	4									
Mariano Duncan, R (1, 9) OBP: 0.264, SLG: 0.293										4	0	0	0	0	2	3									
Mike Scioscia, L (1, 2) OBP: 0.359, SLG: 0.365										3	0	2	0	0	0	0									
Bob Welch, R (1, 1) OBP: 0.119, SLG: 0.119										1	0	0	0	0	1	1									
Jeff Hamilton, R (6, PH) OBP: 0.271, SLG: 0.273										1	0	0	0	0	1	0									
Franklin Stubbs, L (8, PH) OBP: 0.307, SLG: 0.437										1	0	0	0	0	0	1									
<b>Inning Stats</b>	R: 0 E: 0 K: 2 S: 7	H: 0 LOB: 0 BB: 0 P: 7	R: 1 E: 0 K: 0 S: 4	H: 2 LOB: 0 BB: 0 P: 4	R: 0 E: 0 K: 1 S: 6	H: 2 LOB: 1 BB: 0 P: 6	R: 0 E: 0 K: 1 S: 5	H: 0 LOB: 0 BB: 0 P: 5	R: 0 E: 0 K: 1 S: 4	H: 0 LOB: 0 BB: 1 P: 8	R: 0 E: 0 K: 2 S: 7	H: 0 LOB: 0 BB: 0 P: 7	R: 0 E: 0 K: 0 S: 2	H: 0 LOB: 1 BB: 2 P: 10	R: 0 E: 0 K: 2 S: 8	H: 1 LOB: 1 BB: 0 P: 8		R: 1 E: 0 K: 0 S: 6	H: 3 LOB: 2 BB: 0 P: 6	1B: 7 2B: 3 3B: 0 HR: 0	SF: 1 SAC: 0 DP: 4 HBP: 0	WP: 0 PB: 0 SB: 2 CS: 1	PA: 34		
<b>PITCHER</b>	IP	WLS	BF	H	R	ER	SO	BB	IBB	HBP	BLK	WP	HR	S	P	ERA	WHIP								
Bob Kipper, L (1, 1) ERA: 5.24	6.1	W	23	4	1	1	7	3	0	0	0	0	0	34	46	1.42	1.105								
Barry Jones, R (7, 1) ERA: 12.06	0.2		1	0	0	0	0	0	0	0	0	0	0	1	1	0.00	0.000								
Don Robinson, R (8, 1) ERA: 4.15	2.0	S	10	4	1	1	2	0	0	0	0	0	0	14	14	4.50	2.000								

Batter	1	2	3	4	5	6	7	8	9	AB	R	H	RBI	BB	SO	LOB	BOTTOM									
Barry Bonds, L (1, 7) OBP: 0.317, SLG: 0.459										5	0	0	0	0	0	2	<b>Los Angeles Dodgers @ Pittsburgh Pirates</b> Three Rivers Stadium, Pittsburgh, PA Sat Jul 04 1987, 3:33 AM EDT Att: 12,935 - Unknown <a href="http://livebaseballscores.com">livebaseballscores.com</a>									
Andy Van Slyke, L (1, 8) OBP: 0.381, SLG: 0.545										4	2	3	0	0	0	0										
Johnny Ray, S (1, 4) OBP: 0.309, SLG: 0.348										4	1	1	1	0	0	1										
Sid Bream, L (1, 3) OBP: 0.356, SLG: 0.474										4	0	2	0	0	0	2										
R.J. Reynolds, S (1, 9) OBP: 0.378, SLG: 0.480										3	0	1	1	0	1	2										
Bobby Bonilla, S (1, 5) OBP: 0.330, SLG: 0.462										4	1	1	0	0	0	2										
Michael LaValliere, L (1, 2) OBP: 0.390, SLG: 0.351										3	0	0	0	1	0	2										
Al Pedrique, R (1, 6) OBP: 0.293, SLG: 0.327										4	0	1	0	0	2	2										
Bob Kipper, R (1, 1) OBP: 0.250, SLG: 0.321										2	0	0	0	0	1	0										
Barry Jones, R (7, 1)										0	0	0	0	0	0	0										
John Cangelosi, S (7, PH) OBP: 0.510, SLG: 0.290										1	0	0	0	0	0	0										
Don Robinson, R (8, 1) OBP: 0.286, SLG: 0.167										1	0	1	1	0	0	0										
<b>Inning Stats</b>	R: 0 E: 0 K: 0 S: 3	H: 0 LOB: 0 BB: 0 P: 3	R: 0 E: 0 K: 0 S: 4	H: 1 LOB: 1 BB: 0 P: 4	R: 0 E: 0 K: 1 S: 5	H: 0 LOB: 0 BB: 0 P: 5	R: 2 E: 2 K: 1 S: 8	H: 2 LOB: 2 BB: 1 P: 12	R: 1 E: 0 K: 1 S: 8	H: 3 LOB: 2 BB: 0 P: 8	R: 0 E: 0 K: 1 S: 5	H: 0 LOB: 0 BB: 0 P: 5	R: 0 E: 1 K: 0 S: 5	H: 1 LOB: 2 BB: 0 P: 5	R: 1 E: 0 K: 0 S: 6	H: 3 LOB: 2 BB: 0 P: 6		1B: 6 2B: 3 3B: 1 HR: 0	SF: 1 SAC: 0 DP: 0 HBP: 0	WP: 0 PB: 0 SB: 0 CS: 0	PA: 37					
<b>PITCHER</b>	IP	WLS	BF	H	R	ER	SO	BB	IBB	HBP	BLK	WP	HR	S	P	ERA		WHIP								
Bob Welch, R (1, 1) ERA: 3.53	5.0	L	23	6	3	2	3	6	3	2	3	0	0	10	10	0.00		0.500								
Brian Holton, R (6, 1) ERA: 3.11	2.0		8	1	0	0	1	0	0	0	0	0	0	6	6	9.00		3.000								
Matt Young, L (8, 1) ERA: 5.34	1.0		6	3	1	1	0	0	0	0	0	0	0	6	6	9.00	3.000									



Batter	1	2	3	4	5	6	7	8	9	AB	R	H	RBI	BB	SO	LOB	TOP								
<b>Dave Anderson, R</b> OBP: 0.298, SLG: 0.371 (1, 6)										5	2	1	0	0	1	1	<b>Los Angeles Dodgers @ Pittsburgh Pirates</b> Three Rivers Stadium, Pittsburgh, PA Sun Jul 05 1987, 3:33 AM EDT Att: 13,438 - Unknown <a href="http://livebaseballscorecards.com">livebaseballscorecards.com</a>								
<b>Danny Heep, L</b> OBP: 0.176, SLG: 0.250 (1, 9) (7, 7)										4	0	2	2	1	0	0									
<b>John Shelby, S</b> OBP: 0.283, SLG: 0.434 (1, 8)										5	0	2	0	0	1	2									
<b>Pedro Guerrero, R</b> OBP: 0.381, SLG: 0.534 <b>Ken Landreaux, L</b> OBP: 0.290, SLG: 0.287 (7, 9)										4	0	0	0	0	1	4									
<b>Franklin Stubbs, L</b> OBP: 0.314, SLG: 0.448 (1, 3)										3	2	2	0	1	1	1									
<b>Mickey Hatcher, R</b> OBP: 0.338, SLG: 0.446 (1, 5)										4	2	2	1	0	0	4									
<b>Mike Scioscia, L</b> OBP: 0.357, SLG: 0.370 (1, 2)										3	0	1	2	0	0	1									
<b>Steve Sax, R</b> OBP: 0.312, SLG: 0.341 (1, 4)										2	0	0	1	0	0	0									
<b>Orel Hershiser, R</b> OBP: 0.280, SLG: 0.333 (6, PH) <b>Jeff Hamilton, R</b> OBP: 0.287, SLG: 0.268 (6, PH) <b>Alejandro Pena, R</b> OBP: 0.100, SLG: 0.100 <b>Matt Young, L</b> (6, 1)										2	0	0	0	0	0	1									
<b>Inning Stats</b>	R: 1 E: 1 K: 2 S: 9	H: 2 LOB: 1 BB: 0 P: 9	R: 0 E: 0 K: 0 S: 5	H: 0 LOB: 0 BB: 0 P: 5	R: 0 E: 0 K: 0 S: 3	H: 0 LOB: 0 BB: 0 P: 3	R: 1 E: 0 K: 0 S: 4	H: 1 LOB: 0 BB: 0 P: 4	R: 1 E: 1 K: 0 S: 5	H: 1 LOB: 1 BB: 0 P: 5	R: 2 E: 0 K: 0 S: 5	H: 2 LOB: 0 BB: 0 P: 5	R: 0 E: 0 K: 2 S: 8	H: 1 LOB: 3 BB: 2 P: 16	R: 0 E: 0 K: 1 S: 5	H: 0 LOB: 0 BB: 0 P: 5		R: 0 E: 0 K: 1 S: 6	H: 1 LOB: 1 BB: 0 P: 6	1B: 4 2B: 4 3B: 2 HR: 0	SF: 2 SAC: 1 DP: 0 HBP: 0	WP: 0 PB: 0 SB: 2 CS: 0	PA: 40		
<b>PITCHER</b>	IP	WLS	BF	H	R	ER	SO	BB	IBB	HBP	BLK	WP	HR	S	P	ERA	WHIP								
<b>Brian Fisher, R</b> ERA: 5.33 <b>Brett Gideon, R</b> ERA <b>John Smiley, L</b> ERA: 5.48	(1, 1) (7, 1) (8, 1)	6.0 1.0 2.0	L 6 7	27 1 1	8 0 0	6 0 0	5 2 0	2 1 0	0 1 0	0 0 0	0 0 0	0 0 0	0 0 0	8 8 11	31 16 11	7.50 0.00 0.00	1.333 2.000 0.500								

Batter	1	2	3	4	5	6	7	8	9	AB	R	H	RBI	BB	SO	LOB	BOTTOM								
<b>Barry Bonds, L</b> OBP: 0.316, SLG: 0.455 (1, 7)										3	0	0	0	1	2	0	<b>Los Angeles Dodgers @ Pittsburgh Pirates</b> Three Rivers Stadium, Pittsburgh, PA Sun Jul 05 1987, 3:33 AM EDT Att: 13,438 - Unknown <a href="http://livebaseballscorecards.com">livebaseballscorecards.com</a>								
<b>Andy Van Slyke, L</b> OBP: 0.387, SLG: 0.544 (1, 8)										2	0	1	1	2	0	0									
<b>Johnny Ray, S</b> OBP: 0.306, SLG: 0.343 (1, 4)										4	0	0	0	0	0	5									
<b>Sid Bream, L</b> OBP: 0.355, SLG: 0.475 (1, 3)										4	0	1	0	0	0	1									
<b>R.J. Reynolds, S</b> OBP: 0.370, SLG: 0.470 (1, 9)										4	0	0	0	0	0	1									
<b>Bobby Bonilla, S</b> OBP: 0.324, SLG: 0.453 (1, 5)										4	0	0	0	0	0	1									
<b>Michael LaValliere, L</b> OBP: 0.391, SLG: 0.349 <b>Junior Ortiz, R</b> OBP: 0.304, SLG: 0.326 (7, PH) (8, 2)										1	1	0	0	1	0	0									
<b>Rafael Belliard, R</b> OBP: 0.273, SLG: 0.240 <b>Jim Morrison, R</b> OBP: 0.309, SLG: 0.420 (7, PH) (8, 6)										1	0	0	0	1	0	0									
<b>Brian Fisher, R</b> OBP: 0.192, SLG: 0.400 <b>John Cangelosi, S</b> OBP: 0.505, SLG: 0.286 <b>Brett Gideon, R</b> (7, 1) <b>Terry Harper, R</b> OBP: 0.296, SLG: 0.375 <b>John Smiley, L</b> OBP: 0.333, SLG: 0.667 (8, 1)										1	0	0	0	0	1	0									
<b>Inning Stats</b>	R: 0 E: 0 K: 1 S: 5	H: 0 LOB: 0 BB: 0 P: 5	R: 0 E: 0 K: 0 S: 3	H: 0 LOB: 0 BB: 0 P: 3	R: 0 E: 0 K: 1 S: 5	H: 1 LOB: 0 BB: 0 P: 5	R: 0 E: 0 K: 1 S: 3	H: 0 LOB: 0 BB: 0 P: 3	R: 1 E: 0 K: 1 S: 4	H: 0 LOB: 2 BB: 4 P: 20	R: 0 E: 0 K: 0 S: 5	H: 2 LOB: 3 BB: 1 P: 9	R: 0 E: 0 K: 0 S: 3	H: 0 LOB: 1 BB: 1 P: 7	R: 0 E: 0 K: 0 S: 3	H: 0 LOB: 0 BB: 0 P: 3		1B: 2 2B: 1 3B: 0 HR: 0	SF: 0 SAC: 0 DP: 2 HBP: 0	WP: 0 PB: 0 SB: 0 CS: 0	PA: 34				
<b>PITCHER</b>	IP	WLS	BF	H	R	ER	SO	BB	IBB	HBP	BLK	WP	HR	S	P	ERA	WHIP								
<b>Orel Hershiser, R</b> ERA: 2.3 <b>Alejandro Pena, R</b> ERA: 4.53 <b>Matt Young, L</b> ERA: 4.73	(1, 1) (6, 1) (6, 1)	5.0 0.1 3.2	W 5 S	15 5 14	1 0 2	0 1 0	3 1 0	0 4 2	0 0 0	0 0 0	0 0 0	0 0 0	0 0 0	3 3 12	21 19 20	0.00 27.00 0.00	0.200 12.000 1.091								













Batter	1	2	3	4	5	6	7	8	9	AB	R	H	RBI	BB	SO	LOB	TOP					
<b>Dave Anderson, R</b> OBP: 0.303, SLG: 0.370 (1, 6)										4	0	1	0	0	0	2	<b>Los Angeles Dodgers @ St. Louis Cardinals</b> Busch Stadium, St. Louis, MO Wed Jul 08 1987, 7:05 PM CDT Unknown					
<b>John Shelby, S</b> OBP: 0.292, SLG: 0.436 (1, 8)										3	0	1	0	1	1	0						
<b>Pedro Guerrero, R</b> OBP: 0.382, SLG: 0.543 (1, 7)										4	1	1	1	0	0	1						
<b>Mike Marshall, R</b> OBP: 0.327, SLG: 0.469 (1, 9)										4	1	1	1	0	1	1						
<b>Mike Scioscia, L</b> OBP: 0.348, SLG: 0.364 (1, 2)										4	0	0	0	0	0	0						
<b>Mickey Hatcher, R</b> OBP: 0.353, SLG: 0.486 (1, 5)										3	1	2	1	1	0	0						
<b>Franklin Stubbs, L</b> OBP: 0.317, SLG: 0.442 (1, 3)										3	0	1	0	1	0	0						
<b>Steve Sax, R</b> OBP: 0.318, SLG: 0.349 (1, 4)										3	0	1	0	1	0	2						
<b>Fernando Valenzuela, L</b> OBP: 0.152, SLG: 0.152 (5, 1)										2	0	0	0	0	0	1						
<b>Ken Howell, R</b> OBP: 1.000, SLG: 1.000 (7, PH)										0	0	0	0	0	0	0						
<b>Ken Landreth, L</b> OBP: 0.229, SLG: 0.284 (7, PH)										1	0	0	0	0	0	0						
<b>Phil Garner, S</b> OBP: 0.330, SLG: 0.330 (7, PH)										0	0	0	0	0	1	2						
<b>Brian Holton, R</b> OBP: 0.260, SLG: 0.250 (7, 1)										0	0	0	0	0	0	0						
<b>Danny Heep, L</b> OBP: 0.190, SLG: 0.210 (8, PH)										1	0	0	0	0	0	1						
<b>Inning Stats</b>	R: 0 E: 0 K: 0 S: 3	H: 0 LOB: 1 BB: 1 P: 7	R: 0 E: 0 K: 0 S: 3	H: 1 LOB: 0 BB: 0 P: 3	R: 0 E: 0 K: 0 S: 4	H: 2 LOB: 2 BB: 0 P: 4	R: 0 E: 0 K: 0 S: 3	H: 0 LOB: 0 BB: 0 P: 3	R: 0 E: 0 K: 0 S: 3	H: 1 LOB: 1 BB: 1 P: 7	R: 0 E: 0 K: 1 S: 5	H: 0 LOB: 0 BB: 0 P: 5	R: 0 E: 0 K: 1 S: 7	H: 2 LOB: 2 BB: 2 P: 15	R: 1 E: 0 K: 1 S: 6	H: 1 LOB: 0 BB: 0 P: 6	R: 0 E: 0 K: 0 S: 4	H: 1 LOB: 1 BB: 0 P: 4	1B: 4 2B: 1 3B: 0 HR: 3	SF: 0 SAC: 0 DP: 1 HBP: 0	WP: 0 PB: 0 SB: 1 CS: 0	PA: 36
<b>PITCHER</b>	IP WLS BF H R ER SO BB IBB HBP BLK WP HR S P ERA WHIP																					
<b>Bob Forsch, R</b> ERA: 4.8 (1, 1)	6.1 W 26 6 2 2 1 4 0 0 0 0 0 2 24 40 2.84 1.579																					
<b>Ken Dayley, L</b> ERA: 1.99 (7, 1)	0.2 2 0 0 0 1 0 0 0 0 0 0 0 4 4 0.00 0.000																					
<b>Todd Worrell, R</b> ERA: 3.3 (8, 1)	2.0 8 2 1 1 1 0 0 0 0 0 0 1 10 10 4.50 1.000																					

Batter	1	2	3	4	5	6	7	8	9	AB	R	H	RBI	BB	SO	LOB	BOTTOM			
<b>Vince Coleman, S</b> OBP: 0.382, SLG: 0.341 (1, 7)										3	0	1	0	1	1	2	<b>Los Angeles Dodgers @ St. Louis Cardinals</b> Busch Stadium, St. Louis, MO Wed Jul 08 1987, 7:05 PM CDT Unknown			
<b>Ozzie Smith, S</b> OBP: 0.398, SLG: 0.374 (1, 6)										3	1	1	0	0	0	0				
<b>Tom Herr, S</b> OBP: 0.369, SLG: 0.351 (1, 4)										4	2	2	0	0	0	2				
<b>Jack Clark, R</b> OBP: 0.443, SLG: 0.646 (1, 3)										2	2	1	3	2	0	1				
<b>Willie McGee, S</b> OBP: 0.326, SLG: 0.450 (1, 8)										4	1	2	1	0	0	2				
<b>Terry Pendleton, S</b> OBP: 0.370, SLG: 0.403 (1, 5)										4	0	1	1	0	0	2				
<b>Jim Lindeman, R</b> OBP: 0.216, SLG: 0.386 (1, 9)										2	0	1	1	1	0	0				
<b>John Morris, L</b> OBP: 0.333, SLG: 0.429 (6, PR) (7, 9)									1	0	0	0	0	0	0	0				
<b>Tony Peña, R</b> OBP: 0.333, SLG: 0.347 (1, 2)										3	0	0	0	1	0	3				
<b>Bob Forsch, R</b> OBP: 0.394, SLG: 0.594 (1, 1)										2	0	0	0	0	2	0				
<b>Ken Dayley, L</b> (7, 1)										0	0	0	0	0	0	0				
<b>Todd Worrell, R</b> (8, 1)										1	0	0	0	0	0	1				
<b>Inning Stats</b>	R: 0 E: 0 K: 0 S: 2	H: 0 LOB: 1 BB: 1 P: 7	R: 0 E: 0 K: 0 S: 3	H: 0 LOB: 0 BB: 0 P: 3	R: 0 E: 0 K: 2 S: 7	H: 0 LOB: 0 BB: 0 P: 7	R: 2 E: 0 K: 0 S: 6	H: 3 LOB: 2 BB: 1 P: 10	R: 4 E: 0 K: 1 S: 9	H: 5 LOB: 0 BB: 0 P: 9	R: 0 E: 0 K: 0 S: 3	H: 0 LOB: 2 BB: 1 P: 7	R: 0 E: 0 K: 0 S: 4	H: 1 LOB: 2 BB: 1 P: 8	R: 0 E: 0 K: 0 S: 2	H: 0 LOB: 0 BB: 1 P: 6	1B: 6 2B: 1 3B: 0 HR: 2	SF: 0 SAC: 1 DP: 2 HBP: 1	WP: 1 PB: 0 SB: 0 CS: 0	PA: 36
<b>PITCHER</b>	IP WLS BF H R ER SO BB IBB HBP BLK WP HR S P ERA WHIP																			
<b>Fernando Valenzuela, L</b> ERA: 4.15 (1, 1)	5.0 L 24 8 6 6 3 2 0 0 0 0 0 0 27 36 10.80 2.000																			
<b>Ken Howell, R</b> ERA: 5.02 (6, 1)	1.0 4 0 0 0 0 1 0 0 0 0 0 0 3 7 0.00 1.000																			
<b>Brian Holton, R</b> ERA: 2.88 (7, 1)	2.0 8 1 0 0 0 2 0 0 0 0 0 0 6 14 0.00 1.500																			

AB 32  
R 3  
H 8  
RBI 3  
BB 4  
SO 3  
LOB 10



AB 29  
R 6  
H 9  
RBI 6  
BB 5  
SO 3  
LOB 13









Batter	1	2	3	4	5	6	7	8	9	AB	R	H	RBI	BB	SO	LOB	TOP										
Dave Anderson, R (1, 6) OBP: 0.291, SLG: 0.353 Ken Landreaux, L (9, PH) OBP: 0.291, SLG: 0.289	F7		K		E5 HR		K		F7	4	1	0	0	0	2	0	<b>Los Angeles Dodgers @ Chicago Cubs</b> Wrigley Field, Chicago, IL Fri Jul 10 1987, 3:33 AM CDT Att: 33,606 - Unknown										
John Shelby, S (1, 8) OBP: 0.297, SLG: 0.450	K			4-3	HR		1B			4	1	2	2	0	1	0											
Pedro Guerrero, R (1, 7) OBP: 0.392, SLG: 0.556	1B			1B BB	HR		1B			3	2	3	1	1	0	0											
Mike Marshall, R (1, 9) OBP: 0.328, SLG: 0.468	K			1B 1-2	2B		G6-4-3			4	0	2	0	0	1	3											
Mike Scioscia, L (1, 2) OBP: 0.344, SLG: 0.358	F8			K	6-3				G3	4	0	0	0	0	1	3											
Mickey Hatcher, R (1, 5) OBP: 0.358, SLG: 0.490	1B			1B			F8		F8	4	0	2	1	0	0	0											
Franklin Stubbs, L (1, 3) OBP: 0.318, SLG: 0.456	8-4			P6					F8	4	1	1	1	0	0	3											
Steve Sax, R (1, 4) OBP: 0.314, SLG: 0.343				1-3	1-6-3		6-3		F9	4	0	0	0	0	0	0											
Rick Honeycutt, L (1, 1) OBP: 0.252, SLG: 0.231 Brian Holton, R (3, 1) OBP: 0.250, SLG: 0.250 Jeff Hamilton, R (5, PH) OBP: 0.242, SLG: 0.254 Alejandro Pena, R (5, 1) OBP: 0.299, SLG: 0.297 Brad Havens, L (6, 1) OBP: 0.143, SLG: 0.220	K			K	F7		K		F7	1	0	0	0	0	1	0											
<b>Inning Stats</b>	R: 0 E: 0 K: 2 S: 8	H: 1 LOB: 1 BB: 0 P: 8	R: 0 E: 0 K: 0 S: 3	H: 1 LOB: 0 BB: 0 P: 3	R: 0 E: 0 K: 2 S: 7	H: 0 LOB: 0 BB: 0 P: 7	R: 1 E: 0 K: 1 S: 7	H: 2 LOB: 2 BB: 1 P: 11	R: 3 E: 1 K: 0 S: 7	H: 3 LOB: 1 BB: 0 P: 7	R: 1 E: 0 K: 1 S: 6	H: 1 LOB: 0 BB: 0 P: 6	R: 0 E: 0 K: 1 S: 6	H: 2 LOB: 1 BB: 0 P: 6	R: 0 E: 0 K: 0 S: 3	H: 0 LOB: 0 BB: 0 P: 3		R: 0 E: 0 K: 0 S: 3	H: 0 LOB: 0 BB: 0 P: 3	1B: 6 2B: 2 3B: 0 HR: 3	SF: 0 SAC: 0 DP: 2 HBP: 0	WP: 0 PB: 0 SB: 0 CS: 0	PA: 37				
<b>PITCHER</b>	IP	WLS	BF	H	R	ER	SO	BB	IBB	HBP	BLK	WP	HR	S	P	ERA	WHIP										
Rick Sutcliffe, R (1, 1) ERA: 3.47	5.0	W	23	7	4	1	5	1	0	0	0	0	2	32	36	1.80	1.600										
Scott Sanderson, R (6, 1) ERA: 4.83	4.0	S	14	3	1	1	2	0	0	0	0	0	1	18	18	2.25	0.750										


AB	36
R	5
H	10
RBI	5
BB	1
SO	7
LOB	9



Batter	1	2	3	4	5	6	7	8	9	AB	R	H	RBI	BB	SO	LOB	BOTTOM										
Bob Dernier, R (1, 8) OBP: 0.425, SLG: 0.561	5-3		1B 2B		4-3		K			5	1	1	0	0	1	2	<b>Los Angeles Dodgers @ Chicago Cubs</b> Wrigley Field, Chicago, IL Fri Jul 10 1987, 3:33 AM CDT Att: 33,606 - Unknown										
Manny Trillo, R (1, 3) OBP: 0.392, SLG: 0.477	2B 1B		1B BB	1B HR	1B		HR		K	5	3	4	1	0	1	0											
Brian Dayett, R (1, 9) OBP: 0.423, SLG: 0.580	F8		1B BB	K			6-3		F8	4	1	0	0	1	1	2											
Gary Matthews, R (1, 7) OBP: 0.333, SLG: 0.341			1B BB	F8						2	1	2	2	0	0	0											
Rafael Palmeiro, L (4, PH) OBP: 0.333, SLG: 0.511	2B		1B	F8			HR		K	3	1	1	0	0	1	1											
Keith Moreland, R (1, 5) OBP: 0.286, SLG: 0.429	K		1B	1B	HR		HR			4	3	3	2	0	1	2											
Paul Nocco, R (1, 4) OBP: 0.333, SLG: 0.485		4-3	1B E8	HR			P5			4	2	2	5	0	0	0											
Jody Davis, R (1, 2) OBP: 0.319, SLG: 0.414	K		1B FC2-5	HR			K			3	0	0	0	1	2	0											
Mike Brumley, S (1, 6) OBP: 0.263, SLG: 0.288	E7 1B		1B FC2-5		K				F8	4	0	2	2	0	1	0											
Rick Sutcliffe, L (1, 1) OBP: 0.226, SLG: 0.191	4-3		FC2-5		P6				5-3	3	0	0	0	0	0	3											
Scott Sanderson, R (6, 1) OBP: 0.167, SLG: 0.227			1B L3							1	0	0	0	0	0	0											
<b>Inning Stats</b>	R: 0 E: 1 K: 1 S: 7	H: 2 LOB: 2 BB: 0 P: 7	R: 0 E: 1 K: 1 S: 6	H: 1 LOB: 1 BB: 0 P: 6	R: 6 E: 1 K: 0 S: 8	H: 6 LOB: 1 BB: 2 P: 16	R: 3 E: 0 K: 1 S: 8	H: 3 LOB: 0 BB: 0 P: 8	R: 0 E: 0 K: 1 S: 5	H: 0 LOB: 0 BB: 0 P: 5	R: 3 E: 0 K: 1 S: 8	H: 3 LOB: 0 BB: 0 P: 8	R: 0 E: 0 K: 2 S: 7	H: 0 LOB: 0 BB: 0 P: 7	R: 0 E: 0 K: 2 S: 7	H: 0 LOB: 0 BB: 0 P: 7	1B: 10 2B: 3 3B: 0 HR: 3	SF: 0 SAC: 0 DP: 1 HBP: 0	WP: 0 PB: 0 SB: 0 CS: 0	PA: 40							
<b>PITCHER</b>	IP	WLS	BF	H	R	ER	SO	BB	IBB	HBP	BLK	WP	HR	S	P	ERA	WHIP										
Rick Honeycutt, L (1, 1) ERA: 3.7	2.0	L	15	8	6	2	1	1	0	0	0	0	1	11	15	13.50	2.000										
Brian Holton, R (3, 1) ERA: 3.29	2.0		10	4	3	3	1	0	1	0	0	0	1	11	15	13.50	2.000										
Alejandro Pena, R (5, 1) ERA: 4.8	1.2		8	3	3	3	1	0	0	0	0	0	2	10	10	16.20	1.800										
Brad Havens, L (6, 1) ERA: 2.25	2.1		7	0	0	0	4	0	0	0	0	0	0	15	15	0.00	0.000										





Batter	1	2	3	4	5	6	7	8	9	AB	R	H	RBI	BB	SO	LOB	TOP			
Mariano Duncan, R OBP: 0.285, SLG: 0.313 (1, 6)	6-3	F8			G6-4-3			4-3		4	0	0	0	0	0	3	<b>Los Angeles Dodgers @ Chicago Cubs</b> Wrigley Field, Chicago, IL Sat Jul 11 1987, 3:33 AM CDT Att: 37,045 - Unknown			
John Shelby, S OBP: 0.295, SLG: 0.450 (1, 8)	1B		L7			K		F8		4	0	1	0	0	1	0				
Pedro Guerrero, R OBP: 0.392, SLG: 0.560 (1, 7)	1B		K			4-3		F9		4	0	1	0	0	1	0				
Mike Marshall, R OBP: 0.325, SLG: 0.460 (1, 9)	1-3		P4			K		F7		4	0	0	0	0	1	2				
Mickey Hatcher, R OBP: 0.349, SLG: 0.474 (1, 3)	P3				G5-4-3			4-3		3	0	1	0	0	0	2				
Phil Garner, R OBP: 0.269, SLG: 0.326 (1, 5)		5-3			F8			5-3		3	0	0	0	0	0	1				
Steve Sax, R OBP: 0.313, SLG: 0.342 (1, 4)		L1			G5-4-3			F8		3	0	0	0	0	0	1				
Alex Trevino, R OBP: 0.309, SLG: 0.414 (1, 2)		1B			4-3			F8		3	0	1	0	0	0	0				
Tim Leary, R ERA: 5.34 (1, 1)								4-3		1	0	1	0	0	0	0				
Brad Havens, L ERA: 2.08 (3, 1)										0	0	0	0	0	0	0				
Tito Landrum, R OBP: 0.310, SLG: 0.235 (5, PH)										0	0	1	0	0	0	0				
Rick Honeycutt, L ERA: 3.57 (5, 1)										0	0	0	0	0	0	0				
Dave Anderson, R OBP: 0.292, SLG: 0.320 (8, PH)										0	0	0	0	0	0	0				
Alejandro Pena, R OBP: 0.161, SLG: 0.091 (8, 1)										0	0	0	0	0	0	0				
<b>Inning Stats</b>	R: 0 E: 0 K: 0 S: 5	H: 2 LOB: 2 BB: 0 P: 5	R: 0 E: 0 K: 0 S: 5	H: 2 LOB: 2 BB: 0 P: 5	R: 0 E: 0 K: 1 S: 5	H: 0 LOB: 0 BB: 0 P: 5	R: 0 E: 0 K: 0 S: 3	H: 1 LOB: 0 BB: 0 P: 3	R: 0 E: 0 K: 2 S: 7	H: 0 LOB: 0 BB: 0 P: 7	R: 0 E: 0 K: 0 S: 3	H: 0 LOB: 0 BB: 0 P: 3	R: 0 E: 0 K: 0 S: 3	H: 0 LOB: 0 BB: 0 P: 3	R: 0 E: 0 K: 0 S: 3	H: 0 LOB: 0 BB: 0 P: 3	1B: 6 2B: 0 3B: 0 HR: 0	SF: 0 SAC: 0 DP: 2 HBP: 0	WP: 0 PB: 0 SB: 0 CS: 0	PA: 31
<b>PITCHER</b> Steve Trout, L ERA: 3.0 (1, 1)	IP: 9.0 WLS: W BF: 31 H: 6 R: 0 ER: 0 SO: 3 BB: 0 IBB: 0 HBP: 0 BLK: 0 WP: 0 HR: 0 S: 37 P: 37 ERA: 0.00 WHIP: 0.667															<b>PITCHER</b>				

Batter	1	2	3	4	5	6	7	8	9	AB	R	H	RBI	BB	SO	LOB	BOTTOM			
Dave Martinez, L OBP: 0.401, SLG: 0.432 (1, 8)	6-3	23 1B	K			F G3 1B		F7		5	2	2	0	0	1	1	<b>Los Angeles Dodgers @ Chicago Cubs</b> Wrigley Field, Chicago, IL Sat Jul 11 1987, 3:33 AM CDT Att: 37,045 - Unknown			
23 Ryne Sandberg, R OBP: 0.378, SLG: 0.523 (1, 4)					P6	E6 G3		K		3	2	2	2	0	0	0				
Mike Brumley, S OBP: 0.250, SLG: 0.273 (6, 6)	HR	2B				1-3 2H		K		2	0	0	0	0	1	1				
Leon Durham, L OBP: 0.365, SLG: 0.518 (1, 3)	1B	1B			BB	G3		F8		5	1	3	2	0	0	1				
Andre Dawson, R OBP: 0.338, SLG: 0.572 (1, 9)	E6 1B	F7			BB	F8		F8		3	0	1	0	1	0	2				
Rafael Palmeiro, L OBP: 0.367, SLG: 0.574 (1, 7)	E6				F7	4-3				4	1	1	1	0	0	4				
Keith Moreland, R OBP: 0.287, SLG: 0.423 (1, 5)	BB		HR		K			6-3		2	0	0	0	2	1	0				
Jody Davis, R OBP: 0.318, SLG: 0.423 (1, 2)	F9		HR		PO	6-3		L6		4	1	1	1	0	0	2				
Paul Noce, R OBP: 0.316, SLG: 0.455 (6, 4)		F7	F8		5-3			1B		4	0	1	0	0	0	0				
Steve Trout, L OBP: 0.154, SLG: 0.154 (1, 1)	1-3				K			K		4	0	1	0	0	2	1				
<b>Inning Stats</b>	R: 2 E: 1 K: 0 S: 6	H: 3 LOB: 2 BB: 1 P: 10	R: 2 E: 0 K: 2 S: 10	H: 3 LOB: 1 BB: 0 P: 10	R: 0 E: 0 K: 0 S: 3	H: 1 LOB: 2 BB: 2 P: 11	R: 0 E: 0 K: 1 S: 5	H: 0 LOB: 0 BB: 0 P: 5	R: 1 E: 1 K: 0 S: 5	H: 1 LOB: 1 BB: 0 P: 5	R: 0 E: 0 K: 1 S: 6	H: 1 LOB: 1 BB: 0 P: 6	R: 0 E: 0 K: 1 S: 5	H: 0 LOB: 0 BB: 0 P: 5	R: 0 E: 0 K: 1 S: 5	H: 0 LOB: 0 BB: 0 P: 5	1B: 6 2B: 2 3B: 1 HR: 3	SF: 0 SAC: 0 DP: 0 HBP: 0	WP: 0 PB: 0 SB: 0 CS: 0	PA: 40
<b>PITCHER</b> Tim Leary, R ERA: 5.34 (1, 1)	IP: 2.1 WLS: L BF: 16 H: 8 R: 6 ER: 5 SO: 3 BB: 1 IBB: 0 HBP: 0 BLK: 0 WP: 0 HR: 3 S: 17 P: 21 ERA: 19.29 WHIP: 3.857															<b>PITCHER</b>				
Brad Havens, L ERA: 2.08 (3, 1)	IP: 1.2 WLS: L BF: 8 H: 2 R: 0 ER: 0 SO: 1 BB: 1 IBB: 0 HBP: 0 BLK: 0 WP: 0 HR: 0 S: 8 P: 16 ERA: 0.00 WHIP: 1.800															<b>PITCHER</b>				
Rick Honeycutt, L ERA: 3.57 (5, 1)	IP: 3.0 WLS: L BF: 12 H: 2 R: 1 ER: 0 SO: 2 BB: 0 IBB: 0 HBP: 0 BLK: 0 WP: 0 HR: 0 S: 16 P: 16 ERA: 0.00 WHIP: 0.667															<b>PITCHER</b>				
Alejandro Pena, R ERA: 4.72 (8, 1)	IP: 1.0 WLS: L BF: 3 H: 0 R: 0 ER: 0 SO: 1 BB: 0 IBB: 0 HBP: 0 BLK: 0 WP: 0 HR: 0 S: 5 P: 5 ERA: 0.00 WHIP: 0.000															<b>PITCHER</b>				







Batter	1	2	3	4	5	6	7	8	9	AB	R	H	RBI	BB	SO	LOB	TOP	
<b>Bobby Bonilla, S</b> (1, 9) OBP: 0.337, SLG: 0.458	4-0 SH3 BB		0-0 4-3		0-0 5-3		0-0 F4			3	0	0	0	1	0	1	<b>Pittsburgh Pirates @ Los Angeles Dodgers</b> Dodger Stadium, Los Angeles, CA Thu Jul 16 1987, 7:05 PM PDT Att: 32,845 - Unknown <a href="http://livebaseballscorecards.com">livebaseballscorecards.com</a>	
<b>Felix Fermin, R</b> (1, 6) OBP: 0.412, SLG: 0.333	0-0 SH3 1-2		0-3 K			0-0 2B 1B		0-3 K		3	0	1	0	0	2	0		
<b>Andy Van Slyke, L</b> (1, 8) OBP: 0.352, SLG: 0.526	0-3 K			0-3 K		0-3 K		0-0 F2		4	0	0	0	0	3	2		
<b>Mike Diaz, R</b> (1, 7) OBP: 0.326, SLG: 0.523	0-3 K			4-0 1B BB		0-0 1-3 2B		4-0 FC4-6 BB		2	0	1	0	2	1	1		
<b>Jim Morrison, R</b> (1, 5) OBP: 0.322, SLG: 0.438		0-0 F9		0-0 G5-4-3 1B		4-0 FC6 BB		0-0 FC4-6 1-2		3	0	1	0	1	0	1		
<b>Johnny Ray, S</b> (1, 4) OBP: 0.319, SLG: 0.350		0-0 E 1B		0-0 G5-4-3 1-2		0-0 F3			0-0 6-3	4	0	1	0	0	0	5		
<b>Sid Bream, L</b> (1, 3) OBP: 0.351, SLG: 0.458		0-0 E6 G6-4-3			0-0 1B B1-4-2	0-0 FC6 1-2			0-3 K	4	0	1	0	0	1	4		
<b>Junior Ortiz, R</b> (1, 2) OBP: 0.306, SLG: 0.320		0-0 G6-4-3 1-2			0-0 B1-4-2 1-3		0-0 G5-4-3 1B		0-0 6-3	4	0	2	0	0	0	2		
<b>Bob Kipper, R</b> (1, 1) OBP: 0.226, SLG: 0.290 <b>John Cangelosi, S</b> (7, PH) OBP: 0.517, SLG: 0.321 <b>Barry Jones, R</b> (7, 1)			0-3 K		0-0 B1-4-2 1-3 3-H		0-0 G5-4-3 1-2			2	0	0	0	0	1	2	<b>P</b>	
<b>Inning Stats</b>	R: 0 E: 0 K: 2 S: 7	H: 0 LOB: 1 BB: 1 P: 11	R: 0 E: 1 K: 0 S: 4	H: 1 LOB: 1 BB: 0 P: 4	R: 0 E: 0 K: 2 S: 7	H: 0 LOB: 0 BB: 0 P: 7	R: 0 E: 0 K: 1 S: 5	H: 1 LOB: 1 BB: 1 P: 9	R: 0 E: 0 K: 0 S: 4	H: 2 LOB: 3 BB: 0 P: 4	R: 0 E: 0 K: 1 S: 7	H: 2 LOB: 3 BB: 1 P: 11	R: 0 E: 0 K: 0 S: 3	H: 1 LOB: 0 BB: 0 P: 3	R: 0 E: 0 K: 1 S: 5	H: 0 LOB: 1 BB: 1 P: 9	1B: 6 2B: 2 3B: 0 HR: 0 SF: 0 SAC: 1 DP: 4 HBP: 0 WP: 0 PB: 0 SB: 0 CS: 0	PA: 35 ERA: 3.88 WHIP: 1.222

PITCHER	IP	WLS	BF	H	R	ER	SO	BB	IBB	HBP	BLK	WP	HR	S	P	ERA	WHIP
<b>Fernando Valenzuela, L</b> (1, 1) ERA: 3.88	9.0	W	35	7	0	0	8	4	0	0	0	0	0	47	63	0.00	1.222

Batter	1	2	3	4	5	6	7	8	9	AB	R	H	RBI	BB	SO	LOB	BOTTOM
<b>Dave Anderson, R</b> (1, 5) OBP: 0.290, SLG: 0.349	0-0 P4		0-0 2B FC3-2 1B		0-0 F2		0-0 4-3			4	0	1	0	0	0	0	<b>Pittsburgh Pirates @ Los Angeles Dodgers</b> Dodger Stadium, Los Angeles, CA Thu Jul 16 1987, 7:05 PM PDT Att: 32,845 - Unknown <a href="http://livebaseballscorecards.com">livebaseballscorecards.com</a>
<b>Mariano Duncan, R</b> (1, 6) OBP: 0.272, SLG: 0.330	4-0 E S BB		0-0 FC3-2 1-3 2B		0-0 HR			0-3 K		3	1	2	1	1	1	0	
<b>John Shelby, S</b> (1, 8) OBP: 0.306, SLG: 0.462	0-3 K		0-0 P3		0-0 CS 1B			0-0 1B 2B 1B		4	1	2	0	0	1	3	
<b>Pedro Guerrero, R</b> (1, 7) OBP: 0.393, SLG: 0.553 <b>Tito Landrum, R</b> (8, PR) OBP: 0.310, SLG: 0.235	0-0 6-3		4-0 FC3-2 IBB		0-0 F9			0-0 2B E 1B		3	0	1	0	1	0	2	
<b>Mike Marshall, R</b> (1, 9) OBP: 0.324, SLG: 0.457		4-0 HR BB	0-0 FC3-2 1-2 2-3 3-H		0-0 CS 1-2	0-0 5-3		0-0 E 2B		3	2	1	1	1	0	3	
<b>Mickey Hatcher, R</b> (1, 3) OBP: 0.358, SLG: 0.515 <b>Franklin Stubbs, L</b> (7, 3)		0-0 HR	0-0 F9		0-0 F7			4-0 E WP IBB		3	1	1	2	0	0	3	
<b>Mike Scioscia, L</b> (1, 2) OBP: 0.342, SLG: 0.352		0-0 4-3		0-0 4-3		0-0 6-3		0-0 E1 WP		4	0	0	0	0	0	1	
<b>Steve Sax, R</b> (1, 4) OBP: 0.311, SLG: 0.339 <b>Phil Garner, R</b> (6, 5) OBP: 0.272, SLG: 0.324		0-0 F8		0-0 6-3			0-0 5-3	4-0 G1-6-3 BB		2	0	0	0	0	0	0	
<b>Fernando Valenzuela, L</b> (1, 1) OBP: 0.140, SLG: 0.140		0-3 K		0-0 4-3			0-0 4-3	0-0 G1-6-3 1-2		4	0	0	0	0	1	2	
<b>Inning Stats</b>	R: 0 E: 0 K: 1 S: 5	H: 0 LOB: 1 BB: 1 P: 9	R: 2 E: 0 K: 1 S: 6	H: 1 LOB: 0 BB: 1 P: 10	R: 0 E: 0 K: 0 S: 5	H: 2 LOB: 3 BB: 1 P: 9	R: 0 E: 0 K: 0 S: 3	H: 0 LOB: 0 BB: 0 P: 3	R: 1 E: 0 K: 0 S: 4	H: 2 LOB: 0 BB: 0 P: 4	R: 0 E: 0 K: 0 S: 3	H: 0 LOB: 0 BB: 0 P: 3	R: 0 E: 0 K: 1 S: 8	H: 3 LOB: 2 BB: 2 P: 16	R: 4 E: 1 K: 1 S: 8	1B: 4 2B: 2 3B: 0 HR: 2 SF: 0 SAC: 0 DP: 1 HBP: 0 WP: 1 PB: 0 SB: 1 CS: 1	PA: 37 ERA: 5.29 WHIP: 2.000

PITCHER	IP	WLS	BF	H	R	ER	SO	BB	IBB	HBP	BLK	WP	HR	S	P	ERA	WHIP
<b>Bob Kipper, L</b> (1, 1) ERA: 5.29 <b>Barry Jones, R</b> (7, 1) ERA: 8.71	6.0	L	25	5	3	3	2	2	1	0	0	1	0	11	19	9.00	2.000







Batter	1	2	3	4	5	6	7	8	9	AB	R	H	RBI	BB	SO	LOB	TOP				
Barry Bonds, L (1,7) OBP: 0.323, SLG: 0.457										5	0	2	0	0	2	4	<b>Pittsburgh Pirates @ Los Angeles Dodgers</b> Dodger Stadium, Los Angeles, CA Sat Jul 18 1987, 7:05 PM PDT Att: 34,864 - Unknown				
Andy Van Slyke, L (1,8) OBP: 0.352, SLG: 0.525										5	0	1	0	0	1	5					
Johnny Ray, S (1,4) OBP: 0.319, SLG: 0.352										5	0	1	0	0	0	3					
Sid Bream, L (1,3) OBP: 0.345, SLG: 0.447										5	0	0	0	0	2	2					
R.J. Reynolds, S (1,9) OBP: 0.349, SLG: 0.429										2	1	0	0	3	0	0					
Bobby Bonilla, S (1,5) OBP: 0.346, SLG: 0.461										4	2	3	0	0	0	0					
Michael LaValliere, L (1,2) OBP: 0.374, SLG: 0.343										2	1	0	0	1	0	4					
Mike Diaz, R (8,PH) OBP: 0.326, SLG: 0.520										1	0	1	0	0	0	0					
Junior Ortiz, R (8,2) OBP: 0.306, SLG: 0.320										0	0	0	0	0	0	0					
Felix Fermin, R (1,6) OBP: 0.381, SLG: 0.316										2	0	1	2	0	1	1					
John Cangelosi, S (7,PH) OBP: 0.598, SLG: 0.313										1	0	0	0	0	1	0					
Al Pedrique, R (7,6) OBP: 0.296, SLG: 0.303										1	0	1	1	0	0	0					
Doug Drabek, R (1,1) OBP: 0.233, SLG: 0.185										2	0	0	0	0	2	1					
Terry Harper, R (8,PH) OBP: 0.287, SLG: 0.351										0	0	0	0	1	0	0					
Barry Jones, R (8,1) OBP: 0.277, SLG: 0.351										0	0	0	0	0	0	0					
<b>Inning Stats</b>	R: 0 E: 0 K: 0 S: 4	H: 3 LOB: 1 BB: 0 P: 4	R: 2 E: 0 K: 1 S: 7	H: 2 LOB: 1 BB: 1 P: 11	R: 0 E: 1 K: 1 S: 5	H: 0 LOB: 0 BB: 0 P: 5	R: 0 E: 0 K: 1 S: 5	H: 0 LOB: 1 BB: 1 P: 9	R: 0 E: 0 K: 2 S: 7	H: 1 LOB: 2 BB: 1 P: 10	R: 0 E: 0 K: 2 S: 8	H: 1 LOB: 2 BB: 0 P: 9	R: 2 E: 0 K: 1 S: 8	H: 3 LOB: 3 BB: 2 P: 16	R: 0 E: 0 K: 0 S: 3	H: 0 LOB: 0 BB: 0 P: 3	1B: 9 2B: 1 3B: 0 HR: 0	SF: 0 SAC: 0 DP: 1 HBP: 1	WP: 0 PB: 1 SB: 0 CS: 2	PA: 41	
<b>PITCHER</b>	IP WLS BF H R ER SO BB IBB HBP BLK WP HR S P ERA WHIP	7.1 L 33 8 4 4 8 4 0 1 0 0 0 0 44 61 4.91 1.636	1.2 8 2 0 0 1 0 1 0 0 0 0 0 9 13 0.00 1.200																		

AB	35
R	4
H	10
RBI	3
BB	5
SO	9
LOB	20



Batter	1	2	3	4	5	6	7	8	9	AB	R	H	RBI	BB	SO	LOB	BOTTOM					
Dave Anderson, R (1,6) OBP: 0.282, SLG: 0.339										4	0	0	0	0	2	1	<b>Pittsburgh Pirates @ Los Angeles Dodgers</b> Dodger Stadium, Los Angeles, CA Sat Jul 18 1987, 7:05 PM PDT Att: 34,864 - Unknown					
John Shelby, S (1,8) OBP: 0.304, SLG: 0.451										2	1	0	0	2	0	1						
Pedro Guerrero, R (1,7) OBP: 0.401, SLG: 0.574										4	1	3	2	0	0	1						
Mike Marshall, R (1,9) OBP: 0.318, SLG: 0.458										4	0	0	0	0	1	3						
Franklin Stubbs, L (1,3) OBP: 0.316, SLG: 0.454										4	0	0	0	0	0	1						
Mickey Hatcher, R (1,5) OBP: 0.361, SLG: 0.512										4	0	1	0	0	0	0						
Mike Scioscia, L (1,2) OBP: 0.337, SLG: 0.346										3	0	0	0	0	0	1						
Steve Sax, R (1,4) OBP: 0.309, SLG: 0.337										1	0	0	0	0	0	0						
Mariano Duncan, R (4,4) OBP: 0.269, SLG: 0.324										2	0	0	0	0	0	0						
Matt Young, L (8,1) OBP: 0.277, SLG: 0.351										0	0	0	0	0	0	0						
Orel Hershiser, R (1,1) OBP: 0.278, SLG: 0.327										2	0	0	0	0	0	0						
Phil Garner, R (8,4) OBP: 0.277, SLG: 0.351										0	0	0	0	1	0	0						
<b>Inning Stats</b>	R: 2 E: 0 K: 0 S: 4	H: 1 LOB: 0 BB: 1 P: 8	R: 0 E: 0 K: 0 S: 3	H: 0 LOB: 0 BB: 0 P: 3	R: 0 E: 0 K: 1 S: 6	H: 1 LOB: 2 BB: 1 P: 10	R: 0 E: 0 K: 0 S: 3	H: 0 LOB: 0 BB: 0 P: 3	R: 0 E: 0 K: 1 S: 5	H: 0 LOB: 0 BB: 0 P: 5	R: 0 E: 0 K: 0 S: 4	H: 1 LOB: 1 BB: 0 P: 4	R: 0 E: 0 K: 0 S: 3	H: 1 LOB: 0 BB: 0 P: 3	R: 0 E: 0 K: 0 S: 3	H: 0 LOB: 1 BB: 1 P: 7	R: 0 E: 0 K: 1 S: 5	H: 0 LOB: 0 BB: 0 P: 5	1B: 2 2B: 1 3B: 0 HR: 1	SF: 0 SAC: 0 DP: 0 HBP: 0	WP: 0 PB: 0 SB: 0 CS: 1	PA: 33
<b>PITCHER</b>	IP WLS BF H R ER SO BB IBB HBP BLK WP HR S P ERA WHIP	7.0 W 26 4 2 2 2 2 0 0 0 0 0 1 28 36 2.57 0.857	2.0 S 7 0 0 0 1 1 0 0 0 0 0 8 12 0.00 0.500																			

AB	30
R	2
H	4
RBI	2
BB	3
SO	3
LOB	8





Batter	1	2	3	4	5	6	7	8	9	AB	R	H	RBI	BB	SO	LOB	TOP
John Cangelosi, S (1, 8) OBP: 0.512, SLG: 0.376	6-3																5 3 3 1 0 0 0
Barry Bonds, L (8, 7) OBP: 0.323, SLG: 0.457			1B 2B														0 0 0 0 0 0 0
Al Pedrique, R (1, 6) OBP: 0.289, SLG: 0.310	K		B2														5 1 1 1 0 1 1
Terry Harper, R (1, 7) OBP: 0.311, SLG: 0.375																	3 1 3 1 0 0 0
Andy Van Slyke, L (7, PH) OBP: 0.353, SLG: 0.524	HBP BB 1B		K2-4 1B														1 1 0 0 1 1 0
Jim Morrison, R (1, 4) OBP: 0.326, SLG: 0.438																	4 1 2 0 1 1 1
Mike Diaz, R (1, 9) OBP: 0.330, SLG: 0.516																	3 0 1 2 0 2 2
R.J. Reynolds, S (7, PR) OBP: 0.348, SLG: 0.427																	1 0 0 0 0 1 0
Bobby Bonilla, S (1, 5) OBP: 0.347, SLG: 0.462	G3																4 0 1 1 1 2 4
Sid Bream, L (1, 3) OBP: 0.349, SLG: 0.444																	2 0 0 0 3 0 0
Junior Ortiz, R (1, 2) OBP: 0.302, SLG: 0.308																	4 0 0 0 1 1 5
Mike Dunne, R (1, 1) OBP: 0.087, SLG: 0.045																	5 0 0 0 0 3 5
John Smiley, L (9, 1) OBP: 0.250, SLG: 0.500																	0 0 0 0 0 0 0
<b>Inning Stats</b>	R: 0 H: 1 E: 0 LOB: 3 K: 1 BB: 1 S: 6 P: 11	R: 0 H: 0 E: 0 LOB: 0 K: 1 BB: 0 S: 5 P: 5	R: 1 H: 2 E: 0 LOB: 1 K: 1 BB: 0 S: 6 P: 6	R: 0 H: 0 E: 0 LOB: 0 K: 2 BB: 0 S: 7 P: 7	R: 0 H: 0 E: 0 LOB: 0 K: 1 BB: 0 S: 5 P: 5	R: 1 H: 3 E: 1 LOB: 3 K: 2 BB: 1 S: 8 P: 12	R: 4 H: 4 E: 1 LOB: 3 K: 2 BB: 3 S: 11 P: 23	R: 1 H: 1 E: 0 LOB: 0 K: 1 BB: 0 S: 6 P: 6	R: 0 H: 0 E: 0 LOB: 2 K: 2 BB: 2 S: 7 P: 15	1B: 7 SF: 0 2B: 4 SAC: 0 3B: 0 DP: 1 HR: 1 HBP: 1	WP: 0 PA: 45 PB: 0 SB: 0 CS: 1						
<b>PITCHER</b>	IP WLS BF H R ER SO BB IBB HBP BLK WP HR S P ERA WHIP	<b>PITCHER</b>															
Rick Honeycutt, L (1, 1) ERA: 3.71	6.1 L 29 8 4 4 8 2 0 1 0 0 0 0 6 18 5.68 1.579																
Brian Holton, R (7, 1) ERA: 3.59	0.2 7 2 2 2 1 1 2 0 0 0 0 0 6 18 27.00 4.500																
Brad Havens, L (8, 1) ERA: 2.38	1.0 4 1 1 1 1 0 0 0 0 0 0 1 6 6 9.00 1.000																
Ken Howell, R (9, 1) ERA: 4.64	1.0 5 0 0 0 2 2 0 0 0 0 0 0 7 15 0.00 2.000																

**Pittsburgh Pirates @ Los Angeles Dodgers**  
**Dodger Stadium, Los Angeles, CA**  
 Sun Jul 19 1987, 3:33 AM PDT  
 Att: 37,548 - Unknown

AB 37  
 R 7  
 H 11  
 RBI 6  
 BB 7  
 SO 12  
 LOB 18



Batter	1	2	3	4	5	6	7	8	9	AB	R	H	RBI	BB	SO	LOB	BOTTOM
Dave Anderson, R (1, 6) OBP: 0.281, SLG: 0.337	PB E 1B		P3														4 1 1 0 0 1 1
John Shelby, S (1, 8) OBP: 0.300, SLG: 0.444	FC4 1B		F8														4 1 0 0 0 0 2
Pedro Guerrero, R (1, 7) OBP: 0.399, SLG: 0.570																	4 0 1 2 0 1 0
Ken Howell, R (9, 1) OBP: 1.000, SLG: 1.000	1H 2H 1B		K														0 0 0 0 0 0 0
Mike Marshall, R (1, 9) OBP: 0.313, SLG: 0.451	F2																4 0 0 0 0 1 1
Franklin Stubbs, L (1, 3) OBP: 0.312, SLG: 0.447	F8																4 0 0 0 0 0 1
Mickey Hatcher, R (1, 5) OBP: 0.370, SLG: 0.517	5-3																4 0 3 0 0 0 1
Mike Scioscia, L (1, 2) OBP: 0.336, SLG: 0.344																	4 0 1 0 0 0 2
Mariano Duncan, R (1, 4) OBP: 0.268, SLG: 0.320																	3 0 0 0 1 0 1
Rick Honeycutt, L (1, 1) ERA: 3.48																	2 0 1 0 0 0 0
Brian Holton, R (7, 1) ERA: 3.59																	0 0 0 0 0 0 0
Danny Higginson, R (7, PH) OBP: 0.250, SLG: 0.250																	1 0 0 0 0 0 1
Brad Havens, L (8, 1) ERA: 2.38																	0 0 0 0 0 0 0
Ken Landreaux, R (9, 7) OBP: 0.300, SLG: 0.330																	0 0 0 0 0 0 0
Alex Trevino, R (9, PH) OBP: 0.300, SLG: 0.400																	1 0 0 0 0 1 3
<b>Inning Stats</b>	R: 2 H: 2 E: 1 LOB: 1 K: 0 BB: 0 S: 6 P: 6	R: 0 H: 0 E: 0 LOB: 0 K: 0 BB: 0 S: 3 P: 3	R: 0 H: 0 E: 0 LOB: 0 K: 1 BB: 0 S: 5 P: 5	R: 0 H: 1 E: 0 LOB: 1 K: 1 BB: 0 S: 6 P: 6	R: 0 H: 1 E: 0 LOB: 1 K: 1 BB: 0 S: 6 P: 6	R: 0 H: 0 E: 0 LOB: 0 K: 0 BB: 0 S: 3 P: 3	R: 0 H: 1 E: 0 LOB: 1 K: 0 BB: 0 S: 4 P: 4	R: 0 H: 0 E: 0 LOB: 0 K: 0 BB: 0 S: 3 P: 3	R: 0 H: 2 E: 0 LOB: 3 K: 1 BB: 1 S: 7 P: 11	1B: 7 SF: 0 2B: 0 SAC: 0 3B: 0 DP: 0 HR: 0 HBP: 0	WP: 0 PA: 36 PB: 1 SB: 0 CS: 0						
<b>PITCHER</b>	IP WLS BF H R ER SO BB IBB HBP BLK WP HR S P ERA WHIP	<b>PITCHER</b>															
Mike Dunne, R (1, 1) ERA: 3.48	8.2 W 35 7 2 2 0 3 1 0 0 0 0 0 0 40 44 0.00 0.923																
John Smiley, L (9, 1) ERA: 4.63	0.1 S 1 0 0 0 1 0 0 0 0 0 0 0 3 4 0.00 0.000																

**Pittsburgh Pirates @ Los Angeles Dodgers**  
**Dodger Stadium, Los Angeles, CA**  
 Sun Jul 19 1987, 3:33 AM PDT  
 Att: 37,548 - Unknown

AB 35  
 R 2  
 H 7  
 RBI 2  
 BB 1  
 SO 4  
 LOB 13









Batter	1	2	3	4	5	6	7	8	9	AB	R	H	RBI	BB	SO	LOB	TOP								
Vince Coleman, S (1, 7) OBP: 0.370, SLG: 0.322	K		E6			B3		6-3		4	0	0	0	0	1	0									
Ozzie Smith, S (1, 6) OBP: 0.393, SLG: 0.360	5-3		G1-6-5-3			K			1B	4	1	1	0	0	1	1									
Tom Herr, S (1, 4) OBP: 0.363, SLG: 0.344	BB 1B			5-3		K			HR 1B	4	1	2	1	0	1	0									
Jack Clark, R (1, 3) OBP: 0.456, SLG: 0.651	1-2 BB			CS 2B		L5			HR 1B	3	1	2	2	1	0	0									
Willie McGee, S (1, 8) OBP: 0.331, SLG: 0.462	K			1B		F8			S 1B	4	0	2	0	0	1	2									
Terry Pendleton, S (1, 5) OBP: 0.379, SLG: 0.426		G6-4-3 BB		2-3 K		1B			F5	3	0	1	0	1	1	3									
Curt Ford, L (1, 9) OBP: 0.351, SLG: 0.469	K			3-1		G3			K	4	0	0	0	0	2	3									
Tony Peña, R (1, 2) OBP: 0.319, SLG: 0.321	G6-4-3			F9		F9			F9	4	0	0	0	0	0	2									
Greg Mathews, R (1, 1) OBP: 0.262, SLG: 0.250				1-3		K			F4	2	0	0	0	0	1	0									
John Morris, L (8, PH) OBP: 0.360, SLG: 0.485										1	0	0	0	0	0	0									
Lee Tunnell, R (8, 1) OBP: 0.250, SLG: 0.250										0	0	0	0	0	0	0									
Ken Dayley, L (8, 1)										0	0	0	0	0	0	0									
<b>Inning Stats</b>	R: 0 E: 0 K: 2 S: 8	H: 1 LOB: 2 BB: 1 P: 12	R: 0 E: 0 K: 1 S: 4	H: 0 LOB: 0 BB: 1 P: 8	R: 0 E: 1 K: 0 S: 3	H: 0 LOB: 0 BB: 0 P: 3	R: 0 E: 0 K: 1 S: 6	H: 2 LOB: 2 BB: 0 P: 6	R: 0 E: 0 K: 1 S: 5	H: 0 LOB: 0 BB: 0 P: 5	R: 0 E: 0 K: 2 S: 7	H: 0 LOB: 0 BB: 0 P: 7	R: 0 E: 0 K: 0 S: 4	H: 1 LOB: 1 BB: 0 P: 4	R: 0 E: 0 K: 0 S: 3	H: 0 LOB: 0 BB: 0 P: 3	R: 3 E: 0 K: 1 S: 9	H: 4 LOB: 1 BB: 0 P: 9	1B: 5 2B: 4 3B: 0 HR: 1	SF: 0 SAC: 0 DP: 3 HBP: 0	WP: 0 PB: 0 SB: 2 CS: 1	PA: 35			
<b>PITCHER</b>	IP	WLS	BF	H	R	ER	SO	BB	IBB	HBP	BLK	WP	HR	S	P	ERA	WHIP								
Bob Welch, R (1, 1) ERA: 3.46	8.0	L	31	7	3	3	7	2	0	0	0	0	1	43	51	3.38	1.125								
Alejandro Pena, R (9, 1) ERA: 4.63	1.0		4	1	0	0	1	0	0	0	0	0	0	6	6	0.00	1.000								

St. Louis Cardinals @ Los Angeles Dodgers  
 Dodger Stadium, Los Angeles, CA  
 Wed Jul 22 1987, 7:05 PM PDT  
 Att: 33,665 - Unknown

AB	33
R	3
H	8
RBI	3
BB	2
SO	8
LOB	11



Batter	1	2	3	4	5	6	7	8	9	AB	R	H	RBI	BB	SO	LOB	BOTTOM								
Steve Sax, R (1, 4) OBP: 0.309, SLG: 0.336	6-3		F2		G6-4-3 1B		F8			4	0	1	0	0	0	2									
John Shelby, S (1, 8) OBP: 0.295, SLG: 0.431	F5		5-3		G6-4-3			F8		4	0	0	0	0	0	2									
Pedro Guerrero, R (1, 7) OBP: 0.399, SLG: 0.563						6-3				2	0	0	0	2	0	0									
Tito Landrum, R (8, PR) OBP: 0.310, SLG: 0.235	G3		FC6-4 IBB					1B BB		0	0	0	0	0	0	0									
Mike Marshall, R (1, 9) OBP: 0.315, SLG: 0.452		F8	FC6-4						G6-4-3 1B	4	0	2	0	0	0	2									
Mickey Hatcher, R (1, 3) OBP: 0.363, SLG: 0.503										3	0	0	0	0	1	1									
Danny Heep, L (8, PH) OBP: 0.120, SLG: 0.167		F9			F2				G6-4-3	0	0	0	0	0	0	0									
Alex Trevino, R (8, PH) OBP: 0.302, SLG: 0.404						K				1	0	0	0	0	0	0									
Franklin Stubbs, L (9, 3) OBP: 0.314, SLG: 0.448									1-2	0	0	0	0	0	0	0									
Phil Garner, R (1, 5) OBP: 0.276, SLG: 0.322		E3								4	0	1	0	0	1	1									
Mike Scioscia, L (1, 2) OBP: 0.328, SLG: 0.335		F7			F9					4	0	0	0	0	1	2									
Mariano Duncan, R (1, 6) OBP: 0.273, SLG: 0.325						4-3				3	1	2	0	1	0	1									
Bob Welch, R (1, 1) OBP: 0.148, SLG: 0.132										2	0	0	0	0	1	1									
Alejandro Pena, R (9, 1) OBP: 0.091, SLG: 0.091										0	0	0	0	0	0	0									
Dave Anderson, R (8, PH) OBP: 0.274, SLG: 0.328			SH WP		B1-3				FC6-4	1	0	0	0	0	0	1									
<b>Inning Stats</b>	R: 0 E: 0 K: 0 S: 3	H: 0 LOB: 0 BB: 0 P: 3	R: 0 E: 1 K: 0 S: 4	H: 0 LOB: 0 BB: 0 P: 4	R: 1 E: 1 K: 0 S: 5	H: 1 LOB: 2 BB: 1 P: 9	R: 0 E: 0 K: 0 S: 4	H: 1 LOB: 1 BB: 0 P: 4	R: 0 E: 0 K: 1 S: 6	H: 1 LOB: 1 BB: 0 P: 6	R: 0 E: 0 K: 1 S: 5	H: 0 LOB: 1 BB: 1 P: 9	R: 0 E: 0 K: 0 S: 3	H: 1 LOB: 2 BB: 1 P: 7	R: 0 E: 0 K: 2 S: 8	H: 1 LOB: 1 BB: 0 P: 8	1B: 4 2B: 2 3B: 0 HR: 0	SF: 0 SAC: 1 DP: 2 HBP: 0	WP: 1 PB: 0 SB: 2 CS: 0	PA: 36					
<b>PITCHER</b>	IP	WLS	BF	H	R	ER	SO	BB	IBB	HBP	BLK	WP	HR	S	P	ERA	WHIP								
Greg Mathews, L (1, 1) ERA: 3.7	7.0		28	4	1	0	2	1	0	0	0	0	0	30	38	0.00	0.714								
Lee Tunnell, R (8, 1) ERA: 4.8	0.1	W	5	1	0	0	0	1	0	0	0	0	0	2	6	0.00	6.000								
Ken Dayley, L (8, 1) ERA: 1.69	1.2		5	1	0	0	2	0	0	0	0	0	0	9	9	0.00	0.600								

St. Louis Cardinals @ Los Angeles Dodgers  
 Dodger Stadium, Los Angeles, CA  
 Wed Jul 22 1987, 7:05 PM PDT  
 Att: 33,665 - Unknown

AB	32
R	1
H	6
RBI	0
BB	3
SO	4
LOB	15





Batter	1	2	3	4	5	6	7	8	9	AB	R	H	RBI	BB	SO	LOB	TOP										
Vince Coleman, S OBP: 0.368, SLG: 0.320 (1, 7)	4-3		6-3		FC6-4		K		2B	5	1	2	0	1	2		<b>St. Louis Cardinals @ Los Angeles Dodgers</b> Dodger Stadium, Los Angeles, CA Thu Jul 23 1987, 7:05 PM PDT Att: 33,565 - Unknown										
Ozzie Smith, S OBP: 0.390, SLG: 0.360 (1, 6)	G1		B1-3		4-3		4-3		2B	5	0	1	3	0	0	1											
Tom Herr, S OBP: 0.361, SLG: 0.339 (1, 4)	6-3		L7		FC6-4		K		4-3	4	0	0	0	1	1												
Jack Clark, R OBP: 0.455, SLG: 0.645 (1, 3)		6-3		F3	FC6-4				FC6-4	3	0	0	0	2	0	2											
Willie McGee, S OBP: 0.332, SLG: 0.459 (1, 8)		1B		F8					FC6-4	4	2	1	0	1	0	4											
Terry Pendleton, S OBP: 0.376, SLG: 0.433 (1, 5)		FC4		4-3						4	2	1	2	0	0	1											
Curt Ford, L OBP: 0.103, SLG: 0.472 Jim Lindeman, R OBP: 0.223, SLG: 0.371 John Morris, L OBP: 0.360, SLG: 0.485 (1, 9)									G3	3	1	2	0	0	0	0											
Tony Peña, R OBP: 0.322, SLG: 0.324 (1, 2)		E6		FC6-4					1B	1	0	0	0	0	0	0											
Joe Magrane, R OBP: 0.103, SLG: 0.107 Bill Dawley, R OBP: 0.150, SLG: 0.200 Ken Dayley, L OBP: 0.165, SLG: 0.307 Steve Lake, R OBP: 0.442, SLG: 0.638 Rod Boecker OBP: 0.442, SLG: 0.638 Todd Worrell, R (9, 1)									1B	3	0	0	0	0	1	3											
Inning Stats	R: 0 E: 0 K: 0 S: 3	H: 0 LOB: 0 BB: 0 P: 3	R: 2 E: 2 K: 1 S: 8	H: 2 LOB: 1 BB: 0 P: 8	R: 0 E: 0 K: 0 S: 3	H: 0 LOB: 0 BB: 0 P: 3	R: 0 E: 0 K: 0 S: 3	H: 0 LOB: 0 BB: 0 P: 3	R: 2 E: 1 K: 0 S: 6	H: 2 LOB: 2 BB: 1 P: 10	R: 2 E: 0 K: 0 S: 4	H: 1 LOB: 0 BB: 1 P: 8	R: 0 E: 0 K: 2 S: 7	H: 0 LOB: 0 BB: 0 P: 7	R: 0 E: 0 K: 0 S: 2	H: 0 LOB: 0 BB: 1 P: 6		R: 3 E: 0 K: 0 S: 7	H: 4 LOB: 3 BB: 1 P: 11	1B: 7 2B: 1 3B: 0 HR: 1	SF: 0 SAC: 0 DP: 1 HBP: 0	WP: 0 PB: 0 SB: 0 CS: 0	PA: 41				
PITCHER	IP	WLS	BF	H	R	ER	SO	BB	IBB	HBP	BLK	WP	HR	S	P	ERA	WHIP										
Orel Hershiser, R ERA: 2.53 Matt Young, L ERA: 5.22 Brian Holton, R ERA: 3.54 (1, 1)	8.0		33	5	6	2	3	3	0	0	0	0	1	36	48	2.25	1.000										
(9, 1)	0.1	L	5	4	3	3	0	0	0	0	0	0	0	5	5	81.00	12.000										
(9, 1)	0.2		3	0	0	0	0	1	0	0	0	0	0	2	6	0.00	1.500										


Batter	1	2	3	4	5	6	7	8	9	AB	R	H	RBI	BB	SO	LOB	BOTTOM										
Steve Sax, R OBP: 0.307, SLG: 0.334 (1, 4)	1-3		1B	5-3		K			1-3	5	1	1	1	0	1	2	<b>St. Louis Cardinals @ Los Angeles Dodgers</b> Dodger Stadium, Los Angeles, CA Thu Jul 23 1987, 7:05 PM PDT Att: 33,565 - Unknown										
John Shelby, S OBP: 0.285, SLG: 0.423 (1, 8)	F3		K		5-3		1-3		K	5	0	0	0	0	2	2											
Pedro Guerrero, R OBP: 0.402, SLG: 0.563 (1, 7)	F9		1B		1B		K		1B	5	1	3	1	0	1	0											
Mike Marshall, R OBP: 0.316, SLG: 0.451 (1, 9)		K	FC6-4		L5-4		F9		F8	5	0	2	1	0	1	1											
Mickey Hatcher, R OBP: 0.366, SLG: 0.503 (9, 3)	4-3		FC6-4		1B				SH1-3	4	1	2	1	0	0	2											
Alex Trevino, R OBP: 0.303, SLG: 0.396 (1, 2)	1-3			1-3	SH5-3		SH1-3		SH1-3	2	1	0	0	1	0	2											
Franklin Stubbs, L OBP: 0.315, SLG: 0.446 Phil Garner, R OBP: 0.274, SLG: 0.319 (1, 3)									6-3	1	0	0	0	0	0	0											
(8, PH)										1	0	0	0	0	0	1											
Mariano Duncan, R OBP: 0.271, SLG: 0.322 Dave Anderson, R OBP: 0.291, SLG: 0.335 (1, 6)			FC6-4		1-3					2	1	0	0	0	0	2											
(6, 6)			SH							2	0	2	1	0	0	0											
Orel Hershiser, R OBP: 0.286, SLG: 0.333 Tito Landrum, R OBP: 0.305, SLG: 0.231 Matt Young, L OBP: 0.250, SLG: 0.250 (1, 1)			SH						F7	2	1	1	1	0	1	1											
(8, PH)										1	0	0	0	0	0	1											
(9, 1)										0	0	0	0	0	0	0											
(9, 1)										0	0	0	0	0	0	0											
Inning Stats	R: 0 E: 0 K: 0 S: 3	H: 0 LOB: 0 BB: 0 P: 3	R: 0 E: 0 K: 1 S: 5	H: 0 LOB: 0 BB: 0 P: 5	R: 3 E: 1 K: 1 S: 9	H: 3 LOB: 2 BB: 0 P: 10	R: 1 E: 0 K: 0 S: 5	H: 3 LOB: 1 BB: 0 P: 5	R: 0 E: 0 K: 2 S: 8	H: 1 LOB: 1 BB: 0 P: 8	R: 0 E: 0 K: 1 S: 5	H: 0 LOB: 0 BB: 0 P: 5	R: 1 E: 0 K: 0 S: 5	H: 2 LOB: 1 BB: 0 P: 5	R: 0 E: 0 K: 1 S: 6	H: 1 LOB: 1 BB: 0 P: 6	1B: 11 2B: 1 3B: 0 HR: 0	SF: 0 SAC: 3 DP: 1 HBP: 1	WP: 1 PB: 0 SB: 1 CS: 0	PA: 40							
PITCHER	IP	WLS	BF	H	R	ER	SO	BB	IBB	HBP	BLK	WP	HR	S	P	ERA	WHIP										
Joe Magrane, L ERA: 3.31 Bill Dawley, R ERA: 4.36 Ken Dayley, L ERA: 1.65 Todd Worrell, R ERA: 3.14 (1, 1)	5.1		26	8	5	3	2	1	0	1	0	0	0	13	13	4.50	0.500										
(6, 1)	2.0		7	1	1	1	3	0	0	0	1	0	0	3	3	0.00	1.500										
(8, 1)	0.2	W	3	1	0	0	0	0	0	0	0	1	0	3	3	0.00	1.500										
(9, 1)	1.0	S	4	1	0	0	1	0	0	0	0	0	0	6	6	0.00	1.000										





Batter	1	2	3	4	5	6	7	8	9	AB	R	H	RBI	BB	SO	LOB	TOP								
Bob Dernier, R OBP: 0.417, SLG: 0.527 Leon Durham, L OBP: 0.351, SLG: 0.503 Scott Sanderson, R OBP: 0.167, SLG: 0.227 Jim Sundberg, R OBP: 0.367, SLG: 0.408	F9		FC6-4 1B		FC5-4 BB		FC5-6 HR		1B	2	1	1	0	1	0	0	<b>Chicago Cubs @ Los Angeles Dodgers</b> Dodger Stadium, Los Angeles, CA Fri Jul 24, 1987, 7:05 PM PDT Att: 38,052 - Unknown								
23 Ryne Sandberg, R OBP: 0.366, SLG: 0.493	5-3		FC6-4 1B		FC5-4 HR		K		K	5	1	1	0	0	2	3									
Andre Dawson, R OBP: 0.326, SLG: 0.555	6-3		FC6-4 2B		K		HR		G3	5	1	1	3	0	1	3									
Brian Dayett, R OBP: 0.417, SLG: 0.592 Rafael Palmeiro, L OBP: 0.342, SLG: 0.536	F8		2B		HR		L4			3	1	2	2	0	0	0									
Keith Moreland, R OBP: 0.293, SLG: 0.434	6-3		F8		5-3				6-3	4	0	0	0	0	0	2									
Manny Trillo, R OBP: 0.401, SLG: 0.504	1B BB				CS 1B		F8-2 2B		F9	3	0	2	0	1	0	0									
Jody Davis, R Lee Smith, R	1B				FC5-4 1B		4-3		F5	4	0	2	0	0	0	1									
Paul Noce, R Luis Quinones, S	K		FC5-4		FC5-4		F8-2		4-3	2	0	0	0	0	1	3									
Greg Maddux, R Dave Martinez, L			P4		K		FC5-6 1B		HR	2	1	2	1	0	0	0									
<b>Inning Stats</b>	R: 0 E: 0 K: 0 S: 3	H: 0 LOB: 0 BB: 0 P: 3	R: 0 E: 0 K: 1 S: 6	H: 1 LOB: 2 BB: 1 P: 10	R: 1 E: 0 K: 0 S: 6	H: 3 LOB: 2 BB: 0 P: 6	R: 0 E: 0 K: 1 S: 6	H: 2 LOB: 1 BB: 0 P: 6	R: 2 E: 0 K: 1 S: 6	H: 1 LOB: 0 BB: 0 P: 10	R: 0 E: 0 K: 0 S: 3	H: 1 LOB: 0 BB: 0 P: 3	R: 2 E: 0 K: 1 S: 7	H: 2 LOB: 0 BB: 0 P: 7	R: 0 E: 0 K: 0 S: 3	H: 0 LOB: 0 BB: 0 P: 3		R: 1 E: 0 K: 1 S: 7	H: 2 LOB: 1 BB: 0 P: 7	1B: 7 2B: 3 3B: 0 HR: 3	SF: 0 SAC: 0 DP: 1 HBP: 0	WP: 0 PB: 0 SB: 0 CS: 1	PA: 39		
<b>PITCHER</b>	IP	WLS	BF	H	R	ER	SO	BB	IBB	HBP	BLK	WP	HR	S	P	ERA	WHIP								
Rick Honeycutt, L ERA: 3.79	5.0		23	7	3	3	3	2	0	0	0	0	1	27	35	5.40	1.800								
Tim Leary, R ERA: 5.28	2.0	L	8	3	2	2	1	0	0	0	0	0	1	10	10	9.00	1.500								
Brian Holton, R ERA: 3.58	2.0		8	2	1	1	1	0	0	0	0	0	1	10	10	4.50	1.000								

AB	37
R	6
H	12
RBI	6
BB	2
SO	5
LOB	15



Batter	1	2	3	4	5	6	7	8	9	AB	R	H	RBI	BB	SO	LOB	BOTTOM								
Dave Anderson, R OBP: 0.286, SLG: 0.335 Tito Landrum, R OBP: 0.300, SLG: 0.226	BLK HR 1B	L4			HR BB		K		1-3	3	2	1	0	1	1	3	<b>Chicago Cubs @ Los Angeles Dodgers</b> Dodger Stadium, Los Angeles, CA Fri Jul 24, 1987, 7:05 PM PDT Att: 38,052 - Unknown								
Ken Landreaux, L OBP: 0.297, SLG: 0.352	K		4-3		HR		F7		6-3	5	1	1	2	0	1	4									
Pedro Guerrero, R OBP: 0.397, SLG: 0.557	L6		L9		6-3				P6	4	0	0	0	0	0	1									
Mike Marshall, R OBP: 0.319, SLG: 0.462	HR		K				K		BB HBP	3	1	1	2	0	2	0									
Franklin Stubbs, L OBP: 0.318, SLG: 0.445	S 1B				F9		G3		BB 1-2 BB	3	0	1	0	1	0	0									
Mickey Hatcher, R OBP: 0.359, SLG: 0.492	P6				5-3		P9		F5	4	0	0	0	0	0	3									
Mike Scioscia, L OBP: 0.326, SLG: 0.333			5-3		4-3		SH3-4 1B		6-3	4	0	1	0	0	0	2									
Steve Sax, R OBP: 0.312, SLG: 0.339			5-3				SH3-4 1B		1-3 1B	4	0	3	0	0	0	0									
Rick Honeycutt, L OBP: 0.287, SLG: 0.250 Danny Hines, R OBP: 0.176, SLG: 0.160 Tim Lincecum, R OBP: 0.221, SLG: 0.291 Phil Garner, R OBP: 0.250, SLG: 0.319 Brian Holton, R OBP: 0.250, SLG: 0.250 John Shelby, S OBP: 0.208, SLG: 0.421			BB		G6-4-3 1B		SH3-4 1B		K	0	0	0	0	1	0	0									
<b>Inning Stats</b>	R: 2 E: 0 K: 1 S: 8	H: 3 LOB: 1 BB: 0 P: 8	R: 0 E: 0 K: 0 S: 3	H: 0 LOB: 1 BB: 1 P: 7	R: 0 E: 0 K: 1 S: 5	H: 0 LOB: 0 BB: 0 P: 5	R: 0 E: 0 K: 0 S: 3	H: 0 LOB: 0 BB: 0 P: 3	R: 2 E: 0 K: 0 S: 4	H: 2 LOB: 0 BB: 1 P: 8	R: 0 E: 0 K: 1 S: 5	H: 0 LOB: 0 BB: 0 P: 5	R: 0 E: 0 K: 1 S: 7	H: 2 LOB: 2 BB: 0 P: 7	R: 0 E: 0 K: 0 S: 3	H: 0 LOB: 2 BB: 1 P: 8		R: 0 E: 0 K: 1 S: 6	H: 1 LOB: 1 BB: 0 P: 6	1B: 6 2B: 0 3B: 0 HR: 2	SF: 0 SAC: 1 DP: 1 HBP: 1	WP: 0 PB: 0 SB: 2 CS: 0	PA: 38		
<b>PITCHER</b>	IP	WLS	BF	H	R	ER	SO	BB	IBB	HBP	BLK	WP	HR	S	P	ERA	WHIP								
Greg Maddux, R ERA: 4.54	6.0	W	24	4	4	4	3	2	0	0	1	0	2	28	36	6.00	1.167								
Scott Sanderson, R ERA: 4.5	1.1		7	2	0	0	1	0	0	1	0	0	0	8	9	0.00	1.500								
Lee Smith, R ERA: 2.87	1.2	S	7	1	0	0	1	1	0	0	0	0	0	8	12	0.00	1.200								

















Batter	1	2	3	4	5	6	7	8	9	AB	R	H	RBI	BB	SO	LOB	TOP																					
Mike Aldrete, L (1,9) OBP: 0.370, SLG: 0.445	0-0 4-3		0-0 3-1			0-3 K		0-0 4-3		4	0	0	1	0	1	1	<b>San Francisco Giants @ Los Angeles Dodgers</b> <b>Dodger Stadium, Los Angeles, CA</b> Tue Jul 28 1987, 7:05 PM PDT Att: 38,834 - Unknown																					
Kevin Mitchell, R (1,5) OBP: 0.313, SLG: 0.415 Jim Gott, R (8,1) OBP: 0.100, SLG: 0.400	0-0 F9			0-3 K		0-0 F9		0-0 6-3		4	0	0	0	0	1	1																						
Jeffrey Leonard, R (1,7) OBP: 0.323, SLG: 0.508	0-0 3-4-1			0-0 BLK 1B		0-0 5-3			0-0 1B	4	1	2	0	0	0	0																						
Harry Spilman, L (1,3) OBP: 0.391, SLG: 0.482 Eddie Milner, L (9, PR) OBP: 0.246, SLG: 0.247		0-0 1B		0-0 FC5-4 1B			0-0 CS 1B		0-0 G6-4-3 1B	4	0	4	1	0	0	0																						
Bob Brently, R (1,2) OBP: 0.379, SLG: 0.531	0-0 F9		0-0 FC5-4			0-0 F8		0-0 F3		4	0	0	0	0	0	5																						
Chili Davis, S (1,8) OBP: 0.329, SLG: 0.434	0-3 K		0-0 3-1			0-0 F6		0-0 G6-4-3		4	0	0	0	0	1	5																						
Robby Thompson, R (1,4) OBP: 0.312, SLG: 0.409	0-0 F9				0-3 K			4-0 S BB 4-3 BB		2	1	0	0	1	1	1																						
Jose Uribe, S (1,6) OBP: 0.341, SLG: 0.405			0-0 6-3		0-3 K			4-0 4-3 S BB		2	0	0	0	1	1	0																						
Atlee Hammaker, S (1,1) OBP: 0.162, SLG: 0.139 Will Clark, L (8, PH) OBP: 0.342, SLG: 0.521 Chris Speier, R (8,5) OBP: 0.336, SLG: 0.413			0-0 5-3		0-3 K			0-0 F5		2	0	0	0	0	1	0																						
<b>Inning Stats</b>	R: 0 E: 0 K: 0 S: 3	H: 0 LOB: 0 BB: 0 P: 3	R: 0 E: 0 K: 1 S: 6	H: 1 LOB: 1 BB: 0 P: 6	R: 0 E: 0 K: 0 S: 3	H: 0 LOB: 0 BB: 0 P: 3	R: 1 E: 0 K: 1 S: 7	H: 2 LOB: 1 BB: 0 P: 7	R: 0 E: 0 K: 3 S: 9	H: 0 LOB: 0 BB: 0 P: 9	R: 0 E: 0 K: 0 S: 5	H: 0 LOB: 0 BB: 0 P: 5	R: 0 E: 0 K: 0 S: 3	H: 1 LOB: 0 BB: 0 P: 3	R: 1 E: 0 K: 0 S: 3	H: 0 LOB: 1 BB: 2 P: 11		R: 0 E: 0 K: 0 S: 4	H: 2 LOB: 2 BB: 0 P: 4	1B: 6 2B: 0 3B: 0 HR: 0	SF: 0 SAC: 0 DP: 1 HBP: 0	WP: 0 PB: 0 SB: 2 CS: 1	PA: 33															
<b>PITCHER</b>	IP	WLS	BF	H	R	ER	SO	BB	IBB	HBP	BLK	WP	HR	S	P	ERA	WHIP	<b>PITCHER</b>				IP	WLS	BF	H	R	ER	SO	BB	IBB	HBP	BLK	WP	HR	S	P	ERA	WHIP
Orel Hershiser, R (1,1) ERA: 2.51	8.0	W	29	4	2	2	6	2	0	0	1	0	0	39	47	2.25	0.750					8.0	W	29	4	2	2	6	2	0	0	1	0	0	39	47	2.25	0.750
Ken Howell, R (9,1) ERA: 4.07	1.0	S	4	2	0	0	0	0	0	0	0	0	0	4	4	0.00	2.000					1.0	S	4	2	0	0	0	0	0	0	0	4	4	0.00	2.000		

Batter	1	2	3	4	5	6	7	8	9	AB	R	H	RBI	BB	SO	LOB	BOTTOM																					
Dave Anderson, R (1,6) OBP: 0.300, SLG: 0.332	4-0 1B SF9 BB	0-0 E4 1B		0-0 F9			0-0 CS 1B			3	2	1	0	1	0	0	<b>San Francisco Giants @ Los Angeles Dodgers</b> <b>Dodger Stadium, Los Angeles, CA</b> Tue Jul 28 1987, 7:05 PM PDT Att: 38,834 - Unknown																					
Steve Sax, R (1,4) OBP: 0.311, SLG: 0.338	0-0 1B	0-0 1B			0-0 6-3		0-0 F9			4	1	2	0	0	0	1																						
John Shelby, S (1,8) OBP: 0.281, SLG: 0.408	0-0 SF9	0-0 1B			0-0 5-3		0-0 CS	0-0 5-3		3	0	1	2	0	0	0																						
Pedro Guerrero, R (1,7) OBP: 0.412, SLG: 0.565	0-0 1B G1-2-3	0-3 K			0-0 4-3			0-3 K		4	0	1	0	0	2	2																						
Mickey Hatcher, R (1,5) OBP: 0.363, SLG: 0.510 Phil Garner, R (4,5) OBP: 0.284, SLG: 0.329	0-0 HBP 1B		0-0 F8			0-0 L4		0-0 E 1B		2	0	1	1	0	0	0																						
Tito Landrum, R (1,9) OBP: 0.309, SLG: 0.233 Ken Landreaux, L (8, PH) OBP: 0.306, SLG: 0.360	1-0 HBP		0-0 CS		0-3 K			0-0 E 1B		2	0	1	0	0	1	0																						
Franklin Stubbs, L (1,3) OBP: 0.313, SLG: 0.450	0-0 G1-2-3		0-0 G3			0-0 S 1B		0-0 E3 FC4-6		4	0	1	0	0	0	5																						
Alex Trevino, R (1,2) OBP: 0.291, SLG: 0.379 Mike Scioscia, L (8, PH) OBP: 0.328, SLG: 0.347		0-0 F8		0-0 F7		0-3 K		0-0 FC4-6		3	0	0	0	0	1	1																						
Orel Hershiser, R (1,1) OBP: 0.271, SLG: 0.316 Ken Howell, R (9,1) OBP: 0.333, SLG: 0.333		0-0 4-3		0-3 K			0-0 6-3			3	0	0	0	0	1	0																						
<b>Inning Stats</b>	R: 2 E: 0 K: 0 S: 5	H: 3 LOB: 2 BB: 1 P: 10	R: 1 E: 1 K: 1 S: 8	H: 2 LOB: 2 BB: 0 P: 8	R: 0 E: 0 K: 0 S: 3	H: 1 LOB: 0 BB: 0 P: 3	R: 0 E: 0 K: 1 S: 5	H: 0 LOB: 0 BB: 0 P: 5	R: 0 E: 0 K: 2 S: 8	H: 1 LOB: 1 BB: 0 P: 8	R: 0 E: 0 K: 0 S: 3	H: 1 LOB: 0 BB: 0 P: 3	R: 0 E: 0 K: 1 S: 8	H: 2 LOB: 2 BB: 0 P: 8	R: 1 E: 1 K: 1 S: 8	H: 0 LOB: 0 BB: 0 P: 8		1B: 10 2B: 0 3B: 0 HR: 0	SF: 1 SAC: 0 DP: 1 HBP: 1	WP: 0 PB: 0 SB: 1 CS: 2	PA: 36																	
<b>PITCHER</b>	IP	WLS	BF	H	R	ER	SO	BB	IBB	HBP	BLK	WP	HR	S	P	ERA	WHIP	<b>PITCHER</b>				IP	WLS	BF	H	R	ER	SO	BB	IBB	HBP	BLK	WP	HR	S	P	ERA	WHIP
Atlee Hammaker, L (1,1) ERA: 3.34	7.0	L	29	8	3	2	4	1	0	0	0	0	0	35	40	2.57	1.286					7.0	L	29	8	3	2	4	1	0	0	35	40	2.57	1.286			
Jim Gott, R (8,1) ERA: 4.53	1.0		6	2	1	0	1	0	0	0	0	0	0	8	8	0.00	2.000					1.0		6	2	1	0	1	0	0	8	8	0.00	2.000				





Batter	1	2	3	4	5	6	7	8	9	AB	R	H	RBI	BB	SO	LOB	TOP			
<b>Jose Uribe, S</b> <small>OBP: 0.326, SLG: 0.386</small> (1, 6)	5-3	L9		1-3	K			F6	F7	6	0	0	0	0	1	2	<b>San Francisco Giants @ Los Angeles Dodgers</b> Dodger Stadium, Los Angeles, CA <small>Wed Jul 29 1987, 7:05 PM PDT</small> <small>Att: 39,908 - Unknown</small>			
<b>Kevin Mitchell, R</b> <small>OBP: 0.319, SLG: 0.428</small> <b>Chris Speier, R</b> <small>OBP: 0.336, SLG: 0.409</small> (1, 5) (4, 5)	2B HR		FC5-4 1B	1B 2B	4-3			G1-6-3 BB	K	3	3	3	0	0	0	0				
<b>Jeffrey Leonard, R</b> <small>OBP: 0.327, SLG: 0.510</small> <b>Bob Melvin, R</b> <small>OBP: 0.262, SLG: 0.376</small> (1, 7) (6, 2)	1-3 HR		FC5-4 BB	1B 2B	4-3			G1-6-3 1-2		2	2	1	0	2	0	0				
<b>Bob Brenly, R</b> <small>OBP: 0.380, SLG: 0.528</small> (1, 2) (6, 3)	K		FC5-4 1B	2B 1B				F9	1B 1B	5	3	2	0	0	1	4				
<b>Chili Davis, S</b> <small>OBP: 0.333, SLG: 0.447</small> (1, 8) (6, 9)								3-1		3	3	2	5	1	0	0				
<b>Joel Youngblood, R</b> <small>OBP: 0.270, SLG: 0.284</small> (8, 9)	2-H 3-H HR		1-2 WP	1-3 2-H 3-H BB	1B 2B			1-2 1B	1B	1	1	1	0	0	0	0				
<b>Will Clark, L</b> <small>OBP: 0.343, SLG: 0.519</small> <b>Eddie Milner, L</b> <small>OBP: 0.255, SLG: 0.255</small> (1, 3) (6, 8)	3-1		WP 1-3 2-H 3-H 1B	1-3 2-H 3-H 1B	E 1B IBB			L3	F9 1B 2B	3	2	1	2	1	0	0				
<b>Robby Thompson, R</b> <small>OBP: 0.310, SLG: 0.405</small> (1, 4)			4-3	4-3	K			K	1-2 3-H 1B	5	1	1	1	0	2	4				
<b>Mike Aldrete, L</b> <small>OBP: 0.371, SLG: 0.444</small> (1, 9) (6, 7)			F8	E7	K			K	F9	5	0	2	3	0	1	2				
<b>Mike Krukow, R</b> <small>OBP: 0.229, SLG: 0.265</small> (1, 1)			F8	1-3	K			K	1-3 2-H 3-H 2B	5	0	2	2	0	1	2				
<b>Inning Stats</b>	R: 3 E: 0 K: 1 S: 8	H: 3 LOB: 0 BB: 0 P: 8	R: 0 E: 0 K: 0 S: 4	H: 1 LOB: 1 BB: 0 P: 4	R: 4 E: 0 K: 0 S: 6	H: 3 LOB: 1 BB: 2 P: 14	R: 5 E: 1 K: 1 S: 9	H: 4 LOB: 1 BB: 2 P: 17	R: 0 E: 0 K: 3 S: 3	H: 0 LOB: 0 BB: 0 P: 3	R: 0 E: 0 K: 3 S: 9	H: 0 LOB: 0 BB: 0 P: 9	R: 0 E: 0 K: 0 S: 2	H: 0 LOB: 0 BB: 0 P: 6	R: 4 E: 0 K: 1 S: 10	H: 5 LOB: 1 BB: 0 P: 10	1B: 10 2B: 5 3B: 0 HR: 1	SF: 0 SAC: 0 DP: 1 HBP: 0	WP: 2 PB: 0 SB: 0 CS: 0	PA: 47
<b>PITCHER</b>	IP WLS BF H R ER SO	IP WLS BF H R ER SO	IP WLS BF H R ER SO	IP WLS BF H R ER SO	IP WLS BF H R ER SO	IP WLS BF H R ER SO	IP WLS BF H R ER SO	IP WLS BF H R ER SO	IP WLS BF H R ER SO	IP WLS BF H R ER SO	IP WLS BF H R ER SO	IP WLS BF H R ER SO	IP WLS BF H R ER SO	IP WLS BF H R ER SO	IP WLS BF H R ER SO	IP WLS BF H R ER SO	ERA WHIP	ERA WHIP		
<b>Rick Honeycutt, L</b> <small>ERA: 4.23</small> (1, 1)	2.1 L 14 5 6 6 1																			
<b>Brad Havens, L</b> <small>ERA: 2.96</small> (3, 1)	0.2 4 2 1 1 0 0																			
<b>Tim Leary, R</b> <small>ERA: 5.35</small> (4, 1)	5.0 21 4 5 4 5 2																			
<b>Brian Holton, R</b> <small>ERA: 3.97</small> (9, 1)	1.0 8 5 4 4 1 0																			
<b>PITCHER</b>	IP WLS BF H R ER SO	IP WLS BF H R ER SO	IP WLS BF H R ER SO	IP WLS BF H R ER SO	IP WLS BF H R ER SO	IP WLS BF H R ER SO	IP WLS BF H R ER SO	IP WLS BF H R ER SO	IP WLS BF H R ER SO	IP WLS BF H R ER SO	IP WLS BF H R ER SO	IP WLS BF H R ER SO	IP WLS BF H R ER SO	IP WLS BF H R ER SO	IP WLS BF H R ER SO	IP WLS BF H R ER SO	ERA WHIP	ERA WHIP		
<b>Rick Honeycutt, L</b> <small>ERA: 4.23</small> (1, 1)	9.0 W 34 6 2 2 3																			
<b>Brad Havens, L</b> <small>ERA: 2.96</small> (3, 1)																				
<b>Tito Landrum, R</b> <small>ERA: 5.35</small> (3, PH)																				
<b>Tim Leary, R</b> <small>ERA: 5.35</small> (4, 1)																				
<b>Alex Trevino, R</b> <small>ERA: 5.35</small> (8, PH)																				
<b>Steve Sax, R</b> <small>OBP: 0.311, SLG: 0.338</small> (1, 4) (9, 7)				1-3	SH5-3 BB					3	0	1	0	0	0	0				
<b>Rick Honeycutt, L</b> <small>ERA: 4.23</small> (1, 1)																				
<b>Brad Havens, L</b> <small>ERA: 2.96</small> (3, 1)																				
<b>Tito Landrum, R</b> <small>ERA: 5.35</small> (3, PH)																				
<b>Tim Leary, R</b> <small>ERA: 5.35</small> (4, 1)																				
<b>Alex Trevino, R</b> <small>ERA: 5.35</small> (8, PH)																				
<b>Inning Stats</b>	R: 1 E: 0 K: 0 S: 4	H: 1 LOB: 0 BB: 0 P: 4	R: 0 E: 0 K: 0 S: 3	H: 0 LOB: 0 BB: 0 P: 3	R: 0 E: 0 K: 1 S: 6	H: 1 LOB: 1 BB: 0 P: 6	R: 0 E: 0 K: 0 S: 4	H: 1 LOB: 1 BB: 0 P: 4	R: 0 E: 0 K: 1 S: 6	H: 0 LOB: 2 BB: 1 P: 10	R: 0 E: 0 K: 0 S: 3	H: 0 LOB: 0 BB: 0 P: 3	R: 0 E: 0 K: 1 S: 5	H: 0 LOB: 1 BB: 0 P: 5	R: 0 E: 0 K: 0 S: 3	H: 0 LOB: 0 BB: 0 P: 3	1B: 2 2B: 2 3B: 0 HR: 2	SF: 0 SAC: 1 DP: 0 HBP: 0	WP: 0 PB: 0 SB: 0 CS: 0	PA: 34
<b>PITCHER</b>	IP WLS BF H R ER SO	IP WLS BF H R ER SO	IP WLS BF H R ER SO	IP WLS BF H R ER SO	IP WLS BF H R ER SO	IP WLS BF H R ER SO	IP WLS BF H R ER SO	IP WLS BF H R ER SO	IP WLS BF H R ER SO	IP WLS BF H R ER SO	IP WLS BF H R ER SO	IP WLS BF H R ER SO	IP WLS BF H R ER SO	IP WLS BF H R ER SO	IP WLS BF H R ER SO	IP WLS BF H R ER SO	ERA WHIP	ERA WHIP		
<b>Mike Krukow, R</b> <small>ERA: 5.71</small> (1, 1)	9.0 W 34 6 2 2 3																			

AB	42
R	16
H	16
RBI	14
BB	5
SO	7
LOB	16



**BOTTOM**

**San Francisco Giants @ Los Angeles Dodgers**  
 Dodger Stadium, Los Angeles, CA  
Wed Jul 29 1987, 7:05 PM PDT  
Att: 39,908 - Unknown

AB	32
R	2
H	6
RBI	2
BB	1
SO	3
LOB	9





Batter	1	2	3	4	5	6	7	8	9	AB	R	H	RBI	BB	SO	LOB	TOP										
<b>Dave Anderson, R</b> OBP: 0.297, SLG: 0.332 (1, 6)	F9	FC6-4 1B		4-3 2B		F4		5-3		5	0	2	0	0	0	2	<b>Los Angeles Dodgers @ Atlanta Braves</b> Atlanta-Fulton County Stadium, Atlanta, GA Fri Jul 31 1987, 7:05 PM EDT Att: 33,716 - Unknown										
<b>John Shelby, S</b> OBP: 0.275, SLG: 0.413 (1, 8)	K	FC6-4 1B 2B		4-3		K				5	1	1	2	0	2	3											
<b>Pedro Guerrero, R</b> OBP: 0.17, SLG: 0.577 <b>Tim Crews, R</b> (8, 1)	1B HR	2B 1B		FC6 BB				6-3		3	2	2	2	2	0	1											
<b>Mike Marshall, R</b> OBP: 0.321, SLG: 0.459 <b>Ken Landreaux, L</b> OBP: 0.302, SLG: 0.362 (8, 9)	HR 1B	1B 2B		F4					K	4	1	2	1	0	0	2											
<b>Franklin Stubbs, L</b> OBP: 0.310, SLG: 0.451 (1, 3)	HR	IBB		FC6				F8	4-3	4	1	1	3	1	0	2											
<b>Mickey Hatcher, R</b> OBP: 0.359, SLG: 0.502 (1, 5)	3-1	FC6-4				L8		F8		5	0	1	0	0	0	3											
<b>Mike Scioscia, L</b> OBP: 0.332, SLG: 0.356 (1, 2)		1B 2B		G4-6-3 1B		F9		1B FC3 2B		4	1	3	0	0	0	1											
<b>Steve Sax, R</b> OBP: 0.311, SLG: 0.337 (1, 4)		K		G4-6-3 1B		G5-4-3		FC3 1B 1B		4	1	1	0	0	1	3											
<b>Fernando Valenzuela, L</b> OBP: 0.143, SLG: 0.143 <b>Danny Heep, L</b> OBP: 0.100, SLG: 0.138 <b>Tito Landrum, R</b> OBP: 0.319, SLG: 0.246 (8, 7)		FC6-4 1B 1B		K		G3		FC3 1B 1B		3	1	1	1	0	1	0											
<b>Inning Stats</b>	R: 3 E: 0 K: 1 S: 7	H: 2 LOB: 0 BB: 1 P: 11	R: 3 E: 0 K: 1 S: 10	H: 5 LOB: 3 BB: 1 P: 14	R: 0 E: 0 K: 1 S: 5	H: 1 LOB: 0 BB: 0 P: 5	R: 0 E: 0 K: 0 S: 4	H: 1 LOB: 2 BB: 1 P: 8	R: 0 E: 0 K: 1 S: 3	H: 0 LOB: 0 BB: 0 P: 3	R: 0 E: 0 K: 0 S: 5	H: 0 LOB: 0 BB: 0 P: 5	R: 1 E: 0 K: 0 S: 4	H: 1 LOB: 0 BB: 0 P: 4	R: 2 E: 0 K: 0 S: 6	H: 3 LOB: 1 BB: 0 P: 6	R: 0 E: 0 K: 1 S: 5	H: 0 LOB: 0 BB: 0 P: 5	1B: 8 2B: 4 3B: 0 HR: 2	SF: 0 SAC: 0 DP: 2 HBP: 0	WP: 0 PB: 0 SB: 0 CS: 0	PA: 42					
<b>PITCHER</b>	IP	WLS	BF	H	R	ER	SO	BB	IBB	HBP	BLK	WP	HR	S	P	ERA	WHIP										
<b>Doyle Alexander, R</b> ERA: 3.99 (1, 1)	6.0	L	29	10	6	6	4	2	1	0	0	0	1	34	46	9.00	2.000										
<b>Joe Boever, R</b> ERA: 15.0 (7, 1)	1.0		6	3	3	3	0	0	0	0	0	0	1	6	6	27.00	3.000										
<b>Jim Acker, R</b> ERA: 4.93 (8, 1)	1.0		4	1	0	0	0	0	0	0	0	0	0	4	4	0.00	1.000										
<b>Ed Olwine, L</b> ERA: 4.5 (9, 1)	1.0		3	0	0	0	1	0	0	0	0	0	0	5	5	0.00	0.000										
Batter	1	2	3	4	5	6	7	8	9	AB	R	H	RBI	BB	SO	LOB	BOTTOM										
<b>Dion James, L</b> OBP: 0.413, SLG: 0.464 (1, 8)	F8			1B		K			4-3	5	0	2	2	0	1	1	<b>Los Angeles Dodgers @ Atlanta Braves</b> Atlanta-Fulton County Stadium, Atlanta, GA Fri Jul 31 1987, 7:05 PM EDT Att: 33,716 - Unknown										
<b>Ken Oberkfell, L</b> OBP: 0.352, SLG: 0.388 (1, 5)	E6 HR	4-3		F7				1-3	F7	5	1	0	0	0	0	3											
<b>Gerald Perry, L</b> OBP: 0.327, SLG: 0.376 (1, 3)	3-1			G3		4-3			F7	5	0	0	0	0	1	2											
<b>Dale Murphy, R</b> OBP: 0.416, SLG: 0.571 (1, 9)	HR			6-3		6-3			BB	3	1	1	2	1	0	0											
<b>Ken Griffey, L</b> OBP: 0.353, SLG: 0.475 (1, 7)	1-3			HR		K		G3		4	1	1	1	0	1	1											
<b>Andres Thomas, R</b> OBP: 0.270, SLG: 0.308 (1, 6)		6-3		2B 1B		5-3		F7		4	0	1	0	0	0	0											
<b>Ozzie Virgil, R</b> OBP: 0.318, SLG: 0.487 (1, 2)		E 1B 1B		1B 2B		WP SH1-4 BB		2B		3	1	3	0	1	0	0											
<b>Glenn Hubbard, R</b> OBP: 0.415, SLG: 0.432 (1, 4)		E6 1B		SH1-4 1B BB		SH1-4		F4		2	1	0	0	1	0	2											
<b>Doyle Alexander, R</b> ERA: 3.99 (1, 1)	7.0	W	32	7	5	2	4	3	0	0	0	0	0	0	0	2	<b>Los Angeles Dodgers @ Atlanta Braves</b> Atlanta-Fulton County Stadium, Atlanta, GA Fri Jul 31 1987, 7:05 PM EDT Att: 33,716 - Unknown										
<b>Greg Nettles, L</b> ERA: 2.97, SLG: 0.353 (7, 1)	1.0		7	1	0	0	1	0	0	0	0	0	0	0	0	0											
<b>Joe Boever, R</b> ERA: 15.0 (7, 1)	1.0		6	3	3	3	0	0	0	0	0	0	0	0	0	0	<b>Braves</b>										
<b>Jim Acker, R</b> ERA: 4.93 (8, 1)	1.0		4	1	0	0	0	0	0	0	0	0	0	0	0	0											
<b>Ted Simmons, S</b> ERA: 0.30, SLG: 0.377 (8, 1)	1.0		3	0	0	0	1	0	0	0	0	0	0	0	0	0	<b>Inning Stats</b>										
<b>Ed Olwine, L</b> ERA: 4.5 (9, 1)	1.0		3	0	0	0	1	0	0	0	0	0	0	0	0	0											
<b>PITCHER</b>	IP	WLS	BF	H	R	ER	SO	BB	IBB	HBP	BLK	WP	HR	S	P	ERA	WHIP										
<b>Fernando Valenzuela, L</b> ERA: 4.17 (1, 1)	7.0	W	32	7	5	2	4	3	0	0	0	0	0	0	0	2.57	1.429										
<b>Tim Crews, R</b> ERA: (8, 1)	2.0		7	1	0	0	1	0	0	0	0	0	0	9	9	0.00	0.500										
<b>PITCHER</b>	IP	WLS	BF	H	R	ER	SO	BB	IBB	HBP	BLK	WP	HR	S	P	ERA	WHIP										
<b>Fernando Valenzuela, L</b> ERA: 4.17 (1, 1)	7.0	W	32	7	5	2	4	3	0	0	0	0	0	0	0	2.57	1.429										
<b>Tim Crews, R</b> ERA: (8, 1)	2.0		7	1	0	0	1	0	0	0	0	0	0	9	9	0.00	0.500										



Batter	1	2	3	4	5	6	7	8	9	AB	R	H	RBI	BB	SO	LOB	TOP								
<b>Dave Anderson, R</b> OBP: 0.298, SLG: 0.329 (1, 6)	0-3 K	0-0 5-3			0-0 5-3	1-0 1B HBP	0-0 1-3 1B		0-3 K	5	1	1	0	0	2	4	<b>Los Angeles Dodgers @ Atlanta Braves</b> Atlanta-Fulton County Stadium, Atlanta, GA Sat Aug 01 1987, 7:05 PM EDT Att: 43,804 - Unknown								
<b>John Shelby, S</b> OBP: 0.263, SLG: 0.425 (1, 8)	0-0 HR		0-0 1B		0-0 1B 1B	0-3 K	0-3 K		0-0 F7	6	2	3	1	0	2	5									
<b>Pedro Guerrero, R</b> OBP: 0.419, SLG: 0.576 <b>Tito Landrum, R</b> OBP: 0.319, SLG: 0.246 (6, PR) (8, 7)	0-0 6-3		0-3 K		0-0 WP 1B	0-0 1B		4-0 BB BB		4	0	2	1	1	1	1									
<b>Mike Marshall, R</b> OBP: 0.322, SLG: 0.458 (1, 9)	0-0 6-3		0-0 F6		0-0 1B 1B	0-0 1B		0-3 K		5	0	2	2	0	1	2									
<b>Franklin Stubbs, L</b> OBP: 0.306, SLG: 0.444 (1, 3)		0-3 K	0-0 F9		0-0 K	0-0 1-3		0-0 F8		5	0	0	0	0	2	6									
<b>Mickey Hatcher, R</b> OBP: 0.369, SLG: 0.507 (1, 5)		4-0 1B FC5-2 BB		0-0 6-3	4-0 1-2 BB		0-0 1B SF7	4-0 1-2 BB		2	1	1	0	3	0	0									
<b>Mike Scioscia, L</b> OBP: 0.336, SLG: 0.364 (1, 2)		0-0 1B FC5-2 1B		0-0 4-3	0-0 2B		0-0 1B 2-3 1B	0-0 G3		5	0	3	0	0	0	5									
<b>Steve Sax, R</b> OBP: 0.311, SLG: 0.337 <b>Brad Wellman, R</b> (6, 4)		0-0 FC5-2 1B		0-0 F7		0-0 SH2-4 1B	0-0 SF7		0-0 6-3	3	1	1	0	0	0	3									
<b>Ken Landreaux, L</b> OBP: 0.300, SLG: 0.362 <b>Phil Garner, R</b> OBP: 0.276, SLG: 0.318 (7, PH) (7, 4)		1-2 3-H 1B		0-0 4-3		0-0 SH2-4 1B	0-3 3-H K		0-0 1B	0	0	0	0	0	0	0									
<b>Bob Welch, R</b> OBP: 0.167, SLG: 0.153 <b>Matt Young, L</b> (9, 1)		1-2 2-3 1B		0-0 4-3		0-0 SH2-4 1B		0-0 1B		4	0	2	0	0	1	2									
<b>Inning Stats</b>	R: 1 E: 0 K: 1 S: 6	H: 1 LOB: 0 BB: 0 P: 6	R: 0 E: 0 K: 1 S: 7	H: 2 LOB: 3 BB: 1 P: 11	R: 0 E: 0 K: 1 S: 6	H: 1 LOB: 1 BB: 0 P: 6	R: 0 E: 0 K: 0 S: 4	H: 1 LOB: 1 BB: 0 P: 4	R: 1 E: 0 K: 1 S: 8	H: 3 LOB: 3 BB: 1 P: 12	R: 2 E: 0 K: 2 S: 8	H: 3 LOB: 2 BB: 0 P: 9	R: 1 E: 0 K: 2 S: 10	H: 3 LOB: 2 BB: 0 P: 10	R: 0 E: 0 K: 1 S: 5	H: 0 LOB: 2 BB: 2 P: 13	R: 0 E: 0 K: 1 S: 6	H: 1 LOB: 1 BB: 0 P: 6	1B: 12 2B: 2 3B: 0 HR: 1	SF: 1 SAC: 1 DP: 0 HBP: 1	WP: 1 PB: 0 SB: 1 CS: 0	PA: 47			
<b>PITCHER</b>	IP WLS BF H R ER SO BB IBB HBP BLK WP HR S P ERA WHIP	IP WLS BF H R ER SO BB IBB HBP BLK WP HR S P ERA WHIP	IP WLS BF H R ER SO BB IBB HBP BLK WP HR S P ERA WHIP	IP WLS BF H R ER SO BB IBB HBP BLK WP HR S P ERA WHIP	IP WLS BF H R ER SO BB IBB HBP BLK WP HR S P ERA WHIP	IP WLS BF H R ER SO BB IBB HBP BLK WP HR S P ERA WHIP	IP WLS BF H R ER SO BB IBB HBP BLK WP HR S P ERA WHIP	IP WLS BF H R ER SO BB IBB HBP BLK WP HR S P ERA WHIP	IP WLS BF H R ER SO BB IBB HBP BLK WP HR S P ERA WHIP	IP WLS BF H R ER SO BB IBB HBP BLK WP HR S P ERA WHIP	IP WLS BF H R ER SO BB IBB HBP BLK WP HR S P ERA WHIP	IP WLS BF H R ER SO BB IBB HBP BLK WP HR S P ERA WHIP	IP WLS BF H R ER SO BB IBB HBP BLK WP HR S P ERA WHIP	IP WLS BF H R ER SO BB IBB HBP BLK WP HR S P ERA WHIP	IP WLS BF H R ER SO BB IBB HBP BLK WP HR S P ERA WHIP	IP WLS BF H R ER SO BB IBB HBP BLK WP HR S P ERA WHIP	IP WLS BF H R ER SO BB IBB HBP BLK WP HR S P ERA WHIP	IP WLS BF H R ER SO BB IBB HBP BLK WP HR S P ERA WHIP	IP WLS BF H R ER SO BB IBB HBP BLK WP HR S P ERA WHIP	IP WLS BF H R ER SO BB IBB HBP BLK WP HR S P ERA WHIP	IP WLS BF H R ER SO BB IBB HBP BLK WP HR S P ERA WHIP	IP WLS BF H R ER SO BB IBB HBP BLK WP HR S P ERA WHIP	IP WLS BF H R ER SO BB IBB HBP BLK WP HR S P ERA WHIP	IP WLS BF H R ER SO BB IBB HBP BLK WP HR S P ERA WHIP	IP WLS BF H R ER SO BB IBB HBP BLK WP HR S P ERA WHIP

**Los Angeles Dodgers @ Atlanta Braves**  
Atlanta-Fulton County Stadium, Atlanta, GA  
Sat Aug 01 1987, 7:05 PM EDT  
Att: 43,804 - Unknown

AB 40  
R 5  
H 15  
RBI 5  
BB 4  
SO 9  
LOB 28



Batter	1	2	3	4	5	6	7	8	9	AB	R	H	RBI	BB	SO	LOB	BOTTOM							
<b>Dion James, L</b> OBP: 0.415, SLG: 0.469 (1, 8)	0-0 6-3		0-0 SH1-3 SF7 2B		0-0 F9 SH1-3 1B		0-0 G4-6-3 1B		0-0 L5	5	1	3	0	0	0	2	<b>Los Angeles Dodgers @ Atlanta Braves</b> Atlanta-Fulton County Stadium, Atlanta, GA Sat Aug 01 1987, 7:05 PM EDT Att: 43,804 - Unknown							
<b>Ken Oberkfell, L</b> OBP: 0.350, SLG: 0.385 <b>Joe Boever, R</b> (8, 1)	0-0 5-3		0-0 SH1-3		0-0 SH1-3		0-0 G4-6-3			2	0	0	0	0	0	2								
<b>Gerald Perry, L</b> OBP: 0.324, SLG: 0.372 (1, 3)	0-0 F7		0-0 SF7		0-0 F9		0-0 1-3			3	0	0	1	0	0	1								
<b>Dale Murphy, R</b> OBP: 0.415, SLG: 0.566 (1, 9)		0-0 4-3	4-0 FC6 BB		0-0 G1		0-0 4-3			3	0	0	0	1	0	1								
<b>Ken Griffey, L</b> OBP: 0.352, SLG: 0.470 (1, 7)		4-0 BB E SF9 BB	0-0 FC6		0-3 K		0-3 K			3	1	0	0	1	2	1								
<b>Andres Thomas, R</b> OBP: 0.267, SLG: 0.304 (1, 6)		0-0 E4 SF9 BB		0-0 F8		0-3 K		0-0 F5		4	0	0	0	0	1	1								
<b>Ozzie Virgil, R</b> OBP: 0.318, SLG: 0.482 (1, 2)		4-0 1-2 2-3 BB		0-3 K		0-0 4-3		0-3 K		3	0	0	0	1	2	0								
<b>Glenn Hubbard, R</b> OBP: 0.416, SLG: 0.436 (1, 4)		0-0 SF9		0-0 2B		0-0 F8		4-0 1B BB		2	0	1	1	1	0	0								
<b>David Palmer, R</b> OBP: 0.155, SLG: 0.242 <b>Ed Ollivins, R</b> <b>Jeff Dedmon, L</b> OBP: 0.267, SLG: 0.286 <b>Graig Nettles, L</b> OBP: 0.306, SLG: 0.362 <b>Paul Runge, R</b> OBP: 0.125, SLG: 0.125 (1, 1) (6, 1) (7, 1) (7, PH) (8, 5) (8, PH)		0-0 5-3		0-0 K		0-0 1B		0-0 1B		2	0	0	0	0	1	3								
<b>Inning Stats</b>	R: 0 E: 0 K: 0 S: 3	H: 0 LOB: 0 BB: 0 P: 3	R: 1 E: 1 K: 0 S: 4	H: 0 LOB: 2 BB: 2 P: 12	R: 1 E: 0 K: 0 S: 4	H: 1 LOB: 1 BB: 1 P: 8	R: 0 E: 0 K: 2 S: 8	H: 1 LOB: 1 BB: 0 P: 8	R: 0 E: 0 K: 2 S: 7	H: 0 LOB: 0 BB: 0 P: 7	R: 0 E: 0 K: 0 S: 4	H: 2 LOB: 1 BB: 0 P: 4	R: 0 E: 0 K: 1 S: 5	H: 0 LOB: 0 BB: 0 P: 5	R: 0 E: 0 K: 1 S: 6	H: 1 LOB: 2 BB: 1 P: 10		1B: 4 2B: 2 3B: 0 HR: 0	SF: 2 SAC: 2 DP: 1 HBP: 0	WP: 0 PB: 0 SB: 0 CS: 0	PA: 37			
<b>PITCHER</b>	IP WLS BF H R ER SO BB IBB HBP BLK WP HR S P ERA WHIP	IP WLS BF H R ER SO BB IBB HBP BLK WP HR S P ERA WHIP	IP WLS BF H R ER SO BB IBB HBP BLK WP HR S P ERA WHIP	IP WLS BF H R ER SO BB IBB HBP BLK WP HR S P ERA WHIP	IP WLS BF H R ER SO BB IBB HBP BLK WP HR S P ERA WHIP	IP WLS BF H R ER SO BB IBB HBP BLK WP HR S P ERA WHIP	IP WLS BF H R ER SO BB IBB HBP BLK WP HR S P ERA WHIP	IP WLS BF H R ER SO BB IBB HBP BLK WP HR S P ERA WHIP	IP WLS BF H R ER SO BB IBB HBP BLK WP HR S P ERA WHIP	IP WLS BF H R ER SO BB IBB HBP BLK WP HR S P ERA WHIP	IP WLS BF H R ER SO BB IBB HBP BLK WP HR S P ERA WHIP	IP WLS BF H R ER SO BB IBB HBP BLK WP HR S P ERA WHIP	IP WLS BF H R ER SO BB IBB HBP BLK WP HR S P ERA WHIP	IP WLS BF H R ER SO BB IBB HBP BLK WP HR S P ERA WHIP	IP WLS BF H R ER SO BB IBB HBP BLK WP HR S P ERA WHIP	IP WLS BF H R ER SO BB IBB HBP BLK WP HR S P ERA WHIP	IP WLS BF H R ER SO BB IBB HBP BLK WP HR S P ERA WHIP	IP WLS BF H R ER SO BB IBB HBP BLK WP HR S P ERA WHIP	IP WLS BF H R ER SO BB IBB HBP BLK WP HR S P ERA WHIP	IP WLS BF H R ER SO BB IBB HBP BLK WP HR S P ERA WHIP	IP WLS BF H R ER SO BB IBB HBP BLK WP HR S P ERA WHIP	IP WLS BF H R ER SO BB IBB HBP BLK WP HR S P ERA WHIP	IP WLS BF H R ER SO BB IBB HBP BLK WP HR S P ERA WHIP	IP WLS BF H R ER SO BB IBB HBP BLK WP HR S P ERA WHIP

**Los Angeles Dodgers @ Atlanta Braves**  
Atlanta-Fulton County Stadium, Atlanta, GA  
Sat Aug 01 1987, 7:05 PM EDT  
Att: 43,804 - Unknown

AB 29  
R 2  
H 6  
RBI 2  
BB 4  
SO 6  
LOB 11









Batter	1	2	3	4	5	6	7	8	9	AB	R	H	RBI	BB	SO	LOB	TOP		
<b>Dave Anderson, R</b> OBP: 0.307, SLG: 0.327 (1, 6)										3	1	0	0	2	0	3			
<b>Steve Sax, R</b> OBP: 0.313, SLG: 0.346 (1, 4)										5	2	1	0	0	0	4			
<b>Pedro Guerrero, R</b> OBP: 0.416, SLG: 0.570 <b>Tito Landrum, R</b> OBP: 0.319, SLG: 0.246 (1, 7) (9, 7)										4	1	2	1	0	0	1			
<b>Mike Marshall, R</b> OBP: 0.323, SLG: 0.466 (1, 9)										4	1	3	5	0	0	0			
<b>John Shelby, S</b> OBP: 0.283, SLG: 0.433 (1, 8)										4	1	1	1	0	1	3			
<b>Mickey Hatcher, R</b> OBP: 0.361, SLG: 0.491 (1, 3)										4	0	0	0	0	0	2			
<b>Mike Scioscia, L</b> OBP: 0.343, SLG: 0.375 (1, 2)										4	0	2	0	0	0	0			
<b>Jeff Hamilton, R</b> OBP: 0.254, SLG: 0.254 (1, 5)										4	0	1	0	0	0	1			
<b>Orel Hershiser, R</b> OBP: 0.274, SLG: 0.317 (1, 1)										3	1	1	0	0	1	1			
<b>Inning Stats</b>	R: 1 E: 0 K: 0 S: 4	H: 1 LOB: 1 BB: 1 P: 8	R: 0 E: 0 K: 0 S: 3	H: 0 LOB: 0 BB: 0 P: 3	R: 4 E: 1 K: 0 S: 7	H: 4 LOB: 0 BB: 0 P: 7	R: 0 E: 0 K: 0 S: 5	H: 2 LOB: 2 BB: 0 P: 5	R: 0 E: 0 K: 1 S: 6	H: 0 LOB: 1 BB: 0 P: 6	R: 1 E: 0 K: 0 S: 3	H: 0 LOB: 0 BB: 1 P: 7	R: 1 E: 0 K: 0 S: 5	H: 2 LOB: 1 BB: 0 P: 5	R: 0 E: 0 K: 0 S: 3	H: 0 LOB: 0 BB: 0 P: 3	1B: 8 2B: 0 3B: 1 HR: 2	SF: 1 SAC: 1 DP: 1 HBP: 0	WP: 0 PA: 39 PB: 0 SB: 1 CS: 0
<b>PITCHER</b>	IP WLS BF H R ER SO BB IBB HBP BLK WP HR S P ERA WHIP																		
<b>Ted Power, R</b> ERA: 4.49 (1, 1)	5.0 L 24 9 5 5 1 1 0 0 0 0 1 25 29 9.00 2.000																		
<b>Bill Scherrer, L</b> ERA: 4.18 (6, 1)	3.0 12 2 2 1 1 1 0 0 0 0 1 13 17 3.00 1.000																		
<b>Frank Williams, R</b> ERA: 2.51 (9, 1)	1.0 3 0 0 0 0 0 0 0 0 0 0 3 3 0.00 0.000																		

**Los Angeles Dodgers @ Cincinnati Reds**  
Riverfront Stadium, Cincinnati, OH  
Mon Aug 03 1987, 7:05 PM EDT  
Att: 27,224 - Unknown

AB	35
R	7
H	11
RBI	7
BB	2
SO	2
LOB	15




Batter	1	2	3	4	5	6	7	8	9	AB	R	H	RBI	BB	SO	LOB	BOTTOM		
<b>Barry Larkin, R</b> OBP: 0.306, SLG: 0.368 (1, 6)										3	0	0	0	1	0	0			
<b>Buddy Bell, R</b> OBP: 0.357, SLG: 0.406 (1, 5)										4	0	2	0	0	1	1			
<b>Eric Davis, R</b> OBP: 0.415, SLG: 0.669 (1, 8)										4	0	1	0	0	1	2			
<b>Dave Parker, L</b> OBP: 0.317, SLG: 0.456 (1, 9)										3	1	0	0	1	1	3			
<b>Paul O'Neill, L</b> OBP: 0.261, SLG: 0.345 (1, 7)										4	0	0	0	0	2	2			
<b>Bo Diaz, R</b> OBP: 0.331, SLG: 0.461 (1, 2)										4	1	1	2	0	1	0			
<b>Nick Esasky, R</b> OBP: 0.302, SLG: 0.534 (1, 3)										4	0	1	0	0	1	0			
<b>Kurt Stillwell, S</b> OBP: 0.311, SLG: 0.382 (1, 4)										3	0	1	0	0	0	0			
<b>Ted Power, R</b> OBP: 0.191, SLG: 0.227 <b>Dave Collins, S</b> OBP: 0.333, SLG: 0.346 <b>Bill Scherrer, L</b> (5, PH) (6, 1)										1	0	0	0	0	1	2			
<b>Terry Francona, L</b> OBP: 0.254, SLG: 0.293 <b>Frank Williams, R</b> (8, PH) (9, 1)										1	0	0	0	0	0	0			
<b>Inning Stats</b>	R: 0 E: 0 K: 2 S: 8	H: 1 LOB: 1 BB: 0 P: 8	R: 0 E: 0 K: 2 S: 9	H: 2 LOB: 2 BB: 0 P: 9	R: 0 E: 0 K: 0 S: 3	H: 1 LOB: 1 BB: 1 P: 7	R: 0 E: 0 K: 0 S: 3	H: 0 LOB: 0 BB: 0 P: 3	R: 0 E: 0 K: 1 S: 6	H: 0 LOB: 1 BB: 0 P: 6	R: 0 E: 0 K: 2 S: 7	H: 0 LOB: 0 BB: 0 P: 7	R: 0 E: 0 K: 1 S: 5	H: 0 LOB: 0 BB: 0 P: 5	R: 2 E: 0 K: 0 S: 4	H: 1 LOB: 0 BB: 1 P: 8	1B: 4 2B: 1 3B: 0 HR: 1	SF: 0 SAC: 0 DP: 1 HBP: 0	WP: 2 PA: 34 PB: 0 SB: 0 CS: 0
<b>PITCHER</b>	IP WLS BF H R ER SO BB IBB HBP BLK WP HR S P ERA WHIP																		
<b>Orel Hershiser, R</b> ERA: 2.49 (1, 1)	9.0 W 34 6 2 2 8 2 0 0 0 0 2 48 56 2.00 0.889																		


**Los Angeles Dodgers @ Cincinnati Reds**  
Riverfront Stadium, Cincinnati, OH  
Mon Aug 03 1987, 7:05 PM EDT  
Att: 27,224 - Unknown

AB	32
R	2
H	6
RBI	2
BB	2
SO	8
LOB	10





Batter	1	2	3	4	5	6	7	8	9	AB	R	H	RBI	BB	SO	LOB	TOP	
Dave Anderson, R OBP: 0.310, SLG: 0.330 Mariano Duncan, R OBP: 0.270, SLG: 0.321	0-0 4-3 1B		0-3 K		0-0 5-3	0-0 F8			0-0 G6-4-3 1B	1 0 1 0 0 0 0 4 0 1 0 0 1 2							<b>Los Angeles Dodgers @ Cincinnati Reds</b> Riverfront Stadium, Cincinnati, OH Tue Aug 04 1987, 7:05 PM EDT Att: 23,593 - Unknown 	
Steve Sax, R OBP: 0.342	0-0 4-3 1-2		0-0 6-3		0-0 F9		0-0 5-3	0-0 G6-4-3 1-2	5 0 0 0 0 0 2									
Pedro Guerrero, R OBP: 0.418, SLG: 0.571	0-0 F9		0-0 1B 1B		0-0 FC5-4 1B		0-0 F6	0-0 1B 1B	5 0 3 0 0 0 1									
Mike Marshall, R OBP: 0.325, SLG: 0.465	0-3 K		0-0 FC4-6 1B		0-0 FC5-4 1-2		0-0 4-3	0-0 1B 1B	5 0 2 0 0 1 2									
Mickey Hatcher, R OBP: 0.353, SLG: 0.479		0-0 6-3	0-0 FC4-6 1-2		0-0 F9			0-0 3-1 G3	5 0 0 0 0 0 4									
John Shelby, S OBP: 0.286, SLG: 0.455		0-0 F9		0-0 HR		0-0 HR		4-0 1-3 1B BB	3 3 2 2 1 0 0									
Mike Scioscia, L OBP: 0.345, SLG: 0.384		0-0 1B 2B		0-0 F7		0-0 2B		0-0 1-3	4 1 2 0 0 0 1									
Jeff Hamilton, R OBP: 0.282, SLG: 0.262		4-0 1B IBB		0-0 F7		4-0 BB		0-0 2H 1B	2 0 1 1 2 0 0									
Tim Leary, R OBP: 0.286, SLG: 0.286 Tito Landrum, R OBP: 0.314, SLG: 0.242 Rick Honeycutt, L OBP: 0.292, SLG: 0.314 Phil Garmon, R OBP: 0.250, SLG: 0.250 Brian Holton, R OBP: 0.250, SLG: 0.250 Alex Trevino, R OBP: 0.250, SLG: 0.410 Tim Crews, R OBP: 0.250, SLG: 0.410	0-0 1-3 2H 1B		0-0 5-3		0-3 K		0-0 F9		0-0 F9	1 0 0 1 1 0 0 0 1 0 0 0 0 0 0 0 0 0 0 0 0 0 0 0 1 0 0 0 0 0 1 2 0 0 0 0 0 0 0 0 1 0 0 0 0 0 0 1 0 0 0 0 0 0 0 0								
<b>Inning Stats</b>	R: 0 E: 0 K: 1 S: 6	H: 1 LOB: 1 BB: 0 P: 6	R: 1 E: 0 K: 0 S: 4	H: 2 LOB: 2 BB: 1 P: 8	R: 0 E: 0 K: 1 S: 7	H: 2 LOB: 2 BB: 0 P: 7	R: 1 E: 0 K: 0 S: 4	H: 1 LOB: 1 BB: 0 P: 4	R: 0 E: 0 K: 0 S: 4	H: 0 LOB: 0 BB: 0 P: 3	R: 1 E: 0 K: 0 S: 4	H: 1 LOB: 1 BB: 1 P: 8	R: 0 E: 0 K: 0 S: 5	H: 3 LOB: 2 BB: 0 P: 5	1B: 9 2B: 2 3B: 0 HR: 2	SF: 0 SAC: 0 DP: 1 HBP: 0		WP: 0 PA: 41 PB: 0 SB: 0 CS: 0
<b>PITCHER</b>	IP WLS BF H R ER SO BB IBB HBP BLK WP HR S P ERA WHIP	<b>PITCHER</b> IP WLS BF H R ER SO BB IBB HBP BLK WP HR S P ERA WHIP																
Guy Hoffman, L ERA: 4.29	5.1 W 26 9 3 3 2 1 1 0 0 0 2 28 36 5.06 1.875																	
Frank Williams, R ERA: 2.45	1.2 5 0 0 0 1 0 0 0 0 0 0 7 7 0.00 0.000																	
Rob Murphy, L ERA: 3.33	1.0 5 1 1 1 0 1 0 0 0 0 0 4 8 9.00 2.000																	
John Franco, L ERA: 2.03	1.0 5 3 0 0 0 0 0 0 0 0 0 5 5 0.00 3.000																	

Batter	1	2	3	4	5	6	7	8	9	AB	R	H	RBI	BB	SO	LOB	BOTTOM
Barry Larkin, R OBP: 0.301, SLG: 0.361	0-0 G3	0-0 F9		0-0 E6 FC4-6	0-0 4-3		0-0 L6-4			5 0 0 0 0 0 4							<b>Los Angeles Dodgers @ Cincinnati Reds</b> Riverfront Stadium, Cincinnati, OH Tue Aug 04 1987, 7:05 PM EDT Att: 23,593 - Unknown 
Buddy Bell, R OBP: 0.360, SLG: 0.407	4-0 1B BB		0-0 2B 1B	0-0 FC4-6 1-2	0-0 FC5-4 1B		0-0 F8		4 1 2 1 1 0 1								
Eric Davis, R OBP: 0.415, SLG: 0.667	0-3 K		0-0 G3 1H HR 2B		0-0 FC5-4		0-3 K		4 2 1 1 1 2 2								
Dave Parker, L OBP: 0.317, SLG: 0.454 Terry Francona, L OBP: 0.259, SLG: 0.297	0-0 1-3 1B		0-0 G3		0-0 4-3	0-0 4-3		0-0 1B	4 0 1 0 0 0 2 1 0 1 0 0 0 0								
Paul O'Neill, L OBP: 0.266, SLG: 0.384 Tracy Jones, R OBP: 0.349, SLG: 0.479	0-3 K		0-0 HR		4-0 HR BB		0-0 F4	0-0 F7	2 1 1 2 0 1 2 2 1 0 0 1 0 1								
Bo Diaz, R OBP: 0.332, SLG: 0.478 Terry McGriff, R OBP: 0.400, SLG: 0.600		0-0 HR	0-0 6-3		0-0 HR	0-0 F9			4 2 2 4 0 0 0 0 0 0 0 0 0 0								
Nick Esasky, R OBP: 0.301, SLG: 0.525		0-0 4-3	0-3 K		4-0 2B BB		0-0 E6 L6-4 1B		3 1 0 0 1 1 0								
Kurt Stillwell, S OBP: 0.317, SLG: 0.389		4-0 FC4-6 BB		0-0 5-3		0-0 2B 2B		0-0 1-2 1B	3 1 2 1 1 0 0								
Guy Hoffman, L OBP: 0.133, SLG: 0.167 Frank Williams, R ERA: 4.57 Dave Collins, S OBP: 0.321, SLG: 0.333 Rob Murphy, L OBP: 0.200, SLG: 0.200 John Franco, L ERA:	0-0 FC4-6 1-2		0-0 4-3		0-0 4-3	0-0 4-3 1B 2B		0-0 F7	3 1 1 1 0 0 1 0 0 0 0 0 0 0 1 0 0 0 0 0 2 0 0 0 0 0 0 0 0 0 0 0 0 0 0								
<b>Inning Stats</b>	R: 0 E: 0 K: 2 S: 8	H: 1 LOB: 1 BB: 1 P: 12	R: 1 E: 1 K: 0 S: 4	H: 1 LOB: 1 BB: 1 P: 8	R: 3 E: 0 K: 1 S: 8	H: 3 LOB: 0 BB: 0 P: 8	R: 0 E: 1 K: 0 S: 4	H: 0 LOB: 1 BB: 3 P: 19	R: 0 E: 0 K: 0 S: 3	H: 0 LOB: 0 BB: 0 P: 3	R: 0 E: 1 K: 0 S: 4	H: 1 LOB: 1 BB: 0 P: 4	R: 0 E: 0 K: 1 S: 6	H: 1 LOB: 1 BB: 0 P: 6	1B: 5 2B: 4 3B: 0 HR: 3	SF: 0 SAC: 0 DP: 1 HBP: 0	
<b>PITCHER</b>	IP WLS BF H R ER SO BB IBB HBP BLK WP HR S P ERA WHIP	<b>PITCHER</b> IP WLS BF H R ER SO BB IBB HBP BLK WP HR S P ERA WHIP															
Tim Leary, R ERA: 5.63	3.0 L 16 5 4 4 3 2 0 0 0 0 0 2 20 28 12.00 2.333																
Rick Honeycutt, L ERA: 4.57	2.0 14 4 6 6 0 3 0 0 0 0 0 1 11 23 27.00 3.500																
Brian Holton, R ERA: 3.86	2.0 7 1 0 0 0 0 0 0 0 0 0 7 7 0.00 0.500																
Tim Crews, R ERA:	1.0 4 1 0 0 1 0 0 0 0 0 0 6 6 0.00 1.000																




Batter	1	2	3	4	5	6	7	8	9	AB	R	H	RBI	BB	SO	LOB	TOP								
Steve Sax, R OBP: 0.306, SLG: 0.337 (1, 4)	F5		F8		4-3		4-3		F8	5	0	0	0	0	0	4	<b>Los Angeles Dodgers @ Cincinnati Reds</b> Riverfront Stadium, Cincinnati, OH Wed Aug 05 1987, 7:05 PM EDT Att: 33,879 - Unknown								
John Shelby, S OBP: 0.284, SLG: 0.448 (1, 8)	4-3		K		F7			F8	FC6-4	5	0	0	0	0	1	3									
Pedro Guerrero, R OBP: 0.421, SLG: 0.583 (1, 7)	1B			2B		6-3		HR		4	2	3	1	0	0	0									
Mike Marshall, R OBP: 0.330, SLG: 0.476 (1, 9)	L5			1B	2B			1B		4	1	3	1	0	0	1									
Mike Scioscia, L OBP: 0.341, SLG: 0.380 Alex Trevino, R OBP: 0.294, SLG: 0.406 (8, PH) (8, 2)		F7		4-3		F7		K		3	0	0	0	0	0	2									
Mickey Hatcher, R OBP: 0.351, SLG: 0.475 (1, 3)		F7		FC6-4	1B			F9		1	0	0	0	0	1	1									
Jeff Hamilton, R OBP: 0.280, SLG: 0.261 (1, 5)				FC6-4	1B					4	0	1	1	0	1	2									
Mariano Duncan, R OBP: 0.274, SLG: 0.321 (1, 6)				SH3	BB			FC6-4	1B	3	0	1	0	1	0	2									
Fernando Valenzuela, L OBP: 0.140, SLG: 0.140 Danny Heep, L OBP: 0.094, SLG: 0.129 Brian Holton, R OBP: 0.250, SLG: 0.250 Tito Landrum, R OBP: 0.324, SLG: 0.254 (7, PH) (7, 1) (9, PH)			SH3		5-3			FC4-6	1B	1	0	0	0	0	0	0									
			1-2					FC4-6	1B	1	0	0	0	0	0	0									
								FC6-4	1B	1	0	1	0	0	0	0									
<b>Inning Stats</b>	R: 0 E: 0 K: 0 S: 4	H: 1 LOB: 1 BB: 0 P: 4	R: 0 E: 0 K: 1 S: 5	H: 0 LOB: 0 BB: 0 P: 5	R: 0 E: 0 K: 1 S: 5	H: 0 LOB: 1 BB: 1 P: 9	R: 2 E: 0 K: 0 S: 6	H: 3 LOB: 1 BB: 0 P: 6	R: 0 E: 0 K: 1 S: 6	H: 1 LOB: 1 BB: 0 P: 6	R: 0 E: 0 K: 0 S: 4	H: 1 LOB: 1 BB: 0 P: 4	R: 1 E: 0 K: 1 S: 7	H: 2 LOB: 1 BB: 0 P: 7	R: 0 E: 0 K: 0 S: 5	H: 2 LOB: 2 BB: 0 P: 5	1B: 6 2B: 3 3B: 0 HR: 1	SF: 0 SAC: 1 DP: 0 HBP: 0	WP: 0 PB: 0 SB: 0 CS: 0	PA: 38					
<b>PITCHER</b>	IP	WLS	BF	H	R	ER	SO	BB	IBB	HBP	BLK	WP	HR	S	P	ERA	WHIP								
Ron Robinson, R ERA: 3.87 Frank Williams, R ERA: 2.53 Rob Murphy, L ERA: 3.29 John Franco, L ERA: 1.99	(1, 1) (7, 1) (8, 1) (9, 1)	6.0 1.1 0.2 1.0	W 7 2 S	24 3 0 5	5 1 0 2	2 1 0 0	3 1 0 0	3 0 0 0	0 0 0 0	0 0 0 0	0 0 0 0	0 0 0 0	0 1 0 0	29 7 4 5	33 7 4 5	3.00 6.75 0.00 0.00	1.000 2.250 0.000 2.000								

Batter	1	2	3	4	5	6	7	8	9	AB	R	H	RBI	BB	SO	LOB	BOTTOM								
Barry Larkin, R OBP: 0.299, SLG: 0.358 (1, 6)	F3	F2			F5			F7		5	0	1	1	0	0	2	<b>Los Angeles Dodgers @ Cincinnati Reds</b> Riverfront Stadium, Cincinnati, OH Wed Aug 05 1987, 7:05 PM EDT Att: 33,879 - Unknown								
Buddy Bell, R OBP: 0.359, SLG: 0.404 (1, 5)	BB		F9		G6-4-3		L4			3	1	0	0	1	0	3									
Eric Davis, R OBP: 0.416, SLG: 0.663 (1, 8)	BB		F8			1B		F8		2	1	0	0	2	0	0									
Dave Parker, L OBP: 0.318, SLG: 0.454 (1, 9)	FC3-6				K			1B		4	2	2	0	0	1	1									
Tracy Jones, R OBP: 0.352, SLG: 0.481 Dave Collins, S OBP: 0.323, SLG: 0.333 (7, 1) (4, 7)	1B				K			1B		1	0	1	0	0	0	0									
Bo Diaz, R OBP: 0.335, SLG: 0.480 (1, 2)	1B					1B		4-3		3	1	1	1	0	1	1									
Nick Esasky, R OBP: 0.299, SLG: 0.517 (1, 3)	FC5-4				K			F3		3	0	2	1	0	0	1									
Dave Concepcion, R OBP: 0.369, SLG: 0.360 (1, 4)		F8			FC6-4			6-3		3	0	1	1	1	0	1									
Ron Robinson, R ERA: 3.87 Lloyd McClendon, R ERA: 2.41 Frank Williams, R ERA: 2.53 Rob Murphy, L ERA: 3.29 Terry Francona, R ERA: 3.295 John Franco, L ERA: 1.99 (1, 1) (6, PH) (7, 1) (8, 1) (8, PH) (9, 1)								1B		2	0	1	0	0	0	0									
								4-3		0	0	0	1	0	0	0									
								BB		0	0	0	0	0	0	0									
								1B		1	0	0	0	0	0	1									
								1B		0	0	0	0	0	0	0									
<b>Inning Stats</b>	R: 2 E: 1 K: 0 S: 5	H: 2 LOB: 2 BB: 2 P: 13	R: 0 E: 0 K: 0 S: 3	H: 0 LOB: 0 BB: 0 P: 3	R: 0 E: 0 K: 1 S: 5	H: 0 LOB: 0 BB: 0 P: 5	R: 0 E: 0 K: 2 S: 8	H: 1 LOB: 1 BB: 0 P: 8	R: 0 E: 0 K: 0 S: 3	H: 1 LOB: 0 BB: 0 P: 3	R: 4 E: 0 K: 0 S: 7	H: 4 LOB: 2 BB: 2 P: 15	R: 0 E: 0 K: 0 S: 4	H: 1 LOB: 1 BB: 0 P: 4	R: 0 E: 0 K: 0 S: 3	H: 0 LOB: 1 BB: 1 P: 7	1B: 9 2B: 0 3B: 0 HR: 0	SF: 1 SAC: 1 DP: 1 HBP: 0	WP: 0 PB: 0 SB: 0 CS: 0	PA: 37					
<b>PITCHER</b>	IP	WLS	BF	H	R	ER	SO	BB	IBB	HBP	BLK	WP	HR	S	P	ERA	WHIP								
Fernando Valenzuela, L ERA: 4.35 Brian Holton, R ERA: 3.74	(1, 1) (7, 1)	6.0 2.0	L 8	29 8	6 1	6 0	3 0	3 1	0 0	0 0	0 0	0 0	0 0	7 7	11	0.00 0.00	1.000 1.833								





Batter	1	2	3	4	5	6	7	8	9	AB	R	H	RBI	BB	SO	LOB	TOP										
Dion James, L OBP: 0.419, SLG: 0.479 (1, 8)	0-0 1-3		0-0 SF7		0-0 4-3			0-0 G3		3	0	0	1	0	0	0	<b>Atlanta Braves @ Los Angeles Dodgers</b> Dodger Stadium, Los Angeles, CA Fri Aug 07 1987, 7:05 PM PDT Att: 34,755 - Unknown										
Ken Oberkfell, L OBP: 0.346, SLG: 0.386 (1, 5)	0-0 1-3		0-0 F6		0-0 L4			0-0 E5 1B		4	0	1	0	0	0	0											
Gerald Perry, L OBP: 0.323, SLG: 0.386 (1, 3)	0-3 K			0-0 HR		0-0 6-3		0-0 6-3		4	1	1	1	0	1	1											
Dale Murphy, R OBP: 0.423, SLG: 0.577 (1, 9)		0-3 K		4-0 CS BB		0-3 K		0-3 K		3	0	0	0	1	3	0											
Ken Griffey, L OBP: 0.359, SLG: 0.465 (1, 7)		0-3 K		0-0 FC3-6 1B		0-0 F6		0-0 6-3		4	0	1	0	0	1	0											
Ted Simmons, S OBP: 0.329, SLG: 0.389 (1, 2)		0-0 FC5-4 1B		0-0 FC3-6 HR		0-0 4-3		0-0 1B		4	1	2	0	0	0	1											
Andres Thomas, R OBP: 0.269, SLG: 0.314 (1, 6)		0-0 FC5-4		0-0 HR		0-0 L9		0-3 K		4	1	1	2	0	1	2											
Glenn Hubbard, R OBP: 0.411, SLG: 0.430 (1, 4)			0-0 SH5-4 SF7 2B		0-0 F8		0-0 F8			3	1	1	0	0	0	0											
Zane Smith, L OBP: 0.218, SLG: 0.231 (1, 1)			0-0 SH5-4		0-0 6-3			0-0 2-3		2	0	0	0	0	0	0											
<b>Inning Stats</b>	R: 0 E: 0 K: 1 S: 5	H: 0 LOB: 0 BB: 0 P: 5	R: 0 E: 0 K: 2 S: 8	H: 1 LOB: 1 BB: 0 P: 8	R: 1 E: 0 K: 0 S: 4	H: 1 LOB: 0 BB: 0 P: 4	R: 3 E: 0 K: 0 S: 5	H: 3 LOB: 0 BB: 1 P: 9	R: 0 E: 0 K: 0 S: 3	H: 0 LOB: 0 BB: 0 P: 3	R: 0 E: 0 K: 0 S: 3	H: 0 LOB: 0 BB: 0 P: 3	R: 0 E: 1 K: 0 S: 4	H: 1 LOB: 1 BB: 0 P: 4	R: 0 E: 0 K: 2 S: 8	H: 1 LOB: 1 BB: 0 P: 8		1B: 4 2B: 1 3B: 0 HR: 2	SF: 1 SAC: 1 DP: 0 HBP: 0	WP: 0 PB: 0 SB: 0 CS: 1	PA: 34						
<b>PITCHER</b>	IP	WLS	BF	H	R	ER	SO	BB	IBB	HBP	BLK	WP	HR	S	P	ERA	WHIP										
Bob Welch, R ERA: 3.46 (1, 1)	5.0	L	20	5	4	4	3	1	0	0	0	0	2	25	29	7.20	1.200										
Tim Leary, R ERA: 5.07 (6, 1)	2.0		6	0	0	0	1	0	0	0	0	0	0	8	8	0.00	0.000										
Matt Young, L ERA: 4.57 (8, 1)	2.0		8	2	0	0	2	0	0	0	0	0	0	12	12	0.00	1.000										

Batter	1	2	3	4	5	6	7	8	9	AB	R	H	RBI	BB	SO	LOB	BOTTOM										
Dave Anderson, R OBP: 0.309, SLG: 0.329 (1, 6)	0-0 BB E 1B	0-3 K			0-0 5-3			0-0 F8		4	1	1	0	0	1	1	<b>Atlanta Braves @ Los Angeles Dodgers</b> Dodger Stadium, Los Angeles, CA Fri Aug 07 1987, 7:05 PM PDT Att: 34,755 - Unknown										
Steve Sax, R OBP: 0.310, SLG: 0.340 (1, 4)	4-0 E 1-2 BB		0-0 1-3		0-0 G6-4-3 1B		0-0 E 1B		3	1	2	0	1	0	0	0											
Pedro Guerrero, R OBP: 0.417, SLG: 0.577 (1, 7)	0-0 L3		0-0 F9		0-0 G6-4-3 1-2		0-0 F9		4	0	0	0	0	0	4	4											
Mike Marshall, R OBP: 0.329, SLG: 0.476 (1, 9)	0-0 F7		0-0 F8		0-0 F4		0-0 E6 1-H 2B		4	0	1	1	0	0	2	2											
Mickey Hatcher, R OBP: 0.350, SLG: 0.471 (1, 3)	0-0 E9 1-3 2-H 1B		0-0 5-3		0-0 5-3		0-0 G3		4	0	1	1	0	0	1	1											
John Shelby, S OBP: 0.284, SLG: 0.455 (1, 8)	0-3 K		0-0 F9		0-0 HR		0-0 F9		4	1	1	1	0	1	2	2											
Mike Scioscia, L OBP: 0.343, SLG: 0.379 (1, 2)		0-0 F8		4-0 CS BB		0-0 4-3		0-0 S 1B		3	0	1	0	1	0	0											
Mariano Duncan, R OBP: 0.274, SLG: 0.321 (6, PR)										0	0	0	0	0	0	0											
Jeff Hamilton, R OBP: 0.291, SLG: 0.264 (1, 5)		0-0 F9		0-0 CS 1-2	0-3 K		0-0 1B		0-0 G4-3 BB	3	0	1	0	1	1	0											
Bob Welch, R ERA: 3.46 (5, PH)		4-0 BB			0-3 K		0-0 F6		0-0 G4-3	0	0	0	0	1	0	0											
Tito Landrum, R OBP: 0.186, SLG: 0.153 (5, PH)										1	0	0	0	0	1	0											
Tim Lincecum, R OBP: 0.319, SLG: 0.250 (6, 1)										0	0	0	0	0	0	0											
Phil Garner, R OBP: 0.286, SLG: 0.298 (7, PH)										1	0	0	0	0	0	1											
Phil Garner, R OBP: 0.286, SLG: 0.298 (8, 1)										0	0	0	0	0	0	0											
Matt Young, L OBP: 0.321, SLG: 0.312 (9, 1)										0	0	0	0	0	0	0											
Alex Trevino, R OBP: 0.201, SLG: 0.402 (9, PH)										1	0	0	0	0	0	2											
<b>Inning Stats</b>	R: 1 E: 1 K: 1 S: 7	H: 2 LOB: 2 BB: 1 P: 11	R: 0 E: 0 K: 1 S: 5	H: 0 LOB: 1 BB: 1 P: 9	R: 0 E: 0 K: 0 S: 3	H: 0 LOB: 0 BB: 0 P: 3	R: 0 E: 0 K: 0 S: 2	H: 0 LOB: 0 BB: 1 P: 6	R: 0 E: 0 K: 2 S: 7	H: 0 LOB: 0 BB: 0 P: 7	R: 0 E: 0 K: 0 S: 3	H: 1 LOB: 0 BB: 0 P: 3	R: 1 E: 0 K: 0 S: 5	H: 2 LOB: 1 BB: 0 P: 5	R: 1 E: 1 K: 0 S: 5	H: 2 LOB: 1 BB: 0 P: 5	R: 0 E: 0 K: 0 S: 3	H: 1 LOB: 2 BB: 1 P: 7	1B: 6 2B: 1 3B: 0 HR: 1	SF: 0 SAC: 0 DP: 2 HBP: 0	WP: 0 PB: 0 SB: 1 CS: 1	PA: 37					
<b>PITCHER</b>	IP	WLS	BF	H	R	ER	SO	BB	IBB	HBP	BLK	WP	HR	S	P	ERA	WHIP										
Zane Smith, L ERA: 4.24 (1, 1)	9.0	W	36	8	3	3	4	4	0	0	0	0	1	40	56	3.00	1.333										





Batter	1	2	3	4	5	6	7	8	9	AB	R	H	RBI	BB	SO	LOB	TOP					
Dion James, L OBP: 0.415, SLG: 0.473 (1, 8)	F9		1B		4-3	FC6-4	F8		K	6	0	1	0	0	1	4	<b>Atlanta Braves @ Los Angeles Dodgers</b> Dodger Stadium, Los Angeles, CA Sat Aug 08 1987, 3:33 AM PDT Att: 27,141 - Unknown					
Ken Oberkfell, L OBP: 0.352, SLG: 0.387 (1, 5)	F8		4-3		HR		2B	FC3-6		4	2	2	0	1	0	1						
Gerald Perry, L OBP: 0.327, SLG: 0.401 (1, 3)	F5			1B	HR		HR	FC3-6		5	3	3	2	0	0	1						
Dale Murphy, R OBP: 0.425, SLG: 0.593 (1, 9)	5-3			1B	HR		HR	K		5	3	3	4	0	1	1						
Ken Griffey, L OBP: 0.362, SLG: 0.466 (1, 7)	FC6-4		FC6-4	FC6-4	F5		F7			4	0	2	1	1	0	0						
Andres Thomas, R OBP: 0.265, SLG: 0.309 (1, 6)	FC6-4		FC	FC	6-3		6-3	K		5	0	0	0	0	1	5						
Ozzie Virgil, R OBP: 0.314, SLG: 0.478 (1, 2)	FC6-4		K			FC6-4	BB	F5		5	1	2	0	0	1	4						
Glenn Hubbard, R OBP: 0.411, SLG: 0.431 (1, 4)			3-1	FC6-4		F9	1B			4	0	1	1	1	0	3						
David Palmer, R OBP: 0.143, SLG: 0.229 (1, 1)			6-3	6-3		K	E8		K	2	0	0	0	0	0	2						
Graig Nettles, L OBP: 0.300, SLG: 0.355 (6, PH)										1	0	0	0	0	1	1						
Jim Acker, R OBP: 0.273, SLG: 0.273 (6, 1)										2	0	1	1	0	1	1						
Gene Garber, R (9, 1)										0	0	0	0	0	0	0						
<b>Inning Stats</b>	R: 0 E: 0 K: 0 S: 3	H: 0 LOB: 0 BB: 0 P: 3	R: 0 E: 0 K: 0 S: 4	H: 1 LOB: 1 BB: 0 P: 4	R: 0 E: 0 K: 0 S: 4	H: 1 LOB: 1 BB: 0 P: 4	R: 2 E: 1 K: 1 S: 9	H: 3 LOB: 2 BB: 0 P: 9	R: 3 E: 0 K: 0 S: 5	H: 2 LOB: 0 BB: 1 P: 9	R: 0 E: 0 K: 1 S: 6	H: 1 LOB: 1 BB: 0 P: 6	R: 4 E: 1 K: 0 S: 8	H: 5 LOB: 2 BB: 1 P: 12	R: 0 E: 0 K: 2 S: 8	H: 1 LOB: 2 BB: 1 P: 12	R: 0 E: 0 K: 2 S: 8	H: 1 LOB: 1 BB: 0 P: 8	1B: 10 2B: 2 3B: 0 HR: 3	SF: 0 SAC: 0 DP: 0 HBP: 0	WP: 0 PB: 0 SB: 1 CS: 0	PA: 46
<b>PITCHER</b>	IP WLS BF H R ER SO BB IBB HBP BLK WP HR S P ERA WHIP																					
Orel Hershiser, R ERA: 2.62 (1, 1)	5.0 L 24 7 5 4 1 1 0 0 0 0 0 2 25 29 7.20 1.600																					
Ken Howell, R ERA: 4.92 (6, 1)	1.0 7 4 3 3 1 0 0 0 0 0 1 9 9 27.00 4.000																					
Rick Honeycutt, L ERA: 4.61 (7, 1)	1.0 6 2 1 1 0 1 0 0 0 0 0 5 9 9.00 3.000																					
Brian Holton, R ERA: 3.63 (8, 1)	2.0 9 2 0 0 4 1 0 0 0 0 0 0 16 20 0.00 1.500																					

Batter	1	2	3	4	5	6	7	8	9	AB	R	H	RBI	BB	SO	LOB	BOTTOM					
Dave Anderson, R OBP: 0.319, SLG: 0.336 (1, 6)	S		1B		1-3		6-3		1B	4	1	3	0	1	0	0	<b>Atlanta Braves @ Los Angeles Dodgers</b> Dodger Stadium, Los Angeles, CA Sat Aug 08 1987, 3:33 AM PDT Att: 27,141 - Unknown					
John Shelby, S OBP: 0.285, SLG: 0.454 (1, 8)	K		4-3		K				1B	5	1	2	0	0	2	4						
Pedro Guerrero, R OBP: 0.417, SLG: 0.574 (1, 7)	K			5-3		6-3	F3		1B	4	1	1	0	1	1	2						
Mike Marshall, R OBP: 0.330, SLG: 0.485 (1, 9)	F3			L5		6-3			G3	5	1	2	3	0	0	2						
Mike Scioscia, L OBP: 0.341, SLG: 0.376 (1, 2)	4-3			5-3		HR		F8	G3	5	1	1	1	0	0	2						
Mickey Hatcher, R OBP: 0.347, SLG: 0.478 (1, 3)	F9			5-3		HR		F4	5-3	5	1	1	2	0	0	2						
Jeff Hamilton, R OBP: 0.298, SLG: 0.263 (1, 5)	F9				6-3				K	4	0	1	0	0	1	1						
Steve Sax, R OBP: 0.307, SLG: 0.337 (1, 4)			F9		K		6-3		F9	4	0	0	0	0	1	2						
Orel Hershiser, R OBP: 0.270, SLG: 0.311 (5, PH)										1	0	0	0	0	0	0						
Danny Hase, L OBP: 0.177, SLG: 0.156 (5, 1)										1	0	1	0	0	0	0						
Ken Howell, R OBP: 0.286, SLG: 0.290 (7, 1)										0	0	0	0	0	0	0						
Rick Honeycutt, L OBP: 0.270, SLG: 0.290 (7, 1)										0	0	0	0	0	0	0						
Phil Garner, R OBP: 0.270, SLG: 0.310 (8, 1)										1	0	0	0	0	0	0						
Brian Holton, R OBP: 0.290, SLG: 0.290 (8, 1)										0	0	0	0	0	0	0						
Ken Landreaux, L OBP: 0.260, SLG: 0.300 (9, PH)										1	1	1	1	0	0	0						
<b>Inning Stats</b>	R: 0 E: 0 K: 2 S: 7	H: 0 LOB: 1 BB: 1 P: 11	R: 0 E: 0 K: 0 S: 3	H: 0 LOB: 0 BB: 0 P: 3	R: 0 E: 0 K: 0 S: 4	H: 1 LOB: 1 BB: 0 P: 4	R: 0 E: 0 K: 0 S: 3	H: 0 LOB: 1 BB: 1 P: 7	R: 0 E: 0 K: 2 S: 9	H: 2 LOB: 2 BB: 0 P: 9	R: 2 E: 0 K: 0 S: 5	H: 2 LOB: 1 BB: 0 P: 6	R: 0 E: 0 K: 0 S: 4	H: 1 LOB: 1 BB: 0 P: 4	R: 1 E: 0 K: 0 S: 5	H: 2 LOB: 1 BB: 0 P: 5	R: 4 E: 0 K: 1 S: 10	H: 5 LOB: 1 BB: 0 P: 10	1B: 10 2B: 0 3B: 0 HR: 3	SF: 0 SAC: 0 DP: 0 HBP: 1	WP: 0 PB: 0 SB: 1 CS: 0	PA: 43
<b>PITCHER</b>	IP WLS BF H R ER SO BB IBB HBP BLK WP HR S P ERA WHIP																					
David Palmer, R ERA: 4.46 (1, 1)	5.0 W 20 3 0 0 4 2 0 0 0 0 0 3 26 34 0.00 1.000																					
Jim Acker, R ERA: 5.19 (6, 1)	3.0 17 7 5 5 0 0 0 1 0 0 0 3 16 17 15.00 2.333																					
Gene Garber, R ERA: 3.73 (9, 1)	1.0 6 3 2 2 1 0 0 0 0 0 0 0 8 8 18.00 3.000																					



Batter	1	2	3	4	5	6	7	8	9	AB	R	H	RBI	BB	SO	LOB	TOP								
Dion James, L (1, 8) OBP: 0.411, SLG: 0.468	0-3 K		0-3 K			0-3 K		0-0 F5		4	0	0	0	0	3	2	<b>Atlanta Braves @ Los Angeles Dodgers</b> Dodger Stadium, Los Angeles, CA Sun Aug 09 1987, 3:33 AM PDT Att: 34,622 - Unknown								
Ken Oberkfell, L (1, 5) OBP: 0.351, SLG: 0.387	0-0 1-3		0-0 6-3			0-0 1B		4-0 FC6-4 BB		3	0	1	0	0	0	1									
Jeff Dedmon, L (6, 1) OBP: 0.267, SLG: 0.286										0	0	0	0	0	0	0									
Ed Olwine, R (8, 1) Joe Boever, R (8, 1) Gary Roenicke, R (9, PH) Gerald Perry, L (1, 3)										0	0	0	0	0	0	0									
Dale Murphy, R (1, 9)	0-3 K			0-0 F7				0-0 FC6-4 1B		2	0	1	0	2	1	1									
Ken Griffey, L (1, 7)		0-0 6-3		0-0 F5				0-0 FC3-6 1B		4	0	1	0	0	0	2									
Andres Thomas, R (1, 6)		0-0 F9			0-0 G6-3 1B			0-0 FC3-6 1B		4	0	2	0	0	0	0									
Ozzie Virgil, R (1, 2)		0-0 4-3			0-0 G6-3 1B			0-0 5-3		4	0	1	1	0	0	1									
Glenn Hubbard, R (1, 4) Ted Simmons, S (9, PH)			0-0 SH2-4 1B		0-0 L4			0-3 K		3	0	1	0	0	1	0									
Charlie Puleo, R (1, 1) Graig Nettles, L (6, PH)			0-0 SH2-4			0-0 F9		0-0 1B		0	0	0	0	0	0	0									
<b>Inning Stats</b>	R: 0 E: 0 K: 2 S: 7	H: 0 LOB: 1 BB: 1 P: 11	R: 0 E: 0 K: 0 S: 3	H: 0 LOB: 0 BB: 0 P: 3	R: 0 E: 0 K: 1 S: 6	H: 1 LOB: 1 BB: 0 P: 6	R: 0 E: 0 K: 0 S: 2	H: 0 LOB: 0 BB: 1 P: 6	R: 0 E: 0 K: 0 S: 3	H: 1 LOB: 0 BB: 0 P: 3	R: 0 E: 0 K: 0 S: 8	H: 1 LOB: 1 BB: 0 P: 8	R: 0 E: 0 K: 0 S: 3	H: 1 LOB: 0 BB: 0 P: 3	R: 0 E: 0 K: 1 S: 6	H: 1 LOB: 1 BB: 1 P: 6	R: 2 E: 0 K: 1 S: 8	H: 3 LOB: 2 BB: 1 P: 12	1B: 8 2B: 0 3B: 0 HR: 0	SF: 0 SAC: 1 DP: 2 HBP: 0	WP: 0 PB: 0 SB: 1 CS: 1	PA: 35			
<b>PITCHER</b>	IP WLS BF H R ER SO BB IBB HBP BLK WP HR S P ERA WHIP	8.2 W 33 7 2 2 6 3 0 0 0 0 0 0 42 54 2.08 1.154	0.1 S 2 1 0 0 1 0 0 0 0 0 0 0 4 4 0.00 3.000																						

Batter	1	2	3	4	5	6	7	8	9	AB	R	H	RBI	BB	SO	LOB	BOTTOM							
Dave Anderson, R (1, 6)	0-0 4-3		0-0 1B 2B		4-0 G4-6-3 BB		0-0 F8			3	1	1	0	1	0	1	<b>Atlanta Braves @ Los Angeles Dodgers</b> Dodger Stadium, Los Angeles, CA Sun Aug 09 1987, 3:33 AM PDT Att: 34,622 - Unknown							
Steve Sax, R (1, 4)	0-0 F3		0-0 S 1B		0-0 G4-6-3			0-0 E S 1B		4	1	2	1	0	0	1								
Ken Landreaux, L (1, 7)	0-0 F9		0-0 F9 1B			4-0 S BB		0-0 E3 1B 1B		3	1	0	0	1	0	2								
Mike Marshall, R (1, 9)		0-0 F2	0-0 F8			0-0 F6 1B		0-0 F6		4	0	0	0	0	0	4								
Mickey Hatcher, R (1, 3)		0-3 K		0-0 SH1-3 2B		0-0 F7		0-0 F4		4	1	1	0	0	1	3								
John Shelby, S (1, 8)		0-0 HR		0-0 SH1-3		0-0 4-3		0-0 1B 1B		3	1	2	2	0	0	1								
Mike Scioscia, L (1, 2)		0-0 1B		0-0 SF9			0-0 6-3	0-0 1B		3	0	2	2	0	0	0								
Jeff Hamilton, R (1, 5) Tim Crews, R (9, 1)		0-3 K		0-0 F2			0-0 4-3	0-3 K		4	0	0	0	0	2	3								
Shawn Hillegas, R (1, 1) Phil Garner, R (9, 5)			0-0 4-3		0-3 K		4-0 BB			2	0	0	0	1	1	0								
<b>Inning Stats</b>	R: 0 E: 0 K: 0 S: 3	H: 0 LOB: 0 BB: 0 P: 3	R: 1 E: 0 K: 2 S: 9	H: 2 LOB: 1 BB: 0 P: 9	R: 1 E: 0 K: 0 S: 5	H: 2 LOB: 1 BB: 0 P: 5	R: 1 E: 0 K: 0 S: 4	H: 1 LOB: 0 BB: 0 P: 4	R: 0 E: 0 K: 1 S: 4	H: 0 LOB: 0 BB: 1 P: 8	R: 0 E: 0 K: 0 S: 3	H: 0 LOB: 1 BB: 1 P: 7	R: 0 E: 0 K: 0 S: 3	H: 0 LOB: 1 BB: 1 P: 7	R: 2 E: 1 K: 1 S: 9	H: 3 LOB: 3 BB: 0 P: 9		1B: 5 2B: 2 3B: 0 HR: 1	SF: 1 SAC: 1 DP: 1 HBP: 0	WP: 0 PB: 0 SB: 3 CS: 0	PA: 35			
<b>PITCHER</b>	IP WLS BF H R ER SO BB IBB HBP BLK WP HR S P ERA WHIP	5.0 L 20 5 3 3 3 1 0 0 0 0 0 11 25 5.40 1.200	2.2 L 13 2 2 0 0 2 0 0 0 0 0 11 19 0.00 1.500	0.0 L 1 1 0 0 0 0 0 0 0 0 0 1 1 ∞ ∞	0.1 L 1 0 0 0 1 0 0 0 0 0 0 3 3 0.00 0.000																			

AB 31  
R 2  
H 8  
RBI 2  
BB 3  
SO 7  
LOB 12



AB 30  
R 5  
H 8  
RBI 5  
BB 3  
SO 4  
LOB 15

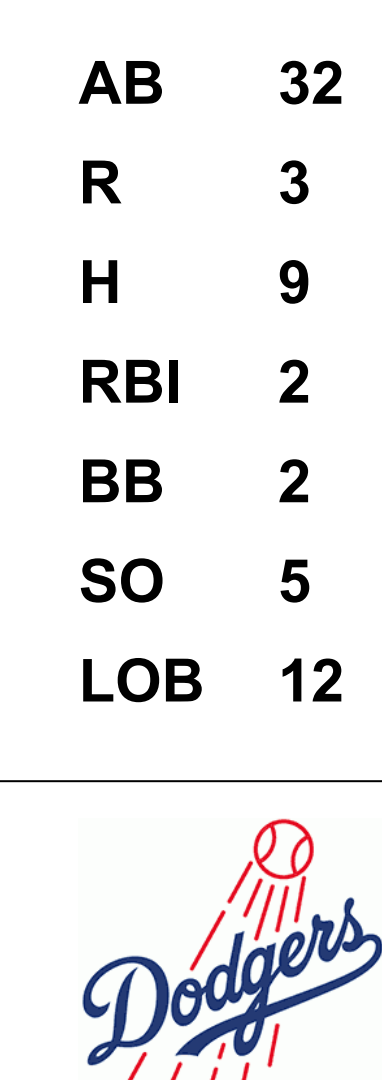




Batter	1	2	3	4	5	6	7	8	9	AB	R	H	RBI	BB	SO	LOB	TOP					
Barry Larkin, R (1,6) OBP: 0.297, SLG: 0.360										5	0	1	0	0	2	1	<b>Cincinnati Reds @ Los Angeles Dodgers</b> Dodger Stadium, Los Angeles, CA Mon Aug 10 1987, 7:05 PM PDT Att: 37,000 - Unknown					
Tracy Jones, R (1,7) OBP: 0.343, SLG: 0.466										5	0	0	0	0	2	2						
Eric Davis, R (1,8) OBP: 0.409, SLG: 0.655										4	1	0	0	1	1	2						
Buddy Bell, R (1,5) OBP: 0.358, SLG: 0.397										2	1	0	0	2	0	1						
Dave Parker, L (1,9) OBP: 0.316, SLG: 0.449										4	1	3	1	0	1	0						
Bo Diaz, R (1,2) OBP: 0.326, SLG: 0.469										3	0	1	1	0	0	3						
Nick Esasky, R (1,3) OBP: 0.311, SLG: 0.513										2	1	1	0	2	0	0						
Dave Concepcion, R (1,4) OBP: 0.365, SLG: 0.350										4	0	0	0	0	1	6						
Ron Robinson, R (1,1) OBP: 0.143, SLG: 0.150										2	0	0	0	0	1	2						
Kurt Stillwell, S (6, PH) OBP: 0.308, SLG: 0.380										1	0	1	2	0	0	0						
Frank Williams, R (6, PH)										0	0	0	0	0	0	0						
Dave Collins, S (8, PH)										1	0	0	0	0	1	0						
John Franco, L (8, 1)										0	0	0	0	0	0	0						
<b>Inning Stats</b>	R: 0 E: 0 K: 0 S: 4	H: 1 LOB: 1 BB: 0 P: 4	R: 0 E: 0 K: 0 S: 4	H: 1 LOB: 2 BB: 1 P: 8	R: 0 E: 0 K: 1 S: 5	H: 0 LOB: 0 BB: 0 P: 5	R: 0 E: 1 K: 2 S: 9	H: 2 LOB: 2 BB: 0 P: 9	R: 0 E: 1 K: 2 S: 8	H: 0 LOB: 1 BB: 0 P: 8	R: 3 E: 0 K: 1 S: 7	H: 2 LOB: 1 BB: 2 P: 15	R: 1 E: 0 K: 0 S: 3	H: 1 LOB: 1 BB: 2 P: 11	R: 0 E: 0 K: 1 S: 5	H: 0 LOB: 0 BB: 0 P: 5	R: 0 E: 0 K: 2 S: 7	H: 0 LOB: 0 BB: 0 P: 7	1B: 5 2B: 2 3B: 0 HR: 0	SF: 1 SAC: 0 DP: 1 HBP: 0	WP: 0 PB: 0 SB: 4 CS: 0	PA: 39
<b>PITCHER</b> Fernando Valenzuela, L (1, 1) ERA: 4.33	IP: 9.0 WLS: L BF: 39	H: 7 R: 4 ER: 4 SO: 9	BB: 5 IBB: 0 HBP: 0 BLK: 0	WP: 0 HR: 0 S: 52 P: 72	ERA: 4.00 WHIP: 1.333																	

Batter	1	2	3	4	5	6	7	8	9	AB	R	H	RBI	BB	SO	LOB	BOTTOM					
Dave Anderson, R (1,6) OBP: 0.316, SLG: 0.335										4	0	0	0	0	2	3	<b>Cincinnati Reds @ Los Angeles Dodgers</b> Dodger Stadium, Los Angeles, CA Mon Aug 10 1987, 7:05 PM PDT Att: 37,000 - Unknown					
Steve Sax, R (1,4) OBP: 0.310, SLG: 0.340										4	1	2	0	0	0	0						
Ken Landreaux, L (1,9) OBP: 0.309, SLG: 0.387										3	2	2	0	0	0	1						
Tito Landrum, R (6, PH) OBP: 0.315, SLG: 0.246										1	0	0	0	0	0	0						
Pedro Guerrero, R (1,7) OBP: 0.413, SLG: 0.568										4	0	0	0	0	2	3						
Mickey Hatcher, R (1,3) OBP: 0.352, SLG: 0.481										3	0	2	1	1	0	0						
John Shelby, S (1,8) OBP: 0.288, SLG: 0.463										4	0	1	1	0	1	1						
Mike Scioscia, L (1,2) OBP: 0.343, SLG: 0.377										2	0	0	0	1	0	1						
Alex Trevino, R (9, PH) OBP: 0.288, SLG: 0.398										1	0	0	0	0	0	0						
Jeff Hamilton, R (1,5) OBP: 0.286, SLG: 0.253										3	0	1	0	0	0	2						
Fernando Valenzuela, L (1, 1) OBP: 0.150, SLG: 0.150										3	0	1	0	0	0	1						
<b>Inning Stats</b>	R: 0 E: 0 K: 0 S: 3	H: 1 LOB: 0 BB: 0 P: 3	R: 0 E: 0 K: 1 S: 5	H: 0 LOB: 0 BB: 0 P: 5	R: 0 E: 1 K: 1 S: 6	H: 1 LOB: 1 BB: 0 P: 6	R: 2 E: 1 K: 1 S: 7	H: 3 LOB: 2 BB: 0 P: 15	R: 0 E: 0 K: 1 S: 5	H: 0 LOB: 0 BB: 0 P: 5	R: 1 E: 0 K: 1 S: 7	H: 2 LOB: 1 BB: 0 P: 7	R: 0 E: 0 K: 0 S: 3	H: 1 LOB: 0 BB: 0 P: 3	R: 0 E: 0 K: 0 S: 3	H: 0 LOB: 0 BB: 0 P: 3	R: 0 E: 0 K: 0 S: 3	H: 1 LOB: 0 BB: 0 P: 3	1B: 9 2B: 0 3B: 0 HR: 0	SF: 0 SAC: 0 DP: 2 HBP: 0	WP: 0 PB: 0 SB: 0 CS: 1	PA: 34
<b>PITCHER</b> Ron Robinson, R (1, 1) ERA: 3.86	IP: 5.0 WLS: W BF: 20	H: 5 R: 2 ER: 2 SO: 4	BB: 1 IBB: 0 HBP: 0 BLK: 0	WP: 0 HR: 0 S: 26 P: 34	ERA: 3.60 WHIP: 1.200																	
Frank Williams, R (6, 1) ERA: 2.53	IP: 2.0 WLS: S BF: 8	H: 3 R: 1 ER: 1 SO: 1	BB: 0 IBB: 0 HBP: 0 BLK: 0	WP: 0 HR: 0 S: 10 P: 10	ERA: 4.50 WHIP: 1.500																	
John Franco, L (8, 1) ERA: 1.92	IP: 2.0 WLS: S BF: 6	H: 1 R: 0 ER: 0 SO: 0	BB: 0 IBB: 0 HBP: 0 BLK: 0	WP: 0 HR: 0 S: 6 P: 6	ERA: 0.00 WHIP: 0.500																	

AB	33
R	4
H	7
RBI	4
BB	5
SO	9
LOB	17









Batter	1	2	3	4	5	6	7	8	9	AB	R	H	RBI	BB	SO	LOB	TOP
Barry Larkin, R (1, 6) OBP: 0.296, SLG: 0.357	F4			1B		F7		5-3		4	0	1	0	0	0	2	<b>Cincinnati Reds @ Los Angeles Dodgers</b> Dodger Stadium, Los Angeles, CA Wed Aug 12 1987, 7:05 PM PDT Att: 38,549 - Unknown
Buddy Bell, R (1, 5) OBP: 0.364, SLG: 0.397	CS BB			F8		BB BB		5-3		2	0	0	0	2	0	3	
Eric Davis, R (1, 8) OBP: 0.406, SLG: 0.651	1-2 K			9-3-1-6		1-2 K			G4-6-3 BB	3	0	0	0	1	2	3	
Kal Daniels, L (1, 7) OBP: 0.407, SLG: 0.592		G4-6-3 1B			F8		F5		G4-6-3 1-2	4	0	1	0	0	0	1	
Dave Parker, L (1, 9) OBP: 0.313, SLG: 0.442		G4-6-3 1-2			4-3		F2		K	4	0	0	0	0	1	1	
Bo Diaz, R (1, 2) OBP: 0.328, SLG: 0.469		5-3			1B		5-3			3	0	1	0	0	0	0	
Nick Esasky, R (1, 3) OBP: 0.315, SLG: 0.508			F9		1-2 1B			SH1-4 1B BB		2	0	1	0	1	0	0	
Kurt Stillwell, S (1, 4) OBP: 0.304, SLG: 0.373			F8		3-1			SH1-4 1-2 1B		3	0	1	0	0	0	2	
Bill Gullickson, R (1, 1) OBP: 0.200, SLG: 0.300			4-3			L1		SH1-4 1-2 2-3		2	0	0	0	0	0	0	
Dave Collins, S (8, PH) OBP: 0.286, SLG: 0.294										0	0	0	0	0	0	0	
Frank Williams, R (8, 1)										0	0	0	0	0	0	0	
<b>Inning Stats</b>	R: 0 E: 0 K: 1 S: 4	H: 0 LOB: 1 BB: 1 P: 8	R: 0 E: 0 K: 0 S: 3	H: 1 LOB: 0 BB: 0 P: 3	R: 0 E: 0 K: 0 S: 3	H: 0 LOB: 0 BB: 0 P: 3	R: 0 E: 0 K: 0 S: 5	H: 2 LOB: 1 BB: 1 P: 9	R: 0 E: 0 K: 0 S: 3	H: 0 LOB: 0 BB: 0 P: 3	R: 0 E: 0 K: 1 S: 4	H: 1 LOB: 2 BB: 1 P: 8	R: 0 E: 0 K: 1 S: 4	H: 0 LOB: 0 BB: 1 P: 8	1B: 5 2B: 2 3B: 0 HR: 0	SF: 0 SAC: 1 DP: 4 HBP: 0	WP: 0 PA: 32 PB: 0 SB: 0 CS: 1
<b>PITCHER</b>	IP WLS BF H R ER SO BB IBB HBP BLK WP HR S P ERA WHIP																
Tim Leary, R (1, 1) ERA: 4.99	7.0 W 26 5 0 0 2 3 0 0 0 0 0 0 27 39 0.00 1.143																
Tim Crews, R (8, 1) ERA:	1.0 4 0 0 0 0 1 0 0 0 0 0 0 3 7 0.00 1.000																
Matt Young, L (9, 1) ERA: 4.34	1.0 S 2 0 0 0 1 0 0 0 0 0 0 0 4 4 0.00 0.000																



Batter	1	2	3	4	5	6	7	8	9	AB	R	H	RBI	BB	SO	LOB	BOTTOM		
Steve Sax, R (1, 4) OBP: 0.312, SLG: 0.341	F7		1-2 BB		K			1B 1B		3	0	1	0	1	1	1	<b>Cincinnati Reds @ Los Angeles Dodgers</b> Dodger Stadium, Los Angeles, CA Wed Aug 12 1987, 7:05 PM PDT Att: 38,549 - Unknown		
Danny Heep, L (1, 7) OBP: 0.200, SLG: 0.189	3-1		FC5			6-3		1B 1B		4	0	1	0	0	0	2			
Tito Landrum, R (8, PR) OBP: 0.320, SLG: 0.269			2-3					1B		0	0	0	0	0	0	0			
Ken Landreaux, L (1, 9) OBP: 0.304, SLG: 0.376	4-3			F8		K CS		K		4	0	0	0	0	2	2			
Pedro Guerrero, R (1, 3) OBP: 0.410, SLG: 0.559		F8		CS BB		F9		1-3		3	0	0	0	1	0	3			
John Shelby, S (1, 8) OBP: 0.291, SLG: 0.465		1-3		L9		CS	4-3			3	0	0	0	0	0	1			
Mickey Hatcher, R (1, 5) OBP: 0.350, SLG: 0.473		F3		CS	6-3		6-3			3	0	0	0	0	0	0			
Mike Scioscia, L (1, 2) OBP: 0.347, SLG: 0.379			F9					1B PB E 1B		3	1	2	0	0	0	0			
Mariano Duncan, R (1, 6) OBP: 0.271, SLG: 0.317			K		L6		F9			3	0	0	0	0	1	2			
Tim Leary, R (1, 1) OBP: 0.375, SLG: 0.375			FC5 BB 1B		E2 1-1 1B			K		2	0	2	1	0	0	0			
Tim Crews, R (8, 1)										1	0	0	0	0	1	0			
Matt Young, L (9, 1)										0	0	0	0	0	0	0			
<b>Inning Stats</b>	R: 0 E: 0 K: 0 S: 3	H: 0 LOB: 0 BB: 0 P: 3	R: 0 E: 0 K: 0 S: 3	H: 0 LOB: 0 BB: 0 P: 3	R: 0 E: 0 K: 1 S: 6	H: 1 LOB: 2 BB: 1 P: 10	R: 0 E: 0 K: 0 S: 2	H: 0 LOB: 0 BB: 1 P: 6	R: 1 E: 1 K: 1 S: 7	H: 2 LOB: 1 BB: 0 P: 7	R: 0 E: 0 K: 1 S: 5	H: 0 LOB: 0 BB: 0 P: 5	R: 0 E: 0 K: 0 S: 4	H: 1 LOB: 1 BB: 0 P: 4	R: 0 E: 0 K: 2 S: 9	H: 2 LOB: 2 BB: 0 P: 9	1B: 6 2B: 0 3B: 0 HR: 0	SF: 0 SAC: 0 DP: 0 HBP: 0	WP: 1 PA: 33 PB: 1 SB: 0 CS: 2
<b>PITCHER</b>	IP WLS BF H R ER SO BB IBB HBP BLK WP HR S P ERA WHIP																		
Bill Gullickson, R (1, 1) ERA: 4.49	7.0 L 26 4 1 0 3 2 0 0 0 0 0 0 9 9 0.00 2.000																		
Frank Williams, R (8, 1) ERA: 2.5	1.0 5 2 0 0 2 0 0 0 0 0 0 0 9 9 0.00 2.000																		





Batter	1	2	3	4	5	6	7	8	9	AB	R	H	RBI	BB	SO	LOB	TOP				
<b>Kurt Stillwell, S</b> OBP: 0.305, SLG: 0.378 (1, 4)	L9	FC4-6 BB			B1-3		K	1B 3B		4	1	1	1	1	1	1	<b>Cincinnati Reds @ Los Angeles Dodgers</b> Dodger Stadium, Los Angeles, CA Thu Aug 13 1987, 3:33 AM PDT Att: 35,207 - Unknown				
<b>Terry Francona, L</b> OBP: 0.254, SLG: 0.285 <b>Dave Concepcion, R</b> OBP: 0.368, SLG: 0.353 (8, PH) (8, 3)	G3	FC4-6			K		6-3	1B		4	0	0	0	0	1	4					
<b>Eric Davis, R</b> OBP: 0.408, SLG: 0.649 (1, 8)	PB BB			CS BB	BB 1B		F8	F4		3	0	1	0	2	0	2					
<b>Kal Daniels, L</b> OBP: 0.417, SLG: 0.614 (1, 7)	PB 1B			F8 2B	BB 1B			HR 1B		4	1	4	1	1	0	0					
<b>Dave Parker, L</b> OBP: 0.310, SLG: 0.437 (1, 9)	K2-3			F8	K			6-3 3-1		5	0	0	0	0	2	6					
<b>Buddy Bell, R</b> OBP: 0.364, SLG: 0.395 (1, 5)		5-3		K			K	2B 1B	G4-6-3 IBB	4	1	1	0	1	2	1					
<b>Terry McGriff, R</b> OBP: 0.286, SLG: 0.429 <b>Paul O'Neill, L</b> OBP: 0.271, SLG: 0.398 (8, PH) <b>Bo Diaz, R</b> OBP: 0.327, SLG: 0.468 (8, 2)	K			6-3			F9	1B 2B	G4-6-3	3	0	0	0	0	1	0					
<b>Barry Larkin, R</b> OBP: 0.295, SLG: 0.359 (1, 6)	BB 2B			4-3			6-3			4	0	1	0	0	1	2					
<b>Tom Browning, L</b> OBP: 0.161, SLG: 0.107 <b>Dave Collins, S</b> OBP: 0.306, SLG: 0.314 (7, PH) <b>Rob Murphy, L</b> OBP: 0.200, SLG: 0.200 (7, 1) <b>Tracy Jones, R</b> OBP: 0.344, SLG: 0.466 (8, PH) <b>John Franco, L</b> (8, 1)	BB			6-3			6-3 WP 1B	3B 1B		1	0	0	0	1	0	0					
<b>Inning Stats</b>	R: 0 E: 0 K: 1 S: 6	H: 1 LOB: 2 BB: 1 P: 10	R: 0 E: 0 K: 1 S: 6	H: 1 LOB: 3 BB: 2 P: 14	R: 0 E: 0 K: 1 S: 5	H: 1 LOB: 1 BB: 1 P: 9	R: 0 E: 0 K: 0 S: 3	H: 0 LOB: 0 BB: 0 P: 3	R: 0 E: 0 K: 2 S: 8	H: 0 LOB: 0 BB: 0 P: 5	R: 0 E: 0 K: 1 S: 6	H: 1 LOB: 1 BB: 0 P: 6	R: 5 E: 0 K: 1 S: 11	H: 6 LOB: 1 BB: 0 P: 11	R: 0 E: 0 K: 0 S: 3	H: 1 LOB: 1 BB: 1 P: 7		1B: 7 2B: 3 3B: 1 HR: 1	SF: 0 SAC: 0 DP: 1 HBP: 0	WP: 2 PB: 1 SB: 1 CS: 1	PA: 43
<b>PITCHER</b>	IP	WLS	BF	H	R	ER	SO	BB	IBB	HBP	BLK	WP	HR	S	P	ERA		WHIP			
<b>Orel Hershisier, R</b> ERA: 2.75 (1, 1)	7.2	L	37	10	5	5	8	5	0	0	0	1	1	48	68	5.87		1.957			
<b>Matt Young, L</b> ERA: 4.31 (8, 1)	0.1		2	1	0	0	0	0	0	0	0	0	0	2	2	0.00		3.000			
<b>Ken Howell, R</b> ERA: 4.83 (9, 1)	1.0		4	1	0	0	0	0	1	0	0	1	0	3	7	0.00	1.000				

AB	37
R	5
H	12
RBI	5
BB	6
SO	8
LOB	18



Batter	1	2	3	4	5	6	7	8	9	AB	R	H	RBI	BB	SO	LOB	BOTTOM				
<b>Steve Sax, R</b> OBP: 0.310, SLG: 0.339 (1, 4)	WP 1B		6-3		1-3		4-3		P4	5	0	1	0	0	0	0	<b>Cincinnati Reds @ Los Angeles Dodgers</b> Dodger Stadium, Los Angeles, CA Thu Aug 13 1987, 3:33 AM PDT Att: 35,207 - Unknown				
<b>Ken Landreaux, L</b> OBP: 0.303, SLG: 0.368 (1, 9)	F8		S BB		G3		3-1			3	0	0	0	1	0	1					
<b>Pedro Guerrero, R</b> OBP: 0.408, SLG: 0.558 (1, 3)	F8		F9		2B		K			4	0	1	0	0	1	2					
<b>Mickey Hatcher, R</b> OBP: 0.352, SLG: 0.470 (1, 5)	BB		BB		6-3			5-3		2	0	0	0	2	0	1					
<b>John Shelby, S</b> OBP: 0.288, SLG: 0.459 (1, 8)	L5		P3				K	K		4	0	0	0	0	2	4					
<b>Tito Landrum, R</b> OBP: 0.325, SLG: 0.271 (1, 7)		G3-6 BB		F2		F3		1B		3	0	1	0	1	0	0					
<b>Mike Scioscia, L</b> OBP: 0.346, SLG: 0.381 (1, 2)	G3-6			4-3		HR 2B		6-3		4	1	1	0	0	0	2					
<b>Mariano Duncan, R</b> OBP: 0.278, SLG: 0.336 (1, 6)	FC6-4 1B			1B		HR		K		4	1	3	2	0	1	0					
<b>Orel Hershisier, R</b> OBP: 0.258, SLG: 0.297 <b>Matt Young, L</b> (8, 1) <b>Ken Howell, R</b> OBP: 0.250, SLG: 0.250 (9, 1) <b>Alex Trevino, R</b> OBP: 0.286, SLG: 0.394 (9, PH)	FC6-4			K		F9		5-3		3	0	0	0	0	1	2					
<b>Inning Stats</b>	R: 0 E: 0 K: 0 S: 4	H: 1 LOB: 2 BB: 1 P: 8	R: 0 E: 0 K: 0 S: 3	H: 1 LOB: 1 BB: 1 P: 7	R: 0 E: 0 K: 1 S: 6	H: 1 LOB: 0 BB: 0 P: 6	R: 0 E: 0 K: 1 S: 7	H: 2 LOB: 0 BB: 0 P: 7	R: 0 E: 0 K: 1 S: 5	H: 0 LOB: 0 BB: 0 P: 5	R: 0 E: 0 K: 1 S: 6	H: 1 LOB: 1 BB: 0 P: 6	R: 0 E: 0 K: 1 S: 5	H: 0 LOB: 0 BB: 0 P: 5	1B: 4 2B: 2 3B: 0 HR: 1	SF: 0 SAC: 0 DP: 1 HBP: 0		WP: 1 PB: 0 SB: 1 CS: 0	PA: 37		
<b>PITCHER</b>	IP	WLS	BF	H	R	ER	SO	BB	IBB	HBP	BLK	WP	HR	S	P	ERA		WHIP			
<b>Tom Browning, L</b> ERA: 6.35 (1, 1)	6.0		27	6	2	2	2	4	0	0	0	1	1	27	43	3.00		1.667			
<b>Rob Murphy, L</b> ERA: 3.15 (7, 1)	1.0	W	3	0	0	0	1	0	0	0	0	0	0	5	5	0.00		0.000			
<b>John Franco, L</b> ERA: 1.85 (8, 1)	2.0	S	7	1	0	0	2	0	0	0	0	0	0	11	11	0.00	0.500				

AB	33
R	2
H	7
RBI	2
BB	4
SO	5
LOB	12









Batter	1	2	3	4	5	6	7	8	9	AB	R	H	RBI	BB	SO	LOB	TOP					
Mariano Duncan, R OBP: 0.269, SLG: 0.324	L3		5-3			P3			6-3	4	0	0	0	0	0	0						
Steve Sax, R OBP: 0.310, SLG: 0.339	K			5-3			FC1-6 1B		F7	4	0	1	0	0	1	0						
John Shelby, S OBP: 0.290, SLG: 0.458	F7			G6-4-3 BB			K			3	0	1	0	1	1	1						
Pedro Guerrero, R OBP: 0.403, SLG: 0.548		F9		G6-4-3		FC1-6			K	4	0	0	0	0	1	3						
Tito Landrum, R OBP: 0.313, SLG: 0.257		6-3				F3				3	0	0	0	0	1	1						
Mike Scioscia, L OBP: 0.353, SLG: 0.389		E3 1B				F9 1B			3-1 5-3 BB	2	0	2	0	1	0	0						
Phil Garner, R OBP: 0.276, SLG: 0.311		F9				F9			5-3	3	0	0	0	0	0	3						
Chris Gwynn, L OBP: 0.429, SLG: 0.429			K			K			3-1	3	0	0	0	0	2	1						
Fernando Valenzuela, L OBP: 0.199, SLG: 0.199									2-3	2	0	0	0	0	0	0						
Alex Trevino, R OBP: 0.253, SLG: 0.390										1	0	0	0	0	1	1						
Ken Howell, R OBP: 0.250, SLG: 0.250			1-3			5-3			K	0	0	0	0	0	0	0						
<b>Inning Stats</b>	R: 0 E: 0 K: 1 S: 5	H: 0 LOB: 0 BB: 0 P: 5	R: 0 E: 1 K: 0 S: 4	H: 1 LOB: 1 BB: 0 P: 4	R: 0 E: 0 K: 0 S: 5	H: 0 LOB: 0 BB: 0 P: 5	R: 0 E: 0 K: 0 S: 2	H: 0 LOB: 0 BB: 1 P: 6	R: 0 E: 0 K: 0 S: 3	H: 1 LOB: 0 BB: 0 P: 3	R: 0 E: 0 K: 1 S: 5	H: 0 LOB: 0 BB: 0 P: 5	R: 0 E: 0 K: 2 S: 8	H: 1 LOB: 1 BB: 0 P: 8	R: 0 E: 0 K: 1 S: 5	H: 0 LOB: 1 BB: 1 P: 9	R: 0 E: 0 K: 1 S: 6	H: 1 LOB: 1 BB: 0 P: 6	1B: 4 2B: 0 3B: 0 HR: 0	SF: 0 SAC: 0 DP: 1 HBP: 0	WP: 0 PB: 0 SB: 0 CS: 0	PA: 31
<b>PITCHER</b> Dave Dravecky, L ERA: 3.57	IP: 9.0 WLS: W BF: 31 H: 4 R: 0 ER: 0 SO: 7 BB: 2 IBB: 0 HBP: 0 BLK: 0 WP: 0 HR: 0 S: 43 P: 51 ERA: 0.00 WHIP: 0.667															<b>PITCHER</b>	IP: 9.0 WLS: W BF: 31 H: 4 R: 0 ER: 0 SO: 7 BB: 2 IBB: 0 HBP: 0 BLK: 0 WP: 0 HR: 0 S: 43 P: 51 ERA: 0.00 WHIP: 0.667					

Los Angeles Dodgers @ San Francisco Giants  
Candlestick Park, San Francisco, CA  
Sat Aug 15 1987, 6:33 AM EDT  
Att: 43,480 - Unknown

AB 29  
R 0  
H 4  
RBI 0  
BB 2  
SO 7  
LOB 10



Batter	1	2	3	4	5	6	7	8	9	AB	R	H	RBI	BB	SO	LOB	BOTTOM					
Robby Thompson, R OBP: 0.313, SLG: 0.400	1B 1B	F9		FC6-5						5	1	3	1	0	0	1						
Kevin Mitchell, R OBP: 0.346, SLG: 0.469	1B 1B	E S BB		F9		F8			K	4	1	1	0	1	1	3						
Jeffrey Leonard, R OBP: 0.328, SLG: 0.490	1B FC6-4	K				CS 1B			6-3	4	1	2	1	0	1	1						
Candy Maldonado, R OBP: 0.370, SLG: 0.558	FC6-4 1B	K				F8				4	0	2	1	0	1	2						
Chili Davis, S OBP: 0.327, SLG: 0.426	FC6-4 2B			K						4	0	1	1	0	1	2						
Eddie Milner, L OBP: 0.281, SLG: 0.315	1-2 3H					E8 1B			P3	0	0	0	0	0	0	0						
Will Clark, L OBP: 0.364, SLG: 0.574	1-3 2B			F7		6-3			K	4	0	1	0	0	1	2						
Bob Melvin, R OBP: 0.243, SLG: 0.348	5-3			6-3		F9			6-3	4	0	0	0	0	0	2						
Jose Uribe, S OBP: 0.326, SLG: 0.379				5-3						3	2	2	0	1	0	0						
Dave Dravecky, R OBP: 0.195, SLG: 0.108	K			FC6-5 S BB		SH5-4 1B			SH5-4 3B	2	0	0	0	1	2	3						
<b>Inning Stats</b>	R: 3 E: 0 K: 1 S: 10	H: 5 LOB: 3 BB: 1 P: 14	R: 0 E: 0 K: 2 S: 7	H: 0 LOB: 1 BB: 1 P: 11	R: 0 E: 0 K: 1 S: 5	H: 0 LOB: 0 BB: 0 P: 5	R: 0 E: 0 K: 0 S: 3	H: 0 LOB: 1 BB: 1 P: 7	R: 0 E: 1 K: 0 S: 4	H: 2 LOB: 1 BB: 0 P: 4	R: 1 E: 0 K: 0 S: 5	H: 2 LOB: 1 BB: 0 P: 5	R: 0 E: 0 K: 1 S: 6	H: 1 LOB: 1 BB: 0 P: 6	R: 1 E: 1 K: 2 S: 9	H: 2 LOB: 1 BB: 0 P: 9	R: 1 E: 0 K: 2 S: 9	H: 2 LOB: 1 BB: 0 P: 9	1B: 9 2B: 2 3B: 1 HR: 0	SF: 0 SAC: 1 DP: 0 HBP: 0	WP: 0 PB: 0 SB: 0 CS: 1	PA: 38
<b>PITCHER</b> Fernando Valenzuela, L ERA: 4.36	IP: 7.0 WLS: L BF: 33 H: 10 R: 4 ER: 4 SO: 5 BB: 2 IBB: 1 HBP: 0 BLK: 0 WP: 0 HR: 0 S: 40 P: 52 ERA: 5.14 WHIP: 1.714															<b>PITCHER</b> Ken Howell, R ERA: 4.91	IP: 1.0 WLS: L BF: 5 H: 2 R: 1 ER: 1 SO: 2 BB: 0 IBB: 0 HBP: 0 BLK: 0 WP: 0 HR: 0 S: 9 P: 9 ERA: 9.00 WHIP: 2.000					

Los Angeles Dodgers @ San Francisco Giants  
Candlestick Park, San Francisco, CA  
Sat Aug 15 1987, 6:33 AM EDT  
Att: 43,480 - Unknown

AB 34  
R 5  
H 12  
RBI 4  
BB 3  
SO 7  
LOB 16





Batter	1	2	3	4	5	6	7	8	9	10	AB	R	H	RBI	BB	SO	LOB	TOP		
Mariano Duncan, R OBP: 0.267, SLG: 0.322 Craig Shipley, R (4, 6)	B3		FC6-4			5-3			G6-4-3		2	0	0	0	0	0	1			
Danny Heep, L OBP: 0.188, SLG: 0.159 (1, 3)	L5			F8			1-3			SH5-4 BB	3	0	0	0	1	0	0			
Ken Landreaux, L OBP: 0.296, SLG: 0.352 (1, 9)	1-3			4-3			4-0 BB	G6-3 BB		SH5-4	2	0	0	0	1	0	0			
John Shelby, S OBP: 0.287, SLG: 0.453 (1, 8)		F8			K			G6-3		K	4	0	0	0	0	2	2			
Mike Scioscia, L OBP: 0.332, SLG: 0.385 (1, 2)		6-3				4-3		F8			3	0	0	0	1	0	0			
Steve Sax, R OBP: 0.209, SLG: 0.338 (1, 4)						F9		4-3		FC4-6 IBB	4	0	1	0	0	0	2			
Chris Gwynn, L OBP: 0.300, SLG: 0.300 (1, 7)			F7			F7				K	3	0	0	0	0	1	0			
Phil Garner, R OBP: 0.277, SLG: 0.311 (1, 5)			6-3			K2-3				FC1-6 1B	3	0	1	0	0	1	0			
Bob Welch, R OBP: 0.185, SLG: 0.159 Tim Leary, R OBP: 0.375, SLG: 0.375 (9, 1)						1-3				FC1-6 G6-4-3 1-2	3	0	1	0	0	0	1			
											0	0	0	0	0	0	0			
<b>Inning Stats</b>	R: 0 E: 0 K: 0 S: 3	H: 0 LOB: 0 BB: 0 P: 3	R: 0 E: 0 K: 0 S: 3	H: 1 LOB: 1 BB: 0 P: 3	R: 0 E: 0 K: 0 S: 4	H: 1 LOB: 1 BB: 0 P: 4	R: 0 E: 0 K: 1 S: 5	H: 0 LOB: 0 BB: 0 P: 5	R: 0 E: 0 K: 0 S: 2	H: 0 LOB: 0 BB: 1 P: 6	R: 0 E: 0 K: 1 S: 5	H: 0 LOB: 0 BB: 0 P: 5	R: 0 E: 0 K: 0 S: 3	H: 1 LOB: 0 BB: 0 P: 3	R: 0 E: 0 K: 1 S: 5	H: 0 LOB: 2 BB: 2 P: 13	1B: 3 2B: 0 3B: 0 HR: 0	SF: 0 SAC: 1 DP: 2 HBP: 0	WP: 0 PA: 33	
<b>PITCHER</b> Michael LaCoss, R ERA: 3.82 (1, 1)	IP 10.0	WLS W 33	BF H 3	R ER 0	SO 4	BB 2	IBB 1	HBP 0	BLK 0	WP 0	HR 0	S 38	P 50	ERA 0.00	WHIP 0.500					

Los Angeles Dodgers @ San Francisco Giants  
Candlestick Park, San Francisco, CA  
Sun Aug 16 1987, 6:33 AM EDT  
Att: 52,374 - Unknown

AB 29  
R 0  
H 3  
RBI 0  
BB 3  
SO 4  
LOB 7



Batter	1	2	3	4	5	6	7	8	9	10	AB	R	H	RBI	BB	SO	LOB	BOTTOM		
Mike Aldrete, L OBP: 0.375, SLG: 0.451 Eddie Milner, L OBP: 0.267, SLG: 0.328 (8, PR) (9, 8)	1-3		FC4-6 BB		K			FC5-2 IBB			2	0	0	2	1	2				
Kevin Mitchell, R OBP: 0.342, SLG: 0.463 (1, 5)	K		FC4-6 1-2			K		FC5-2 1-3			4	0	0	0	0	2	4			
Jeffrey Leonard, R OBP: 0.326, SLG: 0.485 (1, 7)	K			F8		K		F8			4	0	0	0	0	2	3			
Candy Maldonado, R OBP: 0.366, SLG: 0.551 (1, 9)		5-3		F9		6-3			F9		4	0	0	0	0	0	0			
Will Clark, L OBP: 0.353, SLG: 0.573 (1, 3)		1-3		3-1			SH1-4 CS 2B		K		4	0	1	0	0	1	0			
Bob Brenly, R OBP: 0.352, SLG: 0.491 (1, 2)		5-3			CS 1B		SH1-4 2-3		F7		3	0	1	0	0	0	0			
Robby Thompson, R OBP: 0.313, SLG: 0.396 (1, 4)			F9		SH1-4 E BB		1-3			K	3	0	0	0	1	1	1			
Jose Uribe, S OBP: 0.330, SLG: 0.388 (1, 6)				E6 SH1-4			SH1-4 S FC5-2 1B			4-3	4	0	2	0	0	0	1			
Michael LaCoss, R OBP: 0.125, SLG: 0.079 Chili Davis, S OBP: 0.328, SLG: 0.428 (10, PH)			5-3		SH1-4			SH1-4			1	0	0	0	0	0	1			
											1	1	1	0	0	0	0			
<b>Inning Stats</b>	R: 0 E: 0 K: 2 S: 7	H: 0 LOB: 0 BB: 0 P: 7	R: 0 E: 0 K: 0 S: 3	H: 0 LOB: 0 BB: 0 P: 3	R: 0 E: 0 K: 0 S: 4	H: 1 LOB: 2 BB: 1 P: 8	R: 0 E: 0 K: 0 S: 3	H: 0 LOB: 0 BB: 0 P: 3	R: 0 E: 1 K: 1 S: 6	H: 1 LOB: 3 BB: 1 P: 8	R: 0 E: 0 K: 0 S: 4	H: 0 LOB: 0 BB: 0 P: 7	R: 0 E: 0 K: 0 S: 3	H: 1 LOB: 0 BB: 0 P: 5	R: 1 E: 0 K: 1 S: 6	H: 2 LOB: 1 BB: 0 P: 6	1B: 3 2B: 3 3B: 0 HR: 0	SF: 0 SAC: 3 DP: 0 HBP: 0	WP: 0 PA: 37	
<b>PITCHER</b> Bob Welch, R ERA: 3.27 Tim Leary, R ERA: 5.0 (1, 1) (9, 1)	IP 8.0	WLS L 7	BF H 4	R ER 0	SO 5	BB 2	IBB 1	HBP 0	BLK 0	WP 0	HR 0	S 37	P 49	ERA 0.00	WHIP 0.750					

Los Angeles Dodgers @ San Francisco Giants  
Candlestick Park, San Francisco, CA  
Sun Aug 16 1987, 6:33 AM EDT  
Att: 52,374 - Unknown

AB 31  
R 1  
H 6  
RBI 1  
BB 3  
SO 7  
LOB 12





Batter	1	2	3	4	5	6	7	8	9	AB	R	H	RBI	BB	SO	LOB	TOP										
Steve Sax, R OBP: 0.313, SLG: 0.340 (1, 4)										3	0	2	0	1	1	0	<b>Los Angeles Dodgers @ Montreal Expos</b> Olympic Stadium, Montreal, QB Tue Aug 18 1987, 7:05 PM EDT Att: 30,349 - Unknown  <b>AB 30</b> <b>R 1</b> <b>H 7</b> <b>RBI 1</b> <b>BB 2</b> <b>SO 8</b> <b>LOB 9</b> 										
Danny Heep, L OBP: 0.192, SLG: 0.167 (1, 7)										4	1	1	0	0	1	3											
Pedro Guerrero, R OBP: 0.404, SLG: 0.548 (1, 3)										4	0	2	0	0	1	1											
John Shelby, S OBP: 0.284, SLG: 0.449 (1, 8)										3	0	0	1	0	1	1											
Ken Landreaux, L OBP: 0.290, SLG: 0.345 Tito Landrum, R OBP: 0.310, SLG: 0.253 (9, PH)										3	0	0	0	0	1	1											
Mike Scioscia, L OBP: 0.352, SLG: 0.383 Alex Trevino, R OBP: 0.281, SLG: 0.387 (9, PH)										2	0	0	0	1	0	0											
Phil Garner, R OBP: 0.272, SLG: 0.306 (1, 6)										3	0	0	0	0	1	1											
Tracy Woodson, R OBP: 0.291, SLG: 0.353 (1, 5)										3	0	1	0	0	0	1											
Orel Hershiser, R OBP: 0.265, SLG: 0.318 Chris Gwynn, L OBP: 0.273, SLG: 0.273 Matt Young, L (8, 1)										2	0	1	0	0	0	1											
<b>Inning Stats</b>	R: 1 E: 0 K: 0 S: 5	H: 3 LOB: 1 BB: 0 P: 5	R: 0 E: 0 K: 0 S: 3	H: 0 LOB: 1 BB: 1 P: 7	R: 0 E: 0 K: 0 S: 7	H: 0 LOB: 0 BB: 0 P: 7	R: 0 E: 0 K: 0 S: 3	H: 0 LOB: 0 BB: 0 P: 3	R: 0 E: 0 K: 1 S: 6	H: 2 LOB: 2 BB: 1 P: 10	R: 0 E: 0 K: 0 S: 5	H: 1 LOB: 0 BB: 0 P: 5	R: 0 E: 0 K: 0 S: 3	H: 0 LOB: 0 BB: 0 P: 3	R: 0 E: 0 K: 2 S: 8	H: 1 LOB: 1 BB: 0 P: 8		R: 0 E: 0 K: 2 S: 7	H: 0 LOB: 0 BB: 0 P: 7	1B: 6 2B: 1 3B: 0 HR: 0	SF: 1 SAC: 0 DP: 1 HBP: 0	WP: 1 PB: 0 SB: 0 CS: 1	PA: 33				
<b>PITCHER</b>	IP	WLS	BF	H	R	ER	SO	BB	IBB	HBP	BLK	WP	HR	S	P	ERA	WHIP										
Bob Sebra, R ERA: 3.73 Tim Burke, R ERA: 1.49 Bob McClure, L ERA: 4.1	(1, 1) (7, 1) (9, 1)	6.0 2.0 1.0	23 7 3	6 1 0	1 0 0	1 0 0	4 2 2	2 0 0	0 0 0	0 0 0	0 0 0	1 0 0	0 0 0	29 11 7	37 11 7	1.50 0.00 0.00	1.333 0.500 0.000										

Batter	1	2	3	4	5	6	7	8	9	AB	R	H	RBI	BB	SO	LOB	BOTTOM										
Tim Raines, S OBP: 0.426, SLG: 0.563 (1, 7)										3	2	2	0	1	1	0	<b>Los Angeles Dodgers @ Montreal Expos</b> Olympic Stadium, Montreal, QB Tue Aug 18 1987, 7:05 PM EDT Att: 30,349 - Unknown  <b>AB 31</b> <b>R 2</b> <b>H 7</b> <b>RBI 2</b> <b>BB 4</b> <b>SO 4</b> <b>LOB 21</b> 										
Mitch Webster, S OBP: 0.371, SLG: 0.437 (1, 9)										2	0	1	1	2	0	2											
Hubie Brooks, R OBP: 0.293, SLG: 0.422 (1, 6)										4	0	1	0	0	1	2											
Tim Wallach, R OBP: 0.346, SLG: 0.525 (1, 5)										2	0	0	1	1	0	1											
Andres Galarraga, R OBP: 0.392, SLG: 0.503 (1, 3)										4	0	0	0	0	1	5											
Tom Foley, L OBP: 0.328, SLG: 0.461 Casey Candaele, S OBP: 0.340, SLG: 0.356 (8, PH)										3	0	2	0	0	0	3											
Herm Winningham, L OBP: 0.310, SLG: 0.356 (1, 8)										4	0	0	0	0	1	3											
Jeff Reed, L OBP: 0.239, SLG: 0.253 (1, 2)										4	0	0	0	0	0	3											
Bob Sebra, R OBP: 0.188, SLG: 0.174 Wallace Johnson, S OBP: 0.281, SLG: 0.317 Tim Burke, R OBP: 0.288, SLG: 0.324 Bob McClure, R (9, 1)										2	0	0	0	0	0	0											
<b>Inning Stats</b>	R: 0 E: 0 K: 2 S: 7	H: 0 LOB: 1 BB: 1 P: 11	R: 0 E: 0 K: 0 S: 4	H: 1 LOB: 1 BB: 0 P: 4	R: 1 E: 0 K: 1 S: 7	H: 2 LOB: 3 BB: 1 P: 12	R: 0 E: 0 K: 0 S: 4	H: 0 LOB: 2 BB: 1 P: 8	R: 0 E: 0 K: 0 S: 4	H: 1 LOB: 1 BB: 0 P: 4	R: 1 E: 0 K: 0 S: 4	H: 2 LOB: 1 BB: 1 P: 8	R: 0 E: 0 K: 1 S: 6	H: 1 LOB: 1 BB: 0 P: 6	R: 0 E: 0 K: 1 S: 6	H: 1 LOB: 1 BB: 0 P: 6		1B: 5 2B: 2 3B: 1 HR: 0	SF: 0 SAC: 0 DP: 1 HBP: 1	WP: 0 PB: 0 SB: 1 CS: 1	PA: 36						
<b>PITCHER</b>	IP	WLS	BF	H	R	ER	SO	BB	IBB	HBP	BLK	WP	HR	S	P	ERA	WHIP										
Orel Hershiser, R ERA: 2.74 Matt Young, L ERA: 4.22	(1, 1) (8, 1)	7.0 1.0	32 4	6 1	0 0	2 0	3 1	4 0	0 0	1 0	0 0	0 0	0 0	33 6	50 6	2.57 0.00	1.429 1.000										



Batter	1	2	3	4	5	6	7	8	9	AB	R	H	RBI	BB	SO	LOB	TOP										
Steve Sax, R OBP: 0.314, SLG: 0.342	4-3							1-5-3		4	1	2	1	0	2		<b>Los Angeles Dodgers @ Montreal Expos</b> Olympic Stadium, Montreal, QB Wed Aug 19 1987, 7:05 PM EDT Att: 27,172 - Unknown										
Danny Heen, L OBP: 0.196, SLG: 0.173	F5							F3		4	1	1	0	0	2	3											
Pedro Guerrero, R OBP: 0.403, SLG: 0.547			K							1	0	0	0	0	2												
Ken Landreaux, L OBP: 0.289, SLG: 0.349	F7									4	1	1	2	0	1	3											
Alex Trevino, R OBP: 0.287, SLG: 0.393			K							1	0	1	1	0	0	0											
John Shelby, S OBP: 0.283, SLG: 0.448		L7								5	0	1	1	0	1	4											
Mike Scioscia, L OBP: 0.355, SLG: 0.393										4	2	2	2	1	1	0											
Chris Gwynn, L OBP: 0.286, SLG: 0.286										3	0	1	0	0	1	1											
Phil Garner, R OBP: 0.275, SLG: 0.304										1	1	0	0	1	1	0											
Tracy Woodson, R OBP: 0.304, SLG: 0.358										4	1	2	0	1	0	2											
Craig Shipley, R OBP: 0.222, SLG: 0.222										5	2	2	2	0	0	2											
Shawn Hillegas, R Mickey Zentgraf, R Bob Weber, L Rick Honeycutt, L Brian Holton, R Alejandro Pena, R Tim Crews, R Orval Hendrix, R Tommy Davis, R										0	0	0	0	0	0	1											
<b>Inning Stats</b>	R: 0 E: 0 K: 0 S: 3	H: 0 LOB: 0 BB: 0 P: 3	R: 0 E: 0 K: 1 S: 6	H: 1 LOB: 1 BB: 0 P: 6	R: 1 E: 1 K: 3 S: 12	H: 2 LOB: 3 BB: 0 P: 12	R: 1 E: 0 K: 0 S: 5	H: 2 LOB: 1 BB: 0 P: 5	R: 3 E: 0 K: 1 S: 8	H: 3 LOB: 1 BB: 1 P: 12	R: 0 E: 0 K: 1 S: 5	H: 0 LOB: 0 BB: 0 P: 5	R: 0 E: 0 K: 1 S: 5	H: 0 LOB: 0 BB: 0 P: 5	R: 5 E: 1 K: 0 S: 6	H: 3 LOB: 2 BB: 3 P: 18	R: 0 E: 0 K: 1 S: 6	H: 1 LOB: 1 BB: 0 P: 6	1B: 8 2B: 3 3B: 0 HR: 1	SF: 0 SAC: 1 DP: 0 HBP: 0	WP: 0 PB: 0 SB: 0 CS: 0	PA: 44					
<b>PITCHER</b>	IP	WLS	BF	H	R	ER	SO	BB	IBB	HBP	BLK	WP	HR	S	P	ERA	WHIP										
Bryn Smith, R ERA: 4.89	(1, 1)	5.0	25	8	5	4	5	1	0	0	0	0	1	34	38	7.20	1.800										
Joe Hesketh, L ERA: 3.95	(6, 1)	2.0	8	0	2	2	2	2	0	0	0	0	0	10	18	9.00	1.000										
Jeff Parrett, R ERA: 4.01	(8, 1)	0.1	L	4	1	1	0	1	0	0	0	0	0	3	7	27.00	6.000										
Bob McClure, L ERA: 3.95	(8, 1)	1.2	7	3	2	0	1	0	0	0	0	0	0	9	9	0.00	1.800										

Batter	1	2	3	4	5	6	7	8	9	AB	R	H	RBI	BB	SO	LOB	BOTTOM										
Tim Raines, S OBP: 0.428, SLG: 0.561			4-3					F8		3	1	1	1	2	0	2	<b>Los Angeles Dodgers @ Montreal Expos</b> Olympic Stadium, Montreal, QB Wed Aug 19 1987, 7:05 PM EDT Att: 27,172 - Unknown										
Mitch Webster, S OBP: 0.369, SLG: 0.441										5	1	1	1	0	1	3											
Hubie Brooks, R OBP: 0.294, SLG: 0.419										4	2	1	0	1	1	0											
Tim Wallach, R OBP: 0.344, SLG: 0.522										5	1	1	0	0	2	1											
Andres Galarraga, R OBP: 0.394, SLG: 0.508										4	2	2	2	1	1	0											
Tom Foley, L OBP: 0.337, SLG: 0.468										4	1	3	2	0	0	0											
Herm Winningham, L OBP: 0.309, SLG: 0.355										1	0	0	0	0	0	0											
Mike Fitzgerald, R OBP: 0.336, SLG: 0.319										3	0	0	0	0	2	5											
Joe Hesketh, R ERA: 4.76	(6, 1)									1	0	0	0	0	1	0											
Jeff Parrett, R ERA: 4.01	(8, 1)									0	0	0	0	0	0	0											
Bob McClure, R ERA: 3.95	(8, 1)									0	0	0	0	0	0	0											
Casey Candaele, S OBP: 0.344, SLG: 0.360	(8, 4)									4	1	3	2	0	0	0											
Bryn Smith, R OBP: 0.167, SLG: 0.242	(1, 1)									0	0	0	0	0	0	0											
Jeff Reed, L OBP: 0.238, SLG: 0.252	(5, PH)									1	0	0	0	0	0	1											
Wallace Johnson, S OBP: 0.257, SLG: 0.313	(8, PH)									1	0	0	0	0	0	0											
Dave Engle, R OBP: 0.286, SLG: 0.324	(9, 2)									0	0	0	0	0	0	0											
<b>Inning Stats</b>	R: 1 E: 1 K: 2 S: 7	H: 0 LOB: 0 BB: 1 P: 11	R: 3 E: 0 K: 1 S: 8	H: 3 LOB: 1 BB: 1 P: 12	R: 3 E: 0 K: 0 S: 8	H: 5 LOB: 2 BB: 0 P: 8	R: 1 E: 0 K: 2 S: 9	H: 2 LOB: 2 BB: 1 P: 13	R: 0 E: 0 K: 0 S: 3	H: 1 LOB: 1 BB: 1 P: 7	R: 0 E: 0 K: 0 S: 3	H: 0 LOB: 0 BB: 0 P: 3	R: 0 E: 0 K: 1 S: 5	H: 0 LOB: 0 BB: 0 P: 5	R: 1 E: 0 K: 1 S: 6	H: 1 LOB: 0 BB: 0 P: 6	R: 0 E: 0 K: 1 S: 5	H: 0 LOB: 0 BB: 0 P: 5	1B: 10 2B: 0 3B: 1 HR: 1	SF: 0 SAC: 2 DP: 0 HBP: 0	WP: 2 PB: 0 SB: 1 CS: 1	PA: 42					
<b>PITCHER</b>	IP	WLS	BF	H	R	ER	SO	BB	IBB	HBP	BLK	WP	HR	S	P	ERA	WHIP										
Shawn Hillegas, R ERA: 4.02	(1, 1)	2.0	11	3	4	4	3	2	0	0	0	0	0	15	23	18.00	2.500										
Rick Honeycutt, L ERA: 4.76	(3, 1)	0.0	2	2	2	2	0	0	0	0	0	0	0	2	2	∞	∞										
Brian Holton, R ERA: 3.91	(3, 1)	3.0	16	6	2	2	2	2	0	0	0	0	0	18	26	6.00	2.667										
Alejandro Pena, R ERA: 4.33	(6, 1)	2.0	W	6	0	0	0	1	0	0	0	0	0	8	8	0.00	0.000										
Tim Crews, R ERA: 0.69	(8, 1)	2.0	S	7	1	1	1	2	0	0	0	0	1	11	11	4.50	0.500										

AB 39  
R 10  
H 12  
RBI 10  
BB 4  
SO 8  
LOB 21

AB 36  
R 9  
H 12  
RBI 8  
BB 4  
SO 8  
LOB 12





Batter	1	2	3	4	5	6	7	8	9	AB R H RBI BB SO LOB	TOP											
Steve Sax, R OBP: 0.319, SLG: 0.347 (1, 4)										4 2 3 0 1 1 0	<b>Los Angeles Dodgers @ Montreal Expos</b> Olympic Stadium, Montreal, QB Thu Aug 20 1987, 7:05 PM EDT Att: 25,681 - Unknown  <b>AB 39</b> <b>R 7</b> <b>H 13</b> <b>RBI 6</b> <b>BB 1</b> <b>SO 4</b> <b>LOB 13</b> 											
Ken Landreaux, L OBP: 0.288, SLG: 0.366 (1, 9)										4 1 1 2 0 0 3												
Tito Landrum, R OBP: 0.300, SLG: 0.247 (1, 7)										5 0 1 1 0 1 1												
John Shelby, S OBP: 0.284, SLG: 0.448 (1, 8)										5 1 2 0 0 1 1												
Alex Trevino, R OBP: 0.300, SLG: 0.405 (1, 2)										4 2 2 0 0 1 2												
Tracy Woodson, R OBP: 0.300, SLG: 0.351 (8, 5)										5 1 1 1 0 0 2												
Phil Garner, R OBP: 0.276, SLG: 0.305 (8, PH)										3 0 1 0 0 0 0												
Danny Heep, L OBP: 0.211, SLG: 0.208 (8, 3)										1 0 1 2 0 0 0												
Craig Shipley, R OBP: 0.231, SLG: 0.308 (1, 6)										4 0 1 0 0 0 2												
Fernando Valenzuela, L OBP: 0.149, SLG: 0.149 Matt Young, L (8, 1)										4 0 0 0 0 0 2 0 0 0 0 0 0 0												
<b>Inning Stats</b>	R: 1 E: 0 K: 1 S: 7	H: 2 LOB: 1 BB: 0 P: 7	R: 0 E: 0 K: 0 S: 3	H: 0 LOB: 0 BB: 0 P: 3	R: 0 E: 0 K: 1 S: 6	H: 1 LOB: 1 BB: 0 P: 6	R: 1 E: 1 K: 1 S: 7	H: 2 LOB: 1 BB: 0 P: 7	R: 0 E: 0 K: 1 S: 5	H: 0 LOB: 0 BB: 0 P: 5	R: 0 E: 0 K: 0 S: 4	H: 1 LOB: 1 BB: 0 P: 4	R: 0 E: 0 K: 0 S: 4	H: 1 LOB: 2 BB: 1 P: 8	R: 3 E: 0 K: 0 S: 6	H: 3 LOB: 1 BB: 0 P: 7	R: 2 E: 0 K: 0 S: 6	H: 3 LOB: 1 BB: 0 P: 6	1B: 8 2B: 4 3B: 0 HR: 1	SF: 0 SAC: 1 DP: 0 HBP: 1	WP: 0 PB: 0 SB: 2 CS: 0	PA: 42
<b>PITCHER</b>	IP WLS BF H R ER SO BB IBB HBP BLK WP HR S P ERA WHIP											IP WLS BF H R ER SO BB IBB HBP BLK WP HR S P ERA WHIP										
Neal Heaton, L ERA: 4.19 (1, 1)	7.1 L 33 9 5 4 4 0 0 0 0 0 0 0 3 3 4.91 1.227																					
Tim Burke, R ERA: 1.47 (8, 1)	0.2 3 1 0 0 0 0 0 0 0 0 0 0 3 3 0.00 1.500																					
Andy McGaffigan, R ERA: 2.58 (9, 1)	1.0 6 3 2 2 0 0 0 0 0 0 0 1 6 6 18.00 3.000																					

Batter	1	2	3	4	5	6	7	8	9	AB R H RBI BB SO LOB	BOTTOM											
Tim Raines, S OBP: 0.423, SLG: 0.554 (1, 7)										5 0 0 0 0 2 5	<b>Los Angeles Dodgers @ Montreal Expos</b> Olympic Stadium, Montreal, QB Thu Aug 20 1987, 7:05 PM EDT Att: 25,681 - Unknown  <b>AB 32</b> <b>R 2</b> <b>H 5</b> <b>RBI 2</b> <b>BB 7</b> <b>SO 6</b> <b>LOB 23</b> 											
Mitch Webster, S OBP: 0.370, SLG: 0.438 (1, 9)										3 1 0 0 2 1 2												
Hubie Brooks, R OBP: 0.296, SLG: 0.415 (1, 6)										3 0 0 0 2 2 1												
Tim Wallach, R OBP: 0.347, SLG: 0.526 (1, 5)										4 0 2 1 1 0 2												
Andres Galarraga, R OBP: 0.390, SLG: 0.501 (1, 3)										5 0 0 0 0 0 6												
Vance Law, R OBP: 0.365, SLG: 0.461 (1, 4)										4 1 1 0 0 0 2												
Reid Nichols, R OBP: 0.308, SLG: 0.407 (1, 8)										4 0 1 0 0 0 1												
Mike Fitzgerald, R OBP: 0.339, SLG: 0.316 (1, 2)										2 0 0 0 2 1 3												
Neal Heaton, L OBP: 0.200, SLG: 0.203 Tim Burke, R (8, 1)										1 0 0 0 0 0 1 0 0 0 0 0 0 0												
Dave Engle, R OBP: 0.297, SLG: 0.333 Andy McGaffigan, R (9, 1)										1 0 1 1 0 0 0 0 0 0 0 0 0 0												
<b>Inning Stats</b>	R: 0 E: 0 K: 1 S: 5	H: 0 LOB: 2 BB: 2 P: 13	R: 0 E: 2 K: 0 S: 5	H: 0 LOB: 2 BB: 0 P: 5	R: 0 E: 0 K: 1 S: 4	H: 0 LOB: 1 BB: 2 P: 12	R: 0 E: 0 K: 0 S: 3	H: 0 LOB: 1 BB: 1 P: 7	R: 1 E: 1 K: 1 S: 7	H: 1 LOB: 2 BB: 1 P: 11	R: 0 E: 0 K: 1 S: 5	H: 0 LOB: 1 BB: 1 P: 9	R: 0 E: 0 K: 1 S: 6	H: 1 LOB: 1 BB: 0 P: 6	R: 0 E: 0 K: 1 S: 8	H: 3 LOB: 2 BB: 0 P: 8	R: 0 E: 0 K: 0 S: 3	H: 0 LOB: 0 BB: 0 P: 3	1B: 2 2B: 3 3B: 0 HR: 0	SF: 0 SAC: 2 DP: 0 HBP: 0	WP: 1 PB: 0 SB: 0 CS: 2	PA: 41
<b>PITCHER</b>	IP WLS BF H R ER SO BB IBB HBP BLK WP HR S P ERA WHIP											IP WLS BF H R ER SO BB IBB HBP BLK WP HR S P ERA WHIP										
Fernando Valenzuela, L ERA: 4.3 (1, 1)	7.0 W 34 4 2 2 2 5 7 0 0 0 0 0 9 9 2.57 1.571																					
Matt Young, L ERA: 4.06 (8, 1)	2.0 S 7 1 0 0 1 0 0 0 0 0 0 0 9 9 0.00 0.500																					



Batter	1	2	3	4	5	6	7	8	9	10	11	AB	R	H	RBI	BB	SO	LOB	TOP			
Steve Sax, R OBP: 0.318, SLG: 0.348 (1, 4)	L8		G6-3		F9					4-3		5	0	1	0	0	0	3				
Danny Heep, L OBP: 0.197, SLG: 0.193 (1, 7)	4-3		L9			3-1		P6			E4	4	0	0	0	0	0	1				
Chris Gwynn, L OBP: 0.267, SLG: 0.267 (11, PH)											FC5-4	1	0	0	0	0	0	0				
Matt Young, L (11, 1)												0	0	0	0	0	0	0				
Pedro Guerrero, R OBP: 0.399, SLG: 0.540 (1, 3)	F9			5-3		6-3		F8			FC5-4	5	0	0	0	0	0	2				
John Shelby, S OBP: 0.288, SLG: 0.453 (1, 8)		WP FC5-4						K			G4-6-3	5	1	3	0	0	1	2				
Mike Scioscia, L OBP: 0.352, SLG: 0.389 (1, 2)												4	0	0	0	0	0	3				
Ken Landreaux, L OBP: 0.297, SLG: 0.359 (1, 9)												3	0	0	0	1	0	0				
Tracy Woodson, R OBP: 0.290, SLG: 0.339 (1, 5)												4	0	0	1	0	1	1				
Craig Shipley, R OBP: 0.294, SLG: 0.353 (1, 6)												4	0	2	0	0	1	1				
Bob Welch, R OBP: 0.230, SLG: 0.156 (1, 1)												1	0	0	0	2	0	1				
Tito Landrum, R OBP: 0.297, SLG: 0.244 (8, 7)												1	0	0	0	0	0	0				
<b>Inning Stats</b>	R: 0 E: 0 K: 0 S: 3	H: 0 LOB: 0 BB: 0 P: 3	R: 1 E: 0 K: 1 S: 6	H: 1 LOB: 1 BB: 1 P: 10	R: 0 E: 0 K: 0 S: 2	H: 0 LOB: 0 BB: 1 P: 6	R: 0 E: 0 K: 0 S: 3	H: 1 LOB: 0 BB: 0 P: 3	R: 0 E: 0 K: 0 S: 4	H: 1 LOB: 1 BB: 0 P: 4	R: 0 E: 0 K: 1 S: 6	H: 0 LOB: 0 BB: 0 P: 3	R: 0 E: 1 K: 0 S: 3	H: 0 LOB: 0 BB: 0 P: 3	R: 0 E: 0 K: 0 S: 3	H: 0 LOB: 0 BB: 0 P: 3	R: 0 E: 0 K: 0 S: 3	H: 0 LOB: 0 BB: 0 P: 3	1B: 4 2B: 2 3B: 0 HR: 0	SF: 0 SAC: 0 DP: 2 HBP: 0	WP: 1 PB: 0 SB: 0 CS: 1	PA: 40
<b>PITCHER</b>	IP ERA WLS BF H R ER SO BB IBB HBP BLK WP HR S P ERA WHIP	Kevin Gross, R ERA: 4.44 (1, 1)	Jeff Calhoun, L ERA: 1.69 (9, 1)	Kent Tekulve, R ERA: 3.22 (10, 1)																		

Los Angeles Dodgers @ Philadelphia Phillies  
Veterans Stadium, Philadelphia, PA  
Fri Aug 21 1987, 7:05 PM EDT  
Unknown

AB 37  
R 1  
H 6  
RBI 1  
BB 3  
SO 3  
LOB 14



Batter	1	2	3	4	5	6	7	8	9	10	11	AB	R	H	RBI	BB	SO	LOB	BOTTOM					
Juan Samuel, R OBP: 0.354, SLG: 0.520 (1, 4)	3-1 BB		K	FC4-6 BB		6-3					K	4	0	1	0	2	2	2						
Milt Thompson, L OBP: 0.371, SLG: 0.470 (1, 8)	B5			FC4-6								6	0	4	1	0	0	4						
Von Hayes, L OBP: 0.435, SLG: 0.531 (1, 3)	3-1											3	0	0	0	2	0	2						
Mike Schmidt, R OBP: 0.402, SLG: 0.561 (1, 5)	F9											5	0	2	1	0	0	5						
Chris James, R OBP: 0.384, SLG: 0.603 (1, 7)												5	0	1	0	0	2	7						
Kent Tekulve, R (10, 1)												0	0	0	0	0	0	0						
Glenn Wilson, R OBP: 0.311, SLG: 0.393 (1, 9)	F7											4	0	0	0	1	1	4						
Darren Daulton, L OBP: 0.292, SLG: 0.325 (1, 2)	K											5	0	1	0	0	1	2						
Steve Jeltz, S OBP: 0.301, SLG: 0.270 (1, 6)	5-3											5	0	0	0	0	0	3						
Kevin Gross, R ERA: 3.19 (1, 1)												3	1	2	0	0	0	2						
Jeff Stone, L OBP: 0.353, SLG: 0.383 (8, PH)												1	0	0	0	0	0	0						
Jeff Calhoun, L (9, 1)												0	0	0	0	0	0	0						
Ron Roenicke, S OBP: 0.315, SLG: 0.295 (10, 7)												1	1	1	0	0	0	0						
<b>Inning Stats</b>	R: 0 E: 0 K: 0 S: 3	H: 0 LOB: 1 BB: 1 P: 7	R: 0 E: 0 K: 1 S: 6	H: 1 LOB: 1 BB: 0 P: 6	R: 1 E: 0 K: 1 S: 7	H: 2 LOB: 2 BB: 1 P: 11	R: 0 E: 0 K: 0 S: 4	H: 1 LOB: 3 BB: 2 P: 12	R: 0 E: 0 K: 1 S: 6	H: 1 LOB: 2 BB: 0 P: 6	R: 0 E: 0 K: 0 S: 4	H: 1 LOB: 1 BB: 1 P: 4	R: 0 E: 0 K: 1 S: 6	H: 0 LOB: 0 BB: 0 P: 3	R: 0 E: 0 K: 2 S: 9	H: 2 LOB: 2 BB: 0 P: 9	R: 0 E: 1 K: 0 S: 3	H: 0 LOB: 0 BB: 0 P: 3	R: 1 E: 0 K: 0 S: 3	H: 3 LOB: 2 BB: 0 P: 3	1B: 9 2B: 4 3B: 0 HR: 0	SF: 0 SAC: 0 DP: 1 HBP: 0	WP: 0 PB: 0 SB: 2 CS: 0	PA: 47
<b>PITCHER</b>	IP ERA WLS BF H R ER SO BB IBB HBP BLK WP HR S P ERA WHIP	Bob Welch, R ERA: 3.19 (1, 1)	Tim Crews, R ERA: 0.56 (8, 1)	Matt Young, L ERA: 4.24 (11, 1)																				

Los Angeles Dodgers @ Philadelphia Phillies  
Veterans Stadium, Philadelphia, PA  
Fri Aug 21 1987, 7:05 PM EDT  
Unknown

AB 42  
R 2  
H 12  
RBI 2  
BB 5  
SO 6  
LOB 31





Batter	1	2	3	4	5	6	7	8	9	AB	R	H	RBI	BB	SO	LOB	TOP					
Steve Sax, R OBP: 0.315, SLG: 0.344	5-3	FC5-2		F7		F8		L7		5	0	0	0	0	0	5						
Glenn Hoffman, R OBP: 0.292, SLG: 0.267	K	L8			L7		F7			5	0	1	0	0	1	2						
Pedro Guerrero, R OBP: 0.401, SLG: 0.542							6-3		5-3	4	1	2	0	1	0	1						
John Shelby, S OBP: 0.290, SLG: 0.455	4-3				5-3				F8	5	0	2	0	0	0	3						
Alex Trevino, R OBP: 0.298, SLG: 0.395		K		F8					F8	3	0	0	0	0	1	3						
Mike Scioscia, L OBP: 0.351, SLG: 0.388					HBP		5-3		F8	1	0	0	0	0	0	1						
Tracy Woodson, R OBP: 0.289, SLG: 0.333		1B		SF8		F6			F6	2	1	0	1	0	0	2						
Tito Landrum, R OBP: 0.305, SLG: 0.267										4	1	2	0	0	1	1						
Phil Garner, R OBP: 0.275, SLG: 0.303					F9		F7		6-3	4	0	1	0	0	0	1						
Tim Leary, R OBP: 0.368, SLG: 0.421					5-3					3	0	1	2	0	0	0						
Alejandro Pena, R OBP: 0.063, SLG: 0.083						E6				0	0	0	0	0	0	0						
Mickey Hatcher, R OBP: 0.354, SLG: 0.472										0	0	0	0	1	0	0						
Bob Welch, R OBP: 0.206, SLG: 0.156										0	0	0	0	0	0	0						
Brian Holton, R OBP: 0.200, SLG: 0.200										0	0	0	0	0	0	0						
<b>Inning Stats</b>	R: 0 E: 0 K: 1 S: 6	H: 1 LOB: 1 BB: 0 P: 6	R: 2 E: 0 K: 1 S: 8	H: 3 LOB: 2 BB: 0 P: 9	R: 1 E: 0 K: 1 S: 6	H: 1 LOB: 1 BB: 1 P: 10	R: 0 E: 0 K: 0 S: 3	H: 0 LOB: 0 BB: 0 P: 3	R: 0 E: 0 K: 0 S: 4	H: 1 LOB: 2 BB: 0 P: 5	R: 0 E: 1 K: 0 S: 4	H: 0 LOB: 1 BB: 0 P: 4	R: 0 E: 0 K: 0 S: 4	H: 1 LOB: 1 BB: 0 P: 4	R: 0 E: 0 K: 0 S: 4	H: 1 LOB: 2 BB: 0 P: 8	R: 0 E: 0 K: 0 S: 4	H: 1 LOB: 1 BB: 0 P: 4	1B: 4 2B: 5 3B: 0 HR: 0	SF: 1 SAC: 0 DP: 0 HBP: 2	WP: 0 PB: 0 SB: 0 CS: 0	PA: 41
<b>PITCHER</b>	IP WLS BF H R ER SO BB IBB HBP BLK WP HR S P ERA WHIP																					
Shane Rawley, L ERA: 3.92	(1, 1)	8.0 W 38 9 3 3 3 2 0 0 2 0 0 0 0 40 50 3.38 1.375																				
Kent Tekulve, R ERA: 3.18	(9, 1)	1.0 3 0 0 0 0 0 0 0 0 0 0 0 0 3 3 0.00 0.000																				

Los Angeles Dodgers @ Philadelphia Phillies  
Veterans Stadium, Philadelphia, PA  
Fri Aug 21 1987, 7:05 PM EDT  
Att: 48,656 - Unknown

AB 36  
R 3  
H 9  
RBI 3  
BB 2  
SO 3  
LOB 19



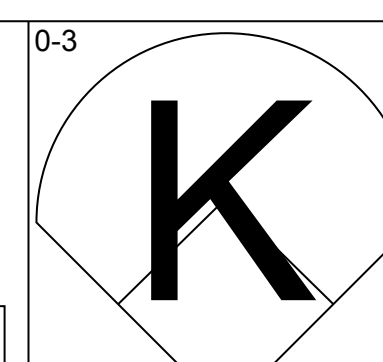
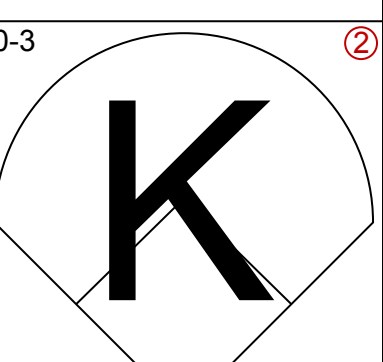
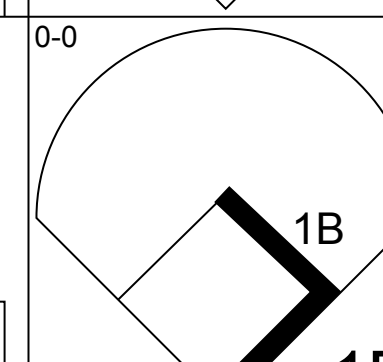
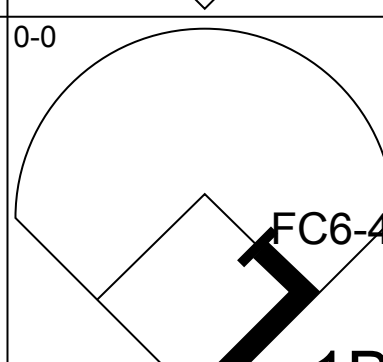
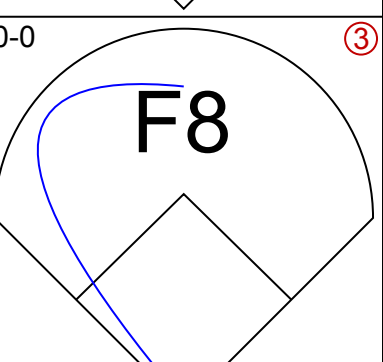
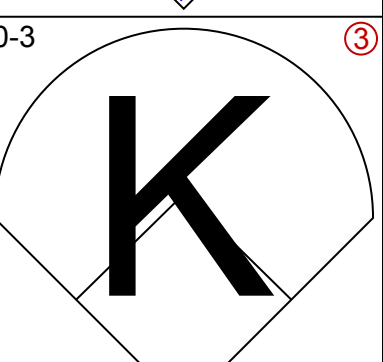
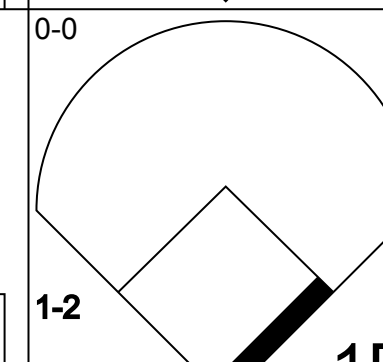
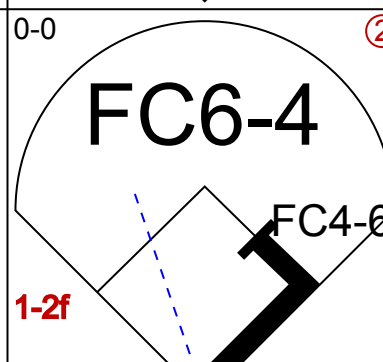
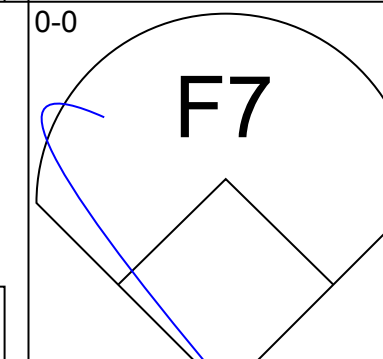
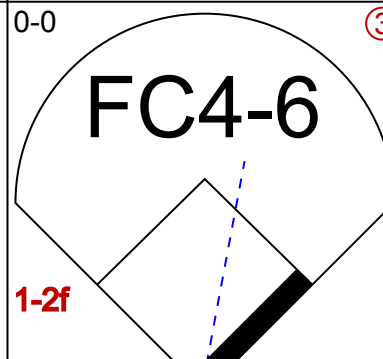
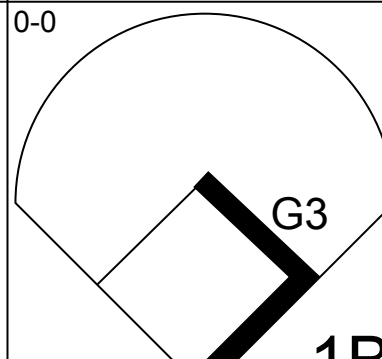
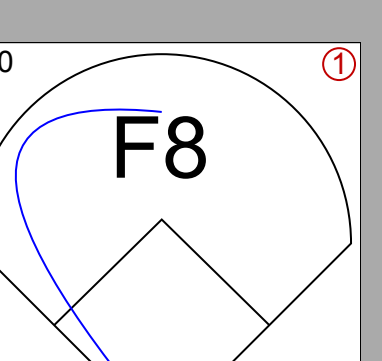
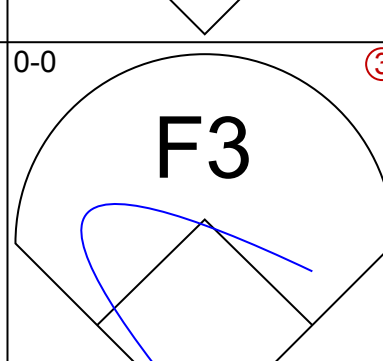
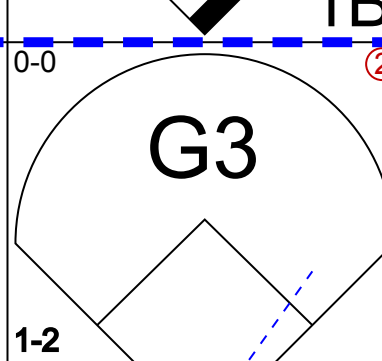
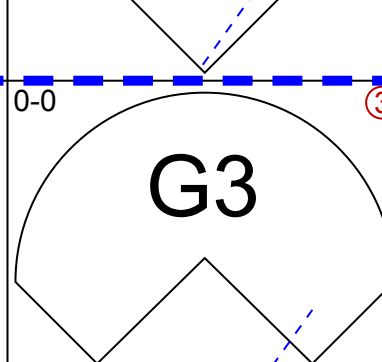
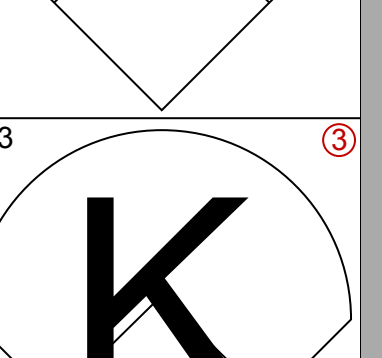
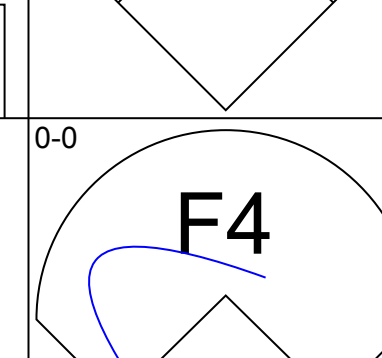

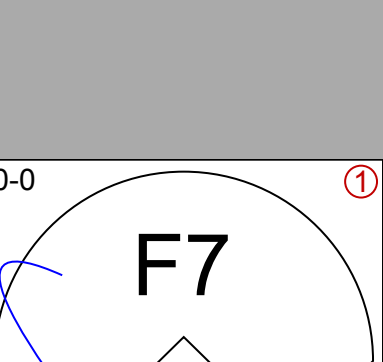
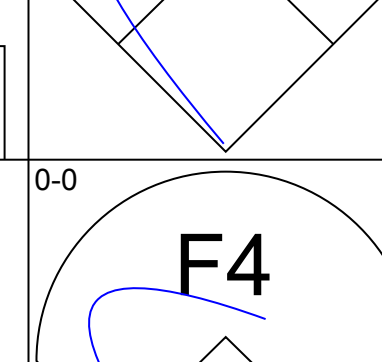
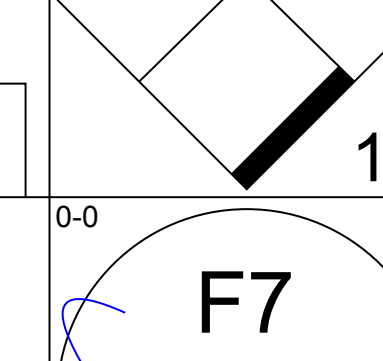
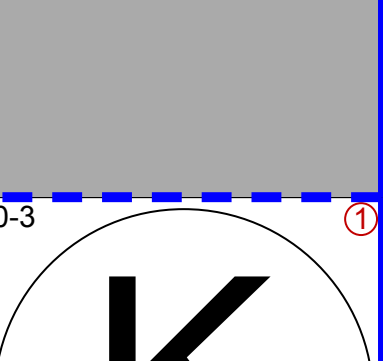
Batter	1	2	3	4	5	6	7	8	9	AB	R	H	RBI	BB	SO	LOB	BOTTOM			
Juan Samuel, R OBP: 0.353, SLG: 0.516	K	F9		1-3		FC5-4				5	1	1	2	0	1	3				
Milt Thompson, L OBP: 0.373, SLG: 0.474					6-3					5	1	3	2	0	0	0				
Chris James, R OBP: 0.368, SLG: 0.602										4	1	2	0	1	2	1				
Mike Schmidt, R OBP: 0.402, SLG: 0.561										5	0	2	1	0	1	4				
Von Hayes, L OBP: 0.441, SLG: 0.533										2	1	2	1	3	0	0				
Lance Parrish, R OBP: 0.304, SLG: 0.397	K					FC6-4				5	1	1	1	0	2	8				
Glenn Wilson, R OBP: 0.311, SLG: 0.392	F9				L8					4	0	1	0	0	1	3				
Steve Jeltz, S OBP: 0.309, SLG: 0.276										3	2	2	0	1	0	0				
Shane Rawley, R OBP: 0.182, SLG: 0.215										2	0	0	0	0	1	2				
Kent Tekulve, R ERA: 3.86										0	0	0	0	0	0	0				
<b>Inning Stats</b>	R: 2 E: 0 K: 2 S: 10	H: 3 LOB: 2 BB: 1 P: 14	R: 0 E: 0 K: 1 S: 5	H: 0 LOB: 0 BB: 0 P: 5	R: 0 E: 0 K: 1 S: 6	H: 1 LOB: 2 BB: 1 P: 10	R: 0 E: 0 K: 0 S: 4	H: 1 LOB: 1 BB: 0 P: 4	R: 0 E: 0 K: 0 S: 5	H: 2 LOB: 2 BB: 0 P: 5	R: 2 E: 0 K: 0 S: 7	H: 4 LOB: 2 BB: 0 P: 7	R: 3 E: 0 K: 1 S: 6	H: 2 LOB: 0 BB: 2 P: 14	R: 0 E: 0 K: 3 S: 10	H: 1 LOB: 2 BB: 1 P: 14	1B: 11 2B: 3 3B: 0 HR: 0	SF: 0 SAC: 2 DP: 0 HBP: 0	WP: 0 PB: 0 SB: 2 CS: 1	PA: 43
<b>PITCHER</b>	IP WLS BF H R ER SO BB IBB HBP BLK WP HR S P ERA WHIP																			
Tim Leary, R ERA: 5.09	(1, 1)	5.2 L 30 11 4 4 4 4 2 0 0 0 0 0 0 7 15 6.35 2.294																		
Alejandro Pena, R ERA: 4.66	(6, 1)	1.1 7 2 3 3 1 2 0 0 0 0 0 0 7 15 20.25 3.000																		
Brian Holton, R ERA: 3.86	(8, 1)	1.0 5 1 0 0 3 0 1 0 0 0 0 0 10 14 0.00 1.000																		

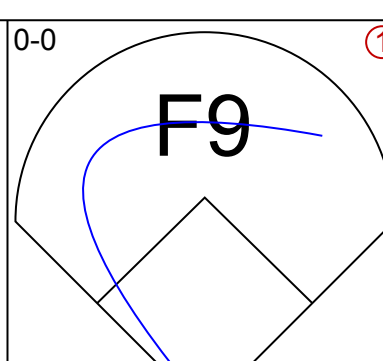
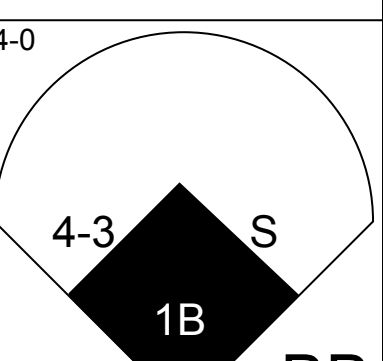
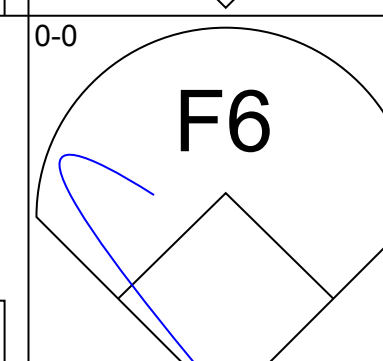
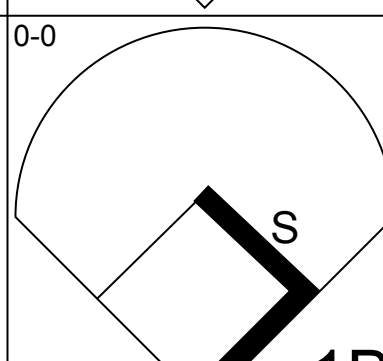
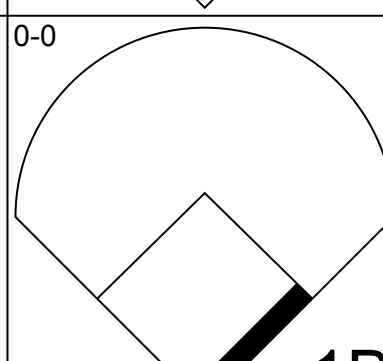
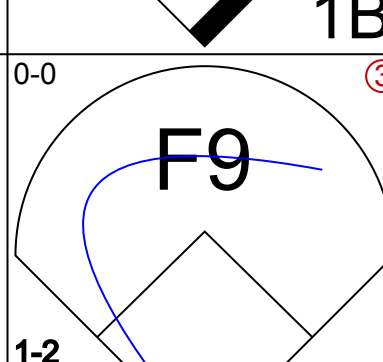
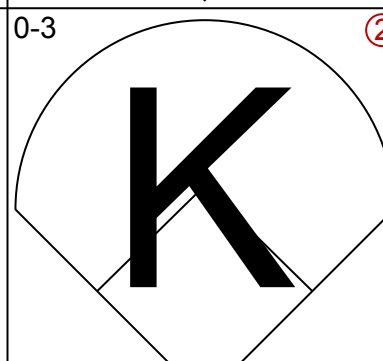
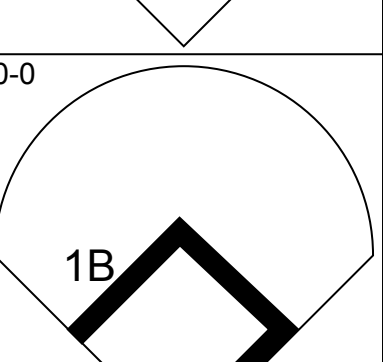
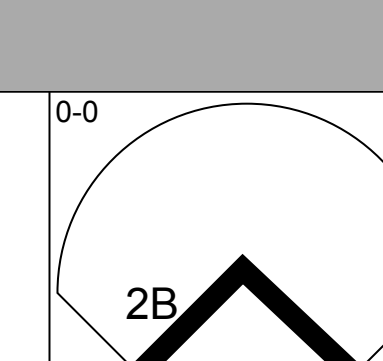
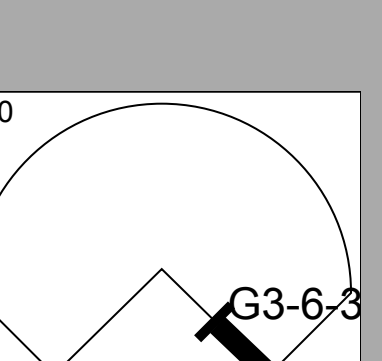
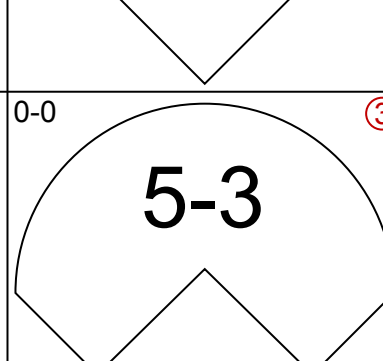
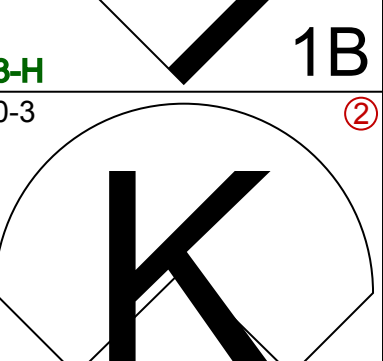
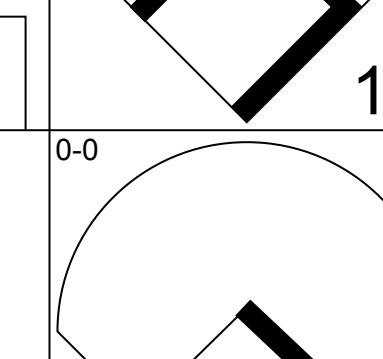
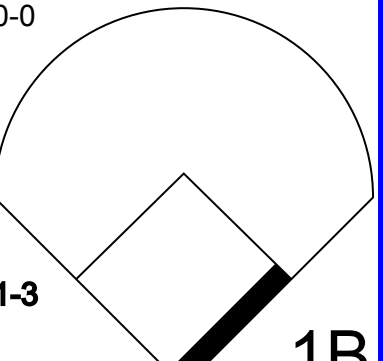
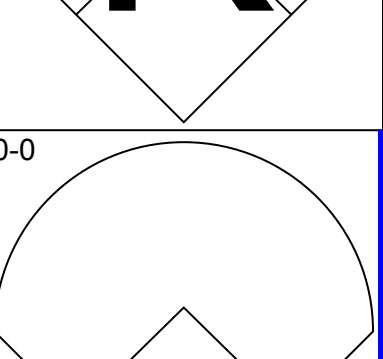
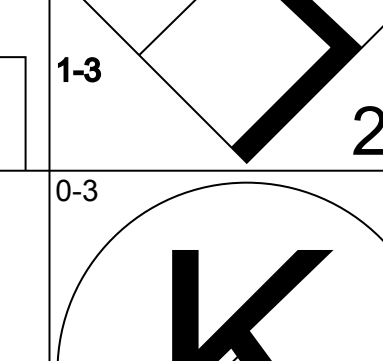
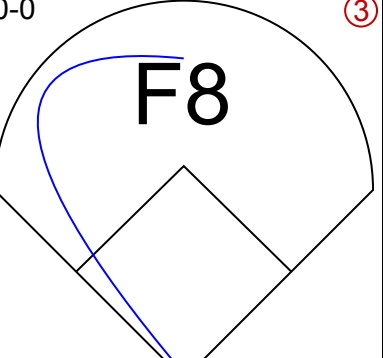
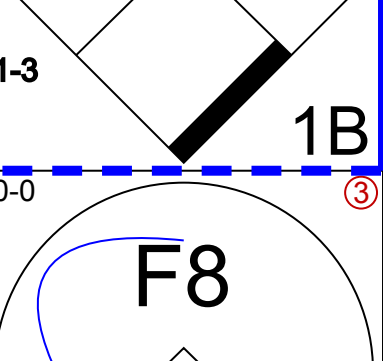

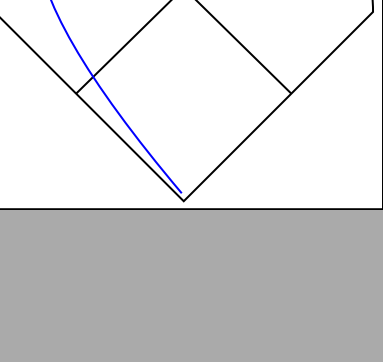
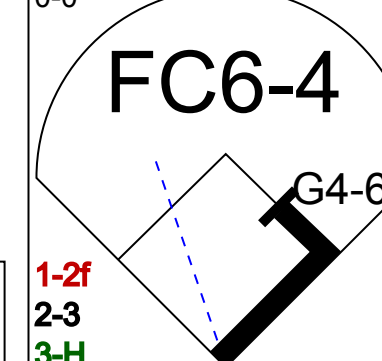
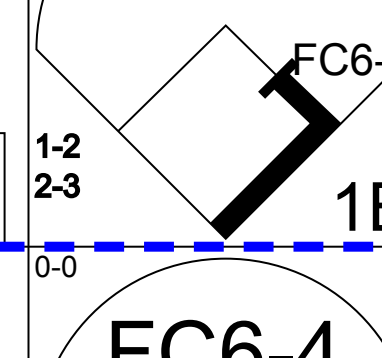
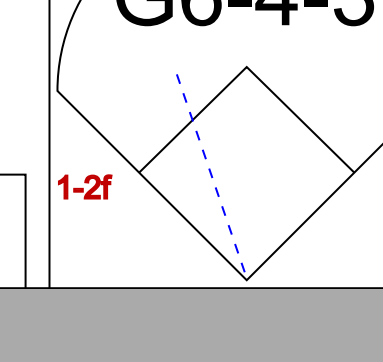
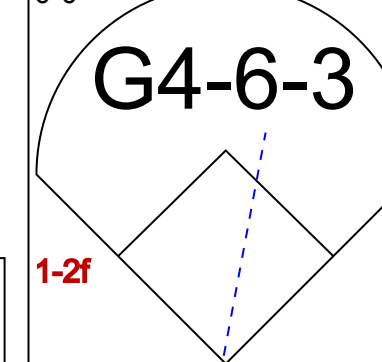
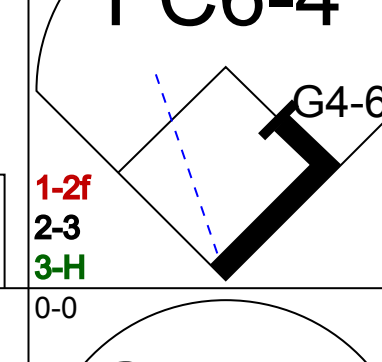
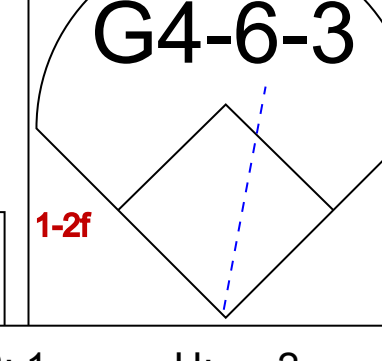
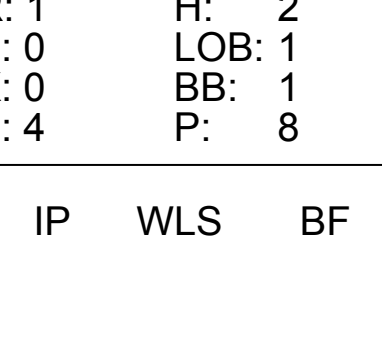

Los Angeles Dodgers @ Philadelphia Phillies  
Veterans Stadium, Philadelphia, PA  
Fri Aug 21 1987, 7:05 PM EDT  
Att: 48,656 - Unknown

AB 35  
R 7  
H 14  
RBI 7  
BB 5  
SO 8  
LOB 21





Batter	1	2	3	4	5	6	7	8	9	AB	R	H	RBI	BB	SO	LOB	TOP										
Steve Sax, R OBP: 0.312, SLG: 0.341 (1, 4)			4-3					F9		4	0	0	0	0	2	1	<b>Los Angeles Dodgers @ Philadelphia Phillies</b> Veterans Stadium, Philadelphia, PA Sat Aug 22 1987, 3:33 AM EDT Att: 27,160 - Unknown										
Danny Heep, L OBP: 0.215, SLG: 0.213 (1, 7)										4	0	2	0	0	1	1											
Pedro Guerrero, R OBP: 0.400, SLG: 0.539 (1, 3)			FC6-4 			1-3			F7	4	0	1	0	0	0	1											
John Shelby, S OBP: 0.289, SLG: 0.452 (1, 8)			FC4-6 			6-3				4	0	1	0	0	0	3											
Mike Scioscia, L OBP: 0.348, SLG: 0.384 Alex Trevino, R (9, PH) OBP: 0.296, SLG: 0.391 (1, 2)	3-1									3	0	0	0	0	0	2											
Ken Landreaux, L OBP: 0.282, SLG: 0.352 Mickey Hatcher, R (9, PH) OBP: 0.353, SLG: 0.470 (1, 9)		4-3			4-3					3	0	0	0	0	0	0											
Tracy Woodson, R OBP: 0.282, SLG: 0.325 (1, 5)		5-3								3	0	0	0	0	1	0											
Glenn Hoffman, R OBP: 0.265, SLG: 0.270 Brian Holton, R OBP: 0.200, SLG: 0.200 (8, 1)										3	0	1	0	0	0	0											
Rick Honeycutt, L OBP: 0.281, SLG: 0.267 Matt Young, L OBP: 0.294, SLG: 0.353 Chris Gwynn, L (8, PH) OBP: 0.250, SLG: 0.250 Phil Garner, R OBP: 0.275, SLG: 0.303 (1, 1)										2	0	1	0	0	0	1											
<b>Inning Stats</b>	R: 0 E: 0 K: 1 S: 7	H: 2 LOB: 2 BB: 0 P: 7	R: 0 E: 0 K: 0 S: 4	H: 1 LOB: 1 BB: 0 P: 4	R: 0 E: 0 K: 1 S: 4	H: 1 LOB: 1 BB: 0 P: 4	R: 0 E: 0 K: 1 S: 5	H: 0 LOB: 0 BB: 0 P: 5	R: 0 E: 0 K: 1 S: 6	H: 1 LOB: 1 BB: 0 P: 6	R: 0 E: 0 K: 0 S: 3	H: 0 LOB: 0 BB: 0 P: 3	R: 0 E: 0 K: 0 S: 3	H: 0 LOB: 0 BB: 0 P: 3	R: 0 E: 0 K: 2 S: 7	H: 0 LOB: 0 BB: 0 P: 7		R: 0 E: 0 K: 0 S: 4	H: 1 LOB: 1 BB: 0 P: 4	1B: 6 2B: 0 3B: 0 HR: 0	SF: 0 SAC: 0 DP: 0 HBP: 0	WP: 0 PB: 0 SB: 0 CS: 0	PA: 33				
<b>PITCHER</b>	IP	WLS	BF	H	R	ER	SO	BB	IBB	HBP	BLK	WP	HR	S	P	ERA	WHIP										
Mike Maddux, R ERA: 4.31 (1, 1)	7.0	W	26	5	0	0	3	0	0	0	0	0	0	32	32	0.00	0.714										
Michael Jackson, R ERA: 1.66 (8, 1)	1.1		5	1	0	0	2	0	0	0	0	0	0	9	9	0.00	0.750										
Jeff Calhoun, L ERA: 3.17 (9, 1)	0.1	S	1	0	0	0	0	0	0	0	0	0	0	1	1	0.00	0.000										
Kent Tekulve, R ERA: 3.17 (9, 1)	0.1	S	1	0	0	0	0	0	0	0	0	0	0	1	1	0.00	0.000										

Batter	1	2	3	4	5	6	7	8	9	AB	R	H	RBI	BB	SO	LOB	BOTTOM										
Juan Samuel, R OBP: 0.352, SLG: 0.513 (1, 4)	5-3		5-3							3	1	0	0	1	0	0	<b>Los Angeles Dodgers @ Philadelphia Phillies</b> Veterans Stadium, Philadelphia, PA Sat Aug 22 1987, 3:33 AM EDT Att: 27,160 - Unknown										
Milt Thompson, L OBP: 0.374, SLG: 0.474 (1, 8)								4-3		4	0	2	0	0	0	1											
Chris James, R OBP: 0.366, SLG: 0.596 (1, 7)	L8									4	0	1	1	0	1	2											
Mike Schmidt, R OBP: 0.403, SLG: 0.559 (1, 5)										3	0	1	0	1	1	2											
Von Hayes, L OBP: 0.443, SLG: 0.538 Kent Tekulve, R (9, 1)					G3-6-3 					4	1	3	0	0	0	1											
Lance Parrish, R OBP: 0.304, SLG: 0.394 (1, 2)										0	0	0	0	0	0	0											
Glenn Wilson, R OBP: 0.313, SLG: 0.392 (1, 9)					5-3					3	0	0	0	1	1	4											
Luis Aguayo, R OBP: 0.279, SLG: 0.406 (1, 6)						5-3				2	0	1	0	1	0	0											
Mike Maddux, L OBP: 0.279, SLG: 0.406 (1, 6)										3	0	0	1	0	1	5											
Mike Maddux, L OBP: 0.279, SLG: 0.406 (1, 1)										2	0	0	0	0	1	0											
Ron Roenicke, S OBP: 0.311, SLG: 0.290 Michael Jackson, R OBP: 0.188, SLG: 0.133 Jeff Calhoun, L OBP: 0.250, SLG: 0.250 Greg Gross, L OBP: 0.400, SLG: 0.385 (7, PH)										1	0	0	0	0	0	2											
<b>Inning Stats</b>	R: 0 E: 0 K: 0 S: 3	H: 0 LOB: 0 BB: 0 P: 3	R: 0 E: 0 K: 1 S: 6	H: 2 LOB: 2 BB: 1 P: 10	R: 0 E: 0 K: 1 S: 6	H: 1 LOB: 1 BB: 0 P: 6	R: 0 E: 0 K: 0 S: 2	H: 0 LOB: 0 BB: 1 P: 6	R: 0 E: 0 K: 1 S: 5	H: 0 LOB: 0 BB: 0 P: 5	R: 0 E: 0 K: 1 S: 6	H: 1 LOB: 1 BB: 0 P: 6	R: 1 E: 0 K: 0 S: 4	H: 2 LOB: 1 BB: 1 P: 8	R: 1 E: 0 K: 1 S: 7	H: 2 LOB: 2 BB: 1 P: 11	1B: 7 2B: 1 3B: 0 HR: 0	SF: 0 SAC: 0 DP: 3 HBP: 0	WP: 0 PB: 0 SB: 2 CS: 0	PA: 33							
<b>PITCHER</b>	IP	WLS	BF	H	R	ER	SO	BB	IBB	HBP	BLK	WP	HR	S	P	ERA	WHIP										
Rick Honeycutt, L ERA: 4.59 (7, 1)	6.0	L	25	6	1	1	4	2	1	0	0	0	0	30	42	1.50	1.333										
Matt Young, L ERA: 4.27 (7, 1)	1.2		7	2	1	1	1	1	0	0	0	0	0	8	12	5.40	1.800										
Brian Holton, R ERA: 3.84 (8, 1)	0.1		1	0	0	0	0	0	0	0	0	0	0	1	1	0.00	0.000										



Batter	1	2	3	4	5	6	7	8	9	AB	R	H	RBI	BB	SO	LOB	TOP										
Steve Sax, R OBP: 0.311, SLG: 0.338 (1, 4)										4	0	0	0	1	0	4	Los Angeles Dodgers @ Philadelphia Phillies Veterans Stadium, Philadelphia, PA Sun Aug 23 1987, 3:33 AM EDT Att: 36,407 - Unknown										
Glenn Hoffman, R OBP: 0.260, SLG: 0.265 (1, 6)										5	1	1	0	0	1	2											
Tito Landrum, R OBP: 0.303, SLG: 0.267 (1, 9) (7, 7)										4	1	1	0	0	1	0											
John Shelby, S OBP: 0.293, SLG: 0.453 (1, 8)										4	1	2	0	1	2	2											
Mickey Hatcher, R OBP: 0.355, SLG: 0.472 Tracy Woodson, R OBP: 0.280, SLG: 0.322 (1, 3) (7, 3)										3	1	2	2	0	0	1											
Alex Trevino, R OBP: 0.297, SLG: 0.390 Ken Landreaux, L OBP: 0.281, SLG: 0.350 (1, 7) (7, 9)										3	0	1	1	0	0	2											
Phil Garner, R OBP: 0.279, SLG: 0.313 (1, 5)										4	1	2	1	0	0	2											
Mike Scioscia, L OBP: 0.351, SLG: 0.387 (1, 2)										3	0	2	0	0	0	0											
Orel Hershiser, R OBP: 0.271, SLG: 0.324 (1, 1)										2	0	1	1	0	0	2											
<b>Inning Stats</b>	R: 0 E: 0 K: 1 S: 5	H: 0 LOB: 0 BB: 0 P: 5	R: 2 E: 0 K: 0 S: 7	H: 4 LOB: 2 BB: 0 P: 7	R: 1 E: 0 K: 1 S: 7	H: 2 LOB: 1 BB: 0 P: 7	R: 1 E: 0 K: 0 S: 4	H: 1 LOB: 1 BB: 1 P: 8	R: 0 E: 0 K: 1 S: 6	H: 1 LOB: 2 BB: 1 P: 10	R: 1 E: 1 K: 1 S: 6	H: 1 LOB: 0 BB: 0 P: 6	R: 0 E: 0 K: 0 S: 4	H: 1 LOB: 1 BB: 0 P: 4	R: 0 E: 0 K: 0 S: 4	H: 1 LOB: 1 BB: 0 P: 4		1B: 11 2B: 1 3B: 0 HR: 0	SF: 1 SAC: 4 DP: 0 HBP: 0	WP: 1 PB: 0 SB: 1 CS: 0	PA: 41						
<b>PITCHER</b>	IP	WLS	BF	H	R	ER	SO	BB	IBB	HBP	BLK	WP	HR	S	P	ERA	WHIP										
Don Carman, L ERA: 4.75 (1, 1)	3.2	L	19	7	4	4	2	1	0	0	0	1	0	22	26	9.82	2.182										
Wally Ritchie, L ERA: 3.89 (4, 1)	2.1		11	3	1	0	1	1	0	0	1	0	0	12	16	0.00	1.714										
Michael Jackson, R ERA: 4.21 (7, 1)	2.0		7	1	0	0	1	0	0	0	0	0	0	9	9	0.00	0.500										
Kent Tekulve, R ERA: 3.13 (9, 1)	1.0		4	1	0	0	0	0	0	0	0	0	0	4	4	0.00	1.000										

Batter	1	2	3	4	5	6	7	8	9	AB	R	H	RBI	BB	SO	LOB	BOTTOM										
Juan Samuel, R OBP: 0.351, SLG: 0.513 (1, 4)										4	0	1	0	0	0	0	Los Angeles Dodgers @ Philadelphia Phillies Veterans Stadium, Philadelphia, PA Sun Aug 23 1987, 3:33 AM EDT Att: 36,407 - Unknown										
Greg Gross, L OBP: 0.398, SLG: 0.383 Kent Tekulve, R (1, 7) (9, 1)										3	0	1	0	0	0	1											
Milt Thompson, L OBP: 0.376, SLG: 0.473 (1, 8)										3	0	1	0	1	1												
Mike Schmidt, R OBP: 0.403, SLG: 0.556 (1, 5)										2	1	0	0	1	0	3											
Von Hayes, L OBP: 0.442, SLG: 0.538 (1, 3)										4	0	1	0	0	2	4											
Lance Parrish, R OBP: 0.303, SLG: 0.395 (1, 2)										4	0	1	0	0	1	2											
Glenn Wilson, R OBP: 0.312, SLG: 0.391 (1, 9)										4	0	1	1	0	1	1											
Steve Jeltz, S OBP: 0.309, SLG: 0.276 Darren Daulton, L OBP: 0.289, SLG: 0.321 (1, 6) (9, PH)										3	0	1	0	0	1	2											
Don Carman, L OBP: 0.130, SLG: 0.091 Wally Ritchie, L OBP: 0.250, SLG: 0.250 Michael Jackson, R OBP: 0.188, SLG: 0.133 Jeff Stone, L OBP: 0.350, SLG: 0.379 Ron Roenicke, S OBP: 0.307, SLG: 0.286 (1, 1) (4, 1) (7, 1) (7, 7) (8, PH)										1	0	0	0	0	1	0											
<b>Inning Stats</b>	R: 0 E: 0 K: 1 S: 6	H: 1 LOB: 2 BB: 0 P: 7	R: 0 E: 0 K: 0 S: 3	H: 0 LOB: 0 BB: 0 P: 3	R: 0 E: 0 K: 1 S: 5	H: 0 LOB: 0 BB: 0 P: 5	R: 0 E: 0 K: 1 S: 4	H: 0 LOB: 0 BB: 1 P: 8	R: 0 E: 0 K: 2 S: 8	H: 1 LOB: 1 BB: 0 P: 8	R: 0 E: 0 K: 1 S: 7	H: 2 LOB: 2 BB: 0 P: 7	R: 0 E: 0 K: 1 S: 6	H: 2 LOB: 1 BB: 0 P: 6	R: 0 E: 0 K: 0 S: 3	H: 0 LOB: 0 BB: 0 P: 3		R: 1 E: 0 K: 1 S: 6	H: 1 LOB: 1 BB: 1 P: 10	1B: 4 2B: 4 3B: 0 HR: 0	SF: 0 SAC: 0 DP: 2 HBP: 1	WP: 0 PB: 0 SB: 0 CS: 0	PA: 35				
<b>PITCHER</b>	IP	WLS	BF	H	R	ER	SO	BB	IBB	HBP	BLK	WP	HR	S	P	ERA	WHIP										
Orel Hershiser, R ERA: 2.67 (1, 1)	9.0	W	35	7	1	1	8	2	0	1	0	0	0	48	57	1.00	1.000										

AB 34  
R 5  
H 12  
RBI 5  
BB 2  
SO 4  
LOB 16



AB 32  
R 1  
H 7  
RBI 1  
BB 2  
SO 8  
LOB 18





Batter	1	2	3	4	5	6	7	8	9	AB	R	H	RBI	BB	SO	LOB	TOP										
Glenn Hoffman, R (1, 6) OBP: 0.273, SLG: 0.278			4-3		B1-3					4	0	2	0	0	0	0											
Franklin Stubbs, L (1, 9) OBP: 0.302, SLG: 0.439	F7		6-3					L8		3	0	0	0	0	0	1											
Steve Sax, R (8, PH) OBP: 0.310, SLG: 0.338										1	0	0	0	0	0	1											
Matt Young, L (8, 1)										0	0	0	0	0	0	0											
Pedro Guerrero, R (1, 7) OBP: 0.400, SLG: 0.537	L3		4-0					6-3		2	0	0	0	1	0	1											
Danny Heep, L (6, 7) OBP: 0.215, SLG: 0.213										0	0	0	0	0	0	0											
Tito Landrum, R (9, PH) OBP: 0.300, SLG: 0.264										1	0	0	0	0	0	0											
John Shelby, S (1, 8) OBP: 0.293, SLG: 0.451			2B	5-3				F8		4	0	1	0	0	1	1											
Mickey Hatcher, R (1, 3) OBP: 0.350, SLG: 0.465			5-3							4	0	0	0	0	2	1											
Mike Scioscia, L (1, 2) OBP: 0.350, SLG: 0.389										3	0	1	0	0	0	0											
Phil Garner, R (1, 4) OBP: 0.275, SLG: 0.308										3	0	0	0	0	0	2											
Tracy Woodson, R (1, 5) OBP: 0.281, SLG: 0.317										2	0	0	0	1	0	0											
Shawn Hillegas, R (1, 1)										2	0	0	0	0	1	3											
Ken Landreaux, L (8, PH) OBP: 0.279, SLG: 0.348										1	0	0	0	0	1	0											
<b>Inning Stats</b>	R: 0 E: 0 K: 0 S: 3	H: 1 LOB: 0 BB: 0 P: 3	R: 0 E: 0 K: 0 S: 5	H: 2 LOB: 3 BB: 1 P: 9	R: 0 E: 0 K: 0 S: 3	H: 0 LOB: 1 BB: 1 P: 7	R: 0 E: 0 K: 0 S: 3	H: 0 LOB: 0 BB: 0 P: 3	R: 0 E: 0 K: 1 S: 5	H: 0 LOB: 0 BB: 0 P: 5	R: 0 E: 0 K: 1 S: 5	H: 0 LOB: 0 BB: 0 P: 5	R: 0 E: 0 K: 1 S: 6	H: 1 LOB: 1 BB: 0 P: 6	R: 0 E: 0 K: 1 S: 5	H: 0 LOB: 0 BB: 0 P: 5	1B: 3 2B: 2 3B: 0 HR: 0	SF: 0 SAC: 0 DP: 1 HBP: 0	WP: 0 PB: 0 SB: 0 CS: 0	PA: 32							
<b>PITCHER</b>	IP	WLS	BF	H	R	ER	SO	BB	IBB	HBP	BLK	WP	HR	S	P	ERA	WHIP										
Rick Aguilera, R (1, 1) ERA: 3.56	7.2	W	28	4	0	0	4	1	1	0	0	0	0	34	42	0.00	0.652										
Randy Myers, L (8, 1) ERA: 4.54	0.1		1	0	0	0	0	0	0	0	0	0	0	1	1	0.00	0.000										
Roger McDowell, R (9, 1) ERA: 4.11	1.0	S	3	0	0	0	1	0	0	0	0	0	0	5	5	0.00	0.000										

Los Angeles Dodgers @ New York Mets  
Shea Stadium, Flushing, NY  
Mon Aug 24 1987, 7:05 PM EDT  
Att: 38,377 - Unknown

AB	30
R	0
H	4
RBI	0
BB	2
SO	5
LOB	10



Batter	1	2	3	4	5	6	7	8	9	AB	R	H	RBI	BB	SO	LOB	BOTTOM										
Lenny Dykstra, L (1, 8) OBP: 0.348, SLG: 0.447	F7			SH2-3	G3			G3		4	1	1	0	0	0	1											
Wally Backman, S (1, 4) OBP: 0.297, SLG: 0.268				SH2-3				6-3		2	0	0	0	1	0	0											
Keith Hernandez, L (1, 3) OBP: 0.390, SLG: 0.446										3	0	1	1	1	1	0											
Darryl Strawberry, L (1, 9) OBP: 0.401, SLG: 0.591										2	0	1	0	1	0	0											
Kevin McReynolds, R (1, 7) OBP: 0.329, SLG: 0.504										3	0	0	0	0	0	4											
Gary Carter, R (1, 2) OBP: 0.295, SLG: 0.406										3	0	0	0	0	0	4											
Howard Johnson, S (1, 5) OBP: 0.368, SLG: 0.537										2	0	0	0	1	1	0											
Rafael Santana, R (1, 6) OBP: 0.318, SLG: 0.384										3	0	0	0	0	1	1											
Rick Aguilera, R (1, 1) OBP: 0.217, SLG: 0.227										3	0	0	0	0	3	1											
Randy Myers, L (8, 1) OBP: 0.200, SLG: 0.200										0	0	0	0	0	0	0											
Roger McDowell, R (9, 1) OBP: 0.308, SLG: 0.333										0	0	0	0	0	0	0											
<b>Inning Stats</b>	R: 0 E: 0 K: 1 S: 5	H: 0 LOB: 0 BB: 0 P: 5	R: 0 E: 0 K: 0 S: 3	H: 0 LOB: 0 BB: 0 P: 3	R: 0 E: 0 K: 3 S: 9	H: 0 LOB: 0 BB: 0 P: 9	R: 1 E: 0 K: 0 S: 5	H: 2 LOB: 2 BB: 1 P: 9	R: 0 E: 0 K: 1 S: 3	H: 0 LOB: 1 BB: 1 P: 9	R: 0 E: 0 K: 0 S: 3	H: 1 LOB: 2 BB: 2 P: 11	R: 0 E: 0 K: 1 S: 5	H: 0 LOB: 0 BB: 0 P: 5	R: 0 E: 0 K: 0 S: 3	H: 0 LOB: 0 BB: 0 P: 3	1B: 2 2B: 1 3B: 0 HR: 0	SF: 0 SAC: 1 DP: 0 HBP: 0	WP: 0 PB: 0 SB: 1 CS: 1	PA: 30							
<b>PITCHER</b>	IP	WLS	BF	H	R	ER	SO	BB	IBB	HBP	BLK	WP	HR	S	P	ERA	WHIP										
Shawn Hillegas, R (1, 1) ERA: 3.18	7.0	L	27	3	1	1	6	4	0	0	0	0	0	35	51	1.29	1.000										
Matt Young, L (8, 1) ERA: 4.19	1.0		3	0	0	0	0	0	0	0	0	0	0	3	3	0.00	0.000										

Los Angeles Dodgers @ New York Mets  
Shea Stadium, Flushing, NY  
Mon Aug 24 1987, 7:05 PM EDT  
Att: 38,377 - Unknown

AB	25
R	1
H	3
RBI	1
BB	4
SO	6
LOB	11





Batter	1	2	3	4	5	6	7	8	9	AB	R	H	RBI	BB	SO	LOB	TOP								
Steve Sax, R OBP: 0.309, SLG: 0.335 (1, 4)	G3		4-3					K	FC6-4	4	0	0	0	1	1	2	<b>Los Angeles Dodgers @ New York Mets</b> Shea Stadium, Flushing, NY Tue Aug 25 1987, 7:05 PM EDT Att: 41,286 - Unknown <a href="http://livebaseballscorecards.com">livebaseballscorecards.com</a>								
Franklin Stubbs, L OBP: 0.302, SLG: 0.439 (1, 9) (9, 3)	HR		F8					G3		4	1	1	0	0	0	2									
Pedro Guerrero, R OBP: 0.400, SLG: 0.535 (1, 7)	K		F9					FC6-4	1B	3	0	1	0	0	1	1									
John Shelby, S OBP: 0.292, SLG: 0.456 (1, 8)	HR			E4				FC6-4		4	1	1	2	0	0	2									
Mickey Hatcher, R OBP: 0.345, SLG: 0.458 Tito Landrum, R OBP: 0.300, SLG: 0.264 (1, 3) (9, 9)	6-3			K				F2	G5-6-3	4	0	0	0	0	1	2									
Mike Scioscia, L OBP: 0.347, SLG: 0.385 (1, 2)			F9					5-3	K	4	0	0	0	0	1	1									
Tracy Woodson, R OBP: 0.295, SLG: 0.331 (1, 5)								L6		4	1	3	0	0	0	0									
Glenn Hoffman, R OBP: 0.284, SLG: 0.280 (1, 6)								6-3		3	0	1	0	1	0	1									
Fernando Valenzuela, L OBP: 0.195, SLG: 0.195 (1, 1)			F9					F7	FC6-4	4	0	1	1	0	1	3									
<b>Inning Stats</b>	R: 2 E: 0 K: 1 S: 7	H: 2 LOB: 0 BB: 0 P: 7	R: 0 E: 0 K: 0 S: 4	H: 1 LOB: 1 BB: 0 P: 4	R: 0 E: 0 K: 0 S: 3	H: 0 LOB: 0 BB: 0 P: 3	R: 0 E: 1 K: 1 S: 5	H: 0 LOB: 0 BB: 0 P: 5	R: 0 E: 0 K: 1 S: 5	H: 1 LOB: 2 BB: 2 P: 13	R: 0 E: 0 K: 0 S: 3	H: 0 LOB: 1 BB: 0 P: 4	R: 0 E: 0 K: 0 S: 3	H: 0 LOB: 0 BB: 0 P: 3	R: 0 E: 0 K: 1 S: 6	H: 1 LOB: 1 BB: 0 P: 6	R: 1 E: 0 K: 1 S: 8	H: 3 LOB: 3 BB: 0 P: 8	1B: 6 2B: 1 3B: 0 HR: 1	SF: 0 SAC: 0 DP: 0 HBP: 1	WP: 0 PB: 0 SB: 0 CS: 3	PA: 37			
<b>PITCHER</b>	IP	WLS	BF	H	R	ER	SO	BB	IBB	HBP	BLK	WP	HR	S	P	ERA	WHIP								
David Cone, R ERA: 4.42 (1, 1)	6.0	L	24	4	2	2	3	2	0	1	0	0	1	27	36	3.00	1.000								
Terry Leach, R ERA: 3.29 (7, 1)	3.0		13	4	1	1	2	0	0	0	0	0	0	17	17	3.00	1.333								

Batter	1	2	3	4	5	6	7	8	9	AB	R	H	RBI	BB	SO	LOB	BOTTOM								
Mookie Wilson, S OBP: 0.347, SLG: 0.454 (1, 8)	K		F7						K	5	1	1	0	0	2	0	<b>Los Angeles Dodgers @ New York Mets</b> Shea Stadium, Flushing, NY Tue Aug 25 1987, 7:05 PM EDT Att: 41,286 - Unknown <a href="http://livebaseballscorecards.com">livebaseballscorecards.com</a>								
Tim Lincecum, R OBP: 0.433, SLG: 0.611 (1, 4)	F8		WP					L4-3		3	0	2	1	2	0	0									
Keith Hernandez, L OBP: 0.392, SLG: 0.448 (1, 3)	BB							K		3	0	1	0	2	2	2									
Darryl Strawberry, L OBP: 0.400, SLG: 0.587 (1, 9)	BB							L4-3		3	0	0	0	1	1	5									
Kevin Reynolds, R OBP: 0.328, SLG: 0.501 (1, 7)	BB		F9					E5	SH1-3	3	0	0	0	1	1	5									
Gary Carter, R OBP: 0.295, SLG: 0.404 (1, 2)	F2							SH1-3		2	0	0	0	1	0	6									
Howard Johnson, S OBP: 0.367, SLG: 0.533 (1, 5)			K					G6-4-3	BB	3	0	0	0	1	3	4									
Rafael Santana, R OBP: 0.315, SLG: 0.379 (1, 6)	F8							G6-4-3		4	0	0	0	0	1	3									
David Cone, L (1, 1)								6-3		2	0	0	0	0	2	1									
Bill Almon, R OBP: 0.324, SLG: 0.302 (6, PH)										1	0	0	0	0	1	0									
Terry Leach, R OBP: 0.121, SLG: 0.065 (7, 1)										0	0	0	0	0	0	0									
Lee Mazzilli, S OBP: 0.402, SLG: 0.450 (9, PH)										1	0	0	0	0	0	0									
<b>Inning Stats</b>	R: 0 E: 0 K: 1 S: 6	H: 1 LOB: 3 BB: 2 P: 14	R: 0 E: 0 K: 2 S: 7	H: 0 LOB: 0 BB: 0 P: 7	R: 0 E: 0 K: 1 S: 5	H: 0 LOB: 2 BB: 2 P: 13	R: 0 E: 0 K: 3 S: 9	H: 0 LOB: 1 BB: 1 P: 13	R: 1 E: 1 K: 2 S: 10	H: 2 LOB: 3 BB: 1 P: 14	R: 0 E: 0 K: 1 S: 5	H: 0 LOB: 0 BB: 0 P: 5	R: 0 E: 0 K: 1 S: 5	H: 1 LOB: 0 BB: 0 P: 5	R: 0 E: 1 K: 0 S: 3	H: 0 LOB: 1 BB: 1 P: 7	R: 0 E: 0 K: 2 S: 7	H: 0 LOB: 1 BB: 1 P: 11	1B: 2 2B: 3 3B: 0 HR: 0	SF: 0 SAC: 1 DP: 2 HBP: 0	WP: 2 PB: 0 SB: 0 CS: 0	PA: 39			
<b>PITCHER</b>	IP	WLS	BF	H	R	ER	SO	BB	IBB	HBP	BLK	WP	HR	S	P	ERA	WHIP								
Fernando Valenzuela, L ERA: 4.14 (1, 1)	9.0	W	39	4	1	1	13	8	0	0	0	2	0	57	89	1.00	1.333								





Batter	1	2	3	4	5	6	7	8	9	AB	R	H	RBI	BB	SO	LOB	TOP					
Steve Sax, R OBP: 0.312, SLG: 0.338 (1, 4)										5	0	3	0	0	0	0						
Ken Landreaux, L OBP: 0.273, SLG: 0.339 (1, 7)										4	0	0	0	0	0	3						
Pedro Guerrero, R OBP: 0.403, SLG: 0.538 (1, 3)										3	2	2	0	1	1	1						
John Shelby, S OBP: 0.294, SLG: 0.455 (1, 8)										3	0	1	0	1	1	2						
Franklin Stubbs, L OBP: 0.302, SLG: 0.437 (8, PH)										2	0	0	0	1	1	4						
Tito Landrum, R OBP: 0.297, SLG: 0.261 (8, 9)										1	0	0	0	0	1	2						
Mickey Hatcher, R OBP: 0.340, SLG: 0.451 (8, 1)										4	0	0	1	0	0	3						
Brian Holton, R OBP: 0.200, SLG: 0.200 (8, 1)										0	0	0	0	0	0	0						
Mike Scioscia, L OBP: 0.381 (8, PH)										3	0	0	0	0	0	2						
Alex Trevino, R OBP: 0.295, SLG: 0.387 (8, 2)										1	0	0	0	0	0	2						
Glenn Hoffman, R OBP: 0.271, SLG: 0.266 (1, 6)										4	0	0	0	0	2	0						
Bob Welch, R OBP: 0.206, SLG: 0.152 (7, PH)										2	0	0	0	0	0	0						
Danny Hase, L OBP: 0.273, SLG: 0.210 (7, 1)										1	0	0	0	0	0	0						
Tim Lincecum, L OBP: 0.388, SLG: 0.421 (8, 1)										0	0	0	0	0	0	0						
Rick Honeycutt, L OBP: 0.288, SLG: 0.287 (8, 1)										0	0	0	0	0	0	0						
Tim Crews, R OBP: 0.287 (8, 1)										0	0	0	0	0	0	0						
Matt Young, L OBP: 0.274, SLG: 0.306 (8, 5)										1	0	0	0	0	1	0						
Phil Garner, R OBP: 0.274, SLG: 0.306 (8, 5)										1	0	0	0	0	1	0						
<b>Inning Stats</b>	R: 0 E: 0 K: 3 S: 11	H: 2 LOB: 2 BB: 0 P: 11	R: 0 E: 0 K: 1 S: 5	H: 0 LOB: 0 BB: 0 P: 5	R: 0 E: 0 K: 2 S: 8	H: 1 LOB: 1 BB: 0 P: 8	R: 0 E: 0 K: 0 S: 3	H: 0 LOB: 1 BB: 1 P: 7	R: 0 E: 0 K: 2 S: 8	H: 1 LOB: 1 BB: 0 P: 8	R: 1 E: 0 K: 0 S: 4	H: 1 LOB: 0 BB: 0 P: 8	R: 0 E: 0 K: 0 S: 3	H: 0 LOB: 0 BB: 0 P: 3	R: 1 E: 1 K: 1 S: 7	H: 1 LOB: 2 BB: 1 P: 11	R: 0 E: 0 K: 1 S: 5	H: 0 LOB: 0 BB: 0 P: 5	1B: 5 2B: 1 3B: 0 HR: 0	SF: 0 SAC: 0 DP: 0 HBP: 0	WP: 0 PB: 0 SB: 0 CS: 0	PA: 37
<b>PITCHER</b>	IP WLS BF H R ER SO BB IBB HBP BLK WP HR S P ERA WHIP																					
Ron Darling, R ERA: 4.36 (1, 1)	7.1 W 31 6 2 1 8 3 0 0 0 0 0 0 44 56 1.23 1.227																					
Randy Myers, L ERA: 4.51 (8, 1)	0.1 2 0 0 0 1 0 0 0 0 0 0 0 4 4 0.00 0.000																					
Roger McDowell, R ERA: 4.03 (8, 1)	1.1 S 4 0 0 0 1 0 0 0 0 0 0 0 6 6 0.00 0.000																					

Los Angeles Dodgers @ New York Mets  
Shea Stadium, Flushing, NY  
Wed Aug 26 1987, 7:05 PM EDT  
Att: 39,270 - Unknown

AB 34  
R 2  
H 6  
RBI 1  
BB 3  
SO 10  
LOB 19



Batter	1	2	3	4	5	6	7	8	9	AB	R	H	RBI	BB	SO	LOB	BOTTOM			
Lenny Dykstra, L OBP: 0.348, SLG: 0.445 (8, PH)										2	0	0	0	1	0	0				
Kevin McReynolds, R OBP: 0.350, SLG: 0.501 (9, 7)										0	0	0	0	1	0	0				
Wally Backman, S OBP: 0.294, SLG: 0.265 (8, PH)										3	0	0	0	0	0	1				
Tim Teufel, R OBP: 0.435, SLG: 0.611 (9, 4)										0	0	0	0	1	0	0				
Keith Hernandez, L OBP: 0.393, SLG: 0.455 (1, 3)										4	1	2	1	0	0	3				
Darryl Strawberry, L OBP: 0.398, SLG: 0.583 (1, 9)										3	0	0	0	0	2	0				
Lee Mazzilli, S OBP: 0.408, SLG: 0.456 (8, 1)										3	2	2	0	0	0	0				
Roger McDowell, R OBP: 0.308, SLG: 0.333 (8, 1)										0	0	0	0	0	0	0				
Gary Carter, R OBP: 0.295, SLG: 0.403 (1, 2)										3	0	1	1	0	1	1				
Howard Johnson, S OBP: 0.367, SLG: 0.532 (1, 5)										3	0	1	0	0	2	0				
Rafael Santana, R OBP: 0.315, SLG: 0.377 (1, 6)										2	0	0	0	1	0	0				
Ron Darling, R OBP: 0.167, SLG: 0.224 (8, 1)										2	0	0	0	0	2	1				
Randy Myers, L OBP: 0.200, SLG: 0.200 (8, 7)										0	0	0	0	0	0	0				
Mookie Wilson, S OBP: 0.346, SLG: 0.453 (9, 8)										1	0	0	0	0	0	1				
<b>Inning Stats</b>	R: 0 E: 0 K: 0 S: 3	H: 0 LOB: 0 BB: 0 P: 3	R: 1 E: 0 K: 2 S: 8	H: 2 LOB: 0 BB: 0 P: 8	R: 0 E: 0 K: 1 S: 5	H: 0 LOB: 0 BB: 0 P: 5	R: 0 E: 0 K: 0 S: 3	H: 1 LOB: 0 BB: 0 P: 3	R: 1 E: 0 K: 2 S: 8	H: 2 LOB: 1 BB: 1 P: 12	R: 1 E: 0 K: 1 S: 5	H: 1 LOB: 0 BB: 1 P: 9	R: 0 E: 0 K: 1 S: 5	H: 0 LOB: 0 BB: 0 P: 5	R: 0 E: 1 K: 0 S: 3	H: 0 LOB: 2 BB: 2 P: 11	1B: 5 2B: 0 3B: 0 HR: 1	SF: 0 SAC: 0 DP: 2 HBP: 0	WP: 1 PB: 1 SB: 1 CS: 1	PA: 30
<b>PITCHER</b>	IP WLS BF H R ER SO BB IBB HBP BLK WP HR S P ERA WHIP																			
Bob Welch, R ERA: 3.23 (7, 1)	1.1 5 0 0 0 1 0 0 0 0 0 0 7 7 0.00 0.000																			
Tim Lincecum, L ERA: 5.01 (8, 1)	0.0 1 0 0 0 0 0 0 1 0 0 0 0 4 4 0.00 0.000																			
Rick Honeycutt, L ERA: 4.59 (8, 1)	0.0 1 0 0 0 0 0 0 0 0 0 0 4 4 0.00 0.000																			
Tim Crews, R ERA: 0.56 (8, 1)	0.0 1 0 0 0 0 0 0 0 0 0 0 4 4 0.00 0.000																			
Matt Young, L ERA: 4.19 (8, 1)	0.0 0 0 0 0 0 0 0 0 0 0 0 0 0 0 0 0 0.00 0.000																			

Los Angeles Dodgers @ New York Mets  
Shea Stadium, Flushing, NY  
Wed Aug 26 1987, 7:05 PM EDT  
Att: 39,270 - Unknown

AB 26  
R 3  
H 6  
RBI 2  
BB 4  
SO 7  
LOB 7

















Batter	1	2	3	4	5	6	7	8	9	AB	R	H	RBI	BB	SO	LOB	TOP
Juan Samuel, R (1,4) OBP: 0.345, SLG: 0.502	0-3 K		0-3 K		0-0 CS		0-0 F9			4	0	1	1	0	2	2	Philadelphia Phillies @ Los Angeles Dodgers Dodger Stadium, Los Angeles, CA Mon Aug 31 1987, 7:05 PM PDT Att: 38,104 - Unknown
Milt Thompson, L (1,8) OBP: 0.364, SLG: 0.463	0-0 6-3		0-0 5-3		0-0 F8		0-0 F7			4	0	0	0	0	0	3	
Von Hayes, L (1,3) OBP: 0.435, SLG: 0.519	0-0 BB 1B		0-0 F9		0-0 CS	0-0 4-3		0-0 3-1		4	1	1	0	0	0	0	
Mike Schmidt, R (1,5) OBP: 0.406, SLG: 0.561	4-0 1B BB			0-0 5-3		0-3 K		0-0 HR		3	1	1	1	1	1	0	
Lance Parrish, R (1,2) OBP: 0.312, SLG: 0.398	0-0 1-2 2-H 1B			0-0 FC6-4 1B		4-0 BB		0-3 K		3	0	2	1	1	1	0	
Glenn Wilson, R (1,9) OBP: 0.308, SLG: 0.381	0-3 K			0-0 FC6-4 CS		0-0 F9		0-0 F8		4	0	0	0	0	1	4	
Greg Gross, L (1,7) OBP: 0.393, SLG: 0.377		0-0 F8		0-0 CS	0-0 2B SH1-4 1B		0-0 4-3		0-0 G5-4-3 1B	4	1	2	0	0	0	0	
Steve Jeltz, S (1,6) OBP: 0.321, SLG: 0.293	0-3 K				0-0 SH1-4 1B 2B		0-0 F9 E		0-0 G5-4-3 1-2	4	1	2	0	0	1	1	
Shane Rawley, R (1,1) OBP: 0.183, SLG: 0.214 Steve Bedrosian, R (9,1)	0-3 K				0-0 SH1-4 2-3 3-H		0-0 E4		0-3 K	3	0	0	1	0	2	1	
<b>Inning Stats</b>	R: 1 H: 2 E: 0 LOB: 2 K: 2 BB: 1 S: 9	R: 0 H: 0 E: 0 LOB: 0 K: 0 BB: 0 S: 7	R: 0 H: 0 E: 0 LOB: 0 K: 1 BB: 0 S: 5	R: 0 H: 1 E: 0 LOB: 0 K: 0 BB: 0 S: 3	R: 2 H: 3 E: 0 LOB: 0 K: 0 BB: 0 S: 5	R: 0 H: 0 E: 0 LOB: 1 K: 1 BB: 1 S: 9	R: 0 H: 1 E: 1 LOB: 2 K: 0 BB: 0 S: 5	R: 1 H: 1 E: 0 LOB: 0 K: 1 BB: 0 S: 6	R: 0 H: 1 E: 0 LOB: 0 K: 1 BB: 0 S: 5	1B: 7 2B: 1 3B: 0 HR: 1	SF: 0 SAC: 1 DP: 1 HBP: 0	WP: 0 PB: 0 SB: 0 CS: 2	PA: 38				
<b>PITCHER</b>	IP WLS BF H R ER SO BB IBB HBP BLK WP HR S P ERA WHIP																
Bob Welch, R (1,1) ERA: 3.28	8.0 L 33 8 4 4 7 2 0 0 0 0 0 1 45 53 4.50 1.250																
Brad Havens, L (9,1) ERA: 3.81	1.0 3 1 0 0 1 0 0 0 0 0 0 0 5 5 0.00 1.000																

Batter	1	2	3	4	5	6	7	8	9	AB	R	H	RBI	BB	SO	LOB	BOTTOM
Steve Sax, R (1,4) OBP: 0.315, SLG: 0.342 Phil Garner, R (4, PR) OBP: 0.267, SLG: 0.294	0-3 K			0-0 SH1-3 1B 2B	0-0 L3			0-0 L7		2	0	1	0	0	1	0	Philadelphia Phillies @ Los Angeles Dodgers Dodger Stadium, Los Angeles, CA Mon Aug 31 1987, 7:05 PM PDT Att: 38,104 - Unknown
Glenn Hoffman, R (1,6) OBP: 0.286, SLG: 0.273	0-3 K			0-0 SH1-3			0-0 F3		0-0 5-3	3	0	0	0	0	1	0	
Pedro Guerrero, R (1,3) OBP: 0.397, SLG: 0.527	0-0 L7			0-0 L9			0-0 6-3		0-0 F8	4	0	0	0	0	0	2	
John Shelby, S (1,8) OBP: 0.301, SLG: 0.454		0-0 F8		0-0 1B			0-0 1B		0-0 BB 1B	4	1	3	1	0	0	0	
Mickey Hatcher, R (1,5) OBP: 0.334, SLG: 0.440		0-0 F6		0-0 F2			0-0 L3		4-0 FC4-6 1B BB	3	0	0	0	1	0	3	
Franklin Stubbs, L (1,7) OBP: 0.292, SLG: 0.419 Alex Trevino, R (9, PH) OBP: 0.293, SLG: 0.382		0-0 F8			0-0 F2		0-0 L3		0-0 FC4-6 1-2 2-H 1B	3	0	0	0	0	0	0	
Tito Landrum, R (1,9) OBP: 0.282, SLG: 0.248 Ken Landreaux, L (9, PH) OBP: 0.278, SLG: 0.339			0-0 F3		0-0 L5		0-0 E4		0-0 FC4-6 1-2 2-3 1B	3	0	0	0	0	0	0	
Mike Scioscia, L (1,2) OBP: 0.342, SLG: 0.376			0-0 6-3		0-0 1B		0-0 G4-6-3		4-0 BB	3	0	1	0	1	0	1	
Bob Welch, R (1,1) OBP: 0.208, SLG: 0.162 Craig Shipley, R (9, PH) OBP: 0.250, SLG: 0.292 Brad Havens, L (9,1) OBP: 0.219, SLG: 0.217			0-3 K		0-0 1B		0-0 1-2 1B		0-0 5-3	2	0	1	0	0	1	0	
<b>Inning Stats</b>	R: 0 H: 0 E: 0 LOB: 0 K: 2 BB: 0 S: 7	R: 0 H: 0 E: 0 LOB: 0 K: 0 BB: 0 S: 3	R: 0 H: 0 E: 0 LOB: 0 K: 1 BB: 0 S: 5	R: 1 H: 2 E: 0 LOB: 0 K: 0 BB: 0 S: 5	R: 0 H: 2 E: 0 LOB: 2 K: 0 BB: 0 S: 5	R: 0 H: 1 E: 0 LOB: 1 K: 0 BB: 0 S: 4	R: 0 H: 0 E: 1 LOB: 0 K: 0 BB: 0 S: 3	R: 0 H: 0 E: 0 LOB: 0 K: 0 BB: 0 S: 3	R: 1 H: 2 E: 0 LOB: 2 K: 0 BB: 2 S: 5	1B: 6 2B: 1 3B: 0 HR: 0	SF: 0 SAC: 1 DP: 1 HBP: 0	WP: 0 PB: 0 SB: 0 CS: 0	PA: 36				
<b>PITCHER</b>	IP WLS BF H R ER SO BB IBB HBP BLK WP HR S P ERA WHIP																
Shane Rawley, L (1,1) ERA: 3.76	8.1 W 33 7 2 2 3 1 0 0 0 0 0 0 38 42 2.16 0.960																
Steve Bedrosian, R (9,1) ERA: 2.66	0.2 S 3 0 0 0 0 1 0 0 0 0 0 0 2 6 0.00 1.500																



Batter	1	2	3	4	5	6	7	8	9	AB	R	H	RBI	BB	SO	LOB	TOP					
Juan Samuel, R OBP: 0.344, SLG: 0.505	F4		6-3		L4		F7		HR	5	1	1	2	0	0	1	Philadelphia Phillies @ Los Angeles Dodgers Dodger Stadium, Los Angeles, CA Tue Sep 01 1987, 7:05 PM PDT Att: 23,074 - Unknown					
Milt Thompson, L OBP: 0.363, SLG: 0.460	4-3		6-3			F7 SF8 1B	K		K	5	1	1	0	0	2	1						
Von Hayes, L OBP: 0.436, SLG: 0.519	F8				HR 1B	SF8 F7 1B BB			F9	4	2	2	0	1	0	0						
Mike Schmidt, R OBP: 0.404, SLG: 0.557		F8			F8				F9	5	0	1	1	0	0	3						
Lance Parrish, R OBP: 0.313, SLG: 0.406		F9			HR	1B			F9	3	1	1	2	1	0	0						
Chris James, R OBP: 0.351, SLG: 0.574					F9	IBB			F3	2	0	0	1	1	0	0						
Jeff Stone, L Glenn Wilson, R OBP: 0.309, SLG: 0.385						SF8			F3	3	0	1	1	0	1	1						
Steve Jeltz, S OBP: 0.324, SLG: 0.298									2B	3	1	1	0	1	1	2						
Mike Maddux, L Wally Ritchie, L Keith Hughes, L Michael Jackson, R John Russell, R Jeff Calhoun, L Steve Bedrosian, R			SH3-4						F4	1	0	0	0	0	1	0						
Inning Stats	R: 0 E: 0 K: 0 S: 3	H: 0 LOB: 0 BB: 0 P: 3	R: 0 E: 0 K: 0 S: 3	H: 0 LOB: 1 BB: 1 P: 7	R: 1 E: 0 K: 0 S: 4	H: 1 LOB: 0 BB: 0 P: 4	R: 2 E: 0 K: 1 S: 7	H: 2 LOB: 0 BB: 0 P: 7	R: 0 E: 0 K: 1 S: 5	H: 0 LOB: 2 BB: 2 P: 5	R: 2 E: 0 K: 1 S: 7	H: 2 LOB: 2 BB: 2 P: 15	R: 1 E: 0 K: 1 S: 6	H: 2 LOB: 1 BB: 1 P: 10	R: 0 E: 0 K: 0 S: 4	H: 1 LOB: 2 BB: 1 P: 8		R: 1 E: 0 K: 1 S: 6	H: 1 LOB: 0 BB: 0 P: 6	1B: 5 2B: 2 3B: 0 HR: 2	SF: 1 SAC: 1 DP: 0 HBP: 0	WP: 0 PB: 0 SB: 2 CS: 0
PITCHER	IP	WLS	BF	H	R	ER	SO	BB	IBB	HBP	BLK	WP	HR	S	P	ERA	WHIP					
Tim Leary, R ERA: 4.93	(1, 1)	5.0	L	19	3	3	3	2	1	0	0	0	0	1	22	26	5.40	0.800				
Ron Davis, R ERA: 5.27	(6, 1)	0.2		6	2	2	2	0	1	1	0	0	0	0	4	12	27.00	4.500				
Brian Holton, R ERA: 3.76	(6, 1)	1.1		6	2	1	1	2	1	0	0	0	0	0	9	13	6.75	2.250				
Brad Havens, L ERA: 3.86	(8, 1)	2.0		9	2	1	1	1	0	1	0	0	0	1	10	14	4.50	1.000				

Batter	1	2	3	4	5	6	7	8	9	AB	R	H	RBI	BB	SO	LOB	BOTTOM						
Steve Sax, R OBP: 0.313, SLG: 0.341	5-3		G4-3 1B		E1		K		FC6-4	5	0	1	2	0	1	3	Philadelphia Phillies @ Los Angeles Dodgers Dodger Stadium, Los Angeles, CA Tue Sep 01 1987, 7:05 PM PDT Att: 23,074 - Unknown						
Danny Heep, L OBP: 0.211, SLG: 0.208			G4-3		BLK B5-6-4				CS	3	0	0	0	0	1	3							
Tracy Woodson, R OBP: 0.284, SLG: 0.324	K		G4-3		B5-6-4				CS	1	0	0	0	0	0	0							
John Shelby, S OBP: 0.298, SLG: 0.449	F7				K					4	0	0	0	0	2	2							
Franklin Stubbs, L OBP: 0.289, SLG: 0.414					K					4	0	0	0	0	2	0							
Mickey Hatcher, R OBP: 0.334, SLG: 0.442										3	0	1	0	0	1	0							
Phil Garner, R OBP: 0.271, SLG: 0.303									1B BB 2B	1	1	1	0	0	0	0							
Mike Scioscia, L OBP: 0.344, SLG: 0.376					5-3				BB BB FC6-4 1B	3	1	1	0	1	0	1							
Ralph Bryant, L OBP: 0.333, SLG: 0.419										2	1	1	0	1	0	0							
Alex Trevino, R OBP: 0.291, SLG: 0.379					1B 1B				F3	1	0	0	0	0	0	2							
Glenn Hoffman, R OBP: 0.276, SLG: 0.275					1B E 1B				FC6-4 BB	3	1	1	0	1	0	2							
Inning Stats	R: 0 E: 0 K: 1 S: 5	H: 0 LOB: 0 BB: 0 P: 5	R: 0 E: 0 K: 1 S: 5	H: 0 LOB: 2 BB: 2 P: 13	R: 0 E: 0 K: 0 S: 3	H: 1 LOB: 0 BB: 0 P: 3	R: 0 E: 0 K: 1 S: 6	H: 1 LOB: 1 BB: 0 P: 6	R: 2 E: 1 K: 1 S: 8	H: 3 LOB: 2 BB: 0 P: 8	R: 0 E: 0 K: 1 S: 5	H: 0 LOB: 0 BB: 0 P: 5	R: 1 E: 0 K: 1 S: 6	H: 1 LOB: 0 BB: 0 P: 6	R: 0 E: 0 K: 1 S: 5	H: 0 LOB: 0 BB: 0 P: 5	R: 2 E: 0 K: 0 S: 4	H: 2 LOB: 2 BB: 2 P: 12	1B: 5 2B: 2 3B: 0 HR: 1	SF: 0 SAC: 0 DP: 2 HBP: 0	WP: 0 PB: 0 SB: 0 CS: 1	PA: 38	
PITCHER	IP	WLS	BF	H	R	ER	SO	BB	IBB	HBP	BLK	WP	HR	S	P	ERA	WHIP						
Mike Maddux, R ERA: 1.64	(1, 1)	4.0		19	5	2	2	3	2	0	0	0	0	1	0	23	31	4.50	1.750				
Wally Ritchie, L ERA: 3.07	(5, 1)	2.0	W	5	0	0	0	2	0	0	0	0	0	1	0	9	9	0.00	0.000				
Michael Jackson, R ERA: 4.29	(7, 1)	1.0		4	1	1	1	1	0	0	0	0	0	0	1	6	6	9.00	1.000				
Jeff Calhoun, L ERA: 2.05	(8, 1)	1.0		5	2	2	2	1	0	0	0	0	0	0	7	7	18.00	2.000					
Steve Bedrosian, R ERA: 2.63	(9, 1)	1.0	S	4	0	0	0	0	2	0	0	0	0	0	2	10	0.00	2.000					













Batter	1	2	3	4	5	6	7	8	9	AB	R	H	RBI	BB	SO	LOB	TOP					
Mookie Wilson, S (1, 8) OBP: 0.360, SLG: 0.463	F3		WP 1B	FC6 BB			5-3		1B	4	1	2	0	1	0	0	<b>New York Mets @ Los Angeles Dodgers</b> Dodger Stadium, Los Angeles, CA Sat Sep 05 1987, 7:05 PM PDT Att: 35,357 - Unknown					
Tim Lincecum, R (1, 4) OBP: 0.426, SLG: 0.589	K		F6	FC6			G3 1B		L5	5	0	1	0	0	1	3						
Keith Hernandez, L (1, 3) OBP: 0.386, SLG: 0.459	K		HR 1B				G3			4	1	1	1	0	1	1						
Darryl Strawberry, L (1, 9) OBP: 0.393, SLG: 0.565		HR	F9				3-1			4	1	1	1	0	0	2						
Kevin McReynolds, R (1, 7) OBP: 0.324, SLG: 0.494		4-3	HR				1B		F8	4	1	2	2	0	0	0						
Gary Carter, R (1, 2) OBP: 0.295, SLG: 0.405		1B BB					F9		K	2	0	0	0	2	1	1						
Howard Johnson, S (1, 5) OBP: 0.375, SLG: 0.546		F7 BB	F8				K		4-3	4	0	0	0	0	1	2						
Rafael Santana, R (1, 6) OBP: 0.305, SLG: 0.368		FC4-6 1B					F2		6-3	4	0	1	0	0	0	0						
Ron Darling, R (1, 1) OBP: 0.154, SLG: 0.206		FC4-6					5-3		G3	3	0	0	0	0	1	2						
Bill Almon, R (9, PH) OBP: 0.315, SLG: 0.292										1	0	0	0	0	0	0						
Roger McDowell, R (9, 1) OBP: 0.308, SLG: 0.333										0	0	0	0	0	0	0						
<b>Inning Stats</b>	R: 0 E: 0 K: 2 S: 7	H: 0 LOB: 0 BB: 0 P: 7	R: 1 E: 0 K: 0 S: 5	H: 2 LOB: 2 BB: 1 P: 9	R: 3 E: 0 K: 0 S: 6	H: 3 LOB: 1 BB: 1 P: 10	R: 0 E: 0 K: 1 S: 5	H: 0 LOB: 1 BB: 0 P: 9	R: 0 E: 0 K: 0 S: 4	H: 1 LOB: 1 BB: 0 P: 4	R: 0 E: 0 K: 1 S: 4	H: 1 LOB: 1 BB: 0 P: 4	R: 0 E: 0 K: 1 S: 5	H: 0 LOB: 0 BB: 0 P: 5	R: 0 E: 0 K: 1 S: 4	H: 1 LOB: 1 BB: 0 P: 4	R: 0 E: 0 K: 0 S: 4	H: 1 LOB: 1 BB: 0 P: 4	1B: 6 2B: 0 3B: 0 HR: 2	SF: 0 SAC: 0 DP: 0 HBP: 0	WP: 1 PB: 0 SB: 0 CS: 0	PA: 38
<b>PITCHER</b> Fernando Valenzuela, L (1, 1) ERA: 4.19	IP: 9.0 WLS: L BF: 38 H: 8 R: 4 ER: 4 SO: 5 BB: 3 IBB: 0 HBP: 0 BLK: 0 WP: 1 HR: 2 S: 45 P: 57 ERA: 4.00 WHIP: 1.222															<b>PITCHER</b>						

Batter	1	2	3	4	5	6	7	8	9	AB	R	H	RBI	BB	SO	LOB	BOTTOM					
Steve Sax, R (1, 4) OBP: 0.312, SLG: 0.344	F9 1B		6-3					HR		4	2	2	1	0	1	0	<b>New York Mets @ Los Angeles Dodgers</b> Dodger Stadium, Los Angeles, CA Sat Sep 05 1987, 7:05 PM PDT Att: 35,357 - Unknown					
Franklin Stubbs, L (1, 7) OBP: 0.282, SLG: 0.404	F9		K				K		K	4	0	0	0	0	3	1						
Pedro Guerrero, R (1, 3) OBP: 0.402, SLG: 0.532	FC6-4 1B		6-3				6-3		F9	4	0	1	1	0	0	0						
Mike Marshall, R (1, 9) OBP: 0.322, SLG: 0.472	FC6-4						F6		F9	4	0	0	0	0	0	1						
John Shelby, S (1, 8) OBP: 0.294, SLG: 0.441	K						K		4-3	4	0	0	0	0	3	1						
Mike Scioscia, L (1, 2) OBP: 0.342, SLG: 0.370		6-3					6-3			2	0	0	0	1	0	0						
Glenn Hoffman, R (1, 6) OBP: 0.278, SLG: 0.277		5-3					F2			3	0	0	0	0	0	1						
Dave Anderson, R (1, 5) OBP: 0.308, SLG: 0.329									G3	2	0	0	0	0	2	0						
Danny Heep, L (9, PH) OBP: 0.203, SLG: 0.200										1	0	0	0	0	0	0						
Phil Garner, R (9, 5) OBP: 0.270, SLG: 0.302										0	0	0	0	0	0	0						
Fernando Valenzuela, L (1, 1) OBP: 0.156, SLG: 0.195									G3	3	1	1	1	0	1	0						
<b>Inning Stats</b>	R: 1 E: 0 K: 1 S: 7	H: 2 LOB: 1 BB: 0 P: 7	R: 0 E: 0 K: 1 S: 5	H: 0 LOB: 0 BB: 0 P: 5	R: 1 E: 0 K: 1 S: 6	H: 1 LOB: 0 BB: 0 P: 6	R: 0 E: 0 K: 1 S: 5	H: 0 LOB: 1 BB: 1 P: 9	R: 0 E: 0 K: 3 S: 9	H: 0 LOB: 0 BB: 0 P: 9	R: 0 E: 0 K: 1 S: 5	H: 0 LOB: 0 BB: 0 P: 5	R: 0 E: 0 K: 1 S: 5	H: 0 LOB: 0 BB: 0 P: 5	R: 1 E: 0 K: 1 S: 6	H: 1 LOB: 0 BB: 0 P: 6	R: 0 E: 0 K: 0 S: 3	H: 0 LOB: 0 BB: 0 P: 3	1B: 2 2B: 0 3B: 0 HR: 2	SF: 0 SAC: 0 DP: 0 HBP: 0	WP: 0 PB: 0 SB: 1 CS: 0	PA: 32
<b>PITCHER</b> Ron Darling, R (1, 1) ERA: 4.37	IP: 1.0 WLS: S BF: 3 H: 4 R: 3 ER: 3 SO: 0 BB: 1 IBB: 0 HBP: 0 BLK: 0 WP: 0 HR: 2 S: 48 P: 52 ERA: 3.38 WHIP: 0.625															<b>PITCHER</b>						
Roger McDowell, R (9, 1) ERA: 3.89	IP: 1.0 WLS: S BF: 3 H: 0 R: 0 ER: 0 SO: 0 BB: 0 IBB: 0 HBP: 0 BLK: 0 WP: 0 HR: 3 S: 3 P: 3 ERA: 0.00 WHIP: 0.000															<b>PITCHER</b>						



Batter	1	2	3	4	5	6	7	8	9	10	11	12	13	14	15	16	AB	R	H	RBI	BB	SO	LOB	TOP														
Lenny Dykstra, L OBP: 0.344, SLG: 0.439 Roger McDowell, R OBP: 0.308, SLG: 0.333 Jesse Orosco, R (10, 1) Gary Carter, R OBP: 0.295, SLG: 0.404 (12, 2)																	5	0	0	0	0	3	4															
Wally Beckman, S OBP: 0.275, SLG: 0.363 Tim Lincecum, R OBP: 0.312, SLG: 0.404 Doug Sisk, R OBP: 0.285, SLG: 0.388 Gregg Jefferies, S OBP: 0.285, SLG: 0.388 (14, 1)																	4	0	2	0	0	1	0															
Keith Hernandez, L OBP: 0.389, SLG: 0.458 (1, 3)																	5	0	2	0	3	1	2															
Darryl Strawberry, L OBP: 0.389, SLG: 0.567 (1, 9)																	8	0	1	0	0	0	7															
Kevin Reynolds, R OBP: 0.322, SLG: 0.489 (1, 7)																	7	1	1	0	0	0	5															
Howard Johnson, S OBP: 0.373, SLG: 0.541 (1, 6)																	6	1	1	0	1	1	2															
Dave Magadan, L OBP: 0.309, SLG: 0.446 Keith Miller, R OBP: 0.305, SLG: 0.512 Rafael Santana, R OBP: 0.305, SLG: 0.368 (9, PR)																	4	0	2	0	0	0	0															
Barry Lyons, R OBP: 0.289, SLG: 0.349 Bill Almon, R OBP: 0.320, SLG: 0.299 (12, PR)																	5	0	2	2	0	0	1															
David Cone, L OBP: 0.097, SLG: 0.091 Lee Mazzilli, S OBP: 0.390, SLG: 0.425 Terry Leach, R OBP: 0.118, SLG: 0.063 Mookie Wilson, S OBP: 0.358, SLG: 0.461 (9, PH)																	2	0	0	0	0	1	0															
<b>Inning Stats</b>	R: 0 E: 1 K: 1 S: 6	H: 0 LOB: 2 BB: 1 P: 10	R: 0 E: 0 K: 0 S: 3	H: 0 LOB: 0 BB: 0 P: 3	R: 0 E: 0 K: 2 S: 7	H: 0 LOB: 0 BB: 0 P: 7	R: 0 E: 0 K: 0 S: 4	H: 1 LOB: 1 BB: 0 P: 4	R: 0 E: 0 K: 1 S: 5	H: 0 LOB: 0 BB: 0 P: 5	R: 0 E: 0 K: 1 S: 8	H: 3 LOB: 2 BB: 0 P: 6	R: 0 E: 0 K: 0 S: 3	H: 0 LOB: 0 BB: 0 P: 3	R: 0 E: 0 K: 2 S: 6	H: 1 LOB: 2 BB: 0 P: 8	R: 0 E: 0 K: 0 S: 5	H: 2 LOB: 3 BB: 1 P: 9	R: 0 E: 0 K: 0 S: 4	H: 1 LOB: 2 BB: 0 P: 8	R: 0 E: 0 K: 1 S: 5	H: 2 LOB: 2 BB: 0 P: 5	R: 0 E: 0 K: 1 S: 5	H: 1 LOB: 1 BB: 1 P: 9	1B: 15 2B: 0 3B: 0 HR: 0	SF: 0 SAC: 0 DP: 0 HBP: 0	WP: 0 PB: 0 SB: 2 CS: 0	PA: 67										
<b>PITCHER</b>	IP 6.1	WLS 26	BF 5	R 1	ER 1	SO 4	BB 1	IBB 0	HBP 0	BLK 0	WP 0	HR 0	S 33	P 37	ERA 1.42	WHIP 0.947																						
Bob Welch, R ERA: 3.23 Tim Crews, R ERA: 1.21 Brad Havens, L ERA: 3.52 Alejandro Pena, R ERA: 4.28 Brian Holton, R ERA: 3.86											Tim Belcher, R ERA: 15.1	IP 2.0	WLS 9	BF 2	H 2	R 0	ER 0	SO 3	BB 1	IBB 0	HBP 0	BLK 0	WP 0	HR 0	S 10	P 14	ERA 0.00	WHIP 1.500										

New York Mets @ Los Angeles Dodgers  
Dodger Stadium, Los Angeles, CA  
Sun Sep 06 1987, 3:33 AM PDT  
Att. 29,600 - Unknown

AB 63  
R 15  
H 2  
RBI 2  
BB 4  
SO 10  
LOB 35

Batter	1	2	3	4	5	6	7	8	9	10	11	12	13	14	15	16	AB	R	H	RBI	BB	SO	LOB	BOTTOM														
Steve Sax, R OBP: 0.312, SLG: 0.342 (1, 4)																	6	0	1	0	1	2	3															
Mike Scioscia, L OBP: 0.323, SLG: 0.348 Tim Lincecum, R OBP: 0.312, SLG: 0.404 Alex Rodriguez, R OBP: 0.323, SLG: 0.404 Tracy Woodson, R OBP: 0.323, SLG: 0.404 Chris Young, R OBP: 0.323, SLG: 0.404 Tim Belcher, R ERA: 15.1																	2	1	0	0	2	0	1															
Pedro Guerrero, R OBP: 0.401, SLG: 0.536 Franklin Stubbs, L OBP: 0.282, SLG: 0.404 Alex Trevino, R OBP: 0.277, SLG: 0.359 (11, 2)																	4	1	1	1	0	0	2															
Mike Marshall, R OBP: 0.318, SLG: 0.465 (1, 9)																	7	0	1	0	0	1	1															
John Shelby, S OBP: 0.292, SLG: 0.437 (1, 8)																	6	0	1	1	0	0	0															
Glenn Hoffman, R OBP: 0.279, SLG: 0.279 (7, 1) Ralph Bryant, L OBP: 0.342, SLG: 0.424 (9, PH) Brad Havens, L (10, 1) Danny Heep, L OBP: 0.207, SLG: 0.195 (11, 3)																	3	0	1	0	0	0	0															
Dave Anderson, R OBP: 0.305, SLG: 0.325 (11, 6)																	6	0	1	0	0	4	3															
Mike Devereaux, R OBP: 0.357, SLG: 0.308 (1, 7)																	7	0	3	0	0	2	0															
Bob Welch, R OBP: 0.303, SLG: 0.157 (1, 1) Craig Shipley, R OBP: 0.245, SLG: 0.280 (7, 6) Ken Landreaux, L OBP: 0.279, SLG: 0.339 (10, PH) Phil Garner, R OBP: 0.274, SLG: 0.305 (11, 5)																	2	0	0	0	0	1	0															
<b>Inning Stats</b>	R: 0 E: 0 K: 1 S: 5	H: 0 LOB: 1 BB: 1 P: 9	R: 0 E: 0 K: 1 S: 5	H: 0 LOB: 0 BB: 0 P: 5	R: 0 E: 0 K: 1 S: 7	H: 2 LOB: 2 BB: 1 P: 11	R: 0 E: 0 K: 0 S: 4	H: 1 LOB: 1 BB: 0 P: 4	R: 1 E: 0 K: 0 S: 4	H: 1 LOB: 0 BB: 0 P: 4	R: 0 E: 0 K: 2 S: 7	H: 0 LOB: 0 BB: 0 P: 7	R: 0 E: 0 K: 0 S: 3	H: 0 LOB: 0 BB: 0 P: 3	R: 0 E: 0 K: 1 S: 7	H: 2 LOB: 3 BB: 1 P: 11	R: 0 E: 0 K: 1 S: 6	H: 1 LOB: 1 BB: 0 P: 6	R: 0 E: 1 K: 1 S: 6	H: 0 LOB: 3 BB: 1 P: 10	R: 0 E: 0 K: 0 S: 3	H: 0 LOB: 0 BB: 0 P: 3	R: 0 E: 0 K: 2 S: 9	H: 2 LOB: 2 BB: 0 P: 9	R: 0 E: 0 K: 1 S: 5	H: 0 LOB: 0 BB: 0 P: 5	R: 1 E: 0 K: 0 S: 2	H: 1 LOB: 1 BB: 1 P: 6	1B: 9 2B: 0 3B: 0 HR: 1	SF: 1 SAC: 3 DP: 1 HBP: 0	WP: 0 PB: 0 SB: 2 CS: 0	PA: 62						
<b>PITCHER</b>	IP 6.0	WLS 6	BF 24	H 4	R 2	ER 2	SO 4	BB 2	IBB 0	HBP 0	BLK 0	WP 0	HR 1	S 30	P 38	ERA 3.00	WHIP 1.000																					
David Cone, R ERA: 3.88 Terry Leach, R ERA: 3.36 Roger McDowell, R ERA: 3.84 Jesse Orosco, L ERA: 4.79 Doug Sisk, R ERA: 3.59											Randy Myers, L ERA: 4.16	IP 2.1	WLS 1	BF 11	H 3	R 1	ER 0	SO 3	BB 1	IBB 0	HBP 0	BLK 0	WP 0	HR 0	S 16	P 20	ERA 0.00	WHIP 1.714										

New York Mets @ Los Angeles Dodgers  
Dodger Stadium, Los Angeles, CA  
Sun Sep 06 1987, 3:33 AM PDT  
Att. 29,600 - Unknown

AB 53  
R 3  
H 10  
RBI 2  
BB 5  
SO 12  
LOB 23







Batter	1	2	3	4	5	6	7	8	9	AB	R	H	RBI	BB	SO	LOB	TOP																	
Steve Sax, R (1,4) OBP: 0.314, SLG: 0.347										4	2	3	0	0	1	0	<b>Los Angeles Dodgers @ Cincinnati Reds</b> Riverfront Stadium, Cincinnati, OH Tue Sep 08 1987, 7:05 PM EDT Att: 14,759 - Unknown																	
Franklin Stubbs, L (1,7) OBP: 0.284, SLG: 0.410 Mike Devereaux, R (8,PH) OBP: 0.238, SLG: 0.200										4	1	2	3	0	0	2																		
Pedro Guerrero, R (1,3) OBP: 0.404, SLG: 0.538									5	1	2	1	0	0	1																			
Mike Marshall, R (1,9) OBP: 0.312, SLG: 0.455									5	0	1	0	0	0	3																			
John Shelby, S (1,8) OBP: 0.292, SLG: 0.434										4	0	1	1	1	1																			
Mike Scioscia, L (1,2) OBP: 0.344, SLG: 0.364										3	0	1	0	1	1																			
Glenn Hoffman, R (1,6) OBP: 0.277, SLG: 0.270										4	0	0	0	1	5																			
Dave Anderson, R (1,5) OBP: 0.307, SLG: 0.325 Danny Heep, L (7,PH) OBP: 0.214, SLG: 0.192 Phil Garner, R (7,5) OBP: 0.272, SLG: 0.303										3	0	0	0	0	1	0																		
Orel Hershiser, R (1,1) OBP: 0.241, SLG: 0.286 Alejandro Pena, R (8,1) OBP: 0.083, SLG: 0.083										0	0	0	0	0	0	0																		
<b>Inning Stats</b>	R: 0 E: 0 K: 0 S: 4	H: 2 LOB: 1 BB: 0 P: 4	R: 0 E: 0 K: 2 S: 7	H: 0 LOB: 0 BB: 0 P: 7	R: 4 E: 1 K: 1 S: 10	H: 4 LOB: 2 BB: 1 P: 14	R: 0 E: 0 K: 0 S: 3	H: 0 LOB: 1 BB: 0 P: 4	R: 0 E: 0 K: 0 S: 4	H: 1 LOB: 2 BB: 0 P: 8	R: 1 E: 0 K: 0 S: 5	H: 2 LOB: 1 BB: 0 P: 5	R: 0 E: 0 K: 0 S: 4	H: 1 LOB: 3 BB: 2 P: 12	R: 0 E: 0 K: 1 S: 5	H: 0 LOB: 0 BB: 0 P: 5		R: 0 E: 0 K: 1 S: 5	H: 0 LOB: 1 BB: 0 P: 6	1B: 6 2B: 2 3B: 2 HR: 0	SF: 0 SAC: 0 DP: 1 HBP: 2	WP: 0 PB: 0 CS: 4 SB: 0	PA: 43											
<b>PITCHER</b>	IP WLS BF H R ER SO BB IBB HBP BLK WP HR S P ERA WHIP	IP WLS BF H R ER SO BB IBB HBP BLK WP HR S P ERA WHIP																																
Ron Robinson, R (1,1) ERA: 3.83	6.2	L	34	10	5	3	3	2	1	1	0	0	0	0	36	49	4.05	1.800																
Jeff Montgomery, R (7,1) ERA: 7.43	0.1		2	0	0	0	0	1	0	0	0	0	0	0	1	5	0.00	3.000																
Pat Perry, L (8,1) ERA: 4.16	2.0	S	7	0	0	0	2	0	0	1	0	0	0	0	10	11	0.00	0.000																

Batter	1	2	3	4	5	6	7	8	9	AB	R	H	RBI	BB	SO	LOB	BOTTOM																
Leo Garcia, L (1,8) OBP: 0.258, SLG: 0.185										5	0	0	0	0	1	3	<b>Los Angeles Dodgers @ Cincinnati Reds</b> Riverfront Stadium, Cincinnati, OH Tue Sep 08 1987, 7:05 PM EDT Att: 14,759 - Unknown																
Jeff Treadway, L (1,4) OBP: 0.273, SLG: 0.318										5	1	2	1	0	1	1																	
Kal Daniels, L (1,7) OBP: 0.437, SLG: 0.632										4	1	2	2	0	1	2																	
Paul O'Neill, L (1,9) OBP: 0.321, SLG: 0.504										3	0	0	0	1	0	0																	
Buddy Bell, R (1,5) OBP: 0.366, SLG: 0.406										2	0	0	0	1	0	0																	
Bo Diaz, R (1,2) OBP: 0.304, SLG: 0.430										4	0	0	0	0	1	3																	
Terry Francona, L (1,3) OBP: 0.260, SLG: 0.295										4	0	2	0	0	0	2																	
Barry Larkin, R (1,6) OBP: 0.300, SLG: 0.354										3	1	1	0	1	1	2																	
Ron Robinson, R (1,1) OBP: 0.167, SLG: 0.172 Jeff Montgomery, R (7,1) OBP: 0.351, SLG: 0.314 Pat Perry, L (8,1) OBP: 0.143, SLG: 0.143 Kurt Stillwell, S (8,PH) OBP: 0.310, SLG: 0.365										2	0	0	0	0	0	3																	
<b>Inning Stats</b>	R: 2 E: 0 K: 0 S: 5	H: 2 LOB: 0 BB: 0 P: 5	R: 0 E: 0 K: 0 S: 3	H: 0 LOB: 1 BB: 1 P: 7	R: 0 E: 0 K: 0 S: 3	H: 0 LOB: 0 BB: 0 P: 3	R: 0 E: 0 K: 0 S: 3	H: 0 LOB: 0 BB: 0 P: 3	R: 1 E: 0 K: 1 S: 8	H: 3 LOB: 2 BB: 0 P: 8	R: 0 E: 0 K: 0 S: 4	H: 1 LOB: 2 BB: 1 P: 8	R: 0 E: 0 K: 1 S: 6	H: 0 LOB: 0 BB: 0 P: 3	R: 0 E: 0 K: 1 S: 6	H: 1 LOB: 2 BB: 1 P: 10		R: 0 E: 0 K: 3 S: 10	H: 1 LOB: 1 BB: 0 P: 10	1B: 7 2B: 0 3B: 0 HR: 1	SF: 0 SAC: 1 DP: 0 HBP: 0	WP: 0 PB: 0 CS: 0	PA: 38										
<b>PITCHER</b>	IP WLS BF H R ER SO BB IBB HBP BLK WP HR S P ERA WHIP	IP WLS BF H R ER SO BB IBB HBP BLK WP HR S P ERA WHIP																															
Orel Hershiser, R (1,1) ERA: 2.71	7.0	W	31	7	3	3	1	3	0	0	0	0	0	30	42	3.86	1.429																
Alejandro Pena, R (8,1) ERA: 4.16	2.0	S	7	1	0	0	4	0	0	0	0	0	0	15	15	0.00	0.500																






Batter	1	2	3	4	5	6	7	8	9	AB	R	H	RBI	BB	SO	LOB	TOP		
Steve Sax, R OBP: 0.314, SLG: 0.348 (1, 4)	G3			6-3		1-3 2B		4-3		4	0	1	0	0	0	0			
Glenn Hoffman, R OBP: 0.298, SLG: 0.261 (1, 6)	F8			5-3		K			G3	4	0	0	0	0	1	2			
Pedro Guerrero, R OBP: 0.403, SLG: 0.535 (1, 3)	F9			F7					F3	3	0	0	0	1	0	0			
Mike Marshall, R OBP: 0.308, SLG: 0.450 (1, 9)			K		K	F9			F9	4	0	0	0	0	2	3			
John Shelby, S OBP: 0.290, SLG: 0.431 (1, 8)			F7		K				5-3	3	0	0	0	0	1	0			
Mike Scioscia, L OBP: 0.342, SLG: 0.362 (1, 2)			K		F9				F7	3	0	0	0	0	1	0			
Mike Devereaux, R OBP: 0.250, SLG: 0.261 (1, 7)				K					G1-4-3	3	1	1	0	0	1	0			
Dave Anderson, R OBP: 0.304, SLG: 0.322 (1, 5)				F7		6-3			4-3	3	0	0	0	0	0	0			
Tim Belcher, R Tito Landrum, R Brian Holton, R Brad Havens, L Phil Gamer, R Ron Davis, R (1, 1) (6, Ph) (6, 1) (7, 1) (8, Ph) (8, 1)				K		2B BB			K	1	0	0	0	0	1	0			
<b>Inning Stats</b>	R: 0 E: 0 K: 0 S: 3	H: 0 LOB: 0 BB: 0 P: 3	R: 0 E: 0 K: 2 S: 7	H: 0 LOB: 0 BB: 0 P: 7	R: 0 E: 0 K: 2 S: 7	H: 0 LOB: 0 BB: 0 P: 7	R: 0 E: 0 K: 0 S: 3	H: 0 LOB: 0 BB: 0 P: 3	R: 0 E: 0 K: 2 S: 7	H: 2 LOB: 3 BB: 2 P: 15	R: 0 E: 0 K: 0 S: 3	H: 0 LOB: 0 BB: 0 P: 3	R: 0 E: 0 K: 1 S: 5	H: 0 LOB: 0 BB: 0 P: 5	R: 0 E: 0 K: 0 S: 3	H: 0 LOB: 0 BB: 0 P: 3	1B: 0 2B: 2 3B: 0 HR: 0	SF: 0 SAC: 0 DP: 0 HBP: 0	WP: 0 PA: 31 PB: 0 SB: 0 CS: 0
<b>PITCHER</b> Tom Browning, L ERA: 5.63 (1, 1)	IP: 9.0 WLS: W BF: 31 H: 2 R: 1 ER: 1 SO: 8 BB: 1 IBB: 1 HBP: 0 BLK: 0 WP: 0 HR: 0 S: 45 P: 53 ERA: 1.00 WHIP: 0.333															<b>PITCHER</b> IP: 9.0 WLS: W BF: 31 H: 2 R: 1 ER: 1 SO: 8 BB: 1 IBB: 1 HBP: 0 BLK: 0 WP: 0 HR: 0 S: 45 P: 53 ERA: 1.00 WHIP: 0.333			

Los Angeles Dodgers @ Cincinnati Reds  
Riverfront Stadium, Cincinnati, OH  
Wed Sep 09 1987, 7:05 PM EDT  
Att: 16,255 - Unknown


AB	29
R	1
H	2
RBI	0
BB	2
SO	8
LOB	5




Batter	1	2	3	4	5	6	7	8	9	AB	R	H	RBI	BB	SO	LOB	BOTTOM		
Tracy Jones, R OBP: 0.340, SLG: 0.444 (1, 7)	G3		1-3		3-H 1B					4	0	1	1	0	1	0			
Jeff Treadway, L OBP: 0.298, SLG: 0.346 (1, 4)	F7				4-3				5-3	4	0	1	0	0	0	0			
Paul O'Neill, L OBP: 0.326, SLG: 0.512 (1, 8) (6, 9)	K		P5			1-3 1B				4	1	2	0	0	1	1			
Dave Parker, L OBP: 0.310, SLG: 0.427 Leo Garcia, L OBP: 0.298, SLG: 0.185 (1, 9) (8, 8)			1B		1B	1-3			K	4	0	2	0	0	1	2			
Buddy Bell, R OBP: 0.369, SLG: 0.408 (1, 5)			1B		6-3	2B SF8 1B			2B G1-2-3 BB	3	1	2	1	1	0	1			
Nick Esasky, R OBP: 0.316, SLG: 0.520 (1, 3)			K		P4	SF8 2B			2B	4	0	2	0	0	1	2			
Terry McGriff, R OBP: 0.314, SLG: 0.441 (1, 2)			F7		2B	2B			5-3	4	1	2	0	0	0	4			
Barry Larkin, R OBP: 0.302, SLG: 0.358 (1, 6)			F9		SH1-4 2H 1B	2B			IBB	2	1	1	2	1	0	2			
Tom Browning, L OBP: 0.186, SLG: 0.150 (1, 1)			G3		SH1-4 2-3	1-3			G1-2-3	3	0	0	0	0	0	5			
<b>Inning Stats</b>	R: 0 E: 0 K: 1 S: 5	H: 2 LOB: 2 BB: 0 P: 5	R: 0 E: 0 K: 1 S: 7	H: 1 LOB: 1 BB: 0 P: 4	R: 0 E: 0 K: 0 S: 3	H: 1 LOB: 0 BB: 0 P: 3	R: 2 E: 0 K: 0 S: 5	H: 3 LOB: 0 BB: 0 P: 5	R: 2 E: 0 K: 0 S: 7	H: 4 LOB: 2 BB: 0 P: 7	R: 0 E: 0 K: 2 S: 8	H: 1 LOB: 1 BB: 0 P: 8	R: 0 E: 0 K: 0 S: 3	H: 1 LOB: 2 BB: 2 P: 11	R: 0 E: 0 K: 0 S: 3	H: 1 LOB: 2 BB: 2 P: 11	1B: 7 2B: 6 3B: 0 HR: 0	SF: 1 SAC: 1 DP: 1 HBP: 0	WP: 0 PA: 36 PB: 0 SB: 0 CS: 1
<b>PITCHER</b> Tim Belcher, R ERA: 2.57 Brian Holton, R ERA: 3.92 Brad Havens, L ERA: 3.38 Ron Davis, R ERA: 6.29 (1, 1) (6, 1) (7, 1) (8, 1)	IP: 5.0 WLS: L BF: 20 H: 7 R: 2 ER: 2 SO: 2 BB: 0 IBB: 0 HBP: 0 BLK: 0 WP: 0 HR: 0 S: 24 P: 24 ERA: 3.60 WHIP: 1.400															<b>PITCHER</b> IP: 5.0 WLS: L BF: 20 H: 7 R: 2 ER: 2 SO: 2 BB: 0 IBB: 0 HBP: 0 BLK: 0 WP: 0 HR: 0 S: 24 P: 24 ERA: 3.60 WHIP: 1.400			

Los Angeles Dodgers @ Cincinnati Reds  
Riverfront Stadium, Cincinnati, OH  
Wed Sep 09 1987, 7:05 PM EDT  
Att: 16,255 - Unknown

AB	32
R	4
H	13
RBI	4
BB	2
SO	4
LOB	17





Batter	1	2	3	4	5	6	7	8	9	AB	R	H	RBI	BB	SO	LOB	TOP										
Steve Sax, R OBP: 0.313, SLG: 0.347 (1, 4)	5-3	5-3		6-3		1B	4-3			5	1	1	0	0	0	2	<b>Los Angeles Dodgers @ Atlanta Braves</b> Atlanta-Fulton County Stadium, Atlanta, GA Fri Sep 11 1987, 7:05 PM EDT Att: 11,252 - Unknown										
Mike Scioscia, L OBP: 0.342, SLG: 0.360 (1, 2)	F7	4-3		1B		1B	5-3			4	1	1	0	1	0	2											
Pedro Guerrero, R OBP: 0.408, SLG: 0.537 (1, 3)	BLK			1B		1B				2	2	2	0	2	0	0											
Mike Marshall, R OBP: 0.313, SLG: 0.452 (1, 9)	1B			G6-4-3		1B				5	0	3	3	0	0	2											
John Shelby, S OBP: 0.289, SLG: 0.427 (1, 8)	FC6-4			1B		K				4	0	0	0	1	2	7											
Ralph Bryant, L OBP: 0.386, SLG: 0.526 (1, 7)						F7				5	1	3	1	0	0	3											
Glenn Hoffman, R OBP: 0.289, SLG: 0.271 (1, 6)						1B				3	0	2	1	1	1	0											
Dave Anderson, R OBP: 0.302, SLG: 0.317 (1, 5)						1B				4	0	0	0	1	1	7											
Fernando Valenzuela, L OBP: 0.148, SLG: 0.185 (1, 1)	SH2-4			P3		G6-4-3				4	0	0	0	0	0	2											
<b>Inning Stats</b>	R: 1 E: 0 K: 0 S: 4	H: 1 LOB: 1 BB: 1 P: 8	R: 1 E: 0 K: 0 S: 5	H: 2 LOB: 2 BB: 1 P: 9	R: 0 E: 0 K: 0 S: 4	H: 2 LOB: 3 BB: 2 P: 12	R: 0 E: 0 K: 1 S: 8	H: 3 LOB: 3 BB: 0 P: 8	R: 0 E: 0 K: 0 S: 3	H: 1 LOB: 1 BB: 0 P: 4	R: 3 E: 0 K: 1 S: 8	H: 3 LOB: 2 BB: 1 P: 13	R: 0 E: 0 K: 0 S: 3	H: 0 LOB: 0 BB: 0 P: 3	R: 0 E: 0 K: 2 S: 7	H: 0 LOB: 0 BB: 0 P: 7		R: 0 E: 0 K: 2 S: 7	H: 0 LOB: 0 BB: 0 P: 7	1B: 11 2B: 0 3B: 0 HR: 1	SF: 0 SAC: 1 DP: 2 HBP: 2	WP: 0 PB: 0 SB: 2 CS: 0	PA: 45				
<b>PITCHER</b>	IP	WLS	BF	H	R	ER	SO	BB	IBB	HBP	BLK	WP	HR	S	P	ERA	WHIP										
Kevin Coffman, R ERA: 9.35 (6, 1)	5.0	L	30	10	5	5	1	5	0	2	1	0	1	25	47	9.00	3.000										
Rick Mahler, R ERA: 4.89 (7, 1)	1.0		5	2	0	0	1	0	0	0	0	0	0	7	7	0.00	2.000										
Paul Assenmacher, L ERA: 4.22 (8, 1)	1.0		3	0	0	0	0	0	0	0	0	0	0	3	3	0.00	0.000										
Marty Clary, R ERA: (8, 1)	2.0		7	0	0	0	2	1	0	0	0	0	0	10	14	0.00	0.500										

Batter	1	2	3	4	5	6	7	8	9	AB	R	H	RBI	BB	SO	LOB	BOTTOM										
Dion James, L OBP: 0.394, SLG: 0.475 (1, 8)	SH3			K		G3				4	0	1	0	0	1	2	<b>Los Angeles Dodgers @ Atlanta Braves</b> Atlanta-Fulton County Stadium, Atlanta, GA Fri Sep 11 1987, 7:05 PM EDT Att: 11,252 - Unknown										
Ron Gant, R OBP: 0.333, SLG: 0.333 (1, 4)	SH3			K2-3		E5				3	0	0	0	0	1	0											
Gerald Perry, L OBP: 0.322, SLG: 0.401 (1, 3)	K			F9		F6				4	0	0	0	0	1	2											
Dale Murphy, R OBP: 0.413, SLG: 0.575 (1, 9)	F9			4-3		G6-4-3				4	0	0	0	0	0	3											
Gary Roenicke, R OBP: 0.353, SLG: 0.477 (1, 7)				F7		F5				3	0	0	0	1	0	0											
Ozzie Virgil, R OBP: 0.324, SLG: 0.476 (1, 2)				6-3		F9				3	0	0	0	1	0	1											
Ken Oberkfell, L OBP: 0.344, SLG: 0.376 (1, 5)						L3				3	1	1	0	1	1	0											
Jeff Blauser, R OBP: 0.305, SLG: 0.351 (1, 6)				F8		K				3	1	1	2	0	1	2											
Kevin Coffman, R OBP: 0.333, SLG: 0.333 (6, 1)										2	0	1	0	0	1	2											
Rick Mahler, R OBP: 0.250, SLG: 0.238 (7, 1)										0	0	0	0	0	0	0											
Paul Assenmacher, L (7, 1)										0	0	0	0	0	0	0											
Bruce Benedict, R OBP: 0.279, SLG: 0.184 (7, PH)										0	0	0	0	1	0	0											
Marty Clary, R (8, 1)										0	0	0	0	0	0	0											
<b>Inning Stats</b>	R: 0 E: 0 K: 1 S: 6	H: 1 LOB: 1 BB: 0 P: 6	R: 0 E: 0 K: 1 S: 5	H: 0 LOB: 2 BB: 2 P: 13	R: 0 E: 0 K: 2 S: 7	H: 0 LOB: 0 BB: 0 P: 7	R: 0 E: 0 K: 0 S: 3	H: 0 LOB: 0 BB: 0 P: 3	R: 0 E: 0 K: 0 S: 3	H: 0 LOB: 0 BB: 0 P: 3	R: 2 E: 0 K: 0 S: 5	H: 2 LOB: 1 BB: 1 P: 9	R: 0 E: 0 K: 0 S: 3	H: 0 LOB: 0 BB: 0 P: 3	R: 0 E: 0 K: 1 S: 4	H: 0 LOB: 0 BB: 1 P: 8	R: 0 E: 0 K: 1 S: 4	H: 0 LOB: 0 BB: 1 P: 8	1B: 2 2B: 1 3B: 0 HR: 1	SF: 0 SAC: 1 DP: 3 HBP: 0	WP: 0 PB: 0 SB: 0 CS: 0	PA: 34					
<b>PITCHER</b>	IP	WLS	BF	H	R	ER	SO	BB	IBB	HBP	BLK	WP	HR	S	P	ERA	WHIP										
Fernando Valenzuela, L ERA: 4.1 (1, 1)	9.0	W	34	4	2	2	6	4	0	0	0	0	1	42	58	2.00	0.889										







Batter	1	2	3	4	5	6	7	8	9	AB	R	H	RBI	BB	SO	LOB	TOP			
Steve Sax, R OBP: 0.314, SLG: 0.346 (1,4)										4	2	2	0	1	0	0	<b>Los Angeles Dodgers @ Atlanta Braves</b> Atlanta-Fulton County Stadium, Atlanta, GA Sun Sep 13 1987, 3:33 AM EDT Att: 8,870 - Unknown  <b>AB 37</b> <b>R 6</b> <b>H 13</b> <b>RBI 6</b> <b>BB 4</b> <b>SO 1</b> <b>LOB 15</b> 			
John Shelby, S OBP: 0.294, SLG: 0.433 (1,8)										5	1	4	1	0	0	1				
Pedro Guerrero, R OBP: 0.406, SLG: 0.537 Franklin Stubbs, L OBP: 0.285, SLG: 0.411 (1,3) (7,3)										4	0	0	0	0	0	5				
Mike Marshall, R OBP: 0.323, SLG: 0.468 (1,9)										4	3	4	2	1	0	0				
Ralph Bryant, L OBP: 0.383, SLG: 0.500 Mike Devereaux, R OBP: 0.258, SLG: 0.333 (1,7) (8,PH) (8,7)										2	0	0	0	1	0	1				
Mike Scioscia, L OBP: 0.342, SLG: 0.360 (1,2)										5	0	2	1	0	0	2				
Glenn Hoffman, R OBP: 0.277, SLG: 0.260 (1,6)										3	0	0	1	0	0	1				
Dave Anderson, R OBP: 0.299, SLG: 0.313 Phil Garner, R OBP: 0.263, SLG: 0.312 (1,5) (8,PH) (8,5)										3	0	0	0	0	0	0				
Orel Hershiser, R OBP: 0.232, SLG: 0.275 Tito Landrum, R OBP: 0.287, SLG: 0.286 Brad Havens, L (8,1)										3	0	0	0	0	0	0				
<b>Inning Stats</b>	R: 1 E: 0 K: 0 S: 5	H: 2 LOB: 1 BB: 0 P: 5	R: 0 E: 0 K: 0 S: 3	H: 0 LOB: 0 BB: 0 P: 3	R: 0 E: 0 K: 0 S: 4	H: 1 LOB: 1 BB: 0 P: 4	R: 1 E: 0 K: 0 S: 3	H: 2 LOB: 0 BB: 1 P: 7	R: 1 E: 0 K: 0 S: 4	H: 1 LOB: 1 BB: 0 P: 8	R: 1 E: 0 K: 0 S: 4	H: 2 LOB: 2 BB: 0 P: 5	R: 0 E: 0 K: 0 S: 7	H: 2 LOB: 2 BB: 1 P: 11	R: 1 E: 1 K: 0 S: 5	H: 2 LOB: 2 BB: 1 P: 9		1B: 11 2B: 1 3B: 0 HR: 1	SF: 0 SAC: 1 DP: 1 HBP: 0	WP: 0 PB: 0 SB: 1 CS: 0
<b>PITCHER</b>	IP WLS BF H R ER SO BB IBB HBP BLK WP HR S P ERA WHIP																			
Pete Smith, R ERA: 3.88 Jeff Dedmon, R ERA: 3.5 Chuck Cary, L ERA: 4.5 (1,1) (7,1) (8,1)	6.0 L 25 7 4 4 0 2 0 0 0 0 0 1 23 31 6.00 1.500																			

Batter	1	2	3	4	5	6	7	8	9	AB	R	H	RBI	BB	SO	LOB	BOTTOM			
Dion James, L OBP: 0.394, SLG: 0.474 (1,8)										4	0	1	0	0	1	0	<b>Los Angeles Dodgers @ Atlanta Braves</b> Atlanta-Fulton County Stadium, Atlanta, GA Sun Sep 13 1987, 3:33 AM EDT Att: 8,870 - Unknown  <b>AB 32</b> <b>R 2</b> <b>H 6</b> <b>RBI 2</b> <b>BB 1</b> <b>SO 1</b> <b>LOB 5</b> 			
Jeff Blauser, R OBP: 0.286, SLG: 0.327 (1,6)										4	0	0	0	0	0	1				
Gerald Perry, L OBP: 0.326, SLG: 0.407 (1,3)										4	0	2	0	0	0	0				
Dale Murphy, R OBP: 0.411, SLG: 0.569 (1,9)										3	0	0	0	1	0	1				
Ken Griffey, L OBP: 0.353, SLG: 0.452 (1,7)										4	0	0	0	0	0	2				
Graig Nettles, L OBP: 0.301, SLG: 0.370 (1,5)										4	0	0	0	0	0	0				
Ozzie Virgil, R OBP: 0.326, SLG: 0.493 (1,2)										3	2	2	2	0	0	0				
Glenn Hubbard, R OBP: 0.387, SLG: 0.392 (1,4)										3	0	1	0	0	0	0				
Pete Smith, R OBP: 0.167, SLG: 0.167 Jeff Dedmon, L OBP: 0.294, SLG: 0.313 Albert Hall, S OBP: 0.362, SLG: 0.382 Chuck Cary, L (1,1) (7,1) (7,PH) (8,1)										2	0	0	0	0	0	0				
<b>Inning Stats</b>	R: 0 E: 0 K: 0 S: 4	H: 2 LOB: 2 BB: 1 P: 8	R: 0 E: 0 K: 0 S: 3	H: 0 LOB: 0 BB: 0 P: 3	R: 0 E: 0 K: 0 S: 3	H: 0 LOB: 0 BB: 0 P: 3	R: 1 E: 0 K: 0 S: 4	H: 1 LOB: 1 BB: 0 P: 4	R: 0 E: 0 K: 1 S: 6	H: 1 LOB: 1 BB: 0 P: 6	R: 1 E: 0 K: 0 S: 5	H: 2 LOB: 1 BB: 0 P: 5	R: 0 E: 0 K: 0 S: 3	H: 0 LOB: 0 BB: 0 P: 3	R: 0 E: 0 K: 0 S: 3	H: 0 LOB: 0 BB: 0 P: 3		1B: 3 2B: 1 3B: 0 HR: 2	SF: 0 SAC: 0 DP: 1 HBP: 0	WP: 0 PB: 0 SB: 0 CS: 0
<b>PITCHER</b>	IP WLS BF H R ER SO BB IBB HBP BLK WP HR S P ERA WHIP																			
Orel Hershiser, R ERA: 2.71 Brad Havens, L ERA: 3.15 (1,1) (8,1)	7.0 W 27 6 2 2 1 1 0 0 0 0 0 2 28 32 2.57 1.000																			



Batter	1	2	3	4	5	6	7	8	9	AB	R	H	RBI	BB	SO	LOB	TOP					
Gerald Young, S OBP: 0.380, SLG: 0.378 Chuck Jackson, R OBP: 0.282, SLG: 0.296										6	2	4	0	0	0	0						
Billy Hatcher, R OBP: 0.364, SLG: 0.440 Juan Agosto, L (9, 1)										6	1	1	0	0	1	6						
Bill Doran, S OBP: 0.413, SLG: 0.413 Jim Pankovits, R OBP: 0.244, SLG: 0.238										3	2	2	1	0	0	1						
Glenn Davis, R OBP: 0.305, SLG: 0.466										5	1	1	1	0	1	3						
Kevin Bass, S OBP: 0.352, SLG: 0.467										5	1	4	4	0	0	0						
Denny Walling, L OBP: 0.355, SLG: 0.414 Ken Caminiti, S OBP: 0.275, SLG: 0.338										4	0	1	0	1	1	3						
Craig Reynolds, L OBP: 0.193, SLG: 0.361 Buddy Biancalana, S OBP: 0.188, SLG: 0.224										3	0	1	1	0	0	3						
Ronn Reynolds, R OBP: 0.194, SLG: 0.250 Troy Aferir, R (9, PH)										4	0	0	0	0	1	3						
Nolan Ryan, R OBP: 0.089, SLG: 0.127 Larry Andersen, R (7, 1)										4	0	0	0	0	0	1						
Terry Puhl, L OBP: 0.299, SLG: 0.278 (9, 7)										1	0	1	0	0	0	0						
<b>Inning Stats</b>	R: 3 E: 1 K: 2 S: 11	H: 3 LOB: 2 BB: 1 P: 15	R: 0 E: 0 K: 0 S: 4	H: 1 LOB: 1 BB: 0 P: 4	R: 0 E: 0 K: 0 S: 4	H: 1 LOB: 1 BB: 0 P: 4	R: 0 E: 0 K: 0 S: 4	H: 1 LOB: 1 BB: 0 P: 4	R: 3 E: 0 K: 0 S: 7	H: 4 LOB: 1 BB: 0 P: 7	R: 2 E: 0 K: 2 S: 11	H: 2 LOB: 1 BB: 0 P: 11	R: 0 E: 0 K: 0 S: 4	H: 1 LOB: 1 BB: 0 P: 4	R: 0 E: 0 K: 1 S: 7	H: 2 LOB: 2 BB: 0 P: 7	1B: 13 2B: 2 3B: 0 HR: 1	SF: 1 SAC: 0 DP: 0 HBP: 0	WP: 0 PB: 0 SB: 4 CS: 0	PA: 47		
<b>PITCHER</b>	IP WLS BF H R ER SO BB IBB HBP BLK WP HR S P ERA WHIP	IP WLS BF H R ER SO BB IBB HBP BLK WP HR S P ERA WHIP																				
Shawn Hillegas, R ERA: 3.95	(1, 1) 4.0 L 23 9 6 4 2 1 0 0 0 0 0 1 26 30 9.00 2.500																					
Jack Savage, R ERA:	(5, 1) 1.0 4 1 0 0 0 0 0 0 0 0 0 0 4 4 0.00 1.000																					
Bill Krueger, L ERA: 7.04	(6, 1) 2.0 11 3 2 0 2 0 0 0 0 0 0 0 15 15 0.00 1.500																					
Brian Holton, R ERA: 3.83	(8, 1) 2.0 9 3 0 0 1 0 0 0 0 0 0 0 11 11 0.00 1.500																					
<b>Batter</b>	<b>1</b>	<b>2</b>	<b>3</b>	<b>4</b>	<b>5</b>	<b>6</b>	<b>7</b>	<b>8</b>	<b>9</b>	<b>AB</b>	<b>R</b>	<b>H</b>	<b>RBI</b>	<b>BB</b>	<b>SO</b>	<b>LOB</b>	<b>BOTTOM</b>					
Steve Sax, R OBP: 0.315, SLG: 0.347 (1, 4)										5	0	2	0	0	0	1						
John Shelby, S OBP: 0.296, SLG: 0.435 Mike Devereaux, R OBP: 0.250, SLG: 0.323 (7, 9)										3	0	2	0	0	1	0						
Pedro Guerrero, R OBP: 0.408, SLG: 0.537 Franklin Stubbs, L OBP: 0.287, SLG: 0.413 (7, 3)										2	0	1	0	1	0	0						
Mike Marshall, R OBP: 0.321, SLG: 0.464 Jose Gonzalez, R (7, 8)										3	0	0	0	0	0	5						
Ralph Bryant, L OBP: 0.353, SLG: 0.455 (1, 7)										4	0	0	0	0	3	5						
Mike Scioscia, L OBP: 0.342, SLG: 0.358 Orlando Mercado, R OBP: 0.200, SLG: 0.130 (7, 2)										2	0	0	0	1	0	3						
Glenn Hoffman, R OBP: 0.281, SLG: 0.264 Ken Landreaux, L OBP: 0.275, SLG: 0.333 Craig Shipley, R OBP: 0.286, SLG: 0.321 (7, 6)										2	0	1	0	0	0	0						
Phil Garner, R OBP: 0.282, SLG: 0.311 (1, 5)										4	1	1	0	0	2	1						
Shawn Hillegas, R Jack Savage, R Chris Gwynn, L OBP: 0.226, SLG: 0.295 Bill Krueger, L (8, 1) Danny Heep, L OBP: 0.209, SLG: 0.188 Brian Holton, R OBP: 0.200, SLG: 0.200 Reggie Williams, R OBP: 0.226, SLG: 0.188 (9, PH)										1	0	0	0	0	0	0						
<b>Inning Stats</b>	R: 0 E: 1 K: 1 S: 7	H: 2 LOB: 3 BB: 1 P: 11	R: 0 E: 0 K: 1 S: 5	H: 0 LOB: 0 BB: 0 P: 5	R: 0 E: 0 K: 1 S: 5	H: 0 LOB: 0 BB: 0 P: 5	R: 0 E: 0 K: 1 S: 5	H: 0 LOB: 0 BB: 0 P: 5	R: 0 E: 0 K: 2 S: 8	H: 1 LOB: 1 BB: 0 P: 8	R: 0 E: 0 K: 2 S: 9	H: 2 LOB: 3 BB: 1 P: 13	R: 1 E: 0 K: 1 S: 8	H: 3 LOB: 2 BB: 0 P: 8	R: 0 E: 0 K: 0 S: 3	H: 0 LOB: 0 BB: 0 P: 3	R: 0 E: 0 K: 0 S: 3	H: 0 LOB: 0 BB: 0 P: 3	1B: 8 2B: 0 3B: 0 HR: 0	SF: 0 SAC: 0 DP: 0 HBP: 0	WP: 0 PB: 0 SB: 1 CS: 0	PA: 37
<b>PITCHER</b>	IP WLS BF H R ER SO BB IBB HBP BLK WP HR S P ERA WHIP	IP WLS BF H R ER SO BB IBB HBP BLK WP HR S P ERA WHIP																				
Nolan Ryan, R ERA: 2.71	(1, 1) 6.2 W 30 8 1 1 1 9 2 0 0 0 0 0 0 46 54 1.35 1.500																					
Larry Andersen, R ERA: 3.57	(7, 1) 1.1 4 0 0 0 0 0 0 0 0 0 0 0 4 4 0.00 0.000																					
Juan Agosto, L ERA: 2.82	(9, 1) 1.0 3 0 0 0 0 0 0 0 0 0 0 0 3 3 0.00 0.000																					

Houston Astros @ Los Angeles Dodgers  
Dodger Stadium, Los Angeles, CA  
Mon Sep 14 1987, 7:05 PM PDT  
Att: 17,472 - Unknown

AB 45  
R 8  
H 16  
RBI 8  
BB 1  
SO 5  
LOB 20



Houston Astros @ Los Angeles Dodgers  
Dodger Stadium, Los Angeles, CA  
Mon Sep 14 1987, 7:05 PM PDT  
Att: 17,472 - Unknown

AB 35  
R 1  
H 8  
RBI 1  
BB 2  
SO 9  
LOB 24










Batter	1	2	3	4	5	6	7	8	9	10	AB	R	H	RBI	BB	SO	LOB				
Tracy Jones, R OBP: 0.332, SLG: 0.431 (1, 7)	F7	1-3		K			5-3			1B	5	1	1	0	0	1	3				
Dave Concepcion, R OBP: 0.370, SLG: 0.377 (1, 4)	4-3 2B		6-3		F9		G3			1B	5	0	2	0	0	0	0				
Eric Davis, R OBP: 0.405, SLG: 0.618 (1, 8)	4-3 2-3		CS BB		HR			K		1B	4	1	2	2	1	1	1				
Dave Parker, L OBP: 0.315, SLG: 0.444 (1, 9)			1-2 2B		F9		G3			F5	4	0	1	0	1	0	2				
Buddy Bell, R OBP: 0.371, SLG: 0.415 (1, 5)	K		0-3 K		L8			F8		P3	5	0	0	0	0	2	5				
Bo Diaz, R OBP: 0.301, SLG: 0.423 (1, 2)											3	0	1	0	1	1	0				
Leo Garcia, L OBP: 0.281, SLG: 0.321 (9, PR)		FC4-6 1B			5-3		K				0	0	0	0	0	0	0				
John Franco, L (9, 1)		BB								G6-4-3 1B	0	0	0	0	0	0	0				
Nick Esasky, R OBP: 0.315, SLG: 0.526 (1, 3)		FC4-6 1B			HR		F4			G6-4-3 1-2	4	1	2	1	0	0	1				
Barry Larkin, R OBP: 0.297, SLG: 0.355 (1, 6)		K			F8		1-3			L5	4	0	0	0	0	1	3				
Dennis Rasmussen, L OBP: 0.111, SLG: 0.111 (1, 1)											3	0	1	0	0	1	2				
Terry McGriff, R OBP: 0.283, SLG: 0.444 (9, 2)	FC4-6 1-2 2-3				1B			K		K	1	0	0	0	0	1	0				
<b>Inning Stats</b>	R: 0 E: 0 K: 1 S: 6	H: 1 LOB: 2 BB: 1 P: 10	R: 0 E: 0 K: 1 S: 6	H: 1 LOB: 1 BB: 1 P: 10	R: 0 E: 0 K: 1 S: 5	H: 1 LOB: 1 BB: 0 P: 9	R: 1 E: 0 K: 0 S: 7	H: 2 LOB: 1 BB: 0 P: 7	R: 1 E: 0 K: 0 S: 4	H: 1 LOB: 0 BB: 0 P: 4	R: 0 E: 0 K: 1 S: 5	H: 0 LOB: 0 BB: 0 P: 5	R: 0 E: 0 K: 1 S: 5	H: 0 LOB: 0 BB: 0 P: 5	R: 0 E: 0 K: 0 S: 3	H: 1 LOB: 1 BB: 0 P: 3	R: 1 E: 0 K: 1 S: 8	H: 3 LOB: 2 BB: 0 P: 8	1B: 6 2B: 2 3B: 0 HR: 2	SF: 0 SAC: 0 DP: 1 HBP: 0	WP: 0 PA: 41
<b>PITCHER</b> Fernando Valenzuela, L ERA: 4.04 (1, 1)	IP: 10.0 WLS: 1 BF: 41 H: 10 R: 3 ER: 3 SO: 8 BB: 3 IBB: 0 HBP: 0 BLK: 0 WP: 0 HR: 2 S: 54 P: 66 ERA: 2.70 WHIP: 1.300																				

**TOP**

**Cincinnati Reds @ Los Angeles Dodgers**  
Dodger Stadium, Los Angeles, CA  
Thu Sep 17 1987, 7:05 PM PDT  
Unknown

AB	38
R	3
H	10
RBI	3
BB	3
SO	8
LOB	17




Batter	1	2	3	4	5	6	7	8	9	10	AB	R	H	RBI	BB	SO	LOB				
Steve Sax, R OBP: 0.317, SLG: 0.349 (1, 4)	K		L8								4	0	1	0	1	1	2				
Mike Devereaux, R OBP: 0.300, SLG: 0.399 (1, 7)	4-3					SH3-4 1B				BB	4	1	1	0	0	0	3				
Pedro Guerrero, R OBP: 0.410, SLG: 0.542 (1, 3)				FC6-4 1B						F8	5	1	4	0	0	0	1				
Mike Marshall, R OBP: 0.314, SLG: 0.453 (1, 9)	5-3			P3		F7				K	4	0	0	0	0	1	5				
John Shelby, S OBP: 0.300, SLG: 0.436 (1, 8)				SF7						4-3 BB	2	0	1	1	1	1	0				
Alex Trevino, R OBP: 0.288, SLG: 0.353 (1, 2)	F9			FC6-4 1-2		L6				4-3	4	0	0	1	0	0	3				
Glenn Hoffman, R OBP: 0.281, SLG: 0.254 (1, 6)			G4-6-3 1-2		4-3					IBB	3	0	0	0	1	1	1				
Phil Garner, R OBP: 0.283, SLG: 0.308 (1, 5)											3	0	1	0	0	0	0				
Mike Ramsey, S OBP: 0.267, SLG: 0.296 (8, PR)				F8						K	0	0	0	0	0	0	0				
Dave Anderson, R OBP: 0.299, SLG: 0.313 (9, 5)				4-3						K	0	0	0	0	0	0	0				
Mickey Hatcher, R OBP: 0.331, SLG: 0.434 (9, PH)										SH1-4 1B	1	0	0	0	0	1	2				
Craig Shipley, R OBP: 0.286, SLG: 0.321 (10, 5)											0	0	0	0	0	0	0				
Fernando Valenzuela, L OBP: 0.145, SLG: 0.181 (1, 1)				F7							2	0	0	0	0	0	0				
Tito Landrum, R OBP: 0.285, SLG: 0.283 (10, PH)										G3	1	0	0	0	0	0	0				
<b>Inning Stats</b>	R: 0 E: 0 K: 1 S: 6	H: 1 LOB: 1 BB: 0 P: 6	R: 0 E: 0 K: 0 S: 3	H: 1 LOB: 0 BB: 0 P: 3	R: 0 E: 0 K: 0 S: 3	H: 0 LOB: 0 BB: 0 P: 3	R: 1 E: 0 K: 0 S: 5	H: 2 LOB: 1 BB: 0 P: 5	R: 0 E: 0 K: 0 S: 3	H: 0 LOB: 0 BB: 0 P: 3	R: 0 E: 0 K: 2 S: 7	H: 0 LOB: 0 BB: 0 P: 7	R: 0 E: 0 K: 0 S: 4	H: 1 LOB: 2 BB: 0 P: 4	R: 1 E: 0 K: 2 S: 8	H: 1 LOB: 2 BB: 1 P: 16	R: 0 E: 0 K: 0 S: 3	H: 0 LOB: 1 BB: 1 P: 7	1B: 6 2B: 2 3B: 0 HR: 0	SF: 1 SAC: 2 DP: 1 HBP: 0	WP: 0 PA: 39
<b>PITCHER</b> Dennis Rasmussen, L ERA: 4.65 (1, 1)	IP: 8.0 WLS: 0 BF: 29 H: 7 R: 1 ER: 1 SO: 3 BB: 2 IBB: 1 HBP: 0 BLK: 0 WP: 0 HR: 0 S: 35 P: 35 ERA: 1.12 WHIP: 0.875																				
John Franco, L ERA: 2.89 (9, 1)	2.0 W: 10 L: 1 R: 1 ER: 1 SO: 2 BB: 2 IBB: 1 HBP: 0 BLK: 0 WP: 0 HR: 11 S: 23 P: 23 ERA: 4.50 WHIP: 1.500																				

**BOTTOM**

**Cincinnati Reds @ Los Angeles Dodgers**  
Dodger Stadium, Los Angeles, CA  
Thu Sep 17 1987, 7:05 PM PDT  
Unknown

AB	33
R	2
H	8
RBI	2
BB	3
SO	5
LOB	17





Batter	1	2	3	4	5	6	7	8	9	AB	R	H	RBI	BB	SO	LOB	TOP										
Kal Daniels, L OBP: 0.430, SLG: 0.610 Dave Collins, S OBP: 0.339, SLG: 0.304	0-0 BB 1B		0-0 S 1B		0-0 B1-3		0-0 4-3 1B		0-3 K	2	0	2	0	0	0	0											
Jeff Treadway, L OBP: 0.316, SLG: 0.386	0-0 F7		0-0 S 1B		0-0 3-1		0-0 4-3 1B		0-0 1B	5	0	2	0	0	0	2											
Eric Davis, R OBP: 0.405, SLG: 0.615	4-0 3-1 BB		0-3 K		0-0 6-3 HR 1B		0-0 4-3		0-3 K	4	1	1	0	1	2	5											
Dave Parker, L OBP: 0.313, SLG: 0.441	0-0 3-1 1-2 2-3		0-0 L6		0-0 6-3 1-2				0-3 K	4	0	0	0	0	1	6											
Buddy Bell, R OBP: 0.368, SLG: 0.411	0-0 F6				0-0 4-3		0-0 F9		0-0 6-3	4	0	0	0	0	0	3											
Nick Esasky, R OBP: 0.320, SLG: 0.542		0-3 K			0-0 2B		0-0 HR		0-0 1B	4	1	3	2	0	1	0											
Terry McGriff, R OBP: 0.260, SLG: 0.408	0-0 5-3		0-0 5-3		0-0 5-3		0-0 F8			4	0	0	0	0	0	2											
Kurt Stillwell, S OBP: 0.313, SLG: 0.373	0-0 F7		0-3 K				0-0 4-3 1B 2B		4-0 1B BB	3	1	1	0	1	1	1											
Ted Power, R OBP: 0.172, SLG: 0.185 Paul O'Neill, L OBP: 0.319, SLG: 0.496 Tom Hume, R OBP: 0.260, SLG: 0.287 Frank Williams, R OBP: 0.287, SLG: 0.296 Rob Murphy, L OBP: 0.287, SLG: 0.296 Terry Francona, S OBP: 0.299, SLG: 0.313		0-3 K			0-3 K		0-0 4-3 2-3		0-0 F7	2	0	0	0	0	0	2											
<b>Inning Stats</b>	R: 0 E: 0 K: 0 S: 4	H: 1 LOB: 2 BB: 1 P: 8	R: 0 E: 0 K: 1 S: 5	H: 0 LOB: 0 BB: 0 P: 5	R: 0 E: 0 K: 2 S: 9	H: 2 LOB: 3 BB: 0 P: 9	R: 0 E: 0 K: 1 S: 6	H: 1 LOB: 1 BB: 0 P: 6	R: 0 E: 0 K: 1 S: 5	H: 0 LOB: 0 BB: 0 P: 5	R: 2 E: 0 K: 0 S: 5	H: 2 LOB: 0 BB: 0 P: 5	R: 1 E: 0 K: 0 S: 5	H: 2 LOB: 1 BB: 0 P: 5	R: 0 E: 0 K: 1 S: 6	H: 1 LOB: 1 BB: 0 P: 6	R: 0 E: 0 K: 2 S: 8	H: 1 LOB: 2 BB: 1 P: 12	1B: 7 2B: 2 3B: 0 HR: 1	SF: 0 SAC: 0 DP: 0 HBP: 0	WP: 0 PB: 0 SB: 2 CS: 0	PA: 39					
<b>PITCHER</b>	IP	WLS	BF	H	R	ER	SO	BB	IBB	HBP	BLK	WP	HR	S	P	ERA	WHIP										
Bob Welch, R ERA: 3.47	7.0	W	30	8	3	3	5	1	0	0	0	0	1	39	43	3.86	1.286										
Matt Young, L ERA: 4.17	0.1		1	0	0	0	1	0	0	0	0	0	0	3	3	0.00	0.000										
Alejandro Pena, R ERA: 4.01	1.2	S	8	2	0	0	2	1	0	0	0	0	0	11	15	0.00	1.800										

Cincinnati Reds @ Los Angeles Dodgers  
Dodger Stadium, Los Angeles, CA  
Thu Sep 17 1987, 7:05 PM PDT  
Att: 23,829 - Unknown

AB 37  
R 3  
H 10  
RBI 3  
BB 2  
SO 8  
LOB 22



Batter	1	2	3	4	5	6	7	8	9	AB	R	H	RBI	BB	SO	LOB	BOTTOM										
Steve Sax, R OBP: 0.316, SLG: 0.349	0-0 BB WP 1B		0-0 4-3		0-0 SH3-4		0-0 6-3 BB			2	1	1	0	1	0	2											
John Shelby, S OBP: 0.301, SLG: 0.439	0-0 WP SF8 1B		0-0 F7		0-0 1B 2B		0-3 K			4	2	2	1	0	1	1											
Pedro Guerrero, R OBP: 0.412, SLG: 0.542 Dave Anderson, R OBP: 0.299, SLG: 0.313	4-0 1-3 2-H BB		0-0 1B		0-0 CS 1B		0-0 6-3		1-2	3	0	2	1	1	0	1											
Ralph Bryant, L OBP: 0.327, SLG: 0.426 Matt Young, L Alejandro Pena, R OBP: 0.083, SLG: 0.083	0-0 SF8		0-3 K		0-3 K		0-0 G3			3	0	0	1	0	2	3											
Mike Scioscia, L OBP: 0.345, SLG: 0.359	0-0 3-H L4-3		0-0 F7		0-0 CS		0-0 F8		0-0 FC4-6 1B	4	0	1	0	0	0	2											
Franklin Stubbs, L OBP: 0.284, SLG: 0.408		0-0 F8		0-0 F9		0-0 F7		0-0 FC4-6 2B	4	1	0	0	0	0	1												
Glenn Hoffman, R OBP: 0.293, SLG: 0.283		0-0 FC1-5 BB 1B		0-0 F8		0-0 2B		0-0 1B 2B	4	1	3	1	0	0	0												
Phil Garner, R OBP: 0.288, SLG: 0.307 Mike Marshall, R OBP: 0.316, SLG: 0.455 Mike Ramsey, S OBP: 0.287, SLG: 0.296		4-0 FC1-5 BB		0-0 6-3		4-0 2B		0-0 CS 1B	1	0	0	0	2	0	0												
Bob Welch, R OBP: 0.222, SLG: 0.149 Jose Gonzalez, R Ken Landreaux, L OBP: 0.275, SLG: 0.333 Tito Landrum, R OBP: 0.282, SLG: 0.281		0-0 FC1-5		0-0 2B BB		0-3 K		0-0 F4	2	1	0	0	1	1	4												
<b>Inning Stats</b>	R: 2 E: 0 K: 0 S: 4	H: 2 LOB: 0 BB: 1 P: 8	R: 0 E: 0 K: 0 S: 4	H: 1 LOB: 2 BB: 1 P: 8	R: 0 E: 0 K: 1 S: 6	H: 1 LOB: 1 BB: 0 P: 6	R: 0 E: 0 K: 0 S: 3	H: 0 LOB: 0 BB: 0 P: 3	R: 2 E: 0 K: 1 S: 6	H: 2 LOB: 0 BB: 1 P: 10	R: 0 E: 0 K: 1 S: 6	H: 1 LOB: 1 BB: 1 P: 10	R: 0 E: 0 K: 1 S: 5	H: 0 LOB: 1 BB: 1 P: 9	R: 2 E: 0 K: 0 S: 5	H: 3 LOB: 1 BB: 0 P: 5	1B: 7 2B: 4 3B: 0 HR: 0	SF: 1 SAC: 1 DP: 1 HBP: 0	WP: 2 PB: 0 SB: 0 CS: 2	PA: 37							
<b>PITCHER</b>	IP	WLS	BF	H	R	ER	SO	BB	IBB	HBP	BLK	WP	HR	S	P	ERA	WHIP										
Ted Power, R ERA: 4.38	6.0	L	27	7	4	4	3	3	1	0	0	0	0	29	45	6.00	1.667										
Tom Hume, R ERA: 5.36	1.1		7	2	2	2	1	1	0	0	0	0	0	8	12	13.50	2.250										
Frank Williams, R ERA: 2.34 Rob Murphy, L ERA: 3.23	0.0		1	1	0	0	0	0	0	0	0	0	0	1	1	∞	∞										
	0.2		1	0	0	0	0	0	0	0	0	0	0	1	1	0.00	0.000										

Cincinnati Reds @ Los Angeles Dodgers  
Dodger Stadium, Los Angeles, CA  
Thu Sep 17 1987, 7:05 PM PDT  
Att: 23,829 - Unknown

AB 29  
R 6  
H 10  
RBI 5  
BB 5  
SO 4  
LOB 15





Batter	1	2	3	4	5	6	7	8	9	AB	R	H	RBI	BB	SO	LOB	TOP			
Albert Hall, S OBP: 0.362, SLG: 0.395 (1, 8)										5	1	2	1	0	0	2				
Ron Gant, R OBP: 0.318, SLG: 0.364 (1, 4)										4	0	2	0	0	1	2				
Ted Simmons, S OBP: 0.346, SLG: 0.396 (9, PH)										1	0	0	0	0	0	1				
Dion James, L OBP: 0.395, SLG: 0.476 (1, 7)										4	0	0	0	0	2	4				
Dale Murphy, R OBP: 0.414, SLG: 0.584 (1, 9)										3	1	2	2	0	1	0				
Gerald Perry, L OBP: 0.325, SLG: 0.401 (1, 3)										4	0	1	0	0	0	3				
Ozzie Virgil, R OBP: 0.321, SLG: 0.479 (1, 2)										4	0	0	0	0	1	2				
Ken Oberkfell, L OBP: 0.337, SLG: 0.362 (1, 5)										4	1	1	0	0	1	1				
Jeff Blausler, R OBP: 0.300, SLG: 0.345 (1, 6)										3	1	1	0	0	2	0				
Pete Smith, R OBP: 0.143, SLG: 0.143 (6, 1)										1	0	0	0	0	0	0				
Paul Assenmacher, L OBP: 0.266, SLG: 0.298 (6, PH)										0	0	0	0	0	0	0				
Rick Mahler, R OBP: 0.266, SLG: 0.298 (7, PH)										0	0	0	0	0	0	0				
Graig Nettles, L OBP: 0.280, SLG: 0.304 (7, PH)										0	0	0	0	0	0	0				
Jeff Dedmon, L OBP: 0.280, SLG: 0.313 (7, 1)										0	0	0	0	0	0	0				
Ken Griffey, L OBP: 0.207, SLG: 0.457 (9, PH)										1	0	1	0	0	0	0				
<b>Inning Stats</b>	R: 2 E: 0 K: 2 S: 10	H: 3 LOB: 1 BB: 0 P: 10	R: 2 E: 1 K: 1 S: 8	H: 3 LOB: 1 BB: 0 P: 8	R: 0 E: 0 K: 2 S: 7	H: 0 LOB: 0 BB: 0 P: 7	R: 0 E: 0 K: 0 S: 3	H: 0 LOB: 1 BB: 0 P: 4	R: 0 E: 0 K: 1 S: 5	H: 1 LOB: 1 BB: 0 P: 5	R: 0 E: 0 K: 0 S: 4	H: 1 LOB: 1 BB: 0 P: 4	R: 0 E: 0 K: 1 S: 6	H: 1 LOB: 1 BB: 0 P: 6	R: 0 E: 0 K: 1 S: 6	H: 1 LOB: 1 BB: 0 P: 6	1B: 6 2B: 3 3B: 0 HR: 1	SF: 0 SAC: 1 DP: 1 HBP: 2	WP: 0 PB: 0 SB: 0 CS: 0	PA: 38
<b>PITCHER</b> Orel Hershiser, R ERA: 2.72 (1, 1)	IP: 9.0 WLS: W BF: 38 H: 10 R: 4 ER: 3 SO: 8 BB: 0 IBB: 0 HBP: 2 BLK: 0 WP: 0 HR: 1 S: 52 P: 54 ERA: 3.00 WHIP: 1.111															<b>PITCHER</b>				

Atlanta Braves @ Los Angeles Dodgers  
Dodger Stadium, Los Angeles, CA  
Fri Sep 18 1987, 7:05 PM PDT  
Att: 24,513 - Unknown

AB 35  
R 4  
H 10  
RBI 3  
BB 0  
SO 8  
LOB 16



Batter	1	2	3	4	5	6	7	8	9	AB	R	H	RBI	BB	SO	LOB	BOTTOM			
Steve Sax, R OBP: 0.320, SLG: 0.349 (1, 4)										3	2	1	0	1	0	0				
Chris Gwynn, L OBP: 0.238, SLG: 0.238 (1, 7)										4	1	1	0	0	0	1				
Pedro Guerrero, R OBP: 0.413, SLG: 0.542 (1, 3)										4	1	2	2	0	0	0				
Franklin Stubbs, L OBP: 0.284, SLG: 0.408 (9, 3)										0	0	0	0	0	0	0				
Mike Marshall, R OBP: 0.320, SLG: 0.457 (1, 9)										3	1	2	0	1	0	0				
Jose Gonzalez, R OBP: 0.284, SLG: 0.408 (8, PR) (9, 9)										0	0	0	0	0	0	0				
John Shelby, S OBP: 0.301, SLG: 0.443 (1, 8)										4	1	1	3	0	1	3				
Mike Scioscia, L OBP: 0.344, SLG: 0.357 (1, 2)										3	1	0	0	1	1	3				
Glenn Hoffman, R OBP: 0.294, SLG: 0.284 (1, 6)										3	0	1	0	0	1	2				
Phil Garner, R OBP: 0.286, SLG: 0.304 (1, 5)										2	0	0	0	0	1	1				
Ken Landreaux, L OBP: 0.278, SLG: 0.337 (6, PH)										1	0	1	1	0	0	0				
Dave Anderson, R OBP: 0.299, SLG: 0.313 (7, 5)										0	0	0	0	0	0	0				
Orel Hershiser, R OBP: 0.224, SLG: 0.265 (1, 1)										3	0	0	0	0	0	1				
<b>Inning Stats</b>	R: 1 E: 0 K: 2 S: 9	H: 2 LOB: 2 BB: 1 P: 13	R: 0 E: 0 K: 0 S: 3	H: 1 LOB: 0 BB: 0 P: 3	R: 0 E: 0 K: 0 S: 3	H: 0 LOB: 0 BB: 0 P: 3	R: 0 E: 0 K: 0 S: 3	H: 0 LOB: 0 BB: 0 P: 3	R: 0 E: 0 K: 1 S: 5	H: 0 LOB: 0 BB: 0 P: 5	R: 6 E: 0 K: 0 S: 7	H: 5 LOB: 0 BB: 2 P: 15	R: 0 E: 0 K: 0 S: 3	H: 0 LOB: 0 BB: 0 P: 3	R: 0 E: 0 K: 1 S: 6	H: 1 LOB: 2 BB: 0 P: 6	1B: 8 2B: 0 3B: 0 HR: 1	SF: 0 SAC: 1 DP: 1 HBP: 0	WP: 3 PB: 2 SB: 1 CS: 1	PA: 35
<b>PITCHER</b> Pete Smith, R ERA: 4.58 (1, 1)	IP: 5.0 WLS: L BF: 22 H: 6 R: 5 ER: 4 SO: 3 BB: 2 IBB: 0 HBP: 0 BLK: 0 WP: 1 HR: 0 S: 26 P: 34 ERA: 7.20 WHIP: 1.600															<b>PITCHER</b>				
Paul Assenmacher, L ERA: 5.65 (6, 1)	IP: 0.0 WLS: 2 BF: 1 H: 1 R: 1 ER: 1 SO: 0 BB: 1 IBB: 0 HBP: 0 BLK: 0 WP: 0 HR: 1 S: 1 P: 5 ERA: 9.00 WHIP: 1.000															<b>PITCHER</b>				
Rick Mahler, R ERA: 4.58 (6, 1)	IP: 1.0 WLS: 3 BF: 1 H: 1 R: 1 ER: 1 SO: 0 BB: 0 IBB: 0 HBP: 0 BLK: 0 WP: 0 HR: 0 S: 3 P: 3 ERA: 0.00 WHIP: 0.500															<b>PITCHER</b>				
Jeff Dedmon, R ERA: 3.71 (7, 1)	IP: 2.0 WLS: 7 BF: 1 H: 0 R: 0 ER: 0 SO: 1 BB: 0 IBB: 0 HBP: 0 BLK: 0 WP: 0 HR: 0 S: 9 P: 9 ERA: 0.00 WHIP: 0.500															<b>PITCHER</b>				

Atlanta Braves @ Los Angeles Dodgers  
Dodger Stadium, Los Angeles, CA  
Fri Sep 18 1987, 7:05 PM PDT  
Att: 24,513 - Unknown

AB 30  
R 7  
H 9  
RBI 6  
BB 3  
SO 4  
LOB 11









Batter	1	2	3	4	5	6	7	8	9	AB	R	H	RBI	BB	SO	LOB	TOP			
Albert Hall, S OBP: 0.363, SLG: 0.395 (1,8)										4	0	2	0	0	0	2				
Ron Gant, R OBP: 0.344, SLG: 0.375 (1,4)										4	2	1	0	0	0	4				
Dion James, L OBP: 0.396, SLG: 0.473 (1,7)										3	1	0	0	1	0	1				
Dale Murphy, R OBP: 0.413, SLG: 0.580 (1,9)										4	0	1	1	0	1	2				
Gerald Perry, L OBP: 0.325, SLG: 0.402 (1,3)										3	0	1	2	0	1	0				
Ozzie Virgil, R OBP: 0.326, SLG: 0.480 (1,2)										4	0	1	0	0	0	2				
Ken Oberkfell, L OBP: 0.338, SLG: 0.364 (1,5)										4	0	1	0	0	1	1				
Jeff Blauer, R OBP: 0.307, SLG: 0.333 (9, PH)										2	0	0	0	1	0	0				
Ken Griffey, L OBP: 0.356, SLG: 0.457 (9, PH)										1	0	0	0	0	1	1				
Charlie Puleo, R OBP: 0.207, SLG: 0.286 (6, 1)										2	0	0	0	0	2	0				
Graig Nettles, L OBP: 0.293, SLG: 0.359 (7, PH)										0	0	0	0	0	0	0				
Jeff Dedmon, L OBP: 0.294, SLG: 0.313 (7, 1)										1	0	0	0	0	1	2				
Ted Simmons, S OBP: 0.392, SLG: 0.392 (9, PH)										1	0	0	0	0	0	1				
<b>Inning Stats</b>	R: 2 E: 0 K: 0 S: 5	H: 2 LOB: 1 BB: 1 P: 9	R: 0 E: 0 K: 1 S: 5	H: 0 LOB: 0 BB: 0 P: 5	R: 0 E: 1 K: 0 S: 4	H: 1 LOB: 1 BB: 0 P: 4	R: 0 E: 0 K: 1 S: 5	H: 0 LOB: 0 BB: 0 P: 5	R: 0 E: 0 K: 1 S: 5	H: 2 LOB: 1 BB: 0 P: 7	R: 0 E: 0 K: 1 S: 6	H: 1 LOB: 2 BB: 1 P: 10	R: 0 E: 0 K: 0 S: 3	H: 0 LOB: 0 BB: 0 P: 3	R: 0 E: 0 K: 2 S: 8	H: 1 LOB: 1 BB: 0 P: 8	1B: 6 2B: 1 3B: 0 HR: 0	SF: 1 SAC: 0 DP: 1 HBP: 0	WP: 0 PB: 0 SB: 2 CS: 0	PA: 36
<b>PITCHER</b>	IP WLS BF H R ER SO BB IBB HBP BLK WP HR S P ERA WHIP																			
Tim Belcher, R ERA: 3.15 (1, 1)	6.0 W 24 5 3 3 4 1 0 0 0 0 0 0 31 35 4.50 1.000																			
Alejandro Pena, R ERA: 3.95 (7, 1)	3.0 S 12 2 0 0 3 1 0 0 0 0 0 0 0 17 21 0.00 1.000																			

Atlanta Braves @ Los Angeles Dodgers  
Dodger Stadium, Los Angeles, CA  
Sun Sep 20 1987, 3:33 AM PDT  
Att: 30,718 - Unknown

AB 33  
R 3  
H 7  
RBI 3  
BB 2  
SO 7  
LOB 16



Batter	1	2	3	4	5	6	7	8	9	AB	R	H	RBI	BB	SO	LOB	BOTTOM			
Steve Sax, R OBP: 0.321, SLG: 0.351 (1,4)										4	1	1	0	0	0	2				
Franklin Stubbs, L OBP: 0.285, SLG: 0.405 (1,7)										4	1	1	0	0	0	1				
Pedro Guerrero, R OBP: 0.414, SLG: 0.540 (1,3)										4	1	2	0	0	0	0				
Ralph Bryant, L OBP: 0.350, SLG: 0.442 (9, 9)										4	2	3	2	0	1	0				
Jose Gonzalez, R OBP: 0.277, SLG: 0.335 (6, PH)										0	0	0	0	0	0	0				
John Shelby, S OBP: 0.302, SLG: 0.449 (1,8)										3	0	1	1	0	1	2				
Mickey Hatcher, R OBP: 0.331, SLG: 0.433 (1,5)										2	0	0	0	0	0	3				
Ken Landreaux, L OBP: 0.277, SLG: 0.335 (6, PH)										0	0	0	0	0	0	0				
Mike Devereaux, R OBP: 0.295, SLG: 0.333 (6, PH)										1	0	0	1	0	0	1				
Alejandro Pena, R OBP: 0.083, SLG: 0.083 (7, 1)										0	0	0	0	0	0	0				
Mike Scioscia, L OBP: 0.347, SLG: 0.358 (1,2)										3	0	1	1	0	0	1				
Glenn Hoffman, R OBP: 0.289, SLG: 0.279 (1,6)										3	0	0	0	0	0	1				
Tim Belcher, R OBP: 0.167, SLG: 0.167 (1, 1)										2	0	1	0	0	1	0				
Phil Garner, R OBP: 0.285, SLG: 0.300 (7, 5)										0	0	0	0	1	0	0				
<b>Inning Stats</b>	R: 4 E: 0 K: 0 S: 8	H: 5 LOB: 1 BB: 0 P: 8	R: 0 E: 0 K: 0 S: 3	H: 1 LOB: 0 BB: 0 P: 3	R: 0 E: 0 K: 1 S: 4	H: 2 LOB: 1 BB: 0 P: 4	R: 0 E: 0 K: 1 S: 5	H: 0 LOB: 0 BB: 0 P: 5	R: 0 E: 0 K: 0 S: 3	H: 0 LOB: 0 BB: 0 P: 3	R: 1 E: 0 K: 0 S: 4	H: 2 LOB: 0 BB: 0 P: 4	R: 0 E: 0 K: 0 S: 3	H: 0 LOB: 0 BB: 1 P: 7	R: 0 E: 0 K: 2 S: 7	H: 0 LOB: 0 BB: 0 P: 7	1B: 10 2B: 0 3B: 0 HR: 0	SF: 1 SAC: 0 DP: 3 HBP: 0	WP: 1 PB: 0 SB: 0 CS: 0	PA: 32
<b>PITCHER</b>	IP WLS BF H R ER SO BB IBB HBP BLK WP HR S P ERA WHIP																			
Charlie Puleo, R ERA: 4.47 (6, 1)	1.0 L 2 0 0 0 0 0 0 0 0 0 0 0 2 2 0.00 0.000																			
Chuck Cary, L ERA: 6.43 (7, 1)	2.0 7 0 0 0 0 2 1 0 0 0 1 0 10 14 0.00 0.500																			

Atlanta Braves @ Los Angeles Dodgers  
Dodger Stadium, Los Angeles, CA  
Sun Sep 20 1987, 3:33 AM PDT  
Att: 30,718 - Unknown

AB 30  
R 5  
H 10  
RBI 5  
BB 1  
SO 3  
LOB 11





Batter	1	2	3	4	5	6	7	8	9	AB	R	H	RBI	BB	SO	LOB	TOP								
Steve Sax, R OBP: 0.324, SLG: 0.351	0-0 FC3-5 1B		4-0 WP 1B BB		0-0 F9		0-0 F8		4-0 FC4-6 IBB	3	1	1	0	2	0	1									
Mike Devereaux, R Ralph Brantley, L Jose Gonzalez, R	0-0 FC3-5		0-0 5-3		0-0	0-0 1B 1B		4-0 G6-4-3 BB	FC4-6	3	1	1	0	0	0	2									
Chris Gwynn, L Tito Landrum, R	1-3 CS		1-2		0-0 1B			0-0 G6-4-3 BB	FC4-6	0	0	0	0	1	0	0									
Pedro Guerrero, R OBP: 0.412, SLG: 0.538	0-0 F8		0-0		0-0 F9			0-0 G6-4-3		4	0	1	1	0	0	3									
Mike Marshall, R OBP: 0.323, SLG: 0.458		0-0 FC4-6 1B	0-0 F8		0-0 1B			0-3 K		4	0	2	0	0	1	2									
John Shelby, S OBP: 0.303, SLG: 0.449		0-0 FC4-6 1B		0-0 F8		0-0 1B		0-3 K		4	0	2	1	0	1	0									
Mike Scioscia, L OBP: 0.346, SLG: 0.357		0-0 FC4-6		0-0 6-3		0-0 G4-6-3		0-0 G3		4	0	1	0	0	0	4									
Mike Ramsey, S OBP: 0.287, SLG: 0.296		1-2 FC4-6		0-0 6-3		0-0 G4-6-3		0-0 2B		0	1	0	0	0	0	0									
Alex Trevino, R OBP: 0.270, SLG: 0.348		1-2 2-3		0-0 6-3				0-0 1B		0	0	0	0	0	0	0									
Glenn Hoffman, R OBP: 0.284, SLG: 0.273		0-0 F8		0-0 6-3				0-0 G3		3	0	0	0	0	1	2									
Ken Landreaux, L OBP: 0.276, SLG: 0.333		0-0 F8		0-0 6-3				0-0 G3		1	0	0	0	0	0	1									
Craig Shipley, R OBP: 0.276, SLG: 0.310		0-0 F8		0-0 6-3				1-2 2B		0	0	0	0	0	0	0									
Phil Garner, R OBP: 0.282, SLG: 0.296		0-0 5-3		0-0 6-3				4-0 2B		3	0	0	0	0	1	2									
Franklin Stubbs, L OBP: 0.297, SLG: 0.405		0-0 5-3		0-0 6-3				1-2 2B		0	1	0	0	1	0	0									
Dave Anderson, R OBP: 0.299, SLG: 0.313		0-0 5-3		0-0 6-3				4-0 2B		0	0	0	0	0	0	0									
Bob Welch, R OBP: 0.226, SLG: 0.156			0-3 K		0-0 6-3			0-0 2B		3	0	1	0	0	1	0									
Danny Heep, L OBP: 0.216, SLG: 0.207			0-0 K		0-0 6-3			1-2 2B		1	0	1	2	0	0	0									
Tim Leary, R OBP: 0.304, SLG: 0.348			0-0 K		0-0 6-3			1-2 2B		0	0	0	0	0	0	0									
<b>Inning Stats</b>	R: 0 E: 0 K: 0 S: 3	H: 1 LOB: 0 BB: 0 P: 3	R: 0 E: 0 K: 0 S: 5	H: 2 LOB: 2 BB: 0 P: 5	R: 1 E: 0 K: 1 S: 6	H: 1 LOB: 1 BB: 1 P: 10	R: 0 E: 0 K: 0 S: 3	H: 0 LOB: 0 BB: 0 P: 3	R: 0 E: 0 K: 0 S: 3	H: 0 LOB: 0 BB: 0 P: 3	R: 1 E: 0 K: 0 S: 5	H: 3 LOB: 1 BB: 0 P: 5	R: 0 E: 0 K: 2 S: 8	H: 1 LOB: 1 BB: 0 P: 8	R: 0 E: 0 K: 1 S: 4	H: 0 LOB: 1 BB: 1 P: 8	R: 2 E: 0 K: 1 S: 7	H: 2 LOB: 2 BB: 2 P: 15	1B: 9 2B: 1 3B: 0 HR: 0	SF: 0 SAC: 0 DP: 2 HBP: 0	WP: 2 PB: 0 SB: 1 CS: 1	PA: 38			
<b>PITCHER</b>	IP	WLS	BF	H	R	ER	SO	BB	IBB	HBP	BLK	WP	HR	S	P	ERA	WHIP								
Atee Hammaker, L ERA: 3.33	7.0		28	8	2	2	3	1	0	0	0	2	0	33	37	2.57	1.286								
Kelly Downs, R ERA: 3.89	1.2	L	9	2	2	2	2	1	2	0	0	0	0	10	22	10.80	1.800								
Craig Leferts, L ERA: 3.9	0.1		1	0	0	0	0	0	0	0	0	0	0	1	1	0.00	0.000								

Los Angeles Dodgers @ San Francisco Giants  
Candlestick Park, San Francisco, CA  
Mon Sep 21 1987, 10:05 PM EDT  
Att: 22,522 - Unknown

AB 34  
R 4  
H 10  
RBI 4  
BB 4  
SO 5  
LOB 19



Batter	1	2	3	4	5	6	7	8	9	AB	R	H	RBI	BB	SO	LOB	BOTTOM								
Eddie Milner, L OBP: 0.313, SLG: 0.372	4-0 HR BB	0-0 4-3			0-0 F6			4-0 FC5-6 BB		2	1	0	0	2	0	0									
Kevin Mitchell, R OBP: 0.345, SLG: 0.479	0-3 K		0-0 F9		0-0 1-3			0-0 FC5-6 CS		4	0	0	0	0	1	2									
Mike Aldrete, L OBP: 0.388, SLG: 0.473	0-0 1-H HR		4-0 S BB		0-0 G3			0-0 6-3		3	1	1	2	1	0	1									
Candy Maldonado, R OBP: 0.352, SLG: 0.521	0-0 G3		4-0 1-2 BB		0-0 4-3			0-0 L3		3	0	0	0	1	0	0									
Will Clark, L OBP: 0.365, SLG: 0.575	0-0 1B 1B		0-3 K		0-0 4-3			0-3 K		4	0	1	0	0	2	2									
Bob Brenly, R OBP: 0.356, SLG: 0.479	0-0 1-2 1B		0-0 G3		0-0 F9			0-3 K		3	0	1	0	0	0	2									
Harry Spilman, L OBP: 0.333, SLG: 0.385			0-0 G3		0-0 F9			0-3 K		1	0	0	0	0	1	0									
Robby Thompson, R OBP: 0.330, SLG: 0.411	0-3 K		0-0 F8		0-0 4-3			0-0 4-3		3	0	0	0	0	1	2									
Jose Uribe, S OBP: 0.328, SLG: 0.398		0-0 F5		0-3 K		0-0 G3		0-0 L3		3	0	0	0	0	1	0									
Atee Hammaker, S OBP: 0.109, SLG: 0.093		0-3 K		0-3 K		0-0 L3				2	0	0	0	0	2	0									
Chili Davis, S OBP: 0.332, SLG: 0.416										1	0	0	0	0	0	0									
Kelly Downs, R OBP: 0.170, SLG: 0.173										0	0	0	0	0	0	0									
Craig Leferts, L OBP: 0.286, SLG: 0.429										0	0	0	0	0	0	0									
<b>Inning Stats</b>	R: 2 E: 0 K: 2 S: 10	H: 3 LOB: 2 BB: 1 P: 14	R: 0 E: 0 K: 1 S: 5	H: 0 LOB: 0 BB: 0 P: 5	R: 0 E: 0 K: 1 S: 5	H: 0 LOB: 2 BB: 2 P: 13	R: 0 E: 0 K: 2 S: 7	H: 0 LOB: 0 BB: 0 P: 7	R: 0 E: 0 K: 0 S: 3	H: 0 LOB: 0 BB: 0 P: 3	R: 0 E: 0 K: 0 S: 3	H: 0 LOB: 0 BB: 0 P: 3	R: 0 E: 0 K: 0 S: 2	H: 0 LOB: 0 BB: 1 P: 6	R: 0 E: 0 K: 2 S: 7	H: 0 LOB: 0 BB: 0 P: 7	1B: 2 2B: 0 3B: 0 HR: 1	SF: 0 SAC: 0 DP: 0 HBP: 0	WP: 0 PB: 0 SB: 1 CS: 1	PA: 33					
<b>PITCHER</b>	IP	WLS	BF	H	R	ER	SO	BB	IBB	HBP	BLK	WP	HR	S	P	ERA	WHIP								
Bob Welch, R ERA: 3.43	8.0		30	3	2	2	6	4	0	0	0	0	0	38	54	2.25	0.875								
Tim Leary, R ERA: 4.73	1.0	S	3	0	0	0	2	0	0	0	0	0	0	7	7	0.00	0.000								

Los Angeles Dodgers @ San Francisco Giants  
Candlestick Park, San Francisco, CA  
Mon Sep 21 1987, 10:05 PM EDT  
Att: 22,522 - Unknown

AB 29  
R 2  
H 3  
RBI 2  
BB 4  
SO 8  
LOB 9













Batter	1	2	3	4	5	6	7	8	9	AB	R	H	RBI	BB	SO	LOB	TOP					
Tony Gwynn, L OBP: 0.449, SLG: 0.518 (1, 9)										4	1	1	0	0	0	1						
Marvell Wynne, L OBP: 0.332, SLG: 0.359 (1, 8)										4	1	0	0	0	1	1						
John Kruk, L OBP: 0.413, SLG: 0.506 (1, 3)										4	0	1	1	0	2	0						
Carmelo Martinez, R OBP: 0.372, SLG: 0.424 (1, 7)										4	0	0	0	0	1	1						
Benito Santiago, R OBP: 0.322, SLG: 0.457 (1, 2)										4	0	1	0	0	2	0						
Randy Ready, R OBP: 0.421, SLG: 0.508 (1, 5)										4	1	2	1	0	0	2						
Garry Templeton, S OBP: 0.284, SLG: 0.304 (1, 6)										4	0	2	0	0	0	3						
Tim Flannery, L OBP: 0.335, SLG: 0.256 (9, PH)										2	0	0	0	1	1	2						
Rob Nelson, L OBP: 0.194, SLG: 0.200 (9, PH)										1	0	0	0	0	1	1						
Ed Whitson, R OBP: 0.136, SLG: 0.138 (5, 1)										2	0	0	0	0	0	2						
Greg Booker, R (7, PH)										0	0	0	0	0	0	0						
Joey Cora, S OBP: 0.320, SLG: 0.280 (7, 1)										1	0	0	0	0	0	0						
Andy Hawkins, R OBP: 0.156, SLG: 0.156 (9, PH)										0	0	0	0	0	0	0						
Stan Jefferson, S OBP: 0.303, SLG: 0.344 (9, PH)										1	0	0	0	0	0	1						
<b>Inning Stats</b>	R: 2 E: 1 K: 1 S: 9	H: 3 LOB: 2 BB: 0 P: 9	R: 0 E: 0 K: 0 S: 3	H: 0 LOB: 1 BB: 1 P: 7	R: 0 E: 0 K: 2 S: 7	H: 0 LOB: 0 BB: 0 P: 7	R: 0 E: 0 K: 0 S: 4	H: 1 LOB: 1 BB: 0 P: 4	R: 0 E: 0 K: 2 S: 7	H: 0 LOB: 0 BB: 0 P: 7	R: 1 E: 0 K: 1 S: 7	H: 2 LOB: 1 BB: 0 P: 7	R: 0 E: 0 K: 0 S: 3	H: 0 LOB: 0 BB: 0 P: 3	R: 0 E: 0 K: 1 S: 5	H: 0 LOB: 0 BB: 0 P: 5	R: 0 E: 0 K: 1 S: 6	H: 1 LOB: 1 BB: 0 P: 6	1B: 6 2B: 0 3B: 0 HR: 1	SF: 0 SAC: 0 DP: 0 HBP: 0	WP: 0 PB: 0 SB: 0 CS: 0	PA: 36
<b>PITCHER</b>	IP WLS BF H R ER SO BB IBB HBP BLK WP HR S P ERA WHIP																					
Tim Belcher, R ERA: 3.0 (1, 1)	7.0 W 29 6 3 2 6 1 0 0 0 1 0 1 40 44 2.57 1.000																					
Alejandro Pena, R ERA: 3.72 (8, 1)	2.0 S 7 1 0 0 2 0 0 0 0 0 0 0 0 11 11 0.00 0.500																					

San Diego Padres @ Los Angeles Dodgers  
Dodger Stadium, Los Angeles, CA  
Fri Sep 25 1987, 7:05 PM PDT  
Att: 20,995 - Unknown

AB 35  
R 3  
H 7  
RBI 2  
BB 1  
SO 8  
LOB 14



Batter	1	2	3	4	5	6	7	8	9	AB	R	H	RBI	BB	SO	LOB	BOTTOM			
Mike Sharperson, R OBP: 0.262, SLG: 0.263 (1, 4)										3	0	0	0	0	0	2				
Chris Gwynn, L OBP: 0.308, SLG: 0.320 (7, PH)										1	0	0	0	0	0	0				
Alejandro Pena, R OBP: 0.083, SLG: 0.083 (8, 1)										0	0	0	0	0	0	0				
Franklin Stubbs, L OBP: 0.291, SLG: 0.411 (7, PR)										4	2	3	0	0	1	0				
Jose Gonzalez, R (8, 7)										0	0	0	0	0	0	0				
Pedro Guerrero, R OBP: 0.415, SLG: 0.545 (1, 3)										4	1	2	3	0	2	1				
Mike Marshall, R OBP: 0.318, SLG: 0.446 (1, 9)										3	0	0	0	1	1	1				
John Shelby, S OBP: 0.303, SLG: 0.446 (1, 8)										4	1	0	0	0	0	2				
Mike Scioscia, L OBP: 0.347, SLG: 0.367 (1, 2)										4	0	2	0	0	0	0				
Glenn Hoffman, R OBP: 0.285, SLG: 0.270 (1, 6)										3	1	0	1	0	0	1				
Phil Garner, R OBP: 0.289, SLG: 0.307 (8, 4)										2	0	0	0	1	0	0				
Tim Belcher, R OBP: 0.250, SLG: 0.250 (7, PH)										2	0	1	1	0	0	0				
Danny Heep, L OBP: 0.228, SLG: 0.212 (8, 5)										1	0	0	0	0	0	0				
Dave Anderson, R OBP: 0.299, SLG: 0.313 (8, 5)										0	0	0	0	0	0	0				
<b>Inning Stats</b>	R: 0 E: 0 K: 2 S: 7	H: 0 LOB: 0 BB: 0 P: 7	R: 2 E: 1 K: 0 S: 5	H: 2 LOB: 2 BB: 2 P: 13	R: 2 E: 0 K: 1 S: 7	H: 2 LOB: 0 BB: 0 P: 7	R: 0 E: 0 K: 0 S: 3	H: 0 LOB: 0 BB: 0 P: 3	R: 1 E: 0 K: 0 S: 5	H: 2 LOB: 1 BB: 0 P: 5	R: 0 E: 0 K: 0 S: 3	H: 0 LOB: 0 BB: 0 P: 3	R: 0 E: 0 K: 1 S: 6	H: 1 LOB: 1 BB: 0 P: 6	R: 0 E: 0 K: 0 S: 3	H: 1 LOB: 0 BB: 0 P: 3	1B: 5 2B: 2 3B: 0 HR: 1	SF: 0 SAC: 0 DP: 0 HBP: 0	WP: 0 PB: 0 SB: 0 CS: 1	PA: 34
<b>PITCHER</b>	IP WLS BF H R ER SO BB IBB HBP BLK WP HR S P ERA WHIP																			
Ed Whitson, R ERA: 4.66 (5, 1)	1.2 L 5 0 0 0 0 0 0 0 0 0 0 0 5 5 0.00 0.000																			
Greg Booker, R ERA: 3.54 (7, 1)	2.0 7 2 0 0 0 1 0 0 0 0 0 0 0 9 9 0.00 1.000																			

San Diego Padres @ Los Angeles Dodgers  
Dodger Stadium, Los Angeles, CA  
Fri Sep 25 1987, 7:05 PM PDT  
Att: 20,995 - Unknown

AB 31  
R 5  
H 8  
RBI 5  
BB 2  
SO 4  
LOB 7





Batter	1	2	3	4	5	6	7	8	9	AB	R	H	RBI	BB	SO	LOB	TOP			
Tony Gwynn, L (1,9) OBP: 0.446, SLG: 0.514	5-3			F7		6-3		2-3		4	0	0	0	0	0	1				
Joey Cora, S (1,4) OBP: 0.315, SLG: 0.275	K			F7		B3-1			6-3	4	0	0	0	0	1	0				
Carmelo Martinez, R (1,7) OBP: 0.373, SLG: 0.427	CS 1B			2B		K			B5-3	4	0	2	0	0	1	0				
John Kruk, L (1,3) OBP: 0.412, SLG: 0.504	CS 1-2			K					1B 1B	4	0	1	0	0	2	1				
Benito Santiago, R (1,2) OBP: 0.323, SLG: 0.458									1B	4	1	2	0	0	0	0				
Randy Ready, R (1,5) OBP: 0.416, SLG: 0.502									1B	4	0	0	0	0	1	3				
Garry Templeton, S (1,6) OBP: 0.286, SLG: 0.307										2	0	1	1	1	0	0				
Stan Jefferson, S (1,8) OBP: 0.301, SLG: 0.342										3	0	0	0	0	1	2				
Eric Nolte, L (1,1) OBP: 0.143, SLG: 0.100										2	0	0	0	0	1	1				
Mark Davis, L (6,1) OBP: 0.233, SLG: 0.333										0	0	0	0	0	0	0				
Lance McCullers, S (7,1) OBP: 0.133, SLG: 0.071										0	0	0	0	0	0	0				
Marvell Wynne, L (8, PH) OBP: 0.330, SLG: 0.357										1	0	0	0	0	1	1				
Greg Booker, R (8,1) OBP: 0.330, SLG: 0.357										0	0	0	0	0	0	0				
<b>Inning Stats</b>	R: 0 E: 0 K: 1 S: 5	H: 1 LOB: 0 BB: 0 P: 5	R: 0 E: 0 K: 0 S: 3	H: 0 LOB: 0 BB: 0 P: 3	R: 0 E: 0 K: 0 S: 3	H: 0 LOB: 0 BB: 0 P: 3	R: 0 E: 0 K: 1 S: 6	H: 1 LOB: 1 BB: 0 P: 6	R: 1 E: 0 K: 1 S: 7	H: 2 LOB: 1 BB: 0 P: 7	R: 0 E: 0 K: 2 S: 5	H: 0 LOB: 0 BB: 0 P: 5	R: 0 E: 0 K: 2 S: 7	H: 0 LOB: 1 BB: 1 P: 11	R: 0 E: 0 K: 0 S: 5	H: 2 LOB: 2 BB: 0 P: 5	1B: 4 2B: 2 3B: 0 HR: 0	SF: 0 SAC: 0 DP: 0 HBP: 0	WP: 0 PB: 0 SB: 0 CS: 1	PA: 34
<b>PITCHER</b> Bob Welch, R (1,1) ERA: 3.34	IP: 9.0 WLS: W BF: 33 H: 6 R: 1 ER: 1 SO: 8 BB: 1 IBB: 0 HBP: 0 BLK: 0 WP: 0 HR: 0 S: 48 P: 52 ERA: 1.00 WHIP: 0.778																			

San Diego Padres @ Los Angeles Dodgers  
Dodger Stadium, Los Angeles, CA  
Sat Sep 26 1987, 3:33 AM PDT  
Att: 18,357 - Unknown

AB	32
R	1
H	6
RBI	1
BB	1
SO	8
LOB	9



Batter	1	2	3	4	5	6	7	8	9	AB	R	H	RBI	BB	SO	LOB	BOTTOM			
Jose Gonzalez, R (1,7) OBP: 0.250, SLG: 0.500	5-3 2B									3	0	1	0	0	0	1				
Ken Landreaux, L (7, PH) OBP: 0.273, SLG: 0.330										1	0	0	0	0	0	1				
Mike Ramsey, S (8,7) OBP: 0.287, SLG: 0.296										0	0	0	0	0	0	0				
Mike Sharperson, R (1,4) OBP: 0.273, SLG: 0.275	K									3	1	2	0	0	1	1				
Danny Heep, L (7, PH) OBP: 0.226, SLG: 0.209										1	0	0	0	0	0	1				
Dave Anderson, R (8,5) OBP: 0.299, SLG: 0.313										0	0	0	0	0	0	0				
Pedro Guerrero, R (1,3) OBP: 0.414, SLG: 0.543	5-3									4	1	1	0	0	0	2				
Franklin Stubbs, L (9,3) OBP: 0.291, SLG: 0.411										0	0	0	0	0	0	0				
Mike Marshall, R (1,9) OBP: 0.319, SLG: 0.446	6-3									4	1	2	1	0	0	1				
John Shelby, S (1,8) OBP: 0.303, SLG: 0.444										3	0	0	0	1	0	1				
Mike Scioscia, L (1,2) OBP: 0.346, SLG: 0.366	E6									4	0	1	0	0	0	3				
Glenn Hoffman, R (1,6) OBP: 0.290, SLG: 0.276	F8									4	0	2	2	0	0	3				
Phil Garner, R (1,5) OBP: 0.289, SLG: 0.312	5-3									3	0	1	0	0	0	2				
Bob Welch, R (1,1) OBP: 0.218, SLG: 0.150										3	0	0	0	0	1	2				
<b>Inning Stats</b>	R: 0 E: 0 K: 1 S: 6	H: 1 LOB: 1 BB: 0 P: 6	R: 0 E: 1 K: 0 S: 4	H: 0 LOB: 1 BB: 0 P: 4	R: 0 E: 0 K: 0 S: 3	H: 0 LOB: 0 BB: 0 P: 3	R: 0 E: 0 K: 0 S: 3	H: 0 LOB: 0 BB: 0 P: 3	R: 0 E: 0 K: 0 S: 4	H: 1 LOB: 1 BB: 0 P: 4	R: 3 E: 0 K: 0 S: 5	H: 4 LOB: 1 BB: 1 P: 9	R: 0 E: 0 K: 1 S: 6	H: 1 LOB: 0 BB: 0 P: 6	R: 0 E: 0 K: 0 S: 5	H: 2 LOB: 2 BB: 0 P: 5	1B: 8 2B: 3 3B: 0 HR: 0	SF: 0 SAC: 0 DP: 1 HBP: 0	WP: 0 PB: 0 SB: 0 CS: 2	PA: 35
<b>PITCHER</b> Eric Nolte, L (1,1) ERA: 3.0	IP: 5.0 WLS: L BF: 23 H: 6 R: 3 ER: 3 SO: 3 BB: 1 IBB: 0 HBP: 0 BLK: 0 WP: 0 HR: 0 S: 24 P: 28 ERA: 5.40 WHIP: 1.400																			
<b>PITCHER</b> Mark Davis, L (6,1) ERA: 4.07	IP: 1.0 WLS: 0 BF: 2 H: 1 R: 0 ER: 0 SO: 0 BB: 0 IBB: 0 HBP: 0 BLK: 0 WP: 0 HR: 0 S: 2 P: 2 ERA: 0.00 WHIP: 1.000																			
<b>PITCHER</b> Lance McCullers, R (7,1) ERA: 3.84	IP: 1.0 WLS: 0 BF: 4 H: 1 R: 0 ER: 0 SO: 1 BB: 0 IBB: 0 HBP: 0 BLK: 0 WP: 0 HR: 0 S: 6 P: 6 ERA: 0.00 WHIP: 1.000																			
<b>PITCHER</b> Greg Booker, R (8,1) ERA: 3.48	IP: 1.0 WLS: 0 BF: 5 H: 2 R: 0 ER: 0 SO: 0 BB: 0 IBB: 0 HBP: 0 BLK: 0 WP: 0 HR: 0 S: 5 P: 5 ERA: 0.00 WHIP: 2.000																			

San Diego Padres @ Los Angeles Dodgers  
Dodger Stadium, Los Angeles, CA  
Sat Sep 26 1987, 3:33 AM PDT  
Att: 18,357 - Unknown

AB	33
R	3
H	10
RBI	3
BB	1
SO	2
LOB	18







Batter	1	2	3	4	5	6	7	8	9	AB	R	H	RBI	BB	SO	LOB	TOP								
<b>Randy Ready, R</b> OBP: 0.419, SLG: 0.502	0-0 1B	0-0 BB		0-0 5-3			4-0 FC1-6 BB		0-0 F7	4	1	2	0	1	0	1	<b>San Diego Padres @ Los Angeles Dodgers</b> Dodger Stadium, Los Angeles, CA Sun Sep 27 1987, 3:33 AM PDT Att: 24,179 - Unknown <a href="http://livebaseballscorecards.com">livebaseballscorecards.com</a>								
<b>Shane Mack, R</b> OBP: 0.306, SLG: 0.375	0-0 1B	4-0 1B		0-0 F9			0-0 FC1-6 L4-3		0-0 4-3	3	0	1	0	1	0	2									
<b>Marvell Wynne, L</b> OBP: 0.328, SLG: 0.355	0-0 1B	1-2 BB					0-0 L4-3			1	0	0	0	0	0	0									
<b>Carmelo Martinez, R</b> OBP: 0.371, SLG: 0.423	0-3 K	0-0 F7				4-0 FC3-6 BB			0-3 K	4	0	0	0	1	2	5									
<b>John Kruk, L</b> OBP: 0.412, SLG: 0.503	0-0 BB			0-0 5-3		0-0 FC3-6 CS			0-0 F7	4	0	2	1	0	0	1									
<b>Stan Jefferson, S</b> OBP: 0.301, SLG: 0.342	1-2 2H 1B			1-2 1B		1-2 1B				0	0	0	0	0	0	0									
<b>Bento Santiago, R</b> OBP: 0.322, SLG: 0.456	0-0 F9			0-0 5-3		0-0 F7			0-0 3B 1B	4	1	1	0	0	0	4									
<b>Shawn Abner, R</b> OBP: 0.287, SLG: 0.483	4-0 1-2 BB			0-0 5-3		0-0 CS	0-0 G3		0-0 E	3	1	1	1	1	0	1									
<b>Garry Templeton, S</b> OBP: 0.284, SLG: 0.304	0-0 F7			0-0 F6			0-0 6-3		0-0 E6	4	0	0	0	0	0	4									
<b>Joey Cora, S</b> OBP: 0.321, SLG: 0.284		0-0 F2		0-0 S 1B			0-0 1B		0-0 G6-4-3 1B	4	0	3	0	0	0	0									
<b>Mark Grant, R</b> OBP: 0.152, SLG: 0.093		0-0 1-3					0-3 K		0-0 G6-4-3	3	0	0	0	0	1	2									
<b>Tony Gwynn, L</b> OBP: 0.445, SLG: 0.513										1	0	0	0	0	0	2									
<b>Rich Gossage, R</b> OBP: 0.287, SLG: 0.355										0	0	0	0	0	0	0									
<b>Inning Stats</b>	R: 1 E: 0 K: 1 S: 8	H: 3 LOB: 3 BB: 1 P: 12	R: 0 E: 0 K: 0 S: 4	H: 1 LOB: 2 BB: 1 P: 8	R: 0 E: 0 K: 0 S: 4	H: 1 LOB: 1 BB: 0 P: 4	R: 0 E: 0 K: 0 S: 4	H: 1 LOB: 1 BB: 0 P: 4	R: 0 E: 0 K: 0 S: 2	H: 0 LOB: 0 BB: 1 P: 6	R: 0 E: 0 K: 1 S: 6	H: 1 LOB: 1 BB: 0 P: 6	R: 0 E: 0 K: 0 S: 2	H: 0 LOB: 0 BB: 1 P: 6	R: 2 E: 1 K: 0 S: 6	H: 3 LOB: 1 BB: 0 P: 6	R: 0 E: 0 K: 1 S: 5	H: 0 LOB: 0 BB: 0 P: 5	1B: 9 2B: 1 3B: 1 HR: 0	SF: 0 SAC: 0 DP: 2 HBP: 0	WP: 0 PB: 0 SB: 1 CS: 1	PA: 40			
<b>PITCHER</b>	IP	WLS	BF	H	R	ER	SO	BB	IBB	HBP	BLK	WP	HR	S	P	ERA	WHIP								
<b>Fernando Valenzuela, L</b> ERA: 4.0	(1, 1)	7.1	35	10	3	3	2	4	0	0	0	0	0	35	51	3.68	1.909								
<b>Tim Crews, R</b> ERA: 2.33	(8, 1)	0.2	W	1	0	0	0	0	0	0	0	0	0	1	1	0.00	0.000								
<b>Alejandro Pena, R</b> ERA: 3.67	(9, 1)	1.0	S	3	0	0	0	1	0	0	0	0	0	5	5	0.00	0.000								

Batter	1	2	3	4	5	6	7	8	9	AB	R	H	RBI	BB	SO	LOB	BOTTOM								
<b>Steve Sax, R</b> OBP: 0.327, SLG: 0.357	0-0 B5-3		0-0 4-3			0-0 SH2-3 1B		4-0 FC3-6 BB		3	0	1	0	1	0	0	<b>San Diego Padres @ Los Angeles Dodgers</b> Dodger Stadium, Los Angeles, CA Sun Sep 27 1987, 3:33 AM PDT Att: 24,179 - Unknown <a href="http://livebaseballscorecards.com">livebaseballscorecards.com</a>								
<b>Chris Gwynn, L</b> OBP: 0.276, SLG: 0.286	0-0 F7		0-0 L4			0-0 SH2-3		0-0 FC3-6 BB		3	1	0	0	0	0	2									
<b>Craig Shipley, R</b> OBP: 0.276, SLG: 0.310						1-2 2-3 2B		1-2 2B BB		0	0	0	0	0	0	0									
<b>Franklin Stubbs, L</b> OBP: 0.290, SLG: 0.407	0-0 6-3			0-3 K		0-3 K		4-0 2B BB		3	1	0	0	1	2	1									
<b>Mike Marshall, R</b> OBP: 0.321, SLG: 0.455		0-0 HR		0-0 FC4-6 1B		0-0 F8		0-3 K		4	1	2	1	0	1	4									
<b>John Shelby, S</b> OBP: 0.306, SLG: 0.447		0-0 SH1-3 1B		0-0 FC4-6		4-0 WP SH5-3 BB		0-0 1H 2H 3H 2B		3	0	2	3	1	0	1									
<b>Mike Scioscia, L</b> OBP: 0.346, SLG: 0.364		0-0 F4		0-0 F6		0-0 SH5-3		4-0 IBB		2	0	0	0	1	0	2									
<b>Glenn Hoffman, R</b> OBP: 0.287, SLG: 0.273		0-0 SH1-3			0-0 F3		0-3 K		0-3 K	2	0	0	0	0	1	1									
<b>Ralph Bryant, L</b> OBP: 0.344, SLG: 0.418		1-2 1B				2-3 K				1	0	0	0	0	1	2									
<b>Alejandro Pena, R</b> OBP: 0.083, SLG: 0.083										0	0	0	0	0	0	0									
<b>Mike Sharperson, R</b> OBP: 0.268, SLG: 0.269		0-0 5-3			0-0 F8		0-3 K			2	0	0	0	0	0	1									
<b>Ken Landreaux, L</b> OBP: 0.271, SLG: 0.328										1	0	0	0	0	1	1									
<b>Dave Anderson, R</b> OBP: 0.299, SLG: 0.313										0	0	0	0	0	0	0									
<b>Fernando Valenzuela, L</b> OBP: 0.136, SLG: 0.170					0-0 F4				4-0 FC3-6 BB 2B	2	0	0	0	0	0	0									
<b>Tim Crews, R</b> ERA: 4.05	(8, 1)									0	0	0	0	0	0	0									
<b>Danny Heep, L</b> OBP: 0.233, SLG: 0.209	(8, PH)									0	0	0	0	1	0	0									
<b>Mike Ramsey, S</b> OBP: 0.287, SLG: 0.296	(8, PR)									0	1	0	0	0	0	0									
<b>Jose Gonzalez, R</b> OBP: 0.250, SLG: 0.500	(9, 7)									0	0	0	0	0	0	0									
<b>Inning Stats</b>	R: 0 E: 0 K: 0 S: 3	H: 0 LOB: 0 BB: 0 P: 3	R: 1 E: 0 K: 0 S: 5	H: 2 LOB: 1 BB: 0 P: 5	R: 0 E: 0 K: 0 S: 3	H: 0 LOB: 0 BB: 0 P: 3	R: 0 E: 0 K: 1 S: 6	H: 1 LOB: 1 BB: 0 P: 6	R: 0 E: 0 K: 1 S: 6	H: 1 LOB: 1 BB: 0 P: 6	R: 0 E: 0 K: 2 S: 7	H: 0 LOB: 1 BB: 1 P: 11	R: 3 E: 0 K: 2 S: 8	H: 1 LOB: 2 BB: 4 P: 24	R: 0 E: 0 K: 2 S: 5	H: 0 LOB: 0 BB: 0 P: 5	1B: 3 2B: 1 3B: 0 HR: 1	SF: 0 SAC: 3 DP: 0 HBP: 0	WP: 1 PB: 0 SB: 0 CS: 0	PA: 34					
<b>PITCHER</b>	IP	WLS	BF	H	R	ER	SO	BB	IBB	HBP	BLK	WP	HR	S	P	ERA	WHIP								
<b>Mark Grant, R</b> ERA: 4.05	(1, 1)	7.0	L	8	1	3	3	2	3	1	0	0	0	8	24	27.00	4.000								
<b>Rich Gossage, R</b> ERA: 3.16	(8, 1)	1.0	L	8	1	3	3	2	3	1	0	0	0	8	24	27.00	4.000								





Batter	1	2	3	4	5	6	7	8	9	AB	R	H	RBI	BB	SO	LOB	TOP						
Steve Sax, R OBP: 0.326, SLG: 0.354 (1, 4)	4-0 BB 2B		0-0 F7		0-0 FC4-6		0-0 F9		0-0 F8	4	0	0	1	1	0	1	<b>Los Angeles Dodgers @ Houston Astros</b> Astrodome, Houston, TX Mon Sep 28 1987, 8:05 PM EDT Att: 8,593 - Unknown  <b>AB 36</b> <b>R 5</b> <b>H 10</b> <b>RBI 5</b> <b>BB 1</b> <b>SO 5</b> <b>LOB 9</b>  						
Jose Gonzalez, R OBP: 0.288, SLG: 0.571 Ralph Bryant, L OBP: 0.354, SLG: 0.429 (7, PH) (7, 7)	0-0 1B 2B		0-0 F3		0-0 1-3		0-0 1B			3	1	1	0	0	0	1							
Pedro Guerrero, R OBP: 0.413, SLG: 0.540 Franklin Stubbs, L OBP: 0.290, SLG: 0.407 (1, 3) (8, 3)	0-0 2H 1B			0-0 5-3		0-0 E5 BLK 2B		0-3 K		4	1	1	1	0	1	1							
Mike Marshall, R OBP: 0.320, SLG: 0.455 Reggie Williams, R OBP: 0.225, SLG: 0.118 (1, 9) (8, 9)	0-0 F7			0-0 F7		0-0 1B 1B 2B		0-0 F7		4	1	1	1	0	0	1							
John Shelby, S OBP: 0.306, SLG: 0.445 Mike Ramsey, S OBP: 0.287, SLG: 0.296 (1, 8) (8, 8)	0-3 K			0-3 K		0-0 1B S 1B		0-0 F8		4	0	1	0	0	2	1							
Alex Trevino, R OBP: 0.285, SLG: 0.343 Mike Scioscia, L OBP: 0.349, SLG: 0.367 (1, 2) (6, PH) (6, 2)		0-0 F9			0-0 6-3		0-0 L3 1B		0-0 1B	2	0	0	0	0	0	0							
Orlando Mercado, R OBP: 0.200, SLG: 0.130 (6, 2) (6, 2)					0-0 1-3 3H 1B		0-0 1B		0-3 K	0	0	0	0	0	0	0							
Glenn Hoffman, R OBP: 0.275, SLG: 0.275 Ken Landreaux, L OBP: 0.270, SLG: 0.326 Craig Shipley, R OBP: 0.267, SLG: 0.300 (1, 6) (6, PH) (6, 6)		0-0 F9			0-0 1B 1B		0-0 L3 1-2 1B		0-3 K	2	1	1	0	0	0	0							
Mike Sharperson, R OBP: 0.267, SLG: 0.269 (1, 5) (1, 5)		0-0 6-3			0-0 1B FC4-6 1B		0-3 K		0-0 G3	4	1	1	0	0	1	1							
Orel Hershiser, R OBP: 0.225, SLG: 0.354 Brad Havens, L OBP: 0.200, SLG: 0.200 Brian Holton, R OBP: 0.200, SLG: 0.200 Bill Krueger, L OBP: 0.200, SLG: 0.200 Chris Gwynn, L OBP: 0.200, SLG: 0.200 Ron Davis, R OBP: 0.200, SLG: 0.200 Danny Heep, L OBP: 0.200, SLG: 0.200 (1, 1) (6, 1) (6, 1) (6, 1) (7, PH) (7, 1) (9, PH)			0-0 F4				0-0 FC4-6 1B		0-0 F8	2	0	1	1	0	0	0							
<b>Inning Stats</b>	R: 1 E: 0 K: 1 S: 6	H: 2 LOB: 1 BB: 1 P: 10	R: 0 E: 0 K: 0 S: 3	H: 0 LOB: 0 BB: 0 P: 3	R: 0 E: 0 K: 0 S: 3	H: 0 LOB: 0 BB: 0 P: 3	R: 0 E: 0 K: 1 S: 5	H: 0 LOB: 0 BB: 0 P: 5	R: 2 E: 0 K: 0 S: 6	H: 3 LOB: 1 BB: 0 P: 6	R: 2 E: 0 K: 1 S: 8	H: 3 LOB: 1 BB: 0 P: 8	R: 0 E: 0 K: 1 S: 6	H: 1 LOB: 1 BB: 0 P: 6	R: 0 E: 0 K: 1 S: 6	H: 1 LOB: 1 BB: 0 P: 6		R: 0 E: 0 K: 0 S: 3	H: 0 LOB: 0 BB: 0 P: 3	1B: 8 2B: 3 3B: 0 HR: 0	SF: 0 SAC: 0 DP: 1 HBP: 0	WP: 0 PB: 0 SB: 1 CS: 0	PA: 37
<b>PITCHER</b>	IP WLS BF H R ER SO BB IBB HBP BLK WP HR S P ERA WHIP	5.0 W 23 7 5 4 2 1 0 0 0 0 0 0 26 30 7.20 1.600	4.0 S 14 3 0 0 3 0 0 0 0 0 0 0 20 20 0.00 0.750	<b>PITCHER</b>																			

Batter	1	2	3	4	5	6	7	8	9	AB	R	H	RBI	BB	SO	LOB	BOTTOM					
Billy Hatcher, R OBP: 0.346, SLG: 0.414 (1, 8)	0-0 2B 1B	0-3 K2-3		0-3 K		0-0 F8	0-0 E3 WP 6-3			5	1	1	0	0	2	2	<b>Los Angeles Dodgers @ Houston Astros</b> Astrodome, Houston, TX Mon Sep 28 1987, 8:05 PM EDT Att: 8,593 - Unknown  <b>AB 38</b> <b>R 11</b> <b>H 14</b> <b>RBI 11</b> <b>BB 6</b> <b>SO 6</b> <b>LOB 24</b>  					
Craig Reynolds, L OBP: 0.302, SLG: 0.350 (1, 6)	0-0 E FC4-6 2B		0-0 F8	0-0 F8		0-0 FC5-2 3B	0-0 6-3			5	1	2	1	0	0	1						
Bill Doran, S OBP: 0.362, SLG: 0.411 Jim Pankovits, R OBP: 0.255, SLG: 0.313 (1, 4) (7, PR) (8, 4)	0-0 E4 FC4-6 2-3		4-0 FC4-6 WP 1B BB		0-0 FC4-6 1B	1-0 FC5-2 1B HBP	4-0 WP BB			2	2	1	0	2	0	1						
Kevin Bass, S OBP: 0.347, SLG: 0.457 (1, 9)	0-0 FC4-6 1-2 3H		4-0 FC4-6 1-2 BB		0-0 FC4-6 2B HR	0-0 FC5-2 1B HR	4-0 BB			3	2	0	1	2	0	4						
Denny Walling, L OBP: 0.355, SLG: 0.422 (1, 5)	0-0 G4-6-3 1-2		0-0 FC4-6 1B 1B		0-0 HR 2B	0-0 HR 1B	0-0 4-3			5	2	2	1	0	0	6						
Glenn Davis, R OBP: 0.307, SLG: 0.453 (1, 3)		0-0 1B 1B	0-0 1B 1-2 3H 1B		4-0 HR IBB	0-0 1-2 2H HR	0-3 K			4	2	3	4	1	1	0						
Terry Puhl, L OBP: 0.319, SLG: 0.352 (1, 7)		0-0 1B	0-0 1B 1-2 2-3 1B		0-0 HR	4-0 BB	0-0 1B			4	1	4	4	1	0	0						
Ronn Reynolds, R OBP: 0.192, SLG: 0.250 (1, 2)		0-0 F7	0-3 K		0-0 K	0-0 F9				5	0	1	0	0	2	6						
Jim Deshaies, L OBP: 0.200, SLG: 0.094 Jeff Heathcock, R (1, 1) (6, 1)		0-3 K		0-0 6-3	0-0 4-3		0-0 1-3	0-0 G4-6-3 1B		3	0	0	0	0	1	2						
<b>Inning Stats</b>	R: 2 E: 1 K: 0 S: 5	H: 2 LOB: 0 BB: 0 P: 5	R: 0 E: 0 K: 2 S: 9	H: 2 LOB: 2 BB: 0 P: 9	R: 1 E: 0 K: 1 S: 7	H: 2 LOB: 2 BB: 2 P: 15	R: 0 E: 0 K: 1 S: 5	H: 0 LOB: 0 BB: 0 P: 5	R: 4 E: 0 K: 0 S: 8	H: 3 LOB: 0 BB: 1 P: 12	R: 4 E: 0 K: 0 S: 6	H: 3 LOB: 1 BB: 1 P: 11	R: 0 E: 1 K: 0 S: 4	H: 0 LOB: 2 BB: 2 P: 12	R: 0 E: 0 K: 1 S: 6	H: 2 LOB: 1 BB: 0 P: 6		1B: 9 2B: 2 3B: 1 HR: 2	SF: 0 SAC: 0 DP: 2 HBP: 1	WP: 2 PB: 0 SB: 0 CS: 0	PA: 45	
<b>PITCHER</b>	IP WLS BF H R ER SO BB IBB HBP BLK WP HR S P ERA WHIP	0.1 L 2 1 0 0 0 0 0 0 0 0 0 0 2 2 0.00 3.000	0.0 1 1 2 2 0 0 0 0 0 0 0 0 1 1 1 1 ∞ ∞	0.1 2 0 0 0 0 1 0 0 0 0 0 0 1 5 0.00 3.000	2.0 10 2 0 0 1 2 0 0 0 1 0 10 18 0.00 2.000	<b>PITCHER</b>																



Batter	1	2	3	4	5	6	7	8	9	AB	R	H	RBI	BB	SO	LOB	TOP										
Steve Sax, R (1,4) OBP: 0.326, SLG: 0.354 Phil Garner, R (6,4) OBP: 0.287, SLG: 0.309	0-0 S HR 1B		0-0 FC6-4 2B 1B		0-3 K2-3		0-0 F8		0-3 K	3	2	1	0	0	1	1	<b>Los Angeles Dodgers @ Houston Astros</b> Astrodome, Houston, TX Tue Sep 29 1987, 8:05 PM EDT Att: 10,468 - Unknown										
John Shelby, S (1,8) OBP: 0.307, SLG: 0.448	0-3 K		0-0 1B 2B		0-0 F7				0-0 6-3 SH2-4 1B	4	2	2	0	0	1	1											
Franklin Stubbs, L (1,3) OBP: 0.290, SLG: 0.415	0-0 2H HR		0-0 P3		0-0 F6				0-0 SH2-4	3	1	1	2	0	0	2											
Mike Marshall, R (1,9) OBP: 0.325, SLG: 0.454	4-0 G3-6-3 BB		4-0 1B BB		0-3 K				4-0 6-3 IBB	1	1	0	0	3	1	0											
Mike Scioscia, L (1,2) OBP: 0.348, SLG: 0.366 Orlando Mercado, R (9,2) OBP: 0.200, SLG: 0.130	0-0 G3-6-3		0-0 1-2 2H 3H 1B		0-0 1-3				0-0 6-3	4	0	1	2	0	0	3											
Ralph Bryant, L (1,7) OBP: 0.338, SLG: 0.407 Mike Ramsey, S (6,7) OBP: 0.287, SLG: 0.296 Tito Landrum, R (8,PH) OBP: 0.291, SLG: 0.284 Jose Gonzalez, R (6,7) OBP: 0.286, SLG: 0.571		0-3 K	0-3 K		0-0 F7				0-0 E1 2H 3H 1B	3	0	0	0	0	2	2											
Glenn Hoffman, R (1,6) OBP: 0.283, SLG: 0.269		0-3 K		0-3 K					0-0 F9	4	0	0	0	0	3	1											
Mike Sharperson, R (1,5) OBP: 0.267, SLG: 0.277		0-0 F7		0-3 K					0-0 F6	4	0	1	0	0	1	0											
Shawn Hillegas, R (1,1) Danny Heep, L (7,PH) Alejandro Pena, R (7,1) OBP: 0.077, SLG: 0.077			4-0 FC6-4 BB		0-0 L3				0-3 K	1	0	0	0	1	0	0											
<b>Inning Stats</b>	R: 2 E: 0 K: 1 S: 6	H: 2 LOB: 0 BB: 1 P: 10	R: 0 E: 0 K: 2 S: 7	H: 0 LOB: 0 BB: 0 P: 7	R: 2 E: 0 K: 1 S: 7	H: 2 LOB: 2 BB: 2 P: 15	R: 0 E: 0 K: 2 S: 7	H: 0 LOB: 0 BB: 0 P: 7	R: 0 E: 0 K: 1 S: 5	H: 0 LOB: 0 BB: 0 P: 5	R: 0 E: 0 K: 1 S: 5	H: 2 LOB: 1 BB: 0 P: 6	R: 2 E: 1 K: 0 S: 5	H: 2 LOB: 1 BB: 1 P: 9	R: 0 E: 0 K: 2 S: 7	H: 0 LOB: 0 BB: 0 P: 7		1B: 5 2B: 2 3B: 0 HR: 1	SF: 0 SAC: 1 DP: 1 HBP: 0	WP: 0 PB: 0 SB: 1 CS: 0	PA: 37						
<b>PITCHER</b>	IP	WLS	BF	H	R	ER	SO	BB	IBB	HBP	BLK	WP	HR	S	P	ERA	WHIP										
Nolan Ryan, R (1,1) ERA: 2.77	7.0	L	28	6	4	4	9	3	0	0	0	0	1	43	55	5.14	1.286										
Juan Agosto, L (8,1) ERA: 2.89	1.0		6	2	2	1	0	0	1	0	0	0	0	5	9	9.00	2.000										
Rocky Childress, R (9,1) ERA: 2.11	1.0		3	0	0	0	2	0	0	0	0	0	0	7	7	0.00	0.000										


Batter	1	2	3	4	5	6	7	8	9	AB	R	H	RBI	BB	SO	LOB	BOTTOM										
Billy Hatcher, R (1,8) OBP: 0.347, SLG: 0.416	0-3 K		0-0 1B BB 2B		0-0 5-3		0-0 1B			4	1	2	0	0	1	0	<b>Los Angeles Dodgers @ Houston Astros</b> Astrodome, Houston, TX Tue Sep 29 1987, 8:05 PM EDT Att: 10,468 - Unknown										
Craig Reynolds, L (1,6) OBP: 0.304, SLG: 0.352	0-0 F8		0-0 BB BB 1B		0-0 F9		0-0 FC5-4 1B			4	0	2	0	0	0	0											
Bill Doran, S (1,4) OBP: 0.363, SLG: 0.409	4-0 BB BB		4-0 1-2 BB BB		0-3 K		0-0 FC5-4			2	0	0	0	2	1	2											
Kevin Bass, S (1,9) OBP: 0.348, SLG: 0.458	4-0 1-2 BB		0-0 F6		0-0 2B				0-0 L6	3	0	1	0	1	0	3											
Denny Walling, L (1,5) OBP: 0.353, SLG: 0.418	0-3 K		4-0 1-2 2H 3H BB		0-0 F6		0-0 F7		0-0 F7	3	0	0	1	1	1	3											
Glenn Davis, R (1,3) OBP: 0.305, SLG: 0.450		0-0 5-3	0-0 5-3		0-0 F7		0-0 F8		0-0 F8	4	0	0	0	0	0	4											
Terry Puhl, L (1,7) OBP: 0.309, SLG: 0.339		0-0 G3		0-3 K		0-0 4-3			0-0 F8	4	0	0	0	0	1	1											
Ronn Reynolds, R (1,2) OBP: 0.188, SLG: 0.245 Jose Cruz, L (7,PH) OBP: 0.310, SLG: 0.404 Troy Afenir, R (8,2) OBP: 0.143, SLG: 0.143 Ken Caminiti, S (9,PH) OBP: 0.281, SLG: 0.332		0-0 6-3		0-0 5-3			0-0 5-3		0-0 5-3	2	0	0	0	0	0	0											
Nolan Ryan, R (1,1) OBP: 0.078, SLG: 0.111 Ty Gainey, L (7,PH) OBP: 0.174, SLG: 0.095 Juan Agosto, L (8,1) Rocky Childress, R (9,1) Alan Ashby, S (9,PH) OBP: 0.370, SLG: 0.441			0-0 F4		0-3 K		0-0 5-3		0-0 F9	2	0	0	0	0	1	0											
<b>Inning Stats</b>	R: 0 E: 0 K: 2 S: 7	H: 0 LOB: 2 BB: 2 P: 15	R: 0 E: 0 K: 0 S: 3	H: 0 LOB: 0 BB: 0 P: 3	R: 1 E: 0 K: 0 S: 5	H: 2 LOB: 3 BB: 2 P: 13	R: 0 E: 0 K: 2 S: 7	H: 0 LOB: 0 BB: 0 P: 7	R: 0 E: 0 K: 1 S: 5	H: 1 LOB: 1 BB: 0 P: 4	R: 0 E: 0 K: 0 S: 5	H: 2 LOB: 2 BB: 0 P: 5	R: 0 E: 0 K: 0 S: 3	H: 0 LOB: 0 BB: 0 P: 3	R: 0 E: 0 K: 0 S: 3	H: 0 LOB: 0 BB: 0 P: 3		1B: 3 2B: 2 3B: 0 HR: 0	SF: 0 SAC: 0 DP: 0 HBP: 0	WP: 0 PB: 0 SB: 0 CS: 0	PA: 36						
<b>PITCHER</b>	IP	WLS	BF	H	R	ER	SO	BB	IBB	HBP	BLK	WP	HR	S	P	ERA	WHIP										
Shawn Hillegas, R (1,1) ERA: 3.63	6.0	W	25	3	1	1	5	4	0	0	0	0	0	31	47	1.50	1.167										
Alejandro Pena, R (7,1) ERA: 3.54	3.0	S	11	2	0	0	0	0	0	0	0	0	0	11	11	0.00	0.667										




Batter	1	2	3	4	5	6	7	8	9	AB	R	H	RBI	BB	SO	LOB	TOP					
Eddie Milner, L OBP: 0.320, SLG: 0.374 Chili Davis, S OBP: 0.343, SLG: 0.436	F9		F5					5-3		3	0	1	0	0	0	0	San Francisco Giants @ Los Angeles Dodgers Dodger Stadium, Los Angeles, CA Wed Sep 30 1987, 7:05 PM PDT Att: 28,468 - Unknown					
Jeffrey Leonard, R OBP: 0.313, SLG: 0.476	F7		F8		CS	F8		4-3	L5	5	0	0	0	0	0	2						
Mike Aldrete, L OBP: 0.395, SLG: 0.468	K			F7						3	0	2	0	1	1	0						
Candy Maldonado, R OBP: 0.349, SLG: 0.517 Will Clark, L OBP: 0.371, SLG: 0.574	K			F7		G6-4-3		F4		3	0	1	0	0	1	1						
Harry Spilman, L OBP: 0.333, SLG: 0.372 Jose Uribe, S OBP: 0.338, SLG: 0.414				F7						2	1	1	0	1	0	2						
Chris Speier, R OBP: 0.342, SLG: 0.395 Mark Wasinger, R OBP: 0.341, SLG: 0.351 Robby Thompson, R OBP: 0.336, SLG: 0.421							SH3-4			1	0	0	0	1	1	2						
Bob Melvin, R OBP: 0.254, SLG: 0.373										4	1	2	0	0	2	4						
Matt Williams, R OBP: 0.243, SLG: 0.342										4	0	1	1	0	0	3						
Mike Krukow, R OBP: 0.196, SLG: 0.204 Francisco Melendez, L OBP: 0.333, SLG: 0.333 Joe Price, R OBP: 0.167, SLG: 0.167										2	0	0	0	0	1	0						
Inning Stats	R: 0 E: 0 K: 1 S: 5	H: 0 LOB: 0 BB: 0 P: 5	R: 0 E: 0 K: 2 S: 7	H: 0 LOB: 2 BB: 2 P: 15	R: 0 E: 0 K: 0 S: 3	H: 0 LOB: 0 BB: 0 P: 3	R: 0 E: 0 K: 2 S: 9	H: 2 LOB: 2 BB: 0 P: 9	R: 0 E: 0 K: 1 S: 5	H: 1 LOB: 0 BB: 0 P: 5	R: 0 E: 0 K: 0 S: 2	H: 0 LOB: 1 BB: 1 P: 6	R: 1 E: 1 K: 0 S: 5	H: 2 LOB: 1 BB: 0 P: 5	R: 0 E: 0 K: 0 S: 4	H: 1 LOB: 1 BB: 0 P: 4		R: 2 E: 0 K: 1 S: 9	H: 4 LOB: 2 BB: 0 P: 9	1B: 10 2B: 0 3B: 0 HR: 0	SF: 0 SAC: 1 DP: 1 HBP: 0	WP: 0 PB: 0 SB: 0 CS: 1
PITCHER	IP	WLS	BF	H	R	ER	SO	BB	IBB	HBP	BLK	WP	HR	S	P	ERA	WHIP					
Tim Belcher, R ERA: 2.38 Tim Leary, R ERA: 4.81	7.0	L	27	5	1	0	6	3	0	0	0	0	0	36	48	0.00	1.143					

Batter	1	2	3	4	5	6	7	8	9	AB	R	H	RBI	BB	SO	LOB	BOTTOM					
Steve Sax, R OBP: 0.326, SLG: 0.353	E5		F7		B2					4	0	1	0	0	0	1	San Francisco Giants @ Los Angeles Dodgers Dodger Stadium, Los Angeles, CA Wed Sep 30 1987, 7:05 PM PDT Att: 28,468 - Unknown					
Chris Gwynn, L OBP: 0.242, SLG: 0.250 Tito Landrum, R OBP: 0.289, SLG: 0.282	FC6-4		G3			F8				3	0	0	0	0	1	1						
Pedro Guerrero, R OBP: 0.414, SLG: 0.539	F9		K							3	0	1	0	1	1	1						
John Shelby, S OBP: 0.307, SLG: 0.446				1-3		FC4-6		G6-4-3		4	0	1	0	0	0	3						
Mike Scioscia, L OBP: 0.346, SLG: 0.364 Alex Trevino, R OBP: 0.271, SLG: 0.347					L4					3	0	0	0	0	1	3						
Danny Heep, L OBP: 0.235, SLG: 0.211 Mike Devereaux, R OBP: 0.264, SLG: 0.294										2	0	0	0	0	1	0						
Glenn Hoffman, R OBP: 0.283, SLG: 0.276 Mike Ramsey, S OBP: 0.287, SLG: 0.296 Craig Shipley, R OBP: 0.267, SLG: 0.300 Jose Gonzalez, R OBP: 0.250, SLG: 0.500										3	0	1	0	0	0	0						
Mike Sharperson, R OBP: 0.274, SLG: 0.278										3	0	1	0	1	0	2						
Tim Belcher, R OBP: 0.200, SLG: 0.200 Phil Garner, R OBP: 0.266, SLG: 0.308 Tim Leary, R OBP: 0.304, SLG: 0.348										2	0	0	0	0	1	2						
Inning Stats	R: 0 E: 1 K: 1 S: 7	H: 1 LOB: 2 BB: 0 P: 7	R: 0 E: 0 K: 1 S: 5	H: 0 LOB: 1 BB: 1 P: 9	R: 0 E: 0 K: 1 S: 5	H: 0 LOB: 0 BB: 0 P: 5	R: 0 E: 0 K: 0 S: 5	H: 0 LOB: 0 BB: 0 P: 5	R: 0 E: 0 K: 0 S: 4	H: 1 LOB: 1 BB: 0 P: 4	R: 0 E: 0 K: 0 S: 4	H: 1 LOB: 1 BB: 0 P: 4	R: 0 E: 0 K: 1 S: 5	H: 1 LOB: 1 BB: 0 P: 6	R: 0 E: 0 K: 1 S: 5	H: 1 LOB: 1 BB: 1 P: 9		R: 0 E: 0 K: 2 S: 8	H: 1 LOB: 1 BB: 0 P: 8	1B: 5 2B: 1 3B: 0 HR: 0	SF: 0 SAC: 0 DP: 1 HBP: 0	WP: 0 PB: 0 SB: 3 CS: 0
PITCHER	IP	WLS	BF	H	R	ER	SO	BB	IBB	HBP	BLK	WP	HR	S	P	ERA	WHIP					
Mike Krukow, R ERA: 4.83 Joe Price, L ERA: 2.35	6.0	W	23	3	0	0	4	0	1	0	0	0	0	19	23	0.00	1.000					



Batter	1	2	3	4	5	6	7	8	9	AB	R	H	RBI	BB	SO	LOB	TOP
Mike Aldrete, L (1,9) OBP: 0.394, SLG: 0.466 (7,7)	0-0 4-3			0-0 E7		0-0 G6-4-3 1-2 1B		0-0 3-1		4	0	1	0	0	0	0	<p>San Francisco Giants @ Los Angeles Dodgers Dodger Stadium, Los Angeles, CA Thu Oct 01 1987, 7:05 PM PDT Att: 31,914 - Unknown</p> <p>livebaseballscorecards.com</p> <p>AB 28 R 0 H 1 RBI 0 BB 1 SO 7 LOB 5</p> 
Jeffrey Leonard, R (1,7) OBP: 0.312, SLG: 0.473 Craig Lefferts, L (6,1) OBP: 0.286, SLG: 0.429 Scott Garretts, R (7,1) OBP: 0.300, SLG: 0.300 Dave Henderson, R (9,PH) OBP: 0.332, SLG: 0.414	0-0 F8			0-0 F5		0-0 G6-4-3 1-2 1B		0-0 5-3		3	0	0	0	0	0	3	
Will Clark, L (1,3) OBP: 0.369, SLG: 0.571 Kirt Manwaring, R (8,2)	0-3 K			0-0 1-3				0-0 F9		3	0	0	0	0	1	1	
Chili Davis, S (1,8) OBP: 0.342, SLG: 0.434 Jessie Reid, L (7,PH) OBP: 0.250, SLG: 0.571		0-0 5-3		0-3 K				0-3 K		2	0	0	0	0	1	1	
Harry Spilman, L (1,5) OBP: 0.323, SLG: 0.360		0-3 K			0-0 3-1			0-0 F7		3	0	0	0	0	1	0	
Bob Brently, R (1,2) OBP: 0.344, SLG: 0.459 Francisco Melendez, L (8,PH) OBP: 0.309, SLG: 0.309		0-0 F4			0-3 K			0-0 F5		2	0	0	0	0	1	0	
Robby Thompson, R (1,4) OBP: 0.334, SLG: 0.419 Mark Wasinger, R (8,PH) OBP: 0.337, SLG: 0.346			0-3 K		0-0 F8			0-0 F7		2	0	0	0	0	1	0	
Matt Williams, R (1,6) OBP: 0.241, SLG: 0.339 Randy Kutcher, R (8,PH) OBP: 0.200, SLG: 0.357			0-0 F4			0-3 K		0-0 F3		2	0	0	0	0	1	0	
Rick Reuschel, R (1,1) OBP: 0.190, SLG: 0.215 Eddie Milner, L (6,PH) OBP: 0.322, SLG: 0.372			0-0 6-3			4-0 1B BB		0-0 F7		1	0	0	0	0	0	0	
<b>Inning Stats</b>	R: 0 E: 0 K: 1 S: 5	H: 0 LOB: 0 BB: 0 P: 5	R: 0 E: 0 K: 1 S: 5	H: 0 LOB: 0 BB: 0 P: 5	R: 0 E: 0 K: 1 S: 5	H: 0 LOB: 0 BB: 0 P: 6	R: 0 E: 0 K: 1 S: 5	H: 1 LOB: 1 BB: 1 P: 9	R: 0 E: 0 K: 0 S: 3	H: 0 LOB: 0 BB: 0 P: 3	R: 0 E: 0 K: 0 S: 3	H: 0 LOB: 0 BB: 0 P: 3	1B: 1 2B: 0 3B: 0 HR: 0	SF: 0 SAC: 0 DP: 1 HBP: 0	WP: 0 PB: 0 SB: 0 CS: 0	PA: 29	
<b>PITCHER</b> Bob Welch, R (1,1) ERA: 3.22	IP: 9.0 WLS: W BF: 29 H: 1 R: 0 ER: 0 SO: 7 BB: 1 IBB: 0 HBP: 0 BLK: 0 WP: 0 HR: 0 S: 42 P: 46 ERA: 0.00 WHIP: 0.222																

Batter	1	2	3	4	5	6	7	8	9	AB	R	H	RBI	BB	SO	LOB	BOTTOM		
Steve Sax, R (1,4) OBP: 0.327, SLG: 0.354 Craig Shipley, R (7,5) OBP: 0.258, SLG: 0.290	0-0 6-3	0-0 E4		0-0 1B		0-0 F9 1B		0-3 K2-3		4	0	2	1	0	0	0	<p>San Francisco Giants @ Los Angeles Dodgers Dodger Stadium, Los Angeles, CA Thu Oct 01 1987, 7:05 PM PDT Att: 31,914 - Unknown</p> <p>livebaseballscorecards.com</p> <p>AB 33 R 7 H 10 RBI 4 BB 2 SO 2 LOB 18</p> 		
Danny Heep, L (1,3) OBP: 0.235, SLG: 0.213	0-0 F4	3-H 0-0 6-3		2-H 0-0 F7		0-0 1B		0-0 F9		4	0	1	0	0	0	2			
John Shelby, S (1,8) OBP: 0.308, SLG: 0.445 Jose Gonzalez, R (4,PH) OBP: 0.200, SLG: 0.400	0-0 4-3		1-0 E HBP		0-0 F7		0-0 F9		0-0 2-3		1	0	0	0	0	0			
Mike Marshall, R (1,9) OBP: 0.327, SLG: 0.455 Chris Gwynn, L (6,7) OBP: 0.242, SLG: 0.250 Reggie Williams, R (7,7) OBP: 0.220, SLG: 0.114		0-0 FC3-6 1B	0-3 K		0-0 1B G4-6-3 1B	0-0 G6-4-3 1-2 1B				3	1	2	0	0	1	1			
Mike Scioscia, L (1,2) OBP: 0.345, SLG: 0.363 Orlando Mercado, R (8,2) OBP: 0.200, SLG: 0.130		0-0 FC3-6 2B 1-2 1B	0-0 F8		0-0 G4-6-3 1-3 1B 1B			0-0 F9		4	2	1	0	0	0	2			
Ralph Bryant, L (1,7) OBP: 0.347, SLG: 0.419 Mike Ramsey, S (8,9) OBP: 0.287, SLG: 0.296		0-0 FC5-2 1-3 2B	0-0 E4 FC4-6		4-0 G4-6-3 1-2 BB			0-0 F8		3	0	1	0	1	0	1			
Glenn Hoffman, R (1,6) OBP: 0.277, SLG: 0.270		0-0 FC5-2 2-3 1B	0-0 FC4-6 1-2		0-0 G4-6-3 1-2 3-H 3-H			0-0 F7		4	1	0	0	0	0	6			
Mike Sharperson, R (1,5) OBP: 0.289, SLG: 0.288		4-0 1B E IBB		0-0 SH1-4 1B 1B		0-0 FC5-4 1B		0-0 F6		3	2	2	1	1	0	0			
Bob Welch, R (1,1) OBP: 0.222, SLG: 0.157		0-0 E9 1-H 2-H 2-H 1B		0-0 SH1-4 1-2		0-0 FC5-4 1-2		0-0 6-3		3	1	1	2	0	0	1			
<b>Inning Stats</b>	R: 0 E: 0 K: 0 S: 3	H: 0 LOB: 0 BB: 0 P: 3	R: 4 E: 2 K: 0 S: 7	H: 3 LOB: 1 BB: 1 P: 11	R: 0 E: 1 K: 1 S: 6	H: 0 LOB: 2 BB: 0 P: 7	R: 1 E: 0 K: 0 S: 5	H: 2 LOB: 1 BB: 0 P: 5	R: 2 E: 0 K: 0 S: 4	H: 3 LOB: 1 BB: 1 P: 9	R: 0 E: 0 K: 0 S: 3	H: 0 LOB: 0 BB: 0 P: 3	R: 0 E: 0 K: 1 S: 5	H: 0 LOB: 0 BB: 0 P: 5	1B: 9 2B: 1 3B: 0 HR: 0	SF: 0 SAC: 1 DP: 2 HBP: 1		WP: 0 PB: 0 SB: 0 CS: 0	PA: 37
<b>PITCHER</b> Rick Reuschel, R (1,1) ERA: 3.09 Craig Lefferts, L (6,1) ERA: 3.57 Scott Garretts, R (7,1) ERA: 3.14	IP: 5.0 WLS: L BF: 27 H: 8 R: 7 ER: 5 SO: 1 BB: 1 IBB: 1 HBP: 0 BLK: 0 WP: 0 HR: 0 S: 26 P: 35 ERA: 9.00 WHIP: 1.800																		







Batter	1	2	3	4	5	6	7	8	9	AB	R	H	RBI	BB	SO	LOB	TOP
<b>Jose Gonzalez, R</b> (1, 8) <small>OBP: 0.214, SLG: 0.308</small> <b>Danny Heep, L</b> (8, PH) <small>OBP: 0.231, SLG: 0.208</small>										2	0	0	0	1	0	1	<b>Los Angeles Dodgers @ San Diego Padres</b> Jack Murphy Stadium, San Diego, CA Sat Oct 03 1987, 10:05 PM EDT Att: 21,995 - Unknown
<b>Mike Sharperson, R</b> (1, 4) <small>OBP: 0.232, SLG: 0.288</small>										4	0	1	0	0	1	1	
<b>Pedro Guerrero, R</b> (1, 3) <small>OBP: 0.416, SLG: 0.539</small> <b>Mike Devereaux, R</b> (8, PR) <small>OBP: 0.268, SLG: 0.283</small>										4	0	2	0	0	1	3	
<b>Mike Marshall, R</b> (1, 9) <small>OBP: 0.327, SLG: 0.460</small>										4	0	0	0	0	1	4	
<b>Mike Scioscia, L</b> (1, 2) <small>OBP: 0.344, SLG: 0.365</small> <b>Mike Ramsey, S</b> (9, PR) <small>OBP: 0.287, SLG: 0.296</small>										4	0	1	0	0	0	2	
<b>Ralph Bryant, L</b> (1, 7) <small>OBP: 0.359, SLG: 0.409</small>										3	0	1	0	1	0	0	
<b>Glenn Hoffman, R</b> (1, 6) <small>OBP: 0.271, SLG: 0.259</small>										2	0	0	0	1	0	0	
<b>Craig Shipley, R</b> (1, 5) <small>OBP: 0.265, SLG: 0.294</small> <b>Steve Sax, R</b> (9, PH) <small>OBP: 0.326, SLG: 0.359</small>										3	0	1	0	0	0	2	
<b>Orel Hershiser, R</b> (1, 1) <small>OBP: 0.228, SLG: 0.267</small> <b>John Shelby, S</b> (9, PH) <small>OBP: 0.311, SLG: 0.454</small>										3	0	1	0	0	0	1	
<b>Inning Stats</b>	R: 0 E: 0 K: 2 S: 8	H: 1 LOB: 2 BB: 1 P: 12	R: 0 E: 0 K: 0 S: 3	H: 0 LOB: 0 BB: 0 P: 3	R: 0 E: 0 K: 0 S: 4	H: 1 LOB: 1 BB: 0 P: 4	R: 0 E: 0 K: 0 S: 4	H: 0 LOB: 0 BB: 0 P: 3	R: 0 E: 0 K: 0 S: 3	H: 1 LOB: 1 BB: 0 P: 4	R: 0 E: 0 K: 0 S: 4	H: 1 LOB: 1 BB: 0 P: 8	R: 0 E: 0 K: 1 S: 6	H: 1 LOB: 3 BB: 2 P: 14	1B: 5 2B: 2 3B: 0 HR: 0	SF: 0 SAC: 1 DP: 1 HBP: 0	
<b>PITCHER</b> <b>Jimmy Jones, R</b> (1, 1) <small>ERA: 4.14</small> <b>Lance McCullers, R</b> (8, 1) <small>ERA: 3.72</small>	IP: 7.0 WLS: W BF: 27	H: 5 R: 0 ER: 0 SO: 2	BB: 2 IBB: 0 HBP: 0 BLK: 0	WP: 0 HR: 0 S: 29 P: 37	ERA: 0.00 WHIP: 1.000												

Batter	1	2	3	4	5	6	7	8	9	AB	R	H	RBI	BB	SO	LOB	BOTTOM
<b>Tony Gwynn, L</b> (1, 9) <small>OBP: 0.446, SLG: 0.511</small>										3	0	0	0	0	0	1	<b>Los Angeles Dodgers @ San Diego Padres</b> Jack Murphy Stadium, San Diego, CA Sat Oct 03 1987, 10:05 PM EDT Att: 21,995 - Unknown
<b>Benito Santiago, R</b> (1, 2) <small>OBP: 0.322, SLG: 0.463</small>										3	0	0	0	0	1	1	
<b>Randy Byers, L</b> (1, 7) <small>OBP: 0.400, SLG: 0.429</small> <b>Lance McCullers, S</b> (8, 1) <small>OBP: 0.133, SLG: 0.071</small>										3	0	0	0	0	2	0	
<b>John Kruk, L</b> (1, 3) <small>OBP: 0.406, SLG: 0.489</small>										2	0	0	0	1	0	0	
<b>Randy Ready, R</b> (1, 5) <small>OBP: 0.418, SLG: 0.506</small>										2	0	0	0	1	1	0	
<b>Stan Jefferson, S</b> (1, 8) <small>OBP: 0.297, SLG: 0.342</small>										3	1	1	1	0	0	1	
<b>Garry Templeton, S</b> (1, 6) <small>OBP: 0.281, SLG: 0.296</small>										3	0	0	0	0	0	0	
<b>Joey Cora, S</b> (1, 4) <small>OBP: 0.322, SLG: 0.287</small>										3	0	2	0	0	0	0	
<b>Jimmy Jones, R</b> (1, 1) <small>OBP: 0.196, SLG: 0.224</small> <b>Shane Mack, R</b> (8, 8) <small>OBP: 0.300, SLG: 0.363</small>										1	0	0	0	0	1	0	
<b>Inning Stats</b>	R: 0 E: 0 K: 2 S: 7	H: 0 LOB: 0 BB: 0 P: 7	R: 1 E: 0 K: 1 S: 6	H: 1 LOB: 0 BB: 0 P: 6	R: 0 E: 0 K: 1 S: 5	H: 0 LOB: 0 BB: 0 P: 5	R: 0 E: 0 K: 0 S: 3	H: 0 LOB: 0 BB: 0 P: 3	R: 0 E: 0 K: 0 S: 3	H: 1 LOB: 1 BB: 0 P: 4	R: 0 E: 0 K: 1 S: 4	H: 0 LOB: 1 BB: 2 P: 12	R: 0 E: 0 K: 0 S: 3	H: 1 LOB: 0 BB: 0 P: 3	1B: 2 2B: 0 3B: 0 HR: 1	SF: 0 SAC: 1 DP: 1 HBP: 0	
<b>PITCHER</b> <b>Orel Hershiser, R</b> (1, 1) <small>ERA: 3.06</small>	IP: 8.0 WLS: L BF: 27	H: 3 R: 1 ER: 1 SO: 5	BB: 2 IBB: 0 HBP: 0 BLK: 0	WP: 0 HR: 1 S: 35 P: 43	ERA: 1.12 WHIP: 0.625												



Batter	1	2	3	4	5	6	7	8	9	AB	R	H	RBI	BB	SO	LOB	TOP					
Steve Sax, R (1,4) OBP: 0.331, SLG: 0.369	0-0 HR		0-0 2B		0-0 1B			0-0 F9		3	1	3	2	0	0	0	<b>Los Angeles Dodgers @ San Diego Padres</b> Jack Murphy Stadium, San Diego, CA Sun Oct 04 1987, 6:33 AM EDT Att: 33,474 - Unknown					
Craig Shipley, R (5,5) OBP: 0.257, SLG: 0.286			4-3 2B		G5-4-3 1B			E6 6-3		1	0	0	0	0	0	0						
Mike Sharperson, R (1,5) OBP: 0.291, SLG: 0.287	0-0 2B 3-1 1B		4-3 2-3		G5-4-3 1-2			E6 6-3		4	1	1	0	0	0	2						
Pedro Guerrero, R (1,3) OBP: 0.416, SLG: 0.539	0-0		F4			0-3 K		6-3		3	1	1	0	0	1	1						
Chris Gwynn, L (6,7) OBP: 0.242, SLG: 0.250	0-0		F4			0-3 K		6-3		0	0	0	0	0	0	0						
Reggie Williams, R (8,PH) OBP: 0.214, SLG: 0.111	3-1 SF7 2B		F4			0-3 K		6-3		1	0	0	0	0	0	1						
Ralph Bryant, L (1,9) OBP: 0.346, SLG: 0.391	0-0 3-1		F7			0-0 4-3		K2-3		3	0	0	1	0	0	2						
Mike Devereaux, R (8,PH) OBP: 0.253, SLG: 0.278	0-0 2-3 3-H		F7			0-0 4-3		K2-3		1	0	0	0	0	1	1						
Jose Gonzalez, R (1,8) OBP: 0.222, SLG: 0.313	0-0 SF7		F9			0-0 6-3			0-0 S 1B	3	1	1	1	0	0	0						
Danny Heep, L (1,7) OBP: 0.226, SLG: 0.204	0-0 F8		F9			0-0 6-3			0-0 S 1B	2	0	0	0	0	0	0						
Mickey Hatcher, R (6,3) OBP: 0.328, SLG: 0.429	0-0 F8		4-3			0-0 5-3			0-0 5-3	2	0	0	0	0	0	1						
Glenn Hoffman, R (1,6) OBP: 0.269, SLG: 0.257		0-0 6-3				0-0 4-3			0-3 K	2	0	0	0	0	1	0						
Ken Landreaux, L (7,PH) OBP: 0.269, SLG: 0.324		6-3				4-3			K	1	0	0	0	0	0	0						
Dave Anderson, R (7,5) OBP: 0.299, SLG: 0.313						4-3			K	0	0	0	0	0	0	0						
John Shelby, S (9,PH) OBP: 0.311, SLG: 0.453						4-3			K	1	0	0	0	1	1	1						
Alejandro Pena, R (9,1) OBP: 0.077, SLG: 0.077						4-3			K	0	0	0	0	0	0	0						
Orlando Mercado, R (1,2) OBP: 0.300, SLG: 0.259						4-3			K	4	1	3	1	0	1	0						
Shawn Hillegas, R (1,1) OBP: 0.340, SLG: 0.364						4-3			K	2	0	0	0	0	2	1						
Mike Scioscia, L (7,PH) OBP: 0.340, SLG: 0.364						4-3			K	1	0	0	0	0	0	1						
Tim Crews, R (7,1) OBP: 0.285, SLG: 0.307						4-3			K	0	0	0	0	0	0	0						
Phil Garner, R (9,PH) OBP: 0.285, SLG: 0.307						4-3			K	1	0	0	0	0	0	1						
<b>Inning Stats</b>	R: 3 E: 0 K: 0 S: 6	H: 3 LOB: 0 BB: 0 P: 6	R: 0 E: 0 K: 2 S: 7	H: 0 LOB: 0 BB: 0 P: 7	R: 0 E: 0 K: 0 S: 4	H: 1 LOB: 1 BB: 0 P: 4	R: 0 E: 0 K: 1 S: 5	H: 0 LOB: 0 BB: 0 P: 5	R: 1 E: 0 K: 1 S: 6	H: 2 LOB: 0 BB: 0 P: 6	R: 0 E: 0 K: 1 S: 5	H: 0 LOB: 0 BB: 0 P: 5	R: 0 E: 0 K: 0 S: 4	H: 1 LOB: 1 BB: 0 P: 4	R: 0 E: 1 K: 1 S: 6	H: 0 LOB: 1 BB: 0 P: 6	R: 1 E: 0 K: 3 S: 7	H: 2 LOB: 1 BB: 0 P: 7	1B: 5 2B: 3 HR: 1	SF: 1 SAC: 0 DP: 1 HBP: 0	WP: 0 PB: 0 SB: 2 CS: 0	PA: 36
<b>PITCHER</b>	IP WLS BF H R ER SO BB IBB HBP BLK WP HR S P ERA WHIP																					
Ed Whitson, R (1,1) ERA: 4.73	2.0 L 9 3 3 3 2 0 0 0 0 0 0 1 13 13 13.50 1.500																					
Greg Booker, R (3,1) ERA: 3.16	2.0 7 1 0 0 1 0 0 0 0 0 0 0 9 9 0.00 0.500																					
Dave Leiper, L (5,1) ERA: 3.95	2.0 7 2 1 1 2 0 0 0 0 1 0 0 11 11 4.50 1.000																					
Andy Hawkins, R (7,1) ERA: 5.05	1.0 4 1 0 0 0 0 0 0 0 0 0 0 4 4 0.00 1.000																					
Mark Davis, L (8,1) ERA: 3.99	2.0 9 2 1 1 2 0 0 0 0 0 0 0 13 13 4.50 1.000																					
<b>Batter</b>	<b>1</b>	<b>2</b>	<b>3</b>	<b>4</b>	<b>5</b>	<b>6</b>	<b>7</b>	<b>8</b>	<b>9</b>	<b>AB</b>	<b>R</b>	<b>H</b>	<b>RBI</b>	<b>BB</b>	<b>SO</b>	<b>LOB</b>	<b>BOTTOM</b>					
Tony Gwynn, L (1,9) OBP: 0.447, SLG: 0.511	4-0 BB		0-0 F7		0-0 F9		0-0 2B		0-0 1B	0	0	0	0	1	0	0	<b>Los Angeles Dodgers @ San Diego Padres</b> Jack Murphy Stadium, San Diego, CA Sun Oct 04 1987, 6:33 AM EDT Att: 33,474 - Unknown					
Shawn Abner, R (2,9) OBP: 0.306, SLG: 0.511			F7		F9		4-3 2B		1B	4	0	2	0	0	0	2						
Stan Jefferson, S (1,8) OBP: 0.296, SLG: 0.339	0-0 G4-6-3 1-2		0-0 F8		4-0 S BB		4-3 2-3		K	4	0	0	0	1	1	3						
John Kruk, L (1,3) OBP: 0.406, SLG: 0.488	4-0 FC6-4 BB		0-3 K		0-3 K		0-0 F2		K	1	0	0	0	1	1	0						
Rob Nelson, L (4,3) OBP: 0.167, SLG: 0.171			K		K		F2		K	3	0	0	0	2	3							
Carmelo Martinez, R (1,7) OBP: 0.372, SLG: 0.430	0-0 FC6-4 1-2		0-0 F8		0-3 K				K	2	0	0	0	0	1	1						
Randy Byars, L (5,7) OBP: 0.353, SLG: 0.375			F8		K				K	2	0	0	0	2	1							
Bento Santiago, R (1,2) OBP: 0.324, SLG: 0.467		0-0 1B 2B		0-0 G3 BB 1B		0-3 K		0-3 K		2	1	2	0	0	0	0						
Jimmy Jones, R (4,PR) OBP: 0.196, SLG: 0.224						0-0 K		0-3 K		0	0	0	0	0	0	0						
Mark Parent, R (5,2) OBP: 0.080, SLG: 0.080						0-0 K		0-3 K		2	0	0	0	0	2	0						
Randy Ready, R (1,5) OBP: 0.424, SLG: 0.521		0-0 FC3-6 2-3 1B		4-0 G3 BB		0-0 HR		0-0 E 2B		3	2	3	1	1	0	0						
Luis Salazar, R (1,6) OBP: 0.302, SLG: 0.328		0-0 FC3-6 1-2 3-H 1B		0-0 F8		0-0 4-3		0-0 E7 2-H 1B		4	0	2	2	0	0	2						
Joey Cora, S (1,4) OBP: 0.317, SLG: 0.282		0-0 L8		0-0 G3		0-3 K		0-0 F5		4	0	0	0	0	1	5						
Ed Whitson, R (1,1) ERA: 4.73		0-0 FC3-6 1-2 2-3		0-0 L8		0-0 5-3		0-3 K		0	0	0	0	0	0	0						
<b>Inning Stats</b>	R: 0 E: 0 K: 0 S: 2	H: 0 LOB: 1 BB: 2 P: 10	R: 1 E: 0 K: 0 S: 6	H: 3 LOB: 0 BB: 0 P: 6	R: 0 E: 0 K: 1 S: 5	H: 0 LOB: 0 BB: 0 P: 5	R: 0 E: 0 K: 0 S: 4	H: 1 LOB: 3 BB: 1 P: 8	R: 0 E: 0 K: 2 S: 7	H: 0 LOB: 1 BB: 1 P: 11	R: 1 E: 0 K: 2 S: 8	H: 1 LOB: 0 BB: 0 P: 8	R: 0 E: 0 K: 0 S: 4	H: 1 LOB: 1 BB: 0 P: 4	R: 1 E: 1 K: 2 S: 9	H: 2 LOB: 1 BB: 0 P: 9	R: 0 E: 0 K: 3 S: 10	H: 1 LOB: 1 BB: 0 P: 10	1B: 5 2B: 3 HR: 1	SF: 0 SAC: 0 DP: 1 HBP: 0	WP: 0 PB: 0 SB: 1 CS: 0	PA: 39
<b>PITCHER</b>	IP WLS BF H R ER SO BB IBB HBP BLK WP HR S P ERA WHIP																					
Shawn Hillegas, R (1,1) ERA: 3.57	6.0 W 26 5 2 2 5 4 0 0 0 0 0 0 13 13 3.00 1.500																					
Tim Crews, R (7,1) ERA: 2.49	2.0 9 3 1 1 2 0 0 0 0 0 0 0 13 13 4.50 1.500																					
Alejandro Pena, R (9,1) ERA: 3.5	1.0 S 4 1 0 0 3 0 0 0 0 0 0 0 10 10 0.00 1.000																					