Los Angeles Dodgers - 1989

Batter	1	2	3	4	5	6	7	8	9	AB	R	H	RBI	BB	SO	LOB
Willie Randolph, R (1, 4) OBP: 0.250, SLG: 0.250	B C B B C X 3-2 E5 G3 1B		S X 0-1 ① L3		C B F B X 2-2 ① F4		B B B C C X 3-2 1B			4	1	1	0	0	0	0
Alfredo Griffin, S (1, 6)	B F M F F X 1-2 ① G3 2-3		X 0-0 ② F8		B C B B X 2-1 ② G6-3		B B C X 2-1 ③ F9			4	0	0	0	0	0	2
Kirk Gibson, L (1, 7) OBP: 0.500, SLG: 1.250	B S X 1-1 S G5-3 E 1B 3-H		B B C S S S 2-3 ③ K		C X 0-1 HR			F B F S 1-3 ① K		4	2	2	2	0	2	0
Eddie Murray, S (1, 3)	C B B B F X 3-2 ② G5-3 1-2			X 0-0 ① G6-3	F B B X 2-1 ③ G6-3			X 0-0 ② G5-3		4	0	0	0	0	0	1
Mike Marshall, R (1, 9)	B F B F B B B 4-2 S 2-H BB			F B B B B 4-1 1B 1B BB		F B S X 1-2 ① L8		S B C X 1-2 ③ F8		2	1	0	0	2	0	0
John Shelby, S (1, 8)	C F F B B B F B S 3-3 ③ K 1-2			F X 0-1 ② F6		C F B C 1-3 ② K			B B C F B C 3-3 ① K	4	0	0	0	0	3	2
Jeff Hamilton, R (1, 5) OBP: 0.250, SLG: 0.250		S C T F B B X 2-2 ① F8		X 0-0 1B 1-2 1B	X 0-0 ③ G6-3				F B B X 2-1 ② F8	4	0	1	0	0	0	0
Mike Scioscia, L (1, 2) OBP: 0.250, SLG: 0.250		B B C S T X 2-2 ② L9		C S B X 1-2 1-3 2-H 1B			B C X 1-1 ① G4-3		C X 0-1 ③ L9	4	0	1	1	0	0	0
Tim Belcher, R (1, 1) Mike Morgan, R (3, 1) Mickey Hatcher, R (4, PH) Tim Crews, R (4, 1) Franklin Stubbs, L (7, PH) Ricky Horton, L (7, 1)		S T B S 1-3 ③ K		C X 0-1 ③ F8			F S B S 1-3 ② K			1 0 0 0 0 1 0 0 0 0 0 0 0 0 1 0 0 0 0 0 2 0 0 0 0 0 0 0 1 0 0 0 0 1 0 0 0 0 0 0 0 0							
Inning Stats	R: 2 E: 1 K: 1 S: 21 H: 1 LOB: 1 BB: 1 P: 36	R: 0 E: 0 K: 1 S: 11 H: 0 LOB: 0 BB: 0 P: 16	R: 0 E: 0 K: 1 S: 6 H: 0 LOB: 0 BB: 0 P: 8	R: 1 E: 0 K: 0 S: 10 H: 2 LOB: 2 BB: 1 P: 15	R: 1 E: 0 K: 0 S: 9 H: 1 LOB: 0 BB: 0 P: 15	R: 0 E: 0 K: 1 S: 7 H: 0 LOB: 0 BB: 0 P: 9	R: 0 E: 0 K: 1 S: 10 H: 1 LOB: 1 BB: 0 P: 17	R: 0 E: 0 K: 1 S: 7 H: 0 LOB: 0 BB: 0 P: 9	R: 0 E: 0 K: 1 S: 7 H: 0 LOB: 0 BB: 0 P: 12	1B: 4 2B: 0 3B: 0 HR: 1 SF: 0 SAC: 0 DP: 0 HBP: 0						

TOP

Los Angeles Dodgers @ Cincinnati Reds

Riverfront Stadium, Cincinnati, OH

Mon Apr 03 1989, 3:33 AM EDT
Att. 55,385 - Unknown - 70 F

livebaseballscorecards.com

AB	33
R	4
H	5
RBI	3
BB	2
SO	7
LOB	7

| | | | | | | |

Batter	1	2	3	4	5	6	7	8	9	AB	R	H	RBI	BB	SO	LOB
Barry Larkin, R (1, 6) OBP: 0.200, SLG: 0.250	B B B C X 3-1 G4-3 ①	B C X 1-1 SF7 ② 2-3 3-H		C F B C 1-3 K ①		B C X 1-1 FC5-4 1B		1 SAFE L 1 SAFE B 1 SAFE F 1 SAFE 1 3-2 B F F 1 SAFE B X F9 ② 1-2		4	0	1	1	0	1	1
Chris Sabo, R (1, 5) OBP: 0.200, SLG: 0.200	C C B X 1-2 1B	C F C 0-3 K ③		B C C B F B X 3-2 F7 ②		X 0-0 F8 ②		C B X 1-1 L7 ③		5	0	1	0	0	1	3
Eric Davis, R (1, 8)	B C X 1-1 F8 ②	B C C B F F F X 2-2 G5-3 ①	F B B B B 4-1 BB			X 0-0 FC5-4 ③ 1-2f				3	0	0	0	1	0	2
Kal Daniels, L (1, 7)	C S P X 1-2 F9 ③	B B B C B 4-1 HR 1B BB	F B F S 1-3 K ③				B C X 1-1 G4-3 ①			3	1	0	0	1	1	2
Todd Benzinger, S (1, 3) OBP: 0.250, SLG: 0.250		C X 0-1 G4-3 ①	X 0-0 1-2 HR 1B		B B B C X 3-1 F8 ①		X 0-0 E3 1B			4	1	1	0	0	0	0
Paul O'Neill, L (1, 9) OBP: 1.000, SLG: 2.000 John Franco, L (8, 1)	C F B B B X 3-2 1B 2B	B F X 1-2 1-H 2-H HR			B B X 2-0 1B		C B B B X 3-1 1-2 G6-4-3 1B			4	2	4	3	0	0	0
										0	0	0	0	0	0	0
Jeff Reed, L (1, 2) OBP: 0.500, SLG: 0.500	C B S X 1-2 BB E 2-H 1B	X 0-0 G4-3 1B			C B B B F X 3-2 L7 ②		C B F X 1-2 G6-4-3 ②③ 1-2f			4	1	2	1	0	0	3
Ron Oester, S (1, 4) Rob Dibble, L (6, 1) Herm Winningham, L (8, 9)	C F F B F B B B 4-2 E 1-2 SF7 BB	B B X 2-0 G4-3 ② 1-2			F 1 SAFE C X 0-2 G1-3 ③			F B S S 1-3 K ①		2	1	0	0	1	0	2
										0	0	0	0	0	0	0
										1	0	0	0	0	1	0
Danny Jackson, R (1, 1) Lenny Harris, L (6, 4) OBP: 0.500, SLG: 0.500	M B F B X 2-2 E1 SF7 1-3 2-H	B S S C 1-3 K ③				L B B X 2-1 B1-3 ①		S F B F F X 1-2 S 1B		2	0	0	0	0	1	2
										2	0	1	0	0	0	0
Inning Stats	R: 0 E: 0 K: 0 S: 11 H: 1 LOB: 1 BB: 0 P: 16	R: 3 E: 1 K: 1 S: 20 H: 2 LOB: 1 BB: 1 P: 31	R: 3 E: 0 K: 1 S: 16 H: 3 LOB: 1 BB: 1 P: 26	R: 0 E: 0 K: 2 S: 11 H: 0 LOB: 1 BB: 1 P: 20	R: 0 E: 0 K: 0 S: 9 H: 1 LOB: 1 BB: 0 P: 17	R: 0 E: 0 K: 0 S: 6 H: 1 LOB: 1 BB: 0 P: 9	R: 0 E: 1 K: 0 S: 8 H: 1 LOB: 1 BB: 0 P: 13	R: 0 E: 0 K: 1 S: 16 H: 1 LOB: 1 BB: 0 P: 22		1B: 8 2B: 1 3B: 0 HR: 1 SF: 1 SAC: 0 DP: 1 HBP: 0						

BOTTOM

Los Angeles Dodgers @ Cincinnati Reds

Riverfront Stadium, Cincinnati, OH

Mon Apr 03 1989, 3:33 AM EDT

Att. 55,385 - Unknown - 70 F

livebaseballscorecards.com

AB	34
R	6
H	10
RBI	5
BB	3
SO	5
LOB	15

PITCHER		IP	WLS	BF	H	R	ER	SO	BB	IBB	HBP	BLK	WP	HR	S	P	ERA	WHIP
Tim Belcher, R ERA: 15.43	(1, 1)	2.1	L	16	6	6	4	1	2	0	0	0	0	1	43	66	15.43	3.429
Mike Morgan, R ERA:	(3, 1)	0.2		2	0	0	0	1	0	0	0	0	0	0	4	7	0.00	0.000
Tim Crews, R ERA:	(4, 1)	3.0		12	2	0	0	2	1	0	0	0	0	0	26	46	0.00	1.000
Ricky Horton, L ERA:	(7, 1)	2.0		8	2	0	0	1	0	0	0	0	0	0	24	35	0.00	1.000

PITCHER	IP	WLS	BF	H	R	ER	SO	BB	IBB	HBP	BLK	WP	HR	S	P	ERA	WHIP

Batter	1	2	3	4	5	6	7	8	9	AB	R	H	RBI	BB	SO	LOB
Willie Randolph, R (1, 4) OBP: 0.333, SLG: 0.143	F B F F B F X 2-2 E6	B B B B 4-0 1-2 2-3 3-H BB			F B B B B 4-1 SH1-3 1-2 BB		C B X 1-1 ② F8		C B B B C F X 3-2 ② F8	3	0	0	1	2	0	1
Alfredo Griffin, S (1, 6)	B F X 1-1 ① F8	X 0-0 ③ L7			L B X 1-1 ① SH1-3 1-2 2-3		F B F F B X 2-2 ③ F3		B F B B B B 4-1 BB	3	0	0	0	1	0	5
Kirk Gibson, L (1, 7) OBP: 0.333, SLG: 0.714	B B S T B X 3-2 ② F6		B X 1-0 ① F8		X 0-0 ② SF8 3-H			B B C B B 4-2 1B 1B SF9 BB	B C C F S 1-3 ③ K	3	1	0	1	1	1	2
Eddie Murray, S (1, 3)	F B B C S 2-3 ③ K		F C X 0-2 ② G4-3		B X 1-0 ③ P2			C S F F X 0-2 ① F8		4	0	0	0	0	1	3
Mike Marshall, R (1, 9) OBP: 0.571, SLG: 0.250 Mariano Duncan, R (7, 9) OBP: 1.000, SLG: 1.000		S B B C B F B 4-2 1B BB BB BB	B F X 1-1 ③ F3			B B X 2-1 G5-4-3 1B		X 0-0 1-2 1B		2 1	1 0	1 1	0 0	1 0	0 0	0 0
John Shelby, S (1, 8) OBP: 0.250, SLG: 0.143		B B B B 4-0 BB 1B 1-2 BB		X 0-0 ① L6		F B F F S 1-3 ① K		B C S B F X 2-2 1-2 2-3 1B		3	0	1	0	1	1	1
Jeff Hamilton, R (1, 5) OBP: 0.143, SLG: 0.143 Mike Davis, L (8, PH) Mickey Hatcher, R (8, PH) (8, 5)		B X 1-0 ① F7		F F X 0-2 ② 4-3		S X 0-1 ② ③ G5-4-3 1-2f		F F F B B X 2-2 ② SF9 3-H		3 0 0	0 0 0	0 0 0	0 0 1	0 0 0	0 0 0	3 0 0
Mike Scioscia, L (1, 2) OBP: 0.286, SLG: 0.167 Rick Dempsey, R (8, PH) (8, 2)		B X 1-0 ② F7		B C C F B B F X 3-2 ③ G3			C B B B B 4-1 1-3 BB	C B X 1-1 ③ L6		2 1	0 0	0 0	0 0	1 0	0 0	2 2
Orel Hershiser, R (1, 1) OBP: 0.667, SLG: 0.667 Ray Searage, L (8, 1) Dave Anderson, R (9, PH)		C S X 0-2 1-2 2-3 BB 1B			B X 1-0 SH1-3 BB SF8 1B		B F F X 1-2 ① 1-3 1-2		X 0-0 ① 6-3	3 0 1	1 0 0	2 0 0	0 0 0	0 0 0	0 0 0	1 0 0
Inning Stats	R: 0 H: 0 E: 1 LOB: 1 K: 1 BB: 0 S: 13 P: 21	R: 1 H: 1 E: 0 LOB: 3 K: 0 BB: 3 S: 9 P: 23	R: 0 H: 0 E: 0 LOB: 0 K: 0 BB: 0 S: 6 P: 8	R: 0 H: 0 E: 0 LOB: 0 K: 0 BB: 0 S: 9 P: 12	R: 1 H: 1 E: 0 LOB: 1 K: 0 BB: 1 S: 6 P: 13	R: 0 H: 1 E: 0 LOB: 0 K: 1 BB: 0 S: 8 P: 11	R: 0 H: 0 E: 0 LOB: 1 K: 0 BB: 1 S: 10 P: 18	R: 1 H: 2 E: 0 LOB: 2 K: 0 BB: 1 S: 18 P: 27	R: 0 H: 0 E: 0 LOB: 1 K: 1 BB: 1 S: 10 P: 18	1B: 5 SF: 2 2B: 0 SAC: 1 3B: 0 DP: 1 HR: 0 HBP: 0						

PITCHER		IP	WLS	BF	H	R	ER	SO	BB	IBB	HBP	BLK	WP	HR	S	P	ERA	WHIP
Tom Browning, L ERA: 3.0	(1, 1)	6.0	W	25	3	2	2	2	4	0	0	0	0	0	51	88	3.00	1.167
Norm Charlton, L ERA: 6.75	(7, 1)	1.1		7	1	1	1	0	2	0	0	0	0	0	18	30	6.75	2.250
Rob Dibble, R ERA:	(8, 1)	0.0		1	1	0	0	0	0	0	0	0	0	0	4	6	∞	∞
John Franco, L ERA:	(8, 1)	1.2	S	6	0	0	0	1	1	0	0	0	0	0	16	27	0.00	0.600

PITCHER	IP	WLS	BF	H	R	ER	SO	BB	IBB	HBP	BLK	WP	HR	S	P	ERA	WHIP

TOP

Los Angeles Dodgers @ Cincinnati Reds

Riverfront Stadium, Cincinnati, OH

Wed Apr 05 1989, 7:05 PM EDT
Att. 20,964 - Cloudy - 50 F

livebaseballscorecards.com

AB	29
R	3
H	5
RBI	3
BB	7
SO	3
LOB	20

BOTTOM

Batter	1	2	3	4	5	6	7	8	9	AB	R	H	RBI	BB	SO	LOB
Barry Larkin, R (1, 6) OBP: 0.250, SLG: 0.286	C B X 1-1 E 1B 1B	B C B C S 2-3 K ③		X 0-0 SH1-3 ① 2-3			B B X 2-0 6-3 ①			3	1	1	0	0	1	1
Chris Sabo, R (1, 5) OBP: 0.111, SLG: 0.111	B 1 SAFE 1 SAFE 1 SAFE S 1 SAFE F 1 SAFE B 2-3 K ① C 1-2		B F X 1-1 L6 ① S B B B F X 3-2 1B 1B 1B	X 0-0 4-3 ② C S S 0-3 K ③			X 0-0 E7 PB SF8			4	1	0	0	0	1	2
Eric Davis, R (1, 8) OBP: 0.250, SLG: 0.167	F C S 0-3 K ②						B B B S S F X 3-2 SF8 ② 2-H			3	1	1	1	0	2	2
Kal Daniels, L (1, 7)	B B B B 4-0 1B BB		F B B B 1 SAFE X 2-1 F8 ②		C X 0-1 F7 ①		F B B X 2-1 P5 ③			3	0	0	0	1	0	1
Todd Benzinger, S (1, 3) OBP: 0.375, SLG: 0.375	B B X 2-0 1-3 2-H 1B		B C F X 1-2 1-2 1B		C B B C S 2-3 K ②			B X 1-0 5-3 ①		4	0	2	1	0	1	0
Paul O'Neill, L (1, 9) OBP: 0.625, SLG: 1.125	B B X 2-0 G1-3 ③		B F F X 1-2 1-2 2-H 1B		B B C X 2-1 4-3 ③			B S C B X 2-2 L7 ②		4	0	1	1	0	0	2
Jeff Reed, L (1, 2) OBP: 0.375, SLG: 0.286		C X 0-1 G6-3 ① C X 0-1 G5-3 ③				B X 1-0 6-3 ①		B C B S B B 4-2 BB		3	0	0	0	1	0	2
Ron Oester, S (1, 4) OBP: 0.429, SLG: 0.500		F B F B F B F X 3-2 SH5-4 1B		X 0-0 SH 2B		B X 1-0 F7 ②		X 0-0 F9 ③		4	1	2	0	0	0	1
Tom Browning, L (1, 1)		X 0-0 SH5-4 ② 1-2		S X 0-1 SH SH1-3 2-H		F C 0-3 K ③				0	0	0	0	0	0	0
Dave Collins, S (6, PH)										1	0	0	0	0	1	0
Norm Charlton, S (7, 1)										0	0	0	0	0	0	0
Rob Dibble, L (8, 1)										0	0	0	0	0	0	0
John Franco, L (8, 1)										0	0	0	0	0	0	0
Inning Stats	R: 1 E: 1 K: 2 S: 10 H: 2 LOB: 2 BB: 1 P: 21	R: 0 E: 0 K: 1 S: 11 H: 1 LOB: 1 BB: 0 P: 16	R: 1 E: 0 K: 0 S: 15 H: 3 LOB: 2 BB: 0 P: 23	R: 1 E: 1 K: 1 S: 8 H: 1 LOB: 1 BB: 0 P: 8	R: 0 E: 0 K: 1 S: 7 H: 0 LOB: 0 BB: 0 P: 11	R: 0 E: 0 K: 1 S: 5 H: 0 LOB: 0 BB: 0 P: 7	R: 1 E: 1 K: 0 S: 8 H: 0 LOB: 0 BB: 0 P: 15	R: 0 E: 0 K: 0 S: 7 H: 0 LOB: 1 BB: 1 P: 14		1B: 6 2B: 1 3B: 0 HR: 0 SF: 1 SAC: 3 DP: 0 HBP: 0						

PITCHER		IP	WLS	BF	H	R	ER	SO	BB	IBB	HBP	BLK	WP	HR	S	P	ERA	WHIP
Orel Hershiser, R ERA: 2.57	(1, 1)	7.0	L	31	7	4	2	6	1	0	0	0	0	0	64	101	2.57	1.143
Ray Searage, L ERA:	(8, 1)	1.0		4	0	0	0	0	1	0	0	0	0	0	7	14	0.00	1.000

PITCHER	IP	WLS	BF	H	R	ER	SO	BB	IBB	HBP	BLK	WP	HR	S	P	ERA	WHIP

Los Angeles Dodgers @ Cincinnati Reds

Riverfront Stadium, Cincinnati, OH

Wed Apr 05 1989, 7:05 PM EDT

Att. 20,964 - Cloudy - 50 F

livebaseballscorecards.com

AB	29
R	4
H	7
RBI	3
BB	2
SO	6
LOB	11

Batter	1	2	3	4	5	6	7	8	9	AB	R	H	RBI	BB	SO	LOB
Willie Randolph, R (1, 4) OBP: 0.214, SLG: 0.083	C B F B F B S 3-3 ① K		C B F B B X 2-2 ② F9		B F X 1-1 ③ G3		B X 1-0 ② F9		S X 0-1 ③ F9	5	0	0	0	0	1	2
Alfredo Griffin, S (1, 6) OBP: 0.250, SLG: 0.273	B C C F B X 2-2 ② F7		B B C X 2-1 1B 2-3 1B			F X 0-1 F9 CS 2B	C B B C F X 2-2 ③ F8			4	1	2	0	0	0	1
Kirk Gibson, L (1, 7) OBP: 0.417, SLG: 0.667 Mariano Duncan, R (6, 7) OBP: 1.000, SLG: 1.500 (8, 9)	B B S S F S 2-3 ③ K		B F X 1-1 1B 1-3 3-H 1B			H 1-0 CS HBP		B F F B X 2-2 G6-3 G4-6-3 2B		2	0	1	1	0	1	0
										1	1	1	0	0	0	0
Eddie Murray, S (1, 3)		B F B X 2-1 ① G6-3	X 0-0 ③ G4-3			B B X 2-0 ① F9 2-3		B B F S X 2-2 ① G6-3 2-3		4	0	0	0	0	0	5
Mike Davis, L (1, 9) OBP: 0.333, SLG: 0.333 Mickey Hatcher, R (8, PH) (8, 7)		B X 1-0 CS 1B		B X 1-0 ① L9		P 1 SAFE X 1-0 ② L7 1-2 3-H		C X 0-1 ② G4-6-3 3-H		3	0	1	0	0	0	1
										1	0	0	1	0	0	0
John Shelby, S (1, 8) OBP: 0.417, SLG: 0.222		B B F B S B 4-2 ② FC6-4 BB 1-2		S S B B B X 3-2 CS 1B		I I I I 4-0 IBB		X 0-0 ③ F8		2	0	1	0	2	0	0
Jeff Hamilton, R (1, 5) OBP: 0.182, SLG: 0.273		B C F X 1-2 ③ FC6-4 1-2f		F B X 1-1 ② ③ F8 1-2		F B X 1-1 ③ F9			X 0-0 F8 WP 2B	4	1	1	0	0	0	4
Mike Scioscia, L (1, 2) OBP: 0.364, SLG: 0.222			B B B C F F F B 4-2 1B SH1-4 1B BB		C B X 1-1 ① F8		X 0-0 FC1-6 1B		X 0-0 ① F8 2-3	3	1	1	0	1	0	1
Tim Leary, R (1, 1)			B X 1-0 ① SH1-4 1-2		F S C 0-3 ② K		X 0-0 ① FC1-6 1-2f		B F S X 1-2 ② 5-3 3-H	3	0	0	0	0	1	1
Inning Stats	R: 0 H: 0 E: 0 LOB: 0 K: 2 BB: 0 S: 11 P: 18	R: 0 H: 1 E: 0 LOB: 1 K: 0 BB: 1 S: 8 P: 16	R: 1 H: 2 E: 0 LOB: 2 K: 0 BB: 1 S: 13 P: 23	R: 0 H: 1 E: 0 LOB: 0 K: 0 BB: 0 S: 6 P: 11	R: 0 H: 0 E: 0 LOB: 0 K: 1 BB: 0 S: 7 P: 9	R: 1 H: 1 E: 0 LOB: 2 K: 0 BB: 1 S: 7 P: 15	R: 0 H: 1 E: 0 LOB: 1 K: 0 BB: 0 S: 7 P: 10	R: 1 H: 1 E: 0 LOB: 0 K: 0 BB: 0 S: 9 P: 13	R: 1 H: 1 E: 0 LOB: 0 K: 0 BB: 0 S: 7 P: 8	1B: 5 SF: 0 2B: 3 SAC: 1 3B: 0 DP: 0 HR: 0 HBP: 1						WP: 1 PA: 37 PB: 0 SB: 0 CS: 4

TOP

Los Angeles Dodgers @ Cincinnati Reds

Riverfront Stadium, Cincinnati, OH

Thu Apr 06 1989, 3:33 AM EDT

Att. 18,573 - Unknown

livebaseballscorecards.com

AB	32
R	4
H	8
RBI	2
BB	3
SO	3
LOB	15

PITCHER		IP	WLS	BF	H	R	ER	SO	BB	IBB	HBP	BLK	WP	HR	S	P	ERA	WHIP
Rick Mahler, R ERA: 1.29	(1, 1)	7.0	L	29	6	2	1	3	2	1	1	0	0	0	59	102	1.29	1.143
Tim Birtsas, L ERA: 27.0	(8, 1)	0.1		2	1	1	1	0	0	0	0	0	0	0	6	10	27.00	3.000
Kent Tekulve, R ERA: 5.4	(8, 1)	1.2		6	1	1	1	0	0	0	0	0	1	0	10	11	5.40	0.600

PITCHER	IP	WLS	BF	H	R	ER	SO	BB	IBB	HBP	BLK	WP	HR	S	P	ERA	WHIP

Batter	1	2	3	4	5	6	7	8	9	AB	R	H	RBI	BB	SO	LOB
Barry Larkin, R (1, 6) OBP: 0.167, SLG: 0.182	B X 1-0 G4-3 ①		B F F S 1-3 K ②			C F X 0-2 6-3 ①		C B F X 1-2 E9 L7-4		4	0	0	0	0	1	0
Chris Sabo, R (1, 5) OBP: 0.077, SLG: 0.077	B X 1-0 L7 ②		C X 0-1 G3 ③			B X 1-0 F9 ②		F B X 1-1 L7-4 ①② 2-3		4	0	0	0	0	0	1
Eric Davis, R (1, 8) OBP: 0.250, SLG: 0.200	C X 0-1 P3 ③			C B B X 2-1 6-3 ①		X 0-0 BB 1B		C F F B F S 1-3 K ③		4	0	1	0	0	1	0
Kal Daniels, L (1, 7)		B C S X 1-2 F8 ①		C F C 0-3 K ②		B B B B 4-0 1-2 BB			F S B F B B B 4-2 G3-1 2B BB	2	1	0	0	2	1	0
Todd Benzinger, S (1, 3) OBP: 0.250, SLG: 0.250		F X 0-1 E3 1B		C B F B F S 2-3 K ③		C S C 0-3 K ③			B F X 1-1 F7 ①	4	0	0	0	0	2	3
Paul O'Neill, L (1, 9) OBP: 0.500, SLG: 0.833		B C X 1-1 1-3 1B	C B F B X 2-2 F8 ①				F X 0-1 P5 ①		B F B B X 3-1 G3-1 ② 1-2	4	0	1	0	0	0	1
Jeff Reed, L (1, 2) OBP: 0.500, SLG: 0.636		B C X 1-1 L7 ②	B B F X 2-1 2B				C B C X 1-2 1B		B B X 2-0 2-H 2B	4	0	3	1	0	0	2
Ron Oester, S (1, 4) OBP: 0.273, SLG: 0.300		B S F F X 1-2 P4 ③	F B X 1-1 P5 ②				C B F F F F S 1-3 K ②		X 0-0 6-3 ③	4	0	0	0	0	1	5
Rick Mahler, R (1, 1)			C X 0-1 4-3 ①		C C C 0-3 K ③		X 0-0 L7 ③			2	0	0	0	0	1	1
Ken Griffey, L (7, PH)										1	0	0	0	0	0	1
Tim Birtsas, L (8, 1)										0	0	0	0	0	0	0
Kent Tekulve, R (8, 1)										0	0	0	0	0	0	0
Inning Stats	R: 0 H: 0 E: 0 LOB: 0 K: 0 BB: 0 S: 4 P: 6	R: 0 H: 1 E: 1 LOB: 2 K: 0 BB: 0 S: 13 P: 17	R: 0 H: 0 E: 0 LOB: 0 K: 1 BB: 0 S: 7 P: 8	R: 0 H: 0 E: 0 LOB: 0 K: 2 BB: 0 S: 9 P: 13	R: 0 H: 1 E: 0 LOB: 1 K: 1 BB: 0 S: 10 P: 15	R: 0 H: 1 E: 0 LOB: 2 K: 1 BB: 1 S: 8 P: 13	R: 0 H: 1 E: 0 LOB: 1 K: 1 BB: 0 S: 12 P: 14	R: 0 H: 0 E: 1 LOB: 0 K: 1 BB: 0 S: 10 P: 13	R: 1 H: 1 E: 0 LOB: 1 K: 0 BB: 1 S: 9 P: 19							

PITCHER		IP	WLS	BF	H	R	ER	SO	BB	IBB	HBP	BLK	WP	HR	S	P	ERA	WHIP
Tim Leary, R ERA: 1.0	(1, 1)	9.0	W	35	5	1	1	7	2	0	0	0	0	0	82	118	1.00	0.778

PITCHER	IP	WLS	BF	H	R	ER	SO	BB	IBB	HBP	BLK	WP	HR	S	P	ERA	WHIP

BOTTOM

Los Angeles Dodgers @ Cincinnati Reds

Riverfront Stadium, Cincinnati, OH

Thu Apr 06 1989, 3:33 AM EDT

Att. 18,573 - Unknown

livebaseballscorecards.com

AB	33
R	1
H	5
RBI	1
BB	2
SO	7
LOB	14

1B: 3	SF: 0	WP: 0	PA: 35
2B: 3	SAC: 0	PB: 0	
3B: 0	DP: 1	SB: 0	
HR: 0	HBP: 0	CS: 0	

Los Angeles Dodgers @ Atlanta Braves

Atlanta-Fulton County Stadium, Atlanta, GA

Fri Apr 07 1989, 7:05 PM EDT

Att. 31,929 - Unknown

TOP

livebaseballscorecards.com

Batter	1	2	3	4	5	6	7	8	9	AB	R	H	RBI	BB	SO	LOB
Willie Randolph, R (1, 4) OBP: 0.222, SLG: 0.125	G5-3		FC5-4 1B		F9			F9		4	0	1	0	0	0	0
Alfredo Griffin, S (1, 6) OBP: 0.250, SLG: 0.267	1B		FC5-4 1-2f		G6-3			G6-3		4	0	1	0	0	0	1
Kirk Gibson, L (1, 7) OBP: 0.375, SLG: 0.500	P6			G6-4-3 1B E HBP		P4			F7	3	1	0	0	0	0	1
Eddie Murray, S (1, 3) OBP: 0.125, SLG: 0.125	P3			G6-4-3 1B 1-2		L7			BB 1B	4	0	2	0	0	0	1
Mickey Hatcher, R (1, 9)		G4-3		1-2f 2-3 G6-4-3		G6-3			1-2 BB	3	0	0	0	1	0	2
John Shelby, S (1, 8) OBP: 0.375, SLG: 0.167		L5		E BB			G6-3		F8	3	0	0	0	1	0	2
Jeff Hamilton, R (1, 5) OBP: 0.133, SLG: 0.200		F8		1-3 3-H E6			G5-6-3		F9	4	0	0	0	0	0	3
Mike Scioscia, L (1, 2) OBP: 0.286, SLG: 0.167			K	F9			L4			3	0	0	0	0	1	2
Tim Crews, R (7, 1)										0	0	0	0	0	0	0
Fernando Valenzuela, L (1, 1)			B5		G5-3			P3		2	0	0	0	0	0	0
Rick Dempsey, R (7, 2)										1	0	0	0	0	0	0
Inning Stats	R: 0 E: 0 K: 0 S: 8 H: 1 LOB: 1 BB: 0 P: 14	R: 0 E: 0 K: 0 S: 5 H: 0 LOB: 0 BB: 0 P: 8	R: 0 E: 0 K: 1 S: 12 H: 1 LOB: 1 BB: 0 P: 16	R: 1 E: 1 K: 0 S: 12 H: 1 LOB: 2 BB: 1 P: 23	R: 0 E: 0 K: 0 S: 5 H: 0 LOB: 0 BB: 0 P: 6	R: 0 E: 0 K: 0 S: 5 H: 0 LOB: 0 BB: 0 P: 6	R: 0 E: 0 K: 0 S: 4 H: 0 LOB: 0 BB: 0 P: 8	R: 0 E: 0 K: 0 S: 8 H: 0 LOB: 0 BB: 0 P: 15	R: 0 E: 0 K: 0 S: 8 H: 1 LOB: 2 BB: 1 P: 19	1B: 4 2B: 0 3B: 0 HR: 0	SF: 0 SAC: 0 DP: 1 HBP: 1					

	AB	31
	R	1
	H	4
	RBI	0
	BB	2
	SO	1
	LOB	12

WP: 0 PB: 0 SB: 0 CS: 0 PA: 34

PITCHER	IP	WLS	BF	H	R	ER	SO	BB	IBB	HBP	BLK	WP	HR	S	P	ERA	WHIP
Tom Glavine, L (1, 1) ERA:	9.0	W	34	4	1	0	1	2	0	1	0	0	0	67	115	0.00	0.667

PITCHER	IP	WLS	BF	H	R	ER	SO	BB	IBB	HBP	BLK	WP	HR	S	P	ERA	WHIP

Los Angeles Dodgers @ Atlanta Braves

Atlanta-Fulton County Stadium, Atlanta, GA

Fri Apr 07 1989, 7:05 PM EDT

Att. 31,929 - Unknown

livebaseballscorecards.com

Batter	1	2	3	4	5	6	7	8	9	AB	R	H	RBI	BB	SO	LOB
Lonnie Smith, R (1, 7) OBP: 0.500, SLG: 0.571	X 0-0 F7-3 1B		B B B C B 4-1 G1-3 2B BB		B B X 2-0 1B WP 2B		F B X 1-1 ① G5-3	X 0-0 1-H 2B		4	2	3	1	1	0	0
Jeff Blauser, R (1, 4) OBP: 0.368, SLG: 0.500	1 SAFE C B B X 2-1 ① F7		B B X 2-0 ② G1-3 1-2		X 0-0 1B WP 2-3 1B 1B		C B B S F C 2-3 ② K	B F X 1-1 ③ F8		5	1	1	0	0	1	3
Gerald Perry, L (1, 3) OBP: 0.471, SLG: 0.600	1 SAFE C C B X 1-2 ② ③ F7-3 1-2		X 0-0 2-H 2B		C C B B B F B 4-2 1B 1B 1-2 3-H BB		X 0-0 S 2B 1B			3	2	2	1	1	0	1
Dale Murphy, R (1, 8) OBP: 0.235, SLG: 0.133		C B S F X 1-2 ① G1-3	X 0-0 ③ F7		B C B F B F F X 3-2 1B 1-2 2-3 1B		B F B B B 4-1 2B 1-2 BB			3	0	1	0	1	0	1
Jody Davis, R (1, 2) OBP: 0.294, SLG: 0.375		F X 0-1 E5 BB	C F B B S 2-3 ① K		B B C X 2-1 1-3 2-H 3-H 1B		B B X 2-0 1-3 2-H 2B			4	0	2	3	0	1	0
Ron Gant, R (1, 5) OBP: 0.235, SLG: 0.286		B B F B B 4-1 1-2 BB	B B C S S 2-3 ② K		B B B X 3-0 ③ P3		S B B B F S 3-3 ③ K			3	0	0	0	1	2	4
Andres Thomas, R (1, 6) OBP: 0.353, SLG: 0.267		X 0-0 ② F8	C C B S 1-3 ③ K			B S X 1-1 ① P3		F S S 0-3 ① K		4	0	0	0	0	2	2
Geronimo Berroa, R (1, 9) OBP: 0.222, SLG: 0.125		B B S S B S S 3-3 ③ K			S B C B S 2-3 ① K	C S S 0-3 ② K		S C X 0-2 ② G4-3		3	0	0	0	0	3	2
Tommy Gregg, L (8, 9) OBP: 0.500, SLG: 1.000										1	0	0	0	0	0	0
Tom Glavine, L (1, 1)			C C S 0-3 ① K		X 0-0 ② G5-3	C X 0-1 ③ G4-1		B F C B X 2-2 E6 2B		4	1	0	0	0	1	0
Inning Stats	R: 0 E: 0 K: 0 S: 6 H: 1 LOB: 0 BB: 0 P: 9	R: 0 E: 1 K: 1 S: 11 H: 0 LOB: 2 BB: 1 P: 19	R: 1 E: 0 K: 1 S: 7 H: 1 LOB: 1 BB: 1 P: 13	R: 0 E: 0 K: 3 S: 9 H: 0 LOB: 0 BB: 0 P: 14	R: 3 E: 0 K: 1 S: 17 H: 4 LOB: 2 BB: 1 P: 33	R: 0 E: 0 K: 1 S: 7 H: 0 LOB: 0 BB: 0 P: 8	R: 1 E: 0 K: 2 S: 12 H: 2 LOB: 2 BB: 1 P: 24	R: 1 E: 1 K: 1 S: 12 H: 1 LOB: 1 BB: 0 P: 15		1B: 5 2B: 5 3B: 0 HR: 0	SF: 0 SAC: 0 DP: 1 HBP: 0					

	AB	34
	R	6
	H	9
	RBI	5
	BB	4
	SO	10
	LOB	13

WP: 1 PA: 38
PB: 0
SB: 1
CS: 0

PITCHER		IP	WLS	BF	H	R	ER	SO	BB	IBB	HBP	BLK	WP	HR	S	P	ERA	WHIP
Fernando Valenzuela, L ERA: 6.75	(1, 1)	6.2	L	32	8	5	5	8	4	0	0	0	1	0	66	114	6.75	1.800
Tim Crews, R ERA:	(7, 1)	1.1		6	1	1	0	2	0	0	0	0	0	0	15	21	0.00	0.750

PITCHER	IP	WLS	BF	H	R	ER	SO	BB	IBB	HBP	BLK	WP	HR	S	P	ERA	WHIP

Batter	1	2	3	4	5	6	7	8	9	10	11	12	AB	R	H	RBI	BB	SO	LOB
Willie Randolph, R (1, 4) OBP: 0.250, SLG: 0.150	0-0 F9		2-1 G4-3			1-0 FC6-4 HBP		0-0 E 1B 1B		1-2 G4-3 2-3		2-0 SF9 1-2 3-H	4	1	1	1	0	0	2
Alfredo Griffin, S (1, 6) OBP: 0.182, SLG: 0.190	3-2 G6-3			0-0 G6-3		1-0 FC6-4 1-2f		0-0 E5 1B 1-2 FC3-2		2-1 B1-6 3-Hf		2-1 G3-1	6	0	0	0	0	0	4
Kirk Gibson, L (1, 7) OBP: 0.333, SLG: 0.412	2-2 P4			1-1 E6 G4-6-3			2-2 F9	2-1 S 1-3 2-H 1B			1-0 G3		5	0	1	1	0	0	0
Eddie Murray, S (1, 3) OBP: 0.095, SLG: 0.095		1-0 G4-3		1 SAFE 1 SAFE F 1 SAFE F B 1 SAFE F X 1-2 G4-6-3 1-2f			2-0 P4	1 SAFE 1-1 FC3-2 1-2 3-H			0-2 G3		5	0	0	0	0	0	3
Mike Marshall, R (1, 9) OBP: 0.417, SLG: 0.222		0-2 G1-3			1-1 L4		2-0 1B 2B 1B	0-1 F9			1-1 G6-3		5	1	1	0	0	0	2
John Shelby, S (1, 8) OBP: 0.381, SLG: 0.235		2-1 G6-3			0-0 G6-3		3-1 2B 1-3 1B		2-3 K			0-1 1B SF9 1B	5	1	2	0	0	1	0
Jeff Hamilton, R (1, 5) OBP: 0.200, SLG: 0.300			3-2 G4-3		0-0 G6-3		1-0 1 SAFE 1-3 2B 3-H		2-3 K			1-1 1 SAFE 1 SAFE 1 SAFE B 1 SAFE F 1 SAFE X 1B SF9 1-3 1B	5	1	2	1	0	1	0
Rick Dempsey, R (1, 2) Mariano Duncan, R (9, PR) OBP: 1.000, SLG: 1.500 Alejandro Pena, R (9, 1) Mickey Hatcher, R (12, PH) Tim Crews, R (12, 1)			4-1 SH2-4 BB			3-2 G6-3	2-2 F7		4-0 CS BB			2-0 SF9 3-H	2 0 0 0 0	0 0 0 0 0	0 0 0 0 0	2 0 0 1 0	0 0 0 0 0	2 0 0 0 0
Tim Belcher, R (1, 1) Dave Anderson, R (6, PH) Mike Morgan, R (6, 1) Mike Davis, L (8, PH) OBP: 0.250, SLG: 0.250 Jay Howell, R (8, 1) Mike Scioscia, L (9, 2) OBP: 0.375, SLG: 0.357			0-1 SH2-4 1-2			3-2 F9		1-3 K	2-2 CS 1-2	1-1 G4-3 B1-6 2B		1-0 SF9 1-3 1B	0 1 0 1 0 2	0 0 0 0 0 0	0 0 0 0 0 0	0 0 0 0 0 0	0 0 0 1 0 0	0 0 0 0 0 0	0 0 0 0 0 0
Inning Stats	R: 0 E: 0 K: 0 S: 7 / H: 0 LOB: 0 BB: 0 P: 12	R: 0 E: 0 K: 0 S: 6 / H: 0 LOB: 0 BB: 0 P: 9	R: 0 E: 0 K: 0 S: 8 / H: 0 LOB: 1 BB: 1 P: 17	R: 0 E: 1 K: 0 S: 7 / H: 0 LOB: 0 BB: 0 P: 9	R: 0 E: 0 K: 0 S: 4 / H: 0 LOB: 0 BB: 0 P: 5	R: 0 E: 0 K: 0 S: 7 / H: 0 LOB: 1 BB: 0 P: 15	R: 1 E: 0 K: 0 S: 11 / H: 3 LOB: 2 BB: 0 P: 23	R: 1 E: 1 K: 1 S: 11 / H: 2 LOB: 2 BB: 0 P: 15	R: 0 E: 0 K: 2 S: 10 / H: 0 LOB: 1 BB: 1 P: 19	R: 0 E: 0 K: 0 S: 8 / H: 1 LOB: 0 BB: 0 P: 12	R: 0 E: 0 K: 0 S: 6 / H: 0 LOB: 0 BB: 0 P: 8	R: 2 E: 0 K: 0 S: 10 / H: 3 LOB: 1 BB: 0 P: 17						

PITCHER		IP	WLS	BF	H	R	ER	SO	BB	IBB	HBP	BLK	WP	HR	S	P	ERA	WHIP
Zane Smith, L ERA: 4.82	(1, 1)	7.0		26	3	1	1	0	1	0	1	0	0	0	50	90	1.29	0.571
Joe Boever, R ERA:	(8, 1)	2.0		9	2	1	0	3	1	0	0	0	0	0	21	34	0.00	1.500
Mark Eichhorn, R ERA: 12.46	(10, 1)	2.1	L	10	4	2	2	0	0	0	0	0	0	0	21	30	7.71	1.714
Jim Acker, R ERA:	(12, 1)	0.2		2	0	0	0	0	0	0	0	0	0	0	3	7	0.00	0.000

PITCHER	IP	WLS	BF	H	R	ER	SO	BB	IBB	HBP	BLK	WP	HR	S	P	ERA	WHIP

TOP

Los Angeles Dodgers @ Atlanta Braves

Atlanta-Fulton County Stadium, Atlanta, GA

Sun Apr 09 1989, 3:33 AM EDT

Att. 17,041 - Unknown

livebaseballscorecards.com

AB	41
R	4
H	9
RBI	4
BB	2
SO	3
LOB	13

1B: 7	SF: 2	WP: 0	PA: 48
2B: 3	SAC: 1	PB: 0	
3B: 0	DP: 2	SB: 1	
HR: 0	HBP: 1	CS: 1	

Batter	1	2	3	4	5	6	7	8	9	10	11	12	AB	R	H	RBI	BB	SO	LOB
Lonnie Smith, R (1, 7) OBP: 0.500, SLG: 0.500	C B B C S 2-3 K ①		B S F F B F B 4-2 G4-3 BB		C B X 1-1 1B SF8 1-2 1B		B B C F F B S 3-3 K ③			B S B B F H 4-2 1B HBP		B F B C T B X 3-2 L4-6 ①② 2-3	4	1	1	0	1	2	1
Tommy Gregg, L (1, 9) OBP: 0.571, SLG: 0.833	C B B F B B 4-2 S 1B BB		1 SAFE C 1 SAFE 1 SAFE B 1 SAFE 1 SAFE B P 2-2 X G4-3 ② 1-2		B F B C F X 2-2 1-3 2-H 1B			B S F X 1-2 G4-3 ①		1 SAFE 1 SAFE B L 1 SAFE 1 SAFE X 1-1 1-2 1B		C S X 0-2 BB 1B	5	0	3	1	1	0	1
Gerald Perry, L (1, 3) OBP: 0.522, SLG: 0.588	1 SAFE C B C P X 2-2 S 1-2 1B		B B B B 4-0 BB		C X 0-1 SF8 ② 3-H			B B F B C B 4-2 1B BB		X 0-0 L9 ①		B F B B B 4-1 1-2 BB	2	0	1	1	3	0	2
Dale Murphy, R (1, 8) OBP: 0.217, SLG: 0.143	B B B C S F P S 3-3 K ② 1-2 2-3		B B X 2-0 F9 ③		X 0-0 P3 ③			1 SAFE B 1 SAFE B X 2-0 G5-4-3 1-2 1B		B F X 1-1 P2 ②		S B S B B C 3-3 K ③	6	0	1	0	0	2	9
Jody Davis, R (1, 2) OBP: 0.273, SLG: 0.333	X 0-0 P6 ③			B C X 1-1 F9 ①		B B C X 2-1 G5-4-3 1B		B B C X 2-1 G5-4-3 ②③ 1-2f		C B S B B F S 3-3 K ③			5	0	1	0	0	1	6
Ron Gant, R (1, 5) OBP: 0.273, SLG: 0.235		B B B B 4-0 CS BB		C B B B B 4-1 CS BB		X 0-0 F7 ①			B B C B X 3-1 P5 ①		B B B S S S 3-3 K ①		3	0	0	0	2	1	1
Andres Thomas, R (1, 6) OBP: 0.273, SLG: 0.200		1 SAFE 1 SAFE 1 SAFE P P 1 SAFE 1 SAFE F P 0-2 X F8 ①		1 SAFE C F B X 1-2 F8 ②③ 1-2		X 0-0 G5-4-3 ②③ 1-2f			B B B F X 3-1 P5 ②		B C S B S 2-3 K ②		5	0	0	0	0	1	3
Jeff Treadway, L (1, 4) OBP: 0.167, SLG: 0.167 Jim Acker, R (12, 1)	S S B X 1-2 G3-1 ②③ 1-2			S S B F X 1-2 F9 ①			L F S 0-3 K ①		B C X 1-1 1B		X 0-0 F9 ③		5	0	1	0	0	1	1
													0	0	0	0	0	0	0
Zane Smith, L (1, 1) OBP: 0.333, SLG: 0.333 Darrell Evans, L (7, PH) OBP: 0.667, SLG: 0.500 Joe Boever, R (8, 1) Dion James, L (9, PH) Mark Eichhorn, R (10, 1) Jeff Blauser, R (12, 4) OBP: 0.400, SLG: 0.579			F F X 0-2 G5-3 ①		X 0-0 1B 1B 1B		B B C F S 2-3 K ②		1 SAFE B 1 SAFE C B F X 2-2 G4-3 ③			B X 1-0 L4-6 2B	2 1 0 1 0 1	1 0 0 0 0 0	1 0 0 0 0 1	0 0 0 0 0 0	0 1 0 0 0 0	0 0 0 0 0 0	0 0 0 1 0 0
Inning Stats	R: 0 E: 0 K: 2 S: 16 / H: 1 LOB: 2 BB: 1 P: 26	R: 0 E: 0 K: 0 S: 8 / H: 0 LOB: 0 BB: 1 P: 13	R: 0 E: 0 K: 0 S: 11 / H: 0 LOB: 2 BB: 2 P: 23	R: 0 E: 0 K: 0 S: 6 / H: 0 LOB: 0 BB: 1 P: 12	R: 2 E: 0 K: 0 S: 14 / H: 3 LOB: 1 BB: 0 P: 18	R: 0 E: 0 K: 0 S: 4 / H: 1 LOB: 0 BB: 0 P: 6	R: 0 E: 0 K: 3 S: 10 / H: 0 LOB: 0 BB: 0 P: 15	R: 0 E: 0 K: 0 S: 8 / H: 1 LOB: 1 BB: 1 P: 17	R: 0 E: 0 K: 0 S: 9 / H: 1 LOB: 1 BB: 0 P: 18	R: 0 E: 0 K: 1 S: 11 / H: 1 LOB: 2 BB: 0 P: 20	R: 0 E: 0 K: 2 S: 7 / H: 0 LOB: 0 BB: 0 P: 12	R: 0 E: 0 K: 1 S: 12 / H: 2 LOB: 2 BB: 1 P: 23	1B: 9 2B: 2 3B: 0 HR: 0	SF: 1 SAC: 0 DP: 3 HBP: 1		WP: 0 PB: 0 SB: 2 CS: 2		PA: 49	

PITCHER		IP	WLS	BF	H	R	ER	SO	BB	IBB	HBP	BLK	WP	HR	S	P	ERA	WHIP
Tim Belcher, R ERA: 7.36	(1, 1)	5.0		22	4	2	2	2	5	0	0	0	0	0	55	92	3.60	1.800
Mike Morgan, R ERA:	(6, 1)	2.0		6	1	0	0	3	0	0	0	0	0	0	14	21	0.00	0.500
Jay Howell, R ERA:	(8, 1)	1.0		4	1	0	0	0	1	0	0	0	0	0	8	17	0.00	2.000
Alejandro Pena, R ERA:	(9, 1)	3.0	W	12	2	0	0	3	0	0	1	0	0	0	27	50	0.00	0.667
Tim Crews, R ERA:	(12, 1)	1.0	S	5	2	0	0	1	1	0	0	0	0	0	12	23	0.00	3.000

PITCHER	IP	WLS	BF	H	R	ER	SO	BB	IBB	HBP	BLK	WP	HR	S	P	ERA	WHIP

BOTTOM

Los Angeles Dodgers @ Atlanta Braves

Atlanta-Fulton County Stadium, Atlanta, GA

Sun Apr 09 1989, 3:33 AM EDT

Att. 17,041 - Unknown

livebaseballscorecards.com

AB	40
R	2
H	10
RBI	2
BB	7
SO	9
LOB	25

Batter	1	2	3	4	5	6	7	8	9	AB	R	H	RBI	BB	SO	LOB
Willie Randolph, R (1, 4) OBP: 0.310, SLG: 0.208	B B C X 2-1 G4-3 1B		X 0-0 ① F9		B B C X 2-1 ① G6-3		C B B B C X 3-2 G3 1B		B B C B B 4-1 E FC4-2 1-2 HR BB	4	1	2	0	1	0	0
Alfredo Griffin, S (1, 6) OBP: 0.154, SLG: 0.160 Franklin Stubbs, L (9, PH) Rick Dempsey, R (9, 2)	1 SAFE X 0-0 ① G4-3 1-2		B F X 1-1 ② G3		C F F X 0-2 ② F7		1 SAFE X 0-0 ① B2		S B X 1-1 ① FC4-2 E HR 1-2 2-3 3-Hf	4 1 0	0 1 0	0 0 0	0 0 0	0 0 0	0 0 0	2 3 0
Kirk Gibson, L (1, 7) OBP: 0.346, SLG: 0.545	X 0-0 ② F8		F X 0-1 1B		X 0-0 HR		B S B S 1 SAFE F F F 1 SAFE X 2-2 ② G3 1-2		X 0-0 E3 HR 1-2 2-3 3-H	5	2	2	2	0	0	4
Eddie Murray, S (1, 3) OBP: 0.115, SLG: 0.231	B F F S 1-3 ③ K		1 SAFE X 0-0 ③ G5-3		S S B S 1-3 ③ K		B X 1-0 ③ P5		F B X 1-1 1-H 2-H 3-H HR	5	1	1	4	0	2	3
Mike Marshall, R (1, 9) OBP: 0.412, SLG: 0.462		B F B X 2-1 HR		X 0-0 E5 CS		F C B X 2-2 ① P4		B C B B B 4-1 G6-4-3 BB	F F B S 1-3 ② K	4	1	1	1	1	1	1
John Shelby, S (1, 8) OBP: 0.385, SLG: 0.238		S C B S 1-3 ① K		P 1 SAFE S S 1 SAFE C B F B 1 SAFE 3-3 F S ① ② K 1-2		X 0-0 F8 S 1B		B X 1-0 ① L4	B C B F B B 4-2 1B BB	4	0	1	0	1	2	2
Jeff Hamilton, R (1, 5) OBP: 0.240, SLG: 0.360		B X 1-0 ② G5-3		B B S C F B X 3-2 2B		1 SAFE B 1 SAFE 1 SAFE 1 SAFE P B C X 3-1 ② F8 1-3		B F 1 SAFE B X 2-1 ②③ G6-4-3 1-2f	P B B S F X 3-2 1-3 1B	5	0	2	0	0	0	2
Mike Scioscia, L (1, 2) OBP: 0.500, SLG: 0.500 Mariano Duncan, R (9, PR) OBP: 0.667, SLG: 1.000 Jay Howell, R (9, 1) Alejandro Pena, R (9, 1)		B X 1-0 2B		I I I I 4-0 IBB		I I I I 4-0 IBB			2-1 1B FC4-2 1B 1-1 P4	2 1 0 0	0 0 0 0	2 0 0 0	0 0 0 0	2 0 0 0	0 0 0 0	0 2 0 0
Orel Hershiser, R (1, 1) OBP: 0.333, SLG: 0.333 Mickey Hatcher, R (9, PH) OBP: 0.222, SLG: 0.167 Dave Anderson, R (9, PR) (9, 6)		C B X 1-1 ③ G5-3		B B C X 2-1 ③ F8		X 0-0 ③ B2			1 SAFE B C 1 SAFE C 1 SAFE F 1 SAFE X 1-2 FC4-2 BB 1-3 E 1B	3 1 0	0 0 1	0 1 0	0 0 0	0 0 0	0 0 0	5 0 0
Inning Stats	R: 0 H: 1 E: 0 LOB: 1 K: 1 BB: 0 S: 7 P: 10	R: 1 H: 2 E: 0 LOB: 1 K: 1 BB: 0 S: 9 P: 15	R: 0 H: 1 E: 0 LOB: 1 K: 0 BB: 0 S: 6 P: 7	R: 0 H: 1 E: 1 LOB: 2 K: 1 BB: 1 S: 13 P: 24	R: 1 H: 1 E: 0 LOB: 0 K: 1 BB: 0 S: 10 P: 13	R: 0 H: 1 E: 0 LOB: 2 K: 0 BB: 1 S: 8 P: 16	R: 0 H: 1 E: 0 LOB: 1 K: 0 BB: 0 S: 10 P: 16	R: 0 H: 0 E: 0 LOB: 0 K: 0 BB: 1 S: 4 P: 11	R: 5 H: 4 E: 1 LOB: 2 K: 1 BB: 2 S: 23 P: 40	1B: 7 SF: 0 2B: 3 SAC: 0 3B: 0 DP: 2 HR: 3 HBP: 0						

PITCHER		IP	WLS	BF	H	R	ER	SO	BB	IBB	HBP	BLK	WP	HR	S	P	ERA	WHIP
Don Robinson, R ERA: 4.82	(1, 1)	6.0		27	7	2	2	4	0	2	0	0	0	2	53	85	3.00	1.167
Atlee Hammaker, L ERA: 1.5	(7, 1)	2.0		8	2	1	1	0	1	0	0	0	0	0	16	31	4.50	1.500
Michael LaCoss, R ERA: 6.23	(9, 1)	0.1	L	5	2	4	3	0	1	0	0	0	0	1	10	17	81.00	9.000
Jeff Brantley, R ERA: 1.5	(9, 1)	0.2		4	1	0	0	1	1	0	0	0	0	0	11	19	0.00	3.000

PITCHER	IP	WLS	BF	H	R	ER	SO	BB	IBB	HBP	BLK	WP	HR	S	P	ERA	WHIP

TOP

Los Angeles Dodgers @ San Francisco Giants

Candlestick Park, San Francisco, CA

Mon Apr 10 1989, 10:05 PM EDT

Att. 53,015 - Unknown - 45 F

livebaseballscorecards.com

AB	39
R	7
H	12
RBI	7
BB	5
SO	5
LOB	24

BOTTOM

Los Angeles Dodgers @ San Francisco Giants
Candlestick Park, San Francisco, CA
Mon Apr 10 1989, 10:05 PM EDT
Att. 53,015 - Unknown - 45 F

livebaseballscorecards.com

Batter	1	2	3	4	5	6	7	8	9	AB	R	H	RBI	BB	SO	LOB
Brett Butler, L (1, 8) OBP: 0.576, SLG: 0.615	G4-3		F7		BB		F8		BLK BB	3	0	0	0	2	0	1
Robby Thompson, R (1, 4) OBP: 0.276, SLG: 0.280	1B 2B 1B		G1-3		G5-3		FC1-6		F8	5	1	1	0	0	0	6
Will Clark, L (1, 3) OBP: 0.515, SLG: 0.600	2B 1B 1B		K			SH1-4 BB SF7 1B	G4-3		K	5	2	2	0	0	2	3
Kevin Mitchell, R (1, 7) OBP: 0.344, SLG: 0.552	1B 2B			G5-4-3 BB		SF7 SH1-4 BB		K2-3		2	0	1	1	2	1	0
Candy Maldonado, R (1, 9) OBP: 0.393, SLG: 0.348	P2			G5-4-3		SH1-4		K		3	0	0	0	0	1	3
Terry Kennedy, L (1, 2) OBP: 0.286, SLG: 0.462	1B			E3 S		IBB		K		3	0	1	1	1	1	0
Jeff Brantley, R (9, 1)										0	0	0	0	0	0	0
Matt Williams, R (1, 5) OBP: 0.136, SLG: 0.200		K		K		SF7			BB BB BLK 1B	2	0	0	0	0	2	1
Ernest Riles, L (6, PH) OBP: 0.400, SLG: 0.750										0	0	0	1	0	0	0
Atlee Hammaker, S (7, 1)										0	0	0	0	0	0	0
Michael LaCoss, R (9, 1)										0	0	0	0	0	0	0
Kirt Manwaring, R (9, 2) OBP: 0.375, SLG: 0.500										1	1	1	0	0	0	0
Jose Uribe, S (1, 6) OBP: 0.240, SLG: 0.208		K			K				BLK BB 1-2 BB	3	0	0	0	0	3	2
Jim Steels, L (9, PH)										0	0	0	0	1	0	0
Don Robinson, R (1, 1) OBP: 0.250, SLG: 0.250		K			G5-3 BB 1B		FC1-6 BB		P2	2	0	1	0	0	1	0
Chris Speier, R (7, 5) OBP: 0.250, SLG: 0.143										1	0	0	0	1	0	2

Totals

	AB	R	H	RBI	BB	SO	LOB
	30	4	7	3	7	11	18

Inning Stats	1	2	3	4	5	6	7	8	9
	R: 2 E: 0 K: 0 S: 14	H: 4 LOB: 2 BB: 0 P: 20	R: 0 E: 0 K: 3 S: 9	H: 0 LOB: 0 BB: 0 P: 12	R: 0 E: 0 K: 1 S: 8	H: 0 LOB: 0 BB: 0 P: 14	R: 0 E: 1 K: 1 S: 8	H: 0 LOB: 1 BB: 1 P: 14	R: 0 E: 0 K: 1 S: 7	H: 1 LOB: 1 BB: 1 P: 14
	R: 1 E: 0 K: 1 S: 12	H: 1 LOB: 2 BB: 2 P: 27	R: 0 E: 0 K: 0 S: 8	H: 0 LOB: 1 BB: 1 P: 14	R: 0 E: 0 K: 3 S: 9	H: 0 LOB: 0 BB: 0 P: 15	R: 1 E: 0 K: 1 S: 14	H: 1 LOB: 2 BB: 2 P: 27		

	1B	SF	WP	PA
	6	1	0	39
	2B	SAC	PB	
	1	1	0	
	3B	DP	SB	
	0	2	1	
	HR	HBP	CS	
	0	0	0	

PITCHER		IP	WLS	BF	H	R	ER	SO	BB	IBB	HBP	BLK	WP	HR	S	P	ERA	WHIP
Orel Hershiser, R ERA: 3.0	(1, 1)	8.0	W	33	6	3	3	10	4	1	0	0	0	0	75	130	3.38	1.250
Jay Howell, R ERA: 6.75	(9, 1)	0.1		4	1	1	1	0	2	0	0	0	0	0	8	18	27.00	9.000
Alejandro Pena, R ERA:	(9, 1)	0.2	S	2	0	0	0	1	0	0	0	1	0	0	6	9	0.00	0.000

PITCHER		IP	WLS	BF	H	R	ER	SO	BB	IBB	HBP	BLK	WP	HR	S	P	ERA	WHIP

Batter	1	2	3	4	5	6	7	8	9	AB	R	H	RBI	BB	SO	LOB
Willie Randolph, R (1, 4) OBP: 0.294, SLG: 0.207	X 0-0 ① G5-3		C B B B C S 3-3 ① K		X 0-0 SH3-4 1-2 2-H 1B		B B B C 1 SAFE X 3-1 ① P6		S B X 1-1 ③ P6	5	0	1	1	0	1	1
Alfredo Griffin, S (1, 6) OBP: 0.172, SLG: 0.214	B B C C B F C 3-3 ② K		B X 1-0 G4-3 2B		M X 0-1 ① SH3-4 1-2 2-3		C X 0-1 ② P6			3	0	1	0	0	1	1
Kirk Gibson, L (1, 7) OBP: 0.400, SLG: 0.640	S C F F F X 0-2 2B		S B X 1-1 ② G4-3 2-3		I I I I 4-0 IBB		B B X 2-0 1-H 2B			3	0	2	1	1	0	1
Eddie Murray, S (1, 3) OBP: 0.100, SLG: 0.207	B C F F C 1-3 ③ K		X 0-0 ③ F8		B F C X 1-2 ② SF7 3-H		F F B S 1-3 ③ K			3	0	0	1	0	2	3
Mike Marshall, R (1, 9) OBP: 0.429, SLG: 0.438		B F S S B X 2-2 CS 1B		B S C B F B B 4-2 G4-3-6 BB	B B B S C 3-3 ③ K			F F C 0-3 ① K		3	0	1	0	1	2	2
John Shelby, S (1, 8) OBP: 0.367, SLG: 0.240		1 SAFE S S B S T X 1-2 CS 1-2 1B		B F X 1-1 ①② G4-3-6 1-2f		B B S S X 2-2 ① F9		B X 1-0 ② F9		4	0	1	0	0	0	1
Jeff Hamilton, R (1, 5) OBP: 0.207, SLG: 0.310	S S T B X 1-2 ①② G5-3 1-2 2-3		B B S F X 2-2 ③ F7			F S X 0-2 ② G5-3		S S B B B F T X 3-2 ③ P9		4	0	0	0	0	0	2
Mike Scioscia, L (1, 2) OBP: 0.522, SLG: 0.500 Rick Dempsey, R (9, PH)	I I I I I 4-0 IBB				C B B B X 3-1 E 1B 1B	X 0-0 ③ G4-3			B F B B X 3-1 ① P2	2 1	1 0	1 0	0 0	1 0	0 0	0 0
Tim Leary, R (1, 1) Mariano Duncan, R (7, PH) OBP: 0.750, SLG: 1.000 Ricky Horton, L (7, 1) Tim Crews, R (7, 1) Ray Searage, L (8, 1) Mickey Hatcher, R (9, PH) OBP: 0.200, SLG: 0.143		F S S 0-3 ③ K			1 SAFE X 0-0 E1 SH3-4 1B 1-2 SF7		C X 0-1 2B 1B		B F B X 2-1 ② P8	2 1 0 0 0 1	1 1 0 0 0 0	0 1 0 0 0 0	0 0 0 0 0 0	0 0 0 0 0 0	1 0 0 0 0 0	3 0 0 0 0 0
Inning Stats	R: 0 H: 1 E: 0 LOB: 1 K: 2 BB: 0 S: 15 P: 19	R: 0 H: 2 E: 0 LOB: 2 K: 1 BB: 1 S: 14 P: 22	R: 0 H: 1 E: 0 LOB: 1 K: 1 BB: 0 S: 7 P: 12	R: 0 H: 0 E: 0 LOB: 0 K: 0 BB: 1 S: 8 P: 15	R: 2 H: 2 E: 1 LOB: 2 K: 1 BB: 1 S: 12 P: 23	R: 0 H: 0 E: 0 LOB: 0 K: 0 BB: 0 S: 7 P: 9	R: 1 H: 2 E: 0 LOB: 1 K: 1 BB: 0 S: 10 P: 16	R: 0 H: 0 E: 0 LOB: 0 K: 1 BB: 0 S: 9 P: 13	R: 0 H: 0 E: 0 LOB: 0 K: 0 BB: 0 S: 6 P: 12	1B: 5 SF: 1 2B: 3 SAC: 1 3B: 0 DP: 1 HR: 0 HBP: 0						WP: 0 PA: 37 PB: 0 SB: 0 CS: 2

TOP

Los Angeles Dodgers @ San Francisco Giants

Candlestick Park, San Francisco, CA

Tue Apr 11 1989, 10:05 PM EDT

Att. 17,722 - Unknown

livebaseballscorecards.com

AB	32
R	3
H	8
RBI	3
BB	3
SO	7
LOB	14

PITCHER		IP	WLS	BF	H	R	ER	SO	BB	IBB	HBP	BLK	WP	HR	S	P	ERA	WHIP
Kelly Downs, R ERA: 0.66	(1, 1)	6.2	W	30	8	3	1	5	1	2	0	0	0	0	70	112	1.35	1.350
Craig Lefferts, L ERA:	(7, 1)	2.1	S	7	0	0	0	2	0	0	0	0	0	0	18	29	0.00	0.000

PITCHER	IP	WLS	BF	H	R	ER	SO	BB	IBB	HBP	BLK	WP	HR	S	P	ERA	WHIP

Batter	1	2	3	4	5	6	7	8	9	AB	R	H	RBI	BB	SO	LOB
Brett Butler, L (1, 8) OBP: 0.541, SLG: 0.567	G4-3	FC3-6 1-2f			K		SH2-3 1-2	1B		4	0	1	0	0	1	3
Robby Thompson, R (1, 4) OBP: 0.324, SLG: 0.345	2B BB		F8		HR 1-2		2B 2-H	F9		4	3	2	1	1	0	1
Will Clark, L (1, 3) OBP: 0.526, SLG: 0.767	G5-3 1-H		P7		HR 1-H 2-H		1B 2-H	G4-1		5	2	3	5	0	0	1
Kevin Mitchell, R (1, 7) OBP: 0.333, SLG: 0.515	G5-3 2-3		K		F8		2B 2-H			4	1	1	1	0	1	1
Candy Maldonado, R (1, 9) OBP: 0.375, SLG: 0.370	F9			F8	K		1B 1-H			4	0	1	1	0	1	1
Terry Kennedy, L (1, 2) OBP: 0.389, SLG: 0.529		FC1-5 1B		WP 1B		P5				4	0	3	0	0	0	0
Matt Williams, R (1, 5) OBP: 0.120, SLG: 0.174		F8		F7 1-2		P6		K		3	0	0	0	0	0	2
Craig Lefferts, L (7, 1)										1	0	0	0	0	1	2
Jose Uribe, S (1, 6) OBP: 0.241, SLG: 0.214		FC1-5 1-2 1B		F9		G6-3		G5-3		4	0	1	0	0	0	3
Kelly Downs, R (1, 1) OBP: 0.250, SLG: 0.250		FC1-5 FC3-6 1-2 2-3f			HR 1B			SH2-3 2B BB	F9	2	1	1	0	0	0	2
Chris Speier, R (7, 5) OBP: 0.300, SLG: 0.125										1	1	0	0	1	0	0
Inning Stats	R: 1 E: 0 K: 0 S: 10 H: 1 LOB: 1 BB: 1 P: 19	R: 0 E: 0 K: 0 S: 8 H: 2 LOB: 2 BB: 0 P: 15	R: 0 E: 0 K: 1 S: 8 H: 0 LOB: 0 BB: 0 P: 15	R: 0 E: 0 K: 0 S: 10 H: 1 LOB: 1 BB: 0 P: 18	R: 3 E: 0 K: 2 S: 14 H: 3 LOB: 0 BB: 0 P: 23	R: 0 E: 0 K: 0 S: 6 H: 0 LOB: 0 BB: 0 P: 7	R: 4 E: 0 K: 1 S: 18 H: 5 LOB: 2 BB: 1 P: 31	R: 0 E: 0 K: 0 S: 7 H: 1 LOB: 1 BB: 0 P: 13		1B: 8 2B: 4 3B: 0 HR: 1 SF: 0 SAC: 1 DP: 0 HBP: 0				WP: 1 PB: 0 SB: 0 CS: 0 PA: 39		

PITCHER		IP	WLS	BF	H	R	ER	SO	BB	IBB	HBP	BLK	WP	HR	S	P	ERA	WHIP
Tim Leary, R ERA: 3.0	(1, 1)	6.0	L	26	7	4	4	3	1	0	0	0	1	1	56	97	6.00	1.333
Ricky Horton, L ERA: 11.57	(7, 1)	0.1		4	2	3	3	0	1	0	0	0	0	0	5	10	81.00	9.000
Tim Crews, R ERA: 1.5	(7, 1)	0.2		5	3	1	1	1	0	0	0	0	0	0	13	21	13.50	4.500
Ray Searage, L ERA:	(8, 1)	1.0		4	1	0	0	0	0	0	0	0	0	0	7	13	0.00	1.000

PITCHER	IP	WLS	BF	H	R	ER	SO	BB	IBB	HBP	BLK	WP	HR	S	P	ERA	WHIP

BOTTOM

Los Angeles Dodgers @ San Francisco Giants

Candlestick Park, San Francisco, CA

Tue Apr 11 1989, 10:05 PM EDT

Att. 17,722 - Unknown

AB	36
R	8
H	13
RBI	8
BB	2
SO	4
LOB	16

livebaseballscorecards.com

Batter	1	2	3	4	5	6	7	8	9	AB	R	H	RBI	BB	SO	LOB
Willie Randolph, R (1, 4) OBP: 0.316, SLG: 0.242	B C B B C X 3-2 SH1-3 1B 1B		B X 1-0 ① G5-3		B B C B X 3-1 ② F9		B B C F B X 3-2 1-2 1B			4	1	2	0	0	0	0
Alfredo Griffin, S (1, 6) OBP: 0.156, SLG: 0.194	1 SAFE C 1 SAFE X 0-1 ① SH1-3 1-2		F C F F B C 1-3 ② K		B X 1-0 ③ P5		B B C X 2-1 ③ F8			3	0	0	0	0	1	2
Kirk Gibson, L (1, 7) OBP: 0.412, SLG: 0.593	B C B B B 4-1 1B BB		X 0-0 ③ G5-3			B F B C B B 4-2 G5-4-3 BB BB		C X 0-1 ① P3		2	0	0	0	2	0	0
Eddie Murray, S (1, 3) OBP: 0.118, SLG: 0.188	C C B B F X 2-2 ② F7			X 0-0 ① 4-3		B B B C B 4-1 G5-4-3 1-2 BB		F B F B S 2-3 ② K		3	0	0	0	1	1	2
Mike Marshall, R (1, 9) OBP: 0.440, SLG: 0.450	B F X 1-1 1-3 2-H 1B			C F B X 1-2 BB 1B		B X 1-0 ①② G5-4-3 1-2f 2-3		B B F B X 3-1 ③ F8		4	0	2	1	0	0	2
John Shelby, S (1, 8) OBP: 0.353, SLG: 0.214	S F X 0-2 ③ G3			F S B B B F F B 4-2 1-2 BB		C F S 0-3 ③ K			X 0-0 ① 4-3	3	0	0	0	1	1	3
Jeff Hamilton, R (1, 5) OBP: 0.182, SLG: 0.273		X 0-0 ① F9		B X 1-0 ② L7			C B X 1-1 ① F9		C F C 0-3 ② K	4	0	0	0	0	1	2
Mike Scioscia, L (1, 2) OBP: 0.481, SLG: 0.455		B C B X 2-1 ② G3		C X 0-1 ③ 4-3			X 0-0 FC4-6 1B		C B B B X 2-1 ③ 4-3	4	0	1	0	0	0	2
Fernando Valenzuela, L (1, 1) Tim Crews, R (5, 1) Mickey Hatcher, R (7, PH) OBP: 0.182, SLG: 0.125 Ray Searage, L (7, 1) Jay Howell, R (8, 1)		B B F X 2-1 ③ 6-3			F X 0-1 ① F7		B X 1-0 ② FC4-6 1B 1-2f			2 0 1 0 0	0 0 0 0 0	0 0 0 0 0	0 0 0 0 0	0 0 1 0 0	0 0 0 0 0	0 0 1 0 0
Inning Stats	R: 1 E: 0 K: 0 S: 15 H: 2 LOB: 2 BB: 1 P: 25	R: 0 E: 0 K: 0 S: 5 H: 0 LOB: 0 BB: 0 P: 9	R: 0 E: 0 K: 1 S: 7 H: 0 LOB: 0 BB: 0 P: 9	R: 0 E: 0 K: 0 S: 11 H: 1 LOB: 2 BB: 1 P: 17	R: 0 E: 0 K: 0 S: 5 H: 0 LOB: 0 BB: 0 P: 9	R: 0 E: 0 K: 1 S: 7 H: 0 LOB: 1 BB: 2 P: 16	R: 0 E: 0 K: 0 S: 9 H: 2 LOB: 2 BB: 0 P: 16	R: 0 E: 0 K: 1 S: 7 H: 0 LOB: 0 BB: 0 P: 12	R: 0 E: 0 K: 1 S: 6 H: 0 LOB: 0 BB: 0 P: 8	1B: 5 2B: 0 3B: 0 HR: 0 SF: 0 SAC: 1 DP: 1 HBP: 0						

PITCHER		IP	WLS	BF	H	R	ER	SO	BB	IBB	HBP	BLK	WP	HR	S	P	ERA	WHIP
Scott Garrelts, R ERA: 2.45	(1, 1)	5.0	W	22	3	1	1	1	4	0	0	0	0	0	46	80	1.80	1.400
Jeff Brantley, R ERA: 1.29	(6, 1)	1.0		2	0	0	0	1	0	0	0	0	0	0	4	5	0.00	0.000
Atlee Hammaker, L ERA: 1.13	(7, 1)	2.0		8	2	0	0	1	0	0	0	0	0	0	16	28	0.00	1.000
Michael LaCoss, R ERA: 5.06	(9, 1)	1.0	S	3	0	0	0	1	0	0	0	0	0	0	6	8	0.00	0.000

PITCHER	IP	WLS	BF	H	R	ER	SO	BB	IBB	HBP	BLK	WP	HR	S	P	ERA	WHIP

TOP

Los Angeles Dodgers @ San Francisco Giants

Candlestick Park, San Francisco, CA

Wed Apr 12 1989, 10:05 PM EDT

Att. 19,035 - Unknown - 60 F

livebaseballscorecards.com

AB	30
R	1
H	5
RBI	1
BB	4
SO	4
LOB	14

1B: 5	SF: 0	WP: 0	PA: 35
2B: 0	SAC: 1	PB: 0	
3B: 0	DP: 1	SB: 0	
HR: 0	HBP: 0	CS: 0	

Batter	1	2	3	4	5	6	7	8	9	AB	R	H	RBI	BB	SO	LOB
Brett Butler, L (1, 8) OBP: 0.561, SLG: 0.576	X 0-0 HR 1B 1B	B C C B X 2-2 ③ L3			B B B B 4-0 CS BB		F X 0-1 CS 1B			3	1	2	0	1	0	0
Robby Thompson, R (1, 4) OBP: 0.342, SLG: 0.364	B X 1-0 1-2 HR 1B		C S S B X 2-2 FC3-6 BB 1B		B B B C 1 SAFE C X 3-2 ① ② F8 1-2		1 SAFE B 1 SAFE L 1 SAFE P 1 SAFE B C 3-3 ① ② K 1-2			4	1	2	0	0	1	2
Will Clark, L (1, 3) OBP: 0.524, SLG: 0.727	C B C B S 2-3 ① K		F 1 SAFE 1 SAFE F B 1 SAFE 1 SAFE B 1 SAFE 4-2 1 SAFE 1 SAFE F 1 SAFE 1 SAFE B B FC3-6 1-2 BB		B B C X 2-1 1B		X 0-0 ③ G3-1			3	0	1	0	1	1	2
Kevin Mitchell, R (1, 7) OBP: 0.325, SLG: 0.568	B B B X 3-0 1-H 2-H HR		B X 1-0 ① F2		C B B S X 2-2 ③ F8			B F B S B X 3-2 ① F2		4	1	1	3	0	0	3
Candy Maldonado, R (1, 9) OBP: 0.389, SLG: 0.387	B B B X 3-0 FC5-4 1B		2 SAFE B B C X 2-1 ② FC3-6 1-2 2-3			F B F X 1-2 SH5-4 1B 1B		F X 0-1 ② G4-3		4	0	2	0	0	0	2
Ed Jurak, R (1, 5) OBP: 0.333, SLG: 0.333 Matt Williams, R (8, 5) OBP: 0.115, SLG: 0.167 Michael LaCoss, R (9, 1)	C X 0-1 ② P6		B F B F B F X 2-2 ③ F7			C B 1 SAFE 1 SAFE F X 1-2 SH5-4 1-2 1B		X 0-0 ③ F2		3 1 0	0 0 0	1 0 0	0 0 0	0 0 0	0 0 0	3 0 0
Kirt Manwaring, R (1, 2) OBP: 0.333, SLG: 0.438	X 0-0 ③ FC5-4 1-2f		B X 1-0 ① L1			X 0-0 ① SH5-4 1-2 2-3				2	0	0	0	0	0	1
Jose Uribe, S (1, 6) OBP: 0.219, SLG: 0.194		F F B B B S 3-3 ① K2-3	B F B B X 2-1 ② F3			S S B P C 2-3 ② K				3	0	0	0	0	2	2
Scott Garrelts, R (1, 1) OBP: 0.250, SLG: 0.750 Jeff Brantley, R (6, 1) Jim Steels, L (6, PH) Atlee Hammaker, S (7, 1) Chris Speier, R (9, 5) OBP: 0.300, SLG: 0.125		B X 1-0 ② F3	S S S 0-3 ③ K			B S F F X 1-2 ③ L4				2 0 1 0 0	0 0 0 0 0	0 0 0 0 0	0 0 0 0 0	1 0 0 0 0	0 0 2 0 0	0 0 0 0 0
Inning Stats	R: 3 H: 4 E: 0 LOB: 1 K: 1 BB: 0 S: 10 P: 19	R: 0 H: 0 E: 0 LOB: 0 K: 1 BB: 0 S: 7 P: 13	R: 0 H: 1 E: 0 LOB: 2 K: 0 BB: 1 S: 13 P: 24	R: 0 H: 0 E: 0 LOB: 0 K: 1 BB: 0 S: 6 P: 9	R: 0 H: 1 E: 0 LOB: 1 K: 0 BB: 1 S: 8 P: 19	R: 0 H: 2 E: 0 LOB: 2 K: 1 BB: 0 S: 15 P: 19	R: 0 H: 1 E: 0 LOB: 0 K: 1 BB: 0 S: 8 P: 10	R: 0 H: 0 E: 0 LOB: 0 K: 0 BB: 0 S: 6 P: 9		1B: 8 2B: 0 3B: 0 HR: 1	SF: 0 SAC: 1 DP: 0 HBP: 0			WP: 0 PB: 0 SB: 0 CS: 2	PA: 33	

PITCHER		IP	WLS	BF	H	R	ER	SO	BB	IBB	HBP	BLK	WP	HR	S	P	ERA	WHIP
Fernando Valenzuela, L ERA: 6.35	(1, 1)	4.2	L	21	6	3	3	3	2	0	0	0	0	1	41	79	5.79	1.714
Tim Crews, R ERA: 1.23	(5, 1)	1.1		6	2	0	0	1	0	0	0	0	0	0	18	24	0.00	1.500
Ray Searage, L ERA:	(7, 1)	1.0		3	1	0	0	1	0	0	0	0	0	0	8	10	0.00	1.000
Jay Howell, R ERA: 3.86	(8, 1)	1.0		3	0	0	0	0	0	0	0	0	0	0	6	9	0.00	0.000

PITCHER	IP	WLS	BF	H	R	ER	SO	BB	IBB	HBP	BLK	WP	HR	S	P	ERA	WHIP

BOTTOM

Los Angeles Dodgers @ San Francisco Giants

Candlestick Park, San Francisco, CA

Wed Apr 12 1989, 10:05 PM EDT

Att. 19,035 - Unknown - 60 F

livebaseballscorecards.com

AB	30
R	3
H	9
RBI	3
BB	2
SO	5
LOB	17

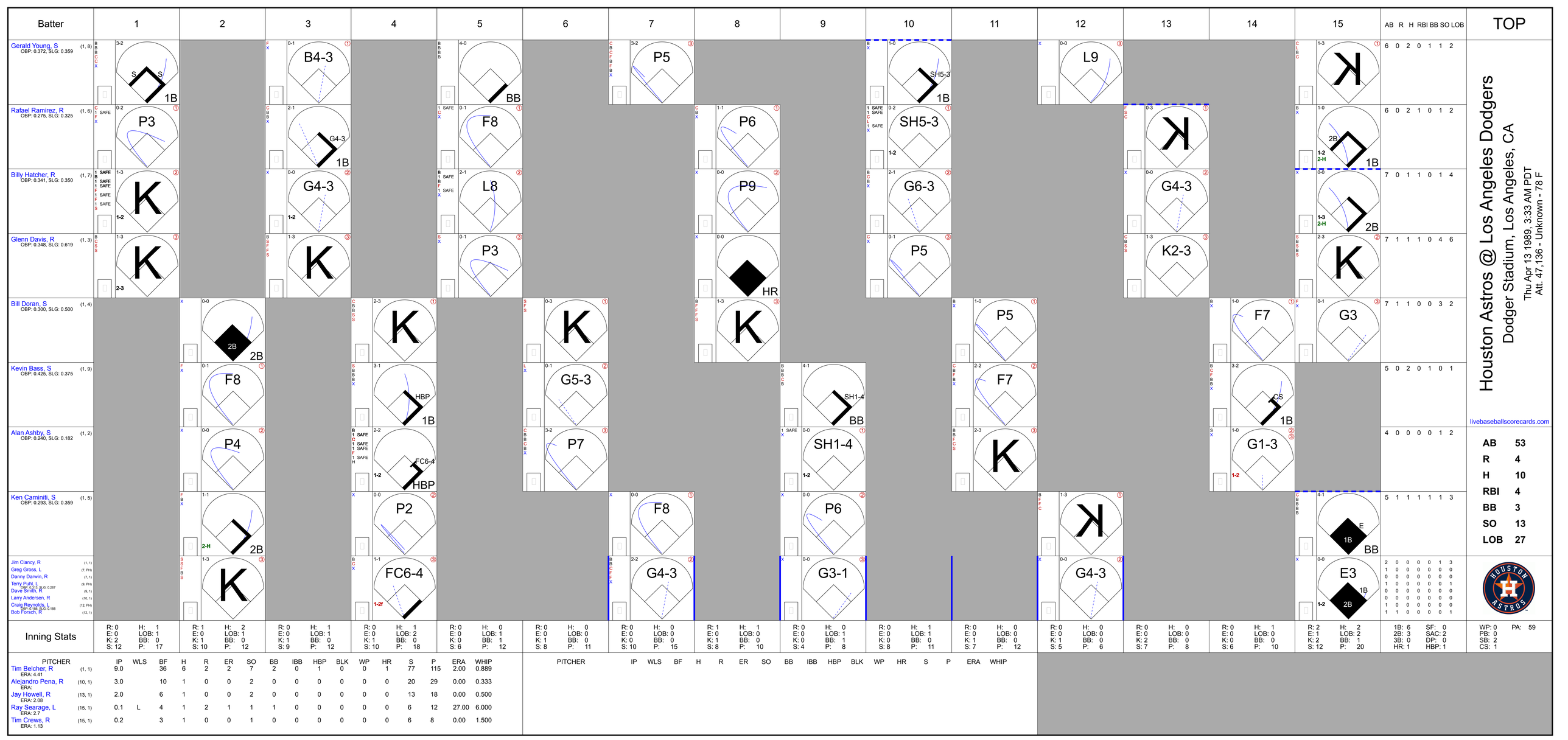
Batter
1
2
3
4
5
6
7
8
9
10
11
12
13
14
15
AB R H RBI BB SO LOB
TOP
Gerald Young, S (1, 8) OBP: 0.372, SLG: 0.359
Rafael Ramirez, R (1, 6) OBP: 0.275, SLG: 0.325
Billy Hatcher, R (1, 7) OBP: 0.341, SLG: 0.350
Glenn Davis, R (1, 3) OBP: 0.348, SLG: 0.619
Bill Doran, S (1, 4) OBP: 0.300, SLG: 0.500
Kevin Bass, S (1, 9) OBP: 0.425, SLG: 0.375
Alan Ashby, S (1, 2) OBP: 0.240, SLG: 0.182
Ken Caminiti, S (1, 5) OBP: 0.293, SLG: 0.359
Jim Clancy, R (1, 1)
Greg Gross, L (7, PH)
Danny Darwin, R (7, 1)
Terry Puhl, L (9, PH) OBP: 0.313, SLG: 0.267
Dave Smith, R (9, 1)
Larry Andersen, R (10, 1)
Craig Reynolds, L (12, PH) OBP: 0.188, SLG: 0.188
Bob Forsch, R (12, 1)
Houston Astros @ Los Angeles Dodgers
Dodger Stadium, Los Angeles, CA
Thu Apr 13 1989, 3:33 AM PDT
Att. 47,136 - Unknown - 78 F
livebaseballscorecards.com
AB 53
R 4
H 10
RBI 4
BB 3
SO 13
LOB 27
Inning Stats
PITCHER IP WLS BF H R ER SO BB IBB HBP BLK WP HR S P ERA WHIP
Tim Belcher, R (1, 1) ERA: 4.41
Alejandro Pena, R (10, 1) ERA:
Jay Howell, R (13, 1) ERA: 2.08
Ray Searage, L (15, 1) ERA: 2.7
Tim Crews, R (15, 1) ERA: 1.13
1B: 6 2B: 3 3B: 0 HR: 1
SF: 0 SAC: 2 DP: 0 HBP: 1
WP: 0 PB: 0 SB: 2 CS: 1
PA: 59

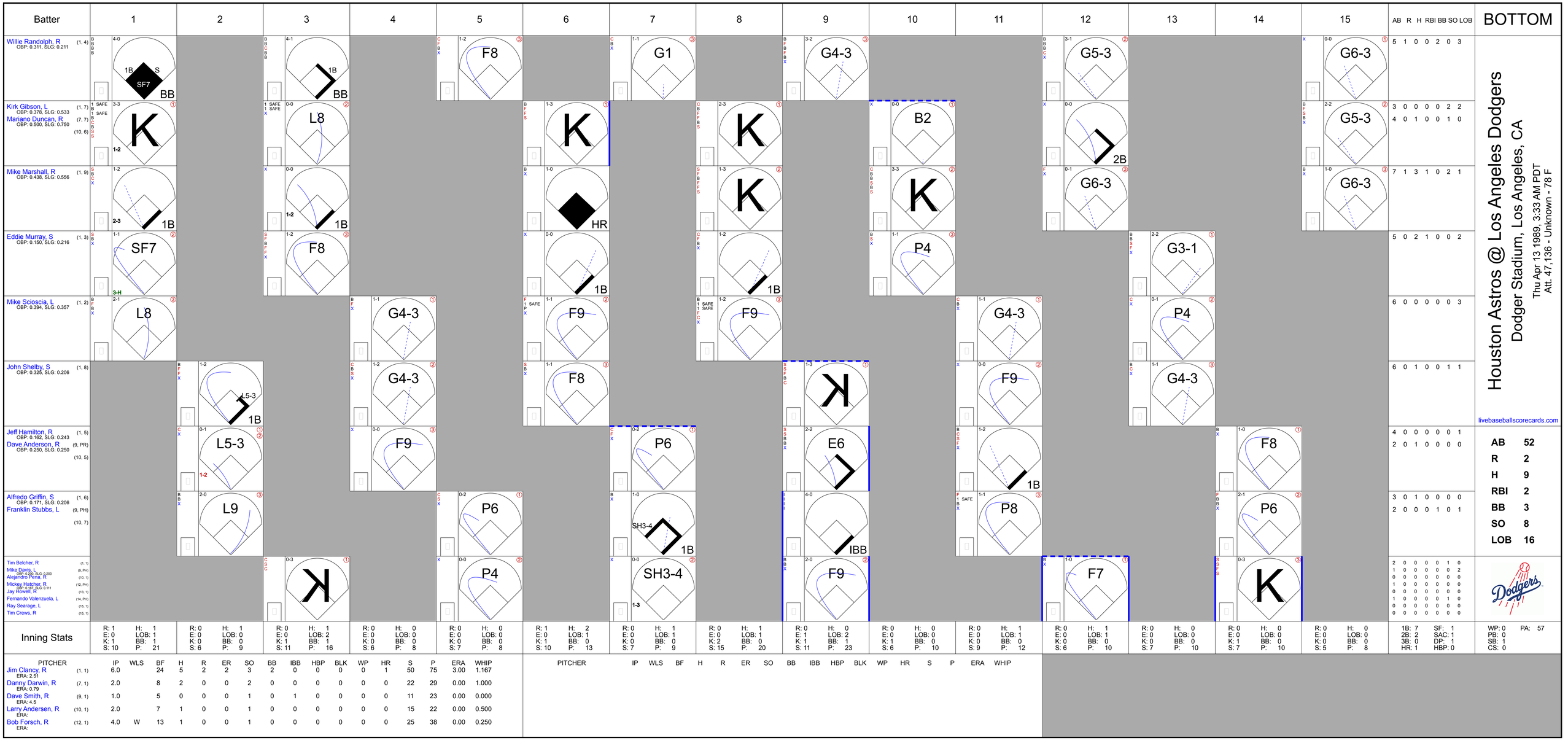
Batter
1
2
3
4
5
6
7
8
9
10
11
12
13
14
15
AB R H RBI BB SO LOB
BOTTOM
Willie Randolph, R (1, 4)
OBP: 0.311, SLG: 0.211
Kirk Gibson, L (1, 7)
OBP: 0.378, SLG: 0.533
Mariano Duncan, R (7, 7)
OBP: 0.500, SLG: 0.750
(10, 6)
Mike Marshall, R (1, 9)
OBP: 0.438, SLG: 0.556
Eddie Murray, S (1, 3)
OBP: 0.150, SLG: 0.216
Mike Scioscia, L (1, 2)
OBP: 0.394, SLG: 0.357
John Shelby, S (1, 8)
OBP: 0.325, SLG: 0.206
Jeff Hamilton, R (1, 5)
OBP: 0.162, SLG: 0.243
Dave Anderson, R (9, PR)
OBP: 0.250, SLG: 0.250
(10, 5)
Alfredo Griffin, S (1, 6)
OBP: 0.171, SLG: 0.206
Franklin Stubbs, L (9, PH)
(10, 7)
Tim Belcher, R (1, 1)
Mike Davis, L (9, PH)
OBP: 0.200, SLG: 0.200
Alejandro Pena, R (10, 1)
Mickey Hatcher, R (12, PH)
OBP: 0.167, SLG: 0.111
Jay Howell, R (13, 1)
Fernando Valenzuela, L (14, PH)
Ray Searage, L (15, 1)
Tim Crews, R (15, 1)
Houston Astros @ Los Angeles Dodgers
Dodger Stadium, Los Angeles, CA
Thu Apr 13 1989, 3:33 AM PDT
Att. 47,136 - Unknown - 78 F
livebaseballscorecards.com
AB 52
R 2
H 9
RBI 2
BB 3
SO 8
LOB 16
Inning Stats
PITCHER IP WLS BF H R ER SO BB IBB HBP BLK WP HR S P ERA WHIP
Jim Clancy, R (1, 1) ERA: 2.51
Danny Darwin, R (7, 1) ERA: 0.79
Dave Smith, R (9, 1) ERA: 4.5
Larry Andersen, R (10, 1) ERA:
Bob Forsch, R (12, 1) ERA:
1B: 7 SF: 1
2B: 2 SAC: 1
3B: 0 DP: 1
HR: 1 HBP: 0
WP: 0 PA: 57
PB: 0
SB: 1
CS: 0

Batter	1	2	3	4	5	6	7	8	9	AB	R	H	RBI	BB	SO	LOB
Gerald Young, S (1, 8) OBP: 0.340, SLG: 0.326	B C F B X 2-2 G3-1 ①		C S C 0-3 K ③			B F X 1-1 FC4-6 1B 1-2f E ①		X 0-0 G3 ②		4	1	0	0	0	1	1
Rafael Ramirez, R (1, 6) OBP: 0.295, SLG: 0.326	C B B S B F B 4-2 G4-3 BB			S X 0-1 F9 ①		B 1 SAFE 1 SAFE 1 SAFE X 1-0 E8 SF8 1-H 1B		B C C F B B F F X 3-2 G6-3 ③		3	1	1	0	1	0	0
Billy Hatcher, R (1, 7) OBP: 0.311, SLG: 0.326	1 SAFE B C B 1 SAFE B X 3-1 G4-3 1-2f ② ③			B B C S S 2-3 K2-3 ②		X 0-0 SF8 3-H ②			X 0-0 G5-3 ①	3	0	0	1	0	1	1
Glenn Davis, R (1, 3) OBP: 0.340, SLG: 0.587		B F X 1-1 F7 ①		X 0-0 G1-3 ③		C B B S F F X 2-2 G6-3 ③			B C X 1-1 FC6-4 1B	4	0	1	0	0	0	0
Bill Doran, S (1, 4) OBP: 0.273, SLG: 0.452		B B X 2-0 F7 ②			C F B F S 1-3 K ①		B C B X 2-1 G4-3 ①		1 SAFE X 0-0 F7 ②	4	0	0	0	0	1	1
Kevin Bass, S (1, 9) OBP: 0.409, SLG: 0.361		X 0-0 1B			B X 1-0 G4-3 ②		C X 0-1 F7 ②		B 1 SAFE S B X 2-1 FC6-4 1-2f ③	4	0	1	0	0	0	1
Alan Ashby, S (1, 2) OBP: 0.250, SLG: 0.167		B 1 SAFE 1 SAFE C X 1-1 F8 ③			B B S B F B 4-2 FC6-4 BB		C F X 0-2 G6-3 ③			2	0	0	0	1	0	1
Ken Caminiti, S (1, 5) OBP: 0.295, SLG: 0.429			F X 0-1 F7 ①		C C X 0-2 FC6-4 1-2f ③			B C X 1-1 HR		3	1	1	1	0	0	1
Mike Scott, R (1, 1) OBP: 0.250, SLG: 0.250			C S X 0-2 L3 ②			F S F B X 1-2 FC4-6 1B		X 0-0 G6-3 ①		3	0	1	0	0	0	0
Inning Stats	R: 0 H: 0 E: 0 LOB: 0 K: 0 BB: 1 S: 8 P: 17	R: 0 H: 1 E: 0 LOB: 1 K: 0 BB: 0 S: 6 P: 10	R: 0 H: 0 E: 0 LOB: 0 K: 1 BB: 0 S: 8 P: 8	R: 0 H: 0 E: 0 LOB: 0 K: 1 BB: 0 S: 6 P: 8	R: 0 H: 0 E: 0 LOB: 1 K: 1 BB: 1 S: 10 P: 16	R: 2 H: 2 E: 1 LOB: 0 K: 0 BB: 0 S: 13 P: 18	R: 0 H: 0 E: 0 LOB: 0 K: 0 BB: 0 S: 7 P: 9	R: 1 H: 1 E: 0 LOB: 0 K: 0 BB: 0 S: 10 P: 14	R: 0 H: 1 E: 0 LOB: 1 K: 0 BB: 0 S: 6 P: 9	1B: 4 SF: 1 2B: 0 SAC: 0 3B: 0 DP: 1 HR: 1 HBP: 0						

TOP

Houston Astros @ Los Angeles Dodgers

Dodger Stadium, Los Angeles, CA

Fri Apr 14 1989, 7:05 PM PDT

Att. 44,312 - Unknown

livebaseballscorecards.com

AB	30
R	3
H	5
RBI	2
BB	2
SO	3
LOB	6

PITCHER		IP	WLS	BF	H	R	ER	SO	BB	IBB	HBP	BLK	WP	HR	S	P	ERA	WHIP
Mike Morgan, R ERA: 1.69	(1, 1)	8.0	L	29	4	3	2	3	2	0	0	0	0	1	68	100	2.25	0.750
Ricky Horton, L ERA: 8.1	(9, 1)	1.0		4	1	0	0	0	0	0	0	0	0	0	6	9	0.00	1.000

PITCHER	IP	WLS	BF	H	R	ER	SO	BB	IBB	HBP	BLK	WP	HR	S	P	ERA	WHIP

WP: 0 PA: 33
PB: 0
SB: 0
CS: 0

BOTTOM

Houston Astros @ Los Angeles Dodgers

Dodger Stadium, Los Angeles, CA

Fri Apr 14 1989, 7:05 PM PDT

Att. 44,312 - Unknown

livebaseballscorecards.com

Batter	1	2	3	4	5	6	7	8	9	AB	R	H	RBI	BB	SO	LOB
Willie Randolph, R (1, 4) OBP: 0.286, SLG: 0.190	K		G4-3			F8		K		4	0	0	0	0	2	1
Kirk Gibson, L (1, 7) OBP: 0.415, SLG: 0.545	G6-3, S, HR, 1B		1B			G4-3		BB, 1-2		3	1	2	0	1	0	0
Mike Marshall, R (1, 9) OBP: 0.444, SLG: 0.533	G6-3, 1-3		G5-3			1B		BB, 1-2, 2-3		3	0	1	0	1	0	2
Eddie Murray, S (1, 3) OBP: 0.159, SLG: 0.293	HR, 3-H			G3-1		G4-3		G3-1		4	1	1	2	0	0	4
Mike Scioscia, L (1, 2) OBP: 0.351, SLG: 0.313	L1-6-3			G1-6-3			K		G1-3	4	0	0	0	0	1	0
John Shelby, S (1, 8) OBP: 0.295, SLG: 0.184		K		P5			K		P6	4	0	0	0	0	2	0
Jeff Hamilton, R (1, 5) OBP: 0.150, SLG: 0.225 Franklin Stubbs, L (9, PH) OBP: 0.333, SLG: 0.200 Dave Anderson, R (9, PR) OBP: 0.250, SLG: 0.250		K		F7			K		1B	3 1 0	0 0 0	0 1 0	0 0 0	0 0 0	2 0 0	0 0 0
Alfredo Griffin, S (1, 6) OBP: 0.158, SLG: 0.189 Mickey Hatcher, R (9, PH) OBP: 0.154, SLG: 0.100		G3		P6				F9	F8	3 1	0 0	0 0	0 0	0 0	0 0	0 1
Mike Morgan, R (1, 1) Mike Davis, L (8, PH) OBP: 0.333, SLG: 0.333 Mariano Duncan, R (8, PR) OBP: 0.500, SLG: 0.750 Ricky Horton, L (9, 1)			K		K			BB, S, 1B		2 1 0 0	0 0 0 0	0 1 0 0	0 0 0 0	0 0 0 0	2 0 0 0	0 0 0 0
Inning Stats	R: 2 E: 0 K: 1 S: 10 H: 2 LOB: 0 BB: 0 P: 16	R: 0 E: 0 K: 2 S: 9 H: 0 LOB: 0 BB: 0 P: 11	R: 0 E: 0 K: 1 S: 11 H: 1 LOB: 1 BB: 0 P: 12	R: 0 E: 0 K: 0 S: 4 H: 0 LOB: 0 BB: 0 P: 7	R: 0 E: 0 K: 1 S: 9 H: 0 LOB: 0 BB: 0 P: 11	R: 0 E: 0 K: 0 S: 8 H: 1 LOB: 1 BB: 0 P: 12	R: 0 E: 0 K: 3 S: 13 H: 0 LOB: 0 BB: 0 P: 17	R: 0 E: 0 K: 1 S: 10 H: 1 LOB: 3 BB: 2 P: 21	R: 0 E: 0 K: 0 S: 8 H: 1 LOB: 1 BB: 0 P: 11	1B: 5 2B: 0 3B: 0 HR: 1	SF: 0 SAC: 0 DP: 0 HBP: 0					

	AB	33
	R	2
	H	6
	RBI	2
	BB	2
	SO	9
	LOB	8

PITCHER		IP	WLS	BF	H	R	ER	SO	BB	IBB	HBP	BLK	WP	HR	S	P	ERA	WHIP
Mike Scott, R ERA: 4.09	(1, 1)	9.0	W	35	6	2	2	9	2	0	0	0	0	1	82	118	2.00	0.889

PITCHER	IP	WLS	BF	H	R	ER	SO	BB	IBB	HBP	BLK	WP	HR	S	P	ERA	WHIP

Batter	1	2	3	4	5	6	7	8	9	AB	R	H	RBI	BB	SO	LOB
Gerald Young, S (1, 8) OBP: 0.314, SLG: 0.298	F C S 0-3 ① K		C X 0-1 ② 4-3		B 2 B C X SAFE 2-1 ③ F7			X 0-0 ① G3		4	0	0	0	0	1	1
Rafael Ramirez, R (1, 6) OBP: 0.313, SLG: 0.340	C B B X 2-1 G4-3 1B		B F B X 2-1 ③ G5-3			B C X 1-1 ① G6-3		C C F X 0-2 BB E 1B		4	1	2	0	0	0	0
Terry Puhl, L (1, 7) OBP: 0.350, SLG: 0.333	X 0-0 ② G4-3 1-2			C C X 0-2 ① G6-3		C X 0-1 2B		B B B C B 4-1 E 1-2 BB		3	0	1	0	1	0	1
Glenn Davis, R (1, 3) OBP: 0.333, SLG: 0.560	X 0-0 ③ P5			B F B B X 3-1 FC6-4 1B		B F B C X 2-2 P4		F B F B S 2-3 ② K		4	0	1	0	0	1	4
Bill Doran, S (1, 4) OBP: 0.250, SLG: 0.413 Eric Yelding, R (8, PR) (8, 4)		X 0-0 ① 4-3		C X 0-1 ② P6		B F F B F X 2-2 F7		B F X 1-1 E9 1-3 2-H		4 0	0 0	0 0	0 0	0 0	0 0	3 0
Kevin Bass, S (1, 9) OBP: 0.375, SLG: 0.325		X 0-0 ② 4-3		B C B X 2-1 ③ FC6-4 1-2f			C X 0-1 ① F7	C B B 1 SAFE 1 SAFE B X 3-1 ③ G3		4	0	0	0	0	0	3
Ken Caminiti, S (1, 5) OBP: 0.313, SLG: 0.422		C F F B X 1-2 1B			X 0-0 ① G4-3		B C X 1-1 ② F7		C B C B B B 4-2 FC6-4 BB	3	0	1	0	1	0	0
Craig Biggio, R (1, 2) OBP: 0.188, SLG: 0.200	C B B 1 SAFE C F X 2-2 ③ 5-3				C F F F X 0-2 SH1-4 1B		C B X 1-1 2B		C B X 1-1 ① FC6-4 G4-3 1-2f	4	0	2	0	0	0	2
Bob Knepper, L (1, 1) OBP: 0.333, SLG: 0.333 Craig Reynolds, L (7, PH) OBP: 0.176, SLG: 0.176 Danny Darwin, R (7, 1) Greg Gross, L (9, PH)			X 0-0 ① G1		X 0-0 ② SH1-4 1-2		B F X 1-1 ③ 4-3		C X 0-1 ② ③ G4-3 1-2f	1 1 0 1	0 0 0 0	0 0 0 0	0 0 0 0	0 0 0 0	0 0 0 0	0 1 0 1
Inning Stats	R: 0 H: 1 E: 0 LOB: 1 K: 1 BB: 0 S: 7 P: 9	R: 0 H: 1 E: 0 LOB: 1 K: 0 BB: 0 S: 10 P: 13	R: 0 H: 0 E: 0 LOB: 0 K: 0 BB: 0 S: 5 P: 7	R: 0 H: 1 E: 0 LOB: 1 K: 0 BB: 0 S: 9 P: 14	R: 0 H: 1 E: 0 LOB: 1 K: 0 BB: 0 S: 9 P: 11	R: 0 H: 1 E: 0 LOB: 1 K: 0 BB: 0 S: 11 P: 16	R: 0 H: 1 E: 0 LOB: 1 K: 0 BB: 0 S: 8 P: 11	R: 1 H: 1 E: 1 LOB: 2 K: 1 BB: 1 S: 13 P: 23	R: 0 H: 0 E: 0 LOB: 0 K: 0 BB: 1 S: 6 P: 11	1B: 5 SF: 0 2B: 2 SAC: 1 3B: 0 DP: 1 HR: 0 HBP: 0						WP: 0 PA: 36 PB: 0 SB: 0 CS: 0

PITCHER		IP	WLS	BF	H	R	ER	SO	BB	IBB	HBP	BLK	WP	HR	S	P	ERA	WHIP
Orel Hershiser, R ERA: 1.99	(1, 1)	7.2	W	31	7	1	0	2	1	0	0	0	0	0	68	96	0.00	1.043
Alejandro Pena, R ERA:	(8, 1)	1.1	S	5	0	0	0	0	1	0	0	0	0	0	10	19	0.00	0.750

PITCHER	IP	WLS	BF	H	R	ER	SO	BB	IBB	HBP	BLK	WP	HR	S	P	ERA	WHIP

TOP

Houston Astros @ Los Angeles Dodgers

Dodger Stadium, Los Angeles, CA

Sat Apr 15 1989, 3:33 AM PDT

Att. 43,836 - Unknown

livebaseballscorecards.com

AB	33
R	1
H	7
RBI	0
BB	2
SO	2
LOB	16

Batter	1	2	3	4	5	6	7	8	9	AB	R	H	RBI	BB	SO	LOB
Willie Randolph, R (1, 4) OBP: 0.302, SLG: 0.217	B B C B C X 3-2 1B 5-3 SF7 1B		C B B F B X 3-2 ① G6-3		C B B B X 3-1 ① G5-3		B X 1-0 1-3 1B			4	1	2	0	0	0	1
Dave Anderson, R (1, 5) OBP: 0.286, SLG: 0.167 Mike Davis, L (7, PH) OBP: 0.286, SLG: 0.286 Jeff Hamilton, R (8, 5) OBP: 0.150, SLG: 0.225	1 SAFE 1 B X 1-0 ① 5-3 1-2		B B B C B 4-1 HR BB		X 0-0 ② P3		C B C S 1-3 ② K			2 1 0	1 0 0	0 0 0	0 0 0	1 0 0	0 1 0	2 2 0
Mike Marshall, R (1, 9) OBP: 0.475, SLG: 0.636	B F X 1-1 FC6-4 2-3 1B		B X 1-0 1-H HR		B B B I 4-0 IBB		S S F S 0-3 ③ K			3	1	2	2	1	1	2
Eddie Murray, S (1, 3) OBP: 0.167, SLG: 0.295	C B X 1-1 ② SF7 3-H		B F S X 1-2 ② P4		B X 1-0 ③ F7			F S F B X 1-2 1B		3	0	1	1	0	0	2
Mickey Hatcher, R (1, 7) OBP: 0.118, SLG: 0.071 Kirk Gibson, L (9, 7) OBP: 0.415, SLG: 0.545	S X 0-1 ③ FC6-4 1-2f		B X 1-0 ③ 4-3			B C X 1-1 ① G6-3		1 SAFE X 0-0 ① F8		4 0	0 0	0 0	0 0	0 0	0 0	2 0
John Shelby, S (1, 8) OBP: 0.313, SLG: 0.195		C B B F B B 4-2 G6-3 BB		X 0-0 ① G3		F X 0-1 G6-4-3 1B		S S C 0-3 ② K		3	0	1	0	1	1	1
Rick Dempsey, R (1, 2)		1 SAFE C 1 SAFE 1 SAFE 1 SAFE L F F 1 SAFE 0-2 ① ② X G6-3 1-2f		B B F C B X 3-2 ② L9		1 SAFE 1 B X 1-0 ② ③ G6-4-3 1-2f		B B C F S 2-3 ③ K		4	0	0	0	0	1	3
Alfredo Griffin, S (1, 6) OBP: 0.195, SLG: 0.225		C F X 0-2 1B		C X 0-1 ③ G1-3			B S B B X 3-1 1B 1B			3	0	2	0	0	0	0
Orel Hershiser, R (1, 1) OBP: 0.333, SLG: 0.556 Alejandro Pena, R (8, 1)		C C X 0-2 ③ F7			B B B C C X 3-2 3B		L 1 SAFE L 1 SAFE L 0-3 ① K			3 0	0 0	1 0	0 0	0 0	1 0	2 0
Inning Stats	R: 1 H: 2 E: 0 LOB: 1 K: 0 BB: 0 S: 10 P: 16	R: 0 H: 1 E: 0 LOB: 1 K: 0 BB: 1 S: 13 P: 17	R: 2 H: 1 E: 0 LOB: 0 K: 0 BB: 1 S: 9 P: 19	R: 0 H: 0 E: 0 LOB: 0 K: 0 BB: 0 S: 6 P: 9	R: 0 H: 1 E: 0 LOB: 2 K: 0 BB: 1 S: 7 P: 18	R: 0 H: 1 E: 0 LOB: 0 K: 0 BB: 0 S: 5 P: 7	R: 0 H: 2 E: 0 LOB: 2 K: 3 BB: 0 S: 13 P: 18	R: 0 H: 1 E: 0 LOB: 1 K: 2 BB: 0 S: 11 P: 14		1B: 7 SF: 1 2B: 0 SAC: 0 3B: 1 DP: 2 HR: 1 HBP: 0						

PITCHER	IP	WLS	BF	H	R	ER	SO	BB	IBB	HBP	BLK	WP	HR	S	P	ERA	WHIP
Bob Knepper, L (1, 1) ERA: 7.98	6.0	L	25	6	3	3	0	2	1	0	0	0	1	50	86	4.50	1.333
Danny Darwin, R (7, 1) ERA: 0.68	2.0		9	3	0	0	5	0	0	0	0	0	0	24	32	0.00	1.500

PITCHER	IP	WLS	BF	H	R	ER	SO	BB	IBB	HBP	BLK	WP	HR	S	P	ERA	WHIP

BOTTOM

Houston Astros @ Los Angeles Dodgers

Dodger Stadium, Los Angeles, CA

Sat Apr 15 1989, 3:33 AM PDT

Att. 43,836 - Unknown

livebaseballscorecards.com

AB	30
R	3
H	9
RBI	3
BB	3
SO	5
LOB	17

WP: 0 PB: 0 SB: 0 CS: 0 PA: 34

Houston Astros @ Los Angeles Dodgers

Dodger Stadium, Los Angeles, CA

Sun Apr 16 1989, 3:33 AM PDT

Att. 39,520 - Unknown

TOP

livebaseballscorecards.com

Batter	1	2	3	4	5	6	7	8	9	AB	R	H	RBI	BB	SO	LOB
Gerald Young, S (1, 8) OBP: 0.291, SLG: 0.275	L3-1		G3			K			FC4-6	4	1	0	0	0	1	1
Rafael Ramirez, R (1, 6) OBP: 0.327, SLG: 0.353	FC6-4			6-3			P5			4	0	2	0	0	0	0
Billy Hatcher, R (1, 7) OBP: 0.327, SLG: 0.362	P3			CS			G5-3			4	0	2	1	0	0	1
Glenn Davis, R (1, 3) OBP: 0.310, SLG: 0.519	FC6-4			K			K		K	4	0	0	0	0	3	4
Bill Doran, S (1, 4) OBP: 0.235, SLG: 0.388		G3-1			P3			G6-3		3	0	0	0	0	0	0
Kevin Bass, S (1, 9) OBP: 0.353, SLG: 0.302		F9			P6			K		3	0	0	0	0	1	0
Alan Ashby, S (1, 2) OBP: 0.226, SLG: 0.148		G1-3			F9			L8		3	0	0	0	0	0	0
Ken Caminiti, S (1, 5) OBP: 0.314, SLG: 0.417			K			F9			FC4-6	3	0	1	0	0	1	0
Jim Deshaies, L (1, 1)			G5-3			G4-3			P5	1	0	0	0	0	0	0
Greg Gross, L (6, PH)										1	0	0	0	0	0	0
Larry Andersen, R (6, 1)										0	0	0	0	0	0	0
Terry Puhl, L (9, PH) OBP: 0.333, SLG: 0.316										1	0	0	0	0	0	1

	AB	31
	R	1
	H	5
	RBI	1
	BB	0
	SO	6
	LOB	7

Inning Stats	1	2	3	4	5	6	7	8	9	1B: 4	SF: 0	WP: 0	PA: 31
R:	0	0	0	0	0	0	0	0	1	2B: 2	SAC: 0	PB: 0	
E:	0	0	0	0	0	0	0	0	0	3B: 0	DP: 1	SB: 0	
K:	0	0	1	1	0	1	1	1	1	HR: 0	HBP: 0	CS: 1	
S:	8	10	13	6	4	8	5	9	19				
H:	1	0	0	1	0	0	0	0	3				
LOB:	1	0	0	1	0	0	0	0	2				
BB:	0	0	0	0	0	0	0	0	0				
P:	11	15	17	9	6	10	7	13	27				

PITCHER		IP	WLS	BF	H	R	ER	SO	BB	IBB	HBP	BLK	WP	HR	S	P	ERA	WHIP
Tim Leary, R ERA: 2.25	(1, 1)	9.0	W	31	5	1	1	6	0	0	0	0	0	0	82	115	1.00	0.556

BOTTOM

Batter	1	2	3	4	5	6	7	8	9	AB	R	H	RBI	BB	SO	LOB
Mariano Duncan, R (1, 6) OBP: 0.417, SLG: 0.583	C F B F B X 2-2 ① L7		F F S 0-3 ② K		X 0-0 ② B1		B C S X 1-2 BB 1B			4	0	1	0	0	1	1
Alfredo Griffin, S (9, 6) OBP: 0.195, SLG: 0.225										0	0	0	0	0	0	0
Willie Randolph, R (1, 4) OBP: 0.333, SLG: 0.245	F C B B F X 2-2 1B		C F B X 1-2 ③ F9		B C B F X 2-2 BB 1B		B B C B B 4-1 1-2 BB			3	0	2	0	1	0	1
Mike Marshall, R (1, 9) OBP: 0.477, SLG: 0.694	1 SAFE 1 SAFE C 1 SAFE B B 1 SAFE 1 SAFE 1 SAFE 2-1 ② L9 X			X 0-0 HR	B 1 SAFE B B B 4-0 1-2 BB		B F F F B X 2-2 ③ P3			3	1	1	1	1	0	3
Eddie Murray, S (1, 3) OBP: 0.154, SLG: 0.271	1 SAFE B B X 2-0 ③ G1-3			B C B X 2-1 ① P6	B B S B X 3-1 ③ F8			F X 0-1 ① F8		4	0	0	0	0	0	3
John Shelby, S (1, 8) OBP: 0.308, SLG: 0.200		B C B F X 2-2 CS 1B		B F B C X 2-2 ② P4		S S X 0-2 ① P5		X 0-0 ② P5		4	0	1	0	0	0	0
Mickey Hatcher, R (1, 7) OBP: 0.150, SLG: 0.235		P 1 SAFE 1 SAFE F 1 SAFE 1 SAFE F 1 SAFE F 1-2 ① F9 1 SAFE F X		C B X 1-1 3B		B S X 1-1 ② G6-3		C B C F B X 2-2 ③ P6		3	1	1	0	0	0	1
Kirk Gibson, L (8, 7) OBP: 0.405, SLG: 0.529				2B						1	0	0	0	0	0	0
Jeff Hamilton, R (1, 5) OBP: 0.163, SLG: 0.256		P 1 SAFE B 1 SAFE 1 SAFE F B 1 SAFE S 3-3 ② ③ F F S K 1-2		B B X 2-0 3-H 2B		B F B X 2-1 ③ P4				3	0	1	1	0	1	1
Mike Scioscia, L (1, 2) OBP: 0.350, SLG: 0.343			C B F B X 2-2 SH5-4 2B	C X 0-1 ③ F7			B C B X 2-1 ① G3			3	0	1	0	0	0	1
Tim Leary, R (1, 1)			X 0-0 ① SH5-4 2-3		X 0-0 ① G6-3		F X 0-1 ② P3			2	0	0	0	0	0	0
Inning Stats	R: 0 H: 1 E: 0 LOB: 1 K: 0 BB: 0 S: 11 P: 19	R: 0 H: 1 E: 0 LOB: 0 K: 1 BB: 0 S: 15 P: 19	R: 0 H: 1 E: 0 LOB: 1 K: 1 BB: 0 S: 10 P: 13	R: 2 H: 3 E: 0 LOB: 1 K: 0 BB: 0 S: 11 P: 18	R: 0 H: 1 E: 0 LOB: 2 K: 0 BB: 1 S: 7 P: 16	R: 0 H: 0 E: 0 LOB: 0 K: 0 BB: 0 S: 7 P: 10	R: 0 H: 1 E: 0 LOB: 2 K: 0 BB: 1 S: 12 P: 21	R: 0 H: 0 E: 0 LOB: 0 K: 0 BB: 0 S: 7 P: 9		1B: 4 SF: 0 2B: 2 SAC: 1 3B: 1 DP: 0 HR: 1 HBP: 0						WP: 0 PA: 33 PB: 0 SB: 0 CS: 1

PITCHER		IP	WLS	BF	H	R	ER	SO	BB	IBB	HBP	BLK	WP	HR	S	P	ERA	WHIP
Jim Deshaies, L ERA: 4.0	(1, 1)	5.0	L	22	7	2	2	2	1	0	0	0	0	1	54	85	3.60	1.600
Larry Andersen, R ERA:	(6, 1)	3.0		11	1	0	0	0	1	0	0	0	0	0	26	40	0.00	0.667

PITCHER	IP	WLS	BF	H	R	ER	SO	BB	IBB	HBP	BLK	WP	HR	S	P	ERA	WHIP

Houston Astros @ Los Angeles Dodgers

Dodger Stadium, Los Angeles, CA

Sun Apr 16 1989, 3:33 AM PDT

Att. 39,520 - Unknown

livebaseballscorecards.com

AB	30
R	2
H	8
RBI	2
BB	2
SO	2
LOB	11

Batter	1	2	3	4	5	6	7	8	9	10	AB	R	H	RBI	BB	SO	LOB
Barry Larkin, R (1, 6) OBP: 0.365, SLG: 0.553	K2-3		FC1-5 2B		F8		HR			1B WP SF7 1B	5	2	3	1	0	1	0
Lenny Harris, L (10, 6) OBP: 0.143, SLG: 0.143											0	0	0	0	0	0	0
Chris Sabo, R (1, 5) OBP: 0.263, SLG: 0.296	CS BB 1B		FC1-5 FC5 S 2-3		1B		P6			F9	5	0	2	0	0	0	2
Kal Daniels, L (1, 7) OBP: 0.364, SLG: 0.238	L5		F7		4-3		4-3			SF7 1B 1-2 BB	4	0	0	0	1	0	3
Eric Davis, R (1, 8) OBP: 0.321, SLG: 0.438	1-2 BB		1-2 BB			F8		P3		SF7 1-2 2-3 1B	3	0	1	0	2	0	0
Todd Benzinger, S (1, 3) OBP: 0.283, SLG: 0.280	CS 2-3	6-3	FC5 2-3f			FC6-4 1B		K		SF7 1-2 2-3 3-H	4	0	1	1	0	1	2
Paul O'Neill, L (1, 9) OBP: 0.422, SLG: 0.561		G4-3 BB	K			K		K		1B IBB	3	0	0	0	2	3	1
John Franco, L (10, 1)											0	0	0	0	0	0	0
Jeff Reed, L (1, 2) OBP: 0.341, SLG: 0.476	G4-3 1-2		F4			FC6-4 1-2f			G4-3	1-2 1B	5	0	1	0	0	0	2
Ron Oester, S (1, 4) OBP: 0.311, SLG: 0.211	IBB		G5-3				F8		G1-3		3	0	0	0	1	0	0
Jose Rijo, R (1, 1) OBP: 0.167, SLG: 0.167	K				6-3		HR		K		2	0	0	0	0	1	2
Herm Winningham, L (7, PH) OBP: 0.444, SLG: 1.111											1	1	1	1	0	0	0
Kent Tekulve, R (7, 1)											0	0	0	0	0	0	0
Ken Griffey, L (9, PH)											1	0	0	0	0	1	0
Rob Dibble, L (9, 1)											0	0	0	0	0	0	0
Joel Youngblood, R (10, 9)											0	0	0	0	0	0	0
Inning Stats	R: 0 E: 0 K: 1 S: 7 H: 1 LOB: 1 BB: 1 P: 13	R: 0 E: 0 K: 1 S: 10 H: 0 LOB: 2 BB: 2 P: 19	R: 0 E: 0 K: 0 S: 6 H: 1 LOB: 2 BB: 1 P: 14	R: 0 E: 0 K: 1 S: 8 H: 0 LOB: 0 BB: 0 P: 12	R: 0 E: 0 K: 0 S: 13 H: 1 LOB: 1 BB: 0 P: 19	R: 0 E: 0 K: 1 S: 11 H: 1 LOB: 1 BB: 0 P: 14	R: 2 E: 0 K: 0 S: 12 H: 2 LOB: 0 BB: 0 P: 17	R: 0 E: 0 K: 2 S: 9 H: 0 LOB: 0 BB: 0 P: 10	R: 0 E: 0 K: 1 S: 6 H: 0 LOB: 0 BB: 0 P: 10	R: 1 E: 0 K: 0 S: 14 H: 3 LOB: 3 BB: 2 P: 28	1B: 6 2B: 1 3B: 0 HR: 2 SF: 1 SAC: 0 DP: 0 HBP: 0						

PITCHER		IP	WLS	BF	H	R	ER	SO	BB	IBB	HBP	BLK	WP	HR	S	P	ERA	WHIP
Fernando Valenzuela, L ERA: 4.41	(1, 1)	5.0		21	3	0	0	3	3	1	0	0	0	0	44	77	0.00	1.200
Alejandro Pena, R ERA: 1.64	(6, 1)	3.0		12	3	2	2	3	0	0	0	0	0	2	32	41	6.00	1.000
Jay Howell, R ERA: 1.42	(9, 1)	2.0	L	10	3	1	0	1	1	1	0	0	1	0	20	38	0.00	2.000

PITCHER	IP	WLS	BF	H	R	ER	SO	BB	IBB	HBP	BLK	WP	HR	S	P	ERA	WHIP

TOP

Cincinnati Reds @ Los Angeles Dodgers

Dodger Stadium, Los Angeles, CA

Mon Apr 17 1989, 7:05 PM PDT

Att. 32,489 - Unknown - 65 F

livebaseballscorecards.com

AB	36
R	3
H	9
RBI	3
BB	6
SO	7
LOB	12

WP: 1 PA: 44
PB: 0
SB: 1
CS: 2

Cincinnati Reds @ Los Angeles Dodgers

Dodger Stadium, Los Angeles, CA

Mon Apr 17 1989, 7:05 PM PDT

Att. 32,489 - Unknown - 65 F

livebaseballscorecards.com

Batter	1	2	3	4	5	6	7	8	9	10	AB	R	H	RBI	BB	SO	LOB
Willie Randolph, R (1, 4) OBP: 0.339, SLG: 0.259	2-2 6-3	2-3 K		X 0-0 1-2 1B		1 SAFE X 0-0 G6-3 1-2			B B B C C X 3-2 FC6-4 1B		5	0	2	0	0	1	3
Kirk Gibson, L (1, 8) (6, 7) OBP: 0.383, SLG: 0.474	2-2 F7		B B F B S B 4-2 G4-3 BB	B S F B C 2-3 K		C C B S 1-3 K			1 SAFE 1 SAFE S 1 SAFE 1 SAFE S 1 SAFE B F 2-3 B 1 SAFE S K		4	0	0	0	1	3	4
Mike Marshall, R (1, 9) OBP: 0.469, SLG: 0.650	4-0 1B BB		1 SAFE C B B B F 1 SAFE X 3-2 G4-3 1-2		X 0-0 E 1B 1B		X 0-0 4-3		X 0-0 FC6-4 1-2f		4	1	1	0	1	0	2
Eddie Murray, S (1, 3) OBP: 0.158, SLG: 0.264	2-1 1-2 1B		B C B F B X 3-2 1-3		B F C B B F X 3-2 E6 G4-6-3 1B 1-3		B B F X 2-1 3-1		B F X 1-1 F9		5	0	1	0	0	0	3
Mike Scioscia, L (1, 2) OBP: 0.341, SLG: 0.333 Rick Dempsey, R (2, 2) OBP: 0.200, SLG: 0.077	3-3 K		B F B X 2-1 6-3		B X 1-0 G4-6-3 1-2 3-H 1B		C B B F B X 3-2 4-3			B C F X 1-2 L9	1 4	0 0	0 1	0 1	0 0	1 0	2 1
Mike Davis, L (1, 7) OBP: 0.300, SLG: 0.222 Alejandro Pena, R (6, 1) Franklin Stubbs, L (8, PH) OBP: 0.429, SLG: 0.333 Jay Howell, R (9, 1) Mariano Duncan, R (10, PH) OBP: 0.385, SLG: 0.538		X 0-0 3-1		B B B F B 4-1 G3 E BB	F F X 0-2 G4-6-3 1-2f 2-3			B B X 2-0 G4-3 S 1B		S S B C 1-3 K	2 0 1 0 1	1 0 0 0 0	0 0 1 0 1	0 0 0 0 0	1 0 0 0 0	0 0 0 0 1	2 0 0 0 0
Jeff Hamilton, R (1, 5) OBP: 0.167, SLG: 0.250		B F B X 2-1 SH1-4 1B 1B		C X 0-1 F9	X 0-0 6-3			M 1 SAFE B F B B S 3-3 K 1-2		B X 1-0 G6-3	5	0	1	0	0	1	3
Alfredo Griffin, S (1, 6) OBP: 0.200, SLG: 0.227		X 0-0 SH1-4 1-2 1B		X 0-0 G3 1-2		B C M B X 2-2 F7		X 0-0 G4-3 2-3			4	0	1	0	0	0	2
Fernando Valenzuela, L (1, 1) John Shelby, S (6, 8) OBP: 0.315, SLG: 0.196		X 0-0 SH1-4 1-2 2-3		C C X 0-2 E6 1B 2-H		B C F B B B 4-2 G6-3 BB		X 0-0 F7			1 1	0 0	0 0	0 0	0 1	0 0	0 1
Inning Stats	R: 0 H: 1 E: 0 LOB: 2 K: 1 BB: 1 S: 11 P: 24	R: 0 H: 2 E: 0 LOB: 2 K: 1 BB: 0 S: 8 P: 12	R: 0 H: 0 E: 0 LOB: 1 K: 0 BB: 1 S: 10 P: 22	R: 1 H: 1 E: 1 LOB: 2 K: 1 BB: 1 S: 11 P: 17	R: 1 H: 2 E: 1 LOB: 1 K: 0 BB: 0 S: 10 P: 14	R: 0 H: 0 E: 0 LOB: 1 K: 1 BB: 1 S: 9 P: 16	R: 0 H: 0 E: 0 LOB: 0 K: 0 BB: 0 S: 6 P: 11	R: 0 H: 1 E: 0 LOB: 1 K: 1 BB: 0 S: 6 P: 11	R: 0 H: 1 E: 0 LOB: 1 K: 1 BB: 0 S: 10 P: 16	R: 0 H: 0 E: 0 LOB: 0 K: 1 BB: 0 S: 7 P: 10	1B: 8 2B: 0 3B: 0 HR: 0	SF: 0 SAC: 1 DP: 1 HBP: 0					

BOTTOM

AB	38
R	2
H	8
RBI	1
BB	4
SO	7
LOB	23

WP: 0 PA: 43
PB: 0
SB: 1
CS: 0

PITCHER		IP	WLS	BF	H	R	ER	SO	BB	IBB	HBP	BLK	WP	HR	S	P	ERA	WHIP
Jose Rijo, R ERA: 0.9	(1, 1)	6.0		29	6	2	0	4	4	0	0	0	0	0	59	105	0.00	1.667
Kent Tekulve, R ERA: 1.64	(7, 1)	2.0		7	1	0	0	1	0	0	0	0	0	0	12	22	0.00	0.500
Rob Dibble, R ERA: 1.04	(9, 1)	1.0	W	4	1	0	0	1	0	0	0	0	0	0	10	16	0.00	1.000
John Franco, L ERA:	(10, 1)	1.0	S	3	0	0	0	1	0	0	0	0	0	0	7	10	0.00	0.000

PITCHER	IP	WLS	BF	H	R	ER	SO	BB	IBB	HBP	BLK	WP	HR	S	P	ERA	WHIP

Batter	1	2	3	4	5	6	7	8	9	AB	R	H	RBI	BB	SO	LOB
Lenny Harris, L (1, 6) OBP: 0.273, SLG: 0.273	B C F X 1-2 ① G3		C S X 0-2 1B			S B S C 1-3 ① K			C X 0-1 4-3 1B	4	0	2	0	0	1	0
Chris Sabo, R (1, 5) OBP: 0.262, SLG: 0.310	C S B X 1-2 2B		C 1 SAFE F X 0-2 ③ F7			B X 1-0 ② 6-3			C S B F B C 2-3 ① K	4	0	1	0	0	1	2
Eric Davis, R (1, 8) OBP: 0.300, SLG: 0.404	S B B B S S 3-3 ② K			X 0-0 ① F9		C C S 0-3 ③ K			C F B B B X 3-2 ② 4-3 1-2	4	0	0	0	0	2	2
Kal Daniels, L (1, 7) OBP: 0.339, SLG: 0.217	C B S B B X 3-2 ③ P6			B C F F F S 1-3 ② K			C B X 1-1 ① 4-3		C X 0-1 ③ F7	4	0	0	0	0	1	2
Todd Benzinger, S (1, 3) OBP: 0.286, SLG: 0.283		F B B S X 2-2 ① F8		B B X 2-0 1B			B B S X 2-1 ② F6			3	0	1	0	0	0	0
Paul O'Neill, L (1, 9) OBP: 0.396, SLG: 0.523		B F F B X 2-2 ② F8		C B F X 1-2 ③ F6			F X 0-1 ③ L8			3	0	0	0	0	0	1
Jeff Reed, L (1, 2) OBP: 0.319, SLG: 0.444		C F F X 0-2 ③ 4-3			X 0-0 ① G3			C F S 0-3 ① K		3	0	0	0	0	1	0
Ron Oester, S (1, 4) OBP: 0.292, SLG: 0.195			B F B C X 2-2 ① F7		L C F B F F S 1-3 ② K			F S B B X 2-2 ② F8		3	0	0	0	0	1	0
Danny Jackson, R (1, 1) Herm Winningham, L (8, PH) OBP: 0.400, SLG: 1.000 Rob Dibble, L (8, 1)			C C S 0-3 ② K		S S B B S 2-3 ③ K			C F B B B F F C 2-3 ③ K		2 1 0	0 0 0	0 0 0	0 0 0	0 0 0	2 1 0	0 0 0
Inning Stats	R: 0 H: 1 E: 0 LOB: 1 K: 1 BB: 0 S: 12 P: 20	R: 0 H: 0 E: 0 LOB: 0 K: 0 BB: 0 S: 10 P: 14	R: 0 H: 1 E: 0 LOB: 1 K: 1 BB: 0 S: 12 P: 14	R: 0 H: 1 E: 0 LOB: 1 K: 1 BB: 0 S: 10 P: 14	R: 0 H: 0 E: 0 LOB: 0 K: 2 BB: 0 S: 10 P: 13	R: 0 H: 0 E: 0 LOB: 0 K: 2 BB: 0 S: 7 P: 9	R: 0 H: 0 E: 0 LOB: 0 K: 0 BB: 0 S: 6 P: 9	R: 0 H: 0 E: 0 LOB: 0 K: 2 BB: 0 S: 11 P: 15	R: 0 H: 1 E: 0 LOB: 1 K: 1 BB: 0 S: 11 P: 16	1B: 3 SF: 0 2B: 1 SAC: 0 3B: 0 DP: 0 HR: 0 HBP: 0						

TOP

Cincinnati Reds @ Los Angeles Dodgers

Dodger Stadium, Los Angeles, CA

Tue Apr 18 1989, 7:05 PM PDT

Att. 33,619 - Unknown

livebaseballscorecards.com

AB	31
R	0
H	4
RBI	0
BB	0
SO	10
LOB	7

WP: 0 PA: 31
PB: 0
SB: 0
CS: 0

PITCHER	IP	WLS	BF	H	R	ER	SO	BB	IBB	HBP	BLK	WP	HR	S	P	ERA	WHIP
Tim Belcher, R (1, 1) ERA: 2.84	9.0	W	31	4	0	0	10	0	0	0	0	0	0	89	124	0.00	0.444

PITCHER	IP	WLS	BF	H	R	ER	SO	BB	IBB	HBP	BLK	WP	HR	S	P	ERA	WHIP

Batter	1	2	3	4	5	6	7	8	9	AB	R	H	RBI	BB	SO	LOB
Willie Randolph, R (1, 4) OBP: 0.358, SLG: 0.263	C X 0-1 CS 1B			C M B B B B 4-2 SH5-3 2B BB	C F B X 1-2 ③ L4		B B I 4-0 IBB	B C X 1-1 E6 1-3		3	1	1	0	2	0	2
Dave Anderson, R (1, 5) OBP: 0.273, SLG: 0.200	C 1 SAFE C 1 SAFE 1 SAFE B F B S 2-3 ①② K 1-2			1 SAFE 1 SAFE 1 SAFE X 0-0 ① SH5-3 1-2		C B B F X 2-2 6-3 E 1B	B B X 2-0 ③ FC5 2-3f	C S B S 1-3 ③ K		4	0	1	0	0	2	5
Mike Marshall, R (1, 9) OBP: 0.453, SLG: 0.605	S S B B X 2-2 ③ F8			X 0-0 ② 6-3		1 SAFE B C F X 1-2 E6 6-3 1-2		H 1-0 G3 BB 2B HBP		3	1	0	0	0	0	2
Eddie Murray, S (1, 3)		B B F B F F F X 3-2 G4-6-3 1B		F B X 1-1 E 2-H 2B		C F B F F F F B B F 3-2 ① X F7		S B 1 SAFE B S B B 4-2 G3 1-2 2B BB		3	2	2	1	1	0	2
Mickey Hatcher, R (1, 7) OBP: 0.125, SLG: 0.190		F X 0-1 ①② G4-6-3 1-2f		B F B F X 2-2 E5 2-H		F X 0-1 ② 6-3 1-2 2-3		M B F F X 1-2 ① G3 1-2 2-3		4	0	0	0	0	0	5
John Shelby, S (1, 8) OBP: 0.293, SLG: 0.180		F S S 0-3 ③ K		F X 0-1 ③ F4		B F X 1-1 ③ 6-3		F S F B F C 1-3 ② K		4	0	0	0	0	2	5
Mike Scioscia, L (1, 2) OBP: 0.333, SLG: 0.308			C X 0-1 ① L4		C B X 1-1 ① F6		B X 1-0 ① 3-1	I I I 4-0 2B 1B IBB		3	1	0	0	1	0	0
Alfredo Griffin, S (1, 6) OBP: 0.245, SLG: 0.333			B B X 2-0 ② 6-3		B F L F F X 1-2 2B		X 0-0 FC5 2B	F B B C F X 2-2 1B 1-3 2-H 3-H 2B		4	1	3	2	0	0	0
Tim Belcher, R (1, 1) OBP: 0.143, SLG: 0.143			B B S B C C 3-3 ③ K		B X 1-0 ② 5-3		S B X 1-1 ② L6	X 0-0 E WP 1B 2-H 3-H		4	0	1	2	0	1	2
Inning Stats	R: 0 E: 0 K: 1 S: 9 H: 1 LOB: 0 BB: 0 P: 13	R: 0 E: 0 K: 1 S: 10 H: 1 LOB: 0 BB: 0 P: 13	R: 0 E: 0 K: 1 S: 6 H: 0 LOB: 0 BB: 0 P: 11	R: 2 E: 1 K: 0 S: 11 H: 1 LOB: 1 BB: 1 P: 18	R: 0 E: 0 K: 0 S: 11 H: 1 LOB: 1 BB: 0 P: 15	R: 0 E: 1 K: 0 S: 17 H: 1 LOB: 2 BB: 0 P: 24	R: 0 E: 0 K: 0 S: 5 H: 1 LOB: 2 BB: 1 P: 13	R: 4 E: 1 K: 2 S: 21 H: 2 LOB: 2 BB: 2 P: 36		1B: 4 2B: 5 3B: 0 HR: 0 SF: 0 SAC: 1 DP: 2 HBP: 1						

PITCHER		IP	WLS	BF	H	R	ER	SO	BB	IBB	HBP	BLK	WP	HR	S	P	ERA	WHIP
Danny Jackson, L ERA: 5.48	(1, 1)	7.0	L	29	6	2	1	3	1	1	0	0	0	0	69	107	1.29	1.000
Rob Dibble, R ERA: 4.66	(8, 1)	1.0		9	2	4	4	2	1	1	1	0	1	0	21	36	36.00	3.000

PITCHER	IP	WLS	BF	H	R	ER	SO	BB	IBB	HBP	BLK	WP	HR	S	P	ERA	WHIP

BOTTOM

Cincinnati Reds @ Los Angeles Dodgers

Dodger Stadium, Los Angeles, CA

Tue Apr 18 1989, 7:05 PM PDT

Att. 33,619 - Unknown

livebaseballscorecards.com

AB	32
R	6
H	8
RBI	5
BB	4
SO	5
LOB	23

Batter	1	2	3	4	5	6	7	8	9	AB	R	H	RBI	BB	SO	LOB
Lenny Harris, L (1, 6) OBP: 0.200, SLG: 0.200	B B C C F X 2-2 ① G4-1		F B B X 2-1 ① G6-3			S B X 1-1 ① G3		B X 1-0 ③ F8		4	0	0	0	0	0	0
Chris Sabo, R (1, 5) OBP: 0.262, SLG: 0.306	B C X 1-1 ② 1B		B F X 1-1 ② L4			B B F B X 3-1 ② P2			B B B C X 3-1 ① G6-3	4	0	1	0	0	0	0
Eric Davis, R (1, 8) OBP: 0.281, SLG: 0.375	C B B X 2-1 ③ G5-3		B C B B X 3-1 ③ L3			B C B F B S 3-3 ③ K			X 0-0 ② P5	4	0	0	0	0	1	0
Kal Daniels, L (1, 7) OBP: 0.333, SLG: 0.240		B F X 1-1 ① G6-3		B F X 1-1 ① L8			C B B X 2-1 ② 2B		F X 0-1 ③ L8	4	0	1	0	0	0	0
Todd Benzinger, S (1, 3) OBP: 0.288, SLG: 0.286		B B B C X 3-1 ② 1B 1B 1B		B X 1-0 ② G6-3			F C F B S 1-3 ① K			3	0	1	0	0	1	1
Paul O'Neill, L (1, 9) OBP: 0.392, SLG: 0.511		1 SAFE X 0-0 1-2 1B 1B		C B B F X 2-2 ③ G4-3			B C B C B X 3-2 ② F8			3	0	1	0	0	0	1
Jeff Reed, L (1, 2) OBP: 0.327, SLG: 0.447 Bo Diaz, R (7, PH) (7, 2)	X 0-0 1-2 2-3 FC6-4 1B		B F B S X 2-2 ① G3				F X 0-1 ③ P4			2 1	0 0	1 0	0 0	0 0	0 0	0 1
Ron Oester, S (1, 4) OBP: 0.275, SLG: 0.182	C F S 0-3 ② K		B X 1-0 ② G4-3					C C B S 1-3 ① K		3	0	0	0	0	2	3
Tom Browning, L (1, 1) Ken Griffey, L (8, PH) Kent Tekulve, R (8, 1)	F B X 1-1 ③ FC6-4 1-2f		S B X 1-1 ③ F8					B F B C F X 2-2 ② P5		2 1 0	0 0 0	0 0 0	0 0 0	0 0 0	0 0 0	3 0 0
Inning Stats	R: 0 H: 1 E: 0 LOB: 0 K: 0 BB: 0 S: 8 P: 13	R: 0 H: 3 E: 0 LOB: 3 K: 1 BB: 0 S: 11 P: 16	R: 0 H: 0 E: 0 LOB: 0 K: 0 BB: 0 S: 6 P: 12	R: 0 H: 0 E: 0 LOB: 0 K: 0 BB: 0 S: 6 P: 10	R: 0 H: 0 E: 0 LOB: 0 K: 0 BB: 0 S: 6 P: 10	R: 0 H: 0 E: 0 LOB: 0 K: 1 BB: 0 S: 7 P: 14	R: 0 H: 1 E: 0 LOB: 1 K: 1 BB: 0 S: 11 P: 17	R: 0 H: 0 E: 0 LOB: 0 K: 1 BB: 0 S: 8 P: 12	R: 0 H: 0 E: 0 LOB: 0 K: 0 BB: 0 S: 5 P: 8	1B: 4 SF: 0 2B: 1 SAC: 0 3B: 0 DP: 0 HR: 0 HBP: 0						

PITCHER		IP	WLS	BF	H	R	ER	SO	BB	IBB	HBP	BLK	WP	HR	S	P	ERA	WHIP
Mike Morgan, R ERA: 1.1	(1, 1)	5.2	W	20	4	0	0	1	0	0	0	0	0	0	41	69	0.00	0.706
Tim Crews, R ERA: 1.08	(6, 1)	0.1		2	1	0	0	1	0	0	0	0	0	0	5	10	0.00	3.000
Ray Searage, L ERA: 2.08	(7, 1)	1.0		3	0	0	0	1	0	0	0	0	0	0	9	13	0.00	0.000
Jay Howell, R ERA: 1.08	(8, 1)	2.0	S	6	0	0	0	1	0	0	0	0	0	0	13	20	0.00	0.000

PITCHER	IP	WLS	BF	H	R	ER	SO	BB	IBB	HBP	BLK	WP	HR	S	P	ERA	WHIP

TOP

Cincinnati Reds @ Los Angeles Dodgers

Dodger Stadium, Los Angeles, CA

Wed Apr 19 1989, 7:05 PM PDT

Att. 48,295 - Unknown

livebaseballscorecards.com

AB	31
R	0
H	5
RBI	0
BB	0
SO	4
LOB	9

WP: 0 PA: 31
PB: 0
SB: 0
CS: 0

Cincinnati Reds @ Los Angeles Dodgers

Dodger Stadium, Los Angeles, CA

Wed Apr 19 1989, 7:05 PM PDT

Att. 48,295 - Unknown

livebaseballscorecards.com

BOTTOM

Batter	1	2	3	4	5	6	7	8	9	AB	R	H	RBI	BB	SO	LOB
Willie Randolph, R (1, 4) OBP: 0.352, SLG: 0.279	C B X 1-1 P3 ①		C X 0-1 L8 ②			C B X 1-1 SH1-4 SF7 2B	X 0-0 F8 ③			4	1	1	0	0	0	1
Dave Anderson, R (1, 5) OBP: 0.231, SLG: 0.167 Franklin Stubbs, L (8, PH) OBP: 0.375, SLG: 0.286 Jeff Hamilton, R (9, 5) OBP: 0.167, SLG: 0.250	C B B F X 2-2 F9 ②		B X 1-0 G6-3 ③			X 0-0 SH1-4 ① 2-3		X 0-0 P2 ①		2 1 0	0 0 0	0 0 0	0 0 0	0 0 0	0 0 0	0 0 0
Mike Marshall, R (1, 9) OBP: 0.421, SLG: 0.565	B F B X 2-1 P5 ③			F S B S 1-3 K ①		F B C X 1-2 SF7 ② 3-H		B B X 2-0 G6-3 ②		3	0	0	1	0	1	0
Eddie Murray, S (1, 3) OBP: 0.215, SLG: 0.293		C B X 1-1 P5 ①		B B F F X 2-2 G5-3 ②		B B B B 4-0 1B 1B BB		B B B C F B 4-2 BB		2	1	0	0	2	0	0
Mickey Hatcher, R (1, 7) OBP: 0.185, SLG: 0.250 Kirk Gibson, L (8, PH) OBP: 0.375, SLG: 0.462 (9, 7)		X 0-0 L9 ②		B X 1-0 1B		F B F B X 2-2 1B 1-2 1B		F B B S X 2-2 G3 ③		3 1	0 0	2 0	0 0	0 0	0 1	0 1
John Shelby, S (1, 8) OBP: 0.311, SLG: 0.208	B S S F X 1-2 2B 1B			X 0-0 P3 ③		2 SAFE F S F F F X 0-2 1-3 2-H 1B ③				3	1	2	1	0	0	1
Rick Dempsey, R (1, 2) OBP: 0.222, SLG: 0.188	B 1 SAFE B S 1 SAFE X 2-1 1-H 2B				C B X 1-1 G5-3 ①		C F B B F X 2-2 E6 G4-3 SH1-3			3	0	1	1	0	0	0
Alfredo Griffin, S (1, 6) OBP: 0.235, SLG: 0.320	B C X 1-1 F8 ③				B C X 1-1 G3 ②		X 0-0 SH1-3 ① 1-2			2	0	0	0	0	0	1
Mike Morgan, R (1, 1) Tim Crews, R (6, 1) Ray Searage, L (7, 1) Mariano Duncan, R (7, PH) OBP: 0.357, SLG: 0.500 Jay Howell, R (8, 1)			C C X 0-2 G4-3 ①		B X 1-0 G6-3 ③		X 0-0 G4-3 ② 2-3			2 0 0 1 0	0 0 0 0 0	0 0 0 0 0	0 0 0 0 0	0 0 0 0 0	0 0 0 0 0	0 0 0 1 0
Inning Stats	R: 0 E: 0 K: 0 S: 7 H: 0 LOB: 0 BB: 0 P: 12	R: 1 E: 0 K: 0 S: 11 H: 2 LOB: 1 BB: 0 P: 16	R: 0 E: 0 K: 0 S: 6 H: 0 LOB: 0 BB: 0 P: 7	R: 0 E: 0 K: 1 S: 8 H: 1 LOB: 1 BB: 0 P: 12	R: 0 E: 0 K: 0 S: 5 H: 0 LOB: 0 BB: 0 P: 8	R: 2 E: 0 K: 0 S: 15 H: 3 LOB: 2 BB: 1 P: 23	R: 0 E: 1 K: 0 S: 7 H: 0 LOB: 1 BB: 0 P: 9	R: 0 E: 0 K: 0 S: 7 H: 0 LOB: 1 BB: 1 P: 15		1B: 4 2B: 2 3B: 0 HR: 0	SF: 1 SAC: 2 DP: 0 HBP: 0					

	AB	27
	R	3
	H	6
	RBI	3
	BB	2
	SO	1
	LOB	5

WP: 0 PB: 0 SB: 0 CS: 0 PA: 32

PITCHER	IP	WLS	BF	H	R	ER	SO	BB	IBB	HBP	BLK	WP	HR	S	P	ERA	WHIP
Tom Browning, L (1, 1) ERA: 2.96	7.0	L	28	6	3	3	1	1	0	0	0	0	0	59	87	3.86	1.000
Kent Tekulve, R (8, 1) ERA: 1.5	1.0		4	0	0	0	0	1	0	0	0	0	0	7	15	0.00	1.000

PITCHER	IP	WLS	BF	H	R	ER	SO	BB	IBB	HBP	BLK	WP	HR	S	P	ERA	WHIP

Batter	1	2	3	4	5	6	7	8	9	AB	R	H	RBI	BB	SO	LOB
Brett Butler, L (1, 8) OBP: 0.486, SLG: 0.476	C S B B F X 2-2 ① G1-3		F B X 1-1 ② F7		B X 1-0 ① F7		L X 0-1 1B		C C F B X 1-2 1B	5	0	2	0	0	0	2
Robby Thompson, R (1, 4) OBP: 0.324, SLG: 0.328 Rich Gossage, R (7, 1) Donell Nixon, R (9, PH)	B B C F B X 3-2 G4-6-3 1B		X 0-0 ③ G4-3		C S B S S 2-3 ② K		B C S B F F S 2-3 ③ K	F S B F F B F F S 2-3 K	2-3 ③ K	4 0 1	0 0 0	1 0 0	0 0 0	0 0 0	2 0 1	3 0 1
Will Clark, L (1, 3) OBP: 0.466, SLG: 0.593	X 0-0 ② ③ G4-6-3 1-2f			C X 0-1 1B 1B 1B	B B B C B 4-1 BB			B F B F B F F F F 4-2 F B 1B BB		2	1	1	0	2	0	1
Kevin Mitchell, R (1, 7) OBP: 0.338, SLG: 0.636		C F B F B F S 2-3 ① K		X 0-0 ① F9	C S C 0-3 ③ K			B S F B F C 2-3 ① K		4	0	0	0	0	3	3
Candy Maldonado, R (1, 9) OBP: 0.323, SLG: 0.368		F X 0-1 ② G5-3		F X 0-1 BB 1-3 1B 1B		X 0-0 ① L5		B B F S F C 2-3 ② K		4	1	1	0	0	1	1
Ernest Riles, L (1, 5) OBP: 0.476, SLG: 0.688		C C B B S 2-3 ③ K		B F B B F B 4-2 1B 1-2 BB		C B B X 2-1 ② G3-1		X 0-0 ③ 1-2 1B		3	0	1	0	1	1	0
Terry Kennedy, L (1, 2) OBP: 0.400, SLG: 0.545			F X 0-1 BB 1B	B B X 2-0 1-3 2-H 3-H 1B		B F X 1-1 ③ P4		X 0-0 ③ F8		4	0	2	2	0	0	2
Jose Uribe, S (1, 6) OBP: 0.276, SLG: 0.269			B B B C C F F B 4-2 1-2 BB	B C F B S 2-3 ② K			B F C B B B 4-2 G6-4-3 BB		B B C S S 2-3 ① K	2	0	0	0	2	2	2
Kelly Downs, R (1, 1) OBP: 0.167, SLG: 0.167 Joe Price, R (3, 1) Tracy Jones, R (4, PH) Jeff Brantley, R (4, 1) Ed Jurak, R (7, PH) OBP: 0.375, SLG: 0.375 (7, 4)			L L L 0-3 ① K	X 0-0 ③ G6-3			B C B F X 2-2 ① ② G6-4-3 1-2f		B C X 1-1 ② G6-3	1 0 1 0 2	0 0 0 0 0	0 0 0 0 0	0 0 0 0 0	1 0 0 0 0	2 0 2 0 1	
Inning Stats	R: 0 E: 0 K: 0 S: 8 H: 1 LOB: 0 BB: 0 P: 13	R: 0 E: 0 K: 2 S: 10 H: 0 LOB: 0 BB: 0 P: 14	R: 0 E: 0 K: 1 S: 12 H: 1 LOB: 2 BB: 1 P: 17	R: 2 E: 0 K: 1 S: 12 H: 3 LOB: 2 BB: 1 P: 20	R: 0 E: 0 K: 2 S: 8 H: 0 LOB: 1 BB: 1 P: 15	R: 0 E: 0 K: 0 S: 5 H: 0 LOB: 0 BB: 0 P: 8	R: 0 E: 0 K: 1 S: 12 H: 1 LOB: 1 BB: 1 P: 20	R: 0 E: 0 K: 2 S: 17 H: 1 LOB: 2 BB: 1 P: 25	R: 0 E: 0 K: 2 S: 15 H: 1 LOB: 1 BB: 0 P: 21	1B: 8 2B: 0 3B: 0 HR: 0 SF: 0 SAC: 0 DP: 2 HBP: 0						WP: 0 PB: 0 SB: 0 CS: 0 PA: 38	

TOP

San Francisco Giants @ Los Angeles Dodgers

Dodger Stadium, Los Angeles, CA

Fri Apr 21 1989, 7:05 PM PDT

Att. 47,251 - Unknown

livebaseballscorecards.com

AB	33
R	2
H	8
RBI	2
BB	5
SO	11
LOB	20

PITCHER		IP	WLS	BF	H	R	ER	SO	BB	IBB	HBP	BLK	WP	HR	S	P	ERA	WHIP
Orel Hershiser, R ERA: 2.12	(1, 1)	7.0	W	29	6	2	2	7	4	0	0	0	0	0	67	107	2.57	1.429
Alejandro Pena, R ERA: 1.38	(8, 1)	2.0		9	2	0	0	4	1	0	0	0	0	0	32	46	0.00	1.500

PITCHER	IP	WLS	BF	H	R	ER	SO	BB	IBB	HBP	BLK	WP	HR	S	P	ERA	WHIP

Batter	1	2	3	4	5	6	7	8	9	AB	R	H	RBI	BB	SO	LOB
Willie Randolph, R (1, 4) OBP: 0.373, SLG: 0.286 Mariano Duncan, R (8, 4) OBP: 0.357, SLG: 0.500	4-2 1B SF8 BB		1-1 G4-3 2B 1B		0-0 ① P8	4-0 BB				2 0	2 0	1 0	0 0	2 0	0 0	0 0
Kirk Gibson, L (1, 7) OBP: 0.385, SLG: 0.452 Alejandro Pena, R (8, 1)	1 SAFE 0-0 WP 1B 1-3 1B		1 SAFE 2-2 ① G4-3 1-2		4-2 S 1B BB	1-0 ② F8				3 0	2 0	1 0	0 0	1 0	0 0	2 0
Mike Marshall, R (1, 9) OBP: 0.410, SLG: 0.571 Mike Davis, L (7, 9) OBP: 0.300, SLG: 0.222	1 SAFE 0-0 ① SF8 3-H		0-0 BLK 1B 2-H 2B		0-0 ② P4	1-3 ③ K				3 0	1 0	1 0	2 0	0 0	1 0	2 0
Eddie Murray, S (1, 3) OBP: 0.246, SLG: 0.323	1 SAFE 2-0 2B 1B 1-H		1-0 G3-6-3 2-H 1B		1 SAFE 1-0 2B 1B 1-H 1B		0-0 ① F9			4	2	3	3	0	0	0
Mike Scioscia, L (1, 2) OBP: 0.347, SLG: 0.372	1 SAFE 2-2 L3-6 2B 1-H		0-1 ② ③ G3-6-3 1-2f		2-1 ② 1-3 1B 2B		2-1 ② G4-3			4	1	2	1	0	0	1
John Shelby, S (1, 8) OBP: 0.308, SLG: 0.196	1-1 ② ③ L3-6 2-3		2-2 ① F8		4-0 1B IBB		2-2 ③ G3-1			3	0	0	0	1	0	1
Jeff Hamilton, R (1, 5) OBP: 0.192, SLG: 0.269		0-0 ① G5-3	2-1 FC3-6 1B		1-2 1-3 2-H 3-H 1B			0-0 ① G5-3		4	0	2	2	0	0	0
Alfredo Griffin, S (1, 6) OBP: 0.218, SLG: 0.296 Dave Anderson, R (9, 6) OBP: 0.231, SLG: 0.167		1-2 ② L1	0-0 ② FC3-6 1-2f		2-1 ③ F9			3-2 ② G4-3		4 0	0 0	0 0	0 0	0 0	0 0	3 0
Orel Hershiser, R (1, 1) OBP: 0.250, SLG: 0.417 Franklin Stubbs, L (8, 7) OBP: 0.333, SLG: 0.250		1-3 ③ K	0-0 P6			2-3 ① K		1-1 ③ F9		3 1	0 0	0 0	0 0	0 0	2 0	1 0
Inning Stats	R: 3 E: 0 K: 0 S: 11 H: 3 LOB: 0 BB: 1 P: 19	R: 0 E: 0 K: 1 S: 7 H: 0 LOB: 0 BB: 0 P: 9	R: 2 E: 0 K: 0 S: 9 H: 3 LOB: 0 BB: 0 P: 13	R: 0 E: 0 K: 0 S: 8 H: 1 LOB: 1 BB: 0 P: 12	R: 3 E: 0 K: 0 S: 14 H: 3 LOB: 2 BB: 2 P: 28	R: 0 E: 0 K: 2 S: 8 H: 0 LOB: 1 BB: 1 P: 16	R: 0 E: 0 K: 0 S: 7 H: 0 LOB: 0 BB: 0 P: 11	R: 0 E: 0 K: 0 S: 7 H: 0 LOB: 0 BB: 0 P: 11		1B: 7 2B: 4 3B: 0 HR: 0	SF: 1 SAC: 0 DP: 2 HBP: 0			WP: 1 PB: 0 SB: 1 CS: 0	PA: 36	

PITCHER		IP	WLS	BF	H	R	ER	SO	BB	IBB	HBP	BLK	WP	HR	S	P	ERA	WHIP
Kelly Downs, R ERA: 5.57	(1, 1)	2.1	L	13	6	5	5	1	1	0	0	1	1	0	25	39	19.29	3.000
Joe Price, L ERA: 4.22	(3, 1)	0.2		1	0	0	0	0	0	0	0	0	0	0	2	2	0.00	0.000
Jeff Brantley, R ERA: 3.38	(4, 1)	3.0		16	4	3	3	2	2	1	0	0	0	0	30	56	9.00	2.000
Rich Gossage, R ERA:	(7, 1)	2.0		6	0	0	0	0	0	0	0	0	0	0	14	22	0.00	0.000

PITCHER	IP	WLS	BF	H	R	ER	SO	BB	IBB	HBP	BLK	WP	HR	S	P	ERA	WHIP

BOTTOM

San Francisco Giants @ Los Angeles Dodgers

Dodger Stadium, Los Angeles, CA

Fri Apr 21 1989, 7:05 PM PDT

Att. 47,251 - Unknown

livebaseballscorecards.com

AB	31
R	8
H	10
RBI	8
BB	4
SO	3
LOB	10

Batter	1	2	3	4	5	6	7	8	9	AB	R	H	RBI	BB	SO	LOB
Brett Butler, L (1, 8) OBP: 0.487, SLG: 0.493	C B B X 2-1 1B SF9 1B		X 0-0 ① F8		C B B X 2-1 2B		1 SAFE L F B F F B 1 SAFE X 2-2 ① F8		X 0-0 ① SH3 1-2	4	1	2	0	0	0	1
Robby Thompson, R (1, 4) OBP: 0.342, SLG: 0.338	1 SAFE X 0-0 SF9 BB 1-3 6-3 1B		B F B B B 4-1 HR BB		B L L 2 B X 2-2 ① 1-3		C C B B 1 SAFE X 2-2 FC6-4 1-2 1B		C F X 0-2 ② F5	4	2	2	0	1	0	3
Will Clark, L (1, 3) OBP: 0.487, SLG: 0.639	B B B F F 1 SAFE B 4-2 6-3 1-2 BB		X 0-0 1-H HR		B B B B 4-0 BB		C X 0-1 ② F7		I I I I 4-0 1B IBB	2	1	1	2	3	0	2
Kevin Mitchell, R (1, 7) OBP: 0.342, SLG: 0.629	C X 0-1 ① SF9 2-3 3-H		C S B X 1-2 FC6 1B		B B F F S 2-3 ② K		F B F X 1-2 ③ FC6-4 1-2f		B C X 1-1 1-2 2-H 1B	4	0	2	2	0	1	4
Candy Maldonado, R (1, 9) OBP: 0.300, SLG: 0.339	1 SAFE F S B X 1-2 ② 6-3 1-2 3-H		B F S S X 1-2 ② P3		F B B S X 2-2 ③ F8			B B X 2-0 ① F7	B X 1-0 ③ F9	5	0	0	1	0	0	6
Terry Kennedy, L (1, 2) OBP: 0.359, SLG: 0.486	F B B X 2-1 ③ 3-1		X 0-0 ③ FC6 1-2f			X 0-0 ① L3		B F X 1-1 ② F8		4	0	0	0	0	0	2
Matt Williams, R (1, 5) OBP: 0.178, SLG: 0.302		B X 1-0 ① F7		B F F B S 2-3 ① K		B S F F B B S 3-3 ② K		S X 0-1 2B		4	0	1	0	0	2	0
Craig Lefferts, L (8, 1)										0	0	0	0	0	0	0
Jose Uribe, S (1, 6) OBP: 0.258, SLG: 0.250		C F X 0-2 ② 5-3		B X 1-0 ② F5		B C C S S 1-3 ③ K		B B C S S 2-3 ③ K		4	0	0	0	0	2	1
Scott Garrelts, R (1, 1) OBP: 0.200, SLG: 0.400		X 0-0 ③ 6-3		S S F S 0-3 ③ K			C S B X 1-2 1B 1B		X 0-0 SH3 1B 1B	3	0	1	0	0	1	0
Atlee Hammaker, S (7, 1)										0	0	0	0	0	0	0
Ernest Riles, L (8, 5) OBP: 0.500, SLG: 0.706										1	0	1	0	0	0	0
Donell Nixon, R (9, PR)										0	1	0	0	0	0	0
Chris Speier, R (9, 5) OBP: 0.333, SLG: 0.267										0	0	0	0	0	0	0
Inning Stats	R: 2 E: 0 K: 0 S: 12 H: 2 LOB: 1 BB: 1 P: 21	R: 0 E: 0 K: 0 S: 5 H: 0 LOB: 0 BB: 0 P: 6	R: 2 E: 0 K: 0 S: 10 H: 2 LOB: 1 BB: 1 P: 16	R: 0 E: 0 K: 2 S: 8 H: 0 LOB: 0 BB: 0 P: 11	R: 0 E: 0 K: 1 S: 11 H: 1 LOB: 2 BB: 1 P: 23	R: 0 E: 0 K: 2 S: 8 H: 0 LOB: 0 BB: 0 P: 12	R: 0 E: 0 K: 0 S: 16 H: 2 LOB: 2 BB: 0 P: 22	R: 0 E: 0 K: 1 S: 8 H: 1 LOB: 1 BB: 0 P: 13	R: 1 E: 0 K: 0 S: 8 H: 2 LOB: 2 BB: 1 P: 14	1B: 7 2B: 2 3B: 0 HR: 1	SF: 1 SAC: 1 DP: 0 HBP: 0						

TOP

San Francisco Giants @ Los Angeles Dodgers
Dodger Stadium, Los Angeles, CA
Sat Apr 22 1989, 7:05 PM PDT
Att. 48,437 - Unknown - 63 F

livebaseballscorecards.com

AB	35
R	5
H	10
RBI	5
BB	4
SO	6
LOB	19

PITCHER		IP	WLS	BF	H	R	ER	SO	BB	IBB	HBP	BLK	WP	HR	S	P	ERA	WHIP
Tim Leary, R ERA: 3.1	(1, 1)	5.0		23	5	4	4	3	3	0	0	0	0	1	46	77	7.20	1.600
Tim Crews, R ERA: 0.87	(6, 1)	2.0		8	2	0	0	2	0	0	0	0	0	0	24	34	0.00	1.000
Jay Howell, R ERA: 1.74	(8, 1)	2.0	L	10	3	1	1	1	0	1	0	0	0	0	16	27	4.50	1.500

PITCHER	IP	WLS	BF	H	R	ER	SO	BB	IBB	HBP	BLK	WP	HR	S	P	ERA	WHIP

Batter	1	2	3	4	5	6	7	8	9	AB	R	H	RBI	BB	SO	LOB
Willie Randolph, R (1, 4) OBP: 0.375, SLG: 0.284	B X 1-0 2B E 1B		C B B B C B 4-2 G3-6-3 BB			X 0-0 ① F7	B F B X 2-1 ③ 6-3		C 1 SAFE B 1 SAFE B F 1 SAFE F C 2-3 ② K	4	1	1	0	1	1	2
Kirk Gibson, L (1, 7) OBP: 0.386, SLG: 0.468	1 SAFE X 0-0 E8 1-H 2B		C X 0-1 ② ③ G3-6-3 1-2f			B C B X 2-1 WP 2B 1B		B C F X 1-2 ① 4-3	B B S S S 2-3 ③ K	5	1	2	0	0	1	2
Mike Marshall, R (1, 9) OBP: 0.385, SLG: 0.528	B B S F B C 3-3 ① K			X 0-0 ① F8		S B F B C 2-3 ② K 1-2		X 0-0 ② 6-3		4	0	0	0	0	2	2
Eddie Murray, S (1, 3) OBP: 0.260, SLG: 0.364	X 0-0 ② L4			F S B S 1-3 ② K		X 0-0 2-H 2B		X 0-0 1B 2B		4	1	2	1	0	1	1
Mike Scioscia, L (1, 2) OBP: 0.327, SLG: 0.348 Rick Dempsey, R (8, PH) OBP: 0.263, SLG: 0.235 (9, 2)	B B B C X 3-1 ③ F7			X 0-0 ③ F7		X 0-0 ③ F7		B B C X 2-1 2-H 1B		3 1	0 0	0 1	0 1	0 0	0 0	2 0
John Shelby, S (1, 8) OBP: 0.304, SLG: 0.186		B S S S B B S 3-3 ① K			B F F B F B X 3-2 ① G3		X 0-0 ① F6	B F F B B F B 4-2 BB		3	0	0	0	1	1	0
Jeff Hamilton, R (1, 5) OBP: 0.196, SLG: 0.268		F B C C 1-3 ② K			B F F B X 2-2 ② 6-3		F B F B F B X 3-2 2B SF8 1B	X 0-0 ③ L7		4	1	1	0	0	1	2
Alfredo Griffin, S (1, 6) OBP: 0.237, SLG: 0.316		X 0-0 ③ 1-3			C B B B C B 4-2 BB		X 0-0 SF8 1-3 2B		C X 0-1 ① 6-3	3	0	1	0	1	0	0
Tim Leary, R (1, 1) Franklin Stubbs, L (5, PH) OBP: 0.300, SLG: 0.222 Tim Crews, R (6, 1) Mike Davis, L (7, PH) OBP: 0.300, SLG: 0.222 Mickey Hatcher, R (7, PH) OBP: 0.179, SLG: 0.250 Jay Howell, R (8, 1) Mariano Duncan, R (9, PH) OBP: 0.400, SLG: 0.533			X 0-0 ① F8		C C B S 1-3 ③ K		C B B X 2-1 ② SF8 2-3 3-H		B F X 1-1 1B	1 1 0 0 0 0 1	0 0 0 0 0 0 0	0 0 0 0 1 0 1	0 1 0 0 0 0 0	0 1 0 0 0 0 0	0 0 0 0 0 0 0	0 1 0 0 0 0 0
Inning Stats	R: 1 E: 1 K: 1 S: 8 H: 2 LOB: 1 BB: 0 P: 15	R: 0 E: 0 K: 2 S: 7 H: 0 LOB: 0 BB: 0 P: 11	R: 0 E: 0 K: 0 S: 5 H: 0 LOB: 0 BB: 1 P: 9	R: 0 E: 0 K: 1 S: 5 H: 0 LOB: 0 BB: 0 P: 6	R: 0 E: 0 K: 1 S: 12 H: 0 LOB: 1 BB: 1 P: 22	R: 1 E: 0 K: 1 S: 8 H: 2 LOB: 1 BB: 0 P: 12	R: 1 E: 0 K: 0 S: 10 H: 2 LOB: 1 BB: 0 P: 17	R: 1 E: 0 K: 0 S: 11 H: 2 LOB: 2 BB: 1 P: 18	R: 0 E: 0 K: 2 S: 11 H: 1 LOB: 1 BB: 0 P: 16	1B: 5 2B: 4 3B: 0 HR: 0 SF: 1 SAC: 0 DP: 1 HBP: 0						

PITCHER		IP	WLS	BF	H	R	ER	SO	BB	IBB	HBP	BLK	WP	HR	S	P	ERA	WHIP
Scott Garrelts, R ERA: 2.05	(1, 1)	6.1		26	6	3	3	6	2	0	0	0	1	0	51	84	4.26	1.263
Atlee Hammaker, L ERA: 1.88	(7, 1)	1.1		6	2	1	1	0	0	0	0	0	0	0	11	18	6.75	1.500
Craig Lefferts, L ERA:	(8, 1)	1.1	W	6	1	0	0	2	1	0	0	0	0	0	15	24	0.00	1.500

PITCHER	IP	WLS	BF	H	R	ER	SO	BB	IBB	HBP	BLK	WP	HR	S	P	ERA	WHIP

BOTTOM

San Francisco Giants @ Los Angeles Dodgers

Dodger Stadium, Los Angeles, CA

Sat Apr 22 1989, 7:05 PM PDT

Att. 48,437 - Unknown - 63 F

livebaseballscorecards.com

AB	34
R	4
H	9
RBI	3
BB	3
SO	8
LOB	12

1B: 5	SF: 1	WP: 1	PA: 38
2B: 4	SAC: 0	PB: 0	
3B: 0	DP: 1	SB: 0	
HR: 0	HBP: 0	CS: 0	

Batter	1	2	3	4	5	6	7	8	9	10	AB	R	H	RBI	BB	SO	LOB
Brett Butler, L (1, 8) OBP: 0.476, SLG: 0.472	F7	BB		K		F8		G5-3 1-2		1B E 1B	5	0	1	0	1	1	2
Robby Thompson, R (1, 4) OBP: 0.342, SLG: 0.366	2B 2B	F8		G6-3		G4-3		1B 2B 2-H		K 1-2	6	2	2	1	0	1	4
Will Clark, L (1, 3) OBP: 0.524, SLG: 0.727	2B 2-H		2B 1B		FC4-6 BB BB 1B		HR	S 1B 2-H		1B IBB	5	3	5	3	1	0	0
Kevin Mitchell, R (1, 7) OBP: 0.354, SLG: 0.622	K		1-H 2B		F8		BB	IBB 1-2		P6	4	0	1	1	2	1	4
Candy Maldonado, R (1, 9) OBP: 0.307, SLG: 0.323	FC6-4 BB		G5-3		FC4-6 BB 1-2 BB		K	P5		1-2 2-3 1B	3	0	0	0	2	1	4
Michael LaCoss, R (8, 1)											0	0	0	0	0	0	0
Ed Jurak, R (10, PH) OBP: 0.444, SLG: 0.444											1	0	1	0	0	0	0
Atlee Hammaker, S (10, 1)											0	0	0	0	0	0	0
Matt Williams, R (1, 5) OBP: 0.184, SLG: 0.283	FC6-4 1-2f		F8		FC4-6 1-2 2-3 BB		K		G5-3	F8	3	0	0	0	1	1	4
(5, 6)											0	0	0	0	0	0	0
Craig Lefferts, L (7, 1)																	
Tracy Jones, R (8, 9)											2	0	0	0	0	0	3
Kirt Manwaring, R (1, 2) OBP: 0.324, SLG: 0.333		SH5-4 1B	F8		FC4-6 1-2f 2-3 3-H		F7		G4-3		2	0	1	0	0	0	1
Terry Kennedy, L (5, PH) OBP: 0.333, SLG: 0.450											3	0	0	1	0	0	3
(5, 2)																	
Jose Uribe, S (1, 6) OBP: 0.266, SLG: 0.259	F7			SH1-4 1B	F9			G5-3 2B 1B		1B	2	0	1	0	0	0	1
Ernest Riles, L (5, PH) OBP: 0.520, SLG: 0.700											3	1	2	0	0	0	2
(5, 5)																	
Rick Reuschel, R (1, 1) OBP: 0.250, SLG: 0.143	SH5-4 1-2			SH1-4 1-2		G6-3		F9		P2	1	0	0	0	0	0	0
Jeff Brantley, R (6, 1)											0	0	0	0	0	0	0
Chris Speier, R (7, 6) OBP: 0.300, SLG: 0.235											2	0	0	0	0	0	2
Inning Stats	R: 1 E: 0 K: 1 S: 10 H: 2 LOB: 2 BB: 1 P: 20	R: 0 E: 0 K: 0 S: 11 H: 1 LOB: 2 BB: 1 P: 18	R: 1 E: 0 K: 0 S: 10 H: 2 LOB: 1 BB: 0 P: 14	R: 0 E: 0 K: 1 S: 10 H: 1 LOB: 1 BB: 0 P: 17	R: 1 E: 0 K: 0 S: 16 H: 1 LOB: 2 BB: 2 P: 32	R: 0 E: 0 K: 0 S: 9 H: 0 LOB: 0 BB: 0 P: 12	R: 1 E: 0 K: 2 S: 12 H: 1 LOB: 1 BB: 1 P: 19	R: 2 E: 0 K: 0 S: 16 H: 3 LOB: 2 BB: 1 P: 28	R: 0 E: 0 K: 0 S: 8 H: 1 LOB: 1 BB: 0 P: 11	R: 0 E: 1 K: 1 S: 17 H: 2 LOB: 3 BB: 1 P: 25	1B: 9 2B: 4 3B: 0 HR: 1 SF: 0 SAC: 2 DP: 0 HBP: 0						

PITCHER		IP	WLS	BF	H	R	ER	SO	BB	IBB	HBP	BLK	WP	HR	S	P	ERA	WHIP
Fernando Valenzuela, L ERA: 4.79	(1, 1)	4.1		24	7	3	3	2	4	0	0	0	0	0	47	86	6.23	2.538
Mike Morgan, R ERA: 1.0	(5, 1)	1.2		5	0	0	0	0	0	0	0	0	0	0	19	27	0.00	0.000
Alejandro Pena, R ERA: 3.07	(7, 1)	1.2		9	3	3	3	2	1	0	0	0	0	1	24	36	16.20	2.400
Ray Searage, L ERA: 1.93	(8, 1)	0.1		3	1	0	0	0	0	1	0	0	0	0	4	11	0.00	3.000
Jay Howell, R ERA: 1.46	(9, 1)	2.0	W	10	3	0	0	1	0	1	0	0	0	0	25	36	0.00	1.500

PITCHER	IP	WLS	BF	H	R	ER	SO	BB	IBB	HBP	BLK	WP	HR	S	P	ERA	WHIP

TOP

San Francisco Giants @ Los Angeles Dodgers
Dodger Stadium, Los Angeles, CA
Sun Apr 23 1989, 3:33 AM PDT
Att. 48,493 - Overcast - 67 F

livebaseballscorecards.com

AB	42
R	6
H	14
RBI	6
BB	7
SO	5
LOB	30

1B: 9	SF: 0	WP: 0	PA: 51
2B: 4	SAC: 2	PB: 0	
3B: 0	DP: 0	SB: 1	
HR: 1	HBP: 0	CS: 0	

Batter	1	2	3	4	5	6	7	8	9	10	AB	R	H	RBI	BB	SO	LOB
Willie Randolph, R (1, 4) OBP: 0.407, SLG: 0.290	4-0 1B SF9 BB		4-2 E 1B BB	4-1 FC6-4 BB		1-2 ① ② G6-2-3 1-2 2-3 3-Hf		4-2 2B 1-2 BB		1-1 1B FC1 1B	2	2	1	0	4	0	3
Mickey Hatcher, R (1, 5) (8, 7) OBP: 0.235, SLG: 0.333	2-2 1B 1-3 1B		0-0 E6 1B 1-2 2B	2-0 ③ FC6-4 1-2f		2-1 ③ F9		0-1 1-3 2-H 2B		2-1 BB FC1 BB 1-3 1B	6	2	3	1	0	0	5
Mike Davis, L (1, 9) OBP: 0.286, SLG: 0.250 Dave Anderson, R (8, 5) OBP: 0.267, SLG: 0.154	1-1 ① SF9 3-H		1-2 1-3 2-H 2B 1B		1-0 ① G4-3		0-3 ① K	4-0 BB		0-0 ② FC1 BB BB 1-2 3-H	3 1	1 0	1 0	2 0	0 1	1 0	0 2
Eddie Murray, S (1, 3) OBP: 0.266, SLG: 0.394	1-3 ② K		2-3 ② K2-3		2-0 ② P5		2-0 HR	2-3 ② K		4-1 BB 1-2 2-3 BB	5	1	1	1	1	3	6
Mike Scioscia, L (1, 2) OBP: 0.368, SLG: 0.400 Jay Howell, R (9, 1) Jeff Hamilton, R (10, PH) OBP: 0.211, SLG: 0.268	2-2 ③ 1-2 1B		0-0 2-H 3-H 2B		1-0 HBP		0-0 1B	3-2 ③ L7		4-0 1-2 2-3 3-H BB	4 0 0	0 0 0	3 0 0	2 0 1	0 0 1	0 0 0	3 0 0
John Shelby, S (1, 8) OBP: 0.297, SLG: 0.188	1-0 FC4-6 1B		0-0 ③ F7		3-1 ③ P5		1-0 ② F7		2-2 ① P4		5	0	1	0	0	0	3
Franklin Stubbs, L (1, 7) OBP: 0.385, SLG: 0.333 Mike Marshall, R (7, PH) OBP: 0.373, SLG: 0.509 (8, 9)	1-1 ① FC4-6 G4-6-3 1-2f		0-0 1-3 1B		1-2 2B G6-2-3 1B		0-0 ③ 4-3		0-2 ② G4-3		3 2	0 0	2 0	0 0	0 0	0 0	1 1
Alfredo Griffin, S (1, 6) OBP: 0.234, SLG: 0.323	1-2 ② G4-6-3 1-2f		0-0 ① F8		1-1 G6-2-3 1-3 2B		0-1 ① G2		0-0 ③ P4		5	0	1	0	0	0	2
Fernando Valenzuela, L (1, 1) Mike Morgan, R (5, 1) Kirk Gibson, L (6, PH) OBP: 0.397, SLG: 0.468 Alejandro Pena, R (7, 1) Ray Searage, L (8, 1) Mariano Duncan, R (8, PH) OBP: 0.438, SLG: 0.563 Rick Dempsey, R (9, 2) OBP: 0.250, SLG: 0.222			0-2 ① G4-3	1-0 ② 1-3 1-2		4-0 G6-2-3 IBB		1-2 S 2B 1B		0-2 ① G6-3	2 0 0 0 0 1 1 1	0 0 0 0 0 1 0 0	0 0 0 0 0 0 0 0	0 0 0 0 0 0 0 0	0 0 1 0 0 0 0 0	0 0 0 0 0 0 0 0	1 0 0 0 0 0 0 0

Inning Stats																						
	R: 1	H: 2	R: 0	H: 1	R: 3	H: 2	R: 0	H: 1	R: 0	H: 0	R: 0	H: 2	R: 1	H: 2	R: 1	H: 2	R: 0	H: 0	R: 1	H: 2	1B: 10	SF: 1
	E: 0	LOB: 1	E: 0	LOB: 0	E: 1	LOB: 1	E: 0	LOB: 2	E: 0	LOB: 1	E: 0	LOB: 2	E: 1	LOB: 3	E: 0	LOB: 3	E: 0	LOB: 0	E: 0	LOB: 3	2B: 3	SAC: 0
	K: 1	BB: 1	K: 0	BB: 0	K: 1	BB: 1	K: 0	BB: 1	K: 0	BB: 0	K: 0	BB: 1	K: 1	BB: 2	K: 1	BB: 2	K: 0	BB: 0	K: 0	BB: 2	3B: 0	DP: 2
	S: 11	P: 21	S: 6	P: 9	S: 16	P: 23	S: 5	P: 12	S: 4	P: 11	S: 10	P: 19	S: 7	P: 10	S: 17	P: 29	S: 9	P: 11	S: 9	P: 20	HR: 1	HBP: 1

PITCHER		IP	WLS	BF	H	R	ER	SO	BB	IBB	HBP	BLK	WP	HR	S	P	ERA	WHIP
Rick Reuschel, R ERA: 4.25	(1, 1)	5.0		26	8	4	2	2	3	0	1	0	0	0	47	83	3.60	2.200
Jeff Brantley, R ERA: 3.14	(6, 1)	1.0		3	0	0	0	0	0	1	0	0	0	0	5	12	0.00	0.000
Craig Lefferts, L ERA: 0.61	(7, 1)	1.0		5	2	1	1	1	0	0	0	0	0	1	7	10	9.00	2.000
Michael LaCoss, R ERA: 3.38	(8, 1)	2.0		10	2	1	1	1	2	0	0	0	0	0	26	40	4.50	2.000
Atlee Hammaker, L ERA: 2.4	(10, 1)	0.2	L	6	2	1	1	0	2	0	0	0	0	0	9	20	13.50	6.000

PITCHER		IP	WLS	BF	H	R	ER	SO	BB	IBB	HBP	BLK	WP	HR	S	P	ERA	WHIP

BOTTOM

San Francisco Giants @ Los Angeles Dodgers

Dodger Stadium, Los Angeles, CA

Sun Apr 23 1989, 3:33 AM PDT

Att. 48,493 - Overcast - 67 F

livebaseballscorecards.com

AB	40
R	7
H	14
RBI	7
BB	8
SO	4
LOB	27

WP: 0 PA: 50
PB: 0
SB: 1
CS: 0

Batter	1	2	3	4	5	6	7	8	9	AB	R	H	RBI	BB	SO	LOB
Willie Randolph, R (1, 4) OBP: 0.385, SLG: 0.270	B X 1-0 ① G3	B C X 1-1 ② F8		B B F X 2-2 ③ 1-3		B B X 2-0 ③ F8			X 0-0 ① F7	5	0	0	0	0	0	2
Mickey Hatcher, R (1, 5) (5, 7) OBP: 0.256, SLG: 0.324	X 0-0 1B	B C T X 1-2 ③ F8			F F C 0-3 ① K		C B F X 1-2 ① 4-3		C B B B B 4-1 1B SF9 BB	4	1	1	0	1	1	1
Kirk Gibson, L (1, 7) OBP: 0.393, SLG: 0.460 Dave Anderson, R (5, 5) OBP: 0.294, SLG: 0.200	C C C 0-3 ② K		B B C X 2-1 2B 1B		C B B X 2-1 ② 4-3		S B S F S 1-3 ② K		B 1 SAFE 1 SAFE X 1-0 1-3 1B	3 2	0 0	1 1	0 0	0 0	1 1	1 0
Eddie Murray, S (1, 3) OBP: 0.286, SLG: 0.440	C F B B X 2-2 ③ F8		B S X 1-1 1-3 2B		B B C X 2-1 2B		X 0-0 1B		B F B X 2-1 ② SF9 3-H	4	0	3	1	0	0	1
Mike Marshall, R (1, 9) OBP: 0.375, SLG: 0.492		C F X 0-2 E9 2B 1B	B F B B B F X 3-2 ① F3		I I I I 4-0 IBB		B B X 2-0 ③ F8		B S X 1-1 ③ P3	4	1	1	0	1	0	4
Mike Scioscia, L (1, 2) OBP: 0.361, SLG: 0.389		B C X 1-1 E6 2B 2B	B C F B S 2-3 ② K		X 0-0 ③ F7			B B B C X 3-1 4-3 G3 1B		4	1	1	0	0	1	5
John Shelby, S (1, 8) OBP: 0.295, SLG: 0.206		C B B X 2-1 1-3 2-H 2B 2B	F F F B F B F X 2-2 ③ 6-3			F C C 0-3 ① K		B S S S B F F X 2-2 ① G3 1-2		4	1	1	1	0	1	3
Alfredo Griffin, S (1, 6) OBP: 0.221, SLG: 0.303		B S C S S 1-3 ① K		F B F B F F F C 2-3 ① K		F X 0-1 ② F8		B B X 2-0 ② 4-3 2-3		4	0	0	0	0	2	3
Tim Belcher, R (1, 1) OBP: 0.273, SLG: 0.364		B B X 2-0 2-H 3-H 2B		C B X 1-1 ② 4-3		B S S X 1-2 1B		F X 0-1 ③ 1-3		4	0	2	2	0	0	1

Inning Stats																		
	R: 0	H: 1	R: 3	H: 3	R: 0	H: 2	R: 0	H: 0	R: 0	H: 1	R: 0	H: 1	R: 0	H: 1	R: 1	H: 1	1B: 7	SF: 1
	E: 0	LOB: 1	E: 2	LOB: 1	E: 0	LOB: 2	E: 0	LOB: 0	E: 0	LOB: 2	E: 0	LOB: 1	E: 0	LOB: 1	E: 0	LOB: 1	2B: 4	SAC: 0
	K: 1	BB: 0	K: 1	BB: 0	K: 1	BB: 0	K: 1	BB: 0	K: 1	BB: 1	K: 1	BB: 0	K: 0	BB: 0	K: 0	BB: 1	3B: 0	DP: 0
	S: 8	P: 11	S: 16	P: 24	S: 16	P: 26	S: 11	P: 16	S: 8	P: 16	S: 9	P: 12	S: 9	P: 13	S: 10	P: 17	S: 7	P: 15	HR: 0	HBP: 0

PITCHER		IP	WLS	BF	H	R	ER	SO	BB	IBB	HBP	BLK	WP	HR	S	P	ERA	WHIP
Scott Sanderson, R ERA: 4.74	(1, 1)	2.1	L	14	6	3	2	2	0	0	0	0	0	0	31	48	7.71	2.571
Pat Perry, L ERA: 2.13	(3, 1)	3.2		14	2	0	0	4	0	1	0	0	0	0	37	57	0.00	0.545
Jeff Pico, R ERA: 5.14	(7, 1)	2.0		8	2	0	0	1	0	0	0	0	0	0	19	30	0.00	1.000
Calvin Schiraldi, R ERA: 3.77	(9, 1)	1.0		5	1	1	1	0	1	0	0	0	0	0	7	15	9.00	2.000

PITCHER	IP	WLS	BF	H	R	ER	SO	BB	IBB	HBP	BLK	WP	HR	S	P	ERA	WHIP

TOP

Los Angeles Dodgers @ Chicago Cubs

Wrigley Field, Chicago, IL

Tue Apr 25 1989, 7:05 PM CDT

Att. 31,876 - Unknown

livebaseballscorecards.com

AB	38
R	4
H	11
RBI	4
BB	2
SO	7
LOB	21

WP: 0	PA: 41
PB: 0	
SB: 0	
CS: 0	

BOTTOM

Los Angeles Dodgers @ Chicago Cubs

Wrigley Field, Chicago, IL

Tue Apr 25 1989, 7:05 PM CDT

Att. 31,876 - Unknown

livebaseballscorecards.com

Batter	1	2	3	4	5	6	7	8	9	AB	R	H	RBI	BB	SO	LOB
Jerome Walton, R (1, 8) OBP: 0.316, SLG: 0.451	F F F B S 1-3 K ①		C F B B B F F B 4-2 BB			X 0-0 4-3 ① 1-2		B C X 1-1 6-3 ② 1-2		3	0	0	0	1	1	2
Mitch Webster, S (1, 7) OBP: 0.425, SLG: 0.429	B C B X 2-1 L4 ②		C S 1 SAFE B B X 2-2 L8 ③			B C B S C 2-3 K ②		C B S S 1-3 K ③		4	0	0	0	0	2	3
23 Ryne Sandberg, R (1, 4) OBP: 0.291, SLG: 0.338	B B C F S 2-3 K ③			F X 0-1 F6 ①		C X 0-1 P3 ③			C B X 1-1 6-3 ①	4	0	0	0	0	1	1
Andre Dawson, R (1, 9) OBP: 0.338, SLG: 0.458		C S F F F X 0-2 5-3 ①		S X 0-1 F8 ②			B F X 1-1 5-3 ①		C B F B X 2-2 F4 ②	4	0	0	0	0	0	0
Mark Grace, L (1, 3) OBP: 0.413, SLG: 0.438		C B B C B X 3-2 1B		B S C B F X 2-2 3-1 ③			C F F B X 1-2 1-2-3 1B		C B X 1-1 2B	4	0	3	0	0	0	0
Vance Law, R (1, 5) OBP: 0.220, SLG: 0.204		X 0-0 B2 ②			B B F B X 3-1 6-3 ①		F S B B B X 3-2 1-2-3 ② 1-2		B B B C F C 3-3 K ③	4	0	0	0	0	1	3
Domingo Ramos, R (1, 6) OBP: 0.308, SLG: 0.480		C C B 1 SAFE X 1-2 F9 ③			X 0-0 F9 ②		B B C F C 2-3 K ③			3	0	0	0	0	1	2
Joe Girardi, R (1, 2) OBP: 0.275, SLG: 0.229 Phil Stephenson, L (8, PH) OBP: 0.250, SLG: 0.182 Rick Wrona, R (9, 2) OBP: 0.364, SLG: 0.364			B F B X 2-1 4-3 ① X 0-0 4-3 ②		B X 1-0 F9 ③			B C X 1-1 6-3 1B		2 1 0	0 0 0	0 1 0	0 0 0	0 0 0	0 0 0	0 0 0
Scott Sanderson, R (1, 1) Pat Perry, L (3, 1) OBP: 0.333, SLG: 0.333 Curtis Wilkerson, S (6, PH) OBP: 0.190, SLG: 0.250 Jeff Pico, R (7, 1) Gary Varsho, L (8, PH) OBP: 0.100, SLG: 0.100 Calvin Schiraldi, R (9, 1)						F C B X 1-2 4-3 1B		C B S B F F B S 3-3 K ①		0 1 1 0 1 0	0 0 0 0 0 0	0 0 1 0 0 0	0 0 0 0 0 0	0 0 0 0 1 0	0 0 0 0 1 0	0 0 0 0 1 0
Inning Stats	R: 0 E: 0 K: 2 S: 9 H: 0 LOB: 0 BB: 0 P: 14	R: 0 E: 0 K: 0 S: 13 H: 1 LOB: 1 BB: 0 P: 17	R: 0 E: 0 K: 0 S: 10 H: 0 LOB: 1 BB: 1 P: 18	R: 0 E: 0 K: 0 S: 8 H: 0 LOB: 0 BB: 0 P: 10	R: 0 E: 0 K: 0 S: 4 H: 0 LOB: 0 BB: 0 P: 8	R: 0 E: 0 K: 1 S: 9 H: 1 LOB: 1 BB: 0 P: 12	R: 0 E: 0 K: 1 S: 13 H: 1 LOB: 1 BB: 0 P: 20	R: 0 E: 0 K: 2 S: 12 H: 1 LOB: 1 BB: 0 P: 18	R: 0 E: 0 K: 1 S: 10 H: 1 LOB: 1 BB: 0 P: 17	1B: 4 2B: 1 3B: 0 HR: 0	SF: 0 SAC: 0 DP: 0 HBP: 0			WP: 0 PB: 0 SB: 0 CS: 0	PA: 33		

	AB	32
	R	0
	H	5
	RBI	0
	BB	1
	SO	7
	LOB	12

PITCHER	IP	WLS	BF	H	R	ER	SO	BB	IBB	HBP	BLK	WP	HR	S	P	ERA	WHIP
Tim Belcher, R (1, 1) ERA: 2.1	9.0	W	33	5	0	0	7	1	0	0	0	0	0	88	134	0.00	0.667

PITCHER	IP	WLS	BF	H	R	ER	SO	BB	IBB	HBP	BLK	WP	HR	S	P	ERA	WHIP

Batter	1	2	3	4	5	6	7	8	9	AB	R	H	RBI	BB	SO	LOB
Willie Randolph, R (1, 4) OBP: 0.372, SLG: 0.260	C B X 1-1 ① F8	C C B B X 2-2 ③ 6-3			B F C S 1-3 ① K			C X 0-1 ① F8		3	0	0	0	0	1	1
Mariano Duncan, R (6, 4) OBP: 0.412, SLG: 0.529										1	0	0	0	0	0	0
Mickey Hatcher, R (1, 5) OBP: 0.233, SLG: 0.289	B F S S 1-3 ② K		X 0-0 ① F8		C C X 0-2 ② 2-3			S C S 0-3 ② K		4	0	0	0	0	2	0
Alejandro Pena, R (8, 1)										0	0	0	0	0	0	0
Jay Howell, R (9, 1)										0	0	0	0	0	0	0
Rick Dempsey, R (9, 2) OBP: 0.250, SLG: 0.222										0	0	0	0	0	0	0
Mike Davis, L (1, 7) OBP: 0.222, SLG: 0.188	B S S B F B X 3-2 ③ F8		B S B C S 2-3 ② K		B F C X 1-2 ③ F9			C F B S 1-3 ③ K		4	0	0	0	0	2	0
Eddie Murray, S (1, 3) OBP: 0.307, SLG: 0.462		B S B X 2-1 BB 2B 2B	X 0-0 FC6-4 1B			C F B F S 1-3 ① K			B C B B B 4-1 BB	3	1	2	0	1	1	0
Mike Marshall, R (1, 9) OBP: 0.368, SLG: 0.468		C B B B S F B 4-2 1B BB	1 SAFE X 0-0 ③ FC6-4 1-2f			C B S S 1-3 ② K			F S S 0-3 ① K	3	0	0	0	1	2	2
Mike Scioscia, L (1, 2) OBP: 0.354, SLG: 0.379		B X 1-0 ① BB 2B 1-2 1B	X 0-0 ① 4-3			B B F F F X 2-2 ③ 4-3			C X 0-1 ② F6	4	1	1	0	0	0	1
John Shelby, S (1, 8) OBP: 0.305, SLG: 0.225		B B B C B 4-1 1-2 2-3 2B BB	B X 1-0 2B				B F B F X 2-2 ① F8		S B X 1-1 ③ F9	3	1	1	0	1	0	1
Alfredo Griffin, S (1, 6) OBP: 0.225, SLG: 0.319		B X 1-0 1-H 2-H 3-H 2B	C B B F S 2-3 ② K				C S B B F B X 3-2 ② B1-3			3	0	1	3	0	1	1
Mike Morgan, R (1, 1)		P F C C 1-3 ② K	S C C 0-3 ③ K				X 0-0 ③ F9			3	0	0	0	0	2	2
Dave Anderson, R (8, 5) OBP: 0.294, SLG: 0.200										0	0	0	0	0	0	0

Inning Stats	1	2	3	4	5	6	7	8	9
	R: 0 H: 0 E: 0 LOB: 0 K: 1 BB: 0 S: 9 P: 14	R: 3 H: 3 E: 0 LOB: 1 K: 1 BB: 2 S: 15 P: 29	R: 0 H: 1 E: 0 LOB: 1 K: 1 BB: 0 S: 6 P: 8	R: 0 H: 1 E: 0 LOB: 1 K: 2 BB: 0 S: 8 P: 11	R: 0 H: 0 E: 0 LOB: 0 K: 1 BB: 0 S: 9 P: 11	R: 0 H: 0 E: 0 LOB: 0 K: 2 BB: 0 S: 11 P: 15	R: 0 H: 0 E: 0 LOB: 0 K: 0 BB: 0 S: 8 P: 13	R: 0 H: 0 E: 0 LOB: 0 K: 2 BB: 0 S: 8 P: 9	R: 0 H: 0 E: 0 LOB: 1 K: 1 BB: 1 S: 8 P: 13

PITCHER	IP	WLS	BF	H	R	ER	SO	BB	IBB	HBP	BLK	WP	HR	S	P	ERA	WHIP
Rick Sutcliffe, R (1, 1) ERA: 3.76	8.0	L	30	5	3	3	10	2	0	0	0	0	0	74	110	3.38	0.875
Mitch Williams, L (9, 1) ERA: 2.53	1.0		4	0	0	0	1	1	0	0	0	0	0	8	13	0.00	1.000

PITCHER	IP	WLS	BF	H	R	ER	SO	BB	IBB	HBP	BLK	WP	HR	S	P	ERA	WHIP

TOP

Los Angeles Dodgers @ Chicago Cubs

Wrigley Field, Chicago, IL

Wed Apr 26 1989, 3:33 AM CDT

Att. 13,221 - Unknown

livebaseballscorecards.com

AB	31
R	3
H	5
RBI	3
BB	3
SO	11
LOB	8

1B: 2	SF: 0	WP: 0	PA: 34
2B: 3	SAC: 0	PB: 0	
3B: 0	DP: 0	SB: 0	
HR: 0	HBP: 0	CS: 0	

BOTTOM

Los Angeles Dodgers @ Chicago Cubs

Wrigley Field, Chicago, IL

Wed Apr 26 1989, 3:33 AM CDT

Att. 13,221 - Unknown

livebaseballscorecards.com

Batter	1	2	3	4	5	6	7	8	9	AB	R	H	RBI	BB	SO	LOB
Jerome Walton, R (1, 8) OBP: 0.325, SLG: 0.446	C C B X 1-2 ① 1-3		F X 0-1 ③ 6-3			L X 0-1 PO 1B		B F F B F B B 4-2 BB		3	0	1	0	1	0	0
Mitch Webster, S (1, 7) OBP: 0.405, SLG: 0.405	C B L C 1-3 ② K			X 0-0 ① L7		C B 1 SAFE 1 SAFE 1-1 ③ PO 1-2	B F B F C 2-3 ① K	F B F F F B F F B X 3-2 1-3		4	0	0	0	0	2	2
23 Ryne Sandberg, R (1, 4) OBP: 0.301, SLG: 0.346	B X 1-0 ③ 4-3			C X 0-1 ② 1-3			C S B B F B X 3-2 1-3 1B 1B		B C F F X 1-2 1B 1B	4	1	2	0	0	0	0
Andre Dawson, R (1, 9) OBP: 0.319, SLG: 0.429		C X 0-1 ① 4-3		F B X 1-1 ③ F6			B X 1-0 ② 1-3 1-2		X 0-0 ① F3	4	0	0	0	0	0	2
Mark Grace, L (1, 3) OBP: 0.430, SLG: 0.471		B X 1-0 G1 2B	B X 1-0 ① G3				C B B X 2-1 2-H 1B		F C X 0-2 1-3 1B	4	0	3	1	0	0	0
Vance Law, R (1, 5) OBP: 0.222, SLG: 0.207		C X 0-1 ② G1 2-3	X 0-0 G3-6 1B				F F 1 SAFE B F X 1-2 ③ 4-3		S S B F F S 1-3 ② K	4	0	1	0	0	1	4
Domingo Ramos, R (1, 6) OBP: 0.286, SLG: 0.444 Curtis Wilkerson, S (8, PH) OBP: 0.217, SLG: 0.318 (9, 6)		C B B B X 3-1 ③ 6-3	B X 1-0 ②③ G3-6 1-2f					X 0-0 2B	C S B B S 2-3 ③ K	2 2	0 0	0 1	0 0	0 1	0 2	2 2
Rick Wrona, R (1, 2) OBP: 0.308, SLG: 0.308 Gary Varsho, L (8, PH) OBP: 0.091, SLG: 0.091 Joe Girardi, R (9, 2) OBP: 0.275, SLG: 0.229			B X 1-0 ① 1-3			X 0-0 ① 1-3		M B C B X 2-2 ① 6-3		2 1 0	0 0 0	0 0 0	0 0 0	0 0 0	0 0 0	0 1 0
Rick Sutcliffe, L (1, 1) OBP: 0.333, SLG: 0.333 Phil Stephenson, L (8, PH) OBP: 0.231, SLG: 0.167 Mitch Williams, L (9, 1)			B C S X 1-2 ② 4-3			X 0-0 ② 3-1		X 0-0 ② F8		2 1 0	0 0 0	0 0 0	0 0 0	0 0 0	0 0 0	0 1 0
Inning Stats	R: 0 H: 0 E: 0 LOB: 0 K: 1 BB: 0 S: 7 P: 10	R: 0 H: 1 E: 0 LOB: 1 K: 0 BB: 0 S: 7 P: 11	R: 0 H: 0 E: 0 LOB: 0 K: 0 BB: 0 S: 6 P: 8	R: 0 H: 0 E: 0 LOB: 0 K: 0 BB: 0 S: 5 P: 6	R: 0 H: 1 E: 0 LOB: 0 K: 0 BB: 0 S: 3 P: 5	R: 0 H: 1 E: 0 LOB: 0 K: 0 BB: 0 S: 5 P: 6	R: 1 H: 2 E: 0 LOB: 1 K: 1 BB: 0 S: 14 P: 23	R: 0 H: 1 E: 0 LOB: 2 K: 0 BB: 1 S: 14 P: 23	R: 0 H: 2 E: 0 LOB: 2 K: 2 BB: 0 S: 16 P: 20	1B: 6 2B: 2 3B: 0 HR: 0	SF: 0 SAC: 0 DP: 1 HBP: 0			WP: 0 PB: 0 SB: 0 CS: 0	PA: 35		

	AB	33
	R	1
	H	8
	RBI	1
	BB	1
	SO	4
	LOB	14

PITCHER		IP	WLS	BF	H	R	ER	SO	BB	IBB	HBP	BLK	WP	HR	S	P	ERA	WHIP
Mike Morgan, R ERA: 1.08	(1, 1)	7.0	W	24	5	1	1	2	0	0	0	0	0	0	47	69	1.29	0.714
Alejandro Pena, R ERA: 2.87	(8, 1)	1.0		6	2	0	0	0	1	0	0	0	0	0	18	28	0.00	3.000
Jay Howell, R ERA: 1.35	(9, 1)	1.0	S	4	1	0	0	2	0	0	0	0	0	0	12	15	0.00	1.000

PITCHER	IP	WLS	BF	H	R	ER	SO	BB	IBB	HBP	BLK	WP	HR	S	P	ERA	WHIP

Batter	1	2	3	4	5	6	7	8	9	AB	R	H	RBI	BB	SO	LOB
Willie Randolph, R (1, 4) OBP: 0.357, SLG: 0.247	X 0-0 ① G4-3			C F B S 1-3 ① K		B B C X 2-1 ① G4-3		X 0-0 ② 5-3		4	0	0	0	0	1	0
Mickey Hatcher, R (1, 5) OBP: 0.255, SLG: 0.310	C X 0-1 ② G3-1			X 0-0 1B FC5-2 1B		B X 1-0 G4-3 1B		X 0-0 ③ 5-3		4	0	2	0	0	0	0
Mike Davis, L (1, 7) OBP: 0.227, SLG: 0.200	X 0-0 ③ G4-3			B B C C X 2-2 FC5-2 1-3 1B		B X 1-0 ② G4-3 1-2			C X 0-1 ① G3	4	0	1	0	0	0	1
Eddie Murray, S (1, 3) OBP: 0.326, SLG: 0.463		C B B F X 2-2 G6-4-3 1B		I I I 4-0 FC5-2 IBB		I I I 4-0 IBB			F S B X 1-2 ② G4-3	2	0	1	0	2	0	0
Mike Marshall, R (1, 9) OBP: 0.363, SLG: 0.455 Mariano Duncan, R (9, PR) OBP: 0.412, SLG: 0.529		B S X 1-1 ①② G6-4-3 1-2f		F X 0-1 ② FC5-2 1-2 2-3 3-Hf		X 0-0 ③ G6-3			X 0-0 1B	4 0	0 0	1 0	0 0	0 0	0 0	6 0
Mike Scioscia, L (1, 2) OBP: 0.333, SLG: 0.355		C B F X 1-2 ③ G4-1		C X 0-1 ③ F7			X 0-0 ① L7		B B B C X 3-1 ③ F9	4	0	0	0	0	0	4
John Shelby, S (1, 8) OBP: 0.294, SLG: 0.216			B X 1-0 ① G4-3		B S F F B X 2-2 ① F9		F S B F B C 2-3 ② K			3	0	0	0	0	1	0
Alfredo Griffin, S (1, 6) OBP: 0.216, SLG: 0.306			C B X 1-1 ② G4-3		S S B F B F X 2-2 ② G1-3		F L B S 1-3 ③ K			3	0	0	0	0	1	0
Orel Hershiser, R (1, 1) OBP: 0.214, SLG: 0.357 Franklin Stubbs, L (8, PH) OBP: 0.357, SLG: 0.308 Tim Crews, R (8, 1)			F S L 0-3 ③ K		L F B S 1-3 ③ K			C F B S 1-3 ① K		2 1 0	0 0 0	0 0 0	0 0 0	0 0 0	2 1 0	0 0 0
Inning Stats	R: 0 E: 0 K: 0 S: 4 H: 0 LOB: 0 BB: 0 P: 4	R: 0 E: 0 K: 0 S: 8 H: 1 LOB: 0 BB: 0 P: 12	R: 0 E: 0 K: 1 S: 6 H: 0 LOB: 0 BB: 0 P: 8	R: 0 E: 0 K: 1 S: 11 H: 2 LOB: 3 BB: 1 P: 18	R: 0 E: 0 K: 1 S: 12 H: 0 LOB: 0 BB: 0 P: 17	R: 0 E: 0 K: 0 S: 5 H: 1 LOB: 2 BB: 1 P: 13	R: 0 E: 0 K: 2 S: 8 H: 0 LOB: 0 BB: 0 P: 11	R: 0 E: 0 K: 1 S: 5 H: 0 LOB: 0 BB: 0 P: 6	R: 0 E: 0 K: 0 S: 8 H: 1 LOB: 1 BB: 0 P: 12	1B: 5 2B: 0 3B: 0 HR: 0	SF: 0 SAC: 0 DP: 1 HBP: 0					

TOP

Los Angeles Dodgers @ Chicago Cubs

Wrigley Field, Chicago, IL

Thu Apr 27 1989, 3:33 AM CDT

Att. 12,013 - Overcast

livebaseballscorecards.com

AB	31
R	0
H	5
RBI	0
BB	2
SO	6
LOB	11

WP: 0 PB: 0 SB: 0 CS: 0 PA: 33

PITCHER	IP	WLS	BF	H	R	ER	SO	BB	IBB	HBP	BLK	WP	HR	S	P	ERA	WHIP
Greg Maddux, R (1, 1) ERA: 4.2	9.0	W	33	5	0	0	6	0	2	0	0	0	0	67	101	0.00	0.556

PITCHER	IP	WLS	BF	H	R	ER	SO	BB	IBB	HBP	BLK	WP	HR	S	P	ERA	WHIP

Batter	1	2	3	4	5	6	7	8	9	AB	R	H	RBI	BB	SO	LOB
Jerome Walton, R (1, 8) OBP: 0.318, SLG: 0.434	S M X 0-2 ① G5-3		C B B X 2-1 ② G4-3		B B X 2-0 1-H 3B			X 0-0 ② G4-3		2	0	0	0	0	0	0
Gary Varsho, L (4, 7) OBP: 0.154, SLG: 0.308										2	0	1	1	0	0	0
Mitch Webster, S (1, 7) OBP: 0.386, SLG: 0.385	X 0-0 ② F8		B F X 1-1 ③ G3		B X 1-0 ③ G4-3			B C B F S 2-3 ③ K		4	0	0	0	0	1	1
(4, 8)																
23 Ryne Sandberg, R (1, 4) OBP: 0.291, SLG: 0.333	B S F B B S 3-3 ③ K			F F B S 1-3 ① K		F C F X 0-2 ① F7				3	0	0	0	0	2	0
Andre Dawson, R (1, 9) OBP: 0.307, SLG: 0.409		B X 1-0 E5 WP G1-3		B S F F S 1-3 ② K		X 0-0 ② P2				3	0	0	0	0	1	0
Mark Grace, L (1, 3) OBP: 0.427, SLG: 0.465		B X 1-0 ① G1-3 1-2		B X 1-0 1B		B B C F B F X 3-2 ③ G6-3				3	0	1	0	0	0	1
Curtis Wilkerson, S (1, 5) OBP: 0.192, SLG: 0.280		B B S X 2-1 ② F8		C B C X 1-2 ③ G4-3			F F B C 1-3 ① K			3	0	0	0	0	1	2
Shawon Dunston, R (1, 6) OBP: 0.277, SLG: 0.231	S B B B B B 4-1 FC6-4 2-3 BB				B C X 1-1 ① G6-3		B X 1-0 ② G1-3			2	0	0	0	1	0	0
Joe Girardi, R (1, 2) OBP: 0.259, SLG: 0.216	C B X 1-1 ③ FC6-4 1-2f				F C B B B X 3-2 ② G6-3		X 0-0 ③ G4-3			3	0	0	0	0	0	2
Greg Maddux, R (1, 1) OBP: 0.200, SLG: 0.200			X 0-0 ① B1-3		F X 0-1 3B 1B			F F X 0-2 ① G4-3		3	1	1	0	0	0	0
Inning Stats	R: 0 E: 0 K: 1 S: 7 H: 0 LOB: 0 BB: 0 P: 10	R: 0 E: 1 K: 0 S: 7 H: 0 LOB: 2 BB: 1 P: 16	R: 0 E: 0 K: 0 S: 5 H: 0 LOB: 0 BB: 0 P: 8	R: 0 E: 0 K: 2 S: 11 H: 1 LOB: 1 BB: 0 P: 15	R: 1 E: 0 K: 0 S: 9 H: 2 LOB: 1 BB: 0 P: 16	R: 0 E: 0 K: 0 S: 9 H: 0 LOB: 0 BB: 0 P: 12	R: 0 E: 0 K: 1 S: 5 H: 0 LOB: 0 BB: 0 P: 7	R: 0 E: 0 K: 1 S: 7 H: 0 LOB: 0 BB: 0 P: 9		1B: 2 2B: 0 3B: 1 HR: 0	SF: 0 SAC: 0 DP: 0 HBP: 0					

PITCHER	IP	WLS	BF	H	R	ER	SO	BB	IBB	HBP	BLK	WP	HR	S	P	ERA	WHIP
Orel Hershiser, R (1, 1) ERA: 1.96	7.0	L	26	3	1	1	4	1	0	0	0	1	0	53	84	1.29	0.571
Tim Crews, R (8, 1) ERA: 0.79	1.0		3	0	0	0	1	0	0	0	0	0	0	7	9	0.00	0.000

PITCHER	IP	WLS	BF	H	R	ER	SO	BB	IBB	HBP	BLK	WP	HR	S	P	ERA	WHIP

BOTTOM

Los Angeles Dodgers @ Chicago Cubs

Wrigley Field, Chicago, IL

Thu Apr 27 1989, 3:33 AM CDT

Att. 12,013 - Overcast

livebaseballscorecards.com

AB	28
R	1
H	3
RBI	1
BB	1
SO	5
LOB	6

WP: 1 PA: 29
PB: 0
SB: 0
CS: 0

Batter	1	2	3	4	5	6	7	8	9	AB	R	H	RBI	BB	SO	LOB
Willie Randolph, R (1, 4) OBP: 0.353, SLG: 0.247	G1-3		BLK 1B		F7	G6-3				4	0	1	0	0	0	0
Mickey Hatcher, R (1, 5) OBP: 0.255, SLG: 0.289	BB		G4-3 1-2		F7			P3		3	0	0	0	1	0	1
Mike Davis, L (1, 7) OBP: 0.231, SLG: 0.208	P6			2B WP 1B		P4		G6-3		4	1	1	0	0	0	1
Eddie Murray, S (1, 3) OBP: 0.323, SLG: 0.464	F8			WP SF8 1-3 2B		K		L7		4	1	1	0	0	1	1
Mike Marshall, R (1, 9) OBP: 0.357, SLG: 0.449		K		SF8 2-H 3-H		2B 1B			P6	3	1	1	1	0	1	0
Mike Scioscia, L (1, 2) OBP: 0.342, SLG: 0.379		G3-6-1 1B		F9		1-H 2B			G4-3	4	0	2	1	0	0	0
John Shelby, S (1, 8) OBP: 0.292, SLG: 0.218		G3-6-1 1-2f		S 1B		G6-3			G5-3	4	0	1	0	0	0	2
Alfredo Griffin, S (1, 6) OBP: 0.208, SLG: 0.293			F4	F8 1-2			K			3	0	0	0	0	1	1
Tim Leary, R (1, 1)			K		K		G5-3			1	0	0	0	0	1	0
Jeff Hamilton, R (5, PH) OBP: 0.207, SLG: 0.263										1	0	0	0	0	1	0
Ricky Horton, L (5, 1)										0	0	0	0	0	0	0
Mariano Duncan, R (7, PH) OBP: 0.389, SLG: 0.500										1	0	0	0	0	0	0
Tim Crews, R (7, 1)										0	0	0	0	0	0	0
Ray Searage, L (8, 1)										0	0	0	0	0	0	0
Inning Stats	R: 0 E: 0 K: 0 S: 6 H: 0 LOB: 1 BB: 1 P: 15	R: 0 E: 0 K: 1 S: 8 H: 1 LOB: 0 BB: 0 P: 11	R: 0 E: 0 K: 1 S: 13 H: 1 LOB: 1 BB: 0 P: 18	R: 2 E: 0 K: 0 S: 11 H: 3 LOB: 1 BB: 0 P: 15	R: 0 E: 0 K: 1 S: 7 H: 0 LOB: 0 BB: 0 P: 11	R: 1 E: 0 K: 1 S: 11 H: 2 LOB: 1 BB: 0 P: 22	R: 0 E: 0 K: 1 S: 10 H: 0 LOB: 0 BB: 0 P: 14	R: 0 E: 0 K: 0 S: 8 H: 0 LOB: 0 BB: 0 P: 13	R: 0 E: 0 K: 0 S: 8 H: 0 LOB: 0 BB: 0 P: 13	1B: 5 2B: 2 3B: 0 HR: 0 SF: 1 SAC: 0 DP: 1 HBP: 0						

PITCHER		IP	W/L/S	BF	H	R	ER	SO	BB	IBB	HBP	BLK	WP	HR	S	P	ERA	WHIP
Don Heinkel, R ERA: 5.6	(1, 1)	5.2	W	24	7	3	3	4	1	0	0	1	1	0	55	91	4.76	1.412
Frank DiPino, L ERA: 1.0	(6, 1)	2.0		6	0	0	0	1	0	0	0	0	0	0	15	22	0.00	0.000
Cris Carpenter, R ERA: 1.69	(8, 1)	0.2		2	0	0	0	0	0	0	0	0	0	0	8	11	0.00	0.000
Ken Dayley, L ERA: 3.52	(9, 1)	0.2		2	0	0	0	0	0	0	0	0	0	0	4	8	0.00	0.000

PITCHER	IP	W/L/S	BF	H	R	ER	SO	BB	IBB	HBP	BLK	WP	HR	S	P	ERA	WHIP

TOP

Los Angeles Dodgers @ St. Louis Cardinals

Busch Stadium, St. Louis, MO

Fri Apr 28 1989, 7:05 PM CDT

Att. 39,918 - Unknown

livebaseballscorecards.com

AB	32
R	3
H	7
RBI	2
BB	1
SO	5
LOB	6

WP: 1 PA: 34
PB: 0
SB: 1
CS: 0

Los Angeles Dodgers @ St. Louis Cardinals

Busch Stadium, St. Louis, MO

Fri Apr 28 1989, 7:05 PM CDT

Att. 39,918 - Unknown

livebaseballscorecards.com

BOTTOM

Batter	1	2	3	4	5	6	7	8	9	AB	R	H	RBI	BB	SO	LOB
Vince Coleman, S (1, 7) OBP: 0.363, SLG: 0.429	L8		BB	FC4-6 1-2f			G3			3	0	0	0	1	0	1
Ozzie Smith, S (1, 6) OBP: 0.407, SLG: 0.413	G3-6-1 BB		G3-1		P3		HR			3	1	1	1	1	0	2
Terry Pendleton, S (1, 5) OBP: 0.326, SLG: 0.308	G3-6-1 1-2f			2B 1B	G5-3		G1-3			4	1	1	0	0	0	1
Pedro Guerrero, R (1, 3) OBP: 0.365, SLG: 0.500 Jim Lindeman, R (8, 3) OBP: 0.286, SLG: 0.167		G6-3		3B 1-3	FC5-4 1B		K			4 0	1 0	2 0	0 0	0 0	1 0	0 0
Milt Thompson, L (1, 8) OBP: 0.397, SLG: 0.478		6-3		3B 3-H	FC5-4 1-2f			K		4	1	1	1	0	1	1
Tom Brunansky, R (1, 9) OBP: 0.233, SLG: 0.382 Ken Dayley, L (9, 1)		6-3	SF7 1-H 2-H	3B		F8		G3		4 0	1 0	1 0	2 0	0 0	0 0	0 0
José Oquendo, S (1, 4) OBP: 0.321, SLG: 0.310			SH2-3 1B	SF7 3-H		SF7 3B		K		3	1	2	1	0	1	0
Tony Peña, R (1, 2) OBP: 0.278, SLG: 0.348			F8	L9		SF7 3-H				2	0	0	1	0	0	1
Don Heinkel, L (1, 1) Frank DiPino, L (6, 1) Cris Carpenter, R (8, 1) OBP: 0.500, SLG: 0.500 John Morris, L (9, 9) OBP: 0.600, SLG: 1.067			SH2-3 1-2	FC4-6 BB		K				0 1 0 0	0 0 0 0	0 0 0 0	0 0 0 0	1 0 0 0	0 1 0 0	0 0 0 0
Inning Stats	R: 0 E: 0 K: 0 S: 8 H: 0 LOB: 0 BB: 1 P: 17	R: 0 E: 0 K: 0 S: 6 H: 0 LOB: 0 BB: 0 P: 7	R: 0 E: 0 K: 0 S: 8 H: 1 LOB: 2 BB: 1 P: 14	R: 4 E: 0 K: 0 S: 20 H: 4 LOB: 1 BB: 1 P: 36	R: 0 E: 0 K: 0 S: 7 H: 1 LOB: 1 BB: 0 P: 11	R: 1 E: 0 K: 1 S: 9 H: 1 LOB: 0 BB: 0 P: 12	R: 1 E: 0 K: 1 S: 10 H: 1 LOB: 0 BB: 0 P: 16	R: 0 E: 0 K: 2 S: 9 H: 0 LOB: 0 BB: 0 P: 15		1B: 4 2B: 1 3B: 2 HR: 1 SF: 2 SAC: 1 DP: 1 HBP: 0						

	AB	28
	R	6
	H	8
	RBI	6
	BB	3
	SO	4
	LOB	6

WP: 0 PB: 0 SB: 0 CS: 0 PA: 34

PITCHER		IP	WLS	BF	H	R	ER	SO	BB	IBB	HBP	BLK	WP	HR	S	P	ERA	WHIP
Tim Leary, R ERA: 3.82	(1, 1)	4.0	L	19	5	4	4	0	3	0	0	0	0	0	42	74	9.00	2.000
Ricky Horton, L ERA: 6.75	(5, 1)	2.0		8	2	1	1	1	0	0	0	0	0	0	16	23	4.50	1.000
Tim Crews, R ERA: 1.46	(7, 1)	1.0		4	1	1	1	1	0	0	0	0	0	1	10	16	9.00	1.000
Ray Searage, L ERA: 1.59	(8, 1)	1.0		3	0	0	0	2	0	0	0	0	0	0	9	15	0.00	0.000

PITCHER	IP	WLS	BF	H	R	ER	SO	BB	IBB	HBP	BLK	WP	HR	S	P	ERA	WHIP

Batter	1	2	3	4	5	6	7	8	9	10	11	AB	R	H	RBI	BB	SO	LOB
Willie Randolph, R (1, 4) OBP: 0.336, SLG: 0.233	B C X 1-1 ① G5-3		C 1 C B B B F X SAFE 3-2 ③ G4-3 1-2			C B B B C X 3-2 ② G6-3		C F X 0-2 ③ G1-3			C F F B B X 2-2 ① L8	5	0	0	0	0	0	3
Mickey Hatcher, R (1, 5) (9, 7) OBP: 0.250, SLG: 0.280	X 0-0 ② L9			C X 0-1 ① 1B		B B X 2-0 ③ L8			F F S 0-3 ① K		F F X 0-2 ② F9	5	0	1	0	0	1	0
Mike Davis, L (1, 7) OBP: 0.207, SLG: 0.185 Jeff Hamilton, R (9, PH) (9, 5) OBP: 0.233, SLG: 0.305	C B S S 1-3 ③ K			C S B B S 2-3 ② K			C C X 0-2 ① L4		C B S B X 2-2 2B		C B F X 1-2 FC4-6 1B	3 2	0 0	0 2	0 0	0 0	2 0	0 0
Eddie Murray, S (1, 3) OBP: 0.327, SLG: 0.466		S B B X 2-1 ① F7		B F S F F B F B F 3-2 X 2B			B S X 1-1 ② F8		I I I I 4-0 IBB		X 0-0 ③ FC4-6 1-2f	4	0	1	0	1	0	1
Mike Marshall, R (1, 9) OBP: 0.341, SLG: 0.425		X 0-0 ② F8		S F B S 1-3 ③ K			C B F S 1-3 ③ K		B B S X 2-1 ② F8			4	0	0	0	0	2	3
Mike Scioscia, L (1, 2) OBP: 0.342, SLG: 0.368 Dave Anderson, R (8, PR) OBP: 0.294, SLG: 0.200 Rick Dempsey, R (8, 2) OBP: 0.238, SLG: 0.211		C B X 1-1 ③ G3			X 0-0 ① P5			B B C B F B 4-2 FC2-6 BB	B F S F S 1-3 ③ K			2 0 1	0 0 0	0 0 0	0 0 0	1 0 1	0 0 2	0 0 2
John Shelby, S (1, 8) OBP: 0.280, SLG: 0.207			F S X 0-2 ① G6-3		X 0-0 ② F7			S X 0-1 ① FC2-6 1B 1-2f		C X 0-1 ① F7		4	0	0	0	0	0	1
Alfredo Griffin, S (1, 6) OBP: 0.222, SLG: 0.304			C X 0-1 S 1B		B B X 2-0 ③ G3			1 SAFE S B 1 SAFE X 1-1 1-3 1B		B C C S 1-3 ② K		4	0	2	0	0	1	0
Fernando Valenzuela, L (1, 1) Franklin Stubbs, L (8, PH) OBP: 0.333, SLG: 0.286 Jay Howell, R (8, 1) Mariano Duncan, R (10, PH) OBP: 0.368, SLG: 0.474 Alejandro Pena, R (10, 1) Ray Searage, L (10, 1) Tim Crews, R (11, 1)			X 0-0 ② B1			X 0-0 ① F7		C S S 0-3 ② K		F B X 1-1 ③ F8		2 1 0 1 0 0 0 0	0 0 0 0 0 0 0 0	0 0 0 0 0 0 0 0	0 0 0 0 0 0 0 0	0 1 0 0 0 0 0 0	0 0 0 0 0 0 0 0	1 2 0 0 0 0 0 0
Inning Stats	R: 0 E: 0 K: 1 S: 6 H: 0 LOB: 0 BB: 0 P: 8	R: 0 E: 0 K: 0 S: 5 H: 0 LOB: 0 BB: 0 P: 8	R: 0 E: 0 K: 0 S: 10 H: 1 LOB: 1 BB: 0 P: 13	R: 0 E: 0 K: 2 S: 15 H: 2 LOB: 1 BB: 0 P: 21	R: 0 E: 0 K: 0 S: 3 H: 0 LOB: 0 BB: 0 P: 5	R: 0 E: 0 K: 0 S: 5 H: 0 LOB: 0 BB: 0 P: 10	R: 0 E: 0 K: 1 S: 8 H: 0 LOB: 0 BB: 0 P: 10	R: 0 E: 0 K: 1 S: 12 H: 1 LOB: 2 BB: 1 P: 17	R: 0 E: 0 K: 2 S: 12 H: 1 LOB: 2 BB: 1 P: 21	R: 0 E: 0 K: 1 S: 7 H: 0 LOB: 0 BB: 0 P: 9	R: 0 E: 0 K: 0 S: 11 H: 1 LOB: 1 BB: 0 P: 14							

PITCHER		IP	WLS	BF	H	R	ER	SO	BB	IBB	HBP	BLK	WP	HR	S	P	ERA	WHIP
Ken Hill, R ERA: 2.05	(1, 1)	8.0		28	4	0	0	5	1	0	0	0	0	0	64	92	0.00	0.625
Ken Dayley, L ERA: 3.38	(9, 1)	0.1		3	1	0	0	1	0	1	0	0	0	0	6	12	0.00	3.000
Todd Worrell, R ERA: 0.71	(9, 1)	1.2		5	0	0	0	2	0	0	0	0	0	0	13	18	0.00	0.000
Cris Carpenter, R ERA: 1.59	(11, 1)	1.0	W	4	1	0	0	0	0	0	0	0	0	0	11	14	0.00	1.000

PITCHER	IP	WLS	BF	H	R	ER	SO	BB	IBB	HBP	BLK	WP	HR	S	P	ERA	WHIP

TOP

Los Angeles Dodgers @ St. Louis Cardinals

Busch Stadium, St. Louis, MO

Sat Apr 29 1989, 3:33 AM CDT

Att. 40,282 - Unknown

livebaseballscorecards.com

AB	38
R	0
H	6
RBI	0
BB	2
SO	8
LOB	13

1B: 4	SF: 0	WP: 0	PA: 40
2B: 2	SAC: 0	PB: 0	
3B: 0	DP: 0	SB: 1	
HR: 0	HBP: 0	CS: 0	

Batter	1	2	3	4	5	6	7	8	9	10	11	AB	R	H	RBI	BB	SO	LOB
Vince Coleman, S (1, 7) OBP: 0.365, SLG: 0.449	C X 0-1 B1-3 ①		B X 1-0 F8 ③			B C S F X 1-2 L3 2B		1 SAFE B X 1-0 G4-6-3 ②③ 1-2f			B X 1-0 SH1-3 1B 2B	5	1	2	0	0	0	2
Ozzie Smith, S (1, 6) OBP: 0.379, SLG: 0.380	C B X 1-1 G4-3 ②			X 0-0 G3-1 ①		2 SAFE B B B C 2 SAFE X 3-1 G6-3 ①			C X 0-1 G6-3 ①		B X 1-0 SH1-3 ① 2-3	4	0	0	0	0	0	1
Terry Pendleton, S (1, 5) OBP: 0.330, SLG: 0.296	C F X 0-2 L8 ③			B C F B X 2-2 L1 ②		C 2 SAFE B S B X 2-2 L3 ②③ 2-3			B S C F B B F B 4-2 G1-4-3 BB		I I I I 4-0 1B IBB IBB	3	0	0	0	2	0	1
Pedro Guerrero, R (1, 3) OBP: 0.367, SLG: 0.487		B C C B B X 3-2 G6-3 ①		B B X 2-0 1B 1B			B C F B X 2-2 L3 ①		C B B B F B F X 3-2 G1-4-3 ②③ 1-2f		I I I I 4-0 1B 1-2 IBB	4	0	1	0	1	0	1
Tom Brunansky, R (1, 9) OBP: 0.244, SLG: 0.384		F B F X 1-2 G6-3 ②		B B C S B F X 3-2 1-3 1B			X 0-0 L4 ②			C X 0-1 SH5-3 1B	B X 1-1 P4 ②	5	0	2	0	0	0	3
José Oquendo, S (1, 4) OBP: 0.329, SLG: 0.311		X 0-0 P9 ③		F B F B B X 3-2 G3-1 ③			B B C L B F B 4-2 BB			X 0-0 SH5-3 1-2	F S X 0-2 1-2 2-3 3-H 1B	3	0	1	1	1	0	2
Milt Thompson, L (1, 8) OBP: 0.390, SLG: 0.458			X 0-0 G3-1 ①		C F B B B S 3-3 K ①		B B C F 1 SAFE B X 3-2 F9 ③			I I I I 4-0 IBB		3	0	0	0	1	1	1
Tony Peña, R (1, 2) OBP: 0.280, SLG: 0.347 Willie McGee, S (10, PH) OBP: 0.385, SLG: 0.583 Cris Carpenter, R (11, 1) OBP: 0.500, SLG: 0.500			X 0-0 SH1-4 1B		C B F F B X 2-2 L7 ②			S C X 0-2 L8 ①			B X 1-0 L7 ②	3	0	1	0	0	0	0
												1	0	0	0	0	0	2
												0	0	0	0	0	0	0
Ken Hill, R (1, 1) OBP: 0.400, SLG: 0.400 John Morris, L (8, PH) OBP: 0.625, SLG: 1.063 Ken Dayley, L (9, 1) Todd Worrell, R (9, 1) Tom Pagnozzi, R (10, PH) OBP: 0.300, SLG: 0.222 (11, 2)			X 0-0 SH1-4 ② 1-2		C X 0-1 L8 ③			X 0-0 G4-6-3 1B		B F X 1-1 P5 ③		1	0	0	0	0	0	0
												1	0	1	0	0	0	0
												0	0	0	0	0	0	0
												0	0	0	0	0	0	0
												1	0	0	0	0	0	2
Inning Stats	R: 0 H: 0 E: 0 LOB: 0 K: 0 BB: 0 S: 7 P: 8	R: 0 H: 0 E: 0 LOB: 0 K: 0 BB: 0 S: 7 P: 11	R: 0 H: 1 E: 0 LOB: 1 K: 0 BB: 0 S: 4 P: 5	R: 0 H: 2 E: 0 LOB: 2 K: 0 BB: 0 S: 12 P: 22	R: 0 H: 0 E: 0 LOB: 0 K: 1 BB: 0 S: 9 P: 14	R: 0 H: 1 E: 0 LOB: 0 K: 0 BB: 0 S: 9 P: 15	R: 0 H: 0 E: 0 LOB: 1 K: 0 BB: 1 S: 10 P: 19	R: 0 H: 1 E: 0 LOB: 0 K: 0 BB: 0 S: 5 P: 6	R: 0 H: 0 E: 0 LOB: 0 K: 0 BB: 1 S: 10 P: 17	R: 0 H: 1 E: 0 LOB: 2 K: 0 BB: 1 S: 6 P: 12	R: 1 H: 2 E: 0 LOB: 3 K: 0 BB: 2 S: 7 P: 18	1B: 6 SF: 0 2B: 2 SAC: 3 3B: 0 DP: 2 HR: 0 HBP: 0						

PITCHER		IP	WLS	BF	H	R	ER	SO	BB	IBB	HBP	BLK	WP	HR	S	P	ERA	WHIP
Fernando Valenzuela, L ERA: 3.58	(1, 1)	7.0		25	4	0	0	1	1	0	0	0	0	0	58	94	0.00	0.714
Jay Howell, R ERA: 1.17	(8, 1)	2.0		6	1	0	0	0	1	0	0	0	0	0	15	23	0.00	1.000
Alejandro Pena, R ERA: 2.76	(10, 1)	0.2		4	1	0	0	0	0	1	0	0	0	0	4	9	0.00	1.500
Ray Searage, L ERA: 2.84	(10, 1)	0.2	L	4	1	1	1	0	0	1	0	0	0	0	4	11	13.50	1.500
Tim Crews, R ERA: 1.42	(11, 1)	0.1		3	1	0	0	0	0	1	0	0	0	0	5	10	0.00	3.000

PITCHER	IP	WLS	BF	H	R	ER	SO	BB	IBB	HBP	BLK	WP	HR	S	P	ERA	WHIP

BOTTOM

Los Angeles Dodgers @ St. Louis Cardinals

Busch Stadium, St. Louis, MO

Sat Apr 29 1989, 3:33 AM CDT
Att. 40,282 - Unknown

livebaseballscorecards.com

AB	34
R	1
H	8
RBI	1
BB	5
SO	1
LOB	15

WP: 0 PA: 42
PB: 0
SB: 0
CS: 0

Batter	1	2	3	4	5	6	7	8	9	AB	R	H	RBI	BB	SO	LOB
Mariano Duncan, R (1, 4) OBP: 0.348, SLG: 0.435	G5-3		0-2 CS 1B			F7		G6-3		4	0	1	0	0	0	0
Mickey Hatcher, R (1, 7) OBP: 0.283, SLG: 0.315	F8		1-1 CS 1B 1-2			0-0 1B			2-1 FC5-4 1B	4	0	3	0	0	0	0
Mike Marshall, R (1, 9) OBP: 0.337, SLG: 0.408	1B 1B BLK HBP		1-3 K 1-2			3-3 K			1-2 FC5-4 HR 1-2f	3	2	0	0	0	2	3
Eddie Murray, S (1, 3) OBP: 0.333, SLG: 0.500	0-0 BLK 1B 1B 1-2			2-1 F8		3-2 G1-3			0-0 HR 1-H	4	1	2	2	0	0	1
Rick Dempsey, R (1, 2) OBP: 0.250, SLG: 0.227 Chris Gwynn, L (9, PH)	3-2 BLK 1B 1-2 2-3			2-3 K			2-1 F8		1-0 F8	3 1	0 0	1 0	0 0	0 0	1 0	0 0
John Shelby, S (1, 8) OBP: 0.278, SLG: 0.209	3-3 K 1-2 2-3 3-H			0-0 G6-3			0-0 G6-3		1-0 1B	4	0	1	0	0	1	2
Jeff Hamilton, R (1, 5) OBP: 0.238, SLG: 0.306 Mike Davis, L (9, PH) OBP: 0.207, SLG: 0.185 Willie Randolph, R (9, PH) OBP: 0.333, SLG: 0.231		1-0 FC5-4 1B			3-3 K		2-2 G5-3		2-3 K	3 0 1	0 0 0	1 0 0	0 0 0	0 0 1	1 0 1	0 0 1
Alfredo Griffin, S (1, 6) OBP: 0.214, SLG: 0.293		0-2 FC5-4 K2 1-2f			3-2 L8			1-1 G5-3		3	0	0	0	0	0	1
Tim Belcher, R (1, 1) OBP: 0.231, SLG: 0.308 Ricky Horton, L (5, 1) Dave Anderson, R (8, PH) OBP: 0.278, SLG: 0.188 Tim Crews, R (8, 1)		0-3 K2 1-2f			2-2 L9			2-3 K		2 0 1 0	0 0 0 0	0 0 0 0	0 0 0 0	0 0 0 0	1 0 1 0	1 0 0 0
Inning Stats	R: 1 H: 2 E: 0 LOB: 2 K: 1 BB: 0 S: 12 P: 22	R: 0 H: 1 E: 0 LOB: 1 K: 1 BB: 0 S: 8 P: 9	R: 0 H: 2 E: 0 LOB: 0 K: 1 BB: 0 S: 8 P: 10	R: 0 H: 0 E: 0 LOB: 0 K: 1 BB: 0 S: 6 P: 10	R: 0 H: 0 E: 0 LOB: 0 K: 1 BB: 0 S: 9 P: 17	R: 0 H: 1 E: 0 LOB: 1 K: 1 BB: 0 S: 13 P: 21	R: 0 H: 0 E: 0 LOB: 0 K: 0 BB: 0 S: 6 P: 10	R: 0 H: 0 E: 0 LOB: 0 K: 1 BB: 0 S: 10 P: 15	R: 2 H: 3 E: 0 LOB: 1 K: 1 BB: 0 S: 11 P: 18	1B: 8 2B: 1 3B: 0 HR: 1	SF: 0 SAC: 0 DP: 1 HBP: 1					

PITCHER	IP	WLS	BF	H	R	ER	SO	BB	IBB	HBP	BLK	WP	HR	S	P	ERA	WHIP
Joe Magrane, L (1, 1) ERA: 8.27	6.0	W	22	6	1	1	6	0	0	1	1	0	0	56	89	1.50	1.000
Frank DiPino, L (7, 1) ERA: 1.64	2.0		7	1	1	1	1	0	0	0	0	0	0	18	29	4.50	0.500
Todd Worrell, R (9, 1) ERA: 1.35	0.2		4	2	1	1	0	0	0	0	0	0	1	6	9	13.50	3.000
Ken Dayley, L (9, 1) ERA: 3.24	0.1	S	1	0	0	0	1	0	0	0	0	0	0	3	5	0.00	0.000

PITCHER	IP	WLS	BF	H	R	ER	SO	BB	IBB	HBP	BLK	WP	HR	S	P	ERA	WHIP

TOP

Los Angeles Dodgers @ St. Louis Cardinals

Busch Stadium, St. Louis, MO

Sun Apr 30 1989, 3:33 AM CDT

Att. 48,726 - Unknown

livebaseballscorecards.com

AB	33
R	3
H	9
RBI	2
BB	0
SO	8
LOB	9

WP: 0 PA: 34
PB: 0
SB: 0
CS: 2

Batter	1	2	3	4	5	6	7	8	9	AB	R	H	RBI	BB	SO	LOB
Vince Coleman, S (1, 7) OBP: 0.370, SLG: 0.473	B S S B C 2-3 ① K		X 0-0 1B 2-H 3B		C B C B X 2-2 E 2B 1B		C S B X 1-2 ① F8			4	2	2	1	0	1	0
Ozzie Smith, S (1, 6) OBP: 0.371, SLG: 0.370	B S B B F X 2-2 ② G3-1		B C B C B F F X 3-2 1B 3-H 1B		C 1 SAFE F 1 SAFE 1 SAFE X 0-2 ① F8		C X 0-1 ② F8			4	0	1	1	0	0	1
Terry Pendleton, S (1, 5) OBP: 0.326, SLG: 0.294	F C B S 1-3 ③ K		B 1 SAFE X 1-0 1-2 1B		1 SAFE X 0-0 ② P6 1-3		B X 1-0 ③ F8			4	0	1	0	0	1	1
Pedro Guerrero, R (1, 3) OBP: 0.362, SLG: 0.488		B B X 2-0 ① P4	X 0-0 ③ F8		C B X 1-1 3-H 2B			B B S F B X 3-2 ① G5-3		4	0	1	1	0	0	2
Milt Thompson, L (1, 8) OBP: 0.383, SLG: 0.440		S C B X 1-2 ② L8		B B F B B 4-1 E S SF9 BB	X 0-0 ③ G4-3			B F F S 1-3 ② K		3	1	0	0	1	1	1
Tom Brunansky, R (1, 9) OBP: 0.256, SLG: 0.395 Ken Dayley, L (9, 1)		C C X 0-2 ③ G6-3		1 SAFE B F B X 2-1 ① SF9 1-H		C X 0-1 SH1-3 1B		X 0-0 1B		3 0	0 0	2 0	1 0	0 0	0 0	0 0
José Oquendo, S (1, 4) OBP: 0.330, SLG: 0.303			X 0-0 ① G4-3	B C B B C B 4-2 G3 BB	L 1 SAFE B B 1 SAFE X 2-1 ① SH1-3 1-2			B C F X 1-2 ③ G4-3		2	0	0	0	1	0	1
Tony Peña, R (1, 2) OBP: 0.282, SLG: 0.360			X 0-0 3B 2B	1 SAFE 1 SAFE F C X 0-2 ② G3 1-2	S X 0-1 ② F9					3	1	1	0	0	0	2
Joe Magrane, R (1, 1) Jim Lindeman, R (6, PH) OBP: 0.250, SLG: 0.143 Frank DiPino, L (7, 1) Todd Worrell, R (9, 1) John Morris, L (9, 9) OBP: 0.625, SLG: 1.063			F C F B C 1-3 ② K	B S F F X 1-2 ③ P3	C X 0-1 ③ G1-3					2 1 0 0 0	0 0 0 0 0	0 0 0 0 0	0 0 0 0 0	1 0 0 0 0	0 0 0 0 0	2 1 0 0 0
Inning Stats	R: 0 E: 0 K: 2 S: 9 H: 0 LOB: 0 BB: 0 P: 14	R: 0 E: 0 K: 0 S: 7 H: 0 LOB: 0 BB: 0 P: 10	R: 2 E: 0 K: 1 S: 14 H: 4 LOB: 2 BB: 0 P: 19	R: 1 E: 0 K: 0 S: 12 H: 0 LOB: 1 BB: 2 P: 23	R: 1 E: 1 K: 0 S: 10 H: 2 LOB: 1 BB: 0 P: 13	R: 0 E: 0 K: 0 S: 8 H: 1 LOB: 1 BB: 0 P: 10	R: 0 E: 0 K: 0 S: 6 H: 0 LOB: 0 BB: 0 P: 8	R: 0 E: 0 K: 1 S: 10 H: 1 LOB: 1 BB: 0 P: 15		1B: 5 2B: 2 3B: 1 HR: 0	SF: 1 SAC: 1 DP: 0 HBP: 0					

PITCHER		IP	WLS	BF	H	R	ER	SO	BB	IBB	HBP	BLK	WP	HR	S	P	ERA	WHIP
Tim Belcher, R ERA: 2.54	(1, 1)	4.2	L	22	6	4	3	3	2	0	0	0	0	0	51	78	5.79	1.714
Ricky Horton, L ERA: 4.7	(5, 1)	2.1		8	1	0	0	0	0	0	0	0	0	0	15	19	0.00	0.429
Tim Crews, R ERA: 1.32	(8, 1)	1.0		4	1	0	0	1	0	0	0	0	0	0	10	15	0.00	1.000

PITCHER	IP	WLS	BF	H	R	ER	SO	BB	IBB	HBP	BLK	WP	HR	S	P	ERA	WHIP

BOTTOM

Los Angeles Dodgers @ St. Louis Cardinals

Busch Stadium, St. Louis, MO

Sun Apr 30 1989, 3:33 AM CDT

Att. 48,726 - Unknown

livebaseballscorecards.com

AB	30
R	4
H	8
RBI	4
BB	2
SO	4
LOB	11

WP: 0	PA: 34		
PB: 0			
SB: 1			
CS: 0			

Batter	1	2	3	4	5	6	7	8	9	AB	R	H	RBI	BB	SO	LOB
Barry Bonds, L (1, 7) OBP: 0.315, SLG: 0.480	B B X 2-0 CS 1B		B S B B F C ③ 3-3 K			X 0-0 ① G4-3		C F B B S 2-3 ③ K		4	0	1	0	0	2	1
Jose Lind, R (1, 4) OBP: 0.286, SLG: 0.284	S C B B B F X 4-2 ① ② G6-3 1-2			F S B B B X 2-2 S 1B		B X 1-0 ② G1-3			C S X 0-2 2B FC4-2 1B	4	0	2	0	0	0	1
R.J. Reynolds, S (1, 8) OBP: 0.347, SLG: 0.449	F X 0-1 ③ G3			C B 1 SAFE C S 1-3 ① K		B B X 2-0 ③ G6-3			B F B X 2-1 FC4-2 1-3 2B	4	0	1	0	0	1	1
Bobby Bonilla, S (1, 5) OBP: 0.346, SLG: 0.404		B C B X 2-1 G3-6-3 1B		C S B B B S 3-3 ② K 1-2			S B B X 2-1 SH1-3 1B		I I I I 4-0 FC4-2 IBB	3	0	2	0	1	1	1
Benny Distefano, L (1, 3) OBP: 0.222, SLG: 0.067		C B 1 SAFE B 1 SAFE S X 2-2 ① ② G3-6-3 1-2f		C B C B H 3-2 HBP			1 SAFE X 0-0 ① SH1-3 1-2		B F B X 2-1 ① FC4-2 1-2 2-3 3-Hf	2	0	0	0	0	0	4
Steve Carter, L (1, 9) OBP: 0.267, SLG: 0.462		C X 0-1 ③ F9		B F F F S 1-3 ③ K			C S B X 1-2 ② G6-3		X 0-0 ② L6	4	0	0	0	0	1	6
Rey Quinones, R (1, 6) OBP: 0.140, SLG: 0.087			B X 1-0 ① G3-1		B C S B X 2-2 G6-3 1B		X 0-0 ③ F7		C F B B B X 3-2 ③ F9	4	0	1	0	0	0	4
Junior Ortiz, R (1, 2) OBP: 0.271, SLG: 0.233 John Cangelosi, S (8, PH) OBP: 0.333, SLG: 0.179 Tom Prince, R (8, 2) OBP: 0.059, SLG: 0.125			C S B F B F C 2-3 ② K		1 SAFE S F B B X 1-2 ① ② G6-3 1-2f			C C B B B B X 3-2 ① 4-3		2	0	0	0	0	1	1
										1	0	0	0	0	0	0
										0	0	0	0	0	0	0
Doug Drabek, R (1, 1) OBP: 0.133, SLG: 0.071			X 0-0 E1		B F S B S 2-3 ③ K			C X 0-1 ② G1-3		3	0	0	0	0	1	0

TOP

Pittsburgh Pirates @ Los Angeles Dodgers

Dodger Stadium, Los Angeles, CA

Mon May 01 1989, 7:05 PM PDT

Att. 27,630 - Unknown

livebaseballscorecards.com

AB	31
R	0
H	7
RBI	0
BB	1
SO	7
LOB	19

Inning Stats	1	2	3	4	5	6	7	8	9
	R: 0 E: 0 K: 0 S: 7	R: 0 E: 0 K: 0 S: 7	R: 0 E: 1 K: 2 S: 10	R: 0 E: 0 K: 3 S: 15	R: 0 E: 0 K: 1 S: 9	R: 0 E: 0 K: 0 S: 3	R: 0 E: 0 K: 0 S: 7	R: 0 E: 0 K: 1 S: 8	R: 0 E: 0 K: 0 S: 11
	H: 1 LOB: 0 BB: 0 P: 12	H: 1 LOB: 0 BB: 0 P: 11	H: 0 LOB: 1 BB: 0 P: 16	H: 1 LOB: 2 BB: 0 P: 25	H: 1 LOB: 0 BB: 0 P: 14	H: 0 LOB: 0 BB: 0 P: 6	H: 1 LOB: 1 BB: 0 P: 10	H: 0 LOB: 0 BB: 0 P: 13	H: 2 LOB: 3 BB: 1 P: 22

1B: 6 SF: 0
2B: 1 SAC: 1
3B: 0 DP: 2
HR: 0 HBP: 1

WP: 0 PA: 34
PB: 0
SB: 1
CS: 1

PITCHER		IP	WLS	BF	H	R	ER	SO	BB	IBB	HBP	BLK	WP	HR	S	P	ERA	WHIP
Mike Morgan, R ERA: 0.82	(1, 1)	8.0		28	5	0	0	7	0	0	1	0	0	0	66	107	0.00	0.625
Jay Howell, R ERA: 1.1	(9, 1)	1.0	W	6	2	0	0	0	0	1	0	0	0	0	11	22	0.00	2.000

PITCHER	IP	WLS	BF	H	R	ER	SO	BB	IBB	HBP	BLK	WP	HR	S	P	ERA	WHIP

Pittsburgh Pirates @ Los Angeles Dodgers

Dodger Stadium, Los Angeles, CA

Mon May 01 1989, 7:05 PM PDT

Att. 27,630 - Unknown

livebaseballscorecards.com

Batter	1	2	3	4	5	6	7	8	9	AB	R	H	RBI	BB	SO	LOB
Willie Randolph, R (1, 4) OBP: 0.321, SLG: 0.221	G6-3		L9		K			G5-3		4	0	0	0	0	1	0
Chris Gwynn, L (1, 7)	L5		L6			L9		4-3		4	0	0	0	0	0	0
Mike Davis, L (1, 9) OBP: 0.273, SLG: 0.233	1B			WP BB 1B		P5			SF8 BB	3	1	2	0	1	0	0
Eddie Murray, S (1, 3) OBP: 0.358, SLG: 0.511	1-3 1B			WP 1-2 BB		BB			IBB 1-3 1B	2	0	2	0	2	0	0
Mike Scioscia, L (1, 2) Dave Anderson, R (9, PR) OBP: 0.278, SLG: 0.188	G3			P3		P6			IBB 1-2	3 0	0 0	0 0	0 0	1 0	0 0	5 0
John Shelby, S (1, 8) OBP: 0.267, SLG: 0.200		G4-3	K 1-2 2-3				G4-3		K	4	0	0	0	0	2	5
Jeff Hamilton, R (1, 5) OBP: 0.227, SLG: 0.292 Mickey Hatcher, R (9, PH) OBP: 0.279, SLG: 0.315	F8		F7				F6		SF8 3-H	3 0	0 0	0 0	0 1	0 0	0 0	2 0
Alfredo Griffin, S (1, 6) OBP: 0.207, SLG: 0.282	L4				K		P6			3	0	0	0	0	1	0
Mike Morgan, R (1, 1) Franklin Stubbs, L (8, PH) OBP: 0.313, SLG: 0.267 Jay Howell, R (9, 1)		K			G3			L6		2 1 0	0 0 0	0 0 0	0 0 0	0 0 0	1 0 0	0 0 0
Inning Stats	R: 0 H: 2 E: 0 LOB: 2 K: 0 BB: 0 S: 8 P: 13	R: 0 H: 0 E: 0 LOB: 0 K: 0 BB: 0 S: 7 P: 9	R: 0 H: 0 E: 0 LOB: 0 K: 1 BB: 0 S: 9 P: 13	R: 0 H: 1 E: 0 LOB: 2 K: 1 BB: 1 S: 14 P: 23	R: 0 H: 0 E: 0 LOB: 0 K: 2 BB: 0 S: 7 P: 9	R: 0 H: 0 E: 0 LOB: 1 K: 0 BB: 1 S: 11 P: 22	R: 0 H: 0 E: 0 LOB: 0 K: 0 BB: 0 S: 4 P: 6	R: 0 H: 0 E: 0 LOB: 0 K: 0 BB: 0 S: 8 P: 12	R: 1 H: 1 E: 0 LOB: 2 K: 1 BB: 2 S: 9 P: 21	1B: 4 SF: 1 2B: 0 SAC: 0 3B: 0 DP: 0 HR: 0 HBP: 0						

	AB	29
	R	1
	H	4
	RBI	1
	BB	4
	SO	5
	LOB	12

WP: 1 PA: 34
PB: 0
SB: 0
CS: 0

PITCHER	IP	WLS	BF	H	R	ER	SO	BB	IBB	HBP	BLK	WP	HR	S	P	ERA	WHIP
Doug Drabek, R (1, 1) ERA: 1.8	8.2	L	34	4	1	1	5	3	1	0	0	1	0	77	128	1.04	0.808

Batter	1	2	3	4	5	6	7	8	9	AB	R	H	RBI	BB	SO	LOB
Barry Bonds, L (1, 7) OBP: 0.313, SLG: 0.472	X 0-0 G6-4-3 1B		B F C X 1-2 P5			X 0-0 ① G4-3		S F B X 1-2 ② 6-3		4	0	1	0	0	0	1
Jose Lind, R (1, 4) OBP: 0.275, SLG: 0.273	B C F F 1 SAFE 1 SAFE 1 SAFE B 1 SAFE	2-2 ① ② X G6-4-3 1-2f	C X 0-1 ② F7			C B S B S 2-3 ② K		B X 1-0 ③ F7		4	0	0	0	0	1	2
R.J. Reynolds, S (1, 8) OBP: 0.342, SLG: 0.438	B X 1-0 ③ G3		B B S F F S 2-3 ③ K			B C X 1-1 FC6-4 1B			X 0-0 ① F8	4	0	1	0	0	1	1
Bobby Bonilla, S (1, 5) OBP: 0.333, SLG: 0.388		B C B C X 2-2 ① 3-1		X 0-0 ① G1		B X 1-0 ③ FC6-4 1-2f			X 0-0 ② P6	4	0	0	0	0	0	1
Glenn Wilson, R (1, 9) OBP: 0.284, SLG: 0.348		X 0-0 ② G5-3		B B C C X 2-2 ② L6			B B S F C 2-3 ① K		X 0-0 ③ G5-3	4	0	0	0	0	1	0
Benny Distefano, L (1, 3) OBP: 0.238, SLG: 0.111		S B X 1-1 1B 1B		B B B C S S 3-3 ③ K			S X 0-1 ② G5-3			3	0	1	0	0	1	0
Rey Quinones, R (1, 6) OBP: 0.170, SLG: 0.122		F B X 1-1 1-3 1B			B X 1-0 ① G6-3		B X 1-0 1B			3	0	2	0	0	0	0
Junior Ortiz, R (1, 2) OBP: 0.255, SLG: 0.217		B B C T X 2-2 ③ G3			C C F X 0-2 ② G1-3		X 0-0 ③ G4			3	0	0	0	0	0	3
Neal Heaton, L (1, 1) OBP: 0.400, SLG: 0.400			X 0-0 1B		S F B B B S 3-3 ③ K			C F B S 1-3 ① K		2	0	1	0	0	1	0
Brian Fisher, R (6, 1)										0	0	0	0	0	0	0
John Cangelosi, S (8, PH) OBP: 0.324, SLG: 0.172										1	0	0	0	0	1	0
Morris Madden, L (8, 1)										0	0	0	0	0	0	0
Inning Stats	R: 0 E: 0 K: 0 S: 6 H: 1 LOB: 0 BB: 0 P: 9	R: 0 E: 0 K: 0 S: 11 H: 2 LOB: 2 BB: 0 P: 17	R: 0 E: 0 K: 1 S: 10 H: 1 LOB: 1 BB: 0 P: 13	R: 0 E: 0 K: 1 S: 7 H: 0 LOB: 0 BB: 0 P: 12	R: 0 E: 0 K: 1 S: 8 H: 0 LOB: 0 BB: 0 P: 12	R: 0 E: 0 K: 1 S: 7 H: 1 LOB: 1 BB: 0 P: 11	R: 0 E: 0 K: 1 S: 7 H: 1 LOB: 1 BB: 0 P: 10	R: 0 E: 0 K: 1 S: 7 H: 0 LOB: 0 BB: 0 P: 10	R: 0 E: 0 K: 0 S: 3 H: 0 LOB: 0 BB: 0 P: 3	1B: 6 2B: 0 3B: 0 HR: 0	SF: 0 SAC: 0 DP: 1 HBP: 0					

PITCHER		IP	WLS	BF	H	R	ER	SO	BB	IBB	HBP	BLK	WP	HR	S	P	ERA	WHIP
Orel Hershiser, R ERA: 1.58	(1, 1)	9.0	W	32	6	0	0	6	0	0	0	0	0	0	66	97	0.00	0.667

PITCHER	IP	WLS	BF	H	R	ER	SO	BB	IBB	HBP	BLK	WP	HR	S	P	ERA	WHIP

TOP

Pittsburgh Pirates @ Los Angeles Dodgers

Dodger Stadium, Los Angeles, CA

Tue May 02 1989, 7:05 PM PDT

Att. 29,310 - Sunny

livebaseballscorecards.com

AB	32
R	0
H	6
RBI	0
BB	0
SO	6
LOB	8

Batter	1	2	3	4	5	6	7	8	9	AB	R	H	RBI	BB	SO	LOB
Mariano Duncan, R (1, 6) OBP: 0.357, SLG: 0.464	B C B F X 2-2 1-3 ①		X 0-0 B1-3 ①		C X 0-1 G5-3 ①	F S X 0-2 2-H 1B		S B B X 2-1 2-H 2B		5	0	2	2	0	0	0
Willie Randolph, R (1, 4) OBP: 0.333, SLG: 0.224	B B X 2-0 F8 ②		F C H 1-2 2B HBP		X 0-0 2B HR 1B	X 0-0 G5-3 ③		B B B B 4-0 G5-4-3 BB		3	2	1	0	1	0	1
Mike Marshall, R (1, 9) OBP: 0.340, SLG: 0.432	S C X 0-2 1-3 ③		B X 1-0 1-H 2B		B B C 1 SAFE 1 SAFE S 1 SAFE 2-3 K ②		C S X 0-2 1B 2B	B B S B F S 3-3 K ①		5	1	2	1	0	2	3
Eddie Murray, S (1, 3)		C X 0-1 1B ①	S F B S 1-3 K ②		S F B 1 SAFE X 1-2 1-3 HR 2B		I I I 4-0 1B IBB	S S X 0-2 G5-4-3 ② ③ 1-2f		4	1	2	0	1	1	3
Rick Dempsey, R (1, 2) OBP: 0.321, SLG: 0.375		B F H 2-1 1B E HBP	B B B B 4-0 BB		C F B X 1-2 2-H 3-H HR		S B X 1-1 F9 ①			2	1	1	3	1	0	2
John Shelby, S (1, 8) OBP: 0.257, SLG: 0.191		X 0-0 E3 1B 1-2	S B S X 1-2 P3 ③		F F F B B X 2-2 G5-3 ③		S F F B S 1-3 K ②			4	0	0	0	0	1	5
Chris Gwynn, L (1, 7) OBP: 0.333, SLG: 0.333		B X 1-0 1-2 2-3 1B	X 0-0 G3 ①		B X 1-0 SH1-4 1B 1B	C F B X 1-2 1-2 2-H 1B				4	1	3	1	0	0	0
Jeff Hamilton, R (1, 5) OBP: 0.214, SLG: 0.275		B X 1-0 F7 ②	S X 0-1 G6-3 ②		X 0-0 F9 ①	X 0-0 F8 ③				4	0	0	0	0	0	6
Orel Hershiser, R (1, 1) OBP: 0.235, SLG: 0.412		C B F C 1-3 K ③	B X 1-0 F7 ③		X 0-0 SH1-4 ② 1-2			B X 1-0 2B 2B		3	1	1	0	0	1	3
Inning Stats	R: 0 E: 0 K: 0 S: 7 H: 0 LOB: 0 BB: 0 P: 11	R: 0 E: 1 K: 1 S: 9 H: 2 LOB: 3 BB: 0 P: 14	R: 1 E: 0 K: 1 S: 10 H: 1 LOB: 2 BB: 1 P: 18	R: 0 E: 0 K: 0 S: 4 H: 0 LOB: 0 BB: 0 P: 5	R: 3 E: 0 K: 1 S: 16 H: 3 LOB: 0 BB: 0 P: 22	R: 1 E: 0 K: 0 S: 7 H: 2 LOB: 1 BB: 0 P: 8	R: 1 E: 0 K: 1 S: 13 H: 2 LOB: 2 BB: 1 P: 20	R: 1 E: 0 K: 1 S: 9 H: 2 LOB: 1 BB: 1 P: 19		1B: 6 2B: 5 3B: 0 HR: 1	SF: 0 SAC: 1 DP: 1 HBP: 2					

PITCHER		IP	WLS	BF	H	R	ER	SO	BB	IBB	HBP	BLK	WP	HR	S	P	ERA	WHIP
Neal Heaton, L ERA: 3.66	(1, 1)	5.2	L	28	8	5	5	3	1	0	2	0	0	1	52	77	7.94	1.588
Brian Fisher, R ERA: 10.38	(6, 1)	1.1		7	2	1	1	1	0	1	0	0	0	0	14	21	6.75	1.500
Morris Madden, L ERA: 9.0	(8, 1)	1.0		5	2	1	1	1	1	0	0	0	0	0	9	19	9.00	3.000

PITCHER	IP	WLS	BF	H	R	ER	SO	BB	IBB	HBP	BLK	WP	HR	S	P	ERA	WHIP

BOTTOM

Pittsburgh Pirates @ Los Angeles Dodgers

Dodger Stadium, Los Angeles, CA

Tue May 02 1989, 7:05 PM PDT

Att. 29,310 - Sunny

livebaseballscorecards.com

AB	34
R	7
H	12
RBI	7
BB	3
SO	5
LOB	23

1B: 6	SF: 0	WP: 0	PA: 40
2B: 5	SAC: 1	PB: 0	
3B: 0	DP: 1	SB: 0	
HR: 1	HBP: 2	CS: 0	

Batter	1	2	3	4	5	6	7	8	9	AB	R	H	RBI	BB	SO	LOB
Vince Coleman, S (1, 7) OBP: 0.386, SLG: 0.481	G6-3		1B		G3-1 S 1B		G6-3		L8	5	1	2	0	0	0	0
Ozzie Smith, S (1, 6) OBP: 0.342, SLG: 0.328	G5-3		1-2 1B		G3-1 1-3		G6-3		FC5-4 BB	4	0	1	0	1	0	1
Terry Pendleton, S (1, 5) OBP: 0.306, SLG: 0.276	F7		K		3-H 1B			G6-4-3 E 1B	FC5-4 1-2f	5	1	2	1	0	1	3
Pedro Guerrero, R (1, 3) OBP: 0.382, SLG: 0.534 Denny Walling, L (2, 3) OBP: 0.429, SLG: 0.333		FC6-4 1B	G3		F8			G6-4-3 1-2 1B		1 3	0 0	1 1	0 0	0 0	0 0	0 3
Milt Thompson, L (1, 8) OBP: 0.385, SLG: 0.422	L7			G6-4-3 BB		WP 1B		G6-4-3 1-2f 2-3		3	1	1	0	1	0	3
Tom Brunansky, R (1, 9) OBP: 0.258, SLG: 0.379	FC6-4 1B 1-2f			G6-4-3 1-2f		CS 1B 1-H		E6 1B 3-H		4	0	1	1	0	0	2
José Oquendo, S (1, 4) OBP: 0.333, SLG: 0.302	1-2 1B			BB		G4-3 1-2		1-2 1B		3	0	2	0	1	0	1
Tony Peña, R (1, 2) OBP: 0.261, SLG: 0.329 Cris Carpenter, R (8, 1) OBP: 0.500, SLG: 0.500 Ken Dayley, L (8, 1)	P4			G1-3		K		L7		3 0 0	0 0 0	0 0 0	0 0 0	1 0 0	3 0 0	3 0 0
Don Heinkel, L (1, 1) Frank DiPino, L (6, 1) Tom Pagnozzi, R (6, 2) OBP: 0.250, SLG: 0.182 John Morris, L (8, PH) OBP: 0.556, SLG: 0.944 Jim Lindeman, R (8, PH) OBP: 0.222, SLG: 0.125			K	G4-3			P8		L3	2 0 2 0 1	0 0 0 0 0	0 0 0 0 0	0 0 0 0 0	1 0 0 0 0	0 0 0 0 2	0 0 0 0 0
Inning Stats	R: 0 E: 0 K: 0 S: 4 H: 0 LOB: 0 BB: 0 P: 5	R: 0 E: 0 K: 0 S: 8 H: 2 LOB: 2 BB: 0 P: 9	R: 0 E: 0 K: 2 S: 11 H: 2 LOB: 2 BB: 0 P: 15	R: 0 E: 0 K: 0 S: 6 H: 0 LOB: 1 BB: 2 P: 15	R: 1 E: 0 K: 0 S: 10 H: 2 LOB: 1 BB: 0 P: 14	R: 1 E: 0 K: 1 S: 14 H: 2 LOB: 0 BB: 0 P: 21	R: 0 E: 0 K: 0 S: 5 H: 0 LOB: 0 BB: 0 P: 9	R: 1 E: 1 K: 0 S: 18 H: 3 LOB: 2 BB: 0 P: 22	R: 0 E: 0 K: 0 S: 6 H: 0 LOB: 1 BB: 1 P: 10	1B: 11 2B: 0 3B: 0 HR: 0	SF: 0 SAC: 0 DP: 2 HBP: 0						

PITCHER		IP	WLS	BF	H	R	ER	SO	BB	IBB	HBP	BLK	WP	HR	S	P	ERA	WHIP
Tim Leary, R ERA: 3.6	(1, 1)	7.0		29	8	2	2	3	2	0	0	0	1	0	58	88	2.57	1.429
Alejandro Pena, R ERA: 2.65	(8, 1)	0.2		5	3	1	0	0	0	0	0	0	0	0	16	20	0.00	4.500
Ray Searage, L ERA: 2.35	(8, 1)	1.1	W	5	0	0	0	0	1	0	0	0	0	0	8	12	0.00	0.750

PITCHER	IP	WLS	BF	H	R	ER	SO	BB	IBB	HBP	BLK	WP	HR	S	P	ERA	WHIP

TOP

St. Louis Cardinals @ Los Angeles Dodgers

Dodger Stadium, Los Angeles, CA

Wed May 03 1989, 7:05 PM PDT

Att. 34,861 - Unknown

livebaseballscorecards.com

AB	36
R	3
H	11
RBI	2
BB	3
SO	3
LOB	18

Batter	1	2	3	4	5	6	7	8	9	AB	R	H	RBI	BB	SO	LOB
Mariano Duncan, R (1, 6) OBP: 0.313, SLG: 0.406	C X 0-1 G6-3 ①	F X 0-1 L9 ③			C B X 1-1 G5-3 ③		X 0-0 4-3 ③			4	0	0	0	0	0	1
Willie Randolph, R (1, 4) OBP: 0.331, SLG: 0.225	C B C B C 2-3 K ②		X 0-0 G6-3 ①			C C B B F X 2-2 1B 1B 1B		B X 1-0 F9 ①		4	1	1	0	0	1	0
Mike Marshall, R (1, 9) OBP: 0.347, SLG: 0.435	S B X 1-1 1B		F B X 1-1 G5-3 ②			1 SAFE X 0-0 G3-4 1B 1-3 1B		C X 0-1 E4 CS		4	0	2	0	0	0	0
Eddie Murray, S (1, 3) OBP: 0.373, SLG: 0.515	B B C B X 3-1 F9 ③		B S B S T F S 2-3 K ③			B S X 1-1 G3-4 1-2 3-H 1B		I I I 4-0 CS 1B IBB		3	0	1	1	1	1	1
Mike Scioscia, L (1, 2) OBP: 0.345, SLG: 0.360		C B C T B F B F X 3-2 FC4-6 1B		B B C X 2-1 P9 ①		B F X 1-1 G3-4 ① 1-2 2-3		S B X 1-1 ②③ 1-H 2-3 1B		4	0	2	0	0	0	2
John Shelby, S (1, 8) OBP: 0.257, SLG: 0.186		B 1 SAFE S 1 SAFE C 1 SAFE X 1-2 FC4-6 ① 1B 1B 1-2f		B B F F S 2-3 K ②		I I I 4-0 G5-4-3 IBB			B F X 1-1 G5-3 ①	3	1	0	0	1	1	1
Chris Gwynn, L (1, 7) OBP: 0.364, SLG: 0.364 Mickey Hatcher, R (6, PH) OBP: 0.286, SLG: 0.339 (7, 7) Alfredo Griffin, S (9, PR) OBP: 0.207, SLG: 0.282		C 1 SAFE X 0-1 S 2B 1-H 1B		B S B X 2-1 F8 ③		C X 0-1 G5-4-3 ②③ 1-2f			B F X 1-1 1B 2B	2 2 0	1 0 1	1 1 0	1 0 0	0 0 0	0 3 0	0 0 0
Jeff Hamilton, R (1, 5) OBP: 0.230, SLG: 0.292		B 1 SAFE S C F X 1-2 1-H 2B			X 0-0 G5-3 ①		B C B F B X 3-2 G6-3 ①		I I I I 4-0 1B IBB	3	0	1	1	1	0	0
Tim Leary, R (1, 1) Dave Anderson, R (7, PH) OBP: 0.263, SLG: 0.176 Alejandro Pena, R (8, 1) Ray Searage, L (8, 1) Rick Dempsey, R (9, PH) OBP: 0.345, SLG: 0.400		C B F S 1-3 K ②			F S B S 1-3 K ②		F F B B F F S 2-3 K ②		B F X 1-1 1-2 2-H 1B	2 1 0 0 1	0 0 0 0 0	0 0 0 0 1	0 0 0 0 0	0 0 0 0 0	2 1 0 0 0	1 0 0 0 0
Inning Stats	R: 0 E: 0 K: 1 S: 9 H: 1 LOB: 1 BB: 0 P: 15	R: 2 E: 0 K: 1 S: 20 H: 3 LOB: 1 BB: 0 P: 26	R: 0 E: 0 K: 1 S: 8 H: 0 LOB: 0 BB: 0 P: 11	R: 0 E: 0 K: 1 S: 7 H: 0 LOB: 0 BB: 0 P: 13	R: 0 E: 0 K: 1 S: 6 H: 0 LOB: 0 BB: 0 P: 8	R: 1 E: 0 K: 0 S: 11 H: 3 LOB: 2 BB: 1 P: 19	R: 0 E: 0 K: 1 S: 9 H: 0 LOB: 0 BB: 0 P: 14	R: 0 E: 1 K: 0 S: 5 H: 1 LOB: 2 BB: 1 P: 11	R: 1 E: 0 K: 0 S: 6 H: 2 LOB: 2 BB: 1 P: 13	1B: 8 2B: 2 3B: 0 HR: 0	SF: 0 SAC: 0 DP: 1 HBP: 0			WP: 0 PB: 0 SB: 1 CS: 2		PA: 36	

PITCHER		IP	WLS	BF	H	R	ER	SO	BB	IBB	HBP	BLK	WP	HR	S	P	ERA	WHIP
Don Heinkel, R ERA: 5.56	(1, 1)	5.0		22	7	3	3	5	0	0	0	0	0	0	57	83	5.40	1.400
Frank DiPino, L ERA: 1.38	(6, 1)	2.0		6	0	0	0	1	0	1	0	0	0	0	13	23	0.00	0.000
Cris Carpenter, R ERA: 2.33	(8, 1)	0.1		2	0	0	0	0	0	0	0	0	0	0	3	4	0.00	0.000
Ken Dayley, L ERA: 3.86	(8, 1)	1.0	L	6	3	1	1	0	0	2	0	0	0	0	8	20	9.00	3.000

PITCHER	IP	WLS	BF	H	R	ER	SO	BB	IBB	HBP	BLK	WP	HR	S	P	ERA	WHIP

BOTTOM

St. Louis Cardinals @ Los Angeles Dodgers

Dodger Stadium, Los Angeles, CA

Wed May 03 1989, 7:05 PM PDT

Att. 34,861 - Unknown

livebaseballscorecards.com

AB	33
R	4
H	10
RBI	4
BB	3
SO	6
LOB	9

Batter	1	2	3	4	5	6	7	8	9	AB	R	H	RBI	BB	SO	LOB
Vince Coleman, S (1, 7) OBP: 0.383, SLG: 0.468	P4	F7	G4-3	FC6-4 BB		FC6-4		P3		5	1	1	1	1	0	4
John Morris, L (8, 7) OBP: 0.556, SLG: 0.944										0	0	0	0	0	0	0
Ozzie Smith, S (1, 6) OBP: 0.354, SLG: 0.342	P6	1B BB	G4-3 S	FC6-4		1B		L9-4-6		6	1	3	1	0	0	5
Terry Pendleton, S (1, 5) OBP: 0.310, SLG: 0.275	E5	BB	G4-3		2B	L6			H BB BLK G4-6-3 HBP	4	3	1	1	1	0	3
Tim Jones, L (7, 5) OBP: 0.267, SLG: 0.269										0	1	0	0	0	0	0
Pedro Guerrero, R (1, 3) OBP: 0.390, SLG: 0.538	FC4-6	1B	F9		1B		G4-3		G4-6-3 BB	3	0	2	2	0	0	1
Denny Walling, L (3, 3) OBP: 0.500, SLG: 0.500										2	0	1	1	1	0	0
Tom Brunansky, R (1, 9) OBP: 0.273, SLG: 0.380	FC4-6	1B		1B	G5-3		G5-3		G4-6-3 BB	5	1	2	2	1	0	2
José Oquendo, S (1, 4) OBP: 0.343, SLG: 0.326		HR 2B G4-3		1B	P6		1B		G4-6-3	6	1	3	0	0	0	5
Milt Thompson, L (1, 8) OBP: 0.392, SLG: 0.455		HR	1B	L5	G5-3		K		BB	5	2	2	2	1	1	4
Tony Peña, R (1, 2) OBP: 0.287, SLG: 0.352		FC2-6	1B	BB		G6-3		L9-4-6	L9	6	1	4	1	0	0	2
Ken Hill, R (1, 1) OBP: 0.400, SLG: 0.400		FC2-6 BB	K	K		FC6-4				5	1	2	0	0	2	5
Inning Stats	R: 1 H: 1 E: 1 LOB: 1 K: 0 BB: 0 S: 11 P: 20	R: 5 H: 6 E: 0 LOB: 2 K: 0 BB: 1 S: 16 P: 25	R: 3 H: 4 E: 0 LOB: 1 K: 1 BB: 0 S: 21 P: 31	R: 1 H: 3 E: 0 LOB: 3 K: 1 BB: 1 S: 12 P: 22	R: 1 H: 2 E: 0 LOB: 1 K: 0 BB: 0 S: 8 P: 9	R: 0 H: 2 E: 0 LOB: 2 K: 0 BB: 0 S: 8 P: 15	R: 0 H: 1 E: 0 LOB: 1 K: 1 BB: 0 S: 8 P: 12	R: 0 H: 2 E: 0 LOB: 1 K: 0 BB: 0 S: 7 P: 8	R: 1 H: 0 E: 0 LOB: 2 K: 0 BB: 3 S: 5 P: 18	1B: 18 SF: 0 2B: 3 SAC: 0 3B: 0 DP: 2 HR: 1 HBP: 1						

TOP

St. Louis Cardinals @ Los Angeles Dodgers

Dodger Stadium, Los Angeles, CA

Thu May 04 1989, 7:05 PM PDT

Att. 36,689 - Overcast

livebaseballscorecards.com

AB	47
R	12
H	21
RBI	11
BB	5
SO	3
LOB	31

PITCHER		IP	WLS	BF	H	R	ER	SO	BB	IBB	HBP	BLK	WP	HR	S	P	ERA	WHIP
Fernando Valenzuela, L ERA: 4.91	(1, 1)	1.2	L	12	5	6	5	0	1	0	0	0	0	1	21	37	27.00	3.600
Tim Crews, R ERA: 3.0	(2, 1)	1.1		10	6	3	3	1	0	0	0	0	0	0	27	39	20.25	4.500
Ricky Horton, L ERA: 4.26	(4, 1)	5.0		25	10	2	2	2	1	0	0	0	0	0	43	66	3.60	2.200
Mickey Hatcher, R ERA: 9.0	(9, 1)	1.0		6	0	1	1	0	3	0	1	1	0	0	5	18	9.00	3.000

PITCHER	IP	WLS	BF	H	R	ER	SO	BB	IBB	HBP	BLK	WP	HR	S	P	ERA	WHIP

St. Louis Cardinals @ Los Angeles Dodgers

Dodger Stadium, Los Angeles, CA

Thu May 04 1989, 7:05 PM PDT

Att. 36,689 - Overcast

livebaseballscorecards.com

BOTTOM

Batter	1	2	3	4	5	6	7	8	9	AB	R	H	RBI	BB	SO	LOB
Mariano Duncan, R (1, 6) OBP: 0.278, SLG: 0.361	B C F S 1-3 ① K		X 0-0 ② G6-3			C B B X 2-1 ① F9		X 0-0 ③ G4-3		4	0	0	0	0	1	0
Willie Randolph, R (1, 4) OBP: 0.336, SLG: 0.229	B B B B 4-0 1B BB		C F B X 1-2 1B			C B B F X 2-2 ② G6-3			C X 0-1 ① F9	3	0	1	0	1	0	0
Mike Marshall, R (1, 9) OBP: 0.337, SLG: 0.420 Franklin Stubbs, L (7, 7) OBP: 0.294, SLG: 0.250	F S 1 SAFE 1 SAFE 1-3 ② K		S S B F S 1-3 ③ K			S F B F F B S 2-3 ③ K			B X 1-0 ② L8	3 1	0 0	0 0	0 0	0 0	3 0	2 0
Eddie Murray, S (1, 3) OBP: 0.369, SLG: 0.505	C S F B B F B X 3-2 1-3 1B			B C C S 1-3 ① K			X 0-0 ① P6		F X 0-1 ③ F8	4	0	1	0	0	1	0
Mike Davis, L (1, 7) (7, 9) OBP: 0.250, SLG: 0.212	C B F X 1-2 ③ L8			C F B F X 1-2 ② G4-3			X 0-0 ② G1-3			3	0	0	0	0	0	2
Mike Scioscia, L (1, 2) OBP: 0.345, SLG: 0.359		C F B F S 1-3 ① K		B X 1-0 ③ L4			B X 1-0 1B			3	0	1	0	0	1	0
John Shelby, S (1, 8) OBP: 0.250, SLG: 0.180		C F B S 1-3 ② K			X 0-0 ① G4-3		X 0-0 ③ G4-3			3	0	0	0	0	1	1
Jeff Hamilton, R (1, 5) OBP: 0.221, SLG: 0.280		B X 1-0 ③ P6			C C F S 0-3 ② K			C B C F X 1-2 ① G3		3	0	0	0	0	1	0
Fernando Valenzuela, L (1, 1) Tim Crews, R (2, 1) Dave Anderson, R (3, PH) OBP: 0.250, SLG: 0.167 Ricky Horton, L (4, 1) Mickey Hatcher, R (8, PH) OBP: 0.281, SLG: 0.333 (9, 1)			X 0-0 ① G1-3		B C B S B S 3-3 ③ K			X 0-0 ② G5-3		0 0 1 1 1	0 0 0 0 0	0 0 0 0 0	0 0 0 0 0	0 0 0 1 0	0 0 0 0 0	0 0 0 0 0

	AB	30
	R	0
	H	3
	RBI	0
	BB	1
	SO	9
	LOB	5

Inning Stats	1	2	3	4	5	6	7	8	9	1B: 3	SF: 0	WP: 0	PA: 31
	R: 0 H: 1	R: 0 H: 0	R: 0 H: 1	R: 0 H: 0	R: 0 H: 0	R: 0 H: 0	R: 0 H: 1	R: 0 H: 0	R: 0 H: 0	2B: 0	SAC: 0	PB: 0	
	E: 0 LOB: 2	E: 0 LOB: 0	E: 0 LOB: 1	E: 0 LOB: 0	E: 0 LOB: 0	E: 0 LOB: 0	E: 0 LOB: 1	E: 0 LOB: 0	E: 0 LOB: 0	3B: 0	DP: 0	SB: 0	
	K: 2 BB: 1	K: 2 BB: 0	K: 1 BB: 0	K: 1 BB: 0	K: 2 BB: 0	K: 1 BB: 0	K: 0 BB: 0	K: 0 BB: 0	K: 0 BB: 0	HR: 0	HBP: 0	CS: 0	
	S: 14 P: 24	S: 8 P: 11	S: 9 P: 11	S: 8 P: 11	S: 8 P: 11	S: 10 P: 16	S: 4 P: 5	S: 6 P: 7	S: 5 P: 6				

PITCHER	IP	WLS	BF	H	R	ER	SO	BB	IBB	HBP	BLK	WP	HR	S	P	ERA	WHIP
Ken Hill, R (1, 1) ERA: 1.45	9.0	W	31	3	0	0	9	1	0	0	0	0	0	72	102	0.00	0.444

PITCHER	IP	WLS	BF	H	R	ER	SO	BB	IBB	HBP	BLK	WP	HR	S	P	ERA	WHIP

Batter	1	2	3	4	5	6	7	8	9	AB	R	H	RBI	BB	SO	LOB
Dwight Smith, L (1, 7) OBP: 0.333, SLG: 0.286	S C F B B B F X 3-2 ① L7		F C B F B F X 2-2 ③ G3		C F B F X 1-2 ② G6-3			F B F X 1-2 ① P3		3	0	0	0	0	0	0
Darrin Jackson, R (7, 8) OBP: 0.250, SLG: 0.333										1	0	0	0	0	0	0
Mitch Webster, S (1, 8) OBP: 0.328, SLG: 0.321	S S L 0-3 ② K			F B B F F F F B X 3-2 ① L9	S B B X 2-1 ③ L8			X 0-0 ② G4-3		4	0	0	0	0	1	0
(7, 7)																
23 Ryne Sandberg, R (1, 4) OBP: 0.347, SLG: 0.405	B X 1-0 ③ L9			B B F X 2-1 HR		C X 0-1 ① L4		C C B B S 2-3 ③ K		4	1	1	1	0	1	0
Andre Dawson, R (1, 9) OBP: 0.355, SLG: 0.584		B X 1-0 HR		C X 0-1 HR		C B F F B B X 3-2 CS 1B			B B C X 2-1 1B 1B	4	2	4	2	0	0	0
Mark Grace, L (1, 3) OBP: 0.400, SLG: 0.440		B B X 2-0 ① G6-3		B C S B X 2-2 BB E 1B		B B C S X 2-2 ② 1-2 1B			X 0-0 ① F7	4	1	2	0	0	0	1
Damon Berryhill, S (1, 2) OBP: 0.353, SLG: 0.500		B C C X 1-2 ② F8		B B B C B 4-1 L4-6 E 1-2 BB		1 B F S B F F 1 X SAFE SAFE 2-2 ③ G4-3			X 0-0 ② F7	3	0	0	0	1	0	2
Vance Law, R (1, 5) OBP: 0.231, SLG: 0.260		X 0-0 ③ G4-3		B B F X 2-1 E6 1-2 2-H			B X 1-0 ① P3		C B F B X 2-2 1-3 1B	4	0	1	0	0	0	1
Shawon Dunston, R (1, 6) OBP: 0.231, SLG: 0.203			B X 1-0 ① F9	C B X 1-1 ② ③ L4-6 2-3			S C B B B F F F X 2-2 ② G6-3		S F B B B F F C 2-3 ③ K	4	0	0	0	0	1	4
Scott Sanderson, R (1, 1) OBP: 0.273, SLG: 0.111			C B S S 1-3 ② K		C B S B F B S 3-3 ① K		F B S B C 2-3 ③ K			2	0	0	0	0	2	0
Pat Perry, L (6, 1) OBP: 0.250, SLG: 0.250										1	0	0	0	0	1	0
Mitch Williams, L (9, 1)										0	0	0	0	0	0	0
Inning Stats	R: 0 E: 0 K: 1 S: 9 H: 0 LOB: 0 BB: 0 P: 13	R: 1 E: 0 K: 0 S: 6 H: 1 LOB: 0 BB: 0 P: 10	R: 0 E: 0 K: 1 S: 9 H: 0 LOB: 0 BB: 0 P: 13	R: 3 E: 1 K: 0 S: 17 H: 3 LOB: 1 BB: 1 P: 31	R: 0 E: 0 K: 1 S: 10 H: 0 LOB: 0 BB: 0 P: 16	R: 0 E: 0 K: 0 S: 14 H: 2 LOB: 1 BB: 0 P: 21	R: 0 E: 0 K: 1 S: 10 H: 0 LOB: 0 BB: 0 P: 15	R: 0 E: 0 K: 1 S: 7 H: 0 LOB: 0 BB: 0 P: 10	R: 0 E: 0 K: 1 S: 12 H: 2 LOB: 2 BB: 0 P: 18	1B: 5 2B: 1 3B: 0 HR: 3	SF: 0 SAC: 0 DP: 1 HBP: 0						

PITCHER		IP	WLS	BF	H	R	ER	SO	BB	IBB	HBP	BLK	WP	HR	S	P	ERA	WHIP
Tim Belcher, R ERA: 2.74	(1, 1)	7.0	L	27	6	4	3	4	1	0	0	0	0	3	75	119	3.86	1.000
Tim Crews, R ERA: 2.65	(8, 1)	2.0		8	2	0	0	2	0	0	0	0	0	0	19	28	0.00	1.000

PITCHER	IP	WLS	BF	H	R	ER	SO	BB	IBB	HBP	BLK	WP	HR	S	P	ERA	WHIP

TOP

Chicago Cubs @ Los Angeles Dodgers

Dodger Stadium, Los Angeles, CA

Fri May 05 1989, 7:05 PM PDT

Att. 46,767 - Unknown

livebaseballscorecards.com

AB	34
R	4
H	8
RBI	3
BB	1
SO	6
LOB	8

BOTTOM

Chicago Cubs @ Los Angeles Dodgers

Dodger Stadium, Los Angeles, CA

Fri May 05 1989, 7:05 PM PDT

Att. 46,767 - Unknown

livebaseballscorecards.com

Batter	1	2	3	4	5	6	7	8	9	AB	R	H	RBI	BB	SO	LOB
Mariano Duncan, R (1, 6) OBP: 0.244, SLG: 0.317	C C F C 0-3 ① K	F S F F F F F F F F 0-3 ③ K			C F X 0-2 ① G6-3		F S B B S 2-3 ② K		S X 0-1 ③ F8	5	0	0	0	0	3	3
Willie Randolph, R (1, 4) OBP: 0.341, SLG: 0.239	C B B X 2-1 ② F9		X 0-0 CS 1B		C C B X 1-2 1B		F B S B X 2-2 ③ L8			4	0	2	0	0	0	0
Mike Davis, L (1, 9) OBP: 0.250, SLG: 0.216	B B X 2-0 1B		C C B S 1-3 ① ② K 1-2		X 0-0 ② P4			B F X 1-1 ① F9		4	0	1	0	0	1	2
Eddie Murray, S (1, 3) OBP: 0.357, SLG: 0.486	B F C B B X 3-2 ③ F8		B S F B B S 3-3 ③ K		B B F B C X 3-2 ③ F7			X 0-0 ② L3		4	0	0	0	0	1	2
Mickey Hatcher, R (1, 5) OBP: 0.294, SLG: 0.361		B X 1-0 1B 2B	C B B X 2-1 CS 1B			B X 1-0 ① F9		S X 0-1 ③ G6-3		4	1	2	0	0	0	0
Mike Scioscia, L (1, 2) OBP: 0.363, SLG: 0.370		B B X 2-0 FC3-6 2-H 1B	1 SAFE C 1 SAFE 1 SAFE P X 1-1 ① 1B 1-2 1B			C X 0-1 ② L8			B C B B B 4-1 BB BB	3	0	2	1	1	0	0
John Shelby, S (1, 8) OBP: 0.250, SLG: 0.183		F B B F E X 2-2 ① FC3-6 S 1-2f 2B	F C B C 1-3 ② K			X 0-0 1B			C 1 SAFE B S S 1-3 ① K	4	1	1	0	0	2	3
Franklin Stubbs, L (1, 7) OBP: 0.333, SLG: 0.350		1 SAFE C S B X 1-2 1-H 2B		B F B F F B 1 SAFE F F 3-2 F X 1-3 1B		X 0-0 ③ P6			C 1 SAFE B S S 1-3 ② K	4	0	2	1	0	1	2
Tim Belcher, R (1, 1) OBP: 0.200, SLG: 0.267 Dave Anderson, R (7, PH) OBP: 0.238, SLG: 0.158 Tim Crews, R (8, 1) Rick Dempsey, R (9, PH) OBP: 0.367, SLG: 0.400 Alfredo Griffin, S (9, PR) OBP: 0.207, SLG: 0.282		B C S S 1-3 ② K		S F B B F F F X 2-2 ③ G5-3			B C X 1-1 ① F9		B C B B B B 4-1 1-2 BB	2 1 0 0 0	0 0 0 0 0	0 0 0 0 0	0 0 0 0 0	0 0 0 1 0	1 0 0 0 0	3 0 0 0 0
Inning Stats	R: 0 E: 0 K: 1 S: 10 / H: 1 LOB: 1 BB: 0 P: 17	R: 2 E: 0 K: 2 S: 22 / H: 3 LOB: 1 BB: 0 P: 29	R: 0 E: 0 K: 2 S: 7 / H: 1 LOB: 0 BB: 0 P: 11	R: 0 E: 0 K: 1 S: 21 / H: 3 LOB: 2 BB: 0 P: 29	R: 0 E: 0 K: 0 S: 10 / H: 1 LOB: 1 BB: 0 P: 14	R: 0 E: 0 K: 0 S: 5 / H: 1 LOB: 1 BB: 0 P: 6	R: 0 E: 0 K: 1 S: 8 / H: 0 LOB: 0 BB: 0 P: 13	R: 0 E: 0 K: 0 S: 5 / H: 0 LOB: 0 BB: 0 P: 6	R: 0 E: 0 K: 2 S: 10 / H: 0 LOB: 2 BB: 2 P: 20	1B: 8 2B: 3 3B: 0 HR: 0	SF: 0 SAC: 0 DP: 1 HBP: 0						

	AB	35
	R	2
	H	10
	RBI	2
	BB	2
	SO	9
	LOB	15

PITCHER		IP	WLS	BF	H	R	ER	SO	BB	IBB	HBP	BLK	WP	HR	S	P	ERA	WHIP
Scott Sanderson, R ERA: 4.35	(1, 1)	5.0	W	22	9	2	2	6	0	0	0	0	0	0	70	100	3.60	1.800
Pat Perry, L ERA: 1.72	(6, 1)	3.0		10	1	0	0	1	0	0	0	0	0	0	18	25	0.00	0.333
Mitch Williams, L ERA: 1.8	(9, 1)	1.0	S	5	0	0	0	2	2	0	0	0	0	0	10	20	0.00	2.000

PITCHER	IP	WLS	BF	H	R	ER	SO	BB	IBB	HBP	BLK	WP	HR	S	P	ERA	WHIP

WP: 0 PB: 0 SB: 1 CS: 2 PA: 37

Batter	1	2	3	4	5	6	7	8	9	AB	R	H	RBI	BB	SO	LOB
Dwight Smith, L (1, 7) OBP: 0.316, SLG: 0.278	X 0-0 1B		B B B C S S 2 SAFE F F F S 3-3 ② ③ K 2-3			X 0-0 ① G1-3			C F B S 1-3 ① K	4	0	1	0	0	2	1
Mitch Webster, S (1, 8) OBP: 0.325, SLG: 0.319	1 SAFE B F 1 SAFE X 1-1 ① F8			F X 0-1 ① G4-3		C X 0-1 23 G5-4-3 1B			B C F F X 1-2 ② F7	4	0	1	0	0	0	1
23 Ryne Sandberg, R (1, 4) OBP: 0.344, SLG: 0.409	1 SAFE 1 SAFE B 1 SAFE C C 1 SAFE X 1-2 ② F8			C X 0-1 ② G6-3		1 SAFE B X 1-0 ② ③ G5-4-3 1-2f			B C X 1-1 2B	4	0	1	0	0	0	2
Andre Dawson, R (1, 9) OBP: 0.351, SLG: 0.571	C B S X 1-2 ③ F7			B C S X 1-2 S 1B			X 0-0 ① F7		B F C X 1-2 ③ G5-3	4	0	1	0	0	0	2
Mark Grace, L (1, 3) OBP: 0.398, SLG: 0.431		B B C F B X 3-2 ① L4		B B C C 1 SAFE C 1 SAFE B B 4-2 FC6-4 1-2 BB			C X 0-1 ② F7			2	0	0	0	1	0	0
Damon Berryhill, S (1, 2) OBP: 0.300, SLG: 0.421		B X 1-0 ② L9		S X 0-1 ③ FC6-4 1-2f			X 0-0 ③ F7			3	0	0	0	0	0	2
Vance Law, R (1, 5) OBP: 0.222, SLG: 0.250		C F C C 0-3 ③ K			X 0-0 ① G5-3			X 0-0 ① L6		3	0	0	0	0	1	0
Shawon Dunston, R (1, 6) OBP: 0.238, SLG: 0.211 Curtis Wilkerson, S (8, PH) OBP: 0.229, SLG: 0.404 (8, 6)			B C X 1-1 CS SH1-4 1B		C C B X 1-2 ② G2			B S B S S 2-3 ② K		2 1	0 0	1 0	0 0	0 0	0 1	0 0
Rick Sutcliffe, L (1, 1) OBP: 0.278, SLG: 0.278 Gary Varsho, L (8, PH) OBP: 0.261, SLG: 0.318 Jeff Pico, R (8, 1)			X 0-0 ① SH1-4 1-2		S X 0-1 ③ F7			B S B S X 2-1 ③ F7		1 1 0	0 0 0	0 0 0	0 0 0	0 0 0	0 0 0	0 0 0

TOP

Chicago Cubs @ Los Angeles Dodgers

Dodger Stadium, Los Angeles, CA

Sat May 06 1989, 7:05 PM PDT

Att. 46,389 - Unknown - 60 F

livebaseballscorecards.com

AB	29
R	0
H	5
RBI	0
BB	1
SO	4
LOB	8

Inning Stats	1	2	3	4	5	6	7	8	9
	R: 0 E: 0 K: 0 S: 9	R: 0 E: 0 K: 1 S: 7	R: 0 E: 0 K: 1 S: 8	R: 0 E: 0 K: 0 S: 11	R: 0 E: 0 K: 0 S: 6	R: 0 E: 0 K: 0 S: 4	R: 0 E: 0 K: 0 S: 4	R: 0 E: 0 K: 1 S: 6	R: 0 E: 0 K: 1 S: 12
	H: 1 LOB: 1 BB: 0 P: 12	H: 0 LOB: 0 BB: 0 P: 11	H: 1 LOB: 1 BB: 0 P: 12	H: 1 LOB: 2 BB: 1 P: 16	H: 0 LOB: 0 BB: 0 P: 7	H: 1 LOB: 0 BB: 0 P: 5	H: 0 LOB: 0 BB: 0 P: 4	H: 0 LOB: 0 BB: 0 P: 10	H: 1 LOB: 1 BB: 0 P: 16

1B: 4 2B: 2 3B: 0 HR: 0 | SF: 0 SAC: 1 DP: 2 HBP: 0 | WP: 0 PB: 0 SB: 1 CS: 1 | PA: 31

PITCHER		IP	WLS	BF	H	R	ER	SO	BB	IBB	HBP	BLK	WP	HR	S	P	ERA	WHIP
Mike Morgan, R ERA: 0.69	(1, 1)	6.0	W	21	4	0	0	2	1	0	0	0	0	0	45	63	0.00	0.833
Jay Howell, R ERA: 0.93	(7, 1)	3.0	S	10	1	0	0	2	0	0	0	0	0	0	22	30	0.00	0.333

PITCHER		IP	WLS	BF	H	R	ER	SO	BB	IBB	HBP	BLK	WP	HR	S	P	ERA	WHIP

Batter	1	2	3	4	5	6	7	8	9	AB	R	H	RBI	BB	SO	LOB
Mariano Duncan, R (1, 6) OBP: 0.222, SLG: 0.289	B B C F X 2-2 ① G4-3		X 0-0 ② G4-3		F B X 1-1 ③ F9			B L X 1-1 ② B2-3		4	0	0	0	0	0	1
Willie Randolph, R (1, 4) OBP: 0.346, SLG: 0.234	B B B C C B 4-2 G3-1 1B BB		B B B C X 3-1 ③ G5-3			B B C X 2-1 ① G1-3		B B F B B 4-1 2B BB		2	1	0	0	2	0	0
Mike Davis, L (1, 9) OBP: 0.295, SLG: 0.275	X 0-0 G3-1 1-2 1B			B C X 1-1 ① F8		B B B 4-0 G4-3 1B BB		B X 1-0 1-H 2B		3	1	2	1	1	0	0
Eddie Murray, S (1, 3) OBP: 0.354, SLG: 0.473	F X 0-1 ② G3-1 1-2 2-3			X 0-0 ② P5		X 0-0 ② G4-3 1-2		I I I I 4-0 IBB		3	0	0	0	1	0	3
Mickey Hatcher, R (1, 5) OBP: 0.296, SLG: 0.359 Jay Howell, R (7, 1)	B C X 1-1 ③ G1-3			X 0-0 ③ G5-3		F X 0-1 ③ 2-H 1B		C S X 0-2 ③ L1-3		3 1	0 0	1 0	1 0	0 0	0 0	2 2
Mike Scioscia, L (1, 2) OBP: 0.351, SLG: 0.357		C X 0-1 ① G4-3			X 0-0 ① G4-3		C X 0-1 ① G1-6-3			3	0	0	0	0	0	0
John Shelby, S (1, 8) OBP: 0.252, SLG: 0.187		B S C S 1-3 ② K			S C X 0-2 S 1B 1B		C B C S 1-3 ② K			3	1	1	0	0	2	0
Franklin Stubbs, L (1, 7) OBP: 0.333, SLG: 0.348		B S X 1-1 ③ G3			1 SAFE F 1 SAFE C X 0-2 1-H SH3 1B		F B F B S 2-3 ③ K			3	0	1	1	0	1	0
Mike Morgan, R (1, 1) Jeff Hamilton, R (7, 5) OBP: 0.218, SLG: 0.276			S X 0-1 ① G2-3		1 SAFE 1 SAFE X 0-0 ② SH3 1-2			X 0-0 ① G4-3		1 1	0 0	0 0	0 0	0 0	0 0	0 0
Inning Stats	R: 0 H: 1 E: 0 LOB: 2 K: 0 BB: 1 S: 10 P: 17	R: 0 H: 0 E: 0 LOB: 0 K: 1 BB: 0 S: 7 P: 9	R: 0 H: 0 E: 0 LOB: 0 K: 0 BB: 0 S: 5 P: 8	R: 0 H: 0 E: 0 LOB: 0 K: 0 BB: 0 S: 4 P: 5	R: 1 H: 2 E: 0 LOB: 1 K: 0 BB: 0 S: 10 P: 11	R: 1 H: 1 E: 0 LOB: 1 K: 0 BB: 1 S: 5 P: 11	R: 0 H: 0 E: 0 LOB: 0 K: 2 BB: 0 S: 8 P: 11	R: 1 H: 1 E: 0 LOB: 2 K: 0 BB: 2 S: 8 P: 18		1B: 4 SF: 0 2B: 1 SAC: 1 3B: 0 DP: 0 HR: 0 HBP: 0						

PITCHER		IP	WLS	BF	H	R	ER	SO	BB	IBB	HBP	BLK	WP	HR	S	P	ERA	WHIP
Rick Sutcliffe, R ERA: 3.59	(1, 1)	7.0	L	26	4	2	2	3	2	0	0	0	0	0	49	72	2.57	0.857
Jeff Pico, R ERA: 3.46	(8, 1)	1.0		6	1	1	1	0	1	1	0	0	0	0	8	18	9.00	2.000

PITCHER	IP	WLS	BF	H	R	ER	SO	BB	IBB	HBP	BLK	WP	HR	S	P	ERA	WHIP

BOTTOM

Chicago Cubs @ Los Angeles Dodgers

Dodger Stadium, Los Angeles, CA

Sat May 06 1989, 7:05 PM PDT

Att. 46,389 - Unknown - 60 F

livebaseballscorecards.com

AB	27
R	3
H	5
RBI	3
BB	4
SO	3
LOB	8

Chicago Cubs @ Los Angeles Dodgers

Dodger Stadium, Los Angeles, CA

Sun May 07 1989, 3:33 AM PDT

Att. 46,329 - Sunny

TOP

livebaseballscorecards.com

Batter	1	2	3	4	5	6	7	8	9	AB	R	H	RBI	BB	SO	LOB
Dwight Smith, L (1, 7) OBP: 0.348, SLG: 0.318 Jerome Walton, R (7, 8) OBP: 0.333, SLG: 0.442	G4-3		G3			1B	1B		FC3-6	4 1	1 0	2 1	0 0	0 0	0 0	1 0
Mitch Webster, S (1, 8) OBP: 0.313, SLG: 0.306 (7, 7) (8, 9)	L8		K			P6	F9		FC3-6	5	0	0	0	0	1	4
23 Ryne Sandberg, R (1, 4) OBP: 0.349, SLG: 0.407	F8			P5		1B		2B	CS	3	2	1	0	1	0	0
Mark Grace, L (1, 3) OBP: 0.402, SLG: 0.434		G6-3		1B		1B		L6		4	0	2	0	0	0	1
Gary Varsho, L (1, 9) OBP: 0.259, SLG: 0.346 Mitch Williams, L (8, 1)		G6-3		F7		K		2B		4 0	0 0	1 0	1 0	0 0	1 0	4 0
Damon Berryhill, S (1, 2) OBP: 0.333, SLG: 0.409		G4-3		F7		FC6-4 1B		IBB		3	0	1	2	1	0	1
Vance Law, R (1, 5) OBP: 0.214, SLG: 0.241 Calvin Schiraldi, R (6, 1) Pat Perry, L (7, 1) OBP: 0.250, SLG: 0.250 Darrin Jackson, R (8, PH) OBP: 0.231, SLG: 0.308 (8, 7)			G4-3		F9	FC6-4		K		3 0 0 1	0 0 0 0	0 0 0 0	0 0 0 0	0 0 0 1	0 0 0 2	2 0 0 2
Shawon Dunston, R (1, 6) OBP: 0.238, SLG: 0.227			1B 2B	F9			P3	F7		4	1	1	0	0	0	2
Greg Maddux, R (1, 1) OBP: 0.231, SLG: 0.231 Steve Wilson, L (4, 1) Curtis Wilkerson, S (6, 5) OBP: 0.220, SLG: 0.388			G3 2-H 1B	G1-3			G4-3		F9	1 1 2	0 0 0	1 0 0	1 0 0	0 0 0	0 0 0	0 0 0
Inning Stats	R: 0 E: 0 K: 0 S: 5 H: 0 LOB: 0 BB: 0 P: 11	R: 0 E: 0 K: 0 S: 4 H: 0 LOB: 0 BB: 0 P: 6	R: 1 E: 0 K: 1 S: 12 H: 2 LOB: 1 BB: 0 P: 13	R: 0 E: 0 K: 0 S: 5 H: 1 LOB: 1 BB: 0 P: 7	R: 0 E: 0 K: 0 S: 5 H: 0 LOB: 0 BB: 0 P: 8	R: 2 E: 0 K: 1 S: 11 H: 4 LOB: 2 BB: 0 P: 14	R: 0 E: 0 K: 0 S: 5 H: 1 LOB: 1 BB: 0 P: 7	R: 1 E: 0 K: 1 S: 10 H: 1 LOB: 2 BB: 2 P: 19	R: 0 E: 0 K: 0 S: 9 H: 1 LOB: 0 BB: 0 P: 14	1B: 8 2B: 2 3B: 0 HR: 0 SF: 0 SAC: 0 DP: 0 HBP: 0	WP: 0 PB: 0 SB: 0 CS: 1 PA: 39					

	AB	36
	R	4
	H	10
	RBI	4
	BB	2
	SO	3
	LOB	17

PITCHER		IP	WLS	BF	H	R	ER	SO	BB	IBB	HBP	BLK	WP	HR	S	P	ERA	WHIP
Orel Hershiser, R ERA: 2.01	(1, 1)	8.0	L	35	9	4	4	3	1	1	0	0	0	0	57	85	4.50	1.250
Alejandro Pena, R ERA: 2.5	(9, 1)	1.0		3	1	0	0	0	0	0	0	0	0	0	9	14	0.00	1.000

PITCHER	IP	WLS	BF	H	R	ER	SO	BB	IBB	HBP	BLK	WP	HR	S	P	ERA	WHIP

Batter	1	2	3	4	5	6	7	8	9	AB	R	H	RBI	BB	SO	LOB
Willie Randolph, R (1, 4) OBP: 0.348, SLG: 0.235	S X 0-1 G4-3 ①		C C B B X 2-2 2B E 1B	B B B B 4-0 1-2 BB		B C C X 1-2 P3 ③		B 1 SAFE B B C C X 3-2 F7 ②		4	1	1	0	1	0	1
Franklin Stubbs, L (1, 7) OBP: 0.393, SLG: 0.400 Mike Marshall, R (8, PH) OBP: 0.333, SLG: 0.416 Alejandro Pena, R (9, 1)	B B C B B 4-1 G5-3 BB		X 0-0 E 2B 1-3 2B	B B X 2-0 P2 ③			C S B B B B 4-2 BB BB BB	X 0-0 F9 ③		2 1 0	1 0 0	1 0 0	0 0 0	2 0 0	0 0 0	3 1 0
Mike Davis, L (1, 9) OBP: 0.265, SLG: 0.244	B B B C 1 SAFE F X 3-2 G5-3 ② 1-2		B F X 1-1 FC6 2B 2-3 3-H		C X 0-1 F9 ①		C B S F B B F 1 SAFE 1 SAFE 3-2 X P6 ①		B C B C F B X 3-2 F9 ①	5	0	0	0	0	0	3
Eddie Murray, S (1, 3) OBP: 0.363, SLG: 0.478	I I I I 4-0 FC6-4 IBB		B B X 2-0 ② 1-H 3-H 2B		S B B F F B F B 4-2 1B BB		B B X 2-0 F8 ②		C X 0-1 L8 ②	3	0	1	1	2	0	1
Mickey Hatcher, R (1, 5) OBP: 0.303, SLG: 0.353 (9, 7) Alfredo Griffin, S (9, PR) OBP: 0.207, SLG: 0.282	X 0-0 FC6-4 ③ 1-2f		C F X 0-2 F7 ③		F 1 SAFE 1 SAFE P F X 1-2 F7 ②		B B B C F B 4-2 1-2 BB BB		B B B C F X 3-2 1B	4 0	0 0	1 0	0 0	1 0	0 0	4 0
Mike Scioscia, L (1, 2) OBP: 0.361, SLG: 0.360 Rick Dempsey, R (7, PH) OBP: 0.375, SLG: 0.385 (8, 2)		B C B S T S 2-3 K ①		B B B 4-0 1B FC1-2 BB	B 1 SAFE X 1-0 1-2 1B		B B F B B 4-1 1-2 2-3 BB		C X 0-1 F7 ③	2 1	0 0	1 0	0 0	1 1	1 0	0 1
John Shelby, S (1, 8) OBP: 0.252, SLG: 0.189		B X 1-0 F7 ②		1 SAFE F X 0-1 FC1-2 1-3 1B	C X 0-1 P3 ③		X 0-0 F7 ③			4	0	1	0	0	0	5
Mariano Duncan, R (1, 6) OBP: 0.213, SLG: 0.277 Dave Anderson, R (5, 6) OBP: 0.217, SLG: 0.143		B B F X 2-1 P4 ③		S S P X 1-2 G6-3 ①		C C B C 1-3 K ①		L B B C B X 3-2 G3 ①		2 2	0 0	0 0	0 0	0 0	0 1	2 0
Orel Hershiser, R (1, 1) OBP: 0.200, SLG: 0.350 Jeff Hamilton, R (8, PH) OBP: 0.228, SLG: 0.276 (9, 5)			B X 1-0 G5-3 ①	X 0-0 FC1-2 BB 2-3 3-H		B C B C X 2-2 F8 ②		F B F H 2-2 HBP		3 0	0 0	0 0	0 0	0 0	0 0	2 0
Inning Stats	R: 0 E: 0 K: 0 S: 7 H: 0 LOB: 2 BB: 2 P: 18	R: 0 E: 0 K: 1 S: 7 H: 0 LOB: 0 BB: 0 P: 12	R: 2 E: 1 K: 0 S: 12 H: 3 LOB: 1 BB: 0 P: 18	R: 0 E: 0 K: 0 S: 8 H: 1 LOB: 3 BB: 2 P: 18	R: 0 E: 0 K: 0 S: 13 H: 1 LOB: 2 BB: 1 P: 18	R: 0 E: 0 K: 1 S: 9 H: 0 LOB: 3 BB: 0 P: 13	R: 0 E: 0 K: 0 S: 12 H: 0 LOB: 3 BB: 3 P: 29	R: 0 E: 0 K: 0 S: 9 H: 0 LOB: 1 BB: 0 P: 17	R: 0 E: 0 K: 0 S: 11 H: 1 LOB: 1 BB: 0 P: 17	1B: 4 2B: 2 3B: 0 HR: 0	SF: 0 SAC: 0 DP: 0 HBP: 1			WP: 0 PB: 0 SB: 0 CS: 0	PA: 42		

PITCHER		IP	WLS	BF	H	R	ER	SO	BB	IBB	HBP	BLK	WP	HR	S	P	ERA	WHIP
Greg Maddux, R ERA: 4.31	(1, 1)	3.2		19	4	2	1	1	3	1	0	0	0	0	33	63	2.46	1.909
Steve Wilson, L ERA: 3.38	(4, 1)	1.1	W	6	1	0	0	0	1	0	0	0	0	0	14	21	0.00	1.500
Calvin Schiraldi, R ERA: 3.48	(6, 1)	1.2		7	0	0	0	1	2	0	0	0	0	0	19	36	0.00	1.200
Pat Perry, L ERA: 1.69	(7, 1)	0.1		2	0	0	0	0	1	0	0	0	0	0	2	6	0.00	3.000
Mitch Williams, L ERA: 1.59	(8, 1)	2.0	S	8	1	0	0	0	0	0	1	0	0	0	20	34	0.00	0.500

PITCHER	IP	WLS	BF	H	R	ER	SO	BB	IBB	HBP	BLK	WP	HR	S	P	ERA	WHIP

BOTTOM

Chicago Cubs @ Los Angeles Dodgers

Dodger Stadium, Los Angeles, CA

Sun May 07 1989, 3:33 AM PDT

Att. 46,329 - Sunny

livebaseballscorecards.com

AB	33
R	2
H	6
RBI	1
BB	8
SO	2
LOB	23

Batter	1	2	3	4	5	6	7	8	9	AB	R	H	RBI	BB	SO	LOB
Willie Randolph, R (1, 4) OBP: 0.352, SLG: 0.237	C B C F X 1-2 CS 1B			B F B S S 2-3 ① K	B B C B C X 3-2 ③ G6-3				B B B B 4-0 G1-3 BB BB	3	0	1	0	1	1	1
Mike Davis, L (1, 7) OBP: 0.283, SLG: 0.250	C C F 1 SAFE 1 SAFE B F C 1-3 ① K			B X 1-0 ② L6			S S X 0-2 CS BB 1B		B B B B 4-0 G1-3 1-2 BB	3	0	1	0	1	1	1
Mike Marshall, R (1, 9) OBP: 0.330, SLG: 0.402	1 SAFE S B S S B B S 3-3 ②③ K 1-2			S B C S S 1-3 ③ K			B S S S B B B 4-2 1-2 BB		B C F F X 1-2 ① G1-3 1-2 2-3	3	0	0	0	1	2	3
Eddie Murray, S (1, 3) OBP: 0.360, SLG: 0.466		F B X 1-1 ① G3			B C S B B C 3-3 ① K		C B 1 SAFE S B B X 2-2 ①② P2 2-3		B S B B B S T B 4-2 G4-6-3 BB	3	0	0	0	1	1	2
Mike Scioscia, L (1, 2) OBP: 0.356, SLG: 0.356		C F B X 1-2 ② 1B			F B B C X 2-2 ② F8		C C F X 0-2 ③ F8		C X 0-1 ②③ G4-6-3 1-2f	4	0	1	0	0	0	4
John Shelby, S (1, 8) OBP: 0.262, SLG: 0.195		X 0-0 ③ F7			B B F B X 3-1 CS 1B			B B F B B 4-1 S BB		2	0	1	0	1	0	0
Jeff Hamilton, R (1, 5) OBP: 0.235, SLG: 0.273			B B S B B 4-1 G4-6-3 BB		F P 1-1 ③ CS 1-2	S B B C S 2-3 ① K		F 1 SAFE 1 SAFE B F C 1-3 ① K 1-2		1	0	0	0	1	1	0
Chris Gwynn, L (8, PH) OBP: 0.333, SLG: 0.333										1	0	0	0	0	1	1
Mariano Duncan, R (8, 6) OBP: 0.213, SLG: 0.277										0	0	0	0	0	0	0
Dave Anderson, R (1, 6) OBP: 0.240, SLG: 0.136			C C C 0-3 ① K			B B F B B C B 4-2 SH3-4 BB		B F B B B F C 3-3 ② K		1	0	0	0	1	1	1
Franklin Stubbs, L (8, PH) OBP: 0.379, SLG: 0.385										1	0	0	0	0	1	1
Mike Sharperson, R (8, 5)										0	0	0	0	0	0	0
Tim Leary, R (1, 1)			M B X 1-1 ②③ G4-6-3 1-2f			B C L X 1-2 ② SH3-4 1-2		S F F G X 1-2 ③ F8		1	0	0	0	0	0	1
Mickey Hatcher, R (8, PH) OBP: 0.299, SLG: 0.348										1	0	0	0	0	0	1
Tim Crews, R (8, 1)										0	0	0	0	0	0	0
Ray Searage, L (8, 1)										0	0	0	0	0	0	0
Alejandro Pena, R (8, 1)										0	0	0	0	0	0	0
Inning Stats	R: 0 E: 0 K: 2 S: 12 H: 1 LOB: 1 BB: 0 P: 17	R: 0 E: 0 K: 0 S: 6 H: 1 LOB: 0 BB: 0 P: 8	R: 0 E: 0 K: 1 S: 6 H: 0 LOB: 0 BB: 1 P: 11	R: 0 E: 0 K: 2 S: 7 H: 0 LOB: 0 BB: 0 P: 11	R: 0 E: 0 K: 1 S: 10 H: 1 LOB: 0 BB: 0 P: 18	R: 0 E: 0 K: 1 S: 11 H: 0 LOB: 1 BB: 1 P: 21	R: 0 E: 0 K: 0 S: 12 H: 1 LOB: 1 BB: 1 P: 18	R: 0 E: 0 K: 2 S: 11 H: 0 LOB: 1 BB: 1 P: 20	R: 0 E: 0 K: 0 S: 9 H: 0 LOB: 2 BB: 3 P: 22	1B: 4 2B: 1 3B: 0 HR: 0 SF: 0 SAC: 1 DP: 3 HBP: 0						

PITCHER		IP	WLS	BF	H	R	ER	SO	BB	IBB	HBP	BLK	WP	HR	S	P	ERA	WHIP
Ken Howell, R ERA: 3.79	(1, 1)	7.0	W	23	4	0	0	7	3	0	0	0	0	0	64	104	0.00	1.000
Steve Bedrosian, R ERA: 2.65	(8, 1)	2.0	S	9	0	0	0	2	4	0	0	0	0	0	20	42	0.00	2.000

PITCHER	IP	WLS	BF	H	R	ER	SO	BB	IBB	HBP	BLK	WP	HR	S	P	ERA	WHIP

TOP

Los Angeles Dodgers @ Philadelphia Phillies
Veterans Stadium, Philadelphia, PA
Fri May 12 1989, 7:05 PM EDT
Att. 23,292 - Unknown

livebaseballscorecards.com

AB	24
R	0
H	4
RBI	0
BB	7
SO	9
LOB	16

BOTTOM

Los Angeles Dodgers @ Philadelphia Phillies
Veterans Stadium, Philadelphia, PA
Fri May 12 1989, 7:05 PM EDT
Att. 23,292 - Unknown

livebaseballscorecards.com

Batter	1	2	3	4	5	6	7	8	9	AB	R	H	RBI	BB	SO	LOB
Juan Samuel, R (1, 8) OBP: 0.271, SLG: 0.420	C X 0-1 ① G4-3		B H 2-0 1-2 HBP			S B X 1-1 ① G6-3		B F B B X 3-1 3B 2B		3	1	1	0	0	0	0
Tom Herr, S (1, 4) OBP: 0.390, SLG: 0.415	B X 1-0 ② G4-3		C B S B S 2-3 ③ K			B F C X 1-2 CS 1B		B X 1-0 2-H 1B 3B		4	1	2	1	0	1	2
Von Hayes, L (1, 9) OBP: 0.460, SLG: 0.619	F B C F B F B C 3-3 ③ K			F C B X 1-2 ① P4		1 SAFE 1 SAFE B B C B B 4-1 ② 1-2 BB		F F X 0-2 CS 3-H 1B		3	0	1	1	1	1	0
Mike Schmidt, R (1, 5) OBP: 0.318, SLG: 0.465		F F B F F B X 2-2 ① F9		B C B X 2-1 ② G6-3		1 SAFE C X 0-1 ③ L7		X 0-0 ① F7		4	0	0	0	0	0	2
Darren Daulton, L (1, 2) OBP: 0.321, SLG: 0.486		F B S B X 2-2 ② G4-3		X 0-0 ③ G1-3			X 0-0 1B SH1-4 1B 1B	1 SAFE 1 SAFE 1 SAFE B S F B B B 4-2 ② 1-2 E BB		3	1	1	0	1	0	0
Chris James, R (1, 7) OBP: 0.267, SLG: 0.347		S X 0-1 ③ F9			X 0-0 ① P6		1 SAFE X 0-0 ① SH1-4 1-2	C F B F B 1 SAFE F X 2-2 E6 1-2		3	0	0	0	0	0	1
Ricky Jordan, R (1, 3) OBP: 0.307, SLG: 0.345			B C X 1-1 FC5-4 1B		B F B X 2-1 1B		X 0-0 1B 2-3 1B	F C B X 1-2 ③ P6		4	0	3	0	0	0	2
Dickie Thon, R (1, 6) OBP: 0.293, SLG: 0.280 Mark Ryal, L (7, PH) OBP: 0.250, SLG: 0.200 Steve Jeltz, S (7, PR) OBP: 0.395, SLG: 0.394 (8, 6)			B X 1-0 ① F9		C 1 SAFE S B B S 2-3 ② K		X 0-0 G5-6-4 1-2 3-H 1B			2 1 0	0 0 0	0 1 0	0 1 0	0 0 0	1 0 0	2 0 0
Ken Howell, R (1, 1) OBP: 0.143, SLG: 0.077 Steve Bedrosian, R (8, 1)			X 0-0 ② FC5-4 HBP 1-2f		S F B B B X 2-2 ③ F9		X 0-0 ② ③ G5-6-4 1-2f			3 0	0 0	0 0	0 0	0 0	0 0	4 0
Inning Stats	R: 0 E: 0 K: 1 S: 8 H: 0 LOB: 0 BB: 0 P: 12	R: 0 E: 0 K: 0 S: 10 H: 0 LOB: 0 BB: 0 P: 14	R: 0 E: 0 K: 1 S: 7 H: 1 LOB: 2 BB: 0 P: 13	R: 0 E: 0 K: 0 S: 6 H: 0 LOB: 0 BB: 0 P: 9	R: 0 E: 0 K: 1 S: 9 H: 1 LOB: 1 BB: 0 P: 15	R: 0 E: 0 K: 0 S: 8 H: 1 LOB: 1 BB: 1 P: 14	R: 1 E: 0 K: 0 S: 5 H: 3 LOB: 2 BB: 0 P: 5	R: 2 E: 1 K: 0 S: 17 H: 3 LOB: 2 BB: 1 P: 28		1B: 7 2B: 1 3B: 1 HR: 0	SF: 0 SAC: 1 DP: 1 HBP: 1		WP: 0 PB: 0 SB: 0 CS: 2	PA: 34		

	AB	30
	R	3
	H	9
	RBI	3
	BB	2
	SO	3
	LOB	13

PITCHER		IP	WLS	BF	H	R	ER	SO	BB	IBB	HBP	BLK	WP	HR	S	P	ERA	WHIP
Tim Leary, R ERA: 3.26	(1, 1)	7.0	L	27	6	1	1	3	1	0	1	0	0	0	53	82	1.29	1.000
Tim Crews, R ERA: 3.71	(8, 1)	0.0		2	2	2	2	0	0	0	0	0	0	0	3	7	∞	∞
Ray Searage, L ERA: 2.16	(8, 1)	0.2		4	1	0	0	0	1	0	0	0	0	0	11	17	0.00	3.000
Alejandro Pena, R ERA: 2.45	(8, 1)	0.1		1	0	0	0	0	0	0	0	0	0	0	3	4	0.00	0.000

PITCHER	IP	WLS	BF	H	R	ER	SO	BB	IBB	HBP	BLK	WP	HR	S	P	ERA	WHIP

Batter	1	2	3	4	5	6	7	8	9	AB	R	H	RBI	BB	SO	LOB
Willie Randolph, R (1, 4) OBP: 0.349, SLG: 0.238	G1-5-3	F9			BB 1B		F8			4	0	1	0	0	0	3
Chris Gwynn, L (1, 7) OBP: 0.375, SLG: 0.286	BB 1B		F8		1-2 BB			P3		2	0	0	0	2	0	0
Mike Marshall, R (1, 9) OBP: 0.327, SLG: 0.396	1-2 1B		6-3		K			K		4	0	1	0	0	2	2
Eddie Murray, S (1, 3) OBP: 0.364, SLG: 0.458	K		F9			L4-3 BB		BB		2	0	0	0	2	1	2
Rick Dempsey, R (1, 2) OBP: 0.333, SLG: 0.333	F7			1-3		1-2 L4-3		P3		4	0	0	0	0	0	4
John Shelby, S (1, 8) OBP: 0.262, SLG: 0.197		SH1-4 1B		K		6-3			F9	4	0	1	0	0	1	0
Jeff Hamilton, R (1, 5) OBP: 0.235, SLG: 0.272		K		F7			1B		L8	4	0	1	0	0	1	1
Dave Anderson, R (1, 6) OBP: 0.241, SLG: 0.154		1-2 SH1-4 1B			F9		K		P3	4	0	1	0	0	1	1
Tim Belcher, R (1, 1) OBP: 0.188, SLG: 0.250		SH1-4 1-2 2-3			G5-3		F8			1	0	0	0	0	0	0
Mickey Hatcher, R (7, PH) OBP: 0.295, SLG: 0.343										1	0	0	0	0	0	1
Tim Crews, R (7, 1)										0	0	0	0	0	0	0
Ray Searage, L (8, 1)										0	0	0	0	0	0	0
Inning Stats	R: 0 E: 0 K: 1 S: 13 H: 1 LOB: 2 BB: 1 P: 23	R: 0 E: 0 K: 1 S: 9 H: 2 LOB: 2 BB: 0 P: 14	R: 0 E: 0 K: 0 S: 6 H: 0 LOB: 0 BB: 0 P: 9	R: 0 E: 0 K: 1 S: 6 H: 0 LOB: 0 BB: 0 P: 9	R: 0 E: 0 K: 1 S: 10 H: 1 LOB: 2 BB: 1 P: 18	R: 0 E: 0 K: 0 S: 5 H: 0 LOB: 0 BB: 1 P: 10	R: 0 E: 0 K: 1 S: 8 H: 1 LOB: 1 BB: 0 P: 13	R: 0 E: 0 K: 1 S: 8 H: 0 LOB: 1 BB: 1 P: 17	R: 0 E: 0 K: 0 S: 5 H: 0 LOB: 0 BB: 0 P: 8	1B: 5 2B: 1 3B: 0 HR: 0 SF: 0 SAC: 1 DP: 1 HBP: 0						

PITCHER	IP	WLS	BF	H	R	ER	SO	BB	IBB	HBP	BLK	WP	HR	S	P	ERA	WHIP
Larry McWilliams, L (1, 1) ERA: 2.2	9.0	W	35	5	0	0	6	4	0	0	0	0	0	70	121	0.00	1.000

PITCHER	IP	WLS	BF	H	R	ER	SO	BB	IBB	HBP	BLK	WP	HR	S	P	ERA	WHIP

TOP

Los Angeles Dodgers @ Philadelphia Phillies
Veterans Stadium, Philadelphia, PA
Sat May 13 1989, 7:05 PM EDT
Att. 30,294 - Unknown

livebaseballscorecards.com

AB	30
R	0
H	5
RBI	0
BB	4
SO	6
LOB	14

WP: 0 PA: 35
PB: 0
SB: 0
CS: 0

BOTTOM

Batter	1	2	3	4	5	6	7	8	9	AB	R	H	RBI	BB	SO	LOB
Juan Samuel, R (1, 8) OBP: 0.270, SLG: 0.412	B C S B B X 3-2 ① F8		S X 0-1 CS 1B		B X 1-0 ③ F9		B B S S S 2-3 ③ K			4	0	1	0	0	1	0
Tom Herr, S (1, 4) OBP: 0.400, SLG: 0.436	B F X 1-1 E S 1B		1 SAFE B 1 SAFE P B B 4-0 ② BB 1-2 BB			F B B S X 2-2 ① G4-3		B C X 1-1 PB 3B		3	1	2	0	1	0	0
Von Hayes, L (1, 9) OBP: 0.461, SLG: 0.607	B 1 SAFE C B 1 SAFE C X 2-2 ② F9		B B 1 SAFE B B B 4-0 1-2 BB			C B B B B 4-1 F9 BB 1B BB		B C S B F B S 3-3 ① K		2	1	0	0	2	1	2
Mike Schmidt, R (1, 5) OBP: 0.331, SLG: 0.461	B B B C B 4-1 1-3 BB		S X 0-1 ③ F8			B 1 SAFE 1 SAFE 1 SAFE B C C B B 4-2 1B 1-2 BB		I I I I 4-0 PB IBB		1	0	0	0	3	0	2
Darren Daulton, L (1, 2) OBP: 0.310, SLG: 0.467 Bob Dernier, R (8, PH) OBP: 0.309, SLG: 0.279 Steve Lake, R (9, 2) OBP: 0.283, SLG: 0.238	B C F X 1-2 ③ F8			F B B X 2-1 ① P4		B B C F X 2-2 ② F9 2-3		C B 1 SAFE S S 1-3 ② 1-2 K 3-H		3 1 0	0 0 0	0 0 0	0 0 0	0 1 0	0 1 0	4 1 0
Chris James, R (1, 7) OBP: 0.266, SLG: 0.344		C C X 0-2 ① 1-3		B X 1-0 ② L9		B B X 2-0 1-2 1B 3-H		B F C C 1-3 ③ K		4	0	1	1	0	1	1
Ricky Jordan, R (1, 3) OBP: 0.297, SLG: 0.333		F S B X 1-2 ② L3		S X 0-1 ③ F8		S S F S 0-3 ③ K				3	0	0	0	0	1	2
Dickie Thon, R (1, 6) OBP: 0.284, SLG: 0.271		B C C S 1-3 ③ K			X 0-0 ① F9		B X 1-0 ① L5			3	0	0	0	0	1	0
Larry McWilliams, L (1, 1) OBP: 0.100, SLG: 0.100			B B B C C F S 3-3 ① K		B C L B S 2-3 ② K		B X 1-0 ② L6			3	0	0	0	0	2	0
Inning Stats	R: 0 H: 1 E: 0 LOB: 2 K: 0 BB: 1 S: 12 P: 23	R: 0 H: 0 E: 0 LOB: 0 K: 1 BB: 0 S: 9 P: 11	R: 0 H: 1 E: 0 LOB: 2 K: 1 BB: 2 S: 9 P: 19	R: 0 H: 0 E: 0 LOB: 0 K: 0 BB: 0 S: 5 P: 8	R: 0 H: 0 E: 0 LOB: 0 K: 1 BB: 0 S: 5 P: 8	R: 1 H: 1 E: 0 LOB: 2 K: 1 BB: 2 S: 14 P: 28	R: 0 H: 0 E: 0 LOB: 0 K: 1 BB: 0 S: 5 P: 9	R: 1 H: 1 E: 0 LOB: 1 K: 3 BB: 1 S: 12 P: 22		1B: 3 SF: 0 2B: 0 SAC: 0 3B: 1 DP: 0 HR: 0 HBP: 0						WP: 0 PA: 33 PB: 1 SB: 1 CS: 1

PITCHER		IP	WLS	BF	H	R	ER	SO	BB	IBB	HBP	BLK	WP	HR	S	P	ERA	WHIP
Tim Belcher, R ERA: 2.6	(1, 1)	6.0	L	25	3	1	1	4	5	0	0	0	0	0	54	97	1.50	1.333
Tim Crews, R ERA: 3.5	(7, 1)	1.0		4	1	1	0	1	0	0	0	0	0	0	7	12	0.00	1.000
Ray Searage, L ERA: 1.93	(8, 1)	1.0		4	0	0	0	3	0	1	0	0	0	0	10	19	0.00	0.000

PITCHER	IP	WLS	BF	H	R	ER	SO	BB	IBB	HBP	BLK	WP	HR	S	P	ERA	WHIP

Los Angeles Dodgers @ Philadelphia Phillies
Veterans Stadium, Philadelphia, PA
Sat May 13 1989, 7:05 PM EDT
Att. 30,294 - Unknown

livebaseballscorecards.com

AB	27
R	2
H	4
RBI	1
BB	6
SO	8
LOB	12

Batter	1	2	3	4	5	6	7	8	9	AB	R	H	RBI	BB	SO	LOB
Chris Gwynn, L (1, 7) OBP: 0.381, SLG: 0.421	C B B X 2-1 ① G4-3		X 0-0 ② G3	C B X 1-1 1-3 3-H 2B			X 0-0 HR 2B		X 0-0 ① F7	5	1	2	1	0	0	0
Willie Randolph, R (1, 4) OBP: 0.358, SLG: 0.240	B B B B 4-0 BB		B X 1-0 ③ F7	F C S 0-3 ③ K			B B B 4-0 HR BB		X 0-0 FC3-6 1B	3	1	1	0	2	1	2
Mike Marshall, R (1, 9) OBP: 0.325, SLG: 0.390 Mike Davis, L (7, 9) OBP: 0.278, SLG: 0.245	B F F B X 2-2 ② F8			S S B B X 2-2 HR 1B	F B C X 1-2 ① L1-3		S C S 0-3 ② K		X 0-0 ② FC3-6 1-2f	4 1	1 0	1 0	1 0	0 0	1 0	3 1
Eddie Murray, S (1, 3) OBP: 0.365, SLG: 0.504	X 0-0 ③ P6			X 0-0 1-H HR	C S F X 0-2 ② G4-3		C B X 1-1 1-H 2-H HR		C X 0-1 ③ P4	5	2	2	5	0	0	2
Mike Scioscia, L (1, 2) OBP: 0.362, SLG: 0.394		B B F B X 3-1 ① G5-3		B B F B X 3-1 BB BB FC4-6 1B	B C B F X 2-2 ③ G4-3		X 0-0 HR			4	2	2	1	0	0	0
John Shelby, S (1, 8) OBP: 0.261, SLG: 0.192		B F C B X 2-2 ② F9		B B B 4-0 FC4-6 BB 2B 1-2 BB	S B B B X 3-1 ① G4-3		C F B S 1-3 ③ K			3	1	0	0	1	1	0
Jeff Hamilton, R (1, 5) OBP: 0.236, SLG: 0.306		B X 1-0 HR		B B B C C F X 3-2 ① F7		X 0-0 ② G5-3		S B B X 2-1 ① F7		4	1	1	1	0	0	2
Dave Anderson, R (1, 6) OBP: 0.242, SLG: 0.138		B C X 1-1 ③ G6-3		B B B C F F B 4-2 FC4-6 1-2 2-3 BB		X 0-0 ③ G4-3		B C F B X 2-2 ② F7		3	0	0	0	1	0	0
Orel Hershiser, R (1, 1) OBP: 0.167, SLG: 0.292			F L C 0-3 ① K	B C F B X 2-2 ② FC4-6 2B 1-2f 2-3 3-H			C S 0-3 ① K	X 0-0 ③ P3		4	0	0	1	0	2	2
Inning Stats	R: 0 E: 0 K: 0 S: 6 H: 0 LOB: 1 BB: 1 P: 14	R: 1 E: 0 K: 0 S: 8 H: 1 LOB: 0 BB: 0 P: 15	R: 0 E: 0 K: 1 S: 5 H: 0 LOB: 0 BB: 0 P: 6	R: 4 E: 0 K: 1 S: 21 H: 4 LOB: 2 BB: 2 P: 40	R: 0 E: 0 K: 0 S: 10 H: 0 LOB: 0 BB: 0 P: 13	R: 0 E: 0 K: 0 S: 4 H: 0 LOB: 0 BB: 0 P: 7	R: 4 E: 0 K: 3 S: 13 H: 3 LOB: 0 BB: 1 P: 19	R: 0 E: 0 K: 0 S: 6 H: 0 LOB: 0 BB: 0 P: 10	R: 0 E: 0 K: 0 S: 5 H: 1 LOB: 1 BB: 0 P: 5	1B: 3 2B: 2 3B: 0 HR: 4	SF: 0 SAC: 0 DP: 0 HBP: 0					

PITCHER		IP	WLS	BF	H	R	ER	SO	BB	IBB	HBP	BLK	WP	HR	S	P	ERA	WHIP
Alex Madrid, R ERA: 6.59	(1, 1)	3.2	L	19	5	5	5	1	3	0	0	0	0	2	37	72	12.27	2.182
Randy O'Neal, R ERA: 3.0	(4, 1)	2.1		7	0	0	0	1	0	0	0	0	0	0	17	23	0.00	0.000
Todd Frohwirth, R ERA: 8.0	(7, 1)	1.0		7	3	4	4	3	1	0	0	0	0	2	13	19	36.00	4.000
Gordon Dillard, L ERA: 3.86	(8, 1)	1.0		3	0	0	0	0	0	0	0	0	0	0	6	10	0.00	0.000
Greg Harris, R ERA: 3.7	(9, 1)	1.0		4	1	0	0	0	0	0	0	0	0	0	5	5	0.00	1.000

PITCHER	IP	WLS	BF	H	R	ER	SO	BB	IBB	HBP	BLK	WP	HR	S	P	ERA	WHIP

TOP

Los Angeles Dodgers @ Philadelphia Phillies
Veterans Stadium, Philadelphia, PA
Sun May 14 1989, 3:33 AM EDT
Att. 29,092 - Overcast - 65 F

livebaseballscorecards.com

AB	36
R	9
H	9
RBI	9
BB	4
SO	5
LOB	12

1B: 3	SF: 0	WP: 0	PA: 40
2B: 2	SAC: 0	PB: 0	
3B: 0	DP: 0	SB: 0	
HR: 4	HBP: 0	CS: 0	

BOTTOM

Los Angeles Dodgers @ Philadelphia Phillies
Veterans Stadium, Philadelphia, PA
Sun May 14 1989, 3:33 AM EDT
Att. 29,092 - Overcast - 65 F

livebaseballscorecards.com

Batter	1	2	3	4	5	6	7	8	9	AB	R	H	RBI	BB	SO	LOB
Bob Dernier, R (1, 8) OBP: 0.296, SLG: 0.266	B F B F X 2-2 G6-3 ①		B X 1-0 G1-3 ② 1-2 2-3			C B B C S 2-3 K ②		B F F X 1-2 F8 ③		3	0	0	0	0	1	2
Todd Frohwirth, R (7, 1)										0	0	0	0	0	0	0
Dwayne Murphy, L (8, 7) OBP: 0.381, SLG: 0.333										1	0	0	0	0	0	1
Tom Herr, S (1, 4) OBP: 0.389, SLG: 0.423	C B X 1-1 F8 ②		B B X 2-0 G4-3 ③			X 0-0 G6-3 ③			B F X 1-1 G4-3 ①	4	0	0	0	0	0	2
Von Hayes, L (1, 9) OBP: 0.462, SLG: 0.596	C C B C 1-3 K ③			B B C B C F B 4-2 G1-6-3 BB			B B F F B B B 4-2 G1-3 BB		B X 1-0 G4-3 ②	2	0	0	0	2	1	0
(7, 8)																
Mike Schmidt, R (1, 5) OBP: 0.331, SLG: 0.453		B B S S B B B 4-2 CS BB		B F X 1-1 P5 ①			F C B X 1-2 L8 ①		X 0-0 G4-1 ③	2	0	0	0	1	0	2
Gordon Dillard, L (8, 1)										0	0	0	0	0	0	0
Mark Ryal, L (9, 9) OBP: 0.235, SLG: 0.188										1	0	0	0	0	0	0
Darren Daulton, L (1, 2) OBP: 0.299, SLG: 0.449		S B S C 1-3 K ① ② 1-2		C C B X 1-2 G1-6-3 ② ③ 1-2f			B F B X 2-1 G1-3 ② 1-2			3	0	0	0	0	1	3
Chris James, R (1, 7) OBP: 0.260, SLG: 0.336		F C X 0-2 G5-3 ③			C S C 0-3 K ①		X 0-0 G1-3 ③			3	0	0	0	0	1	1
(8, 5)																
Ricky Jordan, R (1, 3) OBP: 0.298, SLG: 0.333			S B B X 2-1 WP BB 1B		S F B F B X 2-2 G5-3 ②			B B F C S 2-3 K ①		3	0	1	0	0	1	0
Steve Jeltz, S (1, 6) OBP: 0.415, SLG: 0.429			C B 1 SAFE 1 SAFE B F F F B 4-2 B WP BB 1-2		B C F B S 2-3 K ③			F B B B X 3-1 G4-3 2B		2	0	1	0	1	1	0
Alex Madrid, R (1, 1)			S B 2 SAFE M M 1-3 K ①			B S T T B X 2-2 F7 ①		B B F B X 3-1 G4-3 ② 2-3		1	0	0	0	0	1	2
Randy O'Neal, R (4, 1)										0	0	0	0	0	0	0
Curt Ford, L (6, PH) OBP: 0.172, SLG: 0.111										2	0	0	0	0	0	1
(7, 9)																
Greg Harris, S (9, 1)										0	0	0	0	0	0	0
Inning Stats	R: 0 E: 0 K: 1 S: 8 H: 0 LOB: 0 BB: 0 P: 12	R: 0 E: 0 K: 1 S: 8 H: 0 LOB: 0 BB: 1 P: 13	R: 0 E: 0 K: 1 S: 11 H: 1 LOB: 2 BB: 1 P: 21	R: 0 E: 0 K: 0 S: 8 H: 0 LOB: 0 BB: 1 P: 14	R: 0 E: 0 K: 2 S: 10 H: 0 LOB: 0 BB: 0 P: 14	R: 0 E: 0 K: 1 S: 8 H: 0 LOB: 0 BB: 0 P: 12	R: 0 E: 0 K: 0 S: 8 H: 0 LOB: 1 BB: 1 P: 15	R: 0 E: 0 K: 1 S: 10 H: 1 LOB: 1 BB: 0 P: 19	R: 0 E: 0 K: 0 S: 4 H: 0 LOB: 0 BB: 0 P: 6	1B: 1 2B: 1 3B: 0 HR: 0		SF: 0 SAC: 0 DP: 1 HBP: 0		WP: 1 PB: 0 SB: 0 CS: 1		PA: 31

	AB	27
	R	0
	H	2
	RBI	0
	BB	4
	SO	7
	LOB	14

PITCHER	IP	WLS	BF	H	R	ER	SO	BB	IBB	HBP	BLK	WP	HR	S	P	ERA	WHIP
Orel Hershiser, R (1, 1) ERA: 1.72	9.0	W	31	2	0	0	7	4	0	0	0	1	0	75	126	0.00	0.667

PITCHER	IP	WLS	BF	H	R	ER	SO	BB	IBB	HBP	BLK	WP	HR	S	P	ERA	WHIP

Batter	1	2	3	4	5	6	7	8	9	AB	R	H	RBI	BB	SO	LOB
Willie Randolph, R (1, 4) OBP: 0.353, SLG: 0.233	B B C X 2-1 F8		B C B F B X 3-2 P9			X 0-0 F7	C B B X 2-1 G5-3		B B B B 4-0 1B 1-2 2-3 BB	4	0	0	0	1	0	1
Chris Gwynn, L (1, 7) OBP: 0.360, SLG: 0.435 Ray Searage, L (8, 1) Mariano Duncan, R (9, PH) OBP: 0.229, SLG: 0.292 (9, 7)	B C S B S 2-3 K			F B F X 1-2 G5-3		F B B X 2-1 1B 2B		B B C F F F X 2-2 P3	X 0-0 1-2 2-H 3-H 1B	4 0 1	1 0 0	1 0 1	0 0 2	0 0 0	1 0 0	0 0 0
Mike Marshall, R (1, 9) OBP: 0.328, SLG: 0.385	B B B B 4-0 BB			C X 0-1 G6-3		S S X 0-2 2-H BB 1B		B F B F X 2-2 L5	X 0-0 F9	4	0	1	1	1	0	2
Eddie Murray, S (1, 3) OBP: 0.368, SLG: 0.496	S B B B F S 3-3 K			B B B 4-0 FC6 BB		S B B F 1 SAFE F F F B 3-2 X F7		B B B B 4-0 BB		2	0	0	0	2	1	2
Rick Dempsey, R (1, 2) OBP: 0.333, SLG: 0.313 Mike Scioscia, L (8, PH) OBP: 0.358, SLG: 0.389 (8, 2)		B C B F B X 3-2 F7		B B S X 2-2 FC6 1-2f		C B F B B F B 4-2 1-2 BB		B X 1-0 G3		2 1	0 0	0 0	0 0	1 0	0 0	1 1
John Shelby, S (1, 8) OBP: 0.254, SLG: 0.185		S S F B S 1-3 K	F B F B B X 3-2 P2			S B S B S 2-3 K			F F B F X 1-2 G5-3	4	0	0	0	0	2	2
Jeff Hamilton, R (1, 5) OBP: 0.237, SLG: 0.295		B S B C C 2-3 K	B S B F F F X 2-2 F8				X 0-0 F8		B B S B B 4-1 BB WP 1B BB	3	1	0	0	1	1	0
Dave Anderson, R (1, 6) OBP: 0.270, SLG: 0.129			B C X 1-1 L9		S F F B B F B B 4-2 BB		B F F F F S 1-3 K		B S 1 SAFE S B B B 4-2 1-2 BB 1B BB	2	1	0	0	2	1	0
Mike Morgan, R (1, 1) OBP: 0.077, SLG: 0.077 Mike Davis, L (8, 7) OBP: 0.278, SLG: 0.245 Mickey Hatcher, R (9, PH) OBP: 0.291, SLG: 0.338 Jay Howell, R (9, 1)			S S X 0-2 G4-3		F X 0-1 F9	X 0-0 1B			B F F F F X 1-2 P5	3 0 1 0	0 0 0 0	1 0 0 0	0 0 0 0	0 0 0 0	0 0 0 0	1 0 2 0
Inning Stats	R: 0 E: 0 K: 2 S: 8 H: 0 LOB: 1 BB: 1 P: 19	R: 0 E: 0 K: 2 S: 10 H: 0 LOB: 0 BB: 0 P: 16	R: 0 E: 0 K: 0 S: 8 H: 0 LOB: 0 BB: 0 P: 12	R: 0 E: 0 K: 0 S: 8 H: 0 LOB: 1 BB: 1 P: 15	R: 0 E: 0 K: 0 S: 14 H: 0 LOB: 1 BB: 1 P: 23	R: 1 E: 0 K: 1 S: 18 H: 2 LOB: 2 BB: 1 P: 29	R: 0 E: 0 K: 1 S: 9 H: 1 LOB: 1 BB: 0 P: 12	R: 0 E: 0 K: 0 S: 9 H: 0 LOB: 1 BB: 1 P: 18	R: 2 E: 0 K: 0 S: 14 H: 1 LOB: 2 BB: 3 P: 28	1B: 3 2B: 1 3B: 0 HR: 0 SF: 0 SAC: 0 DP: 0 HBP: 0							

TOP

Los Angeles Dodgers @ New York Mets

Shea Stadium, Flushing, NY

Mon May 15 1989, 7:05 PM EDT

Att. 34,622 - Unknown

livebaseballscorecards.com

AB	31
R	3
H	4
RBI	3
BB	8
SO	6
LOB	12

WP: 1 PB: 0 SB: 0 CS: 0 PA: 39

PITCHER		IP	WLS	BF	H	R	ER	SO	BB	IBB	HBP	BLK	WP	HR	S	P	ERA	WHIP
Sid Fernandez, L ERA: 2.78	(1, 1)	7.0		28	3	1	1	6	4	0	0	0	0	0	75	126	1.29	1.000
Don Aase, R ERA: 1.23	(8, 1)	1.0		4	0	0	0	0	1	0	0	0	0	0	9	18	0.00	1.000
Roger McDowell, R ERA: 2.55	(9, 1)	0.1	L	3	0	2	2	0	2	0	0	0	1	0	7	16	54.00	6.000
Randy Myers, L ERA: 0.95	(9, 1)	0.2		4	1	0	0	0	1	0	0	0	0	0	7	12	0.00	3.000

PITCHER	IP	WLS	BF	H	R	ER	SO	BB	IBB	HBP	BLK	WP	HR	S	P	ERA	WHIP

Batter	1	2	3	4	5	6	7	8	9	AB	R	H	RBI	BB	SO	LOB
Lenny Dykstra, L (1, 8) OBP: 0.384, SLG: 0.452	B C C B B C 3-3 K ①		B S 1 SAFE F B 1 SAFE C 2-3 K ③			B F F F F F B S 2-3 K ①		B B 1 SAFE X 2-0 L3 ③		4	0	0	0	0	3	2
Howard Johnson, S (1, 6) (9, 5) OBP: 0.370, SLG: 0.545	C F B S 1-3 K ②			F B X 1-1 G4-3 ①		X 0-0 G3-1 ②			B C B F F B F B 4-2 BB BB	3	0	0	0	1	1	0
Keith Hernandez, L (1, 3) OBP: 0.357, SLG: 0.404	C F B C 1-3 K ③			B B F B X 3-1 L5 ②		B B C X 2-1 F7 ③			C B B B B 1-2 4-1 BB	3	0	0	0	1	1	0
Darryl Strawberry, L (1, 9) OBP: 0.323, SLG: 0.509		B B C B T F F S 3-3 K ①		X 0-0 HR			B B F X 2-1 G4-6-3 1B		C S B F B S 2-3 K ①	4	1	2	1	0	2	2
Kevin McReynolds, R (1, 7) OBP: 0.350, SLG: 0.390		F C S 0-3 K ②		X 0-0 1B			X 0-0 P4 ①		C S B X 1-2 F8 ②	4	0	1	0	0	1	3
Gregg Jefferies, S (1, 4) OBP: 0.220, SLG: 0.274		C F B F X 1-2 P6 ③		C S F B F B 1 SAFE X 2-2 L7 ③			1 SAFE P F X 1-1 G4-6-3 ②③ 1-2f		C B F S 1-3 K ③	4	0	0	0	0	1	4
Dave Magadan, L (1, 5) OBP: 0.298, SLG: 0.293 Kevin Elster, R (9, 6) OBP: 0.306, SLG: 0.343			C F B B X 2-2 1B		C C S 0-3 K ①			B X 1-0 F8 ①		3 0	0 0	1 0	0 0	0 0	1 0	0 0
Mackey Sasser, L (1, 2) OBP: 0.200, SLG: 0.368			B 1 SAFE F 1 SAFE F X 1-2 F7 ①		B B C X 2-1 F8 ②			C B X 1-1 F7 ②		3	0	0	0	0	0	1
Sid Fernandez, L (1, 1) OBP: 0.200, SLG: 0.267 Don Aase, R (8, 1) Lee Mazzilli, S (8, PH) OBP: 0.389, SLG: 0.385 Roger McDowell, R (9, 1) Randy Myers, L (9, 1)			L 1 SAFE C L 0-3 K ②		B F B X 2-1 G5-3 ③			B B C B B 4-1 BB		2 0 0 0 0	0 0 0 0 0	0 0 0 0 0	0 0 1 0 0	0 0 0 0 0	1 0 0 0 0	1 0 0 0 0
Inning Stats	R: 0 H: 0 E: 0 LOB: 0 K: 3 BB: 0 S: 9 P: 14	R: 0 H: 0 E: 0 LOB: 0 K: 2 BB: 0 S: 12 P: 16	R: 0 H: 1 E: 0 LOB: 1 K: 2 BB: 0 S: 12 P: 17	R: 1 H: 2 E: 0 LOB: 1 K: 0 BB: 0 S: 11 P: 17	R: 0 H: 0 E: 0 LOB: 0 K: 1 BB: 0 S: 7 P: 11	R: 0 H: 0 E: 0 LOB: 0 K: 1 BB: 0 S: 9 P: 13	R: 0 H: 1 E: 0 LOB: 0 K: 0 BB: 0 S: 6 P: 8	R: 0 H: 0 E: 0 LOB: 1 K: 0 BB: 1 S: 5 P: 13	R: 0 H: 0 E: 0 LOB: 2 K: 2 BB: 2 S: 15 P: 27	1B: 3 2B: 0 3B: 0 HR: 1	SF: 0 SAC: 0 DP: 1 HBP: 0			WP: 0 PB: 0 SB: 0 CS: 0	PA: 33		

PITCHER		IP	WLS	BF	H	R	ER	SO	BB	IBB	HBP	BLK	WP	HR	S	P	ERA	WHIP
Mike Morgan, R ERA: 0.77	(1, 1)	7.2		27	4	1	1	9	1	0	0	0	0	1	70	106	1.17	0.652
Ray Searage, L ERA: 1.86	(8, 1)	0.1	W	1	0	0	0	0	0	0	0	0	0	0	1	3	0.00	0.000
Jay Howell, R ERA: 0.89	(9, 1)	1.0	S	5	0	0	0	2	2	0	0	0	0	0	15	27	0.00	2.000

PITCHER	IP	WLS	BF	H	R	ER	SO	BB	IBB	HBP	BLK	WP	HR	S	P	ERA	WHIP

BOTTOM

Los Angeles Dodgers @ New York Mets

Shea Stadium, Flushing, NY

Mon May 15 1989, 7:05 PM EDT

Att. 34,622 - Unknown

livebaseballscorecards.com

AB	30
R	1
H	4
RBI	1
BB	3
SO	11
LOB	13

Batter	1	2	3	4	5	6	7	8	9	10	AB	R	H	RBI	BB	SO	LOB
Chris Gwynn, L (1, 7) OBP: 0.333, SLG: 0.400	K2-3		G4-3 2-3 3-H		P3			HBP		FC5-4 1-2f	2	0	0	1	0	1	1
Mariano Duncan, R (3, 7) OBP: 0.235, SLG: 0.280											2	1	0	0	0	0	1
Willie Randolph, R (1, 4) OBP: 0.348, SLG: 0.231	G4-3		1B 3-H			L7		F2		F9	5	0	1	1	0	0	2
Mike Davis, L (1, 9) OBP: 0.298, SLG: 0.327	K		1-3			HR		BB 1-2		IBB 1-3	3	1	2	1	0	1	0
Mike Marshall, R (8, PH) OBP: 0.339, SLG: 0.390 (8, 9)										1B	1	0	1	0	1	0	0
Eddie Murray, S (1, 3) OBP: 0.363, SLG: 0.481		F8	G3			K		P4		BB 1-2	4	0	0	0	1	1	4
Mike Scioscia, L (1, 2) OBP: 0.349, SLG: 0.378	K			P2		K		F7		BB 1-2 2-3 3-H	3	0	0	0	0	2	0
Rick Dempsey, R (8, PH) OBP: 0.341, SLG: 0.303 (8, 2)											1	0	0	1	1	0	2
John Shelby, S (1, 8) OBP: 0.245, SLG: 0.178	F8			K			G4-3		K	G5-3	5	0	0	0	0	2	3
Jeff Hamilton, R (1, 5) OBP: 0.247, SLG: 0.315			G4-3 2B 1B	K			2B		F9		4	1	2	0	0	1	0
Dave Anderson, R (1, 6) OBP: 0.268, SLG: 0.171			G4-3 1-3 2B		F7		K		G5-3		4	1	1	0	0	1	1
Fernando Valenzuela, L (1, 1) Mickey Hatcher, R (7, PH) OBP: 0.288, SLG: 0.333 Ray Searage, L (7, 1) Alejandro Pena, R (8, 1) Mike Sharperson, R (10, PH) Jay Howell, R (10, 1)			G1-3		F7		L4			E1 FC5-4	2	0	0	0	0	0	2
											1	0	0	0	0	0	1
											0	0	0	0	0	0	0
											0	0	0	0	0	0	0
											1	0	0	0	0	0	0
											0	0	0	0	0	0	0
Inning Stats	R: 0 E: 0 K: 2 S: 9 H: 0 LOB: 0 BB: 0 P: 9	R: 0 E: 0 K: 1 S: 5 H: 0 LOB: 0 BB: 0 P: 8	R: 2 E: 0 K: 0 S: 15 H: 4 LOB: 2 BB: 0 P: 24	R: 0 E: 0 K: 2 S: 8 H: 0 LOB: 0 BB: 0 P: 12	R: 0 E: 0 K: 0 S: 7 H: 0 LOB: 0 BB: 0 P: 8	R: 1 E: 0 K: 2 S: 9 H: 1 LOB: 0 BB: 0 P: 15	R: 0 E: 0 K: 1 S: 11 H: 1 LOB: 1 BB: 0 P: 15	R: 0 E: 0 K: 0 S: 8 H: 0 LOB: 2 BB: 1 P: 16	R: 0 E: 0 K: 1 S: 6 H: 0 LOB: 0 BB: 0 P: 8	R: 1 E: 1 K: 0 S: 14 H: 1 LOB: 3 BB: 2 P: 26	1B: 4 2B: 2 3B: 0 HR: 1 SF: 0 SAC: 0 DP: 0 HBP: 1	WP: 0 PB: 0 SB: 0 CS: 0	PA: 42				

PITCHER		IP	WLS	BF	H	R	ER	SO	BB	IBB	HBP	BLK	WP	HR	S	P	ERA	WHIP
Ron Darling, R ERA: 4.75	(1, 1)	7.1		29	6	3	3	8	0	0	1	0	0	1	67	95	3.68	0.818
Randy Myers, L ERA: 0.87	(8, 1)	1.2		6	0	0	0	1	1	0	0	0	0	0	11	20	0.00	0.600
Rick Aguilera, R ERA: 1.29	(10, 1)	1.0	L	7	1	1	0	0	1	1	0	0	0	0	14	26	0.00	2.000

PITCHER	IP	WLS	BF	H	R	ER	SO	BB	IBB	HBP	BLK	WP	HR	S	P	ERA	WHIP

TOP

Los Angeles Dodgers @ New York Mets

Shea Stadium, Flushing, NY

Wed May 17 1989, 7:05 PM EDT
Att. 37,655 - Unknown - 70 F

livebaseballscorecards.com

AB	38
R	4
H	7
RBI	4
BB	3
SO	9
LOB	17

BOTTOM

Los Angeles Dodgers @ New York Mets

Shea Stadium, Flushing, NY

Wed May 17 1989, 7:05 PM EDT

Att. 37,655 - Unknown - 70 F

livebaseballscorecards.com

Batter	1	2	3	4	5	6	7	8	9	10	AB	R	H	RBI	BB	SO	LOB
Mookie Wilson, S (1, 8) OBP: 0.200, SLG: 0.264 Rick Aguilera, R (10, 1)	G6-3		K		K	K			P4		5 0	0 0	0 0	0 0	0 0	3 0	2 0
Howard Johnson, S (1, 6) OBP: 0.379, SLG: 0.566	BB		BB		HR		L4		K		3	2	1	2	2	1	0
Keith Hernandez, L (1, 3) OBP: 0.364, SLG: 0.410 Dave Magadan, L (7, PH) OBP: 0.286, SLG: 0.279 (8, 3)	SF7 1-3 1B		K		FC6 1B		G4-3			F8	3 2	0 0	2 0	0 0	0 0	1 0	1 0
Darryl Strawberry, L (1, 9) OBP: 0.311, SLG: 0.492	SF7 1-2 3-H			F7	FC6 1-2f		G3-1			P6	4	0	0	1	0	0	1
Kevin McReynolds, R (1, 7) OBP: 0.352, SLG: 0.386	L8			P3	IBB			F8		1B	4	0	1	0	1	0	1
Gregg Jefferies, S (1, 5) OBP: 0.219, SLG: 0.264		CS BB		E5 BB	G1-3			G4-3		G4-3	4	0	0	0	1	0	3
Tim Teufel, R (1, 4) OBP: 0.379, SLG: 0.304		G1-6-3 1-2 BB		BB 1-2		K		FC5-4 1B			2	0	1	0	2	1	0
Barry Lyons, R (1, 2) OBP: 0.317, SLG: 0.486		G1-6-3 1-2f		G3-1		2B		FC5-4 1-2f			4	0	1	0	0	0	4
Ron Darling, R (1, 1) OBP: 0.111, SLG: 0.167 Randy Myers, L (8, 1) Lenny Dykstra, L (9, PH) OBP: 0.380, SLG: 0.447 (10, 8)			L7		HR 2B	K				P4	3 0 1	1 0 0	1 0 0	0 0 0	0 0 0	1 0 0	1 0 0
Inning Stats	R: 1 E: 0 K: 0 S: 9 H: 1 LOB: 1 BB: 1 P: 17	R: 0 E: 0 K: 0 S: 6 H: 0 LOB: 0 BB: 2 P: 15	R: 0 E: 0 K: 2 S: 11 H: 0 LOB: 1 BB: 1 P: 21	R: 0 E: 1 K: 0 S: 11 H: 0 LOB: 2 BB: 1 P: 17	R: 2 E: 0 K: 1 S: 15 H: 3 LOB: 2 BB: 1 P: 29	R: 0 E: 0 K: 3 S: 11 H: 1 LOB: 1 BB: 0 P: 18	R: 0 E: 0 K: 0 S: 8 H: 0 LOB: 0 BB: 0 P: 12	R: 0 E: 0 K: 0 S: 15 H: 1 LOB: 1 BB: 0 P: 19	R: 0 E: 0 K: 1 S: 8 H: 0 LOB: 0 BB: 0 P: 12	R: 0 E: 0 K: 0 S: 9 H: 1 LOB: 1 BB: 0 P: 13	1B: 4 2B: 2 3B: 0 HR: 1 SF: 1 SAC: 0 DP: 1 HBP: 0						

	AB	35
	R	3
	H	7
	RBI	3
	BB	6
	SO	7
	LOB	13

WP: 0 PB: 0 SB: 1 CS: 1 PA: 42

PITCHER		IP	WLS	BF	H	R	ER	SO	BB	IBB	HBP	BLK	WP	HR	S	P	ERA	WHIP
Fernando Valenzuela, L ERA: 4.84	(1, 1)	6.0		28	5	3	3	6	5	1	0	0	0	1	63	117	4.50	1.667
Ray Searage, L ERA: 1.69	(7, 1)	1.0		3	0	0	0	0	0	0	0	0	0	0	8	12	0.00	0.000
Alejandro Pena, R ERA: 2.21	(8, 1)	2.0	W	7	1	0	0	1	0	0	0	0	0	0	23	31	0.00	0.500
Jay Howell, R ERA: 0.84	(10, 1)	1.0	S	4	1	0	0	0	0	0	0	0	0	0	9	13	0.00	1.000

PITCHER	IP	WLS	BF	H	R	ER	SO	BB	IBB	HBP	BLK	WP	HR	S	P	ERA	WHIP

Batter	1	2	3	4	5	6	7	8	9	AB	R	H	RBI	BB	SO	LOB
Willie Randolph, R (1, 4) OBP: 0.349, SLG: 0.239	C B C X 1-2 G5-3		B C X 1-1 G6-3		C B C B F B 4-2 G6-3 G6-3 BB	C C S 0-3 K			B C F B F X 2-2 E G1-6-3 2B	4	1	1	0	1	1	3
Mike Davis, L (1, 7) OBP: 0.274, SLG: 0.298	B X 1-0 G4-3		C C C B X 1-2 G6-3		B C S 1 SAFE B F X 2-2 G6-3 1-2		X 0-0 P6		X 0-0 E4 G1-6-3 2-3	5	0	0	0	0	0	2
Mike Marshall, R (1, 9) OBP: 0.333, SLG: 0.382	X 0-0 1B		F F B S 1-3 K		C X 0-1 G6-3 2-3		X 0-0 F8		X 0-0 G1-6-3 1-2f 3-H	5	0	1	0	0	1	2
Eddie Murray, S (1, 3) OBP: 0.358, SLG: 0.471	C F B X 1-2 G1-3			X 0-0 G3-1	X 0-0 F7		B B C F X 2-2 F9		X 0-0 1B	5	0	1	0	0	0	2
Mike Scioscia, L (1, 2) OBP: 0.345, SLG: 0.373 Rick Dempsey, R (9, PH) OBP: 0.333, SLG: 0.294		B C S S B F F F F X 2-2 G6-3		B F C X 1-2 2B 1B		B B X 2-0 G3		C F B C 1-3 K	C F B C 1-3 K	4 1	0 0	1 0	0 0	0 0	1 1	0 1
John Shelby, S (1, 8) OBP: 0.259, SLG: 0.197		C X 0-1 CS 1B G4-3 1B		X 0-0 1-3 2B		F B X 1-1 G4-3		B S B B B S B 4-2 1B SF8 BB		3	2	2	0	1	0	0
Jeff Hamilton, R (1, 5) OBP: 0.277, SLG: 0.337 Mariano Duncan, R (8, PR) OBP: 0.235, SLG: 0.280 (8, 6)		C F 1 SAFE X 0-2 G4-3 CS 1-3 1B		I I I 4-0 FC6-4 IBB		C B S F X 1-2 BB 1B 1B		1 SAFE 1 SAFE X 0-0 S 1-3 1B		3 0	0 0	3 0	0 0	1 0	0 0	0 0
Dave Anderson, R (1, 6) OBP: 0.273, SLG: 0.184 Chris Gwynn, L (8, PH) OBP: 0.321, SLG: 0.400 Alejandro Pena, R (8, 1) Ricky Horton, L (8, 1)		F B M F F B F X 2-2 G4-3 1-3 3-H		B B F X 2-1 P3		F X 0-1 BB 1-2 1B		S B X 1-1 SF8 3-H		3 0 0 0	0 0 0 0	1 0 0 0	1 1 0 0	0 0 0 0	0 0 0 0	4 0 0 0
Tim Leary, R (1, 1) Franklin Stubbs, L (6, PH) OBP: 0.400, SLG: 0.385 Tim Crews, R (6, 1) Ray Searage, L (7, 1) Mickey Hatcher, R (8, PH) OBP: 0.284, SLG: 0.329 (8, 5)		C B X 1-1 G1-3		C X 0-1 1-2f FC6-4		B B B 4-0 1-2 2-3 BB		P B F F F X 2-2 F8 1-2		2 0 0 0 1	0 0 0 0 0	0 0 0 0 0	0 1 0 0 0	0 0 0 0 0	0 0 0 0 0	4 0 0 0 1
Inning Stats	R: 0 H: 1 E: 0 LOB: 1 K: 0 BB: 0 S: 8 P: 11	R: 1 H: 2 E: 0 LOB: 1 K: 0 BB: 0 S: 20 P: 25	R: 0 H: 0 E: 0 LOB: 0 K: 1 BB: 0 S: 8 P: 11	R: 0 H: 2 E: 0 LOB: 3 K: 0 BB: 1 S: 9 P: 16	R: 0 H: 0 E: 0 LOB: 1 K: 0 BB: 1 S: 11 P: 17	R: 0 H: 2 E: 0 LOB: 3 K: 1 BB: 1 S: 12 P: 20	R: 0 H: 0 E: 0 LOB: 0 K: 0 BB: 0 S: 5 P: 7	R: 1 H: 1 E: 0 LOB: 2 K: 1 BB: 1 S: 12 P: 19	R: 1 H: 2 E: 1 LOB: 1 K: 1 BB: 0 S: 10 P: 13	1B: 8 SF: 1 2B: 2 SAC: 0 3B: 0 DP: 1 HR: 0 HBP: 0						

PITCHER		IP	WLS	BF	H	R	ER	SO	BB	IBB	HBP	BLK	WP	HR	S	P	ERA	WHIP
Dwight Gooden, R ERA: 2.17	(1, 1)	8.0	W	36	8	2	1	3	3	1	0	0	0	0	85	126	1.12	1.375
Roger McDowell, R ERA: 2.95	(9, 1)	0.2		4	2	1	1	0	0	0	0	0	0	0	7	9	13.50	3.000
Randy Myers, L ERA: 0.86	(9, 1)	0.1	S	1	0	0	0	1	0	0	0	0	0	0	3	4	0.00	0.000

PITCHER	IP	WLS	BF	H	R	ER	SO	BB	IBB	HBP	BLK	WP	HR	S	P	ERA	WHIP

TOP

Los Angeles Dodgers @ New York Mets

Shea Stadium, Flushing, NY

Thu May 18 1989, 7:05 PM EDT

Att. 31,189 - Unknown

livebaseballscorecards.com

AB	36
R	3
H	10
RBI	2
BB	4
SO	4
LOB	19

BOTTOM

Los Angeles Dodgers @ New York Mets

Shea Stadium, Flushing, NY

Thu May 18 1989, 7:05 PM EDT

Att. 31,189 - Unknown

livebaseballscorecards.com

Batter	1	2	3	4	5	6	7	8	9	AB	R	H	RBI	BB	SO	LOB
Lenny Dykstra, L (1, 8) OBP: 0.390, SLG: 0.455	C F B B F X 2-2 FC4-6 1B		B B X 2-0 1B		B B C C X 2-2 E3 2B		B B B C C B 4-2 S SH2-3 BB	B 1 SAFE X 1-0 SF9 ② 3-H		3	0	2	1	1	0	0
Gregg Jefferies, S (1, 4) OBP: 0.220, SLG: 0.272	B 1 SAFE X 1-0 FC4-6 ① S 1-2f		B X 1-0 F7 ③		F X 0-1 1-3 2B		X 0-0 SH2-3 ① 1-2	C C B X 1-2 FC5-4 ③ 1-2f		4	0	1	0	0	0	3
Howard Johnson, S (1, 5) OBP: 0.382, SLG: 0.560	B B 1 SAFE B C 1 SAFE 1 SAFE C B 4-2 G3-6-1 1-2 BB			X 0-0 HR 1B	F S B F S 1-3 ① K		C F B F B B C 3-3 ② K 2-3			3	1	1	0	1	2	3
Darryl Strawberry, L (1, 9) OBP: 0.316, SLG: 0.512	X 0-0 ② ③ G3-6-1 1-2f			C B S B F 1 SAFE X 2-2 1-H HR	I I I I 4-0 G5-4-3 IBB		C B B F S 2-3 ③ K			3	1	1	2	1	1	3
Kevin McReynolds, R (1, 7) OBP: 0.349, SLG: 0.405		B C F B S 2-3 ① K		B C X 1-1 ① P4	B X 1-0 ② ③ G5-4-3 1-2f			B B C B X 3-1 HR		4	1	1	1	0	1	3
Dave Magadan, L (1, 3) OBP: 0.302, SLG: 0.404		C B F B B B X 3-2 ② G3-1		C B B B C F F X 3-2 3B		C B F B F F X 2-2 ① F7		X 0-0 HR		4	1	2	1	0	0	0
Barry Lyons, R (1, 2) OBP: 0.333, SLG: 0.475		F B F F B F X 2-2 ③ G5-3		C B B F S 2-3 ② K		X 0-0 1B		F B B B B 4-1 1B SH1-4 SF9 BB		3	1	1	0	1	1	1
Kevin Elster, R (1, 6) OBP: 0.307, SLG: 0.337			C F B X 1-2 ① F8	I I I I 4-0 IBB		C F F S 0-3 ② K		C 1 SAFE F 1 SAFE X 0-2 ① SH1-4 1-2		2	0	0	0	1	1	1
Dwight Gooden, R (1, 1) OBP: 0.182, SLG: 0.286 Tim Teufel, R (8, PH) OBP: 0.388, SLG: 0.316 Roger McDowell, R (9, 1) Randy Myers, L (9, 1)			X 0-0 ② F8	F F B X 1-2 ③ L8		C B B F S 2-3 ③ K		B S B B S S X 3-2 FC5-4 1B 2-3		3 1 0 0	0 0 0 0	0 1 0 0	0 0 0 0	1 0 0 0	3 0 0 0	
Inning Stats	R: 0 E: 0 K: 0 S: 8 H: 1 LOB: 1 BB: 1 P: 15	R: 0 E: 0 K: 1 S: 11 H: 0 LOB: 0 BB: 0 P: 18	R: 0 E: 0 K: 0 S: 6 H: 1 LOB: 1 BB: 0 P: 10	R: 2 E: 0 K: 1 S: 18 H: 3 LOB: 2 BB: 1 P: 31	R: 0 E: 1 K: 1 S: 10 H: 1 LOB: 2 BB: 1 P: 18	R: 0 E: 0 K: 2 S: 12 H: 1 LOB: 1 BB: 0 P: 16	R: 0 E: 0 K: 2 S: 10 H: 0 LOB: 1 BB: 1 P: 19	R: 3 E: 0 K: 0 S: 14 H: 3 LOB: 1 BB: 1 P: 26		1B: 5 2B: 1 3B: 1 HR: 3	SF: 1 SAC: 2 DP: 2 HBP: 0			WP: 0 PB: 0 SB: 2 CS: 0	PA: 38		

	AB	30
	R	5
	H	10
	RBI	5
	BB	5
	SO	7
	LOB	17

PITCHER		IP	WLS	BF	H	R	ER	SO	BB	IBB	HBP	BLK	WP	HR	S	P	ERA	WHIP
Tim Leary, R ERA: 3.29	(1, 1)	5.0		23	6	2	2	3	1	2	0	0	0	1	53	92	3.60	1.400
Tim Crews, R ERA: 3.26	(6, 1)	1.1		6	1	0	0	2	1	0	0	0	0	0	15	23	0.00	1.500
Ray Searage, L ERA: 1.59	(7, 1)	0.2		2	0	0	0	2	0	0	0	0	0	0	7	12	0.00	0.000
Alejandro Pena, R ERA: 3.54	(8, 1)	0.0	L	3	2	3	3	0	1	0	0	0	0	2	4	11	∞	∞
Ricky Horton, L ERA: 3.95	(8, 1)	1.0		4	1	0	0	0	0	0	0	0	0	0	10	15	0.00	1.000

PITCHER		IP	WLS	BF	H	R	ER	SO	BB	IBB	HBP	BLK	WP	HR	S	P	ERA	WHIP

Batter	1	2	3	4	5	6	7	8	9	AB	R	H	RBI	BB	SO	LOB
Willie Randolph, R (1, 4) OBP: 0.353, SLG: 0.241	B S B C C 2-3 ① K		C B B C X 2-2 S 1B		C B B S B X 3-2 ② F9	B 1-0 ③ CS 3-H	B S B F B B 4-2 2B BB	S B C B X 2-2 ② G6-3		3	1	1	0	1	1	0
Mariano Duncan, R (7, 4) OBP: 0.231, SLG: 0.275										1	0	0	0	0	0	0
Mike Davis, L (1, 7) OBP: 0.299, SLG: 0.339	C X 0-1 2B FC3-2 1B		B F 1 SAFE P 1 SAFE X 2-1 ① F9		B C B X 2-1 ③ F8	X	0-0 G3-1 HR 2B 1-H	B C F B X 2-2 FC6-4 1B		5	1	3	1	0	0	1
Mike Marshall, R (1, 9) OBP: 0.336, SLG: 0.391	S X 0-1 FC3-2 2B 1-3		B C C 1 SAFE F S 1-3 ② K 1-2		C X 0-1 2B 1B 1B	X 0-0 ① P6	B B X 2-0 ③ FC6-4 1-2f			5	1	2	0	0	1	3
Eddie Murray, S (1, 3) OBP: 0.365, SLG: 0.475	F B F B B F F B 4-2 FC3-2 BB		S X 0-1 ③ G4-3		C F B F B B X 3-2 1B 2B 2B 1-3	F C B B B B 4-2 G3-1 HR BB		X 0-0 ① P6		3	2	1	0	2	0	1
Mike Scioscia, L (1, 2) OBP: 0.339, SLG: 0.364	X 0-0 ② FC3-2 1-2 2-3 3-Hf			C F X 0-2 ① G3	X 0-0 2B 1B 2-3 3-H	B F X 1-1 ② G3-1 1-2 2-3			C B B X 2-1 ② F8	5	1	1	1	0	0	5
John Shelby, S (1, 8) OBP: 0.263, SLG: 0.206	S B B C C S 2-3 ③ K			B B X 2-0 ② F7	X 0-0 G4-3 CS 2B 2-H 3-H	I I I I 4-0 HR IBB			B F B F B F C 3-3 ③ K	4	1	1	2	1	2	3
Jeff Hamilton, R (1, 5) OBP: 0.286, SLG: 0.384		C B S B F B X 3-2 ① P4		X 0-0 2B	X 0-0 ① G4-3 2-3	X 0-0 1-H 2-H 3-H HR				4	1	2	4	0	0	1
Dave Anderson, R (1, 6) OBP: 0.271, SLG: 0.171		C X 0-1 ② G3		B B S B X 3-1 ③ P6	P P P I 4-0 S IBB	X 0-0 ③ G5-3				3	0	0	0	1	0	1
Tim Belcher, R (1, 1) OBP: 0.150, SLG: 0.200		S X 0-1 ③ G6-3			B C S X 1-2 ① F8	P B C L F S 2-3 ② K 1-2		B B X 2-0 ① F8		4	0	0	0	0	1	2
Inning Stats	R: 0 H: 2 E: 0 LOB: 3 K: 2 BB: 1 S: 15 P: 23	R: 0 H: 0 E: 0 LOB: 0 K: 0 BB: 0 S: 8 P: 11	R: 0 H: 1 E: 0 LOB: 1 K: 1 BB: 0 S: 12 P: 16	R: 0 H: 1 E: 0 LOB: 1 K: 0 BB: 0 S: 7 P: 12	R: 0 H: 0 E: 0 LOB: 0 K: 0 BB: 0 S: 8 P: 14	R: 3 H: 4 E: 0 LOB: 1 K: 1 BB: 1 S: 17 P: 23	R: 5 H: 2 E: 0 LOB: 0 K: 0 BB: 3 S: 10 P: 23	R: 0 H: 1 E: 0 LOB: 1 K: 0 BB: 0 S: 8 P: 16	R: 0 H: 0 E: 0 LOB: 0 K: 1 BB: 0 S: 7 P: 12	1B: 5 SF: 0 2B: 5 SAC: 0 3B: 0 DP: 0 HR: 1 HBP: 0						

PITCHER		IP	WLS	BF	H	R	ER	SO	BB	IBB	HBP	BLK	WP	HR	S	P	ERA	WHIP
Kevin Gross, R ERA: 4.5	(1, 1)	7.0	L	35	10	8	8	4	3	2	0	0	0	1	77	122	10.29	1.857
Steve Frey, L ERA:	(8, 1)	2.0		7	1	0	0	1	0	0	0	0	0	0	15	28	0.00	0.500

PITCHER	IP	WLS	BF	H	R	ER	SO	BB	IBB	HBP	BLK	WP	HR	S	P	ERA	WHIP

TOP

Los Angeles Dodgers @ Montreal Expos

Olympic Stadium, Montreal, QB

Fri May 19 1989, 7:05 PM EDT

Att. 16,197 - Dome

livebaseballscorecards.com

AB	37
R	8
H	11
RBI	8
BB	5
SO	5
LOB	17

WP: 0	PA: 43																	
PB: 0																		
SB: 2																		
CS: 1																		

Batter	1	2	3	4	5	6	7	8	9	AB	R	H	RBI	BB	SO	LOB
Tim Raines, S (1, 7) OBP: 0.401, SLG: 0.464 Rex Hudler, R (9, 4) OBP: 0.320, SLG: 0.292	B F F X 1-2 K2 1B		F B F X 1-2 ② F8			C X 0-1 E 1B		B B C B S X 3-2 ③ F8		4 0 2 0 0 0 0 0 0 0 0 0 0 0						
Tom Foley, L (1, 4) OBP: 0.305, SLG: 0.351 (9, 5)	B C B S 1 SAFE S 2-3 ① K		C B S B B X 3-2 ③ G4-3			C X 0-1 ① P5 1-2			C C F X 0-2 ① P5	4 0 0 0 0 1 2						
Andres Galarraga, R (1, 3) OBP: 0.303, SLG: 0.399	F B 1 SAFE B F S 2-3 ② ③ K2 1-2f			B X 1-0 ① F8		B B X 2-0 ② F9			S C S 0-3 ② K	4 0 0 0 0 2 2						
Hubie Brooks, R (1, 9) OBP: 0.288, SLG: 0.376		C C S 0-3 ① K		B F X 1-1 ② P4		X 0-0 ③ L8			X 0-0 ③ G4-3	4 0 0 0 0 1 1						
Tim Wallach, R (1, 5) OBP: 0.346, SLG: 0.420 Mike Aldrete, L (9, 7) OBP: 0.304, SLG: 0.162		C F B B F B X 3-2 BB 1B		C C B F B C 2-3 ③ K			F S X 0-2 ① G4-3			3 0 1 0 0 1 0 0 0 0 0 0 0 0						
Dave Martinez, L (1, 8) OBP: 0.300, SLG: 0.337 Steve Frey, R (8, 1)		B B C F 1 SAFE F B B 4-2 1-2 BB			B B F F B B B 4-2 FC3-6 HBP SH5-3-2 BB		F S B X 1-2 ② G3-1			1 0 0 0 2 0 0 0 0 0 0 0 0 0						
Mike Fitzgerald, R (1, 2) OBP: 0.320, SLG: 0.328		X 0-0 ② F9			1 SAFE H 1-0 FC3-6 HBP 1-2		C F B B B F B F F F 3-2 X G6-3			2 0 0 0 0 0 2						
Spike Owen, S (1, 6) OBP: 0.386, SLG: 0.421 Junior Noboa, R (9, 6) OBP: 0.667, SLG: 0.667		B B F X 2-1 ③ P5			B C F X 1-2 ① FC3-6 SH5-3-2 1-2f 2-3			C B X 1-1 ① F9		3 0 0 0 0 0 4 0 0 0 0 0 0 0						
Kevin Gross, R (1, 1) OBP: 0.176, SLG: 0.067 Otis Nixon, S (8, 8) OBP: 0.333, SLG: 0.301			C B C B F F X 2-2 ① F7		X 0-0 ② ③ SH5-3-2 1-2 3-Hf			B C B F F F C 2-3 ② K		1 0 0 0 0 0 0 1 0 0 0 0 1 0						
Inning Stats	R: 0 H: 1 E: 0 LOB: 1 K: 2 BB: 0 S: 9 P: 14	R: 0 H: 1 E: 0 LOB: 2 K: 1 BB: 1 S: 13 P: 22	R: 0 H: 0 E: 0 LOB: 0 K: 0 BB: 0 S: 11 P: 17	R: 0 H: 0 E: 0 LOB: 0 K: 1 BB: 0 S: 7 P: 11	R: 0 H: 0 E: 0 LOB: 1 K: 0 BB: 1 S: 6 P: 12	R: 0 H: 1 E: 0 LOB: 1 K: 0 BB: 0 S: 6 P: 8	R: 0 H: 0 E: 0 LOB: 0 K: 0 BB: 0 S: 13 P: 17	R: 0 H: 0 E: 0 LOB: 0 K: 1 BB: 0 S: 10 P: 16	R: 0 H: 0 E: 0 LOB: 0 K: 1 BB: 0 S: 8 P: 8	1B: 3 SF: 0 2B: 2 SAC: 1 3B: 0 DP: 2 HR: 0 HBP: 1						

PITCHER	IP	WLS	BF	H	R	ER	SO	BB	IBB	HBP	BLK	WP	HR	S	P	ERA	WHIP
Tim Belcher, R (1, 1) ERA: 2.21	9.0	W	31	3	0	0	6	2	0	1	0	0	0	83	125	0.00	0.556

PITCHER	IP	WLS	BF	H	R	ER	SO	BB	IBB	HBP	BLK	WP	HR	S	P	ERA	WHIP

BOTTOM

Los Angeles Dodgers @ Montreal Expos

Olympic Stadium, Montreal, QB

Fri May 19 1989, 7:05 PM EDT

Att. 16,197 - Dome

livebaseballscorecards.com

AB	27
R	0
H	3
RBI	0
BB	2
SO	6
LOB	11

Batter	1	2	3	4	5	6	7	8	9	10	AB	R	H	RBI	BB	SO	LOB
Willie Randolph, R (1, 4) OBP: 0.349, SLG: 0.240	0-0 P6		3-1 F9		0-0 FC1-5 G4-6-3 2-3		1-0 L4			0-2 FC4-6 1B	5	0	1	0	0	0	1
Mike Davis, L (1, 7) OBP: 0.306, SLG: 0.373	1-1 G4-3		1-1 2B		0-0 G4-6-3 1-2f			0-0 2B		1-0 FC4-6 G6-3 1B 1-2f	5	1	2	0	0	0	2
Mike Marshall, R (1, 9) OBP: 0.331, SLG: 0.383	1-1 E6 1B 1B		0-0 G5-3			3-1 L5		2-3 K		1-0 G6-3 1-2	5	1	1	0	0	1	3
Eddie Murray, S (1, 3) OBP: 0.378, SLG: 0.486	0-0 2-H 1B		1-3 K			0-1 FC3-6 2B		4-0 IBB		4-0 1B IBB	3	0	2	1	2	1	1
Mike Scioscia, L (1, 2) OBP: 0.341, SLG: 0.360	3-2 F8			1-2 G4-3		4-1 FC3-6 BB		2-2 P5		0-2 1-3 2-H 1B	4	0	1	1	1	0	3
John Shelby, S (1, 8) OBP: 0.268, SLG: 0.207		1-1 1B G4-6-3 1B		3-1 G3		1-0 FC3-6 1-2f 2-3		2-3 K		4-0 IBB	4	1	1	0	1	1	4
Jeff Hamilton, R (1, 5) OBP: 0.294, SLG: 0.388 Chris Gwynn, L (10, PH) OBP: 0.310, SLG: 0.385 Jay Howell, R (10, 1)		3-2 G4-6-3 1-3 1B		0-0 1B		2-0 G3			1-0 F8	2-1 G4-3	4 1 0	0 0 0	2 0 0	0 0 0	0 0 0	0 0 0	2 3 0
Dave Anderson, R (1, 6) OBP: 0.250, SLG: 0.156 (10, 5)		1-1 G4-6-3 1-2f 3-H		0-0 L1-5-3			0-2 4-3		2-2 F9		4	0	0	0	0	0	2
Orel Hershiser, R (1, 1) OBP: 0.179, SLG: 0.321 Mariano Duncan, R (10, 6) OBP: 0.231, SLG: 0.275		0-1 G5-3			0-0 FC1-5 2B		1-3 K		0-2 F9		4 0	0 0	1 0	0 0	0 0	1 0	0 0
Inning Stats	R: 1 E: 1 K: 0 S: 11 H: 2 LOB: 1 BB: 0 P: 16	R: 1 E: 0 K: 0 S: 10 H: 2 LOB: 0 BB: 0 P: 14	R: 0 E: 0 K: 1 S: 8 H: 1 LOB: 1 BB: 0 P: 13	R: 0 E: 0 K: 0 S: 8 H: 1 LOB: 1 BB: 0 P: 12	R: 0 E: 0 K: 0 S: 3 H: 1 LOB: 0 BB: 0 P: 3	R: 0 E: 0 K: 0 S: 7 H: 1 LOB: 2 BB: 1 P: 17	R: 0 E: 0 K: 1 S: 7 H: 0 LOB: 0 BB: 0 P: 9	R: 0 E: 0 K: 2 S: 12 H: 1 LOB: 2 BB: 1 P: 22	R: 0 E: 0 K: 0 S: 8 H: 0 LOB: 0 BB: 0 P: 11	R: 1 E: 0 K: 0 S: 11 H: 2 LOB: 3 BB: 2 P: 22	1B: 7 2B: 4 3B: 0 HR: 0 SF: 0 SAC: 0 DP: 2 HBP: 0						

PITCHER	IP	WLS	BF	H	R	ER	SO	BB	IBB	HBP	BLK	WP	HR	S	P	ERA	WHIP
Dennis Martinez, R (1, 1) ERA: 3.05	7.0		28	8	2	1	2	1	0	0	0	0	0	54	84	1.29	1.286
Tim Burke, R (8, 1) ERA: 3.91	2.0		8	1	0	0	2	0	1	0	0	0	0	20	33	0.00	0.500
Pascual Perez, R (10, 1) ERA: 5.04	1.0	L	7	2	1	1	0	0	2	0	0	0	0	11	22	9.00	2.000

PITCHER	IP	WLS	BF	H	R	ER	SO	BB	IBB	HBP	BLK	WP	HR	S	P	ERA	WHIP

TOP

Los Angeles Dodgers @ Montreal Expos

Olympic Stadium, Montreal, QB

Sat May 20 1989, 7:05 PM EDT

Att. 15,807 - Dome

livebaseballscorecards.com

AB	39
R	3
H	11
RBI	2
BB	4
SO	4
LOB	21

WP: 0 PB: 0 SB: 0 CS: 0 PA: 43

Batter	1	2	3	4	5	6	7	8	9	10	AB	R	H	RBI	BB	SO	LOB
Otis Nixon, S (1, 8) OBP: 0.316, SLG: 0.284	C B B X 2-1 G3 ①		S C B B C 2-3 K 1-2 ②		F B C S 1-3 K ②			B X 1-0 B2-3 ①		X 0-0 P4 ①	5	0	0	0	0	2	2
Junior Noboa, R (1, 4) OBP: 0.286, SLG: 0.286 Tom Foley, L (10, PH) OBP: 0.302, SLG: 0.348	X 0-0 G6-3 ②		X 0-0 E5 2-3		B X 1-0 F9 ③			C F B B X 2-2 F8 ②		S B C X 1-2 F9 ②	4 1	0 0	0 0	0 0	0 0	0 0	2 0
Hubie Brooks, R (1, 9) OBP: 0.285, SLG: 0.370 Rex Hudler, R (10, PR) OBP: 0.320, SLG: 0.292	B C C S 1-3 K ③		B F C X 1-2 G1-3 ③			X 0-0 F7 ①		B C S F X 1-2 F8 ③		C S B B X 2-2 1B	5 0	0 0	1 0	0 0	0 0	1 0	2 0
Tim Raines, S (1, 7) OBP: 0.401, SLG: 0.483		C B X 1-1 G4-3 BLK 1B		B C X 1-1 G4-3 ①		C C S 0-3 K ②			B B X 2-0 HR	B B C X 2-1 F9 ③	5	1	2	1	0	1	1
Tim Wallach, R (1, 5) OBP: 0.344, SLG: 0.415		B S F B X 2-2 G4-3 1-2 1B		S X 0-1 G5-3 ②		F X 0-1 G4-3 ③			C X 0-1 G6-3 ①		4	0	1	0	0	0	0
Mike Aldrete, L (1, 3) OBP: 0.280, SLG: 0.146		B C F B X 2-2 G4-3 ① ② 1-2f 2-3		B F X 1-1 G4-3 ③			B B S F F X 2-2 G4-3 ①		C F B F B B F X 3-2 G4-3 ②		4	0	0	0	0	0	2
Mike Fitzgerald, R (1, 2) OBP: 0.342, SLG: 0.343	C C B B B S 3-3 K ③			B C B X 2-1 G6-3 1B 1B			C B B X 1-2 FC3-6 1B		B B B C F B 4-2 BB		3	1	2	0	1	1	1
Spike Owen, S (1, 6) OBP: 0.382, SLG: 0.410			C B S C 1-3 K ①	C F B X 1-2 G6-3 ① 1-2			X 0-0 FC3-6 ② 1-2f		C B B B F B 4-2 BB 1-2		3	0	0	0	1	1	2
Dennis Martinez, R (1, 1) OBP: 0.182, SLG: 0.143 Dave Martinez, L (7, PH) OBP: 0.297, SLG: 0.333 Tim Burke, R (8, 1) Wallace Johnson, S (9, PH) OBP: 0.308, SLG: 0.400 Pascual Perez, R (10, 1) OBP: 0.200, SLG: 0.333			S C F F B F B B F 4-2 B E S BB	B X 1-0 2-H 1B			B C B F C 2-3 K ③		B B C B C X 3-2 F7 ③		1 1 0 1 0	0 0 0 0 0	1 0 0 0 0	1 0 0 0 0	1 0 0 0 0	0 1 0 0 0	0 1 0 2 0
Inning Stats	R: 0 H: 0 E: 0 LOB: 0 K: 1 BB: 0 S: 6 P: 9	R: 0 H: 2 E: 0 LOB: 1 K: 1 BB: 0 S: 11 P: 19	R: 0 H: 0 E: 1 LOB: 2 K: 2 BB: 1 S: 16 P: 24	R: 0 H: 0 E: 0 LOB: 0 K: 0 BB: 0 S: 6 P: 8	R: 1 H: 2 E: 0 LOB: 1 K: 1 BB: 0 S: 10 P: 16	R: 0 H: 0 E: 0 LOB: 0 K: 1 BB: 0 S: 6 P: 6	R: 0 H: 1 E: 0 LOB: 1 K: 1 BB: 0 S: 11 P: 16	R: 0 H: 0 E: 0 LOB: 0 K: 0 BB: 0 S: 8 P: 12	R: 1 H: 1 E: 0 LOB: 2 K: 0 BB: 2 S: 15 P: 31	R: 0 H: 1 E: 0 LOB: 1 K: 0 BB: 0 S: 9 P: 14	1B: 6 2B: 0 3B: 0 HR: 1	SF: 0 SAC: 0 DP: 1 HBP: 0					

PITCHER	IP	WLS	BF	H	R	ER	SO	BB	IBB	HBP	BLK	WP	HR	S	P	ERA	WHIP
Orel Hershiser, R (1, 1) ERA: 1.76	9.0	W	36	6	2	2	7	3	0	0	1	0	1	89	141	2.00	1.000
Jay Howell, R (10, 1) ERA: 0.81	1.0	S	4	1	0	0	0	0	0	0	0	0	0	9	14	0.00	1.000

PITCHER	IP	WLS	BF	H	R	ER	SO	BB	IBB	HBP	BLK	WP	HR	S	P	ERA	WHIP

BOTTOM

Los Angeles Dodgers @ Montreal Expos

Olympic Stadium, Montreal, QB

Sat May 20 1989, 7:05 PM EDT

Att. 15,807 - Dome

livebaseballscorecards.com

AB	37
R	2
H	7
RBI	2
BB	3
SO	7
LOB	15

WP: 0	PA: 40		
PB: 0			
SB: 1			
CS: 0			

Batter	1	2	3	4	5	6	7	8	9	AB	R	H	RBI	BB	SO	LOB
Willie Randolph, R (1, 4) OBP: 0.352, SLG: 0.242	C B X 1-1 F8 S 1B		C X 0-1 ③ F8			C B F B F F B B 4-2 2B BB		C B X 1-1 ③ FC6 1-2f		3	1	1	0	1	0	1
Mike Davis, L (1, 7) (6, 9) OBP: 0.303, SLG: 0.380	B B C F S 2-3 ① K 1-2			X 0-0 ① G4-3		B X 1-0 1-H 2B			B B B C C F F X 3-2 ① G1-3	4	0	1	1	0	1	1
Mike Marshall, R (1, 9) OBP: 0.324, SLG: 0.374 Tim Crews, R (6, 1) Ray Searage, L (6, 1) Franklin Stubbs, L (9, PH) OBP: 0.387, SLG: 0.370	B F B X 2-1 ② F8 2-3			C F S 0-3 ② K		C F B S 1-3 ③ K2-3			C S B S 1-3 ② K	3 0 0 1	0 0 0 0	0 0 0 0	0 0 0 0	0 0 0 0	2 0 0 1	2 0 0 0
Eddie Murray, S (1, 3) OBP: 0.369, SLG: 0.473	B F X 1-1 ③ G5-3			B S B F B F S 3-3 ③ K			B S S B F X 2-2 ① G1-3		X 0-0 ③ G4-3	4	0	0	0	0	1	1
Mike Scioscia, L (1, 2) OBP: 0.341, SLG: 0.360		B C X 1-1 ① G5-3			B C X 1-1 G6-4-3 1B		X 0-0 ② B5-3			3	0	1	0	0	0	0
John Shelby, S (1, 8) OBP: 0.263, SLG: 0.203		S B S X 1-2 ② P5			F F S 0-3 ① K		F F X 0-2 ③ P6			3	0	0	0	0	1	1
Jeff Hamilton, R (1, 5) OBP: 0.286, SLG: 0.377		S B X 1-1 ③ G5-3			B X 1-0 ②③ G6-4-3 1-2f			B X 1-0 ① F9		3	0	0	0	0	0	1
Dave Anderson, R (1, 6) OBP: 0.241, SLG: 0.149 Mariano Duncan, R (8, PH) OBP: 0.226, SLG: 0.269 (8, 6)			B F C B B X 3-2 ① G6-3			F B S S 1-3 ① K		C S B S 1-3 ② K		2 1	0 0	0 0	0 0	0 0	1 1	0 0
Mike Morgan, R (1, 1) OBP: 0.071, SLG: 0.071 Chris Gwynn, L (6, PH) OBP: 0.323, SLG: 0.393 (6, 7)			F S S 0-3 ② K			B F X 1-1 ② G5-3		C B B X 2-1 FC6 1B		1 2	0 0	0 1	0 0	0 0	1 0	0 0
Inning Stats	R: 0 H: 1 E: 0 LOB: 1 K: 1 BB: 0 S: 9 P: 15	R: 0 H: 0 E: 0 LOB: 0 K: 0 BB: 0 S: 7 P: 10	R: 0 H: 0 E: 0 LOB: 0 K: 1 BB: 0 S: 8 P: 11	R: 0 H: 0 E: 0 LOB: 0 K: 2 BB: 0 S: 8 P: 11	R: 0 H: 1 E: 0 LOB: 0 K: 1 BB: 0 S: 6 P: 8	R: 1 H: 1 E: 0 LOB: 1 K: 2 BB: 1 S: 13 P: 21	R: 0 H: 0 E: 0 LOB: 0 K: 0 BB: 0 S: 8 P: 10	R: 0 H: 1 E: 0 LOB: 1 K: 1 BB: 0 S: 8 P: 13	R: 0 H: 0 E: 0 LOB: 0 K: 1 BB: 0 S: 9 P: 13	1B: 3 SF: 0 2B: 1 SAC: 0 3B: 0 DP: 1 HR: 0 HBP: 0						

PITCHER		IP	WLS	BF	H	R	ER	SO	BB	IBB	HBP	BLK	WP	HR	S	P	ERA	WHIP
Bryn Smith, R ERA: 2.18	(1, 1)	9.0	W	31	4	1	1	9	1	0	0	0	0	0	76	112	1.00	0.556

PITCHER	IP	WLS	BF	H	R	ER	SO	BB	IBB	HBP	BLK	WP	HR	S	P	ERA	WHIP

TOP

Los Angeles Dodgers @ Montreal Expos

Olympic Stadium, Montreal, QB

Sun May 21 1989, 7:05 PM EDT

Att. 24,231 - Dome

livebaseballscorecards.com

AB	30
R	1
H	4
RBI	1
BB	1
SO	9
LOB	7

Batter	1	2	3	4	5	6	7	8	9	AB	R	H	RBI	BB	SO	LOB
Tim Raines, S (1, 7) OBP: 0.403, SLG: 0.479	G4-3		G4-3		CS 1B	IBB				3	0	1	0	1	0	0
Dave Martinez, L (1, 8) OBP: 0.309, SLG: 0.337 Andres Galarraga, R (6, PH) OBP: 0.301, SLG: 0.396 Otis Nixon, S (7, 8) OBP: 0.316, SLG: 0.284	B1-3			2B 1B	WP BB 1-2	P4				2 1 0	1 0 0	1 0 0	0 0 0	1 0 0	0 0 0	0 3 0
Hubie Brooks, R (1, 9) OBP: 0.290, SLG: 0.380	1B			1-H 2B	P3		K			4	1	2	1	0	1	1
Mike Aldrete, L (1, 3) OBP: 0.315, SLG: 0.186	G4-3			G4-3 G5-3 2-H 2B	BB 1-2		CS BB			2	1	1	1	2	0	1
Tim Wallach, R (1, 5) OBP: 0.335, SLG: 0.404		P3		G4-3 2-3	K		SAFE 1	P5 1-2		4	0	0	0	0	1	4
Tom Foley, L (1, 4) OBP: 0.301, SLG: 0.339		G3		G5-3 IBB		G4-3	P6			3	0	0	0	1	0	1
Mike Fitzgerald, R (1, 2) OBP: 0.337, SLG: 0.352		K		G5-3 1-2 3-H		SH3-4 2B		P6		4	0	1	1	0	1	1
Spike Owen, S (1, 6) OBP: 0.385, SLG: 0.403			F9	IBB		BB SH3-4		P5		2	0	0	0	2	0	0
Bryn Smith, R (1, 1) OBP: 0.222, SLG: 0.125			K	K		SH3-4 1-2 2-3		G6-3		3	0	0	0	0	2	2
Inning Stats	R: 0 E: 0 K: 0 S: 6 H: 1 LOB: 1 BB: 0 P: 8	R: 0 E: 0 K: 1 S: 5 H: 0 LOB: 0 BB: 0 P: 6	R: 0 E: 0 K: 1 S: 7 H: 0 LOB: 0 BB: 0 P: 12	R: 3 E: 0 K: 1 S: 15 H: 3 LOB: 2 BB: 2 P: 31	R: 0 E: 0 K: 1 S: 12 H: 1 LOB: 2 BB: 2 P: 24	R: 0 E: 0 K: 0 S: 7 H: 1 LOB: 3 BB: 2 P: 18	R: 0 E: 0 K: 1 S: 14 H: 0 LOB: 1 BB: 1 P: 23	R: 0 E: 0 K: 0 S: 7 H: 0 LOB: 0 BB: 0 P: 10		1B: 3 2B: 3 3B: 0 HR: 0 SF: 0 SAC: 1 DP: 0 HBP: 0						

PITCHER		IP	WLS	BF	H	R	ER	SO	BB	IBB	HBP	BLK	WP	HR	S	P	ERA	WHIP
Mike Morgan, R ERA: 1.22	(1, 1)	5.0	L	23	5	3	3	4	2	2	0	0	1	0	45	81	5.40	1.400
Tim Crews, R ERA: 3.15	(6, 1)	0.2		5	1	0	0	0	1	1	0	0	0	0	6	17	0.00	3.000
Ray Searage, L ERA: 1.32	(6, 1)	2.1		8	0	0	0	1	1	0	0	0	0	0	22	34	0.00	0.429

PITCHER	IP	WLS	BF	H	R	ER	SO	BB	IBB	HBP	BLK	WP	HR	S	P	ERA	WHIP

BOTTOM

Los Angeles Dodgers @ Montreal Expos

Olympic Stadium, Montreal, QB

Sun May 21 1989, 7:05 PM EDT

Att. 24,231 - Dome

livebaseballscorecards.com

AB	28
R	3
H	6
RBI	3
BB	7
SO	5
LOB	13

WP: 1 PA: 36
PB: 0
SB: 0
CS: 2

Batter	1	2	3	4	5	6	7	8	9	AB	R	H	RBI	BB	SO	LOB
Juan Samuel, R (1, 8) OBP: 0.258, SLG: 0.372	C B B B B 4-1 FC5-4 BB SF9 BB	B B F C X 2-2 ③ FC5 2-3f			S B B B F F X 3-2 ② P2	S X 0-1 ③ FC4-6 1-2f		B B C S B F X 3-2 ③ 4-3		4	1	0	0	1	0	7
Dickie Thon, R (1, 6) OBP: 0.281, SLG: 0.262	B F 1 SAFE 1 SAFE 1 SAFE 1 SAFE B F B 4-2 B FC5-4 1-2 BB	C C B B X 2-2 ① F7			B C X 1-1 1B 1B 2-3 1B		C C S 0-3 ① K		F C X 0-2 ① 5-3	4	1	1	0	1	1	0
Chris James, R (1, 7) OBP: 0.260, SLG: 0.313	C B S X 1-2 ① FC5-4 1-2f 2-3	B B B C S 3-3 ② K			C B B F 1 SAFE F F X 2-2 S 1B 1-2 3-H 1B		B X 1-0 ② 6-3		B F F F F B B F S 3-3 ② K	5	0	1	1	0	2	2
Mike Schmidt, R (1, 5) OBP: 0.305, SLG: 0.412	B B F X 2-1 ② SF9 3-H	B B X 2-0 ③ F7			S B B B S X 2-2 1-2 2-H 1B		B S B B C F X 2-2 ③ 6-3		B B C X 2-1 ③ F9	4	0	1	2	0	0	0
Ricky Jordan, R (1, 3) OBP: 0.275, SLG: 0.296	F B F B X 2-2 ③ F7			X 0-0 ① 6-3	C F B X 1-2 ③ P4 2-3			C B S S X 1-2 1B 2B 1B		4	1	1	0	0	0	3
Von Hayes, L (1, 9) OBP: 0.441, SLG: 0.538		F F B B C 2-3 ① K		B B B X 3-0 ② P3		B B F C X 2-2 ① 4-3		C 1 SAFE C B 1 SAFE B 1 SAFE F S 2-3 ① K		4	0	0	0	0	2	1
Steve Lake, R (1, 2) OBP: 0.328, SLG: 0.315		B F F F B S 2-3 ② K		X 0-0 ③ 5-3		B X 1-0 BB 1B		F B X 1-1 2B 1-3 1B		4	0	2	0	0	1	0
Steve Jeltz, S (1, 4) OBP: 0.419, SLG: 0.431		B B B C B 4-1 FC5 1B BB			B B B 4-0 1B SH5-4 1B BB	C F B C 1-3 ② K		S B L F X 1-2 ② L5		2	1	0	0	2	1	3
Ken Howell, R (1, 1) OBP: 0.278, SLG: 0.250 Steve Bedrosian, R (9, 1)	S X 0-1 1-2 1B				X 0-0 ① SH5-4 1-2	B B B B 4-0 FC4-6 1-2 BB		X 0-0 1-3 3-H 2B		2 0	0 0	2 0	1 0	1 0	0 0	0 0
Inning Stats	R: 1 H: 0 E: 0 LOB: 1 K: 0 BB: 2 S: 11 P: 24	R: 0 H: 1 E: 0 LOB: 2 K: 2 BB: 1 S: 13 P: 23	R: 0 H: 0 E: 0 LOB: 0 K: 1 BB: 0 S: 7 P: 14	R: 0 H: 0 E: 0 LOB: 0 K: 0 BB: 0 S: 3 P: 6	R: 2 H: 3 E: 0 LOB: 2 K: 0 BB: 1 S: 18 P: 31	R: 0 H: 1 E: 0 LOB: 2 K: 1 BB: 1 S: 9 P: 17	R: 0 H: 0 E: 0 LOB: 0 K: 1 BB: 0 S: 8 P: 11	R: 1 H: 3 E: 0 LOB: 2 K: 1 BB: 0 S: 18 P: 26	R: 0 H: 0 E: 0 LOB: 0 K: 1 BB: 0 S: 11 P: 16	1B: 7 SF: 1 2B: 1 SAC: 1 3B: 0 DP: 0 HR: 0 HBP: 0						

PITCHER		IP	WLS	BF	H	R	ER	SO	BB	IBB	HBP	BLK	WP	HR	S	P	ERA	WHIP
Fernando Valenzuela, L ERA: 4.91	(1, 1)	5.0	L	23	4	3	3	3	4	0	0	0	0	0	52	98	5.40	1.600
Tim Crews, R ERA: 2.86	(6, 1)	2.0		8	1	0	0	2	1	0	0	0	0	0	17	28	0.00	1.000
Alejandro Pena, R ERA: 3.63	(8, 1)	2.0		9	3	1	1	2	0	0	0	0	0	0	29	42	4.50	1.500

PITCHER	IP	WLS	BF	H	R	ER	SO	BB	IBB	HBP	BLK	WP	HR	S	P	ERA	WHIP

TOP

Philadelphia Phillies @ Los Angeles Dodgers
Dodger Stadium, Los Angeles, CA
Tue May 23 1989, 7:05 PM PDT
Att. 32,199 - Unknown

livebaseballscorecards.com

AB	33
R	4
H	8
RBI	4
BB	5
SO	7
LOB	16

Batter	1	2	3	4	5	6	7	8	9	AB	R	H	RBI	BB	SO	LOB
Willie Randolph, R (1, 4) OBP: 0.344, SLG: 0.235	C X 0-1 ① F4	C F X 0-2 ③ F9			X 0-0 ② F8			B C B B C X 3-2 ① F9		4	0	0	0	0	0	1
Mike Davis, L (1, 9) OBP: 0.300, SLG: 0.373	C B F X 1-2 ① BB, 1B, FC6-4, 1B		C B F X 1-2 ① 4-3		C S S 0-3 ③ K			B S X 1-1 ② 4-3		4	1	1	0	0	1	0
Kirk Gibson, L (1, 7) OBP: 0.385, SLG: 0.444	B 1 B 1 X SAFE SAFE 2-0 FC6-4, BB 1-2 1B		B B B C C F S 3-3 ② K			B C B F B X 3-2 ① 6-3		B C F B X 2-2 ③ 4-3		4	0	1	0	0	1	0
Eddie Murray, S (1, 3) OBP: 0.367, SLG: 0.463	B B F B 2 B SAFE 4-1 FC6-4, BB 1-2 2-3		B X 1-0 ③ 3-1			B B B C X 3-1 ② F7			F B B F X 2-2 ① 4-3	3	0	0	0	1	0	0
Mike Scioscia, L (1, 2) OBP: 0.346, SLG: 0.368	C X 0-1 ② FC6-4 1-2f 2-3 3-H			C F X 0-2 2B		B C B B B 4-1 BB			C F B X 1-2 ② G3	3	0	1	1	1	0	2
John Shelby, S (1, 8) OBP: 0.262, SLG: 0.199	S B F C 1-3 ③ K			S F B S 1-3 ① K		F B X 1-1 ③ P6			B B B C T F B 4-2 BB	3	0	0	0	1	2	4
Jeff Hamilton, R (1, 5) OBP: 0.284, SLG: 0.367		H 1-0 4-3, HBP		S F B X 1-2 ② L7			B X 1-0 ① P3		C X 0-1 ③ P6	3	0	0	0	0	0	2
Dave Anderson, R (1, 6) OBP: 0.228, SLG: 0.140		C B C B B X 3-2 ① 4-3 1-2		B S C X 1-2 ③ 4-3			L B F S 1-3 ② K			3	0	0	0	0	1	2
Fernando Valenzuela, L (1, 1) Chris Gwynn, L (5, PH) OBP: 0.313, SLG: 0.379 Tim Crews, R (6, 1) Mariano Duncan, R (7, PH) OBP: 0.222, SLG: 0.264 Alejandro Pena, R (8, 1)		F S X 0-2 ② F8			X 0-0 ① F7				C S B F C 1-3 ③ K	1 1 0 1 0	0 0 0 0 0	0 0 0 0 0	0 0 0 0 0	0 0 0 1 0	0 0 0 0 0	1 0 0 0 0
Inning Stats	R: 1 E: 0 K: 1 S: 12 H: 2 LOB: 2 BB: 1 P: 20	R: 0 E: 0 K: 0 S: 9 H: 0 LOB: 1 BB: 0 P: 13	R: 0 E: 0 K: 1 S: 8 H: 0 LOB: 0 BB: 0 P: 13	R: 0 E: 0 K: 1 S: 12 H: 1 LOB: 1 BB: 0 P: 15	R: 0 E: 0 K: 1 S: 5 H: 0 LOB: 0 BB: 0 P: 5	R: 0 E: 0 K: 0 S: 8 H: 0 LOB: 1 BB: 1 P: 19	R: 0 E: 0 K: 2 S: 8 H: 0 LOB: 0 BB: 0 P: 11	R: 0 E: 0 K: 0 S: 8 H: 0 LOB: 0 BB: 0 P: 14	R: 0 E: 0 K: 0 S: 10 H: 0 LOB: 1 BB: 1 P: 17	1B: 2 2B: 1 3B: 0 HR: 0	SF: 0 SAC: 0 DP: 0 HBP: 1	WP: 0 PB: 0 SB: 0 CS: 0	PA: 34				

PITCHER		IP	WLS	BF	H	R	ER	SO	BB	IBB	HBP	BLK	WP	HR	S	P	ERA	WHIP
Ken Howell, R ERA: 4.13	(1, 1)	8.0	W	30	3	1	1	6	2	0	1	0	0	0	70	110	1.12	0.625
Steve Bedrosian, R ERA: 2.74	(9, 1)	1.0	S	4	0	0	0	0	1	0	0	0	0	0	10	17	0.00	1.000

PITCHER	IP	WLS	BF	H	R	ER	SO	BB	IBB	HBP	BLK	WP	HR	S	P	ERA	WHIP

BOTTOM

Philadelphia Phillies @ Los Angeles Dodgers

Dodger Stadium, Los Angeles, CA

Tue May 23 1989, 7:05 PM PDT

Att. 32,199 - Unknown

livebaseballscorecards.com

AB	30
R	1
H	3
RBI	1
BB	3
SO	6
LOB	12

Batter	1	2	3	4	5	6	7	8	9	AB	R	H	RBI	BB	SO	LOB
Steve Jeltz, S (1, 4) OBP: 0.409, SLG: 0.418 Ricky Jordan, R (9, PH) OBP: 0.273, SLG: 0.293	X 0-0 ① F7		B C X 1-1 S 1B		C B 1 SAFE B B B X 3-1 ① F8		C S B S 1-3 ③ K		B X 1-0 ③ P4	4 1	0 0	1 0	0 0	0 0	1 0	2 1
Chris James, R (1, 7) OBP: 0.253, SLG: 0.305	B C X 1-1 ② F9		C B F S 1-3 ① K 1-2		X 0-0 ② F9			B C X 1-1 ① F8		4	0	0	0	0	1	2
Von Hayes, L (1, 3) OBP: 0.443, SLG: 0.534	C S B X 1-2 ③ G3-1		B F B B B 4-1 BB		B B X 2-0 ③ G4-3			F B X 1-1 1B		3	0	1	0	1	0	1
Mike Schmidt, R (1, 5) OBP: 0.297, SLG: 0.400		F B F X 1-2 ① L7	B B S X 2-1 ② P2			B X 1-0 ① F9		B C X 1-1 ② F9		4	0	0	0	0	0	3
Dwayne Murphy, L (1, 9) OBP: 0.343, SLG: 0.387		B C S B F B X 3-2 HR	X 0-0 ③ G3			F B S B B C F X 2-2 ② G3		F B B B X 3-1 ③ F9		4	1	1	1	0	0	3
Juan Samuel, R (1, 8) OBP: 0.266, SLG: 0.371		B F B B B F B 4-2 G4-3 BB		C S B S 1-3 K		F B X 1-1 ③ L9			C S X 0-2 G6-4-3 BB 1B 1B	3	1	1	0	1	1	0
Darren Daulton, L (1, 2) OBP: 0.271, SLG: 0.392		X 0-0 ② G4-3 1-2	B B B C X 3-1 ② F8				C C C 0-3 ① K		B B B C F B 4-2 G6-4-3 BB 1-2	3	0	0	0	1	1	1
Dickie Thon, R (1, 6) OBP: 0.291, SLG: 0.267 Curt Ford, L (9, PH) OBP: 0.282, SLG: 0.250		2 SAFE B B B I 4-0 IBB	B X 1-0 ③ F8				B X 1-0 WP 1B		S X 0-1 ① ② G6-4-3 1-2f 2-3	2 1	0 0	1 0	0 0	1 0	0 0	0 2
Larry McWilliams, L (1, 1) OBP: 0.154, SLG: 0.154 Mark Ryal, L (7, PH) OBP: 0.250, SLG: 0.263 Greg Harris, S (7, 1) Tom Herr, S (9, PH) OBP: 0.377, SLG: 0.399		C S F B B F F F S 2-3 ③ K			B X 1-0 1B		B F C F B B S 2-3 ② K 1-2		C B B F F B X 3-2 3-H 1B	2 1 0 1	0 0 0 0	1 0 0 1	0 0 0 1	0 0 0 0	1 1 0 0	2 1 0 0
Inning Stats	R: 0 E: 0 K: 0 S: 6 H: 0 LOB: 0 BB: 0 P: 8	R: 1 E: 0 K: 1 S: 17 H: 1 LOB: 2 BB: 2 P: 31	R: 0 E: 0 K: 1 S: 9 H: 1 LOB: 2 BB: 1 P: 17	R: 0 E: 0 K: 1 S: 6 H: 0 LOB: 0 BB: 0 P: 11	R: 0 E: 0 K: 0 S: 5 H: 1 LOB: 1 BB: 0 P: 11	R: 0 E: 0 K: 0 S: 7 H: 0 LOB: 0 BB: 0 P: 11	R: 0 E: 0 K: 3 S: 11 H: 1 LOB: 0 BB: 0 P: 15	R: 0 E: 0 K: 0 S: 8 H: 1 LOB: 1 BB: 0 P: 14	R: 1 E: 0 K: 0 S: 12 H: 2 LOB: 1 BB: 1 P: 20	1B: 6 2B: 0 3B: 0 HR: 1	SF: 0 SAC: 0 DP: 1 HBP: 0					

PITCHER		IP	WLS	BF	H	R	ER	SO	BB	IBB	HBP	BLK	WP	HR	S	P	ERA	WHIP
Tim Leary, R ERA: 3.15	(1, 1)	8.0	W	34	6	2	2	6	3	1	0	0	1	1	74	127	2.25	1.125
Jay Howell, R ERA: 0.77	(9, 1)	1.0	S	3	1	0	0	0	0	0	0	0	0	0	7	11	0.00	1.000

PITCHER	IP	WLS	BF	H	R	ER	SO	BB	IBB	HBP	BLK	WP	HR	S	P	ERA	WHIP

TOP

Philadelphia Phillies @ Los Angeles Dodgers

Dodger Stadium, Los Angeles, CA

Wed May 24 1989, 7:05 PM PDT

Att. 37,089 - Unknown

livebaseballscorecards.com

AB	33
R	2
H	7
RBI	2
BB	4
SO	6
LOB	18

1B: 6	SF: 0	WP: 1	PA: 37
2B: 0	SAC: 0	PB: 0	
3B: 0	DP: 1	SB: 1	
HR: 1	HBP: 0	CS: 0	

Batter	1	2	3	4	5	6	7	8	9	AB	R	H	RBI	BB	SO	LOB
Willie Randolph, R (1, 4) OBP: 0.349, SLG: 0.244	C F B F X 1-2 F8 ①		X 0-0 L5-3 1-2 3-H 1B		B X 1-0 SH1-3 ② 2-H			B B X 2-0 SH1-3 1B		3	0	2	2	0	0	0
Mickey Hatcher, R (1, 7) OBP: 0.274, SLG: 0.316 Chris Gwynn, L (8, 7) OBP: 0.313, SLG: 0.379	X 0-0 G5-3 ②		C X 0-1 L5-3 ②③ 1-2		C X 0-1 G6-3 ③			X 0-0 SH1-3 ① 1-2		3 0	0 0	0 0	0 0	0 0	0 0	2 0
Kirk Gibson, L (1, 8) OBP: 0.391, SLG: 0.491	C T F B S 1-3 K ③			B F B B X 3-1 HR		C B X 1-1 P6 ①		I I I I 4-0 IBB		3	1	1	1	1	1	0
Eddie Murray, S (1, 3) OBP: 0.364, SLG: 0.454		C B F F B H 3-2 CS HBP		B B X 2-0 G5-3 ①		X 0-0 G5-3 ②		B C C S 1-3 K ②		3	0	0	0	0	1	2
Mike Marshall, R (1, 9) OBP: 0.322, SLG: 0.378		F X 0-1 F9 ①		F F B F X 1-2 G1-3 2B		X 0-0 G1-3 ③		F F B X 1-2 F8 ③		4	0	1	0	0	0	3
Jeff Hamilton, R (1, 5) OBP: 0.286, SLG: 0.393	B S T B B X 3-2 G6-3 ②③ 1-2			C B S B F F X 2-2 G1-3 ② 2-3			B X 1-0 HR			3	1	1	1	0	0	2
Mike Scioscia, L (1, 2) OBP: 0.353, SLG: 0.364			B B B B 4-0 2B 1B BB	B C X 1-1 G6-3 ③			B B B C B 4-1 FC4 BB			1	1	0	0	2	0	1
Mariano Duncan, R (1, 6) OBP: 0.246, SLG: 0.304			B C X 1-1 FC3-2-5 1-3 2B		X 0-0 WP SH1-4 SH1-3 1B		X 0-0 FC4 CS 1-2f ①			3	1	2	0	0	0	1
Tim Leary, R (1, 1) Jay Howell, R (9, 1)			B B X 2-0 FC3-2-6 1B 2-3 ①		B X 1-0 SH1-4 1-2 ①		1 SAFE 1 SAFE L P S B F F B 3-3 S K 1-2 ②③			2 0	0 0	0 0	0 0	0 0	1 0	3 0
Inning Stats	R: 0 E: 0 K: 1 S: 9 H: 0 LOB: 0 BB: 0 P: 11	R: 0 E: 0 K: 0 S: 8 H: 0 LOB: 0 BB: 0 P: 14	R: 1 E: 0 K: 0 S: 6 H: 2 LOB: 1 BB: 1 P: 13	R: 1 E: 0 K: 0 S: 14 H: 2 LOB: 1 BB: 0 P: 23	R: 1 E: 0 K: 0 S: 5 H: 1 LOB: 0 BB: 0 P: 7	R: 0 E: 0 K: 0 S: 4 H: 0 LOB: 0 BB: 0 P: 5	R: 1 E: 0 K: 1 S: 9 H: 1 LOB: 0 BB: 1 P: 16	R: 0 E: 0 K: 1 S: 8 H: 1 LOB: 2 BB: 1 P: 16		1B: 3 2B: 3 3B: 0 HR: 2 SF: 0 SAC: 3 DP: 1 HBP: 1						

PITCHER		IP	WLS	BF	H	R	ER	SO	BB	IBB	HBP	BLK	WP	HR	S	P	ERA	WHIP
Larry McWilliams, L ERA: 3.32	(1, 1)	6.0	L	23	5	3	3	1	1	0	1	0	1	1	46	73	4.50	1.000
Greg Harris, R ERA: 3.86	(7, 1)	2.0		9	2	1	1	2	1	1	0	0	0	1	17	32	4.50	1.500

PITCHER	IP	WLS	BF	H	R	ER	SO	BB	IBB	HBP	BLK	WP	HR	S	P	ERA	WHIP

BOTTOM

Philadelphia Phillies @ Los Angeles Dodgers

Dodger Stadium, Los Angeles, CA

Wed May 24 1989, 7:05 PM PDT

Att. 37,089 - Unknown

livebaseballscorecards.com

AB	25
R	4
H	7
RBI	4
BB	3
SO	3
LOB	14

Batter	1	2	3	4	5	6	7	8	9	AB	R	H	RBI	BB	SO	LOB
Steve Jeltz, S (1, 4) OBP: 0.394, SLG: 0.400 Steve Lake, R (8, 2) OBP: 0.328, SLG: 0.315	B C B C F S 2-3 ① K	F X 0-1 ① G4-3	X 0-0 G6-3 S 1B 1B	B B C B C F X 3-2 ② G5-3	S F B B B X 3-2 ③ L8					5	1	1	0	0	1	2
										0	0	0	0	0	0	0
Chris James, R (1, 7) OBP: 0.245, SLG: 0.296 (8, 5)	B B F F X 2-2 ② L8	C S S X 1-2 ② L7	C B F B B X 3-2 ② G6-3 1-3	C X 0-1 ③ F9			X 0-0 ① F4			5	0	0	0	0	0	1
Von Hayes, L (1, 3) OBP: 0.447, SLG: 0.536 (8, 9)	B S C B B F F X 3-2 1B	C B F S 2-3 ③ K	B X 1-0 E S 1B 3-H 1B		F C B X 1-2 1B 1B 1B		X 0-0 ② G3-1			5	1	3	1	0	1	0
Mike Schmidt, R (1, 5) OBP: 0.296, SLG: 0.396 Larry McWilliams, L (8, PR) OBP: 0.154, SLG: 0.154 Jeff Parrett, R (8, 1) Bob Dernier, R (9, PH) OBP: 0.274, SLG: 0.286	B F 1 SAFE F B B F F X 3-2 ③ L9	F B F X 1-2 ① F7	C B B B C X 3-2 E4 1-3		X 0-0 BB 1B 1-2 1B	C X 0-1 ③ L7				4	0	1	0	0	0	2
										0	1	0	0	0	0	0
										0	0	0	0	0	0	0
										1	0	0	0	0	0	0
Dwayne Murphy, L (1, 9) OBP: 0.316, SLG: 0.353 Randy O'Neal, R (5, 1) Mark Ryal, L (8, PH) OBP: 0.238, SLG: 0.250 (8, 7)	B F S S B F B X 3-2 ① G1-3	B C S S S 1-3 ② K	C B C B B F X 3-2 ③ F7		C F B C 1-3 ① K					3	0	0	0	0	1	2
										0	0	0	0	0	0	0
										1	0	0	0	0	1	2
Juan Samuel, R (1, 8) OBP: 0.273, SLG: 0.375	C F F S S 0-3 ② K	X 0-0 S HR 1B	B B C S S 2-3 ① K		X 0-0 BB 1B 1-2 2-H 1B					4	2	2	1	0	2	0
Darren Daulton, L (1, 2) OBP: 0.282, SLG: 0.424 Ricky Jordan, R (8, PH) OBP: 0.279, SLG: 0.293 (8, 3)	B F B B B S F F B 4-2 1B BB	B F B F F F F X 2-2 1-H HR	B X 1-0 ② F8		F B B F B B 4-2 1B BB 1-2 2-3					2	1	1	2	1	0	0
										0	0	0	0	1	0	0
Dickie Thon, R (1, 6) OBP: 0.298, SLG: 0.275	C S X 0-2 1-2 1B	C X 0-1 ③ G6-3	C B B X 2-1 ③ F9		S F B F F F F X 1-2 1-2 2-H 3-H 1B					4	0	2	2	0	0	0
Don Carman, L (1, 1) Mike Maddux, L (1, 1) Curt Ford, L (5, PH) OBP: 0.268, SLG: 0.237 (5, 9) Tom Herr, S (8, PH) OBP: 0.375, SLG: 0.396 (8, 4)	M B F X 1-2 ③ F7	C X 0-1 ① F9				F F C 0-3 ① K	F B F F S 1-3 ② K			0	0	0	0	0	0	0
										1	0	0	0	0	0	2
										2	0	0	0	0	1	0
										1	0	0	0	0	1	2
Inning Stats	R: 0 H: 1 E: 0 LOB: 1 K: 1 BB: 0 S: 17 P: 27	R: 0 H: 1 E: 0 LOB: 2 K: 1 BB: 1 S: 18 P: 26	R: 0 H: 0 E: 0 LOB: 0 K: 1 BB: 0 S: 8 P: 11	R: 2 H: 2 E: 0 LOB: 0 K: 1 BB: 0 S: 15 P: 19	R: 1 H: 2 E: 1 LOB: 2 K: 0 BB: 0 S: 14 P: 24	R: 0 H: 0 E: 0 LOB: 0 K: 1 BB: 0 S: 6 P: 11	R: 0 H: 0 E: 0 LOB: 0 K: 1 BB: 0 S: 9 P: 12	R: 3 H: 4 E: 0 LOB: 2 K: 2 BB: 1 S: 25 P: 36	R: 0 H: 0 E: 0 LOB: 0 K: 0 BB: 0 S: 4 P: 4	1B: 9 SF: 0 2B: 0 SAC: 0 3B: 0 DP: 0 HR: 1 HBP: 0					WP: 0 PA: 40 PB: 0 SB: 3 CS: 0	

PITCHER		IP	WLS	BF	H	R	ER	SO	BB	IBB	HBP	BLK	WP	HR	S	P	ERA	WHIP
Tim Belcher, R ERA: 2.77	(1, 1)	7.1	W	33	9	6	6	7	1	0	0	0	0	1	95	140	7.36	1.364
Ray Searage, L ERA: 1.32	(8, 1)	0.0		2	1	0	0	0	1	0	0	0	0	0	10	15	∞	∞
Jay Howell, R ERA: 0.72	(8, 1)	1.2	S	5	0	0	0	1	0	0	0	0	0	0	11	15	0.00	0.000

PITCHER	IP	WLS	BF	H	R	ER	SO	BB	IBB	HBP	BLK	WP	HR	S	P	ERA	WHIP

TOP

Philadelphia Phillies @ Los Angeles Dodgers
Dodger Stadium, Los Angeles, CA
Thu May 25 1989, 7:05 PM PDT
Att. 27,781 - Unknown

livebaseballscorecards.com

AB	38
R	6
H	10
RBI	6
BB	2
SO	8
LOB	13

Batter	1	2	3	4	5	6	7	8	9	AB	R	H	RBI	BB	SO	LOB
Willie Randolph, R (1, 4) OBP: 0.353, SLG: 0.245	2-2 1B 4-1 WP, 1B, BB			2-1 G6-3			1-1 L4			3	1	1	0	1	0	0
Mickey Hatcher, R (1, 7) OBP: 0.291, SLG: 0.333 Chris Gwynn, L (3, 7) OBP: 0.324, SLG: 0.419 Ray Searage, L (8, 1) Jay Howell, R (8, 1)	0-1 BB, 1B 0-0 WP, 1B			0-3 K			0-0 G4-3, 2B			2 2 0 0	1 0 0 0	2 1 0 0	1 0 0 0	0 0 0 0	0 1 0 0	0 0 0 0
Kirk Gibson, L (1, 8) OBP: 0.384, SLG: 0.467	4-1 BB 1-2 G5-3			1-3 K			1-1 G4-3			3	1	0	0	1	1	3
Eddie Murray, S (1, 3) OBP: 0.371, SLG: 0.464 Franklin Stubbs, L (5, 3) OBP: 0.364, SLG: 0.345	2-0 1B, 2B 4-1 L1-4, G5-3, BB				1-2 G3		1-3 K			1 2	1 0	1 0	3 0	1 0	0 1	0 1
Mike Marshall, R (1, 9) OBP: 0.313, SLG: 0.366	2-2 G5-3 0-1 G5-3				3-3 K			0-0 G1-3		4	0	0	0	0	1	2
Jeff Hamilton, R (1, 5) OBP: 0.285, SLG: 0.383	4-2 1B, BB 0-0 L1-4				2-1 F8			2-0 G5-3		3	1	0	0	1	0	1
Rick Dempsey, R (1, 2) OBP: 0.364, SLG: 0.314 Mike Scioscia, L (6, 2) OBP: 0.356, SLG: 0.367	0-0 SH1-3, 1B, BLK, 1B	4-2 G6-4-3, BB				3-1 G1-3		2-1 1B		1 2	1 0	1 1	1 0	1 0	0 0	0 0
Mariano Duncan, R (1, 6) OBP: 0.246, SLG: 0.300	0-0 BLK, SH1-3, 1B, 1B			1-0 G6-4-3		0-0 G6-3		1-0 F8		4	1	1	1	0	0	2
Tim Belcher, R (1, 1) OBP: 0.136, SLG: 0.182 Mike Davis, L (8, 7) OBP: 0.300, SLG: 0.373	0-0 SH1-3			2-2 G1-3		1-3 K				2 0	0 0	0 0	0 0	0 0	1 0	0 0
Inning Stats	R: 7 E: 0 K: 0 S: 21 H: 6 LOB: 2 BB: 3 P: 40	R: 0 E: 0 K: 0 S: 4 H: 0 LOB: 0 BB: 1 P: 8	R: 0 E: 0 K: 0 S: 7 H: 0 LOB: 0 BB: 1 P: 14	R: 0 E: 0 K: 2 S: 9 H: 0 LOB: 0 BB: 0 P: 12	R: 0 E: 0 K: 1 S: 11 H: 0 LOB: 0 BB: 0 P: 17	R: 0 E: 0 K: 1 S: 6 H: 0 LOB: 0 BB: 0 P: 10	R: 0 E: 0 K: 1 S: 8 H: 1 LOB: 1 BB: 0 P: 11	R: 0 E: 0 K: 0 S: 5 H: 1 LOB: 1 BB: 0 P: 10		1B: 6 2B: 3 3B: 0 HR: 0	SF: 0 SAC: 1 DP: 2 HBP: 0		WP: 1 PB: 0 SB: 0 CS: 0	PA: 35		

PITCHER		IP	WLS	BF	H	R	ER	SO	BB	IBB	HBP	BLK	WP	HR	S	P	ERA	WHIP
Don Carman, L ERA: 5.15	(1, 1)	0.1	L	8	5	7	7	0	2	0	0	0	0	0	14	28	189.00	21.000
Mike Maddux, R ERA: 4.08	(1, 1)	3.2		13	1	0	0	2	3	0	0	1	1	0	27	46	0.00	1.091
Randy O'Neal, R ERA: 5.4	(5, 1)	3.0		10	1	0	0	3	0	0	0	0	0	0	25	38	0.00	0.333
Jeff Parrett, R ERA: 2.04	(8, 1)	1.0		4	1	0	0	0	0	0	0	0	0	0	5	10	0.00	1.000

PITCHER	IP	WLS	BF	H	R	ER	SO	BB	IBB	HBP	BLK	WP	HR	S	P	ERA	WHIP

BOTTOM

Philadelphia Phillies @ Los Angeles Dodgers
Dodger Stadium, Los Angeles, CA
Thu May 25 1989, 7:05 PM PDT
Att. 27,781 - Unknown

livebaseballscorecards.com

AB	29
R	7
H	8
RBI	6
BB	5
SO	5
LOB	9

Batter	1	2	3	4	5	6	7	8	9	AB	R	H	RBI	BB	SO	LOB
Mookie Wilson, S (1, 7) OBP: 0.220, SLG: 0.305	B F X 1-1 BLK 2B	X 0-0 2-H 3-H 1B		C X 0-1 ③ G1-3		C C B S 1-3 ① K		B B S X 2-1 G6-4-3 1B		5	0	3	2	0	1	0
Lenny Dykstra, L (1, 8) OBP: 0.366, SLG: 0.405	F B C S 1-3 ① K	C B 1 B B X 3-1 ③ P5			F C H 1-2 2B 2B HBP	F X 0-1 G4-3 2B 2B		X 0-0 ② ③ G6-4-3 1-2f		4	2	1	0	0	1	3
Gregg Jefferies, S (1, 4) OBP: 0.214, SLG: 0.259	B F X 1-1 ② L6 2-3		X 0-0 ① G3		F F B X 1-2 1-3 2B 2B	F B X 1-1 ② G4-3 2-3			C X 0-1 ① P5	5	1	1	0	0	0	2
Darryl Strawberry, L (1, 9) OBP: 0.310, SLG: 0.517	X 0-0 ③ P5		C B B F X 2-2 ② P3		X 0-0 2-H 3-H E 2B	X 0-0 3-H 2B			B F C B S 2-3 ② K	5	1	2	3	0	1	1
Howard Johnson, S (1, 5) OBP: 0.358, SLG: 0.521		B F C B F B B 4-2 G1-3 1B BB	B X 1-0 HR		X 0-0 ① 2-H F9	B S S B S S 3-3 ③ K			B C X 1-1 ③ P3	4	2	1	1	1	1	1
Dave Magadan, L (1, 3) OBP: 0.338, SLG: 0.414		1 SAFE C B 1 SAFE B X 1-1 ① 1-2 G1-3	B C B B B 4-1 BB		B C S F B B S 3-3 ② K		B F B X 2-1 ① G5-3			3	0	0	0	1	1	1
Barry Lyons, R (1, 2) OBP: 0.364, SLG: 0.459		X 0-0 SH2-4 1B 2-H 1B	X 0-0 ③ F9		B X 1-0 2B 1B		F B B F X 2-2 ② F7			4	1	2	1	0	0	1
Kevin Elster, R (1, 6) OBP: 0.299, SLG: 0.315		B B S X 2-1 SH2-4 1-2 1B 1B		C B B C B X 3-2 ① G4-1	X 0-0 1-3 2B		C B C F B B F F X 3-2 ③ P3			4	1	2	0	0	0	0
Bob Ojeda, L (1, 1) OBP: 0.235, SLG: 0.188		L X 0-1 ② SH2-4 1-2 2-3		X 0-0 ② G4-3	S B S B S 2-3 ③ K			X 0-0 ① G4-3		3	0	0	0	0	1	2
Inning Stats	R: 0 E: 0 K: 1 S: 8 H: 1 LOB: 1 BB: 0 P: 11	R: 3 E: 0 K: 0 S: 13 H: 3 LOB: 1 BB: 1 P: 23	R: 1 E: 0 K: 0 S: 7 H: 1 LOB: 1 BB: 1 P: 14	R: 0 E: 0 K: 0 S: 6 H: 0 LOB: 0 BB: 0 P: 9	R: 3 E: 1 K: 2 S: 17 H: 4 LOB: 2 BB: 0 P: 25	R: 1 E: 0 K: 2 S: 11 H: 2 LOB: 1 BB: 0 P: 16	R: 0 E: 0 K: 0 S: 11 H: 0 LOB: 0 BB: 0 P: 18	R: 0 E: 0 K: 0 S: 4 H: 1 LOB: 0 BB: 0 P: 6	R: 0 E: 0 K: 1 S: 7 H: 0 LOB: 0 BB: 0 P: 10	1B: 5 2B: 6 3B: 0 HR: 1 SF: 0 SAC: 1 DP: 1 HBP: 1						

PITCHER		IP	WLS	BF	H	R	ER	SO	BB	IBB	HBP	BLK	WP	HR	S	P	ERA	WHIP
Orel Hershiser, R ERA: 2.47	(1, 1)	5.0	L	27	9	7	7	3	2	0	1	1	0	1	51	82	12.60	2.200
Ricky Horton, L ERA: 3.78	(6, 1)	3.0		11	3	1	1	2	0	0	0	0	0	0	26	40	3.00	1.000
Ray Searage, L ERA: 1.23	(9, 1)	1.0		3	0	0	0	1	0	0	0	0	0	0	7	10	0.00	0.000

PITCHER	IP	WLS	BF	H	R	ER	SO	BB	IBB	HBP	BLK	WP	HR	S	P	ERA	WHIP

TOP

New York Mets @ Los Angeles Dodgers

Dodger Stadium, Los Angeles, CA

Fri May 26 1989, 7:05 PM PDT

Att. 47,034 - Unknown

livebaseballscorecards.com

AB	37
R	8
H	12
RBI	7
BB	2
SO	6
LOB	11

WP: 0 PB: 0 SB: 0 CS: 0 PA: 41

Batter	1	2	3	4	5	6	7	8	9	AB	R	H	RBI	BB	SO	LOB
Willie Randolph, R (1, 4) OBP: 0.356, SLG: 0.252	B F C B X 2-2 G3-1 G6-3 1B		B B C X 2-1 ② G6-3			F B X 1-1 ① L6		B B C X 2-1 2B 1B		4	0	2	0	0	0	2
Mickey Hatcher, R (1, 7) OBP: 0.289, SLG: 0.341	X 0-0 ① G6-3 1-2		B X 1-0 ③ G6-3			C X 0-1 ② F8		X 0-0 1-3 2B		4	0	1	0	0	0	3
Kirk Gibson, L (1, 8) OBP: 0.368, SLG: 0.444 Chris Gwynn, L (7, 8) OBP: 0.314, SLG: 0.406	B B X 2-0 ② G3-1 2-3			C B X 1-1 ① G1-3		X 0-0 ③ FC4-6 1-2f		B C F X 1-2 ③ L6		3 1	0 0	0 0	0 0	0 0	0 0	2 2
Eddie Murray, S (1, 3) OBP: 0.365, SLG: 0.455 Franklin Stubbs, L (8, 3) OBP: 0.353, SLG: 0.333	F F X 0-2 ③ F8			B X 1-0 ② G5-3			C B S X 1-2 ① G1-3		S B B C X 2-2 ① L3	3 1	0 0	0 0	0 0	0 0	0 0	1 0
Mike Marshall, R (1, 9) OBP: 0.316, SLG: 0.364 Mike Davis, L (6, 9) OBP: 0.305, SLG: 0.377		C C H 1-2 L3 HBP		B S B S S 2-3 ③ K			X 0-0 ② P6		C B X 1-1 DI 1B 1B	1 2	0 1	0 1	0 0	0 0	1 0	0 0
Jeff Hamilton, R (1, 5) OBP: 0.276, SLG: 0.370	S B C X 1-2 ① ② L3 1-2				B B C F F C 2-3 ① K		X 0-0 ③ L9		B F F X 1-2 ② F7	4	0	0	0	0	1	2
Mike Scioscia, L (1, 2) OBP: 0.360, SLG: 0.395	B B X 2-0 ③ G3-1				B C B F B S 3-3 ② K			X 0-0 HR	B C B F B X 3-2 1-H 1B	4	1	2	2	0	1	0
Mariano Duncan, R (1, 6) OBP: 0.238, SLG: 0.290 Ricky Horton, L (6, 1) John Shelby, S (8, PH) OBP: 0.261, SLG: 0.197 Ray Searage, L (9, 1) Rick Dempsey, R (9, PH) OBP: 0.356, SLG: 0.306			C X 0-1 ① F9		B X 1-0 ③ G4-3			B C F B B F F F X 3-2 ① L7	X 0-0 ③ G5-3	2 0 1 0 1	0 0 0 0 0	0 0 0 0 0	0 0 0 0 0	0 0 0 0 0	0 0 0 0 0	0 0 0 0 1
Orel Hershiser, R (1, 1) OBP: 0.207, SLG: 0.379 Dave Anderson, R (6, 6) OBP: 0.237, SLG: 0.137			B X 1-0 2B			B B C B B 4-1 FC4-6 BB		B B X 2-0 ② L4		1 1	0 0	1 0	0 0	0 1	0 0	0 0
Inning Stats	R: 0 H: 1 E: 0 LOB: 1 K: 0 BB: 0 S: 8 P: 12	R: 0 H: 0 E: 0 LOB: 0 K: 0 BB: 0 S: 6 P: 10	R: 0 H: 1 E: 0 LOB: 1 K: 0 BB: 0 S: 6 P: 10	R: 0 H: 0 E: 0 LOB: 0 K: 1 BB: 0 S: 6 P: 10	R: 0 H: 0 E: 0 LOB: 0 K: 2 BB: 0 S: 8 P: 14	R: 0 H: 0 E: 0 LOB: 1 K: 0 BB: 1 S: 6 P: 11	R: 0 H: 0 E: 0 LOB: 0 K: 0 BB: 0 S: 5 P: 6	R: 1 H: 3 E: 0 LOB: 2 K: 0 BB: 0 S: 14 P: 22	R: 1 H: 2 E: 0 LOB: 1 K: 0 BB: 0 S: 12 P: 19	1B: 4 SF: 0 2B: 3 SAC: 0 3B: 0 DP: 1 HR: 1 HBP: 1						

PITCHER	IP	WLS	BF	H	R	ER	SO	BB	IBB	HBP	BLK	WP	HR	S	P	ERA	WHIP
Bob Ojeda, L (1, 1) ERA: 3.71	9.0	W	35	7	2	2	3	1	0	1	0	0	1	71	114	2.00	0.889

PITCHER	IP	WLS	BF	H	R	ER	SO	BB	IBB	HBP	BLK	WP	HR	S	P	ERA	WHIP

BOTTOM

New York Mets @ Los Angeles Dodgers

Dodger Stadium, Los Angeles, CA

Fri May 26 1989, 7:05 PM PDT

Att. 47,034 - Unknown

livebaseballscorecards.com

AB	33
R	2
H	7
RBI	2
BB	1
SO	3
LOB	13

WP: 0 PA: 35
PB: 0
SB: 0
CS: 0

Batter	1	2	3	4	5	6	7	8	9	AB	R	H	RBI	BB	SO	LOB
Mookie Wilson, S (1, 7) OBP: 0.230, SLG: 0.312	C F C 0-3 ① K		F C B B F X 2-2 G3 1B		X 0-0 1B			C X 0-1 ① L7		4	0	2	0	0	1	1
Lenny Dykstra, L (1, 8) OBP: 0.363, SLG: 0.395	B F B B B 4-1 E S BB		F F X 0-2 ② G3 1-2		B 1 SAFE B C C 1 SAFE F F 1 SAFE 2-3 1 SAFE C ③ K			X 0-0 ②③ G6-3 1-2f		3	0	0	0	1	1	3
Gregg Jefferies, S (1, 4) OBP: 0.208, SLG: 0.252	B 1 SAFE B 1 SAFE B C F F C 3-3 ② K 1-3		F X 0-1 ③ G1-3			C X 0-1 ① G3			B F B X 2-1 ① F8	4	0	0	0	0	1	2
Darryl Strawberry, L (1, 9) OBP: 0.302, SLG: 0.503	B C C C 1-3 ③ K			X 0-0 ① F7		C B X 1-1 ② F7			C S S 0-3 ② K	4	0	0	0	0	2	1
Howard Johnson, S (1, 5) OBP: 0.355, SLG: 0.527		B S X 1-1 ① G3-1		C B F F C 1-3 ② K		C B X 1-1 ③ F7			B B C F X 2-2 1B 3B	4	1	1	0	0	1	0
Dave Magadan, L (1, 3) OBP: 0.358, SLG: 0.425 Keith Miller, R (9, PR)		B B C B C F F B 4-2 1B BB		F S B B F B F F X 3-2 1B			B B C C X 2-2 ① F7		C B B F F X 2-2 S 1B 3-H	3 0	0 0	2 0	1 0	1 0	0 0	0 0
Mackey Sasser, L (1, 2) OBP: 0.300, SLG: 0.448		F B B X 2-1 G6-3 1-3 1B		C X 0-1 ③ F9			B X 1-0 G6-4-3 1B		B F F X 1-2 ③ G4-3 1-2	4	0	2	0	0	0	2
Kevin Elster, R (1, 6) OBP: 0.293, SLG: 0.307		C X 0-1 ②③ G6-3 1-2f			S C B F C 1-3 ① K		M X 0-1 ②③ G6-4-3 1-2f			3	0	0	0	0	1	3
Sid Fernandez, L (1, 1) OBP: 0.211, SLG: 0.316 Terry Leach, R (7, 1) Lee Mazzilli, S (8, PH) OBP: 0.385, SLG: 0.278 Roger McDowell, R (8, 1) Randy Myers, L (8, 1)			S S B S 1-3 ① K		F B S C 1-3 ② K			B B C B B 4-1 G6-3 BB		2 0 0 0 0	0 0 0 0 0	0 0 0 0 0	0 0 0 0 0	0 0 1 0 0	2 0 0 0 0	0 0 0 0 0

Inning Stats	1	2	3	4	5	6	7	8	9
	R: 0 E: 0 K: 3 S: 11	H: 0 LOB: 1 BB: 1 P: 19	R: 0 E: 0 K: 0 S: 10	H: 1 LOB: 1 BB: 1 P: 17	R: 0 E: 0 K: 1 S: 12	H: 1 LOB: 1 BB: 0 P: 15	R: 0 E: 0 K: 1 S: 13	H: 1 LOB: 1 BB: 0 P: 17	R: 0 E: 0 K: 3 S: 13	H: 1 LOB: 1 BB: 0 P: 17	R: 0 E: 0 K: 0 S: 6	H: 0 LOB: 0 BB: 0 P: 8	R: 0 E: 0 K: 0 S: 6	H: 1 LOB: 0 BB: 0 P: 9	R: 0 E: 0 K: 0 S: 4	H: 0 LOB: 0 BB: 1 P: 8	R: 1 E: 0 K: 1 S: 15	H: 2 LOB: 2 BB: 0 P: 22

	1B	SF	PA
	2B: 0	SAC: 0	
	3B: 1	DP: 3	
	HR: 0	HBP: 0	

	WP	PB	SB	CS
	0	0	2	0

PITCHER	IP	WLS	BF	H	R	ER	SO	BB	IBB	HBP	BLK	WP	HR	S	P	ERA	WHIP
Mike Morgan, R (1, 1) ERA: 1.19	8.2	W	33	7	1	1	9	3	0	0	0	0	0	87	128	1.04	1.154
Jay Howell, R (9, 1) ERA: 0.71	0.1	S	1	0	0	0	0	0	0	0	0	0	0	3	4	0.00	0.000

PITCHER	IP	WLS	BF	H	R	ER	SO	BB	IBB	HBP	BLK	WP	HR	S	P	ERA	WHIP

TOP

New York Mets @ Los Angeles Dodgers

Dodger Stadium, Los Angeles, CA

Sat May 27 1989, 7:05 PM PDT

Att. 47,083 - Unknown

livebaseballscorecards.com

AB	31
R	1
H	7
RBI	1
BB	3
SO	9
LOB	12

Batter	1	2	3	4	5	6	7	8	9	AB	R	H	RBI	BB	SO	LOB
Willie Randolph, R (1, 4) OBP: 0.362, SLG: 0.262	C B B X 2-1 ① G3	B B C C F F B F X 3-2 1-2 2-3 3-H 1B		C C F X 0-2 E6 CS		C B B F X 2-2 G3-6-3 1B		B C X 1-1 1B 1B		5	0	3	1	0	0	0
Mickey Hatcher, R (1, 7) OBP: 0.287, SLG: 0.349 Chris Gwynn, L (8, PH) OBP: 0.333, SLG: 0.424 (9, 7)	B X 1-0 2B	B S X 1-1 ② F9		P C F S 1-3 ①② K 1-2		B X 1-0 ① L8		X 0-0 1-2 1B		4 1	0 0	1 1	0 0	0 0	1 0	5 0
Kirk Gibson, L (1, 8) OBP: 0.358, SLG: 0.418	B F X 1-1 ② P5	X 0-0 ③ F8		B B B B 4-0 1B BB		X 0-0 ②③ G3-6-3 1-2f		B F B F X 2-2 ② F9		4	0	0	0	1	0	7
Eddie Murray, S (1, 3) OBP: 0.366, SLG: 0.450	B B B F B 4-1 BB		F F X 0-2 ① F7	C B X 1-1 1-2 1B			B B X 2-0 ① P5	B B F X 2-1 ③ P3		4	0	1	0	1	0	2
Mike Marshall, R (1, 9) OBP: 0.314, SLG: 0.360	F S X 0-2 ③ P3		X 0-0 ② G6-3	S B C B S 2-3 ③ K			X 0-0 BB 1B			4	0	1	0	0	1	4
Jeff Hamilton, R (1, 5) OBP: 0.282, SLG: 0.374		C X 0-1 1B BB 1B 1B	F F B B B X 3-2 E 1B 1B		B X 1-0 ① F8		X 0-0 ② P8			4	2	2	0	0	0	1
Mike Scioscia, L (1, 2) OBP: 0.357, SLG: 0.386		B F B C X 2-2 ① F7	X 0-0 E8 1B 1-3		C B X 1-1 ② F8		B B B B 4-0 1-2 BB			3	0	0	0	1	0	2
Mariano Duncan, R (1, 6) OBP: 0.238, SLG: 0.290 Dave Anderson, R (2, PH) OBP: 0.270, SLG: 0.151 (3, 6)		B F B B B C B 4-2 1B 1B 1-2 BB	C X 0-1 1-2 3-H 1B		M B B B B 4-1 BB		B F S X 1-2 ③ L4			0 2	0 0	0 1	0 1	0 2	0 0	0 2
Mike Morgan, R (1, 1) OBP: 0.111, SLG: 0.111 Jay Howell, R (9, 1)		L X 0-1 1B 1-2 2-3 1B	S B S C 1-3 ③ K		F F X 0-2 ③ F8			B B S C C 2-3 ① K		4 0	0 0	1 0	0 0	0 0	2 0	3 0
Inning Stats	R: 0 E: 0 K: 0 S: 9 H: 1 LOB: 2 BB: 1 P: 17	R: 1 E: 0 K: 0 S: 18 H: 3 LOB: 3 BB: 1 P: 28	R: 1 E: 1 K: 1 S: 13 H: 2 LOB: 2 BB: 0 P: 17	R: 0 E: 1 K: 2 S: 13 H: 1 LOB: 2 BB: 1 P: 20	R: 0 E: 0 K: 0 S: 7 H: 0 LOB: 1 BB: 1 P: 13	R: 0 E: 0 K: 0 S: 5 H: 1 LOB: 0 BB: 0 P: 8	R: 0 E: 0 K: 0 S: 6 H: 1 LOB: 2 BB: 1 P: 13	R: 0 E: 0 K: 1 S: 11 H: 2 LOB: 2 BB: 0 P: 18		1B: 10 2B: 1 3B: 0 HR: 0	SF: 0 SAC: 0 DP: 1 HBP: 0			WP: 0 PB: 0 SB: 0 CS: 1	PA: 40	

PITCHER		IP	WLS	BF	H	R	ER	SO	BB	IBB	HBP	BLK	WP	HR	S	P	ERA	WHIP
Sid Fernandez, L ERA: 3.07	(1, 1)	6.0	L	30	8	2	1	3	4	0	0	0	0	0	65	103	1.50	2.000
Terry Leach, R ERA: 1.1	(7, 1)	1.0		5	1	0	0	0	1	0	0	0	0	0	6	13	0.00	2.000
Roger McDowell, R ERA: 2.57	(8, 1)	0.1		3	2	0	0	1	0	0	0	0	0	0	6	9	0.00	6.000
Randy Myers, L ERA: 0.73	(8, 1)	0.2		2	0	0	0	0	0	0	0	0	0	0	5	9	0.00	0.000

PITCHER	IP	WLS	BF	H	R	ER	SO	BB	IBB	HBP	BLK	WP	HR	S	P	ERA	WHIP

BOTTOM

New York Mets @ Los Angeles Dodgers

Dodger Stadium, Los Angeles, CA

Sat May 27 1989, 7:05 PM PDT

Att. 47,083 - Unknown

livebaseballscorecards.com

AB	35
R	2
H	11
RBI	2
BB	5
SO	4
LOB	26

New York Mets @ Los Angeles Dodgers

Dodger Stadium, Los Angeles, CA

Sun May 28 1989, 3:33 AM PDT

Att. 46,060 - Sunny

livebaseballscorecards.com

TOP

Batter	1	2	3	4	5	6	7	8	9	10	11	12	AB	R	H	RBI	BB	SO	LOB
Mookie Wilson, S (1, 8) OBP: 0.227, SLG: 0.298	6-3			F9		4-1		4-3		BB		FC5 2-3f	5	0	0	0	1	0	2
Keith Miller, R (1, 4) (7, 6)	F8			F8		K		6-3		1 SAFE F7			5	0	0	0	0	1	1
Howard Johnson, S (1, 5) OBP: 0.351, SLG: 0.517	P2			P2		1-3		2-2 1B			F9		5	0	1	0	0	0	0
Darryl Strawberry, L (1, 9) OBP: 0.299, SLG: 0.491		K		F9			4-0 2B 2B BB	K			P5		4	1	0	0	1	2	1
Kevin McReynolds, R (1, 7) OBP: 0.346, SLG: 0.413		G6-4-3 1B		1B BB 1B			1 SAFE 1 SAFE F9		K		4-3		5	1	2	0	0	1	1
Tim Teufel, R (1, 3) OBP: 0.384, SLG: 0.296 Randy Myers, L (9, 1) Lenny Dykstra, L (12, PH) OBP: 0.368, SLG: 0.400 Roger McDowell, R (12, 1)	G6-4-3 1-2f			1B 1-2 BB			2-0 1-3 2B 2B		K			FC1-6 1B	3 0 1 0	1 0 0 0	1 0 1 0	0 0 0 0	1 0 0 0	1 0 0 0	1 0 0 0
Barry Lyons, R (1, 2) OBP: 0.352, SLG: 0.439			6-3		1B 1-2 2-H		K		3-1			FC1-6 FC5 1B 1-2f	5	0	1	1	0	1	3
Kevin Elster, R (1, 6) OBP: 0.289, SLG: 0.302 Gregg Jefferies, S (7, PH) OBP: 0.211, SLG: 0.261 (7, 4)			F9		F4		2B 2-H 3-H			G3		F7	2 3	0 0	0 1	0 2	0 0	0 0	2 1
Dwight Gooden, R (1, 1) OBP: 0.154, SLG: 0.240 Lee Mazzilli, S (7, PH) OBP: 0.370, SLG: 0.263 Rick Aguilera, R (7, 1) Dave Magadan, L (9, 3) OBP: 0.361, SLG: 0.427			5-3		K		K				F8		2 1 0 2	0 0 0 0	0 0 0 1	0 0 0 0	0 0 0 0	1 1 0 0	2 1 0 0
Inning Stats	R: 0 E: 0 K: 0 S: 7 H: 0 LOB: 0 BB: 0 P: 13	R: 0 E: 0 K: 1 S: 9 H: 1 LOB: 0 BB: 0 P: 13	R: 0 E: 0 K: 0 S: 8 H: 0 LOB: 0 BB: 0 P: 15	R: 0 E: 0 K: 0 S: 6 H: 0 LOB: 0 BB: 0 P: 8	R: 1 E: 0 K: 1 S: 14 H: 2 LOB: 2 BB: 1 P: 27	R: 0 E: 0 K: 1 S: 11 H: 0 LOB: 0 BB: 0 P: 16	R: 2 E: 0 K: 2 S: 14 H: 2 LOB: 1 BB: 1 P: 26	R: 0 E: 0 K: 1 S: 15 H: 1 LOB: 1 BB: 0 P: 24	R: 0 E: 0 K: 2 S: 11 H: 0 LOB: 0 BB: 0 P: 13	R: 0 E: 0 K: 0 S: 7 H: 0 LOB: 1 BB: 1 P: 14	R: 0 E: 0 K: 0 S: 14 H: 0 LOB: 0 BB: 0 P: 22	R: 0 E: 0 K: 0 S: 8 H: 2 LOB: 2 BB: 0 P: 13	1B: 6 2B: 2 3B: 0 HR: 0	SF: 0 SAC: 0 DP: 1 HBP: 0	WP: 0 PB: 0 SB: 0 CS: 0	PA: 46				

	AB	43
	R	3
	H	8
	RBI	3
	BB	3
	SO	8
	LOB	15

PITCHER		IP	WLS	BF	H	R	ER	SO	BB	IBB	HBP	BLK	WP	HR	S	P	ERA	WHIP
Fernando Valenzuela, L ERA: 4.66	(1, 1)	6.0		22	3	2	2	3	2	0	0	0	0	0	55	96	3.00	0.833
Alejandro Pena, R ERA: 3.97	(7, 1)	0.1		2	1	0	0	0	0	0	0	0	0	0	4	9	0.00	3.000
Tim Crews, R ERA: 2.55	(7, 1)	2.2		10	2	1	1	5	0	0	0	0	0	0	36	50	3.38	0.750
Jay Howell, R ERA: 0.66	(10, 1)	2.0		7	0	0	0	0	1	0	0	0	0	0	21	36	0.00	0.500
Ray Searage, L ERA: 1.15	(12, 1)	1.0	W	5	2	0	0	0	0	0	0	0	0	0	8	13	0.00	2.000

PITCHER	IP	WLS	BF	H	R	ER	SO	BB	IBB	HBP	BLK	WP	HR	S	P	ERA	WHIP

New York Mets @ Los Angeles Dodgers

Dodger Stadium, Los Angeles, CA

Sun May 28 1989, 3:33 AM PDT

Att. 46,060 - Sunny

livebaseballscorecards.com

BOTTOM

Batter	1	2	3	4	5	6	7	8	9	10	11	12	AB	R	H	RBI	BB	SO	LOB
Chris Gwynn, L (1, 8) OBP: 0.325, SLG: 0.405	3-2 F8 ①		1-0 1B ②	0-0 F7 ③			1-1 L6 ①		2-2 L9 ②			4-0 E 1B BLK BB	4	1	1	0	0	0	1
Mickey Hatcher, R (9, PH) OBP: 0.284, SLG: 0.345													1	0	0	0	0	0	1
Jay Howell, R (10, 1)													0	0	0	0	0	0	0
Dave Anderson, R (12, 5) OBP: 0.281, SLG: 0.151													0	1	0	0	1	0	0
Willie Randolph, R (1, 4) OBP: 0.371, SLG: 0.282	2-1 2B 2B		1 SAFE 2-1 1B 1-3 1B		3-2 F9 ①		0-3 K ②		2-1 1B 1-2			1-2 BLK E 1-2 1B	6	2	4	0	0	1	0
Mike Davis, L (1, 7) OBP: 0.326, SLG: 0.407	2-2 1B 2B 2-H		1 SAFE 1-2 L7-6 1B 1-2 3-H 1B		0-0 4-3 ②		0-0 1B		1-1 F9 ③			2-1 BLK 1-3 2-H	4	0	3	2	0	0	0
John Shelby, S (9, PH) OBP: 0.259, SLG: 0.196													2	0	0	0	0	1	3
(10, 8)																			
Eddie Murray, S (1, 3) OBP: 0.362, SLG: 0.439	0-3 K ②		1-3 K ①		4-2 BB		0-3 K ③			0-0 F7 ①			4	0	0	0	1	3	4
Mike Marshall, R (1, 9) OBP: 0.317, SLG: 0.362	0-2 2-3 1B		0-1 1-2 2-H 1B		1-3 K ③			0-3 K ①		0-0 F9 ②			5	0	2	1	0	2	1
Mike Scioscia, L (1, 2) OBP: 0.345, SLG: 0.371	1-2 4-3 ③		1-1 L7-6 ② ③ 2-3	0-0 4-3 ①				1-3 K ②		2-1 L8 ③			5	0	0	0	0	1	4
Jeff Hamilton, R (1, 5)		1-0 F7 ①		3-2 F8 ①		0-1 F8 ②		1-3 K ③			1-0 L7 ①		5	0	0	0	0	1	0
Ray Searage, L (12, 1)													0	0	0	0	0	0	0
Alfredo Griffin, S (1, 6) OBP: 0.217, SLG: 0.289		2-2 4-3 ②		0-1 SH1-4 1B		0-2 FC4-6 1B			0-3 K ①		2-1 F9 ②		5	0	2	0	0	1	0
Fernando Valenzuela, L (1, 1)		1-2 6-3 ③		1 SAFE 0-0 SH1-4 ② 1-2		0-0 FC4-6 ③ 1-2f			2-1 1B 1B		0-0 F8 ③		2	0	0	0	0	0	1
Alejandro Pena, R (7, 1)													0	0	0	0	0	0	0
Tim Crews, R (7, 1)													0	0	0	0	0	0	0
Kirk Gibson, L (9, PH) OBP: 0.361, SLG: 0.420													2	0	1	0	0	0	0
(10, 7)																			
Inning Stats	R: 1 H: 3 E: 0 LOB: 2 K: 1 BB: 0 S: 22 P: 30		R: 0 H: 0 E: 0 LOB: 0 K: 0 BB: 0 S: 10 P: 14	R: 2 H: 4 E: 0 LOB: 1 K: 1 BB: 0 S: 18 P: 23	R: 0 H: 1 E: 0 LOB: 1 K: 0 BB: 0 S: 8 P: 11	R: 0 H: 1 E: 0 LOB: 1 K: 0 BB: 0 S: 11 P: 19	R: 0 H: 1 E: 0 LOB: 1 K: 0 BB: 1 S: 7 P: 7	R: 0 H: 1 E: 0 LOB: 1 K: 2 BB: 0 S: 9 P: 10	R: 0 H: 0 E: 0 LOB: 0 K: 3 BB: 0 S: 9 P: 11	R: 0 H: 2 E: 0 LOB: 2 K: 1 BB: 0 S: 12 P: 19	R: 0 H: 0 E: 0 LOB: 0 K: 0 BB: 0 S: 4 P: 6	R: 0 H: 0 E: 0 LOB: 0 K: 0 BB: 0 S: 4 P: 7	R: 1 H: 1 E: 1 LOB: 1 K: 1 BB: 1 S: 4 P: 11						

AB	45
R	4
H	13
RBI	3
BB	2
SO	10
LOB	15

1B: 11	SF: 0	WP: 0	PA: 48
2B: 3	SAC: 1	PB: 0	
3B: 0	DP: 1	SB: 0	
HR: 0	HBP: 0	CS: 0	

PITCHER		IP	WLS	BF	H	R	ER	SO	BB	IBB	HBP	BLK	WP	HR	S	P	ERA	WHIP
Dwight Gooden, R ERA: 2.38	(1, 1)	6.0		27	9	3	3	3	1	0	0	0	0	0	76	104	4.50	1.667
Rick Aguilera, R ERA: 0.89	(7, 1)	2.1		9	2	0	0	6	0	0	0	0	0	0	23	28	0.00	0.857
Randy Myers, L ERA: 0.66	(9, 1)	2.2		9	1	0	0	0	0	0	0	0	0	0	15	25	0.00	0.375
Roger McDowell, R ERA: 2.57	(12, 1)	0.0	L	3	1	1	0	0	1	0	0	1	0	0	4	11	∞	∞

PITCHER	IP	WLS	BF	H	R	ER	SO	BB	IBB	HBP	BLK	WP	HR	S	P	ERA	WHIP

Batter	1	2	3	4	5	6	7	8	9	AB	R	H	RBI	BB	SO	LOB
Dave Martinez, L (1, 8) (9, 9) OBP: 0.316, SLG: 0.355	F8	1-H 2-H 3B			CS FC1-5 1-2 1B		K		1 SAFE 1 SAFE SH1-4 1-2	4	0	2	2	0	1	0
Tom Foley, L (1, 4) OBP: 0.310, SLG: 0.353	P4	G6-3			FC1-5 E CS 1-2 2-3f		2B		2 SAFE 1B BB	4	0	1	0	1	0	3
Andres Galarraga, R (1, 3) OBP: 0.313, SLG: 0.405	1B 1B		F9		E5 1-3 2-3		P4		F F F X 1-2 2-H 1B	5	0	2	1	0	0	3
Tim Raines, S (1, 7) OBP: 0.415, SLG: 0.491	1-3 1B		F7		P5		FC5-4 IBB		P6	4	0	1	0	1	0	4
Hubie Brooks, R (1, 9) OBP: 0.286, SLG: 0.374	K		P4			S 1B	FC5-4 1-2f		K	5	0	1	0	0	2	6
Tim Burke, R (9, 1)										0	0	0	0	0	0	0
Tim Wallach, R (1, 5) OBP: 0.321, SLG: 0.411		F9		G5-3		K 1-2		K		4	0	0	0	0	2	1
Marty Pevey, L (1, 2) OBP: 0.063, SLG: 0.063		F7		K		K		F7		4	0	0	0	0	2	1
Spike Owen, S (1, 6) OBP: 0.368, SLG: 0.377		1B 3B 1B		F8		FC6-4 IBB		F8		3	1	1	0	1	0	0
Kevin Gross, R (1, 1) OBP: 0.250, SLG: 0.143		1-2 3B 1B			FC1-5 1B BB	FC6-4 1-2f			SH1-4 1B	2	1	1	0	1	0	2
Pascual Perez, R (7, 1) OBP: 0.200, SLG: 0.333										0	0	0	0	0	0	0
Wallace Johnson, S (9, PH) OBP: 0.333, SLG: 0.405										1	0	1	0	0	0	0
Rex Hudler, R (9, PR) OBP: 0.308, SLG: 0.280										0	1	0	0	0	0	0
Otis Nixon, S (9, 8) OBP: 0.320, SLG: 0.283										0	0	0	0	0	0	0
Inning Stats	R: 0 E: 0 K: 1 S: 11 H: 2 LOB: 2 BB: 0 P: 14	R: 2 E: 0 K: 0 S: 13 H: 3 LOB: 1 BB: 0 P: 22	R: 0 E: 0 K: 0 S: 5 H: 0 LOB: 0 BB: 0 P: 11	R: 0 E: 0 K: 1 S: 6 H: 0 LOB: 0 BB: 0 P: 10	R: 0 E: 1 K: 0 S: 9 H: 1 LOB: 2 BB: 1 P: 16	R: 0 E: 0 K: 2 S: 11 H: 1 LOB: 2 BB: 1 P: 20	R: 0 E: 0 K: 1 S: 9 H: 1 LOB: 2 BB: 1 P: 19	R: 0 E: 0 K: 1 S: 8 H: 0 LOB: 0 BB: 0 P: 11	R: 1 E: 0 K: 1 S: 12 H: 2 LOB: 2 BB: 1 P: 23	1B: 8 2B: 1 3B: 1 HR: 0	SF: 0 SAC: 1 DP: 0 HBP: 0						

PITCHER		IP	WLS	BF	H	R	ER	SO	BB	IBB	HBP	BLK	WP	HR	S	P	ERA	WHIP
Tim Leary, R ERA: 3.16	(1, 1)	8.1	L	38	9	3	3	6	2	2	0	0	0	0	75	131	3.24	1.320
Alejandro Pena, R ERA: 3.86	(9, 1)	0.2		3	1	0	0	1	0	0	0	0	0	0	9	15	0.00	1.500

PITCHER	IP	WLS	BF	H	R	ER	SO	BB	IBB	HBP	BLK	WP	HR	S	P	ERA	WHIP

Montreal Expos @ Los Angeles Dodgers

Dodger Stadium, Los Angeles, CA

Mon May 29 1989, 7:05 PM PDT

Att. 44,953 - Sunny

TOP

livebaseballscorecards.com

AB	36
R	3
H	10
RBI	3
BB	4
SO	7
LOB	20

WP: 0	PA: 41		
PB: 0			
SB: 1			
CS: 2			

Batter	1	2	3	4	5	6	7	8	9	AB	R	H	RBI	BB	SO	LOB
Willie Randolph, R (1, 4) OBP: 0.368, SLG: 0.281	P4		G1-3			L8-3	G1-3			4	0	1	0	0	0	1
Mike Davis, L (1, 7) OBP: 0.344, SLG: 0.417	CS 1B			1B		L8-3 1-2		G3-6 BB		3	0	2	0	1	0	1
Kirk Gibson, L (1, 8) OBP: 0.356, SLG: 0.411	P6 1-2			F7		S 1B		G3-6 1-2f		4	1	1	0	0	0	3
Eddie Murray, S (1, 3) OBP: 0.365, SLG: 0.440		P6		1-2 1B		BB 1-H 1B		K		4	0	2	1	0	1	0
Mike Marshall, R (1, 9) OBP: 0.321, SLG: 0.361		G5-3		F7		BB 1-2			G4-3 SH1-4 1B	3	0	1	0	1	0	2
Mike Scioscia, L (1, 2) OBP: 0.338, SLG: 0.363		G5-3		P5		G3-1			SH1-4 1-2	3	0	0	0	0	0	4
Jeff Hamilton, R (1, 5) OBP: 0.271, SLG: 0.379			HR		K		G1-3		G4-3 2-3	4	1	1	1	0	1	1
Alfredo Griffin, S (1, 6) OBP: 0.211, SLG: 0.280			G6-3		F8		F7		F7	3	0	0	0	0	0	0
Chris Gwynn, L (9, PH) OBP: 0.317, SLG: 0.395										1	0	0	0	0	0	1
Tim Leary, R (1, 1)										3	0	0	0	0	0	0
Alejandro Pena, R (9, 1)			L8		L1		E5			0	0	0	0	0	0	0
Inning Stats	R: 0 E: 0 K: 0 S: 3 H: 1 LOB: 0 BB: 0 P: 8	R: 0 E: 0 K: 0 S: 5 H: 0 LOB: 0 BB: 0 P: 7	R: 1 E: 0 K: 0 S: 9 H: 1 LOB: 0 BB: 0 P: 14	R: 0 E: 0 K: 0 S: 19 H: 2 LOB: 2 BB: 0 P: 30	R: 0 E: 0 K: 1 S: 6 H: 0 LOB: 0 BB: 0 P: 10	R: 1 E: 0 K: 0 S: 11 H: 3 LOB: 2 BB: 1 P: 25	R: 0 E: 1 K: 0 S: 13 H: 0 LOB: 1 BB: 0 P: 19	R: 0 E: 0 K: 1 S: 9 H: 0 LOB: 0 BB: 1 P: 17	R: 0 E: 0 K: 0 S: 6 H: 1 LOB: 1 BB: 0 P: 7	1B: 7 2B: 1 3B: 0 HR: 1 SF: 0 SAC: 1 DP: 2 HBP: 0						

PITCHER		IP	WLS	BF	H	R	ER	SO	BB	IBB	HBP	BLK	WP	HR	S	P	ERA	WHIP
Kevin Gross, R ERA: 3.84	(1, 1)	6.0		24	7	2	2	1	1	0	0	0	0	1	53	94	3.00	1.333
Pascual Perez, R ERA: 4.7	(7, 1)	2.0	W	7	0	0	0	1	1	0	0	0	0	0	22	36	0.00	0.500
Tim Burke, R ERA: 3.58	(9, 1)	1.0	S	4	1	0	0	0	0	0	0	0	0	0	6	7	0.00	1.000

PITCHER	IP	WLS	BF	H	R	ER	SO	BB	IBB	HBP	BLK	WP	HR	S	P	ERA	WHIP

BOTTOM

Montreal Expos @ Los Angeles Dodgers

Dodger Stadium, Los Angeles, CA

Mon May 29 1989, 7:05 PM PDT

Att. 44,953 - Sunny

livebaseballscorecards.com

AB	32
R	2
H	8
RBI	2
BB	2
SO	2
LOB	13

Batter	1	2	3	4	5	6	7	8	9	AB	R	H	RBI	BB	SO	LOB
Dave Martinez, L (1, 8) (9, 9) OBP: 0.314, SLG: 0.345	B C S S 1-3 ① K		F C B 1 SAFE B B B F 1 SAFE F 4-2 1 SAFE B 1-2 BB		C F S 0-3 ③ K			C B B B X 3-1 ③ F9		3	0	0	0	1	2	0
Tom Foley, L (1, 4) (9, 6) OBP: 0.309, SLG: 0.350	X 0-0 E3		C B X 1-1 ② L4			X 0-0 ① F8			B B C X 2-1 1B 1B 1B 1B	4	1	1	0	0	0	2
Andres Galarraga, R (1, 3) OBP: 0.312, SLG: 0.401	C S S 0-3 ② K		C B B F F C 2-3 ③ K			C S B S 1-3 ② K			X 0-0 1B 1B 1-2 SF7 1B	4	1	1	0	0	3	3
Tim Raines, S (1, 7) OBP: 0.417, SLG: 0.491	B 1 SAFE S S S B F F B F 3-3 S K ③			B X 1-0 S 1B 1B		X 0-0 ③ L7			X 0-0 SF7 1B 1-2 2-3 1B	4	2	2	0	0	1	1
Hubie Brooks, R (1, 9) OBP: 0.295, SLG: 0.382 Otis Nixon, S (9, PR) (9, 8) OBP: 0.320, SLG: 0.283		B S C F X 1-2 CS 1B		C B B S F X 2-2 FC6-4 1-H 1B			C X 0-1 ① G6-3		X 0-0 1B SF7 SF8 1-2 2-3 3-H 1B	4 0	0 1	3 0	2 0	0 0	0 0	0 0
Tim Wallach, R (1, 5) OBP: 0.315, SLG: 0.404		1 SAFE S S F B B S 2-3 ① ② K 1-2		1 SAFE F S S S 0-3 ① K			C B F F B B F S 3-3 ② K		B X 1-0 ① SF7 1-2 2-3 3-H	3	0	0	1	0	3	2
Mike Fitzgerald, R (1, 2) OBP: 0.343, SLG: 0.321		B S B C S 2-3 ③ K		B F S X 1-2 ② FC6-4 CS 1-2f			C B B X 2-1 ③ L5		B B X 2-0 1B 2-3 3-H	4	0	1	1	0	1	1
Spike Owen, S (1, 6) OBP: 0.368, SLG: 0.371 Mike Aldrete, L (9, PH) OBP: 0.318, SLG: 0.208 Tim Burke, R (9, 1)			B B B C B 4-1 BB BB	C S P 1-2 ③ CS 1-2	F F F B F F X 1-2 ① F8			B C X 1-1 ① P4	B C X 1-1 ② SF8 3-H	2 0 0	0 0 0	0 0 0	0 1 0	1 0 0	0 0 0	0 0 0
Dennis Martinez, R (1, 1) OBP: 0.148, SLG: 0.115 Andy McGaffigan, R (7, 1) Wallace Johnson, S (8, PH) OBP: 0.328, SLG: 0.395 Joe Hesketh, R (8, 1) OBP: 1.000, SLG: 1.000 Damaso Garcia, R (9, PH) OBP: 0.288, SLG: 0.299 (9, 4)			L B B L L 2-3 ① K		S B C S 1-3 ② K			C X 0-1 ② G6-3	C S S B B S 2-3 ③ K	2 0 1 0 1	0 0 0 0 0	0 0 0 0 0	0 0 0 0 1	0 0 0 0 0	2 0 0 0 1	1 0 0 0 1
Inning Stats	R: 0 E: 1 K: 3 S: 13 H: 0 LOB: 1 BB: 0 P: 17	R: 0 E: 0 K: 2 S: 10 H: 1 LOB: 0 BB: 0 P: 15	R: 0 E: 0 K: 2 S: 14 H: 0 LOB: 2 BB: 2 P: 27	R: 1 E: 0 K: 1 S: 14 H: 2 LOB: 0 BB: 0 P: 18	R: 0 E: 0 K: 2 S: 12 H: 0 LOB: 0 BB: 0 P: 14	R: 0 E: 0 K: 1 S: 5 H: 0 LOB: 0 BB: 0 P: 6	R: 0 E: 0 K: 1 S: 9 H: 0 LOB: 0 BB: 0 P: 14	R: 0 E: 0 K: 0 S: 6 H: 0 LOB: 0 BB: 0 P: 10	R: 4 E: 0 K: 1 S: 12 H: 5 LOB: 1 BB: 0 P: 20	1B: 8 2B: 1 3B: 0 HR: 0	SF: 2 SAC: 0 DP: 1 HBP: 0						

PITCHER		IP	WLS	BF	H	R	ER	SO	BB	IBB	HBP	BLK	WP	HR	S	P	ERA	WHIP
Tim Belcher, R ERA: 2.95	(1, 1)	8.0		31	6	4	4	12	2	0	0	0	0	0	87	127	4.50	1.000
Jay Howell, R ERA: 0.98	(9, 1)	0.1	L	3	2	0	0	0	0	0	0	0	0	0	3	6	0.00	6.000
Ray Searage, L ERA: 1.13	(9, 1)	0.1		1	0	1	1	0	0	0	0	0	0	0	2	3	27.00	0.000
Alejandro Pena, R ERA: 3.8	(9, 1)	0.1		1	0	0	0	1	0	0	0	0	0	0	3	5	0.00	0.000

PITCHER	IP	WLS	BF	H	R	ER	SO	BB	IBB	HBP	BLK	WP	HR	S	P	ERA	WHIP

TOP

Montreal Expos @ Los Angeles Dodgers

Dodger Stadium, Los Angeles, CA

Tue May 30 1989, 7:05 PM PDT

Att. 25,336 - Unknown

livebaseballscorecards.com

AB	32
R	5
H	8
RBI	5
BB	2
SO	13
LOB	11

WP: 0	PA: 37								
PB: 0									
SB: 1									
CS: 2									

BOTTOM

Montreal Expos @ Los Angeles Dodgers

Dodger Stadium, Los Angeles, CA

Tue May 30 1989, 7:05 PM PDT

Att. 25,336 - Unknown

livebaseballscorecards.com

Batter	1	2	3	4	5	6	7	8	9	AB	R	H	RBI	BB	SO	LOB
Willie Randolph, R (1, 4) OBP: 0.369, SLG: 0.286	FC5-4 1B		G4-3		1B		L9	SF9 2-3 3-H		4	0	2	1	0	0	0
Mike Davis, L (1, 7) OBP: 0.358, SLG: 0.443	FC5-4 2B 1-2f		2B BB		1-2 1B		WP 3B	K		4	3	2	0	1	1	3
Kirk Gibson, L (1, 8) OBP: 0.359, SLG: 0.423	F8		1-H 2B		K		S 1B 3-H		F7	5	0	2	1	0	1	3
Eddie Murray, S (1, 3) OBP: 0.365, SLG: 0.445	1-H 2B		G4-3			P3	P7		K2-6 1B	5	0	2	1	0	0	2
John Shelby, S (9, PR) OBP: 0.259, SLG: 0.196										0	0	0	0	0	0	0
Mike Marshall, R (1, 9) OBP: 0.318, SLG: 0.356	F8			G6-3		CS 1B	G4-3 1-2		K2-6 1-2f	5	0	1	0	0	1	3
Mike Scioscia, L (1, 2) OBP: 0.342, SLG: 0.362		F9		G1-3		2B 1-2 1B		1B 1B SF9 BB		3	1	1	0	1	0	0
Jeff Hamilton, R (1, 5) OBP: 0.278, SLG: 0.390		F8		G5-3		1-3 2B		SF9 1B 1-2 1B		4	0	2	0	0	0	0
Alfredo Griffin, S (1, 6) OBP: 0.222, SLG: 0.281		F9			G4-3	IBB		1-2 2-3 1B		3	0	1	0	1	0	0
Tim Belcher, R (1, 1) OBP: 0.115, SLG: 0.154			G6-3		K	G4-3		K		4	0	0	0	0	2	6
Jay Howell, R (9, 1)										0	0	0	0	0	0	0
Ray Searage, L (9, 1)										0	0	0	0	0	0	0
Alejandro Pena, R (9, 1)										0	0	0	0	0	0	0
Inning Stats	R: 1 E: 0 K: 0 S: 6 H: 2 LOB: 1 BB: 0 P: 13	R: 0 E: 0 K: 0 S: 5 H: 0 LOB: 0 BB: 0 P: 10	R: 1 E: 0 K: 0 S: 13 H: 1 LOB: 1 BB: 1 P: 23	R: 0 E: 0 K: 0 S: 8 H: 0 LOB: 0 BB: 0 P: 10	R: 0 E: 0 K: 2 S: 12 H: 2 LOB: 2 BB: 0 P: 18	R: 0 E: 0 K: 0 S: 11 H: 3 LOB: 3 BB: 1 P: 19	R: 1 E: 0 K: 0 S: 14 H: 2 LOB: 1 BB: 0 P: 19	R: 1 E: 0 K: 2 S: 16 H: 2 LOB: 2 BB: 1 P: 28	R: 0 E: 0 K: 1 S: 10 H: 1 LOB: 1 BB: 0 P: 15	1B: 9 2B: 4 3B: 1 HR: 0 SF: 1 SAC: 0 DP: 1 HBP: 0							

	AB	37
	R	4
	H	13
	RBI	3
	BB	3
	SO	5
	LOB	17

PITCHER		IP	WLS	BF	H	R	ER	SO	BB	IBB	HBP	BLK	WP	HR	S	P	ERA	WHIP
Dennis Martinez, R ERA: 2.81	(1, 1)	6.1		30	10	3	3	2	1	1	0	0	1	0	64	106	4.26	1.737
Andy McGaffigan, R ERA: 4.15	(7, 1)	0.2		2	0	0	0	0	0	0	0	0	0	0	5	6	0.00	0.000
Joe Hesketh, L ERA: 8.53	(8, 1)	1.0	W	6	2	1	1	2	1	0	0	0	0	0	16	28	9.00	3.000
Tim Burke, R ERA: 3.45	(9, 1)	1.0	S	3	1	0	0	1	0	0	0	0	0	0	10	15	0.00	1.000

PITCHER	IP	WLS	BF	H	R	ER	SO	BB	IBB	HBP	BLK	WP	HR	S	P	ERA	WHIP

Montreal Expos @ Los Angeles Dodgers

Dodger Stadium, Los Angeles, CA

Wed May 31 1989, 3:33 AM PDT

Att. 22,858 - Sunny

livebaseballscorecards.com

Batter	1	2	3	4	5	6	7	8	9	AB	R	H	RBI	BB	SO	LOB
Dave Martinez, L (1, 8) OBP: 0.315, SLG: 0.345	C B F F B X 2-2 E SF8 1B 1B	F C B F X 1-2 ③ 4-3			C B C F X 1-2 ② F7			S S S 0-3 ② K2-3		3	1	1	0	0	0	0
Otis Nixon, S (8, PH) OBP: 0.317, SLG: 0.280										1	0	0	0	0	1	0
(8, 8)																
Tom Foley, L (1, 4) OBP: 0.309, SLG: 0.349	X 0-0 E8 2B 1-3 WP 1B	C X 0-1 ① 4-3			B B B C F X 3-2 ③ 6-3			B F F B B F X 3-2 HR		3	1	1	0	0	0	0
(7, 6)																
Rex Hudler, R (8, PH) OBP: 0.333, SLG: 0.423										1	1	1	1	0	0	0
(8, 6)																
Andres Galarraga, R (1, 3) OBP: 0.305, SLG: 0.394	X 0-0 ① SF8 3-H	C X 0-1 E5				X 0-0 ① F8		B X 1-0 ③ 6-3		3	0	0	1	0	0	0
Tim Raines, S (1, 7) OBP: 0.418, SLG: 0.494	B X 1-0 WP 1-3 SF9 2B	F F F B F F B S 2-3 ② K				B F F B B B X 3-2 ② F8			C B C B F F B B 4-2 G5-4-3 BB	3	1	1	0	1	1	1
Hubie Brooks, R (1, 9) OBP: 0.294, SLG: 0.376	B B B H 4-0 2-3 3-H HBP	B S X 1-1 ③ 6-3				B X 1-0 ③ 4-3			C S S 0-3 ① K	3	0	0	0	0	1	2
Tim Wallach, R (1, 5) OBP: 0.308, SLG: 0.398	B X 1-0 ② SF9 3-H			B B S C S 2-3 ① K2-3			C X 0-1 ① F9		S B X 1-1 ②③ G5-4-3 1-2f	3	0	0	1	0	1	1
Mike Fitzgerald, R (1, 2) OBP: 0.343, SLG: 0.314	X 0-0 ③ F9			B C C X 1-2 ② F9			B B B C B 4-1 CS BB			2	0	0	0	1	0	1
Spike Owen, S (1, 6) OBP: 0.362, SLG: 0.364	C S C 0-3 ① K			X 0-0 ③ 6-3			B F C X 1-2 ②③ F9 1-2			3	0	0	0	0	1	1
Andy McGaffigan, R (7, 1)										0	0	0	0	0	0	0
Steve Frey, R (8, 1)										0	0	0	0	0	0	0
Bryn Smith, R (1, 1) OBP: 0.217, SLG: 0.100	B X 1-0 ② 6-3		C S C 0-3 ① K					X 0-0 ① F7		2	0	0	0	0	1	0
Joe Hesketh, R (7, 1) OBP: 1.000, SLG: 1.000										0	0	0	0	0	0	0
Pascual Perez, R (7, 1) OBP: 0.200, SLG: 0.333										0	0	0	0	0	0	0
Damaso Garcia, R (7, 4) OBP: 0.284, SLG: 0.294										1	0	0	0	0	0	0
Inning Stats	R: 3 E: 1 K: 0 S: 9 H: 3 LOB: 1 BB: 0 P: 17	R: 0 E: 0 K: 1 S: 8 H: 0 LOB: 0 BB: 0 P: 10	R: 0 E: 1 K: 1 S: 13 H: 0 LOB: 1 BB: 0 P: 16	R: 0 E: 0 K: 1 S: 7 H: 0 LOB: 0 BB: 0 P: 10	R: 0 E: 0 K: 1 S: 10 H: 0 LOB: 0 BB: 0 P: 14	R: 0 E: 0 K: 0 S: 5 H: 0 LOB: 0 BB: 0 P: 9	R: 0 E: 0 K: 0 S: 6 H: 0 LOB: 0 BB: 1 P: 11	R: 1 E: 0 K: 1 S: 10 H: 1 LOB: 0 BB: 0 P: 14	R: 0 E: 0 K: 1 S: 9 H: 0 LOB: 0 BB: 1 P: 14						

AB	28
R	4
H	4
RBI	3
BB	2
SO	6
LOB	6

1B: 2	SF: 2	WP: 1	PA: 33
2B: 1	SAC: 0	PB: 0	
3B: 0	DP: 1	SB: 0	
HR: 1	HBP: 1	CS: 1	

PITCHER		IP	WLS	BF	H	R	ER	SO	BB	IBB	HBP	BLK	WP	HR	S	P	ERA	WHIP
Orel Hershiser, R ERA: 2.58	(1, 1)	7.0	W	26	3	3	3	4	1	0	1	0	1	0	58	87	3.86	0.571
Ricky Horton, L ERA: 4.08	(8, 1)	1.0		4	1	1	1	1	0	0	0	0	0	1	10	14	9.00	1.000
John Wetteland, R ERA:	(9, 1)	1.0		3	0	0	0	1	1	0	0	0	0	0	9	14	0.00	1.000

PITCHER	IP	WLS	BF	H	R	ER	SO	BB	IBB	HBP	BLK	WP	HR	S	P	ERA	WHIP

Batter	1	2	3	4	5	6	7	8	9	AB	R	H	RBI	BB	SO	LOB
Chris Gwynn, L (1, 7) (8, 9) OBP: 0.311, SLG: 0.381	K		F6		1B		SH 2B	6-3		4	1	1	0	0	1	1
Willie Randolph, R (1, 4) OBP: 0.374, SLG: 0.299	1-3		L7		1B		3B 2B	1B		5	1	3	3	0	0	0
Kirk Gibson, L (1, 8) OBP: 0.381, SLG: 0.470	1B			2B 1B	F7		SF8 3B	1B		5	2	4	1	0	0	2
John Wetteland, R (9, 1)										0	0	0	0	0	0	0
Eddie Murray, S (1, 3) OBP: 0.362, SLG: 0.446	4-3			2B 1B		5-3	SF8	K		4	0	1	2	0	1	3
Mike Davis, L (1, 9) OBP: 0.354, SLG: 0.429		4-3		K		BB	F8	5-3		3	0	0	0	1	1	1
Ricky Horton, L (8, 1)										0	0	0	0	0	0	0
John Shelby, S (8, PH) (9, 8) OBP: 0.257, SLG: 0.195										1	0	0	0	0	0	2
Mike Scioscia, L (1, 2) OBP: 0.346, SLG: 0.362		FC4-6 1B		4-3		L8	HR HBP			3	0	1	0	0	0	2
Rick Dempsey, R (7, PR) (8, 2) OBP: 0.356, SLG: 0.306										0	1	0	0	0	0	0
Jeff Hamilton, R (1, 5) OBP: 0.277, SLG: 0.407		F8		1-3		P2	HR			4	1	1	2	0	0	3
Alfredo Griffin, S (1, 6) OBP: 0.223, SLG: 0.273		FC4-6			F5		BB			3	1	0	0	1	0	2
Orel Hershiser, R (1, 1) OBP: 0.194, SLG: 0.355			K		5-3		SH 2B	S 1B		2	0	0	0	0	1	0
Franklin Stubbs, L (7, PH) OBP: 0.353, SLG: 0.333										0	0	0	0	0	0	0
Mickey Hatcher, R (7, PH) (8, 7) OBP: 0.299, SLG: 0.371										2	2	2	1	0	0	0
Inning Stats	R: 0 E: 0 K: 1 S: 10 H: 1 LOB: 1 BB: 0 P: 12	R: 0 E: 0 K: 0 S: 9 H: 1 LOB: 1 BB: 0 P: 12	R: 0 E: 0 K: 1 S: 8 H: 0 LOB: 0 BB: 0 P: 12	R: 1 E: 0 K: 1 S: 11 H: 2 LOB: 1 BB: 0 P: 16	R: 0 E: 0 K: 0 S: 8 H: 2 LOB: 2 BB: 0 P: 14	R: 0 E: 0 K: 0 S: 5 H: 0 LOB: 1 BB: 1 P: 10	R: 7 E: 0 K: 0 S: 20 H: 4 LOB: 1 BB: 1 P: 35	R: 1 E: 0 K: 1 S: 22 H: 3 LOB: 2 BB: 0 P: 33		1B: 8 2B: 3 3B: 1 HR: 1	SF: 1 SAC: 1 DP: 0 HBP: 1			WP: 0 PB: 0 SB: 1 CS: 0	PA: 41		

PITCHER		IP	WLS	BF	H	R	ER	SO	BB	IBB	HBP	BLK	WP	HR	S	P	ERA	WHIP
Bryn Smith, R ERA: 1.97	(1, 1)	6.0		26	6	2	2	3	2	0	0	0	0	0	52	81	3.00	1.333
Joe Hesketh, L ERA: 9.47	(7, 1)	0.0	L	2	1	0	0	0	0	0	0	0	0	0	4	6	∞	∞
Pascual Perez, R ERA: 5.1	(7, 1)	0.2		5	2	4	4	0	0	0	1	0	0	0	11	18	54.00	3.000
Andy McGaffigan, R ERA: 4.73	(7, 1)	0.2		5	3	3	3	0	0	0	0	0	0	1	16	25	40.50	4.500
Steve Frey, L ERA:	(8, 1)	0.2		3	1	0	0	1	0	0	0	0	0	0	10	14	0.00	1.500

PITCHER	IP	WLS	BF	H	R	ER	SO	BB	IBB	HBP	BLK	WP	HR	S	P	ERA	WHIP

BOTTOM

Montreal Expos @ Los Angeles Dodgers

Dodger Stadium, Los Angeles, CA

Wed May 31 1989, 3:33 AM PDT

Att. 22,858 - Sunny

livebaseballscorecards.com

AB	36
R	9
H	13
RBI	9
BB	2
SO	4
LOB	16

Los Angeles Dodgers @ Houston Astros

Astrodome, Houston, TX

Thu Jun 01 1989, 8:05 PM EDT

Att. 18,488 - Dome

livebaseballscorecards.com

Batter	1	2	3	4	5	6	7	8	9	AB	R	H	RBI	BB	SO	LOB
Willie Randolph, R (1, 4) OBP: 0.377, SLG: 0.296	B C B X 2-1 ① F7		B B C B B 4-1 BB		C F B S 1-3 ③ K			B B C B C B 4-2 1B BB		2	0	0	0	2	1	1
Mickey Hatcher, R (1, 9) OBP: 0.297, SLG: 0.366	B F B X 2-1 ② G4-3		1 SAFE 1 SAFE B 1 SAFE B F 1 SAFE X 2-1 ③ P3			C F S 0-3 ① K		X 0-0 1-2 1B		4	0	1	0	0	1	1
Kirk Gibson, L (1, 7) OBP: 0.376, SLG: 0.453	B B B B 4-0 BB			X 0-0 ① G4-3		B X 1-0 ② P6		B S C S 1-3 ③ K		3	0	0	0	1	1	2
Eddie Murray, S (1, 3) OBP: 0.359, SLG: 0.442	1 SAFE X 0-0 ③ F8			C X 0-1 ② L8		C B F B X 2-2 ③ P3			F B S B X 2-2 E BB WP 1B	4	1	1	0	0	0	1
Jeff Hamilton, R (1, 5) OBP: 0.276, SLG: 0.399		S B F B B F X 3-2 ① P4		S B B B X 2-1 E6			F B B X 2-1 ① F7		B F B B B 4-1 WP E 1-2 SF7 BB	3	1	0	0	1	0	0
John Shelby, S (1, 8) OBP: 0.251, SLG: 0.190		S B F B B F S 3-3 ② K		B B 1 SAFE X 2-0 ③ F8			B X 1-0 ② G4-3		X 0-0 E6 WP 1-2 2-3	4	0	0	0	0	1	3
Mike Scioscia, L (1, 2) OBP: 0.344, SLG: 0.354		B C B B B F X 3-2 ③ G3			B B C B F F F F F 4-2 F B FC6-4 BB		S C B B B F X 2-2 ③ P4		B B B C C C 3-3 ① K	3	0	0	0	1	1	3
Alfredo Griffin, S (1, 6) Dave Anderson, R (3, 6) OBP: 0.269, SLG: 0.145		C B B C C C 2-3 ① K			B C X 1-1 ① FC6-4 G2-3 1-2f			X 0-0 ① G5-3	B F F B B X 3-2 ② SF7 1-2 2-H 3-H	1 2	0 0	0 0	0 1	0 0	1 0	0 1
Mike Morgan, R (1, 1) OBP: 0.105, SLG: 0.105 Chris Gwynn, L (5, PH) OBP: 0.304, SLG: 0.372 John Wetteland, R (5, 1) Rick Dempsey, R (8, PH) OBP: 0.348, SLG: 0.297 Alejandro Pena, R (8, 1) Mike Davis, L (9, PH) OBP: 0.350, SLG: 0.424		B X 1-0 ② G6-3		1 SAFE B X 1-0 ② G2-3 1-2				C B X 1-1 ② G1-4-3	B B C S F S 2-3 ③ K	1 1 0 1 0 1	0 0 0 0 0 0	0 0 0 0 0 1	0 0 0 0 0 1	0 0 0 0 0 1	0 0 0 0 0 1	0 1 0 0 0 1
Inning Stats	R: 0 E: 0 K: 0 S: 5 H: 0 LOB: 1 BB: 1 P: 13	R: 0 E: 0 K: 1 S: 11 H: 0 LOB: 0 BB: 0 P: 20	R: 0 E: 0 K: 1 S: 7 H: 0 LOB: 1 BB: 1 P: 16	R: 0 E: 1 K: 0 S: 6 H: 0 LOB: 1 BB: 0 P: 10	R: 0 E: 0 K: 1 S: 13 H: 0 LOB: 1 BB: 1 P: 20	R: 0 E: 0 K: 1 S: 7 H: 0 LOB: 0 BB: 0 P: 10	R: 0 E: 0 K: 0 S: 7 H: 0 LOB: 0 BB: 0 P: 12	R: 0 E: 0 K: 1 S: 9 H: 1 LOB: 2 BB: 1 P: 15	R: 2 E: 1 K: 2 S: 14 H: 1 LOB: 1 BB: 1 P: 28	1B: 2 2B: 0 3B: 0 HR: 0 SF: 1 SAC: 0 DP: 0 HBP: 0							

	AB	30
	R	2
	H	2
	RBI	1
	BB	5
	SO	7
	LOB	14

WP: 1 PB: 0 SB: 0 CS: 0 PA: 36

PITCHER		IP	WLS	BF	H	R	ER	SO	BB	IBB	HBP	BLK	WP	HR	S	P	ERA	WHIP
Jim Deshaies, L ERA: 2.75	(1, 1)	8.2	W	35	2	2	1	6	5	0	0	0	1	0	76	139	1.04	0.808
Juan Agosto, L ERA: 3.52	(9, 1)	0.1		1	0	0	0	1	0	0	0	0	0	0	3	5	0.00	0.000

PITCHER		IP	WLS	BF	H	R	ER	SO	BB	IBB	HBP	BLK	WP	HR	S	P	ERA	WHIP

BOTTOM

Los Angeles Dodgers @ Houston Astros

Astrodome, Houston, TX

Thu Jun 01 1989, 8:05 PM EDT

Att. 18,488 - Dome

livebaseballscorecards.com

Batter	1	2	3	4	5	6	7	8	9	AB	R	H	RBI	BB	SO	LOB
Billy Hatcher, R (1, 7) OBP: 0.273, SLG: 0.301	C B B B F X 2-2 G6-3 ①		B B X 2-0 1B 3B	F F B X 1-2 SF8 3B		B B F X 2-1 P5 ②		B F B B X 3-1 G3 ③		5	2	2	0	0	0	0
Gerald Young, S (1, 8) OBP: 0.318, SLG: 0.228	B C B B F F X 2-2 F8 ②		X 0-0 G3 ①	B X 1-0 SF8 ② 3-H		C C C 0-3 K ③				3	0	0	1	0	1	1
Bill Doran, S (1, 4) OBP: 0.347, SLG: 0.429	C F X 0-2 G5-3 ③		B X 1-0 E 1B 1B 3-H	B B X 2-0 G4-3 ③			S B B B B X 3-1 P4 ①			4	1	1	1	0	0	0
Glenn Davis, R (1, 3) OBP: 0.339, SLG: 0.495		B B C F X 2-2 FC4-6 1B E 1B	B C 1 SAFE B X 2-1 E5 BB 1B 1-3		B B F B F B 4-2 FC6-4 BB		C S B S 1-3 K FC3-6			3	2	1	0	1	1	1
Terry Puhl, L (1, 9) OBP: 0.350, SLG: 0.382		B X 1-0 FC4-6 1B 1-2	B F F C 1-3 K ②		X 0-0 L8 ①		C C F X 0-2 FC3-6 1B ② 1-2f			4	0	1	0	0	1	4
Ken Caminiti, S (1, 5) OBP: 0.311, SLG: 0.385		C S X 0-2 FC4-6 E FC4-6 ① 1-2f 2-3	F C B B B F B 4-2 1B BB 1-2		F X 0-1 P6 ②		F B B X 2-1 1B 1-2			3	1	1	0	1	0	3
Rafael Ramirez, R (1, 6) OBP: 0.276, SLG: 0.326		C B X 1-1 FC6 FC4-6 1-3 3-H	C B X 1-1 1B 1-3 2-H 3-H		C X 0-1 FC6-4 ③ 1-2f		S B S F X 1-2 F9 ③			4	0	1	2	0	0	4
Craig Biggio, R (1, 2) OBP: 0.336, SLG: 0.411		1 SAFE C S X 0-2 FC4-6 ② 1-2f 3-H	L X 0-1 G5-3 ③			B X 1-0 HR		B C C S 1-3 K ①		4	1	1	2	0	1	3
Jim Deshaies, L (1, 1) OBP: 0.207, SLG: 0.179 Juan Agosto, L (9, 1)		S 1 SAFE B X 1-1 G5-3 ③		L F B C 1-3 K ①		B F S C 1-3 K ①		F C X 0-2 G6-3 ②		4 0	0 0	0 0	0 0	0 0	2 0	1 0
Inning Stats	R: 0 H: 0 E: 0 LOB: 0 K: 0 BB: 0 S: 11 P: 15	R: 2 H: 2 E: 1 LOB: 1 K: 0 BB: 0 S: 14 P: 19	R: 3 H: 3 E: 1 LOB: 2 K: 1 BB: 1 S: 15 P: 26	R: 1 H: 1 E: 0 LOB: 0 K: 1 BB: 0 S: 8 P: 13	R: 0 H: 0 E: 0 LOB: 1 K: 0 BB: 1 S: 7 P: 11	R: 1 H: 1 E: 0 LOB: 0 K: 2 BB: 0 S: 9 P: 13	R: 0 H: 1 E: 0 LOB: 2 K: 1 BB: 0 S: 15 P: 22	R: 0 H: 0 E: 0 LOB: 0 K: 1 BB: 0 S: 8 P: 12		1B: 5 SF: 1 2B: 0 SAC: 0 3B: 2 DP: 0 HR: 1 HBP: 0						

	AB	34
	R	7
	H	8
	RBI	6
	BB	2
	SO	6
	LOB	17

WP: 1 PA: 37
PB: 0
SB: 0
CS: 0

PITCHER		IP	WLS	BF	H	R	ER	SO	BB	IBB	HBP	BLK	WP	HR	S	P	ERA	WHIP
Mike Morgan, R ERA: 1.4	(1, 1)	4.0	L	21	6	6	2	2	1	0	0	0	0	0	48	73	4.50	1.750
John Wetteland, R ERA: 2.25	(5, 1)	3.0		13	2	1	1	3	1	0	0	0	1	1	31	46	3.00	1.000
Alejandro Pena, R ERA: 3.65	(8, 1)	1.0		3	0	0	0	1	0	0	0	0	0	0	8	12	0.00	0.000

PITCHER	IP	WLS	BF	H	R	ER	SO	BB	IBB	HBP	BLK	WP	HR	S	P	ERA	WHIP

Los Angeles Dodgers @ Houston Astros

Astrodome, Houston, TX

Fri Jun 02 1989, 8:05 PM EDT

Att. 32,736 - Unknown

TOP

livebaseballscorecards.com

Batter	1	2	3	4	5	6	7	8	9	AB	R	H	RBI	BB	SO	LOB
Chris Gwynn, L (1, 8) OBP: 0.280, SLG: 0.340	F S B X 1-2 ① P5		B X 1-0 ③ G5-3			B B C X 2-1 ① F7		S B X 1-1 ② G4-3		4	0	0	0	0	0	1
Willie Randolph, R (1, 4) OBP: 0.370, SLG: 0.290	X 0-0 ② F9			B B C X 2-1 ① G5-3		B C S B C 2-3 ② K		B B C X 2-1 ③ G6-3		4	0	0	0	0	1	0
Kirk Gibson, L (1, 7) OBP: 0.362, SLG: 0.433	B S X 1-1 ③ F9			S X 0-1 ② P2		B B B C X 3-1 ③ F8			X 0-0 ① G4-3	4	0	0	0	0	0	0
Eddie Murray, S (1, 3) OBP: 0.362, SLG: 0.437 Jose Gonzalez, R (9, PR)		B C C S 1-3 ① K		S B X 1-1 ③ F8			B B C B F B 4-2 1B BB		F B B C F F B F B 4-2 FC4-6 BB	2 0	0 0	0 0	0 0	2 0	1 0	0 0
Mike Davis, L (1, 9) OBP: 0.337, SLG: 0.406		B B X 2-0 ② G3-1			S S F B S 1-3 ① K		B X 1-0 ① F8		B F B X 2-1 ② FC4-6 1-2f	4	0	0	0	0	1	2
Mike Scioscia, L (1, 2) OBP: 0.347, SLG: 0.358		C F B F X 1-2 ③ P2			F B X 1-1 FC9-5 1B 1B		B X 1-0 1-2 1B		C B B X 2-1 ③ P3	4	0	2	0	0	0	1
Jeff Hamilton, R (1, 5) OBP: 0.284, SLG: 0.404			B C F X 1-2 SH1-3 1B		X 0-0 1-2 FC9-5 1B		S S B F B B X 3-2 ② F9			3	0	2	0	0	0	2
Alfredo Griffin, S (1, 6) OBP: 0.219, SLG: 0.267 Franklin Stubbs, L (7, PH) OBP: 0.343, SLG: 0.323 Dave Anderson, R (7, 6) OBP: 0.269, SLG: 0.145			F X 0-1 ① SH1-3 1-2		X 0-0 ② FC9-5 1-2 2-3f		X 0-0 ③ P4			1 1 0	0 0 0	0 0 0	0 0 0	0 0 0	0 0 0	2 2 0
Fernando Valenzuela, L (1, 1) Mickey Hatcher, R (8, PH) OBP: 0.294, SLG: 0.362 Alejandro Pena, R (8, 1)			X 0-0 ② G1-3		S X 0-1 ③ G1-3			B F X 1-1 ① G5-3		2 1 0	0 0 0	0 0 0	0 0 0	0 0 0	0 0 0	3 0 0

AB	30
R	0
H	4
RBI	0
BB	2
SO	3
LOB	13

Inning Stats	1	2	3	4	5	6	7	8	9
	R: 0 E: 0 K: 0 S: 6	H: 0 LOB: 0 BB: 0 P: 8	R: 0 E: 0 K: 1 S: 8	H: 0 LOB: 0 BB: 0 P: 12	R: 0 E: 0 K: 0 S: 7	H: 1 LOB: 1 BB: 0 P: 9	R: 0 E: 0 K: 0 S: 6	H: 0 LOB: 0 BB: 0 P: 9	R: 0 E: 0 K: 1 S: 10	H: 2 LOB: 2 BB: 0 P: 12	R: 0 E: 0 K: 1 S: 7	H: 0 LOB: 0 BB: 0 P: 14	R: 0 E: 0 K: 0 S: 9	H: 1 LOB: 2 BB: 1 P: 18	R: 0 E: 0 K: 0 S: 6	H: 0 LOB: 0 BB: 0 P: 10	R: 0 E: 0 K: 0 S: 10	H: 0 LOB: 1 BB: 1 P: 18

1B: 4	SF: 0	WP: 0	PA: 33		
2B: 0	SAC: 1	PB: 0			
3B: 0	DP: 0	SB: 0			
HR: 0	HBP: 0	CS: 0			

PITCHER	IP	WLS	BF	H	R	ER	SO	BB	IBB	HBP	BLK	WP	HR	S	P	ERA	WHIP
Mike Scott, R (1, 1) ERA: 2.33	9.0	W	33	4	0	0	3	2	0	0	0	0	0	69	110	0.00	0.667

PITCHER	IP	WLS	BF	H	R	ER	SO	BB	IBB	HBP	BLK	WP	HR	S	P	ERA	WHIP

Batter	1	2	3	4	5	6	7	8	9	AB	R	H	RBI	BB	SO	LOB
Billy Hatcher, R (1, 7) OBP: 0.272, SLG: 0.299	B C L B X 2-2 FC1-5 S 1B		S M B X 1-2 ② F8			L X 0-1 ① F7		C F B B S 2-3 ① K		4	0	1	0	0	1	0
Gerald Young, S (1, 8) OBP: 0.317, SLG: 0.224	B B X 2-0 ① FC1-5 E S 1-3		B F C B B B 4-2 S BB			B F B C F X 2-2 ② F8		F B X 1-1 ② G4-3		3	0	0	0	1	0	1
Bill Doran, S (1, 4) OBP: 0.345, SLG: 0.426	X 0-0 ② P4		C B C B F B S 3-3 ③ K 1-2			F F B B X 2-2 ③ G5-3		F B X 1-1 1B		4	0	1	0	0	1	2
Glenn Davis, R (1, 3) OBP: 0.342, SLG: 0.497	B B C B F B 4-2 1-3 BB			B B S F F X 2-2 ① G6-3			C B X 1-1 E 2B	B C B S S 2-3 ③ K		3	1	1	0	1	1	1
Ken Caminiti, S (1, 5) OBP: 0.307, SLG: 0.379	C B F B B F B F X 3-2 ③ F9			B B F S B X 3-2 ② L7			B F C S 1-3 ① K			3	0	0	0	0	1	3
Rafael Ramirez, R (1, 6) OBP: 0.271, SLG: 0.321		C B X 1-1 ① F9		B B X 2-0 ③ F7			B B C B S X 3-2 ② F7			3	0	0	0	0	0	1
Terry Puhl, L (1, 9) OBP: 0.359, SLG: 0.402		X 0-0 ② G6-3			F X 0-1 CS 2B		C B S B X 2-2 E1 1B 2-H 1B			3	0	2	0	0	0	0
Craig Biggio, R (1, 2) OBP: 0.336, SLG: 0.409		L B F B B X 2-2 ③ G3			X 0-0 ① F7		X 0-0 1-2 1B			3	0	1	0	0	0	1
Mike Scott, R (1, 1) OBP: 0.133, SLG: 0.103			C B B C S 2-3 ① K		F S B B B F F S 2-3 ② ③ K 2-3		F S C 0-3 ③ K			3	0	0	0	0	3	3
Inning Stats	R: 0 E: 0 K: 0 S: 12 H: 1 LOB: 2 BB: 1 P: 23	R: 0 E: 0 K: 0 S: 6 H: 0 LOB: 0 BB: 0 P: 9	R: 0 E: 0 K: 2 S: 12 H: 0 LOB: 1 BB: 1 P: 22	R: 0 E: 0 K: 0 S: 8 H: 0 LOB: 0 BB: 0 P: 15	R: 0 E: 0 K: 1 S: 8 H: 1 LOB: 0 BB: 0 P: 10	R: 0 E: 0 K: 0 S: 9 H: 0 LOB: 0 BB: 0 P: 13	R: 1 E: 1 K: 2 S: 15 H: 3 LOB: 2 BB: 0 P: 22	R: 0 E: 0 K: 2 S: 10 H: 1 LOB: 1 BB: 0 P: 16		1B: 4 2B: 2 3B: 0 HR: 0	SF: 0 SAC: 0 DP: 0 HBP: 0					

PITCHER		IP	WLS	BF	H	R	ER	SO	BB	IBB	HBP	BLK	WP	HR	S	P	ERA	WHIP
Fernando Valenzuela, L ERA: 4.22	(1, 1)	7.0	L	27	5	1	1	5	2	0	0	0	0	0	70	114	1.29	1.000
Alejandro Pena, R ERA: 3.51	(8, 1)	1.0		4	1	0	0	2	0	0	0	0	0	0	10	16	0.00	1.000

PITCHER	IP	WLS	BF	H	R	ER	SO	BB	IBB	HBP	BLK	WP	HR	S	P	ERA	WHIP

BOTTOM

Los Angeles Dodgers @ Houston Astros

Astrodome, Houston, TX

Fri Jun 02 1989, 8:05 PM EDT

Att. 32,736 - Unknown

livebaseballscorecards.com

AB	29
R	1
H	6
RBI	0
BB	2
SO	7
LOB	12

1B: 4	SF: 0	WP: 0	PA: 31
2B: 2	SAC: 0	PB: 0	
3B: 0	DP: 0	SB: 3	
HR: 0	HBP: 0	CS: 1	

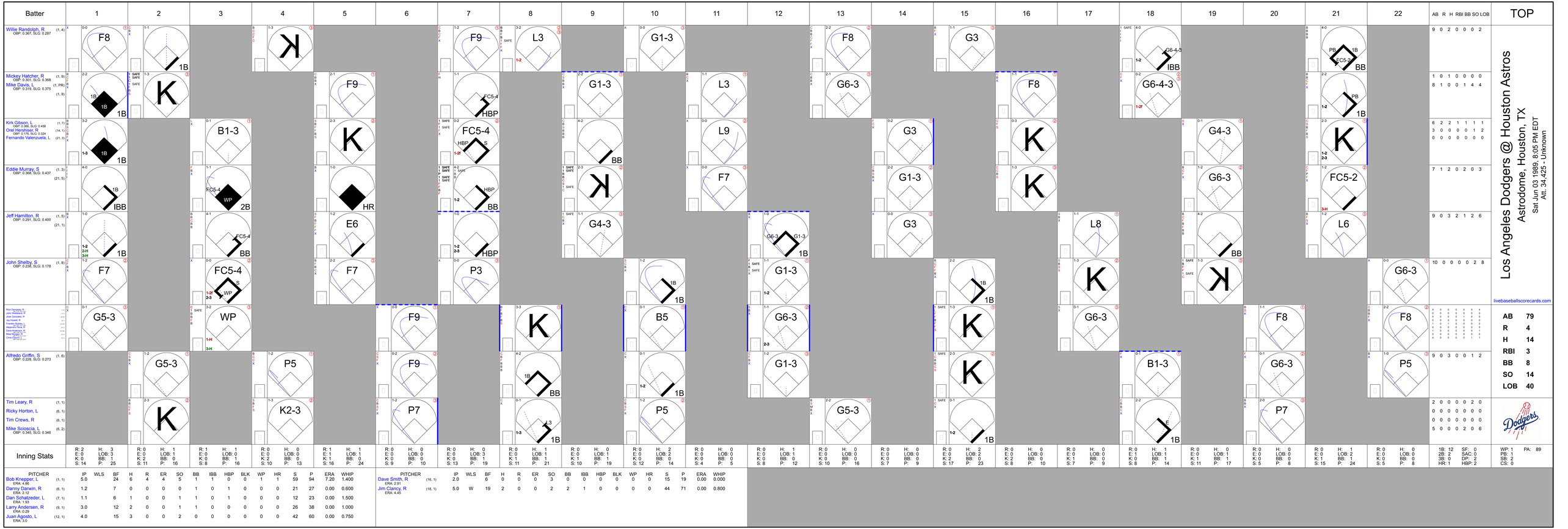

Los Angeles Dodgers @ Houston Astros

Astrodome, Houston, TX

Sat Jun 03 1989, 8:05 PM EDT

Att. 34,425 - Unknown

livebaseballscorecards.com

Batter	1	2	3	4	5	6	7	8	9	10	11	12	13	14	15	16	17	18	19	20	21	22	AB	R	H	RBI	BB	SO	LOB
Willie Randolph, R (1, 4) OBP: 0.367, SLG: 0.287	F8	1B	K				F9	L3		G1-3			F8		G3			G6-4-3 IBB			PB 1B FC5-2 BB		9	0	2	0	0	0	2
Mickey Hatcher, R (1, 9) OBP: 0.301, SLG: 0.368	1B 1B 1B	K			F9		FC5-4 HBP		G1-3		L3		G6-3			F8		G6-4-3			PB 1B		1	0	1	0	0	0	0
Mike Davis, L (1, PR) OBP: 0.319, SLG: 0.375 (1, 9)																							8	1	0	0	1	4	4
Kirk Gibson, L (1, 7) OBP: 0.366, SLG: 0.458	1B 1B 1B		B1-3		K		FC5-4 HBP S			BB		L9		G3			K		G4-3		K		6	2	2	1	1	1	1
Orel Hershiser, R (14, 1) OBP: 0.176, SLG: 0.324																							3	0	0	0	0	1	2
Fernando Valenzuela, L (21, 3)																							0	0	0	0	0	0	0
Eddie Murray, S (1, 3) OBP: 0.368, SLG: 0.437 (21, 5)	1B IBB		FC5-4 WP 2B		HR		HBP BB		K		F7			G1-3			K		G6-3		FC5-2		7	1	2	0	2	0	3
Jeff Hamilton, R (1, 5) OBP: 0.291, SLG: 0.400 (21, 1)	1B		FC5-4 BB		E6		HBP		G4-3			G6-3 G1-3 1B		G3			L8		BB		L6		9	0	3	2	1	2	6
John Shelby, S (1, 8) OBP: 0.238, SLG: 0.178	F7		FC5-4 WP S		F7		P3			1B 1B		G1-3			1B 1B		K		K			G6-3	10	0	0	0	0	2	8
Rick Cerrone, R (1, 2)	G5-3		WP			F9		K		B5		G6-3			K		G6-3			F8		F8	4	0	0	0	0	0	0
John Kennedy, R (1, 3)																							4	0	0	0	0	0	0
Jose Gonzalez, R (1, 4)																							4	0	0	0	0	0	0
Jay Howell, R (1, 5)																							4	0	0	0	0	0	0
Franklin Stubbs, L (1, 6)																							4	0	0	0	0	0	0
Alejandro Pena, R (1, 7)																							4	0	0	0	0	0	0
Dave Anderson, R (1, 8)																							4	0	0	0	0	0	0
Mike Marshall, R (1, 9)																							4	0	0	0	0	0	0
Oscar Gamble, R (1, 10)																							4	0	0	0	0	0	0
Alfredo Griffin, S (1, 6) OBP: 0.228, SLG: 0.273		G5-3		P5		F9		K		B5		G1-3			K			B1-3		G6-3		P5	9	0	3	0	0	1	2
Tim Leary, R (1, 1)		K		K2-3		P7		L3 1B		P5			G5-3		1B			E 1B		P7			2	0	0	0	0	2	0
Ricky Horton, L (6, 1)																							0	0	0	0	0	0	0
Tim Crews, R (6, 1)																							0	0	0	0	0	0	0
Mike Scioscia, L (6, 2) OBP: 0.345, SLG: 0.346																							5	0	0	0	2	0	6
Inning Stats	R: 2 E: 0 K: 0 S: 14	H: 3 LOB: 3 BB: 1 P: 25	R: 0 E: 0 K: 2 S: 11	H: 1 LOB: 1 BB: 0 P: 16	R: 1 E: 0 K: 0 S: 8	H: 1 LOB: 0 BB: 1 P: 16	R: 0 E: 0 K: 2 S: 10	H: 0 LOB: 0 BB: 0 P: 13	R: 1 E: 1 K: 1 S: 16	H: 1 LOB: 1 BB: 0 P: 24	R: 0 E: 0 K: 0 S: 9	H: 0 LOB: 0 BB: 0 P: 10	R: 0 E: 0 K: 0 S: 13	H: 0 LOB: 3 BB: 1 P: 19	R: 0 E: 0 K: 1 S: 11	H: 1 LOB: 1 BB: 1 P: 21	R: 0 E: 0 K: 1 S: 10	H: 0 LOB: 1 BB: 1 P: 19	R: 0 E: 0 K: 0 S: 12	H: 2 LOB: 2 BB: 0 P: 14	R: 0 E: 0 K: 0 S: 4	H: 0 LOB: 0 BB: 0 P: 5	R: 0 E: 0 K: 0 S: 8	H: 1 LOB: 1 BB: 0 P: 12	R: 0 E: 0 K: 0 S: 10	H: 0 LOB: 0 BB: 0 P: 16	R: 0 E: 0 K: 0 S: 7	H: 0 LOB: 0 BB: 0 P: 9	R: 0 E: 0 K: 2 S: 17	H: 2 LOB: 2 BB: 0 P: 23	R: 0 E: 0 K: 2 S: 8	H: 0 LOB: 0 BB: 0 P: 10	R: 0 E: 0 K: 1 S: 7	H: 0 LOB: 0 BB: 0 P: 9	R: 0 E: 1 K: 0 S: 8	H: 1 LOB: 1 BB: 1 P: 14	R: 0 E: 0 K: 1 S: 11	H: 0 LOB: 1 BB: 1 P: 17	R: 0 E: 0 K: 0 S: 5	H: 0 LOB: 0 BB: 0 P: 8	R: 0 E: 0 K: 1 S: 15	H: 1 LOB: 2 BB: 1 P: 24	R: 0 E: 0 K: 0 S: 5	H: 0 LOB: 0 BB: 0 P: 8	1B: 12 2B: 2 3B: 0 HR: 1	SF: 0 SAC: 0 DP: 2 HBP: 2	WP: 1 PB: 1 SB: 2 CS: 0	PA: 89

PITCHER	IP	WLS	BF	H	R	ER	SO	BB	IBB	HBP	BLK	WP	HR	S	P	ERA	WHIP
Bob Knepper, L (1, 1) ERA: 4.86	5.0		24	6	4	4	5	1	1	0	0	1	1	59	94	7.20	1.400
Danny Darwin, R (6, 1) ERA: 2.12	1.2		7	0	0	0	0	1	0	1	0	0	0	21	27	0.00	0.600
Dan Schatzeder, L (7, 1) ERA: 1.93	1.1		6	1	0	0	1	1	0	1	0	0	0	12	23	0.00	1.500
Larry Andersen, R (9, 1) ERA: 0.29	3.0		12	2	0	0	1	1	0	0	0	0	0	26	38	0.00	1.000
Juan Agosto, L (12, 1) ERA: 3.0	4.0		15	3	0	0	2	0	0	0	0	0	0	42	60	0.00	0.750

PITCHER	IP	WLS	BF	H	R	ER	SO	BB	IBB	HBP	BLK	WP	HR	S	P	ERA	WHIP
Dave Smith, R (16, 1) ERA: 2.91	2.0		6	0	0	0	3	0	0	0	0	0	0	15	19	0.00	0.000
Jim Clancy, R (18, 1) ERA: 4.45	5.0	W	19	2	0	0	2	2	1	0	0	0	0	44	71	0.00	0.800

AB	79
R	4
H	14
RBI	3
BB	8
SO	14
LOB	40

Dodgers

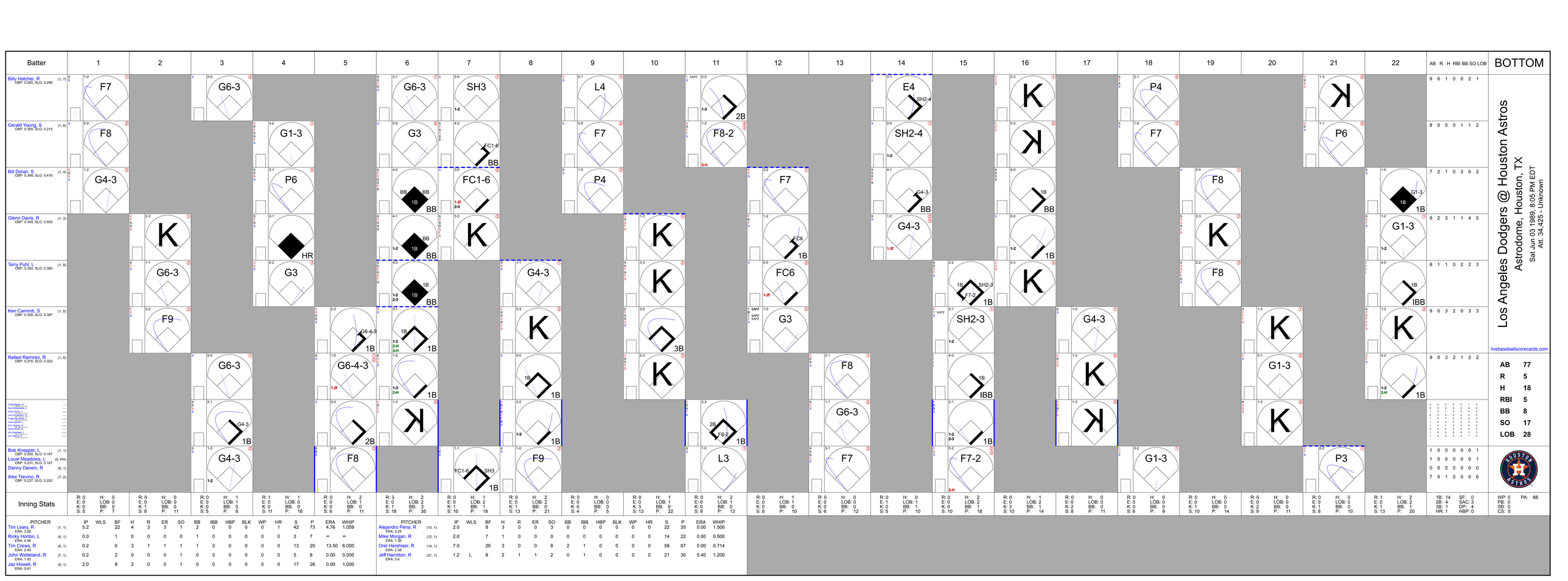
Batter
1
2
3
4
5
6
7
8
9
10
11
12
13
14
15
16
17
18
19
20
21
22
AB R H RBI BB SO LOB
BOTTOM
Billy Hatcher, R OBP: 0.265, SLG: 0.296 (1, 7)
Gerald Young, S OBP: 0.309, SLG: 0.215 (1, 8)
Bill Doran, S OBP: 0.348, SLG: 0.416 (1, 4)
Glenn Davis, R OBP: 0.345, SLG: 0.505 (1, 3)
Terry Puhl, L OBP: 0.354, SLG: 0.380 (1, 9)
Ken Caminiti, S OBP: 0.308, SLG: 0.387 (1, 5)
Rafael Ramirez, R OBP: 0.278, SLG: 0.322 (1, 6)
Bob Knepper, L OBP: 0.200, SLG: 0.167 (1, 1)
Louie Meadows, L OBP: 0.231, SLG: 0.167 (5, PH)
Danny Darwin, R (6, 1)
Alex Trevino, R (7, 2)
Inning Stats
Los Angeles Dodgers @ Houston Astros
Astrodome, Houston, TX
Sat Jun 03, 1989, 8:05 PM EDT
Att. 34,425 - Unknown
livebaseballscorecards.com
AB 77
R 5
H 18
RBI 5
BB 8
SO 17
LOB 28
WP: 0 PB: 0 SB: 0 CS: 0
PA: 88
PITCHER IP WLS BF H R ER SO BB IBB HBP BLK WP HR S P ERA WHIP
Tim Leary, R (1, 1) ERA: 3.28 5.2 22 4 3 3 1 2 0 0 0 0 0 1 42 73 4.76 1.059
Ricky Horton, L (6, 1) ERA: 4.58 0.0 1 0 0 0 0 1 0 0 0 0 0 0 3 7 ∞ ∞
Tim Crews, R (6, 1) ERA: 2.49 0.2 6 3 1 1 1 1 0 0 0 0 0 0 13 20 13.50 6.000
John Wetteland, R (7, 1) ERA: 1.93 0.2 2 0 0 0 0 1 0 0 0 0 0 0 5 8 0.00 0.000
Jay Howell, R (8, 1) ERA: 0.91 2.0 8 2 0 0 0 1 0 0 0 0 0 0 17 26 0.00 1.000
PITCHER IP WLS BF H R ER SO BB IBB HBP BLK WP HR S P ERA WHIP
Alejandro Pena, R (10, 1) ERA: 3.25 2.0 8 3 0 0 0 0 0 0 0 0 0 0 22 35 0.00 1.500
Mike Morgan, R (12, 1) ERA: 1.36 2.0 7 1 0 0 0 0 0 0 0 0 0 0 14 22 0.00 0.500
Orel Hershiser, R (14, 1) ERA: 2.38 7.0 26 3 0 0 0 8 2 1 0 0 0 0 58 87 0.00 0.714
Jeff Hamilton, R (21, 1) ERA: 5.4 1.2 L 8 2 1 1 2 0 1 0 0 0 0 21 30 5.40 1.200

Batter	1	2	3	4	5	6	7	8	9	10	11	12	13	AB	R	H	RBI	BB	SO	LOB
Chris Gwynn, L (1, 8) (11, 9) OBP: 0.267, SLG: 0.351	0-0 1B 1B SF8 1B	0-0 5-3		0-0 F9			0-0 F7			0-3 K		0-0 L7-2 3B 1-2		6	1	2	0	0	1	0
Dave Anderson, R (1, 4) (11, 5) OBP: 0.257, SLG: 0.145	0-0 SF8 1B HR 1B 1-2	0-0 5-3		0-3 K			0-0 F8			0-0 F9		0-0 L7-2 3-H		6	1	1	0	0	1	1
Kirk Gibson, L (1, 7) OBP: 0.373, SLG: 0.455	0-0 S HR 1B 1-2 2-3	B B B B 4-0 BB		0-0 F8			0-3 K			0-0 FC3-4 1B			0-0 F9	5	1	2	0	1	1	0
Eddie Murray, S (1, 3) OBP: 0.359, SLG: 0.426	0-0 SF8 2-3 3-H	0-0 F9			0-0 P5			0-0 F7		0-0 FC3-4 1-2f			0-0 6-3	5	0	0	1	0	0	2
Mike Davis, L (1, 9) OBP: 0.322, SLG: 0.364 Jose Gonzalez, R (11, PR) OBP: 1.000, SLG: 3.000 (11, 8)	4-0 HR IBB 1-2		0-0 F9		0-0 5-3			0-0 P5			B B B B 4-0 SH3-4 BB		0-0 3B	3 1	1 0	0 1	0 0	2 0	0 0	0 0
Mike Scioscia, L (1, 2) OBP: 0.352, SLG: 0.369 Alejandro Pena, R (13, 1)	0-0 HR 1-H 2-H 3-H		0-0 2B 1B		0-0 F8			0-0 L5			0-0 SH3-4 1-2		4-0 DI IBB	4 0	2 0	2 0	4 0	1 0	0 0	0 0
Jeff Hamilton, R (1, 5) OBP: 0.288, SLG: 0.400 Tim Crews, R (11, 1) Rick Dempsey, R (13, PH) OBP: 0.320, SLG: 0.268 (13, 2)	0-0 F8		0-0 4-3 2B 1-H			0-3 K			0-3 K		0-3 K		0-3 K 1-2	5 0 1	0 0 0	1 0 0	1 0 0	0 0 0	3 0 1	2 0 2
Alfredo Griffin, S (1, 6) OBP: 0.227, SLG: 0.270	0-0 1B		0-0 4-3 2-3			0-3 K			0-0 4-3		0-0 F8			5	0	1	0	0	1	3
Tim Belcher, R (1, 1) OBP: 0.103, SLG: 0.138 Franklin Stubbs, L (9, PH) OBP: 0.351, SLG: 0.333 Jay Howell, R (9, 1) Ricky Horton, L (10, 1) Willie Randolph, R (11, 4) OBP: 0.370, SLG: 0.291	0-3 K		0-0 5-3			0-0 F8			0-3 K			0-0 CS 1B		3 1 0 0 1	0 0 0 0 0	0 0 0 0 1	0 0 0 0 0	1 0 0 0 0	2 0 0 0 0	2 0 0 0 0
Inning Stats	R: 5 E: 0 K: 1 S: 10 H: 5 LOB: 1 BB: 1 P: 14	R: 0 E: 0 K: 0 S: 3 H: 0 LOB: 1 BB: 1 P: 7	R: 1 E: 0 K: 0 S: 5 H: 2 LOB: 1 BB: 0 P: 5	R: 0 E: 0 K: 1 S: 5 H: 0 LOB: 0 BB: 0 P: 5	R: 0 E: 0 K: 0 S: 3 H: 0 LOB: 0 BB: 0 P: 3	R: 0 E: 0 K: 2 S: 7 H: 0 LOB: 0 BB: 0 P: 7	R: 0 E: 0 K: 1 S: 5 H: 0 LOB: 0 BB: 0 P: 5	R: 0 E: 0 K: 0 S: 3 H: 0 LOB: 0 BB: 0 P: 3	R: 0 E: 0 K: 2 S: 7 H: 0 LOB: 0 BB: 0 P: 7	R: 0 E: 0 K: 1 S: 6 H: 1 LOB: 1 BB: 0 P: 6	R: 0 E: 0 K: 1 S: 5 H: 0 LOB: 2 BB: 1 P: 9	R: 0 E: 0 K: 0 S: 3 H: 2 LOB: 0 BB: 0 P: 3	R: 0 E: 0 K: 1 S: 6 H: 1 LOB: 2 BB: 1 P: 10	1B: 7 2B: 2 3B: 2 HR: 1	SF: 1 SAC: 1 DP: 1 HBP: 0		WP: 0 PB: 0 SB: 1 CS: 1	PA: 52	

PITCHER		IP	WLS	BF	H	R	ER	SO	BB	IBB	HBP	BLK	WP	HR	S	P	ERA	WHIP
Bob Forsch, R ERA: 4.89	(1, 1)	5.0		24	7	6	6	2	1	1	0	0	0	1	26	34	10.80	1.600
Dan Schatzeder, L ERA: 1.78	(6, 1)	2.0		6	0	0	0	3	0	0	0	0	0	0	12	12	0.00	0.000
Danny Darwin, R ERA: 2.03	(8, 1)	2.0		6	0	0	0	2	0	0	0	0	0	0	10	10	0.00	0.000
Larry Andersen, R ERA: 0.27	(10, 1)	2.0		8	1	0	0	2	1	0	0	0	0	0	11	15	0.00	1.000
Dave Smith, R ERA: 2.78	(12, 1)	1.0		3	2	0	0	0	0	0	0	0	0	0	3	3	0.00	2.000

PITCHER		IP	WLS	BF	H	R	ER	SO	BB	IBB	HBP	BLK	WP	HR	S	P	ERA	WHIP
Mike Scott, R ERA: 2.31	(13, 1)	1.0	W	5	1	0	0	1	0	1	0	0	0	0	6	10	0.00	1.000

TOP

Los Angeles Dodgers @ Houston Astros

Astrodome, Houston, TX

Sun Jun 04 1989, 4:33 AM EDT

Att. 30,311 - Unknown

livebaseballscorecards.com

AB	46
R	6
H	11
RBI	6
BB	4
SO	10
LOB	12

BOTTOM

Batter	1	2	3	4	5	6	7	8	9	10	11	12	13	AB	R	H	RBI	BB	SO	LOB
Louie Meadows, L (1, 7) (11, 9) OBP: 0.263, SLG: 0.389	K			F9	1-H 2-H 3-H HR		F3			SH1-4 G5-2-3 1B	F8			6	1	2	4	0	1	3
Gerald Young, S (1, 8) OBP: 0.309, SLG: 0.218	F7			WP 1B	F7			4-3		1-2 SH1-4 1B		F7		6	0	2	0	0	0	0
Ken Caminiti, S (1, 5) OBP: 0.301, SLG: 0.378	K			F8	K			F8		SH1-4 1-2 2-3		4-3		5	0	0	0	0	2	1
Glenn Davis, R (1, 3) OBP: 0.344, SLG: 0.498		K		K 1-2		F9		1B		IBB		K		5	0	1	0	1	3	1
Greg Gross, L (1, 9) OBP: 0.375, SLG: 0.219		G1-6-3 1B			F8	F7		F7		G5-2-3 3-Hf			BBBB E S FC4-2 BB	4	0	1	0	0	0	1
Bill Doran, S (10, PH) OBP: 0.349, SLG: 0.414 (11, 4)														1	0	0	0	1	0	3
Rafael Ramirez, R (1, 6) OBP: 0.284, SLG: 0.320		G1-6-3 1-2f			BB 1B 1B	5-3			F9		BBBB FC5-4 SH1-4 BB		BBBB FC4-2 IBB 1-3 SF8 BB	4	2	1	0	2	0	1
Craig Reynolds, L (1, 4) (11, 7) OBP: 0.271, SLG: 0.254	4-1				1B BB 1-2 HR 1B		4-1		F9		SH1-4 1-2		FC4-2 1-2 IBB	4	1	1	0	1	0	0
Craig Biggio, R (1, 2) OBP: 0.351, SLG: 0.444	K				1B 1-2 2-3 HR BB		1-3		F9 HR		FC5-4 IBB		FC4-2 1-2 2-3 3-Hf	4	2	1	1	2	1	3
Bob Forsch, R (7, ?) ERA: 4.50	F9				1-2 2-3 3-H HR 1B				L7		FC5-4 1-2f 2-3		SF8 3-H							
Billy Hatcher, R (5, PH) OBP: 0.333, SLG: 0.500																				
Dan Schatzeder, L (8, ?)																				
Terry Puhl, L (7, PH) OBP: 0.333, SLG: 0.346																				
Danny Darwin, R (9, ?)																				
Eric Yelding, R (4, PH) OBP: 0.250, SLG: 0.357																				
Larry Andersen, R (19, ?) OBP: 0.000, SLG: 0.000																				
Alex Trevino, R (12, PH) OBP: 0.000, SLG: 0.000																				
Dave Smith, R (18, ?)																				
Mike Scott, R (16, ?) OBP: 0.154, SLG: 0.192																				
Inning Stats	R: 0 E: 0 K: 2 S: 7 H: 0 LOB: 0 BB: 0 P: 7	R: 0 E: 0 K: 1 S: 5 H: 1 LOB: 0 BB: 0 P: 5	R: 0 E: 0 K: 1 S: 5 H: 0 LOB: 0 BB: 0 P: 5	R: 0 E: 0 K: 1 S: 6 H: 1 LOB: 1 BB: 0 P: 6	R: 5 E: 0 K: 1 S: 9 H: 4 LOB: 0 BB: 1 P: 13	R: 0 E: 0 K: 0 S: 3 H: 0 LOB: 0 BB: 0 P: 3	R: 0 E: 0 K: 0 S: 4 H: 1 LOB: 1 BB: 0 P: 4	R: 0 E: 0 K: 0 S: 4 H: 1 LOB: 1 BB: 0 P: 4	R: 1 E: 0 K: 0 S: 4 H: 1 LOB: 0 BB: 0 P: 4	R: 0 E: 0 K: 0 S: 4 H: 2 LOB: 2 BB: 1 P: 8	R: 0 E: 0 K: 0 S: 3 H: 0 LOB: 2 BB: 0 P: 11	R: 0 E: 0 K: 1 S: 5 H: 0 LOB: 0 BB: 0 P: 5	R: 1 E: 0 K: 0 S: 2 H: 0 LOB: 2 BB: 3 P: 14	1B: 9 2B: 0 3B: 0 HR: 2	SF: 1 SAC: 2 DP: 2 HBP: 0	WP: 1 PB: 0 SB: 1 CS: 0	PA: 54			

PITCHER		IP	WLS	BF	H	R	ER	SO	BB	IBB	HBP	BLK	WP	HR	S	P	ERA	WHIP
Tim Belcher, R ERA: 3.2	(1, 1)	8.0		32	8	5	5	6	1	0	0	0	1	1	43	47	5.62	1.125
Jay Howell, R ERA: 1.16	(9, 1)	1.1		7	3	1	1	0	0	0	0	0	0	1	7	7	6.75	2.250
Ricky Horton, L ERA: 4.34	(10, 1)	1.0		4	0	0	0	0	1	1	0	0	0	0	2	10	0.00	1.000
Tim Crews, R ERA: 2.33	(11, 1)	1.2		6	0	0	0	1	0	1	0	0	0	0	7	11	0.00	0.000
Alejandro Pena, R ERA: 3.49	(13, 1)	0.2	L	5	0	1	1	0	2	1	0	0	0	0	2	14	13.50	3.000

PITCHER	IP	WLS	BF	H	R	ER	SO	BB	IBB	HBP	BLK	WP	HR	S	P	ERA	WHIP

Los Angeles Dodgers @ Houston Astros

Astrodome, Houston, TX

Sun Jun 04 1989, 4:33 AM EDT

Att. 30,311 - Unknown

livebaseballscorecards.com

AB	44
R	7
H	11
RBI	7
BB	7
SO	7
LOB	15

Los Angeles Dodgers @ Atlanta Braves

Atlanta-Fulton County Stadium, Atlanta, GA

Mon Jun 05 1989, 7:05 PM EDT

Unknown

TOP

livebaseballscorecards.com

Batter	1	2	3	4	5	6	7	8	9	AB	R	H	RBI	BB	SO	LOB
Chris Gwynn, L (1, 8) OBP: 0.258, SLG: 0.339	F8	FC4-6 1-2f 2-3		BB	P4		G1-3			2	1	0	0	0	0	2
John Shelby, S (2, 8) OBP: 0.239, SLG: 0.176										2	1	0	0	1	0	1
Willie Randolph, R (1, 4) OBP: 0.379, SLG: 0.300	BB	1B 1-2 3-H		BB 1-3		1B		G6-3		4	1	3	1	1	0	0
Kirk Gibson, L (1, 7) OBP: 0.385, SLG: 0.462	FC4-6 1-2	1B 1-3 2-H		BB 1-2	F9	WP				3	1	2	1	1	0	1
Jose Gonzalez, R (8, PH) OBP: 1.000, SLG: 2.000										1	0	1	0	0	0	0
(8, 7)																
Eddie Murray, S (1, 3) OBP: 0.361, SLG: 0.424	FC4-6 1-3 2-H	F8		1-2 2-3 3-H	K			F7 1-2		3	0	1	2	1	1	3
Franklin Stubbs, L (6, 3) OBP: 0.342, SLG: 0.324				BB						1	0	0	0	0	0	1
Mike Davis, L (1, 9) OBP: 0.317, SLG: 0.357	FC4-6 1-2f 3-H		B1-3	K		1B 1-2		G3-1		5	0	1	1	0	1	5
Mike Scioscia, L (1, 2) OBP: 0.353, SLG: 0.373	K 1-2	G3-1			2B	F9			L5-3	4	1	1	0	1	1	3
									BB							
Jeff Hamilton, R (1, 5) OBP: 0.291, SLG: 0.406		FC4-6 BB	F8		2B 2-H		G5-3		L5-3 1-2	5	2	2	1	0	0	1
		1B			1B				BB							
Alfredo Griffin, S (1, 6) OBP: 0.244, SLG: 0.280		FC4-6 1-2		K	SH5-4 2-H		1B			3	0	2	1	1	1	0
Dave Anderson, R (9, PH) OBP: 0.267, SLG: 0.145		BB			1B				BB	0	0	0	0	1	0	0
(9, 6)																
Ramon Martinez, R (1, 1)		K		K	SH5-4 1-3f		K		F9	4	0	0	0	0	3	4

AB	37
R	7
H	13
RBI	7
BB	7
SO	7
LOB	21

Inning Stats	1	2	3	4	5	6	7	8	9
	R: 2 E: 0 K: 1 S: 16	H: 2 LOB: 1 BB: 1 P: 26	R: 2 E: 0 K: 1 S: 16	H: 3 LOB: 2 BB: 1 P: 24	R: 0 E: 0 K: 0 S: 6	H: 0 LOB: 0 BB: 0 P: 9	R: 1 E: 0 K: 3 S: 19	H: 1 LOB: 3 BB: 3 P: 37	R: 2 E: 0 K: 0 S: 8	H: 3 LOB: 0 BB: 0 P: 12	R: 0 E: 0 K: 1 S: 9	H: 2 LOB: 2 BB: 0 P: 19	R: 0 E: 0 K: 1 S: 11	H: 1 LOB: 1 BB: 0 P: 14	R: 0 E: 0 K: 0 S: 10	H: 1 LOB: 1 BB: 0 P: 17	R: 0 E: 0 K: 0 S: 4	H: 0 LOB: 1 BB: 2 P: 14

| | | | | | | | | | | | | | | | |

BOTTOM

Los Angeles Dodgers @ Atlanta Braves

Atlanta-Fulton County Stadium, Atlanta, GA

Mon Jun 05 1989, 7:05 PM EDT

Unknown

livebaseballscorecards.com

Batter	1	2	3	4	5	6	7	8	9	AB	R	H	RBI	BB	SO	LOB
Gerald Perry, L (1, 3) OBP: 0.354, SLG: 0.333	BBCCBFB 4-2 CS BB		X 0-0 ③ G3-1			FBBX 2-1 ③ F7			X 0-0 1B 1B	1	0	0	0	1	0	0
Ron Gant, R (5, 5) OBP: 0.227, SLG: 0.321										1	0	0	0	0	0	0
Jim Acker, R (7, 1)										0	0	0	0	0	0	0
Terry Blocker, L (9, 1) OBP: 0.286, SLG: 0.296										1	0	1	0	0	0	0
Jeff Treadway, L (1, 4) OBP: 0.333, SLG: 0.387	BFCF1SAFE BB1SAFEP 3-2 X ① F9			FBFBX 2-2 G6-4-3 1B			FCBFBX 2-2 ① G6-3		X 0-0 ① L9	4	0	1	0	0	0	2
Tommy Gregg, L (1, 9) OBP: 0.439, SLG: 0.529	CBX 1-1 ② 1-2 1B			CBSFX 1-2 ① ② G6-4-3 1-2f			CBX 1-1 1B 1B		BX 1-0 1-3 1B	4	0	3	0	0	0	1
Dale Murphy, R (1, 8) OBP: 0.305, SLG: 0.364	X 0-0 ③ L6			BBSX 2-1 ③ F9			FBX 1-1 ② F7		SSBFC 1-3 ② K	4	0	0	0	0	1	4
Darrell Evans, L (1, 5) OBP: 0.321, SLG: 0.412		CBFFBBS 3-3 ① K			CX 0-1 ① P5		BX 1-0 1-2 1B		CBBBCX 2-2 ③ F7	4	0	1	0	0	1	2
(5, 3)																
Andres Thomas, R (1, 6) OBP: 0.261, SLG: 0.380		CBCFC 1-3 ② K			CBX 1-1 ② L9		BFX 1-1 ③ F8			3	0	0	0	0	1	2
Dion James, L (1, 7) OBP: 0.380, SLG: 0.323		BFCCS 1-3 ③ K			BFBCX 2-2 ③ G3			BBFBX 3-1 ① F7		3	0	0	0	0	1	0
Bruce Benedict, R (1, 2) OBP: 0.284, SLG: 0.158			CBFS 1-3 ① K			BBX 2-0 ① G5-3		BCBCBS 3-3 ② K		2	0	0	0	0	1	0
John Russell, R (8, PH) OBP: 0.143, SLG: 0.143										1	0	0	0	0	1	0
(9, 2)																
Pete Smith, R (1, 1) OBP: 0.278, SLG: 0.267			CFS 0-3 ② K			FBBSS 2-3 ② K		CBCS 1-3 ③ K		0	0	0	0	0	0	0
José Álvarez, R (3, 1)										1	0	0	0	0	1	0
Jeff Blauser, R (6, PH) OBP: 0.263, SLG: 0.398										2	0	0	0	0	2	0
(7, 5)																
Inning Stats	R: 0 E: 0 K: 0 S: 11 H: 1 LOB: 1 BB: 1 P: 19	R: 0 E: 0 K: 3 S: 11 H: 0 LOB: 0 BB: 0 P: 16	R: 0 E: 0 K: 2 S: 7 H: 0 LOB: 0 BB: 0 P: 8	R: 0 E: 0 K: 0 S: 9 H: 1 LOB: 0 BB: 0 P: 14	R: 0 E: 0 K: 0 S: 7 H: 0 LOB: 0 BB: 0 P: 10	R: 0 E: 0 K: 1 S: 6 H: 0 LOB: 0 BB: 0 P: 12	R: 0 E: 0 K: 0 S: 11 H: 2 LOB: 2 BB: 0 P: 17	R: 0 E: 0 K: 2 S: 8 H: 0 LOB: 0 BB: 0 P: 15	R: 0 E: 0 K: 1 S: 10 H: 2 LOB: 2 BB: 0 P: 14	1B: 6 2B: 0 3B: 0 HR: 0	SF: 0 SAC: 0 DP: 1 HBP: 0						

	AB	31
	R	0
	H	6
	RBI	0
	BB	1
	SO	9
	LOB	11

WP: 0 PB: 0 SB: 0 CS: 1 PA: 32

PITCHER	IP	WLS	BF	H	R	ER	SO	BB	IBB	HBP	BLK	WP	HR	S	P	ERA	WHIP
Ramon Martinez, R (1, 1) ERA:	9.0	W	32	6	0	0	9	1	0	0	0	0	0	80	125	0.00	0.778

PITCHER	IP	WLS	BF	H	R	ER	SO	BB	IBB	HBP	BLK	WP	HR	S	P	ERA	WHIP

Los Angeles Dodgers @ Atlanta Braves

Atlanta-Fulton County Stadium, Atlanta, GA

Mon Jun 05 1989, 7:05 PM EDT

Att. 10,340 - Unknown - 76 F

TOP

livebaseballscorecards.com

Batter	1	2	3	4	5	6	7	8	9	AB	R	H	RBI	BB	SO	LOB
Willie Randolph, R (1, 4) OBP: 0.381, SLG: 0.297	X 0-0 ① P3			B B B B 4-0 SH1-3 BLK BB		B B B B 4-0 IHR BB	B B C X 2-1 ② L7			2	1	0	0	2	0	1
Alfredo Griffin, S (1, 6) OBP: 0.238, SLG: 0.273	C X 0-1 ② P6			1 SAFE X 0-0 ① SH1-3 1-3		B C B X 2-1 ② F8	X 0-0 ③ FC4-6 1-2f			3	0	0	0	0	0	2
Kirk Gibson, L (1, 7) OBP: 0.381, SLG: 0.481	B B S B F F S 3-3 ③ K2-3			C B F S 1-3 ② K1-3		X 0-0 1-H IHR		C B B F F X 2-2 ① G6-3		4	1	1	2	0	2	1
Eddie Murray, S (1, 3) OBP: 0.359, SLG: 0.421		B X 1-0 ① G3		B C F F F X 1-2 ③ G1-3		B X 1-0 1B		C F F B C 1-3 ② K		4	0	1	0	0	1	1
Franklin Stubbs, L (1, 9) OBP: 0.341, SLG: 0.306 Ricky Horton, L (6, 1) Tim Leary, R (6, 1) Mike Scioscia, L (9, 2) OBP: 0.353, SLG: 0.373		C B S F F B F B B 4-2 L6-3 BB			C B C F B B S 3-3 ① K	F S B F F S 1-3 ③ K		F C B F B S 2-3 ③ K		2 0 1 0	0 0 0 0	0 0 0 0	0 0 0 0	1 0 0 0	2 0 1 0	1 0 0 0
Jeff Hamilton, R (1, 5) OBP: 0.296, SLG: 0.426		1 SAFE X 0-0 ② ③ L6-3 1-2			B C S B F B F S 3-3 ② K		B B X 2-0 HR 1B		X 0-0 HR	4	2	2	1	0	1	1
John Shelby, S (1, 8) OBP: 0.245, SLG: 0.201			C B F S 1-3 ① K		B F X 1-1 E 1B		L C B F X 1-2 1-H HR		C X 0-1 ① F7	4	1	2	2	0	1	0
Rick Dempsey, R (1, 2) OBP: 0.315, SLG: 0.250 Jay Howell, R (9, 1)			S X 0-1 ② F9		1 SAFE B B P 1 SAFE B F F F S 3-3 ③ K 1-3		B B B B 4-0 FC4-6 BB		B C X 1-1 ② F8	3 0	0 0	0 0	0 0	1 0	1 0	1 0
John Wetteland, R (1, 1) Chris Gwynn, L (6, PH) OBP: 0.254, SLG: 0.333 Jose Gonzalez, R (6, 9) OBP: 0.600, SLG: 1.000			F C S 0-3 ③ K			B B B C S S F F C 3-3 ① K	B X 1-0 ① B5		F X 0-1 ③ F9	1 1 2	0 0 0	0 0 0	0 0 0	0 0 0	1 1 0	0 0 1

	AB	31
	R	5
	H	6
	RBI	5
	BB	4
	SO	11
	LOB	9

Inning Stats	1	2	3	4	5	6	7	8	9
	R: 0 E: 0 K: 1 S: 7	H: 0 LOB: 0 BB: 0 P: 10	R: 0 E: 0 K: 0 S: 7	H: 0 LOB: 0 BB: 1 P: 12	R: 0 E: 0 K: 2 S: 8	H: 0 LOB: 0 BB: 0 P: 9	R: 0 E: 0 K: 1 S: 9	H: 0 LOB: 1 BB: 1 P: 15	R: 0 E: 1 K: 3 S: 16	H: 1 LOB: 1 BB: 0 P: 25	R: 2 E: 0 K: 2 S: 15	H: 2 LOB: 1 BB: 1 P: 26	R: 2 E: 0 K: 0 S: 9	H: 2 LOB: 1 BB: 1 P: 19	R: 0 E: 0 K: 2 S: 12	H: 0 LOB: 0 BB: 0 P: 17	R: 1 E: 0 K: 0 S: 7	H: 1 LOB: 0 BB: 0 P: 8

1B: 3	SF: 0	WP: 0	PA: 36
2B: 1	SAC: 1	PB: 0	
3B: 0	DP: 1	SB: 0	
HR: 3	HBP: 0	CS: 0	

PITCHER		IP	WLS	BF	H	R	ER	SO	BB	IBB	HBP	BLK	WP	HR	S	P	ERA	WHIP
29 John Smoltz, R ERA: 2.55	(1, 1)	7.0	L	29	5	4	4	9	4	0	0	1	0	1	71	116	5.14	1.286
Paul Assenmacher, L ERA: 2.77	(8, 1)	2.0		7	1	1	1	2	0	0	0	0	0	1	19	25	4.50	0.500

PITCHER		IP	WLS	BF	H	R	ER	SO	BB	IBB	HBP	BLK	WP	HR	S	P	ERA	WHIP

Los Angeles Dodgers @ Atlanta Braves

Atlanta-Fulton County Stadium, Atlanta, GA

Mon Jun 05 1989, 7:05 PM EDT

Att. 10,340 - Unknown - 76 F

livebaseballscorecards.com

BOTTOM

Batter	1	2	3	4	5	6	7	8	9	AB	R	H	RBI	BB	SO	LOB
Ron Gant, R (1, 5) OBP: 0.223, SLG: 0.314	SCFC 0-3 ① K		FBFS 1-3 ③ K		CBCBS 2-3 ③ K			BCSS 1-3 ② K		4	0	0	0	0	4	1
Jeff Treadway, L (1, 4) OBP: 0.325, SLG: 0.377	BCBX 2-1 ② G3			BX 1-0 ① F8		CFBS 1-3 ① K		BBCFX 2-2 ③ 3-1		4	0	0	0	0	1	0
Tommy Gregg, L (1, 9) OBP: 0.443, SLG: 0.509	BBBB 4-0 WP BB			X 0-0 ② B5-3		CBBBB 4-1 G4-6-3 BB			BFCFFBFX 2-2 ① G4-3	2	0	0	0	2	0	0
Dale Murphy, R (1, 8) OBP: 0.304, SLG: 0.367	C 1 SAFE SBC 1-3 ③ K 1-2			SBX 1-1 ③ G6-3		BX 1-0 ② ③ G4-6-3 1-2f			BBCX 2-1 2B	4	0	1	0	0	1	2
Darrell Evans, L (1, 3)		BSBSSS 2-3 ① K			BBBFBFX 3-2 E9 29 WP 29 2B 1B		BCSBFX 2-2 F7		CSFBS 1-3 ② K	4	1	1	0	0	2	1
Andres Thomas, R (1, 6) OBP: 0.256, SLG: 0.373		SX 0-1 ② P6			SX 0-1 ① G5-3		CX 0-1 ② G4-3		BFFFC 1-3 ③ K	4	0	0	0	0	1	2
Dion James, L (1, 7) OBP: 0.379, SLG: 0.323 Paul Assenmacher, L (8, 1)		BSFBX 2-2 ③ G4-3			BFBX 2-1 ② F7		BBBCFFX 3-2 1B			3 0	0 0	1 0	0 0	0 0	0 0	1 0
Jody Davis, R (1, 2) OBP: 0.235, SLG: 0.234 John Russell, R (6, 2) OBP: 0.140, SLG: 0.140			X 0-0 ① G5-3		4-0 29 WP 29 2B IBB		SCX 0-2 ③ F8			1 1	1 0	0 0	0 0	1 0	0 0	0 1
29 John Smoltz, R (1, 1) OBP: 0.323, SLG: 0.423 Terry Blocker, L (8, 7) OBP: 0.276, SLG: 0.286			CMBX 1-2 ② G3-1		BBCX 2-1 1-H 2-H 2B			LFBS 1-3 ① K		2 1	0 0	1 0	2 0	0 0	0 1	0 0
Inning Stats	R: 0 E: 0 K: 2 S: 9 H: 0 LOB: 1 BB: 1 P: 16	R: 0 E: 0 K: 1 S: 8 H: 0 LOB: 0 BB: 0 P: 12	R: 0 E: 0 K: 1 S: 7 H: 0 LOB: 0 BB: 0 P: 9	R: 0 E: 0 K: 0 S: 4 H: 0 LOB: 0 BB: 0 P: 6	R: 2 E: 1 K: 1 S: 13 H: 2 LOB: 1 BB: 1 P: 26	R: 0 E: 0 K: 1 S: 5 H: 0 LOB: 0 BB: 1 P: 11	R: 0 E: 0 K: 0 S: 13 H: 1 LOB: 1 BB: 0 P: 18	R: 0 E: 0 K: 2 S: 9 H: 0 LOB: 0 BB: 0 P: 13	R: 0 E: 0 K: 2 S: 17 H: 1 LOB: 1 BB: 0 P: 23	1B: 2 2B: 2 3B: 0 HR: 0	SF: 0 SAC: 0 DP: 1 HBP: 0			WP: 2 PB: 0 SB: 0 CS: 0	PA: 33		

	AB	30
	R	2
	H	4
	RBI	2
	BB	3
	SO	10
	LOB	8

PITCHER		IP	WLS	BF	H	R	ER	SO	BB	IBB	HBP	BLK	WP	HR	S	P	ERA	WHIP
John Wetteland, R ERA: 2.79	(1, 1)	5.0		19	2	2	2	5	1	1	0	0	2	0	41	69	3.60	0.600
Ricky Horton, L ERA: 4.26	(6, 1)	0.1		2	0	0	0	1	1	0	0	0	0	0	4	9	0.00	3.000
Tim Leary, R ERA: 3.16	(6, 1)	3.0	W	10	2	0	0	2	0	0	0	0	0	0	32	46	0.00	0.667
Jay Howell, R ERA: 1.14	(9, 1)	0.2	S	2	0	0	0	2	0	0	0	0	0	0	8	10	0.00	0.000

PITCHER		IP	WLS	BF	H	R	ER	SO	BB	IBB	HBP	BLK	WP	HR	S	P	ERA	WHIP

Batter	1	2	3	4	5	6	7	8	9	AB	R	H	RBI	BB	SO	LOB
Jose Gonzalez, R (1, 9) OBP: 0.556, SLG: 0.750	F S B F X 1-2 CS 1B		B S X 1-1 ② G5-3			F F X 0-2 ① F8		F F F X 0-2 BB 1-2 1B		4	0	2	0	0	0	0
Willie Randolph, R (1, 4) OBP: 0.386, SLG: 0.302	B F 1 SAFE S B F X 2-2 ① ② F8 1-2		X 0-0 1B			B B C C B X 3-2 G6-4-3 1B		B F B B B 4-1 1-2 2-3 BB		3	0	2	0	1	0	1
Kirk Gibson, L (1, 7) OBP: 0.377, SLG: 0.468	B B B B 4-0 BB		F 1 SAFE B C 1 SAFE 1 SAFE X 1-2 ③ G1-3			X 0-0 ② ③ G6-4-3 1-2f		X 0-0 ③ P6		3	0	0	0	1	0	5
Eddie Murray, S (1, 3) OBP: 0.353, SLG: 0.413	X 0-0 ③ F8			X 0-0 ① F8			B S X 1-1 ① G5-3		X 0-0 ① F8	4	0	0	0	0	0	1
Jeff Hamilton, R (1, 5) OBP: 0.290, SLG: 0.416		F X 0-1 ① G3-1		B X 1-0 ② F7			B B X 2-0 ② L8		X 0-0 ② L3	4	0	0	0	0	0	0
John Shelby, S (1, 8) OBP: 0.240, SLG: 0.197		B X 1-0 ② F7		C S B B X 2-2 ③ F9			X 0-0 ③ G5-3		B B C X 2-1 ③ G1-6-3	4	0	0	0	0	0	0
Mike Scioscia, L (1, 2) OBP: 0.353, SLG: 0.372		C X 0-1 1B			B C C F X 1-2 ① G4-3			X 0-0 ① F7		3	0	1	0	0	0	0
Alfredo Griffin, S (1, 6) OBP: 0.240, SLG: 0.274		X 0-0 ③ G1-3			B C B F B X 3-2 ② G4-3			C X 0-1 FC5-4 1B		3	0	1	0	0	0	1
Mike Morgan, R (1, 1) OBP: 0.095, SLG: 0.095 Tracy Woodson, R (8, PH) Franklin Stubbs, L (8, PR) OBP: 0.341, SLG: 0.306 Tim Crews, R (8, 1)			B X 1-0 ① G6-3		C X 0-1 ③ G5-3			C 1 SAFE X 0-1 ② FC5-4 BB 1B 1-2f		2 1 0 0	0 0 0 0	0 0 0 0	0 0 0 0	0 0 0 0	0 0 0 0	0 1 0 0
Inning Stats	R: 0 H: 1 E: 0 LOB: 1 K: 0 BB: 1 S: 9 P: 16	R: 0 H: 1 E: 0 LOB: 1 K: 0 BB: 0 S: 6 P: 7	R: 0 H: 1 E: 0 LOB: 1 K: 0 BB: 0 S: 7 P: 10	R: 0 H: 0 E: 0 LOB: 0 K: 0 BB: 0 S: 5 P: 8	R: 0 H: 0 E: 0 LOB: 0 K: 0 BB: 0 S: 9 P: 13	R: 0 H: 1 E: 0 LOB: 0 K: 0 BB: 0 S: 7 P: 10	R: 0 H: 0 E: 0 LOB: 0 K: 0 BB: 0 S: 4 P: 7	R: 0 H: 2 E: 0 LOB: 3 K: 0 BB: 1 S: 11 P: 15	R: 0 H: 0 E: 0 LOB: 0 K: 0 BB: 0 S: 4 P: 6	1B: 6 SF: 0 2B: 0 SAC: 0 3B: 0 DP: 1 HR: 0 HBP: 0						

PITCHER	IP	WLS	BF	H	R	ER	SO	BB	IBB	HBP	BLK	WP	HR	S	P	ERA	WHIP
Tom Glavine, L (1, 1) ERA: 2.75	9.0	W	33	6	0	0	0	2	0	0	0	0	0	62	92	0.00	0.889

PITCHER	IP	WLS	BF	H	R	ER	SO	BB	IBB	HBP	BLK	WP	HR	S	P	ERA	WHIP

TOP

Los Angeles Dodgers @ Atlanta Braves

Atlanta-Fulton County Stadium, Atlanta, GA

Tue Jun 06 1989, 7:05 PM EDT

Att. 7,623 - Unknown

livebaseballscorecards.com

AB	31
R	0
H	6
RBI	0
BB	2
SO	0
LOB	9

WP: 0 PA: 33
PB: 0
SB: 0
CS: 1

Los Angeles Dodgers @ Atlanta Braves

Atlanta-Fulton County Stadium, Atlanta, GA

Tue Jun 06 1989, 7:05 PM EDT

Att. 7,623 - Unknown

livebaseballscorecards.com

Batter	1	2	3	4	5	6	7	8	9	AB	R	H	RBI	BB	SO	LOB
Jeff Treadway, L (1, 4) OBP: 0.329, SLG: 0.380	C X 0-1 1B 2B 1B		B B X 2-0 ① G1-3	B B X 2-0 ③ F8 2-3			X 0-0 SH2-3 1B			4	1	2	0	0	0	1
Dion James, L (1, 7) OBP: 0.385, SLG: 0.331	B X 1-0 2B 1-2 1B		X 0-0 1B 1B		B B B C X 3-1 ① F7		1 SAFE X 0-0 ① SH2-3 1-2			3	1	2	0	0	0	0
Tommy Gregg, L (1, 9) OBP: 0.462, SLG: 0.544	B B B C X 3-1 1-3 2-H 2B		B P C 1 SAFE B 1 SAFE X 2-2 1B 1-3 1B		C S B X 1-2 G3-1 E 1B		B B B X 3-0 ② P6			4	0	3	1	0	0	1
Dale Murphy, R (1, 8) OBP: 0.303, SLG: 0.365	B C F C 1-3 ① K		X 0-0 1-2 3-H 1B		X 0-0 E5 G3-1 1-2		S C X 0-2 ③ P3			4	0	1	1	0	1	4
Darrell Evans, L (1, 3) OBP: 0.315, SLG: 0.387	I I I I 4-0 G6-4-3 IBB		B C B X 2-1 ② F7		B X 1-0 ② G3-1 1-2 2-3			B S F X 1-2 ① G4-3		3	0	0	0	1	0	4
Andres Thomas, R (1, 6) OBP: 0.256, SLG: 0.385	X 0-0 ② ③ G6-4-3 1-2f		B X 1-0 ③ F7		B B B C X 3-1 ③ P6-3			X 0-0 HR		4	1	1	1	0	0	7
Jody Davis, R (1, 2) OBP: 0.236, SLG: 0.234		C X 0-1 ① G5-3	C B F B F X 2-2 ① P3			B B B C X 3-1 ① P6		B B X 2-0 1B		4	0	1	0	0	0	0
Jeff Blauser, R (1, 5) OBP: 0.263, SLG: 0.393		C B S X 1-2 ② F9	B X 1-0 WP SH1-4 1B			S B B B S C 2-3 ② K		C S C 0-3 ② K		4	0	1	0	0	2	1
Tom Glavine, L (1, 1) OBP: 0.250, SLG: 0.200		B B X 2-0 ③ G5-3	L X 0-1 ② SH1-4 1-2			X 0-0 ③ G1		C X 0-1 ③ F8		3	0	0	0	0	0	1
Inning Stats	R: 1 E: 0 K: 1 S: 9 H: 3 LOB: 2 BB: 1 P: 18	R: 0 E: 0 K: 0 S: 6 H: 0 LOB: 0 BB: 0 P: 9	R: 1 E: 0 K: 0 S: 9 H: 3 LOB: 2 BB: 0 P: 16	R: 0 E: 0 K: 0 S: 8 H: 1 LOB: 1 BB: 0 P: 13	R: 0 E: 1 K: 0 S: 9 H: 1 LOB: 2 BB: 0 P: 17	R: 0 E: 0 K: 1 S: 6 H: 0 LOB: 0 BB: 0 P: 11	R: 0 E: 0 K: 0 S: 6 H: 1 LOB: 1 BB: 0 P: 9	R: 1 E: 0 K: 1 S: 10 H: 2 LOB: 1 BB: 0 P: 13		1B: 9 2B: 1 3B: 0 HR: 1 SF: 0 SAC: 2 DP: 1 HBP: 0						

AB	33
R	3
H	11
RBI	3
BB	1
SO	3
LOB	19

WP: 1 PB: 0 SB: 0 CS: 0 PA: 36

PITCHER		IP	WLS	BF	H	R	ER	SO	BB	IBB	HBP	BLK	WP	HR	S	P	ERA	WHIP
Mike Morgan, R ERA: 1.47	(1, 1)	7.0	L	31	9	2	2	2	0	1	0	0	1	0	53	93	2.57	1.286
Tim Crews, R ERA: 2.57	(8, 1)	1.0		5	2	1	1	1	0	0	0	0	0	1	10	13	9.00	2.000

PITCHER	IP	WLS	BF	H	R	ER	SO	BB	IBB	HBP	BLK	WP	HR	S	P	ERA	WHIP

Batter	1	2	3	4	5	6	7	8	9	AB	R	H	RBI	BB	SO	LOB
Jose Gonzalez, R (1, 9) OBP: 0.417, SLG: 0.545	X 0-0 ① L4		B X 1-0 ① G6-3		B X 1-0 ③ G1-3	X 0-0 ③ F9			B B F B S B 4-2 1B BB	3	0	0	0	0	0	0
Mike Davis, L (6, PH) OBP: 0.320, SLG: 0.354 (6, 9)										1	0	0	0	1	0	2
Willie Randolph, R (1, 4) OBP: 0.391, SLG: 0.309	C B C B X 2-2 BB 1B 1B		B C C B S 2-3 ② K			B X 1-0 2B 1B	X 0-0 ① G6-3		B B 1 SAFE 1 SAFE X 2-0 1-2 1B	5	2	3	0	0	1	0
Kirk Gibson, L (1, 7) OBP: 0.370, SLG: 0.466	B F S 1 SAFE B C 2-3 ② K		S S B B X 2-2 ③ G1-3			B 1 SAFE F B B B 1 SAFE 1 SAFE X 3-1 BB 1-H 1B 2B	B F C T S 1-3 ② K		C F B F F B F X 2-2 ③ G4-3	5	1	1	1	0	2	3
Eddie Murray, S (1, 3) OBP: 0.356, SLG: 0.411	1 SAFE B F B 1 B B SAFE 4-1 1B 1-2 BB			B B X 2-0 FC6-4 1B		C B B X 2-1 ① G5-3	B B F X 2-1 ③ G4-3			3	0	1	0	1	0	1
Jeff Hamilton, R (1, 5) OBP: 0.294, SLG: 0.415	B X 1-0 1-3 2-H 1B			B 1 SAFE F B X 2-1 ① L4		I I I 4-0 1B BB FC3-2 IBB		S B X 1-1 ① G5-3		3	0	1	1	1	0	1
Rick Dempsey, R (1, 2) OBP: 0.310, SLG: 0.234	C S B 1 SAFE B S 2-3 ③ K			S S C 0-3 ② K		B B B B 4-0 FC3-2 1B 1-2 2-3 1B BB		C B B S F X 2-2 ② L6		3	1	0	0	1	2	3
John Shelby, S (1, 8) OBP: 0.240, SLG: 0.198		C C B B B X 3-2 ① L9		B B F X 2-1 ③ FC6-4 1-2f		X 0-0 FC3-2 1B 1-2 2-3 3-H 1B		X 0-0 ③ F7		4	1	1	1	0	0	1
Alfredo Griffin, S (1, 6) OBP: 0.233, SLG: 0.266		B F X 1-1 ② G6-3			F F B B X 2-2 ① F9	F B B X 2-1 ② FC3-2 1B 1-2 2-3 3-Hf			X 0-0 ① F9	4	0	0	0	0	0	3
Fernando Valenzuela, L (1, 1) OBP: 0.050, SLG: 0.050		S F S 0-3 ③ K			S C F B S 1-3 ② K	F S B X 1-2 1-2 2-H 3-H 1B			F X 0-1 ② G3	3	0	1	2	0	2	0
Ricky Horton, L (7, 1)										0	0	0	0	0	0	0
Alejandro Pena, R (7, 1)										0	0	0	0	0	0	0
Jay Howell, R (7, 1)										1	0	0	0	0	0	0
Inning Stats	R: 1 E: 0 K: 2 S: 12 H: 2 LOB: 2 BB: 1 P: 23	R: 0 E: 0 K: 1 S: 8 H: 0 LOB: 0 BB: 0 P: 12	R: 0 E: 0 K: 1 S: 7 H: 0 LOB: 0 BB: 0 P: 12	R: 0 E: 0 K: 1 S: 8 H: 1 LOB: 1 BB: 0 P: 14	R: 0 E: 0 K: 1 S: 8 H: 0 LOB: 0 BB: 0 P: 12	R: 4 E: 0 K: 0 S: 12 H: 4 LOB: 2 BB: 2 P: 29	R: 0 E: 0 K: 1 S: 7 H: 0 LOB: 0 BB: 0 P: 10	R: 0 E: 0 K: 0 S: 8 H: 0 LOB: 0 BB: 0 P: 11	R: 0 E: 0 K: 0 S: 12 H: 1 LOB: 2 BB: 1 P: 20	1B: 7 2B: 1 3B: 0 HR: 0 SF: 0 SAC: 0 DP: 0 HBP: 0						

PITCHER		IP	WLS	BF	H	R	ER	SO	BB	IBB	HBP	BLK	WP	HR	S	P	ERA	WHIP
Zane Smith, L ERA: 4.74	(1, 1)	5.2	L	27	7	5	5	6	2	1	0	0	0	0	54	101	7.94	1.588
José Álvarez, R ERA: 2.89	(6, 1)	0.1		1	0	0	0	0	0	0	0	0	0	0	1	1	0.00	0.000
Jim Acker, R ERA: 2.91	(7, 1)	2.0		6	0	0	0	1	0	0	0	0	0	0	15	21	0.00	0.000
Joe Boever, R ERA: 2.53	(9, 1)	1.0		5	1	0	0	0	1	0	0	0	0	0	12	20	0.00	2.000

PITCHER	IP	WLS	BF	H	R	ER	SO	BB	IBB	HBP	BLK	WP	HR	S	P	ERA	WHIP

TOP

Los Angeles Dodgers @ Atlanta Braves

Atlanta-Fulton County Stadium, Atlanta, GA

Wed Jun 07 1989, 7:05 PM EDT

Att. 11,324 - Unknown

livebaseballscorecards.com

AB	35
R	5
H	8
RBI	5
BB	4
SO	7
LOB	14

WP: 0	PA: 39																	
PB: 0																		
SB: 0																		
CS: 0																		

BOTTOM

Los Angeles Dodgers @ Atlanta Braves

Atlanta-Fulton County Stadium, Atlanta, GA

Wed Jun 07 1989, 7:05 PM EDT

Att. 11,324 - Unknown

livebaseballscorecards.com

Batter	1	2	3	4	5	6	7	8	9	AB	R	H	RBI	BB	SO	LOB
Jeff Blauser, R (1, 5) OBP: 0.276, SLG: 0.397	4-2 PB 1B BB		3-2 G4-3 G6-3 1B	1-1 1-2 1B			0-0 ① F8	2-2 ② F8		4	0	2	0	1	0	0
Tommy Gregg, L (1, 7) (8, 9) OBP: 0.443, SLG: 0.532	2-0 ① F8 1-2		1 SAFE 0-0 ① G6-3 1-2	3-1 ③ L8			1-1 1B 2B	1-2 ③ G4-3		5	1	1	0	0	0	4
Andres Thomas, R (1, 6) OBP: 0.255, SLG: 0.377	1-1 ② G5-3		0-0 ② G4-3 2-3		2-0 ① F9		4-1 1B 1B BB		0-0 ① G4-3	4	1	0	0	1	0	2
Dale Murphy, R (1, 8) OBP: 0.313, SLG: 0.372	3-2 ③ 2-H 1B		4-2 BB		1-1 ② F8		1-2 1B 1B 1-2 2-H 1B		1-2 1B	4	1	3	1	1	0	0
Darrell Evans, L (1, 3) OBP: 0.298, SLG: 0.363		2-3 ① K	0-1 ③ F7		1-0 ③ G4-3		1-1 ② P6		1-0 ② F9	5	0	0	0	0	1	5
Jody Davis, R (1, 2) OBP: 0.238, SLG: 0.231 Dion James, L (7, PH) (8, 7) OBP: 0.386, SLG: 0.333		1-1 ② P5		1-1 ① L6		4-1 G1-6-3 E BB	0-0 1B 1-3 2-H 1B		1-3 ③ K	2	0	0	0	1	0	0
										2	0	1	1	0	1	1
Geronimo Berroa, R (1, 9) OBP: 0.359, SLG: 0.393 Jeff Wetherby, L (7, PH) OBP: 1.000, SLG: 1.000 Bruce Benedict, R (8, 2) OBP: 0.284, SLG: 0.158		2-2 2B 1B		0-1 HR		2-2 E5 G1-6-3 1-2	0-0 1-2 3-H 1B			3	1	2	1	0	0	1
										1	0	1	1	0	0	0
										0	0	0	0	0	0	0
Jeff Treadway, L (1, 4) OBP: 0.327, SLG: 0.383		0-0 1-3 2B		3-3 ② K		0-1 ① ② G1-6-3 1-2f 2-3	0-0 ③ F7			4	0	1	0	0	1	4
Zane Smith, L (1, 1) OBP: 0.182, SLG: 0.182 José Alvarez, R (6, 1) John Russell, R (6, PH) OBP: 0.136, SLG: 0.136 Jim Acker, R (7, 1) Terry Blocker, L (8, PH) OBP: 0.267, SLG: 0.276 Joe Boever, R (9, 1)		0-0 ③ G1-3		0-1 1B 1B		2-1 ③ G3-1		0-1 ① P6		2	0	1	0	0	0	2
										0	0	0	0	0	0	0
										1	0	0	0	0	0	1
										0	0	0	0	0	0	0
										1	0	0	0	0	0	0
										0	0	0	0	0	0	0
Inning Stats	R: 0 E: 0 K: 0 S: 9 H: 1 LOB: 2 BB: 1 P: 19	R: 0 E: 0 K: 1 S: 11 H: 2 LOB: 2 BB: 0 P: 16	R: 0 E: 0 K: 0 S: 9 H: 1 LOB: 2 BB: 1 P: 16	R: 1 E: 0 K: 1 S: 13 H: 3 LOB: 2 BB: 0 P: 21	R: 0 E: 0 K: 0 S: 4 H: 0 LOB: 0 BB: 0 P: 8	R: 0 E: 1 K: 0 S: 9 H: 0 LOB: 1 BB: 1 P: 17	R: 3 E: 0 K: 0 S: 12 H: 4 LOB: 2 BB: 1 P: 19	R: 0 E: 0 K: 0 S: 9 H: 0 LOB: 0 BB: 0 P: 12	R: 0 E: 0 K: 1 S: 10 H: 1 LOB: 1 BB: 0 P: 13	1B: 9 2B: 2 3B: 0 HR: 1 SF: 0 SAC: 0 DP: 1 HBP: 0							

	AB	38
	R	4
	H	12
	RBI	4
	BB	4
	SO	3
	LOB	20

WP: 0 PB: 1 SB: 0 CS: 0 PA: 42

PITCHER		IP	WLS	BF	H	R	ER	SO	BB	IBB	HBP	BLK	WP	HR	S	P	ERA	WHIP
Fernando Valenzuela, L ERA: 4.37	(1, 1)	6.1	W	31	9	4	4	2	4	0	0	0	0	1	62	110	5.68	2.053
Ricky Horton, L ERA: 4.19	(7, 1)	0.1		1	0	0	0	0	0	0	0	0	0	0	2	3	0.00	0.000
Alejandro Pena, R ERA: 3.49	(7, 1)	0.0		2	2	0	0	0	0	0	0	0	0	0	2	2	∞	∞
Jay Howell, R ERA: 1.06	(7, 1)	2.1	S	8	1	0	0	1	0	0	0	0	0	0	20	26	0.00	0.429

PITCHER		IP	WLS	BF	H	R	ER	SO	BB	IBB	HBP	BLK	WP	HR	S	P	ERA	WHIP

Cincinnati Reds @ Los Angeles Dodgers

Dodger Stadium, Los Angeles, CA

Fri Jun 09 1989, 7:05 PM PDT

Att. 46,912 - Unknown

livebaseballscorecards.com

TOP

Batter	1	2	3	4	5	6	7	8	9	AB	R	H	RBI	BB	SO	LOB
Chris Sabo, R (1, 5) OBP: 0.313, SLG: 0.406	C F B X 1-2 G4-3 S FC5-2 1B		B B X 2-0 2B FC5-2 1B		B X 1-0 ① L7		C B X 1-1 1B		B C X 1-1 ② F8	5	0	3	0	0	0	1
Todd Benzinger, S (1, 3) OBP: 0.290, SLG: 0.335	C B X 1-1 ① G4-3 1-3		C X 0-1 FC5-2 1-3 2B		B C B S S 2-3 ② K		S C S 0-3 ① K		B C B F C 2-3 ③ K	5	0	1	0	0	3	3
Barry Larkin, R (1, 6) OBP: 0.388, SLG: 0.469	F B X 1-1 ② FC5-2 1B 3-H		B B C B B 4-1 FC5-2 BB		S B F X 1-2 ③ G1-3		B X 1-0 ② F8			3	0	0	0	1	0	2
Eric Davis, R (1, 8) OBP: 0.360, SLG: 0.529	B X 1-0 1-2 1B		C X 0-1 ② FC5-2 1-2 2-3 3-Hf			S X 0-1 FC2-6 1B	C C S 0-3 ③ K			4	0	2	0	0	1	4
Paul O'Neill, L (1, 9) OBP: 0.361, SLG: 0.485	B X 1-0 ③ F9		B S X 1-1 ③ G1			X 0-0 ① FC2-6 FC4-6 1-2f		C C F X 0-2 ① F8		4	0	0	0	0	0	6
Ken Griffey, L (1, 7) OBP: 0.364, SLG: 0.456 Rolando Roomes, R (8, 7) OBP: 0.308, SLG: 0.500		S B S X 1-2 G4-6-3 1B		X 0-0 HR		X 0-0 ② FC4-6 1B HR 1-2f		C X 0-1 ② G3		4 0	2 0	2 0	1 0	0 0	0 0	1 0
Jeff Reed, L (1, 2) OBP: 0.291, SLG: 0.326		F X 0-1 ① ② G4-6-3 1-2f	B C B B X 3-1 ① G3			X 0-0 HR 1-3 1B		B S S B X 2-2 ③ G4-3		4	1	1	0	0	0	1
Lenny Harris, L (1, 4) OBP: 0.297, SLG: 0.299		B F X 1-1 ③ G4-3	B S X 1-1 ② G1-3			X 0-0 1-H 3-H HR			B B C B C X 3-2 ① P5	4	1	1	3	0	0	0
Jose Rijo, R (1, 1) OBP: 0.250, SLG: 0.259			C S C 0-3 ① K	S B S S 1-3 ③ K		S S F S 0-3 ③ K			B X 1-0 1B	4	0	1	0	0	3	0
Inning Stats	R: 0 H: 2 E: 0 LOB: 2 K: 0 BB: 0 S: 9 P: 14	R: 0 H: 1 E: 0 LOB: 0 K: 0 BB: 0 S: 7 P: 9	R: 0 H: 2 E: 0 LOB: 3 K: 1 BB: 1 S: 11 P: 18	R: 1 H: 1 E: 0 LOB: 0 K: 1 BB: 0 S: 8 P: 13	R: 0 H: 0 E: 0 LOB: 0 K: 1 BB: 0 S: 7 P: 11	R: 3 H: 3 E: 0 LOB: 0 K: 1 BB: 0 S: 10 P: 10	R: 0 H: 1 E: 0 LOB: 1 K: 2 BB: 0 S: 9 P: 11	R: 0 H: 0 E: 0 LOB: 0 K: 0 BB: 0 S: 9 P: 11	R: 0 H: 1 E: 0 LOB: 1 K: 1 BB: 0 S: 9 P: 16	1B: 8 SF: 0 2B: 1 SAC: 0 3B: 0 DP: 1 HR: 2 HBP: 0						

	AB	37
	R	4
	H	11
	RBI	4
	BB	1
	SO	7
	LOB	18

WP: 0 PA: 38
PB: 0
SB: 1
CS: 0

PITCHER		IP	WLS	BF	H	R	ER	SO	BB	IBB	HBP	BLK	WP	HR	S	P	ERA	WHIP
Orel Hershiser, R ERA: 2.61	(1, 1)	6.0	L	27	9	4	4	4	1	0	0	0	0	2	52	75	6.00	1.667
Tim Crews, R ERA: 2.4	(7, 1)	2.0		7	1	0	0	2	0	0	0	0	0	0	18	22	0.00	0.500
Alejandro Pena, R ERA: 3.38	(9, 1)	1.0		4	1	0	0	1	0	0	0	0	0	0	9	16	0.00	1.000

PITCHER	IP	WLS	BF	H	R	ER	SO	BB	IBB	HBP	BLK	WP	HR	S	P	ERA	WHIP

BOTTOM

Cincinnati Reds @ Los Angeles Dodgers

Dodger Stadium, Los Angeles, CA

Fri Jun 09 1989, 7:05 PM PDT

Att. 46,912 - Unknown

livebaseballscorecards.com

Batter	1	2	3	4	5	6	7	8	9	AB	R	H	RBI	BB	SO	LOB
Willie Randolph, R (1, 4) OBP: 0.385, SLG: 0.303	F9		G4-3			G5-4-3			G6-3	4	0	0	0	0	0	1
Mike Davis, L (1, 9) OBP: 0.310, SLG: 0.342	F8			G3		K			G1-3	4	0	0	0	0	1	0
Kirk Gibson, L (1, 7) OBP: 0.368, SLG: 0.462 Franklin Stubbs, L (2, 7) OBP: 0.341, SLG: 0.308	K			G4-3			G4-6-3 1B		K	1 3	0 0	0 1	0 0	0 0	1 1	0 0
Eddie Murray, S (1, 3) OBP: 0.355, SLG: 0.408		CS BB		G6-3			G4-6-3			2	0	0	0	1	0	1
Mike Scioscia, L (1, 2) OBP: 0.353, SLG: 0.371		K			P4		1B			3	0	1	0	0	1	1
Jeff Hamilton, R (1, 5) OBP: 0.295, SLG: 0.413		FC4 1B			P3		F7			3	0	1	0	0	0	1
John Shelby, S (1, 8) OBP: 0.241, SLG: 0.200		FC4			BLK 1B			P6		3	0	1	0	0	0	1
Alfredo Griffin, S (1, 6) OBP: 0.228, SLG: 0.260			B5-3		F7			G6-3		3	0	0	0	0	0	1
Orel Hershiser, R (1, 1) OBP: 0.171, SLG: 0.314 Chris Gwynn, L (6, PH) OBP: 0.266, SLG: 0.344 Tim Crews, R (7, 1) Jose Gonzalez, R (8, PH) OBP: 0.385, SLG: 0.500 Alejandro Pena, R (9, 1)			K			G5-4-3 1B		F7		1 1 0 1 0	0 0 0 0 0	0 1 0 0 0	0 0 0 0 0	0 0 0 0 0	1 0 0 0 0	0 0 0 0 0
Inning Stats	R: 0 E: 0 K: 1 S: 8 H: 0 LOB: 0 BB: 0 P: 15	R: 0 E: 0 K: 1 S: 11 H: 1 LOB: 1 BB: 1 P: 20	R: 0 E: 0 K: 1 S: 6 H: 0 LOB: 0 BB: 0 P: 6	R: 0 E: 0 K: 0 S: 10 H: 0 LOB: 0 BB: 0 P: 16	R: 0 E: 0 K: 0 S: 11 H: 1 LOB: 1 BB: 0 P: 16	R: 0 E: 0 K: 1 S: 9 H: 1 LOB: 0 BB: 0 P: 15	R: 0 E: 0 K: 0 S: 9 H: 2 LOB: 1 BB: 0 P: 13	R: 0 E: 0 K: 0 S: 4 H: 0 LOB: 0 BB: 0 P: 7	R: 0 E: 0 K: 1 S: 9 H: 0 LOB: 0 BB: 0 P: 15	1B: 5 2B: 0 3B: 0 HR: 0	SF: 0 SAC: 0 DP: 2 HBP: 0			WP: 0 PB: 0 SB: 0 CS: 1		PA: 30	

PITCHER	IP	WLS	BF	H	R	ER	SO	BB	IBB	HBP	BLK	WP	HR	S	P	ERA	WHIP
Jose Rijo, R (1, 1) ERA: 2.55	9.0	W	30	5	0	0	5	1	0	0	1	0	0	77	123	0.00	0.667

PITCHER	IP	WLS	BF	H	R	ER	SO	BB	IBB	HBP	BLK	WP	HR	S	P	ERA	WHIP

AB	29
R	0
H	5
RBI	0
BB	1
SO	5
LOB	6

Batter	1	2	3	4	5	6	7	8	9	AB	R	H	RBI	BB	SO	LOB
Chris Sabo, R (1, 5) OBP: 0.316, SLG: 0.403	B F B X 2-1 ① P5	B B B C B 4-1 BB			B B B B 4-0 E 1B SF9 1-2 BB	F S X 0-2 ② ③ G5-4-3 1-2f			X 0-0 ② SH2-3 1-2	2	1	0	0	2	0	1
Todd Benzinger, S (1, 3) OBP: 0.292, SLG: 0.333	B B B B 4-0 HBP 1B 1B BB	X 0-0 ③ F8			C X 0-1 E9 HBP 1-3 2-H 1B	B S S S 1-3 ① K			C B X 1-1 ③ G6-3	4	1	1	1	1	1	3
Barry Larkin, R (1, 6) OBP: 0.390, SLG: 0.471	B B C X 2-1 HBP 1-2 1B 1B	C B X 1-1 L7-3 1B			B 1 SAFE X 1-0 ① SF9 3-H	C S B F X 1-2 ② P3				3	1	2	1	0	0	0
Paul O'Neill, L (1, 9) OBP: 0.359, SLG: 0.478	F F H 1-2 CS 1B 1-2 2-3 HBP	F B 1 SAFE F 1 SAFE S 1-3 ① K			1 SAFE X 0-0 ② P2	F B S F F X 1-2 ③ G4-3				3	0	0	0	0	1	2
Ken Griffey, L (1, 7) OBP: 0.370, SLG: 0.451	X 0-0 1-2 2-H 3-H 1B	1 SAFE B B C 1 SAFE X 2-1 ② ③ L7-3 1-2			C 1 SAFE B S H 2-2 1-2 HBP			S X 0-1 ① L8		3	0	1	2	0	0	1
Rolando Roomes, R (1, 8) OBP: 0.305, SLG: 0.488	C C S 0-3 ② ③ K 2-3		B X 1-0 ① F9		S S B S 1-3 ③ K			X 0-0 G5-4-3 1B		4	0	1	0	0	2	4
Bo Diaz, R (1, 2) OBP: 0.213, SLG: 0.225		B X 1-0 FC3-6 1B	C B X 1-1 ② G6-3			X 0-0 BLK 1B 2B		1 SAFE X 0-0 ② ③ G5-4-3 1-2f		4	1	2	0	0	0	1
Lenny Harris, L (1, 4) OBP: 0.282, SLG: 0.282		X 0-0 ① FC3-6 1-2f	B F C X 1-2 ③ G3			F B F B C 2-3 ① K			F C B X 1-2 ① G3	4	0	0	0	0	1	2
Tom Browning, L (1, 1) OBP: 0.207, SLG: 0.148		S L S 0-3 ② K			C B B S B B 4-2 BB 1B BB	C B F X 1-2 G5-4-3 2-H 1B			B S F B F B B 4-2 SH2-3 BB	2	1	1	1	2	1	1
Inning Stats	R: 2 E: 0 K: 1 S: 10 H: 2 LOB: 1 BB: 1 P: 19	R: 0 E: 1 K: 1 S: 7 H: 1 LOB: 2 BB: 1 P: 12	R: 0 E: 0 K: 1 S: 7 H: 1 LOB: 0 BB: 0 P: 11	R: 0 E: 0 K: 0 S: 6 H: 0 LOB: 0 BB: 0 P: 9	R: 2 E: 1 K: 1 S: 11 H: 1 LOB: 2 BB: 2 P: 23	R: 1 E: 0 K: 1 S: 10 H: 2 LOB: 0 BB: 0 P: 13	R: 0 E: 0 K: 1 S: 12 H: 0 LOB: 0 BB: 0 P: 15	R: 0 E: 0 K: 0 S: 4 H: 1 LOB: 0 BB: 0 P: 4	R: 0 E: 0 K: 0 S: 9 H: 0 LOB: 1 BB: 1 P: 15	1B: 7 2B: 2 3B: 0 HR: 0 SF: 1 SAC: 1 DP: 3 HBP: 2						WP: 0 PB: 0 SB: 0 CS: 1	PA: 38

PITCHER		IP	WLS	BF	H	R	ER	SO	BB	IBB	HBP	BLK	WP	HR	S	P	ERA	WHIP
Tim Belcher, R ERA: 3.35	(1, 1)	4.1	L	21	5	4	3	3	4	0	1	0	0	0	35	65	6.23	2.077
Ricky Horton, L ERA: 4.05	(5, 1)	0.2		3	0	0	0	1	0	0	1	0	0	0	6	9	0.00	0.000
John Wetteland, R ERA: 3.09	(6, 1)	2.0		7	2	1	1	2	0	0	0	1	0	0	22	28	4.50	1.000
Alejandro Pena, R ERA: 3.16	(8, 1)	2.0		7	1	0	0	0	1	0	0	0	0	0	13	19	0.00	1.000

PITCHER	IP	WLS	BF	H	R	ER	SO	BB	IBB	HBP	BLK	WP	HR	S	P	ERA	WHIP

TOP

Cincinnati Reds @ Los Angeles Dodgers

Dodger Stadium, Los Angeles, CA

Sat Jun 10 1989, 3:33 AM PDT

Att. 42,207 - Overcast

livebaseballscorecards.com

AB	29
R	5
H	8
RBI	5
BB	5
SO	6
LOB	15

Batter	1	2	3	4	5	6	7	8	9	AB	R	H	RBI	BB	SO	LOB
Jose Gonzalez, R (1, 9) OBP: 0.353, SLG: 0.400	B B X 2-0 F7 ①		B C B B B 4-1 BB			B S X 1-1 B2-3 ①		C F B C 1-3 K ①		3	0	0	0	1	1	0
Willie Randolph, R (1, 4) OBP: 0.383, SLG: 0.302	C X 0-1 P3 ②		C 1 SAFE X 0-1 P4 ③			B F X 1-1 1B		B C X 1-1 F8 ②		4	0	1	0	0	0	1
Kirk Gibson, L (1, 7) OBP: 0.357, SLG: 0.446	C B B X 2-1 F8 ③			B B B C X 3-1 L8 ①		F B X 1-1 P6 ②		B C B F C 2-3 K ③		4	0	0	0	0	1	1
Eddie Murray, S (1, 3) OBP: 0.350, SLG: 0.400		S C S 0-3 K ①		X 0-0 G5-3 ②		B S B F F X 2-2 L7 ③			X 0-0 G6-3 ①	4	0	0	0	0	1	1
Jeff Hamilton, R (1, 5) OBP: 0.294, SLG: 0.410		X 0-0 1B		F C C 0-3 K ③			X 0-0 F7 ①		F B F B X 2-2 F8 ②	4	0	1	0	0	1	0
Rick Dempsey, R (1, 2) OBP: 0.306, SLG: 0.235		F B X 1-1 L9 ②			C B X 1-1 L9 ①		B S B X 2-1 FC6-4 1B		L X 0-1 G5-3 ③	4	0	1	0	0	0	1
John Shelby, S (1, 8) OBP: 0.243, SLG: 0.202		B S F S 1-3 K ③			C S B F B X 2-2 1B		S X 0-1 FC6-4 1B 1-2f ②			3	0	1	0	0	1	2
Dave Anderson, R (1, 6) OBP: 0.269, SLG: 0.154			X 0-0 F9 ①		B X 1-0 P6 ②		X 0-0 1B 1-2			3	0	1	0	0	0	1
Tim Belcher, R (1, 1) OBP: 0.100, SLG: 0.133 Ricky Horton, L (5, 1) Chris Gwynn, L (5, PH) OBP: 0.262, SLG: 0.339 John Wetteland, R (6, 1) Tracy Woodson, R (7, PH) Alejandro Pena, R (8, 1)			C S S 0-3 K ②		C B X 1-1 F7 ③		X 0-0 P6 ③			1 0 1 0 1 0 0	0 0 0 0 0 0 0	0 0 0 0 0 0 0	0 0 0 0 0 0 0	1 0 0 0 0 0 0	0 0 1 0 0 2 0	0 0 1 0 0 0 0
Inning Stats	R: 0 H: 0 E: 0 LOB: 0 K: 0 BB: 0 S: 5 P: 9	R: 0 H: 1 E: 0 LOB: 1 K: 2 BB: 0 S: 9 P: 11	R: 0 H: 0 E: 0 LOB: 1 K: 1 BB: 1 S: 7 P: 11	R: 0 H: 0 E: 0 LOB: 0 K: 1 BB: 0 S: 6 P: 9	R: 0 H: 1 E: 0 LOB: 1 K: 0 BB: 0 S: 9 P: 14	R: 0 H: 1 E: 0 LOB: 1 K: 0 BB: 0 S: 10 P: 15	R: 0 H: 2 E: 0 LOB: 2 K: 0 BB: 0 S: 7 P: 9	R: 0 H: 0 E: 0 LOB: 0 K: 2 BB: 0 S: 8 P: 12	R: 0 H: 0 E: 0 LOB: 0 K: 0 BB: 0 S: 6 P: 8	1B: 5 2B: 0 3B: 0 HR: 0	SF: 0 SAC: 0 DP: 0 HBP: 0			WP: 0 PB: 0 SB: 0 CS: 0	PA: 33		

PITCHER	IP	WLS	BF	H	R	ER	SO	BB	IBB	HBP	BLK	WP	HR	S	P	ERA	WHIP
Tom Browning, L (1, 1) ERA: 3.55	9.0	W	33	5	0	0	6	1	0	0	0	0	0	67	98	0.00	0.667

PITCHER	IP	WLS	BF	H	R	ER	SO	BB	IBB	HBP	BLK	WP	HR	S	P	ERA	WHIP

BOTTOM

Cincinnati Reds @ Los Angeles Dodgers

Dodger Stadium, Los Angeles, CA

Sat Jun 10 1989, 3:33 AM PDT

Att. 42,207 - Overcast

livebaseballscorecards.com

AB	32
R	0
H	5
RBI	0
BB	1
SO	6
LOB	10

Batter	1	2	3	4	5	6	7	8	9	AB	R	H	RBI	BB	SO	LOB
Chris Sabo, R (1, 5) OBP: 0.313, SLG: 0.399	B B X 2-0 ① P5		F S B B F X 2-2 ③ P2			B F B B X 3-1 ③ F9		S C B B X 2-2 ③ G3		2	0	0	0	0	0	0
Luis Quinones, S (4, 5) OBP: 0.235, SLG: 0.563										2	0	0	0	0	0	1
Todd Benzinger, S (1, 3) OBP: 0.296, SLG: 0.350	X 0-0 HR			B B C X 2-1 ① G3			C B S B X 2-2 G4-3 1B 1B		C S S 0-3 ① K	4	1	2	1	0	1	0
Barry Larkin, R (1, 6) OBP: 0.391, SLG: 0.472	X 0-0 L6 S 1B			C X 0-1 ② G3			B B X 2-0 1-2 G4-3 1B		B B F X 2-1 ② 3-4-1	4	0	2	0	0	0	0
Eric Davis, R (1, 8) OBP: 0.357, SLG: 0.522	B B X 2-0 ② ③ L6 1-3			F B C F S 1-3 ③ K			F X 0-1 ① ② G4-3 1-2f 2-3		X 0-0 1B	4	0	1	0	0	1	3
Paul O'Neill, L (1, 9) OBP: 0.361, SLG: 0.476		B B X 2-0 ① 3-1			B X 1-0 G5-4-3 1B		S F B B B B 4-2 BB		B C F B B F S 3-3 ③ K	3	0	1	0	1	1	1
Ken Griffey, L (1, 7) OBP: 0.357, SLG: 0.432		S S X 0-2 ② 4-3			B S S S B 2-3 ① K		C S X 0-2 ③ F8			3	0	0	0	0	1	3
Bo Diaz, R (1, 2) OBP: 0.205, SLG: 0.216		S X 0-1 ③ F8			B X 1-0 ② ③ G5-4-3 1-2f			C S B B X 2-2 ① 5-3		3	0	0	0	0	0	1
Lenny Harris, L (1, 4) OBP: 0.284, SLG: 0.274			S S B X 1-2 ① G3			B X 1-0 ① F7		F B B B B 4-1 S BB		2	0	0	0	1	0	0
Scott Scudder, R (1, 1)			X 0-0 ② B5-3			B B S B F X 3-2 ② F7		F B C S 1-3 ② K 1-2		1	0	0	0	0	0	0
Tim Birtsas, L (5, 1)										0	0	0	0	0	0	0
Skeeter Barnes, R (6, PH)										1	0	0	0	0	0	0
Norm Charlton, S (6, 1)										0	0	0	0	0	0	0
Joel Youngblood, R (8, PH) OBP: 0.353, SLG: 0.442										1	0	0	0	0	1	1
Rob Dibble, L (8, 1)										0	0	0	0	0	0	0
Inning Stats	R: 1 E: 0 K: 0 S: 4 H: 2 LOB: 0 BB: 0 P: 8	R: 0 E: 0 K: 0 S: 6 H: 0 LOB: 0 BB: 0 P: 8	R: 0 E: 0 K: 0 S: 8 H: 0 LOB: 0 BB: 0 P: 11	R: 0 E: 0 K: 1 S: 8 H: 0 LOB: 0 BB: 0 P: 11	R: 0 E: 0 K: 1 S: 5 H: 1 LOB: 0 BB: 0 P: 9	R: 0 E: 0 K: 0 S: 6 H: 0 LOB: 0 BB: 0 P: 13	R: 0 E: 0 K: 0 S: 11 H: 2 LOB: 2 BB: 1 P: 19	R: 0 E: 0 K: 1 S: 10 H: 0 LOB: 1 BB: 1 P: 19	R: 0 E: 0 K: 2 S: 10 H: 1 LOB: 1 BB: 0 P: 15	1B: 5 2B: 1 3B: 0 HR: 1		SF: 0 SAC: 0 DP: 3 HBP: 0				

PITCHER		IP	WLS	BF	H	R	ER	SO	BB	IBB	HBP	BLK	WP	HR	S	P	ERA	WHIP
Tim Leary, R ERA: 2.96	(1, 1)	8.0	W	28	5	1	1	3	2	0	0	0	0	1	58	98	1.12	0.875
Jay Howell, R ERA: 1.03	(9, 1)	1.0	S	4	1	0	0	2	0	0	0	0	0	0	10	15	0.00	1.000

PITCHER	IP	WLS	BF	H	R	ER	SO	BB	IBB	HBP	BLK	WP	HR	S	P	ERA	WHIP

TOP

Cincinnati Reds @ Los Angeles Dodgers

Dodger Stadium, Los Angeles, CA

Sun Jun 11 1989, 3:33 AM PDT

Att. 41,032 - Sunny

livebaseballscorecards.com

AB	30
R	1
H	6
RBI	1
BB	2
SO	5
LOB	10

REDS™

Batter	1	2	3	4	5	6	7	8	9	AB	R	H	RBI	BB	SO	LOB
Kirk Gibson, L (1, 8) (8, 7) OBP: 0.354, SLG: 0.435	C B B F F B S 3-3 K ①		B F B B B 4-1 1B 1B BB	X 0-0 L8 ② 2-3		B S B X 2-1 4-3 ③				3	1	0	0	1	1	1
Willie Randolph, R (1, 4) OBP: 0.384, SLG: 0.306	B C B X 2-1 F9 ②		B B C X 2-1 1-3 1B 1B	C X 0-1 3-H 1B			B C B X 2-1 F9 ①			4	1	2	1	0	0	0
Eddie Murray, S (1, 3) OBP: 0.352, SLG: 0.396	B B F F B F B 4-2 BB		I I I I 4-0 S 1B IBB	X 0-0 4-3 ③			C S B S 1-3 K ②			2	0	0	0	2	1	1
Mike Davis, L (1, 9) OBP: 0.318, SLG: 0.345 Jose Gonzalez, R (7, PH) OBP: 0.389, SLG: 0.400 (8, 9)	S B B B B X 3-1 P6 ③		X 0-0 S 1-2 2-H 3-H 1B		B B B 4-0 S BB		C S B B B B 4-2 S BB			2 0	0 0	1 0	2 0	1 1	0 0	1 0
Mike Scioscia, L (1, 2) OBP: 0.345, SLG: 0.363		C X 0-1 F9 ①	P F P B S F X 3-2 G3 ② 1-2 2-3		B B C F X 2-2 F9 ①		B C X 1-1 6-3 ③ 1-2			4	0	0	0	0	0	4
Jeff Hamilton, R (1, 5) OBP: 0.298, SLG: 0.405		B C B B S F F B 4-2 BB	B B B C F X 4-1 BB		F B B B C F X 3-2 F9 ② 1-2			F X 0-1 6-3 ①		2	0	0	0	2	0	1
Chris Gwynn, L (1, 7) OBP: 0.250, SLG: 0.323 John Shelby, S (8, 8) OBP: 0.241, SLG: 0.201		B F F B B X 3-2 F8 ②	F X 0-1 P6 ③		C B B X 2-1 6-3 ③			B F F S 1-3 K ②		3 1	0 0	0 0	0 0	0 0	0 1	5 0
Alfredo Griffin, S (1, 6) OBP: 0.236, SLG: 0.261		F F P B X 2-2 L4 ③		X 0-0 L8 SH3 1B 1B		B B C X 2-1 F8 ①		B B B B 4-0 BB		3	1	1	0	1	0	1
Tim Leary, R (1, 1) Franklin Stubbs, L (8, PH) OBP: 0.333, SLG: 0.300 Jay Howell, R (9, 1)			S C B B X 2-2 F9 ①	B X 1-0 SH3 ① 1-2		B F S S 1-3 K ②		C S P C 1-3 K ③		2 1 0	0 0 0	0 0 0	0 0 0	0 1 0	1 1 0	0 1 0
Inning Stats	R: 0 H: 0 E: 0 LOB: 1 K: 1 BB: 1 S: 11 P: 23	R: 0 H: 0 E: 0 LOB: 1 K: 0 BB: 1 S: 13 P: 21	R: 2 H: 2 E: 0 LOB: 3 K: 0 BB: 3 S: 16 P: 33	R: 1 H: 2 E: 0 LOB: 1 K: 0 BB: 0 S: 6 P: 7	R: 0 H: 0 E: 0 LOB: 1 K: 0 BB: 1 S: 9 P: 20	R: 0 H: 0 E: 0 LOB: 0 K: 1 BB: 0 S: 7 P: 12	R: 0 H: 0 E: 0 LOB: 1 K: 1 BB: 1 S: 9 P: 17	R: 0 H: 0 E: 0 LOB: 1 K: 2 BB: 1 S: 9 P: 14		1B: 4 SF: 0 2B: 0 SAC: 1 3B: 0 DP: 0 HR: 0 HBP: 0						WP: 0 PA: 36 PB: 0 SB: 4 CS: 0

PITCHER		IP	WLS	BF	H	R	ER	SO	BB	IBB	HBP	BLK	WP	HR	S	P	ERA	WHIP
Scott Scudder, R ERA: 5.4	(1, 1)	4.0	L	22	4	3	3	1	5	1	0	0	0	0	46	88	6.75	2.250
Tim Birtsas, L ERA: 1.95	(5, 1)	1.0		3	0	0	0	0	0	0	0	0	0	0	9	16	0.00	0.000
Norm Charlton, L ERA: 3.04	(6, 1)	2.0		7	0	0	0	2	1	0	0	0	0	0	16	29	0.00	0.500
Rob Dibble, R ERA: 2.14	(8, 1)	1.0		4	0	0	0	2	1	0	0	0	0	0	9	14	0.00	1.000

PITCHER	IP	WLS	BF	H	R	ER	SO	BB	IBB	HBP	BLK	WP	HR	S	P	ERA	WHIP

BOTTOM

Cincinnati Reds @ Los Angeles Dodgers

Dodger Stadium, Los Angeles, CA

Sun Jun 11 1989, 3:33 AM PDT

Att. 41,032 - Sunny

livebaseballscorecards.com

AB	27
R	3
H	4
RBI	3
BB	8
SO	5
LOB	15

Batter	1	2	3	4	5	6	7	8	9	AB	R	H	RBI	BB	SO	LOB
Lenny Harris, L (1, 4) OBP: 0.271, SLG: 0.260	B C B F B C 3-3 ① K		C X 0-1 ③ G6-3			X 0-0 ① G3-1		X 0-0 ① F8		4	0	0	0	0	1	0
Todd Benzinger, S (1, 3) OBP: 0.295, SLG: 0.361	B X 1-0 HR			B B X 2-0 ① G3		C B B B X 3-1 ② G6-3		B B F F F S 2-3 ② K		4	1	1	1	0	1	0
Barry Larkin, R (1, 6) OBP: 0.389, SLG: 0.472	C F X 0-2 ② G3			B F X 1-1 2B		C B X 1-1 ③ G5-3		X 0-0 ③ G4-3		4	0	1	0	0	0	0
Eric Davis, R (1, 8) OBP: 0.355, SLG: 0.516	S B S X 1-2 ③ G6-3			C B C B S 2-3 ② K			C B B B X 3-1 1B FC4-6 1B		C S X 0-2 ① P3	4	1	1	0	0	1	1
Paul O'Neill, L (1, 9) OBP: 0.360, SLG: 0.472		B F B F X 2-2 ① F7		B X 1-0 ③ P5			F C X 0-2 FC4-6 1B 1-3 1B		C B B X 2-1 ② F8	4	0	1	0	0	0	1
Ken Griffey, L (1, 7) OBP: 0.364, SLG: 0.429		F S X 0-2 ② G4-3			B F F F B B B 4-2 G1-6-3 BB		X 0-0 FC4-6 1-2 1B		C S S 0-3 ③ K	3	0	1	0	1	1	0
Bo Diaz, R (1, 2) OBP: 0.203, SLG: 0.213		C C X 0-2 ③ G1-3			F F B X 1-2 ① ② G1-6-3 1-2f		S F X 0-2 ① FC4-6 1-2f 2-3 3-H			1	0	0	0	0	0	0
Jeff Reed, L (5, PH) OBP: 0.288, SLG: 0.321										2	0	0	1	0	0	3
(5, 2)																
Luis Quinones, S (1, 5) OBP: 0.250, SLG: 0.579			B C B F F F X 2-2 ① F7		F B X 1-1 2B		X 0-0 ② P4			3	0	1	0	0	0	2
Rick Mahler, R (1, 1) OBP: 0.270, SLG: 0.206			F F C 0-3 ② K		F X 0-1 ③ F8		S B F S 1-3 ③ K			2	0	0	0	0	1	1
Joel Youngblood, R (7, PH) OBP: 0.346, SLG: 0.432										1	0	0	0	0	1	2
Norm Charlton, S (7, 1)										0	0	0	0	0	0	0
Kent Tekulve, R (8, 1)										0	0	0	0	0	0	0

Cincinnati Reds @ Los Angeles Dodgers

Dodger Stadium, Los Angeles, CA

Mon Jun 12 1989, 7:05 PM PDT

Att. 28,161 - Unknown - 65 F

TOP

livebaseballscorecards.com

AB	32
R	2
H	6
RBI	2
BB	1
SO	6
LOB	10

Inning Stats	1	2	3	4	5	6	7	8	9	1B: 3	SF: 0	WP: 0	PA: 33
R:	1	0	0	0	0	0	1	0	0	2B: 2	SAC: 0	PB: 0	
E:	0	0	0	0	0	0	0	0	0	3B: 0	DP: 1	SB: 0	
K:	1	0	1	1	0	0	1	1	1	HR: 1	HBP: 0	CS: 0	
S:	10	9	9	7	9	5	13	6	8				
H:	1	0	0	1	1	0	3	0	0				
LOB:	0	0	0	1	1	0	2	0	0				
BB:	0	0	0	0	1	0	0	0	0				
P:	15	11	11	13	15	9	17	8	10				

PITCHER		IP	WLS	BF	H	R	ER	SO	BB	IBB	HBP	BLK	WP	HR	S	P	ERA	WHIP
Mike Morgan, R ERA: 1.59	(1, 1)	6.0	W	24	6	2	2	3	1	0	0	0	0	1	55	83	3.00	1.167
Ricky Horton, L ERA: 3.92	(7, 1)	0.2		2	0	0	0	0	0	0	0	0	0	0	4	4	0.00	0.000
John Wetteland, R ERA: 2.57	(7, 1)	2.1	S	7	0	0	0	3	0	0	0	0	0	0	17	22	0.00	0.000

PITCHER		IP	WLS	BF	H	R	ER	SO	BB	IBB	HBP	BLK	WP	HR	S	P	ERA	WHIP

Batter	1	2	3	4	5	6	7	8	9	AB	R	H	RBI	BB	SO	LOB
Kirk Gibson, L (1, 7) OBP: 0.376, SLG: 0.465	C F F X 0-2 2B G4-3 1B		X 0-0 G6-3 3B		X 0-0 FC4 1-3 1B		B B B B 4-0 2B 1-2 BB	B F B B B 4-1 E BB		3	3	3	0	2	0	0
Willie Randolph, R (1, 4) OBP: 0.385, SLG: 0.316 Mariano Duncan, R (9, 4) OBP: 0.238, SLG: 0.290	B F B X 2-1 G4-3 1-3 SF8 2B		B B X 2-0 ① G6-3 3-H		X 0-0 ② FC4 1-2f 3-H		X 0-0 FC4-6 1-H 2-H 2B	B B F F X 2-2 E3 1-3		5 0	1 0	2 0	4 0	0 0	0 0	2 0
Eddie Murray, S (1, 3) OBP: 0.349, SLG: 0.389	B C X 1-1 ① G4-3 2-3 3-H		X 0-0 ② P4		B F B C C 2-3 ③ K		I I I I 4-0 FC4-6 IBB	B X 1-0 ③ F9		4	0	0	1	1	1	4
Mike Davis, L (1, 9) OBP: 0.316, SLG: 0.344 Jose Gonzalez, R (9, 9) OBP: 0.389, SLG: 0.400	B B B B X 3-0 ② SF8 3-H		C B B B F X 3-2 CS 1B			C C B B X 2-2 ① L4	B X 1-0 ② FC4-6 1-2f 2-3			3 0	0 0	1 0	1 0	0 0	0 0	2 0
Mike Scioscia, L (1, 2) OBP: 0.343, SLG: 0.360	B X 1-0 ③ G6-3		B B 2-0 ③ CS 1-2	B B B C B X 3-1 G5-4-3 1B		C B B B X 2-1 ② F8	C X 0-1 ③ G5-3			4	0	1	0	0	0	2
Tracy Woodson, R (1, 5) John Wetteland, R (7, 1)		B C S S 1-3 ① K	F C F B F B X 2-2 ① ② G5-4-3 1-2f			C X 0-1 ③ P6		B C F F X 1-2 ① G1-3		3 1	0 0	0 0	0 0	0 0	1 0	1 0
John Shelby, S (1, 8) OBP: 0.246, SLG: 0.209		B B B C E B 4-2 G3 BLK BB	B F C B F B X 3-2 ③ F7				B X 1-0 ① G5-3	X 0-0 G4-3 HR 2B		3	1	1	0	1	0	0
Alfredo Griffin, S (1, 6) OBP: 0.243, SLG: 0.268		X 0-0 ② G3 1-3			X 0-0 1B FC4 1B		X 0-0 E 1B 1B	C B X 1-1 ② G4-3 2-3		4	2	2	0	0	0	2
Mike Morgan, R (1, 1) OBP: 0.087, SLG: 0.087 Ricky Horton, L (7, 1) Dave Anderson, R (7, 5) OBP: 0.288, SLG: 0.224		X 0-0 ③ G3			C L 0-3 ① K		1 SAFE P X 1-0 BB 1-H 2B 1B	S B X 1-1 HR 3-H		2 0 2	0 0 2	0 0 2	0 0 3	0 0 0	1 0 0	2 0 0
Inning Stats	R: 2 E: 0 K: 0 S: 10 H: 2 LOB: 0 BB: 0 P: 17	R: 0 E: 0 K: 1 S: 7 H: 0 LOB: 1 BB: 1 P: 12	R: 1 E: 0 K: 0 S: 6 H: 2 LOB: 0 BB: 0 P: 13	R: 0 E: 0 K: 0 S: 11 H: 1 LOB: 0 BB: 0 P: 19	R: 1 E: 0 K: 2 S: 9 H: 2 LOB: 1 BB: 0 P: 11	R: 0 E: 0 K: 0 S: 7 H: 0 LOB: 0 BB: 0 P: 11	R: 3 E: 1 K: 0 S: 8 H: 3 LOB: 2 BB: 2 P: 18	R: 2 E: 1 K: 0 S: 14 H: 2 LOB: 2 BB: 1 P: 24		1B: 7 2B: 3 3B: 1 HR: 1	SF: 1 SAC: 0 DP: 1 HBP: 0					

PITCHER		IP	WLS	BF	H	R	ER	SO	BB	IBB	HBP	BLK	WP	HR	S	P	ERA	WHIP
Rick Mahler, R ERA: 3.24	(1, 1)	6.0	L	24	7	4	4	3	1	0	0	1	0	0	50	83	6.00	1.333
Norm Charlton, L ERA: 3.9	(7, 1)	1.0		8	3	3	3	0	1	1	0	0	0	0	8	18	27.00	4.000
Kent Tekulve, R ERA: 4.5	(8, 1)	1.0		7	2	2	2	0	1	0	0	0	0	1	14	24	18.00	3.000

PITCHER	IP	WLS	BF	H	R	ER	SO	BB	IBB	HBP	BLK	WP	HR	S	P	ERA	WHIP

BOTTOM

Cincinnati Reds @ Los Angeles Dodgers

Dodger Stadium, Los Angeles, CA

Mon Jun 12 1989, 7:05 PM PDT

Att. 28,161 - Unknown - 65 F

livebaseballscorecards.com

AB	34
R	9
H	12
RBI	9
BB	4
SO	3
LOB	15

WP: 0	PB: 0	SB: 0	CS: 1
PA: 40			

Houston Astros @ Los Angeles Dodgers

Dodger Stadium, Los Angeles, CA

Tue Jun 13 1989, 7:05 PM PDT

Att. 29,073 - Sunny

livebaseballscorecards.com

TOP

Batter	1	2	3	4	5	6	7	8	9	AB	R	H	RBI	BB	SO	LOB
Billy Hatcher, R (1, 7) OBP: 0.275, SLG: 0.320	B B F C X 2-2 ① F9		X 0-0 ① 6-3		B X 1-0 ① F9			B X 1-0 ① G3		4	0	0	0	0	0	0
Gerald Young, S (1, 8) OBP: 0.314, SLG: 0.229	C B C B B C 3-3 ② K		X 0-0 ② F8		C B B X 2-1 ② P4			C B B C X 2-2 S 1B		4	0	1	0	0	1	0
Bill Doran, S (1, 4) OBP: 0.356, SLG: 0.419	C B X 1-1 ③ P4		C B B B B 4-1 S BB		B B C F X 2-2 ③ 6-3			1 SAFE 1 SAFE 1 SAFE B 1 SAFE 1 SAFE 1 SAFE C C 4-2 B 1 SAFE B B 1-2 BB		2	0	0	0	2	0	0
Glenn Davis, R (1, 3) OBP: 0.342, SLG: 0.483		X 0-0 ① P2	1 SAFE B C B C X 2-2 ③ P4 1-2			B B S X 2-1 ① L9		X 0-0 ② F9		4	0	0	0	0	0	3
Ken Caminiti, S (1, 5) OBP: 0.303, SLG: 0.371		B C S B B B 4-2 1B 1B BB		B B B C C B 4-2 4-3 2B BB		B X 1-0 ② P3		F B F F F F F X 1-2 ③ F8		2	2	0	0	2	0	2
Rafael Ramirez, R (1, 6) OBP: 0.291, SLG: 0.322		C B F X 1-2 1B 1-2 1B		1 SAFE 1 SAFE 1 SAFE X 0-0 ① 4-3 1-2		B B X 2-0 ③ F8			C C B X 1-2 ① 5-3	4	0	1	0	0	0	1
Terry Puhl, L (1, 9) OBP: 0.364, SLG: 0.402		B B F X 2-1 ② F8		B C B C B X 3-2 2-H 2B			C B B X 2-1 ① 3-1		X 0-0 1B	4	0	2	1	0	0	2
Craig Biggio, R (1, 2) OBP: 0.338, SLG: 0.419		C B B X 2-1 1-2 2-H 1B		C X 0-1 ② F9			F B X 1-1 ② F8		1 SAFE B 1 SAFE F F X 1-2 ② P6	4	0	1	1	0	0	2
Mike Scott, R (1, 1) OBP: 0.111, SLG: 0.088 Louie Meadows, L (9, PH) OBP: 0.192, SLG: 0.280		F F B F S 1-3 ③ K2-3		X 0-0 ③ 6-3			C S B S 1-3 ③ K		1 SAFE F B S 1 SAFE 1 SAFE S 1-3 ③ K	3 1	0 0	0 0	0 0	0 0	2 1	3 1
Inning Stats	R: 0 E: 0 K: 1 S: 8 H: 0 LOB: 0 BB: 0 P: 14	R: 1 E: 0 K: 1 S: 14 H: 2 LOB: 2 BB: 1 P: 24	R: 0 E: 0 K: 0 S: 6 H: 0 LOB: 1 BB: 1 P: 12	R: 1 E: 0 K: 0 S: 9 H: 1 LOB: 1 BB: 1 P: 16	R: 0 E: 0 K: 0 S: 6 H: 0 LOB: 0 BB: 0 P: 11	R: 0 E: 0 K: 0 S: 4 H: 0 LOB: 0 BB: 0 P: 9	R: 0 E: 0 K: 1 S: 7 H: 0 LOB: 0 BB: 0 P: 11	R: 0 E: 0 K: 0 S: 14 H: 1 LOB: 2 BB: 1 P: 22	R: 0 E: 0 K: 1 S: 10 H: 1 LOB: 1 BB: 0 P: 13	1B: 4 2B: 1 3B: 0 HR: 0 SF: 0 SAC: 0 DP: 0 HBP: 0						

	AB	32
	R	2
	H	5
	RBI	2
	BB	4
	SO	4
	LOB	14

WP: 0 PB: 0 SB: 2 CS: 0 PA: 36

PITCHER		IP	WLS	BF	H	R	ER	SO	BB	IBB	HBP	BLK	WP	HR	S	P	ERA	WHIP
Fernando Valenzuela, L ERA: 4.16	(1, 1)	7.1	W	30	4	2	2	3	4	0	0	0	0	0	60	110	2.46	1.091
Jay Howell, R ERA: 0.98	(8, 1)	1.2	S	6	1	0	0	1	0	0	0	0	0	0	18	22	0.00	0.600

PITCHER	IP	WLS	BF	H	R	ER	SO	BB	IBB	HBP	BLK	WP	HR	S	P	ERA	WHIP

Batter	1	2	3	4	5	6	7	8	9	AB	R	H	RBI	BB	SO	LOB
Kirk Gibson, L (1, 7) OBP: 0.386, SLG: 0.488	B C F B F B X 3-2 HR		C X 0-1 ① 4-3		B B C C F B B 4-2 G6-4-3 BB		I I I I 4-0 S IBB			2	1	1	1	2	0	0
Willie Randolph, R (1, 4) OBP: 0.386, SLG: 0.314	B B B C B 4-1 G4-6-3 BB		B C B X 2-1 ② F9		B 1 SAFE X 1-0 ②③ G6-4-3 1-2f		B B F B C B 4-2 1-2 2-3 BB			2	0	0	0	2	0	1
Eddie Murray, S (1, 3) OBP: 0.348, SLG: 0.387	1 SAFE S F X 0-2 ①② G4-6-3 1-2f		B X 1-0 1B			X 0-0 ① F9	F F X 0-2 ③ F8			4	0	1	0	0	0	4
Mike Davis, L (1, 9) OBP: 0.321, SLG: 0.368 Jose Gonzalez, R (9, 9) OBP: 0.389, SLG: 0.400	B B F B B 4-1 S 1B BB		1 SAFE B C B X 2-1 ③ F9			B X 1-0 HR		C B B X 2-1 ① 4-3		3 0	2 0	1 0	1 0	1 0	0 0	1 0
Mike Scioscia, L (1, 2) OBP: 0.342, SLG: 0.358	1 SAFE B B 2 SAFE B C X 3-1 1-H 1B			C B B X 2-1 ① P4		X 0-0 ② 3-1		X 0-0 ② F8		4	0	1	1	0	0	0
John Shelby, S (1, 8) OBP: 0.242, SLG: 0.204	S X 0-1 ③ F8			B S B S X 2-2 ② P5		S B F S 1-3 ③ K		F F B F S 1-3 ③ K		4	0	0	0	0	2	1
Dave Anderson, R (1, 5) OBP: 0.289, SLG: 0.217		C F F S 0-3 ① K		C B S B F B B 4-2 BB			X 0-0 ① P3			2	0	0	0	1	1	0
Alfredo Griffin, S (1, 6) OBP: 0.245, SLG: 0.270		B F S S X 1-2 ② P6		1 SAFE B 1 SAFE X 1-0 ③ P5			C X 0-1 S SH3-4 1B			3	0	1	0	0	0	1
Fernando Valenzuela, L (1, 1) OBP: 0.045, SLG: 0.045 Jay Howell, R (8, 1)		X 0-0 ③ G3			C B C X 1-2 ① F8		1 SAFE B X 1-0 ② SH3-4 1-2			2 0	0 0	0 0	0 0	0 0	0 0	0 0
Inning Stats	R: 2 H: 2 E: 0 LOB: 1 K: 0 BB: 2 S: 13 P: 27	R: 0 H: 0 E: 0 LOB: 0 K: 1 BB: 0 S: 8 P: 9	R: 0 H: 1 E: 0 LOB: 1 K: 0 BB: 0 S: 7 P: 12	R: 0 H: 0 E: 0 LOB: 1 K: 0 BB: 1 S: 9 P: 18	R: 0 H: 0 E: 0 LOB: 0 K: 0 BB: 1 S: 7 P: 13	R: 1 H: 1 E: 0 LOB: 0 K: 1 BB: 0 S: 6 P: 8	R: 0 H: 1 E: 0 LOB: 3 K: 0 BB: 2 S: 9 P: 18	R: 0 H: 0 E: 0 LOB: 0 K: 1 BB: 0 S: 8 P: 11		1B: 3 SF: 0 2B: 0 SAC: 1 3B: 0 DP: 2 HR: 2 HBP: 0						

PITCHER		IP	WLS	BF	H	R	ER	SO	BB	IBB	HBP	BLK	WP	HR	S	P	ERA	WHIP
Mike Scott, R ERA: 2.41	(1, 1)	8.0	L	33	5	3	3	3	5	1	0	0	0	2	67	116	3.38	1.250

PITCHER	IP	WLS	BF	H	R	ER	SO	BB	IBB	HBP	BLK	WP	HR	S	P	ERA	WHIP

BOTTOM

Houston Astros @ Los Angeles Dodgers

Dodger Stadium, Los Angeles, CA

Tue Jun 13 1989, 7:05 PM PDT

Att. 29,073 - Sunny

livebaseballscorecards.com

AB	26
R	3
H	5
RBI	3
BB	6
SO	3
LOB	8

1B: 3	SF: 0	WP: 0	PA: 33
2B: 0	SAC: 1	PB: 0	
3B: 0	DP: 2	SB: 3	
HR: 2	HBP: 0	CS: 0	

Batter	1	2	3	4	5	6	7	8	9	AB	R	H	RBI	BB	SO	LOB
Billy Hatcher, R (1, 8) OBP: 0.277, SLG: 0.318	B C X 1-1 ① G3			B B B B 4-0 G5-4-3 BB	B B C M B F X 3-2 ①② L7-5 2-3				C B B F F X 2-2 G6-3 1B	1	0	0	0	1	0	0
Gerald Young, S (6, PH) OBP: 0.315, SLG: 0.231 (6, 8)										2	0	1	0	0	0	2
Greg Gross, L (1, 9) OBP: 0.326, SLG: 0.184	B B C F X 2-2 ② G4-3			C F X 0-2 ①② G5-4-3 1-2f	C X 0-1 ③ FC6-4 1-2f				C X 0-1 ①② G6-3 1-2f	4	0	0	0	0	0	3
Bill Doran, S (1, 4) OBP: 0.354, SLG: 0.416	X 0-0 ③ G4-3			B X 1-0 ③ F7			C B C S 1-3 ① K		B X 1-0 1B	4	0	1	0	0	1	0
Glenn Davis, R (1, 3) OBP: 0.337, SLG: 0.475		B B X 2-0 ① G2-3			F B C B F B S 3-3 ① K2-3		C X 0-1 ② G6-3		C S B B B X 3-2 ③ F9	4	0	0	0	0	1	1
Terry Puhl, L (1, 7) OBP: 0.370, SLG: 0.411		C B B X 2-1 ② G3-1			B S C X 1-2 2B		B B C B B 4-1 CS BB			2	0	1	0	1	0	0
Ken Caminiti, S (1, 5) OBP: 0.304, SLG: 0.370		B X 1-0 ③ G3-1			S F X 0-2 ② P2		B B 2-0 ③ CS 1-2	C B F B X 2-2 G5-4-3 1B 1B		3	0	1	0	0	0	1
Rafael Ramirez, R (1, 6) OBP: 0.291, SLG: 0.322			B C X 1-1 ① G3		B X 1-0 ③ G5-3			C F F B X 1-2 G5-4-3 1-2 1B		3	0	1	0	0	0	1
Craig Biggio, R (1, 2) OBP: 0.338, SLG: 0.417			C B X 1-1 ② P5			C B S B B B X 3-2 L7-5 BB 1B		B F B F X 2-2 ①② G5-4-3 1-2f 2-3		3	0	1	0	0	0	2
Bob Knepper, L (1, 1) OBP: 0.250, SLG: 0.238			C B B C S 2-3 ③ K			B F B L B B 4-2 FC6-4 1-2 BB		B B X 2-0 ③ L8		1	0	0	0	1	1	0
Larry Andersen, R (7, 1) OBP: 1.000, SLG: 1.000										0	0	0	0	0	0	0
Louie Meadows, L (7, 7) OBP: 0.185, SLG: 0.269										1	0	0	0	0	0	1

TOP

Houston Astros @ Los Angeles Dodgers

Dodger Stadium, Los Angeles, CA

Wed Jun 14 1989, 7:05 PM PDT

Att. 30,430 - Unknown

livebaseballscorecards.com

AB	28
R	0
H	6
RBI	0
BB	3
SO	3
LOB	11

Inning Stats	1	2	3	4	5	6	7	8	9
	R: 0 H: 0 E: 0 LOB: 0 K: 0 BB: 0 S: 6 P: 9	R: 0 H: 0 E: 0 LOB: 0 K: 0 BB: 0 S: 4 P: 9	R: 0 H: 0 E: 0 LOB: 0 K: 1 BB: 0 S: 7 P: 11	R: 0 H: 0 E: 0 LOB: 0 K: 0 BB: 1 S: 4 P: 9	R: 0 H: 1 E: 0 LOB: 1 K: 1 BB: 0 S: 11 P: 16	R: 0 H: 1 E: 0 LOB: 1 K: 0 BB: 1 S: 11 P: 21	R: 0 H: 0 E: 0 LOB: 0 K: 1 BB: 1 S: 6 P: 13	R: 0 H: 2 E: 0 LOB: 1 K: 0 BB: 0 S: 11 P: 18	R: 0 H: 2 E: 0 LOB: 1 K: 0 BB: 0 S: 10 P: 16

1B: 5 SF: 0
2B: 2 SAC: 0
3B: 0 DP: 4
HR: 0 HBP: 0

WP: 0 PA: 32
PB: 0
SB: 0
CS: 1

PITCHER	IP	WLS	BF	H	R	ER	SO	BB	IBB	HBP	BLK	WP	HR	S	P	ERA	WHIP
Orel Hershiser, R (1, 1) ERA: 2.38	9.0	W	31	6	0	0	3	3	0	0	0	0	0	70	122	0.00	1.000

PITCHER	IP	WLS	BF	H	R	ER	SO	BB	IBB	HBP	BLK	WP	HR	S	P	ERA	WHIP

Batter	1	2	3	4	5	6	7	8	9	AB	R	H	RBI	BB	SO	LOB
Kirk Gibson, L (1, 7) OBP: 0.382, SLG: 0.504	G1-3		K		FC3-6		HR			4	1	1	3	0	1	2
Willie Randolph, R (1, 4) OBP: 0.384, SLG: 0.313	G5-3		L9		P6		FC4-6 1B			4	0	1	0	0	0	2
Jose Gonzalez, R (1, 9) OBP: 0.409, SLG: 0.389	BB			FC4-6 1B	F8		F7			3	0	1	0	1	0	3
Eddie Murray, S (1, 3) OBP: 0.343, SLG: 0.380	F7			P4		P5	P5			4	0	0	0	0	0	3
Jeff Hamilton, R (1, 5) OBP: 0.302, SLG: 0.413		FC5-4 1B		FC4-6 1-2f		2B	FC4-6 1-2f			4	0	2	0	0	0	2
Rick Dempsey, R (1, 2) OBP: 0.303, SLG: 0.222		P5		G4-3		FC6-4 IBB		G1-4-3		3	0	0	0	1	0	2
John Shelby, S (1, 8) OBP: 0.242, SLG: 0.205		K			1B S FC3-6 1B	K		K		4	1	1	0	0	3	3
Dave Anderson, R (1, 6) OBP: 0.291, SLG: 0.211		FC5-4 1-2f			FC3-6 1B 1-2 BB	FC6-4 1-2f		G5-3		2	0	0	0	1	0	3
Alfredo Griffin, S (8, 6) OBP: 0.243, SLG: 0.268										1	0	0	0	0	0	0
Orel Hershiser, R (1, 1) OBP: 0.211, SLG: 0.324			G4-3		FC3-6 1-2 2-3 1B		HR BB			2	1	1	0	1	0	0
Inning Stats	R: 0 E: 0 K: 0 S: 5 H: 0 LOB: 1 BB: 1 P: 10	R: 0 E: 0 K: 1 S: 8 H: 1 LOB: 1 BB: 0 P: 14	R: 0 E: 0 K: 1 S: 9 H: 0 LOB: 0 BB: 0 P: 16	R: 0 E: 0 K: 0 S: 6 H: 1 LOB: 1 BB: 0 P: 8	R: 1 E: 0 K: 0 S: 13 H: 2 LOB: 2 BB: 1 P: 23	R: 0 E: 0 K: 1 S: 6 H: 1 LOB: 2 BB: 1 P: 13	R: 2 E: 0 K: 0 S: 14 H: 2 LOB: 1 BB: 1 P: 20	R: 0 E: 0 K: 1 S: 9 H: 0 LOB: 0 BB: 0 P: 11		1B: 5 2B: 1 3B: 0 HR: 1	SF: 0 SAC: 0 DP: 0 HBP: 0					

PITCHER	IP	WLS	BF	H	R	ER	SO	BB	IBB	HBP	BLK	WP	HR	S	P	ERA	WHIP
Bob Knepper, L (1, 1) ERA: 4.74	6.0	L	28	6	3	3	3	3	1	0	0	0	1	53	94	4.50	1.500
Larry Andersen, R (7, 1) ERA: 0.23	2.0		7	1	0	0	1	0	0	0	0	0	0	17	21	0.00	0.500

PITCHER	IP	WLS	BF	H	R	ER	SO	BB	IBB	HBP	BLK	WP	HR	S	P	ERA	WHIP

BOTTOM

Houston Astros @ Los Angeles Dodgers

Dodger Stadium, Los Angeles, CA

Wed Jun 14 1989, 7:05 PM PDT

Att. 30,430 - Unknown

livebaseballscorecards.com

AB	31
R	3
H	7
RBI	3
BB	4
SO	4
LOB	20

WP: 0 PB: 0 SB: 1 CS: 0 PA: 35

Batter	1	2	3	4	5	6	7	8	9	10	11	AB	R	H	RBI	BB	SO	LOB
Louie Meadows, L (1, 7) OBP: 0.219, SLG: 0.290	K			BLK S 1B 1B	P6			1B			K	5	1	2	0	0	2	1
Craig Biggio, R (1, 2) OBP: 0.333, SLG: 0.410	K			K 1-3		F9		K2-3			1B	5	0	1	0	0	3	2
Bill Doran, S (1, 4) OBP: 0.351, SLG: 0.412	K			1B 3-H 1B		P5			F7		L3 1-2	5	0	1	1	0	1	1
Glenn Davis, R (1, 3) OBP: 0.336, SLG: 0.472		G3		1-2 1B		L7			G6-3			4	0	1	0	0	0	0
Terry Puhl, L (1, 9) OBP: 0.360, SLG: 0.398		K		F9			B5		P5			4	0	0	0	0	1	2
Ken Caminiti, S (1, 5) OBP: 0.299, SLG: 0.364		K		G3-1			G3-1			K		4	0	0	0	0	2	2
Rafael Ramirez, R (1, 6) OBP: 0.290, SLG: 0.321			K	P2			P2			P4		1	0	0	0	0	1	0
Craig Reynolds, L (3, 6) OBP: 0.263, SLG: 0.247												3	0	0	0	0	0	0
Gerald Young, S (1, 8) OBP: 0.318, SLG: 0.237			F7	SH3-4 BB				F8			2B	3	0	1	0	1	0	0
Bob Forsch, R (1, 1) OBP: 0.333, SLG: 0.333			K	SH3-4 1-2				K			F7	1	0	0	0	0	1	0
Ron Washington, R (8, PH)												1	0	0	0	0	1	0
Dan Schatzeder, L (8, 1)												0	0	0	0	0	0	0
Danny Darwin, R (8, 1) OBP: 0.143, SLG: 0.143												0	0	0	0	0	0	0
Greg Gross, L (10, PH) OBP: 0.319, SLG: 0.179												1	0	0	0	0	0	1
Juan Agosto, L (10, 1)												0	0	0	0	0	0	0
Inning Stats	R: 0 E: 0 K: 3 S: 9 H: 0 LOB: 0 BB: 0 P: 16	R: 0 E: 0 K: 2 S: 11 H: 0 LOB: 0 BB: 0 P: 17	R: 0 E: 0 K: 2 S: 9 H: 0 LOB: 0 BB: 0 P: 12	R: 1 E: 0 K: 1 S: 19 H: 3 LOB: 2 BB: 0 P: 26	R: 0 E: 0 K: 0 S: 12 H: 0 LOB: 1 BB: 1 P: 24	R: 0 E: 0 K: 0 S: 6 H: 0 LOB: 0 BB: 0 P: 12	R: 0 E: 0 K: 0 S: 6 H: 0 LOB: 0 BB: 0 P: 9	R: 0 E: 0 K: 2 S: 11 H: 1 LOB: 1 BB: 0 P: 17	R: 0 E: 0 K: 0 S: 6 H: 0 LOB: 0 BB: 0 P: 9	R: 0 E: 0 K: 1 S: 9 H: 1 LOB: 1 BB: 0 P: 12	R: 0 E: 0 K: 1 S: 8 H: 1 LOB: 0 BB: 0 P: 14							

PITCHER		IP	WLS	BF	H	R	ER	SO	BB	IBB	HBP	BLK	WP	HR	S	P	ERA	WHIP
Tim Belcher, R ERA: 3.17	(1, 1)	8.0		29	4	1	1	10	1	0	0	1	0	0	83	133	1.12	0.625
Jay Howell, R ERA: 0.93	(9, 1)	2.0		7	1	0	0	1	0	0	0	0	0	0	15	21	0.00	0.500
John Wetteland, R ERA: 2.4	(11, 1)	1.0	W	3	1	0	0	1	0	0	0	0	0	0	8	14	0.00	1.000

PITCHER	IP	WLS	BF	H	R	ER	SO	BB	IBB	HBP	BLK	WP	HR	S	P	ERA	WHIP

TOP

Houston Astros @ Los Angeles Dodgers

Dodger Stadium, Los Angeles, CA

Thu Jun 15 1989, 7:05 PM PDT

Att. 42,782 - Unknown - 85 F

livebaseballscorecards.com

AB	37
R	1
H	6
RBI	1
BB	1
SO	12
LOB	9

1B: 5	SF: 0	WP: 0	PA: 39
2B: 2	SAC: 1	PB: 0	
3B: 0	DP: 1	SB: 1	
HR: 0	HBP: 0	CS: 0	

Houston Astros @ Los Angeles Dodgers

Dodger Stadium, Los Angeles, CA

Thu Jun 15 1989, 7:05 PM PDT

Att. 42,782 - Unknown - 85 F

livebaseballscorecards.com

BOTTOM

Batter	1	2	3	4	5	6	7	8	9	10	11	AB	R	H	RBI	BB	SO	LOB
Kirk Gibson, L (1, 7) OBP: 0.389, SLG: 0.500	B B B C C F F B 4-2 G3-1 CS BB		C X 0-1 ② FC4-6 1B 1-2f		X 0-0 ③ G3 1-2			S B X 1-1 E4 2-H 1B		C B B B B 4-1 E S BB		3	0	1	0	2	0	2
Willie Randolph, R (1, 4) OBP: 0.388, SLG: 0.313	1 SAFE 1 B X 1-0 ① P2 1-2		B X 1-0 1-3 1B			B B C X 2-1 ① G6-3		B B B B 4-0 BB		1 SAFE B B B B 4-0 1-3 BB		3	0	1	0	2	0	1
Eddie Murray, S (1, 3) OBP: 0.337, SLG: 0.372 John Wetteland, R (11, 1)	B F X 1-1 ② G3-1 2-3		1 SAFE F B S F 1 SAFE X 1-2 ③ G1-3			B F B S S 2-3 ② K		S F F S 0-3 ② K		B B F F X 2-2 ③ L6		5 0	0 0	0 0	0 0	0 0	2 0	7 0
Mike Davis, L (1, 9) OBP: 0.313, SLG: 0.357 Jay Howell, R (9, 1) Franklin Stubbs, L (11, 3) OBP: 0.348, SLG: 0.317	C B X 1-1 ③ F7			C B X 1-1 ① F8		C B X 1-1 ③ P3		F F B B B F S 3-3 ③ K			C S B B B X 2-2 G3 S 1B 1B	4 0 1	0 0 1	0 0 1	0 0 1	0 0 0	1 0 0	3 0 0
Mike Scioscia, L (1, 2) OBP: 0.338, SLG: 0.350		C B B B B 4-1 FC5-4 BB		C B B X 2-1 ② G6-3			F B X 1-1 ① G4-3		C F F X 0-2 ① L8		L 1 L B B B X 3-2 ① G3 1-3	4	0	0	0	1	0	1
Jeff Hamilton, R (1, 5) OBP: 0.304, SLG: 0.409	C B C X 1-2 ① FC5-4 G4-6-3 1-2f			X 0-0 ③ L5			B C S F X 1-2 G4-6-3 1B		X 0-0 ② G4-3		I I I 4-0 1B IBB	4	0	1	0	1	0	1
John Shelby, S (1, 8) OBP: 0.237, SLG: 0.201 Mariano Duncan, R (11, PH) OBP: 0.250, SLG: 0.302	B X 1-0 ②③ G4-6-3 1-2f			F B X 1-1 ① F8			1 SAFE X 0-0 ②③ G4-6-3 1-2f		C F F B B F B F C 3-3 ③ K		X 0-0 1-2 3-H 1B	4 1	0 0	0 1	0 1	0 0	1 0	2 0
Alfredo Griffin, S (1, 6) OBP: 0.250, SLG: 0.269			B X 1-0 ① F9		C X 0-1 BLK 1B			B B B C C B 4-2 E SH1-4 BB		C F S 0-3 ① K		3	1	1	0	1	1	0
Tim Belcher, R (1, 1) OBP: 0.125, SLG: 0.156 Dave Anderson, R (8, PH) OBP: 0.291, SLG: 0.211 Jose Gonzalez, R (9, 9) OBP: 0.391, SLG: 0.368			X 0-0 FC4-6 1B		1 SAFE 1 SAFE B C 1 SAFE L S 1-3 ② K			1 SAFE B 1 SAFE C B 1 SAFE B B X 3-1 ① SH1-4 1-2		B X 1-0 ② F8		2 0 1	0 0 0	1 0 0	0 0 0	0 0 0	1 0 0	1 0 0
Inning Stats	R: 0 H: 0 E: 0 LOB: 1 K: 0 BB: 1 S: 9 P: 16	R: 0 H: 0 E: 0 LOB: 0 K: 0 BB: 1 S: 5 P: 11	R: 0 H: 2 E: 0 LOB: 2 K: 0 BB: 0 S: 9 P: 12	R: 0 H: 0 E: 0 LOB: 0 K: 0 BB: 0 S: 5 P: 8	R: 0 H: 1 E: 0 LOB: 1 K: 1 BB: 0 S: 8 P: 10	R: 0 H: 0 E: 0 LOB: 0 K: 1 BB: 0 S: 7 P: 12	R: 0 H: 1 E: 0 LOB: 0 K: 0 BB: 0 S: 7 P: 9	R: 1 H: 1 E: 1 LOB: 2 K: 2 BB: 2 S: 14 P: 29	R: 0 H: 0 E: 0 LOB: 0 K: 1 BB: 0 S: 11 P: 14	R: 0 H: 0 E: 0 LOB: 2 K: 1 BB: 2 S: 8 P: 19	R: 1 H: 2 E: 0 LOB: 2 K: 0 BB: 1 S: 7 P: 16	1B: 7 SF: 0 2B: 0 SAC: 1 3B: 0 DP: 2 HR: 0 HBP: 0						WP: 0 PA: 43 PB: 0 SB: 2 CS: 1	

	AB	35
	R	2
	H	7
	RBI	1
	BB	7
	SO	6
	LOB	18

PITCHER		IP	WLS	BF	H	R	ER	SO	BB	IBB	HBP	BLK	WP	HR	S	P	ERA	WHIP
Bob Forsch, R ERA: 4.22	(1, 1)	7.0		25	4	0	0	2	2	0	0	1	0	0	50	78	0.00	0.857
Dan Schatzeder, L ERA: 2.1	(8, 1)	0.1		3	1	1	0	0	1	0	0	0	0	0	6	14	0.00	6.000
Danny Darwin, R ERA: 2.44	(8, 1)	1.2		6	0	0	0	3	1	0	0	0	0	0	19	29	0.00	0.600
Juan Agosto, L ERA: 3.0	(10, 1)	1.1	L	9	2	1	1	1	2	1	0	0	0	0	15	35	6.75	3.000

PITCHER	IP	WLS	BF	H	R	ER	SO	BB	IBB	HBP	BLK	WP	HR	S	P	ERA	WHIP

Batter	1	2	3	4	5	6	7	8	9	AB	R	H	RBI	BB	SO	LOB
Lonnie Smith, R (1, 7) OBP: 0.456, SLG: 0.561	G6-3		1B		BB	F9			L7	4	1	1	0	1	0	1
Jeff Treadway, L (1, 4) OBP: 0.325, SLG: 0.403	HR		F7		SF8 1B		G4-1		G4-3	5	2	2	1	0	0	1
Tommy Gregg, L (1, 9) OBP: 0.384, SLG: 0.433	G5-3		F8		1B		F7		FC4-6 1B	5	0	2	1	0	0	1
Dale Murphy, R (1, 8) OBP: 0.310, SLG: 0.360	G5-3			G6-3 SF8 2B	SF8		S E HBP		FC4-6	3	2	1	1	0	0	1
Andres Thomas, R (1, 6) OBP: 0.256, SLG: 0.372		G5-3		G6-3	G6-3		E2 1B			4	0	1	1	0	0	2
Dion James, L (1, 3) OBP: 0.376, SLG: 0.318		F8		BB		K	G3-1			3	0	0	0	1	1	1
Ron Gant, R (1, 5) OBP: 0.230, SLG: 0.312 Jeff Blauser, R (8, 5) OBP: 0.279, SLG: 0.379		HBP		SF8	S 3B 1B			G6-3		2 0	1 0	1 0	1 0	0 0	0 0	0 0
Bruce Benedict, R (1, 2) OBP: 0.280, SLG: 0.225		G5-3		G6-3	L7			K		4	0	0	0	0	1	3
Tom Glavine, L (1, 1) OBP: 0.243, SLG: 0.257 Joe Boever, R (8, 1)			G1-3		G3	K		K		4 0	0 0	1 0	1 0	0 0	1 0	0 0
Inning Stats	R: 1 E: 0 K: 0 S: 6 H: 1 LOB: 0 BB: 0 P: 8	R: 0 E: 0 K: 0 S: 11 H: 0 LOB: 1 BB: 0 P: 14	R: 0 E: 0 K: 0 S: 7 H: 1 LOB: 1 BB: 0 P: 7	R: 1 E: 0 K: 0 S: 7 H: 1 LOB: 1 BB: 1 P: 13	R: 2 E: 0 K: 0 S: 14 H: 2 LOB: 1 BB: 1 P: 26	R: 1 E: 0 K: 1 S: 12 H: 2 LOB: 1 BB: 0 P: 18	R: 1 E: 1 K: 0 S: 10 H: 1 LOB: 1 BB: 0 P: 17	R: 0 E: 0 K: 2 S: 8 H: 0 LOB: 0 BB: 0 P: 12	R: 0 E: 0 K: 0 S: 12 H: 1 LOB: 1 BB: 0 P: 17	1B: 6 2B: 1 3B: 1 HR: 1	SF: 2 SAC: 0 DP: 0 HBP: 2						

PITCHER		IP	WLS	BF	H	R	ER	SO	BB	IBB	HBP	BLK	WP	HR	S	P	ERA	WHIP
Tim Leary, R ERA: 3.2	(1, 1)	5.0	L	23	5	4	4	0	2	0	1	0	0	1	45	68	7.20	1.400
Tim Crews, R ERA: 2.81	(6, 1)	2.0		10	3	2	2	1	0	0	1	0	0	0	22	35	9.00	1.500
Alejandro Pena, R ERA: 2.97	(8, 1)	2.0		7	1	0	0	2	0	0	0	0	0	0	20	29	0.00	0.500

PITCHER	IP	WLS	BF	H	R	ER	SO	BB	IBB	HBP	BLK	WP	HR	S	P	ERA	WHIP

TOP

Atlanta Braves @ Los Angeles Dodgers

Dodger Stadium, Los Angeles, CA

Fri Jun 16 1989, 7:05 PM PDT

Att. 33,372 - Unknown

livebaseballscorecards.com

AB	34
R	6
H	9
RBI	6
BB	2
SO	3
LOB	10

WP: 0	PB: 0	SB: 2	CS: 0
PA: 40			

Batter	1	2	3	4	5	6	7	8	9	AB	R	H	RBI	BB	SO	LOB
Kirk Gibson, L (1, 7) OBP: 0.386, SLG: 0.493	C F B S 1-3 K ①		B C L B F F F F F 2-3 S K ①		F X 0-1 1B 1B			B F C B F B X 3-2 F9 ①		4	0	1	0	0	2	2
Willie Randolph, R (1, 4) OBP: 0.390, SLG: 0.316	M F B X 1-2 F7 ②		B X 1-0 G4-3 ② 1-2 2-3		C B 1 SAFE S B 1 SAFE 1 SAFE B X 3-2 1-3 1B			B C F X 1-2 1B 1B		4	0	2	0	0	0	2
Jose Gonzalez, R (1, 9) OBP: 0.370, SLG: 0.348	F B X 1-1 FC6-4 1B		F S B B X 2-2 E1 2-3 3-H		C B S S 1-3 K ③			B C X 1-1 F9 ②		4	0	1	0	0	1	4
Eddie Murray, S (1, 3) OBP: 0.336, SLG: 0.370	1 SAFE B 1 SAFE 1 SAFE B X 2-0 FC6-4 ③ 1-2f		X 0-0 G6-3 ③			X 0-0 G6-3 ①		B X 1-0 1-2 1B		4	0	1	0	0	0	3
Jeff Hamilton, R (1, 5) OBP: 0.299, SLG: 0.401		B B F F X 2-2 L7 ①		X 0-0 L8 ①		B F F B S 2-3 K ②		B X 1-0 P4 ③		4	0	0	0	0	1	2
Rick Dempsey, R (1, 2) OBP: 0.290, SLG: 0.211 Franklin Stubbs, L (9, PH) OBP: 0.340, SLG: 0.310		C B B B X 3-1 P6 ②		B S B F B S 3-3 K ②		C S B C 1-3 K ③			C B S C 1-3 K ①	3 1	0 0	0 0	0 0	0 0	2 1	0 0
John Shelby, S (1, 8) OBP: 0.233, SLG: 0.197		B B X 2-0 G4-3 ③		B C B X 2-1 G5-3 ③			B F B S C 2-3 K ①		X 0-0 F8 ②	4	0	0	0	0	1	0
Alfredo Griffin, S (1, 6) OBP: 0.256, SLG: 0.275			C X 0-1 G4-3 1B E 1B		C B F S 1-3 K ①		C X 0-1 G6-4-3 1B		X 0-0 F8 ③	4	1	2	0	0	1	0
Tim Leary, R (1, 1) OBP: 0.040, SLG: 0.040 Dave Anderson, R (5, PH) OBP: 0.287, SLG: 0.208 Tim Crews, R (6, 1) Tracy Woodson, R (7, PH) Alejandro Pena, R (8, 1)			1 SAFE L B L 1 SAFE X 1-2 E G4-3 1B 1-2		C B B X 2-1 G4-3 ②		X 0-0 G6-4-3 ② ③ 1-2f			1 1 0 1 0	0 0 0 0 0	1 0 0 0 0	0 0 0 0 0	0 0 0 0 0	0 0 0 0 0	0 0 0 1 0

Inning Stats	1	2	3	4	5	6	7	8	9
	R: 0 H: 1 E: 0 LOB: 1 K: 1 BB: 0 S: 9 P: 14	R: 0 H: 0 E: 0 LOB: 0 K: 0 BB: 0 S: 6 P: 13	R: 1 H: 2 E: 1 LOB: 2 K: 1 BB: 0 S: 19 P: 24	R: 0 H: 0 E: 0 LOB: 0 K: 1 BB: 0 S: 6 P: 11	R: 0 H: 2 E: 0 LOB: 2 K: 2 BB: 0 S: 13 P: 20	R: 0 H: 0 E: 0 LOB: 0 K: 2 BB: 0 S: 7 P: 10	R: 0 H: 1 E: 0 LOB: 0 K: 1 BB: 0 S: 6 P: 8	R: 0 H: 2 E: 0 LOB: 2 K: 0 BB: 0 S: 11 P: 18	R: 0 H: 0 E: 0 LOB: 0 K: 1 BB: 0 S: 5 P: 6

PITCHER		IP	WLS	BF	H	R	ER	SO	BB	IBB	HBP	BLK	WP	HR	S	P	ERA	WHIP
Tom Glavine, L ERA: 3.2	(1, 1)	7.2	W	31	8	1	0	8	0	0	0	0	0	0	76	116	0.00	1.043
Joe Boever, R ERA: 2.36	(8, 1)	1.1		4	0	0	0	1	0	0	0	0	0	0	6	8	0.00	0.000

PITCHER	IP	WLS	BF	H	R	ER	SO	BB	IBB	HBP	BLK	WP	HR	S	P	ERA	WHIP

BOTTOM

Atlanta Braves @ Los Angeles Dodgers

Dodger Stadium, Los Angeles, CA

Fri Jun 16 1989, 7:05 PM PDT

Att. 33,372 - Unknown

livebaseballscorecards.com

AB	35
R	1
H	8
RBI	0
BB	0
SO	9
LOB	14

1B: 8	SF: 0	WP: 0	PA: 35
2B: 0	SAC: 0	PB: 0	
3B: 0	DP: 1	SB: 0	
HR: 0	HBP: 0	CS: 0	

Batter	1	2	3	4	5	6	7	8	9	AB	R	H	RBI	BB	SO	LOB
Lonnie Smith, R (1, 7) OBP: 0.447, SLG: 0.547	S B F B X 2-2 ① G4-3		X 0-0 ③ G4-3		C C F B X 1-2 ③ G5-3			S X 0-1 E6 FC1-6 2-3		4	0	0	0	0	0	2
Jeff Treadway, L (1, 4) OBP: 0.324, SLG: 0.400	C B X 1-1 ② G3			B X 1-0 G3 1B		B F X 1-1 ① G3-1		C 1 SAFE X 0-1 ② FC1-6 FC4-6 1-2f 3-H		4	0	1	1	0	0	1
Tommy Gregg, L (1, 9) OBP: 0.379, SLG: 0.426	C C B X 1-2 FC5-4 1B			X 0-0 ① G3 1-2		C B F F B F F B X 3-2 ② F9		C X 0-1 ③ FC4-6 1-2f		4	0	1	0	0	0	2
Dale Murphy, R (1, 8) OBP: 0.306, SLG: 0.354	X 0-0 ③ FC5-4 1-2f			B B C S S K		B F B X 2-1 ③ P4			S F X 0-2 ① P2	4	0	0	0	0	1	2
Andres Thomas, R (1, 6) OBP: 0.252, SLG: 0.366		C B F F X 1-2 ① G2-3		F B X 1-1 ③ G4-3			C B X 1-1 ① G1-3		B C B S X 2-2 ② G4-3	4	0	0	0	0	0	1
Dion James, L (1, 3) OBP: 0.374, SLG: 0.335		B C S B X 2-2 ② G6-3			F M F B F X 1-2 HR		F B F S 1-3 ② K		S F B B X 2-2 ③ G4-3	4	1	1	1	0	1	0
Ron Gant, R (1, 5) OBP: 0.232, SLG: 0.312 Paul Assenmacher, L (7, 1) Joe Boever, R (8, 1)		B F B S F X 2-2 ③ G4-3			F X 0-1 G5-6-3 1B		X 0-0 ③ G5-3			3 0 0	0 0 0	1 0 0	0 0 0	0 0 0	0 0 0	0 0 0
Bruce Benedict, R (1, 2) OBP: 0.282, SLG: 0.243			C X 0-1 ① G5-3		C 1 SAFE B 1 SAFE 1 SAFE B X 2-1 ① G5-6-3 1-2			B C X 1-1 E FC1-6 2B		3	1	1	0	0	0	1
Pete Smith, R (1, 1) OBP: 0.250, SLG: 0.235 Jeff Blauser, R (7, 5) OBP: 0.277, SLG: 0.376			C X 0-1 ② G4-3		X 0-0 ② G6-3			X 0-0 ① B1-3		2 1	0 0	0 0	0 0	0 0	0 0	1 1
Inning Stats	R: 0 E: 0 K: 0 S: 9 H: 1 LOB: 1 BB: 0 P: 13	R: 0 E: 0 K: 0 S: 11 H: 0 LOB: 0 BB: 0 P: 16	R: 0 E: 0 K: 0 S: 5 H: 0 LOB: 0 BB: 0 P: 5	R: 0 E: 0 K: 1 S: 7 H: 1 LOB: 1 BB: 0 P: 11	R: 1 E: 0 K: 0 S: 14 H: 2 LOB: 1 BB: 0 P: 18	R: 0 E: 0 K: 0 S: 10 H: 0 LOB: 0 BB: 0 P: 16	R: 0 E: 0 K: 1 S: 6 H: 0 LOB: 0 BB: 0 P: 8	R: 1 E: 1 K: 0 S: 9 H: 1 LOB: 1 BB: 0 P: 10	R: 0 E: 0 K: 0 S: 9 H: 0 LOB: 0 BB: 0 P: 13	1B: 3 2B: 1 3B: 0 HR: 1	SF: 0 SAC: 0 DP: 0 HBP: 0					

PITCHER		IP	WLS	BF	H	R	ER	SO	BB	IBB	HBP	BLK	WP	HR	S	P	ERA	WHIP
Mike Morgan, R ERA: 1.55	(1, 1)	8.0	L	30	5	2	1	2	0	0	0	0	0	1	71	97	1.12	0.625
John Wetteland, R ERA: 2.25	(9, 1)	1.0		3	0	0	0	0	0	0	0	0	0	0	9	13	0.00	0.000

PITCHER	IP	WLS	BF	H	R	ER	SO	BB	IBB	HBP	BLK	WP	HR	S	P	ERA	WHIP

TOP

Atlanta Braves @ Los Angeles Dodgers

Dodger Stadium, Los Angeles, CA

Sat Jun 17 1989, 7:05 PM PDT

Att. 42,940 - Unknown

livebaseballscorecards.com

AB	33
R	2
H	5
RBI	2
BB	0
SO	2
LOB	11

1B: 3	SF: 0	WP: 0	PA: 33						
2B: 1	SAC: 0	PB: 0							
3B: 0	DP: 0	SB: 0							
HR: 1	HBP: 0	CS: 0							

BOTTOM

Atlanta Braves @ Los Angeles Dodgers

Dodger Stadium, Los Angeles, CA

Sat Jun 17 1989, 7:05 PM PDT

Att. 42,940 - Unknown

livebaseballscorecards.com

Batter	1	2	3	4	5	6	7	8	9	AB	R	H	RBI	BB	SO	LOB
Kirk Gibson, L (1, 7) OBP: 0.376, SLG: 0.479	G4-3		G3			F8		F6		4	0	0	0	0	0	1
Willie Randolph, R (1, 4) OBP: 0.391, SLG: 0.323	CS 1B		K			P6		2-H 2B		4	0	2	1	0	1	0
Eddie Murray, S (1, 3) OBP: 0.334, SLG: 0.365	K 1-2			K		K		BB		3	0	0	0	1	3	1
Mike Davis, L (1, 9) OBP: 0.308, SLG: 0.351		F9		G4-3			G5-3	K		2	0	0	0	0	0	0
Jose Gonzalez, R (7, PH) OBP: 0.357, SLG: 0.333 (8, 9)										1	0	0	0	0	0	0
Franklin Stubbs, L (8, PH) OBP: 0.333, SLG: 0.302										1	0	0	0	0	1	2
John Wetteland, R (9, 1)										0	0	0	0	0	0	0
Mike Scioscia, L (1, 2) OBP: 0.346, SLG: 0.351		FC3-6 BB		G6-3			1B		FC3-6 BB	2	0	1	0	2	0	0
Dave Anderson, R (9, PR) OBP: 0.287, SLG: 0.208										0	0	0	0	0	0	0
Jeff Hamilton, R (1, 5) OBP: 0.293, SLG: 0.393		FC3-6 1B 1-2f			G6-3		L7		1 SAFE K	4	0	0	0	0	1	3
John Shelby, S (1, 8) OBP: 0.233, SLG: 0.198		1-3 1B			K		F7		FC3-6 1B 1-2f	4	0	1	0	0	1	2
Alfredo Griffin, S (1, 6) OBP: 0.263, SLG: 0.281		F7			1B			P4	1 SAFE 1B 1-2	4	0	2	0	0	0	2
Mike Morgan, R (1, 1) OBP: 0.080, SLG: 0.080			G3		G4-3			2B	K	2	0	0	0	0	0	1
Mariano Duncan, R (8, PH) OBP: 0.258, SLG: 0.323 (9, 9)										2	1	1	0	0	1	2

Inning Stats	1	2	3	4	5	6	7	8	9
R	0	0	0	0	0	0	0	1	0
E	0	0	0	0	0	0	0	0	0
K	1	0	1	1	0	1	0	1	2
S	9	7	9	6	10	10	10	12	17
H	1	1	0	0	1	0	1	2	1
LOB	0	2	0	0	1	0	1	2	2
BB	0	1	0	0	0	0	0	1	1
P	14	13	14	10	15	17	13	23	25

1B	5
2B	2
3B	0
HR	0
SF	0
SAC	0
DP	0
HBP	0
WP	0
PB	0
SB	0
CS	1
PA	36

AB	33
R	1
H	7
RBI	1
BB	3
SO	8
LOB	14

PITCHER		IP	WLS	BF	H	R	ER	SO	BB	IBB	HBP	BLK	WP	HR	S	P	ERA	WHIP
Pete Smith, R ERA: 4.7	(1, 1)	6.0	W	21	3	0	0	5	1	0	0	0	0	0	51	83	0.00	0.667
Paul Assenmacher, L ERA: 3.38	(7, 1)	1.2		7	2	1	1	0	0	0	0	0	0	0	17	24	5.40	1.200
Joe Boever, R ERA: 2.27	(8, 1)	1.1	S	8	2	0	0	3	2	0	0	0	0	0	22	37	0.00	3.000

PITCHER	IP	WLS	BF	H	R	ER	SO	BB	IBB	HBP	BLK	WP	HR	S	P	ERA	WHIP

Batter	1	2	3	4	5	6	7	8	9	AB	R	H	RBI	BB	SO	LOB
Lonnie Smith, R (1, 7) OBP: 0.443, SLG: 0.545	G6-3		F8			F8		2B		4	1	1	0	0	0	0
Jeff Blauser, R (1, 4) OBP: 0.283, SLG: 0.387	K		1B			G6-3		E 2B		4	0	2	2	0	1	0
Andres Thomas, R (1, 6) OBP: 0.252, SLG: 0.376	HR		F9			K		E6		4	1	1	1	0	1	2
Dale Murphy, R (1, 8) OBP: 0.302, SLG: 0.349	P6			G5-3			G5-3	G6-4-3		4	0	0	0	0	0	2
Geronimo Berroa, R (1, 9) OBP: 0.347, SLG: 0.417		1B		F8			K		K	3	0	1	0	0	1	0
Tommy Gregg, L (9, PH) OBP: 0.375, SLG: 0.421										1	0	0	0	0	1	0
Ron Gant, R (1, 5) OBP: 0.233, SLG: 0.309		BB		G6-3			E5		1B	2	0	0	0	1	0	0
Jeff Treadway, L (9, PH) OBP: 0.327, SLG: 0.403										1	0	1	0	0	0	0
Jody Davis, R (1, 2) OBP: 0.243, SLG: 0.239		F8			G5-3		L5		K	3	0	0	0	0	0	2
José Álvarez, R (7, 1)										0	0	0	0	0	0	0
Darrell Evans, L (9, PH) OBP: 0.292, SLG: 0.326										1	0	0	0	0	1	1
Dion James, L (1, 3) OBP: 0.371, SLG: 0.333		F8			B2-3			2B 2B 1B	L7	4	1	1	0	0	0	2
Zane Smith, L (1, 1) OBP: 0.160, SLG: 0.160			G4-3		G3-1			P4		2	0	0	0	0	0	0
John Russell, R (7, 2) OBP: 0.146, SLG: 0.128										1	0	0	0	0	0	1
Inning Stats	R: 1 H: 1 E: 0 LOB: 0 K: 1 BB: 0 S: 12 P: 18	R: 0 H: 1 E: 0 LOB: 1 K: 0 BB: 1 S: 5 P: 11	R: 0 H: 1 E: 0 LOB: 1 K: 0 BB: 0 S: 7 P: 9	R: 0 H: 0 E: 0 LOB: 0 K: 0 BB: 0 S: 4 P: 5	R: 0 H: 0 E: 0 LOB: 0 K: 0 BB: 0 S: 5 P: 6	R: 0 H: 0 E: 0 LOB: 0 K: 1 BB: 0 S: 10 P: 14	R: 0 H: 0 E: 1 LOB: 1 K: 1 BB: 0 S: 13 P: 17	R: 2 H: 3 E: 1 LOB: 1 K: 0 BB: 0 S: 15 P: 24	R: 0 H: 1 E: 0 LOB: 1 K: 2 BB: 0 S: 13 P: 19	1B: 4 SF: 0 2B: 2 SAC: 0 3B: 0 DP: 1 HR: 1 HBP: 0						WP: 1 PA: 35 PB: 0 SB: 0 CS: 1

PITCHER		IP	WLS	BF	H	R	ER	SO	BB	IBB	HBP	BLK	WP	HR	S	P	ERA	WHIP
Fernando Valenzuela, L ERA: 4.12	(1, 1)	7.1	W	29	6	3	3	3	1	0	0	0	1	1	69	102	3.68	0.955
Jay Howell, R ERA: 0.89	(8, 1)	1.2	S	6	1	0	0	2	0	0	0	0	0	0	15	21	0.00	0.600

PITCHER	IP	WLS	BF	H	R	ER	SO	BB	IBB	HBP	BLK	WP	HR	S	P	ERA	WHIP

TOP

Atlanta Braves @ Los Angeles Dodgers

Dodger Stadium, Los Angeles, CA

Sun Jun 18 1989, 3:33 AM PDT

Att. 43,050 - Unknown

livebaseballscorecards.com

AB	34
R	3
H	7
RBI	3
BB	1
SO	5
LOB	10

Batter	1	2	3	4	5	6	7	8	9	AB	R	H	RBI	BB	SO	LOB
Mariano Duncan, R (1, 4) OBP: 0.271, SLG: 0.362	C F B X 1-2 G4-3 1B		B S B X 2-1 SF9 3B 3-H		B X 1-0 ① F8	B B C X 2-1 ③ F7				4	1	2	1	0	0	0
Jose Gonzalez, R (1, 9) OBP: 0.344, SLG: 0.333	1 SAFE C B 1 SAFE X 1-1 ① G4-3 1-2		B B B C X 3-1 ② SF9 3-H		X 0-0 BB WP 1B		C X 0-1 ① P2			3	1	1	1	0	0	1
Kirk Gibson, L (1, 7) OBP: 0.391, SLG: 0.493	B F B S T F B B 4-2 G4-6-3 BB		F X 0-1 S 1B		1 SAFE B 1 SAFE B 1 SAFE F 1 SAFE F B 1 SAFE 4-2 1 SAFE B B E1 SF9 1-H BB		S B B X 2-1 2B			2	1	2	0	2	0	0
Eddie Murray, S (1, 3) OBP: 0.337, SLG: 0.362	C X 0-1 ② ③ G4-6-3 1-2f		1 SAFE B B F B B 4-1 1-2 BB		B B B B 4-0 BB		C B B S F B S 3-3 ② K			2	0	0	0	2	1	3
Jeff Hamilton, R (1, 5) OBP: 0.288, SLG: 0.387 Jay Howell, R (8, 1)	X 0-0 ① F9	B B X 2-0 ③ F8	X 0-0 ② SF9 3-H			B C X 1-1 ③ F8				3 0	0 0	0 0	1 0	0 0	0 0	3 0
Mike Scioscia, L (1, 2) OBP: 0.344, SLG: 0.349	C B F B X 2-2 ② G6-3	S S B F C 1-3 ① K	C 1 SAFE B B 1 SAFE X 2-1 ③ G3			X 0-0 G3-6 1B				4	0	1	0	0	1	1
John Shelby, S (1, 8) OBP: 0.234, SLG: 0.204	B C X 1-1 ③ L7	B F B F C 2-3 ② K				C X 0-1 G4-3 CS 2B	1 SAFE F L C 0-3 ① K			4	1	1	0	0	2	1
Alfredo Griffin, S (1, 6) OBP: 0.268, SLG: 0.299			B C X 1-1 3B 3B C B B B F X 3-2 FC4-6 1B			B F X 1-1 ① G4-3 2-3	F B C 1 SAFE 1 SAFE X 1-2 ② ③ G3-6 1-2f			4	1	2	0	0	0	2
Fernando Valenzuela, L (1, 1) OBP: 0.040, SLG: 0.040 Dave Anderson, R (8, 5) OBP: 0.287, SLG: 0.208			S X 0-1 ① G1-3 S X 0-1 ③ FC4-6 1-2f			B B X 2-0 ② G6-3 3-H				3 0	0 0	0 0	0 0	0 0	0 0	2 0
Inning Stats	R: 0 E: 0 K: 0 S: 11 H: 1 LOB: 1 BB: 1 P: 17	R: 0 E: 0 K: 0 S: 6 H: 0 LOB: 0 BB: 0 P: 9	R: 2 E: 0 K: 0 S: 13 H: 3 LOB: 2 BB: 1 P: 24	R: 0 E: 0 K: 2 S: 13 H: 1 LOB: 1 BB: 0 P: 19	R: 2 E: 1 K: 0 S: 7 H: 1 LOB: 1 BB: 2 P: 18	R: 1 E: 0 K: 0 S: 7 H: 1 LOB: 0 BB: 0 P: 12	R: 0 E: 0 K: 1 S: 10 H: 1 LOB: 1 BB: 0 P: 16	R: 0 E: 0 K: 1 S: 7 H: 1 LOB: 0 BB: 0 P: 8		1B: 5 2B: 2 3B: 2 HR: 0	SF: 2 SAC: 0 DP: 2 HBP: 0					

PITCHER	IP	WLS	BF	H	R	ER	SO	BB	IBB	HBP	BLK	WP	HR	S	P	ERA	WHIP
Zane Smith, L (1, 1) ERA: 4.45	6.0	L	28	7	5	3	2	4	0	0	0	1	0	57	99	4.50	1.833
José Álvarez, R (7, 1) ERA: 2.51	2.0		7	2	0	0	2	0	0	0	0	0	0	17	24	0.00	1.000

PITCHER	IP	WLS	BF	H	R	ER	SO	BB	IBB	HBP	BLK	WP	HR	S	P	ERA	WHIP

BOTTOM

Atlanta Braves @ Los Angeles Dodgers

Dodger Stadium, Los Angeles, CA

Sun Jun 18 1989, 3:33 AM PDT

Att. 43,050 - Unknown

livebaseballscorecards.com

AB	29
R	5
H	9
RBI	3
BB	4
SO	4
LOB	13

Batter	1	2	3	4	5	6	7	8	9	AB	R	H	RBI	BB	SO	LOB
Kirk Gibson, L (1, 7) OBP: 0.388, SLG: 0.483	B X 1-0 ① G4-3		C C S 0-3 ③ K		I I I 4-0 IBB		F F B S 1-3 ③ K			3	0	0	0	1	2	1
Willie Randolph, R (1, 4) OBP: 0.386, SLG: 0.318	C C X 0-2 ② F8			C F X 0-2 ① F8	B B B 1 SAFE C X 3-1 ③ L7			F B X 1-1 ① G6-3		4	0	0	0	0	0	3
Eddie Murray, S (1, 3) OBP: 0.336, SLG: 0.360	C X 0-1 1B			C X 0-1 ② F7		X 0-0 ① G4-3		C F S 0-3 ② K		4	0	1	0	0	1	0
Mike Davis, L (1, 9) OBP: 0.313, SLG: 0.378	F C S 0-3 ③ K			C X 0-1 E S 1B		C X 0-1 HR		B X 1-0 ③ G6-3		4	1	2	1	0	1	1
Mike Scioscia, L (1, 2) OBP: 0.342, SLG: 0.344		B B B C B 4-1 G5-4-3 BB		C 1 SAFE B B B S S 3-3 ③ K 1-3		B B X 2-0 ② G5-3			B C B B C F X 3-2 ① G6-3	3	0	0	0	1	1	1
Jeff Hamilton, R (1, 5) OBP: 0.291, SLG: 0.399		X 0-0 ① ② G5-4-3 1-2f			F S X 0-2 ① G5-3	X 0-0 PO 2B			X 0-0 2B	4	0	2	0	0	0	1
John Shelby, S (1, 8) OBP: 0.234, SLG: 0.201		S F C 0-3 ③ K			B F B S B B 4-2 SH5-4 BB	C B C 2 SAFE 1-2 ③ PO 2-3	S T B F S 1-3 ① K		B F S X 1-2 ② G6-3	3	0	0	0	1	2	1
Alfredo Griffin, S (1, 6) OBP: 0.274, SLG: 0.300			S F S 0-3 ① K		1 SAFE B 1 SAFE 1 SAFE B 1 SAFE B 1 SAFE B 4-0 SH5-4 1-2 BB		C B F X 1-2 1B		C S B X 1-2 ③ P6	3	0	1	0	1	1	1
Orel Hershiser, R (1, 1) OBP: 0.205, SLG: 0.316 Franklin Stubbs, L (7, PH) OBP: 0.327, SLG: 0.295 Alejandro Pena, R (7, 1)			X 0-0 ② G4-3		X 0-0 ② SH5-4 1-2 2-3		F B X 1-1 ② P2			1 1 0	0 0 0	0 0 0	0 0 0	0 0 0	0 0 0	0 1 0
Inning Stats	R: 0 E: 0 K: 1 S: 9 H: 1 LOB: 1 BB: 0 P: 10	R: 0 E: 0 K: 1 S: 5 H: 0 LOB: 0 BB: 1 P: 9	R: 0 E: 0 K: 2 S: 7 H: 0 LOB: 0 BB: 0 P: 7	R: 0 E: 0 K: 1 S: 10 H: 1 LOB: 1 BB: 0 P: 13	R: 0 E: 0 K: 0 S: 8 H: 0 LOB: 3 BB: 3 P: 23	R: 1 E: 0 K: 0 S: 7 H: 2 LOB: 0 BB: 0 P: 10	R: 0 E: 0 K: 2 S: 12 H: 1 LOB: 1 BB: 0 P: 16	R: 0 E: 0 K: 1 S: 6 H: 0 LOB: 0 BB: 0 P: 8	R: 0 E: 0 K: 0 S: 11 H: 1 LOB: 1 BB: 0 P: 16	1B: 3 2B: 2 3B: 0 HR: 1 SF: 0 SAC: 1 DP: 1 HBP: 0						

PITCHER	IP	WLS	BF	H	R	ER	SO	BB	IBB	HBP	BLK	WP	HR	S	P	ERA	WHIP
Eric Show, R (1, 1) ERA: 3.92	9.0	W	35	6	1	1	8	3	1	0	0	0	1	75	112	1.00	1.000

PITCHER	IP	WLS	BF	H	R	ER	SO	BB	IBB	HBP	BLK	WP	HR	S	P	ERA	WHIP

TOP

Los Angeles Dodgers @ San Diego Padres

Jack Murphy Stadium, San Diego, CA

Mon Jun 19 1989, 10:05 PM EDT

Att. 27,282 - Unknown

livebaseballscorecards.com

AB	30
R	1
H	6
RBI	1
BB	4
SO	8
LOB	10

WP: 0 PA: 36
PB: 0
SB: 1
CS: 0

Los Angeles Dodgers @ San Diego Padres

Jack Murphy Stadium, San Diego, CA

Mon Jun 19 1989, 10:05 PM EDT

Att. 27,282 - Unknown

livebaseballscorecards.com

BOTTOM

Batter	1	2	3	4	5	6	7	8	9	AB	R	H	RBI	BB	SO	LOB
Shawn Abner, R (1, 7) OBP: 0.190, SLG: 0.333	B F C C 1-3 K ①		B X 1-0 G5-3 2-3f ②③		C X 0-1 1-H 2-H HR		C F X 0-2 F9 ①			4	1	1	3	0	1	2
Roberto Alomar, S (1, 4) OBP: 0.305, SLG: 0.301	C C B B F S 2-3 K ②			C B B X 2-1 F8 ①	L C B F S 1-3 K ③		F B B X 2-1 F8 ②			4	0	0	0	0	2	0
Tony Gwynn, L (1, 9) OBP: 0.407, SLG: 0.477	B C X 1-1 G4-3 ③			B X 1-0 1B		B X 1-0 HR 1B	B C F B X 2-2 F7 ③			4	1	2	0	0	0	0
Jack Clark, R (1, 3) OBP: 0.390, SLG: 0.377		C B B C X 2-2 G5-3 ①		C 1 SAFE F S 0-3 K ②		X 0-0 1-H HR		B B C B S B 4-2 BB		3	1	1	2	1	1	1
Marvell Wynne, L (1, 8) OBP: 0.309, SLG: 0.411		C B S B B X 3-2 G3-1 ②		F 1 SAFE B F 1 SAFE S 1-3 K ③		B X 1-0 P2 ①		C C 1 SAFE F S 0-3 K ①		4	0	0	0	0	2	2
Garry Templeton, S (1, 6) OBP: 0.276, SLG: 0.336		B C X 1-1 G4-3 ③			S B S F B X 2-2 F7 ①	X 0-0 2B		1 SAFE X 0-0 P5 ②		4	0	1	0	0	0	1
Benito Santiago, R (1, 2) OBP: 0.264, SLG: 0.360			C X 0-1 G5-3 SH 1B		S X 0-1 F7 ②	C B C B S 2-3 K ②		B X 1-0 F8 ③		4	0	1	0	0	1	2
Luis Salazar, R (1, 5) OBP: 0.272, SLG: 0.343			1 SAFE C I S 0-3 K ①		B B C F X 2-2 E4 1B HR	B B I I 4-0 IBB				2	1	0	0	1	1	1
Eric Show, R (1, 1) OBP: 0.235, SLG: 0.242			M X 0-1 SH 1-2		C B S B X 2-2 1-2 HR 1B	B F S S 1-3 K ③				2	1	1	0	0	1	2

Inning Stats	1	2	3	4	5	6	7	8	9
	R: 0 E: 0 K: 2 S: 9 H: 0 LOB: 0 BB: 0 P: 13	R: 0 E: 0 K: 0 S: 8 H: 0 LOB: 0 BB: 0 P: 14	R: 0 E: 1 K: 1 S: 8 H: 1 LOB: 1 BB: 0 P: 9	R: 0 E: 0 K: 2 S: 9 H: 1 LOB: 1 BB: 0 P: 13	R: 3 E: 1 K: 1 S: 18 H: 2 LOB: 0 BB: 0 P: 25	R: 2 E: 0 K: 2 S: 10 H: 3 LOB: 2 BB: 1 P: 19	R: 0 E: 0 K: 0 S: 8 H: 0 LOB: 0 BB: 0 P: 12	R: 0 E: 0 K: 1 S: 8 H: 0 LOB: 1 BB: 1 P: 13	

	AB	31
	R	5
	H	7
	RBI	5
	BB	2
	SO	9
	LOB	11

	1B: 4	SF: 0	WP: 0	PA: 34
	2B: 1	SAC: 1	PB: 0	
	3B: 0	DP: 1	SB: 0	
	HR: 2	HBP: 0	CS: 0	

PITCHER		IP	WLS	BF	H	R	ER	SO	BB	IBB	HBP	BLK	WP	HR	S	P	ERA	WHIP
Orel Hershiser, R ERA: 2.42	(1, 1)	6.0	L	27	7	5	2	8	0	1	0	0	0	2	62	93	3.00	1.167
Alejandro Pena, R ERA: 2.8	(7, 1)	2.0		7	0	0	0	1	1	0	0	0	0	0	16	25	0.00	0.500

PITCHER	IP	WLS	BF	H	R	ER	SO	BB	IBB	HBP	BLK	WP	HR	S	P	ERA	WHIP

Batter	1	2	3	4	5	6	7	8	9	AB	R	H	RBI	BB	SO	LOB
Jose Gonzalez, R (1, 8) OBP: 0.333, SLG: 0.355	C S B B X 2-2 ① F7		B B S B X 3-1 ③ F7			B C X 1-1 ① G4-3		L B C X 1-2 1B 2B		4	0	1	0	0	0	0
Willie Randolph, R (1, 4) OBP: 0.387, SLG: 0.320	B B C F X 2-2 ② P4			B S B S B F X 3-2 ① G6-3		X 0-0 FC5-4 1B		C B X 1-1 2-3 1B		4	0	2	0	0	0	0
Kirk Gibson, L (1, 7) OBP: 0.379, SLG: 0.471	B C X 1-1 ③ G3			B B B X 3-0 ② F8		B 1 SAFE S 1 SAFE B 1 SAFE X 2-1 ② F8		B B B C 1 SAFE C C 3-3 ③ K		4	0	0	0	0	1	3
Eddie Murray, S (1, 3) OBP: 0.331, SLG: 0.355		C B B S S 2-3 ① K		C B C B X 2-2 ③ F7		S F B B F X 2-2 ③ FC5-4 1-2f			C X 0-1 ① F8	4	0	0	0	0	1	1
Jeff Hamilton, R (1, 5) OBP: 0.286, SLG: 0.392		C S B S 1-3 ② K			C S X 0-2 ① G1-3		B F C C 1-3 ① K		B X 1-0 ② F9	4	0	0	0	0	2	0
Mickey Hatcher, R (1, 9) OBP: 0.308, SLG: 0.374		X 0-0 1B			C X 0-1 E4 FC5 1B		C F S 0-3 ② K		X 0-0 E 1B	4	0	2	0	0	1	0
Rick Dempsey, R (1, 2) OBP: 0.274, SLG: 0.197 Franklin Stubbs, L (9, PR) OBP: 0.327, SLG: 0.295		1 SAFE C 1 SAFE X 0-1 ③ F4			B 1 SAFE 1 SAFE C S B S 2-3 ② K		B S S X 1-2 ③ G6-3		B S C B X 2-2 1-3 E5	4 0	0 0	0 0	0 0	0 0	1 0	3 0
Alfredo Griffin, S (1, 6) OBP: 0.273, SLG: 0.299			C X 0-1 ① G4-3		B X 1-0 1-2 1B			C L F B X 1-2 ① P4	S X 0-1 ③ F9	4	0	1	0	0	0	2
Tim Belcher, R (1, 1) OBP: 0.121, SLG: 0.152 Mariano Duncan, R (5, PH) OBP: 0.268, SLG: 0.357 John Wetteland, R (5, 1) John Shelby, S (8, PH) OBP: 0.233, SLG: 0.200 Tim Crews, R (8, 1)			C B X 1-1 ② G4-3		F C X 0-2 ③ FC5 2-3f			S B B C X 2-2 ② F8		1 1 0 1 0	0 0 0 0 0	0 0 0 0 0	0 0 0 0 0	0 0 0 0 0	0 0 0 0 0	0 2 0 0 0
Inning Stats	R: 0 E: 0 K: 0 S: 8 H: 0 LOB: 0 BB: 0 P: 13	R: 0 E: 0 K: 2 S: 9 H: 1 LOB: 1 BB: 0 P: 12	R: 0 E: 0 K: 0 S: 6 H: 0 LOB: 0 BB: 0 P: 10	R: 0 E: 0 K: 0 S: 8 H: 0 LOB: 0 BB: 0 P: 16	R: 0 E: 1 K: 1 S: 12 H: 1 LOB: 2 BB: 0 P: 15	R: 0 E: 0 K: 0 S: 9 H: 1 LOB: 1 BB: 0 P: 14	R: 0 E: 0 K: 2 S: 9 H: 0 LOB: 0 BB: 0 P: 11	R: 0 E: 0 K: 1 S: 15 H: 2 LOB: 2 BB: 0 P: 23	R: 0 E: 1 K: 0 S: 9 H: 1 LOB: 2 BB: 0 P: 12	1B: 5 2B: 1 3B: 0 HR: 0	SF: 0 SAC: 0 DP: 0 HBP: 0					

PITCHER	IP	WLS	BF	H	R	ER	SO	BB	IBB	HBP	BLK	WP	HR	S	P	ERA	WHIP
Bruce Hurst, L (1, 1) ERA: 3.03	9.0	W	35	6	0	0	6	0	0	0	0	0	0	85	126	0.00	0.667

PITCHER	IP	WLS	BF	H	R	ER	SO	BB	IBB	HBP	BLK	WP	HR	S	P	ERA	WHIP

TOP

Los Angeles Dodgers @ San Diego Padres

Jack Murphy Stadium, San Diego, CA

Tue Jun 20 1989, 10:05 PM EDT

Att. 25,746 - Unknown - 80 F

livebaseballscorecards.com

AB	35
R	0
H	6
RBI	0
BB	0
SO	6
LOB	11

WP: 0 PA: 35
PB: 0
SB: 0
CS: 0

Los Angeles Dodgers @ San Diego Padres

Jack Murphy Stadium, San Diego, CA

Tue Jun 20 1989, 10:05 PM EDT

Att. 25,746 - Unknown - 80 F

livebaseballscorecards.com

BOTTOM

Batter	1	2	3	4	5	6	7	8	9	AB	R	H	RBI	BB	SO	LOB
Shawn Abner, R (1, 7) OBP: 0.240, SLG: 0.333	B B F X 2-1 ① G6-3	C B B S B X 3-2 1-3 1B		B B B B 4-0 1-2 WP BB		B X 1-0 ③ P2				3	0	1	0	1	0	0
Roberto Alomar, S (1, 4) OBP: 0.304, SLG: 0.301	C X 0-1 BB BB 1B	B S B F X 2-2 ③ F8		B B X 2-0 ② SF7 1-2 2-H			X 0-0 ① G5-3			3	0	1	1	0	0	2
Tony Gwynn, L (1, 9) OBP: 0.408, SLG: 0.473	B C B B B 4-1 BB 1-2 BB		B B C B B 4-1 G6-3 E BB	B C X 1-1 ③ G1-3			C B F F B F X 2-2 ② F9			2	1	0	0	2	0	1
Jack Clark, R (1, 3) OBP: 0.392, SLG: 0.373	B B B C B 4-1 1-2 2-3 BB		B X 1-0 ① G6-3 1-2		S B C B B B 4-2 BB		B C S F B F F B C 3-3 ③ K			2	0	0	0	2	1	1
Marvell Wynne, L (1, 8) OBP: 0.301, SLG: 0.400	B B F X 2-1 ② P3		C B B B F X 3-2 ② P5		B X 1-0 ① F9			L F B F F X 1-2 ① F8		4	0	0	0	0	0	5
Garry Templeton, S (1, 6) OBP: 0.276, SLG: 0.340	C S F S 0-3 ③ K		F X 0-1 E9 2-H 2B		C X 0-1 ② F8			F S F B F F S 1-3 ② K		4	0	1	1	0	2	4
Benito Santiago, R (1, 2) OBP: 0.259, SLG: 0.353		B C X 1-1 ① F9	X 0-0 ③ G6-3		B F B F B S 3-3 ③ K			S B X 1-1 ③ G3		4	0	0	0	0	1	2
Luis Salazar, R (1, 5) OBP: 0.279, SLG: 0.349		C C B B F X 2-2 1B 1B		B C B F X 2-2 WP BB SF7 1B		F B S S 1-3 ① K				3	1	2	0	0	1	0
Bruce Hurst, L (1, 1) OBP: 0.086, SLG: 0.030		M L B S 1-3 ② K		L B B S C 2-3 ① K		C S B B F F S 2-3 ② K				3	0	0	0	0	3	2
Inning Stats	R: 0 E: 0 K: 1 S: 12 H: 1 LOB: 3 BB: 2 P: 24	R: 0 E: 0 K: 1 S: 15 H: 2 LOB: 2 BB: 0 P: 24	R: 1 E: 1 K: 0 S: 8 H: 1 LOB: 1 BB: 1 P: 16	R: 1 E: 0 K: 1 S: 9 H: 1 LOB: 1 BB: 1 P: 20	R: 0 E: 0 K: 1 S: 8 H: 0 LOB: 1 BB: 1 P: 16	R: 0 E: 0 K: 2 S: 9 H: 0 LOB: 0 BB: 0 P: 13	R: 0 E: 0 K: 1 S: 12 H: 0 LOB: 0 BB: 0 P: 17	R: 0 E: 0 K: 1 S: 13 H: 0 LOB: 0 BB: 0 P: 16		1B: 4 2B: 1 3B: 0 HR: 0 SF: 1 SAC: 0 DP: 0 HBP: 0						

	AB	28
	R	2
	H	5
	RBI	2
	BB	5
	SO	8
	LOB	17

PITCHER		IP	WLS	BF	H	R	ER	SO	BB	IBB	HBP	BLK	WP	HR	S	P	ERA	WHIP
Tim Belcher, R ERA: 3.22	(1, 1)	4.0	L	21	5	2	2	3	4	0	0	0	1	0	44	84	4.50	2.250
John Wetteland, R ERA: 1.89	(5, 1)	3.0		10	0	0	0	4	1	0	0	0	0	0	29	46	0.00	0.333
Tim Crews, R ERA: 2.73	(8, 1)	1.0		3	0	0	0	1	0	0	0	0	0	0	13	16	0.00	0.000

PITCHER	IP	WLS	BF	H	R	ER	SO	BB	IBB	HBP	BLK	WP	HR	S	P	ERA	WHIP

Los Angeles Dodgers @ San Diego Padres

Jack Murphy Stadium, San Diego, CA

Wed Jun 21 1989, 10:05 PM EDT

Att. 29,336 - Unknown

livebaseballscorecards.com

TOP

Batter	1	2	3	4	5	6	7	8	9	AB	R	H	RBI	BB	SO	LOB
Kirk Gibson, L (1, 7) OBP: 0.374, SLG: 0.459	F8	G5-3			G4-3		2B BB		K	4	0	0	0	1	1	0
Willie Randolph, R (1, 4) OBP: 0.384, SLG: 0.322	G1-3		G5-3		G6-3		1-3 3-H 2B		F9	5	0	1	1	0	0	0
Eddie Murray, S (1, 3) OBP: 0.340, SLG: 0.369	HR BB		E BB		HR		IBB			1	2	1	1	3	0	0
Mike Davis, L (1, 9) OBP: 0.312, SLG: 0.396	1-H HR		E4 1-3		F7		K			4	1	1	2	0	1	4
Jose Gonzalez, R (7, 9) OBP: 0.333, SLG: 0.355										0	0	0	0	0	0	0
Mike Scioscia, L (1, 2) OBP: 0.345, SLG: 0.344	HR 1B		L4-3 IBB			G4-3	F7			3	1	1	0	1	0	3
Jeff Hamilton, R (1, 5) OBP: 0.286, SLG: 0.403	1-H HR		1-2 L4-3			G6-3		K		4	1	1	2	0	1	3
John Shelby, S (1, 8) OBP: 0.229, SLG: 0.196	G6-3			P4		K		F9		4	0	0	0	0	1	0
Alfredo Griffin, S (1, 6) OBP: 0.273, SLG: 0.304		F8		G6-3			SH5-4 2B 2B	G1-6-3		4	1	1	0	0	0	0
Tim Leary, R (1, 1) OBP: 0.036, SLG: 0.036		G5-3		K			SH5-4 2-3		K	3	0	0	0	0	2	0
Jay Howell, R (9, 1)										0	0	0	0	0	0	0

	AB	32
	R	6
	H	6
	RBI	6
	BB	5
	SO	6
	LOB	10

Inning Stats																		
	R: 4	H: 3	R: 0	H: 0	R: 0	H: 0	R: 0	H: 0	R: 1	H: 1	R: 0	H: 0	R: 1	H: 2	R: 0	H: 0	R: 0	H: 0
	E: 0	LOB: 0	E: 0	LOB: 0	E: 1	LOB: 2	E: 0	LOB: 0	E: 0	LOB: 0	E: 0	LOB: 0	E: 0	LOB: 3	E: 0	LOB: 0	E: 0	LOB: 0
	K: 0	BB: 1	K: 0	BB: 0	K: 0	BB: 2	K: 1	BB: 0	K: 0	BB: 0	K: 1	BB: 0	K: 1	BB: 2	K: 1	BB: 0	K: 2	BB: 0
	S: 12	P: 21	S: 6	P: 9	S: 7	P: 17	S: 6	P: 9	S: 9	P: 17	S: 6	P: 10	S: 14	P: 23	S: 8	P: 9	S: 7	P: 10

	1B: 1	SF: 0	WP: 0	PA: 38
	2B: 3	SAC: 1	PB: 0	
	3B: 0	DP: 1	SB: 0	
	HR: 3	HBP: 0	CS: 0	

PITCHER		IP	WLS	BF	H	R	ER	SO	BB	IBB	HBP	BLK	WP	HR	S	P	ERA	WHIP
Ed Whitson, R (1, 1) ERA: 2.63		5.0	L	22	4	5	5	1	2	1	0	0	0	3	40	73	9.00	1.200
Pat Clements, L (6, 1) ERA: 4.5		2.0		10	2	1	1	2	1	1	0	0	0	0	20	33	4.50	1.500
Mark Davis, L (8, 1) ERA: 2.97		2.0		6	0	0	0	3	0	0	0	0	0	0	15	19	0.00	0.000

PITCHER	IP	WLS	BF	H	R	ER	SO	BB	IBB	HBP	BLK	WP	HR	S	P	ERA	WHIP

BOTTOM

Los Angeles Dodgers @ San Diego Padres

Jack Murphy Stadium, San Diego, CA

Wed Jun 21 1989, 10:05 PM EDT

Att. 29,336 - Unknown

livebaseballscorecards.com

Batter	1	2	3	4	5	6	7	8	9	AB	R	H	RBI	BB	SO	LOB
Shawn Abner, R (1, 7) OBP: 0.200, SLG: 0.276	G6-3	K 1-2 2-3			F8		F7		K	5	0	0	0	0	2	5
Roberto Alomar, S (1, 4) OBP: 0.313, SLG: 0.311	PB 2B 1B		G4-6-3 1B		G4-6-3 1-2 1B			1B		4	1	4	0	0	0	0
Tony Gwynn, L (1, 9) OBP: 0.406, SLG: 0.474	2B 1-H		G4-6-3 1-2f		G4-6-3 1-2f			F7		4	0	1	1	0	0	4
Jack Clark, R (1, 3) OBP: 0.386, SLG: 0.366	K2-3		F7			G4-3		K		4	0	0	0	0	2	2
Marvell Wynne, L (1, 8) OBP: 0.294, SLG: 0.390	G1-3			E6 G6-4-3 1B		G3		G4-3		4	0	0	0	0	0	2
Garry Templeton, S (1, 6) OBP: 0.284, SLG: 0.347		WP BB 1B		G6-4-3 1-2 1B		G4-3			E 1B	4	0	3	0	0	0	0
Mark Parent, R (1, 2) OBP: 0.208, SLG: 0.375		F8		G6-4-3 1-2f 2-3			HR		K	4	1	1	1	0	1	4
Luis Salazar, R (1, 5) OBP: 0.273, SLG: 0.341		F8		F8			P4		F8	4	0	0	0	0	0	3
Ed Whitson, R (1, 1) OBP: 0.237, SLG: 0.250 Bip Roberts, S (5, PH) OBP: 0.360, SLG: 0.434 Pat Clements, R (6, 1) Rob Nelson, L (7, PH) OBP: 0.362, SLG: 0.357 Mark Davis, L (8, 1) Carmelo Martinez, R (9, PH) OBP: 0.311, SLG: 0.341		WP 1-2 BB			1B 1B		F7		E5 1-2	0 1 0 1 0 1	0 0 0 0 0 0	0 1 0 0 0 0	0 0 0 0 0 0	1 0 0 0 0 0	0 0 0 0 0 0	0 0 0 0 0 1
Inning Stats	R: 1 E: 0 K: 1 S: 13 H: 2 LOB: 1 BB: 0 P: 21	R: 0 E: 0 K: 1 S: 11 H: 1 LOB: 2 BB: 1 P: 20	R: 0 E: 0 K: 0 S: 6 H: 1 LOB: 0 BB: 0 P: 7	R: 0 E: 1 K: 0 S: 8 H: 1 LOB: 1 BB: 0 P: 11	R: 0 E: 0 K: 0 S: 7 H: 2 LOB: 1 BB: 0 P: 10	R: 0 E: 0 K: 0 S: 5 H: 0 LOB: 0 BB: 0 P: 7	R: 1 E: 0 K: 0 S: 8 H: 1 LOB: 0 BB: 0 P: 13	R: 0 E: 0 K: 1 S: 11 H: 1 LOB: 1 BB: 0 P: 17	R: 0 E: 1 K: 2 S: 15 H: 1 LOB: 2 BB: 0 P: 22	1B: 8 2B: 1 3B: 0 HR: 1	SF: 0 SAC: 0 DP: 3 HBP: 0			WP: 1 PB: 1 SB: 0 CS: 0	PA: 37		

	AB	36
	R	2
	H	10
	RBI	2
	BB	1
	SO	5
	LOB	21

PITCHER		IP	WLS	BF	H	R	ER	SO	BB	IBB	HBP	BLK	WP	HR	S	P	ERA	WHIP
Tim Leary, R ERA: 3.03	(1, 1)	8.0	W	33	10	2	1	3	1	0	0	0	1	1	73	112	1.12	1.375
Jay Howell, R ERA: 0.87	(9, 1)	1.0		4	0	0	0	2	0	0	0	0	0	0	11	16	0.00	0.000

PITCHER	IP	WLS	BF	H	R	ER	SO	BB	IBB	HBP	BLK	WP	HR	S	P	ERA	WHIP

Los Angeles Dodgers @ Cincinnati Reds

Riverfront Stadium, Cincinnati, OH

Fri Jun 23 1989, 7:05 PM EDT

Att. 33,933 - Unknown - 86 F

TOP

livebaseballscorecards.com

Batter	1	2	3	4	5	6	7	8	9	AB	R	H	RBI	BB	SO	LOB
Kirk Gibson, L (1, 7) OBP: 0.366, SLG: 0.447	C X 0-1 ① G3		B B C B X 3-1 ③ P5		B B F F X 2-2 ② P6			B C F B B X 3-2 ① F9		4	0	0	0	0	0	2
Willie Randolph, R (1, 4) OBP: 0.389, SLG: 0.326	F B C X 1-2 ② F9			B X 1-0 G3-1 1B 1B	F X 0-1 1B 1-2 1B			B B B B 4-0 BB		3	0	2	0	1	0	0
Eddie Murray, S (1, 3) OBP: 0.342, SLG: 0.371	C B C B F X 2-2 ③ G6-3			1 SAFE B F 1 SAFE B 1 SAFE F X 2-2 G3-1 1B 1-2 1B	C X 0-1 ③ 1-2 2-H 1B			B X 1-0 ② F8		4	0	2	0	0	0	1
Mike Davis, L (1, 9) OBP: 0.306, SLG: 0.387 Mickey Hatcher, R (8, PH) OBP: 0.306, SLG: 0.370 (8, 9)		S X 0-1 ① P6		C B B X 2-1 ① G3-1 1-2 2-3		B X 1-0 ① G3		X 0-0 ③ G4-3		3 1	0 0	0 0	0 0	0 0	0 0	2 1
Mike Scioscia, L (1, 2) OBP: 0.341, SLG: 0.338 Mariano Duncan, R (9, PH) OBP: 0.278, SLG: 0.366		B B F X 2-1 ② P6		X 0-0 ② P4		B S X 1-1 ② G4-3			B B B C C X 3-2 1B 1B 1B	3 1	0 0	0 1	0 0	0 0	0 0	2 0
Jeff Hamilton, R (1, 5) OBP: 0.281, SLG: 0.395		C F X 0-2 ③ G6-3		B X 1-0 ③ G4-3		X 0-0 ③ G6-3			S S B B B F F 1 SAFE S 3-3 ① K	4	0	0	0	0	1	3
John Shelby, S (1, 8) OBP: 0.226, SLG: 0.194 Jose Gonzalez, R (9, PH) OBP: 0.351, SLG: 0.375			S B S S S 1-3 ① K		B S S S 1-3 ① K		B S F F B S 2-3 ① K		B F X 1-1 1B 1-2 1B	3 1	0 0	0 1	0 0	0 0	3 0	0 0
Alfredo Griffin, S (1, 6) OBP: 0.283, SLG: 0.326			X 0-0 2B		B X 1-0 S 1B 2B		C B B S S 2-3 ② K		B C X 2-1 G6-4-3 1-2 2-3 1B	4	1	3	0	0	1	0
Mike Morgan, R (1, 1) OBP: 0.111, SLG: 0.111 Dave Anderson, R (7, PH) OBP: 0.284, SLG: 0.205 John Wetteland, R (7, 1) Rick Dempsey, R (9, PH) OBP: 0.270, SLG: 0.194			S F C 0-3 ② K		B X 1-0 1B 1B 2-H 1B		X 0-0 ③ G4-3		B X 1-0 ② ③ G6-4-3 1-2f	2 1 0 1	0 0 0 0	1 0 0 0	1 0 0 0	0 0 0 0	1 0 0 0	1 0 0 3
Inning Stats	R: 0 E: 0 K: 0 S: 9 H: 0 LOB: 0 BB: 0 P: 12	R: 0 E: 0 K: 0 S: 7 H: 0 LOB: 0 BB: 0 P: 9	R: 0 E: 0 K: 2 S: 9 H: 1 LOB: 1 BB: 0 P: 13	R: 0 E: 0 K: 0 S: 8 H: 2 LOB: 2 BB: 0 P: 14	R: 1 E: 0 K: 1 S: 12 H: 4 LOB: 2 BB: 0 P: 17	R: 0 E: 0 K: 0 S: 4 H: 0 LOB: 0 BB: 0 P: 6	R: 0 E: 0 K: 2 S: 8 H: 0 LOB: 0 BB: 0 P: 12	R: 0 E: 0 K: 0 S: 5 H: 0 LOB: 1 BB: 1 P: 13	R: 0 E: 0 K: 1 S: 13 H: 3 LOB: 2 BB: 0 P: 23	1B: 8 2B: 2 3B: 0 HR: 0	SF: 0 SAC: 0 DP: 1 HBP: 0						

	AB	35
	R	1
	H	10
	RBI	1
	BB	1
	SO	6
	LOB	15

WP: 0 PB: 0 SB: 1 CS: 0 PA: 36

PITCHER		IP	WLS	BF	H	R	ER	SO	BB	IBB	HBP	BLK	WP	HR	S	P	ERA	WHIP
Jose Rijo, R ERA: 2.76	(1, 1)	5.0	W	21	7	1	1	3	0	0	0	0	0	0	45	65	1.80	1.400
Norm Charlton, L ERA: 2.92	(6, 1)	3.0		10	0	0	0	2	1	0	0	0	0	0	17	31	0.00	0.333
John Franco, L ERA: 1.5	(9, 1)	1.0	S	5	3	0	0	1	0	0	0	0	0	0	13	23	0.00	3.000

PITCHER	IP	WLS	BF	H	R	ER	SO	BB	IBB	HBP	BLK	WP	HR	S	P	ERA	WHIP

Batter	1	2	3	4	5	6	7	8	9	AB	R	H	RBI	BB	SO	LOB
Lenny Harris, L (1, 4) OBP: 0.275, SLG: 0.286	C X 0-1 F8 ①		F B X 1-1 G3-1 1B 2B		B B F C B X 3-2 G3 ①		F B S X 1-2 WP 2-H 1B			4	1	2	1	0	0	0
Todd Benzinger, S (1, 3) OBP: 0.304, SLG: 0.382	B F S X 1-2 1B 1B		B C X 1-1 G3-1 ② 2-3		X 0-0 F7 ②		B F F C 1-3 K ③ 2-3			4	0	1	0	0	1	2
Barry Larkin, R (1, 6) OBP: 0.379, SLG: 0.467	C X 0-1 F9 ②		B B B C X 3-1 2B 3-H 1B		C X 0-1 G6-3 ③			B F F X 1-2 F9 ①		4	1	1	1	0	0	1
Paul O'Neill, L (1, 9) OBP: 0.352, SLG: 0.468	C B B B 1 X SAFE 3-1 1-2 1B		B 1 SAFE 1 SAFE X 1-0 PB 1-H 2B			C F X 0-2 G3-1 ①		C F X 0-2 F9 ②		4	0	2	1	0	0	0
Ken Griffey, L (1, 7) OBP: 0.356, SLG: 0.435 Rolando Roomes, R (8, 7) OBP: 0.306, SLG: 0.449	C S F S 0-3 K ③		S S 2 SAFE B F B S 2-3 2-3 K ③			X 0-0 G5-4-3 1B		C C S 0-3 K ③		3 1	0 0	1 0	0 0	0 0	2 1	3 0
Chris Sabo, R (1, 5) OBP: 0.318, SLG: 0.397		B X 1-0 G4-6-3 1B	C X 0-1 FC6-4 1B			X 0-0 G5-4-3 ② ③ 1-2f				3	0	2	0	0	0	1
Herm Winningham, L (1, 8) OBP: 0.313, SLG: 0.342		1 SAFE B X 1-0 G4-6-3 ① ② 1-2f	C C X 0-2 FC6-4 ① FC4-6 1-2f				B C X 1-1 S 1B 1B			3	1	1	0	0	0	2
Jeff Reed, L (1, 2) OBP: 0.276, SLG: 0.306		F B F B X 2-2 G3-1 ③	C 1 SAFE B 1 SAFE X 1-1 FC4-6 ② 1-2f				F B B X 2-1 P6 ① 1-2			3	0	0	0	0	0	2
Jose Rijo, R (1, 1) OBP: 0.229, SLG: 0.235 Norm Charlton, S (6, 1) John Franco, L (9, 1)			B C X 1-1 G5-3 ①		S F X 0-2 G5-3 ③		S S S 0-3 K ②			2 1 0	0 0 0	0 0 0	0 0 0	0 1 0	0 1 0	1 1 0
Inning Stats	R: 0 H: 2 E: 0 LOB: 2 K: 1 BB: 0 S: 13 P: 17	R: 0 H: 1 E: 0 LOB: 0 K: 0 BB: 0 S: 5 P: 9	R: 2 H: 3 E: 0 LOB: 1 K: 1 BB: 0 S: 13 P: 22	R: 0 H: 1 E: 1 LOB: 1 K: 0 BB: 0 S: 10 P: 11	R: 0 H: 0 E: 0 LOB: 0 K: 0 BB: 0 S: 6 P: 9	R: 0 H: 1 E: 0 LOB: 0 K: 0 BB: 0 S: 5 P: 5	R: 1 H: 2 E: 0 LOB: 1 K: 2 BB: 0 S: 13 P: 18	R: 0 H: 0 E: 0 LOB: 0 K: 1 BB: 0 S: 9 P: 10		1B: 8 SF: 0 2B: 2 SAC: 0 3B: 0 DP: 2 HR: 0 HBP: 0						

PITCHER		IP	WLS	BF	H	R	ER	SO	BB	IBB	HBP	BLK	WP	HR	S	P	ERA	WHIP
Mike Morgan, R ERA: 1.64	(1, 1)	6.0	L	24	8	2	2	2	0	0	0	0	0	0	52	73	3.00	1.333
John Wetteland, R ERA: 2.14	(7, 1)	2.0		8	2	1	1	3	0	0	0	0	1	0	22	28	4.50	1.000

PITCHER	IP	WLS	BF	H	R	ER	SO	BB	IBB	HBP	BLK	WP	HR	S	P	ERA	WHIP

BOTTOM

Los Angeles Dodgers @ Cincinnati Reds

Riverfront Stadium, Cincinnati, OH

Fri Jun 23 1989, 7:05 PM EDT

Att. 33,933 - Unknown - 86 F

livebaseballscorecards.com

AB	32
R	3
H	10
RBI	3
BB	0
SO	5
LOB	13

WP: 1 PA: 32
PB: 1
SB: 1
CS: 0

Los Angeles Dodgers @ Cincinnati Reds

Riverfront Stadium, Cincinnati, OH

Sat Jun 24 1989, 3:33 AM EDT

Att. 37,211 - Cloudy - 90 F

livebaseballscorecards.com

TOP

Batter	1	2	3	4	5	6	7	8	9	AB	R	H	RBI	BB	SO	LOB
Mariano Duncan, R (1, 9) OBP: 0.289, SLG: 0.373	C F B B C 2-3 ① K	B S X 1-1 3-H 1B		B X 1-0 1-3 1B	C B C X 1-2 ③ P6		F B F B F B B 4-2 FC5-4 BB		F F C 0-3 ② K	4	1	2	1	0	1	2
John Shelby, S (5, 8) OBP: 0.229, SLG: 0.193										1	0	0	0	1	1	0
Willie Randolph, R (1, 4) OBP: 0.385, SLG: 0.324	B B C F F C 2-3 ② K	B 1 SAFE B X 2-0 ③ P5		F S B X 1-2 ② SF8 3-H		B C B B X 3-1 FC4-6 1B	C F X 0-2 1-2f FC5-4 ③		C F S 0-3 ③ K	5	0	1	1	0	2	2
Kirk Gibson, L (1, 7) OBP: 0.367, SLG: 0.446	B C F B S 2-3 ③ K		X 0-0 ① F9	C X 0-1 2-H S 1B		X 0-0 ① L4		X 0-0 1B G5-4-3 1B		5	1	2	1	0	1	1
Eddie Murray, S (1, 3) OBP: 0.346, SLG: 0.371		F C B B B X 3-2 ① F8	B S B F F F B B 4-2 1B BB	B I I I 4-0 1-2 IBB		C 1 SAFE X 0-1 ② FC4-6 1-2f		F C F B X 1-2 G5-4-3 1-3 1B		3	0	1	0	2	0	1
Jeff Hamilton, R (1, 5) OBP: 0.279, SLG: 0.391	C C B B F C 2-3 ② K	P X 1-0 1-2 1B	X 0-0 ③ P3			B X 1-0 ③ G4-3		B X 1-0 ① ② G5-4-3 1-2f 3-H		5	0	1	0	0	1	4
Dave Anderson, R (8, 5) OBP: 0.284, SLG: 0.205										0	0	0	0	0	0	0
Jose Gonzalez, R (1, 8) OBP: 0.381, SLG: 0.389		B C B S S B F F B 4-2 1B 2B BB	B F X 1-1 ② P2		X 0-0 SH1-3 1B 1B		C X 0-1 ① P6	C F F B B B F X 3-2 1B 1B 1B		4	2	2	0	1	0	2
(5, 9)																
Mike Scioscia, L (1, 2) OBP: 0.342, SLG: 0.340	B B 1 SAFE F F F F 1 SAFE 1 SAFE 1 SAFE 2-2 F X 1-3 2B 1B	B C B X 2-1 ③ F8			1 SAFE 1 SAFE B 1 SAFE C 1 SAFE S X 1-2 ① F8		C B F X 1-2 ② G3	F X 0-1 1-H 1B		5	1	2	1	0	0	3
Alfredo Griffin, S (1, 6) OBP: 0.292, SLG: 0.345		F F X 0-2 1-H 3-H E 2B		B B C F F B S 3-3 ① K	1 SAFE X 0-0 1-2 SH1-3 1B		L X 0-1 HR 2B	C X 0-1 ③ G3		5	2	3	2	0	1	1
Fernando Valenzuela, L (1, 1) OBP: 0.111, SLG: 0.148		S F F X 0-2 2-H E7 1B 2B		X 0-0 1B SF8 1B	X 0-0 ② SH1-3 1-2 2-3		C X 0-1 2-H HR		B S B S X 2-2 ① P2	2	2	2	1	0	0	0
Franklin Stubbs, L (7, PH) OBP: 0.340, SLG: 0.378										1	1	1	2	0	0	0
Tim Belcher, R (7, 1) OBP: 0.118, SLG: 0.147										1	0	0	0	0	0	0

Inning Stats	1	2	3	4	5	6	7	8	9
	R: 0 E: 0 K: 3 S: 10	R: 4 E: 1 K: 1 S: 26	R: 0 E: 0 K: 0 S: 11	R: 2 E: 0 K: 1 S: 12	R: 0 E: 0 K: 0 S: 9	R: 0 E: 0 K: 0 S: 6	R: 2 E: 0 K: 0 S: 15	R: 2 E: 0 K: 0 S: 15	R: 0 E: 0 K: 2 S: 9
	H: 0 LOB: 0 BB: 0 P: 16	H: 4 LOB: 1 BB: 1 P: 40	H: 1 LOB: 2 BB: 1 P: 18	H: 3 LOB: 2 BB: 1 P: 21	H: 2 LOB: 2 BB: 0 P: 11	H: 1 LOB: 1 BB: 0 P: 10	H: 2 LOB: 1 BB: 1 P: 20	H: 4 LOB: 1 BB: 0 P: 20	H: 0 LOB: 0 BB: 0 P: 11

1B: 13 SF: 1
2B: 3 SAC: 1
3B: 0 DP: 1
HR: 1 HBP: 0

WP: 0 PA: 47
PB: 0
SB: 1
CS: 0

	AB	41
	R	10
	H	17
	RBI	9
	BB	4
	SO	7
	LOB	16

PITCHER		IP	WLS	BF	H	R	ER	SO	BB	IBB	HBP	BLK	WP	HR	S	P	ERA	WHIP
Tim Birtsas, L ERA: 3.34	(1, 1)	2.1	L	14	5	4	3	4	2	0	0	0	0	0	43	67	11.57	3.000
Mike Griffin, R ERA: 4.91	(3, 1)	3.2		18	6	2	2	1	0	1	0	0	0	0	31	49	4.91	1.636
Kent Tekulve, R ERA: 5.25	(7, 1)	2.0		12	6	4	4	0	1	0	0	0	0	1	30	40	18.00	3.500
Rob Dibble, R ERA: 2.1	(9, 1)	1.0		3	0	0	0	2	0	0	0	0	0	0	9	11	0.00	0.000

PITCHER	IP	WLS	BF	H	R	ER	SO	BB	IBB	HBP	BLK	WP	HR	S	P	ERA	WHIP

BOTTOM

Los Angeles Dodgers @ Cincinnati Reds

Riverfront Stadium, Cincinnati, OH

Sat Jun 24 1989, 3:33 AM EDT

Att. 37,211 - Cloudy - 90 F

livebaseballscorecards.com

Batter	1	2	3	4	5	6	7	8	9	AB	R	H	RBI	BB	SO	LOB
Lenny Harris, L (1, 4) OBP: 0.280, SLG: 0.291	2-2 CS 1B	1-1 F8		1-1 1-3 1B		2-0 F9			0-0 F8	5	0	2	0	0	0	2
Todd Benzinger, S (1, 3) OBP: 0.302, SLG: 0.376	1-3 1 SAFE 1 SAFE 1 SAFE 1-2 K		4-2 G4-3 1B BB	3-2 P4			0-0 F8		3-3 K	4	1	0	0	1	2	3
Barry Larkin, R (1, 6) OBP: 0.379, SLG: 0.467	4-0 1B E BB		1-3 K		0-0 G6-3		1-2 F9		0-0 2B	4	1	1	0	1	1	1
Paul O'Neill, L (1, 9) OBP: 0.350, SLG: 0.463	0-1 1-2 E 1B		0-0 G4-3 1-2		0-2 F9		0-0 G3-1		0-0 G1-3	5	1	1	0	0	0	2
Joel Youngblood, R (1, 7) OBP: 0.324, SLG: 0.400	2-2 E8 1-H 2-H 2B		2-1 2-H 1B		2-0 G1-3			3-2 F8		4	0	2	3	0	0	0
Chris Sabo, R (1, 5) OBP: 0.321, SLG: 0.396	4-2 BB		0-0 G5-3			1-0 F7		0-1 BB 1B		3	0	1	0	1	0	1
Rolando Roomes, R (1, 8) OBP: 0.313, SLG: 0.445	1-1 F7			0-3 K		1-2 1B 1B		4-0 1-2 BB		3	0	1	0	1	1	2
Bo Diaz, R (1, 2) OBP: 0.217, SLG: 0.235		1-2 B3-4 1B		1-2 F7		3-1 1-2 1B			0-0 P4	4	0	2	0	0	0	2
Tim Birtsas, L (1, 1) Mike Griffin, R (3, 1) OBP: 1.000, SLG: 1.000 Ken Griffey, L (6, PH) OBP: 0.302, SLG: 0.430 Kent Tekulve, R (7, 1) Herm Winningham, L (8, PH) OBP: 0.309, SLG: 0.338 Rob Dibble, L (9, 1)		1-0 B3-4 1-2f		0-0 1B				2-3 K	1-1 F8	1 1 1 0 1 0	0 0 0 0 0 0	0 1 0 0 0 0	0 0 0 0 0 0	0 0 1 0 0 0	0 0 2 0 2 0	1 0 2 0 0 0
Inning Stats	R: 2 E: 1 K: 1 S: 19 H: 3 LOB: 2 BB: 2 P: 33	R: 0 E: 0 K: 0 S: 6 H: 1 LOB: 0 BB: 0 P: 9	R: 1 E: 0 K: 1 S: 11 H: 1 LOB: 1 BB: 1 P: 18	R: 0 E: 0 K: 1 S: 15 H: 2 LOB: 2 BB: 0 P: 20	R: 0 E: 0 K: 0 S: 5 H: 0 LOB: 0 BB: 0 P: 7	R: 0 E: 0 K: 1 S: 10 H: 2 LOB: 2 BB: 0 P: 19	R: 0 E: 0 K: 0 S: 6 H: 0 LOB: 0 BB: 0 P: 7	R: 0 E: 0 K: 0 S: 9 H: 1 LOB: 2 BB: 1 P: 17	R: 0 E: 0 K: 1 S: 6 H: 1 LOB: 1 BB: 0 P: 9	1B: 9 2B: 3 3B: 0 HR: 0	SF: 0 SAC: 0 DP: 1 HBP: 0			WP: 0 PB: 0 SB: 0 CS: 1	PA: 40		

	AB	36
	R	3
	H	11
	RBI	3
	BB	4
	SO	5
	LOB	18

PITCHER		IP	WLS	BF	H	R	ER	SO	BB	IBB	HBP	BLK	WP	HR	S	P	ERA	WHIP
Fernando Valenzuela, L ERA: 4.15	(1, 1)	6.0	W	28	9	3	3	4	3	0	0	0	0	0	66	106	4.50	2.000
Tim Belcher, R ERA: 3.13	(7, 1)	3.0	S	12	2	0	0	1	1	0	0	0	0	0	21	33	0.00	1.000

PITCHER	IP	WLS	BF	H	R	ER	SO	BB	IBB	HBP	BLK	WP	HR	S	P	ERA	WHIP

Batter	1	2	3	4	5	6	7	8	9	AB	R	H	RBI	BB	SO	LOB
Jose Gonzalez, R (1, 8) (5, 9) OBP: 0.383, SLG: 0.390	P4		P4		SH; L9			0-1 1B		5	1	2	0	0	0	3
Willie Randolph, R (1, 4) OBP: 0.389, SLG: 0.327	1B		FC5-4 BB		SH 1-2	G3-6-3 1B		P2		3	1	2	0	1	0	1
Kirk Gibson, L (1, 7) OBP: 0.358, SLG: 0.433	K		FC5-4 1-2f 2-3		F9	G3-6-3 1-2f		G3		5	1	0	0	0	1	7
Eddie Murray, S (1, 3) OBP: 0.351, SLG: 0.380	F7		1B 1-2 3-H 1B		S 1-H 2-H 2B				F7	4	1	3	3	0	0	1
Franklin Stubbs, L (8, 3) OBP: 0.333, SLG: 0.370										1	0	0	0	0	0	0
Mickey Hatcher, R (1, 9) OBP: 0.324, SLG: 0.388		FC6-4 1B	FC6-4 1-3 2-H 1B		S 2-H 1B	K			P2	3	0	3	2	0	0	0
John Shelby, S (5, PR) (5, 8) OBP: 0.227, SLG: 0.191										2	1	0	0	0	1	1
Jeff Hamilton, R (1, 5) OBP: 0.279, SLG: 0.389		FC6-4 1-2f	FC6-4 1-2f		2B SF8 1-H 1B		F9		P6	4	1	1	1	0	0	3
Dave Anderson, R (7, 5) OBP: 0.281, SLG: 0.203										1	0	0	0	0	0	0
Rick Dempsey, R (1, 2) OBP: 0.282, SLG: 0.215	K	K		SF8 1-3 2B			G6-4-3 BB			3	0	1	0	1	2	1
Alfredo Griffin, S (1, 6) OBP: 0.291, SLG: 0.339	K	L1		IBB			G6-4-3 1-2f			3	0	0	0	1	1	2
Orel Hershiser, R (1, 1) OBP: 0.209, SLG: 0.341			FC5-4 2B	P5	SF8 2-3 3-H			G5-3		3	1	1	1	0	0	0
Inning Stats	R: 0 E: 0 K: 1 S: 9 H: 1 LOB: 1 BB: 0 P: 14	R: 0 E: 0 K: 2 S: 8 H: 1 LOB: 1 BB: 0 P: 14	R: 2 E: 0 K: 0 S: 16 H: 3 LOB: 2 BB: 1 P: 25	R: 0 E: 0 K: 1 S: 9 H: 0 LOB: 0 BB: 0 P: 16	R: 5 E: 1 K: 0 S: 25 H: 5 LOB: 2 BB: 1 P: 40	R: 0 E: 0 K: 1 S: 17 H: 2 LOB: 1 BB: 0 P: 24	R: 0 E: 0 K: 0 S: 7 H: 0 LOB: 0 BB: 1 P: 13	R: 0 E: 0 K: 0 S: 9 H: 1 LOB: 1 BB: 0 P: 11	R: 0 E: 0 K: 0 S: 9 H: 0 LOB: 0 BB: 0 P: 18	1B: 10 2B: 3 3B: 0 HR: 0	SF: 1 SAC: 1 DP: 2 HBP: 0					

TOP

Los Angeles Dodgers @ Cincinnati Reds

Riverfront Stadium, Cincinnati, OH

Sun Jun 25 1989, 3:33 AM EDT

Att. 36,063 - Cloudy - 90 F

livebaseballscorecards.com

AB	37
R	7
H	13
RBI	7
BB	3
SO	5
LOB	19

PITCHER		IP	WLS	BF	H	R	ER	SO	BB	IBB	HBP	BLK	WP	HR	S	P	ERA	WHIP
Tom Browning, L ERA: 3.4	(1, 1)	4.1	L	23	8	6	5	4	1	0	0	0	0	0	55	90	10.38	2.077
Mike Griffin, R ERA: 6.23	(5, 1)	0.2		5	2	1	1	0	0	1	0	0	0	0	12	19	13.50	3.000
Kent Tekulve, R ERA: 5.11	(6, 1)	1.0		4	2	0	0	1	0	0	0	0	0	0	17	24	0.00	2.000
Tim Birtsas, L ERA: 3.06	(7, 1)	3.0		10	1	0	0	0	1	0	0	0	0	0	25	42	0.00	0.667

PITCHER	IP	WLS	BF	H	R	ER	SO	BB	IBB	HBP	BLK	WP	HR	S	P	ERA	WHIP

WP: 0	PB: 0	SB: 2	CS: 0
PA: 42			

BOTTOM

Los Angeles Dodgers @ Cincinnati Reds

Riverfront Stadium, Cincinnati, OH

Sun Jun 25 1989, 3:33 AM EDT

Att. 36,063 - Cloudy - 90 F

livebaseballscorecards.com

Batter	1	2	3	4	5	6	7	8	9	AB	R	H	RBI	BB	SO	LOB
Lenny Harris, L (1, 4) (9, 6) OBP: 0.285, SLG: 0.295	B3		CS 1B		G4-3		G5-3 1B		G6-3	5	0	2	0	0	0	0
Herm Winningham, L (1, 8) OBP: 0.302, SLG: 0.329	K		F8		K		1-2 G5-3		G3	5	0	1	0	0	2	1
Barry Larkin, R (1, 6) OBP: 0.385, SLG: 0.471	1B		1-2 1B		1B		G5-3			4	0	3	0	0	0	2
Luis Quinones, S (9, 4) OBP: 0.294, SLG: 0.516							1-2f 2-3			0	0	0	0	0	0	0
Paul O'Neill, L (1, 9) OBP: 0.348, SLG: 0.459	G4-3		F7		1-3 1B		G4-3			4	0	1	0	0	0	4
Chris Sabo, R (1, 5) OBP: 0.320, SLG: 0.398		G5-3	2-3 CS	G4-3 2B	F7			G5-3		4	0	1	0	0	0	2
Ken Griffey, L (1, 7) OBP: 0.349, SLG: 0.423		1B G3 1B		K		K		G1-3		4	0	1	0	0	2	1
Todd Benzinger, S (1, 3) OBP: 0.305, SLG: 0.376		1-2 G3		2-3 G4-3		G4-3 1B		BB		3	0	1	0	1	0	2
Jeff Reed, L (1, 2) OBP: 0.282, SLG: 0.306		2-3 1B		BB		1-2 G4-3		F9		3	0	1	0	1	0	2
Tom Browning, L (1, 1) OBP: 0.194, SLG: 0.147										2	0	0	0	0	1	4
Mike Griffin, R (5, 1) OBP: 1.000, SLG: 1.000										0	0	0	0	0	0	0
Kent Tekulve, R (6, 1)										0	0	0	0	0	0	0
Kal Daniels, L (6, PH) OBP: 0.413, SLG: 0.352										1	0	0	0	0	1	1
Tim Birtsas, L (7, 1)										0	0	0	0	0	0	0
Joel Youngblood, R (9, PH) OBP: 0.319, SLG: 0.393										1	0	0	0	0	0	0
		K 3	G6-3		K				F9							

Inning Stats	R: 0 E: 0 K: 1 S: 7	H: 1 LOB: 1 BB: 0 P: 9	R: 0 E: 0 K: 1 S: 12	H: 2 LOB: 2 BB: 0 P: 19	R: 0 E: 0 K: 0 S: 12	H: 2 LOB: 1 BB: 0 P: 21	R: 0 E: 0 K: 1 S: 13	H: 1 LOB: 2 BB: 1 P: 23	R: 0 E: 0 K: 1 S: 10	H: 2 LOB: 2 BB: 0 P: 10	R: 0 E: 0 K: 2 S: 10	H: 1 LOB: 1 BB: 0 P: 12	R: 0 E: 0 K: 0 S: 16	H: 2 LOB: 1 BB: 0 P: 17	R: 0 E: 0 K: 0 S: 8	H: 0 LOB: 1 BB: 1 P: 18	R: 0 E: 0 K: 0 S: 6	H: 0 LOB: 0 BB: 0 P: 10	1B: 10 2B: 1 3B: 0 HR: 0	SF: 0 SAC: 0 DP: 1 HBP: 0	WP: 0 PB: 0 SB: 0 CS: 1	PA: 39

PITCHER	IP	WLS	BF	H	R	ER	SO	BB	IBB	HBP	BLK	WP	HR	S	P	ERA	WHIP
Orel Hershiser, R (1, 1) ERA: 2.24	9.0	W	38	11	0	0	6	2	0	0	0	0	0	94	139	0.00	1.444

PITCHER	IP	WLS	BF	H	R	ER	SO	BB	IBB	HBP	BLK	WP	HR	S	P	ERA	WHIP

AB	36
R	0
H	11
RBI	0
BB	2
SO	6
LOB	19

Los Angeles Dodgers @ Cincinnati Reds

Riverfront Stadium, Cincinnati, OH

Mon Jun 26 1989, 7:05 PM EDT

Att. 23,727 - Sunny - 90 F

TOP

livebaseballscorecards.com

Batter	1	2	3	4	5	6	7	8	9	AB	R	H	RBI	BB	SO	LOB
Jose Gonzalez, R (1, 8) OBP: 0.373, SLG: 0.378	G5-3		G6-4-3 1B		K		K			4	0	1	0	0	2	1
Willie Randolph, R (1, 4) OBP: 0.388, SLG: 0.326	HR 1B		G6-4-3 1-2f		G4-3		G6-3 2-3			4	1	1	0	0	0	2
Kirk Gibson, L (1, 7) OBP: 0.356, SLG: 0.446	1-H HR		G4-3		F9			P6		4	1	1	2	0	0	0
Eddie Murray, S (1, 3) OBP: 0.350, SLG: 0.382	P6			1B 2B		G3		K		4	1	1	0	0	1	0
Mike Davis, L (1, 9) OBP: 0.317, SLG: 0.400	CS 1B			1B 1B BB		L7-4 2B		F7		3	0	2	0	1	0	0
Mike Scioscia, L (1, 2) OBP: 0.345, SLG: 0.340	CS 1-2	G4-3		L9		IBB			1B	3	0	1	0	1	0	2
John Shelby, S (9, PR) OBP: 0.227, SLG: 0.191										0	0	0	0	0	0	0
Jeff Hamilton, R (1, 5) OBP: 0.278, SLG: 0.386		G3-1		1B 1-2 2-H 1B		SAFE SAFE L7-4 2-3			L4	4	0	1	1	0	0	3
Alfredo Griffin, S (1, 6) OBP: 0.306, SLG: 0.359		2B	1-2 2-3 1B				S SH1-4 1B		G4-6-3 1-2 1B	4	0	4	0	0	0	0
Tim Leary, R (1, 1) OBP: 0.033, SLG: 0.033		K	K				SAFE SH1-4 1-2		G4-6-3 1-2f	2	0	0	0	0	2	3
Mariano Duncan, R (7, PH) OBP: 0.289, SLG: 0.373										0	0	0	0	0	0	0
Tim Belcher, R (7, 1) OBP: 0.118, SLG: 0.147										0	0	0	0	0	0	0
Mickey Hatcher, R (9, PH) OBP: 0.321, SLG: 0.385										1	0	0	0	0	0	2

AB	33
R	3
H	12
RBI	3
BB	2
SO	5
LOB	13

Inning Stats	1	2	3	4	5	6	7	8	9
	R: 2 E: 0 K: 0 S: 14	H: 3 LOB: 0 BB: 0 P: 21	R: 0 E: 0 K: 1 S: 7	H: 1 LOB: 1 BB: 0 P: 11	R: 0 E: 0 K: 0 S: 5	H: 1 LOB: 0 BB: 0 P: 5	R: 1 E: 0 K: 1 S: 10	H: 3 LOB: 2 BB: 1 P: 20	R: 0 E: 0 K: 1 S: 5	H: 0 LOB: 0 BB: 0 P: 7	R: 0 E: 0 K: 0 S: 5	H: 1 LOB: 1 BB: 1 P: 13	R: 0 E: 0 K: 1 S: 9	H: 1 LOB: 1 BB: 0 P: 14	R: 0 E: 0 K: 1 S: 8	H: 0 LOB: 0 BB: 0 P: 14	R: 0 E: 0 K: 0 S: 11	H: 2 LOB: 2 BB: 0 P: 15

| | | | | | | | | | |

BOTTOM

Los Angeles Dodgers @ Cincinnati Reds

Riverfront Stadium, Cincinnati, OH

Mon Jun 26 1989, 7:05 PM EDT

Att. 23,727 - Sunny - 90 F

livebaseballscorecards.com

Batter	1	2	3	4	5	6	7	8	9	AB	R	H	RBI	BB	SO	LOB
Lenny Harris, L (1, 4) (9, 5) OBP: 0.291, SLG: 0.302	G4-3		1B			F8	1B			4	0	2	0	0	0	0
Herm Winningham, L (1, 8) OBP: 0.300, SLG: 0.325	F8		G5-3			HR	K			4	1	1	0	0	1	2
Barry Larkin, R (1, 6) OBP: 0.386, SLG: 0.472	P3			G4-6-3		HR	K			4	1	2	0	0	1	1
Paul O'Neill, L (1, 9) OBP: 0.347, SLG: 0.468		L4		G4-6-3		HR		K		4	1	1	3	0	1	1
Chris Sabo, R (1, 5) OBP: 0.315, SLG: 0.392		G6-3		P3		F8		G4-3		4	0	0	0	0	0	0
John Franco, L (9, 1)										0	0	0	0	0	0	0
Ken Griffey, L (1, 7) OBP: 0.357, SLG: 0.430		FC6			G2-3	K			HBP	3	0	2	0	0	1	0
Rob Dibble, L (7, 1)										0	0	0	0	0	0	0
Kal Daniels, L (8, PH) OBP: 0.418, SLG: 0.352										0	0	0	0	0	0	0
Luis Quinones, S (8, PR) OBP: 0.294, SLG: 0.516										0	0	0	0	0	0	0
(9, 4)																
Todd Benzinger, S (1, 3) OBP: 0.307, SLG: 0.375		FC6			F7					3	1	1	0	1	0	2
Bo Diaz, R (1, 2) OBP: 0.218, SLG: 0.264			P3		G2-3		HR	L8		4	1	1	2	0	0	3
Rick Mahler, R (1, 1) OBP: 0.256, SLG: 0.225			F9		G1-3		K			2	0	0	0	0	0	1
Rolando Roomes, R (7, 7) OBP: 0.310, SLG: 0.441										1	0	0	0	0	1	0
Inning Stats	R: 0 E: 0 K: 0 S: 5 H: 0 LOB: 0 BB: 0 P: 6	R: 0 E: 0 K: 0 S: 7 H: 1 LOB: 1 BB: 0 P: 13	R: 0 E: 0 K: 0 S: 10 H: 1 LOB: 1 BB: 0 P: 13	R: 0 E: 0 K: 0 S: 8 H: 1 LOB: 0 BB: 0 P: 10	R: 0 E: 0 K: 0 S: 7 H: 1 LOB: 1 BB: 0 P: 11	R: 3 E: 0 K: 1 S: 13 H: 3 LOB: 0 BB: 0 P: 17	R: 2 E: 0 K: 3 S: 18 H: 2 LOB: 1 BB: 1 P: 30	R: 0 E: 0 K: 1 S: 14 H: 1 LOB: 2 BB: 0 P: 19		1B: 8 2B: 0 3B: 0 HR: 2 SF: 0 SAC: 0 DP: 1 HBP: 1						

	AB	33
	R	5
	H	10
	RBI	5
	BB	1
	SO	5
	LOB	10

PITCHER		IP	WLS	BF	H	R	ER	SO	BB	IBB	HBP	BLK	WP	HR	S	P	ERA	WHIP
Tim Leary, R ERA: 3.12	(1, 1)	6.0		24	7	3	3	1	0	0	0	0	0	1	50	70	4.50	1.167
Tim Belcher, R ERA: 3.24	(7, 1)	2.0	L	11	3	2	2	4	1	0	1	0	0	1	32	49	9.00	2.000

PITCHER	IP	WLS	BF	H	R	ER	SO	BB	IBB	HBP	BLK	WP	HR	S	P	ERA	WHIP

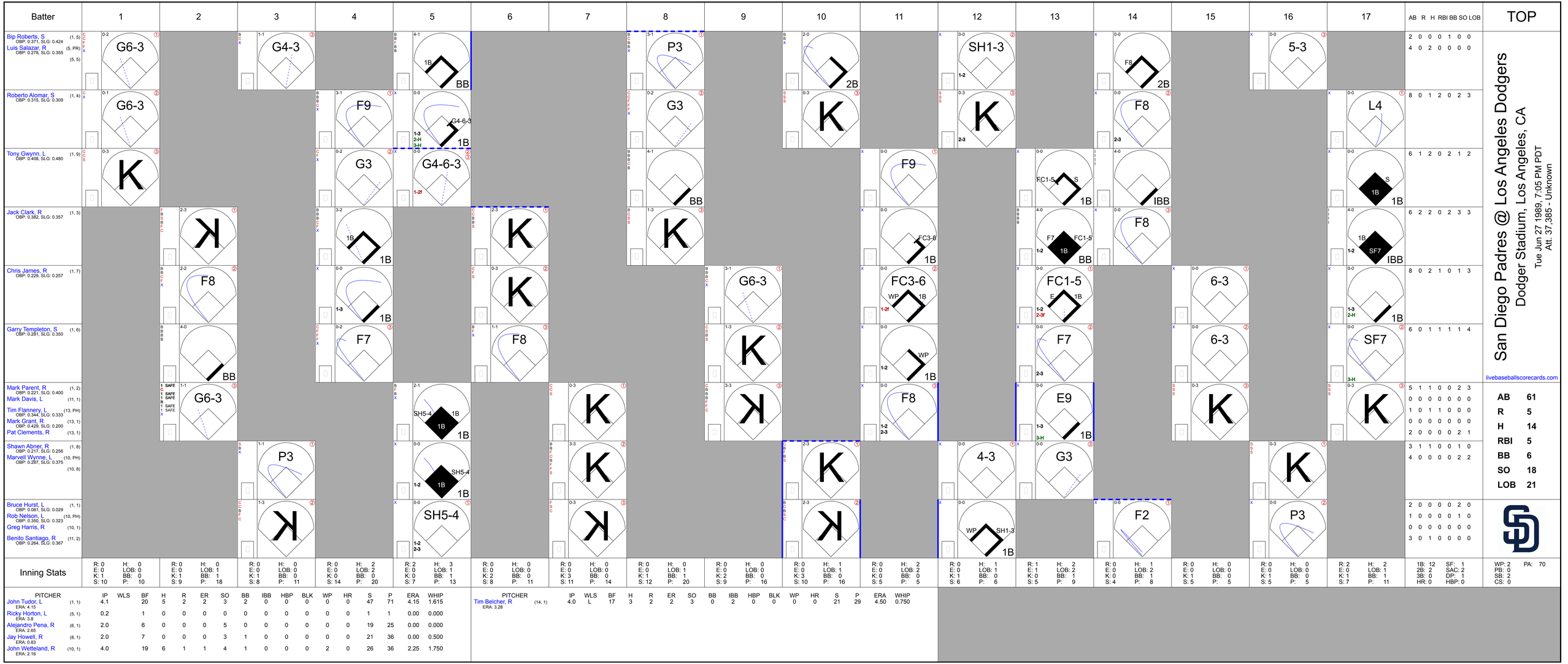

San Diego Padres @ Los Angeles Dodgers

Dodger Stadium, Los Angeles, CA

Tue Jun 27 1989, 7:05 PM PDT

Att. 37,385 - Unknown

livebaseballscorecards.com

Batter	1	2	3	4	5	6	7	8	9	10	11	12	13	14	15	16	17	AB	R	H	RBI	BB	SO	LOB
Bip Roberts, S (1, 5) OBP: 0.371, SLG: 0.424	G6-3		G4-3		1B BB			P3		2B		SH1-3		F8 2B		5-3		2	0	0	0	1	0	0
Luis Salazar, R (5, PR) OBP: 0.278, SLG: 0.355 (5, 5)																		4	0	2	0	0	0	0
Roberto Alomar, S (1, 4) OBP: 0.315, SLG: 0.309	G6-3		F9		G4-6-3 1B			G3		K		K		F8			L4	8	0	1	2	0	2	3
Tony Gwynn, L (1, 9) OBP: 0.408, SLG: 0.480	K		G3		G4-6-3			BB			F9		FC1-5 S 1B	IBB			S 1B 1B	6	1	2	0	2	1	2
Jack Clark, R (1, 3) OBP: 0.382, SLG: 0.357		K	1B 1B			K		K			FC3-6 1B		F7 FC1-5 1B BB	F8			1B SF7 IBB	6	2	2	0	2	3	3
Chris James, R (1, 7) OBP: 0.229, SLG: 0.257		F8	1B			K			G6-3		FC3-6 WP 1B		FC1-5 E 1B		6-3		1B	8	0	2	1	0	1	3
Garry Templeton, S (1, 6) OBP: 0.281, SLG: 0.350		BB	F7			F8			K		WP 1B		F7		6-3		SF7	6	0	1	1	1	1	4
Mark Parent, R (1, 2) OBP: 0.221, SLG: 0.400		G6-3			SH5-4 1B 1B		K		K		F8		E9 1B		K		K	5	1	1	0	0	2	3
Mark Davis, L (11, 1)																		0	0	0	0	0	0	0
Tim Flannery, L (13, PH) OBP: 0.344, SLG: 0.333																		1	0	1	1	0	0	0
Mark Grant, R (13, 1) OBP: 0.429, SLG: 0.200																		0	0	0	0	0	0	0
Pat Clements, R (13, 1)																		2	0	0	0	0	2	1
Shawn Abner, R (1, 8) OBP: 0.217, SLG: 0.256			P3		SH5-4 1B 1B		K			K		4-3	G3			K		3	1	1	0	0	1	0
Marvell Wynne, L (10, PH) OBP: 0.287, SLG: 0.375 (10, 8)																		4	0	0	0	0	2	2
Bruce Hurst, L (1, 1) OBP: 0.081, SLG: 0.029			K		SH5-4		K			K		WP SH1-3 1B		F2		P3		2	0	0	0	0	2	0
Rob Nelson, L (10, PH) OBP: 0.350, SLG: 0.323																		1	0	0	0	0	1	0
Greg Harris, R (10, 1)																		0	0	0	0	0	0	0
Benito Santiago, R (11, 2) OBP: 0.264, SLG: 0.367																		3	0	1	0	0	0	0

Inning Stats	1	2	3	4	5	6	7	8	9	10	11	12	13	14	15	16	17	AB	R	H	RBI	BB	SO	LOB
	R: 0 E: 0 K: 1 S: 10	H: 0 LOB: 0 BB: 0 P: 10	R: 0 E: 0 K: 1 S: 9	H: 0 LOB: 1 BB: 1 P: 18	R: 0 E: 0 K: 1 S: 8	H: 0 LOB: 0 BB: 0 P: 11	R: 0 E: 0 K: 0 S: 14	H: 2 LOB: 2 BB: 0 P: 20	R: 2 E: 0 K: 0 S: 7	H: 3 LOB: 1 BB: 1 P: 13	R: 0 E: 0 K: 2 S: 8	H: 0 LOB: 0 BB: 0 P: 11	R: 0 E: 0 K: 3 S: 11	H: 0 LOB: 0 BB: 0 P: 14	R: 0 E: 0 K: 1 S: 12	H: 0 LOB: 1 BB: 1 P: 20	R: 0 E: 0 K: 2 S: 9	H: 0 LOB: 0 BB: 0 P: 16	R: 0 E: 0 K: 3 S: 10	H: 1 LOB: 1 BB: 0 P: 16	R: 0 E: 0 K: 0 S: 5	H: 2 LOB: 2 BB: 0 P: 5	R: 0 E: 0 K: 1 S: 6	H: 1 LOB: 1 BB: 0 P: 6	R: 1 E: 1 K: 0 S: 5	H: 2 LOB: 2 BB: 1 P: 9	R: 0 E: 0 K: 0 S: 4	H: 1 LOB: 2 BB: 1 P: 8	R: 0 E: 0 K: 1 S: 5	H: 0 LOB: 0 BB: 0 P: 5	R: 0 E: 0 K: 1 S: 5	H: 0 LOB: 0 BB: 0 P: 5	R: 2 E: 0 K: 1 S: 7	H: 2 LOB: 1 BB: 1 P: 11	1B: 12 2B: 2 3B: 0 HR: 0	SF: 1 SAC: 2 DP: 1 HBP: 0	WP: 2 PB: 0 SB: 2 CS: 0	PA: 70

PITCHER	IP	WLS	BF	H	R	ER	SO	BB	IBB	HBP	BLK	WP	HR	S	P	ERA	WHIP
John Tudor, L (1, 1) ERA: 4.15	4.1		20	5	2	2	3	2	0	0	0	0	0	47	71	4.15	1.615
Ricky Horton, L (5, 1) ERA: 3.8	0.2		1	0	0	0	0	0	0	0	0	0	0	1	1	0.00	0.000
Alejandro Pena, R (6, 1) ERA: 2.65	2.0		6	0	0	0	5	0	0	0	0	0	0	19	25	0.00	0.000
Jay Howell, R (8, 1) ERA: 0.83	2.0		7	0	0	0	3	1	0	0	0	0	0	21	36	0.00	0.500
John Wetteland, R (10, 1) ERA: 2.16	4.0		19	6	1	1	4	1	0	0	0	2	0	26	36	2.25	1.750

PITCHER	IP	WLS	BF	H	R	ER	SO	BB	IBB	HBP	BLK	WP	HR	S	P	ERA	WHIP
Tim Belcher, R (14, 1) ERA: 3.28	4.0	L	17	3	2	2	3	0	2	0	0	0	0	21	29	4.50	0.750

TOP	
AB	61
R	5
H	14
RBI	5
BB	6
SO	18
LOB	21

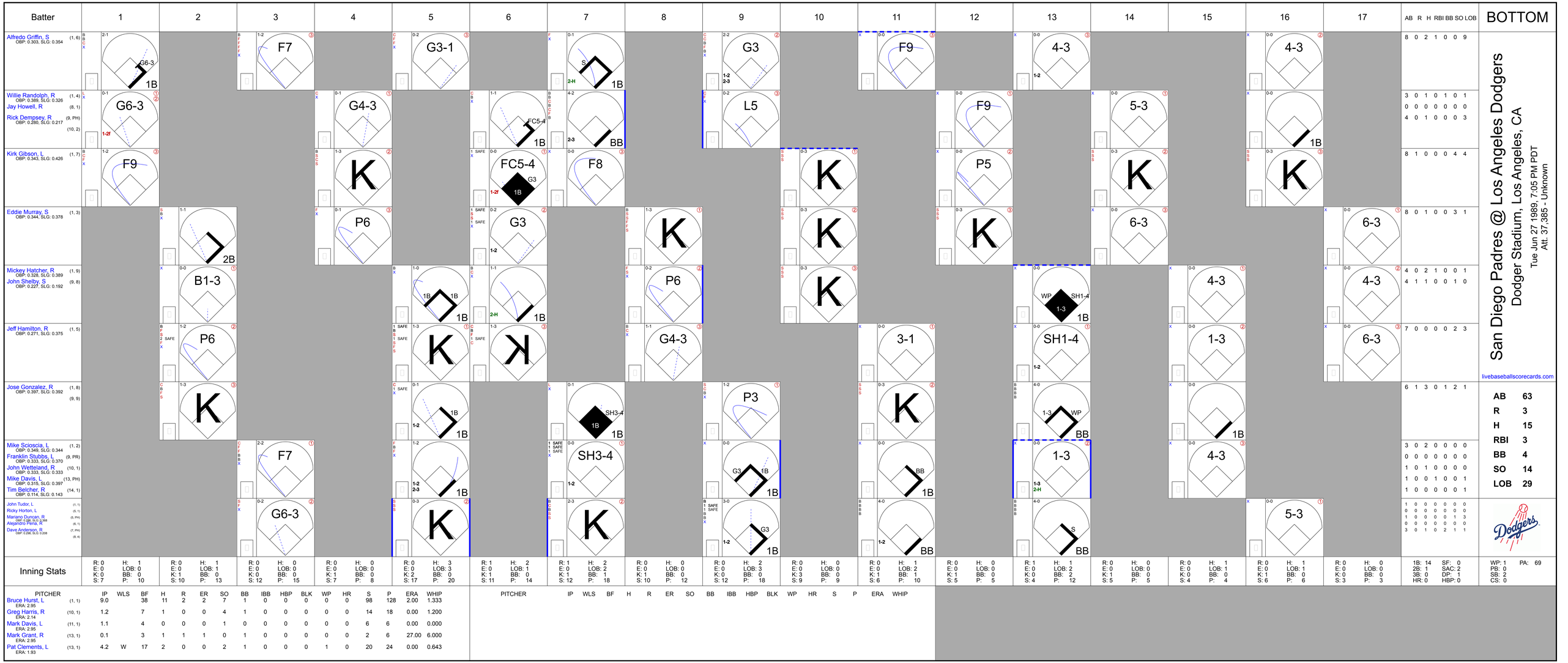
Batter
1
2
3
4
5
6
7
8
9
10
11
12
13
14
15
16
17
AB R H RBI BB SO LOB
BOTTOM
Alfredo Griffin, S (1, 6) OBP: 0.303, SLG: 0.354
Willie Randolph, R (1, 4) OBP: 0.389, SLG: 0.326
Jay Howell, R (8, 1)
Rick Dempsey, R (9, PH) OBP: 0.280, SLG: 0.217 (10, 2)
Kirk Gibson, L (1, 7) OBP: 0.343, SLG: 0.426
Eddie Murray, S (1, 3) OBP: 0.344, SLG: 0.378
Mickey Hatcher, R (1, 9) OBP: 0.328, SLG: 0.389
John Shelby, S (9, 8) OBP: 0.227, SLG: 0.192
Jeff Hamilton, R (1, 5) OBP: 0.271, SLG: 0.375
Jose Gonzalez, R (1, 8) OBP: 0.397, SLG: 0.392 (9, 9)
Mike Scioscia, L (1, 2) OBP: 0.349, SLG: 0.344
Franklin Stubbs, L (9, PR) OBP: 0.333, SLG: 0.370
John Wetteland, R (10, 1) OBP: 0.333, SLG: 0.333
Mike Davis, L (13, PH) OBP: 0.315, SLG: 0.397
Tim Belcher, R (14, 1) OBP: 0.114, SLG: 0.143
John Tudor, L (1, 1)
Ricky Horton, L (6, 1)
Mariano Duncan, R (5, PH) OBP: 0.286, SLG: 0.268
Alejandro Pena, R (6, 1)
Dave Anderson, R (7, PH) OBP: 0.296, SLG: 0.208 (8, 4)
Inning Stats
PITCHER IP WLS BF H R ER SO BB IBB HBP BLK WP HR S P ERA WHIP
Bruce Hurst, L (1, 1) ERA: 2.95 9.0 38 11 2 2 7 1 0 0 0 0 0 98 128 2.00 1.333
Greg Harris, R (10, 1) ERA: 2.14 1.2 7 1 0 0 4 1 0 0 0 0 0 14 18 0.00 1.200
Mark Davis, L (11, 1) ERA: 2.95 1.1 4 0 0 0 1 0 0 0 0 0 0 6 6 0.00 0.000
Mark Grant, R (13, 1) ERA: 2.95 0.1 3 1 1 1 0 1 0 0 0 0 0 2 6 27.00 6.000
Pat Clements, L (13, 1) ERA: 1.93 4.2 W 17 2 0 0 2 1 0 0 0 1 0 20 24 0.00 0.643
PITCHER IP WLS BF H R ER SO BB IBB HBP BLK WP HR S P ERA WHIP
San Diego Padres @ Los Angeles Dodgers
Dodger Stadium, Los Angeles, CA
Tue Jun 27 1989, 7:05 PM PDT
Att. 37,385 - Unknown
livebaseballscorecards.com
AB 63
R 3
H 15
RBI 3
BB 4
SO 14
LOB 29
1B: 14 SF: 0
2B: 1 SAC: 2
3B: 0 DP: 1
HR: 0 HBP: 0
WP: 1 PA: 69
PB: 0
SB: 2
CS: 0

Batter	1	2	3	4	5	6	7	8	9	AB	R	H	RBI	BB	SO	LOB
Marvell Wynne, L (1, 8) OBP: 0.287, SLG: 0.372	C B F B X 2-2 FC1-6 1B		C S S 0-3 ② K			X 0-0 ① G6-3		X 0-0 ② F8		4	0	1	0	0	1	2
Roberto Alomar, S (1, 4) OBP: 0.315, SLG: 0.306	X 0-0 ① FC1-6 E 1-2		B F F X 1-2 ③ G6-3			S B B F F X 2-2 ② G3-1		B B B C B 4-1 1B 1-2 2-3 BB		3	0	0	0	1	0	1
Tony Gwynn, L (1, 9) OBP: 0.412, SLG: 0.484	X 0-0 E7 1-3 1B			C B B B X 3-1 G1-6-3 1B 1B		B C X 1-1 ③ G4-3		C B X 1-1 S 1-3 2-H 3-H 1B		4	0	3	2	0	0	0
Jack Clark, R (1, 3) OBP: 0.384, SLG: 0.357 Greg Harris, R (8, 1) Mark Davis, L (8, 1)	B B S B S C 3-3 ② K			X 0-0 G1-6-3 1-2 1B			C F C 0-3 ① K	B S I I 4-1 1-2 IBB		3 0 0	0 0 0	1 0 0	0 0 0	1 0 0	2 0 0	2 0 0
Chris James, R (1, 7) OBP: 0.226, SLG: 0.252	C F X 0-2 ③ G3			S X 0-1 ①② G1-6-3 1-2f 2-3			F S X 0-2 ② G6-3	S F X 0-2 F9		4	0	0	0	0	0	7
Garry Templeton, S (1, 6) OBP: 0.277, SLG: 0.344		C X 0-1 ① P6		C X 0-1 ③ G1-3			X 0-0 ③ F7		F C F X 0-2 ① G3	4	0	0	0	0	0	1
Benito Santiago, R (1, 2) OBP: 0.268, SLG: 0.366		C C C 0-3 ② K			B B B C F B 4-2 CS BB			B C X 1-1 FC1-5 1B 1B	C B B F B X 3-2 ② P6	3	0	1	0	1	1	0
Tim Flannery, L (1, 5) OBP: 0.344, SLG: 0.333 Luis Salazar, R (8, PR) OBP: 0.282, SLG: 0.358 (8, 5)		B B C B X 3-1 ③ F7			B B 1 SAFE C X 2-1 ①② F8 1-2			1 SAFE L B 1 SAFE L B X 2-2 BB FC1-5 1B 1-2 1B	S C X 0-2 1B	3 1	0 1	1 1	0 0	0 0	0 0	1 0
Ed Whitson, R (1, 1) OBP: 0.225, SLG: 0.237 Bip Roberts, S (8, PH) OBP: 0.367, SLG: 0.419 Rob Nelson, L (8, 3) OBP: 0.346, SLG: 0.318			X 0-0 ① G6-3		B X 1-0 ③ G6-3			B F B X 2-1 ① FC1-5 BB 1B 1-2 2-3	C F S 0-3 ③ K 1B	2 1 1	0 1 0	0 0 0	0 0 0	0 0 0	0 0 1	0 2 1
Inning Stats	R: 0 H: 2 E: 1 LOB: 2 K: 1 BB: 0 S: 11 P: 16	R: 0 H: 0 E: 0 LOB: 0 K: 1 BB: 0 S: 7 P: 10	R: 0 H: 0 E: 0 LOB: 0 K: 1 BB: 0 S: 7 P: 8	R: 0 H: 2 E: 0 LOB: 1 K: 0 BB: 0 S: 7 P: 10	R: 0 H: 0 E: 0 LOB: 0 K: 0 BB: 1 S: 5 P: 12	R: 0 H: 0 E: 0 LOB: 0 K: 0 BB: 0 S: 7 P: 10	R: 0 H: 0 E: 0 LOB: 0 K: 1 BB: 0 S: 7 P: 7	R: 2 H: 3 E: 0 LOB: 3 K: 0 BB: 2 S: 15 P: 29	R: 0 H: 1 E: 0 LOB: 1 K: 1 BB: 0 S: 13 P: 16	1B: 8 2B: 0 3B: 0 HR: 0	SF: 0 SAC: 0 DP: 1 HBP: 0			WP: 0 PB: 0 SB: 1 CS: 1	PA: 36		

PITCHER		IP	WLS	BF	H	R	ER	SO	BB	IBB	HBP	BLK	WP	HR	S	P	ERA	WHIP
Mike Morgan, R ERA: 1.69	(1, 1)	7.2	L	29	6	2	2	4	2	0	0	0	0	0	60	91	2.35	1.043
Ricky Horton, L ERA: 3.8	(8, 1)	0.0		1	1	0	0	0	0	0	0	0	0	0	2	3	∞	∞
Alejandro Pena, R ERA: 2.63	(8, 1)	0.1		2	0	0	0	0	0	1	0	0	0	0	4	8	0.00	0.000
Jay Howell, R ERA: 0.81	(9, 1)	1.0		4	1	0	0	1	0	0	0	0	0	0	13	16	0.00	1.000

PITCHER	IP	WLS	BF	H	R	ER	SO	BB	IBB	HBP	BLK	WP	HR	S	P	ERA	WHIP

San Diego Padres @ Los Angeles Dodgers

Dodger Stadium, Los Angeles, CA

Wed Jun 28 1989, 7:05 PM PDT

Att. 33,708 - Unknown - 70 F

TOP

livebaseballscorecards.com

AB	33
R	2
H	8
RBI	2
BB	3
SO	5
LOB	17

BOTTOM

Batter	1	2	3	4	5	6	7	8	9	AB	R	H	RBI	BB	SO	LOB
Alfredo Griffin, S (1, 6) OBP: 0.311, SLG: 0.365	F M S 0-3 ① K		C X 0-1 1B		B X 1-0 2-3 3-H 1B		C S F X 0-2 2B		C S F B C 1-3 ① K	5	0	3	1	0	2	0
Mike Davis, L (1, 9) OBP: 0.313, SLG: 0.393 John Shelby, S (8, 8) OBP: 0.226, SLG: 0.191	B B F S X 2-2 FC6 1B		C X 1 SAFE 0-1 ③ F9		F C 1 B B 1 X SAFE SAFE 2-2 ③ L9		F B F X 1-2 ② F7		X 0-0 ② F8	4 1	0 0	1 0	0 0	0 0	0 0	4 0
Kirk Gibson, L (1, 7) OBP: 0.339, SLG: 0.420	1 SAFE C 1 F B B 1 B 1 SAFE SAFE SAFE 3-3 ② K			X 0-0 ① G4-3		X 0-0 ① G5-3	X 0-0 ③ G3-1		C X 0-1 1B	5	0	1	0	0	1	2
Eddie Murray, S (1, 3) OBP: 0.342, SLG: 0.375	1 SAFE F B B F X 2-2 ③ FC6 1-2f			B B F F B S 3-3 ② K		X 0-0 2B 1B		F B X 1-1 ① G4-3	S T B C 1-3 ③ K	5	0	1	0	0	2	2
Mike Scioscia, L (1, 2) OBP: 0.343, SLG: 0.338 Franklin Stubbs, L (8, PR) OBP: 0.333, SLG: 0.370 Rick Dempsey, R (9, 2) OBP: 0.280, SLG: 0.217		B F F X 1-2 ① G5-3		B B B C X 3-1 ③ G3		1 C P P X SAFE 2-1 ② F8		B X 1-0 E3 1B 1B		4 0 0	0 0 0	0 0 0	0 0 0	0 0 0	0 0 0	1 0 0
Jeff Hamilton, R (1, 5) OBP: 0.274, SLG: 0.381 (9, 4)		C C B X 1-2 ② G1-3			X 0-0 ① F8	X 0-0 1-3 2B		B X 1-0 1-2 1B 1B		4	0	2	0	0	0	0
Jose Gonzalez, R (1, 8) OBP: 0.419, SLG: 0.407 (8, 9)		C C T F B X 1-2 ③ G4-3			B B B C X 3-1 SH1-4 1B 1B 1B	I I I 4-0 IBB		C B X 1-1 1-2 2-3 1B		3	1	2	0	1	0	0
Dave Anderson, R (1, 4) OBP: 0.299, SLG: 0.213 Mickey Hatcher, R (8, PH) OBP: 0.325, SLG: 0.385 (9, 5)			C B F C 1-3 ① K		1 SAFE X 0-0 1-2 1B SH1-4 1B	L F X 0-2 ③ G6-3		C F S 0-3 ② K		3 1	0 0	1 0	0 0	0 0	1 1	3 3
Mike Morgan, R (1, 1) OBP: 0.103, SLG: 0.103 Ricky Horton, L (8, 1) Alejandro Pena, R (8, 1) Mariano Duncan, R (8, PH) OBP: 0.282, SLG: 0.364 Jay Howell, R (9, 1)			B X 1-0 ② G4-3		X 0-0 ② SH1-4 1-2 2-3		B B X 2-0 ① G6-3	C S S 0-3 ③ K		2 0 0 1 0	0 0 0 0 0	0 0 0 0 0	0 0 0 0 0	0 0 0 0 0	0 0 0 1 0	0 0 0 3 0
Inning Stats	R: 0 E: 0 K: 2 S: 12 H: 1 LOB: 1 BB: 0 P: 19	R: 0 E: 0 K: 0 S: 11 H: 0 LOB: 0 BB: 0 P: 14	R: 0 E: 0 K: 1 S: 8 H: 1 LOB: 1 BB: 0 P: 10	R: 0 E: 0 K: 1 S: 6 H: 0 LOB: 0 BB: 0 P: 12	R: 1 E: 0 K: 0 S: 9 H: 3 LOB: 2 BB: 0 P: 15	R: 0 E: 0 K: 0 S: 10 H: 2 LOB: 3 BB: 1 P: 14	R: 0 E: 0 K: 0 S: 9 H: 1 LOB: 1 BB: 0 P: 12	R: 0 E: 1 K: 2 S: 12 H: 2 LOB: 3 BB: 0 P: 16	R: 0 E: 0 K: 2 S: 10 H: 1 LOB: 1 BB: 0 P: 12	1B: 9 2B: 2 3B: 0 HR: 0	SF: 0 SAC: 1 DP: 0 HBP: 0						

PITCHER		IP	WLS	BF	H	R	ER	SO	BB	IBB	HBP	BLK	WP	HR	S	P	ERA	WHIP
Ed Whitson, R ERA: 2.55	(1, 1)	7.0	W	30	8	1	1	4	0	1	0	0	0	0	65	96	1.29	1.143
Greg Harris, R ERA: 2.13	(8, 1)	0.1		4	2	0	0	0	0	0	0	0	0	0	6	10	0.00	6.000
Mark Davis, L ERA: 2.83	(8, 1)	1.2	S	6	1	0	0	4	0	0	0	0	0	0	16	18	0.00	0.600

PITCHER	IP	WLS	BF	H	R	ER	SO	BB	IBB	HBP	BLK	WP	HR	S	P	ERA	WHIP

San Diego Padres @ Los Angeles Dodgers

Dodger Stadium, Los Angeles, CA

Wed Jun 28 1989, 7:05 PM PDT

Att. 33,708 - Unknown - 70 F

livebaseballscorecards.com

AB	38
R	1
H	11
RBI	1
BB	1
SO	8
LOB	18

1B: 9	SF: 0	WP: 0	PA: 40
2B: 2	SAC: 1	PB: 0	
3B: 0	DP: 0	SB: 0	
HR: 0	HBP: 0	CS: 0	

San Diego Padres @ Los Angeles Dodgers

Dodger Stadium, Los Angeles, CA

Thu Jun 29 1989, 7:05 PM PDT

Att. 36,128 - Unknown - 70 F

livebaseballscorecards.com

TOP

Batter	1	2	3	4	5	6	7	8	9	AB	R	H	RBI	BB	SO	LOB
Bip Roberts, S (1, 5) OBP: 0.369, SLG: 0.411	K		FC6-4 1-2f	P3			FC1-6 1B		E BB	4	0	1	0	1	1	3
Roberto Alomar, S (1, 4) OBP: 0.310, SLG: 0.301	6-3		6-3		F9		FC1-6 FC4-6 1-2f		E1 G6-4-3 1-2	5	0	0	0	0	0	3
Tony Gwynn, L (1, 9) OBP: 0.412, SLG: 0.482	F7			E BB FC5-2 1B	1B		FC4-6 CS 1-2f		B2	5	0	2	0	0	0	3
Jack Clark, R (1, 3) OBP: 0.387, SLG: 0.356 Mark Davis, L (9, 1)		FC3-6 1B		FC5-2 E 1-2 BB	1B BB		CS 1-2	F8	G6-4-3 1-2f	3 0	1 0	1 0	0 0	2 0	0 0	2 0
Chris James, R (1, 7) OBP: 0.230, SLG: 0.257		FC3-6 1B WP 1-2f		E5 BB FC5-2 FC6-4 1-2 2-3	1-3 1B			1B 1B		4	3	2	0	0	0	3
Garry Templeton, S (1, 6) OBP: 0.276, SLG: 0.343		1B 1-3		FC5-2 BB E 1-2 2-3 3-Hf	L8			F7		4	1	1	0	0	0	6
Benito Santiago, R (1, 2) OBP: 0.272, SLG: 0.366		K 3-H		FC6-4 1-2 2-3 3-H BB		5-3		1B 1-3		3	0	1	1	1	1	0
Shawn Abner, R (1, 8) OBP: 0.204, SLG: 0.239 Marvell Wynne, L (8, PH) OBP: 0.291, SLG: 0.376 (8, 8)			P5	FC6-4 1B 1-2f 2-H 3-H		P2		FC6-4 1-2 3-H		3 1	0 0	0 1	1 1	0 0	0 0	1 0
Dennis Rasmussen, L (1, 1) OBP: 0.152, SLG: 0.182 Carmelo Martinez, R (9, 3) OBP: 0.308, SLG: 0.337			FC6-4 1B	1-3 1B		K		FC6-4 1-2f		4 0	0 0	2 0	0 0	0 0	1 0	2 0
Inning Stats	R: 0 E: 0 K: 1 S: 12 H: 0 LOB: 0 BB: 0 P: 17	R: 1 E: 0 K: 1 S: 9 H: 2 LOB: 0 BB: 0 P: 14	R: 0 E: 1 K: 0 S: 9 H: 1 LOB: 1 BB: 0 P: 12	R: 3 E: 2 K: 0 S: 14 H: 2 LOB: 2 BB: 2 P: 29	R: 0 E: 0 K: 0 S: 10 H: 2 LOB: 2 BB: 1 P: 19	R: 0 E: 0 K: 1 S: 8 H: 0 LOB: 0 BB: 0 P: 13	R: 0 E: 0 K: 0 S: 8 H: 1 LOB: 0 BB: 0 P: 12	R: 1 E: 0 K: 0 S: 15 H: 3 LOB: 2 BB: 0 P: 20	R: 0 E: 1 K: 0 S: 5 H: 0 LOB: 1 BB: 1 P: 10	1B: 11 2B: 0 3B: 0 HR: 0 SF: 0 SAC: 0 DP: 1 HBP: 0						

	AB	36
	R	5
	H	11
	RBI	3
	BB	4
	SO	3
	LOB	23

WP: 1 PB: 0 SB: 0 CS: 1 PA: 41

PITCHER		IP	WLS	BF	H	R	ER	SO	BB	IBB	HBP	BLK	WP	HR	S	P	ERA	WHIP
Fernando Valenzuela, L ERA: 3.92	(1, 1)	7.0	L	30	8	4	1	3	3	0	0	0	1	0	70	116	1.29	1.571
Alejandro Pena, R ERA: 2.79	(8, 1)	1.0		8	3	1	1	0	1	0	0	0	0	0	16	25	9.00	4.000
Ricky Horton, L ERA: 3.63	(9, 1)	1.0		2	0	0	0	0	0	0	0	0	0	0	4	5	0.00	0.000

PITCHER	IP	WLS	BF	H	R	ER	SO	BB	IBB	HBP	BLK	WP	HR	S	P	ERA	WHIP

San Diego Padres @ Los Angeles Dodgers

Dodger Stadium, Los Angeles, CA

Thu Jun 29 1989, 7:05 PM PDT

Att. 36,128 - Unknown - 70 F

livebaseballscorecards.com

BOTTOM

Batter	1	2	3	4	5	6	7	8	9	AB	R	H	RBI	BB	SO	LOB
Alfredo Griffin, S (1, 6) OBP: 0.313, SLG: 0.363	4-0 BBBB 5-3 2B BB	0-3 SCS K ③			1-0 BX 6-3 ①		1-3 CFBS K ②		1-2 BFCX E1 ③ 1-3 1B	4	1	1	0	1	2	2
Mariano Duncan, R (1, 4) OBP: 0.268, SLG: 0.346	1-1 C 1 SAFE BX 5-3 ① 1-2		0-1 CX 4-3 ①		1-2 CSFBX L8 ②		0-3 CFS K ③			4	0	0	0	0	1	1
Mickey Hatcher, R (1, 7) OBP: 0.314, SLG: 0.372	1-0 BX 6-3 ②		2-2 FFBBX F7 ②		2-1 BFBX L9 ③			1-1 CBX F7 ①		4	0	0	0	0	0	1
Eddie Murray, S (1, 3) OBP: 0.344, SLG: 0.378	2-1 BSBX 2-H 2B		4-0 BBBB FC1-4 BB			2-3 BBSFS K ①		1-1 BCX 4-3 ②		3	0	1	1	1	1	0
Jeff Hamilton, R (1, 5) OBP: 0.274, SLG: 0.383	1-3 CSSBBS SAFE K ③		2-2 SBBFX FC1-4 ③ 1-2f			0-0 X 1B 2B		0-0 X 6-3 ③		4	1	1	0	0	1	2
Jose Gonzalez, R (1, 9) OBP: 0.424, SLG: 0.414		3-1 BSBBX P4 ①		1-1 BCX 1B		1-2 SFBX FC4-6 2-H 1B			0-0 X 4-3 ①	4	0	2	1	0	0	0
John Shelby, S (1, 8) OBP: 0.227, SLG: 0.192		0-0 X E4 1B		1-1 FBX F9 ①		0-0 1 SAFE X FC4-6 ② 1-2f			0-1 FX 1B FC4-6 1B	4	1	1	0	0	0	2
Mike Scioscia, L (1, 2) OBP: 0.339, SLG: 0.333 Rick Dempsey, R (9, PH) OBP: 0.289, SLG: 0.229	B 1 SAFE B 1 SAFE C 1 SAFE C 1 SAFE 1 SAFE 2-2 FFX L4 ②		1-0 BX P4 ②		B 1 SAFE C 1 SAFE BFX 2-2 F7 ③			0-1 CX FC4-6 1-3 1B	3 1	0 0	0 1	0 0	0 0	0 0	3 0
Fernando Valenzuela, L (1, 1) OBP: 0.138, SLG: 0.172 Willie Randolph, R (7, PH) OBP: 0.388, SLG: 0.325 Alejandro Pena, R (8, 1) Ricky Horton, L (9, 1) Dave Anderson, R (9, PH) OBP: 0.296, SLG: 0.210	FX 0-1 1-2 1B		0-2 CFX F8 ③				1-1 CBX F8 ①	0-1 CX FC4-6 ② E 1B 1-2f 3-H		2 1 0 0 1	0 0 0 0 0	1 0 0 0 1	0 0 0 0 0	0 0 0 0 0	0 0 0 0 1	1 0 0 0 1
Inning Stats	R: 1 E: 0 K: 1 S: 8 H: 1 LOB: 1 BB: 1 P: 17	R: 0 E: 1 K: 1 S: 13 H: 1 LOB: 2 BB: 0 P: 18	R: 0 E: 0 K: 0 S: 8 H: 0 LOB: 1 BB: 1 P: 16	R: 0 E: 0 K: 0 S: 8 H: 1 LOB: 1 BB: 0 P: 11	R: 0 E: 0 K: 0 S: 7 H: 0 LOB: 0 BB: 0 P: 11	R: 1 E: 0 K: 1 S: 11 H: 2 LOB: 1 BB: 0 P: 16	R: 0 E: 0 K: 2 S: 8 H: 0 LOB: 0 BB: 0 P: 10	R: 0 E: 0 K: 0 S: 5 H: 0 LOB: 0 BB: 0 P: 7	R: 1 E: 1 K: 0 S: 10 H: 3 LOB: 2 BB: 0 P: 11	1B: 6 2B: 2 3B: 0 HR: 0	SF: 0 SAC: 0 DP: 0 HBP: 0			WP: 0 PB: 0 SB: 0 CS: 0	PA: 37		

	AB	35
	R	3
	H	8
	RBI	3
	BB	2
	SO	5
	LOB	13

PITCHER		IP	WLS	BF	H	R	ER	SO	BB	IBB	HBP	BLK	WP	HR	S	P	ERA	WHIP
Dennis Rasmussen, L ERA: 4.15	(1, 1)	8.1	W	35	7	3	3	5	2	0	0	0	0	0	73	111	3.24	1.080
Mark Davis, L ERA: 2.79	(9, 1)	0.2	S	2	1	0	0	0	0	0	0	0	0	0	5	6	0.00	1.500

PITCHER		IP	WLS	BF	H	R	ER	SO	BB	IBB	HBP	BLK	WP	HR	S	P	ERA	WHIP

Batter	1	2	3	4	5	6	7	8	9	AB	R	H	RBI	BB	SO	LOB
Barry Bonds, L (1, 7) OBP: 0.348, SLG: 0.432	B X 1-0 G3		X 0-0 G3-1		X 0-0 L8		1 SAFE 1 SAFE C B B X 2-1 G4-3 1-3		F F F B F X 1-2 G4-3	5	0	0	0	0	0	1
Jose Lind, R (1, 4) OBP: 0.288, SLG: 0.308	C B B B X 3-1 G6-3		C S C 0-3 K			C B F B X 2-2 1B 2B 1B	C C B F B B X 3-2 G1-3			4	1	1	0	0	1	1
Andy Van Slyke, L (1, 8) OBP: 0.347, SLG: 0.406	B C B B S X 3-2 G3		C X 0-1 F8			X 0-0 2B 1-3 1B		L X 0-1 BB 1B		4	1	2	0	0	0	0
Bobby Bonilla, S (1, 5) OBP: 0.353, SLG: 0.476		C B C B X 2-2 E9 1B 1B		F B B S X 2-2 G4-1		X 0-0 1B 2-H 3-H 2B		C S 1 SAFE F S 0-3 K		4	1	2	2	0	1	1
R.J. Reynolds, S (1, 9) OBP: 0.378, SLG: 0.428		B C F B F B B 4-2 G2-3 1B BB		X 0-0 F8		B B F F B X 3-2 F7		B 1 SAFE 1 SAFE B B B 4-0 1-2 BB		2	1	0	0	2	0	1
Gary Redus, R (1, 3) OBP: 0.373, SLG: 0.429 Bill Landrum, R (8, 1)		B F B B X 3-1 G6-3 G2-3 1-2 2-H 1B		S C B X 1-2 1B		S B X 1-1 G4-6-3 2-3 1B		F B S X 1-2 F9		4	0	3	1	0	0	2
										0	0	0	0	0	0	0
Junior Ortiz, R (1, 2) OBP: 0.278, SLG: 0.255		X 0-0 G2-3 1-2 2-H		B 1 SAFE F 1 SAFE X 1-1 G1-3		C SAFE X 0-1 G4-6-3 1-2f		C X 0-1 L9		4	0	0	1	0	0	6
Rafael Belliard, R (1, 6) OBP: 0.267, SLG: 0.276		C F X 0-2 G6-3 2-3		C B F X 1-2 P6			S S F B S 1-3 K G4-3 WP		C B X 1-1 F9	4	0	0	0	0	1	1
Bob Walk, R (1, 1) OBP: 0.250, SLG: 0.333		S B C B S 2-3 K		B C C F C 1-3 K			C 1 SAFE L B L 1-3 K		F F S 0-3 K	3	0	0	0	0	3	2
Bob Kipper, R (7, 1) OBP: 0.250, SLG: 0.143										0	0	0	0	0	0	0
Doug Bair, R (8, 1) OBP: 1.000, SLG: 2.000										0	0	0	0	0	0	0
Benny Distefano, L (8, 3) OBP: 0.333, SLG: 0.224										1	0	0	0	0	1	0
Inning Stats	R: 0 E: 0 K: 0 S: 6 H: 0 LOB: 0 BB: 0 P: 13	R: 2 E: 1 K: 1 S: 15 H: 2 LOB: 1 BB: 1 P: 26	R: 0 E: 0 K: 1 S: 6 H: 0 LOB: 0 BB: 0 P: 6	R: 0 E: 0 K: 0 S: 9 H: 1 LOB: 1 BB: 0 P: 13	R: 0 E: 0 K: 1 S: 8 H: 0 LOB: 0 BB: 0 P: 10	R: 2 E: 0 K: 0 S: 12 H: 4 LOB: 1 BB: 0 P: 18	R: 0 E: 0 K: 2 S: 13 H: 0 LOB: 1 BB: 0 P: 20	R: 0 E: 0 K: 1 S: 11 H: 1 LOB: 2 BB: 1 P: 16	R: 0 E: 0 K: 1 S: 10 H: 0 LOB: 0 BB: 0 P: 12	1B: 7 2B: 1 3B: 0 HR: 0 SF: 0 SAC: 0 DP: 1 HBP: 0						

TOP

Pittsburgh Pirates @ Los Angeles Dodgers

Dodger Stadium, Los Angeles, CA

Fri Jun 30 1989, 7:05 PM PDT

Att. 46,411 - Sunny - 75 F

livebaseballscorecards.com

AB	35
R	4
H	8
RBI	4
BB	2
SO	7
LOB	15

PITCHER		IP	WLS	BF	H	R	ER	SO	BB	IBB	HBP	BLK	WP	HR	S	P	ERA	WHIP
Orel Hershiser, R ERA: 2.42	(1, 1)	6.0	L	25	7	4	4	3	1	0	0	0	0	0	56	86	6.00	1.333
John Wetteland, R ERA: 2.08	(7, 1)	1.0		4	0	0	0	2	0	0	0	0	2	0	13	20	0.00	0.000
Ricky Horton, L ERA: 3.57	(8, 1)	0.1		3	1	0	0	1	1	0	0	0	0	0	6	10	0.00	6.000
Alejandro Pena, R ERA: 2.75	(8, 1)	0.2		2	0	0	0	0	0	0	0	0	0	0	5	6	0.00	0.000
Jay Howell, R ERA: 0.79	(9, 1)	1.0		3	0	0	0	1	0	0	0	0	0	0	10	12	0.00	0.000

PITCHER	IP	WLS	BF	H	R	ER	SO	BB	IBB	HBP	BLK	WP	HR	S	P	ERA	WHIP

WP: 2 PB: 0 SB: 0 CS: 0 PA: 37

Batter	1	2	3	4	5	6	7	8	9	AB	R	H	RBI	BB	SO	LOB
Alfredo Griffin, S (1, 6) OBP: 0.310, SLG: 0.359	B B C B C X 3-2 ① G6-3		C X 0-1 ① G4-3		X 0-0 E 1B 1B	B B X 2-0 ③ F9		S F B B F X 2-2 ② P5		5	1	1	0	0	0	3
Mike Davis, L (1, 9) OBP: 0.310, SLG: 0.406	B C B B X 3-1 ② G4-1		C X 0-1 ② G6-3		C 1 SAFE B F 1 B X 2-2 E4 1B 1-2 FC6-4		B B F B X 3-1 HR	B X 1-0 ③ P6		5	2	1	1	0	0	3
Kirk Gibson, L (1, 7) OBP: 0.336, SLG: 0.415	B B C X 2-1 BB 1B		S X 0-1 ③ F8		S F B X 1-2 ① F7		B X 1-0 ① F9		C C F F X 0-2 ① G1-3	5	0	1	0	0	0	2
Eddie Murray, S (1, 3) OBP: 0.348, SLG: 0.380	1 SAFE B C B B B 4-1 1-2 BB			X 0-0 1B 1B	B S B B X 3-1 FC6-4 1-3 2-H 1B		B S S X 1-2 ② G5-3		B B B C F F F F 3-2 ② X G6-3	4	0	2	1	1	0	0
Mike Scioscia, L (1, 2) OBP: 0.332, SLG: 0.326	C C S 0-3 ③ K			B X 1-0 ① F7	P F X 1-1 ② FC6-4 1-2f 3-H		C B B F X 2-2 E5		C B B X 2-1 ③ G4-3	5	0	0	1	0	1	4
Jeff Hamilton, R (1, 5) OBP: 0.273, SLG: 0.385		S X 0-1 2B		B S 1 SAFE X 1-1 ② F7	S S F S 0-3 ③ K		S B S B X 2-2 ③ G4-3			4	0	1	0	0	1	3
John Shelby, S (1, 8) OBP: 0.231, SLG: 0.197		C C B B X 2-2 ① L7		B B X 2-0 HBP 1-3 1B		B F X 1-1 FC1-6 1B		B B X 2-0 ① G4-3		4	0	2	0	0	0	1
Mariano Duncan, R (1, 4) OBP: 0.271, SLG: 0.337 Dave Anderson, R (8, 4) OBP: 0.303, SLG: 0.220		B S B S S 2-3 ② K		F H 1-1 1-2 HBP		C F X 0-2 ① FC1-6 1-2f		B B C C X 2-2 1B 1B		2 1	0 0	0 1	0 0	0 0	1 0	2 0
Orel Hershiser, R (1, 1) OBP: 0.200, SLG: 0.326 Franklin Stubbs, L (6, PH) OBP: 0.307, SLG: 0.362 John Wetteland, R (7, 1) OBP: 0.333, SLG: 0.333 Ricky Horton, L (8, 1) Alejandro Pena, R (8, 1) Mickey Hatcher, R (8, PH) OBP: 0.320, SLG: 0.377 Jose Gonzalez, R (8, PR) OBP: 0.424, SLG: 0.414 Jay Howell, R (9, 1)	S B F S 1-3 ③ K2-3		B C C B F S 2-3 ③ K		B B F C F F 1 SAFE X 2-2 ② F7		C B X 1-1 1-2 1B			2 1 0 0 0 1 0 0 0	0 0 0 0 0 0 0 0 0	0 0 0 0 0 1 0 0 0	0 0 0 0 0 0 0 0 0	0 0 0 0 0 0 0 0 0	2 0 0 0 0 0 0 0 0	4 1 0 0 0 0 0 0 0
Inning Stats	R: 0 E: 0 K: 1 S: 11 H: 1 LOB: 2 BB: 1 P: 23	R: 0 E: 0 K: 2 S: 11 H: 1 LOB: 1 BB: 0 P: 16	R: 0 E: 0 K: 0 S: 6 H: 0 LOB: 0 BB: 0 P: 6	R: 0 E: 0 K: 1 S: 10 H: 2 LOB: 3 BB: 0 P: 17	R: 2 E: 2 K: 1 S: 16 H: 2 LOB: 1 BB: 0 P: 22	R: 0 E: 0 K: 0 S: 11 H: 1 LOB: 1 BB: 0 P: 16	R: 1 E: 1 K: 0 S: 12 H: 1 LOB: 1 BB: 0 P: 21	R: 0 E: 0 K: 0 S: 11 H: 2 LOB: 2 BB: 0 P: 19	R: 0 E: 0 K: 0 S: 14 H: 0 LOB: 0 BB: 0 P: 19	1B: 8 2B: 1 3B: 0 HR: 1 SF: 0 SAC: 0 DP: 0 HBP: 1						

PITCHER		IP	WLS	BF	H	R	ER	SO	BB	IBB	HBP	BLK	WP	HR	S	P	ERA	WHIP
Bob Walk, R ERA: 4.12	(1, 1)	6.0	W	29	8	3	2	5	1	0	1	0	0	1	67	105	3.00	1.500
Bob Kipper, L ERA: 2.5	(7, 1)	1.0		4	0	0	0	0	0	0	0	0	0	0	10	16	0.00	0.000
Doug Bair, R ERA: 1.59	(8, 1)	0.1		3	2	0	0	0	0	0	0	0	0	0	6	11	0.00	6.000
Bill Landrum, R ERA: 0.25	(8, 1)	1.2	S	5	0	0	0	0	0	0	0	0	0	0	19	27	0.00	0.000

PITCHER	IP	WLS	BF	H	R	ER	SO	BB	IBB	HBP	BLK	WP	HR	S	P	ERA	WHIP

BOTTOM

Pittsburgh Pirates @ Los Angeles Dodgers

Dodger Stadium, Los Angeles, CA

Fri Jun 30 1989, 7:05 PM PDT

Att. 46,411 - Sunny - 75 F

livebaseballscorecards.com

AB	39
R	3
H	10
RBI	3
BB	1
SO	5
LOB	23

Batter	1	2	3	4	5	6	7	8	9	AB	R	H	RBI	BB	SO	LOB
Barry Bonds, L (1, 7) OBP: 0.344, SLG: 0.426	C M B B F C 2-3 ① K			B B C C S 2-3 ① K		X 0-0 ① P2			B X 1-0 ① P5	4	0	0	0	0	2	1
Jose Lind, R (1, 4) OBP: 0.293, SLG: 0.312	B B B C X 3-1 ② L8			C B X 1-1 1B 1B		B B C X 2-1 G4-6-3 1-2 1B			B B B B 4-0 BB	3	0	2	0	1	0	0
Andy Van Slyke, L (1, 8) OBP: 0.341, SLG: 0.398	B X 1-0 ③ G3-1			1 SAFE B C S S 1-3 ② K		S S B X 1-2 ②③ G4-6-3 1-2f			F F F 1 SAFE S 0-3 ② K	4	0	0	0	0	2	4
Bobby Bonilla, S (1, 5) OBP: 0.352, SLG: 0.473		B C X 1-1 ① G1-3		B X 1-0 1-3 1B			F B F B X 2-2 ① F8		C B C X 1-2 ③ F7	4	0	1	0	0	0	1
R.J. Reynolds, S (1, 9) OBP: 0.372, SLG: 0.420		B S S S B F B X 3-2 ② G1-3		F S X 0-2 ③ G4-3			B B B B C C C 3-3 ② K			3	0	0	0	0	1	2
Gary Redus, R (1, 3) OBP: 0.373, SLG: 0.426		S S B X 1-2 ③ G5-3			C B F B X 2-2 CS 1B		B C C S 1-3 ③ K			3	0	1	0	0	1	0
Rey Quinones, R (1, 6) OBP: 0.235, SLG: 0.289			B B F F F X 2-2 ① F8		F 1 SAFE B B B X 2-1 ①② P3 1-2			X 0-0 ① P5		3	0	0	0	0	0	1
Dann Bilardello, R (1, 2) OBP: 0.222, SLG: 0.269			F B S B F B B 4-2 CS BB		S F X 0-2 ③ G5-3			C B F X 1-2 ② G5-3		2	0	0	0	1	0	0
John Smiley, L (1, 1) OBP: 0.128, SLG: 0.083			B X 1-0 ②③ F8 1-2			B B C C B B 4-2 1B BB		X 0-0 ③ G3		2	0	0	0	1	0	1

Inning Stats																																			
	R: 0	E: 0	K: 1	S: 7	H: 0	LOB: 0	BB: 0	P: 13	R: 0	E: 0	K: 0	S: 9	H: 0	LOB: 0	BB: 0	P: 14	R: 0	E: 0	K: 0	S: 7	H: 0	LOB: 0	BB: 1	P: 14	R: 0	E: 0	K: 2	S: 12	H: 2	LOB: 2	BB: 0	P: 17	R: 0	E: 0	K: 0	S: 8	H: 1	LOB: 0	BB: 0	P: 12
	R: 0	E: 0	K: 0	S: 8	H: 1	LOB: 1	BB: 1	P: 15	R: 0	E: 0	K: 2	S: 9	H: 0	LOB: 0	BB: 0	P: 15	R: 0	E: 0	K: 0	S: 5	H: 0	LOB: 0	BB: 0	P: 6	R: 0	E: 0	K: 1	S: 8	H: 0	LOB: 1	BB: 1	P: 14	1B: 4	2B: 0	3B: 0	HR: 0	SF: 0	SAC: 0	DP: 1	HBP: 0	WP: 0	PB: 0	SB: 0	CS: 2	PA: 31

PITCHER		IP	WLS	BF	H	R	ER	SO	BB	IBB	HBP	BLK	WP	HR	S	P	ERA	WHIP
Tim Leary, R ERA: 2.89	(1, 1)	8.0		27	4	0	0	5	2	0	0	0	0	0	65	106	0.00	0.750
Tim Belcher, R ERA: 3.25	(9, 1)	1.0	W	4	0	0	0	1	1	0	0	0	0	0	8	14	0.00	1.000

PITCHER	IP	WLS	BF	H	R	ER	SO	BB	IBB	HBP	BLK	WP	HR	S	P	ERA	WHIP

TOP

Pittsburgh Pirates @ Los Angeles Dodgers

Dodger Stadium, Los Angeles, CA

Sat Jul 01 1989, 3:33 AM PDT

Att. 33,692 - Sunny - 85 F

livebaseballscorecards.com

AB	28
R	0
H	4
RBI	0
BB	3
SO	6
LOB	10

Pittsburgh Pirates @ Los Angeles Dodgers

Dodger Stadium, Los Angeles, CA

Sat Jul 01 1989, 3:33 AM PDT

Att. 33,692 - Sunny - 85 F

livebaseballscorecards.com

BOTTOM

Batter	1	2	3	4	5	6	7	8	9	AB	R	H	RBI	BB	SO	LOB
Alfredo Griffin, S (1, 6) OBP: 0.314, SLG: 0.359	F8			E BB		SH1-3 1B		G5-3		3	0	1	0	1	0	0
Willie Randolph, R (1, 4) OBP: 0.384, SLG: 0.322	L8			E3		SH1-3		P6		3	0	0	0	0	0	1
Kirk Gibson, L (1, 7) OBP: 0.335, SLG: 0.408	L6			P5		BB			K	3	0	0	0	1	1	2
Eddie Murray, S (1, 3) OBP: 0.350, SLG: 0.381		G5-4-3 1B		P3		F8			BB 1B 1B	4	1	2	0	0	0	4
Mike Marshall, R (1, 9) OBP: 0.316, SLG: 0.349		G5-4-3 1-2f		L6		F9			1B BB 1-2	3	0	0	0	1	0	5
Jeff Hamilton, R (1, 5) OBP: 0.273, SLG: 0.383		G1-3			1B		L7		P4	4	0	1	0	0	0	2
Jose Gonzalez, R (1, 8) OBP: 0.414, SLG: 0.403			L7		K		G6-3		1B 1-2 2-H	4	0	1	1	0	1	1
Rick Dempsey, R (1, 2) OBP: 0.279, SLG: 0.219			F8		P5		K			3	0	0	0	0	1	1
Tim Leary, R (1, 1) OBP: 0.031, SLG: 0.031			G3		F9			F7		2	0	0	0	0	0	1
John Shelby, S (8, PH) OBP: 0.230, SLG: 0.197										1	0	0	0	0	0	0
Tim Belcher, R (9, 1) OBP: 0.114, SLG: 0.143										0	0	0	0	0	0	0

	AB	30
	R	1
	H	5
	RBI	1
	BB	3
	SO	3
	LOB	17

Inning Stats	1	2	3	4	5	6	7	8	9	1B: 5	SF: 0	WP: 0	PA: 34
R:	0	0	0	0	0	0	0	0	1	2B: 0	SAC: 1	PB: 0	
E:	0	0	0	1	0	0	0	0	0	3B: 0	DP: 1	SB: 0	
K:	0	0	0	0	1	1	1	1	1	HR: 0	HBP: 0	CS: 0	
S:	8	6	8	10	10	9	13	5	14				
H:	0	1	0	0	1	1	0	0	2				
LOB:	0	0	0	2	1	2	0	0	2				
BB:	0	0	0	1	0	1	0	0	1				
P:	9	7	12	18	15	13	18	5	21				

PITCHER		IP	WLS	BF	H	R	ER	SO	BB	IBB	HBP	BLK	WP	HR	S	P	ERA	WHIP
John Smiley, L ERA: 2.94	(1, 1)	8.2	L	34	5	1	1	3	3	0	0	0	0	0	83	118	1.04	0.923

Batter	1	2	3	4	5	6	7	8	9	AB	R	H	RBI	BB	SO	LOB
John Cangelosi, S (1, 7) OBP: 0.393, SLG: 0.315	C C B B X 2-2 ① F9		B S B S X 2-2 FC4 1B		C C B B X 2-2 CS 1-3 1B		C B S B B X 3-2 G4-3 ③		B F S S 1-3 ③ K	4	0	2	0	0	0	1
Dann Bilardello, R (7, 2) OBP: 0.214, SLG: 0.259										1	0	0	0	0	1	2
Jose Lind, R (1, 4) OBP: 0.290, SLG: 0.307	C B X 1-1 ② G1-3		1 SAFE 1 SAFE B 1 SAFE 1 SAFE 1 SAFE 1 SAFE F X 1-1 ① FC4 G4-6-3 1-2f		C F B B B F F X 3-2 ② F9			C B F B X 2-2 ① G4-3		4	0	0	0	0	0	3
Gary Redus, R (1, 3) OBP: 0.370, SLG: 0.421	B F F S 1-3 ③ K		X 0-0 ②③ G4-6-3 1-2f		1 SAFE B 1 SAFE 1 SAFE B 1 SAFE F B 3-1 ③ CS 1-2		C B B S F X 2-2 S 1B		B C F B F C 2-3 ② K	4	0	1	0	0	2	1
Bobby Bonilla, S (1, 5) OBP: 0.347, SLG: 0.466		C S B S 1-3 ① K		B F B X 2-1 ① F8		B C S F X 1-2 ① F8		X 0-0 ③ G3-1		4	0	0	0	0	1	1
Glenn Wilson, R (1, 9) OBP: 0.339, SLG: 0.462		X 0-0 ② G3		S B B X 2-1 WP 1B 2B		1 SAFE X 0-0 ② F7			B F F X 1-2 1B F7 PB 1B	4	2	2	0	0	0	1
Andy Van Slyke, L (1, 8) OBP: 0.344, SLG: 0.397		B B B C C F F F B 4-2 1B BB		S C B F X 1-2 ② 2-H 1B		B B B S F S 3-3 ③ K 1-2			B F F X 1-2 ① F7 1-2	3	0	1	1	1	1	2
Rey Quinones, R (1, 6) OBP: 0.239, SLG: 0.293		B X 1-0 BB 1-3 1B		F S B X 1-2 ③ G5-3			F S B B X 2-2 ① F9		C F F X 0-2 PB 2-3 1B	4	0	2	0	0	0	0
Rafael Belliard, R (9, PR) OBP: 0.267, SLG: 0.276										0	0	0	0	0	0	0
Junior Ortiz, R (1, 2) OBP: 0.281, SLG: 0.253		B F B B B 4-1 1-2 BB			S F S 0-3 ① K		S B F F B X 2-2 ② G3-1		1 SAFE B B B B F B 4-1 1-2 3-H BB	1	0	0	0	1	1	0
Barry Bonds, L (7, PH) OBP: 0.345, SLG: 0.424										1	0	0	0	1	0	0
(7, 7)																
Doug Drabek, R (1, 1) OBP: 0.158, SLG: 0.086		S B S B X 2-2 ③ L7			B S B B B 4-1 1B BB		B B F F B B F F X 3-2 2B		S C F F B F F F S 1-3 ② K	1	0	0	0	1	0	3
Benny Distefano, L (7, PH) OBP: 0.340, SLG: 0.247										1	0	1	0	0	0	0
Randy Kramer, R (7, PR) OBP: 0.063, SLG: 0.063										0	0	0	0	0	0	0
Neal Heaton, L (7, 1) OBP: 0.348, SLG: 0.348										0	0	0	0	0	0	0
R.J. Reynolds, S (9, PH) OBP: 0.370, SLG: 0.418										1	0	0	0	0	1	2
Inning Stats	R: 0 H: 0 E: 0 LOB: 0 K: 1 BB: 0 S: 8 P: 12	R: 0 H: 1 E: 0 LOB: 3 K: 1 BB: 2 S: 14 P: 26	R: 0 H: 1 E: 0 LOB: 0 K: 0 BB: 0 S: 6 P: 9	R: 1 H: 2 E: 0 LOB: 0 K: 0 BB: 0 S: 11 P: 17	R: 0 H: 1 E: 0 LOB: 1 K: 1 BB: 1 S: 13 P: 25	R: 0 H: 1 E: 0 LOB: 1 K: 1 BB: 0 S: 12 P: 18	R: 0 H: 1 E: 0 LOB: 1 K: 0 BB: 0 S: 15 P: 25	R: 0 H: 0 E: 0 LOB: 0 K: 1 BB: 0 S: 8 P: 12	R: 1 H: 2 E: 0 LOB: 2 K: 2 BB: 1 S: 21 P: 29	1B: 7 SF: 0 2B: 2 SAC: 0 3B: 0 DP: 1 HR: 0 HBP: 0						

TOP

Pittsburgh Pirates @ Los Angeles Dodgers

Dodger Stadium, Los Angeles, CA

Sun Jul 02 1989, 3:33 AM PDT

Att. 40,789 - Unknown

livebaseballscorecards.com

AB	33
R	2
H	9
RBI	1
BB	4
SO	7
LOB	16

PITCHER		IP	WLS	BF	H	R	ER	SO	BB	IBB	HBP	BLK	WP	HR	S	P	ERA	WHIP
John Tudor, L ERA: 2.45	(1, 1)	3.0		12	2	0	0	2	2	0	0	0	0	0	28	47	0.00	1.333
John Wetteland, R ERA: 2.17	(4, 1)	3.0	W	12	4	1	1	2	1	0	0	0	1	0	36	60	3.00	1.667
Tim Belcher, R ERA: 3.19	(7, 1)	2.1		10	3	1	0	1	0	0	0	0	0	0	33	49	0.00	1.286
Ricky Horton, L ERA: 3.57	(9, 1)	0.0		1	0	0	0	0	1	0	0	0	0	0	1	5	∞	∞
Jay Howell, R ERA: 0.78	(9, 1)	0.2	S	2	0	0	0	2	0	0	0	0	0	0	10	12	0.00	0.000

PITCHER	IP	WLS	BF	H	R	ER	SO	BB	IBB	HBP	BLK	WP	HR	S	P	ERA	WHIP

BOTTOM

Pittsburgh Pirates @ Los Angeles Dodgers

Dodger Stadium, Los Angeles, CA

Sun Jul 02 1989, 3:33 AM PDT

Att. 40,789 - Unknown

livebaseballscorecards.com

Batter	1	2	3	4	5	6	7	8	9	AB	R	H	RBI	BB	SO	LOB
Alfredo Griffin, S (1, 6) OBP: 0.317, SLG: 0.362	X 0-0 P6 ①		B C B X 2-1 E 1B		C X 0-1 S 1B		C B F B F X 2-2 P2 ①			4	0	2	0	0	0	0
Willie Randolph, R (1, 4) OBP: 0.383, SLG: 0.318	B X 1-0 F9 ②		C 1 SAFE B B 1 SAFE C X 2-2 F9 ③ 1-3		1 SAFE F P 1 SAFE F 1 SAFE 1 SAFE B B 3-2 X L7 ② 1-2		F B B B B 4-1 BB			3	0	0	0	1	0	2
Kirk Gibson, L (1, 7) OBP: 0.329, SLG: 0.400	C B S X 1-2 F7 ③			X 0-0 L8 ①	B X 1-0 G3-1 ③		F F B X 1-2 P5 ②			4	0	0	0	0	0	2
Eddie Murray, S (1, 3) OBP: 0.354, SLG: 0.386		S B X 1-1 1B		B B C F X 2-2 1B		C S X 0-2 FC4-6 1B	F S F X 0-2 F9 ③			4	0	3	0	0	0	1
Mike Marshall, R (1, 9) OBP: 0.315, SLG: 0.346		B S B X 2-1 F8 ①		B X 1-0 F8 ②		X 0-0 FC4-6 1B 2B 1-2f ①		S X 0-1 E8 SH3-4 1B		4	1	1	0	0	0	3
Mike Scioscia, L (1, 2) OBP: 0.332, SLG: 0.326		B C P X 2-1 P5 ②		B F F F X 1-2 F7 ③		C X 0-1 2B 1-2 1B		X 0-0 SH3-4 ① 2-3		3	0	1	0	0	0	2
Jeff Hamilton, R (1, 5) OBP: 0.273, SLG: 0.381		C B B B X 3-1 G5-3 ③			X 0-0 HR 1B	B S F S 1-3 K ②		B B B X 3-0 P6 ②		4	1	1	0	0	1	4
Jose Gonzalez, R (1, 8) OBP: 0.432, SLG: 0.477			C X 0-1 P4 ①		X 0-0 1-H HR	X 0-0 1-3 2-H 2B		I I I I 4-0 IBB		3	1	2	3	1	0	0
John Tudor, L (1, 1) Franklin Stubbs, L (3, PH) OBP: 0.321, SLG: 0.354 John Wetteland, R (4, 1) OBP: 0.250, SLG: 0.250 Mickey Hatcher, R (6, PH) OBP: 0.317, SLG: 0.374 Tim Belcher, R (7, 1) OBP: 0.111, SLG: 0.139 Ricky Horton, L (9, 1) Jay Howell, R (9, 1)			C C B S 1-3 K ②		S B S S 1-3 K ①	C B B X 2-1 G6-3 ③		X 0-0 G5-3 ③		0 1 1 1 1 0 0	0 0 0 0 0 0 0	0 0 0 0 0 0 0	0 0 0 0 0 0 0	0 1 1 2 2 0 0	0 0 0 0 0 0 0	0 0 0 0 0 0 0
Inning Stats	R: 0 E: 0 K: 0 S: 5 H: 0 LOB: 0 BB: 0 P: 7	R: 0 E: 0 K: 0 S: 9 H: 1 LOB: 1 BB: 0 P: 16	R: 0 E: 1 K: 1 S: 10 H: 1 LOB: 1 BB: 0 P: 15	R: 0 E: 0 K: 0 S: 9 H: 1 LOB: 1 BB: 0 P: 13	R: 2 E: 0 K: 1 S: 12 H: 3 LOB: 1 BB: 0 P: 16	R: 1 E: 0 K: 1 S: 12 H: 3 LOB: 2 BB: 0 P: 15	R: 0 E: 0 K: 0 S: 12 H: 0 LOB: 1 BB: 1 P: 19	R: 0 E: 1 K: 0 S: 5 H: 1 LOB: 2 BB: 1 P: 12		1B: 8 2B: 1 3B: 0 HR: 1	SF: 0 SAC: 1 DP: 0 HBP: 0			WP: 0 PB: 0 SB: 1 CS: 0	PA: 36		

PITCHER		IP	WLS	BF	H	R	ER	SO	BB	IBB	HBP	BLK	WP	HR	S	P	ERA	WHIP
Doug Drabek, R ERA: 2.35	(1, 1)	6.0	L	27	9	3	3	3	0	0	0	0	0	1	57	82	4.50	1.500
Neal Heaton, L ERA: 4.32	(7, 1)	2.0		9	1	0	0	0	1	1	0	0	0	0	17	31	0.00	1.000

PITCHER	IP	WLS	BF	H	R	ER	SO	BB	IBB	HBP	BLK	WP	HR	S	P	ERA	WHIP

AB	33
R	3
H	10
RBI	3
BB	2
SO	3
LOB	18

Batter	1	2	3	4	5	6	7	8	9	AB	R	H	RBI	BB	SO	LOB
Barry Bonds, L (1, 7) OBP: 0.341, SLG: 0.420	S B C F B X 2-2 G3		B B B C F F X 3-2 F9		B C B X 2-1 F8		X 0-0 SF9 3-H			3	0	0	1	0	0	0
Jose Lind, R (1, 4) OBP: 0.286, SLG: 0.303	C C F X 0-2 G1-3		B X 1-0 G6-3		B X 1-0 G6-3		B S S X 1-2 G6-3			4	0	0	0	0	0	0
Andy Van Slyke, L (1, 8) OBP: 0.346, SLG: 0.396	C B B B F B 4-2 BB		F X 0-1 HR 1B			X 0-0 G3		C B B X 2-1 G4-1		3	1	1	0	1	0	0
Bobby Bonilla, S (1, 5) OBP: 0.346, SLG: 0.473	F B B 1 S SAFE 1 SAFE X 2-2 F7		1 SAFE B X 1-0 1-H HR			C B X 1-1 G4-3		C B S X 1-2 G4-3		4	1	1	2	0	0	1
Glenn Wilson, R (1, 9) OBP: 0.342, SLG: 0.460 Bill Landrum, R (8, 1)		B F B B C B B 4-2 1B FC1-5-2 BB	F X 0-1 F9			F B F X 1-2 HBP 1B		X 0-0 G5-3		3 0	0 0	1 0	0 0	1 0	0 0	0 0
Benny Distefano, L (1, 3) OBP: 0.357, SLG: 0.263		X 0-0 FC1-5-2 G3 1-3 1B		B B F F S 2-3 K		H 1-0 FC6-4 1-2 HBP			F S F X 0-2 SH5-4 1B	3	1	2	0	0	1	0
Rey Quinones, R (1, 6) OBP: 0.236, SLG: 0.289		F B B X 2-1 FC1-5-2 G3 1-3 3-H		X 0-0 F7		X 0-0 FC6-4 1-2f			S B X 1-1 SH5-4 1-2	3	0	0	0	0	0	4
Dann Bilardello, R (1, 2) OBP: 0.219, SLG: 0.258		F X 0-1 G3 1-2 3-H		C X 0-1 F9			F X 0-1 E1 SH1-4 SF9 1B		S S S F S 0-3 K	4	1	1	1	0	1	2
Jeff Robinson, R (1, 1) R.J. Reynolds, S (8, 9) OBP: 0.368, SLG: 0.415		S F S 0-3 K			X 0-0 G6-3		L X 0-1 SH1-4 2-3		B F B S 2-3 K	2 1	0 0	0 0	0 0	0 0	1 1	1 1
Inning Stats	R: 0 H: 0 E: 0 LOB: 1 K: 0 BB: 1 S: 13 P: 21	R: 1 H: 1 E: 0 LOB: 1 K: 1 BB: 1 S: 10 P: 16	R: 2 H: 2 E: 0 LOB: 0 K: 0 BB: 0 S: 10 P: 15	R: 0 H: 0 E: 0 LOB: 0 K: 1 BB: 0 S: 6 P: 8	R: 0 H: 0 E: 0 LOB: 0 K: 0 BB: 0 S: 4 P: 7	R: 0 H: 1 E: 0 LOB: 2 K: 0 BB: 0 S: 7 P: 10	R: 1 H: 1 E: 1 LOB: 0 K: 0 BB: 0 S: 8 P: 9	R: 0 H: 0 E: 0 LOB: 0 K: 0 BB: 0 S: 6 P: 9	R: 0 H: 1 E: 0 LOB: 1 K: 2 BB: 0 S: 13 P: 16	1B: 5 SF: 1 2B: 0 SAC: 2 3B: 0 DP: 0 HR: 1 HBP: 1						

PITCHER		IP	WLS	BF	H	R	ER	SO	BB	IBB	HBP	BLK	WP	HR	S	P	ERA	WHIP
Mike Morgan, R ERA: 1.82	(1, 1)	8.0	L	32	5	4	3	2	2	0	1	0	0	1	64	95	3.38	0.875
Tim Belcher, R ERA: 3.16	(9, 1)	1.0		4	1	0	0	2	0	0	0	0	0	0	13	16	0.00	1.000

PITCHER		IP	WLS	BF	H	R	ER	SO	BB	IBB	HBP	BLK	WP	HR	S	P	ERA	WHIP

TOP

Pittsburgh Pirates @ Los Angeles Dodgers

Dodger Stadium, Los Angeles, CA

Mon Jul 03 1989, 3:33 AM PDT

Att. 29,673 - Unknown

livebaseballscorecards.com

AB	30
R	4
H	6
RBI	4
BB	2
SO	4
LOB	9

Batter	1	2	3	4	5	6	7	8	9	AB	R	H	RBI	BB	SO	LOB
Alfredo Griffin, S (1, 6) OBP: 0.320, SLG: 0.361	C B X 1-1 ① P6		B B C F X 2-2 ② G4-3 2-3			X 0-0 G3 1B 1B		B B B B 4-0 FC1-5 BB BB		3	0	1	0	1	0	1
Willie Randolph, R (1, 4) OBP: 0.387, SLG: 0.320	C F B B B F X 3-2 ② G5-3		S B B B B 4-1 BB			B C X 1-1 G3 1-2 1B		B B C B B 4-1 FC1-5 1-2 BB		2	0	1	0	2	0	0
Kirk Gibson, L (1, 7) OBP: 0.323, SLG: 0.392	B S S X 1-2 ③ G1-3		B C S S S 1-3 ③ K			B M 2 SAFE S X 1-2 ① ② G3 1-2 2-3		C B F B F X 2-2 ② FC1-5 1-2 2-3f		4	0	0	0	0	1	6
Eddie Murray, S (1, 3) OBP: 0.350, SLG: 0.381		C S B B S 2-3 ① K		B C C B X 2-2 ① F8		S B X 1-1 ③ F8		B S F C 1-3 ③ K		4	0	0	0	0	2	3
Mike Marshall, R (1, 9) OBP: 0.313, SLG: 0.344		S S S 0-3 ② K		S F X 0-2 ② G1-3			F X 0-1 ① L4		B S X 1-1 G3 1B	4	0	1	0	0	1	0
Mike Scioscia, L (1, 2) OBP: 0.331, SLG: 0.329		S X 0-1 ③ F8		C S S 0-3 ③ K			S X 0-1 BLK SF9 2B		C F B B F X 2-2 ① G3 1-2	4	1	1	0	0	1	1
Jeff Hamilton, R (1, 5) OBP: 0.272, SLG: 0.392			B C X 1-1 HR		F X 0-1 ① G6-3		B C S F X 1-2 ② SF9 2-H		F B S X 1-2 ② F8	3	1	1	2	0	0	1
Jose Gonzalez, R (1, 8) OBP: 0.423, SLG: 0.456			B B C B B 4-1 G4-3 SH1-4 BB		C C B B S 2-3 ② K		B F B X 2-1 ③ G6-3		B C B F C 2-3 ③ K	3	0	0	0	1	2	1
Mike Morgan, R (1, 1) OBP: 0.100, SLG: 0.100 Mike Davis, L (8, PH) OBP: 0.308, SLG: 0.404 Tim Belcher, R (9, 1) OBP: 0.111, SLG: 0.139			X 0-0 ① SH1-4 1-2		B B C B C C 3-3 ③ K			B F X 1-1 ① F7		1 1 0	0 0 0	0 0 0	0 0 0	0 0 0	1 0 0	0 0 0
Inning Stats	R: 0 E: 0 K: 0 S: 9 H: 0 LOB: 0 BB: 0 P: 14	R: 0 E: 0 K: 2 S: 8 H: 0 LOB: 0 BB: 0 P: 10	R: 1 E: 0 K: 1 S: 11 H: 1 LOB: 2 BB: 2 P: 23	R: 0 E: 0 K: 1 S: 9 H: 0 LOB: 0 BB: 0 P: 11	R: 0 E: 0 K: 2 S: 8 H: 0 LOB: 0 BB: 0 P: 13	R: 0 E: 0 K: 0 S: 8 H: 2 LOB: 1 BB: 0 P: 11	R: 1 E: 0 K: 0 S: 10 H: 1 LOB: 0 BB: 0 P: 13	R: 0 E: 0 K: 1 S: 10 H: 0 LOB: 2 BB: 2 P: 22	R: 0 E: 0 K: 1 S: 12 H: 1 LOB: 1 BB: 0 P: 18	1B: 3 2B: 1 3B: 0 HR: 1	SF: 1 SAC: 1 DP: 0 HBP: 0						

PITCHER		IP	WLS	BF	H	R	ER	SO	BB	IBB	HBP	BLK	WP	HR	S	P	ERA	WHIP
Jeff Robinson, R ERA: 5.49	(1, 1)	7.0	W	26	4	2	2	6	2	0	0	1	0	1	63	95	2.57	0.857
Bill Landrum, R ERA: 0.23	(8, 1)	2.0	S	9	1	0	0	2	2	0	0	0	0	0	22	40	0.00	1.500

PITCHER	IP	WLS	BF	H	R	ER	SO	BB	IBB	HBP	BLK	WP	HR	S	P	ERA	WHIP

BOTTOM

Pittsburgh Pirates @ Los Angeles Dodgers

Dodger Stadium, Los Angeles, CA

Mon Jul 03 1989, 3:33 AM PDT

Att. 29,673 - Unknown

livebaseballscorecards.com

AB	29
R	2
H	5
RBI	2
BB	4
SO	8
LOB	13

WP: 0 PB: 0 SB: 0 CS: 0 PA: 35

Los Angeles Dodgers @ St. Louis Cardinals

Busch Stadium, St. Louis, MO

Tue Jul 04 1989, 7:05 PM CDT

Att. 35,532 - Sunny - 89 F

livebaseballscorecards.com

TOP

Batter	1	2	3	4	5	6	7	8	9	AB	R	H	RBI	BB	SO	LOB
Jose Gonzalez, R (1, 8) OBP: 0.402, SLG: 0.431	G6-3		F9		G6-3			G6-3		4	0	0	0	0	0	0
Willie Randolph, R (1, 4) OBP: 0.383, SLG: 0.315	G5-3		G1-3		L4			L7		4	0	0	0	0	0	0
Mickey Hatcher, R (1, 7) OBP: 0.323, SLG: 0.395	WP 3B		1B			G6-3		G6-3		4	1	2	0	0	0	0
Eddie Murray, S (1, 3) OBP: 0.352, SLG: 0.381	3-H BB		1-2 1B			L7			F8	3	0	1	0	1	0	0
Mike Marshall, R (1, 9) OBP: 0.312, SLG: 0.337	F8		F9			BB			K	3	0	0	0	1	1	3
Jeff Hamilton, R (1, 5) OBP: 0.269, SLG: 0.386		P3		G6-3		L7			G6-3	4	0	0	0	0	0	1
Rick Dempsey, R (1, 2) OBP: 0.281, SLG: 0.237		1B 2B		G4-3			L9			3	0	1	0	0	0	0
Dave Anderson, R (1, 6) OBP: 0.304, SLG: 0.224		2-3 FC4 1B		F8			G4-3			3	0	1	0	0	0	0
Fernando Valenzuela, L (1, 1) OBP: 0.129, SLG: 0.161		1-2f FC4			G4-3		L9			2	0	0	0	0	0	1
John Shelby, S (7, PH) OBP: 0.229, SLG: 0.196										1	0	0	0	0	0	0
Alejandro Pena, R (7, 1)										0	0	0	0	0	0	0

Inning Stats	1	2	3	4	5	6	7	8	9
	R: 1 E: 0 K: 0 S: 6	H: 1 LOB: 1 BB: 1 P: 12	R: 0 E: 0 K: 0 S: 7	H: 2 LOB: 1 BB: 0 P: 11	R: 0 E: 0 K: 0 S: 7	H: 2 LOB: 2 BB: 0 P: 9	R: 0 E: 0 K: 0 S: 5	H: 0 LOB: 0 BB: 0 P: 7	R: 0 E: 0 K: 0 S: 4	H: 0 LOB: 0 BB: 0 P: 5	R: 0 E: 0 K: 0 S: 10	H: 0 LOB: 1 BB: 1 P: 16	R: 0 E: 0 K: 0 S: 4	H: 0 LOB: 0 BB: 0 P: 7	R: 0 E: 0 K: 0 S: 4	H: 0 LOB: 0 BB: 0 P: 7	R: 0 E: 0 K: 1 S: 10	H: 0 LOB: 0 BB: 0 P: 14

| | | | | | | | | | |

Batter	1	2	3	4	5	6	7	8	9	AB	R	H	RBI	BB	SO	LOB
Vince Coleman, S (1, 7) OBP: 0.325, SLG: 0.355	1-2 S SF9 2B		1-2 ① P6		4-2 BB			1-3 ② K		3	1	1	0	1	1	0
José Oquendo, S (1, 4) OBP: 0.339, SLG: 0.330	1-0 ① SF9 2-H		3-2 BB 1B		1 SAFE 1 SAFE 1 SAFE S 1 SAFE P 1 SAFE 1 SAFE 1 SAFE 1-3 1 SAFE F 1 SAFE S ③ K			0-0 HBP 1B		3	0	2	1	0	1	1
Ozzie Smith, S (1, 6) OBP: 0.364, SLG: 0.385	1-2 1B 2B		4-2 G6-4-3 1-2 BB			2-2 ① L5		2-1 HBP 1-2 1B		3	1	2	0	1	0	0
Pedro Guerrero, R (1, 3) OBP: 0.373, SLG: 0.454 Jim Lindeman, R (8, PR) OBP: 0.195, SLG: 0.162 (9, 3)	2-1 WP 2-H 1B		2-0 ② ③ G6-4-3 1-2f			1-3 ② K		1-0 1-2 2-3 HBP		3 0	0 0	1 0	1 0	0 0	1 0	2 0
Tom Brunansky, R (1, 9) OBP: 0.318, SLG: 0.416	3-3 ② K2-3 1-2			2-2 ① P2		2-1 ③ G5-3		1-3 ③ K		4	0	0	0	0	2	4
Terry Pendleton, S (1, 5) OBP: 0.285, SLG: 0.303	3-3 ③ K			1-0 ② G6-3			3-2 ① P7			3	0	0	0	0	1	1
Milt Thompson, L (1, 8) OBP: 0.359, SLG: 0.401		2-3 ① K		1-3 ③ K			1-1 ② L7			3	0	0	0	0	2	0
Tony Peña, R (1, 2) OBP: 0.289, SLG: 0.352		0-0 ② P3			2-2 ① P3		0-0 ③ G5-3			3	0	0	0	0	0	0
Joe Magrane, R (1, 1) OBP: 0.158, SLG: 0.189		1-1 ③ G6-3			0-0 ② F8			3-2 ① G3-1		3	0	0	0	0	0	0
Inning Stats	R: 2 E: 0 K: 2 S: 17 H: 3 LOB: 1 BB: 0 P: 28	R: 0 E: 0 K: 1 S: 6 H: 0 LOB: 0 BB: 0 P: 9	R: 0 E: 0 K: 0 S: 11 H: 1 LOB: 1 BB: 1 P: 21	R: 0 E: 0 K: 1 S: 9 H: 0 LOB: 0 BB: 0 P: 13	R: 0 E: 0 K: 1 S: 11 H: 0 LOB: 1 BB: 1 P: 17	R: 0 E: 0 K: 1 S: 8 H: 0 LOB: 0 BB: 0 P: 13	R: 0 E: 0 K: 0 S: 6 H: 0 LOB: 0 BB: 0 P: 10	R: 0 E: 0 K: 2 S: 12 H: 2 LOB: 3 BB: 0 P: 20		1B: 4 2B: 2 3B: 0 HR: 0	SF: 1 SAC: 0 DP: 1 HBP: 1					

PITCHER		IP	WLS	BF	H	R	ER	SO	BB	IBB	HBP	BLK	WP	HR	S	P	ERA	WHIP
Fernando Valenzuela, L ERA: 3.86	(1, 1)	6.0	L	23	4	2	2	6	2	0	0	0	1	0	62	101	3.00	1.000
Alejandro Pena, R ERA: 2.61	(7, 1)	2.0		9	2	0	0	2	0	0	1	0	0	0	18	30	0.00	1.000

PITCHER	IP	WLS	BF	H	R	ER	SO	BB	IBB	HBP	BLK	WP	HR	S	P	ERA	WHIP

BOTTOM

Los Angeles Dodgers @ St. Louis Cardinals

Busch Stadium, St. Louis, MO

Tue Jul 04 1989, 7:05 PM CDT

Att. 35,532 - Sunny - 89 F

livebaseballscorecards.com

AB	28
R	2
H	6
RBI	2
BB	2
SO	8
LOB	8

1B: 4	SF: 1	WP: 1	PA: 32
2B: 2	SAC: 0	PB: 0	
3B: 0	DP: 1	SB: 1	
HR: 0	HBP: 1	CS: 0	

Batter	1	2	3	4	5	6	7	8	9	AB	R	H	RBI	BB	SO	LOB
Jose Gonzalez, R (1, 8) OBP: 0.384, SLG: 0.408	B C S B S 2-3 ① K		C F X 0-2 ③ G4-3			L B F F F F S 1-3 ② K	1 SAFE F B 1 SAFE S 1-2 ③ CS 1-2	C C F B B X 2-2 ① F8		4	0	0	0	0	2	1
Willie Randolph, R (1, 4) OBP: 0.384, SLG: 0.315	C B B X 2-1 ② G5-3			B F B B B 4-1 L4-6 G1-3 BB		C F X 0-2 BB 1-2 1B		B C X 1-1 ② G5-3		3	0	1	0	1	0	0
Kirk Gibson, L (1, 7) OBP: 0.326, SLG: 0.391	C B S B F X 2-2 FC5-4 1B			B B B F X 3-1 ① G1-3 1-2		B B B B 4-0 1-2 2-3 BB		F S B B F F B S 3-3 ③ K		3	0	1	0	1	1	1
Eddie Murray, S (1, 3) OBP: 0.348, SLG: 0.376	X 0-0 ③ FC5-4 1-2f			X 0-0 ② ③ L4-6 2-3		B X 1-0 ③ G5-3			B B X 2-0 ① F8	4	0	0	0	0	0	5
Mike Marshall, R (1, 9) OBP: 0.316, SLG: 0.337		B B C X 2-1 ① G5-3			F X 0-1 ① G5-3		S S H 1-2 2B HBP		F F F B F X 1-2 1B	3	1	1	0	0	0	0
Mike Scioscia, L (1, 2) OBP: 0.330, SLG: 0.332		B X 1-0 ② G6-3			B C B X 2-1 ② G4-3		B B C X 2-1 G4-3 1-H 1B 2B		C F F B B S 2-3 ② K	4	1	1	1	0	1	1
Mickey Hatcher, R (1, 5) OBP: 0.315, SLG: 0.385 John Wetteland, R (7, 1) OBP: 0.250, SLG: 0.250 Ricky Horton, L (7, 1) Alejandro Pena, R (8, 1) Mike Davis, L (9, PH) OBP: 0.306, SLG: 0.401		X 0-0 ③ G6-3			X 0-0 ③ G4-3		C F F X 0-2 ① G4-3 2-3		B B F F B F S 3-3 ③ K	3 0 0 0 1	0 0 0 0 0	0 0 0 0 0	0 0 0 0 0	0 0 0 0 1	0 0 0 0 1	1 0 0 0 1
Dave Anderson, R (1, 6) OBP: 0.298, SLG: 0.218 Alfredo Griffin, S (7, PH) OBP: 0.323, SLG: 0.364 (7, 6)			B B B C C F S 3-3 ① K			B B C F F X 2-2 ① G1-6-3	B X 1-0 CS 3-H 1B			2 1	0 0	0 1	0 1	0 0	1 0	0 0
Orel Hershiser, R (1, 1) OBP: 0.213, SLG: 0.333 Franklin Stubbs, L (7, PH) OBP: 0.321, SLG: 0.354 Jeff Hamilton, R (7, PH) OBP: 0.268, SLG: 0.384 (7, 5)			C B B X 2-1 ② G1-3			B C F X 1-2 BB 1B 1B	X 0-0 ② F8			2 0 1	0 0 0	1 0 0	0 0 0	0 0 0	0 0 1	0 0 1
Inning Stats	R: 0 H: 1 E: 0 LOB: 1 K: 1 BB: 0 S: 10 P: 16	R: 0 H: 0 E: 0 LOB: 0 K: 0 BB: 0 S: 4 P: 7	R: 0 H: 0 E: 0 LOB: 0 K: 1 BB: 0 S: 9 P: 14	R: 0 H: 0 E: 0 LOB: 0 K: 0 BB: 1 S: 4 P: 11	R: 0 H: 0 E: 0 LOB: 0 K: 0 BB: 0 S: 5 P: 7	R: 0 H: 2 E: 0 LOB: 3 K: 1 BB: 1 S: 17 P: 26	R: 2 H: 2 E: 0 LOB: 0 K: 0 BB: 0 S: 12 P: 17	R: 0 H: 0 E: 0 LOB: 0 K: 1 BB: 0 S: 11 P: 17	R: 0 H: 1 E: 0 LOB: 1 K: 2 BB: 0 S: 14 P: 22	1B: 5 SF: 0 2B: 2 SAC: 0 3B: 0 DP: 1 HR: 0 HBP: 1						WP: 0 PA: 35 PB: 0 SB: 0 CS: 1

PITCHER		IP	WLS	BF	H	R	ER	SO	BB	IBB	HBP	BLK	WP	HR	S	P	ERA	WHIP
Scott Terry, R ERA: 3.66	(1, 1)	6.1		26	5	2	2	3	2	0	1	0	0	0	58	94	2.84	1.105
Frank DiPino, L ERA: 2.72	(7, 1)	0.1		1	0	0	0	0	0	0	0	0	0	0	1	1	0.00	0.000
John Costello, R ERA: 2.49	(7, 1)	1.0	W	2	0	0	0	0	0	0	0	0	0	0	8	12	0.00	0.000
Ken Dayley, L ERA: 3.26	(8, 1)	0.2		2	0	0	0	1	0	0	0	0	0	0	6	11	0.00	0.000
Todd Worrell, R ERA: 1.26	(9, 1)	0.2	S	3	1	0	0	2	0	0	0	0	0	0	13	19	0.00	1.500

PITCHER	IP	WLS	BF	H	R	ER	SO	BB	IBB	HBP	BLK	WP	HR	S	P	ERA	WHIP

Los Angeles Dodgers @ St. Louis Cardinals

Busch Stadium, St. Louis, MO

Wed Jul 05 1989, 7:05 PM CDT

Att. 34,495 - Unknown - 88 F

TOP

livebaseballscorecards.com

AB	31
R	2
H	6
RBI	2
BB	2
SO	6
LOB	11

Los Angeles Dodgers @ St. Louis Cardinals

Busch Stadium, St. Louis, MO

Wed Jul 05 1989, 7:05 PM CDT

Att. 34,495 - Unknown - 88 F

livebaseballscorecards.com

BOTTOM

Batter	1	2	3	4	5	6	7	8	9	AB	R	H	RBI	BB	SO	LOB
Vince Coleman, S (1, 7) OBP: 0.327, SLG: 0.357	0-2 G4-6-3 1B 1B		1-2 G1-3 1B 1B		0-0 L1-6 2-3		0-1 L5			4	1	2	0	0	0	3
Milt Thompson, L (1, 8) OBP: 0.361, SLG: 0.403	1 SAFE 0-1 G4-6-3 1-2 1B		1-2 G1-3 1-2 2-3			1-0 G6-3	1-2 2-H 1B			4	0	2	0	0	0	2
Ozzie Smith, S (1, 6) OBP: 0.365, SLG: 0.384	B 2 SAFE 2-0 G4-6-3 1-2f 2-3		1-2 2-H 3-H 1B			4-2 1B BB		3-2 G6-3		3	0	1	2	1	0	2
Pedro Guerrero, R (1, 3) OBP: 0.369, SLG: 0.448 Todd Worrell, R (9, 1)	3-2 L5			2-2 G5-3		0-3 K		2-2 L7		4 0	0 0	0 0	0 0	0 0	1 0	2 0
Terry Pendleton, S (1, 5) OBP: 0.285, SLG: 0.303		1-1 F7		0-2 G4-3		3-1 FC4-6 1-3 1B		2-1 F7		4	0	1	0	0	0	0
Tom Brunansky, R (1, 9) John Costello, R (7, 1) Ken Dayley, L (8, 1) Denny Walling, L (9, 3) OBP: 0.394, SLG: 0.370		1-3 K		1-1 G6-3		0-2 FC4-6 1-2f				3 0 0 0	0 0 0 0	0 0 0 0	0 0 0 0	0 0 0 0	1 0 0 0	2 0 0 0
José Oquendo, S (1, 4) OBP: 0.342, SLG: 0.344		2-0 G4-3			2-1 L1-6 2B		3-2 2B 3B			3	1	2	0	0	0	0
Tony Peña, R (1, 2) OBP: 0.293, SLG: 0.353			1-2 FC1-6 1B		4-2 BB		1-2 G6-3			2	0	1	0	1	0	1
Scott Terry, R (1, 1) OBP: 0.188, SLG: 0.387 Frank DiPino, L (7, 1) OBP: 0.143, SLG: 0.143 John Morris, L (7, 9) OBP: 0.298, SLG: 0.407			0-0 FC1-6 G1-3 1B 1-2f 1B		0-3 K		0-0 3-H 1B 2B			2 0 1	1 0 0	0 0 1	0 0 1	0 0 0	1 0 0	3 0 0
Inning Stats	R: 0 E: 0 K: 0 S: 10 H: 2 LOB: 1 BB: 0 P: 15	R: 0 E: 0 K: 1 S: 7 H: 0 LOB: 0 BB: 0 P: 11	R: 2 E: 0 K: 0 S: 14 H: 3 LOB: 1 BB: 0 P: 18	R: 0 E: 0 K: 0 S: 9 H: 0 LOB: 0 BB: 0 P: 12	R: 0 E: 0 K: 1 S: 8 H: 1 LOB: 1 BB: 1 P: 14	R: 0 E: 0 K: 1 S: 11 H: 1 LOB: 2 BB: 1 P: 19	R: 1 E: 0 K: 0 S: 13 H: 3 LOB: 2 BB: 0 P: 18	R: 0 E: 0 K: 0 S: 8 H: 0 LOB: 0 BB: 0 P: 15		1B: 7 2B: 3 3B: 1 HR: 0	SF: 0 SAC: 0 DP: 2 HBP: 0					

	AB	30
	R	3
	H	10
	RBI	3
	BB	2
	SO	3
	LOB	15

WP: 0 PB: 0 SB: 0 CS: 0 PA: 32

PITCHER		IP	WLS	BF	H	R	ER	SO	BB	IBB	HBP	BLK	WP	HR	S	P	ERA	WHIP
Orel Hershiser, R ERA: 2.44	(1, 1)	6.0		24	7	2	2	3	2	0	0	0	0	0	59	89	3.00	1.500
John Wetteland, R ERA: 2.45	(7, 1)	0.1	L	2	1	1	1	0	0	0	0	0	0	0	7	11	27.00	3.000
Ricky Horton, L ERA: 3.47	(7, 1)	0.2		3	2	0	0	0	0	0	0	0	0	0	6	7	0.00	3.000
Alejandro Pena, R ERA: 2.55	(8, 1)	1.0		3	0	0	0	0	0	0	0	0	0	0	8	15	0.00	0.000

PITCHER	IP	WLS	BF	H	R	ER	SO	BB	IBB	HBP	BLK	WP	HR	S	P	ERA	WHIP

Batter	1	2	3	4	5	6	7	8	9	AB	R	H	RBI	BB	SO	LOB
Alfredo Griffin, S (1, 6) OBP: 0.322, SLG: 0.362	B B B C C F X 3-2 ① G4-3		X 0-0 ③ F9			B S X 1-1 ① 1B 1B 1B	C X 0-1 ③ G3			4	1	1	0	0	0	1
Willie Randolph, R (1, 4) OBP: 0.382, SLG: 0.315	X 0-0 ② G6-3			C B X 1-1 ① F8		X 0-0 ② F8 1B 1-2 WP 1B		B C C X 1-2 ① F9		4	1	1	0	0	0	0
Kirk Gibson, L (1, 7) OBP: 0.329, SLG: 0.390	B F S B S 2-3 ③ K			C F F F S 0-3 ② K		F B B F F F X 2-2 ② WP 1-2 2-H 1B		S B B F B B 4-2 ① FC6-4 BB		3	0	1	1	1	2	0
Eddie Murray, S (1, 3) OBP: 0.344, SLG: 0.371		B C C B S 2-3 ① K		F X 0-1 ③ L8		B C B B X 3-1 ① F8 2-3		X 0-0 ② F8		4	0	0	0	0	1	3
Mike Marshall, R (1, 9) OBP: 0.309, SLG: 0.329		B X 1-0 ② G4-3			F B B C F B X 3-2 ① G1-3	X 0-0 ② P6		S X 0-1 ③ FC6-4 1-2f		4	0	0	0	0	0	3
Mike Scioscia, L (1, 2) OBP: 0.336, SLG: 0.336		B B C B X 3-1 ③ G3			C S X 0-2 BB 1B	C B B S B B 4-2 1-2 3-H BB			C X 0-1 G5-4-3 1B	3	0	2	0	1	0	0
Jeff Hamilton, R (1, 5) OBP: 0.264, SLG: 0.379			F B B B X 2-1 ① G5-3		S S B B S 2-3 ② K	F X 0-1 ③ F7			X 0-0 ① ② G5-4-3 1-2f	4	0	0	0	0	1	4
Jose Gonzalez, R (1, 8) OBP: 0.378, SLG: 0.392			B X 1-0 ② G6-3		C C B B B B 4-2 1-2 BB	C X 0-1 ① P4			C F B X 1-2 ③ P2	3	0	0	0	1	0	0
Tim Leary, R (1, 1) OBP: 0.061, SLG: 0.061 Franklin Stubbs, L (5, PH) OBP: 0.315, SLG: 0.347 John Wetteland, R (5, 1) OBP: 0.250, SLG: 0.250 John Shelby, S (7, PH) OBP: 0.228, SLG: 0.195 Tim Belcher, R (7, 1) OBP: 0.111, SLG: 0.139 Ricky Horton, L (7, 1)			C C B X 1-2 1B		F C S 0-3 ③ K	B X 1-0 ② P6				1 0 1 0 0 0 0 1 0 0 0 0 1 2 0 0 0 0 0 0 0 1 0 0 0 0 0 0 0 0 0 0 0 0 0 0 0 0 0 0 0 0						
Inning Stats	R: 0 H: 0 E: 0 LOB: 0 K: 1 BB: 0 S: 8 P: 13	R: 0 H: 0 E: 0 LOB: 0 K: 1 BB: 0 S: 6 P: 12	R: 0 H: 1 E: 0 LOB: 1 K: 0 BB: 0 S: 7 P: 11	R: 0 H: 0 E: 0 LOB: 0 K: 1 BB: 0 S: 9 P: 10	R: 0 H: 1 E: 0 LOB: 2 K: 2 BB: 1 S: 15 P: 24	R: 2 H: 3 E: 0 LOB: 2 K: 0 BB: 1 S: 15 P: 25	R: 0 H: 0 E: 0 LOB: 0 K: 0 BB: 0 S: 5 P: 6	R: 0 H: 0 E: 0 LOB: 1 K: 0 BB: 1 S: 9 P: 14	R: 0 H: 1 E: 0 LOB: 0 K: 0 BB: 0 S: 6 P: 7	1B: 6 SF: 0 2B: 0 SAC: 0 3B: 0 DP: 1 HR: 0 HBP: 0						WP: 1 PA: 35 PB: 0 SB: 0 CS: 0

TOP

Los Angeles Dodgers @ St. Louis Cardinals

Busch Stadium, St. Louis, MO

Thu Jul 06 1989, 7:05 PM CDT

Att. 36,804 - Unknown - 91 F

livebaseballscorecards.com

AB	32
R	2
H	6
RBI	1
BB	3
SO	5
LOB	13

PITCHER		IP	WLS	BF	H	R	ER	SO	BB	IBB	HBP	BLK	WP	HR	S	P	ERA	WHIP
Ken Hill, R ERA: 3.07	(1, 1)	6.0	W	25	5	2	2	5	2	0	0	0	1	0	60	95	3.00	1.167
Dan Quisenberry, R ERA: 1.99	(7, 1)	3.0	S	10	1	0	0	0	1	0	0	0	0	0	20	27	0.00	0.667

PITCHER	IP	WLS	BF	H	R	ER	SO	BB	IBB	HBP	BLK	WP	HR	S	P	ERA	WHIP

BOTTOM

Los Angeles Dodgers @ St. Louis Cardinals

Busch Stadium, St. Louis, MO

Thu Jul 06 1989, 7:05 PM CDT

Att. 36,804 - Unknown - 91 F

livebaseballscorecards.com

Batter	1	2	3	4	5	6	7	8	9	AB	R	H	RBI	BB	SO	LOB
Vince Coleman, S (1, 7) OBP: 0.330, SLG: 0.360	2-1 G4-3 E 2B 1B	0-1 G3		1-3 K		B S C S 1-3 K	1-0 FC6-4 1-2 2-H 1B	0-0 BB 2-H 3-H 1B		6	1	3	3	0	2	1
Milt Thompson, L (1, 8) OBP: 0.357, SLG: 0.394	B 1 SAFE C 1 SAFE 1 SAFE 1 SAFE 1 SAFE S 2 SAFE 1-2 P2		1-2 G6-3	1-1 G3-1		S S B S 1-3 K	0-0 FC6-4 1-2f	B B B C B 4-1 1-2 BB		5	0	0	0	1	1	3
Ozzie Smith, S (1, 6) OBP: 0.365, SLG: 0.381	B B 2 SAFE C B X 3-1 G4-3 2-3		0-0 S 3B 1B	0-0 F8			B B C B B 4-1 HBP 2B BB	G3 G6-3		5	2	1	0	1	0	3
Pedro Guerrero, R (1, 3) OBP: 0.375, SLG: 0.454 Jim Lindeman, R (8, PR) OBP: 0.195, SLG: 0.162 (9, 3)	B S B S F B F X 3-2 3-H 2B	B 1 SAFE B F B S B	4-2 1-2 3B BB		B C S B B X 3-2 F7		S C H 1-2 1-2 2B HBP	F X 0-1 2B 1B		3 0	2 1	2 0	1 0	1 0	0 0	0 0
Terry Pendleton, S (1, 5) OBP: 0.287, SLG: 0.314	B S F X 1-2 P4		F B X 1-1 1-H 2-H 3B		S S S 0-3 K		B L S 1-3 K	B C X 1-1 1-H 2B		5	2	2	3	0	2	3
Tom Brunansky, R (1, 9) OBP: 0.323, SLG: 0.423		F B C X 1-2 FC1-6 1B	C S X 0-2 G4-3 3-H 2B		B B B 4-0 1B BB		F C F F B S 1-3 K	B S X 1-1 2-H 1B 2B		4	1	3	2	1	1	2
José Oquendo, S (1, 4) OBP: 0.346, SLG: 0.350	C X 0-1 FC1-6 1-2f 2B	B X 1-0 G4-3 2-3			B B B C 1 SAFE X 3-1 1-2 1B		F B C B B X 3-2 1-H 2-H 1B 2B	B B C B B 4-1 1B 1B BB		4	3	2	2	1	0	2
Tony Peña, R (1, 2) OBP: 0.303, SLG: 0.361		B X 1-0 1-H 2B	I I I I 4-0 IBB		X 0-0 L9		I I I I 4-0 1B 1B IBB	F B X 1-1 1-3 2-H 1B 1B		3	2	2	2	2	0	2
Ken Hill, R (1, 1) OBP: 0.286, SLG: 0.294 John Morris, L (6, PH) OBP: 0.293, SLG: 0.400 Dan Quisenberry, R (7, 1) OBP: 0.250, SLG: 0.250	B B C B F F X 3-2 G5-3	F F S 0-3 K				B C S S S 1-3 K	B C F B X 2-2 1-2 2-H 1B	S S S 0-3 K		2 1 2	0 0 0	0 0 1	0 0 1	0 0 0	1 1 1	3 0 3
Inning Stats	R: 1 E: 1 K: 0 S: 16 H: 2 LOB: 1 BB: 0 P: 26	R: 1 E: 0 K: 0 S: 12 H: 2 LOB: 1 BB: 0 P: 17	R: 3 E: 0 K: 1 S: 15 H: 3 LOB: 2 BB: 2 P: 26	R: 0 E: 0 K: 1 S: 6 H: 0 LOB: 0 BB: 0 P: 8	R: 0 E: 0 K: 1 S: 9 H: 1 LOB: 2 BB: 1 P: 19	R: 0 E: 0 K: 3 S: 10 H: 0 LOB: 0 BB: 0 P: 13	R: 4 E: 0 K: 2 S: 19 H: 3 LOB: 2 BB: 2 P: 36	R: 5 E: 0 K: 1 S: 18 H: 5 LOB: 2 BB: 2 P: 29		1B: 9 2B: 6 3B: 1 HR: 0	SF: 0 SAC: 0 DP: 0 HBP: 1					

	AB	40
	R	14
	H	16
	RBI	14
	BB	7
	SO	9
	LOB	22

PITCHER		IP	WLS	BF	H	R	ER	SO	BB	IBB	HBP	BLK	WP	HR	S	P	ERA	WHIP
Tim Leary, R ERA: 3.18	(1, 1)	4.0	L	21	7	5	5	2	1	1	0	0	0	0	49	77	11.25	2.000
John Wetteland, R ERA: 2.3	(5, 1)	2.0		8	1	0	0	4	1	0	0	0	0	0	19	32	0.00	1.000
Tim Belcher, R ERA: 3.45	(7, 1)	0.2		7	2	4	4	2	1	1	1	0	0	0	17	33	54.00	4.500
Ricky Horton, L ERA: 5.11	(7, 1)	1.1		12	6	5	5	1	2	0	0	0	0	0	20	32	33.75	6.000

PITCHER	IP	WLS	BF	H	R	ER	SO	BB	IBB	HBP	BLK	WP	HR	S	P	ERA	WHIP

Batter	1	2	3	4	5	6	7	8	9	AB	R	H	RBI	BB	SO	LOB
Alfredo Griffin, S (1, 6) OBP: 0.319, SLG: 0.358	B B C F F X 2-2 BLK G3 1B 1B		B X 1-0 G6-3 ① G6-3	1 SAFE F F B B F X 2-2 G6-3 ② ③ 1-2f			L F C 0-3 K ①		C F B F F F F X 1-2 F7 ② F7	5	1	1	0	0	1	3
Willie Randolph, R (1, 4) OBP: 0.383, SLG: 0.314	B 1 SAFE X 1-0 P3 ① P3		X 0-0 FC5-4 FC5-4 1B		B C F F B X 2-2 G5-3 ① G5-3		C F C 0-3 K ② K		B B C F B B 4-2 BB BB	4	0	1	0	1	1	3
Kirk Gibson, L (1, 7) OBP: 0.323, SLG: 0.381	B B X 2-0 G3 ② G3 1-2		X 0-0 FC5-4 ② FC5-4 WP BB 1-2f		B C B X 2-1 G4-3 ② G4-3		C B C B B F X 3-2 F7 ③ F7		C C S 0-3 K ③ K	5	0	0	0	0	1	5
Eddie Murray, S (1, 3) OBP: 0.349, SLG: 0.381	B B B B 4-0 1B BB ② 1B 2-3 BB		F C B B 1 SAFE F F B B 4-2 BB ③ 1-3 BB		S C F X 0-2 G4-3 ③ G4-3			S B C F X 1-2 HR HR		2	1	1	1	2	0	0
Mike Marshall, R (1, 9) OBP: 0.308, SLG: 0.328	X 0-0 FC6-4 FC6-4 1-2 3-H 1B		B S F C 1-3 K ③ K			X 0-0 G5-3 ① G5-3		B X 1-0 G5-3 ① G5-3		4	0	1	1	0	1	2
Mike Scioscia, L (1, 2) OBP: 0.332, SLG: 0.332 Rick Dempsey, R (8, PH) OBP: 0.289, SLG: 0.247 (8, 2)	B B C F X 2-2 FC6-4 ③ 1-2f			C B X 1-1 F7 ① F7		X 0-0 P6 ② P6		B F X 1-1 1B		3 1	0 0	0 1	0 0	0 0	0 0	2 0
Mickey Hatcher, R (1, 5) OBP: 0.313, SLG: 0.381		B X 1-0 G4-3 ① G4-3		C X 0-1 2B 1B 1B		B X 1-0 F9 ③ F9		F 1 SAFE X 0-1 F8 ② F8		4	1	1	0	0	0	1
Jose Gonzalez, R (1, 8) OBP: 0.394, SLG: 0.415		B C B B X 3-1 B1-4 B1-4 1B		C B X 1-1 1B ① 1-3 1B 2B			B B B C C B 4-2 BB BB	C B B S S 2-3 K ③ K		3	1	2	0	1	1	1
John Tudor, L (1, 1) Tim Belcher, R (2, 1) OBP: 0.111, SLG: 0.139 Chris Gwynn, L (4, PH) OBP: 0.261, SLG: 0.333 John Wetteland, R (4, 1) OBP: 0.250, SLG: 0.250 Franklin Stubbs, L (7, PH) OBP: 0.327, SLG: 0.347 Ricky Horton, L (7, 1) Jeff Hamilton, R (9, PH) OBP: 0.263, SLG: 0.377		1 SAFE 1 SAFE 1 SAFE P 1 SAFE X 1-0 B1-4 ② ③ 1-2f		B X 1-0 G6-3 2-H 3-H 1B			S B B B B C B 4-2 BB 1-2		F X 0-1 P6 ① P6	1 0 1 0 0 0 1 0	0 0 0 0 0 0 0 0	0 0 1 0 0 0 0 0	0 0 2 0 0 1 0 0	0 0 0 0 0 0 0 0	0 0 0 0 0 0 0 0	1 0 0 0 0 0 0 0
Inning Stats	R: 1 H: 2 E: 0 LOB: 2 K: 0 BB: 1 S: 10 P: 21	R: 0 H: 1 E: 0 LOB: 0 K: 0 BB: 0 S: 5 P: 9	R: 0 H: 1 E: 0 LOB: 2 K: 1 BB: 1 S: 10 P: 16	R: 2 H: 3 E: 0 LOB: 0 K: 0 BB: 0 S: 11 P: 16	R: 0 H: 0 E: 0 LOB: 0 K: 0 BB: 0 S: 10 P: 14	R: 0 H: 0 E: 0 LOB: 0 K: 0 BB: 0 S: 3 P: 4	R: 0 H: 0 E: 0 LOB: 2 K: 2 BB: 2 S: 14 P: 25	R: 1 H: 2 E: 0 LOB: 1 K: 1 BB: 0 S: 12 P: 17	R: 0 H: 0 E: 0 LOB: 1 K: 1 BB: 1 S: 14 P: 19	1B: 7 SF: 0 2B: 2 SAC: 0 3B: 0 DP: 2 HR: 1 HBP: 0						WP: 1 PA: 39 PB: 0 SB: 0 CS: 0

PITCHER		IP	WLS	BF	H	R	ER	SO	BB	IBB	HBP	BLK	WP	HR	S	P	ERA	WHIP
Rick Sutcliffe, R ERA: 3.54	(1, 1)	6.0	W	25	7	3	3	1	2	0	0	1	1	0	49	80	4.50	1.500
Calvin Schiraldi, R ERA: 4.18	(7, 1)	0.0		2	0	0	0	0	2	0	0	0	0	0	4	12	∞	∞
Les Lancaster, R ERA:	(7, 1)	0.2		2	0	0	0	2	0	0	0	0	0	0	6	6	0.00	0.000
Steve Wilson, L ERA: 3.12	(7, 1)	0.2		4	2	1	1	0	0	0	0	0	0	1	11	17	13.50	3.000
Mitch Williams, L ERA: 1.93	(8, 1)	1.2	S	6	0	0	0	2	1	0	0	0	0	0	19	26	0.00	0.600

PITCHER	IP	WLS	BF	H	R	ER	SO	BB	IBB	HBP	BLK	WP	HR	S	P	ERA	WHIP

TOP

Los Angeles Dodgers @ Chicago Cubs

Wrigley Field, Chicago, IL

Fri Jul 07 1989, 3:33 AM CDT

Att. 35,434 - Unknown

livebaseballscorecards.com

AB	34
R	4
H	9
RBI	4
BB	5
SO	5
LOB	18

BOTTOM

Los Angeles Dodgers @ Chicago Cubs

Wrigley Field, Chicago, IL

Fri Jul 07 1989, 3:33 AM CDT

Att. 35,434 - Unknown

livebaseballscorecards.com

Batter	1	2	3	4	5	6	7	8	9	AB	R	H	RBI	BB	SO	LOB
Jerome Walton, R (1, 8) OBP: 0.351, SLG: 0.440	B1-3	3-H 2B		SF9		2-H 1B		K		4	0	2	3	0	1	0
23 Ryne Sandberg, R (1, 4) OBP: 0.323, SLG: 0.414	FC6-4 1B	L8		L8		1 SAFE 1 SAFE	P3			4	0	1	0	0	0	4
Mark Grace, L (1, 3) OBP: 0.404, SLG: 0.418	F9		L9		BB		G3-1			3	0	0	0	1	0	1
Andre Dawson, R (1, 9) OBP: 0.311, SLG: 0.489	FC6-4 1-2f		0-2 CS 1B		F7		2-1 1B 2B			4	1	2	0	0	0	2
Lloyd McClendon, R (1, 7) OBP: 0.381, SLG: 0.500		HR	K 1-2		F7		E 1B F8-2 IBB			3	1	1	1	1	1	2
Damon Berryhill, S (1, 2) OBP: 0.297, SLG: 0.337		2B G4-3 1B		K SH2-3 1B SF9	1 SAFE P5		E8 1-3 2-H 1B			4	2	2	1	0	1	1
Vance Law, R (1, 5) OBP: 0.281, SLG: 0.336 Mitch Williams, L (8, 1)	G4-3 1-3 2B		SF9 SH2-3 1-2 1B			1B 2B	F8-2 3-H			4 0	2 0	3 0	0 0	0 0	0 0	2 0
Shawon Dunston, R (1, 6) OBP: 0.298, SLG: 0.398		G4-3 2-3 3-H		SH2-3 1-2 2-3		K		G5-3		3	0	0	1	0	1	2
Rick Sutcliffe, L (1, 1) OBP: 0.286, SLG: 0.211 Curtis Wilkerson, S (6, PH) OBP: 0.241, SLG: 0.327 Calvin Schiraldi, R (7, 1) Les Lancaster, R (7, 1) Steve Wilson, L (7, 1) Domingo Ramos, R (8, 5) OBP: 0.321, SLG: 0.340		G4-3		BB		K		F9		1 1 0 0 0 1	0 0 0 0 0 0	0 0 0 0 0 0	0 0 0 0 0 0	1 1 0 0 0 0	0 0 0 0 0 0	1 1 0 0 0 0
Inning Stats	R: 0 E: 0 K: 0 S: 5 H: 1 LOB: 1 BB: 0 P: 5	R: 3 E: 0 K: 0 S: 12 H: 4 LOB: 1 BB: 0 P: 16	R: 0 E: 0 K: 1 S: 8 H: 1 LOB: 1 BB: 0 P: 12	R: 1 E: 0 K: 1 S: 10 H: 1 LOB: 2 BB: 1 P: 19	R: 0 E: 0 K: 0 S: 12 H: 0 LOB: 1 BB: 1 P: 22	R: 1 E: 0 K: 2 S: 13 H: 2 LOB: 1 BB: 0 P: 17	R: 1 E: 1 K: 0 S: 7 H: 2 LOB: 1 BB: 1 P: 18	R: 0 E: 0 K: 1 S: 6 H: 0 LOB: 0 BB: 0 P: 10		1B: 6 2B: 6 3B: 0 HR: 1	SF: 1 SAC: 1 DP: 2 HBP: 0			WP: 1 PB: 0 SB: 0 CS: 1		PA: 37	

	AB	32
	R	6
	H	11
	RBI	6
	BB	3
	SO	5
	LOB	16

PITCHER		IP	WLS	BF	H	R	ER	SO	BB	IBB	HBP	BLK	WP	HR	S	P	ERA	WHIP
John Tudor, L ERA: 5.4	(1, 1)	1.0		7	4	3	3	0	0	0	0	0	0	1	10	10	27.00	4.000
Tim Belcher, R ERA: 3.39	(2, 1)	2.0		7	2	0	0	1	0	0	0	0	0	0	15	23	0.00	1.000
John Wetteland, R ERA: 2.62	(4, 1)	3.0	L	15	3	2	2	3	2	0	0	0	1	0	35	58	6.00	1.667
Ricky Horton, L ERA: 5.06	(7, 1)	2.0		8	2	1	1	1	0	1	0	0	0	0	13	28	4.50	1.000

PITCHER		IP	WLS	BF	H	R	ER	SO	BB	IBB	HBP	BLK	WP	HR	S	P	ERA	WHIP

Los Angeles Dodgers @ Chicago Cubs

Wrigley Field, Chicago, IL

Sat Jul 08 1989, 3:33 AM CDT

Att. 37,096 - Cloudy - 76 F

livebaseballscorecards.com

TOP

Batter	1	2	3	4	5	6	7	8	9	AB	R	H	RBI	BB	SO	LOB
Alfredo Griffin, S (1, 6) OBP: 0.321, SLG: 0.361	G4-3	1B 2B 1-3 2-H 3-H		G4-3		HR 1B BB	G3			4	2	1	2	1	0	1
Willie Randolph, R (1, 4) OBP: 0.387, SLG: 0.317	FC3-6 BB	2-H 3-H 1B		BB E 1B		K		P6		3	1	2	2	1	1	1
Dave Anderson, R (6, 4) OBP: 0.295, SLG: 0.216										1	0	0	0	0	0	0
Kirk Gibson, L (1, 7) OBP: 0.324, SLG: 0.379	FC3-6 FC6 1-2f	G4-3		E 1-2 BB		1 SAFE 1-2 HR 1B		K		4	1	1	0	1	1	2
Eddie Murray, S (1, 3) OBP: 0.347, SLG: 0.388	FC6 1-2f		F7	E6 FC4-6 1-2 2-H		1-H 2-H HR		K		5	1	1	3	0	1	2
Mike Marshall, R (1, 9) OBP: 0.315, SLG: 0.331		2B FC1-2 BB	F8	FC4-6 1-2f		1B			FC6-4 1B	4	0	2	0	1	0	2
Mike Scioscia, L (1, 2) OBP: 0.330, SLG: 0.326		L7	1B BB		G6-3	F7			P2	4	0	0	0	1	0	3
Jeff Hamilton, R (1, 5) OBP: 0.272, SLG: 0.392		FC1-2 1-3 2B	1-2 1B		G4-3		2B		FC6-4 1-2 1B	5	1	4	0	0	0	0
Jose Gonzalez, R (1, 8) OBP: 0.384, SLG: 0.395		FC1-2 2B IBB	L3		F9		L7		FC6-4 1-2f 2-3	4	1	0	0	1	0	5
Mike Morgan, R (1, 1) OBP: 0.088, SLG: 0.088 Tim Belcher, R (7, 1) OBP: 0.108, SLG: 0.135		FC1-2 2B 1B 1-2 2-3 3-Hf		F9		L4		F8	K	4	1	0	0	0	0	4
										1	0	0	0	0	1	2

Inning Stats									
	R: 0 H: 0 E: 0 LOB: 1 K: 0 BB: 1 S: 12 P: 17	R: 4 H: 3 E: 0 LOB: 1 K: 0 BB: 2 S: 13 P: 26	R: 0 H: 1 E: 0 LOB: 2 K: 0 BB: 1 S: 10 P: 17	R: 1 H: 1 E: 1 LOB: 2 K: 0 BB: 1 S: 13 P: 21	R: 0 H: 0 E: 0 LOB: 0 K: 0 BB: 0 S: 6 P: 7	R: 3 H: 3 E: 0 LOB: 1 K: 1 BB: 1 S: 14 P: 21	R: 0 H: 1 E: 0 LOB: 1 K: 0 BB: 0 S: 8 P: 13	R: 0 H: 0 E: 0 LOB: 0 K: 2 BB: 0 S: 7 P: 11	R: 0 H: 2 E: 0 LOB: 2 K: 1 BB: 0 S: 9 P: 12

| | | | | | | | | | |

BOTTOM

Los Angeles Dodgers @ Chicago Cubs

Wrigley Field, Chicago, IL

Sat Jul 08 1989, 3:33 AM CDT

Att. 37,096 - Cloudy - 76 F

livebaseballscorecards.com

Batter	1	2	3	4	5	6	7	8	9	AB	R	H	RBI	BB	SO	LOB
Jerome Walton, R (1, 8) OBP: 0.343, SLG: 0.429	C X 0-1 G6-3 ①			B B C X 2-1 G6-3 ①	B F X 1-1 L9 ③		C S B B C 2-3 K ②		C F B B X 2-2 L7 ②	5	0	0	0	0	1	3
23 Ryne Sandberg, R (1, 4) OBP: 0.327, SLG: 0.417	B X 1-0 G6-3 ②			B B C F X 2-2 2B FC3-2 1B	X 0-0 L4-6 1B 1B		C S B F X 1-2 L9 ③		B B C F B F F X 3-2 1B	5	0	3	0	0	0	2
Mark Grace, L (1, 3) OBP: 0.404, SLG: 0.422	B B C B X 3-1 F7 ③			F X 0-1 FC3-2 1-3 2B	X 0-0 1-2 1B			C B X 1-1 F7 ①	F S F F B X 1-2 G4-3 ③	5	0	2	0	0	0	1
Andre Dawson, R (1, 9) OBP: 0.312, SLG: 0.483 Mitch Webster, S (7, 9) OBP: 0.327, SLG: 0.364		B B C X 2-1 F9 ①		S B B F B B 4-2 FC3-2 BB	B F B B X 2-1 L4-6 ① ② 2-3			X 0-0 F7 ②		2 1	0 0	0 0	0 0	1 0	0 0	2 0
Dwight Smith, L (1, 7) OBP: 0.399, SLG: 0.491		X 0-0 G6-4-3 1B		B C X 1-1 FC3-2 1-2 2-3 3-Hf ②		C S B S 1-3 K ③		F B X 1-1 1B 2B		4	0	2	0	0	1	4
Damon Berryhill, S (1, 2) OBP: 0.296, SLG: 0.335		B S C 1 F X 1-2 SAFE G6-4-3 ② ③ 1-2f		F X 0-1 L5 ③			B X 1-0 L8 ①	F B X 1-1 2-3 1B		4	0	1	0	0	0	4
Vance Law, R (1, 5) OBP: 0.281, SLG: 0.332		B X 1-0 G6-3 ①			S B X 1-1 L9 ①		B B B B 4-0 2B 1B BB	B X 1-0 G4-3 ③		3	1	0	0	1	0	2
Shawon Dunston, R (1, 6) OBP: 0.297, SLG: 0.400		B X 1-0 P2 ②			X 0-0 F8 ②		X 0-0 1B 1-3 2B		S F B F X 1-2 G3-1 ①	4	0	1	0	0	0	0
Jeff Pico, R (1, 1) OBP: 0.333, SLG: 0.333 Curtis Wilkerson, S (5, PH) OBP: 0.248, SLG: 0.333 Calvin Schiraldi, R (6, 1) Gary Varsho, L (7, PH) OBP: 0.267, SLG: 0.338 Les Lancaster, R (8, 1) Lloyd McClendon, R (9, PH) OBP: 0.385, SLG: 0.530		C X 0-1 G6-3 ③			S B X 1-1 1B		B X 1-0 2-3 3-H 1B		F B B B F X 3-2 HR	1 1 0 1 0 0 1	0 0 0 0 0 0 1	0 1 0 1 0 0 1	0 0 0 0 0 0 1	0 0 0 0 0 0 0	0 0 0 0 0 0 0	0 0 0 0 0 0 0
Inning Stats	R: 0 E: 0 K: 0 S: 5 H: 0 LOB: 0 BB: 0 P: 9	R: 0 E: 0 K: 0 S: 7 H: 1 LOB: 0 BB: 0 P: 10	R: 0 E: 0 K: 0 S: 4 H: 0 LOB: 0 BB: 0 P: 6	R: 0 E: 0 K: 0 S: 13 H: 2 LOB: 3 BB: 1 P: 22	R: 0 E: 0 K: 0 S: 7 H: 1 LOB: 1 BB: 0 P: 10	R: 0 E: 0 K: 1 S: 7 H: 2 LOB: 1 BB: 0 P: 10	R: 1 E: 0 K: 1 S: 10 H: 2 LOB: 2 BB: 1 P: 19	R: 0 E: 0 K: 0 S: 8 H: 2 LOB: 2 BB: 0 P: 12	R: 1 E: 0 K: 0 S: 20 H: 2 LOB: 1 BB: 0 P: 30	1B: 8 2B: 4 3B: 0 HR: 1	SF: 0 SAC: 0 DP: 2 HBP: 0						

	AB	37
	R	2
	H	12
	RBI	2
	BB	2
	SO	2
	LOB	18

WP: 0 PB: 0 SB: 0 CS: 0 PA: 39

PITCHER		IP	WLS	BF	H	R	ER	SO	BB	IBB	HBP	BLK	WP	HR	S	P	ERA	WHIP
Mike Morgan, R ERA: 1.79	(1, 1)	6.1	W	27	8	1	1	1	2	0	0	0	0	0	46	76	1.42	1.579
Tim Belcher, R ERA: 3.39	(7, 1)	2.2		12	4	1	1	1	0	0	0	0	0	1	35	52	3.38	1.500

PITCHER	IP	WLS	BF	H	R	ER	SO	BB	IBB	HBP	BLK	WP	HR	S	P	ERA	WHIP

Batter	1	2	3	4	5	6	7	8	9	AB	R	H	RBI	BB	SO	LOB
Alfredo Griffin, S (1, 6) OBP: 0.315, SLG: 0.353	X 0-0 ① B3		F B F X 1-2 ② P2		C B S B X 2-2 ② G6-3	B X 1-0 ③ F9			C C X 0-2 ① G5-3	5	0	0	0	0	0	3
Jose Gonzalez, R (1, 8) OBP: 0.375, SLG: 0.396	B B F B X 3-1 ② F9		B S F F 1 S SAFE 1-3 ③ K		X 0-0 ③ G4-3		B X 1-0 BLK FC3-2 2B		C C B B X 2-2 ② F9	5	0	1	0	0	1	1
Kirk Gibson, L (1, 7) OBP: 0.322, SLG: 0.375	S B B F X 2-2 ③ G4-3			B S L X 1-2 ① G4-3		B F B B C F X 3-2 FC4-6 1B	M B B X 2-1 ① FC3-2 1B 2-H		B X 1-0 ③ G3-1	5	0	1	0	0	0	1
Eddie Murray, S (1, 3) OBP: 0.348, SLG: 0.391		F F B B B F B B 4-2 1B BB		F B X 1-1 1B 2B		B S X 1-1 ① P6	X 0-0 ② F8			3	1	1	0	1	0	2
Mike Marshall, R (1, 9) OBP: 0.314, SLG: 0.330		B F B B F S 2-3 ① K		F X 0-1 ② G5-3		X 0-0 ② FC4-6 1B 1-2f 1B	B 1 SAFE C C X 1-2 1-2 1B			4	1	1	0	0	1	3
Mike Scioscia, L (1, 2) OBP: 0.336, SLG: 0.331		C B B 1 SAFE X 2-1 G6-3 1-2 1B		B F B B B 4-1 1B BB		F C B B B F F X 2-2 1B 1-2 1B 1B	C X 0-1 ③ L7			3	1	2	0	1	0	2
Jeff Hamilton, R (1, 5) OBP: 0.275, SLG: 0.394		B F X 1-1 ② ③ G6-3 1-2f		C X 0-1 1-2 2-H 1B		B B F F X 2-2 1B 1-3 2-H 1B		S B X 1-1 ① F7		4	1	2	2	0	0	2
Dave Anderson, R (1, 4) OBP: 0.303, SLG: 0.228			L B B F X 2-2 1B	C S F B B B F C 3-3 ③ K		B B C X 2-1 1B 1-3 3-H 1B		C B X 1-1 E6 G1-6-3		4	0	2	1	0	1	2
Fernando Valenzuela, L (1, 1) OBP: 0.143, SLG: 0.154 John Shelby, S (5, PH) OBP: 0.272, SLG: 0.194 Tim Crews, R (6, 1) Franklin Stubbs, L (6, PH) OBP: 0.307, SLG: 0.324 Mickey Hatcher, R (6, PH) OBP: 0.319, SLG: 0.366 Orel Hershiser, R (8, 1) OBP: 0.000, SLG: 0.000 Chris Gwynn, L (8, PH) OBP: 0.267, SLG: 0.328 Ray Searage, L (8, 1) Jay Howell, R (9, 1)			X 0-0 ① B1		C B B C C 2-3 ① K	C S F B X 1-2 1-3 3-H 1B		C F B X 1-2 ② ③ G1-6-3 1-2f		1 0 0 0 0 0 1 1 0 0 0 0 1 0 0 0 0 0 0 0 0 0 0 0 0 0 0 0 1 0 1 1 0 0 0 0 0 0 0 0 0 0 1 0 0 0 0 0 1 0 0 0 0 0 0 0 0 0 0 0 0 0 0						
Inning Stats	R: 0 E: 0 K: 0 S: 6 H: 0 LOB: 0 BB: 0 P: 11	R: 0 E: 0 K: 1 S: 10 H: 1 LOB: 1 BB: 1 P: 19	R: 0 E: 0 K: 1 S: 11 H: 1 LOB: 1 BB: 0 P: 15	R: 1 E: 0 K: 1 S: 15 H: 2 LOB: 2 BB: 1 P: 24	R: 0 E: 0 K: 1 S: 7 H: 0 LOB: 0 BB: 0 P: 11	R: 3 E: 0 K: 0 S: 22 H: 5 LOB: 2 BB: 0 P: 34	R: 0 E: 0 K: 0 S: 9 H: 2 LOB: 2 BB: 0 P: 13	R: 0 E: 1 K: 0 S: 7 H: 0 LOB: 0 BB: 0 P: 10	R: 0 E: 0 K: 0 S: 7 H: 0 LOB: 0 BB: 0 P: 10	1B: 9 2B: 2 3B: 0 HR: 0	SF: 0 SAC: 0 DP: 2 HBP: 0					

TOP

Los Angeles Dodgers @ Chicago Cubs

Wrigley Field, Chicago, IL

Sun Jul 09 1989, 3:33 AM CDT

Att. 35,533 - Sunny - 85 F

livebaseballscorecards.com

AB	37
R	4
H	11
RBI	4
BB	2
SO	4
LOB	18

PITCHER		IP	WLS	BF	H	R	ER	SO	BB	IBB	HBP	BLK	WP	HR	S	P	ERA	WHIP
Mike Bielecki, R ERA: 2.72	(1, 1)	5.2	W	26	8	4	4	4	2	0	0	0	0	0	66	107	6.35	1.765
Paul Kilgus, L ERA: 4.56	(6, 1)	1.0		5	2	0	0	0	0	0	0	1	0	0	9	14	0.00	2.000
Rick Sutcliffe, R ERA: 3.5	(7, 1)	1.1		5	1	0	0	0	0	0	0	0	0	0	12	16	0.00	0.750
Les Lancaster, R ERA:	(9, 1)	1.0		3	0	0	0	0	0	0	0	0	0	0	7	10	0.00	0.000

PITCHER	IP	WLS	BF	H	R	ER	SO	BB	IBB	HBP	BLK	WP	HR	S	P	ERA	WHIP

Batter	1	2	3	4	5	6	7	8	9	AB	R	H	RBI	BB	SO	LOB
Jerome Walton, R (1, 8) OBP: 0.344, SLG: 0.428	F B F B F X 2-2 ① G5-3		X 0-0 F9 23 BB 2B 1B	S B F B S 2-3 ② K		C B F S 1-3 K 23 BLK 2-3		B B B X 3-0 23 G4-3 1B 1B 3-H		5	2	2	1	0	2	1
23 Ryne Sandberg, R (1, 4) OBP: 0.326, SLG: 0.412	C C X 0-2 ② F7		C B 1 SAFE 1 SAFE B 1 SAFE S F 1 SAFE 4-2 1 SAFE B F B 2B E 1-2 BB	C B B F X 2-2 ③ G5-3		B F C 1 SAFE S 1-3 ③ K 1-2 3-H		X 0-0 ② G4-3 1-2		4	1	0	0	1	1	2
Mark Grace, L (1, 3) OBP: 0.404, SLG: 0.419	X 0-0 ③ G4-3		S 1 SAFE X 0-1 ② F9 2-3		B F B S B B X 3-2 FC6-4 1B		C C B B F F B X 3-2 ① G6-3	B S B B F B 4-2 BB 1B 1B BB		4	1	1	0	1	0	2
Andre Dawson, R (1, 9) OBP: 0.319, SLG: 0.492 Les Lancaster, R (9, 1)		B S B F X 2-2 ① F8	C X 0-1 E7 E 1B 2B 1-H 3-H		C F X 0-2 ① F8		B S X 1-1 1B 1B	B C B B X 3-1 BB 1B 1B 1-2 2-H		5 0	2 0	3 0	2 0	0 0	0 0	1 0
Lloyd McClendon, R (1, 7) OBP: 0.377, SLG: 0.517 Dwight Smith, L (7, PH) OBP: 0.406, SLG: 0.494 (8, 7)	B C X 1-1 ② G5-3		X 0-0 E5 BB 1B 2-3		F S B B C 2-3 ② K		C C X 0-2 1-2 1B	F F B B B B 4-2 1B 1-2 2-3 BB		3 1	1 0	0 1	0 0	0 1	1 0	2 0
Vance Law, R (1, 5) OBP: 0.285, SLG: 0.333 Paul Kilgus, L (6, 1) OBP: 0.071, SLG: 0.071 Rick Sutcliffe, L (7, 1) OBP: 0.289, SLG: 0.205 Mitch Webster, S (8, PH) OBP: 0.330, SLG: 0.367 (9, 9)	B C X 1-1 HR 1B	B C B S B F 1 SAFE B 4-2 1B 1-2 BB	C B B S 1 SAFE X 2-2 ③ FC6-4 1-2f	C S B S 1-3 ② K	B F X 1-2 1-3 2-H 3-H				2 0 1 1	1 0 0 0	1 0 0 2	0 0 0 0	1 0 1 1	0 0 2 0	1 0 2 0
Damon Berryhill, S (1, 2) OBP: 0.298, SLG: 0.350	B F B S F B X 3-2 1-H HR	B B C X 2-1 1-2 2-H 3-H 1B			S B B F X 1-2 ① G4-3	B S B S X 2-2 ③ G3	B S F S 1-3 ③ K			5	1	2	4	0	1	4
Shawon Dunston, R (1, 6) OBP: 0.301, SLG: 0.407	B B S B X 3-1 ③ G6-3	X 0-0 ③ F7			S X 0-1 WP 23 BLK 2B			B X 1-0 G5-3 BLK 1B 1B		4	2	2	0	0	0	2
Mike Bielecki, R (1, 1) OBP: 0.056, SLG: 0.029 Curtis Wilkerson, S (6, 5) OBP: 0.244, SLG: 0.328			B F X 1-1 ① G5-3	C S B B S 2-3 ① K	C S S 0-3 ② K			C 1 SAFE F 1 SAFE 1 SAFE 1 SAFE F X 0-2 ① G5-3 1-3		2 2	0 0	0 0	0 0	0 0	1 1	0 2
Inning Stats	R: 0 H: 0 E: 0 LOB: 0 K: 0 BB: 0 S: 8 P: 10	R: 2 H: 2 E: 0 LOB: 0 K: 0 BB: 0 S: 13 P: 23	R: 4 H: 3 E: 2 LOB: 2 K: 0 BB: 2 S: 18 P: 29	R: 0 H: 0 E: 0 LOB: 0 K: 2 BB: 0 S: 9 P: 15	R: 0 H: 1 E: 0 LOB: 1 K: 1 BB: 0 S: 12 P: 19	R: 1 H: 1 E: 0 LOB: 1 K: 3 BB: 0 S: 14 P: 17	R: 0 H: 2 E: 0 LOB: 2 K: 1 BB: 0 S: 16 P: 23	R: 4 H: 4 E: 0 LOB: 2 K: 1 BB: 2 S: 19 P: 36		1B: 10 SF: 0 2B: 2 SAC: 0 3B: 0 DP: 0 HR: 1 HBP: 0						

BOTTOM

Los Angeles Dodgers @ Chicago Cubs

Wrigley Field, Chicago, IL

Sun Jul 09 1989, 3:33 AM CDT

Att. 35,533 - Sunny - 85 F

livebaseballscorecards.com

AB	39
R	11
H	13
RBI	9
BB	4
SO	8
LOB	19

PITCHER		IP	WLS	BF	H	R	ER	SO	BB	IBB	HBP	BLK	WP	HR	S	P	ERA	WHIP
Fernando Valenzuela, L ERA: 3.98	(1, 1)	4.0	L	20	5	6	3	2	2	0	0	0	0	1	48	77	6.75	1.750
Tim Crews, R ERA: 2.65	(5, 1)	1.0		4	1	0	0	1	0	0	0	0	0	0	12	19	0.00	1.000
Orel Hershiser, R ERA: 2.47	(6, 1)	2.0		10	3	1	1	4	0	0	0	1	1	0	30	40	4.50	1.500
Ray Searage, L ERA: 3.24	(8, 1)	0.2		6	3	4	4	0	1	0	0	1	0	0	11	22	54.00	6.000
Jay Howell, R ERA: 0.78	(8, 1)	0.1		3	1	0	0	1	1	0	0	0	0	0	8	14	0.00	6.000

PITCHER	IP	WLS	BF	H	R	ER	SO	BB	IBB	HBP	BLK	WP	HR	S	P	ERA	WHIP

WP: 1 PA: 43
PB: 0
SB: 0
CS: 0

Batter	1	2	3	4	5	6	7	8	9	AB	R	H	RBI	BB	SO	LOB
Vince Coleman, S (1, 7) OBP: 0.325, SLG: 0.344	G6-3		BB 1-2 BB			K		B2		3	0	0	0	1	1	0
Milt Thompson, L (1, 8) OBP: 0.357, SLG: 0.387	G4-3		1-2 2-3 3-H BB			G4-3		S 1B		3	0	1	1	1	0	0
Ozzie Smith, S (1, 6) OBP: 0.367, SLG: 0.389	G4-3		G5-2-3 3-Hf			BB		G4-3 1-2		3	0	0	0	1	0	4
Pedro Guerrero, R (1, 3) OBP: 0.365, SLG: 0.437		G6-3		G5-3		G1-3			F8	4	0	0	0	0	0	1
Terry Pendleton, S (1, 5) OBP: 0.304, SLG: 0.357		F7		G4-3			1B		1B 1B 1B	4	1	2	0	0	0	0
Tom Brunansky, R (1, 9) OBP: 0.318, SLG: 0.416		L9		F8			F9		G3 1B 1-2 1B	4	0	1	0	0	0	1
José Oquendo, S (1, 4) OBP: 0.356, SLG: 0.365			1B BB 1B		K		F8		G3 1-2 2-H 1B	4	1	2	1	0	1	1
Tony Peña, R (1, 2) OBP: 0.305, SLG: 0.355			1 SAFE P 1 SAFE		G3-1		G6-3		G3 1-2 2-3	3	0	1	0	0	0	1
John Morris, L (9, PH) OBP: 0.274, SLG: 0.373			BB BB 1-3 G5-2-3 1B							1	0	0	0	0	0	2
Ken Hill, R (1, 1) OBP: 0.270, SLG: 0.278			K		K			F8	K	2	0	0	0	0	2	2
Denny Walling, L (8, PH) OBP: 0.400, SLG: 0.414										1	0	0	0	0	0	0
Dan Quisenberry, R (8, 1) OBP: 0.250, SLG: 0.250										0	0	0	0	0	0	0
Leon Durham, L (9, PH)										1	0	0	0	0	1	2
Inning Stats	R: 0 E: 0 K: 0 S: 8 H: 0 LOB: 0 BB: 0 P: 13	R: 0 E: 0 K: 0 S: 8 H: 0 LOB: 0 BB: 0 P: 12	R: 1 E: 0 K: 1 S: 12 H: 2 LOB: 2 BB: 2 P: 22	R: 0 E: 0 K: 0 S: 6 H: 0 LOB: 0 BB: 0 P: 12	R: 0 E: 0 K: 2 S: 10 H: 0 LOB: 0 BB: 0 P: 11	R: 0 E: 0 K: 1 S: 11 H: 0 LOB: 1 BB: 1 P: 18	R: 0 E: 0 K: 0 S: 8 H: 1 LOB: 1 BB: 0 P: 12	R: 0 E: 0 K: 0 S: 9 H: 1 LOB: 1 BB: 0 P: 16	R: 1 E: 0 K: 1 S: 9 H: 3 LOB: 2 BB: 0 P: 12	1B: 7 2B: 0 3B: 0 HR: 0 SF: 0 SAC: 0 DP: 1 HBP: 0						

PITCHER		IP	WLS	BF	H	R	ER	SO	BB	IBB	HBP	BLK	WP	HR	S	P	ERA	WHIP
Orel Hershiser, R ERA: 2.45	(1, 1)	8.1	W	33	6	2	2	4	3	0	0	0	0	0	76	122	2.16	1.080
Jay Howell, R ERA: 0.77	(9, 1)	0.2	S	3	1	0	0	1	0	0	0	0	0	0	5	6	0.00	1.500

PITCHER	IP	WLS	BF	H	R	ER	SO	BB	IBB	HBP	BLK	WP	HR	S	P	ERA	WHIP

TOP

St. Louis Cardinals @ Los Angeles Dodgers

Dodger Stadium, Los Angeles, CA

Thu Jul 13 1989, 7:05 PM PDT

Att. 33,358 - Sunny

livebaseballscorecards.com

AB	33
R	2
H	7
RBI	2
BB	3
SO	5
LOB	14

WP: 0	PA: 36								
PB: 0									
SB: 1									
CS: 0									

Batter	1	2	3	4	5	6	7	8	9	AB	R	H	RBI	BB	SO	LOB
Alfredo Griffin, S (1, 6) OBP: 0.320, SLG: 0.356	B B B B 4-0 1B 1B BB	B B F B X 3-1 G6-3 ③		B B X 2-0 FC6-4 1B		X 0-0 CS 1B		F S 2 SAFE F X 0-2 P2 ②		4	1	2	0	1	0	3
Willie Randolph, R (1, 4) OBP: 0.384, SLG: 0.315	C 1 SAFE 1 SAFE B X 1-1 FC1-6 1-3 1B		B B C X 2-1 G4-3 ①	X 0-0 FC6-4 ③ 1-2f		1 SAFE B B F 1 SAFE 1 SAFE B X 3-1 F8 ② ③ 1-2		C B C C 1-3 K ③		5	0	1	0	0	1	4
Kirk Gibson, L (1, 7) OBP: 0.321, SLG: 0.377	C B S F B B X 2-2 FC1-6 G2-3 1B 1-2f ①		B X 1-0 1B 2B		C S F B B S 2-3 K ①		C B X 1-1 F8 ①			4	1	1	0	0	1	2
Eddie Murray, S (1, 3) OBP: 0.352, SLG: 0.395	X 0-0 G2-3 1-2 3-H 1B		C 2 SAFE F B X 1-2 1B 2-H 1B		X 0-0 BB HBP SF8 1B		B F B X 2-1 L7 ②			4	1	3	2	0	0	0
Mike Marshall, R (1, 9) OBP: 0.318, SLG: 0.330	X 0-0 G2-3 ② 1-2 2-3		X 0-0 F8 ②		F S F H 1-2 BB 1-2 HBP		C B X 1-1 1B			3	0	1	0	0	0	3
Mike Scioscia, L (1, 2) OBP: 0.338, SLG: 0.331	C X 0-1 G4-3 ③		C B C X 1-2 1-2 1B		B B B B 4-0 FC5-4 1-2 2-3 BB		B B F C X 2-2 G1-3 ③			3	0	1	0	1	0	3
Jeff Hamilton, R (1, 5) OBP: 0.278, SLG: 0.394		B B B F B 4-1 SH1-4 BB	X 0-0 P8 ③		S F X 0-2 SF8 ② 3-H			C X 0-1 FC1-5 E 1B		2	0	1	1	1	0	2
Jose Gonzalez, R (1, 8) OBP: 0.361, SLG: 0.379		X 0-0 F8 ①		F X 0-1 F8 ①	X 0-0 FC5-4 ③ 1-2f			X 0-0 E6 FC1-5 1-2		4	0	0	0	0	0	4
Orel Hershiser, R (1, 1) OBP: 0.200, SLG: 0.313 Jay Howell, R (9, 1)		L X 0-1 SH1-4 ② 1-2		C C B B B X 3-2 G5-3 ②		X 0-0 B3 ①		B L X 1-1 FC1-5 ① 1-2 2-3f		3 0	0 0	0 0	0 0	0 0	0 0	2 0
Inning Stats	R: 1 E: 0 K: 0 S: 10 H: 2 LOB: 2 BB: 1 P: 17	R: 0 E: 0 K: 0 S: 6 H: 0 LOB: 1 BB: 1 P: 13	R: 1 E: 0 K: 0 S: 11 H: 3 LOB: 2 BB: 0 P: 16	R: 0 E: 0 K: 0 S: 7 H: 1 LOB: 1 BB: 0 P: 12	R: 1 E: 0 K: 1 S: 12 H: 1 LOB: 2 BB: 1 P: 19	R: 0 E: 0 K: 0 S: 4 H: 1 LOB: 0 BB: 0 P: 7	R: 0 E: 0 K: 0 S: 9 H: 1 LOB: 1 BB: 0 P: 15	R: 0 E: 1 K: 1 S: 12 H: 1 LOB: 2 BB: 0 P: 14		1B: 9 2B: 1 3B: 0 HR: 0	SF: 1 SAC: 1 DP: 0 HBP: 1			WP: 0 PB: 0 SB: 0 CS: 1	PA: 38		

PITCHER		IP	WLS	BF	H	R	ER	SO	BB	IBB	HBP	BLK	WP	HR	S	P	ERA	WHIP
Ken Hill, R ERA: 3.12	(1, 1)	7.0	L	33	9	3	3	1	3	0	1	0	0	0	59	99	3.86	1.714
Dan Quisenberry, R ERA: 2.42	(8, 1)	1.0		5	1	0	0	1	0	0	0	0	0	0	12	14	0.00	1.000

PITCHER	IP	WLS	BF	H	R	ER	SO	BB	IBB	HBP	BLK	WP	HR	S	P	ERA	WHIP

BOTTOM

St. Louis Cardinals @ Los Angeles Dodgers

Dodger Stadium, Los Angeles, CA

Thu Jul 13 1989, 7:05 PM PDT

Att. 33,358 - Sunny

livebaseballscorecards.com

AB	32
R	3
H	10
RBI	3
BB	3
SO	2
LOB	23

Batter	1	2	3	4	5	6	7	8	9	AB	R	H	RBI	BB	SO	LOB
Vince Coleman, S (1, 7) OBP: 0.323, SLG: 0.340	B B C C F X 2-2 ① G6-3		X 0-0 ② FC4 BB 1B 1B 1-2f	C S B F B B X 3-2 ③ F8			S B B F B B 4-2 BB		B X 1-0 ② F8	4	1	0	0	1	0	1
Milt Thompson, L (1, 8) OBP: 0.354, SLG: 0.383	F C X 0-2 ② G1-3		B 1 SAFE 1 SAFE C 1 SAFE 1 SAFE 1 SAFE X 1-1 ① 1B BB 2B 1-2 1B		F X 0-1 ① G1-3		X 0-0 ③ F8		C F F C 0-3 ③ K	5	1	1	0	0	1	1
Ozzie Smith, S (1, 6) OBP: 0.369, SLG: 0.388	C X 0-1 ③ G4-3		B B B C C B 4-1 1B 2B 1-2 2-3 BB		C S F F B B B X 3-2 ② F8			X 0-0 E S 1B 1B		3	2	1	0	1	0	0
Pedro Guerrero, R (1, 3) OBP: 0.367, SLG: 0.441 Leon Durham, L (8, 3)		X 0-0 2B	B X 1-0 2B 1-2 2-3 3-H 1B		C C S 0-3 ③ K			F S B X 1-2 ① F7		4 0	1 0	2 0	1 0	0 0	1 0	1 0
Terry Pendleton, S (1, 5) OBP: 0.303, SLG: 0.359		X 0-0 ① L8	F F F X 0-2 HR 1-H 2-H 3-H 2B			F B S B X 2-2 ① P5		C S B F X 1-2 ② G4-3 1-3		4	1	1	3	0	0	2
Tom Brunansky, R (1, 9) OBP: 0.320, SLG: 0.427		B X 1-0 ② G6-3	B S S X 1-2 2-H HR			B C S C 1-3 ② K		B B S B S X 3-2 1B 3-H 1B		4	1	2	3	0	1	1
José Oquendo, S (1, 4) OBP: 0.354, SLG: 0.364		B C F B B F S 3-3 ③ K	C B B S X 2-2 ③ F7			S X 0-1 ③ L9		S C F X 0-2 1-2 1B		4	0	1	0	0	1	1
Tony Peña, R (1, 2) OBP: 0.300, SLG: 0.349			C B X 1-1 ① P4 F X 0-1 ① G4-3				C F F X 0-2 ① L9	B B F F X 2-2 ③ G4-3		4	0	0	0	0	0	2
Scott Terry, R (1, 1) OBP: 0.200, SLG: 0.382 Ken Dayley, L (8, 1)			B X 1-0 FC4 1B C C X 0-2 ② G6-3				C C S 0-3 ② K		C B F S 1-3 ① K	3 1	0 0	1 0	0 0	0 0	1 1	0 0
Inning Stats	R: 0 E: 0 K: 0 S: 9 H: 0 LOB: 0 BB: 0 P: 11	R: 0 E: 0 K: 1 S: 7 H: 1 LOB: 1 BB: 0 P: 11	R: 6 E: 0 K: 0 S: 18 H: 5 LOB: 0 BB: 1 P: 29	R: 0 E: 0 K: 0 S: 10 H: 0 LOB: 0 BB: 0 P: 13	R: 0 E: 0 K: 1 S: 10 H: 0 LOB: 0 BB: 0 P: 13	R: 0 E: 0 K: 1 S: 8 H: 0 LOB: 0 BB: 0 P: 11	R: 0 E: 0 K: 1 S: 10 H: 0 LOB: 1 BB: 1 P: 14	R: 1 E: 0 K: 0 S: 18 H: 3 LOB: 2 BB: 0 P: 25	R: 0 E: 0 K: 2 S: 8 H: 0 LOB: 0 BB: 0 P: 10	1B: 6 2B: 2 3B: 0 HR: 1 SF: 0 SAC: 0 DP: 0 HBP: 0						

TOP

St. Louis Cardinals @ Los Angeles Dodgers

Dodger Stadium, Los Angeles, CA

Fri Jul 14 1989, 7:05 PM PDT

Att. 41,599 - Unknown

livebaseballscorecards.com

AB	36
R	7
H	9
RBI	7
BB	2
SO	6
LOB	9

WP: 0 PB: 0 SB: 1 CS: 0 PA: 38

PITCHER		IP	WLS	BF	H	R	ER	SO	BB	IBB	HBP	BLK	WP	HR	S	P	ERA	WHIP
Mike Morgan, R ERA: 2.21	(1, 1)	3.0	L	16	6	6	6	1	1	0	0	0	0	1	34	51	18.00	2.333
John Wetteland, R ERA: 2.48	(4, 1)	2.0		6	0	0	0	1	0	0	0	0	0	0	20	26	0.00	0.000
Tim Crews, R ERA: 2.68	(6, 1)	3.0		13	3	1	1	2	1	0	0	0	0	0	36	50	3.00	1.333
Ray Searage, L ERA: 3.06	(9, 1)	1.0		3	0	0	0	2	0	0	0	0	0	0	8	10	0.00	0.000

PITCHER		IP	WLS	BF	H	R	ER	SO	BB	IBB	HBP	BLK	WP	HR	S	P	ERA	WHIP

Batter	1	2	3	4	5	6	7	8	9	AB	R	H	RBI	BB	SO	LOB
Alfredo Griffin, S (1, 6) OBP: 0.323, SLG: 0.355	G4-3		G1-4-3 1B 1-2			G6-3		S E BB 4-1		3	1	1	0	1	0	0
Willie Randolph, R (1, 4) OBP: 0.380, SLG: 0.311	K		G1-4-3 1-2f 2-3			G5-3		K 1-2		4	0	0	0	0	2	3
Kirk Gibson, L (1, 7) OBP: 0.323, SLG: 0.390	HR		K			BB		E3 FC6-4 0-2 2-H		3	1	1	1	1	1	1
Eddie Murray, S (1, 3) OBP: 0.349, SLG: 0.390	F9			G1-3		G4-3		FC6-4 1-2 1-2f		4	0	0	0	0	0	2
Mike Marshall, R (1, 9) OBP: 0.321, SLG: 0.339		1B 1B 0-1		F8			2B 1-0		L9 0-0	4	0	2	0	0	0	0
Mike Scioscia, L (1, 2) OBP: 0.340, SLG: 0.331		1B 1-3		G5-3 3-2			G6-3 3-2		L3 BB 4-0	3	0	1	0	1	0	1
Jeff Hamilton, R (1, 5) OBP: 0.275, SLG: 0.389		L8 0-1			K 0-3		G6-3 0-1		L3 1-2 1-2	4	0	0	0	0	1	3
Jose Gonzalez, R (1, 8) OBP: 0.351, SLG: 0.367		K 3-3			G1-3 2-1		P2 1-0			3	0	0	0	0	1	2
Mike Morgan, R (1, 1) OBP: 0.088, SLG: 0.088 Franklin Stubbs, L (3, PH) OBP: 0.339, SLG: 0.347 John Wetteland, R (4, 1) OBP: 0.250, SLG: 0.250 John Shelby, S (5, PH) OBP: 0.226, SLG: 0.193 Tim Crews, R (6, 1) Chris Gwynn, L (8, PH) OBP: 0.254, SLG: 0.324 Ray Searage, L (9, 1)			G1-4-3 1B BB 4-2		G3 1-1			K 1-3		0 0 0 1 0 1 0	0 0 0 0 0 0 0	0 0 0 0 0 1 0	0 1 0 0 0 0 0	0 0 1 0 0 0 0	0 0 0 0 0 1 0	0 0 0 0 0 0 0
Inning Stats	R: 1 H: 1 E: 0 LOB: 0 K: 1 BB: 0 S: 12 P: 17	R: 0 H: 2 E: 0 LOB: 1 K: 1 BB: 0 S: 9 P: 12	R: 0 H: 1 E: 0 LOB: 1 K: 1 BB: 1 S: 12 P: 19	R: 0 H: 0 E: 0 LOB: 0 K: 0 BB: 0 S: 10 P: 15	R: 0 H: 0 E: 0 LOB: 0 K: 1 BB: 0 S: 7 P: 10	R: 0 H: 0 E: 0 LOB: 1 K: 0 BB: 1 S: 10 P: 17	R: 0 H: 1 E: 0 LOB: 1 K: 0 BB: 0 S: 9 P: 14	R: 1 H: 0 E: 1 LOB: 1 K: 2 BB: 1 S: 14 P: 23	R: 0 H: 0 E: 0 LOB: 0 K: 0 BB: 1 S: 5 P: 10	1B: 3 2B: 2 3B: 0 HR: 1	SF: 0 SAC: 0 DP: 2 HBP: 0			WP: 0 PB: 0 SB: 1 CS: 0		PA: 34	

PITCHER		IP	WLS	BF	H	R	ER	SO	BB	IBB	HBP	BLK	WP	HR	S	P	ERA	WHIP
Scott Terry, R ERA: 3.48	(1, 1)	7.2	W	29	5	2	1	6	3	0	0	0	0	1	77	120	1.17	1.043
Ken Dayley, L ERA: 2.84	(8, 1)	1.1		5	0	0	0	0	1	0	0	0	0	0	11	17	0.00	0.750

PITCHER	IP	WLS	BF	H	R	ER	SO	BB	IBB	HBP	BLK	WP	HR	S	P	ERA	WHIP

BOTTOM

St. Louis Cardinals @ Los Angeles Dodgers

Dodger Stadium, Los Angeles, CA

Fri Jul 14 1989, 7:05 PM PDT

Att. 41,599 - Unknown

livebaseballscorecards.com

AB	30
R	2
H	5
RBI	1
BB	4
SO	6
LOB	12

Batter	1	2	3	4	5	6	7	8	9	AB	R	H	RBI	BB	SO	LOB
Vince Coleman, S (1, 7) OBP: 0.324, SLG: 0.340	B C C B X 2-2 ① G6-3		B B C M F X 2-2 ③ G5-3		C 2 B C X SAFE 1-2 ② F9			B C X 1-1 FC6-2 2B 1B 1-2 1B	C B P S F B X 3-2 ② E6 3-H 1B	5	1	2	0	0	0	2
José Oquendo, S (1, 4) OBP: 0.355, SLG: 0.362	B B B B 4-0 CS BB			C B B B X 3-1 ① F8	C B X 1-1 ③ F7			B 2 SAFE L B X 2-1 FC6-2 2B 1B 1-2 2-3	B X 1-0 ③ G5-3	4	1	1	0	1	0	3
Ozzie Smith, S (1, 6) OBP: 0.364, SLG: 0.383	C F B B S 2-3 ② ③ K 1-2			C F X 0-2 ② F7		B F B X 2-1 ① L9		F B B X 2-1 ① FC6-2 2B 1-2 2-3 3-Hf		4	0	0	0	0	1	4
Pedro Guerrero, R (1, 3) OBP: 0.371, SLG: 0.447 Leon Durham, L (8, PR) (8, 3)		C B S B X 2-2 G3 F7 1B		B B B B 4-0 1B BB		B X 1-0 ② G5-3		B F B X 2-1 1-3 2-H 3-H 2B		3 0	0 0	2 0	2 0	1 0	0 0	0 0
Tom Brunansky, R (1, 9) OBP: 0.323, SLG: 0.426	B X 1-0 ① F7 1-2			B B F B C F X 3-2 1-3 1B		C C B B B X 3-2 ③ P8		B B I I 4-0 IBB		3	0	1	0	1	0	1
Terry Pendleton, S (1, 5) OBP: 0.300, SLG: 0.354		X 0-0 ② G3 2-3		B B B F X 3-1 ③ F7			B F F X 1-2 ① G5-3	C B X 1-1 ② P6		4	0	0	0	0	0	6
Milt Thompson, L (1, 8) OBP: 0.353, SLG: 0.381		B B X 2-0 ③ L8			X 0-0 FC1-5 1B 1B		C B F B X 2-2 ② F7	B C X 1-1 ③ G3		4	0	1	0	0	0	4
Tony Peña, R (1, 2) OBP: 0.303, SLG: 0.355			B B C C C X 2-2 ① G4-3		X 0-0 FC1-5 1-2 1B		B X 1-0 ③ G4-3		B X 1-0 SH1-4 CS 2B	4	0	2	0	0	0	0
Joe Magrane, R (1, 1) OBP: 0.186, SLG: 0.195			X 0-0 ② F8		B B X 2-0 ① FC1-5 1-2 2-3f			B C B B X 3-1 1B 1B FC6-2 1B	B B X 2-0 ① SH1-4 2-3	3	0	1	0	0	0	2
Inning Stats	R: 0 E: 0 K: 1 S: 6 H: 0 LOB: 1 BB: 1 P: 14	R: 0 E: 0 K: 0 S: 6 H: 1 LOB: 1 BB: 0 P: 11	R: 0 E: 0 K: 0 S: 8 H: 0 LOB: 0 BB: 0 P: 12	R: 0 E: 0 K: 0 S: 11 H: 1 LOB: 2 BB: 1 P: 24	R: 0 E: 0 K: 0 S: 8 H: 2 LOB: 2 BB: 0 P: 12	R: 0 E: 0 K: 0 S: 6 H: 0 LOB: 0 BB: 0 P: 12	R: 0 E: 0 K: 0 S: 7 H: 0 LOB: 0 BB: 0 P: 11	R: 2 E: 0 K: 0 S: 14 H: 4 LOB: 3 BB: 1 P: 30	R: 0 E: 1 K: 0 S: 8 H: 2 LOB: 1 BB: 0 P: 14	1B: 8 2B: 3 3B: 0 HR: 0 SF: 0 SAC: 1 DP: 1 HBP: 0						

PITCHER	IP	WLS	BF	H	R	ER	SO	BB	IBB	HBP	BLK	WP	HR	S	P	ERA	WHIP
Fernando Valenzuela, L (1, 1) ERA: 3.81	9.0	L	38	10	2	2	1	2	1	0	0	0	0	74	140	2.00	1.333

PITCHER	IP	WLS	BF	H	R	ER	SO	BB	IBB	HBP	BLK	WP	HR	S	P	ERA	WHIP

TOP

St. Louis Cardinals @ Los Angeles Dodgers

Dodger Stadium, Los Angeles, CA

Sat Jul 15 1989, 7:05 PM PDT

Att. 45,517 - Unknown

livebaseballscorecards.com

AB	34
R	2
H	10
RBI	2
BB	3
SO	1
LOB	22

WP: 0 PA: 38
PB: 0
SB: 0
CS: 2

Batter	1	2	3	4	5	6	7	8	9	AB	R	H	RBI	BB	SO	LOB
Alfredo Griffin, S (1, 6) OBP: 0.322, SLG: 0.354	B B C X 2-1 G4-3 ①		X 0-0 L8 ②		F C B F X 1-2 FC5 1B 1B			C X 0-1 E3 G5-4-3		4	0	1	0	0	0	0
Willie Randolph, R (1, 4) OBP: 0.381, SLG: 0.312	B B C B C B 4-2 G4-6-3 BB		X 0-0 G5-3 ③		B F X 1-1 1-2 2-3 1B			B C B B X 3-1 G5-4-3 ① ② 1-2f		3	0	1	0	1	0	1
Mickey Hatcher, R (1, 7) OBP: 0.317, SLG: 0.382	B B F F 1 SAFE 1 SAFE X 2-2 G4-6-3 ② ③ 1-2f			F B X 1-1 G5-3 ①	F X 0-1 FC5 ③ 2-3f			C X 0-1 1B		4	0	1	0	0	0	4
Eddie Murray, S (1, 3)		F F S 0-3 K 1B		B F X 1-1 G5-3 ②		F B B F B F X 3-2 G6-3 ①		B F B X 2-1 P2 ③		4	0	0	0	0	1	1
Mike Marshall, R (1, 9) OBP: 0.324, SLG: 0.347		F F X 0-2 FC6 1-2 1B		F S B F F X 1-2 2B		C X 0-1 L9 ②			C S B S 1-3 K ①	4	0	2	0	0	1	0
Jeff Hamilton, R (1, 5) OBP: 0.274, SLG: 0.387		C F S 0-3 K ①		F B X 1-1 F9 ③		B F F S 1-3 K ③			X 0-0 1B	4	0	1	0	0	2	3
Rick Dempsey, R (1, 2) OBP: 0.287, SLG: 0.247		C 2 SAFE F B F C 1-3 K ②			C X 0-1 S 1B FC1-2-5-4 1B		X 0-0 L6 ①		B B F B X 3-1 F7 ②	4	0	1	0	0	1	3
Jose Gonzalez, R (1, 8) OBP: 0.348, SLG: 0.363		C F B B B X 2-2 FC6 ③ 1-2f			S B X 1-1 FC1-2-5-4 1-2 1B		X 0-0 G4-3 ②		S S S 0-3 K ③	4	0	1	0	0	1	3
Fernando Valenzuela, L (1, 1) OBP: 0.114, SLG: 0.143			F F B F X 1-2 P6 ①		M L B X 1-2 FC1-2-5-4 ① ② 1B 1B 1-2 2-H		X 0-0 G4-3 ③			3	0	0	0	0	0	2
Inning Stats	R: 0 E: 0 K: 0 S: 7 H: 0 LOB: 0 BB: 1 P: 15	R: 0 E: 0 K: 3 S: 16 H: 1 LOB: 2 BB: 0 P: 19	R: 0 E: 0 K: 0 S: 6 H: 0 LOB: 0 BB: 0 P: 7	R: 0 E: 0 K: 0 S: 11 H: 1 LOB: 1 BB: 0 P: 15	R: 0 E: 0 K: 0 S: 15 H: 4 LOB: 3 BB: 0 P: 19	R: 0 E: 0 K: 1 S: 9 H: 0 LOB: 0 BB: 0 P: 13	R: 0 E: 0 K: 0 S: 3 H: 0 LOB: 0 BB: 0 P: 3	R: 0 E: 1 K: 0 S: 8 H: 1 LOB: 1 BB: 0 P: 13	R: 0 E: 0 K: 2 S: 9 H: 1 LOB: 1 BB: 0 P: 13	1B: 7 2B: 2 3B: 0 HR: 0	SF: 0 SAC: 0 DP: 3 HBP: 0						

PITCHER	IP	WLS	BF	H	R	ER	SO	BB	IBB	HBP	BLK	WP	HR	S	P	ERA	WHIP
Joe Magrane, L (1, 1) ERA: 3.13	9.0	W	35	8	0	0	6	1	0	0	0	1	0	84	117	0.00	1.000

PITCHER	IP	WLS	BF	H	R	ER	SO	BB	IBB	HBP	BLK	WP	HR	S	P	ERA	WHIP

BOTTOM

St. Louis Cardinals @ Los Angeles Dodgers

Dodger Stadium, Los Angeles, CA

Sat Jul 15 1989, 7:05 PM PDT

Att. 45,517 - Unknown

livebaseballscorecards.com

AB	34
R	0
H	8
RBI	0
BB	1
SO	6
LOB	17

1B: 7 2B: 2 3B: 0 HR: 0 SF: 0 SAC: 0 DP: 3 HBP: 0

WP: 1 PB: 0 SB: 1 CS: 0 PA: 35

Batter	1	2	3	4	5	6	7	8	9	AB	R	H	RBI	BB	SO	LOB
Vince Coleman, S (1, 7) OBP: 0.326, SLG: 0.340	C X 0-1 FC6-5-4 S 1B		F B F B F S 2-3 ① K		B C S F X 1-2 ① G4-3		C B B F B B 4-2 S BB			3	0	1	0	1	1	3
Milt Thompson, L (1, 8) OBP: 0.348, SLG: 0.375	B F F S 1-3 ① K		B C S S S 1-3 ② K		B C S S B F B F F C 3-3 ② K		B F B B B X 3-1 ③ P8 1-2			4	0	0	0	0	3	5
Ozzie Smith, S (1, 6) OBP: 0.363, SLG: 0.381	C 1 SAFE C B X 1-2 ② FC6-5-4 CS 1-3		C X 0-1 ③ F7		F S B X 1-2 1B			X 0-0 ① L9		4	0	1	0	0	0	4
Pedro Guerrero, R (1, 3) OBP: 0.370, SLG: 0.444	C 1 SAFE B B 1 SAFE 1 SAFE 1 B 3-1 ③ CS 1-2	B F S B S 2-3 ① K		X 0-0 2B 1B 1B	B B C B 1 SAFE X 3-1 ③ F8			C S F F B F X 1-2 ② G1-3		4	1	1	0	0	1	1
Terry Pendleton, S (1, 5) OBP: 0.299, SLG: 0.356		X 0-0 ② P5		X 0-0 1B 1B 1-3 1B 2B		B X 1-0 ① F9		B F X 1-1 ③ G4-3		4	1	1	0	0	0	0
Tom Brunansky, R (1, 9) OBP: 0.325, SLG: 0.425		C C B F S 1-3 ③ K		F F X 0-2 G1-4-3 1B 2-3 3-H 1B		X 0-0 ② G6-3			C B F B F B F B 4-2 G4-6-3 BB	3	0	1	1	1	1	0
José Oquendo, S (1, 4) OBP: 0.357, SLG: 0.364			C B F X 1-2 FC5 1B 1B	F S X 0-2 G1-4-3 1-2 3-H 1B		C B B B C F X 3-2 ③ L9			1 SAFE C L F F X 0-2 ① ② G4-6-3 1-2f	4	0	2	1	0	0	1
Tom Pagnozzi, R (1, 2) OBP: 0.254, SLG: 0.214 Denny Walling, L (9, PH) OBP: 0.389, SLG: 0.400			F X 0-1 FC5 1-2 1B	B B C X 2-1 ① ② G1-4-3 1-2f 2-3			C F B B C 2-3 ① K		C X 0-1 ③ G4-3	3 1	0 0	1 0	0 0	0 0	1 0	2 0
Jose DeLeon, R (1, 1) OBP: 0.130, SLG: 0.091 Leon Durham, L (7, PH) John Costello, R (7, 1)		X 0-0 FC5 1-2 2-3		C B C C 1-3 ③ K			X 0-0 ② G6-3			2 1 0	0 0 0	0 0 0	0 0 0	0 0 0	1 0 0	3 0 0
Inning Stats	R: 0 E: 0 K: 1 S: 9 H: 1 LOB: 0 BB: 0 P: 14	R: 0 E: 0 K: 2 S: 8 H: 0 LOB: 0 BB: 0 P: 11	R: 0 E: 0 K: 2 S: 15 H: 2 LOB: 3 BB: 0 P: 19	R: 2 E: 0 K: 1 S: 13 H: 4 LOB: 1 BB: 0 P: 16	R: 0 E: 0 K: 1 S: 15 H: 1 LOB: 1 BB: 0 P: 23	R: 0 E: 0 K: 0 S: 6 H: 0 LOB: 0 BB: 0 P: 10	R: 0 E: 0 K: 1 S: 8 H: 0 LOB: 1 BB: 1 P: 17	R: 0 E: 0 K: 0 S: 9 H: 0 LOB: 0 BB: 0 P: 11	R: 0 E: 0 K: 0 S: 11 H: 0 LOB: 0 BB: 1 P: 15	1B: 7 2B: 1 3B: 0 HR: 0 SF: 0 SAC: 0 DP: 2 HBP: 0						

TOP

St. Louis Cardinals @ Los Angeles Dodgers

Dodger Stadium, Los Angeles, CA

Sun Jul 16 1989, 3:33 AM PDT

Att. 43,655 - Unknown

livebaseballscorecards.com

AB	33
R	2
H	8
RBI	2
BB	2
SO	8
LOB	19

PITCHER		IP	WLS	BF	H	R	ER	SO	BB	IBB	HBP	BLK	WP	HR	S	P	ERA	WHIP
Tim Belcher, R ERA: 3.38	(1, 1)	6.0	W	25	8	2	2	7	0	0	0	0	0	0	66	93	3.00	1.333
John Wetteland, R ERA: 2.41	(7, 1)	1.0		4	0	0	0	1	1	0	0	0	0	0	8	17	0.00	1.000
Jay Howell, R ERA: 0.73	(8, 1)	2.0	S	6	0	0	0	0	1	0	0	0	0	0	20	26	0.00	0.500

PITCHER	IP	WLS	BF	H	R	ER	SO	BB	IBB	HBP	BLK	WP	HR	S	P	ERA	WHIP

Batter	1	2	3	4	5	6	7	8	9	AB	R	H	RBI	BB	SO	LOB
Alfredo Griffin, S (1, 6) OBP: 0.321, SLG: 0.356	X 0-0 2B	B C B B F X 3-2 G4-3 ③			M X 0-1 B3 ①		1 SAFE X 0-0 G3 ③			4	0	1	0	0	0	1
Willie Randolph, R (1, 4) OBP: 0.377, SLG: 0.308	B F B B S F X 3-2 F9 ①		C B B B X 3-1 F7 ①		C B F B F X 2-2 P5 ②			C X 0-1 G6-3 ①		4	0	0	0	0	0	1
Kirk Gibson, L (1, 8) (7, 7) OBP: 0.319, SLG: 0.383	X 0-0 G5-3 ②		B B F B X 3-1 F8 ②		F B S B S 2-3 K			F F B S 1-3 K ②		4	0	0	0	0	2	1
Eddie Murray, S (1, 3) OBP: 0.342, SLG: 0.381	C B B C F S 2-3 K ③		S S F X 0-2 G6-3 ③			S S B B X 2-2 P6 ①		B B C F F S 2-3 K ③		4	0	0	0	0	2	1
Mike Marshall, R (1, 9) OBP: 0.329, SLG: 0.349		X 0-0 1B 3B 1B		B B B B 4-0 1B BB		X 0-0 F8 ②				2	1	1	0	1	0	0
Franklin Stubbs, L (1, 7) OBP: 0.356, SLG: 0.365 John Wetteland, R (7, 1) OBP: 0.250, SLG: 0.250 John Shelby, S (8, 8) OBP: 0.226, SLG: 0.193		B C X 1-1 1-2 3B 1B		X 0-0 1-2 1B		B B X 2-0 P6 ③				3 0 0	1 0 0	2 0 0	0 0 0	0 0 0	0 0 0	0 0 0
Jeff Hamilton, R (1, 5) OBP: 0.275, SLG: 0.393		C C X 0-2 1-H 2-H E 3B		S C F F S 0-3 K ①			C B F S 1-3 K ①			3	1	1	2	0	2	2
Mike Scioscia, L (1, 2) OBP: 0.340, SLG: 0.328		B B C S X 2-2 3-H P8 ①		C F F F X 0-2 P4 ②			B B B C B 4-1 BB			2	0	0	0	1	0	2
Tim Belcher, R (1, 1) OBP: 0.103, SLG: 0.128 Jose Gonzalez, R (7, 8) OBP: 0.345, SLG: 0.359 Jay Howell, R (8, 1)		B F B B S X 2-2 G5-3 ②		B F C S 1-3 K2-3 ③			C F B F B X 2-2 P8 ②			2 1 0	0 0 0	0 0 0	0 0 0	0 0 0	1 0 0	2 1 0
Inning Stats	R: 0 E: 0 K: 1 S: 10 H: 1 LOB: 1 BB: 0 P: 15	R: 3 E: 1 K: 0 S: 15 H: 3 LOB: 0 BB: 0 P: 23	R: 0 E: 0 K: 0 S: 8 H: 0 LOB: 0 BB: 0 P: 14	R: 0 E: 0 K: 2 S: 14 H: 1 LOB: 2 BB: 1 P: 19	R: 0 E: 0 K: 1 S: 9 H: 0 LOB: 0 BB: 0 P: 13	R: 0 E: 0 K: 0 S: 5 H: 0 LOB: 0 BB: 0 P: 9	R: 0 E: 0 K: 1 S: 9 H: 0 LOB: 1 BB: 1 P: 16	R: 0 E: 0 K: 2 S: 9 H: 0 LOB: 0 BB: 0 P: 12		1B: 3 2B: 1 3B: 1 HR: 0	SF: 0 SAC: 0 DP: 0 HBP: 0					

PITCHER	IP	WLS	BF	H	R	ER	SO	BB	IBB	HBP	BLK	WP	HR	S	P	ERA	WHIP
Jose DeLeon, R (1, 1) ERA: 3.59	6.0	L	24	5	3	2	4	1	0	0	0	0	0	61	93	3.00	1.000
John Costello, R (7, 1) ERA: 2.22	2.0		7	0	0	0	3	1	0	0	0	0	0	18	28	0.00	0.500

PITCHER	IP	WLS	BF	H	R	ER	SO	BB	IBB	HBP	BLK	WP	HR	S	P	ERA	WHIP

BOTTOM

St. Louis Cardinals @ Los Angeles Dodgers

Dodger Stadium, Los Angeles, CA

Sun Jul 16 1989, 3:33 AM PDT

Att. 43,655 - Unknown

livebaseballscorecards.com

AB	29
R	3
H	5
RBI	2
BB	2
SO	7
LOB	11

WP: 0 PA: 31
PB: 0
SB: 0
CS: 0

Batter	1	2	3	4	5	6	7	8	9	AB	R	H	RBI	BB	SO	LOB
Jerome Walton, R (1, 8) OBP: 0.360, SLG: 0.435	C F X 0-2 BB HR 1B	F H 1-1 HBP			B C B B B F B 4-2 23 F7-4-3 BB		B X 1-0 ② G4-3	C F B B B F F C 2-3 ③ K		3	1	1	0	1	1	2
23 Ryne Sandberg, R (1, 4) OBP: 0.327, SLG: 0.419	1 SAFE F X 0-1 ① F9	C B B X 2-1 ③ FC5 2-3f			1 SAFE 1 SAFE X 0-0 ① ② F7-4-3 1-2		S F S 0-3 ③ K		B B X 2-0 ① L6	5	0	0	0	0	1	4
Lloyd McClendon, R (1, 7) OBP: 0.391, SLG: 0.552	B B 1 SAFE B B B 4-0 1-2 HR BB		C B S B B F X 3-2 ① G6-3		S C B B B S 2-3 ③ K			B C B B B 4-1 SH1-4 1B BB BB	B X 1-0 2B	3	2	1	0	2	1	0
Mark Grace, L (1, 3) OBP: 0.411, SLG: 0.448	S X 0-1 1-H 2-H HR		B C F S 1-3 ② K			C X 0-1 ① L8		C 1 SAFE F B X 1-2 BB SH1-4 SF8 1B	I I I I 4-0 G6-4-3 IBB	4	2	2	3	1	1	0
Damon Berryhill, S (1, 2) OBP: 0.283, SLG: 0.332	B S C F X 1-2 ② G3-1		C X 0-1 ③ G3			S S B B X 2-2 ② G4-3		L X 0-1 ① SH1-4 1-2 2-3	S F B B F X 2-2 ② ③ G6-4-3 1-2f	4	0	0	0	0	0	2
Mitch Webster, S (1, 9) OBP: 0.332, SLG: 0.357	C B X 1-1 ③ G6-3			L B B B B 4-1 BB		F B F B B F F B 4-2 S BB		I I I I 4-0 BB 1B IBB		1	1	0	0	3	0	0
Curtis Wilkerson, S (1, 5) OBP: 0.260, SLG: 0.331		C B X 1-1 FC5-4 1B		1 SAFE S B 1 SAFE S S S 1-3 ① K		1 SAFE B B B B 4-0 1-2 BB		B B B B 4-0 1B 1-2 2-3 3-H BB		2	0	1	1	2	1	1
Shawon Dunston, R (1, 6) OBP: 0.291, SLG: 0.388 Les Lancaster, R (6, 1) Gary Varsho, L (8, PH) OBP: 0.260, SLG: 0.329 Andre Dawson, R (8, PH) OBP: 0.324, SLG: 0.482 Mitch Williams, L (8, 1)	C B S F X 1-2 ① FC5-4 23 FC5 SH1-3 1-2f		S S B S S 1-3 ② K			X 0-0 ③ L6		C B F X 1-2 ② SF8 3-H		3 0 0 0 0 0	0 0 0 0 0 0	0 0 0 1 0 0	0 0 0 0 0 0	0 0 0 0 0 0	1 0 0 0 0 0	4 0 0 0 0 0
Scott Sanderson, R (1, 1) OBP: 0.206, SLG: 0.069 Steve Wilson, L (4, 1) Domingo Ramos, R (6, 6) OBP: 0.319, SLG: 0.346	L X 0-1 ② SH1-3 1-2		C S C 0-3 ③ K				B F F S 1-3 ① K	B X 1-0 1-2 2-H 1B		1 0 2	0 0 0	0 0 1	0 0 1	0 0 0	1 0 1	1 0 0
Inning Stats	R: 3 H: 2 E: 0 LOB: 0 K: 0 BB: 1 S: 13 P: 19	R: 0 H: 1 E: 0 LOB: 2 K: 0 BB: 0 S: 11 P: 16	R: 0 H: 0 E: 0 LOB: 0 K: 1 BB: 0 S: 9 P: 13	R: 0 H: 0 E: 0 LOB: 1 K: 3 BB: 1 S: 10 P: 16	R: 0 H: 0 E: 0 LOB: 0 K: 1 BB: 1 S: 6 P: 12	R: 0 H: 0 E: 0 LOB: 2 K: 0 BB: 2 S: 10 P: 20	R: 0 H: 0 E: 0 LOB: 0 K: 2 BB: 0 S: 7 P: 9	R: 3 H: 2 E: 0 LOB: 2 K: 1 BB: 3 S: 15 P: 32	R: 0 H: 1 E: 0 LOB: 1 K: 0 BB: 1 S: 7 P: 16	1B: 4 SF: 1 2B: 2 SAC: 2 3B: 0 DP: 2 HR: 1 HBP: 1						

TOP

Chicago Cubs @ Los Angeles Dodgers

Dodger Stadium, Los Angeles, CA

Mon Jul 17 1989, 7:05 PM PDT

Att. 39,914 - Unknown

livebaseballscorecards.com

AB	28
R	6
H	6
RBI	6
BB	9
SO	8
LOB	14

WP: 0 PA: 41
PB: 0
SB: 1
CS: 0

PITCHER		IP	WLS	BF	H	R	ER	SO	BB	IBB	HBP	BLK	WP	HR	S	P	ERA	WHIP
Ramon Martinez, R ERA: 1.8	(1, 1)	6.0		26	3	3	3	5	5	0	1	0	0	1	59	96	4.50	1.333
Tim Leary, R ERA: 3.38	(7, 1)	1.1	L	8	1	3	3	2	2	1	0	0	0	0	13	28	20.25	2.250
Ray Searage, L ERA: 3.0	(8, 1)	0.1		2	1	0	0	0	0	0	0	0	0	0	4	6	0.00	3.000
Tim Crews, R ERA: 2.58	(8, 1)	1.1		5	1	0	0	1	0	1	0	0	0	0	12	23	0.00	0.750

PITCHER	IP	WLS	BF	H	R	ER	SO	BB	IBB	HBP	BLK	WP	HR	S	P	ERA	WHIP

BOTTOM

Chicago Cubs @ Los Angeles Dodgers

Dodger Stadium, Los Angeles, CA

Mon Jul 17 1989, 7:05 PM PDT

Att. 39,914 - Unknown

livebaseballscorecards.com

Batter	1	2	3	4	5	6	7	8	9	AB	R	H	RBI	BB	SO	LOB
Alfredo Griffin, S (1, 6) OBP: 0.315, SLG: 0.349	F8	G6-3			G5-3		F9		L4	5	0	0	0	0	0	3
Willie Randolph, R (1, 4) OBP: 0.380, SLG: 0.315	2B 1B		BLK 1B		2B		G6-3		FC6-4 1-2f	5	2	3	0	0	0	2
Kirk Gibson, L (1, 8) OBP: 0.314, SLG: 0.377 (7, 7)	K		F8		K		G3-1			4	0	0	0	0	2	3
Eddie Murray, S (1, 3) OBP: 0.343, SLG: 0.385	1B 1-H 2B		G6-4-3 1-H 1B		F9			F9		4	0	2	2	0	0	1
Mike Marshall, R (1, 9) OBP: 0.327, SLG: 0.347	2-3 1B		G6-4-3 1-2f			L8		F9		4	0	1	0	0	0	1
Franklin Stubbs, L (1, 7) OBP: 0.344, SLG: 0.352 Jose Gonzalez, R (6, PH) OBP: 0.347, SLG: 0.362 (7, 8)	F8			L6		2B 1B		G4-3		2 2	0 1	0 1	0 0	0 0	0 0	2 0
Jeff Hamilton, R (1, 5) OBP: 0.281, SLG: 0.401		L5		FC5-4 1B		1-H 2B			FC6-4 1B	4	0	3	1	0	0	0
Mike Scioscia, L (1, 2) OBP: 0.340, SLG: 0.328 Mariano Duncan, R (9, PH) OBP: 0.267, SLG: 0.333		SH3 1B		FC5-4 1-2f		P6			FC6-4 BB 1-2f	3 1	0 0	1 0	0 0	0 0	0 0	2 1
Ramon Martinez, R (1, 1) Mickey Hatcher, R (6, PH) OBP: 0.314, SLG: 0.379 Tim Leary, R (7, 1) OBP: 0.061, SLG: 0.061 Ray Searage, L (8, 1) Tim Crews, R (8, 1) Rick Dempsey, R (9, PH) OBP: 0.295, SLG: 0.247		SH3 1-2		G3		G6-3			FC6-4 BB 1-2	1 1 0 0 0 0	0 0 0 0 0 0	0 0 0 0 0 0	0 0 0 0 0 1	0 0 0 0 0 0	0 0 0 0 0 0	1 0 0 0 0 0
Inning Stats	R: 1 E: 0 K: 1 S: 11 H: 3 LOB: 2 BB: 0 P: 15	R: 0 E: 0 K: 0 S: 9 H: 1 LOB: 1 BB: 0 P: 11	R: 1 E: 0 K: 0 S: 6 H: 2 LOB: 0 BB: 0 P: 7	R: 0 E: 0 K: 0 S: 12 H: 1 LOB: 1 BB: 0 P: 15	R: 0 E: 0 K: 1 S: 9 H: 1 LOB: 1 BB: 0 P: 15	R: 1 E: 0 K: 0 S: 12 H: 2 LOB: 1 BB: 0 P: 16	R: 0 E: 0 K: 0 S: 10 H: 0 LOB: 0 BB: 0 P: 16	R: 0 E: 0 K: 0 S: 7 H: 0 LOB: 0 BB: 0 P: 10	R: 0 E: 0 K: 0 S: 13 H: 1 LOB: 2 BB: 1 P: 21	1B: 8 2B: 3 3B: 0 HR: 0	SF: 0 SAC: 1 DP: 1 HBP: 0						

	AB	36
	R	3
	H	11
	RBI	3
	BB	1
	SO	2
	LOB	17

WP: 0 PB: 0 SB: 0 CS: 0 PA: 38

PITCHER		IP	WLS	BF	H	R	ER	SO	BB	IBB	HBP	BLK	WP	HR	S	P	ERA	WHIP
Scott Sanderson, R ERA: 3.76	(1, 1)	3.1		16	7	2	2	1	0	0	0	1	0	0	33	43	5.40	2.100
Steve Wilson, L ERA: 3.09	(4, 1)	2.1		10	3	1	1	1	0	0	0	0	0	0	25	35	3.86	1.286
Les Lancaster, R ERA:	(6, 1)	1.1	W	4	0	0	0	0	0	0	0	0	0	0	11	17	0.00	0.000
Mitch Williams, L ERA: 1.81	(8, 1)	2.0	S	8	1	0	0	0	1	0	0	0	0	0	20	31	0.00	1.000

PITCHER	IP	WLS	BF	H	R	ER	SO	BB	IBB	HBP	BLK	WP	HR	S	P	ERA	WHIP

Batter	1	2	3	4	5	6	7	8	9	AB	R	H	RBI	BB	SO	LOB
Jerome Walton, R (1, 8) OBP: 0.354, SLG: 0.427	X 0-0 ① G6-3		C S B F C 1-3 ① K		B C X 1-1 ③ G1-3			B B C S X 2-2 ① G6-3		4	0	0	0	0	1	0
23 Ryne Sandberg, R (1, 4) OBP: 0.323, SLG: 0.414	B B X 2-0 E5 1B 1B		B X 1-0 ② G6-3			F X 0-1 ① G6-3		C F B B F C 2-3 ② K		4	1	0	0	0	1	0
Gary Varsho, L (1, 9) OBP: 0.247, SLG: 0.312	B 1 SAFE 1 SAFE C C 1 SAFE S 1-3 ② K		F B B B C X 3-2 ③ F7			B B F F X 2-2 ② F7		B X 1-0 ③ G4-3		4	0	0	0	0	1	1
Mark Grace, L (1, 3) OBP: 0.409, SLG: 0.445	X 0-0 1B 1-3 1B			B C B X 2-1 ① F8		B C B X 2-1 E6			X 0-0 ① G3	4	0	1	0	0	0	0
Damon Berryhill, S (1, 2) OBP: 0.283, SLG: 0.330	B B X 2-0 FC6-4 1-3 3-H 1B			C X 0-1 ② G5-3		X 0-0 ③ G5-6-3			B X 1-0 ② G3-1	4	0	1	1	0	0	1
Lloyd McClendon, R (1, 7) OBP: 0.387, SLG: 0.543	X 0-0 ③ FC6-4 1-2f			B C B X 2-1 1B			C X 0-1 ① P6		S B X 1-1 ③ G1-3	4	0	1	0	0	0	2
Vance Law, R (1, 5) OBP: 0.281, SLG: 0.321		C S C 0-3 ① K		F B F B 1 SAFE B X 3-2 ③ L4			B X 1-0 ② G6-3			3	0	0	0	0	1	1
Shawon Dunston, R (1, 6) OBP: 0.292, SLG: 0.387		C X 0-1 ② G1-3			B X 1-0 ① P3		C B F X 1-2 1B			3	0	1	0	0	0	0
Greg Maddux, R (1, 1) OBP: 0.304, SLG: 0.333 Curtis Wilkerson, S (7, PH) OBP: 0.258, SLG: 0.328 Calvin Schiraldi, R (7, 1)		C F S 0-3 ③ K			X 0-0 ② G1-3		S B X 1-1 ③ G4-3			2 1 0	0 0 0	0 0 0	0 0 0	0 0 0	1 0 0	0 1 0
Inning Stats	R: 1 H: 2 E: 1 LOB: 2 K: 1 BB: 0 S: 8 P: 13	R: 0 H: 0 E: 0 LOB: 0 K: 2 BB: 0 S: 8 P: 8	R: 0 H: 0 E: 0 LOB: 0 K: 1 BB: 0 S: 8 P: 13	R: 0 H: 1 E: 0 LOB: 1 K: 0 BB: 0 S: 9 P: 16	R: 0 H: 0 E: 0 LOB: 0 K: 0 BB: 0 S: 4 P: 6	R: 0 H: 0 E: 1 LOB: 1 K: 0 BB: 0 S: 8 P: 12	R: 0 H: 1 E: 0 LOB: 1 K: 0 BB: 0 S: 8 P: 11	R: 0 H: 0 E: 0 LOB: 0 K: 1 BB: 0 S: 8 P: 13	R: 0 H: 0 E: 0 LOB: 0 K: 0 BB: 0 S: 4 P: 6	1B: 4 SF: 0 2B: 0 SAC: 0 3B: 0 DP: 0 HR: 0 HBP: 0						WP: 0 PA: 33 PB: 0 SB: 0 CS: 0

PITCHER		IP	WLS	BF	H	R	ER	SO	BB	IBB	HBP	BLK	WP	HR	S	P	ERA	WHIP
Orel Hershiser, R ERA: 2.31	(1, 1)	9.0	W	33	4	1	0	5	0	0	0	0	0	0	65	98	0.00	0.444

PITCHER	IP	WLS	BF	H	R	ER	SO	BB	IBB	HBP	BLK	WP	HR	S	P	ERA	WHIP

TOP

Chicago Cubs @ Los Angeles Dodgers

Dodger Stadium, Los Angeles, CA

Tue Jul 18 1989, 7:05 PM PDT

Att. 37,543 - Unknown

livebaseballscorecards.com

AB	33
R	1
H	4
RBI	1
BB	0
SO	5
LOB	6

Batter	1	2	3	4	5	6	7	8	9	AB	R	H	RBI	BB	SO	LOB
Alfredo Griffin, S (1, 6) OBP: 0.316, SLG: 0.358	F7		B1-3		2B	2B		P5		5	1	2	1	0	0	1
Willie Randolph, R (1, 4) OBP: 0.383, SLG: 0.315	FC4-6 1B		L1		L3	BB		PB BB		3	0	1	0	2	0	2
Kirk Gibson, L (1, 8) (8, 7) OBP: 0.315, SLG: 0.379	FC4-6 FC5-4		S BB		1B 2B	G4-3		K		4	0	1	2	1	1	5
Eddie Murray, S (1, 3) OBP: 0.342, SLG: 0.382	FC5-4		G4-3		1B IBB		K			3	0	0	0	1	1	2
Mike Marshall, R (1, 9) OBP: 0.335, SLG: 0.360		2B		G6-3	1B		1B			4	0	3	0	0	0	0
Franklin Stubbs, L (1, 7) OBP: 0.338, SLG: 0.362		G5-3		G6-3		G4-3 1B 2B	L4			4	1	1	0	0	0	2
Jose Gonzalez, R (8, 8) OBP: 0.347, SLG: 0.362										0	0	0	0	0	0	0
Jeff Hamilton, R (1, 5) OBP: 0.277, SLG: 0.396		G4-3		K		G4-3	K			4	0	0	0	0	2	3
Mike Scioscia, L (1, 2) OBP: 0.346, SLG: 0.329		IBB			HBP	SH1-4 1B		F7		2	2	1	1	1	0	0
Orel Hershiser, R (1, 1) OBP: 0.212, SLG: 0.306		G5-3			SH1	SH1-4		PB BB		1	0	0	0	1	0	2
Inning Stats	R: 0 E: 0 K: 0 S: 9 H: 1 LOB: 1 BB: 0 P: 13	R: 0 E: 0 K: 0 S: 7 H: 1 LOB: 2 BB: 1 P: 15	R: 0 E: 0 K: 0 S: 13 H: 0 LOB: 1 BB: 1 P: 19	R: 0 E: 0 K: 1 S: 8 H: 0 LOB: 0 BB: 0 P: 11	R: 2 E: 0 K: 0 S: 12 H: 3 LOB: 2 BB: 1 P: 23	R: 2 E: 0 K: 0 S: 15 H: 3 LOB: 2 BB: 1 P: 25	R: 0 E: 0 K: 2 S: 10 H: 1 LOB: 1 BB: 0 P: 14	R: 0 E: 0 K: 1 S: 11 H: 0 LOB: 2 BB: 2 P: 23		1B: 4 2B: 5 3B: 0 HR: 0	SF: 0 SAC: 2 DP: 0 HBP: 1		WP: 0 PB: 1 SB: 1 CS: 0	PA: 39		

PITCHER	IP	WLS	BF	H	R	ER	SO	BB	IBB	HBP	BLK	WP	HR	S	P	ERA	WHIP
Greg Maddux, R (1, 1) ERA: 3.0	6.0	L	30	8	4	4	1	2	2	1	0	0	0	64	106	6.00	1.667
Calvin Schiraldi, R (7, 1) ERA: 4.29	2.0		9	1	0	0	3	2	0	0	0	0	0	21	37	0.00	1.500

PITCHER	IP	WLS	BF	H	R	ER	SO	BB	IBB	HBP	BLK	WP	HR	S	P	ERA	WHIP

BOTTOM

Chicago Cubs @ Los Angeles Dodgers

Dodger Stadium, Los Angeles, CA

Tue Jul 18 1989, 7:05 PM PDT

Att. 37,543 - Unknown

livebaseballscorecards.com

AB	30
R	4
H	9
RBI	4
BB	6
SO	4
LOB	17

Batter	1	2	3	4	5	6	7	8	9	AB	R	H	RBI	BB	SO	LOB
Jerome Walton, R (1, 8) OBP: 0.351, SLG: 0.422	B F X 1-1 23 WP 23 1B 1B	C X 0-1 ① G5-3		B C B B C X 3-2 ① G6-3		F B B X 2-1 ① F8		B X 1-0 ② F8 1-2		5	1	1	0	0	0	1
23 Ryne Sandberg, R (1, 4) OBP: 0.322, SLG: 0.411	B 1 SAFE C 1 SAFE F B 1 SAFE B X 3-2 2B G4-3 1-H 1B	B C C C X 1-2 ② G6-3		B C F X 1-2 E6 S 1B		C X 0-1 ② G1-3		S X 0-1 ③ G4-3		5	2	1	1	0	0	1
Mitch Webster, S (1, 9) OBP: 0.338, SLG: 0.367	C B 1 SAFE X 1-1 G4-3 SH1-3 1-3 2B	X 0-0 1B		1 SAFE X 0-0 ② F8		S C C 0-3 ③ K			B F X 1-1 G4-6-3 1B	5	1	3	0	0	1	1
Mark Grace, L (1, 3) OBP: 0.406, SLG: 0.440	B B X 2-0 ① G4-3 2-3 3-H	B B X 2-0 ③ F8		B 1 SAFE C C F X 1-2 FC6-4 1-H 1B			B B C X 2-1 ① F9		F C X 0-2 ①② G4-6-3 1-2f	5	0	1	2	0	0	3
Damon Berryhill, S (1, 2) OBP: 0.278, SLG: 0.325	X 0-0 ② SH1-3 3-H		X 0-0 ① G3	C X 0-1 ③ FC6-4 1-2f			S X 0-1 ② F7		S S S 0-3 ③ K	4	0	0	1	0	1	1
Lloyd McClendon, R (1, 7) OBP: 0.390, SLG: 0.553	B B C B B 4-1 2B BB		B B F C X 2-2 ② G6-3		X 0-0 ① G6-3		B X 1-0 3B			3	0	1	0	1	0	0
Vance Law, R (1, 5) OBP: 0.287, SLG: 0.338	C B X 1-1 1-3 2B		C B C B B X 3-2 3B		B X 1-0 1B		C C B F B X 2-2 ③ G4-3			4	0	3	0	0	0	1
Shawon Dunston, R (1, 6) OBP: 0.299, SLG: 0.388	I I I I 4-0 IBB		I I I I 4-0 IBB		C F B F B X 2-2 ② F9			X 0-0 FC3-6 1B		2	0	1	0	2	0	1
Mike Bielecki, R (1, 1) OBP: 0.049, SLG: 0.025	S B S X 1-2 ③ G6-3		F X 0-1 ③ L3		F F C 0-3 ③ K			X 0-0 ① FC3-6 WP 1-2f		4	0	0	0	0	1	7
Inning Stats	R: 3 E: 0 K: 0 S: 15 H: 4 LOB: 3 BB: 2 P: 32	R: 0 E: 0 K: 0 S: 7 H: 1 LOB: 1 BB: 0 P: 10	R: 0 E: 0 K: 0 S: 9 H: 1 LOB: 2 BB: 1 P: 18	R: 1 E: 1 K: 0 S: 13 H: 1 LOB: 1 BB: 0 P: 18	R: 0 E: 0 K: 1 S: 9 H: 1 LOB: 1 BB: 0 P: 12	R: 0 E: 0 K: 1 S: 7 H: 0 LOB: 0 BB: 0 P: 9	R: 0 E: 0 K: 0 S: 9 H: 1 LOB: 1 BB: 0 P: 14	R: 0 E: 0 K: 0 S: 5 H: 1 LOB: 1 BB: 0 P: 6	R: 0 E: 0 K: 1 S: 8 H: 1 LOB: 0 BB: 0 P: 9	1B: 7 2B: 2 3B: 2 HR: 0	SF: 0 SAC: 1 DP: 1 HBP: 0	WP: 2 PB: 0 SB: 1 CS: 0	PA: 41				

TOP

Chicago Cubs @ Los Angeles Dodgers

Dodger Stadium, Los Angeles, CA

Wed Jul 19 1989, 7:05 PM PDT

Att. 40,050 - Unknown

livebaseballscorecards.com

AB	37
R	4
H	11
RBI	4
BB	3
SO	3
LOB	16

PITCHER		IP	WLS	BF	H	R	ER	SO	BB	IBB	HBP	BLK	WP	HR	S	P	ERA	WHIP
Mike Morgan, R ERA: 2.34	(1, 1)	5.0	L	27	8	4	3	1	1	2	0	0	1	0	53	90	5.40	1.800
Tim Crews, R ERA: 2.4	(6, 1)	3.0		11	2	0	0	1	0	0	0	0	1	0	21	29	0.00	0.667
John Wetteland, R ERA: 2.35	(9, 1)	1.0		3	1	0	0	1	0	0	0	0	0	0	8	9	0.00	1.000

PITCHER	IP	WLS	BF	H	R	ER	SO	BB	IBB	HBP	BLK	WP	HR	S	P	ERA	WHIP

Batter	1	2	3	4	5	6	7	8	9	AB	R	H	RBI	BB	SO	LOB
Alfredo Griffin, S (1, 6) OBP: 0.312, SLG: 0.352	C B F X 1-2 G4-3 ①		B X 1-0 F9 ②			B X 1-0 G3-1 ①		X 0-0 P5 ③		4	0	0	0	0	0	1
Willie Randolph, R (1, 4) OBP: 0.379, SLG: 0.312	C C B X 1-2 P4 ②		C X 0-1 P6 ③			B B C B F X 3-2 G5-3 ②			B B B C C X 3-2 G4-3 ①	4	0	0	0	0	0	1
Kirk Gibson, L (1, 8) OBP: 0.314, SLG: 0.377	C X 0-1 G3-1 ③			X 0-0 4-3 ①		F B X 1-1 FC4-6 1B			B C F B B S 3-3 K ②	4	0	1	0	0	1	0
Eddie Murray, S (1, 3) OBP: 0.339, SLG: 0.378		C F B B F F X 2-2 G1-3 ①		C F B B F F X 2-2 G6-3 ②		F F 1 SAFE F F B B X 2-2 FC4-6 ③ 1-2f			F F B F B S 2-3 K ③	4	0	0	0	0	1	1
Mike Marshall, R (1, 9) OBP: 0.335, SLG: 0.359		B S C F S 1-3 K ②		S S B F B F X 2-2 1B			X 0-0 G6-3 ①			3	0	1	0	0	1	0
Kal Daniels, L (1, 7) OBP: 0.389, SLG: 0.353		B B X 2-0 2B		C B C C C 1-3 K ③			B B F B X 3-1 G1-3 ②			3	0	1	0	0	1	1
Jeff Hamilton, R (1, 5) OBP: 0.275, SLG: 0.392		X 0-0 L4 ③			B X 1-0 G6-3 ①		X 0-0 F8 ③			3	0	0	0	0	0	1
Mike Scioscia, L (1, 2) OBP: 0.342, SLG: 0.326			B C X 1-1 G3-1 ①		B F C B X 2-2 F8 ②			B C B F S 2-3 K ①		3	0	0	0	0	1	0
Mike Morgan, R (1, 1) OBP: 0.114, SLG: 0.088 John Shelby, S (5, PH) OBP: 0.226, SLG: 0.193 Tim Crews, R (6, 1) Lenny Harris, L (8, PH) OBP: 0.261, SLG: 0.275 John Wetteland, R (9, 1) OBP: 0.250, SLG: 0.250			B B B B 4-0 BB		S C C 0-3 K ③			C X 0-1 F7 ②		0 1 0 1 0	0 0 0 0 0	0 0 0 0 0	0 0 0 0 0	1 1 0 0 0	0 0 0 0 0	0 0 0 0 0
Inning Stats	R: 0 H: 0 E: 0 LOB: 0 K: 0 BB: 0 S: 8 P: 10	R: 0 H: 1 E: 0 LOB: 1 K: 1 BB: 0 S: 10 P: 15	R: 0 H: 0 E: 0 LOB: 1 K: 0 BB: 1 S: 5 P: 11	R: 0 H: 1 E: 0 LOB: 1 K: 1 BB: 0 S: 14 P: 19	R: 0 H: 0 E: 0 LOB: 0 K: 1 BB: 0 S: 7 P: 10	R: 0 H: 1 E: 0 LOB: 1 K: 0 BB: 0 S: 11 P: 18	R: 0 H: 0 E: 0 LOB: 0 K: 0 BB: 0 S: 4 P: 7	R: 0 H: 0 E: 0 LOB: 0 K: 1 BB: 0 S: 6 P: 8	R: 0 H: 0 E: 0 LOB: 0 K: 2 BB: 0 S: 10 P: 18	1B: 2 SF: 0 2B: 1 SAC: 0 3B: 0 DP: 0 HR: 0 HBP: 0						

PITCHER	IP	WLS	BF	H	R	ER	SO	BB	IBB	HBP	BLK	WP	HR	S	P	ERA	WHIP
Mike Bielecki, R (1, 1) ERA: 2.78	9.0	W	31	3	0	0	6	1	0	0	0	0	0	75	116	0.00	0.444

PITCHER	IP	WLS	BF	H	R	ER	SO	BB	IBB	HBP	BLK	WP	HR	S	P	ERA	WHIP

BOTTOM

Chicago Cubs @ Los Angeles Dodgers

Dodger Stadium, Los Angeles, CA

Wed Jul 19 1989, 7:05 PM PDT

Att. 40,050 - Unknown

livebaseballscorecards.com

AB	30
R	0
H	3
RBI	0
BB	1
SO	6
LOB	5

WP: 0 PA: 31
PB: 0
SB: 0
CS: 0

Batter	1	2	3	4	5	6	7	8	9	AB	R	H	RBI	BB	SO	LOB
Alfredo Griffin, S (1, 6) OBP: 0.314, SLG: 0.352	B B B B 4-0 G6-4-3 BB			S S X 0-2 ① L7		X 0-0 WP BB 1B		C B X 1-1 E7 2-H		3	0	1	0	1	0	0
Willie Randolph, R (1, 4) OBP: 0.380, SLG: 0.312	C L X 0-2 ① ② G6-4-3 1-2f			B X 1-0 FC4 1B		B B B B 4-0 WP 1-2 BB		C C B X 1-2 ③ F9		3	0	1	0	1	0	2
Kal Daniels, L (1, 7) OBP: 0.380, SLG: 0.343	C B B B X 3-1 ③ F7			C 1 SAFE 1 SAFE X 0-1 ② FC4 1-2f		B B B C C S 3-3 ③ K 1-2 2-3			C S B B X 2-2 ① G4-3	4	0	0	0	0	1	3
Eddie Murray, S (1, 3) OBP: 0.336, SLG: 0.373		X 0-0 ① P2		1 SAFE X 0-0 ③ G4-3			X 0-0 ① P3		X 0-0 ② P2	4	0	0	0	0	0	1
Mike Marshall, R (1, 9) OBP: 0.333, SLG: 0.357		X 0-0 ② G5-3		S B B S S 2-3 ① K			B S S S X 1-2 ② P3		F X 0-1 1B	4	0	1	0	0	1	0
Jeff Hamilton, R (1, 5) OBP: 0.271, SLG: 0.387		C B S B S 2-3 ③ K			B X 1-0 ② P3		C F X 0-2 ③ F8		B X 1-0 ③ L9	4	0	0	0	0	1	1
Jose Gonzalez, R (1, 8) OBP: 0.347, SLG: 0.361			C F F X 0-2 ① P6		X 0-0 ③ L7			F F F X 0-2 E E 1B		3	1	1	0	0	0	0
Mike Scioscia, L (1, 2) OBP: 0.343, SLG: 0.327 Rick Dempsey, R (8, PH) OBP: 0.292, SLG: 0.244 (8, 2)			C C X 0-2 G4-6-3 1B			X 0-0 ① F7		F X 0-1 ① F8		2 1	0 0	1 0	0 0	0 0	0 0	0 1
Tim Belcher, R (1, 1) OBP: 0.098, SLG: 0.122 Mickey Hatcher, R (8, PH) OBP: 0.312, SLG: 0.376 Ray Searage, L (8, 1)			B L L B F X 2-2 ② ③ G4-6-3 1-2f			F B C T F S 1-3 ② K		X 0-0 ② G1-6-3 1-2		2 1 0	0 0 0	0 0 0	0 0 0	1 0 0	1 1 0	1 1 0
Inning Stats	R: 0 H: 0 E: 0 LOB: 0 K: 0 BB: 1 S: 5 P: 12	R: 0 H: 0 E: 0 LOB: 0 K: 1 BB: 0 S: 5 P: 7	R: 0 H: 1 E: 0 LOB: 0 K: 0 BB: 0 S: 11 P: 13	R: 0 H: 1 E: 0 LOB: 1 K: 0 BB: 0 S: 7 P: 8	R: 0 H: 0 E: 0 LOB: 0 K: 1 BB: 0 S: 5 P: 8	R: 0 H: 1 E: 0 LOB: 2 K: 2 BB: 1 S: 10 P: 18	R: 0 H: 0 E: 0 LOB: 0 K: 0 BB: 0 S: 7 P: 8	R: 1 H: 1 E: 2 LOB: 1 K: 0 BB: 0 S: 12 P: 14	R: 0 H: 1 E: 0 LOB: 1 K: 0 BB: 0 S: 7 P: 10	1B: 5 SF: 0 2B: 0 SAC: 0 3B: 0 DP: 2 HR: 0 HBP: 0						

PITCHER		IP	WLS	BF	H	R	ER	SO	BB	IBB	HBP	BLK	WP	HR	S	P	ERA	WHIP
John Smiley, L ERA: 2.87	(1, 1)	9.0	W	33	5	1	0	4	2	0	0	0	1	0	69	98	0.00	0.778

PITCHER		IP	WLS	BF	H	R	ER	SO	BB	IBB	HBP	BLK	WP	HR	S	P	ERA	WHIP

TOP

Los Angeles Dodgers @ Pittsburgh Pirates

Three Rivers Stadium, Pittsburgh, PA

Fri Jul 21 1989, 3:33 AM EDT

Sunny - 85 F

livebaseballscorecards.com

AB	31
R	1
H	5
RBI	0
BB	2
SO	4
LOB	10

1B: 5	SF: 0	WP: 1	PA: 33
2B: 0	SAC: 0	PB: 0	
3B: 0	DP: 2	SB: 0	
HR: 0	HBP: 0	CS: 0	

Batter	1	2	3	4	5	6	7	8	9	AB	R	H	RBI	BB	SO	LOB
Barry Bonds, L (1, 7) OBP: 0.349, SLG: 0.443	HR					F7	FC4-6 IBB			3	1	1	1	1	1	0
Jose Lind, R (1, 4) OBP: 0.284, SLG: 0.303	K		K			G1-3	FC4-6 1-2f			2	0	0	0	0	2	0
Rafael Belliard, R (5, 4) OBP: 0.270, SLG: 0.280										2	0	0	0	0	0	2
Andy Van Slyke, L (1, 8) OBP: 0.313, SLG: 0.366	K			G1-6-3 1B		P6		G1-3		4	0	1	0	0	1	0
Bobby Bonilla, S (1, 5) OBP: 0.333, SLG: 0.442	G3			G1-6-3 1-2f			1B 2B 2B	G5-3		4	1	1	0	0	0	1
Glenn Wilson, R (1, 9) OBP: 0.331, SLG: 0.454		FC5-4 1B		G6-3			1B 2B BB	L5		3	1	1	0	1	0	0
Benny Distefano, L (1, 3) OBP: 0.342, SLG: 0.271		K SAFE			F8		2B 1-2 2-3 1B			3	1	1	0	0	1	1
Michael LaValliere, L (1, 2) OBP: 0.424, SLG: 0.407		K			G6-3 1B		P4			3	0	1	0	0	1	4
Rey Quinones, R (1, 6) OBP: 0.238, SLG: 0.277		FC5-4 1-2f			G6-3 1-2		K			3	0	0	0	0	1	5
John Smiley, L (1, 1) OBP: 0.128, SLG: 0.114			K		K		2B 1-H 2-H 3-H			3	0	1	3	0	2	1
Inning Stats	R: 1 E: 0 K: 2 S: 10 H: 1 LOB: 0 BB: 0 P: 18	R: 0 E: 0 K: 2 S: 8 H: 1 LOB: 1 BB: 0 P: 12	R: 0 E: 0 K: 3 S: 9 H: 0 LOB: 0 BB: 0 P: 11	R: 0 E: 0 K: 0 S: 4 H: 1 LOB: 0 BB: 0 P: 7	R: 0 E: 0 K: 1 S: 14 H: 1 LOB: 1 BB: 0 P: 23	R: 0 E: 0 K: 0 S: 8 H: 0 LOB: 0 BB: 0 P: 9	R: 3 E: 0 K: 1 S: 19 H: 3 LOB: 2 BB: 2 P: 29	R: 0 E: 0 K: 0 S: 7 H: 0 LOB: 0 BB: 0 P: 10		1B: 4 2B: 2 3B: 0 HR: 1 SF: 0 SAC: 0 DP: 1 HBP: 0						

PITCHER		IP	WLS	BF	H	R	ER	SO	BB	IBB	HBP	BLK	WP	HR	S	P	ERA	WHIP
Tim Belcher, R ERA: 3.47	(1, 1)	7.0	L	29	7	4	4	9	1	1	0	0	0	1	72	109	5.14	1.143
Ray Searage, L ERA: 2.84	(8, 1)	1.0		3	0	0	0	0	0	0	0	0	0	0	7	10	0.00	0.000

PITCHER	IP	WLS	BF	H	R	ER	SO	BB	IBB	HBP	BLK	WP	HR	S	P	ERA	WHIP

BOTTOM

Los Angeles Dodgers @ Pittsburgh Pirates

Three Rivers Stadium, Pittsburgh, PA

Fri Jul 21 1989, 3:33 AM EDT

Sunny - 85 F

livebaseballscorecards.com

AB	30
R	4
H	7
RBI	4
BB	2
SO	9
LOB	14

1B: 4 SF: 0
2B: 2 SAC: 0
3B: 0 DP: 1
HR: 1 HBP: 0

WP: 0 PA: 32
PB: 0
SB: 0
CS: 0

Los Angeles Dodgers @ Pittsburgh Pirates

Three Rivers Stadium, Pittsburgh, PA

Fri Jul 21 1989, 7:05 PM EDT

Att. 27,996 - Sunny - 83 F

livebaseballscorecards.com

TOP

Batter	1	2	3	4	5	6	7	8	9	AB	R	H	RBI	BB	SO	LOB
Alfredo Griffin, S (1, 6) OBP: 0.321, SLG: 0.359	BBBB 4-0 G1-6-3 BB		BX 1-0 P3 ①	CX 0-1 S E 1B		BX 1-0 E SF9 2B		1 SAFE L 1 SAFE 1 SAFE 1 SAFE P X 1-1 SH1-3 ① 1-3		3	2	2	0	1	0	0
Mickey Hatcher, R (1, 7) OBP: 0.308, SLG: 0.370 Jay Howell, R (8, 1)	X 0-0 G1-6-3 ① 1-2		BFFFBX 2-2 BB 1B 1B	1 SAFE C 1 SAFE B 1 SAFE BFX 2-2 E6 1-H		BBX 2-0 E5 SF9 2-3		PX 1-0 FC6-2 ② 3-H		5 0	1 0	1 0	0 0	0 0	0 0	3 0
Kirk Gibson, L (1, 8) OBP: 0.313, SLG: 0.372 (8, 7)	BCX 1-1 P4 ②		SBSFFB 1 SAFE BFF 4-2 CS 1B BB 1-2	CX 0-1 F7 ③		BBSX 2-1 SF9 ② 2-3 3-H		CSS 0-3 K ③		3	0	0	1	1	1	3
Eddie Murray, S (1, 3) OBP: 0.339, SLG: 0.377	X 0-0 P3 ③		BCBX 2-1 BB WP 1B 1-2 2-H		BFX 1-1 2B 2B	BBBI 4-0 IBB			BFX 1-1 F8 ①	4	1	2	1	1	0	1
Mike Marshall, R (1, 9) OBP: 0.335, SLG: 0.372		FX 0-1 HR	BFSFS 1-3 FC BB 1-2 2-3 ②		X 0-0 G6-3 ①	X 0-0 F9 ③			BBFX 2-1 1B 1B 1B	5	2	2	1	0	0	5
Jeff Hamilton, R (1, 5) OBP: 0.273, SLG: 0.389		BX 1-0 P3 ①	SBBBB 4-1 1-2 2-3 BB		2 SAFE X 0-0 2-H 2B		BCSS 1-3 K ①		BBFFS 2-3 K ②	4	0	1	1	1	2	1
Rick Dempsey, R (1, 2) OBP: 0.297, SLG: 0.244	CSBBX 2-2 G6-3 ②	X 0-0 F9 ③		I I I 4-0 G4-6-3 IBB		BBFX 2-1 F7 ②			X 0-0 1B 1-2 1B 1B	4	1	1	0	1	0	3
Lenny Harris, L (1, 4) OBP: 0.265, SLG: 0.275	BH 2-0 HBP		BBCFBX 3-2 G3-1 ①	BFBBFFX 3-2 G4-6-3 ②③ 1-2f		CBBX 2-1 G4-3 ③			BX 1-0 1B 1-3 2-H 1B	4	0	1	1	0	0	2
Fernando Valenzuela, L (1, 1) OBP: 0.105, SLG: 0.132 Jose Gonzalez, R (8, PH) OBP: 0.350, SLG: 0.364 (8, 8)	BFSS 1-3 K ③			SX 0-1 G5-3 ②		BSX 1-1 G4-3 ①		X 0-0 E1 SH1-3 S FC6-2	FX 0-1 1-3 3-H 1B ③	3 2	0 0	0 1	0 1	0 0	1 0	1 0
Inning Stats	R: 0 H: 0 E: 0 LOB: 1 K: 0 BB: 1 S: 4 P: 9	R: 1 H: 1 E: 0 LOB: 1 K: 1 BB: 0 S: 9 P: 15	R: 1 H: 2 E: 0 LOB: 3 K: 0 BB: 2 S: 18 P: 32	R: 1 H: 1 E: 1 LOB: 1 K: 0 BB: 0 S: 12 P: 17	R: 1 H: 2 E: 0 LOB: 1 K: 0 BB: 1 S: 8 P: 16	R: 1 H: 1 E: 1 LOB: 2 K: 0 BB: 1 S: 7 P: 17	R: 0 H: 0 E: 0 LOB: 0 K: 1 BB: 0 S: 7 P: 12	R: 0 H: 0 E: 1 LOB: 1 K: 1 BB: 0 S: 9 P: 9	R: 2 H: 4 E: 0 LOB: 2 K: 1 BB: 0 S: 11 P: 17	1B: 7 SF: 1 2B: 3 SAC: 1 3B: 0 DP: 1 HR: 1 HBP: 1						

	AB	37
	R	7
	H	11
	RBI	6
	BB	5
	SO	4
	LOB	19

WP: 1 PA: 45
PB: 0
SB: 2
CS: 1

PITCHER		IP	WLS	BF	H	R	ER	SO	BB	IBB	HBP	BLK	WP	HR	S	P	ERA	WHIP
Neal Heaton, L ERA: 4.03	(1, 1)	5.2	L	31	7	5	3	2	3	2	1	0	1	1	57	105	4.76	1.765
Doug Bair, R ERA: 1.57	(6, 1)	1.1		4	0	0	0	1	0	0	0	0	0	0	8	13	0.00	0.000
Bob Kipper, L ERA: 2.83	(8, 1)	2.0		10	4	2	2	2	0	0	0	0	0	0	20	26	9.00	2.000

PITCHER		IP	WLS	BF	H	R	ER	SO	BB	IBB	HBP	BLK	WP	HR	S	P	ERA	WHIP

BOTTOM

Batter	1	2	3	4	5	6	7	8	9	AB	R	H	RBI	BB	SO	LOB
John Cangelosi, S (1, 8) OBP: 0.406, SLG: 0.306 Bob Kipper, R (8, 1) OBP: 0.250, SLG: 0.143 Andy Van Slyke, L (9, PH) OBP: 0.312, SLG: 0.365	C C B S 1-3 K ①		C B B X 2-1 P5 ①		C B S H 2-2 CS HBP		C B X 1-1 L8 ②		X 0-0 F7 ③	3 0 0 0 0 1 1 0 0 0 0 0 0 0 1 0 0 0 0 0 1						
Rafael Belliard, R (1, 4) OBP: 0.263, SLG: 0.273 Bobby Bonilla, S (7, PH) OBP: 0.332, SLG: 0.440 (8, 5)	F S X 0-2 G6-3 ②		X 0-0 G6-3 ②		B X 1-0 G5-3 ② ③ 1-2		B B B C S F F F X 3-2 F8 ③			3 0 0 0 0 0 1 1 0 0 0 0 0 1						
Gary Redus, R (1, 3) OBP: 0.370, SLG: 0.440	B B C X 2-1 F8 ③		B X 1-0 G1-3 ③			B L X 1-1 G1-4-3 1B		S B X 1-1 F7 ①		4 0 1 0 0 0 0						
Glenn Wilson, R (1, 9) OBP: 0.326, SLG: 0.446		B C B B S X 2-2 P2 ①		X 0-0 G5-3 ①		F X 0-1 G1-4-3 ① ② 1-2f		B C F S 1-3 K ②		4 0 0 0 0 1 1						
Barry Bonds, L (1, 7) OBP: 0.350, SLG: 0.440		B B B B 4-0 CS S BB		F C B X 1-2 P5 ②		B C F B F B B 4-2 BB		C B S F C 1-3 K ③		2 0 0 0 2 1 0						
Jeff King, R (1, 5) OBP: 0.317, SLG: 0.429 (8, 4)		B 1 SAFE F F B 1 SAFE F F 1 SAFE 4-2 B 2 SAFE F F F B BB CS 1-2 BB		C B S F B X 3-2 2B 2B		B F B C C 2-3 K ③			B F B F X 2-2 G6-3 ①	3 1 1 0 1 1 1						
Junior Ortiz, R (1, 2) OBP: 0.276, SLG: 0.249 Michael LaValliere, L (9, PH) OBP: 0.417, SLG: 0.400		B B B C 2 SAFE C B 4-2 ② BB 1-2 2-3 BB		X 0-0 2-H 2B			F B B B X 3-1 G6-3 ①		C B X 1-1 L8 ②	2 0 1 1 1 0 0 1 0 0 0 0 0 0						
Rey Quinones, R (1, 6) OBP: 0.245, SLG: 0.283		F F B B F F F B 4-2 1-2 2-3 BB		B S B B C X 3-2 F9 ③			B B B B 4-0 2B BB		C C B B X 2-2 1B 2B	2 2 1 0 2 0 1						
Neal Heaton, L (1, 1) OBP: 0.296, SLG: 0.296 Doug Bair, R (6, 1) OBP: 1.000, SLG: 2.000 R.J. Reynolds, S (7, PH) OBP: 0.356, SLG: 0.402 (8, 8)		B B X 2-0 F7 ③			X 0-0 P2 ①		B B X 2-0 1-H 2B		X 0-0 2-H 1B	2 0 0 0 0 0 3 0 0 0 0 0 0 0 2 0 2 2 0 0 0						
Inning Stats	R: 0 H: 0 E: 0 LOB: 0 K: 1 BB: 0 S: 8 P: 11	R: 0 H: 0 E: 0 LOB: 3 K: 0 BB: 4 S: 18 P: 38	R: 0 H: 0 E: 0 LOB: 0 K: 0 BB: 0 S: 4 P: 7	R: 1 H: 2 E: 0 LOB: 1 K: 0 BB: 0 S: 12 P: 19	R: 0 H: 0 E: 0 LOB: 0 K: 0 BB: 0 S: 4 P: 7	R: 0 H: 1 E: 0 LOB: 1 K: 1 BB: 1 S: 10 P: 17	R: 1 H: 1 E: 0 LOB: 1 K: 0 BB: 1 S: 11 P: 24	R: 0 H: 0 E: 0 LOB: 0 K: 2 BB: 0 S: 9 P: 12	R: 1 H: 2 E: 0 LOB: 1 K: 0 BB: 0 S: 10 P: 15	1B: 2 SF: 0 2B: 4 SAC: 0 3B: 0 DP: 1 HR: 0 HBP: 1						

PITCHER	IP	WLS	BF	H	R	ER	SO	BB	IBB	HBP	BLK	WP	HR	S	P	ERA	WHIP
Fernando Valenzuela, L (1, 1) ERA: 3.73	7.0	W	29	4	2	2	2	6	0	1	0	0	0	67	123	2.57	1.429
Jay Howell, R (8, 1) ERA: 0.88	2.0	S	8	2	1	1	2	0	0	0	0	0	0	19	27	4.50	1.000

PITCHER	IP	WLS	BF	H	R	ER	SO	BB	IBB	HBP	BLK	WP	HR	S	P	ERA	WHIP

Los Angeles Dodgers @ Pittsburgh Pirates

Three Rivers Stadium, Pittsburgh, PA

Fri Jul 21 1989, 7:05 PM EDT
Att. 27,996 - Sunny - 83 F

livebaseballscorecards.com

AB	30
R	3
H	6
RBI	3
BB	6
SO	4
LOB	10

WP: 0	PA: 37		
PB: 0			
SB: 1			
CS: 3			

Batter	1	2	3	4	5	6	7	8	9	AB	R	H	RBI	BB	SO	LOB
Lenny Harris, L (1, 5) OBP: 0.260, SLG: 0.269	B B B C C X 3-2 F9 ①		X 0-0 G4-3 ③		B B C X 2-1 G6-3 ③		B S B X 2-1 E3 1B 1B	C B X 1-1 2-H 1B		4	1	0	0	0	0	2
Mickey Hatcher, R (8, PH) (8, 5) OBP: 0.313, SLG: 0.374										1	0	1	1	0	0	0
Willie Randolph, R (1, 4) OBP: 0.381, SLG: 0.316	B S B F B S 3-3 K ②			C L B F B X 2-2 G5-3 ①		C B X 1-1 BB 2B	B X 1-0 1B 1B 1-2 2-3 1B	F B F B X 2-2 G5-3 ③		5	1	2	0	0	1	1
Kal Daniels, L (1, 7) OBP: 0.380, SLG: 0.340	S C B X 1-2 G1-4-3 ③			S B B S S B B 4-2 1B HR BB		B B C C X 2-2 F8 ①	B X 1-0 1B FC3-4 1-3 2-H 3-H 1B		B C S B X 2-2 F8 ①	4	2	1	2	1	0	1
Jose Gonzalez, R (9, 8) OBP: 0.350, SLG: 0.364										0	0	0	0	0	0	0
Eddie Murray, S (1, 3) OBP: 0.342, SLG: 0.379		C X 0-1 F8 ①		B X 1-0 1-3 HR 1B		I I I I 4-0 BB IBB	S X 0-1 FC3-4 1-3 3-H 1B		B X 1-0 G6-3 ②	4	1	2	1	1	0	0
Mike Marshall, R (1, 9) OBP: 0.332, SLG: 0.382		S B X 1-1 P3 ②		X 0-0 1-H 3-H HR		S B B F F C 2-3 K ②	X 0-0 FC3-4 FC4-6 1-2f 3-H ②		S X 0-1 P3 ③	5	1	1	4	0	1	3
Kirk Gibson, L (1, 8) (9, 7) OBP: 0.312, SLG: 0.368		B C C B B F X 3-2 P6 ③		B X 1-0 F9 ②		B B B B 4-0 1-2 2-3 BB	S B X 1-1 FC4-6 ③ 1-2f			3	0	0	0	1	0	1
Mike Scioscia, L (1, 2) OBP: 0.339, SLG: 0.322		F X 0-1 F9 ①	C X 0-1 P5 ③		X 0-0 G3 ③			B X 1-0 L8 ①		4	0	0	0	0	0	3
Alfredo Griffin, S (1, 6) OBP: 0.316, SLG: 0.354		S F B X 1-2 G3 ②			B B X 2-0 P7 ①		B B C X 2-1 E3 FC1-6	B C B B X 3-1 G5-3 ②		4	0	0	0	0	0	0
Ramon Martinez, R (1, 1) OBP: 0.222, SLG: 0.333		X 0-0 1B			B C B X 2-1 G5-3 ②		1 SAFE X 0-0 FC1-6 1B 1-2f 1B ①	X 0-0 1B 2B		4	2	2	0	0	0	1
Ray Searage, L (8, 1)										0	0	0	0	0	0	0
Inning Stats	R: 0 E: 0 K: 1 S: 9 H: 0 LOB: 0 BB: 0 P: 16	R: 0 E: 0 K: 0 S: 8 H: 0 LOB: 0 BB: 0 P: 12	R: 0 E: 0 K: 0 S: 7 H: 1 LOB: 1 BB: 0 P: 8	R: 3 E: 0 K: 0 S: 11 H: 2 LOB: 0 BB: 1 P: 19	R: 0 E: 0 K: 0 S: 5 H: 0 LOB: 0 BB: 0 P: 11	R: 0 E: 0 K: 1 S: 10 H: 1 LOB: 3 BB: 2 P: 23	R: 4 E: 3 K: 0 S: 12 H: 3 LOB: 1 BB: 0 P: 19	R: 1 E: 0 K: 0 S: 9 H: 2 LOB: 1 BB: 0 P: 16	R: 0 E: 0 K: 0 S: 6 H: 0 LOB: 0 BB: 0 P: 9	1B: 6 2B: 2 3B: 0 HR: 1	SF: 0 SAC: 0 DP: 0 HBP: 0					

PITCHER		IP	WLS	BF	H	R	ER	SO	BB	IBB	HBP	BLK	WP	HR	S	P	ERA	WHIP
Jeff Robinson, R ERA: 4.82	(1, 1)	6.1	L	30	6	7	3	2	2	1	0	0	0	1	57	102	4.26	1.263
Doug Bair, R ERA: 1.52	(7, 1)	0.2		3	1	0	0	0	0	0	0	0	0	0	5	6	0.00	1.500
Miguel Garcia, L ERA: 8.44	(8, 1)	2.0		8	2	1	1	0	0	0	0	0	0	0	15	25	4.50	1.000

PITCHER	IP	WLS	BF	H	R	ER	SO	BB	IBB	HBP	BLK	WP	HR	S	P	ERA	WHIP

TOP

Los Angeles Dodgers @ Pittsburgh Pirates

Three Rivers Stadium, Pittsburgh, PA

Sat Jul 22 1989, 7:05 PM EDT

Att. 31,108 - Unknown

livebaseballscorecards.com

AB	38
R	8
H	9
RBI	8
BB	3
SO	2
LOB	12

WP: 0	PA: 41		
PB: 0			
SB: 0			
CS: 0			

BOTTOM

Los Angeles Dodgers @ Pittsburgh Pirates

Three Rivers Stadium, Pittsburgh, PA

Sat Jul 22 1989, 7:05 PM EDT

Att. 31,108 - Unknown

livebaseballscorecards.com

Batter	1	2	3	4	5	6	7	8	9	AB	R	H	RBI	BB	SO	LOB
Barry Bonds, L (1, 7) OBP: 0.351, SLG: 0.442	G6-3		2B		1B		F9		G4-3	5	0	2	0	0	0	1
Jose Lind, R (1, 4) OBP: 0.285, SLG: 0.303	G4-3, BB		F9		1 SAFE 1 SAFE G4-3 1B		FC4-6		G4-3	4	0	1	0	1	0	2
Andy Van Slyke, L (1, 8) OBP: 0.311, SLG: 0.360 Miguel Garcia, L (8, 1) OBP: 1.000, SLG: 1.000	G4-3 1 SAFE			S 2B, BB	G4-3		K			3 0	1 0	0 0	0 0	1 0	1 0	4 0
Bobby Bonilla, S (1, 5) OBP: 0.334, SLG: 0.448	G4-3			K		HR		BB		3	2	1	1	1	1	2
R.J. Reynolds, S (1, 9) OBP: 0.358, SLG: 0.424		G3-1		G3, 2B 1-H	K	K		HR 1-H		4	1	2	3	0	1	0
Benny Distefano, L (1, 3) OBP: 0.333, SLG: 0.263 Junior Ortiz, R (8, PH) OBP: 0.275, SLG: 0.247 (9, 2)		K		G3 2-3		G4-3		G5-3		3 1	0 0	0 0	0 0	0 0	1 0	1 0
Michael LaValliere, L (1, 2) OBP: 0.429, SLG: 0.393 Gary Redus, R (8, PH) OBP: 0.368, SLG: 0.437 (9, 3)		G1-5-3		BB		BB		G4-3		1 1	0 0	0 0	0 0	0 0	2 0	0 0
Rafael Belliard, R (1, 6) OBP: 0.256, SLG: 0.265 Jay Bell, R (8, PH) OBP: 0.091, SLG: 0.048 (9, 6)			F9	P2		L6		F9		3 1	0 0	0 0	0 0	0 0	0 0	3 0
Jeff Robinson, R (1, 1) Doug Bair, R (7, 1) OBP: 1.000, SLG: 2.000 John Cangelosi, S (7, PH) OBP: 0.407, SLG: 0.302 (8, 8)			K		K		FC4-6 BB		G6-3	2 0 1	0 0 0	0 0 0	0 0 1	0 0 0	2 0 0	0 0 0
Inning Stats	R: 0 E: 0 K: 0 S: 11 H: 0 LOB: 1 BB: 1 P: 22	R: 0 E: 0 K: 1 S: 10 H: 0 LOB: 0 BB: 0 P: 14	R: 0 E: 0 K: 1 S: 12 H: 1 LOB: 1 BB: 0 P: 17	R: 1 E: 0 K: 1 S: 12 H: 1 LOB: 2 BB: 2 P: 26	R: 0 E: 0 K: 1 S: 10 H: 2 LOB: 1 BB: 0 P: 12	R: 1 E: 0 K: 1 S: 13 H: 1 LOB: 1 BB: 1 P: 21	R: 0 E: 0 K: 1 S: 10 H: 0 LOB: 1 BB: 1 P: 17	R: 2 E: 0 K: 0 S: 12 H: 1 LOB: 0 BB: 1 P: 18	R: 0 E: 0 K: 0 S: 5 H: 0 LOB: 0 BB: 0 P: 9	1B: 2 2B: 2 3B: 0 HR: 2	SF: 0 SAC: 0 DP: 1 HBP: 0					

	AB	32
	R	4
	H	6
	RBI	4
	BB	6
	SO	6
	LOB	13

PITCHER		IP	WLS	BF	H	R	ER	SO	BB	IBB	HBP	BLK	WP	HR	S	P	ERA	WHIP
Ramon Martinez, R ERA: 2.86	(1, 1)	7.0	W	32	6	4	4	6	6	0	0	0	0	2	82	139	5.14	1.714
Ray Searage, L ERA: 2.57	(8, 1)	2.0		6	0	0	0	0	0	0	0	0	0	0	13	17	0.00	0.000

PITCHER	IP	WLS	BF	H	R	ER	SO	BB	IBB	HBP	BLK	WP	HR	S	P	ERA	WHIP

Batter	1	2	3	4	5	6	7	8	9	AB	R	H	RBI	BB	SO	LOB
Alfredo Griffin, S (1, 6) OBP: 0.312, SLG: 0.349	C B F F X 1-2 ① G4-3	F X 0-1 ③ G3			B X 1-0 ① L3		F B X 1-1 ① G6-3			4	0	0	0	0	0	2
Willie Randolph, R (1, 4) OBP: 0.382, SLG: 0.319	F F B B C 2-3 ② K		B B B B 4-0 FC3-6 BB		B S F B X 2-2 HR 2B		B S B X 2-1 G6-3			3	1	1	0	1	1	0
Kal Daniels, L (1, 7)	X 0-0 1B		B C 1 SAFE B X 2-1 ① FC3-6 1-2f		X 0-0 2-H HR		B F F S 1-3 ③ K			4	1	2	2	0	1	1
Eddie Murray, S (1, 3) OBP: 0.339, SLG: 0.375	B B F B X 3-1 P5		F B 1 SAFE X 1-1 ② P2		S B X 1-1 ② F7			X 0-0 ① F9		4	0	0	0	0	0	2
Mike Marshall, R (1, 9) OBP: 0.331, SLG: 0.377		F B B B F F B F B 4-2 G4-3 2B BB	C X 0-1 ③ F9		B C B B B X 3-1 ③ L8			B C S S 1-3 ② K		3	1	0	0	1	1	1
Mike Scioscia, L (1, 2) OBP: 0.341, SLG: 0.333 Jay Howell, R (8, 1)	X 0-0 ① G4-3 1-2			B B B B C X 3-1 HR		B B B C B 4-1 BB		C X 0-1 ③ F8		3 0	1 0	1 0	1 0	1 0	0 0	1 0
Jeff Hamilton, R (1, 5) OBP: 0.273, SLG: 0.390	X 0-0 2-H 2B			C C B X 1-2 ① F9	1 SAFE B P X 2-0 ① F7			X 0-0 ① F7		4	0	1	1	0	0	1
Jose Gonzalez, R (1, 8) OBP: 0.346, SLG: 0.360	X 0-0 ② L6			X 0-0 ② G5-3	X 0-0 ② L3			X 0-0 CS 1B		4	0	1	0	0	0	2
Orel Hershiser, R (1, 1) OBP: 0.218, SLG: 0.294 Rick Dempsey, R (8, 2) OBP: 0.294, SLG: 0.241		B B C B B 4-1 BB		C S C 0-3 ③ K	C F F B S 1-3 ③ K			1 SAFE 1 SAFE P B B B F F X 3-2 ② ③ G6-3 1-2		2 1	0 0	0 0	0 0	1 0	2 0	1 1
Inning Stats	R: 0 H: 1 E: 0 LOB: 1 K: 1 BB: 0 S: 10 P: 16	R: 1 H: 1 E: 0 LOB: 2 K: 0 BB: 2 S: 10 P: 18	R: 0 H: 0 E: 0 LOB: 1 K: 0 BB: 1 S: 6 P: 13	R: 1 H: 1 E: 0 LOB: 0 K: 1 BB: 0 S: 9 P: 13	R: 2 H: 2 E: 0 LOB: 0 K: 0 BB: 0 S: 9 P: 16	R: 0 H: 0 E: 0 LOB: 1 K: 1 BB: 1 S: 8 P: 14	R: 0 H: 0 E: 0 LOB: 0 K: 1 BB: 0 S: 7 P: 11	R: 0 H: 0 E: 0 LOB: 0 K: 1 BB: 0 S: 6 P: 7	R: 0 H: 1 E: 0 LOB: 0 K: 0 BB: 0 S: 6 P: 8	1B: 2 SF: 0 2B: 2 SAC: 0 3B: 0 DP: 0 HR: 2 HBP: 0						WP: 0 PA: 36 PB: 0 SB: 0 CS: 1

PITCHER		IP	WLS	BF	H	R	ER	SO	BB	IBB	HBP	BLK	WP	HR	S	P	ERA	WHIP
Randy Kramer, R ERA: 3.96	(1, 1)	7.0	L	30	5	4	4	4	4	0	0	0	0	2	59	101	5.14	1.286
Doug Bair, R ERA: 1.4	(8, 1)	2.0		6	1	0	0	1	0	0	0	0	0	0	12	15	0.00	0.500

PITCHER	IP	WLS	BF	H	R	ER	SO	BB	IBB	HBP	BLK	WP	HR	S	P	ERA	WHIP

TOP

Los Angeles Dodgers @ Pittsburgh Pirates

Three Rivers Stadium, Pittsburgh, PA

Sun Jul 23 1989, 3:33 AM EDT

Unknown

livebaseballscorecards.com

AB	32
R	4
H	6
RBI	4
BB	4
SO	5
LOB	12

Batter	1	2	3	4	5	6	7	8	9	AB	R	H	RBI	BB	SO	LOB
Barry Bonds, L (1, 7) OBP: 0.350, SLG: 0.439	P6		BB		K		G4-3			3	0	0	0	1	1	0
Jose Lind, R (1, 4) OBP: 0.282, SLG: 0.299	G3-1		FC6-4		K			G6-3		4	0	0	0	0	1	2
Andy Van Slyke, L (1, 8) OBP: 0.314, SLG: 0.370	G3			2B	G4-3			G4-3		4	2	2	0	0	0	0
Bobby Bonilla, S (1, 5) OBP: 0.333, SLG: 0.448		G4-3		2B		P7		G6-3		4	1	1	1	0	0	0
R.J. Reynolds, S (1, 9) OBP: 0.361, SLG: 0.430		G3-1		G6-3		1B		G6-3		4	0	2	2	0	0	0
Gary Redus, R (1, 3) OBP: 0.361, SLG: 0.428		F9		G6-3		K			K	4	0	0	0	0	2	2
Michael LaValliere, L (1, 2) OBP: 0.403, SLG: 0.367			F8	K		G6-3			G3-1	4	0	0	0	0	1	2
Rafael Belliard, R (1, 6) OBP: 0.261, SLG: 0.263 John Cangelosi, S (7, PH) OBP: 0.404, SLG: 0.299 Doug Bair, R (8, 1) OBP: 1.000, SLG: 2.000 Benny Distefano, L (9, PH) OBP: 0.331, SLG: 0.260			G1-3	IBB			L7		K	1 1 0 1	0 0 0 0	0 0 0 0	0 0 0 0	1 0 0 0	0 0 0 1	0 0 0 0
Randy Kramer, R (1, 1) OBP: 0.167, SLG: 0.208 Jay Bell, R (7, PH) OBP: 0.087, SLG: 0.045 (8, 6)			BB	G3-1			F7			2 1	0 0	1 0	0 0	0 0	0 0	2 0
Inning Stats	R: 0 E: 0 K: 0 S: 8 H: 0 LOB: 0 BB: 0 P: 13	R: 0 E: 0 K: 0 S: 9 H: 0 LOB: 0 BB: 0 P: 15	R: 0 E: 0 K: 0 S: 7 H: 1 LOB: 2 BB: 1 P: 11	R: 2 E: 0 K: 1 S: 15 H: 3 LOB: 2 BB: 1 P: 28	R: 0 E: 0 K: 2 S: 7 H: 0 LOB: 0 BB: 0 P: 12	R: 0 E: 0 K: 1 S: 10 H: 1 LOB: 1 BB: 0 P: 12	R: 0 E: 0 K: 0 S: 8 H: 0 LOB: 0 BB: 0 P: 12	R: 1 E: 0 K: 0 S: 15 H: 1 LOB: 0 BB: 0 P: 18	R: 0 E: 0 K: 2 S: 8 H: 0 LOB: 0 BB: 0 P: 10	1B: 3 2B: 2 3B: 1 HR: 0 SF: 0 SAC: 0 DP: 0 HBP: 0						

PITCHER	IP	WLS	BF	H	R	ER	SO	BB	IBB	HBP	BLK	WP	HR	S	P	ERA	WHIP
Orel Hershiser, R (1, 1) ERA: 2.37	7.2	W	31	6	3	3	4	1	1	0	0	0	0	76	118	3.52	0.913
Jay Howell, R (8, 1) ERA: 0.86	1.1	S	4	0	0	0	2	0	0	0	0	0	0	11	13	0.00	0.000

PITCHER	IP	WLS	BF	H	R	ER	SO	BB	IBB	HBP	BLK	WP	HR	S	P	ERA	WHIP

BOTTOM

Los Angeles Dodgers @ Pittsburgh Pirates

Three Rivers Stadium, Pittsburgh, PA

Sun Jul 23 1989, 3:33 AM EDT

Unknown

livebaseballscorecards.com

AB	33
R	3
H	6
RBI	3
BB	2
SO	6
LOB	8

Batter	1	2	3	4	5	6	7	8	9	10	AB	R	H	RBI	BB	SO	LOB
Lenny Harris, L (1, 4) OBP: 0.259, SLG: 0.265	B C B B F B 4-2 G6-3 S 1B BB	F X 0-1 B1-3 ③	C F B X 1-2 G4-3 ②	F X 0-1 F7 ③							3	1	0	0	1	0	2
Alfredo Griffin, S (1, 6) OBP: 0.308, SLG: 0.344	C B 1 SAFE 1 SAFE S X 1-2 G6-3 ① 1-3	F F B B F X 2-2 G4-3 ①	X 0-0 P3 ③				C X 0-1 L1 ①				4	0	0	0	0	0	1
Franklin Stubbs, L (1, 7) OBP: 0.333, SLG: 0.355	B S B B S X 3-2 G6-3 1B 3-H	C B S S 1-3 K ②	C F B S 1-3 K ①				X 0-0 G1-3 ②				4	0	1	1	0	2	0
Eddie Murray, S (1, 3) OBP: 0.336, SLG: 0.371	C B F X 1-2 G6-3 ② ③ 1-2f	B C B S X 2-2 F8 ③			C B X 1-1 G4-3 ②		C C S 0-3 K ③				4	0	0	0	0	1	1
Mickey Hatcher, R (1, 9) OBP: 0.313, SLG: 0.373 Alejandro Pena, R (7, 1) Jay Howell, R (9, 1) Dave Anderson, R (10, PH) OBP: 0.300, SLG: 0.226 Tim Crews, R (10, 1) Ray Searage, L (10, 1)		X 0-0 P5 ①	C F B X 1-2 1B		F F S 0-3 K ③				C F B B X 2-2 G6-3 ①	3 0 1 0 0 1 0 0 0 0 0 0 0 0 0 0 0 0 0 0 0 1 0 0 0 0 0 0 0 0 0 0 0 0 0 0 0 0 0 0 0 0						
Jeff Hamilton, R (1, 5) OBP: 0.273, SLG: 0.391		B F X 1-1 F9 ②	B 1 B X 2-0 F8 ①					B X 1-0 SH5-4 2B	B X 1-0 L4 ②	4	0	1	0	0	0	1	
Jose Gonzalez, R (1, 8) OBP: 0.338, SLG: 0.350		X 0-0 G6-3 ③	X 0-0 L8 ②					L X 0-1 SH5-4 ① 2-3	B X 1-0 G1-3 ③	3	0	0	0	0	0	1	
Rick Dempsey, R (1, 2) OBP: 0.288, SLG: 0.236 Mike Scioscia, L (8, PH) OBP: 0.343, SLG: 0.333 (8, 2)		C C X 0-2 L8 ①	C 1 SAFE C 1 SAFE C 0-3 K ③					I I I 4-0 IBB		2 0 0 0 0 1 1 0 0 0 0 1 0 0							
John Wetteland, R (1, 1) OBP: 0.167, SLG: 0.167 Mike Marshall, R (7, 9) OBP: 0.329, SLG: 0.375		C B F S 1-3 K ②				S F B S 1-3 K ①		B S F S 1-3 K ②		2 0 0 0 0 2 0 1 0 0 0 0 1 2							
Inning Stats	R: 1 H: 1 E: 0 LOB: 0 K: 0 BB: 1 S: 11 P: 20	R: 0 H: 0 E: 0 LOB: 0 K: 0 BB: 0 S: 4 P: 5	R: 0 H: 0 E: 0 LOB: 0 K: 1 BB: 0 S: 8 P: 9	R: 0 H: 0 E: 0 LOB: 0 K: 1 BB: 0 S: 10 P: 15	R: 0 H: 1 E: 0 LOB: 1 K: 1 BB: 0 S: 8 P: 11	R: 0 H: 0 E: 0 LOB: 0 K: 1 BB: 0 S: 7 P: 9	R: 0 H: 0 E: 0 LOB: 0 K: 2 BB: 0 S: 8 P: 10	R: 0 H: 1 E: 0 LOB: 2 K: 1 BB: 1 S: 8 P: 14	R: 0 H: 0 E: 0 LOB: 0 K: 1 BB: 0 S: 6 P: 6	R: 0 H: 0 E: 0 LOB: 0 K: 0 BB: 0 S: 5 P: 9	1B: 2 SF: 0 2B: 1 SAC: 1 3B: 0 DP: 1 HR: 0 HBP: 0						

PITCHER		IP	WLS	BF	H	R	ER	SO	BB	IBB	HBP	BLK	WP	HR	S	P	ERA	WHIP
Rick Reed, R ERA: 1.29	(1, 1)	7.0		24	3	1	1	6	1	0	0	0	0	0	57	81	1.29	0.571
Bill Landrum, R ERA: 0.2	(8, 1)	2.0		7	0	0	0	2	0	1	0	0	0	0	13	18	0.00	0.000
Bob Kipper, L ERA: 2.78	(10, 1)	1.0	W	3	0	0	0	0	0	0	0	0	0	0	5	9	0.00	0.000

PITCHER	IP	WLS	BF	H	R	ER	SO	BB	IBB	HBP	BLK	WP	HR	S	P	ERA	WHIP

TOP

Los Angeles Dodgers @ Pittsburgh Pirates

Three Rivers Stadium, Pittsburgh, PA

Sun Jul 23 1989, 3:38 AM EDT

Att. 34,373 - Unknown

livebaseballscorecards.com

AB	31
R	1
H	3
RBI	1
BB	2
SO	8
LOB	9

WP: 0 PA: 34
PB: 0
SB: 1
CS: 0

Los Angeles Dodgers @ Pittsburgh Pirates

Three Rivers Stadium, Pittsburgh, PA

Sun Jul 23 1989, 3:38 AM EDT

Att. 34,373 - Unknown

livebaseballscorecards.com

BOTTOM

Batter	1	2	3	4	5	6	7	8	9	10	AB	R	H	RBI	BB	SO	LOB
Rafael Belliard, R (1, 4) OBP: 0.270, SLG: 0.267 Jose Lind, R (8, PH) OBP: 0.281, SLG: 0.298 (9, 4)	K		1-2 1B			BB		L4		B1	2 2	0 0	1 0	0 0	1 0	1 0	0 2
R.J. Reynolds, S (1, 7) OBP: 0.357, SLG: 0.425 (8, 9)	G6-3		P9			K		F7		1-2 2-H 1B	5	0	1	1	0	1	3
Andy Van Slyke, L (1, 8) OBP: 0.313, SLG: 0.366	P5			L4		G4-3 1-2			S BB		3	0	0	0	1	0	1
Bobby Bonilla, S (1, 5) OBP: 0.330, SLG: 0.444		G3		F7			P7		1 SAFE F8		4	0	0	0	0	0	1
Glenn Wilson, R (1, 9) OBP: 0.328, SLG: 0.443 (8, 3)		G3-1		K			2B BB		1 SAFE 1 SAFE 1 SAFE 1-2 IBB		2	1	0	0	2	1	0
Jeff King, R (1, 3) OBP: 0.295, SLG: 0.395 Bob Kipper, R (10, 1) OBP: 0.250, SLG: 0.143		G4-3			P3		L8		F8		3 0	0 0	0 0	0 0	0 0	0 0	1 0
Junior Ortiz, R (1, 2) OBP: 0.281, SLG: 0.260 Doug Drabek, R (7, PR) OBP: 0.156, SLG: 0.095 Michael LaValliere, L (8, 2) OBP: 0.397, SLG: 0.361			1-0 1B 1B		G3		1 SAFE 3-2 1-H 2B		F8		3 0 1	0 0 0	2 0 0	1 0 0	0 0 0	0 0 0	0 0 2
Jay Bell, R (1, 6) OBP: 0.111, SLG: 0.115			1 SAFE L9		F8		G3			0-0 2B	4	1	1	0	0	0	2
Rick Reed, R (1, 1) Bill Landrum, R (8, 1) Barry Bonds, L (8, 7) OBP: 0.351, SLG: 0.437 John Cangelosi, S (9, PH) OBP: 0.400, SLG: 0.295			1-3 K			0-3 K		F8		4-0 1B IBB	2 0 1 1	0 0 0 0	0 0 0 0	0 0 1 0	0 0 0 0	2 0 0 0	1 0 0 2
Inning Stats	R: 0 E: 0 K: 1 S: 8 H: 0 LOB: 0 BB: 0 P: 13	R: 0 E: 0 K: 0 S: 7 H: 0 LOB: 0 BB: 0 P: 11	R: 0 E: 0 K: 1 S: 12 H: 2 LOB: 2 BB: 0 P: 15	R: 0 E: 0 K: 1 S: 7 H: 0 LOB: 0 BB: 0 P: 11	R: 0 E: 0 K: 0 S: 6 H: 0 LOB: 0 BB: 0 P: 7	R: 0 E: 0 K: 2 S: 12 H: 0 LOB: 1 BB: 1 P: 19	R: 1 E: 0 K: 0 S: 13 H: 1 LOB: 1 BB: 1 P: 24	R: 0 E: 0 K: 0 S: 5 H: 0 LOB: 0 BB: 0 P: 9	R: 0 E: 0 K: 0 S: 11 H: 0 LOB: 2 BB: 2 P: 24	R: 1 E: 0 K: 0 S: 5 H: 2 LOB: 2 BB: 1 P: 9	1B: 3 2B: 2 3B: 0 HR: 0 SF: 0 SAC: 0 DP: 0 HBP: 0						

PITCHER		IP	WLS	BF	H	R	ER	SO	BB	IBB	HBP	BLK	WP	HR	S	P	ERA	WHIP
John Wetteland, R ERA: 2.2	(1, 1)	6.2		25	3	1	1	5	2	0	0	0	0	0	62	95	1.35	0.750
Alejandro Pena, R ERA: 2.45	(7, 1)	1.2		7	0	0	0	0	1	1	0	0	0	0	16	32	0.00	0.600
Jay Howell, R ERA: 0.85	(9, 1)	0.2		2	0	0	0	0	0	0	0	0	0	0	3	6	0.00	0.000
Tim Crews, R ERA: 2.59	(10, 1)	0.1	L	3	1	1	1	0	0	1	0	0	0	0	3	7	27.00	3.000
Ray Searage, L ERA: 2.57	(10, 1)	0.0		1	1	0	0	0	0	0	0	0	0	0	2	2	∞	∞

PITCHER	IP	WLS	BF	H	R	ER	SO	BB	IBB	HBP	BLK	WP	HR	S	P	ERA	WHIP

AB	33
R	2
H	5
RBI	2
BB	5
SO	5
LOB	15

WP: 0 PA: 38
PB: 0
SB: 2
CS: 0

Batter	1	2	3	4	5	6	7	8	9	AB	R	H	RBI	BB	SO	LOB
Alfredo Griffin, S (1, 6) OBP: 0.310, SLG: 0.346 Tim Crews, R (7, 1) Franklin Stubbs, L (9, PH) OBP: 0.343, SLG: 0.381	X 0-0 F9		C X 0-1 1B 2B 1B		B C B X 2-1 G6-3		X 0-0 1B		C X 0-1 3-H 2B	4 0 1	1 0 0	2 0 1	0 0 1	0 0 0	0 0 0	0 0 0
Willie Randolph, R (1, 4) OBP: 0.382, SLG: 0.318	C X 0-1 G4-3		B X 1-0 1-2 2B 1B		X 0-0 B2		B B C B C X 3-2 G6-3		B B B C C B 4-2 BB	4	1	1	0	1	0	1
Kal Daniels, L (1, 7) OBP: 0.383, SLG: 0.368	B C F F F B F B 4-2 S BB		F B B F F B X 3-2 1-H 2-H 2B		F B B B C X 3-2 G6-3			C X 0-1 F7	C C B X 1-2 F7	4	0	1	2	1	0	2
Eddie Murray, S (1, 3) OBP: 0.337, SLG: 0.370	1 SAFE 1 SAFE F F F 1 SAFE B X 1-2 F7		B B B B 4-0 BB			F F X 0-2 E 1B		X 0-0 G3		3	0	1	0	1	0	1
Mike Marshall, R (1, 9) OBP: 0.324, SLG: 0.368		S B F S 1-3 K	B X 1-0 G6-3			F S B S 1-3 K		B X 1-0 G5-3		4	0	0	0	0	2	3
Mike Scioscia, L (1, 2) OBP: 0.342, SLG: 0.336		B C F X 1-2 F8		C X 0-1 G4-3		C C B B 1 SAFE X 2-2 1-3 G3			C X 0-1 2B	4	1	1	0	0	0	1
Jeff Hamilton, R (1, 5) OBP: 0.275, SLG: 0.399		C B B X 2-1 G5-3		X 0-0 2B		S X 0-1 G5-3			F C B X 1-2 G6-3 2-H 2B 2B	4	1	2	1	0	0	1
Jose Gonzalez, R (1, 8) OBP: 0.338, SLG: 0.350 Bill Bean, L (9, PH)			B B C F S 2-3 K	B B F F X 2-2 F8			B B X 2-0 G4-6-3 1B		B B B C C B 4-1 G6-3 BB	3 0	0 0	1 0	0 0	0 1	1 0	1 0
Mike Morgan, R (1, 1) OBP: 0.108, SLG: 0.083 Ray Searage, L (5, 1) Lenny Harris, L (7, PH) OBP: 0.257, SLG: 0.262 (7, 6)			B X 1-0 G1-3	S B S S 1-3 K			C C X 0-2 1-2f G4-6-3		C B X 1-1 1-2f 2-3 G6-3	2 0 2	0 0 0	0 0 0	0 0 0	0 0 0	1 0 0	1 0 3
Inning Stats	R: 0 E: 0 K: 0 S: 10 H: 0 LOB: 1 BB: 1 P: 15	R: 0 E: 0 K: 1 S: 8 H: 0 LOB: 0 BB: 0 P: 12	R: 2 E: 0 K: 1 S: 11 H: 3 LOB: 2 BB: 1 P: 23	R: 0 E: 0 K: 1 S: 9 H: 1 LOB: 1 BB: 0 P: 12	R: 0 E: 0 K: 0 S: 6 H: 0 LOB: 0 BB: 0 P: 11	R: 0 E: 1 K: 1 S: 11 H: 1 LOB: 1 BB: 0 P: 14	R: 0 E: 0 K: 0 S: 8 H: 2 LOB: 1 BB: 0 P: 13	R: 0 E: 0 K: 0 S: 4 H: 0 LOB: 0 BB: 0 P: 5	R: 2 E: 0 K: 0 S: 15 H: 3 LOB: 2 BB: 2 P: 26	1B: 5 2B: 5 3B: 0 HR: 0	SF: 0 SAC: 0 DP: 2 HBP: 0						

PITCHER		IP	WLS	BF	H	R	ER	SO	BB	IBB	HBP	BLK	WP	HR	S	P	ERA	WHIP
Bob Walk, R ERA: 4.4	(1, 1)	7.0	W	29	7	2	2	4	2	0	0	0	0	0	63	100	2.57	1.286
Bob Kipper, L ERA: 2.74	(8, 1)	1.0		3	0	0	0	0	0	0	0	0	0	0	4	5	0.00	0.000
Bill Landrum, R ERA: 0.58	(9, 1)	1.0		7	3	2	2	0	2	0	0	0	0	0	15	26	18.00	5.000

PITCHER	IP	WLS	BF	H	R	ER	SO	BB	IBB	HBP	BLK	WP	HR	S	P	ERA	WHIP

TOP

Los Angeles Dodgers @ Pittsburgh Pirates

Three Rivers Stadium, Pittsburgh, PA

Mon Jul 24 1989, 7:05 PM EDT

Att. 19,957 - Unknown

livebaseballscorecards.com

AB	35
R	4
H	10
RBI	4
BB	4
SO	4
LOB	14

WP: 0	PA: 39
PB: 0	
SB: 1	
CS: 0	

BOTTOM

Los Angeles Dodgers @ Pittsburgh Pirates

Three Rivers Stadium, Pittsburgh, PA

Mon Jul 24 1989, 7:05 PM EDT

Att. 19,957 - Unknown

livebaseballscorecards.com

Batter	1	2	3	4	5	6	7	8	9	AB	R	H	RBI	BB	SO	LOB
Barry Bonds, L (1, 7) OBP: 0.356, SLG: 0.450	4-2 G3 S 1B BB	3-2 E9 A4 D8 1B			3-1 SH1-3 E 1B	2-2 ② SF8 2-3 3-H		3-1 HR		3	3	3	2	1	0	0
Jose Lind, R (1, 4) OBP: 0.278, SLG: 0.295	1 SAFE C 1 SAFE 2-1 ① G3 1-3	B S 2 B C B C 3-3 ② ③ K 2-3			0-0 ① SH1-3 1-2	C X 0-1 ③ F9		B F B B F X 3-2 ③ G6-3		4	0	0	0	0	1	3
Andy Van Slyke, L (1, 8) OBP: 0.316, SLG: 0.366	4-1 1B SF9 BB	C X 0-1 ① G1-3			B X 1-0 E4 WP 2B 2-H 1B		X 0-0 ① P4			3	2	1	1	1	0	0
Bobby Bonilla, S (1, 5) OBP: 0.332, SLG: 0.447	2-0 1B 1-3 1B 3-H 1B	B X 1-0 ② G6-3			B S S B B X 3-2 S CS 2-H 2B		C S C 0-3 ② K			4	1	2	2	0	1	0
R.J. Reynolds, S (1, 9) OBP: 0.356, SLG: 0.421	F B F F B X 2-2 ② SF9 3-H	C X 0-1 ③ G4-3			B S B F C 2-3 ② K 2-3		C C B B B F F F 4-2 B S BB			2	0	0	1	1	1	1
Gary Redus, R (1, 3) OBP: 0.368, SLG: 0.429 Benny Distefano, L (7, PR) OBP: 0.331, SLG: 0.260 (8, 3)	X 0-0 1B 1-3 1B			S S C 0-3 ① K	I I 4-0 IBB		B C H 2-1 1-3 HBP			2 0	0 0	1 0	0 0	1 0	1 0	0 0
Michael LaValliere, L (1, 2) OBP: 0.417, SLG: 0.375	F B X 1-1 FC6-4 1-2 3-H 1B			B B B B 4-0 BB	S F F B 1-2 ③ CS 3-H	F B C B F X 2-2 SH1-4 1B SF8 1B	S B F B F F S 2-3 ③ K			3	1	2	1	1	1	2
Jay Bell, R (1, 6) OBP: 0.129, SLG: 0.133	X 0-0 ③ FC6-4 1-2f			S X 0-1 ② L6		X 0-0 SF8 SH1-4 1-2 1B		S S X 0-2 ① F8		4	0	1	0	0	0	3
Bob Walk, R (1, 1) OBP: 0.256, SLG: 0.310 Bob Kipper, R (8, 1) OBP: 0.250, SLG: 0.143 Jeff King, R (8, PH) OBP: 0.289, SLG: 0.385 Bill Landrum, R (9, 1)		X 0-0 ① G5-3		S X 0-1 ③ F8		B X 1-0 ① SH1-4 1-2 2-3		C B F X 1-2 ② F9		2 0 0 1 0	0 0 0 0 0	0 0 0 0 0	0 0 0 0 0	0 0 0 0 0	0 0 0 0 0	1 0 0 0 0
Inning Stats	R: 3 H: 3 E: 0 LOB: 2 K: 0 BB: 2 S: 14 P: 29	R: 0 H: 1 E: 1 LOB: 0 K: 1 BB: 0 S: 9 P: 15	R: 0 H: 0 E: 0 LOB: 0 K: 0 BB: 0 S: 5 P: 6	R: 0 H: 0 E: 0 LOB: 1 K: 1 BB: 1 S: 7 P: 11	R: 2 H: 3 E: 1 LOB: 1 K: 1 BB: 1 S: 13 P: 27	R: 1 H: 2 E: 0 LOB: 1 K: 0 BB: 0 S: 11 P: 16	R: 0 H: 0 E: 0 LOB: 2 K: 2 BB: 1 S: 16 P: 24	R: 1 H: 1 E: 0 LOB: 0 K: 0 BB: 0 S: 11 P: 18		1B: 8 SF: 2 2B: 1 SAC: 2 3B: 0 DP: 0 HR: 1 HBP: 1						

	AB	28
	R	7
	H	10
	RBI	7
	BB	5
	SO	5
	LOB	10

WP: 1 PA: 39
PB: 0
SB: 4
CS: 1

PITCHER		IP	WLS	BF	H	R	ER	SO	BB	IBB	HBP	BLK	WP	HR	S	P	ERA	WHIP
Mike Morgan, R ERA: 2.61	(1, 1)	4.1	L	22	7	5	5	2	3	0	0	0	1	0	42	75	10.38	2.308
Ray Searage, L ERA: 2.78	(5, 1)	1.2		7	2	1	1	1	0	1	0	0	0	0	17	29	5.40	1.200
Tim Crews, R ERA: 2.68	(7, 1)	2.0		9	1	1	1	2	1	0	1	0	0	1	27	42	4.50	1.000

PITCHER	IP	WLS	BF	H	R	ER	SO	BB	IBB	HBP	BLK	WP	HR	S	P	ERA	WHIP

Batter	1	2	3	4	5	6	7	8	9	AB	R	H	RBI	BB	SO	LOB
Lenny Harris, L (1, 4) OBP: 0.256, SLG: 0.261	C M B F B X 2-2 G4-3 ①		B X 1-0 G3 ② 2-3		B B X 2-0 G4-3 ③		B C B X 2-1 6-3 ②		X 0-0 1B 2-H 1B	5	1	1	1	0	0	2
Bill Bean, L (1, 8) OBP: 0.300, SLG: 0.188 (6, 9)	B C C F X 1-2 G6-3 ②		B C F B B X 3-2 L4 ③			B X 1-0 G4-3 ① 2B	B S F B B X 3-2 2B		C B 1 SAFE 1 SAFE B F 1 SAFE X 2-2 F8 1B 1-3 2B 1B	5	1	2	0	0	0	1
Kal Daniels, L (1, 7) OBP: 0.393, SLG: 0.377 Jose Gonzalez, R (6, 8) OBP: 0.341, SLG: 0.352	B B X 2-0 1B			C X 0-1 FC3-6 1B		B B C B B 4-1 S 1B BB	S S S 0-3 K ③		X 0-0 2B 1-2 2B 1B 3-H	2 2	1 1	2 1	0 1	1 0	0 1	0 1
Eddie Murray, S (1, 3) OBP: 0.336, SLG: 0.368	X 0-0 F7 ③			1 SAFE C 1 SAFE X 0-1 F7 ①		X 0-0 F7 ②		S F F B B X 2-2 SH2-3 1B	B C F F F X 1-2 F8 ② 2-3	5	0	1	0	0	0	5
Franklin Stubbs, L (1, 9) OBP: 0.342, SLG: 0.369 (6, 7) Mickey Hatcher, R (9, PH) OBP: 0.318, SLG: 0.385 (9, 7)		B S X 1-1 G6-3 ①		1 SAFE B 1 SAFE S 1 SAFE 1 SAFE X 1-1 FC3-6 S ② 1-2f		B 1 SAFE B I I 4-0 1B 1-2 1B IBB		1 SAFE X 0-0 SH2-3 ① 1-2	C X 0-1 2B 1-H 3-H	2 1	1 0	0 1	0 2	1 0	0 0	1 0
Jeff Hamilton, R (1, 5) OBP: 0.277, SLG: 0.397		C X 0-1 G5-3 ②		1 SAFE C S S S 0-3 K ③ 1-2		X 0-0 1B 1-3 1B 2-H		C S F F X 0-2 L9 ②	I I I I 4-0 IBB	4	0	1	1	1	1	2
Mike Scioscia, L (1, 2) OBP: 0.340, SLG: 0.333		B B X 2-0 F8 ③			C B X 1-1 F9 ① 1B	B B C C 1 B X SAFE 3-2 1B 1-3 3-H		B C C X 1-1 F8 ③	X 0-0 6-3 ③	5	0	1	1	0	0	3
Dave Anderson, R (1, 6) OBP: 0.307, SLG: 0.237			B B C C X 2-2 G3 SH3-4 1B		C B B X 2-1 F7 ②	C S F B X 1-2 L7 ③			X 0-0 SH1-4 1B 1B	4	1	2	0	0	0	2
Tim Belcher, R (1, 1) OBP: 0.116, SLG: 0.140			B X 1-0 SH3-4 ① 1-2		B F X 1-1 1B		C F F S 0-3 K ①		B S 1 SAFE 1 SAFE 1 SAFE F 1 SAFE 1 SAFE 1 SAFE 1-2 SH1-4 ① 1-2	2	0	1	0	0	1	0
Inning Stats	R: 0 H: 1 E: 0 LOB: 1 K: 0 BB: 0 S: 10 P: 15	R: 0 H: 0 E: 0 LOB: 0 K: 0 BB: 0 S: 5 P: 8	R: 0 H: 1 E: 0 LOB: 1 K: 0 BB: 0 S: 8 P: 15	R: 0 H: 1 E: 0 LOB: 1 K: 1 BB: 0 S: 9 P: 10	R: 0 H: 1 E: 0 LOB: 1 K: 0 BB: 0 S: 7 P: 13	R: 2 H: 2 E: 0 LOB: 2 K: 0 BB: 2 S: 11 P: 24	R: 0 H: 1 E: 0 LOB: 1 K: 2 BB: 0 S: 12 P: 17	R: 0 H: 1 E: 0 LOB: 1 K: 0 BB: 0 S: 12 P: 15	R: 4 H: 5 E: 0 LOB: 2 K: 0 BB: 1 S: 18 P: 26	1B: 11 SF: 0 2B: 2 SAC: 3 3B: 0 DP: 0 HR: 0 HBP: 0						

TOP

Los Angeles Dodgers @ Houston Astros

Astrodome, Houston, TX

Tue Jul 25 1989, 8:05 PM EDT

Att. 28,910 - Dome - 74 F

livebaseballscorecards.com

AB	37
R	6
H	13
RBI	6
BB	3
SO	3
LOB	17

PITCHER		IP	WLS	BF	H	R	ER	SO	BB	IBB	HBP	BLK	WP	HR	S	P	ERA	WHIP
Rick Rhoden, R ERA: 3.95	(1, 1)	5.2	L	25	6	2	2	1	1	1	0	0	0	0	46	80	3.18	1.235
Larry Andersen, R ERA: 0.75	(6, 1)	1.1		5	1	0	0	2	0	0	0	0	0	0	16	22	0.00	0.750
Danny Darwin, R ERA: 2.26	(8, 1)	1.1		9	5	4	4	0	0	0	0	0	0	0	22	28	27.00	3.750
Juan Agosto, L ERA: 3.31	(9, 1)	0.2		4	1	0	0	0	0	1	0	0	0	0	8	13	0.00	1.500

PITCHER	IP	WLS	BF	H	R	ER	SO	BB	IBB	HBP	BLK	WP	HR	S	P	ERA	WHIP

Batter	1	2	3	4	5	6	7	8	9	AB	R	H	RBI	BB	SO	LOB
Billy Hatcher, R (1, 7) OBP: 0.295, SLG: 0.320	C C F X 0-2 ① G4-3		B B C B F B 4-2 BB BB		S F F B X 1-2 F9 S 1B		B F F S 1-3 ② K		X 0-0 ③ F7	4	0	1	0	1	1	3
Craig Biggio, R (1, 2) OBP: 0.331, SLG: 0.374	B C C B S 2-3 ② K		B X 1-0 ① F8		S F F B X 1-2 ② F9 1-3		B C B S B B 4-2 1-2 2-3 BB			3	0	0	0	1	1	3
Bill Doran, S (1, 4) OBP: 0.325, SLG: 0.377	B B B B 4-0 BB		B B B B 4-0 1-2 2-3 FC4-6 BB		B F F B S 2-3 ③ K		B X 1-0 ③ P3			2	0	0	0	2	1	4
Terry Puhl, L (1, 9) OBP: 0.341, SLG: 0.376 Juan Agosto, L (9, 1) OBP: 0.200, SLG: 0.200	C C S 0-3 ③ K		F S C 0-3 ② K			F F F B X 1-2 ① P6		X 0-0 ① P6		4 0	0 0	0 0	0 0	0 0	2 0	4 0
Ken Caminiti, S (1, 5) OBP: 0.293, SLG: 0.343		X 0-0 ① F9	X 0-0 ③ FC4-6 1-2f			B X 1-0 ② G4-3		B X 1-0 ② 1-3		4	0	0	0	0	0	3
Rafael Ramirez, R (1, 6) OBP: 0.289, SLG: 0.326		B S X 1-1 G1 2B		B B X 2-0 ① P3		C B B X 2-1 ③ P3		S X 0-1 ③ 3-1		4	0	1	0	0	0	0
Craig Reynolds, L (1, 3) OBP: 0.264, SLG: 0.250		F C B X 1-2 ② G1 2-3		B B X 2-0 ② P3			B B C F F X 2-2 BB BB 1B		B C X 1-1 E8 1B	4	0	2	0	0	0	1
Gerald Young, S (1, 8) OBP: 0.331, SLG: 0.269		B B C C C 2-3 ③ K		X 0-0 ③ F8			B B B B 4-0 1-2 BB BB		B B C C F S 2-3 ① K	3	0	0	0	1	2	2
Rick Rhoden, R (1, 1) OBP: 0.143, SLG: 0.214 Larry Andersen, R (6, 1) OBP: 0.333, SLG: 0.333 Glenn Davis, R (7, PH) OBP: 0.334, SLG: 0.472 Danny Darwin, R (8, 1) OBP: 0.083, SLG: 0.091 Greg Gross, L (9, 9) OBP: 0.311, SLG: 0.203			S X 0-1 BB 2B		B S X 1-1 ① G5-3		C S S 0-3 ① K		C F B B S 2-3 ② K	2 0 1 0 1	0 0 0 0 0	1 0 0 0 0	0 0 0 0 0	0 0 1 0 1	0 0 2 0 1	0 0 0 0 1
Inning Stats	R: 0 H: 0 E: 0 LOB: 1 K: 2 BB: 1 S: 10 P: 16	R: 0 H: 1 E: 0 LOB: 1 K: 1 BB: 0 S: 9 P: 13	R: 0 H: 1 E: 0 LOB: 3 K: 1 BB: 2 S: 9 P: 18	R: 0 H: 0 E: 0 LOB: 0 K: 0 BB: 0 S: 3 P: 7	R: 0 H: 1 E: 0 LOB: 1 K: 1 BB: 0 S: 13 P: 18	R: 0 H: 0 E: 0 LOB: 0 K: 0 BB: 0 S: 7 P: 11	R: 0 H: 1 E: 0 LOB: 3 K: 2 BB: 2 S: 13 P: 25	R: 0 H: 0 E: 0 LOB: 0 K: 0 BB: 0 S: 4 P: 5	R: 0 H: 1 E: 1 LOB: 1 K: 2 BB: 0 S: 10 P: 15	1B: 3 2B: 2 3B: 0 HR: 0	SF: 0 SAC: 0 DP: 0 HBP: 0			WP: 0 PB: 0 SB: 1 CS: 0	PA: 37	

PITCHER	IP	WLS	BF	H	R	ER	SO	BB	IBB	HBP	BLK	WP	HR	S	P	ERA	WHIP
Tim Belcher, R (1, 1) ERA: 3.25	9.0	W	37	5	0	0	9	5	0	0	0	0	0	78	128	0.00	1.111

PITCHER	IP	WLS	BF	H	R	ER	SO	BB	IBB	HBP	BLK	WP	HR	S	P	ERA	WHIP

BOTTOM

Los Angeles Dodgers @ Houston Astros

Astrodome, Houston, TX

Tue Jul 25 1989, 8:05 PM EDT

Att. 28,910 - Dome - 74 F

livebaseballscorecards.com

AB	32
R	0
H	5
RBI	0
BB	5
SO	9
LOB	23

Batter	1	2	3	4	5	6	7	8	9	AB	R	H	RBI	BB	SO	LOB
Bill Bean, L (1, 8) OBP: 0.250, SLG: 0.150	B F S S 1-3 ① K			X 0-0 ① P4		B S B C F C 2-3 ③ K		C C S 0-3 ② K		4	0	0	0	0	3	1
Willie Randolph, R (1, 4) OBP: 0.378, SLG: 0.315	B B X 2-0 ② G4-3			C C C 0-3 ② K			F B X 1-1 ① G5-3	B F X 1-1 ③ G5-3		4	0	0	0	0	1	1
Kal Daniels, L (1, 7) OBP: 0.395, SLG: 0.380	C S X 0-2 ③ G4-3			F F X 0-2 ③ G1-3			B C F B X 2-2 1B 1B		X 0-0 1B BLK FC3-6 1B	4	1	2	0	0	0	0
Eddie Murray, S (1, 3) OBP: 0.335, SLG: 0.367		B C S T T S 1-3 ① K			C B F F S 1-3 ① K		X 0-0 ② F7		S B X 1-1 FC3-6 1-3 1B	4	0	1	0	0	2	1
Franklin Stubbs, L (1, 9) OBP: 0.338, SLG: 0.362		B C B S B T F F F 3-2 F X ② G5-3			B C X 1-1 ② P2		S F X 0-2 1-3 1B		C F B X 1-2 ① FC3-6 1-2f 3-H	4	0	1	1	0	0	1
Jeff Hamilton, R (1, 5) OBP: 0.278, SLG: 0.396 Tim Crews, R (7, 1) Mickey Hatcher, R (9, PH) OBP: 0.316, SLG: 0.382		S C B S 1-3 ③ K			S B F X 1-2 1B		X 0-0 ③ F7		B S S X 1-2 ② F7	3 0 1	0 0 0	1 0 0	0 0 0	0 0 0	1 0 0	2 0 1
Mike Scioscia, L (1, 2) OBP: 0.339, SLG: 0.330			C B B S S 2-3 ① K		F F F X 0-2 ③ G6-3			B B B C C F F B 4-2 2B BB	B C C F F X 1-2 ③ G4-3	3	1	0	0	1	1	2
Dave Anderson, R (1, 6) OBP: 0.299, SLG: 0.230			C B C B S 2-3 ② K			S F S 0-3 ① K		B C X 1-1 ① P4		3	0	0	0	0	2	1
Fernando Valenzuela, L (1, 1) OBP: 0.100, SLG: 0.125 Lenny Harris, L (7, 5) OBP: 0.259, SLG: 0.269			S X 0-1 ③ G4-3			B C S T C 1-3 ② K		X 0-0 1-H 2B		2 1	0 0	0 1	0 1	0 0	1 0	0 0
Inning Stats	R: 0 E: 0 K: 1 S: 7 H: 0 LOB: 0 BB: 0 P: 10	R: 0 E: 0 K: 2 S: 16 H: 0 LOB: 0 BB: 0 P: 21	R: 0 E: 0 K: 2 S: 8 H: 0 LOB: 0 BB: 0 P: 12	R: 0 E: 0 K: 1 S: 7 H: 0 LOB: 0 BB: 0 P: 7	R: 0 E: 0 K: 1 S: 13 H: 1 LOB: 1 BB: 0 P: 16	R: 0 E: 0 K: 3 S: 11 H: 0 LOB: 0 BB: 0 P: 14	R: 0 E: 0 K: 0 S: 10 H: 2 LOB: 2 BB: 0 P: 13	R: 1 E: 0 K: 1 S: 12 H: 1 LOB: 1 BB: 1 P: 18	R: 1 E: 0 K: 0 S: 14 H: 2 LOB: 1 BB: 0 P: 18	1B: 5 2B: 1 3B: 0 HR: 0 SF: 0 SAC: 0 DP: 0 HBP: 0						

TOP

Los Angeles Dodgers @ Houston Astros

Astrodome, Houston, TX

Wed Jul 26 1989, 8:05 PM EDT

Att. 33,563 - Dome - 74 F

livebaseballscorecards.com

AB	33
R	2
H	6
RBI	2
BB	1
SO	11
LOB	10

PITCHER		IP	WLS	BF	H	R	ER	SO	BB	IBB	HBP	BLK	WP	HR	S	P	ERA	WHIP
Mike Scott, R ERA: 2.44	(1, 1)	8.0	W	29	4	1	1	11	1	0	0	0	0	0	84	111	1.12	0.625
Dave Smith, R ERA: 2.33	(9, 1)	1.0		5	2	1	1	0	0	0	0	1	0	0	14	18	9.00	2.000

PITCHER	IP	WLS	BF	H	R	ER	SO	BB	IBB	HBP	BLK	WP	HR	S	P	ERA	WHIP

Batter	1	2	3	4	5	6	7	8	9	AB	R	H	RBI	BB	SO	LOB
Terry Puhl, L (1, 9) OBP: 0.346, SLG: 0.378	C F X 0-2 F9 ①		C S X 0-2 E 1B 1B	B B F F F B B B 4-2 1-2 BB			L B X 1-1 F8 ①	F X 0-1 CS 1B		4	0	2	0	1	0	0
Craig Biggio, R (1, 2) OBP: 0.337, SLG: 0.390	C B F B B F X 3-2 2B		C X 0-1 E1 1-3 1B	B B C B C F X 3-2 SF7 ② 3-H			F C B B X 2-2 F7 E 2B	1 SAFE B 1 SAFE C 1-1 CS ③ 1-2		3	1	3	1	0	0	0
Bill Doran, S (1, 4) OBP: 0.325, SLG: 0.374	B X 1-0 P5 ②		B F X 1-1 L6 ②	F X 0-1 FC5 ③ 2-3f			B B B B 4-0 F7 1B BB			3	1	0	0	1	0	5
Billy Hatcher, R (1, 8) OBP: 0.292, SLG: 0.316	B X 1-0 G2-3 ③		B X 1-0 G6-3 ③		B B C B S C 3-3 K ①		B B X 2-0 F7 ② 1-2 2-3			4	0	0	0	0	1	5
Ken Caminiti, S (1, 5) OBP: 0.298, SLG: 0.351 Craig Reynolds, L (8, 5) OBP: 0.264, SLG: 0.250		C B B B X 3-1 2B		X 0-0 1B 1B 2B	C B S F B X 2-2 F8 ②		B B I I 4-0 1B 1B IBB			3 0	2 0	2 0	0 0	1 0	0 0	0 0
Alex Trevino, R (1, 3) OBP: 0.358, SLG: 0.467		L B X 1-1 F8 ①		B X 1-0 G6-3 ①	B C X 1-1 F8 ③		B C B 1 SAFE X 2-1 FC6-4 1-H 2-H 3-H 1B			4	0	1	2	0	0	2
Rafael Ramirez, R (1, 6) OBP: 0.289, SLG: 0.325		C S B X 1-2 P2 ②		B 2 SAFE S F 2 SAFE X 1-2 BB 1B 2-3 1B		C B B X 2-1 P5 ① X	0-0 FC6-4 ③ 1-2f			4	1	1	0	0	0	2
Mark Davidson, R (1, 7) OBP: 0.310, SLG: 0.320		S S B F X 1-2 G5-3 ③		B B B B 4-0 1B SF7 1-2 BB		B S X 1-1 G1-3 ②	X 0-0 G4-3 ①			3	1	0	0	1	0	1
Mike Scott, R (1, 1) OBP: 0.130, SLG: 0.115 Greg Gross, L (8, PH) OBP: 0.307, SLG: 0.200 Dave Smith, R (9, 1)			X 0-0 F7 ①	X 0-0 FC5 BB 1-3 2-H 3-H 1B		C B S S 1-3 K ③		B C F C 1-3 K ②		3 1 0	0 0 0	1 0 0	2 0 0	0 0 0	1 1 0	0 0 0
Inning Stats	R: 0 E: 0 K: 0 S: 9 H: 1 LOB: 1 BB: 0 P: 14	R: 0 E: 0 K: 0 S: 11 H: 1 LOB: 1 BB: 0 P: 17	R: 0 E: 1 K: 0 S: 9 H: 2 LOB: 2 BB: 0 P: 11	R: 3 E: 0 K: 0 S: 15 H: 3 LOB: 2 BB: 2 P: 28	R: 0 E: 0 K: 1 S: 9 H: 0 LOB: 0 BB: 0 P: 15	R: 0 E: 0 K: 1 S: 7 H: 0 LOB: 0 BB: 0 P: 11	R: 3 E: 0 K: 0 S: 9 H: 2 LOB: 1 BB: 2 P: 24	R: 0 E: 0 K: 1 S: 7 H: 1 LOB: 0 BB: 0 P: 9		1B: 6 2B: 4 3B: 0 HR: 0	SF: 1 SAC: 0 DP: 0 HBP: 0					

PITCHER	IP	WLS	BF	H	R	ER	SO	BB	IBB	HBP	BLK	WP	HR	S	P	ERA	WHIP
Fernando Valenzuela, L (1, 1) ERA: 3.9	6.2	L	33	9	6	5	2	3	1	0	0	0	0	68	119	6.75	1.800
Tim Crews, R (7, 1) ERA: 2.6	1.1		4	1	0	0	1	0	0	0	0	0	0	8	10	0.00	0.750

PITCHER	IP	WLS	BF	H	R	ER	SO	BB	IBB	HBP	BLK	WP	HR	S	P	ERA	WHIP

BOTTOM

Los Angeles Dodgers @ Houston Astros

Astrodome, Houston, TX

Wed Jul 26 1989, 8:05 PM EDT

Att. 33,563 - Dome - 74 F

livebaseballscorecards.com

AB	32
R	6
H	10
RBI	5
BB	4
SO	3
LOB	15

WP: 0 PB: 0 SB: 0 CS: 1 PA: 38

Batter	1	2	3	4	5	6	7	8	9	AB	R	H	RBI	BB	SO	LOB
Jose Gonzalez, R (1, 8) OBP: 0.336, SLG: 0.346	B X 1-0 P6		C B B X 2-1 G1-6-3 1-2f			C F B B X 2-2 F8		1 SAFE F B 1 X 1-1 G4-6-3 1B 1-2 1B	B F C C 1-3 K	5	0	1	0	0	1	2
Willie Randolph, R (1, 4) OBP: 0.379, SLG: 0.315	C B B C B B 4-2 2B BB		B F B X 2-1 P4			C B B B F F X 3-2 P3		C C B F X 1-2 G4-6-3 1-2 2-H 1B		3	1	1	1	1	0	0
Kal Daniels, L (1, 7) OBP: 0.387, SLG: 0.370	F 1 SAFE B B 1 SAFE 1 SAFE X 2-1 F8			C F B B X 2-2 G4-3		B B C F F B X 3-2 F8		C C X 0-2 G4-6-3 1-2f 2-3		4	0	0	0	0	0	3
Mike Marshall, R (1, 9) OBP: 0.331, SLG: 0.379	B S 1 SAFE S F 1 SAFE B X 2-2 2B 1-H			B B X 2-0 FC6-4 1B			X 0-0 1B SF9 1B	C B B B F X 3-2 F9		4	1	3	1	0	0	1
Mickey Hatcher, R (1, 3) OBP: 0.321, SLG: 0.385 Bill Bean, L (9, PR) OBP: 0.250, SLG: 0.150 Jay Howell, R (9, 1)	X 0-0 F8			C X 0-1 FC6-4 1-2f			X 0-0 SF9 G6-3 1-3 1B		S S B X 1-2 HR 1B	4 0 0	1 1 0	2 0 0	0 0 0	0 0 0	0 0 0	2 0 0
Jeff Hamilton, R (1, 5) OBP: 0.277, SLG: 0.396 (9, 6)		B X 1-0 G5-3		B B F S F B S 3-3 K			X 0-0 SF9 2-3 3-H		S C F B B F F X 1-2 HR 1-2 1B	3	1	1	1	0	1	1
Rick Dempsey, R (1, 2) OBP: 0.280, SLG: 0.228 Mike Scioscia, L (9, PH) OBP: 0.337, SLG: 0.329 (9, 2)		B F B B F S 2-3 K			B C X 1-1 G5-3		B B X 2-0 G6-3 3-H		F L C 0-3 K	3 1	0 0	0 0	1 0	0 0	1 1	0 2
Dave Anderson, R (1, 6) OBP: 0.292, SLG: 0.223 Eddie Murray, S (9, PH) OBP: 0.336, SLG: 0.376 (9, 5)	C X 0-1 L9				B C X 1-1 G5-3		B B C X 2-1 P4		B B X 2-0 1-H 2-H HR	3 1	0 1	0 1	0 3	0 0	0 0	0 0
Ramon Martinez, R (1, 1) OBP: 0.300, SLG: 0.400 Alfredo Griffin, S (5, PH) OBP: 0.309, SLG: 0.345 Alejandro Pena, R (5, 1) Lenny Harris, L (8, PH) OBP: 0.262, SLG: 0.269 Mike Morgan, R (8, 1) OBP: 0.106, SLG: 0.083 Franklin Stubbs, L (9, PH) OBP: 0.333, SLG: 0.357 (9, 3)			X 0-0 G1-6-3 1B		B F B F F S 2-3 K			B B C B B 4-1 1B 1B BB	B X 1-0 F9	1 1 0 0 0 1	0 0 0 1 0 0	1 0 0 0 0 0	0 0 0 0 0 0	0 0 0 1 0 0	0 1 0 0 0 0	0 0 0 0 0 1

Inning Stats	1	2	3	4	5	6	7	8	9
	R: 1 E: 0 K: 0 S: 10	H: 1 LOB: 1 BB: 1 P: 19	R: 0 E: 0 K: 1 S: 6	H: 0 LOB: 0 BB: 0 P: 9	R: 0 E: 0 K: 0 S: 5	H: 1 LOB: 0 BB: 0 P: 9	R: 0 E: 0 K: 1 S: 10	H: 1 LOB: 1 BB: 0 P: 17	R: 0 E: 0 K: 1 S: 8	H: 0 LOB: 0 BB: 0 P: 12	R: 0 E: 0 K: 0 S: 11	H: 0 LOB: 0 BB: 0 P: 19	R: 2 E: 0 K: 0 S: 6	H: 2 LOB: 0 BB: 0 P: 10	R: 1 E: 0 K: 0 S: 13	H: 2 LOB: 1 BB: 1 P: 22	R: 3 E: 0 K: 2 S: 17	H: 3 LOB: 1 BB: 0 P: 23

1B: 8	SF: 1	WP: 0
2B: 1	SAC: 0	PB: 0
3B: 0	DP: 2	SB: 0
HR: 1	HBP: 0	CS: 0

PA: 37

PITCHER		IP	WLS	BF	H	R	ER	SO	BB	IBB	HBP	BLK	WP	HR	S	P	ERA	WHIP
Jim Deshaies, L ERA: 2.93	(1, 1)	7.0		28	6	4	4	3	2	0	0	0	0	0	59	103	5.14	1.143
Larry Andersen, R ERA: 1.03	(8, 1)	1.0	L	5	3	2	2	0	0	0	0	0	0	0	19	25	18.00	3.000
Juan Agosto, L ERA: 3.29	(9, 1)	0.1		1	0	0	0	1	0	0	0	0	0	0	3	3	0.00	0.000
Dave Smith, R ERA: 2.52	(9, 1)	0.2		3	1	1	1	1	0	0	0	0	0	1	5	9	13.50	1.500

PITCHER	IP	WLS	BF	H	R	ER	SO	BB	IBB	HBP	BLK	WP	HR	S	P	ERA	WHIP

Los Angeles Dodgers @ Houston Astros

Astrodome, Houston, TX

Thu Jul 27 1989, 4:33 AM EDT

Att. 30,466 - Dome - 74 F

TOP

livebaseballscorecards.com

AB	34
R	7
H	10
RBI	7
BB	2
SO	5
LOB	12

Batter	1	2	3	4	5	6	7	8	9	AB	R	H	RBI	BB	SO	LOB
Terry Puhl, L (1, 9) OBP: 0.340, SLG: 0.370	C B S C 1-3 K ①		X 0-0 B1-3 ①		C S F X 0-2 L9 ①		F F B X 1-2 F8 ①		F B X 1-1 F7 ③	5	0	0	0	0	1	0
Craig Biggio, R (1, 2) OBP: 0.339, SLG: 0.402	C B B X 2-1 G5-3 ②		C B B X 2-1 HR		B B B C B 4-1 FC6-4 BB		C B S S 1-3 K ②			3	1	1	1	1	1	0
Bill Doran, S (1, 4) OBP: 0.321, SLG: 0.370	F B F S 1-3 K ③		B S X 1-1 G1-3 ②		1 SAFE F 1 SAFE B C S 1-3 K ②		X 0-0 P5 ③			4	0	0	0	0	2	1
Glenn Davis, R (1, 3) OBP: 0.336, SLG: 0.477 Craig Reynolds, L (9, 3) OBP: 0.264, SLG: 0.250		B C S S B F X 2-2 PB 1B 2B	X 0-0 2B		B 1 SAFE F 1 SAFE B B X 3-1 FC6-4 ③ 1-2f			B F X 1-1 G5-3 ①		4 0	1 0	2 0	0 0	0 0	0 0	1 0
Ken Caminiti, S (1, 5) OBP: 0.302, SLG: 0.357		F H 1-1 PB 1B HBP	B X 1-0 G3-1 ③			C X 0-1 G4-3 FC5-2-5 2B		X 0-0 1B		3	1	2	0	0	0	1
Rafael Ramirez, R (1, 6) OBP: 0.286, SLG: 0.321		B X 1-0 F7 ①		X 0-0 F9 ①		C F B F F X 1-2 G4-3 ① 2-3		1 SAFE B X 1-0 L6 ②		4	0	0	0	0	0	4
Billy Hatcher, R (1, 7) OBP: 0.294, SLG: 0.318		B B C F E B X 3-2 1B 1-H 2-H 1B		C B C X 1-2 S E 1B		B S X 1-1 FC5-2-5 1B 3-H		X 0-0 F9 ③		4	2	2	2	0	0	2
Gerald Young, S (1, 8) OBP: 0.333, SLG: 0.271		B B C B 2 SAFE C X 3-2 CS 1B 2-H		1 SAFE F B B S B X 3-2 G4-3 ② 1-H		B X 1-0 1B 1-2			C B F F B X 2-2 F7 ①	4	0	2	1	0	0	0
Jim Deshaies, L (1, 1) OBP: 0.180, SLG: 0.163 Larry Andersen, R (8, 1) OBP: 0.333, SLG: 0.333 Juan Agosto, L (9, 1) OBP: 0.200, SLG: 0.200 Dave Smith, R (9, 1) Greg Gross, L (9, PH) OBP: 0.303, SLG: 0.197	C B C C 1-3 K ② ③ 1-2		B F F S 1-3 K ③			F C F F X 0-2 G6-3 ③			B C F B X 2-2 F7 ②	3 0 0 0 1	0 0 0 0 0	0 0 0 0 0	0 0 0 0 0	0 0 0 0 0	2 0 0 0 0	3 0 0 0 0
Inning Stats	R: 0 H: 0 E: 0 LOB: 0 K: 2 BB: 0 S: 8 P: 12	R: 3 H: 3 E: 0 LOB: 0 K: 1 BB: 0 S: 16 P: 27	R: 1 H: 2 E: 0 LOB: 1 K: 0 BB: 0 S: 7 P: 11	R: 1 H: 1 E: 0 LOB: 0 K: 1 BB: 0 S: 10 P: 15	R: 0 H: 0 E: 0 LOB: 1 K: 1 BB: 1 S: 10 P: 18	R: 0 H: 2 E: 0 LOB: 2 K: 0 BB: 0 S: 15 P: 18	R: 0 H: 0 E: 0 LOB: 0 K: 1 BB: 0 S: 7 P: 9	R: 0 H: 1 E: 0 LOB: 1 K: 0 BB: 0 S: 5 P: 7	R: 0 H: 0 E: 0 LOB: 0 K: 0 BB: 0 S: 9 P: 14	1B: 5 2B: 3 3B: 0 HR: 1	SF: 0 SAC: 0 DP: 0 HBP: 1			WP: 0 PB: 1 SB: 2 CS: 1		PA: 37	

PITCHER		IP	WLS	BF	H	R	ER	SO	BB	IBB	HBP	BLK	WP	HR	S	P	ERA	WHIP
Ramon Martinez, R ERA: 3.81	(1, 1)	4.0		18	6	5	4	4	0	0	1	0	0	1	41	65	9.00	1.500
Alejandro Pena, R ERA: 2.3	(5, 1)	3.0		12	2	0	0	2	1	0	0	0	0	0	32	45	0.00	1.000
Mike Morgan, R ERA: 2.59	(8, 1)	1.0	W	4	1	0	0	0	0	0	0	0	0	0	5	7	0.00	1.000
Jay Howell, R ERA: 0.83	(9, 1)	1.0	S	3	0	0	0	0	0	0	0	0	0	0	9	14	0.00	0.000

PITCHER	IP	WLS	BF	H	R	ER	SO	BB	IBB	HBP	BLK	WP	HR	S	P	ERA	WHIP

BOTTOM

Los Angeles Dodgers @ Houston Astros

Astrodome, Houston, TX

Thu Jul 27 1989, 4:33 AM EDT

Att. 30,466 - Dome - 74 F

livebaseballscorecards.com

AB	35
R	5
H	9
RBI	4
BB	1
SO	6
LOB	12

Los Angeles Dodgers @ San Diego Padres

Jack Murphy Stadium, San Diego, CA

Fri Jul 28 1989, 10:05 PM EDT

Att. 33,352 - Unknown

livebaseballscorecards.com

TOP

Batter	1	2	3	4	5	6	7	8	9	AB	R	H	RBI	BB	SO	LOB
Alfredo Griffin, S (1, 6) OBP: 0.312, SLG: 0.347	S B X 1-1 1B 1B		B X 1-0 CS 2-3 1B		X 0-0 ③ P3			B C B B C F F X 3-2 ① P6		4	0	2	0	0	0	2
Willie Randolph, R (1, 4) OBP: 0.378, SLG: 0.317	1 SAFE 1 SAFE 1 SAFE X 0-0 ① F9		B 1 SAFE S 1 SAFE B C X 2-2 ②③ G6-3 1-2 3-H			C S F C 0-3 ① K		B X 1-0 WP 2B		4	0	1	0	0	1	3
Mickey Hatcher, R (1, 7) OBP: 0.325, SLG: 0.408	B 1 SAFE X 1-0 ② 1-3 1B			C B X 1-1 ① F7		B S S F X 1-2 HR		B C F F B S 2-3 ② K 2-3		4	1	2	1	0	1	1
Eddie Murray, S (1, 3) OBP: 0.333, SLG: 0.372	B B B S S F S 3-3 ③ K			B F B F F S 2-3 ② K		S S X 0-2 ② G1-3		S S X 0-2 ③ G5-3		4	0	0	0	0	2	2
Mike Marshall, R (1, 9) OBP: 0.333, SLG: 0.379 Bill Bean, L (9, PR) OBP: 0.250, SLG: 0.150		C F B B X 2-2 ① P3		X 0-0 ③ F9		X 0-0 1B			B B B B 4-0 SH1-3 BB	3 0	0 0	1 0	0 0	1 0	0 0	0 0
Jeff Hamilton, R (1, 5) OBP: 0.275, SLG: 0.392		B F F B X 2-2 ② P4			B X 1-0 ① F7	B S B B 1 SAFE S S 3-3 ③ K			1 SAFE S X 0-1 ① SH1-3 1-2	3	0	0	0	0	1	1
Jose Gonzalez, R (1, 8) OBP: 0.326, SLG: 0.336		C B B X 2-1 ③ G5-3			S F B B C 2-3 ② K		B C B X 2-1 ① G4-3		B X 1-0 ② F7	4	0	0	0	0	1	2
Mike Scioscia, L (1, 2) OBP: 0.340, SLG: 0.330 Rick Dempsey, R (9, PH) OBP: 0.278, SLG: 0.226			B B B C B 4-1 1B SH1-4 CS BB		B F F F F X 1-2 1B 1B		C F S 0-3 ② K		B C S X 1-2 ③ F8	2 1	0 0	1 0	0 0	1 0	1 0	0 2
Orel Hershiser, R (1, 1) OBP: 0.228, SLG: 0.302			1 SAFE L S X 0-2 ① SH1-4 1-2		X 0-0 1-2 1B		B F S X 1-2 ③ F9			2	0	1	0	0	0	0

	AB	31
	R	1
	H	8
	RBI	1
	BB	2
	SO	7
	LOB	13

Inning Stats																		
	R: 0	H: 2	R: 0	H: 0	R: 0	H: 1	R: 0	H: 0	R: 0	H: 2	R: 1	H: 2	R: 0	H: 0	R: 0	H: 1	R: 0	H: 0
	E: 0	LOB: 1	E: 0	LOB: 0	E: 0	LOB: 1	K: 1	LOB: 0	E: 0	LOB: 2	E: 0	LOB: 1	E: 0	LOB: 0	E: 0	LOB: 1	E: 0	LOB: 2
	K: 1	BB: 0	K: 0	BB: 0	K: 0	BB: 1	S: 7	BB: 0	K: 1	BB: 0	K: 2	BB: 0	K: 1	BB: 0	K: 1	BB: 0	K: 0	BB: 1
	S: 8	P: 13	S: 8	P: 14	S: 8	P: 15		P: 10	S: 12	P: 16	S: 15	P: 19	S: 8	P: 11	S: 13	P: 19	S: 6	P: 12

	1B: 6	SF: 0	WP: 1	PA: 35
	2B: 1	SAC: 2	PB: 0	
	3B: 0	DP: 0	SB: 0	
	HR: 1	HBP: 0	CS: 2	

PITCHER	IP	WLS	BF	H	R	ER	SO	BB	IBB	HBP	BLK	WP	HR	S	P	ERA	WHIP
Bruce Hurst, L (1, 1) ERA: 3.0	9.0	W	35	8	1	1	7	2	0	0	0	1	1	85	129	1.00	1.111

PITCHER	IP	WLS	BF	H	R	ER	SO	BB	IBB	HBP	BLK	WP	HR	S	P	ERA	WHIP

Batter	1	2	3	4	5	6	7	8	9	AB	R	H	RBI	BB	SO	LOB
Bip Roberts, S (1, 6) OBP: 0.388, SLG: 0.424	B C X 1-1 G2-3 ①	C B X 1-1 G1-3 ③		B X 1-0 L5 ③			B C X 1-1 G4-3 ①			4	0	0	0	0	0	4
Roberto Alomar, S (1, 4) OBP: 0.327, SLG: 0.328	B B B C B 4-1 G4-3 S BB		C X 1-1 G6-3 G3-1 1B		B B C X 2-1 G6-3 ①		B C X 1-1 G4-6-3 1B			3	0	2	0	1	0	0
Tony Gwynn, L (1, 9) OBP: 0.391, SLG: 0.441	B B C X 2-1 G4-3 ② 1-3		1 SAFE 1 SAFE P 1 SAFE X 1-0 G3-1 ① 1-2		B C F X 1-2 F8 ②		1 SAFE 1 SAFE 1 SAFE B 1 SAFE 1 SAFE B F B 3-1 1 SAFE X G4-6-3 ② ③ 1-2f			4	0	0	0	0	0	3
Jack Clark, R (1, 3) OBP: 0.395, SLG: 0.380	B C B B X 3-1 G4-3 ③		C X 0-1 G6-3 ② 2-3		B S C B B B 4-2 BB			S B B C S 2-3 K ①		3	0	0	0	1	1	2
Marvell Wynne, L (1, 8) OBP: 0.296, SLG: 0.368		C B F B X 2-2 FC4-6 E 1B	B B B B 4-0 BB		S X 0-1 G4-3 ③			L B X 1-1 2B 1B		3	1	2	0	1	0	1
Chris James, R (1, 7) OBP: 0.261, SLG: 0.328		X 0-0 E4 FC4-6 1-2	C F B X 1-2 F8 ③			X 0-0 G3 SF8 2B		B 1 SAFE 1 SAFE X 1-0 F8 1-H 2B		4	1	2	1	0	0	3
Mike Pagliarulo, L (1, 5) OBP: 0.270, SLG: 0.289		F X 0-1 FC4-6 WP ① 1-2f 2-3		F B F F S 1-3 K ①		B X 1-0 G3 ① 2-3		I I I I 4-0 IBB		3	0	0	0	1	1	3
Mark Parent, R (1, 2) OBP: 0.188, SLG: 0.312		F M B C 1-3 K ② 1-2		X 0-0 SH2-3 1B		C B X 1-1 SF8 ② 3-H		B X 1-0 F8 ② 2-3		3	0	1	1	0	1	4
Bruce Hurst, L (1, 1) OBP: 0.151, SLG: 0.063		B B B C B 4-1 BB		X 0-0 SH2-3 ② 1-2		F C B F S 1-3 K ③		C X 0-1 G4-3 ③		2	0	0	0	1	1	2
Inning Stats	R: 0 E: 0 K: 0 S: 7 H: 0 LOB: 1 BB: 1 P: 17	R: 0 E: 1 K: 1 S: 12 H: 1 LOB: 3 BB: 1 P: 20	R: 0 E: 0 K: 0 S: 9 H: 1 LOB: 2 BB: 1 P: 15	R: 0 E: 0 K: 1 S: 7 H: 1 LOB: 1 BB: 0 P: 9	R: 0 E: 0 K: 0 S: 9 H: 0 LOB: 1 BB: 1 P: 16	R: 1 E: 0 K: 1 S: 8 H: 1 LOB: 0 BB: 0 P: 11	R: 0 E: 0 K: 0 S: 6 H: 1 LOB: 0 BB: 0 P: 11	R: 1 E: 0 K: 1 S: 9 H: 2 LOB: 2 BB: 1 P: 18		1B: 5 2B: 2 3B: 0 HR: 0 SF: 1 SAC: 1 DP: 1 HBP: 0						

PITCHER		IP	WLS	BF	H	R	ER	SO	BB	IBB	HBP	BLK	WP	HR	S	P	ERA	WHIP
Orel Hershiser, R ERA: 2.36	(1, 1)	8.0	L	36	7	2	2	4	4	1	0	0	1	0	67	117	2.25	1.375

PITCHER	IP	WLS	BF	H	R	ER	SO	BB	IBB	HBP	BLK	WP	HR	S	P	ERA	WHIP

BOTTOM

Los Angeles Dodgers @ San Diego Padres

Jack Murphy Stadium, San Diego, CA

Fri Jul 28 1989, 10:05 PM EDT

Att. 33,352 - Unknown

livebaseballscorecards.com

AB	29
R	2
H	7
RBI	2
BB	5
SO	4
LOB	22

WP: 1 PA: 36
PB: 0
SB: 1
CS: 0

Batter	1	2	3	4	5	6	7	8	9	AB	R	H	RBI	BB	SO	LOB
Alfredo Griffin, S (1, 6) OBP: 0.310, SLG: 0.342	G1-3		L4		P2	K			FC5-4, BB	4	0	0	0	1	1	4
Willie Randolph, R (1, 4) OBP: 0.376, SLG: 0.315	G6-3		BB, 1B		F8	G5-3			FC5-4, FC1-6	5	0	1	0	0	0	3
Kal Daniels, L (1, 7) OBP: 0.388, SLG: 0.367	1B		1 SAFE, 1 SAFE, 1 SAFE, 1-2 BB		G1-3		F7		FC1-6, WP	4	0	1	0	1	0	3
Eddie Murray, S (1, 3) OBP: 0.334, SLG: 0.371	1 SAFE, 1 SAFE, 1 SAFE, F8		F8			E, FC6-4, 1B	F8		FC5-4, BB	4	1	1	0	1	0	3
Mike Marshall, R (1, 9) OBP: 0.327, SLG: 0.371		K	G3-1			K		G4-3	FC5-4	5	0	0	0	0	2	3
Mickey Hatcher, R (1, 5) OBP: 0.335, SLG: 0.423		FC4-6, 1B	G6-3			E8, FC6-4, 1B		HR, 2B		4	2	3	0	0	0	0
Bill Bean, L (1, 8) OBP: 0.231, SLG: 0.136		FC4-6	G3							2	0	0	0	0	0	1
Franklin Stubbs, L (6, PH) OBP: 0.350, SLG: 0.408 (6, 8)						FC6-4, BB		HR		1	1	1	2	1	0	0
Mike Scioscia, L (1, 2) OBP: 0.339, SLG: 0.329		1 SAFE, P6			SH, 1B	FC6-4, 1B		G4-3		4	0	1	1	0	0	3
John Wetteland, R (1, 1) OBP: 0.143, SLG: 0.143			G5-3		SH	1B		G5-3		1	0	0	0	0	0	0
Mike Morgan, R (5, 1) OBP: 0.108, SLG: 0.083										0	0	0	0	0	0	0
Lenny Harris, L (6, PH) OBP: 0.266, SLG: 0.273										1	0	1	1	0	0	0
Tim Crews, R (6, 1)										0	0	0	0	0	0	0
Dave Anderson, R (8, PH) OBP: 0.289, SLG: 0.221										1	0	0	0	0	0	0
Ray Searage, L (8, 1)										0	0	0	0	0	0	0
Inning Stats	R: 0 E: 0 K: 0 S: 16 H: 1 LOB: 1 BB: 0 P: 21	R: 0 E: 0 K: 1 S: 8 H: 1 LOB: 1 BB: 0 P: 13	R: 0 E: 0 K: 0 S: 7 H: 1 LOB: 2 BB: 1 P: 15	R: 0 E: 0 K: 0 S: 8 H: 0 LOB: 0 BB: 0 P: 9	R: 0 E: 0 K: 0 S: 11 H: 1 LOB: 2 BB: 0 P: 16	R: 2 E: 1 K: 2 S: 12 H: 3 LOB: 2 BB: 1 P: 19	R: 0 E: 0 K: 0 S: 5 H: 0 LOB: 0 BB: 0 P: 8	R: 2 E: 0 K: 0 S: 9 H: 2 LOB: 0 BB: 0 P: 14	R: 0 E: 0 K: 0 S: 9 H: 0 LOB: 2 BB: 2 P: 22	1B: 7 2B: 1 3B: 0 HR: 1 SF: 0 SAC: 1 DP: 0 HBP: 0	WP: 1 PB: 0 SB: 0 CS: 0 PA: 41					

PITCHER	IP	WLS	BF	H	R	ER	SO	BB	IBB	HBP	BLK	WP	HR	S	P	ERA	WHIP
Don Schulze, R (1, 1) ERA: 3.71	6.0	W	28	7	2	2	3	2	0	0	0	0	0	62	93	3.00	1.500
Mark Grant, R (7, 1) ERA: 2.67	2.0		8	2	2	2	0	0	0	0	0	0	1	14	22	9.00	1.000
Mark Davis, L (9, 1) ERA: 2.28	1.0		5	0	0	0	0	2	0	0	0	1	0	9	22	0.00	2.000

PITCHER	IP	WLS	BF	H	R	ER	SO	BB	IBB	HBP	BLK	WP	HR	S	P	ERA	WHIP

TOP

Los Angeles Dodgers @ San Diego Padres

Jack Murphy Stadium, San Diego, CA

Sat Jul 29 1989, 10:05 PM EDT

Att. 39,707 - Unknown

livebaseballscorecards.com

AB	36
R	4
H	9
RBI	4
BB	4
SO	3
LOB	20

Los Angeles Dodgers @ San Diego Padres

Jack Murphy Stadium, San Diego, CA

Sat Jul 29 1989, 10:05 PM EDT

Att. 39,707 - Unknown

livebaseballscorecards.com

BOTTOM

Batter	1	2	3	4	5	6	7	8	9	AB	R	H	RBI	BB	SO	LOB
Bip Roberts, S (1, 6) OBP: 0.388, SLG: 0.423	B B B C X 3-1 L7 ①		C C B F F X 1-2 F7 ③		B B S B X 3-1 SF8 SH5-3 WP 1B 1-2 2-H 3-H		C S B S 1-3 K SH1-3 S HR	F X 0-1 2-H 1B		5	2	2	3	0	1	0
Roberto Alomar, S (1, 4) OBP: 0.327, SLG: 0.328	B C S S X 1-2 G4-3 1B			S C B S 1-3 K ①	X 0-0 SH5-3 ① 1-2 2-3		1 SAFE 1 SAFE S X 0-1 SH1-3 ① 1-3	B 1 SAFE 1 SAFE F 1 SAFE X 1-1 P3 ③		3	0	1	0	0	1	1
Tony Gwynn, L (1, 9) OBP: 0.391, SLG: 0.439	1 SAFE C 1 SAFE 1 SAFE 1 SAFE B F B 1 SAFE 2-2 F F F X G4-3 ② ③ 1-2f			B C F X 1-2 L1 ②	I I I I 4-0 S IBB		I I I I 4-0 CS IBB			2	0	0	0	2	0	1
Jack Clark, R (1, 3) OBP: 0.398, SLG: 0.393		B B S B B 4-1 WP BB		C B F B B B 4-2 BB	B C F X 1-2 SF8 ② 2-3 3-H		C B B B X 3-1 ② 1-2 3-H HR			1	1	1	3	2	0	0
Marvell Wynne, L (1, 8) OBP: 0.295, SLG: 0.364		C F F B X 1-2 P5 ①		X 0-0 F8 ③	B S F B B B 4-2 1-2 3-H BB		X 0-0 G4-3 ③			3	0	0	0	1	0	2
Chris James, R (1, 7) Mark Davis, L (9, 1)	B F 1 SAFE B X 2-1 F8 ②			B S X 2-1 1B 1B				C B X 1-1 F8 ①		4 0	1 0	1 0	0 0	0 0	0 0	3 0
Mike Pagliarulo, L (1, 5) OBP: 0.269, SLG: 0.289	B S B B F F S 3-3 K ③ 1-2			C B S 0-2 G4-3 ③	F F X 0-2 SH 1B 1B 1B 1-2	S S C 0-3 K ①		B C F B B S 3-3 K ②		4	1	1	0	0	3	1
Benito Santiago, R (1, 2) OBP: 0.281, SLG: 0.353			C S C 0-3 K ①		X 0-0 SH 1B 1B 1-2 2-H	S B B S X 2-2 L7 ②		B F B S B B 4-2 S 2B BB		3	2	1	1	1	1	0
Don Schulze, R (1, 1) Tim Flannery, L (6, PH) OBP: 0.311, SLG: 0.290 Mark Grant, R (7, 1) OBP: 0.250, SLG: 0.100 Shawn Abner, R (8, PH) OBP: 0.212, SLG: 0.290 (9, 7)			B C F B S 2-3 K ②		L X 0-1 SH SH5-3 1B SF8 1-2 2-3	C F B F B X 2-2 G4-3 ③		C 1 SAFE S B 1 SAFE B B F X 3-2 1-H 1B 2B		1 1 0 1	1 0 0 1	0 0 0 1	0 0 0 1	0 0 0 0	1 0 0 0	0 0 0 0
Inning Stats	R: 0 E: 0 K: 0 S: 11 H: 1 LOB: 0 BB: 0 P: 17	R: 0 E: 0 K: 1 S: 11 H: 0 LOB: 1 BB: 1 P: 21	R: 0 E: 0 K: 2 S: 11 H: 0 LOB: 0 BB: 0 P: 14	R: 0 E: 0 K: 1 S: 9 H: 0 LOB: 1 BB: 1 P: 15	R: 5 E: 1 K: 0 S: 19 H: 4 LOB: 2 BB: 2 P: 33	R: 0 E: 0 K: 1 S: 10 H: 0 LOB: 0 BB: 0 P: 14	R: 2 E: 1 K: 1 S: 8 H: 1 LOB: 0 BB: 1 P: 16	R: 2 E: 0 K: 1 S: 15 H: 2 LOB: 1 BB: 1 P: 27		1B: 6 2B: 1 3B: 0 HR: 1 SF: 1 SAC: 3 DP: 1 HBP: 0						

	AB	28
	R	9
	H	8
	RBI	8
	BB	6
	SO	7
	LOB	8

WP: 2 PB: 0 SB: 3 CS: 1 PA: 38

PITCHER		IP	WLS	BF	H	R	ER	SO	BB	IBB	HBP	BLK	WP	HR	S	P	ERA	WHIP
John Wetteland, R ERA: 2.57	(1, 1)	4.0	L	19	5	5	3	4	2	0	0	0	1	0	52	82	6.75	1.750
Mike Morgan, R ERA: 2.57	(5, 1)	1.0		5	0	0	0	0	1	1	0	0	1	0	9	18	0.00	1.000
Tim Crews, R ERA: 2.49	(6, 1)	2.0		8	1	2	0	2	0	1	0	0	0	1	18	30	0.00	0.500
Ray Searage, L ERA: 3.42	(8, 1)	1.0		6	2	2	2	1	1	0	0	0	0	0	15	27	18.00	3.000

PITCHER	IP	WLS	BF	H	R	ER	SO	BB	IBB	HBP	BLK	WP	HR	S	P	ERA	WHIP

Batter	1	2	3	4	5	6	7	8	9	AB	R	H	RBI	BB	SO	LOB
Lenny Harris, L (1, 4) OBP: 0.273, SLG: 0.294	G3	1B 2B 1-H 3-H	G1-3			G6-3 2B		G4-3 SF7 2B 1-3		5	2	3	2	0	0	1
Alfredo Griffin, S (1, 6) OBP: 0.308, SLG: 0.340 Dave Anderson, R (8, 6) OBP: 0.289, SLG: 0.221	F7	FC6 BB 1B 2-H		G4-3		G6-3 2-3		G4-3 2-3 3-H		5 0	0 0	1 0	2 0	0 0	0 0	2 0
Kal Daniels, L (1, 7) OBP: 0.393, SLG: 0.369 Bill Bean, L (8, 7) OBP: 0.231, SLG: 0.136	HR BB	1-2 BB		BB 1B		K		SF7 3-H		2 0	1 0	1 0	1 0	2 0	1 0	1 0
Eddie Murray, S (1, 3) OBP: 0.337, SLG: 0.388	1-H HR	FC6 2-3f		1B BB 1-2		G5-3		HR		4	2	2	3	1	0	3
Mike Marshall, R (1, 9) OBP: 0.328, SLG: 0.371 Mickey Hatcher, R (8, 9) OBP: 0.335, SLG: 0.423	P3		HR 1B	1-2 1B			F9	K		5 0	1 0	2 0	0 0	0 0	1 0	0 0
Franklin Stubbs, L (1, 8) OBP: 0.369, SLG: 0.459 Jose Gonzalez, R (7, PR) OBP: 0.331, SLG: 0.341 (7, 8)		CS BB	1-H HR	G3			1B		1B	3 1	1 0	2 1	2 0	1 0	0 0	2 0
Jeff Hamilton, R (1, 5) OBP: 0.274, SLG: 0.390	1 SAFE	K 1-2	F9 G3 1B		G6-3		F8		F8	5	0	1	0	0	1	3
Mike Scioscia, L (1, 2) OBP: 0.338, SLG: 0.328 Rick Dempsey, R (9, PH) OBP: 0.275, SLG: 0.223 (9, 2)	1B 2B 1B		G3 1-2		G3-1		G3		K	4 1	1 0	1 0	0 0	0 0	0 1	2 1
Tim Belcher, R (1, 1) OBP: 0.146, SLG: 0.149		1-3 2B 1B	F9 2-3		G6-3			2B G4-3 HBP	K	4	2	1	0	0	1	2
Inning Stats	R: 2 E: 0 K: 0 S: 12 H: 1 LOB: 0 BB: 1 P: 17	R: 3 E: 0 K: 1 S: 13 H: 4 LOB: 2 BB: 2 P: 26	R: 2 E: 0 K: 0 S: 15 H: 3 LOB: 1 BB: 0 P: 25	R: 0 E: 0 K: 0 S: 10 H: 2 LOB: 2 BB: 1 P: 16	R: 0 E: 0 K: 0 S: 6 H: 0 LOB: 0 BB: 0 P: 8	R: 0 E: 0 K: 1 S: 10 H: 1 LOB: 1 BB: 0 P: 17	R: 0 E: 0 K: 0 S: 7 H: 1 LOB: 1 BB: 0 P: 12	R: 3 E: 0 K: 1 S: 15 H: 2 LOB: 0 BB: 0 P: 20	R: 0 E: 0 K: 2 S: 11 H: 1 LOB: 1 BB: 0 P: 14	1B: 9 2B: 3 3B: 0 HR: 3 SF: 1 SAC: 0 DP: 0 HBP: 1						

PITCHER	IP	WLS	BF	H	R	ER	SO	BB	IBB	HBP	BLK	WP	HR	S	P	ERA	WHIP
Ed Whitson, R (1, 1) ERA: 2.78	2.0	L	13	5	5	5	1	3	0	0	0	0	1	25	43	22.50	4.000
Dave Leiper, L (3, 1) ERA: 5.2	3.0		14	5	2	2	0	1	0	0	0	0	1	31	49	6.00	2.000
Pat Clements, L (6, 1) ERA: 3.24	2.0		8	2	0	0	1	0	0	0	0	0	0	17	29	0.00	1.000
Freddie Toliver, R (8, 1) ERA: 7.29	1.0		6	2	3	3	1	0	0	1	0	0	1	15	20	27.00	2.000
Mark Davis, L (9, 1) ERA: 2.24	1.0		4	1	0	0	2	0	0	0	0	0	0	11	14	0.00	1.000

PITCHER	IP	WLS	BF	H	R	ER	SO	BB	IBB	HBP	BLK	WP	HR	S	P	ERA	WHIP

TOP

Los Angeles Dodgers @ San Diego Padres

Jack Murphy Stadium, San Diego, CA

Sun Jul 30 1989, 6:33 AM EDT

Att. 33,699 - Sunny - 85 F

livebaseballscorecards.com

AB	39
R	10
H	15
RBI	10
BB	4
SO	5
LOB	17

WP: 0 PA: 45
PB: 0
SB: 0
CS: 1

Batter	1	2	3	4	5	6	7	8	9	AB	R	H	RBI	BB	SO	LOB
Bip Roberts, S (1, 6) OBP: 0.385, SLG: 0.414	C S B F B C 2-3 ① K		B C B B F B 4-2 BB 1B BB		B C X 1-1 ② G4-3			C X 0-1 ② G3		3	0	0	0	1	1	0
Roberto Alomar, S (1, 4) OBP: 0.326, SLG: 0.325	B C B B S F B 4-2 S BB		F F B S 1-3 ② K		F S B X 1-2 ③ G6-3			F X 0-1 ③ G6-3		3	0	0	0	1	1	1
Tony Gwynn, L (1, 9) OBP: 0.390, SLG: 0.437	1 SAFE B C X 1-1 ② F7		B C X 1-1 BB 1-2 1B			B B C X 2-1 ① F7			B C B B C X 3-2 ① G5-3	4	0	1	0	0	0	1
Jack Clark, R (1, 3) OBP: 0.398, SLG: 0.390 Carmelo Martinez, R (7, 3) OBP: 0.284, SLG: 0.325	C B B C S 2-3 ③ K 1-2		F B S F B B F B 4-2 FC3-6 1-2 2-3 BB			B C B X 2-1 ② G5-3			B X 1-0 BB 1B	2 1	0 0	0 1	0 0	1 0	1 0	1 0
Marvell Wynne, L (1, 8) OBP: 0.291, SLG: 0.358		C X 0-1 ① G4-3	F X 0-1 ③ FC3-6 1-2f			C B X 1-1 ③ F9			C S B F S 1-3 ② K	4	0	0	0	0	1	4
Chris James, R (1, 7) OBP: 0.264, SLG: 0.327		C F B B S 2-3 ② K	B X 1-0 ① F8				C X 0-1 G4-6-3 1B		B B B B 4-0 1-2 BB	3	0	1	0	1	1	0
Mike Pagliarulo, L (1, 5) OBP: 0.265, SLG: 0.284		B C B B F F S 3-3 ③ K	F S B X 1-2 ② F8				B B X 2-0 ① ② G4-6-3 1-2f		F C B B F F F F X 2-2 ③ F7	4	0	0	0	0	1	3
Benito Santiago, R (1, 2) OBP: 0.282, SLG: 0.363			S B X 1-1 HR	C C F B F X 1-2 ③ F9			B F C C 1-3 ③ K			3	1	1	1	0	1	0
Ed Whitson, R (1, 1) OBP: 0.200, SLG: 0.212 Dave Leiper, L (3, 1) Tim Flannery, L (5, PH) OBP: 0.308, SLG: 0.287 Pat Clements, R (6, 1) Freddie Toliver, R (8, 1) Luis Salazar, R (8, PH) OBP: 0.300, SLG: 0.394 Mark Davis, L (9, 1)			B F F S 1-3 ① K		C F X 0-2 ① F8			F B B X 2-1 ① L7		0 1 1 0 0 1 0	0 0 0 0 0 0 0	0 0 0 0 0 0 0	0 0 0 0 0 0 0	0 1 0 0 0 0 0	0 0 0 0 0 0 0	0 0 0 0 0 0 0
Inning Stats	R: 0 E: 0 K: 2 S: 12 H: 0 LOB: 1 BB: 1 P: 21	R: 0 E: 0 K: 2 S: 9 H: 0 LOB: 0 BB: 0 P: 14	R: 1 E: 0 K: 2 S: 18 H: 2 LOB: 3 BB: 2 P: 30	R: 0 E: 0 K: 0 S: 9 H: 0 LOB: 0 BB: 0 P: 12	R: 0 E: 0 K: 0 S: 8 H: 0 LOB: 0 BB: 0 P: 10	R: 0 E: 0 K: 0 S: 6 H: 0 LOB: 0 BB: 0 P: 11	R: 0 E: 0 K: 1 S: 6 H: 1 LOB: 0 BB: 0 P: 9	R: 0 E: 0 K: 0 S: 6 H: 0 LOB: 0 BB: 0 P: 8	R: 0 E: 0 K: 1 S: 15 H: 1 LOB: 2 BB: 1 P: 26	1B: 3 2B: 0 3B: 0 HR: 1	SF: 0 SAC: 0 DP: 1 HBP: 0					

PITCHER		IP	WLS	BF	H	R	ER	SO	BB	IBB	HBP	BLK	WP	HR	S	P	ERA	WHIP
Tim Belcher, R ERA: 3.11	(1, 1)	9.0	W	34	4	1	1	8	4	0	0	0	0	1	89	141	1.00	0.889

PITCHER	IP	WLS	BF	H	R	ER	SO	BB	IBB	HBP	BLK	WP	HR	S	P	ERA	WHIP

BOTTOM

Los Angeles Dodgers @ San Diego Padres

Jack Murphy Stadium, San Diego, CA

Sun Jul 30 1989, 6:33 AM EDT

Att. 33,699 - Sunny - 85 F

livebaseballscorecards.com

AB	30
R	1
H	4
RBI	1
BB	4
SO	8
LOB	10

Batter	1	2	3	4	5	6	7	8	9	AB	R	H	RBI	BB	SO	LOB
Brett Butler, L (1, 8) OBP: 0.343, SLG: 0.358	C B X 1-1 P2 ①		L B S B F F X 2-2 F8 ③			C X 0-1 E 2B	B C X 1-1 L7 ③		B X 1-0 1-2 3-H 1B	5	1	2	1	0	0	3
Robby Thompson, R (1, 4) OBP: 0.334, SLG: 0.442	C F B C 1-3 K ②			X 0-0 S 1B		L X 0-1 FC1 SF7 2-H		C B B F X 2-2 F8 ①	F X 0-1 L8 ②	5	1	1	0	0	1	2
Will Clark, L (1, 3) OBP: 0.412, SLG: 0.540	B X 1-0 G3 ③			1 SAFE F C B B B X 3-2 F7 ① 1-2		B B B B 4-0 BB		B C F X 1-2 S 1B	C B S 1 SAFE F F X 1-2 G4-3 ③	4	0	1	0	1	0	3
Kevin Mitchell, R (1, 7) OBP: 0.386, SLG: 0.664		F F B X 1-2 G5-4-3 1B		F S F B B B F 2 B S SAFE 3-3 K ②		C B B B F X 2-2 SF7 ① 3-H		B C B F S 2-3 K ②		3	0	1	1	0	2	2
Candy Maldonado, R (1, 9) OBP: 0.305, SLG: 0.378		X 0-0 P4 ①		F B B S S 2-3 K ③		1 SAFE B C C B B X 3-2 F7 ②		1 SAFE F F B B F S 2-3 1-2 K ③		3	0	0	0	0	1	3
Pat Sheridan, L (8, PH) (8, 9) OBP: 0.309, SLG: 0.328										1	0	0	0	0	1	1
Matt Williams, R (1, 6) (7, 5) OBP: 0.241, SLG: 0.333		C F B X 1-2 G5-4-3 ② ③ 1-2f			B F C B B X 3-2 HR	B F X 1-1 F9 ③			X 0-0 1B 1B 2B	4	2	2	1	0	0	2
Greg Litton, R (1, 5) OBP: 0.352, SLG: 0.512			X 0-0 L8 ①		B C X 1-1 G5-3 ①		X 0-0 G5-3 SH1-4 1B		X 0-0 1B 1B 2-3 1B	3	0	1	0	0	0	0
Jose Uribe, S (7, PR) (7, 6) OBP: 0.291, SLG: 0.315										1	1	1	0	0	0	0
Kirt Manwaring, R (1, 2) OBP: 0.276, SLG: 0.270			B C S C 1-3 K ②		B X 1-0 P4 ②		1 SAFE L X 0-1 SH1-4 ① 1-2		B X 1-0 1B 1-3 3-H 1B	3	0	1	1	0	1	0
Scott Garrelts, R (1, 1) OBP: 0.204, SLG: 0.255			S S B B B B 4-2 BB		B X 1-0 G6-3 ③		B B S B C X 3-2 G5-3 ② 2-3		L L L 0-3 K ①	1	0	0	0	1	0	0
Jeff Brantley, R (6, 1) OBP: 0.125, SLG: 0.125										0	0	0	0	0	0	0
Don Robinson, R (7, PH) OBP: 0.231, SLG: 0.328										1	0	0	0	0	0	2
Craig Lefferts, L (7, 1)										1	0	0	0	0	1	2
Inning Stats	R: 0 E: 0 K: 1 S: 6 / H: 0 LOB: 0 BB: 0 P: 9	R: 0 E: 0 K: 0 S: 7 / H: 1 LOB: 0 BB: 0 P: 9	R: 0 E: 0 K: 1 S: 11 / H: 0 LOB: 1 BB: 1 P: 18	R: 0 E: 0 K: 2 S: 12 / H: 1 LOB: 1 BB: 0 P: 20	R: 1 E: 0 K: 0 S: 7 / H: 1 LOB: 0 BB: 0 P: 13	R: 2 E: 1 K: 0 S: 12 / H: 1 LOB: 1 BB: 1 P: 22	R: 0 E: 0 K: 0 S: 8 / H: 1 LOB: 2 BB: 0 P: 12	R: 0 E: 0 K: 2 S: 13 / H: 1 LOB: 1 BB: 0 P: 20	R: 2 E: 0 K: 1 S: 14 / H: 4 LOB: 2 BB: 0 P: 17	1B: 7 2B: 2 3B: 0 HR: 1 / SF: 1 SAC: 1 DP: 1 HBP: 0							

TOP

San Francisco Giants @ Los Angeles Dodgers

Dodger Stadium, Los Angeles, CA

Tue Aug 01 1989, 7:05 PM PDT

Att. 35,716 - Sunny

livebaseballscorecards.com

AB	35
R	5
H	10
RBI	4
BB	2
SO	7
LOB	20

| | | | | | | | | | |

Batter	1	2	3	4	5	6	7	8	9	AB	R	H	RBI	BB	SO	LOB
Alfredo Griffin, S (1, 6) OBP: 0.313, SLG: 0.345	C F X 0-2 ① F8		B C B X 2-1 1B 2B		S L F F X 0-2 ② L4		S F 1 SAFE X 0-2 1-2 1B		B B C F B B 4-2 BB	4	1	2	0	1	0	0
Willie Randolph, R (1, 4) OBP: 0.374, SLG: 0.314	B X 1-0 ② G5-3		B B C F X 2-2 BB 2-H 1B		X 0-0 ③ B1-3		C X 0-1 ② F8 2-3		B B C X 2-1 ③ G1-3	5	0	1	1	0	0	3
Kal Daniels, L (1, 7) OBP: 0.399, SLG: 0.392 Bill Bean, L (9, 8) OBP: 0.231, SLG: 0.136	C X 0-1 S 1B		1 SAFE B 1 SAFE B B B 4-0 1-2 BB			X 0-0 HR	C S 1 SAFE B S 1-3 ③ K			3 0	1 0	2 0	1 0	1 0	1 0	2 0
Eddie Murray, S (1, 3) OBP: 0.334, SLG: 0.384	B C 1 SAFE B F 1 SAFE B X 3-2 ③ G4-3 1-2		F B F X 1-2 ③ L6			B B X 2-0 ① P5		B B C F S 2-3 ① K		4	0	0	0	0	1	3
Mike Marshall, R (1, 9) OBP: 0.331, SLG: 0.379		C B X 1-1 ① F9		B S B B B 4-1 FC6-4 BB		B F X 1-1 ② L5		F B S X 1-2 3B		3	0	1	0	1	0	0
Franklin Stubbs, L (1, 8) OBP: 0.368, SLG: 0.447 Mickey Hatcher, R (8, PH) OBP: 0.333, SLG: 0.420 (9, 7)		F B C X 1-2 ② F8		C B B C X 2-2 ① L7		B B B C B 4-1 BB		X 0-0 ② G5-3		2 1	0 0	0 0	0 0	1 0	0 0	1 1
Jeff Hamilton, R (1, 5) OBP: 0.271, SLG: 0.385		B F B F X 2-2 ③ G5-3		B X 1-0 ② FC6-4 1-2f		1 SAFE F 1 SAFE X 0-1 ③ P4		B B F F S 2-3 ③ K		4	0	0	0	0	1	3
Mike Scioscia, L (1, 2) OBP: 0.335, SLG: 0.324 Rick Dempsey, R (9, PH) OBP: 0.273, SLG: 0.221			B F B F S 2-3 ① K	X 0-0 ③ G6-3			C X 0-1 ① F8		X 0-0 ① G5-3	3 1	0 0	0 0	0 0	0 0	1 0	1 0
Fernando Valenzuela, L (1, 1) OBP: 0.095, SLG: 0.119 Dave Anderson, R (7, PH) OBP: 0.295, SLG: 0.229 Alejandro Pena, R (8, 1) Ray Searage, L (9, 1) Jose Gonzalez, R (9, PH) OBP: 0.329, SLG: 0.338			F X 0-1 ② L6		F X 0-1 ① F7		C X 0-1 F8 1B 1B		B C F B X 2-2 ② F8	2 1 0 0 1	0 0 0 0 0	0 1 0 0 0	0 0 0 0 0	0 0 0 0 0	0 0 0 0 0	0 0 0 0 0
Inning Stats	R: 0 E: 0 K: 0 S: 9 H: 1 LOB: 1 BB: 0 P: 13	R: 0 E: 0 K: 0 S: 8 H: 0 LOB: 0 BB: 0 P: 12	R: 1 E: 0 K: 1 S: 13 H: 2 LOB: 2 BB: 1 P: 24	R: 0 E: 0 K: 0 S: 6 H: 0 LOB: 1 BB: 1 P: 13	R: 0 E: 0 K: 0 S: 8 H: 0 LOB: 0 BB: 0 P: 8	R: 1 E: 0 K: 0 S: 7 H: 1 LOB: 1 BB: 1 P: 14	R: 0 E: 0 K: 1 S: 12 H: 2 LOB: 2 BB: 0 P: 13	R: 0 E: 0 K: 2 S: 10 H: 1 LOB: 1 BB: 0 P: 15	R: 0 E: 0 K: 0 S: 8 H: 0 LOB: 1 BB: 1 P: 16	1B: 4 2B: 1 3B: 1 HR: 1	SF: 0 SAC: 0 DP: 0 HBP: 0			WP: 0 PB: 0 SB: 1 CS: 0	PA: 38		

PITCHER		IP	WLS	BF	H	R	ER	SO	BB	IBB	HBP	BLK	WP	HR	S	P	ERA	WHIP
Scott Garrelts, R ERA: 2.42	(1, 1)	5.1	W	22	4	2	2	1	2	0	0	0	0	1	46	74	3.38	1.125
Jeff Brantley, R ERA: 4.04	(6, 1)	0.2		3	0	0	0	0	1	0	0	0	0	0	5	10	0.00	1.500
Craig Lefferts, L ERA: 2.14	(7, 1)	3.0	S	13	3	0	0	3	1	0	0	0	0	0	30	44	0.00	1.333

PITCHER	IP	WLS	BF	H	R	ER	SO	BB	IBB	HBP	BLK	WP	HR	S	P	ERA	WHIP

BOTTOM

San Francisco Giants @ Los Angeles Dodgers

Dodger Stadium, Los Angeles, CA

Tue Aug 01 1989, 7:05 PM PDT

Att. 35,716 - Sunny

livebaseballscorecards.com

AB	34
R	2
H	7
RBI	2
BB	4
SO	4
LOB	14

Batter	1	2	3	4	5	6	7	8	9	AB	R	H	RBI	BB	SO	LOB
Brett Butler, L (1, 8) OBP: 0.339, SLG: 0.354	C B X 1-1 F9 ①		B S F B F S 2-3 K ②	B X 1-0 F7 ③		B C B F F X 2-2 FC6 ③ 1-2f		F F C 0-3 K ③		5	0	0	0	0	2	6
Robby Thompson, R (1, 4) OBP: 0.330, SLG: 0.436	C C B B S 2-3 K ②		B B C C F X 2-2 E6 1B 1-2		S S S 0-3 K ①		B B C B S X 3-2 G3 ①		B B C X 2-1 P5 ①	5	0	0	0	0	2	1
Will Clark, L (1, 3) OBP: 0.409, SLG: 0.536	S X 0-1 P5 ③		2 SAFE B F F X 1-2 1-3 2-H 1B		B F X 1-1 F7 ②		B F X 1-1 F8 ②		C F X 0-2 G1-3 ②	5	0	1	1	0	0	0
Kevin Mitchell, R (1, 7) OBP: 0.386, SLG: 0.658		C S B F B B F B 4-2 FC5-4 BB	I I I I 4-0 IBB		B B S B X 3-1 F8 ③		B F B F S 2-3 K ③		C B B F F F F C 2-3 K ③	3	0	0	0	2	2	0
Ernest Riles, L (1, 5) OBP: 0.339, SLG: 0.409		B C B X 2-1 F8 ①	X 0-0 G3-1 ③			F B F B X 2-2 BB 1B 1B		X 0-0 F7 ①		4	1	1	0	0	0	4
Matt Williams, R (1, 6) OBP: 0.253, SLG: 0.376		B X 1-0 FC5-4 ② 1-2f		C B B F F X 2-2 HR		B S C 1 SAFE C 1-3 K ①		B X 1-0 G1-3 1B 1B		4	2	2	1	0	1	2
Greg Litton, R (1, 9) OBP: 0.347, SLG: 0.494		C X 0-1 F8 ③		B B B F X 3-1 F8 ①		F B B B F B 1 SAFE F B 4-2 1-2 BB		B X 1-0 G1-3 ② 1-2		3	0	0	0	1	0	2
Terry Kennedy, L (1, 2) OBP: 0.298, SLG: 0.321			B F S F F S 1-3 K ①	B C F X 1-2 F9 ②		B S X 1-1 F7 ②		B X 1-0 BB 2-H 1B		4	0	1	1	0	1	2
Atlee Hammaker, S (1, 1) OBP: 0.308, SLG: 0.421 Trevor Wilson, L (3, PR) OBP: 0.500, SLG: 0.333 (3, 1) Rich Gossage, R (4, 1) Jeff Brantley, R (5, 1) OBP: 0.250, SLG: 0.154 Candy Maldonado, R (6, PH) OBP: 0.333, SLG: 0.500 Steve Bedrosian, R (6, 1) OBP: 0.250, SLG: 0.500 Ken Oberkfell, L (8, PH) OBP: 0.000, SLG: 0.214 Don Robinson, R (8, 1) OBP: 0.231, SLG: 0.538			B B C X 2-1 E 1B 1B	F S B H 2-2 HBP		C B X 1-1 FC6 1-2 2-H 1B		B C B B B 4-1 1-2 BB		1 0 1 0 0 0 0 0 1 0 0 0 0 0 0 0 0 0 0 0 0 0 0 0 0 0 0 0 1 0 1 1 0 0 0 0 0 0 0 0 0 0 0 0 0 0 1 0 0 0 0 0 0 0 0 0						
Inning Stats	R: 0 E: 0 K: 1 S: 7 H: 0 LOB: 0 BB: 0 P: 10	R: 0 E: 0 K: 0 S: 9 H: 0 LOB: 1 BB: 1 P: 16	R: 1 E: 1 K: 2 S: 19 H: 2 LOB: 3 BB: 1 P: 31	R: 1 E: 0 K: 0 S: 12 H: 1 LOB: 1 BB: 0 P: 21	R: 0 E: 0 K: 1 S: 7 H: 0 LOB: 0 BB: 0 P: 11	R: 1 E: 0 K: 1 S: 17 H: 2 LOB: 2 BB: 1 P: 28	R: 0 E: 0 K: 1 S: 8 H: 0 LOB: 0 BB: 0 P: 14	R: 1 E: 0 K: 1 S: 8 H: 2 LOB: 2 BB: 1 P: 15	R: 0 E: 0 K: 1 S: 12 H: 0 LOB: 0 BB: 0 P: 16	1B: 6 2B: 0 3B: 0 HR: 1	SF: 0 SAC: 0 DP: 0 HBP: 1					

PITCHER		IP	WLS	BF	H	R	ER	SO	BB	IBB	HBP	BLK	WP	HR	S	P	ERA	WHIP
Ramon Martinez, R ERA: 3.66	(1, 1)	6.0	W	28	5	3	2	5	2	1	1	0	0	1	71	117	3.00	1.167
Mike Morgan, R ERA: 2.6	(7, 1)	1.2		8	2	1	1	1	1	0	0	0	0	0	13	26	5.40	1.800
Jay Howell, R ERA: 0.81	(8, 1)	1.1	S	4	0	0	0	2	0	0	0	0	0	0	15	19	0.00	0.000

PITCHER	IP	WLS	BF	H	R	ER	SO	BB	IBB	HBP	BLK	WP	HR	S	P	ERA	WHIP

TOP

San Francisco Giants @ Los Angeles Dodgers
Dodger Stadium, Los Angeles, CA
Wed Aug 02 1989, 7:05 PM PDT
Att. 45,478 - Unknown

livebaseballscorecards.com

AB	35
R	4
H	7
RBI	4
BB	4
SO	8
LOB	17

WP: 0 PB: 0 SB: 0 CS: 0 PA: 40

Batter	1	2	3	4	5	6	7	8	9	AB	R	H	RBI	BB	SO	LOB
Alfredo Griffin, S (1, 6) OBP: 0.314, SLG: 0.346	C X 0-1 1B BB BB 1B		C X 0-1 ① F7 X 0-0 ③ G1			F 1 SAFE X 0-1 WP 1-2 1B 1B		X 0-0 ② F8		5	2	2	0	0	0	3
Willie Randolph, R (1, 4) OBP: 0.374, SLG: 0.311	B S 1 SAFE B B B 4-1 BB 1B 1-2 G6-4-3 BB		C B F S 1-3 ② K		B B C S B B 4-2 1B E BB	X 0-0 ① B2		B B C C B X 3-2 ③ G4-3		3	2	0	0	2	1	2
Mickey Hatcher, R (1, 7) OBP: 0.331, SLG: 0.416 Mike Morgan, R (7, 1) OBP: 0.108, SLG: 0.083 Rick Dempsey, R (8, 2) OBP: 0.273, SLG: 0.221	B B C F X 2-2 G6-4-3 BB 1-2 2-3 1B		F X 0-1 ③ F9		C S X 0-2 ① F9	C B B X 2-1 ② P4 1-2 2-3				4 0 0	0 0 0	1 0 0	0 0 0	0 0 0	0 0 0	3 0 0
Eddie Murray, S (1, 3) OBP: 0.340, SLG: 0.387	B B B B 4-0 G6-4-3 1-2 2-3 3-H BB			B B B B 4-0 FC6-4 HBP BB BB	S 1 SAFE X 0-1 E 1B 1-3 BB 1B	C B B S X 2-2 2-H 3-H 1B				2	2	2	3	2	0	0
Mike Marshall, R (1, 9) OBP: 0.330, SLG: 0.377	S X 0-1 ① ② G6-4-3 1-2f 2-3 3-H			C X 0-1 ① L6	B B B X 3-0 BB E 1-2 G3-2-3 1B	X 0-0 ③ F8				4	0	1	0	0	0	4
Jeff Hamilton, R (1, 5) OBP: 0.271, SLG: 0.382	X 0-0 ③ G5-3			F H 1-1 FC6-4 1-2 HBP	B X 1-0 E5 BB 1-2 2-3 3-H		F F B B F X 2-2 ① G6-3			3	0	0	1	0	0	3
Jose Gonzalez, R (1, 8) OBP: 0.327, SLG: 0.331		B C C C 1-3 ① K	B F X 1-1 ② FC6-4 BB BB 1-2f 2-3	F F F B B B B 4-2 1-2 2-3 3-H BB			B B S F F X 2-2 ② P3			3	0	0	1	1	1	2
Mike Scioscia, L (1, 2) OBP: 0.334, SLG: 0.321 Jay Howell, R (8, 1)		C B X 1-1 ② P5	S B B B B 4-1 BB 1-2 BB	B X 1-0 ② ③ G3-2-3 3-Hf			B S B X 2-1 ③ F9			3 0	0 0	0 0	0 0	1 0	0 0	3 0
Ramon Martinez, R (1, 1) OBP: 0.333, SLG: 0.364 Lenny Harris, L (6, PH) OBP: 0.276, SLG: 0.294 Bill Bean, L (7, 7) OBP: 0.222, SLG: 0.130		F C F X 0-2 ③ G5-3	B B B B 4-1 1-2 2-3 3-H BB		B B B B 4-0 WP 1B 1B BB	X 0-0 ① F8				1 0 1	0 1 0	0 0 0	1 0 0	1 1 0	0 0 0	0 0 0
Inning Stats	R: 2 E: 0 K: 0 S: 9 H: 2 LOB: 1 BB: 2 P: 19	R: 0 E: 0 K: 1 S: 9 H: 0 LOB: 0 BB: 0 P: 11	R: 0 E: 0 K: 1 S: 7 H: 0 LOB: 0 BB: 0 P: 8	R: 1 E: 0 K: 0 S: 8 H: 0 LOB: 3 BB: 3 P: 22	R: 2 E: 1 K: 0 S: 13 H: 2 LOB: 2 BB: 2 P: 26	R: 2 E: 0 K: 0 S: 9 H: 2 LOB: 1 BB: 1 P: 17	R: 0 E: 0 K: 0 S: 10 H: 0 LOB: 0 BB: 0 P: 16	R: 0 E: 0 K: 0 S: 5 H: 0 LOB: 0 BB: 0 P: 8		1B: 6 2B: 0 3B: 0 HR: 0	SF: 0 SAC: 0 DP: 2 HBP: 1			WP: 1 PB: 0 SB: 0 CS: 0	PA: 38	

BOTTOM

San Francisco Giants @ Los Angeles Dodgers

Dodger Stadium, Los Angeles, CA

Wed Aug 02 1989, 7:05 PM PDT

Att. 45,478 - Unknown

livebaseballscorecards.com

AB	29
R	7
H	6
RBI	6
BB	8
SO	2
LOB	20

PITCHER		IP	WLS	BF	H	R	ER	SO	BB	IBB	HBP	BLK	WP	HR	S	P	ERA	WHIP
Atlee Hammaker, L ERA: 3.91	(1, 1)	2.0		9	2	2	2	1	2	0	0	0	0	0	18	30	9.00	2.000
Trevor Wilson, L ERA: 4.75	(3, 1)	1.2	L	9	0	1	1	1	3	0	1	0	0	0	14	29	5.40	1.800
Rich Gossage, R ERA: 2.68	(4, 1)	0.2		7	2	2	1	0	2	0	0	0	0	0	13	25	13.50	6.000
Jeff Brantley, R ERA: 3.99	(5, 1)	0.2		1	0	0	0	0	0	0	0	0	0	0	1	2	0.00	0.000
Steve Bedrosian, R ERA: 3.86	(6, 1)	2.0		9	2	2	2	0	1	0	0	0	1	0	19	33	9.00	1.500

PITCHER		IP	WLS	BF	H	R	ER	SO	BB	IBB	HBP	BLK	WP	HR	S	P	ERA	WHIP
Don Robinson, R ERA: 3.43	(8, 1)	1.0		3	0	0	0	0	0	0	0	0	0	0	5	8	0.00	0.000

Batter	1	2	3	4	5	6	7	8	9	AB	R	H	RBI	BB	SO	LOB
Brett Butler, L (1, 8) OBP: 0.338, SLG: 0.353	S B X 1-1 ① G4-3	B S C S 1-3 ② K			B B S X 2-1 ① P5		S X 0-1 1-2 1B			4	0	1	0	0	1	0
Ken Oberkfell, L (1, 4) (7, 5) OBP: 0.298, SLG: 0.369	B B X 2-0 1B HR 1B	B B C F B X 3-2 ③ G4-3			B X 1-0 ② G6-3		B B S F F F S 2-3 ③ K			4	1	1	0	0	1	2
Will Clark, L (1, 3) OBP: 0.410, SLG: 0.535	F F B F X 1-2 HR 1-2 1B	F F B B F X 2-2 G1-3 1B			S B F B F B S 3-3 ③ K			F B F X 1-2 ① G3-1		4	1	2	0	0	1	0
Kevin Mitchell, R (1, 7) OBP: 0.385, SLG: 0.662	X 0-0 1-H 2-H HR	C B C B C 2-3 ① K				B X 1-0 ① G6-3		B B S S S F F F F 2-3 S ② K		4	1	1	3	0	2	1
Matt Williams, R (1, 5) (7, 6) OBP: 0.263, SLG: 0.393	S S X 0-2 2B	X 0-0 ② G1-3 1-2				B X 1-0 ② G5-3		S B B B X 2-1 1B		4	0	2	0	0	0	1
Pat Sheridan, L (1, 9) OBP: 0.305, SLG: 0.323 Randy McCament, R (8, 1) OBP: 0.500, SLG: 0.500	B C C B B C 3-3 ② K	B B S F X 2-2 ③ G4-3				S S B B X 2-2 ③ F7		S S S 0-3 ③ K		3 0	0 0	0 0	0 0	0 0	1 0	2 0
Terry Kennedy, L (1, 2) OBP: 0.305, SLG: 0.322	B B B B 4-0 BB	X 0-0 G4-6-3 1B					F B F B F B B 4-2 1B BB		S B S X 1-2 ① G3	2	0	1	0	2	0	0
Jose Uribe, S (1, 6) OBP: 0.289, SLG: 0.313 Ernest Riles, L (7, PH) OBP: 0.336, SLG: 0.405 (7, 4)	X 0-0 ③ F7	C C B B F F X 2-2 ① ② G4-6-3 1-2f					C C B S 1-3 ① K		S B C X 1-2 ② G4-3	2 2	0 0	0 0	0 0	0 0	0 1	3 1
Russ Swan, L (1, 1) Jeff Brantley, R (6, 1) OBP: 0.125, SLG: 0.125 Candy Maldonado, R (6, 9) OBP: 0.305, SLG: 0.378 Greg Litton, R (8, PH) OBP: 0.344, SLG: 0.489		S B X 1-1 ① G1-3		S B X 1-1 ③ G6-3			S B B C S 2-3 ② K		B B S C X 2-1 ③ G6-3	2 0 2 1	0 0 0 0	0 0 0 0	0 0 1 1	0 0 0 0	0 0 1 1	0 0 1 1

Inning Stats	1	2	3	4	5	6	7	8	9
	R: 3 E: 0 K: 1 S: 15	H: 4 LOB: 2 BB: 1 P: 26	R: 0 E: 0 K: 1 S: 8	H: 0 LOB: 0 BB: 0 P: 13	R: 0 E: 0 K: 1 S: 11	H: 1 LOB: 1 BB: 0 P: 17	R: 0 E: 0 K: 0 S: 8	H: 1 LOB: 0 BB: 0 P: 11	R: 0 E: 0 K: 1 S: 7	H: 0 LOB: 0 BB: 0 P: 13	R: 0 E: 0 K: 0 S: 5	H: 0 LOB: 0 BB: 0 P: 9	R: 0 E: 0 K: 3 S: 16	H: 1 LOB: 2 BB: 1 P: 25	R: 0 E: 0 K: 2 S: 16	H: 1 LOB: 1 BB: 0 P: 21	R: 0 E: 0 K: 0 S: 8	H: 0 LOB: 0 BB: 0 P: 12

PITCHER		IP	WLS	BF	H	R	ER	SO	BB	IBB	HBP	BLK	WP	HR	S	P	ERA	WHIP
Orel Hershiser, R ERA: 2.42	(1, 1)	7.0	W	29	7	3	3	7	2	0	0	0	0	1	70	114	3.86	1.286
Jay Howell, R ERA: 0.78	(8, 1)	2.0	S	7	1	0	0	2	0	0	0	0	0	0	24	33	0.00	0.500

PITCHER	IP	WLS	BF	H	R	ER	SO	BB	IBB	HBP	BLK	WP	HR	S	P	ERA	WHIP

TOP

San Francisco Giants @ Los Angeles Dodgers
Dodger Stadium, Los Angeles, CA
Thu Aug 03 1989, 7:05 PM PDT
Att. 43,516 - Unknown

livebaseballscorecards.com

AB	34
R	3
H	8
RBI	3
BB	2
SO	9
LOB	12

1B: 6	SF: 0	WP: 0	PA: 36
2B: 1	SAC: 0	PB: 0	
3B: 0	DP: 1	SB: 0	
HR: 1	HBP: 0	CS: 0	

Batter	1	2	3	4	5	6	7	8	9	AB	R	H	RBI	BB	SO	LOB
Alfredo Griffin, S (1, 6) OBP: 0.313, SLG: 0.345	B B B C C X 3-2 G4-3 ①		S B X 1-1 G6-3 ③		B X 1-0 CS 1B		S B X 1-1 FC4-6 ② 1B 1B 1-2f			4	1	1	0	0	0	1
Willie Randolph, R (1, 4) OBP: 0.378, SLG: 0.312	B B F B B 4-1 G5-4-3 BB			B B B 4-0 E 3B BB	B B X 2-0 F7 ① ② 1-2		S S B X 1-2 1B 1-2 1B			2	1	1	0	2	0	1
Mickey Hatcher, R (1, 7) OBP: 0.329, SLG: 0.412 Jay Howell, R (8, 1)	B F B X 2-1 G5-4-3 ② ③ 1-2f			B X 1-0 E4 3B 1-3	B X 1-0 F9 ③		B X 1-0 1B 1-3 2-H			4 0	1 0	1 0	1 0	0 0	0 0	2 0
Eddie Murray, S (1, 3) OBP: 0.341, SLG: 0.393		B S B B X 3-1 G6-3 ①		X 0-0 HR 3B 1-H 3-H		S B X 1-1 S 1B	S B C F X 1-2 P6 ③			4	1	2	2	0	0	2
Mike Marshall, R (1, 9) OBP: 0.329, SLG: 0.387		F B S F F S 1-3 K ②		X 0-0 HR 3-H		S S C 0-3 K ①		B S X 1-1 G6-3 ①		4	1	1	2	0	2	1
Jeff Hamilton, R (1, 5) OBP: 0.268, SLG: 0.377		B S B X 2-1 L5 ③		X 0-0 G6-3 ①		C S F S 0-3 K ② 1-2		B X 1-0 F8 ②		4	0	0	0	0	1	1
Jose Gonzalez, R (1, 8) OBP: 0.331, SLG: 0.336			S F B B X 2-2 SH5-4 E 1B	B F X 1-1 F8 ②		S B C B B F C 3-3 K ③		S B F X 1-2 S 1B		4	1	2	0	0	1	1
Rick Dempsey, R (1, 2) OBP: 0.272, SLG: 0.214			B B F F F F F X 2-2 P3 ①	B F F B F B B 4-2 BB			X 0-0 P2 ① 1-2	B F F B F B X 3-2 G6-3 ③		3	0	0	0	1	0	2
Orel Hershiser, R (1, 1) OBP: 0.224, SLG: 0.296 Lenny Harris, L (7, PH) OBP: 0.279, SLG: 0.298 Bill Bean, L (8, 7) OBP: 0.222, SLG: 0.130			F X 0-1 SH5-4 ② 1-H	C B F S 1-3 K ③			X 0-0 FC4-6 1B			1 1 0	0 0 0	0 1 0	0 0 0	0 0 0	1 0 0	1 0 0
Inning Stats	R: 0 H: 0 E: 0 LOB: 0 K: 0 BB: 1 S: 6 P: 15	R: 0 H: 0 E: 0 LOB: 0 K: 1 BB: 0 S: 9 P: 15	R: 1 H: 1 E: 1 LOB: 0 K: 0 BB: 0 S: 13 P: 18	R: 4 H: 2 E: 1 LOB: 1 K: 1 BB: 2 S: 12 P: 23	R: 0 H: 1 E: 0 LOB: 0 K: 0 BB: 0 S: 3 P: 7	R: 0 H: 1 E: 0 LOB: 1 K: 3 BB: 0 S: 13 P: 17	R: 1 H: 3 E: 0 LOB: 2 K: 0 BB: 0 S: 12 P: 16	R: 0 H: 1 E: 0 LOB: 1 K: 0 BB: 0 S: 9 P: 15		1B: 7 SF: 0 2B: 0 SAC: 1 3B: 1 DP: 1 HR: 1 HBP: 0						

PITCHER		IP	WLS	BF	H	R	ER	SO	BB	IBB	HBP	BLK	WP	HR	S	P	ERA	WHIP
Russ Swan, L ERA: 5.4	(1, 1)	5.0	L	22	5	5	3	2	3	0	0	0	0	1	45	81	5.40	1.600
Jeff Brantley, R ERA: 4.01	(6, 1)	2.0		9	3	1	1	3	0	0	0	0	0	0	23	30	4.50	1.500
Randy McCament, R ERA: 2.57	(8, 1)	1.0		4	1	0	0	0	0	0	0	0	0	0	9	15	0.00	1.000

PITCHER	IP	WLS	BF	H	R	ER	SO	BB	IBB	HBP	BLK	WP	HR	S	P	ERA	WHIP

BOTTOM

San Francisco Giants @ Los Angeles Dodgers

Dodger Stadium, Los Angeles, CA

Thu Aug 03 1989, 7:05 PM PDT

Att. 43,516 - Unknown

livebaseballscorecards.com

AB	31
R	6
H	9
RBI	5
BB	3
SO	5
LOB	12

WP: 0	PA: 35		
PB: 0			
SB: 2			
CS: 1			

Batter	1	2	3	4	5	6	7	8	9	AB	R	H	RBI	BB	SO	LOB
Bip Roberts, S (1, 6) OBP: 0.394, SLG: 0.413	C B F B B B 4-2 S BB		B C B F F X 2-2 ② F8			C B X 1-1 ① F7		B B B C B 4-1 1B 1B 1-2 BB		2	1	0	0	2	0	0
Roberto Alomar, S (1, 4) OBP: 0.329, SLG: 0.329	C B B B S 1 F S SAFE 2-3 ① K 1-2		S F B X 1-2 1B			B X 1-0 E7 G6-3 1B		F B L F X 1-2 G5-3 1B 1-2 2-3 1B		4	1	3	0	0	1	1
Tony Gwynn, L (1, 9) OBP: 0.393, SLG: 0.436 Marvell Wynne, L (1, 9) OBP: 0.283, SLG: 0.347 Chris James, R (8, PH) OBP: 0.265, SLG: 0.327 (8, 9)	C F F B F S 1-3 ② K		L F X 0-2 ③ F7			F X 0-1 ② G6-3 3-H		C F B B X 2-2 G5-3 1-2 2-H 3-H 1B		1 2 1	0 0 0	0 0 1	0 1 2	0 0 0	1 0 0	1 1 0
Jack Clark, R (1, 3) OBP: 0.396, SLG: 0.396	F S S 0-3 ③ K			B C F B F B F S 3-3 ① K		B B B C X 3-1 ③ F7		B C F F B X 2-2 ① ② G5-3 1-2 2-3f		4	0	0	0	0	2	3
Carmelo Martinez, R (1, 7) OBP: 0.297, SLG: 0.357		B B B B 4-0 BB		F S B X 1-2 ② G6-3			F F X 0-2 E1 F9 1B	B C B B S X 3-2 ③ G1-3		3	0	1	0	1	0	1
Mike Pagliarulo, L (1, 5) OBP: 0.269, SLG: 0.295		B C X 1-1 ① P6		F B X 1-1 ③ P5			B X 1-0 ① F9		B B C X 2-1 2B	4	0	1	0	0	0	2
Benito Santiago, R (1, 2) OBP: 0.279, SLG: 0.352		S B 1 SAFE X 1-1 ② F9			B F X 1-1 ① F7		B X 1-0 ② F9 2-3		B B B C C S 3-3 ① K	4	0	0	0	0	1	3
Shawn Abner, R (1, 8) OBP: 0.192, SLG: 0.260		B S B C 1 SAFE X 2-2 ③ L4			C C X 0-2 ② G5-3		F X 0-1 ③ G1-3		C X 0-1 ② P3	4	0	0	0	0	0	3
Ed Whitson, R (1, 1) OBP: 0.193, SLG: 0.204 Tim Flannery, L (8, PH) OBP: 0.315, SLG: 0.295 Pat Clements, R (8, 1) Luis Salazar, R (9, PH) OBP: 0.297, SLG: 0.389			S B X 1-1 ① P3		S B S C 1-3 ③ K			B C F X 1-2 1B BB 1B	C B S S B S 2-3 ③ K	2 1 0 1	0 1 0 0	0 1 0 0	0 0 0 0	1 0 0 1	0 0 0 1	0 0 0 1
Inning Stats	R: 0 H: 0 E: 0 LOB: 1 K: 3 BB: 1 S: 14 P: 21	R: 0 H: 0 E: 0 LOB: 1 K: 0 BB: 1 S: 7 P: 15	R: 0 H: 1 E: 0 LOB: 1 K: 0 BB: 0 S: 12 P: 16	R: 0 H: 0 E: 0 LOB: 0 K: 1 BB: 0 S: 10 P: 15	R: 0 H: 0 E: 0 LOB: 0 K: 1 BB: 0 S: 8 P: 10	R: 1 H: 1 E: 1 LOB: 0 K: 0 BB: 0 S: 7 P: 12	R: 0 H: 1 E: 1 LOB: 1 K: 0 BB: 0 S: 7 P: 9	R: 2 H: 3 E: 0 LOB: 1 K: 0 BB: 1 S: 18 P: 31	R: 0 H: 1 E: 0 LOB: 1 K: 2 BB: 0 S: 10 P: 17	1B: 6 SF: 0 2B: 1 SAC: 0 3B: 0 DP: 1 HR: 0 HBP: 0						

PITCHER		IP	WLS	BF	H	R	ER	SO	BB	IBB	HBP	BLK	WP	HR	S	P	ERA	WHIP
John Wetteland, R ERA: 2.41	(1, 1)	7.0	W	27	4	2	1	5	2	0	0	0	0	0	68	102	1.29	0.857
Alejandro Pena, R ERA: 2.79	(8, 1)	0.0		2	1	0	0	0	1	0	0	0	0	0	5	10	∞	∞
Ray Searage, L ERA: 3.33	(8, 1)	0.0		1	1	1	1	0	0	0	0	0	0	0	3	5	∞	∞
Mike Morgan, R ERA: 2.58	(8, 1)	1.0		2	0	0	0	0	0	0	0	0	0	0	7	12	0.00	0.000
Jay Howell, R ERA: 0.77	(9, 1)	1.0	S	4	1	0	0	2	0	0	0	0	0	0	10	17	0.00	1.000

PITCHER	IP	WLS	BF	H	R	ER	SO	BB	IBB	HBP	BLK	WP	HR	S	P	ERA	WHIP

TOP

San Diego Padres @ Los Angeles Dodgers

Dodger Stadium, Los Angeles, CA

Fri Aug 04 1989, 7:05 PM PDT

Att. 38,250 - Unknown

livebaseballscorecards.com

AB	33
R	3
H	7
RBI	3
BB	3
SO	7
LOB	16

1B: 6	SF: 0	WP: 0	PA: 36
2B: 1	SAC: 0	PB: 0	
3B: 0	DP: 1	SB: 1	
HR: 0	HBP: 0	CS: 0	

BOTTOM

San Diego Padres @ Los Angeles Dodgers
Dodger Stadium, Los Angeles, CA
Fri Aug 04 1989, 7:05 PM PDT
Att. 38,250 - Unknown

livebaseballscorecards.com

Batter	1	2	3	4	5	6	7	8	9	AB	R	H	RBI	BB	SO	LOB
Alfredo Griffin, S (1, 6) OBP: 0.313, SLG: 0.347	0-1 G3-1		1-1 F9		1-1 2B 1-3 2-H		2-1 E6 FC6-4			4	1	1	1	0	0	1
Willie Randolph, R (1, 4) OBP: 0.377, SLG: 0.314	1-3 K			1-0 E4 G4-3 1B	1-1 2B 2-H 3-H		0-0 FC6-4 1-2f			4	1	1	2	0	1	1
Lenny Harris, L (1, 5) OBP: 0.275, SLG: 0.292	0-0 G4-3			1-0 G4-3 1-2	1-2 P6		1-2 G4-3			4	0	0	0	0	0	3
Eddie Murray, S (1, 3) OBP: 0.347, SLG: 0.398		1-1 G5-4-3 1B		0-0 2-H 1B	4-0 IBB			0-0 HR 1B		3	1	3	1	1	0	0
Mike Marshall, R (1, 9) OBP: 0.328, SLG: 0.396		0-1 G5-4-3 1-2f		0-0 F9	2-3 K			1-0 1-H HR		4	1	1	2	0	1	4
Franklin Stubbs, L (1, 8) OBP: 0.356, SLG: 0.430 (6, 7) Jose Gonzalez, R (8, PH) OBP: 0.329, SLG: 0.333 (9, 8)		2-3 K		1-0 L3		1-1 G3		0-3 K		3 1	0 0	0 0	0 0	0 0	1 1	1 0
Mickey Hatcher, R (1, 7) OBP: 0.331, SLG: 0.413 Bill Bean, L (6, 8) OBP: 0.207, SLG: 0.120 (9, 7)			0-0 1B		1-0 G4-3	1-2 F8		2-2 F7		2 2	0 0	1 0	0 0	0 0	0 0	0 0
Mike Scioscia, L (1, 2) OBP: 0.336, SLG: 0.323			1-0 F7		2-2 SH 2B 1B	3-1 F7		2-2 1B		4	1	2	0	0	0	1
John Wetteland, R (1, 1) OBP: 0.111, SLG: 0.111 Alejandro Pena, R (8, 1) Ray Searage, L (8, 1) Mike Morgan, R (8, 1) OBP: 0.108, SLG: 0.083 Jeff Hamilton, R (8, PH) OBP: 0.207, SLG: 0.376 Jay Howell, R (9, 1)			0-3 K		0-0 SH 2B 2B 1-2		3-2 F7	1-0 F7		2 0 0 0 1 0	1 0 0 0 0 0	0 0 0 0 0 0	0 0 0 0 0 0	1 0 0 0 0 0	1 0 0 0 1 0	1 0 0 0 1 0
Inning Stats	R: 0 H: 0 E: 0 LOB: 0 K: 1 BB: 0 S: 6 P: 7	R: 0 H: 1 E: 0 LOB: 0 K: 1 BB: 0 S: 8 P: 11	R: 0 H: 1 E: 0 LOB: 1 K: 1 BB: 0 S: 7 P: 9	R: 1 H: 1 E: 1 LOB: 1 K: 0 BB: 0 S: 5 P: 8	R: 3 H: 3 E: 1 LOB: 2 K: 1 BB: 1 S: 17 P: 28	R: 0 H: 0 E: 0 LOB: 0 K: 0 BB: 0 S: 8 P: 13	R: 0 H: 0 E: 1 LOB: 1 K: 0 BB: 0 S: 11 P: 17	R: 2 H: 3 E: 0 LOB: 1 K: 1 BB: 0 S: 13 P: 19		1B: 6 SF: 0 2B: 2 SAC: 1 3B: 0 DP: 1 HR: 1 HBP: 0						WP: 0 PA: 36 PB: 0 SB: 0 CS: 0

	AB	34
	R	6
	H	9
	RBI	6
	BB	1
	SO	5
	LOB	13

PITCHER		IP	WLS	BF	H	R	ER	SO	BB	IBB	HBP	BLK	WP	HR	S	P	ERA	WHIP
Ed Whitson, R ERA: 2.77	(1, 1)	7.0	L	30	6	4	2	4	0	1	0	0	0	0	62	93	2.57	0.857
Pat Clements, L ERA: 3.81	(8, 1)	1.0		6	3	2	2	1	0	0	0	0	0	1	13	19	18.00	3.000

PITCHER	IP	WLS	BF	H	R	ER	SO	BB	IBB	HBP	BLK	WP	HR	S	P	ERA	WHIP

Batter	1	2	3	4	5	6	7	8	9	AB	R	H	RBI	BB	SO	LOB
Roberto Alomar, S (1, 4) OBP: 0.328, SLG: 0.327	B S B S S 2-3 ① K		B X 1-0 ③ G6-3			C B B B F B 4-2 CS BB		B C C C 1-3 ① K		3	0	0	0	1	2	0
Marvell Wynne, L (1, 8) (8, 7)	C B B F F B F S 3-3 ② K			B B S B C X 3-2 HR		1 SAFE 1 SAFE B 1 SAFE B X 2-0 ① L8		B S C C 1-3 ② K		4	1	1	1	0	2	1
Tony Gwynn, L (1, 9) OBP: 0.394, SLG: 0.435	X 0-0 ③ L8			B C X 1-1 ① G1-3		F 1 SAFE 1 SAFE P B 1 SAFE 1 SAFE F 1 SAFE 4-2 1 SAFE 1-2 HR BB ②		C B X 2-1 1B		3	1	1	0	1	0	0
Chris James, R (1, 7) OBP: 0.265, SLG: 0.335 Shawn Abner, R (8, 8) OBP: 0.192, SLG: 0.260		C C C 0-3 ① K		F F B C 1-3 ② K		B F X 1-1 1-H HR		X 0-0 ③ F9		4 0	1 0	1 0	2 0	0 0	2 0	1 0
Mike Pagliarulo, L (1, 5) OBP: 0.269, SLG: 0.292		C B B F B B 4-2 2B BB		C C C 0-3 ③ K		B X 1-0 ③ F9			B B X 2-0 ① G4-3	3	0	0	0	1	1	0
Carmelo Martinez, R (1, 3) OBP: 0.309, SLG: 0.376		B C X 1-1 L4-6 1-3 2B			B B C C X 2-2 L5-3 1B		B B B 4-0 E E BB		B F B B X 3-1 G4-3 2B	3	1	3	0	1	0	0
Garry Templeton, S (1, 6) OBP: 0.283, SLG: 0.343		F X 0-1 ② ③ L4-6 2-3			C X 0-1 ① ② L5-3 1-2		C B X 1-1 ① F8		X 0-0 ② G4-3 2-3	4	0	0	0	0	0	5
Benito Santiago, R (1, 2) OBP: 0.284, SLG: 0.358			X 0-0 ① F8		X 0-0 2B		S F B X 1-2 1-H E8 CS 1B		I I I I 4-0 WP IBB	3	0	2	0	1	0	0
Greg Harris, R (1, 1) Mark Davis, L (8, 1)			C C B S 1-3 ② K		C S C 0-3 ③ K		P B X 2-0 ② ③ G6-3 3-H		S B S S S 1-3 ③ K 1-2	3 1	0 0	0 0	0 0	0 0	2 1	2 2
Inning Stats	R: 0 H: 0 E: 0 LOB: 0 K: 2 BB: 0 S: 9 P: 14	R: 0 H: 1 E: 0 LOB: 1 K: 1 BB: 1 S: 9 P: 14	R: 0 H: 0 E: 0 LOB: 0 K: 1 BB: 0 S: 5 P: 7	R: 1 H: 1 E: 0 LOB: 0 K: 2 BB: 0 S: 11 P: 16	R: 0 H: 2 E: 0 LOB: 1 K: 1 BB: 0 S: 9 P: 11	R: 2 H: 1 E: 0 LOB: 0 K: 0 BB: 2 S: 9 P: 20	R: 1 H: 1 E: 1 LOB: 0 K: 0 BB: 1 S: 7 P: 14	R: 0 H: 1 E: 0 LOB: 1 K: 2 BB: 0 S: 9 P: 13	R: 0 H: 1 E: 0 LOB: 2 K: 1 BB: 1 S: 7 P: 17	1B: 3 SF: 0 2B: 5 SAC: 0 3B: 0 DP: 2 HR: 2 HBP: 0						

PITCHER		IP	WLS	BF	H	R	ER	SO	BB	IBB	HBP	BLK	WP	HR	S	P	ERA	WHIP
Tim Belcher, R ERA: 3.17	(1, 1)	6.0	L	23	5	3	3	7	3	0	0	0	0	2	52	82	4.50	1.333
Tim Crews, R ERA: 2.39	(7, 1)	2.0		8	2	1	0	2	1	0	0	0	0	0	16	27	0.00	1.500
Ray Searage, L ERA: 3.2	(9, 1)	1.0		5	1	0	0	1	0	1	0	0	1	0	7	17	0.00	1.000

PITCHER	IP	WLS	BF	H	R	ER	SO	BB	IBB	HBP	BLK	WP	HR	S	P	ERA	WHIP

TOP

San Diego Padres @ Los Angeles Dodgers

Dodger Stadium, Los Angeles, CA

Sat Aug 05 1989, 3:33 AM PDT

Att. 38,421 - Sunny

livebaseballscorecards.com

AB	31
R	4
H	8
RBI	3
BB	5
SO	10
LOB	11

1B: 3	SF: 0	WP: 1	PA: 36
2B: 5	SAC: 0	PB: 0	
3B: 0	DP: 2	SB: 0	
HR: 2	HBP: 0	CS: 2	

San Diego Padres @ Los Angeles Dodgers

Dodger Stadium, Los Angeles, CA

Sat Aug 05 1989, 3:33 AM PDT

Att. 38,421 - Sunny

livebaseballscorecards.com

BOTTOM

Batter	1	2	3	4	5	6	7	8	9	AB	R	H	RBI	BB	SO	LOB
Alfredo Griffin, S (1, 6) OBP: 0.311, SLG: 0.343	G4-3		G4-3			G6-3		BB	G6-3	4	0	0	0	1	0	2
Lenny Harris, L (1, 4) OBP: 0.278, SLG: 0.293	G4-3			B3		1B		FC6-4		3	0	1	0	1	0	0
Franklin Stubbs, L (1, 8) OBP: 0.366, SLG: 0.451	K			G6-3		1B		K		3	0	2	0	0	1	0
Jose Gonzalez, R (8, PH) OBP: 0.327, SLG: 0.331 (9, 8)				2B						1	0	0	0	0	1	2
Eddie Murray, S (1, 3) OBP: 0.344, SLG: 0.394		K		G6-3		G4-3		FC6-4		4	0	0	0	0	1	5
Mike Marshall, R (1, 9) OBP: 0.330, SLG: 0.402		G6-3		K			G4-3		1B	4	1	2	0	0	1	1
Mickey Hatcher, R (1, 7) OBP: 0.330, SLG: 0.409		G6-3			F9		E5		G4-3 1B SF9	4	0	1	1	0	0	1
Ramon Martinez, R (9, PR) OBP: 0.333, SLG: 0.364										0	1	0	0	0	0	0
Jeff Hamilton, R (1, 5) OBP: 0.267, SLG: 0.375		P4			F8		P5		SF9 G4-3	4	0	1	0	0	0	2
Mike Scioscia, L (1, 2) OBP: 0.333, SLG: 0.320			F7		K		F8		G4-3	3	0	0	0	0	1	1
Rick Dempsey, R (9, PH) OBP: 0.270, SLG: 0.212										1	0	0	0	0	0	2
Tim Belcher, R (1, 1) OBP: 0.143, SLG: 0.146			G5-3			F9		P6	SF9	1	0	0	0	0	0	0
Bill Bean, L (6, PH) OBP: 0.200, SLG: 0.115										1	0	0	0	0	0	0
Tim Crews, R (7, 1)										0	0	0	0	0	0	0
Dave Anderson, R (8, PH) OBP: 0.293, SLG: 0.226										1	0	0	0	0	0	0
Ray Searage, L (9, 1)										0	0	0	0	0	0	0
Willie Randolph, R (9, PH) OBP: 0.376, SLG: 0.314										0	0	0	1	0	0	0

Inning Stats	1	2	3	4	5	6	7	8	9
R:	0	0	0	0	0	0	0	0	2
E:	0	0	0	0	0	0	1	0	0
K:	1	1	0	1	0	0	0	0	0
S:	8	10	5	9	6	12	9	7	14
H:	0	1	0	1	0	2	0	0	3
LOB:	0	1	0	1	0	2	1	2	2
BB:	0	0	0	0	0	0	0	0	0
P:	13	15	6	15	8	15	12	17	21

1B:	5
2B:	2
3B:	0
HR:	0
SF:	1
SAC:	0
DP:	0
HBP:	0
WP:	0
PB:	0
SB:	0
CS:	0
PA:	37

PITCHER		IP	WLS	BF	H	R	ER	SO	BB	IBB	HBP	BLK	WP	HR	S	P	ERA	WHIP
Greg Harris, R ERA: 2.82	(1, 1)	7.1	W	29	4	0	0	4	2	0	0	0	0	0	62	95	0.00	0.818
Mark Davis, L ERA: 2.37	(8, 1)	1.2	S	8	3	2	2	1	0	0	0	0	0	0	18	27	10.80	1.800

PITCHER	IP	WLS	BF	H	R	ER	SO	BB	IBB	HBP	BLK	WP	HR	S	P	ERA	WHIP

San Diego Padres @ Los Angeles Dodgers

Dodger Stadium, Los Angeles, CA

Sun Aug 06 1989, 3:33 AM PDT

Att. 41,775 - Unknown

livebaseballscorecards.com

TOP

Batter	1	2	3	4	5	6	7	8	9	AB	R	H	RBI	BB	SO	LOB
Bip Roberts, S (1, 8) OBP: 0.394, SLG: 0.413	C B X 1-1 ① L6		C B B X 2-1 1B		X 0-0 L7-5 BB 1-2 2-3 1B	F F X 0-2 ③ G5-3			B C C S 1-3 ① K	5	0	2	0	0	1	3
Roberto Alomar, S (1, 4) OBP: 0.325, SLG: 0.324	B C B F B X 3-2 ② F9		B X 1-0 ② F8		X 0-0 ① SF8 3-H		B C S B B S 3-3 ① K		X 0-0 ② F7	4	0	0	1	0	1	1
Tony Gwynn, L (1, 9) OBP: 0.394, SLG: 0.434	B B C S X 2-2 BB 1B		C X 0-1 ③ B1-3		B B B 4-0 1-2 2-3 BB		B C F X 1-2 ② G3-1		C F B B X 2-2 ③ F8	4	0	1	0	1	0	1
Jack Clark, R (1, 3) OBP: 0.397, SLG: 0.405	C B S B 1 SAFE 1 SAFE B B B 4-2 1-2 BB			B C C C 1-3 ① K	X 0-0 ② ③ L7-5 2-3		X 0-0 HR			3	1	1	1	1	1	3
Chris James, R (1, 5) OBP: 0.267, SLG: 0.337	B F B X 2-1 ③ F8			C B S S 2-3 ② K	X 0-0 2B FC5-2 1B	C B B S B X 3-2 FC5-4 1B				4	0	2	0	0	1	2
Carmelo Martinez, R (1, 7) OBP: 0.313, SLG: 0.383		B F B B X 3-1 ① F7		B B C B X 3-1 FC5-4 1B		C B C X 1-2 BB 1-3 2B	C B X 1-1 ③ FC5-4 1-2f			4	0	2	0	0	0	1
Garry Templeton, S (1, 6) OBP: 0.280, SLG: 0.338		C B X 1-1 ② F8		F B X 1-1 ③ FC5-4 1-2f		F S F B B X 2-2 ① FC5-2 BB 3-H		C F X 0-2 ① G4-3		4	0	0	0	0	0	3
Benito Santiago, R (1, 2) OBP: 0.281, SLG: 0.354		B F X 1-1 ③ G5-3			C F F F S 0-3 K 1B 1B SF8	X 0-0 ② F9		B B S X 2-1 ② L6		4	1	0	0	0	1	2
Dennis Rasmussen, L (1, 1) OBP: 0.217, SLG: 0.244 Mark Grant, R (7, 1) OBP: 0.231, SLG: 0.091 Mike Pagliarulo, L (7, 5) OBP: 0.268, SLG: 0.291			B X 1-0 ① P6		X 0-0 BB 1B 1-2 1B	C B F B B B 4-2 1-2 2-3 BB		B F F C 1-3 ③ K		2 0 1	0 0 0	1 0 0	0 0 0	1 0 0	0 0 1	0 0 0
Inning Stats	R: 0 E: 0 K: 0 S: 12 H: 1 LOB: 2 BB: 1 P: 24	R: 0 E: 0 K: 0 S: 6 H: 0 LOB: 0 BB: 0 P: 11	R: 0 E: 0 K: 0 S: 6 H: 1 LOB: 1 BB: 0 P: 10	R: 0 E: 0 K: 2 S: 10 H: 1 LOB: 1 BB: 0 P: 17	R: 1 E: 0 K: 1 S: 9 H: 2 LOB: 2 BB: 1 P: 13	R: 0 E: 0 K: 0 S: 14 H: 2 LOB: 3 BB: 1 P: 21	R: 1 E: 0 K: 1 S: 12 H: 2 LOB: 1 BB: 0 P: 20	R: 0 E: 0 K: 1 S: 8 H: 0 LOB: 0 BB: 0 P: 11	R: 0 E: 0 K: 1 S: 7 H: 0 LOB: 0 BB: 0 P: 10	1B: 7 2B: 2 3B: 0 HR: 1		SF: 1 SAC: 0 DP: 1 HBP: 0				

	AB	35
	R	2
	H	9
	RBI	2
	BB	3
	SO	6
	LOB	16

WP: 1 PB: 0 SB: 0 CS: 0 PA: 39

PITCHER		IP	WLS	BF	H	R	ER	SO	BB	IBB	HBP	BLK	WP	HR	S	P	ERA	WHIP
Fernando Valenzuela, L ERA: 3.69	(1, 1)	7.0	W	33	9	2	2	4	3	0	0	0	1	1	69	116	2.57	1.714
Jay Howell, R ERA: 0.75	(8, 1)	2.0	S	6	0	0	0	2	0	0	0	0	0	0	15	21	0.00	0.000

PITCHER		IP	WLS	BF	H	R	ER	SO	BB	IBB	HBP	BLK	WP	HR	S	P	ERA	WHIP

Batter	1	2	3	4	5	6	7	8	9	AB	R	H	RBI	BB	SO	LOB
Alfredo Griffin, S (1, 6) OBP: 0.308, SLG: 0.340	B X 1-0 G3 ①		X 0-0 G4-1 ①		B L F B L 2-3 K ③		L B X 1-1 SH SH3 1-2 2B			3	1	0	0	0	1	0
Willie Randolph, R (1, 4) OBP: 0.376, SLG: 0.314	C X 0-1 E4 1B		X 0-0 1B			B C B X 2-1 F8 ①	X 0-0 SH3 ① 1-2 2-3			3	0	1	0	0	0	0
Eddie Murray, S (1, 3) OBP: 0.345, SLG: 0.392	1 SAFE S F X 0-2 F9 ②		1 SAFE S B B F S 2-3 K ②			S B B F F B F B 4-2 WP BB BB BB	I I I 4-0 2B IBB			2	1	0	0	2	1	2
Mike Marshall, R (1, 9) OBP: 0.336, SLG: 0.408	B S B 1 SAFE F X 2-2 1-3 1B		B S 1 SAFE B S S 2-3 K2-3 ③			B B B C B 4-1 BB WP 1-2 BB	B C X 1-1 1-3 2-H 3-H 2B			3	0	2	2	1	1	1
Jeff Hamilton, R (1, 5) OBP: 0.264, SLG: 0.371 Jay Howell, R (8, 1)	B F X 1-1 F9 ③			F X 0-1 F7 ①		S B X 1-1 F9 ② 1-2 2-3	F X 0-1 G6-3 ②			4 0	0 0	0 0	0 0	0 0	0 0	6 0
Jose Gonzalez, R (1, 8) OBP: 0.331, SLG: 0.331		B F B X 2-1 1B G6-3 1B		F X 0-1 B1-3 ②		I I I 4-0 FC6-5 BB IBB	C F C 0-3 K ③			3	1	1	0	1	1	2
Franklin Stubbs, L (1, 7) OBP: 0.381, SLG: 0.459 Bill Bean, L (9, 7) OBP: 0.200, SLG: 0.115		B C F F F 1 SAFE X 1-2 G6-3 1-3 1B		B X 1-0 F7 ③		B F B B B 4-1 FC6-5 1-2 2-3 3-H BB		B X 1-0 CS 1B		3 0	0 0	2 0	1 0	1 0	0 0	0 0
Rick Dempsey, R (1, 2) OBP: 0.261, SLG: 0.204		B F 1 SAFE X 1-1 G6-3 ① ② 1-2f 3-H			X 0-0 G4-3 ①	X 0-0 FC6-5 ③ 1-2 2-3		X 0-0 P9 ①		4	0	0	0	0	0	5
Fernando Valenzuela, L (1, 1) OBP: 0.091, SLG: 0.114 Dave Anderson, R (7, PH) OBP: 0.296, SLG: 0.231 (8, 5)		B X 1-0 G3-1 ③			C X 0-1 G6-3 ②		X 0-0 SH3 SH 2B 1B	B P C B S X 3-2 G3 ② ③ 1-2		2 2	0 1	0 1	0 0	0 0	0 0	0 1
Inning Stats	R: 0 E: 1 K: 0 S: 11 H: 1 LOB: 2 BB: 0 P: 15	R: 1 E: 0 K: 0 S: 10 H: 2 LOB: 0 BB: 0 P: 15	R: 0 E: 0 K: 2 S: 8 H: 1 LOB: 1 BB: 0 P: 12	R: 0 E: 0 K: 0 S: 5 H: 0 LOB: 0 BB: 0 P: 6	R: 0 E: 0 K: 1 S: 6 H: 0 LOB: 0 BB: 0 P: 8	R: 1 E: 0 K: 0 S: 11 H: 0 LOB: 3 BB: 4 P: 30	R: 2 E: 1 K: 1 S: 11 H: 2 LOB: 2 BB: 1 P: 17	R: 0 E: 0 K: 0 S: 6 H: 1 LOB: 0 BB: 0 P: 9		1B: 6 2B: 1 3B: 0 HR: 0	SF: 0 SAC: 2 DP: 1 HBP: 0		WP: 1 PB: 0 SB: 0 CS: 1	PA: 36		

PITCHER		IP	WLS	BF	H	R	ER	SO	BB	IBB	HBP	BLK	WP	HR	S	P	ERA	WHIP
Dennis Rasmussen, L ERA: 4.41	(1, 1)	6.0	L	28	5	4	3	3	3	1	0	0	1	0	54	90	4.50	1.333
Mark Grant, R ERA: 2.51	(7, 1)	2.0		8	2	0	0	1	0	1	0	0	0	0	14	22	0.00	1.000

PITCHER	IP	WLS	BF	H	R	ER	SO	BB	IBB	HBP	BLK	WP	HR	S	P	ERA	WHIP

BOTTOM

San Diego Padres @ Los Angeles Dodgers

Dodger Stadium, Los Angeles, CA

Sun Aug 06 1989, 3:33 AM PDT

Att. 41,775 - Unknown

livebaseballscorecards.com

AB	29
R	4
H	7
RBI	3
BB	5
SO	4
LOB	17

Batter	1	2	3	4	5	6	7	8	9	AB	R	H	RBI	BB	SO	LOB
Oddibe McDowell, L (1, 8) OBP: 0.319, SLG: 0.318	C B B B F X 3-2 ① L9		B B X 2-0 ③ G4-3		B C X 1-1 ③ P6			C X 0-1 CS 1B		4	0	1	0	0	0	2
Jeff Treadway, L (1, 4) OBP: 0.319, SLG: 0.382	B F C X 1-2 ② P6			X 0-0 G1-3 2B		C B B B B 4-1 BB		1 SAFE 1 SAFE S S S 1-2 ②③ K 1-2		3	0	1	0	1	1	1
Lonnie Smith, R (1, 7) OBP: 0.428, SLG: 0.570	C C B B F F C 2-3 ③ K			B X 1-0 ① F9		B F F F F 1 SAFE F X 1-2 ① F8			B X 1-0 ① G5-3	4	0	0	0	0	1	2
Dale Murphy, R (1, 9) OBP: 0.306, SLG: 0.355		C B B B X 3-1 ① F7		F B B X 2-1 ② G1-3 2-3		S B F B F X 2-2 ② P6			S B C B B F F F F 3-2 ② F F X P4	4	0	0	0	0	0	2
Tommy Gregg, L (1, 3) OBP: 0.292, SLG: 0.343		F S B B C 1-3 ② K		S X 0-1 ③ P6		X 0-0 ③ G3			X 0-0 ③ G4-3	4	0	0	0	0	1	2
Andres Thomas, R (1, 6) OBP: 0.240, SLG: 0.337		C C B S 1-3 ③ K			B B B B 4-0 1B BB		C B F B F F S 2-3 ① K			2	0	0	0	1	2	0
Jeff Blauser, R (1, 5) OBP: 0.315, SLG: 0.414			B B X 2-0 HR		F X 0-1 1-2 1B		C B F B X 2-2 ② F9			3	1	2	1	0	0	0
John Russell, R (1, 2) OBP: 0.219, SLG: 0.187			B B C S B S 3-3 ① K		C M S 0-3 ① K		C C B S 1-3 ③ K			3	0	0	0	0	3	2
Tom Glavine, L (1, 1) OBP: 0.185, SLG: 0.176			B F X 1-1 ② G6-3		S L F F F B B B S 3-3 ② K			X 0-0 ① G4-3		3	0	0	0	0	1	2
Inning Stats	R: 0 E: 0 K: 1 S: 11 H: 0 LOB: 0 BB: 0 P: 17	R: 0 E: 0 K: 2 S: 8 H: 0 LOB: 0 BB: 0 P: 13	R: 1 E: 0 K: 1 S: 7 H: 1 LOB: 0 BB: 0 P: 15	R: 0 E: 0 K: 0 S: 6 H: 1 LOB: 1 BB: 0 P: 9	R: 0 E: 0 K: 2 S: 13 H: 1 LOB: 2 BB: 1 P: 21	R: 0 E: 0 K: 0 S: 11 H: 0 LOB: 1 BB: 1 P: 18	R: 0 E: 0 K: 2 S: 11 H: 0 LOB: 0 BB: 0 P: 16	R: 0 E: 0 K: 1 S: 6 H: 1 LOB: 0 BB: 0 P: 6	R: 0 E: 0 K: 0 S: 11 H: 0 LOB: 0 BB: 0 P: 15	1B: 2 2B: 1 3B: 0 HR: 1 SF: 0 SAC: 0 DP: 0 HBP: 0							

PITCHER		IP	WLS	BF	H	R	ER	SO	BB	IBB	HBP	BLK	WP	HR	S	P	ERA	WHIP
Ramon Martinez, R ERA: 3.15	(1, 1)	8.0	L	29	4	1	1	9	2	0	0	0	0	1	73	115	1.12	0.750
Mike Morgan, R ERA: 2.57	(9, 1)	1.0		3	0	0	0	0	0	0	0	0	0	0	11	15	0.00	0.000

PITCHER	IP	WLS	BF	H	R	ER	SO	BB	IBB	HBP	BLK	WP	HR	S	P	ERA	WHIP

TOP

Atlanta Braves @ Los Angeles Dodgers

Dodger Stadium, Los Angeles, CA

Mon Aug 07 1989, 7:05 PM PDT

Att. 27,284 - Unknown

livebaseballscorecards.com

AB	30
R	1
H	4
RBI	1
BB	2
SO	9
LOB	13

1B: 2	SF: 0	WP: 0	PA: 32
2B: 1	SAC: 0	PB: 0	
3B: 0	DP: 0	SB: 0	
HR: 1	HBP: 0	CS: 1	

Atlanta Braves @ Los Angeles Dodgers

Dodger Stadium, Los Angeles, CA

Mon Aug 07 1989, 7:05 PM PDT

Att. 27,284 - Unknown

livebaseballscorecards.com

BOTTOM

Batter	1	2	3	4	5	6	7	8	9	AB	R	H	RBI	BB	SO	LOB
Alfredo Griffin, S (1, 6) OBP: 0.305, SLG: 0.335	G4-3		P3			G4-3		F8		4	0	0	0	0	0	1
Willie Randolph, R (1, 4) OBP: 0.374, SLG: 0.314	L9			1B		K		L7		4	0	1	0	0	1	1
Eddie Murray, S (1, 3) OBP: 0.342, SLG: 0.388	G4-3			K		F7			F7	4	0	0	0	0	1	1
Mike Marshall, R (1, 9) OBP: 0.331, SLG: 0.402		G5-3		P3			G6-3		G6-3	4	0	0	0	0	0	1
Jeff Hamilton, R (1, 5) OBP: 0.264, SLG: 0.370		1B		F8			F9		F9	4	0	1	0	0	0	1
Jose Gonzalez, R (1, 8) OBP: 0.331, SLG: 0.338		P6			2B		E5			3	0	1	0	0	0	1
Franklin Stubbs, L (1, 7) OBP: 0.370, SLG: 0.443		K			L8		G4-3			3	0	0	0	0	1	3
Mike Scioscia, L (1, 2) OBP: 0.331, SLG: 0.318			G3					F8 SH5-4 1B		2	0	0	0	0	0	1
Mike Huff, R (8, PH) OBP: 1.000, SLG: 1.000										1	0	1	0	0	0	0
Rick Dempsey, R (9, 2) OBP: 0.261, SLG: 0.204										0	0	0	0	0	0	0
Ramon Martinez, R (1, 1) OBP: 0.286, SLG: 0.308			G6-3		G5-3			SH5-4		2	0	0	0	0	0	1
Dave Anderson, R (8, PH) OBP: 0.296, SLG: 0.231								1B		0	0	0	0	0	0	0
Mike Morgan, R (9, 1) OBP: 0.108, SLG: 0.083										0	0	0	0	0	0	0

Inning Stats	1	2	3	4	5	6	7	8	9
R	0	0	0	0	0	0	0	0	0
E	0	0	0	0	0	0	1	0	0
K	0	1	0	1	0	1	0	0	0
S	4	9	10	9	8	5	8	4	8
H	0	1	0	1	1	0	0	1	0
LOB	0	1	0	1	1	1	1	1	0
BB	0	0	0	0	0	0	0	0	0
P	8	15	14	13	12	7	16	5	12

| | | | | | | | | | |

Batter	1	2	3	4	5	6	7	8	9	AB	R	H	RBI	BB	SO	LOB
Oddibe McDowell, L (1, 8) OBP: 0.318, SLG: 0.317	G4-3		G4-3		P6			BB, 1B		4	0	1	0	0	0	2
Jeff Treadway, L (1, 4) OBP: 0.315, SLG: 0.378	G4-3		G3		G3			L4-6		4	0	0	0	0	0	4
Lonnie Smith, R (1, 7) OBP: 0.431, SLG: 0.580	HR			F9		G6-3, 1B		BB		3	1	2	1	1	0	0
Dale Murphy, R (1, 9) OBP: 0.304, SLG: 0.352	P6			L7		G6-3		G4-3		4	0	0	0	0	0	3
Darrell Evans, L (1, 3) OBP: 0.281, SLG: 0.344		F8		F9		P6			G1-3	4	0	0	0	0	0	0
Andres Thomas, R (1, 6) OBP: 0.240, SLG: 0.338		G3-1			1B, 2B		F8		F7	4	1	1	0	0	0	0
Jeff Blauser, R (1, 5) OBP: 0.321, SLG: 0.415		BB			1B, 1B		G6-4-3, BB		P4	2	0	1	1	2	0	0
John Russell, R (1, 2) OBP: 0.212, SLG: 0.181		K			K		G6-4-3			3	0	0	0	0	2	3
29 John Smoltz, R (1, 1) OBP: 0.207, SLG: 0.231			G6-3		1B			L4-6, 1B		1	0	0	0	0	0	0
Jeff Wetherby, L (5, PH) OBP: 0.286, SLG: 0.308										1	0	1	0	0	0	0
Sergio Valdez, R (5, 1)										0	0	0	0	0	0	0
Mark Eichhorn, R (7, 1)										0	0	0	0	0	0	0
Tommy Gregg, L (8, PH) OBP: 0.296, SLG: 0.347										1	0	1	0	0	0	0
Joe Boever, R (8, 1)										0	0	0	0	0	0	0
Inning Stats	R: 1 E: 0 K: 0 S: 11 H: 1 LOB: 0 BB: 0 P: 17	R: 0 E: 0 K: 1 S: 8 H: 0 LOB: 1 BB: 1 P: 13	R: 0 E: 0 K: 0 S: 4 H: 0 LOB: 0 BB: 0 P: 6	R: 0 E: 0 K: 0 S: 6 H: 0 LOB: 0 BB: 0 P: 10	R: 1 E: 0 K: 1 S: 11 H: 3 LOB: 2 BB: 0 P: 17	R: 0 E: 0 K: 0 S: 8 H: 1 LOB: 0 BB: 0 P: 13	R: 0 E: 0 K: 0 S: 6 H: 0 LOB: 0 BB: 1 P: 14	R: 0 E: 0 K: 0 S: 12 H: 2 LOB: 2 BB: 1 P: 19	R: 0 E: 0 K: 0 S: 4 H: 0 LOB: 0 BB: 0 P: 7	1B: 5 2B: 2 3B: 0 HR: 1 SF: 0 SAC: 0 DP: 3 HBP: 0						

PITCHER	IP	WLS	BF	H	R	ER	SO	BB	IBB	HBP	BLK	WP	HR	S	P	ERA	WHIP
Orel Hershiser, R (1, 1) ERA: 2.4	9.0	W	34	7	2	2	2	3	0	0	0	0	1	70	116	2.00	1.111

PITCHER	IP	WLS	BF	H	R	ER	SO	BB	IBB	HBP	BLK	WP	HR	S	P	ERA	WHIP

TOP

Atlanta Braves @ Los Angeles Dodgers

Dodger Stadium, Los Angeles, CA

Tue Aug 08 1989, 7:05 PM PDT

Att. 30,713 - Unknown

livebaseballscorecards.com

AB	31
R	2
H	7
RBI	2
BB	3
SO	2
LOB	12

Batter	1	2	3	4	5	6	7	8	9	AB	R	H	RBI	BB	SO	LOB
Alfredo Griffin, S (1, 6) OBP: 0.304, SLG: 0.334	C F B S 1-3 ① K	B F B F C 2-3 ③ K		B B F B F F X 3-2 ② P5		X 0-0 FC5-4 1B 1B		B B X 2-0 G4-3 1B 2B		4	1	1	0	0	2	0
Dave Anderson, R (8, 6) OBP: 0.302, SLG: 0.248										1	1	1	0	0	0	0
Willie Randolph, R (1, 4) OBP: 0.378, SLG: 0.316	B F B C X 2-2 G6-4-3 1B		B B B B 4-0 S 1B BB BB	X 0-0 ③ G6-3		1 SAFE C 1 SAFE C F X 0-2 FC5-4 1-2 1B		B X 1-0 ① G6-3		3	1	2	0	1	0	0
Jeff Hamilton, R (7, 5) OBP: 0.263, SLG: 0.369										1	0	0	0	0	0	1
Lenny Harris, L (1, 5) OBP: 0.277, SLG: 0.291	C X 0-1 ②③ G6-4-3 1-2f		B C S S X 1-2 BB S 1-2 1B		B B C X 2-1 ① F8	C S B X 1-2 ② FC5-4 1B HR 1-2f 2-3		X 0-0 ② G4-3 2-3		5	1	1	0	0	0	4
(7, 4)																
Eddie Murray, S (1, 3) OBP: 0.347, SLG: 0.391		X 0-0 BB 1B FC1-2 1B	F X 0-1 ① F8		B S B B S B 4-2 BB 1B BB	X 0-0 HR 1-3 3-H 1B		B F B X 2-1 3-H 1B		4	1	3	2	1	0	2
Franklin Stubbs, L (1, 7) OBP: 0.381, SLG: 0.478		F F X 0-2 FC1-2 BB HR 1-2 1B	B B B C S F B 4-2 BB 1-2 2-3 BB		C S S 0-3 ② K	B S X 1-1 HR 1-H 3-H		B B C X 2-1 ③ L8		4	2	2	3	1	1	2
Bill Bean, L (1, 8) OBP: 0.235, SLG: 0.138	B B B C B 4-1 FC1-2 HR 1-2 2-3 BB	F S F F X 0-2 ② P6			F C X 0-2 BB 1-2 1B	C B B B X 3-1 ③ F9				3	1	1	0	1	0	3
Mike Huff, R (1, 9) OBP: 0.600, SLG: 0.333	S B S X 1-2 ① FC1-2 HR 1-2 2-3 3-Hf	S F B B B B 4-2 1-2 2-3 3-H BB			B B B C B 4-1 1-2 2-3 BB		S B B F S 2-3 ① K			2	1	0	1	2	1	3
Mike Scioscia, L (1, 2) OBP: 0.331, SLG: 0.327	B X 1-0 1-H 2-H 3-H HR	B C B B X 3-1 ③ F9			C X 0-1 ③ P4		B C X 1-1 ② G3-1			4	1	1	4	0	0	6
Orel Hershiser, R (1, 1) OBP: 0.210, SLG: 0.276	X 0-0 ② B5-3			S F B B B S 2-3 ① K		B X 1-0 ① P6	C C S 0-3 ③ K			4	0	0	0	0	2	0
Inning Stats	R: 0 E: 0 K: 1 S: 8 H: 1 LOB: 0 BB: 0 P: 11	R: 4 E: 0 K: 1 S: 13 H: 3 LOB: 0 BB: 1 P: 21	R: 1 E: 0 K: 0 S: 17 H: 1 LOB: 3 BB: 3 P: 33	R: 0 E: 0 K: 1 S: 8 H: 0 LOB: 0 BB: 0 P: 13	R: 0 E: 0 K: 1 S: 13 H: 1 LOB: 3 BB: 2 P: 23	R: 4 E: 0 K: 0 S: 14 H: 4 LOB: 0 BB: 0 P: 20	R: 0 E: 0 K: 2 S: 8 H: 0 LOB: 0 BB: 0 P: 11	R: 1 E: 0 K: 0 S: 7 H: 2 LOB: 1 BB: 0 P: 14		1B: 9 2B: 1 3B: 0 HR: 2	SF: 0 SAC: 0 DP: 1 HBP: 0			WP: 0 PB: 0 SB: 2 CS: 0	PA: 41		

PITCHER		IP	WLS	BF	H	R	ER	SO	BB	IBB	HBP	BLK	WP	HR	S	P	ERA	WHIP
29 John Smoltz, R ERA: 2.63	(1, 1)	4.0	L	20	5	5	5	3	4	0	0	0	0	1	46	78	11.25	2.250
Sergio Valdez, R ERA: 7.04	(5, 1)	2.0		13	5	4	4	1	2	0	0	0	0	1	27	43	18.00	3.500
Mark Eichhorn, R ERA: 3.68	(7, 1)	1.0		3	0	0	0	2	0	0	0	0	0	0	8	11	0.00	0.000
Joe Boever, R ERA: 3.41	(8, 1)	1.0		5	2	1	1	0	0	0	0	0	0	0	7	14	9.00	2.000

PITCHER	IP	WLS	BF	H	R	ER	SO	BB	IBB	HBP	BLK	WP	HR	S	P	ERA	WHIP

BOTTOM

Atlanta Braves @ Los Angeles Dodgers

Dodger Stadium, Los Angeles, CA

Tue Aug 08 1989, 7:05 PM PDT

Att. 30,713 - Unknown

livebaseballscorecards.com

AB	35
R	10
H	12
RBI	10
BB	6
SO	6
LOB	21

Batter	1	2	3	4	5	6	7	8	9	AB	R	H	RBI	BB	SO	LOB
Oddibe McDowell, L (1, 8) OBP: 0.317, SLG: 0.316	C C B F F X 1-2 S HR 1B		B F B X 2-1 ① F8		L C S 0-3 ② K		C B F B F F X 2-2 ③ G3			4	1	1	0	0	1	0
Jeff Treadway, L (1, 4) OBP: 0.317, SLG: 0.380	B X 1-0 ① P6		B B C X 2-1 2B 2B		B B B B 4-0 BB			C L B B X 2-2 ① G4-3		3	1	1	0	1	0	1
Lonnie Smith, R (1, 7) OBP: 0.434, SLG: 0.583	1 SAFE B C S B B B 4-2 1-2 HR BB		F X 0-1 2-H 2B		X 0-0 ③ P3			B F B F F X 2-2 HR 1B		3	2	2	1	1	0	1
Dale Murphy, R (1, 9) OBP: 0.305, SLG: 0.367	X 0-0 1-H 2-H HR		C B C B B F S 3-3 ② K			C B B X 2-1 ① P6		1 SAFE C 1 S P X 0-2 1-H HR		4	2	2	5	0	1	1
Tommy Gregg, L (1, 3) OBP: 0.290, SLG: 0.340	B B F B X 3-1 ② F9		B B F F F X 2-2 ③ F9			B X 1-0 ② F8		S B F X 1-2 ② P5		4	0	0	0	0	0	1
Andres Thomas, R (1, 6) OBP: 0.240, SLG: 0.337	B B X 2-0 ③ P3			X 0-0 ① G5-3		C X 0-1 1B		C S 0-3 ③ K		4	0	1	0	0	1	0
Jeff Blauser, R (1, 5) OBP: 0.316, SLG: 0.409		S B X 1-1 ① G5-3		B B X 2-0 ② P6		F F C 0-3 ③ K			B X 1-0 ① F8	4	0	0	0	0	1	1
Bruce Benedict, R (1, 2) OBP: 0.293, SLG: 0.230	C X 0-1 ② G5-3			C B B X 2-1 ③ F7			B B B C F X 3-2 ① F7		X 0-0 ② G6-3	4	0	0	0	0	0	0
Pete Smith, R (1, 1) OBP: 0.171, SLG: 0.156 Jim Acker, R (6, 1) OBP: 0.143, SLG: 0.143	B C F C 1-3 ③ K				C C X 0-2 ① G3-1		X 0-0 ② G1-3		S B X 1-1 ③ G5-3	2 2	0 0	0 0	0 0	0 0	1 0	0 0
Inning Stats	R: 3 H: 2 E: 0 LOB: 0 K: 0 BB: 1 S: 12 P: 23	R: 0 H: 0 E: 0 LOB: 0 K: 1 BB: 0 S: 7 P: 9	R: 1 H: 2 E: 0 LOB: 1 K: 1 BB: 0 S: 14 P: 23	R: 0 H: 0 E: 0 LOB: 0 K: 0 BB: 0 S: 4 P: 8	R: 0 H: 0 E: 0 LOB: 1 K: 1 BB: 1 S: 7 P: 11	R: 0 H: 1 E: 0 LOB: 1 K: 1 BB: 0 S: 8 P: 11	R: 0 H: 0 E: 0 LOB: 0 K: 0 BB: 0 S: 9 P: 14	R: 2 H: 2 E: 0 LOB: 0 K: 1 BB: 0 S: 17 P: 22	R: 0 H: 0 E: 0 LOB: 0 K: 0 BB: 0 S: 4 P: 6	1B: 3 SF: 0 2B: 2 SAC: 0 3B: 0 DP: 0 HR: 2 HBP: 0						

PITCHER	IP	WLS	BF	H	R	ER	SO	BB	IBB	HBP	BLK	WP	HR	S	P	ERA	WHIP
John Wetteland, R (1, 1) ERA: 2.8	5.0	L	21	4	4	4	3	2	0	0	0	0	1	44	74	7.20	1.200
Mike Morgan, R (6, 1) ERA: 2.53	2.0		7	1	0	0	1	0	0	0	0	0	0	17	25	0.00	0.500
Tim Crews, R (8, 1) ERA: 2.65	2.0		8	2	2	2	1	0	0	0	0	0	1	21	28	9.00	1.000

PITCHER	IP	WLS	BF	H	R	ER	SO	BB	IBB	HBP	BLK	WP	HR	S	P	ERA	WHIP

TOP

Atlanta Braves @ Los Angeles Dodgers

Dodger Stadium, Los Angeles, CA

Wed Aug 09 1989, 7:05 PM PDT

Att. 41,328 - Unknown

livebaseballscorecards.com

AB	34
R	6
H	7
RBI	6
BB	2
SO	5
LOB	5

BOTTOM

Atlanta Braves @ Los Angeles Dodgers

Dodger Stadium, Los Angeles, CA

Wed Aug 09 1989, 7:05 PM PDT

Att. 41,328 - Unknown

livebaseballscorecards.com

Batter	1	2	3	4	5	6	7	8	9	AB	R	H	RBI	BB	SO	LOB
Lenny Harris, L (1, 4) OBP: 0.272, SLG: 0.286	C B X 1-1 G5-3 ①		F X 0-1 G6-3 ② 3-H		1 SAFE 1 SAFE B 1 SAFE P 1 SAFE X 1-1 G4-3 ③			C B X 1-1 F8 ①		4	0	0	1	0	0	1
Alfredo Griffin, S (1, 6) OBP: 0.306, SLG: 0.336	C I B X 1-2 G6-3 ②		B B X 2-0 F8 ③			B X 1-0 F9 BB CS 1B		B C X 1-1 G5-3 1B		4	0	2	0	0	0	0
Franklin Stubbs, L (1, 7) OBP: 0.385, SLG: 0.474	B C B C X 2-2 1B			L X 0-1 F8 ①		1 SAFE B 1 SAFE B 1 B B 4-0 1B CS 1-2 BB		X 0-0 G5-3 ② 1-2		3	0	1	0	1	0	1
Eddie Murray, S (1, 3) OBP: 0.346, SLG: 0.389	1 SAFE B P B 1 F B X SAFE 3-2 G5-3 ③			F B B F B X 3-2 G4-3 ②		X 0-0 F9 ① 2-3		B B B B 4-0 BB		3	0	0	0	1	0	3
Mike Marshall, R (1, 9) OBP: 0.330, SLG: 0.400		S B F F F X 1-2 F8 ①		S X 0-1 G4-3 ③		B B B S 1 SAFE S X 3-2 1-3 3-H 1B ②		B S B S S 2-3 K ③		4	0	1	0	0	1	2
Jeff Hamilton, R (1, 5) OBP: 0.266, SLG: 0.386		F X 0-1 G6-3 ②			S B X 1-1 HR	X 0-0 F7 ③			X 0-0 HR	4	2	2	2	0	0	2
Bill Bean, L (1, 8) OBP: 0.211, SLG: 0.121		B C C F S 1-3 K ③			B X 1-0 G6-3 ①		C S B X 1-2 G5-3 ①	F B X 1-1 F8 ①		4	0	0	0	0	1	0
Mike Scioscia, L (1, 2) OBP: 0.330, SLG: 0.329			B B C B C X 3-2 SH1-4 G6-3 2B		C B X 1-1 G3-1 ②		C X 0-1 F8 ②	C X 0-1 G3 ②		4	1	1	0	0	0	0
John Wetteland, R (1, 1) OBP: 0.111, SLG: 0.111 Mike Sharperson, R (5, PH) OBP: 0.600, SLG: 0.500 Mike Morgan, R (6, 1) OBP: 0.108, SLG: 0.083 Mike Huff, R (7, PH) OBP: 0.500, SLG: 0.250 Tim Crews, R (8, 1) Willie Randolph, R (9, PH) OBP: 0.377, SLG: 0.316			X 0-0 SH1-4 ① 2-3		B F C B X 2-2 1B		C S S 0-3 K ③	C F X 0-2 P3 ③		0 1 0 1 0 1	0 0 0 0 0 0	0 1 0 0 0 0	0 0 0 0 0 0	0 0 0 1 0 0	0 0 0 0 0 0	0 0 0 0 0 0
Inning Stats	R: 0 E: 0 K: 0 S: 11 H: 1 LOB: 1 BB: 0 P: 18	R: 0 E: 0 K: 1 S: 11 H: 0 LOB: 0 BB: 0 P: 13	R: 1 E: 0 K: 0 S: 7 H: 1 LOB: 0 BB: 0 P: 12	R: 0 E: 0 K: 0 S: 7 H: 0 LOB: 0 BB: 0 P: 10	R: 1 E: 0 K: 0 S: 10 H: 2 LOB: 1 BB: 0 P: 16	R: 0 E: 0 K: 0 S: 6 H: 2 LOB: 2 BB: 1 P: 14	R: 0 E: 0 K: 1 S: 8 H: 0 LOB: 0 BB: 0 P: 9	R: 0 E: 0 K: 1 S: 8 H: 1 LOB: 2 BB: 1 P: 16	R: 1 E: 0 K: 0 S: 8 H: 1 LOB: 0 BB: 0 P: 9	1B: 5 2B: 1 3B: 0 HR: 2	SF: 0 SAC: 1 DP: 0 HBP: 0			WP: 0 PB: 0 SB: 0 CS: 2		PA: 36	

PITCHER		IP	WLS	BF	H	R	ER	SO	BB	IBB	HBP	BLK	WP	HR	S	P	ERA	WHIP
Pete Smith, R ERA: 4.73	(1, 1)	5.0	W	21	5	2	2	1	1	0	0	0	0	1	47	75	3.60	1.200
Jim Acker, R ERA: 2.69	(6, 1)	4.0	S	15	3	1	1	2	1	0	0	0	0	1	29	42	2.25	1.000

PITCHER	IP	WLS	BF	H	R	ER	SO	BB	IBB	HBP	BLK	WP	HR	S	P	ERA	WHIP

AB	33
R	3
H	8
RBI	3
BB	2
SO	3
LOB	9

Batter	1	2	3	4	5	6	7	8	9	AB	R	H	RBI	BB	SO	LOB
Lenny Harris, L (1, 4) OBP: 0.276, SLG: 0.289	C B X 1-1 CS 1B		F X 0-1 ② B1-3 2-3		X 0-0 G1-2-3 1B 1-2 1B		X 0-0 ③ G3			4	0	2	0	0	0	1
Alfredo Griffin, S (1, 6) OBP: 0.312, SLG: 0.340 Mike Sharperson, R (5, 6) OBP: 0.333, SLG: 0.333	1 SAFE B B B B 4-0 ① G6-3 1-2 BB		X 0-0 3-H 1B		B B C X 2-1 G1-2-3 1-2 2-3 1B			C B F X 1-2 ① G6-3		2 1	0 0	2 0	1 0	1 0	0 0	0 0
Franklin Stubbs, L (1, 7) OBP: 0.372, SLG: 0.455 (5, 3)	C B C X 1-2 ②③ G6-3 1-2f		C F B S 1-3 ③ K		X 0-0 ①② G1-2-3 1-2 2-3 3-Hf			C C S 0-3 ② K		4	0	0	0	0	2	5
Eddie Murray, S (1, 3) OBP: 0.346, SLG: 0.387 Ray Searage, L (5, 1) Dave Anderson, R (8, PH) OBP: 0.299, SLG: 0.245 Alejandro Pena, R (8, 1)		B C B B B 4-1 BB	F F S 0-3 ① K	F C C 0-3 ③ K				B C X 1-1 ③ G6-3		2 0 1 0	0 0 0 0	0 0 0 0	0 0 0 0	1 0 0 0	2 0 0 0	2 0 0 0
Mike Marshall, R (1, 9) OBP: 0.330, SLG: 0.403 Mike Huff, R (6, 9) OBP: 0.429, SLG: 0.200		C B C B F B X 3-2 ① P4	X 0-0 1B 2B			X 0-0 ① G6-3			F S X 0-2 ① G6-3	3 1	1 0	1 0	0 0	0 0	0 0	1 0
Jeff Hamilton, R (1, 5) OBP: 0.263, SLG: 0.382		X 0-0 ② F8	S X 0-1 ② F9			C B F B X 2-2 ② G6-3			X 0-0 ② G3	4	0	0	0	0	0	2
Jose Gonzalez, R (1, 8) OBP: 0.329, SLG: 0.336		C F B C 1-3 ③ K	F B B X 2-1 2-H 1B			C B F F X 1-2 ③ G6-3			B B F F X 2-2 E5	4	0	1	1	0	1	1
Mike Scioscia, L (1, 2) OBP: 0.330, SLG: 0.327 Rick Dempsey, R (9, PH) OBP: 0.258, SLG: 0.202			B B B B 4-0 B1-3 G3 1B BB	X 0-0 ③ F7			C B B B B X 3-1 ① G4-3		F C B B B X 3-2 ③ F7	2 1	1 0	0 0	0 0	1 0	0 0	1 1
Tim Belcher, R (1, 1) OBP: 0.140, SLG: 0.143 Tim Crews, R (3, 1) Bill Bean, L (5, PH) OBP: 0.225, SLG: 0.143 (5, 7)			B B C L B X 3-2 ① G3 1-2		C B F B F X 2-2 1B 1B G1-2-3 1B		C F X 0-2 ② F8			1 0 2	0 0 0	0 0 1	0 0 0	0 0 0	0 0 0	1 0 0
Inning Stats	R: 0 E: 0 K: 0 S: 5 H: 1 LOB: 0 BB: 1 P: 11	R: 0 E: 0 K: 1 S: 9 H: 0 LOB: 1 BB: 1 P: 17	R: 1 E: 0 K: 1 S: 9 H: 1 LOB: 1 BB: 1 P: 17	R: 1 E: 0 K: 1 S: 9 H: 2 LOB: 1 BB: 0 P: 11	R: 0 E: 0 K: 1 S: 11 H: 3 LOB: 2 BB: 0 P: 15	R: 0 E: 0 K: 0 S: 8 H: 0 LOB: 0 BB: 0 P: 11	R: 0 E: 0 K: 0 S: 6 H: 0 LOB: 0 BB: 0 P: 9	R: 0 E: 0 K: 1 S: 8 H: 0 LOB: 0 BB: 0 P: 10	R: 0 E: 1 K: 0 S: 10 H: 0 LOB: 1 BB: 0 P: 15	1B: 6 2B: 1 3B: 0 HR: 0	SF: 0 SAC: 0 DP: 2 HBP: 0						

PITCHER		IP	WLS	BF	H	R	ER	SO	BB	IBB	HBP	BLK	WP	HR	S	P	ERA	WHIP
Michael LaCoss, R ERA: 2.95	(1, 1)	7.0	W	28	7	2	2	4	3	0	0	0	0	0	57	91	2.57	1.429
Jeff Brantley, R ERA: 4.3	(8, 1)	1.0		3	0	0	0	1	0	0	0	0	0	0	8	10	0.00	0.000
Craig Lefferts, L ERA: 2.28	(9, 1)	1.0		4	0	0	0	0	0	0	0	0	0	0	10	15	0.00	0.000

PITCHER	IP	WLS	BF	H	R	ER	SO	BB	IBB	HBP	BLK	WP	HR	S	P	ERA	WHIP

TOP

Los Angeles Dodgers @ San Francisco Giants
Candlestick Park, San Francisco, CA
Fri Aug 11 1989, 10:05 PM EDT
Att. 33,307 - Unknown

livebaseballscorecards.com

AB	32
R	2
H	7
RBI	2
BB	3
SO	5
LOB	15

WP: 0 PB: 0 SB: 0 CS: 1 PA: 35

Batter	1	2	3	4	5	6	7	8	9	AB	R	H	RBI	BB	SO	LOB
Brett Butler, L (1, 8) OBP: 0.345, SLG: 0.370	C B F B S 2-3 ① K	X 0-0 1B	B C F B F F X 2-2 1-2 2-H 3-H 1B		X 0-0 ② F9		B B X 2-0 ② G6-3			3	0	2	2	0	1	0
Donell Nixon, R (5, 8) OBP: 0.297, SLG: 0.261										2	0	0	0	0	0	0
Robby Thompson, R (1, 4) OBP: 0.327, SLG: 0.424	F B X 1-1 1B HR 1B	F 1 SAFE 1 SAFE 1 SAFE 1 SAFE X 0-1 ③ F8	C B S C 1-3 ③ K		C B B F B B 4-2 1B BB		B C B F B X 3-2 ③ G3-1			3	1	1	0	0	1	3
Ernest Riles, L (5, 4) OBP: 0.332, SLG: 0.397										1	0	0	0	1	0	0
Will Clark, L (1, 3) OBP: 0.418, SLG: 0.557	F X 0-1 BB 1-3 HR 1B	B X 1-0 ① G4-3	S B X 1-1 HR 2B	C X 0-1 1-3 1B				B F B F B S 3-3 ① K		5	2	3	0	0	1	0
Kevin Mitchell, R (1, 7) OBP: 0.395, SLG: 0.674	B C B C F B F B 4-2 1-2 HR BB	B C F X 1-2 E5 HR	B C C B B X 3-2 2-H HR	B B F F B F X 3-2 ③ G5-3				C X 0-1 ② G6-3		3	3	1	2	1	0	2
Greg Litton, R (7, 7) OBP: 0.343, SLG: 0.505										1	0	0	0	0	0	0
Matt Williams, R (1, 5) OBP: 0.250, SLG: 0.459	B F F F B X 2-2 1-H 2-H 3-H HR	F X 0-1 1-H HR	S X 0-1 ① G6-3		X 0-0 ① F9			F C X 0-2 ③ G1-3		5	2	2	6	0	0	0
Pat Sheridan, L (1, 9) OBP: 0.316, SLG: 0.344	C B B 4-2 G4-3 BB	B S S B X 2-2 1B 1B 1B	C S B B F C 2-3 ② K		B F B X 2-1 FC5-4 1B					2	1	1	0	1	1	0
Candy Maldonado, R (6, PH) OBP: 0.302, SLG: 0.372	C B C F F B F B (7, 9)									1	0	1	0	0	0	0
Terry Kennedy, L (1, 2) OBP: 0.315, SLG: 0.331	F X 0-1 ② ③ G4-3 1-2f	F X 0-1 BB 1-3 1B 1B	B S B F X 2-2 1B		B F X 1-1 ② F9					4	1	2	0	0	0	2
Jose Uribe, S (1, 6) OBP: 0.284, SLG: 0.299		C B X 1-1 ① G4-3	C B B X 2-1 ② L6	B C C B S 2-3 ③ K		C B X 1-1 ③ FC5-4 1-2f				4	0	0	0	0	1	4
Michael LaCoss, R (1, 1) OBP: 0.138, SLG: 0.077	C C C 0-3 ② K	S C B B B B 4-2 1-2 1B BB			B S C S 1-3 ① K		B S S S B B X 3-2 ① G6-3			2	0	0	0	1	2	0
Kirt Manwaring, R (7, PH) OBP: 0.269, SLG: 0.262										1	0	0	0	0	0	0
Jeff Brantley, R (8, 1) OBP: 0.100, SLG: 0.100										0	0	0	0	0	0	0
Craig Lefferts, L (9, 1)										0	0	0	0	0	0	0
Inning Stats	R: 4 E: 0 K: 1 S: 22 H: 3 LOB: 0 BB: 2 P: 35	R: 0 E: 0 K: 1 S: 8 H: 1 LOB: 1 BB: 0 P: 9	R: 4 E: 1 K: 1 S: 23 H: 4 LOB: 2 BB: 1 P: 36	R: 2 E: 0 K: 2 S: 17 H: 3 LOB: 1 BB: 0 P: 27	R: 0 E: 0 K: 1 S: 12 H: 1 LOB: 2 BB: 1 P: 20	R: 0 E: 0 K: 0 S: 7 H: 1 LOB: 1 BB: 0 P: 11	R: 0 E: 0 K: 0 S: 7 H: 0 LOB: 0 BB: 0 P: 15	R: 0 E: 0 K: 1 S: 8 H: 0 LOB: 0 BB: 0 P: 11		1B: 9 2B: 1 3B: 0 HR: 3	SF: 0 SAC: 0 DP: 1 HBP: 0					

PITCHER		IP	WLS	BF	H	R	ER	SO	BB	IBB	HBP	BLK	WP	HR	S	P	ERA	WHIP
Tim Belcher, R ERA: 3.4	(1, 1)	2.2	L	18	7	8	5	2	3	0	0	0	0	2	45	69	16.88	3.750
Tim Crews, R ERA: 2.92	(3, 1)	1.1		8	4	2	2	3	0	0	0	0	0	1	25	38	13.50	3.000
Ray Searage, L ERA: 2.86	(5, 1)	3.0		12	2	0	0	1	1	0	0	0	0	0	26	46	0.00	1.000
Alejandro Pena, R ERA: 2.74	(8, 1)	1.0		3	0	0	0	1	0	0	0	0	0	0	8	11	0.00	0.000

PITCHER	IP	WLS	BF	H	R	ER	SO	BB	IBB	HBP	BLK	WP	HR	S	P	ERA	WHIP

BOTTOM

Los Angeles Dodgers @ San Francisco Giants

Candlestick Park, San Francisco, CA

Fri Aug 11 1989, 10:05 PM EDT

Att. 33,307 - Unknown

livebaseballscorecards.com

AB	37
R	10
H	13
RBI	10
BB	4
SO	7
LOB	11

PA: 41

Batter	1	2	3	4	5	6	7	8	9	AB	R	H	RBI	BB	SO	LOB
Alfredo Griffin, S (1, 6) OBP: 0.313, SLG: 0.344	0-0 BLK 2B	2-1 L9			0-1 1B 1B	1-1 P4		0-0 F7		5	1	2	0	0	0	4
Willie Randolph, R (1, 4) OBP: 0.377, SLG: 0.317	2-1 G4-3 2-3		0-1 G5-3		2-1 1B 1-2 1B		0-1 HR 1B	2-0 P4		5	1	2	0	0	0	3
Eddie Murray, S (1, 3) OBP: 0.345, SLG: 0.392	0-0 P4		1-1 G1-3		2-2 P6		0-2 1-H HR	2-2 G3		5	1	1	2	0	0	5
Mike Marshall, R (1, 9) OBP: 0.331, SLG: 0.401	2-0 P4		2-1 S 1B		0-0 F7		0-0 F9		4-0 G5-4-3 BB	4	0	1	0	1	0	3
Jeff Hamilton, R (1, 5) OBP: 0.267, SLG: 0.383		0-1 P3	4-1 1-2 BB		0-0 1-3 2-H 1B		1-0 BB 1B		1-0 G5-4-3 1-2f	4	0	2	1	1	0	1
Jose Gonzalez, R (1, 8) OBP: 0.331, SLG: 0.353		3-1 HR	3-3 K		0-0 P3		4-1 1-2 G1-6-3 BB		2-1 F7	4	1	1	1	1	1	4
Mike Huff, R (1, 7) OBP: 0.400, SLG: 0.250		0-1 2B 1B	2-1 G5-3			3-3 K	0-1 1-2f G1-6-3			3	1	1	0	0	1	0
Franklin Stubbs, L (7, PH) OBP: 0.368, SLG: 0.450										1	0	0	0	0	0	2
Bill Bean, L (7, 7) OBP: 0.225, SLG: 0.143										0	0	0	0	0	0	0
Rick Dempsey, R (1, 2) OBP: 0.274, SLG: 0.234		3-2 F8		0-0 2B		4-2 SH2-4 BB		2-2 1B 2B		3	0	2	0	1	0	1
Fernando Valenzuela, L (1, 1) OBP: 0.128, SLG: 0.170		0-1 1-H 2B		0-1 G6-3		0-0 SH2-4 1-2		1-1 2-3 1B		3	0	2	1	0	0	0
Inning Stats	R: 0 H: 1 E: 0 LOB: 1 K: 0 BB: 0 S: 5 P: 9	R: 2 H: 3 E: 0 LOB: 1 K: 0 BB: 0 S: 13 P: 21	R: 0 H: 1 E: 0 LOB: 2 K: 1 BB: 1 S: 10 P: 20	R: 0 H: 1 E: 0 LOB: 1 K: 0 BB: 0 S: 5 P: 7	R: 1 H: 3 E: 0 LOB: 2 K: 0 BB: 0 S: 11 P: 15	R: 0 H: 0 E: 0 LOB: 1 K: 1 BB: 1 S: 10 P: 18	R: 2 H: 3 E: 0 LOB: 1 K: 0 BB: 1 S: 10 P: 15	R: 0 H: 2 E: 0 LOB: 2 K: 0 BB: 0 S: 11 P: 18	R: 0 H: 0 E: 0 LOB: 0 K: 0 BB: 1 S: 3 P: 10	1B: 8 SF: 0 2B: 4 SAC: 1 3B: 0 DP: 2 HR: 2 HBP: 0						

TOP

Los Angeles Dodgers @ San Francisco Giants

Candlestick Park, San Francisco, CA

Sat Aug 12 1989, 6:33 AM EDT

Att. 49,772 - Unknown

livebaseballscorecards.com

AB	37
R	5
H	14
RBI	5
BB	4
SO	2
LOB	23

WP: 0 PA: 42
PB: 0
SB: 1
CS: 0

PITCHER		IP	WLS	BF	H	R	ER	SO	BB	IBB	HBP	BLK	WP	HR	S	P	ERA	WHIP
Bob Knepper, L ERA: 5.73	(1, 1)	5.0	L	24	9	3	3	1	1	0	0	1	0	1	44	72	5.40	2.000
Jeff Brantley, R ERA: 4.46	(6, 1)	1.1		9	3	2	2	1	2	0	0	0	0	1	18	31	13.50	3.750
Randy McCament, R ERA: 3.76	(7, 1)	2.2		9	2	0	0	0	1	0	0	0	0	0	16	30	0.00	1.125

PITCHER	IP	WLS	BF	H	R	ER	SO	BB	IBB	HBP	BLK	WP	HR	S	P	ERA	WHIP

BOTTOM

Los Angeles Dodgers @ San Francisco Giants
Candlestick Park, San Francisco, CA
Sat Aug 12 1989, 6:33 AM EDT
Att. 49,772 - Unknown

livebaseballscorecards.com

Batter	1	2	3	4	5	6	7	8	9	AB	R	H	RBI	BB	SO	LOB
Brett Butler, L (1, 8) OBP: 0.342, SLG: 0.367	L B B F F X 2-2 F8 ①		B C B X 2-1 FC6-4 ② 1-2f 3-H		B C X 1-1 G6-3 ② 1-2 2-3		X 0-0 B2-3 ③			4	0	0	1	0	0	4
Robby Thompson, R (1, 4) OBP: 0.325, SLG: 0.420	C F B B F B F S 3-3 K ②		B S B B X 2-1 F9 ③		B B X 2-0 G5-3 ③			B C S B X 2-2 F8 ①		4	0	0	0	0	1	4
Will Clark, L (1, 3) OBP: 0.415, SLG: 0.552	C B S X 1-2 F8 ③			C B B F B S 3-3 K ①		B C F B X 2-2 P4 ①		B B F F X 2-2 P5 ②		4	0	0	0	0	1	0
Matt Williams, R (1, 5) OBP: 0.258, SLG: 0.464		C B B B F S 3-3 K ①		B S B B F B 4-2 G5-3 BB		F B S X 1-2 2B		S S B S 1-3 K ③		3	0	1	0	1	2	0
Candy Maldonado, R (1, 9) OBP: 0.298, SLG: 0.366		B B X 2-0 P4 ②		B S B X 2-1 G5-3 ② 1-2		B B C B X 3-1 G5-3 ②			C F B X 1-2 E1 G3-6	4	0	0	0	0	0	2
Greg Litton, R (1, 7) OBP: 0.333, SLG: 0.490 Randy McCament, R (7, 1) OBP: 0.333, SLG: 0.333 Ken Oberkfell, L (9, PH) OBP: 0.290, SLG: 0.360		X 0-0 F8 ③		S B X 1-1 P4 ③		S B F B S 2-3 K ③			C B B F F F B X 3-2 G3-6 ① ② 1-2f	3 0 1	0 0 0	0 0 0	0 0 0	0 0 0	1 0 0	2 0 1
Kirt Manwaring, R (1, 2) OBP: 0.274, SLG: 0.263			H 1-0 E FC6 FC6-4 HBP		C X 0-1 G6-3 BB 1B		B F F B F F X 2-2 G4-3 ①		C F X 0-2 F8 ③	3	1	1	0	0	0	0
Jose Uribe, S (1, 6) OBP: 0.282, SLG: 0.297			C F X 0-2 F7 ①		F S B F C 1-3 K ①		B X 1-0 G5-3 ②			3	0	0	0	0	1	2
Bob Knepper, L (1, 1) OBP: 0.375, SLG: 0.485 Kevin Mitchell, R (5, PH) OBP: 0.396, SLG: 0.674 Jeff Brantley, R (5, PR) OBP: 0.100, SLG: 0.100 (6, 1) Donell Nixon, R (7, 7) OBP: 0.303, SLG: 0.261			X 0-0 FC6 FC6-4 1-3		B B C B B 4-1 G6-3 1-2 BB		B B C B B 4-1 BB			1 0 0 0	0 0 0 0	0 0 0 0	0 0 0 0	0 1 0 1	0 0 0 0	1 0 0 0
Inning Stats	R: 0 E: 0 K: 1 S: 13 H: 0 LOB: 0 BB: 0 P: 19	R: 0 E: 0 K: 1 S: 5 H: 0 LOB: 0 BB: 0 P: 10	R: 1 E: 1 K: 0 S: 8 H: 0 LOB: 1 BB: 0 P: 13	R: 0 E: 0 K: 1 S: 10 H: 0 LOB: 1 BB: 1 P: 20	R: 0 E: 0 K: 1 S: 10 H: 1 LOB: 3 BB: 1 P: 18	R: 0 E: 0 K: 1 S: 11 H: 1 LOB: 1 BB: 0 P: 19	R: 0 E: 0 K: 0 S: 8 H: 0 LOB: 1 BB: 1 P: 15	R: 0 E: 0 K: 1 S: 9 H: 0 LOB: 0 BB: 0 P: 14	R: 0 E: 1 K: 0 S: 11 H: 0 LOB: 0 BB: 0 P: 15	1B: 1 2B: 1 3B: 0 HR: 0	SF: 0 SAC: 0 DP: 1 HBP: 1			WP: 0 PB: 0 SB: 0 CS: 0		PA: 34	

	AB	30
	R	1
	H	2
	RBI	1
	BB	3
	SO	6
	LOB	16

PITCHER	IP	WLS	BF	H	R	ER	SO	BB	IBB	HBP	BLK	WP	HR	S	P	ERA	WHIP
Fernando Valenzuela, L (1, 1) ERA: 3.46	9.0	W	34	2	1	0	6	3	0	1	0	0	0	85	143	0.00	0.556

PITCHER	IP	WLS	BF	H	R	ER	SO	BB	IBB	HBP	BLK	WP	HR	S	P	ERA	WHIP

Batter	1	2	3	4	5	6	7	8	9	10	11	12	AB	R	H	RBI	BB	SO	LOB
Alfredo Griffin, S (1, 6) OBP: 0.314, SLG: 0.344	G1-3		CS 1B			G4-3		2B 1B	K			FC6-2-5 SF8 1-3 3-H	6	1	2	0	0	1	4
Willie Randolph, R (1, 4) OBP: 0.377, SLG: 0.318	F7		F9 1-2			K		1-H 2B		P3		BB IBB	5	0	1	1	1	1	1
Franklin Stubbs, L (1, 7) OBP: 0.376, SLG: 0.446 Rick Dempsey, R (8, PH) OBP: 0.274, SLG: 0.234 Lenny Harris, L (8, PH) OBP: 0.275, SLG: 0.288 Jay Howell, R (8, 1) Mike Sharperson, R (12, PH) OBP: 0.250, SLG: 0.333 Alejandro Pena, R (12, 1)	BB		K			BB		K		P3		SF8 2-3 3-H	1 0 0 0 2 1 0 0 0 0 0 0 0 0 1 0 0 0 0 1 1 1 0 0 0 0 0 0 0 0 0 1 0 0 0 0 0 0 0 0 0 0						
Eddie Murray, S (1, 3) OBP: 0.344, SLG: 0.388	G4-3			G1-3		F8		FC5-4 IBB		P6		BB 1-2	4	0	0	0	2	0	2
Mike Marshall, R (1, 9) OBP: 0.328, SLG: 0.399		G3 1B 2B		F8			F8	FC5-4 1-2f			L9	K	6	1	1	0	0	1	5
Jeff Hamilton, R (1, 5) OBP: 0.267, SLG: 0.381		G3 2-3		F7			P4		FC1-5 1B		F8		5	0	1	0	0	0	1
Jose Gonzalez, R (1, 8) OBP: 0.333, SLG: 0.350		G4-3			F7		BB		FC1-5 1-2 1B		F8		4	0	1	0	1	0	1
Mike Scioscia, L (1, 2) OBP: 0.331, SLG: 0.331		1B 3-H			E4 CS		SAFE SAFE SAFE K		FC1-5 1-2 2-3f			1B FC6-2-5 2B	5	0	2	1	0	1	3
Orel Hershiser, R (1, 1) OBP: 0.203, SLG: 0.267 Dave Anderson, R (8, PH) OBP: 0.297, SLG: 0.243 Bill Bean, L (8, 7) OBP: 0.238, SLG: 0.162		K			SAFE P5 1-2			B5-3		P5		FC6-2-5 SF8 2-3 1B	2	0	0	0	0	1	2 1 0 0 0 0 0 0 2 1 1 0 0 0 2

TOP

Los Angeles Dodgers @ San Francisco Giants
Candlestick Park, San Francisco, CA
Sun Aug 13 1989, 6:33 AM EDT
Att. 53,821 - Sunny

livebaseballscorecards.com

	1	2	3	4	5	6	7	8	9	10	11	12
Inning Stats	R: 0 E: 0 K: 0 S: 6 H: 0 LOB: 1 BB: 1 P: 10	R: 1 E: 0 K: 1 S: 11 H: 2 LOB: 1 BB: 0 P: 13	R: 0 E: 0 K: 1 S: 8 H: 1 LOB: 0 BB: 0 P: 12	R: 0 E: 0 K: 0 S: 7 H: 0 LOB: 0 BB: 0 P: 10	R: 0 E: 1 K: 0 S: 8 H: 0 LOB: 0 BB: 0 P: 14	R: 0 E: 0 K: 1 S: 8 H: 0 LOB: 1 BB: 1 P: 15	R: 0 E: 0 K: 1 S: 10 H: 0 LOB: 1 BB: 1 P: 17	R: 1 E: 0 K: 1 S: 12 H: 2 LOB: 2 BB: 1 P: 18	R: 0 E: 0 K: 1 S: 17 H: 2 LOB: 2 BB: 0 P: 24	R: 0 E: 0 K: 0 S: 11 H: 0 LOB: 0 BB: 0 P: 15	R: 0 E: 0 K: 0 S: 8 H: 0 LOB: 0 BB: 0 P: 11	R: 1 E: 0 K: 1 S: 16 H: 2 LOB: 3 BB: 2 P: 24

	AB	43
	R	3
	H	9
	RBI	3
	BB	6
	SO	7
	LOB	22

	1B: 6	SF: 1	WP: 0	PA: 50
	2B: 3	SAC: 0	PB: 0	
	3B: 0	DP: 0	SB: 0	
	HR: 0	HBP: 0	CS: 2	

PITCHER		IP	WLS	BF	H	R	ER	SO	BB	IBB	HBP	BLK	WP	HR	S	P	ERA	WHIP
Kelly Downs, R ERA: 4.67	(1, 1)	6.2		25	3	1	1	3	3	0	0	0	0	0	55	87	1.35	0.900
Craig Lefferts, L ERA: 2.37	(7, 1)	0.2		4	2	1	1	1	0	0	0	0	0	0	8	10	13.50	3.000
Steve Bedrosian, R ERA: 3.56	(8, 1)	1.2		8	2	0	0	2	0	1	0	0	0	0	24	36	0.00	1.200
Don Robinson, R ERA: 3.16	(10, 1)	3.0	L	13	2	1	1	1	1	1	0	0	0	0	35	50	3.00	1.000

PITCHER		IP	WLS	BF	H	R	ER	SO	BB	IBB	HBP	BLK	WP	HR	S	P	ERA	WHIP

Batter	1	2	3	4	5	6	7	8	9	10	11	12	AB	R	H	RBI	BB	SO	LOB
Brett Butler, L (1, 8) OBP: 0.342, SLG: 0.367	G1-5-3		2B 1B 2-H		G6-3			1B		L3			5	0	2	1	0	0	0
Robby Thompson, R (1, 4) OBP: 0.323, SLG: 0.419	G3-1		1 SAFE 1 SAFE 1 SAFE 1 SAFE 1-3 2B		K			F8			L5		5	0	1	0	0	1	1
Will Clark, L (1, 3) OBP: 0.415, SLG: 0.550	G3		K2-3			G6-4-3 1B		F8			1B		5	0	2	0	0	1	3
Kevin Mitchell, R (1, 7) OBP: 0.398, SLG: 0.675		1B 2B	IBB			G6-4-3 1-2f			1B		F9		4	1	2	0	1	0	2
Matt Williams, R (1, 5) OBP: 0.248, SLG: 0.446		G6-3	K			K			K		K		5	0	0	0	0	4	6
Pat Sheridan, L (1, 9) OBP: 0.312, SLG: 0.339		K	K				G4-3		G1-6-3 1-2			F8	3	0	0	0	0	2	1
Steve Bedrosian, R (8, 1) OBP: 0.333, SLG: 0.333													0	0	0	0	0	0	0
Ken Oberkfell, L (9, PH) OBP: 0.296, SLG: 0.365													1	0	1	0	0	0	0
Don Robinson, R (10, 1) OBP: 0.222, SLG: 0.352													0	0	0	0	0	0	0
Ernest Riles, L (12, PH) OBP: 0.331, SLG: 0.395													1	0	0	0	0	0	0
Terry Kennedy, L (1, 2) OBP: 0.322, SLG: 0.339		2-H 1B		L3 1B					G1-6-3 1-2f			G1-3	3	0	3	1	0	0	0
Donell Nixon, R (7, PR) OBP: 0.303, SLG: 0.261							F7-3 1B						0	0	0	0	0	0	0
Kirt Manwaring, R (8, 2) OBP: 0.272, SLG: 0.262													1	0	0	0	0	0	2
Greg Litton, R (12, PH) OBP: 0.330, SLG: 0.485													1	0	0	0	0	0	0
Jose Uribe, S (1, 6) OBP: 0.281, SLG: 0.296			SH3-4 1B 1-2	L3 1-2			F7-3 1-2			F8		P5	5	1	1	0	0	0	2
Kelly Downs, R (1, 1) OBP: 0.111, SLG: 0.111													1	0	0	0	0	0	0
Craig Lefferts, L (7, 1)													0	0	0	0	0	0	0
Candy Maldonado, R (8, 9) OBP: 0.297, SLG: 0.364			SH3-4 1-2		G6-3			F9		F7			2	0	0	0	0	0	0

Inning Stats	1	2	3	4	5	6	7	8	9	10	11	12
	R: 0 E: 0 K: 0 S: 3	H: 0 LOB: 0 BB: 0 P: 4	R: 1 E: 0 K: 1 S: 11	H: 2 LOB: 1 BB: 0 P: 19	R: 1 E: 0 K: 2 S: 13	H: 3 LOB: 3 BB: 1 P: 21	R: 0 E: 0 K: 1 S: 8	H: 1 LOB: 0 BB: 0 P: 10	R: 0 E: 0 K: 1 S: 6	H: 0 LOB: 0 BB: 0 P: 7	R: 0 E: 0 K: 1 S: 5	H: 1 LOB: 0 BB: 0 P: 6
	R: 0 E: 0 K: 0 S: 4	H: 1 LOB: 1 BB: 0 P: 6	R: 0 E: 0 K: 0 S: 6	H: 1 LOB: 1 BB: 0 P: 8	R: 0 E: 0 K: 1 S: 10	H: 2 LOB: 1 BB: 0 P: 14	R: 0 E: 0 K: 0 S: 4	H: 0 LOB: 0 BB: 0 P: 5	R: 0 E: 0 K: 1 S: 10	H: 1 LOB: 1 BB: 0 P: 14	R: 0 E: 0 K: 0 S: 8	H: 0 LOB: 0 BB: 0 P: 11

PITCHER	IP	WLS	BF	H	R	ER	SO	BB	IBB	HBP	BLK	WP	HR	S	P	ERA	WHIP
Orel Hershiser, R (1, 1) ERA: 2.41	7.0		26	8	2	2	6	0	1	0	0	0	0	50	73	2.57	1.143
Jay Howell, R (8, 1) ERA: 0.7	4.0	W	15	4	0	0	2	0	0	0	0	0	0	30	41	0.00	1.000
Alejandro Pena, R (12, 1) ERA: 2.68	1.0	S	3	0	0	0	0	0	0	0	0	0	0	8	11	0.00	0.000

PITCHER	IP	WLS	BF	H	R	ER	SO	BB	IBB	HBP	BLK	WP	HR	S	P	ERA	WHIP

BOTTOM

Los Angeles Dodgers @ San Francisco Giants

Candlestick Park, San Francisco, CA

Sun Aug 13 1989, 6:33 AM EDT

Att. 53,821 - Sunny

livebaseballscorecards.com

AB	42
R	2
H	12
RBI	2
BB	1
SO	8
LOB	17

1B: 10 SF: 0
2B: 4 SAC: 1
3B: 0 DP: 4
HR: 0 HBP: 0

WP: 0 PA: 44
PB: 0
SB: 0
CS: 0

Batter	1	2	3	4	5	6	7	8	9	AB	R	H	RBI	BB	SO	LOB
Alfredo Griffin, S (1, 6) OBP: 0.309, SLG: 0.339	F7		K		F8		4-3		L9	5	0	0	0	0	1	0
Willie Randolph, R (1, 4) OBP: 0.376, SLG: 0.315	P4		F8			1B 2B BB	K			3	1	0	0	1	1	0
Eddie Murray, S (1, 3) OBP: 0.348, SLG: 0.391	1B			HR 1B		2B 1B 1B 1-2	K			4	2	3	0	0	1	0
Mike Marshall, R (1, 9) OBP: 0.330, SLG: 0.414	F9			1-H HR		1B FC4-6 2B 1-3 2-H		6-3		4	2	2	3	0	0	1
Jeff Hamilton, R (1, 5) OBP: 0.266, SLG: 0.379 Alejandro Pena, R (8, 1)		K		F8		L3		1B		4	0	1	0	0	1	2
										0	0	0	0	0	0	0
Jose Gonzalez, R (1, 8) OBP: 0.331, SLG: 0.344		L7		P6		FC4-6 1B IBB		L8		3	0	0	0	1	0	1
Mike Huff, R (1, 7) OBP: 0.417, SLG: 0.600				L8		FC4-6 1-2 2-3 3-H 1B		4-3		2	1	1	1	0	0	0
Franklin Stubbs, L (6, PH) OBP: 0.376, SLG: 0.446										0	0	0	0	0	0	0
Mike Sharperson, R (6, PH) OBP: 0.400, SLG: 0.500										1	0	1	1	0	0	0
Bill Bean, L (6, 7) OBP: 0.233, SLG: 0.158		HR								1	0	0	0	0	0	1
Mike Scioscia, L (1, 2) OBP: 0.327, SLG: 0.327		L4			P3	FC4-6 1-2f 2-3 3-H			4-3	4	0	0	1	0	0	2
Ramon Martinez, R (1, 1) OBP: 0.250, SLG: 0.267			5-3		B2	5-3			K	2	0	0	0	0	0	0
Dave Anderson, R (6, PH) OBP: 0.295, SLG: 0.241										1	0	0	0	0	0	2
Mike Morgan, R (6, 1) OBP: 0.108, SLG: 0.083										0	0	0	0	0	0	0
Ray Searage, L (6, 1)										0	0	0	0	0	0	0
Lenny Harris, L (8, 5) OBP: 0.274, SLG: 0.287										1	0	0	0	0	1	0
Inning Stats	R: 0 E: 0 K: 0 S: 4 H: 1 LOB: 1 BB: 0 P: 4	R: 1 E: 0 K: 1 S: 6 H: 1 LOB: 0 BB: 0 P: 6	R: 0 E: 0 K: 1 S: 5 H: 0 LOB: 0 BB: 0 P: 5	R: 2 E: 0 K: 0 S: 5 H: 2 LOB: 0 BB: 0 P: 5	R: 0 E: 0 K: 0 S: 3 H: 0 LOB: 0 BB: 0 P: 3	R: 3 E: 0 K: 0 S: 6 H: 3 LOB: 2 BB: 2 P: 14	R: 0 E: 0 K: 2 S: 7 H: 0 LOB: 0 BB: 0 P: 7	R: 0 E: 0 K: 0 S: 4 H: 1 LOB: 1 BB: 0 P: 4	R: 0 E: 0 K: 1 S: 5 H: 0 LOB: 0 BB: 0 P: 5	1B: 5 2B: 1 3B: 0 HR: 2 SF: 0 SAC: 0 DP: 0 HBP: 0						

PITCHER		IP	WLS	BF	H	R	ER	SO	BB	IBB	HBP	BLK	WP	HR	S	P	ERA	WHIP
Dennis Cook, L ERA: 3.69	(1, 1)	5.0		21	5	5	5	2	1	0	0	0	0	2	24	28	9.00	1.200
Randy O'Neal, R ERA: 6.95	(6, 1)	0.1		3	1	0	0	0	0	1	0	0	0	0	2	6	0.00	3.000
Larry McWilliams, L ERA: 3.77	(6, 1)	0.2		3	1	1	1	0	0	0	0	0	0	0	3	3	13.50	1.500
Jeff Parrett, R ERA: 2.27	(7, 1)	3.0	W	10	1	0	0	3	0	0	0	0	0	0	16	16	0.00	0.333

PITCHER	IP	WLS	BF	H	R	ER	SO	BB	IBB	HBP	BLK	WP	HR	S	P	ERA	WHIP

TOP

Los Angeles Dodgers @ Philadelphia Phillies

Veterans Stadium, Philadelphia, PA

Tue Aug 15 1989, 7:05 PM EDT

Att. 25,169 - Unknown

livebaseballscorecards.com

AB	35
R	6
H	8
RBI	6
BB	2
SO	5
LOB	9

Batter	1	2	3	4	5	6	7	8	9	AB	R	H	RBI	BB	SO	LOB
Lenny Dykstra, L (1, 8) OBP: 0.340, SLG: 0.391	L5		BBB 4-0 1B BB		F9	P6				3	0	0	0	1	0	1
Tom Herr, S (1, 4) OBP: 0.346, SLG: 0.351	1-3		1-3 1B		HR 1B		F8			4	1	2	0	0	0	0
Von Hayes, L (1, 9) OBP: 0.389, SLG: 0.462	K		F8		1-H HR		K			4	1	1	2	0	2	2
John Kruk, L (1, 7) OBP: 0.386, SLG: 0.453		S 1B		BBB 4-0 HR BB	K		L5			3	1	1	0	1	1	0
Ricky Jordan, R (1, 3) OBP: 0.310, SLG: 0.397		L9		1-H HR		4-3		HR		4	2	2	3	0	0	1
Charlie Hayes, R (1, 5) OBP: 0.293, SLG: 0.409		P5		SSS K		1B 2B 1B		P4		4	1	1	0	0	1	1
Darren Daulton, L (1, 2) OBP: 0.302, SLG: 0.317		5-3 1-2		G3		L7		G6-4-3 1B		4	0	1	0	0	0	2
Dickie Thon, R (1, 6) OBP: 0.301, SLG: 0.386			SSS K	SSS K		1-2 2B 1B		1-2f G6-4-3		3	1	1	0	0	2	0
Steve Jeltz, S (8, PH) (9, 6) OBP: 0.377, SLG: 0.355										1	0	0	0	0	0	1
Dennis Cook, L (1, 1) OBP: 0.219, SLG: 0.281			P6		5-3	1-H 2-H 2B				2	0	0	0	0	0	0
Randy O'Neal, R (6, 1)										0	0	0	0	0	0	0
Larry McWilliams, L (6, 1) OBP: 0.111, SLG: 0.185										0	0	0	0	0	0	0
Dwayne Murphy, L (6, PH) OBP: 0.331, SLG: 0.362										1	0	1	2	0	0	0
Jeff Parrett, R (7, 1)										0	0	0	0	0	0	0
Inning Stats	R: 0 E: 0 K: 1 S: 5 H: 0 LOB: 0 BB: 0 P: 5	R: 0 E: 0 K: 0 S: 4 H: 1 LOB: 1 BB: 0 P: 4	R: 0 E: 0 K: 1 S: 6 H: 1 LOB: 2 BB: 1 P: 10	R: 2 E: 0 K: 2 S: 8 H: 1 LOB: 0 BB: 1 P: 12	R: 2 E: 0 K: 1 S: 7 H: 2 LOB: 0 BB: 0 P: 7	R: 2 E: 0 K: 0 S: 6 H: 3 LOB: 1 BB: 0 P: 6	R: 0 E: 0 K: 1 S: 5 H: 0 LOB: 0 BB: 0 P: 5	R: 1 E: 0 K: 0 S: 4 H: 2 LOB: 0 BB: 0 P: 4		1B: 6 2B: 1 3B: 0 HR: 3	SF: 0 SAC: 0 DP: 1 HBP: 0					

PITCHER		IP	WLS	BF	H	R	ER	SO	BB	IBB	HBP	BLK	WP	HR	S	P	ERA	WHIP
Ramon Martinez, R ERA: 3.6	(1, 1)	5.0		22	5	4	4	5	2	0	0	0	0	2	30	38	7.20	1.400
Mike Morgan, R ERA: 2.65	(6, 1)	0.2		5	3	2	2	0	0	0	0	0	0	0	5	5	27.00	4.500
Ray Searage, L ERA: 3.0	(6, 1)	1.2	L	7	2	1	1	1	0	0	0	0	0	1	9	9	5.40	1.200
Alejandro Pena, R ERA: 2.65	(8, 1)	0.2		1	0	0	0	0	0	0	0	0	0	0	1	1	0.00	0.000

PITCHER	IP	WLS	BF	H	R	ER	SO	BB	IBB	HBP	BLK	WP	HR	S	P	ERA	WHIP

BOTTOM

Los Angeles Dodgers @ Philadelphia Phillies
Veterans Stadium, Philadelphia, PA
Tue Aug 15 1989, 7:05 PM EDT
Att. 25,169 - Unknown

livebaseballscorecards.com

AB	33
R	7
H	10
RBI	7
BB	2
SO	6
LOB	8

WP: 0 PB: 0 SB: 1 CS: 0 PA: 35

Batter	1	2	3	4	5	6	7	8	9	AB	R	H	RBI	BB	SO	LOB
Alfredo Griffin, S (1, 6) OBP: 0.305, SLG: 0.334	P9	F8		G6-3			P6	K		5	0	0	0	0	1	6
Willie Randolph, R (1, 4) OBP: 0.378, SLG: 0.320	G6-3		G5-3 1B		G6-4-3 1B 2B		1B BB	G1-3		4	1	2	0	1	0	3
Eddie Murray, S (1, 3) OBP: 0.348, SLG: 0.392	2B		G5-3 1-2		G6-4-3 BB		L7		G3	4	0	1	0	1	0	2
Mike Marshall, R (1, 9) OBP: 0.331, SLG: 0.412	BB		G5-3		G6-4-3 1-2f 2-3		1 SAFE 1 SAFE FC6-4 1-2 1B		F7	4	0	1	0	1	0	3
Jeff Hamilton, R (1, 5) OBP: 0.266, SLG: 0.378 Alejandro Pena, R (7, 1) Mike Sharperson, R (9, PH) OBP: 0.333, SLG: 0.400	G5-3		K		1B 3-H		FC6-4 1-2f		K	4 0 1	0 0 0	1 0 0	1 0 0	0 0 0	1 0 1	5 0 0
Jose Gonzalez, R (1, 8) OBP: 0.332, SLG: 0.343 Bill Bean, L (8, PH) OBP: 0.227, SLG: 0.154 (8, 8)		P9		E S WP 1B	K				G4-3	3 1	1 0	1 0	0 0	0 0	1 0	1 0
Mike Huff, R (1, 7) OBP: 0.467, SLG: 0.667 Franklin Stubbs, L (8, PH) OBP: 0.381, SLG: 0.461 (8, 7)		SH1-4 2B		G2-6-4 BB 1-H		G5-3		1B 2B		2 1	0 0	1 1	0 0	1 0	0 0	0 0
Rick Dempsey, R (1, 2) OBP: 0.283, SLG: 0.231 Mike Scioscia, L (8, PH) OBP: 0.329, SLG: 0.329 (8, 2)		SH1-4 BB		G2-6-4 1-2 BB		P9		BB 2-3 1B		1 1	0 0	0 1	0 0	0 0	2 0	0 0
Tim Belcher, R (1, 1) OBP: 0.135, SLG: 0.137 Ray Searage, L (7, 1) Lenny Harris, L (7, 5) OBP: 0.277, SLG: 0.287		SH1-4 1-2 2-3		G2-6-4 1-2 2-3f		F8		BB 1-2		2 0 0	0 0 0	0 0 0	0 0 0	0 0 1	0 0 0	2 0 0
Inning Stats	R: 0 E: 0 K: 0 S: 8 H: 1 LOB: 2 BB: 1 P: 17	R: 0 E: 0 K: 0 S: 9 H: 1 LOB: 2 BB: 1 P: 19	R: 0 E: 0 K: 1 S: 10 H: 1 LOB: 1 BB: 0 P: 18	R: 1 E: 0 K: 0 S: 10 H: 1 LOB: 1 BB: 2 P: 19	R: 1 E: 0 K: 1 S: 10 H: 2 LOB: 1 BB: 1 P: 19	R: 0 E: 0 K: 0 S: 11 H: 0 LOB: 0 BB: 0 P: 16	R: 0 E: 0 K: 0 S: 9 H: 1 LOB: 2 BB: 1 P: 19	R: 0 E: 0 K: 1 S: 12 H: 2 LOB: 3 BB: 1 P: 23	R: 0 E: 0 K: 1 S: 8 H: 0 LOB: 0 BB: 0 P: 10	1B: 5 2B: 4 3B: 0 HR: 0 SF: 0 SAC: 1 DP: 2 HBP: 0						

PITCHER		IP	WLS	BF	H	R	ER	SO	BB	IBB	HBP	BLK	WP	HR	S	P	ERA	WHIP
Don Carman, L ERA: 4.78	(1, 1)	6.2	W	30	6	2	1	2	6	0	0	0	1	0	64	123	1.35	1.800
Todd Frohwirth, R ERA: 4.14	(7, 1)	0.2		5	3	0	0	0	0	0	0	0	0	0	10	16	0.00	4.500
Roger McDowell, R ERA: 2.32	(8, 1)	1.2	S	6	0	0	0	2	1	0	0	0	0	0	13	21	0.00	0.600

PITCHER	IP	WLS	BF	H	R	ER	SO	BB	IBB	HBP	BLK	WP	HR	S	P	ERA	WHIP

TOP

Los Angeles Dodgers @ Philadelphia Phillies
Veterans Stadium, Philadelphia, PA
Wed Aug 16 1989, 7:05 PM EDT
Att. 25,703 - Overcast - 80 F

livebaseballscorecards.com

AB	33
R	2
H	9
RBI	1
BB	7
SO	4
LOB	22

1B: 5	SF: 0	WP: 1	PA: 41
2B: 4	SAC: 1	PB: 0	
3B: 0	DP: 2	SB: 1	
HR: 0	HBP: 0	CS: 0	

BOTTOM

Batter	1	2	3	4	5	6	7	8	9	AB	R	H	RBI	BB	SO	LOB
Lenny Dykstra, L (1, 8) OBP: 0.338, SLG: 0.389	G6-3 1B	S 1B			G4-3		G1-3	P4		5	0	1	0	0	0	1
Tom Herr, S (1, 4) OBP: 0.348, SLG: 0.352	BB S HBP 1B	P9			F8		CS 1B			4	1	2	0	0	0	1
Von Hayes, L (1, 9) OBP: 0.392, SLG: 0.462	HBP BB G3 BB		G3		E 1B		BB E BB			2	2	1	0	2	0	0
John Kruk, L (1, 7) OBP: 0.388, SLG: 0.449	G3 HBP BB		G4-3		F7		E BB			2	1	0	0	2	0	1
Bob Dernier, R (8, 7) OBP: 0.247, SLG: 0.239										0	0	0	0	0	0	0
Ricky Jordan, R (1, 3) OBP: 0.314, SLG: 0.402	G3 HBP		L8			G4-3 1B	E4 2B			3	2	2	3	0	0	0
Charlie Hayes, R (1, 5) OBP: 0.287, SLG: 0.399	G3			F9		G4-3	F9			4	0	0	1	0	0	3
Roger McDowell, R (8, 1) OBP: 0.333, SLG: 0.333										0	0	0	0	0	0	0
Darren Daulton, L (1, 2) OBP: 0.298, SLG: 0.312	F7			G3		P6		K		4	0	0	0	0	1	3
Steve Jeltz, S (1, 6) (8, 5) OBP: 0.383, SLG: 0.360		F8		BB		1B		1B		3	0	2	1	1	0	0
Don Carman, L (1, 1) OBP: 0.036, SLG: 0.036		K		K		K		F7		3	0	0	0	0	3	2
Todd Frohwirth, R (7, 1)										0	0	0	0	0	0	0
Dickie Thon, R (8, 6) OBP: 0.300, SLG: 0.385										1	0	0	0	0	0	1
Inning Stats	R: 2 E: 0 K: 0 S: 10 H: 1 LOB: 2 BB: 2 P: 21	R: 0 E: 0 K: 1 S: 11 H: 1 LOB: 1 BB: 0 P: 13	R: 0 E: 0 K: 0 S: 5 H: 0 LOB: 0 BB: 0 P: 6	R: 0 E: 0 K: 1 S: 10 H: 0 LOB: 1 BB: 1 P: 16	R: 0 E: 1 K: 0 S: 10 H: 1 LOB: 1 BB: 0 P: 15	R: 1 E: 0 K: 1 S: 14 H: 2 LOB: 1 BB: 0 P: 20	R: 3 E: 1 K: 0 S: 14 H: 2 LOB: 0 BB: 2 P: 26	R: 0 E: 0 K: 1 S: 11 H: 1 LOB: 1 BB: 0 P: 16		1B: 7 2B: 1 3B: 0 HR: 0	SF: 0 SAC: 0 DP: 0 HBP: 1			WP: 0 PB: 0 SB: 2 CS: 1	PA: 37		

PITCHER		IP	WLS	BF	H	R	ER	SO	BB	IBB	HBP	BLK	WP	HR	S	P	ERA	WHIP
Tim Belcher, R ERA: 3.43	(1, 1)	6.1	L	29	6	4	4	3	3	0	1	0	0	0	65	98	5.68	1.421
Ray Searage, L ERA: 3.56	(7, 1)	0.1		2	0	0	0	0	2	0	0	0	0	0	5	13	0.00	6.000
Alejandro Pena, R ERA: 2.58	(7, 1)	1.1		6	2	2	1	1	0	0	0	0	0	0	15	22	6.75	1.500

PITCHER	IP	WLS	BF	H	R	ER	SO	BB	IBB	HBP	BLK	WP	HR	S	P	ERA	WHIP

Los Angeles Dodgers @ Philadelphia Phillies
Veterans Stadium, Philadelphia, PA
Wed Aug 16 1989, 7:05 PM EDT
Att. 25,703 - Overcast - 80 F

livebaseballscorecards.com

AB	31
R	6
H	8
RBI	5
BB	5
SO	4
LOB	12

Batter	1	2	3	4	5	6	7	8	9	AB	R	H	RBI	BB	SO	LOB
Alfredo Griffin, S (1, 6) OBP: 0.310, SLG: 0.337	B B C B B B 4-1 G6-4-3 BB		X 0-0 L9 ③		X 0-0 BB 1-2 2-H 1B	B F X 1-1 SH SF9 1-3 3-H 2B		B X 1-0 G3-1 G1-4-3 2B 1B		3	2	2	2	1	0	0
Willie Randolph, R (1, 4) OBP: 0.378, SLG: 0.320	B 1 SAFE C F C 1-3 K ①			C X 0-1 FC3-6 1B	C B B B B 4-1 1-2 2-3 BB	B F C F B X 3-2 SF9 ② 2-3 3-H		B B C S F B X 3-2 G1-4-3 ① 1-2		3	0	1	1	1	1	2
Eddie Murray, S (1, 3) OBP: 0.347, SLG: 0.392	F B 1 SAFE X 1-1 G6-4-3 ② ③ 1-2f			X 0-0 FC3-6 ① WP HR 1-2f	C B F B B X 3-2 P5 ②	X 0-0 3-H 2B		X 0-0 G3-1 ② 2-3		5	1	1	1	0	0	6
Mike Marshall, R (1, 9) OBP: 0.332, SLG: 0.425		F B S F C 1-3 K ①		S B S F B B X 3-2 1-H HR	F X 0-1 F9 ③	S S S F B S 1-3 K ③		F B C X 1-2 3-H 2B		5	1	2	3	0	2	4
Franklin Stubbs, L (1, 7) OBP: 0.387, SLG: 0.466 Bill Bean, L (2, 8) OBP: 0.222, SLG: 0.150 Jose Gonzalez, R (6, PH) OBP: 0.337, SLG: 0.349 (6, 8)		X 0-0 E6 E 1B		B C B X 2-1 P6 ②		C X 0-1 BB HBP 1B 1B	S S S B X 2-2 CI 1B 1B	S S B F F B S 2-3 K ③		1 1 3	0 0 2	1 0 2	0 0 2	0 0 1	0 0 1	0 0 1
Jeff Hamilton, R (1, 5) OBP: 0.264, SLG: 0.374 Mike Sharperson, R (8, 5) OBP: 0.286, SLG: 0.333		F B X 1-1 L4 ②		X 0-0 F7 ③		B F S C 1-3 K ①	X 0-0 L7 ①		B B F X 2-1 G3-1 ①	4 1	0 0	0 0	0 0	0 0	1 0	3 0
Mike Huff, R (1, 8) OBP: 0.421, SLG: 0.533 (2, 7)		B B C C B X 3-2 E6 ③ 1-3			B F S F B X 2-2 G6-3 ①	C F H 1-2 1-2 BB 1B HBP	C C B F F X 1-2 CI 1-2 1B		C B F S 1-3 K ②	3	1	0	0	0	1	1
Mike Scioscia, L (1, 2) OBP: 0.332, SLG: 0.331			B B X 2-0 F8 ①		B B B C B F X 3-2 1-2 2-3 1B 1B 1B	C B B F F B B 4-2 1-2 2-3 1B SH BB	B F X 1-1 G6-4-3 1-2 2-H 1B		C B C X 1-2 F8 ③	4	2	2	1	1	0	0
Fernando Valenzuela, L (1, 1) OBP: 0.160, SLG: 0.200 Lenny Harris, L (7, PH) OBP: 0.276, SLG: 0.286 Alejandro Pena, R (7, 1)			X 0-0 G4-3 ②		L X 0-1 BB 1B 1-2 1B	X 0-0 SH SF9 1-3 2-H 3-H 1B	C X 0-1 G6-4-3 ② ③ 1-2f			3 1 0	1 0 0	2 0 0	2 0 0	0 0 0	0 0 0	0 2 0
Inning Stats	R: 0 H: 0 E: 0 LOB: 0 K: 1 BB: 1 S: 6 P: 12	R: 0 H: 1 E: 1 LOB: 2 K: 1 BB: 0 S: 10 P: 15	R: 0 H: 0 E: 0 LOB: 0 K: 0 BB: 0 S: 3 P: 5	R: 2 H: 2 E: 0 LOB: 0 K: 0 BB: 0 S: 9 P: 14	R: 1 H: 3 E: 0 LOB: 3 K: 0 BB: 1 S: 16 P: 28	R: 5 H: 3 E: 1 LOB: 1 K: 2 BB: 1 S: 22 P: 33	R: 1 H: 2 E: 1 LOB: 1 K: 0 BB: 0 S: 13 P: 17	R: 1 H: 2 E: 0 LOB: 1 K: 1 BB: 0 S: 14 P: 21	R: 0 H: 0 E: 0 LOB: 0 K: 1 BB: 0 S: 8 P: 12	1B: 10 SF: 1 2B: 2 SAC: 1 3B: 0 DP: 2 HR: 1 HBP: 1						

TOP

Los Angeles Dodgers @ Philadelphia Phillies

Veterans Stadium, Philadelphia, PA

Thu Aug 17 1989, 7:05 PM EDT

Att. 25,779 - Unknown - 80 F

livebaseballscorecards.com

AB	37
R	10
H	13
RBI	10
BB	3
SO	6
LOB	19

PITCHER		IP	WLS	BF	H	R	ER	SO	BB	IBB	HBP	BLK	WP	HR	S	P	ERA	WHIP
Ken Howell, R ERA: 3.8	(1, 1)	5.0	L	22	6	3	3	2	2	0	0	0	1	1	44	74	5.40	1.600
Larry McWilliams, L ERA: 4.15	(6, 1)	0.1		6	2	5	5	1	1	0	1	0	0	0	13	20	135.00	9.000
Randy O'Neal, R ERA: 6.75	(6, 1)	0.2		3	1	0	0	1	0	0	0	0	0	0	9	13	0.00	1.500
Todd Frohwirth, R ERA: 4.05	(7, 1)	3.0		13	4	2	1	2	0	0	0	0	0	0	35	50	3.00	1.333

PITCHER		IP	WLS	BF	H	R	ER	SO	BB	IBB	HBP	BLK	WP	HR	S	P	ERA	WHIP

BOTTOM

Batter	1	2	3	4	5	6	7	8	9	AB	R	H	RBI	BB	SO	LOB
Bob Dernier, R (1, 8) OBP: 0.246, SLG: 0.238	P3	P4			CS 1B		L8		K	5	0	1	0	0	1	0
Tom Herr, S (1, 4) OBP: 0.349, SLG: 0.352	2B 1B 1B		FC3-6 BB BB		F8 1-2		G4-3			3	1	1	0	1	0	1
Von Hayes, L (1, 9) OBP: 0.393, SLG: 0.463	FC5-4 2B 2B 1-3		FC3-6 BB 1-2		F7		K			3	1	1	0	1	1	0
Ricky Jordan, R (1, 3) OBP: 0.314, SLG: 0.400	FC5-4 1B 3-H		FC3-6 1-2f 2-3			L1		G4-3		4	0	1	1	0	0	2
Curt Ford, L (9, 3) OBP: 0.277, SLG: 0.303										0	0	0	0	0	0	0
Randy Ready, R (1, 7) OBP: 0.370, SLG: 0.402	FC5-4 2B 1-2f 2-3		P6			F8 1B 1B		K		4	1	1	0	0	1	4
Charlie Hayes, R (1, 5) OBP: 0.291, SLG: 0.407	1-3 3-H 2B		F9			1B 1-2 1B		K		4	0	2	1	0	1	2
Dickie Thon, R (1, 6) OBP: 0.297, SLG: 0.380	G6-3			P3		F8 2-3			K	4	0	0	0	0	1	4
Steve Lake, R (1, 2) OBP: 0.309, SLG: 0.342		G3		G5-6-4 1B		1-2 3-H 1B			F7	4	0	2	1	0	0	0
Ken Howell, R (1, 1) OBP: 0.160, SLG: 0.149										2	0	0	0	0	0	1
Larry McWilliams, L (6, 1) OBP: 0.111, SLG: 0.185										0	0	0	0	0	0	0
Randy O'Neal, R (6, 1)										0	0	0	0	0	0	0
John Kruk, L (6, PH) OBP: 0.386, SLG: 0.447										1	0	0	0	0	1	2
Todd Frohwirth, R (7, 1)										0	0	0	0	0	0	0
Dwayne Murphy, L (9, PH) OBP: 0.336, SLG: 0.391		G1-3		G5-6-4 1-2f		K			HR	1	1	1	1	0	0	0
Inning Stats	R: 2 E: 0 K: 0 S: 15 H: 4 LOB: 2 BB: 0 P: 22	R: 0 E: 0 K: 0 S: 4 H: 0 LOB: 0 BB: 0 P: 7	R: 0 E: 0 K: 0 S: 11 H: 0 LOB: 2 BB: 2 P: 25	R: 0 E: 0 K: 0 S: 3 H: 1 LOB: 0 BB: 0 P: 7	R: 0 E: 0 K: 0 S: 11 H: 1 LOB: 0 BB: 0 P: 17	R: 1 E: 0 K: 1 S: 17 H: 3 LOB: 2 BB: 0 P: 27	R: 0 E: 0 K: 1 S: 6 H: 0 LOB: 0 BB: 0 P: 9	R: 0 E: 0 K: 2 S: 9 H: 0 LOB: 0 BB: 0 P: 13	R: 1 E: 0 K: 2 S: 11 H: 1 LOB: 0 BB: 0 P: 16	1B: 7 2B: 2 3B: 0 HR: 1 SF: 0 SAC: 0 DP: 1 HBP: 0							

PITCHER	IP	WLS	BF	H	R	ER	SO	BB	IBB	HBP	BLK	WP	HR	S	P	ERA	WHIP
Fernando Valenzuela, L (1, 1) ERA: 3.5	6.0	W	27	9	3	3	1	2	0	0	0	0	0	61	105	4.50	1.833
Alejandro Pena, R (7, 1) ERA: 2.6	3.0	S	10	1	1	1	5	0	0	0	0	0	1	26	38	3.00	0.333

PITCHER	IP	WLS	BF	H	R	ER	SO	BB	IBB	HBP	BLK	WP	HR	S	P	ERA	WHIP

Los Angeles Dodgers @ Philadelphia Phillies
Veterans Stadium, Philadelphia, PA
Thu Aug 17 1989, 7:05 PM EDT
Att. 25,779 - Unknown - 80 F

livebaseballscorecards.com

AB	35
R	4
H	10
RBI	4
BB	2
SO	6
LOB	16

WP: 0 PB: 0 SB: 0 CS: 1 PA: 37

Batter	1	2	3	4	5	6	7	8	9	AB	R	H	RBI	BB	SO	LOB
Alfredo Griffin, S (1, 6) OBP: 0.308, SLG: 0.333	S S X 0-2 ① G4-3		B F B F B B B 4-2 1-2 BB		B B X 2-0 ③ G3		X 0-0 ② FC4-6 PB 1B 1-2f		F P S B B S 3-3 ② K	4	0	0	0	1	1	3
Willie Randolph, R (1, 4) OBP: 0.380, SLG: 0.324	X 0-0 2B		C F S 0-3 ② K			B S B B B 4-1 PB HR BB	1 SAFE C C X 0-2 1-2 1B		B C B C F X 2-2 ③ L8	4	1	2	0	1	1	3
Eddie Murray, S (1, 3) OBP: 0.346, SLG: 0.398	S B F S 1-3 ② K		S B F T C 1-3 ③ K			C 1 SAFE B S B S B X 2-2 1-H HR	C B B S B X 3-2 ③ G1-3 2-3			4	1	1	2	0	2	5
Mike Marshall, R (1, 9) OBP: 0.331, SLG: 0.423	S X 0-1 ③ G6-3			F B C S 1-3 ① K		C X 0-1 G4-3 WP 1B		C B S F T S 1-3 ① K		4	0	1	0	0	2	1
Jeff Hamilton, R (1, 5) OBP: 0.261, SLG: 0.371		B F B C S 2-3 ① K		X 0-0 ② G4-3		B L F B S 2-3 ① K 1-2		B C F X 1-2 ② P6		4	0	0	0	0	2	1
Jose Gonzalez, R (1, 8) OBP: 0.335, SLG: 0.347		B C S F B B F T S 3-3 ② K		B S B B X 3-1 ③ G4-3		S B S B B X 2-2 ② G4-3 2-3		C X 0-1 1B		4	0	1	0	0	1	1
Bill Bean, L (1, 7) OBP: 0.224, SLG: 0.182		L B X 1-1 ③ P6			X 0-0 F8 2B	B X 1-0 ③ P6		1 SAFE 1 SAFE X 0-0 ③ G4-3		4	0	1	0	0	0	2
Mike Scioscia, L (1, 2) OBP: 0.330, SLG: 0.328 Mike Sharperson, R (9, PH) OBP: 0.375, SLG: 0.571			B X 1-0 ① P4		X 0-0 ① F8 2-3		C B F X 1-2 ① F8		C F X 0-2 SH1-4 2B	3 1	0 0	0 1	0 0	0 0	0 0	1 0
Orel Hershiser, R (1, 1) OBP: 0.224, SLG: 0.274 Dave Anderson, R (9, PH) OBP: 0.295, SLG: 0.241			C B C B B F B 4-2 BLK BB		B C B B S S 3-3 ② K		S C X 0-2 FC4-6 1B		L X 0-1 ① SH1-4 2-3	2 0	0 0	1 0	0 0	1 0	1 0	1 0
Inning Stats	R: 0 H: 1 E: 0 LOB: 1 K: 1 BB: 0 S: 9 P: 10	R: 0 H: 0 E: 0 LOB: 0 K: 2 BB: 0 S: 11 P: 17	R: 0 H: 0 E: 0 LOB: 2 K: 2 BB: 2 S: 13 P: 23	R: 0 H: 0 E: 0 LOB: 0 K: 1 BB: 0 S: 6 P: 10	R: 0 H: 1 E: 0 LOB: 1 K: 1 BB: 0 S: 6 P: 11	R: 2 H: 2 E: 0 LOB: 1 K: 1 BB: 1 S: 13 P: 24	R: 0 H: 2 E: 0 LOB: 2 K: 0 BB: 0 S: 13 P: 17	R: 0 H: 1 E: 0 LOB: 1 K: 1 BB: 0 S: 10 P: 12	R: 0 H: 1 E: 0 LOB: 1 K: 1 BB: 0 S: 13 P: 17	1B: 4 SF: 0 2B: 3 SAC: 1 3B: 0 DP: 0 HR: 1 HBP: 0						WP: 1 PA: 38 PB: 2 SB: 0 CS: 0

TOP

Los Angeles Dodgers @ New York Mets

Shea Stadium, Flushing, NY

Fri Aug 18 1989, 7:05 PM EDT

Att. 46,143 - Unknown - 75 F

livebaseballscorecards.com

AB	34
R	2
H	8
RBI	2
BB	3
SO	10
LOB	18

PITCHER		IP	WLS	BF	H	R	ER	SO	BB	IBB	HBP	BLK	WP	HR	S	P	ERA	WHIP
David Cone, R ERA: 3.61	(1, 1)	8.0	W	34	7	2	2	9	3	0	0	1	1	1	81	124	2.25	1.250
Randy Myers, L ERA: 1.75	(9, 1)	1.0	S	4	1	0	0	1	0	0	0	0	0	0	13	17	0.00	1.000

PITCHER	IP	WLS	BF	H	R	ER	SO	BB	IBB	HBP	BLK	WP	HR	S	P	ERA	WHIP

BOTTOM

Los Angeles Dodgers @ New York Mets

Shea Stadium, Flushing, NY

Fri Aug 18 1989, 7:05 PM EDT

Att. 46,143 - Unknown - 75 F

livebaseballscorecards.com

Batter	1	2	3	4	5	6	7	8	9	AB	R	H	RBI	BB	SO	LOB
Gregg Jefferies, S (1, 4) OBP: 0.283, SLG: 0.333	B B B C X 3-1 2B 2B	X 0-0 ③ P4			B B X 2-0 ① P6		C B B X 2-1 ② ③ G6-3 1-2f			4	1	1	0	0	0	1
Juan Samuel, R (1, 8) OBP: 0.312, SLG: 0.368	C S B B S 2-3 ① K		B F C C 1-3 ① K		B X 1-0 ② G5-3			C C F S 0-3 ① K		4	0	0	0	0	3	1
Howard Johnson, S (1, 5) OBP: 0.382, SLG: 0.602	B X 1-0 2-H 2B 2B		X 0-0 ② F9		C X 0-1 ③ G6-3			B F S X 1-2 ② F8		4	1	1	1	0	0	0
Darryl Strawberry, L (1, 9) OBP: 0.327, SLG: 0.523	B B C X 2-1 2-H 2B		B B C X 2-1 ③ F9			B B F X 2-1 ① F8		B B B B 4-0 BB		3	0	1	1	1	0	0
Kevin McReynolds, R (1, 7) OBP: 0.338, SLG: 0.454	C F C 0-3 ② K			S F B F B S 2-3 ① K		F B B X 2-1 FC1 S WP 1B		S 1 X SAFE 0-1 ③ P3		4	1	1	0	0	2	2
Keith Hernandez, L (1, 3) OBP: 0.345, SLG: 0.363 Dave Magadan, L (5, 3) OBP: 0.362, SLG: 0.394	I I I I 4-0 IBB			B F B B B 4-1 FC3-6 BB		1 SAFE B B 1 S C X 2-2 ② FC1 1-3				0 1	0 0	0 0	0 0	0 0	2 0	0 1
Barry Lyons, R (1, 2) OBP: 0.283, SLG: 0.355	C F B S 1-3 ③ K			B S X 1-1 ② FC3-6 1B 1-2f		F S F B B F X 2-2 ③ L9 3-H				3	0	0	0	0	1	3
Kevin Elster, R (1, 6) OBP: 0.291, SLG: 0.357		C C B B X 2-2 ① P4		B B F B C X 3-2 FC6-4 1-2 1B			X 0-0 ① F9			3	0	1	0	0	0	0
David Cone, L (1, 1) OBP: 0.293, SLG: 0.304 Randy Myers, L (9, 1)		F S B F S 1-3 ② K		S B X 1-1 ③ FC6-4 1-2f			C X 0-1 G6-3 1B			3 0	0 0	1 0	0 0	0 0	1 0	2 0

Inning Stats																								
	R: 2	E: 0	K: 3	S: 14	H: 3	LOB: 2	BB: 1	P: 27	R: 0	E: 0	K: 1	S: 8	H: 0	LOB: 0	BB: 0	P: 11	R: 0	E: 0	K: 1	S: 6	H: 0	LOB: 0	BB: 0	P: 9
	R: 0	E: 0	K: 1	S: 12	H: 1	LOB: 2	BB: 1	P: 23	R: 0	E: 0	K: 0	S: 4	H: 0	LOB: 0	BB: 0	P: 7	R: 1	E: 0	K: 0	S: 12	H: 1	LOB: 0	BB: 0	P: 20
	R: 0	E: 0	K: 0	S: 5	H: 1	LOB: 0	BB: 0	P: 7	R: 0	E: 0	K: 1	S: 9	H: 0	LOB: 1	BB: 1	P: 14								

	1B: 3	SF: 0	WP: 1	PA: 32
	2B: 3	SAC: 0	PB: 0	
	3B: 0	DP: 1	SB: 1	
	HR: 0	HBP: 0	CS: 0	

	AB	29
	R	3
	H	6
	RBI	2
	BB	3
	SO	7
	LOB	10

PITCHER	IP	WLS	BF	H	R	ER	SO	BB	IBB	HBP	BLK	WP	HR	S	P	ERA	WHIP
Orel Hershiser, R (1, 1) ERA: 2.45	8.0	L	32	6	3	3	7	2	1	0	0	1	0	70	118	3.38	1.000

PITCHER	IP	WLS	BF	H	R	ER	SO	BB	IBB	HBP	BLK	WP	HR	S	P	ERA	WHIP

Batter	1	2	3	4	5	6	7	8	9	AB	R	H	RBI	BB	SO	LOB
Alfredo Griffin, S (1, 6) OBP: 0.312, SLG: 0.335	B B C C B B 4-2 F8 G6-3 BB		S B X 1-1 ① G5-3		C X 0-1 G5-3 1B		X 0-0 2-H 1B		B C F S 1-3 ② K	4	0	2	1	1	1	1
Willie Randolph, R (1, 4) OBP: 0.377, SLG: 0.320	B X 1-0 ① G6-3 1-2		C B B B C X 3-2 ② F7		B B 1 SAFE B C F F X 3-2 ② G5-3 1-2		B C X 1-1 ③ L8		B C X 1-1 ③ F8	5	0	0	0	0	0	4
Eddie Murray, S (1, 3) OBP: 0.345, SLG: 0.395	X 0-0 ② F8 2-3		B B B S B B 4-1 BB		S X 0-1 ③ G1-3			F F F B B B F B X 3-2 ① G1-3		3	0	0	0	1	0	2
Mike Marshall, R (1, 9) OBP: 0.330, SLG: 0.419	B B B B 4-0 BB		F F S 0-3 ③ K			X 0-0 ① G5-3		S C B F F B X 2-2 ② G6-3		3	0	0	0	1	1	1
Jeff Hamilton, R (1, 5) OBP: 0.259, SLG: 0.367	C X 0-1 ③ L8			C B X 1-1 ① F9		F C B X 1-2 ② G6-3		C B F B X 2-2 E3 1B		4	0	0	0	0	0	2
Jose Gonzalez, R (1, 8) OBP: 0.338, SLG: 0.362		B F X 1-1 ① F7		X 0-0 3B		S F B B X 2-2 ③ G4-3		C B X 1-1 1-2 1B		4	0	2	0	0	0	0
Mike Huff, R (1, 7) OBP: 0.364, SLG: 0.444		C B B X 2-1 ② F7		S B B B X 3-1 ② G4-3			B B C X 2-1 ① G3-1	C B X 1-1 ③ G1-3		3	0	0	0	0	0	1
Lenny Harris, L (8, PH) OBP: 0.275, SLG: 0.285										1	0	0	0	0	0	2
Bill Bean, L (8, 7) OBP: 0.224, SLG: 0.182										0	0	0	0	0	0	0
Rick Dempsey, R (1, 2) OBP: 0.298, SLG: 0.245		B B C B B B 4-1 BB		B B F F B C 3-3 ③ K			B X 1-0 1B 2B		B B B B 4-0 BB	2	1	1	0	2	1	1
John Wetteland, R (1, 1) OBP: 0.100, SLG: 0.100		B B C F B F S 3-3 ③ K			B C B F B F X 3-2 ① F9		B C B S X 2-2 ② F9		B C B X 2-1 ① F9	1	0	0	0	0	1	1
Dave Anderson, R (5, PH) OBP: 0.292, SLG: 0.239										1	0	0	0	0	0	0
Mike Morgan, R (5, 1) OBP: 0.108, SLG: 0.083										0	0	0	0	0	0	0
Mike Sharperson, R (7, PH) OBP: 0.333, SLG: 0.500										1	0	0	0	0	0	1
Tim Crews, R (7, 1)										0	0	0	0	0	0	0
Mike Scioscia, L (9, PH) OBP: 0.329, SLG: 0.327										1	0	0	0	0	0	1
Inning Stats	R: 0 E: 0 K: 0 S: 6 H: 0 LOB: 2 BB: 2 P: 15	R: 0 E: 0 K: 1 S: 9 H: 0 LOB: 1 BB: 1 P: 19	R: 0 E: 0 K: 1 S: 9 H: 0 LOB: 1 BB: 1 P: 17	R: 0 E: 0 K: 1 S: 8 H: 1 LOB: 1 BB: 0 P: 15	R: 0 E: 0 K: 0 S: 12 H: 1 LOB: 1 BB: 0 P: 18	R: 0 E: 0 K: 0 S: 7 H: 0 LOB: 0 BB: 0 P: 10	R: 1 E: 0 K: 0 S: 9 H: 2 LOB: 0 BB: 0 P: 15	R: 0 E: 1 K: 0 S: 17 H: 1 LOB: 2 BB: 0 P: 26	R: 0 E: 0 K: 1 S: 7 H: 0 LOB: 1 BB: 1 P: 15	1B: 3 2B: 1 3B: 1 HR: 0	SF: 0 SAC: 0 DP: 0 HBP: 0						

TOP

Los Angeles Dodgers @ New York Mets

Shea Stadium, Flushing, NY

Sat Aug 19 1989, 3:33 AM EDT

Att. 38,453 - Overcast

livebaseballscorecards.com

AB	33
R	1
H	5
RBI	1
BB	5
SO	4
LOB	17

PITCHER		IP	WLS	BF	H	R	ER	SO	BB	IBB	HBP	BLK	WP	HR	S	P	ERA	WHIP
Bob Ojeda, L ERA: 3.43	(1, 1)	7.0	W	29	4	1	1	3	4	0	0	0	0	0	60	109	1.29	1.143
Don Aase, R ERA: 3.28	(8, 1)	0.2		4	1	0	0	0	0	0	0	0	0	0	15	23	0.00	1.500
Randy Myers, L ERA: 1.71	(8, 1)	1.1	S	5	0	0	0	1	1	0	0	0	0	0	9	18	0.00	0.750

PITCHER	IP	WLS	BF	H	R	ER	SO	BB	IBB	HBP	BLK	WP	HR	S	P	ERA	WHIP

Batter	1	2	3	4	5	6	7	8	9	AB	R	H	RBI	BB	SO	LOB
Gregg Jefferies, S (1, 4) OBP: 0.286, SLG: 0.336	C B X 1-1 L9 ①		B B C B B 4-1 CS BB		B X 1-0 G6-3 SF9 2B		B C C X 1-2 F8 ②			3	1	1	0	1	0	0
Juan Samuel, R (1, 8) OBP: 0.312, SLG: 0.366	B S S B X 2-2 S 1B		C F B B F F S 2-3 ① ② K 1-2		X 0-0 G6-3 ① 2-3		B X 1-0 F8 ③			4	0	1	0	0	1	2
Howard Johnson, S (1, 5) OBP: 0.378, SLG: 0.598	C 1 SAFE B X 1-1 F9 ② 1-2		B B B C X 3-1 L8 ③		B B F F X 2-2 SF9 ② 3-H			X 0-0 F9 ①		3	0	0	1	0	0	1
Darryl Strawberry, L (1, 9) OBP: 0.326, SLG: 0.523	C X 0-1 F7 ③			F X 0-1 2B 2B	S B F B F X 2-2 F7 ③			B B X 2-0 G3 ②		4	1	1	0	0	0	1
Kevin McReynolds, R (1, 7) OBP: 0.340, SLG: 0.453		M B S X 1-1 1B SF9 1B		M B S F B F B B 4-2 2B BB		B B X 2-0 G5-3 ①		S X 0-1 F8 ③		3	2	1	0	1	0	0
Dave Magadan, L (1, 3) OBP: 0.367, SLG: 0.403		B F B 1 SAFE B F F 1 SAFE X 3-2 1-3 1B		B C X 1-1 1-H 2-H 2B		B C B C F F X 2-2 1B				3	0	3	2	0	0	0
Gary Carter, R (1, 2) OBP: 0.223, SLG: 0.234		B X 1-0 P3 ①		B X 1-0 F8 ①		F B B F X 2-2 P3 ②				3	0	0	0	0	0	4
Kevin Elster, R (1, 6) OBP: 0.289, SLG: 0.355		F 1 SAFE B F X 1-2 SF9 ② 3-H		F F B S 1-3 K2-3 ②		B B X 2-0 G1-3 ③				2	0	0	1	0	1	2
Bob Ojeda, L (1, 1) OBP: 0.167, SLG: 0.118 Keith Miller, R (7, PH) OBP: 0.238, SLG: 0.275 Don Aase, R (8, 1) Randy Myers, L (8, 1)		B C X 1-1 F7 ③		X 0-0 F7 ③			B X 1-0 G6-3 ①			2 1 0 0	0 0 0 0	0 0 0 0	0 0 0 0	0 0 0 0	0 0 0 0	2 0 0 0
Inning Stats	R: 0 H: 1 E: 0 LOB: 1 K: 0 BB: 0 S: 9 P: 13	R: 1 H: 2 E: 0 LOB: 1 K: 0 BB: 0 S: 12 P: 19	R: 0 H: 0 E: 0 LOB: 0 K: 1 BB: 1 S: 8 P: 17	R: 2 H: 2 E: 0 LOB: 1 K: 1 BB: 1 S: 13 P: 20	R: 1 H: 1 E: 0 LOB: 0 K: 0 BB: 0 S: 9 P: 14	R: 0 H: 1 E: 0 LOB: 1 K: 0 BB: 0 S: 10 P: 18	R: 0 H: 0 E: 0 LOB: 0 K: 0 BB: 0 S: 5 P: 8	R: 0 H: 0 E: 0 LOB: 0 K: 0 BB: 0 S: 4 P: 6		1B: 4 SF: 2 2B: 4 SAC: 0 3B: 0 DP: 1 HR: 0 HBP: 0						

PITCHER		IP	WLS	BF	H	R	ER	SO	BB	IBB	HBP	BLK	WP	HR	S	P	ERA	WHIP
John Wetteland, R ERA: 3.05	(1, 1)	4.0	L	18	5	3	3	2	2	0	0	0	0	0	42	69	6.75	1.750
Mike Morgan, R ERA: 2.67	(5, 1)	2.0		8	2	1	1	0	0	0	0	0	0	0	19	32	4.50	1.000
Tim Crews, R ERA: 2.82	(7, 1)	2.0		6	0	0	0	0	0	0	0	0	0	0	9	14	0.00	0.000

PITCHER	IP	WLS	BF	H	R	ER	SO	BB	IBB	HBP	BLK	WP	HR	S	P	ERA	WHIP

BOTTOM

Los Angeles Dodgers @ New York Mets

Shea Stadium, Flushing, NY

Sat Aug 19 1989, 3:33 AM EDT

Att. 38,453 - Overcast

livebaseballscorecards.com

AB	28
R	4
H	7
RBI	4
BB	2
SO	2
LOB	12

WP: 0 PA: 32
PB: 0
SB: 1
CS: 1

Batter	1	2	3	4	5	6	7	8	9	AB	R	H	RBI	BB	SO	LOB
Alfredo Griffin, S (1, 6) OBP: 0.313, SLG: 0.339	S C B S 1-3 K ①		C F F F S 0-3 K ②		X 0-0 2B		F F B S 1-3 K ③		B X 1-0 HR 1B 1-2	5	1	2	0	0	3	2
Willie Randolph, R (1, 4) OBP: 0.375, SLG: 0.326	X 0-0 F9 ②		B F B C F X 2-2 G1-3 ③		B X 1-0 L7 ③			B C C B F F X 2-2 G6-3 ①	X 0-0 HR 1-H 2-H	5	1	1	3	0	0	1
Eddie Murray, S (1, 3) OBP: 0.349, SLG: 0.405	B S C F B X 2-2 HR			C C B B B X 3-2 L8-2 1B 1B 1B		B B B C X 3-1 G1-3 ①		X 0-0 BB 1B	B B B B 4-0 2B 1B BB	4	2	3	1	1	0	0
Mike Marshall, R (1, 9) OBP: 0.331, SLG: 0.422	B B X 2-0 P4 ③			F B F F X 1-2 1B 1-2		B S S X 1-2 F9 ②		F C C 0-3 K ②	X 0-0 1B 2B 1-3	5	0	2	0	0	1	1
Jeff Hamilton, R (1, 5) OBP: 0.263, SLG: 0.368 Jay Howell, R (9, 1)		F B B X 2-1 P4 ①		L F B X 1-2 1B 1-2 2-3		X 0-0 P4 ③		S B B S B B 4-2 BB 1-2	B X 1-0 1B 2-3 3-H	4 0	0 0	2 0	1 0	1 0	0 0	0 0
Jose Gonzalez, R (1, 8) OBP: 0.340, SLG: 0.359		S B B B S B 4-2 E S BB		B C S S 1-3 K ①			B F X 1-1 S 1B	B B F X 2-1 P3 ③	L X 0-1 B1-3 ③	4	0	1	0	1	1	7
Mike Huff, R (1, 7) OBP: 0.320, SLG: 0.381 Bill Bean, L (9, PH) OBP: 0.220, SLG: 0.178 (9, 7)	C B S B B S 3-3 K ② 1-3			F S X 0-2 L8-2 ② ③ 3-H			F B F B B 1 SAFE X 3-2 F8 ①		B C C X 1-2 G4-3 ①	3 1	0 0	0 0	0 0	0 0	1 0	5 0
Mike Scioscia, L (1, 2) OBP: 0.326, SLG: 0.324	C C S 0-3 K ③				X 0-0 F8 ①		B F B X 2-1 P4 ② 1-2		C B X 1-1 P6 ②	4	0	0	0	0	1	2
Ramon Martinez, R (1, 1) OBP: 0.222, SLG: 0.235 Ray Searage, L (5, 1) Mike Sharperson, R (7, PH) OBP: 0.400, SLG: 0.500 Alejandro Pena, R (7, 1) Lenny Harris, L (9, PH) OBP: 0.277, SLG: 0.288 (9, 5)			B F X 1-1 B1-3 ①		C B S F B F F S 2-3 K ②		B F B B F B 4-2 BB		B F B X 2-1 HR 1B 1B	2 0 0 0 1	0 0 0 0 1	0 0 0 0 1	0 0 1 0 1	0 0 0 0 0	1 0 0 0 0	0 0 0 0 0

Inning Stats										
	R: 1 E: 0 K: 1 S: 9	H: 1 LOB: 0 BB: 0 P: 14	R: 0 E: 0 K: 2 S: 10	H: 0 LOB: 1 BB: 1 P: 19	R: 0 E: 0 K: 1 S: 11	H: 0 LOB: 0 BB: 0 P: 14	R: 0 E: 0 K: 1 S: 16	H: 3 LOB: 2 BB: 0 P: 22	R: 0 E: 0 K: 1 S: 9	H: 1 LOB: 1 BB: 0 P: 12
	R: 0 E: 0 K: 0 S: 6	H: 0 LOB: 0 BB: 0 P: 10	R: 0 E: 0 K: 1 S: 12	H: 1 LOB: 2 BB: 1 P: 23	R: 0 E: 0 K: 1 S: 13	H: 1 LOB: 2 BB: 1 P: 21	R: 4 E: 0 K: 0 S: 13	H: 5 LOB: 2 BB: 1 P: 23	1B: 8 2B: 3 3B: 0 HR: 2	SF: 0 SAC: 0 DP: 1 HBP: 0	WP: 0 PB: 0 SB: 2 CS: 0	PA: 42

PITCHER		IP	WLS	BF	H	R	ER	SO	BB	IBB	HBP	BLK	WP	HR	S	P	ERA	WHIP
Sid Fernandez, L ERA: 2.69	(1, 1)	6.2		27	6	1	1	6	2	0	0	0	0	1	70	110	1.35	1.200
Don Aase, R ERA: 3.86	(7, 1)	2.0	L	12	4	4	4	2	2	0	0	0	0	1	25	43	18.00	3.000
Jeff Innis, R ERA: 2.6	(9, 1)	0.1		3	2	0	0	0	0	0	0	0	0	0	4	5	0.00	6.000

PITCHER	IP	WLS	BF	H	R	ER	SO	BB	IBB	HBP	BLK	WP	HR	S	P	ERA	WHIP

TOP

Los Angeles Dodgers @ New York Mets

Shea Stadium, Flushing, NY

Sun Aug 20 1989, 3:33 AM EDT
Att. 45,031 - Overcast - 84 F

livebaseballscorecards.com

AB	38
R	5
H	12
RBI	5
BB	4
SO	8
LOB	18

Batter	1	2	3	4	5	6	7	8	9	AB	R	H	RBI	BB	SO	LOB
Gregg Jefferies, S (1, 4) OBP: 0.285, SLG: 0.334	B C B C X 2-2 F8 ①		C F B S 1-3 K ①		C X 0-1 G3-1 2-H 1B		B X 1-0 F8 ② S F B X 1-2 F8 ③		C F X 0-2 G3 ③	5	0	1	1	0	1	2
Juan Samuel, R (1, 8) OBP: 0.309, SLG: 0.363	C B B X 2-1 G6-3 ②		B S F B X 2-2 G6-3 ②		X 0-0 G3-1 ② 2-3					4	0	0	0	0	0	1
Howard Johnson, S (1, 5) OBP: 0.381, SLG: 0.604	B X 1-0 HR		F B B C B F B 4-2 BB		F B B B B 4-1 BB			X 0-0 F8 ①		2	1	1	1	2	0	0
Darryl Strawberry, L (1, 9) OBP: 0.323, SLG: 0.517	B F F X 1-2 G6-3 ③		X 0-0 F8 ③		S 1 SAFE S S 0-3 K ③			X 0-0 F9 ②		4	0	0	0	0	1	3
Kevin McReynolds, R (1, 7) OBP: 0.339, SLG: 0.458		C B F B B F X 3-2 HR		B S B X 2-1 F8 ①		B C F B C 2-3 K ①		B S X 1-1 F8 ③		4	1	1	1	0	1	0
Dave Magadan, L (1, 3) OBP: 0.366, SLG: 0.405		C B F F X 1-2 G6-3 ①		C B C F X 1-2 L6 ②		C F B B B S 3-3 K ②			X 0-0 1B 2B	4	1	1	0	0	1	0
Mackey Sasser, L (1, 2) OBP: 0.318, SLG: 0.410 Keith Miller, R (9, PR) OBP: 0.238, SLG: 0.275		B S X 1-1 2B		B X 1-0 F7 ③		C X 0-1 1B			X 0-0 SH3-4 2-H 1B	4 0	0 0	3 0	1 0	0 0	0 0	0 0
Kevin Elster, R (1, 6) OBP: 0.289, SLG: 0.355		C X 0-1 L7 ②			C S X 0-2 SH2-4 1B 1B	F F F X 0-2 L9 ③			C X 0-1 SH3-4 ① 1-2	3	1	1	0	0	0	2
Sid Fernandez, L (1, 1) OBP: 0.212, SLG: 0.220 Don Aase, R (7, 1) Jeff Innis, R (9, 1) Keith Hernandez, L (9, PH) OBP: 0.343, SLG: 0.361		X 0-0 G3 ③			B X 1-0 SH2-4 ① 1-2		F C F X 0-2 G6-3 ①		F S B X 1-2 P6 ②	1 1 0 1	0 0 0 0	0 0 0 0	0 0 0 0	0 0 0 0	0 0 0 0	1 0 0 2
Inning Stats	R: 1 H: 1 E: 0 LOB: 0 K: 0 BB: 0 S: 9 P: 15	R: 1 H: 2 E: 0 LOB: 1 K: 0 BB: 0 S: 13 P: 18	R: 0 H: 0 E: 0 LOB: 1 K: 1 BB: 1 S: 10 P: 17	R: 0 H: 0 E: 0 LOB: 0 K: 0 BB: 0 S: 7 P: 11	R: 1 H: 2 E: 0 LOB: 2 K: 1 BB: 1 S: 11 P: 16	R: 0 H: 1 E: 0 LOB: 1 K: 2 BB: 0 S: 12 P: 17	R: 0 H: 0 E: 0 LOB: 0 K: 0 BB: 0 S: 8 P: 10	R: 0 H: 0 E: 0 LOB: 0 K: 0 BB: 0 S: 4 P: 5	R: 1 H: 2 E: 0 LOB: 2 K: 0 BB: 0 S: 10 P: 11	1B: 4 SF: 0 2B: 2 SAC: 2 3B: 0 DP: 0 HR: 2 HBP: 0						WP: 0 PA: 37 PB: 0 SB: 0 CS: 0

PITCHER		IP	WLS	BF	H	R	ER	SO	BB	IBB	HBP	BLK	WP	HR	S	P	ERA	WHIP
Ramon Martinez, R ERA: 3.81	(1, 1)	4.2		21	5	3	3	1	2	0	0	0	0	2	47	74	5.79	1.500
Ray Searage, L ERA: 3.41	(5, 1)	1.1		5	1	0	0	3	0	0	0	0	0	0	15	20	0.00	0.750
Alejandro Pena, R ERA: 2.51	(7, 1)	2.0	W	6	0	0	0	0	0	0	0	0	0	0	12	15	0.00	0.000
Jay Howell, R ERA: 0.83	(9, 1)	1.0	S	5	2	1	1	0	0	0	0	0	0	0	10	11	9.00	2.000

PITCHER	IP	WLS	BF	H	R	ER	SO	BB	IBB	HBP	BLK	WP	HR	S	P	ERA	WHIP

BOTTOM

Los Angeles Dodgers @ New York Mets

Shea Stadium, Flushing, NY

Sun Aug 20 1989, 3:33 AM EDT

Att. 45,031 - Overcast - 84 F

livebaseballscorecards.com

AB	33
R	4
H	8
RBI	4
BB	2
SO	4
LOB	11

Batter	1	2	3	4	5	6	7	8	9	AB	R	H	RBI	BB	SO	LOB
Alfredo Griffin, S (1, 6) OBP: 0.317, SLG: 0.340	BBBCCB 4-2 FC5-4 BB	C X 0-1 FC6-4 1-H 2-H 1B		X 0-0 G4-3 ③			B X 1-0 F9 ③		B X 1-0 G6-4-3 2-3 3-H 1B	4	0	2	3	1	0	0
Willie Randolph, R (1, 4) OBP: 0.371, SLG: 0.322	B C 1 SAFE 1 SAFE B X 2-1 ① FC5-4 G6-4-3 1-2f	X 0-0 ③ FC6-4 1-2f			C F B X 1-2 ① G5-3			X 0-0 ① F8	X 0-0 ② ③ G6-4-3 1-2f	5	0	0	0	0	0	4
Eddie Murray, S (1, 3) OBP: 0.349, SLG: 0.402	S S F B B B 1 SAFE X 2-2 ② ③ G6-4-3 1-2f		S B B C X 2-2 ① L8		F S B F X 1-2 ② G6-3			F B C B B B 4-2 FC4-6 BB		3	0	0	0	1	0	1
Mike Marshall, R (1, 9) OBP: 0.331, SLG: 0.419 Bill Bean, L (6, 9) OBP: 0.216, SLG: 0.174		C S B B F B B 4-2 FC5-4 BB	B S B F X 2-2 E5 1B		B S C B S 2-3 ③ K			C X 0-1 ② FC4-6 E 1-2f		2 1	0 0	0 0	0 0	1 0	1 0	0 1
Jeff Hamilton, R (1, 5) OBP: 0.263, SLG: 0.367		B C X 1-1 ① FC5-4 1B 1B 1B 1-2f	X 0-0 G3 1-3 1B			X 0-0 ① F7		F 1 SAFE B X 1-1 ③ G5-3 1-2		4	1	1	0	0	0	2
Jose Gonzalez, R (1, 8) OBP: 0.343, SLG: 0.368		C X 0-1 1B 1-2 1B 1B	B B S B X 3-1 ② G3 1-2			X 0-0 ② F9			B B S X 2-1 SH2-4 E 2B	4	2	2	0	0	0	2
Mike Huff, R (1, 7) OBP: 0.321, SLG: 0.375		C S B X 1-2 1B CS 1-2 2-3 1B	C X 0-1 ③ G6-3			X 0-0 ③ F8			B 2 SAFE B X 2-0 ① SH2-4 2-3	3	0	1	0	0	0	2
Rick Dempsey, R (1, 2) OBP: 0.304, SLG: 0.248	B C X 1-1 CS 1B 1-3 2-H 3-H 1B		B B C S X 2-2 ① G1-3				C B B F B F S 3-3 ① K2-3		B B B B 4-0 E 1B BB	3	2	1	2	1	1	0
Tim Belcher, R (1, 1) OBP: 0.145, SLG: 0.132 Mike Sharperson, R (9, PH) OBP: 0.364, SLG: 0.444 Jay Howell, R (9, 1)	F P M B B B 4-2 ② 1B 1B 1-2 3-H BB		F B B F X 2-2 ② G5-3				C B B F S 2-3 ② K		S C B F X 1-2 FC6 1B 1-3 3-H	2 1 0	1 0 0	0 0 0	0 0 0	1 0 0	1 0 0	0 1 0
Inning Stats	R: 0 H: 0 E: 0 LOB: 0 K: 0 BB: 1 S: 8 P: 16	R: 4 H: 4 E: 0 LOB: 1 K: 0 BB: 2 S: 18 P: 28	R: 0 H: 1 E: 1 LOB: 2 K: 0 BB: 0 S: 11 P: 18	R: 0 H: 0 E: 0 LOB: 0 K: 0 BB: 0 S: 7 P: 11	R: 0 H: 0 E: 0 LOB: 0 K: 1 BB: 0 S: 10 P: 14	R: 0 H: 0 E: 0 LOB: 0 K: 0 BB: 0 S: 3 P: 3	R: 0 H: 0 E: 0 LOB: 0 K: 2 BB: 0 S: 8 P: 14	R: 0 H: 0 E: 1 LOB: 1 K: 0 BB: 1 S: 7 P: 12	R: 2 H: 2 E: 1 LOB: 1 K: 0 BB: 1 S: 9 P: 19	1B: 6 SF: 0 2B: 1 SAC: 1 3B: 0 DP: 2 HR: 0 HBP: 0						WP: 0 PA: 38 PB: 0 SB: 0 CS: 2	

PITCHER		IP	WLS	BF	H	R	ER	SO	BB	IBB	HBP	BLK	WP	HR	S	P	ERA	WHIP
Mark Langston, L ERA: 2.65	(1, 1)	8.1	L	37	7	6	5	3	5	0	0	0	0	0	80	134	5.40	1.440
Rich Thompson, R ERA:	(9, 1)	0.2		1	0	0	0	0	0	0	0	0	0	0	1	1	0.00	0.000

PITCHER	IP	WLS	BF	H	R	ER	SO	BB	IBB	HBP	BLK	WP	HR	S	P	ERA	WHIP

TOP

Los Angeles Dodgers @ Montreal Expos

Olympic Stadium, Montreal, QB

Mon Aug 21 1989, 7:05 PM EDT

Att. 24,440 - Dome

livebaseballscorecards.com

AB	32
R	6
H	7
RBI	5
BB	5
SO	3
LOB	13

BOTTOM

Los Angeles Dodgers @ Montreal Expos

Olympic Stadium, Montreal, QB

Mon Aug 21 1989, 7:05 PM EDT

Att. 24,440 - Dome

livebaseballscorecards.com

Batter	1	2	3	4	5	6	7	8	9	AB	R	H	RBI	BB	SO	LOB
Dave Martinez, L (1, 8) OBP: 0.325, SLG: 0.388	F7	G4-3			WP, 1B		CS, 1B		FC5-4, 1B, 1-2f	5	0	2	0	0	0	1
Wallace Johnson, S (1, 3) OBP: 0.284, SLG: 0.333	FC4-6, 1B		G3-1		F7		K, 1-2		1B, 1-2	5	0	2	0	0	1	2
Larry Walker, L (1, 9) OBP: 0.478, SLG: 0.333	FC4-6, BLK, S, 1-2f		WP, HBP		F8		P6		L9	4	0	0	0	0	0	4
Tim Raines, S (1, 7) OBP: 0.409, SLG: 0.459	BLK, BB, 1-2		BB, 1-2		BB, 1-2			G3		1	0	0	0	3	0	0
Tim Wallach, R (1, 5) OBP: 0.341, SLG: 0.427	BB, 1-2, 2-3		F7		P6			WP, 1B		3	0	1	0	1	0	4
Nelson Santovenia, R (1, 2) OBP: 0.320, SLG: 0.387	K		L6			P5		G5-3, 1-2		4	0	0	0	0	1	6
Tom Foley, L (1, 4) OBP: 0.303, SLG: 0.342		G3-1		P2		BB		F8		3	0	0	0	1	0	1
Spike Owen, S (1, 6) OBP: 0.378, SLG: 0.366		HR		K		F9			FC5-4, BB	3	1	1	1	1	1	1
Mark Langston, R (1, 1) OBP: 0.176, SLG: 0.220		K		K		K			L9	3	0	0	0	0	3	1
Rich Thompson, R (9, 1)										0	0	0	0	0	0	0
Otis Nixon, S (9, PH) OBP: 0.306, SLG: 0.264										1	0	0	0	0	0	1
Inning Stats	R: 0 E: 0 K: 1 S: 16 H: 1 LOB: 3 BB: 2 P: 29	R: 1 E: 0 K: 1 S: 8 H: 1 LOB: 0 BB: 0 P: 13	R: 0 E: 0 K: 0 S: 8 H: 0 LOB: 2 BB: 1 P: 14	R: 0 E: 0 K: 2 S: 8 H: 0 LOB: 0 BB: 0 P: 14	R: 0 E: 0 K: 0 S: 7 H: 1 LOB: 2 BB: 1 P: 14	R: 0 E: 0 K: 1 S: 5 H: 0 LOB: 1 BB: 1 P: 9	R: 0 E: 0 K: 1 S: 6 H: 1 LOB: 0 BB: 0 P: 9	R: 0 E: 0 K: 0 S: 10 H: 1 LOB: 1 BB: 0 P: 15	R: 0 E: 0 K: 0 S: 15 H: 1 LOB: 2 BB: 1 P: 24	1B: 5 2B: 0 3B: 0 HR: 1 SF: 0 SAC: 0 DP: 0 HBP: 1							

	AB	32
	R	1
	H	6
	RBI	1
	BB	6
	SO	6
	LOB	21

WP: 3 PB: 0 SB: 1 CS: 1 PA: 39

PITCHER		IP	WLS	BF	H	R	ER	SO	BB	IBB	HBP	BLK	WP	HR	S	P	ERA	WHIP
Tim Belcher, R ERA: 3.32	(1, 1)	8.0	W	34	5	1	1	6	5	0	1	1	3	1	68	117	1.12	1.250
Jay Howell, R ERA: 0.81	(9, 1)	1.0		5	1	0	0	0	1	0	0	0	0	0	15	24	0.00	2.000

PITCHER	IP	WLS	BF	H	R	ER	SO	BB	IBB	HBP	BLK	WP	HR	S	P	ERA	WHIP

Batter	1	2	3	4	5	6	7	8	9	AB	R	H	RBI	BB	SO	LOB
Alfredo Griffin, S (1, 6) OBP: 0.315, SLG: 0.337	B B B C B 4-1 1B SF9 BB	X 0-0 ② F6			C C X 0-2 ② G3		F S F F B S 1-3 ① K		X 0-0 ② G6-3	4	1	0	0	1	1	3
Willie Randolph, R (1, 4) OBP: 0.369, SLG: 0.320	C M B B X 2-2 4-3 S 1-3 1B	C L F B X 1-2 ③ 4-3			B X 1-0 ③ G6-3		S B B B X 3-1 ②③ G6-4-3 1-2f		C S B X 1-2 ③ F3	5	0	1	0	0	0	3
Mickey Hatcher, R (1, 7) OBP: 0.328, SLG: 0.405	B X 1-0 ① SF9 3-H		S B F X 1-2 ① 5-3			B B B C C B 4-2 SH5-3 BB BB		C S X 0-2 E6 1B 6-3		2	1	0	1	1	0	0
Eddie Murray, S (1, 3) OBP: 0.350, SLG: 0.402	S X 0-1 ② 4-3 1-3		C B B F X 2-2 ② 4-3			B F P B B 4-1 SH5-3 1-2 BB		B X 1-0 6-3 BB 1-3 FC6-2 1B		3	0	1	0	1	0	1
Jeff Hamilton, R (1, 5) OBP: 0.265, SLG: 0.366	B C B S B B 4-2 BB BB		X 0-0 ③ G5-3			X 0-0 ① SH5-3 1-2 2-3		S B B B B 4-1 FC6-2 6-3 1-2 BB		1	0	0	0	2	0	0
Jose Gonzalez, R (1, 8) OBP: 0.341, SLG: 0.362	B B S B S B 4-2 1-2 BB			C X 0-1 ① G3-1		S F B S 1-3 ② K		C B F F B X 2-2 ① 6-3 1-2 2-3 3-H		3	0	0	1	1	1	4
Bill Bean, L (1, 9) OBP: 0.200, SLG: 0.160	F S B B B X 2-2 ③ G3			B S F C 1-3 ② K		F B X 1-1 ③ G1		B C X 1-1 ② FC6-2 FC6 2-3 3-H		4	0	0	0	0	1	7
Mike Scioscia, L (1, 2) OBP: 0.327, SLG: 0.326		C C F B B F B X 3-2 SH1-4 1B		B S S X 1-2 ③ F3			B C B X 2-1 E 1B	F X 0-1 ③ FC6 1-2f		4	0	2	0	0	0	2
Fernando Valenzuela, L (1, 1) OBP: 0.157, SLG: 0.196 Lenny Harris, L (7, PH) OBP: 0.276, SLG: 0.286 Mike Morgan, R (7, 1) OBP: 0.108, SLG: 0.083 Mike Sharperson, R (9, PH) OBP: 0.333, SLG: 0.400		X 0-0 ① SH1-4 1-2			C F X 0-2 ① F7		B F S F X 1-2 FC3 G6-4-3 1-2		C S B X 1-2 ① F4	1 1 0 1	0 0 0 0	0 0 0 0	0 0 0 0	0 0 0 0	0 1 0 0	0 1 0 0
Inning Stats	R: 1 H: 1 E: 0 LOB: 3 K: 0 BB: 3 S: 14 P: 31	R: 0 H: 1 E: 0 LOB: 1 K: 0 BB: 0 S: 11 P: 15	R: 0 H: 0 E: 0 LOB: 0 K: 0 BB: 0 S: 7 P: 10	R: 0 H: 0 E: 0 LOB: 0 K: 1 BB: 0 S: 8 P: 10	R: 0 H: 0 E: 0 LOB: 0 K: 0 BB: 0 S: 7 P: 8	R: 0 H: 0 E: 0 LOB: 2 K: 1 BB: 2 S: 10 P: 19	R: 0 H: 1 E: 1 LOB: 1 K: 1 BB: 0 S: 13 P: 20	R: 1 H: 1 E: 1 LOB: 2 K: 0 BB: 1 S: 13 P: 21	R: 0 H: 0 E: 0 LOB: 0 K: 0 BB: 0 S: 7 P: 9	1B: 4 SF: 1 2B: 0 SAC: 2 3B: 0 DP: 1 HR: 0 HBP: 0						WP: 0 PA: 38 PB: 0 SB: 1 CS: 0

PITCHER		IP	WLS	BF	H	R	ER	SO	BB	IBB	HBP	BLK	WP	HR	S	P	ERA	WHIP
Kevin Gross, R ERA: 4.16	(1, 1)	7.0	W	31	4	2	1	3	5	0	0	0	0	0	74	118	1.29	1.286
Tim Burke, R ERA: 2.54	(8, 1)	2.0	S	7	0	0	0	0	1	0	0	0	0	0	16	25	0.00	0.500

PITCHER	IP	WLS	BF	H	R	ER	SO	BB	IBB	HBP	BLK	WP	HR	S	P	ERA	WHIP

Los Angeles Dodgers @ Montreal Expos

Olympic Stadium, Montreal, QB

Tue Aug 22 1989, 7:05 PM EDT

Att. 23,810 - Unknown

TOP

livebaseballscorecards.com

AB	29
R	2
H	4
RBI	2
BB	6
SO	3
LOB	21

Los Angeles Dodgers @ Montreal Expos

Olympic Stadium, Montreal, QB

Tue Aug 22 1989, 7:05 PM EDT

Att. 23,810 - Unknown

livebaseballscorecards.com

BOTTOM

Batter	1	2	3	4	5	6	7	8	9	AB	R	H	RBI	BB	SO	LOB
Marquis Grissom, R (1, 8) OBP: 0.500, SLG: 0.333	B F B B C X 3-2 ① P2		X 0-0 ③ G5-3		X 0-0 FC6-4 1B 1-3 3-H		B B B C B 4-1 G1-3 BB			3	0	1	1	1	0	0
Damaso Garcia, R (1, 4) OBP: 0.322, SLG: 0.386 Tom Foley, L (7, PH) OBP: 0.302, SLG: 0.341 (8, 4)	X 0-0 ② F8			C S X 0-2 ① F6	X 0-0 ③ FC6-4 1-2f		B X 1-0 ① F9			3	0	0	0	0	0	2
										1	0	0	0	0	0	1
Andres Galarraga, R (1, 3) OBP: 0.333, SLG: 0.426	B X 1-0 HR			C B F B S 2-3 ② K		B B C B S X 3-2 ① F9	B X 1-0 ② G1-3 1-2			4	1	1	1	0	1	1
Tim Raines, S (1, 7) OBP: 0.408, SLG: 0.457	S B C B B X 3-2 ③ F3			B X 1-0 1B		B X 1-0 ② G5-3	X 0-0 ③ F9			4	0	1	0	0	0	1
Hubie Brooks, R (1, 9) OBP: 0.286, SLG: 0.355 Dave Martinez, L (9, 9) OBP: 0.325, SLG: 0.388		C B B X 2-1 ① F7		C F C 0-3 ③ K		B F B B F X 3-2 1B 2B		X 0-0 ① G4-3		4	1	1	0	0	1	1
										0	0	0	0	0	0	0
Tim Wallach, R (1, 5) OBP: 0.344, SLG: 0.427		C B B B F F B 4-2 BLK 6-3 BB			F X 0-1 1B 1B 1B	I I I 4-0 E 1B BLK IBB		B X 1-0 ② F9		2	2	1	0	2	0	0
Mike Fitzgerald, R (1, 2) OBP: 0.340, SLG: 0.414		C 3 SAFE B X 1-1 ② ③ 6-3 1-H			X 0-0 ① F8	C F F B B X 2-2 E8 BLK 1B 1-3 2-H		F B X 1-1 ③ G6-3		4	0	1	1	0	0	2
Spike Owen, S (1, 6) OBP: 0.381, SLG: 0.367			S S C 0-3 ① K		S B B B X 3-1 1B 1B 1-3	I I I 4-0 1B IBB 1-2 3-H				2	0	1	0	1	1	0
Kevin Gross, R (1, 1) OBP: 0.200, SLG: 0.161 Tim Burke, R (8, 1)			C B F B B C 3-3 ② K		C L B C 1-3 ② K	F B F B S 2-3 ③ K				3	0	0	0	0	3	4
										0	0	0	0	0	0	0
Inning Stats	R: 1 H: 1 E: 0 LOB: 0 K: 0 BB: 0 S: 8 P: 15	R: 0 H: 0 E: 0 LOB: 0 K: 0 BB: 1 S: 7 P: 14	R: 0 H: 0 E: 0 LOB: 0 K: 2 BB: 0 S: 7 P: 10	R: 0 H: 1 E: 0 LOB: 1 K: 2 BB: 0 S: 10 P: 13	R: 1 H: 3 E: 0 LOB: 2 K: 1 BB: 0 S: 10 P: 14	R: 2 H: 2 E: 1 LOB: 2 K: 1 BB: 2 S: 14 P: 33	R: 0 H: 0 E: 0 LOB: 1 K: 0 BB: 1 S: 4 P: 10	R: 0 H: 0 E: 0 LOB: 0 K: 0 BB: 0 S: 4 P: 6		1B: 5 SF: 0 2B: 1 SAC: 0 3B: 0 DP: 0 HR: 1 HBP: 0					WP: 0 PA: 34 PB: 0 SB: 0 CS: 0	

	AB	30
	R	4
	H	7
	RBI	3
	BB	4
	SO	6
	LOB	12

PITCHER		IP	WLS	BF	H	R	ER	SO	BB	IBB	HBP	BLK	WP	HR	S	P	ERA	WHIP
Fernando Valenzuela, L ERA: 3.54	(1, 1)	6.0	L	27	7	4	3	6	1	2	0	2	0	1	56	99	4.50	1.333
Mike Morgan, R ERA: 2.64	(7, 1)	2.0		7	0	0	0	0	1	0	0	0	0	0	8	16	0.00	0.500

PITCHER	IP	WLS	BF	H	R	ER	SO	BB	IBB	HBP	BLK	WP	HR	S	P	ERA	WHIP

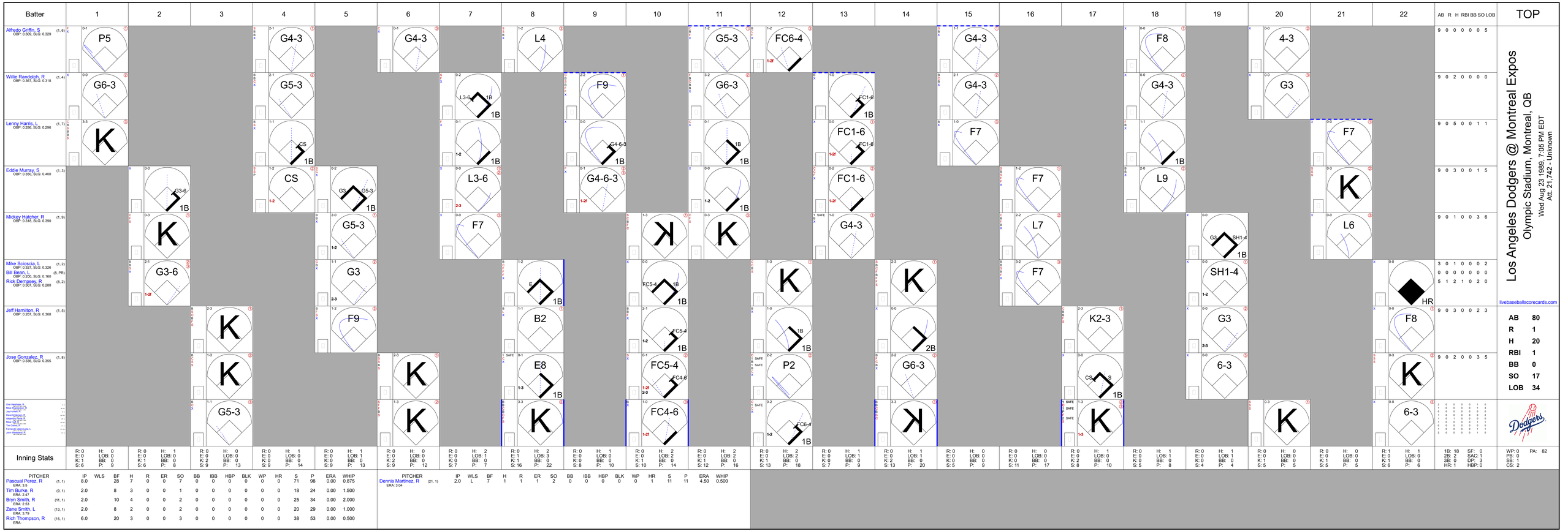
Batter
1
2
3
4
5
6
7
8
9
10
11
12
13
14
15
16
17
18
19
20
21
22
AB R H RBI BB SO LOB
TOP
Alfredo Griffin, S (1, 6) OBP: 0.309, SLG: 0.329
P5
G6-3
K
G4-3
G5-3
CS 1B
CS 1-2
G3-6 1B
K
G3-6 1-2T
G3 G5-3 1B
G5-3 1-2
G3 2-3
F9 1B
G4-3
L3-6 1B
L3-6 2-3
F7
L4
E 1B
B2
E8 1-3
K
G5-3
F9
G4-3
L3-6 1B
1-2
G4-6-3 1B
G4-6-3 1-2T
K
FC5-4 1B
FC5-4 1B
1-2
FC5-4 FC4-6 2-3
FC4-6 1-2T
G5-3
G6-3 1B
1B
1-2
K
G4-3
FC1-6 1-2T
FC1-6
K
FC6-4
1B
1-2T
1B
1B
1-2
1B
1B
1-2
K
1B
2B
G6-3
P2
FC6-4 1B
1-2
K
G4-3
G4-3
F7
F8
G4-3
L9
1B
1B
4-3
G3
F7
K
L6
G3 SH1-4 1B
SH1-4
1-2
G3
2-3
6-3
F8
K
HR
K2-3
CS S 1B
K
1-3
K
Willie Randolph, R (1, 4) OBP: 0.367, SLG: 0.318
Lenny Harris, L (1, 7) OBP: 0.286, SLG: 0.296
Eddie Murray, S (1, 3) OBP: 0.350, SLG: 0.400
Mickey Hatcher, R (1, 9) OBP: 0.318, SLG: 0.390
Mike Scioscia, L (1, 2) OBP: 0.327, SLG: 0.326
Bill Bean, L (8, PR) OBP: 0.200, SLG: 0.160
Rick Dempsey, R (0, 2) OBP: 0.307, SLG: 0.280
Jeff Hamilton, R (1, 5) OBP: 0.267, SLG: 0.368
Jose Gonzalez, R (1, 8) OBP: 0.336, SLG: 0.355
Los Angeles Dodgers @ Montreal Expos
Olympic Stadium, Montreal, QB
Wed Aug 23 1989, 7:05 PM EDT
Att: 21,742 - Unknown
livebaseballscorecards.com
AB 80
R 1
H 20
RBI 1
BB 0
SO 17
LOB 34
WP: 0
PB: 0
SB: 1
CS: 2
PA: 82
1B: 18
2B: 2
3B: 0
HR: 1
SF: 0
SAC: 1
DPI: 3
HBP: 0
Inning Stats
PITCHER
IP WLS BF H R ER SO BB IBB HBP BLK WP HR S P ERA WHIP
Pascual Perez, R (1, 1) ERA: 3.5
8.0 28 7 0 0 0 7 0 0 0 0 0 0 0 71 98 0.00 0.875
Tim Burke, R (9, 1) ERA: 2.47
2.0 8 3 0 0 0 1 0 0 0 0 0 0 0 18 24 0.00 1.500
Bryn Smith, R (11, 1) ERA: 2.53
2.0 10 4 0 0 0 2 0 0 0 0 0 0 0 25 34 0.00 2.000
Zane Smith, L (13, 1) ERA: 3.79
2.0 8 2 0 0 0 2 0 0 0 0 0 0 0 20 29 0.00 1.000
Rich Thompson, R (15, 1) ERA:
6.0 20 3 0 0 0 3 0 0 0 0 0 0 0 38 53 0.00 0.500
PITCHER
IP WLS BF H R ER SO BB IBB HBP BLK WP HR S P ERA WHIP
Dennis Martinez, R (21, 1) ERA: 3.04
2.0 L 7 1 1 1 2 0 0 0 0 0 1 1 11 11 4.50 0.500

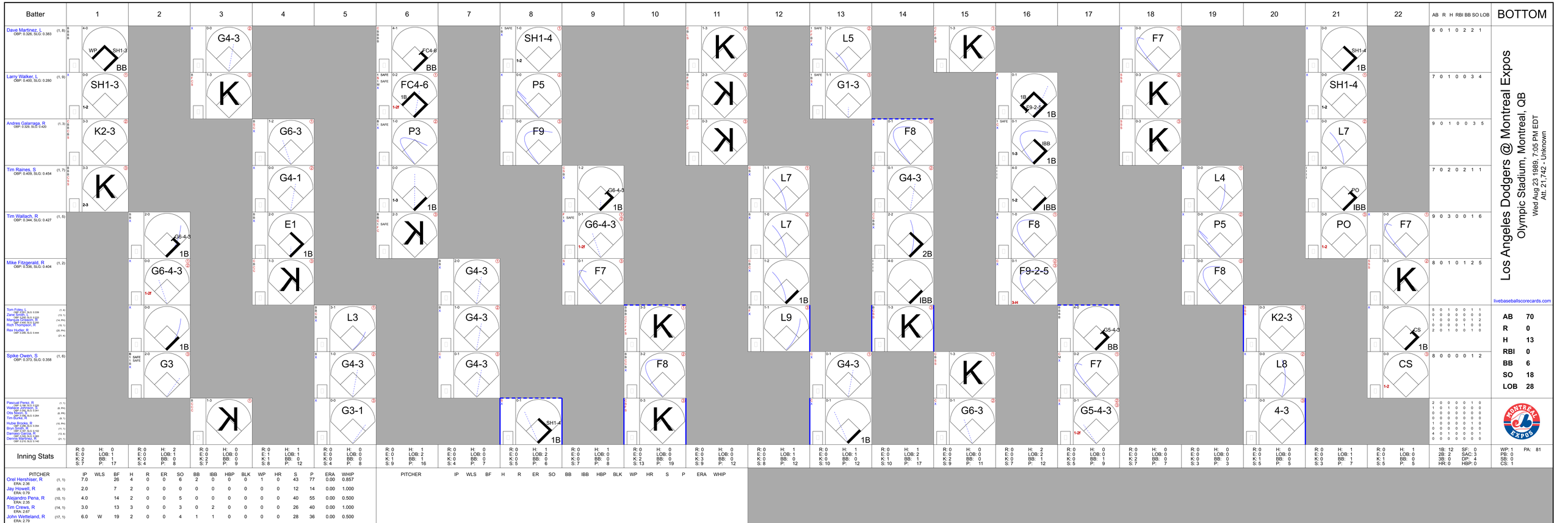
Batter
1
2
3
4
5
6
7
8
9
10
11
12
13
14
15
16
17
18
19
20
21
22
AB R H RBI BB SO LOB
BOTTOM
Dave Martinez, L (1, 8) OBP: 0.326, SLG: 0.383
WP SH1-3 BB
G4-3
FC4-8 BB
SH1-4
K
L5
K
F7
SH1-4 1B
6 0 1 0 2 2 1
Larry Walker, L (1, 9) OBP: 0.400, SLG: 0.280
SH1-3
K
FC4-6 1B
P5
K
G1-3
F9-2-5 1B
K
SH1-4
7 0 1 0 0 3 4
Andres Galarraga, R (1, 3) OBP: 0.328, SLG: 0.420
K2-3
G6-3
P3
F9
K
F8
IBB
L7
9 0 1 0 0 3 5
Tim Raines, S (1, 7) OBP: 0.409, SLG: 0.454
K
G4-1
G6-4-3
L7
G4-3
IBB
PO
7 0 2 0 2 1 1
Tim Wallach, R (1, 5) OBP: 0.344, SLG: 0.427
G6-4-3
E1
K
G6-4-3
L7
2B
F8
P5
F7
9 0 3 0 0 1 6
Mike Fitzgerald, R (1, 2) OBP: 0.356, SLG: 0.404
G6-4-3
K
G4-3
F7
L7
IBB
F9-2-5
F8
K
8 0 1 0 1 2 5
Tom Foley, L (1, 4) OBP: 0.326, SLG: 0.339
Zane Smith, L (1, 1) OBP: 0.000, SLG: 0.000
Marquis Grissom, R (1, 6, PH) OBP: 0.333, SLG: 0.333
Ron Thompson, R (1, PR, 1) OBP: 0.000, SLG: 0.000
Rex Hudler, R (2, PR) OBP: 0.286, SLG: 0.444
1B
L3
K
L9
K
G5-4-3 BB
K2-3
CS 1B
5 0 1 0 0 1 1
0 0 0 0 0 0 0
1 0 0 0 0 0 2
0 0 0 0 1 0 0
2 0 1 0 0 1 0
Spike Owen, S (1, 6) OBP: 0.373, SLG: 0.358
G3
G4-3
G4-3
F8
G4-3
K
F7
L8
CS
8 0 0 0 0 1 2
Pascual Perez, R (1, 1) OBP: 0.000, SLG: 0.000
Wallace Johnson, R (8, PH) OBP: 0.286, SLG: 0.381
Otis Nixon, L (8, PR) OBP: 0.333, SLG: 0.294
Tim Burke, R (9, 1) OBP: 0.000, SLG: 0.000
Hubie Brooks, R (10, PH) OBP: 0.333, SLG: 0.364
Bryn Smith, R (11, 1) OBP: 0.000, SLG: 0.000
Damaso Garcia, R (13, 4) OBP: 0.286, SLG: 0.429
Dennis Martinez, R (21, 1) OBP: 0.313, SLG: 0.140
G3-1
SH1-4 1B
G3-1
G6-3
G5-4-3
4-3
2 0 0 0 0 1 0
1 0 1 0 0 0 0
0 0 0 0 0 0 0
0 0 0 0 0 0 0
1 0 0 0 0 1 0
0 0 0 0 0 0 0
4 0 1 0 0 0 1
0 0 0 0 0 0 0
Inning Stats
R: 0 E: 0 K: 2 S: 7
H: 0 LOB: 1 BB: 1 P: 17
R: 0 E: 0 K: 0 S: 4
H: 2 LOB: 1 BB: 0 P: 8
R: 0 E: 0 K: 2 S: 7
H: 0 LOB: 0 BB: 0 P: 9
R: 0 E: 1 K: 1 S: 8
H: 1 LOB: 1 BB: 0 P: 12
R: 0 E: 0 K: 1 S: 4
H: 0 LOB: 0 BB: 0 P: 8
R: 0 E: 0 K: 1 S: 9
H: 1 LOB: 2 BB: 1 P: 16
R: 0 E: 0 K: 0 S: 4
H: 0 LOB: 0 BB: 0 P: 7
R: 0 E: 0 K: 0 S: 5
H: 1 LOB: 2 BB: 0 P: 6
R: 0 E: 0 K: 0 S: 7
H: 1 LOB: 0 BB: 0 P: 8
R: 0 E: 0 K: 2 S: 13
H: 0 LOB: 0 BB: 0 P: 19
R: 0 E: 0 K: 3 S: 9
H: 0 LOB: 0 BB: 0 P: 12
R: 0 E: 0 K: 0 S: 8
H: 1 LOB: 1 BB: 0 P: 12
R: 0 E: 0 K: 0 S: 10
H: 1 LOB: 1 BB: 0 P: 12
R: 0 E: 0 K: 1 S: 10
H: 1 LOB: 2 BB: 1 P: 17
R: 0 E: 0 K: 2 S: 9
H: 0 LOB: 0 BB: 0 P: 11
R: 0 E: 0 K: 0 S: 7
H: 2 LOB: 2 BB: 1 P: 12
R: 0 E: 0 K: 0 S: 5
H: 0 LOB: 0 BB: 1 P: 9
R: 0 E: 0 K: 2 S: 7
H: 0 LOB: 0 BB: 0 P: 7
R: 0 E: 0 K: 0 S: 3
H: 0 LOB: 0 BB: 0 P: 3
R: 0 E: 0 K: 1 S: 5
H: 0 LOB: 0 BB: 0 P: 5
R: 0 E: 0 K: 0 S: 3
H: 1 LOB: 1 BB: 1 P: 7
R: 0 E: 0 K: 1 S: 5
H: 1 LOB: 0 BB: 0 P: 5
1B: 12 2B: 2 3B: 0 HR: 0
SF: 0 SAC: 3 DP: 4 HBP: 0
WP: 1 PB: 0 SB: 0 CS: 1
PA: 81
Los Angeles Dodgers @ Montreal Expos
Olympic Stadium, Montreal, QB
Wed Aug 23 1989, 7:05 PM EDT
Att: 21,742 - Unknown
livebaseballscorecards.com
AB 70
R 0
H 13
RBI 0
BB 6
SO 18
LOB 28
PITCHER IP WLS BF H R ER SO BB IBB HBP BLK WP HR S P ERA WHIP
Orel Hershiser, R (1, 1) ERA: 2.36 7.0 26 4 0 0 0 6 2 0 0 0 1 0 43 77 0.00 0.857
Jay Howell, R (8, 1) ERA: 0.79 2.0 7 2 0 0 0 0 0 0 0 0 0 12 14 0.00 1.000
Alejandro Pena, R (10, 1) ERA: 2.35 4.0 14 2 0 0 0 5 0 0 0 0 0 0 40 55 0.00 0.500
Tim Crews, R (14, 1) ERA: 2.67 3.0 13 3 0 0 0 3 0 2 0 0 0 0 26 40 0.00 1.000
John Wetteland, R (17, 1) ERA: 3.79 6.0 W 19 2 0 0 0 4 1 1 0 0 0 0 28 36 0.00 0.500
PITCHER IP WLS BF H R ER SO BB IBB HBP BLK WP HR S P ERA WHIP

Batter	1	2	3	4	5	6	7	8	9	AB	R	H	RBI	BB	SO	LOB
Lenny Dykstra, L (1, 8) OBP: 0.333, SLG: 0.389	1-0 1B 3B		0-1 CS 1B	2-3 K		0-0 G4-3			1-3 K	5	1	2	0	0	2	3
Tom Herr, S (1, 4) OBP: 0.352, SLG: 0.355	1-0 L4		2-3 K 1-2	0-0 G3-1			4-1 CS BB		2-2 G6-3	4	0	0	0	1	1	5
John Kruk, L (1, 7) OBP: 0.385, SLG: 0.435	2-3 K		1-1 L5		0-2 G1-6-3 1B		1 SAFE P 1 SAFE P 4-0 FC5-4 BB 1-2			3	0	1	0	1	1	1
Ricky Jordan, R (1, 3) OBP: 0.313, SLG: 0.402	1-1 1B HBP			3-2 F8 BB 1B 1B	1-2 G1-6-3 1-2f		0-1 FC5-4 1-2f			3	1	1	0	0	0	2
Dwayne Murphy, L (1, 9) OBP: 0.352, SLG: 0.421	0-1 1-3 3-H 1B			4-0 1B BB E 1-2 BB	4-1 1B BB		2-2 G4-3			2	1	1	1	2	0	1
Dickie Thon, R (1, 6) OBP: 0.299, SLG: 0.383	2-2 G1-3			2-2 F8 2-3	0-2 1-2 1B			2-0 G6-3		4	0	1	0	0	0	4
Darren Daulton, L (1, 2) OBP: 0.292, SLG: 0.305		0-3 K		4-1 E 1B 1-2 BB	0-0 F7			0-0 G5-3		3	0	0	0	1	1	2
Steve Jeltz, S (1, 5) OBP: 0.379, SLG: 0.358 Jeff Parrett, R (8, 1)		2-2 G6-3		0-1 E 1-2 2-3 3-H 1B		1-2 G4-3		0-2 G4-3		4 0	0 0	1 0	1 0	0 0	0 0	0 0
Terry Mulholland, R (1, 1) OBP: 0.067, SLG: 0.100 Charlie Hayes, R (8, 5) OBP: 0.279, SLG: 0.387		1-3 K		3-2 E5 1-2 2-3 3-H		1-2 G4-3			0-0 G4-3	3 1	0 0	0 0	0 0	0 0	1 0	2 0
Inning Stats	R: 1 E: 0 K: 1 S: 13 H: 2 LOB: 2 BB: 0 P: 20	R: 0 E: 0 K: 2 S: 10 H: 0 LOB: 0 BB: 0 P: 13	R: 0 E: 0 K: 1 S: 7 H: 1 LOB: 0 BB: 0 P: 10	R: 2 E: 1 K: 1 S: 16 H: 2 LOB: 3 BB: 2 P: 34	R: 0 E: 0 K: 0 S: 11 H: 2 LOB: 2 BB: 1 P: 16	R: 0 E: 0 K: 0 S: 7 H: 0 LOB: 0 BB: 0 P: 9	R: 0 E: 0 K: 0 S: 8 H: 0 LOB: 1 BB: 2 P: 16	R: 0 E: 0 K: 0 S: 5 H: 0 LOB: 0 BB: 0 P: 7	R: 0 E: 0 K: 1 S: 7 H: 0 LOB: 0 BB: 0 P: 10	1B: 6 2B: 0 3B: 1 HR: 0	SF: 0 SAC: 0 DP: 1 HBP: 1						

PITCHER		IP	WLS	BF	H	R	ER	SO	BB	IBB	HBP	BLK	WP	HR	S	P	ERA	WHIP
Ramon Martinez, R ERA: 3.65	(1, 1)	7.0	L	32	7	3	2	5	5	0	1	0	0	0	72	118	2.57	1.714
Mike Morgan, R ERA: 2.6	(8, 1)	2.0		6	0	0	0	1	0	0	0	0	0	0	12	17	0.00	0.000

PITCHER	IP	WLS	BF	H	R	ER	SO	BB	IBB	HBP	BLK	WP	HR	S	P	ERA	WHIP

TOP

Philadelphia Phillies @ Los Angeles Dodgers
Dodger Stadium, Los Angeles, CA
Fri Aug 25 1989, 7:05 PM PDT
Att. 33,541 - Unknown - 75 F

livebaseballscorecards.com

AB	32
R	3
H	7
RBI	2
BB	5
SO	6
LOB	20

WP: 0 PB: 0 SB: 0 CS: 2 PA: 38

Batter	1	2	3	4	5	6	7	8	9	AB	R	H	RBI	BB	SO	LOB
Alfredo Griffin, S (1, 6) OBP: 0.308, SLG: 0.328	X 0-0 G5-6-3 1B 1B	C T F B X 1-2 G5-3 ③			X 0-0 G5-3 ①		F X 0-1 SH2-3 ② 1-2		C 1 SAFE 1 SAFE B F S 1-3 K ②	4	1	1	0	0	1	1
Willie Randolph, R (1, 4) OBP: 0.365, SLG: 0.317	C B X 1-1 G5-6-3 ① 1-2		X 0-0 G4-3 1B		C B X 1-1 L9 ②		B B F C B F X 3-2 G5-3 ③		1 SAFE B 1 SAFE X 1-0 F9 ③	5	0	1	0	0	0	3
Mickey Hatcher, R (1, 7) OBP: 0.316, SLG: 0.387 Bill Bean, L (8, PR) OBP: 0.200, SLG: 0.160 (9, 8)	F T B F B X 2-2 F9 ②		1 SAFE C T B 1 SAFE X 1-2 G4-3 ① 1-2		B X 1-0 L4 ③			B F X 1-1 FC6-4 1B		4	0	1	0	0	0	2
										0	0	0	0	0	0	0
Eddie Murray, S (1, 3) OBP: 0.349, SLG: 0.399	X 0-0 2B WP 2-H 1B		B S X 1-1 F8 ②			B C F X 1-2 P3 ①		X 0-0 FC6-4 ① 1B 1-2f		4	1	1	1	0	0	2
Jeff Hamilton, R (1, 5) OBP: 0.271, SLG: 0.374	X 0-0 1-3 2B		S B X 1-1 F7 ③			X 0-0 G5-3 1B		S F B B X 2-2 1-2 1B		4	0	3	0	0	0	1
Rick Dempsey, R (1, 2) OBP: 0.308, SLG: 0.275 Mike Scioscia, L (8, PH) OBP: 0.327, SLG: 0.325 (9, 2)	B S C F B F B B 4-2 3-H BB			B X 1-0 G5-3 ①		C S X 0-2 G5-3 ② 1-2		C B X 1-1 P5 ②		2	0	0	0	1	0	1
										1	0	0	0	0	0	2
John Shelby, S (1, 8) OBP: 0.227, SLG: 0.198 Lenny Harris, L (8, PH) OBP: 0.285, SLG: 0.295 (9, 7)	S C C 0-3 K ③			X 0-0 G6-3 2B		F B C B X 2-2 P5 ③		C S B S 1-3 K ③		3	0	1	0	0	1	3
										1	0	0	0	0	1	2
Jose Gonzalez, R (1, 9) OBP: 0.330, SLG: 0.348		B B B X 3-0 P2 ①		B B F X 2-1 G6-3 ② 2-3			C B S X 1-2 G6-3 ①		B B C F F X 2-2 P6 ①	4	0	0	0	0	0	1
Ramon Martinez, R (1, 1) OBP: 0.200, SLG: 0.211 Dave Anderson, R (7, PH) OBP: 0.295, SLG: 0.243 Mike Morgan, R (8, 1) OBP: 0.108, SLG: 0.083 Mike Marshall, R (9, PH) OBP: 0.333, SLG: 0.421 Mike Sharperson, R (9, PR) OBP: 0.308, SLG: 0.364		S S C 0-3 K ②		F L B F B B C 3-3 K ③			F M B X 1-2 SH2-3 1B		B B B X 3-0 1B	2	0	0	0	0	2	1
										1	0	1	0	0	0	0
										0	0	0	0	0	0	0
										1	0	1	0	0	0	0
										0	0	0	0	0	0	0
Inning Stats	R: 2 E: 0 K: 1 S: 17 H: 3 LOB: 2 BB: 1 P: 24	R: 0 E: 0 K: 1 S: 8 H: 0 LOB: 0 BB: 0 P: 12	R: 0 E: 0 K: 0 S: 8 H: 1 LOB: 1 BB: 0 P: 11	R: 0 E: 0 K: 1 S: 8 H: 1 LOB: 1 BB: 0 P: 14	R: 0 E: 0 K: 0 S: 4 H: 0 LOB: 0 BB: 0 P: 6	R: 0 E: 0 K: 0 S: 10 H: 1 LOB: 1 BB: 0 P: 13	R: 0 E: 0 K: 0 S: 12 H: 1 LOB: 1 BB: 0 P: 17	R: 0 E: 0 K: 1 S: 11 H: 2 LOB: 2 BB: 0 P: 16	R: 0 E: 0 K: 1 S: 9 H: 1 LOB: 1 BB: 0 P: 16	1B: 8 2B: 2 3B: 0 HR: 0	SF: 0 SAC: 1 DP: 0 HBP: 0						

PITCHER		IP	WLS	BF	H	R	ER	SO	BB	IBB	HBP	BLK	WP	HR	S	P	ERA	WHIP
Terry Mulholland, L ERA: 4.21	(1, 1)	7.1	W	32	9	2	2	3	1	0	0	0	1	0	73	106	2.46	1.364
Jeff Parrett, R ERA: 2.24	(8, 1)	1.2	S	6	1	0	0	2	0	0	0	0	0	0	14	23	0.00	0.600

PITCHER	IP	WLS	BF	H	R	ER	SO	BB	IBB	HBP	BLK	WP	HR	S	P	ERA	WHIP

BOTTOM

Philadelphia Phillies @ Los Angeles Dodgers
Dodger Stadium, Los Angeles, CA
Fri Aug 25 1989, 7:05 PM PDT
Att. 33,541 - Unknown - 75 F

livebaseballscorecards.com

AB	36
R	2
H	10
RBI	1
BB	1
SO	5
LOB	19

1B: 8	SF: 0	WP: 1	PA: 38
2B: 2	SAC: 1	PB: 0	
3B: 0	DP: 0	SB: 0	
HR: 0	HBP: 0	CS: 0	

Batter	1	2	3	4	5	6	7	8	9	AB	R	H	RBI	BB	SO	LOB
Lenny Dykstra, L (1, 8) OBP: 0.330, SLG: 0.385	K		P2		G4-3			K		4	0	0	0	0	2	0
Tom Herr, S (1, 4) OBP: 0.351, SLG: 0.354	K		1B			F7		G6-3		4	0	1	0	0	1	0
John Kruk, L (1, 7) OBP: 0.390, SLG: 0.438	BB		G6-4-3 1-2 1B			G4-3		FC5-4 1B		3	0	2	0	1	0	0
Ricky Jordan, R (1, 3) OBP: 0.314, SLG: 0.403 Roger McDowell, R (8, 1) OBP: 0.333, SLG: 0.333	1-3 1B		G6-4-3 1-2f			1B		FC5-4 1-2f		4 0	0 0	2 0	0 0	0 0	0 0	3 0
Von Hayes, L (1, 9) OBP: 0.380, SLG: 0.441 (8, 3)	K			P2		G3			P4	4	0	0	0	0	1	3
Dickie Thon, R (1, 6) OBP: 0.299, SLG: 0.381		F9		G5-3			1B		K	4	0	1	0	0	1	0
Darren Daulton, L (1, 2) OBP: 0.288, SLG: 0.301		G5-3		G4-3			K		K	4	0	0	0	0	2	1
Steve Jeltz, S (1, 5) OBP: 0.379, SLG: 0.358		1B			G3-1		K			3	0	1	0	0	1	1
Dennis Cook, L (1, 1) OBP: 0.200, SLG: 0.257 Randy O'Neal, R (2, 1) Dwayne Murphy, L (7, PH) OBP: 0.350, SLG: 0.418 Todd Frohwirth, R (7, 1) Curt Ford, L (8, 9) OBP: 0.278, SLG: 0.303		K			F9		F7			1 1 1 0 0	0 0 0 0 0	0 0 0 0 0	0 0 0 0 0	1 0 0 0 0	1 0 1 0 0	1 0 1 0 0
Inning Stats	R: 0 E: 0 K: 3 S: 16 H: 1 LOB: 2 BB: 1 P: 27	R: 0 E: 0 K: 1 S: 9 H: 1 LOB: 1 BB: 0 P: 11	R: 0 E: 0 K: 0 S: 10 H: 2 LOB: 1 BB: 0 P: 16	R: 0 E: 0 K: 0 S: 7 H: 0 LOB: 0 BB: 0 P: 8	R: 0 E: 0 K: 0 S: 6 H: 0 LOB: 0 BB: 0 P: 8	R: 0 E: 0 K: 0 S: 14 H: 1 LOB: 1 BB: 0 P: 21	R: 0 E: 0 K: 2 S: 14 H: 1 LOB: 1 BB: 0 P: 17	R: 0 E: 0 K: 1 S: 10 H: 1 LOB: 1 BB: 0 P: 15	R: 0 E: 0 K: 2 S: 7 H: 0 LOB: 0 BB: 0 P: 10	1B: 7 2B: 0 3B: 0 HR: 0 SF: 0 SAC: 0 DP: 1 HBP: 0						

PITCHER	IP	WLS	BF	H	R	ER	SO	BB	IBB	HBP	BLK	WP	HR	S	P	ERA	WHIP
Tim Belcher, R (1, 1) ERA: 3.16	9.0	W	34	7	0	0	9	1	0	0	0	0	0	93	133	0.00	0.889

PITCHER	IP	WLS	BF	H	R	ER	SO	BB	IBB	HBP	BLK	WP	HR	S	P	ERA	WHIP

TOP

Philadelphia Phillies @ Los Angeles Dodgers
Dodger Stadium, Los Angeles, CA
Sat Aug 26 1989, 7:05 PM PDT
Att. 42,000 - Unknown

livebaseballscorecards.com

AB	33
R	0
H	7
RBI	0
BB	1
SO	9
LOB	10

WP: 0 PB: 0 SB: 0 CS: 0 PA: 34

Batter	1	2	3	4	5	6	7	8	9	AB	R	H	RBI	BB	SO	LOB
Alfredo Griffin, S (1, 6) OBP: 0.308, SLG: 0.328	B F F B F B F X 3-2 ① F8	F X 0-1 1B 1-2 1B			F B S X 1-2 ① P5		X 0-0 ② G4-3			4	0	1	0	0	0	0
Willie Randolph, R (1, 4) OBP: 0.364, SLG: 0.316	B X 1-0 ② F7	B B B X 3-1 G5-4-3 1-2 2-3 1B			S C S 0-3 ② K		X 0-0 ③ G6-3			4	0	1	0	0	1	0
Mickey Hatcher, R (1, 7) OBP: 0.315, SLG: 0.389 Bill Bean, L (9, 7) OBP: 0.200, SLG: 0.160	B X 1-0 2B	X 0-0 ② ③ G5-4-3 1-2f			F B X 1-1 ③ P3			C F X 0-2 ① G6-3		4 0	0 0	1 0	0 0	0 0	0 0	3 0
Eddie Murray, S (1, 3) OBP: 0.348, SLG: 0.400	C B X 1-1 ③ G5-3		S B X 1-1 ① F9			X 0-0 ① G4-3		B C B B F X 3-2 2B		4	0	1	0	0	0	1
Jeff Hamilton, R (1, 5) OBP: 0.273, SLG: 0.382		F C B X 1-2 BB 2B 1B	B S X 1-1 ② P2			X 0-0 HR		C B S T S 1-3 ② K		4	2	2	1	0	1	1
Rick Dempsey, R (1, 2) OBP: 0.313, SLG: 0.270		B F B B B 4-1 2B 1B 1-2 BB	X 0-0 ③ F8			B B B B 4-0 FC6-4 BB		C F F S 0-3 ③ K		2	1	0	0	2	1	1
John Shelby, S (1, 8) OBP: 0.224, SLG: 0.196		C X 0-1 ① F9	S B C S 1-3 ① K			B C C B F X 2-2 ② L8				3	0	0	0	0	1	3
Jose Gonzalez, R (1, 9) OBP: 0.330, SLG: 0.353		X 0-0 1B 1-3 2-H 2B	B F S C 1-3 ② K			B X 1-0 ③ FC6-4 1-2f				3	1	1	1	0	1	1
Tim Belcher, R (1, 1) OBP: 0.155, SLG: 0.143		X 0-0 1B 1B 2-H 3-H 1B	C F B S 1-3 ③ K				X 0-0 ① G5-3			3	0	1	2	0	1	0
Inning Stats	R: 0 H: 1 E: 0 LOB: 1 K: 0 BB: 0 S: 9 P: 15	R: 3 H: 5 E: 0 LOB: 2 K: 0 BB: 1 S: 13 P: 21	R: 0 H: 0 E: 0 LOB: 0 K: 0 BB: 0 S: 5 P: 7	R: 0 H: 0 E: 0 LOB: 0 K: 3 BB: 0 S: 9 P: 12	R: 0 H: 0 E: 0 LOB: 0 K: 1 BB: 0 S: 8 P: 10	R: 1 H: 1 E: 0 LOB: 1 K: 0 BB: 1 S: 7 P: 14	R: 0 H: 0 E: 0 LOB: 0 K: 0 BB: 0 S: 3 P: 3	R: 0 H: 1 E: 0 LOB: 1 K: 2 BB: 0 S: 14 P: 18		1B: 4 SF: 0 2B: 3 SAC: 0 3B: 0 DP: 1 HR: 1 HBP: 0						

BOTTOM

Philadelphia Phillies @ Los Angeles Dodgers
Dodger Stadium, Los Angeles, CA
Sat Aug 26 1989, 7:05 PM PDT
Att. 42,000 - Unknown

livebaseballscorecards.com

AB	31
R	4
H	8
RBI	4
BB	2
SO	6
LOB	10

WP: 0 PA: 33
PB: 0
SB: 0
CS: 0

PITCHER		IP	WLS	BF	H	R	ER	SO	BB	IBB	HBP	BLK	WP	HR	S	P	ERA	WHIP
Dennis Cook, L ERA: 3.76	(1, 1)	1.1	L	11	6	3	3	0	1	0	0	0	0	0	21	35	20.25	5.250
Randy O'Neal, R ERA: 5.57	(2, 1)	4.2		15	1	1	1	4	1	0	0	0	0	1	30	44	1.93	0.429
Todd Frohwirth, R ERA: 4.0	(7, 1)	1.0		3	0	0	0	0	0	0	0	0	0	0	3	3	0.00	0.000
Roger McDowell, R ERA: 2.19	(8, 1)	1.0		4	1	0	0	2	0	0	0	0	0	0	14	18	0.00	1.000

PITCHER	IP	WLS	BF	H	R	ER	SO	BB	IBB	HBP	BLK	WP	HR	S	P	ERA	WHIP

TOP

Philadelphia Phillies @ Los Angeles Dodgers
Dodger Stadium, Los Angeles, CA

Sun Aug 27 1989, 3:33 AM PDT
Att. 28,496 - Unknown

livebaseballscorecards.com

Batter	1	2	3	4	5	6	7	8	9	AB	R	H	RBI	BB	SO	LOB
Bob Dernier, R (1, 8) OBP: 0.238, SLG: 0.229 Larry McWilliams, L (5, 1) OBP: 0.111, SLG: 0.185 Dickie Thon, R (7, PH) OBP: 0.300, SLG: 0.382 (7, 6)	P4			F7	G5-3 1-2 2-3 3-H		1B		FC5-4 DI 1-2f 2-3	3 0 2	0 0 0	0 0 1	0 0 0	0 0 0	0 0 0	2 0 2
Tom Herr, S (1, 4) OBP: 0.350, SLG: 0.354 Todd Frohwirth, R (7, 1) Dwayne Murphy, L (9, PH) OBP: 0.348, SLG: 0.415	L5			L8		BB 1B	L3		K 1-2	4 0 1	0 0 0	1 0 0	0 0 0	0 0 1	0 0 0	2 0 2
Von Hayes, L (1, 9) OBP: 0.379, SLG: 0.442 (5, 8)	G4-1			2B		F9		K		4	0	1	0	0	1	1
Ricky Jordan, R (1, 3) OBP: 0.311, SLG: 0.398		F8		G5-3		F7		G6-3		4	0	0	0	0	0	2
Randy Ready, R (1, 7) OBP: 0.372, SLG: 0.408		L6			BB 1B BLK 1B		BB	E8 1B		3	1	2	0	1	0	0
Charlie Hayes, R (1, 5) OBP: 0.279, SLG: 0.384		K			BLK BB 1-2 1B		P4	K		4	0	1	0	0	2	3
Steve Jeltz, S (1, 6) OBP: 0.381, SLG: 0.358 (7, 4)			G5-3		BB 1-2 2-3		G5-3		FC5-4 1B 1B	3	0	1	0	1	0	0
Steve Lake, R (1, 2) OBP: 0.304, SLG: 0.335 Darren Daulton, L (7, 2) OBP: 0.290, SLG: 0.303			K		K		K		FC5-4 1-2 1B	3 1	0 0	0 1	0 0	0 0	3 0	3 0
Don Carman, L (1, 1) OBP: 0.034, SLG: 0.034 John Kruk, L (5, PH) OBP: 0.390, SLG: 0.437 (5, 9)			G5-3		K		1B		K	1 3	0 0	0 1	0 0	0 0	0 2	0 5
Inning Stats	R: 0 E: 0 K: 0 S: 5 H: 0 LOB: 0 BB: 0 P: 7	R: 0 E: 0 K: 1 S: 13 H: 0 LOB: 0 BB: 0 P: 19	R: 0 E: 0 K: 1 S: 6 H: 0 LOB: 0 BB: 0 P: 9	R: 0 E: 0 K: 0 S: 14 H: 1 LOB: 1 BB: 0 P: 19	R: 1 E: 0 K: 2 S: 13 H: 2 LOB: 2 BB: 1 P: 20	R: 0 E: 0 K: 0 S: 10 H: 1 LOB: 2 BB: 1 P: 16	R: 0 E: 0 K: 1 S: 11 H: 2 LOB: 2 BB: 0 P: 15	R: 0 E: 1 K: 2 S: 12 H: 1 LOB: 1 BB: 0 P: 20	R: 0 E: 0 K: 2 S: 12 H: 2 LOB: 2 BB: 0 P: 17	1B: 8 2B: 1 3B: 0 HR: 0 SF: 0 SAC: 0 DP: 0 HBP: 0						

	AB	36
	R	1
	H	9
	RBI	0
	BB	2
	SO	9
	LOB	22

WP: 0 PB: 0 SB: 0 CS: 0 PA: 38

PITCHER		IP	WLS	BF	H	R	ER	SO	BB	IBB	HBP	BLK	WP	HR	S	P	ERA	WHIP
Fernando Valenzuela, L ERA: 3.44	(1, 1)	7.0	W	29	6	1	1	5	2	0	0	1	0	0	72	105	1.29	1.143
Alejandro Pena, R ERA: 2.27	(8, 1)	2.0		9	3	0	0	4	0	0	0	0	0	0	24	37	0.00	1.500

PITCHER		IP	WLS	BF	H	R	ER	SO	BB	IBB	HBP	BLK	WP	HR	S	P	ERA	WHIP

Batter	1	2	3	4	5	6	7	8	9	AB	R	H	RBI	BB	SO	LOB
Jose Gonzalez, R (1, 8) (8, 9) OBP: 0.328, SLG: 0.349	3-2 E S SF9 1B	1-2 F8 ②		0-0 F8 ②		2-3 K ①	1-2 P2 ③			5	1	1	0	0	1	3
Alfredo Griffin, S (1, 6) OBP: 0.304, SLG: 0.323	2-3 K ① 1-3	0-1 FC6-4 ③ 1-2f		1-1 G6-3 ③		0-0 G6-3 ②		0-2 G5-3 ①		5	0	0	0	0	1	2
Mickey Hatcher, R (1, 7) OBP: 0.309, SLG: 0.383 John Shelby, S (8, 8) OBP: 0.223, SLG: 0.195	1-0 SF9 ② 3-H		2-3 K ①		2-2 F8 ①	1-0 G4-3 ③		1-0 G4-3 ②		3 1	0 0	0 0	1 0	0 0	1 0	0 0
Eddie Murray, S (1, 3) OBP: 0.350, SLG: 0.401	1-2 1B		4-2 BB 1B BB		2-1 L4 ②		2-0 BB G2-3 1B 1B	2-0 L3 ③		4	2	2	0	1	0	0
Mike Marshall, R (1, 9) OBP: 0.335, SLG: 0.420 Bill Bean, L (8, 7) OBP: 0.200, SLG: 0.160	3-2 G5-3 ③		4-1 1B 1-2 BB		0-0 2B 1B		0-0 G2-3 ① 1-2			3 0	1 0	1 0	0 0	1 0	0 0	2 0
Jeff Hamilton, R (1, 5) OBP: 0.275, SLG: 0.385		1-0 HR 1B	1-0 F9 ②		1-1 1-H 1B 2B		0-2 P2 ②			4	2	2	1	0	0	3
Dave Anderson, R (1, 4) OBP: 0.309, SLG: 0.254 Alejandro Pena, R (8, 1) OBP: 1.000, SLG: 1.000		1-3 K ①	3-2 1-3 2-H 1B		1-0 1B 2-H 1B		4-1 BB 1B BB			3 0	1 0	2 0	2 0	1 0	1 0	1 0
Mike Scioscia, L (1, 2) OBP: 0.331, SLG: 0.336		0-1 1-H HR	2-2 F8 ③		1-2 1-3 1B		4-2 1B 1-2 2-3 BB			3	1	2	2	1	0	2
Fernando Valenzuela, L (1, 1) OBP: 0.164, SLG: 0.200 Lenny Harris, L (7, PH) (8, 4) OBP: 0.287, SLG: 0.298		2-1 FC6-4 1B		0-3 K ①	1-3 K ③		1-1 1-2 2-H 3-H 1B			3 1	0 0	1 1	0 2	0 0	2 0	2 0
Inning Stats	R: 1 E: 0 K: 1 S: 14 H: 2 LOB: 1 BB: 0 P: 24	R: 2 E: 0 K: 1 S: 16 H: 3 LOB: 1 BB: 0 P: 21	R: 1 E: 0 K: 1 S: 13 H: 1 LOB: 2 BB: 2 P: 29	R: 0 E: 0 K: 1 S: 9 H: 0 LOB: 0 BB: 0 P: 10	R: 2 E: 0 K: 1 S: 19 H: 4 LOB: 2 BB: 0 P: 27	R: 0 E: 0 K: 1 S: 5 H: 0 LOB: 0 BB: 0 P: 8	R: 2 E: 0 K: 0 S: 15 H: 2 LOB: 2 BB: 2 P: 27	R: 0 E: 0 K: 0 S: 5 H: 0 LOB: 0 BB: 0 P: 8		1B: 10 2B: 1 3B: 0 HR: 1	SF: 1 SAC: 0 DP: 0 HBP: 0			WP: 0 PB: 0 SB: 1 CS: 0	PA: 40		

PITCHER		IP	WLS	BF	H	R	ER	SO	BB	IBB	HBP	BLK	WP	HR	S	P	ERA	WHIP
Don Carman, L ERA: 5.16	(1, 1)	4.0	L	20	6	4	4	4	2	0	0	0	0	1	52	84	9.00	2.000
Larry McWilliams, L ERA: 4.13	(5, 1)	2.0		10	4	2	2	2	0	0	0	0	0	0	24	35	9.00	2.000
Todd Frohwirth, R ERA: 4.21	(7, 1)	2.0		10	2	2	2	0	2	0	0	0	0	0	20	35	9.00	2.000

PITCHER	IP	WLS	BF	H	R	ER	SO	BB	IBB	HBP	BLK	WP	HR	S	P	ERA	WHIP

BOTTOM

Philadelphia Phillies @ Los Angeles Dodgers

Dodger Stadium, Los Angeles, CA

Sun Aug 27 1989, 3:33 AM PDT

Att. 28,496 - Unknown

livebaseballscorecards.com

AB	35
R	8
H	12
RBI	8
BB	4
SO	6
LOB	15

Batter	1	2	3	4	5	6	7	8	9	AB	R	H	RBI	BB	SO	LOB
Gregg Jefferies, S (1, 4) OBP: 0.297, SLG: 0.349	C C B S 1-3 ① K		B F F X 1-2 G6-3 1B		X 0-0 ③ F8			C F F B B X 2-2 E S 1-2 1B		4	1	2	0	0	1	0
Juan Samuel, R (1, 8) OBP: 0.304, SLG: 0.350	X 0-0 FC5 1B 1B		B 1 SAFE B F B 1 SAFE 1 SAFE F 1 SAFE 3-2 ② G6-3 1-2			B C S X 1-2 ① L3		L L B 2 SAFE 1 SAFE S 1-3 ① ② K 2-3		4	0	1	0	0	1	3
Howard Johnson, S (1, 5) OBP: 0.379, SLG: 0.595	X 0-0 1-2 1B		B C B F F F X 2-2 2-H 1B			B F F F F S 1-3 ② K		B C F F F B C 2-3 ③ K 1-3		4	0	2	1	0	2	1
Darryl Strawberry, L (1, 9) OBP: 0.311, SLG: 0.491	X 0-0 ② P4		X 0-0 ③ F8			X 0-0 ③ G4-3			B B X 2-0 ① F8	4	0	0	0	0	0	3
Kevin McReynolds, R (1, 7) OBP: 0.333, SLG: 0.451	X 0-0 ③ FC5 2-3f			C B B B X 3-1 ① F4			B X 1-0 CS 1B		F X 0-1 ② L7	4	0	1	0	0	0	2
Keith Hernandez, L (1, 3) OBP: 0.340, SLG: 0.349		C X 0-1 ① G4-3		B X 1-0 G6-4-3 1B			C B 1 SAFE B S B B 4-2 ① 1-2 BB		F X 0-1 ③ G6-3	3	0	1	0	1	0	0
Barry Lyons, R (1, 2) OBP: 0.289, SLG: 0.354		X 0-0 ② G5-3		B F X 1-1 ② ③ G6-4-3 1-2f			X 0-0 ② P4			3	0	0	0	0	0	2
Kevin Elster, R (1, 6) OBP: 0.285, SLG: 0.361		B B B C C F X 3-2 ③ F8			C B B C F X 2-2 ① P3		B C F B X 2-2 ③ P1			3	0	0	0	0	0	1
Frank Viola, L (1, 1) OBP: 0.182, SLG: 0.100			C S X 0-2 ① G2-3		X 0-0 ② F8			B X 1-0 K 1B 1B		3	0	1	0	0	0	0
Inning Stats	R: 0 E: 0 K: 1 S: 7 H: 2 LOB: 2 BB: 0 P: 8	R: 0 E: 0 K: 0 S: 7 H: 0 LOB: 0 BB: 0 P: 10	R: 1 E: 0 K: 0 S: 14 H: 2 LOB: 1 BB: 0 P: 20	R: 0 E: 0 K: 0 S: 5 H: 1 LOB: 0 BB: 0 P: 10	R: 0 E: 0 K: 0 S: 6 H: 0 LOB: 0 BB: 0 P: 8	R: 0 E: 0 K: 1 S: 9 H: 0 LOB: 0 BB: 0 P: 11	R: 0 E: 0 K: 0 S: 7 H: 1 LOB: 1 BB: 1 P: 14	R: 0 E: 0 K: 2 S: 12 H: 2 LOB: 1 BB: 0 P: 18	R: 0 E: 0 K: 0 S: 5 H: 0 LOB: 0 BB: 0 P: 7	1B: 8 2B: 0 3B: 0 HR: 0 SF: 0 SAC: 0 DP: 1 HBP: 0						

TOP

New York Mets @ Los Angeles Dodgers

Dodger Stadium, Los Angeles, CA

Mon Aug 28 1989, 7:05 PM PDT

Att. 38,820 - Unknown

livebaseballscorecards.com

AB	32
R	1
H	8
RBI	1
BB	1
SO	4
LOB	12

WP: 0 PB: 0 SB: 1 CS: 1 PA: 33

PITCHER		IP	WLS	BF	H	R	ER	SO	BB	IBB	HBP	BLK	WP	HR	S	P	ERA	WHIP
Orel Hershiser, R ERA: 2.32	(1, 1)	8.0	L	30	8	1	1	4	1	0	0	0	0	0	67	99	1.12	1.125
Ray Searage, L ERA: 3.31	(9, 1)	1.0		3	0	0	0	0	0	0	0	0	0	0	5	7	0.00	0.000

PITCHER	IP	WLS	BF	H	R	ER	SO	BB	IBB	HBP	BLK	WP	HR	S	P	ERA	WHIP

Batter	1	2	3	4	5	6	7	8	9	AB	R	H	RBI	BB	SO	LOB
Jose Gonzalez, R (1, 8) OBP: 0.322, SLG: 0.343	B F F B F C 2-3 K ①		B B B C X 3-1 P4 ②			B C X 1-1 F8 ①			X 0-0 G4-3 ①	4	0	0	0	0	1	1
Willie Randolph, R (1, 4) OBP: 0.362, SLG: 0.314	C F X 0-2 G3-1 ②		X 0-0 G5-3 ③			B X 1-0 G4-3 ②			B F X 1-1 F9 ②	4	0	0	0	0	0	1
Mickey Hatcher, R (1, 7) OBP: 0.303, SLG: 0.376	B X 1-0 G4-3 ③			X 0-0 G5-3 ①		B C X 1-1 F9 ③			S B X 1-1 F9 ③	4	0	0	0	0	0	0
Eddie Murray, S (1, 3) OBP: 0.349, SLG: 0.398		C B S S 1-3 K ①		X 0-0 P5 ②			C X 0-1 P4 ①			3	0	0	0	0	1	0
Mike Marshall, R (1, 9) OBP: 0.332, SLG: 0.416		S S S S 1-3 K ②		C B C B X 2-2 G6-3 ③			C X 0-1 G6-3 ②			3	0	0	0	0	1	0
Jeff Hamilton, R (1, 5) OBP: 0.277, SLG: 0.387		C X 0-1 1B			S X 0-1 E8 FC3-5 1B		X 0-0 G5-3 ③			3	0	2	0	0	0	0
Dave Anderson, R (1, 6) OBP: 0.304, SLG: 0.250 Alfredo Griffin, S (8, PH) OBP: 0.303, SLG: 0.323 (9, 6)		B B C S S B T C 3-3 K ③			L X 0-1 FC3-5 ① 2-3			C F X 0-2 B1-3 ①		2	0	0	0	0	1	2
										1	0	0	0	0	0	0
Mike Scioscia, L (1, 2) OBP: 0.332, SLG: 0.337 Rick Dempsey, R (8, PH) OBP: 0.311, SLG: 0.268 (9, 2)			C X 0-1 SH2-4 1B		X 0-0 F9 ②			B X 1-0 F9 ②		2	0	1	0	0	0	1
										1	0	0	0	0	0	0
Orel Hershiser, R (1, 1) OBP: 0.214, SLG: 0.262 Mike Sharperson, R (8, PH) OBP: 0.286, SLG: 0.333 Ray Searage, L (9, 1)			B L X 1-1 SH2-4 ① 1-2		B X 1-0 F9 ③			C B S B T C 3-3 K ③		1	0	0	0	0	0	1
										1	0	0	0	0	1	0
										0	0	0	0	0	0	0
Inning Stats	R: 0 E: 0 K: 1 S: 8 H: 0 LOB: 0 BB: 0 P: 11	R: 0 E: 0 K: 3 S: 12 H: 1 LOB: 1 BB: 0 P: 17	R: 0 E: 0 K: 0 S: 7 H: 1 LOB: 1 BB: 0 P: 11	R: 0 E: 0 K: 0 S: 5 H: 0 LOB: 0 BB: 0 P: 7	R: 0 E: 1 K: 0 S: 6 H: 1 LOB: 1 BB: 0 P: 7	R: 0 E: 0 K: 0 S: 5 H: 0 LOB: 0 BB: 0 P: 8	R: 0 E: 0 K: 0 S: 5 H: 0 LOB: 0 BB: 0 P: 5	R: 0 E: 0 K: 1 S: 8 H: 0 LOB: 0 BB: 0 P: 12	R: 0 E: 0 K: 0 S: 5 H: 0 LOB: 0 BB: 0 P: 7	1B: 3 2B: 0 3B: 0 HR: 0		SF: 0 SAC: 1 DP: 0 HBP: 0		WP: 0 PB: 0 SB: 0 CS: 0		PA: 30

PITCHER		IP	WLS	BF	H	R	ER	SO	BB	IBB	HBP	BLK	WP	HR	S	P	ERA	WHIP
Frank Viola, L ERA: 3.56	(1, 1)	9.0	W	30	3	0	0	5	0	0	0	0	0	0	61	85	0.00	0.333

PITCHER	IP	WLS	BF	H	R	ER	SO	BB	IBB	HBP	BLK	WP	HR	S	P	ERA	WHIP

BOTTOM

New York Mets @ Los Angeles Dodgers

Dodger Stadium, Los Angeles, CA

Mon Aug 28 1989, 7:05 PM PDT

Att. 38,820 - Unknown

livebaseballscorecards.com

AB	29
R	0
H	3
RBI	0
BB	0
SO	5
LOB	6

New York Mets @ Los Angeles Dodgers

Dodger Stadium, Los Angeles, CA

Tue Aug 29 1989, 7:05 PM PDT

Att. 36,756 - Unknown - 70 F

livebaseballscorecards.com

TOP

Batter	1	2	3	4	5	6	7	8	9	AB	R	H	RBI	BB	SO	LOB
Gregg Jefferies, S (1, 4) OBP: 0.294, SLG: 0.345	K		G5-3			K	K			4	0	0	0	0	3	3
Keith Miller, R (1, 8) OBP: 0.239, SLG: 0.273	2B 1B		G4-3			G3		FC3-6 1B		4	1	2	0	0	0	0
Howard Johnson, S (1, 5) OBP: 0.378, SLG: 0.594	1-H 2B		P4			K		FC3-6 S 1-2f		4	0	1	1	0	1	1
Darryl Strawberry, L (1, 9) OBP: 0.315, SLG: 0.494	K			CS BB			1B WP 2B	SAFE SAFE SAFE 1-2 IBB		2	1	1	0	2	1	1
Kevin McReynolds, R (1, 7) OBP: 0.333, SLG: 0.449	K			F8			E WP 1B 2-3	K		4	0	1	0	0	2	4
Keith Hernandez, L (1, 3) OBP: 0.339, SLG: 0.347		FC6 1B		SAFE K 1-2			G6-3 1-2 3-H	G3		4	0	1	0	0	1	4
Barry Lyons, R (1, 2) OBP: 0.283, SLG: 0.346		K			F9		P4		G5-3	4	0	0	0	0	1	2
Kevin Elster, R (1, 6) OBP: 0.285, SLG: 0.358		SAFE K			K		E IBB		G1-3	3	0	0	0	1	2	1
David Cone, L (1, 1) OBP: 0.281, SLG: 0.290		FC6 1-2f			G6-3		E4 1-2 2-3		L1	4	0	0	0	0	0	3

	AB	33
	R	2
	H	6
	RBI	1
	BB	3
	SO	11
	LOB	19

Inning Stats	1	2	3	4	5	6	7	8	9	1B: 4	SF: 0	WP: 1	PA: 36
R	1	0	0	0	0	0	1	0	0	2B: 2	SAC: 0	PB: 0	
E	0	0	0	0	0	0	1	0	0	3B: 0	DP: 0	SB: 1	
K	3	2	0	1	1	2	1	1	0	HR: 0	HBP: 0	CS: 1	
S	17	11	10	9	7	8	12	12	7				
H	2	1	0	0	0	0	2	1	0				
LOB	1	1	0	0	0	0	3	2	0				
BB	0	0	0	1	0	0	1	1	0				
P	25	17	15	16	7	9	21	19	9				

PITCHER		IP	WLS	BF	H	R	ER	SO	BB	IBB	HBP	BLK	WP	HR	S	P	ERA	WHIP
John Wetteland, R ERA: 2.77	(1, 1)	7.0	L	28	5	2	2	10	1	1	0	0	1	0	74	110	2.57	0.857
Mike Morgan, R ERA: 2.56	(8, 1)	2.0		8	1	0	0	1	0	1	0	0	0	0	19	28	0.00	0.500

PITCHER	IP	WLS	BF	H	R	ER	SO	BB	IBB	HBP	BLK	WP	HR	S	P	ERA	WHIP

Batter	1	2	3	4	5	6	7	8	9	AB	R	H	RBI	BB	SO	LOB
Jose Gonzalez, R (1, 9) OBP: 0.321, SLG: 0.338	C F C 0-3 ① K		B B B B 4-0 WP G6-3 BB		S B B F B X 3-2 ② G6-3			S B C F B S 2-3 ① K		3	0	0	0	1	2	0
Willie Randolph, R (1, 4) OBP: 0.359, SLG: 0.311	B X 1-0 ② G4-3		B 1 SAFE X 1-0 ① G6-3 1-2		B C F C 1-3 ③ K			C X 0-1 ② F8		4	0	0	0	0	1	1
Lenny Harris, L (1, 7) OBP: 0.283, SLG: 0.293	B B S C T B F X 3-2 ③ L9		X 0-0 ② F8			B F X 1-1 ① G1-3		S F X 0-2 ③ F8		4	0	0	0	0	0	1
Eddie Murray, S (1, 3) OBP: 0.350, SLG: 0.398		B S X 1-1 E6 G3 1B 1B	B B I I 4-0 2-3 IBB			F C B B X 2-2 ② P6			B B F B C F X 3-2 ① F9	3	1	1	0	1	0	0
Jeff Hamilton, R (1, 5) OBP: 0.275, SLG: 0.384		X 0-0 ① G3 2-3	X 0-0 ③ G1-3			X 0-0 ③ F9			S S X 0-2 ② G6-3	4	0	0	0	0	0	3
Mike Scioscia, L (1, 2) OBP: 0.331, SLG: 0.336		C B F B X 2-2 ② G4-3		B C X 1-1 ① F8			X 0-0 1B		X 0-0 ③ F7	4	0	1	0	0	0	1
John Shelby, S (1, 8) OBP: 0.225, SLG: 0.197		F B X 1-1 1B 3-H 1B		S B B F F X 2-2 ② F9			X 0-0 ① P2			3	0	1	1	0	0	1
Dave Anderson, R (1, 6) OBP: 0.307, SLG: 0.254 Alfredo Griffin, S (7, PH) OBP: 0.303, SLG: 0.322 (8, 6)		F F 1 SAFE 1 SAFE B X 1-2 1-2 1B		S B B B C C 3-3 ③ K			X 0-0 ② P6			2 1	0 0	1 0	0 0	0 0	1 0	0 1
John Wetteland, R (1, 1) OBP: 0.071, SLG: 0.071 Mickey Hatcher, R (7, PH) OBP: 0.301, SLG: 0.374 Mike Morgan, R (8, 1) OBP: 0.108, SLG: 0.083		C B F S 1-3 ③ K		F X 0-1 ① B5-3			X 0-0 ③ F9			2 1 0	0 0 0	0 0 0	0 0 0	0 0 0	1 0 0	2 1 0
Inning Stats	R: 0 H: 0 E: 0 LOB: 0 K: 1 BB: 0 S: 9 P: 13	R: 1 H: 3 E: 1 LOB: 2 K: 1 BB: 0 S: 14 P: 20	R: 0 H: 0 E: 0 LOB: 2 K: 0 BB: 2 S: 3 P: 12	R: 0 H: 0 E: 0 LOB: 0 K: 1 BB: 0 S: 9 P: 15	R: 0 H: 0 E: 0 LOB: 0 K: 1 BB: 0 S: 8 P: 12	R: 0 H: 0 E: 0 LOB: 0 K: 0 BB: 0 S: 6 P: 9	R: 0 H: 1 E: 0 LOB: 1 K: 0 BB: 0 S: 4 P: 4	R: 0 H: 0 E: 0 LOB: 0 K: 1 BB: 0 S: 9 P: 11	R: 0 H: 0 E: 0 LOB: 0 K: 0 BB: 0 S: 8 P: 11	1B: 4 SF: 0 2B: 0 SAC: 0 3B: 0 DP: 0 HR: 0 HBP: 0						

PITCHER		IP	WLS	BF	H	R	ER	SO	BB	IBB	HBP	BLK	WP	HR	S	P	ERA	WHIP
David Cone, R ERA: 3.53	(1, 1)	9.0	W	33	4	1	1	5	1	1	0	0	1	0	70	107	1.00	0.556

PITCHER	IP	WLS	BF	H	R	ER	SO	BB	IBB	HBP	BLK	WP	HR	S	P	ERA	WHIP

BOTTOM

New York Mets @ Los Angeles Dodgers

Dodger Stadium, Los Angeles, CA

Tue Aug 29 1989, 7:05 PM PDT

Att. 36,756 - Unknown - 70 F

livebaseballscorecards.com

AB	31
R	1
H	4
RBI	1
BB	2
SO	5
LOB	11

WP: 1	PA: 33		
PB: 0			
SB: 0			
CS: 0			

New York Mets @ Los Angeles Dodgers

Dodger Stadium, Los Angeles, CA

Wed Aug 30 1989, 7:05 PM PDT

Att. 37,109 - Unknown - 70 F

TOP

livebaseballscorecards.com

Batter	1	2	3	4	5	6	7	8	9	AB	R	H	RBI	BB	SO	LOB
Gregg Jefferies, S (1, 4) OBP: 0.300, SLG: 0.348	F7		S 1B 1-3 1B			2B WP BB	1B HR BB		1B WP 2B 1B	3	4	2	0	2	0	0
Juan Samuel, R (1, 8) OBP: 0.308, SLG: 0.356	K		CS 1-H 3-H 1B			WP 1-3 2B	P4		2B FC5-2 1-3 1B	5	0	3	2	0	1	2
Howard Johnson, S (1, 5) OBP: 0.380, SLG: 0.595 Keith Miller, R (9, PR) OBP: 0.239, SLG: 0.273 (9, 5)	F8		CS 1-2	G3-1		S 2-3 3-H BB	BB HR 1-3 2-H 1B		FC5-2 1-3 3-H 2B	4 0	1 0	2 0	2 0	1 0	0 0	0 0
Darryl Strawberry, L (1, 9) OBP: 0.314, SLG: 0.489		K		L3		P2	HR 1-2 BB		FC5-2 2-3 3-H	4	1	0	0	1	1	4
Kevin McReynolds, R (1, 7) OBP: 0.331, SLG: 0.453		F8		P5		P3 1-2	HR 1-H 2-H 3-H		FC3-2-6-5 1-3 3-H	5	1	1	4	0	0	5
Keith Hernandez, L (1, 3) OBP: 0.337, SLG: 0.341		G3	F8			IBB	F8			3	0	0	0	1	0	0
Barry Lyons, R (1, 2) OBP: 0.282, SLG: 0.344			F8		FC3-6 1B	F7			F8	4	0	1	0	0	0	3
Kevin Elster, R (1, 6) OBP: 0.287, SLG: 0.358			1B 1B BB		P3		SH1-4 1B 1B		L6	3	2	1	0	1	0	1
Sid Fernandez, L (1, 1) OBP: 0.193, SLG: 0.200 Don Aase, R (8, 1)			K		FC3-6 1-2f		SH1-4 1-2		G5-3	3 0	0 0	0 0	0 0	0 0	1 0	2 0
Inning Stats	R: 0 E: 0 K: 1 S: 7 H: 0 LOB: 0 BB: 0 P: 13	R: 0 E: 0 K: 1 S: 7 H: 0 LOB: 0 BB: 0 P: 15	R: 2 E: 0 K: 1 S: 15 H: 2 LOB: 0 BB: 1 P: 24	R: 0 E: 0 K: 0 S: 10 H: 0 LOB: 0 BB: 0 P: 15	R: 0 E: 0 K: 0 S: 6 H: 1 LOB: 1 BB: 0 P: 11	R: 1 E: 0 K: 0 S: 11 H: 1 LOB: 3 BB: 3 P: 27	R: 5 E: 0 K: 0 S: 17 H: 3 LOB: 0 BB: 2 P: 32	R: 0 E: 0 K: 0 S: 7 H: 0 LOB: 0 BB: 0 P: 9	R: 1 E: 0 K: 0 S: 10 H: 3 LOB: 2 BB: 0 P: 14	1B: 7 2B: 3 3B: 0 HR: 1 SF: 0 SAC: 1 DP: 1 HBP: 0						

	AB	34
	R	9
	H	10
	RBI	8
	BB	6
	SO	3
	LOB	17

WP: 2 PB: 0 SB: 2 CS: 1 PA: 42

PITCHER		IP	WLS	BF	H	R	ER	SO	BB	IBB	HBP	BLK	WP	HR	S	P	ERA	WHIP
Ramon Martinez, R ERA: 3.79	(1, 1)	5.0	L	20	4	3	3	3	2	0	0	0	0	0	47	86	5.40	1.200
Ray Searage, L ERA: 3.27	(6, 1)	0.1		2	0	0	0	0	1	0	0	0	1	0	3	7	0.00	3.000
Tim Crews, R ERA: 3.36	(6, 1)	1.2		11	3	5	5	0	2	1	0	0	0	1	23	44	27.00	3.000
Mike Morgan, R ERA: 2.59	(8, 1)	2.0		8	3	1	1	0	0	0	0	0	1	0	17	23	4.50	1.500

PITCHER		IP	WLS	BF	H	R	ER	SO	BB	IBB	HBP	BLK	WP	HR	S	P	ERA	WHIP

New York Mets @ Los Angeles Dodgers

Dodger Stadium, Los Angeles, CA

Wed Aug 30 1989, 7:05 PM PDT

Att. 37,109 - Unknown - 70 F

livebaseballscorecards.com

BOTTOM

Batter	1	2	3	4	5	6	7	8	9	AB	R	H	RBI	BB	SO	LOB
Alfredo Griffin, S (1, 6) OBP: 0.306, SLG: 0.326	C F B B S 2-3 ① K		B X 1-0 1B			B B B B 4-0 BB		B X 1-0 ① L6	X 0-0 1-3 2B	4	0	2	0	1	1	0
Willie Randolph, R (1, 4) OBP: 0.356, SLG: 0.308	C B X 1-1 ② P3		1 SAFE X 0-0 ③ L7			C C S 0-3 ① K		B X 1-0 ② P3	B X 1-0 ③ G6-3	5	0	0	0	0	1	4
Eddie Murray, S (1, 3) OBP: 0.349, SLG: 0.396	B B F B F X 3-2 ③ P4			B S B X 2-1 ① F9		B X 1-0 ② F8		F B B B F B 4-2 HR BB		3	1	0	0	1	0	1
Mike Marshall, R (1, 9) OBP: 0.331, SLG: 0.423		C F F B S 1-3 ① K		C F X 0-2 ② G6-3		F X 0-1 ③ F9		X 0-0 1-H HR		4	1	1	2	0	1	1
Mickey Hatcher, R (1, 7) OBP: 0.310, SLG: 0.375		B B B C B 4-1 BB		B F B B B 4-1 2B BB			B S F B B B F F X 3-2 ① F8	B F X 1-1 1B		2	0	1	0	2	0	0
Jeff Hamilton, R (1, 5) OBP: 0.277, SLG: 0.394		X 0-0 ② F7		C B F B X 2-2 ③ 1-H 2B			B F B X 2-1 HR	X 0-0 ③ G4-3		4	1	2	1	0	0	2
John Shelby, S (1, 8) OBP: 0.221, SLG: 0.194		X 0-0 ③ F7			B F B S F B S 3-3 ① K		B F B S X 2-2 ② G6-3		F B B B X 2-1 ① F7	4	0	0	0	0	1	1
Rick Dempsey, R (1, 2) OBP: 0.311, SLG: 0.270 Mike Scioscia, L (9, PH) OBP: 0.333, SLG: 0.338			B C B F F C 2-3 ① K		B B F F S 2-3 ② K		C B B B X 2-1 1B		B X 1-0 2B 1B	3	0	1	0	0	2	0
										1	0	1	0	0	0	0
Ramon Martinez, R (1, 1) OBP: 0.182, SLG: 0.190 Ray Searage, L (6, 1) Tim Crews, R (6, 1) Jose Gonzalez, R (7, PH) OBP: 0.319, SLG: 0.336 Mike Morgan, R (8, 1) OBP: 0.108, SLG: 0.083 Lenny Harris, L (9, PH) OBP: 0.282, SLG: 0.292			B L B S X 2-2 ② L9		B F F B S 2-3 ③ K		F F B B B X 3-2 ③ P3		X 0-0 ② F7	2	0	0	0	0	1	0
										0	0	0	0	0	0	0
										0	0	0	0	0	0	0
										1	0	0	0	0	0	1
										0	0	0	0	0	0	0
										1	0	0	0	0	0	1
Inning Stats	R: 0 E: 0 K: 1 S: 9 H: 0 LOB: 0 BB: 0 P: 15	R: 0 E: 0 K: 1 S: 7 H: 0 LOB: 1 BB: 1 P: 12	R: 0 E: 0 K: 1 S: 9 H: 1 LOB: 1 BB: 0 P: 14	R: 0 E: 0 K: 0 S: 9 H: 1 LOB: 2 BB: 1 P: 17	R: 0 E: 0 K: 3 S: 10 H: 0 LOB: 0 BB: 0 P: 17	R: 0 E: 0 K: 1 S: 6 H: 0 LOB: 1 BB: 1 P: 11	R: 1 E: 0 K: 0 S: 15 H: 2 LOB: 1 BB: 0 P: 27	R: 2 E: 0 K: 0 S: 8 H: 2 LOB: 1 BB: 1 P: 15	R: 0 E: 0 K: 0 S: 6 H: 2 LOB: 2 BB: 0 P: 10	1B: 4 2B: 2 3B: 0 HR: 2	SF: 0 SAC: 0 DP: 0 HBP: 0	WP: 0 PB: 0 SB: 0 CS: 0	PA: 38				

	AB	34
	R	3
	H	8
	RBI	3
	BB	4
	SO	7
	LOB	11

PITCHER		IP	WLS	BF	H	R	ER	SO	BB	IBB	HBP	BLK	WP	HR	S	P	ERA	WHIP
Sid Fernandez, L ERA: 2.79	(1, 1)	7.2	W	31	5	3	3	7	4	0	0	0	0	2	70	124	3.52	1.174
Don Aase, R ERA: 3.74	(8, 1)	1.1		7	3	0	0	0	0	0	0	0	0	0	9	14	0.00	2.250

PITCHER	IP	WLS	BF	H	R	ER	SO	BB	IBB	HBP	BLK	WP	HR	S	P	ERA	WHIP

Batter	1	2	3	4	5	6	7	8	9	AB	R	H	RBI	BB	SO	LOB
Tim Raines, S (1, 7) OBP: 0.405, SLG: 0.443	4-1		1B			L5		6-3		4	0	1	0	0	0	0
Dave Martinez, L (1, 8) OBP: 0.330, SLG: 0.395	4-3		G6-4-3 1B			E6 S			G3	4	0	1	0	0	0	0
Hubie Brooks, R (1, 9) OBP: 0.289, SLG: 0.360	BB		G6-4-3			5-3			1B	3	0	1	0	1	0	3
Tim Wallach, R (1, 5) OBP: 0.344, SLG: 0.419	BB			F8		5-3			F3	3	0	0	0	1	0	2
Andres Galarraga, R (1, 3) OBP: 0.330, SLG: 0.426	K			K			L4-3 1B		K	4	0	1	0	0	3	3
Tom Foley, L (1, 4) OBP: 0.308, SLG: 0.344		G4-6-3 1B		F9			L4-3			3	0	1	0	0	0	1
Nelson Santovenia, R (1, 2) OBP: 0.322, SLG: 0.381		P3			L4		F8			3	0	0	0	0	0	1
Spike Owen, S (1, 6) OBP: 0.367, SLG: 0.351		G4-6-3			6-3			F7		3	0	0	0	0	0	1
Mark Langston, R (1, 1) OBP: 0.167, SLG: 0.208			F3		F9			F6		2	0	0	0	0	0	0
Wallace Johnson, S (8, PH) OBP: 0.286, SLG: 0.333										1	0	0	0	0	0	0
John Candelaria, L (8, 1)										0	0	0	0	0	0	0
Inning Stats	R: 0 E: 0 K: 1 S: 11 H: 0 LOB: 2 BB: 2 P: 21	R: 0 E: 0 K: 0 S: 8 H: 1 LOB: 0 BB: 0 P: 14	R: 0 E: 0 K: 0 S: 12 H: 2 LOB: 1 BB: 0 P: 21	R: 0 E: 0 K: 1 S: 5 H: 0 LOB: 0 BB: 0 P: 7	R: 0 E: 0 K: 0 S: 7 H: 0 LOB: 0 BB: 0 P: 11	R: 0 E: 1 K: 0 S: 9 H: 0 LOB: 1 BB: 0 P: 15	R: 0 E: 0 K: 0 S: 5 H: 1 LOB: 0 BB: 0 P: 5	R: 0 E: 0 K: 0 S: 5 H: 0 LOB: 0 BB: 0 P: 8	R: 0 E: 0 K: 1 S: 8 H: 1 LOB: 1 BB: 0 P: 13	1B: 5 2B: 1 3B: 0 HR: 0 SF: 0 SAC: 0 DP: 3 HBP: 0						

PITCHER	IP	WLS	BF	H	R	ER	SO	BB	IBB	HBP	BLK	WP	HR	S	P	ERA	WHIP
Tim Belcher, R (1, 1) ERA: 3.01	9.0	W	32	5	0	0	3	2	0	0	0	0	0	70	115	0.00	0.778

PITCHER	IP	WLS	BF	H	R	ER	SO	BB	IBB	HBP	BLK	WP	HR	S	P	ERA	WHIP

TOP

Montreal Expos @ Los Angeles Dodgers

Dodger Stadium, Los Angeles, CA

Fri Sep 01 1989, 7:05 PM PDT

Att. 24,844 - Unknown

livebaseballscorecards.com

AB	30
R	0
H	5
RBI	0
BB	2
SO	3
LOB	11

Batter	1	2	3	4	5	6	7	8	9	AB	R	H	RBI	BB	SO	LOB
Alfredo Griffin, S (1, 6) OBP: 0.305, SLG: 0.325	X 0-0 ① 6-3		C B B S S 2-3 ③ K			B C B X 2-1 ① 1B	B F F F F S 1-3 ② K			4	0	1	0	0	2	2
Willie Randolph, R (1, 4) OBP: 0.358, SLG: 0.309	C B B X 2-1 5-3 1B			B B B C F S 3-3 ① K		B B B C B 4-1 S 2B BB	B B B B 4-0 1-2 2-3 BB			2	1	1	0	2	1	0
Eddie Murray, S (1, 3) OBP: 0.348, SLG: 0.394	X 0-0 ② 5-3 1-2			B C B B X 3-1 S 1B 1B		F S B B F S 2-3 ② K 1-2	F B C B B X 3-2 ③ 5-3			4	1	1	0	0	1	5
Mike Marshall, R (1, 9) OBP: 0.331, SLG: 0.424	F S B X 1-2 ③ 1-3			B S S S 1-3 ② K		C X 0-1 2-H 2B		S T F X 0-2 ① 5-3		4	0	1	1	0	1	2
Mickey Hatcher, R (1, 7) OBP: 0.318, SLG: 0.379 Bill Bean, L (8, PR) (9, 7) OBP: 0.200, SLG: 0.160		B B B C X 3-1 ① 6-3		C F B X 1-2 1-H 1B		B B B I 4-0 IBB		C X 0-1 CS 1B		3 0	0 0	2 0	1 0	1 0	0 0	0 0
Jeff Hamilton, R (1, 5) OBP: 0.275, SLG: 0.390		B B F X 2-1 ② 6-3		B B B X 3-0 ③ F8		X 0-0 ③ F8		B S B F B X 3-2 ② ③ 4-3 1-2		4	0	0	0	0	0	4
John Shelby, S (1, 8) OBP: 0.219, SLG: 0.192		B B X 2-0 ③ 6-3			X 0-0 ① F9		B F C F S 1-3 ① K			3	0	0	0	0	1	0
Rick Dempsey, R (1, 2) OBP: 0.312, SLG: 0.266			C S B S 1-3 ① K		B S F S 1-3 ② K		B B B B 4-0 WP BB BB			2	0	0	0	1	2	0
Tim Belcher, R (1, 1) OBP: 0.164, SLG: 0.138			F B S B C 2-3 ② K		F B B B X 3-1 ③ 6-3		B B B 4-0 1-2 WP BB			2	0	0	0	1	1	0
Inning Stats	R: 0 H: 1 E: 0 LOB: 1 K: 0 BB: 0 S: 7 P: 10	R: 0 H: 0 E: 0 LOB: 0 K: 0 BB: 0 S: 5 P: 12	R: 0 H: 0 E: 0 LOB: 0 K: 3 BB: 0 S: 9 P: 14	R: 1 H: 2 E: 0 LOB: 1 K: 2 BB: 0 S: 12 P: 23	R: 0 H: 0 E: 0 LOB: 0 K: 1 BB: 0 S: 7 P: 11	R: 1 H: 2 E: 0 LOB: 2 K: 1 BB: 2 S: 10 P: 22	R: 0 H: 0 E: 0 LOB: 3 K: 2 BB: 3 S: 12 P: 29	R: 0 H: 1 E: 0 LOB: 1 K: 0 BB: 0 S: 9 P: 12		1B: 5 SF: 0 2B: 1 SAC: 0 3B: 0 DP: 0 HR: 0 HBP: 0						

BOTTOM

Montreal Expos @ Los Angeles Dodgers

Dodger Stadium, Los Angeles, CA

Fri Sep 01 1989, 7:05 PM PDT

Att. 24,844 - Unknown

livebaseballscorecards.com

AB	28
R	2
H	6
RBI	2
BB	5
SO	9
LOB	13

WP: 1 PA: 33
PB: 0
SB: 2
CS: 1

PITCHER		IP	WLS	BF	H	R	ER	SO	BB	IBB	HBP	BLK	WP	HR	S	P	ERA	WHIP
Mark Langston, L ERA: 2.86	(1, 1)	7.0	L	30	5	2	2	9	4	1	0	0	1	0	62	121	2.57	1.286
John Candelaria, L ERA: 5.04	(8, 1)	1.0		3	1	0	0	0	0	0	0	0	0	0	9	12	0.00	1.000

PITCHER	IP	WLS	BF	H	R	ER	SO	BB	IBB	HBP	BLK	WP	HR	S	P	ERA	WHIP

Montreal Expos @ Los Angeles Dodgers

Dodger Stadium, Los Angeles, CA

Sat Sep 02 1989, 7:05 PM PDT

Att. 30,580 - Unknown

TOP

livebaseballscorecards.com

Batter	1	2	3	4	5	6	7	8	9	AB	R	H	RBI	BB	SO	LOB
Tim Raines, S (1, 7) OBP: 0.405, SLG: 0.442	4-1 1B BB	2-0 CS 1B		1-0 ③ G6-3			1-2 ③ G6-3			3	1	1	0	1	0	0
Marquis Grissom, R (1, 8) OBP: 0.444, SLG: 0.286	1-0 1B 1-3 1B	1-0 ③ CS 1-2	4-2 1B BB		1-1 ① P3			1-2 ① L6		2	2	1	0	1	0	0
Dave Martinez, L (8, PH) OBP: 0.329, SLG: 0.394 (8, 8)										1	0	0	0	0	0	0
Hubie Brooks, R (1, 9) OBP: 0.291, SLG: 0.364	1-2 CS 1B 1-3 3-H 1B		2-1 ① P5		0-0 ② F9			2-2 2B		4	0	2	1	0	0	1
Tim Wallach, R (1, 5) OBP: 0.345, SLG: 0.419	0-0 CS 1-2 3-H 1B		2-0 ② F7		0-2 ③ F9			4-1 G6-3 BB		3	0	1	1	1	0	1
Andres Galarraga, R (1, 3) OBP: 0.329, SLG: 0.425	3-3 ①② K 1-2 2-3		1-1 1B 1-3 1B			1-1 ① G5-3		1-1 ②③ G6-3 1-2f		4	0	1	0	0	1	4
Damaso Garcia, R (1, 4) OBP: 0.324, SLG: 0.382	4-0 BB		0-2 1-3 3-H 1B			1-2 ② G6-3			1-0 ① P5	2	0	1	1	1	0	0
Wallace Johnson, S (9, PH) OBP: 0.283, SLG: 0.330										1	0	0	0	0	0	0
Tom Foley, L (9, 4) OBP: 0.308, SLG: 0.344										0	0	0	0	0	0	0
Mike Fitzgerald, R (1, 2) OBP: 0.327, SLG: 0.388	1-3 ③ K		1-1 ③ P9			3-1 ③ G5-3			0-0 2B	4	0	1	0	0	1	4
Otis Nixon, S (9, PR) OBP: 0.309, SLG: 0.264										0	0	0	0	0	0	0
Nelson Santovenia, R (9, 2) OBP: 0.322, SLG: 0.381										0	0	0	0	0	0	0
Spike Owen, S (1, 6) OBP: 0.367, SLG: 0.349		2-1 ① P3		4-0 B1-4 BB			1-1 ① B1-3		0-3 ② K	2	0	0	0	1	0	0
Larry Walker, L (9, PH) OBP: 0.394, SLG: 0.259										1	0	0	0	0	1	1
Jeff Huson, L (9, 6) OBP: 0.231, SLG: 0.262										0	0	0	0	0	0	0
Bryn Smith, R (1, 1) OBP: 0.167, SLG: 0.093		0-3 ② K		0-0 ①② B1-4 1-2f			1-1 ② P5		0-2 ③ G3	2	0	0	0	0	1	1
Zane Smith, L (6, 1) OBP: 0.188, SLG: 0.219										0	0	0	0	0	0	0
Rex Hudler, R (7, PH) OBP: 0.293, SLG: 0.441										1	0	0	0	0	0	0
John Candelaria, L (7, 1)										0	0	0	0	0	0	0
Jim Dwyer, L (9, PH) OBP: 0.387, SLG: 0.401										1	0	0	0	0	0	1
Tim Burke, R (9, 1)										0	0	0	0	0	0	0

	AB	31
	R	3
	H	8
	RBI	3
	BB	5
	SO	4
	LOB	13

Inning Stats	1	2	3	4	5	6	7	8	9	1B: 6	SF: 0	WP: 0	PA: 37
R	2	0	1	0	0	0	0	0	0	2B: 4	SAC: 0	PB: 0	
E	0	0	0	0	0	0	0	0	0	3B: 0	DP: 3	SB: 0	
K	2	1	0	0	0	0	0	1	1	HR: 0	HBP: 0	CS: 3	
S	12	6	16	2	6	7	7	12	8				
H	3	1	2	0	0	0	0	1	1				
LOB	2	0	2	0	0	0	0	1	1				
BB	2	0	1	1	0	0	0	1	0				
P	26	11	24	7	7	12	7	20	9				

PITCHER		IP	WLS	BF	H	R	ER	SO	BB	IBB	HBP	BLK	WP	HR	S	P	ERA	WHIP
Fernando Valenzuela, L ERA: 3.46	(1, 1)	7.0		28	6	3	3	3	4	0	0	0	0	0	56	97	3.86	1.429
Jay Howell, R ERA: 0.77	(8, 1)	2.0	W	8	2	0	0	1	1	0	0	0	0	0	20	29	0.00	1.500

PITCHER		IP	WLS	BF	H	R	ER	SO	BB	IBB	HBP	BLK	WP	HR	S	P	ERA	WHIP

Batter	1	2	3	4	5	6	7	8	9	AB	R	H	RBI	BB	SO	LOB
Alfredo Griffin, S (1, 6) OBP: 0.304, SLG: 0.324	G6-3		B1-3		P5		G6-3		1-2 2-H 1B	5	0	1	1	0	0	1
Willie Randolph, R (1, 4) OBP: 0.361, SLG: 0.312	G4-3 1B		G5-3			FC4 1B				4	0	3	0	0	0	0
Lenny Harris, L (1, 7) OBP: 0.278, SLG: 0.287	G4-3 1-2f		G3			FC4 1B 2B 1-2f	K			4	1	0	0	0	1	3
Eddie Murray, S (1, 3) OBP: 0.348, SLG: 0.393		F8		K		2B SF7 1-3 1B		F9		4	1	1	0	0	1	0
Mike Marshall, R (1, 9) OBP: 0.332, SLG: 0.428		G1-3 1B 1B		G4-3		3B 1-3 3-H 2B		F8		4	1	2	1	0	0	0
Jeff Hamilton, R (1, 5) OBP: 0.274, SLG: 0.390		G1-3 1-2 1B		G4-3		SF7 3-H		K		3	0	1	1	0	1	0
John Shelby, S (1, 8) OBP: 0.223, SLG: 0.204		G1-3 1-2 2-3			K	3B 2-H			SH1-3 1B 1B	4	1	2	1	0	1	2
Mike Scioscia, L (1, 2) OBP: 0.333, SLG: 0.336		IBB			G3-1	P7			SH1-3 1-2	2	0	0	0	1	0	1
Fernando Valenzuela, L (1, 1) OBP: 0.175, SLG: 0.211 Mike Sharperson, R (7, PH) OBP: 0.267, SLG: 0.308 Jay Howell, R (8, 1) Mickey Hatcher, R (9, PH) OBP: 0.321, SLG: 0.379 Bill Bean, L (9, PR) OBP: 0.200, SLG: 0.160		K			1B		K		1B IBB	2 1 0 0 0	0 0 0 0 0	1 0 0 0 0	0 0 0 0 0	0 1 0 1 0	1 0 0 0 0	3 0 0 0 0
Inning Stats	R: 0 E: 0 K: 0 S: 4 H: 1 LOB: 0 BB: 0 P: 6	R: 0 E: 0 K: 1 S: 12 H: 2 LOB: 3 BB: 1 P: 21	R: 0 E: 0 K: 0 S: 6 H: 0 LOB: 0 BB: 0 P: 8	R: 0 E: 0 K: 1 S: 6 H: 0 LOB: 0 BB: 0 P: 10	R: 0 E: 0 K: 1 S: 12 H: 1 LOB: 1 BB: 0 P: 16	R: 3 E: 0 K: 0 S: 13 H: 4 LOB: 1 BB: 0 P: 20	R: 0 E: 0 K: 2 S: 10 H: 1 LOB: 1 BB: 0 P: 17	R: 0 E: 0 K: 1 S: 8 H: 0 LOB: 0 BB: 0 P: 12	R: 1 E: 0 K: 0 S: 5 H: 2 LOB: 2 BB: 1 P: 10	1B: 9 2B: 1 3B: 1 HR: 0	SF: 1 SAC: 1 DP: 1 HBP: 0						

PITCHER		IP	WLS	BF	H	R	ER	SO	BB	IBB	HBP	BLK	WP	HR	S	P	ERA	WHIP
Bryn Smith, R ERA: 2.65	(1, 1)	5.2		25	8	3	3	3	0	1	0	0	0	0	52	80	4.76	1.412
Zane Smith, L ERA: 3.69	(6, 1)	0.1		1	0	0	0	0	0	0	0	0	0	0	1	1	0.00	0.000
John Candelaria, L ERA: 4.85	(7, 1)	2.0		7	1	0	0	3	0	0	0	0	0	0	18	29	0.00	0.500
Tim Burke, R ERA: 2.45	(9, 1)	0.1	L	4	2	1	1	0	0	1	0	0	0	0	5	10	27.00	6.000

PITCHER	IP	WLS	BF	H	R	ER	SO	BB	IBB	HBP	BLK	WP	HR	S	P	ERA	WHIP

BOTTOM

Montreal Expos @ Los Angeles Dodgers

Dodger Stadium, Los Angeles, CA

Sat Sep 02 1989, 7:05 PM PDT

Att. 30,580 - Unknown

livebaseballscorecards.com

AB	33
R	4
H	11
RBI	4
BB	2
SO	6
LOB	10

WP: 0 PB: 0 SB: 0 CS: 0 PA: 37

Batter	1	2	3	4	5	6	7	8	9	AB	R	H	RBI	BB	SO	LOB
Tim Raines, S (1, 7) OBP: 0.405, SLG: 0.440	C B X 1-1 E9 SH E 1B	B B B B 4-0 FC3 BB		C X 0-1 ① F8	C B B X 2-1 ① F9	F C X 0-2 ③ G5-3			4	1	1	0	1	0	3
Dave Martinez, L (1, 8) Otis Nixon, S (1, PR) (1, 8) OBP: 0.329, SLG: 0.394 OBP: 0.304, SLG: 0.260	X 0-0 SH BLK CS 2-3	B F S X 1-2 FC3 G4-6-3 1-2 2-3 3-H		B B B S L X 3-2 ② G2-3	X 0-0 ② ③ G4-3 1-2f			X 0-0 ① B5-3	0 4	0 0	0 0	0 1	0 0	0 0	0 3
Mike Aldrete, L (1, 3) Andres Galarraga, R (6, 3) OBP: 0.313, SLG: 0.310 OBP: 0.328, SLG: 0.423	C F B S 1-3 ① K 1-2 2-3 3-H	C B X 1-1 ② ③ G4-6-3 1-2f		C B B B C X 3-2 ③ L7			B B S B B S F S 3-3 ① K	S C B T F B B F S 3-3 ② K	3 2	0 0	0 0	0 0	0 0	1 2	4 0
Tim Wallach, R (1, 5) OBP: 0.346, SLG: 0.419	C B F B B B 4-2 BB		C F X 0-2 SH1-3 1B 2B		B F F S 1-3 ① K		B S B X 2-1 ② G5-3	S S C 0-3 ③ K	4	1	1	0	1	2	0
Larry Walker, L (1, 9) OBP: 0.389, SLG: 0.267	B F S S 1-3 ② K	X 0-0 ① SH1-3 2-3			S X 0-1 FC4-6 1B		B B C C F S 2-3 ③ K		3	0	1	0	0	2	3
Tom Foley, L (1, 4) OBP: 0.310, SLG: 0.349	F B B S B 3-2 ③ CS 3-H	X 0-0 1B 2B	C B F F X 1-2 G4-3 3-H 1B		F X 0-1 ② FC4-6 1B 1-2f			B X 1-0 ① P5	4	1	2	1	0	0	1
Nelson Santovenia, R (1, 2) OBP: 0.328, SLG: 0.385		X 0-0 SH FC3 1B 2-H	X 0-0 ② G4-3 1-2	C F B B X 2-2 FC6-4 1B 1-3				B B B C B 4-1 1B BB	3	1	2	1	1	0	1
Spike Owen, S (1, 6) OBP: 0.368, SLG: 0.349		F F X 0-2 ① P5	I I I I 4-0 IBB	C B B X 2-1 ③ FC6-4 1-2f				C S X 0-2 1-2 1B	3	0	1	0	1	0	3
Kevin Gross, R (1, 1) OBP: 0.200, SLG: 0.150		X 0-0 SH FC3 1-3	B X 1-0 ③ L7			B B C B B 4-1 G4-3 BB		S B S B S 2-3 ② K	2	0	0	0	1	1	4
Inning Stats	R: 1 H: 1 E: 2 LOB: 2 K: 2 BB: 1 S: 13 P: 23	R: 2 H: 2 E: 1 LOB: 2 K: 0 BB: 1 S: 11 P: 17	R: 1 H: 2 E: 0 LOB: 2 K: 0 BB: 1 S: 10 P: 16	R: 0 H: 0 E: 0 LOB: 0 K: 0 BB: 0 S: 8 P: 14	R: 0 H: 2 E: 0 LOB: 2 K: 1 BB: 0 S: 12 P: 17	R: 0 H: 0 E: 0 LOB: 0 K: 0 BB: 1 S: 4 P: 10	R: 0 H: 0 E: 0 LOB: 0 K: 2 BB: 0 S: 10 P: 17	R: 0 H: 1 E: 0 LOB: 2 K: 1 BB: 1 S: 11 P: 18	R: 0 H: 0 E: 0 LOB: 0 K: 2 BB: 0 S: 10 P: 13	1B: 6 2B: 2 3B: 0 HR: 0	SF: 0 SAC: 3 DP: 2 HBP: 0					

PITCHER	IP	WLS	BF	H	R	ER	SO	BB	IBB	HBP	BLK	WP	HR	S	P	ERA	WHIP
Orel Hershiser, R (1, 1) ERA: 2.35	5.0	L	26	7	4	2	3	2	1	0	1	0	0	54	87	3.60	1.800
John Tudor, L (6, 1) ERA: 3.97	3.0		11	1	0	0	3	2	0	0	0	0	0	25	45	0.00	1.000
Tim Crews, R (9, 1) ERA: 3.3	1.0		3	0	0	0	2	0	0	0	0	0	0	10	13	0.00	0.000

PITCHER	IP	WLS	BF	H	R	ER	SO	BB	IBB	HBP	BLK	WP	HR	S	P	ERA	WHIP

TOP

Montreal Expos @ Los Angeles Dodgers

Dodger Stadium, Los Angeles, CA

Sun Sep 03 1989, 3:33 AM PDT

Att. 37,011 - Sunny - 77 F

livebaseballscorecards.com

AB	32
R	4
H	8
RBI	3
BB	5
SO	8
LOB	22

Batter	1	2	3	4	5	6	7	8	9	AB	R	H	RBI	BB	SO	LOB
Alfredo Griffin, S (1, 6) OBP: 0.304, SLG: 0.323	C B C X 1-2 L1-3 1B		X 0-0 ③ F8			B B C X 2-1 ① G6-3		F B S B B X 3-2 ② L8		4	0	1	0	0	0	0
Willie Randolph, R (1, 4) OBP: 0.362, SLG: 0.314	C F X 0-2 ①② L1-3 1-2			B C S X 1-2 BB 1B		B F X 1-1 ② G4-3		F B X 1-1 1B		4	0	2	0	0	0	1
Eddie Murray, S (1, 3) OBP: 0.347, SLG: 0.391	C X 0-1 ③ F9			X 0-0 ① F9		C B B B F B 4-2 BB		B C X 1-1 ③ G3-4-1		3	0	0	0	1	0	2
Mike Marshall, R (1, 9) OBP: 0.337, SLG: 0.430		C B C F F B X 2-2 1B 1B		B F B B C F B 4-2 1-2 BB		X 0-0 ③ P3			C S X 0-2 1B	3	0	2	0	1	0	1
Jeff Hamilton, R (1, 5) OBP: 0.274, SLG: 0.389		X 0-0 ① 1-3 1B		F X 0-1 ② F7			B F B X 2-1 ① L9		C F X 0-2 ① F7	4	0	1	0	0	0	3
Lenny Harris, L (1, 7) OBP: 0.278, SLG: 0.284		B C C B X 2-2 ② G3		C X 0-1 ③ L9			B B B B 4-0 FC4-6 BB		X 0-0 ② F7	3	0	0	0	1	0	4
John Shelby, S (1, 8) OBP: 0.220, SLG: 0.201		X 0-0 ③ F7		C S B B B S 3-3 ① K			B B C B X 3-1 ② P6		B B X 2-0 ③ F8	4	0	0	0	0	1	3
Mike Scioscia, L (1, 2) OBP: 0.330, SLG: 0.333			C B B B X 3-1 ① F7	C B X 1-1 ② L7			C X 0-1 ③ FC4-6 1-2f			3	0	0	0	0	0	1
Orel Hershiser, R (1, 1) OBP: 0.211, SLG: 0.258 Bill Bean, L (5, PH) OBP: 0.196, SLG: 0.157 John Tudor, L (6, 1) Jose Gonzalez, R (8, PH) OBP: 0.318, SLG: 0.335 Tim Crews, R (9, 1)			B C B F B S 3-3 ② K	C B F X 1-2 ③ F7				C B X 1-1 ① F8		1 1 0 1 0	0 0 0 0 0	0 0 0 0 0	0 0 0 0 0	0 0 0 0 0	1 0 0 0 0	0 0 0 0 0
Inning Stats	R: 0 E: 0 K: 0 S: 8 H: 1 LOB: 0 BB: 0 P: 9	R: 0 E: 0 K: 0 S: 10 H: 2 LOB: 1 BB: 0 P: 14	R: 0 E: 0 K: 1 S: 6 H: 0 LOB: 0 BB: 0 P: 12	R: 0 E: 0 K: 0 S: 11 H: 1 LOB: 2 BB: 1 P: 16	R: 0 E: 0 K: 1 S: 8 H: 0 LOB: 0 BB: 0 P: 13	R: 0 E: 0 K: 0 S: 7 H: 0 LOB: 1 BB: 1 P: 14	R: 0 E: 0 K: 0 S: 6 H: 0 LOB: 1 BB: 1 P: 15	R: 0 E: 0 K: 0 S: 9 H: 1 LOB: 1 BB: 0 P: 15	R: 0 E: 0 K: 0 S: 8 H: 1 LOB: 1 BB: 0 P: 10	1B: 6 2B: 1 3B: 0 HR: 0	SF: 0 SAC: 0 DP: 1 HBP: 0					

PITCHER	IP	WLS	BF	H	R	ER	SO	BB	IBB	HBP	BLK	WP	HR	S	P	ERA	WHIP
Kevin Gross, R (1, 1) ERA: 4.11	9.0	W	34	6	0	0	2	3	0	0	0	0	0	73	118	0.00	1.000

PITCHER	IP	WLS	BF	H	R	ER	SO	BB	IBB	HBP	BLK	WP	HR	S	P	ERA	WHIP

BOTTOM

Montreal Expos @ Los Angeles Dodgers

Dodger Stadium, Los Angeles, CA

Sun Sep 03 1989, 3:33 AM PDT

Att. 37,011 - Sunny - 77 F

livebaseballscorecards.com

AB	31
R	0
H	6
RBI	0
BB	3
SO	2
LOB	15

WP: 0 PB: 0 SB: 0 CS: 0 PA: 34

Batter	1	2	3	4	5	6	7	8	9	AB	R	H	RBI	BB	SO	LOB
Alfredo Griffin, S (1, 6) OBP: 0.307, SLG: 0.329	F B X 1-1 SF8 3B	B X 1-0 ③ G4-3			B C B B B 4-1 G4-3 S BB		X 0-0 G4-6-3 1-2 3-H 1B		C X 0-1 ① G6-3	4	1	2	1	1	0	0
Lenny Harris, L (1, 4) OBP: 0.276, SLG: 0.280	S B S B F B B 4-2 SF8 S HR BB		B X 1-0 ① G1		1 SAFE C B S F X 1-2 ② G4-3 1-3		B X 1-0 ①② G4-6-3 1-2f 2-3		F X 0-1 ② G6-3	4	1	0	0	1	0	3
Eddie Murray, S (1, 3) OBP: 0.347, SLG: 0.389	S B S S 1-3 ① K 1-2		X 0-0 ② G3		B C B X 2-1 ③ L8		B C B B B 4-1 BB 3-H		B B S B B 4-1 BB	3	0	0	0	2	1	3
Mike Marshall, R (1, 9) OBP: 0.335, SLG: 0.425	I I I I 4-0 HR IBB		S B X 1-1 ③ F8			X 0-0 ① G6-3	B B C B C X 3-2 ③ G1-3		X 0-0 ③ P4	4	1	0	0	1	0	2
Jeff Hamilton, R (1, 5) OBP: 0.274, SLG: 0.390	B X 1-0 ② SF8 2-3 3-H			S S B B F X 2-2 ① G5-3		C F X 0-2 ② G5-3		X 0-0 1B 2B		3	1	1	1	0	0	0
Mike Scioscia, L (1, 2) OBP: 0.332, SLG: 0.342	F B S F F B X 2-2 1-H 3-H HR			B B B B 4-0 BB		X 0-0 E3		B F X 1-1 ① F6		3	1	1	3	1	0	1
John Shelby, S (1, 8) OBP: 0.217, SLG: 0.198	S C F F B X 1-2 ③ F9			F S F X 0-2 ② P6		S B B 1 S 1 X 2-2 ③ SAFE SAFE G4-3		F C B X 1-2 ② L8		4	0	0	0	0	0	3
Bill Bean, L (1, 7) OBP: 0.217, SLG: 0.182		B B B C F X 3-2 ① P2		B X 1-0 ③ L7			C X 0-1 1B 1B 1B	B B F X 2-1 2-H 1B		4	1	2	1	0	0	1
John Wetteland, R (1, 1) OBP: 0.067, SLG: 0.067 Ray Searage, L (4, 1) Mike Sharperson, R (5, PH) OBP: 0.250, SLG: 0.286 Mike Morgan, R (5, 1) OBP: 0.108, SLG: 0.083 Dave Anderson, R (7, PH) OBP: 0.312, SLG: 0.260 Alejandro Pena, R (7, 1) OBP: 1.000, SLG: 1.000 Mickey Hatcher, R (8, PH) OBP: 0.320, SLG: 0.377 Jay Howell, R (8, 1)		X 0-0 ② G6-3			C X 0-1 ① L7		C L B 1 X 1-2 SAFE G4-6-3 1B 1-3 WP 1B	X 0-0 ③ F9		1 0 0 1 0 1 0 1 0 0 1 0	0 0 0 0 0 1 0 1 0 0 0 0	0 0 0 0 0 1 0 1 0 0 0 0	0 0 0 0 0 0 0 0 0 0 0 1	0 0 0 0 0 0 0 0 0 0 0 0	0 0 0 0 0 0 0 0 0 0 0 0	0 0 0 0 0 0 0 0 0 0 0 1
Inning Stats	R: 4 E: 0 K: 1 S: 19 H: 2 LOB: 0 BB: 2 P: 33	R: 0 E: 0 K: 0 S: 5 H: 0 LOB: 0 BB: 0 P: 9	R: 0 E: 0 K: 0 S: 4 H: 0 LOB: 0 BB: 0 P: 6	R: 0 E: 0 K: 0 S: 9 H: 0 LOB: 1 BB: 1 P: 16	R: 0 E: 0 K: 0 S: 9 H: 0 LOB: 1 BB: 1 P: 16	R: 0 E: 1 K: 0 S: 8 H: 0 LOB: 1 BB: 0 P: 10	R: 2 E: 0 K: 0 S: 11 H: 3 LOB: 1 BB: 1 P: 20	R: 1 E: 0 K: 0 S: 9 H: 2 LOB: 1 BB: 0 P: 13	R: 0 E: 0 K: 0 S: 6 H: 0 LOB: 1 BB: 1 P: 10	1B: 4 2B: 1 3B: 1 HR: 1	SF: 1 SAC: 0 DP: 1 HBP: 0			WP: 1 PB: 0 SB: 2 CS: 0	PA: 40		

PITCHER		IP	WLS	BF	H	R	ER	SO	BB	IBB	HBP	BLK	WP	HR	S	P	ERA	WHIP
Mike Scott, R ERA: 3.15	(1, 1)	7.0	L	31	5	6	6	1	4	1	0	0	1	1	65	110	7.71	1.286
Danny Darwin, R ERA: 2.44	(8, 1)	2.0		9	2	1	1	0	1	0	0	0	0	0	15	23	4.50	1.500

PITCHER	IP	WLS	BF	H	R	ER	SO	BB	IBB	HBP	BLK	WP	HR	S	P	ERA	WHIP

TOP

Los Angeles Dodgers @ Houston Astros

Astrodome, Houston, TX

Mon Sep 04 1989, 4:33 AM EDT

Att. 19,058 - Dome

livebaseballscorecards.com

AB	33
R	7
H	7
RBI	6
BB	6
SO	1
LOB	14

BOTTOM

Los Angeles Dodgers @ Houston Astros

Astrodome, Houston, TX

Mon Sep 04 1989, 4:33 AM EDT

Att. 19,058 - Dome

livebaseballscorecards.com

Batter	1	2	3	4	5	6	7	8	9	AB	R	H	RBI	BB	SO	LOB
Craig Biggio, R (1, 2) OBP: 0.348, SLG: 0.398	C B B F F S 2-3 K ①		C C B 1 SAFE B B C 3-3 K ③		B B C S B F X 3-2 G3 ①		C X 0-1 F9 ②		X 0-0 F6 ③	5	0	0	0	0	2	1
Bill Doran, S (1, 4) OBP: 0.308, SLG: 0.333 Eric Yelding, R (7, PR) OBP: 0.272, SLG: 0.222 (8, 4)	B B X 2-0 P3 ②			B X 1-0 1B 1B 1B	C X 0-1 G4-3 ②		B B B B 4-0 BB			3 0	1 0	1 0	0 0	1 0	0 0	0 0
Kevin Bass, S (1, 7) OBP: 0.366, SLG: 0.455 Danny Darwin, R (8, 1) OBP: 0.063, SLG: 0.067	C B F B X 2-2 F7 ③			S B B B 1 SAFE X 3-1 1B HR 1B 1-3	C B X 1-1 G3 ③		C F 1 SAFE B C 1-3 K ③ 1-2			4 0	1 0	1 0	0 0	0 0	1 0	1 0
Glenn Davis, R (1, 3) OBP: 0.346, SLG: 0.501		S B B F F B F X 3-2 L5 ①		B B S B X 3-1 HR 1B 1-2 3-H		B X 1-0 F7 ①		C B F C 1-3 K ①		4	1	1	1	0	1	0
Glenn Wilson, R (1, 9) OBP: 0.334, SLG: 0.449		C S S 0-3 K ②		F X 0-1 HR 1-H 2-H		B X 1-0 G4-3 2B		F B X 1-1 F9 ②		4	1	2	3	0	1	0
Terry Puhl, L (1, 8) OBP: 0.338, SLG: 0.362 Gerald Young, S (7, 8) OBP: 0.333, SLG: 0.283		B B X 2-0 G3-1 ③		B C F B S 3-3 K ①		B C X 1-1 G4-3 2-3 ②		C B X 1-1 S 1B		3 1	0 0	0 1	0 0	0 0	1 0	1 0
Ken Caminiti, S (1, 5) OBP: 0.319, SLG: 0.371			B C F S 1-3 K ① C B B B X 3-1 HR			I I I I 4-0 IBB		B 1 SAFE F B C C 2-3 K ③ 1-2		3	1	1	1	1	2	1
Craig Reynolds, L (1, 6) OBP: 0.289, SLG: 0.274 Rafael Ramirez, R (7, 6) OBP: 0.293, SLG: 0.336			C B B B F B B 4-2 BB C C F S 0-3 K ②		B L X 1-1 F8 ③				B C X 1-1 P6 ①	2 1	0 0	0 0	0 0	1 0	1 0	2 0
Mike Scott, R (1, 1) OBP: 0.145, SLG: 0.121 Greg Gross, L (7, PH) OBP: 0.295, SLG: 0.191 Eric Anthony, L (8, 7) OBP: 0.211, SLG: 0.371			L M B B S 2-3 K ② B X 1-0 G4-1 ③				C B F B F F X 2-2 F8 ①		X 0-0 G3-1 ②	2 1 1	0 0 0	0 0 0	0 0 0	1 0 0	1 0 0	1 0 0
Inning Stats	R: 0 H: 0 E: 0 LOB: 0 K: 1 BB: 0 S: 8 P: 14	R: 0 H: 0 E: 0 LOB: 0 K: 1 BB: 0 S: 9 P: 14	R: 0 H: 0 E: 0 LOB: 1 K: 3 BB: 1 S: 11 P: 21	R: 5 H: 5 E: 0 LOB: 0 K: 2 BB: 0 S: 17 P: 31	R: 0 H: 0 E: 0 LOB: 0 K: 0 BB: 0 S: 8 P: 12	R: 0 H: 1 E: 0 LOB: 2 K: 0 BB: 1 S: 6 P: 14	R: 0 H: 0 E: 0 LOB: 1 K: 1 BB: 0 S: 10 P: 17	R: 0 H: 1 E: 0 LOB: 1 K: 2 BB: 0 S: 10 P: 15	R: 0 H: 0 E: 0 LOB: 0 K: 0 BB: 0 S: 4 P: 5	1B: 4 2B: 1 3B: 0 HR: 2	SF: 0 SAC: 0 DP: 0 HBP: 0			WP: 0 PB: 0 SB: 2 CS: 0	PA: 37		

AB	34
R	5
H	7
RBI	5
BB	3
SO	10
LOB	7

PITCHER		IP	WLS	BF	H	R	ER	SO	BB	IBB	HBP	BLK	WP	HR	S	P	ERA	WHIP
John Wetteland, R ERA: 3.21	(1, 1)	3.1		16	5	5	5	6	1	0	0	0	0	2	40	74	13.50	1.800
Ray Searage, L ERA: 3.21	(4, 1)	0.2		2	0	0	0	1	0	0	0	0	0	0	5	6	0.00	0.000
Mike Morgan, R ERA: 2.55	(5, 1)	2.0	W	8	1	0	0	0	0	1	0	0	0	0	14	26	0.00	0.500
Alejandro Pena, R ERA: 2.24	(7, 1)	1.0		4	0	0	0	1	1	0	0	0	0	0	10	17	0.00	1.000
Jay Howell, R ERA: 0.75	(8, 1)	2.0	S	7	1	0	0	2	0	0	0	0	0	0	14	20	0.00	0.500

PITCHER	IP	WLS	BF	H	R	ER	SO	BB	IBB	HBP	BLK	WP	HR	S	P	ERA	WHIP

Batter	1	2	3	4	5	6	7	8	9	AB	R	H	RBI	BB	SO	LOB
Alfredo Griffin, S (1, 6) OBP: 0.307, SLG: 0.327	B X 1-0 ① G4-3		X 0-0 ③ F7		B C B B B 4-1 1B BB			B X 1-0 ② G6-3		3	0	0	0	1	0	0
Willie Randolph, R (1, 4) OBP: 0.365, SLG: 0.320	B X 1-0 1B			C X 0-1 1B 2B	X 0-0 ③ 1-2 2-H 1B			B B B C F X 3-2 ③ G1-3		4	1	3	0	0	0	0
Eddie Murray, S (1, 3) OBP: 0.345, SLG: 0.386	B C 1 SAFE B 1 SAFE X 2-1 ② F7			B F F B B X 2-2 ① P4		F F B B B X 3-2 ① G3			C B F B B S 3-3 ① K	4	0	0	0	0	1	2
Mike Marshall, R (1, 9) OBP: 0.334, SLG: 0.423	B X 1-0 ③ G1-3			X 0-0 G6-3 2-H 1B		S B B S S X 2-2 ② F9			C B S B S 2-3 ② K	4	0	1	1	0	1	1
Jeff Hamilton, R (1, 5) OBP: 0.272, SLG: 0.387		F X 0-1 ① G5-3		1 SAFE F S X 0-2 ②③ G6-3 1-2f		X 0-0 ③ G5-3			B S S C 1-3 ③ K	4	0	0	0	0	1	1
Mike Scioscia, L (1, 2) OBP: 0.332, SLG: 0.344		C C B X 1-2 ② G6-3			F B B B X 3-1 G4-3 2B 2B		B X 1-0 ① F9			3	1	1	0	0	0	0
Lenny Harris, L (1, 7) OBP: 0.273, SLG: 0.277		F X 0-1 ③ G4-3			B X 1-0 ① G4-3 2-3		X 0-0 ② F8			3	0	0	0	0	0	1
Bill Bean, L (1, 8) OBP: 0.222, SLG: 0.207			C X 0-1 ① L6		F B B B X 3-1 1B 3-H 2B		B B C X 2-1 ③ G3-1			3	0	1	1	0	0	0
Ramon Martinez, R (1, 1) OBP: 0.160, SLG: 0.167 Alejandro Pena, R (8, 1) OBP: 1.000, SLG: 1.000 Ray Searage, L (8, 1)			S B S F S 1-3 ② K		F S S 0-3 ② K			B C C B S 2-3 ① K		3	0	0	0	0	3	1
										0	0	0	0	0	0	0
										0	0	0	0	0	0	0

Los Angeles Dodgers @ Houston Astros

Astrodome, Houston, TX

Tue Sep 05 1989, 8:05 PM EDT

Att. 11,212 - Dome

TOP

livebaseballscorecards.com

AB	31
R	2
H	6
RBI	2
BB	1
SO	6
LOB	6

Inning Stats	1	2	3	4	5	6	7	8	9
	R: 0 H: 1 E: 0 LOB: 1 K: 0 BB: 0 S: 5 P: 10	R: 0 H: 0 E: 0 LOB: 0 K: 0 BB: 0 S: 7 P: 8	R: 0 H: 0 E: 0 LOB: 0 K: 1 BB: 0 S: 7 P: 8	R: 1 H: 2 E: 0 LOB: 0 K: 0 BB: 0 S: 9 P: 11	R: 1 H: 3 E: 0 LOB: 2 K: 1 BB: 1 S: 10 P: 21	R: 0 H: 0 E: 0 LOB: 0 K: 0 BB: 0 S: 7 P: 12	R: 0 H: 0 E: 0 LOB: 0 K: 0 BB: 0 S: 4 P: 7	R: 0 H: 0 E: 0 LOB: 0 K: 1 BB: 0 S: 7 P: 13	R: 0 H: 0 E: 0 LOB: 0 K: 3 BB: 0 S: 9 P: 15

1B: 3 SF: 0
2B: 3 SAC: 0
3B: 0 DP: 1
HR: 0 HBP: 0

WP: 0 PA: 32
PB: 0
SB: 0
CS: 0

PITCHER		IP	WLS	BF	H	R	ER	SO	BB	IBB	HBP	BLK	WP	HR	S	P	ERA	WHIP
Rick Rhoden, R ERA: 3.79	(1, 1)	6.0		23	6	2	2	2	1	0	0	0	0	0	45	70	3.00	1.167
Juan Agosto, L ERA: 3.21	(7, 1)	2.0	W	6	0	0	0	1	0	0	0	0	0	0	11	20	0.00	0.000
Larry Andersen, R ERA: 1.72	(9, 1)	1.0	S	3	0	0	0	3	0	0	0	0	0	0	9	15	0.00	0.000

PITCHER	IP	WLS	BF	H	R	ER	SO	BB	IBB	HBP	BLK	WP	HR	S	P	ERA	WHIP

Batter	1	2	3	4	5	6	7	8	9	AB	R	H	RBI	BB	SO	LOB
Gerald Young, S (1, 8) OBP: 0.334, SLG: 0.284	B B B C C X 3-2 CS 1B			C B C B B X 3-2 ① F7		X 0-0 FC4-6 FC1-5 1-2 1B		B B C C X 2-2 ① FC6-4 1-2f 2B		4	1	2	0	0	0	1
Craig Biggio, R (1, 2) OBP: 0.347, SLG: 0.399	B 1 SAFE F B 1 SAFE 1 SAFE 1 SAFE B C 3-2 ① ② X G4-3 1-2			C F B S 1-3 ② K		2 SAFE X 0-0 ① FC1-5 FC4-6 1-2 2-3f		1 SAFE C F B B B X 3-2 1B 1-H 2B		4	1	1	1	0	1	3
Kevin Bass, S (1, 7) OBP: 0.364, SLG: 0.451 Terry Puhl, L (6, 7) OBP: 0.336, SLG: 0.360	X 0-0 ③ G4-1			C S S 0-3 ③ K		B X 1-0 ② FC4-6 1-2f 2-3		C S F F B S 1-3 ② K		2 2	0 0	0 0	0 0	0 0	1 1	0 3
Glenn Davis, R (1, 3) OBP: 0.345, SLG: 0.499		B C F F S 1-3 ① K			S S B F B B F F S 3-3 ① K	C 1 SAFE C F X 0-2 ③ F8		B X 1-0 1B 2-H 1B		4	1	1	1	0	2	2
Glenn Wilson, R (1, 9) OBP: 0.338, SLG: 0.450		C B X 1-1 ② F8			B B B B 4-0 BB BB		B B C F F X 2-2 FC4-6 1B	S F B X 1-2 2-H 1B		3	0	2	1	1	0	0
Ken Caminiti, S (1, 5) OBP: 0.319, SLG: 0.369		C B X 1-1 ③ F9			B B B B 4-0 1-2 BB		B C X 1-1 ① FC4-6 G4-3 1-2f	1 SAFE B 1 SAFE F 1 SAFE 1 SAFE S F S 1-3 ③ K		3	0	0	0	1	1	2
Rafael Ramirez, R (1, 6) OBP: 0.291, SLG: 0.334		B F C B X 2-2 ① F9			C F B B F F X 2-2 ② P8		C X 0-1 ② G4-3 1-2			3	0	0	0	0	0	3
Craig Reynolds, L (1, 4) OBP: 0.293, SLG: 0.274 Harry Spilman, L (5, PH) OBP: 0.379, SLG: 0.360 Steve Lombardozzi, R (6, 4) Alex Trevino, R (7, PH) OBP: 0.348, SLG: 0.413 Eric Yelding, R (8, 4) OBP: 0.272, SLG: 0.222		C B B B F F B 4-2 G5-4-3 BB			C B X 1-1 ③ P4		B F X 1-1 ③ L5			0 1 0 1 0	0 0 0 0 0	0 0 0 0 0	0 0 0 0 0	1 0 0 0 0	0 0 0 0 0	0 2 0 1 0
Rick Rhoden, R (1, 1) OBP: 0.167, SLG: 0.208 Greg Gross, L (6, PH) OBP: 0.304, SLG: 0.203 Juan Agosto, L (7, 1) OBP: 0.200, SLG: 0.200 Eric Anthony, L (8, PH) OBP: 0.231, SLG: 0.389 Larry Andersen, R (9, 1) OBP: 0.333, SLG: 0.333		B S C F F B B 1 SAFE F 3-2 ② ③ F X G5-4-3 1-2f				C X 0-1 FC1-5 1B 1B		B S X 1-1 FC6-4 1B		1 1 0 1 0	0 0 0 0 0	0 1 0 0 0	0 0 0 0 0	0 0 0 0 0	0 0 0 0 0	1 0 0 0 0
Inning Stats	R: 0 E: 0 K: 0 S: 7 H: 1 LOB: 0 BB: 0 P: 13	R: 0 E: 0 K: 1 S: 8 H: 0 LOB: 0 BB: 0 P: 11	R: 0 E: 0 K: 0 S: 13 H: 0 LOB: 0 BB: 1 P: 22	R: 0 E: 0 K: 2 S: 9 H: 0 LOB: 0 BB: 0 P: 13	R: 0 E: 0 K: 1 S: 13 H: 0 LOB: 2 BB: 2 P: 27	R: 0 E: 0 K: 0 S: 9 H: 2 LOB: 2 BB: 0 P: 10	R: 0 E: 0 K: 0 S: 10 H: 1 LOB: 1 BB: 0 P: 14	R: 3 E: 0 K: 2 S: 22 H: 4 LOB: 1 BB: 0 P: 32		1B: 7 2B: 1 3B: 0 HR: 0		SF: 0 SAC: 0 DP: 1 HBP: 0		WP: 0 PB: 0 SB: 0 CS: 1		PA: 33

PITCHER		IP	WLS	BF	H	R	ER	SO	BB	IBB	HBP	BLK	WP	HR	S	P	ERA	WHIP
Ramon Martinez, R ERA: 3.54	(1, 1)	7.0		27	5	1	1	4	3	0	0	0	0	0	71	113	1.29	1.143
Alejandro Pena, R ERA: 2.49	(8, 1)	0.2	L	5	3	2	2	1	0	0	0	0	0	0	16	24	27.00	4.500
Ray Searage, L ERA: 3.18	(8, 1)	0.1		1	0	0	0	1	0	0	0	0	0	0	4	5	0.00	0.000

PITCHER	IP	WLS	BF	H	R	ER	SO	BB	IBB	HBP	BLK	WP	HR	S	P	ERA	WHIP

BOTTOM

Los Angeles Dodgers @ Houston Astros

Astrodome, Houston, TX

Tue Sep 05 1989, 8:05 PM EDT

Att. 11,212 - Dome

livebaseballscorecards.com

AB	30
R	3
H	8
RBI	3
BB	3
SO	6
LOB	18

Batter	1	2	3	4	5	6	7	8	9	AB	R	H	RBI	BB	SO	LOB
Alfredo Griffin, S (1, 6) OBP: 0.303, SLG: 0.323	4-3	4-3		G3 2-3		L6		F8		5	0	0	0	0	0	5
Willie Randolph, R (1, 4) OBP: 0.365, SLG: 0.320	F9		FC6-4 1B	1B 3-H		F9			K	5	0	2	1	0	1	0
Lenny Harris, L (1, 7) OBP: 0.273, SLG: 0.276	G3		FC6-4 1B 1-2f	1-3			F6		K	4	1	1	0	0	0	1
Dave Anderson, R (9, PH) OBP: 0.310, SLG: 0.258										1	0	0	0	0	1	0
Eddie Murray, S (1, 3) OBP: 0.344, SLG: 0.384		F4	6-4-3 1B 1-3	F9			5-3		5-3	5	0	1	0	0	0	2
Jeff Hamilton, R (1, 5) OBP: 0.274, SLG: 0.388		BB E 1B	6-4-3 1-2 3-H		G3		5-3			4	1	2	1	0	0	0
Mike Scioscia, L (1, 2) OBP: 0.333, SLG: 0.352		1B E 1-2 BB	6-4-3 1-2 2-3		HR			1-3		3	2	1	1	1	0	2
John Shelby, S (1, 8) OBP: 0.221, SLG: 0.199		E 1-2 2-3 1B	4-3		K			1B BB		3	0	1	0	1	1	2
Bill Bean, L (1, 9) OBP: 0.231, SLG: 0.203		E6 SH1-4 1-3 2-H 3-H		G3 SH2-4 1B HBP	K			1-2 1B		1	1	0	1	0	0	1
Jose Gonzalez, R (5, PH) OBP: 0.320, SLG: 0.336										2	0	1	0	0	1	0
(5, 9)																
Tim Belcher, R (1, 1) OBP: 0.161, SLG: 0.136		SH1-4 1-2		SH2-4 1-2		K2-3		K		1	0	0	0	0	1	0
Ray Searage, L (6, 1)										0	0	0	0	0	0	0
Mike Morgan, R (7, 1) OBP: 0.108, SLG: 0.083										0	0	0	0	0	0	0
Mickey Hatcher, R (8, PH) OBP: 0.318, SLG: 0.376										1	0	0	0	0	1	2
Mike Munoz, L (8, 1)										0	0	0	0	0	0	0
Inning Stats	R: 0 E: 0 K: 0 S: 10 H: 0 LOB: 0 BB: 0 P: 13	R: 2 E: 1 K: 0 S: 14 H: 2 LOB: 2 BB: 1 P: 22	R: 1 E: 0 K: 0 S: 9 H: 3 LOB: 2 BB: 0 P: 14	R: 1 E: 0 K: 0 S: 12 H: 2 LOB: 2 BB: 0 P: 19	R: 1 E: 0 K: 2 S: 11 H: 1 LOB: 0 BB: 0 P: 17	R: 0 E: 0 K: 1 S: 10 H: 0 LOB: 0 BB: 0 P: 14	R: 0 E: 0 K: 0 S: 6 H: 0 LOB: 0 BB: 0 P: 8	R: 0 E: 0 K: 1 S: 9 H: 1 LOB: 2 BB: 1 P: 16	R: 0 E: 0 K: 2 S: 9 H: 0 LOB: 0 BB: 0 P: 13	1B: 8 2B: 0 3B: 0 HR: 1 SF: 0 SAC: 2 DP: 0 HBP: 1						

PITCHER		IP	WLS	BF	H	R	ER	SO	BB	IBB	HBP	BLK	WP	HR	S	P	ERA	WHIP
Ron Robinson, R ERA: 3.26	(1, 1)	4.0		22	7	4	3	0	1	0	1	0	0	0	45	68	6.75	2.000
Tim Birtsas, L ERA: 3.86	(5, 1)	2.0		7	1	1	1	3	0	0	0	0	0	1	21	31	4.50	0.500
Rosario Rodriguez, L ERA:	(7, 1)	1.1	W	6	1	0	0	0	1	0	0	0	0	0	11	19	0.00	1.500
Rob Dibble, R ERA: 2.2	(8, 1)	0.2		2	0	0	0	1	0	0	0	0	0	0	4	5	0.00	0.000
Norm Charlton, L ERA: 3.55	(9, 1)	1.0		3	0	0	0	2	0	0	0	0	0	0	9	13	0.00	0.000

PITCHER	IP	WLS	BF	H	R	ER	SO	BB	IBB	HBP	BLK	WP	HR	S	P	ERA	WHIP

TOP

Los Angeles Dodgers @ Cincinnati Reds

Riverfront Stadium, Cincinnati, OH

Wed Sep 06 1989, 7:05 PM EDT

Att. 14,448 - Unknown

livebaseballscorecards.com

AB	35
R	5
H	9
RBI	4
BB	2
SO	6
LOB	15

WP: 0 PA: 40
PB: 0
SB: 0
CS: 0

Los Angeles Dodgers @ Cincinnati Reds

Riverfront Stadium, Cincinnati, OH

Wed Sep 06 1989, 7:05 PM EDT

Att. 14,448 - Unknown

BOTTOM

Batter	1	2	3	4	5	6	7	8	9	AB	R	H	RBI	BB	SO	LOB
Herm Winningham, L (1, 8) OBP: 0.316, SLG: 0.346								X		1	1	0	0	2	1	1
Barry Larkin, R (6, PH) OBP: 0.370, SLG: 0.450										1	0	1	2	0	0	0
Rosario Rodriguez, R (7, 1)										0	0	0	0	0	0	0
Rob Dibble, L (8, 1)										0	0	0	0	0	0	0
Jeff Richardson, R (8, PH) OBP: 0.270, SLG: 0.300										1	1	1	1	0	0	0
Norm Charlton, S (9, 1)										0	0	0	0	0	0	0
Luis Quinones, S (1, 4) OBP: 0.327, SLG: 0.480 (7, 5)										5	1	1	1	0	0	3
Paul O'Neill, L (1, 9) OBP: 0.360, SLG: 0.472										5	1	2	1	0	1	0
Ken Griffey, L (1, 7) OBP: 0.344, SLG: 0.423										5	1	2	0	0	2	2
Todd Benzinger, S (1, 3) OBP: 0.294, SLG: 0.391										2	2	1	1	2	0	1
Joe Oliver, R (1, 2) OBP: 0.297, SLG: 0.365										4	1	1	2	0	0	2
Chris Sabo, R (1, 5) OBP: 0.317, SLG: 0.402										2	1	2	0	1	0	0
Ron Oester, S (7, 4) OBP: 0.302, SLG: 0.289										1	0	0	0	0	1	1
Mariano Duncan, R (1, 6) OBP: 0.296, SLG: 0.380										4	0	2	1	0	1	2
Ron Robinson, R (1, 1) OBP: 0.273, SLG: 0.286										1	0	0	0	0	1	1
Scotti Madison, S (4, PH) OBP: 0.227, SLG: 0.290										1	0	0	0	0	0	1
Tim Birtsas, L (5, 1) OBP: 0.333, SLG: 1.333										0	0	0	0	0	0	0
Dave Collins, S (6, PH) OBP: 0.325, SLG: 0.293										1	0	0	0	0	0	3
Rolando Roomes, R (7, 8) OBP: 0.280, SLG: 0.418										1	0	0	0	0	0	1
Inning Stats	R: 1 E: 0 K: 1 S: 18 H: 2 LOB: 1 BB: 1 P: 31		R: 0 E: 0 K: 2 S: 9 H: 1 LOB: 1 BB: 0 P: 14	R: 2 E: 0 K: 0 S: 16 H: 2 LOB: 1 BB: 1 P: 27	R: 0 E: 0 K: 1 S: 11 H: 1 LOB: 1 BB: 0 P: 20	R: 0 E: 0 K: 1 S: 5 H: 0 LOB: 0 BB: 0 P: 9	R: 2 E: 0 K: 0 S: 12 H: 2 LOB: 2 BB: 2 P: 26	R: 3 E: 0 K: 1 S: 14 H: 3 LOB: 1 BB: 1 P: 25	R: 1 E: 0 K: 1 S: 11 H: 2 LOB: 1 BB: 0 P: 16								

1B: 8	SF: 0
2B: 3	SAC: 0
3B: 0	DP: 0
HR: 2	HBP: 0

WP: 1	PA: 40
PB: 1	
SB: 1	
CS: 1	

AB	35
R	9
H	13
RBI	9
BB	5
SO	7
LOB	18

livebaseballscorecards.com

PITCHER	IP	WLS	BF	H	R	ER	SO	BB	IBB	HBP	BLK	WP	HR	S	P	ERA	WHIP
Tim Belcher, R (1, 1) ERA: 3.16	5.1		26	7	5	5	5	4	0	0	0	1	1	65	117	8.44	2.062
Ray Searage, L (6, 1) ERA: 3.6	1.0	L	6	2	2	2	0	0	1	0	0	0	0	11	22	18.00	2.000
Mike Morgan, R (7, 1) ERA: 2.6	0.2		4	2	1	1	1	0	0	0	0	0	0	9	13	13.50	3.000
Mike Munoz, L (8, 1) ERA: 9.0	1.0		4	2	1	1	1	0	0	0	0	0	1	11	16	9.00	2.000

PITCHER	IP	WLS	BF	H	R	ER	SO	BB	IBB	HBP	BLK	WP	HR	S	P	ERA	WHIP

Batter	1	2	3	4	5	6	7	8	9	AB	R	H	RBI	BB	SO	LOB
Alfredo Griffin, S (1, 6) OBP: 0.304, SLG: 0.326	F C B X 1-2 P3	X 0-0 ① 1B 3-H 2B		C B X 1-1 1B HR 1B	B X 1-0 ① F8		B S F X 1-2 ① FC4-6 BB HBP 1-2f SF7		F B X 1-1 ① F7	6	3	2	1	0	0	1
Willie Randolph, R (1, 4) OBP: 0.369, SLG: 0.329	F B B X 2-1 HR	C B C X 1-2 FC6-4 2-H 1B		B X 1-0 1-2 HR 1B	C X 0-1 ② L4		H 1-0 BB 1-2 HBP		C X 0-1 ② L9	5	2	3	2	0	0	0
Eddie Murray, S (1, 3) OBP: 0.347, SLG: 0.392	B B F B F F X 3-2 1B 1B	X 0-0 ② F8		B X 1-0 1-H 2-H HR	S B C F F X 1-2 1B		B B C B B 4-1 1-2 2-3 BB		C B X 1-1 ③ P5	5	1	3	3	1	0	1
Mike Marshall, R (1, 9) OBP: 0.330, SLG: 0.418	F B C X 1-2 ② F7	S X 0-1 ③ FC6-4 1-2f		S X 0-1 ① G6-3	B C S S 1-3 ③ K		F S X 0-2 ② SF7 3-H			4	0	0	1	0	1	3
Mickey Hatcher, R (1, 7) OBP: 0.323, SLG: 0.377 Lenny Harris, L (6, PH) (6, 7) OBP: 0.275, SLG: 0.278	C X 0-1 1-2 1B	C H 1-1 5-3 1B HBP	B X 1-0 ② G5-3		B B S F B X 3-2 S 1B	C B B C X 2-2 ③ L4				2 2	0 0	1 1	0 0	0 0	0 0	0 2
Jeff Hamilton, R (1, 5) OBP: 0.273, SLG: 0.386	S 2 B X SAFE 1-1 ③ F4	B X 1-0 ① 5-3 1-2		B C X 1-1 BB 1B 1B		F X 0-1 ① F7		X 0-0 ① F9		5	0	1	0	0	0	4
Jose Gonzalez, R (1, 8) OBP: 0.325, SLG: 0.347		C B C B X 2-2 S 1B 1B	S T S S 0-3 ② K	C B X 1-1 BB 1-2 1B		C T B X 1-2 ② F5 1-2		B X 1-0 2B		5	1	3	0	0	1	2
Rick Dempsey, R (1, 2) OBP: 0.321, SLG: 0.267		F C 1 B X SAFE 1-2 SH2-3 1-H 2B 1B	I I I I 4-0 1B IBB	B C B B B C B 4-2 1-2 2-3 BB		B B S S C 2-3 ③		F B C B X 2-2 ② F7		3	1	1	1	2	1	2
Fernando Valenzuela, L (1, 1) OBP: 0.197, SLG: 0.230	S X 0-1 ① SH2-3 2-3	B C S S X 1-2 ③ 1-2 2-H 1B	X 0-0 ③ 4-3			X 0-0 FC4-6 1B		X 0-0 ③ F5		4	0	2	0	0	0	4
Inning Stats	R: 1 H: 3 E: 0 LOB: 2 K: 0 BB: 0 S: 16 P: 24	R: 3 H: 4 E: 0 LOB: 1 K: 0 BB: 0 S: 15 P: 19	R: 0 H: 1 E: 0 LOB: 2 K: 1 BB: 1 S: 8 P: 15	R: 3 H: 5 E: 0 LOB: 3 K: 0 BB: 1 S: 14 P: 24	R: 0 H: 1 E: 0 LOB: 1 K: 1 BB: 0 S: 11 P: 14	R: 0 H: 1 E: 0 LOB: 2 K: 1 BB: 0 S: 11 P: 17	R: 1 H: 1 E: 0 LOB: 2 K: 0 BB: 1 S: 11 P: 19	R: 0 H: 1 E: 0 LOB: 1 K: 0 BB: 0 S: 6 P: 9	R: 0 H: 0 E: 0 LOB: 0 K: 0 BB: 0 S: 6 P: 8							

TOP

Los Angeles Dodgers @ Cincinnati Reds

Riverfront Stadium, Cincinnati, OH

Thu Sep 07 1989, 7:05 PM EDT

Att. 15,044 - Unknown

livebaseballscorecards.com

AB	41
R	8
H	17
RBI	8
BB	3
SO	3
LOB	19

1B: 13	SF: 1	WP: 0	PA: 48
2B: 2	SAC: 1	PB: 0	
3B: 0	DP: 0	SB: 2	
HR: 2	HBP: 2	CS: 0	

PITCHER		IP	WLS	BF	H	R	ER	SO	BB	IBB	HBP	BLK	WP	HR	S	P	ERA	WHIP
Tom Browning, L ERA: 3.27	(1, 1)	3.0	L	21	11	7	7	1	0	1	1	0	0	2	43	65	21.00	3.667
Rick Mahler, R ERA: 3.84	(4, 1)	1.0		6	2	0	0	0	1	0	0	0	0	0	10	17	0.00	3.000
Bob Sebra, R ERA: 5.11	(5, 1)	2.2		13	3	1	1	2	1	0	1	0	0	0	30	45	3.38	1.500
Rosario Rodriguez, L ERA:	(7, 1)	0.1		1	0	0	0	0	0	0	0	0	0	0	3	5	0.00	0.000
Mike Roesler, R ERA: 4.5	(8, 1)	2.0		7	1	0	0	0	0	0	0	0	0	0	12	17	0.00	0.500

PITCHER		IP	WLS	BF	H	R	ER	SO	BB	IBB	HBP	BLK	WP	HR	S	P	ERA	WHIP

Batter	1	2	3	4	5	6	7	8	9	AB	R	H	RBI	BB	SO	LOB
Mariano Duncan, R (1, 6) OBP: 0.291, SLG: 0.373	C B F S 1-3 ① K		B C X 1-1 ① 6-3		X 0-0 ① P6		M X 0-1 ③ F7			4	0	0	0	0	1	0
Luis Quinones, S (1, 5) OBP: 0.330, SLG: 0.479	B X 1-0 ② 1B		C B F F X 1-2 ② L5		C B X 1-1 ② P2			B F B B S B 4-2 L3 BB		3	0	1	0	1	0	0
Eric Davis, R (1, 8) OBP: 0.360, SLG: 0.535	C F B X 1-2 ③ L9		B B B C F X 2-2 HR		X 0-0 1B			B X 1-0 ①② L3 1-2		4	1	2	1	0	0	1
Todd Benzinger, S (1, 3) OBP: 0.294, SLG: 0.390		B B C X 2-1 E 1B	B B B C C S 3-3 ③ K		B B X 2-0 ③ F8			X 0-0 ③ L1		4	1	1	0	0	1	1
Paul O'Neill, L (1, 9) OBP: 0.356, SLG: 0.467		S B X 1-1 ① F9		C B C B S 2-3 ① K		X 0-0 ① L8			F C B B X 2-2 ① F8	4	0	0	0	0	1	1
Joe Oliver, R (1, 2) OBP: 0.296, SLG: 0.370		B X 1-0 E7 1-H 2B		F F X 0-2 ② 6-3		B S B X 2-1 ② F9			F B F X 1-2 ② 5-3	4	0	1	1	0	0	0
Rolando Roomes, R (1, 7) OBP: 0.283, SLG: 0.417		B S S S 1-3 ② K		B S B F B B 4-2 BB		C C S 0-3 ③ K			X 0-0 1B	3	0	1	0	1	2	1
Ron Oester, S (1, 4) OBP: 0.305, SLG: 0.286		B B B B 4-0 BB		B B C F B B 4-2 1-2 BB			C X 0-1 ① 6-3		B C X 1-1 ③ 1-3	2	0	0	0	2	0	1
Tom Browning, L (1, 1) OBP: 0.132, SLG: 0.083 Rick Mahler, R (4, 1) OBP: 0.239, SLG: 0.210 Scotti Madison, S (4, PH) OBP: 0.224, SLG: 0.286 Bob Sebra, R (5, 1) Rosario Rodriguez, R (7, 1) Dave Collins, S (7, PH) OBP: 0.321, SLG: 0.289 Mike Roesler, R (8, 1)		B B C X 2-1 ③ 5-3		B C F S 1-3 ③ K2-3			X 0-0 ② F9			1 0 1 0 0 1	0 0 0 0 0 0	0 0 0 0 0 0	0 0 0 0 0 0	0 0 0 0 0 0	0 0 1 0 0 0	2 0 2 0 0 0
Inning Stats	R: 0 E: 0 K: 1 S: 7 H: 1 LOB: 0 BB: 0 P: 10	R: 1 E: 1 K: 1 S: 10 H: 2 LOB: 2 BB: 1 P: 21	R: 1 E: 0 K: 1 S: 12 H: 1 LOB: 0 BB: 0 P: 19	R: 0 E: 0 K: 2 S: 13 H: 0 LOB: 2 BB: 2 P: 24	R: 0 E: 0 K: 0 S: 5 H: 1 LOB: 1 BB: 0 P: 8	R: 0 E: 0 K: 1 S: 6 H: 0 LOB: 0 BB: 0 P: 8	R: 0 E: 0 K: 0 S: 5 H: 0 LOB: 0 BB: 0 P: 5	R: 0 E: 0 K: 0 S: 4 H: 0 LOB: 0 BB: 1 P: 9	R: 0 E: 0 K: 0 S: 9 H: 1 LOB: 1 BB: 0 P: 13	1B: 4 2B: 2 3B: 0 HR: 1	SF: 0 SAC: 0 DP: 1 HBP: 0					

PITCHER	IP	WLS	BF	H	R	ER	SO	BB	IBB	HBP	BLK	WP	HR	S	P	ERA	WHIP
Fernando Valenzuela, L (1, 1) ERA: 3.39	9.0	W	35	6	2	2	6	4	0	0	0	0	1	71	117	2.00	1.111

PITCHER	IP	WLS	BF	H	R	ER	SO	BB	IBB	HBP	BLK	WP	HR	S	P	ERA	WHIP

BOTTOM

Los Angeles Dodgers @ Cincinnati Reds

Riverfront Stadium, Cincinnati, OH

Thu Sep 07 1989, 7:05 PM EDT

Att. 15,044 - Unknown

livebaseballscorecards.com

AB	31
R	2
H	6
RBI	2
BB	4
SO	6
LOB	9

WP: 0 PB: 0 SB: 0 CS: 0 PA: 35

Los Angeles Dodgers @ San Diego Padres

Jack Murphy Stadium, San Diego, CA

Fri Sep 08 1989, 10:05 PM EDT

Att. 30,349 - Unknown

TOP

livebaseballscorecards.com

Batter	1	2	3	4	5	6	7	8	9	AB	R	H	RBI	BB	SO	LOB
Alfredo Griffin, S (1, 6) OBP: 0.302, SLG: 0.324	B C F S 1-3 ① K		B S S B F S 2-3 ② K			B F F F F X 1-2 ① F7		L X 0-1 ① SH1-4 1-2		3	0	0	0	0	2	1
Willie Randolph, R (1, 4) OBP: 0.368, SLG: 0.327	B B X 2-0 ② F9		C X 0-1 ③ F9			C B B B B 4-1 2B BB		C C F B F S 1-3 ② K		3	0	0	0	1	1	2
Eddie Murray, S (1, 3) OBP: 0.348, SLG: 0.393	B B B S F F B 4-2 BB			B F X 1-1 ① L9		C 1 SAFE B 1 SAFE B 1 SAFE X 1-3 2-1 ② 2B		S S S 0-3 ③ K		3	0	1	0	1	1	1
Mike Marshall, R (1, 9) OBP: 0.327, SLG: 0.414	B B F F F B S 3-3 ③ K			B S F B C 2-3 ② K		B B C S X 2-2 ② P3			X 0-0 ① G6-3	4	0	0	0	0	2	3
Jeff Hamilton, R (1, 5) OBP: 0.273, SLG: 0.385		B B B S F C 3-3 ① K		B C B X 2-1 1B		C B F B F X 2-2 ③ G6-3			C F B X 1-2 ② G5-3	4	0	1	0	0	1	2
Mike Scioscia, L (1, 2) OBP: 0.333, SLG: 0.350 Mickey Hatcher, R (9, PH) OBP: 0.321, SLG: 0.375		C B B F F B B 4-2 G4-3 BB		B 1 SAFE 1 SAFE B X 2-0 ③ P5			C F B X 1-2 ① P6		B X 1-0 ③ P3	2 1	0 0	0 0	0 0	1 0	0 0	1 0
John Shelby, S (1, 8) OBP: 0.219, SLG: 0.197		B 1 SAFE C B F B X 3-2 ② ③ G4-3 1-2			C B B X 2-1 ① G4-3		F F B B X 2-2 ② G4-3			3	0	0	0	0	0	1
Bill Bean, L (1, 7) OBP: 0.221, SLG: 0.194			C X 0-1 E5 SH3-4		C F B S 1-3 ② K		B B X 2-0 ③ F9			3	0	0	0	0	1	0
Orel Hershiser, R (1, 1) OBP: 0.208, SLG: 0.254 Lenny Harris, L (8, PH) OBP: 0.277, SLG: 0.278 Mike Morgan, R (8, 1) OBP: 0.108, SLG: 0.083			L 1 SAFE L F X 0-2 ① SH3-4 1-2		B C X 1-1 ③ G6-3			B B B 4-0 SH1-4 BB		1 0 0	0 0 0	0 0 0	0 0 0	0 1 0	0 0 0	0 0 0
Inning Stats	R: 0 H: 0 E: 0 LOB: 1 K: 2 BB: 1 S: 11 P: 21	R: 0 H: 0 E: 0 LOB: 0 K: 1 BB: 1 S: 9 P: 19	R: 0 H: 0 E: 1 LOB: 1 K: 1 BB: 0 S: 13 P: 15	R: 0 H: 1 E: 0 LOB: 1 K: 1 BB: 0 S: 8 P: 15	R: 0 H: 0 E: 0 LOB: 0 K: 1 BB: 0 S: 7 P: 11	R: 0 H: 1 E: 0 LOB: 2 K: 0 BB: 1 S: 15 P: 26	R: 0 H: 0 E: 0 LOB: 0 K: 0 BB: 0 S: 7 P: 12	R: 0 H: 0 E: 0 LOB: 1 K: 2 BB: 1 S: 10 P: 15	R: 0 H: 0 E: 0 LOB: 0 K: 0 BB: 0 S: 5 P: 7	1B: 1 SF: 0 2B: 1 SAC: 2 3B: 0 DP: 0 HR: 0 HBP: 0						

	AB	27
	R	0
	H	2
	RBI	0
	BB	4
	SO	8
	LOB	11

WP: 0 PA: 33
PB: 0
SB: 0
CS: 0

PITCHER		IP	WLS	BF	H	R	ER	SO	BB	IBB	HBP	BLK	WP	HR	S	P	ERA	WHIP
Andy Benes, R ERA: 4.38	(1, 1)	7.1	W	28	2	0	0	6	4	0	0	0	0	0	72	125	0.00	0.818
Mark Davis, L ERA: 2.18	(8, 1)	1.2	S	5	0	0	0	2	0	0	0	0	0	0	13	16	0.00	0.000

PITCHER		IP	WLS	BF	H	R	ER	SO	BB	IBB	HBP	BLK	WP	HR	S	P	ERA	WHIP

Batter	1	2	3	4	5	6	7	8	9	AB	R	H	RBI	BB	SO	LOB
Bip Roberts, S (1, 7) OBP: 0.388, SLG: 0.439	C B X 1-1 ① G5-3		C X 0-1 1B		B C F X 1-2 G5-3 1B		B B B 4-0 S 2B BB			3	1	2	0	1	0	0
Roberto Alomar, S (1, 4) OBP: 0.342, SLG: 0.366	B C B B C X 3-2 FC6-4 1B		1 SAFE B 1 SAFE 1 SAFE B 1 SAFE 1 SAFE F L 2-3 ② 1 SAFE S K		C 1 SAFE F 1 SAFE F 1 SAFE X 0-2 ② G5-3 1-2		1 SAFE 1 SAFE S I I I 4-1 2B 1-2 IBB			3	0	1	0	1	1	2
Tony Gwynn, L (1, 8) OBP: 0.393, SLG: 0.428 Darrin Jackson, R (4, 8) OBP: 0.303, SLG: 0.366	C X 0-1 ② FC6-4 1B 1-2f		C X 0-1 ③ G5-3		C B F B C 2-3 ③ K		S X 0-1 1-3 2-H 2B			2 2	0 0	0 1	0 1	0 0	0 1	2 1
Jack Clark, R (1, 3) OBP: 0.402, SLG: 0.441	B C S X 1-2 1-2 1B			B C B X 2-1 FC1-6 1B FC6-2 1B		S S B B F B B 4-2 G4-3 S BB	I I I I 4-0 FC4-6 IBB			2	0	2	0	2	0	0
Chris James, R (1, 9) OBP: 0.282, SLG: 0.371 Mark Davis, L (8, 1)	B F C X 1-2 ③ G4-3			B B X 2-0 FC1-6 1-2 1B		B X 1-0 ① G1-3 1-2	C B F X 1-2 ③ FC4-6 1-2f			4 0	0 0	1 0	0 0	0 0	0 0	6 0
Garry Templeton, S (1, 6) OBP: 0.282, SLG: 0.347		B X 1-0 ① G5-3		B L B B L X 3-2 ① FC1-6 WP FC6-2 1-2f 2-3		B B F S F X 2-2 ② G4-3 2-3		X 0-0 E4 FC1-6		4	0	0	0	0	0	3
Benito Santiago, R (1, 2) OBP: 0.278, SLG: 0.369		B C F X 1-2 ② F8		S X 0-1 ② FC6-2 1-2 3-H		B C B L B S 3-3 ③ K		B 1 SAFE X 1-0 ① FC1-6 G3 1-2f		4	0	0	0	0	1	4
Mike Pagliarulo, L (1, 5) OBP: 0.260, SLG: 0.293		B B X 2-0 ③ F9		S B F S 1-3 ③ K2-3 2-3			B X 1-0 ① G4-3	S B 1 SAFE F X 1-2 ② G3 1-2		4	0	0	0	0	1	3
Andy Benes, R (1, 1) OBP: 0.200, SLG: 0.400 Shawn Abner, R (8, 9) OBP: 0.202, SLG: 0.281			X 0-0 ① G5-3		C B S B B F F S 3-3 ① K		C B S B C 2-3 ② K	B F F X 1-2 ③ G6-3		3 1	0 0	0 0	0 0	0 0	2 0	0 1
Inning Stats	R: 0 E: 0 K: 0 S: 13 H: 2 LOB: 2 BB: 0 P: 19	R: 0 E: 0 K: 0 S: 5 H: 0 LOB: 0 BB: 0 P: 9	R: 0 E: 0 K: 1 S: 8 H: 1 LOB: 1 BB: 0 P: 10	R: 0 E: 0 K: 1 S: 11 H: 2 LOB: 2 BB: 0 P: 19	R: 0 E: 0 K: 2 S: 15 H: 1 LOB: 1 BB: 0 P: 21	R: 0 E: 0 K: 1 S: 11 H: 0 LOB: 1 BB: 1 P: 21	R: 1 E: 0 K: 1 S: 10 H: 1 LOB: 3 BB: 3 P: 26	R: 0 E: 1 K: 0 S: 8 H: 0 LOB: 1 BB: 0 P: 11		1B: 6 2B: 1 3B: 0 HR: 0	SF: 0 SAC: 0 DP: 0 HBP: 0			WP: 1 PB: 0 SB: 2 CS: 0	PA: 36	

PITCHER		IP	WLS	BF	H	R	ER	SO	BB	IBB	HBP	BLK	WP	HR	S	P	ERA	WHIP
Orel Hershiser, R ERA: 2.31	(1, 1)	7.0	L	32	7	1	1	6	2	2	0	0	1	0	73	125	1.29	1.286
Mike Morgan, R ERA: 2.59	(8, 1)	1.0		4	0	0	0	0	0	0	0	0	0	0	8	11	0.00	0.000

PITCHER	IP	WLS	BF	H	R	ER	SO	BB	IBB	HBP	BLK	WP	HR	S	P	ERA	WHIP

BOTTOM

Los Angeles Dodgers @ San Diego Padres

Jack Murphy Stadium, San Diego, CA

Fri Sep 08 1989, 10:05 PM EDT

Att. 30,349 - Unknown

livebaseballscorecards.com

AB	32
R	1
H	7
RBI	1
BB	4
SO	6
LOB	22

Batter	1	2	3	4	5	6	7	8	9	AB	R	H	RBI	BB	SO	LOB
Alfredo Griffin, S (1, 6) OBP: 0.299, SLG: 0.321	X 0-0 ① G1-3		C F F X 0-2 ① F8		S X 0-1 ③ G1-3			F C F X 0-2 ② F9		4	0	0	0	0	0	2
Willie Randolph, R (1, 4) OBP: 0.365, SLG: 0.325	B X 1-0 ② G5-3		X 0-0 ② G6-3			S C B X 1-2 ① F8		F X 0-1 ③ L1		4	0	0	0	0	0	1
Lenny Harris, L (1, 7) OBP: 0.277, SLG: 0.278	C B F B X 2-2 ③ F7		X 0-0 ③ F9			C X 0-1 ② G4-3			X 0-0 E 1B	4	0	1	0	0	0	0
Eddie Murray, S (1, 3) OBP: 0.347, SLG: 0.394		S C X 0-2 G4-3 SF9 2B		S F B F X 1-2 ① G3-1		C B C F X 1-2 ③ G4-3			C S B S 1-3 ① K	4	1	1	0	0	1	1
Jeff Hamilton, R (1, 5) OBP: 0.271, SLG: 0.382		X 0-0 ① G4-3 2-3		C X 0-1 ② G3			X 0-0 ① G5-3		X 0-0 E1 BB 1-3	4	0	0	0	0	0	2
Mike Scioscia, L (1, 2) OBP: 0.331, SLG: 0.348 Mickey Hatcher, R (9, PH) OBP: 0.324, SLG: 0.375		C B B X 2-1 ② SF9 3-H		X 0-0 ③ F8			C B B F B F X 3-2 ② P4		B B B C B 4-1 BB 1-2	2 0	0 0	0 0	1 0	0 1	0 0	0 0
John Shelby, S (1, 8) OBP: 0.219, SLG: 0.198		X 0-0 PB 1B			B F X 1-1 ① F8		S X 0-1 ③ F7		S X 0-1 ② F9	4	0	1	0	0	0	3
Bill Bean, L (1, 9) OBP: 0.225, SLG: 0.200 Rick Dempsey, R (9, PH) OBP: 0.319, SLG: 0.265		1 SAFE F F 1 SAFE S 0-3 K 1-2			X 0-0 SH1-4 1B			C B B S 1-3 ① K	C X 0-1 ③ F8	3 1	0 0	1 0	0 0	0 0	2 0	1 3
John Wetteland, R (1, 1) OBP: 0.063, SLG: 0.063 Mike Davis, L (8, PH) OBP: 0.310, SLG: 0.405 Dave Anderson, R (8, PR) OBP: 0.310, SLG: 0.258 Alejandro Pena, R (8, 1) OBP: 1.000, SLG: 1.000		B F S F B B F X 3-2 ③ G5-3			1 SAFE X 0-0 ② SH1-4 1-2			B B F F F F X 2-2 1B		1 1 0 0	0 0 0 0	0 1 0 0	0 0 0 0	0 0 0 0	0 0 0 0	2 0 0 0
Inning Stats	R: 0 E: 0 K: 0 S: 5 H: 0 LOB: 0 BB: 0 P: 8	R: 1 E: 0 K: 1 S: 15 H: 2 LOB: 2 BB: 0 P: 20	R: 0 E: 0 K: 0 S: 6 H: 0 LOB: 0 BB: 0 P: 6	R: 0 E: 0 K: 0 S: 7 H: 0 LOB: 0 BB: 0 P: 8	R: 0 E: 0 K: 0 S: 6 H: 1 LOB: 1 BB: 0 P: 7	R: 0 E: 0 K: 0 S: 9 H: 0 LOB: 0 BB: 0 P: 11	R: 0 E: 0 K: 0 S: 7 H: 0 LOB: 0 BB: 0 P: 10	R: 0 E: 0 K: 1 S: 13 H: 1 LOB: 1 BB: 0 P: 16	R: 0 E: 1 K: 1 S: 10 H: 1 LOB: 3 BB: 1 P: 15	1B: 4 2B: 1 3B: 0 HR: 0	SF: 1 SAC: 1 DP: 0 HBP: 0					

PITCHER	IP	WLS	BF	H	R	ER	SO	BB	IBB	HBP	BLK	WP	HR	S	P	ERA	WHIP
Ed Whitson, R (1, 1) ERA: 2.7	8.0	W	30	5	1	1	2	0	0	0	0	0	0	69	87	1.12	0.625
Mark Davis, L (9, 1) ERA: 2.16	1.0	S	5	0	0	0	1	1	0	0	0	0	0	9	14	0.00	1.000

PITCHER	IP	WLS	BF	H	R	ER	SO	BB	IBB	HBP	BLK	WP	HR	S	P	ERA	WHIP

TOP

Los Angeles Dodgers @ San Diego Padres

Jack Murphy Stadium, San Diego, CA

Sat Sep 09 1989, 10:05 PM EDT

Att. 32,539 - Unknown

livebaseballscorecards.com

AB	32
R	1
H	5
RBI	1
BB	1
SO	3
LOB	15

1B: 4	SF: 1	WP: 0	PA: 35
2B: 1	SAC: 1	PB: 1	
3B: 0	DP: 0	SB: 0	
HR: 0	HBP: 0	CS: 0	

Batter	1	2	3	4	5	6	7	8	9	AB	R	H	RBI	BB	SO	LOB
Bip Roberts, S (1, 7) OBP: 0.389, SLG: 0.440	B C B F B F F X 3-2 G4-3 ①		B C B B X 2-1 L7 ②		C F B F X 1-2 2-H 1B		X 0-0 1B 1B			4	0	2	1	0	0	0
Roberto Alomar, S (1, 4) OBP: 0.343, SLG: 0.366	C X 0-1 G4-3 ②		F B L B F X 2-2 L1-2-3 ③		I I I I 4-0 IBB		F 1 SAFE X 0-1 FC5 1-2 1B			3	0	1	0	1	0	0
Darrin Jackson, R (1, 8) OBP: 0.301, SLG: 0.362	B X 1-0 WP 2B 1B			X 0-0 G6-3 ①	S B S S 1-3 K ③		F C B B X 2-2 FC5 1-2f ③			4	1	1	0	0	1	4
Jack Clark, R (1, 3) OBP: 0.403, SLG: 0.444	C S B X 1-2 1-H 2B			B B X 2-0 F8 ②		F B B B X 3-1 1B		C B B S F S 2-3 K2-3 ①		4	0	2	1	0	1	0
Garry Templeton, S (1, 6) OBP: 0.279, SLG: 0.344	B B X 2-0 G5-3 ③			F F B F X 1-2 F8 ③		F 1 SAFE F F B S 1-3 K ①		B B C S S 2-3 K ②		4	0	0	0	0	2	2
Benito Santiago, R (1, 2) OBP: 0.280, SLG: 0.369		B F B F X 2-2 G3-6-3 1B			B B B B 4-0 WP 2B BB	C B B S 2-3 K ②		X 0-0 G5-3 ③		3	1	1	0	1	1	1
Mike Pagliarulo, L (1, 5) OBP: 0.258, SLG: 0.291		B 1 SAFE X 1-0 G3-6-3 1-2f ① ②			1 SAFE B 1 SAFE 1 SAFE S B F C 2-3 K 1-2 ①	B S B X 2-1 F9 ③				3	0	0	0	0	1	3
Jerald Clark, R (1, 9) OBP: 0.227, SLG: 0.238 Shawn Abner, R (8, 9) OBP: 0.202, SLG: 0.281		C B C B S 2-3 K ③			S X 0-1 1B 2-H 2B		X 0-0 F3 ①			3 0	1 0	1 0	1 0	0 0	1 0	0 0
Ed Whitson, R (1, 1) OBP: 0.178, SLG: 0.188 Mark Davis, L (9, 1) Mark Parent, R (9, 2) OBP: 0.226, SLG: 0.343			X 0-0 G5-3 ①		B X 1-0 L8 ②		X 0-0 F7 ②			3 0 0	0 0 0	0 0 0	0 0 0	0 0 0	0 0 0	1 0 0
Inning Stats	R: 1 H: 2 E: 0 LOB: 1 K: 0 BB: 0 S: 12 P: 19	R: 0 H: 1 E: 0 LOB: 0 K: 1 BB: 0 S: 7 P: 12	R: 0 H: 0 E: 0 LOB: 0 K: 0 BB: 0 S: 7 P: 11	R: 0 H: 0 E: 0 LOB: 0 K: 0 BB: 0 S: 6 P: 9	R: 2 H: 2 E: 0 LOB: 2 K: 2 BB: 2 S: 13 P: 26	R: 0 H: 1 E: 0 LOB: 1 K: 2 BB: 0 S: 11 P: 19	R: 0 H: 2 E: 0 LOB: 2 K: 0 BB: 0 S: 8 P: 10	R: 0 H: 0 E: 0 LOB: 0 K: 2 BB: 0 S: 8 P: 12		1B: 6 SF: 0 2B: 2 SAC: 0 3B: 0 DP: 1 HR: 0 HBP: 0						

PITCHER		IP	WLS	BF	H	R	ER	SO	BB	IBB	HBP	BLK	WP	HR	S	P	ERA	WHIP
John Wetteland, R ERA: 3.26	(1, 1)	7.0	L	30	8	3	3	5	1	1	0	0	2	0	64	106	3.86	1.286
Alejandro Pena, R ERA: 2.45	(8, 1)	1.0		3	0	0	0	2	0	0	0	0	0	0	8	12	0.00	0.000

PITCHER	IP	WLS	BF	H	R	ER	SO	BB	IBB	HBP	BLK	WP	HR	S	P	ERA	WHIP

BOTTOM

Los Angeles Dodgers @ San Diego Padres

Jack Murphy Stadium, San Diego, CA

Sat Sep 09 1989, 10:05 PM EDT

Att. 32,539 - Unknown

livebaseballscorecards.com

AB	31
R	3
H	8
RBI	3
BB	2
SO	7
LOB	11

1B: 6	SF: 0	WP: 2	PA: 33
2B: 2	SAC: 0	PB: 0	
3B: 0	DP: 1	SB: 0	
HR: 0	HBP: 0	CS: 0	

Batter	1	2	3	4	5	6	7	8	9	AB	R	H	RBI	BB	SO	LOB
Jose Gonzalez, R (1, 9) OBP: 0.329, SLG: 0.352	F F B B B F F B 4-2 G4-3 HR BB		X 0-0 ① FC3-6 1B HR 1-2f	X 0-0 1B 1-2 1B	C B B B X 3-1 E 1-3 2-H 3-H 2B		S C F C 0-3 ① K		X 0-0 ① F8	5	3	2	2	1	1	1
Dave Anderson, R (1, 6) OBP: 0.318, SLG: 0.269 (5, 5)	X 0-0 ① G4-3 1-2		B B 1 SAFE F 1 SAFE F B 1 SAFE F 3-2 X HR 1-2 1B	B C B X 2-1 1-2 2-H 1B	B B X 2-0 E2 2-H 3-H 1B		C X 0-1 E8 G4-3 BB		S X 0-1 ② G1-3	6	1	3	3	0	0	1
Mickey Hatcher, R (1, 7) OBP: 0.323, SLG: 0.387 (5, 3) Lenny Harris, L (7, PH) OBP: 0.278, SLG: 0.277 (7, 4)	B B C B X 3-1 2-H HR		B X 1-0 ② P6	F B 1 SAFE S S 1-3 ② K	S F X 0-2 ③ G6-3		S B B B B 4-1 G4-3 1-2 BB		B F B S X 2-2 ③ F8	4 1	1 0	1 0	2 0	0 1	1 0	5 0
Eddie Murray, S (1, 3) OBP: 0.347, SLG: 0.399 Jose Vizcaino, S (5, 6)	C B C S 1-3 ② K		B B S B 2 SAFE X 3-1 1-H 2-H HR	B X 1-0 ③ F9		S B S B S 2-3 ① K	X 0-0 ② G4-3 1-2 2-3			3 2	1 0	1 0	3 0	0 0	1 1	2 2
Jeff Hamilton, R (1, 5) OBP: 0.271, SLG: 0.381 Bill Bean, L (5, 7) OBP: 0.233, SLG: 0.209	F X 0-1 ③ G1-3		F X 0-1 ③ F8		B X 1-0 2B 2B 1B	B B C X 2-1 2B 1B 1B	X 0-0 ③ F9			3 2	1 1	1 1	1 0	0 0	0 0	0 2
Rick Dempsey, R (1, 2) OBP: 0.323, SLG: 0.301 Darrin Fletcher, L (7, 2) OBP: 1.000, SLG: 1.000		F C S 0-3 ① K		B S B B B X 3-1 HR	B B F X 2-1 1-3 2B 2B	S S S 0-3 ② K		C X 0-1 FC6-4 1B		4 1	2 0	2 1	1 0	0 0	2 0	1 0
John Shelby, S (1, 8) OBP: 0.225, SLG: 0.208	B X 1-0 G6-3 1B			F B C F B B B X 3-2 1B 1B	X 0-0 ① G5-3	X 0-0 1-3 1B 2B		F B F B X 2-2 ① FC6-4 1-2f		5	2	3	0	0	0	3
Mike Sharperson, R (1, 4) OBP: 0.333, SLG: 0.333 (7, 3)	C B 1 SAFE S 1 SAFE X 1-2 ② ③ G6-3 1-2f			C 1 SAFE F B X 1-2 1-2 1B	4-0 2B E IBB	X 0-0 2-H 3-H 1B		C X 0-1 ② P3		4	1	2	2	1	0	2
Ramon Martinez, R (1, 1) OBP: 0.207, SLG: 0.214 Mike Hartley, R (7, 1) Mike Munoz, L (9, 1) Tim Crews, R (9, 1)			C F X 0-2 FC3-6 1B	C C X 0-2 ① 1-3 2-H 1B 1B	F S S 0-3 ② K	X 0-0 ③ G4-3		S B B X 2-1 ③ G3		4 1 0 0	1 0 0 0	2 0 0 0	1 0 0 0	0 0 0 0	1 0 0 0	4 1 0 0
Inning Stats	R: 2 E: 0 K: 1 S: 12 H: 1 LOB: 0 BB: 1 P: 20	R: 0 E: 0 K: 1 S: 7 H: 1 LOB: 0 BB: 0 P: 9	R: 3 E: 0 K: 0 S: 13 H: 3 LOB: 0 BB: 0 P: 20	R: 3 E: 0 K: 1 S: 19 H: 6 LOB: 2 BB: 0 P: 30	R: 4 E: 1 K: 1 S: 13 H: 4 LOB: 1 BB: 1 P: 25	R: 2 E: 0 K: 2 S: 11 H: 3 LOB: 1 BB: 0 P: 15	R: 0 E: 1 K: 1 S: 9 H: 0 LOB: 2 BB: 1 P: 13	R: 0 E: 0 K: 0 S: 9 H: 1 LOB: 1 BB: 0 P: 13	R: 0 E: 0 K: 0 S: 6 H: 0 LOB: 0 BB: 0 P: 8	1B: 13 2B: 3 3B: 0 HR: 3 SF: 0 SAC: 0 DP: 1 HBP: 0						

TOP

Los Angeles Dodgers @ San Diego Padres

Jack Murphy Stadium, San Diego, CA

Sun Sep 10 1989, 6:33 AM EDT

Att. 19,342 - Unknown

livebaseballscorecards.com

AB	45
R	14
H	19
RBI	14
BB	3
SO	7
LOB	24

WP: 0 PB: 0 SB: 0 CS: 0 PA: 48

PITCHER		IP	WLS	BF	H	R	ER	SO	BB	IBB	HBP	BLK	WP	HR	S	P	ERA	WHIP
Dennis Rasmussen, L ERA: 4.13	(1, 1)	2.1	L	11	4	4	3	2	1	0	0	0	0	1	27	40	11.57	2.143
Mark Grant, R ERA: 3.17	(3, 1)	1.0		8	6	4	3	0	0	0	0	0	0	2	18	29	27.00	6.000
Dan Murphy, R ERA: 1.42	(4, 1)	0.2		3	1	0	0	1	0	0	0	0	0	0	6	10	0.00	1.500
Eric Nolte, L ERA: 27.0	(5, 1)	2.0		14	7	6	6	3	0	1	0	0	0	0	24	40	27.00	3.500
Don Schulze, R ERA: 4.86	(7, 1)	3.0		12	1	0	0	1	1	0	0	0	0	0	24	34	0.00	0.667

PITCHER	IP	WLS	BF	H	R	ER	SO	BB	IBB	HBP	BLK	WP	HR	S	P	ERA	WHIP

Batter	1	2	3	4	5	6	7	8	9	AB	R	H	RBI	BB	SO	LOB
Bip Roberts, S (1, 7) (7, 4) OBP: 0.399, SLG: 0.448	3-2 1B 2B	4-0 1B BB		0-0 E7 1-3 1B		4-1 G6-3 BB			4-2 2B G4-3 1-2 BB	2	2	2	0	3	0	0
Roberto Alomar, S (1, 4) OBP: 0.342, SLG: 0.365	2-1 G1-3 ①	1-2 ② 1-3 2-H 3-H 1B		0-1 G6-3 ③		3-2 G6-3 ②③ 1-2f			1-1 G4-3 2B 1-3 2-H 2B	4	0	1	1	0	0	4
Don Schulze, R (7, 1) Mark Parent, R (9, PH) OBP: 0.231, SLG: 0.356	SAFE									0	0	0	0	0	0	0
										1	1	1	1	0	0	0
Darrin Jackson, R (1, 8) OBP: 0.297, SLG: 0.355	1-1 2-H 1B	0-2 G5-3 ③			3-2 P7 ①		2-2 F7 ①		2-1 G4-3 ① 2-3 3-H	5	0	1	2	0	0	3
Jack Clark, R (1, 3) OBP: 0.403, SLG: 0.442 Phil Stephenson, L (6, 3) OBP: 0.222, SLG: 0.125	4-2 BB		2-3 K ①		1-3 K ②		2-1 P5 ②		4-1 2B BB	2	0	0	0	1	2	0
										1	1	0	0	1	0	0
Jerald Clark, R (1, 9) OBP: 0.222, SLG: 0.200	1-1 P4 ②		1-0 L5 ②		4-0 2B BB		0-3 K ③		1-3 K ②	4	1	0	0	1	2	4
Benito Santiago, R (1, 2) OBP: 0.280, SLG: 0.371 Sandy Alomar Jr., R (6, 2) OBP: 0.500, SLG: 1.000	1-3 K ③		2-3 K ③		1-1 E 1-H 2B			1-1 G6-3 ①	1-0 1-H 3-H 2B	3	1	1	1	0	2	2
										2	0	1	2	0	0	0
Mike Pagliarulo, L (1, 5) OBP: 0.265, SLG: 0.292		1-2 SH3-4 1B HBP		4-2 E BB		0-0 E6 2-H 1B		0-3 K ②	4-1 FC6-4 BB	2	1	1	0	2	1	0
Garry Templeton, S (1, 6) OBP: 0.280, SLG: 0.345 Joey Cora, S (5, 6)	0-0 SH3-4 1-2 1B			0-1 F8 ①	0-1 P6 ③			1-2 L6 ③	0-0 FC6-4 ③ 1-2f	2	0	1	0	0	0	1
										3	0	0	0	0	0	3
Dennis Rasmussen, L (1, 1) OBP: 0.200, SLG: 0.237 Mark Grant, R (3, 1) OBP: 0.211, SLG: 0.063 Dan Murphy, R (4, 1) Tim Flannery, L (4, PH) OBP: 0.308, SLG: 0.280 Eric Nolte, L (5, 1) Shawn Abner, R (6, PH) OBP: 0.208, SLG: 0.286 (7, 7)	0-0 SH3-4 ① 1-2 2-3			3-2 F8 ②		2-2 G6-3 ①			1-2 BB 2B 1B	0	0	0	0	0	0	0
										0	0	0	0	0	0	0
										0	0	0	0	0	0	0
										1	0	0	0	0	0	1
										0	0	0	0	0	0	0
										2	1	1	0	0	0	0
Inning Stats	R: 1 E: 0 K: 1 S: 19 H: 2 LOB: 2 BB: 1 P: 31	R: 1 E: 0 K: 0 S: 10 H: 2 LOB: 2 BB: 1 P: 16	R: 0 E: 0 K: 2 S: 8 H: 0 LOB: 0 BB: 0 P: 13	R: 0 E: 1 K: 0 S: 13 H: 1 LOB: 2 BB: 1 P: 20	R: 2 E: 1 K: 1 S: 11 H: 2 LOB: 1 BB: 1 P: 20	R: 0 E: 0 K: 0 S: 7 H: 0 LOB: 0 BB: 1 P: 16	R: 0 E: 0 K: 1 S: 8 H: 0 LOB: 0 BB: 0 P: 12	R: 0 E: 0 K: 1 S: 9 H: 0 LOB: 0 BB: 0 P: 11	R: 4 E: 0 K: 1 S: 17 H: 3 LOB: 2 BB: 3 P: 35	1B: 6 2B: 4 3B: 0 HR: 0 SF: 0 SAC: 1 DP: 1 HBP: 1							

PITCHER		IP	WLS	BF	H	R	ER	SO	BB	IBB	HBP	BLK	WP	HR	S	P	ERA	WHIP
Ramon Martinez, R ERA: 3.62	(1, 1)	6.0	W	29	7	4	3	4	5	0	1	0	0	0	68	116	4.50	2.000
Mike Hartley, R ERA:	(7, 1)	2.0		6	0	0	0	2	0	0	0	0	0	0	17	23	0.00	0.000
Mike Munoz, L ERA: 33.75	(9, 1)	0.1		5	2	4	4	0	2	0	0	0	0	0	11	23	108.00	12.000
Tim Crews, R ERA: 3.26	(9, 1)	0.2		4	1	0	0	1	1	0	0	0	0	0	6	12	0.00	3.000

PITCHER	IP	WLS	BF	H	R	ER	SO	BB	IBB	HBP	BLK	WP	HR	S	P	ERA	WHIP

BOTTOM

Angeles Dodgers @ San Diego Padres

Jack Murphy Stadium, San Diego, CA

Sun Sep 10 1989, 6:33 AM EDT

Att. 19,342 - Unknown

livebaseballscorecards.com

AB	34
R	8
H	10
RBI	7
BB	8
SO	7
LOB	18

WP: 0 PA: 44
PB: 0
SB: 0
CS: 0

Batter	1	2	3	4	5	6	7	8	9	AB	R	H	RBI	BB	SO	LOB
Herm Winningham, L (1, 7) OBP: 0.326, SLG: 0.368	B B B C B 4-1 G1-3 BB		B S B F C 2-3 ③ K			X 0-0 ① B1-3	C B B X 2-1 ② F9			2	0	0	0	1	1	0
Joel Youngblood, R (7, PH) OBP: 0.307, SLG: 0.348										1	0	0	0	0	0	3
Mike Roesler, R (7, 1)										0	0	0	0	0	0	0
Luis Quinones, S (1, 5) OBP: 0.331, SLG: 0.474	C X 0-1 ① G1-3 1-2			B X 1-0 ① G3		X 0-0 ② L9	X 0-0 ③ F9			4	0	0	0	0	0	4
Eric Davis, R (1, 8) OBP: 0.355, SLG: 0.538	X 0-0 ② P3			C F B X 1-2 ② P7		F B C B F F X 2-2 HR		X 0-0 ① F8		4	1	1	1	0	0	1
Dave Collins, S (8, 7) OBP: 0.310, SLG: 0.278										0	0	0	0	0	0	0
Paul O'Neill, L (1, 9) OBP: 0.355, SLG: 0.468	C B B C C 2-3 ③ K			B C F F X 1-2 ③ F8		F B B B F S 3-3 ③ K		F B B S B X 3-2 ② F8		4	0	0	0	0	2	1
(8, 8)																
Todd Benzinger, S (1, 3) OBP: 0.296, SLG: 0.389		B B B B 4-0 G4-3 BB			S B X 1-1 1B 1B		F B C F S 1-3 ① K	S C B S 1-3 ③ K		3	0	1	0	1	2	0
Joe Oliver, R (1, 2) OBP: 0.302, SLG: 0.402		C B B X 2-1 ① ② G4-3 1-2f			B X 1-0 ① F8		B F X 1-1 HR		X 0-0 ① G6-3	4	1	1	1	0	0	2
Mariano Duncan, R (1, 6) OBP: 0.283, SLG: 0.365		F S X 0-2 ③ G6-3			B X 1-0 1-2 1B		B X 1-0 1B 2B		C X 0-1 ② F7	4	0	2	0	0	0	0
Ron Oester, S (1, 4) OBP: 0.306, SLG: 0.280		F C B X 1-2 ① G6-3			X 0-0 ② P5		B S F B B B 4-2 1B BB		S C F B S 1-3 ③ K	3	0	0	0	1	1	2
Ron Robinson, R (1, 1) OBP: 0.261, SLG: 0.273		C F S 0-3 ② K			C F B B S 2-3 ③ K		B X 1-0 1-2 2-3 1B			1	0	0	0	0	1	0
Rick Mahler, R (4, 1) OBP: 0.239, SLG: 0.210										0	0	0	0	0	0	0
Rolando Roomes, R (5, PH) OBP: 0.281, SLG: 0.414										1	0	0	0	0	1	2
Bob Sebra, R (5, 1)										0	0	0	0	0	0	0
Tim Birtsas, L (6, 1) OBP: 0.333, SLG: 1.333										0	0	0	0	0	0	0
Ken Griffey, L (7, PH) OBP: 0.349, SLG: 0.428										1	0	1	0	0	0	0
(7, 7)																
(8, 9)																
Inning Stats	R: 0 E: 0 K: 1 S: 7 H: 0 LOB: 1 BB: 1 P: 13	R: 0 E: 0 K: 0 S: 5 H: 0 LOB: 0 BB: 1 P: 11	R: 0 E: 0 K: 2 S: 9 H: 0 LOB: 0 BB: 0 P: 12	R: 0 E: 0 K: 0 S: 8 H: 0 LOB: 0 BB: 0 P: 11	R: 0 E: 0 K: 1 S: 8 H: 2 LOB: 2 BB: 0 P: 13	R: 1 E: 0 K: 1 S: 10 H: 1 LOB: 0 BB: 0 P: 15	R: 1 E: 0 K: 1 S: 13 H: 3 LOB: 3 BB: 1 P: 23	R: 0 E: 0 K: 1 S: 7 H: 0 LOB: 0 BB: 0 P: 11	R: 0 E: 0 K: 1 S: 7 H: 0 LOB: 0 BB: 0 P: 8	1B: 3 2B: 1 3B: 0 HR: 2 SF: 0 SAC: 0 DP: 1 HBP: 0						

PITCHER		IP	WLS	BF	H	R	ER	SO	BB	IBB	HBP	BLK	WP	HR	S	P	ERA	WHIP
Tim Belcher, R ERA: 3.15	(1, 1)	6.1	W	27	6	2	2	6	3	0	0	0	0	2	57	93	2.84	1.421
Ray Searage, L ERA: 3.53	(7, 1)	0.2		2	0	0	0	0	0	0	0	0	0	0	3	5	0.00	0.000
Alejandro Pena, R ERA: 2.38	(8, 1)	2.0		6	0	0	0	2	0	0	0	0	0	0	14	19	0.00	0.000

PITCHER	IP	WLS	BF	H	R	ER	SO	BB	IBB	HBP	BLK	WP	HR	S	P	ERA	WHIP

TOP

Cincinnati Reds @ Los Angeles Dodgers

Dodger Stadium, Los Angeles, CA

Mon Sep 11 1989, 7:05 PM PDT

Att. 19,699 - Unknown

livebaseballscorecards.com

AB	32
R	2
H	6
RBI	2
BB	3
SO	8
LOB	15

REDS

Batter	1	2	3	4	5	6	7	8	9	AB	R	H	RBI	BB	SO	LOB
Alfredo Griffin, S (1, 6) OBP: 0.298, SLG: 0.319	P6		G3	G4-3 S, 1B	K2-3		G6-3			5	1	1	0	0	1	2
Willie Randolph, R (1, 4) OBP: 0.366, SLG: 0.326	F9		HR, 1B	G4-3 1-3		1B	G5-3			4	2	2	0	0	0	1
Mike Sharperson, R (7, 4) OBP: 0.318, SLG: 0.316										1	0	0	0	0	0	0
Lenny Harris, L (1, 7) OBP: 0.287, SLG: 0.289	2B		HR, 1B 1-2	3-H, 1B		1B 1-2		F9		5	2	4	1	0	0	0
Eddie Murray, S (1, 3) OBP: 0.346, SLG: 0.403	F7		HR 1-H 2-H	G5-3		L9		P3		5	1	1	3	0	0	4
Jeff Hamilton, R (1, 5) OBP: 0.274, SLG: 0.386		WP, 2B	1B		K	1B 1-2 2-H		G5-3		5	1	3	1	0	1	0
Mike Scioscia, L (1, 2) OBP: 0.330, SLG: 0.346		P4	1 SAFE P6		BB 1B 1B	L8				3	1	0	0	1	0	4
Darrin Fletcher, C (9, 2) OBP: 1.000, SLG: 1.000										0	0	0	0	0	0	0
John Shelby, S (1, 8) OBP: 0.235, SLG: 0.219		WP 2-3, 1B	1-2, 1B		1B 1-2	FC6-4 1-2 2-H, 1B				4	0	4	1	0	0	0
Jose Gonzalez, R (1, 9) OBP: 0.328, SLG: 0.350		K 1-2 3-H	1 SAFE K		SH1-3 1-3 2-H, 1B	FC6-4 1-2f				4	0	1	1	0	2	5
Tim Belcher, R (1, 1) OBP: 0.156, SLG: 0.131	G5-3			F7	SH1-3 1-2		F8			2	0	0	0	0	0	1
Ray Searage, L (7, 1)										0	0	0	0	0	0	0
Mike Davis, L (7, PH) OBP: 0.309, SLG: 0.403										1	0	0	0	0	0	0
Alejandro Pena, R (8, 1) OBP: 1.000, SLG: 1.000										0	0	0	0	0	0	0
Inning Stats	R: 0 E: 0 K: 0 S: 7 H: 1 LOB: 1 BB: 0 P: 11		R: 1 E: 0 K: 1 S: 12 H: 2 LOB: 1 BB: 0 P: 15	R: 3 E: 0 K: 1 S: 16 H: 5 LOB: 2 BB: 0 P: 22	R: 1 E: 0 K: 0 S: 8 H: 2 LOB: 1 BB: 0 P: 11	R: 1 E: 0 K: 2 S: 15 H: 2 LOB: 2 BB: 1 P: 25	R: 2 E: 0 K: 0 S: 11 H: 4 LOB: 2 BB: 0 P: 20	R: 0 E: 0 K: 0 S: 5 H: 0 LOB: 0 BB: 0 P: 7	R: 0 E: 0 K: 0 S: 5 H: 0 LOB: 0 BB: 0 P: 7	1B: 13 2B: 2 3B: 0 HR: 1	SF: 0 SAC: 1 DP: 0 HBP: 0						

PITCHER		IP	WLS	BF	H	R	ER	SO	BB	IBB	HBP	BLK	WP	HR	S	P	ERA	WHIP
Ron Robinson, R ERA: 3.78	(1, 1)	3.2	L	21	10	5	5	2	0	0	0	0	1	1	42	58	12.27	2.727
Rick Mahler, R ERA: 3.83	(4, 1)	0.1		1	0	0	0	0	0	0	0	0	0	0	1	1	0.00	0.000
Bob Sebra, R ERA: 5.51	(5, 1)	1.1		10	5	3	3	2	1	0	0	0	0	0	22	37	20.25	4.500
Tim Birtsas, L ERA: 3.82	(6, 1)	0.2		3	1	0	0	0	0	0	0	0	0	0	4	8	0.00	1.500
Mike Roesler, R ERA: 3.94	(7, 1)	2.0		6	0	0	0	0	0	0	0	0	0	0	10	14	0.00	0.000

PITCHER	IP	WLS	BF	H	R	ER	SO	BB	IBB	HBP	BLK	WP	HR	S	P	ERA	WHIP

BOTTOM

Cincinnati Reds @ Los Angeles Dodgers

Dodger Stadium, Los Angeles, CA

Mon Sep 11 1989, 7:05 PM PDT

Att. 19,699 - Unknown

livebaseballscorecards.com

AB	39
R	8
H	16
RBI	7
BB	1
SO	4
LOB	17

1B: 13	SF: 0	WP: 1	PA: 41
2B: 2	SAC: 1	PB: 0	
3B: 0	DP: 0	SB: 1	
HR: 1	HBP: 0	CS: 0	

Cincinnati Reds @ Los Angeles Dodgers

Dodger Stadium, Los Angeles, CA

Tue Sep 12 1989, 7:05 PM PDT

Att. 22,606 - Unknown

livebaseballscorecards.com

TOP

Batter	1	2	3	4	5	6	7	8	9	AB	R	H	RBI	BB	SO	LOB
Mariano Duncan, R (1, 4) (7, 6) OBP: 0.286, SLG: 0.368	C S X 0-2 ① G5-3		B S B F S 2-3 ③ K		C F X 0-2 ③ 1-H 2-H 3-H 2B			C F B B B F F B 4-2 G3 3B BB	C B B X 2-1 ③ G5-3	4	1	1	2	1	1	1
Luis Quinones, S (1, 5) OBP: 0.327, SLG: 0.467	F B B C S 2-3 ② K			B S F B F F B F X 3-2 ① G5-3		F L B F B B C 3-3 ① K		X 0-0 ① G3 1-2		4	0	0	0	0	2	1
Eric Davis, R (1, 8) OBP: 0.354, SLG: 0.534	B B B B 4-0 CS BB			B B B X 3-0 ② F8		B B X 2-0 ② F8		B B B F S C 3-3 ② K		3	0	0	0	1	1	1
Todd Benzinger, S (1, 3) OBP: 0.296, SLG: 0.387	B B 2-0 ③ CS 1-2	F C B X 1-2 E6 G6-4-3		B X 1-0 ③ F7		B C B S B C 3-3 ③ K		B B B B 4-0 3B BB		3	1	0	0	1	1	0
Paul O'Neill, L (1, 9) OBP: 0.354, SLG: 0.471		S B F C 1-3 ① K			C S B S 2-3 ① K		F L B B B C 3-3 ① K	B B C C X 2-2 1-H 2-H 3B		4	0	1	2	0	3	1
Joe Oliver, R (1, 2) OBP: 0.311, SLG: 0.411 Ken Griffey, L (8, PH) OBP: 0.351, SLG: 0.428 Jeff Reed, L (8, 2) OBP: 0.298, SLG: 0.311		B F X 1-1 ②③ G6-4-3 1-2f			B B B B 4-0 BB 1B 2B BB		F B B F X 2-2 1B 2B	I I I I 4-0 IBB		2 0 0	1 0 0	1 0 0	0 0 0	1 1 0	0 0 0	1 0 0
Rolando Roomes, R (1, 7) OBP: 0.281, SLG: 0.413 Herm Winningham, L (8, PH) OBP: 0.324, SLG: 0.366 (8, 7)			F B F S 1-3 ① K		B B C B X 3-1 ② F8		B C S S X 1-2 ② 1B 2-H 1B	F B F F C 1-3 ③ K		3 1	0 0	1 0	0 0	0 0	1 1	1 2
Jeff Richardson, R (1, 6) OBP: 0.280, SLG: 0.301 Barry Larkin, R (7, PH) OBP: 0.374, SLG: 0.451 Ron Oester, S (7, 4) OBP: 0.305, SLG: 0.279			B F F B B B F B 4-2 SH2-3 BB		X 0-0 BB 1-2 2B 1B		B B X 2-0 2-3 1B		B C C X 1-2 ① P6	1 1 1	1 0 0	1 1 0	0 0 0	1 0 0	0 0 0	0 0 0
Tom Browning, L (1, 1) OBP: 0.132, SLG: 0.083 Chris Sabo, R (5, PH) OBP: 0.319, SLG: 0.399 Jack Armstrong, R (5, PR) Mike Roesler, R (5, 1) Joel Youngblood, R (7, PH) OBP: 0.305, SLG: 0.345 Rob Dibble, L (7, 1)			X 0-0 ② SH2-3 1-2		B S C B F B F B 4-2 1-2 2-3 2B BB		S B B B F X 3-2 ③ F7		C C X 0-2 ② F9	0 0 0 0 1 1	0 0 0 0 0 0	0 0 0 0 0 0	0 0 0 0 0 0	0 1 0 0 0 0	0 0 0 0 0 2	0 0 0 0 0 0

	AB	R	H	RBI	BB	SO	LOB
	29	4	6	4	7	10	10

Inning Stats	1	2	3	4	5	6	7	8	9
	R: 0 E: 0 K: 1 S: 6	H: 0 LOB: 0 BB: 1 P: 14	R: 0 E: 1 K: 1 S: 8	H: 0 LOB: 0 BB: 0 P: 11	R: 0 E: 0 K: 2 S: 10	H: 0 LOB: 1 BB: 1 P: 17	R: 0 E: 0 K: 0 S: 8	H: 0 LOB: 0 BB: 0 P: 15	R: 2 E: 0 K: 1 S: 13	H: 2 LOB: 3 BB: 2 P: 26	R: 0 E: 0 K: 2 S: 8	H: 0 LOB: 0 BB: 0 P: 16	R: 0 E: 0 K: 1 S: 13	H: 3 LOB: 2 BB: 0 P: 24	R: 2 E: 0 K: 2 S: 14	H: 1 LOB: 2 BB: 3 P: 32	R: 0 E: 0 K: 0 S: 8	H: 0 LOB: 0 BB: 0 P: 11

1B: 3 SF: 0 WP: 0 PA: 38
2B: 2 SAC: 1 PB: 0
3B: 1 DP: 1 SB: 0
HR: 0 HBP: 0 CS: 1

PITCHER		IP	WLS	BF	H	R	ER	SO	BB	IBB	HBP	BLK	WP	HR	S	P	ERA	WHIP
Fernando Valenzuela, L ERA: 3.36	(1, 1)	7.0		27	5	2	2	8	4	0	0	0	0	0	66	123	2.57	1.286
Jay Howell, R ERA: 0.97	(8, 1)	2.0	W	10	1	2	2	2	2	1	0	0	0	0	22	43	9.00	1.500

PITCHER		IP	WLS	BF	H	R	ER	SO	BB	IBB	HBP	BLK	WP	HR	S	P	ERA	WHIP

Batter	1	2	3	4	5	6	7	8	9	AB	R	H	RBI	BB	SO	LOB
Alfredo Griffin, S (1, 6) OBP: 0.298, SLG: 0.319	G4-3			E 1B	P5		F8			4	1	1	0	0	0	0
Willie Randolph, R (1, 4) OBP: 0.369, SLG: 0.329	G5-4-3 1B			E7 1B 1-H	1B			F9		4	1	3	0	0	0	0
Jose Gonzalez, R (1, 9) OBP: 0.324, SLG: 0.346	G5-4-3 1-2f			K	G5-3			P4		3	0	0	0	0	1	3
Lenny Harris, L (8, PH) OBP: 0.286, SLG: 0.288										1	0	0	0	0	0	0
Eddie Murray, S (9, 9) OBP: 0.347, SLG: 0.403		F7		1B S 1B IBB		F6		1B		3	1	1	0	1	0	0
Bill Bean, L (1, 3) OBP: 0.233, SLG: 0.209										0	0	0	0	0	0	0
Mickey Hatcher, R (8, PR) OBP: 0.326, SLG: 0.386		L6		1B 1B IBB 1-2		1B		F9		3	0	1	0	1	0	1
(1, 7) (9, 3)																
Jeff Hamilton, R (1, 5) OBP: 0.276, SLG: 0.387	G4-3			1B 1-2 2-3 3-H		P2			E 2B 1B	4	0	2	1	0	0	1
Jose Vizcaino, S (9, PR)										0	1	0	0	0	0	0
John Shelby, S (1, 8) OBP: 0.238, SLG: 0.223		F9		G6-4-3 1B 1-2 2-3 3-H		K			E2 2B 1B 1-3	4	1	2	1	0	1	1
Rick Dempsey, R (1, 2) OBP: 0.317, SLG: 0.295		F8		G6-4-3 1-2f			K		2B IBB	3	0	0	0	0	1	3
Mike Scioscia, L (9, PH) OBP: 0.332, SLG: 0.346										0	0	0	0	1	0	0
Fernando Valenzuela, L (1, 1) OBP: 0.190, SLG: 0.222		K			L4		L7		1-3 2-H 3-H 2B	2	0	0	0	0	1	0
Mike Davis, L (7, PH) OBP: 0.307, SLG: 0.400										1	0	0	0	0	0	0
Jay Howell, R (8, 1)										0	0	0	0	0	0	0
Mike Marshall, R (9, PH) OBP: 0.328, SLG: 0.418										1	0	1	2	0	0	0
Inning Stats	R: 0 E: 0 K: 0 S: 8 H: 1 LOB: 0 BB: 0 P: 12	R: 0 E: 0 K: 0 S: 9 H: 0 LOB: 0 BB: 0 P: 12	R: 0 E: 0 K: 1 S: 6 H: 0 LOB: 0 BB: 0 P: 11	R: 3 E: 1 K: 1 S: 14 H: 4 LOB: 2 BB: 2 P: 25	R: 0 E: 0 K: 0 S: 5 H: 1 LOB: 1 BB: 0 P: 6	R: 0 E: 0 K: 1 S: 10 H: 1 LOB: 1 BB: 0 P: 15	R: 0 E: 0 K: 1 S: 10 H: 0 LOB: 0 BB: 0 P: 13	R: 0 E: 0 K: 0 S: 7 H: 1 LOB: 1 BB: 0 P: 10	R: 2 E: 1 K: 0 S: 7 H: 3 LOB: 3 BB: 1 P: 14	1B: 10 2B: 1 3B: 0 HR: 0	SF: 0 SAC: 0 DP: 2 HBP: 0						

PITCHER		IP	WLS	BF	H	R	ER	SO	BB	IBB	HBP	BLK	WP	HR	S	P	ERA	WHIP
Tom Browning, L ERA: 3.33	(1, 1)	4.0		17	5	3	3	2	0	2	0	0	0	0	37	60	6.75	1.250
Mike Roesler, R ERA: 3.5	(5, 1)	2.0		8	2	0	0	1	0	0	0	0	0	0	15	21	0.00	1.000
Rob Dibble, R ERA: 2.27	(7, 1)	2.0	L	11	4	2	2	1	0	1	0	0	0	0	24	37	9.00	2.000

PITCHER	IP	WLS	BF	H	R	ER	SO	BB	IBB	HBP	BLK	WP	HR	S	P	ERA	WHIP

BOTTOM

Cincinnati Reds @ Los Angeles Dodgers

Dodger Stadium, Los Angeles, CA

Tue Sep 12 1989, 7:05 PM PDT

Att. 22,606 - Unknown

livebaseballscorecards.com

AB	33
R	5
H	11
RBI	4
BB	3
SO	4
LOB	9

WP: 0	PA: 36
PB: 0	
SB: 1	
CS: 0	

Batter	1	2	3	4	5	6	7	8	9	AB	R	H	RBI	BB	SO	LOB
Terry Puhl, L (1, 8) (7, 9) OBP: 0.340, SLG: 0.359	C X 0-1 ① G3		C B B L B X 3-2 ① G6-3			B X 1-0 1B 1B		X 0-0 ① SH1-3 1-2		3	0	1	0	0	0	0
Craig Biggio, R (1, 2) OBP: 0.342, SLG: 0.389	B C C B B B 4-2 F8 1B BB		C F X 0-2 ② G4-3			L F B F B X 2-2 ① F7		C 2 C F X SAFE 0-2 2-H 1B 2B		3	1	1	1	1	0	1
Kevin Bass, S (1, 7) OBP: 0.358, SLG: 0.439	X 0-0 1-2 1B		F B B F C 2-3 ③ K			C F B F F B X 2-2 CS 1-3 1B		B C X 1-1 ② G6-3		4	0	2	0	0	1	2
Glenn Davis, R (1, 3) OBP: 0.340, SLG: 0.490	C F B X 1-2 ② F8 2-3			S X 0-1 ① G5-3		B F B F B 1 SAFE F S 3-3 ②③ K 1-2		I I I I 4-0 1B IBB		3	0	0	0	1	1	4
Glenn Wilson, R (1, 9) OBP: 0.326, SLG: 0.434	F F B S 1-3 ③ K			X 0-0 ② F7			C S X 0-2 ① F9	B B X 2-0 1-2 2-H 1B		3	0	0	0	0	1	2
Gerald Young, S (7, 8) OBP: 0.325, SLG: 0.276										1	0	1	1	0	0	0
Ken Caminiti, S (1, 5) OBP: 0.317, SLG: 0.371		B X 1-0 HR		B B B C F X 3-2 ③ F8			B B B X 3-0 ② F9	B B F F F B X 3-2 ③ F9		4	1	1	1	0	0	2
Craig Reynolds, L (1, 4) OBP: 0.286, SLG: 0.259		C C B S 1-3 ① K			C B B F X 2-2 ① L6		B F B B F F B B 4-2 BB		S S B F F B B X 3-2 ① F9	3	0	0	0	1	1	0
Rafael Ramirez, R (1, 6) OBP: 0.283, SLG: 0.328		B F B S F X 2-2 ② G4-3			C C C 0-3 ② K		C X 0-1 ③ G4-3		B B X 2-0 ② P4	4	0	0	0	0	1	1
Mark Portugal, R (1, 1) OBP: 0.222, SLG: 0.346 Harry Spilman, L (8, PH) OBP: 0.382, SLG: 0.321 Eric Yelding, R (8, PR) OBP: 0.268, SLG: 0.219 Danny Darwin, R (8, 1) OBP: 0.111, SLG: 0.118		C C X 0-2 ③ G3			F S X 0-2 ③ G5-3			C B B C B F F B 4-2 SH1-3 2B BB	B X 1-0 ③ F7	2 0 0 1	0 0 1 0	0 0 0 0	0 0 0 0	0 1 0 0	0 0 0 0	0 0 0 0
Inning Stats	R: 0 H: 1 E: 0 LOB: 2 K: 1 BB: 1 S: 11 P: 17	R: 1 H: 1 E: 0 LOB: 0 K: 1 BB: 0 S: 11 P: 15	R: 0 H: 0 E: 0 LOB: 0 K: 1 BB: 0 S: 9 P: 14	R: 0 H: 0 E: 0 LOB: 0 K: 0 BB: 0 S: 6 P: 9	R: 0 H: 0 E: 0 LOB: 0 K: 1 BB: 0 S: 9 P: 11	R: 0 H: 2 E: 0 LOB: 1 K: 1 BB: 0 S: 14 P: 22	R: 0 H: 0 E: 0 LOB: 1 K: 0 BB: 1 S: 9 P: 16	R: 2 H: 2 E: 0 LOB: 2 K: 0 BB: 2 S: 16 P: 30	R: 0 H: 0 E: 0 LOB: 0 K: 0 BB: 0 S: 7 P: 13	1B: 4 SF: 0 2B: 1 SAC: 1 3B: 0 DP: 0 HR: 1 HBP: 0						

PITCHER		IP	WLS	BF	H	R	ER	SO	BB	IBB	HBP	BLK	WP	HR	S	P	ERA	WHIP
Orel Hershiser, R ERA: 2.35	(1, 1)	8.0	L	33	6	3	3	5	3	1	0	0	0	1	85	134	3.38	1.125
Mike Hartley, R ERA:	(9, 1)	1.0		3	0	0	0	0	0	0	0	0	0	0	7	13	0.00	0.000

PITCHER	IP	WLS	BF	H	R	ER	SO	BB	IBB	HBP	BLK	WP	HR	S	P	ERA	WHIP

Houston Astros @ Los Angeles Dodgers

Dodger Stadium, Los Angeles, CA

Wed Sep 13 1989, 7:05 PM PDT

Att. 21,715 - Unknown

TOP

livebaseballscorecards.com

AB	31
R	3
H	6
RBI	3
BB	4
SO	5
LOB	12

WP: 0	PA: 36			
PB: 0				
SB: 0				
CS: 1				

BOTTOM

Houston Astros @ Los Angeles Dodgers

Dodger Stadium, Los Angeles, CA

Wed Sep 13 1989, 7:05 PM PDT

Att. 21,715 - Unknown

livebaseballscorecards.com

Batter	1	2	3	4	5	6	7	8	9	AB	R	H	RBI	BB	SO	LOB
Alfredo Griffin, S (1, 6) OBP: 0.295, SLG: 0.316	G1-3		K		G4-3 2-3 3-H			K		4	0	0	1	0	2	2
Willie Randolph, R (1, 4) OBP: 0.368, SLG: 0.327	L8		K		BB			F9		3	0	0	0	1	1	1
Eddie Murray, S (1, 3) OBP: 0.345, SLG: 0.400	F7			L6	F7			G4-3		4	0	0	0	0	0	2
Mike Marshall, R (1, 9) OBP: 0.330, SLG: 0.417		1B 1B		WP G5-3 BB		G5-3			G6-3	3	0	1	0	1	0	0
Jeff Hamilton, R (1, 5) OBP: 0.278, SLG: 0.390		G4-6-3 1-3 1B		G5-3 1-2		G3			2B	4	0	2	0	0	0	1
Lenny Harris, L (1, 7) OBP: 0.282, SLG: 0.284		K		F8 2-3		P4			F8	4	0	0	0	0	1	4
John Shelby, S (1, 8) OBP: 0.238, SLG: 0.221		G4-6-3 1-2f			SH5-4 BB G4-3 BB		K		K	3	1	0	0	1	2	3
Mike Scioscia, L (1, 2) OBP: 0.332, SLG: 0.344			G4-3		G4-3 SH5-4 1-2 BB		G1-3			2	0	0	0	1	0	0
Orel Hershiser, R (1, 1) OBP: 0.216, SLG: 0.261 Mike Hartley, R (9, 1)			1B		SH5-4 1-2 2-3		P6			2 0	0 0	1 0	0 0	0 0	0 0	0 0
Inning Stats	R: 0 E: 0 K: 0 S: 6 H: 0 LOB: 0 BB: 0 P: 7	R: 0 E: 0 K: 1 S: 7 H: 2 LOB: 1 BB: 0 P: 9	R: 0 E: 0 K: 2 S: 10 H: 1 LOB: 1 BB: 0 P: 17	R: 0 E: 0 K: 0 S: 12 H: 0 LOB: 1 BB: 1 P: 21	R: 1 E: 0 K: 0 S: 5 H: 0 LOB: 2 BB: 3 P: 18	R: 0 E: 0 K: 0 S: 8 H: 0 LOB: 0 BB: 0 P: 14	R: 0 E: 0 K: 1 S: 6 H: 0 LOB: 0 BB: 0 P: 7	R: 0 E: 0 K: 1 S: 9 H: 0 LOB: 0 BB: 0 P: 13	R: 0 E: 0 K: 1 S: 16 H: 1 LOB: 1 BB: 0 P: 18	1B: 3 2B: 1 3B: 0 HR: 0 SF: 0 SAC: 1 DP: 1 HBP: 0						

	AB	29
	R	1
	H	4
	RBI	1
	BB	4
	SO	6
	LOB	13

WP: 1 PA: 34
PB: 0
SB: 0
CS: 0

PITCHER		IP	WLS	BF	H	R	ER	SO	BB	IBB	HBP	BLK	WP	HR	S	P	ERA	WHIP
Mark Portugal, R ERA: 2.95	(1, 1)	7.0	W	27	3	1	1	4	4	0	0	0	1	0	54	93	1.29	1.000
Danny Darwin, R ERA: 2.49	(8, 1)	2.0	S	7	1	0	0	2	0	0	0	0	0	0	25	31	0.00	0.500

PITCHER	IP	WLS	BF	H	R	ER	SO	BB	IBB	HBP	BLK	WP	HR	S	P	ERA	WHIP

Batter	1	2	3	4	5	6	7	8	9	AB	R	H	RBI	BB	SO	LOB
Gerald Young, S (1, 8) OBP: 0.327, SLG: 0.280	B B B C C S 3-3 ① K	F F B B B B 4-2 HR BB		B B B F C B X 3-2 ② G4-3 2-3	F B X 1-1 BB 2B 2-H 3-H		B B 1 SAFE X 2-0 G6-4-3 1-2 1B			4	1	2	2	1	1	1
Craig Biggio, R (1, 2) OBP: 0.345, SLG: 0.405 Carl Nichols, R (9, 2)	C B C S 1-3 ② K	B X 1-0 1-H 2-H 3-H HR		X 0-0 3-H HR	B B B C B 4-1 BB		B B C X 2-1 ② ③ G6-4-3 1-2f			4	2	2	6	1	1	2
										0	0	0	0	0	0	0
Kevin Bass, S (1, 7) OBP: 0.362, SLG: 0.440 Mark Davidson, R (8, PR) OBP: 0.315, SLG: 0.340 (8, 7)	B F S X 1-2 ③ P5	S F S 0-3 ③ K		B B C B F F X 3-2 1B	C C B B F B F B 4-2 1-2 2-3 BB			B B C F B F X 3-2 G6-4-3 1B		4	0	2	0	1	1	0
										0	0	0	0	0	0	0
Glenn Davis, R (1, 3) OBP: 0.341, SLG: 0.489 Steve Lombardozzi, R (8, 5) OBP: 0.235, SLG: 0.500		F S F B B F F F X 1-2 1B 1B B S F B X 2-2 E 1B	C C B 1 SAFE F X 1-2 ③ G6-3	F F B X 1-2 ③ F9			B S X 1-1 ① ② G6-4-3 1-2f		5	1	2	0	0	0	5
										0	0	0	0	0	0	0
Terry Puhl, L (1, 9) OBP: 0.341, SLG: 0.360		S F B X 1-2 ① F8 F B F X 1-2 E4 CS 1-3			B X 1-0 1B 1B	C C C 0-3 ① K	X 0-0 1B		5	1	2	0	0	1	2
Ken Caminiti, S (1, 5) OBP: 0.316, SLG: 0.369 Juan Agosto, L (8, 1) OBP: 0.200, SLG: 0.200 Dave Smith, R (9, 1)		C B X 1-1 1B 1-3 2B 1B B F S F 1 SAFE S 1-3 ① K			F 1 SAFE B B B X 2-1 ① F7	C B B X 2-1 ② F8	X 0-0 ③ L7		5	1	1	0	0	1	4
										0	0	0	0	0	0	0
										0	0	0	0	0	0	0
Craig Reynolds, L (1, 4) OBP: 0.289, SLG: 0.263		B 1 SAFE X 1-0 2B HR 1-3 3-H 1B 1 SAFE B S F B 1 SAFE X 2-2 ② ③ F9 1-2			C 1 SAFE C B X 1-2 SH3-4 1B 2B 1-2 1B	X 0-0 ③ F8			B F F B X 2-2 ① P5	5	2	2	1	0	0	2
Rafael Ramirez, R (1, 6) OBP: 0.288, SLG: 0.335 Eric Yelding, R (9, 6) OBP: 0.268, SLG: 0.219		B X 1-0 1-3 3-H HR 2B		F X 0-1 G4-3 SH2-3 HR 1B	S X 0-1 SH3-4 2B 1-2 2-H 1B		B C X 1-1 FC1-6 1B		B F X 1-1 ② F7	5	3	4	2	0	0	0
										0	0	0	0	0	0	0
Mike Scott, R (1, 1) OBP: 0.149, SLG: 0.127 Harry Spilman, L (8, 3) OBP: 0.371, SLG: 0.310		F L S 0-3 ② K		X 0-0 ① SH2-3 1-2	B S B X 2-1 ② SH3-4 1-2 2-3		B F X 1-1 ① FC1-6 1B 1-2f		B F F F B X 2-2 ③ G3	2	0	0	0	0	1	3
										1	0	0	0	0	0	0

Inning Stats	1	2	3	4	5	6	7	8	9
	R: 0 E: 0 K: 2 S: 9	R: 6 E: 0 K: 2 S: 24	R: 0 E: 1 K: 1 S: 13	R: 2 E: 0 K: 0 S: 15	R: 3 E: 0 K: 0 S: 20	R: 0 E: 0 K: 1 S: 6	R: 0 E: 0 K: 0 S: 7	R: 0 E: 0 K: 0 S: 8	R: 0 E: 0 K: 0 S: 9
	H: 0 LOB: 0 BB: 0 P: 14	H: 5 LOB: 0 BB: 1 P: 34	H: 1 LOB: 1 BB: 0 P: 19	H: 3 LOB: 1 BB: 0 P: 22	H: 4 LOB: 3 BB: 2 P: 36	H: 0 LOB: 0 BB: 0 P: 8	H: 2 LOB: 1 BB: 0 P: 13	H: 2 LOB: 1 BB: 0 P: 12	H: 0 LOB: 0 BB: 0 P: 14

PITCHER		IP	WLS	BF	H	R	ER	SO	BB	IBB	HBP	BLK	WP	HR	S	P	ERA	WHIP
John Wetteland, R ERA: 3.8	(1, 1)	1.2	L	11	5	6	6	3	1	0	0	0	0	1	30	45	32.40	3.600
Mike Munoz, L ERA: 16.88	(2, 1)	1.1		5	1	0	0	2	0	0	0	0	0	0	16	22	0.00	0.750
Jeff Fischer, R ERA: 33.75	(4, 1)	1.1		10	6	5	5	0	0	0	0	0	0	1	23	34	33.75	4.500
Tim Crews, R ERA: 3.23	(5, 1)	0.2		5	1	0	0	0	2	0	0	0	0	0	12	24	0.00	4.500
John Tudor, L ERA: 3.14	(6, 1)	3.0		11	4	0	0	1	0	0	0	0	0	0	21	33	0.00	1.333

PITCHER		IP	WLS	BF	H	R	ER	SO	BB	IBB	HBP	BLK	WP	HR	S	P	ERA	WHIP
Mike Hartley, R ERA:	(9, 1)	1.0		3	0	0	0	0	0	0	0	0	0	0	9	14	0.00	0.000

Houston Astros @ Los Angeles Dodgers

Dodger Stadium, Los Angeles, CA

Thu Sep 14 1989, 3:33 AM PDT

Att. 13,206 - Sunny

TOP

livebaseballscorecards.com

AB	40
R	11
H	17
RBI	11
BB	3
SO	6
LOB	19

1B: 13	SF: 0	WP: 0	PA: 45
2B: 2	SAC: 2	PB: 0	
3B: 0	DP: 2	SB: 0	
HR: 2	HBP: 0	CS: 1	

BOTTOM

Houston Astros @ Los Angeles Dodgers

Dodger Stadium, Los Angeles, CA

Thu Sep 14 1989, 3:33 AM PDT

Att. 13,206 - Sunny

livebaseballscorecards.com

Batter	1	2	3	4	5	6	7	8	9	AB	R	H	RBI	BB	SO	LOB
Lenny Harris, L (1, 4) OBP: 0.278, SLG: 0.280	B F B B F X 3-2 F8 ①		B B X 2-0 F8 ①		S F S 0-3 K ②			X 0-0 G3 ① 1-2		4	0	0	0	0	1	4
Alfredo Griffin, S (1, 6) OBP: 0.294, SLG: 0.315 Dave Anderson, R (5, 6) OBP: 0.313, SLG: 0.265	S F S 0-3 K ②		X 0-0 G6-3 ②③ 1-2f		F B 1 SAFE 1-1 CS ③ 1-2	C X 0-1 G6-3 ①		B B C X 2-1 G6-3 ② 3-H		2 2	0 0	0 0	0 1	0 0	1 0	1 1
Eddie Murray, S (1, 3) OBP: 0.346, SLG: 0.403 Mickey Hatcher, R (7, 3) OBP: 0.325, SLG: 0.384	C F X 0-2 BB 2B 1B			B F S B F B F F F 3-2 X 2B 2B		F X 0-1 G3 ②		B B X 2-0 G4-3 ③		3 1	2 0	2 0	0 0	0 0	0 0	0 1
Mike Marshall, R (1, 9) OBP: 0.332, SLG: 0.419	B B S F B B 4-2 2B BB 1-2			X 0-0 2B 2-H		F B B X 2-1 F8 ③			B S X 1-1 G5-3 ①	3	0	1	1	1	0	0
Jeff Hamilton, R (1, 5) OBP: 0.277, SLG: 0.390	F X 0-1 2B ③ 1-H 2-H			X 0-0 P9 ①			B X 1-0 F8 ①		C B B S S X 2-2 G6-3 ②	4	0	1	1	0	0	1
Mike Scioscia, L (1, 2) OBP: 0.330, SLG: 0.342 Darrin Fletcher, L (7, PH) OBP: 0.667, SLG: 0.667 (8, 2)		C F B B F B F X 2-2 F9 ①		C B X 1-1 F9 ②			B B X 2-0 P6 ②		S S B F F B F X 2-2 1B	2 2	0 0	0 1	0 0	0 0	0 0	1 0
John Shelby, S (1, 8) OBP: 0.235, SLG: 0.218		X 0-0 P4 ②		S S B B B S 2-3 K ③			B C S F B B S 3-3 K ③		C S B X 1-2 F7 ③	4	0	0	0	0	2	2
Bill Bean, L (1, 7) OBP: 0.227, SLG: 0.203 Jose Gonzalez, R (8, PH) OBP: 0.327, SLG: 0.349 (9, 7)		B F C X 1-2 G3 ③			B C X 1-1 F8 ①			B F B B X 2-1 1B G6-3 1B		2 1	0 1	0 1	0 0	0 0	0 0	0 0
John Wetteland, R (1, 1) Mike Munoz, L (2, 1) Jose Vizcaino, S (3, PH) Jeff Fischer, R (4, 1) Tim Crews, R (5, 1) Mike Sharperson, R (5, PH) John Tudor, L (6, 1) Rick Dempsey, R (8, PH) Mike Hartley, R (9, 1)			X 0-0 G6-3 1B		B C B B B 4-1 CS BB			C F B B B X 2-2 G3 1-3 1B		0 0 1 0 0 0 0 0 1	0 0 0 0 0 0 0 0 0	0 0 1 0 0 0 0 1 0	0 0 0 0 0 0 1 0 0	0 0 0 0 0 0 0 0 0	0 0 0 0 0 0 0 0 0	0 0 0 0 0 0 0 0 0
Inning Stats	R: 1 E: 0 K: 1 S: 13 H: 2 LOB: 2 BB: 1 P: 20	R: 0 E: 0 K: 0 S: 9 H: 0 LOB: 0 BB: 0 P: 12	R: 0 E: 0 K: 0 S: 3 H: 1 LOB: 0 BB: 0 P: 5	R: 1 E: 0 K: 1 S: 14 H: 2 LOB: 1 BB: 0 P: 20	R: 0 E: 0 K: 1 S: 7 H: 0 LOB: 0 BB: 1 P: 13	R: 0 E: 0 K: 0 S: 6 H: 0 LOB: 0 BB: 0 P: 8	R: 0 E: 0 K: 1 S: 6 H: 0 LOB: 0 BB: 0 P: 12	R: 1 E: 0 K: 0 S: 9 H: 2 LOB: 1 BB: 0 P: 17	R: 0 E: 0 K: 0 S: 14 H: 1 LOB: 1 BB: 0 P: 20	1B: 5 2B: 3 3B: 0 HR: 0	SF: 0 SAC: 0 DP: 1 HBP: 0			WP: 0 PB: 0 SB: 0 CS: 1		PA: 35

PITCHER		IP	WLS	BF	H	R	ER	SO	BB	IBB	HBP	BLK	WP	HR	S	P	ERA	WHIP
Mike Scott, R ERA: 3.04	(1, 1)	7.0	W	25	5	2	2	4	2	0	0	0	0	0	58	90	2.57	1.000
Juan Agosto, L ERA: 3.18	(8, 1)	1.0		5	2	1	1	0	0	0	0	0	0	0	9	17	9.00	2.000
Dave Smith, R ERA: 2.83	(9, 1)	1.0		4	1	0	0	0	0	0	0	0	0	0	14	20	0.00	1.000

PITCHER	IP	WLS	BF	H	R	ER	SO	BB	IBB	HBP	BLK	WP	HR	S	P	ERA	WHIP

Batter	1	2	3	4	5	6	7	8	9	AB	R	H	RBI	BB	SO	LOB
Ron Gant, R (1, 8) OBP: 0.232, SLG: 0.311	X 0-0 ① P3		C B X 1-1 ③ P5			B X 1-0 2B		B S B B X 3-1 ② P3 1-2		4	0	1	0	0	0	1
Mark Lemke, S (1, 4) OBP: 0.333, SLG: 0.800	C C B S 1-3 ② K			F B B F S 2-3 ① K		B C C B X 2-2 ② F9		B B F B B 4-1 BB		3	0	0	0	1	2	1
Tommy Gregg, L (1, 7) OBP: 0.290, SLG: 0.332	B F X 1-1 ③ P5			B F F X 1-2 E4 CS		S F B F S 1-3 ③ K		C S X 0-2 ③ F9		4	0	0	0	0	1	3
Dale Murphy, R (1, 9) OBP: 0.303, SLG: 0.368		B B B B 4-0 BB		X 0-0 ② F8			S X 0-1 FC6-4 1B		C F B B F F B S 3-3 ① K	3	0	1	0	1	1	1
Drew Denson, S (1, 3) OBP: 0.167, SLG: 0.333		S S B F S 1-3 ① K		1 SAFE B 1-0 ③ CS 1-2	X 0-0 ① G4-3		F B S B F S 2-3 ① K		B X 1-0 ② G4-3	4	0	0	0	0	2	2
Jeff Blauser, R (1, 5) OBP: 0.317, SLG: 0.403		C S B F S 1-3 ② K			C C B B S 2-3 ② K		B C F S 1-3 ② K		B B B B 4-0 1B BB	3	0	0	0	1	3	2
Andres Thomas, R (1, 6) OBP: 0.231, SLG: 0.323		B F B F C 2-3 ③ K			B X 1-0 1B	X 0-0 ③ FC6-4 1-2f			S B X 1-1 1-2 1B	4	0	2	0	0	1	2
John Mizerock, L (1, 2) OBP: 0.333, SLG: 0.333			B B C S S B F F F C 3-3 ① K		B B X 2-0 ③ F8			B S F B B F F F X 3-2 WP 1B	B X 1-0 ③ G3-1	4	0	1	0	0	1	3
Tommy Greene, R (1, 1) Tony Castillo, L (6, 1) Oddibe McDowell, L (8, PH) OBP: 0.326, SLG: 0.381 Jay Aldrich, R (8, 1)			B C B F F F F X 2-2 ② G1-3			C B B B X 2-1 ① G1-3		S F B B F F S 2-3 ① K		2 0 1 0	0 0 0 0	0 0 0 0	0 0 0 0	0 0 0 0	0 0 1 0	0 0 1 0
Inning Stats	R: 0 H: 0 E: 0 LOB: 0 K: 1 BB: 0 S: 6 P: 8	R: 0 H: 0 E: 0 LOB: 1 K: 3 BB: 1 S: 11 P: 19	R: 0 H: 0 E: 0 LOB: 0 K: 1 BB: 0 S: 12 P: 18	R: 0 H: 0 E: 1 LOB: 0 K: 1 BB: 0 S: 7 P: 11	R: 0 H: 1 E: 0 LOB: 1 K: 1 BB: 0 S: 6 P: 11	R: 0 H: 1 E: 0 LOB: 1 K: 1 BB: 0 S: 10 P: 16	R: 0 H: 1 E: 0 LOB: 1 K: 2 BB: 0 S: 10 P: 13	R: 0 H: 1 E: 0 LOB: 2 K: 1 BB: 1 S: 16 P: 28	R: 0 H: 1 E: 0 LOB: 2 K: 1 BB: 1 S: 9 P: 19	1B: 4 SF: 0 2B: 1 SAC: 0 3B: 0 DP: 0 HR: 0 HBP: 0						WP: 1 PA: 36 PB: 0 SB: 0 CS: 1

PITCHER	IP	WLS	BF	H	R	ER	SO	BB	IBB	HBP	BLK	WP	HR	S	P	ERA	WHIP
Ramon Martinez, R (1, 1) ERA: 3.23	9.0	W	35	5	0	0	12	3	0	0	0	1	0	87	143	0.00	0.889

PITCHER	IP	WLS	BF	H	R	ER	SO	BB	IBB	HBP	BLK	WP	HR	S	P	ERA	WHIP

TOP

Atlanta Braves @ Los Angeles Dodgers

Dodger Stadium, Los Angeles, CA

Fri Sep 15 1989, 7:05 PM PDT

Att. 37,405 - Unknown

livebaseballscorecards.com

AB	32
R	0
H	5
RBI	0
BB	3
SO	12
LOB	16

Atlanta Braves @ Los Angeles Dodgers

Dodger Stadium, Los Angeles, CA

Fri Sep 15 1989, 7:05 PM PDT

Att. 37,405 - Unknown

livebaseballscorecards.com

BOTTOM

Batter	1	2	3	4	5	6	7	8	9	AB	R	H	RBI	BB	SO	LOB
Alfredo Griffin, S (1, 6) OBP: 0.292, SLG: 0.312	C B F F X 1-2 P4 ①		F F F F B B X 2-2 FC6-4 ② FC6-4 1-2f 2-3		C B F X 1-2 B4-3 ③	B X 1-0 P3 ③				4	0	0	0	0	0	4
Jose Vizcaino, S (7, 6) OBP: 0.333, SLG: 0.333										0	0	0	0	0	0	0
Willie Randolph, R (1, 4) OBP: 0.367, SLG: 0.327	B C C C 1-3 K ②		X 0-0 FC6-4 ③ 1-2f			X 0-0 HR 1B	B B C B X 3-1 G5-3 ①			4	1	1	0	0	1	2
Eddie Murray, S (1, 3) OBP: 0.347, SLG: 0.409	C B X 1-1 G6-3 ③			B B B X 3-0 S 1B 1B		1 SAFE C 1 SAFE B X 1-1 1-H HR	B F C F S 1-3 K ②			4	2	2	2	0	1	0
Mike Marshall, R (1, 9) OBP: 0.328, SLG: 0.415		B C B F X 2-2 P3 ①		B F F S 1-3 K ① 1-2		C B S F X 1-2 G5-3 ①	F X 0-1 F9 ③			4	0	0	0	0	1	1
Jeff Hamilton, R (1, 5) OBP: 0.277, SLG: 0.389		X 0-0 G6-3 ②		B B X 2-0 G5-3 ②		F B C X 1-2 HR 1B		C S B X 1-2 F8 ①		4	1	1	0	0	0	1
Lenny Harris, L (1, 7) OBP: 0.281, SLG: 0.293		B X 1-0 F8 ③		B S X 1-1 2-H 1B		X 0-0 1-H HR		S X 0-1 G4-3 ②		4	1	2	3	0	0	0
Jose Gonzalez, R (9, 7) OBP: 0.327, SLG: 0.349										0	0	0	0	0	0	0
John Shelby, S (1, 8) OBP: 0.239, SLG: 0.219			B S S S B X 2-2 FC6-4 1B 1B	X 0-0 F8 ③		F B X 1-1 G6-3 ②		F B B B F B 4-2 BB		3	0	1	0	1	0	1
Mike Scioscia, L (1, 2) OBP: 0.332, SLG: 0.344			C 1 SAFE 1 SAFE X 0-1 1-2 FC6-4 1B		B C B F X 2-2 G3-1 ①	B B B C X 3-1 E 1B		F 1 SAFE C B 1 SAFE B S 2-3 K ③		4	0	2	0	0	1	1
Ramon Martinez, R (1, 1) OBP: 0.188, SLG: 0.194			L X 0-1 B3 ①		S B S S 1-3 K ②	C M F F B X 1-2 E5 1-2				3	0	0	0	0	1	3
Inning Stats	R: 0 E: 0 K: 1 S: 9 H: 0 LOB: 0 BB: 0 P: 12	R: 0 E: 0 K: 0 S: 5 H: 0 LOB: 0 BB: 0 P: 8	R: 0 E: 0 K: 0 S: 14 H: 2 LOB: 2 BB: 0 P: 18	R: 1 E: 0 K: 1 S: 8 H: 2 LOB: 1 BB: 0 P: 15	R: 0 E: 0 K: 1 S: 9 H: 0 LOB: 0 BB: 0 P: 13	R: 4 E: 1 K: 0 S: 21 H: 5 LOB: 2 BB: 0 P: 30	R: 0 E: 0 K: 1 S: 8 H: 0 LOB: 0 BB: 0 P: 12	R: 0 E: 0 K: 1 S: 10 H: 0 LOB: 1 BB: 1 P: 17		1B: 7 2B: 0 3B: 0 HR: 2	SF: 0 SAC: 0 DP: 0 HBP: 0					

	AB	34
	R	5
	H	9
	RBI	5
	BB	1
	SO	5
	LOB	13

	WP: 0	PA: 35
	PB: 0	
	SB: 1	
	CS: 0	

PITCHER		IP	WLS	BF	H	R	ER	SO	BB	IBB	HBP	BLK	WP	HR	S	P	ERA	WHIP
Tommy Greene, R ERA: 7.84	(1, 1)	5.1	L	24	8	5	5	3	0	0	0	0	0	2	56	80	8.44	1.500
Tony Castillo, L ERA: 5.47	(6, 1)	1.2		7	1	0	0	1	0	0	0	0	0	0	18	28	0.00	0.600
Jay Aldrich, R ERA: 3.24	(8, 1)	1.0		4	0	0	0	1	1	0	0	0	0	0	10	17	0.00	1.000

PITCHER	IP	WLS	BF	H	R	ER	SO	BB	IBB	HBP	BLK	WP	HR	S	P	ERA	WHIP

Atlanta Braves @ Los Angeles Dodgers

Dodger Stadium, Los Angeles, CA

Sat Sep 16 1989, 7:05 PM PDT

Att. 23,192 - Unknown

livebaseballscorecards.com

TOP

Batter	1	2	3	4	5	6	7	8	9	AB	R	H	RBI	BB	SO	LOB
Ron Gant, R (1, 8) OBP: 0.234, SLG: 0.321	B F B B F X 3-2 P6		C C X 0-2 G5-3			F X 0-1 3B		X 0-0 P5		3	0	1	0	0	0	0
Jeff Treadway, L (8, PH) OBP: 0.319, SLG: 0.385										1	0	0	0	0	0	2
Joe Boever, R (8, 1)										0	0	0	0	0	0	0
Mike Stanton, L (9, 1)										0	0	0	0	0	0	0
Mark Lemke, S (1, 4) OBP: 0.200, SLG: 0.444	B B C B C S 3-3 K			C B C S 1-3 K		F S B X 1-2 F7			C B S B S 2-3 K	4	0	0	0	0	3	1
Tommy Gregg, L (1, 7) OBP: 0.286, SLG: 0.327	C X 0-1 G4-3			X 0-0 F8			C B B X 2-1 G5-3		F S F F F X 0-2 F7	4	0	0	0	0	0	0
Dale Murphy, R (1, 9) OBP: 0.303, SLG: 0.367		B B S X 2-1 G1-6-3 1B		C S B B S 2-3 K			C S S 0-3 K		X 0-0 L8	4	0	1	0	0	2	0
Jeff Blauser, R (1, 5) OBP: 0.315, SLG: 0.400		C B F 1 F S 1-3 K SAFE			C B X 1-1 G5-3		B S X 1-1 G4-3			3	0	0	0	0	1	1
Drew Denson, S (1, 3) OBP: 0.222, SLG: 0.333		B S B S T B 1 F X 3-2 G1-6-3 SAFE 1-2			S X 0-1 G4-3			B S B X 2-1 S 1B		3	0	1	0	0	0	1
Andres Thomas, R (1, 6) OBP: 0.230, SLG: 0.322		C X 0-1 G4-1			X 0-0 F8			B P M L C 2-3 K		3	0	0	0	0	1	2
John Mizerock, L (1, 2) OBP: 0.250, SLG: 0.250			X 0-0 G4-3			C B B X 2-1 G4-3		B 1 P X 2-0 L9 SAFE 1-2		3	0	0	0	0	0	1
Derek Lilliquist, L (1, 1) OBP: 0.177, SLG: 0.194			F S S 0-3 K			C S C 0-3 K		I I I I 4-0 IBB		2	0	0	0	0	2	0
Oddibe McDowell, L (8, PH) OBP: 0.327, SLG: 0.381										0	0	0	0	1	0	0
(8, 8)																

Inning Stats	1	2	3	4	5	6	7	8	9
	R: 0 H: 0 E: 0 LOB: 0 K: 1 BB: 0 S: 8 P: 14	R: 0 H: 1 E: 0 LOB: 1 K: 1 BB: 0 S: 13 P: 19	R: 0 H: 0 E: 0 LOB: 0 K: 1 BB: 0 S: 7 P: 7	R: 0 H: 0 E: 0 LOB: 0 K: 2 BB: 0 S: 7 P: 10	R: 0 H: 0 E: 0 LOB: 0 K: 0 BB: 0 S: 5 P: 6	R: 0 H: 1 E: 0 LOB: 1 K: 1 BB: 0 S: 10 P: 13	R: 0 H: 0 E: 0 LOB: 0 K: 1 BB: 0 S: 7 P: 10	R: 0 H: 1 E: 0 LOB: 2 K: 1 BB: 1 S: 9 P: 17	R: 0 H: 0 E: 0 LOB: 0 K: 1 BB: 0 S: 10 P: 12

1B: 2	SF: 0	WP: 0	PA: 31
2B: 0	SAC: 0	PB: 0	
3B: 1	DP: 0	SB: 1	
HR: 0	HBP: 0	CS: 0	

	AB	30
	R	0
	H	3
	RBI	0
	BB	1
	SO	9
	LOB	8

PITCHER	IP	WLS	BF	H	R	ER	SO	BB	IBB	HBP	BLK	WP	HR	S	P	ERA	WHIP
Tim Belcher, R (1, 1) ERA: 3.01	9.0	W	31	3	0	0	9	0	1	0	0	0	0	76	108	0.00	0.333

PITCHER	IP	WLS	BF	H	R	ER	SO	BB	IBB	HBP	BLK	WP	HR	S	P	ERA	WHIP

Batter	1	2	3	4	5	6	7	8	9	AB	R	H	RBI	BB	SO	LOB
Jose Gonzalez, R (1, 8) OBP: 0.327, SLG: 0.349 Lenny Harris, L (9, PH) OBP: 0.283, SLG: 0.299	P2		E8 1B			K			G5-3 BB 2B	3 1	0 1	1 1	0 0	0 0	1 0	0 0
Willie Randolph, R (1, 4) OBP: 0.366, SLG: 0.326	1B		L4			G6-3			G5-3	4	0	1	0	0	0	2
Eddie Murray, S (1, 3) OBP: 0.348, SLG: 0.409	K			F8			FC3-6 1B		BB IBB IBB	3	0	1	0	1	1	1
Mike Marshall, R (1, 9) OBP: 0.328, SLG: 0.411	L9			G5-3			FC3-6 CS 1-2f		BB 1-2 IBB	3	0	0	0	1	0	2
Mickey Hatcher, R (1, 7) OBP: 0.325, SLG: 0.384 Bill Bean, L (8, 7) OBP: 0.227, SLG: 0.203 Mike Sharperson, R (9, PH) OBP: 0.375, SLG: 0.316		G6-4-3 1B		P4			G6-3 1-2		1-2 2-3 3-H BB	3 0 0	0 0 0	1 0 0	0 0 1	0 0 1	0 0 0	1 0 0
Jeff Hamilton, R (1, 5) OBP: 0.276, SLG: 0.387		G6-4-3 1-2f			F8			G4-3		3	0	0	0	0	0	1
Rick Dempsey, R (1, 2) OBP: 0.316, SLG: 0.294		K			P2			K		3	0	0	0	0	2	0
Dave Anderson, R (1, 6) OBP: 0.314, SLG: 0.267			G4-3		K			1B		3	0	1	0	0	1	0
Tim Belcher, R (1, 1) OBP: 0.149, SLG: 0.125			K			L7		P9		3	0	0	0	0	1	1
Inning Stats	R: 0 E: 0 K: 1 S: 8 H: 1 LOB: 1 BB: 0 P: 11	R: 0 E: 0 K: 1 S: 10 H: 1 LOB: 0 BB: 0 P: 13	R: 0 E: 1 K: 1 S: 9 H: 1 LOB: 1 BB: 0 P: 10	R: 0 E: 0 K: 0 S: 9 H: 0 LOB: 0 BB: 0 P: 10	R: 0 E: 0 K: 1 S: 8 H: 0 LOB: 0 BB: 0 P: 12	R: 0 E: 0 K: 1 S: 7 H: 0 LOB: 0 BB: 0 P: 9	R: 0 E: 0 K: 0 S: 4 H: 1 LOB: 0 BB: 0 P: 6	R: 0 E: 0 K: 1 S: 6 H: 1 LOB: 1 BB: 0 P: 10	R: 1 E: 0 K: 0 S: 5 H: 1 LOB: 3 BB: 3 P: 19	1B: 5 2B: 1 3B: 0 HR: 0 SF: 0 SAC: 0 DP: 1 HBP: 0	WP: 0 PB: 0 SB: 0 CS: 1 PA: 32					

PITCHER		IP	WLS	BF	H	R	ER	SO	BB	IBB	HBP	BLK	WP	HR	S	P	ERA	WHIP
Derek Lilliquist, L ERA: 3.81	(1, 1)	7.0		23	4	0	0	5	0	0	0	0	0	0	55	71	0.00	0.571
Joe Boever, R ERA: 3.84	(8, 1)	1.1	L	8	2	1	1	1	0	2	0	0	0	0	11	25	6.75	1.500
Mike Stanton, L ERA: 1.38	(9, 1)	0.0		1	0	0	0	0	1	0	0	0	0	0	0	4	∞	∞

PITCHER	IP	WLS	BF	H	R	ER	SO	BB	IBB	HBP	BLK	WP	HR	S	P	ERA	WHIP

BOTTOM

Atlanta Braves @ Los Angeles Dodgers

Dodger Stadium, Los Angeles, CA

Sat Sep 16 1989, 7:05 PM PDT

Att. 23,192 - Unknown

livebaseballscorecards.com

AB	29
R	1
H	6
RBI	1
BB	3
SO	6
LOB	8

Atlanta Braves @ Los Angeles Dodgers

Dodger Stadium, Los Angeles, CA

Sun Sep 17 1989, 3:33 AM PDT

Att. 31,192 - Sunny

TOP

livebaseballscorecards.com

Batter	1	2	3	4	5	6	7	8	9	10	11	AB	R	H	RBI	BB	SO	LOB
Ron Gant, R (1, 8) OBP: 0.236, SLG: 0.318	2-2 1B S WP 1B		3-2 G1-3	2-2 P5			1-3 K		4-1 FC3-6 BB		1-0 F9	5	1	1	0	1	1	3
Jeff Blauser, R (1, 5) OBP: 0.314, SLG: 0.398	2-3 K 1-2		2-2 G5-3		0-0 F8		3-2 FC6-4 1B		0-0 FC3-6 FC5 S 1-2f		0-0 F8	5	0	1	0	0	1	2
Ed Whited, R (9, 5) OBP: 0.255, SLG: 0.333	SAFE SAFE											1	0	0	0	0	0	0
Joe Boever, R (11, 1)												0	0	0	0	0	0	0
Lonnie Smith, R (1, 7) OBP: 0.415, SLG: 0.533	2-1 F7		4-1 BB		2-3 K		1-2 F8		3-3 K 1-2			4	0	0	0	1	2	3
Dale Murphy, R (1, 9) OBP: 0.305, SLG: 0.367	2-0 WP 2-3 1B		2-1 G1-3		4-1 BB		3-2 FC6-4 1-2f		4-0 IBB			3	0	1	0	2	0	2
Mike Stanton, L (9, 1)			SAFE SAFE SAFE									0	0	0	0	0	0	0
Jeff Treadway, L (11, 5) OBP: 0.319, SLG: 0.385			SAFE									0	0	0	0	0	0	0
Andres Thomas, R (1, 6) OBP: 0.230, SLG: 0.321	3-3 K 1-2 3-H			2-2 BB 1B 1B	0-0 P2			0-0 G6-3	1-0 FC5 2-3f			5	0	1	0	0	1	4
Drew Denson, S (1, 3) OBP: 0.214, SLG: 0.286	1-2 P4			2-1 BB 1-2 1B		2-1 P3		0-1 G3		2-2 G6-3		5	0	1	0	0	0	2
Mark Lemke, S (1, 4) OBP: 0.200, SLG: 0.308			0-0 G4-3	4-2 BB 1-2 2-3		3-1 G5-3		0-0 L9		1-1 L9		4	0	0	0	1	0	0
Kelly Mann, R (1, 2) OBP: 0.154, SLG: 0.231			3-3 K	2-0 P6		2-1 1B			1-1 HR 2B	3-3 K		3	0	1	0	0	1	3
Oddibe McDowell, L (9, PH) OBP: 0.329, SLG: 0.384												1	1	1	0	0	0	0
John Mizerock, L (9, 2) OBP: 0.231, SLG: 0.231												1	0	0	0	0	1	0
Marty Clary, R (1, 1) OBP: 0.226, SLG: 0.172			2-1 G5-3	1-3 K		2-3 K			2-0 2-H HR		2-3 K	3	0	0	0	0	2	4
Dwayne Henry, R (7, 1)												0	0	0	0	0	0	0
Tommy Gregg, L (9, PH) OBP: 0.267, SLG: 0.339												2	1	1	2	0	1	0
(9, 9)																		

Inning Stats	1	2	3	4	5	6	7	8	9	10	11
	R: 1 E: 0 K: 2 S: 16 H: 2 LOB: 2 BB: 0 P: 28	R: 0 E: 0 K: 1 S: 7 H: 0 LOB: 0 BB: 0 P: 12	R: 0 E: 0 K: 0 S: 10 H: 0 LOB: 1 BB: 1 P: 21	R: 0 E: 0 K: 1 S: 16 H: 2 LOB: 3 BB: 1 P: 29	R: 0 E: 0 K: 1 S: 7 H: 0 LOB: 1 BB: 1 P: 13	R: 0 E: 0 K: 1 S: 9 H: 1 LOB: 1 BB: 0 P: 18	R: 0 E: 0 K: 1 S: 15 H: 1 LOB: 1 BB: 0 P: 23	R: 0 E: 0 K: 0 S: 4 H: 0 LOB: 0 BB: 0 P: 4	R: 2 E: 0 K: 1 S: 9 H: 2 LOB: 2 BB: 2 P: 24	R: 0 E: 0 K: 1 S: 9 H: 0 LOB: 0 BB: 0 P: 15	R: 0 E: 0 K: 1 S: 6 H: 0 LOB: 0 BB: 0 P: 9

PITCHER	IP	WLS	BF	H	R	ER	SO	BB	IBB	HBP	BLK	WP	HR	S	P	ERA	WHIP
Fernando Valenzuela, L (1, 1) ERA: 3.28	7.0		31	6	1	1	7	3	0	0	0	1	0	80	144	1.29	1.286
Jay Howell, R (8, 1) ERA: 1.18	2.0		10	2	2	2	1	1	1	0	0	0	1	13	28	9.00	1.500
Alejandro Pena, R (10, 1) ERA: 2.31	2.0	W	6	0	0	0	2	0	0	0	0	0	0	15	24	0.00	0.000

PITCHER	IP	WLS	BF	H	R	ER	SO	BB	IBB	HBP	BLK	WP	HR	S	P	ERA	WHIP

AB	42
R	3
H	8
RBI	2
BB	5
SO	10
LOB	23

1B: 6	SF: 0	WP: 1	PA: 47
2B: 1	SAC: 0	PB: 0	
3B: 0	DP: 0	SB: 2	
HR: 1	HBP: 0	CS: 0	

Atlanta Braves @ Los Angeles Dodgers

Dodger Stadium, Los Angeles, CA

Sun Sep 17 1989, 3:33 AM PDT

Att. 31,192 - Sunny

livebaseballscorecards.com

Batter	1	2	3	4	5	6	7	8	9	10	11	AB	R	H	RBI	BB	SO	LOB
Alfredo Griffin, S (1, 6) OBP: 0.291, SLG: 0.311	C B C F S S 1-3 K ①		F X 0-1 F7 ③			X 0-0 F7 ②		C F B X 1-2 F7 ①	L S T F X 0-2 BB 1-2 1B			5	0	1	0	0	1	1
Bill Bean, L (1, 7) OBP: 0.241, SLG: 0.197 Willie Randolph, R (9, PH) OBP: 0.367, SLG: 0.326 Alejandro Pena, R (10, 1) OBP: 1.000, SLG: 1.000	B B B B 4-0 G4-6-3 BB			B C B B B 4-1 CS BB		X 0-0 F7 ③		B B C B C S 3-3 K ②	B B B B 4-0 1-2 2-3 BB			2 0 0	0 0 0	0 0 0	0 0 0	2 1 0	1 0 0	0 0 0
Lenny Harris, L (1, 4) OBP: 0.285, SLG: 0.298 (10, 7)	B B 1 SAFE C 1 SAFE X 2-1 G4-6-3 1-2f ② ③			B S S B F B F X 3-2 G4-3 1-2 ① ②			C B B B C B X 3-2 1B FC5-4 1B	B B B C S S B 4-2 1B 1B BB	C B S T F B F F C 2-3 K ③			4	2	1	0	1	1	5
Eddie Murray, S (1, 3) OBP: 0.352, SLG: 0.412		F F B B X 2-2 G3 ①		X 0-0 1B			B F 1 SAFE 1 SAFE C X 1-2 FC5-4 1-3 1B	X 0-0 1B 1-3 1B		F B X 1-1 SH5-4 1B		5	0	4	0	0	0	0
Jeff Hamilton, R (1, 5) OBP: 0.275, SLG: 0.386		X 0-0 F7 ②		B C X 1-1 F8 ③			X 0-0 FC5-4 2B 1-2f 2B 3-H ①	F X 0-1 1-2 1B 3-H		L 1 SAFE B X 1-1 SH5-4 1-2 ①		4	1	1	2	0	0	2
John Shelby, S (1, 8) OBP: 0.238, SLG: 0.222		C B F B S 2-3 K ③			B X 1-0 P6 ①		C X 0-1 2B 1-3 2B	F S X 0-2 G5-3 ③		S C B F S 1-3 K ②		5	0	1	0	0	2	3
Mike Scioscia, L (1, 2) OBP: 0.332, SLG: 0.346 Mike Sharperson, R (9, PH) OBP: 0.346, SLG: 0.286 (10, 4)			C B C X 1-2 F9 ①		C B X 1-1 G4-3 ②		B X 1-0 2-3 3-H 2B		B B C S C S 2-3 K ①	X 0-0 P3 ③		3 2	0 0	1 0	1 0	0 0	0 1	0 1
Jose Gonzalez, R (1, 9) OBP: 0.328, SLG: 0.354 Mike Davis, L (7, PH) OBP: 0.305, SLG: 0.398 Jay Howell, R (8, 1) Rick Dempsey, R (9, PH) OBP: 0.324, SLG: 0.319 (10, 2)			C B B X 2-1 G4-3 2B		C B B B F F B C 3-3 K ③		B S S B F F X 2-2 P5 ②		B B B B 4-0 BB 1B BB		B X 1-0 HR	2 1 0 1	0 0 0 1	1 0 0 1	0 0 0 1	1 0 0 1	0 2 0 0	5 0 0 0
Fernando Valenzuela, L (1, 1) OBP: 0.185, SLG: 0.215 Mike Marshall, R (7, PH) OBP: 0.326, SLG: 0.409 (8, 9)			B X 1-0 G4-3 2-3 ②			F B X 1-1 F8 ①	S S F S 0-3 K ③		C B B F B X 3-2 L8 ②			2 2	0 0	0 0	0 0	0 0	0 1	1 3
Inning Stats	R: 0 H: 0 E: 0 LOB: 0 K: 1 BB: 1 S: 7 P: 14	R: 0 H: 0 E: 0 LOB: 0 K: 1 BB: 0 S: 7 P: 11	R: 0 H: 1 E: 0 LOB: 1 K: 0 BB: 0 S: 8 P: 12	R: 0 H: 1 E: 0 LOB: 1 K: 0 BB: 1 S: 9 P: 17	R: 0 H: 0 E: 0 LOB: 0 K: 1 BB: 0 S: 7 P: 12	R: 0 H: 0 E: 0 LOB: 0 K: 0 BB: 0 S: 4 P: 5	R: 2 H: 4 E: 0 LOB: 2 K: 1 BB: 0 S: 18 P: 25	R: 1 H: 2 E: 0 LOB: 2 K: 1 BB: 1 S: 14 P: 22	R: 0 H: 1 E: 0 LOB: 3 K: 2 BB: 2 S: 18 P: 33	R: 0 H: 1 E: 0 LOB: 1 K: 1 BB: 0 S: 9 P: 12	R: 1 H: 1 E: 0 LOB: 0 K: 0 BB: 0 S: 1 P: 2						

BOTTOM			
AB	38	1B: 7	SF: 0
R	4	2B: 3	SAC: 1
H	11	3B: 0	DP: 1
RBI	4	HR: 1	HBP: 0
BB	5		
SO	8		
LOB	18		

WP: 0 PA: 44
PB: 0
SB: 0
CS: 1

PITCHER		IP	WLS	BF	H	R	ER	SO	BB	IBB	HBP	BLK	WP	HR	S	P	ERA	WHIP
Marty Clary, R ERA: 2.9	(1, 1)	6.1		24	5	2	2	3	2	0	0	0	0	0	51	84	2.84	1.105
Dwayne Henry, R ERA: 8.44	(7, 1)	1.2		9	3	1	1	2	1	0	0	0	0	0	23	34	5.40	2.400
Mike Stanton, L ERA: 1.2	(9, 1)	2.0		10	2	0	0	3	2	0	0	0	0	0	27	45	0.00	2.000
Joe Boever, R ERA: 3.95	(11, 1)	0.0	L	1	1	1	1	0	0	0	0	0	0	1	1	2	∞	∞

PITCHER	IP	WLS	BF	H	R	ER	SO	BB	IBB	HBP	BLK	WP	HR	S	P	ERA	WHIP

Batter	1	2	3	4	5	6	7	8	9	AB	R	H	RBI	BB	SO	LOB
Alfredo Griffin, S (1, 6) OBP: 0.296, SLG: 0.316	0-0 CS 1B	0-0 1-3 1B		0-0 1-2 1B		0-3 K2-3			0-0 1B	5	0	4	0	0	1	1
Willie Randolph, R (1, 4) OBP: 0.366, SLG: 0.325	0-0 G3 1B 1-2 1B	0-0 5-3		0-0 F9			0-0 F7		0-0 F7	5	1	1	0	0	0	4
Eddie Murray, S (1, 3) OBP: 0.351, SLG: 0.410	0-0 G3 1-2		0-0 F8		0-0 4-3		0-0 1B		0-0 L8	5	0	1	0	0	0	2
Mike Marshall, R (1, 9) OBP: 0.328, SLG: 0.413	0-0 1B 1B 2-H 1B		0-0 5-3		0-0 2B		0-0 F8			4	1	2	1	0	0	0
Jeff Hamilton, R (1, 5) OBP: 0.279, SLG: 0.389	0-0 1B 1-2 1B		0-0 1B		0-0 5-3			0-0 1B		4	0	3	0	0	0	1
Lenny Harris, L (1, 7) OBP: 0.285, SLG: 0.298	0-0 1-3 2-H 1B		0-0 4-3		0-0 3-1			0-0 F9		4	0	1	1	0	0	3
John Shelby, S (1, 8) OBP: 0.241, SLG: 0.229	0-3 K			0-0 FC1-6 1B		0-0 SH1 2B		0-0 P5		4	0	2	0	0	1	3
Mike Scioscia, L (1, 2) OBP: 0.332, SLG: 0.346		0-0 1B 1B		0-0 F6		0-0 SH1 2-3		0-0 P5		3	0	1	0	0	0	2
Orel Hershiser, R (1, 1) OBP: 0.211, SLG: 0.254 Mike Sharperson, R (6, PH) OBP: 0.333, SLG: 0.273 Alejandro Pena, R (6, 1) OBP: 1.000, SLG: 1.000 Mike Davis, L (9, PH) OBP: 0.303, SLG: 0.395		0-0 F4		0-0 FC1-6 1B 1-2f		0-3 K			0-0 F8	2 1 0 1	0 0 0 0	0 0 0 0	0 0 0 0	0 1 0 0	0 1 0 0	2 1 0 0
Inning Stats	R: 2 E: 0 K: 1 S: 9 H: 5 LOB: 2 BB: 0 P: 9	R: 0 E: 0 K: 0 S: 4 H: 2 LOB: 1 BB: 0 P: 4	R: 0 E: 0 K: 0 S: 4 H: 1 LOB: 1 BB: 0 P: 4	R: 0 E: 0 K: 0 S: 5 H: 2 LOB: 2 BB: 0 P: 5	R: 0 E: 0 K: 0 S: 4 H: 1 LOB: 1 BB: 0 P: 4	R: 0 E: 0 K: 2 S: 8 H: 1 LOB: 1 BB: 0 P: 8	R: 0 E: 0 K: 0 S: 3 H: 1 LOB: 0 BB: 0 P: 3	R: 0 E: 0 K: 0 S: 4 H: 1 LOB: 1 BB: 0 P: 4	R: 0 E: 0 K: 0 S: 4 H: 1 LOB: 1 BB: 0 P: 4	1B: 13 2B: 2 3B: 0 HR: 0	SF: 0 SAC: 1 DP: 0 HBP: 0					

PITCHER		IP	WLS	BF	H	R	ER	SO	BB	IBB	HBP	BLK	WP	HR	S	P	ERA	WHIP
Michael LaCoss, R ERA: 3.37	(1, 1)	5.0	W	24	11	2	2	1	0	0	0	0	0	0	26	26	3.60	2.200
Craig Lefferts, L ERA: 2.63	(6, 1)	2.0		7	2	0	0	2	0	0	0	0	0	0	11	11	0.00	1.000
Steve Bedrosian, R ERA: 2.9	(8, 1)	2.0	S	8	2	0	0	0	0	0	0	0	0	0	8	8	0.00	1.000

PITCHER	IP	WLS	BF	H	R	ER	SO	BB	IBB	HBP	BLK	WP	HR	S	P	ERA	WHIP

TOP

Los Angeles Dodgers @ San Francisco Giants
Candlestick Park, San Francisco, CA
Tue Sep 19 1989, 10:05 PM EDT
Att. 20,668 - Unknown

livebaseballscorecards.com

AB	38
R	2
H	15
RBI	2
BB	0
SO	3
LOB	19

BOTTOM

Los Angeles Dodgers @ San Francisco Giants
Candlestick Park, San Francisco, CA
Tue Sep 19 1989, 10:05 PM EDT
Att. 20,668 - Unknown

livebaseballscorecards.com

Batter	1	2	3	4	5	6	7	8	9	AB	R	H	RBI	BB	SO	LOB
Brett Butler, L (1, 8) OBP: 0.346, SLG: 0.356	0-0 1B	0-0 G6-3 1-2f			4-0 FC1-5 BB 1-2		0-0 L6-4 1B			3	1	2	0	1	0	3
Robby Thompson, R (1, 4) OBP: 0.327, SLG: 0.410	0-0 P2		0-0 1B		0-0 FC1-5 BB 1-2 2-3f		0-0 1-2			4	1	2	0	0	0	3
Will Clark, L (1, 3) OBP: 0.411, SLG: 0.553	0-0 F7		0-0 F7		4-0 1-2 2-3		0-3 K			3	1	0	0	1	1	4
Kevin Mitchell, R (1, 7) OBP: 0.390, SLG: 0.647	0-0 FC6-4 1-2		0-0 L6		0-3 K		0-0 L6-4 2-3			4	0	1	0	0	1	6
Matt Williams, R (1, 5) OBP: 0.241, SLG: 0.450 (5, 6) Mike Laga, L (5, PH) OBP: 0.444, SLG: 0.889 Jim Weaver, L (5, PR) OBP: 0.250, SLG: 0.438 Craig Lefferts, L (6, 1) Steve Bedrosian, R (8, 1) OBP: 0.167, SLG: 0.167	0-0 FC6-4 1-2f		0-3 K		0-0 2B 1-H 2-H 3-H			0-0 F7		2 1 0 0 1	0 0 0 0 0	0 1 0 0 0	0 3 0 0 0	0 0 0 0 0	1 0 0 0 0	3 0 0 0 0
Terry Kennedy, L (1, 2) OBP: 0.320, SLG: 0.342		0-0 1B 1B 1B		0-0 4-3	0-3 K			0-0 F4		4	0	1	0	0	1	1
Candy Maldonado, R (1, 9) OBP: 0.292, SLG: 0.362		0-0 1B 1-2		0-3 K		0-3 K		0-3 K		4	0	1	0	0	3	0
Jose Uribe, S (1, 6) OBP: 0.268, SLG: 0.273 Ernest Riles, L (4, PH) OBP: 0.336, SLG: 0.402 (5, 5)		0-0 G6-3 1-2 2-3		0-0 F9		0-3 K				1 2	0 0	1 0	0 0	0 0	0 1	0 0
Michael LaCoss, R (1, 1) OBP: 0.150, SLG: 0.111 Ken Oberkfell, L (5, PH) OBP: 0.309, SLG: 0.360 Mike Benjamin, R (5, PR) OBP: 0.200, SLG: 0.200 (6, 6)		0-0 P5			0-0 FC1-5 BB 1B	0-0 1-3				1 1 1	0 0 0	0 1 0	0 0 0	0 0 0	0 0 0	3 0 0
Inning Stats	R: 0 E: 0 K: 0 S: 5 H: 2 LOB: 2 BB: 0 P: 5	R: 0 E: 0 K: 0 S: 5 H: 3 LOB: 2 BB: 0 P: 5	R: 0 E: 0 K: 1 S: 6 H: 1 LOB: 1 BB: 0 P: 6	R: 0 E: 0 K: 1 S: 5 H: 0 LOB: 0 BB: 0 P: 5	R: 3 E: 0 K: 2 S: 9 H: 2 LOB: 1 BB: 2 P: 17	R: 0 E: 0 K: 2 S: 7 H: 0 LOB: 0 BB: 0 P: 7	R: 0 E: 0 K: 1 S: 6 H: 2 LOB: 1 BB: 0 P: 6	R: 0 E: 0 K: 1 S: 5 H: 0 LOB: 0 BB: 0 P: 5		1B: 9 2B: 2 3B: 0 HR: 0 SF: 0 SAC: 0 DP: 2 HBP: 0						

	AB	32
	R	3
	H	10
	RBI	3
	BB	2
	SO	8
	LOB	23

WP: 0 PB: 0 SB: 0 CS: 0 PA: 34

PITCHER		IP	WLS	BF	H	R	ER	SO	BB	IBB	HBP	BLK	WP	HR	S	P	ERA	WHIP
Orel Hershiser, R ERA: 2.41	(1, 1)	5.0	L	24	8	3	3	4	2	0	0	0	0	0	30	38	5.40	2.000
Alejandro Pena, R ERA: 2.22	(6, 1)	3.0		10	2	0	0	4	0	0	0	0	0	0	18	18	0.00	0.667

PITCHER	IP	WLS	BF	H	R	ER	SO	BB	IBB	HBP	BLK	WP	HR	S	P	ERA	WHIP

Batter	1	2	3	4	5	6	7	8	9	AB	R	H	RBI	BB	SO	LOB
Alfredo Griffin, S (1, 6) OBP: 0.295, SLG: 0.315	0-0 1B SF7 1B	0-0 SF8 2-3 3-H	0-3 K			0-3 K			0-0 L6	4	1	1	1	0	2	1
Willie Randolph, R (1, 4) OBP: 0.366, SLG: 0.326	0-0 1-3 1B	0-0 1B 3-H 1B	0-0 F8 2-3			0-0 E6			0-0 4-3	5	0	2	1	0	0	1
Eddie Murray, S (1, 3) OBP: 0.349, SLG: 0.409	0-0 SF7 3-H	0-0 1-2 1B		0-0 F8		0-0 F8			0-0 5-3	4	0	1	1	0	0	1
Mike Marshall, R (1, 9) OBP: 0.325, SLG: 0.408	0-0 F8	0-0 6-3		0-3 K			0-0 6-3			4	0	0	0	0	1	3
Jeff Hamilton, R (1, 5) OBP: 0.277, SLG: 0.387	0-0 F3		0-0 6-3	0-0 F9			0-0 P5			3	0	0	0	0	0	1
Lenny Harris, L (5, 5) OBP: 0.284, SLG: 0.297										1	0	0	0	0	0	0
John Shelby, S (1, 8)		0-0 1B 2B	0-0 1B S 2B 1B		0-0 F8		0-3 K			4	2	2	0	0	1	0
Rick Dempsey, R (1, 2) OBP: 0.328, SLG: 0.315	BBBB 4-0 1B SF8 BB	BBBB 4-0 1B 1-2 2B BB			0-3 K			0-0 F5		2	2	0	0	2	1	0
Jose Gonzalez, R (1, 7) OBP: 0.331, SLG: 0.356	0-0 SF8 SH1-4 1-3 2-H 1B	0-0 1-2 2-3 2B			0-3 K			0-0 F8		4	2	2	1	0	1	0
John Wetteland, R (1, 1) OBP: 0.111, SLG: 0.167	0-0 SH1-4 1-2	0-0 WP 1-H 2-H 3-H 2B				0-3 K		0-0 6-3		2	0	1	3	0	1	0
Mike Morgan, R (6, 1) OBP: 0.108, SLG: 0.083										0	0	0	0	0	0	0
Dave Anderson, R (8, PH) OBP: 0.312, SLG: 0.265										1	0	0	0	0	0	0
Jay Howell, R (8, 1)										0	0	0	0	0	0	0
Mike Hartley, R (9, 1)										0	0	0	0	0	0	0
John Tudor, L (9, 1)										0	0	0	0	0	0	0
Inning Stats	R: 1 E: 0 K: 0 S: 5 H: 2 LOB: 1 BB: 0 P: 5	R: 3 E: 0 K: 0 S: 7 H: 4 LOB: 2 BB: 1 P: 11	R: 3 E: 0 K: 1 S: 8 H: 3 LOB: 1 BB: 1 P: 12	R: 0 E: 0 K: 1 S: 5 H: 0 LOB: 0 BB: 0 P: 5	R: 0 E: 0 K: 2 S: 7 H: 0 LOB: 0 BB: 0 P: 7	R: 0 E: 1 K: 2 S: 8 H: 0 LOB: 1 BB: 0 P: 8	R: 0 E: 0 K: 1 S: 5 H: 0 LOB: 0 BB: 0 P: 5	R: 0 E: 0 K: 0 S: 3 H: 0 LOB: 0 BB: 0 P: 3	R: 0 E: 0 K: 0 S: 3 H: 0 LOB: 0 BB: 0 P: 3	1B: 7 2B: 2 3B: 0 HR: 0	SF: 2 SAC: 1 DP: 0 HBP: 0						

TOP

Los Angeles Dodgers @ San Francisco Giants

Candlestick Park, San Francisco, CA

Wed Sep 20 1989, 10:05 PM EDT

Att. 21,420 - Unknown

livebaseballscorecards.com

AB	34
R	7
H	9
RBI	7
BB	2
SO	7
LOB	7

WP: 1 PA: 39
PB: 0
SB: 1
CS: 0

PITCHER		IP	WLS	BF	H	R	ER	SO	BB	IBB	HBP	BLK	WP	HR	S	P	ERA	WHIP
Bob Knepper, L ERA: 5.17	(1, 1)	1.2		11	5	4	4	0	1	0	0	0	0	0	10	14	21.60	3.600
Randy McCament, R ERA: 4.04	(2, 1)	0.2		7	4	3	3	0	1	0	0	0	0	0	6	10	40.50	7.500
Stu Tate, R ERA:	(3, 1)	2.2		8	0	0	0	4	0	0	0	0	1	0	16	16	0.00	0.000
Ernie Camacho, R ERA: 2.57	(6, 1)	2.0		7	0	0	0	3	0	0	0	0	0	0	13	13	0.00	0.000
Trevor Wilson, L ERA: 4.46	(8, 1)	2.0	W	6	0	0	0	0	0	0	0	0	0	0	6	6	0.00	0.000

PITCHER	IP	WLS	BF	H	R	ER	SO	BB	IBB	HBP	BLK	WP	HR	S	P	ERA	WHIP

Batter	1	2	3	4	5	6	7	8	9	AB	R	H	RBI	BB	SO	LOB
Brett Butler, L (1, 8) OBP: 0.348, SLG: 0.356	F5		BB G6-4-3			BB WP BB 5-3		F8	1B 1-2 3-H	3	1	1	1	2	0	0
Robby Thompson, R (1, 4) OBP: 0.326, SLG: 0.408	F7		G6-4-3 1-2f			BB 5-3 WP HR 1-2		K		3	1	0	0	1	1	1
Will Clark, L (1, 3) OBP: 0.410, SLG: 0.551	WP 1B			4-3		L7		F5		4	0	1	0	0	0	2
Kevin Mitchell, R (1, 7) OBP: 0.393, SLG: 0.653	BB 1-2			1B		5-3 1-3 2-H			HR	3	1	2	2	1	0	1
Ernest Riles, L (1, 5) OBP: 0.338, SLG: 0.415	G3			F9		HR 3-H			1B 2B	4	2	2	2	0	0	3
Matt Williams, R (1, 6) OBP: 0.241, SLG: 0.450		K		K		K			2B 1-H 1B	4	1	1	1	0	3	1
Terry Kennedy, L (1, 2) OBP: 0.320, SLG: 0.340 Mike Benjamin, R (9, PR) OBP: 0.200, SLG: 0.200	G3		F5			F7			1B 2B 2-H	4 0	0 1	1 0	1 0	0 0	0 0	0 0
Pat Sheridan, L (1, 9) OBP: 0.294, SLG: 0.328 Stu Tate, R (3, 1) Donell Nixon, R (5, PH) OBP: 0.311, SLG: 0.295 (6, 9) Candy Maldonado, R (8, 9) OBP: 0.292, SLG: 0.362 Chris Speier, R (9, PH) OBP: 0.316, SLG: 0.303	F4		F6			K			2B 1-3 1B 1B	1 0 2 0 1	0 0 0 0 1	0 0 0 0 1	0 0 0 0 1	0 0 1 0 0	0 0 0 0 0	0 0 0 0 0
Bob Knepper, L (1, 1) OBP: 0.327, SLG: 0.372 Randy McCament, R (2, 1) OBP: 0.333, SLG: 0.333 Jim Weaver, L (3, 9) OBP: 0.222, SLG: 0.389 Ernie Camacho, R (6, 1) Ken Oberkfell, L (7, PH) OBP: 0.307, SLG: 0.358 Trevor Wilson, L (8, 1) OBP: 0.400, SLG: 0.250 Greg Litton, R (9, PH) OBP: 0.303, SLG: 0.431		L3		P3		4-3			1B 2-3 3-H	0 0 2 0 1 0 1	0 0 0 0 0 0 0	0 0 0 0 0 0 1	0 0 0 0 0 0 1	0 0 0 0 0 0 0	0 0 0 0 0 0 0	0 0 0 0 0 0 0
Inning Stats	R: 0 E: 0 K: 0 S: 4 H: 1 LOB: 2 BB: 1 P: 8	R: 0 E: 0 K: 1 S: 5 H: 0 LOB: 0 BB: 0 P: 5	R: 0 E: 0 K: 0 S: 2 H: 0 LOB: 0 BB: 1 P: 6	R: 0 E: 0 K: 1 S: 6 H: 1 LOB: 1 BB: 0 P: 6	R: 0 E: 0 K: 0 S: 3 H: 0 LOB: 0 BB: 0 P: 3	R: 3 E: 0 K: 1 S: 6 H: 1 LOB: 0 BB: 2 P: 14	R: 0 E: 0 K: 1 S: 5 H: 0 LOB: 0 BB: 0 P: 5	R: 0 E: 0 K: 1 S: 5 H: 0 LOB: 0 BB: 0 P: 5	R: 5 E: 0 K: 0 S: 7 H: 7 LOB: 2 BB: 0 P: 7	1B: 6 2B: 2 3B: 0 HR: 2	SF: 0 SAC: 0 DP: 1 HBP: 0						

PITCHER	IP	WLS	BF	H	R	ER	SO	BB	IBB	HBP	BLK	WP	HR	S	P	ERA	WHIP
John Wetteland, R (1, 1) ERA: 3.86	5.2		23	3	3	3	2	4	0	0	0	2	1	23	39	4.76	1.235
Mike Morgan, R (6, 1) ERA: 2.56	1.1		4	0	0	0	2	0	0	0	0	0	0	8	8	0.00	0.000
Jay Howell, R (8, 1) ERA: 1.63	1.0		7	4	4	4	1	0	0	0	0	0	1	9	9	36.00	4.000
Mike Hartley, R (9, 1) ERA: 2.25	0.0	L	2	2	0	0	0	0	0	0	0	0	0	2	2	∞	∞
John Tudor, L (9, 1) ERA: 3.14	0.0		1	1	1	1	0	0	0	0	0	0	0	1	1	∞	∞

PITCHER	IP	WLS	BF	H	R	ER	SO	BB	IBB	HBP	BLK	WP	HR	S	P	ERA	WHIP

BOTTOM

Los Angeles Dodgers @ San Francisco Giants

Candlestick Park, San Francisco, CA

Wed Sep 20 1989, 10:05 PM EDT

Att. 21,420 - Unknown

livebaseballscorecards.com

AB	33
R	8
H	10
RBI	8
BB	4
SO	5
LOB	8

WP: 2 PB: 0 SB: 0 CS: 0 PA: 37

Batter	1	2	3	4	5	6	7	8	9	AB	R	H	RBI	BB	SO	LOB
Alfredo Griffin, S (1, 6) OBP: 0.293, SLG: 0.313	F X 0-1 ① P5		X 0-0 ③ P5			B X 1-0 ① P5		X 0-0 ① B4-3		4	0	0	0	0	0	0
Willie Randolph, R (1, 4) OBP: 0.367, SLG: 0.326	F B S S 1-3 ② K			C F B F B X 2-2 1B		B C C B B C 3-3 ② K		C B B B B 4-1 BB		3	0	1	0	1	2	0
Lenny Harris, L (1, 7) OBP: 0.284, SLG: 0.296	C B S B S 2-3 ③ K			1 SAFE B 1 SAFE S 1 SAFE B X 2-1 ① F8		X 0-0 HR 1B		X 0-0 ② F8		4	1	1	0	0	1	2
Eddie Murray, S (1, 3) OBP: 0.349, SLG: 0.413		X 0-0 ① G3		X 0-0 ② F9		X 0-0 1-H HR		S S X 0-2 ③ P8		4	1	1	2	0	0	2
Jeff Hamilton, R (1, 5) OBP: 0.277, SLG: 0.385		F B X 1-1 1B		1 SAFE S B S 1-3 ③ K		B F X 1-1 ③ F8			B F X 1-1 ① P4	4	0	1	0	0	1	1
Mike Scioscia, L (1, 2) OBP: 0.333, SLG: 0.355		1 SAFE B B B F X 2-1 ② L9			C B C F X 1-2 ① F7		X 0-0 1B		B B C X 2-1 HR	4	1	2	1	0	0	1
John Shelby, S (1, 8) OBP: 0.244, SLG: 0.235		1 SAFE X 0-0 ③ F7			X 0-0 G3 1B		F B S B C 2-3 ① K		F B S S 1-3 ② K	4	0	1	0	0	2	2
Bill Bean, L (1, 9) OBP: 0.232, SLG: 0.189			X 0-0 ① G4-3		1 SAFE B 1 SAFE F X 1-1 ② G3 1-2		C B C X 1-2 ② F9		C B F B B F C 3-3 ③ K	3	0	0	0	0	0	2
Mike Davis, L (9, PH) OBP: 0.302, SLG: 0.393										1	0	0	0	0	1	0
Ramon Martinez, R (1, 1) OBP: 0.171, SLG: 0.176			C F B S 1-3 ② K		S X 0-1 ③ G1-3		F M F X 0-2 ③ G1-3			3	0	0	0	0	1	2
Ray Searage, L (7, 1)										0	0	0	0	0	0	0
Mike Morgan, R (7, 1) OBP: 0.108, SLG: 0.083										0	0	0	0	0	0	0
Inning Stats	R: 0 E: 0 K: 2 S: 8 H: 0 LOB: 0 BB: 0 P: 11	R: 0 E: 0 K: 0 S: 6 H: 1 LOB: 1 BB: 0 P: 9	R: 0 E: 0 K: 1 S: 5 H: 0 LOB: 0 BB: 0 P: 6	R: 0 E: 0 K: 1 S: 10 H: 1 LOB: 1 BB: 0 P: 15	R: 0 E: 0 K: 0 S: 9 H: 1 LOB: 1 BB: 0 P: 11	R: 2 E: 0 K: 1 S: 8 H: 2 LOB: 0 BB: 0 P: 13	R: 0 E: 0 K: 1 S: 11 H: 1 LOB: 1 BB: 0 P: 14	R: 0 E: 0 K: 0 S: 6 H: 0 LOB: 1 BB: 1 P: 10	R: 1 E: 0 K: 2 S: 11 H: 1 LOB: 0 BB: 0 P: 18	1B: 5 2B: 0 3B: 0 HR: 2	SF: 0 SAC: 0 DP: 0 HBP: 0						

PITCHER	IP	WLS	BF	H	R	ER	SO	BB	IBB	HBP	BLK	WP	HR	S	P	ERA	WHIP
Kelly Downs, R (1, 1) ERA: 5.15	7.0	W	27	6	2	2	6	0	0	0	0	0	1	57	79	2.57	0.857
Steve Bedrosian, R (8, 1) ERA: 2.94	2.0	S	8	1	1	1	2	1	0	0	0	0	1	17	28	4.50	1.000

PITCHER IP WLS BF H R ER SO BB IBB HBP BLK WP HR S P ERA WHIP

TOP

Los Angeles Dodgers @ San Francisco Giants

Candlestick Park, San Francisco, CA

Thu Sep 21 1989, 10:05 PM EDT

Att. 24,896 - Unknown

livebaseballscorecards.com

AB	34
R	3
H	7
RBI	3
BB	1
SO	8
LOB	12

WP: 0 PB: 0 SB: 0 CS: 0 PA: 35

Batter	1	2	3	4	5	6	7	8	9	AB	R	H	RBI	BB	SO	LOB
Brett Butler, L (1, 8) OBP: 0.349, SLG: 0.359	C B B F S 2-3 ① K		B B C X 2-1 ② G3			F X 0-1 E5 1B 1B	F X 0-1 G6-3 1-H 2-H 2B			4	0	2	2	0	1	0
Robby Thompson, R (1, 4) OBP: 0.326, SLG: 0.406	S C B B S 2-3 ② K		B C X 1-1 ③ P9			L X 0-1 2-3 1B	F B X 1-1 ② G6-3 2-3			4	0	1	0	0	1	2
Will Clark, L (1, 3) OBP: 0.411, SLG: 0.551 Mike Laga, L (3, 3) OBP: 0.333, SLG: 0.667	S B F B X 2-2 2B 1B			B C S F B B S 3-3 ① K		S S B S 1-3 ① K	F B B X 2-1 ③ F7			1 3	1 0	1 0	0 0	0 0	0 2	0 4
Kevin Mitchell, R (1, 7) OBP: 0.392, SLG: 0.652	B B S C F B X 3-2 1-H 2B			S B F C 1-3 ② K		B F C B X 2-2 ② P6		B B X 2-0 ① G6-3		4	0	1	1	0	1	2
Ernest Riles, L (1, 5) OBP: 0.334, SLG: 0.410 Kirt Manwaring, R (8, 2) OBP: 0.263, SLG: 0.249	C X 0-1 ③ F9			X 0-0 ③ G4-3		B X 1-0 ③ P3		F B B F C 2-3 ② K		3 1	0 0	0 0	0 0	0 0	0 1	3 0
Matt Williams, R (1, 6) OBP: 0.241, SLG: 0.447 (8, 5)		B S B X 2-1 ① G6-3			B B S F B F X 3-2 ① G6-3		B S B X 2-1 FC1-5 SH 1B	S B B F F F C 2-3 ③ K		4	0	1	0	0	1	0
Terry Kennedy, L (1, 2) OBP: 0.321, SLG: 0.341 Donell Nixon, R (7, PR) OBP: 0.311, SLG: 0.295 (8, 9)		F F B X 1-2 ② G4-3			C B B B F F X 3-2 1B		B X 1-0 SH FC1-5 1-2 1B			2 0	0 1	1 0	0 0	0 0	0 0	0 0
Pat Sheridan, L (1, 9) OBP: 0.292, SLG: 0.326 Chris Speier, R (7, PH) OBP: 0.308, SLG: 0.294 Jose Uribe, S (8, 6) OBP: 0.268, SLG: 0.273		B B S X 2-1 ③ G4-3			F B B X 2-1 ② P6		C X 0-1 ① FC1-5 1B 1-2 2-3f 2B			2 1 0	0 1 0	0 1 0	0 0 0	0 0 0	0 0 0	1 2 0
Kelly Downs, R (1, 1) OBP: 0.105, SLG: 0.105 Ken Oberkfell, L (7, PH) OBP: 0.311, SLG: 0.362 Scott Garrelts, R (7, PR) OBP: 0.185, SLG: 0.210 Steve Bedrosian, R (8, 1) OBP: 0.167, SLG: 0.167			B C X 1-1 ① G1-3		F B F S 1-3 ③ K		B X 1-0 1-2 2-H 2B 1B			2 1 0 0	0 0 1 0	0 1 0 0	0 1 0 0	0 0 0 0	1 0 0 0	1 0 0 0
Inning Stats	R: 1 H: 2 E: 0 LOB: 1 K: 2 BB: 0 S: 15 P: 24	R: 0 H: 0 E: 0 LOB: 0 K: 0 BB: 0 S: 7 P: 12	R: 0 H: 0 E: 0 LOB: 0 K: 0 BB: 0 S: 6 P: 10	R: 0 H: 0 E: 0 LOB: 0 K: 2 BB: 0 S: 8 P: 12	R: 0 H: 1 E: 0 LOB: 1 K: 1 BB: 0 S: 13 P: 22	R: 0 H: 2 E: 1 LOB: 2 K: 1 BB: 0 S: 11 P: 15	R: 3 H: 3 E: 0 LOB: 2 K: 0 BB: 0 S: 12 P: 19	R: 0 H: 0 E: 0 LOB: 0 K: 2 BB: 0 S: 9 P: 15		1B: 6 SF: 0 2B: 2 SAC: 1 3B: 0 DP: 0 HR: 0 HBP: 0						WP: 0 PA: 33 PB: 0 SB: 0 CS: 0

PITCHER		IP	WLS	BF	H	R	ER	SO	BB	IBB	HBP	BLK	WP	HR	S	P	ERA	WHIP
Ramon Martinez, R ERA: 3.4	(1, 1)	6.1	L	27	7	4	4	6	0	0	0	0	0	0	66	105	5.68	1.105
Ray Searage, L ERA: 3.53	(7, 1)	0.0		1	1	0	0	0	0	0	0	0	0	0	2	2	∞	∞
Mike Morgan, R ERA: 2.53	(7, 1)	1.2		5	0	0	0	2	0	0	0	0	0	0	13	22	0.00	0.000

PITCHER	IP	WLS	BF	H	R	ER	SO	BB	IBB	HBP	BLK	WP	HR	S	P	ERA	WHIP

BOTTOM

Los Angeles Dodgers @ San Francisco Giants

Candlestick Park, San Francisco, CA

Thu Sep 21 1989, 10:05 PM EDT

Att. 24,896 - Unknown

livebaseballscorecards.com

AB	32
R	4
H	8
RBI	4
BB	0
SO	8
LOB	15

Batter	1	2	3	4	5	6	7	8	9	AB	R	H	RBI	BB	SO	LOB
Bip Roberts, S (1, 5) OBP: 0.402, SLG: 0.437	C X 0-1 ① G6-3		B B S S S 2-3 ② K			B C X 1-1 ① F8		F B B B C 3-2 ③ CS 1-2	B B C B B 4-1 SH BB	3	0	0	0	1	1	1
Roberto Alomar, S (1, 4) OBP: 0.345, SLG: 0.374	B X 1-0 CS 1B		B F X 1-1 ③ G5-3			B F S X 1-2 ② F8			X 0-0 SH 1-2	3	0	1	0	0	0	1
Tony Gwynn, L (1, 9) OBP: 0.388, SLG: 0.422	B F F F X 1-2 ② F8			C F X 0-2 ① F7		X 0-0 ③ L8			B C X 1-1 ① P6	4	0	0	0	0	0	3
Jack Clark, R (1, 3) OBP: 0.408, SLG: 0.458	C B 1-1 ③ CS 1-2	S B C S 1-3 ① K		C S B F B B F X 3-2 ② P3			B B C X 2-1 ① G5-3		B X 1-0 ② P2	4	0	0	0	0	1	2
Chris James, R (1, 7) OBP: 0.288, SLG: 0.378		B B C B B 4-1 BB		B C X 1-1 ③ F9			C C X 0-2 ② P5		C B F X 1-2 ③ P2	3	0	0	0	1	0	2
Garry Templeton, S (1, 6) OBP: 0.284, SLG: 0.357		B 1 P F F F F S SAFE 2-3 ② K			B X 1-0 ① F7		F B S F X 1-2 ③ G4-3			3	0	0	0	0	1	1
Benito Santiago, R (1, 2) OBP: 0.278, SLG: 0.387		F F B F 1 F B X SAFE 2-2 ③ F9			X 0-0 HR			X 0-0 ① G4-3		3	1	1	1	0	0	1
Darrin Jackson, R (1, 8) OBP: 0.286, SLG: 0.358			C B F F X 1-2 SH5-3 2B		C F B X 1-2 ② F9			B B B B 4-0 CS BB		2	0	1	0	1	0	0
Bruce Hurst, L (1, 1) OBP: 0.182, SLG: 0.074 Carmelo Martinez, R (8, PH) OBP: 0.299, SLG: 0.352 Greg Harris, R (8, 1) OBP: 0.167, SLG: 0.063			X 0-0 ① SH5-3 2-3		C F C 0-3 ③ K			F B S C 1-3 ② K		1 1 0	0 0 0	0 0 0	0 0 0	0 0 0	1 1 0	0 1 0
Inning Stats	R: 0 E: 0 K: 0 S: 8 H: 1 LOB: 0 BB: 0 P: 11	R: 0 E: 0 K: 2 S: 14 H: 0 LOB: 1 BB: 1 P: 22	R: 0 E: 0 K: 1 S: 10 H: 1 LOB: 1 BB: 0 P: 14	R: 0 E: 0 K: 0 S: 10 H: 0 LOB: 0 BB: 0 P: 14	R: 1 E: 0 K: 1 S: 8 H: 1 LOB: 0 BB: 0 P: 10	R: 0 E: 0 K: 0 S: 6 H: 0 LOB: 0 BB: 0 P: 8	R: 0 E: 0 K: 0 S: 9 H: 0 LOB: 0 BB: 0 P: 12	R: 0 E: 0 K: 1 S: 6 H: 0 LOB: 0 BB: 1 P: 14	R: 0 E: 0 K: 0 S: 8 H: 0 LOB: 2 BB: 1 P: 15	1B: 1 2B: 1 3B: 0 HR: 1 SF: 0 SAC: 2 DP: 0 HBP: 0						

PITCHER	IP	WLS	BF	H	R	ER	SO	BB	IBB	HBP	BLK	WP	HR	S	P	ERA	WHIP
Tim Belcher, R (1, 1) ERA: 2.93	9.0	W	32	3	1	1	5	3	0	0	0	0	1	79	120	1.00	0.667

PITCHER	IP	WLS	BF	H	R	ER	SO	BB	IBB	HBP	BLK	WP	HR	S	P	ERA	WHIP

TOP

San Diego Padres @ Los Angeles Dodgers

Dodger Stadium, Los Angeles, CA

Fri Sep 22 1989, 7:05 PM PDT

Att. 24,887 - Unknown

livebaseballscorecards.com

AB	27
R	1
H	3
RBI	1
BB	3
SO	5
LOB	12

PA: 34

WP: 0
PB: 0
SB: 0
CS: 2

Batter	1	2	3	4	5	6	7	8	9	AB	R	H	RBI	BB	SO	LOB
Alfredo Griffin, S (1, 6) OBP: 0.294, SLG: 0.314	X 0-0 CS 1B		C X 0-1 2B G6-3 1B		B F C F F F F S 1-3 K ②			S B X 1-1 G6-3 ①		4	1	2	0	0	1	0
Willie Randolph, R (1, 4) OBP: 0.368, SLG: 0.329	S B B X 2-1 FC5-4 BB 1-2 1B ①		X 0-0 1-3 2B		B C M B C 2-3 K ③			B S F F B X 2-2 G5-3 ②		4	0	2	0	0	1	0
Mickey Hatcher, R (1, 7) OBP: 0.328, SLG: 0.380 Bill Bean, L (8, PR) OBP: 0.232, SLG: 0.189 (9, 7)	B C 1 SAFE B B 1 SAFE B 4-1 FC5-4 1-2 BB		C B X 1-1 G6-3 3-H ②			B F B F B X 3-2 L6 ①		B F B B B 4-1 1B BB		2 0	0 0	0 0	1 0	2 0	0 0	1 0
Eddie Murray, S (1, 3) OBP: 0.350, SLG: 0.413	X 0-0 FC5-4 FC6-4 1-2f 2-3 ②		C X 0-1 G5-3 ③			B B C B F B 4-2 S BB		B 1 SAFE F B X 2-1 1-3 1B		3	0	1	0	1	0	3
Jeff Hamilton, R (1, 5) OBP: 0.275, SLG: 0.383	1 SAFE X 0-0 FC6-4 1-2f ③			S S X 0-2 G5-3 ①		1 SAFE X 0-0 F7 ②		B B X 2-0 P4 ③		4	0	0	0	0	0	6
John Shelby, S (1, 8) OBP: 0.245, SLG: 0.236		B X 1-0 F7 ①		C X 0-1 CS 1B		C S C 0-3 K 1-2 ③				3	0	1	0	0	1	1
Rick Dempsey, R (1, 2) OBP: 0.322, SLG: 0.309		B B C S S 2-3 K ②		L B S B B S 3-3 K 1-2 ② ③			B B F S X 2-2 F7 ①			3	0	0	0	0	2	1
Jose Gonzalez, R (1, 9) OBP: 0.331, SLG: 0.368		B X 1-0 G6-3 ③			X 0-0 HR		C B X 1-1 L8 ②			3	1	1	1	0	0	0
Tim Belcher, R (1, 1) OBP: 0.143, SLG: 0.119			B X 1-0 G6-3 ①		C X 0-1 G6-3 ①		S S S 0-3 K ③			3	0	0	0	0	1	0
Inning Stats	R: 0 E: 0 K: 0 S: 6 H: 2 LOB: 2 BB: 1 P: 12	R: 0 E: 0 K: 1 S: 5 H: 0 LOB: 0 BB: 0 P: 9	R: 1 E: 0 K: 0 S: 8 H: 2 LOB: 1 BB: 0 P: 10	R: 0 E: 0 K: 1 S: 8 H: 1 LOB: 0 BB: 0 P: 11	R: 1 E: 0 K: 2 S: 14 H: 1 LOB: 0 BB: 0 P: 17	R: 0 E: 0 K: 1 S: 9 H: 0 LOB: 1 BB: 1 P: 16	R: 0 E: 0 K: 1 S: 8 H: 0 LOB: 0 BB: 0 P: 11	R: 0 E: 0 K: 0 S: 10 H: 1 LOB: 3 BB: 1 P: 21		1B: 5 2B: 1 3B: 0 HR: 1 SF: 0 SAC: 0 DP: 0 HBP: 0						

BOTTOM

San Diego Padres @ Los Angeles Dodgers

Dodger Stadium, Los Angeles, CA

Fri Sep 22 1989, 7:05 PM PDT

Att. 24,887 - Unknown

livebaseballscorecards.com

AB	29
R	2
H	7
RBI	2
BB	3
SO	6
LOB	12

PITCHER		IP	WLS	BF	H	R	ER	SO	BB	IBB	HBP	BLK	WP	HR	S	P	ERA	WHIP	PITCHER	IP	WLS	BF	H	R	ER	SO	BB	IBB	HBP	BLK	WP	HR	S	P	ERA	WHIP
Bruce Hurst, L ERA: 2.76	(1, 1)	7.0	L	27	6	2	2	6	2	0	0	0	0	1	58	86	2.57	1.143																	
Greg Harris, R ERA: 2.83	(8, 1)	1.0		5	1	0	0	0	1	0	0	0	0	0	10	21	0.00	2.000																	

Batter	1	2	3	4	5	6	7	8	9	AB	R	H	RBI	BB	SO	LOB
Bip Roberts, S (1, 5) OBP: 0.396, SLG: 0.430	B C B X 2-1 G2-3 ①		C C F B S 1-3 K ①	X 0-0 G1-3 ③	X 0-0 F8 ③			S X 0-1 G3-1 ②		5	0	0	0	0	1	2
Roberto Alomar, S (1, 4) OBP: 0.347, SLG: 0.377	B B C B L B 4-2 E BB FC6-2 BB		B C C F F F B B X 3-2 F9 ②		B C X 1-1 P2 S 1B 1B	B C B X 2-1 2B		B X 1-0 F7 ③		4	1	2	0	1	0	0
Jack Clark, R (1, 3) OBP: 0.409, SLG: 0.456 Greg Harris, R (6, 1) OBP: 0.158, SLG: 0.059	B B B B 4-0 FC6-2 1-2 BB		B B C B B B 4-1 FC5-4 BB		B 1 SAFE 1 SAFE C X 1-1 E5 P2 1B 1-2	B C S S 1-3 K ①			F C S 0-3 K ①	2 1	1 0	0 0	0 0	2 0	1 1	2 0
Chris James, R (1, 9) OBP: 0.285, SLG: 0.374	1 SAFE 2 SAFE 2 SAFE C 2 SAFE X 0-1 FC6-2 1-2 2-H ②		X 0-0 FC5-4 1-2f ③		C F B X 1-2 P2 1-2 2-3 ①	C B B C F B F S 3-3 K ②			F S B X 1-2 P5 ②	5	0	0	0	0	1	6
Benito Santiago, R (1, 2) OBP: 0.279, SLG: 0.387 Mark Parent, R (8, 2) OBP: 0.233, SLG: 0.377	C F S 0-3 K ③			X 0-0 S HR 1B	B B B C S F B 4-2 1B 1B BB	B X 1-0 G6-3 ③			B X 1-0 P4 ③	3 1	2 0	1 0	0 0	1 0	1 0	3 0
Garry Templeton, S (1, 6) OBP: 0.284, SLG: 0.356		X 0-0 P6 ①		B C F F F B F 1 SAFE F B 3-3 S K 1-2 ①	C X 0-1 1B SF8 1-3 2-H 3-H 1B		S F B F X 1-2 G3 ①			4	1	1	2	0	1	1
Carmelo Martinez, R (1, 7) OBP: 0.305, SLG: 0.355		S B B C X 2-2 FC4-6 1B		C B B B C B 4-2 HR BB	B X 1-0 BB 1-3 3-H 1B		F B S X 1-2 F8 ②			3	1	2	1	1	0	0
Darrin Jackson, R (1, 8) OBP: 0.279, SLG: 0.351		X 0-0 FC4-6 FC6-4 1-2f ②		B S F S 1-3 K ②	B F S X 1-2 SF8 3-H ②		S B X 1-1 P3 ③			3	0	0	1	0	1	3
Calvin Schiraldi, R (1, 1) OBP: 0.111, SLG: 0.250 Phil Stephenson, L (6, 3) OBP: 0.233, SLG: 0.148		S B X 1-1 FC6-4 1-2f ③		B B C X 2-1 1-H 2-H HR	B S F B F B B 4-2 1-2 BB			C S B C 1-3 K ①		2 1	1 0	1 0	3 0	1 0	0 1	1 0
Inning Stats	R: 0 E: 1 K: 1 S: 9 H: 0 LOB: 2 BB: 2 P: 19	R: 0 E: 0 K: 0 S: 7 H: 1 LOB: 1 BB: 0 P: 10	R: 0 E: 0 K: 1 S: 12 H: 0 LOB: 1 BB: 1 P: 20	R: 3 E: 0 K: 2 S: 15 H: 2 LOB: 0 BB: 1 P: 25	R: 4 E: 1 K: 0 S: 20 H: 3 LOB: 2 BB: 2 P: 33	R: 0 E: 0 K: 2 S: 11 H: 1 LOB: 1 BB: 0 P: 18	R: 0 E: 0 K: 0 S: 9 H: 0 LOB: 0 BB: 0 P: 12	R: 0 E: 0 K: 1 S: 6 H: 0 LOB: 0 BB: 0 P: 8	R: 0 E: 0 K: 1 S: 7 H: 0 LOB: 0 BB: 0 P: 9	1B: 5 2B: 1 3B: 0 HR: 1	SF: 1 SAC: 0 DP: 0 HBP: 0					

PITCHER		IP	WLS	BF	H	R	ER	SO	BB	IBB	HBP	BLK	WP	HR	S	P	ERA	WHIP
Fernando Valenzuela, L ERA: 3.43	(1, 1)	4.2	L	27	6	7	5	4	6	0	0	0	0	1	62	106	9.64	2.571
Tim Crews, R ERA: 3.21	(5, 1)	0.1		1	0	0	0	0	0	0	0	0	0	0	1	1	0.00	0.000
Jeff Fischer, R ERA: 13.5	(6, 1)	2.0		7	1	0	0	2	0	0	0	0	0	0	20	30	0.00	0.500
Mike Hartley, R ERA: 1.5	(8, 1)	2.0		6	0	0	0	2	0	0	0	0	0	0	13	17	0.00	0.000

PITCHER	IP	WLS	BF	H	R	ER	SO	BB	IBB	HBP	BLK	WP	HR	S	P	ERA	WHIP

TOP

San Diego Padres @ Los Angeles Dodgers

Dodger Stadium, Los Angeles, CA

Sat Sep 23 1989, 3:33 AM PDT

Att. 24,348 - Unknown

livebaseballscorecards.com

AB	34
R	7
H	7
RBI	7
BB	6
SO	8
LOB	18

WP: 0 PA: 41
PB: 0
SB: 2
CS: 0

BOTTOM

San Diego Padres @ Los Angeles Dodgers

Dodger Stadium, Los Angeles, CA

Sat Sep 23 1989, 3:33 AM PDT

Att. 24,348 - Unknown

livebaseballscorecards.com

Batter	1	2	3	4	5	6	7	8	9	AB	R	H	RBI	BB	SO	LOB
Alfredo Griffin, S (1, 6) OBP: 0.293, SLG: 0.312	C B F F B F F S 2-3 K ①		B B S X 2-1 F7 ①		X 0-0 G4-3 ②		X 0-0 G6-3 ③			3	0	0	0	0	1	0
Jeff Fischer, R (6, 1)										0	0	0	0	0	0	0
Mickey Hatcher, R (7, PH) OBP: 0.326, SLG: 0.378										1	0	0	0	0	0	0
Mike Hartley, R (8, 1)										0	0	0	0	0	0	0
Lenny Harris, L (1, 4) OBP: 0.283, SLG: 0.293	B F B F C 2-3 K ②		C B B B B 4-1 CS BB		X 0-0 G4-3 ③			S C F B S 1-3 K ①		3	0	0	0	1	2	0
Mike Davis, L (1, 9) OBP: 0.302, SLG: 0.388	B F B F B B 4-2 BB BB BB		1 SAFE B B F B X 2-1 G3 ② ③ 1-2			B F B X 2-1 E3 1B		S B B F F S 2-3 K ②		2	0	0	0	1	0	1
Jose Gonzalez, R (7, 9) OBP: 0.330, SLG: 0.367										1	0	0	0	0	1	0
Eddie Murray, S (1, 3) OBP: 0.350, SLG: 0.411	B B 1 SAFE B B 4-0 BB 1-2 BB			F F B F X 1-2 F7 ①		X 0-0 F7 ①		F S X 0-2 G4-3 ③		2	0	0	0	1	0	1
Mike Sharperson, R (7, 3) OBP: 0.321, SLG: 0.261										1	0	0	0	0	0	0
Jeff Hamilton, R (1, 5) OBP: 0.276, SLG: 0.382	B F C B B B 4-2 1-2 2-3 BB			F S F B S 1-3 K ②		X 0-0 1-2 1B			X 0-0 G5-3 ①	1	0	0	0	1	1	0
Dave Anderson, R (6, PH) OBP: 0.314, SLG: 0.268										2	0	1	0	0	0	0
(7, 5)																
Mike Scioscia, L (1, 2) OBP: 0.334, SLG: 0.356	X 0-0 F8 ③			X 0-0 1B		X 0-0 P6 ②			C X 0-1 G6-3 ②	2	0	1	0	0	0	3
Jose Vizcaino, S (6, 6) OBP: 0.200, SLG: 0.200										2	0	0	0	0	0	2
John Shelby, S (1, 8) OBP: 0.242, SLG: 0.233		C S B X 1-2 F9 ①		F B 1 SAFE S S 1-3 K ③		X 0-0 G4-3 ③			X 0-0 F9 ③	4	0	0	0	0	1	3
Bill Bean, L (1, 7) OBP: 0.224, SLG: 0.182		C B B C S 2-3 K ②			S F X 0-2 G5-3 ①		F B F X 1-2 P4 ①			3	0	0	0	0	1	0
Fernando Valenzuela, L (1, 1) OBP: 0.182, SLG: 0.212		B B F S B S 3-3 K ③			F F B F X 1-2 HR		F F B X 1-2 F9 ②			1	0	0	0	0	1	0
Tim Crews, R (5, 1)										0	0	0	0	0	0	0
Darrin Fletcher, L (5, PH) OBP: 0.600, SLG: 1.200										2	1	1	1	0	0	0
(6, 2)																
Inning Stats	R: 0 H: 0 E: 0 LOB: 3 K: 2 BB: 3 S: 14 P: 30	R: 0 H: 0 E: 0 LOB: 0 K: 2 BB: 0 S: 9 P: 15	R: 0 H: 0 E: 0 LOB: 0 K: 0 BB: 1 S: 5 P: 13	R: 0 H: 1 E: 0 LOB: 1 K: 2 BB: 0 S: 12 P: 15	R: 1 H: 1 E: 0 LOB: 0 K: 0 BB: 0 S: 10 P: 11	R: 0 H: 1 E: 1 LOB: 2 K: 0 BB: 0 S: 6 P: 8	R: 0 H: 0 E: 0 LOB: 0 K: 0 BB: 0 S: 7 P: 9	R: 0 H: 0 E: 0 LOB: 0 K: 2 BB: 0 S: 11 P: 14	R: 0 H: 0 E: 0 LOB: 0 K: 0 BB: 0 S: 4 P: 4	1B: 2 SF: 0 2B: 0 SAC: 0 3B: 0 DP: 0 HR: 1 HBP: 0						

	AB	30
	R	1
	H	3
	RBI	1
	BB	4
	SO	8
	LOB	10

WP: 0 PA: 34
PB: 0
SB: 0
CS: 1

PITCHER		IP	WLS	BF	H	R	ER	SO	BB	IBB	HBP	BLK	WP	HR	S	P	ERA	WHIP
Calvin Schiraldi, R ERA: 3.49	(1, 1)	5.0	W	20	2	1	1	6	4	0	0	0	0	1	50	84	1.80	1.200
Greg Harris, R ERA: 2.74	(6, 1)	4.0	S	14	1	0	0	2	0	0	0	0	0	0	28	35	0.00	0.250

PITCHER		IP	WLS	BF	H	R	ER	SO	BB	IBB	HBP	BLK	WP	HR	S	P	ERA	WHIP

San Diego Padres @ Los Angeles Dodgers

Dodger Stadium, Los Angeles, CA

Sun Sep 24 1989, 3:33 AM PDT

Att. 37,969 - Unknown

livebaseballscorecards.com

TOP

Batter	1	2	3	4	5	6	7	8	9	AB	R	H	RBI	BB	SO	LOB
Bip Roberts, S (1, 7) (8, 5) OBP: 0.396, SLG: 0.433	G5-3		K		FC1-5 2B		1B SF8 1B		E5	5	1	2	0	0	1	0
Roberto Alomar, S (1, 4) OBP: 0.346, SLG: 0.375	G4-3		K SH1-3		FC1-5 S 2-3		1-3 1B		1 SAFE 1 SAFE B 1 SAFE F7	5	0	1	0	0	1	2
Tony Gwynn, L (1, 9) OBP: 0.389, SLG: 0.422	1B BB		SH1-3 1-2		IBB 1-2		SF8 3-H			0	0	0	1	2	0	0
Carmelo Martinez, R (1, 3) OBP: 0.304, SLG: 0.354	FC6-4 1-2 1B		G6-3		P4		P 1 SAFE P F 1 SAFE 1 SAFE F9			4	0	1	0	0	0	4
Benito Santiago, R (1, 2) OBP: 0.277, SLG: 0.384	FC6-4 1-2f			F8	P3			K		4	0	0	0	0	1	4
Garry Templeton, S (1, 6) OBP: 0.286, SLG: 0.357		CS 1B		1B 1B		G3		K		4	0	2	0	0	1	0
Mike Pagliarulo, L (1, 5) OBP: 0.274, SLG: 0.291		1-2 2B		K		G4-3		L4		4	0	1	0	0	1	1
Mark Davis, L (8, 1)										0	0	0	0	0	0	0
Darrin Jackson, R (1, 8) OBP: 0.284, SLG: 0.355		G5-3		P 1 SAFE 1-2 1B		G2-3			CS 1B	4	0	2	0	0	0	1
Andy Benes, R (1, 1) OBP: 0.273, SLG: 0.409		K		K			G1-3		P4 1-2	3	0	0	0	0	2	3
Chris James, R (8, 7) OBP: 0.284, SLG: 0.373										1	0	0	0	0	0	1

Inning Stats	R: 0 E: 0 K: 0 S: 8	H: 1 LOB: 2 BB: 1 P: 15	R: 0 E: 0 K: 1 S: 9	H: 2 LOB: 1 BB: 0 P: 13	R: 0 E: 0 K: 2 S: 9	H: 0 LOB: 1 BB: 0 P: 13	R: 0 E: 0 K: 2 S: 14	H: 2 LOB: 2 BB: 0 P: 20	R: 0 E: 0 K: 0 S: 7	H: 1 LOB: 2 BB: 1 P: 11
	R: 0 E: 0 K: 0 S: 4	H: 0 LOB: 0 BB: 0 P: 6	R: 1 E: 0 K: 0 S: 10	H: 2 LOB: 1 BB: 0 P: 12	R: 0 E: 0 K: 2 S: 15	H: 0 LOB: 0 BB: 0 P: 23	R: 0 E: 1 K: 0 S: 7	H: 1 LOB: 1 BB: 0 P: 9	1B: 7 2B: 2 3B: 0 HR: 0	SF: 1 SAC: 1 DP: 0 HBP: 0	WP: 0 PB: 1 SB: 1 CS: 2	PA: 38

PITCHER	IP	WLS	BF	H	R	ER	SO	BB	IBB	HBP	BLK	WP	HR	S	P	ERA	WHIP
Orel Hershiser, R (1, 1) ERA: 2.38	7.0	L	31	8	1	1	5	1	1	0	0	0	0	61	90	1.29	1.286
Alejandro Pena, R (8, 1) ERA: 2.19	1.0		3	0	0	0	2	0	0	0	0	0	0	15	23	0.00	0.000
Jay Howell, R (9, 1) ERA: 1.61	1.0		4	1	0	0	0	0	0	0	0	0	0	7	9	0.00	1.000

PITCHER	IP	WLS	BF	H	R	ER	SO	BB	IBB	HBP	BLK	WP	HR	S	P	ERA	WHIP

AB	34
R	1
H	9
RBI	1
BB	2
SO	7
LOB	16

BOTTOM

San Diego Padres @ Los Angeles Dodgers

Dodger Stadium, Los Angeles, CA

Sun Sep 24 1989, 3:33 AM PDT

Att. 37,969 - Unknown

livebaseballscorecards.com

Batter	1	2	3	4	5	6	7	8	9	AB	R	H	RBI	BB	SO	LOB
Jose Gonzalez, R (1, 9) OBP: 0.329, SLG: 0.362	BBSTFFBFF 4-2 FB FC1-6 BB		SCBBBS 3-3 ③ K			CX 0-1 E4 1B 1-2		SBSFC 1-3 ② K		3	0	0	0	1	2	2
Willie Randolph, R (1, 4) OBP: 0.371, SLG: 0.331	FCFX 0-2 ① FC1-6 G4-6-3 1-2f			BBBB 4-0 G3-6-3 BB		CX 0-1 1-2 2-3 1B		B 1 SAFE CBFX 2-2 1-2 1B		3	0	2	0	1	0	1
Lenny Harris, L (1, 7) OBP: 0.281, SLG: 0.291 Alfredo Griffin, S (8, PH) OBP: 0.292, SLG: 0.312 Jay Howell, R (9, 1)	CBX 1-1 ②③ G4-6-3 1-2f			BCFF 1 SAFE BX 2-2 ① F6		CFFBC 1-3 ② K		X 0-0 ③ G3		3 1 0	0 0 0	0 0 0	0 0 0	0 0 0	1 0 0	5 2 0
Eddie Murray, S (1, 3) OBP: 0.349, SLG: 0.410 Mickey Hatcher, R (6, 3) OBP: 0.328, SLG: 0.379		FFFFFFX 0-2 ① G6-3		B 1 SAFE CX 1-1 ②③ G3-6-3 1-2f		BCCBFFFX 2-2 ③ P6			BCFX 1-2 1B 1B	2 2	0 0	0 1	0 0	0 0	0 0	1 3
Jeff Hamilton, R (1, 5) OBP: 0.274, SLG: 0.379		BX 1-0 ② P6			X 0-0 ① F8		BX 1-0 ① F7		MFS 0-3 ① K	4	0	0	0	0	1	1
Mike Scioscia, L (1, 2) OBP: 0.334, SLG: 0.354 Rick Dempsey, R (9, PH) OBP: 0.320, SLG: 0.307		BSBBBB 4-1 BB			BFFBX 2-2 ② F7		BCSX 1-2 ② G6-3		CCS 0-3 ② K	2 1	0 0	0 0	0 0	1 0	0 1	0 1
John Shelby, S (1, 8) OBP: 0.242, SLG: 0.234		BS 1 SAFE SSC 1-3 ③ K			CBFFBBFFS 3-3 ③ K		BFFC 1-3 ③ K		X 0-0 1-2 1B	4	0	1	0	0	3	1
Dave Anderson, R (1, 6) OBP: 0.310, SLG: 0.264 Bill Bean, L (8, PH) OBP: 0.221, SLG: 0.179 (9, 7) Mike Sharperson, R (9, PH) OBP: 0.310, SLG: 0.250			BSFBS 2-3 ① K			X 0-0 ① F8		CBX 1-1 ① P4	BCFX 1-2 ③ G1-3	2 1 1	0 0 0	0 0 0	0 0 0	0 0 0	1 0 2	0 0 2
Orel Hershiser, R (1, 1) OBP: 0.218, SLG: 0.260 Alejandro Pena, R (8, 1) OBP: 1.000, SLG: 1.000 Mike Davis, L (8, PH) OBP: 0.306, SLG: 0.392 Jose Vizcaino, S (8, PR) OBP: 0.200, SLG: 0.200 (9, 6)			BSSSBX 2-2 ② G6-3			FX 0-1 1B E 1B		BX 1-0 1B 1B		2 0 1 0	0 0 0 0	1 0 1 0	0 0 0 0	0 0 0 0	0 0 0 0	0 0 0 0

Inning Stats	1	2	3	4	5	6	7	8	9
	R: 0 H: 0 E: 0 LOB: 0 K: 0 BB: 1 S: 13 P: 18	R: 0 H: 0 E: 0 LOB: 1 K: 1 BB: 1 S: 12 P: 18	R: 0 H: 0 E: 0 LOB: 0 K: 2 BB: 0 S: 9 P: 16	R: 0 H: 0 E: 0 LOB: 0 K: 0 BB: 1 S: 6 P: 13	R: 0 H: 0 E: 0 LOB: 0 K: 1 BB: 0 S: 10 P: 15	R: 0 H: 2 E: 1 LOB: 3 K: 1 BB: 0 S: 17 P: 20	R: 0 H: 0 E: 0 LOB: 0 K: 1 BB: 0 S: 7 P: 10	R: 0 H: 2 E: 0 LOB: 2 K: 1 BB: 0 S: 11 P: 16	R: 0 H: 2 E: 0 LOB: 2 K: 2 BB: 0 S: 13 P: 15

1B: 6	SF: 0	WP: 0 PA: 35
2B: 0	SAC: 0	PB: 0
3B: 0	DP: 2	SB: 0
HR: 0	HBP: 0	CS: 0

AB	32
R	0
H	6
RBI	0
BB	3
SO	9
LOB	19

PITCHER		IP	WLS	BF	H	R	ER	SO	BB	IBB	HBP	BLK	WP	HR	S	P	ERA	WHIP
Andy Benes, R ERA: 3.25	(1, 1)	7.2	W	29	4	0	0	7	3	0	0	0	0	0	84	125	0.00	0.913
Mark Davis, L ERA: 1.97	(8, 1)	1.1	S	6	2	0	0	2	0	0	0	0	0	0	14	16	0.00	1.500

PITCHER	IP	WLS	BF	H	R	ER	SO	BB	IBB	HBP	BLK	WP	HR	S	P	ERA	WHIP

Batter	1	2	3	4	5	6	7	8	9	AB	R	H	RBI	BB	SO	LOB
Brett Butler, L (1, 8) OBP: 0.350, SLG: 0.356	C F F B X 1-2 G4-3 ①	F F F B B F F X 2-2 1-3 1B ③			X 0-0 F8 ①		B X 1-0 P5 ①		4	0	1	0	0	0	1
Robby Thompson, R (1, 4) OBP: 0.322, SLG: 0.404 Mike Laga, L (8, PH) OBP: 0.235, SLG: 0.471 Bob Knepper, L (8, 1) OBP: 0.327, SLG: 0.372	B F B F S 2-3 K2-3 ②		X 0-0 1B 1B			C B F S 1-3 K ②		F S S 0-3 K ②		3 1 0	0 0 0	1 0 0	0 0 0	0 0 0	2 1 0	0 1 0
Will Clark, L (1, 3) OBP: 0.409, SLG: 0.548	X 0-0 G3 ③			B S B S S 2-3 K ①		F S S 0-3 K ③		S B B F S 2-3 K ③		4	0	0	0	0	3	2
Kevin Mitchell, R (1, 7) OBP: 0.391, SLG: 0.647		X 0-0 G3-6-3 1B		C B S B 1 SAFE X 2-2 1-2 G4-6-3 1B			S B F B B X 3-2 G5-3 ①		B C B X 2-1 F9 ①	4	0	2	0	0	0	0
Ernest Riles, L (1, 5) OBP: 0.335, SLG: 0.410 (8, 4)		C X 0-1 G3-6-3 1-2f ① ②		F X 0-1 G4-6-3 1-2f ② ③			C B C B B F F X 3-2 F9 ②		C B C F F B X 2-2 WP 1B	4	0	1	0	0	0	3
Matt Williams, R (1, 6) OBP: 0.249, SLG: 0.470		S X 0-1 F9 ③			B B S X 2-1 HR		B B B C B 4-1 BB		C B X 1-1 F9 ②	3	1	1	1	1	0	1
Terry Kennedy, L (1, 2) OBP: 0.312, SLG: 0.331			C S S 0-3 K ①		F X 0-1 F8 ①		F B B X 2-1 F9 ③		C S F F B B F S 2-3 1-2 K ③	4	0	0	0	0	2	2
Pat Sheridan, L (1, 9) OBP: 0.299, SLG: 0.341			B B F X 2-1 1B S 1B		B B F F S 1-3 K ②			X 0-0 HR		3	1	2	1	0	1	0
Don Robinson, R (1, 1) OBP: 0.195, SLG: 0.309 Ernie Camacho, R (6, 1) Ken Oberkfell, L (8, PH) OBP: 0.315, SLG: 0.361 (8, 5)			F X 0-1 P3 ②		B B F X 2-1 P4 ③			C B F X 1-2 1B		2 0 1	0 0 0	0 0 1	0 0 0	0 0 0	0 0 0	1 0 0
Inning Stats	R: 0 E: 0 K: 1 S: 8 H: 0 LOB: 0 BB: 0 P: 11	R: 0 E: 0 K: 0 S: 5 H: 1 LOB: 0 BB: 0 P: 5	R: 0 E: 0 K: 1 S: 13 H: 2 LOB: 2 BB: 0 P: 17	R: 0 E: 0 K: 1 S: 9 H: 2 LOB: 1 BB: 0 P: 13	R: 1 E: 0 K: 1 S: 9 H: 1 LOB: 0 BB: 0 P: 14	R: 0 E: 0 K: 2 S: 7 H: 0 LOB: 0 BB: 0 P: 8	R: 0 E: 0 K: 0 S: 11 H: 0 LOB: 1 BB: 1 P: 23	R: 1 E: 0 K: 2 S: 11 H: 2 LOB: 1 BB: 0 P: 15	R: 0 E: 0 K: 1 S: 15 H: 1 LOB: 1 BB: 0 P: 22	1B: 7 2B: 0 3B: 0 HR: 2 SF: 0 SAC: 0 DP: 2 HBP: 0						

PITCHER		IP	WLS	BF	H	R	ER	SO	BB	IBB	HBP	BLK	WP	HR	S	P	ERA	WHIP
John Wetteland, R ERA: 3.77	(1, 1)	7.0	W	26	7	2	2	6	1	0	0	0	0	2	63	92	2.57	1.143
Alejandro Pena, R ERA: 2.13	(8, 1)	2.0	S	8	2	0	0	3	0	0	0	0	1	0	25	36	0.00	1.000

PITCHER	IP	WLS	BF	H	R	ER	SO	BB	IBB	HBP	BLK	WP	HR	S	P	ERA	WHIP

TOP

San Francisco Giants @ Los Angeles Dodgers

Dodger Stadium, Los Angeles, CA

Mon Sep 25 1989, 7:05 PM PDT

Att. 23,007 - Unknown

livebaseballscorecards.com

AB	33
R	2
H	9
RBI	2
BB	1
SO	9
LOB	11

1B: 7	SF: 0	WP: 1	PA: 34
2B: 0	SAC: 0	PB: 0	
3B: 0	DP: 2	SB: 1	
HR: 2	HBP: 0	CS: 0	

Batter	1	2	3	4	5	6	7	8	9	AB	R	H	RBI	BB	SO	LOB
Alfredo Griffin, S (1, 6) OBP: 0.290, SLG: 0.309	L F X 0-2 ① G1-3		S L X 0-2 ② F7		L X 0-1 ① FC6-4 G4-3 1-2f		X 0-0 ① G4-3			4	0	0	0	0	0	1
Willie Randolph, R (1, 4) OBP: 0.368, SLG: 0.328	C B C S 1-3 ② K		B B X 2-0 ③ F9		1 SAFE X 0-0 ② G4-3 1-2		B C S X 1-2 ② L4			4	0	0	0	0	1	1
Mike Davis, L (1, 9) OBP: 0.305, SLG: 0.388 Jose Gonzalez, R (8, 9) OBP: 0.329, SLG: 0.362	X 0-0 1B			X 0-0 ① P5	B X 1-0 ③ F9		S B C B X 2-2 ③ F9			4 0	0 0	1 0	0 0	0 0	0 0	1 0
Eddie Murray, S (1, 3) OBP: 0.348, SLG: 0.409	F 1 SAFE B X 1-1 ③ F7			F X 0-1 WP 1B 1B 1B		X 0-0 ① F8		B C S X 1-2 ① G5-3		4	1	1	0	0	0	1
Jeff Hamilton, R (1, 5) OBP: 0.277, SLG: 0.385		F X 0-1 ① F8		X 0-0 WP 1-2 1B 1B		X 0-0 F9 1B 2B		B B B X 3-0 WP SH3 2B		4	3	3	0	0	0	0
Mike Scioscia, L (1, 2) OBP: 0.338, SLG: 0.365		B C B B X 3-1 HR		C F B X 1-2 1-H 2-H 1B		B B I I 4-0 1B IBB		B B X 2-0 ② SH3 2-H		2	1	2	4	1	0	0
John Shelby, S (1, 8) OBP: 0.240, SLG: 0.231	S X 0-1 ② F7		S 1 SAFE B F F B B S 3-3 ② K			S X 0-1 ② F9 2-3		S B X 1-1 ③ G4-3		4	0	0	0	0	1	3
Lenny Harris, L (1, 7) OBP: 0.281, SLG: 0.291 Bill Bean, L (9, 7) OBP: 0.221, SLG: 0.179	C B X 1-1 ③ F9			F B X 1-1 ③ G4-3		B F F F X 1-2 1-2 3-H 1B				3 0	0 0	1 0	1 0	0 0	0 0	1 0
John Wetteland, R (1, 1) OBP: 0.143, SLG: 0.190 Alejandro Pena, R (8, 1) OBP: 1.000, SLG: 1.000			B S X 1-1 ① B5-3		F X 0-1 FC6-4 1B		S F F F B C 1-3 ③ K			3 0	0 0	1 0	0 0	0 0	1 0	2 0
Inning Stats	R: 0 H: 1 E: 0 LOB: 1 K: 1 BB: 0 S: 9 P: 11	R: 1 H: 1 E: 0 LOB: 0 K: 0 BB: 0 S: 8 P: 12	R: 0 H: 0 E: 0 LOB: 0 K: 0 BB: 0 S: 6 P: 9	R: 2 H: 3 E: 0 LOB: 1 K: 1 BB: 0 S: 13 P: 18	R: 0 H: 1 E: 0 LOB: 1 K: 0 BB: 0 S: 6 P: 7	R: 1 H: 2 E: 0 LOB: 2 K: 1 BB: 1 S: 13 P: 19	R: 0 H: 0 E: 0 LOB: 0 K: 0 BB: 0 S: 7 P: 10	R: 1 H: 1 E: 0 LOB: 0 K: 0 BB: 0 S: 7 P: 14		1B: 6 SF: 0 2B: 2 SAC: 1 3B: 0 DP: 0 HR: 1 HBP: 0					WP: 2 PA: 34 PB: 0 SB: 0 CS: 0	

PITCHER		IP	WLS	BF	H	R	ER	SO	BB	IBB	HBP	BLK	WP	HR	S	P	ERA	WHIP
Don Robinson, R ERA: 3.43	(1, 1)	5.2	L	26	8	4	4	2	0	1	0	0	1	1	50	70	6.35	1.412
Ernie Camacho, R ERA: 2.35	(6, 1)	1.1		4	0	0	0	1	0	0	0	0	0	0	12	16	0.00	0.000
Bob Knepper, L ERA: 5.19	(8, 1)	1.0		4	1	1	1	0	0	0	0	0	1	0	7	14	9.00	1.000

PITCHER	IP	WLS	BF	H	R	ER	SO	BB	IBB	HBP	BLK	WP	HR	S	P	ERA	WHIP

BOTTOM

San Francisco Giants @ Los Angeles Dodgers

Dodger Stadium, Los Angeles, CA

Mon Sep 25 1989, 7:05 PM PDT

Att. 23,007 - Unknown

livebaseballscorecards.com

AB	32
R	5
H	9
RBI	5
BB	1
SO	3
LOB	10

Batter	1	2	3	4	5	6	7	8	9	AB	R	H	RBI	BB	SO	LOB
Brett Butler, L (1, 8) OBP: 0.348, SLG: 0.353	C L F S 0-3 ① K		C B B X 2-1 ③ P5			F B B B F X 3-2 ③ F9		X 0-0 ③ F9		4	0	0	0	0	1	2
Robby Thompson, R (1, 4) OBP: 0.321, SLG: 0.402 Mike Laga, L (9, PH) OBP: 0.222, SLG: 0.444	C B B F F B X 3-2 ② P2			B B F B X 3-1 ① P4			B S S B S 2-3 ① K		S B F B S 2-3 ① K	3 1	0 0	0 0	0 0	0 0	1 1	0 0
Will Clark, L (1, 3) OBP: 0.409, SLG: 0.552	C S B F X 1-2 HR			B F B X 2-1 ② P5			F X 0-1 1B		F F C 0-3 ② K	4	1	2	1	0	1	0
Kevin Mitchell, R (1, 7) OBP: 0.390, SLG: 0.643	F B S B S 2-3 ③ K2-3			X 0-0 ③ P3			X 0-0 ② P5		B B B B 4-0 BB BB	3	0	0	0	1	1	1
Ernest Riles, L (1, 5) OBP: 0.334, SLG: 0.405 Jose Uribe, S (9, PR) OBP: 0.272, SLG: 0.277		C S B S 1-3 ① K			C X 0-1 ① G3-1		S B S S 1-3 ③ K		B B F B S F F F B 4-2 FC6-4 1-2 BB	3 0	0 0	0 0	0 0	1 0	2 0	1 0
Matt Williams, R (1, 6) OBP: 0.246, SLG: 0.463		C S B S 1-3 ② K			C B X 1-1 ② G6-3			B X 1-0 ① G4-3	X 0-0 ③ FC6-4 1-2f	4	0	0	0	0	1	2
Terry Kennedy, L (1, 2) OBP: 0.310, SLG: 0.329		C B B B X 3-1 ③ G4-3			X 0-0 ③ G4-3			F X 0-1 ② P4		3	0	0	0	0	0	0
Pat Sheridan, L (1, 9) OBP: 0.299, SLG: 0.341			C B C B F F S 2-3 ① K			C B B F B F S 3-3 ① K		B B B F F F X 3-2 1B 1B		3	0	1	0	0	2	0
Kelly Downs, R (1, 1) OBP: 0.095, SLG: 0.095 Ken Oberkfell, L (8, PH) OBP: 0.319, SLG: 0.365 Mike Benjamin, R (8, PR) OBP: 0.200, SLG: 0.200 Jeff Brantley, R (8, 1) OBP: 0.083, SLG: 0.083			C B S B B X 3-2 ② L9			B C F B S 2-3 ② K		C X 0-1 1-2 1B		2 1 0 0	0 0 0 0	0 1 0 0	0 0 0 0	0 0 0 0	1 0 0 0	0 0 0 0
Inning Stats	R: 1 H: 1 E: 0 LOB: 0 K: 2 BB: 0 S: 15 P: 21	R: 0 H: 0 E: 0 LOB: 0 K: 2 BB: 0 S: 8 P: 13	R: 0 H: 0 E: 0 LOB: 0 K: 1 BB: 0 S: 10 P: 17	R: 0 H: 0 E: 0 LOB: 0 K: 0 BB: 0 S: 5 P: 10	R: 0 H: 0 E: 0 LOB: 0 K: 0 BB: 0 S: 5 P: 6	R: 0 H: 0 E: 0 LOB: 0 K: 2 BB: 0 S: 10 P: 18	R: 0 H: 1 E: 0 LOB: 1 K: 2 BB: 0 S: 9 P: 12	R: 0 H: 2 E: 0 LOB: 2 K: 0 BB: 0 S: 10 P: 14	R: 0 H: 0 E: 0 LOB: 2 K: 2 BB: 2 S: 12 P: 22	1B: 3 SF: 0 2B: 0 SAC: 0 3B: 0 DP: 0 HR: 1 HBP: 0						WP: 0 PA: 33 PB: 0 SB: 0 CS: 0

PITCHER		IP	WLS	BF	H	R	ER	SO	BB	IBB	HBP	BLK	WP	HR	S	P	ERA	WHIP
Ramon Martinez, R ERA: 3.19	(1, 1)	8.2	W	32	4	1	1	11	2	0	0	0	0	1	83	132	1.04	0.692
Jay Howell, R ERA: 1.6	(9, 1)	0.1	S	1	0	0	0	0	0	0	0	0	0	0	1	1	0.00	0.000

PITCHER		IP	WLS	BF	H	R	ER	SO	BB	IBB	HBP	BLK	WP	HR	S	P	ERA	WHIP

TOP

San Francisco Giants @ Los Angeles Dodgers

Dodger Stadium, Los Angeles, CA

Tue Sep 26 1989, 7:05 PM PDT

Att. 27,622 - Unknown

livebaseballscorecards.com

AB	31
R	1
H	4
RBI	1
BB	2
SO	11
LOB	6

Batter	1	2	3	4	5	6	7	8	9	AB	R	H	RBI	BB	SO	LOB
Alfredo Griffin, S (1, 6) OBP: 0.288, SLG: 0.307	C B B X 2-1 ① F7		B X 1-0 ③ P4		X 0-0 ③ P2			C B S F X 1-2 ② G1-3		4	0	0	0	0	0	1
Willie Randolph, R (1, 4) OBP: 0.367, SLG: 0.328	F L B F C 1-3 ② K			X 0-0 ① F9		C B X 1-1 1B G4-6-3 1B		B B C C F B F X 3-2 ③ L7		4	1	1	0	0	1	0
Lenny Harris, L (1, 7) OBP: 0.284, SLG: 0.301 Bill Bean, L (9, 7) OBP: 0.221, SLG: 0.179	C X 0-1 ③ G4-3			C B X 1-1 3B		1 SAFE L B 1 SAFE 1 SAFE X 1-1 G4-6-3 1-3 1B				3 0	0 0	2 0	0 0	0 0	0 0	0 0
Eddie Murray, S (1, 3) OBP: 0.347, SLG: 0.407		S F B B X 2-2 ① G4-3		F X 0-1 ② P6		F B 1 SAFE B 1 SAFE X 2-1 ①② G4-6-3 1-2f 3-H				3	0	0	0	0	0	2
Jeff Hamilton, R (1, 5) OBP: 0.276, SLG: 0.383		B S S X 1-1 ② G6-3		S B B B S X 2-2 ③ G4-3		F F F B S C 1-3 ③ K				3	0	0	0	0	1	1
Mike Scioscia, L (1, 2) OBP: 0.341, SLG: 0.365		B B B B 4-0 BB			B F C F B B X 3-2 G5-4-3 1B		B B S B X 3-1 ① F9			2	0	1	0	1	0	0
John Shelby, S (1, 8) OBP: 0.238, SLG: 0.229		B X 1-0 ③ F7			X 0-0 ①② G5-4-3 1-2f		B F X 1-1 ② F9			3	0	0	0	0	0	2
Jose Gonzalez, R (1, 9) OBP: 0.329, SLG: 0.366			F L F X 0-2 ① G4-3		X 0-0 1B 2B		S S S 0-3 ③ K			3	1	1	0	0	1	0
Ramon Martinez, R (1, 1) OBP: 0.184, SLG: 0.189 Jay Howell, R (9, 1)			F F S 0-3 ② K		F S B B X 2-2 2-H 1B			X 0-0 ① G5-3		3 0	0 0	1 0	1 0	0 0	1 0	0 0
Inning Stats	R: 0 H: 0 E: 0 LOB: 0 K: 1 BB: 0 S: 8 P: 11	R: 0 H: 0 E: 0 LOB: 1 K: 0 BB: 1 S: 6 P: 14	R: 0 H: 0 E: 0 LOB: 0 K: 1 BB: 0 S: 8 P: 9	R: 0 H: 1 E: 0 LOB: 1 K: 0 BB: 0 S: 8 P: 11	R: 1 H: 3 E: 0 LOB: 1 K: 0 BB: 0 S: 10 P: 15	R: 1 H: 2 E: 0 LOB: 0 K: 1 BB: 0 S: 10 P: 15	R: 0 H: 0 E: 0 LOB: 0 K: 1 BB: 0 S: 7 P: 11	R: 0 H: 0 E: 0 LOB: 0 K: 0 BB: 0 S: 10 P: 14		1B: 4 SF: 0 2B: 1 SAC: 0 3B: 1 DP: 2 HR: 0 HBP: 0						

PITCHER		IP	WLS	BF	H	R	ER	SO	BB	IBB	HBP	BLK	WP	HR	S	P	ERA	WHIP
Kelly Downs, R ERA: 4.92	(1, 1)	7.0	L	26	6	2	2	4	1	0	0	0	0	0	57	86	2.57	1.000
Jeff Brantley, R ERA: 4.06	(8, 1)	1.0		3	0	0	0	0	0	0	0	0	0	0	10	14	0.00	0.000

PITCHER	IP	WLS	BF	H	R	ER	SO	BB	IBB	HBP	BLK	WP	HR	S	P	ERA	WHIP

BOTTOM

San Francisco Giants @ Los Angeles Dodgers

Dodger Stadium, Los Angeles, CA

Tue Sep 26 1989, 7:05 PM PDT

Att. 27,622 - Unknown

livebaseballscorecards.com

AB	28
R	2
H	6
RBI	1
BB	1
SO	4
LOB	6

WP: 0 PA: 29
PB: 0
SB: 0
CS: 0

Batter	1	2	3	4	5	6	7	8	9	AB	R	H	RBI	BB	SO	LOB
Brett Butler, L (1, 8) OBP: 0.347, SLG: 0.353	C F X 0-2 G4-3 1B		X 0-0 ② P2			C L C 0-3 ② K		B B X 2-0 ③ F8 1-2		4	0	1	0	0	1	1
Robby Thompson, R (1, 4) OBP: 0.319, SLG: 0.400 Mike Laga, L (9, PH) OBP: 0.211, SLG: 0.421	C 1 S B S SAFE 1-3 ① K		X 0-0 ③ F7			B C S B B S 3-3 ③ K			C X 0-1 ① F9	3 1	0 0	0 0	0 0	0 0	2 0	1 0
Will Clark, L (1, 3) OBP: 0.407, SLG: 0.549	S 1 B X SAFE 1-1 ② G4-3 1-2			B F B F X 2-2 ① F8			B B F F X 2-2 ① P5		X 0-0 ② F7	4	0	0	0	0	0	1
Kevin Mitchell, R (1, 7) OBP: 0.390, SLG: 0.642	B B B B 4-0 BB			C S S 0-3 ② K			C S S 0-3 ② K		X 0-0 1B	3	0	1	0	1	2	0
Ernest Riles, L (1, 5) OBP: 0.333, SLG: 0.403	B S C S 1-3 ③ K			B B F B X 3-1 ③ F8			B X 1-0 1B		C B X 1-1 ③ F9	4	0	1	0	0	1	3
Matt Williams, R (1, 6) OBP: 0.243, SLG: 0.458		F B B F B F F S 3-3 ① K			B B C S B F X 3-2 ① G4-3		X 0-0 ③ F8			3	0	0	0	0	1	1
Terry Kennedy, L (1, 2) OBP: 0.307, SLG: 0.326		C B F S 1-3 ② K			C X 0-1 ② G3			B X 1-0 ① P4		3	0	0	0	0	1	0
Pat Sheridan, L (1, 9) OBP: 0.296, SLG: 0.337		F B B F S 2-3 ③ K			B F C B S 2-3 ③ K			B B F X 2-1 ② F5		3	0	0	0	0	2	0
Scott Garrelts, R (1, 1) OBP: 0.174, SLG: 0.197 Ken Oberkfell, L (8, PH) OBP: 0.323, SLG: 0.369 Donell Nixon, R (8, PR) OBP: 0.304, SLG: 0.288 Steve Bedrosian, R (8, 1) OBP: 0.167, SLG: 0.167			B C S F S 1-3 ① K			L B S X 1-2 ① G6-3		C B X 1-1 WP 1B		2 1 0 0	0 0 0 0	0 1 0 0	0 0 0 0	1 0 0 0	0 0 0 0	0 0 0 0
Inning Stats	R: 0 H: 1 E: 0 LOB: 2 K: 2 BB: 1 S: 11 P: 18	R: 0 H: 0 E: 0 LOB: 0 K: 3 BB: 0 S: 12 P: 18	R: 0 H: 0 E: 0 LOB: 0 K: 1 BB: 0 S: 6 P: 7	R: 0 H: 0 E: 0 LOB: 0 K: 1 BB: 0 S: 8 P: 13	R: 0 H: 0 E: 0 LOB: 0 K: 1 BB: 0 S: 9 P: 14	R: 0 H: 0 E: 0 LOB: 0 K: 2 BB: 0 S: 9 P: 13	R: 0 H: 1 E: 0 LOB: 1 K: 1 BB: 0 S: 8 P: 11	R: 0 H: 1 E: 0 LOB: 2 K: 0 BB: 0 S: 6 P: 12	R: 0 H: 1 E: 0 LOB: 1 K: 0 BB: 0 S: 6 P: 7	1B: 4 2B: 0 3B: 0 HR: 0	SF: 0 SAC: 0 DP: 0 HBP: 0					

PITCHER	IP	WLS	BF	H	R	ER	SO	BB	IBB	HBP	BLK	WP	HR	S	P	ERA	WHIP
Tim Belcher, R (1, 1) ERA: 2.82	9.0	W	32	4	0	0	11	1	0	0	0	1	0	75	113	0.00	0.556

PITCHER	IP	WLS	BF	H	R	ER	SO	BB	IBB	HBP	BLK	WP	HR	S	P	ERA	WHIP

TOP

San Francisco Giants @ Los Angeles Dodgers
Dodger Stadium, Los Angeles, CA
Wed Sep 27 1989, 7:05 PM PDT
Att. 34,210 - Unknown

livebaseballscorecards.com

AB	31
R	0
H	4
RBI	0
BB	1
SO	11
LOB	7

1B: 4	SF: 0	WP: 1	PA: 32
2B: 0	SAC: 0	PB: 0	
3B: 0	DP: 0	SB: 0	
HR: 0	HBP: 0	CS: 0	

Batter	1	2	3	4	5	6	7	8	9	AB	R	H	RBI	BB	SO	LOB
Alfredo Griffin, S (1, 6) OBP: 0.287, SLG: 0.308	C X 0-1 G4-3 1B 2B		F F X 0-2 P5 ②			F B X 1-1 G3 ①		C B B F S 2-3 K ③		4	1	1	0	0	1	1
Willie Randolph, R (1, 4) OBP: 0.366, SLG: 0.326	C X 0-1 G4-3 ① 2-3		L B C X 1-2 F9 ③			C X 0-1 G4-3 ②				3	0	0	0	0	0	1
Mike Davis, L (1, 9) OBP: 0.305, SLG: 0.387 Jose Gonzalez, R (7, 9) OBP: 0.329, SLG: 0.366	B X 1-0 3-H 1B			C B F S 1-3 K ①		B C X 1-1 G3 ③				3 0	0 0	1 0	1 0	0 0	1 0	0 0
Eddie Murray, S (1, 3) OBP: 0.345, SLG: 0.405	B C F S 1-3 K ②			F B F B S 2-3 K ②			X 0-0 F9 ①			3	0	0	0	0	2	1
Jeff Hamilton, R (1, 5) OBP: 0.274, SLG: 0.381	B S 1 X SAFE 1-1 P3 ③			X 0-0 F9 ③			F X 0-1 F7 ②			3	0	0	0	0	0	1
Mike Scioscia, L (1, 2) OBP: 0.338, SLG: 0.363		C F S 0-3 K ①			C X 0-1 G3 ①		C X 0-1 G3 ③			3	0	0	0	0	1	0
John Shelby, S (1, 8) OBP: 0.238, SLG: 0.230		B S B F F X 2-2 G4-3 ②			S B F S 1-3 K ②			S X 0-1 S 1B		3	0	1	0	0	1	0
Lenny Harris, L (1, 7) OBP: 0.285, SLG: 0.301 Bill Bean, L (9, 7) OBP: 0.221, SLG: 0.179		B B X 2-0 G3 ③			C B F X 1-2 1B			1 SAFE 1 SAFE 1 SAFE 1 SAFE P X 1-0 F9 ① 1-2		3 0	0 0	1 0	0 0	0 0	0 0	1 0
Tim Belcher, R (1, 1) OBP: 0.137, SLG: 0.114			F S S 0-3 K ①		C B B F S 2-3 K ③			F F F F F S 0-3 K ②		3	0	0	0	0	3	2
Inning Stats	R: 1 H: 2 E: 0 LOB: 1 K: 1 BB: 0 S: 10 P: 13	R: 0 H: 0 E: 0 LOB: 0 K: 1 BB: 0 S: 8 P: 12	R: 0 H: 0 E: 0 LOB: 0 K: 1 BB: 0 S: 9 P: 10	R: 0 H: 0 E: 0 LOB: 0 K: 2 BB: 0 S: 7 P: 10	R: 0 H: 1 E: 0 LOB: 1 K: 2 BB: 0 S: 11 P: 15	R: 0 H: 0 E: 0 LOB: 0 K: 0 BB: 0 S: 6 P: 8	R: 0 H: 0 E: 0 LOB: 0 K: 0 BB: 0 S: 5 P: 5	R: 0 H: 1 E: 0 LOB: 1 K: 2 BB: 0 S: 13 P: 15		1B: 3 SF: 0 2B: 1 SAC: 0 3B: 0 DP: 0 HR: 0 HBP: 0						

PITCHER		IP	WLS	BF	H	R	ER	SO	BB	IBB	HBP	BLK	WP	HR	S	P	ERA	WHIP
Scott Garrelts, R ERA: 2.28	(1, 1)	7.0	L	24	3	1	1	7	0	0	0	0	0	0	56	73	1.29	0.429
Steve Bedrosian, R ERA: 2.9	(8, 1)	1.0		4	1	0	0	2	0	0	0	0	0	0	13	15	0.00	1.000

PITCHER	IP	WLS	BF	H	R	ER	SO	BB	IBB	HBP	BLK	WP	HR	S	P	ERA	WHIP

BOTTOM

San Francisco Giants @ Los Angeles Dodgers

Dodger Stadium, Los Angeles, CA

Wed Sep 27 1989, 7:05 PM PDT

Att. 34,210 - Unknown

livebaseballscorecards.com

AB	28
R	1
H	4
RBI	1
BB	0
SO	9
LOB	7

WP: 0 PA: 28
PB: 0
SB: 1
CS: 0

Los Angeles Dodgers @ Atlanta Braves

Atlanta-Fulton County Stadium, Atlanta, GA

Sun Oct 01 1989, 3:33 AM EDT

Att. 4,840 - Overcast - 74 F

TOP

livebaseballscorecards.com

Batter	1	2	3	4	5	6	7	8	9	10	11	12	AB	R	H	RBI	BB	SO	LOB
Jose Vizcaino, S (1, 6) OBP: 0.200, SLG: 0.200	F7	G3			FC3 1B 1-2		G6-3		F8			SH SF8 1-H	5	1	1	0	0	0	2
Lenny Harris, L (1, 7) OBP: 0.283, SLG: 0.299	1B 1B		G4-3		FC3 WP 1-2f		G3-1		K			G4-3	6	0	1	0	0	1	4
Bill Bean, L (1, 9) OBP: 0.244, SLG: 0.220	SAFE				P3		FC4-6 1B			K		SF8 3-H	4	0	3	0	0	0	2
John Shelby, S (10, PH) OBP: 0.237, SLG: 0.229 (10, 8)	SAFE 1-2 1B		2B										1	0	0	1	0	1	0
Eddie Murray, S (1, 3) OBP: 0.342, SLG: 0.401	F9		F7		L7 1-2 2-3		FC4-6 1-2f			G6-3		P6	6	0	0	0	0	0	7
Jeff Hamilton, R (1, 5) OBP: 0.272, SLG: 0.378	K		F9			G5-3		F8		G6-3			5	0	0	0	0	1	3
Jose Gonzalez, R (1, 8) OBP: 0.326, SLG: 0.360 (10, 9)		G5-3		G6-3		G6-3		FC BB 4-2			K		4	0	0	0	1	1	0
Mike Sharperson, R (1, 4) OBP: 0.333, SLG: 0.357		2B		F9		1B 2B		FC FC6-4 1-3			K		5	1	2	0	0	1	1
Darrin Fletcher, L (1, 2) OBP: 0.556, SLG: 0.875 Rick Dempsey, R (11, PH) OBP: 0.319, SLG: 0.305 (11, 2)		BB		F7 2-H		1B		FC6-4 1-2f			L5		3 1	0 0	1 0	1 0	1 0	0 0	1 0
Orel Hershiser, R (1, 1) OBP: 0.220, SLG: 0.260 Mike Davis, L (12, PH) OBP: 0.309, SLG: 0.387 Dave Anderson, R (12, PR) OBP: 0.310, SLG: 0.264 Jay Howell, R (12, 1)		K			WP 1B 0-2	P5			K			SH SH BB 4-1	4 0 0 0	0 0 1 0	1 0 0 0	0 1 0 0	0 0 0 0	2 0 0 0	3 0 0 0
Inning Stats	R: 0 H: 2 E: 0 LOB: 2 K: 1 BB: 0 S: 14 P: 21	R: 0 H: 1 E: 0 LOB: 2 K: 1 BB: 1 S: 11 P: 16	R: 0 H: 1 E: 0 LOB: 1 K: 0 BB: 0 S: 9 P: 16	R: 0 H: 0 E: 0 LOB: 0 K: 0 BB: 0 S: 5 P: 9	R: 0 H: 2 E: 0 LOB: 2 K: 0 BB: 0 S: 10 P: 13	R: 1 H: 2 E: 0 LOB: 1 K: 0 BB: 0 S: 11 P: 20	R: 0 H: 1 E: 0 LOB: 1 K: 0 BB: 0 S: 7 P: 11	R: 0 H: 0 E: 1 LOB: 1 K: 0 BB: 1 S: 8 P: 14	R: 0 H: 0 E: 0 LOB: 0 K: 2 BB: 0 S: 13 P: 19	R: 0 H: 0 E: 0 LOB: 0 K: 1 BB: 0 S: 8 P: 12	R: 0 H: 0 E: 0 LOB: 0 K: 2 BB: 0 S: 8 P: 10	R: 2 H: 0 E: 1 LOB: 1 K: 0 BB: 1 S: 8 P: 16	1B: 6 2B: 3 3B: 0 HR: 0	SF: 1 SAC: 2 DP: 0 HBP: 0					

AB	44
R	3
H	9
RBI	2
BB	3
SO	7
LOB	23

WP: 1 PA: 49
PB: 0
SB: 0
CS: 0

PITCHER		IP	WLS	BF	H	R	ER	SO	BB	IBB	HBP	BLK	WP	HR	S	P	ERA	WHIP
Gary Eave, R ERA: 1.31	(1, 1)	7.0		31	9	1	1	2	1	0	0	0	1	0	67	106	1.29	1.429
Dwayne Henry, R ERA: 4.26	(8, 1)	2.0		7	0	0	0	2	1	0	0	0	0	0	21	33	0.00	0.500
Mike Stanton, L ERA: 1.5	(10, 1)	2.0		6	0	0	0	3	0	0	0	0	0	0	16	22	0.00	0.000
Jay Aldrich, R ERA: 3.29	(12, 1)	1.0	L	5	0	2	0	0	1	0	0	0	0	0	8	16	0.00	1.000

PITCHER		IP	WLS	BF	H	R	ER	SO	BB	IBB	HBP	BLK	WP	HR	S	P	ERA	WHIP

Batter	1	2	3	4	5	6	7	8	9	10	11	12	AB	R	H	RBI	BB	SO	LOB
Ron Gant, R (1, 8) OBP: 0.237, SLG: 0.335 Dwayne Henry, R (8, 1) Darrell Evans, L (9, PH) OBP: 0.353, SLG: 0.355 Mike Stanton, L (10, 1) Jeff Treadway, L (11, PH) OBP: 0.317, SLG: 0.378 Jay Aldrich, R (12, 1)	F X 0-1 G5-4-3 1B		B X 1-0 ② P5		S B C B C 2-3 ② K		B B F S F B X 3-2 ② F9		F S S 0-3 ③ K		C S B X 1-2 ③ G3-1		4 0 0 1 0 1 0	0 0 0 0 0 0 0	1 0 0 0 0 0 0	0 0 0 0 0 0 0	0 0 0 0 0 0 0	1 0 1 0 0 0 0	2 0 2 0 0 3 0
Jeff Blauser, R (1, 6) OBP: 0.325, SLG: 0.410	X 0-0 ① ② G5-4-3 1-2f		B S S X 1-2 1B		B B B C C B 4-2 BB		C F B X 1-2 ③ G6-3			F B B X 2-1 ① G6-3		C B B F X 2-2 G5-3 1B	5	0	2	0	1	0	2
Mark Lemke, S (1, 4) OBP: 0.250, SLG: 0.364	B B X 2-0 ③ F7		F B F X 1-2 ③ F9		C F B B B S 3-3 ③ K			C B B X 2-1 ① G4-3		B B S S X 2-1 1B		B X 1-0 ① F9	6	0	1	0	0	1	4
Dale Murphy, R (1, 9) OBP: 0.306, SLG: 0.361		B B B B 4-0 PB 2B BB	C B S B X 2-2 ① P4		S F B F B X 2-2 ① P6			F S S 0-3 ② K		X 0-0 ② P3		B B X 2-0 ② G5-3 1-2	5	1	0	0	1	1	2
David Justice, L (1, 7) OBP: 0.291, SLG: 0.353 Jeff Wetherby, L (8, 7) OBP: 0.264, SLG: 0.354		B B X 2-0 G4-3 1-H 2B	C X 0-1 F9		B B S B C X 3-2 E 1B			C B B F F X 1-2 ③ F7		X 0-0 ③ G3		C B X 1-2 ③ F8	3 3	0 0	2 0	1 0	0 0	0 2	0 2
Francisco Cabrera, R (1, 3) OBP: 0.222, SLG: 0.308 Oddibe McDowell, L (11, PR) OBP: 0.333, SLG: 0.391 (12, 8)	C S S F S 0-3 ① K		X 0-0 2B		C X 0-2 E6 G6-4-3 1-2			B F B B B F X 3-2 G3 SH3-4 1B		F B S S X 1-2 FC3-6 2B			5 0	0 0	3 0	0 0	0 0	1 0	2 0
Ed Whited, R (1, 5) OBP: 0.222, SLG: 0.243	X 0-0 ② G4-3 2-3		B C F C 1-3 ③ K			S B B B X 2-1 ② ③ G6-4-3 1-2f			X 0-0 ① SH3-4 1-2		L S F F B X 1-2 ① G5-3		4	0	0	0	0	1	5
Kelly Mann, R (1, 2) OBP: 0.240, SLG: 0.292 John Mizerock, L (12, 2) OBP: 0.222, SLG: 0.222	C S C 0-3 ③ K			B X 1-0 SH1-4 1B			B X 1-0 2B		2 SAFE B C B B C F F F 3-2 X G3 2-3 ②		B H 2-0 FC3-6 HBP		4 0	0 0	2 0	0 0	0 0	1 0	2 0
Gary Eave, R (1, 1) Tommy Gregg, L (7, PH) OBP: 0.288, SLG: 0.337 (8, 8) (12, 3)		S S S 0-3 ① K		L M X 0-2 ① SH1-4 1-2			C B X 1-1 ① G2-3		I I I 4-0 IBB		B C B X 2-1 ② FC3-6 1-2f 2-3		1 2	0 0	0 0	0 0	0 1	1 0	0 3
Inning Stats	R: 0 H: 1 E: 0 LOB: 0 K: 0 BB: 0 S: 4 P: 6	R: 1 H: 1 E: 0 LOB: 1 K: 2 BB: 1 S: 9 P: 15	R: 0 H: 1 E: 0 LOB: 1 K: 1 BB: 0 S: 10 P: 13	R: 0 H: 1 E: 0 LOB: 1 K: 1 BB: 0 S: 9 P: 12	R: 0 H: 1 E: 0 LOB: 2 K: 2 BB: 1 S: 12 P: 22	R: 0 H: 1 E: 1 LOB: 1 K: 0 BB: 0 S: 12 P: 19	R: 0 H: 1 E: 0 LOB: 1 K: 0 BB: 0 S: 10 P: 16	R: 0 H: 0 E: 0 LOB: 0 K: 1 BB: 0 S: 10 P: 13	R: 0 H: 1 E: 0 LOB: 2 K: 1 BB: 1 S: 13 P: 23	R: 0 H: 1 E: 0 LOB: 1 K: 0 BB: 0 S: 6 P: 10	R: 0 H: 1 E: 0 LOB: 3 K: 0 BB: 0 S: 13 P: 20	R: 0 H: 1 E: 0 LOB: 1 K: 0 BB: 0 S: 8 P: 14	1B: 7 2B: 4 3B: 0 HR: 0	SF: 0 SAC: 2 DP: 2 HBP: 1	WP: 0 PB: 1 SB: 0 CS: 0	PA: 50			

PITCHER	IP	WLS	BF	H	R	ER	SO	BB	IBB	HBP	BLK	WP	HR	S	P	ERA	WHIP
Orel Hershiser, R (1, 1) ERA: 2.31	11.0	W	46	10	1	1	8	2	1	1	0	0	0	108	169	0.82	1.091
Jay Howell, R (12, 1) ERA: 1.58	1.0	S	4	1	0	0	0	0	0	0	0	0	0	8	14	0.00	1.000

PITCHER	IP	WLS	BF	H	R	ER	SO	BB	IBB	HBP	BLK	WP	HR	S	P	ERA	WHIP

BOTTOM

Los Angeles Dodgers @ Atlanta Braves

Atlanta-Fulton County Stadium, Atlanta, GA

Sun Oct 01 1989, 3:33 AM EDT

Att. 4,840 - Overcast - 74 F

livebaseballscorecards.com

AB	44
R	1
H	11
RBI	1
BB	3
SO	8
LOB	29