

Los Angeles Dodgers - 1990

Batter	1	2	3	4	5	6	7	8	9	AB R H RBI BB SO LOB	TOP																
Bip Roberts, S (1, 5) <small>C B X</small>	0-2 G4-3		1-2 G3-1		0-3 K			2-1 P5		4 0 0 0 0 1 1	<b>San Diego Padres @ Los Angeles Dodgers</b> Dodger Stadium, Los Angeles, CA Mon Apr 09 1990, 3:33 AM PDT Att. 48,686 - Sunny - 78 F <a href="http://livebaseballscorecards.com">livebaseballscorecards.com</a>																
Roberto Alomar, S (1, 4) <small>B C X</small> OBP: 0.250, SLG: 0.250	2-1 G4-3		2-3 K		1-1 F8			3-1 1B		4 0 1 0 0 1 0																	
Tony Gwynn, L (1, 9) <small>X</small>	0-0 F7		1-2 G3		0-1 G1-3			1-1 P2		4 0 0 0 0 0 1																	
Jack Clark, R (1, 3) <small>B C C C X</small>		2-3 K		1-1 F8				3-3 K		4 0 0 0 0 3 1																	
Joe Carter, R (1, 8) <small>B C B C X</small>		2-2 G6-3		1-1 F7			1-3 K		3-2 P3	4 0 0 0 0 1 0																	
Fred Lynn, L (1, 7) <small>S X</small> OBP: 0.500, SLG: 1.333		0-1 HR		1-0 F9			2-1 G3-1		4-2 1B BB	3 1 1 1 1 0 0																	
Benito Santiago, R (1, 2) <small>S B B B H</small> OBP: 1.000, SLG: 1.000		2-2 1B HBP		2-1 SH2-3 G3 1B			1-2 2B 1B		0-2 1-2 1B	3 1 3 0 0 0 0																	
Garry Templeton, S (1, 6) <small>X</small> OBP: 0.500, SLG: 0.750		0-0 1B		2-0 G3			1-0 1B 2B		1-2 P5	4 0 2 1 0 0 3																	
Bruce Hurst, L (1, 1) Rob Nelson, L (9, PH) <small>X</small>		0-0 G4-3		0-0 SH2-3			1-3 K		1-3 K	2 0 0 0 0 1 3 1 0 0 0 0 1 2																	
<b>Inning Stats</b>	R: 0 E: 0 K: 0 S: 6 H: 0 LOB: 0 BB: 0 P: 8	R: 1 E: 0 K: 1 S: 13 H: 2 LOB: 2 BB: 0 P: 19	R: 0 E: 0 K: 1 S: 9 H: 0 LOB: 0 BB: 0 P: 13	R: 0 E: 0 K: 0 S: 5 H: 0 LOB: 0 BB: 0 P: 8	R: 0 E: 0 K: 1 S: 7 H: 1 LOB: 1 BB: 0 P: 11	R: 0 E: 0 K: 1 S: 7 H: 0 LOB: 0 BB: 0 P: 11	R: 1 E: 0 K: 2 S: 12 H: 2 LOB: 1 BB: 0 P: 18	R: 0 E: 0 K: 1 S: 11 H: 1 LOB: 1 BB: 0 P: 20	R: 0 E: 0 K: 1 S: 17 H: 1 LOB: 2 BB: 1 P: 26	1B: 5 2B: 1 3B: 0 HR: 1 SF: 0 SAC: 1 DP: 0 HBP: 1	WP: 0 PB: 0 SB: 0 CS: 0 PA: 36																
<b>PITCHER</b>	IP WLS BF H R ER SO BB IBB HBP BLK WP HR S P ERA WHIP											IP WLS BF H R ER SO BB IBB HBP BLK WP HR S P ERA WHIP															
Orel Hershiser, R (1, 1) ERA: 1.5	6.0	22	3	1	1	4	0	0	1	0	0	0	1	47	70	1.50	0.500										
John Wetteland, R (7, 1) ERA: 4.5	2.0	W	9	3	1	1	3	0	0	0	0	0	0	23	38	4.50	1.500										
Don Aase, R (9, 1) ERA:	1.0	S	5	1	0	0	1	1	0	0	0	0	0	17	26	0.00	2.000										



Batter	1	2	3	4	5	6	7	8	9
Juan Samuel, R (1, 8) C C B X	1-2 G6-3 ①		0-1 G6-3 ③			0-3 K ②		0-0 F9 ②	
Willie Randolph, R (1, 4) C B F F X	1-2 F8 ②			0-0 F8 ①		2-1 G5-3 ③		4-1 HR BB	
Hubie Brooks, R (1, 9) OBP: 0.500, SLG: 1.250 Don Aase, R (9, 1) C X	0-1 E6			0-2 G6-3 ②			0-1 SH1-4 1B G6-3 1B	0-0 HR 1-H 3-H	
Eddie Murray, S (1, 3) OBP: 0.250, SLG: 0.250 1 SAFE B S B B 1 SAFE F F	3-2 P4 ③			0-0 L4 ③			0-0 SH1-4 1-2 1B	1-0 G5-3 ③	
Kal Daniels, L (1, 7) John Shelby, S (9, 7) C X		0-1 G4-3 ①			1-2 G4-3 ①		2-1 SH1-4 ①		
Jeff Hamilton, R (1, 5) X		0-0 G1-3 ②			1-2 G5-3 ②		0-0 G6-3 ②		
Mike Scioscia, L (1, 2) F C F X		1-2 F9 ③			4-0 BB		3-H G3 ③		
Alfredo Griffin, S (1, 6) OBP: 0.333, SLG: 0.333 B F B X			2-1 G4-3 ①		0-0 G6-3 ③			2-2 F9 SH1-4 HR 1B	
Orel Hershiser, R (1, 1) Mike Sharperson, R (6, PH) John Wetteland, R (7, 1) Jose Gonzalez, R (8, PH) (9, 9) B F X			1-1 G3 ②			0-1 G6-3 ①		1 SAFE M L X 0-2 SH1-4 ①	

Inning Stats	R: 0 E: 1 K: 0 S: 15	H: 0 LOB: 1 BB: 0 P: 20	R: 0 E: 0 K: 0 S: 6	H: 0 LOB: 0 BB: 0 P: 7	R: 0 E: 0 K: 0 S: 6	H: 0 LOB: 0 BB: 0 P: 9	R: 0 E: 0 K: 0 S: 5	H: 0 LOB: 0 BB: 0 P: 5	R: 0 E: 0 K: 0 S: 7	H: 0 LOB: 1 BB: 1 P: 13	R: 0 E: 0 K: 1 S: 7	H: 0 LOB: 0 BB: 0 P: 9	R: 1 E: 0 K: 0 S: 8	H: 2 LOB: 1 BB: 0 P: 13	R: 3 E: 0 K: 0 S: 10	H: 2 LOB: 0 BB: 1 P: 17
	1B: 3 2B: 0 3B: 0 HR: 1	SF: 0 SAC: 2 DP: 0 HBP: 0														

PITCHER	IP	WLS	BF	H	R	ER	SO	BB	IBB	HBP	BLK	WP	HR	S	P	ERA	WHIP
Bruce Hurst, L (1, 1) ERA: 4.5	8.0	L	31	4	4	4	1	2	0	0	0	0	1	64	93	4.50	0.750

AB R H RBI BB SO LOB

AB	R	H	RBI	BB	SO	LOB
4	0	0	0	0	1	1
3	1	0	0	1	0	0
4	2	2	3	0	0	0
0	0	0	0	0	0	0
4	0	1	0	0	0	1
2	0	0	0	0	0	0
0	0	0	0	0	0	0
3	0	0	1	0	0	1
2	0	0	0	1	0	1
3	1	1	0	0	0	1
1	0	0	0	0	0	0
1	0	0	0	0	0	0
0	0	0	0	0	0	0
0	0	0	0	0	0	0

AB	27
R	4
H	4
RBI	4
BB	2
SO	1
LOB	5



WP	PA
0	31
0	
0	
0	

**San Diego Padres @ Los Angeles Dodgers**  
 Dodger Stadium, Los Angeles, CA  
 Mon Apr 09 1990, 3:33 AM PDT  
 Att: 48,686 - Sunny - 78 F

livebaseballscorecards.com

Batter	1	2	3	4	5	6	7	8	9	AB R H RBI BB SO LOB	TOP											
Juan Samuel, R OBP: 0.250, SLG: 0.625 (1, 8)	2-2 CS 1B	0-1 F7			2-2 HR		1-3 K			4 1 2 1 0 1 2	<b>Los Angeles Dodgers @ San Diego Padres</b> <b>Jack Murphy Stadium, San Diego, CA</b> Tue Apr 10 1990, 10:05 PM EDT Att. 54,098 - Unknown - 70 F											
Willie Randolph, R OBP: 0.250, SLG: 0.143 (1, 4)	0-2 G6-3 1-2		2-2 G6-3		0-0 1B 1B			0-3 K		4 0 1 0 0 1 1												
Kal Daniels, L OBP: 0.333, SLG: 0.200 Jose Gonzalez, R (8, 7)	4-2 1B BB		0-0 G4-3		2-2 1-2 1B			3-3 K		3 0 1 0 1 1 0 0 0 0 0 0 0 0												
Eddie Murray, S OBP: 0.250, SLG: 0.250 (1, 3)	0-0 1-2 1B		2-3 K		1-1 P4			1-3 K		4 0 1 0 0 2 2												
Hubie Brooks, R OBP: 0.250, SLG: 0.625 (1, 9)	0-1 F9			2-3 K		3-2 F8			3-3 K	4 0 0 0 0 2 2												
Jeff Hamilton, R OBP: 0.143, SLG: 0.143 (1, 5)		1-2 1B 1B		1-2 G5-3		2-2 G4-3			1-2 G5-3	4 0 1 0 0 0 0												
Mike Scioscia, L OBP: 0.286, SLG: 0.167 (1, 2)		1-0 L4		0-0 G1-3		1-0 F8			1-0 1B	4 0 1 0 0 0 1												
Alfredo Griffin, S OBP: 0.429, SLG: 0.429 (1, 6)		1-0 SAFE SAFE SAFE 1-2 1B			0-0 CS SH3-4 1B		1-1 G4-3		0-2 P5	4 0 2 0 0 0 1												
Tim Belcher, R (1, 1)		1-3 K			0-0 SH3-4 1-2		0-1 G4-3			2 0 0 0 0 1 2												
<b>Inning Stats</b>	R: 0 E: 0 K: 0 S: 12	H: 2 LOB: 2 BB: 1 P: 18	R: 0 E: 0 K: 1 S: 11	H: 2 LOB: 2 BB: 0 P: 15	R: 0 E: 0 K: 1 S: 7	H: 0 LOB: 0 BB: 0 P: 11	R: 0 E: 0 K: 1 S: 9	H: 0 LOB: 0 BB: 0 P: 12	R: 1 E: 0 K: 0 S: 11	H: 4 LOB: 2 BB: 0 P: 16		R: 0 E: 0 K: 0 S: 7	H: 0 LOB: 0 BB: 0 P: 13	R: 0 E: 0 K: 1 S: 7	H: 0 LOB: 0 BB: 0 P: 9	R: 0 E: 0 K: 3 S: 11	H: 0 LOB: 0 BB: 0 P: 15	R: 0 E: 0 K: 1 S: 10	H: 1 LOB: 1 BB: 0 P: 15	1B: 8 2B: 0 3B: 0 HR: 1	SF: 0 SAC: 1 DP: 0 HBP: 0	WP: 0 PB: 0 SB: 0 CS: 2
<b>PITCHER</b>	IP WLS BF H R ER SO BB IBB HBP BLK WP HR S P ERA WHIP																					
Eric Show, R ERA: 1.93 (1, 1)	4.2 L 21 8 1 1 3 1 0 0 0 0 0 1 48 69 1.93 1.929																					
Mark Grant, R ERA: (5, 1)	1.1 4 0 0 0 0 0 0 0 0 0 0 0 9 16 0.00 0.000																					
Greg Harris, R ERA: (7, 1)	3.0 10 1 0 0 5 0 0 0 0 0 0 0 28 39 0.00 0.333																					

livebaseballscorecards.com

AB	33
R	1
H	9
RBI	1
BB	1
SO	8
LOB	11



Batter	1	2	3	4	5	6	7	8	9	AB R H RBI BB SO LOB
--------	---	---	---	---	---	---	---	---	---	----------------------

<b>Bip Roberts, S</b> (1, 5) <b>Greg Harris, R</b> (7, 1) <b>Phil Stephenson, L</b> (9, PH) <small>OBP: 1.000, SLG: 1.000</small>	2-2 			1-1 		2-2 			1-1 	3 0 0 0 0 0 0 0 0 0 0 0 0 0 1 0 1 0 0 0 0
--	---------	--	--	---------	--	---------	--	--	---------	---

<b>Roberto Alomar, S</b> (1, 4) <small>OBP: 0.250, SLG: 0.250</small>	2-2 			2-2 			1-0 		0-0 	4 0 1 0 0 0 1
--	---------	--	--	---------	--	--	---------	--	---------	---------------

<b>Tony Gwynn, L</b> (1, 9) <small>OBP: 0.143, SLG: 0.143</small>	1-2 			0-1 			1-1 			3 0 1 0 0 0 1
--	---------	--	--	---------	--	--	---------	--	--	---------------

<b>Jack Clark, R</b> (1, 3)	1-1 	2-0 		2-2 			2-3 			3 0 0 0 0 1 1
-----------------------------	---------	---------	--	---------	--	--	---------	--	--	---------------

<b>Joe Carter, R</b> (1, 8)		2-2 		0-1 			0-0 			3 0 0 0 0 0 0
-----------------------------	--	---------	--	---------	--	--	---------	--	--	---------------

<b>Fred Lynn, L</b> (1, 7) <small>OBP: 0.286, SLG: 0.667</small>		1-0 		1-1 			2-2 			3 0 0 0 0 0 0
---	--	---------	--	---------	--	--	---------	--	--	---------------

<b>Benito Santiago, R</b> (1, 2) <small>OBP: 0.571, SLG: 0.500</small>			3-2 	2-1 			2-2 			3 0 0 0 0 0 0
---	--	--	---------	---------	--	--	---------	--	--	---------------

<b>Garry Templeton, S</b> (1, 6) <small>OBP: 0.286, SLG: 0.429</small>			1-1 		1-2 			1-1 		3 0 0 0 0 0 0
---	--	--	---------	--	---------	--	--	---------	--	---------------

<b>Eric Show, R</b> (1, 1) <b>Mark Grant, R</b> (5, 1) <b>Mike Pagliarulo, L</b> (6, PH) (7, 5)			2-3 		1-3 			0-0 		1 0 0 0 0 1 0 0 0 0 0 0 0 0 2 0 0 0 0 1 0
---	--	--	---------	--	---------	--	--	---------	--	---

Inning Stats	R: 0 H: 1 E: 0 K: 11 S: 11	R: 0 H: 0 E: 0 K: 0 S: 5	R: 0 H: 0 E: 0 K: 1 S: 9	R: 0 H: 1 E: 0 K: 0 S: 10	R: 0 H: 0 E: 0 K: 0 S: 6	R: 0 H: 0 E: 0 K: 1 S: 10	R: 0 H: 0 E: 0 K: 1 S: 6	R: 0 H: 0 E: 0 K: 0 S: 8	R: 0 H: 1 E: 0 K: 0 S: 6	1B: 3 SF: 0 2B: 0 SAC: 0 3B: 0 DP: 0 HR: 0 HBP: 0
--------------	----------------------------	--------------------------	--------------------------	---------------------------	--------------------------	---------------------------	--------------------------	--------------------------	--------------------------	--

<b>PITCHER</b> <b>Tim Belcher, R</b> (1, 1) <small>ERA:</small>	IP 9.0 WLS W BF 29 H 3 R 0 ER 0 SO 3 BB 0 IBB 0 HBP 0 BLK 0 WP 0 HR 0 S 71 P 110 ERA 0.00 WHIP 0.333	<b>PITCHER</b> IP WLS BF H R ER SO BB IBB HBP BLK WP HR S P ERA WHIP
---	--	---

**BOTTOM**

**Los Angeles Dodgers @ San Diego Padres**  
 Jack Murphy Stadium, San Diego, CA  
 Tue Apr 10 1990, 10:05 PM EDT  
 Att: 54,098 - Unknown - 70 F

AB	29
R	0
H	3
RBI	0
BB	0
SO	3
LOB	3



WP: 0 PA: 30	ERA	WHIP
PB: 0		
SB: 0		
CS: 0		

Batter	1	2	3	4	5	6	7	8	9	AB R H RBI BB SO LOB	TOP									
Juan Samuel, R OBP: 0.167, SLG: 0.417 (1, 8)	1-3 K		3-2 F9			1-2 G4-3		2-3 K		4 0 0 0 0 2 0	<b>Los Angeles Dodgers @ San Diego Padres</b> <b>Jack Murphy Stadium, San Diego, CA</b> Wed Apr 11 1990, 10:05 PM EDT Att. 29,872 - Unknown - 70 F <a href="http://livebaseballscorecards.com">livebaseballscorecards.com</a>									
Willie Randolph, R OBP: 0.333, SLG: 0.200 (1, 4)	4-1 BB		2-3 K			0-0 G6-3		0-0 PB 1B	3 0 1 0 1 1 0											
Kal Daniels, L OBP: 0.500, SLG: 0.429 (1, 7)	4-1 SAFE BB				4-1 G6-4-3 BB		1-0 1B 2B	1-3 K	2 1 1 0 2 1 1											
Eddie Murray, S OBP: 0.250, SLG: 0.250 (1, 3)	3-1 P5				1-0 G6-4-3 1-2f		0-2 2-H 1B FC6-4	1-1 G5-3	4 0 1 1 0 0 4											
Hubie Brooks, R OBP: 0.167, SLG: 0.417 (1, 9)	1-3 K				1-1 G6-3		1-1 1-2f FC6-4	3-2 G5-3	4 0 0 0 0 1 4											
Jeff Hamilton, R OBP: 0.100, SLG: 0.100 (1, 5)		2-3 K			1-1 G5-3		1-1 SAFE SAFE F9		3 0 0 0 0 1 1											
Mike Scioscia, L OBP: 0.200, SLG: 0.111 (1, 2)		1-3 K			2-2 F8		1-1 G4-3		3 0 0 0 0 1 1											
Alfredo Griffin, S OBP: 0.400, SLG: 0.400 (1, 6)		0-3 K			3-3 K		3-2 CS 1B		3 0 1 0 0 2 0											
Fernando Valenzuela, L (1, 1)			0-2 F9			1-1 G4-3		1-1 SAFE SAFE SAFE F8	1 0 0 0 0 0 0											
Lenny Harris, L (6, PH)									1 0 0 0 0 0 0											
Tim Crews, R (6, 1)									0 0 0 0 0 0 0											
Chris Gwynn, L (8, PH)									1 0 0 0 0 0 1											
John Wetteland, R (8, 1)									0 0 0 0 0 0 0											
<b>Inning Stats</b>	R: 0 E: 0 K: 2 S: 11	H: 0 LOB: 2 BB: 2 P: 24	R: 0 E: 0 K: 3 S: 9	H: 0 LOB: 0 BB: 0 P: 12	R: 0 E: 0 K: 1 S: 10	H: 0 LOB: 0 BB: 0 P: 15	R: 0 E: 0 K: 0 S: 4	H: 0 LOB: 0 BB: 1 P: 10	R: 0 E: 0 K: 1 S: 8	H: 0 LOB: 0 BB: 0 P: 14	R: 1 E: 0 K: 0 S: 10	H: 2 LOB: 1 BB: 0 P: 14	R: 0 E: 0 K: 1 S: 8	H: 1 LOB: 0 BB: 0 P: 15	R: 0 E: 0 K: 1 S: 10	H: 1 LOB: 1 BB: 0 P: 15	1B: 3 2B: 1 3B: 0 HR: 0	SF: 0 SAC: 0 DP: 1 HBP: 0	WP: 0 PB: 1 SB: 0 CS: 1	PA: 32
<b>PITCHER</b>	IP WLS BF H R ER SO BB IBB HBP BLK WP HR S P ERA WHIP																			
Andy Benes, R ERA: 1.5 (1, 1)	6.0 W 22 2 1 1 7 3 0 0 0 0 0 53 89 1.50 0.833																			
Calvin Schiraldi, R ERA: (7, 1)	2.0 7 2 0 0 1 0 0 0 0 0 0 15 25 0.00 1.000																			
Craig Lefferts, L ERA: (9, 1)	1.0 S 3 0 0 0 1 0 0 0 0 0 0 9 14 0.00 0.000																			

**Los Angeles Dodgers @ San Diego Padres**  
**Jack Murphy Stadium, San Diego, CA**  
 Wed Apr 11 1990, 10:05 PM EDT  
 Att. 29,872 - Unknown - 70 F

AB	29
R	1
H	4
RBI	1
BB	3
SO	9
LOB	12



Batter	1	2	3	4	5	6	7	8	9
<b>Bip Roberts, S</b> OBP: 0.091, SLG: 0.091 <b>Mike Pagliarulo, L</b> (8, 5)	2-2 E S 1B		0-2 G5-3		1-3 K		1-1 G6-3		
<b>Roberto Alomar, S</b> OBP: 0.250, SLG: 0.250	1-3 K		2-1 G5-3		1-2 FC3-6 1B		2-2 G3		
<b>Tony Gwynn, L</b> OBP: 0.273, SLG: 0.545	1-0 F8			3-1 BB 1B 1B	1-2 FC3-6 1B		0-2 HR		
<b>Jack Clark, R</b> OBP: 0.182, SLG: 0.100	4-2 FC5-4 BB			2-3 K	2-0 1B		1-2 G6-3		
<b>Joe Carter, R</b>	2-0 FC5-4 1-2f			3-1 F9	1-0 P6		1-1 F8		
<b>Fred Lynn, L</b> OBP: 0.273, SLG: 0.500			1-3 K	1-1 BB 1B	0-0 F7		1-1 G4-3		
<b>Benito Santiago, R</b> OBP: 0.500, SLG: 0.375			0-0 F7	4-2 1B BB	1-1 G5-3				
<b>Garry Templeton, S</b> OBP: 0.300, SLG: 0.400			2-1 G6-3	0-0 FC6-4 1B	1-2 G3				
<b>Andy Benes, R</b> <b>Calvin Schiraldi, R</b> <b>Craig Lefferts, L</b>			1-3 K	2-2 FC6-4 1-2f			0-0 L4		

Inning Stats	R: 0	H: 1	E: 0	K: 1	S: 11	LOB: 2	BB: 1	P: 21	R: 0	H: 0	E: 0	K: 1	S: 7	LOB: 0	BB: 0	P: 10	R: 0	H: 0	E: 0	K: 1	S: 11	LOB: 0	BB: 0	P: 14	R: 2	H: 3	E: 0	K: 1	S: 18	LOB: 2	BB: 1	P: 33	R: 0	H: 2	E: 0	K: 1	S: 11	LOB: 2	BB: 0	P: 17	R: 0	H: 0	E: 0	K: 0	S: 6	LOB: 0	BB: 0	P: 8	R: 0	H: 0	E: 0	K: 0	S: 6	LOB: 0	BB: 0	P: 9	R: 1	H: 1	E: 0	K: 0	S: 11	LOB: 0	BB: 0	P: 14
--------------	------	------	------	------	-------	--------	-------	-------	------	------	------	------	------	--------	-------	-------	------	------	------	------	-------	--------	-------	-------	------	------	------	------	-------	--------	-------	-------	------	------	------	------	-------	--------	-------	-------	------	------	------	------	------	--------	-------	------	------	------	------	------	------	--------	-------	------	------	------	------	------	-------	--------	-------	-------

PITCHER	IP	WLS	BF	H	R	ER	SO	BB	IBB	HBP	BLK	WP	HR	S	P	ERA	WHIP
<b>Fernando Valenzuela, L</b> ERA: 3.6	(1, 1)	5.0	L	23	6	2	5	2	0	0	0	0	0	58	95	3.60	1.600
<b>Tim Crews, R</b> ERA:	(6, 1)	2.0		6	0	0	0	0	0	0	0	0	0	12	17	0.00	0.000
<b>John Wetteland, R</b> ERA: 6.0	(8, 1)	1.0		4	1	1	0	0	0	0	0	0	1	11	14	9.00	1.000

**BOTTOM**

AB	R	H	RBI	BB	SO	LOB
4	0	1	0	0	1	0
0	0	0	0	0	0	0
4	0	1	0	0	1	1
4	2	2	1	0	0	2
3	0	1	0	1	1	1
4	0	0	0	0	0	5
4	1	1	0	0	1	0
2	0	0	0	1	0	0
3	0	1	2	0	0	0
2	0	0	0	0	1	2
1	0	0	0	0	0	0
0	0	0	0	0	0	0


**Los Angeles Dodgers @ San Diego Padres**  
Jack Murphy Stadium, San Diego, CA

Wed Apr 11 1990, 10:05 PM EDT  
Att: 29,872 - Unknown - 70 F

AB	31
R	3
H	7
RBI	3
BB	2
SO	5
LOB	11



WP	PA	3B	SF	SAC	DP	HBP
0	33	0	0	0	0	0

Batter	1	2	3	4	5	6	7	8	9	AB R H RBI BB SO LOB	TOP																											
Juan Samuel, R (1, 8) OBP: 0.235, SLG: 0.412	0-0 4-3		0-0 S 1B		0-3 K	0-0 F9			0-0 BB 1B 1B	5 1 2 0 0 1 2																												
Willie Randolph, R (1, 4) OBP: 0.353, SLG: 0.267	0-0 1B 1B		0-0 P5 1-3		0-0 2-H 1B		0-3 K		0-0 L7	5 0 2 1 0 1 2																												
Hubie Brooks, R (1, 9) OBP: 0.176, SLG: 0.353	0-0 F8		0-3 K		0-0 4-3		0-0 F7		0-0 1-2 BB 1B	5 1 1 0 0 1 3																												
Eddie Murray, S (1, 3) OBP: 0.353, SLG: 0.500	0-0 1-2 1B			0-0 F7		0-0 HR		0-0 4-3	4-0 1-2 2-3 1B BB	4 1 2 1 1 0 0																												
Mickey Hatcher, R (1, 7) John Shelby, S (6, 7) Chris Gwynn, L (9, PH) Mike Sharperson, R (9, PH) OBP: 0.500, SLG: 0.500	0-0 F7			0-0 F9		0-3 K		0-3 K	0-0 1-2 2-H 3-H 1B	3 0 0 0 0 1 2 1 0 0 0 0 1 0 0 0 0 0 0 0 0 1 0 1 2 0 0 0																												
Jeff Hamilton, R (1, 5) OBP: 0.133, SLG: 0.133		0-0 L7		0-0 1B		0-0 F8		0-0 L7	0-0 F8	5 0 1 0 0 0 2																												
Rick Dempsey, R (1, 2) OBP: 0.500, SLG: 0.333 Don Aase, R (8, 1) Mike Munoz, L (8, 1)		0-0 5-3		0-0 F7		4-0 BB 2B BB		0-0 1B		3 1 1 0 1 0 1 0 0 0 0 0 0 0 0 0 0 0 0 0 0	AB 38 R 6 H 12 RBI 6 BB 3 SO 7 LOB 13																											
Alfredo Griffin, S (1, 6) OBP: 0.429, SLG: 0.385		0-3 K			0-0 SH1-4 1B 1B	4-0 BB BB BB 2B BB		0-0 F8		3 2 1 0 1 1 1																												
Ramon Martinez, R (1, 1) Kal Daniels, L (6, PH) Jose Gonzalez, R (6, PR) Mike Hartley, R (6, 1) Ray Searage, L (6, 1) John Wetteland, R (7, 1) Mike Scioscia, L (8, 2) OBP: 0.182, SLG: 0.100			0-3 K		0-0 SH1-4	0-0 1-H 2-H 2B			0-0 F7	1 0 0 0 0 1 0 1 0 1 2 0 1 0 0 0 0 0 0																												
Inning Stats	R: 0 E: 0 K: 0 S: 5	H: 2 LOB: 2 BB: 0 P: 5	R: 0 E: 0 K: 1 S: 5	H: 0 LOB: 0 BB: 0 P: 5	R: 0 E: 0 K: 2 S: 8	H: 1 LOB: 1 BB: 0 P: 8	R: 0 E: 0 K: 0 S: 4	H: 1 LOB: 1 BB: 0 P: 4	R: 1 E: 0 K: 1 S: 7	H: 2 LOB: 1 BB: 0 P: 7	R: 3 E: 0 K: 1 S: 7	H: 2 LOB: 1 BB: 2 P: 15	R: 0 E: 0 K: 1 S: 5	H: 0 LOB: 0 BB: 0 P: 5	R: 0 E: 0 K: 1 S: 6	H: 1 LOB: 1 BB: 0 P: 6	R: 2 E: 0 K: 0 S: 6	H: 3 LOB: 2 BB: 1 P: 10	1B: 10 2B: 1 3B: 0 HR: 1	SF: 0 SAC: 1 DP: 0 HBP: 0	WP: 0 PB: 0 SB: 2 CS: 0	PA: 42																
PITCHER	IP	WLS	BF	H	R	ER	SO	BB	IBB	HBP	BLK	WP	HR	S	P	ERA	WHIP	PITCHER	IP	WLS	BF	H	R	ER	SO	BB	IBB	HBP	BLK	WP	HR	S	P	ERA	WHIP			
Dennis Rasmussen, L (1, 1) ERA: 1.8	5.0		21	6	1	1	4	0	0	0	0	0	0	29	29	1.80	1.200	Craig Lefferts, L (9, 1) ERA:	0.1	S	2	1	0	0	0	0	0	0	0	0	2	2	0.00	3.000				
Mark Grant, R (6, 1) ERA: 13.5	0.2		5	1	3	3	1	2	0	0	0	0	1	5	13	40.50	4.500																					
Pat Clements, L (6, 1) ERA:	0.0		1	1	0	0	0	0	0	0	0	0	0	1	1	∞	∞																					
Greg Harris, R (6, 1) ERA:	1.1		4	0	0	0	1	0	0	0	0	0	0	6	6	0.00	0.000																					
Calvin Schiraldi, R (8, 1) ERA: 4.91	1.2	W	9	3	2	2	1	1	0	0	0	0	0	10	14	10.80	2.400																					

Los Angeles Dodgers @ San Diego Padres  
Jack Murphy Stadium, San Diego, CA

Thu Apr 12 1990, 6:33 AM EDT  
Att: 37,204 - Unknown

livebaseballscorecards.com





Batter	1	2	3	4	5	6	7	8	9	AB	R	H	RBI	BB	SO	LOB	BOTTOM			
<b>Joey Cora, S</b> <small>OBP: 0.600, SLG: 0.333</small> (1, 6) X	0-0 L1 		0-0 S 1B 			4-0 S HR BB 	0-0 G3 	4-0 FC6-4 BB 1-2 2-3 		3	2	1	0	2	0	2				
<b>Roberto Alomar, S</b> <small>OBP: 0.353, SLG: 0.500</small> (1, 4) X	0-0 P4 		0-0 E S 1B 1-H 			0-0 HR 1-H 		0-0 BB FC6-4 		4	2	2	3	1	0	3				
<b>Tony Gwynn, L</b> <small>OBP: 0.200, SLG: 0.400</small> (1, 9) X	0-0 F9 		0-0 4-3 1-3 			0-0 3-1 		0-0 BB 1B 1-3 		4	1	0	0	0	0	2				
<b>Jack Clark, R</b> <small>OBP: 0.200, SLG: 0.077</small> (1, 3)		0-0 P3 		0-3 S K 		0-3 S K 		4-0 BB 1B 1B 1-2 		3	1	0	0	1	2	0				
<b>Joe Carter, R</b> <small>OBP: 0.067, SLG: 0.067</small> (1, 8)		0-0 P2 		0-0 P3 		0-0 6-3 		0-0 BB 1B 1-2 3-H 		4	1	1	2	0	0	0				
<b>Fred Lynn, L</b> <small>OBP: 0.333, SLG: 0.692</small> (1, 7)		0-0 HR 		0-0 F7 		0-3 K 		4-0 G5-3 1B BB 1-2 2-3 		3	1	1	1	1	1	0				
<b>Benito Santiago, R</b> <small>OBP: 0.500, SLG: 0.417</small> (1, 2)		0-3 K 		0-0 F7 		0-0 F7 		0-0 BB G5-3 1B 1-2 2-H 3-H 		4	0	2	2	0	1	0				
<b>Mike Pagliarulo, L</b> (1, 5)			0-3 K 		0-3 K 		4-0 FC1-6 BB 1B 1-2 	0-0 G5-3 		2	0	0	0	0	2	0				
<b>Jerald Clark, R</b> (7, PH)						0-3 K 		0-0 BB G5-3 1B 1-2 2-3f 		0	0	0	0	1	0	0				
<b>Bip Roberts, S</b> <small>OBP: 0.083, SLG: 0.083</small> (8, 5)			0-3 K 		0-3 K 		0-0 FC1-6 BB 1-2f 2-3 	4-0 BB 		1	0	0	0	0	0	2				
<small>Dennis Rasmussen, L            Rob Nelson, L            Mark Grant, R            Pat Clements, R            Greg Harris, R            Darrin Jackson, R            Phil Stephenson, L            Calvin Schiraldi, R            Craig Lefferts, L</small>			0-3 K 		0-3 K 		0-0 FC1-6 BB 1-2f 2-3 	4-0 BB 		0	0	0	0	0	0	0				
<b>Inning Stats</b>	R: 0 E: 0 K: 0 S: 3	H: 0 LOB: 0 BB: 0 P: 3	R: 1 E: 0 K: 1 S: 6	H: 1 LOB: 0 BB: 0 P: 6	R: 1 E: 0 K: 2 S: 9	H: 2 LOB: 1 BB: 0 P: 9	R: 0 E: 0 K: 1 S: 5	H: 0 LOB: 0 BB: 0 P: 5	R: 0 E: 0 K: 2 S: 7	H: 0 LOB: 0 BB: 0 P: 7	R: 2 E: 0 K: 1 S: 6	H: 1 LOB: 0 BB: 1 P: 10	R: 0 E: 0 K: 1 S: 6	H: 1 LOB: 2 BB: 1 P: 10	R: 4 E: 1 K: 0 S: 5	H: 2 LOB: 3 BB: 5 P: 25	1B: 5 2B: 0 3B: 0 HR: 2	SF: 0 SAC: 0 DP: 1 HBP: 0	WP: 0 PB: 0 SB: 3 CS: 0	PA: 38
<b>PITCHER</b> <b>Ramon Martinez, R</b> <small>ERA: 3.6</small> (1, 1)	IP: 5.0 WLS: 0 BF: 18 H: 3 R: 2 ER: 2 SO: 6		BB: 0 IBB: 0 HBP: 0 BLK: 0	WP: 0 HR: 1 S: 30 P: 30	ERA: 3.60 WHIP: 0.600	<b>PITCHER</b> <b>Mike Munoz, L</b> <small>ERA:</small> (8, 1)	IP: 1.0 WLS: 0 BF: 6 H: 1 R: 0 ER: 0 SO: 0	BB: 3 IBB: 0 HBP: 0 BLK: 0	WP: 0 HR: 0 S: 3 P: 15	ERA: 0.00 WHIP: 4.000										
<b>Mike Hartley, R</b> <small>ERA:</small> (6, 1)	0.0 2 1 2 2 0																			
<b>Ray Searage, L</b> <small>ERA:</small> (6, 1)	1.1 6 1 0 0 2																			
<b>John Wetteland, R</b> <small>ERA: 4.91</small> (7, 1)	0.2 2 0 0 0 0																			
<b>Don Aase, R</b> <small>ERA: 27.0</small> (8, 1)	0.0 L 4 1 4 3 0																			

Los Angeles Dodgers @ San Diego Padres  
 Jack Murphy Stadium, San Diego, CA  
 Thu Apr 12 1990, 6:33 AM EDT  
 Att. 37,204 - Unknown

livebaseballscorecards.com

AB	31
R	8
H	7
RBI	8
BB	7
SO	8
LOB	11



Batter	1	2	3	4	5	6	7	8	9	AB R H RBI BB SO LOB	TOP											
Juan Samuel, R (1, 8) OBP: 0.227, SLG: 0.350	1-2 G6-3		1-0 SF8		4-1 G3 S BB		3-3 K		2-0 L5	3 0 0 1 1 1 1												
Willie Randolph, R (1, 4) OBP: 0.364, SLG: 0.300	2-2 1B 1B		0-0 F9		0-3 K		3-1 1B 1B		3-2 G5-3	5 1 2 0 0 1 1												
Kal Daniels, L (1, 7) OBP: 0.533, SLG: 0.583	0-0 G4-6-3 1B			0-1 BB FC4 1B	2-2 G3		2-2 F7		1-1 1B	4 1 2 0 0 0 3 1 0 1 0 0 0 0												
Jose Gonzalez, R (8, 7) OBP: 1.000, SLG: 1.000	1-2 1B			1-2 FC4 BB SF8 1B	1-2 F9		3-2 1B 1B		0-3 K	5 1 2 2 0 1 4												
Eddie Murray, S (1, 3) OBP: 0.364, SLG: 0.476	0-0 G4-6-3			1-2 FC4 BB SF8 1B	1-2 F9		1-1 F8		1-0 G3	3 0 0 0 1 0 1												
Hubie Brooks, R (1, 9) OBP: 0.190, SLG: 0.300		0-1 E5 G5-4-3		4-1 E BB		1-0 F8		1-0 G3														
Jeff Hamilton, R (1, 5) OBP: 0.105, SLG: 0.105		1-1 G5-4-3		2-3 K		1-1 G5-3		2-3 K		4 0 0 0 0 2 4												
Mike Scioscia, L (1, 2) OBP: 0.267, SLG: 0.429		1-1 L9		0-0 FC4 FC6-4		1-0 1B		1-2 HR		4 1 2 2 0 0 2												
Alfredo Griffin, S (1, 6) OBP: 0.389, SLG: 0.500			0-0 SF8 3B		1-2 SF8		0-1 L4		2-2 G6-3	3 1 1 1 0 0 1												
Mike Morgan, R (1, 1)			0-0 G3		2-2 FC6-4		4-2 E 1B BB		2-2 G6-3	3 1 0 0 1 0 3 0 0 0 0 0 0 0												
Ray Searage, L (9, 1)																						
<b>Inning Stats</b>	R: 0 E: 0 K: 0 S: 8	H: 2 LOB: 1 BB: 0 P: 11	R: 0 E: 1 K: 0 S: 6	H: 0 LOB: 0 BB: 0 P: 7	R: 1 E: 0 K: 0 S: 4	H: 1 LOB: 0 BB: 0 P: 5	R: 2 E: 1 K: 1 S: 15	H: 2 LOB: 2 BB: 1 P: 24	R: 0 E: 0 K: 1 S: 10	H: 0 LOB: 1 BB: 1 P: 17	R: 0 E: 0 K: 0 S: 6	H: 1 LOB: 1 BB: 0 P: 9	R: 2 E: 1 K: 1 S: 16	H: 2 LOB: 1 BB: 1 P: 32	R: 1 E: 0 K: 1 S: 19	H: 1 LOB: 0 BB: 0 P: 26	R: 0 E: 0 K: 1 S: 9	H: 1 LOB: 1 BB: 0 P: 15	1B: 8 2B: 0 3B: 1 HR: 1	SF: 2 SAC: 0 DP: 2 HBP: 0	WP: 0 PB: 0 SB: 1 CS: 0	PA: 40
<b>PITCHER</b>	IP WLS BF H R ER SO BB IBB HBP BLK WP HR S P ERA WHIP																					
Bill Gullickson, R (1, 1) ERA: 3.6	5.0 L 22 5 3 2 2 2 2 0 0 0 0 0 43 64 3.60 1.400																					
Dan Schatzeder, L (6, 1) ERA: 3.0	1.2 9 3 2 1 1 1 1 0 0 0 0 0 21 39 5.40 2.400																					
Danny Darwin, R (7, 1) ERA: 3.86	1.1 5 1 1 1 1 1 0 0 0 0 0 1 20 28 6.75 0.750																					
Charlie Kerfeld, R (9, 1) ERA: 22.5	1.0 4 1 0 0 0 1 0 0 0 0 0 0 9 15 0.00 1.000																					

Los Angeles Dodgers @ Houston Astros  
Astrodome, Houston, TX

livebaseballscorecards.com

AB	35
R	6
H	10
RBI	6
BB	3
SO	5
LOB	20



Fri Apr 13 1990, 8:05 PM EDT  
Att. 22,067 - Dome - 72 F

Batter	1	2	3	4	5	6	7	8	9	AB	R	H	RBI	BB	SO	LOB
Gerald Young, S (1, 8) OBP: 0.158, SLG: 0.263	2-1 G4-3		1-1 G3-1			2-0 G6-3		2-2 F8		4	0	0	0	0	0	1
Craig Biggio, R (1, 2) OBP: 0.263, SLG: 0.176	3-2 G5-3			1-3 K		1-2 B1-3 1B			0-0 F8	4	0	1	0	0	1	0
Bill Doran, S (1, 4) OBP: 0.313, SLG: 0.286	3-3 K			1-1 G3		1-0 B1-3			2-2 1B SF7 2B	4	1	1	0	0	1	1
Glenn Davis, R (1, 3) OBP: 0.500, SLG: 0.385		0-1 F8		0-1 1B		3-2 G5-3			1-2 1B	4	0	2	0	0	0	1
Franklin Stubbs, L (1, 7) OBP: 0.267, SLG: 0.333 Mark Davidson, R (9, PH)		0-0 G3-1		0-1 P2			0-1 F9		1-1 SF7	3	0	0	0	0	0	1
Glenn Wilson, R (1, 9) OBP: 0.071, SLG: 0.143		3-2 G1-6-3			2-0 P2		2-1 G6-3		1-1 P6	4	0	0	0	0	0	1
Ken Caminiti, S (1, 5) OBP: 0.267, SLG: 0.214			1-2 G4-3 G5-3 1B		0-1 G3		0-0 F9			3	0	1	0	0	0	0
Rafael Ramirez, R (1, 6) OBP: 0.400, SLG: 0.400		1 SAFE 2-1 G5-3 1 SAFE 1 SAFE		2-1 FC6-4 1B				1-1 F9		3	0	1	0	0	0	1
Bill Gullickson, R (1, 1) Dave Rohde, S (5, PH) Dan Schatzeder, L (6, 1) Danny Darwin, R (7, 1) Terry Puhl, L (8, PH) Charlie Kerfeld, R (9, 1)			0-0 G4-3		0-0 FC6-4			1-0 F8		1	0	0	0	0	0	1

Inning Stats	R: 0	H: 0	E: 0	K: 1	S: 10	R: 0	H: 0	E: 0	K: 0	S: 6	R: 0	H: 1	E: 0	K: 0	S: 8	R: 0	H: 1	E: 0	K: 1	S: 9	R: 0	H: 1	E: 0	K: 0	S: 6	R: 0	H: 1	E: 0	K: 0	S: 8	R: 0	H: 0	E: 0	K: 0	S: 5	R: 0	H: 0	E: 0	K: 0	S: 6	R: 1	H: 2	E: 0	K: 0	S: 11							
PITCHER	IP	WLS	BF	H	R	ER	SO	BB	IBB	HBP	BLK	WP	HR	S	P	ERA	WHIP														IP	WLS	BF	H	R	ER	SO	BB	IBB	HBP	BLK	WP	HR	S	P	ERA	WHIP					
Mike Morgan, R ERA: 1.08	(1, 1)	8.1	31	6	1	1	2	0	0	0	0	0	0	65	102	1.08	0.720																																			
Ray Searge, L ERA:	(9, 1)	0.2	2	0	0	0	0	0	0	0	0	0	0	4	6	0.00	0.000																																			

**BOTTOM**

**Los Angeles Dodgers @ Houston Astros**  
Astrodome, Houston, TX  
Fri Apr 13 1990, 8:05 PM EDT  
Att: 22,067 - Dome - 72 F

AB	32
R	1
H	6
RBI	1
BB	0
SO	2
LOB	8



1B: 5	SF: 1	WP: 0	PA: 33
2B: 1	SAC: 0	PB: 0	
3B: 0	DP: 0	SB: 0	
HR: 0	HBP: 0	CS: 0	

livebaseballscores.com

Batter	1	2	3	4	5	6	7	8	9	AB R H RBI BB SO LOB	TOP																	
Juan Samuel, R OBP: 0.222, SLG: 0.292 (1, 8)	4-2 BB S S		1-2 F7		1-3 K		0-3 K		1-3 K	4 0 0 0 1 3 2																		
Willie Randolph, R OBP: 0.333, SLG: 0.280 (1, 4)	2-2 F7 1-2		2-1 P2			2-2 G1-3		1-0 L5	0-2 DI 1B	5 0 1 0 0 0 1																		
Kal Daniels, L OBP: 0.500, SLG: 0.500 (1, 7)	4-0 BB S		3-2 G4-3			2-0 G3		2-1 BB 1B	1-3 K 1-2	4 0 1 0 1 1 2																		
Eddie Murray, S OBP: 0.385, SLG: 0.458 (1, 3)	1-2 P5 1-2 2-3			2-2 CS 1B		0-0 F8		4-2 BB 1-2 BB		3 0 1 0 1 0 2																		
Hubie Brooks, R OBP: 0.200, SLG: 0.261 (1, 9)	4-0 BB			0-3 K 1-2			2-3 K	0-1 F9		3 0 0 0 1 2 3																		
Mike Scioscia, L OBP: 0.316, SLG: 0.588 (1, 2)	1-1 P4			2-1 HR			1-2 G1-3	4-1 BB 1-2 2-3		3 1 1 1 1 0 3																		
Jeff Hamilton, R OBP: 0.130, SLG: 0.130 (1, 5)			2-2 F8		0-0 G5-3		3-2 E 2B 1B	0-0 P2		4 1 1 0 0 0 3																		
Alfredo Griffin, S OBP: 0.364, SLG: 0.450 (1, 6)			0-0 F8			0-1 F7	1-2 E4 2B	2-2 1B 1B		4 1 1 0 0 0 1																		
Orel Hershiser, R (1, 1)			1-3 K			0-1 G5-3	1-2 2B	1-2 P4		2 0 0 0 0 1 0																		
Chris Gwynn, L OBP: 0.500, SLG: 1.000 (7, PH)										1 0 1 2 0 0 0																		
John Wetteland, R (7, 1)										0 0 0 0 0 0 0																		
Ray Searage, L (7, 1)										0 0 0 0 0 0 0																		
Lenny Harris, L (9, PH)										1 0 0 0 0 0 1																		
<b>Inning Stats</b>	R: 0 E: 0 K: 0 S: 14	H: 0 LOB: 3 BB: 3 P: 30	R: 0 E: 0 K: 1 S: 8	H: 0 LOB: 0 BB: 0 P: 11	R: 0 E: 0 K: 0 S: 10	H: 0 LOB: 0 BB: 0 P: 16	R: 1 E: 0 K: 1 S: 10	H: 2 LOB: 0 BB: 0 P: 14	R: 0 E: 0 K: 1 S: 9	H: 0 LOB: 0 BB: 0 P: 10	R: 0 E: 0 K: 0 S: 5	H: 0 LOB: 0 BB: 0 P: 9	R: 2 E: 1 K: 2 S: 21	H: 2 LOB: 1 BB: 0 P: 29	R: 0 E: 0 K: 0 S: 12	H: 1 LOB: 3 BB: 2 P: 23	R: 0 E: 0 K: 2 S: 17	H: 2 LOB: 2 BB: 0 P: 22	1B: 5 2B: 1 3B: 0 HR: 1	SF: 0 SAC: 0 DP: 0 HBP: 0	WP: 0 PB: 0 SB: 3 CS: 1	PA: 39						
<b>PITCHER</b>	IP WLS BF H R ER SO BB IBB HBP BLK WP HR S P ERA WHIP																											
Mike Scott, R ERA: 4.22 (1, 1)	5.0		19	2	1	1	3	3	0	0	0	0	0	1	51	81	1.80	1.000										
Larry Andersen, R ERA: (6, 1)	2.0	W	9	2	2	0	2	0	0	0	0	0	0	0	26	38	0.00	1.000										
Juan Agosto, L ERA: 5.4 (8, 1)	0.1		3	1	0	0	0	1	0	0	0	0	0	0	8	15	0.00	6.000										
Dave Smith, R ERA: (8, 1)	1.2	S	8	2	0	0	2	1	0	0	0	0	0	0	21	30	0.00	1.800										

**Los Angeles Dodgers @ Houston Astros**  
 Astrodome, Houston, TX  
 Sat Apr 14 1990, 4:33 AM EDT  
 Att: 21,736 - Dome - 72 F

AB	34
R	3
H	7
RBI	3
BB	5
SO	7
LOB	18



Batter	1	2	3	4	5	6	7	8	9	AB	R	H	RBI	BB	SO	LOB
Gerald Young, S OBP: 0.130, SLG: 0.217 (1, 8)	1-0 G3			2-1 G4-3	1-0 G4-3		2-2 F8			4	0	0	0	0	0	2
Craig Biggio, R OBP: 0.348, SLG: 0.286 (1, 2)	3-2 G5-3			2-2 1B		3-2 PB BLK 1B 1B	1-2 S 1B 1B			4	2	3	0	0	0	0
Bill Doran, S OBP: 0.300, SLG: 0.278 (1, 4)	1-1 G4			1-0 L9		1 SAFE F8	2-0 1-H HR 1B			4	1	1	1	0	0	2
Glenn Davis, R OBP: 0.500, SLG: 0.375 (1, 3)			1-3 K				4-0 HR IBB			3	1	1	1	1	2	1
Glenn Wilson, R OBP: 0.167, SLG: 0.389 (1, 9)			1-0 G6-3		0-1 1B 1B	0-1 FC6-4 1B	2-2 1-H 2-H HR			4	3	2	3	0	0	1
Terry Puhl, L OBP: 0.200, SLG: 0.111 Dave Smith, R (8, 1)			2-2 F8		2-0 F8	2-1 1B 1B	0-0 G4-3			4	0	1	0	0	0	1
Ken Caminiti, S OBP: 0.368, SLG: 0.333 (1, 5)				3-3 K		1-0 FC3-6 1B	1-2 3-H 1B			4	0	3	1	0	1	0
Rafael Ramirez, R OBP: 0.368, SLG: 0.368 (1, 6)				0-0 G4-3		0-0 FC3-6 1B	0-1 F9			4	0	1	1	0	0	3
Mike Scott, R Franklin Stubbs, L Larry Andersen, R Ken Oberkfell, L Juan Agosto, L Mark Davidson, R (1, 1) (5, PH) (6, 1) (7, PH) (8, 1) (8, 7)				1-1 G5-3		1-0 FC3-6 1-2F 2-3		0-1 G3	3-2 P6							

Inning Stats	R: 0	H: 0	E: 0	K: 0	S: 6	P: 11	R: 0	H: 0	E: 0	K: 1	S: 8	P: 12	R: 0	H: 0	E: 0	K: 1	S: 6	P: 10	R: 0	H: 1	E: 0	K: 1	S: 9	P: 17	R: 1	H: 3	E: 0	K: 0	S: 7	P: 12	R: 2	H: 4	E: 0	K: 0	S: 13	P: 22	R: 4	H: 3	E: 0	K: 0	S: 13	P: 24	R: 0	H: 1	E: 0	K: 0	S: 6	P: 11
	0	0	0	0	6	11	0	0	0	1	8	10	0	1	0	0	0	6	10	0	1	0	9	17	1	3	0	0	7	12	2	4	0	13	22	4	3	0	0	13	24	0	1	0	6	11		

PITCHER	IP	WLS	BF	H	R	ER	SO	BB	IBB	HBP	BLK	WP	HR	S	P	ERA	WHIP
Orel Hershiser, R ERA: 3.0 (1, 1)	6.0		26	8	3	3	3	0	0	0	1	0	0	49	84	4.50	1.333
John Wetteland, R ERA: 12.46 (7, 1)	0.2	L	6	3	4	4	0	0	1	0	0	0	1	12	23	54.00	4.500
Ray Searage, L ERA: (7, 1)	1.1		4	1	0	0	0	0	0	0	0	0	0	7	12	0.00	0.750

**Los Angeles Dodgers @ Houston Astros**  
Astrodome, Houston, TX  
Sat Apr 14 1990, 4:33 AM EDT  
Att: 21,736 - Dome - 72 F

AB	35
R	7
H	12
RBI	7
BB	1
SO	3
LOB	12



1B	2B	3B	HR	SF	SAC	DP	HBP	WP	PA
11	0	0	1	0	0	1	0	0	36

TOP

Los Angeles Dodgers @ Houston Astros  
Astrodome, Houston, TX

Sun Apr 15 1990, 4:33 AM EDT  
Att. 13,402 - Dome

AB	32
R	5
H	9
RBI	4
BB	5
SO	4
LOB	10



AB R H RBI BB SO LOB

3	2	2	0	2	1	0
3	1	3	3	0	0	0
5	0	3	1	0	0	3
4	0	0	0	1	2	2
3	0	0	0	0	0	0
1	0	0	0	1	0	2
2	0	0	0	0	0	0
1	0	0	0	0	0	0
1	0	0	0	0	0	2
4	0	0	0	0	0	0
3	1	1	0	1	0	0
0	1	0	0	0	0	0
0	0	0	0	0	0	0
1	0	0	0	0	0	1
0	0	0	0	0	0	0
1	0	0	0	0	1	0
0	0	0	0	0	0	0

Batter	1	2	3	4	5	6	7	8	9	10
Juan Samuel, R (1, 8) OBP: 0.313, SLG: 0.407	0-0 SH5-3 2B		4-0 1B BB		4-0 1B 2B BB			0-3 K		0-0 SH5-4 WP 2B
Willie Randolph, R (1, 4) OBP: 0.400, SLG: 0.464	0-0 SH5-3		0-0 G6-4-3 1B		0-0 2B 1B			0-0 HR		0-0 SH5-4
Hubie Brooks, R (1, 9) OBP: 0.267, SLG: 0.393	0-0 F6		0-0 G6-4-3		0-0 2B			0-0 G3 1B		0-0 2B
Eddie Murray, S (1, 3) OBP: 0.355, SLG: 0.393	0-3 K							0-0 F8		4-0 G4-6-3 BB
Mickey Hatcher, R (1, 7) Kal Daniels, L (8, PH) OBP: 0.500, SLG: 0.471		0-0 F8		0-0 F9				0-0 F9		0-0 G4-6-3
Mike Sharperson, R (1, 5) Lenny Harris, L (6, PH) OBP: 0.250, SLG: 0.250		0-0 L7		0-0 6-3				0-0 BB		0-0 BB
Jeff Hamilton, R (8, PH) OBP: 0.125, SLG: 0.125								0-0 F3		
Mike Scioscia, L (1, 2) OBP: 0.261, SLG: 0.476		0-0 4-3						0-0 F8		0-0 F8
Alfredo Griffin, S (1, 6) OBP: 0.385, SLG: 0.435			4-0 SH1-4 1B BB		0-0 F9			0-0 G5-4-3 1B		0-0 5-3
Tim Belcher, R (1, 1) Chris Gwynn, L (7, PH) John Shelby, S (7, PH) Don Aase, R (7, 1) Jose Gonzalez, R (9, PH) Jay Howell, R (9, 1)			0-0 SH1-4		1-0 BB 1B HBP			0-0 G5-4-3		0-3 K

Inning Stats	R: 0	H: 1	R: 0	H: 0	R: 1	H: 1	R: 0	H: 0	R: 2	H: 2	R: 0	H: 1	R: 1	H: 2	R: 0	H: 0	R: 1	H: 2
	E: 0	LOB: 1	E: 0	LOB: 0	E: 0	LOB: 1	E: 0	LOB: 0	E: 0	LOB: 2	E: 0	LOB: 0	E: 0	LOB: 2	E: 0	LOB: 0	E: 0	LOB: 1
	K: 1	BB: 0	K: 0	BB: 0	K: 0	BB: 2	K: 1	BB: 0	K: 0	BB: 1	K: 0	BB: 0	K: 1	BB: 1	K: 1	BB: 0	K: 1	BB: 1
	S: 6	P: 6	S: 3	P: 3	S: 3	P: 11	S: 5	P: 5	S: 4	P: 9	S: 3	P: 3	S: 7	P: 11	S: 5	P: 5	S: 4	P: 8

PITCHER	IP	WLS	BF	H	R	ER	SO	BB	IBB	HBP	BLK	WP	HR	S	P	ERA	WHIP
Jim Deshaies, L (1, 1) ERA: 3.6	5.0		21	4	3	3	2	3	0	1	0	0	0	21	34	5.40	1.400
Xavier Hernandez, R (6, 1) ERA:	1.1		5	1	0	0	0	0	0	0	0	0	0	5	5	0.00	0.750
Dan Schatzeder, L (7, 1) ERA: 2.45	0.2		1	0	0	0	0	0	0	0	0	0	0	1	1	0.00	0.000
Danny Darwin, R (8, 1) ERA: 6.0	0.2		4	2	1	1	1	0	0	0	0	0	1	6	6	13.50	3.000
Juan Agosto, L (8, 1) ERA: 3.0	1.1		5	0	0	0	1	1	0	0	0	0	0	6	10	0.00	0.750

PITCHER	IP	WLS	BF	H	R	ER	SO	BB	IBB	HBP	BLK	WP	HR	S	P	ERA	WHIP
Charlie Kerfeld, R (10, 1) ERA: 23.14	0.1		4	2	1	1	0	1	0	0	0	1	0	3	7	27.00	9.000
Jim Clancy, R (10, 1) ERA:	0.2		1	0	0	0	0	0	0	0	0	0	0	1	1	0.00	0.000

Batter	1	2	3	4	5	6	7	8	9	10	AB R H RBI BB SO LOB	BOTTOM
--------	---	---	---	---	---	---	---	---	---	----	----------------------	--------

Gerald Young, S OBP: 0.185, SLG: 0.259 (1, 8)	0-0 HR 1B		0-0 G3		0-0 SH1 1-2			0-0 L3 1B		0-3 K	4 1 2 0 0 1 0	<b>Los Angeles Dodgers @ Houston Astros</b> Astrodome, Houston, TX Sun Apr 15 1990, 4:33 AM EDT Att. 13,402 - Dome
Craig Biggio, R OBP: 0.407, SLG: 0.400 (1, 2)	0-0 HR 1B		0-0		0-0 K 1B			0-3 K			4 1 3 1 0 1 1	
Bill Doran, S OBP: 0.292, SLG: 0.409 (1, 4)	0-0 HR		0-0 F8		0-3 K 1-2			0-0 L3 1-2			4 1 1 3 0 1 3	
Glenn Davis, R OBP: 0.462, SLG: 0.316 (1, 3)	0-3 K		0-3 K				0-0 F6		4-0 BB		3 0 0 0 1 2 1	
Eric Yelding, R (9, PR)											0 0 0 0 0 0 0	
Charlie Kerfeld, R (10, 1)											0 0 0 0 0 0 0	
Jim Clancy, R (10, 1)											0 0 0 0 0 0 0	
Glenn Wilson, R OBP: 0.182, SLG: 0.364 (1, 9)	0-0 6-3			0-0 F9			0-0 CS 1B		0-0 L7		4 0 1 0 0 0 1	
Franklin Stubbs, L OBP: 0.293, SLG: 0.278 (1, 7)	0-0 F9			4-0 BB			0-3 K 1-2		4-0 BB		2 0 0 0 1 1 1	
Dan Schatzeder, L (7, 1)											0 0 0 0 0 0 0	
Danny Darwin, R (8, 1)											0 0 0 0 0 0 0	
Juan Agosto, L (8, 1)											0 0 0 0 0 0 0	
Ken Oberkfell, L (9, PH)											0 0 0 0 1 0 0	
Ken Oberkfell, L (10, 3)											0 0 0 0 0 0 0	
Ken Caminiti, S OBP: 0.348, SLG: 0.318 (1, 5)		0-0 F9		0-0 L6-3 1B			0-3 K		0-0 G4-6-3		4 0 1 0 0 1 2	
Rafael Ramirez, R OBP: 0.304, SLG: 0.304 (1, 6)		0-0 F7		0-0 L6-3			0-0 F8			0-0 5-3	4 0 0 0 0 0 2	
Jim Deshaies, L (1, 1)		0-3 K					0-0 F8			0-0 F9	1 0 0 0 0 1 0	
Dave Rohde, S OBP: 0.600, SLG: 0.750 (5, PH)											1 1 1 0 0 0 0	
Xavier Hernandez, L (6, 1)											0 0 0 0 0 0 0	
Terry Puhl, L OBP: 0.167, SLG: 0.091 (7, 7)					0-0 SH1 1B						2 0 0 0 0 0 0	

livebaseballscorecards.com

AB	33
R	4
H	9
RBI	4
BB	3
SO	8
LOB	11



Inning Stats	R: 3	H: 3	E: 0	K: 1	S: 8	P: 8	R: 0	H: 0	E: 0	K: 1	S: 5	R: 0	H: 1	E: 0	K: 1	S: 6	R: 0	H: 1	E: 0	K: 0	S: 3	R: 1	H: 2	E: 0	K: 1	S: 6	R: 0	H: 1	E: 0	K: 1	S: 5	R: 0	H: 0	E: 0	K: 1	S: 5	R: 0	H: 1	E: 0	K: 1	S: 5	R: 0	H: 0	E: 0	K: 1	S: 5	R: 0	H: 0	E: 0	K: 1	S: 2	R: 0	H: 0	E: 0	K: 1	S: 5	R: 0	H: 0	E: 0	K: 1	S: 5	1B: 7	SF: 0	2B: 4	SAC: 1	3B: 0	DP: 4	HR: 1	HBP: 0	WP: 0	PA: 37
--------------	------	------	------	------	------	------	------	------	------	------	------	------	------	------	------	------	------	------	------	------	------	------	------	------	------	------	------	------	------	------	------	------	------	------	------	------	------	------	------	------	------	------	------	------	------	------	------	------	------	------	------	------	------	------	------	------	------	------	------	------	------	-------	-------	-------	--------	-------	-------	-------	--------	-------	--------

PITCHER	IP	WLS	BF	H	R	ER	SO	BB	IBB	HBP	BLK	WP	HR	S	P	ERA	WHIP
Tim Belcher, R ERA: 2.4 (1, 1)	6.0		24	8	4	4	5	1	0	0	0	0	1	33	37	6.00	1.500
Don Aase, R ERA: 9.0 (7, 1)	2.0		6	1	0	0	2	0	0	0	0	0	0	10	10	0.00	0.500
Jay Howell, R ERA: (9, 1)	2.0	W	7	0	0	0	1	2	0	0	0	0	0	7	15	0.00	1.000

Batter	1	2	3	4	5	6	7	8	9	AB R H RBI BB SO LOB	TOP																
<b>Brett Butler, L</b> (1, 8) OBP: 0.529, SLG: 0.640	0-0 1B SF8 2B	0-0 F8			0-0 F8		0-3 K		0-0 CS 1B	5 1 2 0 0 1 2	<b>San Francisco Giants @ Los Angeles Dodgers</b> <b>Dodger Stadium, Los Angeles, CA</b> Mon Apr 16 1990, 7:05 PM PDT Att: 26,954 - Cloudy																
<b>Kevin Bass, S</b> (1, 9) OBP: 0.250, SLG: 0.370	0-0 2-3 E 1B		0-3 K		0-0 2-3 2B 1B		0-0 2-3		0-0 G3 1-2	5 1 2 1 0 1 1																	
<b>Will Clark, L</b> (1, 3) OBP: 0.400, SLG: 0.571	0-0 SF8 3-H		0-0 4-3		0-0 1-H 2B			0-0 1B 1B		3 0 2 2 0 0 0																	
<b>Kevin Mitchell, R</b> (1, 7) OBP: 0.292, SLG: 0.435 <b>Brad Komminsk, R</b> (6, 7) OBP: 0.500, SLG: 0.333	0-0 F9		0-0 F4		0-0 5-3			0-3 K		3 0 0 0 0 0 1 1 0 0 0 0 1 1																	
<b>Matt Williams, R</b> (1, 5) OBP: 0.233, SLG: 0.267	0-0 E6 1-2			0-0 F8		0-0 5-3		0-3 K		4 0 0 0 0 1 2																	
<b>Robby Thompson, R</b> (1, 4) OBP: 0.429, SLG: 0.577	0-3 K			0-0 F7		0-0 WP 1B		0-0 S 1B		4 0 2 0 0 1 2																	
<b>Gary Carter, R</b> (1, 2) OBP: 0.500, SLG: 0.400		4-0 SH2-4 BB		0-0 F8		4-0 1-2 BB		4-0 1-2 BB		1 0 0 0 3 0 0																	
<b>Jose Uribe, S</b> (1, 6) OBP: 0.238, SLG: 0.300		0-0 F9			0-0 SH2-4 1B 1B		0-3 K		0-0 1-3	4 1 1 0 0 1 6																	
<b>Michael LaCoss, R</b> (1, 1) OBP: 0.238, SLG: 0.300		0-0 SH2-4 1-2			0-0 SH2-4 1-2		0-3 K		0-0 F9	2 0 0 0 0 1 0																	
<b>Inning Stats</b>	R: 1 E: 1 K: 1 S: 8	H: 2 LOB: 2 BB: 0 P: 8	R: 0 E: 0 K: 0 S: 3	H: 0 LOB: 1 BB: 1 P: 7	R: 0 E: 0 K: 1 S: 5	H: 0 LOB: 0 BB: 0 P: 5	R: 0 E: 0 K: 0 S: 3	H: 0 LOB: 0 BB: 0 P: 3	R: 2 E: 0 K: 0 S: 5	H: 3 LOB: 1 BB: 0 P: 5	R: 0 E: 0 K: 1 S: 6	H: 1 LOB: 2 BB: 1 P: 10	R: 0 E: 0 K: 2 S: 7	H: 0 LOB: 0 BB: 0 P: 7	R: 0 E: 0 K: 2 S: 9	H: 2 LOB: 3 BB: 1 P: 13	R: 0 E: 0 K: 0 S: 3	H: 1 LOB: 0 BB: 0 P: 3	1B: 7 2B: 2 3B: 0 HR: 0	SF: 1 SAC: 2 DP: 0 HBP: 0	WP: 1 PB: 0 SB: 1 CS: 1	PA: 38					
<b>PITCHER</b>	IP	WLS	BF	H	R	ER	SO	BB	IBB	HBP	BLK	WP	HR	S	P	ERA	WHIP										
<b>Fernando Valenzuela, L</b> (1, 1) ERA: 4.09	6.0	L	26	6	3	3	3	2	0	0	0	1	0	30	38	4.50	1.333										
<b>Ray Searage, L</b> (7, 1) ERA:	1.0		3	0	0	0	2	0	0	0	0	0	0	7	7	0.00	0.000										
<b>Tim Crews, R</b> (8, 1) ERA:	2.0		9	3	0	0	2	1	0	0	0	0	0	12	16	0.00	2.000										

livebaseballscorecards.com

<b>AB</b>	32
<b>R</b>	3
<b>H</b>	9
<b>RBI</b>	3
<b>BB</b>	3
<b>SO</b>	7
<b>LOB</b>	15





Batter	1	2	3	4	5	6	7	8	9	AB	R	H	RBI	BB	SO	LOB
Juan Samuel, R OBP: 0.306, SLG: 0.367 (1, 8) X	0-0 F2 ①			4-0 BB ①	0-0 FC6-4 ③		0-0 G5-4-3 ②			3	0	0	0	1	0	3
Willie Randolph, R OBP: 0.353, SLG: 0.406 (1, 4) X	0-0 F8 ②			0-3 K ①		0-0 F9 ①		0-0 F7 ①		4	0	0	0	0	1	1
Kal Daniels, L OBP: 0.500, SLG: 0.450 (1, 7) S S S	0-3 K ③			4-0 BB ①		0-0 1B SF8 1B		0-0 4-3 ②		3	1	1	0	1	1	0
Eddie Murray, S OBP: 0.343, SLG: 0.375 (1, 3) X		0-0 L6 ①		0-0 F2 ②		0-0 SF8 1B 1B		0-3 K ③		4	0	1	0	0	1	2
Hubie Brooks, R OBP: 0.265, SLG: 0.375 (1, 9) X		0-0 6-3 ②		0-0 5-3 ③		0-0 FC6-4 1B		0-0 F8 ①		4	0	1	0	0	0	2
Lenny Harris, L (1, 5) X		0-0 4-3 ③			0-0 G3 ①	0-0 SF8 ②		0-0 4-3 ②		3	0	0	1	0	0	0
Mike Scioscia, L OBP: 0.259, SLG: 0.440 (1, 2) X			0-0 L1 ①		0-0 BB 1B	0-0 FC6-4 ③		0-0 G3 ③		4	0	1	0	0	0	2
Alfredo Griffin, S OBP: 0.345, SLG: 0.385 (1, 6) X		0-0 6-3 ②		0-0 F8 ②		0-0 4-3 ①				3	0	0	0	0	0	1
Fernando Valenzuela, L Ray Searage, L John Shelby, S Tim Crews, R		0-3 K ③		0-0 FC6-4 ①		0-0 G5-4-3 ①				1	0	0	0	1	1	0
				0-0 BB ①						0	0	0	0	0	0	0
										1	0	1	0	0	0	0
										0	0	0	0	0	0	0

<b>Inning Stats</b>	R: 0 E: 0 K: 1 S: 5	H: 0 LOB: 0 BB: 0 P: 5	R: 0 E: 0 K: 0 S: 3	H: 0 LOB: 0 BB: 0 P: 3	R: 0 E: 0 K: 1 S: 5	H: 0 LOB: 0 BB: 0 P: 5	R: 0 E: 0 K: 1 S: 5	H: 0 LOB: 2 BB: 2 P: 13	R: 0 E: 0 K: 0 S: 4	H: 1 LOB: 2 BB: 1 P: 8	R: 1 E: 0 K: 0 S: 6	H: 3 LOB: 2 BB: 0 P: 6	R: 0 E: 0 K: 0 S: 3	H: 1 LOB: 0 BB: 0 P: 3	R: 0 E: 0 K: 1 S: 5	H: 0 LOB: 0 BB: 0 P: 5	R: 0 E: 0 K: 0 S: 3	H: 0 LOB: 0 BB: 0 P: 3	1B: 5 2B: 0 3B: 0 HR: 0	SF: 1 SAC: 0 DP: 1 HBP: 0	WP: 0 PB: 0 SB: 1 CS: 0	PA: 34											
<b>PITCHER</b> Michael LaCoss, R ERA: 1.29 (1, 1)	IP 9.0	WLS W	BF 34	H 5	R 1	ER 1	SO 4	BB 3	IBB 0	HBP 0	BLK 0	WP 0	HR 0	S 39	P 51	ERA 1.00	WHIP 0.889																
<b>PITCHER</b>																	IP	WLS	BF	H	R	ER	SO	BB	IBB	HBP	BLK	WP	HR	S	P	ERA	WHIP

**BOTTOM**

San Francisco Giants @ Los Angeles Dodgers  
 Dodger Stadium, Los Angeles, CA  
 Mon Apr 16 1990, 7:05 PM PDT  
 Att. 26,954 - Cloudy

livebaseballscorecards.com

<b>AB</b>	<b>30</b>
<b>R</b>	<b>1</b>
<b>H</b>	<b>5</b>
<b>RBI</b>	<b>1</b>
<b>BB</b>	<b>3</b>
<b>SO</b>	<b>4</b>
<b>LOB</b>	<b>11</b>



Los Angeles Dodgers @ San Francisco Giants  
 Candlestick Park, San Francisco, CA

Tue Apr 17 1990, 10:05 PM EDT  
 Att. 23,194 - Cloudy - 62 F

AB	37
R	10
H	14
RBI	10
BB	6
SO	6
LOB	16



AB R H RBI BB SO LOB

Batter	1	2	3	4	5	6	7	8	9	AB	R	H	RBI	BB	SO	LOB
Juan Samuel, R (1, 8) OBP: 0.333, SLG: 0.400 Jay Howell, R (9, 1)	2-2 F9		2-2 2B	4-1 G5-4-3 BB			1-2 1B	3-3 K	1-3 K	5	2	2	0	1	2	2
Willie Randolph, R (1, 4) OBP: 0.385, SLG: 0.417	1-1 1B SF9		4-1 2B BB	0-1 G5-4-3 1-2f			3-2 1B SH5-4 1H		0-0 G5-3	4	3	2	1	1	0	2
Kal Daniels, L (1, 7) OBP: 0.500, SLG: 0.500 Jose Gonzalez, R (9, 8) OBP: 0.500, SLG: 0.500	1-1 SF9 BB		1-0 F7				0-1 SH5-4		2-2 1B 2B	4	1	2	0	0	0	2
Eddie Murray, S (1, 3) OBP: 0.375, SLG: 0.400	4-2 SF9 BB		3-2 WP 2B 1H 2H				1-0 F7		4-0 1B 1B IBB	3	1	1	2	2	0	1
Hubie Brooks, R (1, 9) OBP: 0.282, SLG: 0.389	1-0 SF9		1-3 K				1-0 1B		2-3 K	4	0	2	2	0	2	3
Lenny Harris, L (1, 5) Mickey Hatcher, R (7, PH) Don Aase, R (7, 1) Chris Gwynn, L (9, PH) OBP: 0.667, SLG: 1.000	0-0 P5		4-2 BB				2-2 L3		1-1 1B 1B	2	0	0	0	1	0	3
Mike Scioscia, L (1, 2) OBP: 0.281, SLG: 0.533			0-3 K2-3				2-2 G6-3		1-1 1B 1B HR	5	2	2	2	0	1	2
Alfredo Griffin, S (1, 6) OBP: 0.353, SLG: 0.367			1-0 F9				0-0 F8		1-1 F7	4	0	1	1	1	0	0
Ramon Martinez, R (1, 1) John Shelby, S (6, PH) OBP: 0.250, SLG: 0.250 Ray Searage, L (6, 1) Mike Sharperson, R (7, 5) OBP: 0.333, SLG: 0.333			0-0 G5-3				0-0 SH2-4 BB		2-2 G3-1	1	0	0	0	0	0	0

Inning Stats	R: 1	H: 2	E: 0	LOB: 2	K: 0	BB: 1	S: 13	P: 22	R: 0	H: 0	E: 0	LOB: 0	K: 0	BB: 0	S: 5	P: 7	R: 2	H: 2	E: 0	LOB: 2	K: 2	BB: 2	S: 17	P: 32	R: 0	H: 0	E: 0	LOB: 1	K: 0	BB: 2	S: 7	P: 15	R: 0	H: 1	E: 0	LOB: 1	K: 0	BB: 0	S: 7	P: 13	R: 0	H: 0	E: 0	LOB: 0	K: 0	BB: 0	S: 6	P: 10	R: 2	H: 3	E: 0	LOB: 1	K: 1	BB: 0	S: 14	P: 24	R: 1	H: 1	E: 0	LOB: 0	K: 1	BB: 0	S: 10	P: 18	R: 4	H: 5	E: 0	LOB: 2	K: 2	BB: 1	S: 25	P: 39	1B: 10	SF: 1	2B: 3	SAC: 2	3B: 0	DP: 1	HR: 1	HBP: 0	WP: 1	PA: 46	PB: 0	SB: 1	CS: 0
--------------	------	------	------	--------	------	-------	-------	-------	------	------	------	--------	------	-------	------	------	------	------	------	--------	------	-------	-------	-------	------	------	------	--------	------	-------	------	-------	------	------	------	--------	------	-------	------	-------	------	------	------	--------	------	-------	------	-------	------	------	------	--------	------	-------	-------	-------	------	------	------	--------	------	-------	-------	-------	------	------	------	--------	------	-------	-------	-------	--------	-------	-------	--------	-------	-------	-------	--------	-------	--------	-------	-------	-------

PITCHER	IP	WLS	BF	H	R	ER	SO	BB	IBB	HBP	BLK	WP	HR	S	P	ERA	WHIP
Scott Garrelts, R (1, 1) ERA: 5.63	3.0		16	4	3	3	2	3	0	0	0	1	0	35	61	9.00	2.333
Andy McGaffigan, R (4, 1) ERA: 20.25	1.0		4	0	0	0	0	2	0	0	0	0	0	7	15	0.00	2.000
Randy O'Neal, R (5, 1) ERA: 2.84	2.0		9	3	2	2	0	0	0	0	0	0	0	19	33	9.00	1.500
Atlee Hammaker, L (7, 1) ERA: 2.25	2.0	L	8	2	1	1	2	0	0	0	0	0	1	18	32	4.50	1.000
Dan Quisenberry, R (9, 1) ERA: 14.54	0.2		5	2	3	3	1	0	1	0	0	0	0	14	23	40.50	3.000

PITCHER	IP	WLS	BF	H	R	ER	SO	BB	IBB	HBP	BLK	WP	HR	S	P	ERA	WHIP
Russ Swan, L (9, 1) ERA: 3.86	0.0		3	3	1	1	0	0	0	0	0	0	0	8	12	∞	∞
Jeff Brantley, R (9, 1) ERA: 2.84	0.1		1	0	0	0	1	0	0	0	0	0	0	3	4	0.00	0.000

Batter	1	2	3	4	5	6	7	8	9	AB	R	H	RBI	BB	SO	LOB
<b>Brett Butler, L</b> OBP: 0.538, SLG: 0.633 (1, 8)	2-2 CS 1B		1-2 G1-3	1-2 1-3 3-H 1B		0-2 FC6-4			0-1 G1-3 1B	5	0	3	1	0	0	1
<b>Kevin Bass, S</b> OBP: 0.212, SLG: 0.313 (1, 9)	2-3 SAFE SAFE SAFE 1-2 K		2-2 P4		2-0 P6		1-1 G4-3		2-2 G1-3 1-2	5	0	0	0	0	1	2
<b>Will Clark, L</b> OBP: 0.400, SLG: 0.563 (1, 3)	4-2 FC6-4 BB			2-3 K	1-0 F8 2B		2-3 K		2-0 F8	4	0	1	0	1	2	1
<b>Kevin Mitchell, R</b> OBP: 0.357, SLG: 0.577 (1, 7)	2-1 FC6-4 1-2f			1-2 BB 2B 1B	4-0 F8 IBB		3-2 HR			3	2	2	1	1	0	1
<b>Matt Williams, R</b> OBP: 0.235, SLG: 0.242 (1, 5)		0-0 F7		4-1 2B BB	2-0 F8		2-3 K			3	1	0	0	1	1	2
<b>Robby Thompson, R</b> OBP: 0.375, SLG: 0.500 (1, 4)		3-1 F8		2-0 P4	3-2 P6		1-3 K			4	0	0	0	0	1	4
<b>Terry Kennedy, L</b> OBP: 0.550, SLG: 0.647 (1, 2)		0-2 1B		1-2 E 1-H 2-H 1B 2B		1-2 FC5-4 1B		1-2 G6-3		4	1	3	2	0	0	0
<b>Jose Uribe, S</b> OBP: 0.208, SLG: 0.261 (1, 6)		1-3 K		0-0 E6 1B 1B		2-2 FC5-4 FC6-4 1-2f		0-1 F8		3	1	0	0	0	1	3
<b>Ernest Riles, L</b> (8, PH)						1 SAFE 2-2 FC5-4				1	0	0	0	0	0	0
<b>Russ Swan, L</b> (9, 1)						1-2 F8				0	0	0	0	0	0	0
<b>Jeff Brantley, R</b> OBP: 0.500, SLG: 1.000 (9, 1)						0-3 K				0	0	0	0	0	0	0
<b>Scott Garretts, R</b> (1, 1)			1-1 F8		3-2 1B 1B			0-3 K		0	0	0	0	0	0	0
<b>Mike Laga, L</b> (3, PH)										1	0	0	0	0	0	0
<b>Andy McGaffigan, R</b> (4, 1)										0	0	0	0	0	0	0
<b>Rick Leach, L</b> OBP: 0.600, SLG: 0.333 (4, PH)										1	0	1	1	0	0	0
<b>Randy O'Neal, R</b> (5, 1)										1	0	0	0	0	1	1
<b>Atlee Hammaker, S</b> (7, 1)										0	0	0	0	0	0	0
<b>Dan Quisenberry, R</b> (9, 1)										0	0	0	0	0	0	0
<b>Tony Perezchica, R</b> OBP: 0.500, SLG: 0.333 (9, 9)										1	0	0	0	0	1	0

Inning Stats	R: 0	H: 1	E: 0	LOB: 1	K: 1	P: 23	R: 0	H: 1	E: 0	LOB: 1	K: 1	P: 15	R: 0	H: 0	E: 0	LOB: 0	K: 0	P: 12	R: 4	H: 4	E: 1	LOB: 2	K: 1	P: 35	R: 0	H: 1	E: 0	LOB: 2	K: 0	P: 18	R: 0	H: 1	E: 0	LOB: 1	K: 1	P: 15	R: 1	H: 1	E: 0	LOB: 0	K: 2	P: 19	R: 0	H: 0	E: 0	LOB: 0	K: 1	P: 10	R: 0	H: 1	E: 0	LOB: 1	K: 1	P: 13	1B: 7	SF: 0	2B: 3	SAC: 0	3B: 0	DP: 1	HR: 1	HBP: 0	WP: 0	PA: 39
--------------	------	------	------	--------	------	-------	------	------	------	--------	------	-------	------	------	------	--------	------	-------	------	------	------	--------	------	-------	------	------	------	--------	------	-------	------	------	------	--------	------	-------	------	------	------	--------	------	-------	------	------	------	--------	------	-------	------	------	------	--------	------	-------	-------	-------	-------	--------	-------	-------	-------	--------	-------	--------

PITCHER	IP	WLS	BF	H	R	ER	SO	BB	IBB	HBP	BLK	WP	HR	S	P	ERA	WHIP
<b>Ramon Martinez, R</b> ERA: 3.6 (1, 1)	5.0		24	7	4	2	3	2	1	0	0	0	0	59	103	3.60	1.800
<b>Ray Seavage, L</b> ERA: (6, 1)	1.0		4	1	0	0	1	0	0	0	0	0	0	12	15	0.00	1.000
<b>Don Aase, R</b> ERA: 7.2 (7, 1)	2.0	W	7	1	1	1	3	0	0	0	0	0	0	19	29	4.50	0.500
<b>Jay Howell, R</b> ERA: (9, 1)	1.0		4	1	0	0	1	0	0	0	0	0	0	9	13	0.00	1.000

**BOTTOM**

**Los Angeles Dodgers @ San Francisco Giants**  
**Candlestick Park, San Francisco, CA**  
 Tue Apr 17 1990, 10:05 PM EDT  
 Att: 23,194 - Cloudy - 62 F

livebaseballscores.com

<b>AB</b>	<b>36</b>
<b>R</b>	<b>5</b>
<b>H</b>	<b>10</b>
<b>RBI</b>	<b>5</b>
<b>BB</b>	<b>3</b>
<b>SO</b>	<b>8</b>
<b>LOB</b>	<b>15</b>



Batter	1	2	3	4	5	6	7	8	9	AB	R	H	RBI	BB	SO	LOB	TOP								
Juan Samuel, R (1, 8) OBP: 0.340, SLG: 0.385	0-0 4-3		0-0 6-3		0-0 5-3	0-0 1-2 3-H 1B		4-0 BB		4	0	1	1	1	0	0									
Willie Randolph, R (1, 4) OBP: 0.364, SLG: 0.375	0-0 F9		4-0 HR BB		0-0 6-3	0-0 F8		0-0 G5-3		4	1	0	0	1	0	4									
Hubie Brooks, R (1, 9) OBP: 0.295, SLG: 0.488	0-0 6-3		0-3 K		0-0 2B		0-0 4-3		0-0 HR	5	1	2	1	0	1	1									
Jose Gonzalez, R (9, 9) OBP: 0.500, SLG: 0.500										0	0	0	0	0	0	0									
Eddie Murray, S (1, 3) OBP: 0.422, SLG: 0.590		0-0 BB 1B	0-0 1-H HR		4-0 IBB		0-0 HR		0-0 F9	4	3	3	3	1	0	0									
Kal Daniels, L (1, 7) OBP: 0.486, SLG: 0.444		4-0 FC5 1B 1-2	0-0 L5		0-0 G3		4-0 BB		0-3 K	3	0	0	0	2	1	2									
John Shelby, S (9, 7) OBP: 0.250, SLG: 0.250										0	0	0	0	0	0	0									
Mike Sharperson, R (1, 5) OBP: 0.333, SLG: 0.250		0-3 K			4-0 CS BB		0-0 4-3		0-0 F7	2	0	0	0	1	1	2									
Chris Gwynn, L (7, PH) OBP: 0.667, SLG: 1.000										0	0	0	0	0	0	0									
Lenny Harris, L (7, PH) (7, 5)										2	0	0	0	0	0	1									
Mike Scioscia, L (1, 2) OBP: 0.278, SLG: 0.500		0-0 1-2 2-H 1B			0-0 F8		0-0 4-3		0-0 F8	4	0	1	1	0	0	2									
Alfredo Griffin, S (1, 6) OBP: 0.385, SLG: 0.455		0-0 F3			4-0 1-2 BB				0-0 G5-3 2B	3	1	2	0	1	0	2									
Mike Morgan, R (1, 1) OBP: 0.286, SLG: 0.167		0-0 FC5			0-3 K		0-0 1B 2B		0-3 K	3	0	1	0	0	1	3									
Mike Munoz, L (7, 1)										1	0	0	0	0	1	1									
Tim Crews, R (8, 1)										0	0	0	0	0	0	0									
<b>Inning Stats</b>	R: 0 E: 0 K: 0 S: 3	H: 0 LOB: 0 BB: 0 P: 3	R: 1 E: 0 K: 1 S: 7	H: 2 LOB: 2 BB: 1 P: 11	R: 2 E: 0 K: 1 S: 6	H: 1 LOB: 0 BB: 1 P: 10	R: 0 E: 0 K: 1 S: 4	H: 0 LOB: 1 BB: 2 P: 12	R: 0 E: 0 K: 0 S: 4	H: 1 LOB: 2 BB: 1 P: 8	R: 1 E: 0 K: 0 S: 6	H: 3 LOB: 2 BB: 0 P: 6	R: 1 E: 0 K: 0 S: 4	H: 1 LOB: 1 BB: 1 P: 8	R: 0 E: 0 K: 1 S: 5	H: 1 LOB: 1 BB: 1 P: 9	R: 1 E: 0 K: 1 S: 6	H: 1 LOB: 0 BB: 0 P: 6	1B: 4 2B: 3 3B: 0 HR: 3	SF: 0 SAC: 0 DP: 1 HBP: 0	WP: 0 PB: 0 SB: 0 CS: 1	PA: 42			
<b>PITCHER</b>	IP	WLS	BF	H	R	ER	SO	BB	IBB	HBP	BLK	WP	HR	S	P	ERA	WHIP								
Eric Gunderson, L (1, 1) ERA: 3.65	5.2	L	28	7	4	4	3	4	1	0	0	0	1	29	49	6.35	1.941								
Randy O'Neal, R (6, 1) ERA: 3.52	1.1		6	1	1	1	0	1	0	0	0	0	1	5	9	6.75	1.500								
Ernie Camacho, R (8, 1) ERA:	1.0		4	1	0	0	1	1	0	0	0	0	0	5	9	0.00	2.000								
Steve Bedrosian, R (9, 1) ERA: 13.5	1.0		4	1	1	1	1	0	0	0	0	0	1	6	6	9.00	1.000								

Los Angeles Dodgers @ San Francisco Giants  
Candlestick Park, San Francisco, CA

Wed Apr 18 1990, 6:33 AM EDT  
Att: 22,022 - Unknown

livebaseballscorecards.com

AB	35
R	6
H	10
RBI	6
BB	7
SO	5
LOB	18



BOTTOM

Los Angeles Dodgers @ San Francisco Giants  
Candlestick Park, San Francisco, CA

Wed Apr 18 1990, 6:33 AM EDT  
Att. 22,022 - Unknown

livebaseballscores.com

AB 38  
R 2  
H 14  
RBI 2  
BB 1  
SO 6  
LOB 22



WP: 1 PA: 40  
PB: 0  
SB: 0  
CS: 0

AB R H RBI BB SO LOB

5	1	3	0	0	0	1
4	0	2	1	0	0	1
5	1	2	0	0	1	5
5	0	2	0	0	1	5
4	0	0	0	0	1	4
4	0	2	1	0	1	2
4	0	1	0	0	0	3
0	0	0	0	0	0	0
3	0	1	0	0	0	1
1	0	0	0	0	0	0
2	0	0	0	0	2	0
0	0	0	0	0	0	0
1	0	1	0	0	0	0
0	0	0	0	0	0	0
0	0	0	0	1	0	0


Batter	1	2	3	4	5	6	7	8	9
Brett Butler, L OBP: 0.545, SLG: 0.657 (1, 8)	0-0 L5 		0-0 F8 SH2-3 1B 		0-0 1B 2B 		0-0 FC6-4 G5-4-3 		0-0 1B 1B 
Kevin Bass, S OBP: 0.243, SLG: 0.333 (1, 9)	0-0 3-1 		0-0 SH2-3 		0-0 1B 		0-0 G5-4-3 		0-0 1B 
Will Clark, L OBP: 0.400, SLG: 0.568 (1, 3)	0-0 WP 1B 1B 		0-0 F8 		0-0 F8 			0-0 2B 	0-3 K 
Kevin Mitchell, R OBP: 0.364, SLG: 0.548 (1, 7)	0-0 WP 1B 1B 		0-0 5-3 		0-3 K 			0-0 1B 	0-0 F2 
Matt Williams, R OBP: 0.211, SLG: 0.216 (1, 5)	0-3 K 1B 			0-0 3-1 			0-0 6-3 	0-0 F3 	
Robby Thompson, R OBP: 0.389, SLG: 0.500 (1, 4)	0-0 1B 			0-0 FC6-4 1B 			0-0 5-3 	0-3 K 	
Terry Kennedy, L OBP: 0.500, SLG: 0.571 Steve Bedrosian, R (9, 1)		0-0 F7 		0-0 FC6-4 2B 			0-0 1B 	0-0 F5 	
Dave Anderson, R OBP: 0.286, SLG: 0.429 Ernest Riles, L (9, PH)		0-0 6-3 		0-0 1B 			0-0 4-3 	0-0 F8 	
Eric Gunderson, R Randy O'Neal, R Rick Leach, L OBP: 0.636, SLG: 0.429 Ernie Camacho, R Gary Carter, R OBP: 0.533, SLG: 0.400		0-3 K 			0-3 K 		0-0 FC6-4 1B 	4-0 1B 1B BB 	

Inning Stats	R: 1	H: 3	E: 0	K: 1	S: 8	LOB: 2	BB: 0	P: 8	R: 0	H: 0	E: 0	K: 1	S: 5	LOB: 0	BB: 0	P: 5	R: 0	H: 1	E: 0	K: 0	S: 4	LOB: 1	BB: 0	P: 4	R: 0	H: 2	E: 0	K: 0	S: 4	LOB: 2	BB: 0	P: 4	R: 1	H: 2	E: 0	K: 2	S: 9	LOB: 1	BB: 0	P: 9	R: 0	H: 1	E: 0	K: 0	S: 4	LOB: 1	BB: 0	P: 4	R: 0	H: 1	E: 0	K: 0	S: 3	LOB: 0	BB: 0	P: 3	R: 0	H: 2	E: 0	K: 1	S: 7	LOB: 2	BB: 0	P: 7	R: 0	H: 2	E: 0	K: 1	S: 7	LOB: 3	BB: 1	P: 11	1B: 11	SF: 0	2B: 3	SAC: 1	3B: 0	DP: 1	HR: 0	HBP: 0	WP: 1	PA: 40
--------------	------	------	------	------	------	--------	-------	------	------	------	------	------	------	--------	-------	------	------	------	------	------	------	--------	-------	------	------	------	------	------	------	--------	-------	------	------	------	------	------	------	--------	-------	------	------	------	------	------	------	--------	-------	------	------	------	------	------	------	--------	-------	------	------	------	------	------	------	--------	-------	------	------	------	------	------	------	--------	-------	-------	--------	-------	-------	--------	-------	-------	-------	--------	-------	--------

PITCHER	IP	WLS	BF	H	R	ER	SO	BB	IBB	HBP	BLK	WP	HR	S	P	ERA	WHIP
Mike Morgan, R ERA: 1.84 (1, 1)	6.1	W	28	10	2	2	4	0	0	0	0	1	0	36	36	2.84	1.579
Mike Munoz, L ERA: (7, 1)	0.2		1	0	0	0	0	0	0	0	0	0	0	1	1	0.00	0.000
Tim Crews, R ERA: (8, 1)	2.0	S	11	4	0	0	2	1	0	0	0	0	0	14	18	0.00	2.500

Batter	1	2	3	4	5	6	7	8	9	AB R H RBI BB SO LOB	TOP											
Eric Yelding, R (1, 8) OBP: 0.222, SLG: 0.222	2-2 G6-3		0-1 G4-3		1-1 P5		2-1 G6-3			4 0 0 0 0 0 1	<p>Houston Astros @ Los Angeles Dodgers</p> <p>Dodger Stadium, Los Angeles, CA</p> <p>Thu Apr 19 1990, 7:05 PM PDT</p> <p>Att: 38,580 - Unknown</p>											
Craig Biggio, R (1, 2) OBP: 0.512, SLG: 0.500	0-1 L8		2-1 FC4-6 1B		0-0 1B		0-0 2B			4 0 3 1 0 0 0												
Bill Doran, S (1, 4) OBP: 0.289, SLG: 0.361	1-0 F7		1-0 FC4-6 2B 1-2f		3-2 G3		1-3 K			4 0 0 0 0 1 3												
Glenn Davis, R (1, 3) OBP: 0.450, SLG: 0.469		1-2 G1-3	3-2 2B		0-1 P5		2-0 G6-4-3 1B			4 0 2 0 0 0 0												
Glenn Wilson, R (1, 9) OBP: 0.200, SLG: 0.400		0-0 G3 1B	1-1 G4-3		0-1 L5		1-2 G6-4-3 1-2f			4 1 1 0 0 0 3												
Terry Puhl, L (1, 7) Juan Agosto, L (8, 1)		0-0 G3		0-1 P6		2-3 K	3-1 F8			4 0 0 0 0 1 1 0 0 0 0 0 0 0												
Ken Caminiti, S (1, 5) OBP: 0.333, SLG: 0.353		2-0 1B 2-H		2-3 K		2-2 2B 2B		1-1 G1-3		4 1 2 1 0 1 0												
Rafael Ramirez, R (1, 6) OBP: 0.371, SLG: 0.382		1-2 1B		0-0 G6-3		1-0 G6-3 2B 2-H		0-1 G3		4 1 2 1 0 0 0												
Mike Scott, R (1, 1) Casey Candaele, S (5, PH) Xavier Hernandez, L (5, 1) Dave Rohde, S (7, PH) Charlie Kerfeld, R (7, 1) Franklin Stubbs, L (8, 7) OBP: 0.429, SLG: 0.500		0-3 K2-3			2-3 K		1-3 K		0-3 K	1 0 0 0 0 0 1 2 1 0 0 0 0 0 1 0 0 0 0 0 0 0 0 0 1 0 0 0 0 0 1 1 0 0 0 0 0 0 0 0 1 0 0 0 0 0 1 0												
<b>Inning Stats</b>	R: 0 E: 0 K: 0 S: 6	H: 0 LOB: 0 BB: 0 P: 9	R: 1 E: 0 K: 1 S: 12	H: 3 LOB: 2 BB: 0 P: 16	R: 0 E: 0 K: 0 S: 10	H: 2 LOB: 2 BB: 0 P: 17	R: 0 E: 0 K: 1 S: 6	H: 0 LOB: 0 BB: 0 P: 8	R: 0 E: 0 K: 1 S: 9	H: 1 LOB: 1 BB: 0 P: 15	R: 0 E: 0 K: 1 S: 7	H: 0 LOB: 0 BB: 0 P: 9	R: 2 E: 0 K: 2 S: 13	H: 3 LOB: 1 BB: 0 P: 20	R: 0 E: 0 K: 0 S: 6	H: 1 LOB: 0 BB: 0 P: 12	R: 0 E: 0 K: 1 S: 7	H: 0 LOB: 0 BB: 0 P: 8	1B: 6 2B: 4 3B: 0 HR: 0	SF: 0 SAC: 0 DP: 1 HBP: 0	WP: 0 PB: 0 SB: 0 CS: 0	PA: 36
<b>PITCHER</b>	IP WLS BF H R ER SO BB IBB HBP BLK WP HR S P ERA WHIP																					
Orel Hershiser, R (1, 1) ERA: 3.32	7.0 W 30 9 3 3 6 0 0 0 0 0 0 0 63 94 3.86 1.286																					
Don Aase, R (8, 1) ERA: 5.14	2.0 6 1 0 0 1 0 0 0 0 0 0 0 13 20 0.00 0.500																					

AB	36
R	3
H	10
RBI	3
BB	0
SO	7
LOB	11



Batter	1	2	3	4	5	6	7	8	9	AB	R	H	RBI	BB	SO	LOB
Juan Samuel, R OBP: 0.327, SLG: 0.349 (1, 8)	2-3 K		1-2 F9	4-0 1B BB		1-2 P3		1-1 P4		4	1	0	0	1	1	2
Willie Randolph, R OBP: 0.354, SLG: 0.364 (1, 4)	2-2 P8		0-2 G5-3	1-2 1B 1B			2-0 G6-3			4	1	1	1	0	0	0
Kal Daniels, L OBP: 0.513, SLG: 0.613 (1, 7)	0-0 HR		0-0 HR	1-2 2B 1B			2-3 K			4	2	3	3	0	1	0
Eddie Murray, S OBP: 0.449, SLG: 0.575 (1, 3)	0-1 G4-3		4-0 HR		4-1 FC4-6 BB		4-2 BB			1	1	0	0	3	0	0
Hubie Brooks, R OBP: 0.292, SLG: 0.533 (1, 9)		0-1 G6-3	1-2 HR		2-3 K		0-2 F8			4	1	1	3	0	1	2
Don Aase, R (8, 1)			1-2 HR							0	0	0	0	0	0	0
Lenny Harris, L (1, 5)		4-1 BB	0-1 G6-3		0-0 FC4-6		1-0 G4-3			2	0	0	0	1	0	1
Mickey Hatcher, R (8, PH)					1-2					1	0	0	0	0	0	0
Mike Sharperson, R (9, 5)										0	0	0	0	0	0	0
Mike Scioscia, L (1, 2)		1 SAFE 3-3 SAFE K		1-0 P6	2-0 G4-3		1-0 F7			4	0	0	0	0	1	2
Alfredo Griffin, S (1, 6)		4-0 IBB		0-0 1B 2B		0-0 G4-3		0-0 PB 1B		3	1	2	0	1	0	0
Orel Hershiser, R (1, 1)		0-0 G1-3		0-2 P2		2-1 G5-3		1 SAFE 4-2 SAFE BB		3	0	0	0	0	0	3
Jose Gonzalez, R (8, 9)								1-2 BB		0	0	0	0	1	0	0

Inning Stats	R: 1	H: 1	E: 0	K: 1	S: 11	H: 1	LOB: 0	BB: 0	P: 15	R: 0	H: 0	E: 0	K: 1	S: 9	H: 0	LOB: 2	BB: 2	P: 19	R: 3	H: 2	E: 0	K: 0	S: 12	H: 3	LOB: 1	BB: 1	P: 18	R: 0	H: 0	E: 0	K: 1	S: 6	H: 0	LOB: 1	BB: 1	P: 14	R: 0	H: 0	E: 0	K: 0	S: 6	H: 0	LOB: 0	BB: 0	P: 9	R: 0	H: 0	E: 0	K: 1	S: 7	H: 1	LOB: 2	BB: 1	P: 14
--------------	------	------	------	------	-------	------	--------	-------	-------	------	------	------	------	------	------	--------	-------	-------	------	------	------	------	-------	------	--------	-------	-------	------	------	------	------	------	------	--------	-------	-------	------	------	------	------	------	------	--------	-------	------	------	------	------	------	------	------	--------	-------	-------

PITCHER	IP	WLS	BF	H	R	ER	SO	BB	IBB	HBP	BLK	WP	HR	S	P	ERA	WHIP
Mike Scott, R (1, 1) ERA: 7.36	4.0	L	21	6	7	7	2	2	2	0	0	0	2	43	70	15.75	2.000
Xavier Hernandez, R (5, 1) ERA:	2.0		7	0	0	0	1	1	0	0	0	0	0	12	23	0.00	0.500
Charlie Kerfeld, R (7, 1) ERA: 16.2	1.0		4	0	0	0	1	1	0	0	0	0	0	9	17	0.00	1.000
Juan Agosto, L (8, 1) ERA: 2.25	1.0		5	1	0	0	0	1	0	0	0	0	0	7	14	0.00	2.000

**BOTTOM**

**Houston Astros @ Los Angeles Dodgers**  
**Dodger Stadium, Los Angeles, CA**

Thu Apr 19 1990, 7:05 PM PDT  
Att. 38,580 - Unknown

livebaseballscorecards.com

<b>AB</b>	<b>30</b>
<b>R</b>	<b>7</b>
<b>H</b>	<b>7</b>
<b>RBI</b>	<b>7</b>
<b>BB</b>	<b>7</b>
<b>SO</b>	<b>4</b>
<b>LOB</b>	<b>10</b>



WP: 0	PA: 37
PB: 1	
SB: 2	
CS: 0	

Batter	1	2	3	4	5	6	7	8	9	AB R H RBI BB SO LOB	TOP											
Eric Yelding, R (1, 8) OBP: 0.154, SLG: 0.167	2-2 F9		2-1 G5-3		2-1 SF8			1-3 K		3 0 0 1 0 1 0												
Craig Biggio, R (1, 2) OBP: 0.467, SLG: 0.450	3-2 F8		2-2 G6-3		2-3 K			3-2 F9		4 0 0 0 0 1 0												
Bill Doran, S (1, 4) OBP: 0.262, SLG: 0.325	1-1 F7			3-3 K		1-0 F9		3-2 G3		4 0 0 0 0 1 0												
Glenn Davis, R (1, 3) OBP: 0.455, SLG: 0.556		0-3 K		0-1 PB 1B		0-0 HR		0-0 L7		4 1 2 1 0 1 0												
Glenn Wilson, R (1, 9) OBP: 0.205, SLG: 0.368		4-2 HR BB		1-3 K		2-3 K		1-2 G5-3		3 1 0 0 1 2 1												
Franklin Stubbs, L (1, 7) Mark Davidson, R (9, 7) OBP: 0.357, SLG: 0.654 OBP: 0.500, SLG: 0.667		0-0 HR		4-2 BB		1-2 BB		0-0 P7		3 1 1 2 1 0 0 0 0 0 0 0 0 0												
Ken Caminiti, S (1, 5) OBP: 0.308, SLG: 0.324		1-3 K		1-1 G3-1			2-2 G3-1			3 0 0 0 0 1 2												
Rafael Ramirez, R (1, 6) OBP: 0.368, SLG: 0.378		0-0 G4-3			0-2 WP SH1 SF8 1B		0-1 G5-3			3 1 1 0 0 0 0												
Jim Deshaies, L (1, 1) Dave Smith, R (9, 1)			1-3 K		0-0 SH1		1-3 K			2 0 0 0 0 2 0 0 0 0 0 0 0 0												
<b>Inning Stats</b>	R: 0 E: 0 K: 0 S: 8	H: 0 LOB: 0 BB: 0 P: 14	R: 2 E: 0 K: 2 S: 11	H: 1 LOB: 0 BB: 1 P: 16	R: 0 E: 0 K: 1 S: 8	H: 0 LOB: 0 BB: 0 P: 13	R: 0 E: 0 K: 2 S: 14	H: 1 LOB: 2 BB: 1 P: 23	R: 1 E: 0 K: 1 S: 9	H: 1 LOB: 0 BB: 0 P: 13	R: 1 E: 0 K: 1 S: 9	H: 1 LOB: 0 BB: 0 P: 13	R: 0 E: 0 K: 1 S: 8	H: 0 LOB: 0 BB: 0 P: 11	R: 0 E: 0 K: 1 S: 9	H: 0 LOB: 0 BB: 0 P: 16	R: 0 E: 0 K: 0 S: 5	H: 0 LOB: 0 BB: 0 P: 6	1B: 2 2B: 0 3B: 0 HR: 2	SF: 1 SAC: 1 DP: 0 HBP: 0	WP: 1 PB: 1 SB: 0 CS: 0	PA: 33
<b>PITCHER</b>	IP WLS BF H R ER SO BB IBB HBP BLK WP HR S P ERA WHIP																					
Tim Belcher, R (1, 1) ERA: 3.27	7.0 L 27 4 4 4 8 2 0 0 0 1 2 67 103 5.14 0.857																					
Tim Crews, R (8, 1) ERA:	2.0 6 0 0 0 1 0 0 0 0 0 0 14 22 0.00 0.000																					

Houston Astros @ Los Angeles Dodgers  
Dodger Stadium, Los Angeles, CA

Fri Apr 20 1990, 7:05 PM PDT  
Att. 44,533 - Unknown

AB	29
R	4
H	4
RBI	4
BB	2
SO	9
LOB	3





Batter	1	2	3	4	5	6	7	8	9	AB	R	H	RBI	BB	SO	LOB
Juan Samuel, R OBP: 0.304, SLG: 0.319 (1, 8)	0-0 G5-3		1-1 P5		1-3 K			3-3 K		4	0	0	0	0	2	1
Willie Randolph, R OBP: 0.327, SLG: 0.333 (1, 4)	1-1 F7			1-3 K	3-1 G4-3			1-0 P3		4	0	0	0	0	1	1
Hubie Brooks, R OBP: 0.288, SLG: 0.571 (1, 9)	0-1 P2			1-0 HR		3-2 P4		0-0 F9		4	1	1	1	0	0	0
Eddie Murray, S OBP: 0.453, SLG: 0.568 (1, 3)		0-0 G6-3		3-2 FC6-4 1B		2-1 1B		0-3 K		4	0	2	0	0	1	0
Kal Daniels, L OBP: 0.512, SLG: 0.606 (1, 7)		1-0		0-0 FC6-4		2-3 K		0-1 F7		2	0	1	0	0	0	1
Mickey Hatcher, R (5, 7)										1	0	0	0	0	1	1
Jose Gonzalez, R OBP: 0.667, SLG: 0.500 (7, 7)				1-2f						0	0	0	0	0	0	0
Chris Gwynn, L OBP: 0.500, SLG: 0.750 (9, PH)										1	0	0	0	0	0	0
Mike Sharperson, R OBP: 0.308, SLG: 0.333 (1, 5)		0-0 L6		0-2 L7		0-0 F9		1-0 2B		4	0	1	0	0	0	3
Carlos Hernandez, R OBP: 0.333, SLG: 0.667 (1, 2)			1-1 F9		1-1 E 2B		1-0 G6-3		1-1 F7	3	1	1	0	0	0	1
Mike Scioscia, L OBP: 0.244, SLG: 0.436 (9, PH)										1	0	0	0	0	0	1
Alfredo Griffin, S OBP: 0.422, SLG: 0.487 (1, 6)			1-2 L9		1-1 E8 SH5-3 2-H 1B		1-3 K			3	0	1	0	0	1	0
Tim Belcher, R (1, 1)			0-0 G6-3		0-0 SH5-3 2-3		3-3 K			1	0	0	0	0	0	0
John Shelby, S OBP: 0.200, SLG: 0.200 (7, PH)										1	0	0	0	0	1	0
Tim Crews, R (8, 1)										0	0	0	0	0	0	0

Inning Stats	R: 0	H: 0	E: 0	K: 0	S: 5	R: 0	H: 1	E: 0	K: 0	S: 5	R: 0	H: 0	E: 0	K: 0	S: 6	R: 1	H: 2	E: 0	K: 1	S: 13	R: 1	H: 2	E: 1	K: 1	S: 10	R: 0	H: 1	E: 0	K: 1	S: 11	R: 0	H: 0	E: 0	K: 2	S: 9	R: 0	H: 0	E: 0	K: 1	S: 5	R: 0	H: 1	E: 0	K: 1	S: 8	1B: 4	2B: 2	3B: 0	HR: 1	SF: 0	SAC: 1	DP: 0	HBP: 0	WP: 0	PA: 34
PITCHER	IP	WLS	BF	H	R	ER	SO	BB	IBB	HBP	BLK	WP	HR	S	P	ERA	WHIP																																						
Jim Deshaies, L ERA: 2.5 (1, 1)	8.0	W	30	6	2	1	6	0	0	0	0	0	0	64	96	1.12	0.750																																						
Dave Smith, R ERA: (9, 1)	1.0	S	4	1	0	0	1	0	0	0	0	0	0	8	10	0.00	1.000																																						


**BOTTOM**

**Houston Astros @ Los Angeles Dodgers**  
 Dodger Stadium, Los Angeles, CA

Fri Apr 20 1990, 7:05 PM PDT  
 Att. 44,533 - Unknown

livebaseballscorecards.com

AB	33
R	2
H	7
RBI	1
BB	0
SO	7
LOB	9



Batter	1	2	3	4	5	6	7	8	9	AB R H RBI BB SO LOB	TOP
<b>Eric Yelding, R</b> (1, 8) OBP: 0.118, SLG: 0.125 <b>Terry Puhl, L</b> (9, PH) OBP: 0.167, SLG: 0.118 (9, 7)	3-2 F9		0-0 P4		2-3 K		1-0 F8		0-2 G4-3 2-H 1B	4 0 0 0 0 1 0 1 0 1 1 0 0 0	
<b>Craig Biggio, R</b> (1, 7) OBP: 0.480, SLG: 0.442 (9, 2)	2-3 K		1-0 2B 1B		4-2 E 1B BB		4-2 L3 BB		2-2 G4-3 1-2f	3 1 1 0 2 1 2	
<b>Bill Doran, S</b> (1, 4) OBP: 0.304, SLG: 0.372	4-2 HR BB		1-0 1-H 2B		1-2 E 1B		0-0 L3 1-2			3 1 2 1 1 0 1	
<b>Glenn Davis, R</b> (1, 3) OBP: 0.438, SLG: 0.600	2-0 1-H HR		0-0 F7		1-2 E3 1-2 2-3		1-0 F8			4 1 1 2 0 0 2	
<b>Glenn Wilson, R</b> (1, 9) OBP: 0.233, SLG: 0.366	4-2 BB			1-1 CS 1B	3-3 K		0-0 G6-3			3 0 1 0 1 1 3	
<b>Ken Caminiti, S</b> (1, 5) OBP: 0.302, SLG: 0.317	1-2 P6			0-1 P5		1-0 G4-3 SH1-3 1B		0-0 F7		4 0 1 0 0 0 2	
<b>Rafael Ramirez, R</b> (1, 6) OBP: 0.366, SLG: 0.375				1-3 K 1-2		0-1 SH1-3		1-1 2B 1B		3 1 1 0 0 1 1	
<b>Alex Trevino, R</b> (1, 2) <b>Ken Oberkfell, L</b> (9, PH) <b>Gerald Young, S</b> (9, PR) OBP: 0.194, SLG: 0.233 (9, 8)				1-0 F8		2-1 G5-3		2-2 G4-3		3 0 0 0 0 0 1 1 0 1 1 0 0 0 0 1 0 0 0 0 0	
<b>Jim Clancy, R</b> (1, 1) <b>Casey Candaele, S</b> (5, PH) <b>Dan Schatzeder, L</b> (5, 1) <b>Dave Rohde, S</b> (6, PH) <b>Juan Agosto, L</b> (6, 1) <b>Franklin Stubbs, L</b> (9, PH) <b>Dave Smith, R</b> (9, 1)				2-2 G5-3		1-0 HR		1-3 K		1 0 0 0 0 0 0 1 1 1 1 0 0 0 0 0 0 0 0 0 0 1 0 0 0 0 0 1 0 0 0 0 0 0 0 1 0 0 0 0 0 1 0 0 0 0 0 0 0	

<b>Inning Stats</b>	R: 2 E: 0 K: 1 S: 18	H: 1 LOB: 1 BB: 2 P: 34	R: 0 E: 0 K: 0 S: 6	H: 0 LOB: 0 BB: 0 P: 10	R: 1 E: 0 K: 0 S: 4	H: 2 LOB: 0 BB: 0 P: 6	R: 0 E: 0 K: 1 S: 7	H: 1 LOB: 0 BB: 0 P: 9	R: 1 E: 1 K: 2 S: 17	H: 2 LOB: 3 BB: 1 P: 31	R: 0 E: 0 K: 1 S: 9	H: 1 LOB: 1 BB: 0 P: 13	R: 0 E: 0 K: 0 S: 4	H: 0 LOB: 0 BB: 1 P: 9	R: 0 E: 0 K: 0 S: 3	H: 0 LOB: 0 BB: 0 P: 4	R: 2 E: 0 K: 0 S: 15	H: 3 LOB: 1 BB: 0 P: 19	1B: 6 2B: 3 3B: 0 HR: 2	SF: 0 SAC: 1 DP: 2 HBP: 0	WP: 0 PB: 0 SB: 0 CS: 1	PA: 38
---------------------	-------------------------------	----------------------------------	------------------------------	----------------------------------	------------------------------	---------------------------------	------------------------------	---------------------------------	-------------------------------	----------------------------------	------------------------------	----------------------------------	------------------------------	---------------------------------	------------------------------	---------------------------------	-------------------------------	----------------------------------	----------------------------------	------------------------------------	----------------------------------	--------

	PITCHER	IP	WLS	BF	H	R	ER	SO	BB	IBB	HBP	BLK	WP	HR	S	P	ERA	WHIP
	<b>Fernando Valenzuela, L</b> (1, 1) ERA: 4.76	6.0		27	7	4	4	5	3	0	0	0	0	2	61	103	6.00	1.667
	<b>Don Aase, R</b> (7, 1) ERA: 4.0	2.0		6	0	0	0	0	1	0	0	0	0	0	7	13	0.00	0.500
	<b>Jay Howell, R</b> (9, 1) ERA: 4.5	1.0	L	5	3	2	2	0	0	0	0	0	0	0	15	19	18.00	3.000

**Houston Astros @ Los Angeles Dodgers**  
**Dodger Stadium, Los Angeles, CA**  
 Sat Apr 21 1990, 7:05 PM PDT  
 Att. 48,434 - Unknown - 60 F

livebaseballscorecards.com

<b>AB</b>	33
<b>R</b>	6
<b>H</b>	10
<b>RBI</b>	6
<b>BB</b>	4
<b>SO</b>	5
<b>LOB</b>	14



BOTTOM

Houston Astros @ Los Angeles Dodgers  
Dodger Stadium, Los Angeles, CA

livebaseballscorecards.com

AB 37  
R 5  
H 10  
RBI 4  
BB 3  
SO 6  
LOB 21



WP: 1 PA: 40  
PB: 0  
SB: 0  
CS: 1

ERA WHIP

AB R H RBI BB SO LOB

5 1 2 0 0 3 4

3 1 1 1 2 0 2

5 0 0 0 0 2 6

5 0 1 1 0 1 2

4 1 1 0 0 0 2

4 1 2 1 0 0 0

4 1 1 0 0 0 2

4 0 1 0 0 0 2

2 0 1 1 0 0 1  
0 0 0 0 1 0 0  
0 0 0 0 0 0 0  
1 0 0 0 0 0 0  
0 0 0 0 0 0 0

1B: 6 SF: 0  
2B: 2 SAC: 0  
3B: 2 DP: 0  
HR: 0 HBP: 0

WP: 1 PA: 40  
PB: 0  
SB: 0  
CS: 1

ERA WHIP

Batter	1	2	3	4	5	6	7	8	9
Juan Samuel, R OBP: 0.311, SLG: 0.365 (1, 8)	3-3 K		3-2 G6-3 3B	3-3 K		1-3 K		1-2 CS 1B	
Willie Randolph, R OBP: 0.351, SLG: 0.333 (1, 4)	4-2 G4-3 2B BB		1-2 G6-3 3-H		0-0 1B	3-2 E5 1-2 2-3 3-H		4-2 BB 1-2	
Chris Gwynn, L OBP: 0.222, SLG: 0.333 (1, 7)	1-0 G4-3 1-2		1-2 G3-1		0-1 B1	1-3 K		1-3 K SAFE	
Eddie Murray, S OBP: 0.431, SLG: 0.551 (1, 3)	2-0 2B 2-H		2-2 G6-3		0-0 F8		1-3 K	1-1 G4-3	
Hubie Brooks, R OBP: 0.286, SLG: 0.566 (1, 9)	1-1 F7			1-2 1B 2B	2-0 F7		1-0 G6-3		
Lenny Harris, L OBP: 0.211, SLG: 0.250 (1, 5)		0-0 3B		0-0 F9 2-H 1B 1B		0-0 G1-3	1-2 G4-3		
Mike Scioscia, L OBP: 0.244, SLG: 0.419 (1, 2)		0-2 G1-3		0-1 P2		2-2 BB E 1B		1-1 L6	
Alfredo Griffin, S OBP: 0.408, SLG: 0.465 (1, 6)		1-0 P7		0-0 F9 2-3		0-1 E BB 1B		1-2 F7	
Fernando Valenzuela, L OBP: 0.400, SLG: 0.250 (1, 1)		0-0 G4-3		1-2 WP 1B 3-H		4-2 E BB		1-0 F7	
Mickey Hatcher, R (6, PH)									
Don Aase, R (7, 1)									
Jose Gonzalez, R OBP: 0.500, SLG: 0.333 (8, PH)									
Jay Howell, R (9, 1)									

Inning Stats	R: 1	H: 1	E: 0	K: 1	S: 11	R: 0	H: 1	E: 0	K: 0	S: 6	R: 1	H: 1	E: 0	K: 0	S: 14	R: 2	H: 3	E: 0	K: 1	S: 14	R: 0	H: 1	E: 0	K: 0	S: 5	R: 1	H: 2	E: 1	K: 2	S: 17	R: 0	H: 0	E: 0	K: 1	S: 7	R: 0	H: 0	E: 0	K: 0	S: 7	R: 0	H: 1	E: 0	K: 1	S: 12
	LOB: 1	BB: 1	P: 22			LOB: 1	BB: 0	P: 7			LOB: 0	BB: 0	P: 21			LOB: 1	BB: 0	P: 19			LOB: 0	BB: 0	P: 7			LOB: 3	BB: 1	P: 28			LOB: 0	BB: 0	P: 10			LOB: 0	BB: 0	P: 10			LOB: 1	BB: 1	P: 19		

PITCHER	IP	WLS	BF	H	R	ER	SO	BB	IBB	HBP	BLK	WP	HR	S	P	ERA	WHIP
Jim Clancy, R ERA: 3.24 (1, 1)	4.0		19	6	4	3	2	1	0	0	0	1	0	45	69	6.75	1.750
Dan Schatzeder, L ERA: 1.04 (5, 1)	1.0		4	1	0	0	0	0	0	0	0	0	0	5	7	0.00	1.000
Juan Agosto, L ERA: 1.29 (6, 1)	3.0	W	13	2	1	0	3	1	0	0	0	0	0	31	48	0.00	1.000
Dave Smith, R ERA: (9, 1)	1.0	S	4	1	0	0	1	1	0	0	0	0	0	12	19	0.00	2.000

ERA WHIP

Batter	1	2	3	4	5	6	7	8	9	AB R H RBI BB SO LOB	TOP											
Terry Puhl, L (1, 8) OBP: 0.227, SLG: 0.190	0-3 K			0-0 CS 1B		0-0 G3			0-0 G6-3 1B	4 0 2 0 0 1 1												
Craig Biggio, R (1, 2) OBP: 0.444, SLG: 0.404	0-0 1-3			0-3 K			0-0 F2		0-0 G6-3 1-2f	4 0 0 0 0 1 2												
Bill Doran, S (1, 4) OBP: 0.306, SLG: 0.356	0-0 3-1			0-3 K 1-2			4-0 CS BB			2 0 0 0 1 1 1												
Glenn Davis, R (1, 3) OBP: 0.412, SLG: 0.558		0-3 K			0-0 F2		0-3 K 1-2			3 0 0 0 0 2 1												
Franklin Stubbs, L (1, 7) OBP: 0.313, SLG: 0.567		0-0 F9			0-3 K			0-0 E4		3 0 0 0 0 1 0												
Glenn Wilson, R (1, 9) OBP: 0.217, SLG: 0.341		0-0 F3			0-3 K			0-0 F4		3 0 0 0 0 1 1												
Ken Oberkfell, L (1, 5) OBP: 0.364, SLG: 0.400			0-0 F9			0-0 1B		0-0 F7		3 0 1 0 0 0 1												
Rafael Ramirez, R (1, 6) OBP: 0.341, SLG: 0.349			0-0 F9			0-0 F8		0-0 4-3		3 0 0 0 0 0 2												
Mark Portugal, R (1, 1) OBP: 0.400, SLG: 0.400			0-3 K			0-0 F5			0-3 K	1 0 0 0 0 1 0												
Dave Rohde, S (6, PH) OBP: 0.333, SLG: 0.375										1 0 0 0 0 0 1												
Danny Darwin, R (6, 1)										0 0 0 0 0 0 0												
Ken Caminiti, S (9, PH) OBP: 0.295, SLG: 0.310										1 0 0 0 0 1 0												
<b>Inning Stats</b>	R: 0 E: 0 K: 1 S: 5	H: 0 LOB: 0 BB: 0 P: 5	R: 0 E: 0 K: 1 S: 5	H: 0 LOB: 0 BB: 0 P: 5	R: 0 E: 0 K: 1 S: 5	H: 0 LOB: 0 BB: 0 P: 5	R: 0 E: 0 K: 2 S: 7	H: 1 LOB: 0 BB: 0 P: 7	R: 0 E: 0 K: 2 S: 7	H: 0 LOB: 0 BB: 0 P: 7	R: 0 E: 0 K: 0 S: 4	H: 1 LOB: 1 BB: 0 P: 4	R: 0 E: 0 K: 1 S: 4	H: 0 LOB: 1 BB: 1 P: 8	R: 0 E: 1 K: 0 S: 4	H: 0 LOB: 1 BB: 0 P: 4	R: 0 E: 0 K: 1 S: 5	H: 1 LOB: 0 BB: 0 P: 5	1B: 3 2B: 1 3B: 0 HR: 0	SF: 0 SAC: 0 DP: 2 HBP: 0	WP: 0 PB: 0 SB: 0 CS: 2	PA: 29
<b>PITCHER</b> Ramon Martinez, R (1, 1) ERA: 1.89	IP: 9.0 WLS: W BF: 29 H: 3 R: 0 ER: 0 SO: 9 BB: 1 IBB: 0 HBP: 0 BLK: 0 WP: 0 HR: 0 S: 46 P: 50 ERA: 0.00 WHIP: 0.444																				<b>PITCHER</b> IP: WLS: BF: H: R: ER: SO: BB: IBB: HBP: BLK: WP: HR: S: P: ERA: WHIP:	

Houston Astros @ Los Angeles Dodgers  
Dodger Stadium, Los Angeles, CA

Sun Apr 22 1990, 3:33 AM PDT  
Att: 40,520 - Cloudy

livebaseballscorecards.com

AB 28  
R 0  
H 3  
RBI 0  
BB 1  
SO 9  
LOB 10



Batter	1	2	3	4	5	6	7	8	9	AB	R	H	RBI	BB	SO	LOB
Juan Samuel, R OBP: 0.323, SLG: 0.352 (1, 8)	0-0 6-3		0-0 L9		4-0 1B BB		4-0 CS BB			2	1	0	0	2	0	1
Willie Randolph, R OBP: 0.344, SLG: 0.327 (1, 4)	0-0 P3		0-0 1B 1B		0-0 F9		0-3 K			4	0	1	0	0	1	2
Lenny Harris, L OBP: 0.261, SLG: 0.300 (1, 5)	0-3 K		0-0 1B		0-0 FC4-6 1B		0-0 6-3			4	0	2	2	0	1	0
Eddie Murray, S OBP: 0.403, SLG: 0.509 (1, 3)		0-0 F8	0-0 3-1		0-0 FC4-6		0-3 K			4	0	0	0	0	1	3
Hubie Brooks, R OBP: 0.283, SLG: 0.544 (1, 9)		0-3 K		0-0 5-3		0-3 K		0-0 CS 1B		4	0	1	0	0	2	1
Chris Gwynn, L OBP: 0.231, SLG: 0.308 (1, 7)		0-0 1B		0-0 4-3		0-3 K		0-3 K		4	0	1	0	0	2	1
Jose Gonzalez, R OBP: 0.500, SLG: 0.333 (9, 7)		0-0 1B		0-0 1B		0-0 FC6-4 1B		0-0 CS		0	0	0	0	0	0	0
Mike Scioscia, L OBP: 0.271, SLG: 0.435 (1, 2)		0-0 F8		0-0 1B 1B		0-0 F7		0-0 1-2		3	0	2	0	0	0	1
Alfredo Griffin, S OBP: 0.423, SLG: 0.478 (1, 6)			0-0 1B 1B		0-0 1B		0-0 FC6-4			3	1	2	0	0	0	1
Ramon Martinez, R (1, 1)			0-3 K		0-3 K		0-0 FC6-4			3	0	0	0	0	2	4

Inning Stats	R: 0	H: 0	E: 0	K: 1	S: 5	LOB: 0	BB: 0	P: 5	R: 0	H: 1	E: 0	K: 1	S: 6	LOB: 1	BB: 0	P: 6	R: 1	H: 3	E: 0	K: 1	S: 8	LOB: 2	BB: 0	P: 8	R: 0	H: 2	E: 0	K: 1	S: 7	LOB: 2	BB: 0	P: 7	R: 1	H: 1	E: 0	K: 1	S: 6	LOB: 1	BB: 1	P: 10	R: 0	H: 1	E: 0	K: 1	S: 6	LOB: 1	BB: 0	P: 6	R: 0	H: 0	E: 0	K: 1	S: 4	LOB: 0	BB: 1	P: 8	R: 0	H: 1	E: 0	K: 2	S: 7	LOB: 0	BB: 0	P: 7
--------------	------	------	------	------	------	--------	-------	------	------	------	------	------	------	--------	-------	------	------	------	------	------	------	--------	-------	------	------	------	------	------	------	--------	-------	------	------	------	------	------	------	--------	-------	-------	------	------	------	------	------	--------	-------	------	------	------	------	------	------	--------	-------	------	------	------	------	------	------	--------	-------	------

PITCHER	IP	WLS	BF	H	R	ER	SO	BB	IBB	HBP	BLK	WP	HR	S	P	ERA	WHIP
Mark Portugal, R ERA: 5.14 (1, 1)	5.0	L	23	7	2	2	5	1	0	0	0	0	0	32	36	3.60	1.600
Danny Darwin, R ERA: 2.57 (6, 1)	3.0		10	2	0	0	4	1	0	0	0	0	0	17	21	0.00	1.000

**BOTTOM**

**Houston Astros @ Los Angeles Dodgers**  
 Dodger Stadium, Los Angeles, CA

Sun Apr 22 1990, 3:33 AM PDT  
 Att: 40,520 - Cloudy

AB	31
R	2
H	9
RBI	2
BB	2
SO	9
LOB	14



WP	HR	S	P	ERA	WHIP
0	0	0	2	3.60	1.600
0	0	4	1	0.00	1.000

Batter	1	2	3	4	5	6	7	8	9	AB R H RBI BB SO LOB	TOP									
Vince Coleman, S OBP: 0.267, SLG: 0.246 (1, 7) X	0-0 G3		2-2 4-3			1-2 G4-3			0-2 G4-3	4 0 0 0 0 0 1										
Ozzie Smith, S OBP: 0.262, SLG: 0.206 (1, 6) X	0-0 G3		2-3 F3			0-0 G3-1			1-2 G6-3	4 0 0 0 0 0 1										
Willie McGee, S OBP: 0.433, SLG: 0.548 (1, 8) X	0-0 2B				1-3 K					3 0 1 0 0 2 0										
Pedro Guerrero, R OBP: 0.308, SLG: 0.441 (1, 3) X	0-0 G3			1-1 G4-6-3 1B			2-2 G5-3			3 0 1 0 0 0 1										
Denny Walling, L OBP: 0.125, SLG: 0.125 (1, 5) X		1-1 1-3		1-2 G4-6-3 1-2f			3-3 K			3 0 0 0 0 1 1										
Tom Brunansky, R OBP: 0.367, SLG: 0.351 (1, 9) X		2-3 K2-3			0-1 L8			1-1 L8		3 0 0 0 0 1 0										
Todd Zeile, R OBP: 0.357, SLG: 0.429 (1, 2) X		2-3 K			2-2 F7			1-1 P7		3 0 0 0 0 1 0										
José Oquendo, S OBP: 0.375, SLG: 0.319 (1, 4) X			2-1 4-3 SH5-4 1B		1-2 G4-3			3-2 G5-3		3 0 1 0 0 0 0										
Joe Magrane, R (1, 1)			2-1 SH5-4			2-3 K			0-1 G4-3	0 0 0 0 0 0 0										
John Morris, L (6, PH) OBP: 0.333, SLG: 0.333										1 0 0 0 0 1 0										
Bob Tewksbury, R (6, 1)										0 0 0 0 0 0 0										
Frank DiPino, L (8, 1)										0 0 0 0 0 0 0										
Milt Thompson, L (9, PH) OBP: 0.250, SLG: 0.125										1 0 0 0 0 0 0										
<b>Inning Stats</b>	R: 0 E: 0 K: 0 S: 4	H: 1 LOB: 1 BB: 0 P: 4	R: 0 E: 0 K: 2 S: 10	H: 0 LOB: 0 BB: 0 P: 15	R: 0 E: 0 K: 1 S: 8	H: 1 LOB: 1 BB: 0 P: 16	R: 0 E: 0 K: 1 S: 8	H: 1 LOB: 0 BB: 0 P: 11	R: 0 E: 0 K: 1 S: 9	H: 0 LOB: 0 BB: 0 P: 12	R: 0 E: 0 K: 2 S: 9	H: 0 LOB: 0 BB: 0 P: 15	R: 0 E: 0 K: 0 S: 7	H: 0 LOB: 0 BB: 0 P: 12	R: 0 E: 0 K: 0 S: 11	H: 0 LOB: 0 BB: 0 P: 12	1B: 2 2B: 1 3B: 0 HR: 0	SF: 0 SAC: 1 DP: 1 HBP: 0	WP: 0 PB: 0 SB: 0 CS: 0	PA: 29
<b>PITCHER</b> Mike Morgan, R (1, 1) ERA: 1.14	IP: 9.0 WLS: W BF: 29 H: 3 R: 0 ER: 0 SO: 6 BB: 0 IBB: 0 HBP: 0 BLK: 0 WP: 0 HR: 0 S: 76 P: 108 ERA: 0.00 WHIP: 0.333																			

St. Louis Cardinals @ Los Angeles Dodgers  
Dodger Stadium, Los Angeles, CA  
Tue Apr 24 1990, 7:05 PM PDT  
Att. 27,366 - Unknown

AB	28
R	0
H	3
RBI	0
BB	0
SO	6
LOB	4



Batter	1	2	3	4	5	6	7	8	9	AB	R	H	RBI	BB	SO	LOB
Juan Samuel, R OBP: 0.348, SLG: 0.368 (1, 8)	1-2 4-3 S SF8 1B		0-2 WP FC5-2-5 1B	2-2 G1-3 1-2		4-1 S BB				3	1	2	0	1	0	1
Willie Randolph, R OBP: 0.354, SLG: 0.328 (1, 4)	3-1 4-3 1-3		4-2 BB FC5-2-5 BB		1-0 FC5-4 1B	0-1 F9 1-2				3	0	1	0	1	0	2
Hubie Brooks, R OBP: 0.266, SLG: 0.517 (1, 9)	2-0 SF8 3-H		0-0 FC5-2-5 BB 1-2 3-H		1-1 FC5-4 2B FC3-2	1-0 F9				3	0	0	1	0	0	3
Eddie Murray, S OBP: 0.400, SLG: 0.518 (1, 3) Brian Traxler, L (7, PH) (8, 3)	2-1 F7		0-0 F8		0-0 FC3-2 1-3 2B	0-3 K				3	0	1	0	0	0	2
Kal Daniels, L OBP: 0.556, SLG: 0.618 (1, 7) Jose Gonzalez, R (9, 7)		2-1 2B 4-3 1B	4-2 1-2 2-3 BB		4-0 FC3-2 IBB	4-2 CS BB				1	1	1	0	3	0	0
Mike Sharperson, R OBP: 0.313, SLG: 0.400 (1, 5) Lenny Harris, L (8, PH) (9, 5)		0-1 4-3 1-3 G3 2B	0-1 F9		1-1 FC3-2 FC4-6 1-2 2-3 3-H	1-0 CS 1-2	0-2 P7			3	1	1	0	0	0	6
Mike Scioscia, L OBP: 0.250, SLG: 0.400 (1, 2)		1-1 4-3 2-3 3-H		0-0 4-3	0-0 FC4-6 1-2	2-0 L8				4	0	0	1	0	0	4
Alfredo Griffin, S OBP: 0.411, SLG: 0.460 (1, 6)		0-1 G3		0-2 S 1B		0-1 G4-3		3-2 L9		4	0	1	1	0	0	0
Mike Morgan, R OBP: 0.200, SLG: 0.111 (1, 1)		1-3 K		2-3 K		1-1 G6-3				3	0	0	0	0	2	1

Inning Stats	R: 1	H: 1	E: 0	K: 0	S: 9	LOB: 0	BB: 0	P: 17	R: 2	H: 2	E: 0	K: 1	S: 11	LOB: 0	BB: 0	P: 15	R: 0	H: 1	E: 0	K: 0	S: 14	LOB: 3	BB: 2	P: 22	R: 0	H: 1	E: 0	K: 1	S: 11	LOB: 1	BB: 0	P: 15	R: 0	H: 2	E: 0	K: 0	S: 7	LOB: 3	BB: 1	P: 14	R: 0	H: 0	E: 0	K: 0	S: 7	LOB: 1	BB: 1	P: 12	R: 0	H: 0	E: 0	K: 1	S: 6	LOB: 0	BB: 1	P: 12	R: 0	H: 0	E: 0	K: 0	S: 7	LOB: 0	BB: 0	P: 12
--------------	------	------	------	------	------	--------	-------	-------	------	------	------	------	-------	--------	-------	-------	------	------	------	------	-------	--------	-------	-------	------	------	------	------	-------	--------	-------	-------	------	------	------	------	------	--------	-------	-------	------	------	------	------	------	--------	-------	-------	------	------	------	------	------	--------	-------	-------	------	------	------	------	------	--------	-------	-------

PITCHER	IP	WLS	BF	H	R	ER	SO	BB	IBB	HBP	BLK	WP	HR	S	P	ERA	WHIP
Joe Magrane, L (1, 1) ERA: 3.75	5.0	L	25	7	3	3	2	2	1	0	0	1	0	52	83	5.40	1.800
Bob Tewksbury, R (6, 1) ERA: 5.0	2.0		7	0	0	0	1	2	0	0	0	0	0	13	24	0.00	1.000
Frank DiPino, L (8, 1) ERA: 2.57	1.0		3	0	0	0	0	0	0	0	0	0	0	7	12	0.00	0.000

**BOTTOM**

**St. Louis Cardinals @ Los Angeles Dodgers**  
**Dodger Stadium, Los Angeles, CA**

Tue Apr 24 1990, 7:05 PM PDT  
Att. 27,366 - Unknown

AB	29
R	3
H	7
RBI	3
BB	5
SO	3
LOB	19

livebaseballscorecards.com



WP	HR	S	P	ERA	WHIP
2	0	12	3	5.40	1.800
0	0	12	3	0.00	1.000
0	0	12	3	0.00	0.000

Batter	1	2	3	4	5	6	7	8	9	AB R H RBI BB SO LOB	TOP																																		
Vince Coleman, S (1, 7) OBP: 0.292, SLG: 0.262	0-0 CS 1B		0-1 FC3-6 1B		1-0 P5		4-0 1B E BB		2-2 F8	4 1 2 0 1 0 0	<p align="center"><b>St. Louis Cardinals @ Los Angeles Dodgers</b></p> <p align="center">Dodger Stadium, Los Angeles, CA</p> <p align="right">Wed Apr 25 1990, 7:05 PM PDT Att. 32,584 - Unknown - 65 F</p>																																		
Ozzie Smith, S (1, 6) OBP: 0.261, SLG: 0.211	3-2 E5 FC4-6 1-2		0-0 FC3-6 FC5-4 1-2f		1-0 F9	1-2 F8	1-2 E 1B 1-2 2-H 3-H		4 0 1 1 0 0 2																																				
Willie McGee, S (1, 8) OBP: 0.423, SLG: 0.530	2-3 K		1-1 FC5-4 1-2f		0-0 F7	1-2 F7	1-2 E7 1B 1-3 2-H		4 0 1 1 0 1 2																																				
Pedro Guerrero, R (1, 3) OBP: 0.290, SLG: 0.413	1-2 FC4-6 1-2f			1-0 P3	2-2 F8	0-0 P4			4 0 0 0 0 0 3																																				
Denny Walling, L (1, 5) Tim Jones, L (8, 5) OBP: 0.083, SLG: 0.083 OBP: 0.333, SLG: 0.158		2-1 L1-6-3		2-1 P6		2-0 G4-3	1-1 G1-3		4 0 0 0 0 0 0 0 0 0 0 0 0 0																																				
Tom Brunansky, R (1, 9) OBP: 0.377, SLG: 0.350		1-1 FC5-4 1B		1-0 G5-3		4-2 BB 1B BB	0-0 P5		3 1 1 0 1 0 0																																				
Todd Zeile, R (1, 2) OBP: 0.367, SLG: 0.423		2-3 K			4-1 1B G6-3 BB	1-1 1B BB PB 1B	3-1 F7		3 2 1 0 1 1 1																																				
José Oquendo, S (1, 4) OBP: 0.383, SLG: 0.320		2-1 FC5-4 1-2f			3-2 G6-3 1B 1-3	4-2 PB 1B BB		3-2 G4-3	3 1 1 0 1 0 1																																				
Bryn Smith, R (1, 1) Milt Thompson, L (9, PH) Ken Dayley, L (9, 1) OBP: 0.429, SLG: 0.429 OBP: 0.241, SLG: 0.120			2-3 K		2-2 G6-3 1-2f 3-H	1-1 PB 1B		0-0 G4-3	3 0 1 1 0 1 1 1 0 0 0 0 0 0 0 0 0 0 0 0 0																																				
<b>Inning Stats</b>	R: 0 E: 1 K: 1 S: 10	H: 1 LOB: 1 BB: 0 P: 16	R: 0 E: 0 K: 1 S: 9	H: 1 LOB: 1 BB: 0 P: 16	R: 0 E: 0 K: 1 S: 8	H: 1 LOB: 1 BB: 0 P: 11	R: 0 E: 0 K: 0 S: 4	H: 0 LOB: 0 BB: 0 P: 8	R: 1 E: 0 K: 0 S: 10	H: 1 LOB: 0 BB: 1 P: 20		R: 0 E: 0 K: 0 S: 5	H: 0 LOB: 0 BB: 0 P: 8	R: 4 E: 1 K: 0 S: 18	H: 4 LOB: 2 BB: 3 P: 36	R: 0 E: 0 K: 0 S: 5	H: 0 LOB: 0 BB: 0 P: 9	R: 0 E: 0 K: 0 S: 7	H: 0 LOB: 0 BB: 0 P: 12	1B: 8 2B: 0 3B: 0 HR: 0	SF: 0 SAC: 0 DP: 1 HBP: 0	WP: 0 PB: 1 SB: 0 CS: 1	PA: 37																						
<b>PITCHER</b>	IP WLS BF H R ER SO BB IBB HBP BLK WP HR S P ERA WHIP	IP WLS BF H R ER SO BB IBB HBP BLK WP HR S P ERA WHIP																																											
Orel Hershiser, R (1, 1) ERA: 4.26	6.1 L	28 28	6 6	5 5	5 5	3 3	4 4	0 0	0 0	0 0	0 0	0 0	56 56	105 105	7.11 7.11	1.579 1.579																													
John Wetteland, R (7, 1) ERA: 10.8	0.2	3	2	0	0	0	0	0	0	0	0	0	8	10	0.00	3.000																													
Mike Hartley, R (8, 1) ERA: 9.0	2.0	6	0	0	0	0	0	0	0	0	0	0	12	21	0.00	0.000																													





Batter	1	2	3	4	5	6	7	8	9	AB	R	H	RBI	BB	SO	LOB
Juan Samuel, R OBP: 0.329, SLG: 0.344 (1, 8)	F7		F8		K			K		4	0	0	0	0	2	1
Willie Randolph, R OBP: 0.348, SLG: 0.323 (1, 4)	1B			G5-3		G5-3		E6 G3		4	1	1	0	0	0	0
Kal Daniels, L OBP: 0.531, SLG: 0.579 (1, 7)	F7			G4-3		G4-3		E9 G3 1B		4	0	1	0	0	0	1
Eddie Murray, S OBP: 0.391, SLG: 0.492 (1, 3)	G3			1B BB		F9		G3		3	0	0	1	1	0	2
Hubie Brooks, R OBP: 0.279, SLG: 0.516 (1, 9)		G6-4-3 1B		1-2 1B		G6-3		G3		4	0	2	0	0	0	1
Lenny Harris, L OBP: 0.259, SLG: 0.292 (1, 5)		G6-4-3		F8		1B 1B			F7	3	0	1	0	0	0	3
Mike Sharperson, R (9, PH) OBP: 0.294, SLG: 0.375 (9, PH)		1-2								1	0	0	0	0	0	0
Mike Scioscia, L OBP: 0.250, SLG: 0.389 (1, 2)		F9				FC4-6 1B		F9		4	0	1	0	0	0	1
Alfredo Griffin, S OBP: 0.400, SLG: 0.444 (1, 6)			G4-3		FC4-6 SH1-4				P4	4	0	1	0	0	0	1
Orel Hershiser, R (1, 1)				G4-3		SH1-4			P4	1	0	0	0	0	0	0
John Wetteland, R (7, 1)				F8						0	0	0	0	0	0	0
Chris Gwynn, L (7, PH)										1	0	0	0	0	0	2
Mike Hartley, R (8, 1)										0	0	0	0	0	0	0

Inning Stats	R: 0	H: 1	E: 0	LOB: 1	K: 0	BB: 0	S: 5	R: 0	H: 1	E: 0	LOB: 0	K: 0	BB: 0	S: 7	R: 0	H: 0	E: 0	LOB: 0	K: 0	BB: 0	S: 4	R: 0	H: 1	E: 0	LOB: 2	K: 0	BB: 1	S: 12	R: 0	H: 1	E: 0	LOB: 1	K: 1	BB: 0	S: 10	R: 0	H: 0	E: 0	LOB: 0	K: 0	BB: 0	S: 6	R: 0	H: 2	E: 0	LOB: 2	K: 0	BB: 0	S: 6	R: 1	H: 1	E: 2	LOB: 1	K: 1	BB: 0	S: 11	R: 0	H: 0	E: 0	LOB: 0	K: 0	BB: 0	S: 7	R: 0	H: 0	E: 0	LOB: 0	K: 0	BB: 0	S: 7	1B: 7	SF: 0	2B: 0	SAC: 1	3B: 0	DP: 1	HR: 0	HBP: 0	WP: 0	PA: 35
--------------	------	------	------	--------	------	-------	------	------	------	------	--------	------	-------	------	------	------	------	--------	------	-------	------	------	------	------	--------	------	-------	-------	------	------	------	--------	------	-------	-------	------	------	------	--------	------	-------	------	------	------	------	--------	------	-------	------	------	------	------	--------	------	-------	-------	------	------	------	--------	------	-------	------	------	------	------	--------	------	-------	------	-------	-------	-------	--------	-------	-------	-------	--------	-------	--------

PITCHER	IP	WLS	BF	H	R	ER	SO	BB	IBB	HBP	BLK	WP	HR	S	P	ERA	WHIP
Bryn Smith, R (1, 1) ERA: 2.67	8.0	W	32	7	1	0	2	1	0	0	0	0	0	61	90	0.00	1.000
Ken Dayley, L (9, 1) ERA:	1.0		3	0	0	0	0	0	0	0	0	0	0	7	8	0.00	0.000

BOTTOM

St. Louis Cardinals @ Los Angeles Dodgers  
 Dodger Stadium, Los Angeles, CA  
 Wed Apr 25 1990, 7:05 PM PDT  
 Att: 32,584 - Unknown - 65 F

livebaseballscorecards.com

AB	33
R	1
H	7
RBI	1
BB	1
SO	2
LOB	12



Batter	1	2	3	4	5	6	7	8	9	AB R H RBI BB SO LOB	TOP									
Vince Coleman, S (1, 7) OBP: 0.314, SLG: 0.288	2-1 1B 1B	0-1 1B WP 1B		2-2 1B 1B			1-1 F7	2-1 F8		5 2 3 0 0 0 1										
Ozzie Smith, S (1, 6) OBP: 0.314, SLG: 0.262	1-2 1B 1B	1-0 WP 1B		0-0 1B 2-H			4-2 BB HR BB		0-1 P5	4 2 3 0 1 0 0										
Willie McGee, S (1, 8) OBP: 0.421, SLG: 0.514	2-2 F8 1B 1-2 2-H	2-2 G6-3			0-3 K		4-0 HR BB		1-3 K	4 1 1 1 1 2 1										
Pedro Guerrero, R (1, 3) OBP: 0.311, SLG: 0.515 Dave Collins, S (9, 3) OBP: 0.333, SLG: 0.250	2-2 S 1B 1-2 2-H		1-1 F8		0-3 K		0-0 HR		0-2 HR	5 2 3 5 0 1 0 0 0 0 0 0 0 0										
Denny Walling, L (1, 5) OBP: 0.063, SLG: 0.063 Tim Jones, L (7, 5) OBP: 0.360, SLG: 0.200	2-0 F8 2-3		1-2 L9		0-0 F8		2-3 K		1-0 1B	4 0 0 0 0 1 2 1 0 1 0 0 0 0										
Tom Brunansky, R (1, 9) OBP: 0.345, SLG: 0.311	0-1 P4		2-1 F9			3-2 P3	3-1 G5-3		3-3 K	5 0 0 0 0 1 3										
Todd Zeile, R (1, 2) OBP: 0.344, SLG: 0.393	2-2 F8 1-2			2-1 P4		0-3 K		3-2 L9		4 0 0 0 0 1 2										
José Oquendo, S (1, 4) OBP: 0.391, SLG: 0.333				2-2 F7		2-1 1B		2-2 1B		4 0 2 0 0 0 0										
Jose DeLeon, R (1, 1) OBP: 0.143, SLG: 0.143 Milt Thompson, L (8, PH) OBP: 0.233, SLG: 0.115 Frank DiPino, L (8, 1) OBP: 0.115				3-2 1B 1B		0-0 G3		2-3 K		3 0 1 0 0 1 1 1 0 0 0 0 1 1 0 0 0 0 0 0 0										
Inning Stats	R: 2 E: 0 K: 0 S: 17	H: 4 LOB: 2 BB: 0 P: 28	R: 1 E: 0 K: 1 S: 13	H: 2 LOB: 1 BB: 0 P: 20	R: 0 E: 0 K: 0 S: 8	H: 0 LOB: 0 BB: 0 P: 12	R: 0 E: 0 K: 0 S: 13	H: 3 LOB: 2 BB: 0 P: 22	R: 0 E: 0 K: 2 S: 7	H: 0 LOB: 0 BB: 0 P: 7	R: 0 E: 0 K: 1 S: 10	H: 1 LOB: 1 BB: 0 P: 15	R: 3 E: 0 K: 1 S: 11	H: 1 LOB: 0 BB: 2 P: 25	R: 0 E: 0 K: 1 S: 13	H: 1 LOB: 1 BB: 0 P: 22	R: 1 E: 0 K: 2 S: 12	H: 2 LOB: 1 BB: 0 P: 17	1B: 12 SF: 0 2B: 0 SAC: 0 3B: 0 DP: 0 HR: 2 HBP: 0	WP: 1 PA: 42 PB: 0 SB: 1 CS: 0
PITCHER	IP WLS BF H R ER SO BB IBB HBP BLK WP HR S P ERA WHIP																			
Tim Belcher, R (1, 1) ERA: 4.45	6.1 L 31 11 6 6 4 2 0 0 0 0 1 1 74 119 8.53 2.053																			
Ray Seavage, L (7, 1) ERA:	0.2 2 0 0 0 1 0 0 0 0 0 0 5 10 0.00 0.000																			
Tim Crews, R (8, 1) ERA: 0.9	2.0 9 3 1 1 3 0 0 0 0 0 1 25 39 4.50 1.500																			

St. Louis Cardinals @ Los Angeles Dodgers  
Dodger Stadium, Los Angeles, CA

Thu Apr 26 1990, 7:05 PM PDT  
Att. 27,609 - Unknown - 70 F

AB	40
R	7
H	14
RBI	6
BB	2
SO	8
LOB	11




Batter	1	2	3	4	5	6	7	8	9	AB	R	H	RBI	BB	SO	LOB
Juan Samuel, R OBP: 0.325, SLG: 0.338 (1, 8)	3-3 K		2-3 K		1-3 K		0-2 2-H 1B			4	0	1	1	0	3	0
Willie Randolph, R OBP: 0.342, SLG: 0.318 (1, 4)	1-0 L3		1-1 1B		2-2 G6-3		0-0 L9			4	0	1	0	0	0	1
Kal Daniels, L OBP: 0.509, SLG: 0.548 (1, 7)	1-3 K		2-1 F7			2-2 G4-3		0-0 G6-4-3 1B		4	0	1	0	0	1	1
Eddie Murray, S OBP: 0.411, SLG: 0.508 (1, 3)		0-1 F9 BB 1B		2-0 1B 1B		2-0 1B		0-2 G6-4-3 1-2f		4	0	3	0	0	0	1
Hubie Brooks, R OBP: 0.264, SLG: 0.485 (1, 9)		2-1 L4		1-0 F9		0-3 K		1-0 F7		4	0	0	0	0	1	3
Lenny Harris, L OBP: 0.267, SLG: 0.269 (1, 5)		4-0 1-2 BB		0-0 L8		0-1 G4-3			1-1 G5-3	2	0	0	0	1	0	2
Mike Sharperson, R (9, PH) OBP: 0.278, SLG: 0.353										1	0	0	0	0	0	0
Mike Scioscia, L OBP: 0.283, SLG: 0.431 (1, 2)		0-1 F9		1-1 1-2 1B			2-1 1B 2B		1-0 WP 1B	4	1	3	0	0	0	2
Jose Vizcaino, S (9, PR)										0	0	0	0	0	0	0
Alfredo Griffin, S OBP: 0.375, SLG: 0.414 (1, 6)		1-1 F9		3-2 F7			3-3 K		2-2 G5-3 1-2	4	0	0	0	0	1	6
Tim Belcher, R (1, 1)			0-1 G6-3		2-3 K				0-2 F8	2	0	0	0	0	1	0
Ray Searage, L (7, 1)										0	0	0	0	0	0	0
Brian Traxler, L (7, PH)										1	0	0	0	0	0	1
Tim Crews, R (8, 1)										0	0	0	0	0	0	0
Mickey Hatcher, R (9, PH)										1	0	0	0	0	0	2

Inning Stats	R: 0	H: 0	E: 0	K: 2	S: 7	LOB: 0	BB: 0	P: 12	R: 0	H: 1	E: 0	K: 0	S: 8	LOB: 2	BB: 1	P: 15	R: 0	H: 1	E: 0	K: 1	S: 9	LOB: 1	BB: 0	P: 14	R: 0	H: 2	E: 0	K: 0	S: 9	LOB: 2	BB: 0	P: 16	R: 0	H: 0	E: 0	K: 2	S: 9	LOB: 0	BB: 0	P: 14	R: 0	H: 1	E: 0	K: 1	S: 9	LOB: 1	BB: 0	P: 13	R: 1	H: 2	E: 0	K: 1	S: 11	LOB: 1	BB: 0	P: 17	R: 0	H: 1	E: 0	K: 0	S: 6	LOB: 0	BB: 0	P: 7	R: 0	H: 1	E: 0	K: 0	S: 9	LOB: 2	BB: 0	P: 13	1B: 8	SF: 0	2B: 1	SAC: 0	3B: 0	DP: 1	HR: 0	HBP: 0	WP: 1	PA: 36
PITCHER	IP	WLS	BF	H	R	ER	SO	BB	IBB	HBP	BLK	WP	HR	S	P	ERA	WHIP																																																																	
Jose DeLeon, R (1, 1) ERA: 2.95	7.0	W	29	7	1	1	7	1	0	0	0	0	0	62	101	1.29	1.143																																																																	
Frank DiPino, L (8, 1) ERA: 2.0	2.0		7	2	0	0	0	0	0	0	0	1	0	15	20	0.00	1.000																																																																	

**St. Louis Cardinals @ Los Angeles Dodgers**  
Dodger Stadium, Los Angeles, CA

Thu Apr 26 1990, 7:05 PM PDT  
Att: 27,609 - Unknown - 70 F

<b>AB</b>	<b>35</b>
<b>R</b>	<b>1</b>
<b>H</b>	<b>9</b>
<b>RBI</b>	<b>1</b>
<b>BB</b>	<b>1</b>
<b>SO</b>	<b>7</b>
<b>LOB</b>	<b>19</b>



Batter	1	2	3	4	5	6	7	8	9	AB R H RBI BB SO LOB	TOP											
Jerome Walton, R (1, 8) OBP: 0.380, SLG: 0.319	3-2 L8		2-1 G5-3		2-3 K			0-1 1-3 2B		4 0 1 0 0 1 2												
23 Ryne Sandberg, R (1, 4) OBP: 0.257, SLG: 0.328	3-2 E6 G4-3		1-0 G6-3			3-3 K		2-0 P6		4 0 0 0 0 1 3												
Mark Grace, L (1, 3) OBP: 0.380, SLG: 0.286	2-2 G4-3 1-2			2-0 G3		3-2 G4-3		0-0 G5-3		4 0 0 0 0 0 3												
Andre Dawson, R (1, 9) OBP: 0.333, SLG: 0.580	3-3 K			0-0 2B		1-1 P3			2-2 F7	4 0 1 0 0 1 1												
Lloyd McClendon, R (1, 7) OBP: 0.209, SLG: 0.293		1-2 P3		2-1 G6-3			2-1 F8		1-2 F9	4 0 0 0 0 0 1												
Domingo Ramos, R (1, 5) OBP: 0.227, SLG: 0.190		2-1 F9		1-1 G6-3			1-0 G6-3		0-0 G5-3	4 0 0 0 0 0 1												
Shawon Dunston, R (1, 6) OBP: 0.254, SLG: 0.369		1-1 F8			0-0 G6-3		0-1 G4-3			3 0 0 0 0 0 0												
Joe Girardi, R (1, 2) OBP: 0.350, SLG: 0.368			0-1 SH5-4 1B		0-1 1B			0-1 E6 2B		3 0 2 0 0 0 0												
Jose Antonio Nunez, R (1, 1) Paul Assenmacher, L (6, 1) Luis Salazar, R (8, PH) Les Lancaster, R (8, 1) Joe Kraemer, L (8, 1)			0-0 SH5-4		0-0 B5			1-3 K		1 0 0 0 0 0 1 0 0 0 0 0 0 0 1 0 0 0 0 1 1 0 0 0 0 0 0 0 0 0 0 0 0 0 0												
<b>Inning Stats</b>	R: 0 E: 1 K: 1 S: 17	H: 0 LOB: 1 BB: 0 P: 28	R: 0 E: 0 K: 0 S: 7	H: 0 LOB: 0 BB: 0 P: 11	R: 0 E: 0 K: 0 S: 6	H: 1 LOB: 1 BB: 0 P: 9	R: 0 E: 0 K: 0 S: 6	H: 1 LOB: 1 BB: 0 P: 11	R: 0 E: 0 K: 1 S: 7	H: 1 LOB: 1 BB: 0 P: 9	R: 0 E: 0 K: 1 S: 9	H: 0 LOB: 0 BB: 0 P: 16	R: 0 E: 0 K: 0 S: 5	H: 0 LOB: 0 BB: 0 P: 8	R: 0 E: 1 K: 1 S: 12	H: 1 LOB: 2 BB: 0 P: 15	R: 0 E: 0 K: 0 S: 9	H: 0 LOB: 0 BB: 0 P: 12	1B: 2 2B: 2 3B: 0 HR: 0	SF: 0 SAC: 1 DP: 0 HBP: 0	WP: 0 PB: 0 SB: 0 CS: 0	PA: 33
<b>PITCHER</b> Fernando Valenzuela, L (1, 1) ERA: 3.12	IP: 9.0 WLS: W BF: 33 H: 4 R: 0 ER: 0 SO: 4 BB: 0 IBB: 0 HBP: 0 BLK: 0 WP: 0 HR: 0 S: 78 P: 119 ERA: 0.00 WHIP: 0.444											<b>PITCHER</b>	IP: 0 WLS: 0 BF: 0 H: 0 R: 0 ER: 0 SO: 0 BB: 0 IBB: 0 HBP: 0 BLK: 0 WP: 0 HR: 0 S: 0 P: 0 ERA: 0.00 WHIP: 0.00									

Chicago Cubs @ Los Angeles Dodgers  
Dodger Stadium, Los Angeles, CA  
Fri Apr 27 1990, 7:05 PM PDT  
Att: 37,809 - Unknown

livebaseballscorecards.com

AB	32
R	0
H	4
RBI	0
BB	0
SO	4
LOB	13



Batter	1	2	3	4	5	6	7	8	9
Juan Samuel, R OBP: 0.321, SLG: 0.348 (1, 8)	0-1 L4		0-1 SH2-4		1-0 2B	2-3 K		0-3 K	
Lenny Harris, L OBP: 0.265, SLG: 0.267 (1, 4)	3-2 E3		2-1 G4-3		0-1 P2		0-0 1B		
Kal Daniels, L OBP: 0.491, SLG: 0.511 Jose Gonzalez, R OBP: 0.500, SLG: 0.333 (1, 7) (9, 7)	4-1 BB		1-1 G4-3		1-0 F7		1-1 F9		
Eddie Murray, S OBP: 0.403, SLG: 0.485 (1, 3)	1-0 G4-6-3			4-2 2B	1-0 F7		1-0 L5		
Hubie Brooks, R OBP: 0.250, SLG: 0.458 (1, 9)		3-3 K		1 SAFE 1 SAFE 1 SAFE F9		1-1 F7		0-1 G4-3	
Mike Scioscia, L OBP: 0.313, SLG: 0.459 (1, 2)		3-0 P2		0-0 E		2-2 2B		4-0 BB	
Mike Sharperson, R OBP: 0.318, SLG: 0.350 (1, 5)		1-0 P5		1-0 P2		4-0 2B		1-0 BB	
Alfredo Griffin, S OBP: 0.397, SLG: 0.433 (1, 6)			4-1 SH2-4	2-1 E3		0-0 SH1-3		4-2 BB	
Fernando Valenzuela, L OBP: 0.286, SLG: 0.167 (1, 1)			0-0 SH	0-1 G6-3		1-0 SH1-3		0-0 FC1-6-4	

AB	R	H	RBI	BB	SO	LOB
4	0	1	0	0	2	3
4	0	1	0	0	0	3
3	0	0	0	1	0	4
0	0	0	0	0	0	0
3	1	0	0	1	0	3
4	0	0	0	0	1	1
3	3	2	1	1	0	0
3	1	1	0	1	0	1
2	0	1	1	2	0	0
2	0	0	2	0	0	3

WP	HR	S	P	ERA	WHIP
0	0	40	79	5.06	1.500
0	0	8	13	0.00	0.600
0	0	6	15	27.00	9.000
0	0	4	4	0.00	0.000

1B	2B	3B	HR	SF	SAC	DP	HBP
3	3	0	0	0	3	1	0
0	0	0	0	0	0	0	0
0	0	0	0	0	0	0	0

WP	PA
0	37

**Chicago Cubs @ Los Angeles Dodgers**  
**Dodger Stadium, Los Angeles, CA**  
 Fri Apr 27 1990, 7:05 PM PDT  
 Att. 37,809 - Unknown

livebaseballscores.com

AB	28
R	5
H	6
RBI	4
BB	6
SO	3
LOB	18



PITCHER	IP	WLS	BF	H	R	ER	SO	BB	IBB	HBP	BLK	WP	HR	S	P	ERA	WHIP
Jose Antonio Nunez, R ERA: 5.31 (1, 1)	5.1	L	26	4	4	3	1	4	0	0	0	0	0	40	79	5.06	1.500
Paul Assenmacher, L ERA: 0.54 (6, 1)	1.2		5	1	0	0	1	0	0	0	0	0	0	8	13	0.00	0.600
Les Lancaster, R ERA: 2.13 (8, 1)	0.1		4	1	1	1	0	2	0	0	0	0	0	6	15	27.00	9.000
Joe Kraemer, L ERA: 7.0 (8, 1)	0.2		2	0	0	0	1	0	0	0	0	0	0	4	4	0.00	0.000

Batter	1	2	3	4	5	6	7	8	9	AB R H RBI BB SO LOB	TOP
<b>Jerome Walton, R</b> (1, 8) OBP: 0.375, SLG: 0.314 <b>Dwight Smith, L</b> (1, 7) OBP: 0.372, SLG: 0.405	2-3  1		3-2  3-H 1B		1-1  3			0-0  23 FC6-4 1B		1 0 0 0 0 1 0 3 0 2 1 0 0 0	
<b>23 Ryne Sandberg, R</b> (1, 4) OBP: 0.243, SLG: 0.310	3-2  2		1-3  1 SAFE 1 SAFE 1 SAFE		0-3  1			2-1  1-2f 2-3		4 0 0 0 0 2 3	
<b>Mark Grace, L</b> (1, 3) OBP: 0.373, SLG: 0.283	1-3  3			2-1  FC4-6 1B		0-1  2		2-2  3		4 0 1 0 0 1 2	
<b>Andre Dawson, R</b> (1, 9) OBP: 0.328, SLG: 0.556		1-3  1		1-0  FC4-6 1B		3-2  3			1-0  1	4 0 1 0 0 1 0	
<b>Marvell Wynne, L</b> (1, 7) OBP: 0.190, SLG: 0.211		2-3  2		1-3  1		0-0  1		4-2  E BB	3 1 0 0 1 2 2		
<b>Curtis Wilkerson, S</b> (1, 5) OBP: 0.231, SLG: 0.167		2-3  3		0-0  1-2f 2-3		1-2  2		1-1  E6 HR	4 1 0 0 0 1 3		
<b>Shawon Dunston, R</b> (1, 6) OBP: 0.268, SLG: 0.435			2-2  G5-3 1B 2B		1-3  3		1-2  3	0-0  1-H 2-H HR	4 2 2 3 0 1 2		
<b>Joe Girardi, R</b> (1, 2) OBP: 0.341, SLG: 0.357		1-2  2			2-3  1			0-0  23 FC6-4 1B	2-2  2	4 0 1 0 0 1 1	
<b>Steve Wilson, L</b> (1, 1) <b>Dave Clark, L</b> (8, PH) OBP: 0.300, SLG: 0.300 <b>Mitch Williams, L</b> (8, 1)			0-1  2		0-0  2			2-2  1 SAFE	2-2  3	2 0 0 0 0 0 1 1 0 0 0 0 0 1 1 0 0 0 0 0 0	
<b>Inning Stats</b>	R: 0 H: 0 E: 0 LOB: 0 K: 2 BB: 0 S: 9 P: 15	R: 0 H: 0 E: 0 LOB: 0 K: 3 BB: 0 S: 9 P: 14	R: 1 H: 2 E: 0 LOB: 1 K: 1 BB: 0 S: 16 P: 23	R: 0 H: 2 E: 0 LOB: 2 K: 2 BB: 0 S: 12 P: 17	R: 0 H: 0 E: 0 LOB: 0 K: 1 BB: 0 S: 7 P: 10	R: 0 H: 0 E: 0 LOB: 0 K: 1 BB: 0 S: 8 P: 11	R: 0 H: 0 E: 0 LOB: 0 K: 0 BB: 0 S: 8 P: 10	R: 0 H: 2 E: 0 LOB: 2 K: 0 BB: 0 S: 14 P: 20	R: 3 H: 1 E: 1 LOB: 0 K: 0 BB: 1 S: 15 P: 25	1B: 5 SF: 0 2B: 1 SAC: 0 3B: 0 DP: 0 HR: 1 HBP: 0	WP: 0 PA: 36 PB: 0 SB: 0 CS: 0
<b>PITCHER</b> <b>Ramon Martinez, R</b> (1, 1) ERA: 2.25	IP WLS BF H R ER SO BB IBB HBP BLK WP HR S P ERA WHIP 9.0 W 36 7 4 3 10 1 0 0 0 0 1 98 145 3.00 0.889										

Chicago Cubs @ Los Angeles Dodgers  
 Dodger Stadium, Los Angeles, CA  
 Sat Apr 28 1990, 7:05 PM PDT  
 Att: 45,791 - Unknown

livebaseballscorecards.com

AB 35  
 R 4  
 H 7  
 RBI 4  
 BB 1  
 SO 10  
 LOB 15



Batter	1	2	3	4	5	6	7	8	9	AB R H RBI BB SO LOB
Juan Samuel, R OBP: 0.318, SLG: 0.342 (1, 8)	1-1 CS 1B	2-1 G5-3		3-3 K		0-1 G5-3			0-1 SH1-4 1-2 2-3	4 0 1 0 0 1 2
Mike Sharperson, R OBP: 0.296, SLG: 0.320 (1, 4) (6, 5)	1-0 F8 1-2		1-1 F7	1-2 G5-3			1-1 CS 1B		2-2 F9 3-H	5 0 1 0 0 0 2
Hubie Brooks, R OBP: 0.250, SLG: 0.447 (1, 9)	1-0 F7		2-0 P4		3-2 1B		1-2 G6-3 1-2			4 0 1 0 0 0 1
Eddie Murray, S OBP: 0.395, SLG: 0.471 (1, 3)		2-2 G4-3	1-1 1B 1B	1-1 F9		3-2 G6-3				4 1 1 0 0 0 1
Mickey Hatcher, R OBP: 0.214, SLG: 0.154 (1, 5) Lenny Harris, L OBP: 0.257, SLG: 0.258 (6, 4)		1-2 FC5-4 1B	3-2 1B 1B		0-0 G3-1		0-1 F8			3 1 2 0 0 0 0 1 0 0 0 0 0 0
Jose Gonzalez, R OBP: 0.375, SLG: 0.286 (1, 7)		1-1 FC5-4 E	1-0 1B 1B		2-2 L3		0-3 K			4 1 1 1 0 1 1
Carlos Hernandez, R OBP: 0.286, SLG: 0.429 (1, 2)		0-0 E6 E 1B 1-H	1-2 1B 1B		1-0 G6-3		0-2 P3			4 1 1 1 0 0 0
Alfredo Griffin, S OBP: 0.403, SLG: 0.444 (1, 6)		1-1 E5 1B	4-0 IBB			1-2 F8			1-2 SH1-4 E 2B	3 1 1 0 1 0 1
Ramon Martinez, R OBP: 0.125, SLG: 0.125 (1, 1) Jose Vizcaino, S (9, PH)		0-0 1B	0-2 G2-3			0-2 G4-3			4-0 SH1-4 IBB	3 0 1 1 0 0 3 0 0 0 0 1 0 0

Inning Stats	R: 0 E: 0 K: 0 S: 4	H: 1 LOB: 0 BB: 0 P: 7	R: 2 E: 2 K: 0 S: 14	H: 2 LOB: 2 BB: 0 P: 21	R: 2 E: 0 K: 0 S: 16	H: 4 LOB: 3 BB: 1 P: 29	R: 0 E: 0 K: 1 S: 11	H: 1 LOB: 1 BB: 0 P: 19	R: 0 E: 0 K: 0 S: 5	H: 0 LOB: 0 BB: 0 P: 8	R: 0 E: 0 K: 0 S: 8	H: 0 LOB: 0 BB: 0 P: 9	R: 0 E: 0 K: 0 S: 10	H: 1 LOB: 0 BB: 0 P: 15	R: 0 E: 0 K: 1 S: 9	H: 0 LOB: 0 BB: 0 P: 9	R: 1 E: 1 K: 0 S: 8	H: 1 LOB: 2 BB: 1 P: 15	1B: 9 2B: 1 3B: 0 HR: 0	SF: 0 SAC: 1 DP: 0 HBP: 0	WP: 0 PB: 0 SB: 0 CS: 2	PA: 38
--------------	------------------------------	---------------------------------	-------------------------------	----------------------------------	-------------------------------	----------------------------------	-------------------------------	----------------------------------	------------------------------	---------------------------------	------------------------------	---------------------------------	-------------------------------	----------------------------------	------------------------------	---------------------------------	------------------------------	----------------------------------	----------------------------------	------------------------------------	----------------------------------	--------

PITCHER	IP	WLS	BF	H	R	ER	SO	BB	IBB	HBP	BLK	WP	HR	S	P	ERA	WHIP
Steve Wilson, L ERA: 5.85 (1, 1)	7.0		31	9	4	2	1	0	0	0	0	0	0	68	108	2.57	1.286
Mitch Williams, L ERA: (8, 1)	1.2	L	7	1	1	0	1	0	1	0	0	0	0	17	24	0.00	0.600

BOTTOM

Chicago Cubs @ Los Angeles Dodgers  
 Dodger Stadium, Los Angeles, CA  
 Sat Apr 28 1990, 7:05 PM PDT  
 Att. 45,791 - Unknown

livebaseballscores.com

AB	35
R	5
H	10
RBI	3
BB	2
SO	2
LOB	11



Batter	1	2	3	4	5	6	7	8	9	AB R H RBI BB SO LOB	TOP	
<b>Marvell Wynne, L</b> (1, 8) OBP: 0.154, SLG: 0.167 (8, 7)	0-1 		1-0 		1-0 		1-2 		1-2 	5 0 0 0 0 0 1		
<b>23 Ryne Sandberg, R</b> (1, 4) OBP: 0.266, SLG: 0.329	1-2 		0-0 			0-0 	0-0 		2-2 	5 1 3 0 0 0 0		
<b>Mark Grace, L</b> (1, 3) OBP: 0.375, SLG: 0.292	2-0 		0-0 			1-0 	1-2 		0-0 	5 1 2 0 0 0 3		
<b>Andre Dawson, R</b> (1, 9) OBP: 0.349, SLG: 0.610	0-1 			0-2 		0-1 	0-0 		0-0 	5 2 3 3 0 0 2		
<b>Dwight Smith, L</b> (1, 7) OBP: 0.340, SLG: 0.366 <b>Doug Dascenzo, S</b> (8, 8) OBP: 0.250, SLG: 0.455		1-1 		3-1 		0-0 		0-1 	4-2 	4 0 0 0 0 0 1		
<b>Luis Salazar, R</b> (1, 5) OBP: 0.273, SLG: 0.283		4-1 		2-0 		1-1 		2-2 	0-1 	4 0 0 0 1 0 4		
<b>Shawon Dunston, R</b> (1, 6) OBP: 0.293, SLG: 0.466		1-3 		0-0 		0-0 		1-1 		4 0 3 1 0 1 1		
<b>Joe Girardi, R</b> (1, 2) OBP: 0.354, SLG: 0.356		1-0 		1-0 		2-2 		0-0 		3 0 1 0 0 0 2		
<b>Greg Maddux, R</b> (1, 1)			1-1 		4-2 	0-0 		1-3 		3 0 0 0 1 1 4		
<b>Inning Stats</b>	R: 0 H: 1 E: 0 LOB: 1 K: 0 BB: 0 S: 8 P: 11	R: 0 H: 0 E: 0 LOB: 1 K: 1 BB: 1 S: 7 P: 14	R: 0 H: 1 E: 0 LOB: 1 K: 0 BB: 0 S: 5 P: 7	R: 1 H: 2 E: 0 LOB: 1 K: 0 BB: 0 S: 7 P: 12	R: 0 H: 0 E: 0 LOB: 0 K: 0 BB: 1 S: 5 P: 12	R: 3 H: 4 E: 1 LOB: 2 K: 0 BB: 0 S: 11 P: 13	R: 0 H: 1 E: 0 LOB: 1 K: 0 BB: 0 S: 8 P: 10	R: 0 H: 1 E: 1 LOB: 2 K: 1 BB: 0 S: 11 P: 15	R: 0 H: 2 E: 0 LOB: 3 K: 0 BB: 1 S: 14 P: 21	1B: 10 SF: 0 2B: 1 SAC: 0 3B: 0 DP: 1 HR: 1 HBP: 1	WP: 0 PA: 42 PB: 0 SB: 2 CS: 1	
<b>PITCHER</b> <b>Mike Morgan, R</b> (1, 1) ERA: 1.82 <b>Tim Crews, R</b> (7, 1) ERA: 0.75 <b>Don Aase, R</b> (9, 1) ERA: 3.6	IP WLS BF H R ER SO BB IBB HBP BLK WP HR S P ERA WHIP											<b>PITCHER</b> IP WLS BF H R ER SO BB IBB HBP BLK WP HR S P ERA WHIP

Chicago Cubs @ Los Angeles Dodgers  
 Dodger Stadium, Los Angeles, CA

Sun Apr 29 1990, 7:05 PM PDT  
 Att. 41,893 - Unknown - 60 F

livebaseballscorecards.com

AB	38
R	4
H	12
RBI	4
BB	3
SO	2
LOB	18





Batter	1	2	3	4	5	6	7	8	9	AB R H RBI BB SO LOB
Juan Samuel, R OBP: 0.315, SLG: 0.338 (1, 8)	2-2 P6		0-0 G1-3			1-1 G6-3			0-1 G3-6-1	4 0 1 0 0 0 0
Lenny Harris, L OBP: 0.231, SLG: 0.229 (1, 4)	2-2 G4-3			0-0 G3-1		0-0 G3-1			1-0 G3-6-1	4 0 0 0 0 0 1
Kal Daniels, L OBP: 0.475, SLG: 0.490 (1, 7)	3-2 G6-3			3-2 G4-6-3			0-0 F8		1-3 K	4 0 1 0 0 1 0
Eddie Murray, S OBP: 0.381, SLG: 0.452 (1, 3)		0-3 K		0-0 G4-6-3			2-3 K			3 0 0 0 0 2 1
Hubie Brooks, R OBP: 0.253, SLG: 0.443 (1, 9)		0-2 G6-3			0-2 G3-1		0-1 1B			3 0 1 0 0 0 0
Mike Scioscia, L OBP: 0.328, SLG: 0.469 (1, 2)		3-0 1B			0-1 1B		0-0 F8			3 0 2 0 0 0 1
Mickey Hatcher, R OBP: 0.235, SLG: 0.188 (1, 5)		0-2 G3			2-1 P6			1-0 G4-6-3		3 0 1 0 0 0 2
Alfredo Griffin, S OBP: 0.387, SLG: 0.424 (1, 6)			2-1 G3-1		0-0 F7			0-0 G4-6-3		3 0 0 0 0 0 2
Mike Morgan, R OBP: 0.182, SLG: 0.100 (1, 1)			0-1 G3-1			3-2 G3-1		2-2 F9		1 0 0 0 0 0 0
Brian Traxler, L (6, PH)										1 0 0 0 0 0 0
Tim Crews, R (7, 1)										0 0 0 0 0 0 0
Chris Gwynn, L OBP: 0.200, SLG: 0.267 (8, PH)										1 0 0 0 0 0 0
Don Aase, R (9, 1)										0 0 0 0 0 0 0

Inning Stats	R: 0	H: 0	E: 0	K: 0	S: 10	R: 0	H: 1	E: 0	K: 1	S: 13	R: 0	H: 0	E: 0	K: 0	S: 5	R: 0	H: 1	E: 0	K: 0	S: 6	R: 0	H: 1	E: 0	K: 0	S: 8	R: 0	H: 0	E: 0	K: 1	S: 8	R: 0	H: 1	E: 0	K: 1	S: 7	R: 0	H: 1	E: 0	K: 0	S: 5	R: 0	H: 1	E: 0	K: 1	S: 6	R: 0	H: 1	E: 0	K: 1	S: 8	1B: 6	SF: 0	2B: 0	SAC: 0	3B: 0	DP: 3	HR: 0	HBP: 0	WP: 0	PA: 30
Greg Maddux, R ERA: 1.95 (1, 1)	IP	WLS	BF	H	R	ER	SO	BB	IBB	HBP	BLK	WP	HR	S	P	ERA	WHIP													IP	WLS	BF	H	R	ER	SO	BB	IBB	HBP	BLK	WP	HR	S	P	ERA	WHIP														

**Chicago Cubs @ Los Angeles Dodgers**  
**Dodger Stadium, Los Angeles, CA**  
 Sun Apr 29 1990, 7:05 PM PDT  
 Att: 41,893 - Unknown - 60 F

AB	30
R	0
H	6
RBI	0
BB	0
SO	3
LOB	7



Batter	1	2	3	4	5	6	7	8	9	AB R H RBI BB SO LOB	TOP										
<b>Brett Butler, L</b> (1, 8) OBP: 0.453, SLG: 0.488	3-2 G5-3		1-0 L9	0-1 G5-3			1-1 G1-3		4-0 E S 1B BB	4 1 0 0 1 0 2											
<b>Robby Thompson, R</b> (1, 4) OBP: 0.296, SLG: 0.324	1-3 K		1-3 K	0-3 K			1-2 G6-3		4-2 1B BB	4 1 0 0 1 3 2											
<b>Will Clark, L</b> (1, 3) OBP: 0.337, SLG: 0.488	1-2 HBP			3-2 HR			2-3 K		3-2 BB 1B 1B	4 1 2 2 0 2 0											
<b>Kevin Mitchell, R</b> (1, 7) OBP: 0.380, SLG: 0.535	2-3 K			1-0 1B 2B 1B				0-0 HR	1-3 K	5 2 2 1 0 3 3											
<b>Kevin Bass, S</b> (1, 9) OBP: 0.277, SLG: 0.413		2-2 P2		0-0 2B 1B			1-3 K	1-2 1B 3B	3-1 BB 1B	5 2 3 1 0 1 0											
<b>Matt Williams, R</b> (1, 5) OBP: 0.329, SLG: 0.416		0-1 F8		1-0 2B 2B			1-3 K	3-2 1B	4-0 BB	4 1 2 3 1 1 0											
<b>Terry Kennedy, L</b> (1, 2) OBP: 0.452, SLG: 0.564		1-2 1B		2-1 FC5-6 2B			2-3 K	0-0 F8	0-0 P5	5 0 2 1 0 1 4											
<b>Jose Uribe, S</b> (1, 6) OBP: 0.333, SLG: 0.404		1-1 F8		1-1 G5-3 FC5-6 1B			0-1 3B	1-3 K	1-3 K	5 0 2 0 0 2 5											
<b>John Burkett, R</b> (1, 1) <b>Bill Bathe, R</b> (8, PH) <b>Jeff Brantley, R</b> (8, 1) OBP: 0.250, SLG: 0.250 OBP: 0.500, SLG: 1.000			2-3 K	0-1 FC5-6 G5-3 1-2 2-3f			0-0 P4	0-1 L9		3 0 0 0 0 1 3 1 0 0 0 0 0 1 0 0 0 0 0 0 0											
<b>Inning Stats</b>	R: 0 E: 0 K: 2 S: 12	H: 0 LOB: 1 BB: 0 P: 19	R: 0 E: 0 K: 0 S: 10	H: 1 LOB: 1 BB: 0 P: 14	R: 0 E: 0 K: 2 S: 7	H: 0 LOB: 0 BB: 0 P: 11	R: 4 E: 0 K: 1 S: 17	H: 6 LOB: 2 BB: 0 P: 25	R: 0 E: 0 K: 3 S: 10	H: 0 LOB: 0 BB: 0 P: 13	R: 0 E: 0 K: 2 S: 12	H: 1 LOB: 1 BB: 0 P: 15	R: 0 E: 0 K: 1 S: 9	H: 0 LOB: 0 BB: 0 P: 13	R: 2 E: 0 K: 1 S: 15	H: 3 LOB: 1 BB: 0 P: 20	R: 2 E: 0 K: 2 S: 18	H: 2 LOB: 3 BB: 3 P: 38	1B: 7 2B: 2 3B: 2 HR: 2	SF: 0 SAC: 0 DP: 0 HBP: 1	WP: 0 PA: 44 PB: 0 SB: 1 CS: 0
<b>PITCHER</b>	IP WLS BF H R ER SO BB IBB HBP BLK WP HR S P ERA WHIP																				
<b>John Wetteland, R</b> (1, 1) ERA: 11.25	3.0 L 16 6 4 4 4 0 0 1 0 0 1 37 59 12.00 2.000																				
<b>Mike Munoz, L</b> (4, 1) ERA:	1.0 4 1 0 0 1 0 0 0 0 0 0 9 10 0.00 1.000																				
<b>Mike Hartley, R</b> (5, 1) ERA: 3.6	3.0 10 1 0 0 6 0 0 0 0 0 0 31 41 0.00 0.333																				
<b>Tim Crews, R</b> (8, 1) ERA: 2.25	0.0 3 3 2 2 0 0 0 0 0 0 1 9 13 ∞ ∞																				
<b>Ray Searage, L</b> (8, 1) ERA: 2.57	1.0 6 1 2 2 1 2 0 0 0 0 0 13 25 18.00 3.000																				
<b>PITCHER</b>	IP WLS BF H R ER SO BB IBB HBP BLK WP HR S P ERA WHIP																				
<b>Don Aase, R</b> (9, 1) ERA: 3.27	1.0 5 1 0 0 2 1 0 0 0 0 0 11 20 0.00 2.000																				

San Francisco Giants @ Los Angeles Dodgers  
 Dodger Stadium, Los Angeles, CA  
 Mon Apr 30 1990, 7:05 PM PDT  
 Att. 25,152 - Unknown

livebaseballscorecards.com

AB	40
R	8
H	13
RBI	8
BB	3
SO	14
LOB	20



Batter	1	2	3	4	5	6	7	8	9	AB R H RBI BB SO LOB
Juan Samuel, R OBP: 0.298, SLG: 0.317 (1, 8)	2-3 K	1-3 K			1-1 P2		1-1 G4-3		1-3 K	5 0 0 0 0 3 3
Lenny Harris, L OBP: 0.273, SLG: 0.275 (1, 4) (9, 5)	3-2 1B		3-2 G3		2-1 F7 S 1B		1-1 G6-3		1-1 1B	5 0 3 1 0 0 0
Kal Daniels, L OBP: 0.470, SLG: 0.481 (1, 7)	2-2 F8		1-1 BLK 1B		2-1 F7		4-1 1B		3-2 SF7	3 0 1 1 1 0 2
Eddie Murray, S OBP: 0.371, SLG: 0.436 (1, 3)	3-2 G3		1-1 L8		2-0 G4-3		1-1 1B		0-1 F8	5 0 1 0 0 0 4
Hubie Brooks, R OBP: 0.253, SLG: 0.427 (1, 9)		1-2 G6-3	4-2 BB		3-2 G6-3		0-2 P2			3 0 0 0 1 0 2
Mike Scioscia, L OBP: 0.324, SLG: 0.456 (1, 2)		1-2 1B 1B	1-2 G5-3		2-2 G3		0-2 F7			4 1 1 0 0 0 4
Mike Sharperson, R OBP: 0.323, SLG: 0.345 (1, 5)		0-0 1B SH1-3 1B		1-1 F8		1-0 1B		0-1 L7		4 1 2 0 0 0 2
Alfredo Griffin, S OBP: 0.392, SLG: 0.429 (1, 6)		0-0 SH1-3 1B		1-0 L7		0-2 G5-3			2-2 1B 1B	4 1 2 1 0 0 1
John Wetteland, R Mike Munoz, L John Shelby, S Albie Martinez, R Brian Traxler, L Tim Crews, R Ray Searage, L Don Aase, R Jose Vizcaino, S Chris Gwynn, L		0-0 SH1-3		2-1 P4			1-3 K		0-1 1B SF7 1B	0 0 0 0 1 0 1 1 1 0 0 0 0 0

Inning Stats	R: 0	H: 1	E: 0	K: 1	S: 13	H: 3	LOB: 1	BB: 0	P: 23	R: 2	H: 3	E: 0	K: 1	S: 12	H: 1	LOB: 1	BB: 0	P: 15	R: 0	H: 1	E: 0	K: 0	S: 15	H: 0	LOB: 0	BB: 0	P: 9	R: 0	H: 1	E: 0	K: 0	S: 7	H: 1	LOB: 1	BB: 0	P: 14	R: 0	H: 1	E: 0	K: 0	S: 10	H: 1	LOB: 1	BB: 0	P: 16	R: 0	H: 0	E: 0	K: 1	S: 9	H: 0	LOB: 0	BB: 0	P: 12	R: 0	H: 1	E: 0	K: 0	S: 13	H: 1	LOB: 2	BB: 1	P: 18	R: 2	H: 3	E: 0	K: 1	S: 18	H: 3	LOB: 1	BB: 0	P: 25	1B: 11	SF: 1	2B: 0	SAC: 1	3B: 0	DP: 0	HR: 0	HBP: 0	WP: 0	PA: 40
--------------	------	------	------	------	-------	------	--------	-------	-------	------	------	------	------	-------	------	--------	-------	-------	------	------	------	------	-------	------	--------	-------	------	------	------	------	------	------	------	--------	-------	-------	------	------	------	------	-------	------	--------	-------	-------	------	------	------	------	------	------	--------	-------	-------	------	------	------	------	-------	------	--------	-------	-------	------	------	------	------	-------	------	--------	-------	-------	--------	-------	-------	--------	-------	-------	-------	--------	-------	--------

PITCHER	IP	WLS	BF	H	R	ER	SO	BB	IBB	HBP	BLK	WP	HR	S	P	ERA	WHIP
John Burkett, R ERA: 2.57 (1, 1)	7.0	W	29	7	2	2	3	1	0	0	1	0	0	71	114	2.57	1.143
Jeff Brantley, R ERA: 2.76 (8, 1)	2.0		11	4	2	2	1	1	0	0	0	0	0	31	43	9.00	2.500

**BOTTOM**

**San Francisco Giants @ Los Angeles Dodgers**  
**Dodger Stadium, Los Angeles, CA**

Mon Apr 30 1990, 7:05 PM PDT  
 Att. 25,152 - Unknown

<b>AB</b>	<b>36</b>
<b>R</b>	<b>4</b>
<b>H</b>	<b>11</b>
<b>RBI</b>	<b>4</b>
<b>BB</b>	<b>2</b>
<b>SO</b>	<b>4</b>
<b>LOB</b>	<b>18</b>



Batter	1	2	3	4	5	6	7	8	9	AB R H RBI BB SO LOB	TOP											
Wally Backman, S (1, 5) OBP: 0.423, SLG: 0.447	2-3 K		2-1 FC5-4			0-3 K		2-1 G6-3 1B		4 0 1 0 0 2 2	<b>Pittsburgh Pirates @ Los Angeles Dodgers</b> Dodger Stadium, Los Angeles, CA Tue May 01 1990, 7:05 PM PDT Att. 31,292 - Unknown - 60 F											
Jay Bell, R (1, 6) OBP: 0.321, SLG: 0.329	1-3 K			2-2 F8		0-1 L9		3-2 G6-3		4 0 0 0 0 1 2												
Andy Van Slyke, L (1, 8) OBP: 0.358, SLG: 0.521	2-2 P4			0-1 1B		2-3 K		1-1 P5		4 0 1 0 0 1 1												
Bobby Bonilla, S (1, 9) OBP: 0.293, SLG: 0.578		0-0 F8		2-1 L9		0-0 1B 3B		1-1 L5		4 1 1 0 0 0 1												
Barry Bonds, L (1, 7) OBP: 0.378, SLG: 0.578		3-3 K		0-3 K		1-3 K		0-0 F7		4 0 0 0 0 3 2												
Sid Bream, L (1, 3) OBP: 0.286, SLG: 0.326		3-3 K			1-3 K		1-0 1B			3 0 1 1 0 2 0												
Jose Lind, R (1, 4) OBP: 0.338, SLG: 0.315			2-1 G4-3		2-1 L4		2-1 L9			3 0 0 0 0 0 1												
Michael LaValliere, L (1, 2) OBP: 0.333, SLG: 0.237			0-1 FC1-6 1B		1-0 F8		1 SAFE 3-1 F8			3 0 1 0 0 0 1												
Walt Terrell, L (1, 1) OBP: 0.125, SLG: 0.125			0-0 FC1-6			4-2 BB		1-2 F8		1 0 0 0 0 0 1												
John Cangelosi, S (6, PH) OBP: 0.333, SLG: 0.200			1-2 FC5-4							0 0 0 0 1 0 0												
Randy Kramer, R (6, 1)										0 0 0 0 0 0 0												
R.J. Reynolds, S (8, PH) OBP: 0.333, SLG: 0.333										1 0 0 0 0 0 0												
Ted Power, R (8, 1) OBP: 0.333, SLG: 0.667										0 0 0 0 0 0 0												
<b>Inning Stats</b>	R: 0 E: 0 K: 2 S: 9	H: 0 LOB: 0 BB: 0 P: 14	R: 0 E: 0 K: 2 S: 7	H: 0 LOB: 0 BB: 0 P: 13	R: 0 E: 0 K: 0 S: 7	H: 1 LOB: 1 BB: 0 P: 11	R: 0 E: 0 K: 1 S: 10	H: 1 LOB: 1 BB: 0 P: 14	R: 0 E: 0 K: 1 S: 7	H: 0 LOB: 0 BB: 0 P: 11	R: 0 E: 0 K: 2 S: 14	H: 0 LOB: 1 BB: 1 P: 19	R: 1 E: 0 K: 1 S: 9	H: 2 LOB: 1 BB: 0 P: 16	R: 0 E: 0 K: 0 S: 8	H: 1 LOB: 0 BB: 0 P: 14	R: 0 E: 0 K: 0 S: 5	H: 0 LOB: 0 BB: 0 P: 7	1B: 4 2B: 0 3B: 1 HR: 0	SF: 0 SAC: 0 DP: 1 HBP: 0	WP: 0 PB: 0 SB: 1 CS: 0	PA: 32
<b>PITCHER</b> Tim Belcher, R (1, 1) ERA: 3.62	IP: 9.0 WLS: W BF: 32 H: 5 R: 1 ER: 1 SO: 9 BB: 1 IBB: 0 HBP: 0 BLK: 0 WP: 0 HR: 0 S: 76 P: 119 ERA: 1.00 WHIP: 0.667											<b>PITCHER</b>	IP: 0 WLS: 0 BF: 0 H: 0 R: 0 ER: 0 SO: 0 BB: 0 IBB: 0 HBP: 0 BLK: 0 WP: 0 HR: 0 S: 0 P: 0 ERA: 0 WHIP: 0									

AB	31
R	1
H	5
RBI	1
BB	1
SO	9
LOB	11



Batter	1	2	3	4	5	6	7	8	9
Lenny Harris, L OBP: 0.286, SLG: 0.273 (1, 4)	3-2 S 2B 1B	2-1 G4-3		1-0 P4		3-3 K		4-0 IBB	
Juan Samuel, R OBP: 0.293, SLG: 0.310 (1, 8)	1-3 K 1-2		1-0 G4-3		3-1 WP HR 1B	0-1 F9		1-3 K	
Kal Daniels, L OBP: 0.465, SLG: 0.544 Jose Gonzalez, R OBP: 0.375, SLG: 0.286 (1, 7) (9, 7)	1-0 WP 2-H 2B		1-0 HR		1-3 K 1-2	0-3 K		1-3 K	
Eddie Murray, S OBP: 0.387, SLG: 0.481 (1, 3)	1-0 P3		1-2 E 1B		3-0 2-H HR		4-2 G1-4-3 BB		
Hubie Brooks, R OBP: 0.242, SLG: 0.407 (1, 9)	1-3 K 2-3		1-2 E5 G3-6-3		0-1 F9		0-1 F8		
Mike Scioscia, L OBP: 0.320, SLG: 0.444 (1, 2)	2-1 G3		0-1 G3-6-3 1-2f		3-2 BB 1B		1-1 SAFE SAFE G1-4-3 1-2f		
Mike Sharperson, R OBP: 0.400, SLG: 0.387 (1, 5)		0-1 SH1-4 1B		4-2 SH3-4 BB	4-2 BB			1-0 1B 1B	
Alfredo Griffin, S OBP: 0.386, SLG: 0.419 (1, 6)		0-0 L8		1-2 P4	2-0 G3			0-0 1B 1-3 1B	
Tim Belcher, R (1, 1)		1-1 SH1-4 1-2		0-0 SH3-4 1-2		1-0 HBP		0-0 G6-3	

Inning Stats	R: 1	H: 2	E: 0	K: 2	S: 13	LOB: 2	BB: 0	P: 22
	R: 0	H: 1	E: 0	K: 0	S: 8	LOB: 1	BB: 0	P: 10
	R: 1	H: 2	E: 1	K: 0	S: 10	LOB: 1	BB: 0	P: 14
	R: 0	H: 0	E: 0	K: 0	S: 9	LOB: 1	BB: 1	P: 15
	R: 2	H: 3	E: 0	K: 1	S: 17	LOB: 2	BB: 1	P: 33
	R: 0	H: 0	E: 0	K: 2	S: 8	LOB: 1	BB: 0	P: 12
	R: 0	H: 0	E: 0	K: 0	S: 7	LOB: 0	BB: 1	P: 12
	R: 0	H: 2	E: 0	K: 2	S: 9	LOB: 3	BB: 1	P: 16

PITCHER	IP	WLS	BF	H	R	ER	SO	BB	IBB	HBP	BLK	WP	HR	S	P	ERA	WHIP
Walt Terrell, R ERA: 4.76 (1, 1)	5.0	L	26	8	4	4	3	2	0	0	0	2	2	57	94	7.20	2.000
Randy Kramer, R ERA: 2.84 (6, 1)	2.0		7	0	0	0	2	1	0	1	0	0	0	15	24	0.00	0.500
Ted Power, R ERA: (8, 1)	1.0		6	2	0	0	2	0	1	0	0	0	0	9	16	0.00	2.000

**BOTTOM**

**Pittsburgh Pirates @ Los Angeles Dodgers**  
Dodger Stadium, Los Angeles, CA

Tue May 01 1990, 7:05 PM PDT  
Att: 31,292 - Unknown - 60 F

AB	R	H	RBI	BB	SO	LOB
4	1	1	0	1	1	3
5	1	1	0	0	2	5
5	1	2	2	0	3	5
0	0	0	0	0	0	0
3	1	2	2	1	0	1
4	0	0	0	0	1	3
4	0	1	0	0	0	5
2	0	2	0	2	0	0
4	0	1	0	0	0	4
1	0	0	0	0	0	2

AB	32
R	4
H	10
RBI	4
BB	4
SO	7
LOB	28

livebaseballscores.com

**AB 32**  
**R 4**  
**H 10**  
**RBI 4**  
**BB 4**  
**SO 7**  
**LOB 28**



WP	PA
2	39

Batter	1	2	3	4	5	6	7	8	9	AB R H RBI BB SO LOB	TOP											
R.J. Reynolds, S (1, 7) OBP: 0.317, SLG: 0.316	1-1 G1-3		0-1 G4-3		0-0 FC1-6 1B		2-2 G6-3		1-2 F8	5 0 1 0 0 0 0	<b>Pittsburgh Pirates @ Los Angeles Dodgers</b> <b>Dodger Stadium, Los Angeles, CA</b> Wed May 02 1990, 7:05 PM PDT Att. 32,089 - Unknown - 70 F											
Jay Bell, R (1, 6) OBP: 0.314, SLG: 0.312	2-2 F8		4-0 2B BB		0-0 FC1-6 1-2f		1-0 F9		0-0 F9	4 0 0 0 1 0 1												
Gary Redus, R (1, 3) OBP: 0.318, SLG: 0.421	4-0 1B BB		0-0 1-3 2B		1-0 F7		1-1 G6-3			3 0 1 0 1 0 1												
Bobby Bonilla, S (1, 9) OBP: 0.292, SLG: 0.564	0-1 1-2 1B		1-1 G5-3		2-2 G4-3			3-2 F9		4 0 1 0 0 0 3												
Don Slaught, R (1, 2) OBP: 0.444, SLG: 0.686	0-0 P4			2-2 G5-3		1-3 K		0-0 G6-3		4 0 0 0 0 1 2												
Jeff King, R (1, 5) OBP: 0.213, SLG: 0.302		0-2 G5-3		0-0 2B		1-0 2B 1B		0-1 1B 2B		4 2 3 0 0 0 0												
Andy Van Slyke, L (1, 8) OBP: 0.353, SLG: 0.506		1-1 F9		0-1 F8		1-0 F8		2-2 2-H 1B		4 0 1 1 0 0 2												
Jose Lind, R (1, 4) OBP: 0.345, SLG: 0.329		1-2 L9		4-0 IBB		1-0 1-H 2B		1-2 G4-3		3 0 1 1 1 0 1												
John Smiley, L (1, 1)			1-3 K		0-0 G4-3		0-3 K		0-3 K	3 0 0 0 0 2 3												
Doug Bair, R (7, 1)										0 0 0 0 0 0 0												
Bill Landrum, R (8, 1)										0 0 0 0 0 0 0												
John Cangelosi, S (9, PH) OBP: 0.316, SLG: 0.188										1 0 0 0 0 1 0												
<b>Inning Stats</b>	R: 0 E: 0 K: 0 S: 8	H: 1 LOB: 2 BB: 1 P: 15	R: 0 E: 0 K: 0 S: 8	H: 0 LOB: 0 BB: 0 P: 10	R: 0 E: 0 K: 1 S: 8	H: 1 LOB: 2 BB: 1 P: 14	R: 0 E: 0 K: 0 S: 7	H: 1 LOB: 2 BB: 1 P: 13	R: 0 E: 0 K: 0 S: 7	H: 1 LOB: 1 BB: 0 P: 10	R: 1 E: 0 K: 2 S: 9	H: 2 LOB: 1 BB: 0 P: 13	R: 0 E: 0 K: 0 S: 6	H: 0 LOB: 0 BB: 0 P: 10	R: 1 E: 0 K: 0 S: 12	H: 2 LOB: 1 BB: 0 P: 18	R: 0 E: 0 K: 1 S: 8	H: 0 LOB: 0 BB: 0 P: 9	1B: 4 2B: 4 3B: 0 HR: 0	SF: 0 SAC: 0 DP: 0 HBP: 0	WP: 0 PB: 0 SB: 0 CS: 0	PA: 38
<b>PITCHER</b> Fernando Valenzuela, L (1, 1) ERA: 2.83	IP: 9.0 WLS: W BF: 38 H: 8 R: 2 ER: 2 SO: 4 BB: 2 IBB: 1 HBP: 0 BLK: 0 WP: 0 HR: 0 S: 73 P: 112 ERA: 2.00 WHIP: 1.111											<b>PITCHER</b>	IP: 0 WLS: 0 BF: 0 H: 0 R: 0 ER: 0 SO: 0 BB: 0 IBB: 0 HBP: 0 BLK: 0 WP: 0 HR: 0 S: 0 P: 0 ERA: 0 WHIP: 0									

AB	35
R	2
H	8
RBI	2
BB	3
SO	4
LOB	13



Batter	1	2	3	4	5	6	7	8	9	AB	R	H	RBI	BB	SO	LOB
Jose Gonzalez, R OBP: 0.333, SLG: 0.200 (1, 8) C F B B B B S (9, 7)	3-3 K ①		2-0 L8 ③			4-0 2B BB	0-1 P5 ③			3	1	0	0	1	1	1
Willie Randolph, R OBP: 0.377, SLG: 0.400 (1, 4) B C B X X	2-1 E9 1B 2B			0-0 1B E 2B		0-0 G4-3 1-H 2B		1-1 E 1B 1B		4	3	4	1	0	0	0
Kal Daniels, L OBP: 0.480, SLG: 0.557 John Shelby, S OBP: 0.167, SLG: 0.167 (1, 7) C X (8, PR) (9, 8)	0-1 G5-4-3 1B			2-0 CS E 1B		0-0 G4-3 ①		2-2 SAFE 1-H 1B 1B		4	0	3	2	0	0	1
Eddie Murray, S OBP: 0.371, SLG: 0.459 (1, 3) SAFE S X	0-1 G5-4-3 1-2f			0-0 E6 CS 1B		1-1 G5-3 ②		1-2 F9 ①		4	0	0	1	0	0	4
Hubie Brooks, R OBP: 0.242, SLG: 0.400 (1, 9)		0-1 L8 ①		0-3 K ①		2-3 K ③		1-2 G4-3 1-H 1B		4	0	1	1	0	2	3
Mike Sharperson, R OBP: 0.385, SLG: 0.371 (1, 5)		1-2 F8 ②		1-2 P4 ② ③ 1-2 2-3			0-0 G4-6-3 1B	1-2 G4-3		4	0	1	0	0	0	3
Mike Scioscia, L OBP: 0.304, SLG: 0.421 (1, 2)		2-2 G4-3 ③			1-1 F8 ①		SAFE SAFE G4-6-3 ① ② 1-2f	0-0 L7 ③		4	0	0	0	0	0	3
Alfredo Griffin, S OBP: 0.384, SLG: 0.416 (1, 6)			0-0 G4-3 ①		0-0 G5-3 ②		0-1 E 1B 1B			3	1	1	0	0	0	0
Fernando Valenzuela, L OBP: 0.300, SLG: 0.222 (1, 1)			0-0 G5-3 ②		0-0 P6 ③		SAFE SAFE 1-H 1B			3	0	1	1	0	0	0

Inning Stats	R: 1	H: 2	E: 1	K: 1	S: 9	LOB: 0	BB: 0	P: 14	R: 0	H: 0	E: 0	K: 0	S: 8	LOB: 0	BB: 0	P: 11	R: 0	H: 0	E: 0	K: 0	S: 3	LOB: 0	BB: 0	P: 5	R: 1	H: 2	E: 1	K: 1	S: 12	LOB: 1	BB: 0	P: 15	R: 0	H: 0	E: 0	K: 0	S: 4	LOB: 0	BB: 0	P: 5	R: 1	H: 1	E: 0	K: 1	S: 9	LOB: 1	BB: 1	P: 16	R: 1	H: 3	E: 1	K: 0	S: 9	LOB: 1	BB: 0	P: 10	R: 2	H: 3	E: 1	K: 0	S: 13	LOB: 2	BB: 0	P: 19
1B: 8	2B: 3	3B: 0	HR: 0	SF: 0	SAC: 0	DP: 2	HBP: 0	WP: 0	PA: 34																																																							

PITCHER	IP	WLS	BF	H	R	ER	SO	BB	IBB	HBP	BLK	WP	HR	S	P	ERA	WHIP
John Smiley, L ERA: 3.21 (1, 1)	6.2	L	27	8	4	2	3	1	0	0	0	0	0	52	74	2.70	1.350
Doug Bair, R ERA: 4.0 (7, 1)	0.2		5	3	2	2	0	0	0	0	0	0	0	13	18	27.00	4.500
Bill Landrum, R ERA: 0.82 (8, 1)	0.2		2	0	0	0	0	0	0	0	0	0	0	2	3	0.00	0.000

**BOTTOM**

**Pittsburgh Pirates @ Los Angeles Dodgers**  
**Dodger Stadium, Los Angeles, CA**

Wed May 02 1990, 7:05 PM PDT  
 Att: 32,089 - Unknown - 70 F

livebaseballscores.com

**AB 33**  
**R 6**  
**H 11**  
**RBI 6**  
**BB 1**  
**SO 3**  
**LOB 15**



Batter	1	2	3	4	5	6	7	8	9	AB R H RBI BB SO LOB	TOP												
Juan Samuel, R (1, 8) OBP: 0.298, SLG: 0.315	3-2 G5-3	0-0 G5-3 1B		0-0 F8		3-2 F9 S 1B		2-3 K		5 0 2 0 0 1 2													
Willie Randolph, R (1, 4) OBP: 0.378, SLG: 0.392	0-0 F8	2-1 G5-3		0-2 BB 1B		4-2 BB		0-0 G5-3		4 0 1 1 1 0 3													
Kal Daniels, L (1, 7) OBP: 0.481, SLG: 0.594	1-2 HR		1-2 G1-3	4-1 BB		2-2 L7			0-0 F9	3 1 1 1 1 0 2													
Jose Gonzalez, R (8, 7) OBP: 0.308, SLG: 0.182				1-2 BB						1 0 0 0 0 0 0													
Eddie Murray, S (1, 3) OBP: 0.363, SLG: 0.456	1-1 2B		1-2 G5-3	2-2 F9		1-1 F9			2-3 K	5 0 1 0 0 1 5													
Hubie Brooks, R (1, 9) OBP: 0.250, SLG: 0.394	4-2 BB		2-1 G1-3		1-0 1B SH5-3 1B	3-3 K			0-0 F9	4 0 1 0 1 1 2													
Mike Sharperson, R (1, 5) OBP: 0.381, SLG: 0.368	1-3 K			1-2 BB 1B	0-0 SH5-3				1-1 F9	3 1 1 0 0 1 2													
Rick Dempsey, R (1, 2) OBP: 0.625, SLG: 0.500		0-0 FC1-5 1B		4-2 1B BB	2-2 1B			3-2 P6		3 1 2 0 1 0 0													
Alfredo Griffin, S (1, 6) OBP: 0.378, SLG: 0.407		0-1 1B FC1-5 1B		0-3 K	1-2 P5			0-1 G6-3		4 0 1 0 0 1 4													
Ramon Martinez, R (1, 1) OBP: 0.111, SLG: 0.111		0-2 FC1-5		0-1 BB 1B	2-2 F8				2-1 P2	1 0 0 0 0 0 2													
Mickey Hatcher, R (4, PH) OBP: 0.278, SLG: 0.235				1-2 BB 1B						1 0 1 1 0 0 0													
Mike Hartley, R (4, 1)										0 0 0 0 0 0 0													
Chris Gwynn, L (5, PH) OBP: 0.235, SLG: 0.294										1 0 0 0 0 0 2													
Ray Searage, L (5, 1)										0 0 0 0 0 0 0													
Tim Crews, R (6, 1)										0 0 0 0 0 0 0													
John Shelby, S (8, PH) OBP: 0.143, SLG: 0.143		1-2 2-3f								1 0 0 0 0 0 0													
Mike Munoz, L (8, 1)										0 0 0 0 0 0 0													
<b>Inning Stats</b>	R: 1 E: 0 K: 1 S: 15	H: 2 LOB: 2 BB: 1 P: 25	R: 0 E: 0 K: 0 S: 9	H: 3 LOB: 2 BB: 0 P: 11	R: 0 E: 0 K: 0 S: 9	H: 0 LOB: 0 BB: 0 P: 13	R: 2 E: 0 K: 1 S: 22	H: 3 LOB: 3 BB: 2 P: 33	R: 0 E: 0 K: 0 S: 13	H: 2 LOB: 2 BB: 0 P: 19	R: 0 E: 0 K: 1 S: 15	H: 1 LOB: 2 BB: 1 P: 28	R: 0 E: 0 K: 0 S: 8	H: 0 LOB: 0 BB: 0 P: 12	R: 0 E: 0 K: 1 S: 7	H: 0 LOB: 0 BB: 0 P: 11	R: 0 E: 0 K: 1 S: 6	H: 0 LOB: 0 BB: 0 P: 8	1B: 9 2B: 1 3B: 0 HR: 1	SF: 0 SAC: 1 DP: 1 HBP: 0	WP: 0 PA: 41 PB: 0 SB: 1 CS: 0		
<b>PITCHER</b>	IP WLS BF H R ER SO BB IBB HBP BLK WP HR S P ERA WHIP																						
Pat Combs, L (1, 1) ERA: 4.68	4.0		23	9	3	3	2	3	0	0	0	0	1	56	84	6.75	3.000					ERA	WHIP
Darrel Akerfelds, R (5, 1) ERA:	1.0		6	2	0	0	0	1	0	0	0	0	0	18	30	0.00	3.000						
Don Carman, L (6, 1) ERA: 0.69	4.0	W	12	0	0	0	3	0	0	0	0	0	0	30	46	0.00	0.000						

Los Angeles Dodgers @ Philadelphia Phillies  
Veterans Stadium, Philadelphia, PA  
Fri May 04 1990, 3:33 AM EDT  
Att: 8,926 - Unknown - 45 F

livebaseballscorecards.com

AB	36
R	3
H	11
RBI	3
BB	4
SO	5
LOB	24





Batter	1	2	3	4	5	6	7	8	9
Lenny Dykstra, L OBP: 0.422, SLG: 0.467 (1, 8)	4-2 BB 2B	1-3 K		3-3 K			2-1 1B S	3-1 1B G4-3	
Tom Herr, S OBP: 0.379, SLG: 0.511 (1, 4)	3-1 1B 2B G4-3		3-1 F9		2-2 G5-3		2-1 L8	0-2 1-2 G4-3	
Von Hayes, L OBP: 0.447, SLG: 0.494 (1, 9)	2-2 G4-3		2-0 HR		2-2 1B E4		4-0 1-2 2B BB	2-2 G5-3	
Ricky Jordan, R OBP: 0.333, SLG: 0.344 (1, 3)	0-2 1B 3B		1-3 K		1-2 1-2 E4		0-0 1-2 2B 1B		
John Kruk, L OBP: 0.346, SLG: 0.466 (1, 7)	3-2 1H G6-3 3B		3-2 F7		2-0 F7		4-1 1-2 2B BB		
Dickie Thon, R OBP: 0.274, SLG: 0.276 (1, 6)	3-0 G6-3		2-3 K		1-3 K		0-1 1-3 2H 3-H 2B		
Darren Daulton, L OBP: 0.356, SLG: 0.311 (1, 2)	1-0 G4-3		3-3 K		3-0 F7		4-0 FC6-4 IBB		
Charlie Hayes, R OBP: 0.266, SLG: 0.256 (1, 5)		1-3 K	2-2 1B BB		0-1 G6-3		2-0 1-2f FC6-4		
Pat Combs, L OBP: 0.222, SLG: 0.250 Darrel Akerfelds, R OBP: 0.333, SLG: 0.333 (5, 1) (6, 1)		2-3 K	4-2 1-2 BB				1-3 K	3-2 G6-3	

AB	R	H	RBI	BB	SO	LOB
4	2	2	0	1	2	2
5	1	1	1	0	0	2
4	2	2	1	1	0	2
4	2	2	2	0	1	1
3	1	1	1	1	0	1
4	0	1	3	0	2	0
3	0	0	0	1	1	0
4	0	1	0	0	1	3
1	0	0	0	1	1	0
0	0	0	0	0	0	0
2	0	0	0	0	1	0

**BOTTOM**

Los Angeles Dodgers @ Philadelphia Phillies  
Veterans Stadium, Philadelphia, PA  
Fri May 04 1990, 3:33 AM EDT  
Att. 8,926 - Unknown - 45 F

livebaseballscores.com

AB	34
R	8
H	10
RBI	8
BB	5
SO	9
LOB	11



1B:	6	SF:	0
2B:	2	SAC:	0
3B:	1	DP:	0
HR:	1	HBP:	0

WP:	0	PA:	39
PB:	0		
SB:	1		
CS:	0		

Inning Stats	R	H	E	K	S	R	H	E	K	S	R	H	E	K	S	R	H	E	K	S	R	H	E	K	S
Ramon Martinez, R ERA: 3.48 (1, 1)	3	4	0	14	4	5	5	4	1	0	0	0	0	0	0	0	0	0	0	0	0	0	0	0	0
Mike Hartley, R ERA: 3.0 (4, 1)	0	1	0	5	1	0	3	1	0	0	0	0	0	0	0	0	0	0	0	0	0	0	0	0	0
Ray Seavage, L ERA: 2.25 (5, 1)	0	1	0	4	1	0	0	0	0	0	0	0	0	0	0	0	0	0	0	0	0	0	0	0	0
Tim Crews, R ERA: 3.86 (6, 1)	0	3	0	12	3	3	2	2	1	0	0	0	0	0	0	0	0	0	0	0	0	0	0	0	0
Mike Munoz, L ERA: (8, 1)	0	1	0	4	1	0	0	0	0	0	0	0	0	0	0	0	0	0	0	0	0	0	0	0	0

PITCHER	IP	WLS	BF	H	R	ER	SO	BB	IBB	HBP	BLK	WP	HR	S	P	ERA	WHIP
Ramon Martinez, R ERA: 3.48 (1, 1)	3.0	L	14	4	5	5	4	1	0	0	0	0	0	38	67	15.00	1.667
Mike Hartley, R ERA: 3.0 (4, 1)	1.0		5	1	0	0	3	1	0	0	0	0	0	16	30	0.00	2.000
Ray Seavage, L ERA: 2.25 (5, 1)	1.0		4	1	0	0	0	0	0	0	0	0	0	11	18	0.00	1.000
Tim Crews, R ERA: 3.86 (6, 1)	2.0		12	3	3	3	2	2	1	0	0	0	0	18	41	13.50	2.500
Mike Munoz, L ERA: (8, 1)	1.0		4	1	0	0	0	0	0	0	0	0	0	12	20	0.00	1.000

Batter	1	2	3	4	5	6	7	8	9	AB R H RBI BB SO LOB	TOP											
Juan Samuel, R (1, 8) OBP: 0.287, SLG: 0.302	2-3 K	1-2 F9		2-1 FC4-6			0-0 G6-3			4 0 0 0 0 1 3												
Willie Randolph, R (1, 4) OBP: 0.372, SLG: 0.377	2-2 F9		0-0 G6-3		2-2 G1-5-3		4-2 BB			3 0 0 0 1 0 0												
Kal Daniels, L (1, 7) OBP: 0.458, SLG: 0.559	2-1 G4-3		3-3 K		3-2 G4-3		3-1 G6-3			4 0 0 0 0 1 1												
Jose Gonzalez, R (8, 7) OBP: 0.308, SLG: 0.182										0 0 0 0 0 0 0												
Eddie Murray, S (1, 3) OBP: 0.368, SLG: 0.468		1-0 WP HR 1B	2-1 WP 2B		1-1 F8		2-0 G3			4 1 2 0 0 0 0												
Hubie Brooks, R (1, 9) OBP: 0.250, SLG: 0.418		3-1 HR	1-1 G5-3		1-2 F9		2-2 G1-4-3			4 1 1 2 0 0 1												
Mike Scioscia, L (1, 2) OBP: 0.313, SLG: 0.463		3-1 HR		2-2 G4-3		0-0 G6-3 1B		2-1 L8		4 1 2 1 0 0 0												
Lenny Harris, L (1, 5) OBP: 0.283, SLG: 0.271		0-1 F9		1-2 1B 1B		2-1 G6-3		1-0 L9		4 0 1 0 0 0 1												
Alfredo Griffin, S (1, 6) OBP: 0.372, SLG: 0.412		0-0 WP 2B		1-1 F8		1-0 G5-3		0-0 G3		4 0 1 0 0 0 2												
Mike Morgan, R (1, 1) OBP: 0.200, SLG: 0.143		0-3 K		0-0 FC4-6 1B			1-3 K		0-0 G6-3	4 0 1 0 0 2 1												
Inning Stats	R: 0 E: 0 K: 1 S: 8	H: 0 LOB: 0 BB: 0 P: 14	R: 3 E: 0 K: 1 S: 15	H: 4 LOB: 1 BB: 0 P: 23	R: 0 E: 0 K: 1 S: 10	H: 1 LOB: 1 BB: 0 P: 16	R: 0 E: 0 K: 0 S: 11	H: 2 LOB: 2 BB: 0 P: 17	R: 0 E: 0 K: 0 S: 10	H: 0 LOB: 0 BB: 0 P: 16	R: 0 E: 0 K: 1 S: 7	H: 1 LOB: 1 BB: 0 P: 11	R: 0 E: 0 K: 1 S: 10	H: 0 LOB: 1 BB: 1 P: 18	R: 0 E: 0 K: 0 S: 6	H: 0 LOB: 0 BB: 0 P: 12	R: 0 E: 0 K: 0 S: 3	H: 0 LOB: 0 BB: 0 P: 4	1B: 4 2B: 2 3B: 0 HR: 2	SF: 0 SAC: 0 DP: 0 HBP: 0	WP: 3 PB: 0 SB: 0 CS: 0	PA: 36
PITCHER	IP WLS BF H R ER SO BB IBB HBP BLK WP HR S P ERA WHIP																					
Ken Howell, R (1, 1) ERA: 3.52	6.0 L 26 8 3 3 3 0 0 0 0 0 3 2 61 97 4.50 1.333																					
Jeff Parrett, R (7, 1) ERA: 6.04	2.0 7 0 0 0 1 1 0 0 0 0 0 0 16 30 0.00 0.500																					
Roger McDowell, R (9, 1) ERA: 6.1	1.0 3 0 0 0 0 0 0 0 0 0 0 0 3 4 0.00 0.000																					

Los Angeles Dodgers @ Philadelphia Phillies  
Veterans Stadium, Philadelphia, PA

Sat May 05 1990, 7:05 PM EDT  
Att. 25,290 - Unknown - 60 F

livebaseballscorecards.com

AB	35
R	3
H	8
RBI	3
BB	1
SO	4
LOB	9





Batter	1	2	3	4	5	6	7	8	9	AB R H RBI BB SO LOB
--------	---	---	---	---	---	---	---	---	---	----------------------

**TOP**

<b>Juan Samuel, R</b> <small>OBP: 0.292, SLG: 0.307</small> (1, 8) <small>B</small>	1-0 G4-3 S 1B		2-2 CS 1B		3-2 G6-3		1-2 G5-3		0-1 G6-3	5 0 2 0 0 0 0
<b>Willie Randolph, R</b> <small>OBP: 0.374, SLG: 0.363</small> (1, 4) <small>F</small>	2-1 G4-3 1-3		1-2 CS 1-2	4-1 G5-3 2B BB		1-0 G6-3	4-1 BB		0-0 F9	3 1 0 0 2 0 1
<b>Mike Sharperson, R</b> <small>OBP: 0.391, SLG: 0.350</small> (1, 5) <small>B</small>	4-0 G6-4-3 BB			1-0 F9		4-2 1B HR BB	0-3 K			2 1 0 0 2 1 2
<b>Eddie Murray, S</b> <small>OBP: 0.364, SLG: 0.459</small> (1, 3) <small>F</small>	0-1 G6-4-3 1-2f			0-0 G5-3 1-2		1-2 HR 1B	1-1 P3			4 1 1 0 0 0 4
<b>Hubie Brooks, R</b> <small>OBP: 0.269, SLG: 0.471</small> (1, 9) <small>X</small>				1-1 3B 2B		1-2 HR 1-H 2-H		1-0 G6-4-3 1B		4 2 3 4 0 0 0
<b>Jose Gonzalez, R</b> <small>OBP: 0.375, SLG: 0.500</small> (1, 7)				0-1 3B		3-2 2B		3-2 G6-4-3		3 0 2 1 0 0 0
<b>Chris Gwynn, L</b> <small>OBP: 0.222, SLG: 0.278</small> (8, PH)				2-H 3B		FC1-2-5 2B		1-2f		1 0 0 0 0 0 1
<b>Mike Scioscia, L</b> <small>OBP: 0.310, SLG: 0.446</small> (1, 2)				0-0 F8		FC1-2-5 FC5 2-H		4-2 BB		3 0 0 0 1 0 2
<b>Alfredo Griffin, S</b> <small>OBP: 0.367, SLG: 0.398</small> (1, 6) <small>X</small>				0-0 G3		0-1 L9	1-2 HBP	0-1 G4-3		3 0 0 0 0 0 1
<b>John Wetteland, R</b> (1, 1)				0-0 G6-3		0-2 F7	3-1 FC5		2-2 G3	2 0 0 0 0 0 0
<b>Mickey Hatcher, R</b> <small>OBP: 0.283, SLG: 0.222</small> (6, PH)										1 0 0 0 0 0 0
<b>Ray Searage, L</b> (6, 1)										0 0 0 0 0 0 0
<b>Mike Hartley, R</b> (6, 1)										0 0 0 0 0 0 0
<b>Mike Munoz, L</b> (7, 1)										0 0 0 0 0 0 0
<b>Tim Crews, R</b> (7, 1)										0 0 0 0 0 0 0
<b>Lenny Harris, L</b> <small>OBP: 0.278, SLG: 0.265</small> (7, 5)										1 0 0 0 0 0 0

Los Angeles Dodgers @ Philadelphia Phillies  
 Veterans Stadium, Philadelphia, PA  
 Sun May 06 1990, 7:05 PM EDT  
 Att. 38,167 - Cloudy - 65 F

livebaseballscorecards.com

<b>AB</b>	<b>32</b>
<b>R</b>	<b>5</b>
<b>H</b>	<b>8</b>
<b>RBI</b>	<b>5</b>
<b>BB</b>	<b>5</b>
<b>SO</b>	<b>1</b>
<b>LOB</b>	<b>13</b>



Inning Stats	R: 0	H: 1	E: 0	LOB: 1	K: 0	BB: 1	S: 5	P: 12	R: 0	H: 0	E: 0	LOB: 0	K: 0	BB: 0	S: 5	P: 10	R: 0	H: 1	E: 0	LOB: 0	K: 0	BB: 1	S: 7	P: 10	R: 2	H: 2	E: 0	LOB: 1	K: 0	BB: 1	S: 8	P: 14	R: 0	H: 0	E: 0	LOB: 0	K: 0	BB: 0	S: 8	P: 11	R: 3	H: 3	E: 0	LOB: 2	K: 0	BB: 1	S: 20	P: 35	R: 0	H: 0	E: 0	LOB: 1	K: 1	BB: 1	S: 9	P: 15	R: 0	H: 1	E: 0	LOB: 1	K: 0	BB: 1	S: 10	P: 18	R: 0	H: 0	E: 0	LOB: 0	K: 0	BB: 0	S: 7	P: 9	1B: 4	SF: 0	2B: 2	SAC: 0	3B: 1	DP: 2	HR: 1	HBP: 1	WP: 0	PA: 39
--------------	------	------	------	--------	------	-------	------	-------	------	------	------	--------	------	-------	------	-------	------	------	------	--------	------	-------	------	-------	------	------	------	--------	------	-------	------	-------	------	------	------	--------	------	-------	------	-------	------	------	------	--------	------	-------	-------	-------	------	------	------	--------	------	-------	------	-------	------	------	------	--------	------	-------	-------	-------	------	------	------	--------	------	-------	------	------	-------	-------	-------	--------	-------	-------	-------	--------	-------	--------

Batter	IP	WLS	BF	H	R	ER	SO	BB	IBB	HBP	BLK	WP	HR	S	P	ERA	WHIP
<b>Bruce Ruffin, L</b> <small>ERA: 4.33</small> (1, 1)	5.1		24	7	5	5	0	3	0	0	0	0	1	46	80	8.44	1.875
<b>Don Carman, L</b> <small>ERA: 0.61</small> (6, 1)	1.2	W	7	0	0	0	1	1	0	1	0	0	0	16	27	0.00	0.600
<b>Roger McDowell, R</b> <small>ERA: 5.11</small> (8, 1)	2.0		7	1	0	0	0	1	0	0	0	0	0	17	27	0.00	1.000

Batter	1	2	3	4	5	6	7	8	9
Lenny Dykstra, L (1, 8) OBP: 0.435, SLG: 0.476	4-0 BB F7		1-2 P5			3-2 G4-3	0-0 HR 1B	2-2 L3	
Tom Herr, S (1, 4) OBP: 0.359, SLG: 0.474	3-2 F7 SAFE		2-3 K			3-2 F8	2-3 K		
Von Hayes, L (1, 9) OBP: 0.450, SLG: 0.517	2-1 HR			4-0 S BB		3-1 1B 2B 1B	4-0 HR BB		
Ricky Jordan, R (1, 3) OBP: 0.350, SLG: 0.417	2-2 F8			2-0 L9 SAFE		0-1 2B 1B	0-0 HR		
John Kruk, L (1, 7) OBP: 0.333, SLG: 0.443 Carmelo Martinez, R (6, PH) OBP: 0.400, SLG: 0.591 Roger McDowell, R (8, 1)		2-1 G4-3		3-3 K SAFE		2-2 2B 1H 3H	3-0 CS 1B		
Dickie Thon, R (1, 6) OBP: 0.283, SLG: 0.277		0-0 S 1B		0-2 L7		4-2 PO BB	3-3 K 1-2		
Darren Daulton, L (1, 2) OBP: 0.359, SLG: 0.333		3-3 K SAFE		1-2 P6		1-2 PO	1-1 2B 1B 1B	2-2 G5-3 2B	
Charlie Hayes, R (1, 5) OBP: 0.267, SLG: 0.268		3-1 G4-3		1-3 K		1-3 K	0-1 1B 2B	2-2 G5-3	
Bruce Ruffin, S (1, 1) OBP: 0.167, SLG: 0.167 Don Carman, L (6, 1) OBP: 0.333, SLG: 0.333 Curt Ford, L (7, PH) Randy Ready, R (7, PH) OBP: 0.407, SLG: 0.476			1-3 K		1-3 K		2-2 BB HR 1B	2-3 K	

Inning Stats	R: 1 E: 0 K: 0 S: 9	H: 1 LOB: 0 BB: 1 P: 20	R: 0 E: 0 K: 1 S: 10	H: 1 LOB: 1 BB: 0 P: 18	R: 0 E: 0 K: 2 S: 12	H: 0 LOB: 0 BB: 0 P: 16	R: 0 E: 0 K: 1 S: 9	H: 0 LOB: 1 BB: 1 P: 18	R: 0 E: 0 K: 2 S: 11	H: 0 LOB: 0 BB: 0 P: 14	R: 2 E: 0 K: 0 S: 19	H: 3 LOB: 1 BB: 1 P: 35	R: 6 E: 0 K: 2 S: 20	H: 6 LOB: 1 BB: 1 P: 35	R: 0 E: 0 K: 1 S: 13	H: 1 LOB: 1 BB: 0 P: 21
--------------	------------------------------	----------------------------------	-------------------------------	----------------------------------	-------------------------------	----------------------------------	------------------------------	----------------------------------	-------------------------------	----------------------------------	-------------------------------	----------------------------------	-------------------------------	----------------------------------	-------------------------------	----------------------------------

PITCHER	IP	WLS	BF	H	R	ER	SO	BB	IBB	HBP	BLK	WP	HR	S	P	ERA	WHIP
John Wetteland, R (1, 1) ERA: 7.62	5.0		18	2	1	1	6	2	0	0	0	0	1	51	86	1.80	0.800
Ray Seavage, L (6, 1) ERA: 4.15	0.2		5	3	2	2	0	0	0	0	0	0	0	15	26	27.00	4.500
Mike Hartley, R (6, 1) ERA: 5.68	0.1		3	2	2	2	0	1	0	0	0	0	0	8	14	54.00	9.000
Mike Munoz, L (7, 1) ERA: 4.91	0.0	L	2	2	0	0	0	0	0	0	0	0	0	4	6	∞	∞
Tim Crews, R (7, 1) ERA: 4.5	2.0		9	3	4	4	3	1	0	0	0	0	1	25	45	18.00	2.000

**BOTTOM**

Los Angeles Dodgers @ Philadelphia Phillies  
Veterans Stadium, Philadelphia, PA

Sun May 06 1990, 7:05 PM EDT  
Att: 38,167 - Cloudy - 65 F

AB	R	H	RBI	BB	SO	LOB
4	1	1	1	1	0	1
4	0	0	0	0	2	3
2	3	2	1	2	0	0
4	2	2	4	0	0	1
2	0	0	0	0	1	1
2	0	2	2	0	0	0
0	0	0	0	0	0	0
3	0	1	0	1	1	2
4	1	2	0	0	1	1
4	1	1	0	0	1	2
2	0	0	0	0	2	0
0	0	0	0	0	0	0
0	0	0	0	0	0	0
2	1	1	1	0	1	1

AB	33
R	9
H	12
RBI	9
BB	4
SO	9
LOB	12

WP: 0 PA: 38  
PB: 0  
SB: 2  
CS: 1



PITCHER	IP	WLS	BF	H	R	ER	SO	BB	IBB	HBP	BLK	WP	HR	S	P	ERA	WHIP
---------	----	-----	----	---	---	----	----	----	-----	-----	-----	----	----	---	---	-----	------

Batter	1	2	3	4	5	6	7	8	9	AB R H RBI BB SO LOB	TOP	
Juan Samuel, R (1, 8) OBP: 0.282, SLG: 0.295	0-0 5-3		3-3 K		3-3 K			2-3 K		4 0 0 0 0 3 1		
Willie Randolph, R (1, 4) OBP: 0.379, SLG: 0.361	2-1 G6-3		1-1 P4			4-2 G6-4-3 BB		1-0 G6-4-3	1-0 G5-3 1B	3 0 1 0 1 0 0		
Kal Daniels, L (1, 7) Eddie Murray, S (9, PH) OBP: 0.442, SLG: 0.535 OBP: 0.360, SLG: 0.455	1-2 F8		2-2 G3-1			1-0 G6-4-3 1-2f		1-2 G5-3	1-2 G5-3	3 0 0 0 0 0 1 1 0 0 0 0 0 1		
Hubie Brooks, R (1, 9) OBP: 0.268, SLG: 0.462		0-1 G4-3		1-1 CS 1B		2-3 K		0-0 P9	0-0 P9	4 0 1 0 0 1 1		
Mike Scioscia, L (1, 2) Rick Dempsey, R (9, PH) OBP: 0.311, SLG: 0.442 OBP: 0.556, SLG: 0.429		1-0 G5-3 E 1B		3-2 SAFE SAFE P5 1-2		2-3 K		3-2 F8	3-2 F8	3 1 1 0 0 1 1 1 0 0 0 0 0 1		
Lenny Harris, L (1, 5) Mike Sharperson, R (7, PH) OBP: 0.268, SLG: 0.255 OBP: 0.383, SLG: 0.341		1-2 G5-3		0-0 F8		1-2 G4-3		1-2 G4-3		2 0 0 0 0 0 1 1 0 0 0 0 0 0		
Brian Traxler, L (1, 3) John Shelby, S (7, PH) Tim Crews, R (7, 1) OBP: 0.125, SLG: 0.125		0-2 E4 1B 2-H		1-0 F7		1-1 G5-3		1-1 G5-3		2 0 0 0 0 0 0 1 0 0 0 0 0 0 0 0 0 0 0 0 0		
Alfredo Griffin, S (1, 6) OBP: 0.376, SLG: 0.407		1-2 1B		2-2 S SH5-4 1B		3-2 L3		3-2 L3		3 0 2 0 0 0 0		
Tim Belcher, R (1, 1) Mike Hartley, R (6, 1) Mike Munoz, L (6, 1) Mickey Hatcher, R (7, 3) OBP: 0.250, SLG: 0.211		1-3 K		1-2 SAFE SH5-4		0-1 G4-3		0-1 G4-3		1 0 0 0 0 1 2 0 0 0 0 0 0 0 0 0 0 0 0 0 0 1 0 0 0 0 0 0		
<b>Inning Stats</b>	R: 0 E: 0 K: 0 S: 7 H: 0 LOB: 0 BB: 0 P: 10	R: 1 E: 1 K: 1 S: 16 H: 2 LOB: 2 BB: 0 P: 20	R: 0 E: 0 K: 1 S: 11 H: 0 LOB: 0 BB: 0 P: 17	R: 0 E: 0 K: 1 S: 10 H: 1 LOB: 0 BB: 0 P: 13	R: 0 E: 0 K: 1 S: 11 H: 1 LOB: 1 BB: 0 P: 17	R: 0 E: 0 K: 1 S: 9 H: 0 LOB: 0 BB: 1 P: 16	R: 0 E: 0 K: 1 S: 9 H: 0 LOB: 0 BB: 0 P: 13	R: 0 E: 0 K: 1 S: 11 H: 0 LOB: 0 BB: 0 P: 16	R: 0 E: 0 K: 0 S: 10 H: 1 LOB: 1 BB: 0 P: 15	1B: 5 2B: 0 3B: 0 HR: 0 SF: 0 SAC: 1 DP: 1 HBP: 0	WP: 0 PB: 0 SB: 1 CS: 1 PA: 32	
<b>PITCHER</b>	IP WLS BF H R ER SO BB IBB HBP BLK WP HR S P ERA WHIP											
Bill Sampen, R (1, 1) ERA: 0.59	5.0 W 19 4 1 0 3 0 0 0 0 0 0 0 55 77 0.00 0.800											
Drew Hall, L (6, 1) ERA: 3.32	4.0 S 13 1 0 0 3 1 0 0 0 0 0 0 39 60 0.00 0.500											

Los Angeles Dodgers @ Montreal Expos  
Olympic Stadium, Montreal, QB  
Tue May 08 1990, 7:05 PM EDT  
Att. 12,599 - Dome

AB	30
R	1
H	5
RBI	0
BB	1
SO	6
LOB	9



BOTTOM

Los Angeles Dodgers @ Montreal Expos  
Olympic Stadium, Montreal, QB  
Tue May 08 1990, 7:05 PM EDT  
Att. 12,599 - Dome

livebaseballscores.com

AB 35  
R 9  
H 11  
RBI 6  
BB 5  
SO 8  
LOB 18



WP: 0 PA: 41  
PB: 0  
SB: 2  
CS: 1

AB	R	H	RBI	BB	SO	LOB
3	1	1	0	2	1	2
5	1	1	0	0	1	2
5	1	1	0	0	1	2
5	3	3	1	0	0	2
5	3	3	3	0	1	2
4	0	1	1	0	0	0
2	0	1	0	2	1	2
3	0	0	0	1	0	4
2	0	0	0	0	2	2
1	0	0	1	0	1	0
1B: 6	SF: 0	2B: 3	SAC: 1	3B: 0	DP: 0	HR: 2

Batter	1	2	3	4	5	6	7	8	9		
<b>Delino DeShields, L</b> (1, 4) OBP: 0.434, SLG: 0.474	3-2 L9 S 1B		2-2 G4-3		4-1 CS BB	3-3 K		4-2 E 1B E BB			
<b>Marquis Grissom, R</b> (1, 8) OBP: 0.282, SLG: 0.297	1-0 L8		0-2 P6		3-2 G6-3		2-3 K	1-2 E G4-3 1B			
<b>Tim Raines, S</b> (1, 7) OBP: 0.343, SLG: 0.297	3-2 L9		2-1 F7		1-3 K		3-2 S E 1B	3-2 E4 G4-3			
<b>Andres Galarraga, R</b> (1, 3) OBP: 0.333, SLG: 0.380	3-0 F8			1-0 HR 1B		3-2 1B 2B 1B	2-1 E 2B	0-0 G4-3			
<b>Tim Wallach, R</b> (1, 5) OBP: 0.322, SLG: 0.477		1-2 HR		2-0 HR 1-H		0-0 2B SH6-4 1B	1-3 K2-3	2-1 G5-3			
<b>Larry Walker, L</b> (1, 9) OBP: 0.329, SLG: 0.400		0-0 P5		1-2 G3-1		0-0 SH6-4 2B	2-0 E8				
<b>Mike Fitzgerald, R</b> (1, 2) OBP: 0.400, SLG: 0.364		4-1 BB		0-1 2B		3-3 K	4-2 FC4-6 BB				
<b>Spike Owen, S</b> (1, 6) OBP: 0.371, SLG: 0.471		1-0 P2		1-1 P2		4-0 SH6-4 IBB	0-2 FC4-6				
<b>Bill Sampen, R</b> (1, 1) <b>Drew Hall, L</b> (6, 1)		1-3 K		1-3 K		2-1 SH6-4		1-3 K			
<b>Inning Stats</b>	R: 0 H: 1 E: 0 LOB: 1 K: 0 BB: 0 S: 10 P: 20	R: 1 H: 1 E: 0 LOB: 1 K: 1 BB: 1 S: 9 P: 16	R: 0 H: 0 E: 0 LOB: 0 K: 0 BB: 0 S: 8 P: 12	R: 2 H: 3 E: 0 LOB: 1 K: 1 BB: 0 S: 12 P: 18	R: 0 H: 0 E: 0 LOB: 0 K: 1 BB: 1 S: 9 P: 16	R: 2 H: 3 E: 0 LOB: 2 K: 2 BB: 1 S: 14 P: 29	R: 2 H: 2 E: 1 LOB: 2 K: 2 BB: 1 S: 18 P: 32	R: 2 H: 1 E: 1 LOB: 1 K: 1 BB: 1 S: 16 P: 27			
<b>PITCHER</b>	IP WLS BF H R ER SO BB IBB HBP BLK WP HR S P ERA WHIP										
<b>Tim Belcher, R</b> (1, 1) ERA: 4.25	5.0 L 24 8 5 5 3 2 0 0 0 0 2 53 90 9.00 2.000										
<b>Mike Hartley, R</b> (6, 1) ERA: 5.4	0.1 2 0 0 0 1 0 1 0 0 0 0 3 10 0.00 0.000										
<b>Mike Munoz, L</b> (6, 1) ERA: 4.15	0.2 2 0 0 0 1 0 0 0 0 0 0 6 11 0.00 0.000										
<b>Tim Crews, R</b> (7, 1) ERA: 4.5	2.0 13 3 4 1 3 2 0 0 0 0 0 34 59 4.50 2.500										

Batter	1	2	3	4	5	6	7	8	9	AB R H RBI BB SO LOB	TOP	
Juan Samuel, R (1, 8) OBP: 0.281, SLG: 0.294	0-0 SH1-3 BLK 1B		0-3 K			0-0 5-3		0-0 L6		4 0 1 0 0 1 0		
Willie Randolph, R (1, 4) OBP: 0.367, SLG: 0.349	0-0 SH1-3 1-3		0-0 1-4-3			0-0 5-3		0-0 F8		3 0 0 0 0 0 0		
Kal Daniels, L (1, 7) OBP: 0.433, SLG: 0.560	0-0 F4			0-3 K		0-0 G3		0-0 HR		4 1 1 1 0 1 1		
Eddie Murray, S (1, 3) OBP: 0.374, SLG: 0.515	0-0 6-3			0-0 HR			0-0 E8 3B	0-0 G6-3 1B		4 2 3 1 0 0 1		
Hubie Brooks, R (1, 9) OBP: 0.267, SLG: 0.455		0-0 1B		0-0 4-3			0-0 E3 G6-4-3	0-0 G6-3 1-2f		4 0 1 0 0 0 1		
Mike Scioscia, L (1, 2) OBP: 0.301, SLG: 0.427		0-0 F9		0-3 K			0-0 G6-4-3 1-2f			3 0 0 0 0 1 2		
Lenny Harris, L (1, 5) OBP: 0.254, SLG: 0.241		0-0 F7			0-0 4-3		0-0 F7			3 0 0 0 0 0 1		
Alfredo Griffin, S (1, 6) OBP: 0.365, SLG: 0.394		0-0 P5			0-0 F9			0-3 K		3 0 0 0 0 1 1		
Fernando Valenzuela, L (1, 1) OBP: 0.273, SLG: 0.200 Brian Traxler, L (5, PH) Mike Hartley, R (5, 1) Chris Gwynn, L (8, PH) Don Aase, R (8, 1)			0-0 G3			0-0 4-3		0-0 6-3		1 0 0 0 0 0 0 1 0 0 0 0 0 0 0 0 0 0 0 0 0 1 0 0 0 0 0 0 0 0 0 0 0 0 0		
<b>Inning Stats</b>	R: 0 H: 1 E: 0 LOB: 1 K: 0 BB: 0 S: 4 P: 4	R: 0 H: 1 E: 0 LOB: 1 K: 0 BB: 0 S: 4 P: 4	R: 0 H: 0 E: 0 LOB: 0 K: 1 BB: 0 S: 5 P: 5	R: 1 H: 1 E: 0 LOB: 0 K: 2 BB: 0 S: 8 P: 8	R: 0 H: 0 E: 0 LOB: 0 K: 0 BB: 0 S: 3 P: 3	R: 0 H: 0 E: 0 LOB: 0 K: 0 BB: 0 S: 3 P: 3	R: 1 H: 1 E: 2 LOB: 0 K: 0 BB: 0 S: 4 P: 4	R: 0 H: 0 E: 0 LOB: 0 K: 1 BB: 0 S: 5 P: 5	R: 1 H: 2 E: 0 LOB: 0 K: 0 BB: 0 S: 4 P: 4	1B: 3 SF: 0 2B: 0 SAC: 1 3B: 1 DP: 2 HR: 2 HBP: 0	WP: 0 PA: 32 PB: 0 SB: 0 CS: 0	
<b>PITCHER</b> Kevin Gross, R (1, 1) ERA: 3.4 Tim Burke, R (9, 1) ERA: 5.65	IP WLS BF H R ER SO BB IBB HBP BLK WP HR S P ERA WHIP	8.1 W 30 5 3 3 4 0 0 0 0 0 0 2 38 38 3.24 0.600	0.2 S 2 1 0 0 0 0 0 0 0 0 0 0 2 2 0.00 1.500									

Los Angeles Dodgers @ Montreal Expos  
Olympic Stadium, Montreal, QB  
Wed May 09 1990, 7:05 PM EDT  
Att. 13,215 - Dome - 70 F

AB	31
R	3
H	6
RBI	2
BB	0
SO	4
LOB	7





Batter	1	2	3	4	5	6	7	8	9
<b>Delino DeShields, L</b> (1, 4) OBP: 0.432, SLG: 0.459	0-3 K		4-0 2B E 1-2 BB	4-0 FC6-4 BB		0-0 F9		0-0 4-3 1-2	
<b>Marquis Grissom, R</b> (1, 8) OBP: 0.289, SLG: 0.314	0-3 K		0-0 E7 E 1B 2B 1-H 2-H	0-0 FC6-4 1-2f			0-0 1B S FC5-2-5 1B		
<b>Tim Raines, S</b> (1, 7) OBP: 0.348, SLG: 0.298	0-0 F9		4-0 E 1B BB		0-3 K		0-0 S FC5-2-5 1B		
<b>Andres Galarraga, R</b> (1, 3) OBP: 0.330, SLG: 0.375		0-0 5-3	0-0 G5-4-3 1B 1-H 2-H		0-0 F8		0-0 FC5-2-5		
<b>Tim Wallach, R</b> (1, 5) OBP: 0.311, SLG: 0.459		0-0 F8	0-0 G5-4-3 1-2f		0-0 4-3		0-0 F3		
<b>Larry Walker, L</b> (1, 9) OBP: 0.351, SLG: 0.469		0-0 WP 2B		0-0 E8 1B		0-0 1B 3B		0-0 F8 2-3	
<b>Mike Fitzgerald, R</b> (1, 2) OBP: 0.388, SLG: 0.378		0-0 1-3 2-3		0-0 SH3-4 2B		0-3 K		0-3 K	
<b>Spike Owen, S</b> (1, 6) OBP: 0.386, SLG: 0.472			0-0 E5 FC1-6	4-0 SH3-4 BB		0-0 FC1-6 3-H 1B		4-0 S BB	
<b>Kevin Gross, R</b> (1, 1) <b>Tim Burke, R</b> (9, 1) OBP: 0.133, SLG: 0.200			0-0 FC1-6 BB 1-2f 2B	0-0 SH3-4 1-2 2-3		0-0 FC1-6 1-2f		0-3 K	

Inning Stats	R: 0	H: 0	E: 0	K: 2	S: 7	LOB: 0	BB: 0	P: 7
	R: 0	H: 1	E: 0	K: 0	S: 4	LOB: 1	BB: 0	P: 4
	R: 4	H: 2	E: 3	K: 0	S: 5	LOB: 0	BB: 2	P: 13
	R: 0	H: 2	E: 1	K: 0	S: 4	LOB: 3	BB: 2	P: 12
	R: 0	H: 0	E: 0	K: 1	S: 5	LOB: 0	BB: 0	P: 5
	R: 1	H: 2	E: 0	K: 1	S: 7	LOB: 1	BB: 0	P: 7
	R: 0	H: 2	E: 0	K: 0	S: 5	LOB: 2	BB: 0	P: 5
	R: 0	H: 0	E: 0	K: 2	S: 7	LOB: 1	BB: 1	P: 11

PITCHER	IP	WLS	BF	H	R	ER	SO	BB	IBB	HBP	BLK	WP	HR	S	P	ERA	WHIP
<b>Fernando Valenzuela, L</b> (1, 1) ERA: 3.0	4.0	L	20	5	4	2	2	4	0	0	0	1	0	20	36	4.50	2.250
<b>Mike Hartley, R</b> (5, 1) ERA: 4.66	3.0		13	4	1	1	2	0	0	0	0	0	0	17	17	3.00	1.333
<b>Don Aase, R</b> (8, 1) ERA: 3.0	1.0		4	0	0	0	2	1	0	0	0	0	0	7	11	0.00	1.000

**AB R H RBI BB SO LOB**

**3 1 0 0 2 1 2**

**4 1 2 1 0 1 3**

**3 1 1 0 1 1 0**

**4 0 1 2 0 0 2**

**4 0 0 0 0 0 3**

**4 1 3 0 0 0 2**

**4 0 1 0 0 2 2**

**2 0 1 1 2 0 0**

**3 1 0 0 0 1 3**

**0 0 0 0 0 0 0**

**AB 31**

**R 5**

**H 9**

**RBI 4**

**BB 5**

**SO 6**

**LOB 17**

**WP: 1 PA: 37**

**PB: 0**

**SB: 3**

**CS: 0**

**MONTRÉAL EXPOS**

**Los Angeles Dodgers @ Montreal Expos**

**Olympic Stadium, Montreal, QB**

**Wed May 09 1990, 7:05 PM EDT**

**Att. 13,215 - Dome - 70 F**

[livebaseballscorecards.com](http://livebaseballscorecards.com)

Batter	1	2	3	4	5	6	7	8	9	AB R H RBI BB SO LOB	TOP	
Juan Samuel, R (1, 8) OBP: 0.280, SLG: 0.292	0-0 L5		0-0 FC6-4 1B		0-3 K		0-0 F9			4 0 1 0 0 1 2	<b>Los Angeles Dodgers @ Montreal Expos</b> Olympic Stadium, Montreal, QB Thu May 10 1990, 3:33 AM EDT Att. 9,157 - Dome <a href="http://livebaseballscorecards.com">livebaseballscorecards.com</a>	
Willie Randolph, R (1, 4) OBP: 0.363, SLG: 0.356	0-0 F9		0-0 FC6-4 G3		0-0 5-3			0-0 4-3 2B		4 0 1 0 0 0 2		
Kal Daniels, L (1, 7) OBP: 0.415, SLG: 0.532	0-0 L7		0-0 G3			0-3 K		0-0 4-3		4 0 0 0 0 1 2		
Eddie Murray, S (1, 3)		0-0 F9	0-0 G3			0-0 4-3 1B		0-0 F8		4 0 1 0 0 0 2		
Hubie Brooks, R (1, 9) OBP: 0.267, SLG: 0.447		0-0 HR 1B		0-0 6-3		0-0 4-3		0-0 P1		4 1 1 0 0 0 2		
Mike Scioscia, L (1, 2) OBP: 0.299, SLG: 0.452		0-0 HR		0-0 P5		0-0 4-3		0-3 K		4 1 1 2 0 1 1		
Lenny Harris, L (1, 5) OBP: 0.254, SLG: 0.241		0-0 4-3 1B		0-3 K			0-0 4-3		0-0 1-3	4 0 1 0 0 1 0		
Alfredo Griffin, S (1, 6) OBP: 0.352, SLG: 0.378		0-0 4-3			0-0 G3		0-0 F7		0-0 6-3	4 0 0 0 0 0 1		
Ramon Martinez, R (1, 1) OBP: 0.100, SLG: 0.100 Brian Traxler, L (5, PH) OBP: 0.125, SLG: 0.250 Tim Crews, R (5, 1) Chris Gwynn, L (7, PH) OBP: 0.250, SLG: 0.300 Ray Searage, L (7, 1) Mike Munoz, L (8, 1)		0-3 K			0-0 2B		0-0 1B			1 0 0 0 0 0 1 1 1 0 1 0 0 0 0 0 0 0 0 0 0 0 0 0 1 0 1 0		
<b>Inning Stats</b>	R: 0 H: 0 E: 0 LOB: 0 K: 0 BB: 0 S: 3 P: 3	R: 2 H: 3 E: 0 LOB: 1 K: 1 BB: 0 S: 8 P: 8	R: 0 H: 1 E: 0 LOB: 1 K: 0 BB: 0 S: 4 P: 4	R: 0 H: 0 E: 0 LOB: 0 K: 1 BB: 0 S: 5 P: 5	R: 0 H: 1 E: 0 LOB: 1 K: 1 BB: 0 S: 6 P: 6	R: 0 H: 1 E: 0 LOB: 1 K: 1 BB: 0 S: 6 P: 6	R: 0 H: 1 E: 0 LOB: 1 K: 0 BB: 0 S: 4 P: 4	R: 0 H: 1 E: 0 LOB: 1 K: 0 BB: 0 S: 4 P: 4	R: 0 H: 0 E: 0 LOB: 0 K: 1 BB: 0 S: 5 P: 5	1B: 5 SF: 0 2B: 2 SAC: 0 3B: 0 DP: 0 HR: 1 HBP: 0	WP: 0 PA: 35 PB: 0 SB: 0 CS: 0	
<b>PITCHER</b> Dennis Martinez, R (1, 1) ERA: 2.42	IP WLS BF H R ER SO BB IBB HBP BLK WP HR S P ERA WHIP	9.0 W 35 8 2 2 5 0 0 0 0 0 0 1 45 45 2.00 0.889										



Batter	1	2	3	4	5	6	7	8	9
<b>Delino DeShields, L</b> (1, 4) OBP: 0.447, SLG: 0.475	0-0 F7		4-0 1B	4-0 2B		0-0 3B		0-0 1B	
<b>Dave Martinez, L</b> (1, 8) OBP: 0.276, SLG: 0.310	0-0 F8		0-0 1B	0-0 2B		0-0 P6		0-0 L4	
<b>Tim Raines, S</b> (1, 7) OBP: 0.350, SLG: 0.323	0-0 E4		0-0 1B	0-3 K		0-0 3B		0-0 L7	
<b>Andres Galarraga, R</b> (1, 3) OBP: 0.323, SLG: 0.366	0-0 1B		0-0 4-3		0-3 K	0-0 F7		0-0 4-3	
<b>Tim Wallach, R</b> (1, 5) OBP: 0.317, SLG: 0.470	0-3 K		0-0 1B		0-3 K		0-0 WP SF7		
<b>Larry Walker, L</b> (1, 9) OBP: 0.372, SLG: 0.493		0-3 K	0-0 CS	4-0 1B	0-0 2B		0-0 WP		
<b>Nelson Santovenia, R</b> (1, 2) OBP: 0.208, SLG: 0.246		0-3 K		0-0 SH1-3	4-0 2B		0-0 SF7		
<b>Spike Owen, S</b> (1, 6) OBP: 0.375, SLG: 0.457		0-3 K		0-0 SH1-3	0-3 K		0-3 K		
<b>Dennis Martinez, R</b> (1, 1) OBP: 0.176, SLG: 0.176			0-3 K	0-3 K		0-0 3-1	0-3 K		

Inning Stats	R: 0	H: 1	E: 1	K: 1	S: 7	LOB: 2	BB: 0	P: 7
	R: 0	H: 0	E: 0	K: 3	S: 9	LOB: 0	BB: 0	P: 9
	R: 3	H: 3	E: 0	K: 1	S: 7	LOB: 0	BB: 1	P: 11
	R: 3	H: 2	E: 0	K: 2	S: 9	LOB: 1	BB: 2	P: 17
	R: 0	H: 1	E: 0	K: 3	S: 10	LOB: 2	BB: 1	P: 14
	R: 1	H: 2	E: 0	K: 0	S: 5	LOB: 1	BB: 0	P: 5
	R: 1	H: 2	E: 0	K: 2	S: 9	LOB: 1	BB: 0	P: 9
	R: 0	H: 1	E: 0	K: 0	S: 4	LOB: 1	BB: 0	P: 4

PITCHER														PITCHER																				
IP	WLS	BF	H	R	ER	SO	BB	IBB	HBP	BLK	WP	HR	S	P	ERA	WHIP	IP	WLS	BF	H	R	ER	SO	BB	IBB	HBP	BLK	WP	HR	S	P	ERA	WHIP	
<b>Ramon Martinez, R</b> (1, 1) ERA: 4.63	4.0	L	21	6	6	6	7	3	0	0	0	0	32	44	13.50	2.250																		
<b>Tim Crews, R</b> (5, 1) ERA: 4.5	2.0		10	3	1	1	3	1	0	0	0	0	15	19	4.50	2.000																		
<b>Ray Seavage, L</b> (7, 1) ERA: 4.66	1.0		5	2	1	1	2	0	0	0	2	0	9	9	9.00	2.000																		
<b>Mike Munoz, L</b> (8, 1) ERA: 3.38	1.0		4	1	0	0	0	0	0	0	0	0	4	4	0.00	1.000																		

**BOTTOM**

**Los Angeles Dodgers @ Montreal Expos**  
Olympic Stadium, Montreal, QB  
Thu May 10 1990, 3:33 AM EDT  
Att: 9,157 - Dome

AB	R	H	RBI	BB	SO	LOB
3	3	2	0	2	0	0
5	1	2	2	0	0	2
5	1	2	3	0	1	2
5	0	1	0	0	1	3
4	1	2	1	0	2	2
3	1	2	0	1	1	0
2	1	1	1	1	1	0
3	0	0	1	0	3	3
4	0	0	0	0	3	2

AB	34
R	8
H	12
RBI	8
BB	4
SO	12
LOB	14

WP: 2 PA: 41  
PB: 0  
SB: 2  
CS: 1



1B: 7	SF: 1
2B: 4	SAC: 1
3B: 1	DP: 0
HR: 0	HBP: 0

Batter	1	2	3	4	5	6	7	8	9	AB	R	H	RBI	BB	SO	LOB	TOP					
Juan Samuel, R (1, 8) OBP: 0.285, SLG: 0.305	3-3 		1-0 	1-2 		2-3 		0-1 		5	1	2	0	0	2	2						
Willie Randolph, R (1, 4) OBP: 0.377, SLG: 0.359	3-2 		2-2 	1-3 		4-1 		1-0 		2	1	1	0	1	1	1						
Don Aase, R (8, 1)										0	0	0	0	0	0	0						
Jose Gonzalez, R (9, PH) OBP: 0.353, SLG: 0.467										1	0	0	0	0	0	0						
Kal Daniels, L (1, 7) OBP: 0.414, SLG: 0.524	1-3 		2-0 	1-3 		0-3 		2-2 		5	1	2	1	0	3	3						
Eddie Murray, S (1, 3) OBP: 0.363, SLG: 0.491	0-3 		0-1 			1-2 		2-2 		5	0	1	1	0	1	3						
Hubie Brooks, R (1, 9) OBP: 0.256, SLG: 0.429			1-0 			0-0 		3-2 		5	0	0	0	0	3	4						
Mike Scioscia, L (1, 2)						0-3 																
Rick Dempsey, R (8, PH) OBP: 0.500, SLG: 0.375						1-1 																
Lenny Harris, L (1, 5) OBP: 0.273, SLG: 0.262																						
Mike Sharperson, R (8, PH) OBP: 0.396, SLG: 0.357																						
Alfredo Griffin, S (1, 6) OBP: 0.348, SLG: 0.373																						
Mike Morgan, R (1, 1) OBP: 0.188, SLG: 0.133																						
Brian Traxler, L (4, PH) OBP: 0.111, SLG: 0.222																						
Mike Maddux, L (4, 1)																						
Chris Gwynn, L (8, PH) OBP: 0.288, SLG: 0.288																						
Mike Hartley, R (8, 1)																						
Mickey Hatcher, R (8, PH) OBP: 0.286, SLG: 0.250																						
<b>Inning Stats</b>	R: 0 E: 0 K: 3 S: 13	H: 1 LOB: 1 BB: 0 P: 20	R: 0 E: 0 K: 3 S: 14	H: 2 LOB: 2 BB: 0 P: 18	R: 3 E: 0 K: 1 S: 18	H: 4 LOB: 2 BB: 0 P: 30	R: 0 E: 0 K: 3 S: 15	H: 1 LOB: 1 BB: 0 P: 19	R: 0 E: 0 K: 1 S: 6	H: 0 LOB: 0 BB: 0 P: 7	R: 0 E: 0 K: 2 S: 11	H: 1 LOB: 1 BB: 0 P: 17	R: 0 E: 0 K: 2 S: 10	H: 0 LOB: 1 BB: 1 P: 16	R: 1 E: 0 K: 1 S: 10	H: 3 LOB: 1 BB: 0 P: 14	R: 0 E: 0 K: 0 S: 12	H: 1 LOB: 1 BB: 0 P: 20	1B: 11 2B: 2 3B: 0 HR: 0	SF: 0 SAC: 0 DP: 0 HBP: 1	WP: 0 PB: 1 SB: 5 CS: 0	PA: 41
<b>PITCHER</b>	IP	WLS	BF	H	R	ER	SO	BB	IBB	HBP	BLK	WP	HR	S	P	ERA	WHIP					
Dwight Gooden, R (1, 1) ERA: 4.47	7.0	W	32	9	3	3	15	1	0	1	0	0	0	87	127	3.86	1.429					
Jeff Musselman, L (8, 1) ERA: 4.38	1.0		5	3	1	1	1	0	0	0	0	0	0	10	14	9.00	3.000					
Alejandro Pena, R (9, 1) ERA: 3.07	1.0		4	1	0	0	0	0	0	0	0	0	0	12	20	0.00	1.000					

**Los Angeles Dodgers @ New York Mets**  
 Shea Stadium, Flushing, NY  
 Fri May 11 1990, 7:05 PM EDT  
 Att: 34,817 - Unknown

[livebaseballscorecards.com](http://livebaseballscorecards.com)

<b>AB</b>	<b>39</b>
<b>R</b>	<b>4</b>
<b>H</b>	<b>13</b>
<b>RBI</b>	<b>4</b>
<b>BB</b>	<b>1</b>
<b>SO</b>	<b>16</b>
<b>LOB</b>	<b>23</b>




Batter	1	2	3	4	5	6	7	8	9	AB	R	H	RBI	BB	SO	LOB
<b>Gregg Jefferies, S</b> OBP: 0.345, SLG: 0.448 (1, 4)	1-0 F7	0-0 G4-3	1-3 K		1-0 G4-3			0-0 P5		5	0	0	0	0	1	3
<b>Kevin Elster, R</b> OBP: 0.198, SLG: 0.266 (1, 6)	4-1 BB		4-1 FC5-4 BB	2-2 L8		3-2 F8		3-2 P3		3	1	0	0	2	0	0
<b>Howard Johnson, S</b> OBP: 0.328, SLG: 0.505 (1, 5)	2-3 K		0-1 F8	0-0 G6-3 WP		1-3 K		2-3 K		5	1	1	0	0	3	2
<b>Darryl Strawberry, L</b> OBP: 0.347, SLG: 0.378 (1, 9)	2-2 L6		1 SAFE FC5-4 1B	3-2 G6-3		2-1 P4				3	1	0	0	1	0	2
<b>Kevin McReynolds, R</b> OBP: 0.373, SLG: 0.466 (1, 7)		1-1 S 1B HBP	0-0 FC5-4 1B	2-1 FC6-4 1B				3-3 K		3	1	2	0	0	1	0
<b>Mike Marshall, R</b> OBP: 0.247, SLG: 0.395 <b>Jeff Musselman, L</b> (8, 1) <b>Alejandro Pena, R</b> (9, 1)		1-3 K	1-1 FC5-4 2B 3B	1-0 FC6-4 1-2f				0-3 K		4	1	0	1	0	2	4
										0	0	0	0	0	0	0
										0	0	0	0	0	0	0
<b>Daryl Boston, L</b> OBP: 0.346, SLG: 0.522 (1, 8)		4-0 1B FC6-4 BB	1-1 3B 2B		3-2 P5			4-2 2B BB		2	3	1	1	2	0	0
<b>Mackey Sasser, L</b> OBP: 0.270, SLG: 0.303 (1, 2)		1-0 FC6-4 1B	4-0 3B IBB		0-0 F8			0-0 1B 2B		3	1	2	2	1	0	0
<b>Dwight Gooden, R</b> OBP: 0.188, SLG: 0.333 <b>Dave Magadan, L</b> OBP: 0.373, SLG: 0.310 (7, PH) (8, 3)		1-1 FC6-4 1-2f	2-2 3B 3H		0-0 E6			1-3 K		3	0	1	4	0	0	1
										1	0	0	0	0	1	1

<b>Inning Stats</b>	R: 0 E: 0 K: 1 S: 9	H: 0 LOB: 1 BB: 1 P: 18	R: 2 E: 0 K: 1 S: 8	H: 1 LOB: 1 BB: 1 P: 16	R: 5 E: 0 K: 1 S: 18	H: 3 LOB: 1 BB: 3 P: 35	R: 1 E: 0 K: 0 S: 11	H: 2 LOB: 1 BB: 0 P: 19	R: 0 E: 1 K: 0 S: 6	H: 0 LOB: 1 BB: 0 P: 10	R: 0 E: 0 K: 1 S: 9	H: 0 LOB: 0 BB: 0 P: 15	R: 1 E: 0 K: 3 S: 13	H: 1 LOB: 1 BB: 1 P: 21	R: 0 E: 0 K: 1 S: 8	H: 0 LOB: 0 BB: 0 P: 13	1B: 4 2B: 2 3B: 1 HR: 0	SF: 0 SAC: 0 DP: 0 HBP: 1	WP: 2 PB: 0 SB: 1 CS: 0	PA: 39		
<b>PITCHER</b>	IP	WLS	BF	H	R	ER	SO	BB	IBB	HBP	BLK	WP	HR	S	P	ERA	WHIP					
<b>Mike Morgan, R</b> ERA: 2.81 (1, 1)	3.0	L	19	4	7	7	3	4	1	1	0	0	0	35	69	21.00	2.667					
<b>Mike Maddux, R</b> ERA: 4.5 (4, 1)	2.0		9	2	1	1	0	0	0	0	0	2	0	17	29	4.50	1.000					
<b>Mike Hartley, R</b> ERA: 4.63 (6, 1)	2.0		8	1	1	1	4	1	0	0	0	0	0	22	36	4.50	1.000					
<b>Don Aase, R</b> ERA: 2.77 (8, 1)	1.0		3	0	0	0	1	0	0	0	0	0	0	8	13	0.00	0.000					

**Los Angeles Dodgers @ New York Mets**  
Shea Stadium, Flushing, NY  
Fri May 11 1990, 7:05 PM EDT  
Att. 34,817 - Unknown

<b>AB</b>	<b>32</b>
<b>R</b>	<b>9</b>
<b>H</b>	<b>7</b>
<b>RBI</b>	<b>8</b>
<b>BB</b>	<b>6</b>
<b>SO</b>	<b>8</b>
<b>LOB</b>	<b>13</b>



Batter	1	2	3	4	5	6	7	8	9	AB R H RBI BB SO LOB	TOP	
Juan Samuel, R (1, 8) OBP: 0.276, SLG: 0.295	3-2 F8		2-2 L6		2-2 FC6-4			2-1 G4-3		4 0 0 0 0 0 2		
Willie Randolph, R (1, 4) OBP: 0.364, SLG: 0.344	2-3 K		2-2 G4-3			3-2 G6-3			0-0 P6	4 0 0 0 0 1 0		
Kal Daniels, L (1, 7) OBP: 0.402, SLG: 0.506 Mike Maddux, L (6, 1) Lenny Harris, L (9, PH) OBP: 0.269, SLG: 0.258	2-3 K			2-2 F7		0-0 G4-3			2-1 F8	3 0 0 0 0 1 0 0 0 0 0 0 0 0 1 0 0 0 0 0 0		
Hubie Brooks, R (1, 9) OBP: 0.248, SLG: 0.415		2-3 K		1-2 G5-3		1-3 K			0-2 G6-3	4 0 0 0 0 2 0		
Mickey Hatcher, R (1, 3) OBP: 0.250, SLG: 0.217		2-1 G6-3		0-3 K			0-2 P4			3 0 0 0 0 1 0		
Mike Sharperson, R (1, 5) OBP: 0.431, SLG: 0.400		3-2 1B			0-1 FC5-4 1B		2-1 G6-4-3 1B			3 0 3 0 0 0 0		
Rick Dempsey, R (1, 2) OBP: 0.462, SLG: 0.300		4-2 BB		1-2 FC5-4 1B		0-0 G6-4-3				2 0 0 0 1 0 2		
Alfredo Griffin, S (1, 6) OBP: 0.339, SLG: 0.362		1-2 G1-3			2-3 K			3-3 K		3 0 0 0 0 2 3		
John Wetteland, R (1, 1) Mike Hartley, R (4, 1) John Shelby, S (5, PH) Tim Crews, R (5, 1) Jose Gonzalez, R (6, 7) OBP: 0.333, SLG: 0.438			0-1 G5-3		0-1 FC6-4 1B			0-1 P6		1 0 0 0 0 0 0 0 0 0 0 0 0 0 1 0 1 0 0 0 0 0 0 0 0 0 0 0 1 0 0 0 0 0 0		
<b>Inning Stats</b>	R: 0 H: 0 E: 0 LOB: 0 K: 2 BB: 0 S: 10 P: 17	R: 0 H: 1 E: 0 LOB: 2 K: 1 BB: 1 S: 17 P: 29	R: 0 H: 0 E: 0 LOB: 0 K: 0 BB: 0 S: 9 P: 13	R: 0 H: 0 E: 0 LOB: 0 K: 1 BB: 0 S: 10 P: 13	R: 0 H: 2 E: 0 LOB: 2 K: 1 BB: 0 S: 13 P: 18	R: 0 H: 0 E: 0 LOB: 0 K: 1 BB: 0 S: 7 P: 11	R: 0 H: 1 E: 0 LOB: 0 K: 0 BB: 0 S: 6 P: 8	R: 0 H: 0 E: 0 LOB: 0 K: 1 BB: 0 S: 7 P: 12	R: 0 H: 0 E: 0 LOB: 0 K: 0 BB: 0 S: 6 P: 8	1B: 4 SF: 0 2B: 0 SAC: 0 3B: 0 DP: 1 HR: 0 HBP: 0	WP: 0 PA: 31 PB: 0 SB: 1 CS: 0	
<b>PITCHER</b> Frank Viola, L (1, 1) ERA: 0.87	IP WLS BF H R ER SO BB IBB HBP BLK WP HR S P ERA WHIP	9.0 W 31 4 0 0 7 1 0 0 0 0 0 0 85 129 0.00 0.556										

Los Angeles Dodgers @ New York Mets  
Shea Stadium, Flushing, NY  
Sat May 12 1990, 3:33 AM EDT  
Att. 41,935 - Cloudy - 58 F

livebaseballscorecards.com

AB	30
R	0
H	4
RBI	0
BB	1
SO	7
LOB	7





Batter	1	2	3	4	5	6	7	8	9	AB R H RBI BB SO LOB	TOP		
Delino DeShields, L (1, 4) OBP: 0.408, SLG: 0.445	3-3 K		2-3 K		0-0 G1-3			3-2 G3		4 0 0 0 0 2 0	<b>Montreal Expos @ Los Angeles Dodgers</b> <b>Dodger Stadium, Los Angeles, CA</b> Mon May 14 1990, 7:05 PM PDT Att: 28,758 - Unknown		
Marquis Grissom, R (1, 8) OBP: 0.295, SLG: 0.311	2-1 G6-3		2-2 E5		1-2 G5-3			2-2 E5 1B		4 1 0 0 0 0 0			
Tim Raines, S (1, 7) OBP: 0.363, SLG: 0.319	3-1 1B		2-3 K			2-1 G6-3		2-0 2-H CS 1B		4 0 2 1 0 1 1			
Andres Galarraga, R (1, 3) OBP: 0.326, SLG: 0.383	1-2 G1-3			2-3 K		1-0 F9		1-1 CS 1-2	4-0 BB	3 0 0 0 1 1 1			
Tim Wallach, R (1, 5) OBP: 0.321, SLG: 0.504		3-2 P4		1-1 F8		2-0 G5-3		2-2 F9		4 0 0 0 0 0 1			
Larry Walker, L (1, 9) OBP: 0.383, SLG: 0.506		2-2 L4		0-1 1B 1B			1-2 P6		0-3 K	4 0 1 0 0 1 1			
Mike Fitzgerald, R (1, 2) OBP: 0.431, SLG: 0.455		2-1 G5-3		0-1 SAFE 1-2 1B			0-1 G5-3		2-2 F4	4 0 1 0 0 0 1			
Spike Owen, S (1, 6) OBP: 0.350, SLG: 0.448			2-3 K		3-2 G5-3		1-1 P4			3 0 0 0 0 1 2			
Kevin Gross, R (1, 1) OBP: 0.176, SLG: 0.412			0-0 K		2-3 K			3-2 L6		2 1 1 1 0 1 0			
Junior Noboa, R (8, PH) OBP: 0.280, SLG: 0.250										1 0 0 0 0 0 0			
Dave Schmidt, R (8, 1)										0 0 0 0 0 0 0			
<b>Inning Stats</b>	R: 0 H: 1 E: 0 LOB: 1 K: 1 BB: 0 S: 10 P: 19	R: 0 H: 0 E: 0 LOB: 0 K: 0 BB: 0 S: 9 P: 16	R: 1 H: 1 E: 1 LOB: 1 K: 3 BB: 0 S: 14 P: 22	R: 0 H: 2 E: 0 LOB: 2 K: 1 BB: 0 S: 13 P: 19	R: 0 H: 0 E: 0 LOB: 0 K: 1 BB: 0 S: 9 P: 12	R: 0 H: 0 E: 0 LOB: 0 K: 0 BB: 0 S: 4 P: 9	R: 0 H: 0 E: 0 LOB: 0 K: 0 BB: 0 S: 8 P: 10	R: 1 H: 1 E: 1 LOB: 0 K: 0 BB: 0 S: 12 P: 23	R: 0 H: 0 E: 0 LOB: 1 K: 1 BB: 1 S: 10 P: 18	1B: 4 SF: 0 2B: 0 SAC: 0 3B: 0 DP: 0 HR: 1 HBP: 0	WP: 0 PA: 35 PB: 0 SB: 0 CS: 1		
<b>PITCHER</b>	IP WLS BF H R ER SO BB IBB HBP BLK WP HR S P ERA WHIP											<b>PITCHER</b>	IP WLS BF H R ER SO BB IBB HBP BLK WP HR S P ERA WHIP
Fernando Valenzuela, L (1, 1) ERA: 2.68	8.0 W 31 5 2 1 6 1 0 0 0 0 0 1 79 134 1.12 0.750												
Don Aase, R (9, 1) ERA: 2.57	1.0 S 3 0 0 0 1 0 0 0 0 0 0 0 10 14 0.00 0.000												

AB	33
R	2
H	5
RBI	2
BB	1
SO	7
LOB	7





Batter	1	2	3	4	5	6	7	8	9	AB	R	H	RBI	BB	SO	LOB
Juan Samuel, R OBP: 0.275, SLG: 0.294 (1, 8)	1-1 G6-3		0-2 S 2B 1B	1-3 K		0-0 F8				4	1	1	0	0	1	3
Lenny Harris, L OBP: 0.282, SLG: 0.288 (1, 4)	1-0 F9 S 1B		1-1 1B SF7 2B	1-0 L9-3-2		1-3 K				4	1	2	1	0	1	3
Kal Daniels, L OBP: 0.387, SLG: 0.484 (1, 7)	3-2 F9 1-3		3-3 K		1-1 G4-3		0-0 G3			4	0	0	0	0	1	2
Eddie Murray, S OBP: 0.375, SLG: 0.491 (1, 3)	4-1 BB		1-1 BB 1B	2-3	4-0 S BB		0-0 P6			2	0	1	0	2	0	0
Hubie Brooks, R OBP: 0.248, SLG: 0.405 (1, 9)	1-0 P3		4-2 1-2 BB		3-2 L4 1-2		3-1 F9			3	0	0	0	1	0	3
Mike Scioscia, L OBP: 0.308, SLG: 0.459 (1, 2)		2-2 P2	2-2 SF7		4-0 IBB		1-0 G4-3			2	0	0	1	1	0	0
Mike Sharperson, R OBP: 0.400, SLG: 0.367 (1, 5)		0-0 G6-3	2-2 F9		3-3 K		2-0 F8			4	0	0	0	0	1	4
Alfredo Griffin, S OBP: 0.345, SLG: 0.367 (1, 6)		0-2 P6		0-0 1B L9-3-2 1B		0-0 SH1-4 1B		1-3 K		4	0	2	0	0	1	0
Fernando Valenzuela, L OBP: 0.385, SLG: 0.583 (1, 1)			0-0 HR		1-0 1B		0-1 SH1-4			2	1	2	1	0	0	0
Don Aase, R (9, 1)										0	0	0	0	0	0	0

Inning Stats	R: 0	H: 1	E: 0	K: 0	S: 10	LOB: 2	BB: 1	P: 20
	R: 0	H: 0	E: 0	K: 0	S: 8	LOB: 0	BB: 0	P: 10
	R: 3	H: 4	E: 0	K: 1	S: 23	LOB: 2	BB: 1	P: 36
	R: 0	H: 2	E: 0	K: 1	S: 6	LOB: 1	BB: 0	P: 9
	R: 0	H: 0	E: 0	K: 1	S: 8	LOB: 2	BB: 2	P: 23
	R: 0	H: 1	E: 0	K: 1	S: 7	LOB: 1	BB: 0	P: 8
	R: 0	H: 0	E: 0	K: 0	S: 4	LOB: 0	BB: 0	P: 7
	R: 0	H: 0	E: 0	K: 1	S: 5	LOB: 0	BB: 0	P: 9

PITCHER	IP	WLS	BF	H	R	ER	SO	BB	IBB	HBP	BLK	WP	HR	S	P	ERA	WHIP
Kevin Gross, R ERA: 3.47 (1, 1)	7.0	L	32	8	3	3	4	3	1	0	0	0	1	66	113	3.86	1.571
Dave Schmidt, R ERA: 1.08 (8, 1)	1.0		3	0	0	0	1	0	0	0	0	0	0	5	9	0.00	0.000

**Montreal Expos @ Los Angeles Dodgers**  
**Dodger Stadium, Los Angeles, CA**  
 Mon May 14 1990, 7:05 PM PDT  
 Att. 28,758 - Unknown

<b>AB</b>	<b>29</b>
<b>R</b>	<b>3</b>
<b>H</b>	<b>8</b>
<b>RBI</b>	<b>3</b>
<b>BB</b>	<b>4</b>
<b>SO</b>	<b>5</b>
<b>LOB</b>	<b>15</b>

WP	HR	S	P	ERA	WHIP
3	1	0	0	0	0
0	0	0	0	0	0
0	0	0	0	0	0
0	0	0	0	0	0

Batter	1	2	3	4	5	6	7	8	9	AB R H RBI BB SO LOB	TOP		
Delino DeShields, L (1, 4) OBP: 0.411, SLG: 0.451	0-0 6-3		4-0 S BB			0-0 1B 2B		0-0 5-3		3 1 1 0 1 0 0			
Dave Martinez, L (1, 8) OBP: 0.250, SLG: 0.278 Marquis Grissom, R (8, PH) OBP: 0.300, SLG: 0.317	0-0 6-3		0-3 K			0-0 CS 1B		0-0 WP 1B		3 0 1 1 0 1 1 1 1 1 0 0 0 0			
Tim Raines, S (1, 7) OBP: 0.374, SLG: 0.328	0-0 F8					0-0 CS 1B		4-0 1B BB		3 0 2 0 1 0 0			
Andres Galarraga, R (1, 3) OBP: 0.324, SLG: 0.378			0-3 K			0-0 G6-3 1B		0-0 G5-4-3 1B		4 0 1 1 0 2 2			
Tim Wallach, R (1, 5) OBP: 0.313, SLG: 0.489 Tim Burke, R (8, 1)			0-0 E4			0-0 6-3		0-0 E4 1B		4 0 0 0 0 0 2 0 0 0 0 0 0 0			
Larry Walker, L (1, 9) OBP: 0.378, SLG: 0.494			0-3 K			0-0 6-3		0-0 S 1B		4 0 1 0 0 2 1			
Jerry Goff, L (1, 2)			0-3 K			0-0 F8		0-3 K		4 0 0 0 0 2 3			
Spike Owen, S (1, 6) OBP: 0.347, SLG: 0.435			0-0 5-3			4-0 BB		0-3 K		3 0 0 0 1 1 2			
Dennis Martinez, R (1, 1) OBP: 0.158, SLG: 0.158 Mike Aldrete, L (7, PH) OBP: 0.519, SLG: 0.350 Dave Schmidt, R (7, 1) Steve Frey, R (8, 1) Tom Foley, L (8, 5) OBP: 0.375, SLG: 0.375			0-3 K			0-3 K		0-3 K		2 0 0 0 0 2 1 1 0 0 0 0 1 2 0			
<b>Inning Stats</b>	R: 0 H: 0 E: 0 LOB: 0 K: 0 BB: 0 S: 3 P: 3	R: 0 H: 0 E: 1 LOB: 1 K: 3 BB: 0 S: 10 P: 10	R: 0 H: 0 E: 0 LOB: 1 K: 2 BB: 1 S: 7 P: 11	R: 0 H: 1 E: 0 LOB: 0 K: 1 BB: 0 S: 5 P: 5	R: 0 H: 0 E: 0 LOB: 1 K: 1 BB: 1 S: 5 P: 9	R: 1 H: 3 E: 0 LOB: 0 K: 0 BB: 0 S: 4 P: 4	R: 0 H: 1 E: 1 LOB: 2 K: 3 BB: 0 S: 11 P: 11	R: 1 H: 2 E: 0 LOB: 1 K: 0 BB: 1 S: 4 P: 8	R: 0 H: 0 E: 0 LOB: 0 K: 1 BB: 0 S: 5 P: 5	1B: 6 SF: 0 2B: 2 SAC: 0 3B: 0 DP: 3 HR: 0 HBP: 0	WP: 1 PA: 35 PB: 0 SB: 2 CS: 2		
<b>PITCHER</b>	IP WLS BF H R ER SO BB IBB HBP BLK WP HR S P ERA WHIP											<b>PITCHER</b>	IP WLS BF H R ER SO BB IBB HBP BLK WP HR S P ERA WHIP
Ramon Martinez, R (1, 1) ERA: 4.07	7.0 W 27 5 1 1 10 2 0 0 0 0 0 0 45 53 1.29 1.000												
Mike Munoz, L (8, 1) ERA: 3.18	0.1 1 0 0 0 0 0 0 0 0 0 0 0 0 1 1 0.00 0.000												
Don Aase, R (8, 1) ERA: 3.21	0.0 3 2 1 1 0 1 0 0 0 0 1 0 2 6 ∞ ∞												
Tim Crews, R (8, 1) ERA: 3.97	1.2 S 4 0 0 0 1 0 0 0 0 0 0 0 6 6 0.00 0.000												

Montreal Expos @ Los Angeles Dodgers  
Dodger Stadium, Los Angeles, CA

Tue May 15 1990, 7:05 PM PDT  
Att. 24,308 - Unknown - 68 F

livebaseballscorecards.com

AB	32
R	2
H	7
RBI	2
BB	3
SO	11
LOB	14



Batter	1	2	3	4	5	6	7	8	9	AB	R	H	RBI	BB	SO	LOB
Juan Samuel, R OBP: 0.273, SLG: 0.285 (1, 4)	0-3 K		4-0 1-3 S BB		0-0 6-3		0-0 F9	0-3 K		4	0	0	0	1	2	2
Stan Javier, S OBP: 0.275, SLG: 0.324 (1, 8)	0-0 6-3		0-0 1-3		0-0 F9		0-0 4-3			4	0	0	0	0	0	1
Kal Daniels, L OBP: 0.391, SLG: 0.526 (1, 7)	0-0 HR		0-3 K		0-0 L6		0-0 2B			4	1	2	1	0	1	1
Eddie Murray, S OBP: 0.379, SLG: 0.487 (1, 3)	0-0 F7		0-0 F8			0-0 3B 1B	4-0 IBB			3	1	1	0	1	0	1
Hubie Brooks, R OBP: 0.255, SLG: 0.423 Don Aase, R (8, 1) Tim Crews, R (8, 1)		0-0 1B SF8 1B		0-3 K		0-0 1B 3B	0-3 K			4	1	2	1	0	2	2
Lenny Harris, L OBP: 0.297, SLG: 0.304 Mike Sharperson, R OBP: 0.411, SLG: 0.367 (8, PH) (9, 5)		0-0 FC4 1B		0-0 1B		0-0 4-3		4-0 SH1-3 E4 BB		3	0	2	0	0	0	1
Mike Scioscia, L OBP: 0.308, SLG: 0.455 (1, 2)		0-0 SF8		0-0 L8		4-0 IBB		0-0 SH1-3		1	0	0	1	1	0	1
Alfredo Griffin, S OBP: 0.341, SLG: 0.363 (1, 6)		0-0 FC4		0-0 1B		0-0 F5		0-0 E4		4	0	1	0	0	0	4
Ramon Martinez, R OBP: 0.077, SLG: 0.077 Mike Munoz, L (8, 1) Jose Gonzalez, R OBP: 0.333, SLG: 0.438 Chris Gwynn, L OBP: 0.273, SLG: 0.286 (8, PH) John Shelby, S OBP: 0.222, SLG: 0.222 (9, 9)		0-3 K		0-0 6-3		0-0 B2-3		4-0 IBB		3	0	0	0	0	1	5

Inning Stats	R: 1	H: 1	E: 0	K: 1	S: 6	LOB: 0	BB: 0	P: 6	R: 1	H: 2	E: 0	K: 1	S: 7	LOB: 1	BB: 0	P: 7	R: 0	H: 0	E: 0	K: 1	S: 5	LOB: 1	BB: 1	P: 9	R: 0	H: 2	E: 0	K: 1	S: 7	LOB: 2	BB: 0	P: 7	R: 0	H: 0	E: 0	K: 0	S: 3	LOB: 0	BB: 0	P: 3	R: 1	H: 2	E: 0	K: 0	S: 5	LOB: 2	BB: 1	P: 9	R: 0	H: 1	E: 0	K: 1	S: 6	LOB: 2	BB: 1	P: 10	R: 0	H: 0	E: 1	K: 1	S: 5	LOB: 2	BB: 2	P: 13
--------------	------	------	------	------	------	--------	-------	------	------	------	------	------	------	--------	-------	------	------	------	------	------	------	--------	-------	------	------	------	------	------	------	--------	-------	------	------	------	------	------	------	--------	-------	------	------	------	------	------	------	--------	-------	------	------	------	------	------	------	--------	-------	-------	------	------	------	------	------	--------	-------	-------

PITCHER	IP	WLS	BF	H	R	ER	SO	BB	IBB	HBP	BLK	WP	HR	S	P	ERA	WHIP
Dennis Martinez, R ERA: 2.64 (1, 1)	6.0	L	27	7	3	3	4	1	1	0	0	0	1	33	41	4.50	1.333
Dave Schmidt, R ERA: 0.96 (7, 1)	1.0		5	1	0	0	1	0	1	0	0	0	0	6	10	0.00	1.000
Steve Frey, L ERA: 2.51 (8, 1)	0.1		2	0	0	0	0	1	0	0	0	0	0	1	5	0.00	3.000
Tim Burke, R ERA: 5.4 (8, 1)	0.2		3	0	0	0	1	0	1	0	0	0	0	4	8	0.00	0.000

**BOTTOM**

**Montreal Expos @ Los Angeles Dodgers**  
Dodger Stadium, Los Angeles, CA

Tue May 15 1990, 7:05 PM PDT  
Att: 24,308 - Unknown - 68 F

AB	R	H	RBI	BB	SO	LOB
4	0	0	0	1	2	2
4	0	0	0	0	0	1
4	1	2	1	0	1	1
3	1	1	0	1	0	1
4	1	2	1	0	2	2
0	0	0	0	0	0	0
0	0	0	0	0	0	0
3	0	2	0	0	0	1
0	0	0	0	1	0	0
1	0	0	1	1	0	1
4	0	1	0	0	0	4
3	0	0	0	0	1	5
0	0	0	0	0	0	0
0	0	0	0	0	0	0
0	0	0	0	1	0	0
0	0	0	0	0	0	0

AB	30
R	3
H	8
RBI	3
BB	5
SO	6
LOB	18

WP	PA
0	37
PB	0
SB	1
CS	0



PITCHER	IP	WLS	BF	H	R	ER	SO	BB	IBB	HBP	BLK	WP	HR	S	P	ERA	WHIP
---------	----	-----	----	---	---	----	----	----	-----	-----	-----	----	----	---	---	-----	------

Batter	1	2	3	4	5	6	7	8	9	AB R H RBI BB SO LOB	TOP											
<b>Delino DeShields, L</b> OBP: 0.407, SLG: 0.444 (1, 4)	3-2 G6-4-3 1B		2-3 K		0-0 L7			3-3 K		4 0 1 0 0 2 1	<b>Montreal Expos @ Los Angeles Dodgers</b> <b>Dodger Stadium, Los Angeles, CA</b> Wed May 16 1990, 7:05 PM PDT Att. 24,158 - Unknown - 71 F											
<b>Marquis Grissom, R</b> OBP: 0.299, SLG: 0.315 (1, 8)	1-1 G6-4-3 1-2f			2-1 FC3-6 1B		0-3 K		1-3 K		4 0 1 0 0 2 1												
<b>Tim Raines, S</b> OBP: 0.364, SLG: 0.317 (1, 7)	2-1 G3-1			2-0 FC3-6 1B		0-1 F8		0-0 G4-3		4 1 0 0 0 0 1												
<b>Andres Galarraga, R</b> OBP: 0.321, SLG: 0.369 (1, 3)		1-1 L3		0-0 E5 1B		4-1 FC6-4 BB		3-2 F8		3 0 0 0 1 0 1												
<b>Tim Wallach, R</b> OBP: 0.318, SLG: 0.511 (1, 5)		1-1 G5-3		0-1 E7 1B		1-2 FC6-4		0-0 HR		4 1 2 2 0 0 1												
<b>Larry Walker, L</b> OBP: 0.392, SLG: 0.500 (1, 9)		2-2 G6-3		4-0 IBB			1-2 G6-4-3 1B		1-1 FC6-4 1B			3 0 2 0 1 0 0										
<b>Mike Fitzgerald, R</b> OBP: 0.403, SLG: 0.417 (1, 2)			0-0 G6-3	1-0 L6 1B			1-0 G6-4-3 1-2f	0-0 FC6-4		4 0 0 0 0 0 5												
<b>Tom Foley, L</b> OBP: 0.273, SLG: 0.273 (1, 6)		0-0 G3-1			2-1 G4-3			0-0 G6-3		3 0 0 0 0 0 0												
<b>Mark Gardner, R</b> OBP: 0.167, SLG: 0.250 (1, 1)			2-1 1B		1-0 F9			0-0 G6-3		2 0 1 0 0 0 0												
<b>Wallace Johnson, S</b> OBP: 0.250, SLG: 0.267 (8, PH)										1 0 0 0 0 0 0												
<b>Drew Hall, L</b> (8, 1)										0 0 0 0 0 0 0												
<b>Inning Stats</b>	R: 0 E: 0 K: 0 S: 8	H: 1 LOB: 0 BB: 0 P: 14	R: 0 E: 0 K: 0 S: 7	H: 0 LOB: 0 BB: 0 P: 11	R: 0 E: 0 K: 1 S: 7	H: 1 LOB: 1 BB: 0 P: 11	R: 1 E: 2 K: 0 S: 7	H: 2 LOB: 2 BB: 1 P: 16	R: 0 E: 0 K: 0 S: 4	H: 0 LOB: 0 BB: 0 P: 7	R: 0 E: 0 K: 1 S: 9	H: 0 LOB: 1 BB: 1 P: 14	R: 0 E: 0 K: 0 S: 5	H: 1 LOB: 0 BB: 0 P: 7	R: 0 E: 0 K: 2 S: 8	H: 0 LOB: 0 BB: 0 P: 12	R: 1 E: 0 K: 0 S: 9	H: 2 LOB: 1 BB: 0 P: 13	1B: 6 2B: 1 3B: 0 HR: 1	SF: 0 SAC: 0 DP: 3 HBP: 0	WP: 0 PB: 0 SB: 0 CS: 0	PA: 34
<b>PITCHER</b> <b>Mike Morgan, R</b> ERA: 2.66 (1, 1)	IP: 9.0 WLS: W BF: 34 H: 7 R: 2 ER: 2 SO: 4 BB: 1 IBB: 1 HBP: 0 BLK: 0 WP: 0 HR: 1 S: 64 P: 105 ERA: 2.00 WHIP: 0.889																					

<b>AB</b>	32
<b>R</b>	2
<b>H</b>	7
<b>RBI</b>	2
<b>BB</b>	2
<b>SO</b>	4
<b>LOB</b>	10



<b>PITCHER</b>	IP	WLS	BF	H	R	ER	SO	BB	IBB	HBP	BLK	WP	HR	S	P	ERA	WHIP
----------------	----	-----	----	---	---	----	----	----	-----	-----	-----	----	----	---	---	-----	------

Batter	1	2	3	4	5	6	7	8	9	AB R H RBI BB SO LOB
Juan Samuel, R OBP: 0.265, SLG: 0.276 (1, 4) C X	0-1 G5-3 ①		2-2 P6 ②		1-3 K ②			0-1 G5-3 ①		4 0 0 0 0 1 0
Stan Javier, S OBP: 0.295, SLG: 0.325 (1, 8) C X	0-1 CS 1B		4-0 HR BB		3-3 K ③			2-2 G6-3 ②		3 1 1 0 0 1 1 0
Kal Daniels, L OBP: 0.386, SLG: 0.545 Jose Gonzalez, R OBP: 0.333, SLG: 0.438 (1, 7) (8, PR) (9, 7) B C F F 1 SAFE S	1-3 K ② ③ 1-2		1-1 HR			1-0 P3 ①		3-2 E1 CS		4 1 1 2 0 1 1 0 0 0 0 0 0 0
Eddie Murray, S OBP: 0.375, SLG: 0.475 (1, 3)		1-0 P5 ①	3-3 K ③			4-0 1B BB		0-0 CS ③ 1-2	0-1 G5-3 ①	3 0 0 0 0 1 1 0
Hubie Brooks, R OBP: 0.262, SLG: 0.448 (1, 9)		0-1 G4-3 ②		1-0 F8 ①		3-2 G4-6-3 1B ② 1-2			2-2 HR	4 1 2 1 0 0 0
Lenny Harris, L OBP: 0.299, SLG: 0.319 (1, 5)		2-2 2B		2-0 F9 ②		1-0 G4-6-3 ② ③ 1-2f				3 0 1 0 0 0 2
Mike Scioscia, L OBP: 0.318, SLG: 0.450 (1, 2)		4-0 IBB		4-1 BB			0-0 G4-3 ①			1 0 0 0 2 0 0
Alfredo Griffin, S OBP: 0.333, SLG: 0.353 (1, 6)		1-3 K ③		1-0 F9 ③			0-0 F9 ②			3 0 0 0 0 1 3
Mike Morgan, R OBP: 0.158, SLG: 0.111 (1, 1)			3-3 K ①		0-0 L8 ①		2-3 K ③			3 0 0 0 0 2 0

Inning Stats	R: 0 E: 0 K: 1 S: 8	H: 1 LOB: 1 BB: 0 P: 9	R: 0 E: 0 K: 1 S: 9	H: 1 LOB: 2 BB: 1 P: 17	R: 2 E: 0 K: 2 S: 11	H: 1 LOB: 0 BB: 1 P: 24	R: 0 E: 0 K: 0 S: 4	H: 0 LOB: 1 BB: 1 P: 12	R: 0 E: 0 K: 2 S: 7	H: 0 LOB: 0 BB: 0 P: 11	R: 0 E: 0 K: 0 S: 5	H: 1 LOB: 1 BB: 1 P: 14	R: 0 E: 0 K: 1 S: 5	H: 0 LOB: 0 BB: 0 P: 7	R: 0 E: 1 K: 0 S: 9	H: 0 LOB: 1 BB: 0 P: 14	R: 1 E: 0 K: 0 S: 7	H: 1 LOB: 0 BB: 0 P: 9	1B: 2 2B: 2 3B: 0 HR: 2	SF: 0 SAC: 0 DP: 2 HBP: 0	WP: 0 PB: 0 SB: 0 CS: 2	PA: 33
--------------	------------------------------	---------------------------------	------------------------------	----------------------------------	-------------------------------	----------------------------------	------------------------------	----------------------------------	------------------------------	----------------------------------	------------------------------	----------------------------------	------------------------------	---------------------------------	------------------------------	----------------------------------	------------------------------	---------------------------------	----------------------------------	------------------------------------	----------------------------------	--------

PITCHER	IP	WLS	BF	H	R	ER	SO	BB	IBB	HBP	BLK	WP	HR	S	P	ERA	WHIP
Mark Gardner, R ERA: 2.01 (1, 1)	7.0		27	4	2	2	7	3	1	0	0	0	1	49	94	2.57	1.000
Drew Hall, L ERA: 3.6 (8, 1)	1.1	L	5	1	1	0	0	0	0	0	0	0	1	16	23	0.00	0.750

**BOTTOM**

**Montreal Expos @ Los Angeles Dodgers**  
**Dodger Stadium, Los Angeles, CA**  
 Wed May 16 1990, 7:05 PM PDT  
 Att: 24,158 - Unknown - 71 F

livebaseballscorecards.com

<b>AB</b>	<b>28</b>
<b>R</b>	<b>3</b>
<b>H</b>	<b>5</b>
<b>RBI</b>	<b>3</b>
<b>BB</b>	<b>4</b>
<b>SO</b>	<b>7</b>
<b>LOB</b>	<b>6</b>




Batter	1	2	3	4	5	6	7	8	9	AB R H RBI BB SO LOB	TOP											
Lenny Dykstra, L (1, 8) OBP: 0.459, SLG: 0.538	4-0 BB G3 BB		2-2 F7	0-0 F7			1-2 2B			3 0 1 0 1 0 3	Philadelphia Phillies @ Los Angeles Dodgers Dodger Stadium, Los Angeles, CA Fri May 18 1990, 7:05 PM PDT Att. 34,274 - Unknown - 70 F											
Tom Herr, S (1, 4) OBP: 0.341, SLG: 0.403	1-2 SAFE G3		1-0 P5		3-3 K		2-3 K			4 0 0 0 0 2 2												
Von Hayes, L (1, 9) OBP: 0.393, SLG: 0.496	3-1 G3			1-3 K	2-2 F9		2-3 K			4 0 0 0 0 2 1												
Ricky Jordan, R (1, 3) OBP: 0.322, SLG: 0.415	2-3 K			2-0 PB G4-3 2B	1-0 G6-3		1-1 G6-3			4 1 1 0 0 1 1												
John Kruk, L (1, 7) OBP: 0.339, SLG: 0.454		1-1 G3		4-0 G4-3 PB 1B BB		3-3 K	1-0 G6-3			3 1 0 0 1 1 0												
Charlie Hayes, R (1, 5) OBP: 0.308, SLG: 0.325		2-2 1B		2-2 G4-3	0-0 P3		1-1 G6-4-3 1B			4 0 2 1 0 0 1												
Dickie Thon, R (1, 6) OBP: 0.299, SLG: 0.298		2-2 SAFE F8		2-1 1B	3-2 F9		0-0 G6-4-3			4 0 1 1 0 0 2												
Steve Lake, R (1, 2) OBP: 0.242, SLG: 0.281		0-1 G6-3		0-2 BB	0-0 G4-6-3 1B		1-3 K			3 0 2 0 0 0 1												
Randy Ready, R (9, PH) OBP: 0.361, SLG: 0.400				1-3 1B						1 0 0 0 0 1 0												
Bruce Ruffin, S (1, 1) OBP: 0.188, SLG: 0.133			0-1 G1-3	4-0 BB			0-1 G4-6-3 1-2f			1 0 0 0 1 0 0												
Marvin Freeman, R (5, 1)										0 0 0 0 0 0 0												
Curt Ford, L (7, PH) OBP: 0.214, SLG: 0.154										1 0 0 0 0 0 1												
Darrel Akerfelds, R (7, 1)										0 0 0 0 0 0 0												
<b>Inning Stats</b>	R: 0 E: 0 K: 1 S: 8	H: 0 LOB: 1 BB: 1 P: 18	R: 0 E: 0 K: 0 S: 11	H: 1 LOB: 1 BB: 0 P: 16	R: 0 E: 0 K: 0 S: 7	H: 0 LOB: 0 BB: 0 P: 10	R: 2 E: 0 K: 1 S: 16	H: 3 LOB: 3 BB: 2 P: 31	R: 0 E: 0 K: 1 S: 9	H: 0 LOB: 0 BB: 0 P: 15	R: 0 E: 0 K: 1 S: 7	H: 0 LOB: 0 BB: 0 P: 13	R: 0 E: 0 K: 1 S: 11	H: 2 LOB: 1 BB: 0 P: 14	R: 0 E: 0 K: 1 S: 6	H: 0 LOB: 0 BB: 0 P: 10	R: 0 E: 0 K: 1 S: 6	H: 1 LOB: 0 BB: 0 P: 8	1B: 5 2B: 2 3B: 0 HR: 0	SF: 0 SAC: 0 DP: 2 HBP: 0	WP: 0 PB: 1 SB: 0 CS: 0	PA: 35
<b>PITCHER</b>	IP WLS BF H R ER SO BB IBB HBP BLK WP HR S P ERA WHIP																					
Tim Belcher, R (1, 1) ERA: 4.01	7.0 W 29 6 2 2 5 3 0 0 0 0 0 0 69 117 2.57 1.286																					
Jay Howell, R (8, 1) ERA: 3.0	2.0 S 6 1 0 0 2 0 0 0 0 0 0 0 12 18 0.00 0.500																					

livebaseballscorecards.com

AB	32
R	2
H	7
RBI	2
BB	3
SO	7
LOB	12





Batter	1	2	3	4	5	6	7	8	9	10	11	AB R H RBI BB SO LOB	TOP	
Lenny Dykstra, L OBP: 0.461, SLG: 0.532 (1, 8)	E6 G4-6-3		L5	1B S 1B		1B FC4-6 1B		G3	1B FC4-6 BB	1B FC3-2 1B	F7	7 3 3 0 1 0 1		
Tom Herr, S OBP: 0.359, SLG: 0.420 (1, 4)	G4-6-3		1B	1B 1-H		1B FC4-6 1B		1B 1B	E 1B	FC3-2 1B		7 2 5 3 0 0 4		
Von Hayes, L OBP: 0.395, SLG: 0.484 (1, 9)	L8		F8	F9		1B FC4-6 BB		1B 1B	IBB FC4-6	P6		5 1 1 0 2 0 6		
Ricky Jordan, R OBP: 0.328, SLG: 0.411 (1, 3)	F8			1B FC5-4 1B		1B FC4-6		1B 1B	FC4-6		FC1-6 1B HBP	6 1 2 2 0 0 4		
Randy Ready, R OBP: 0.359, SLG: 0.375 John Kruk, L OBP: 0.352, SLG: 0.459 (6, PH) (6, 7)		G5-3		F8		2B BB		1B G4-3 1B			1B FC1-6 3B 1B	2 0 0 0 1 0 1 3 1 2 2 1 0 2		
Charlie Hayes, R OBP: 0.320, SLG: 0.339 Terry Mulholland, R OBP: 0.273, SLG: 0.354 Carmelo Martinez, R OBP: 0.381, SLG: 0.556 Roger McDowell, R (9, 1)		G6-3		1B FC5-4		2B		G4-3	K		FC1-6 1B 3B	4 0 2 0 1 0 2 0 0 0 0 0 0 0 1 0 0 0 0 1 2 1 1 0 0 0 0 2		
Dickie Thon, R OBP: 0.306, SLG: 0.314 (1, 6)				1B HR		G5-3		L7		1B 1B	3B 1B	7 3 3 0 0 0 5	AB 57 R 15 H 24 RBI 14 BB 6 SO 2 LOB 38	
Steve Lake, R OBP: 0.257, SLG: 0.294 Darren Daulton, L OBP: 0.327, SLG: 0.278 (5, PH) (5, 2)		G6-3		1B HR		G3		F8		1B FC3-2 1B	L4	2 1 1 1 0 0 1 5 0 1 0 0 0 7		
Dennis Cook, L OBP: 0.316, SLG: 0.474 Don Carman, L OBP: 0.400, SLG: 0.400 Marvin Freeman, R (5, 1) Curt Ford, L OBP: 0.200, SLG: 0.143 Jeff Parrett, R (6, 1) Dave Hollins, S OBP: 0.395, SLG: 0.200 Darrel Akerfelds, R (7, 1) Rod Booker, L OBP: 0.423, SLG: 0.455 (8, 9)			G3-1			HR		G4-3	K		3B	2 1 1 1 3 0 0 0 0 0 0 0 0 0 0 0 0 0 0 0 0 0 0 0 1 0 0 0 0 0 0 0 0 0 0 0 0 0 0 0 1 0 0 0 0 0 1 1 0 0 0 0 0 0 0 0 3 1 3 3 0 0 0 0		
<b>Inning Stats</b>	R: 0 H: 0 E: 1 LOB: 1 K: 0 BB: 0 S: 7 P: 12	R: 0 H: 1 E: 0 LOB: 1 K: 0 BB: 0 S: 7 P: 10	R: 0 H: 1 E: 0 LOB: 1 K: 0 BB: 0 S: 7 P: 11	R: 5 H: 6 E: 0 LOB: 1 K: 0 BB: 0 S: 17 P: 27	R: 0 H: 1 E: 0 LOB: 2 K: 0 BB: 1 S: 6 P: 13	R: 1 H: 2 E: 0 LOB: 2 K: 0 BB: 1 S: 14 P: 26	R: 0 H: 0 E: 0 LOB: 1 K: 1 BB: 1 S: 11 P: 20	R: 2 H: 4 E: 0 LOB: 1 K: 0 BB: 0 S: 15 P: 22	R: 4 H: 3 E: 1 LOB: 2 K: 1 BB: 3 S: 15 P: 34	R: 0 H: 3 E: 0 LOB: 3 K: 0 BB: 0 S: 11 P: 13	R: 3 H: 3 E: 0 LOB: 1 K: 0 BB: 0 S: 9 P: 17	1B: 20 SF: 0 2B: 2 SAC: 0 3B: 1 DP: 1 HR: 1 HBP: 1	WP: 0 PA: 64 PB: 0 SB: 1 CS: 0	
<b>PITCHER</b>	IP WLS BF H R ER SO BB IBB HBP BLK WP HR S P ERA WHIP												<b>PITCHER</b>	IP WLS BF H R ER SO BB IBB HBP BLK WP HR S P ERA WHIP
Fernando Valenzuela, L ERA: 3.33 (1, 1)	4.1 24 9 5 5 0 1 0 0 0 0 1 42 70 10.38 2.308												John Wetteland, R ERA: 7.27 (9, 1)	0.2 5 1 1 0 1 0 2 0 0 0 0 6 18 0.00 1.500
Mike Hartley, R ERA: 4.25 (5, 1)	0.2 2 0 0 0 0 0 0 0 0 0 0 2 3 0.00 0.000												Jay Howell, R ERA: 5.63 (10, 1)	2.0 L 13 6 3 3 0 0 0 1 0 0 0 20 30 13.50 3.000
Mike Maddux, R ERA: 3.86 (6, 1)	2.0 10 2 1 1 1 2 0 0 0 0 0 25 46 4.50 2.000													
Tim Crews, R ERA: 4.7 (8, 1)	0.1 5 4 2 2 0 0 0 0 0 0 0 14 21 54.00 12.000													
Don Aase, R ERA: 4.8 (8, 1)	1.0 5 2 3 3 0 1 0 0 0 0 0 10 17 27.00 3.000													

Philadelphia Phillies @ Los Angeles Dodgers  
 Dodger Stadium, Los Angeles, CA  
 Sat May 19 1990, 7:05 PM PDT  
 Att. 44,703 - Unknown

livebaseballscorecards.com



BOTTOM

Philadelphia Phillies @ Los Angeles Dodgers  
Dodger Stadium, Los Angeles, CA  
Sat May 19 1990, 7:05 PM PDT  
Att. 44,703 - Unknown

livebaseballscores.com

AB	46
R	12
H	15
RBI	10
BB	8
SO	6
LOB	28



WP:	2	PA:	56
PB:	0		
SB:	1		
CS:	1		

AB R H RBI BB SO LOB

11	5	1	0	0	1	2	5
10	5	1	1	1	2	0	4
9	5	1	2	5	0	0	1
8	0	0	0	0	0	0	0
7	0	0	0	0	0	0	0
6	1	0	0	0	0	0	3
5	0	0	0	0	0	0	0
4	5	0	1	0	1	0	3
3	4	2	1	0	1	0	2
2	3	1	2	0	0	0	0
1	3	1	2	0	0	0	0

11	R:	0	H:	1
10	E:	0	LOB:	1
9	K:	0	BB:	0
8	S:	11	P:	13

9	R:	2	H:	2
8	E:	1	LOB:	3
7	K:	0	BB:	3
6	S:	12	P:	27

8	R:	2	H:	2
7	E:	1	LOB:	2
6	K:	0	BB:	1
5	S:	8	P:	16

7	R:	0	H:	0
6	E:	0	LOB:	0
5	K:	1	BB:	0
4	S:	8	P:	14

6	R:	0	H:	0
5	E:	0	LOB:	1
4	K:	1	BB:	1
3	S:	9	P:	17

5	R:	0	H:	2
4	E:	0	LOB:	2
3	K:	2	BB:	0
2	S:	12	P:	19

4	R:	5	H:	3
3	E:	0	LOB:	0
2	K:	0	BB:	2
1	S:	16	P:	29

3	R:	0	H:	0
2	E:	0	LOB:	1
1	K:	0	BB:	1
S:	15	P:	25	

2	R:	3	H:	3
1	E:	1	LOB:	1
K:	1	BB:	0	
S:	17	P:	25	

1	R:	0	H:	0
E:	0	LOB:	0	
K:	0	BB:	0	
S:	6	P:	9	

11	R:	0	H:	1
10	E:	0	LOB:	1
9	K:	0	BB:	0
8	S:	11	P:	13

PITCHER		IP	WLS	BF	H	R	ER	SO	BB	IBB	HBP	BLK	WP	HR	S	P	ERA	WHIP
Dennis Cook, L	(1, 1)	3.2		20	5	7	6	1	3	0	0	0	1	0	52	86	14.73	2.182
Don Carman, L	(4, 1)	0.1		4	2	1	1	0	0	0	1	0	0	1	7	12	27.00	6.000
Marvin Freeman, R	(5, 1)	1.0		3	1	0	0	2	0	0	0	0	0	0	7	9	0.00	1.000
Jeff Parrett, R	(6, 1)	1.0		4	0	0	0	1	1	0	0	0	0	0	9	17	0.00	1.000
Darrel Akerfelds, R	(7, 1)	1.1		7	1	2	1	1	1	0	0	0	1	0	14	27	6.75	1.500

PITCHER		IP	WLS	BF	H	R	ER	SO	BB	IBB	HBP	BLK	WP	HR	S	P	ERA	WHIP
Terry Mulholland, L	(8, 1)	0.2		2	1	0	0	0	0	0	0	0	0	0	2	3	0.00	1.500
Roger McDowell, R	(9, 1)	3.0	W	16	5	2	2	1	1	2	0	0	0	0	34	51	6.00	2.000

Batter	1	2	3	4	5	6	7	8	9	10	11	AB	R	H	RBI	BB	SO	LOB
Juan Samuel, R OBP: 0.256, SLG: 0.261	1-2 P2	3-3 K		4-0 1B HR BB		2-3 K		3-0 SH1-3	0-1 FC1-2		1-2 G4-3	5	1	0	0	1	2	5
Stan Javier, S OBP: 0.308, SLG: 0.304	1-0 B2-3			2-2 1B HR BB		4-0 F8 BB		4-1 1B BB	0-0 L7		1-2 F7	5	1	1	1	2	0	4
Kal Daniels, L OBP: 0.393, SLG: 0.556	1-1 G4-3			0-0 1B HR		2-2 F8		1-0 G6-4-3	1-1 FC6-4			5	1	2	5	0	0	1
Jose Gonzalez, R OBP: 0.333, SLG: 0.389				1-2 2-3 3-H		1-3		1-2 3-H				0	0	0	0	0	0	0
John Wetteland, R OBP: 0.240, SLG: 0.208				1-H 2-H 3-H		1-3		1-2 3-H				0	0	0	0	0	0	0
Mickey Hatcher, R OBP: 0.240, SLG: 0.208												1	0	0	0	0	0	3
Jay Howell, R												0	0	0	0	0	0	0
Eddie Murray, S OBP: 0.377, SLG: 0.461												5	0	1	0	1	0	3
Hubie Brooks, R OBP: 0.265, SLG: 0.430												4	2	1	0	1	0	2
Mike Sharperson, R OBP: 0.413, SLG: 0.375												3	1	2	0	0	0	0
Lenny Harris, L OBP: 0.313, SLG: 0.333												3	1	2	0	0	0	0
Rick Dempsey, R OBP: 0.450, SLG: 0.688												3	1	0	0	1	2	4
Tim Crews, R												0	0	0	0	0	0	0
Don Aase, R												0	0	0	0	0	0	0
John Shelby, S OBP: 0.273, SLG: 0.364												2	0	1	2	0	1	1
Alfredo Griffin, S OBP: 0.356, SLG: 0.371												5	2	4	2	1	0	1
Fernando Valenzuela, L OBP: 0.400, SLG: 0.571												2	1	1	0	0	0	0
Mike Hartley, R												0	0	0	0	0	0	0
Chris Gwynn, L OBP: 0.261, SLG: 0.273												1	0	0	0	0	1	2
Mike Maddux, L												0	0	0	0	0	0	0
Mike Scioscia, L OBP: 0.319, SLG: 0.441												2	1	0	0	1	0	2

Batter	1	2	3	4	5	6	7	8	9	AB R H RBI BB SO LOB	TOP
Lenny Dykstra, L (1, 8) OBP: 0.473, SLG: 0.540	4-0 BB G6-3 BB			4-0 BB 1B S 2B BB	1-1 P6		0-0 1-H 2B		4-1 BB	2 1 1 1 3 0 0	
Rod Booker, L (1, 4) OBP: 0.355, SLG: 0.370	3-2 SAFE X G6-3 1-2f			1-2 SAFE F8		0-0 B1-3	3-3 K		1-3 K	5 0 0 0 0 2 4	
Von Hayes, L (1, 9) OBP: 0.398, SLG: 0.485	1-1 F9			2-1 2B 1-3 1B		3-1 CS 1B		1-0 P6		4 0 2 0 0 0 0	
Ricky Jordan, R (1, 3) OBP: 0.333, SLG: 0.422		1-0 G1-3		0-1 1-3 3-H 2B		2-2 1-2 1B		1-1 F8		4 0 2 1 0 0 0	
John Kruk, L (1, 7) OBP: 0.357, SLG: 0.451		3-3 K		4-0 IBB		2-3 K		4-2 1B BB		2 0 0 0 2 2 1	
Charlie Hayes, R (1, 5) OBP: 0.326, SLG: 0.369		1-3 K		1-3 K			1-0 HR	2-1 1-2 1B		4 1 2 1 0 2 3	
Dickie Thon, R (1, 6) OBP: 0.297, SLG: 0.304			0-0 P4	0-1 L4		1-2 L5		2-3 K		4 0 0 0 0 1 5	
Jeff Parrett, R (8, 1)										0 0 0 0 0 0 0	
Darren Daulton, L (1, 2) OBP: 0.324, SLG: 0.269				2-3 K		3-3 K		4-2 2B BB	3-3 K	3 1 0 0 1 3 0	
Pat Combs, L (1, 1) OBP: 0.250, SLG: 0.267				1-3 K		3-2 G6-3		2-0 F8	0-2 F8	2 0 0 0 0 1 0	
Curt Ford, L (7, PH) OBP: 0.188, SLG: 0.133										1 0 0 0 0 0 1	
Don Carman, L (7, 1) OBP: 0.400, SLG: 0.400										0 0 0 0 0 0 0	
Tom Herr, S (8, 4) OBP: 0.356, SLG: 0.417										1 0 0 0 0 0 0	
<b>Inning Stats</b>	R: 0 E: 0 K: 0 S: 6 H: 0 LOB: 0 BB: 1 P: 14	R: 0 E: 0 K: 2 S: 8 H: 0 LOB: 0 BB: 0 P: 13	R: 0 E: 0 K: 2 S: 8 H: 0 LOB: 0 BB: 0 P: 11	R: 1 E: 0 K: 1 S: 13 H: 2 LOB: 3 BB: 2 P: 25	R: 0 E: 0 K: 1 S: 14 H: 0 LOB: 0 BB: 0 P: 21	R: 0 E: 0 K: 1 S: 9 H: 2 LOB: 1 BB: 0 P: 16	R: 2 E: 0 K: 1 S: 12 H: 2 LOB: 1 BB: 1 P: 23	R: 0 E: 0 K: 1 S: 12 H: 1 LOB: 2 BB: 1 P: 22	R: 0 E: 0 K: 2 S: 12 H: 0 LOB: 1 BB: 1 P: 20	1B: 4 2B: 2 3B: 0 HR: 1 SF: 0 SAC: 0 DP: 1 HBP: 0	WP: 0 PB: 0 SB: 1 CS: 1 PA: 38
<b>PITCHER</b> Ramon Martinez, R (1, 1) ERA: 4.04 Mike Hartley, R (8, 1) ERA: 3.68	IP 7.0 WLS W BF 29 H 6 R 3 ER 3 SO 8 BB 3 IBB 1 HBP 0 BLK 0 WP 0 HR 1 S 70 P 123 ERA 3.86 WHIP 1.286	IP 2.0 WLS S BF 9 H 1 R 0 ER 0 SO 3 BB 2 IBB 0 HBP 0 BLK 0 WP 0 HR 0 S 24 P 42 ERA 0.00 WHIP 1.500	<b>PITCHER</b> IP WLS BF H R ER SO BB IBB HBP BLK WP HR S P ERA WHIP								

Philadelphia Phillies @ Los Angeles Dodgers  
 Dodger Stadium, Los Angeles, CA  
 Sun May 20 1990, 3:33 AM PDT  
 Att. 45,770 - Sunny

livebaseballscorecards.com

AB	32
R	3
H	7
RBI	3
BB	6
SO	11
LOB	14



Batter	1	2	3	4	5	6	7	8	9
Stan Javier, S OBP: 0.333, SLG: 0.327 (1, 8)	0-1 G5-3	3-1 CS	2-2 P4	4-0 IBB		3-2 1B 2B		4-0 L5-6 S BB	
Mike Sharperson, R OBP: 0.412, SLG: 0.393 (1, 4) (8, 5)	0-0 2B 2B		1-2 G6-3	1-3 K		2-2 1B 1B		3-2 L5-6	
Kal Daniels, L OBP: 0.394, SLG: 0.559 (1, 7)	4-0 2B BB		3-1 1B	2-2 G4-3		1-2 1B			
Eddie Murray, S OBP: 0.373, SLG: 0.462 (1, 3)	0-0 2B		1-2 L8		0-3 K	0-1 F7			
Hubie Brooks, R OBP: 0.277, SLG: 0.441 (1, 9)	4-0 L3 IBB			1-1 1B 2B	1-3 K		2-2 FC6 1B		
Mickey Hatcher, R OBP: 0.241, SLG: 0.185 Mike Hartley, R (8, 1)	2-1 L3			4-2 1B BB	1-2 G5-3		2-3 K		
Mike Scioscia, L OBP: 0.316, SLG: 0.434 (1, 2)		1-0 G3-1		0-0 1B 1B		0-1 L7	0-0 F8		
Alfredo Griffin, S OBP: 0.360, SLG: 0.375 (1, 6)		1-1 CS SH1-4 1B		1-1 WP 1B		1-2 E6 2B	1-2 FC6		
Ramon Martinez, R OBP: 0.067, SLG: 0.067 Lenny Harris, L OBP: 0.309, SLG: 0.329 (8, 4)		0-0 SH1-4		1-3 K		0-2 G2-3	2-1 F8		

Inning Stats	R: 1 E: 0 K: 0 S: 6	H: 2 LOB: 2 BB: 2 P: 16	R: 0 E: 0 K: 0 S: 5	H: 1 LOB: 0 BB: 0 P: 10	R: 0 E: 0 K: 0 S: 12	H: 1 LOB: 1 BB: 0 P: 19	R: 2 E: 0 K: 2 S: 20	H: 3 LOB: 3 BB: 2 P: 34	R: 0 E: 0 K: 2 S: 10	H: 0 LOB: 0 BB: 0 P: 12	R: 3 E: 1 K: 0 S: 19	H: 3 LOB: 1 BB: 0 P: 26	R: 0 E: 0 K: 1 S: 10	H: 1 LOB: 1 BB: 0 P: 15	R: 0 E: 0 K: 0 S: 8	H: 0 LOB: 0 BB: 1 P: 16
1B: 7 2B: 6 3B: 0 HR: 0	SF: 0 SAC: 1 DP: 2 HBP: 0	WP: 1 PB: 0 SB: 1 CS: 1	PA: 39													

PITCHER	IP	WLS	BF	H	R	ER	SO	BB	IBB	HBP	BLK	WP	HR	S	P	ERA	WHIP
Pat Combs, L ERA: 3.77 (1, 1)	6.0	L	31	10	6	3	4	2	2	0	0	1	0	72	117	4.50	2.000
Don Carman, L ERA: 3.09 (7, 1)	1.1		6	1	0	0	1	1	0	0	0	0	0	12	23	0.00	1.500
Jeff Parrett, R ERA: 5.72 (8, 1)	0.2		1	0	0	0	0	0	0	0	0	0	0	6	8	0.00	0.000

**BOTTOM**

Philadelphia Phillies @ Los Angeles Dodgers  
Dodger Stadium, Los Angeles, CA

Sun May 20 1990, 3:33 AM PDT  
Att. 45,770 - Sunny

AB	R	H	RBI	BB	SO	LOB
3	1	1	1	2	0	0
5	2	2	1	0	1	4
3	0	2	1	1	0	3
4	0	1	1	0	1	2
3	1	2	0	1	1	0
3	1	0	0	1	1	4
0	0	0	0	0	0	0
4	0	1	0	0	0	1
4	1	2	2	0	0	1
2	0	0	0	0	1	3
1	0	0	0	0	0	0

AB	32
R	6
H	11
RBI	6
BB	5
SO	5
LOB	18

[livebaseballscorecards.com](http://livebaseballscorecards.com)

Batter	1	2	3	4	5	6	7	8	9	AB R H RBI BB SO LOB	TOP											
<b>Gregg Jefferies, S</b> (1, 4) <small>OBP: 0.349, SLG: 0.460</small> <b>Tim Teufel, R</b> (5, 4) <small>OBP: 0.265, SLG: 0.323</small>	0-0 G6-3		1-0 1B 2B 1B	2-1 E G4-6-3 2B		3-1 G6-3		3-2 L6 1-2		3 2 2 0 0 0 0 2 0 0 0 0 0 1	<b>New York Mets @ Los Angeles Dodgers</b> <b>Dodger Stadium, Los Angeles, CA</b> <small>Mon May 21 1990, 7:05 PM PDT</small> <small>Att. 39,876 - Unknown - 70 F</small>											
<b>Kevin Elster, R</b> (1, 6) <small>OBP: 0.246, SLG: 0.294</small>	3-3 K		2-0 2B 1B HR	3-2 E4 G4-6-3		2-3 K		2-1 F9		5 1 1 1 0 2 1												
<b>Howard Johnson, S</b> (1, 5) <small>OBP: 0.316, SLG: 0.472</small> <b>Wally Whitehurst, R</b> (7, 1) <small>OBP: 0.333, SLG: 0.333</small>	1-3 K		0-0 HR 2B	1-0 G4-6-3 1-2f		0-1 1B 2B 1B		0-0 FC3-6 1B		4 2 2 1 0 1 1 1 0 1 0 0 0 0												
<b>Darryl Strawberry, L</b> (1, 9) <small>OBP: 0.336, SLG: 0.377</small>		1-2 HR	4-0 HR IBB	1-0 HBP		2-3 K		0-1 FC3-6 1-2f		3 2 1 1 1 1 2												
<b>Kevin McReynolds, R</b> (1, 7) <small>OBP: 0.373, SLG: 0.469</small> <b>Mark Carreon, R</b> (4, 7) <small>OBP: 0.288, SLG: 0.463</small>	0-1 P4		2-1 HR 1-H 2-H 3-H	2-1 G5-3		2-0 2B 1B		0-1 F8		3 1 1 4 0 0 1 2 1 1 0 0 0 1												
<b>Mike Marshall, R</b> (1, 3) <small>OBP: 0.257, SLG: 0.369</small> <b>Jeff Musselman, L</b> (6, 1) <b>Tom O'Malley, L</b> (7, PH) <small>OBP: 0.111, SLG: 0.167</small>	2-2 G5-3		2-1 HR 1B		1-2 G4-3		0-0 1B 2B 1-H 2-H		1-0 F9			3 1 1 0 0 0 0 0 0 0 0 0 0 0 2 0 1 2 0 0 1										
<b>Daryl Boston, L</b> (1, 8) <small>OBP: 0.319, SLG: 0.512</small>	1-2 G4-3		2-1 HR 1-H		0-2 F8		2-0 G6-3 1B					4 1 2 2 0 0 0										
<b>Todd Hundley, S</b> (1, 2) <small>OBP: 0.143, SLG: 0.154</small>			1-1 SH3-4 1B BB	G4-3		0-0 G6-3		1-2 G6-3 1-2f		3 1 0 0 1 0 2												
<b>Dwight Gooden, R</b> (1, 1) <small>OBP: 0.150, SLG: 0.263</small> <b>Dave Magadan, L</b> (6, PH) <small>OBP: 0.385, SLG: 0.327</small>	0-1 SH3-4		0-1 K			2-2 G5-3		0-1 L6 1B		1 0 0 0 0 1 0 2 0 1 0 0 0 0												
<b>Inning Stats</b>	R: 0 E: 0 K: 2 S: 9	H: 0 LOB: 0 BB: 0 P: 13	R: 1 E: 0 K: 0 S: 12	H: 1 LOB: 0 BB: 0 P: 16	R: 8 E: 0 K: 1 S: 16	H: 6 LOB: 0 BB: 2 P: 35	R: 1 E: 1 K: 0 S: 9	H: 1 LOB: 1 BB: 0 P: 18	R: 0 E: 0 K: 0 S: 9	H: 0 LOB: 0 BB: 0 P: 10	R: 0 E: 0 K: 1 S: 9	H: 0 LOB: 0 BB: 0 P: 16	R: 2 E: 0 K: 1 S: 11	H: 4 LOB: 1 BB: 0 P: 18	R: 0 E: 0 K: 0 S: 9	H: 1 LOB: 0 BB: 0 P: 14	R: 0 E: 0 K: 0 S: 6	H: 1 LOB: 1 BB: 0 P: 7	1B: 8 2B: 4 3B: 0 HR: 3	SF: 0 SAC: 1 DP: 3 HBP: 1	WP: 0 PB: 0 SB: 0 CS: 0	PA: 42
<b>PITCHER</b>	IP WLS BF H R ER SO BB IBB HBP BLK WP HR S P ERA WHIP																					
<b>Mike Morgan, R</b> (1, 1) <small>ERA: 4.08</small> <b>Mike Maddux, R</b> (3, 1) <small>ERA: 4.63</small> <b>Don Aase, R</b> (8, 1) <small>ERA: 4.24</small>	2.1 L 16 7 9 9 2 1 1 0 0 0 3 33 58 34.71 3.429																					
	4.2 19 5 3 3 3 0 0 1 0 0 0 42 68 5.79 1.071																					
	2.0 7 2 0 0 0 0 0 0 0 0 0 15 21 0.00 1.000																					

livebaseballscorecards.com

<b>AB</b>	<b>38</b>
<b>R</b>	<b>12</b>
<b>H</b>	<b>14</b>
<b>RBI</b>	<b>11</b>
<b>BB</b>	<b>2</b>
<b>SO</b>	<b>5</b>
<b>LOB</b>	<b>10</b>



Batter	1	2	3	4	5	6	7	8	9	AB R H RBI BB SO LOB
Juan Samuel, R (1, 4) OBP: 0.263, SLG: 0.262 Don Aase, R (8, 1) John Shelby, S (9, PH) OBP: 0.250, SLG: 0.333	0-0 F8		1-1 G3-1		4-2 G3 BLK SF7 BB		3-2 DI 1B		2-3 K	3 1 1 0 1 0 0 0 0 0 0 0 0 0 1 0 0 0 0 1 0
Stan Javier, S (1, 8) OBP: 0.323, SLG: 0.352	1-3 K		3-1 E 3B		0-1 G3		1-0 F7		1-3 K	5 1 1 0 0 2 2
Kal Daniels, L (1, 7) OBP: 0.400, SLG: 0.558 Chris Gwynn, L (7, PH) OBP: 0.250, SLG: 0.261	2-2 G4-3		3-2 E5 1B		4-2 BB		2-3 K			2 0 1 1 1 0 0 1 0 0 0 0 1 1
Eddie Murray, S (1, 3) OBP: 0.379, SLG: 0.462 Mickey Hatcher, R (6, 3) OBP: 0.233, SLG: 0.179		4-2 1B BB	4-0 BB		0-0 SF7			2-1 G5-3		0 0 0 1 2 0 0 1 0 0 0 0 0 0
Hubie Brooks, R (1, 9) OBP: 0.278, SLG: 0.439 Jose Gonzalez, R (8, 9) OBP: 0.364, SLG: 0.579		1-2 SAFE SAFE 1B	3-2 F8		3-H 0-1 F8			3-2 HR		3 0 1 0 0 0 3 1 1 1 1 0 0 0
Lenny Harris, L (1, 5) OBP: 0.318, SLG: 0.338		0-1 P2		1-2 E3 FC3-6		0-0 L3 1B		0-0 DI 1B		4 0 2 0 0 0 2
Mike Scioscia, L (1, 2) OBP: 0.308, SLG: 0.422 Rick Dempsey, R (8, 2) OBP: 0.429, SLG: 0.647		2-2 L6		1-0 FC3-6 FC6-4		2-1 L3		2-2 P5		3 0 0 0 0 0 4 1 0 0 0 0 0 1
Alfredo Griffin, S (1, 6) OBP: 0.352, SLG: 0.366 Mike Sharperson, R (8, 6) OBP: 0.406, SLG: 0.387		0-3 K		0-3 K		3-3 K		0-2 G6-3		3 0 0 0 0 3 3 1 0 0 0 0 0 1
Mike Morgan, R (1, 1) OBP: 0.158, SLG: 0.111 Mike Maddux, L (3, 1) Brian Traxler, L (7, PH) OBP: 0.091, SLG: 0.182			1-2 L6		2-1 FC6-4		1-3 K		0-0 F8	0 0 0 0 0 0 0 2 0 0 0 0 0 1 2 0 0 0 0 1 0

Inning Stats	R: 0 E: 0 K: 1 S: 7	H: 0 LOB: 0 BB: 0 P: 10	R: 0 E: 0 K: 1 S: 20	H: 1 LOB: 2 BB: 1 P: 27	R: 1 E: 1 K: 1 S: 14	H: 2 LOB: 2 BB: 1 P: 29	R: 0 E: 1 K: 1 S: 11	H: 0 LOB: 1 BB: 0 P: 15	R: 1 E: 0 K: 0 S: 12	H: 0 LOB: 1 BB: 2 P: 20	R: 0 E: 0 K: 1 S: 6	H: 1 LOB: 0 BB: 0 P: 11	R: 0 E: 0 K: 2 S: 12	H: 1 LOB: 1 BB: 0 P: 19	R: 1 E: 0 K: 0 S: 18	H: 2 LOB: 1 BB: 0 P: 25	R: 0 E: 0 K: 2 S: 7	H: 0 LOB: 0 BB: 0 P: 10	1B: 5 2B: 1 3B: 1 HR: 1	SF: 1 SAC: 0 DP: 1 HBP: 0	WP: 0 PB: 0 SB: 0 CS: 0	PA: 38
--------------	------------------------------	----------------------------------	-------------------------------	----------------------------------	-------------------------------	----------------------------------	-------------------------------	----------------------------------	-------------------------------	----------------------------------	------------------------------	----------------------------------	-------------------------------	----------------------------------	-------------------------------	----------------------------------	------------------------------	----------------------------------	----------------------------------	------------------------------------	----------------------------------	--------

PITCHER	IP	WLS	BF	H	R	ER	SO	BB	IBB	HBP	BLK	WP	HR	S	P	ERA	WHIP
Dwight Gooden, R (1, 1) ERA: 4.13	5.0	W	23	3	2	2	3	4	0	0	1	0	0	64	101	3.60	1.400
Jeff Musselman, L (6, 1) ERA: 3.45	1.0		3	1	0	0	1	0	0	0	0	0	0	6	11	0.00	1.000
Wally Whitehurst, R (7, 1) ERA: 1.53	3.0	S	12	3	1	1	4	0	0	0	0	0	1	37	54	3.00	1.000

**BOTTOM**

**New York Mets @ Los Angeles Dodgers**  
**Dodger Stadium, Los Angeles, CA**  
 Mon May 21 1990, 7:05 PM PDT  
 Att: 39,876 - Unknown - 70 F

livebaseballscores.com

<b>AB</b>	<b>33</b>
<b>R</b>	<b>3</b>
<b>H</b>	<b>7</b>
<b>RBI</b>	<b>3</b>
<b>BB</b>	<b>4</b>
<b>SO</b>	<b>8</b>
<b>LOB</b>	<b>18</b>



Batter	1	2	3	4	5	6	7	8	9	AB R H RBI BB SO LOB	TOP															
Gregg Jefferies, S OBP: 0.342, SLG: 0.448 (1, 4)	G3	K		P6		FC6-2 1B HR 1B	G4-3		G3	6 1 1 0 0 1 5	<p><b>New York Mets @ Los Angeles Dodgers</b>  <b>Dodger Stadium, Los Angeles, CA</b>            Tue May 22 1990, 3:33 AM PDT            Att. 29,064 - Sunny - 70 F</p>															
Keith Miller, R OBP: 0.351, SLG: 0.394 (1, 8)	BB E SF8 1B		G3-1 S 1B		1B 1B	FC6-2 1B HR		L7	G6-3	6 3 3 0 0 0 4																
Howard Johnson, S OBP: 0.319, SLG: 0.466 (1, 5)	FC4 BB 1-2		K 1-2		FC4-6 1B 1-3	P2		E 1B BB		4 0 1 0 1 1 5																
Darryl Strawberry, L OBP: 0.344, SLG: 0.381 (1, 9)	4-1 1-2 2-3 BB		G3-1 2-3		P6 1-2 2-3 HR 1B	2-2 HR 1B		E9 1-0 1-3 1B		4 1 2 1 1 0 3																
Mike Marshall, R OBP: 0.263, SLG: 0.402 Tim Teufel, R OBP: 0.265, SLG: 0.323 (1, 3) (8, 3)	1-1 SF8 3-H		G6-3 3-2		FC4-6 1B 1-2 3-H	HR 1-H 2-H 3-H		F8 0-2		4 1 2 6 0 0 3 0 0 0 0 0 0 0																
Daryl Boston, L OBP: 0.308, SLG: 0.500 (1, 7)	0-1 F7 3-H			2-1 1B 2B	FC4-6 S 1-2 2-3	G3 0-2		F8 2-1		5 0 1 0 0 0 6																
Kevin Elster, R OBP: 0.286, SLG: 0.347 (1, 6)		1-1 FC3-6 1B		3-2 1B 1B	G6-3 1-2		2-2 2B		1-2 HR	5 1 4 1 0 0 2																
Mackey Sasser, L OBP: 0.292, SLG: 0.318 (1, 2)		1-1 P6		2-2 F8		0-2 1B FC6-2 1B	P6		1-1 G3 1B	5 0 2 0 0 0 3																
Bob Ojeda, L OBP: 0.167, SLG: 0.167 Tom O'Malley, L OBP: 0.105, SLG: 0.158 Alejandro Pena, R (7, 1) (7, 1)		1-2 FC3-6 1-2f		1-2 1B		0-0 FC6-2 1B 1-2 1B	K		0-3 K	3 1 1 0 0 0 2 1 0 0 0 0 1 1 1 0 0 0 0 1 1																
<b>Inning Stats</b>	R: 1 E: 1 K: 0 S: 11	H: 1 LOB: 2 BB: 1 P: 17	R: 0 E: 0 K: 1 S: 10	H: 1 LOB: 1 BB: 0 P: 14	R: 0 E: 0 K: 1 S: 14	H: 1 LOB: 1 BB: 0 P: 21	R: 0 E: 0 K: 0 S: 15	H: 3 LOB: 2 BB: 0 P: 24	R: 1 E: 0 K: 0 S: 16	H: 3 LOB: 2 BB: 0 P: 25		R: 5 E: 1 K: 0 S: 20	H: 4 LOB: 0 BB: 0 P: 23	R: 0 E: 0 K: 1 S: 10	H: 1 LOB: 1 BB: 0 P: 16	R: 0 E: 1 K: 0 S: 11	H: 1 LOB: 2 BB: 1 P: 20	R: 1 E: 0 K: 1 S: 14	H: 2 LOB: 1 BB: 0 P: 20	1B: 13 2B: 2 3B: 0 HR: 2	SF: 1 SAC: 0 DP: 0 HBP: 0	WP: 0 PB: 0 SB: 2 CS: 0	PA: 47			
<b>PITCHER</b>	IP WLS BF H R ER SO BB IBB HBP BLK WP HR S P ERA WHIP	IP WLS BF H R ER SO BB IBB HBP BLK WP HR S P ERA WHIP	IP WLS BF H R ER SO BB IBB HBP BLK WP HR S P ERA WHIP	IP WLS BF H R ER SO BB IBB HBP BLK WP HR S P ERA WHIP	IP WLS BF H R ER SO BB IBB HBP BLK WP HR S P ERA WHIP	IP WLS BF H R ER SO BB IBB HBP BLK WP HR S P ERA WHIP	IP WLS BF H R ER SO BB IBB HBP BLK WP HR S P ERA WHIP	IP WLS BF H R ER SO BB IBB HBP BLK WP HR S P ERA WHIP	IP WLS BF H R ER SO BB IBB HBP BLK WP HR S P ERA WHIP	IP WLS BF H R ER SO BB IBB HBP BLK WP HR S P ERA WHIP	IP WLS BF H R ER SO BB IBB HBP BLK WP HR S P ERA WHIP	IP WLS BF H R ER SO BB IBB HBP BLK WP HR S P ERA WHIP	IP WLS BF H R ER SO BB IBB HBP BLK WP HR S P ERA WHIP	IP WLS BF H R ER SO BB IBB HBP BLK WP HR S P ERA WHIP	IP WLS BF H R ER SO BB IBB HBP BLK WP HR S P ERA WHIP	IP WLS BF H R ER SO BB IBB HBP BLK WP HR S P ERA WHIP	IP WLS BF H R ER SO BB IBB HBP BLK WP HR S P ERA WHIP	IP WLS BF H R ER SO BB IBB HBP BLK WP HR S P ERA WHIP	IP WLS BF H R ER SO BB IBB HBP BLK WP HR S P ERA WHIP	IP WLS BF H R ER SO BB IBB HBP BLK WP HR S P ERA WHIP	IP WLS BF H R ER SO BB IBB HBP BLK WP HR S P ERA WHIP	IP WLS BF H R ER SO BB IBB HBP BLK WP HR S P ERA WHIP	IP WLS BF H R ER SO BB IBB HBP BLK WP HR S P ERA WHIP	IP WLS BF H R ER SO BB IBB HBP BLK WP HR S P ERA WHIP	IP WLS BF H R ER SO BB IBB HBP BLK WP HR S P ERA WHIP	IP WLS BF H R ER SO BB IBB HBP BLK WP HR S P ERA WHIP

livebaseballscorecards.com

AB	44
R	8
H	17
RBI	8
BB	2
SO	4
LOB	35



Batter	1	2	3	4	5	6	7	8	9	AB	R	H	RBI	BB	SO	LOB
Juan Samuel, R OBP: 0.256, SLG: 0.255 (1, 4)	2-1 G1-3		1-1 F7			1-0 F9		0-3 K		4	0	0	0	0	1	0
Jose Gonzalez, R OBP: 0.385, SLG: 0.652 (1, 8) (4, 7) (9, 8)	0-1 B1		1-3 K			2-2 FC6-4 1B		0-2 SF9 3B		4	1	2	0	0	1	0
Mickey Hatcher, R OBP: 0.206, SLG: 0.161 (1, 7) (4, 3)	2-1 F9				0-1 F8	3-2 F8		2-2 SF9		3	0	0	1	0	0	1
Eddie Murray, S OBP: 0.383, SLG: 0.474 Stan Javier, S OBP: 0.308, SLG: 0.333 John Wetteland, R (9, 1)		2-2 1B 2B		2-1 G6-3		0-1 FC6-4 1-2f		1-3 K		1	1	1	0	0	0	0
Hubie Brooks, R OBP: 0.278, SLG: 0.434 (1, 9)		2-2 G6-3		2-2 P3			0-0 1B SH3 1B		1-2 F7	4	1	1	0	0	0	1
Mike Sharperson, R OBP: 0.411, SLG: 0.394 (1, 5)		2-2 1B 2-H			2-2 G4-3 1B		3-2 G3		1-3 K	4	0	2	1	0	1	1
Mike Scioscia, L OBP: 0.306, SLG: 0.416 (1, 2)		1-0 F7			3-2 G4-3		3-2 SH3 1B		1-0 F7	4	0	1	0	0	0	2
Alfredo Griffin, S OBP: 0.347, SLG: 0.361 (1, 6)		0-1 G4-3			2-3 K		0-1 SH3			2	0	0	1	0	1	2
Tim Crews, R Don Aase, R John Shelby, S Mike Hartley, R Lenny Harris, L Pat Perry, L Chris Gwynn, L OBP: 0.290, SLG: 0.261			0-3 K			0-1 G5-3		1-3 K		1	0	0	0	0	1	0

Inning Stats	R: 0	H: 0	E: 0	K: 0	S: 6	R: 1	H: 2	E: 0	K: 0	S: 12	R: 0	H: 0	E: 0	K: 2	S: 8	R: 0	H: 0	E: 0	K: 0	S: 7	R: 0	H: 1	E: 0	K: 1	S: 13	R: 0	H: 1	E: 0	K: 0	S: 11	R: 1	H: 2	E: 0	K: 1	S: 15	R: 1	H: 1	E: 0	K: 2	S: 14	R: 0	H: 0	E: 0	K: 1	S: 7	1B: 5	SF: 1	2B: 1	SAC: 1	3B: 1	DP: 0	HR: 0	HBP: 0	WP: 0	PA: 34
--------------	------	------	------	------	------	------	------	------	------	-------	------	------	------	------	------	------	------	------	------	------	------	------	------	------	-------	------	------	------	------	-------	------	------	------	------	-------	------	------	------	------	-------	------	------	------	------	------	-------	-------	-------	--------	-------	-------	-------	--------	-------	--------

PITCHER	IP	WLS	BF	H	R	ER	SO	BB	IBB	HBP	BLK	WP	HR	S	P	ERA	WHIP
Bob Ojeda, L ERA: 2.27	(1, 1)	6.0	W	22	4	1	1	3	0	0	0	0	0	57	87	1.50	0.667
Alejandro Pena, R ERA: 3.86	(7, 1)	3.0	S	12	3	2	2	4	0	0	0	0	0	36	49	6.00	1.000

**BOTTOM**

**New York Mets @ Los Angeles Dodgers**  
**Dodger Stadium, Los Angeles, CA**

Tue May 22 1990, 3:33 AM PDT  
Att: 29,064 - Sunny - 70 F

livebaseballscores.com

**AB 32**  
**R 3**  
**H 7**  
**RBI 3**  
**BB 0**  
**SO 7**  
**LOB 10**



Batter	1	2	3	4	5	6	7	8	9	AB R H RBI BB SO LOB	TOP																
Lenny Harris, L OBP: 0.330, SLG: 0.360 (1, 5)	2-2 F7		3-2 F7			1-1 2B		0-0 HR	1-0 CS	5 1 3 0 0 0 0																	
Stan Javier, S OBP: 0.319, SLG: 0.333 (1, 8)	1-2 G4-3		2-2 F7			4-1 BB		1-1 HR	3-1 CS	3 1 1 1 1 0 0																	
Chris Gwynn, L OBP: 0.259, SLG: 0.269 Eddie Murray, S OBP: 0.381, SLG: 0.470 Jose Gonzalez, R OBP: 0.385, SLG: 0.652 (1, 9) (8, PH) (8, 9) (9, 7)	0-1 1B				1-0 G3-1	0-0 F7		0-1 G1-3		3 0 1 0 0 0 2 1 0 0 0 0 0 2 0 0 0 0 0 0 0																	
Kal Daniels, L Pat Perry, L Jay Howell, R Mike Hartley, R Don Aase, R Hubie Brooks, R OBP: 0.278, SLG: 0.434 (1, 7) (8, 1) (8, 1) (9, 1) (9, 1) (9, 9)	1-3 K				1-2 G3-1	0-3 K		1-2 HR		4 1 1 3 0 2 3 0																	
Mike Scioscia, L OBP: 0.313, SLG: 0.419 (1, 2)		1-2 FC4-6 1B			2-0 G3-1			0-2 G3	0-1 S 1B 1B	4 0 2 0 0 0 0																	
Mike Sharperson, R OBP: 0.403, SLG: 0.386 (1, 3)		2-0 FC4-6 1-2f			1-0 P3			2-1 P4	0-0 S 1B	4 0 1 0 0 0 1																	
Juan Samuel, R OBP: 0.250, SLG: 0.248 (1, 4)		2-0 F9			1-0 G5-3			2-1 G6-3	3-3 K 1-2 2-3	4 0 0 0 0 1 3																	
Alfredo Griffin, S OBP: 0.338, SLG: 0.350 (1, 6)		0-1 F4			0-3 K			0-2 G1-3	1-0 F7	4 0 0 0 0 1 1																	
Tim Belcher, R OBP: 0.214, SLG: 0.083 Mickey Hatcher, R OBP: 0.229, SLG: 0.188 John Shelby, S OBP: 0.286, SLG: 0.357 (1, 1) (8, PH) (8, 7)			2-0 G5-3			0-1 P3		1-2 1B 1B	2-2 1B 1B	2 0 0 0 0 0 0 1 1 1 0 0 0 0 1 0 1 0 0 0 0																	
Inning Stats	R: 0 E: 0 K: 1 S: 13	H: 1 LOB: 1 BB: 0 P: 17	R: 0 E: 0 K: 0 S: 10	H: 1 LOB: 1 BB: 0 P: 14	R: 0 E: 0 K: 0 S: 8	H: 0 LOB: 0 BB: 0 P: 15	R: 0 E: 0 K: 0 S: 5	H: 0 LOB: 0 BB: 0 P: 9	R: 0 E: 0 K: 1 S: 5	H: 0 LOB: 0 BB: 0 P: 7	R: 0 E: 0 K: 1 S: 9	H: 1 LOB: 2 BB: 1 P: 14	R: 0 E: 0 K: 0 S: 7	H: 0 LOB: 0 BB: 0 P: 11	R: 4 E: 0 K: 1 S: 21	H: 6 LOB: 2 BB: 0 P: 27	R: 0 E: 0 K: 0 S: 6	H: 2 LOB: 0 BB: 0 P: 13	1B: 9 2B: 1 3B: 0 HR: 1	SF: 0 SAC: 0 DP: 0 HBP: 0	WP: 0 PB: 0 SB: 2 CS: 1	PA: 38					
PITCHER	IP	WLS	BF	H	R	ER	SO	BB	IBB	HBP	BLK	WP	HR	S	P	ERA	WHIP										
Mike Harkey, R ERA: 4.7 Paul Assenmacher, L ERA: 1.82 Bill Long, R ERA: 3.1	(1, 1) (8, 1) (8, 1)	7.2 0.0 1.1	30 2 5	6 2 3	3 1 0	3 1 0	3 0 1	1 0 0	0 0 0	0 0 0	0 0 0	0 0 0	0 1 0	69 5 10	101 6 20	3.52 ∞ 0.00	0.913 ∞ 2.250										

**Los Angeles Dodgers @ Chicago Cubs**  
 Wrigley Field, Chicago, IL  
 Wed May 23 1990, 3:33 AM CDT  
 Att. 23,963 - Overcast - 55 F

AB	36
R	4
H	11
RBI	4
BB	1
SO	4
LOB	12







**Los Angeles Dodgers @ Chicago Cubs**  
 Wrigley Field, Chicago, IL  
 Thu May 24 1990, 3:33 AM CDT  
 Att. 27,918 - Unknown - 59 F

AB	45
R	15
H	20
RBI	14
BB	5
SO	5
LOB	19



WP:	0	PA:	51
PB:	0		
SB:	1		
CS:	0		

Batter	1	2	3	4	5	6	7	8	9	AB	R	H	RBI	BB	SO	LOB
Lenny Harris, L (1, 5) OBP: 0.340, SLG: 0.391	0-0 6-3	0-0 L4	0-0 3B		0-0 F9		0-0 1B 3-1	0-0 1B		6	1	3	4	0	0	2
Stan Javier, S (1, 8) OBP: 0.293, SLG: 0.303	0-3 K	0-0 1-3	0-0 P6		0-0 F8		0-0 3-1	0-0 F8		6	0	0	0	0	1	6
Chris Gwynn, L (1, 9) OBP: 0.364, SLG: 0.333	0-0 1B		0-0 1B		0-0 1B		4-0 1B	0-0 4-3		4	3	3	0	2	0	1
Kal Daniels, L (1, 7) OBP: 0.399, SLG: 0.567	4-0 1B		0-0 1B		0-0 F8		0-0 1B		0-0 F8	3	2	1	0	1	1	3
Jose Gonzalez, R (5, 7) OBP: 0.393, SLG: 0.640	1-2 E		0-0 K		0-0 F8		1-2 1B		0-0 F8	2	1	1	1	0	0	0
Mike Scioscia, L (1, 2) OBP: 0.331, SLG: 0.459	0-0 E2		0-0 1B		0-0 HR		0-0 6-3		0-0 P3	5	2	4	4	0	0	0
Mike Hartley, R (7, 1)	1-2 1B		1-2 1B				1-3 1B		0-0 P3	0	0	0	0	0	0	0
John Shelby, S (9, PH)							G1-2-3 1B		0-0 P3	1	0	0	0	0	0	0
Mike Maddux, L (9, 1)									0-0 P3	0	0	0	0	0	0	0
Mike Sharperson, R (1, 3) OBP: 0.386, SLG: 0.368	0-3 K		0-0 F8		0-0 F9		0-0 L6		0-3 K	6	0	1	1	0	2	4
Juan Samuel, R (1, 4) OBP: 0.266, SLG: 0.291		0-0 SH2-4	0-0 1B		0-0 HR		0-0 6-3		0-0 K	5	2	4	3	0	0	0
Alfredo Griffin, S (1, 6) OBP: 0.349, SLG: 0.353		4-0 SH2-4	0-0 1B		0-0 F9		0-0 6-3		0-0 K	2	2	1	0	2	0	0
Mickey Hatcher, R (7, PH)		1-2 BB	0-0 1B		0-0 F9		0-0 6-3		0-0 K	1	0	0	0	0	0	3
Fernando Valenzuela, L (1, 1) OBP: 0.444, SLG: 0.588		0-0 SH2-4	0-0 1B		0-0 F9		0-0 6-3		0-0 K	3	2	2	1	0	0	0
Rick Dempsey, R (7, 2) OBP: 0.409, SLG: 0.611		1-2 2-3	0-0 1B		0-0 F9		0-0 6-3		0-0 K	1	0	0	0	0	1	0

Batter	1	2	3	4	5	6	7	8	9
Lenny Harris, L (1, 5) OBP: 0.340, SLG: 0.391	0-0 6-3	0-0 L4	0-0 3B		0-0 F9		0-0 1B 3-1	0-0 1B	
Stan Javier, S (1, 8) OBP: 0.293, SLG: 0.303	0-3 K	0-0 1-3	0-0 P6		0-0 F8		0-0 3-1	0-0 F8	
Chris Gwynn, L (1, 9) OBP: 0.364, SLG: 0.333	0-0 1B		0-0 1B		0-0 1B		4-0 1B	0-0 4-3	
Kal Daniels, L (1, 7) OBP: 0.399, SLG: 0.567	4-0 1B		0-0 1B		0-0 F8		0-0 1B		0-0 F8
Jose Gonzalez, R (5, 7) OBP: 0.393, SLG: 0.640	1-2 E		0-0 K		0-0 F8		1-2 1B		0-0 F8
Mike Scioscia, L (1, 2) OBP: 0.331, SLG: 0.459	0-0 E2		0-0 1B		0-0 HR		0-0 6-3		0-0 P3
Mike Hartley, R (7, 1)	1-2 1B		1-2 1B				1-3 1B		0-0 P3
John Shelby, S (9, PH)							G1-2-3 1B		0-0 P3
Mike Maddux, L (9, 1)									0-0 P3
Mike Sharperson, R (1, 3) OBP: 0.386, SLG: 0.368	0-3 K		0-0 F8		0-0 F9		0-0 L6		0-3 K
Juan Samuel, R (1, 4) OBP: 0.266, SLG: 0.291		0-0 SH2-4	0-0 1B		0-0 HR		0-0 6-3		0-0 K
Alfredo Griffin, S (1, 6) OBP: 0.349, SLG: 0.353		4-0 SH2-4	0-0 1B		0-0 F9		0-0 6-3		0-0 K
Mickey Hatcher, R (7, PH)		1-2 BB	0-0 1B		0-0 F9		0-0 6-3		0-0 K
Fernando Valenzuela, L (1, 1) OBP: 0.444, SLG: 0.588		0-0 SH2-4	0-0 1B		0-0 F9		0-0 6-3		0-0 K
Rick Dempsey, R (7, 2) OBP: 0.409, SLG: 0.611		1-2 2-3	0-0 1B		0-0 F9		0-0 6-3		0-0 K

Inning Stats	R: 2 E: 1 K: 2 S: 9	H: 2 LOB: 1 BB: 1 P: 13	R: 0 E: 0 K: 0 S: 4	H: 1 LOB: 2 BB: 1 P: 8	R: 6 E: 0 K: 1 S: 11	H: 6 LOB: 2 BB: 2 P: 19	R: 2 E: 0 K: 0 S: 5	H: 2 LOB: 0 BB: 0 P: 5	R: 0 E: 0 K: 0 S: 4	H: 1 LOB: 1 BB: 0 P: 4	R: 0 E: 0 K: 0 S: 3	H: 0 LOB: 0 BB: 0 P: 3	R: 5 E: 0 K: 0 S: 9	H: 7 LOB: 2 BB: 1 P: 13	R: 0 E: 0 K: 1 S: 6	H: 1 LOB: 1 BB: 0 P: 6	R: 0 E: 0 K: 1 S: 5	H: 0 LOB: 0 BB: 0 P: 5	1B: 16 2B: 1 3B: 1 HR: 2	SF: 0 SAC: 1 DP: 1 HBP: 0	WP: 0 PB: 0 SB: 1 CS: 0	PA: 51
--------------	------------------------------	----------------------------------	------------------------------	---------------------------------	-------------------------------	----------------------------------	------------------------------	---------------------------------	------------------------------	---------------------------------	------------------------------	---------------------------------	------------------------------	----------------------------------	------------------------------	---------------------------------	------------------------------	---------------------------------	-----------------------------------	------------------------------------	----------------------------------	--------

PITCHER	IP	WLS	BF	H	R	ER	SO	BB	IBB	HBP	BLK	WP	HR	S	P	ERA	WHIP
Les Lancaster, R (1, 1) ERA: 3.47	2.1	L	18	8	8	7	2	2	1	0	0	0	0	19	31	27.00	4.286
Steve Wilson, L (3, 1) ERA: 6.55	3.2		16	4	2	2	1	1	0	0	0	0	2	17	21	4.91	1.364
Jeff Pico, R (7, 1) ERA: 7.94	2.0		14	8	5	5	1	0	1	0	0	0	0	15	19	22.50	4.000
Mitch Williams, L (9, 1) ERA: 2.59	1.0		3	0	0	0	1	0	0	0	0	0	0	5	5	0.00	0.000

BOTTOM

Los Angeles Dodgers @ Chicago Cubs  
Wrigley Field, Chicago, IL  
Thu May 24 1990, 3:33 AM CDT  
Att: 27,918 - Unknown - 59 F

livebaseballscorecards.com

AB 34  
R 6  
H 8  
RBI 6  
BB 3  
SO 7  
LOB 13



WP: 0 PA: 37  
PB: 0  
SB: 1  
CS: 0

AB R H RBI BB SO LOB

3 2 2 0 2 0 0

4 1 2 3 0 0 2

4 0 0 0 0 1 4

3 0 1 0 0 0 1

0 0 0 0 1 0 0

4 0 0 1 0 1 3

3 0 0 0 0 1 1

0 0 0 0 0 0 0

1 0 0 0 0 1 2

0 0 0 0 0 0 0

4 2 2 2 0 0 0

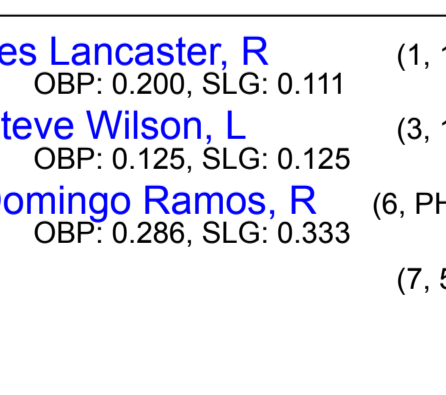
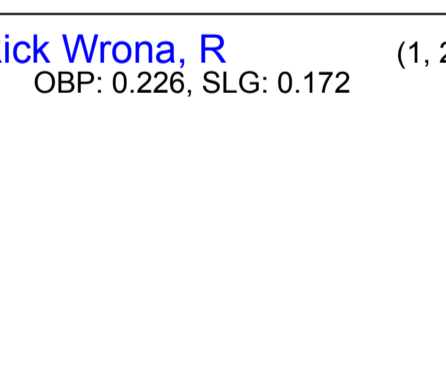
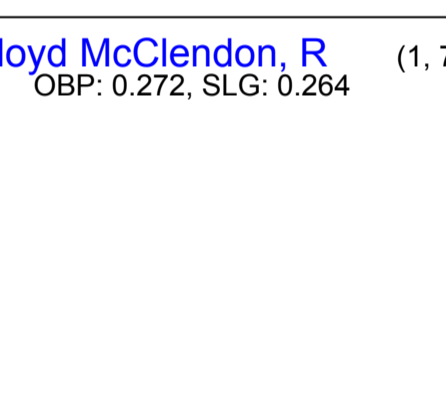
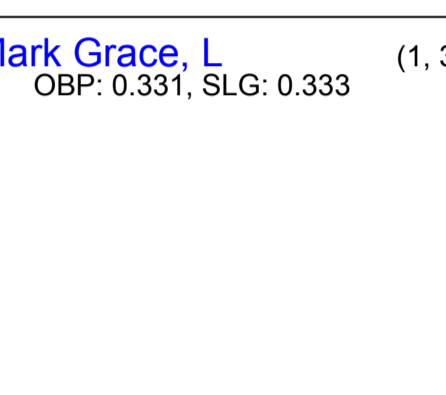
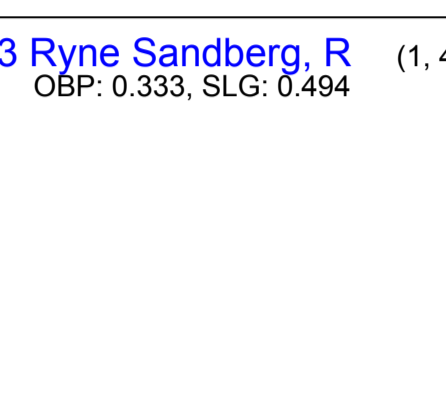
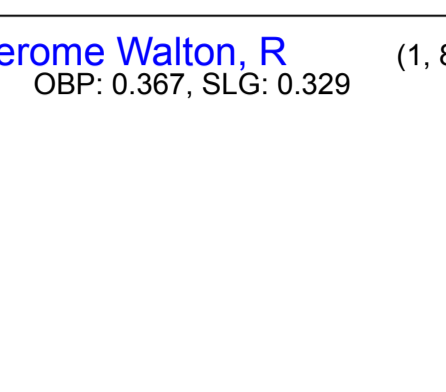
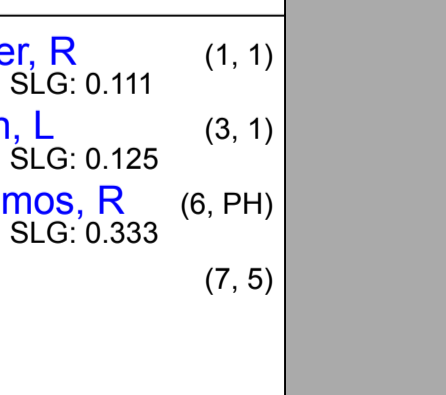
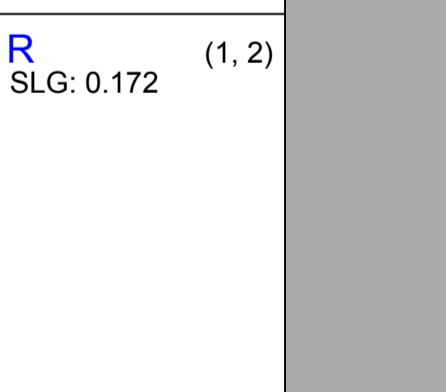
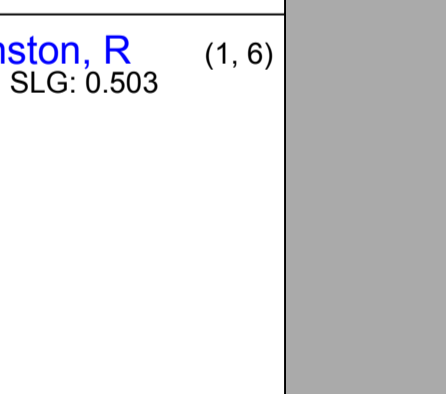
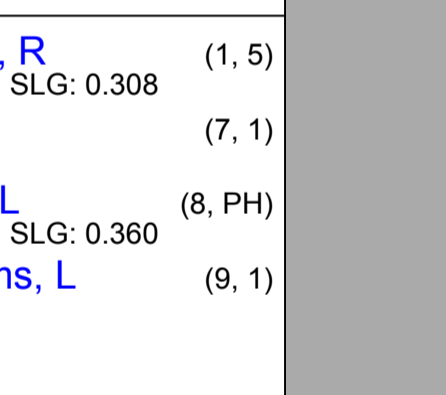
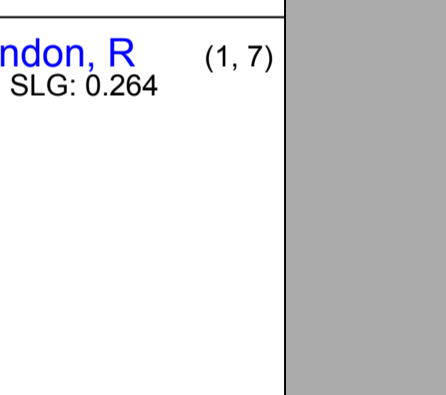
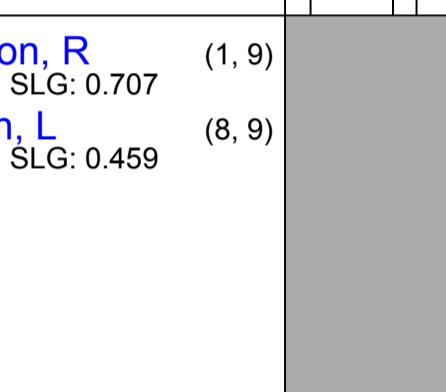
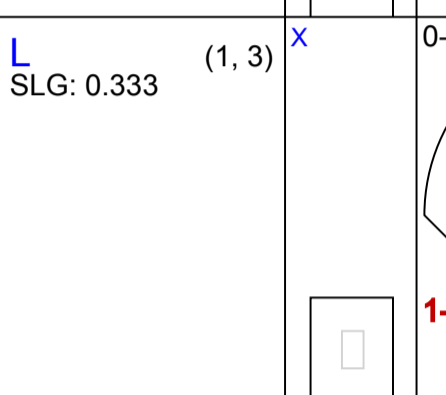
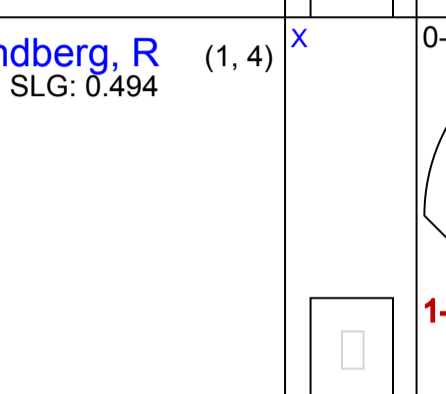
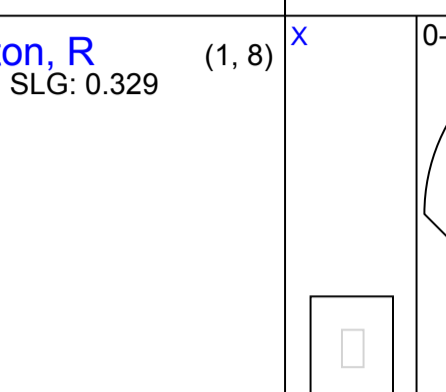

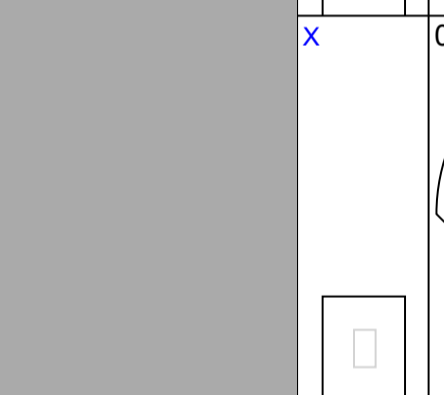
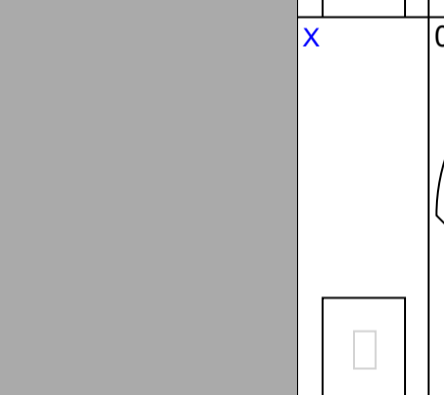
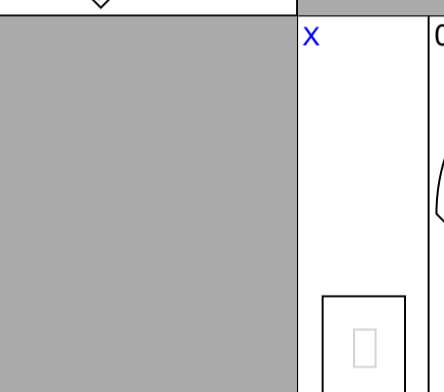
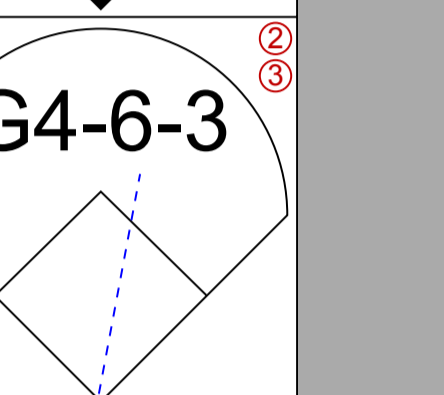
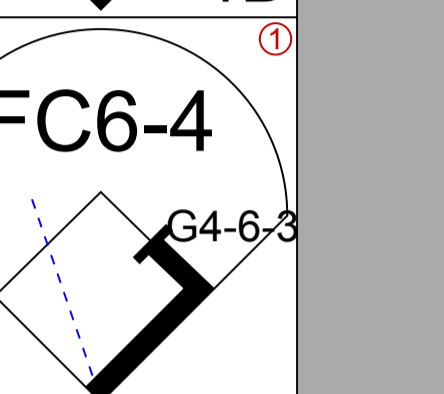
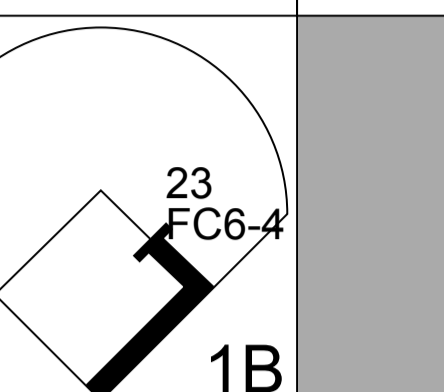
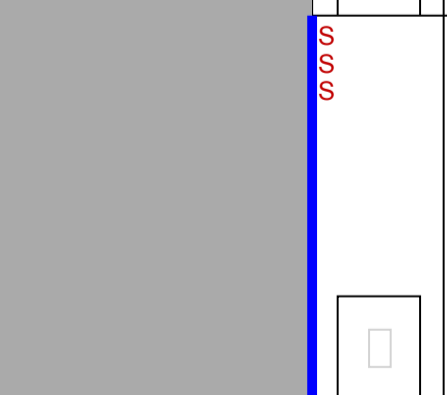
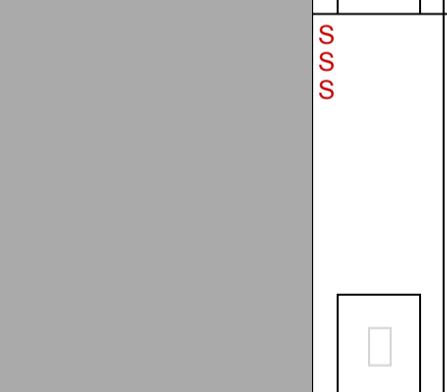

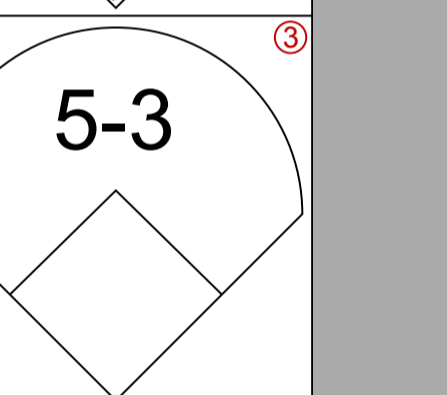
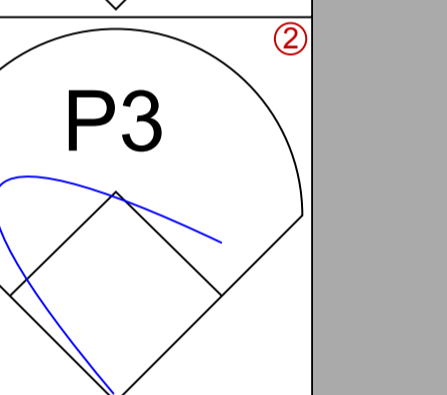
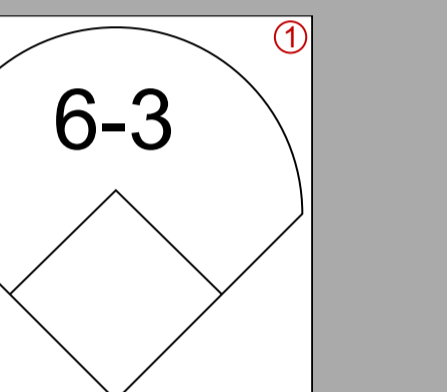

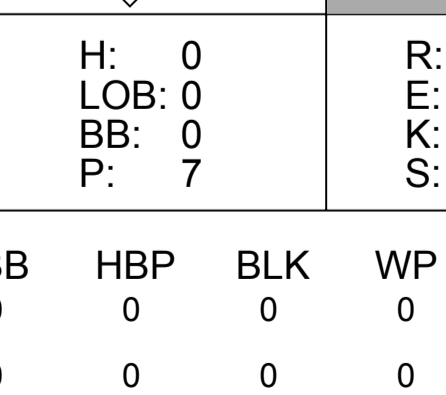
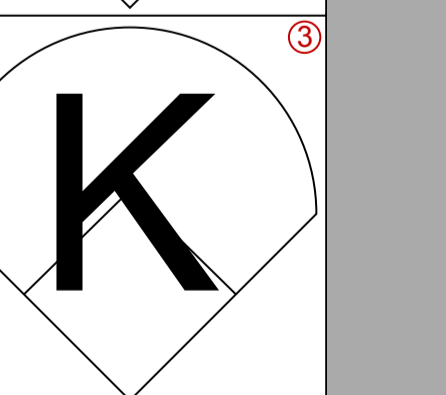
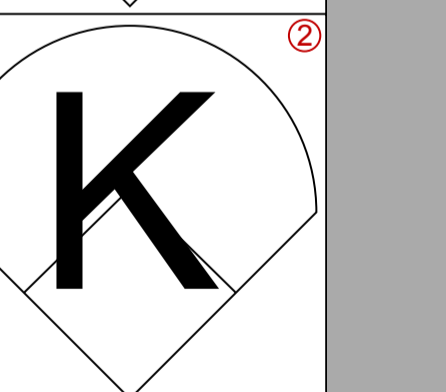
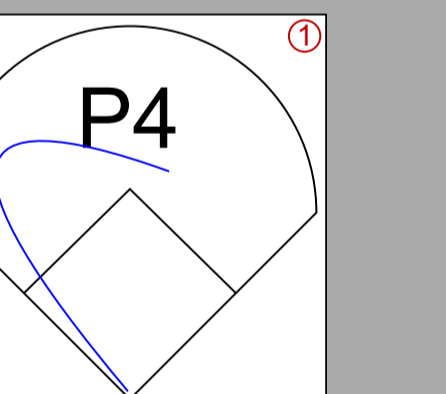
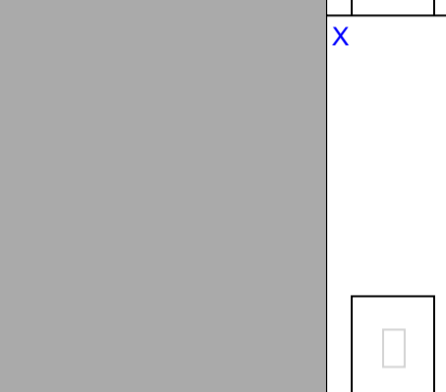
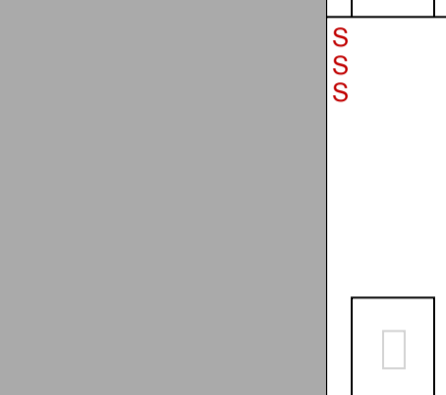
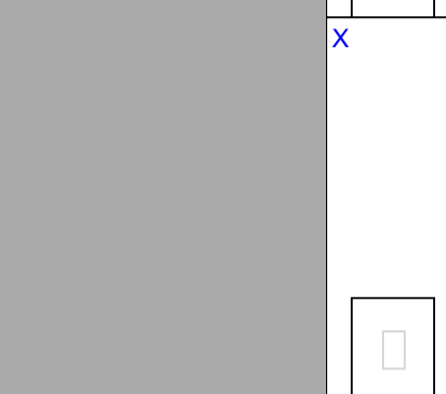

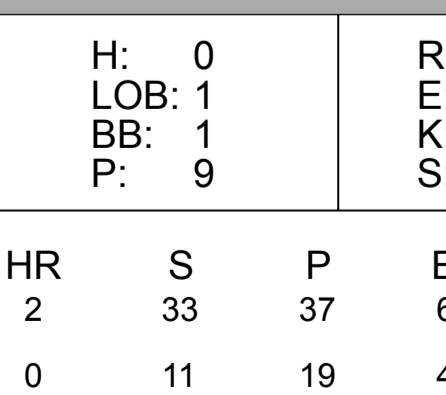



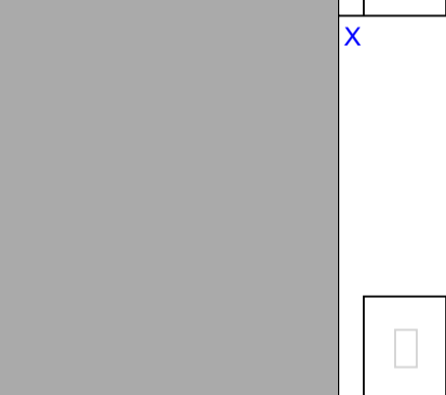
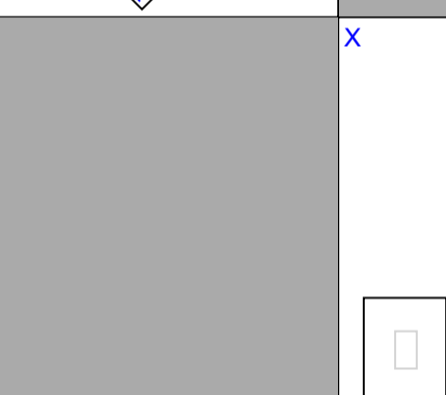
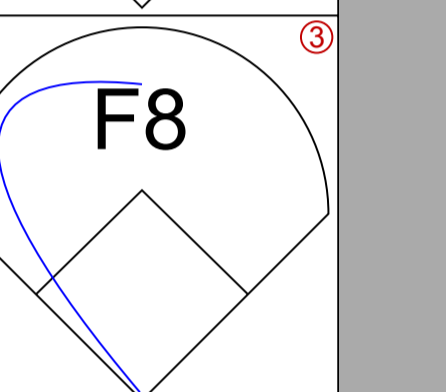
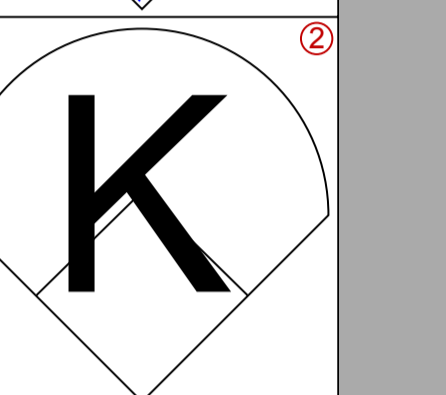
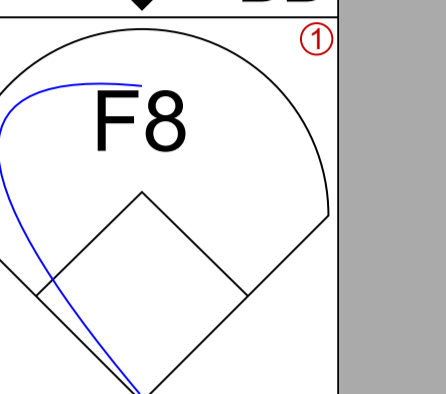
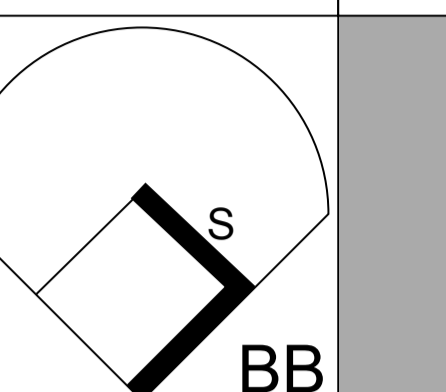
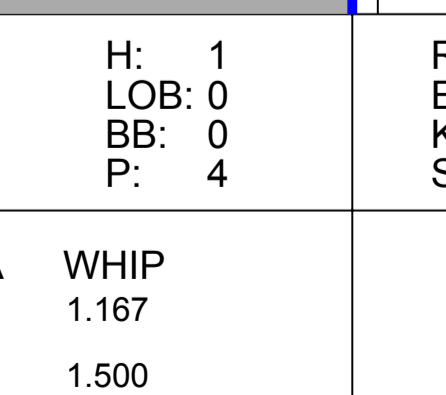
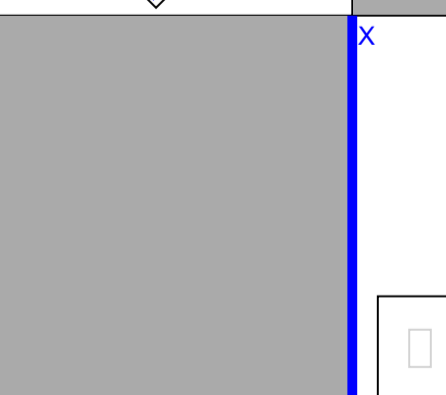
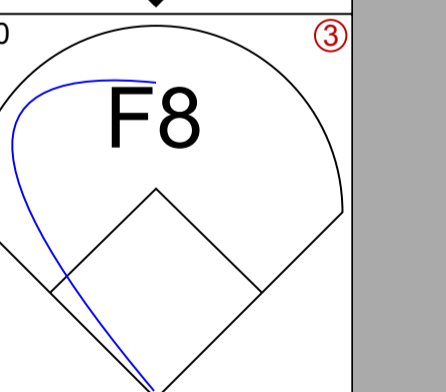
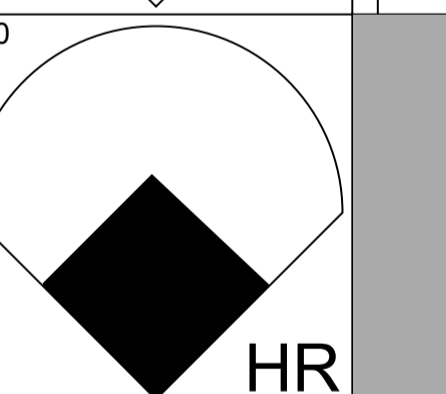
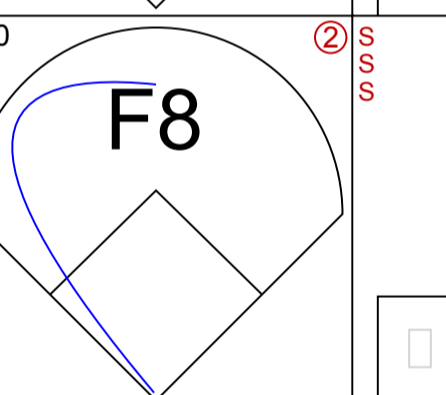
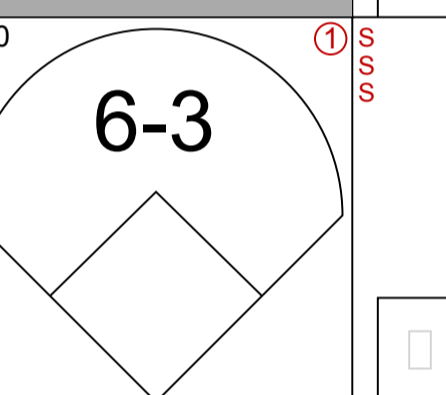
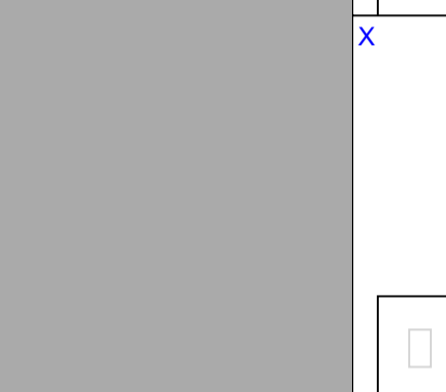

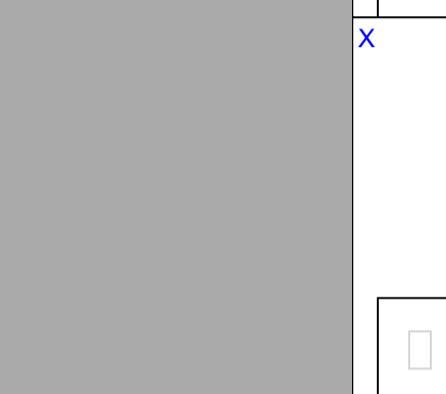
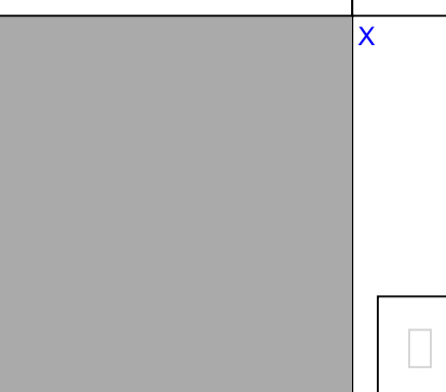
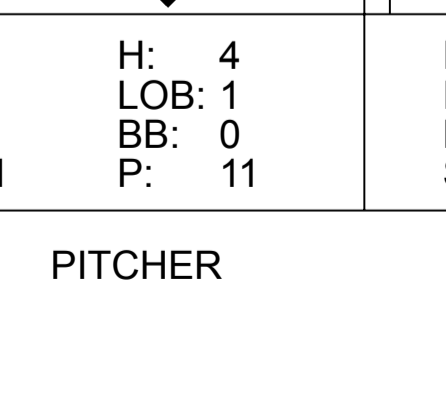
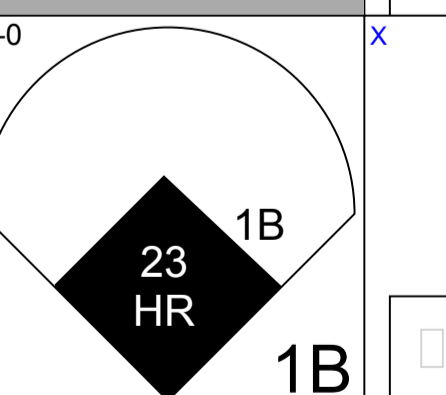
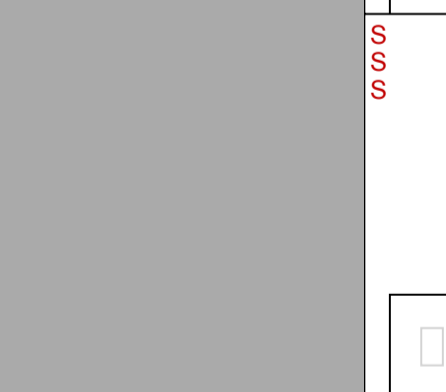
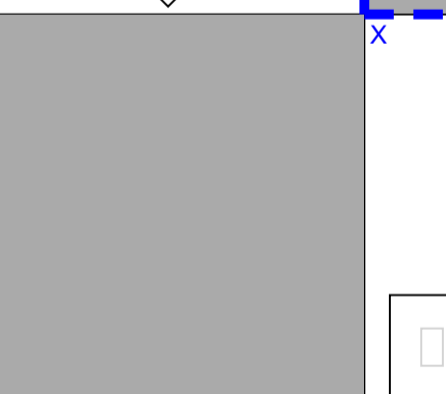
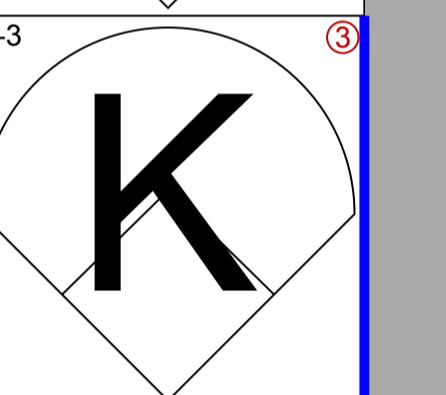
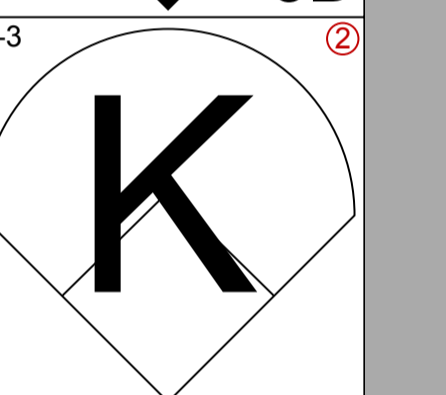
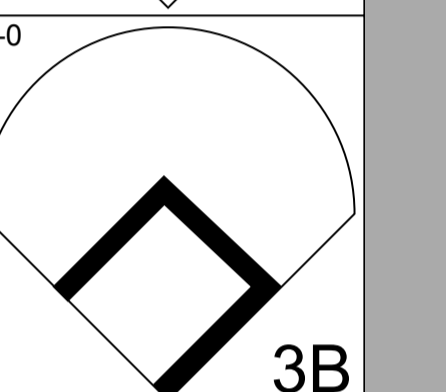
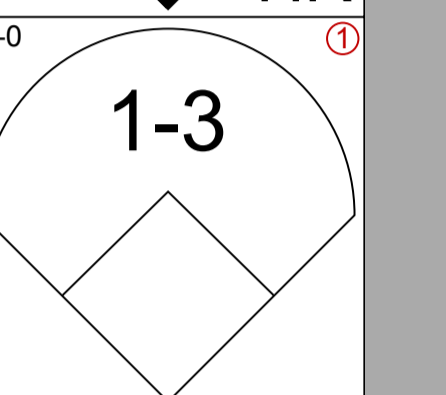
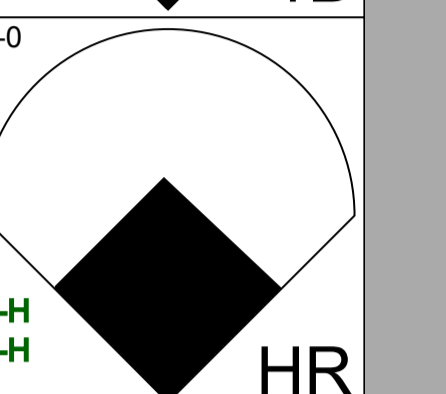
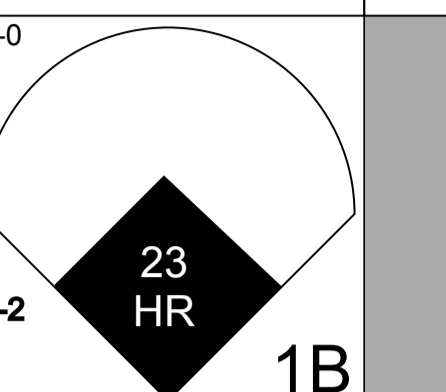

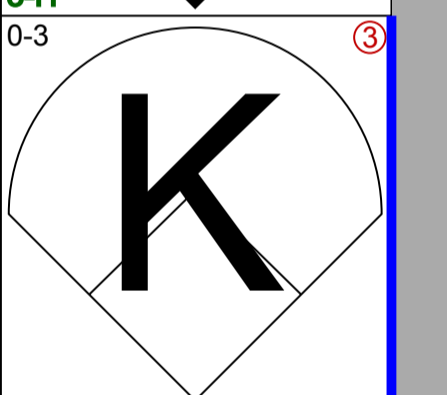
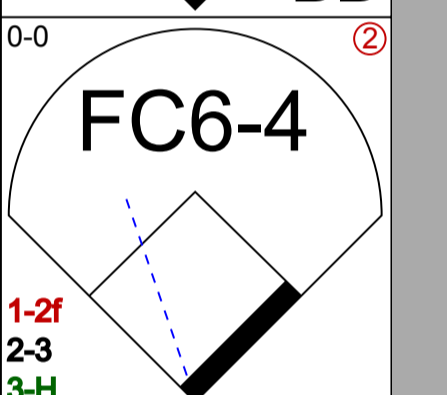
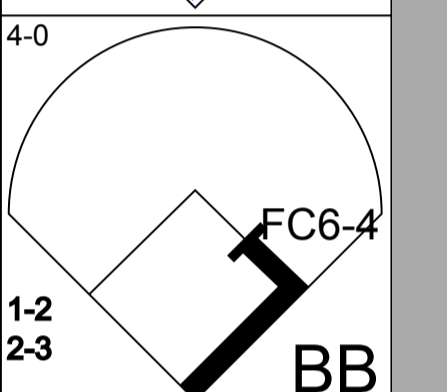
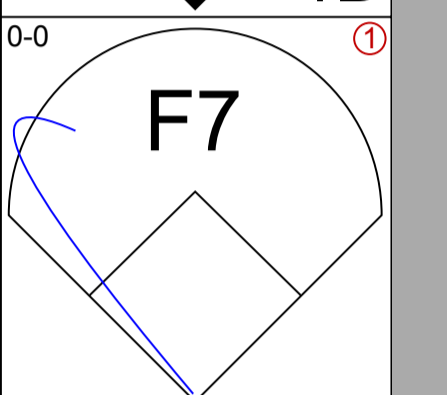
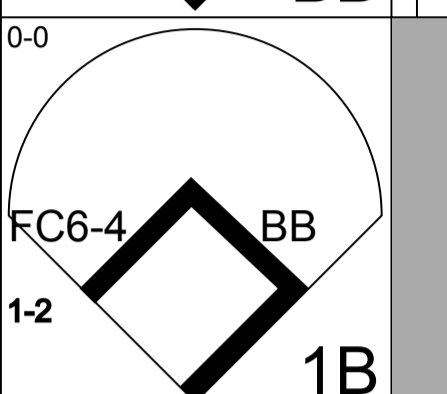
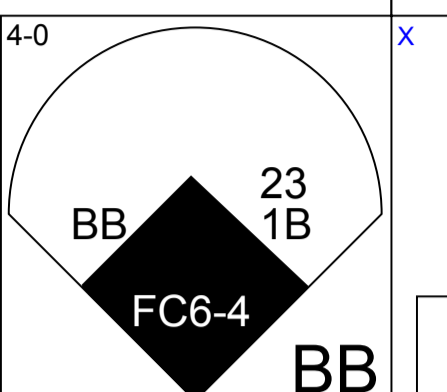
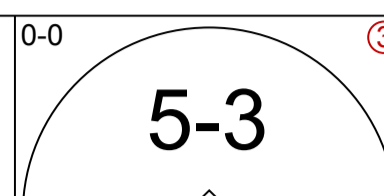
4 0 0 0 0 2 0

0 0 0 0 0 0 0

1 0 0 0 0 1 0

3 1 1 0 0 0 0

1B: 4 SF: 0  
2B: 0 SAC: 0  
3B: 1 DP: 1  
HR: 3 HBP: 0



Inning Stats

PITCHER  
Fernando Valenzuela, L (1, 1)  
Mike Hartley, R (7, 1)  
Mike Maddux, R (9, 1)

R: 0 H: 1 E: 0 K: 0 S: 3  
LOB: 0 BB: 0 P: 3  
R: 0 H: 0 E: 0 K: 0 S: 3  
LOB: 0 BB: 0 P: 3  
R: 0 H: 0 E: 0 K: 2 S: 7  
LOB: 0 BB: 0 P: 7  
R: 0 H: 0 E: 0 K: 1 S: 5  
LOB: 1 BB: 1 P: 9  
R: 1 H: 1 E: 0 K: 0 S: 4  
LOB: 0 BB: 0 P: 4  
R: 3 H: 4 E: 0 K: 2 S: 11  
LOB: 1 BB: 0 P: 11  
R: 0 H: 0 E: 0 K: 1 S: 5  
LOB: 0 BB: 0 P: 5  
R: 1 H: 1 E: 0 K: 1 S: 6  
LOB: 2 BB: 2 P: 14  
R: 1 H: 1 E: 0 K: 0 S: 4  
LOB: 0 BB: 0 P: 4

IP WLS BF H R ER SO BB IBB HBP BLK WP HR S P ERA WHIP  
6.0 W 24 6 4 4 5 1 0 0 0 0 2 33 37 6.00 1.167  
2.0 9 1 1 1 2 2 0 0 0 0 0 11 19 4.50 1.500  
1.0 4 1 1 1 0 0 0 0 0 0 1 4 4 9.00 1.000

PITCHER IP WLS BF H R ER SO BB IBB HBP BLK WP HR S P ERA WHIP

WP: 0 PA: 37  
PB: 0  
SB: 1  
CS: 0

Batter	1	2	3	4	5	6	7	8	9	AB R H RBI BB SO LOB	TOP	
Jose Gonzalez, R OBP: 0.375, SLG: 0.655 (1, 8) (8, 7)	0-0 WP 3B		0-0 F9			0-0 5-3		0-0 6-3		4 1 1 0 0 0 0		
Mike Sharperson, R OBP: 0.379, SLG: 0.354 (1, 5)	0-0 4-3		0-0 F9			4-0 G3 BB		0-0 L5		3 0 0 0 1 0 0		
Kal Daniels, L OBP: 0.401, SLG: 0.561 Stan Javier, S OBP: 0.293, SLG: 0.303 (1, 7) (8, PR) (8, 8)	0-0 3-H 1B			0-0 4-3		0-0 G3 1-2		1-0 HBP		3 0 1 0 0 0 1 0 0 0 0 0 0 0		
Hubie Brooks, R OBP: 0.271, SLG: 0.423 John Shelby, S OBP: 0.267, SLG: 0.333 (1, 9) (8, 9)	0-3 K			0-3 K		0-0 L8		0-3 K		4 0 0 0 0 3 3 0 0 0 0 0 0 0		
Mickey Hatcher, R OBP: 0.250, SLG: 0.216 (1, 3)	0-0 F9			0-0 1B			0-0 HR 1B		0-0 E5 F9 WP	4 2 2 0 0 0 1		
Juan Samuel, R OBP: 0.266, SLG: 0.309 (1, 4)		0-0 F8		0-0 F9			0-0 1-H HR		0-0 F9	4 1 1 2 0 0 2		
Mike Scioscia, L OBP: 0.328, SLG: 0.460 (1, 2)		0-3 K			0-0 L7		0-0 3-1		0-0 2B	4 0 1 0 0 1 0		
Alfredo Griffin, S OBP: 0.340, SLG: 0.343 (1, 6)		0-0 G3			0-0 F9		0-0 4-3		0-3 K	4 0 0 0 0 1 1		
Ramon Martinez, R OBP: 0.053, SLG: 0.053 (1, 1)			0-0 6-3		0-3 K		0-0 1-3		0-3 K	4 0 0 0 0 2 1		
<b>Inning Stats</b>	R: 1 E: 0 K: 1 S: 7 H: 2 LOB: 1 BB: 0 P: 7	R: 0 E: 0 K: 1 S: 5 H: 0 LOB: 0 BB: 0 P: 5	R: 0 E: 0 K: 0 S: 3 H: 0 LOB: 0 BB: 0 P: 3	R: 0 E: 0 K: 1 S: 6 H: 1 LOB: 1 BB: 0 P: 6	R: 0 E: 0 K: 1 S: 5 H: 0 LOB: 0 BB: 0 P: 5	R: 0 E: 0 K: 0 S: 3 H: 0 LOB: 1 BB: 1 P: 7	R: 2 E: 0 K: 0 S: 5 H: 2 LOB: 0 BB: 0 P: 5	R: 0 E: 0 K: 1 S: 5 H: 0 LOB: 1 BB: 0 P: 6	R: 1 E: 1 K: 2 S: 9 H: 1 LOB: 1 BB: 0 P: 9	1B: 3 2B: 1 3B: 1 HR: 1 SF: 0 SAC: 0 DP: 0 HBP: 1	WP: 2 PB: 0 SB: 0 CS: 0 PA: 36	
<b>PITCHER</b> Joe Magrane, L ERA: 4.52 Scott Terry, R ERA: 7.11 (1, 1) (9, 1)	IP 8.0 WLS L BF 31 H 5 R 3 ER 3 SO 5 BB 1 IBB 0 HBP 1 BLK 0 WP 1 HR 1 S 39 P 44 ERA 3.38 WHIP 0.750	IP 1.0 WLS L BF 5 H 1 R 1 ER 0 SO 2 BB 0 IBB 0 HBP 0 BLK 0 WP 1 HR 0 S 9 P 9 ERA 0.00 WHIP 1.000	<b>PITCHER</b> IP WLS BF H R ER SO BB IBB HBP BLK WP HR S P ERA WHIP									

Los Angeles Dodgers @ St. Louis Cardinals  
 Busch Stadium, St. Louis, MO  
 Fri May 25 1990, 7:05 PM CDT  
 Att. 36,264 - Cloudy - 84 F

AB	34
R	4
H	6
RBI	2
BB	1
SO	7
LOB	9



Batter	1	2	3	4	5	6	7	8	9	AB R H RBI BB SO LOB	BOTTOM
--------	---	---	---	---	---	---	---	---	---	----------------------	--------


Vince Coleman, S (1, 7) OBP: 0.353, SLG: 0.406	0-0 B1		0-0 L7			0-0 WP S 1B			0-0 F7	4 0 1 0 0 0 1	<b>Los Angeles Dodgers @ St. Louis Cardinals</b> Busch Stadium, St. Louis, MO Fri May 25 1990, 7:05 PM CDT Att. 36,264 - Cloudy - 84 F
Ozzie Smith, S (1, 6) OBP: 0.307, SLG: 0.276	0-3 K			0-0 4-3		0-0 F8 1-2			0-0 F8	4 0 0 0 0 1 1	
Willie McGee, S (1, 8) OBP: 0.370, SLG: 0.430	0-0 4-3			0-0 F8		0-3 K 2-3			0-0 DI 1B	4 1 1 0 0 1 1	
Pedro Guerrero, R (1, 3) OBP: 0.347, SLG: 0.456		4-0 CS BB		0-0 BLK 1B		0-3 K			0-0 1B 1-H	3 0 2 1 1 1 0	
Terry Pendleton, S (1, 5) OBP: 0.286, SLG: 0.339		0-0 F9 1-2		0-0 F7 1-2		0-3 K			0-0 F8	4 0 0 0 0 1 3	
Milt Thompson, L (1, 9) OBP: 0.282, SLG: 0.296		0-0 6-3			0-0 6-3		0-0 6-3			3 0 0 0 0 0 0	
José Oquendo, S (1, 4) OBP: 0.344, SLG: 0.276			0-0 SH5-4 1B		0-3 K				0-0 5-3	3 0 1 0 0 1 0	
Tom Pagnozzi, R (1, 2) OBP: 0.250, SLG: 0.250			0-3 K		0-3 K				0-3 K	2 0 0 0 0 2 1	
John Morris, L (8, PH) OBP: 0.278, SLG: 0.133										1 0 0 0 0 1 0	
Todd Zeile, R (9, 2) OBP: 0.315, SLG: 0.369										0 0 0 0 0 0 0	
Joe Magrane, R (1, 1) Denny Walling, L (8, PH) Scott Terry, R (9, 1)			0-0 SH5-4 1-2			0-0 F7			0-0 F7	1 0 0 0 0 0 0 1 0 0 0 0 0 0 0 0 0 0 0 0 0	

<b>Inning Stats</b>	R: 0 E: 0 K: 1 S: 5	H: 0 LOB: 0 BB: 0 P: 5	R: 0 E: 0 K: 0 S: 2	H: 0 LOB: 0 BB: 1 P: 6	R: 0 E: 0 K: 1 S: 6	H: 1 LOB: 1 BB: 0 P: 6	R: 0 E: 0 K: 0 S: 4	H: 1 LOB: 1 BB: 0 P: 4	R: 0 E: 0 K: 2 S: 7	H: 0 LOB: 0 BB: 0 P: 7	R: 0 E: 0 K: 1 S: 6	H: 1 LOB: 1 BB: 0 P: 6	R: 0 E: 0 K: 2 S: 7	H: 0 LOB: 0 BB: 0 P: 7	R: 0 E: 0 K: 1 S: 5	H: 0 LOB: 0 BB: 0 P: 5	R: 1 E: 0 K: 0 S: 5	H: 2 LOB: 1 BB: 0 P: 5	1B: 5 2B: 0 3B: 0 HR: 0	SF: 0 SAC: 1 DP: 0 HBP: 0	WP: 1 PB: 0 SB: 1 CS: 1	PA: 32 ERA WHIP
<b>PITCHER</b> Ramon Martinez, R (1, 1) ERA: 3.57	IP 9.0	WLS W	BF 32	H 5	R 1	ER 1	SO 8	BB 1	IBB 0	HBP 0	BLK 1	WP 1	HR 0	S 47	P 51	ERA 1.00	WHIP 0.667					

livebaseballscores.com

AB	30
R	1
H	5
RBI	1
BB	1
SO	8
LOB	7



Batter	1	2	3	4	5	6	7	8	9	AB R H RBI BB SO LOB	TOP											
Lenny Harris, L (1, 5) OBP: 0.343, SLG: 0.406	0-1 F7	2-1 G1-3		0-0 3B			2-0 G4-3		4-0 3B IBB	4 1 1 3 1 0 1												
Chris Gwynn, L (1, 8) OBP: 0.333, SLG: 0.303 Stan Javier, S (7, PH) OBP: 0.299, SLG: 0.338	0-0 G4-3		1-0 F7	0-3 K			2-2 L8		3-2 3B	3 0 0 0 0 1 1 2 0 1 3 0 0 0												
Kal Daniels, L (1, 7) OBP: 0.395, SLG: 0.543 John Shelby, S (9, 9) OBP: 0.267, SLG: 0.333	4-1 1B 2B BB		0-3 K		0-1 G4-3		0-1 G6-3		1-0 P6	4 1 0 0 1 1 1 0 0 0 0 0 0 0												
Hubie Brooks, R (1, 9) OBP: 0.271, SLG: 0.419 Jose Gonzalez, R (8, 9) OBP: 0.364, SLG: 0.633	0-1 2B 1B		0-3 K		0-0 G6-3		0-0 G6-3		3-3 K	4 1 1 0 0 1 0 1 0 0 0 0 1 1												
Mike Scioscia, L (1, 2) OBP: 0.326, SLG: 0.462	0-0 2B			1-2 G3-1	0-2 G4-3			1-0 L7		4 0 1 2 0 0 0												
Mike Sharperson, R (1, 3) OBP: 0.374, SLG: 0.361	1-1 L9			1-2 E5 FC4 3B		0-0 2B		1-1 L7		4 1 1 0 0 0 1												
Juan Samuel, R (1, 4) OBP: 0.271, SLG: 0.309		0-1 G5-3		4-2 E 3B BB		2-3 K		2-2 1B 3B 1B		3 2 1 0 1 1 1	AB 36 R 8 H 8 RBI 8 BB 3 SO 7 LOB 14											
Alfredo Griffin, S (1, 6) OBP: 0.344, SLG: 0.354		2-1 2B		1-2 FC4 3B		0-1 F8		1-1 SH1-4 3B 1B		4 2 2 0 0 0 3												
Mike Morgan, R (1, 1) OBP: 0.136, SLG: 0.095		2-3 K		3-3 K		0-1 G6-3		0-0 SH1-4		3 0 0 0 0 2 5												
<b>Inning Stats</b>	R: 2 E: 0 K: 0 S: 9	H: 2 LOB: 1 BB: 1 P: 14	R: 0 E: 0 K: 1 S: 11	H: 1 LOB: 1 BB: 0 P: 17	R: 0 E: 0 K: 2 S: 8	H: 0 LOB: 0 BB: 0 P: 9	R: 3 E: 2 K: 2 S: 22	H: 1 LOB: 1 BB: 1 P: 31	R: 0 E: 0 K: 1 S: 9	H: 1 LOB: 1 BB: 0 P: 11	R: 0 E: 0 K: 0 S: 6	H: 0 LOB: 0 BB: 0 P: 6	R: 0 E: 0 K: 0 S: 4	H: 0 LOB: 0 BB: 0 P: 6	R: 0 E: 0 K: 0 S: 4	H: 0 LOB: 0 BB: 0 P: 6	R: 3 E: 0 K: 1 S: 14	H: 3 LOB: 1 BB: 1 P: 28	1B: 3 2B: 3 3B: 2 HR: 0	SF: 0 SAC: 1 DP: 0 HBP: 0	WP: 0 PB: 0 SB: 2 CS: 0	PA: 40
<b>PITCHER</b>	IP WLS BF H R ER SO BB IBB HBP BLK WP HR S P ERA WHIP																				<b>PITCHER</b>	IP WLS BF H R ER SO BB IBB HBP BLK WP HR S P ERA WHIP
Bryn Smith, R (1, 1) ERA: 3.29	3.2 L 19 4 5 2 4 2 0 0 0 0 0 0 47 68 4.91 1.636																					
Ricky Horton, L (4, 1) ERA: 2.0	3.1 11 1 0 0 2 0 0 0 0 0 0 0 24 30 0.00 0.300																					
Scott Terry, R (8, 1) ERA: 7.98	2.0 10 3 3 3 1 0 1 0 0 0 0 0 18 34 13.50 1.500																					

Los Angeles Dodgers @ St. Louis Cardinals  
 Busch Stadium, St. Louis, MO  
 Sat May 26 1990, 7:05 PM CDT  
 Att. 47,077 - Unknown - 73 F

AB	36
R	8
H	8
RBI	8
BB	3
SO	7
LOB	14



Batter	1	2	3	4	5	6	7	8	9	AB	R	H	RBI	BB	SO	LOB
Vince Coleman, S OBP: 0.345, SLG: 0.396 (1, 7)	1-1 L8		3-3 K			1-0 G4-3		1-0 G4-3		4	0	0	0	0	1	0
Milt Thompson, L OBP: 0.281, SLG: 0.287 (1, 9)	4-2 FC5-4 BB		1-1 G2-3			0-0 G6-3		2-2 G4-3		3	0	0	0	1	0	0
Willie McGee, S OBP: 0.362, SLG: 0.420 (1, 8)	0-1 FC5-4 1B 1-2f				1-2 G6-3		0-0 G4-3		1-1 F7	4	0	0	0	0	0	1
Pedro Guerrero, R OBP: 0.357, SLG: 0.464 (1, 3)	2-2 1B				3-1 G1-3 1B		3-1 1B 1B		0-3 K	4	0	3	0	0	1	0
Terry Pendleton, S OBP: 0.277, SLG: 0.328 (1, 5)	1-1 G3				0-0 G1-3		1-3 K		1-0 G6-3	4	0	0	0	0	1	4
Ozzie Smith, S OBP: 0.308, SLG: 0.277 (1, 6)		1-2 G4-3			1-0 G3		0-0 FC6-4 1B			3	0	1	0	0	0	1
Todd Zeile, R OBP: 0.315, SLG: 0.368 (1, 2)		0-0 G1-3			1-2 G4-6-3 1B		2-1 F8			3	0	1	0	0	0	2
José Oquendo, S OBP: 0.337, SLG: 0.270 Scott Terry, R (8, 1)		0-1 G3-1			1-0 G4-6-3		1-0 FC6-4			3	0	0	0	0	0	3
Bryn Smith, R OBP: 0.278, SLG: 0.278 Ricky Horton, L (4, 1)			0-1 G5-3			0-0 G6-3				1	0	0	0	0	0	0
Tim Jones, L OBP: 0.314, SLG: 0.143 (8, 4)								1-1 G3		1	0	0	0	0	0	0

Inning Stats	R: 0	H: 1	E: 0	K: 0	S: 13	R: 0	H: 0	E: 0	K: 0	S: 6	R: 0	H: 0	E: 0	K: 1	S: 7	R: 0	H: 1	E: 0	K: 0	S: 7	R: 0	H: 0	E: 0	K: 0	S: 5	R: 0	H: 0	E: 0	K: 1	S: 9	R: 0	H: 2	E: 0	K: 1	S: 6	R: 0	H: 0	E: 0	K: 1	S: 6	R: 0	H: 0	E: 0	K: 1	S: 6	1B: 5	2B: 0	3B: 0	HR: 0	SF: 0	SAC: 0	DP: 1	HBP: 0	WP: 0	PB: 0	SB: 0	CS: 0	PA: 32
PITCHER Mike Morgan, R ERA: 3.48 (1, 1)	IP	WLS	BF	H	R	ER	SO	BB	IBB	HBP	BLK	WP	HR	S	P	ERA	WHIP	IP	WLS	BF	H	R	ER	SO	BB	IBB	HBP	BLK	WP	HR	S	P	ERA	WHIP	IP	WLS	BF	H	R	ER	SO	BB	IBB	HBP	BLK	WP	HR	S	P	ERA	WHIP							

BOTTOM

Los Angeles Dodgers @ St. Louis Cardinals  
 Busch Stadium, St. Louis, MO  
 Sat May 26 1990, 7:05 PM CDT  
 Att: 47,077 - Unknown - 73 F

livebaseballscorecards.com

AB	31
R	0
H	5
RBI	0
BB	1
SO	3
LOB	11



Batter	1	2	3	4	5	6	7	8	9	AB R H RBI BB SO LOB	TOP										
Lenny Harris, L OBP: 0.352, SLG: 0.412 (1, 5)		0-0 4-3			0-0 WP 1B 1B	0-0 F7			0-0 6-3	6 3 3 1 0 0 2											
Stan Javier, S OBP: 0.325, SLG: 0.365 (1, 8)			0-0 E 1B 1B		0-0 4-3 1-H SF9 1B		0-3 K		0-3 K	6 3 4 1 0 2 0											
Chris Gwynn, L OBP: 0.350, SLG: 0.324 John Shelby, S OBP: 0.294, SLG: 0.353 (1, 7) (7, PH) (7, 7)			0-0 F7		0-0 4-3		0-0 WP 2B 1B		0-3 K	4 1 2 3 0 0 2 2 1 1 0 0 1 0											
Eddie Murray, S OBP: 0.386, SLG: 0.474 Mike Sharperson, R OBP: 0.376, SLG: 0.381 (1, 3) (3, 3) (7, 6)			0-3 K		0-0 SF9		0-0 1-H 2B			3 1 2 2 0 1 1 1 0 1 2 0 0 0											
Hubie Brooks, R OBP: 0.267, SLG: 0.414 Jose Gonzalez, R OBP: 0.361, SLG: 0.606 (1, 9) (1, 9)			0-0 E9 1-3 1B		0-0 6-3		0-3 K			2 0 0 0 0 0 4 3 0 1 0 0 1 1											
Mike Scioscia, L OBP: 0.331, SLG: 0.455 Rick Dempsey, R OBP: 0.391, SLG: 0.579 (1, 2) (7, PH) (7, 2)	1-0 	0-0 L4	0-0 F9		4-0 1B BB		0-3 K			2 1 0 0 1 0 2 1 0 0 0 0 1 1											
Juan Samuel, R OBP: 0.274, SLG: 0.312 (1, 4)	0-0 	0-0 HR 1B		0-3 K				0-0 5-3		5 1 2 1 0 2 1	AB 45 R 14 H 19 RBI 14 BB 1 SO 13 LOB 19										
Alfredo Griffin, S OBP: 0.348, SLG: 0.364 Mickey Hatcher, R OBP: 0.244, SLG: 0.211 (1, 6) (7, 3)	0-0 	0-3 K		0-0 F4		0-0 1-2 1B		0-3 K		4 1 2 2 0 1 1 1 0 0 0 0 1 0											
John Wetteland, R OBP: 0.200, SLG: 0.800 Tim Crews, R Pat Perry, L Jim Gott, R Mike Maddux, L (1, 1) (3, 1) (7, 1) (8, 1) (9, 1)	0-0 FC6-2 	0-0 HR		0-3 K		0-3 K		0-3 K		2 2 1 2 0 0 2 2 0 0 0 0 2 2 1 0 0 0 0 1 0 0 0 0 0 0 0 0 0 0 0 0 0 0 0											
<b>Inning Stats</b>	R: 9 E: 0 K: 0 S: 13	H: 10 LOB: 2 BB: 0 P: 14	R: 2 E: 0 K: 1 S: 7	H: 2 LOB: 0 BB: 0 P: 7	R: 0 E: 1 K: 1 S: 7	H: 0 LOB: 0 BB: 0 P: 7	R: 2 E: 0 K: 2 S: 5	H: 2 LOB: 0 BB: 0 P: 5	R: 0 E: 0 K: 2 S: 8	H: 1 LOB: 2 BB: 1 P: 12	R: 1 E: 0 K: 3 S: 11	H: 2 LOB: 1 BB: 0 P: 11	R: 0 E: 0 K: 2 S: 7	H: 0 LOB: 0 BB: 0 P: 7	R: 0 E: 0 K: 2 S: 7	H: 0 LOB: 0 BB: 0 P: 7	1B: 16 2B: 2 3B: 0 HR: 1	SF: 1 SAC: 0 DP: 0 HBP: 1	WP: 2 PB: 0 SB: 0 CS: 0	PA: 48	
<b>PITCHER</b>	IP WLS BF H R ER SO BB IBB HBP BLK WP HR S P ERA WHIP																			<b>PITCHER</b>	IP WLS BF H R ER SO BB IBB HBP BLK WP HR S P ERA WHIP
Jose DeLeon, R ERA: 3.98 (1, 1)	0.2 L 9 6 7 7 0 0 0 0 0 0 0 8 9 94.50 9.000																				
Frank DiPino, L ERA: 4.24 (1, 1)	2.1 15 8 4 4 2 0 0 0 0 0 0 1 19 19 15.43 3.429																				
Tom Niedenfuer, R ERA: 2.45 (4, 1)	3.0 13 3 2 2 4 1 0 0 0 1 0 20 24 6.00 1.333																				
Ken Dayley, L ERA: 1.23 (7, 1)	2.0 8 2 1 1 5 0 0 0 0 1 0 18 18 4.50 1.000																				
Lee Smith, R ERA: 1.86 (9, 1)	1.0 3 0 0 0 2 0 0 0 0 0 0 7 7 0.00 0.000																				

**Los Angeles Dodgers @ St. Louis Cardinals**  
 Busch Stadium, St. Louis, MO  
 Sun May 27 1990, 3:33 AM CDT  
 Att. 45,895 - Cloudy - 71 F

AB	45
R	14
H	19
RBI	14
BB	1
SO	13
LOB	19





BOTTOM

Los Angeles Dodgers @ St. Louis Cardinals  
Busch Stadium, St. Louis, MO  
Sun May 27 1990, 3:33 AM CDT  
Att. 45,895 - Cloudy - 71 F

livebaseballscores.com

AB 35  
R 7  
H 10  
RBI 7  
BB 2  
SO 5  
LOB 8



WP: 1 PA: 39  
PB: 0  
SB: 2  
CS: 0

AB R H RBI BB SO LOB

5	1	1	0	0	2	0
3	1	1	0	1	0	0
2	1	0	0	1	0	1
2	0	0	0	0	0	1
2	0	0	1	0	0	0
1	0	0	0	0	0	0
4	1	3	1	0	0	0
3	1	2	1	0	0	1
0	0	0	0	0	0	0
1	1	1	1	0	0	0
0	0	0	0	0	0	0
4	1	2	3	0	1	3
4	0	0	0	0	1	2
0	0	0	0	0	0	0
0	0	0	0	0	1	0
1	0	0	0	0	0	0
2	0	0	0	0	0	0

1B: 8 SF: 1  
2B: 2 SAC: 0  
3B: 0 DP: 1  
HR: 1 HBP: 1

Batter	1	2	3	4	5	6	7	8	9
Vince Coleman, S OBP: 0.341, SLG: 0.391 (1, 7)	0-3 K ①		0-0 WP HBP SF8 1B	0-3 K ③			0-0 F9 ②		0-0 1-3 ②
Milt Thompson, L OBP: 0.294, SLG: 0.288 (1, 9)	0-0 L4-6 S 1B		1-0 WP 1B HBP		0-0 G3 ①		0-0 6-3 ③		4-0 BB
Willie McGee, S OBP: 0.361, SLG: 0.416 John Morris, L OBP: 0.250, SLG: 0.118 (1, 8) (6, 8)	0-0 L4-6 ② ③		4-0 1B 1-2 2-3 BB		0-0 6-3 ②		0-0 F5 ①		0-0 F7 ③
Pedro Guerrero, R OBP: 0.351, SLG: 0.458 Dave Collins, S OBP: 0.240, SLG: 0.095 (1, 3) (6, 3)		0-0 6-3 ①	0-0 SF8 ②		0-0 5-3 ③		0-0 F9 ②		
Denny Walling, L OBP: 0.264, SLG: 0.260 (1, 5)		0-0 F8 ②	0-0 3-H 2B 1-2 2-H 1B		0-0 FC6-4 1B		0-0 DI 1B 1B		
Ozzie Smith, S OBP: 0.314, SLG: 0.293 Ken Dayley, L (7, 1) Terry Pendleton, S OBP: 0.282, SLG: 0.333 (8, PH) Lee Smith, R (9, 1)		0-0 HR 1B	0-0 1-3 2-H 2B		0-0 FC6-4 S 1-2f		0-0 1-H 1B 1B		
Todd Zeile, R OBP: 0.320, SLG: 0.395 (1, 2)		0-0 1-H HR	0-0 5-3 ③		0-3 K 1-2		0-0 2-H 1B		
Tim Jones, L OBP: 0.282, SLG: 0.125 (1, 4) (7, 6)	0-3 K ③		0-0 F9 ①		0-0 F8 ③		0-0 F7 ③		
Jose DeLeon, R OBP: 0.176, SLG: 0.294 Frank DiPino, L (1, 1) José Oquendo, S OBP: 0.335, SLG: 0.268 (3, PH) Tom Niedenfuer, R (4, 1) Rex Hudler, R OBP: 0.243, SLG: 0.286 (7, 4)			0-3 K ①	0-0 F3 ②		0-0 5-3 ①		0-0 F6 ①	

Inning Stats	R: 0 H: 1 E: 0 K: 1 S: 5	R: 2 H: 2 E: 0 K: 1 S: 7	R: 3 H: 3 E: 0 K: 1 S: 8	R: 0 H: 0 E: 0 K: 1 S: 5	R: 0 H: 0 E: 0 K: 0 S: 3	R: 0 H: 1 E: 0 K: 1 S: 6	R: 0 H: 0 E: 0 K: 0 S: 3	R: 2 H: 3 E: 0 K: 0 S: 6	R: 0 H: 0 E: 0 K: 0 S: 3
Inning Stats	H: 1 LOB: 0 BB: 0 P: 5	H: 2 LOB: 0 BB: 0 P: 7	H: 3 LOB: 2 BB: 1 P: 13	H: 0 LOB: 0 BB: 0 P: 5	H: 0 LOB: 0 BB: 0 P: 3	H: 1 LOB: 1 BB: 0 P: 6	H: 0 LOB: 0 BB: 0 P: 3	H: 3 LOB: 1 BB: 0 P: 6	H: 0 LOB: 1 BB: 1 P: 7

PITCHER	IP	WLS	BF	H	R	ER	SO	BB	IBB	HBP	BLK	WP	HR	S	P	ERA	WHIP
John Wetteland, R ERA: 8.57 (1, 1)	2.2		14	5	5	5	3	1	0	1	0	1	1	18	23	16.88	2.250
Tim Crews, R ERA: 3.86 (3, 1)	3.1	W	12	2	0	0	2	0	0	0	0	0	0	16	16	0.00	0.600
Pat Perry, L ERA: (7, 1)	1.0		3	0	0	0	0	0	0	0	0	0	0	3	3	0.00	0.000
Jim Gott, R ERA: 18.0 (8, 1)	1.0		6	3	2	2	0	0	0	0	0	0	0	6	6	18.00	3.000
Mike Maddux, R ERA: 4.61 (9, 1)	1.0		4	0	0	0	0	1	0	0	0	0	0	3	7	0.00	1.000

PITCHER	IP	WLS	BF	H	R	ER	SO	BB	IBB	HBP	BLK	WP	HR	S	P	ERA	WHIP
---------	----	-----	----	---	---	----	----	----	-----	-----	-----	----	----	---	---	-----	------

Batter	1	2	3	4	5	6	7	8	9	AB R H RBI BB SO LOB	TOP																
Lenny Harris, L (1, 5) OBP: 0.354, SLG: 0.411	0-0 G5-3		1-1 CS 1B		0-0 1B 1B	1-0 G4-3			0-0 P5	5 1 2 0 0 0 0																	
Chris Gwynn, L (1, 8) OBP: 0.349, SLG: 0.325 Jose Gonzalez, R (6, 8) OBP: 0.342, SLG: 0.571	1-1 G3-1		2-1 1B		1-3 K			0-2 F9	1-3 K	3 0 1 0 0 1 2 2 0 0 0 0 1 0																	
Kal Daniels, L (1, 7) OBP: 0.397, SLG: 0.538 John Shelby, S (7, 7) OBP: 0.335, SLG: 0.389	2-1 1B		2-3 K		4-2 HBP 1B BB			3-3 K	0-1 1B 1B	3 1 1 0 1 2 1 1 0 1 0 0 0 0																	
Eddie Murray, S (1, 3) OBP: 0.393, SLG: 0.475	1-0 G3				0-0 F8	3-2 HBP 1B		4-2 BB	0-2 FC6-4 1B	4 1 2 2 1 0 1																	
Hubie Brooks, R (1, 9) OBP: 0.271, SLG: 0.416		1-0 2B			2-0 L5	1-0 1B HBP		0-3 K	1-1 FC6-4	4 0 1 0 0 1 3																	
Mike Scioscia, L (1, 2) OBP: 0.336, SLG: 0.456		0-0 F8			3-1 G4-3	0-2 FC5-4 1B				4 0 2 2 0 0 1																	
Juan Samuel, R (1, 4) OBP: 0.274, SLG: 0.310 Mike Sharperson, R (8, 4) OBP: 0.376, SLG: 0.381		2-1 F7			1-3 G6-3 BLK 1B	0-2 FC5-4 1B			0-3 K	4 1 1 0 0 1 4 0 0 0 0 0 0 0																	
Alfredo Griffin, S (1, 6) OBP: 0.339, SLG: 0.355		3-1 G6-3			1 SAFE 2-2 G6-3	0-0 G4-1			1-1 F8	4 0 0 0 0 0 3																	
Tim Belcher, R (1, 1) OBP: 0.222, SLG: 0.125 Pat Perry, L (9, 1) Jay Howell, R (9, 1)			2-3 K		0-1 BB 1B 3-H 1B	3-3 K			1-3 K	4 1 1 1 0 3 1 0 0 0 0 0 0 0 0 0 0 0 0 0 0																	
<b>Inning Stats</b>	R: 0 E: 0 K: 0 S: 6	H: 1 LOB: 1 BB: 0 P: 10	R: 0 E: 0 K: 0 S: 6	H: 1 LOB: 1 BB: 0 P: 12	R: 0 E: 0 K: 2 S: 11	H: 2 LOB: 1 BB: 0 P: 18	R: 0 E: 0 K: 0 S: 4	H: 0 LOB: 0 BB: 0 P: 9	R: 5 E: 0 K: 1 S: 25	H: 5 LOB: 2 BB: 1 P: 38	R: 0 E: 0 K: 1 S: 5	H: 0 LOB: 0 BB: 0 P: 9	R: 0 E: 0 K: 2 S: 15	H: 0 LOB: 1 BB: 1 P: 22	R: 0 E: 0 K: 2 S: 10	H: 1 LOB: 1 BB: 0 P: 12	R: 0 E: 0 K: 1 S: 14	H: 2 LOB: 2 BB: 0 P: 16	1B: 11 2B: 1 3B: 0 HR: 0	SF: 0 SAC: 0 DP: 0 HBP: 1	WP: 0 PB: 0 SB: 0 CS: 1	PA: 41					
<b>PITCHER</b>	IP WLS BF H R ER SO BB IBB HBP BLK WP HR S P ERA WHIP																										
Bob Walk, R (1, 1) ERA: 3.04	4.2		24	9	5	5	3	1	0	1	1	0	0	50	84	9.64	2.143										
Randy Kramer, R (5, 1) ERA: 4.57	0.2		2	0	0	0	0	0	0	0	0	0	0	3	4	0.00	0.000										
Bob Kipper, L (6, 1) ERA: 9.64	2.2		10	1	0	0	5	1	0	0	0	0	0	29	42	0.00	0.750										
Bill Landrum, R (9, 1) ERA: 1.11	1.0	W	5	2	0	0	1	0	0	0	0	0	0	14	16	0.00	2.000										

Los Angeles Dodgers @ Pittsburgh Pirates  
 Three Rivers Stadium, Pittsburgh, PA  
 Mon May 28 1990, 3:33 AM EDT  
 Att. 26,171 - Overcast - 65 F

AB	38
R	5
H	12
RBI	5
BB	2
SO	9
LOB	16



BOTTOM

Los Angeles Dodgers @ Pittsburgh Pirates  
Three Rivers Stadium, Pittsburgh, PA  
Mon May 28 1990, 3:33 AM EDT  
Att. 26,171 - Overcast - 65 F

livebaseballscorecards.com

AB	28
R	6
H	5
RBI	4
BB	4
SO	8
LOB	6



WP:	1	PA:	35
PB:	0	SB:	0
CS:	0		

AB R H RBI BB SO LOB

3	1	1	1	0	0	0
4	1	1	0	0	2	1
3	0	0	0	1	2	0
4	1	0	1	0	2	1
3	0	0	0	1	0	1
4	0	1	0	0	1	1
0	1	0	0	0	0	0
1	2	0	0	2	0	0
4	0	2	2	0	0	1
0	0	0	0	0	0	0
1	0	0	0	0	1	0
0	0	0	0	0	0	0
1	0	0	0	0	0	1
0	0	0	0	0	0	0

2-2	WP	2B	1B
3-2	WP	FC6-4	2B
4-2	FC6-4	BB	
0-0	FC6-4	1B	1B
2-1	P3		
0-1	BB	1B	1B
4-1	FC4-6	HBP	1B
3-2	E9		1B

1-0	G4-3
2-2	F7
3-1	P4
3-3	K
1-1	F7
1-0	F8
1-0	FC4-6
2-1	FC4-6
1-1	G3-6-3

1-0	G4-3
2-2	F7
3-1	P4
3-3	K
1-1	F7
1-0	F8
2-1	F9
1-0	G6-3
1-3	K

2-0	SF7
3-3	K
0-3	K
1-3	K
4-1	BB
2-2	G3
4-2	1B
2-2	SH3-4
1-1	SH3-4

2-0	F8
0-3	K
2-3	K
1-1	G4-3
2-2	G4-3
2-3	K
4-2	1B
2-2	SH3-4
1-1	SH3-4

2-0	SF7
3-3	K
0-3	K
1-3	K
4-1	BB
2-2	G3
4-2	1B
2-2	SH3-4
1-1	SH3-4

2-0	F8
0-3	K
2-3	K
1-1	G4-3
2-2	G4-3
2-3	K
4-2	1B
2-2	SH3-4
1-1	SH3-4

2-0	F8
0-3	K
2-3	K
1-1	G4-3
2-2	G4-3
2-3	K
4-2	1B
2-2	SH3-4
1-1	SH3-4

2-0	F8
0-3	K
2-3	K
1-1	G4-3
2-2	G4-3
2-3	K
4-2	1B
2-2	SH3-4
1-1	SH3-4

2-0	F8
0-3	K
2-3	K
1-1	G4-3
2-2	G4-3
2-3	K
4-2	1B
2-2	SH3-4
1-1	SH3-4

Inning Stats															R: 0	H: 0	E: 0	K: 2	S: 7	R: 0	H: 0	E: 0	K: 1	S: 8	R: 1	H: 1	E: 0	K: 1	S: 15	R: 0	H: 0	E: 0	K: 2	S: 11	R: 0	H: 0	E: 0	K: 1	S: 6	R: 0	H: 0	E: 0	K: 0	S: 6	R: 0	H: 0	E: 0	K: 1	S: 6	R: 0	H: 0	E: 0	K: 0	S: 4	R: 5	H: 4	E: 1	K: 0	S: 19	1B: 4	2B: 1	3B: 0	HR: 0	SF: 1	SAC: 1	DP: 1	HBP: 1	WP: 1	PA: 35																																									
PITCHER															IP	WLS	BF	H	R	ER	SO	BB	IBB	HBP	BLK	WP	HR	S	P	ERA	WHIP	PITCHER															IP	WLS	BF	H	R	ER	SO	BB	IBB	HBP	BLK	WP	HR	S	P	ERA	WHIP																																															
Tim Belcher, R															(1, 1)	8.0		27	1	1	1	8	2	0	1	0	0	63	110	1.12	0.375	Pat Perry, L															(9, 1)	0.2	6	3	4	4	0	1	0	0	1	0	14	25	54.00	6.000	Jay Howell, R															(9, 1)	0.0	L	2	1	1	0	0	1	0	0	0	0	0	5	12	∞	∞															

Batter	1	2	3	4	5	6	7	8	9	AB R H RBI BB SO LOB	TOP
<b>Jose Gonzalez, R</b> (1, 8) <small>OBP: 0.317, SLG: 0.526</small> <b>Chris Gwynn, L</b> (7, PH) <small>OBP: 0.349, SLG: 0.325</small> <b>Mickey Hatcher, R</b> (7, PH) <small>OBP: 0.262, SLG: 0.256</small> <b>Pat Perry, L</b> (7, 1) <b>Mike Scioscia, L</b> (9, PH) <small>OBP: 0.333, SLG: 0.453</small>	1-3 			0-0 		3-3 	1-0 		0-1 	3 0 0 0 0 2 0 0 0 0 0 0 0 0 1 0 1 2 0 0 0 0 0 0 0 0 0 0 1 0 0 0 0 0 1	<b>Los Angeles Dodgers @ Pittsburgh Pirates</b> Three Rivers Stadium, Pittsburgh, PA Tue May 29 1990, 7:05 PM EDT Att. 10,252 - Unknown - 60 F  livebaseballscorecards.com  <b>AB 35</b> <b>R 5</b> <b>H 10</b> <b>RBI 4</b> <b>BB 2</b> <b>SO 9</b> <b>LOB 12</b>  
<b>Mike Sharperson, R</b> (1, 5) <small>OBP: 0.371, SLG: 0.368</small>	1-3 			0-1 		0-0 			4-2 	3 0 0 0 1 1 0	
<b>Kal Daniels, L</b> (1, 7) <small>OBP: 0.394, SLG: 0.530</small>	1-0 			0-2 						4 1 1 0 0 1 2	
<b>Eddie Murray, S</b> (1, 3) <small>OBP: 0.389, SLG: 0.469</small>					0-0 					4 1 1 0 0 2 0	
<b>Hubie Brooks, R</b> (1, 9) <small>OBP: 0.276, SLG: 0.418</small>					1-2 					4 0 2 0 0 0 2	
<b>Rick Dempsey, R</b> (1, 2) <small>OBP: 0.407, SLG: 0.565</small>					2-3 					4 1 2 0 0 1 2	
<b>Juan Samuel, R</b> (1, 4) <small>OBP: 0.273, SLG: 0.315</small>					0-1 					4 0 1 1 0 1 2	
<b>Alfredo Griffin, S</b> (1, 6) <small>OBP: 0.343, SLG: 0.354</small>					2-2 					3 1 1 1 1 0 2	
<b>Fernando Valenzuela, L</b> (1, 1) <small>OBP: 0.421, SLG: 0.556</small> <b>Jim Gott, R</b> (5, 1) <b>John Shelby, S</b> (6, PH) <small>OBP: 0.316, SLG: 0.368</small> <b>Mike Maddux, L</b> (6, 1) <b>Lenny Harris, L</b> (7, PH) <small>OBP: 0.357, SLG: 0.413</small>					1-2 					1 0 0 0 0 0 0 0 0 0 0 0 0 0 1 0 0 0 0 1 0 0 0 0 0 0 0 0 2 1 1 0 0 0 1	
<b>Inning Stats</b>	R: 0 H: 0 E: 0 LOB: 0 K: 2 BB: 0 S: 8 P: 11	R: 0 H: 1 E: 0 LOB: 0 K: 1 BB: 0 S: 6 P: 8	R: 0 H: 0 E: 0 LOB: 0 K: 0 BB: 0 S: 10 P: 13	R: 0 H: 0 E: 0 LOB: 0 K: 0 BB: 0 S: 6 P: 6	R: 0 H: 2 E: 0 LOB: 2 K: 1 BB: 0 S: 12 P: 17	R: 0 H: 0 E: 0 LOB: 0 K: 2 BB: 0 S: 9 P: 13	R: 5 H: 6 E: 1 LOB: 2 K: 1 BB: 1 S: 19 P: 30	R: 0 H: 1 E: 0 LOB: 1 K: 2 BB: 0 S: 12 P: 15	R: 0 H: 0 E: 0 LOB: 0 K: 0 BB: 1 S: 5 P: 9	1B: 8 SF: 0 2B: 2 SAC: 0 3B: 0 DP: 2 HR: 0 HBP: 0	WP: 0 PA: 37 PB: 0 SB: 0 CS: 0
<b>PITCHER</b>	<b>Bob Patterson, L</b> (1, 1) <small>ERA: 3.0</small> <b>Stan Belinda, R</b> (7, 1) <small>ERA: 3.38</small> <b>Scott Ruskin, L</b> (7, 1) <small>ERA: 2.82</small>	IP WLS BF H R ER SO BB IBB HBP BLK WP HR S P ERA WHIP 6.1 W 24 6 3 3 6 0 0 0 0 0 0 0 57 79 4.26 0.947 0.1 3 2 0 0 0 0 0 0 0 0 0 0 7 8 0.00 6.000 2.1 S 10 2 2 2 3 2 0 0 0 0 0 0 23 35 7.71 1.714	<b>PITCHER</b>	IP WLS BF H R ER SO BB IBB HBP BLK WP HR S P ERA WHIP 6.1 W 24 6 3 3 6 0 0 0 0 0 0 0 57 79 4.26 0.947 0.1 3 2 0 0 0 0 0 0 0 0 0 0 7 8 0.00 6.000 2.1 S 10 2 2 2 3 2 0 0 0 0 0 0 23 35 7.71 1.714							

Batter	1	2	3	4	5	6	7	8	9
<b>Jeff King, R</b> <small>OBP: 0.240, SLG: 0.307</small> (1, 5)	3-1 	2-1 		4-0 		3-2 		2-1 	
<b>Jay Bell, R</b> <small>OBP: 0.339, SLG: 0.396</small> (1, 6)	1-2 		1-2 	0-0 		1-0 		1-2 	
<b>Gary Redus, R</b> <small>OBP: 0.276, SLG: 0.338</small> <b>Sid Bream, L</b> <small>OBP: 0.328, SLG: 0.356</small> (1, 3) (6, 3)	2-2 		1-2 		4-2 	0-0 		3-2 	
<b>Bobby Bonilla, S</b> <small>OBP: 0.328, SLG: 0.589</small> (1, 9)		1-1 	4-0 		0-0 	2-2 		3-1 	
<b>R.J. Reynolds, S</b> <small>OBP: 0.367, SLG: 0.357</small> (1, 7)		4-2 	2-0 		0-0 		4-0 		
<b>Don Slaught, R</b> <small>OBP: 0.460, SLG: 0.679</small> (1, 2)		2-2 		0-0 	0-0 		1-1 		
<b>Andy Van Slyke, L</b> <small>OBP: 0.409, SLG: 0.497</small> (1, 8)		1-1 		4-1 	4-1 		2-3 		
<b>Jose Lind, R</b> <small>OBP: 0.355, SLG: 0.397</small> (1, 4)		0-0 		1-0 	1-2 		1-1 		
<b>Bob Patterson, R</b> <b>Stan Belinda, R</b> <b>Scott Ruskin, R</b> (1, 1) (7, 1) (7, 1)		2-2 		0-0 		2-3 		0-3 	

Inning Stats	R: 0	H: 0	E: 0	K: 0	S: 8	LOB: 0	BB: 0	P: 14
	R: 4	H: 3	E: 1	K: 0	S: 17	LOB: 0	BB: 1	P: 29
	R: 0	H: 0	E: 0	K: 0	S: 9	LOB: 1	BB: 1	P: 17
	R: 0	H: 1	E: 0	K: 0	S: 5	LOB: 3	BB: 2	P: 14
	R: 2	H: 2	E: 0	K: 1	S: 10	LOB: 1	BB: 2	P: 19
	R: 1	H: 2	E: 0	K: 1	S: 14	LOB: 1	BB: 0	P: 22
	R: 1	H: 1	E: 0	K: 2	S: 10	LOB: 1	BB: 1	P: 18
	R: 1	H: 1	E: 1	K: 0	S: 10	LOB: 0	BB: 0	P: 19

PITCHER	IP	WLS	BF	H	R	ER	SO	BB	IBB	HBP	BLK	WP	HR	S	P	ERA	WHIP
<b>Fernando Valenzuela, L</b> <small>ERA: 4.09</small>	(1, 1)	4.1	L	25	6	6	5	0	6	0	0	1	0	46	89	10.38	2.769
<b>Jim Gott, R</b> <small>ERA: 10.8</small>	(5, 1)	0.2		1	0	0	0	0	0	0	0	0	0	3	4	0.00	0.000
<b>Mike Maddux, R</b> <small>ERA: 4.91</small>	(6, 1)	1.0		5	2	1	1	0	0	0	0	0	0	14	22	9.00	2.000
<b>Pat Perry, L</b> <small>ERA: 9.0</small>	(7, 1)	2.0		9	2	2	1	2	1	0	0	1	0	20	37	4.50	1.500

**BOTTOM**

**Los Angeles Dodgers @ Pittsburgh Pirates**  
 Three Rivers Stadium, Pittsburgh, PA

Tue May 29 1990, 7:05 PM EDT  
 Att: 10,252 - Unknown - 60 F

AB	R	H	RBI	BB	SO	LOB
4	1	1	0	1	0	0
5	1	1	0	0	0	4
2	1	0	0	1	0	0
1	0	1	2	0	0	0
4	2	2	0	1	0	1
2	2	1	2	2	0	1
4	1	3	2	0	0	1
2	1	1	2	2	1	1
3	0	0	1	0	0	5
3	0	0	0	0	1	2
0	0	0	0	0	0	0
1	0	0	0	0	1	1

AB	31
R	9
H	10
RBI	9
BB	7
SO	3
LOB	16

WP: 2	PA: 40
PB: 0	
SB: 1	
CS: 0	

PITCHER	IP	WLS	BF	H	R	ER	SO	BB	IBB	HBP	BLK	WP	HR	S	P	ERA	WHIP
<b>Fernando Valenzuela, L</b> <small>ERA: 4.09</small>	(1, 1)	4.1	L	25	6	6	5	0	6	0	0	1	0	46	89	10.38	2.769
<b>Jim Gott, R</b> <small>ERA: 10.8</small>	(5, 1)	0.2		1	0	0	0	0	0	0	0	0	0	3	4	0.00	0.000
<b>Mike Maddux, R</b> <small>ERA: 4.91</small>	(6, 1)	1.0		5	2	1	1	0	0	0	0	0	0	14	22	9.00	2.000
<b>Pat Perry, L</b> <small>ERA: 9.0</small>	(7, 1)	2.0		9	2	2	1	2	1	0	0	1	0	20	37	4.50	1.500

Batter	1	2	3	4	5	6	7	8	9	AB R H RBI BB SO LOB	TOP		
Lenny Harris, L (1, 5) OBP: 0.356, SLG: 0.405 Mickey Hatcher, R (7, PH) OBP: 0.256, SLG: 0.256 Jay Howell, R (7, 1) Rick Dempsey, R (9, PH) OBP: 0.383, SLG: 0.542	4-1 FC4 BB			2-2 G3	0-0 G3-1		2-0 SF8		3-2 G6-4-3 1-2f	2 0 0 0 1 0 0 0 0 0 1 0 0 0 0 0 0 0 0 0 0 1 0 0 0 0 0 2	<b>Los Angeles Dodgers @ Pittsburgh Pirates</b> Three Rivers Stadium, Pittsburgh, PA Wed May 30 1990, 7:05 PM EDT Att. 22,198 - Sunny - 64 F <a href="http://livebaseballscorecards.com">livebaseballscorecards.com</a>		
Chris Gwynn, L (1, 8) OBP: 0.348, SLG: 0.310 Mike Sharperson, R (7, PH) OBP: 0.367, SLG: 0.364	1-0 FC4 1-2f G6-4-3			4-2 2B E BB		3-1 F7	2-3 K 1-2 2-3			2 1 0 0 1 0 1 1 0 0 0 0 1 2			
Kal Daniels, L (1, 7) OBP: 0.403, SLG: 0.543	0-0 G6-4-3 1-2f			1-2 E8 1B 2B		1-0 1B		0-1 FC3-6 1B	4 1 3 0 0 0 1				
Eddie Murray, S (1, 3)		1-1 G4-3		4-2 E 1B BB		1-2 F9		1-2 F7	3 0 0 0 1 0 2				
Hubie Brooks, R (1, 9)		0-1 P4		1-1 E8 1B		1-2 G4-3		0-1 FC3-6 1-2f	4 0 1 1 0 0 2				
Mike Scioscia, L (1, 2)		0-1 G4-3		1-0 G5-3		1-1 1B SF8 2B		2-3 K	4 1 1 0 0 1 3				
Juan Samuel, R (1, 4)			1-3 K	1-3 K		0-3 K		2-0 FC4-6 1B 1B	4 0 1 0 0 3 3				
Alfredo Griffin, S (1, 6)			1-0 G3		0-0 G3		4-2 S 1B BB	0-0 FC4-6 1B	3 0 1 0 1 0 0				
Ramon Martinez, R (1, 1) OBP: 0.050, SLG: 0.050 John Shelby, S (5, PH) OBP: 0.300, SLG: 0.350 Mike Maddux, L (5, 1) Stan Javier, S (7, PH) OBP: 0.329, SLG: 0.368			1-3 K		2-1 L1		1-1 S 1B	2-1 FC4-6 G6-4-3 1-2f 2-3	1 0 0 0 0 1 0 1 0 0 0 0 0 0 0 0 0 0 0 0 0 2 0 1 0 0 0 2				
<b>Inning Stats</b>	R: 0 H: 0 E: 0 LOB: 0 K: 0 BB: 1 S: 3 P: 8	R: 0 H: 0 E: 0 LOB: 0 K: 0 BB: 0 S: 6 P: 7	R: 0 H: 0 E: 0 LOB: 0 K: 2 BB: 0 S: 7 P: 10	R: 2 H: 2 E: 2 LOB: 2 K: 1 BB: 2 S: 16 P: 30	R: 0 H: 0 E: 0 LOB: 0 K: 0 BB: 0 S: 4 P: 6	R: 0 H: 1 E: 0 LOB: 1 K: 0 BB: 0 S: 12 P: 18	R: 1 H: 2 E: 0 LOB: 2 K: 2 BB: 1 S: 14 P: 24	R: 0 H: 1 E: 0 LOB: 1 K: 1 BB: 0 S: 12 P: 15	R: 0 H: 2 E: 0 LOB: 1 K: 0 BB: 0 S: 8 P: 15	1B: 6 SF: 1 2B: 2 SAC: 0 3B: 0 DP: 2 HR: 0 HBP: 0		WP: 0 PA: 37 PB: 0 SB: 2 CS: 0	
<b>PITCHER</b>	IP WLS BF H R ER SO BB IBB HBP BLK WP HR S P ERA WHIP											<b>PITCHER</b>	IP WLS BF H R ER SO BB IBB HBP BLK WP HR S P ERA WHIP
Walt Terrell, R (1, 1) ERA: 5.06	6.1 W 27 5 3 3 4 4 0 0 0 0 0 0 57 94 4.26 1.421												
Bob Kipper, L (7, 1) ERA: 9.31	0.1 1 0 0 0 0 0 0 0 0 0 0 0 1 3 0.00 0.000												
Ted Power, R (7, 1) ERA: 2.91	1.1 5 1 0 0 2 0 0 0 0 0 0 0 16 21 0.00 0.750												
Bill Landrum, R (9, 1) ERA: 1.07	1.0 S 4 2 0 0 0 0 0 0 0 0 0 0 8 15 0.00 2.000												



BOTTOM

Los Angeles Dodgers @ Pittsburgh Pirates  
Three Rivers Stadium, Pittsburgh, PA

livebaseballscores.com

AB	35
R	5
H	14
RBI	5
BB	3
SO	9
LOB	19



WP:	1	PA:	39
PB:	0	SB:	2
CS:	1		

Wed May 30 1990, 7:05 PM EDT  
Att. 22,198 - Sunny - 64 F

AB R H RBI BB SO LOB

4	1	2	0	1	1	1
4	0	0	0	1	2	5
3	0	1	0	1	1	5
4	2	2	1	0	1	3
4	1	2	3	0	1	0
4	1	3	1	0	1	1
4	0	1	0	0	1	2
4	0	1	0	0	0	1
3	0	1	0	0	1	1
0	0	0	0	0	0	0
0	0	0	0	0	0	0
1	0	1	0	0	0	0
0	0	0	0	0	0	0

1B:	9	SF:	0
2B:	3	SAC:	0
3B:	1	DP:	1
HR:	2	HBP:	0

WP: 1 PA: 39

WP	HR	S	P	ERA	WHIP
----	----	---	---	-----	------

Batter	1	2	3	4	5	6	7	8	9
Wally Backman, S OBP: 0.415, SLG: 0.452 (1, 5)	1-0 E4 1B CI	4-2 BB		0-0 WP 2B		2-3 K 1-2		0-0 BB 1B	
Jay Bell, R OBP: 0.335, SLG: 0.387 (1, 6)	1-0 B3	1-3 K		1-3 K		2-1 G5-3		4-1 BB 1B	
Andy Van Slyke, L OBP: 0.411, SLG: 0.493 (1, 8)	1-2 CI 1B	0-3 K		4-2 BB			0-0 E2 1B	2-1 F8	
Bobby Bonilla, S OBP: 0.332, SLG: 0.598 (1, 9)	0-0 HR 1B		0-0 G1-3 3B	2-0 F9			3-3 K		
Barry Bonds, L OBP: 0.401, SLG: 0.615 (1, 7)	2-2 HR		3-2 G1-3		0-3 K		1-1 S 1B		
Sid Bream, L OBP: 0.342, SLG: 0.410 (1, 3)	1-0 2B		3-2 HR		3-2 CS 1B		1-2 K		
Don Slaught, R OBP: 0.451, SLG: 0.659 (1, 2)	1-0 F9 1B		0-1 L4-3 1B		1-3 K 1-2			0-1 F9	
Jose Lind, R OBP: 0.352, SLG: 0.394 (1, 4)		2-1 G5-3	3-1 L4-3			0-2 S 1B		0-0 F8	
Walt Terrell, L OBP: 0.111, SLG: 0.111 Bob Kipper, R (7, 1)	1-0 BB 1B			0-3 K		1-0 B2		0-1 BB 1B	
Ted Power, R OBP: 0.250, SLG: 0.500 Jeff King, R OBP: 0.247, SLG: 0.315 Bill Landrum, R (8, PH) (9, 1)									

Inning Stats	R: 3 E: 2 K: 0 S: 12	H: 3 LOB: 1 BB: 0 P: 19	R: 0 E: 0 K: 2 S: 12	H: 1 LOB: 2 BB: 1 P: 20	R: 0 E: 0 K: 0 S: 12	H: 3 LOB: 0 BB: 0 P: 21	R: 0 E: 0 K: 2 S: 10	H: 1 LOB: 2 BB: 1 P: 17	R: 0 E: 0 K: 1 S: 10	H: 1 LOB: 1 BB: 0 P: 14	R: 0 E: 1 K: 2 S: 12	H: 2 LOB: 1 BB: 0 P: 17	R: 0 E: 0 K: 0 S: 9	H: 2 LOB: 3 BB: 1 P: 15
--------------	-------------------------------	----------------------------------	-------------------------------	----------------------------------	-------------------------------	----------------------------------	-------------------------------	----------------------------------	-------------------------------	----------------------------------	-------------------------------	----------------------------------	------------------------------	----------------------------------

PITCHER	IP	WLS	BF	H	R	ER	SO	BB	IBB	HBP	BLK	WP	HR	S	P	ERA	WHIP
Ramon Martinez, R ERA: 3.63 (1, 1)	4.0	L	22	8	5	2	4	2	0	0	0	1	2	46	77	4.50	2.500
Mike Maddux, R ERA: 4.32 (5, 1)	2.0		7	2	0	0	3	0	0	0	0	0	0	19	27	0.00	1.000
Jay Howell, R ERA: 4.22 (7, 1)	2.0		10	4	0	0	2	1	0	0	0	0	0	21	32	0.00	2.500

Batter	1	2	3	4	5	6	7	8	9	10	AB R H RBI BB SO LOB	TOP														
Chris Sabo, R (1, 5) OBP: 0.401, SLG: 0.576	2-0 6-3		1-2 6-3		0-1 6-3			2-3 K		2-0 P6	5 0 0 1 0 1 2	<p>Cincinnati Reds @ Los Angeles Dodgers</p> <p>Dodger Stadium, Los Angeles, CA</p> <p>Thu May 31 1990, 7:05 PM PDT</p> <p>Att. 39,421 - Unknown</p>														
Billy Hatcher, R (1, 8) OBP: 0.362, SLG: 0.420	0-1 4-3		0-0 L3		0-0 G6-3			0-0 CS BB 1B		2-1 P2	5 0 1 0 0 0 2															
Barry Larkin, R (1, 6) OBP: 0.422, SLG: 0.398	1-2 F9			2-3 K		1-0 1B		4-0 1-2 BB			3 0 1 0 1 1 0															
Eric Davis, R (1, 7) OBP: 0.298, SLG: 0.338		1-2 F9		4-0 F9 1B BB		2-0 F9		3-3 K 2-3			3 0 0 0 1 1 3															
Paul O'Neill, L (1, 9) OBP: 0.343, SLG: 0.417		1-3 K		2-2 1-2 1B		0-1 4-3			1-1 F8		4 0 1 0 0 1 1															
Todd Benzinger, S (1, 3) OBP: 0.326, SLG: 0.382		2-1 4-3		0-0 F9			3-2 CS 1B		1-0 L9		4 0 1 0 0 0 2															
Mariano Duncan, R (1, 4) OBP: 0.442, SLG: 0.620			1-0 E6 SH1-4 1B 6-3		1-3 K		0-1 CS 1-5-3 1-2 1B		4-1 CS BB		3 1 1 0 1 1 2															
Norm Charlton, S (9, 1) OBP: 0.333, SLG: 0.333											0 0 0 0 0 0 0															
Joe Oliver, R (1, 2) OBP: 0.354, SLG: 0.422			0-0 6-3 SH1-4 1-2 1B		3-2 4-3		4-1 1-2 BB		0-1 CS 1-2	3-2 P4	3 0 1 0 1 0 0															
Jack Armstrong, R (1, 1) OBP: 0.095, SLG: 0.050			0-0 SH1-4		0-1 1-3		0-1 G1-5-3 2-3f			2-0 1B	2 0 0 0 0 0 2															
Ron Oester, S (9, 4) OBP: 0.322, SLG: 0.368			1-2 2-3								1 0 1 0 0 0 0															
<b>Inning Stats</b>	R: 0 E: 0 K: 0 S: 6	H: 0 LOB: 0 BB: 0 P: 9	R: 0 E: 0 K: 1 S: 8	H: 0 LOB: 0 BB: 0 P: 12	R: 1 E: 1 K: 0 S: 7	H: 1 LOB: 1 BB: 0 P: 9	R: 0 E: 0 K: 2 S: 11	H: 1 LOB: 2 BB: 1 P: 20	R: 0 E: 0 K: 0 S: 8	H: 1 LOB: 0 BB: 0 P: 11	R: 0 E: 0 K: 0 S: 5	H: 1 LOB: 1 BB: 0 P: 8	R: 0 E: 0 K: 0 S: 9	H: 2 LOB: 1 BB: 1 P: 16	R: 0 E: 0 K: 2 S: 7	H: 1 LOB: 2 BB: 1 P: 16	R: 0 E: 0 K: 0 S: 5	H: 0 LOB: 0 BB: 1 P: 11	R: 0 E: 0 K: 0 S: 7	H: 1 LOB: 1 BB: 0 P: 16	1B: 7 2B: 1 3B: 0 HR: 0	SF: 0 SAC: 1 DP: 2 HBP: 0	WP: 0 PB: 0 SB: 0 CS: 3	PA: 39		
<b>PITCHER</b>	IP WLS BF H R ER SO BB IBB HBP BLK WP HR S P ERA WHIP																									
Mike Morgan, R (1, 1) ERA: 3.09	8.0																									
Don Aase, R (9, 1) ERA: 3.43	2.0	W 7	1	0	0	0	1	0	0	0	0	0	0	0	12	27	0.00	1.000								

AB	33
R	1
H	7
RBI	1
BB	4
SO	5
LOB	14



livebaseballscorecards.com



BOTTOM

Cincinnati Reds @ Los Angeles Dodgers  
Dodger Stadium, Los Angeles, CA  
Thu May 31 1990, 7:05 PM PDT  
Att: 39,421 - Unknown

livebaseballscorecards.com

AB 29  
R 2  
H 6  
RBI 2  
BB 5  
SO 6  
LOB 18



WP: 0 PA: 39  
PB: 0  
SB: 0  
CS: 1

AB R H RBI BB SO LOB

5 1 1 0 0 1 2  
1 0 0 0 2 0 0  
1 0 0 0 0 1 2  
0 0 0 0 0 0 0

4 1 2 2 0 0 2

4 0 0 0 0 1 1

3 0 1 0 1 0 1

3 0 0 0 0 0 2  
1 0 0 0 0 0 2  
0 0 0 0 0 0 0

2 0 2 0 0 0 0

2 0 0 0 1 0 4

3 0 0 0 0 3 2  
0 0 0 0 1 0 0

1B: 3 SF: 1  
2B: 2 SAC: 2  
3B: 0 DP: 1  
HR: 1 HBP: 2

Batter	1	2	3	4	5	6	7	8	9	10
Lenny Harris, L OBP: 0.350, SLG: 0.405 (1, 5)	1-2 SH1-3 SF7 2B		1-0 1-3		3-3 K		0-2 F7		1-1 F9 2-3	
Stan Javier, S OBP: 0.341, SLG: 0.364 (1, 8)	0-0 SH1-3		4-2 CS BB		4-2 BB		2-1 F7		1-3 K2-3	
Rick Dempsey, R OBP: 0.379, SLG: 0.520 (9, PH)	2-3									
Jose Gonzalez, R OBP: 0.317, SLG: 0.526 (10, 8)										
Kal Daniels, L OBP: 0.402, SLG: 0.563 (1, 7)	2-2 SF7 3-H		1-2 F7		2-0 P6			0-0 1B		1-1 HR
Hubie Brooks, R OBP: 0.270, SLG: 0.404 (1, 9)	1-2 6-3			1-0 6-3		0-1 1-3		1-3 K		
Mike Scioscia, L OBP: 0.335, SLG: 0.451 (1, 2)		0-1 F8		4-1 FC5-4 BB		0-2 HBP 1B		1-0 E5 1-2 G4-6-3		
Mike Sharperson, R OBP: 0.356, SLG: 0.352 (1, 3)		1-0 F8		3-2 FC5-4 1B		1-0 F9		0-0 G4-6-3 1-2f		
Eddie Murray, S OBP: 0.384, SLG: 0.456 (8, PH)										
Don Aase, R OBP: 0.384, SLG: 0.456 (9, 1)										
Juan Samuel, R OBP: 0.287, SLG: 0.326 (1, 4)		2-0 2B		1-2 1B		1-0 HBP			2-2 F9 SH1-4 HBP	
Alfredo Griffin, S OBP: 0.346, SLG: 0.350 (1, 6)		4-0 IBB		1-0 F9		0-0 L3			1-1 SH1-4 1-2	
Mike Morgan, R OBP: 0.120, SLG: 0.083 (1, 1)		0-3 K		1-3 K					4-0 IBB	
Mickey Hatcher, R OBP: 0.273, SLG: 0.256 (9, 3)										

Inning Stats	R: 1	H: 1	E: 0	K: 0	S: 11	H: 0	LOB: 0	BB: 0	P: 15	R: 0	H: 1	E: 0	K: 0	S: 7	H: 0	LOB: 2	BB: 1	P: 14	R: 0	H: 0	E: 0	K: 0	S: 6	H: 0	LOB: 0	BB: 1	P: 12	R: 0	H: 1	E: 0	K: 0	S: 13	H: 0	LOB: 1	BB: 1	P: 22	R: 0	H: 0	E: 0	K: 2	S: 10	H: 1	LOB: 2	BB: 0	P: 9	R: 0	H: 0	E: 0	K: 1	S: 8	H: 0	LOB: 0	BB: 0	P: 11	R: 0	H: 1	E: 1	K: 1	S: 6	H: 1	LOB: 1	BB: 0	P: 8	R: 0	H: 0	E: 0	K: 1	S: 10	H: 0	LOB: 2	BB: 1	P: 18	R: 1	H: 1	E: 0	K: 0	S: 2	H: 0	LOB: 0	BB: 0	P: 3	1B: 3	SF: 1	2B: 2	SAC: 2	3B: 0	DP: 1	HR: 1	HBP: 2
--------------	------	------	------	------	-------	------	--------	-------	-------	------	------	------	------	------	------	--------	-------	-------	------	------	------	------	------	------	--------	-------	-------	------	------	------	------	-------	------	--------	-------	-------	------	------	------	------	-------	------	--------	-------	------	------	------	------	------	------	------	--------	-------	-------	------	------	------	------	------	------	--------	-------	------	------	------	------	------	-------	------	--------	-------	-------	------	------	------	------	------	------	--------	-------	------	-------	-------	-------	--------	-------	-------	-------	--------

PITCHER	IP	WLS	BF	H	R	ER	SO	BB	IBB	HBP	BLK	WP	HR	S	P	ERA	WHIP
Jack Armstrong, R ERA: 1.55 (1, 1)	8.1		35	5	1	1	5	3	1	2	0	0	0	73	118	1.08	0.960
Norm Charlton, L ERA: 3.29 (9, 1)	0.2	L	4	1	1	1	1	0	1	0	0	0	1	7	14	13.50	1.500

PITCHER	IP	WLS	BF	H	R	ER	SO	BB	IBB	HBP	BLK	WP	HR	S	P	ERA	WHIP
---------	----	-----	----	---	---	----	----	----	-----	-----	-----	----	----	---	---	-----	------

Batter	1	2	3	4	5	6	7	8	9	AB R H RBI BB SO LOB	TOP											
<b>Chris Sabo, R</b> OBP: 0.391, SLG: 0.559 (1, 5)	2-2 F8		0-1 F9		1-1 E6 WP 2B 1B		1-1 L6		0-1 P3	5 1 0 0 0 0 0												
<b>Billy Hatcher, R</b> OBP: 0.371, SLG: 0.424 (1, 8)	0-0 WP 6-3 1B		4-1 BB		0-1 WP 2B 1B		1-1 F8			3 1 2 0 1 0 0												
<b>Barry Larkin, R</b> OBP: 0.423, SLG: 0.406 (1, 6)	1-2 6-3		0-0 G6-3		2-1 2B 1-H 2-H			3-1 HR 1B		4 1 2 2 0 0 2												
<b>Eric Davis, R</b> OBP: 0.307, SLG: 0.378 (1, 7)	2-0 G4-3			4-2 HBP BB FC5-4 BB	1-3 K			2-0 HR 1B 1-H		3 2 1 2 1 1 2												
<b>Paul O'Neill, L</b> OBP: 0.341, SLG: 0.409 (1, 9)		2-2 F8		4-1 FC5-4 HBP BB	1-1 F8			1-0 L8		3 0 0 0 1 0 1												
<b>Todd Benzinger, S</b> OBP: 0.330, SLG: 0.381 (1, 3)			1-3 K	1-1 FC5-4 HBP		0-3 K		1-0 G5-4-3 1B		3 0 1 0 0 2 0												
<b>Mariano Duncan, R</b> OBP: 0.435, SLG: 0.600 (1, 4)			3-1 HBP	3-2 FC5-4 CS 1-2f 2-3 3-H	1-1 F9			0-1 G5-4-3 1-2f		3 0 0 1 0 0 3												
<b>Joe Oliver, R</b> OBP: 0.344, SLG: 0.409 (1, 2)		2-1 G5-3		1-3 K 1-2	1-3 F9				0-0 F8	4 0 0 0 0 1 3												
<b>Danny Jackson, R</b> OBP: 0.125, SLG: 0.125 <b>Rob Dibble, L</b> (7, 1)			1-1 B3		0-3 K				0-2 G5-3	3 0 0 0 0 2 0 1 0 0 0 0 0 0												
<b>Inning Stats</b>	R: 0 E: 0 K: 0 S: 10	H: 1 LOB: 1 P: 15	R: 0 E: 0 K: 1 S: 9	H: 0 LOB: 1 BB: 0 P: 17	R: 0 E: 0 K: 0 S: 6	H: 0 LOB: 1 BB: 1 P: 11	R: 1 E: 0 K: 1 S: 11	H: 0 LOB: 2 BB: 2 P: 24	R: 2 E: 1 K: 2 S: 15	H: 2 LOB: 1 BB: 0 P: 20	R: 0 E: 0 K: 1 S: 8	H: 0 LOB: 0 BB: 0 P: 11	R: 0 E: 0 K: 1 S: 7	H: 0 LOB: 0 BB: 0 P: 10	R: 2 E: 0 K: 0 S: 7	H: 3 LOB: 0 BB: 0 P: 14	R: 0 E: 0 K: 0 S: 6	H: 0 LOB: 0 BB: 0 P: 6	1B: 4 2B: 2 3B: 0 HR: 1	SF: 0 SAC: 0 DP: 2 HBP: 2	WP: 2 PB: 0 SB: 1 CS: 1	PA: 37
<b>PITCHER</b>	IP WLS BF H R ER SO BB IBB HBP BLK WP HR S P ERA WHIP																					
<b>John Wetteland, R</b> ERA: 7.82 (1, 1)	4.1 L 21 3 3 2 3 3 0 2 0 2 0 0 45 79 4.15 1.385																					
<b>Mike Maddux, R</b> ERA: 4.15 (5, 1)	0.2 2 0 0 0 1 0 0 0 0 0 0 0 6 8 0.00 0.000																					
<b>Jay Howell, R</b> ERA: 3.55 (6, 1)	2.0 6 0 0 0 2 0 0 0 0 0 0 0 15 21 0.00 0.000																					
<b>Jim Gott, R</b> ERA: 9.82 (8, 1)	2.0 8 3 2 2 0 0 0 0 0 0 0 0 1 13 20 9.00 1.500																					

**Cincinnati Reds @ Los Angeles Dodgers**  
 Dodger Stadium, Los Angeles, CA  
 Fri Jun 01 1990, 7:05 PM PDT  
 Att: 48,674 - Unknown

<b>AB</b>	<b>32</b>
<b>R</b>	<b>5</b>
<b>H</b>	<b>6</b>
<b>RBI</b>	<b>5</b>
<b>BB</b>	<b>3</b>
<b>SO</b>	<b>6</b>
<b>LOB</b>	<b>11</b>



Batter	1	2	3	4	5	6	7	8	9	AB R H RBI BB SO LOB
Jose Gonzalez, R (1, 8) OBP: 0.318, SLG: 0.512 Stan Javier, S (8, PH) OBP: 0.337, SLG: 0.359 (9, 8)	2-1 6-4-3 1B		2-3 K		1-3 K			2-3 K		3 0 1 0 0 2 0 1 0 0 0 0 1 0
Mike Sharperson, R (1, 5) OBP: 0.356, SLG: 0.351 Lenny Harris, L (8, PH) OBP: 0.347, SLG: 0.402 (9, 5)	1-0 6-4-3 1-2		1-1 HR 1B		1-2 G6-3			2-3 K		3 1 1 0 0 0 1 1 0 0 0 0 1 0
Kal Daniels, L (1, 7) OBP: 0.405, SLG: 0.582	1-3 K		1-1 HR			0-0 F7		1-2 1B		4 1 2 2 0 1 1
Mickey Hatcher, R (1, 3) OBP: 0.250, SLG: 0.233	1-1 G6-3		1-1 G6-3			1-1 P3		1-0 G3		4 0 0 0 0 0 2
Rick Dempsey, R (1, 2) OBP: 0.344, SLG: 0.464 Mike Scioscia, L (9, PH) OBP: 0.333, SLG: 0.448		1-0 F9	2-2 F8			1-0 F7			2-3 K	3 0 0 0 0 0 0 1 0 0 0 0 1 0
John Shelby, S (1, 9)		0-3 K		0-1 P4			1-1 G6-3		3-2 G4-3	4 0 0 0 0 1 0
Juan Samuel, R (1, 4) OBP: 0.296, SLG: 0.346		1-0 2B		2-0 CS 2B			1-0 G1-3 1B		1-3 K	4 0 3 0 0 1 0
Alfredo Griffin, S (1, 6) OBP: 0.346, SLG: 0.349		0-0 1B		0-3 K			1-2 G1-3			3 0 1 0 0 1 2
John Wetteland, R (1, 1) OBP: 0.187, SLG: 0.067 Mike MacDougal, L (5, 1) Chris Gwynn, L (5, PH) OBP: 0.340, SLG: 0.302 Jay Howell, R (8, 1) Eddie Murray, S (7, PH) OBP: 0.392, SLG: 0.453 Jim Gott, R (8, 1)		2-3 K			0-1 G4-3		2-1 P5			1 0 0 0 0 0 1 2 0 0 0 0 0 0 0 0 1 0 0 0 0 0 0 0 0 0 0 0 0 0 0 0 1 0 0 0 0 0 0 1 0 0 0 0 0 0 0 0

Inning Stats	R: 0	H: 1	E: 0	LOB: 1	K: 1	BB: 0	S: 9	P: 14
	R: 0	H: 2	E: 0	LOB: 2	K: 2	BB: 0	S: 9	P: 13
	R: 2	H: 2	E: 0	LOB: 0	K: 1	BB: 0	S: 13	P: 20
	R: 0	H: 1	E: 0	LOB: 1	K: 1	BB: 0	S: 7	P: 9
	R: 0	H: 0	E: 0	LOB: 0	K: 1	BB: 0	S: 8	P: 10
	R: 0	H: 0	E: 0	LOB: 0	K: 0	BB: 0	S: 4	P: 6
	R: 0	H: 1	E: 0	LOB: 1	K: 0	BB: 0	S: 8	P: 13
	R: 0	H: 1	E: 0	LOB: 1	K: 2	BB: 0	S: 10	P: 16
	R: 0	H: 0	E: 0	LOB: 0	K: 2	BB: 0	S: 13	P: 19
	1B: 5	SF: 0	2B: 3	SAC: 0	3B: 0	DP: 1	HR: 1	HBP: 0

PITCHER	IP	WLS	BF	H	R	ER	SO	BB	IBB	HBP	BLK	WP	HR	S	P	ERA	WHIP
Danny Jackson, L (1, 1) ERA: 3.57	6.2	W	26	7	2	2	6	0	0	0	0	0	1	56	81	2.70	1.050
Rob Dibble, R (7, 1) ERA: 1.27	2.1	S	8	1	0	0	4	0	0	0	0	0	0	25	39	0.00	0.429

**BOTTOM**

**Cincinnati Reds @ Los Angeles Dodgers**  
**Dodger Stadium, Los Angeles, CA**

Fri Jun 01 1990, 7:05 PM PDT  
Att. 48,674 - Unknown

livebaseballscorecards.com

AB	34
R	2
H	8
RBI	2
BB	0
SO	10
LOB	9



Batter	1	2	3	4	5	6	7	8	9	AB R H RBI BB SO LOB	TOP																
<b>Billy Hatcher, R</b> OBP: 0.366, SLG: 0.424 (1, 8)	2-2 G6-3		1-1 6-3 E 2B		0-0 F9		0-1 G5-3	1-2 FC6-4 1-2f		5 1 1 0 0 0 3																	
<b>Mariano Duncan, R</b> OBP: 0.425, SLG: 0.600 (1, 4)	3-3 K		0-1 6-3 2-3		1-3 K			1-3 K	0-0 HR 3B	5 1 1 0 0 3 1																	
<b>Barry Larkin, R</b> OBP: 0.428, SLG: 0.408 (1, 6)	2-2 1B		1-2 E9		4-0 BB			1-0 2B 1B	3-3 K	4 1 2 0 1 1 1																	
<b>Eric Davis, R</b> OBP: 0.312, SLG: 0.430 (1, 7)	0-0 F9		3-H 6-3		3-1 F8			2-2 1-H E 2B	1-1 HR	5 2 2 3 0 0 2																	
<b>Paul O'Neill, L</b> OBP: 0.359, SLG: 0.460 (1, 9)					0-0 HR			2-2 G3-6-3 1B	2-2 HR 1B	4 3 4 2 1 0 0																	
<b>Ken Griffey, L</b> OBP: 0.320, SLG: 0.304 (1, 3)					0-0 G3			2-2 E1 FC1-2 1-H 2-H	1-2 4-3	3 0 0 0 0 0 1 2 0 0 0 0 0 0																	
<b>Todd Benzinger, S</b> OBP: 0.326, SLG: 0.376 (8, PH) (8, 3)																											
<b>Luis Quinones, S</b> OBP: 0.276, SLG: 0.255 (1, 5)					1-1 FC4-6 1B			1-1 G3-6-3 1-2f		3 0 1 0 1 1 1																	
<b>Jeff Reed, L</b> OBP: 0.200, SLG: 0.304 (1, 2)					0-2 FC4-6 FC6 1-2f			2-0 G4-3	0-0 FC1-2 1B	3 0 1 0 0 0 1 1 0 0 0 0 0 2																	
<b>Joe Oliver, R</b> OBP: 0.342, SLG: 0.406 (8, PH) (8, 2)									1-2 3-H FC6-4 1B																		
<b>Jose Rijo, R</b> OBP: 0.063, SLG: 0.063 (1, 1)					1-0 FC6			1-3 K	1-2 2-3	3 0 0 0 0 1 2 0 0 0 0 0 0 0 1 0 1 0 0 0 0 0 0 0 0 0 0 0																	
<b>Rob Dibble, L</b> (7, 1)																											
<b>Norm Charlton, S</b> OBP: 0.500, SLG: 0.500 (7, 1)																											
<b>Randy Myers, L</b> (9, 1)																											
<b>Inning Stats</b>	R: 0 E: 0 K: 1 S: 10	H: 1 LOB: 1 BB: 0 P: 17	R: 1 E: 0 K: 1 S: 14	H: 2 LOB: 1 BB: 0 P: 24	R: 1 E: 1 K: 0 S: 9	H: 1 LOB: 0 BB: 0 P: 14	R: 1 E: 0 K: 0 S: 10	H: 2 LOB: 1 BB: 0 P: 12	R: 0 E: 0 K: 1 S: 6	H: 0 LOB: 1 BB: 1 P: 14	R: 0 E: 0 K: 1 S: 6	H: 1 LOB: 0 BB: 0 P: 9	R: 0 E: 0 K: 1 S: 6	H: 0 LOB: 0 BB: 0 P: 9	R: 3 E: 1 K: 1 S: 18	H: 3 LOB: 3 BB: 2 P: 34	R: 2 E: 0 K: 1 S: 13	H: 3 LOB: 0 BB: 0 P: 20	1B: 6 2B: 3 3B: 1 HR: 3	SF: 0 SAC: 0 DP: 1 HBP: 0	WP: 0 PB: 0 SB: 0 CS: 0	PA: 42					
<b>PITCHER</b>	IP WLS BF H R ER SO BB IBB HBP BLK WP HR S P ERA WHIP																										
<b>Tim Belcher, R</b> ERA: 3.28 (1, 1)	7.0		28	7	3	2	4	1	0	0	0	0	2	61	99	2.57	1.143										
<b>Tim Crews, R</b> ERA: 4.11 (8, 1)	0.1	L	4	2	3	1	1	0	1	0	0	0	0	7	15	27.00	6.000										
<b>Pat Perry, L</b> ERA: 9.53 (8, 1)	0.2		6	2	1	1	0	0	1	0	0	0	0	12	20	13.50	3.000										
<b>Jim Gott, R</b> ERA: 9.64 (9, 1)	1.0		4	2	1	1	1	0	0	0	0	0	1	12	19	9.00	2.000										

Cincinnati Reds @ Los Angeles Dodgers  
Dodger Stadium, Los Angeles, CA  
Sat Jun 02 1990, 7:05 PM PDT  
Att: 47,918 - Unknown

livebaseballscorecards.com

AB	39
R	8
H	13
RBI	5
BB	3
SO	6
LOB	14



Batter	1	2	3	4	5	6	7	8	9	AB R H RBI BB SO LOB
Lenny Harris, L OBP: 0.346, SLG: 0.395 Mickey Hatcher, R OBP: 0.245, SLG: 0.227 (8, 3)	4-2 F9 1B BB		1-0 F9			0-1 5-3	2-3 K			2 1 0 0 1 0 0 1 0 0 0 0 1 2
Kirk Gibson, L (1, 8)	0-0 F9 1-2		0-2 P6			1-3 K		1-0 P6		4 0 0 0 0 1 1
Kal Daniels, L OBP: 0.407, SLG: 0.574 (1, 7)	4-1 1B BB		0-0 F7			1-2 4-3		4-2 BB		2 0 0 0 2 0 0
Hubie Brooks, R OBP: 0.275, SLG: 0.407 (1, 9)	1-1 FC6-4 1B			0-0 5-3			0-0 SH5-4 1B 2B	1-1 F9		4 1 2 1 0 0 1
Mike Scioscia, L OBP: 0.331, SLG: 0.443 (1, 2)	0-2 P4			0-0 P5			0-0 SH5-4 2B 1B	1-0 P1		4 1 1 0 0 0 3
Mike Sharperson, R OBP: 0.355, SLG: 0.371 (8, 5)	0-2 FC6-4			3-2 F8			0-0 SH5-4			3 0 1 0 0 0 2
Juan Samuel, R OBP: 0.295, SLG: 0.349 (1, 4)					0-3 K		2-1 6-3 2B			4 0 1 2 0 3 1
Alfredo Griffin, S OBP: 0.339, SLG: 0.341 (1, 6)					2-2 G3		0-0 6-3			4 0 0 0 0 2 2
Tim Belcher, R OBP: 0.260, SLG: 0.111 Eddie Murray, S OBP: 0.385, SLG: 0.453 Tim Crews, R Pat Perry, L Jim Gott, R Jose Gonzalez, R OBP: 0.311, SLG: 0.500 (9, PH)					1-3 K		4-1 BB			2 0 0 0 0 2 0 0 0 0 0 1 0 1 0 0 0 0 1 1

Inning Stats	R: 1	H: 1	E: 0	K: 0	S: 13	H: 1	LOB: 2	BB: 2	P: 22	R: 0	H: 0	E: 0	K: 3	S: 12	H: 0	LOB: 0	BB: 0	P: 16	R: 0	H: 0	E: 0	K: 0	S: 5	H: 0	LOB: 0	BB: 0	P: 6	R: 0	H: 0	E: 0	K: 2	S: 9	H: 0	LOB: 0	BB: 0	P: 12	R: 0	H: 0	E: 0	K: 1	S: 8	H: 0	LOB: 0	BB: 0	P: 10	R: 2	H: 3	E: 0	K: 1	S: 10	H: 0	LOB: 2	BB: 1	P: 18	R: 0	H: 0	E: 0	K: 0	S: 6	H: 0	LOB: 1	BB: 1	P: 13	R: 0	H: 1	E: 0	K: 3	S: 14	H: 1	LOB: 1	BB: 0	P: 18	1B: 3	2B: 1	3B: 1	HR: 0	SF: 0	SAC: 1	DP: 0	HBP: 0	WP: 0	PB: 0	SB: 0	CS: 0	PA: 36
--------------	------	------	------	------	-------	------	--------	-------	-------	------	------	------	------	-------	------	--------	-------	-------	------	------	------	------	------	------	--------	-------	------	------	------	------	------	------	------	--------	-------	-------	------	------	------	------	------	------	--------	-------	-------	------	------	------	------	-------	------	--------	-------	-------	------	------	------	------	------	------	--------	-------	-------	------	------	------	------	-------	------	--------	-------	-------	-------	-------	-------	-------	-------	--------	-------	--------	-------	-------	-------	-------	--------

PITCHER	IP	WLS	BF	H	R	ER	SO	BB	IBB	HBP	BLK	WP	HR	S	P	ERA	WHIP
Jose Rijo, R ERA: 3.53 (1, 1)	6.0		23	3	3	3	6	2	0	0	0	0	0	55	77	4.50	0.833
Rob Dibble, R ERA: 1.26 (7, 1)	0.1		2	1	0	0	0	0	0	0	0	0	0	3	5	0.00	3.000
Norm Charlton, L ERA: 3.1 (7, 1)	1.2	W	7	0	0	0	1	2	0	0	0	0	0	11	24	0.00	1.200
Randy Myers, L ERA: 2.19 (9, 1)	1.0		4	1	0	0	3	0	0	0	0	0	0	14	18	0.00	1.000


BOTTOM

Cincinnati Reds @ Los Angeles Dodgers  
 Dodger Stadium, Los Angeles, CA  
 Sat Jun 02 1990, 7:05 PM PDT  
 Att. 47,918 - Unknown

AB	31
R	3
H	5
RBI	3
BB	4
SO	10
LOB	13



PITCHER	IP	WLS	BF	H	R	ER	SO	BB	IBB	HBP	BLK	WP	HR	S	P	ERA	WHIP
---------	----	-----	----	---	---	----	----	----	-----	-----	-----	----	----	---	---	-----	------

Batter	1	2	3	4	5	6	7	8	9	AB R H RBI BB SO LOB	TOP														
Chris Sabo, R (1, 5) OBP: 0.391, SLG: 0.552	0-2 FC6-4 1B		4-2 BB BB		2-1 G6-3 1-2		3-1 F7		0-0 F7	4 0 1 0 1 0 2															
Billy Hatcher, R (1, 8) OBP: 0.378, SLG: 0.434	2-2 FC6-4 1B 1-2f		4-2 BB			2-1 FC1-6-5 2B	2-0 1B		4-2 S BB	3 0 2 0 2 0 1															
Barry Larkin, R (1, 6) OBP: 0.427, SLG: 0.408	1-0 G4-6-3 1B		2-1 5-3			1-2 FC1-6-5 1B	1-0 1B		1-3 K	5 1 2 1 0 1 4															
Eric Davis, R (1, 7) OBP: 0.299, SLG: 0.410	1-2 G4-6-3 1-2f			3-2 6-3		0-1 6-3	1-1 F8			4 0 0 0 0 0 5															
Todd Benzinger, S (1, 3) OBP: 0.335, SLG: 0.382		0-0 G6-3		2-2 1B		4-2 1B BB		2-2 FC4-6 1B		3 0 2 0 1 0 0															
Joe Oliver, R (1, 2) OBP: 0.340, SLG: 0.401		3-2 F8		2-2 F9		1-1 1B		0-0 F2		4 0 1 1 0 0 2															
Rolando Roomes, R (1, 9) OBP: 0.222, SLG: 0.333 Paul O'Neill, L (8, PH) OBP: 0.357, SLG: 0.457		2-0 L4		3-3 K		1-3 K		1-2 FC4-6 1-2f		3 0 0 0 0 2 3 1 0 0 0 0 0 1	AB 35 R 2 H 10 RBI 2 BB 4 SO 6 LOB 20														
Mariano Duncan, R (1, 4) OBP: 0.419, SLG: 0.587			1-3 K		2-2 CS 1B		3-2 6-3	3-2 F8		4 0 1 0 0 1 1															
Tom Browning, L (1, 1) OBP: 0.111, SLG: 0.077 Randy Myers, L (8, 1) Ron Oester, S (8, 4) OBP: 0.317, SLG: 0.362			2-3 K		0-1 F7		0-0 1B 1B		1-3 K	3 1 1 0 0 1 1 0 0 0 0 0 0 0 1 0 0 0 0 1 0															
Inning Stats	R: 0 E: 0 K: 0 S: 13	H: 2 LOB: 1 BB: 0 P: 17	R: 0 E: 0 K: 0 S: 6	H: 0 LOB: 0 BB: 0 P: 11	R: 0 E: 0 K: 2 S: 17	H: 0 LOB: 2 BB: 2 P: 30	R: 0 E: 0 K: 1 S: 12	H: 1 LOB: 1 BB: 0 P: 22	R: 0 E: 0 K: 0 S: 7	H: 1 LOB: 0 BB: 0 P: 11	R: 1 E: 0 K: 1 S: 15	H: 2 LOB: 2 BB: 1 P: 24	R: 1 E: 0 K: 0 S: 10	H: 3 LOB: 2 BB: 0 P: 20	R: 0 E: 0 K: 0 S: 12	H: 1 LOB: 1 BB: 0 P: 18	R: 0 E: 0 K: 2 S: 11	H: 0 LOB: 1 BB: 1 P: 16	1B: 9 2B: 1 3B: 0 HR: 0	SF: 0 SAC: 0 DP: 1 HBP: 0	WP: 0 PB: 0 SB: 2 CS: 1	PA: 39			
PITCHER	IP WLS BF H R ER SO BB IBB HBP BLK WP HR S P ERA WHIP												PITCHER	IP WLS BF H R ER SO BB IBB HBP BLK WP HR S P ERA WHIP											
Fernando Valenzuela, L (1, 1) ERA: 3.93	7.0 L 31 9 2 2 4 3 0 0 0 0 0 0 80 135 2.57 1.714												Jay Howell, R (8, 1) ERA: 3.07	2.0 8 1 0 0 2 1 0 0 0 0 0 0 23 34 0.00 1.000											

Cincinnati Reds @ Los Angeles Dodgers  
 Dodger Stadium, Los Angeles, CA  
 Sun Jun 03 1990, 3:33 AM PDT  
 Att. 46,307 - Sunny - 90 F

livebaseballscorecards.com

Batter	1	2	3	4	5	6	7	8	9	AB	R	H	RBI	BB	SO	LOB	
Mike Sharperson, R OBP: 0.345, SLG: 0.360 (1, 5) B F B X	2-1 F9 ①		2-1 1-3 ③			X 0-0 SH5-4 ① 2-3		B B X 2-0 F9 ①		3	0	0	0	0	0	3	
Kirk Gibson, L (1, 8) F X	0-1 F7 ②			B X 1-0 F9 ①		X 0-0 F8 ②		C S S 0-3 K ②		4	0	0	0	0	1	3	
Kal Daniels, L OBP: 0.409, SLG: 0.567 (1, 7) X	0-0 F7 ③			B B B C B 4-1 FC6-4 BB		B S B S C 3-3 K ③		B B B C B 4-2 BB		2	0	0	0	2	1	1	
Hubie Brooks, R OBP: 0.269, SLG: 0.398 (1, 9)		B X 1-0 L7 ①		1 SAFE C X 0-1 FC6-4 ② 1-2f		C B B T C X 2-2 G6-3 ①		X 0-0 1-3 ③		4	0	0	0	0	0	4	
Mickey Hatcher, R OBP: 0.245, SLG: 0.229 (1, 3)		B B C X 1-1 G6-3 ②		X 0-0 F8 ③		B B B C X 2-2 1B		C C C 0-3 K ①		4	0	1	0	0	1	1	
Rick Dempsey, R OBP: 0.314, SLG: 0.419 Jay Howell, R Jose Gonzalez, R OBP: 0.304, SLG: 0.488 (1, 2) (8, 1) (9, PH)		B B C X 2-1 L7 ③		C B B X 2-1 5-3 ①		C B B C X 2-3 K ②		B B B C X 2-2 F8 ②		3	0	0	0	0	1	1	
Juan Samuel, R OBP: 0.294, SLG: 0.344 (1, 4)			C H 1-1 G3 S HBP		X 0-0 6-3 ②		B B C X 1-3 K ③		F B B X 2-1 F9 ③		3	0	0	0	0	1	1
Alfredo Griffin, S OBP: 0.339, SLG: 0.341 (1, 6)		B X 1-0 P3 ①		C B B C X 1-2 5-3 ③		X 0-0 SH5-4 2B		B B C X 0-2 2B 1B		3	0	1	0	0	0	1	
Fernando Valenzuela, L OBP: 0.429, SLG: 0.600 Mike Scioscia, L OBP: 0.335, SLG: 0.453 (1, 1) (8, 2)			B C S X 1-2 G3 ②					B B C X 0-2 2B		2	0	1	0	0	0	1	
										1	0	1	0	0	0	0	

Inning Stats	R: 0	H: 0	E: 0	K: 0	S: 5	R: 0	H: 0	E: 0	K: 0	S: 5	R: 0	H: 0	E: 0	K: 0	S: 7	R: 0	H: 0	E: 0	K: 0	S: 5	R: 0	H: 0	E: 0	K: 1	S: 6	R: 0	H: 1	E: 0	K: 2	S: 14	R: 0	H: 2	E: 0	K: 1	S: 13	R: 0	H: 0	E: 0	K: 1	S: 9	1B: 2	2B: 2	3B: 0	HR: 0	SF: 0	SAC: 1	DP: 0	HBP: 1	WP: 0	PB: 0	SB: 1	CS: 0	PA: 34											
PITCHER	IP	WLS	BF	H	R	ER	SO	BB	IBB	HBP	BLK	WP	HR	S	P	ERA	WHIP															PITCHER	IP	WLS	BF	H	R	ER	SO	BB	IBB	HBP	BLK	WP	HR	S	P	ERA	WHIP															
Tom Browning, L ERA: 2.3 (1, 1)	7.0	W	27	4	0	0	3	1	0	1	0	0	0	54	83	0.00	0.714																																															
Randy Myers, L ERA: 2.03 (8, 1)	2.0	S	7	0	0	0	2	1	0	0	0	0	0	16	26	0.00	0.500																																															

**BOTTOM**

**Cincinnati Reds @ Los Angeles Dodgers**  
**Dodger Stadium, Los Angeles, CA**  
 Sun Jun 03 1990, 3:33 AM PDT  
 Att. 46,307 - Sunny - 90 F

AB	30
R	0
H	4
RBI	0
BB	2
SO	5
LOB	16



Batter	1	2	3	4	5	6	7	8	9	AB R H RBI BB SO LOB	TOP																						
<b>Oddibe McDowell, L</b> (1, 8) OBP: 0.271, SLG: 0.369	1-3 K		0-3 K			3-3 K			0-0 G3-1	4 0 0 0 0 3 0																							
<b>Jeff Treadway, L</b> (1, 4) OBP: 0.321, SLG: 0.444	1-0 1B			2-3 K			2-2 F9		4-2 1B BB	3 0 1 0 1 1 0																							
<b>Ron Gant, R</b> (1, 7) OBP: 0.401, SLG: 0.609	1-3 K			1-3 K			0-1 2B		2-2 1-2 1B	4 0 2 0 0 2 1																							
<b>Jim Presley, R</b> (1, 5) OBP: 0.321, SLG: 0.454	1-3 K			3-3 K			1-3 K		0-1 G6-3	4 0 0 0 0 3 4																							
<b>David Justice, L</b> (1, 3) OBP: 0.371, SLG: 0.508			2-3 K		0-3 K		2-3 K			3 0 0 0 0 3 1																							
<b>Dale Murphy, R</b> (1, 9) OBP: 0.352, SLG: 0.455			3-3 K		1-2 F9			1-3 K		3 0 0 0 0 2 0																							
<b>Jeff Blausler, R</b> (1, 6) OBP: 0.319, SLG: 0.386			0-3 K		1-3 K			0-3 K		3 0 0 0 0 3 0																							
<b>Greg Olson, R</b> (1, 2) OBP: 0.330, SLG: 0.422				3-1 P2		3-2 F7		1-2 G3		3 0 0 0 0 0 0																							
<b>Tom Glavine, L</b> (1, 1) OBP: 0.136, SLG: 0.143			0-0 G6-3			0-3 K			2-1 P4	2 0 0 0 0 1 0																							
<b>Tony Castillo, L</b> (6, 1)										0 0 0 0 0 0 0																							
<b>Dwayne Henry, R</b> (8, 1)										0 0 0 0 0 0 0																							
<b>Tommy Gregg, L</b> (9, PH) OBP: 0.207, SLG: 0.160										1 0 0 0 0 0 0																							
<b>Inning Stats</b>	R: 0 E: 0 K: 3 S: 12	H: 1 LOB: 1 BB: 0 P: 16	R: 0 E: 0 K: 3 S: 9	H: 0 LOB: 0 BB: 0 P: 14	R: 0 E: 0 K: 1 S: 6	H: 0 LOB: 0 BB: 0 P: 9	R: 0 E: 0 K: 3 S: 9	H: 0 LOB: 0 BB: 0 P: 15	R: 0 E: 0 K: 2 S: 9	H: 0 LOB: 0 BB: 0 P: 11	R: 0 E: 0 K: 2 S: 10	H: 0 LOB: 0 BB: 0 P: 16	R: 0 E: 0 K: 2 S: 11	H: 1 LOB: 1 BB: 0 P: 16	R: 0 E: 0 K: 2 S: 9	H: 0 LOB: 0 BB: 0 P: 11	R: 0 E: 0 K: 0 S: 11	H: 1 LOB: 2 BB: 1 P: 19	1B: 2 2B: 1 3B: 0 HR: 0	SF: 0 SAC: 0 DP: 0 HBP: 0	WP: 0 PB: 0 SB: 0 CS: 0	PA: 31											
<b>PITCHER</b> <b>Ramon Martinez, R</b> (1, 1) ERA: 3.17	IP 9.0	WLS W	BF 31	H 3	R 0	ER 0	SO 18	BB 1	IBB 0	HBP 0	BLK 0	WP 0	HR 0	S 86	P 127	ERA 0.00	WHIP 0.444																
											<b>PITCHER</b>	IP	WLS	BF	H	R	ER	SO	BB	IBB	HBP	BLK	WP	HR	S	P	ERA	WHIP					

Atlanta Braves @ Los Angeles Dodgers  
Dodger Stadium, Los Angeles, CA  
Mon Jun 04 1990, 7:05 PM PDT  
Att. 22,098 - Unknown

livebaseballscorecards.com

AB	30
R	0
H	3
RBI	0
BB	1
SO	18
LOB	6





Batter	1	2	3	4	5	6	7	8	9
Jose Gonzalez, R OBP: 0.340, SLG: 0.532 (1, 8)	2-1 G3 2B		0-2 FC6-4 1B		2-1 SH1-4 1B	0-0 1B		0-1 CS 2-3	
Mike Sharperson, R OBP: 0.345, SLG: 0.359 (1, 5)	0-0 G3 2-3		1-0 G5-4-3 1B		0-1 SH1-4 1-2	1-2 FC4-6 1B			
Kal Daniels, L OBP: 0.400, SLG: 0.552 (1, 7)	1-0 G6-3		0-2 G5-4-3 1-2f		1-3 K	1-1 FC4-6 1-2f			
Hubie Brooks, R OBP: 0.279, SLG: 0.402 Chris Gwynn, L OBP: 0.340, SLG: 0.302 (1, 9) (8, 9)	4-1 BB			1-0 2B G4-3 1B	2-2 WP 2-H		0-1 L7		
Mickey Hatcher, R OBP: 0.246, SLG: 0.250 (1, 3)	3-2 G6-3		1-2 G4-3 HR 2B		2-0 FC5-4 1B	2-2 F9			
Mike Scioscia, L OBP: 0.333, SLG: 0.448 (1, 2)		1-1 F8	0-0 G4-3		2-2 FC5-4 1B	0-0 G4-3			
Juan Samuel, R OBP: 0.303, SLG: 0.364 (1, 4)		2-3 K	0-2 HR		1-1 1B 1B		0-2 G3-1		
Alfredo Griffin, S OBP: 0.332, SLG: 0.333 (1, 6)		1-3 K	2-3 K		1-2 1B 1B		4-2 CS G4-3 BB		
Ramon Martinez, R OBP: 0.130, SLG: 0.130 (1, 1)			0-0 FC6-4 1B		1-3 K	0-3 K		0-0 G4-3	

Inning Stats	R: 0 E: 0 K: 0 S: 11	H: 1 LOB: 2 BB: 1 P: 21	R: 0 E: 0 K: 2 S: 8	H: 0 LOB: 0 BB: 0 P: 12	R: 0 E: 0 K: 0 S: 9	H: 2 LOB: 1 BB: 0 P: 9	R: 3 E: 0 K: 2 S: 20	H: 3 LOB: 0 BB: 0 P: 25	R: 0 E: 0 K: 1 S: 9	H: 1 LOB: 0 BB: 0 P: 14	R: 3 E: 0 K: 1 S: 20	H: 5 LOB: 2 BB: 0 P: 28	R: 0 E: 0 K: 0 S: 12	H: 0 LOB: 0 BB: 0 P: 14	R: 0 E: 0 K: 0 S: 8	H: 0 LOB: 0 BB: 1 P: 12
--------------	-------------------------------	----------------------------------	------------------------------	----------------------------------	------------------------------	---------------------------------	-------------------------------	----------------------------------	------------------------------	----------------------------------	-------------------------------	----------------------------------	-------------------------------	----------------------------------	------------------------------	----------------------------------

PITCHER	IP	WLS	BF	H	R	ER	SO	BB	IBB	HBP	BLK	WP	HR	S	P	ERA	WHIP
Tom Glavine, L ERA: 3.59 (1, 1)	5.2	L	29	12	6	6	6	1	0	0	0	1	1	75	106	9.53	2.294
Tony Castillo, L ERA: 3.91 (6, 1)	1.1		4	0	0	0	0	0	0	0	0	0	0	14	17	0.00	0.000
Dwayne Henry, R ERA: 5.28 (8, 1)	1.0		3	0	0	0	0	1	0	0	0	0	0	8	12	0.00	1.000

**BOTTOM**

AB R H RBI BB SO LOB

4	0	3	2	0	0	1
3	0	1	0	0	0	3
4	0	0	0	0	1	4
4	1	2	0	1	0	1
0	0	0	0	0	0	0
4	2	1	0	0	0	3
4	1	1	1	0	0	1
3	2	2	2	1	1	0
4	0	0	0	0	3	4
3	0	2	1	0	1	0


AB 33  
R 6  
H 12  
RBI 6  
BB 2  
SO 6  
LOB 17



WP: 1 PA: 37  
PB: 0  
SB: 0  
CS: 1

**Atlanta Braves @ Los Angeles Dodgers**  
**Dodger Stadium, Los Angeles, CA**  
 Mon Jun 04 1990, 7:05 PM PDT  
 Att. 22,098 - Unknown

livebaseballscores.com

Batter	1	2	3	4	5	6	7	8	9	AB R H RBI BB SO LOB	TOP									
Oddibe McDowell, L (1, 8) OBP: 0.276, SLG: 0.366	0-0 F8		0-0 1B			0-0 6-3		4-0 E 1B BB	0-0 4-3	4 1 1 0 1 0 0	<p>Atlanta Braves @ Los Angeles Dodgers</p> <p>Dodger Stadium, Los Angeles, CA</p> <p>Tue Jun 05 1990, 7:05 PM PDT</p> <p>Att. 29,878 - Unknown - 78 F</p>									
Jeff Treadway, L (1, 4) OBP: 0.329, SLG: 0.456	0-0 2B		0-0 F7			0-0 1B		0-0 E 2B 1B	0-0 6-3	5 1 3 0 0 0 1										
Ron Gant, R (1, 7) OBP: 0.391, SLG: 0.591	0-0 2-3			0-0 6-3		0-0 F8		0-0 E5 2B		4 1 0 0 0 0 3										
Jim Presley, R (1, 5) OBP: 0.319, SLG: 0.449	0-0 5-3			0-3 K			0-0 1-3 1B	0-0 P3		4 0 1 0 0 1 3										
David Justice, L (1, 3) OBP: 0.365, SLG: 0.507		0-3 K		0-0 F7			0-0 1-3 1B	0-0 1B 2B		4 1 1 2 0 1 1										
Dale Murphy, R (1, 9) OBP: 0.350, SLG: 0.450		0-0 4-3			0-3 K		0-0 6-3	0-0 2B 1B		4 1 1 1 0 1 1										
Jeff Blausen, R (1, 6) OBP: 0.316, SLG: 0.391		0-0 F7			0-0 6-3		0-0 6-3	0-0 2B		4 0 1 1 0 0 1										
Greg Olson, R (1, 2) OBP: 0.323, SLG: 0.412			0-0 3-1		0-0 F9			0-0 E 1B		2 0 0 0 0 0 0										
Tommy Gregg, L (8, PH) OBP: 0.217, SLG: 0.173								0-0 6-3		2 1 1 0 0 0 1										
Joe Hesketh, R (8, 1)										0 0 0 0 0 0 0										
Pete Smith, R (1, 1) OBP: 0.091, SLG: 0.048			0-0 G3			0-0 6-3		0-0 F3	0-0 F7	2 0 0 0 0 0 0										
Lonnie Smith, R (8, PH) OBP: 0.313, SLG: 0.357										1 0 0 0 0 0 1										
Jimmy Kremers, L (8, 2)										1 0 0 0 0 0 0										
<b>Inning Stats</b>	R: 0 E: 0 K: 0 S: 4	H: 1 LOB: 1 BB: 0 P: 4	R: 0 E: 0 K: 1 S: 5	H: 0 LOB: 0 BB: 0 P: 5	R: 0 E: 0 K: 0 S: 4	H: 1 LOB: 1 BB: 0 P: 4	R: 0 E: 0 K: 1 S: 5	H: 0 LOB: 0 BB: 0 P: 5	R: 0 E: 0 K: 0 S: 4	H: 1 LOB: 1 BB: 0 P: 4	R: 0 E: 0 K: 0 S: 4	H: 1 LOB: 1 BB: 0 P: 4	R: 6 E: 1 K: 0 S: 9	H: 5 LOB: 1 BB: 1 P: 13	R: 0 E: 0 K: 0 S: 3	H: 0 LOB: 0 BB: 0 P: 3	1B: 6 2B: 3 3B: 0 HR: 0	SF: 0 SAC: 0 DP: 0 HBP: 0	WP: 0 PB: 0 SB: 0 CS: 0	PA: 38
<b>PITCHER</b>	IP WLS BF H R ER SO BB IBB HBP BLK WP HR S P ERA WHIP																			
Mike Morgan, R (1, 1) ERA: 2.78	7.2 L 34 9 6 0 3 1 0 0 0 0 0 0 39 43 0.00 1.304																			
Don Aase, R (8, 1) ERA: 3.38	0.1 1 0 0 0 0 0 0 0 0 0 0 0 1 1 0.00 0.000																			
John Wetteland, R (9, 1) ERA: 7.52	1.0 3 0 0 0 0 0 0 0 0 0 0 0 0 3 3 0.00 0.000																			

livebaseballscorecards.com

AB	37
R	6
H	9
RBI	4
BB	1
SO	3
LOB	12

Batter	1	2	3	4	5	6	7	8	9	AB	R	H	RBI	BB	SO	LOB
Lenny Harris, L (1, 5) OBP: 0.338, SLG: 0.385 Mike Sharperson, R (8, PH) OBP: 0.357, SLG: 0.365 (9, 5)	0-0 4-3			0-0 F7		0-0 E5		4-0 1-2 4-3 BB	0-0 2-H 3-H 1B	3	0	0	0	0	0	0
Kirk Gibson, L (1, 8)	0-0 F7			0-0 F7		0-0 F8		0-0 L7	0-0 F7	5	0	0	0	0	0	4
Kal Daniels, L (1, 7) OBP: 0.391, SLG: 0.538	0-3 K			0-3 K			0-0 L5	0-0 4-3		4	0	0	0	0	2	2
Eddie Murray, S (1, 3) OBP: 0.382, SLG: 0.448		0-0 6-3			0-0 4-1		0-0 BB BB 1B	0-0 F8		4	0	1	0	0	0	2
Hubie Brooks, R (1, 9) OBP: 0.273, SLG: 0.394		0-0 F8			0-3 K		0-0 F7		0-0 F9	4	0	0	0	0	1	1
Mike Scioscia, L (1, 2) OBP: 0.333, SLG: 0.442 Mickey Hatcher, R (9, PH) OBP: 0.259, SLG: 0.264		0-3 K			0-0 4-3		4-0 BB BB	1-2 BB BB	0-0 WP 2B 1B	2	0	0	0	1	1	0
Juan Samuel, R (1, 4) OBP: 0.306, SLG: 0.360				0-0 L6		4-0 E S SH1-2-3 BB	4-0 BB BB	1-2 2-3 BB BB	0-3 K	2	1	0	0	2	1	1
Alfredo Griffin, S (1, 6) OBP: 0.330, SLG: 0.328				0-0 4-3		0-0 4-3	0-0 F9	0-0 F9	4-0 2B 1B BB	3	1	0	0	1	0	4
Mike Morgan, R (1, 1) OBP: 0.115, SLG: 0.080 Don Aase, R (8, 1)				0-3 K		0-0 SH1-2-3		0-0 E6 4-3 BB	0-0 1-3 2-H 1B 2B	1	0	0	1	0	1	0
Jose Gonzalez, R (8, PH) OBP: 0.333, SLG: 0.521 John Wetteland, R (9, 1) OBP: 0.167, SLG: 0.667 Rick Dempsey, R (9, PH) OBP: 0.333, SLG: 0.469										0	0	0	0	0	0	0

Inning Stats	R: 0	H: 0	E: 0	K: 1	S: 5	R: 0	H: 0	E: 0	K: 1	S: 5	R: 0	H: 0	E: 0	K: 1	S: 5	R: 0	H: 1	E: 0	K: 0	S: 4	R: 0	H: 0	E: 1	K: 0	S: 4	R: 3	H: 3	E: 0	K: 1	S: 8	1B: 3	SF: 0	2B: 1	3B: 0	HR: 0	WP: 1	PB: 0	SB: 1	CS: 0	PA: 38
--------------	------	------	------	------	------	------	------	------	------	------	------	------	------	------	------	------	------	------	------	------	------	------	------	------	------	------	------	------	------	------	-------	-------	-------	-------	-------	-------	-------	-------	-------	--------

PITCHER	IP	WLS	BF	H	R	ER	SO	BB	IBB	HBP	BLK	WP	HR	S	P	ERA	WHIP
Pete Smith, R (1, 1) ERA: 3.53	7.0	W	26	1	1	0	5	3	0	0	0	0	0	33	45	0.00	0.571
Joe Hesketh, L (8, 1) ERA: 3.98	2.0		12	3	3	3	1	2	0	0	0	1	0	12	20	13.50	2.500

**BOTTOM**

**Atlanta Braves @ Los Angeles Dodgers**  
**Dodger Stadium, Los Angeles, CA**  
 Tue Jun 05 1990, 7:05 PM PDT  
 Att: 29,878 - Unknown - 78 F

<b>AB</b>	<b>32</b>
<b>R</b>	<b>4</b>
<b>H</b>	<b>4</b>
<b>RBI</b>	<b>4</b>
<b>BB</b>	<b>5</b>
<b>SO</b>	<b>6</b>
<b>LOB</b>	<b>14</b>



<b>WP</b> : 1	<b>PA</b> : 38
<b>PB</b> : 0	
<b>SB</b> : 1	
<b>CS</b> : 0	

livebaseballscorecards.com

Batter	1	2	3	4	5	6	7	8	9	AB R H RBI BB SO LOB	TOP																										
Oddibe McDowell, L (1, 8) OBP: 0.275, SLG: 0.362	0-0 4-3		0-0 FC6-4		0-0 G3			0-0 BB 1B E 1B		4 1 1 1 0 0 3	<p align="center"><b>Atlanta Braves @ Los Angeles Dodgers</b>  <b>Dodger Stadium, Los Angeles, CA</b></p> <p align="center">Wed Jun 06 1990, 7:05 PM PDT  Att. 25,274 - Unknown - 72 F</p>																										
Jeff Treadway, L (1, 4) OBP: 0.327, SLG: 0.453	0-3 K		0-0 SF8			0-0 FC5-4 1B		0-0 E1 BB 1B		3 1 1 1 0 1 1																											
Ron Gant, R (1, 7) OBP: 0.387, SLG: 0.579	0-3 K		0-0 P6			0-0 FC5-4 1-3 1-2f		4-0 BB BB 1B 1-2 2-3 1B BB		3 1 0 0 1 1 2																											
Jim Presley, R (1, 5) OBP: 0.323, SLG: 0.451		0-0 G2-4-3 1B		0-0 4-3		0-0 1-3		0-0 1B 1-2 2-H 3-H 1B		4 0 2 2 0 0 1																											
David Justice, L (1, 3) OBP: 0.359, SLG: 0.493		0-0 F8		0-3 K		0-0 F7		0-0 1-3 2-H 1B		4 0 1 1 0 1 2																											
Dale Murphy, R (1, 9) OBP: 0.343, SLG: 0.440		0-0 G2-4-3 1-2f		0-0 5-3			0-0 P3	0-3 K		4 0 0 0 0 1 2																											
Jeff Blausler, R (1, 6) OBP: 0.314, SLG: 0.385			0-0 1B FC6-4 1B		0-0 6-3		0-0 6-3	0-0 F9		4 1 1 0 0 0 0																											
Greg Olson, R (1, 2) OBP: 0.323, SLG: 0.409			0-0 FC6-4 29 BB SF8 1B		0-0 F8		0-0 F3	0-3 K		3 1 1 0 0 0 0																											
Charlie Kerfeld, R (7, 1)										0 0 0 0 0 0 0																											
Joe Boever, R (8, 1)										0 0 0 0 0 0 0																											
Tommy Gregg, L (9, PH) OBP: 0.213, SLG: 0.170										1 0 0 0 0 1 0																											
29 John Smoltz, R (1, 1) OBP: 0.364, SLG: 0.176			4-0 BB BB FC6-4 1B		0-0 1B			0-3 K	0-0 F2	1 0 1 0 1 0 0																											
Tony Castillo, L (6, 1)										0 0 0 0 0 0 0																											
Francisco Cabrera, R (7, 2) OBP: 0.429, SLG: 0.643										2 0 0 0 0 1 0																											
<b>Inning Stats</b>	R: 0 E: 0 K: 2 S: 7	H: 0 LOB: 0 BB: 0 P: 7	R: 0 E: 0 K: 0 S: 3	H: 1 LOB: 0 BB: 0 P: 3	R: 2 E: 0 K: 0 S: 5	H: 2 LOB: 1 BB: 1 P: 9	R: 0 E: 0 K: 1 S: 5	H: 0 LOB: 0 BB: 0 P: 5	R: 0 E: 0 K: 0 S: 4	H: 1 LOB: 1 BB: 0 P: 4	R: 0 E: 0 K: 0 S: 3	H: 0 LOB: 0 BB: 0 P: 3	R: 3 E: 1 K: 2 S: 10	H: 3 LOB: 1 BB: 1 P: 14	R: 0 E: 0 K: 1 S: 5	H: 0 LOB: 0 BB: 0 P: 5	1B: 8 2B: 0 3B: 0 HR: 0	SF: 1 SAC: 0 DP: 1 HBP: 0	WP: 0 PB: 0 SB: 1 CS: 0	PA: 36																	
<b>PITCHER</b>	IP WLS BF H R ER SO BB IBB HBP BLK WP HR S P ERA WHIP																																				
Mike Maddux, R (1, 1) ERA: 4.43	3.0		12	3	2	2	2	1	0	0	0	0	0	0	15	19	6.00	1.333																			
Tim Crews, R (4, 1) ERA: 3.86	4.1		17	3	2	2	2	0	0	0	0	0	0	21	21	4.15	0.692																				
Jay Howell, R (8, 1) ERA: 3.31	1.2	W	7	2	1	0	2	1	0	0	0	0	0	10	14	0.00	1.800																				

<b>AB</b>	<b>33</b>
<b>R</b>	<b>5</b>
<b>H</b>	<b>8</b>
<b>RBI</b>	<b>5</b>
<b>BB</b>	<b>2</b>
<b>SO</b>	<b>6</b>
<b>LOB</b>	<b>11</b>



Batter	1	2	3	4	5	6	7	8	9
Lenny Harris, L (1, 5) OBP: 0.336, SLG: 0.389	0-0 F7		0-0 SF9	0-0 4-3		0-0 E4		0-0 SH1-4	
Chris Gwynn, L (1, 7) OBP: 0.385, SLG: 0.340	0-3 K		0-0 1B	0-0 1B		0-0 1B		4-0 BB	
Kirk Gibson, L (1, 8) OBP: 0.111, SLG: 0.125 Jose Gonzalez, R (9, 9) OBP: 0.333, SLG: 0.521	0-0 2B		0-0 SF9	0-0 F5		0-3 K		4-0 BB	
Eddie Murray, S (1, 3) OBP: 0.388, SLG: 0.456	4-0 BB		0-0 1B		0-0 F5		0-0 L6	0-0 2B	
Hubie Brooks, R (1, 9) OBP: 0.278, SLG: 0.396 Jay Howell, R (8, 1)	0-3 K		0-3 K		0-0 1B		0-0 BB	0-0 1-3	
Mike Scioscia, L (1, 2) OBP: 0.341, SLG: 0.440		0-0 F8		0-0 1B	0-0 F4		4-0 BB	4-0 IBB	
Juan Samuel, R (1, 4) OBP: 0.304, SLG: 0.356		0-0 F4		0-0 1B	0-3 K		0-3 K	0-0 F9	
Alfredo Griffin, S (1, 6) OBP: 0.328, SLG: 0.326		0-0 6-3		0-0 1B		0-0 F9	0-0 F6		
Mike Maddux, L (1, 1) Fernando Valenzuela, L (3, PH) OBP: 0.455, SLG: 0.687 Tim Crews, R (4, 1) Stan Javier, S (8, 9) OBP: 0.344, SLG: 0.367			0-0 2B	0-0 SF9		0-0 G3		0-0 BB	0-0 SH1-4

Inning Stats	R: 0	H: 1	E: 0	LOB: 2	K: 2	BB: 1	S: 8	P: 12
	R: 0	H: 0	E: 0	LOB: 0	K: 0	BB: 0	S: 3	P: 3
	R: 1	H: 4	E: 0	LOB: 2	K: 1	BB: 0	S: 8	P: 8
	R: 3	H: 4	E: 1	LOB: 1	K: 0	BB: 0	S: 7	P: 7
	R: 0	H: 1	E: 0	LOB: 1	K: 1	BB: 0	S: 6	P: 6
	R: 0	H: 1	E: 1	LOB: 2	K: 1	BB: 0	S: 7	P: 7
	R: 0	H: 1	E: 0	LOB: 2	K: 1	BB: 1	S: 6	P: 10
	R: 3	H: 2	E: 0	LOB: 2	K: 0	BB: 3	S: 5	P: 17

PITCHER															IP	WLS	BF	H	R	ER	SO	BB	IBB	HBP	BLK	WP	HR	S	P	ERA	WHIP
29 John Smoltz, R (1, 1) ERA: 5.6															5.2		29	11	4	3	4	1	0	0	0	0	0	36	40	4.76	2.118
Tony Castillo, L (6, 1) ERA: 3.81															0.2		4	1	0	0	1	0	0	0	0	0	5	9	0.00	3.000	
Charlie Kerfeld, R (7, 1) ERA: 6.75															1.0	L	6	1	3	3	1	2	0	0	0	0	6	14	27.00	3.000	
Joe Boever, R (8, 1) ERA: 2.7															0.2		4	1	0	0	0	0	1	0	0	0	3	7	0.00	1.500	

**BOTTOM**

AB R H RBI BB SO LOB

4	1	1	0	0	0	0
4	1	3	0	1	1	0
3	1	1	1	1	1	3
0	0	0	0	0	0	0
4	0	2	3	1	0	0
4	0	2	0	0	2	4
1	0	0	0	0	0	1
3	1	1	0	2	0	1
5	1	1	0	0	2	5
4	1	1	0	0	0	2
0	0	0	0	0	0	0
1	0	1	0	0	0	0
1	0	0	1	0	0	0
1	1	1	0	0	0	0

1B: 10 SF: 2  
2B: 4 SAC: 1  
3B: 0 DP: 0  
HR: 0 HBP: 0

WP: 0 PA: 43  
PB: 0  
SB: 2  
CS: 0

**Atlanta Braves @ Los Angeles Dodgers**  
Dodger Stadium, Los Angeles, CA

Wed Jun 06 1990, 7:05 PM PDT  
Att: 25,274 - Unknown - 72 F

livebaseballscorecards.com



Batter	1	2	3	4	5	6	7	8	9	AB R H RBI BB SO LOB	TOP																									
Lenny Harris, L (1, 5) OBP: 0.348, SLG: 0.395	0-1 F7			0-0 G4-6-3 1B		0-0 HR 1B	4-0 BB			3 1 2 0 1 0 0	<b>Los Angeles Dodgers @ San Diego Padres</b> Jack Murphy Stadium, San Diego, CA Fri Jun 08 1990, 10:05 PM EDT Att: 34,641 - Unknown <a href="http://livebaseballscorecards.com">livebaseballscorecards.com</a>																									
Kirk Gibson, L (1, 8) OBP: 0.136, SLG: 0.300 Jose Gonzalez, R (8, 8) OBP: 0.333, SLG: 0.521	1-0 G3			0-1 F8		0-0 HR 1-H 2-H	1-3 K			4 1 1 3 0 1 2 0 0 0 0 0 0 0																										
Kal Daniels, L (1, 7) OBP: 0.394, SLG: 0.556	0-3 K			2-0 G4-6-3 1-2f		0-0 HR		1-1 G1-4-3 1B		4 1 2 1 0 1 1																										
Eddie Murray, S (1, 3) OBP: 0.385, SLG: 0.451		0-1 F7			0-1 G3-1	0-0 1B		0-1 G1-4-3 1-2f		4 0 1 0 0 0 1																										
Hubie Brooks, R (1, 9) OBP: 0.277, SLG: 0.408		2-2 G1-3			3-2 HR	2-3 K		2-3 K		4 1 1 1 0 2 1																										
Mike Scioscia, L (1, 2) OBP: 0.335, SLG: 0.432 Rick Dempsey, R (9, PH) OBP: 0.324, SLG: 0.455		1-0 G4-3			1-1 G3-1	1-1 G4-3		1-3 K		3 0 0 0 0 0 1 1 0 0 0 0 1 0																										
Juan Samuel, R (1, 4) OBP: 0.289, SLG: 0.349				0-0 G6-3		0-2 L5		3-2 F9		4 0 0 0 0 0 0																										
Alfredo Griffin, S (1, 6) OBP: 0.322, SLG: 0.319				2-3 K		1-1 G1-6-3		3-3 K		4 0 0 0 0 3 0																										
Tim Belcher, R (1, 1) OBP: 0.190, SLG: 0.105 Stan Javier, S (8, PH) OBP: 0.352, SLG: 0.367 Don Aase, R (6, 1) Chris Gwynn, L (7, PH) OBP: 0.390, SLG: 0.417 Jim Gott, R (7, 1) John Wetteland, R (7, 1) OBP: 0.167, SLG: 0.667				3-3 K		4-1 HR BB		2-1 HR		1 0 0 0 0 1 0 0 1 0 0 1 0 0 0 0 0 0 0 0 0 1 1 1 1 0 0 0 0 0 0 0 0 0 0 0 0 0 0 0 0 0																										
<b>Inning Stats</b>	R: 0 E: 0 K: 1 S: 7	H: 0 LOB: 0 BB: 0 P: 8	R: 0 E: 0 K: 0 S: 6	H: 0 LOB: 0 BB: 0 P: 9	R: 0 E: 0 K: 2 S: 7	H: 0 LOB: 0 BB: 0 P: 12	R: 0 E: 0 K: 0 S: 4	H: 1 LOB: 0 BB: 0 P: 6	R: 1 E: 0 K: 0 S: 11	H: 1 LOB: 0 BB: 0 P: 15	R: 4 E: 0 K: 1 S: 12	H: 4 LOB: 1 BB: 1 P: 20	R: 1 E: 0 K: 2 S: 14	H: 1 LOB: 1 BB: 1 P: 27	R: 0 E: 0 K: 1 S: 7	H: 1 LOB: 0 BB: 0 P: 10	R: 0 E: 0 K: 2 S: 10	H: 0 LOB: 0 BB: 0 P: 12	1B: 4 2B: 0 3B: 0 HR: 4	SF: 0 SAC: 0 DP: 2 HBP: 0	WP: 0 PB: 0 SB: 0 CS: 0	PA: 35														
<b>PITCHER</b>	IP WLS BF H R ER SO BB IBB HBP BLK WP HR S P ERA WHIP																																			
Ed Whitson, R (1, 1) ERA: 2.95	5.1		20	4	4	4	3	1	0	0	0	0	2	40	60	6.75	0.938																			
Greg Harris, R (6, 1) ERA: 2.32	1.1		8	3	2	2	2	1	0	0	0	0	2	18	33	13.50	3.000																			
Craig Lefferts, L (7, 1) ERA: 1.59	2.1	W	7	1	0	0	4	0	0	0	0	0	0	20	26	0.00	0.429																			



Batter	1	2	3	4	5	6	7	8	9	AB	R	H	RBI	BB	SO	LOB
<b>Bip Roberts, S</b> OBP: 0.360, SLG: 0.445 (1, 7)	3-2 F8	0-0 G6-4-3		1-0 P6		0-0 F9	2-2 E4			5	1	0	0	0	0	5
<b>Roberto Alomar, S</b> OBP: 0.391, SLG: 0.421 (1, 4)	1-2 WP 1B		2-2 G4-6-3 1B		1-2 G1-3	1-0 L4	4-1 1B BB			4	1	2	0	1	0	1
<b>Tony Gwynn, L</b> OBP: 0.399, SLG: 0.486 (1, 9)	4-0 1B 1-2 1B BB		1-1 G4-6-3 1-2f		3-2 HR 1B		F7			4	2	2	2	1	0	1
<b>Joe Carter, R</b> OBP: 0.280, SLG: 0.426 (1, 8)	3-2 S 1-3 2-H 1B		1-1 F7		0-0 HR		E6 HR		F9	5	2	2	3	0	0	2
<b>Jack Clark, R</b> OBP: 0.434, SLG: 0.514 (1, 3)	0-0 1-2 3-H 1B			2-0 P3	2-2 F8		4-1 HR BB	3-2 G3		3	0	1	1	0	0	0
<b>Phil Stephenson, L</b> OBP: 0.388, SLG: 0.434 (6, 3)										1	1	0	0	1	0	0
<b>Benito Santiago, R</b> OBP: 0.372, SLG: 0.514 (1, 2)	1-3 K 2-3			0-0 1B 1B	1-2 G5-3		2-1 HR	3-3 K		5	2	2	3	0	2	2
<b>Mike Pagliarulo, L</b> OBP: 0.400, SLG: 0.442 (1, 5)	0-0 F7			1-2 1B 1-2 1B		2-0 HR	0-0 1B E 1B	0-0 G3		5	2	3	1	0	0	2
<b>Garry Templeton, S</b> OBP: 0.298, SLG: 0.409 (1, 6)		2-2 FC6-5 2B		1-3 K		0-3 K	1-1 E SH1-4 1B			4	1	2	0	0	2	2
<b>Ed Whitson, R</b> OBP: 0.167, SLG: 0.292 (1, 1)		0-2 FC6-5		0-2 1B		3-3 K	1-2 SH1-4			2	0	1	1	0	0	1
<b>Greg Harris, R</b> OBP: 0.250, SLG: 0.250 (6, 1)										1	0	0	0	0	1	1
<b>Craig Lefferts, L</b> OBP: 0.250, SLG: 0.250 (7, 1)										0	0	0	0	0	0	0

Inning Stats	R: 2	H: 3	E: 0	K: 1	S: 15	R: 0	H: 1	E: 0	K: 0	S: 8	R: 0	H: 1	E: 0	K: 0	S: 8	R: 1	H: 3	E: 0	K: 1	S: 13	R: 2	H: 2	E: 0	K: 0	S: 14	R: 1	H: 1	E: 0	K: 2	S: 9	R: 6	H: 4	E: 2	K: 0	S: 24	R: 0	H: 0	E: 0	K: 1	S: 9								
	LOB: 2	BB: 1	P: 27			LOB: 0	BB: 0	P: 12			LOB: 2	BB: 0	P: 18			LOB: 1	BB: 0	P: 15			LOB: 2	BB: 2	P: 45			LOB: 0	BB: 0	P: 15			LOB: 2	BB: 2	P: 15			LOB: 0	BB: 0	P: 15			1B: 11	SF: 0	2B: 1	SAC: 1	3B: 0	DP: 2	HR: 3	HBP: 0

PITCHER	IP	WLS	BF	H	R	ER	SO	BB	IBB	HBP	BLK	WP	HR	S	P	ERA	WHIP
<b>Tim Belcher, R</b> ERA: 3.66 (1, 1)	5.0		24	10	5	5	2	1	0	0	0	1	1	58	88	9.00	2.200
<b>Don Aase, R</b> ERA: 3.63 (6, 1)	1.0		5	1	1	1	2	0	0	0	0	1	1	9	15	9.00	1.000
<b>Jim Gott, R</b> ERA: 11.81 (7, 1)	0.2	L	9	3	6	2	0	2	0	0	0	0	1	15	32	27.00	7.500
<b>John Wetteland, R</b> ERA: 7.16 (7, 1)	1.1		5	1	0	0	1	0	0	0	0	0	0	18	28	0.00	0.750

**BOTTOM**

**Los Angeles Dodgers @ San Diego Padres**  
Jack Murphy Stadium, San Diego, CA

Fri Jun 08 1990, 10:05 PM EDT  
Att. 34,641 - Unknown

livebaseballscorecards.com

<b>AB</b>	<b>39</b>
<b>R</b>	<b>12</b>
<b>H</b>	<b>15</b>
<b>RBI</b>	<b>11</b>
<b>BB</b>	<b>3</b>
<b>SO</b>	<b>5</b>
<b>LOB</b>	<b>17</b>



WP	HR	S	P	ERA	WHIP
2	0	1	43		
0	0	0			
0	0	0			
0	0	0			

Batter	1	2	3	4	5	6	7	8	9	10	11	AB R H RBI BB SO LOB	TOP	
<b>Jose Gonzalez, R</b> (1, 8) <small>OBP: 0.315, SLG: 0.490</small> <b>Stan Javier, S</b> (7, PH) <small>OBP: 0.368, SLG: 0.375</small> (7, 8) (8, 7)												3 0 0 0 0 1 0 1 0 1 0 1 0 0	<b>Los Angeles Dodgers @ San Diego Padres</b> Jack Murphy Stadium, San Diego, CA Sat Jun 09 1990, 10:05 PM EDT Att: 44,727 - Unknown - 70 F	
<b>Mike Sharperson, R</b> (1, 5) <small>OBP: 0.350, SLG: 0.358</small>												5 0 1 0 0 0 2		
<b>Kal Daniels, L</b> (1, 7) <small>OBP: 0.391, SLG: 0.545</small> <b>Jay Howell, R</b> (8, 1) <b>Mickey Hatcher, R</b> (10, PH) <small>OBP: 0.254, SLG: 0.259</small> <b>John Wetteland, R</b> (10, 1) <small>OBP: 0.167, SLG: 0.667</small>												3 0 0 0 1 3 0 0 0 0 0 0 0 0 1 0 0 0 0 0 1 0 0 0 0 0 0 0		
<b>Eddie Murray, S</b> (1, 3) <small>OBP: 0.391, SLG: 0.488</small>												4 3 2 2 1 0 2		
<b>Hubie Brooks, R</b> (1, 9) <small>OBP: 0.284, SLG: 0.427</small>												5 2 3 2 0 1 0		
<b>Mike Scioscia, L</b> (1, 2) <small>OBP: 0.332, SLG: 0.425</small>												5 0 1 0 0 1 1		
<b>Juan Samuel, R</b> (1, 4) <small>OBP: 0.292, SLG: 0.341</small>												5 0 0 0 0 2 2		
<b>Alfredo Griffin, S</b> (1, 6) <small>OBP: 0.316, SLG: 0.314</small>												3 0 0 1 0 1 0		
<b>Fernando Valenzuela, L</b> (1, 1) <small>OBP: 0.417, SLG: 0.609</small> <b>Don Aase, R</b> (6, 1) <b>Chris Gwynn, L</b> (7, PH) <small>OBP: 0.389, SLG: 0.408</small> <b>Tim Crews, R</b> (7, 1) <b>Kirk Gibson, L</b> (8, 8) <small>OBP: 0.130, SLG: 0.286</small>												2 0 0 0 0 1 1 0 0 0 0 0 0 0 1 0 0 0 0 0 0 0 0 0 0 0 0 0 1 0 0 0 0 0 0		
<b>Inning Stats</b> R: 0 H: 0 E: 0 K: 1 S: 5 LOB: 0 BB: 0 P: 8	R: 2 H: 3 E: 0 K: 2 S: 13 LOB: 1 BB: 0 P: 15	R: 0 H: 0 E: 0 K: 1 S: 9 LOB: 0 BB: 0 P: 14	R: 2 H: 1 E: 0 K: 1 S: 12 LOB: 0 BB: 1 P: 17	R: 0 H: 1 E: 0 K: 1 S: 10 LOB: 2 BB: 1 P: 17	R: 0 H: 1 E: 0 K: 0 S: 5 LOB: 0 BB: 0 P: 9	R: 0 H: 0 E: 0 K: 0 S: 6 LOB: 1 BB: 1 P: 15	R: 0 H: 0 E: 0 K: 2 S: 12 LOB: 0 BB: 0 P: 18	R: 0 H: 1 E: 1 K: 0 S: 8 LOB: 1 BB: 0 P: 13	R: 1 H: 1 E: 0 K: 1 S: 12 LOB: 0 BB: 0 P: 18	1B: 5 SF: 1 2B: 1 SAC: 0 3B: 0 DP: 1 HR: 3 HBP: 0	WP: 0 PA: 43 PB: 0 SB: 0 CS: 0			
<b>PITCHER</b> <b>Bruce Hurst, L</b> (1, 1) <small>ERA: 4.05</small> <b>Mark Grant, R</b> (6, 1) <small>ERA: 5.26</small> <b>Greg Harris, R</b> (8, 1) <small>ERA: 2.27</small> <b>Craig Lefferts, L</b> (9, 1) <small>ERA: 1.48</small> <b>Eric Show, R</b> (11, 1) <small>ERA: 8.31</small>	IP WLS BF H R ER SO BB IBB HBP BLK WP HR S P ERA WHIP 5.0 0 22 5 4 4 6 2 0 0 0 0 2 49 71 7.20 1.400 2.0 0 7 1 0 0 0 1 0 0 0 0 0 11 24 0.00 1.000 1.0 0 3 0 0 0 2 0 0 0 0 0 0 12 18 0.00 0.000 2.0 0 7 1 0 0 1 0 0 0 0 0 0 17 23 0.00 0.500 1.0 L 4 1 1 1 1 0 0 0 0 0 0 1 12 18 9.00 1.000	<b>PITCHER</b> IP WLS BF H R ER SO BB IBB HBP BLK WP HR S P ERA WHIP 2.0 0 7 1 0 0 0 1 0 0 0 0 0 11 24 0.00 1.000 1.0 0 3 0 0 0 2 0 0 0 0 0 0 12 18 0.00 0.000 2.0 0 7 1 0 0 1 0 0 0 0 0 0 17 23 0.00 0.500 1.0 0 4 1 1 1 1 0 0 0 0 0 1 12 18 9.00 1.000												

livebaseballscores.com

AB	39
R	5
H	8
RBI	5
BB	3
SO	10
LOB	9



Batter	1	2	3	4	5	6	7	8	9	10	11	AB R H RBI BB SO LOB	BOTTOM	
<b>Bip Roberts, S</b> (1, 7) OBP: 0.359, SLG: 0.447	2-2 G5-3		3-1 FC5-4			1-1 1B	1-1 E9	1-1 P3		2-2 G4-3		6 1 2 0 0 0 6	<b>Los Angeles Dodgers @ San Diego Padres</b> <b>Jack Murphy Stadium, San Diego, CA</b> Sat Jun 09 1990, 10:05 PM EDT Att: 44,727 - Unknown - 70 F	
<b>Roberto Alomar, S</b> (1, 4) OBP: 0.385, SLG: 0.419	3-1 G5-3			2-1 G4-3		3-2 F9	0-0 L7		2-2 F7		2-2 F7	6 0 1 0 0 0 2		
<b>Tony Gwynn, L</b> (1, 9) OBP: 0.393, SLG: 0.477	0-1 G1-3			0-1 G4-3		2 SAFE HR	2-2 G4-3		1-2 F8		2-2 G4-3	6 1 1 1 0 0 2		
<b>Joe Carter, R</b> (1, 8) OBP: 0.281, SLG: 0.442		3-2 F7		2-3 K		2-3 K		1-2 HR	0-2 2B		2-3 K	6 1 2 1 0 3 2		
<b>Jack Clark, R</b> (1, 3) OBP: 0.433, SLG: 0.538		2-1 F8		1-3 K		1-1 HR		3-3 K	4-0 IBB			4 1 1 2 1 2 1		
<b>Benito Santiago, R</b> (1, 2) OBP: 0.372, SLG: 0.508		2-2 L9			2-3 K	4-2 1B		3-2 HBP	0-1 G1-3			4 0 1 0 1 1 2		
<b>Mike Pagliarulo, L</b> (1, 5) OBP: 0.408, SLG: 0.444			1-1 F9		4-2 FC6-4	0-0 FC6-4		3-3 K		2-0 F8		4 0 2 0 1 1 1		
<b>Shawn Abner, R</b> (10, PR) OBP: 0.310, SLG: 0.350						1-2 1B		1-2 K		1-3 WP		0 0 0 0 0 0 0		
<b>Garry Templeton, S</b> (1, 6) OBP: 0.295, SLG: 0.400			1-3 K		0-0 FC6-4	0-2 FC6-4		4-0 HBP		1-3 K		4 0 0 0 1 2 4		
<b>Bruce Hurst, L</b> (1, 1) OBP: 0.281, SLG: 0.442			2-3 K		1-3 K		1-2 F7		1-2 HBP	2-2 F8		1 0 0 0 0 0 1 1		
<b>Inning Stats</b>	R: 0 H: 0 E: 0 K: 0 S: 7	R: 0 H: 0 E: 0 K: 0 S: 8	R: 0 H: 0 E: 0 K: 2 S: 11	R: 0 H: 1 E: 0 K: 2 S: 11	R: 0 H: 0 E: 0 K: 2 S: 10	R: 3 H: 4 E: 0 K: 1 S: 18	R: 0 H: 1 E: 0 K: 0 S: 11	R: 1 H: 2 E: 0 K: 2 S: 17	R: 0 H: 1 E: 0 K: 0 S: 12	R: 0 H: 1 E: 0 K: 1 S: 12	R: 0 H: 0 E: 0 K: 1 S: 12	1B: 5 2B: 3 3B: 0 HR: 2		SF: 0 SAC: 0 DP: 0 HBP: 1
<b>PITCHER</b>	IP WLS BF H R ER SO BB IBB HBP BLK WP HR S P ERA WHIP												IP WLS BF H R ER SO BB IBB HBP BLK WP HR S P ERA WHIP	
<b>Fernando Valenzuela, L</b> (1, 1) ERA: 4.0	5.2 25 5 3 3 7 2 0 0 0 1 1 62 105 4.76 1.235													
<b>Don Aase, R</b> (6, 1) ERA: 3.57	0.1 1 0 0 0 0 0 0 0 0 0 0 3 3 0.00 0.000													
<b>Tim Crews, R</b> (7, 1) ERA: 3.75	1.0 4 1 0 0 0 0 0 0 0 0 0 11 15 0.00 1.000													
<b>Jay Howell, R</b> (8, 1) ERA: 3.44	2.0 12 3 1 1 2 0 2 1 0 0 1 29 52 4.50 1.500													
<b>John Wetteland, R</b> (10, 1) ERA: 6.67	2.0 W 7 1 0 0 2 0 0 0 0 1 0 24 37 0.00 0.500													

livebaseballscores.com

AB	44
R	4
H	10
RBI	4
BB	4
SO	11
LOB	24



Table with columns for Batter (1-10) and rows for Lenny Harris, Kirk Gibson, Kal Daniels, Jose Gonzalez, Eddie Murray, Hubie Brooks, Mike Scioscia, Juan Samuel, Alfredo Griffin, Ramon Martinez, Tim Crews, Chris Gwynn, and Jay Howell. Each cell contains a diamond diagram with pitch counts, outcomes (e.g., G6-3, P2, K, HR, FC5-4, 1B, IBB), and statistics.

Table with columns for Batter (1-10) and rows for Eddie Murray, Hubie Brooks, Mike Scioscia, Juan Samuel, Alfredo Griffin, Ramon Martinez, Tim Crews, Chris Gwynn, and Jay Howell. Each cell contains a diamond diagram with pitch counts, outcomes (e.g., L7, G5-3, F8, F9, G3-1, P3, F7, BB, P6, P2, F9, F7, G3), and statistics.

Table with columns for Batter (1-10) and rows for Juan Samuel, Alfredo Griffin, Ramon Martinez, Tim Crews, Chris Gwynn, and Jay Howell. Each cell contains a diamond diagram with pitch counts, outcomes (e.g., BB, P6, P2, F9, F7, G3), and statistics.

Table with columns for Batter (1-10) and rows for Juan Samuel, Alfredo Griffin, Ramon Martinez, Tim Crews, Chris Gwynn, and Jay Howell. Each cell contains a diamond diagram with pitch counts, outcomes (e.g., BB, P6, P2, F9, F7, G3), and statistics.

Inning Stats table with columns for R, H, E, K, S, WLS, BF, H, R, ER, SO, BB, IBB, HBP, BLK, WP, HR, S, P, ERA, WHIP for pitchers Andy Benes, Craig Lefferts, and Greg Harris.

PITCHER table with columns for IP, WLS, BF, H, R, ER, SO, BB, IBB, HBP, BLK, WP, HR, S, P, ERA, WHIP for pitchers Andy Benes, Craig Lefferts, and Greg Harris.

Score summary: AB 33, R 1, H 3, RBI 1, BB 3, SO 8, LOB 9. Includes team name 'Los Angeles Dodgers @ San Diego Padres', stadium 'Jack Murphy Stadium, San Diego, CA', date 'Sun Jun 10 1990', time '6:33 AM EDT', and attendance 'Att. 25,509 - Cloudy - 70 F'. Includes the Dodgers logo.


Batter	1	2	3	4	5	6	7	8	9	10	AB	R	H	RBI	BB	SO	LOB
<b>Bip Roberts, S</b> OBP: 0.362, SLG: 0.445 (1, 6) (8, 7)											3	1	1	0	0	2	0
<b>Roberto Alomar, S</b> OBP: 0.389, SLG: 0.427 (1, 4)											5	0	3	2	0	0	2
<b>Tony Gwynn, L</b> OBP: 0.399, SLG: 0.477 (1, 9)											2	0	1	0	2	0	0
<b>Joe Carter, R</b> OBP: 0.285, SLG: 0.445 (1, 8)											3	0	1	0	1	0	3
<b>Jack Clark, R</b> OBP: 0.417, SLG: 0.512 (1, 3)											4	0	0	0	0	3	6
<b>Mike Pagliarulo, L</b> OBP: 0.395, SLG: 0.427 (1, 5)											4	0	0	0	0	1	1
<b>Fred Lynn, L</b> OBP: 0.330, SLG: 0.368 <b>Joey Cora, S</b> OBP: 0.294, SLG: 0.290 (7, PR) (8, 6) <b>Garry Templeton, S</b> OBP: 0.293, SLG: 0.398 (9, 6)											2	0	0	0	1	0	0
<b>Mark Parent, R</b> OBP: 0.286, SLG: 0.324 <b>Craig Leferts, L</b> OBP: 0.250, SLG: 0.250 <b>Phil Stephenson, L</b> OBP: 0.377, SLG: 0.418 <b>Greg Harris, R</b> (10, 1)											3	0	1	0	0	0	1
<b>Andy Benes, R</b> OBP: 0.111, SLG: 0.115 <b>Benito Santiago, R</b> OBP: 0.374, SLG: 0.508 (8, 2)											2	0	0	0	0	1	1

Inning Stats	R: 0	H: 0	E: 0	K: 1	S: 14	R: 0	H: 0	E: 0	K: 1	S: 8	R: 0	H: 2	E: 0	K: 0	S: 8	R: 0	H: 1	E: 0	K: 2	S: 10	R: 0	H: 0	E: 0	K: 1	S: 6	R: 0	H: 2	E: 0	K: 2	S: 13	R: 0	H: 0	E: 0	K: 0	S: 13	R: 1	H: 2	E: 0	K: 0	S: 13	R: 0	H: 0	E: 0	K: 1	S: 11	R: 1	H: 1	E: 0	K: 0	S: 8	1B: 5	SF: 0	2B: 3	3B: 0	HR: 0	WP: 1	PA: 38
	LOB: 1	BB: 1	P: 23			LOB: 0	BB: 0	P: 13			LOB: 1	BB: 0	P: 10			LOB: 0	BB: 0	P: 9			LOB: 2	BB: 0	P: 19			LOB: 1	BB: 1	P: 22			LOB: 2	BB: 2	P: 27			LOB: 0	BB: 0	P: 18			LOB: 1	BB: 0	P: 13			SAC: 1	DP: 2	HBP: 1									

PITCHER	IP	WLS	BF	H	R	ER	SO	BB	IBB	HBP	BLK	WP	HR	S	P	ERA	WHIP
<b>Ramon Martinez, R</b> ERA: 2.99 (1, 1)	7.1		29	7	1	1	7	2	0	0	0	0	0	79	123	1.23	1.227
<b>Tim Crews, R</b> ERA: 3.58 (8, 1)	1.2		6	0	0	0	1	1	1	0	0	0	0	17	33	0.00	0.600
<b>Jay Howell, R</b> ERA: 3.86 (10, 1)	0.1	L	3	1	1	1	0	0	0	1	0	1	0	8	13	27.00	3.000

**Los Angeles Dodgers @ San Diego Padres**  
**Jack Murphy Stadium, San Diego, CA**  
 Sun Jun 10 1990, 6:33 AM EDT  
 Att. 25,509 - Cloudy - 70 F

<b>AB</b>	<b>32</b>
<b>R</b>	<b>2</b>
<b>H</b>	<b>8</b>
<b>RBI</b>	<b>2</b>
<b>BB</b>	<b>4</b>
<b>SO</b>	<b>8</b>
<b>LOB</b>	<b>14</b>



Batter	1	2	3	4	5	6	7	8	9	AB R H RBI BB SO LOB	TOP											
Lenny Harris, L (1, 5) OBP: 0.356, SLG: 0.423	2-1 G4-3		1-0 G4-3		1-0 1B			0-2 G6-3 PB 1B		4 0 2 0 0 0 1	<b>Los Angeles Dodgers @ Houston Astros</b> Astrodome, Houston, TX Mon Jun 11 1990, 8:05 PM EDT Att. 15,996 - Dome											
Kirk Gibson, L (1, 8) OBP: 0.161, SLG: 0.276	1-2 1B			2-3 K	0-0 F7			0-0 P6		4 0 1 0 0 1 2												
Kal Daniels, L (1, 7) OBP: 0.380, SLG: 0.523	3-1 F8			4-1 HR BB			2-1 G3-1	3-2 G6-3 1-3		3 1 0 0 1 0 2												
Eddie Murray, S (1, 3) OBP: 0.390, SLG: 0.503	1-3 K			1-0 HR			1-1 F8-6-5 2B	2-3 K		4 1 2 2 0 2 2												
Hubie Brooks, R (1, 9) OBP: 0.283, SLG: 0.423		0-1 F9		1-1 1B 2B			4-1 BB	1-2 P3		3 1 1 0 1 0 0												
Mike Scioscia, L (1, 2) OBP: 0.323, SLG: 0.411		1-0 G3-1		0-2 1B			1-0 F8-6-5 2-3	2-2 F7		4 0 1 1 0 0 2												
Juan Samuel, R (1, 4) OBP: 0.291, SLG: 0.332		1-1 P4		0-3 K			1-2 G3	1-3 K		4 0 0 0 0 2 0												
Alfredo Griffin, S (1, 6) OBP: 0.306, SLG: 0.303			2-2 G3-1		0-0 L1		2-2 F9			3 0 0 0 0 0 0												
Mike Morgan, R (1, 1) OBP: 0.138, SLG: 0.107			0-0 G4-3 1B		1-3 K		0-3 K			3 0 1 0 0 2 0												
Tim Crews, R (8, 1)										0 0 0 0 0 0 0												
<b>Inning Stats</b>	R: 0 E: 0 K: 1 S: 13	H: 1 LOB: 1 BB: 0 P: 20	R: 0 E: 0 K: 0 S: 5	H: 0 LOB: 0 BB: 0 P: 7	R: 0 E: 0 K: 0 S: 5	H: 1 LOB: 0 BB: 0 P: 8	R: 3 E: 0 K: 2 S: 14	H: 3 LOB: 0 BB: 1 P: 22	R: 0 E: 0 K: 1 S: 6	H: 1 LOB: 1 BB: 0 P: 8	R: 0 E: 0 K: 0 S: 6	H: 1 LOB: 1 BB: 1 P: 14	R: 0 E: 0 K: 1 S: 9	H: 0 LOB: 0 BB: 0 P: 12	R: 0 E: 0 K: 1 S: 11	H: 1 LOB: 1 BB: 0 P: 16	R: 0 E: 0 K: 1 S: 11	H: 0 LOB: 0 BB: 0 P: 15	1B: 5 2B: 3 3B: 0 HR: 1	SF: 0 SAC: 0 DP: 2 HBP: 0	WP: 0 PB: 1 SB: 0 CS: 0	PA: 34
<b>PITCHER</b>	IP WLS BF H R ER SO BB IBB HBP BLK WP HR S P ERA WHIP																					
Mark Portugal, R (1, 1) ERA: 4.31	6.0		24	7	3	3	4	2	0	0	0	0	0	1	49	79	4.50	1.500				
Larry Andersen, R (7, 1) ERA: 1.51	2.0	W	7	1	0	0	2	0	0	0	0	0	0	0	20	28	0.00	0.500				
Dave Smith, R (9, 1) ERA: 2.7	1.0	S	3	0	0	0	1	0	0	0	0	0	0	0	11	15	0.00	0.000				

livebaseballscores.com

<b>AB</b>	<b>32</b>
<b>R</b>	<b>3</b>
<b>H</b>	<b>8</b>
<b>RBI</b>	<b>3</b>
<b>BB</b>	<b>2</b>
<b>SO</b>	<b>7</b>
<b>LOB</b>	<b>9</b>



Batter	1	2	3	4	5	6	7	8	9	AB	R	H	RBI	BB	SO	LOB
Eric Yelding, R OBP: 0.298, SLG: 0.278 (1, 8)	1-3 K		1-0 G6-3		0-0 G6-3		0-0 L9			4	0	0	0	0	1	0
Bill Doran, S OBP: 0.356, SLG: 0.333 (1, 4)	2-0 G1-3 1B			0-1 G4-3 2B 1B	2-3 K		1-0 1B			4	1	3	0	0	1	0
Franklin Stubbs, L OBP: 0.322, SLG: 0.481 (1, 7)	3-1 G1-3		0-1 G4-3	0-1 G4-3	3-3 K		2-0 G4-3			4	0	0	0	0	1	3
Craig Biggio, R OBP: 0.332, SLG: 0.332 (8, 7)	1-2		1-2							0	0	0	0	0	0	0
Glenn Davis, R OBP: 0.350, SLG: 0.589 (1, 3)	0-0 G3			4-0 2B BB		0-0 G5-3		0-0 FC4-2 3B		3	1	1	0	1	0	1
Ken Caminiti, S OBP: 0.321, SLG: 0.325 (1, 5)		1-1 G3		0-0 2B 1-H 2-H		2-0 L8		4-1 G3 FC4-2 BB		3	1	1	2	1	0	0
Eric Anthony, L OBP: 0.328, SLG: 0.415 (1, 9)		2-2 F8		0-0 1B 2B 2-H		0-0 G3-1		2-1 FC4-2 G3		3	0	1	1	0	0	0
Larry Andersen, R (7, 1)										0	0	0	0	0	0	0
Ken Oberkfell, L (8, PH)										1	0	0	0	0	0	2
Dave Smith, R (9, 1)										0	0	0	0	0	0	0
Rafael Ramirez, R OBP: 0.277, SLG: 0.301 (1, 6)		2-3 K		1-2 1B		1-2 SH2-4 HR 1B		1-0 G3		4	1	2	0	0	1	2
Rich Gedman, L OBP: 0.345, SLG: 0.136 (1, 2)			0-1 G3-1	2-3 K		0-0 SH2-4		1-2 G4-3		3	0	0	0	0	1	4
Mark Portugal, R OBP: 0.231, SLG: 0.200 (1, 1)			0-2 G4-3	3-2 G3		1-0 HR				2	0	0	0	0	0	2
Casey Candaele, S OBP: 0.348, SLG: 0.393 (7, 9)										1	1	1	2	0	0	0

Inning Stats	R: 0	H: 1	E: 0	K: 1	S: 8	LOB: 1	BB: 0	P: 14	R: 0	H: 0	E: 0	K: 1	S: 9	LOB: 0	BB: 0	P: 14	R: 0	H: 0	E: 0	K: 0	S: 6	LOB: 0	BB: 0	P: 7	R: 3	H: 4	E: 0	K: 1	S: 15	LOB: 2	BB: 1	P: 25	R: 0	H: 0	E: 0	K: 2	S: 10	LOB: 0	BB: 0	P: 15	R: 2	H: 3	E: 0	K: 0	S: 8	LOB: 1	BB: 0	P: 13	R: 0	H: 1	E: 0	K: 0	S: 8	LOB: 2	BB: 1	P: 16
PITCHER	IP	WLS	BF	H	R	ER	SO	BB	IBB	HBP	BLK	WP	HR	S	P	ERA	WHIP																																							
Mike Morgan, R (1, 1) ERA: 3.08	7.0	L	32	9	5	5	5	2	0	0	0	0	0	61	99	6.43	1.571																																							
Tim Crews, R (8, 1) ERA: 3.49	1.0		3	0	0	0	0	0	0	0	0	0	0	6	10	0.00	0.000																																							

**BOTTOM**

**Los Angeles Dodgers @ Houston Astros**  
Astrodome, Houston, TX

Mon Jun 11 1990, 8:05 PM EDT  
Att. 15,996 - Dome

AB	32
R	5
H	9
RBI	5
BB	2
SO	5
LOB	14

livebaseballscorecards.com



WP: 0	PA: 35
PB: 0	CS: 0
SB: 0	
1B: 5	SF: 0
2B: 2	SAC: 1
3B: 1	DP: 0
HR: 1	HBP: 0

Batter	1	2	3	4	5	6	7	8	9	AB R H RBI BB SO LOB	TOP									
Lenny Harris, L (1, 5) OBP: 0.353, SLG: 0.418	0-0 B3		1-1 E4 2B		0-0 G6-3			1-1 G1 PB 1B		4 2 1 0 0 0 0	<b>Los Angeles Dodgers @ Houston Astros</b> Astrodome, Houston, TX Tue Jun 12 1990, 8:05 PM EDT Att. 14,467 - Dome - 72 F									
Kirk Gibson, L (1, 8) OBP: 0.229, SLG: 0.438	1-0 HR		1-2 P6			0-0 G4-3 F9-2 2B		4-0 PB G1 BB		3 1 2 1 1 0 1										
Kal Daniels, L (1, 7) OBP: 0.382, SLG: 0.526	4-2 CS BB		0-0 1-H 2B			2-0 G4-3		2-2 G1		3 0 1 2 1 0 3										
Eddie Murray, S (1, 3) OBP: 0.387, SLG: 0.497	2-1 1-2 1B		0-0 L9			2-2 F9-2 3-H		1-0 F7		4 0 1 0 0 0 3										
Hubie Brooks, R (1, 9) OBP: 0.279, SLG: 0.417 Don Aase, R (7, 1) Chris Gwynn, L (9, PH) OBP: 0.375, SLG: 0.392	2-0 F9		0-1 P4			1-3 K		3-1 G4-3		3 0 0 0 0 0 1 1 0 0 0 0 0 0 0 0 1 0 0 0 0 0 0 0										
Mike Scioscia, L (1, 2) OBP: 0.316, SLG: 0.402		0-1 F9		1-0 L8		0-0 F9		1-0 L9		4 0 0 0 0 0 0 0										
Juan Samuel, R (1, 4) OBP: 0.286, SLG: 0.326		2-3 K		2-3 K		2-2 F8		1-1 L3		4 0 0 0 0 0 2 0										
Alfredo Griffin, S (1, 6) OBP: 0.301, SLG: 0.299		0-0 F7			0-1 F9			0-1 P6		3 0 0 0 0 0 0 0										
Mike Maddux, L (1, 1) John Wetteland, R (1, 1) OBP: 0.143, SLG: 0.571 Jim Gott, R (4, 1) Jose Gonzalez, R (5, PH) OBP: 0.399, SLG: 0.481 Mike Hartley, R (5, 1) Stan Javier, S (7, 9) OBP: 0.372, SLG: 0.383			0-0 P5		1-3 K			3-2 1B S 1B		0 0 0 0 0 0 0 0 1 0 0 0 0 0 0 0 0 0 0 0 0 0 0 0 1 0 0 0 0 0 1 0 0 0 0 0 0 0 0 0 1 1 1 0 0 0 0 0										
<b>Inning Stats</b>	R: 1 E: 0 K: 0 S: 7	H: 2 LOB: 1 BB: 1 P: 16	R: 0 E: 0 K: 1 S: 7	H: 0 LOB: 0 BB: 0 P: 9	R: 1 E: 1 K: 0 S: 8	H: 1 LOB: 1 BB: 0 P: 10	R: 0 E: 0 K: 1 S: 6	H: 0 LOB: 0 BB: 0 P: 9	R: 0 E: 0 K: 1 S: 6	H: 1 LOB: 0 BB: 0 P: 10	R: 0 E: 0 K: 1 S: 8	H: 0 LOB: 0 BB: 0 P: 11	R: 2 E: 0 K: 0 S: 11	H: 2 LOB: 1 BB: 1 P: 22	R: 0 E: 0 K: 0 S: 5	H: 0 LOB: 0 BB: 0 P: 10	1B: 3 2B: 3 3B: 0 HR: 1	SF: 0 SAC: 0 DP: 1 HBP: 0	WP: 0 PB: 1 SB: 1 CS: 1	PA: 34
<b>PITCHER</b>	IP WLS BF H R ER SO BB IBB HBP BLK WP HR S P ERA WHIP																			
Bill Gullickson, R (1, 1) ERA: 3.58	7.1 W 28 6 4 2 4 1 0 0 0 0 1 55 83 2.46 0.955																			
Juan Agosto, L (8, 1) ERA: 3.16	0.2 3 0 0 0 0 1 0 0 0 0 0 4 11 0.00 1.500																			
Dave Smith, R (9, 1) ERA: 2.6	1.0 S 3 0 0 0 0 0 0 0 0 0 0 5 10 0.00 0.000																			

livebaseballscorecards.com

AB	32
R	4
H	6
RBI	3
BB	2
SO	4
LOB	8



Batter	1	2	3	4	5	6	7	8	9
Bill Doran, S OBP: 0.371, SLG: 0.348 (1, 4)	0-1 2B 1B	0-0 BB 1B		4-0 WP S BB		2-1 SH5-3 1B		0-1 G4-3 SH3-4 1B	
Craig Biggio, R OBP: 0.340, SLG: 0.343 (1, 8)	0-1 HR 2B	2-1 BB 1B		4-2 K2-6 BB		0-1 SH5-3		0-0 SH3-4	
Franklin Stubbs, L OBP: 0.325, SLG: 0.500 Dave Smith, R (9, 1)	1-0 HR	4-0 BB		3-3 K2-6		2-3 K		1-0 G4-3	
Glenn Davis, R OBP: 0.347, SLG: 0.578 (1, 3)	2-1 F7	0-3 K		4-0 BB			1-3 K	0-0 G4-3	
Ken Caminiti, S OBP: 0.324, SLG: 0.328 (1, 5)	1-1 HR 1B	1-2 F7		1-2 G6-3			0-0 G4-3 1B		
Glenn Wilson, R OBP: 0.274, SLG: 0.353 (1, 9)	1-0 HR		3-3 K		1-1 L6		1-2 G4-3 1B		
Eric Yelding, R OBP: 0.297, SLG: 0.278 (1, 6)	0-2 G6-3 1B		2-2 F8		2-1 G6-3		0-0 G4-3		
Rich Gedman, L OBP: 0.364, SLG: 0.125 (1, 2)	0-0 G6-3		4-0 BB		3-3 K		4-0 IBB		
Bill Gullickson, R OBP: 0.250, SLG: 0.182 Juan Agosto, L Casey Candaele, S OBP: 0.348, SLG: 0.393 (8, 1) (9, 7)		3-3 K	1-1 F8			0-1 F8	0-0 G4-3		

Inning Stats	R: 5 E: 0 K: 0 S: 14	H: 6 LOB: 0 BB: 0 P: 19	R: 0 E: 0 K: 2 S: 14	H: 2 LOB: 3 BB: 1 P: 24	R: 0 E: 0 K: 1 S: 9	H: 0 LOB: 1 BB: 1 P: 19	R: 0 E: 0 K: 1 S: 10	H: 0 LOB: 2 BB: 3 P: 26	R: 0 E: 0 K: 1 S: 7	H: 0 LOB: 0 BB: 0 P: 13	R: 0 E: 0 K: 1 S: 9	H: 1 LOB: 1 BB: 0 P: 13	R: 0 E: 0 K: 1 S: 10	H: 2 LOB: 3 BB: 1 P: 16	R: 0 E: 0 K: 0 S: 5	H: 1 LOB: 1 BB: 0 P: 6
--------------	-------------------------------	----------------------------------	-------------------------------	----------------------------------	------------------------------	----------------------------------	-------------------------------	----------------------------------	------------------------------	----------------------------------	------------------------------	----------------------------------	-------------------------------	----------------------------------	------------------------------	---------------------------------

PITCHER	IP	WLS	BF	H	R	ER	SO	BB	IBB	HBP	BLK	WP	HR	S	P	ERA	WHIP
Mike Maddux, R ERA: 6.53 (1, 1)	0.1	L	6	5	5	5	0	0	0	0	0	0	2	10	15	135.00	15.000
John Wetteland, R ERA: 6.12 (1, 1)	2.2		14	3	0	0	3	4	0	0	0	1	0	29	57	0.00	2.625
Jim Gott, R ERA: 9.95 (4, 1)	1.0		3	0	0	0	1	1	0	0	0	0	0	8	16	0.00	1.000
Mike Hartley, R ERA: 3.0 (5, 1)	2.1		10	3	0	0	3	0	0	0	0	0	0	24	36	0.00	1.286
Don Aase, R ERA: 3.33 (7, 1)	1.2		7	1	0	0	0	0	1	0	0	0	0	7	12	0.00	0.600

**BOTTOM**

**Los Angeles Dodgers @ Houston Astros**  
Astrodome, Houston, TX

Tue Jun 12 1990, 8:05 PM EDT  
Att: 14,467 - Dome - 72 F

AB	R	H	RBI	BB	SO	LOB
4	1	4	0	1	0	0
2	1	2	1	1	0	0
4	1	1	2	1	2	4
0	0	0	0	0	0	0
4	0	0	0	1	2	4
4	1	2	0	0	0	5
4	1	2	2	0	1	0
4	0	1	0	0	0	2
2	0	0	0	2	1	1
4	0	0	0	0	1	4
0	0	0	0	0	0	0
0	0	0	0	0	0	0

AB	32
R	5
H	12
RBI	5
BB	6
SO	7
LOB	20

livebaseballscorecards.com



1B:	9	SF:	0	WP:	1	PA:	40
2B:	2	SAC:	2	PB:	0		
3B:	0	DP:	2	SB:	1		
HR:	2	HBP:	0	CS:	0		

Batter	1	2	3	4	5	6	7	8	9	AB R H RBI BB SO LOB	TOP											
Lenny Harris, L (1, 5) OBP: 0.364, SLG: 0.441	0-0 SH3-4 2B		3-1 2B			0-1 F7		1-0 1B		4 0 3 0 0 0 0												
Stan Javier, S (1, 9) OBP: 0.371, SLG: 0.417	0-0 SH3-4 2-3		1-1 6-3			3-2 HR		2-3 K		3 1 1 1 0 1 2												
Kirk Gibson, L (1, 8) OBP: 0.256, SLG: 0.429	0-3 K			1-2 2-3		4-2 S BB			0-1 1B	3 0 1 0 0 1 1												
Eddie Murray, S (1, 3) OBP: 0.380, SLG: 0.486	3-3 K			2-2 P5		0-1 4-3			0-1 F8	4 0 0 0 0 1 3												
Chris Gwynn, L (1, 7) OBP: 0.367, SLG: 0.370				2-3 K			4-2 G4-6-3 BB		1-2 L8	3 0 0 0 1 1 1												
Mike Scioscia, L (1, 2) OBP: 0.310, SLG: 0.393					0-1 4-3		0-1 G4-6-3 1-2f		2-3 K	4 0 0 0 0 1 2												
Juan Samuel, R (1, 4) OBP: 0.283, SLG: 0.322				2-3 K		1-3 K		2-2 F9		3 0 0 0 0 2 0												
Alfredo Griffin, S (1, 6) OBP: 0.297, SLG: 0.294				0-1 4-3		0-1 4-3		2-3 K		3 0 0 0 0 1 0												
Tim Belcher, R (1, 1) OBP: 0.182, SLG: 0.100				1-3 K		0-3 K		2-2 L9		1 0 0 0 0 1 0												
Jose Gonzalez, R (6, PH) OBP: 0.304, SLG: 0.472										1 0 0 0 0 1 0												
Tim Crews, R (6, 1)										0 0 0 0 0 0 0												
Mike Sharperson, R (8, PH) OBP: 0.347, SLG: 0.355										1 0 0 0 0 0 0												
Jim Gott, R (8, 1)										0 0 0 0 0 0 0												
<b>Inning Stats</b>	R: 0 E: 0 K: 2 S: 8	H: 1 LOB: 1 BB: 0 P: 11	R: 0 E: 0 K: 1 S: 7	H: 0 LOB: 0 BB: 0 P: 10	R: 0 E: 0 K: 1 S: 9	H: 1 LOB: 1 BB: 0 P: 14	R: 0 E: 0 K: 1 S: 12	H: 0 LOB: 0 BB: 0 P: 17	R: 0 E: 0 K: 1 S: 7	H: 0 LOB: 0 BB: 0 P: 8	R: 1 E: 0 K: 1 S: 13	H: 1 LOB: 1 BB: 1 P: 20	R: 0 E: 0 K: 0 S: 7	H: 0 LOB: 0 BB: 1 P: 13	R: 0 E: 0 K: 2 S: 12	H: 1 LOB: 1 BB: 0 P: 19	R: 0 E: 0 K: 1 S: 12	H: 1 LOB: 1 BB: 0 P: 15	1B: 2 2B: 2 3B: 0 HR: 1	SF: 0 SAC: 1 DP: 1 HBP: 0	WP: 0 PB: 0 SB: 1 CS: 0	PA: 33
<b>PITCHER</b>	IP WLS BF H R ER SO BB IBB HBP BLK WP HR S P ERA WHIP																					
Mike Scott, R (1, 1) ERA: 4.64	7.0 W 25 3 1 1 7 2 0 0 0 0 0 1 63 93 1.29 0.714																					
Danny Darwin, R (8, 1) ERA: 2.68	2.0 S 8 2 0 0 3 0 0 0 0 0 0 0 24 34 0.00 1.000																					

**Los Angeles Dodgers @ Houston Astros**  
 Astrodome, Houston, TX  
 Wed Jun 13 1990, 8:05 PM EDT  
 Att: 18,635 - Dome - 72 F

livebaseballscorecards.com

AB	30
R	1
H	5
RBI	1
BB	2
SO	10
LOB	9





Batter	1	2	3	4	5	6	7	8	9
Bill Doran, S (1, 4) OBP: 0.373, SLG: 0.344	3-3 K			4-2 1B HR BB	4-0 FC5-6 BB			1-3 K	
Craig Biggio, R (1, 8) OBP: 0.335, SLG: 0.336	2-2 P3			0-2 P4	1-1 FC5-6			2-1 5-3	
Franklin Stubbs, L (1, 7) OBP: 0.331, SLG: 0.526 (9, 3)	2-3 K			0-2 1B HR	0-3 K			0-0 HR	
Glenn Davis, R (1, 3) Casey Candaele, S (9, 7) OBP: 0.345, SLG: 0.586 OBP: 0.348, SLG: 0.393		3-1 F2		1-0 HR		2-2 F7		3-3 K	
Ken Caminiti, S (1, 5)		1-1 P5		0-3 K		0-1 5-3			
Glenn Wilson, R (1, 9) OBP: 0.269, SLG: 0.346		2-3 K		1-3 K		1-0 F7			
Rich Gedman, L (1, 2) OBP: 0.333, SLG: 0.111			2-3 K		2-2 5-3		1-0 3-1		
Eric Yelding, R (1, 6) OBP: 0.298, SLG: 0.274			2-0 F9		4-2 1B BB		2-1 P4		
Mike Scott, R (1, 1) Eric Anthony, L (7, PH) Danny Darwin, R (8, 1) OBP: 0.182, SLG: 0.143 OBP: 0.325, SLG: 0.411			1-0 P6		1-2 FC5-6 BB		1-3 K		

Inning Stats	R: 0 E: 0 K: 2 S: 9	H: 0 LOB: 0 BB: 0 P: 16	R: 0 E: 0 K: 1 S: 7	H: 0 LOB: 0 BB: 0 P: 13	R: 0 E: 0 K: 1 S: 5	H: 0 LOB: 0 BB: 0 P: 10	R: 3 E: 0 K: 2 S: 20	H: 2 LOB: 0 BB: 1 P: 26	R: 1 E: 0 K: 1 S: 14	H: 1 LOB: 2 BB: 2 P: 26	R: 0 E: 0 K: 0 S: 6	H: 0 LOB: 0 BB: 0 P: 9	R: 0 E: 0 K: 1 S: 6	H: 0 LOB: 0 BB: 0 P: 10	R: 1 E: 0 K: 2 S: 9	H: 1 LOB: 0 BB: 0 P: 15
--------------	------------------------------	----------------------------------	------------------------------	----------------------------------	------------------------------	----------------------------------	-------------------------------	----------------------------------	-------------------------------	----------------------------------	------------------------------	---------------------------------	------------------------------	----------------------------------	------------------------------	----------------------------------

PITCHER	IP	WLS	BF	H	R	ER	SO	BB	IBB	HBP	BLK	WP	HR	S	P	ERA	WHIP
Tim Belcher, R (1, 1) ERA: 3.87	5.0	L	21	3	4	4	7	3	0	0	0	0	1	55	91	7.20	1.200
Tim Crews, R (6, 1) ERA: 3.32	2.0		6	0	0	0	1	0	0	0	0	0	0	12	19	0.00	0.000
Jim Gott, R (8, 1) ERA: 9.82	1.0		4	1	1	1	2	0	0	0	0	0	1	9	15	9.00	1.000

**AB R H RBI BB SO LOB**

**2 1 0 0 2 2 0**

**4 0 0 0 0 0 3**

**4 2 2 1 0 2 2**

**4 1 1 3 0 1 0**

**0 0 0 0 0 0 0**

**3 0 0 0 0 1 0**

**3 0 0 0 0 2 0**

**3 0 0 0 0 1 0**

**2 1 0 0 1 0 0**

**2 0 1 1 0 0 0**

**1 0 0 0 0 1 0**

**0 0 0 0 0 0 0**

**1B: 2 SF: 0**  
**2B: 0 SAC: 0**  
**3B: 0 DP: 0**  
**HR: 2 HBP: 0**

**WP: 0 PA: 31**  
**PB: 0**  
**SB: 2**  
**CS: 0**

**Los Angeles Dodgers @ Houston Astros**  
Astrodome, Houston, TX  
Wed Jun 13 1990, 8:05 PM EDT  
Att. 18,635 - Dome - 72 F

**AB 28**  
**R 5**  
**H 4**  
**RBI 5**  
**BB 3**  
**SO 10**  
**LOB 5**



PITCHER	IP	WLS	BF	H	R	ER	SO	BB	IBB	HBP	BLK	WP	HR	S	P	ERA	WHIP
---------	----	-----	----	---	---	----	----	----	-----	-----	-----	----	----	---	---	-----	------

Batter	1	2	3	4	5	6	7	8	9	10	11	12	13	AB R H RBI BB SO LOB	TOP																
<b>Bip Roberts, S</b> (1, 7) OBP: 0.348, SLG: 0.422 <b>Shawn Abner, R</b> (6, 7) OBP: 0.320, SLG: 0.354	1-1 G5		3-2 L9			1-3 K		1-0 FC5-4 1B		1 SAFE 2-0 P2		3-3 K		3 0 0 0 0 1 2 3 0 1 0 0 1 3																	
<b>Roberto Alomar, S</b> (1, 4) OBP: 0.363, SLG: 0.395	1-1 F9			2-3 K		3-2 F7		2-2 FC5-4 BB 1-2f		1 SAFE 2-2 F7		1-2 F8		6 0 0 0 0 1 4																	
<b>Tony Gwynn, L</b> (1, 9) OBP: 0.396, SLG: 0.472	0-0 G5-3			0-2 G5-3		2-1 1B		4-0 1-2 BB					4-2 K		4 1 1 0 2 1 0																
<b>Joe Carter, R</b> (1, 8) OBP: 0.278, SLG: 0.438		1-1 G5-3		3-3 K		3-3 K		1-1 F7					1-1 P4		6 1 1 2 0 2 3																
<b>Jack Clark, R</b> (1, 3) OBP: 0.397, SLG: 0.457		4-2 CS BB					0-0 F9		4-1 FC1-5 1B BB		0-0 F8		4-1 BB		3 0 0 0 3 0 0																
<b>Mike Pagliarulo, L</b> (1, 5) OBP: 0.376, SLG: 0.395		2-2 P6 1-2		3-1 G1-3			1-0 FC1-5 1B		1-2 FC1-5 1B		0-0 F8		3-2 P6		6 0 1 0 0 1 2																
<b>Mark Parent, R</b> (1, 2) OBP: 0.302, SLG: 0.357			2-1 SH1-4 1B		3-1 1B 2B		0-1 FC1-5 G6-3		0-3 K				1-2 G5-3		6 1 2 0 0 2 2																
<b>Garry Templeton, S</b> (1, 6) OBP: 0.302, SLG: 0.407			0-1 L9 SH1-4 1B		3-2 FC5 1B 2-H		1-1 G6-3 1-2f					4-0 2B BB		4 0 2 1 1 0 2																	
<b>Andy Benes, R</b> (1, 1) OBP: 0.107, SLG: 0.111 <b>Jerald Clark, R</b> (8, PH) OBP: 0.204, SLG: 0.409 <b>Craig Lafferty, L</b> (8, 1) OBP: 0.259, SLG: 0.250 <b>Fred Lynn, L</b> (10, PH) OBP: 0.333, SLG: 0.365 <b>Joey Carter, S</b> (10, PH) OBP: 0.314, SLG: 0.290 <b>Greg Harris, R</b> (10, 1) OBP: 0.275, SLG: 0.431 <b>Phil Stephenson, L</b> (12, PH) OBP: 0.275, SLG: 0.431 <b>Calvin Schiraldi, R</b> (12, 1) OBP: 0.333, SLG: 0.200			0-0 SH1-4		0-0 FC5		3-3 K			4-1 S BB		2-1 S 2B		1 0 0 0 0 0 1 1 0 0 0 0 0 1 0 0 0 0 0 0 0 0 0 0 0 0 0 0 1 0 1 0 1 0 0 0 0 0 0 0 0 0 0 0 0 0																	
<b>Inning Stats</b>	R: 0 E: 0 K: 0 S: 5	H: 0 LOB: 0 BB: 0 P: 7	R: 0 E: 0 K: 0 S: 8	H: 0 LOB: 0 BB: 1 P: 15	R: 0 E: 0 K: 0 S: 8	H: 2 LOB: 1 BB: 0 P: 13	R: 0 E: 0 K: 2 S: 11	H: 0 LOB: 0 BB: 0 P: 16	R: 1 E: 0 K: 0 S: 10	H: 2 LOB: 1 BB: 0 P: 19	R: 0 E: 0 K: 0 S: 16	H: 1 LOB: 1 BB: 0 P: 25	R: 0 E: 0 K: 1 S: 6	H: 1 LOB: 1 BB: 1 P: 12	R: 0 E: 0 K: 1 S: 10	H: 1 LOB: 2 BB: 1 P: 21	R: 0 E: 0 K: 1 S: 5	H: 0 LOB: 0 BB: 0 P: 5	R: 0 E: 0 K: 0 S: 11	H: 0 LOB: 2 BB: 1 P: 19	R: 0 E: 0 K: 1 S: 10	H: 0 LOB: 1 BB: 1 P: 20	R: 0 E: 0 K: 1 S: 15	H: 1 LOB: 2 BB: 1 P: 26	R: 2 E: 0 K: 2 S: 15	H: 1 LOB: 0 BB: 1 P: 26	1B: 6 2B: 2 3B: 0 HR: 1	SF: 0 SAC: 1 DP: 1 HBP: 0	WP: 0 PB: 0 SB: 1 CS: 1	PA: 52	
<b>PITCHER</b>	IP WLS BF H R ER SO BB IBB HBP BLK WP HR S P ERA WHIP														<b>PITCHER</b>	IP WLS BF H R ER SO BB IBB HBP BLK WP HR S P ERA WHIP															
<b>Fernando Valenzuela, L</b> (1, 1) ERA: 3.72	8.0		31	7	1	1	5	3	0	0	0	0	0	0	74	128	1.12	1.250													
<b>Jay Howell, R</b> (9, 1) ERA: 3.48	2.0		7	0	0	0	1	1	0	0	0	0	0	0	16	24	0.00	0.500													
<b>Jim Poole, L</b> (11, 1) ERA:	0.1		1	0	0	0	1	0	0	0	0	0	0	0	3	5	0.00	0.000													
<b>Jim Gott, R</b> (11, 1) ERA: 8.0	1.2		8	1	0	0	1	2	0	0	0	0	0	0	22	41	0.00	1.800													
<b>Mike Hartley, R</b> (13, 1) ERA: 3.66	1.0	L	5	1	2	2	2	1	0	0	0	0	0	1	15	26	18.00	2.000													

**San Diego Padres @ Los Angeles Dodgers**  
**Dodger Stadium, Los Angeles, CA**  
 Fri Jun 15 1990, 7:05 PM PDT  
 Att. 39,620 - Unknown

AB	44
R	3
H	9
RBI	3
BB	7
SO	10
LOB	19



Batter	1	2	3	4	5	6	7	8	9	10	11	12	13
Lenny Harris, L OBP: 0.369, SLG: 0.444 (1, 5)	0-2 1B F9-2 1B		1-1 G6-4-3 1-2f		0-0 F7			2-1 E4 BB		1-1 1-2 1B		0-0 BB 1B	
Kirk Gibson, L OBP: 0.267, SLG: 0.385 (1, 8)	2-3 K			3-1 P5		0-0 F9		4-1 1-2 BB		1-3 K		4-2 1-2 BB	
Kal Daniels, L OBP: 0.378, SLG: 0.517 Jose Gonzalez, R OBP: 0.298, SLG: 0.463 (1, 7) (12, 7)	2-2 1-3 1B			2-2 E4 BB 1B		3-2 G4-3		2-1 F8		2-1 L8		0-3 K	
Eddie Murray, S OBP: 0.374, SLG: 0.473 (1, 3)	2-2 F9-2 3-H			4-1 L8-6 1-2 BB		0-0 F7		0-0 G6-3		3-3 K		2-2 F7	
Stan Javier, S OBP: 0.369, SLG: 0.422 (1, 9)		1-2 F7		1-0 1-2 2-H 1B		1-1 F7		3-2 F9		1-0 2B		1-1 F7	
Mike Scioscia, L OBP: 0.305, SLG: 0.387 Rick Dempsey, R OBP: 0.325, SLG: 0.429 (1, 2) (9, PH) (10, 2)		2-3 K		1-0 L8-6 2-3		1-2 F8		2-3 K		4-1 BB		1-3 K	
Juan Samuel, R OBP: 0.277, SLG: 0.315 (1, 4)		0-3 K			2-2 G5-3		2-2 F8		1-2 G5-3		0-3 K		
Alfredo Griffin, S OBP: 0.300, SLG: 0.293 (1, 6)			0-0 G6-4-3 1B		0-3 K		1-3 K		1-2 1B HBP		2-3 K		
Fernando Valenzuela, L OBP: 0.423, SLG: 0.600 Mickey Hatcher, R OBP: 0.299, SLG: 0.255 Jay Howell, R (9, 1) Chris Gwynn, L OBP: 0.361, SLG: 0.364 Jim Poole, L (11, 1) Jim Gott, R (11, 1) Mike Sharperson, R OBP: 0.344, SLG: 0.391 Mike Hartley, R (13, 1)			1-3 K		0-2 1B					1-0 F8		1-2 G4-3	

Inning Stats	R: 0	H: 2	E: 0	LOB: 1	K: 1	S: 15	P: 21	R: 0	H: 0	E: 0	LOB: 0	K: 2	S: 11	P: 14	R: 0	H: 1	E: 0	LOB: 1	K: 1	S: 6	P: 8	R: 1	H: 1	E: 1	LOB: 1	K: 0	S: 9	P: 20	R: 0	H: 1	E: 0	LOB: 1	K: 1	S: 11	P: 13	R: 0	H: 0	E: 0	LOB: 0	K: 0	S: 8	P: 11	R: 0	H: 0	E: 0	LOB: 0	K: 0	S: 8	P: 12	R: 0	H: 0	E: 1	LOB: 2	K: 1	S: 9	P: 19	R: 0	H: 0	E: 0	LOB: 0	K: 1	S: 7	P: 12	R: 0	H: 1	E: 0	LOB: 2	K: 2	S: 13	P: 24	R: 0	H: 1	E: 0	LOB: 2	K: 2	S: 12	P: 19	R: 0	H: 0	E: 0	LOB: 0	K: 1	S: 8	P: 12	R: 0	H: 1	E: 0	LOB: 0	K: 1	S: 8	P: 12	R: 0	H: 1	E: 0	LOB: 2	K: 2	S: 13	P: 24
--------------	------	------	------	--------	------	-------	-------	------	------	------	--------	------	-------	-------	------	------	------	--------	------	------	------	------	------	------	--------	------	------	-------	------	------	------	--------	------	-------	-------	------	------	------	--------	------	------	-------	------	------	------	--------	------	------	-------	------	------	------	--------	------	------	-------	------	------	------	--------	------	------	-------	------	------	------	--------	------	-------	-------	------	------	------	--------	------	-------	-------	------	------	------	--------	------	------	-------	------	------	------	--------	------	------	-------	------	------	------	--------	------	-------	-------

PITCHER	IP	WLS	BF	H	R	ER	SO	BB	IBB	HBP	BLK	WP	HR	S	P	ERA	WHIP
Andy Benes, R ERA: 3.2 (1, 1)	7.0		25	5	1	0	5	1	0	0	0	0	0	68	99	0.00	0.857
Craig Leferts, L ERA: 1.32 (8, 1)	2.0		8	0	0	0	2	1	0	0	0	0	0	16	31	0.00	0.500
Greg Harris, R ERA: 2.08 (10, 1)	2.0		10	2	0	0	3	1	0	1	0	0	0	25	41	0.00	1.500
Calvin Schiraldi, R ERA: 4.8 (12, 1)	2.0	W	8	1	0	0	3	1	0	0	0	0	0	20	31	0.00	1.000

AB	R	H	RBI	BB	SO	LOB
6	0	3	0	0	0	2
4	0	0	0	2	2	3
5	1	1	0	0	0	2
1	0	0	0	0	1	2
5	0	0	0	1	1	2
6	0	2	1	0	0	0
3	0	0	0	0	1	2
2	0	0	0	1	2	0
5	0	0	0	0	2	2
4	0	1	0	0	3	0
2	0	1	0	0	1	1
1	0	0	0	0	0	0
0	0	0	0	0	0	0
1	0	0	0	0	0	1
0	0	0	0	0	0	0
0	0	0	0	0	0	0
1	0	0	0	0	0	0
0	0	0	0	0	0	0

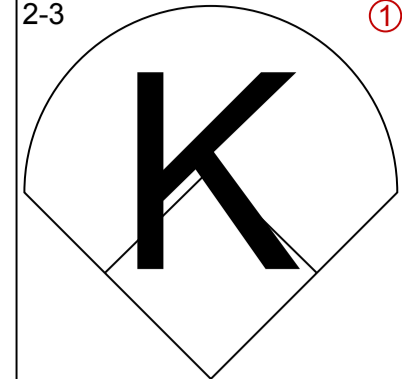
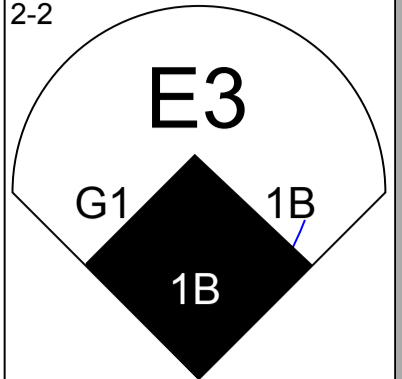
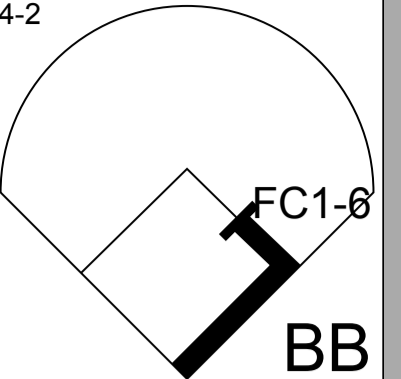
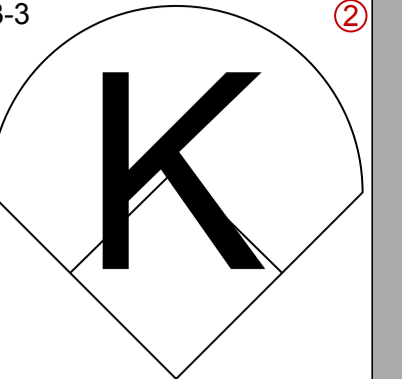
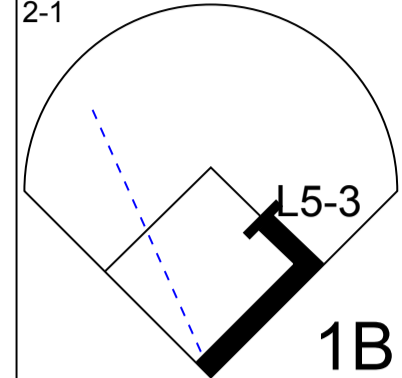
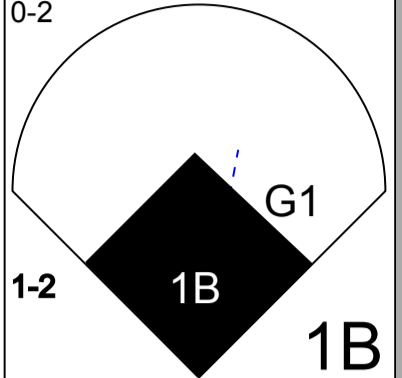
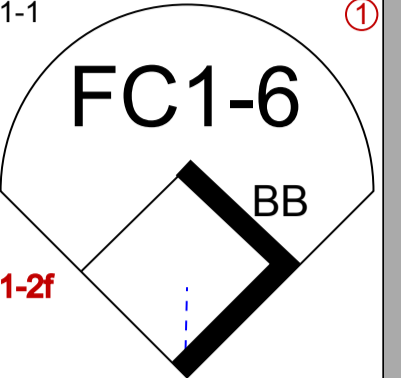
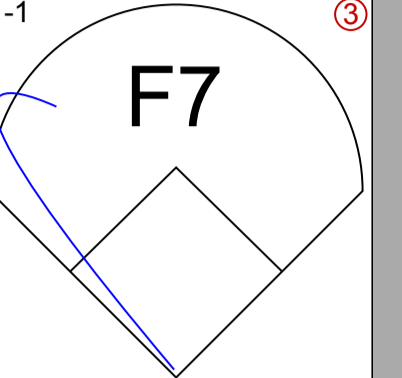
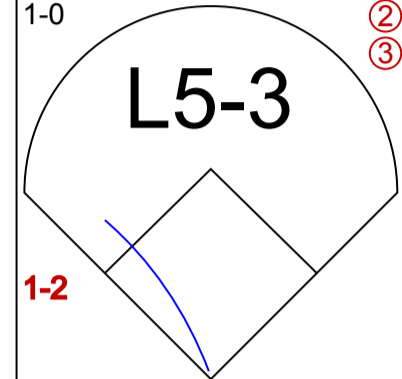
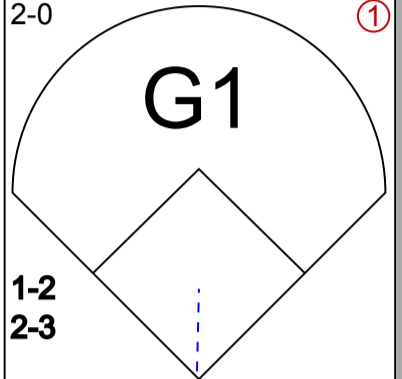
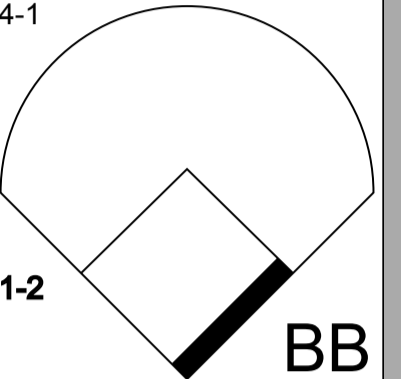

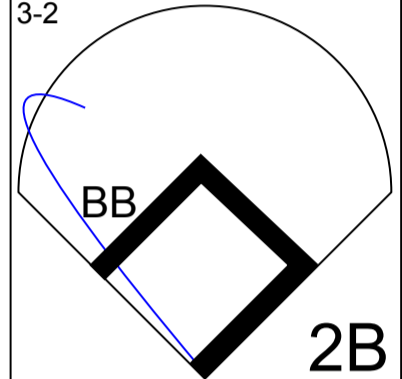
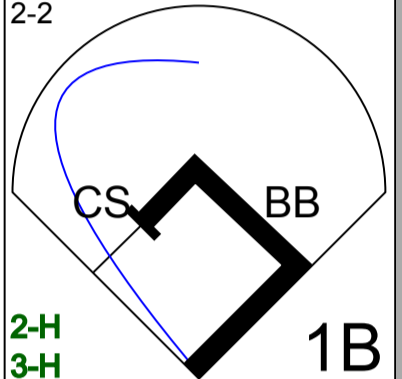
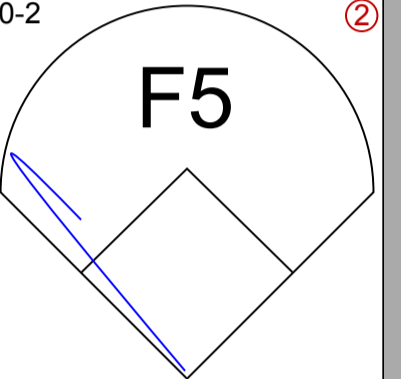

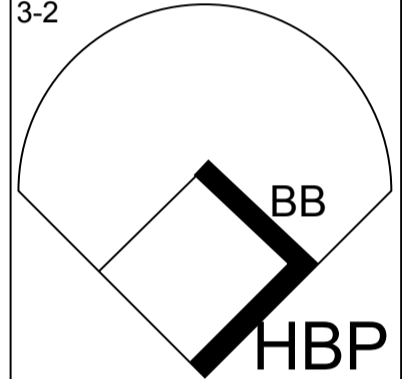
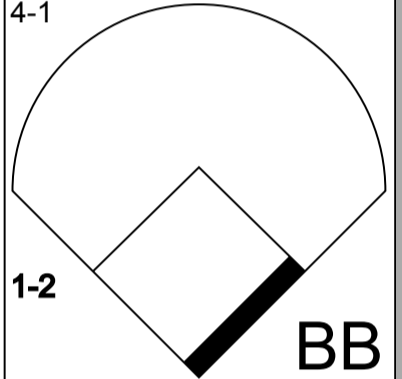
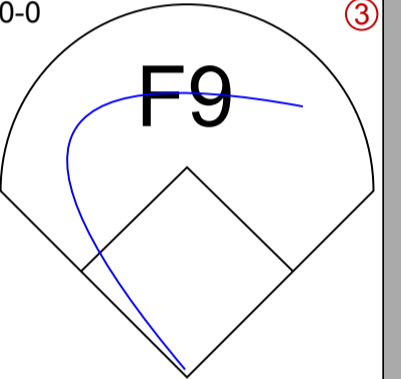

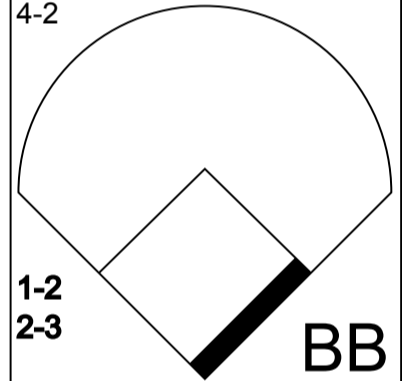
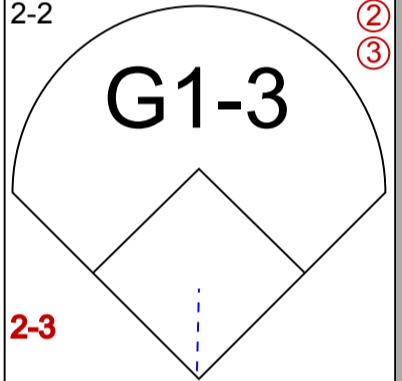
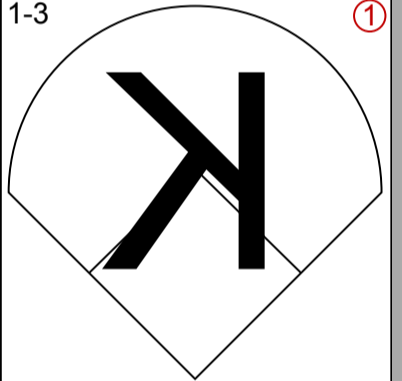
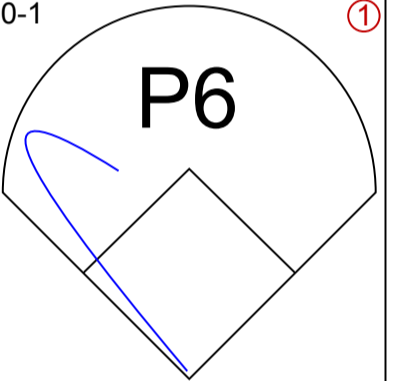
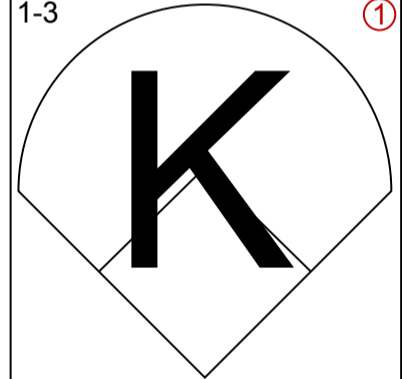
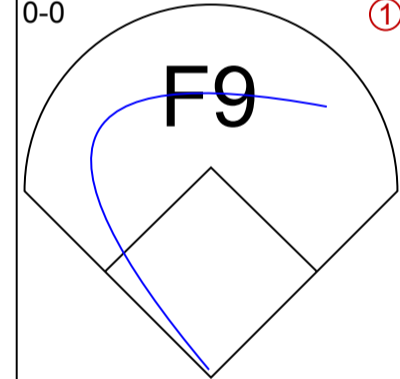
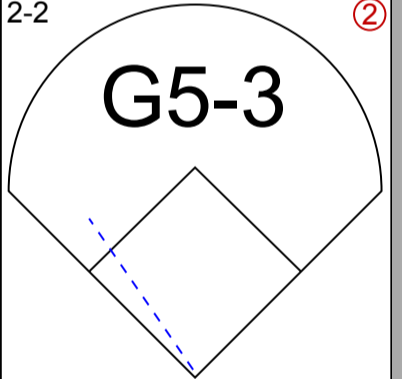
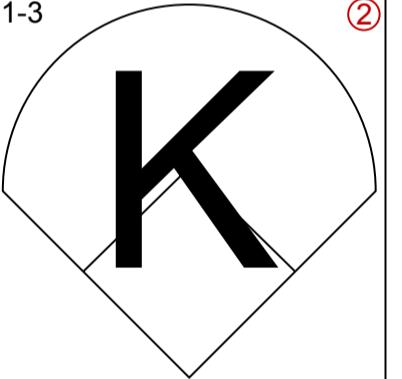
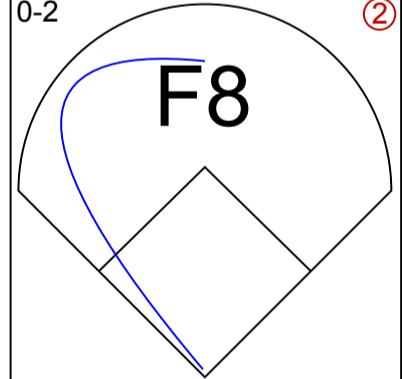
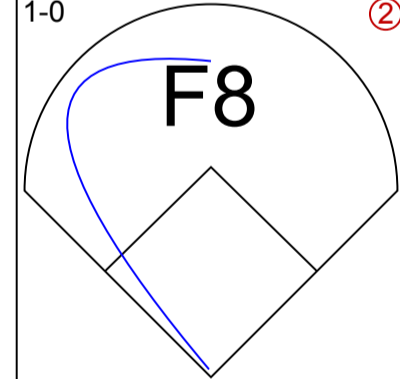
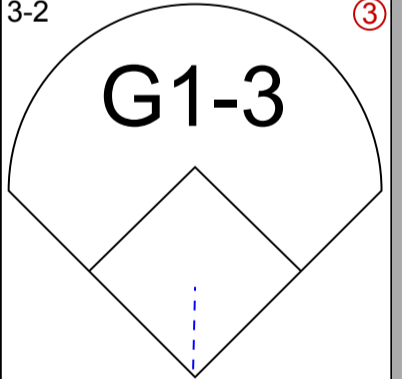
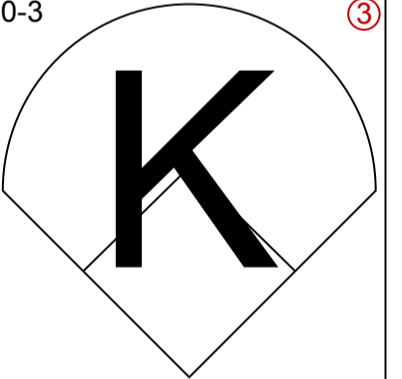
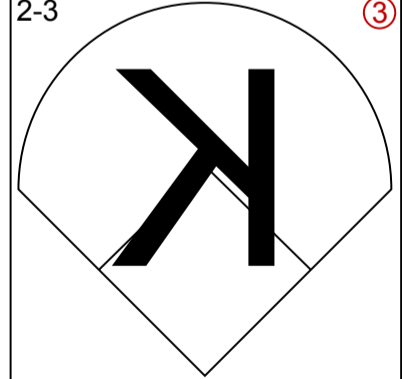
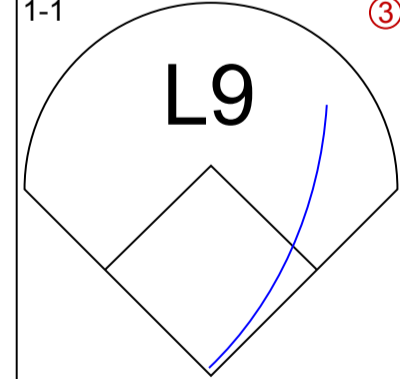
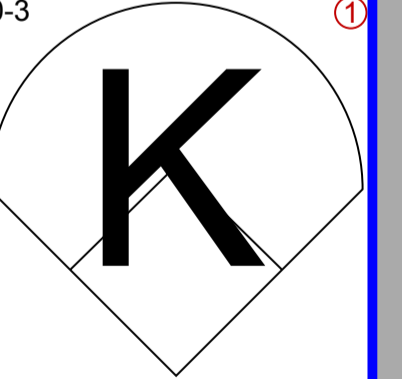
WP	PA
0	51

AB	R	H	RBI	BB	SO	LOB
46	1	8	1	4	13	17



San Diego Padres @ Los Angeles Dodgers  
 Dodger Stadium, Los Angeles, CA  
 Fri Jun 15 1990, 7:05 PM PDT  
 Att: 39,620 - Unknown

livebaseballscorecards.com

Batter	1	2	3	4	5	6	7	8	9	AB R H RBI BB SO LOB	TOP
<b>Bip Roberts, S</b> (1, 7) OBP: 0.346, SLG: 0.416	2-3 		2-2 E3 G1 1B 		4-2 FC1-6 BB 		3-3 			3 1 0 0 1 2 0	<b>San Diego Padres @ Los Angeles Dodgers</b> <b>Dodger Stadium, Los Angeles, CA</b> Sat Jun 16 1990, 3:33 AM PDT Att. 36,819 - Sunny - 70 F
<b>Roberto Alomar, S</b> (1, 4) OBP: 0.365, SLG: 0.397	2-1 L5-3 1B 		0-2 1 SAFE 1 SAFE G1 1B 1B 		1-1 FC1-6 BB 1-2f 		1-1 F7 			4 1 2 0 0 0 1	
<b>Tony Gwynn, L</b> (1, 9) OBP: 0.394, SLG: 0.466	1-0 L5-3 1-2 		2-0 G1 1-2 2-3 		4-1 1 SAFE 1 SAFE BB 1-2 		2-2 F7 			3 0 0 0 1 0 3	
<b>Joe Carter, R</b> (1, 8) OBP: 0.281, SLG: 0.444		3-2 BB 2B 	2-2 CS BB 2-H 3-H 1B 		0-2 F5 		0-2 G4-3 			4 0 2 2 0 0 2	
<b>Jack Clark, R</b> (1, 3) OBP: 0.400, SLG: 0.447		3-2 BB HBP 	4-1 1 SAFE 1 SAFE 1 SAFE BB 1-2 BB 		0-0 F9 		2-1 F9 			2 0 0 0 1 0 2 0 0 0 0 0 0 0	
<b>Eric Show, R</b> (8, 1) OBP: 0.167, SLG: 0.333											
<b>Mike Pagliarulo, L</b> (1, 5) OBP: 0.372, SLG: 0.385		4-2 BB 1-2 2-3 BB 	2-2 G1-3 2-3 		1-3 K 		0-1 P6 			3 0 0 0 1 1 2	
<b>Mark Parent, R</b> (1, 2) OBP: 0.283, SLG: 0.333		1-3 K 		0-0 F9 		2-2 G5-3 		1-3 K 		3 0 0 0 0 1 3 1 0 0 0 0 1 0	
<b>Fred Lynn, L</b> (9, PH) OBP: 0.330, SLG: 0.361											
<b>Joey Cora, S</b> (1, 6) OBP: 0.289, SLG: 0.265		0-2 F8 		1-0 F8 		3-2 G1-3 		0-3 K 		3 0 0 0 0 0 3 1 0 0 0 0 1 0	
<b>Jerald Clark, R</b> (9, PH) OBP: 0.298, SLG: 0.400											
<b>Mike Dunne, R</b> (1, 1) OBP: 0.300, SLG: 0.405		2-3 K 		1-1 L9 			0-3 K 			1 0 0 0 0 1 3 1 0 0 0 0 0 0 1 0 0 0 0 1 0 0 0 0 0 0 0 0 0 0 0 0 0 0 0	
<b>Mark Grant, R</b> (3, 1) OBP: 0.333, SLG: 0.200											
<b>Calvin Schiraldi, R</b> (7, 1) OBP: 0.375, SLG: 0.431											
<b>Phil Stephenson, L</b> (8, 3) OBP: 0.375, SLG: 0.431											
<b>Inning Stats</b>	R: 0 E: 0 K: 1 S: 7 H: 1 LOB: 0 BB: 0 P: 12	R: 0 E: 0 K: 2 S: 20 H: 1 LOB: 3 BB: 1 P: 33	R: 2 E: 1 K: 0 S: 16 H: 2 LOB: 1 BB: 1 P: 28	R: 0 E: 0 K: 0 S: 4 H: 0 LOB: 0 BB: 0 P: 6	R: 0 E: 0 K: 0 S: 10 H: 0 LOB: 2 BB: 2 P: 19	R: 0 E: 0 K: 1 S: 9 H: 0 LOB: 0 BB: 0 P: 15	R: 0 E: 0 K: 2 S: 8 H: 0 LOB: 0 BB: 0 P: 12	R: 0 E: 0 K: 0 S: 9 H: 0 LOB: 0 BB: 0 P: 13	R: 0 E: 0 K: 2 S: 9 H: 0 LOB: 0 BB: 0 P: 10	1B: 3 2B: 2 3B: 0 HR: 0 SF: 0 SAC: 0 DP: 1 HBP: 1	WP: 0 PB: 0 SB: 0 CS: 1 PA: 35
<b>PITCHER</b> <b>Ramon Martinez, R</b> (1, 1) ERA: 2.78	IP WLS BF H R ER SO BB IBB HBP BLK WP HR S P ERA WHIP	9.0 W 35 4 2 1 8 4 0 1 0 0 0 92 148 1.00 0.889									

livebaseballscorecards.com

AB	30
R	2
H	4
RBI	2
BB	4
SO	8
LOB	19



Batter	1	2	3	4	5	6	7	8	9	AB R H RBI BB SO LOB
Lenny Harris, L OBP: 0.364, SLG: 0.436 (1, 4)	2-2 F8	1-0 G2-3		0-0 1B E 1B		1-1 F8	1-0 F8			5 1 1 0 0 0 3
Kirk Gibson, L OBP: 0.260, SLG: 0.349 (1, 8)	4-0 WP 1B G4-3 BB	0-0 F7		2-3 K		1-0 F8		0-2 P4		4 1 0 0 1 1 3
Kal Daniels, L OBP: 0.379, SLG: 0.516 (1, 7)	3-1 G4-3		4-2 BB 1B BB	1-3 K		1-2 2B		3-1 G1-3		4 1 1 0 1 1 2
Eddie Murray, S OBP: 0.384, SLG: 0.476 (1, 3)	4-2 1B BB		1-2 1B BB G4 1B	1-0 E 1B		4-0 IBB		0-0 F8		3 1 2 0 2 0 0
Stan Javier, S OBP: 0.364, SLG: 0.415 (1, 9)	0-1 1B		1-1 F7	1-0 E5 FC4		2-3 K				4 0 1 1 0 1 5
Mike Scioscia, L OBP: 0.309, SLG: 0.402 (1, 2)	2-1 G4-3		4-1 G4 1B BB	3-1 FC4						3 1 1 1 1 0 4
Mike Sharperson, R OBP: 0.341, SLG: 0.348 (1, 5)		1-2 G1-3	2-1 G4 1B		0-0 F8		2-3 K			4 0 1 1 0 1 0
Alfredo Griffin, S OBP: 0.303, SLG: 0.290 (1, 6)		4-2 SH BB	0-2 G4		0-1 P4		4-0 S BB			2 0 0 1 2 0 2
Ramon Martinez, R OBP: 0.103, SLG: 0.103 (1, 1)		1-2 SH	0-1 G2-3		1-3 K		2-3 K			3 0 0 0 0 2 3

Inning Stats	R: 1	H: 1	E: 0	K: 0	S: 11	R: 0	H: 0	E: 1	K: 0	S: 12	R: 2	H: 2	E: 0	K: 0	S: 16	R: 1	H: 2	E: 1	K: 2	S: 11	R: 0	H: 0	E: 0	K: 1	S: 6	R: 0	H: 1	E: 0	K: 1	S: 9	R: 1	H: 1	E: 0	K: 2	S: 10	R: 0	H: 0	E: 0	K: 0	S: 6	R: 0	H: 0	E: 0	K: 0	S: 9
	LOB: 2	BB: 2	BB: 2	BB: 1	BB: 2	LOB: 2	BB: 1	LOB: 2	BB: 2	LOB: 2	BB: 0	LOB: 2	BB: 0	LOB: 2	BB: 1	LOB: 1	BB: 1	LOB: 1	BB: 1	LOB: 1	LOB: 0	BB: 0	LOB: 0	BB: 0	LOB: 0	LOB: 0	LOB: 1	BB: 1	LOB: 1	BB: 1	LOB: 0	BB: 0	LOB: 0	BB: 0	LOB: 0	BB: 0	LOB: 0	BB: 0	LOB: 0	BB: 0	LOB: 0	BB: 0	LOB: 0		


PITCHER	IP	WLS	BF	H	R	ER	SO	BB	IBB	HBP	BLK	WP	HR	S	P	ERA	WHIP
Mike Dunne, R ERA: 7.63 (1, 1)	2.1	L	16	3	3	3	0	5	0	0	0	1	0	34	67	11.57	3.429
Mark Grant, R ERA: 5.01 (3, 1)	3.2		16	3	1	0	4	0	1	0	0	0	0	31	49	0.00	0.818
Calvin Schiraldi, R ERA: 4.94 (7, 1)	1.0		5	1	1	1	2	1	0	0	0	0	1	10	21	9.00	2.000
Eric Show, R ERA: 8.04 (8, 1)	1.0		3	0	0	0	0	0	0	0	0	0	0	6	9	0.00	0.000

**BOTTOM**

**San Diego Padres @ Los Angeles Dodgers**  
 Dodger Stadium, Los Angeles, CA

Sat Jun 16 1990, 3:33 AM PDT  
 Att: 36,819 - Sunny - 70 F

AB	32
R	5
H	7
RBI	4
BB	7
SO	6
LOB	22



WP	HR	S	P	ERA	WHIP				
1B: 5	SF: 0	2B: 1	SAC: 1	3B: 0	DP: 0	HR: 1	HBP: 0	WP: 1	PA: 40

Batter	1	2	3	4	5	6	7	8	9	AB R H RBI BB SO LOB	TOP											
<b>Bip Roberts, S</b> (1, 6) OBP: 0.349, SLG: 0.429	1-2 G6-3		0-0 1-H HR		4-0 BB BB BB BB G4-3 BB		2-3 K			3 1 1 2 1 1 0	<b>San Diego Padres @ Los Angeles Dodgers</b> <b>Dodger Stadium, Los Angeles, CA</b> Sun Jun 17 1990, 3:33 AM PDT Att. 40,558 - Sunny - 70 F											
<b>Roberto Alomar, S</b> (1, 4) OBP: 0.367, SLG: 0.407	2-1 G4-3 2B		3-2 2B		1-1 SAFE G4-3			0-1 G6-3		4 0 2 0 0 0 1												
<b>Tony Gwynn, L</b> (1, 9) OBP: 0.388, SLG: 0.458	2-2 G4-3		0-0 F7		3-2 G4-3			1-3 K		4 0 0 0 0 1 3												
<b>Joe Carter, R</b> (1, 8) OBP: 0.277, SLG: 0.436 <b>Craig Lefferts, L</b> (8, 1) OBP: 0.250, SLG: 0.250	1-2 G6-3		1-0 SAFE G5-3		1-2 SAFE G1-3			1-2 F3		4 0 0 0 0 0 2 0 0 0 0 0 0 0												
<b>Fred Lynn, L</b> (1, 7) OBP: 0.336, SLG: 0.396		1-3 K	1-2 L1		2-1 BB BB BB BB HR			1-2 2B 1B		4 1 2 1 0 1 1												
<b>Mike Pagliarulo, L</b> (1, 5) OBP: 0.376, SLG: 0.405		1-2 G1-3 2B		0-0 F8		0-0 F9		3-2 1-3 2B		4 0 2 0 0 0 0												
<b>Phil Stephenson, L</b> (1, 3) OBP: 0.355, SLG: 0.403		2-2 G1-3		2-3 K		0-2 FF X G3-1		1-3 K		4 0 0 0 0 2 3												
<b>Mark Parent, R</b> (1, 2) OBP: 0.265, SLG: 0.313 <b>Jack Clark, R</b> (9, PH) OBP: 0.397, SLG: 0.442		2-0 F7		0-0 G5-3			3-1 BB BB BB BB G5-3		1-3 K	3 0 0 0 0 0 1 1 0 0 0 0 1 2												
<b>Dennis Rasmussen, L</b> (1, 1) OBP: 0.333, SLG: 0.333 <b>Eric Show, R</b> (2, 1) OBP: 0.250, SLG: 0.375 <b>Darrin Jackson, R</b> (7, PH) OBP: 0.231, SLG: 0.320 <b>Calvin Schiraldi, R</b> (7, 1) OBP: 0.333, SLG: 0.200 <b>Shawn Abner, R</b> (8, 8) OBP: 0.314, SLG: 0.347			1-2 HR 1B		0-1 FX G1-3			1-1 F6		0 0 0 0 0 0 0 2 1 1 0 0 0 0 1 0 0 0 0 0 0 0 0 0 0 0 0 0 1 0 0 0 0 0 2												
<b>Inning Stats</b>	R: 0 E: 0 K: 0 S: 11	H: 1 LOB: 1 BB: 0 P: 17	R: 0 E: 0 K: 1 S: 11	H: 1 LOB: 1 BB: 0 P: 17	R: 2 E: 0 K: 0 S: 12	H: 3 LOB: 1 BB: 0 P: 18	R: 0 E: 0 K: 1 S: 5	H: 0 LOB: 0 BB: 0 P: 7	R: 0 E: 0 K: 0 S: 7	H: 0 LOB: 1 BB: 1 P: 15		R: 1 E: 0 K: 0 S: 9	H: 1 LOB: 0 BB: 0 P: 12	R: 0 E: 0 K: 1 S: 6	H: 0 LOB: 0 BB: 0 P: 11	R: 0 E: 0 K: 1 S: 10	H: 0 LOB: 0 BB: 0 P: 12	R: 0 E: 0 K: 2 S: 17	H: 2 LOB: 2 BB: 0 P: 24	1B: 2 2B: 4 3B: 0 HR: 2	SF: 0 SAC: 0 DP: 0 HBP: 0	WP: 0 PB: 0 SB: 0 CS: 0
<b>PITCHER</b>	IP WLS BF H R ER SO BB IBB HBP BLK WP HR S P ERA WHIP																					
<b>Mike Morgan, R</b> (1, 1) ERA: 3.11	8.0 W 33 8 3 3 4 1 0 0 0 0 0 2 79 121 3.38 1.125																					
<b>Jay Howell, R</b> (9, 1) ERA: 3.32	1.0 S 3 0 0 0 2 0 0 0 0 0 0 0 9 12 0.00 0.000																					

<b>AB</b>	35
<b>R</b>	3
<b>H</b>	8
<b>RBI</b>	3
<b>BB</b>	1
<b>SO</b>	6
<b>LOB</b>	15



livebaseballscorecards.com

Batter	1	2	3	4	5	6	7	8	9	AB	R	H	RBI	BB	SO	LOB
Lenny Harris, L OBP: 0.361, SLG: 0.428 (1, 4)	4-2 1B HR BB		1-1 G6-3			1-1 P2										
Stan Javier, S OBP: 0.378, SLG: 0.423 (1, 7)	1-0 HR 1B		3-1 F8 1B	4-1 G4-3 BB		0-0 G3-1										
Kirk Gibson, L OBP: 0.278, SLG: 0.413 (1, 8)	1-0 HR		4-1 1B BB	1-1 G4-3			2-2 G6-3									
Eddie Murray, S OBP: 0.377, SLG: 0.466 (1, 3)	1-0 G3		2-0 F9	0-0 F8			1-3 K									
Hubie Brooks, R OBP: 0.284, SLG: 0.420 Chris Gwynn, L OBP: 0.355, SLG: 0.357 (1, 9) (5, PR) (6, 9)	1-0 1B		1-1 F8		1-0 CS 1B		0-0 G4-3									
Rick Dempsey, R OBP: 0.318, SLG: 0.395 (1, 2)	1-0 F8		4-1 1B BB	2-3 K			0-3 K									
Mike Sharperson, R OBP: 0.346, SLG: 0.347 (1, 5)	2-0 F9		3-2 BLK 1B	3-1 G4-3			4-2 BB									
Alfredo Griffin, S OBP: 0.302, SLG: 0.290 (1, 6)			1-0 BLK 1B			0-0 E4 SH3-4										
Mike Morgan, R OBP: 0.125, SLG: 0.097 Jay Howell, R (9, 1)			0-0 G6-3	1-1 G6-3		1-0 SH3-4										

Inning Stats	R: 3	H: 3	E: 0	K: 0	S: 9	LOB: 1	BB: 1	P: 20	R: 0	H: 0	E: 0	K: 1	S: 6	LOB: 0	BB: 0	P: 7	R: 3	H: 3	E: 0	K: 0	S: 18	LOB: 2	BB: 2	P: 37	R: 0	H: 0	E: 0	K: 0	S: 6	LOB: 1	BB: 1	P: 12	R: 0	H: 1	E: 0	K: 1	S: 7	LOB: 1	BB: 0	P: 13	R: 0	H: 0	E: 1	K: 0	S: 4	LOB: 1	BB: 0	P: 6	R: 0	H: 0	E: 0	K: 1	S: 7	LOB: 0	BB: 0	P: 10	R: 0	H: 0	E: 0	K: 2	S: 14	LOB: 1	BB: 1	P: 18
--------------	------	------	------	------	------	--------	-------	-------	------	------	------	------	------	--------	-------	------	------	------	------	------	-------	--------	-------	-------	------	------	------	------	------	--------	-------	-------	------	------	------	------	------	--------	-------	-------	------	------	------	------	------	--------	-------	------	------	------	------	------	------	--------	-------	-------	------	------	------	------	-------	--------	-------	-------

PITCHER	IP	WLS	BF	H	R	ER	SO	BB	IBB	HBP	BLK	WP	HR	S	P	ERA	WHIP
Dennis Rasmussen, L ERA: 3.87 (1, 1)	1.0	L	7	3	3	3	0	1	0	0	0	0	0	9	20	27.00	4.000
Eric Show, R ERA: 7.68 (2, 1)	5.0		22	4	3	3	2	3	0	0	1	0	0	41	75	5.40	1.400
Calvin Schiraldi, R ERA: 4.78 (7, 1)	1.0		3	0	0	0	1	0	0	0	0	0	0	7	10	0.00	0.000
Craig Lefferts, L ERA: 1.29 (8, 1)	1.0		4	0	0	0	2	1	0	0	0	0	0	14	18	0.00	1.000

**BOTTOM**

**San Diego Padres @ Los Angeles Dodgers**  
 Dodger Stadium, Los Angeles, CA


Sun Jun 17 1990, 3:33 AM PDT  
 Att: 40,558 - Sunny - 70 F

AB	30
R	6
H	7
RBI	6
BB	5
SO	5
LOB	16

livebaseballscorecards.com



WP	HR	S	P	ERA	WHIP
0	0	0	36		

Batter	1	2	3	4	5	6	7	8	9	AB R H RBI BB SO LOB	TOP	
Bill Doran, S (1, 4) OBP: 0.379, SLG: 0.340	3-2 CS 1B		3-1 WP 1B		2-0 P5			2-1 FC4-6 1B		4 0 3 0 0 0 0	<p><b>Houston Astros @ Los Angeles Dodgers</b> Dodger Stadium, Los Angeles, CA</p> <p>Mon Jun 18 1990, 7:05 PM PDT Att. 27,199 - Unknown</p>	
Craig Biggio, R (1, 8) OBP: 0.335, SLG: 0.338	1-2 P3		3-2 G5-3		1-1 B1-3			0-1 FC4-6 1B		4 1 0 0 0 0 3		
Franklin Stubbs, L (1, 3) OBP: 0.343, SLG: 0.516	1-3 K		2-3 K					0-0 WP 1B		4 0 1 0 0 2 2		
Glenn Wilson, R (1, 9) OBP: 0.277, SLG: 0.364								1-1 WP 1B		4 1 3 2 0 0 0		
Ken Oberkfell, L (1, 5) OBP: 0.293, SLG: 0.318								1-2 2-H 1B		3 0 0 0 0 0 1		
Ken Caminiti, S (6, 5) OBP: 0.313, SLG: 0.313								3-3 K		1 0 0 0 0 1 2		
Javier Ortiz, R (1, 7) OBP: 0.625, SLG: 0.833								1-2 2-3 K		3 0 1 0 1 1 3		
Rafael Ramirez, R (1, 6) OBP: 0.273, SLG: 0.299										3 0 1 0 1 1 3		
Rich Gedman, L (1, 2) OBP: 0.354, SLG: 0.194										3 0 1 0 1 1 3		
Bill Gullickson, R (1, 1) OBP: 0.231, SLG: 0.167										4 0 2 0 0 0 1	<p>AB 35 R 2 H 10 RBI 2 BB 1 SO 6 LOB 18</p> 	
Casey Candaele, S (7, PH) OBP: 0.329, SLG: 0.369										4 0 0 0 0 0 5		
Dan Schatzeder, L (7, 1) OBP: 0.333, SLG: 0.333										2 0 0 0 0 0 1 0		
Danny Darwin, R (7, 1)										1 0 0 0 0 0 0 1		
Juan Agosto, L (8, 1)										0 0 0 0 0 0 0 0		
Eric Anthony, L (9, PH) OBP: 0.326, SLG: 0.404										0 0 0 0 0 0 0 0		
										0 0 0 0 0 0 0 0		
										1 0 0 0 0 0 1 0		
										1 0 0 0 0 0 1 0		
<b>Inning Stats</b>	R: 0 H: 1 E: 0 LOB: 0 K: 1 BB: 0 S: 12 P: 17	R: 0 H: 2 E: 0 LOB: 2 K: 0 BB: 0 S: 11 P: 18	R: 0 H: 1 E: 0 LOB: 1 K: 2 BB: 0 S: 11 P: 19	R: 1 H: 3 E: 0 LOB: 1 K: 0 BB: 0 S: 10 P: 18	R: 0 H: 0 E: 0 LOB: 0 K: 0 BB: 0 S: 6 P: 9	R: 0 H: 0 E: 0 LOB: 0 K: 0 BB: 0 S: 7 P: 10	R: 0 H: 0 E: 0 LOB: 1 K: 0 BB: 1 S: 7 P: 12	R: 1 H: 3 E: 0 LOB: 2 K: 2 BB: 0 S: 13 P: 20	R: 0 H: 0 E: 0 LOB: 0 K: 1 BB: 0 S: 7 P: 9	1B: 9 SF: 0 2B: 1 SAC: 0 3B: 0 DP: 1 HR: 1 HBP: 0	WP: 2 PA: 36 PB: 0 SB: 0 CS: 1	
<b>PITCHER</b>	IP WLS BF H R ER SO BB IBB HBP BLK WP HR S P ERA WHIP											
Tim Belcher, R (1, 1) ERA: 3.76	7.1 W 30 9 2 2 3 1 0 0 0 1 1 69 110 2.46 1.364											
Jim Gott, R (8, 1) ERA: 7.45	0.2 3 1 0 0 2 0 0 0 0 1 0 8 13 0.00 1.500											
Jay Howell, R (9, 1) ERA: 3.18	1.0 S 3 0 0 0 1 0 0 0 0 0 0 7 9 0.00 0.000											

livebaseballscorecards.com



Batter	1	2	3	4	5	6	7	8	9
Lenny Harris, L OBP: 0.362, SLG: 0.423 (1, 4)	0-0 G6-3		0-0 F7	4-0 BB		1 SAFE 2-2 G3-1		1 SAFE 0-0 1B	
Kirk Gibson, L OBP: 0.291, SLG: 0.426 Stan Javier, S OBP: 0.374, SLG: 0.416 (1, 8) (1, PR) (2, 8)	1-1 1B		3-2 E6 1-2 2B	0-0 F7			2-2 1B 1B	3-2 P5 1-2	
Kal Daniels, L OBP: 0.384, SLG: 0.524 Jay Howell, R (1, 7) (9, 1)	0-1 G3-6-3 1-2 1B		2-2 1-H 2-H 3B 2B		2-0 E6 FC4-6		1 SAFE 0-0 1B 1B	3-3 K	
Eddie Murray, S OBP: 0.379, SLG: 0.477 (1, 3)	1-1 G3-6-3 1-2f		1-0 SF9 2-H 3B		0-0 FC4-6 1-2f		2-0 1B 1B		
Hubie Brooks, R OBP: 0.284, SLG: 0.419 (1, 9)		1-2 F7	1-2 SF9		1-0 F8		1-2 1-2 G6-4-3 1B		
Mike Scioscia, L OBP: 0.308, SLG: 0.399 (1, 2)		1-1 G4-3	2-1 1B		0-0 F7		2-1 P6		
Mike Sharperson, R OBP: 0.351, SLG: 0.352 (1, 5)		3-2 1B	0-0 G5-3			0-2 S 1B	0-0 G6-4-3 1-2f		
Alfredo Griffin, S OBP: 0.301, SLG: 0.289 (1, 6)	1 SAFE 1-2 G4-3		1-1 G6-3		2-2 F7		1-1 1B 1B		
Tim Belcher, R OBP: 0.200, SLG: 0.130 Jim Gott, R Chris Gwynn, L OBP: 0.349, SLG: 0.351 (1, 1) (8, 1) (8, PH) (9, 7)			2-1 E 2B 1B	2-1 P2		1 SAFE 1-3 K	1 SAFE 0-1 L8		

Inning Stats	R: 0 E: 0 K: 0 S: 7	H: 2 LOB: 2 BB: 0 P: 9	R: 0 E: 0 K: 0 S: 11	H: 1 LOB: 1 BB: 0 P: 17	R: 4 E: 1 K: 0 S: 18	H: 4 LOB: 1 BB: 0 P: 29	R: 0 E: 0 K: 0 S: 5	H: 0 LOB: 1 BB: 1 P: 12	R: 0 E: 1 K: 0 S: 4	H: 0 LOB: 1 BB: 0 P: 7	R: 0 E: 0 K: 1 S: 13	H: 1 LOB: 1 BB: 0 P: 17	R: 1 E: 0 K: 0 S: 12	H: 4 LOB: 2 BB: 0 P: 19	R: 0 E: 0 K: 1 S: 15	H: 2 LOB: 2 BB: 0 P: 22
--------------	------------------------------	---------------------------------	-------------------------------	----------------------------------	-------------------------------	----------------------------------	------------------------------	----------------------------------	------------------------------	---------------------------------	-------------------------------	----------------------------------	-------------------------------	----------------------------------	-------------------------------	----------------------------------

PITCHER	IP	WLS	BF	H	R	ER	SO	BB	IBB	HBP	BLK	WP	HR	S	P	ERA	WHIP
Bill Gullickson, R ERA: 3.54 (1, 1)	6.0	L	28	8	4	2	1	1	0	0	0	0	0	58	91	3.00	1.500
Dan Schatzeder, L ERA: 2.83 (7, 1)	0.1		5	4	1	1	0	0	0	0	0	0	0	11	18	27.00	12.000
Danny Darwin, R ERA: 2.45 (7, 1)	1.1		5	2	0	0	0	0	0	0	0	0	0	12	16	0.00	1.500
Juan Agosto, L ERA: 2.83 (8, 1)	0.1		1	0	0	0	1	0	0	0	0	0	0	4	7	0.00	0.000

AB R H RBI BB SO LOB

AB	R	H	RBI	BB	SO	LOB
4	0	1	0	1	0	2
1	0	1	0	0	0	0
4	2	1	0	0	0	4
5	1	3	2	0	1	2
0	0	0	0	0	0	0
4	1	2	2	0	0	3
3	0	1	1	0	0	1
4	0	1	0	0	0	4
4	0	2	0	0	0	4
4	0	1	0	0	0	2
3	1	1	0	0	1	1
0	0	0	0	0	0	0
1	0	0	0	0	0	1

AB	37
R	5
H	14
RBI	5
BB	1
SO	2
LOB	24



WP	PA
0	39

Houston Astros @ Los Angeles Dodgers  
 Dodger Stadium, Los Angeles, CA  
 Mon Jun 18 1990, 7:05 PM PDT  
 Att. 27,199 - Unknown

livebaseballscorecards.com

Batter	1	2	3	4	5	6	7	8	9	AB	R	H	RBI	BB	SO	LOB	TOP										
Eric Yelding, R (1, 6) OBP: 0.295, SLG: 0.272 Juan Agosto, L (7, 1) Xavier Hernandez, L (8, 1)	2-3 K	1-2 FC6-4			0-1 B1-3		2-0 1B			4	0	1	0	0	1	2											
Bill Doran, S (1, 4) OBP: 0.378, SLG: 0.337 Dave Rohde, S (7, PH) OBP: 0.286, SLG: 0.250	3-1 F8		1-3 K			4-2 BB	2-3 K			2	0	0	0	1	1	0											
Craig Biggio, R (1, 2) OBP: 0.337, SLG: 0.338	4-2 S BB BB		0-3 K			0-0 L9		1-0 S 1B		3	0	1	0	1	1	1											
Glenn Wilson, R (1, 9) OBP: 0.277, SLG: 0.358	4-2 FC5-4 BB		1-1 P3			1-0 F9		1-3 K		3	0	0	0	1	1	2											
Ken Caminiti, S (1, 5) OBP: 0.308, SLG: 0.307	3-1 FC5-4			2-3 K		0-0 F9		2-0 P4		4	0	0	0	0	1	4											
Javier Ortiz, R (1, 7) OBP: 0.417, SLG: 0.500		1-2 F8		2-0 P4		2-2 G5-3		1-1 F7		4	0	0	0	0	0	1											
Casey Candaele, S (1, 8) OBP: 0.325, SLG: 0.406		2-2 G5-3		2-3 K		2-1 HR		1-2 G1-3		4	1	1	1	0	1	0											
Alex Trevino, R (1, 3) OBP: 0.254, SLG: 0.316		4-1 1B BB		3-1 G4-3		1-0 1B 1B		0-0 F9		3	0	1	0	1	0	0											
Mike Scott, R (1, 1) OBP: 0.208, SLG: 0.174 Rafael Ramirez, R (7, PH) OBP: 0.271, SLG: 0.296		1-2 FC6-4 1B		2-2 G5-3		2-2 F7		0-1 G3-1		2	0	1	0	0	0	0											
										2	0	0	0	0	0	1											
<b>Inning Stats</b>	R: 0 E: 0 K: 1 S: 14	H: 0 LOB: 2 BB: 2 P: 30	R: 0 E: 0 K: 0 S: 13	H: 1 LOB: 2 BB: 1 P: 22	R: 0 E: 0 K: 2 S: 9	H: 0 LOB: 0 BB: 0 P: 11	R: 0 E: 0 K: 2 S: 7	H: 0 LOB: 0 BB: 0 P: 13	R: 0 E: 0 K: 0 S: 7	H: 0 LOB: 1 BB: 1 P: 12	R: 1 E: 0 K: 1 S: 15	H: 3 LOB: 2 BB: 0 P: 26	R: 0 E: 0 K: 1 S: 8	H: 1 LOB: 1 BB: 0 P: 13	R: 0 E: 0 K: 0 S: 7	H: 0 LOB: 0 BB: 0 P: 8	1B: 4 2B: 0 3B: 0 HR: 1	SF: 0 SAC: 0 DP: 0 HBP: 0	WP: 0 PB: 0 SB: 2 CS: 0	PA: 36							
<b>PITCHER</b>	IP	WLS	BF	H	R	ER	SO	BB	IBB	HBP	BLK	WP	HR	S	P	ERA	WHIP										
Fernando Valenzuela, L (1, 1) ERA: 3.53	7.0	W	29	4	1	1	6	4	0	0	0	0	1	72	126	1.29	1.143										
Tim Crews, R (8, 1) ERA: 3.24	1.0		4	1	0	0	1	0	0	0	0	0	0	8	13	0.00	1.000										
Jim Gott, R (9, 1) ERA: 6.75	1.0		3	0	0	0	0	0	0	0	0	0	0	7	8	0.00	0.000										

Houston Astros @ Los Angeles Dodgers  
Dodger Stadium, Los Angeles, CA

Tue Jun 19 1990, 7:05 PM PDT  
Att. 45,054 - Unknown - 72 F

livebaseballscorecards.com

AB 32  
R 1  
H 5  
RBI 1  
BB 4  
SO 7  
LOB 13



Batter	1	2	3	4	5	6	7	8	9
Lenny Harris, L OBP: 0.358, SLG: 0.417 (1, 4)	0-0 G6-3		0-1 P6	0-0 G1-3			0-1 G4-3	2-1 1B	
Stan Javier, S OBP: 0.370, SLG: 0.410 (1, 8)	0-2 G4-3		2-2 G4-3		0-1 G4-3		1-2 1B		
Kal Daniels, L OBP: 0.383, SLG: 0.521 (1, 7)	3-0 1B			0-0 E3 FC4 1B BB	1-1 G4-3		1-3 K		
Chris Gwynn, L OBP: 0.344, SLG: 0.345 (6, 7)									
Eddie Murray, S OBP: 0.385, SLG: 0.495 (1, 3)	2-0 F9			0-2 BB FC4 1-2 SF8 1B	0-0 HR		4-0 1-2 BB		
Hubie Brooks, R OBP: 0.279, SLG: 0.412 (1, 9)		1-2 G6-3		0-3 K	1-0 G6-3		3-2 G6-3		
Mike Scioscia, L OBP: 0.307, SLG: 0.401 (1, 2)		0-1 L1-3		1-0 FC4 SF8 BB 1-2 E 2-3		0-1 CS 2B	3-1 G3-1		
Mike Sharperson, R OBP: 0.362, SLG: 0.350 (1, 5)		4-2 BB		4-0 SF8 1-2 E 2-3 BB 3-H		4-1 BB	1-0 G5-3		
Alfredo Griffin, S OBP: 0.300, SLG: 0.290 (1, 6)		0-0 G4-3		0-1 SF8		0-1 F8	0-0 1B 1B		
Fernando Valenzuela, L OBP: 0.379, SLG: 0.536 (1, 1)			0-0 F9	0-2 E6		1-2 G4-3	0-0 1B 1B		
Tim Crews, R (8, 1)									
Mickey Hatcher, R OBP: 0.262, SLG: 0.268 (8, PH)									
Jim Gott, R (9, 1)									

Inning Stats	R: 0	H: 1	E: 0	LOB: 1	K: 0	BB: 0	S: 6	P: 11
	R: 0	H: 0	E: 0	LOB: 1	K: 0	BB: 1	S: 9	P: 14
	R: 0	H: 0	E: 0	LOB: 0	K: 0	BB: 0	S: 6	P: 8
	R: 4	H: 1	E: 2	LOB: 1	K: 1	BB: 1	S: 14	P: 19
	R: 1	H: 1	E: 0	LOB: 0	K: 0	BB: 0	S: 6	P: 8
	R: 0	H: 1	E: 0	LOB: 1	K: 0	BB: 1	S: 9	P: 13
	R: 0	H: 1	E: 0	LOB: 2	K: 1	BB: 1	S: 11	P: 20
	R: 0	H: 3	E: 0	LOB: 2	K: 0	BB: 0	S: 7	P: 13

PITCHER	IP	WLS	BF	H	R	ER	SO	BB	IBB	HBP	BLK	WP	HR	S	P	ERA	WHIP
Mike Scott, R (1, 1)	6.0	L	27	4	5	1	1	3	0	0	0	0	1	50	73	1.50	1.167
Juan Agosto, L (7, 1)	1.0		5	1	0	0	1	1	0	0	0	0	0	11	20	0.00	2.000
Xavier Hernandez, R (8, 1)	1.0		5	3	0	0	0	0	0	0	0	0	0	7	13	0.00	3.000

**BOTTOM**


**Houston Astros @ Los Angeles Dodgers**  
**Dodger Stadium, Los Angeles, CA**

Tue Jun 19 1990, 7:05 PM PDT  
Att: 45,054 - Unknown - 72 F

AB	R	H	RBI	BB	SO	LOB
5	0	1	0	0	0	1
4	0	1	0	0	0	0
3	1	1	0	0	0	0
1	0	0	0	0	1	1
3	2	2	1	1	0	1
4	0	0	0	0	1	4
4	1	1	0	0	0	2
1	1	0	1	3	0	0
3	0	1	1	0	0	3
3	0	0	0	0	0	2
0	0	0	0	0	0	0
1	0	1	0	0	0	0
0	0	0	0	0	0	0

livebaseballscorecards.com

AB	32
R	5
H	8
RBI	3
BB	4
SO	2
LOB	14



WP: 0	PA: 37
PB: 0	
SB: 0	
CS: 1	

Batter	1	2	3	4	5	6	7	8	9	AB R H RBI BB SO LOB	TOP											
<b>Craig Biggio, R</b> (1, 8) OBP: 0.335, SLG: 0.335	0-0 F7		0-0 1B		0-0 F8		0-0 F9		0-3 K	5 0 1 0 0 1 1												
<b>Rafael Ramirez, R</b> (1, 6) OBP: 0.280, SLG: 0.315	0-0 F9		0-0 1B		0-0 2B		0-0 1B 2B			4 0 3 1 0 0 0												
<b>Franklin Stubbs, L</b> (1, 3) OBP: 0.336, SLG: 0.504 <b>Javier Ortiz, R</b> (7, PH) OBP: 0.462, SLG: 0.545	0-3 K		0-3 K		0-0 F7		0-0 1B			3 0 0 0 0 2 3 1 0 1 0 0 0 0												
<b>Glenn Wilson, R</b> (1, 7) OBP: 0.281, SLG: 0.378		0-3 K		0-0 FC3-6 1B		0-0 HR	0-0 F8			4 1 2 1 0 1 2												
<b>Eric Anthony, L</b> (1, 9) OBP: 0.310, SLG: 0.389		0-0 P5		0-0 FC3-6 BB		0-3 K		0-3 K		4 0 0 0 0 2 1												
<b>Ken Caminiti, S</b> (1, 5) OBP: 0.307, SLG: 0.303		4-0 BB		0-3 K		0-0 F7		0-3 K		3 0 0 0 1 2 1												
<b>Dave Rohde, S</b> (1, 4) OBP: 0.294, SLG: 0.214 <b>Danny Darwin, R</b> (8, 1)		0-0 P2		4-0 1-2 BB		0-0 F8		4-0 CS BB		2 0 0 0 1 0 1 0 0 0 0 0 0 0												
<b>Rich Gedman, L</b> (1, 2) OBP: 0.327, SLG: 0.175			0-3 K	0-3 K			0-3 K	0-0 CS	0-0 F7	4 0 0 0 0 3 2												
<b>Jim Clancy, R</b> (1, 1) OBP: 0.250, SLG: 0.250 <b>Larry Andersen, R</b> (6, 1) <b>Casey Candaele, S</b> (6, 4) OBP: 0.329, SLG: 0.400 <b>Bill Doran, S</b> (8, PH) OBP: 0.381, SLG: 0.337 <b>Eric Yelding, R</b> (8, PR) OBP: 0.295, SLG: 0.272			0-3 K		0-3 K		4-0 2B BB		0-0 G1-3	2 0 0 0 0 2 0 0 0 0 0 0 0 0 1 1 0 0 1 0 0 0 0 0 0 1 0 0 0 0 0 0 0 0 0												
<b>Inning Stats</b>	R: 0 E: 0 K: 1 S: 5	H: 0 LOB: 0 BB: 0 P: 5	R: 0 E: 0 K: 1 S: 5	H: 0 LOB: 1 BB: 1 P: 9	R: 0 E: 0 K: 3 S: 11	H: 2 LOB: 2 BB: 0 P: 11	R: 0 E: 0 K: 2 S: 8	H: 1 LOB: 2 BB: 1 P: 12	R: 0 E: 0 K: 1 S: 6	H: 1 LOB: 1 BB: 0 P: 6	R: 1 E: 0 K: 1 S: 6	H: 1 LOB: 0 BB: 0 P: 6	R: 1 E: 0 K: 1 S: 7	H: 2 LOB: 2 BB: 1 P: 11	R: 0 E: 0 K: 2 S: 6	H: 0 LOB: 1 BB: 1 P: 10	R: 0 E: 0 K: 1 S: 5	H: 0 LOB: 0 BB: 0 P: 5	1B: 4 2B: 2 3B: 0 HR: 1	SF: 0 SAC: 0 DP: 0 HBP: 0	WP: 0 PB: 0 SB: 0 CS: 1	PA: 38
<b>PITCHER</b>	IP WLS BF H R ER SO BB IBB HBP BLK WP HR S P ERA WHIP																					
<b>Ramon Martinez, R</b> (1, 1) ERA: 2.78	6.2 W 29 6 2 2 10 3 0 0 0 0 0 1 46 58 2.70 1.350																					
<b>Jim Poole, L</b> (7, 1) ERA:	0.0 1 1 0 0 0 0 0 0 0 0 0 0 1 1 ∞ ∞																					
<b>Tim Crews, R</b> (7, 1) ERA: 3.21	0.1 1 0 0 0 0 0 0 0 0 0 0 0 1 1 0.00 0.000																					
<b>Jay Howell, R</b> (8, 1) ERA: 2.92	2.0 S 6 0 0 0 3 1 0 0 0 0 0 0 11 15 0.00 0.500																					

Houston Astros @ Los Angeles Dodgers  
 Dodger Stadium, Los Angeles, CA  
 Wed Jun 20 1990, 7:05 PM PDT  
 Att. 31,376 - Sunny - 75 F

livebaseballscorecards.com

AB	33
R	2
H	7
RBI	2
BB	4
SO	13
LOB	11



Batter	1	2	3	4	5	6	7	8	9	AB	R	H	RBI	BB	SO	LOB
Lenny Harris, L OBP: 0.350, SLG: 0.407 (1, 4)	0-0 G3		0-3 K	0-3 K			0-0 G4-3			4	0	0	0	0	2	0
Stan Javier, S OBP: 0.374, SLG: 0.413 (1, 8)	0-0 F7		0-0 HBP 1B BB 1B		0-3 K		0-0 FC4-6 BB 1B			4	1	2	0	0	1	0
Kal Daniels, L OBP: 0.381, SLG: 0.515 (1, 7)	0-0 E3 BB		0-0 L7		0-0 1B		0-0 F9			4	0	1	0	0	0	2
Eddie Murray, S OBP: 0.391, SLG: 0.493 (1, 3)	4-0 1-2 BB		4-0 1-2 HBP 1B BB		0-0 F8		4-0 1-2 FC4-6 BB			1	1	0	0	3	0	1
Hubie Brooks, R OBP: 0.279, SLG: 0.406 (1, 9) Jay Howell, R (8, 1)	0-0 G6-3		1-0 1-2 HBP 2-3		0-3 K		0-0 FC4-6 1-2 2-3			3	0	0	0	0	1	5
Mike Scioscia, L OBP: 0.311, SLG: 0.418 (1, 2)		0-0 F7	0-0 1-3 2-H 3-H 1B			0-0 HR		0-0 F7		4	1	2	3	0	0	0
Mike Sharperson, R OBP: 0.366, SLG: 0.349 (1, 5)		4-0 1B CS BB	0-3 K			0-3 K		0-0 E1 1B		3	0	1	0	1	2	2
Alfredo Griffin, S OBP: 0.300, SLG: 0.289 (1, 6)		0-0 CS 1-3 1B		0-0 L8		0-0 F8		0-0 F7		4	0	1	0	0	0	1
Ramon Martinez, R OBP: 0.094, SLG: 0.094 (1, 1) Jim Poole, L (7, 1) Tim Crews, R (7, 1) Jose Gonzalez, R (8, 9)		0-0 F7 3-H		0-0 G1-3		0-3 K		0-0 G5-3		3	0	0	0	0	1	2
										0	0	0	0	0	0	0
										0	0	0	0	0	0	0
										1	0	0	0	0	0	1

Inning Stats	R: 0	H: 0	E: 1	K: 0	S: 4	H: 0	LOB: 2	BB: 1	P: 8	R: 0	H: 1	E: 0	K: 0	S: 3	H: 1	LOB: 1	BB: 1	P: 7	R: 2	H: 2	E: 0	K: 2	S: 9	H: 2	LOB: 2	BB: 1	P: 14	R: 0	H: 0	E: 0	K: 1	S: 5	H: 0	LOB: 0	BB: 0	P: 5	R: 0	H: 1	E: 0	K: 2	S: 8	H: 1	LOB: 1	BB: 0	P: 8	R: 1	H: 1	E: 0	K: 2	S: 8	H: 1	LOB: 0	BB: 0	P: 8	R: 0	H: 1	E: 0	K: 0	S: 4	H: 1	LOB: 2	BB: 1	P: 8	R: 0	H: 1	E: 1	K: 0	S: 4	H: 1	LOB: 1	BB: 0	P: 4
--------------	------	------	------	------	------	------	--------	-------	------	------	------	------	------	------	------	--------	-------	------	------	------	------	------	------	------	--------	-------	-------	------	------	------	------	------	------	--------	-------	------	------	------	------	------	------	------	--------	-------	------	------	------	------	------	------	------	--------	-------	------	------	------	------	------	------	------	--------	-------	------	------	------	------	------	------	------	--------	-------	------

PITCHER	IP	WLS	BF	H	R	ER	SO	BB	IBB	HBP	BLK	WP	HR	S	P	ERA	WHIP
Jim Clancy, R ERA: 5.05 (1, 1)	5.0	L	24	5	3	3	5	3	0	1	0	0	1	30	43	5.40	1.600
Larry Andersen, R ERA: 1.59 (6, 1)	2.0		8	1	0	0	2	1	0	0	0	0	0	11	15	0.00	1.000
Danny Darwin, R ERA: 2.4 (8, 1)	1.0		4	1	0	0	0	0	0	0	0	0	0	4	4	0.00	1.000

**BOTTOM**

**Houston Astros @ Los Angeles Dodgers**  
**Dodger Stadium, Los Angeles, CA**

Wed Jun 20 1990, 7:05 PM PDT  
Att: 31,376 - Sunny - 75 F

livebaseballscores.com

AB	31
R	3
H	7
RBI	3
BB	4
SO	7
LOB	14



WP: 0	PA: 36
PB: 0	
SB: 0	
CS: 2	

Batter	1	2	3	4	5	6	7	8	9	10	AB R H RBI BB SO LOB	TOP																
Lenny Harris, L OBP: 0.344, SLG: 0.399 (1, 5) (8, 4)	0-1 FC5-4 PB 1B		0-0 B3		0-0 4-3		2-1 F9		2-3 K	2-3 K	6 1 1 0 0 2 3																	
Stan Javier, S OBP: 0.375, SLG: 0.407 (1, 8)	3-2 4-3 1-3		2-3 K		0-1 F9			4-1 G4-6-3 BB 1B	1-0 1B		4 1 1 0 1 1 1																	
Kal Daniels, L OBP: 0.391, SLG: 0.525 Jose Gonzalez, R OBP: 0.288, SLG: 0.446 (1, 7) (8, 7)	4-0 FC5-4 BB			3-2 1-3 1B 2B	2-2 1B			4-2 G4-6-3 BB 1-2 BB	0-3 K		2 1 2 0 2 0 0 1 0 0 0 0 1 1																	
Eddie Murray, S OBP: 0.388, SLG: 0.485 (1, 3)	1-1 FC5-4 1-2f 3-H		1-2 1-3 2-3	1-2 1-3 SAFE SAFE	0-1 3-1			0-1 G4-6-3 1-2f 2-3		1-1 BB 1B	5 1 1 1 0 0 5																	
Hubie Brooks, R OBP: 0.281, SLG: 0.406 (1, 9)	1-2 P4		0-1 FC3 3B 1B 3-H		0-0 F9		0-1 BB 1B		0-1 P6		5 2 2 2 0 0 2																	
Mike Scioscia, L OBP: 0.309, SLG: 0.412 Mickey Hatcher, R OBP: 0.274, SLG: 0.268 Jim Gott, R Jim Poole, L Tim Crews, R (1, 2) (10, PH) (10, 1) (10, 1) (10, 1)		3-2 F7	1-1 FC3 3B 1-2	1-1 SAFE	2-1 4-3		4-2 1B BB		4-1 1B BB		3 1 0 0 1 0 1 0 0 0 0 1 0 0 0 0 0 0 0 0 0 0 0 0 0 0 0 0																	
Juan Samuel, R OBP: 0.277, SLG: 0.314 Jay Howell, R Rick Dempsey, R OBP: 0.311, SLG: 0.385 (1, 4) (8, 1) (10, PH) (10, 2)	1-0 P3		2-3 K	2-3 SAFE	1-0 6-3		2-1 1B		2-0 F9		4 0 1 1 0 1 2 0 0 0 0 0 0 0 1 0 0 0 0 0 2																	
Alfredo Griffin, S OBP: 0.302, SLG: 0.300 (1, 6)	1-0 F9		0-1 1B 3B 1-H 2-H		0-0 F9		0-0 5-3		1-2 1B		5 0 2 3 0 0 2																	
Mike Morgan, R OBP: 0.114, SLG: 0.088 Mike Sharperson, R OBP: 0.368, SLG: 0.346 (1, 1) (8, 5)			0-0 F9	1-1 4-3		1-0 G6-3		2-1 L9	4-0 IBB		3 0 0 0 0 0 1 1 0 0 0 1 0 0																	
<b>Inning Stats</b>	R: 1 E: 0 K: 0 S: 12	H: 1 LOB: 1 BB: 1 P: 21	R: 0 E: 0 K: 0 S: 6	H: 0 LOB: 0 BB: 0 P: 11	R: 0 E: 0 K: 1 S: 6	H: 0 LOB: 0 BB: 0 P: 8	R: 3 E: 0 K: 1 S: 18	H: 3 LOB: 1 BB: 0 P: 26	R: 0 E: 0 K: 0 S: 8	H: 1 LOB: 0 BB: 0 P: 10	R: 0 E: 0 K: 0 S: 4	H: 0 LOB: 0 BB: 0 P: 7	R: 0 E: 0 K: 0 S: 4	H: 0 LOB: 0 BB: 0 P: 7	R: 2 E: 0 K: 0 S: 14	H: 2 LOB: 2 BB: 3 P: 28	R: 0 E: 0 K: 2 S: 10	H: 1 LOB: 1 BB: 0 P: 15	R: 1 E: 0 K: 1 S: 15	H: 2 LOB: 3 BB: 2 P: 29	1B: 8 2B: 1 3B: 1 HR: 0	SF: 0 SAC: 0 DP: 1 HBP: 0	WP: 0 PB: 1 SB: 0 CS: 0	PA: 46				
<b>PITCHER</b>	IP WLS BF H R ER SO BB IBB HBP BLK WP HR S P ERA WHIP																											
Jose Rijo, R ERA: 3.24 Norm Charlton, L ERA: 3.0 Randy Myers, L ERA: 2.61	(1, 1) (8, 1) (9, 1)	7.2 0.1 2.0	L 11	3 1	1 1	3 3	4 0	0 0	0 0	0 0	0 0	0 0	0 0	0 0	0 0	0 0	0 0	0 0	0 0	0 0	0 0	0 0	0 0	0 0	0 0	0 0	5.87 0.00 4.50	1.435 0.000 2.000

Los Angeles Dodgers @ Cincinnati Reds  
Riverfront Stadium, Cincinnati, OH  
Fri Jun 22 1990, 7:05 PM EDT  
Att. 34,697 - Unknown - 72 F

AB	40
R	7
H	10
RBI	7
BB	6
SO	5
LOB	20



Batter	1	2	3	4	5	6	7	8	9	10
Chris Sabo, R OBP: 0.400, SLG: 0.569 (1, 5)	4-1 2B FC4-6 BB		1-1 F6	0-0 FC6-4			1-2 F7		0-1 L7	
Barry Larkin, R OBP: 0.391, SLG: 0.405 (1, 6)	0-1 FC4-6 1-3 2B		1-0 G4-3	1-1 5-3			0-1 F8		0-3 K	
Paul O'Neill, L OBP: 0.352, SLG: 0.455 (1, 9)	3-1 P6		2-2 1B 1B		1-0 HR		1-1 3-1		0-0 BB 2B 1B	
Eric Davis, R OBP: 0.343, SLG: 0.450 (1, 8)	4-1 FC4-6 BB		2-1 1B 1B		1-2 5-3		0-3 K		4-1 2B BB	
Todd Benzinger, S OBP: 0.325, SLG: 0.386 (1, 3)	1-0 FC4-6 FC5-4		1-0 FC6-4 1B		2-1 6-3		0-0 HR		0-1 2B	
Glenn Braggs, R OBP: 0.351, SLG: 0.423 (1, 7)	3-1 FC5-4		1-1 FC6-4		0-2 6-3		1-1 1B 1B			1-2 1-3
Mariano Duncan, R OBP: 0.350, SLG: 0.479 (1, 4)		0-0 1-3		1-2 E6 1B FC6-4		0-0 P3		2-1 F9		1-0 1B
Joe Oliver, R OBP: 0.330, SLG: 0.352 (1, 2)		3-3 K		1-1 FC6-4 1B		0-0 5-3		1-2 FC4-6 1B		3-3 K
Hal Morris, L OBP: 0.421, SLG: 0.382 (8, PH)				1-3 1B				1-2 1B		
Jeff Reed, L OBP: 0.239, SLG: 0.262 (9, 2)								2-2 FC4-6		
Luis Quinones, S OBP: 0.284, SLG: 0.283 (10, PH)										
Jose Rijo, R OBP: 0.038, SLG: 0.038 (1, 1)		0-1 B1-3		2-3 K		2-1 6-3			0-1 G6-3	
Norm Charlton, S OBP: 0.500, SLG: 0.500 (8, 1)										
Ken Griffey, L OBP: 0.262, SLG: 0.359 (8, PH)										
Randy Myers, L OBP: 0.262, SLG: 0.359 (9, 1)										
Billyatcher, R OBP: 0.368, SLG: 0.418 (10, PH)										

AB	R	H	RBI	BB	SO	LOB
4	1	0	1	1	0	1
5	0	1	0	0	1	1
5	3	3	1	0	0	2
3	0	1	0	2	1	0
5	1	3	4	0	0	2
5	0	1	0	0	0	4
5	1	1	0	0	0	1
3	0	1	0	0	1	0
1	0	1	0	0	0	0
0	0	0	0	0	0	0
1	0	0	0	0	1	1
3	0	0	0	0	1	2
0	0	0	0	0	0	0
1	0	0	0	0	0	2
0	0	0	0	0	0	0
1	0	0	0	0	0	1

BOTTOM	
AB	42
R	6
H	12
RBI	6
BB	3
SO	5
LOB	17

**Los Angeles Dodgers @ Cincinnati Reds**  
 Riverfront Stadium, Cincinnati, OH  
 Fri Jun 22 1990, 7:05 PM EDT  
 Att. 34,697 - Unknown - 72 F

[livebaseballscorecards.com](http://livebaseballscorecards.com)



Inning Stats	R: 1	H: 1	E: 0	K: 0	S: 9	LOB: 2	P: 24	R: 0	H: 0	E: 0	K: 1	S: 6	LOB: 0	P: 9	R: 1	H: 3	E: 0	K: 0	S: 13	LOB: 2	P: 21	R: 1	H: 1	E: 1	K: 1	S: 12	LOB: 1	P: 17	R: 0	H: 0	E: 0	K: 0	S: 4	LOB: 0	P: 6	R: 0	H: 0	E: 0	K: 0	S: 7	LOB: 0	P: 9	R: 1	H: 3	E: 0	K: 1	S: 15	LOB: 2	P: 21	R: 1	H: 2	E: 0	K: 1	S: 9	LOB: 2	P: 13	R: 0	H: 1	E: 0	K: 1	S: 9	LOB: 1	P: 14	1B: 8	SF: 0	2B: 2	SAC: 0	3B: 0	DP: 0	HR: 2	HBP: 0	WP: 0	PA: 45
PITCHER	IP	WLS	BF	H	R	ER	SO	BB	IBB	HBP	BLK	WP	HR	S	P	ERA	WHIP																																																								
Mike Morgan, R ERA: 3.16 (1, 1)	7.0		30	6	4	3	2	2	0	0	0	0	1	60	99	3.86	1.143																																																								
Jay Howell, R ERA: 3.38 (8, 1)	2.0	W	11	5	2	2	2	1	0	0	0	0	1	24	34	9.00	3.000																																																								
Jim Gott, R ERA: 6.55 (10, 1)	0.1		2	1	0	0	0	0	0	0	0	0	0	4	6	0.00	3.000																																																								
Jim Poole, L ERA: (10, 1)	0.1		1	0	0	0	1	0	0	0	0	0	0	3	6	0.00	0.000																																																								
Tim Crews, R ERA: 3.19 (10, 1)	0.1	S	1	0	0	0	0	0	0	0	0	0	0	2	2	0.00	0.000																																																								

WP	PA
0	45
0	
1	
0	

**Los Angeles Dodgers @ Cincinnati Reds**  
 Riverfront Stadium, Cincinnati, OH

Sat Jun 23 1990, 7:05 PM EDT  
 Att. 46,201 - Unknown - 70 F

AB	37
R	6
H	14
RBI	6
BB	0
SO	4
LOB	10



AB R H RBI BB SO LOB

5	2	4	1	0	0	1
5	1	3	2	0	1	1
5	1	2	0	0	0	2
3	0	0	1	0	0	2
4	0	1	0	0	0	1
4	0	1	1	0	1	2
4	0	0	0	0	0	1
4	1	2	1	0	1	0
1	1	1	0	0	0	0
0	0	0	0	0	0	0
1	0	0	0	0	0	0
0	0	0	0	0	0	0
1	0	0	0	0	1	0
0	0	0	0	0	0	0

Batter	1	2	3	4	5	6	7	8	9															
<b>Stan Javier, S</b> (1, 8) OBP: 0.391, SLG: 0.458	1-1 CS 1B		2-2 1-H 1B 3B	0-0 F9		1-0 1B 2B			0-1 2B															
<b>Mike Sharperson, R</b> (1, 5) OBP: 0.376, SLG: 0.356	3-3 K 1-2		1-0 S 1B		2-2 1B SF9 1B	2-1 FC6-4 1B			2-1 G5-3															
<b>Mickey Hatcher, R</b> (1, 7) OBP: 0.284, SLG: 0.279	0-1 1B		1-2 F8		1-2 SF9 1B	0-0 FC6-4 1-2f			1-2 G5-3															
<b>Eddie Murray, S</b> (1, 3) OBP: 0.381, SLG: 0.478	0-0 G4-3		2-1 F7		0-2 SF9		0-0 G3																	
<b>Hubie Brooks, R</b> (1, 9) OBP: 0.281, SLG: 0.403		0-1 G6-3	1-0 S 1B		2-1 F9		2-2 G4-3																	
<b>Rick Dempsey, R</b> (1, 2) OBP: 0.306, SLG: 0.372		0-1 F7	2-2 L8		1-2 2-H 1B		2-3 K																	
<b>Juan Samuel, R</b> (1, 4) OBP: 0.273, SLG: 0.308		0-2 G5-3		0-0 G5-3	1-0 G1-3			0-1 L7																
<b>Alfredo Griffin, S</b> (1, 6) OBP: 0.305, SLG: 0.316			0-0 HR	0-2 SH3-4 1B		1-3 K2-3		0-0 G1-3																
<b>Tim Belcher, R</b> (1, 1) OBP: 0.231, SLG: 0.167			2-2	0-1 SH3-4		2-1 G6-3		2-3 K																
<b>Mike Hartley, R</b> (4, 1)																								
<b>Jose Vizcaino, S</b> (6, PH)																								
<b>Don Aase, R</b> (6, 1)																								
<b>Chris Gwynn, L</b> (8, PH)																								
<b>Jim Poole, L</b> (8, 1)																								
<b>Inning Stats</b>	R: 0 E: 0 K: 1 S: 9	H: 2 LOB: 1 BB: 0 P: 12	R: 0 E: 0 K: 0 S: 7	H: 0 LOB: 0 BB: 0 P: 7	R: 3 E: 0 K: 0 S: 17	H: 5 LOB: 2 BB: 0 P: 28	R: 0 E: 0 K: 0 S: 9	H: 1 LOB: 1 BB: 0 P: 9	R: 2 E: 0 K: 0 S: 15	H: 3 LOB: 1 BB: 0 P: 22	R: 1 E: 0 K: 1 S: 9	H: 2 LOB: 1 BB: 0 P: 15	R: 0 E: 0 K: 1 S: 8	H: 0 LOB: 0 BB: 0 P: 12	R: 0 E: 0 K: 1 S: 6	H: 0 LOB: 0 BB: 0 P: 8	R: 0 E: 0 K: 0 S: 7	H: 1 LOB: 0 BB: 0 P: 10	1B: 10 2B: 2 3B: 1 HR: 1	SF: 1 SAC: 1 DP: 0 HBP: 0	WP: 0 PB: 0 SB: 2 CS: 1	PA: 39		
<b>PITCHER</b>	IP	WLS	BF	H	R	ER	SO	BB	IBB	HBP	BLK	WP	HR	S	P	ERA	WHIP							
<b>Tom Browning, L</b> (1, 1) ERA: 2.57	5.0	W	25	11	5	5	1	0	0	0	0	0	1	57	78	9.00	2.200							
<b>Tim Layana, R</b> (6, 1) ERA: 2.79	4.0	S	14	3	1	1	3	0	0	0	0	0	0	30	45	2.25	0.750							



BOTTOM

Los Angeles Dodgers @ Cincinnati Reds  
Riverfront Stadium, Cincinnati, OH

livebaseballscorecards.com

AB	32
R	11
H	9
RBI	11
BB	6
SO	7
LOB	16



WP:	0	PA:	40
PB:	0	SB:	2
CS:	0		

Sat Jun 23 1990, 7:05 PM EDT  
Att: 46,201 - Unknown - 70 F

AB	R	H	RBI	BB	SO	LOB
4	2	1	0	1	0	2
4	0	0	1	0	0	1
4	2	1	2	1	2	2
4	2	3	3	0	0	0
1	0	0	0	0	1	0
2	1	0	0	2	0	1
2	1	1	1	2	1	1
1	1	0	1	0	1	1
2	0	1	0	0	0	1
4	1	1	2	0	1	4
2	1	1	1	0	1	0
1	0	0	0	0	0	1
1	0	0	0	0	0	2

Batter	1	2	3	4	5	6	7	8	9
Billy Hatcher, R OBP: 0.369, SLG: 0.416 (1, 7)	L6		P4	2B 1B		G6-3 HR BB	G5-3		
Barry Larkin, R OBP: 0.385, SLG: 0.398 (1, 6)	F9		G4-3	SF9		G6-3		F8	
Chris Sabo, R OBP: 0.400, SLG: 0.576 (1, 5)	F8			1B BB		HR		K	
Eric Davis, R OBP: 0.353, SLG: 0.486 (1, 8)				1B BB		G6-3		K	
Herm Winningham, L OBP: 0.291, SLG: 0.342 (8, 8)				1B BB					
Paul O'Neill, L OBP: 0.355, SLG: 0.450 (1, 9)				1B BB		F8			
Todd Benzinger, S OBP: 0.332, SLG: 0.387 (1, 3)				1B BB					
Mariano Duncan, R OBP: 0.352, SLG: 0.476 (1, 4)				1B HBP		G3 BB		FC2-5 1B BB	
Ron Oester, S OBP: 0.354, SLG: 0.382 (5, 4)				1B HBP		G3		FC2-5 1B	
Joe Oliver, R OBP: 0.329, SLG: 0.350 (1, 2)				1B 1B		K		P2	
Tom Browning, L OBP: 0.128, SLG: 0.105 (1, 1)				SF9 1B		G4-3		FC2-5	
Hal Morris, L OBP: 0.410, SLG: 0.371 (5, PH)				SF9 2B 1B					
Tim Layana, R (6, 1)									

Inning Stats	R: 0	H: 0	E: 0	K: 5	S: 5	R: 1	H: 1	E: 0	K: 2	S: 9	R: 0	H: 0	E: 0	K: 1	S: 8	R: 8	H: 6	E: 0	K: 1	S: 29	R: 0	H: 0	E: 0	K: 1	S: 12	R: 2	H: 1	E: 0	K: 0	S: 10	R: 0	H: 1	E: 0	K: 0	S: 8	R: 0	H: 0	E: 0	K: 2	S: 13	R: 0	H: 0	E: 0	K: 2	S: 13
--------------	------	------	------	------	------	------	------	------	------	------	------	------	------	------	------	------	------	------	------	-------	------	------	------	------	-------	------	------	------	------	-------	------	------	------	------	------	------	------	------	------	-------	------	------	------	------	-------

PITCHER	IP	WLS	BF	H	R	ER	SO	BB	IBB	HBP	BLK	WP	HR	S	P	ERA	WHIP
Tim Belcher, R (1, 1)	3.0	L	17	4	7	7	3	3	0	1	0	0	0	34	66	21.00	2.333
Mike Hartley, R (4, 1)	2.0		10	3	2	2	2	1	0	0	0	0	0	29	49	9.00	2.000
Don Aase, R (6, 1)	2.0		10	2	2	2	0	2	0	0	0	0	1	18	37	9.00	2.000
Jim Poole, L (8, 1)	1.0		3	0	0	0	2	0	0	0	0	0	0	13	21	0.00	0.000

Batter	1	2	3	4	5	6	7	8	9	AB	R	H	RBI	BB	SO	LOB	TOP		
Lenny Harris, L (1, 5) OBP: 0.339, SLG: 0.392 Mike Sharperson, R (8, PH) OBP: 0.377, SLG: 0.358 (8, 5)	1-1 G4-3		2-1 F7			1-3 K		1-0 1B 1B	0-0 FC5-4	3	0	0	0	0	1	0			
Stan Javier, S (1, 8) OBP: 0.401, SLG: 0.475	2-3 K			1-0 S 1B 1B		0-0 HR 2B		0-0 1B S SF7 1B		4	3	3	0	0	1	0			
Chris Gwynn, L (1, 7) OBP: 0.348, SLG: 0.397	3-2 F9			3-2 1 SAFE 1 SAFE 1 SAFE 1 SAFE 1 SAFE 1 H 1B		0-1 HR		1-3 K 1-2		4	1	2	3	0	1	2			
Eddie Murray, S (1, 3) OBP: 0.379, SLG: 0.474				1-1 G4-6-3 1-2f		2-3 K		0-1 2-3 3-H 1B		4	0	1	1	0	1	1			
Hubie Brooks, R (1, 9) OBP: 0.276, SLG: 0.398				0-1 G5-3				0-2 SF7 3-H		3	0	0	1	0	0	0			
Mike Scioscia, L (1, 2) OBP: 0.308, SLG: 0.406				2-1 G3-1				0-3 K		3	0	0	0	1	1	1			
Juan Samuel, R (1, 4) OBP: 0.276, SLG: 0.316				0-0 G3 SF7 2B		1-1 L5		0-3 FC1-6 1B		4	1	2	0	0	1	0	AB	33	
Alfredo Griffin, S (1, 6) OBP: 0.300, SLG: 0.311				0-0 G3 2-3		2-1 B1-3		0-1 FC1-6 FC6-4 1-2f		4	0	0	0	0	0	3	R	6	
Fernando Valenzuela, L (1, 1) OBP: 0.355, SLG: 0.517 Tim Crews, R (6, 1) Mickey Hatcher, R (7, PH) OBP: 0.279, SLG: 0.274 Mike Hartley, R (7, 1) Rick Dempsey, R (9, PH) OBP: 0.320, SLG: 0.372				2-1 SF7 3-H		0-1 G3		0-2 FC6-4 1-2f		1	0	0	1	0	0	0	H	9	
<b>Inning Stats</b>	R: 0 E: 0 K: 1 S: 8 H: 0 LOB: 0 BB: 0 P: 14	R: 0 E: 0 K: 0 S: 6 H: 0 LOB: 0 BB: 0 P: 9	R: 1 E: 0 K: 0 S: 6 H: 1 LOB: 0 BB: 0 P: 10	R: 1 E: 0 K: 0 S: 10 H: 2 LOB: 0 BB: 0 P: 15	R: 0 E: 0 K: 0 S: 5 H: 0 LOB: 0 BB: 0 P: 9	R: 2 E: 0 K: 2 S: 11 H: 2 LOB: 0 BB: 0 P: 14	R: 0 E: 0 K: 0 S: 18 H: 1 LOB: 2 BB: 1 P: 23	R: 2 E: 0 K: 2 S: 13 H: 3 LOB: 1 BB: 0 P: 15	R: 0 E: 0 K: 1 S: 8 H: 0 LOB: 1 BB: 1 P: 13	1B: 6 2B: 2 3B: 0 HR: 1 SF: 2 SAC: 0 DP: 1 HBP: 0	WP: 0 PB: 0 SB: 2 CS: 0	PA: 37							
PITCHER	IP	WLS	BF	H	R	ER	SO	BB	IBB	HBP	BLK	WP	HR	S	P	ERA	WHIP		
Rick Mahler, R (1, 1) ERA: 4.5	6.0	W	22	5	4	4	3	0	0	0	0	0	1	46	71	6.00	0.833		
Norm Charlton, L (7, 1) ERA: 3.21	3.0	S	15	4	2	2	3	2	0	0	0	0	0	39	51	6.00	2.000		

**Los Angeles Dodgers @ Cincinnati Reds**  
Riverfront Stadium, Cincinnati, OH  
Sun Jun 24 1990, 7:05 PM EDT  
Att. 33,760 - Unknown - 72 F

AB	33
R	6
H	9
RBI	6
BB	2
SO	6
LOB	10



Batter	1	2	3	4	5	6	7	8	9
Chris Sabo, R OBP: 0.397, SLG: 0.580 (1, 5)	2-1 F8	2-0 G6-3			2-1 G5-3	1-1 HR		0-0 P2	
Billy Hatcher, R OBP: 0.366, SLG: 0.411 (1, 7)	3-2 S 1B		3-2 F7		0-0 G6-3	0-1 G3-1		1-3 K	
Eric Davis, R OBP: 0.354, SLG: 0.476 (1, 8)	4-2 2 SAFE 1B		0-0 G6-3		3-3 K	2-1 G5-3		4-1 BB	
Glenn Braggs, R OBP: 0.347, SLG: 0.416 (1, 9)	1 SAFE K		1-1 G6-3			3-2 FC4-6 1B	2-3 K	2-0 F8	
Todd Benzinger, S OBP: 0.335, SLG: 0.387 (1, 3)	0-0 1-2 1B			2-1 G5-3		1-1 FC4-6 1B	4-2 HBP 2B		
Mariano Duncan, R OBP: 0.355, SLG: 0.494 (1, 6) (7, 4)	2-2 G5-3			2-0 HR		1-0 2B 1B	1-0 F9		
Luis Quinones, S OBP: 0.314, SLG: 0.339 Norm Charlton, S OBP: 0.600, SLG: 0.500 (1, 4) (7, 1)		1-1 2B		4-0 BB		1-2 1B 2B	1-2 2B HBP		
Joe Oliver, R OBP: 0.332, SLG: 0.358 (1, 2)		0-0 F7		1-0 B2		3-2 HR 1B	0-1 1B 2B		
Rick Mahler, R OBP: 0.143, SLG: 0.143 Barry Larkin, R OBP: 0.385, SLG: 0.399 (1, 1) (6, PH) (7, 6)		0-2 P8		1-1 G4-3		1-1 HR 1B	0-0 G5-3		


AB	R	H	RBI	BB	SO	LOB
5	1	1	3	0	0	1
5	1	1	0	0	1	0
3	0	0	0	2	1	0
5	0	1	0	0	2	2
3	2	1	0	1	0	1
4	2	2	1	0	0	3
2	1	2	1	1	0	0
0	1	0	0	0	0	0
4	1	2	3	0	0	2
2	0	0	0	0	0	2
2	1	1	1	0	0	1

AB	R	H	RBI	BB	SO	LOB
35	10	11	9	4	4	12

Inning Stats		R: 1	H: 2	E: 0	K: 1	S: 20	R: 0	H: 1	E: 0	K: 0	S: 7	R: 0	H: 0	E: 0	K: 0	S: 6	R: 1	H: 1	E: 0	K: 0	S: 6	R: 0	H: 0	E: 0	K: 1	S: 6	R: 6	H: 6	E: 0	K: 0	S: 28	R: 2	H: 1	E: 0	K: 1	S: 12	R: 0	H: 0	E: 0	K: 1	S: 6													
PITCHER		IP	WLS	BF	H	R	ER	SO	BB	IBB	HBP	BLK	WP	HR	S	P	ERA	WHIP	PITCHER		IP	WLS	BF	H	R	ER	SO	BB	IBB	HBP	BLK	WP	HR	S	P	ERA	WHIP																	
Fernando Valenzuela, L ERA: 4.09 (1, 1)	5.1	L	28	10	8	8	2	2	2	0	0	0	0	2	69	115	13.50	2.250	Tim Crews, R ERA: 3.14 (6, 1)		0.2		2	0	0	0	0	0	0	0	0	4	6	0.00	0.000	Mike Hartley, R ERA: 4.5 (7, 1)		2.0		10	1	2	2	2	2	0	1	0	0	0	18	33	9.00	1.500

**Los Angeles Dodgers @ Cincinnati Reds**  
Riverfront Stadium, Cincinnati, OH  
Sun Jun 24 1990, 7:05 PM EDT  
Att: 33,760 - Unknown - 72 F

WP: 0 PA: 40  
PB: 0  
SB: 2  
CS: 0



Batter	1	2	3	4	5	6	7	8	9	AB R H RBI BB SO LOB	TOP	
<b>Stan Javier, S</b> (1, 8) OBP: 0.387, SLG: 0.457	1-1 	1-2 		1-0 		1-0 		1-0 	2-0 	5 0 0 0 0 0 0	<b>Los Angeles Dodgers @ Atlanta Braves</b> Atlanta-Fulton County Stadium, Atlanta, GA Mon Jun 25 1990, 7:05 PM EDT Att. 15,738 - Unknown	
<b>Mike Sharperson, R</b> (1, 5) OBP: 0.378, SLG: 0.367	2-1 		2-3 	3-1 		2-2 			0-0 	5 1 2 0 0 1 0		
<b>Mickey Hatcher, R</b> (1, 7) OBP: 0.292, SLG: 0.288 <b>Jose Gonzalez, R</b> (7, PR) OBP: 0.283, SLG: 0.439	2-2 		1-2 	2-0 		1-1 			0-1 	4 1 2 1 0 0 1 1 0 0 0 0 0 0		
<b>Eddie Murray, S</b> (1, 3) OBP: 0.377, SLG: 0.470	1-0 		2-1 	2-1 		2-1 				4 1 1 0 0 0 3		
<b>Hubie Brooks, R</b> (1, 9) OBP: 0.280, SLG: 0.402	2-0 		4-2 		0-0 		1-1 			3 2 1 1 1 0 1		
<b>Mike Scioscia, L</b> (1, 2) OBP: 0.312, SLG: 0.408	1-1 		1-1 		1-0 		2-1 			4 0 2 2 0 0 0		
<b>Juan Samuel, R</b> (1, 4) OBP: 0.279, SLG: 0.320	2-2 		2-0 		3-0 		4-0 			3 0 1 1 1 0 1		
<b>Alfredo Griffin, S</b> (1, 6) OBP: 0.303, SLG: 0.311		0-1 	4-0 		1-1 		0-1 			3 0 1 0 1 0 0		
<b>Ramon Martinez, R</b> (1, 1) OBP: 0.111, SLG: 0.111		0-0 	1-1 		0-0 		1-1 			4 0 1 0 0 0 3		
<b>Inning Stats</b>	R: 3 H: 4 E: 0 LOB: 1 K: 0 BB: 0 S: 14 P: 25	R: 0 H: 0 E: 0 LOB: 0 K: 0 BB: 0 S: 6 P: 7	R: 2 H: 3 E: 0 LOB: 3 K: 1 BB: 2 S: 16 P: 33	R: 0 H: 1 E: 0 LOB: 1 K: 0 BB: 0 S: 6 P: 14	R: 0 H: 0 E: 0 LOB: 0 K: 0 BB: 0 S: 3 P: 7	R: 0 H: 0 E: 0 LOB: 0 K: 0 BB: 0 S: 4 P: 6	R: 0 H: 1 E: 0 LOB: 1 K: 0 BB: 0 S: 9 P: 15	R: 0 H: 2 E: 0 LOB: 1 K: 0 BB: 1 S: 6 P: 14	R: 0 H: 0 E: 0 LOB: 0 K: 0 BB: 0 S: 4 P: 6	1B: 8 SF: 0 2B: 3 SAC: 0 3B: 0 DP: 0 HR: 0 HBP: 0	WP: 0 PA: 40 PB: 0 SB: 1 CS: 0	
<b>PITCHER</b> <b>Charlie Leibrandt, L</b> (1, 1) ERA: 2.25 <b>Joe Hesketh, L</b> (9, 1) ERA: 5.81	IP WLS BF H R ER SO BB IBB HBP BLK WP HR S P ERA WHIP											<b>PITCHER</b> IP WLS BF H R ER SO BB IBB HBP BLK WP HR S P ERA WHIP

livebaseballscorecards.com

<b>AB</b>	36
<b>R</b>	5
<b>H</b>	11
<b>RBI</b>	5
<b>BB</b>	3
<b>SO</b>	1
<b>LOB</b>	9



Batter	1	2	3	4	5	6	7	8	9	AB	R	H	RBI	BB	SO	LOB	
<b>Oddibe McDowell, L</b> (1, 8) OBP: 0.299, SLG: 0.394 B B C B X	3-1  1B		0-0 G3			1-0 F8		0-1 E1 1B		4	1	2	0	0	0	0	
<b>Jeff Treadway, L</b> (1, 4) OBP: 0.329, SLG: 0.440 B C X	1-1 L3 1-2			2-2 F8		0-3 K		2-1  1B		4	0	1	1	0	1	1	
<b>Ron Gant, R</b> (1, 7) OBP: 0.374, SLG: 0.612 C F B B X	1-2  HR			2-2 P9			0-0  1B	1-1 P2		4	1	2	1	0	0	1	
<b>Jim Presley, R</b> (1, 5) OBP: 0.314, SLG: 0.451 C F B B S F F	2-3 K			2-2 G6-3			0-3 K		1-2 P2	4	0	0	0	0	2	1	
<b>David Justice, L</b> (1, 3) OBP: 0.333, SLG: 0.383 B X F B		1-2 F7			1-1  2B		0-2  1B		2-2 G3	4	0	2	0	0	0	0	
<b>Tommy Gregg, L</b> (1, 9) OBP: 0.213, SLG: 0.209 B C F B B X		2-2 G5-3			1-2 L5		1-3  K		0-0  2B	4	0	1	0	0	1	3	
<b>Jimmy Kremers, L</b> (1, 2) OBP: 0.143, SLG: 0.105 B C F B B X		2-3 K			0-0 G5-3		1-1  P4		0-2 P2	4	0	0	0	0	1	4	
<b>Andres Thomas, R</b> (1, 6) OBP: 0.267, SLG: 0.309 C B X			1-1 P5		2-2 G6-3			1-3 K		3	0	0	0	0	1	1	
<b>Charlie Leibrandt, R</b> (1, 1) OBP: 0.308, SLG: 0.308 <b>Lonnie Smith, R</b> (8, PH) OBP: 0.340, SLG: 0.426 <b>Joe Hesketh, R</b> (9, 1) S B S S			1-3 K			2-3 K		2-3 K		2	0	0	0	0	2	0	
										1	0	0	0	0	1	0	
										0	0	0	0	0	0	0	
<b>Inning Stats</b>	R: 1 H: 2 E: 0 LOB: 0 K: 1 BB: 0 S: 12 P: 19	R: 0 H: 0 E: 0 LOB: 0 K: 1 BB: 0 S: 10 P: 15	R: 0 H: 0 E: 0 LOB: 0 K: 1 BB: 0 S: 6 P: 8	R: 0 H: 0 E: 0 LOB: 0 K: 0 BB: 0 S: 10 P: 16	R: 0 H: 1 E: 0 LOB: 1 K: 0 BB: 0 S: 11 P: 15	R: 0 H: 0 E: 0 LOB: 0 K: 2 BB: 0 S: 7 P: 10	R: 0 H: 2 E: 0 LOB: 2 K: 2 BB: 0 S: 13 P: 15	R: 1 H: 2 E: 1 LOB: 1 K: 2 BB: 0 S: 14 P: 20	R: 0 H: 1 E: 0 LOB: 1 K: 0 BB: 0 S: 13 P: 16	1B: 5 SF: 0 2B: 3 SAC: 0 3B: 0 DP: 1 HR: 1 HBP: 0	WP: 0 PA: 34 PB: 0 SB: 0 CS: 0						
<b>PITCHER</b> <b>Ramon Martinez, R</b> (1, 1) ERA: 2.62	IP: 9.0 WLS: W BF: 34 H: 8 R: 2 ER: 1 SO: 9 BB: 0 IBB: 0 HBP: 0 BLK: 0 WP: 0 HR: 1 S: 96 P: 134 ERA: 1.00 WHIP: 0.889					<b>PITCHER</b>	IP: 9.0 WLS: W BF: 34 H: 8 R: 2 ER: 1 SO: 9 BB: 0 IBB: 0 HBP: 0 BLK: 0 WP: 0 HR: 1 S: 96 P: 134 ERA: 1.00 WHIP: 0.889										

**BOTTOM**

**Los Angeles Dodgers @ Atlanta Braves**  
 Atlanta-Fulton County Stadium, Atlanta, GA

livebaseballscorecards.com

<b>AB</b>	<b>34</b>
<b>R</b>	<b>2</b>
<b>H</b>	<b>8</b>
<b>RBI</b>	<b>2</b>
<b>BB</b>	<b>0</b>
<b>SO</b>	<b>9</b>
<b>LOB</b>	<b>11</b>



Mon Jun 25 1990, 7:05 PM EDT  
 Att. 15,738 - Unknown

Batter	1	2	3	4	5	6	7	8	9	AB R H RBI BB SO LOB	TOP											
Stan Javier, S (1, 8) OBP: 0.388, SLG: 0.454	4-1 G5-3 1B BB	2-2 FC6-4 1-2f			1-2 G6-3		0-2 G1-3 1B		1-0 SF9 3-H	3 1 1 1 1 0 2	<b>Los Angeles Dodgers @ Atlanta Braves</b> Atlanta-Fulton County Stadium, Atlanta, GA Tue Jun 26 1990, 7:05 PM EDT Att. 12,257 - Unknown - 74 F											
Mike Sharperson, R (1, 5) OBP: 0.379, SLG: 0.359	1-1 F9		4-2 G4-3 WP BB		0-0 F8		1-0 G1-3 1-2 2-3	4-1 WP BB	3 0 0 0 2 0 3													
Mickey Hatcher, R (1, 7) OBP: 0.276, SLG: 0.271	1-0 G5-3		3-2 G4-3		1-0 G6-3		2-3 K	1-1 G3-1 1-2	4 0 0 0 0 1 4													
Kirk Gibson, L (8, 3) (9, PH) OBP: 0.286, SLG: 0.417	1-2		1-3						1 0 0 0 0 0 1													
Eddie Murray, S (1, 3) OBP: 0.375, SLG: 0.466	0-0 FC5-4 2-H 1B		3-0 L6			1-0 G4-3		3-3 K	4 0 1 1 0 1 1													
Chris Gwynn, L (8, 7) OBP: 0.348, SLG: 0.397									0 0 0 0 0 0 0													
Hubie Brooks, R (1, 9) OBP: 0.279, SLG: 0.399	1-2 FC5-4 1-2f		1-1 G6-3			1-0 G1-3		0-0 BB 1B	4 0 1 0 0 0 2													
Rick Dempsey, R (1, 2) OBP: 0.358, SLG: 0.372		4-0 S 1B BB		4-1 BB		4-1 BB		4-2 SAFE G4-3 BB	0 0 0 0 3 0 0													
Mike Scioscia, L (8, PH) OBP: 0.315, SLG: 0.408								1-2 BB	0 0 0 0 1 0 0													
Juan Samuel, R (1, 4) OBP: 0.275, SLG: 0.315		3-1 F7		2-3 K		0-0 F7		0-1 G4-3 1-2f	4 0 0 0 0 1 5													
Alfredo Griffin, S (1, 6) OBP: 0.306, SLG: 0.314		1-0 FC6-4 1B		0-1 SAFE F9		2-1 P2		1-2 L9 S SF9 1B	4 1 2 0 0 0 1													
Mike Morgan, R (1, 1) OBP: 0.108, SLG: 0.083		1-3 K		0-1 SAFE G4-3		2-2 G1-3 1B		1-1 L9	2 0 0 0 0 1 3													
Jose Gonzalez, R (7, PH) OBP: 0.295, SLG: 0.448								1-3	1 0 1 0 0 0 0													
Tim Crews, R (7, 1)									0 0 0 0 0 0 0													
Lenny Harris, L (9, PH) OBP: 0.337, SLG: 0.390									1 0 0 0 0 0 1													
<b>Inning Stats</b>	R: 1 E: 0 K: 0 S: 8	H: 1 LOB: 1 BB: 1 P: 15	R: 0 E: 0 K: 1 S: 10	H: 1 LOB: 2 BB: 1 P: 21	R: 0 E: 0 K: 0 S: 10	H: 0 LOB: 1 BB: 1 P: 21	R: 0 E: 0 K: 1 S: 9	H: 0 LOB: 1 BB: 1 P: 15	R: 0 E: 0 K: 0 S: 5	H: 0 LOB: 0 BB: 0 P: 7	R: 0 E: 0 K: 0 S: 4	H: 0 LOB: 1 BB: 1 P: 10	R: 0 E: 0 K: 1 S: 13	H: 2 LOB: 2 BB: 0 P: 20	R: 0 E: 0 K: 1 S: 8	H: 1 LOB: 1 BB: 1 P: 15	R: 1 E: 0 K: 0 S: 10	H: 1 LOB: 1 BB: 1 P: 18	1B: 6 2B: 0 3B: 0 HR: 0	SF: 1 SAC: 0 DP: 1 HBP: 0	WP: 2 PB: 0 SB: 2 CS: 0	PA: 39
<b>PITCHER</b>	IP WLS BF H R ER SO BB IBB HBP BLK WP HR S P ERA WHIP												<b>PITCHER</b>	IP WLS BF H R ER SO BB IBB HBP BLK WP HR S P ERA WHIP								
Steve Avery, L (1, 1) ERA: 6.43	7.0 W 30 4 1 1 3 5 0 0 0 1 0 59 109 1.29 1.286																					
Charlie Kerfeld, R (8, 1) ERA: 7.27	1.2 8 2 1 1 1 2 0 0 0 0 0 16 30 5.40 2.400																					
Joe Hesketh, L (9, 1) ERA: 5.74	0.1 S 1 0 0 0 0 0 0 0 0 0 1 0 2 3 0.00 0.000																					

livebaseballscorecards.com

AB	31
R	2
H	6
RBI	2
BB	7
SO	4
LOB	23



Batter	1	2	3	4	5	6	7	8	9
<b>Lonnie Smith, R</b> (1, 7) <small>OBP: 0.348, SLG: 0.439</small>	2-0 	2-1 FC4-6 1-2f			3-2 		3-2 		
<b>Jeff Treadway, L</b> (1, 4) <small>OBP: 0.332, SLG: 0.439</small>	1-0 		4-1 		1-1 		2-0 		
<b>Ron Gant, R</b> (1, 8) <small>OBP: 0.377, SLG: 0.610</small>	1-0 		3-1 		0-0 		2-2 		
<b>David Justice, L</b> (1, 3) <small>OBP: 0.344, SLG: 0.390</small>	4-1 		2-1 		1-3 		1-0 		
<b>Dale Murphy, R</b> (1, 9) <small>OBP: 0.314, SLG: 0.399</small>	1-0 		2-0 		0-0 		1-1 		
<b>Greg Olson, R</b> (1, 2) <small>OBP: 0.380, SLG: 0.450</small>	3-1 		0-1 	0-0 	2-3 		0-1 		
<b>Jeff Blauser, R</b> (1, 6) <small>OBP: 0.347, SLG: 0.432</small>		1-3 		0-0 	0-0 		0-0 		
<b>Andres Thomas, R</b> (1, 5) <small>OBP: 0.260, SLG: 0.299</small>		0-0 		2-1 	1-1 		1-3 		
<b>Steve Avery, L</b> (1, 1) <b>Oddibe McDowell, L</b> (7, PH) <small>OBP: 0.298, SLG: 0.392</small> <b>Charlie Kerfeld, R</b> (8, 1) <b>Joe Hesketh, R</b> (9, 1)		0-0 		1-1 	1-1 		1-3 		

Inning Stats	R: 2	H: 3	E: 0	K: 0	S: 7	LOB: 1	BB: 1	P: 19	R: 0	H: 0	E: 1	K: 1	S: 7	LOB: 1	BB: 0	P: 10	R: 1	H: 1	E: 0	K: 0	S: 7	LOB: 0	BB: 1	P: 18	R: 0	H: 1	E: 0	K: 0	S: 6	LOB: 1	BB: 0	P: 9	R: 0	H: 1	E: 0	K: 1	S: 9	LOB: 1	BB: 0	P: 14	R: 0	H: 0	E: 0	K: 1	S: 5	LOB: 0	BB: 0	P: 7	R: 0	H: 1	E: 0	K: 2	S: 14	LOB: 1	BB: 0	P: 20	R: 1	H: 2	E: 0	K: 0	S: 8	LOB: 0	BB: 0	P: 12
<b>Mike Morgan, R</b> (1, 1) <small>ERA: 3.24</small> <b>Tim Crews, R</b> (7, 1) <small>ERA: 3.2</small>	PITCHER	IP	WLS	BF	H	R	ER	SO	BB	IBB	HBP	BLK	WP	HR	S	P	ERA	WHIP																																														
		6.0	L	25	6	3	3	3	2	0	0	0	0	0	41	77	4.50	1.333																																														
		2.0		8	3	1	1	2	0	0	0	0	0	0	22	32	4.50	1.500																																														

AB R H RBI BB SO LOB

4	1	3	0	0	0	1
3	2	1	0	1	0	2
4	1	2	0	0	0	2
3	0	2	1	1	1	1
3	0	0	1	0	0	3
4	0	0	0	0	1	1
3	0	1	0	0	1	0
3	0	0	0	0	1	1
2	0	0	0	0	0	1
1	0	0	0	0	1	0
0	0	0	0	0	0	0
0	0	0	0	0	0	0

1B: 8	SF: 1	WP: 0	PA: 34
2B: 1	SAC: 0	PB: 0	
3B: 0	DP: 2	SB: 0	
HR: 0	HBP: 0	CS: 1	

**Los Angeles Dodgers @ Atlanta Braves**  
 Atlanta-Fulton County Stadium, Atlanta, GA  
 Tue Jun 26 1990, 7:05 PM EDT  
 Att: 12,257 - Unknown - 74 F

AB	30
R	4
H	9
RBI	2
BB	2
SO	5
LOB	12



Batter	1	2	3	4	5	6	7	8	9	AB R H RBI BB SO LOB	TOP							
Lenny Harris, L (1, 5) OBP: 0.330, SLG: 0.382	0-0 L8			0-0 G4-3			0-0 G3-1		0-0 L8	4 0 0 0 0 0 0	<b>Los Angeles Dodgers @ Atlanta Braves</b> Atlanta-Fulton County Stadium, Atlanta, GA Wed Jun 27 1990, 7:05 PM EDT Att. 11,569 - Cloudy - 87 F <a href="http://livebaseballscorecards.com">livebaseballscorecards.com</a>							
Stan Javier, S (1, 8) OBP: 0.384, SLG: 0.448	0-0 L4			0-3 K			0-0 1B		0-0 L9	4 0 1 0 0 1 0								
Kirk Gibson, L (1, 7) OBP: 0.288, SLG: 0.412	0-3 K			0-0 P8			0-0 1B			3 0 1 0 0 1 0								
Eddie Murray, S (1, 3) OBP: 0.371, SLG: 0.460		0-0 F7			0-0 F9		0-3 K			3 0 0 0 0 1 2								
Hubie Brooks, R (1, 9) OBP: 0.276, SLG: 0.394		0-3 K			0-0 F8		0-3 K			3 0 0 0 0 2 2								
Mike Scioscia, L (1, 2) OBP: 0.315, SLG: 0.407		0-0 1B			0-0 P3			0-0 F9		3 0 1 0 0 0 0								
Juan Samuel, R (1, 4) OBP: 0.272, SLG: 0.311			0-0 L8			0-0 P9		0-0 G3-1		3 0 0 0 0 0 0								
Alfredo Griffin, S (1, 6) OBP: 0.303, SLG: 0.310			0-0 F8			0-0 F8		0-0 L3		3 0 0 0 0 0 0								
Tim Belcher, R (1, 1) OBP: 0.222, SLG: 0.160			0-3 K			0-0 G3			0-0 F7	1 0 0 0 0 1 0								
Jose Vizcaino, S (6, PH)										1 0 0 0 0 0 0								
Jim Gott, R (6, 1)										0 0 0 0 0 0 0								
Jim Poole, L (8, 1)										0 0 0 0 0 0 0								
Chris Gwynn, L (9, PH) OBP: 0.343, SLG: 0.391										1 0 0 0 0 0 0								
<b>Inning Stats</b>	R: 0 E: 0 K: 1 S: 5	H: 0 LOB: 0 BB: 0 P: 5	R: 0 E: 0 K: 1 S: 5	H: 1 LOB: 1 BB: 0 P: 5	R: 0 E: 0 K: 1 S: 5	H: 0 LOB: 0 BB: 0 P: 5	R: 0 E: 0 K: 1 S: 5	H: 0 LOB: 0 BB: 0 P: 5	R: 0 E: 0 K: 2 S: 9	H: 2 LOB: 2 BB: 0 P: 9	R: 0 E: 0 K: 0 S: 3	H: 0 LOB: 0 BB: 0 P: 3	R: 0 E: 0 K: 0 S: 3	H: 0 LOB: 0 BB: 0 P: 3	1B: 3 2B: 0 3B: 0 HR: 0	SF: 0 SAC: 0 DP: 0 HBP: 0	WP: 0 PB: 0 SB: 0 CS: 0	PA: 29
<b>PITCHER</b> 29 John Smoltz, R (1, 1) ERA: 4.92	IP: 9.0 WLS: W BF: 29 H: 3 R: 0 ER: 0 SO: 6 BB: 0 IBB: 0 HBP: 0 BLK: 0 WP: 0 HR: 0 S: 41 P: 41 ERA: 0.00 WHIP: 0.333											<b>PITCHER</b> IP: 0 WLS: 0 BF: 0 H: 0 R: 0 ER: 0 SO: 0 BB: 0 IBB: 0 HBP: 0 BLK: 0 WP: 0 HR: 0 S: 0 P: 0 ERA: 0.00 WHIP: 0.00						

AB	29
R	0
H	3
RBI	0
BB	0
SO	6
LOB	4





Batter	1	2	3	4	5	6	7	8	9
<b>Oddibe McDowell, L</b> OBP: 0.295, SLG: 0.387 (1, 9) (6, 8)	0-0 L8	0-0 E9 WP 1-3 1B		0-0 P5		0-3 K		0-0 F7	
<b>Jeff Treadway, L</b> OBP: 0.331, SLG: 0.440 (1, 4)	0-0 2B	0-0 P6 2-3 3-H			0-0 G4-3		0-3 K		
<b>Ron Gant, R</b> OBP: 0.370, SLG: 0.599 (1, 8) (6, 7)	0-3 K		0-3 K		0-0 P4		0-0 G6-3		
<b>Lonnie Smith, R</b> OBP: 0.353, SLG: 0.440 <b>David Justice, L</b> OBP: 0.348, SLG: 0.409 (1, 7) (5, PR) (6, 9)	4-0 BB		0-0 G5-3		0-0 1B		0-0 1B 3B		
<b>Jim Presley, R</b> OBP: 0.313, SLG: 0.448 (1, 5)	0-0 G4-3		0-3 K		0-0 P6		0-0 FC4-6 1B 1B		
<b>Tommy Gregg, L</b> OBP: 0.215, SLG: 0.211 (1, 3)		0-0 P3		0-0 L8		0-0 G3-1	0-0 FC4-6 1-2 1B		
<b>Greg Olson, R</b> OBP: 0.383, SLG: 0.469 (1, 2)		0-0 HR		4-0 3B BB		0-3 K	0-0 FC4-6 1-2 2-3		
<b>Jeff Blauser, R</b> OBP: 0.356, SLG: 0.449 (1, 6)		4-0 E 1B WP BB		0-0 29 CS 3B		0-0 29 1B 1B	0-0 G6-3		
<b>29 John Smoltz, R</b> OBP: 0.344, SLG: 0.222 (1, 1)		0-3 K		0-0 1B 3-H		0-0 1B	0-0 G5-3		

Inning Stats	R: 0 E: 0 K: 1 S: 6	H: 1 LOB: 2 BB: 1 P: 10	R: 2 E: 1 K: 1 S: 7	H: 2 LOB: 1 BB: 1 P: 11	R: 0 E: 0 K: 2 S: 7	H: 0 LOB: 0 BB: 0 P: 7	R: 1 E: 0 K: 0 S: 4	H: 2 LOB: 1 BB: 1 P: 8	R: 0 E: 0 K: 0 S: 4	H: 1 LOB: 1 BB: 0 P: 4	R: 0 E: 0 K: 2 S: 9	H: 2 LOB: 2 BB: 0 P: 9	R: 1 E: 0 K: 1 S: 8	H: 3 LOB: 2 BB: 0 P: 8	R: 0 E: 0 K: 0 S: 3	H: 0 LOB: 0 BB: 0 P: 3
--------------	------------------------------	----------------------------------	------------------------------	----------------------------------	------------------------------	---------------------------------	------------------------------	---------------------------------	------------------------------	---------------------------------	------------------------------	---------------------------------	------------------------------	---------------------------------	------------------------------	---------------------------------

PITCHER															PITCHER																		
IP	WLS	BF	H	R	ER	SO	BB	IBB	HBP	BLK	WP	HR	S	P	ERA	WHIP	IP	WLS	BF	H	R	ER	SO	BB	IBB	HBP	BLK	WP	HR	S	P	ERA	WHIP
<b>Tim Belcher, R</b> ERA: 4.28 (1, 1)	5.0	L	23	6	3	2	4	3	0	0	0	1	1	28	40	3.60	1.800																
<b>Jim Gott, R</b> ERA: 6.23 (6, 1)	2.0		11	5	1	1	3	0	0	0	0	0	0	17	17	4.50	2.500																
<b>Jim Poole, L</b> ERA: (8, 1)	1.0		3	0	0	0	0	0	0	0	0	0	0	3	3	0.00	0.000																

**BOTTOM**

**Los Angeles Dodgers @ Atlanta Braves**  
Atlanta-Fulton County Stadium, Atlanta, GA  
Wed Jun 27 1990, 7:05 PM EDT  
Att: 11,569 - Cloudy - 87 F

[livebaseballscorecards.com](http://livebaseballscorecards.com)

<b>AB</b>	<b>34</b>
<b>R</b>	<b>4</b>
<b>H</b>	<b>11</b>
<b>RBI</b>	<b>3</b>
<b>BB</b>	<b>3</b>
<b>SO</b>	<b>7</b>
<b>LOB</b>	<b>11</b>



1B: 7	SF: 0	WP: 1	PA: 37
2B: 1	SAC: 0	PB: 0	
3B: 2	DP: 0	SB: 0	
HR: 1	HBP: 0	CS: 1	

Batter	1	2	3	4	5	6	7	8	9	AB R H RBI BB SO LOB	TOP											
Vince Coleman, S OBP: 0.340, SLG: 0.401 (1, 7)	1-2 G6-3 ①		2-3 K ③			2-3 K ③			2-3 K ①	4 0 0 0 0 3 0	<b>St. Louis Cardinals @ Los Angeles Dodgers</b> <b>Dodger Stadium, Los Angeles, CA</b> Fri Jun 29 1990, 7:05 PM PDT Att. 38,583 - Unknown - 87 F  <b>livebaseballscorecards.com</b>											
Willie McGee, S OBP: 0.373, SLG: 0.414 (1, 8)	2-3 K ②			0-0 F7 ①			1-2 G6-3 ①	4-0 G1-4-3 BB	3 0 0 0 1 1 0													
Pedro Guerrero, R OBP: 0.347, SLG: 0.459 (1, 3)	1-1 E7			2-2 F8 ②			4-2 F7 BB BB	0-2 G1-4-3 ② ③ 1-2f	3 0 0 0 1 0 1													
Todd Zeile, R OBP: 0.323, SLG: 0.395 (1, 2)	2-0 F8 ③			3-0 G6-3 ③			4-1 SAFE 1-2 BB		2 0 0 0 1 0 1													
Terry Pendleton, S OBP: 0.313, SLG: 0.399 (1, 5)		2-2 F8 ①			2-2 G5-3 ①		1-0 F7 ②		3 0 0 0 0 0 2													
José Oquendo, S OBP: 0.342, SLG: 0.303 Ricky Horton, L (7, 1)		0-0 F8 ②			0-0 G5-3 ②		0-0 G5-3 ③		3 0 0 0 0 0 2 0 0 0 0 0 0 0													
Rex Hudler, R OBP: 0.227, SLG: 0.258 (1, 9)		2-2 P6 ③			0-3 K ③			2-2 G6-3 ①	3 0 0 0 0 1 0													
Ozzie Smith, S OBP: 0.312, SLG: 0.252 (1, 6)			2-1 F8 ①			1-2 L7 ①		3-3 K ②	3 0 0 0 0 1 0													
Jose DeLeon, R OBP: 0.129, SLG: 0.194 Craig Wilson, R OBP: 0.273, SLG: 0.200 (7, 4)			0-3 K ②			1-0 G1-3 ②		1-0 F8 ③	2 0 0 0 0 1 0 1 0 0 0 0 0 0													
<b>Inning Stats</b>	R: 0 E: 1 K: 1 S: 11	H: 0 LOB: 1 BB: 0 P: 17	R: 0 E: 0 K: 0 S: 9	H: 0 LOB: 0 BB: 0 P: 13	R: 0 E: 0 K: 2 S: 8	H: 0 LOB: 0 BB: 0 P: 12	R: 0 E: 0 K: 0 S: 5	H: 0 LOB: 0 BB: 0 P: 10	R: 0 E: 0 K: 1 S: 7	H: 0 LOB: 0 BB: 0 P: 9		R: 0 E: 0 K: 1 S: 10	H: 0 LOB: 0 BB: 0 P: 14	R: 0 E: 0 K: 0 S: 8	H: 0 LOB: 2 BB: 2 P: 18	R: 0 E: 0 K: 1 S: 8	H: 0 LOB: 0 BB: 0 P: 14	R: 0 E: 0 K: 1 S: 6	H: 0 LOB: 0 BB: 1 P: 12	1B: 0 2B: 0 3B: 0 HR: 0	SF: 0 SAC: 0 DP: 1 HBP: 0	WP: 0 PB: 0 SB: 0 CS: 0
<b>PITCHER</b> Fernando Valenzuela, L ERA: 3.73 (1, 1)	IP: 9.0 WLS: W BF: 30 H: 0 R: 0 ER: 0 SO: 7 BB: 3 IBB: 0 HBP: 0 BLK: 0 WP: 0 HR: 0 S: 72 P: 119 ERA: 0.00 WHIP: 0.333											<b>PITCHER</b> IP: WLS: BF: H: R: ER: SO: BB: IBB: HBP: BLK: WP: HR: S: P: ERA: WHIP										



Batter	1	2	3	4	5	6	7	8	9	AB	R	H	RBI	BB	SO	LOB
Lenny Harris, L (1, 5) OBP: 0.338, SLG: 0.389 Mike Sharperson, R (8, PH) OBP: 0.383, SLG: 0.364 (9, 5)	0-1 SH SF9 1B		0-1 G4-3		0-0 WP SH1-3 1B		0-1 1-2 1B 1B	2-1 1B 1B		4	3	3	0	0	0	0
Stan Javier, S (1, 8) OBP: 0.383, SLG: 0.445	0-0 SH SF9 1-3		0-3 K		1-0 SH1-3 1-H 1B		1-1 L8 1-2 2-3	0-0 1-3 1B		3	0	1	1	0	1	2
Kirk Gibson, L (1, 7) OBP: 0.286, SLG: 0.400 Jose Gonzalez, R (8, 7) OBP: 0.290, SLG: 0.441	1-3 K		3-2 L3		0-0 F9		1-2 WP 1B 1B 2-H 3-H	1-3 K		4	0	1	2	0	1	2
Eddie Murray, S (1, 3) OBP: 0.376, SLG: 0.463	4-0 FC4-6 IBB				2-2 G6-3 1B		0-0 F8 1-2 1B			3	0	2	0	1	0	0
Hubie Brooks, R (1, 9) OBP: 0.279, SLG: 0.407	1-1 SF9				0-0 G6-3		1-0 HR	4-0 1-2 2-3 IBB		2	1	1	2	1	0	1
Mike Scioscia, L (1, 2) OBP: 0.314, SLG: 0.404	1-2 FC4-6				2-2 WP 1B		1-2 G6-3	1-3 K		4	0	1	0	0	1	5
Juan Samuel, R (1, 4) OBP: 0.279, SLG: 0.324					4-2 CS BB		2-3 K	1-0 HR		2	1	1	1	2	1	0
Alfredo Griffin, S (1, 6) OBP: 0.298, SLG: 0.306					1-3 K		3-2 L8	0-2 F7		4	0	0	0	0	1	3
Fernando Valenzuela, L (1, 1) OBP: 0.343, SLG: 0.485					2-2 F8		2-3 K	0-0 G6-3		4	1	1	0	0	1	0

Inning Stats	R: 1	H: 1	R: 0	H: 0	R: 0	H: 0	R: 0	H: 2	R: 1	H: 1	R: 2	H: 4	R: 1	H: 3	1B: 10	SF: 1
	E: 1	LOB: 2	E: 0	LOB: 0	E: 0	LOB: 2	E: 0	LOB: 0	E: 0	LOB: 0	E: 1	LOB: 3	E: 0	LOB: 2	2B: 0	SAC: 2
	K: 1	BB: 1	K: 1	BB: 1	K: 0	BB: 1	K: 1	BB: 0	K: 1	BB: 0	K: 1	BB: 1	K: 1	BB: 0	3B: 0	DP: 1
	S: 14	P: 21	S: 9	P: 16	S: 9	P: 12	S: 14	P: 25	S: 6	P: 9	S: 16	P: 27	S: 11	P: 15	HR: 2	HBP: 0

PITCHER	IP	WLS	BF	H	R	ER	SO	BB	IBB	HBP	BLK	WP	HR	S	P	ERA	WHIP
Jose DeLeon, R (1, 1) ERA: 3.77	6.2	L	31	9	5	4	5	2	1	0	0	2	1	76	120	5.40	1.650
Ricky Horton, L (7, 1) ERA: 5.52	1.1		8	3	1	1	2	0	1	0	0	1	1	14	23	6.75	2.250

**BOTTOM**

**St. Louis Cardinals @ Los Angeles Dodgers**  
**Dodger Stadium, Los Angeles, CA**


livebaseballscorecards.com

AB	32
R	6
H	12
RBI	6
BB	4
SO	7
LOB	15



WP: 4	PA: 39
PB: 0	
SB: 0	
CS: 1	

Fri Jun 29 1990, 7:05 PM PDT  
Att: 38,583 - Unknown - 87 F

Batter	1	2	3	4	5	6	7	8	9	AB R H RBI BB SO LOB	TOP																
Vince Coleman, S OBP: 0.343, SLG: 0.401 (1, 7)	4-1 S 1B BB	0-0 1B		0-1 P3 S 1B		3-3 K	0-1 L9		1-1 FC5-2 FC4 1-2 2-3 3-H	5 1 2 0 1 1 5																	
Willie McGee, S OBP: 0.370, SLG: 0.407 (1, 8)	4-2 FC6-4 1B BB	2-2 L4		1-3 K		3-3 K	1-1 FC6		0-2 FC4 1-2f	5 0 0 0 1 2 6																	
Pedro Guerrero, R OBP: 0.347, SLG: 0.456 Ken Dayley, L Lee Smith, R (1, 3) (7, 1) (8, 1)	3-1 FC6-4 1B		0-0 G6-3	3-2 P3		4-2 FC6-4 BB	1-2 F9			4 0 1 1 1 0 4 0 0 0 0 0 0 0 0 0 0 0 0 0 0																	
Todd Zeile, R OBP: 0.321, SLG: 0.391 (1, 2)	0-3 K		2-2 3B 1B		1-1 P3	1-2 FC6-4		1-3 K		5 1 1 0 0 2 3																	
Terry Pendleton, S OBP: 0.314, SLG: 0.397 (1, 5)	1-2 FC6-4 BB		2-2 F7		2-0 1B G4-3		4-2 E 1B BB	3-1 P2		4 2 1 0 1 0 3																	
Milt Thompson, L OBP: 0.293, SLG: 0.345 (1, 9)	4-2 BB		2-2 1B 3B		2-2 G4-3		2-2 E4 1B 1B	0-0 G5-3		4 2 1 1 1 0 2																	
José Oquendo, S OBP: 0.350, SLG: 0.311 (1, 4)	0-0 G4-3		4-2 1B BB		0-0 1B		1-0 FC6 1B 1B		3-2 1B 1B FC5-2 1B	4 0 3 2 1 0 3	AB 40 R 6 H 13 RBI 6 BB 7 SO 7 LOB 32																
Ozzie Smith, S OBP: 0.317, SLG: 0.256 (1, 6)		1-2 G6-3	3-1 1B BB		4-0 1B IBB		1-1 P7		0-1 FC5-2 1B 1B	4 0 2 1 1 0 2																	
John Tudor, L OBP: 0.138, SLG: 0.074 Denny Walling, L OBP: 0.272, SLG: 0.263 Craig Wilson, R OBP: 0.333, SLG: 0.273 Dave Collins, S OBP: 0.314, SLG: 0.172 (1, 1) (7, PH) (7, PH) (7, 3)		1-3 K	0-0 B1-3		2-3 K		1-0 E 1B		1-0 FC5-2 1B	3 0 0 0 0 2 4 0 0 0 0 0 0 0 1 0 1 1 0 0 0 1 0 1 0 0 0 0																	
Inning Stats	R: 1 E: 0 K: 1 S: 18	H: 1 LOB: 3 BB: 3 P: 34	R: 0 E: 0 K: 1 S: 13	H: 1 LOB: 1 BB: 0 P: 15	R: 2 E: 0 K: 0 S: 15	H: 3 LOB: 2 BB: 1 P: 28	R: 0 E: 0 K: 1 S: 9	H: 1 LOB: 0 BB: 0 P: 13	R: 1 E: 0 K: 1 S: 11	H: 2 LOB: 2 BB: 1 P: 22	R: 0 E: 0 K: 2 S: 13	H: 0 LOB: 1 BB: 1 P: 24	R: 2 E: 2 K: 0 S: 16	H: 2 LOB: 3 BB: 1 P: 27	R: 0 E: 0 K: 1 S: 6	H: 0 LOB: 0 BB: 0 P: 10	R: 0 E: 0 K: 0 S: 11	H: 3 LOB: 2 BB: 0 P: 16	1B: 12 2B: 0 3B: 1 HR: 0	SF: 0 SAC: 0 DP: 1 HBP: 0	WP: 0 PA: 47 PB: 0 SB: 2 CS: 0						
PITCHER	IP	WLS	BF	H	R	ER	SO	BB	IBB	HBP	BLK	WP	HR	S	P	ERA	WHIP										
Ramon Martinez, R ERA: 2.83 (1, 1)	5.0		27	8	4	4	4	4	1	0	0	0	0	66	112	7.20	2.400										
Jim Gott, R ERA: 6.28 (6, 1)	1.1	L	8	1	2	1	2	2	0	0	0	0	0	21	40	6.75	2.250										
Jim Poole, L ERA: (7, 1)	0.1		3	1	0	0	0	0	0	0	0	0	0	5	7	0.00	3.000										
Tim Crews, R ERA: 3.18 (7, 1)	0.1		1	0	0	0	0	0	0	0	0	0	0	3	4	0.00	0.000										
Don Aase, R ERA: 3.62 (8, 1)	1.0		3	0	0	0	1	0	0	0	0	0	0	6	10	0.00	0.000										
PITCHER	IP	WLS	BF	H	R	ER	SO	BB	IBB	HBP	BLK	WP	HR	S	P	ERA	WHIP										
Jay Howell, R ERA: 3.25 (9, 1)	1.0		5	3	0	0	0	0	0	0	0	0	0	11	16	0.00	3.000										

St. Louis Cardinals @ Los Angeles Dodgers  
Dodger Stadium, Los Angeles, CA  
Sat Jun 30 1990, 7:05 PM PDT  
Att: 39,914 - Unknown

livebaseballscores.com

Batter	1	2	3	4	5	6	7	8	9	AB R H RBI BB SO LOB
<b>Stan Javier, S</b> (1, 8) OBP: 0.384, SLG: 0.444	1-1 P4	2-1 1B		0-0 1B			0-3 K2-3		2-3 K	5 0 2 0 0 2 0
<b>Mike Sharperson, R</b> (1, 5) OBP: 0.386, SLG: 0.367	1-2 FC1-6	2-1 1B		1-0 L9			0-3 K		1-2 F8	4 0 2 1 0 1 1
<b>Lenny Harris, L</b> (9, PH) OBP: 0.337, SLG: 0.387	1-2 FC1-6	1-2 2-H 1B		1-2 P4			1-0 P6		0-0 P6	5 0 1 0 0 1 4
<b>Kirk Gibson, L</b> (1, 7) OBP: 0.279, SLG: 0.383	1-2 FC1-6	1-3 K		1-2 P4			1-0 1B		2-0 P2	4 1 2 0 0 1 2
<b>Eddie Murray, S</b> (1, 3) OBP: 0.378, SLG: 0.463	2-3 K			0-0 E S G4-3 1B		0-0 FC6-4 1B			0-0 K	4 1 1 1 0 1 1
<b>Hubie Brooks, R</b> (1, 9) OBP: 0.279, SLG: 0.409		0-1 1B		3-2 G4-3		0-0 FC6-4			0-3 K	4 1 1 1 0 1 1
<b>Mike Scioscia, L</b> (1, 2) OBP: 0.314, SLG: 0.403		0-0 2B		0-3 K		0-0 G4-6-3			0-0 FC1-6 1B	3 1 1 1 0 1 1
<b>Jim Gott, R</b> (8, 1) <b>Jim Poole, L</b> (7, 1) <b>Tim Crews, R</b> (7, 1) <b>Don Aase, R</b> (8, 1) <b>Mickey Hatcher, R</b> (8, PH) <b>Jose Vizcaino, S</b> (8, PR) <b>Jay Howell, R</b> (9, 1)		1B SF8 1B		0-3 K		0-0 G4-6-3			0-0 FC1-6 1B	0 1 0 1 0 0 0 0 0 0 0 0 0 0 0 0 0 0 0 0 0 0
<b>Juan Samuel, R</b> (1, 4) OBP: 0.282, SLG: 0.327		2-1 FC1-6 1B		1-1 FC4 1B		0-1 G4-3			2-2 FC1-6 1B	4 1 2 0 0 0 1
<b>Alfredo Griffin, S</b> (1, 6) OBP: 0.297, SLG: 0.306		0-0 SF8		0-1 FC4		0-2 P3			1-2 1B	3 0 1 2 0 0 1
<b>Ramon Martinez, R</b> (1, 1) OBP: 0.105, SLG: 0.105		0-0 FC1-6 1B		0-0 L6		1-0 G5-3			1-3 K	2 1 0 0 0 0 1
<b>Rick Dempsey, R</b> (6, 2) OBP: 0.345, SLG: 0.356		1-2 1B								2 0 0 0 0 1 1

Inning Stats	R: 0	H: 1	E: 0	K: 1	S: 13	L: 1	LOB: 1	BB: 0	P: 18	R: 3	H: 5	E: 0	K: 1	S: 14	L: 2	LOB: 1	BB: 0	P: 21	R: 1	H: 2	E: 0	K: 1	S: 14	L: 0	LOB: 1	BB: 0	P: 18	R: 0	H: 1	E: 0	K: 0	S: 6	R: 0	H: 1	E: 0	K: 0	S: 3	R: 0	H: 0	E: 0	K: 2	S: 8	R: 1	H: 2	E: 0	K: 2	S: 13	R: 0	H: 0	E: 0	K: 1	S: 9	R: 0	H: 0	E: 0	K: 1	S: 9	1B: 12	SF: 1	2B: 1	SAC: 0	3B: 0	DP: 1	HR: 0	HBP: 0	WP: 0	PA: 39
--------------	------	------	------	------	-------	------	--------	-------	-------	------	------	------	------	-------	------	--------	-------	-------	------	------	------	------	-------	------	--------	-------	-------	------	------	------	------	------	------	------	------	------	------	------	------	------	------	------	------	------	------	------	-------	------	------	------	------	------	------	------	------	------	------	--------	-------	-------	--------	-------	-------	-------	--------	-------	--------

PITCHER	IP	WLS	BF	H	R	ER	SO	BB	IBB	HBP	BLK	WP	HR	S	P	ERA	WHIP
<b>John Tudor, L</b> (1, 1) ERA: 2.93	6.0	W	27	10	4	4	3	0	0	0	0	0	0	57	76	6.00	1.667
<b>Ken Dayley, L</b> (7, 1) ERA: 3.1	1.1		6	2	1	1	3	0	0	0	0	0	0	12	15	6.75	1.500
<b>Lee Smith, R</b> (8, 1) ERA: 2.33	1.2	S	6	1	0	0	2	0	0	0	0	0	0	18	25	0.00	0.600

BOTTOM

St. Louis Cardinals @ Los Angeles Dodgers  
 Dodger Stadium, Los Angeles, CA  
 Sat Jun 30 1990, 7:05 PM PDT  
 Att. 39,914 - Unknown

AB	38
R	5
H	13
RBI	5
BB	0
SO	8
LOB	13



PITCHER	IP	WLS	BF	H	R	ER	SO	BB	IBB	HBP	BLK	WP	HR	S	P	ERA	WHIP
<b>John Tudor, L</b> (1, 1) ERA: 2.93	6.0	W	27	10	4	4	3	0	0	0	0	0	0	57	76	6.00	1.667
<b>Ken Dayley, L</b> (7, 1) ERA: 3.1	1.1		6	2	1	1	3	0	0	0	0	0	0	12	15	6.75	1.500
<b>Lee Smith, R</b> (8, 1) ERA: 2.33	1.2	S	6	1	0	0	2	0	0	0	0	0	0	18	25	0.00	0.600

Batter	1	2	3	4	5	6	7	8	9	AB R H RBI BB SO LOB	TOP																
Vince Coleman, S OBP: 0.341, SLG: 0.398 (1, 7)	F7		FC5-4 1B	F8		F7		G4-3		5 0 1 0 0 0 4																	
Willie McGee, S OBP: 0.370, SLG: 0.410 (1, 8)	K		FC5-4		G5-3 1B	E 2B		K		5 1 2 1 0 2 2																	
Terry Pendleton, S OBP: 0.320, SLG: 0.398 (1, 5)	1B		G4-3		G5-3 BB	2B		L7		4 0 2 0 1 0 2																	
Pedro Guerrero, R OBP: 0.345, SLG: 0.450 Tim Jones, L OBP: 0.275, SLG: 0.182 Lee Smith, R (9, 1)	K		G5-3		G5-3	F8		CS BB		4 0 0 0 1 1 4 0 0 0 0 0 0 0 0 0 0 0 0 0 0																	
Milt Thompson, L OBP: 0.291, SLG: 0.341 (1, 9)		G3		S 1B	G3-1		B1-3	F7		5 1 1 0 0 0 2																	
José Oquendo, S OBP: 0.352, SLG: 0.318 (1, 4)		G6-3		1B		WP G6-3 2B		K		4 2 2 1 0 1 0																	
Ozzie Smith, S OBP: 0.319, SLG: 0.260 (1, 6)		B2-3		1B		G6-3		WP 1B		4 0 2 1 0 0 0																	
Tom Pagnozzi, R OBP: 0.250, SLG: 0.280 Tom Niedenfuer, R (7, 1)			G1-3		S 1B	BB 2B		G6-3		3 1 1 1 1 0 1 0 0 0 0 0 0 0 0 0 0 0 0 0 0																	
Dave Collins, S OBP: 0.314, SLG: 0.172 (9, 3)					S 1B	BB BB																					
Scott Terry, R OBP: 0.500, SLG: 0.500 Denny Walling, L OBP: 0.288, SLG: 0.280 Frank DiPino, L (4, PH)			FC5-4 1B		K	E BB		G6-3		1 0 1 0 0 0 0 1 0 0 0 0 0 1 2 0 0 0 0 0 0 0 0 0 1 0 0 1 0 0 0 0 0 0 0 0 0 0 0 0 0 0 0 0 0 0 0 1 0 0 0 0 0 0 0																	
Rex Hudler, R OBP: 0.239, SLG: 0.258 Ricky Horton, L (6, PH)																											
Todd Zelle, R OBP: 0.320, SLG: 0.389 (7, 2)																											
<b>Inning Stats</b>	R: 0 E: 0 K: 2 S: 10	H: 1 LOB: 1 BB: 0 P: 16	R: 0 E: 0 K: 0 S: 6	H: 0 LOB: 0 BB: 0 P: 8	R: 0 E: 0 K: 0 S: 12	H: 2 LOB: 2 BB: 0 P: 18	R: 2 E: 0 K: 1 S: 16	H: 4 LOB: 2 BB: 0 P: 25	R: 0 E: 0 K: 0 S: 11	H: 1 LOB: 1 BB: 1 P: 18	R: 4 E: 1 K: 0 S: 22	H: 3 LOB: 1 BB: 2 P: 41	R: 0 E: 0 K: 1 S: 10	H: 1 LOB: 1 BB: 0 P: 16	R: 0 E: 0 K: 1 S: 9	H: 0 LOB: 0 BB: 0 P: 11	R: 0 E: 0 K: 0 S: 5	H: 0 LOB: 1 BB: 1 P: 12	1B: 10 2B: 2 3B: 0 HR: 0	SF: 0 SAC: 0 DP: 1 HBP: 0	WP: 2 PB: 0 SB: 2 CS: 1	PA: 42					
<b>PITCHER</b>	IP WLS BF H R ER SO BB IBB HBP BLK WP HR S P ERA WHIP																										
Mike Morgan, R ERA: 3.33 (1, 1)	5.0		24	9	3	3	3	1	0	0	0	0	0	56	86	5.40	2.000										
Jim Poole, L ERA: 5.4 (6, 1)	0.1		2	0	0	0	0	1	0	0	0	1	0	3	9	0.00	3.000										
Tim Crews, R ERA: 3.19 (6, 1)	2.2	L	12	3	3	3	2	1	0	0	0	1	0	37	58	10.12	1.500										
Jim Gott, R ERA: 5.87 (9, 1)	1.0		3	0	0	0	0	1	0	0	0	0	0	5	12	0.00	1.000										

St. Louis Cardinals @ Los Angeles Dodgers  
Dodger Stadium, Los Angeles, CA  
Sun Jul 01 1990, 3:33 AM PDT  
Att. 35,265 - Sunny

AB	37
R	6
H	12
RBI	4
BB	4
SO	5
LOB	17



BOTTOM

St. Louis Cardinals @ Los Angeles Dodgers  
Dodger Stadium, Los Angeles, CA

livebaseballscorecards.com

AB 36  
R 5  
H 11  
RBI 5  
BB 3  
SO 4  
LOB 15



WP: 0 PA: 40  
PB: 0  
SB: 0  
CS: 2

Sun Jul 01 1990, 3:33 AM PDT  
Att. 35,265 - Sunny

AB R H RBI BB SO LOB

4	2	1	0	1	0	1
4	1	2	0	1	0	3
4	0	2	3	1	0	2
4	1	0	0	0	0	4
4	0	0	0	0	0	1
4	1	3	1	0	1	0
3	0	1	0	0	2	2
0	0	0	0	0	0	0
1	0	0	0	0	0	0
4	0	1	1	0	0	1
2	0	1	0	0	1	0
0	0	0	0	0	0	0
2	0	0	0	0	0	1

Batter	1	2	3	4	5	6	7	8	9
Lenny Harris, L OBP: 0.338, SLG: 0.385 (1, 5) BB (6, 4)	4-0 1B 2B BB	0-0 E4 1B 1B		0-0 P5		2 SAFE 0-0 CS 2-3 1B			0-0 F7
Stan Javier, S OBP: 0.390, SLG: 0.445 (1, 8) SAFE SAFE	3-2 1-3 2B 1B	0-0 1-3 1B 1B		3-2 L9		SAFE 1-2 G5-3 1-2			4-2 BB
Kirk Gibson, L OBP: 0.301, SLG: 0.406 (1, 7) SAFE	1-1 FC6-5 1-H 3-H 2B	0-0 1-2 1B		0-1 P6			4-1 G5-4-3 BB		1-2 G4-3
Eddie Murray, S OBP: 0.373, SLG: 0.455 (1, 3) SAFE	1-0 FC6-5 1B 2-3	0-2 L6			2-0 G6-3		SAFE 2-1 G5-4-3 1-2f		
Hubie Brooks, R OBP: 0.275, SLG: 0.402 (1, 9) SAFE	1-2 G5-3 1-2		3-2 G5-3		0-1 G5-3		SAFE 1-1 F8		
Rick Dempsey, R OBP: 0.373, SLG: 0.429 (1, 2) SAFE	1-2 2-H 1B		0-0 1B G4-3 2B		0-1 2B			2-3 K	
Juan Samuel, R OBP: 0.283, SLG: 0.327 (6, 1) SAFE	2-3 K		1-1 CS G4-3 2-3 1B		2-3 K			0-0 F8	
Chris Gwynn, L OBP: 0.338, SLG: 0.385 Jim Gott, R (9, 1)									
Alfredo Griffin, S OBP: 0.297, SLG: 0.305 (1, 6) SAFE		0-1 G4-3	0-0 G4-3 1-2 3-H			0-0 1B G6-3 1B		0-0 G5-3	
Mike Morgan, R OBP: 0.128, SLG: 0.105 Jim Poole, L (6, 1) SAFE		0-3 K	1-0 CS 2-3	1-1 1B		0-0 G6-3 1-2			2-2 G4-3
Mike Sharperson, R OBP: 0.381, SLG: 0.362 (6, 5)									

Inning Stats	R: 3 E: 0 K: 1 S: 17	H: 3 LOB: 1 BB: 1 P: 30	R: 1 E: 1 K: 1 S: 11	H: 2 LOB: 2 BB: 0 P: 11	R: 1 E: 0 K: 0 S: 9	H: 2 LOB: 0 BB: 0 P: 14	R: 0 E: 0 K: 0 S: 13	H: 1 LOB: 1 BB: 0 P: 17	R: 0 E: 0 K: 0 S: 6	H: 2 LOB: 1 BB: 0 P: 7	R: 0 E: 0 K: 0 S: 5	H: 0 LOB: 0 BB: 1 P: 12	R: 0 E: 0 K: 1 S: 6	H: 0 LOB: 0 BB: 0 P: 8	R: 0 E: 0 K: 0 S: 12	H: 0 LOB: 1 BB: 1 P: 19	1B: 8 2B: 3 3B: 0 HR: 0	SF: 0 SAC: 0 DP: 1 HBP: 0
--------------	-------------------------------	----------------------------------	-------------------------------	----------------------------------	------------------------------	----------------------------------	-------------------------------	----------------------------------	------------------------------	---------------------------------	------------------------------	----------------------------------	------------------------------	---------------------------------	-------------------------------	----------------------------------	----------------------------------	------------------------------------

PITCHER	IP	WLS	BF	H	R	ER	SO	BB	IBB	HBP	BLK	WP	HR	S	P	ERA	WHIP
Scott Terry, R ERA: 7.59 (1, 1)	3.0		17	7	5	4	2	1	0	0	0	0	0	37	55	12.00	2.667
Frank DiPino, L ERA: 5.14 (4, 1)	2.0	W	8	2	0	0	1	0	0	0	0	0	0	21	29	0.00	1.000
Ricky Horton, L ERA: 5.23 (6, 1)	1.2		6	2	0	0	0	1	0	0	0	0	0	9	16	0.00	1.800
Tom Niedenfuer, R ERA: 2.68 (7, 1)	1.1		4	0	0	0	1	0	0	0	0	0	0	8	11	0.00	0.000
Lee Smith, R ERA: 2.28 (9, 1)	1.0	S	4	0	0	0	0	1	0	0	0	0	0	12	19	0.00	1.000

Batter	1	2	3	4	5	6	7	8	9	AB R H RBI BB SO LOB	TOP											
Dwight Smith, L (1, 7) OBP: 0.344, SLG: 0.410	3-1 L4			4-1 FC6-4 BB		2-0 L5		4-2 BB		2 0 0 0 2 0 0												
23 Ryne Sandberg, R (1, 4) OBP: 0.392, SLG: 0.629	2-0 G5-3			2-2 FC6-4 G4-6-3 1-2f			2-2 F9	2-1 SF8		3 0 0 1 0 0 1												
Mark Grace, L (1, 3) OBP: 0.341, SLG: 0.349	0-0 F7			0-0 G4-6-3 1-2f			4-1 G3 1B BB	0-1 G5-3		3 0 0 0 1 0 3												
Andre Dawson, R (1, 9) OBP: 0.387, SLG: 0.614				4-1 FC4-6 BB		1-1 F9		0-1 G3 1-2 1B	0-0 P2	3 0 1 0 1 0 0												
Marvell Wynne, L (1, 8) OBP: 0.240, SLG: 0.313				0-1 FC4-6 CS 1-2f		0-1 G5-3		1-1 G3 1-2 2-3	0-1 1B	4 0 1 0 0 0 3												
Luis Salazar, R (1, 5) OBP: 0.339, SLG: 0.435				1-2 F8		1-2 1B		1-1 P6	0-1 P6	4 0 1 0 0 0 4												
Shawon Dunston, R (1, 6) OBP: 0.299, SLG: 0.453				1-2 CS 1-2	0-0 F9	0-0 F8		0-0 F7 1B 23 SF8 1B	1-2 F8	4 1 1 0 0 0 2												
Joe Girardi, R (1, 2) OBP: 0.306, SLG: 0.373					1-0 G5-3		0-0 G5-3	1-1 23 SF8 BB 1-2 1B		3 0 1 0 0 0 0												
Jeff Pico, R (1, 1) OBP: 0.353, SLG: 0.267								0-0 F7		1 0 0 0 0 1 0												
Gary Varsho, L (6, PH) OBP: 0.273, SLG: 0.273										1 0 0 0 0 0 0												
Jose Antonio Nunez, R (6, 1)										0 0 0 0 0 0 0												
Dave Clark, L (8, PH) OBP: 0.250, SLG: 0.340										1 0 0 0 0 0 2												
Paul Assenmacher, L (8, 1)										0 0 0 0 0 0 0												
<b>Inning Stats</b>	R: 0 E: 0 K: 0 S: 4	H: 0 LOB: 0 BB: 0 P: 9	R: 0 E: 0 K: 0 S: 8	H: 0 LOB: 0 BB: 1 P: 14	R: 0 E: 0 K: 1 S: 5	H: 0 LOB: 0 BB: 0 P: 8	R: 0 E: 0 K: 0 S: 6	H: 0 LOB: 0 BB: 1 P: 12	R: 0 E: 0 K: 0 S: 10	H: 1 LOB: 1 BB: 0 P: 12	R: 0 E: 0 K: 0 S: 4	H: 0 LOB: 0 BB: 0 P: 6	R: 0 E: 0 K: 0 S: 15	H: 1 LOB: 2 BB: 1 P: 23	R: 1 E: 0 K: 0 S: 10	H: 2 LOB: 2 BB: 1 P: 17	R: 0 E: 0 K: 0 S: 8	H: 1 LOB: 1 BB: 0 P: 9	1B: 5 2B: 0 3B: 0 HR: 0	SF: 1 SAC: 0 DP: 1 HBP: 0	WP: 0 PB: 0 SB: 0 CS: 1	PA: 35
<b>PITCHER</b> Tim Belcher, R (1, 1) ERA: 4.0	IP: 9.0 WLS: W BF: 34 H: 5 R: 1 ER: 1 SO: 1 BB: 4 IBB: 0 HBP: 0 BLK: 0 WP: 0 HR: 0 S: 70 P: 110 ERA: 1.00 WHIP: 1.000											<b>PITCHER</b>	IP: 9.0 WLS: W BF: 34 H: 5 R: 1 ER: 1 SO: 1 BB: 4 IBB: 0 HBP: 0 BLK: 0 WP: 0 HR: 0 S: 70 P: 110 ERA: 1.00 WHIP: 1.000									

Chicago Cubs @ Los Angeles Dodgers  
Dodger Stadium, Los Angeles, CA  
Mon Jul 02 1990, 7:05 PM PDT  
Att: 32,600 - Unknown

livebaseballscorecards.com

AB	29
R	1
H	5
RBI	1
BB	4
SO	1
LOB	15





Batter	1	2	3	4	5	6	7	8	9	AB	R	H	RBI	BB	SO	LOB
Lenny Harris, L OBP: 0.336, SLG: 0.382 (1, 5)	0-1 1B 1B	1-0 G4-3		1-1 G6-3			0-0 F9			4	1	1	0	0	0	1
Chris Gwynn, L OBP: 0.347, SLG: 0.391 (1, 8) (8, 7)	0-0 FC3-6 1-2 1B 1B		1-2 2B G3-1 1B		2-1 F8		1-3 K			4	2	2	0	0	1	0
Kal Daniels, L OBP: 0.393, SLG: 0.525 Jose Gonzalez, R OBP: 0.290, SLG: 0.441 (1, 7) (8, 8)	0-0 FC3-6 1-2 2-H 1B		1-3 K		3-2 1B 1B		1-0 G4-3			4	0	2	1	0	1	1
Eddie Murray, S OBP: 0.376, SLG: 0.462 Mickey Hatcher, R OBP: 0.262, SLG: 0.278 (1, 3) (8, PH) (9, 3)	3-0 FC3-6 1-2f 2-3 1B		0-0 G3-1 1-3 2B		0-1 1-2 1B		1-3 K			3	0	2	0	0	0	2
Hubie Brooks, R OBP: 0.278, SLG: 0.402 (1, 9)	1-2 SAFE G4-6-3 1-2 3-H 1B		4-0 G3-1 IBB		1-2 F9		1-1 G5-3			3	0	1	1	1	0	2
Rick Dempsey, R OBP: 0.349, SLG: 0.396 (1, 2)	2-2 G4-6-3 1-2f		1-1 G3-1		0-0 G4-3		1-2 P5			4	0	0	1	0	0	6
Juan Samuel, R OBP: 0.283, SLG: 0.327 (1, 4)		1-0 G4-3		0-0 F9		1-0 CS 1B				3	0	1	0	0	0	2
Alfredo Griffin, S OBP: 0.297, SLG: 0.305 (1, 6)		1-1 SH2-4 1B		1-3 K		1-0 F8 1-2				3	0	1	0	0	1	1
Tim Belcher, R OBP: 0.207, SLG: 0.148 (1, 1)		1-2 SH2-4 1-2		1-0 G6-3		0-3 K				2	0	0	0	0	1	0

Inning Stats	R: 2	H: 4	E: 0	LOB: 1	K: 0	BB: 0	S: 11	R: 0	H: 1	E: 0	LOB: 1	K: 0	BB: 0	S: 7	R: 1	H: 2	E: 0	LOB: 2	K: 1	BB: 1	S: 12	R: 0	H: 0	E: 0	LOB: 0	K: 1	BB: 0	S: 6	R: 0	H: 2	E: 0	LOB: 2	K: 0	BB: 0	S: 11	R: 0	H: 1	E: 0	LOB: 0	K: 1	BB: 0	S: 5	R: 0	H: 0	E: 0	LOB: 0	K: 1	BB: 0	S: 8	R: 0	H: 0	E: 0	LOB: 0	K: 1	BB: 0	S: 8
--------------	------	------	------	--------	------	-------	-------	------	------	------	--------	------	-------	------	------	------	------	--------	------	-------	-------	------	------	------	--------	------	-------	------	------	------	------	--------	------	-------	-------	------	------	------	--------	------	-------	------	------	------	------	--------	------	-------	------	------	------	------	--------	------	-------	------

PITCHER	IP	WLS	BF	H	R	ER	SO	BB	IBB	HBP	BLK	WP	HR	S	P	ERA	WHIP
Jeff Pico, R ERA: 4.95 (1, 1)	5.0	L	24	9	3	3	2	0	0	0	0	0	0	47	73	5.40	1.800
Jose Antonio Nunez, R ERA: 5.9 (6, 1)	2.0		6	1	0	0	2	0	0	0	0	0	0	10	14	0.00	0.500
Paul Assenmacher, L ERA: 3.29 (8, 1)	1.0		3	0	0	0	1	0	0	0	0	0	0	8	11	0.00	0.000

**BOTTOM**

**Chicago Cubs @ Los Angeles Dodgers**  
Dodger Stadium, Los Angeles, CA


Mon Jul 02 1990, 7:05 PM PDT  
Att. 32,600 - Unknown

AB	31
R	3
H	10
RBI	3
BB	1
SO	5
LOB	15

livebaseballscores.com



WP: 0	PA: 33
PB: 0	
SB: 0	
CS: 1	

Batter	1	2	3	4	5	6	7	8	9	AB R H RBI BB SO LOB	TOP																									
Doug Dasenczo, S (1, 8) OBP: 0.313, SLG: 0.408	0-1 P3		2-1 E 23 1B	1-0 CS 1-2	0-1 F9		0-0 S 2-3 3-H 1B		4-1 FC5-4 23 1B BB	4 1 2 1 1 0 0	<p>Chicago Cubs @ Los Angeles Dodgers Dodger Stadium, Los Angeles, CA</p> <p>Tue Jul 03 1990, 7:05 PM PDT Att. 40,235 - Unknown</p> <p>livebaseballscorecards.com</p> <table border="1"> <tr><td>AB</td><td>36</td></tr> <tr><td>R</td><td>6</td></tr> <tr><td>H</td><td>11</td></tr> <tr><td>RBI</td><td>5</td></tr> <tr><td>BB</td><td>3</td></tr> <tr><td>SO</td><td>10</td></tr> <tr><td>LOB</td><td>18</td></tr> </table> 	AB	36	R	6	H	11	RBI	5	BB	3	SO	10	LOB	18											
AB	36																																			
R	6																																			
H	11																																			
RBI	5																																			
BB	3																																			
SO	10																																			
LOB	18																																			
23 Ryne Sandberg, R (1, 4) OBP: 0.392, SLG: 0.628	2-3 K		1-1 E 1-3 1B		2-2 G4-3		0-1 SF8	1-0 FC5-4 1-2 1B	4 0 2 1 0 1 0																											
Shawon Dunston, R (1, 6) OBP: 0.294, SLG: 0.445	0-3 K		2-3 K		0-0 F8		0-2 F8	0-3 K	5 0 0 0 0 3 5																											
Andre Dawson, R (1, 9) OBP: 0.387, SLG: 0.607		4-2 1B BB	0-2 F7 1-2 3-H			0-0 G5-3	4-0 FC6-4 1-2 IBB	0-2 FC5-4 1-2f 2-3	3 0 0 0 2 0 3																											
Luis Salazar, R (1, 7) OBP: 0.341, SLG: 0.459		2-3 K		1-0 HR 2B		2-2 HR	2-2 FC6-4 1-2f	3-3 K 1-2	5 2 2 1 0 2 5																											
Hector Villanueva, R (1, 3) OBP: 0.317, SLG: 0.627	1-2 P5		0-1 HR 2-H		0-3 K			2-3 K	3 1 1 2 0 1 1																											
Mark Grace, L (7, 3) OBP: 0.340, SLG: 0.348									1 0 0 0 0 1 0																											
Domingo Ramos, R (1, 5) OBP: 0.314, SLG: 0.309	1-2 1B		2-1 P3		3-1 G6-3			1-0 G4-3	4 0 1 0 0 0 0																											
Joe Girardi, R (1, 2) OBP: 0.314, SLG: 0.385	0-0 F8		0-0 CS 1B				0-0 SH 1B 2B	0-2 1B	4 1 3 0 0 0 2																											
Mike Bielecki, R (1, 1) OBP: 0.296, SLG: 0.240			2-3 K		0-1 B3		2-0 SH 1B 23 SF8	1-3 K	3 1 0 0 0 2 2																											
Paul Assenmacher, L (9, 1)									0 0 0 0 0 0 0																											
<b>Inning Stats</b>	R: 0 E: 0 K: 2 S: 8	H: 0 LOB: 0 BB: 0 P: 10	R: 0 E: 0 K: 1 S: 17	H: 1 LOB: 2 BB: 1 P: 25	R: 1 E: 1 K: 2 S: 14	H: 2 LOB: 1 BB: 0 P: 21	R: 2 E: 0 K: 0 S: 8	H: 3 LOB: 0 BB: 0 P: 12	R: 0 E: 0 K: 0 S: 6	H: 0 LOB: 0 BB: 0 P: 8	R: 1 E: 0 K: 1 S: 9	H: 1 LOB: 0 BB: 0 P: 14	R: 2 E: 1 K: 0 S: 11	H: 2 LOB: 2 BB: 1 P: 19	R: 0 E: 0 K: 2 S: 11	H: 1 LOB: 1 BB: 0 P: 15	R: 0 E: 0 K: 2 S: 11	H: 1 LOB: 2 BB: 1 P: 19	1B: 7 2B: 2 3B: 0 HR: 2	SF: 1 SAC: 1 DP: 0 HBP: 0	WP: 0 PB: 0 SB: 2 CS: 1	PA: 42														
<b>PITCHER</b>	IP WLS BF H R ER SO BB IBB HBP BLK WP HR S P ERA WHIP																				IP WLS BF H R ER SO BB IBB HBP BLK WP HR S P ERA WHIP															
Terry Wells, L (1, 1) ERA: 6.0	6.0		27	8	6	4	6	1	0	0	0	0	2	64	94	6.00	1.500																			
Jim Gott, R (7, 1) ERA: 5.51	1.0		5	1	0	0	0	0	1	0	0	0	0	9	15	0.00	1.000																			
Mike Hartley, R (8, 1) ERA: 4.18	2.0	W	9	2	0	0	4	1	0	0	0	0	0	22	34	0.00	1.500																			

Batter	1	2	3	4	5	6	7	8	9	AB	R	H	RBI	BB	SO	LOB
Lenny Harris, L OBP: 0.335, SLG: 0.379 (1, 5)	1-2 G5-3	1-1 1B			1-0 G3		1-1 G3-1		0-0 SH5-4	4	0	1	0	0	0	0
Kirk Gibson, L OBP: 0.308, SLG: 0.406 (1, 8)	1-3 K	3-1 F8			0-0 1B			2-3 K	2-2 1B	5	0	2	2	0	2	1
Kal Daniels, L OBP: 0.391, SLG: 0.519 (1, 7)	2-2 1B	1-2 G3			0-0 F7			1-3 K		4	1	1	0	0	1	2
Eddie Murray, S OBP: 0.378, SLG: 0.463 (1, 3)	3-0 1B				1-2 G4-3			1-2 1B		4	1	2	0	0	1	1
Hubie Brooks, R OBP: 0.278, SLG: 0.399 (1, 9)	1-2 1B				3-2 P9			1-0 G1-3		4	1	1	1	0	0	1
Mike Scioscia, L OBP: 0.317, SLG: 0.402 (1, 2)	1-2 1B				3-1 F9			2-1 L7		3	0	1	1	1	0	0
Stan Javier, S OBP: 0.390, SLG: 0.445 (9, PR)	SAFE									0	1	0	0	0	0	0
Juan Samuel, R OBP: 0.286, SLG: 0.341 (1, 4)	1-2 1B				3-2 G3			2-0 P2		4	1	2	3	0	0	0
Alfredo Griffin, S OBP: 0.297, SLG: 0.302 (1, 6)	0-1 L6				0-0 P5			2-1 F9		3	1	0	0	1	0	2
Terry Wells, L OBP: 0.385, SLG: 0.367 (1, 1)					1-3 K			3-3 K		2	0	0	0	0	2	0
Jim Gott, R (7, 1)										0	0	0	0	0	0	0
Jose Vizcaino, S (7, PH)										1	0	0	0	0	1	0
Mike Hartley, R (8, 1)										0	0	0	0	0	0	0
Mike Sharperson, R (9, PH)										1	1	1	0	0	0	0

Inning Stats	R: 3	H: 5	E: 0	K: 1	S: 30	P: 41	R: 0	H: 1	E: 0	K: 1	S: 11	R: 0	H: 0	E: 0	K: 1	S: 9	R: 0	H: 0	E: 0	K: 1	S: 7	R: 0	H: 1	E: 0	K: 0	S: 6	R: 0	H: 0	E: 0	K: 0	S: 5	R: 0	H: 0	E: 0	K: 1	S: 7	R: 0	H: 1	E: 0	K: 2	S: 11	R: 4	H: 3	E: 0	K: 0	S: 12	1B: 10	2B: 0	3B: 0	HR: 1	SF: 0	SAC: 1	DP: 0	HBP: 0	WP: 0	PA: 38
--------------	------	------	------	------	-------	-------	------	------	------	------	-------	------	------	------	------	------	------	------	------	------	------	------	------	------	------	------	------	------	------	------	------	------	------	------	------	------	------	------	------	------	-------	------	------	------	------	-------	--------	-------	-------	-------	-------	--------	-------	--------	-------	--------


PITCHER	IP	WLS	BF	H	R	ER	SO	BB	IBB	HBP	BLK	WP	HR	S	P	ERA	WHIP
Mike Bielecki, R (1, 1)	8.0		34	9	6	6	7	1	0	0	0	0	1	89	140	6.75	1.250
Paul Assenmacher, L (9, 1)	0.1	L	4	2	1	1	0	1	0	0	0	0	0	9	17	27.00	9.000

BOTTOM

Chicago Cubs @ Los Angeles Dodgers  
 Dodger Stadium, Los Angeles, CA  
 Tue Jul 03 1990, 7:05 PM PDT  
 Att. 40,235 - Unknown

AB	35
R	7
H	11
RBI	7
BB	2
SO	7
LOB	7



Batter	1	2	3	4	5	6	7	8	9	AB R H RBI BB SO LOB	TOP		
Doug Dasenczo, S (1, 8) OBP: 0.310, SLG: 0.400	2-3 K		0-0 FC7-5-6 1B	0-0 FC7-5-6			1-2 L5			4 0 1 0 0 1 2			
23 Ryne Sandberg, R (1, 4) OBP: 0.388, SLG: 0.620	2-1 F7		2-2 G5-3 1-2			2-3 K	1-0 P3			4 0 0 0 0 1 1			
Shawon Dunston, R (1, 6) OBP: 0.293, SLG: 0.443	1-1 P3		1-1 1B			1-1 G4-3	1-0 P5			4 0 1 0 0 0 0			
Luis Salazar, R (1, 7) OBP: 0.333, SLG: 0.448			1-0 G5-3			3-2 F8	0-1 F9			4 0 0 0 0 0 1			
Hector Villanueva, R (1, 3) Mark Grace, L (8, PR) OBP: 0.340, SLG: 0.348		2-1 HR 1B		0-0 BB 2B 1B		3-1 G6-3	0-1 G6-4-3 1B			4 2 3 0 0 0 0 0 0 0 0 0 0 0			
Domingo Ramos, R (1, 5) Bill Long, R (8, 1) Paul Assenmacher, L (9, 1) Les Lancaster, R (9, 1) OBP: 0.188, SLG: 0.071		1-2 L8		0-0 F8		0-0 G5-3	0-1 G6-4-3 1-2f			4 0 0 0 0 0 3 0			
Marvell Wynne, L (1, 9) OBP: 0.256, SLG: 0.347		0-0 HR 1-H		4-2 2B BB		2-2 WP E 1B	0-2 G4-3			3 3 2 2 1 0 0	AB 35 R 5 H 11 RBI 4 BB 1 SO 3 LOB 9		
Joe Girardi, R (1, 2) OBP: 0.321, SLG: 0.401		0-1 2B		0-0 1B 1-H 2-H FC7-5-6 2B		3-1 E5 1-H 1B	0-0 G6-3			4 0 3 2 0 0 0			
Mike Harkey, R (1, 1) Steve Wilson, L (7, 1) Curtis Wilkerson, S (8, 5) OBP: 0.262, SLG: 0.270		0-0 L5		0-1 1B 2-3 1B		1-0 P2	1-3 K			3 0 1 0 0 0 2 0 0 0 0 0 0 0 1 0 0 0 0 1 0			
Inning Stats	R: 0 E: 0 K: 1 S: 8 H: 0 LOB: 0 BB: 0 P: 13	R: 2 E: 0 K: 0 S: 13 H: 3 LOB: 1 BB: 0 P: 19	R: 0 E: 0 K: 0 S: 9 H: 2 LOB: 1 BB: 0 P: 13	R: 2 E: 0 K: 0 S: 10 H: 3 LOB: 1 BB: 1 P: 14	R: 0 E: 0 K: 1 S: 9 H: 0 LOB: 0 BB: 0 P: 15	R: 1 E: 1 K: 0 S: 10 H: 2 LOB: 1 BB: 0 P: 18	R: 0 E: 0 K: 0 S: 5 H: 0 LOB: 0 BB: 0 P: 8	R: 0 E: 0 K: 0 S: 6 H: 1 LOB: 1 BB: 0 P: 6	R: 0 E: 0 K: 1 S: 7 H: 0 LOB: 0 BB: 0 P: 8	1B: 8 2B: 3 3B: 0 HR: 1 SF: 0 SAC: 0 DP: 2 HBP: 0	WP: 1 PB: 0 SB: 0 CS: 0 PA: 36		
PITCHER	IP WLS BF H R ER SO BB IBB HBP BLK WP HR S P ERA WHIP											PITCHER	IP WLS BF H R ER SO BB IBB HBP BLK WP HR S P ERA WHIP
Fernando Valenzuela, L (1, 1) ERA: 3.82	7.0 L 30 10 5 4 2 1 0 0 0 0 1 1 64 100 5.14 1.571												
Tim Crews, R (8, 1) ERA: 3.06	2.0 6 1 0 0 1 0 0 0 0 0 0 0 13 14 0.00 0.500												

Chicago Cubs @ Los Angeles Dodgers  
Dodger Stadium, Los Angeles, CA  
Wed Jul 04 1990, 7:05 PM PDT  
Att: 46,811 - Unknown

livebaseballscorecards.com

BOTTOM

Chicago Cubs @ Los Angeles Dodgers  
Dodger Stadium, Los Angeles, CA

livebaseballscorecards.com

AB	36
R	3
H	9
RBI	2
BB	5
SO	3
LOB	17



WP:	0	PA:	41
PB:	0		
SB:	1		
CS:	0		

PITCHER	IP	WLS	BF	H	R	ER	SO	BB	IBB	HBP	BLK	WP	HR	S	P	ERA	WHIP	
Mike Harkey, R	(1, 1)	6.2	W	29	7	3	2	2	2	0	0	0	0	1	64	104	2.70	1.350
Steve Wilson, L	(7, 1)	1.0		4	1	0	0	1	0	0	0	0	0	9	16	0.00	1.000	
Bill Long, R	(8, 1)	0.2		4	1	0	0	1	0	0	0	0	0	9	15	0.00	3.000	
Paul Assenmacher, L	(9, 1)	0.1		2	0	0	0	1	0	0	0	0	0	4	9	0.00	3.000	
Les Lancaster, R	(9, 1)	0.1	S	2	0	0	0	1	0	0	0	0	0	5	10	0.00	3.000	

Wed Jul 04 1990, 7:05 PM PDT  
Att. 46,811 - Unknown

AB R H RBI BB SO LOB

4	0	0	0	1	0	1
5	1	3	0	0	0	1
4	0	0	0	1	1	4
0	0	0	0	0	0	0
4	2	2	2	1	1	0
4	0	1	0	1	0	4
4	0	2	0	0	0	2
3	0	0	0	1	0	2
4	0	0	0	0	0	3
2	0	0	0	0	1	0
1	0	0	0	0	0	0
0	0	0	0	0	0	0
1	0	1	0	0	0	0

1B:	4	SF:	0
2B:	4	SAC:	0
3B:	0	DP:	0
HR:	1	HBP:	0

PITCHER	IP	WLS	BF	H	R	ER	SO	BB	IBB	HBP	BLK	WP	HR	S	P	ERA	WHIP	
Mike Harkey, R	(1, 1)	6.2	W	29	7	3	2	2	2	0	0	0	0	1	64	104	2.70	1.350
Steve Wilson, L	(7, 1)	1.0		4	1	0	0	1	0	0	0	0	0	9	16	0.00	1.000	
Bill Long, R	(8, 1)	0.2		4	1	0	0	1	0	0	0	0	0	9	15	0.00	3.000	
Paul Assenmacher, L	(9, 1)	0.1		2	0	0	0	1	0	0	0	0	0	4	9	0.00	3.000	
Les Lancaster, R	(9, 1)	0.1	S	2	0	0	0	1	0	0	0	0	0	5	10	0.00	3.000	

Batter	1	2	3	4	5	6	7	8	9
Lenny Harris, L OBP: 0.332, SLG: 0.372 (1, 5)	0-0 G6-3		2-2 G6-3		4-0 1B BB		1-0 B1		0-0 G3
Kirk Gibson, L OBP: 0.325, SLG: 0.432 (1, 8)	1-2 S HR 1B		1-2 P6		2-2 1-3 1B		1-1 2B		1-2 P6
Kal Daniels, L OBP: 0.387, SLG: 0.510 Jose Vizcaino, S (9, PR)	3-2 P5		2-2 G4-3		0-0 P5		3-3 K		4-1 BB BB
Eddie Murray, S OBP: 0.382, SLG: 0.476 (1, 3)	1-1 2-H HR			2-3 K		3-2 2B E 1B		1-1 G6-3	4-2 FC6-4 BB
Hubie Brooks, R OBP: 0.280, SLG: 0.401 (1, 9)	4-1 FC6-4 BB			2-2 G4-3		1-1 F7		1-1 2B	1-0 FC6-4
Mike Scioscia, L OBP: 0.320, SLG: 0.412 (1, 2)	1-2 FC6-4			1-0 2B		0-0 E4 G6-3 1-H 2B		2-1 G6-3	
Juan Samuel, R OBP: 0.286, SLG: 0.337 (1, 4)		0-1 P3		2-2 G6-3		1-1 G6-3		4-2 BB	
Alfredo Griffin, S OBP: 0.293, SLG: 0.297 (1, 6)		0-0 G4-3			0-1 G6-3	1-1 G6-3		0-0 F9	
Fernando Valenzuela, L OBP: 0.324, SLG: 0.457 Stan Javier, S OBP: 0.388, SLG: 0.442 Tim Crews, R Chris Gwynn, L OBP: 0.355, SLG: 0.400		1-3 K			0-0 G6-3		3-2 F7		2-2 BB G3 1B

Inning Stats	R	H	E	K	S	R	H	E	K	S	R	H	E	K	S	R	H	E	K	S
1	2	2	0	13	23	0	0	0	6	7	0	0	0	10	15	0	0	0	10	14
2	0	0	0	6	7	0	0	0	6	7	0	0	0	6	7	0	0	0	6	7
3	0	0	0	10	15	0	0	0	10	15	0	0	0	10	15	0	0	0	10	14
4	0	1	0	10	17	0	1	0	10	17	0	1	0	10	17	0	1	0	10	14
5	0	1	0	8	14	0	1	0	8	14	0	1	0	8	14	0	1	0	8	14
6	1	2	0	10	16	1	2	0	10	16	1	2	0	10	16	1	2	0	10	16
7	0	1	0	10	18	0	1	0	10	18	0	1	0	10	18	0	1	0	10	18
8	0	1	0	10	18	0	1	0	10	18	0	1	0	10	18	0	1	0	10	18
9	0	1	0	14	26	0	1	0	14	26	0	1	0	14	26	0	1	0	14	26

PITCHER	IP	WLS	BF	H	R	ER	SO	BB	IBB	HBP	BLK	WP	HR	S	P	ERA	WHIP	
Mike Harkey, R	(1, 1)	6.2	W	29	7	3	2	2	2	0	0	0	0	1	64	104	2.70	1.350
Steve Wilson, L	(7, 1)	1.0		4	1	0	0	1	0	0	0	0	0	9	16	0.00	1.000	
Bill Long, R	(8, 1)	0.2		4	1	0	0	1	0	0	0	0	0	9	15	0.00	3.000	
Paul Assenmacher, L	(9, 1)	0.1		2	0	0	0	1	0	0	0	0	0	4	9	0.00	3.000	
Les Lancaster, R	(9, 1)	0.1	S	2	0	0	0	1	0	0	0	0	0	5	10	0.00	3.000	

Batter	1	2	3	4	5	6	7	8	9	AB	R	H	RBI	BB	SO	LOB	TOP					
Wally Backman, S (1, 5) OBP: 0.363, SLG: 0.413	3-3 K	2-0 1-3 2-H 1B		1-0 SF7		1-2 G6-3		4-1 1B BB		3	0	1	2	1	1	0						
Jay Bell, R (1, 6) OBP: 0.329, SLG: 0.396	3-1 G6-3	2-2 SF7		0-1 3-H FC6-4		2-2 G5-3		2-1 1 SAFE BB 1-3 1B		4	0	1	1	0	0	1						
Andy Van Slyke, L (1, 8) OBP: 0.383, SLG: 0.467	4-2 BB	2-0 P5			3-2 HR		3-2 F8	0-3 K		4	1	1	1	1	1	3						
Bobby Bonilla, S (1, 9) OBP: 0.307, SLG: 0.539	2-3 K		0-0 F8		0-0 HR		3-3 K HR	4-2 BB		4	2	1	1	1	2	1						
Barry Bonds, L (1, 7) OBP: 0.416, SLG: 0.614		0-1 HR 1B	1-3 K		0-3 K		2-1 1-H HR	0-0 G4-3		5	2	2	2	0	2	3						
Sid Bream, L (1, 3) OBP: 0.354, SLG: 0.459		2-0 1-H HR	0-0 F9		4-1 G5-3 1B BB		2-1 F7		0-1 P3	4	1	1	2	1	0	0						
Michael LaValliere, L (1, 2) OBP: 0.382, SLG: 0.328		2-2 BB 1B 1B		2-2 E9 1B SF7		1-2 1B	4-1 BB		1-3 K	4	2	2	0	1	1	0						
Jose Lind, R (1, 4) OBP: 0.338, SLG: 0.383		1 SAFE 4-0 1B SF7 BB		1-3 K		1-2 G5-3		3-2 F8	1-0 1B	4	1	1	0	1	1	4						
Rick Reed, R (1, 1) OBP: 0.200, SLG: 0.222		0-3 K		0-2 FC6-4 1B			1-0 G1		0-0 G3-1	3	0	1	0	0	1	2						
Scott Ruskin, R (7, 1)										0	0	0	0	0	0	0						
Orlando Merced, S (8, PH) OBP: 0.250, SLG: 0.375										1	0	0	0	0	0	0						
Stan Belinda, R (8, 1)										1	0	0	0	0	0	1						
Bob Patterson, R (9, 1)										0	0	0	0	0	0	0						
<b>Inning Stats</b>	R: 0 E: 0 K: 2 S: 13	H: 0 LOB: 1 BB: 1 P: 25	R: 4 E: 0 K: 1 S: 14	H: 4 LOB: 1 BB: 1 P: 28	R: 0 E: 0 K: 1 S: 5	H: 0 LOB: 0 BB: 0 P: 6	R: 1 E: 1 K: 1 S: 14	H: 1 LOB: 1 BB: 0 P: 18	R: 2 E: 0 K: 1 S: 15	H: 3 LOB: 1 BB: 1 P: 23	R: 0 E: 0 K: 0 S: 9	H: 0 LOB: 0 BB: 0 P: 13	R: 2 E: 0 K: 1 S: 17	H: 1 LOB: 1 BB: 1 P: 34	R: 0 E: 0 K: 1 S: 10	H: 1 LOB: 3 BB: 2 P: 20	R: 0 E: 0 K: 1 S: 10	H: 1 LOB: 1 BB: 0 P: 12	1B: 7 2B: 0 3B: 0 HR: 4	SF: 2 SAC: 0 DP: 1 HBP: 0	WP: 1 PB: 0 SB: 1 CS: 0	PA: 45
<b>PITCHER</b>	IP	WLS	BF	H	R	ER	SO	BB	IBB	HBP	BLK	WP	HR	S	P	ERA	WHIP					
Ramon Martinez, R (1, 1) ERA: 3.2	4.1	L	24	7	7	6	6	3	0	0	0	0	3	56	94	12.46	2.308					
Ray Seavage, L (5, 1) ERA: 4.35	0.2		2	1	0	0	0	0	0	0	0	0	0	5	6	0.00	1.500					
Mike Hartley, R (6, 1) ERA: 4.5	2.0		9	1	2	2	1	1	0	0	0	1	1	26	47	9.00	1.000					
Jim Gott, R (8, 1) ERA: 4.91	2.0		10	2	0	0	2	2	0	0	0	0	0	20	32	0.00	2.000					

Pittsburgh Pirates @ Los Angeles Dodgers  
Dodger Stadium, Los Angeles, CA

Thu Jul 05 1990, 7:05 PM PDT  
Att: 36,231 - Unknown - 81 F

AB	37
R	9
H	11
RBI	9
BB	6
SO	9
LOB	15



Batter	1	2	3	4	5	6	7	8	9	AB	R	H	RBI	BB	SO	LOB
Lenny Harris, L OBP: 0.332, SLG: 0.371 Mike Sharperson, R OBP: 0.392, SLG: 0.367 (8, 5)	2-2 1B 1B	0-1 G4-3			1-0 G4-3		4-2 1B BB		4-1 BB BB	3	1	1	0	0	0	0
Kirk Gibson, L OBP: 0.330, SLG: 0.430 (1, 8)	2-0 1B 1B	1-1 F7			1-0 L8		2-1 1B		2-1 L3	5	1	2	2	0	0	1
Kal Daniels, L OBP: 0.381, SLG: 0.500 (1, 7)	0-1 G3				3-3 K		1-0 F7		0-3 K	4	0	0	0	0	2	4
Eddie Murray, S OBP: 0.380, SLG: 0.470 (1, 3)	4-0 1B IBB				2-2 G4-3		3-2 P6		2-2 G3-1	3	1	0	0	1	0	0
Hubie Brooks, R OBP: 0.283, SLG: 0.400 (1, 9)	1-2 1B 1B				1-3 K		0-3 K		1-1 G3 HBP	3	1	1	1	0	2	0
Mike Scioscia, L OBP: 0.319, SLG: 0.409 (1, 2)	2-2 SF9 1B				1-0 P2		2-2 F8		3-2 G3	4	0	1	2	0	0	1
Juan Samuel, R OBP: 0.285, SLG: 0.341 (1, 4)	3-0 SF9				1-1 F8		2-1 WP 1B 2B		0-2 P4	3	1	1	1	0	0	1
Alfredo Griffin, S OBP: 0.289, SLG: 0.293 (1, 6)	0-0 P7				1-0 L6		1-2 F7		3-2 F9	4	0	0	0	0	0	2
Ramon Martinez, R OBP: 0.302, SLG: 0.103 Ray Seearge, L OBP: 0.351, SLG: 0.394 Chris Gwynn, L OBP: 0.351, SLG: 0.394 Mike Hartley, R OBP: 0.351, SLG: 0.394 Stan Javier, S OBP: 0.352, SLG: 0.442 Jim Gott, R OBP: 0.278, SLG: 0.274 (9, PH)		2-2 G4-3			1-3 K		4-0 WP 1B BB		0-3 K	1	0	0	0	0	0	0

Inning Stats	R: 4	H: 4	E: 0	K: 0	S: 14	LOB: 1	BB: 1	P: 28	R: 0	H: 0	E: 0	K: 0	S: 9	LOB: 0	BB: 0	P: 12	R: 0	H: 0	E: 0	K: 2	S: 11	LOB: 0	BB: 0	P: 17	R: 0	H: 0	E: 0	K: 1	S: 5	LOB: 0	BB: 0	P: 8	R: 0	H: 0	E: 0	K: 1	S: 9	LOB: 0	BB: 0	P: 13	R: 2	H: 2	E: 0	K: 1	S: 18	LOB: 2	BB: 2	P: 33	R: 0	H: 0	E: 0	K: 0	S: 12	LOB: 1	BB: 0	P: 18	R: 0	H: 0	E: 0	K: 1	S: 10	LOB: 1	BB: 1	P: 19	1B: 5	SF: 1	2B: 1	SAC: 0	3B: 0	DP: 0	HR: 0	HBP: 1	WP: 1	PA: 38
PITCHER	IP	WLS	BF	H	R	ER	SO	BB	IBB	HBP	BLK	WP	HR	S	P	ERA	WHIP																																																									
Rick Reed, R ERA: 3.45	(1, 1)	6.2	W	27	5	6	6	4	1	1	0	0	0	61	103	8.10	0.900																																																									
Scott Ruskin, L ERA: 2.62	(7, 1)	0.1		3	1	0	1	1	0	0	0	1	0	9	15	0.00	6.000																																																									
Stan Belinda, R ERA: 2.38	(8, 1)	1.2		7	0	0	1	1	0	1	0	0	0	20	33	0.00	0.600																																																									
Bob Patterson, L ERA: 3.1	(9, 1)	0.1	S	1	0	0	0	0	0	0	0	0	0	2	4	0.00	0.000																																																									

BOTTOM

Pittsburgh Pirates @ Los Angeles Dodgers  
Dodger Stadium, Los Angeles, CA

AB	32
R	6
H	6
RBI	6
BB	4
SO	6
LOB	9



Thu Jul 05 1990, 7:05 PM PDT  
Att: 36,231 - Unknown - 81 F

livebaseballscores.com

Batter	1	2	3	4	5	6	7	8	9	AB R H RBI BB SO LOB	TOP	
<b>Wally Backman, S</b> (1, 4) <small>OBP: 0.364, SLG: 0.410</small> <b>Rafael Belliard, R</b> (8, PR) <small>OBP: 0.357, SLG: 0.292</small> (8, 4)	0-0 G3	3-3 K		0-0 2B PB 1B		2-2 FC4-6 CS 1-2f		4-0 G3-6-3 BB		4 1 1 1 1 1 3 0 0 0 0 0 0 0	<b>Pittsburgh Pirates @ Los Angeles Dodgers</b> Dodger Stadium, Los Angeles, CA Fri Jul 06 1990, 7:05 PM PDT Att. 33,386 - Sunny - 82 F	
<b>Jay Bell, R</b> (1, 6) <small>OBP: 0.330, SLG: 0.398</small>	0-1 G4-3		4-0 F8 S G4-3 BB	0-0 PB 1-3 2B		0-3 K		1-2 F8		4 1 1 0 1 1 3		
<b>Andy Van Slyke, L</b> (1, 8) <small>OBP: 0.380, SLG: 0.460</small>	3-2 G3-1		3-2 F8 1-3	4-2 2-3 3-H BB		3-1 CS 1-2	1-2 F7	1-0 G3-6-3 1-2f		4 0 0 0 1 0 3		
<b>Bobby Bonilla, S</b> (1, 5) <small>OBP: 0.308, SLG: 0.547</small>		0-0 1B BLK 1B	2-1 G4-3	1-0 F9			0-0 HR		1-1 F9	5 2 2 2 0 0 2		
<b>Barry Bonds, L</b> (1, 7) <small>OBP: 0.422, SLG: 0.616</small>		1-1 1B 1-3	1-1 1B		1-1 G3		2-0 1B 1B	4-2 G6-4-3 BB		4 0 3 0 1 0 0		
<b>R.J. Reynolds, S</b> (1, 9) <small>OBP: 0.346, SLG: 0.345</small>		2-1 E5 FC6-4 S 1B	0-0 G3-1		4-2 BB		2-2 P2	0-1 G6-4-3 1-2f		4 1 0 0 1 0 3		
<b>Sid Bream, L</b> (1, 3) <small>OBP: 0.362, SLG: 0.463</small>		4-0 FC6-4 BB 1-2		1-2 WP 1B 1B	0-1 P4		3-2 1B 1-3			3 1 2 0 1 0 1		
<b>Dann Bilardello, R</b> (1, 2) <small>OBP: 0.095, SLG: 0.050</small>		0-1 FC6-4 1B 1-2f 2-3		2-0 G6-3 1-3	0-0 F8		1-3 K			4 0 0 0 0 1 6		
<b>John Smiley, L</b> (1, 1) <small>OBP: 0.190, SLG: 0.150</small> <b>Orlando Merced, S</b> (8, PH) <small>OBP: 0.333, SLG: 0.444</small> <b>Bob Kipper, R</b> (8, 1) <b>Bill Landrum, R</b> (8, 1)		1-1 1B 1-2 3-H		0-0 G5-3		0-0 FC4-6 1B		0-0 F8 BB 1B		3 0 2 1 0 0 1 1 0 1 0 0 0 0 0 0 0 0 0 0 0 0 0 0 0 0 0 0		
<b>Inning Stats</b>	R: 0 E: 0 K: 0 S: 7 H: 0 LOB: 0 BB: 0 P: 10	R: 2 E: 1 K: 1 S: 12 H: 3 LOB: 2 BB: 1 P: 23	R: 1 E: 0 K: 0 S: 8 H: 1 LOB: 1 BB: 1 P: 18	R: 2 E: 0 K: 0 S: 10 H: 3 LOB: 2 BB: 1 P: 18	R: 0 E: 0 K: 0 S: 8 H: 0 LOB: 1 BB: 1 P: 13	R: 0 E: 0 K: 1 S: 10 H: 1 LOB: 0 BB: 0 P: 14	R: 1 E: 0 K: 1 S: 15 H: 3 LOB: 2 BB: 0 P: 24	R: 0 E: 0 K: 0 S: 5 H: 1 LOB: 2 BB: 1 P: 11	R: 0 E: 0 K: 0 S: 6 H: 0 LOB: 0 BB: 1 P: 11	1B: 10 2B: 1 3B: 0 HR: 1 SF: 0 SAC: 0 DP: 2 HBP: 0		WP: 2 PB: 1 SB: 2 CS: 1 PA: 43
<b>PITCHER</b> <b>Mike Morgan, R</b> (1, 1) <small>ERA: 3.46</small> <b>Ray Seavage, L</b> (4, 1) <small>ERA: 3.86</small> <b>Tim Crews, R</b> (6, 1) <small>ERA: 3.12</small> <b>Jim Gott, R</b> (8, 1) <small>ERA: 4.66</small> <b>Jay Howell, R</b> (9, 1) <small>ERA: 3.14</small>	IP WLS BF H R ER SO BB IBB HBP BLK WP HR S P ERA WHIP											
	3.2 L 20 7 5 3 1 2 0 0 0 1 0 34 61 7.36 2.455											
	1.1 6 0 0 0 0 2 0 0 0 0 0 11 21 0.00 1.500											
	2.0 9 4 1 1 2 0 0 0 0 0 1 25 38 4.50 2.000											
	1.0 4 1 0 0 0 1 0 0 0 0 0 5 11 0.00 2.000											
	1.0 3 0 0 0 0 1 0 0 0 0 0 6 11 0.00 1.000											

AB	36
R	6
H	12
RBI	4
BB	6
SO	3
LOB	22



WP: 2	PA: 43
PB: 1	
SB: 2	
CS: 1	

PITCHER	IP	WLS	BF	H	R	ER	SO	BB	IBB	HBP	BLK	WP	HR	S	P	ERA	WHIP
Mike Morgan, R	3.2	L	20	7	5	3	1	2	0	0	0	1	0	34	61	7.36	2.455
Ray Seavage, L	1.1		6	0	0	0	0	2	0	0	0	0	0	11	21	0.00	1.500
Tim Crews, R	2.0		9	4	1	1	2	0	0	0	0	0	1	25	38	4.50	2.000
Jim Gott, R	1.0		4	1	0	0	0	1	0	0	0	0	0	5	11	0.00	2.000
Jay Howell, R	1.0		3	0	0	0	0	1	0	0	0	0	0	6	11	0.00	1.000





Batter	1	2	3	4	5	6	7	8	9	AB R H RBI BB SO LOB	TOP	
R.J. Reynolds, S OBP: 0.350, SLG: 0.350 (1, 9)	1-2 G6-3 SH1 1B		1-3 K		2-2 P5			0-0 1B		4 0 2 0 0 1 0		
Jay Bell, R OBP: 0.330, SLG: 0.397 (1, 6)	0-0 SH1 1-2			2-2 2B SF9 1B		0-3 K		2-2 L8		3 1 1 0 0 1 1		
Andy Van Slyke, L OBP: 0.378, SLG: 0.460 (1, 8)	2-0 G6-3 2-3			2-2 SF9 1-3 2B		2-1 F9			1-0 F8	4 0 1 0 0 0 1		
Bobby Bonilla, S OBP: 0.308, SLG: 0.543 (1, 5)	0-3 K			2-3 K		0-2 G4-3			2-2 1B SF7 1B	4 1 1 0 0 2 3		
Barry Bonds, L OBP: 0.420, SLG: 0.612 (1, 7)		0-2 G4-3		0-2 SF9 2-3 3-H			0-0 F7		1-0 1B S 1-3 1B	3 0 1 1 0 0 0		
Sid Bream, L OBP: 0.359, SLG: 0.458 (1, 3)		0-1 F9		4-1 BB		2-0 P5			1-2 SF7 3-H	2 0 0 1 1 0 0		
Michael LaValliere, L OBP: 0.378, SLG: 0.321 (1, 2)		4-1 CS BB		3-2 G3-1		3-2 F8			0-3 K	3 0 0 0 1 1 3		
Jose Lind, R OBP: 0.338, SLG: 0.383 (1, 4)		2-2 CS 1-2	1-0 G1-5-4 1B		3-2 F9		1-2 G6-3			3 0 1 0 0 0 0		
Walt Terrell, L OBP: 0.136, SLG: 0.107 Bob Patterson, R OBP: 0.345, SLG: 0.290 Rafael Belliard, R OBP: 0.345, SLG: 0.290 Bob Kipper, R Wally Backman, S OBP: 0.362, SLG: 0.408 Jay Tibbs, R	(1, 1) (3, 1) (5, PH) (5, 1) (8, PH) (8, 1)		0-0 G1-5-4		1-2 G3		1-2 F7			1 0 0 0 0 0 1 0 0 0 0 0 0 0 1 0 0 0 0 0 0 0 0 0 0 0 0 0 1 0 0 0 0 0 0 0 0 0 0 0 0 0		
<b>Inning Stats</b>	R: 0 H: 1 E: 0 LOB: 1 K: 1 BB: 0 S: 9 P: 12	R: 0 H: 0 E: 0 LOB: 0 K: 0 BB: 1 S: 8 P: 14	R: 0 H: 1 E: 0 LOB: 0 K: 1 BB: 0 S: 6 P: 8	R: 1 H: 2 E: 0 LOB: 2 K: 1 BB: 1 S: 16 P: 29	R: 0 H: 0 E: 0 LOB: 0 K: 0 BB: 0 S: 10 P: 16	R: 0 H: 0 E: 0 LOB: 0 K: 1 BB: 0 S: 8 P: 10	R: 0 H: 0 E: 0 LOB: 0 K: 0 BB: 0 S: 5 P: 10	R: 0 H: 1 E: 0 LOB: 1 K: 0 BB: 0 S: 15 P: 19	R: 1 H: 2 E: 0 LOB: 1 K: 1 BB: 0 S: 12 P: 17	1B: 6 SF: 2 2B: 1 SAC: 1 3B: 0 DP: 1 HR: 0 HBP: 0	WP: 0 PA: 35 PB: 0 SB: 1 CS: 1	
<b>PITCHER</b> Tim Belcher, R ERA: 3.85 (1, 1)	IP WLS BF H R ER SO BB IBB HBP BLK WP HR S P ERA WHIP	9.0 W 34 7 2 2 5 2 0 0 0 0 0 0 89 135 2.00 1.000										

Pittsburgh Pirates @ Los Angeles Dodgers  
Dodger Stadium, Los Angeles, CA  
Sat Jul 07 1990, 7:05 PM PDT  
Att. 38,977 - Sunny - 76 F

livebaseballscorecards.com

AB	29
R	2
H	7
RBI	2
BB	2
SO	5
LOB	9



Batter	1	2	3	4	5	6	7	8	9	AB R H RBI BB SO LOB
Lenny Harris, L OBP: 0.333, SLG: 0.377 (1, 5)	F9 1-2		G6-3 1B 2B	P5 0-0			L9 0-0			4 1 1 0 0 0 1
Kirk Gibson, L OBP: 0.326, SLG: 0.422 (1, 8)	HR 1B 1-2		G6-3 2-3	K 0-3			G4-3 0-1			4 1 1 0 0 1 2
Kal Daniels, L OBP: 0.379, SLG: 0.489 Jose Gonzalez, R OBP: 0.286, SLG: 0.433 (1, 7) (8, PR) (9, 7)	P2 1-0		1B 1B SF8 BB		P5 1-0		G4-3 1B 0-0			3 1 1 0 1 0 1 0 0 0 0 0 0 0
Eddie Murray, S OBP: 0.380, SLG: 0.477 (1, 3)	HR 1-1 3-1		1B 1-2 3-H	F7 3-1			K 2-3			4 1 2 3 0 1 1
Hubie Brooks, R OBP: 0.282, SLG: 0.396 (1, 9)	K 1-3		1B 1-2 2-3	K 2-3			G4-3 1-1 1-2f			4 0 1 0 0 2 1
Mike Scioscia, L OBP: 0.319, SLG: 0.408 (1, 2)		FC4-6 BB 4-1	SF8 3-H		G4-3 3-2					1 0 0 1 1 0 0
Juan Samuel, R OBP: 0.285, SLG: 0.339 (1, 4)		FC4-6 CS 1-2f 0-0	L9 1-2		P5 0-1					3 0 0 0 0 0 3
Alfredo Griffin, S OBP: 0.286, SLG: 0.288 (1, 6)		BB 1-2 4-2		F8 1-0		P6 0-0				2 0 0 0 1 0 0
Tim Belcher, R OBP: 0.219, SLG: 0.167 (1, 1)	F8 0-2		1B 0-1			B1-3 0-0				3 0 1 0 0 0 1

Inning Stats	R: 2 E: 0 K: 1 S: 12	H: 2 LOB: 0 BB: 0 P: 19	R: 0 E: 0 K: 0 S: 8	H: 0 LOB: 1 BB: 2 P: 15	R: 2 E: 0 K: 0 S: 14	H: 3 LOB: 2 BB: 1 P: 24	R: 0 E: 0 K: 1 S: 7	H: 1 LOB: 1 BB: 0 P: 8	R: 0 E: 0 K: 1 S: 6	H: 0 LOB: 0 BB: 0 P: 12	R: 0 E: 0 K: 0 S: 7	H: 0 LOB: 0 BB: 0 P: 10	R: 0 E: 0 K: 0 S: 4	H: 0 LOB: 0 BB: 0 P: 4	R: 0 E: 0 K: 1 S: 6	H: 1 LOB: 1 BB: 0 P: 9
--------------	-------------------------------	----------------------------------	------------------------------	----------------------------------	-------------------------------	----------------------------------	------------------------------	---------------------------------	------------------------------	----------------------------------	------------------------------	----------------------------------	------------------------------	---------------------------------	------------------------------	---------------------------------

PITCHER	IP	WLS	BF	H	R	ER	SO	BB	IBB	HBP	BLK	WP	HR	S	P	ERA	WHIP
Walt Terrell, R ERA: 5.88 (1, 1)	2.1	L	14	5	4	4	1	3	0	0	0	0	1	28	48	15.43	3.429
Bob Patterson, L ERA: 3.0 (3, 1)	1.2		6	1	0	0	1	0	0	0	0	0	0	13	18	0.00	0.600
Bob Kipper, L ERA: 3.82 (5, 1)	3.0		9	0	0	0	1	0	0	0	0	0	0	17	26	0.00	0.000
Jay Tibbs, R ERA: 5.31 (8, 1)	1.0		3	1	0	0	1	0	0	0	0	0	0	6	9	0.00	1.000

**BOTTOM**

**Pittsburgh Pirates @ Los Angeles Dodgers**  
**Dodger Stadium, Los Angeles, CA**

Sat Jul 07 1990, 7:05 PM PDT  
Att: 38,977 - Sunny - 76 F

livebaseballscorecards.com

AB	28
R	4
H	7
RBI	4
BB	3
SO	4
LOB	10



WP: 0	PA: 32
PB: 0	
SB: 1	
CS: 1	

Batter	1	2	3	4	5	6	7	8	9	AB R H RBI BB SO LOB	TOP		
<b>Gary Redus, R</b> (1, 3) <small>OBP: 0.326, SLG: 0.377</small> <b>Sid Bream, L</b> (5, 3) <small>OBP: 0.356, SLG: 0.453</small>	1-3 K	1-3 K		3-3 K		2-0 P5		0-0 G4-3		3 0 0 0 0 3 0 2 0 0 0 0 0 0			
<b>Jay Bell, R</b> (1, 6) <small>OBP: 0.331, SLG: 0.395</small>	0-0 F9 E 1B	2-1 L4			4-0 BB 1B 2B BB	0-0 F9			1-1 F8	4 2 1 0 1 0 0			
<b>R.J. Reynolds, S</b> (1, 8) <small>OBP: 0.352, SLG: 0.352</small>	2-1 E6 1B 1-2 1B		3-1 G4-3		0-0 SAFE 1-2 2B 1B		2-2 WP S FC6-2 1B		1-1 G4-3	5 2 2 0 0 0 1			
<b>Bobby Bonilla, S</b> (1, 9) <small>OBP: 0.312, SLG: 0.546</small>	0-0 F9		1-0 F8 1B		4-1 2B 1-2 SF8 BB		3-3 K		3-1 1B	4 2 2 0 1 1 3			
<b>Barry Bonds, L</b> (1, 7) <small>OBP: 0.423, SLG: 0.615</small>	1-1 1B 1-2 1B 3-H		2-1 F8		0-0 SF8 1-3 2-H 3-H 2-0 2B		4-0 FC6-2 WP IBB		3-3 K	4 1 2 3 1 1 2			
<b>Jeff King, R</b> (1, 5) <small>OBP: 0.265, SLG: 0.318</small>	1-1 1B 1-3 2-H 1B		3-0 1B		3-1 SF8 2-3 3-H 2-0 1B		3-1 FC6-2			3 0 2 3 0 0 2			
<b>Jose Lind, R</b> (1, 4) <small>OBP: 0.337, SLG: 0.381</small>	1-2 1B 1-3 3-H 1B		1-2 F9		1-1 F9		0-0 F9			4 0 1 1 0 0 4			
<b>Dann Bilardello, R</b> (1, 2) <small>OBP: 0.080, SLG: 0.042</small>	3-3 K			2-3 K		1-3 K		0-0 F7		4 0 0 0 0 3 3			
<b>Doug Drabek, R</b> (1, 1) <small>OBP: 0.194, SLG: 0.257</small> <b>Orlando Merced, S</b> (8, PH) <small>OBP: 0.300, SLG: 0.400</small> <b>Scott Ruskin, R</b> (8, 1) <b>Stan Belinda, R</b> (8, 1)		1-3 K		3-3 K		2-2 G6-3		0-0 P4		3 0 0 0 0 2 0 1 0			
<b>Inning Stats</b>	R: 3 H: 4 E: 1 LOB: 2 K: 2 BB: 0 S: 17 P: 26	R: 0 H: 0 E: 0 LOB: 0 K: 2 BB: 0 S: 8 P: 12	R: 1 H: 2 E: 0 LOB: 1 K: 0 BB: 0 S: 9 P: 19	R: 0 H: 0 E: 0 LOB: 0 K: 3 BB: 0 S: 10 P: 18	R: 3 H: 2 E: 0 LOB: 1 K: 1 BB: 2 S: 9 P: 21	R: 0 H: 0 E: 0 LOB: 0 K: 0 BB: 0 S: 6 P: 10	R: 0 H: 1 E: 0 LOB: 2 K: 1 BB: 1 S: 10 P: 22	R: 0 H: 0 E: 0 LOB: 0 K: 0 BB: 0 S: 3 P: 3	R: 0 H: 1 E: 0 LOB: 1 K: 1 BB: 0 S: 9 P: 17	1B: 8 SF: 1 2B: 2 SAC: 0 3B: 0 DP: 0 HR: 0 HBP: 0	WP: 1 PA: 41 PB: 0 SB: 1 CS: 0		
<b>PITCHER</b>	IP WLS BF H R ER SO BB IBB HBP BLK WP HR S P ERA WHIP											<b>PITCHER</b>	IP WLS BF H R ER SO BB IBB HBP BLK WP HR S P ERA WHIP
<b>Terry Wells, L</b> (1, 1) <small>ERA: 7.2</small> <b>Jim Gott, R</b> (5, 1) <small>ERA: 4.43</small> <b>Mike Hartley, R</b> (6, 1) <small>ERA: 4.22</small> <b>Ray Searage, L</b> (8, 1) <small>ERA: 3.29</small>	4.0 L 23 8 7 4 7 2 0 0 0 0 0 0 47 86 9.00 2.500												

**Pittsburgh Pirates @ Los Angeles Dodgers**  
 Dodger Stadium, Los Angeles, CA  
 Sun Jul 08 1990, 3:33 AM PDT  
 Att. 37,271 - Sunny - 80 F

AB	37
R	7
H	10
RBI	7
BB	3
SO	10
LOB	15



[livebaseballscorecards.com](http://livebaseballscorecards.com)

Batter	1	2	3	4	5	6	7	8	9	AB	R	H	RBI	BB	SO	LOB	
Lenny Harris, L OBP: 0.328, SLG: 0.370 (1, 5)	1-1 G4-3		0-0 G4-3		2-2 FC4-6		2-0 G3			4	0	0	0	0	0	1	
Kirk Gibson, L OBP: 0.313, SLG: 0.402 (1, 8)	0-1 F9			0-1 P6	2-2 G3			1-2 P5		4	0	0	0	0	0	1	
Kal Daniels, L OBP: 0.377, SLG: 0.489 (1, 7)	3-2 2B			0-0 F9		1-3 K		3-2 G3-1		4	0	1	0	0	1	0	
Eddie Murray, S OBP: 0.381, SLG: 0.475 (1, 3)	1-1 L7			0-0 1B 2B 1B		3-2 G6-3		2-2 HBP		3	1	1	0	0	0	1	
Hubie Brooks, R OBP: 0.285, SLG: 0.397 (1, 9)		0-0 G6-3		0-2 2B 1B		0-1 BB 1B		3-2 F9		4	1	2	0	0	0	1	
Mike Scioscia, L OBP: 0.322, SLG: 0.411 (1, 2)		2-2 G6-3		0-0 2B		4-0 BB			3-1 F8	3	0	1	2	1	0	0	
Juan Samuel, R OBP: 0.285, SLG: 0.336 (1, 4)		2-3 K		0-1 G3-1		0-0 G5-3			4-0 L7-4-3 BB	3	0	0	0	1	1	3	
Alfredo Griffin, S OBP: 0.282, SLG: 0.284 (1, 6)			3-1 F8		1-0 B3		2-2 G3		0-2 L7-4-3	4	0	0	0	0	0	1	
Terry Wells, L Jim Gott, R Jose Vizcaino, S Mike Hartley, R Chris Gwynn, L Ray Searage, L (1, 1) (5, 1) (5, PH) (6, 1) (7, PH) (8, 1)			1-3 K		2-2 FC4-6 1B		1-2 G4-3			1	0	0	0	0	0	1	0

Inning Stats	R: 0	H: 1	E: 0	K: 0	S: 9	R: 0	H: 0	E: 0	K: 1	S: 9	R: 0	H: 0	E: 0	K: 1	S: 6	R: 2	H: 3	E: 0	K: 0	S: 10	R: 0	H: 1	E: 0	K: 1	S: 12	R: 0	H: 1	E: 0	K: 1	S: 9	R: 0	H: 0	E: 0	K: 0	S: 8	R: 0	H: 0	E: 0	K: 0	S: 14	R: 0	H: 0	E: 0	K: 0	S: 6	R: 0	H: 0	E: 0	K: 0	S: 6	1B: 4	2B: 3	3B: 0	HR: 0	SF: 0	SAC: 0	DP: 1	HBP: 1	WP: 0	PB: 0	SB: 0	CS: 0	PA: 35
--------------	------	------	------	------	------	------	------	------	------	------	------	------	------	------	------	------	------	------	------	-------	------	------	------	------	-------	------	------	------	------	------	------	------	------	------	------	------	------	------	------	-------	------	------	------	------	------	------	------	------	------	------	-------	-------	-------	-------	-------	--------	-------	--------	-------	-------	-------	-------	--------

PITCHER	IP	WLS	BF	H	R	ER	SO	BB	IBB	HBP	BLK	WP	HR	S	P	ERA	WHIP
Doug Drabek, R ERA: 3.28 (1, 1)	7.0	W	28	6	2	2	3	1	0	0	0	0	0	63	96	2.57	1.000
Scott Ruskin, L ERA: 2.57 (8, 1)	0.2		3	0	0	0	0	0	0	1	0	0	0	11	17	0.00	0.000
Stan Belinda, R ERA: 2.25 (8, 1)	1.1		4	0	0	0	0	1	0	0	0	0	0	9	19	0.00	0.750

BOTTOM

Pittsburgh Pirates @ Los Angeles Dodgers  
Dodger Stadium, Los Angeles, CA

Sun Jul 08 1990, 3:33 AM PDT  
Att: 37,271 - Sunny - 80 F

livebaseballscores.com

AB	32
R	2
H	6
RBI	2
BB	2
SO	3
LOB	8





Batter	1	2	3	4	5	6	7	8	9	AB R H RBI BB SO LOB	BOTTOM
Doug Dascenzo, S (1, 8) OBP: 0.302, SLG: 0.382 Dwight Smith, L (8, 7) OBP: 0.344, SLG: 0.404 (9, PH)	2-2 SAFE 2B 1B	1-2 G5-3		2-1 F7		0-0 P2			0-3 K	4 1 1 0 0 0 3 1 0 0 0 0 1 0	<b>Los Angeles Dodgers @ Chicago Cubs</b> Wrigley Field, Chicago, IL Thu Jul 12 1990, 7:05 PM CDT Att: 31,518 - Unknown - 66 F
23 Ryne Sandberg, R (1, 4) OBP: 0.384, SLG: 0.607	1-1 1B 2B	4-0 BB		0-3 K			3-2 G6-3	1-0 P7	4 1 1 1 1 1 1		
Mark Grace, L (1, 3) OBP: 0.338, SLG: 0.353	3-1 BB 1B	3-1 F9			0-0 HR		2-1 F8	1-3 K	5 1 2 2 0 1 2		
Andre Dawson, R (1, 9) OBP: 0.387, SLG: 0.602	4-0 1-2 BB		3-2 F9		1-1 P4		1-0 1B		3 0 1 0 1 0 0		
Luis Salazar, R (1, 7) OBP: 0.325, SLG: 0.441 Paul Assenmacher, L (8, 1)	1-0 P3		1-2 FC5-4 1B		3-2 F7		1-3 K		4 0 1 0 0 1 3 0 0 0 0 0 0 0		
Shawon Dunston, R (1, 6) OBP: 0.298, SLG: 0.452 Curtis Wilkerson, S (8, PR) OBP: 0.257, SLG: 0.260 (9, 5)	1-2 P3		0-0 B2		1-2 G5-3			1-1 1B HBP	3 0 0 0 0 0 3 0 0 0 0 0 0 0		
Domingo Ramos, R (1, 5) OBP: 0.294, SLG: 0.294 (9, 6)	0-0 F7		1-2 FC5-4 1-2f		1-0 2B		1-0 L9		4 0 1 0 0 0 4		
Joe Girardi, R (1, 2) OBP: 0.322, SLG: 0.394		1-1 SH1-4 1B		2-2 G6-3		0-0 F8		2-0 L4-3 1B	4 0 2 0 0 0 1		
Mike Harkey, R (1, 1) OBP: 0.321, SLG: 0.370 Hector Villanueva, R (6, PH) OBP: 0.355, SLG: 0.638 Jeff Pico, R (7, 1) OBP: 0.400, SLG: 0.389 Marvell Wynne, L (8, 8) OBP: 0.264, SLG: 0.353		0-0 SH1-4		1-0 2B		3-3 K		2-0 L4-3 1-2	1 0 1 0 0 0 0 1 0 0 0 0 1 1 0 0 0 0 0 0 0 1 0 0 0 0 0 2		

Inning Stats	R: 2 E: 0 K: 0 S: 13	H: 3 LOB: 2 BB: 1 P: 25	R: 0 E: 0 K: 0 S: 9	H: 1 LOB: 2 BB: 1 P: 18	R: 0 E: 0 K: 0 S: 11	H: 1 LOB: 1 BB: 0 P: 16	R: 0 E: 0 K: 1 S: 10	H: 1 LOB: 1 BB: 0 P: 15	R: 1 E: 0 K: 0 S: 10	H: 1 LOB: 0 BB: 0 P: 15	R: 0 E: 0 K: 1 S: 10	H: 1 LOB: 1 BB: 0 P: 14	R: 0 E: 0 K: 1 S: 9	H: 1 LOB: 1 BB: 0 P: 16	R: 0 E: 0 K: 0 S: 4	H: 1 LOB: 2 BB: 0 P: 10	R: 0 E: 0 K: 2 S: 7	H: 0 LOB: 0 BB: 0 P: 9	1B: 6 2B: 4 3B: 0 HR: 1	SF: 0 SAC: 1 DP: 1 HBP: 1	WP: 0 PB: 0 SB: 0 CS: 0	PA: 39		
PITCHER	IP	WLS	BF	H	R	ER	SO	BB	IBB	HBP	BLK	WP	HR	S	P	ERA	WHIP							
Fernando Valenzuela, L (1, 1) ERA: 3.82	7.0	W	32	9	3	3	3	2	0	0	0	0	1	72	119	3.86	1.571							
Jay Howell, R (8, 1) ERA: 2.93	2.0	S	7	1	0	0	2	0	0	1	0	0	0	11	19	0.00	0.500							



Batter	1	2	3	4	5	6	7	8	9	AB R H RBI BB SO LOB	TOP											
Lenny Harris, L OBP: 0.328, SLG: 0.368 (1, 5)	1-2 G4-3		1-1 FC3-6 1B		0-0 F7		0-0 G3-1		2-2 SAFE 2B	5 1 1 0 0 0 3												
Kirk Gibson, L OBP: 0.321, SLG: 0.423 Jay Howell, R (1, 8) (9, 1)	1-0 G3 2B		1-1 FC4-6 1B			2-1 G3-1		2-3 K	3-2 2B	5 0 3 2 0 1 0 0 0 0 0 0 0 0												
Kal Daniels, L OBP: 0.373, SLG: 0.485 Jose Gonzalez, R OBP: 0.281, SLG: 0.426 (1, 7) (8, PR) (8, 7) Chris Gwynn, L OBP: 0.350, SLG: 0.392 (9, PH) (9, 7)	1-0 G3 2-3		3-2 FC4-6 1-2f			3-2 E 2B		3-1 1B	3-3 K	4 1 2 0 0 0 3 0 0 0 0 0 0 0 1 0 0 0 0 1 1												
Eddie Murray, S OBP: 0.386, SLG: 0.474 (1, 3)	2-1 F9				3-2 G4-6-3 1B		4-1 E BB	2-0 P5		3 1 1 0 1 0 2												
Hubie Brooks, R OBP: 0.284, SLG: 0.397 (1, 9)					1-1 G4-6-3 1-2f		1-2 E9 CS 2B	1-3 K		4 0 2 1 0 1 2												
Mike Scioscia, L OBP: 0.322, SLG: 0.412 Jose Vizcaino, S OBP: 0.400, SLG: 0.250 Rick Dempsey, R OBP: 0.358, SLG: 0.393 (1, 2) (9, PR) (9, 2)		1-2 SAFE SAFE P6			1-1 G3-1		2-1 G4-3 3-H		1-2 1B 2B	4 0 1 0 0 0 2 0 1 0 0 0 0 0 0 0 0 0 0 0 0												
Juan Samuel, R OBP: 0.283, SLG: 0.332 (1, 4)		1-0 G6-4-3 1-2f					2-3 K		0-0 P2	4 0 1 0 0 1 2												
Alfredo Griffin, S OBP: 0.285, SLG: 0.290 (1, 6)			1-2 G3-1			3-2 SH3-4 1B		0-2 SAFE SAFE SAFE SAFE FC6-4 SH1-4 1-2f	2-2 L7	4 0 1 0 0 0 2												
Ramon Martinez, R OBP: 0.125, SLG: 0.125 Stan Javier, S OBP: 0.387, SLG: 0.431 (1, 1) (9, PH) (9, 8)			2-2 FC3-6 1B			0-0 SH3-4 1-2		0-1 SH1-4 1-2	1-1 1B 2B 2-H	1 0 1 0 0 0 0 1 1 1 1 0 0 0												
Inning Stats	R: 0 E: 0 K: 0 S: 9	H: 1 LOB: 1 BB: 0 P: 14	R: 0 E: 0 K: 0 S: 7	H: 1 LOB: 0 BB: 0 P: 9	R: 0 E: 0 K: 0 S: 20	H: 2 LOB: 2 BB: 0 P: 28	R: 0 E: 0 K: 0 S: 8	H: 1 LOB: 0 BB: 0 P: 13	R: 0 E: 0 K: 1 S: 12	H: 1 LOB: 1 BB: 0 P: 17	R: 2 E: 1 K: 0 S: 11	H: 2 LOB: 0 BB: 1 P: 23	R: 0 E: 0 K: 0 S: 8	H: 1 LOB: 1 BB: 0 P: 9	R: 0 E: 0 K: 2 S: 11	H: 1 LOB: 1 BB: 0 P: 19	R: 3 E: 0 K: 1 S: 19	H: 4 LOB: 1 BB: 0 P: 31	1B: 9 2B: 5 3B: 0 HR: 0	SF: 0 SAC: 2 DP: 2 HBP: 0	WP: 0 PB: 0 SB: 0 CS: 1	PA: 39
PITCHER	IP WLS BF H R ER SO BB IBB HBP BLK WP HR S P ERA WHIP																					
Shawn Boskie, R ERA: 3.76 (1, 1)	8.2 L 36 12 5 4 3 1 0 0 0 0 0 0 96 146 4.15 1.500																					
Mitch Williams, L ERA: 2.48 (9, 1)	0.0 2 2 0 0 0 0 0 0 0 0 0 0 6 11 ∞ ∞																					
Bill Long, R ERA: 4.19 (9, 1)	0.1 1 0 0 0 0 1 0 0 0 0 0 0 3 6 0.00 0.000																					

Los Angeles Dodgers @ Chicago Cubs  
Wrigley Field, Chicago, IL  
Fri Jul 13 1990, 3:33 AM CDT  
Att: 31,438 - Overcast

[livebaseballscorecards.com](http://livebaseballscorecards.com)

AB 36  
R 5  
H 14  
RBI 4  
BB 1  
SO 4  
LOB 17





BOTTOM

Los Angeles Dodgers @ Chicago Cubs

Wrigley Field, Chicago, IL

Fri Jul 13 1990, 3:33 AM CDT  
Att. 31,438 - Overcast

livebaseballscorecards.com

AB	30
R	2
H	5
RBI	2
BB	1
SO	4
LOB	7



WP:	0	PA:	32
PB:	0	SB:	0
CS:	0		

AB	R	H	RBI	BB	SO	LOB
4	0	0	0	0	1	1
4	0	0	0	0	1	1
4	0	0	0	0	0	0
4	1	1	0	0	1	0
4	1	2	1	0	0	0
3	0	0	0	0	0	2
2	0	0	0	1	0	1
3	0	2	1	0	0	0
2	0	0	0	0	1	2
0	0	0	0	0	0	0
0	0	0	0	0	0	0


Batter	1	2	3	4	5	6	7	8	9
Dwight Smith, L OBP: 0.338, SLG: 0.396 (1, 7)	1-0 F9		2-1 G3		1-3 K			0-0 G3	
23 Ryne Sandberg, R OBP: 0.380, SLG: 0.599 (1, 4)	1-2 G6-3		0-1 L8			2-0 L7		2-3 K	
Mark Grace, L OBP: 0.334, SLG: 0.348 (1, 3)	3-1 L7		2-2 G3-1			1-0 G4-3		1-0 L9	
Andre Dawson, R OBP: 0.385, SLG: 0.601 (1, 9)		3-2 F8		0-0 2B		0-0 G6-3		3-3 K	
Marvell Wynne, L OBP: 0.270, SLG: 0.372 (1, 8)		3-2 G4-3		1-2 F8		2-2 P4		2-2 G4-3	
Luis Salazar, R OBP: 0.320, SLG: 0.434 (1, 5)		1-2 G4-3		2-2 P2		1-1 F9			
Domingo Ramos, R OBP: 0.295, SLG: 0.290 (1, 6)		4-1 1B		2-1 F8		1-1 G4-3			
Joe Girardi, R OBP: 0.326, SLG: 0.397 (1, 2)		1-1 1B			2-2 G5-3			0-1 G3	
Shawn Boskie, R OBP: 0.261, SLG: 0.348 (1, 1)		1-3 3-H						SH1-4	
Mitch Williams, L (9, 1)		1-3 K				1-1 G5-3		0-0 SH1-4	
Bill Long, R (9, 1)								1-2	

Inning Stats	R: 0	H: 0	E: 0	K: 0	S: 7	LOB: 0	BB: 0	P: 12
	R: 1	H: 2	E: 0	K: 1	S: 16	LOB: 2	BB: 1	P: 29
	R: 0	H: 0	E: 0	K: 0	S: 8	LOB: 0	BB: 0	P: 12
	R: 1	H: 2	E: 0	K: 0	S: 9	LOB: 0	BB: 0	P: 14
	R: 0	H: 0	E: 0	K: 1	S: 8	LOB: 0	BB: 0	P: 12
	R: 0	H: 0	E: 0	K: 0	S: 3	LOB: 0	BB: 0	P: 6
	R: 0	H: 0	E: 0	K: 0	S: 7	LOB: 0	BB: 0	P: 11
	R: 0	H: 1	E: 0	K: 1	S: 9	LOB: 1	BB: 0	P: 11
	R: 0	H: 0	E: 0	K: 1	S: 9	LOB: 0	BB: 0	P: 15

PITCHER	IP	WLS	BF	H	R	ER	SO	BB	IBB	HBP	BLK	WP	HR	S	P	ERA	WHIP
Ramon Martinez, R ERA: 3.14 (1, 1)	8.0	W	29	5	2	2	3	1	0	0	0	0	0	67	107	2.25	0.750
Jay Howell, R ERA: 2.84 (9, 1)	1.0	S	3	0	0	0	1	0	0	0	0	0	0	9	15	0.00	0.000

1B:	2B:	3B:	HR:	SF:	SAC:	DP:	HBP:
2	3	0	0	0	1	0	0
0	0	0	0	0	0	0	0
0	0	0	0	0	0	0	0

WP:	PA:	ERA	WHIP
0	32		
0			
0			

Batter	1	2	3	4	5	6	7	8	9	AB R H RBI BB SO LOB	TOP		
Lenny Harris, L (1, 5) OBP: 0.335, SLG: 0.372 Mike Sharperson, R (9, PH) OBP: 0.388, SLG: 0.359 (9, 5)	2-2 E S HR 1B		4-1 G3-6-1 BB		2-0 G1-3			1-0 1B HR 1B	3-1 F9	3 2 2 0 1 0 0 1 0 0 0 0 0 1			
Kirk Gibson, L (1, 8) OBP: 0.336, SLG: 0.424 Jose Gonzalez, R (8, 9) OBP: 0.281, SLG: 0.426	4-2 HR BB		0-0 G3-6-1 1-2f		4-0 FC4-6 BB			0-0 1B HR 1B		2 2 1 0 2 0 1 0 0 0 0 0 0 0			
Kal Daniels, L (1, 7) OBP: 0.375, SLG: 0.511 Chris Gwynn, L (8, 7) OBP: 0.350, SLG: 0.392	0-0 HR		2-3 K		0-0 FC4-6 1-2f			0-0 HR		4 2 2 6 0 1 1 0 0 0 0 0 0 0			
Eddie Murray, S (1, 3) OBP: 0.391, SLG: 0.480	4-1 L8 E BB			0-0 SH3-1 E 2B		2-1 G1-6-3 1B		1-2 F8		3 1 2 0 1 0 0			
Stan Javier, S (1, 9) OBP: 0.381, SLG: 0.423 (8, 8)	1-0 E6 CS			0-0 SH3-1 2-3		1-1 G1-6-3 1-2f		1-3 K		3 0 0 0 0 1 2			
Mike Scioscia, L (1, 2) OBP: 0.318, SLG: 0.406 SAFE	1-1 L8 2-3			0-0 G6-3		1-1 P5		1-0 L4		4 0 0 0 0 0 3			
Juan Samuel, R (1, 4) OBP: 0.280, SLG: 0.329 Jose Vizcaino, S (8, 4) OBP: 0.500, SLG: 0.250	0-2 CS 1-2	2-0 G6-3		1-0 E4 3-H		3-3 K			4-2 WP BB	3 0 0 0 0 1 0 0 0 0 0 1 0 0	AB 31 R 7 H 7 RBI 6 BB 5 SO 5 LOB 11		
Alfredo Griffin, S (1, 6) OBP: 0.281, SLG: 0.286		0-2 G6-3		0-0 F7		1-2 P5		1-2 F7		4 0 0 0 0 0 2			
Mike Morgan, R (1, 1) OBP: 0.114, SLG: 0.093		0-0 G1-3		0-3 K		0-1 F8		0-3 K		4 0 0 0 0 2 1			
<b>Inning Stats</b>	R: 3 E: 1 K: 0 S: 14 H: 2 LOB: 0 BB: 2 P: 26	R: 0 E: 0 K: 0 S: 5 H: 0 LOB: 0 BB: 0 P: 7	R: 0 E: 0 K: 1 S: 5 H: 0 LOB: 0 BB: 1 P: 11	R: 1 E: 1 K: 0 S: 5 H: 1 LOB: 1 BB: 0 P: 6	R: 0 E: 0 K: 1 S: 6 H: 0 LOB: 1 BB: 1 P: 12	R: 0 E: 0 K: 0 S: 6 H: 1 LOB: 0 BB: 0 P: 10	R: 0 E: 0 K: 1 S: 10 H: 0 LOB: 0 BB: 0 P: 14	R: 3 E: 0 K: 1 S: 10 H: 3 LOB: 0 BB: 0 P: 14	R: 0 E: 0 K: 1 S: 11 H: 0 LOB: 1 BB: 1 P: 19	1B: 4 2B: 1 3B: 0 HR: 2 SF: 0 SAC: 1 DP: 2 HBP: 0	WP: 1 PB: 0 SB: 1 CS: 1 PA: 38		
<b>PITCHER</b> Greg Maddux, R (1, 1) ERA: 4.74 Mitch Williams, L (9, 1) ERA: 2.41	IP WLS BF H R ER SO BB IBB HBP BLK WP HR S P ERA WHIP	8.0 L 33 7 7 6 4 4 0 0 0 0 2 61 100 6.75 1.375	1.0 4 0 0 0 1 1 0 0 0 1 0 11 19 0.00 1.000	<b>PITCHER</b> IP WLS BF H R ER SO BB IBB HBP BLK WP HR S P ERA WHIP									

**Los Angeles Dodgers @ Chicago Cubs**  
Wrigley Field, Chicago, IL  
Sat Jul 14 1990, 3:33 AM CDT  
Att. 31,919 - Overcast - 65 F

[livebaseballscorecards.com](http://livebaseballscorecards.com)

BOTTOM

Los Angeles Dodgers @ Chicago Cubs

Wrigley Field, Chicago, IL

Sat Jul 14 1990, 3:33 AM CDT  
Att: 31,919 - Overcast - 65 F

livebaseballscorecards.com

AB	30
R	0
H	3
RBI	0
BB	2
SO	2
LOB	9



WP:	0	PA:	32
PB:	0		
SB:	0		
CS:	0		

AB R H RBI BB SO LOB

4	0	0	0	0	0	0
4	0	0	0	0	1	0
4	0	0	0	0	0	0
4	0	1	0	0	0	0
4	0	0	0	0	1	1
2	0	1	0	1	0	1
2	0	1	0	1	0	2
3	0	0	0	0	0	5
2	0	0	0	0	0	0
1	0	0	0	0	0	0
0	0	0	0	0	0	0

Batter	1	2	3	4	5	6	7	8	9
Dwight Smith, L (1, 7) OBP: 0.332, SLG: 0.389	1-2 G3		3-2 G3-1			2-0 G4-3		1-1 G4-3	
23 Ryne Sandberg, R (1, 4) OBP: 0.376, SLG: 0.592	2-0 G6-3		1-0 G5-3			1-1 G5-3		3-3 K	
Mark Grace, L (1, 3) OBP: 0.331, SLG: 0.344	0-2 G6-3			0-0 G6-3		1-1 F8		3-1 G3	
Andre Dawson, R (1, 9) OBP: 0.384, SLG: 0.596		2-0 F7		1-2 G4-3 1B		0-2 G4-3		2-2 G5-3	
Marvell Wynne, L (1, 8) OBP: 0.263, SLG: 0.362		3-1 E1 G2-3 BB		0-1 G4-3		2-1 F8		0-3 K	
Luis Salazar, R (1, 5) OBP: 0.325, SLG: 0.435		4-0 G2-3 1-2 BB		2-2 G1-3		1-1 1B 1B			
Domingo Ramos, R (1, 6) OBP: 0.302, SLG: 0.293		0-1 G2-3		4-1 G6-4-3 BB		1-0 1B 1-2 1B			
Joe Girardi, R (1, 2) OBP: 0.322, SLG: 0.392		3-2 G5-3		1-0 G6-4-3 1-2f		1-1 L8			
Greg Maddux, R (1, 1) OBP: 0.150, SLG: 0.128			0-1 G4-3		0-1 F7		1-1 F8		
Gary Varsho, L (8, PH) OBP: 0.333, SLG: 0.400									
Mitch Williams, L (9, 1)									

Inning Stats	R: 0 E: 0 K: 0 S: 7	H: 0 LOB: 0 BB: 0 P: 10	R: 0 E: 1 K: 0 S: 8	H: 0 LOB: 2 BB: 1 P: 20	R: 0 E: 0 K: 0 S: 7	H: 0 LOB: 0 BB: 0 P: 11	R: 0 E: 0 K: 0 S: 13	H: 1 LOB: 1 BB: 0 P: 16	R: 0 E: 0 K: 0 S: 4	H: 0 LOB: 0 BB: 1 P: 9	R: 0 E: 0 K: 0 S: 5	H: 0 LOB: 0 BB: 0 P: 9	R: 0 E: 0 K: 0 S: 10	H: 2 LOB: 2 BB: 0 P: 15	R: 0 E: 0 K: 1 S: 7	H: 0 LOB: 0 BB: 0 P: 12	R: 0 E: 0 K: 1 S: 8	H: 0 LOB: 0 BB: 0 P: 13	1B: 3 2B: 0 3B: 0 HR: 0	SF: 0 SAC: 0 DP: 1 HBP: 0	WP: 0 PB: 0 SB: 0 CS: 0	PA: 32
--------------	------------------------------	----------------------------------	------------------------------	----------------------------------	------------------------------	----------------------------------	-------------------------------	----------------------------------	------------------------------	---------------------------------	------------------------------	---------------------------------	-------------------------------	----------------------------------	------------------------------	----------------------------------	------------------------------	----------------------------------	----------------------------------	------------------------------------	----------------------------------	--------

PITCHER Mike Morgan, R (1, 1) ERA: 3.21	IP 9.0 WLS W BF 32 H 3 R 0 ER 0 SO 2 BB 2 IBB 0 HBP 0 BLK 0 WP 0 HR 0 S 69 P 115 ERA 0.00 WHIP 0.556	PITCHER	IP 9.0 WLS W BF 32 H 3 R 0 ER 0 SO 2 BB 2 IBB 0 HBP 0 BLK 0 WP 0 HR 0 S 69 P 115 ERA 0.00 WHIP 0.556
---	--	---------	--

Batter	1	2	3	4	5	6	7	8	9	AB R H RBI BB SO LOB	TOP											
Mike Sharperson, R OBP: 0.396, SLG: 0.369 (1, 5)	1-2 1B		0-0 B5-3			0-2 1B		2-2 1B		4 0 3 0 0 0 0												
Kirk Gibson, L OBP: 0.333, SLG: 0.427 (1, 8)	0-0 F8			0-1 2B		0-3 1B		0-0 L9		4 1 1 0 0 1 3												
Kal Daniels, L OBP: 0.377, SLG: 0.515 (1, 7)	3-2 P6			2-2 2B		3-1 1B			2-1 P6	4 0 2 1 0 0 1												
Eddie Murray, S OBP: 0.386, SLG: 0.473 (1, 3)	3-3 K			1-0 G6-3		1-2 G3-6-3			1-2 G3	4 0 0 0 0 1 4												
Hubie Brooks, R OBP: 0.280, SLG: 0.391 (1, 9)		1-2 G5-3		1-3 K			2-1 P4		0-1 F7	4 0 0 0 0 1 1												
Rick Dempsey, R OBP: 0.343, SLG: 0.373 (1, 2)		2-3 K		2-3 K			3-2 P2			3 0 0 0 0 2 1												
Juan Samuel, R OBP: 0.278, SLG: 0.326 (1, 4)		3-3 K			2-3 K		0-2 G5-3			3 0 0 0 0 2 0												
Alfredo Griffin, S OBP: 0.279, SLG: 0.283 (1, 6)			1-1 P4		1-2 P5			2-3 K		3 0 0 0 0 1 0												
Tim Belcher, R OBP: 0.212, SLG: 0.161 (1, 1)			0-3 K		0-3 K			0-0 F9		1 0 0 0 0 1 0												
Jose Vizcaino, S OBP: 0.429, SLG: 0.200 (5, PH)										1 0 0 0 0 1 0												
Tim Crews, R (5, 1)										0 0 0 0 0 0 0												
Mickey Hatcher, R OBP: 0.280, SLG: 0.276 (8, PH)										1 0 0 0 0 0 0												
Ray Searage, L (8, 1)										0 0 0 0 0 0 0												
<b>Inning Stats</b>	R: 0 E: 0 K: 1 S: 15	H: 1 LOB: 1 BB: 0 P: 22	R: 0 E: 0 K: 2 S: 10	H: 0 LOB: 0 BB: 0 P: 16	R: 0 E: 0 K: 1 S: 6	H: 0 LOB: 0 BB: 0 P: 7	R: 1 E: 0 K: 2 S: 16	H: 2 LOB: 1 BB: 0 P: 22	R: 0 E: 0 K: 2 S: 11	H: 0 LOB: 0 BB: 0 P: 14	R: 0 E: 0 K: 1 S: 11	H: 2 LOB: 1 BB: 0 P: 15	R: 0 E: 0 K: 0 S: 9	H: 0 LOB: 0 BB: 0 P: 14	R: 0 E: 0 K: 1 S: 8	H: 1 LOB: 1 BB: 0 P: 12	R: 0 E: 0 K: 0 S: 7	H: 0 LOB: 0 BB: 0 P: 10	1B: 4 2B: 2 3B: 0 HR: 0	SF: 0 SAC: 0 DP: 1 HBP: 0	WP: 0 PB: 0 SB: 0 CS: 0	PA: 32
<b>PITCHER</b> Steve Wilson, L ERA: 4.1 (1, 1)	IP: 9.0 WLS: W BF: 32 H: 6 R: 1 ER: 1 SO: 10 BB: 0 IBB: 0 HBP: 0 BLK: 0 WP: 0 HR: 0 S: 93 P: 132 ERA: 1.00 WHIP: 0.667																					

Los Angeles Dodgers @ Chicago Cubs  
Wrigley Field, Chicago, IL  
Sun Jul 15 1990, 3:33 AM CDT  
Att. 29,266 - Cloudy - 68 F

livebaseballscorecards.com

AB	32
R	1
H	6
RBI	1
BB	0
SO	10
LOB	10



Batter	1	2	3	4	5	6	7	8	9
<b>Dave Clark, L</b> (1, 7) <small>OBP: 0.258, SLG: 0.403</small> <b>Doug Dascenzo, S</b> (7, 7) <small>OBP: 0.299, SLG: 0.378</small>	0-1 G6-3	1-0 23 2B 1-2 3-H 1B		0-2 HR		1-3 K		0-0 G1-3	
<b>23 Ryne Sandberg, R</b> (1, 4) <small>OBP: 0.376, SLG: 0.591</small>	2-2 G1-3	1-0 1-3 2-H 2B		1-0 E5 1B		2-1 L9		4-1 FC6-4 BB	
<b>Mark Grace, L</b> (1, 3) <small>OBP: 0.334, SLG: 0.347</small>	1-2 1B 2B	4-2 BB		4-0 1B 1-2 BB		1-1 G3-1		3-1 FC6-4 1-2f	
<b>Andre Dawson, R</b> (1, 9) <small>OBP: 0.388, SLG: 0.598</small>	1-0 2-H 1B	0-3 K		0-1 1-3 2-H 1B		1-1 1B 1B			
<b>Marvell Wynne, L</b> (1, 8) <small>OBP: 0.256, SLG: 0.352</small>	0-3 K		3-1 P2	1-1 P5		1-1 F7			
<b>Luis Salazar, R</b> (1, 5) <small>OBP: 0.324, SLG: 0.431</small>		1-0 L6	2-2 G6-3		3-2 G5-3		2-2 SAFE SAFE 1-3 1B		
<b>Hector Villanueva, R</b> (1, 2) <small>OBP: 0.364, SLG: 0.625</small>		0-0 G6-3	1-3 K		2-2 1B		4-0 G6-4-3 IBB		
<b>Domingo Ramos, R</b> (1, 6) <small>OBP: 0.301, SLG: 0.287</small>		4-2 1B 1B BB		3-2 L9	0-3 K		1-0 G6-4-3 1-2f		
<b>Steve Wilson, L</b> (1, 1) <small>OBP: 0.167, SLG: 0.130</small>		2-2 23 2B 1B 1B		2-2 F8	2-1 L3		1-3 K		

Inning Stats	R: 1 E: 0 K: 1 S: 13	H: 2 LOB: 1 BB: 0 P: 17	R: 2 E: 0 K: 1 S: 17	H: 3 LOB: 3 BB: 2 P: 30	R: 0 E: 0 K: 1 S: 10	H: 0 LOB: 0 BB: 0 P: 16	R: 2 E: 1 K: 0 S: 16	H: 2 LOB: 2 BB: 1 P: 27	R: 0 E: 0 K: 1 S: 11	H: 1 LOB: 1 BB: 0 P: 18	R: 0 E: 0 K: 1 S: 7	H: 0 LOB: 0 BB: 0 P: 11	R: 0 E: 0 K: 0 S: 8	H: 2 LOB: 2 BB: 1 P: 17	R: 0 E: 0 K: 1 S: 7	H: 0 LOB: 1 BB: 1 P: 15
--------------	-------------------------------	----------------------------------	-------------------------------	----------------------------------	-------------------------------	----------------------------------	-------------------------------	----------------------------------	-------------------------------	----------------------------------	------------------------------	----------------------------------	------------------------------	----------------------------------	------------------------------	----------------------------------

PITCHER	IP	WLS	BF	H	R	ER	SO	BB	IBB	HBP	BLK	WP	HR	S	P	ERA	WHIP
<b>Tim Belcher, R</b> (1, 1) <small>ERA: 4.02</small>	4.0	L	23	7	5	4	3	3	0	0	0	0	1	56	90	9.00	2.500
<b>Tim Crews, R</b> (5, 1) <small>ERA: 2.95</small>	3.0		12	3	0	0	2	0	1	0	0	0	0	26	46	0.00	1.000
<b>Ray Searge, L</b> (8, 1) <small>ERA: 3.07</small>	1.0		4	0	0	0	1	1	0	0	0	0	0	7	15	0.00	1.000

AB R H RBI BB SO LOB

4	1	2	2	0	1	0
1	0	0	0	0	0	0
4	1	1	1	1	0	0
3	1	1	0	2	0	1
4	0	3	2	0	1	3
4	0	0	0	0	1	4
4	0	1	0	0	0	0
3	0	1	0	1	1	0
3	1	0	0	1	1	4
4	1	1	0	0	1	1

1B: 7	SF: 0	WP: 0	PA: 39
2B: 2	SAC: 0	PB: 0	
3B: 0	DP: 1	SB: 0	
HR: 1	HBP: 0	CS: 0	

WP	HR	S	P	ERA	WHIP
----	----	---	---	-----	------

**Los Angeles Dodgers @ Chicago Cubs**  
 Wrigley Field, Chicago, IL  
 Sun Jul 15 1990, 3:33 AM CDT  
 Att. 29,266 - Cloudy - 68 F

[livebaseballscorecards.com](http://livebaseballscorecards.com)

AB	34
R	5
H	10
RBI	5
BB	5
SO	6
LOB	13



Batter	1	2	3	4	5	6	7	8	9	AB R H RBI BB SO LOB	TOP																						
Lenny Harris, L OBP: 0.340, SLG: 0.386 (1, 5) (8, 4)	0-1 5-3		1-0 1-H 1B			1-2 E 2B	1-0 2B		0-0 E3 G6-3	5 1 3 1 0 0 1																							
Kirk Gibson, L OBP: 0.322, SLG: 0.411 Stan Javier, S OBP: 0.379, SLG: 0.420 (1, 8) (8, 8)	1-1 F7		0-0 F8			0-0 E8 S 2B	1-1 4-3		1-1 G6-3 1-2f	4 1 0 0 0 0 2 1 0 0 0 0 0 2																							
Kal Daniels, L OBP: 0.371, SLG: 0.506 Jose Gonzalez, R OBP: 0.281, SLG: 0.426 (1, 7) (8, 7)	2-2 L9			0-1 4-3		1-2 F6			0-0 3-1	4 0 0 0 0 0 1 0 0 0 0 0 0 0																							
Eddie Murray, S OBP: 0.384, SLG: 0.467 (1, 3)		3-2 G4-3		0-2 G3-1		4-0 2B 2B IBB			2-0 F9	3 1 0 0 1 0 0																							
Hubie Brooks, R OBP: 0.283, SLG: 0.396 (1, 9)		1-2 4-3		1-0 L8		2-2 2B 1-3 2-H 2B 2B			1-0 BB 1B	4 1 2 1 0 0 0																							
Mike Scioscia, L OBP: 0.320, SLG: 0.409 (1, 2)		2-0 6-3			1-1 1-3	2-2 2B 2-H 3-H 2B			4-2 BB 1-2 BB	3 0 1 2 1 0 0																							
Juan Samuel, R OBP: 0.278, SLG: 0.325 (1, 4)			0-0 S 1B 1B		1-2 F9	0-3 K			1-0 F9	4 1 1 0 0 1 3																							
Alfredo Griffin, S OBP: 0.275, SLG: 0.279 (1, 6)			1-1 F8		2-2 G3				0-0 G3	4 0 0 0 0 0 1																							
Terry Wells, L Jim Gott, R Jay Howell, R Mike Sharperson, R OBP: 0.399, SLG: 0.369 (1, 1) (7, 1) (8, 1) (8, 5)			0-3 K		0-1 6-3				0-2 5-3	3 0 0 0 0 1 1 0 0 0 0 0 0 0 0 0 0 0 0 0 0 0 0 0 0 1 0 0																							
<b>Inning Stats</b>	R: 0 E: 0 K: 0 S: 7	H: 0 LOB: 0 BB: 0 P: 10	R: 0 E: 0 K: 0 S: 7	H: 0 LOB: 0 BB: 0 P: 13	R: 1 E: 0 K: 1 S: 10	H: 2 LOB: 1 BB: 0 P: 10	R: 0 E: 0 K: 0 S: 6	H: 0 LOB: 0 BB: 0 P: 7	R: 0 E: 0 K: 0 S: 8	H: 0 LOB: 0 BB: 0 P: 12	R: 4 E: 1 K: 1 S: 18	H: 3 LOB: 1 BB: 1 P: 28	R: 0 E: 0 K: 0 S: 8	H: 1 LOB: 1 BB: 0 P: 10	R: 0 E: 0 K: 0 S: 6	H: 1 LOB: 2 BB: 1 P: 14	R: 0 E: 1 K: 0 S: 4	H: 0 LOB: 1 BB: 1 P: 10	1B: 3 2B: 4 3B: 0 HR: 0	SF: 0 SAC: 0 DP: 1 HBP: 0	WP: 0 PB: 0 SB: 2 CS: 0	PA: 38											
<b>PITCHER</b> Bob Tewksbury, R ERA: 2.83 Ricky Horton, L ERA: 5.06 (1, 1) (8, 1)	IP 7.0	WLS L	BF 29	H 6	R 5	ER 1	SO 2	BB 0	IBB 1	HBP 0	BLK 0	WP 0	HR 0	S 64	P 90	ERA 1.29	WHIP 0.857																
											<b>PITCHER</b>	IP	WLS	BF	H	R	ER	SO	BB	IBB	HBP	BLK	WP	HR	S	P	ERA	WHIP					

Los Angeles Dodgers @ St. Louis Cardinals  
 Busch Stadium, St. Louis, MO  
 Mon Jul 16 1990, 7:05 PM CDT  
 Att. 25,405 - Unknown - 88 F

AB	35
R	5
H	7
RBI	4
BB	3
SO	2
LOB	11



Batter	1	2	3	4	5	6	7	8	9	AB	R	H	RBI	BB	SO	LOB
Vince Coleman, S OBP: 0.327, SLG: 0.381 (1, 7)	2-1 6-3 ①			0-1 6-3 ① X	0-0 F9 ③		2-2 L6 ② ③		2-2 F7 ②	5	0	0	0	0	0	2
Ozzie Smith, S OBP: 0.321, SLG: 0.280 (1, 6)	3-2 F6 ②			1-0 1B 2B 1B		3-2 3-1 ①		1-1 1B 1B	5	2	3	0	0	0	0	0
Willie McGee, S OBP: 0.378, SLG: 0.418 (1, 8)	1-2 6-3 ③			2-3 K ②		0-1 BB 1B		2-1 1B 1B	5	0	2	0	0	0	1	2
Pedro Guerrero, R OBP: 0.331, SLG: 0.429 (1, 3)		0-0 F3 ①		0-0 2B 1B		1-3 K ②		0-0 BB 1B	4	0	2	1	0	1	1	1
Todd Zeile, R OBP: 0.315, SLG: 0.386 (1, 2)		1-2 F3 ②		1-1 2B		4-0 BB		4-2 BB	2	0	1	1	2	0	0	0
Terry Pendleton, S OBP: 0.288, SLG: 0.348 (1, 5)		1-2 6-3 ③		4-0 BB		0-0 F8 ③		2-3 K ①	3	0	0	0	1	1	5	0
José Oquendo, S OBP: 0.347, SLG: 0.312 (1, 4)			0-0 F7 ①	2-2 F2 ③		1-2 F8 ① X		0-0 F7 ②	4	0	0	0	0	0	0	6
Craig Wilson, R OBP: 0.367, SLG: 0.308 (1, 9)		1-2 P7 ②		0-0 F3 ①		4-0 L6 1B BB		1-3 K ③	3	0	0	0	1	1	3	0
Bob Tewksbury, R OBP: 0.350, SLG: 0.278 Dave Collins, S OBP: 0.354, SLG: 0.205 Ricky Horton, L (8, 1) Tim Jones, L OBP: 0.262, SLG: 0.185 (9, PH)		2-3 K ③		0-0 B4-3 ②		1-0 1B		2-3 K ①	2	0	0	0	0	0	1	0

Inning Stats	R: 0	H: 0	E: 0	K: 0	S: 8	R: 0	H: 0	E: 0	K: 0	S: 7	R: 0	H: 0	E: 0	K: 1	S: 7	R: 1	H: 3	E: 0	K: 1	S: 14	R: 0	H: 0	E: 0	K: 0	S: 3	R: 0	H: 1	E: 0	K: 1	S: 9	R: 0	H: 1	E: 0	K: 0	S: 7	R: 1	H: 3	E: 0	K: 2	S: 18	R: 0	H: 1	E: 0	K: 1	S: 11	1B: 7	2B: 3	3B: 0	HR: 0	SF: 0	SAC: 0	DP: 1	HBP: 0	WP: 0	PB: 0	SB: 0	CS: 0	PA: 39
--------------	------	------	------	------	------	------	------	------	------	------	------	------	------	------	------	------	------	------	------	-------	------	------	------	------	------	------	------	------	------	------	------	------	------	------	------	------	------	------	------	-------	------	------	------	------	-------	-------	-------	-------	-------	-------	--------	-------	--------	-------	-------	-------	-------	--------

PITCHER	IP	WLS	BF	H	R	ER	SO	BB	IBB	HBP	BLK	WP	HR	S	P	ERA	WHIP
Terry Wells, L ERA: 4.96 (1, 1)	6.1	W	26	4	1	1	3	3	0	0	0	0	0	51	85	1.42	1.105
Jim Gott, R ERA: 4.71 (7, 1)	0.2		4	3	1	1	0	0	0	0	0	0	0	8	14	13.50	4.500
Jay Howell, R ERA: 2.67 (8, 1)	2.0	S	9	2	0	0	3	1	0	0	0	0	0	25	39	0.00	1.500

BOTTOM

Los Angeles Dodgers @ St. Louis Cardinals  
 Busch Stadium, St. Louis, MO  
 Mon Jul 16 1990, 7:05 PM CDT  
 Att: 25,405 - Unknown - 88 F

livebaseballscorecards.com

AB	35
R	2
H	9
RBI	2
BB	4
SO	6
LOB	19



Batter	1	2	3	4	5	6	7	8	9	AB R H RBI BB SO LOB	TOP											
Lenny Harris, L (1, 5) OBP: 0.343, SLG: 0.388	1-2 L6-4 1B		0-1 S 1B		0-0 4-3		1-2 4-3			4 0 2 0 0 0 4												
Stan Javier, S (1, 8) OBP: 0.376, SLG: 0.416	0-2 1-2 1B		0-1 F9 1-2			0-3 K		1-2 4-3		4 0 1 0 0 1 1												
Kal Daniels, L (1, 7) OBP: 0.370, SLG: 0.502	0-1 F7			2-2 4-3		0-0 1B		0-0 F8		4 0 1 0 0 0 2												
Eddie Murray, S (1, 3) OBP: 0.383, SLG: 0.462	1-1 L6-4 2-3			0-3 K		0-1 F9		4-2 2B BB		3 0 0 0 1 1 3												
Hubie Brooks, R (1, 9) OBP: 0.283, SLG: 0.397		2-3 K		0-3 K		0-3 K		0-0 2B		4 0 1 0 0 3 1												
Mike Scioscia, L (1, 2) OBP: 0.319, SLG: 0.404		0-1 3-1			4-0 6-3 1B BB		2-1 4-3	0-1 F7		3 0 0 0 1 0 2												
Juan Samuel, R (1, 4) OBP: 0.277, SLG: 0.324		2-2 F8			2-2 F8		3-1 1B		0-3 K	4 0 1 0 0 1 1												
Alfredo Griffin, S (1, 6) OBP: 0.281, SLG: 0.285			0-0 4-3		0-2 6-3 1-2 1B		0-0 1B 1B		1-1 G4-6-3 1B	4 0 3 0 0 0 0												
Fernando Valenzuela, L (1, 1) OBP: 0.317, SLG: 0.436			0-0 4-3		1-0 6-3		1-0 1B		1-1 G4-6-3 1-2f	2 0 0 0 0 0 2												
Kirk Gibson, L (7, PH) OBP: 0.328, SLG: 0.417										1 0 1 0 0 0 0												
Ray Searage, L (7, 1)										0 0 0 0 0 0 0												
Tim Crews, R (7, 1)										0 0 0 0 0 0 0												
Chris Gwynn, L (9, PH) OBP: 0.346, SLG: 0.387					1-2 2-3					1 0 0 0 0 0 1												
<b>Inning Stats</b>	R: 0 E: 0 K: 0 S: 11	H: 2 LOB: 1 BB: 0 P: 13	R: 0 E: 0 K: 1 S: 10	H: 0 LOB: 0 BB: 0 P: 14	R: 0 E: 0 K: 0 S: 6	H: 1 LOB: 1 BB: 0 P: 6	R: 0 E: 0 K: 2 S: 11	H: 0 LOB: 0 BB: 0 P: 13	R: 0 E: 0 K: 2 S: 10	H: 1 LOB: 2 BB: 1 P: 17	R: 0 E: 0 K: 0 S: 9	H: 1 LOB: 1 BB: 0 P: 9	R: 0 E: 0 K: 0 S: 9	H: 3 LOB: 2 BB: 0 P: 16	R: 0 E: 0 K: 0 S: 10	H: 1 LOB: 2 BB: 1 P: 15	R: 0 E: 0 K: 1 S: 7	H: 1 LOB: 0 BB: 0 P: 9	1B: 9 2B: 2 3B: 0 HR: 0	SF: 0 SAC: 0 DP: 2 HBP: 0	WP: 0 PB: 0 SB: 1 CS: 0	PA: 36
<b>PITCHER</b>	IP WLS BF H R ER SO BB IBB HBP BLK WP HR S P ERA WHIP																					
Bryn Smith, R (1, 1) ERA: 3.86	7.2 W 31 8 0 0 5 2 0 0 0 0 0 0 73 100 0.00 1.304																					
Lee Smith, R (8, 1) ERA: 1.98	1.1 S 5 2 0 0 1 0 0 0 0 0 0 0 10 12 0.00 1.500																					

Los Angeles Dodgers @ St. Louis Cardinals  
 Busch Stadium, St. Louis, MO  
 Tue Jul 17 1990, 7:05 PM CDT  
 Att. 25,716 - Unknown - 87 F

AB	34
R	0
H	10
RBI	0
BB	2
SO	6
LOB	17





Batter	1	2	3	4	5	6	7	8	9	AB	R	H	RBI	BB	SO	LOB
Vince Coleman, S OBP: 0.327, SLG: 0.380 (1, 7)	2-2 F9 ①		2-0 F4 ③		2-2 4-3 ②		1-2 FC5 1B 2-3 1B			4	0	1	0	0	0	0
Ozzie Smith, S OBP: 0.326, SLG: 0.290 (1, 6)	1-1 F3 ②			0-0 2B 1B	2-0 WP 2B		0-1 1-2 1B 3-H			4	1	3	1	0	0	0
Willie McGee, S OBP: 0.376, SLG: 0.419 (1, 8)	0-3 K ③			0-0 2B 2B	3-3 K ③		0-1 F8 ②			4	1	1	0	0	2	3
Pedro Guerrero, R OBP: 0.336, SLG: 0.437 (1, 3)		2-1 G3 2B		1-0 2B 2B		4-2 G5-4-3 BB	1-0 FC5 ③			3	0	2	2	1	0	2
Todd Zeile, R OBP: 0.314, SLG: 0.382 (1, 2)		0-0 6-3 ①		4-2 BB		2-1 G5-4-3 ① ②		2-2 F7 ①		3	0	0	0	1	0	2
Terry Pendleton, S OBP: 0.288, SLG: 0.350 (1, 5)		1-2 G3 ②		0-0 F5 ①		2-2 2B		2-3 K ②		4	0	1	0	0	1	3
José Oquendo, S OBP: 0.343, SLG: 0.307 (1, 4)		1-2 L7 ③		2-3 K ②		0-3 K ③		3-1 4-3 ③		4	0	0	0	0	2	4
Craig Wilson, R OBP: 0.364, SLG: 0.310 Milt Thompson, L OBP: 0.290, SLG: 0.321 (7, PR) (8, 9)			0-0 L9 ①	0-1 F4 ③			0-1 1B SH2-4 1B 1B			3	0	1	0	0	0	2
Bryn Smith, R OBP: 0.200, SLG: 0.200 Lee Smith, R (8, 1)			0-1 L5 ②		3-2 F8 ①		0-0 SH2-4 ①			0	1	0	0	0	0	0

Inning Stats	R: 0	H: 0	E: 0	K: 1	S: 8	R: 0	H: 1	E: 0	K: 0	S: 9	R: 0	H: 0	E: 0	K: 0	S: 4	R: 2	H: 3	E: 0	K: 1	S: 11	R: 0	H: 1	E: 0	K: 1	S: 13	R: 0	H: 1	E: 0	K: 1	S: 11	R: 1	H: 3	E: 0	K: 0	S: 11	R: 0	H: 0	E: 0	K: 1	S: 8
	0	0	0	1	11	0	1	0	0	9	0	0	0	0	13	0	3	0	1	19	0	3	0	0	0	13	0	0	0	0	1	3	0	0	11	0	0	0	0	15

PITCHER	IP	WLS	BF	H	R	ER	SO	BB	IBB	HBP	BLK	WP	HR	S	P	ERA	WHIP
Fernando Valenzuela, L ERA: 3.78 (1, 1)	6.0	L	25	6	2	2	4	2	0	0	0	1	0	56	90	3.00	1.333
Ray Searage, L ERA: 3.52 (7, 1)	0.2		5	3	1	1	0	0	0	0	0	0	0	10	11	13.50	4.500
Tim Crews, R ERA: 2.88 (7, 1)	1.1		4	0	0	0	1	0	0	0	0	0	0	9	17	0.00	0.000


**BOTTOM**

**Los Angeles Dodgers @ St. Louis Cardinals**  
 Busch Stadium, St. Louis, MO  
 Tue Jul 17 1990, 7:05 PM CDT  
 Att: 25,716 - Unknown - 87 F

<b>AB</b>	<b>31</b>
<b>R</b>	<b>3</b>
<b>H</b>	<b>9</b>
<b>RBI</b>	<b>3</b>
<b>BB</b>	<b>2</b>
<b>SO</b>	<b>5</b>
<b>LOB</b>	<b>16</b>



WP	HR	S	P	ERA	WHIP
1	0	1	34		

Batter	1	2	3	4	5	6	7	8	9	AB R H RBI BB SO LOB	TOP
Lenny Harris, L (1, 5) OBP: 0.336, SLG: 0.380	1-1 6-3		0-0 E5 E		2-3 K		0-0 6-3		1-2 E5 G3 BB 1B	5 2 0 0 0 1 0	<b>Los Angeles Dodgers @ St. Louis Cardinals</b> Busch Stadium, St. Louis, MO Wed Jul 18 1990, 7:05 PM CDT Att. 25,328 - Unknown - 83 F  <b>livebaseballscores.com</b>  <b>AB 34</b> <b>R 6</b> <b>H 6</b> <b>RBI 5</b> <b>BB 7</b> <b>SO 6</b> <b>LOB 23</b>  
Kirk Gibson, L (1, 8) OBP: 0.331, SLG: 0.405 Stan Javier, S (9, 8) OBP: 0.376, SLG: 0.416	4-2 G6-3 BB		0-1 F5		1-0 G3		0-1 P7		4-2 SAFE 1-2 G3 1B BB	3 1 0 0 2 0 1 0 0 0 0 0 0 0	
Kal Daniels, L (1, 7) OBP: 0.367, SLG: 0.500 Jose Gonzalez, R (9, 7) OBP: 0.281, SLG: 0.426	1-0 G6-3 1-2f		0-1 E8 2B		3-1 F3		2-3 K		1-0 G3 1-2 2-3	5 0 1 1 0 1 3 0 0 0 0 0 0 0	
Eddie Murray, S (1, 3) OBP: 0.389, SLG: 0.475		4-2 HBP BB	2-3 K		0-0 HR		3-2 CS 1B 1B		4-0 5-3 1B IBB	3 1 2 1 2 1 1	
Hubie Brooks, R (1, 9) OBP: 0.287, SLG: 0.401		1-3 K		3-2 4-3		2-1 F9 SH1-3 1B		1-2 FC6-4 CS 1B WP 1B	1-0 5-3 1B 1-2 2-H 3-H	5 2 3 2 0 1 1	
Mike Scioscia, L (1, 2) OBP: 0.322, SLG: 0.401 Jose Vizcaino, S (8, PR) OBP: 0.429, SLG: 0.200 Rick Dempsey, R (8, 2) OBP: 0.338, SLG: 0.367		2-1 L7		2-1 F7		4-0 SH1-3 BB		4-0 FC6-4 IBB 1-2 2-3	1-2 5-3 1B 1-2 2-3	2 0 0 0 2 0 1 0 0 0 0 0 0 0 1 0 0 0 0 0 2	
Juan Samuel, R (1, 4) OBP: 0.276, SLG: 0.319		1-0 HBP		3-2 E6 S		1-0 F9		1-1 FC6-4 S 1-2f 2-3	0-2 4-3	4 0 0 0 0 0 6	
Alfredo Griffin, S (1, 6) OBP: 0.281, SLG: 0.283		1-2 F4		4-0 SAFE 1-2 IBB		1-0 SH1-3		0-3 K 1-3 3-H		2 0 0 1 1 1 3	
Ramon Martinez, R (1, 1) OBP: 0.116, SLG: 0.116 Chris Gwynn, L (8, PH) OBP: 0.341, SLG: 0.382 Jay Howell, R (8, 1)			0-2 F7		2-3 K		1-2 F8		1-2 F8	3 0 0 0 0 1 3 1 0 0 0 0 0 2 0 0 0 0 0 0 0	
<b>Inning Stats</b>	R: 0 E: 0 K: 0 S: 5 H: 0 LOB: 0 BB: 1 P: 11	R: 0 E: 0 K: 1 S: 11 H: 0 LOB: 2 BB: 1 P: 20	R: 1 E: 2 K: 1 S: 12 H: 1 LOB: 1 BB: 0 P: 14	R: 0 E: 1 K: 1 S: 12 H: 0 LOB: 2 BB: 1 P: 26	R: 0 E: 0 K: 1 S: 6 H: 0 LOB: 0 BB: 0 P: 12	R: 2 E: 0 K: 0 S: 9 H: 2 LOB: 1 BB: 1 P: 18	R: 0 E: 0 K: 1 S: 6 H: 0 LOB: 0 BB: 0 P: 8	R: 1 E: 0 K: 1 S: 17 H: 2 LOB: 2 BB: 1 P: 27	R: 2 E: 1 K: 0 S: 17 H: 1 LOB: 2 BB: 2 P: 29	1B: 4 2B: 1 3B: 0 HR: 1 SF: 0 SAC: 1 DP: 1 HBP: 1	
<b>PITCHER</b>	IP WLS BF H R ER SO BB IBB HBP BLK WP HR S P ERA WHIP	IP WLS BF H R ER SO BB IBB HBP BLK WP HR S P ERA WHIP	IP WLS BF H R ER SO BB IBB HBP BLK WP HR S P ERA WHIP	IP WLS BF H R ER SO BB IBB HBP BLK WP HR S P ERA WHIP	IP WLS BF H R ER SO BB IBB HBP BLK WP HR S P ERA WHIP	IP WLS BF H R ER SO BB IBB HBP BLK WP HR S P ERA WHIP	IP WLS BF H R ER SO BB IBB HBP BLK WP HR S P ERA WHIP	IP WLS BF H R ER SO BB IBB HBP BLK WP HR S P ERA WHIP	IP WLS BF H R ER SO BB IBB HBP BLK WP HR S P ERA WHIP	IP WLS BF H R ER SO BB IBB HBP BLK WP HR S P ERA WHIP	IP WLS BF H R ER SO BB IBB HBP BLK WP HR S P ERA WHIP
Jose DeLeon, R (1, 1) ERA: 3.74	7.0 L 30 3 3 2 5 3 1 1 0 0 1 61 109 2.57 0.857	1.0 L 7 2 2 2 1 0 1 0 0 1 0 20 31 18.00 2.000	0.1 L 3 0 0 0 0 1 1 0 0 0 0 4 13 0.00 3.000	0.2 L 3 1 1 0 0 0 0 0 0 0 0 10 12 0.00 1.500							

BOTTOM

Los Angeles Dodgers @ St. Louis Cardinals  
Busch Stadium, St. Louis, MO  
Wed Jul 18 1990, 7:05 PM CDT  
Att: 25,328 - Unknown - 83 F

livebaseballscorecards.com

AB	34
R	1
H	7
RBI	0
BB	2
SO	10
LOB	13



WP:	0	PA:	36
PB:	0	SB:	1
CS:	0		

AB R H RBI BB SO LOB

4	0	1	0	0	1	1
3	0	1	0	1	0	2
4	0	1	0	0	3	2
4	0	0	0	0	0	3
4	1	1	0	0	1	0
4	0	1	0	0	1	0
3	0	1	0	1	0	1
2	0	0	0	0	1	2
2	0	0	0	0	1	2
2	0	1	0	0	1	0
1	0	0	0	0	0	0
0	0	0	0	0	0	0
0	0	0	0	0	0	0
0	0	0	0	0	0	0
1	0	0	0	0	1	0

Batter	1	2	3	4	5	6	7	8	9
Milt Thompson, L (1, 9) OBP: 0.290, SLG: 0.320	0-2 F5		2-1 F8		1-0 G4-6-3 1B		3-3 K		
Ozzie Smith, S (1, 6) OBP: 0.328, SLG: 0.290	4-2 S BB		0-0 F7		2-0 G4-6-3 1-2f		3-2 1B		
Willie McGee, S (1, 8) OBP: 0.375, SLG: 0.417	3-3 K		1-1 1B			0-3 K	2-3 K		
Pedro Guerrero, R (1, 3) OBP: 0.332, SLG: 0.432	2-2 6-3		2-2 F7			0-0 F8		0-0 P9	
Todd Zeile, R (1, 2) OBP: 0.313, SLG: 0.380		2-3 K		1-1 F3		2-2 E 1B		1-1 F2	
Terry Pendleton, S (1, 5) OBP: 0.287, SLG: 0.349		1-2 F7		2-1 1B		1-0 E3 1-H		1-3 K	
José Oquendo, S (1, 4) OBP: 0.345, SLG: 0.311		3-2 2B		1-1 F5		4-0 BB		0-2 6-3	
Craig Wilson, R (1, 7) Vince Coleman, S (6, PH) (7, 7) OBP: 0.343, SLG: 0.290 OBP: 0.325, SLG: 0.377		1-3 K		0-0 F6		3-3 K		0-0 F7	
Jose DeLeon, R (1, 1) Tim Jones, L (7, PH) Tom Niedenfuer, R (8, 1) Ricky Horton, L (9, 1) Scott Terry, R (9, 1) Denny Walling, L (9, PH) OBP: 0.162, SLG: 0.194 OBP: 0.258, SLG: 0.182 OBP: 0.150, SLG: 0.500 OBP: 0.277, SLG: 0.264			2-1 1B 1B		1-3 K		2-2 F6	0-3 K	

Inning Stats	R: 0	H: 0	E: 0	K: 1	S: 14	R: 0	H: 1	E: 0	K: 2	S: 12	R: 0	H: 2	E: 0	K: 0	S: 10	R: 0	H: 1	E: 0	K: 1	S: 7	R: 0	H: 1	E: 0	K: 1	S: 5	R: 1	H: 1	E: 1	K: 2	S: 15	R: 0	H: 1	E: 0	K: 2	S: 16	R: 0	H: 0	E: 0	K: 1	S: 6	R: 0	H: 0	E: 0	K: 1	S: 7	R: 0	H: 0	E: 0	K: 1	S: 7	1B: 6	2B: 1	3B: 0	HR: 0	SF: 0	SAC: 0	DP: 1	HBP: 0	WP: 0	PB: 0	SB: 1	CS: 0	PA: 36
--------------	------	------	------	------	-------	------	------	------	------	-------	------	------	------	------	-------	------	------	------	------	------	------	------	------	------	------	------	------	------	------	-------	------	------	------	------	-------	------	------	------	------	------	------	------	------	------	------	------	------	------	------	------	-------	-------	-------	-------	-------	--------	-------	--------	-------	-------	-------	-------	--------

PITCHER	IP	WLS	BF	H	R	ER	SO	BB	IBB	HBP	BLK	WP	HR	S	P	ERA	WHIP
Ramon Martinez, R (1, 1) ERA: 2.97	7.0	W	30	7	1	0	8	2	0	0	0	0	0	79	130	0.00	1.286
Jay Howell, R (8, 1) ERA: 2.52	2.0	S	6	0	0	0	2	0	0	0	0	0	0	13	15	0.00	0.000

PITCHER	IP	WLS	BF	H	R	ER	SO	BB	IBB	HBP	BLK	WP	HR	S	P	ERA	WHIP
---------	----	-----	----	---	---	----	----	----	-----	-----	-----	----	----	---	---	-----	------

# Los Angeles Dodgers @ Pittsburgh Pirates

## Three Rivers Stadium, Pittsburgh, PA

Fri Jul 20 1990, 7:05 PM EDT  
Att. 23,198 - Unknown - 75 F

AB	30
R	2
H	6
RBI	2
BB	5
SO	4
LOB	11



Batter	1	2	3	4	5	6	7	8	9	AB R H RBI BB SO LOB
Lenny Harris, L (1, 5) OBP: 0.335, SLG: 0.375	0-0 F8		0-0 F9			0-0 6-3		4-0 BB		3 0 0 0 1 0 0
Kirk Gibson, L (1, 8) OBP: 0.336, SLG: 0.409	0-0 F7			0-0 F9			0-0 HR 1B	0-0 FC5-4 1B		4 1 2 0 0 0 0
Kal Daniels, L (1, 7) OBP: 0.372, SLG: 0.514	4-0 BB			0-0 G4-6-3 1B			0-0 1-H HR	0-3 K		3 1 2 2 1 1 2
Eddie Murray, S (1, 3) OBP: 0.384, SLG: 0.469	0-0 P6			0-0 G4-6-3 1-2f			0-3 K	0-0 FC5-4 1-2f		4 0 0 0 0 1 4
Hubie Brooks, R (1, 9) OBP: 0.287, SLG: 0.399		0-0 5-3			0-0 G4-6-3 1B		0-0 5-3		0-3 K	4 0 1 0 0 1 0
Mike Scioscia, L (1, 2) OBP: 0.324, SLG: 0.404		0-0 F8			0-0 G4-6-3 1-2f		0-0 2B		4-0 BB	3 0 1 0 1 0 1
Jose Gonzalez, R (9, PR) OBP: 0.281, SLG: 0.426										0 0 0 0 0 0 0
Juan Samuel, R (1, 4) OBP: 0.279, SLG: 0.317		4-0 PO BB			0-0 6-3		4-0 BB		0-0 P5	2 0 0 0 2 0 1
Alfredo Griffin, S (1, 6) OBP: 0.279, SLG: 0.281		0-0 PO 1-2	0-0 4-3			0-3 K	0-0 6-3		0-0 L6	3 0 0 0 0 1 2
Stan Javier, S (9, PH) OBP: 0.374, SLG: 0.414										1 0 0 0 0 0 1
Mike Morgan, R (1, 1) OBP: 0.111, SLG: 0.091			0-0 6-3							1 0 0 0 0 0 0
Chris Gwynn, L (6, PH) OBP: 0.337, SLG: 0.377						0-0 F7				1 0 0 0 0 0 0
Ray Searage, L (6, 1)										0 0 0 0 0 0 0
Jose Vizcaino, S (8, PH) OBP: 0.375, SLG: 0.167										1 0 0 0 0 0 0
Jim Gott, R (8, 1)										0 0 0 0 0 0 0

Inning Stats	R: 0	H: 0	E: 0	K: 0	S: 3	R: 0	H: 0	E: 0	K: 0	S: 2	R: 0	H: 0	E: 0	K: 0	S: 3	R: 0	H: 1	E: 0	K: 0	S: 3	R: 0	H: 1	E: 0	K: 1	S: 5	R: 2	H: 3	E: 0	K: 1	S: 8	R: 0	H: 1	E: 0	K: 1	S: 6	R: 0	H: 0	E: 0	K: 1	S: 5	R: 0	H: 0	E: 0	K: 1	S: 5	1B: 4	SF: 0	2B: 1	SAC: 0	3B: 0	DP: 2	HR: 1	HBP: 0	WP: 0	PA: 36
--------------	------	------	------	------	------	------	------	------	------	------	------	------	------	------	------	------	------	------	------	------	------	------	------	------	------	------	------	------	------	------	------	------	------	------	------	------	------	------	------	------	------	------	------	------	------	-------	-------	-------	--------	-------	-------	-------	--------	-------	--------

PITCHER	IP	WLS	BF	H	R	ER	SO	BB	IBB	HBP	BLK	WP	HR	S	P	ERA	WHIP
Bob Walk, R (1, 1) ERA: 3.64	6.2	W	24	5	2	2	2	2	0	0	0	0	1	26	34	2.70	1.050
Stan Belinda, R (7, 1) ERA: 1.86	0.2		4	0	0	0	0	2	0	0	0	0	0	2	10	0.00	3.000
Scott Ruskin, L (8, 1) ERA: 2.39	0.2		3	1	0	0	1	0	0	0	0	0	0	5	5	0.00	1.500
Ted Power, R (9, 1) ERA: 2.28	1.0	S	4	0	0	0	1	1	0	0	0	0	0	5	9	0.00	1.000

PITCHER	IP	WLS	BF	H	R	ER	SO	BB	IBB	HBP	BLK	WP	HR	S	P	ERA	WHIP
---------	----	-----	----	---	---	----	----	----	-----	-----	-----	----	----	---	---	-----	------

Batter	1	2	3	4	5	6	7	8	9	AB	R	H	RBI	BB	SO	LOB
--------	---	---	---	---	---	---	---	---	---	----	---	---	-----	----	----	-----

<b>R.J. Reynolds, S</b> <small>OBP: 0.358, SLG: 0.355</small> <small>(1, 9)</small>										2	1	1	0	2	0	1
<b>Jay Bell, R</b> <small>OBP: 0.321, SLG: 0.373</small> <small>(1, 6)</small>										3	0	0	0	0	0	3
<b>Andy Van Slyke, L</b> <small>OBP: 0.366, SLG: 0.441</small> <small>(1, 8)</small>										3	0	0	0	1	1	4
<b>Bobby Bonilla, S</b> <small>OBP: 0.311, SLG: 0.524</small> <small>(1, 5)</small>										4	1	2	1	0	0	2
<b>Barry Bonds, L</b> <small>OBP: 0.437, SLG: 0.619</small> <small>(1, 7)</small>										4	0	1	1	0	0	2
<b>Sid Bream, L</b> <small>OBP: 0.341, SLG: 0.431</small> <small>(1, 3)</small>										4	0	0	0	0	0	2
<b>Michael LaValliere, L</b> <small>OBP: 0.368, SLG: 0.317</small> <small>(1, 2)</small>										4	1	1	0	0	0	0
<b>Jose Lind, R</b> <small>OBP: 0.344, SLG: 0.403</small> <small>(1, 4)</small>										3	1	1	1	0	0	0
<b>Bob Walk, R</b> <small>OBP: 0.160, SLG: 0.125</small> <small>(1, 1)</small>										2	0	0	1	0	0	0
<b>Stan Belinda, R</b> <small>(7, 1)</small>										0	0	0	0	0	0	0
<b>Scott Ruskin, R</b> <small>(8, 1)</small>										0	0	0	0	0	0	0
<b>Ted Power, R</b> <small>OBP: 0.200, SLG: 0.400</small> <small>(9, 1)</small>										0	0	0	0	0	0	0

Inning Stats	R: 2	H: 3	E: 0	K: 0	S: 6	LOB: 1	BB: 0	P: 6	R: 2	H: 2	E: 1	K: 1	S: 8	LOB: 2	BB: 1	P: 12	R: 0	H: 0	E: 0	K: 0	S: 3	LOB: 0	BB: 0	P: 3	R: 0	H: 0	E: 0	K: 0	S: 3	R: 0	H: 1	E: 0	K: 0	S: 3	R: 0	H: 0	E: 1	K: 0	S: 4	R: 0	H: 0	E: 0	K: 0	S: 3	R: 0	H: 0	E: 0	K: 0	S: 3	R: 0	H: 0	E: 0	K: 0	S: 3
--------------	------	------	------	------	------	--------	-------	------	------	------	------	------	------	--------	-------	-------	------	------	------	------	------	--------	-------	------	------	------	------	------	------	------	------	------	------	------	------	------	------	------	------	------	------	------	------	------	------	------	------	------	------	------	------	------	------	------

PITCHER	IP	WLS	BF	H	R	ER	SO	BB	IBB	HBP	BLK	WP	HR	S	P	ERA	WHIP
<b>Mike Morgan, R</b> <small>ERA: 3.37</small> <small>(1, 1)</small>	5.0	L	24	6	4	4	1	3	0	0	0	0	0	23	35	7.20	1.800
<b>Ray Seavage, L</b> <small>ERA: 3.12</small> <small>(6, 1)</small>	2.0		7	0	0	0	0	0	0	0	0	0	0	7	7	0.00	0.000
<b>Jim Gott, R</b> <small>ERA: 4.5</small> <small>(8, 1)</small>	1.0		3	0	0	0	0	0	0	0	0	0	0	3	3	0.00	0.000

**BOTTOM**

**Los Angeles Dodgers @ Pittsburgh Pirates**  
**Three Rivers Stadium, Pittsburgh, PA**  
 Fri Jul 20 1990, 7:05 PM EDT  
 Att: 23,198 - Unknown - 75 F

<b>AB</b>	<b>29</b>
<b>R</b>	<b>4</b>
<b>H</b>	<b>6</b>
<b>RBI</b>	<b>4</b>
<b>BB</b>	<b>3</b>
<b>SO</b>	<b>1</b>
<b>LOB</b>	<b>14</b>



<b>1B:</b> 3 <b>2B:</b> 2 <b>3B:</b> 1 <b>HR:</b> 0	<b>SF:</b> 0 <b>SAC:</b> 2 <b>DP:</b> 2 <b>HBP:</b> 0	<b>WP:</b> 0 <b>PB:</b> 1 <b>SB:</b> 1 <b>CS:</b> 0	<b>PA:</b> 34 <b>ERA:</b> <b>WHIP:</b>
--	--	--	--

Batter	1	2	3	4	5	6	7	8	9	AB R H RBI BB SO LOB	TOP	
Stan Javier, S OBP: 0.376, SLG: 0.416 (1, 8) X	0-0 1B BLK 1B		0-0 5-3			0-0 G5-4-3 1B		0-0 F9		4 1 2 0 0 0 1		
Mike Sharperson, R OBP: 0.396, SLG: 0.366 (1, 5) X	0-0 4-3 1-3 BLK SF9 1B		0-0 4-3			0-0 G5-4-3 1-2f		0-0 F8		4 1 1 0 0 0 2		
Kirk Gibson, L OBP: 0.326, SLG: 0.395 (1, 7) X	0-0 4-3				0-0 F7					4 0 0 0 0 1 1		
Chris Gwynn, L OBP: 0.337, SLG: 0.377 (9, 7) X	1-3 3-H									0 0 0 0 0 0 0		
Eddie Murray, S OBP: 0.383, SLG: 0.467 (1, 3) X	0-0 SF9				0-0 P2					3 1 1 1 0 1 0		
Hubie Brooks, R OBP: 0.287, SLG: 0.397 (1, 9) X	0-0 4-3				0-3 K					4 1 1 0 0 1 0		
Rick Dempsey, R OBP: 0.347, SLG: 0.365 (1, 2) X			0-0 5-3			0-0 6-3				3 1 1 0 1 0 0		
Juan Samuel, R OBP: 0.281, SLG: 0.329 (1, 4) X			0-3 K			0-0 4-3				4 1 2 3 0 1 0		
Jose Vizcaino, S OBP: 0.417, SLG: 0.300 (1, 6) X			0-0 F8			0-0 6-3				4 0 2 1 0 0 0		
Tim Belcher, R OBP: 0.194, SLG: 0.147 (1, 1) X			0-0 F9			0-0 5-3				3 0 0 0 0 0 3		
<b>Inning Stats</b>	R: 2 E: 0 K: 0 S: 5 H: 2 LOB: 0 BB: 0 P: 5	R: 0 E: 0 K: 1 S: 5 H: 0 LOB: 0 BB: 0 P: 5	R: 0 E: 0 K: 0 S: 3 H: 0 LOB: 0 BB: 0 P: 3	R: 0 E: 0 K: 1 S: 5 H: 0 LOB: 0 BB: 0 P: 5	R: 0 E: 0 K: 0 S: 3 H: 0 LOB: 0 BB: 0 P: 3	R: 0 E: 0 K: 0 S: 3 H: 1 LOB: 0 BB: 0 P: 3	R: 0 E: 0 K: 2 S: 7 H: 0 LOB: 0 BB: 0 P: 7	R: 2 E: 0 K: 0 S: 5 H: 2 LOB: 1 BB: 1 P: 9	R: 2 E: 0 K: 0 S: 7 H: 5 LOB: 2 BB: 0 P: 7	1B: 9 2B: 0 3B: 0 HR: 1 SF: 1 SAC: 1 DP: 2 HBP: 0	WP: 0 PB: 0 SB: 0 CS: 0 PA: 36	
<b>PITCHER</b>	IP WLS BF H R ER SO BB IBB HBP BLK WP HR S P ERA WHIP											
Neal Heaton, L ERA: 3.52 (1, 1)	6.0 L 20 3 2 2 2 0 0 0 0 0 0 24 24 3.00 0.500											
Bob Patterson, L ERA: 3.14 (7, 1)	2.0 9 2 2 2 2 1 0 0 0 0 1 12 16 9.00 1.500											
Bill Landrum, R ERA: 1.86 (9, 1)	1.0 7 5 2 2 0 0 0 0 0 0 0 7 7 18.00 5.000											

Los Angeles Dodgers @ Pittsburgh Pirates  
 Three Rivers Stadium, Pittsburgh, PA  
 Sat Jul 21 1990, 7:05 PM EDT  
 Att. 39,498 - Unknown - 78 F

AB	33
R	6
H	10
RBI	5
BB	1
SO	4
LOB	7



WP: 0	PA: 36
PB: 0	
SB: 0	
CS: 0	



Batter	1	2	3	4	5	6	7	8	9	AB R H RBI BB SO LOB	TOP																	
Lenny Harris, L (1, 5) OBP: 0.338, SLG: 0.376 Mike Sharperson, R (6, PH) OBP: 0.397, SLG: 0.364 (6, 5)	0-0 P6 1B	0-0 1B		H 1-0 BLK HBP		B 4-0 BB		X 0-0 L4		2 0 1 0 0 0 0 1 0 0 0 1 0 0																		
Kirk Gibson, L (1, 8) OBP: 0.321, SLG: 0.395	0-0 S 2B	0-0 F9		X 0-0 P4		X 0-0 F8		X 0-0 5-3		5 1 1 0 0 0 4																		
Kal Daniels, L (1, 7) OBP: 0.372, SLG: 0.513	0-0 HR 2B	0-0 F8		S 0-3 K			B 4-0 FC3-6 1B BB	X 0-0 4-3		4 1 1 1 1 1 2																		
Eddie Murray, S (1, 3) OBP: 0.383, SLG: 0.476	0-0 2-H HR		X 0-0 F8		X 0-0 F7		X 0-0 FC3-6 1B	X 0-0 P5		5 1 2 2 0 0 0																		
Hubie Brooks, R (1, 9) OBP: 0.286, SLG: 0.395	0-0 G3		X 0-0 FC6-4 1B E 1B		S 0-3 K		X 0-0 FC3-6 G1-6-3			4 1 1 0 0 1 2																		
Mike Scioscia, L (1, 2) OBP: 0.327, SLG: 0.405	0-0 BB 1B		X 0-0 FC6-4 1B		X 0-0 G3		X 0-0 G1-6-3			4 0 2 0 0 0 2																		
Juan Samuel, R (1, 4) OBP: 0.284, SLG: 0.332	4-0 1-2 BB		X 0-0 FC6-4 S E		X 0-0 6-3		X 0-0 4-3 SF 2B			3 2 1 0 1 0 2																		
Jose Vizcaino, S (1, 6) OBP: 0.375, SLG: 0.231	0-3 K		S 0-3 K		B 4-0 BLK BB		X 0-0 4-3			3 0 0 0 1 2 3																		
Terry Wells, L (1, 1) Jose Gonzalez, R (4, PH) OBP: 0.277, SLG: 0.419 Tim Crews, R (4, 1) Mickey Hatcher, R (6, PH) OBP: 0.277, SLG: 0.273 Ray Searage, L (6, 1) Chris Gwynn, L (8, PH) OBP: 0.333, SLG: 0.377 Mike Hartley, R (8, 1)		X 0-0 G3		S 0-3 K		X 0-0 F9		X 0-0 SF8		1 0 0 0 0 0 0 1 0 0 0 0 1 0 0 0 0 0 0 0 0 1 0 0 0 0 0 1 0 0 0 0 0 0 0 0 0 0 1 0 0 0 0 0 0 0 0 0 0																		
<b>Inning Stats</b>	R: 3 H: 4 E: 0 LOB: 2 K: 1 BB: 1 S: 9 P: 13	R: 0 H: 1 E: 0 LOB: 1 K: 0 BB: 0 S: 4 P: 4	R: 2 H: 2 E: 0 LOB: 0 K: 1 BB: 0 S: 7 P: 7	R: 0 H: 0 E: 0 LOB: 1 K: 2 BB: 0 S: 7 P: 8	R: 0 H: 0 E: 0 LOB: 0 K: 1 BB: 0 S: 5 P: 5	R: 0 H: 0 E: 0 LOB: 2 K: 0 BB: 2 S: 3 P: 11	R: 0 H: 1 E: 0 LOB: 1 K: 0 BB: 1 S: 3 P: 7	R: 1 H: 1 E: 0 LOB: 0 K: 0 BB: 0 S: 4 P: 4	R: 0 H: 0 E: 0 LOB: 0 K: 0 BB: 0 S: 3 P: 3	1B: 5 SF: 1 2B: 3 SAC: 0 3B: 0 DP: 1 HR: 1 HBP: 1	WP: 0 PA: 40 PB: 0 SB: 2 CS: 0																	
<b>PITCHER</b>	IP WLS BF H R ER SO BB IBB HBP BLK WP HR S P ERA WHIP											<b>PITCHER</b>	IP WLS BF H R ER SO BB IBB HBP BLK WP HR S P ERA WHIP															
Rick Reed, R (1, 1) ERA: 3.79	3.0		17	7	5	3	2	1	0	0	0	0	1	20	24	9.00	2.667											
Bob Kipper, L (4, 1) ERA: 3.58	2.2	W	11	0	0	0	3	2	0	1	2	0	0	14	23	0.00	0.750											
Scott Ruskin, L (6, 1) ERA: 2.31	1.1		5	1	0	0	0	1	0	0	0	0	0	4	8	0.00	1.500											
Stan Belinda, R (8, 1) ERA: 2.1	1.0		4	1	1	1	0	0	0	0	0	0	0	4	4	9.00	1.000											
Bob Patterson, L (9, 1) ERA: 3.09	1.0		3	0	0	0	0	0	0	0	0	0	0	3	3	0.00	0.000											

**Los Angeles Dodgers @ Pittsburgh Pirates**  
 Three Rivers Stadium, Pittsburgh, PA  
 Sun Jul 22 1990, 3:33 AM EDT  
 Att. 26,818 - Overcast - 81 F

AB	34
R	6
H	9
RBI	4
BB	4
SO	5
LOB	16



WP: 0	PA: 40
PB: 0	
SB: 2	
CS: 0	



BOTTOM

Los Angeles Dodgers @ Pittsburgh Pirates  
Three Rivers Stadium, Pittsburgh, PA

AB 33  
R 11  
H 11  
RBI 11  
BB 6  
SO 8  
LOB 13



WP: 0 PA: 39  
PB: 1  
SB: 3  
CS: 0

Sun Jul 22 1990, 3:33 AM EDT  
Att. 26,818 - Overcast - 81 F

AB	R	H	RBI	BB	SO	LOB
4	1	1	4	0	1	1
1	1	1	0	0	0	0
4	1	3	3	1	1	0
5	0	1	0	0	0	2
3	2	2	1	1	0	1
3	2	1	0	1	1	1
4	0	0	0	0	1	4
0	0	0	0	0	0	0
0	0	0	0	0	0	0
2	2	0	0	2	1	1
3	1	1	3	1	1	0
1	0	0	0	0	1	3
1	0	0	0	0	0	0
1	1	1	0	0	0	0
1	0	0	0	0	1	0

Batter	1	2	3	4	5	6	7	8	9
Gary Redus, R (1, 3) OBP: 0.324, SLG: 0.386 Sid Bream, L (7, 3) OBP: 0.340, SLG: 0.427	0-0 P4 1-H 2-H 3-H	0-0 HR		0-3 K		0-0 5-3 2-3		0-0 PB 1B	
Jay Bell, R (1, 6) OBP: 0.328, SLG: 0.387	4-0 BB	0-3 K		0-0 HR		0-0 2B 3-H 1B		0-0 1B 1-H 1B	
R.J. Reynolds, S (1, 8) OBP: 0.347, SLG: 0.349 (8, 9)	0-0 L5		0-0 F9	0-0 F7		0-0 2B 1-H		0-0 3-1	
Bobby Bonilla, S (1, 9) OBP: 0.313, SLG: 0.532 (8, 5)	0-0 F9		4-0 1B 2B BB		0-0 F8 2B		0-0 HR		
Barry Bonds, L (1, 7) OBP: 0.434, SLG: 0.610		4-0 S HR BB	0-0 1B 2B BB		0-0 F8 2-3		0-3 K		
Jeff King, R (1, 5) OBP: 0.278, SLG: 0.341 Stan Belinda, R (8, 1) Bob Patterson, R (9, 1)		0-0 F9	0-0 P2 1-2		0-3 K		0-0 6-3		
Don Slaught, R (1, 2) OBP: 0.420, SLG: 0.556		4-0 BB HR BB	4-0 2B BB		0-0 6-3		0-3 K		
Rafael Belliard, R (1, 4) OBP: 0.343, SLG: 0.300		4-0 1-2 HR BB	0-0 2B			0-0 5-3		0-3 K	
Rick Reed, R (1, 1) OBP: 0.154, SLG: 0.167 Bob Kipper, R (4, 1) Scott Ruskin, R (6, 1) Andy Van Slyke, L (8, 8) OBP: 0.250, SLG: 0.500 OBP: 0.361, SLG: 0.435		0-3 K		0-0 5-3		0-0 5-3 1B 2B		0-3 K	

Inning	R	H	E	K	S	P	R	H	E	K	S	P	R	H	E	K	S	P	R	H	E	K	S	P
1	0	0	0	3	7	2	4	1	0	2	20	3	1	0	0	4	1	6	0	0	0	0	0	0
2	0	0	0	1	7	2	0	0	0	3	20	0	0	0	0	0	0	0	0	0	0	0	0	0
3	0	0	0	0	7	2	3	2	0	0	20	0	0	0	0	0	0	0	0	0	0	0	0	0
4	0	0	0	1	7	2	1	1	0	2	20	4	1	0	0	1	6	0	0	0	0	0	0	0
5	0	0	0	0	7	2	0	0	0	3	20	0	0	0	0	0	0	0	0	0	0	0	0	0
6	0	0	0	3	7	2	0	0	0	2	20	1	3	0	0	5	6	0	0	0	0	0	0	0
7	0	0	0	1	7	2	1	1	0	2	20	0	0	0	0	8	6	0	0	0	0	0	0	0
8	0	0	0	2	7	2	1	2	0	2	20	1	2	0	0	9	6	0	0	0	0	0	0	0
9	0	0	0	0	7	2	0	0	0	0	20	0	0	0	0	0	0	0	0	0	0	0	0	0

PITCHER	IP	WLS	BF	H	R	ER	SO	BB	IBB	HBP	BLK	WP	HR	S	P	ERA	WHIP
Terry Wells, L (1, 1) ERA: 7.45	3.0	L	17	3	7	7	2	6	0	0	0	0	1	15	39	21.00	3.000
Tim Crews, R (4, 1) ERA: 2.93	2.0		8	2	1	1	2	0	0	0	0	0	1	12	12	4.50	1.000
Ray Seavage, L (6, 1) ERA: 3.72	2.0		9	4	2	2	2	0	0	0	0	0	1	13	13	9.00	2.000
Mike Hartley, R (8, 1) ERA: 4.09	1.0		5	2	1	0	2	0	0	0	0	0	0	9	9	0.00	2.000

PITCHER	IP	WLS	BF	H	R	ER	SO	BB	IBB	HBP	BLK	WP	HR	S	P	ERA	WHIP
Terry Wells, L (1, 1) ERA: 7.45	3.0	L	17	3	7	7	2	6	0	0	0	0	1	15	39	21.00	3.000
Tim Crews, R (4, 1) ERA: 2.93	2.0		8	2	1	1	2	0	0	0	0	0	1	12	12	4.50	1.000
Ray Seavage, L (6, 1) ERA: 3.72	2.0		9	4	2	2	2	0	0	0	0	0	1	13	13	9.00	2.000
Mike Hartley, R (8, 1) ERA: 4.09	1.0		5	2	1	0	2	0	0	0	0	0	0	9	9	0.00	2.000

Batter	1	2	3	4	5	6	7	8	9	AB R H RBI BB SO LOB	TOP																
Brett Butler, L (1, 8) OBP: 0.379, SLG: 0.345 Mark Thurmond, L (7, 1) Terry Kennedy, L (9, PH) OBP: 0.356, SLG: 0.379	2-3 		0-0 E5 FC5-4 		2-1 G3 		4-2 FC6-4 BB 		0-0 FC6-4 1-2f 	3 0 0 0 1 1 1 0 0 0 0 0 0 0 1 0 0 0 0 0 2	<p>San Francisco Giants @ Los Angeles Dodgers Dodger Stadium, Los Angeles, CA</p> <p>Mon Jul 23 1990, 7:05 PM PDT Att: 43,202 - Unknown</p> <p>livebaseballscorecards.com</p>																
Dave Anderson, R (1, 6) OBP: 0.276, SLG: 0.339	3-3 		0-1 FC5-4 1-2f 2-3 		2-2 L3 		0-0 FC6-4 1-2f 			4 0 0 0 0 1 4																	
Rick Leach, L (1, 3) OBP: 0.418, SLG: 0.429	4-2 		3-1 L4 		3-2 1B 2B 		0-0 G3-1 			3 1 1 0 1 0 2																	
Kevin Mitchell, R (1, 7) OBP: 0.385, SLG: 0.596 Ernest Riles, L (8, 4) OBP: 0.318, SLG: 0.360	1-1 P4 			1-0 WP 1B 		0-1 1B 2-H 		1-2 G6-3 		4 0 2 1 0 0 1 0 0 0 0 0 0 0																	
Matt Williams, R (1, 5) OBP: 0.332, SLG: 0.514		2-0 P6 		4-2 L4-6 BB 		3-2 P3 		1-2 P2 		3 0 0 0 1 0 1																	
Greg Litton, R (1, 4) OBP: 0.275, SLG: 0.303 (8, 7)		0-0 F8 		2-0 L4-6 1-2 		3-2 G6-3 		2-2 G5-3 		4 0 0 0 0 0 3																	
Mark Leonard, L (1, 9)		2-3 		3-3 K 		2-3 K 		3-2 F8 		4 0 0 0 0 3 1																	
Kirt Manwaring, R (1, 2) OBP: 0.286, SLG: 0.571 Bill Bathe, R (7, 2) OBP: 0.391, SLG: 0.579			2-2 FC5-4 SH1-4 1B 		3-2 L7 		2-3 		4-2 BB BB 	3 0 1 0 0 1 0 0 0 0 0 1 0 0																	
Trevor Wilson, L (1, 1) Randy O'Neal, R (2, 1) OBP: 0.250, SLG: 0.250 Ed Vosberg, L (6, 1) Mike Kingery, L (7, PH) OBP: 0.353, SLG: 0.317 (7, 8)			0-0 SH1-4 		0-0 G4-3 		2-2 BB 1B 		4-1 FC6-4 BB 	0 0 0 0 0 0 0 1 0 0 0 0 0 0 0 0 0 0 0 0 0 1 0 1 0 1 0 0																	
Inning Stats	R: 0 E: 0 K: 2 S: 10	H: 0 LOB: 1 BB: 1 P: 20	R: 0 E: 0 K: 1 S: 5	H: 0 LOB: 0 BB: 0 P: 9	R: 0 E: 1 K: 0 S: 9	H: 1 LOB: 2 BB: 0 P: 14	R: 0 E: 0 K: 1 S: 10	H: 1 LOB: 1 BB: 1 P: 20	R: 0 E: 0 K: 0 S: 6	H: 0 LOB: 0 BB: 0 P: 11	R: 1 E: 0 K: 0 S: 15	H: 2 LOB: 1 BB: 0 P: 26	R: 0 E: 0 K: 2 S: 13	H: 1 LOB: 2 BB: 1 P: 23	R: 0 E: 0 K: 0 S: 7	H: 0 LOB: 0 BB: 0 P: 9	R: 0 E: 0 K: 0 S: 12	H: 0 LOB: 2 BB: 2 P: 25	1B: 4 2B: 2 3B: 0 HR: 0	SF: 0 SAC: 1 DP: 1 HBP: 0	WP: 1 PB: 0 SB: 0 CS: 0	PA: 37					
PITCHER	IP	WLS	BF	H	R	ER	SO	BB	IBB	HBP	BLK	WP	HR	S	P	ERA	WHIP										
Fernando Valenzuela, L (1, 1) ERA: 3.68	6.0	W	24	4	1	1	4	2	0	0	0	1	0	55	100	1.50	1.000										
Tim Crews, R (7, 1) ERA: 2.83	2.0		8	1	0	0	2	1	0	0	0	0	0	20	32	0.00	1.000										
Jim Gott, R (9, 1) ERA: 4.3	1.0		5	0	0	0	0	2	0	0	0	0	0	12	25	0.00	2.000										

AB	31
R	1
H	5
RBI	1
BB	5
SO	6
LOB	15



Batter	1	2	3	4	5	6	7	8	9
Stan Javier, S OBP: 0.387, SLG: 0.424 (1, 8)	0-2 G6-3 HR 1B	1-2 2B 1B	0-2 G3			4-2 G5-4-3 BB		0-1 FC1-6 BB 1B	
Mike Sharperson, R OBP: 0.402, SLG: 0.367 (1, 5)	1-0 G6-3 1-2	0-0 2B 1B		0-0 1B 1B		2-0 G5-4-3 1-2f		4-1 FC1-6 BB 1-2	
Kal Daniels, L OBP: 0.372, SLG: 0.515 (1, 7)	1-2 G6-3	2-2 1B 2B		0-0 L7		0-3 K		0-2 FC1-6 1-2f 2-3	
Chris Gwynn, L OBP: 0.326, SLG: 0.367 (6, 7)	2-3								
Eddie Murray, S OBP: 0.389, SLG: 0.490 (1, 3)	0-2 HR	4-0 PB 1B 2B IBB		0-1 1B			0-0 G1-4-3 1B	0-0 F8	
Jim Gott, R (9, 1)									
Hubie Brooks, R OBP: 0.289, SLG: 0.405 (1, 9)	3-0 HR	2-2 PB 2B 1B		0-1 F8			1-1 G1-4-3 1-2f		
Jose Gonzalez, R OBP: 0.277, SLG: 0.419 (8, 9)									
Rick Dempsey, R OBP: 0.342, SLG: 0.373 (1, 2)	3-1 G5-3	1-0 2B		1-0 F8			1-2 G6-3		
Juan Samuel, R OBP: 0.283, SLG: 0.329 (1, 4)									
Jose Vizcaino, S OBP: 0.350, SLG: 0.235 (1, 6)									
Fernando Valenzuela, L OBP: 0.302, SLG: 0.415 (1, 1)									
Tim Crews, R (7, 1)									
Mickey Hatcher, R OBP: 0.286, SLG: 0.308 (8, PH) (9, 3)									

Inning Stats	R: 3 E: 0 K: 0 S: 13	H: 3 LOB: 0 BB: 0 P: 21	R: 6 E: 0 K: 1 S: 19	H: 5 LOB: 1 BB: 2 P: 34	R: 0 E: 0 K: 1 S: 7	H: 0 LOB: 0 BB: 0 P: 7	R: 0 E: 0 K: 0 S: 7	H: 2 LOB: 2 BB: 0 P: 8	R: 0 E: 0 K: 0 S: 5	H: 0 LOB: 0 BB: 0 P: 8	R: 0 E: 0 K: 1 S: 7	H: 0 LOB: 0 BB: 1 P: 13	R: 0 E: 0 K: 0 S: 6	H: 1 LOB: 0 BB: 0 P: 8	R: 2 E: 1 K: 0 S: 12	H: 3 LOB: 2 BB: 1 P: 18
--------------	-------------------------------	----------------------------------	-------------------------------	----------------------------------	------------------------------	---------------------------------	------------------------------	---------------------------------	------------------------------	---------------------------------	------------------------------	----------------------------------	------------------------------	---------------------------------	-------------------------------	----------------------------------

PITCHER	IP	WLS	BF	H	R	ER	SO	BB	IBB	HBP	BLK	WP	HR	S	P	ERA	WHIP
Trevor Wilson, L ERA: 3.75 (1, 1)	1.2	L	12	6	7	7	0	1	0	0	0	0	2	25	40	37.80	4.200
Randy O'Neal, R ERA: 3.04 (2, 1)	3.1		15	4	2	1	2	0	1	0	0	0	0	26	38	2.70	1.200
Ed Vosberg, L ERA: 4.03 (6, 1)	1.0		3	0	0	0	1	1	0	0	0	0	0	7	13	0.00	1.000
Mark Thurmond, L ERA: 3.38 (7, 1)	2.0		10	4	2	2	0	1	0	0	0	0	0	18	26	9.00	2.500

**BOTTOM**

San Francisco Giants @ Los Angeles Dodgers  
Dodger Stadium, Los Angeles, CA

Mon Jul 23 1990, 7:05 PM PDT  
Att. 43,202 - Unknown

AB	R	H	RBI	BB	SO	LOB
4	2	3	1	1	0	0
4	1	2	0	1	0	2
3	1	1	2	0	0	2
2	0	0	0	0	1	2
4	2	3	2	1	0	2
0	0	0	0	0	0	0
4	2	2	2	0	0	3
0	0	0	0	0	0	0
4	0	1	2	0	0	2
3	1	0	0	1	1	1
4	1	1	0	0	0	1
2	0	0	0	0	1	0
0	0	0	0	0	0	0
1	1	1	1	0	0	0

AB	35
R	11
H	14
RBI	10
BB	4
SO	3
LOB	15

livebaseballscorecards.com



WP	PA
40	40

Batter	1	2	3	4	5	6	7	8	9	AB R H RBI BB SO LOB	TOP	
<b>Brett Butler, L</b> (1, 8) OBP: 0.377, SLG: 0.345 <b>Atlee Hammaker, S</b> (8, 1) OBP: 0.125, SLG: 0.067	1-0 		0-0 G4-3 			3-2 E4 		1-1 SF8 		3 0 1 1 0 0 0 0 0 0 0 0 0 0		
<b>Ernest Riles, L</b> (1, 4) OBP: 0.308, SLG: 0.346 <b>Ed Vosberg, L</b> (6, 1) <b>Mike Kingery, L</b> (8, PH) OBP: 0.348, SLG: 0.311	1-2 F9 			1-0 G3-4-1 		3-2 P6 		1-2 G4-3 		3 0 0 0 0 0 2 0 0 0 0 0 0 0 1 0 0 0 0 0 1		
<b>Rick Leach, L</b> (1, 3) OBP: 0.408, SLG: 0.416	1-0 F7 			1-2 G3 			1-1 F9 		2-3 K 	4 0 0 0 0 1 1		
<b>Kevin Mitchell, R</b> (1, 7) OBP: 0.384, SLG: 0.591	2-2 G5-3 			1-3 K 			0-0 L6 		2-2 G5-3 1B 	4 0 1 0 0 1 1		
<b>Matt Williams, R</b> (1, 5) OBP: 0.328, SLG: 0.508					1-2 P3 		1-1 F9 		0-0 G5-3 	4 0 0 0 0 1 1		
<b>Mark Leonard, L</b> (1, 9)					0-0 P5 			4-0 FC4-6 E BB 	2-3 K 	3 1 0 0 1 2 1		
<b>Terry Kennedy, L</b> (1, 2) OBP: 0.351, SLG: 0.374					0-0 F9 			2-1 E6 FC4-6 		3 0 0 0 0 0 1		
<b>Jose Uribe, S</b> (1, 6) OBP: 0.309, SLG: 0.333					1-1 P4 			0-1 FC4-6 E SF8 1-2f 2-3 		3 1 0 0 0 1 2		
<b>John Burkett, R</b> (1, 1) OBP: 0.128, SLG: 0.081 <b>Greg Litton, R</b> (6, PH) OBP: 0.269, SLG: 0.297					1-3 K 			0-1 E6 		1 0 0 0 0 1 0 2 0 0 1 0 1 1		
<b>Inning Stats</b>	R: 0 H: 1 E: 0 LOB: 1 K: 0 BB: 0 S: 12 P: 17	R: 0 H: 0 E: 0 LOB: 0 K: 2 BB: 0 S: 11 P: 16	R: 0 H: 0 E: 0 LOB: 0 K: 1 BB: 0 S: 6 P: 8	R: 0 H: 0 E: 0 LOB: 0 K: 1 BB: 0 S: 7 P: 10	R: 0 H: 0 E: 0 LOB: 0 K: 0 BB: 0 S: 5 P: 6	R: 0 H: 0 E: 1 LOB: 1 K: 2 BB: 0 S: 15 P: 25	R: 0 H: 0 E: 0 LOB: 0 K: 0 BB: 0 S: 5 P: 7	R: 2 H: 0 E: 2 LOB: 1 K: 0 BB: 1 S: 11 P: 19	R: 0 H: 1 E: 0 LOB: 1 K: 2 BB: 0 S: 13 P: 19	1B: 2 SF: 1 2B: 0 SAC: 0 3B: 0 DP: 0 HR: 0 HBP: 0	WP: 0 PA: 33 PB: 0 SB: 1 CS: 0	
<b>PITCHER</b> <b>Ramon Martinez, R</b> (1, 1) ERA: 2.77	IP WLS BF H R ER SO BB IBB HBP BLK WP HR S P ERA WHIP	9.0 W 33 2 2 0 8 1 0 0 0 0 0 0 85 127 0.00 0.333										

San Francisco Giants @ Los Angeles Dodgers  
 Dodger Stadium, Los Angeles, CA  
 Tue Jul 24 1990, 7:05 PM PDT  
 Att. 39,279 - Unknown - 70 F

livebaseballscorecards.com

AB	31
R	2
H	2
RBI	2
BB	1
SO	8
LOB	11



Batter	1	2	3	4	5	6	7	8	9
Lenny Harris, L OBP: 0.338, SLG: 0.373 Mike Sharperson, R OBP: 0.398, SLG: 0.363 (1, 5) (7, PH) (8, 5)	2-2 G3	4-2 FC6 BB		0-0 F9			0-3 K	0-1 G4-3	
Kirk Gibson, L OBP: 0.326, SLG: 0.398 Stan Javier, S OBP: 0.385, SLG: 0.421 (1, 8) (8, 8)	1-0 E 1B	3-1 SAFE SAFE SAFE SAFE SAFE FC6 L7-4		0-0 G4-3			3-1 S BB 2B 1B	0-1 F9	
Kal Daniels, L OBP: 0.377, SLG: 0.515 Chris Gwynn, L OBP: 0.322, SLG: 0.363 (1, 7) (8, 7)	1-3 SAFE SAFE SAFE SAFE SAFE E8 1B	0-1 SAFE SAFE SAFE SAFE SAFE L7-4					4-1 SAFE SAFE SAFE SAFE SAFE S 2B BB	0-1 G4-3	
Eddie Murray, S OBP: 0.390, SLG: 0.488 Mickey Hatcher, R OBP: 0.286, SLG: 0.308 (1, 3) (8, 3)	4-0 FC4-6 1B IBB		3-2 E G4-6-3 1B				2-3 K		
Hubie Brooks, R OBP: 0.291, SLG: 0.405 Jose Gonzalez, R OBP: 0.277, SLG: 0.419 (1, 9) (8, 9)	2-0 FC4-6 1B		1-2 E4 G4-6-3				2-1 F8	4-0 2B HR IBB	
Mike Scioscia, L OBP: 0.326, SLG: 0.407 (1, 2)	1-1 FC4-6 BB		1-1 SAFE SAFE SAFE SAFE SAFE G4-6-3				0-1 SAFE SAFE SAFE SAFE SAFE G4-3	1-0 HR 2B	
Juan Samuel, R OBP: 0.288, SLG: 0.341 (1, 4)	4-1 BB		2-1 G6-3				2-0 CS S 1B	1-0 HR	
Jose Vizcaino, S OBP: 0.375, SLG: 0.381 (1, 6)	0-1 G5-3			1-0 SF8 3B			2-1 SAFE SAFE SAFE SAFE SAFE F9	0-0 1B	
Ramon Martinez, R OBP: 0.106, SLG: 0.109 (1, 1)		1-3 K		1-2 SF8			2-1 G6-3	0-0 G6-3	

Inning Stats	R: 2	H: 3	E: 1	LOB: 3	K: 0	P: 31	R: 0	H: 0	E: 0	LOB: 1	K: 1	P: 18	R: 1	H: 1	E: 1	LOB: 0	K: 0	P: 17	R: 1	H: 1	E: 0	LOB: 0	K: 0	P: 8	R: 0	H: 0	E: 0	LOB: 1	K: 1	P: 16	R: 0	H: 1	E: 0	LOB: 0	K: 0	P: 11	R: 5	H: 4	E: 0	LOB: 1	K: 2	P: 28	R: 0	H: 0	E: 0	LOB: 0	K: 0	P: 6
--------------	------	------	------	--------	------	-------	------	------	------	--------	------	-------	------	------	------	--------	------	-------	------	------	------	--------	------	------	------	------	------	--------	------	-------	------	------	------	--------	------	-------	------	------	------	--------	------	-------	------	------	------	--------	------	------

PITCHER	IP	WLS	BF	H	R	ER	SO	BB	IBB	HBP	BLK	WP	HR	S	P	ERA	WHIP
John Burkett, R ERA: 3.61 (1, 1)	5.0	L	24	5	4	3	2	3	1	0	0	0	0	49	90	5.40	1.600
Ed Vosberg, L ERA: 5.55 (6, 1)	2.0		12	5	5	5	2	1	1	0	0	0	1	18	39	22.50	3.000
Atlee Hammaker, L ERA: 4.15 (8, 1)	1.0		3	0	0	0	0	0	0	0	0	0	0	6	6	0.00	0.000


**BOTTOM**

AB	R	H	RBI	BB	SO	LOB
2	0	0	0	1	0	0
2	0	0	0	0	1	0
4	2	2	0	0	0	1
1	0	0	0	0	0	0
2	2	1	0	2	0	2
1	0	0	0	0	0	0
3	1	1	0	1	2	3
0	0	0	0	0	0	0
3	1	1	2	1	0	2
0	0	0	0	0	0	0
4	1	1	2	0	0	4
3	1	2	3	1	0	0
4	1	2	0	0	0	4
3	0	0	1	0	1	1

**San Francisco Giants @ Los Angeles Dodgers**  
**Dodger Stadium, Los Angeles, CA**  
 Tue Jul 24 1990, 7:05 PM PDT  
 Att: 39,279 - Unknown - 70 F

livebaseballscorecards.com

AB	32
R	9
H	10
RBI	8
BB	6
SO	4
LOB	17



WP	PA
0	39
PB	0
SB	3
CS	1

Batter	1	2	3	4	5	6	7	8	9	AB R H RBI BB SO LOB	TOP											
<b>Brett Butler, L</b> (1, 8) OBP: 0.380, SLG: 0.352	2-1 G4-3 HR 1B	3-2 3B		1-1 G3		4-0 1B 2B BB		1-3 K		4 2 2 0 1 1 1												
<b>Rick Leach, L</b> (1, 9) OBP: 0.400, SLG: 0.407 <b>Bill Bathe, R</b> (6, PH) OBP: 0.375, SLG: 0.579 <b>Mike Kingery, L</b> (6, 9) OBP: 0.343, SLG: 0.306	1-0 G4-3 1-2	2-0 G4-3			0-3 K	2-2 SF7		2-3 K		3 0 0 0 0 1 2 0 0 0 1 0 0 0 1 0 0 0 0 1 0												
<b>Will Clark, L</b> (1, 3) OBP: 0.345, SLG: 0.457	3-3 K		1-1 G6-3 2B		2-2 2B	0-0 2B 1-3 2-H 1B		1-3 K		5 0 3 1 0 2 1												
<b>Kevin Mitchell, R</b> (1, 7) OBP: 0.387, SLG: 0.602	4-1 HR BB		0-0 G6-3 2-3		0-0 F9	2-2 2B		2-2 HR		4 2 2 2 1 0 2												
<b>Matt Williams, R</b> (1, 5) OBP: 0.332, SLG: 0.515	1-0 HR		1-2 G1-3		4-0 IBB	4-0 IBB		0-3 K		3 1 1 3 2 1 1												
<b>Gary Carter, R</b> (1, 2) OBP: 0.382, SLG: 0.486	2-2 1B		2-3 K		1-1 G4-3	0-2 L8		2-3 K		5 0 1 0 0 2 6												
<b>Robby Thompson, R</b> (1, 4) OBP: 0.283, SLG: 0.357	0-1 G4-3			2-1 G4-3		4-2 1B SF7 BB	1-1 F7	1-1 F8		4 1 0 0 1 0 1												
<b>Jose Uribe, S</b> (1, 6) OBP: 0.308, SLG: 0.332		1-0 G4-3		0-0 G6-3		0-0 1B S 1B	2-2 P6			4 1 1 0 0 0 0												
<b>Scott Garrelts, R</b> (1, 1) OBP: 0.100, SLG: 0.063 <b>Steve Bedrosian, R</b> (8, 1)		0-0 G5-3		4-0 BB		1-2 L4	1-3 K			3 0 0 0 1 1 2 0 0 0 0 0 0 0												
<b>Inning Stats</b>	R: 3 E: 0 K: 1 S: 13	H: 3 LOB: 1 BB: 1 P: 26	R: 0 E: 0 K: 0 S: 6	H: 1 LOB: 1 BB: 0 P: 12	R: 0 E: 0 K: 1 S: 11	H: 1 LOB: 1 BB: 0 P: 15	R: 0 E: 0 K: 0 S: 5	H: 0 LOB: 1 BB: 1 P: 12	R: 0 E: 0 K: 1 S: 9	H: 1 LOB: 2 BB: 1 P: 16	R: 3 E: 0 K: 0 S: 16	H: 3 LOB: 3 BB: 3 P: 33	R: 0 E: 0 K: 1 S: 8	H: 0 LOB: 0 BB: 0 P: 12	R: 0 E: 0 K: 3 S: 11	H: 0 LOB: 0 BB: 0 P: 15	R: 1 E: 0 K: 2 S: 11	H: 1 LOB: 0 BB: 0 P: 16	1B: 4 2B: 3 3B: 1 HR: 2	SF: 1 SAC: 0 DP: 0 HBP: 0	WP: 0 PB: 0 SB: 1 CS: 0	PA: 43
<b>PITCHER</b>	IP WLS BF H R ER SO BB IBB HBP BLK WP HR S P ERA WHIP																					
<b>Mike Morgan, R</b> (1, 1) ERA: 3.64	5.1 L 28 7 6 6 3 4 1 0 0 0 0 1 50 96 10.12 2.062																					
<b>Ray Seavage, L</b> (6, 1) ERA: 3.66	0.1 2 1 0 0 0 0 0 0 0 0 0 0 4 6 0.00 3.000																					
<b>Tim Crews, R</b> (6, 1) ERA: 2.77	1.1 6 1 0 0 1 0 1 0 0 0 0 0 14 24 0.00 0.750																					
<b>Mike Hartley, R</b> (8, 1) ERA: 4.11	2.0 7 1 1 1 5 0 0 0 0 0 0 1 22 31 4.50 0.500																					

San Francisco Giants @ Los Angeles Dodgers  
 Dodger Stadium, Los Angeles, CA  
 Wed Jul 25 1990, 7:05 PM PDT  
 Att: 40,500 - Unknown

livebaseballscorecards.com

AB	36
R	7
H	10
RBI	7
BB	6
SO	9
LOB	16





Batter	1	2	3	4	5	6	7	8	9	AB R H RBI BB SO LOB	TOP
<b>Oddibe McDowell, L</b> (1, 8) <small>OBP: 0.295, SLG: 0.369</small> <b>Ron Gant, R</b> (7, PH) <small>OBP: 0.350, SLG: 0.559</small> (7, 8)	0-0 B1-3		0-0 F9		0-0 F7		0-0 P3		0-3 K	3 0 0 0 0 0 0 2 0 0 0 0 1 0	<b>Atlanta Braves @ Los Angeles Dodgers</b> <b>Dodger Stadium, Los Angeles, CA</b> Thu Jul 26 1990, 7:05 PM PDT Att. 31,461 - Unknown
<b>Jeff Treadway, L</b> (1, 4) <small>OBP: 0.330, SLG: 0.441</small>	0-3 K		0-0 L6		0-0 P5		0-0 F7			4 0 0 0 0 1 0	
<b>Lonnie Smith, R</b> (1, 7) <small>OBP: 0.383, SLG: 0.457</small>	4-0 BB		0-0 2B 1B		0-0 F8		0-0 5-3			3 1 1 0 1 0 0	
<b>Jim Presley, R</b> (1, 5) <small>OBP: 0.313, SLG: 0.474</small>	0-0 L9		0-0 1-H 2B		4-0 BB BB BB		4-0 WP BB			2 0 1 1 2 0 1	
<b>David Justice, L</b> (1, 3) <small>OBP: 0.335, SLG: 0.415</small> <b>Francisco Cabrera, R</b> (8, PH) <small>OBP: 0.340, SLG: 0.490</small> (8, 3)		0-0 L7	0-0 P5		4-0 BB BB BB		0-0 5-3			2 0 0 0 1 0 1 1 0 0 0 0 0 1	
<b>Tommy Gregg, L</b> (1, 9) <small>OBP: 0.261, SLG: 0.317</small> <b>Dale Murphy, R</b> (8, PH) <small>OBP: 0.306, SLG: 0.397</small> (8, 9)		0-0 BLK 1B		0-0 4-3		0-3 K		0-3 K		3 0 1 0 0 1 2 1 0 0 0 0 1 1	
<b>Jeff Blauser, R</b> (1, 6) <small>OBP: 0.353, SLG: 0.409</small>		0-0 L8		0-0 E4		0-0 P2		0-0 6-3		4 0 0 0 0 0 4	
<b>Greg Olson, R</b> (1, 2) <small>OBP: 0.348, SLG: 0.383</small>		4-0 1-2 BB		0-0 L4		4-0 1-2 2-3 BB		0-0 F7		2 0 0 0 2 0 1	
<b>Marty Clary, R</b> (1, 1) <b>Mark Grant, R</b> (6, 1) <small>OBP: 0.500, SLG: 0.500</small> <b>Rick Luecken, R</b> (8, 1) <b>Andres Thomas, R</b> (9, PH) <small>OBP: 0.236, SLG: 0.286</small>		0-0 F9		0-0 P3		0-0 6-3		0-0 6-3		3 0 0 0 0 0 6 0 0 0 0 0 0 0 0 0 0 0 0 0 0 1 0 0 0 0 0 0	
<b>Inning Stats</b>	R: 0 H: 0 E: 0 LOB: 1 K: 1 BB: 1 S: 5 P: 9	R: 0 H: 1 E: 0 LOB: 2 K: 0 BB: 1 S: 4 P: 8	R: 1 H: 2 E: 0 LOB: 1 K: 0 BB: 0 S: 5 P: 5	R: 0 H: 0 E: 1 LOB: 1 K: 0 BB: 0 S: 4 P: 4	R: 0 H: 0 E: 0 LOB: 0 K: 0 BB: 0 S: 3 P: 3	R: 0 H: 0 E: 0 LOB: 3 K: 1 BB: 3 S: 5 P: 17	R: 0 H: 0 E: 0 LOB: 0 K: 0 BB: 0 S: 3 P: 3	R: 0 H: 0 E: 0 LOB: 1 K: 1 BB: 1 S: 5 P: 9	R: 0 H: 0 E: 0 LOB: 0 K: 1 BB: 0 S: 5 P: 5	1B: 2 SF: 0 2B: 1 SAC: 0 3B: 0 DP: 0 HR: 0 HBP: 0	
<b>PITCHER</b> <b>Tim Belcher, R</b> (1, 1) <small>ERA: 3.64</small> <b>Ray Searge, L</b> (7, 1) <small>ERA: 3.32</small> <b>Jim Gott, R</b> (9, 1) <small>ERA: 4.13</small>	IP WLS BF H R ER SO BB IBB HBP BLK WP HR S P ERA WHIP 6.0 W 27 3 1 1 2 5 0 0 1 0 0 26 46 1.50 1.333 2.0 7 0 0 0 1 1 0 0 0 1 0 8 12 0.00 0.500 1.0 3 0 0 0 1 0 0 0 0 0 0 5 5 0.00 0.000	<b>PITCHER</b> IP WLS BF H R ER SO BB IBB HBP BLK WP HR S P ERA WHIP									

livebaseballscorecards.com

<b>AB</b>	<b>31</b>
<b>R</b>	<b>1</b>
<b>H</b>	<b>3</b>
<b>RBI</b>	<b>1</b>
<b>BB</b>	<b>6</b>
<b>SO</b>	<b>4</b>
<b>LOB</b>	<b>17</b>







Batter	1	2	3	4	5	6	7	8	9	10	11	12	AB R H RBI BB SO LOB
<b>Lonnie Smith, R</b> OBP: 0.378, SLG: 0.451 (1, 7)	3-1 F9	0-0 P3			2-1 F7		2-0 G4-6-3 1B		1-3 K			3-1 F8	6 0 1 1 0 1 4
<b>Jeff Treadway, L</b> OBP: 0.324, SLG: 0.432 (1, 4)	2-1 F7	1-3 K			1-2 G4-1		1-0 G4-6-3 1-2f		0-3 K			1-2 FC6-4 1-2f	6 0 0 0 0 2 6
<b>Ron Gant, R</b> OBP: 0.347, SLG: 0.552 (1, 8)	2-2 G5-3				3-1 G3			1-2 S 1B		0-0 L6		0-1 L7	6 0 1 0 0 0 1
<b>Jim Presley, R</b> OBP: 0.312, SLG: 0.469 (1, 5)		4-0 HR BB			2-2 P2			0-3 K		0-0 G5-3			4 1 0 0 1 2 1
<b>Dale Murphy, R</b> OBP: 0.310, SLG: 0.405 (1, 9)		2-2 HR 1-H			4-2 CS BB			1-0 F8				1-2 F8	3 1 1 2 2 0 1
<b>Jeff Blauser, R</b> OBP: 0.350, SLG: 0.404 (1, 6)		2-2 WP 1B			2-0 F7			2-1 P4				2-2 G4-3	5 0 1 0 0 0 3
<b>Francisco Cabrera, R</b> OBP: 0.333, SLG: 0.481 <b>David Justice, L</b> OBP: 0.346, SLG: 0.433 (3, 3)		2-2 E5 1-2 WP			4-0 G6-4-3 BB			3-0 CS 1-2		2-1 HR		4-0 S BB	1 0 0 0 0 0 1 1 2 1 1 3 0 0
<b>Greg Olson, R</b> OBP: 0.343, SLG: 0.378 <b>Oddibe McDowell, L</b> OBP: 0.294, SLG: 0.368 <b>Jimmy Kremers, L</b> OBP: 0.241, SLG: 0.229 (1, 2)		2-0 P5			0-2 G6-4-3 1-2f			2-1 E9 1B		3-2 G4-3		3-2 G1-3	3 0 0 0 0 0 4 1 0 0 0 0 0 0 1 0 0 0 0 0 1
<b>Tom Glavino, L</b> <b>Doug Sisk, R</b> <b>Tony Castillo, L</b> <b>Mark Lemke, S</b> <b>Gregg Jeffers, R</b> <b>Tommy Gregg, L</b> <b>Kent Mercker, L</b> <b>Andres Thomas, R</b> <b>Rick Lueken, R</b> (11, 1)		4-2 K			1-3 K			1-1 B2		1-0 P4		1-1 FC6-4 1B	1 0 0 0 0 1 1 0

Inning Stats	R: 0	H: 0	E: 0	K: 0	S: 10	R: 2	H: 2	E: 1	K: 1	S: 20	R: 0	H: 0	E: 0	K: 1	S: 10	R: 0	H: 0	E: 0	K: 1	S: 7	R: 0	H: 0	E: 0	K: 0	S: 10	R: 0	H: 0	E: 0	K: 0	S: 8	R: 1	H: 1	E: 1	K: 0	S: 7	R: 0	H: 1	E: 0	K: 1	S: 9	R: 1	H: 1	E: 0	K: 1	S: 9	R: 0	H: 0	E: 0	K: 1	S: 5	R: 0	H: 0	E: 0	K: 0	S: 10	R: 0	H: 0	E: 0	K: 0	S: 10	R: 0	H: 1	E: 0	K: 0	S: 9	R: 0	H: 1	E: 0	K: 0	S: 14	1B: 4	SF: 0	2B: 0	3B: 0	HR: 2	WP: 1	PA: 49
<b>PITCHER</b> <b>Terry Wells, L</b> ERA: 7.84 <b>Mike Hartley, R</b> ERA: 3.53 <b>Tim Crews, R</b> ERA: 2.69 <b>Jim Gott, R</b> ERA: 3.81 <b>Jay Howell, R</b> ERA: 2.56	IP	WLS	BF	H	R	2	2	2	SO	0	BB	2	IBB	0	HBP	0	BLK	0	WP	1	HR	1	S	25	P	48	ERA	13.50	WHIP	3.000	<b>PITCHER</b> <b>Ray Searge, L</b> ERA: 3.04	(11, 1)	IP	WLS	BF	H	R	0	ER	0	SO	0	BB	1	IBB	0	HBP	0	BLK	0	WP	0	HR	0	S	19	P	34	ERA	0.00	WHIP	1.000															

**Atlanta Braves @ Los Angeles Dodgers**  
Dodger Stadium, Los Angeles, CA

Fri Jul 27 1990, 7:05 PM PDT  
Att. 40,907 - Unknown

AB	41
R	4
H	6
RBI	4
BB	7
SO	6
LOB	24

Batter	1	2	3	4	5	6	7	8	9	10	11	12	AB	R	H	RBI	BB	SO	LOB
Mike Sharperson, R OBP: 0.399, SLG: 0.368	K	G6-3		L8	E5		G6-3		K		P4	1B	8	0	1	1	0	2	2
Kirk Gibson, L OBP: 0.342, SLG: 0.429	FC4-6 BB		F9	F7			2B		K		IBB 1B		4	2	2	0	2	1	0
Lenny Harris, L OBP: 0.337, SLG: 0.375	BB		FC5-4 2B				BB				BB		0	0	0	0	1	0	0
Kal Daniels, L OBP: 0.391, SLG: 0.525	FC4-6 BB		FC5-4 BB	1B			G4-3				G6-3 BB	1B	3	0	2	0	4	0	3
Eddie Murray, S OBP: 0.398, SLG: 0.503	FC4-6 BB		F9								G6-3 BB	1B	5	0	2	1	2	0	4
Hubie Brooks, R OBP: 0.286, SLG: 0.394			FC5-4 BB 1B	K							B1	F7	4	1	1	1	1	2	5
Jay Howell, R			BB										0	0	0	0	0	0	0
Mike Scioscia, L OBP: 0.331, SLG: 0.408	BB		1B										2	0	0	0	0	0	5
Rick Dempsey, R OBP: 0.329, SLG: 0.356	K		BB BB 1B				P5				G6-3		6	0	1	0	0	3	6
Ray Searge, L			1B								1B	B1-3	1	0	0	0	0	0	0
Juan Samuel, R OBP: 0.293, SLG: 0.341			F9										4	2	2	0	3	1	0
Jose Vizcaino, S OBP: 0.400, SLG: 0.419			SH2-4 1B				1B SF7 1B				IBB		6	0	3	1	1	1	6
Terry Wells, L																			
Mike Hartley, R																			
Mickey Hatcher, R																			
Tim Lincecum, R																			
Jose Gonzalez, R																			
Chris Gayton, L																			
Jim Coak, R																			
Alfredo Griffin, S																			
Stan Javier, S																			

Inning Stats	R: 0	H: 0	E: 0	K: 2	S: 18	H: 0	LOB: 3	BB: 3	P: 35	R: 0	H: 1	E: 0	K: 0	S: 8	H: 1	LOB: 1	BB: 0	P: 15	R: 2	H: 2	E: 0	K: 1	S: 13	H: 2	LOB: 3	BB: 3	P: 31	R: 0	H: 2	E: 0	K: 1	S: 9	H: 2	LOB: 2	BB: 0	P: 16	R: 1	H: 2	E: 1	K: 0	S: 17	H: 2	LOB: 3	BB: 1	P: 27	R: 0	H: 2	E: 0	K: 1	S: 18	H: 2	LOB: 2	BB: 0	P: 24	R: 1	H: 2	E: 0	K: 2	S: 14	H: 2	LOB: 2	BB: 1	P: 24	R: 0	H: 1	E: 0	K: 2	S: 11	H: 0	LOB: 0	BB: 0	P: 17	R: 0	H: 0	E: 0	K: 3	S: 11	H: 0	LOB: 0	BB: 0	P: 15	R: 0	H: 0	E: 0	K: 1	S: 15	H: 0	LOB: 3	BB: 3	P: 31	R: 0	H: 1	E: 1	K: 0	S: 6	H: 1	LOB: 3	BB: 2	P: 26	R: 1	H: 1	E: 1	K: 0	S: 6	H: 1	LOB: 3	BB: 2	P: 17	1B: 11	2B: 3	3B: 0	HR: 0	SF: 1	SAC: 1	DP: 0	HBP: 0	WP: 0	PA: 65
--------------	------	------	------	------	-------	------	--------	-------	-------	------	------	------	------	------	------	--------	-------	-------	------	------	------	------	-------	------	--------	-------	-------	------	------	------	------	------	------	--------	-------	-------	------	------	------	------	-------	------	--------	-------	-------	------	------	------	------	-------	------	--------	-------	-------	------	------	------	------	-------	------	--------	-------	-------	------	------	------	------	-------	------	--------	-------	-------	------	------	------	------	-------	------	--------	-------	-------	------	------	------	------	-------	------	--------	-------	-------	------	------	------	------	------	------	--------	-------	-------	------	------	------	------	------	------	--------	-------	-------	--------	-------	-------	-------	-------	--------	-------	--------	-------	--------

PITCHER	IP	WLS	BF	H	R	ER	SO	BB	IBB	HBP	BLK	WP	HR	S	P	ERA	WHIP
Tom Glavine, L ERA: 4.04	(1, 1)	4.1	26	7	3	3	4	6	0	0	0	0	0	56	107	6.23	3.000
Doug Sisk, R ERA: 3.86	(5, 1)	0.1	3	0	0	0	0	1	0	0	0	0	0	6	14	0.00	3.000
Tony Castillo, L ERA: 4.33	(5, 1)	1.1	6	2	0	0	1	0	0	0	0	0	0	21	27	0.00	1.500
Dwayne Henry, R ERA: 6.75	(7, 1)	2.0	9	3	1	1	4	1	0	0	0	0	0	25	41	4.50	2.000
Kent Mercker, L ERA: 1.53	(9, 1)	3.0	15	1	0	0	5	3	2	0	0	0	0	39	72	0.00	1.333


**Atlanta Braves @ Los Angeles Dodgers**  
**Dodger Stadium, Los Angeles, CA**  
 Fri Jul 27 1990, 7:05 PM PDT  
 Att: 40,907 - Unknown

livebaseballscorecards.com

AB	47
R	5
H	14
RBI	5
BB	15
SO	14
LOB	34



PITCHER	IP	WLS	BF	H	R	ER	SO	BB	IBB	HBP	BLK	WP	HR	S	P	ERA	WHIP
Rick Luecken, R ERA: 6.35	(12, 1)	0.1	5	1	1	0	0	1	1	0	0	0	0	6	17	0.00	6.000

Batter	1	2	3	4	5	6	7	8	9	AB R H RBI BB SO LOB	TOP				
Lonnie Smith, R OBP: 0.375, SLG: 0.450 (1, 7) X	0-0 6-3		0-0 F7		0-0 F7		0-0 2B		0-3 K	5 1 1 0 0 1 1					
Mark Lemke, S OBP: 0.313, SLG: 0.266 (1, 4) B B B	4-0 CS 1B BB		0-0 1-3		0-0 1B		0-0 2B			3 1 2 2 1 0 0					
Ron Gant, R OBP: 0.349, SLG: 0.551 (1, 8) X	0-0 CS 1B		0-0 L7		0-0 F8		0-0 2B			4 1 2 1 0 0 1					
Jim Presley, R OBP: 0.311, SLG: 0.465 (1, 5) B B B	4-0 1B BB			0-0 F9	0-0 F7		0-0 5-3			3 0 0 0 1 0 1					
Dale Murphy, R OBP: 0.312, SLG: 0.409 (1, 9) X	0-0 FC4-6 1B			0-0 1B 2B		0-3 K2-3		0-0 4-3		4 1 2 1 0 1 0					
Jeff Blauser, R OBP: 0.349, SLG: 0.401 (1, 6) X	0-0 FC4-6			0-0 FC6-4 29 1B 2B		0-0 6-3		0-3 K		4 1 1 1 0 1 2					
Francisco Cabrera, R OBP: 0.333, SLG: 0.473 David Justice, L OBP: 0.345, SLG: 0.431 (1, 3) (6, 3)		0-3 K		0-0 FC6-4 1B		0-3 K		0-0 4-3		3 0 1 0 0 2 0 1 0 0 0 0 0 0	AB 35 R 7 H 12 RBI 7 BB 2 SO 7 LOB 7				
Greg Olson, R OBP: 0.338, SLG: 0.371 (1, 2)		0-0 F7		0-0 FC6-4 29 2B		0-0 5-3		0-3 K		4 1 0 0 0 1 2					
29 John Smoltz, R OBP: 0.327, SLG: 0.256 Tommy Gregg, L OBP: 0.265, SLG: 0.320 Tony Castillo, L Mark Grant, R OBP: 0.500, SLG: 0.500 (1, 1) (9, PH) (9, 1) (9, 1)		0-3 K		0-0 2B		0-0 2B 1B		0-0 CS 1B		3 1 2 2 0 1 0 1 0 1 0 0 0 0 0 0 0 0 0 0 0 0 0 0 0 0 0 0					
<b>Inning Stats</b>	R: 1 H: 2 E: 0 LOB: 2 K: 0 BB: 2 S: 4 P: 12	R: 0 H: 0 E: 0 LOB: 0 K: 2 BB: 0 S: 7 P: 7	R: 0 H: 0 E: 0 LOB: 0 K: 0 BB: 0 S: 3 P: 3	R: 3 H: 4 E: 0 LOB: 1 K: 0 BB: 0 S: 6 P: 6	R: 0 H: 1 E: 0 LOB: 1 K: 0 BB: 0 S: 4 P: 4	R: 0 H: 0 E: 0 LOB: 0 K: 2 BB: 0 S: 7 P: 7	R: 3 H: 4 E: 0 LOB: 0 K: 0 BB: 0 S: 6 P: 6	R: 0 H: 0 E: 0 LOB: 0 K: 1 BB: 0 S: 5 P: 5	R: 0 H: 1 E: 0 LOB: 0 K: 2 BB: 0 S: 7 P: 7	1B: 8 SF: 0 2B: 4 SAC: 0 3B: 0 DP: 0 HR: 0 HBP: 0	WP: 0 PA: 37 PB: 0 SB: 0 CS: 3				
<b>PITCHER</b>	IP WLS BF H R ER SO BB IBB HBP BLK WP HR S P ERA WHIP											<b>PITCHER</b>	IP WLS BF H R ER SO BB IBB HBP BLK WP HR S P ERA WHIP		
Fernando Valenzuela, L ERA: 3.97 (1, 1)	6.1		29 10 7 7 4 2 0 0 0 0 0 0 35 43 9.95 1.895												
Jim Gott, R ERA: 3.71 (7, 1)	0.2		2 1 0 0 0 0 0 0 0 0 0 0 2 2 0.00 1.500												
Mike Hartley, R ERA: 3.72 (8, 1)	2.0	W	6 1 0 0 3 0 0 0 0 0 0 0 12 12 0.00 0.500												

Atlanta Braves @ Los Angeles Dodgers  
Dodger Stadium, Los Angeles, CA  
Sat Jul 28 1990, 7:05 PM PDT  
Att: 38,022 - Unknown

[livebaseballscorecards.com](http://livebaseballscorecards.com)

Batter	1	2	3	4	5	6	7	8	9	AB R H RBI BB SO LOB	BOTTOM
--------	---	---	---	---	---	---	---	---	---	----------------------	--------

<b>Lenny Harris, L</b> (1, 5) <small>OBP: 0.343, SLG: 0.379</small> <b>Mickey Hatcher, R</b> (9, PH) <small>OBP: 0.287, SLG: 0.309</small>	0-0 		4-0 		0-0 <b>4-3</b>		0-0 		0-0 <b>F7</b>	3 0 2 0 1 0 0 1 0 0 0 0 0 1	<b>Atlanta Braves @ Los Angeles Dodgers</b> <b>Dodger Stadium, Los Angeles, CA</b> Sat Jul 28 1990, 7:05 PM PDT Att. 38,022 - Unknown
<b>Kirk Gibson, L</b> (1, 8) <small>OBP: 0.350, SLG: 0.431</small>	4-0 		0-0 <b>F9</b>		0-0 <b>F8</b>		0-0 		0-0 	4 2 2 1 1 0 1	
<b>Kal Daniels, L</b> (1, 7) <small>OBP: 0.394, SLG: 0.525</small> <b>Jose Gonzalez, R</b> (9, PR) <small>OBP: 0.273, SLG: 0.413</small>	4-0 		0-0 <b>F7</b>			0-0 	0-0 <b>P3</b>		0-0 	4 1 2 0 1 0 3 0 1 0 0 0 0 0	
<b>Eddie Murray, S</b> (1, 3) <small>OBP: 0.401, SLG: 0.513</small>	0-0 		0-0 <b>F7</b>			0-0 	0-0 <b>3-1</b>		4-0 	4 2 2 2 1 0 3	
<b>Hubie Brooks, R</b> (1, 9) <small>OBP: 0.288, SLG: 0.395</small>	0-0 <b>SF7</b>			0-0 		0-3 <b>K</b>		0-0 <b>1-3</b>	0-0 	4 0 2 3 0 1 0	
<b>Mike Scioscia, L</b> (1, 2) <small>OBP: 0.332, SLG: 0.416</small>	0-0 <b>1-3</b>			0-0 <b>P6</b>		0-0 		0-0 <b>F7</b>	4-0 	4 1 1 1 1 0 3	
<b>Juan Samuel, R</b> (1, 4) <small>OBP: 0.292, SLG: 0.339</small>		0-0 <b>L7</b>		0-0 <b>FC6-4</b>		0-3 <b>K</b>		0-0 <b>F9</b>	0-0 	5 0 1 1 0 1 1	
<b>Jose Vizcaino, S</b> (1, 6) <small>OBP: 0.368, SLG: 0.382</small> <b>Mike Sharperson, R</b> (9, PH) <small>OBP: 0.402, SLG: 0.372</small>		0-0 <b>4-3</b>		0-0 <b>P5</b>		0-3 <b>K</b>			0-0 	3 0 0 0 0 1 1 1 1 1 0 0 0 0	
<b>Fernando Valenzuela, L</b> (1, 1) <small>OBP: 0.289, SLG: 0.395</small> <b>Jim Gott, R</b> (7, 1) <b>Chris Gwynn, L</b> (7, PH) <small>OBP: 0.308, SLG: 0.349</small> <b>Mike Hartley, R</b> (8, 1) <b>Stan Javier, S</b> (9, PH) <small>OBP: 0.381, SLG: 0.411</small>		0-3 <b>K</b>			0-0 <b>P2</b>		0-0 <b>3-1</b>		0-3 <b>K</b>	2 0 0 0 0 1 0 0 0 0 0 0 0 0 1 0 0 0 0 0 0 0 0 0 0 0 0 0 1 0 0 0 0 1 1	

<b>Inning Stats</b>	R: 1 H: 2 E: 0 LOB: 2 K: 0 BB: 2 S: 4 P: 12	R: 0 H: 0 E: 0 LOB: 0 K: 1 BB: 0 S: 5 P: 5	R: 0 H: 0 E: 0 LOB: 1 K: 0 BB: 1 S: 3 P: 7	R: 0 H: 1 E: 0 LOB: 1 K: 0 BB: 0 S: 4 P: 4	R: 0 H: 0 E: 0 LOB: 0 K: 0 BB: 0 S: 3 P: 3	R: 3 H: 3 E: 0 LOB: 0 K: 3 BB: 0 S: 12 P: 12	R: 0 H: 2 E: 0 LOB: 2 K: 0 BB: 0 S: 5 P: 5	R: 0 H: 0 E: 0 LOB: 0 K: 0 BB: 0 S: 3 P: 3	R: 4 H: 5 E: 0 LOB: 3 K: 1 BB: 2 S: 9 P: 17	1B: 11 SF: 1 2B: 0 SAC: 0 3B: 0 DP: 0 HR: 2 HBP: 0	WP: 0 PA: 43 PB: 0 SB: 1 CS: 1
---------------------	--	---	---	---	---	---	---	---	--	---	---

PITCHER	IP	WLS	BF	H	R	ER	SO	BB	IBB	HBP	BLK	WP	HR	S	P	ERA	WHIP
<b>29 John Smoltz, R</b> (1, 1) <small>ERA: 4.26</small>	8.0		34	8	4	4	4	3	0	0	0	0	2	39	51	4.50	1.375
<b>Tony Castillo, L</b> (9, 1) <small>ERA: 4.87</small>	0.2		5	3	3	3	1	0	0	0	0	0	0	7	7	40.50	4.500
<b>Mark Grant, R</b> (9, 1) <small>ERA: 6.42</small>	0.0	L	4	2	1	1	0	1	1	0	0	0	0	2	10	∞	∞

livebaseballscorecards.com

<b>AB</b>	<b>37</b>
<b>R</b>	<b>8</b>
<b>H</b>	<b>13</b>
<b>RBI</b>	<b>8</b>
<b>BB</b>	<b>5</b>
<b>SO</b>	<b>5</b>
<b>LOB</b>	<b>14</b>



Batter	1	2	3	4	5	6	7	8	9	AB R H RBI BB SO LOB	TOP		
Lonnie Smith, R (1, 7) OBP: 0.371, SLG: 0.445	3-3 K		1-0 SF8			1-1 F9		3-2 F9		3 0 0 1 0 1 0	<p>Atlanta Braves @ Los Angeles Dodgers Dodger Stadium, Los Angeles, CA</p> <p>Sun Jul 29 1990, 3:33 AM PDT Att. 34,975 - Sunny - 85 F</p>		
Mark Lemke, S (1, 4) OBP: 0.310, SLG: 0.258	0-0 F8		3-H 4-0 FC6-4 BB			1-0 F8		0-0 G3		3 0 0 0 1 0 0			
Ron Gant, R (1, 8) OBP: 0.345, SLG: 0.545	2-3 K		0-0 FC6-4 1-2f			1-3 K			1-1 G5-3	4 0 0 0 0 2 1			
Jim Presley, R (1, 5) OBP: 0.310, SLG: 0.471		0-0 F8		1-1 F9			1-0 HR		0-1 F9	4 1 1 1 0 0 0			
Dale Murphy, R (1, 9) OBP: 0.313, SLG: 0.411		3-2 S 1B		2-1 P4			2-2 G4-3 1B		3-3 K	4 0 2 0 0 1 0			
David Justice, L (1, 3) OBP: 0.340, SLG: 0.425		3-3 SAFE K 1-2		1-3 K			1-2 G4-3 1-2f			3 0 0 0 0 2 2			
Jeff Blauser, R (1, 6) OBP: 0.344, SLG: 0.395		3-3 K			2-2 P4			1-3 K		3 0 0 0 0 2 1			
Jimmy Kremers, L (1, 2) OBP: 0.246, SLG: 0.275			2-1 SF8 3B		3-3 K			0-0 P6		3 1 1 0 0 1 0			
Charlie Leibrandt, R (1, 1) OBP: 0.259, SLG: 0.200 Tommy Gregg, L (8, PH) OBP: 0.272, SLG: 0.356 Dwayne Henry, R (8, 1)			0-0 L6		1-3 K			1-0 HR		2 0 0 0 0 1 1 1 1 1 1 0 0 0 0 0 0 0 0 0 0			
<b>Inning Stats</b>	R: 0 E: 0 K: 2 S: 9 H: 0 LOB: 0 BB: 0 P: 14	R: 0 E: 0 K: 2 S: 11 H: 1 LOB: 1 BB: 0 P: 20	R: 1 E: 0 K: 0 S: 5 H: 1 LOB: 1 BB: 1 P: 12	R: 0 E: 0 K: 1 S: 7 H: 0 LOB: 0 BB: 0 P: 11	R: 0 E: 0 K: 2 S: 16 H: 0 LOB: 0 BB: 0 P: 22	R: 0 E: 0 K: 1 S: 8 H: 0 LOB: 0 BB: 0 P: 11	R: 1 E: 0 K: 1 S: 10 H: 2 LOB: 0 BB: 0 P: 15	R: 1 E: 0 K: 0 S: 7 H: 1 LOB: 0 BB: 0 P: 11	R: 0 E: 0 K: 1 S: 7 H: 0 LOB: 0 BB: 0 P: 11	1B: 2 2B: 0 3B: 1 HR: 2 SF: 1 SAC: 0 DP: 1 HBP: 0	WP: 0 PB: 0 SB: 1 CS: 0 PA: 32		
<b>PITCHER</b> Ramon Martinez, R (1, 1) ERA: 2.81 Tim Crews, R (9, 1) ERA: 2.64	IP WLS BF H R ER SO BB IBB HBP BLK WP HR S P ERA WHIP	8.0 W 29 5 3 3 9 1 0 0 0 0 2 73 116 3.38 0.750	1.0 S 3 0 0 0 1 0 0 0 0 0 0 0 7 11 0.00 0.000										

AB	30
R	3
H	5
RBI	3
BB	1
SO	10
LOB	5



Batter	1	2	3	4	5	6	7	8	9	AB	R	H	RBI	BB	SO	LOB
Stan Javier, S OBP: 0.378, SLG: 0.408 (1, 8)	L8		G4-3		S		K			4	1	1	2	0	1	0
Mike Sharperson, R OBP: 0.404, SLG: 0.380 (1, 5)	1B		K		1B		L9			4	1	2	1	0	1	0
Kal Daniels, L OBP: 0.395, SLG: 0.523 (1, 7)	1B		K		FC6-4		1B			3	0	1	1	1	1	1
Eddie Murray, S OBP: 0.402, SLG: 0.511 (1, 3)	1B		K		1B		BB			3	0	1	0	1	1	1
Hubie Brooks, R OBP: 0.287, SLG: 0.393 (1, 9)	K		P6		L8		BB			4	0	1	0	0	1	3
Mike Scioscia, L OBP: 0.328, SLG: 0.411 (1, 2)		L8			L5		K			4	0	0	0	0	2	3
Juan Samuel, R OBP: 0.296, SLG: 0.342 (1, 4)		K			1B		1B			3	1	2	0	1	1	0
Alfredo Griffin, S OBP: 0.279, SLG: 0.280 (1, 6)		K			1B		K			3	1	1	0	0	2	2
Lenny Harris, L OBP: 0.342, SLG: 0.377 (8, PH)					SH1-3					1	0	0	0	0	1	3
Tim Crews, R (9, 1)					1B		K			0	0	0	0	0	0	0
Ramon Martinez, R OBP: 0.102, SLG: 0.104 (1, 1)			G1-3		SH1-3					2	0	0	0	0	0	0
Jose Vizcaino, S OBP: 0.368, SLG: 0.382 (9, 6)							G4-3			0	0	0	0	0	0	0

Inning Stats	R: 1	H: 3	E: 0	K: 1	S: 12	R: 0	H: 0	E: 0	K: 2	S: 9	R: 0	H: 0	E: 0	K: 1	S: 9	R: 0	H: 0	E: 0	K: 2	S: 11	R: 3	H: 4	E: 0	K: 0	S: 16	R: 0	H: 1	E: 0	K: 2	S: 13	R: 0	H: 0	E: 0	K: 1	S: 5	R: 0	H: 1	E: 0	K: 2	S: 11	
	LOB: 2	BB: 0	LOB: 0	BB: 0		LOB: 0	BB: 0	LOB: 0	BB: 0		LOB: 1	BB: 0	LOB: 2	BB: 1		LOB: 0	BB: 0	LOB: 3	BB: 2		LOB: 0	BB: 0	LOB: 1	BB: 0	LOB: 2	BB: 1	LOB: 0	BB: 0	LOB: 0	BB: 0	LOB: 0	BB: 0	LOB: 0	BB: 0	LOB: 0	BB: 0	LOB: 0	BB: 0	LOB: 0	BB: 0	LOB: 0

PITCHER	IP	WLS	BF	H	R	ER	SO	BB	IBB	HBP	BLK	WP	HR	S	P	ERA	WHIP
Charlie Leibrandt, L ERA: 3.73 (1, 1)	7.0	L	29	8	4	4	9	1	0	0	0	0	0	75	118	5.14	1.286
Dwayne Henry, R ERA: 6.45 (8, 1)	1.0		6	1	0	0	2	2	0	0	0	0	0	11	27	0.00	3.000

**BOTTOM**

**Atlanta Braves @ Los Angeles Dodgers**  
**Dodger Stadium, Los Angeles, CA**

Sun Jul 29 1990, 3:33 AM PDT  
Att: 34,975 - Sunny - 85 F

livebaseballscorecards.com

AB	31
R	4
H	9
RBI	4
BB	3
SO	11
LOB	13



WP: 0	PA: 35
PB: 1	
SB: 3	
CS: 1	

Batter	1	2	3	4	5	6	7	8	9	AB R H RBI BB SO LOB	TOP							
<b>Billy Hatcher, R</b> (1, 7) OBP: 0.341, SLG: 0.389	3-2 G5-3			1-3 K			1-0 F8		0-1 1-3	4 0 0 0 0 1 0	<b>Cincinnati Reds @ Los Angeles Dodgers</b> <b>Dodger Stadium, Los Angeles, CA</b> Mon Jul 30 1990, 7:05 PM PDT Att. 43,664 - Unknown <a href="http://livebaseballscorecards.com">livebaseballscorecards.com</a>							
<b>Barry Larkin, R</b> (1, 6) OBP: 0.370, SLG: 0.422	1-2 4-3			1-2 4-3			0-0 1B FC4-6		1-0 F9	4 1 1 0 0 0 0								
<b>Paul O'Neill, L</b> (1, 9) OBP: 0.345, SLG: 0.434	1-1 G6-3			2-1 6-3			3-1 1B SAFE FC4-6			3 0 1 0 0 0 0								
<b>Eric Davis, R</b> (1, 8) OBP: 0.344, SLG: 0.457		2-3 K		3-3 K			1-1 1B CS FC4-6			3 0 0 1 0 2 1								
<b>Todd Benzinger, S</b> (1, 3) OBP: 0.299, SLG: 0.349		2-0 F7		3-3 K			0-2 CS 1-2	0-1 F7		3 0 0 0 0 1 0								
<b>Chris Sabo, R</b> (1, 5) OBP: 0.357, SLG: 0.489		0-1 F9		2-0 L6			1-0 6-3			3 0 0 0 0 0 0								
<b>Luis Quinones, S</b> (1, 4) OBP: 0.312, SLG: 0.313			0-1 F7		2-3 K		4-2 BB			2 0 0 0 1 1 0								
<b>Joe Oliver, R</b> (1, 2) OBP: 0.321, SLG: 0.356			1-0 5-3		0-0 F8		2-2 4-3			2 0 0 0 0 0 0								
<b>Hal Morris, L</b> (8, PH) OBP: 0.400, SLG: 0.513										1 0 0 0 0 0 1								
<b>Jeff Reed, L</b> (8, 2) OBP: 0.317, SLG: 0.361										0 0 0 0 0 0 0								
<b>Norm Charlton, S</b> (1, 1) OBP: 0.357, SLG: 0.182			2-3 K		1-3 K				0-0 G3-1	2 0 0 0 0 2 0								
<b>Tim Layana, R</b> (8, 1)										0 0 0 0 0 0 0								
<b>Ken Griffey, L</b> (9, PH) OBP: 0.234, SLG: 0.300										1 0 0 0 0 0 0								
<b>Inning Stats</b>	R: 0 E: 0 K: 0 S: 8	H: 0 LOB: 0 BB: 0 P: 13	R: 0 E: 0 K: 1 S: 6	H: 0 LOB: 0 BB: 0 P: 10	R: 0 E: 0 K: 1 S: 8	H: 0 LOB: 0 BB: 0 P: 12	R: 0 E: 0 K: 2 S: 7	H: 0 LOB: 0 BB: 0 P: 15	R: 1 E: 0 K: 0 S: 8	H: 2 LOB: 0 BB: 0 P: 13	R: 0 E: 0 K: 0 S: 11	H: 0 LOB: 1 BB: 1 P: 18	R: 0 E: 0 K: 0 S: 4	H: 0 LOB: 0 BB: 0 P: 5	1B: 2 2B: 0 3B: 0 HR: 0	SF: 0 SAC: 0 DP: 0 HBP: 0	WP: 0 PB: 0 SB: 0 CS: 1	PA: 30
<b>PITCHER</b> <b>Mike Morgan, R</b> (1, 1) ERA: 3.47	IP: 9.0 WLS: W BF: 29 H: 2 R: 1 ER: 1 SO: 7 BB: 1 IBB: 0 HBP: 0 BLK: 0 WP: 0 HR: 0 S: 66 P: 106 ERA: 1.00 WHIP: 0.333											<b>PITCHER</b> IP: WLS: BF: H: R: ER: SO: BB: IBB: HBP: BLK: WP: HR: S: P: ERA: WHIP:						





Batter	1	2	3	4	5	6	7	8	9	AB R H RBI BB SO LOB
Mike Sharperson, R OBP: 0.401, SLG: 0.382 (1, 5)	0-0 F7		0-1 G4-3 2B		0-0 F8		2-2 G5-3			4 0 1 0 0 0 0
Kirk Gibson, L OBP: 0.354, SLG: 0.453 (1, 8)	2-1 HR		1-3 K		1-1 G4-6-3 1B		0-0 G4-3			4 1 2 1 0 1 1
Kal Daniels, L OBP: 0.393, SLG: 0.517 Jose Gonzalez, R OBP: 0.273, SLG: 0.413 (1, 7) (8, PR) (9, 7)	4-2 G4-6-3 BB		3-0 G4-3		2-1 G4-6-3 1-2f		0-0 E3 1B SF9			3 0 0 0 1 0 2 0 1 0 0 0 0 0
Eddie Murray, S OBP: 0.403, SLG: 0.511 (1, 3)	0-0 G4-6-3 1-2f		2-2 F7		0-0 BLK 1B 1B		1-2 SF9 CS 1B			4 0 2 0 0 0 2
Hubie Brooks, R OBP: 0.287, SLG: 0.395 (1, 9)		1-0 P2		3-0 1B 2B		2-2 G4-3		1-0 SF9		3 1 1 1 0 0 1
Rick Dempsey, R OBP: 0.348, SLG: 0.368 (1, 2)		0-1 1B BB 1B		2-2 WP 1B 2-H		4-2 1B BB		2-3 3-H K		3 1 2 1 1 1 2
Juan Samuel, R OBP: 0.299, SLG: 0.343 (1, 4)		4-2 1B BB		3-2 CS 1B 1-H		1-2 F9		3-3		2 0 1 1 1 0 2
Alfredo Griffin, S OBP: 0.282, SLG: 0.284 (1, 6)		0-0 G6-4-3 1B 1-2 2-3		0-3 K2-3 1-2		1-0 1B 1-2 2-H				3 0 2 0 0 1 1
Mike Morgan, R OBP: 0.120, SLG: 0.083 (1, 1)		1-0 G6-4-3 1-2f		2-3 K		2-2 6-3				3 0 0 0 0 1 3

Inning Stats	R: 1	H: 1	E: 0	LOB: 0	K: 0	S: 6	P: 12	R: 0	H: 2	E: 0	LOB: 2	K: 0	BB: 1	S: 9	P: 15	R: 0	H: 1	E: 0	LOB: 1	K: 1	BB: 0	S: 10	P: 16	R: 2	H: 3	E: 0	LOB: 0	K: 2	BB: 0	S: 13	P: 23	R: 0	H: 1	E: 0	LOB: 0	K: 0	BB: 0	S: 5	P: 8	R: 0	H: 2	E: 0	LOB: 2	K: 0	BB: 1	S: 10	P: 18	R: 0	H: 0	E: 0	LOB: 0	K: 0	BB: 0	S: 8	P: 12	R: 1	H: 1	E: 1	LOB: 1	K: 1	BB: 0	S: 11	P: 14
PITCHER	IP	WLS	BF	H	R	ER	SO	BB	IBB	HBP	BLK	WP	HR	S	P	ERA	WHIP																																														
Norm Charlton, L ERA: 2.77 (1, 1)	7.0	L	31	11	4	3	3	3	0	0	1	1	0	65	109	3.86	2.000																																														
Tim Layana, R ERA: 2.44 (8, 1)	1.0		2	0	0	0	1	0	0	0	0	0	0	7	9	0.00	0.000																																														

**BOTTOM**

**Cincinnati Reds @ Los Angeles Dodgers**  
 Dodger Stadium, Los Angeles, CA

Mon Jul 30 1990, 7:05 PM PDT  
 Att. 43,664 - Unknown

AB	29
R	4
H	11
RBI	4
BB	3
SO	4
LOB	14

livebaseballscorecards.com



1B: 8	SF: 1	WP: 2	PA: 33
2B: 2	SAC: 0	PB: 0	
3B: 0	DP: 3	SB: 0	
HR: 1	HBP: 0	CS: 2	

Batter	1	2	3	4	5	6	7	8	9	AB R H RBI BB SO LOB	TOP											
Hal Morris, L (1, 3) OBP: 0.411, SLG: 0.542	3-2 6-3 3B		4-1 SF9 PB 1-2 BB		0-1 E 2B		1-2 F7 1-2			3 2 2 0 1 0 1	<p>Cincinnati Reds @ Los Angeles Dodgers</p> <p>Dodger Stadium, Los Angeles, CA</p> <p>Tue Jul 31 1990, 7:05 PM PDT</p> <p>Att. 43,242 - Unknown</p>											
Ron Oester, S (1, 4) OBP: 0.314, SLG: 0.351	0-0 L6		2-2 SF9 1-3 2-H		2-2 E4 2-H			0-0 G4-3		3 0 0 1 0 0 1												
Eric Davis, R (1, 8) OBP: 0.340, SLG: 0.450	2-2 6-3 3-H		0-3 K		3-3 K 1-2			1-1 F8		4 0 0 1 0 2 2												
Barry Larkin, R (1, 6) OBP: 0.369, SLG: 0.423	0-0 P3			0-1 4-3 6-3 2B		1-1 F8		3-2 F9		4 1 1 0 0 0 0												
Paul O'Neill, L (1, 9) OBP: 0.341, SLG: 0.429		0-0 F7		0-0 4-3 2-3		1-1 3-1		1-2 L3		4 0 0 0 0 0 1												
Chris Sabo, R (1, 5) OBP: 0.356, SLG: 0.495		2-1 F7		0-1 6-3 3-H		2-1 P2		1-1 HR		4 1 1 2 0 0 0												
Joe Oliver, R (1, 2) OBP: 0.317, SLG: 0.351		1-0 6-3		0-1 F9		1-3 K		1-3 K		4 0 0 0 0 2 0												
Billy Hatcher, R (1, 7) OBP: 0.337, SLG: 0.385			0-0 6-3		0-2 3-1		2-2 F8		0-1 F9			4 0 0 0 0 0 0										
Jose Rijo, R (1, 1) OBP: 0.167, SLG: 0.167			0-0 PB BB SF9 1B		0-3 K		0-0 1B			3 1 2 0 0 1 0												
Randy Myers, L (7, 1) OBP: 0.500, SLG: 0.500										0 0 0 0 0 0 0												
<b>Inning Stats</b>	R: 1 E: 0 K: 0 S: 8	H: 1 LOB: 0 BB: 0 P: 13	R: 0 E: 0 K: 0 S: 4	H: 0 LOB: 0 BB: 0 P: 7	R: 1 E: 0 K: 1 S: 10	H: 1 LOB: 1 BB: 1 P: 16	R: 1 E: 0 K: 0 S: 7	H: 1 LOB: 0 BB: 0 P: 7	R: 1 E: 1 K: 2 S: 14	H: 1 LOB: 1 BB: 0 P: 19	R: 0 E: 0 K: 0 S: 6	H: 0 LOB: 0 BB: 0 P: 10	R: 0 E: 0 K: 1 S: 12	H: 1 LOB: 1 BB: 0 P: 16	R: 0 E: 0 K: 0 S: 7	H: 0 LOB: 0 BB: 0 P: 11	R: 1 E: 0 K: 1 S: 11	H: 1 LOB: 0 BB: 0 P: 14	1B: 2 2B: 2 3B: 1 HR: 1	SF: 1 SAC: 0 DP: 0 HBP: 0	WP: 0 PB: 1 SB: 2 CS: 0	PA: 35
<b>PITCHER</b>	IP WLS BF H R ER SO BB IBB HBP BLK WP HR S P ERA WHIP																					
Tim Belcher, R (1, 1) ERA: 3.58	7.0 L 28 5 4 2 4 1 0 0 0 0 0 0 61 88 2.57 0.857																					
Tim Crews, R (8, 1) ERA: 2.7	2.0 7 1 1 1 1 0 0 0 0 0 0 1 18 25 4.50 0.500																					

livebaseballscorecards.com

AB	33
R	5
H	6
RBI	4
BB	1
SO	5
LOB	5



Batter	1	2	3	4	5	6	7	8	9	AB	R	H	RBI	BB	SO	LOB
Lenny Harris, L (1, 5) OBP: 0.344, SLG: 0.379	0-0 1-3		1-2 L1		0-1 FC3-6 1B		1-0 1-2 1B			4	0	2	0	0	0	0
Kirk Gibson, L (1, 8) OBP: 0.345, SLG: 0.441	0-1 L6		2-1 F8		0-1 FC3-6 1-2f		2-3 K			4	0	0	0	0	1	3
Kal Daniels, L (1, 7) OBP: 0.392, SLG: 0.514	2-3 K		0-1 1B		2-1 F7		2-0 F8			4	0	1	0	0	1	3
Eddie Murray, S (1, 3) OBP: 0.401, SLG: 0.511		1-0 1B 2B	2-3 K		2-0 F7		0-2 L4			4	1	1	0	0	1	1
Hubie Brooks, R (1, 9) OBP: 0.286, SLG: 0.402		2-3 K		1-2 HR	2-1 F7		2-3 K			4	1	1	1	0	2	1
Mike Scioscia, L (1, 2) OBP: 0.327, SLG: 0.406		4-1 1B BB	2-2 F7		0-1 E3		2-2 F6			3	0	0	0	1	0	0
Juan Samuel, R (1, 4) OBP: 0.298, SLG: 0.341		1-2 F4		0-0 B1-3	2-1 F8		3-2 F9			2	0	0	0	0	0	2
Mike Sharperson, R (5, 4) OBP: 0.397, SLG: 0.378										2	0	0	0	0	0	1
Alfredo Griffin, S (1, 6) OBP: 0.282, SLG: 0.283		0-0 1-3 2-H 1B	2-3 K		1-1 F7		1-1 E3 1B		2-1 1-3	4	0	1	1	0	1	0
Tim Belcher, R (1, 1) OBP: 0.175, SLG: 0.132		1-1 B1-3					2-2 F8		2-3 K	2	0	0	0	0	0	2
Chris Gwynn, L (7, PH) OBP: 0.304, SLG: 0.345										1	0	0	0	0	0	1
Tim Crews, R (8, 1)										0	0	0	0	0	0	0
Mickey Hatcher, R (9, PH) OBP: 0.284, SLG: 0.305										1	0	0	0	0	1	0

Inning Stats	R: 0	H: 0	E: 0	K: 1	S: 6	R: 1	H: 2	E: 0	K: 1	S: 11	R: 0	H: 1	E: 0	K: 1	S: 13	R: 1	H: 1	E: 0	K: 1	S: 10	R: 0	H: 1	E: 0	K: 0	S: 7	R: 0	H: 0	E: 1	K: 0	S: 7	R: 0	H: 1	E: 1	K: 1	S: 12	R: 0	H: 0	E: 0	K: 1	S: 10	R: 0	H: 0	E: 0	K: 1	S: 8	R: 0	H: 0	E: 0	K: 1	S: 8	1B: 4	2B: 1	3B: 0	HR: 1	SF: 0	SAC: 0	DP: 0	HBP: 0	WP: 0	PB: 0	SB: 0	CS: 0	PA: 36
--------------	------	------	------	------	------	------	------	------	------	-------	------	------	------	------	-------	------	------	------	------	-------	------	------	------	------	------	------	------	------	------	------	------	------	------	------	-------	------	------	------	------	-------	------	------	------	------	------	------	------	------	------	------	-------	-------	-------	-------	-------	--------	-------	--------	-------	-------	-------	-------	--------

PITCHER	IP	WLS	BF	H	R	ER	SO	BB	IBB	HBP	BLK	WP	HR	S	P	ERA	WHIP
Jose Rijo, R (1, 1) ERA: 3.47	6.1	W	28	6	2	2	4	1	0	0	0	0	1	62	96	2.84	1.105
Randy Myers, L (7, 1) ERA: 1.91	2.2	S	8	0	0	0	3	0	0	0	0	0	0	22	37	0.00	0.000

BOTTOM

Cincinnati Reds @ Los Angeles Dodgers  
 Dodger Stadium, Los Angeles, CA  
 Tue Jul 31 1990, 7:05 PM PDT  
 Att. 43,242 - Unknown

livebaseballscorecards.com

AB	35
R	2
H	6
RBI	2
BB	1
SO	7
LOB	14



Batter	1	2	3	4	5	6	7	8	9	AB R H RBI BB SO LOB	TOP																											
<b>Brett Butler, L</b> OBP: 0.386, SLG: 0.354 (1, 8) CS BB X	1-2 G3 ①		4-1 1B BB 1B		1-2 L9 ①		1-1 G4-3 ③			3 1 0 0 1 0 0																												
<b>Mike Kingery, L</b> OBP: 0.337, SLG: 0.303 (1, 9) X	0-0 G4-3 ②		0-0 G5-3 1B 1-2 1B		2-0 F9 ②			0-1 F8 ①		4 0 1 0 0 0 0																												
<b>Rick Leach, L</b> OBP: 0.391, SLG: 0.426 (1, 7) BB F B X	3-1 G3 ③		0-0 G5-3 1B 1-2 2-H		1-1 L8 ③			0-1 G4-3 ②		4 0 1 1 0 0 0																												
<b>Matt Williams, R</b> OBP: 0.321, SLG: 0.490 (1, 5)			0-1 G5-3 ②		0-1 FC5-4 1B S X			2-2 G6-3 ③		4 0 1 0 0 0 2																												
<b>Gary Carter, R</b> OBP: 0.376, SLG: 0.506 (1, 3)			3-3 K ③		0-0 FC5-4 G5-3 1B 1-2f			2-0 HR BB X		4 1 1 1 0 1 3																												
<b>Terry Kennedy, L</b> OBP: 0.345, SLG: 0.379 (1, 2)					1-2 L8 ①			2-3 K ①		4 0 2 0 0 1 0																												
<b>Robby Thompson, R</b> OBP: 0.293, SLG: 0.365 (1, 4)					2-3 K ②			0-3 K ②		4 0 1 0 0 2 2																												
<b>Jose Uribe, S</b> OBP: 0.295, SLG: 0.315 (1, 6)					1-0 1B ②			0-3 K ③		4 0 1 0 0 2 2																												
<b>Don Robinson, R</b> OBP: 0.175, SLG: 0.275 (1, 1)					0-2 P4 ③			1-3 K ②		3 0 0 0 0 1 1																												
<b>Inning Stats</b>	R: 0 E: 0 K: 0 S: 6	H: 0 LOB: 0 BB: 0 P: 10	R: 0 E: 0 K: 1 S: 14	H: 2 LOB: 2 BB: 0 P: 20	R: 1 E: 0 K: 1 S: 10	H: 2 LOB: 2 BB: 1 P: 17	R: 0 E: 0 K: 1 S: 12	H: 1 LOB: 1 BB: 0 P: 16	R: 0 E: 0 K: 0 S: 6	H: 2 LOB: 1 BB: 0 P: 7	R: 0 E: 0 K: 1 S: 7	H: 0 LOB: 0 BB: 0 P: 9	R: 0 E: 0 K: 0 S: 7	H: 0 LOB: 0 BB: 0 P: 9	R: 1 E: 0 K: 3 S: 11	H: 1 LOB: 0 BB: 0 P: 15	1B: 7 2B: 0 3B: 0 HR: 1	SF: 0 SAC: 0 DP: 1 HBP: 0	WP: 0 PB: 0 SB: 0 CS: 0	PA: 35																		
<b>PITCHER</b>	IP	WLS	BF	H	R	ER	SO	BB	IBB	HBP	BLK	WP	HR	S	P	ERA	WHIP				PITCHER	IP	WLS	BF	H	R	ER	SO	BB	IBB	HBP	BLK	WP	HR	S	P	ERA	WHIP
<b>Jim Neidlinger, R</b> ERA: 1.5 (1, 1)	6.0		25	7	1	1	3	1	0	0	0	0	0	54	80	1.50	1.333																					
<b>Tim Crews, R</b> ERA: 2.62 (7, 1)	2.0		6	0	0	0	1	0	0	0	0	0	0	14	18	0.00	0.000																					
<b>Jay Howell, R</b> ERA: 2.72 (9, 1)	1.0	L	4	1	1	1	3	0	0	0	0	0	1	11	15	9.00	1.000																					

San Francisco Giants @ Los Angeles Dodgers  
Dodger Stadium, Los Angeles, CA

Wed Aug 01 1990, 7:05 PM PDT  
Att: 36,453 - Unknown

[livebaseballscorecards.com](http://livebaseballscorecards.com)

AB	34
R	2
H	8
RBI	2
BB	1
SO	7
LOB	10



Batter	1	2	3	4	5	6	7	8	9	AB	R	H	RBI	BB	SO	LOB	BOTTOM					
<b>Lenny Harris, L</b> OBP: 0.342, SLG: 0.375 (1, 4)	2-2 F9			4-0 G4-3 BB		0-1 L8		2-3 K		3	0	0	0	1	1	0	<b>San Francisco Giants @ Los Angeles Dodgers</b> Dodger Stadium, Los Angeles, CA Wed Aug 01 1990, 7:05 PM PDT Att. 36,453 - Unknown					
<b>Kirk Gibson, L</b> OBP: 0.343, SLG: 0.436 (1, 8)	1-1 G6-3			1-1 G4-3		0-1 S 1B		0-1 P6		4	0	1	0	0	0	1		<a href="http://livebaseballscorecards.com">livebaseballscorecards.com</a>				
<b>Kal Daniels, L</b> OBP: 0.387, SLG: 0.507 (1, 7)	2-3 K			1-3 K		1-0 P5		2-3 K		4	0	0	0	0	3	2						
<b>Eddie Murray, S</b> OBP: 0.402, SLG: 0.511 (1, 3)		0-1 G4-6-3 1B		1-1 L8		2-2 G4-3 1B		2-0 F8		4	0	2	0	0	0	1						
<b>Hubie Brooks, R</b> OBP: 0.284, SLG: 0.399 (1, 9)		1-2 G4-6-3			2-2 F8		1-0 P9			3	0	0	0	0	0	2						
<b>Mike Scioscia, L</b> OBP: 0.327, SLG: 0.416 (1, 2)		0-2 G4-3			1-1 HR		3-1 G4-3			3	1	1	1	0	0	1						
<b>Mike Sharperson, R</b> OBP: 0.392, SLG: 0.372 (1, 5)			1-0 F8		0-3 K		2-2 F8			3	0	0	0	0	1	1						
<b>Alfredo Griffin, S</b> OBP: 0.279, SLG: 0.281 (1, 6)			1-3 K		1-0 P5			2-1 B1-3		3	0	0	0	0	1	0						
<b>Jim Neidlinger, S</b> (1, 1)			3-3 K			0-1 L6		1-0 F8		1	0	0	0	0	1	0						
<b>Jose Vizcaino, S</b> (6, PH) <b>Tim Crews, R</b> (7, 1) <b>Chris Gwynn, L</b> (8, PH) <b>Jay Howell, R</b> (9, 1)										1	0	0	0	0	0	0						
<b>Inning Stats</b>	R: 0 E: 0 K: 1 S: 10	H: 0 LOB: 0 BB: 0 P: 15	R: 0 E: 0 K: 0 S: 9	H: 1 LOB: 0 BB: 0 P: 10	R: 0 E: 0 K: 2 S: 7	H: 0 LOB: 0 BB: 0 P: 12	R: 0 E: 0 K: 1 S: 7	H: 0 LOB: 1 BB: 1 P: 14	R: 1 E: 0 K: 1 S: 9	H: 1 LOB: 0 BB: 0 P: 13	R: 0 E: 0 K: 0 S: 8	H: 1 LOB: 1 BB: 0 P: 8	R: 0 E: 0 K: 0 S: 11	H: 1 LOB: 1 BB: 0 P: 18	R: 0 E: 0 K: 1 S: 6	H: 0 LOB: 0 BB: 0 P: 11	R: 0 E: 0 K: 1 S: 6		H: 0 LOB: 0 BB: 0 P: 10	1B: 3 2B: 0 3B: 0 HR: 1	SF: 0 SAC: 0 DP: 1 HBP: 0	WP: 0 PB: 1 SB: 1 CS: 0
<b>PITCHER</b> <b>Don Robinson, R</b> (1, 1) ERA: 3.39	IP: 9.0 WLS: W BF: 31 H: 4 R: 1 ER: 1 SO: 7 BB: 1 IBB: 0 HBP: 0 BLK: 0 WP: 0 HR: 1 S: 73 P: 111 ERA: 1.00 WHIP: 0.556								<b>PITCHER</b>	IP: 9.0 WLS: W BF: 31 H: 4 R: 1 ER: 1 SO: 7 BB: 1 IBB: 0 HBP: 0 BLK: 0 WP: 0 HR: 1 S: 73 P: 111 ERA: 1.00 WHIP: 0.556												



Batter	1	2	3	4	5	6	7	8	9	AB R H RBI BB SO LOB	TOP
Lenny Harris, L (1, 4) OBP: 0.338, SLG: 0.370	0-3 K	0-0 G3			0-0 G3		0-0 G3			4 0 0 0 0 1 1	
Kirk Gibson, L (1, 8) OBP: 0.341, SLG: 0.428	4-0 S 1B	0-3 K			0-0 F7		0-0 F6			3 1 0 0 1 1 1	
Kal Daniels, L (1, 7) OBP: 0.383, SLG: 0.500	0-3 K				0-0 1-3					4 0 0 0 0 1 1	
Eddie Murray, S (1, 3) OBP: 0.403, SLG: 0.510	0-0 1B 2-H 1B				0-0 FC5-4 1B		0-0 1-3			4 0 2 1 0 0 0	
Hubie Brooks, R (1, 9) OBP: 0.286, SLG: 0.400	0-0 BB 1-3 1B				0-0 FC5-4 1-2f		0-0 1B 1B			4 0 2 0 0 0 1	
Mike Scioscia, L (1, 2) OBP: 0.326, SLG: 0.412	4-0 FC6-4 BB 1-2				0-0 F7		0-0 F9			3 0 0 0 1 0 2	
Mike Sharperson, R (1, 5) OBP: 0.394, SLG: 0.372	0-0 FC6-4 1-2f				0-3 K		0-0 1-2 1B			3 0 1 0 1 1 3	
Alfredo Griffin, S (1, 6) OBP: 0.276, SLG: 0.277					0-0 P4		0-0 F9			4 0 0 0 0 0 3	
Fernando Valenzuela, L (1, 1) OBP: 0.298, SLG: 0.400					0-0 1-3					2 0 1 0 0 0 0	
Jose Vizcaino, S (7, PH) OBP: 0.350, SLG: 0.361										1 0 0 0 0 0 0	
Jim Gott, R (7, 1)										0 0 0 0 0 0 0	
Mickey Hatcher, R (9, PH) OBP: 0.281, SLG: 0.301										1 0 0 0 0 1 1	
<b>Inning Stats</b>	R: 1 H: 2 E: 0 LOB: 3 K: 2 BB: 2 S: 9 P: 17	R: 0 H: 1 E: 0 LOB: 1 K: 1 BB: 0 S: 6 P: 6	R: 0 H: 1 E: 0 LOB: 1 K: 0 BB: 0 S: 4 P: 4	R: 0 H: 0 E: 0 LOB: 0 K: 1 BB: 0 S: 5 P: 5	R: 0 H: 0 E: 0 LOB: 0 K: 0 BB: 0 S: 3 P: 3	R: 0 H: 2 E: 0 LOB: 2 K: 0 BB: 0 S: 5 P: 5	R: 0 H: 0 E: 0 LOB: 0 K: 0 BB: 0 S: 3 P: 3	R: 0 H: 0 E: 0 LOB: 0 K: 1 BB: 1 S: 5 P: 9	1B: 6 SF: 0 2B: 0 SAC: 0 3B: 0 DP: 0 HR: 0 HBP: 0	WP: 0 PA: 36 PB: 0 SB: 2 CS: 0	
<b>PITCHER</b> John Burkett, R (1, 1) ERA: 3.41 Mark Thurmond, L (9, 1) ERA: 3.0	IP WLS BF H R ER SO BB IBB HBP BLK WP HR S P ERA WHIP	8.1 W 34 6 1 1 4 3 0 0 0 0 0 0 39 51 1.08 1.080	0.2 S 2 0 0 0 1 0 0 0 0 0 0 0 4 4 0.00 0.000								

Los Angeles Dodgers @ San Francisco Giants  
 Candlestick Park, San Francisco, CA  
 Thu Aug 02 1990, 10:05 PM EDT  
 Att: 28,189 - Unknown

livebaseballscores.com

AB 33  
 R 1  
 H 6  
 RBI 1  
 BB 3  
 SO 5  
 LOB 13



Batter	1	2	3	4	5	6	7	8	9	AB R H RBI BB SO LOB
--------	---	---	---	---	---	---	---	---	---	----------------------

<b>Brett Butler, L</b> OBP: 0.387, SLG: 0.356 (1, 8)	0-0 2B 1B		0-0 5-3 1-2		0-0 F8		0-0 7-5 1B			4 0 2 0 0 0 1
<b>Robby Thompson, R</b> OBP: 0.298, SLG: 0.380 (1, 4)	0-0 1-3 2B		0-0 F9		0-0 HR		4-0 1-2 FC6-4 BB			3 1 2 1 1 0 1
<b>Gary Carter, R</b> OBP: 0.368, SLG: 0.494 (1, 3)	0-3 K		0-0 F7		0-0 E5 2B		0-0 7-5 2-3f			4 0 0 0 0 1 5 0 0 0 0 0 0 0
<b>Mike Kingery, L</b> OBP: 0.337, SLG: 0.303 (8, 9)										
<b>Kevin Mitchell, R</b> OBP: 0.380, SLG: 0.590 (1, 7)	0-0 P5			0-0 E6 2B	0-0 1-H 2B		0-0 FC6-4 1-2f			4 2 1 0 0 0 3
<b>Matt Williams, R</b> OBP: 0.320, SLG: 0.490 (1, 5)	0-0 5-3			0-0 5-3 1-2	0-0 WP 2B			0-0 5-3		4 0 1 1 0 0 3
<b>Greg Litton, R</b> OBP: 0.270, SLG: 0.306 (1, 9)		0-3 K		0-0 2-H 2B	0-3 2-3 K			0-0 3-1		3 0 1 1 0 2 1 1 0 0 0 0 0 0
<b>Rick Leach, L</b> OBP: 0.389, SLG: 0.423 (8, 3)										
<b>Kirt Manwaring, R</b> OBP: 0.182, SLG: 0.364 (1, 2)		0-0 F8		0-0 P6		0-3 K2-3		0-0 F8		4 0 0 0 0 1 1
<b>Jose Uribe, S</b> OBP: 0.295, SLG: 0.313 (1, 6)		0-3 K		4-0 IBB		0-3 K				2 0 0 0 1 2 0
<b>John Burkett, R</b> OBP: 0.136, SLG: 0.073 (1, 1)			4-0 5-3 BB		0-3 K		0-3 K			2 0 0 0 1 2 2 0 0 0 0 0 0 0
<b>Mark Thurmond, L</b> (9, 1)										

Inning Stats	R: 0	H: 2	E: 0	LOB: 2	K: 1	S: 7	R: 0	H: 0	E: 0	LOB: 0	K: 2	S: 7	R: 0	H: 0	E: 0	LOB: 0	K: 2	S: 7	R: 1	H: 1	E: 1	LOB: 2	K: 1	S: 7	R: 2	H: 3	E: 1	LOB: 1	K: 1	S: 8	R: 0	H: 0	E: 0	LOB: 0	K: 3	S: 9	R: 0	H: 1	E: 0	LOB: 1	K: 0	S: 3	R: 0	H: 0	E: 0	LOB: 0	K: 0	S: 3	R: 0	H: 0	E: 0	LOB: 0	K: 0	S: 3	1B: 2	SF: 0	2B: 5	SAC: 0	3B: 0	DP: 1	HR: 1	HBP: 0
--------------	------	------	------	--------	------	------	------	------	------	--------	------	------	------	------	------	--------	------	------	------	------	------	--------	------	------	------	------	------	--------	------	------	------	------	------	--------	------	------	------	------	------	--------	------	------	------	------	------	--------	------	------	------	------	------	--------	------	------	-------	-------	-------	--------	-------	-------	-------	--------

PITCHER	IP	WLS	BF	H	R	ER	SO	BB	IBB	HBP	BLK	WP	HR	S	P	ERA	WHIP
<b>Fernando Valenzuela, L</b> ERA: 3.93 (1, 1)	6.0	L	27	6	3	2	8	1	1	0	0	1	1	41	49	3.00	1.167
<b>Jim Gott, R</b> ERA: 3.45 (7, 1)	2.0		7	1	0	0	0	1	0	0	0	0	0	6	10	0.00	1.000

**BOTTOM**

**Los Angeles Dodgers @ San Francisco Giants**  
Candlestick Park, San Francisco, CA

<b>AB</b>	<b>31</b>
<b>R</b>	<b>3</b>
<b>H</b>	<b>7</b>
<b>RBI</b>	<b>3</b>
<b>BB</b>	<b>3</b>
<b>SO</b>	<b>8</b>
<b>LOB</b>	<b>17</b>



WP	HR	S	P	ERA	WHIP
1	1	41	49	3.00	1.167
0	0	6	10	0.00	1.000

Thu Aug 02 1990, 10:05 PM EDT  
Att. 28,189 - Unknown

livebaseballscorecards.com

Batter	1	2	3	4	5	6	7	8	9	AB R H RBI BB SO LOB	TOP											
Lenny Harris, L (1, 4) OBP: 0.341, SLG: 0.376	0-0 1B 2B	0-0 BB WP 1B 1B		0-0 G3		0-0 2B 1B	0-0 F8		0-0 G3	6 3 3 0 0 0 0												
Kirk Gibson, L (1, 8) OBP: 0.350, SLG: 0.429	0-0 1B 1B	4-0 1B BB		0-0 F8		4-0 2B WP BB	0-0 1B 2B		0-0 P5	2 3 1 1 2 0 0 2 1 1 0 0 0 0												
Jose Gonzalez, R (7, PH) OBP: 0.279, SLG: 0.431	2-H 1B 1B	1-2 1B BB		0-0 F7		0-0 WP 1B 2B	0-0 E 1B 1B		0-3 K2-3	4 2 2 1 0 0 2 2 0 1 1 0 1 0												
Kal Daniels, L (1, 7) OBP: 0.384, SLG: 0.503	0-0 E 1B SF7 1B	0-0 F7		0-0 F7		0-0 1B 2B	0-0 E 1B 1B		0-0 F9	3 2 2 2 1 0 0 1 0 0 0 0 0 1												
Chris Gwynn, L (6, 7) OBP: 0.305, SLG: 0.345	1-3 1B 1B	1-2 E 1B WP BB		0-0 P3		0-0 2-H 3-H 1B 1B	0-0 F9		0-0 E9	5 0 4 2 0 0 2												
Eddie Murray, S (1, 3) OBP: 0.407, SLG: 0.512	0-0 E 1B 1B	4-0 E 1B WP BB		0-0 1B 1B		0-0 2-3 1B 1B	0-0 E9		0-0 1B 1B	5 0 2 1 0 0 6												
Mickey Hatcher, R (7, PH) OBP: 0.278, SLG: 0.298	1-2 3-H 1B 1B	1-2 2-3 E 1B BB		0-0 1B 1B		0-0 1-2 2-3 1B 1B	0-0 F8		0-0 F8	5 0 0 1 1 1 2												
Hubie Brooks, R (1, 9) OBP: 0.293, SLG: 0.405	0-0 E5 1B 1B	0-0 E7 WP 1B		0-0 1B 1B		0-0 1-2 2-3 1B 1B	0-0 F8		0-0 F8	3 0 0 1 1 1 2												
Mike Scioscia, L (1, 2) OBP: 0.327, SLG: 0.411	0-0 F8	0-0 G3		0-0 1B 1B		0-0 1-2 2-3 1B 1B	0-0 F8		0-0 F8	3 0 0 0 1 0 5 1 0 1 0 0 0 0												
Mike Sharperson, R (1, 5) OBP: 0.390, SLG: 0.366	0-0 SF7 3-H		0-3 K	0-0 G6-4-3 IBB		4-0 G6-4-3 IBB	0-0 2-3		0-0 5-3	5 0 0 0 0 2 4												
Alfredo Griffin, S (1, 6) OBP: 0.276, SLG: 0.275	0-0 P6		0-0 F8	0-0 G6-4-3 IBB		0-0 G6-4-3 IBB	4-0 IBB		0-0 G4-6-3 1B													
Jose Vizcaino, S (6, 6) OBP: 0.366, SLG: 0.378			0-0 F8	0-0 G6-4-3 IBB		0-0 G6-4-3 IBB	4-0 IBB		0-0 G4-6-3 1B													
Ramon Martinez, R (1, 1) OBP: 0.093, SLG: 0.094		0-0 4-3	0-3 K	0-3 K		0-0 6-3 K	0-0 K		0-0 G4-6-3													
<b>Inning Stats</b>	R: 3 E: 1 K: 0 S: 8	H: 4 LOB: 2 BB: 0 P: 8	R: 3 E: 1 K: 0 S: 5	H: 2 LOB: 1 BB: 2 P: 13	R: 0 E: 0 K: 2 S: 7	H: 0 LOB: 0 BB: 0 P: 7	R: 0 E: 0 K: 0 S: 3	H: 0 LOB: 0 BB: 0 P: 3	R: 0 E: 0 K: 0 S: 4	H: 2 LOB: 2 BB: 1 P: 8	R: 4 E: 0 K: 1 S: 10	H: 5 LOB: 3 BB: 2 P: 18	R: 1 E: 1 K: 0 S: 6	H: 3 LOB: 2 BB: 0 P: 6	R: 0 E: 0 K: 0 S: 3	H: 1 LOB: 0 BB: 0 P: 3	R: 0 E: 0 K: 1 S: 5	H: 0 LOB: 0 BB: 0 P: 5	1B: 14 2B: 3 3B: 0 HR: 0	SF: 1 SAC: 0 DP: 2 HBP: 0	WP: 3 PB: 0 SB: 0 CS: 0	PA: 48
<b>PITCHER</b>	IP WLS BF H R ER SO BB IBB HBP BLK WP HR S P ERA WHIP												<b>PITCHER</b>	IP WLS BF H R ER SO BB IBB HBP BLK WP HR S P ERA WHIP								
Scott Garrelts, R (1, 1) ERA: 4.15	1.2 L 14 6 6 4 0 2 0 0 0 0 1 0 12 20 21.60 4.800																					
Atlee Hammaker, L (2, 1) ERA: 4.27	3.2 16 4 3 3 2 1 1 0 0 1 0 18 26 7.36 1.364																					
Randy O'Neal, R (6, 1) ERA: 3.26	3.2 18 7 2 2 2 0 1 0 0 1 0 21 25 4.91 1.909																					

Los Angeles Dodgers @ San Francisco Giants  
 Candlestick Park, San Francisco, CA  
 Fri Aug 03 1990, 10:05 PM EDT  
 Att: 35,540 - Unknown

livebaseballscorecards.com

AB	42
R	11
H	17
RBI	9
BB	5
SO	4
LOB	22





Batter	1	2	3	4	5	6	7	8	9	AB	R	H	RBI	BB	SO	LOB
--------	---	---	---	---	---	---	---	---	---	----	---	---	-----	----	----	-----

<b>Brett Butler, L</b> <small>OBP: 0.386, SLG: 0.355</small> (1, 8)	0-0 	0-0 			0-0 		0-0 			4	0	1	0	0	0	2
<b>Rick Leach, L</b> <small>OBP: 0.388, SLG: 0.422</small> <b>Randy O'Neal, R</b> <small>OBP: 0.200, SLG: 0.200</small> (6, 1)	0-0 	0-0 			0-3 			0-3 		3	0	1	0	0	1	2
<b>Gary Carter, R</b> <small>OBP: 0.370, SLG: 0.491</small> (1, 3)	0-0 		0-0 		0-0 			4-0 		3	0	1	0	1	0	1
<b>Kevin Mitchell, R</b> <small>OBP: 0.382, SLG: 0.598</small> <b>Greg Litton, R</b> <small>OBP: 0.268, SLG: 0.303</small> (7, 7)	4-0 		0-0 		0-0 			0-0 		2	1	1	1	1	0	0
<b>Matt Williams, R</b> <small>OBP: 0.318, SLG: 0.487</small> <b>Dave Anderson, R</b> <small>OBP: 0.292, SLG: 0.397</small> (7, 4)	0-0 		0-0 		0-0 			0-0 		3	0	0	0	0	0	3
<b>Terry Kennedy, L</b> <small>OBP: 0.340, SLG: 0.373</small> <b>Bill Bathe, R</b> <small>OBP: 0.393, SLG: 0.565</small> (9, 2)	0-0 		0-0 		0-0 			0-3 		3	0	0	0	0	0	3
<b>Robby Thompson, R</b> <small>OBP: 0.299, SLG: 0.383</small> <b>Ernest Riles, L</b> <small>OBP: 0.316, SLG: 0.381</small> (7, 5)		0-0 		0-0 			4-0 		0-0 	2	1	1	0	0	0	0
<b>Jose Uribe, S</b> <small>OBP: 0.296, SLG: 0.316</small> (1, 6)		0-0 		0-3 			0-0 			3	0	1	1	0	1	1
<b>Scott Garrelts, R</b> <small>OBP: 0.113, SLG: 0.098</small> <b>Atlee Hammaker, S</b> <small>OBP: 0.111, SLG: 0.059</small> <b>Mike Kingery, L</b> <small>OBP: 0.333, SLG: 0.299</small> (6, 9)		0-3 		0-0 			0-0 			0	0	0	0	0	0	0

Inning Stats	R: 0	H: 2	E: 0	LOB: 3	K: 0	BB: 1	S: 5	P: 9	R: 1	H: 2	E: 0	LOB: 1	K: 1	BB: 0	S: 7	P: 7	R: 1	H: 1	E: 0	LOB: 0	K: 0	BB: 0	S: 4	P: 4	R: 0	H: 0	E: 0	LOB: 0	K: 1	BB: 0	S: 5	P: 5	R: 0	H: 1	E: 0	LOB: 0	K: 0	BB: 0	S: 3	P: 3	R: 0	H: 0	E: 0	LOB: 1	K: 0	BB: 1	S: 3	P: 7	R: 0	H: 0	E: 0	LOB: 0	K: 1	BB: 1	S: 4	P: 8	R: 0	H: 0	E: 0	LOB: 0	K: 1	BB: 0	S: 5	P: 5	1B: 3	SF: 0	2B: 2	SAC: 0	3B: 0	DP: 2	HR: 1	HBP: 0	WP: 0	PA: 34
--------------	------	------	------	--------	------	-------	------	------	------	------	------	--------	------	-------	------	------	------	------	------	--------	------	-------	------	------	------	------	------	--------	------	-------	------	------	------	------	------	--------	------	-------	------	------	------	------	------	--------	------	-------	------	------	------	------	------	--------	------	-------	------	------	------	------	------	--------	------	-------	------	------	-------	-------	-------	--------	-------	-------	-------	--------	-------	--------

PITCHER	IP	WLS	BF	H	R	ER	SO	BB	IBB	HBP	BLK	WP	HR	S	P	ERA	WHIP
<b>Ramon Martinez, R</b> <small>OBP: 0.276</small> (1, 1)	9.0	W	34	6	2	2	5	3	0	0	0	0	1	41	53	2.00	1.000

**BOTTOM**

Los Angeles Dodgers @ San Francisco Giants  
 Candlestick Park, San Francisco, CA  
 Fri Aug 03 1990, 10:05 PM EDT  
 Att. 35,540 - Unknown

AB	31
R	2
H	6
RBI	2
BB	3
SO	5
LOB	15



Batter	1	2	3	4	5	6	7	8	9	AB R H RBI BB SO LOB	TOP	
Stan Javier, S (1, 8) OBP: 0.376, SLG: 0.401	4-1 FC4-6 BB		0-0 G6-3			0-3 K			3-2 F9	3 0 0 0 1 1 0	<p>Los Angeles Dodgers @ San Francisco Giants</p> <p>Candlestick Park, San Francisco, CA</p> <p>Sat Aug 04 1990, 6:33 AM EDT</p> <p>Att. 47,193 - Sunny - 70 F</p>	
Mike Sharperson, R (1, 5) OBP: 0.383, SLG: 0.359	0-0 FC4-6 1-2f		0-0 G6-3			1-3 K			2-3 K	4 0 0 0 0 2 1		
Kal Daniels, L (1, 7) OBP: 0.382, SLG: 0.500 Jose Gonzalez, R (9, PR) OBP: 0.279, SLG: 0.431	0-1 F8			3-3 K		0-3 K			1-0 1B	4 0 1 0 0 2 1 0 0 0 0 0 0 0		
Eddie Murray, S (1, 3) OBP: 0.403, SLG: 0.506	1-0 L1			0-1 F7			1-1 G5-3		3-3 K	4 0 0 0 0 1 2		
Hubie Brooks, R (1, 9) OBP: 0.296, SLG: 0.414		4-2 G5-4-3 BB			3-1 HR		0-3 K			2 1 1 1 1 1 0		
Rick Dempsey, R (1, 2) OBP: 0.337, SLG: 0.354		0-1 G5-4-3 1-2f			2-0 G5-3		1-1 G5-3			3 0 0 0 0 0 1		
Lenny Harris, L (1, 4) OBP: 0.341, SLG: 0.373		1-0 L7			4-1 BB			1-1 G4-3		2 0 0 0 1 0 0		
Alfredo Griffin, S (1, 6) OBP: 0.273, SLG: 0.272			2-2 G6-3		1 SAFE P5			0-2 L8		3 0 0 0 0 0 1		
Mike Morgan, R (1, 1) OBP: 0.115, SLG: 0.080 Mickey Hatcher, R (8, PH) OBP: 0.275, SLG: 0.294 Ray Searage, L (8, 1) Jim Gott, R (8, 1)			0-0 F9		0-0 L9			1-0 F8		2 0 0 0 0 0 1 1 0		
<b>Inning Stats</b>	R: 0 H: 0 E: 0 LOB: 1 K: 0 BB: 1 S: 5 P: 10	R: 0 H: 0 E: 0 LOB: 0 K: 0 BB: 1 S: 5 P: 10	R: 0 H: 0 E: 0 LOB: 0 K: 0 BB: 0 S: 5 P: 7	R: 0 H: 0 E: 0 LOB: 0 K: 1 BB: 0 S: 7 P: 10	R: 1 H: 1 E: 0 LOB: 1 K: 0 BB: 1 S: 6 P: 15	R: 0 H: 0 E: 0 LOB: 0 K: 3 BB: 0 S: 9 P: 10	R: 0 H: 0 E: 0 LOB: 0 K: 1 BB: 0 S: 7 P: 9	R: 0 H: 0 E: 0 LOB: 0 K: 0 BB: 0 S: 6 P: 8	R: 0 H: 1 E: 0 LOB: 1 K: 2 BB: 0 S: 14 P: 23	1B: 1 SF: 0 2B: 0 SAC: 0 3B: 0 DP: 1 HR: 1 HBP: 0		WP: 0 PA: 31 PB: 0 SB: 0 CS: 0
<b>PITCHER</b> Trevor Wilson, L (1, 1) ERA: 3.17	IP WLS BF H R ER SO BB IBB HBP BLK WP HR S P ERA WHIP	9.0 W 31 2 1 1 7 3 0 0 0 0 1 64 102 1.00 0.556										

AB	28
R	1
H	2
RBI	1
BB	3
SO	7
LOB	7



Batter	1	2	3	4	5	6	7	8	9
<b>Brett Butler, L</b> OBP: 0.389, SLG: 0.361 (1, 8)	1-1 SF9 1B		2-2 2B		2-0 1-2 1B			0-0 B1-3	
<b>Rick Leach, L</b> OBP: 0.382, SLG: 0.414 (1, 9)	0-1 L8		1-0 L1-3		2-2 G4-3			1-2 P6	
<b>Mike Kingery, L</b> OBP: 0.330, SLG: 0.295 (7, 9)									
<b>Will Clark, L</b> OBP: 0.353, SLG: 0.454 (1, 3)	3-1 SF9			0-1 G4-3		4-0 FC5-4 BB		2-1 WP 1B	
<b>Dave Anderson, R</b> OBP: 0.292, SLG: 0.397 (8, PR) (9, 3)	1-1 F8			3-1 G1-3		1-0 FC5-4 G1-3		4-2 BB	
<b>Kevin Mitchell, R</b> OBP: 0.381, SLG: 0.593 (1, 7)								1-2 BB	
<b>Matt Williams, R</b> OBP: 0.317, SLG: 0.492 (1, 5)		1-2 F9		0-1 HR		2-0 G1-3		1-2 F8	
<b>Gary Carter, R</b> OBP: 0.365, SLG: 0.482 (1, 2)		0-0 G6-3		0-0 F7		1-1 G6-3			
<b>Robby Thompson, R</b> OBP: 0.296, SLG: 0.380 (1, 4)		1-3 K				0-0 L8		1-2 F9	
<b>Jose Uribe, S</b> OBP: 0.293, SLG: 0.313 (1, 6)			1-1 G6-3		1-1 F7		0-0 G3		
<b>Trevor Wilson, L</b> OBP: 0.115, SLG: 0.115 (1, 1)			0-0 G4-3		3-2 1B 1B		2-0 G4-3		

Inning Stats	R: 1 E: 0 K: 0 S: 8	H: 1 LOB: 0 BB: 0 P: 13	R: 0 E: 0 K: 1 S: 8	H: 0 LOB: 0 BB: 0 P: 10	R: 0 E: 0 K: 0 S: 7	H: 1 LOB: 1 BB: 0 P: 11	R: 1 E: 0 K: 0 S: 7	H: 1 LOB: 0 BB: 0 P: 10	R: 0 E: 0 K: 0 S: 11	H: 2 LOB: 2 BB: 0 P: 19	R: 0 E: 0 K: 0 S: 4	H: 0 LOB: 1 BB: 1 P: 12	R: 0 E: 0 K: 0 S: 5	H: 0 LOB: 0 BB: 0 P: 8	R: 0 E: 0 K: 0 S: 11	H: 1 LOB: 2 BB: 1 P: 19
--------------	------------------------------	----------------------------------	------------------------------	----------------------------------	------------------------------	----------------------------------	------------------------------	----------------------------------	-------------------------------	----------------------------------	------------------------------	----------------------------------	------------------------------	---------------------------------	-------------------------------	----------------------------------

PITCHER	IP	WLS	BF	H	R	ER	SO	BB	IBB	HBP	BLK	WP	HR	S	P	ERA	WHIP
<b>Mike Morgan, R</b> ERA: 3.43 (1, 1)	7.0	L	27	5	2	2	1	1	0	0	0	0	1	0	83	2.57	0.857
<b>Ray Searge, L</b> ERA: 2.96 (8, 1)	0.2		4	1	0	0	0	1	0	0	0	1	0	8	15	0.00	3.000
<b>Jim Gott, R</b> ERA: 3.41 (8, 1)	0.1		1	0	0	0	0	0	0	0	0	0	0	3	4	0.00	0.000

**BOTTOM**

Los Angeles Dodgers @ San Francisco Giants  
Candlestick Park, San Francisco, CA

Sat Aug 04 1990, 6:33 AM EDT  
Att: 47,193 - Sunny - 70 F

AB	R	H	RBI	BB	SO	LOB
4	1	3	0	0	0	0
3	0	0	0	0	0	4
1	0	0	0	0	0	0
2	0	1	1	1	0	0
0	0	0	0	0	0	0
3	0	0	0	1	0	1
4	1	1	1	0	0	3
3	0	0	0	0	0	1
3	0	0	0	0	1	0
3	0	0	0	0	0	0
3	0	1	0	0	0	0

AB	29
R	2
H	6
RBI	2
BB	2
SO	1
LOB	9

WP: 1 PA: 32  
PB: 0  
SB: 1  
CS: 0



WP	HR	S	P	ERA	WHIP
1	0	0	0	0.00	0.000

Batter	1	2	3	4	5	6	7	8	9	AB R H RBI BB SO LOB	TOP											
Stan Javier, S OBP: 0.374, SLG: 0.392 (1, 8) X	0-0 L4	4-0 1B 1-2 BB		4-0 FC3-6 1B HR BB	0-0 F7		0-3 K		0-0 FC3-6 1B 1-2f BB	4 2 0 0 2 1 4												
Mike Sharperson, R OBP: 0.394, SLG: 0.367 (1, 4) (6, 5) B B B	4-0 BB HR BB	0-0 IBB 1B		0-0 FC3-6 1B	0-0 5-3			0-0 HR 1B	4-0 1B 1-2 BB	4 2 3 1 2 0 2												
Kirk Gibson, L OBP: 0.360, SLG: 0.470 Tim Crews, R (1, 7) (9, 1) B B B	4-0 1-2 HR BB	0-3 K		0-0 FC3-6 HR 1-2f 2-3		0-0 HR		0-0 HR 1B 1-H	0-0 1B 1-3 2-H	5 4 3 4 1 1 4 0 0 0 0 0 0 0												
Eddie Murray, S OBP: 0.404, SLG: 0.521 (1, 3) X	0-0 1-H 2-H HR	4-0 FC6-4 IBB		0-0 HR 1-H 3-H		0-0 4-3		0-0 F8 1B	0-0 F9	5 2 2 6 1 0 2												
Hubie Brooks, R OBP: 0.295, SLG: 0.411 Jose Gonzalez, R OBP: 0.279, SLG: 0.431 (1, 9) (8, 9) X	0-0 F5	0-0 FC6-4 1-2f		0-0 FC6-4 1B		0-0 6-3		0-0 6-3		5 0 1 0 0 0 3 0 0 0 0 0 0 0												
Mickey Hatcher, R OBP: 0.274, SLG: 0.292 Lenny Harris, L OBP: 0.340, SLG: 0.372 (1, 5) (6, 4) X	0-0 E7 1B		0-0 4-3	0-0 FC6-4 1-2f		0-0 4-3		0-0 6-3		4 0 1 0 0 0 1 1 0 0 0 0 0 0												
Mike Scioscia, L OBP: 0.328, SLG: 0.414 (1, 2) S S S	0-3 K		0-0 F3		0-0 1B 1B		0-0 G3		0-0 F9 1B 2B	5 1 2 0 0 1 1												
Alfredo Griffin, S OBP: 0.272, SLG: 0.271 (1, 6) X		0-0 6-3	0-3 K		0-0 1B 1-2 1B		0-0 F9		0-0 F9 2-3	5 0 1 0 0 1 1												
Tim Belcher, R OBP: 0.195, SLG: 0.154 Ray Searage, L OBP: 0.397, SLG: 0.368 Jose Vizcaino, S OBP: 0.500, SLG: 0.500 Mike Hartley, R OBP: 0.313, SLG: 0.352 (1, 1) (2, 1) (4, PH) (4, 1) (9, PH) (9, 7) X		0-0 BB 1B		0-0 6-3	0-3 K		0-0 1B		0-0 FC3-6 1B 3-H	1 1 1 0 0 0 0 0 0 0 0 0 0 0 1 0 0 0 0 0 0 2 0 1 0 0 1 2 1 0 1 1 0 0 0												
<b>Inning Stats</b>	R: 3 E: 1 K: 1 S: 7	H: 2 LOB: 1 BB: 2 P: 15	R: 1 E: 0 K: 1 S: 7	H: 2 LOB: 3 BB: 2 P: 15	R: 0 E: 0 K: 1 S: 5	H: 0 LOB: 0 BB: 0 P: 5	R: 3 E: 0 K: 0 S: 6	H: 3 LOB: 1 BB: 1 P: 10	R: 0 E: 0 K: 1 S: 7	H: 2 LOB: 2 BB: 0 P: 7	R: 1 E: 0 K: 0 S: 4	H: 1 LOB: 0 BB: 0 P: 4	R: 0 E: 0 K: 1 S: 6	H: 1 LOB: 1 BB: 0 P: 6	R: 2 E: 0 K: 0 S: 5	H: 2 LOB: 0 BB: 0 P: 5	R: 2 E: 0 K: 0 S: 6	H: 3 LOB: 2 BB: 1 P: 10	1B: 11 2B: 1 3B: 0 HR: 4	SF: 0 SAC: 0 DP: 0 HBP: 0	WP: 0 PB: 0 SB: 0 CS: 0	PA: 49
<b>PITCHER</b>	IP WLS BF H R ER SO BB IBB HBP BLK WP HR S P ERA WHIP											<b>PITCHER</b>	IP WLS BF H R ER SO BB IBB HBP BLK WP HR S P ERA WHIP									
Rafael Nova, L ERA: 7.71 (1, 1)	3.2 L 22 6 7 7 3 4 1 0 0 0 2 23 43 17.18 2.727																					
Francisco Oliveras, R ERA: 4.32 (4, 1)	1.1 7 3 0 0 1 0 0 0 0 0 0 0 9 9 0.00 2.250																					
Atlee Hammaker, L ERA: 4.28 (6, 1)	2.0 8 2 1 1 1 0 0 0 0 0 0 1 10 10 4.50 1.000																					
Steve Bedrosian, R ERA: 4.83 (8, 1)	2.0 12 5 4 4 0 1 0 0 0 0 0 1 11 15 18.00 3.000																					

Los Angeles Dodgers @ San Francisco Giants  
Candlestick Park, San Francisco, CA  
Sun Aug 05 1990, 6:33 AM EDT  
Att: 49,005 - Unknown

livebaseballscorecards.com

AB	43
R	12
H	16
RBI	12
BB	6
SO	5
LOB	20



Batter	1	2	3	4	5	6	7	8	9	AB	R	H	RBI	BB	SO	LOB				
<b>Brett Butler, L</b> OBP: 0.389, SLG: 0.360 (1, 8) BBB	4-0 1B BB	0-0 4-3 1-2	0-0 CS 1B			0-0 F7		0-0 F7		4	0	1	0	1	0	1				
<b>Rick Leach, L</b> OBP: 0.372, SLG: 0.402 (1, 9) SSS	0-3 K	0-0 E6 1B 1B 2-3	0-0 CS 1-2	0-0 G3		0-0 E3 FC5 1B		0-3 K		5	1	0	0	0	2	2				
<b>Will Clark, L</b> OBP: 0.354, SLG: 0.453 (1, 3) X	0-0 G6-4-3 1-2 1B	0-3 K		0-0 1-3		0-0 FC5 1-2 1B		0-0 F8		5	0	2	0	0	1	2				
<b>Kevin Mitchell, R</b> OBP: 0.381, SLG: 0.589 (1, 7) X	0-0 G6-4-3 1-2f	0-0 BB 1B 1-3 3-H 1B		0-0 F7		0-0 FC5 1-2 2-3f		4-0 FC6-4 BB		4	0	1	1	1	0	4				
<b>Matt Williams, R</b> OBP: 0.318, SLG: 0.490 (1, 5) BB		BB BB 1B				0-0 6-3		0-0 F2		5	1	2	1	0	0	3				
<b>Ernest Riles, L</b> OBP: 0.330, SLG: 0.379 (1, 6) BB		BB BB				0-0 F2		0-0 3-1		3	1	1	0	2	0	0				
<b>Terry Kennedy, L</b> OBP: 0.343, SLG: 0.377 (1, 2) <b>Steve Bedrosian, R</b> OBP: 0.326, SLG: 0.291 (8, 1) <b>Mike Kingery, L</b> OBP: 0.326, SLG: 0.291 (9, PH) BB		BB BB				0-0 1B 2B		0-0 6-3		3	1	1	0	1	0	3				
<b>Robby Thompson, R</b> OBP: 0.298, SLG: 0.387 (1, 4) BB		BB BB				0-0 K		0-3 K		0	0	0	0	0	0	0				
<b>Rafael Novoa, L</b> OBP: 0.250, SLG: 0.250 (1, 1) <b>Francisco Oliveras, R</b> OBP: 0.379, SLG: 0.542 (4, 1) <b>Bill Bathe, R</b> OBP: 0.111, SLG: 0.059 (5, PH) <b>Atlee Hammaker, S</b> OBP: 0.111, SLG: 0.059 (6, 1) <b>Gary Carter, R</b> OBP: 0.363, SLG: 0.480 (8, 2) BB		BB BB 1B 1-2 3-H				0-0 F8 1B 3B 1-H 2-H 3-H		0-0 P6		4	1	2	3	0	1	0				
<b>Inning Stats</b>	R: 0 E: 0 K: 1 S: 5	H: 1 LOB: 1 BB: 1 P: 9	R: 6 E: 1 K: 1 S: 11	H: 5 LOB: 3 BB: 3 P: 23	R: 0 E: 0 K: 0 S: 3	H: 1 LOB: 0 BB: 0 P: 3	R: 0 E: 0 K: 1 S: 7	H: 2 LOB: 2 BB: 0 P: 7	R: 0 E: 1 K: 0 S: 5	H: 1 LOB: 2 BB: 0 P: 5	R: 0 E: 0 K: 1 S: 5	H: 0 LOB: 0 BB: 0 P: 5	R: 0 E: 0 K: 2 S: 7	H: 0 LOB: 0 BB: 0 P: 7	R: 0 E: 0 K: 0 S: 4	H: 1 LOB: 2 BB: 1 P: 8	1B: 9 2B: 1 3B: 1 HR: 0	SF: 0 SAC: 0 DP: 1 HBP: 0	WP: 0 PB: 0 SB: 0 CS: 1	PA: 44

**BOTTOM**

**Los Angeles Dodgers @ San Francisco Giants**  
Candlestick Park, San Francisco, CA

livebaseballscores.com

<b>AB</b>	<b>38</b>
<b>R</b>	<b>6</b>
<b>H</b>	<b>11</b>
<b>RBI</b>	<b>6</b>
<b>BB</b>	<b>5</b>
<b>SO</b>	<b>6</b>
<b>LOB</b>	<b>19</b>



PITCHER	IP	WLS	BF	H	R	ER	SO	BB	IBB	HBP	BLK	WP	HR	S	P	ERA	WHIP
<b>Tim Belcher, R</b> ERA: 3.81 (1, 1)	1.0		9	4	5	4	1	3	0	0	0	0	0	8	20	36.00	7.000
<b>Ray Searage, L</b> ERA: 2.73 (2, 1)	2.0		10	3	1	0	1	1	0	0	0	0	0	11	15	0.00	2.000
<b>Mike Hartley, R</b> ERA: 3.3 (4, 1)	5.0	W	19	3	0	0	4	0	0	0	0	0	0	27	27	0.00	0.600
<b>Tim Crews, R</b> ERA: 2.58 (9, 1)	1.0		5	1	0	0	0	1	0	0	0	0	0	4	8	0.00	2.000

Sun Aug 05 1990, 6:33 AM EDT  
Att. 49,005 - Unknown

Batter	1	2	3	4	5	6	7	8	9	AB R H RBI BB SO LOB	TOP
Mike Sharperson, R OBP: 0.390, SLG: 0.360 (1, 4) (8, 5)	4-2 1B BB		2-2 G6-3		1-0 G4-3		3-1 G6-3		2-1 F9	4 0 0 0 1 0 0	
Kirk Gibson, L OBP: 0.363, SLG: 0.476 (1, 8)	2-2 F8		2-2 1B 1B		0-0 G4-3 2B			3-3 K		4 0 2 0 0 1 1	
Kal Daniels, L OBP: 0.381, SLG: 0.497 (1, 7)	0-3 K		0-0 1B 1-2 1B		3-2 G4-3 2-3			1-0 G4-3		4 0 1 0 0 1 2	
Eddie Murray, S OBP: 0.405, SLG: 0.521 (1, 3)	2-1 1-3 1B		1-0 P4		0-1 G4-3			0-0 BB 1B 1B		4 0 2 0 0 0 3	
Hubie Brooks, R OBP: 0.294, SLG: 0.409 (1, 9)	0-1 F8		0-3 K		1-2 G4-3			0-1 1-2 BB 1B		4 0 1 0 0 1 4	
Mickey Hatcher, R OBP: 0.273, SLG: 0.283 Lenny Harris, L OBP: 0.340, SLG: 0.372 (1, 5) (8, 4)		0-0 F8		3-1 G6-3		1-1 P2		4-1 1-2 2-3 BB		3 0 0 0 1 0 0 0 0 0 0 0 0 0	
Rick Dempsey, R OBP: 0.323, SLG: 0.337 Tim Crews, R (8, 1)		1-1 F8		1-3 K		0-0 F7		0-1 F9		4 0 0 0 0 1 3 0 0 0 0 0 0 0	
Alfredo Griffin, S OBP: 0.275, SLG: 0.274 (1, 6)		0-2 1B		0-0 1B			1-1 G6-3		1-1 G4-3	4 0 2 0 0 0 0	
Jim Neidlinger, S Ray Searage, L Mike Scioscia, L OBP: 0.327, SLG: 0.413 (1, 1) (8, 1) (8, 2)		0-3 K		0-0 F9			0-0 P3		3-1 F7	3 0 0 0 0 1 2 0 0 0 0 0 0 0 1 0 0 0 0 0 0	
<b>Inning Stats</b>	R: 0 H: 1 E: 0 LOB: 2 K: 1 BB: 1 S: 13 P: 21	R: 0 H: 1 E: 0 LOB: 1 K: 1 BB: 0 S: 9 P: 10	R: 0 H: 2 E: 0 LOB: 2 K: 1 BB: 0 S: 12 P: 17	R: 0 H: 1 E: 0 LOB: 1 K: 1 BB: 0 S: 8 P: 12	R: 0 H: 1 E: 0 LOB: 1 K: 0 BB: 0 S: 7 P: 11	R: 0 H: 0 E: 0 LOB: 0 K: 0 BB: 0 S: 6 P: 8	R: 0 H: 0 E: 0 LOB: 0 K: 0 BB: 0 S: 5 P: 9	R: 0 H: 2 E: 0 LOB: 3 K: 1 BB: 1 S: 10 P: 18	R: 0 H: 0 E: 0 LOB: 0 K: 0 BB: 0 S: 6 P: 12	1B: 7 SF: 0 2B: 1 SAC: 0 3B: 0 DP: 0 HR: 0 HBP: 0	WP: 0 PA: 37 PB: 0 SB: 0 CS: 0
<b>PITCHER</b> Tom Browning, L ERA: 2.97 Randy Myers, L ERA: 1.82 (1, 1) (9, 1)	IP WLS BF H R ER SO BB IBB HBP BLK WP HR S P ERA WHIP	8.0 W 34 8 0 0 5 2 0 0 0 0 0 0 70 106 0.00 1.250	1.0 S 3 0 0 0 0 0 0 0 0 0 0 0 6 12 0.00 0.000								

**Los Angeles Dodgers @ Cincinnati Reds**  
Riverfront Stadium, Cincinnati, OH  
Tue Aug 07 1990, 7:05 PM EDT  
Att: 31,154 - Unknown

AB	35
R	0
H	8
RBI	0
BB	2
SO	5
LOB	15



Batter	1	2	3	4	5	6	7	8	9
Barry Larkin, R OBP: 0.367, SLG: 0.415 (1, 6)	0-1 G5-3		2-1 F4			2-1 G6-3		4-1 WP BB BB	
Paul O'Neill, L OBP: 0.351, SLG: 0.432 (1, 9)	2-3 K			1-0 E 1B		0-0 CS 1B		4-2 WP BB	
Chris Sabo, R OBP: 0.353, SLG: 0.506 (1, 5)	2-2 FC5-4 HBP			0-0 F9		1-2 G6-3		2-2 P6	
Eric Davis, R OBP: 0.337, SLG: 0.438 (1, 8)	1-0 FC5-4			1-1 F9			3-3 K		
Hal Morris, L OBP: 0.399, SLG: 0.532 (1, 3)		2-2 G4-3		0-2 E5			0-1 G4-3		
Mariano Duncan, R OBP: 0.363, SLG: 0.509 (1, 4)		1-1 G6-3		0-3 K			0-1 L4		
Joe Oliver, R OBP: 0.313, SLG: 0.349 (1, 2)		1-0 P8			2-2 G5-3			1-1 F7	
Billy Hatcher, R OBP: 0.338, SLG: 0.400 (1, 7)			2-0 L9		1-3 K			0-2 E6 BB SH5-4 WP	
Tom Browning, L OBP: 0.123, SLG: 0.125 Randy Myers, L OBP: 0.500, SLG: 0.500 (1, 1) (9, 1)			1-3 K		0-3 K			0-0 SH5-4	

Inning Stats	R: 0 E: 0 K: 1 S: 9	H: 0 LOB: 1 BB: 0 P: 14	R: 0 E: 0 K: 0 S: 6	H: 0 LOB: 0 BB: 0 P: 10	R: 0 E: 0 K: 1 S: 8	H: 0 LOB: 0 BB: 0 P: 13	R: 0 E: 1 K: 1 S: 11	H: 1 LOB: 2 BB: 0 P: 13	R: 0 E: 0 K: 2 S: 9	H: 0 LOB: 0 BB: 0 P: 12	R: 0 E: 0 K: 0 S: 8	H: 1 LOB: 0 BB: 0 P: 11	R: 0 E: 0 K: 1 S: 7	H: 0 LOB: 0 BB: 0 P: 10	R: 1 E: 1 K: 0 S: 13	H: 0 LOB: 2 BB: 2 P: 24
--------------	------------------------------	----------------------------------	------------------------------	----------------------------------	------------------------------	----------------------------------	-------------------------------	----------------------------------	------------------------------	----------------------------------	------------------------------	----------------------------------	------------------------------	----------------------------------	-------------------------------	----------------------------------

PITCHER	IP	WLS	BF	H	R	ER	SO	BB	IBB	HBP	BLK	WP	HR	S	P	ERA	WHIP
Jim Neidlinger, R ERA: 0.66 (1, 1)	7.2	L	29	2	1	0	6	2	0	1	0	0	0	68	102	0.00	0.522
Ray Seavage, L ERA: 2.73 (8, 1)	0.0		0	0	0	0	0	0	0	0	0	0	0	0	0	∞	∞
Tim Crews, R ERA: 2.57 (8, 1)	0.1		1	0	0	0	0	0	0	0	0	1	0	3	5	0.00	0.000

**BOTTOM**

3 0 0 0 1 0 0

3 0 2 0 1 1 0

3 0 0 0 0 0 4

3 0 0 0 0 1 2

3 0 0 0 0 0 1

3 0 0 0 0 1 2

3 0 0 0 0 0 0

3 1 0 0 0 1 0

2 0 0 0 0 2 0

0 0 0 0 0 0 0

**AB 26**  
**R 1**  
**H 2**  
**RBI 0**  
**BB 2**  
**SO 6**  
**LOB 9**




WP: 1 PA: 30  
PB: 0  
SB: 0  
CS: 1

**Los Angeles Dodgers @ Cincinnati Reds**  
Riverfront Stadium, Cincinnati, OH

Tue Aug 07 1990, 7:05 PM EDT  
Att. 31,154 - Unknown

livebaseballscorecards.com

Batter	1	2	3	4	5	6	7	8	9	AB R H RBI BB SO LOB	TOP	
Lenny Harris, L (1, 5) OBP: 0.335, SLG: 0.367	1-1 F9		1-3 K		3-2 F8			1-2 5-3		4 0 0 0 0 1 1	<b>Los Angeles Dodgers @ Cincinnati Reds</b> Riverfront Stadium, Cincinnati, OH Wed Aug 08 1990, 7:05 PM EDT Att: 30,700 - Unknown  <b>livebaseballscorecards.com</b>  AB 32 R 4 H 9 RBI 3 BB 2 SO 4 LOB 10  	
Kirk Gibson, L (1, 8) OBP: 0.361, SLG: 0.471	2-1 F7		2-1 G4-3 1B		0-0 F8		0-1 4-3		4 0 1 0 0 0 0			
Kal Daniels, L (1, 7) Stan Javier, S (8, 7) OBP: 0.377, SLG: 0.490 OBP: 0.374, SLG: 0.392	2-3 K		2-2 G4-3 1-2f		0-3 K		3-3 K		4 0 0 0 0 3 2 0 0 0 0 0 0 0			
Eddie Murray, S (1, 3) OBP: 0.406, SLG: 0.525		4-2 2B 1B BB		3-2 1B 3B		0-0 F7		0-0 5-3	3 2 1 0 1 0 0			
Hubie Brooks, R (1, 9) Jose Gonzalez, R (9, 9) OBP: 0.296, SLG: 0.413 OBP: 0.279, SLG: 0.431		1-0 1B G6-4-3 2B		1-0 5-3		2-1 2B SF9 1B		1-0 6-3	4 2 2 0 0 0 1 0 0 0 0 0 0 0			
Mike Scioscia, L (1, 2) OBP: 0.335, SLG: 0.427		1-2 G6-4-3 1B		0-1 G6-4-3 1B		1-0 SF9 2B		2-0 2B	4 0 4 2 0 0 0			
Juan Samuel, R (1, 4) OBP: 0.297, SLG: 0.339		2-1 G6-4-3 1-2f		1-2 G6-4-3 1-2f		1-0 SF9 2-3 3-H		4-0 IBB	2 0 0 1 1 0 2			
Alfredo Griffin, S (1, 6) OBP: 0.272, SLG: 0.271		0-2 4-3		0-1 B1-3		0-0 P6		2-2 4-3	4 0 0 0 0 0 3			
Fernando Valenzuela, L (1, 1) OBP: 0.300, SLG: 0.396			0-0 1B 1B		0-0 F8		0-0 L3		3 0 1 0 0 0 1			
<b>Inning Stats</b>	R: 0 E: 0 K: 1 S: 7 H: 0 LOB: 0 BB: 0 P: 12	R: 2 E: 0 K: 0 S: 11 H: 2 LOB: 0 BB: 1 P: 19	R: 0 E: 0 K: 1 S: 9 H: 2 LOB: 1 BB: 0 P: 14	R: 1 E: 0 K: 0 S: 11 H: 2 LOB: 0 BB: 0 P: 16	R: 0 E: 0 K: 0 S: 6 H: 0 LOB: 0 BB: 0 P: 9	R: 0 E: 0 K: 1 S: 5 H: 0 LOB: 0 BB: 0 P: 5	R: 1 E: 0 K: 0 S: 6 H: 2 LOB: 1 BB: 0 P: 10	R: 0 E: 0 K: 1 S: 9 H: 0 LOB: 0 BB: 0 P: 13	R: 0 E: 0 K: 0 S: 6 H: 1 LOB: 2 BB: 1 P: 15	1B: 5 2B: 3 3B: 1 HR: 0 SF: 1 SAC: 0 DP: 3 HBP: 0	WP: 0 PB: 0 SB: 0 CS: 0 PA: 35	
<b>PITCHER</b>	IP WLS BF H R ER SO BB IBB HBP BLK WP HR S P ERA WHIP											
Scott Scudder, R (1, 1) ERA: 5.36	7.0 L 27 8 4 4 3 1 0 0 0 0 0 0 55 85 5.14 1.286											
Danny Jackson, L (8, 1) ERA: 2.95	2.0 8 1 0 0 1 0 1 0 0 0 0 0 15 28 0.00 0.500											



Batter	1	2	3	4	5	6	7	8	9	AB R H RBI BB SO LOB
--------	---	---	---	---	---	---	---	---	---	----------------------

Barry Larkin, R (1, 6) OBP: 0.364, SLG: 0.411 FC4-6 E6			E6 1B		K			F8		4 0 0 0 0 1 1
Hal Morris, L (1, 3) OBP: 0.395, SLG: 0.524 FC4-6 1-2f HR			L1-3 1B			K		G6-4-3 1-2f		4 1 1 0 0 1 2
Chris Sabo, R (1, 5) OBP: 0.352, SLG: 0.511 HR			L1-3 1-2			5-3		L5		4 1 1 2 0 0 2
Eric Davis, R (1, 8) OBP: 0.336, SLG: 0.436 CS 1B			P3			P6		G6-3		4 0 1 0 0 0 1
Mariano Duncan, R (1, 4) OBP: 0.368, SLG: 0.513 5-3 1-2				L5-3 1B			FC5-4 1B			4 0 3 0 0 0 1
Paul O'Neill, L (1, 9) OBP: 0.350, SLG: 0.430 WP 1B			L5-3 1-2				F8			4 0 1 0 0 1 3
Joe Oliver, R (1, 2) OBP: 0.311, SLG: 0.345 P3				6-3						3 0 0 0 0 0 2
Billy Hatcher, R (1, 7) OBP: 0.336, SLG: 0.397 Danny Jackson, R (8, 1) OBP: 0.042, SLG: 0.042 K					L5 1-2		F9			3 0 0 0 0 1 2 0 0 0 0 0 0 0
Scott Scudder, R (1, 1) OBP: 0.067, SLG: 0.067 Glenn Braggs, R (8, 7) OBP: 0.352, SLG: 0.403 F7										2 0 0 0 0 0 1 0 0 0 0 1 0 0

Inning Stats	R: 2 H: 2 E: 1 LOB: 0 K: 0 BB: 0 S: 13 P: 16	R: 0 H: 1 E: 0 LOB: 1 K: 1 BB: 0 S: 11 P: 17	R: 0 H: 1 E: 1 LOB: 1 K: 0 BB: 0 S: 5 P: 8	R: 0 H: 1 E: 0 LOB: 0 K: 0 BB: 0 S: 5 P: 8	R: 0 H: 0 E: 0 LOB: 0 K: 1 BB: 0 S: 7 P: 12	R: 0 H: 0 E: 0 LOB: 0 K: 1 BB: 0 S: 8 P: 14	R: 0 H: 1 E: 0 LOB: 1 K: 1 BB: 0 S: 8 P: 15	R: 0 H: 0 E: 0 LOB: 0 K: 0 BB: 1 S: 10 P: 19	R: 0 H: 1 E: 0 LOB: 1 K: 0 BB: 0 S: 10 P: 16	1B: 6 SF: 0 2B: 2 SAC: 0 3B: 0 DP: 3 HR: 1 HBP: 0
--------------	---	---	---	---	--	--	--	---	---	--

PITCHER	<b>Fernando Valenzuela, L</b> (1, 1) ERA: 3.75 IP: 9.0 WLS: 1 W: 33 BF: 7 H: 2 R: 1 ER: 4 SO: 1 BB: 1 IBB: 0 HBP: 0 BLK: 0 WP: 2 HR: 1 S: 77 P: 125 ERA: 1.00 WHIP: 0.889	<b>PITCHER</b> IP: 0 WLS: 0 W: 0 BF: 0 H: 0 R: 0 ER: 0 SO: 0 BB: 0 IBB: 0 HBP: 0 BLK: 0 WP: 0 HR: 0 S: 0 P: 0 ERA: 0.00 WHIP: 0.000
---------	---	--

**BOTTOM**

<b>Los Angeles Dodgers @ Cincinnati Reds</b>	
Riverfront Stadium, Cincinnati, OH	
Wed Aug 08 1990, 7:05 PM EDT Att. 30,700 - Unknown	
<a href="http://livebaseballscorecards.com">livebaseballscorecards.com</a>	
<b>AB</b>	<b>32</b>
<b>R</b>	<b>2</b>
<b>H</b>	<b>7</b>
<b>RBI</b>	<b>2</b>
<b>BB</b>	<b>1</b>
<b>SO</b>	<b>4</b>
<b>LOB</b>	<b>15</b>

REDS

WP: 2	PA: 33
PB: 0	SB: 0
CS: 1	CS: 1



Batter	1	2	3	4	5	6	7	8	9	AB	R	H	RBI	BB	SO	LOB
Barry Larkin, R (1, 6) OBP: 0.362, SLG: 0.410 Ron Oester, S (6, 5) OBP: 0.312, SLG: 0.343	0-0 P5		2-3 K			2-2 P6		2-2 6-3		2	0	0	0	0	1	0
Paul O'Neill, L (1, 9) OBP: 0.349, SLG: 0.428	1-0 F8			0-3 K		1-2 G4-3		3-H 2-2 1B		4	0	1	0	0	1	0
Chris Sabo, R (1, 5) OBP: 0.350, SLG: 0.509 Luis Quinones, S (5, 5) OBP: 0.333, SLG: 0.360	1-3 K			2-3 K		4-2 BB		1-2 1B		2	0	0	0	0	2	0
Eric Davis, R (1, 8) OBP: 0.334, SLG: 0.433 Herm Winningham, L (5, 8) OBP: 0.275, SLG: 0.368		1-3 K		1-3 K		1-1 4-3		1-3 K		2	0	0	0	0	2	0
Hal Morris, L (1, 3) OBP: 0.391, SLG: 0.517		0-0 F8			0-0 3B		0-0 F7		0-0 P5	4	1	1	0	0	0	0
Mariano Duncan, R (1, 4) OBP: 0.370, SLG: 0.520		0-1 1B			0-0 G3		0-1 P3		1-2 E5	4	1	2	1	0	0	0
Joe Oliver, R (1, 2) OBP: 0.308, SLG: 0.341 Jeff Reed, L (9, PH) OBP: 0.330, SLG: 0.354		1-3 K			1-3 K		0-3 K		1-3 K	3	0	0	0	0	3	2
Billy Hatcher, R (1, 7) OBP: 0.335, SLG: 0.398			3-2 E3		0-0 G3		2-0 F9		3-1 P6	4	1	1	1	0	0	1
Jack Armstrong, R (1, 1) OBP: 0.116, SLG: 0.095 Rick Mahler, R (1, 1) OBP: 0.120, SLG: 0.160 Tim Layana, R (8, 1) Todd Benzinger, S (8, PH) OBP: 0.294, SLG: 0.342 Rob Dibble, L (9, 1)			0-0 G6-4-3		0-0 P3		1-1 F9			0	0	0	0	0	0	0

Inning Stats	R: 0	H: 0	E: 0	K: 1	S: 5	R: 0	H: 1	E: 0	K: 2	S: 9	R: 0	H: 0	E: 1	K: 1	S: 8	R: 0	H: 0	E: 0	K: 3	S: 12	R: 2	H: 2	E: 0	K: 1	S: 7	R: 0	H: 0	E: 0	K: 1	S: 6	R: 1	H: 3	E: 0	K: 1	S: 16	R: 0	H: 0	E: 1	K: 1	S: 9	1B: 4	SF: 0	2B: 1	SAC: 0	3B: 1	DP: 1	HR: 0	HBP: 0	WP: 0	PA: 35
PITCHER	IP	WLS	BF	H	R	ER	SO	BB	IBB	HBP	BLK	WP	HR	S	P	ERA	WHIP																																	
Ramon Martinez, R (1, 1) ERA: 2.79	8.0		31	6	3	3	10	1	0	0	0	0	0	76	106	3.38	0.875																																	
Jay Howell, R (9, 1) ERA: 2.66	1.0		4	0	0	0	1	0	0	0	0	0	0	9	14	0.00	0.000																																	

**Los Angeles Dodgers @ Cincinnati Reds**  
Riverfront Stadium, Cincinnati, OH  
Thu Aug 09 1990, 7:05 PM EDT  
Att: 30,891 - Unknown - 79 F

AB	34
R	3
H	6
RBI	3
BB	1
SO	11
LOB	9



Batter	1	2	3	4	5	6	7	8	9	AB R H RBI BB SO LOB	TOP											
Mike Sharperson, R (1, 5) OBP: 0.390, SLG: 0.361	3-1 L8		0-1 WP 1B		0-0 G5-3		1-0 1B		0-1 F9	5 0 2 0 0 0 2	<b>Los Angeles Dodgers @ Atlanta Braves</b> Atlanta-Fulton County Stadium, Atlanta, GA Fri Aug 10 1990, 7:05 PM EDT Att: 27,627 - Unknown <a href="http://livebaseballscorecards.com">livebaseballscorecards.com</a>											
Kirk Gibson, L (1, 8) OBP: 0.369, SLG: 0.486	2-3 K		2-3 K			4-2 G6-4-3 1B BB	0-0 F7		1-2 SAFE 1B	4 1 1 0 1 2 2												
Kal Daniels, L (1, 7) OBP: 0.384, SLG: 0.502	2-1 1B		2-1 G3			1-2 SAFE G6-4-3 1B		4-2 1B BB	1-3 K	4 1 2 0 0 1 1 3												
Eddie Murray, S (1, 3) OBP: 0.408, SLG: 0.525	2-2 1B			1-1 F7		0-1 G6-4-3		0-0 1B		4 0 2 0 0 0 2												
Hubie Brooks, R (1, 9) OBP: 0.300, SLG: 0.416	1-3 K			0-0 F9		1-2 S 1B		1-2 2B		4 0 2 2 0 1 2												
Rick Dempsey, R (1, 2) OBP: 0.320, SLG: 0.326		0-3 K2-3		0-0 F8		4-0 BB		0-1 F9		3 0 0 0 1 1 1												
Juan Samuel, R (1, 4) OBP: 0.294, SLG: 0.334		1-1 G4-3			1-2 G4-3		2-3 K		2-3 K	4 0 0 0 0 2 3												
Alfredo Griffin, S (1, 6) OBP: 0.277, SLG: 0.276		1-0 F7			1-1 SH1-4 1B		1-2 F7		2-2 G4-3	4 0 1 0 0 0 0												
Mike Morgan, R (1, 1) OBP: 0.111, SLG: 0.077			0-3 K		0-0 SH1-4		0-0 G5-3		1-1 1B HBP	2 0 0 0 0 1 0												
Tim Crews, R (7, 1)										0 0 0 0 0 0 0												
Ray Searage, L (7, 1)										0 0 0 0 0 0 0												
Mickey Hatcher, R (9, PH) OBP: 0.277, SLG: 0.280										0 0 0 0 0 0 0												
Jose Gonzalez, R (9, PR) OBP: 0.275, SLG: 0.424										0 0 0 0 0 0 0												
<b>Inning Stats</b>	R: 0 E: 0 K: 2 S: 15	H: 2 LOB: 2 BB: 0 P: 25	R: 0 E: 0 K: 1 S: 7	H: 0 LOB: 0 BB: 0 P: 9	R: 0 E: 0 K: 2 S: 10	H: 1 LOB: 1 BB: 0 P: 14	R: 0 E: 0 K: 0 S: 4	H: 0 LOB: 0 BB: 0 P: 5	R: 0 E: 0 K: 0 S: 7	H: 1 LOB: 1 BB: 0 P: 9	R: 1 E: 0 K: 1 S: 15	H: 2 LOB: 2 BB: 2 P: 27	R: 0 E: 0 K: 0 S: 6	H: 1 LOB: 1 BB: 0 P: 8	R: 1 E: 0 K: 1 S: 11	H: 2 LOB: 1 BB: 1 P: 18	R: 0 E: 0 K: 1 S: 12	H: 1 LOB: 2 BB: 0 P: 17	1B: 9 2B: 1 3B: 0 HR: 0	SF: 0 SAC: 1 DP: 1 HBP: 1	WP: 1 PB: 0 SB: 1 CS: 0	PA: 39
<b>PITCHER</b>	IP WLS BF H R ER SO BB IBB HBP BLK WP HR S P ERA WHIP																					
Steve Avery, L (1, 1) ERA: 5.01	7.0 W 29 7 1 1 6 2 0 0 0 1 0 64 97 1.29 1.286																					
Kent Mercker, L (8, 1) ERA: 2.1	2.0 S 10 3 1 1 2 1 0 1 0 0 0 23 35 4.50 2.000																					

**Los Angeles Dodgers @ Atlanta Braves**  
Atlanta-Fulton County Stadium, Atlanta, GA  
Fri Aug 10 1990, 7:05 PM EDT  
Att: 27,627 - Unknown

AB	34
R	2
H	10
RBI	2
BB	3
SO	8
LOB	15



Batter	1	2	3	4	5	6	7	8	9	AB	R	H	RBI	BB	SO	LOB
--------	---	---	---	---	---	---	---	---	---	----	---	---	-----	----	----	-----

<b>Oddibe McDowell, L</b> (1, 8) <small>OBP: 0.312, SLG: 0.387</small> <b>Greg Olson, R</b> (7, PH) <small>OBP: 0.335, SLG: 0.370</small> <small>(8, 2)</small>	1-0 		1-1 		0-1 		1-1 			3	1	2	0	0	0	0
<b>Jeff Treadway, L</b> (1, 4) <small>OBP: 0.322, SLG: 0.431</small>	2-3 		1-0 		0-0 		1-0 			2	0	1	1	0	1	0
<b>Lonnie Smith, R</b> (1, 7) <small>OBP: 0.376, SLG: 0.445</small>	0-0 		0-0 		3-2 		3-2 			3	0	0	1	0	0	2
<b>David Justice, L</b> (1, 9) <small>OBP: 0.339, SLG: 0.467</small>		0-0 	1-2 		1-1 			3-3 		4	0	1	0	0	1	1
<b>Jim Presley, R</b> (1, 5) <small>OBP: 0.299, SLG: 0.443</small>		1-0 	2-1 		1-0 			1-3 		4	0	1	0	0	1	2
<b>Tommy Gregg, L</b> (1, 3) <small>OBP: 0.301, SLG: 0.389</small> <b>Mike Bell, L</b> (8, 3) <small>OBP: 0.273, SLG: 0.111</small>		3-2 		1-1 		3-3 		1-1 		3	0	1	0	0	1	3
<b>Ernie Whitt, L</b> (1, 2) <small>OBP: 0.250, SLG: 0.247</small> <b>Mark Lemke, S</b> (7, PR) <small>OBP: 0.293, SLG: 0.242</small> <b>Kent Mercker, L</b> (8, 1)		0-1 		1-1 		4-1 				2	0	0	0	1	0	4
<b>Jeff Blauser, R</b> (1, 6) <small>OBP: 0.346, SLG: 0.402</small>		4-0 		3-3 		2-1 				1	1	0	0	1	1	0
<b>Steve Avery, L</b> (1, 1) <small>OBP: 0.056, SLG: 0.056</small> <b>Ron Gant, R</b> (7, PH) <small>OBP: 0.344, SLG: 0.531</small> <small>(8, 8)</small>		1-3 		0-0 		4-1 				2	0	0	0	0	1	3

Inning Stats	R: 0 E: 0 K: 1 S: 5	H: 0 LOB: 0 BB: 0 P: 8	R: 0 E: 2 K: 1 S: 11	H: 1 LOB: 3 BB: 1 P: 20	R: 1 E: 0 K: 0 S: 9	H: 2 LOB: 1 BB: 0 P: 14	R: 0 E: 0 K: 1 S: 8	H: 1 LOB: 0 BB: 0 P: 13	R: 0 E: 0 K: 0 S: 7	H: 1 LOB: 1 BB: 0 P: 10	R: 0 E: 0 K: 1 S: 6	H: 1 LOB: 0 BB: 0 P: 11	R: 2 E: 0 K: 0 S: 11	H: 0 LOB: 1 BB: 2 P: 26	R: 0 E: 0 K: 2 S: 8	H: 0 LOB: 0 BB: 0 P: 13	1B: 5 2B: 1 3B: 0 HR: 0	SF: 2 SAC: 1 DP: 2 HBP: 1
--------------	------------------------------	---------------------------------	-------------------------------	----------------------------------	------------------------------	----------------------------------	------------------------------	----------------------------------	------------------------------	----------------------------------	------------------------------	----------------------------------	-------------------------------	----------------------------------	------------------------------	----------------------------------	----------------------------------	------------------------------------

PITCHER	IP	WLS	BF	H	R	ER	SO	BB	IBB	HBP	BLK	WP	HR	S	P	ERA	WHIP
<b>Mike Morgan, R</b> (1, 1) <small>ERA: 3.41</small>	6.0	L	25	6	2	2	4	1	1	0	0	0	0	47	81	3.00	1.167
<b>Tim Crews, R</b> (7, 1) <small>ERA: 2.7</small>	0.0		2	0	0	0	0	1	0	1	0	0	0	2	8	∞	∞
<b>Ray Searge, L</b> (7, 1) <small>ERA: 2.54</small>	2.0		6	0	1	1	2	0	0	0	0	0	0	16	26	4.50	0.000

**BOTTOM**

<b>Los Angeles Dodgers @ Atlanta Braves</b> Atlanta-Fulton County Stadium, Atlanta, GA Fri Aug 10 1990, 7:05 PM EDT Att. 27,627 - Unknown
--

<b>AB</b> 26 <b>R</b> 3 <b>H</b> 6 <b>RBI</b> 3 <b>BB</b> 3 <b>SO</b> 6 <b>LOB</b> 17
---



<b>WP:</b> 0 <b>PB:</b> 0 <b>SB:</b> 0 <b>CS:</b> 1	<b>PA:</b> 33 <b>ERA:</b> <b>WHIP:</b>
--	--

Los Angeles Dodgers @ Atlanta Braves  
 Atlanta-Fulton County Stadium, Atlanta, GA

Sat Aug 11 1990, 7:05 PM EDT  
 Att. 30,845 - Unknown

AB	34
R	6
H	7
RBI	5
BB	5
SO	5
LOB	15



AB R H RBI BB SO LOB

4	2	2	0	1	2	1
4	1	1	2	1	1	2
4	1	1	2	1	1	2
5	0	0	1	0	0	2
3	0	0	0	1	0	1
4	1	1	0	0	0	2
3	0	2	0	1	0	0
4	0	0	0	0	0	3
2	0	0	0	0	0	2
1	0	0	0	0	1	0
0	0	0	0	0	0	0
0	0	0	0	0	0	0
0	0	0	0	0	0	0
0	1	0	0	0	0	0
0	0	0	0	0	0	0
0	0	0	0	0	0	0

Batter	1	2	3	4	5	6	7	8	9	10
Stan Javier, S OBP: 0.378, SLG: 0.393	3-2 G3 1B		4-2 HR BB	1-3 SAFE 1-2 3-H			2-3 K			1-0 SAFE 1-2 G4-6-3 1B
Kirk Gibson, L OBP: 0.370, SLG: 0.497	4-1 G3 BB		1-1 HR			2-3 K		0-0 G6-3		1-0 G4-6-3
Kal Daniels, L OBP: 0.384, SLG: 0.508	3-3 K		1-0 G3			0-1 G6-3		4-1 BB		0-1 HR
Eddie Murray, S OBP: 0.403, SLG: 0.518	0-1 G3		3-1 G3			1-2 F8		0-1 P6		0-1 G3-1
Mike Scioscia, L OBP: 0.332, SLG: 0.423	4-1 BB		1-1 F9			1-1 P2		1-0 G1-6-3		
Lenny Harris, L OBP: 0.339, SLG: 0.369	0-0 G3-4-1		2-1 F9 S 1B			0-1 G4-3				3-2 G4-3
Juan Samuel, R OBP: 0.298, SLG: 0.337		1-2 G5-3		0-1 S 1B		2-1 CS 1B				4-2 CS BB
Alfredo Griffin, S OBP: 0.274, SLG: 0.273		3-2 L8		0-0 F9		0-1 CS		0-0 G6-3		3-1 F8
Tim Belcher, R OBP: 0.186, SLG: 0.146		0-0 G4-3		1-0 B2						1-1 CS
Jose Gonzalez, R OBP: 0.271, SLG: 0.418										2-2 G4-6-3 HR HBP

Inning Stats	R: 1	H: 1	E: 0	K: 1	S: 11	R: 0	H: 0	E: 0	K: 0	S: 10	R: 2	H: 1	E: 0	K: 1	S: 11	R: 0	H: 0	E: 0	K: 0	S: 8	R: 0	H: 1	E: 0	K: 0	S: 7	R: 0	H: 0	E: 0	K: 2	S: 8	R: 0	H: 0	E: 0	K: 0	S: 5	R: 0	H: 0	E: 0	K: 0	S: 8	R: 2	H: 2	E: 0	K: 0	S: 8	R: 0	H: 2	E: 0	K: 0	S: 8	1B: 5	2B: 0	3B: 0	HR: 2	SF: 0	SAC: 0	DP: 1	HBP: 1	WP: 0	PA: 42
--------------	------	------	------	------	-------	------	------	------	------	-------	------	------	------	------	-------	------	------	------	------	------	------	------	------	------	------	------	------	------	------	------	------	------	------	------	------	------	------	------	------	------	------	------	------	------	------	------	------	------	------	------	-------	-------	-------	-------	-------	--------	-------	--------	-------	--------

PITCHER	IP	WLS	BF	H	R	ER	SO	BB	IBB	HBP	BLK	WP	HR	S	P	ERA	WHIP
Mark Grant, R ERA: 6.55	4.0		19	4	4	4	4	3	0	0	0	0	0	23	32	9.00	1.750
Tony Castillo, L ERA: 4.78	3.0		9	1	0	0	3	0	0	0	0	0	0	23	32	0.00	0.333
Jeff Parrett, R ERA: 5.0	2.0		7	0	0	0	0	2	0	0	0	0	0	13	29	0.00	1.000
Marty Clary, R ERA: 5.68	1.0	L	5	2	2	2	0	0	0	1	0	0	1	8	12	18.00	2.000

**Los Angeles Dodgers @ Atlanta Braves**  
Atlanta-Fulton County Stadium, Atlanta, GA

Sat Aug 11 1990, 7:05 PM EDT  
Att: 30,845 - Unknown

AB	36
R	4
H	5
RBI	4
BB	5
SO	9
LOB	12



WP:	0	PA:	41
PB:	0		
SB:	1		
CS:	0		

Batter	1	2	3	4	5	6	7	8	9	10	AB	R	H	RBI	BB	SO	LOB
Lonnie Smith, R OBP: 0.377, SLG: 0.449 (1, 7)	1-2 FC5 3B	3-2 G6-3			0-1 F8		2-2 P9		4-1 SAFE BB		4	1	1	0	1	0	0
Jeff Treadway, L OBP: 0.323, SLG: 0.429 (1, 4)	1-3 K		0-0 G4-3		4-2 HR BB		0-1 1B		2-2 G3		4	1	1	0	1	1	3
Ron Gant, R OBP: 0.342, SLG: 0.526 (1, 8)	1-0 FC5 2B		1-1 BB 1B		0-1 P2		2-3 K			1-2 L9	5	1	1	1	0	1	2
David Justice, L OBP: 0.344, SLG: 0.483 (1, 9)	SAFE 1 SAFE 1-H 2B		SAFE 1 SAFE 1-2 BB		4-1 HR		2-1 F9			0-3 K	4	1	2	3	1	1	0
Jim Presley, R OBP: 0.296, SLG: 0.437 (1, 5)	1-0 G6-3		2-3 K		0-3 K		0-0 G5-3			1-3 K	5	0	0	0	0	3	3
Tommy Gregg, L OBP: 0.300, SLG: 0.380 (1, 3)	4-2 BB		2-0 G1-3			2-1 F8		0-1 G5-3			3	0	0	0	1	0	2
Ernie Whitt, L OBP: 0.241, SLG: 0.238 (1, 2)	1-1 G4-3		0-3 K			2-1 G3			0-0 F7		4	0	0	0	0	1	2
Jeff Blausler, R OBP: 0.341, SLG: 0.396 (1, 6)		0-1 G6-3			1-2 F9		1-3 K		1-0 G5-3		4	0	0	0	0	1	0
Mark Grant, R OBP: 0.333, SLG: 0.333 (1, 1)											1	0	0	0	0	1	0
Jim Vatcher, R OBP: 0.306, SLG: 0.333 (4, PH)											1	0	0	0	0	0	0
Tony Castillo, L (5, 1)											0	0	0	0	0	0	0
Oddibe McDowell, L OBP: 0.311, SLG: 0.385 (7, PH)											1	0	0	0	0	0	0
Jeff Parrett, R (8, 1)											0	0	0	0	0	0	0
Mike Bell, L OBP: 0.333, SLG: 0.111 (9, PH)											0	0	0	0	1	0	0
Marty Clary, R (10, 1)											0	0	0	0	0	0	0

<b>Inning Stats</b>	R: 2 E: 0 K: 1 S: 16	H: 2 LOB: 2 BB: 1 P: 28	R: 0 E: 0 K: 1 S: 8	H: 0 LOB: 0 BB: 0 P: 12	R: 0 E: 0 K: 1 S: 8	H: 1 LOB: 1 BB: 1 P: 17	R: 0 E: 0 K: 1 S: 9	H: 0 LOB: 0 BB: 0 P: 13	R: 2 E: 0 K: 1 S: 10	H: 1 LOB: 0 BB: 1 P: 14	R: 0 E: 0 K: 1 S: 7	H: 0 LOB: 0 BB: 0 P: 12	R: 0 E: 0 K: 1 S: 10	H: 1 LOB: 1 BB: 0 P: 15	R: 0 E: 0 K: 0 S: 5	H: 0 LOB: 0 BB: 0 P: 7	R: 0 E: 0 K: 0 S: 10	H: 0 LOB: 2 BB: 2 P: 21	R: 0 E: 0 K: 2 S: 11	H: 0 LOB: 0 BB: 0 P: 13	1B: 2 2B: 1 3B: 1 HR: 1	SF: 0 SAC: 0 DP: 0 HBP: 0	WP: 0 PB: 0 SB: 1 CS: 0	PA: 41
---------------------	-------------------------------	----------------------------------	------------------------------	----------------------------------	------------------------------	----------------------------------	------------------------------	----------------------------------	-------------------------------	----------------------------------	------------------------------	----------------------------------	-------------------------------	----------------------------------	------------------------------	---------------------------------	-------------------------------	----------------------------------	-------------------------------	----------------------------------	----------------------------------	------------------------------------	----------------------------------	--------

PITCHER	IP	WLS	BF	H	R	ER	SO	BB	IBB	HBP	BLK	WP	HR	S	P	ERA	WHIP
Tim Belcher, R ERA: 3.9 (1, 1)	6.0		26	4	4	4	6	3	0	0	0	0	1	58	96	6.00	1.167
Tim Crews, R ERA: 2.63 (7, 1)	2.0		7	1	0	0	1	0	0	0	0	0	0	15	22	0.00	0.500
Jay Howell, R ERA: 2.59 (9, 1)	1.0	W	5	0	0	0	0	2	0	0	0	0	0	10	21	0.00	2.000
Jim Gott, R ERA: 3.3 (10, 1)	1.0	S	3	0	0	0	2	0	0	0	0	0	0	11	13	0.00	0.000

<b>BOTTOM</b>	
---------------	--

Batter	1	2	3	4	5	6	7	8	9	AB R H RBI BB SO LOB	TOP											
Mike Sharperson, R OBP: 0.398, SLG: 0.365 (1, 5) (6, 6)	4-0 FC4-6 BB	0-0 S 1B		0-0 1B S 1B		0-0 F7		4-0 2B BB		3 1 2 0 2 0 0												
Kirk Gibson, L OBP: 0.363, SLG: 0.487 (1, 8) Jose Gonzalez, R OBP: 0.282, SLG: 0.441 (8, PH) Ray Searage, L (8, 1) Jim Gott, R (8, 1)	0-0 FC4-6 1B	0-3 K		0-3 K		0-0 F5		0-0 2B		4 1 0 0 0 2 3 1 0 1 0 0 0 0 0 0 0 0 0 0 0 0 0 0 0 0 0 0												
Kal Daniels, L OBP: 0.389, SLG: 0.509 (1, 7)	4-0 F8 1B 2B BB	4-0 BB		0-0 1B HR 1B		0-0 1B			0-3 K	3 2 2 0 2 1 0												
Eddie Murray, S OBP: 0.404, SLG: 0.517 (1, 3) Mickey Hatcher, R OBP: 0.275, SLG: 0.277 (6, 3)	0-0 F8 2B 1B	0-0 F9		0-0 HR 1B		0-0 F7			0-0 6-3	4 2 2 2 0 0 3 1 0 0 0 0 0 0												
Hubie Brooks, R OBP: 0.304, SLG: 0.424 (1, 9) Chris Gwynn, L OBP: 0.306, SLG: 0.344 (7, 9)	0-0 F8		0-0 G6-4-3 1B	0-0 HR			0-0 3-1		0-3 K	4 1 2 3 0 0 2 1 0 0 0 0 1 0												
Rick Dempsey, R OBP: 0.317, SLG: 0.333 (1, 2)	0-0 2B		0-0 G6-4-3	0-0 F8			0-3 K			4 0 1 2 0 1 1												
Juan Samuel, R OBP: 0.303, SLG: 0.336 (1, 4)	4-0 BB		4-0 BB		4-0 G4-3 BB		0-0 F6			1 0 0 0 3 0 0												
Alfredo Griffin, S OBP: 0.272, SLG: 0.271 (1, 6) Lenny Harris, L OBP: 0.338, SLG: 0.368 (6, 5)	0-3 K		0-0 5-3		0-0 G4-3			0-0 F9		3 0 0 0 0 1 4 1 0 0 0 0 0 0												
Jim Neidlinger, S (1, 1) Stan Javier, S OBP: 0.376, SLG: 0.391 (8, PH) (8, 8)		0-0 3-1		0-3 K		0-0 4-3		0-0 F8		3 0 0 0 0 1 0 1 0 0 0 0 0 0												
<b>Inning Stats</b>	R: 3 E: 0 K: 1 S: 7	H: 2 LOB: 2 BB: 3 P: 19	R: 0 E: 0 K: 1 S: 6	H: 1 LOB: 2 BB: 1 P: 10	R: 0 E: 0 K: 0 S: 3	H: 1 LOB: 1 BB: 1 P: 7	R: 4 E: 0 K: 2 S: 11	H: 4 LOB: 0 BB: 0 P: 11	R: 0 E: 0 K: 0 S: 2	H: 0 LOB: 0 BB: 1 P: 6	R: 0 E: 0 K: 0 S: 4	H: 1 LOB: 1 BB: 0 P: 4	R: 0 E: 0 K: 1 S: 5	H: 0 LOB: 0 BB: 0 P: 5	R: 0 E: 0 K: 0 S: 3	H: 1 LOB: 2 BB: 1 P: 7	R: 0 E: 0 K: 2 S: 7	H: 0 LOB: 0 BB: 0 P: 7	1B: 7 2B: 2 3B: 0 HR: 1	SF: 0 SAC: 0 DP: 2 HBP: 0	WP: 0 PB: 0 SB: 3 CS: 0	PA: 41
<b>PITCHER</b>	IP WLS BF H R ER SO BB IBB HBP BLK WP HR S P ERA WHIP																					
Tom Glavine, L ERA: 4.29 (1, 1)	4.0 L 24 8 7 7 4 5 0 0 0 0 0 1 27 47 15.75 3.250																					
Rick Luecken, R ERA: 5.23 (5, 1)	1.0 3 0 0 0 0 1 0 0 0 0 0 0 2 6 0.00 1.000																					
Dwayne Henry, R ERA: 5.46 (6, 1)	3.0 11 2 0 0 1 1 0 0 0 0 0 0 12 16 0.00 1.000																					
Marty Clary, R ERA: 5.62 (9, 1)	1.0 3 0 0 0 2 0 0 0 0 0 0 0 7 7 0.00 0.000																					

Los Angeles Dodgers @ Atlanta Braves  
Atlanta-Fulton County Stadium, Atlanta, GA

Sun Aug 12 1990, 3:33 AM EDT  
Att. 12,451 - Unknown - 88 F

AB	34
R	7
H	10
RBI	7
BB	7
SO	7
LOB	13



WP: 0	PA: 41
-------	--------



Batter	1	2	3	4	5	6	7	8	9	AB	R	H	RBI	BB	SO	LOB
Oddibe McDowell, L (1, 8) OBP: 0.306, SLG: 0.379	0-0 B3-4			0-0 F8		0-0 G1		0-0 FC1-6 1B		4	1	0	0	0	0	1
Jeff Treadway, L (1, 4) OBP: 0.325, SLG: 0.430	0-3 K			0-0 1B		0-0 HR 1B		0-3 K		4	1	2	0	0	2	1
Ron Gant, R (1, 7) OBP: 0.344, SLG: 0.534	0-0 F7			0-0 F8		0-0 HR 1B		0-0 1B 1B		4	1	2	2	0	0	1
David Justice, L (1, 9) OBP: 0.342, SLG: 0.479		0-3 K		0-0 G3		0-3 K		0-0 1B 1B		4	0	1	1	0	2	1
Tommy Gregg, L (1, 3) Francisco Cabrera, R (8, PH) OBP: 0.301, SLG: 0.379 OBP: 0.284, SLG: 0.431			0-0 G4-6-3 1B		0-0 4-3	0-0 F7		0-3 K		3	0	1	0	0	0	0
Ernie Whitt, L (1, 2) OBP: 0.250, SLG: 0.240		0-0 G4-6-3			0-0 1B 1B		0-3 K		4-0 G4-6-3 BB	3	0	1	0	1	1	1
Jeff Blauser, R (1, 6) OBP: 0.340, SLG: 0.394			0-0 F7		0-0 F5		0-0 G3-6-3 1B		0-0 G4-6-3	4	0	1	0	0	0	2
Mark Lemke, S (1, 5) OBP: 0.292, SLG: 0.242			0-0 F8		0-0 1B		0-0 G3-6-3		0-0 5-3	4	0	1	0	0	0	1
Tom Glavine, L (1, 1) Rick Luecken, R (5, PH) Mike Bell, L (5, PH) Dwayne Henry, R (8, PH) Jim Vatcher, R (8, PH) Marty Clary, R (9, 1)			0-0 1-3		0-0 F9			0-0 FC1-6 1B		1	0	0	0	0	0	0

Inning Stats	R: 0	H: 0	E: 0	K: 1	S: 5	R: 0	H: 1	E: 0	K: 1	S: 5	R: 0	H: 0	E: 0	K: 0	S: 3	R: 0	H: 1	E: 0	K: 0	S: 4	R: 0	H: 2	E: 0	K: 0	S: 5	R: 2	H: 2	E: 0	K: 1	S: 7	R: 0	H: 1	E: 0	K: 1	S: 5	R: 1	H: 3	E: 0	K: 2	S: 10	R: 0	H: 0	E: 0	K: 0	S: 2	1B: 9	2B: 0	3B: 0	HR: 1	SF: 0	SAC: 0	DP: 3	HBP: 0	WP: 0	PA: 35
--------------	------	------	------	------	------	------	------	------	------	------	------	------	------	------	------	------	------	------	------	------	------	------	------	------	------	------	------	------	------	------	------	------	------	------	------	------	------	------	------	-------	------	------	------	------	------	-------	-------	-------	-------	-------	--------	-------	--------	-------	--------

PITCHER	IP	WLS	BF	H	R	ER	SO	BB	IBB	HBP	BLK	WP	HR	S	P	ERA	WHIP
Jim Neidlinger, R (1, 1) ERA: 1.31	7.0	W	26	7	2	2	4	0	0	0	0	0	1	34	34	2.57	1.000
Ray Searge, L (8, 1) ERA: 2.79	0.2		5	3	1	1	1	0	0	0	0	0	0	7	7	13.50	4.500
Jim Gott, R (8, 1) ERA: 3.16	1.1	S	4	0	0	0	1	1	0	0	0	0	0	5	9	0.00	0.750

BOTTOM

Los Angeles Dodgers @ Atlanta Braves  
Atlanta-Fulton County Stadium, Atlanta, GA

Sun Aug 12 1990, 3:33 AM EDT  
Att: 12,451 - Unknown - 88 F

livebaseballscores.com

AB	34
R	3
H	10
RBI	3
BB	1
SO	6
LOB	12



Los Angeles Dodgers @ Atlanta Braves  
 Atlanta-Fulton County Stadium, Atlanta, GA

Mon Aug 13 1990, 7:05 PM EDT  
 Att: 11,945 - Unknown

AB	37
R	5
H	10
RBI	4
BB	5
SO	5
LOB	19



AB R H RBI BB SO LOB

TOP

Batter	1	2	3	4	5	6	7	8	9
Lenny Harris, L (1, 5) OBP: 0.338, SLG: 0.368	0-2 G4-3		1-0 G4-3 1B		2-1 1B		1-1 G4-3		3-2 G4-3
Kirk Gibson, L (1, 8) OBP: 0.356, SLG: 0.477	1-2 F8		2-2 G4-3		0-0 L7		0-0 G4-3		4-1 1B DI 2B BB
Tim Crews, R (7, 1)									
Ray Searage, L (8, 1)									
Stan Javier, S (9, PH) OBP: 0.379, SLG: 0.391									
Kal Daniels, L (1, 7) OBP: 0.395, SLG: 0.509	4-2 BB		4-2 BB		2-3 K			4-2 1B E BB	2-2 2B 1B
Eddie Murray, S (1, 3) OBP: 0.399, SLG: 0.511	1-1 G4-3		3-0 P9					3-3 K	0-0 P7
Hubie Brooks, R (1, 9) OBP: 0.309, SLG: 0.439		1-3 K		2-0 G4-6-3 1B		1-0 HR		0-0 E 1B	1-2 2B
Mike Scioscia, L (1, 2) OBP: 0.329, SLG: 0.417		2-1 F9		0-0 G4-6-3 1-2f		1-0 L9		2-0 E3	2-3 K
Rick Dempsey, R (9, PH) OBP: 0.314, SLG: 0.330								1-3 2-H	
Juan Samuel, R (1, 4) OBP: 0.307, SLG: 0.339		1-0 BLK 1B		3-2 1B		4-2 BB		1-2 L9	
Alfredo Griffin, S (1, 6) OBP: 0.269, SLG: 0.268		1 SAFE 3-3 K		1-1 G4-3		0-0 F9		0-0 G4-3	
Fernando Valenzuela, L (1, 1) OBP: 0.294, SLG: 0.388			3-2 P5						0-2 HR
Jose Gonzalez, R (5, PH) OBP: 0.278, SLG: 0.435					2-1 P3				
Dave Walsh, L (5, 1)									
Chris Gwynn, L (7, PH) OBP: 0.310, SLG: 0.380							1-0 F9		

5	0	2	0	0	0	0	4	0	0	0	0	0	2	0	0	0	0	0	0	0	0	0	0	0	0	0	0	0	1	0	0	1	0	0	2	2	1	0	3	1	1	5	0	0	0	0	1	6	5	1	4	3	0	1	0	4	0	0	0	0	0	2	1	0	0	0	0	1	1	3	0	2	0	1	0	2	4	0	0	0	0	1	5	1	0	0	0	0	0	0	1	0	0	0	0	0	0	0	0	0	0	0	0	0	2	1	1	1	0	0	0
---	---	---	---	---	---	---	---	---	---	---	---	---	---	---	---	---	---	---	---	---	---	---	---	---	---	---	---	---	---	---	---	---	---	---	---	---	---	---	---	---	---	---	---	---	---	---	---	---	---	---	---	---	---	---	---	---	---	---	---	---	---	---	---	---	---	---	---	---	---	---	---	---	---	---	---	---	---	---	---	---	---	---	---	---	---	---	---	---	---	---	---	---	---	---	---	---	---	---	---	---	---	---	---	---	---	---	---	---	---	---	---

<b>Inning Stats</b>	R: 0 E: 0 K: 0 S: 10	H: 0 LOB: 1 BB: 1 P: 16	R: 0 E: 0 K: 2 S: 9	H: 1 LOB: 1 BB: 0 P: 16	R: 0 E: 0 K: 0 S: 12	H: 1 LOB: 2 BB: 1 P: 25	R: 0 E: 0 K: 0 S: 7	H: 2 LOB: 1 BB: 0 P: 13	R: 0 E: 0 K: 1 S: 8	H: 1 LOB: 1 BB: 0 P: 14	R: 1 E: 0 K: 0 S: 7	H: 1 LOB: 1 BB: 1 P: 14	R: 0 E: 0 K: 0 S: 4	H: 0 LOB: 0 BB: 0 P: 6	R: 1 E: 1 K: 1 S: 11	H: 1 LOB: 2 BB: 1 P: 21	R: 3 E: 0 K: 1 S: 21	H: 3 LOB: 1 BB: 1 P: 33	1B: 7 2B: 1 3B: 0 HR: 2	SF: 0 SAC: 0 DP: 1 HBP: 0	WP: 0 PB: 0 SB: 0 CS: 0	PA: 42
---------------------	-------------------------------	----------------------------------	------------------------------	----------------------------------	-------------------------------	----------------------------------	------------------------------	----------------------------------	------------------------------	----------------------------------	------------------------------	----------------------------------	------------------------------	---------------------------------	-------------------------------	----------------------------------	-------------------------------	----------------------------------	----------------------------------	------------------------------------	----------------------------------	--------

PITCHER	IP	WLS	BF	H	R	ER	SO	BB	IBB	HBP	BLK	WP	HR	S	P	ERA	WHIP
29 John Smoltz, R (1, 1) ERA: 3.87	7.0	W	29	6	1	1	3	3	0	0	1	0	1	57	104	1.29	1.286
Jeff Parrett, R (8, 1) ERA: 5.21	1.2		12	4	4	3	1	2	0	0	0	0	1	29	49	16.20	3.600
Kent Mercker, L (9, 1) ERA: 2.08	0.1		1	0	0	0	1	0	0	0	0	0	0	3	5	0.00	0.000

livebaseballscorecards.com

Batter	1	2	3	4	5	6	7	8	9
<b>Lonnie Smith, R</b> <small>OBP: 0.380, SLG: 0.458</small> (1, 7)									
<b>Jeff Treadway, L</b> <small>OBP: 0.326, SLG: 0.429</small> (1, 4)									
<b>Ron Gant, R</b> <small>OBP: 0.347, SLG: 0.536</small> (1, 8)									
<b>Jim Presley, R</b> <small>OBP: 0.295, SLG: 0.434</small> (1, 5)									
<b>Mark Lemke, S</b> <small>OBP: 0.292, SLG: 0.242</small> (6, PR) (7, 5)									
<b>Jeff Blauser, R</b> <small>OBP: 0.342, SLG: 0.397</small> (1, 6)									
<b>David Justice, L</b> <small>OBP: 0.341, SLG: 0.487</small> (1, 3) (8, 9)									
<b>Jim Vatcher, R</b> <small>OBP: 0.316, SLG: 0.327</small> (1, 9)									
<b>Mike Bell, L</b> <small>OBP: 0.308, SLG: 0.100</small> (8, 3)									
<b>Greg Olson, R</b> <small>OBP: 0.341, SLG: 0.385</small> (1, 2)									
<b>29 John Smoltz, R</b> <small>OBP: 0.304, SLG: 0.260</small> (1, 1)									
<b>Tommy Gregg, L</b> <small>OBP: 0.299, SLG: 0.376</small> (7, PH)									
<b>Jeff Parrett, R</b> (8, 1)									
<b>Kent Mercker, L</b> (9, 1)									

AB	R	H	RBI	BB	SO	LOB
5	2	3	1	0	0	1
5	1	2	1	0	0	2
4	1	2	0	1	1	1
3	0	0	1	1	1	4
0	0	0	0	0	0	0
3	1	1	1	1	0	2
4	1	1	3	0	2	5
3	1	0	0	1	1	0
0	0	0	0	0	0	0
4	1	3	1	0	0	0
3	1	1	1	0	2	2
1	0	0	0	0	1	0
0	0	0	0	0	0	0
0	0	0	0	0	0	0

BOTTOM	
<b>Los Angeles Dodgers @ Atlanta Braves</b> Atlanta-Fulton County Stadium, Atlanta, GA	<b>AB 35</b> <b>R 9</b> <b>H 13</b> <b>RBI 9</b> <b>BB 4</b> <b>SO 8</b> <b>LOB 17</b>
<b>Inning Stats</b>	<b>WP: 0</b> <b>PA: 40</b> <b>PB: 0</b> <b>SB: 0</b> <b>CS: 1</b>

PITCHER	IP	WLS	BF	H	R	ER	SO	BB	IBB	HBP	BLK	WP	HR	S	P	ERA	WHIP
<b>Fernando Valenzuela, L</b> <small>ERA: 4.06</small>	(1, 1)	4.0	L	22	10	7	4	2	0	0	0	0	0	52	84	15.75	3.000
<b>Dave Walsh, L</b> <small>ERA: 9.0</small>	(5, 1)	2.0		11	3	2	3	2	0	0	0	0	0	24	41	9.00	2.500
<b>Tim Crews, R</b> <small>ERA: 2.59</small>	(7, 1)	1.0		3	0	0	1	0	0	0	0	0	0	6	9	0.00	0.000
<b>Ray Searage, L</b> <small>ERA: 2.7</small>	(8, 1)	1.0		3	0	0	0	0	0	0	0	0	0	4	6	0.00	0.000



Mon Aug 13 1990, 7:05 PM EDT  
Att. 11,945 - Unknown

livebaseballscorecards.com

Batter	1	2	3	4	5	6	7	8	9	AB R H RBI BB SO LOB	TOP											
Lenny Harris, L (1, 5) OBP: 0.343, SLG: 0.373	0-1 1B	0-0 1B		2-2 G4-3		1-0 CS			2-1 P2	4 1 3 4 0 0 0												
Mickey Hatcher, R (9, PH) OBP: 0.272, SLG: 0.274		2-H 3-H 1B				2-H 3-H 1B				1 0 0 0 0 0 0												
Kirk Gibson, L (1, 8) OBP: 0.357, SLG: 0.480	0-0 1B	1-1 G4-3		0-2 G3		1-2 CS		3-2 G3 2B	1-3 K	5 2 2 0 0 1 1												
Kal Daniels, L (1, 7) OBP: 0.391, SLG: 0.503	3-3 K	2-2 G4-3			2-3 K			1-0 G3		4 0 0 0 0 2 4												
Eddie Murray, S (1, 3) OBP: 0.398, SLG: 0.508	1-2 1B		1-1 G6-3		0-0 F8			1-0 G5-3		4 0 1 3 0 0 0												
Hubie Brooks, R (1, 9) OBP: 0.309, SLG: 0.444	0-1 F9		2-0 HR		1-0 F8			1-1 G1-3		4 1 1 1 0 0 1												
Mike Scioscia, L (1, 2) OBP: 0.331, SLG: 0.416	1-2 G6-3		4-1 BB		4-0 2B 1B BB			2-1 L9		1 1 0 0 2 0 1												
Stan Javier, S (8, PH) OBP: 0.377, SLG: 0.389										1 0 0 0 0 0 0												
Rick Dempsey, R (8, 2) OBP: 0.314, SLG: 0.330										0 0 0 0 0 0 0												
Juan Samuel, R (1, 4) OBP: 0.306, SLG: 0.336		4-1 SH1-4 1B BB	0-3 K		3-3 K			1-3 K		3 1 0 0 1 3 2												
Alfredo Griffin, S (1, 6) OBP: 0.271, SLG: 0.273		1 SAFE 2-1 SH1-4 1B 1B	0-0 L3		1-2 1B 2B			2-1 G4-3		4 2 2 0 0 0 1												
Ramon Martinez, R (1, 1) OBP: 0.102, SLG: 0.103		0-1 SH1-4		1-2 G5-3		2-3 K			0-0 F9	1 0 0 0 0 0 0												
Tim Crews, R (5, 1)										0 0 0 0 0 0 0												
Ray Searage, L (5, 1)										0 0 0 0 0 0 0												
Chris Gwynn, L (6, PH) OBP: 0.397, SLG: 0.376										1 0 0 0 0 0 1 2												
Jim Gott, R (6, 1)										0 0 0 0 0 0 0												
Dave Walsh, L (8, 1)										0 0 0 0 0 0 0												
Mike Sharperson, R (8, 5) OBP: 0.397, SLG: 0.383		1-2 2-3								1 0 0 0 0 0 0												
<b>Inning Stats</b>	R: 2 E: 0 K: 1 S: 15	H: 3 LOB: 1 BB: 0 P: 20	R: 2 E: 0 K: 0 S: 12	H: 2 LOB: 1 BB: 1 P: 21	R: 1 E: 0 K: 1 S: 9	H: 1 LOB: 1 BB: 1 P: 16	R: 0 E: 0 K: 0 S: 10	H: 0 LOB: 0 BB: 0 P: 13	R: 0 E: 0 K: 1 S: 5	H: 0 LOB: 0 BB: 0 P: 8	R: 2 E: 0 K: 2 S: 26	H: 2 LOB: 0 BB: 1 P: 38	R: 1 E: 0 K: 0 S: 9	H: 1 LOB: 0 BB: 0 P: 15	R: 0 E: 0 K: 1 S: 7	H: 0 LOB: 0 BB: 0 P: 12	R: 0 E: 0 K: 1 S: 6	H: 0 LOB: 0 BB: 0 P: 9	1B: 6 2B: 2 3B: 0 HR: 1	SF: 0 SAC: 1 DP: 0 HBP: 0	WP: 0 PB: 0 SB: 2 CS: 1	PA: 39
<b>PITCHER</b>	IP WLS BF H R ER SO BB IBB HBP BLK WP HR S P ERA WHIP																					
Dwight Gooden, R (1, 1) ERA: 4.2	5.2 W 28 8 7 7 5 3 0 0 0 0 0 1 71 109 11.12 1.941																					
Bob Ojeda, L (6, 1) ERA: 3.58	2.1 7 1 1 1 1 0 0 0 0 0 0 0 22 34 3.86 0.429																					
John Franco, L (9, 1) ERA: 1.87	1.0 S 3 0 0 0 1 0 0 0 0 0 0 0 6 9 0.00 0.000																					

Los Angeles Dodgers @ New York Mets  
 Shea Stadium, Flushing, NY  
 Tue Aug 14 1990, 7:05 PM EDT  
 Sunny - 85 F

AB	34
R	8
H	9
RBI	8
BB	3
SO	7
LOB	12



BOTTOM

Los Angeles Dodgers @ New York Mets  
Shea Stadium, Flushing, NY  
Tue Aug 14 1990, 7:05 PM EDT  
Sunny - 85 F

livebaseballscorecards.com

AB 32  
R 9  
H 12  
RBI 9  
BB 4  
SO 4  
LOB 16



WP: 0 PA: 40  
PB: 0  
SB: 0  
CS: 0

AB	R	H	RBI	BB	SO	LOB
3	1	0	0	1	2	1
1	0	1	0	0	0	0
4	1	1	0	1	0	4
5	2	2	1	0	0	3
3	1	1	1	1	0	1
2	1	0	1	1	1	2
4	2	3	4	0	0	0
4	1	2	1	0	0	1
3	0	1	1	0	0	2
2	0	0	0	0	1	2
0	0	0	0	0	0	0
1	0	1	0	0	0	0
0	0	0	0	0	0	0
1B: 6	SF: 1					
2B: 5	SAC: 1					
3B: 0	DP: 1					
HR: 1	HBP: 1					

Batter	1	2	3	4	5	6	7	8	9
Keith Miller, R OBP: 0.335, SLG: 0.330 Tom O'Malley, L OBP: 0.295, SLG: 0.407	3-2 F8	1-3 K			4-0 1B BB	1-3 K		2-2 PO 1B	
Dave Magadan, L OBP: 0.412, SLG: 0.451	4-1 BLK 2B BB	1-1 L8			1 SAFE 2-2 P5	1-2 FC6-4 1B		1-2 L4	
Gregg Jefferies, S OBP: 0.362, SLG: 0.482	3-2 F9 HR 2B		3-2 F9		3-2 1B SF8 1B	1-1 FC6-4 BB		2-2 P5	
Darryl Strawberry, L OBP: 0.378, SLG: 0.522	0-2 F9		3-2 G4-3		2-0 2B 1B	4-2 BB		3-1 PO	
Kevin McReynolds, R OBP: 0.364, SLG: 0.432	4-0 HR BB		0-1 G5-3		3-H 2-2 SF8	2-3 K			
Howard Johnson, S OBP: 0.312, SLG: 0.450	2-2 HR			1-0 G6-3 2B	1 SAFE 3-2 1B 2B			0-2 F7	
Darryl Boston, L OBP: 0.345, SLG: 0.481	1-2 F7			0-2 G6-3	1-2 2B 1B			1-2 G6-4-3 1B	
Mackey Sasser, L OBP: 0.375, SLG: 0.488		2-2 SH1-4 HBP		2 SAFE 2-0 G6-3	0-1 1B 2B			1 SAFE 1-1 G6-4-3	
Dwight Gooden, R OBP: 0.218, SLG: 0.275 Bob Ojeda, L OBP: 0.111, SLG: 0.111 Kelvin Torve, L OBP: 0.750, SLG: 1.333 John Franco, L		0-2 SH1-4		3-3 K	3-2 G6-3			2-0 1B 2B	

Inning	R	H	E	K	S	R	H	E	K	S	R	H	E	K	S	R	H	E	K	S	R	H	E	K	S	
1	4	2	0	18	35	0	0	0	10	14	0	0	0	9	15	5	1	0	0	8	14	0	0	0	29	48
2	0	0	0	10	14	0	0	0	10	14	0	0	0	9	15	0	0	0	0	0	0	0	0	0	0	0
3	0	0	0	10	14	0	0	0	10	14	0	0	0	9	15	0	0	0	0	0	0	0	0	0	0	0
4	0	0	0	10	14	0	0	0	10	14	0	0	0	9	15	0	0	0	0	0	0	0	0	0	0	0
5	0	0	0	10	14	0	0	0	10	14	0	0	0	9	15	0	0	0	0	0	0	0	0	0	0	0
6	0	0	0	10	14	0	0	0	10	14	0	0	0	9	15	0	0	0	0	0	0	0	0	0	0	0
7	0	0	0	10	14	0	0	0	10	14	0	0	0	9	15	0	0	0	0	0	0	0	0	0	0	0
8	0	0	0	10	14	0	0	0	10	14	0	0	0	9	15	0	0	0	0	0	0	0	0	0	0	0
9	0	0	0	10	14	0	0	0	10	14	0	0	0	9	15	0	0	0	0	0	0	0	0	0	0	0

PITCHER	IP	WLS	BF	H	R	ER	SO	BB	IBB	HBP	BLK	WP	HR	S	P	ERA	WHIP
Ramon Martinez, R ERA: 3.1	4.1	L	22	5	7	7	2	3	0	0	1	0	1	53	97	14.54	1.846
Tim Crews, R ERA: 2.7	0.1		2	1	0	0	0	0	0	0	0	0	0	8	12	0.00	3.000
Ray Searage, L ERA: 2.97	0.1		3	2	2	2	0	0	0	0	0	0	0	13	17	54.00	6.000
Jim Gott, R ERA: 2.97	2.0		10	4	0	0	2	1	0	0	0	0	0	25	40	0.00	2.500
Dave Walsh, L ERA: 6.0	1.0		2	0	0	0	0	0	0	0	0	0	0	7	13	0.00	0.000

Batter	1	2	3	4	5	6	7	8	9	AB R H RBI BB SO LOB	TOP											
Lenny Harris, L (1, 5) OBP: 0.342, SLG: 0.370	1-3 K			4-2 L9-6 S BB		2-2 E4 L6-3		0-0 F7		3 0 0 1 1 1 0												
Stan Javier, S (1, 8) OBP: 0.371, SLG: 0.381	1-3 K			3-3 K 1-2		0-0 L6-3		0-1 F9		4 0 0 0 0 2 2												
Chris Gwynn, L (1, 7) OBP: 0.295, SLG: 0.361	0-0 F9			1-1 L9-6			1-2 G4-3		0-0 G1-3	4 0 0 0 0 0 1												
Eddie Murray, S (1, 3) OBP: 0.399, SLG: 0.510		2-1 1B			0-2 F8		3-0 G3-1 1B 2B		1-0 F7	4 1 2 0 0 0 0												
Hubie Brooks, R (1, 9) OBP: 0.307, SLG: 0.441		1-3 K			1-3 K		2-2 G3-1			3 0 0 0 0 2 2												
Jose Gonzalez, R (9, 9) OBP: 0.278, SLG: 0.435							2-3			0 0 0 0 0 0 0												
Rick Dempsey, R (1, 2) OBP: 0.324, SLG: 0.333		2-3 K			4-1 FC6-4 BB		2-1 WP BLK 1B			2 0 1 1 1 1 1												
Juan Samuel, R (1, 4) OBP: 0.304, SLG: 0.333			1-3 K		0-2 FC6-4		2-3 K			3 0 0 0 0 2 2												
Mike Sharperson, R (1, 6) OBP: 0.396, SLG: 0.367			3-1 P4			2-1 SH2-4 E 2B		0-0 F8		3 1 1 0 0 0 0												
Alfredo Griffin, S (8, 6) OBP: 0.271, SLG: 0.273										0 0 0 0 0 0 0												
Mike Hartley, R (1, 1) OBP: 0.333, SLG: 0.333			0-0 P3					1-0 L3		1 0 0 0 0 0 0												
Dave Walsh, L (7, 1)										0 0 0 0 0 0 0												
Tim Crews, R (7, 1)										0 0 0 0 0 0 0												
Kirk Gibson, L (8, PH) OBP: 0.356, SLG: 0.477										1 0 0 0 0 0 0												
Jay Howell, R (8, 1)										0 0 0 0 0 0 0												
<b>Inning Stats</b>	R: 0 E: 0 K: 2 S: 7	H: 0 LOB: 0 BB: 0 P: 9	R: 0 E: 0 K: 2 S: 9	H: 1 LOB: 0 BB: 0 P: 14	R: 0 E: 0 K: 1 S: 6	H: 0 LOB: 0 BB: 0 P: 10	R: 0 E: 0 K: 1 S: 10	H: 0 LOB: 0 BB: 1 P: 18	R: 0 E: 0 K: 1 S: 10	H: 0 LOB: 1 BB: 1 P: 15	R: 1 E: 1 K: 0 S: 8	H: 1 LOB: 0 BB: 0 P: 12	R: 1 E: 0 K: 1 S: 17	H: 2 LOB: 1 BB: 0 P: 27	R: 0 E: 0 K: 0 S: 3	H: 0 LOB: 0 BB: 0 P: 4	R: 0 E: 0 K: 0 S: 4	H: 0 LOB: 0 BB: 0 P: 5	1B: 2 2B: 4 3B: 0 HR: 0	SF: 0 SAC: 1 DP: 2 HBP: 0	WP: 1 PB: 0 SB: 1 CS: 0	PA: 31
<b>PITCHER</b>	IP WLS BF H R ER SO BB IBB HBP BLK WP HR S P ERA WHIP																					
David Cone, R (1, 1) ERA: 3.74	8.0 L 28 4 2 2 8 2 0 0 1 1 0 70 109 2.25 0.750																					
Wally Whitehurst, R (9, 1) ERA: 3.61	1.0 3 0 0 0 0 0 0 0 0 0 0 4 5 0.00 0.000																					

**Los Angeles Dodgers @ New York Mets**  
 Shea Stadium, Flushing, NY  
 Tue Aug 14 1990, 7:05 PM EDT  
 Att. 46,004 - Unknown - 80 F

AB	28
R	2
H	4
RBI	2
BB	2
SO	8
LOB	8



BOTTOM

Los Angeles Dodgers @ New York Mets  
Shea Stadium, Flushing, NY  
Tue Aug 14 1990, 7:05 PM EDT  
Att: 46,004 - Unknown - 80 F

livebaseballscores.com

AB 30  
R 1  
H 6  
RBI 1  
BB 3  
SO 3  
LOB 12



WP: 0 PA: 33  
PB: 0  
SB: 1  
CS: 0

AB R H RBI BB SO LOB

4 0 1 0 0 0 1

3 0 1 0 1 0 1

4 0 1 0 0 1 3

4 1 1 1 0 2 1

3 0 0 0 1 0 1

3 0 0 0 1 0 2

3 0 0 0 0 0 1

2 0 1 0 0 0 0  
1 0 1 0 0 0 0  
0 0 0 0 0 0 0

2 0 0 0 0 0 1  
1 0 0 0 0 0 1

1B: 4 SF: 0  
2B: 2 SAC: 0  
3B: 0 DP: 2  
HR: 1 HBP: 0

Batter	1	2	3	4	5	6	7	8	9
Daryl Boston, L (1, 8) OBP: 0.344, SLG: 0.482	1-2 G6-3		2-1 P4			1-2 F9		2-2 2B	
Dave Magadan, L (1, 3) OBP: 0.413, SLG: 0.450	1-1 G1-6-3 1B			2-0 F8		4-2 BB		2-1 G5-3	
Gregg Jefferies, S (1, 4) OBP: 0.361, SLG: 0.480	2-2 G1-6-3 1-2f			1-0 L8		3-3 K			1-1 1B
Darryl Strawberry, L (1, 9) OBP: 0.376, SLG: 0.527		1-3 K		3-2 F4		3-1 HR			2-3 K
Kevin McReynolds, R (1, 7) OBP: 0.363, SLG: 0.429		0-0 F8			4-1 BB	3-2 G4-3			0-0 P6
Howard Johnson, S (1, 6) OBP: 0.312, SLG: 0.447		4-0 BB		1-0 L3		2-1 F8			1-1 G3
Tom O'Malley, L (1, 5) OBP: 0.286, SLG: 0.393		2-0 F8 1-2		1-1 F8		2-1 F7			
Orlando Mercado, R (1, 2) OBP: 0.291, SLG: 0.338			2-2 P6			1-2 BB 1B		0-1 FC4-6 1B	
Kelvin Torve, L (8, PH) OBP: 0.900, SLG: 1.250									
Wally Whitehurst, R (9, 1) OBP: 0.333, SLG: 0.333									
David Cone, L (1, 1) OBP: 0.229, SLG: 0.217			1-2 G3			1-2 B3		0-0 FC4-6 2B	
Mackey Sasser, L (8, PH) OBP: 0.373, SLG: 0.486									

Inning Stats	R: 0	H: 1	E: 0	K: 0	S: 10	LOB: 0	BB: 0	P: 14	R: 0	H: 0	E: 0	K: 1	S: 5	LOB: 1	BB: 1	P: 12	R: 0	H: 0	E: 0	K: 0	S: 8	LOB: 0	BB: 0	P: 13	R: 0	H: 0	E: 0	K: 0	S: 6	LOB: 0	BB: 0	P: 12	R: 0	H: 1	E: 0	K: 1	S: 16	LOB: 2	BB: 1	P: 26	R: 1	H: 1	E: 0	K: 0	S: 9	LOB: 0	BB: 0	P: 19	R: 0	H: 2	E: 0	K: 0	S: 9	LOB: 1	BB: 0	P: 13	R: 0	H: 1	E: 0	K: 1	S: 8	LOB: 1	BB: 0	P: 12	1B: 4	SF: 0	2B: 2	SAC: 0	3B: 0	DP: 2	HR: 1	HBP: 0	WP: 0	PA: 33
--------------	------	------	------	------	-------	--------	-------	-------	------	------	------	------	------	--------	-------	-------	------	------	------	------	------	--------	-------	-------	------	------	------	------	------	--------	-------	-------	------	------	------	------	-------	--------	-------	-------	------	------	------	------	------	--------	-------	-------	------	------	------	------	------	--------	-------	-------	------	------	------	------	------	--------	-------	-------	-------	-------	-------	--------	-------	-------	-------	--------	-------	--------

PITCHER	IP	WLS	BF	H	R	ER	SO	BB	IBB	HBP	BLK	WP	HR	S	P	ERA	WHIP
Mike Hartley, R (1, 1) ERA: 2.9	6.0		21	2	0	0	2	3	0	0	0	0	0	49	87	0.00	0.833
Dave Walsh, L (7, 1) ERA: 9.0	0.0		1	1	1	1	0	0	0	0	0	0	1	2	5	∞	∞
Tim Crews, R (7, 1) ERA: 2.66	1.0		3	0	0	0	0	0	0	0	0	0	0	7	14	0.00	0.000
Jay Howell, R (8, 1) ERA: 2.47	2.0	S	8	3	0	0	1	0	0	0	0	0	0	17	25	0.00	1.500

Batter	1	2	3	4	5	6	7	8	9	AB R H RBI BB SO LOB	TOP	
<b>Stan Javier, S</b> (1, 8) OBP: 0.368, SLG: 0.383 L X	0-1 F9 			0-0 1B HR 2B B S B X	2-1 G4-3 			0-2 G6-3 		4 1 1 0 0 0 1		
<b>Mike Sharperson, R</b> (1, 5) OBP: 0.395, SLG: 0.367 <b>Lenny Harris, L</b> (9, PH) OBP: 0.341, SLG: 0.369 (9, 5) B C X	2-1 F8 			0-1 HR 1B C X		1-1 G3 		0-1 F7 	3 1 1 0 0 0 0 1 0 0 0 0 0 0			
<b>Kal Daniels, L</b> (1, 7) OBP: 0.389, SLG: 0.509 <b>Jay Howell, R</b> (9, 1) (9, 1) B C X	1-1 L8 			2-0 HR 1-H 3-H HR B B B X		2-3 K 		0-1 G4-3 	4 1 1 3 0 1 0 0 0 0 0 0 0 0			
<b>Eddie Murray, S</b> (1, 3) OBP: 0.395, SLG: 0.505 B C C B B				3-0 P3 		0-0 G5-3 		0-3 K 	4 0 0 0 0 2 0			
<b>Hubie Brooks, R</b> (1, 9) OBP: 0.305, SLG: 0.438 C C C				1-0 G6-3 				0-3 K 	3 0 0 0 0 2 0			
<b>Rick Dempsey, R</b> (1, 2) OBP: 0.315, SLG: 0.323 C C C B B B B				0-3 K 				3-0 P4 	3 0 0 0 0 1 0			
<b>Juan Samuel, R</b> (1, 4) OBP: 0.302, SLG: 0.331 B X				1-0 P3 				2-2 G4-3 	3 0 0 0 0 0 0			
<b>Alfredo Griffin, S</b> (1, 6) OBP: 0.272, SLG: 0.272 C C C B B B B B B B B				3-3 K 				1-3 K 	2 0 0 0 1 2 0			
<b>Mike Morgan, R</b> (1, 1) OBP: 0.109, SLG: 0.075 <b>Kirk Gibson, L</b> (8, PH) OBP: 0.354, SLG: 0.475 <b>Jim Gott, R</b> (8, 1) <b>Jose Gonzalez, R</b> (9, 7) OBP: 0.278, SLG: 0.435 F B M B B B B B B				2-3 K 				0-1 G4-3 	1 0 0 0 0 1 0 1 0			
<b>Inning Stats</b>	R: 0 H: 0 E: 0 LOB: 0 K: 0 BB: 0 S: 6 P: 9	R: 0 H: 0 E: 0 LOB: 0 K: 2 BB: 0 S: 10 P: 15	R: 0 H: 0 E: 0 LOB: 0 K: 2 BB: 0 S: 11 P: 17	R: 3 H: 3 E: 0 LOB: 0 K: 1 BB: 0 S: 9 P: 15	R: 0 H: 0 E: 0 LOB: 1 K: 0 BB: 1 S: 10 P: 17	R: 0 H: 0 E: 0 LOB: 0 K: 1 BB: 0 S: 6 P: 9	R: 0 H: 0 E: 0 LOB: 0 K: 1 BB: 0 S: 8 P: 13	R: 0 H: 0 E: 0 LOB: 0 K: 1 BB: 0 S: 8 P: 9	R: 0 H: 0 E: 0 LOB: 0 K: 1 BB: 0 S: 7 P: 7	1B: 1 SF: 0 2B: 1 SAC: 1 3B: 0 DP: 0 HR: 1 HBP: 0	WP: 0 PA: 31 PB: 0 SB: 0 CS: 0	
<b>PITCHER</b> <b>Sid Fernandez, L</b> (1, 1) ERA: 3.47 <b>Wally Whitehurst, R</b> (8, 1) ERA: 3.47	IP WLS BF H R ER SO BB IBB HBP BLK WP HR S P ERA WHIP 7.0 L 25 3 3 3 7 1 0 0 0 0 1 60 95 3.86 0.571											<b>PITCHER</b> IP WLS BF H R ER SO BB IBB HBP BLK WP HR S P ERA WHIP

**Los Angeles Dodgers @ New York Mets**  
 Shea Stadium, Flushing, NY  
 Wed Aug 15 1990, 7:05 PM EDT  
 Att. 43,139 - Unknown - 80 F

[livebaseballscorecards.com](http://livebaseballscorecards.com)

<b>AB</b>	29
<b>R</b>	3
<b>H</b>	3
<b>RBI</b>	3
<b>BB</b>	1
<b>SO</b>	9
<b>LOB</b>	1





**BOTTOM**

AB R H RBI BB SO LOB

Batter	1	2	3	4	5	6	7	8	9
Daryl Boston, L (1, 8) OBP: 0.346, SLG: 0.486	0-0 SH1-3 S G1 1B		0-1 F7			1-2 1B 2B	3-2 F8		
Dave Magadan, L (1, 5) OBP: 0.415, SLG: 0.450	2-0 SH1-3 1-3			4-2 G3 BB		3-2 2-H CS 1B		0-1 L7	
Gregg Jefferies, S (1, 4) OBP: 0.360, SLG: 0.478	3-1 G1 3-H			3-1 1 SAFE L8		1 SAFE 3-1 1B		1-1 F8	
Darryl Strawberry, L (1, 9) OBP: 0.373, SLG: 0.522	2-1 G3			2-2 G3 1-2		3-3 K		1-3 K	
Howard Johnson, S (1, 6) OBP: 0.311, SLG: 0.445		0-2 G3-1		0-0 F8			0-0 FC6-4 1B		0-0 F7
Kevin McReynolds, R (1, 7) OBP: 0.360, SLG: 0.424		2-1 G6-3			1-1 G6-3		1-1 FC6-4 PB HBP 1-2f		2-2 L1
Kelvin Torve, L (1, 3) OBP: 0.778, SLG: 1.000		3-3 K			2-2 G4-6-3 1B		2-0 PB HBP		0-1 PB 1B
Mark Carreon, R (9, PR) OBP: 0.313, SLG: 0.483							1-2 HBP		
Mackey Sasser, L (1, 2) OBP: 0.367, SLG: 0.477					1-0 G4-6-3 1-2f		2-0 L5 1-2 2-3		2-2 G6-3 1-2
Sid Fernandez, L (1, 1) OBP: 0.167, SLG: 0.190					0-0 G4-3		0-3 K		
Tom O'Malley, L (7, PH) OBP: 0.293, SLG: 0.393									
Wally Whitehurst, R (8, 1) OBP: 0.333, SLG: 0.333									

4 2 2 0 0 0 3
2 0 1 1 1 0 0
4 0 1 1 0 0 1
4 0 0 0 0 2 2
4 0 1 0 0 0 1
4 0 0 0 0 0 1
3 0 2 0 0 1 0
0 0 0 0 0 0 0
4 0 0 0 0 0 4
2 0 0 0 0 1 0
0 0 0 0 1 0 0
0 0 0 0 0 0 0

**Los Angeles Dodgers @ New York Mets**  
 Shea Stadium, Flushing, NY  
 Wed Aug 15 1990, 7:05 PM EDT  
 Att: 43,139 - Unknown - 80 F

livebaseballscorecards.com

AB	31
R	2
H	7
RBI	2
BB	2
SO	4
LOB	12



Inning Stats	R: 1	H: 1	E: 0	K: 0	S: 6	R: 0	H: 0	E: 0	K: 1	S: 8	R: 0	H: 0	E: 0	K: 0	S: 5	R: 0	H: 0	E: 0	K: 0	S: 8	R: 0	H: 1	E: 0	K: 0	S: 7	R: 1	H: 3	E: 0	K: 2	S: 16	R: 0	H: 1	E: 0	K: 0	S: 9	R: 0	H: 0	E: 0	K: 1	S: 7	R: 0	H: 1	E: 0	K: 0	S: 10	1B: 6	SF: 0	2B: 1	SAC: 1	3B: 0	DP: 1	HR: 0	HBP: 1	WP: 0	PA: 35
--------------	------	------	------	------	------	------	------	------	------	------	------	------	------	------	------	------	------	------	------	------	------	------	------	------	------	------	------	------	------	-------	------	------	------	------	------	------	------	------	------	------	------	------	------	------	-------	-------	-------	-------	--------	-------	-------	-------	--------	-------	--------

PITCHER	IP	WLS	BF	H	R	ER	SO	BB	IBB	HBP	BLK	WP	HR	S	P	ERA	WHIP
Mike Morgan, R (1, 1) ERA: 3.38	7.0	W	28	6	2	2	3	2	0	1	0	0	0	59	108	2.57	1.143
Jim Gott, R (8, 1) ERA: 2.88	1.0		3	0	0	0	1	0	0	0	0	0	0	7	9	0.00	0.000
Jay Howell, R (9, 1) ERA: 2.42	1.0	S	4	1	0	0	0	0	0	0	0	0	0	10	14	0.00	1.000

Batter	1	2	3	4	5	6	7	8	9	AB R H RBI BB SO LOB	TOP							
Lenny Harris, L OBP: 0.343, SLG: 0.370 (1, 4) Hubie Brooks, R OBP: 0.304, SLG: 0.437 (9, PH)	1-1 1B		1-0 1B		3-3 K		0-0 P5		2-1 F8	4 0 2 0 0 1 2 1 0 0 0 0 0 2								
Stan Javier, S OBP: 0.366, SLG: 0.377 (1, 9)	0-0 L9		3-2 G5-3		4-0 BB		0-1 G4-6-3			3 0 0 0 1 0 3								
Kirk Gibson, L OBP: 0.352, SLG: 0.471 (1, 8)	0-0 P6			0-1 FC4-6 1B	1-3 K			0-0 P4		4 0 1 0 0 1 3								
Eddie Murray, S OBP: 0.392, SLG: 0.500 (1, 3)	1-2 F7			2-1 FC4-6 1B	1-3 K			3-2 G5-3		4 0 0 0 0 1 2								
Kal Daniels, L OBP: 0.385, SLG: 0.503 (1, 7)		1-0 F7		3-3 K	2-2 G3			0-1 F7		4 0 0 0 0 1 1								
Mike Scioscia, L OBP: 0.333, SLG: 0.415 (1, 2)		1-0 G6-3		4-0 1B 1-2 BB	0-1 1B 1B			1-2 F8		3 0 1 0 1 0 0								
Mike Sharperson, R OBP: 0.404, SLG: 0.388 (1, 5) (6, 6)		2-1 HR		2-0 1B 1-2 2-H	1-0 1B			4-0 1B S BB		3 1 3 1 1 0 0	AB 33 R 1 H 10 RBI 1 BB 4 SO 5 LOB 15							
Alfredo Griffin, S OBP: 0.270, SLG: 0.269 (1, 6) Tim Crews, R (6, 1) Dave Walsh, L (7, 1) Mickey Hatcher, R OBP: 0.279, SLG: 0.274 Jose Gonzalez, R OBP: 0.278, SLG: 0.435 (9, PR)		0-0 G4-3			2-2 F7 K			4-0 1B BB		3 0 0 0 0 0 1 2 0 1 0 0 0 0 0 0 0 0 0 0 0								
Tim Belcher, R OBP: 0.200, SLG: 0.186 Juan Samuel, R OBP: 0.305, SLG: 0.334 (6, 4)			0-0 F7		2-0 WP 2B		0-1 G4-6-3 1B		0-2 1B 2-3	2 0 1 0 0 0 0 2 0 2 0 0 0 0								
Inning Stats	R: 0 E: 0 K: 0 S: 8	H: 1 LOB: 1 BB: 0 P: 10	R: 1 E: 0 K: 0 S: 5	H: 1 LOB: 0 BB: 0 P: 9	R: 0 E: 0 K: 1 S: 10	H: 2 LOB: 2 BB: 1 P: 20	R: 0 E: 0 K: 2 S: 13	H: 1 LOB: 2 BB: 0 P: 18	R: 0 E: 0 K: 0 S: 5	H: 1 LOB: 0 BB: 0 P: 5	R: 0 E: 0 K: 0 S: 6	H: 0 LOB: 0 BB: 0 P: 9	R: 0 E: 0 K: 0 S: 8	H: 1 LOB: 2 BB: 2 P: 19	1B: 8 2B: 1 3B: 0 HR: 1	SF: 0 SAC: 0 DP: 1 HBP: 0	WP: 1 PB: 0 SB: 1 CS: 1	PA: 37
PITCHER	IP WLS BF H R ER SO BB IBB HBP BLK WP HR S P ERA WHIP																	
Ron Darling, R ERA: 4.42 Bob Ojeda, L ERA: 3.5 John Franco, L ERA: 1.84	(1, 1) (7, 1) (9, 1)	6.0 2.1 0.2	W S	26 8 3	H 1 1	R 1 0	ER 1 0	SO 5 0	BB 2 1	IBB 0 0	HBP 0 0	BLK 0 0	WP 1 0 0	HR 1 0 0	S 54 14 5	P 91 22 11	ERA 1.50 0.00 0.00	WHIP 1.667 0.857 3.000

Los Angeles Dodgers @ New York Mets  
Shea Stadium, Flushing, NY  
Thu Aug 16 1990, 3:33 AM EDT  
Att. 41,715 - Cloudy - 85 F

livebaseballscorecards.com



BOTTOM

Los Angeles Dodgers @ New York Mets  
Shea Stadium, Flushing, NY  
Thu Aug 16 1990, 3:33 AM EDT  
Att: 41,715 - Cloudy - 85 F

livebaseballscorecards.com

AB 32  
R 4  
H 9  
RBI 4  
BB 0  
SO 4  
LOB 11



WP: 0 PA: 33  
PB: 0  
SB: 0  
CS: 0

AB	R	H	RBI	BB	SO	LOB
4	1	1	0	0	0	1
4	1	2	2	0	1	0
4	0	0	0	0	0	2
4	1	2	2	0	0	0
4	0	1	0	0	0	0
4	0	1	0	0	1	2
3	0	1	0	0	1	2
3	1	1	0	0	0	2
1	0	0	0	0	1	0
1	0	0	0	0	0	2
0	0	0	0	0	0	0
0	0	0	0	0	0	0

1B: 6	SF: 0
2B: 2	SAC: 1
3B: 0	DP: 0
HR: 1	HBP: 0

Batter	1	2	3	4	5	6	7	8	9
Daryl Boston, L OBP: 0.344, SLG: 0.482 (1, 8)	F7			2B 1B	F8		G3-1		
Dave Magadan, L OBP: 0.416, SLG: 0.454 (1, 5)	K			2B 1-H	1B		L8		
Gregg Jefferies, S OBP: 0.357, SLG: 0.474 (1, 4)	G4-3			P5	F9		F7		
Howard Johnson, S OBP: 0.313, SLG: 0.455 (1, 6)			F9	1B 2B		HR	L4		
Kelvin Torve, L OBP: 0.615, SLG: 0.727 (1, 3)		G4-3		1B		G3	G3-1		
Mark Carreon, R OBP: 0.311, SLG: 0.478 (1, 7)		F7		K		1B 1B	F8		
Darren Reed, R OBP: 0.182, SLG: 0.273 (1, 9)			G6-3	K		1B			
Mackey Sasser, L OBP: 0.366, SLG: 0.475 (1, 2)			F7		F8 1B SH3-4	P4			
Ron Darling, R OBP: 0.241, SLG: 0.154 (1, 1)					SH3-4		G3		
Tom O'Malley, L OBP: 0.290, SLG: 0.388 (6, PH)									
Bob Ojeda, L OBP: 0.111, SLG: 0.111 (7, 1)									
John Franco, L (9, 1)									

Inning	R	H	E	K	S	R	H	E	K	S	R	H	E	K	S	R	H	E	K	S	R	H	E	K	S	R	H	E	K	S
1	0	0	0	1	6	0	0	0	0	10	2	4	0	2	16	1	3	0	0	12	0	0	0	0	8	0	0	0	5	
2	0	0	0	0	4	0	0	0	0	5	0	0	0	0	13	0	0	0	0	0	0	0	0	0	0	0	0	0	0	
3	0	0	0	1	10	0	0	0	0	0	0	0	0	0	0	0	0	0	0	0	0	0	0	0	0	0	0	0	0	
4	0	0	0	2	16	0	4	0	2	0	0	0	0	0	0	0	0	0	0	0	0	0	0	0	0	0	0	0	0	
5	0	0	0	0	6	0	2	0	1	7	0	0	0	0	0	0	0	0	0	0	0	0	0	0	0	0	0	0	0	
6	0	0	0	0	12	0	3	0	2	19	0	0	0	0	0	0	0	0	0	0	0	0	0	0	0	0	0	0	0	
7	0	0	0	0	8	0	0	0	0	9	0	0	0	0	0	0	0	0	0	0	0	0	0	0	0	0	0	0	0	
8	0	0	0	0	5	0	0	0	0	6	0	0	0	0	0	0	0	0	0	0	0	0	0	0	0	0	0	0	0	
9	0	0	0	0	0	0	0	0	0	0	0	0	0	0	0	0	0	0	0	0	0	0	0	0	0	0	0	0	0	

PITCHER	IP	WLS	BF	H	R	ER	SO	BB	IBB	HBP	BLK	WP	HR	S	P	ERA	WHIP
Tim Belcher, R ERA: 4.0 (1, 1)	5.1	L	24	8	4	4	4	0	0	0	0	0	1	48	70	6.75	1.500
Tim Crews, R ERA: 2.63 (6, 1)	1.0		4	1	0	0	0	0	0	0	0	0	0	11	14	0.00	1.000
Dave Walsh, L ERA: 5.79 (7, 1)	1.2		5	0	0	0	0	0	0	0	0	0	0	8	9	0.00	0.000

Batter	1	2	3	4	5	6	7	8	9	AB R H RBI BB SO LOB	TOP											
<b>Delino DeShields, L</b> (1, 4) OBP: 0.385, SLG: 0.402	0-0 BB 1B		0-0 F7		0-0 1B HR 1B		0-0 2B 1B		0-0 F8	5 1 3 1 0 0 1	<b>Montreal Expos @ Los Angeles Dodgers</b> <b>Dodger Stadium, Los Angeles, CA</b> Fri Aug 17 1990, 7:05 PM PDT Att: 33,737 - Unknown <a href="http://livebaseballscorecards.com">livebaseballscorecards.com</a>											
<b>Dave Martinez, L</b> (1, 8) OBP: 0.348, SLG: 0.478	4-0 1B BB 1-2		0-3 K		0-0 1B HR 1B		0-0 2B	0-0 1B	4 1 3 1 1 1 1													
<b>Tim Raines, S</b> (1, 7) OBP: 0.374, SLG: 0.376	0-0 1B 1-3			0-3 K	0-0 HR		0-0 6-3	0-0 F7	5 1 2 3 0 1 3													
<b>Tim Wallach, R</b> (1, 5) OBP: 0.354, SLG: 0.502	0-0 P4			0-0 P6	0-0 5-3			0-0 HR	2 0 0 0 0 0 1													
<b>Dale Mohorcic, R</b> (4, 1) OBP: 0.143, SLG: 0.143									1 0 0 0 0 0 0													
<b>Mike Aldrete, L</b> (8, PH) OBP: 0.384, SLG: 0.336									1 1 1 1 0 0 0													
<b>Scott Ruskin, R</b> (8, 1) OBP: 0.333, SLG: 0.833									0 0 0 0 0 0 0													
<b>Tim Burke, R</b> (8, 1) OBP: 0.250, SLG: 0.250									0 0 0 0 0 0 0													
<b>Larry Walker, L</b> (1, 9) OBP: 0.302, SLG: 0.408		0-3 K		0-3 K		0-3 K		0-0 5-3	4 0 0 0 0 3 0													
<b>Andres Galarraga, R</b> (1, 3) OBP: 0.308, SLG: 0.406		0-0 L9			0-0 1B 1B	0-3 K		0-0 E4 WP	4 1 1 0 0 1 0													
<b>Jerry Goff, L</b> (1, 2) OBP: 0.354, SLG: 0.309		0-0 F7			0-0 F8	0-3 K		0-3 K 1-2	4 0 0 0 0 2 2													
<b>Spike Owen, S</b> (1, 6) OBP: 0.342, SLG: 0.350			0-0 SH1-3 1B		0-3 K		0-0 P6	0-0 4-3	4 0 1 0 0 1 2													
<b>Mark Gardner, R</b> (1, 1) OBP: 0.128, SLG: 0.205			0-0 SH1-3		0-0 1B 1B		0-0 F7		0 0 0 0 0 0 0													
<b>Tom Foley, L</b> (4, 5) OBP: 0.306, SLG: 0.281			1-2 SH1-3		1-2 1B 1B			0-3 K	3 1 1 0 0 1 0													
<b>Inning Stats</b>	R: 0 E: 0 K: 0 S: 3	H: 2 LOB: 1 BB: 1 P: 7	R: 0 E: 0 K: 1 S: 5	H: 0 LOB: 0 BB: 0 P: 5	R: 0 E: 0 K: 1 S: 6	H: 1 LOB: 1 BB: 0 P: 6	R: 0 E: 0 K: 2 S: 7	H: 0 LOB: 0 BB: 0 P: 7	R: 5 E: 0 K: 1 S: 10	H: 5 LOB: 0 BB: 0 P: 10	R: 0 E: 0 K: 3 S: 9	H: 0 LOB: 0 BB: 0 P: 9	R: 0 E: 0 K: 0 S: 5	H: 2 LOB: 2 BB: 0 P: 5	R: 1 E: 1 K: 1 S: 7	H: 1 LOB: 1 BB: 0 P: 7	R: 0 E: 0 K: 1 S: 6	H: 1 LOB: 1 BB: 0 P: 6	1B: 9 2B: 1 3B: 0 HR: 2	SF: 0 SAC: 1 DP: 0 HBP: 0	WP: 1 PB: 0 SB: 0 CS: 0	PA: 39
<b>PITCHER</b>	IP WLS BF H R ER SO BB IBB HBP BLK WP HR S P ERA WHIP																					
<b>Jim Neidlinger, R</b> (1, 1) ERA: 2.81	5.0 W 22 8 5 5 5 1 0 0 0 0 0 1 31 35 9.00 1.800																					
<b>Tim Crews, R</b> (6, 1) ERA: 2.56	2.0 8 2 0 0 3 0 0 0 0 0 0 0 14 14 0.00 1.000																					
<b>Jay Howell, R</b> (8, 1) ERA: 2.51	2.0 S 9 2 1 1 2 0 0 0 0 1 1 13 13 4.50 1.000																					

**Montreal Expos @ Los Angeles Dodgers**  
**Dodger Stadium, Los Angeles, CA**  
 Fri Aug 17 1990, 7:05 PM PDT  
 Att: 33,737 - Unknown

<b>AB</b>	37
<b>R</b>	6
<b>H</b>	12
<b>RBI</b>	6
<b>BB</b>	1
<b>SO</b>	10
<b>LOB</b>	10



Batter	1	2	3	4	5	6	7	8	9
Lenny Harris, L (1, 5) OBP: 0.345, SLG: 0.370 Mike Sharperson, R (8, PH) OBP: 0.403, SLG: 0.386 (9, 5)	0-0 BB 1B E	4-0 PB 1B 3B BB		0-0 F8	0-0 F9			0-0 6-3	
Kirk Gibson, L (1, 8) OBP: 0.358, SLG: 0.471	4-0 BB 1B G6-4-3	0-0 PB 3B 1B BB		0-0 4-3	0-3 K			0-0 1B	
Kal Daniels, L (1, 7) OBP: 0.386, SLG: 0.516 Jose Gonzalez, R (9, 7) OBP: 0.278, SLG: 0.435	0-0 G6-4-3 1-2f 2-3	0-0 BLK 3B		0-0 HR		0-3 K		0-0 F8	
Eddie Murray, S (1, 3) OBP: 0.392, SLG: 0.497	0-0 E3 E	0-0 F8		0-0 BB 1B 1B		0-0 4-3		4-0 1B IBB	
Hubie Brooks, R (1, 9) OBP: 0.305, SLG: 0.439	0-0 E6 1-3		0-0 4-3 1B 2B	0-0 BB 1B		0-3 K		0-3 K	
Mike Scioscia, L (1, 2) OBP: 0.335, SLG: 0.413	0-0 1-3		0-0 4-3 2-3	4-0 1-2 2-3 BB		4-0 SH1-3 BB			
Juan Samuel, R (1, 4) OBP: 0.303, SLG: 0.331		0-3 K	0-3 K	0-3 K		0-0 F7			
Alfredo Griffin, S (1, 6) OBP: 0.270, SLG: 0.270		0-0 4-3	0-0 1B		0-0 P4		0-0 SH1-3		
Jim Neidlinger, S (1, 1) Chris Gwynn, L (5, PH) OBP: 0.302, SLG: 0.367 Tim Crews, R (6, 1) Stan Javier, S (7, PH) OBP: 0.365, SLG: 0.376 Jay Howell, R (8, 1)		4-0 BB 1B BB	0-0 6-3		0-0 1B		0-3 K		

Inning Stats	R: 1	H: 1	E: 2	LOB: 2	K: 0	P: 9	R: 4	H: 2	E: 0	LOB: 0	K: 1	P: 15	R: 1	H: 2	E: 0	LOB: 1	K: 1	P: 7	R: 1	H: 3	E: 0	LOB: 3	K: 1	P: 12	R: 0	H: 1	E: 0	LOB: 1	K: 1	P: 6	R: 0	H: 0	E: 0	LOB: 0	K: 2	P: 7	R: 0	H: 0	E: 0	LOB: 1	K: 1	P: 9	R: 0	H: 1	E: 0	LOB: 2	K: 1	P: 10
	5	9	5	1	1	9	7	15	7	0	1	15	7	2	1	0	1	7	7	8	3	0	1	12	6	6	0	0	0	1	6	7	0	0	7	0	0	9	0	0	9	0	1	10				

PITCHER	IP	WLS	BF	H	R	ER	SO	BB	IBB	HBP	BLK	WP	HR	S	P	ERA	WHIP
Mark Gardner, R (1, 1) ERA: 3.17	3.2	L	24	8	7	6	2	4	0	0	1	0	1	24	40	14.73	3.273
Dale Mohorcic, R (4, 1) ERA: 2.5	3.1		12	1	0	0	5	1	0	0	0	0	0	21	25	0.00	0.600
Scott Ruskin, L (8, 1) ERA: 3.02	0.2		4	1	0	0	0	0	1	0	0	0	0	3	7	0.00	1.500
Tim Burke, R (8, 1) ERA: 3.49	0.1		1	0	0	0	1	0	0	0	0	0	0	3	3	0.00	0.000

**BOTTOM**

AB	R	H	RBI	BB	SO	LOB
3	2	1	0	1	0	1
1	0	0	0	0	0	0
4	1	2	1	1	1	1
5	2	2	3	0	1	3
0	0	0	0	0	0	0
4	0	1	0	1	0	0
5	1	2	0	0	2	3
2	0	0	0	2	0	3
4	0	0	0	0	3	5
3	0	1	1	0	0	0
1	1	0	0	1	0	1
1	0	1	0	0	0	0
0	0	0	0	0	0	0
1	0	0	0	0	1	1
0	0	0	0	0	0	0

**AB 34**  
**R 7**  
**H 10**  
**RBI 5**  
**BB 6**  
**SO 8**  
**LOB 18**

**WP: 0** **PA: 41**  
**PB: 1**  
**SB: 1**  
**CS: 0**

**1B: 7** **SF: 0**  
**2B: 1** **SAC: 1**  
**3B: 1** **DP: 1**  
**HR: 1** **HBP: 0**

**WP: 0** **PA: 41**  
**ERA** **WHIP**

**Montreal Expos @ Los Angeles Dodgers**  
**Dodger Stadium, Los Angeles, CA**  
 Fri Aug 17 1990, 7:05 PM PDT  
 Att. 33,737 - Unknown

livebaseballscorecards.com



Batter	1	2	3	4	5	6	7	8	9	AB R H RBI BB SO LOB	TOP											
<b>Delino DeShields, L</b> (1, 4) OBP: 0.384, SLG: 0.400	0-3 K		0-0 1B		0-0 F8		0-0 B1			4 0 1 0 0 1 1	<b>Montreal Expos @ Los Angeles Dodgers</b> <b>Dodger Stadium, Los Angeles, CA</b> Sat Aug 18 1990, 7:05 PM PDT Att: 45,687 - Unknown <a href="http://livebaseballscorecards.com">livebaseballscorecards.com</a>											
<b>Otis Nixon, S</b> (1, 8) OBP: 0.345, SLG: 0.325	0-0 S 1B		0-0 P4		4-0 HR BB		0-0 P6			3 1 1 0 1 0 2												
<b>Tim Raines, S</b> (1, 7) OBP: 0.375, SLG: 0.387	0-0 S 1B		0-0 F8		0-0 HR		0-0 1-3			4 1 2 2 0 0 2												
<b>Tim Wallach, R</b> (1, 5) OBP: 0.355, SLG: 0.502	0-0 P2		0-0 1-3 1B		0-0 1B		0-0 F9			4 0 2 0 0 0 2												
<b>Andres Galarraga, R</b> (1, 3) OBP: 0.305, SLG: 0.402	0-3 K		0-0 F8		0-0 G3		0-3 K			4 0 0 0 0 2 5												
<b>Marquis Grissom, R</b> (1, 9) OBP: 0.309, SLG: 0.347		0-0 P4		0-0 6-3		0-3 K		0-0 L9		3 0 0 0 0 1 0												
<b>Dave Martinez, L</b> (8, PH) OBP: 0.347, SLG: 0.476										1 0 0 0 0 0 0												
<b>Mike Fitzgerald, R</b> (1, 2) OBP: 0.352, SLG: 0.372		4-0 FC4-6 BB		0-0 5-3		0-0 P3		0-0 4-3		3 0 0 0 1 0 0												
<b>Spike Owen, S</b> (1, 6) OBP: 0.339, SLG: 0.346		0-0 F7		0-0 F8		0-0 F8		0-3 K		4 0 0 0 0 1 1												
<b>Chris Nabholz, L</b> (1, 1) OBP: 0.281, SLG: 0.321		0-0 FC4-6		0-0 1-3		0-0 WP 1B		0-3 K		2 0 0 0 0 0 1												
<b>Junior Noboa, R</b> (7, PH) OBP: 0.281, SLG: 0.321										1 0 1 0 0 0 0												
<b>Mel Rojas, R</b> (7, 1)										0 0 0 0 0 0 0												
<b>Mike Aldrete, L</b> (9, PH) OBP: 0.382, SLG: 0.333		1-2								1 0 0 0 0 1 0												
<b>Inning Stats</b>	R: 0 E: 0 K: 2 S: 9	H: 2 LOB: 2 BB: 0 P: 9	R: 0 E: 0 K: 0 S: 3	H: 0 LOB: 1 BB: 1 P: 7	R: 0 E: 0 K: 0 S: 5	H: 2 LOB: 2 BB: 0 P: 5	R: 0 E: 0 K: 0 S: 3	H: 0 LOB: 0 BB: 0 P: 3	R: 2 E: 0 K: 1 S: 5	H: 2 LOB: 1 BB: 1 P: 9	R: 0 E: 0 K: 1 S: 5	H: 0 LOB: 0 BB: 0 P: 5	R: 0 E: 0 K: 0 S: 4	H: 1 LOB: 1 BB: 0 P: 4	R: 0 E: 0 K: 1 S: 5	H: 0 LOB: 0 BB: 0 P: 5	R: 0 E: 0 K: 2 S: 7	H: 0 LOB: 0 BB: 0 P: 7	1B: 6 2B: 0 3B: 0 HR: 1	SF: 0 SAC: 0 DP: 0 HBP: 0	WP: 1 PB: 0 SB: 3 CS: 0	PA: 36
<b>PITCHER</b>	IP WLS BF H R ER SO BB IBB HBP BLK WP HR S P ERA WHIP																					
<b>Fernando Valenzuela, L</b> (1, 1) ERA: 4.0	7.0 W 30 7 2 2 3 2 0 0 0 1 1 34 42 2.57 1.286																					
<b>Jim Gott, R</b> (8, 1) ERA: 2.72	2.0 S 6 0 0 0 3 0 0 0 0 0 0 0 12 12 0.00 0.000																					

**Montreal Expos @ Los Angeles Dodgers**  
**Dodger Stadium, Los Angeles, CA**  
 Sat Aug 18 1990, 7:05 PM PDT  
 Att: 45,687 - Unknown

**AB 34**  
**R 2**  
**H 7**  
**RBI 2**  
**BB 2**  
**SO 6**  
**LOB 14**



Batter	1	2	3	4	5	6	7	8	9
<b>Stan Javier, S</b> (1, 8) OBP: 0.371, SLG: 0.380 BB 									
<b>Mike Sharperson, R</b> (1, 5) OBP: 0.399, SLG: 0.381 <b>Lenny Harris, L</b> (7, PH) OBP: 0.344, SLG: 0.369 (8, 5) 									
<b>Kirk Gibson, L</b> (1, 7) OBP: 0.364, SLG: 0.471 									
<b>Eddie Murray, S</b> (1, 3) OBP: 0.390, SLG: 0.502 									
<b>Hubie Brooks, R</b> (1, 9) OBP: 0.302, SLG: 0.435 									
<b>Mike Scioscia, L</b> (1, 2) OBP: 0.337, SLG: 0.410 									
<b>Juan Samuel, R</b> (1, 4) OBP: 0.300, SLG: 0.327 									
<b>Alfredo Griffin, S</b> (1, 6) OBP: 0.271, SLG: 0.268 									
<b>Fernando Valenzuela, L</b> (1, 1) OBP: 0.283, SLG: 0.373 <b>Jim Gott, R</b> (8, 1) 									

Inning Stats	R: 0	H: 0	E: 0	K: 1	S: 5	LOB: 1	BB: 1	P: 9
	0	0	0	1	9	1	1	9
	0	0	0	1	5	0	0	5
	2	2	1	1	8	1	0	8
	0	1	0	1	6	1	0	6
	0	0	0	1	10	2	1	9
	0	0	0	1	13	2	2	13

PITCHER	IP	WLS	BF	H	R	ER	SO	BB	IBB	HBP	BLK	WP	HR	S	P	ERA	WHIP
<b>Chris Nabholz, L</b> (1, 1) ERA: 3.86	6.0		25	3	2	2	7	2	0	1	0	0	1	36	45	3.00	0.833
<b>Mel Rojas, R</b> (7, 1) ERA: 1.72	2.0	L	9	1	1	1	2	2	1	0	0	0	0	10	22	4.50	1.500

**BOTTOM**

**Montreal Expos @ Los Angeles Dodgers**  
 Dodger Stadium, Los Angeles, CA

Sat Aug 18 1990, 7:05 PM PDT  
 Att. 45,687 - Unknown

AB	R	H	RBI	BB	SO	LOB
3	0	2	1	1	0	0
3	0	0	0	0	0	2
1	0	0	0	0	1	1
2	1	1	0	1	1	1
4	1	1	2	0	0	3
4	0	0	0	0	2	2
2	0	0	0	2	0	1
4	0	0	0	0	2	5
2	1	0	0	1	1	0
2	0	0	0	0	2	0
0	0	0	0	0	0	0

AB	27
R	3
H	4
RBI	3
BB	5
SO	9
LOB	15

livebaseballscorecards.com

WP	PA
0	34

Batter	1	2	3	4	5	6	7	8	9	AB R H RBI BB SO LOB	TOP											
<b>Delino DeShields, L</b> (1, 4) OBP: 0.386, SLG: 0.401	3-1 G4-3		2-1 1B		4-2 BB		1-1 1B		3-2 G3-1	4 0 2 0 1 0 2												
<b>Otis Nixon, S</b> (1, 8) OBP: 0.337, SLG: 0.316	0-0 P2		1-0 F8		1-0 P2			2-1 P6		4 0 0 0 0 0 2												
<b>Tim Raines, S</b> (1, 7) OBP: 0.379, SLG: 0.387	4-1 BB			4-0 CS 1B BB		1-2 1B		3-3 K		2 0 1 0 2 1 0												
<b>Tim Wallach, R</b> (1, 5) OBP: 0.357, SLG: 0.502	2-2 P2			2-1 CS 1B		1-1 G4-6-3 1B		1-3 K		4 0 2 0 0 1 1												
<b>Andres Galarraga, R</b> (1, 3) OBP: 0.303, SLG: 0.398		2-0 G5-3		1-3 K		1-3 K			1-0 G6-3	4 0 0 0 0 2 4												
<b>Dave Martinez, L</b> (1, 9) OBP: 0.346, SLG: 0.473		0-3 K2-3		0-0 P6		2-0 G4-6-3			2-1 BB 1B	4 1 1 0 0 1 3												
<b>Jerry Goff, L</b> (1, 2) OBP: 0.360, SLG: 0.352		1-3 K			3-2 HR		0-1 F8		5-1 1B BB	3 1 1 1 1 1 0												
<b>Tom Foley, L</b> (1, 6) OBP: 0.305, SLG: 0.274			2-2 F9		0-0 P6		4-2 SH3-4 1B BB		3-1 F7	3 0 0 0 1 0 2												
<b>Dennis Martinez, R</b> (1, 1) OBP: 0.100, SLG: 0.102			1-1 G4-3		1-3 K		0-0 SH3-4		2-1 1B	2 0 0 0 0 1 0												
<b>Mike Aldrete, L</b> (9, PH) OBP: 0.386, SLG: 0.339										1 0 1 1 0 0 0												
<b>Steve Frey, R</b> (9, 1)										0 0 0 0 0 0 0												
<b>Inning Stats</b>	R: 0 E: 0 K: 0 S: 7	H: 0 LOB: 1 BB: 1 P: 16	R: 0 E: 0 K: 2 S: 7	H: 0 LOB: 0 BB: 0 P: 10	R: 0 E: 0 K: 0 S: 13	H: 1 LOB: 1 BB: 0 P: 19	R: 0 E: 0 K: 1 S: 6	H: 1 LOB: 1 BB: 1 P: 13	R: 1 E: 0 K: 1 S: 11	H: 1 LOB: 1 BB: 1 P: 20	R: 0 E: 0 K: 1 S: 10	H: 2 LOB: 1 BB: 0 P: 15	R: 0 E: 0 K: 0 S: 7	H: 1 LOB: 2 BB: 1 P: 12	R: 0 E: 0 K: 2 S: 9	H: 0 LOB: 0 BB: 0 P: 15	R: 1 E: 0 K: 0 S: 12	H: 2 LOB: 2 BB: 1 P: 28	1B: 7 2B: 0 3B: 0 HR: 1	SF: 0 SAC: 1 DP: 1 HBP: 0	WP: 0 PB: 0 SB: 1 CS: 2	PA: 37
<b>PITCHER</b>	IP WLS BF H R ER SO BB IBB HBP BLK WP HR S P ERA WHIP																					
<b>Ramon Martinez, R</b> (1, 1) ERA: 3.05	8.1 L 33 7 2 2 7 4 0 0 0 0 0 1 73 126 2.16 1.320																					
<b>Jay Howell, R</b> (9, 1) ERA: 2.47	0.2 4 1 0 0 0 1 0 0 0 0 0 0 9 22 0.00 3.000																					

**Montreal Expos @ Los Angeles Dodgers**  
**Dodger Stadium, Los Angeles, CA**  
 Sun Aug 19 1990, 3:33 AM PDT  
 Att: 40,603 - Sunny

AB	31
R	2
H	8
RBI	2
BB	5
SO	7
LOB	14





Batter	1	2	3	4	5	6	7	8	9	AB R H RBI BB SO LOB	BOTTOM
<b>Jose Offerman, S</b> OBP: 0.600, SLG: 1.200 (1, 6)	0-2 HR		3-1 1B		0-1 1B		2-1 G4-3		0-0 G6-3	5 1 3 1 0 0 0	<b>Montreal Expos @ Los Angeles Dodgers</b> Dodger Stadium, Los Angeles, CA Sun Aug 19 1990, 3:33 AM PDT Att. 40,603 - Sunny <a href="http://livebaseballscorecards.com">livebaseballscorecards.com</a>
<b>Kirk Gibson, L</b> OBP: 0.369, SLG: 0.469 (1, 8)	4-0 CS BB		3-2 P6 1-2		0-0 1B		3-2 P6		4-2 BB	3 0 1 0 2 0 1	
<b>Kal Daniels, L</b> OBP: 0.381, SLG: 0.509 (1, 7)	3-3 K 1-2				3-2 G6-3		2-3 K		1-3 K G4-3	5 0 0 0 0 3 4	
<b>Eddie Murray, S</b> OBP: 0.391, SLG: 0.501 (1, 3)	2-2 G4-3				4-2 1B BB		1-0 E3 G4-3		0-1 E 1B	3 0 1 0 1 0 0	
<b>Hubie Brooks, R</b> OBP: 0.304, SLG: 0.435 (1, 9)			2-3 K		0-0 1-2 1B		0-3 K		1-1 E8 1B	4 0 2 0 0 2 1	
<b>Lenny Harris, L</b> OBP: 0.340, SLG: 0.364 (1, 4) (9, 5)			0-0 G6-3		0-0 P2		0-1 G4-3 1-2		3-2 G3	4 0 0 0 0 0 5	
<b>Mike Scioscia, L</b> OBP: 0.339, SLG: 0.408 (1, 2) <b>Jay Howell, R</b> (9, 1)			0-3 K2-3		0-0 G1-3		4-0 IBB		4-0 IBB	2 0 0 0 2 1 2 0 0 0 0 0 0 0	
<b>Mike Sharperson, R</b> OBP: 0.394, SLG: 0.377 (1, 5) <b>Stan Javier, S</b> OBP: 0.370, SLG: 0.378 (8, PH) <b>Juan Samuel, R</b> OBP: 0.300, SLG: 0.327 (9, 4)			1-1 F9		1-0 F7		1-1 G4-3		3-2 P7	3 0 0 0 0 0 2 1 0 0 0 0 0 3 0 0 0 0 0 0 0	
<b>Ramon Martinez, R</b> OBP: 0.097, SLG: 0.098 (1, 1) <b>Rick Dempsey, R</b> OBP: 0.313, SLG: 0.320 (9, 2)			0-3 K		0-0 G4-3		1-0 G6-3		3-2 P3	3 0 0 0 0 0 1 0 1 0 0 0 0 0 0	
<b>Inning Stats</b>	R: 1 H: 1 E: 0 LOB: 0 K: 1 BB: 1 S: 9 P: 18	R: 0 H: 0 E: 0 LOB: 0 K: 2 BB: 0 S: 8 P: 10	R: 0 H: 1 E: 0 LOB: 1 K: 1 BB: 0 S: 12 P: 18	R: 0 H: 1 E: 0 LOB: 2 K: 0 BB: 1 S: 9 P: 16	R: 0 H: 2 E: 0 LOB: 2 K: 1 BB: 0 S: 8 P: 11	R: 0 H: 0 E: 1 LOB: 2 K: 1 BB: 1 S: 8 P: 14	R: 0 H: 0 E: 0 LOB: 0 K: 0 BB: 0 S: 6 P: 12	R: 0 H: 2 E: 1 LOB: 3 K: 1 BB: 1 S: 13 P: 25	R: 0 H: 0 E: 0 LOB: 1 K: 0 BB: 1 S: 9 P: 19	1B: 6 SF: 0 2B: 1 SAC: 0 3B: 0 DP: 1 HR: 1 HBP: 0	
<b>PITCHER</b>	IP WLS BF H R ER SO BB IBB HBP BLK WP HR S P ERA WHIP										
<b>Dennis Martinez, R</b> ERA: 2.85 (1, 1)	8.0 W 35 H 7 R 1 ER 1 SO 7 BB 2 IBB 2 HBP 0 BLK 0 WP 0 HR 1 S 73 P 124 ERA 1.12 WHIP 1.125										
<b>Steve Frey, L</b> ERA: 2.7 (9, 1)	1.0 S 4 H 0 R 0 ER 0 SO 0 BB 1 IBB 0 HBP 0 BLK 0 WP 0 HR 0 S 9 P 19 ERA 0.00 WHIP 1.000										



Batter	1	2	3	4	5	6	7	8	9	AB R H RBI BB SO LOB	TOP						
Lenny Dykstra, L (1, 8) OBP: 0.439, SLG: 0.465 Sil Campusano, R (7, PH) OBP: 0.295, SLG: 0.315 (7, 8)	3-2 G4-3		2-2 G5-3		2-3 K		2-1 F8			3 0 0 0 0 1 2 1 0 0 0 0 0 0	Philadelphia Phillies @ Los Angeles Dodgers Dodger Stadium, Los Angeles, CA Mon Aug 20 1990, 7:05 PM PDT Att: 28,112 - Unknown						
Darren Daulton, L (1, 2) OBP: 0.366, SLG: 0.428	1-0 S 1B		2-2 G5-3			1-1 G4-3 1B 2B		1-1 P9	4 1 2 0 0 0 0								
Von Hayes, L (1, 7) OBP: 0.377, SLG: 0.434	1-2 L8			1-1 F8		0-0 G4-3		0-0 F8	4 0 0 0 0 0 2								
Dale Murphy, R (1, 9) OBP: 0.303, SLG: 0.397	3-3 K 1-2			2-3 K		0-2 1B 3-H 1B		1-0 G6-3	4 0 1 1 0 2 1								
John Kruk, L (1, 3) OBP: 0.378, SLG: 0.377		2-2 G4-3		0-0 G6-3		1 SAFE 0-0 F8		0-0 G4-3	4 0 0 0 0 0 1								
Tom Herr, S (1, 4) OBP: 0.323, SLG: 0.359		2-0 G6-3			1-1 G6-3	1-0 1-2 1B		1-2 F8	4 0 1 0 0 0 0								
Charlie Hayes, R (1, 5) OBP: 0.307, SLG: 0.375		3-1 2B			0-0 E6 1B 1B	3-2 G4-3		2-2 P3	4 0 2 0 0 0 2								
Dickie Thon, R (1, 6) OBP: 0.324, SLG: 0.365		0-3 K2-3			1-0 1B		0-1 G1-3		3 0 1 0 0 1 1								
Terry Mulholland, R (1, 1) OBP: 0.140, SLG: 0.143			0-1 F9		0-3 K		0-3 K		3 0 0 0 0 2 2								
<b>Inning Stats</b>	R: 0 H: 1 E: 0 LOB: 1 K: 1 BB: 0 S: 11 P: 19	R: 0 H: 1 E: 0 LOB: 1 K: 1 BB: 0 S: 9 P: 16	R: 0 H: 0 E: 0 LOB: 0 K: 0 BB: 0 S: 8 P: 12	R: 0 H: 0 E: 0 LOB: 0 K: 1 BB: 0 S: 6 P: 9	R: 0 H: 2 E: 1 LOB: 2 K: 2 BB: 0 S: 10 P: 14	R: 1 H: 3 E: 0 LOB: 2 K: 0 BB: 0 S: 11 P: 16	R: 0 H: 0 E: 0 LOB: 0 K: 1 BB: 0 S: 7 P: 9	R: 0 H: 0 E: 0 LOB: 0 K: 0 BB: 0 S: 4 P: 6	R: 0 H: 0 E: 0 LOB: 0 K: 0 BB: 0 S: 8 P: 11	1B: 5 SF: 0 2B: 2 SAC: 0 3B: 0 DP: 0 HR: 0 HBP: 0	WP: 0 PA: 34 PB: 0 SB: 1 CS: 0						
<b>PITCHER</b>	IP WLS BF H R ER SO BB IBB HBP BLK WP HR S P ERA WHIP																
Mike Morgan, R (1, 1) ERA: 3.29	7.0	28	7	1	1	6	0	0	0	0	0	0	0	62	95	1.29	1.000
Jim Gott, R (8, 1) ERA: 2.58	2.0	W	6	0	0	0	0	0	0	0	0	0	0	12	17	0.00	0.000

livebaseballscorecards.com

<b>AB</b>	34
<b>R</b>	1
<b>H</b>	7
<b>RBI</b>	1
<b>BB</b>	0
<b>SO</b>	6
<b>LOB</b>	11



Batter	1	2	3	4	5	6	7	8	9	AB R H RBI BB SO LOB
Jose Offerman, S OBP: 0.444, SLG: 0.778 (1, 6) SAFE	0-1 WP 1B G4-3 1B	0-3 SAFE			1-0 F9		0-3 SAFE			4 1 1 0 0 2 2
Stan Javier, S OBP: 0.368, SLG: 0.376 (1, 8) SAFE	1-0 G4-3 WP 1-2 1B		3-1 P4			2-1 G6-3		1-1 G4-3		4 0 1 0 0 0 0
Kal Daniels, L OBP: 0.380, SLG: 0.506 (1, 7) SAFE	3-1 G4-3 1-3 2-H		3-2 G4-3			2-1 1B 1B		2-3 K		4 0 1 1 0 1 1
Eddie Murray, S OBP: 0.394, SLG: 0.502 (1, 3) SAFE	4-0 IBB		3-2 P6			0-0 FC6-4 1-2 1B		1-0 1B		3 0 2 0 1 0 0
Hubie Brooks, R OBP: 0.301, SLG: 0.431 (1, 9) SAFE	1-2 P3			0-2 G4-3		1-3 K		1-2 G6-3		4 0 0 0 0 1 5
Mickey Hatcher, R OBP: 0.269, SLG: 0.263 (1, 5) SAFE	0-0 G4-3			2-1 F8		1-1 FC6-4 1-2f		1-0 F9		4 0 0 0 0 0 4
Mike Sharperson, R OBP: 0.396, SLG: 0.391 (1, 4) SAFE		0-2 1B		1-0 F9		1-1 F9		3-0 HR		4 1 2 1 0 0 0
Rick Dempsey, R OBP: 0.307, SLG: 0.313 (1, 2) SAFE		0-1 F7			2-0 G5-3		3-2 F7			2 0 0 0 0 0 1
Mike Scioscia, L OBP: 0.338, SLG: 0.407 (7, 2) SAFE										1 0 0 0 0 0 0
Mike Morgan, R OBP: 0.105, SLG: 0.073 (1, 1) SAFE		0-0 B3			0-0 G6-3		0-2 3B			2 0 0 0 0 0 1
Juan Samuel, R OBP: 0.301, SLG: 0.334 (7, PH) SAFE										1 0 1 0 0 0 0
Jim Gott, R (8, 1) SAFE										0 0 0 0 0 0 0

Inning Stats	R: 1	H: 2	E: 0	K: 0	S: 10	R: 0	H: 1	E: 0	K: 1	S: 9	R: 0	H: 0	E: 0	K: 0	S: 10	R: 0	H: 0	E: 0	K: 0	S: 8	R: 0	H: 0	E: 0	K: 1	S: 10	R: 0	H: 2	E: 0	K: 1	S: 10	R: 0	H: 1	E: 0	K: 1	S: 11	R: 0	H: 1	E: 0	K: 1	S: 9	R: 1	H: 1	E: 0	K: 0	S: 2	1B: 6	2B: 0	3B: 1	SF: 0	SAC: 0	DP: 0	HBP: 0	WP: 1	PB: 0	SB: 0	CS: 0	PA: 34	

PITCHER	IP	WLS	BF	H	R	ER	SO	BB	IBB	HBP	BLK	WP	HR	S	P	ERA	WHIP
Terry Mulholland, L ERA: 3.87 (1, 1)	8.1	L	34	8	2	2	4	0	1	0	0	1	1	72	115	2.16	0.960


**BOTTOM**

**Philadelphia Phillies @ Los Angeles Dodgers**  
Dodger Stadium, Los Angeles, CA

Mon Aug 20 1990, 7:05 PM PDT  
Att. 28,112 - Unknown

<b>AB</b>	<b>33</b>
<b>R</b>	<b>2</b>
<b>H</b>	<b>8</b>
<b>RBI</b>	<b>2</b>
<b>BB</b>	<b>1</b>
<b>SO</b>	<b>4</b>
<b>LOB</b>	<b>14</b>

[livebaseballscorecards.com](http://livebaseballscorecards.com)



Batter	1	2	3	4	5	6	7	8	9	AB R H RBI BB SO LOB	TOP																		
Lenny Dykstra, L (1, 8) OBP: 0.442, SLG: 0.466 Sil Campusano, R (8, 8) OBP: 0.286, SLG: 0.304	4-0 BB		0-1 FC3-2 1B		2-2 F9			0-1 2B 1B	F9 G5-3	3 1 2 0 1 0 0 2 0 0 0 0 0 4																			
Darren Daulton, L (1, 2) OBP: 0.363, SLG: 0.423 Tom Nieto, R (8, 2) OBP: 0.333, SLG: 0.143	2-2 P3 1-2		0-0 F9		0-2 P4			0-0 P5 1-2 2-3	4-0 2B BB	4 0 0 0 0 0 4 0 1 0 0 1 0 0																			
Von Hayes, L (1, 7) OBP: 0.377, SLG: 0.435	1-3 K 2-3		4-2 FC3-2 1-3 BB		2-2 L6			2-2 FC6 1-H 3-H 2B	3-2 E6 2B HR	4 1 1 3 1 1 3																			
Dale Murphy, R (1, 9) OBP: 0.302, SLG: 0.397	1-3 K		1-1 FC3-2 1-2 3-H		2-1 F9			0-0 FC6 FC6-4 2-3	1-2 HR 2B	5 1 1 2 0 1 4																			
Charlie Hayes, R (1, 5) OBP: 0.304, SLG: 0.372 Roger McDowell, R (8, 1) John Kruk, L (9, PH) OBP: 0.380, SLG: 0.388			0-0 F8		2-2 F9			1-1 FC6-4 1-2f	2-0 HR	4 0 0 0 0 0 3 0 0 0 0 0 0 0 1 1 1 3 0 0 0																			
Tom Herr, S (1, 4) OBP: 0.323, SLG: 0.358 Rod Booker, L (7, 4) OBP: 0.333, SLG: 0.333			4-2 E S 1B BB		2-2 F7			1-1 G4-3	E 1B BB	2 1 0 0 1 0 0 1 2 1 0 1 0 0																			
Carmelo Martinez, R (1, 3) OBP: 0.339, SLG: 0.405 Don Carman, L (9, 1) OBP: 0.333, SLG: 0.333			1-3 K 1-3		0-0 L7			2-1 P4	E6 1B BB	5 1 1 1 0 1 2 0 0 0 0 0 0 0																			
Dickie Thon, R (1, 6) OBP: 0.325, SLG: 0.365			2-2 3-H 1B		1-3 K			0-0 F9	BB 1B E 1B	5 1 2 2 0 1 1																			
Jason Grimsley, R (1, 1) OBP: 0.333, SLG: 0.200 Bruce Ruffin, S (4, 1) OBP: 0.149, SLG: 0.075 Darrel Akerfelds, R (5, 1) OBP: 0.290, SLG: 0.200 Dennis Cook, L (5, 1) OBP: 0.297, SLG: 0.378 Joe Boever, R (7, 1) Dave Hollins, S (8, PH) OBP: 0.253, SLG: 0.352			1-2 F8		3-2 F8			0-1 1B 2B 1B	E BB 2B 1B	1 0 0 0 0 0 1 1 0 2 2 2 1 1 0 0																			
<b>Inning Stats</b>	R: 0 H: 0 E: 0 LOB: 1 K: 2 BB: 1 S: 9 P: 17	R: 1 H: 1 E: 1 LOB: 1 K: 1 BB: 1 S: 13 P: 21	R: 0 H: 1 E: 0 LOB: 2 K: 0 BB: 1 S: 8 P: 13	R: 0 H: 0 E: 0 LOB: 0 K: 1 BB: 0 S: 8 P: 11	R: 0 H: 0 E: 0 LOB: 0 K: 0 BB: 0 S: 9 P: 14	R: 0 H: 0 E: 0 LOB: 0 K: 0 BB: 0 S: 8 P: 14	R: 0 H: 0 E: 0 LOB: 0 K: 0 BB: 0 S: 5 P: 8	R: 2 H: 3 E: 2 LOB: 1 K: 0 BB: 0 S: 11 P: 14	R: 9 H: 6 E: 2 LOB: 2 K: 0 BB: 3 S: 25 P: 50	1B: 7 SF: 0 2B: 3 SAC: 0 3B: 0 DP: 0 HR: 1 HBP: 0	WP: 0 PA: 46 PB: 0 SB: 5 CS: 0																		
<b>PITCHER</b>	IP WLS BF H R ER SO BB IBB HBP BLK WP HR S P ERA WHIP												<b>PITCHER</b>	IP WLS BF H R ER SO BB IBB HBP BLK WP HR S P ERA WHIP															
Mike Hartley, R (1, 1) ERA: 2.75	6.0	23	2	1	1	4	3	0	0	0	0	0	0	55	90	1.50	0.833												
Don Aase, R (7, 1) ERA: 3.99	2.0	9	3	2	2	0	0	0	0	0	0	0	0	16	22	9.00	1.500												
Dave Walsh, L (9, 1) ERA: 7.2	0.1	7	2	6	4	0	2	0	0	0	0	0	0	12	27	108.00	12.000												
Tim Crews, R (9, 1) ERA: 2.91	0.0	L	3	3	2	0	0	0	0	0	0	1	5	8	∞	∞													
Jay Howell, R (9, 1) ERA: 2.44	0.2	4	1	1	0	0	0	1	0	0	0	0	8	15	0.00	1.500													

Philadelphia Phillies @ Los Angeles Dodgers  
 Dodger Stadium, Los Angeles, CA  
 Tue Aug 21 1990, 7:05 PM PDT  
 Att: 39,682 - Unknown

livebaseballscorecards.com

AB	40
R	12
H	11
RBI	12
BB	6
SO	4
LOB	22






Batter	1	2	3	4	5	6	7	8	9	AB	R	H	RBI	BB	SO	LOB		
Lenny Dykstra, L (1, 8) OBP: 0.440, SLG: 0.464	3-2 F7		1-0 P6			1-0 FC3-6 1B		2-1 L9		4	1	1	0	0	0	0		
Darren Daulton, L (1, 2) OBP: 0.364, SLG: 0.422	1-0 P3			0-3 K		4-2 1 SAFE 1 SAFE 1 SAFE 1 SAFE BB FC3-6		1-1 1B		3	1	1	0	1	1	0		
Von Hayes, L (1, 7) OBP: 0.375, SLG: 0.431 Carmelo Martinez, R (6, PR) OBP: 0.342, SLG: 0.405	0-3 K			3-0 G3-1		0-2 FC3-6 1B 1-2f 2-3		4-1 1B 1-2 BB		3	0	0	0	0	1	2		
Dale Murphy, R (1, 9) OBP: 0.306, SLG: 0.400		1-0 FC3-6 1B		3-3 K		0-0 1B 1-2 3-H		0-0 1B 1-2 2-H		4	0	3	2	0	1	0		
John Kruk, L (1, 3) OBP: 0.378, SLG: 0.387		1-3 K			3-2 1B	1-3 K		2-1 L7		4	0	1	0	0	2	5		
Tom Herr, S (1, 4) OBP: 0.321, SLG: 0.354		0-2 FC3-6 1-2f			2-1 F8		0-0 G6-3		1-0 L3	4	0	0	0	0	0	2		
Charlie Hayes, R (1, 5) OBP: 0.301, SLG: 0.368		1-3 K			2-0 F7		1-1 P6		0-3 K	4	0	0	0	0	2	2		
Rod Booker, L (1, 6) OBP: 0.320, SLG: 0.318 Joe Boever, R (9, 1) Roger McDowell, R (9, 1)			1-0 F9		0-1 G6-3		1-2 P6		1-0 G4-3	4	0	0	0	0	0	1		
Jose De Jesus, R (1, 1) OBP: 0.179, SLG: 0.120 Randy Ready, R (8, PH) OBP: 0.339, SLG: 0.329 Don Carman, L (8, 1) OBP: 0.333, SLG: 0.333 Dickie Thon, R (9, 6) OBP: 0.325, SLG: 0.365			1-3 K			0-3 K		2-1 G5-3		2	0	0	0	0	2	0		
<b>Inning Stats</b>	R: 0 E: 0 K: 1 S: 7 H: 0 LOB: 0 BB: 0 P: 11	R: 0 E: 0 K: 2 S: 10 H: 1 LOB: 1 BB: 0 P: 13	R: 0 E: 0 K: 1 S: 5 H: 0 LOB: 0 BB: 0 P: 8	R: 0 E: 0 K: 2 S: 7 H: 0 LOB: 0 BB: 0 P: 13	R: 0 E: 0 K: 0 S: 9 H: 1 LOB: 1 BB: 0 P: 16	R: 1 E: 0 K: 2 S: 14 H: 2 LOB: 2 BB: 1 P: 20	R: 0 E: 0 K: 0 S: 6 H: 0 LOB: 0 BB: 0 P: 8	R: 1 E: 0 K: 0 S: 10 H: 2 LOB: 2 BB: 1 P: 21	R: 0 E: 0 K: 1 S: 5 H: 0 LOB: 0 BB: 0 P: 7	1B: 6 2B: 0 3B: 0 HR: 0 SF: 0 SAC: 0 DP: 0 HBP: 0	WP: 0 PB: 0 SB: 0 CS: 0	PA: 35						
<b>PITCHER</b>	IP WLS BF H R ER SO BB IBB HBP BLK WP HR S P ERA WHIP																	IP WLS BF H R ER SO BB IBB HBP BLK WP HR S P ERA WHIP
Jim Neidlinger, R (1, 1) ERA: 2.7	7.2																	
Dave Walsh, L (8, 1) ERA: 6.75	0.1																	
Jim Gott, R (9, 1) ERA: 2.52	1.0	W	3	0	0	0	1	0	0	0	0	0	0	5	7	0.00	0.000	

**Philadelphia Phillies @ Los Angeles Dodgers**  
Dodger Stadium, Los Angeles, CA

Wed Aug 22 1990, 7:05 PM PDT  
Att: 27,934 - Unknown

livebaseballscorecards.com

<b>AB</b>	<b>33</b>
<b>R</b>	<b>2</b>
<b>H</b>	<b>6</b>
<b>RBI</b>	<b>2</b>
<b>BB</b>	<b>2</b>
<b>SO</b>	<b>9</b>
<b>LOB</b>	<b>12</b>



Batter	1	2	3	4	5	6	7	8	9	AB	R	H	RBI	BB	SO	LOB				
Lenny Harris, L (1, 4) OBP: 0.339, SLG: 0.363 Juan Samuel, R (8, PH) OBP: 0.300, SLG: 0.332 (9, 4)	3-2 G6-3		2-1 L4		1-2 F9			2-1 SH1-3		3	0	0	0	0	0	3				
Kirk Gibson, L (1, 8) OBP: 0.365, SLG: 0.459	0-3 K		1-0 G4-6-3			0-3 K		2-0 P3		4	0	0	0	0	2	3				
Kal Daniels, L (1, 7) OBP: 0.383, SLG: 0.504 Jim Gott, R (9, 1)	1-2 G6-3			1-2 G6-3		4-2 G4-3 BB		2-1 F7		3	0	0	0	1	0	1				
Eddie Murray, S (1, 3) OBP: 0.394, SLG: 0.498		4-0 BB 1B BB		0-1 G4-3		3-2 G4-3		0-0 G3-1		3	1	0	0	1	0	1				
Hubie Brooks, R (1, 9) OBP: 0.303, SLG: 0.426		2-1 F7		0-1 F8		0-0 L8		4-2 1B SF7 BB		3	1	0	0	1	0	2				
Mike Scioscia, L (1, 2) OBP: 0.346, SLG: 0.416		4-1 1B BB		2-2 FC5-6 BB 1B		3-2 G3		1-2 SH 1B		3	0	2	0	1	0	0				
Mike Sharperson, R (1, 5) OBP: 0.399, SLG: 0.392		1-0 G5-4-3 1B		4-1 FC5-6 BB		2-1 L8		1-0 SH		2	0	1	1	1	0	0				
Alfredo Griffin, S (1, 6) OBP: 0.269, SLG: 0.266 Stan Javier, S (9, PH) OBP: 0.366, SLG: 0.375		0-2 G5-4-3		1-2 F8		0-3 K		0-2 SF7		3	0	0	0	0	1	4				
Jim Neidlinger, S (1, 1) OBP: 0.182, SLG: 0.100 Dave Walsh, L (8, 1)		2-2 G4-6-3 1B		0-0 FC5-6				1-2 SH1-3 WP 1B		2	0	1	0	0	0	2				
Mickey Hatcher, R (8, PH) OBP: 0.279, SLG: 0.284 Jose Gonzalez, R (8, PR) OBP: 0.270, SLG: 0.423 (9, 7)										0	0	0	0	0	0	0				
										1	0	1	0	0	0	0				
										0	1	0	0	0	0	0				
<b>Inning Stats</b>	R: 0 E: 0 K: 1 S: 12	H: 0 LOB: 0 BB: 0 P: 16	R: 1 E: 0 K: 0 S: 7	H: 1 LOB: 1 BB: 2 P: 18	R: 0 E: 0 K: 0 S: 7	H: 1 LOB: 0 BB: 0 P: 12	R: 0 E: 0 K: 0 S: 8	H: 0 LOB: 0 BB: 0 P: 9	R: 0 E: 0 K: 1 S: 12	H: 0 LOB: 1 BB: 1 P: 19	R: 0 E: 0 K: 1 S: 10	H: 0 LOB: 0 BB: 0 P: 15	R: 1 E: 0 K: 0 S: 8	H: 1 LOB: 1 BB: 0 P: 15	R: 1 E: 1 K: 0 S: 11	H: 1 LOB: 2 BB: 1 P: 16	1B: 5 2B: 0 3B: 0 HR: 0	SF: 1 SAC: 2 DP: 2 HBP: 0	WP: 2 PB: 0 SB: 0 CS: 0	PA: 35

**BOTTOM**

Philadelphia Phillies @ Los Angeles Dodgers  
Dodger Stadium, Los Angeles, CA

Wed Aug 22 1990, 7:05 PM PDT  
Att. 27,934 - Unknown

livebaseballscorecards.com

<b>AB</b>	<b>27</b>
<b>R</b>	<b>3</b>
<b>H</b>	<b>5</b>
<b>RBI</b>	<b>2</b>
<b>BB</b>	<b>5</b>
<b>SO</b>	<b>3</b>
<b>LOB</b>	<b>16</b>



	PITCHER	IP	WLS	BF	H	R	ER	SO	BB	IBB	HBP	BLK	WP	HR	S	P	ERA	WHIP
Jose De Jesus, R (1, 1) ERA: 3.17		7.0		26	3	1	1	3	4	0	0	0	0	0	68	109	1.29	1.000
Don Carman, L (8, 1) ERA: 4.22		1.0		4	1	1	1	0	0	0	0	0	2	0	8	15	9.00	1.000
Joe Boever, R (9, 1) ERA: 3.98		0.1	L	3	1	1	0	0	1	0	0	0	0	0	6	11	0.00	6.000
Roger McDowell, R (9, 1) ERA: 4.32		0.1		2	0	0	0	0	0	0	0	0	0	0	5	5	0.00	0.000

Batter	1	2	3	4	5	6	7	8	9	AB R H RBI BB SO LOB	TOP							
<b>Gregg Jefferies, S</b> (1, 4) OBP: 0.352, SLG: 0.467	1-0 P4		1-2 P5		1-2 G5-3		1-1 P3		1-0 L6	5 0 0 0 0 0 0								
<b>Dave Magadan, L</b> (1, 5) OBP: 0.420, SLG: 0.451	0-1 G1-3		1-1 G4-3		3-2 1B 1B		1-1 F7			4 0 1 0 0 0 0								
<b>Kevin McReynolds, R</b> (1, 7) OBP: 0.351, SLG: 0.421	0-1 G4-3		2-0 P2		0-0 F7		0-1 F7			4 0 0 0 0 0 1								
<b>Darryl Strawberry, L</b> (1, 9) OBP: 0.381, SLG: 0.522		4-2 1B BB		4-1 BB BB BB 1B	2-2 SAFE 1B		4-0 L9-6 BB			1 1 1 0 3 0 0								
<b>Howard Johnson, S</b> (1, 6) OBP: 0.319, SLG: 0.453		4-2 SAFE 1B 1B BB		0-1 P4	4-0 1B		4-0 BLK BB			1 1 0 0 3 0 1								
<b>Tim Teufel, R</b> (1, 3) OBP: 0.325, SLG: 0.441		1-1 1B 1B		4-2 BB BB	2-2 F9		1-1 L9-6			2 0 1 1 1 0 3								
<b>Daryl Boston, L</b> (8, PH) OBP: 0.341, SLG: 0.467		1-3 2-H 1B 1B		1-2 BB BB			2-3 BB			1 0 0 0 0 0 2								
<b>Darren Reed, R</b> (1, 8) OBP: 0.125, SLG: 0.188		0-1 L4		2-0 P5		1-2 G1-3		1-3 K		3 0 0 0 0 0 4								
<b>Kelvin Torve, L</b> (8, PH) OBP: 0.367, SLG: 0.407								1-2		1 0 0 0 0 1 1	<b>AB 29</b>							
<b>Alex Trevino, R</b> (1, 2) OBP: 0.275, SLG: 0.291		0-1 G6-3 1B		4-2 BB BB BB BB BB		1-1 P6		1-2 G4-3		2 0 1 1 1 0 0	<b>R 2</b>							
<b>Tom O'Malley, L</b> (9, PH) OBP: 0.292, SLG: 0.420		1-2 3-H 1B		1-2 2-3 BB		0-0 F8		1-3 K		1 0 0 0 0 0 0	<b>H 4</b>							
<b>David Cone, L</b> (1, 1) OBP: 0.259, SLG: 0.235		1-2 G6-3		0-0 G3						3 0 0 0 0 0 5	<b>RBI 2</b>							
<b>Mackey Sasser, L</b> (9, PH) OBP: 0.363, SLG: 0.463										1 0 0 0 0 1 0	<b>BB 8</b>							
<b>Inning Stats</b>	R: 0 E: 0 K: 0 S: 5	H: 0 LOB: 0 BB: 0 P: 6	R: 2 E: 0 K: 0 S: 14	H: 2 LOB: 1 BB: 2 P: 24	R: 0 E: 0 K: 0 S: 6	H: 0 LOB: 3 BB: 3 P: 26	R: 0 E: 0 K: 0 S: 14	H: 2 LOB: 3 BB: 1 P: 26	R: 0 E: 0 K: 0 S: 6	H: 0 LOB: 0 BB: 0 P: 8	R: 0 E: 0 K: 1 S: 6	H: 0 LOB: 1 BB: 2 P: 16	R: 0 E: 0 K: 1 S: 9	H: 0 LOB: 0 BB: 0 P: 12	1B: 4 2B: 1 3B: 0 HR: 0	SF: 0 SAC: 0 DP: 2 HBP: 0	WP: 0 PB: 0 SB: 0 CS: 0	PA: 37
<b>PITCHER</b>	IP WLS BF H R ER SO BB IBB HBP BLK WP HR S P ERA WHIP																	
<b>Fernando Valenzuela, L</b> (1, 1) ERA: 3.94	7.0 W 31 4 2 2 0 7 0 0 0 0 0 63 112 2.57 1.571																	
<b>Jay Howell, R</b> (8, 1) ERA: 2.34	2.0 S 6 0 0 0 2 1 0 0 1 0 0 15 24 0.00 0.500																	

**New York Mets @ Los Angeles Dodgers**  
**Dodger Stadium, Los Angeles, CA**  
 Thu Aug 23 1990, 7:05 PM PDT  
 Att. 44,997 - Unknown - 78 F

[livebaseballscorecards.com](http://livebaseballscorecards.com)











Batter	1	2	3	4	5	6	7	8	9	10	11	12	13	14	AB R H RBI BB SO LOB	TOP																	
Daryl Boston, L OBP: 0.337, SLG: 0.455 (1, 8)	G3		CS BB			FC3-6 1B		F7		L7		P6			5 1 0 0 1 0 1																		
Dave Magadan, L OBP: 0.422, SLG: 0.449 (1, 3)	G6-3		L7			G4-6-3 1B		HBP		BB		K			4 0 1 1 1 1 1																		
Gregg Jefferies, S OBP: 0.348, SLG: 0.459 (1, 4)	1B				P5	G4-6-3 1B		K		G4-3				P4	6 0 1 0 0 1 3																		
Darryl Strawberry, L OBP: 0.375, SLG: 0.512 (1, 9)	K				F8			G1-3				G4-3		F8	6 1 1 0 0 1 2																		
Howard Johnson, S OBP: 0.319, SLG: 0.448 (1, 6)		1B BB			F7			F7		F8		1B		P1	5 0 1 0 1 0 1																		
Kevin McReynolds, R OBP: 0.356, SLG: 0.440 (1, 7)			G4-6-3 1B			K		G5-3		1B		1B		1B	6 0 4 0 0 1 1																		
Tom O'Malley, L OBP: 0.294, SLG: 0.409 (1, 5)			F8			G4-3		1B BB		1B		P5		K	5 0 1 0 1 1 5	AB 49																	
Mackey Sasser, L OBP: 0.361, SLG: 0.458 Todd Hundley, S OBP: 0.204, SLG: 0.235 (7, PR) (7, 2)	G4-6-3					K		1B		K		F8		F8	3 0 1 1 0 1 2 3 0 0 0 0 1 4	R 2																	
Sid Fernandez, L OBP: 0.174, SLG: 0.196 Kelvin Torpe, L OBP: 0.243, SLG: 0.375 Wally Whitehurst, R OBP: 0.333, SLG: 0.333 Bob Ojeda, L OBP: 0.111, SLG: 0.111 Chuck Carr, S OBP: 0.590, SLG: 0.333 Alejandro Pena, R OBP: 0.118, SLG: 0.176 Darren Reed, R OBP: 0.228, SLG: 0.143 (1, 1) (2, PH) (7, 1) (8, 1) (10, PH) (10, 1) (12, PH) (12, PH) (12, 1)	G1-3							FC3-6 1B		K				K	2 0 1 0 0 0 0 1 0 0 0 0 0 1 2 0 0 0 0 0 0 0 0 0 0 0 0 0 0 0 0 1 0 0 0 0 0 1 0 0 0 0 0 0 0 0 0 1 0 0 0 0 0 1 0 1 0 0 0 0 0 1 0 1 0 0 0 0 0 0 1	H 11																	
<b>Inning Stats</b>	R: 0 E: 0 K: 1 S: 11	H: 1 LOB: 1 BB: 0 P: 19	R: 0 E: 0 K: 0 S: 8	H: 1 LOB: 1 BB: 1 P: 17	R: 0 E: 0 K: 0 S: 6	H: 0 LOB: 0 BB: 1 P: 12	R: 0 E: 0 K: 2 S: 8	H: 0 LOB: 0 BB: 0 P: 14	R: 1 E: 0 K: 0 S: 8	H: 2 LOB: 0 BB: 0 P: 15	R: 1 E: 0 K: 1 S: 9	H: 2 LOB: 1 BB: 0 P: 17	R: 0 E: 0 K: 1 S: 13	H: 2 LOB: 1 BB: 0 P: 17	R: 0 E: 0 K: 1 S: 7	H: 0 LOB: 1 BB: 1 P: 14	R: 0 E: 0 K: 2 S: 8	H: 0 LOB: 0 BB: 0 P: 16	R: 0 E: 0 K: 0 S: 5	H: 0 LOB: 0 BB: 0 P: 8	R: 0 E: 0 K: 1 S: 10	H: 1 LOB: 1 BB: 0 P: 13	1B: 11 2B: 0 3B: 0 HR: 0	SF: 0 SAC: 0 DP: 2 HBP: 1	WP: 0 PB: 2 CS: 1	PA: 54							
<b>PITCHER</b>	IP WLS BF H R ER SO BB IBB HBP BLK WP HR S P ERA WHIP																																
Mike Morgan, R ERA: 3.26 (1, 1)	7.0		27	6	2	2	4	3	0	0	0	0	0	0	0	56	106	2.57	1.286														
Jay Howell, R ERA: 2.25 (8, 1)	2.0		8	2	0	0	2	0	0	1	0	0	0	0	0	19	26	0.00	1.000														
Jim Gott, R ERA: 2.55 (10, 1)	1.0		4	0	0	0	1	1	0	0	0	0	0	0	0	7	14	0.00	1.000														
Tim Crews, R ERA: 2.84 (11, 1)	2.0		8	2	0	0	2	0	0	0	0	0	0	0	0	21	31	0.00	1.000														
Don Aase, R ERA: 3.73 (13, 1)	2.0	W	7	1	0	0	1	0	0	0	0	0	0	0	0	15	21	0.00	0.500														

New York Mets @ Los Angeles Dodgers  
Dodger Stadium, Los Angeles, CA

livebaseballscores.com

AB	49
R	2
H	11
RBI	2
BB	4
SO	10
LOB	23



Sat Aug 25 1990, 3:33 AM PDT  
Att. 38,269 - Sunny - 75 F



Batter	1	2	3	4	5	6	7	8	9	AB R H RBI BB SO LOB	TOP									
Daryl Boston, L (1, 8) OBP: 0.336, SLG: 0.456	1-3 K		1-1 G4-3-6-3			3-1 L8-3		0-2 2B		4 0 1 0 0 1 2	<b>New York Mets @ Los Angeles Dodgers</b> <b>Dodger Stadium, Los Angeles, CA</b> Sun Aug 26 1990, 3:33 AM PDT Att. 45,313 - Sunny - 82 F									
Dave Magadan, L (1, 3) OBP: 0.423, SLG: 0.447	4-1 BB			1-0 G4-3			4-1 1B 1B BB	2-3 K		2 1 0 0 2 1 1										
Gregg Jefferies, S (1, 4) OBP: 0.349, SLG: 0.458	1-2 F8			0-2 G6-3			3-2 1B 1B	4-1 BB		3 0 1 0 1 0 1										
Darryl Strawberry, L (1, 9) OBP: 0.374, SLG: 0.509	2-3 K			3-2 F8			1-0 1B	3-2 G3		4 0 1 0 0 1 3										
Howard Johnson, S (1, 6) OBP: 0.316, SLG: 0.444		0-3 K			3-1 F8		2-3 K		2-1 P6	4 0 0 0 0 2 3										
Kevin McReynolds, R (1, 7) OBP: 0.355, SLG: 0.438		3-2 F8			2-0 F9		0-1 1B		1-1 F8	4 0 1 1 0 0 0										
Tom O'Malley, L (1, 5) OBP: 0.283, SLG: 0.392		1-3 K			2-2 L9		2-3 K		1-1 G3-1	4 0 0 0 0 2 3										
Todd Hundley, S (1, 2) OBP: 0.196, SLG: 0.226 Mackey Sasser, L (7, PH) OBP: 0.360, SLG: 0.456			0-0 F8			2-3 K				2 0 0 0 0 1 0 1 0 0 0 0 1 3										
Frank Viola, L (1, 1) OBP: 0.167, SLG: 0.167 Kelvin Torve, L (8, PH) OBP: 0.333, SLG: 0.364 Wally Whitehurst, R (8, 1) OBP: 0.333, SLG: 0.333			1-1 1B			0-0 1B			1-0 F7	2 0 2 0 0 0 0 1 0 0 0 0 0 0 0 0 0 0 0 0 0										
<b>Inning Stats</b>	R: 0 E: 0 K: 2 S: 11	H: 0 LOB: 1 BB: 1 P: 19	R: 0 E: 0 K: 2 S: 10	H: 0 LOB: 0 BB: 0 P: 14	R: 0 E: 0 K: 0 S: 5	H: 1 LOB: 0 BB: 0 P: 7	R: 0 E: 0 K: 0 S: 11	H: 0 LOB: 0 BB: 0 P: 15	R: 0 E: 0 K: 1 S: 6	H: 1 LOB: 0 BB: 0 P: 11		R: 1 E: 0 K: 3 S: 19	H: 3 LOB: 3 BB: 1 P: 33	R: 0 E: 0 K: 1 S: 13	H: 1 LOB: 2 BB: 1 P: 23	R: 0 E: 0 K: 0 S: 6	H: 0 LOB: 0 BB: 0 P: 10	1B: 5 2B: 2 3B: 0 HR: 0	SF: 0 SAC: 0 DP: 2 HBP: 0	WP: 0 PB: 0 SB: 0 CS: 0
<b>PITCHER</b>	IP WLS BF H R ER SO BB IBB HBP BLK WP HR S P ERA WHIP																			
Mike Hartley, R (1, 1) ERA: 2.63	6.0 W 21 3 1 1 5 2 0 0 0 0 0 0 55 92 1.50 0.833																			
Dave Walsh, L (7, 1) ERA: 6.35	0.1 2 1 0 0 1 0 0 0 0 0 0 0 6 9 0.00 3.000																			
Tim Crews, R (7, 1) ERA: 2.81	0.2 3 1 0 0 2 0 0 0 0 0 0 0 8 12 0.00 1.500																			
Jim Gott, R (8, 1) ERA: 2.49	1.0 5 1 0 0 1 1 0 0 0 0 0 0 13 23 0.00 2.000																			
Jay Howell, R (9, 1) ERA: 2.21	1.0 S 3 0 0 0 0 0 0 0 0 0 0 0 6 10 0.00 0.000																			

livebaseballscorecards.com

<b>AB</b>	<b>31</b>
<b>R</b>	<b>1</b>
<b>H</b>	<b>6</b>
<b>RBI</b>	<b>1</b>
<b>BB</b>	<b>3</b>
<b>SO</b>	<b>9</b>
<b>LOB</b>	<b>16</b>



Batter	1	2	3	4	5	6	7	8	9	AB R H RBI BB SO LOB
Stan Javier, S OBP: 0.357, SLG: 0.362 (1, 8)	2-1 G6-3		0-0 G5-3	1-2 G4-3			4-1 CS BB			3 0 0 0 1 0 2
Jose Gonzalez, R OBP: 0.288, SLG: 0.461 (1, 7) (7, 9)	4-0 1B BB		3-2 1B S 1B		2-1 F9		0-1 F9			3 2 1 0 1 0 1
Mike Sharperson, R OBP: 0.397, SLG: 0.389 (1, 5) Lenny Harris, L OBP: 0.338, SLG: 0.361 (8, PH) (9, 5)	0-0 1B 1-3 1B		1-0 1-3 S 1B		0-1 G6-3		0-1 CS	0-0 F7		3 0 2 0 0 0 0 1 0 0 0 0 0 0
Eddie Murray, S OBP: 0.394, SLG: 0.499 (1, 3)	2-2 P2		3-3 K	1-2 1B	0-0 1B		1-2 CS 1B			4 0 2 0 0 1 3
Hubie Brooks, R OBP: 0.304, SLG: 0.422 (1, 9) Chris Gwynn, L OBP: 0.300, SLG: 0.363 (7, 7)	0-2 FC6 1-3 3-H 1B		0-2 P5	3-2 L7			3-3 K			3 0 1 1 0 0 2 1 0 0 0 0 1 1
Mike Scioscia, L OBP: 0.343, SLG: 0.410 (1, 2)	0-2 FC6			0-0 S 1B 1B		1-0 F9				3 0 1 0 0 0 2
Juan Samuel, R OBP: 0.299, SLG: 0.330 (1, 4)		1-1 G5-3		1-2 1-2 1B		1-0 F9				3 0 1 0 0 0 0
Alfredo Griffin, S OBP: 0.267, SLG: 0.262 (1, 6)		0-3 K		1-2 P4		1-2 G5-3				3 0 0 0 0 1 2
Mike Hartley, R OBP: 0.143, SLG: 0.143 (7, 1) Dave Walsh, L (7, 1) Tim Crews, R (7, PH) Mickey Hatcher, R OBP: 0.281, SLG: 0.286 (8, 1) Jim Gott, R (9, 1) Jay Howell, R (9, 1)		1-3 K		0-3 K			1-0 F8			2 0 0 0 0 0 2 2 0 0 0 0 0 0 0 0 0 0 0 0 0 0 0 0 1 0
<b>Inning Stats</b>	R: 1 H: 2 E: 0 LOB: 2 K: 0 BB: 1 S: 13 P: 21	R: 0 H: 0 E: 0 LOB: 0 K: 2 BB: 0 S: 8 P: 10	R: 1 H: 2 E: 0 LOB: 1 K: 1 BB: 0 S: 14 P: 21	R: 0 H: 2 E: 0 LOB: 2 K: 1 BB: 0 S: 15 P: 18	R: 0 H: 1 E: 0 LOB: 1 K: 0 BB: 0 S: 9 P: 14	R: 0 H: 0 E: 0 LOB: 0 K: 0 BB: 0 S: 5 P: 8	R: 0 H: 0 E: 0 LOB: 0 K: 0 BB: 1 S: 5 P: 10	R: 0 H: 1 E: 0 LOB: 1 K: 1 BB: 0 S: 7 P: 11		1B: 8 SF: 0 2B: 1 SAC: 0 3B: 0 DP: 1 HR: 0 HBP: 0

**BOTTOM**

**New York Mets @ Los Angeles Dodgers**  
**Dodger Stadium, Los Angeles, CA**

Sun Aug 26 1990, 3:33 AM PDT  
 Att: 45,313 - Sunny - 82 F

AB	30
R	2
H	8
RBI	1
BB	2
SO	5
LOB	15



WP: 0	PA: 33
PB: 0	
SB: 3	
CS: 2	

PITCHER	IP	WLS	BF	H	R	ER	SO	BB	IBB	HBP	BLK	WP	HR	S	P	ERA	WHIP
Frank Viola, L ERA: 2.71 (1, 1)	7.0	L	29	7	2	2	4	2	0	0	0	0	0	69	102	2.57	1.286
Wally Whitehurst, R ERA: 3.33 (8, 1)	1.0		3	1	0	0	1	0	0	0	0	0	0	7	11	0.00	1.000

ERA	WHIP
-----	------

Batter	1	2	3	4	5	6	7	8	9	AB R H RBI BB SO LOB	TOP	
Lenny Harris, L (1, 4) OBP: 0.334, SLG: 0.357 Juan Samuel, R (9, PH) OBP: 0.298, SLG: 0.329 (9, 4)	2-2 G4-3			1-1 F7		2-2 G4-3		1-0 G4-3	SAFE 0-0 L5-3	4 0 0 0 0 0 1 1 0 0 0 0 0 1		
Kirk Gibson, L (1, 8) OBP: 0.360, SLG: 0.443	1-3 K			0-3 K		3-2 G6-3		0-1 2B 1B		4 1 1 1 0 2 0		
Kal Daniels, L (1, 7) OBP: 0.378, SLG: 0.491 Chris Gwynn, L (7, PH) OBP: 0.306, SLG: 0.379 (7, 7)	2-0 L5			4-1 BB			1-3 K	1-2 1B 2B		1 0 0 0 1 0 0 2 1 1 0 0 1 0		
Eddie Murray, S (1, 3) OBP: 0.395, SLG: 0.498			3-2 G6-3	1-3 K			2-2 1B 1B	4-0 1B 1B IBB		3 1 1 0 1 1 1		
Hubie Brooks, R (1, 9) OBP: 0.307, SLG: 0.431 Jay Howell, R (8, 1)			0-1 F8		0-2 HR		0-1 1B	1-2 1B 1B		4 1 3 3 0 0 0 0 0 0 0 0 0 0		
Mike Scioscia, L (1, 2) OBP: 0.343, SLG: 0.408			1-0 G4-3		1-3 K		1-0 P6	2-0 1B		4 0 1 1 0 1 2		
Mike Sharperson, R (1, 5) OBP: 0.392, SLG: 0.383			1-1 G6-3		0-3 K		0-0 G5-3	3-2 G4-3		4 0 0 0 0 1 4		
Jose Offerman, S (1, 6) OBP: 0.273, SLG: 0.381			0-3 K		3-2 G3			4-1 G4-3 1B SH3-4 BB	0-2 L5-3 1B	3 1 1 0 1 1 0		
Jim Neidlinger, S (1, 1) OBP: 0.154, SLG: 0.083 Alfredo Griffin, S (8, PH) OBP: 0.267, SLG: 0.262 Jose Gonzalez, R (8, 9) OBP: 0.284, SLG: 0.455			0-2 G4-3		0-2 G6-3			1-0 SH3-4 1B	SAFE 1-2 SAFE 1-2 SAFE 1-2 P6	2 0 0 0 0 0 0 0 0 0 0 0 0 0 1 0 0 0 0 0 1		
<b>Inning Stats</b>	R: 0 H: 0 E: 0 LOB: 0 K: 1 BB: 0 S: 7 P: 12	R: 0 H: 0 E: 0 LOB: 0 K: 0 BB: 0 S: 7 P: 11	R: 0 H: 0 E: 0 LOB: 0 K: 1 BB: 0 S: 8 P: 9	R: 0 H: 0 E: 0 LOB: 1 K: 2 BB: 1 S: 9 P: 15	R: 1 H: 1 E: 0 LOB: 0 K: 2 BB: 0 S: 16 P: 20	R: 0 H: 0 E: 0 LOB: 0 K: 0 BB: 0 S: 9 P: 14	R: 0 H: 2 E: 0 LOB: 2 K: 1 BB: 0 S: 10 P: 14	R: 4 H: 4 E: 0 LOB: 2 K: 0 BB: 2 S: 16 P: 33	R: 0 H: 1 E: 0 LOB: 0 K: 0 BB: 0 S: 9 P: 10	1B: 6 SF: 0 2B: 2 SAC: 1 3B: 0 DP: 1 HR: 1 HBP: 0	WP: 0 PA: 37 PB: 0 SB: 0 CS: 0	
<b>PITCHER</b>	IP WLS BF H R ER SO BB IBB HBP BLK WP HR S P ERA WHIP											
Jose De Jesus, R (1, 1) ERA: 3.3	7.2 L 30 5 4 4 7 2 0 0 0 0 0 1 74 110 4.70 0.913											
Roger McDowell, R (8, 1) ERA: 4.22	0.1 4 2 1 1 0 0 0 1 0 0 0 0 8 18 27.00 6.000											
Dennis Cook, L (9, 1) ERA: 3.34	1.0 3 1 0 0 0 0 0 0 0 0 0 0 9 10 0.00 1.000											

Los Angeles Dodgers @ Philadelphia Phillies  
Veterans Stadium, Philadelphia, PA

Tue Aug 28 1990, 7:05 PM EDT  
Att. 24,296 - Unknown - 85 F

livebaseballscorecards.com

AB	33
R	5
H	8
RBI	5
BB	3
SO	7
LOB	10





Batter	1	2	3	4	5	6	7	8	9	AB	R	H	RBI	BB	SO	LOB
Lenny Dykstra, L OBP: 0.437, SLG: 0.467 (1, 8)	2-1 F7	0-0 G3			1-2 G3			0-0 F9		4	0	0	0	0	0	2
Darren Daulton, L OBP: 0.366, SLG: 0.415 (1, 2)	0-0 P6		2-3 K		1-1 P5			1-1 1B		4	0	1	0	0	1	0
Von Hayes, L OBP: 0.379, SLG: 0.434 (1, 7)	4-1 2B BB		2-0 G3-1		1-1 F9			1-3 K		3	1	0	0	1	1	1
Dale Murphy, R OBP: 0.306, SLG: 0.396 (1, 9)	0-1 2B		4-2 BB		0-0 F8			0-1 F8		3	0	1	1	1	0	1
John Kruk, L OBP: 0.384, SLG: 0.393 (1, 3)	1-0 G3		3-2 F8		0-1 G3-6-3 1B				3-3 K	4	0	1	0	0	1	2
Tom Herr, S OBP: 0.321, SLG: 0.354 (1, 4)		1-1 SH1-4 1B		2-2 G5-4-3 1B		1-2 G3-6-3 1-2f			1-2 F7	4	0	2	0	0	0	1
Charlie Hayes, R OBP: 0.301, SLG: 0.366 (1, 5)		1-1 SH1-4 1B		0-0 G5-4-3 1B		1-2 1B		0-0 F8	1-2 G3	4	0	2	0	0	0	0
Dickie Thon, R OBP: 0.319, SLG: 0.362 (1, 6)		2-3 K		0-2 G5-4-3 1-2f 2-3				0-1 G6-3		3	0	0	0	0	1	4
Jose De Jesus, R OBP: 0.167, SLG: 0.111 Roger McDowell, R OBP: 0.297, SLG: 0.378 (1, 1) (8, 1) (9, 1)		0-0 SH1-4		2-3 K				0-3 K		2	0	0	0	0	2	1
		1-2 2-3								0	0	0	0	0	0	0
										0	0	0	0	0	0	0

Inning Stats	R: 1	H: 1	E: 0	K: 0	S: 7	R: 0	H: 2	E: 0	K: 1	S: 9	R: 0	H: 0	E: 0	K: 1	S: 10	R: 0	H: 2	E: 0	K: 1	S: 10	R: 0	H: 0	E: 0	K: 0	S: 7	R: 0	H: 1	E: 0	K: 1	S: 6	R: 0	H: 0	E: 0	K: 1	S: 7	R: 0	H: 1	E: 0	K: 1	S: 8	R: 0	H: 0	E: 0	K: 1	S: 11	R: 0	H: 0	E: 0	K: 1	S: 11	1B: 6	SF: 0	2B: 1	SAC: 1	3B: 0	DP: 2	HR: 0	HBP: 0	WP: 0	PA: 34
PITCHER	IP	WLS	BF	H	R	ER	SO	BB	IBB	HBP	BLK	WP	HR	S	P	ERA	WHIP																																											
Jim Neidlinger, R ERA: 2.45 (1, 1)	7.0	W	27	6	1	1	4	2	0	0	0	0	0	56	86	1.29	1.143																																											
Jay Howell, R ERA: 2.13 (8, 1)	2.0		7	1	0	0	2	0	0	0	0	0	0	19	26	0.00	0.500																																											

BOTTOM

Los Angeles Dodgers @ Philadelphia Phillies  
Veterans Stadium, Philadelphia, PA  
Tue Aug 28 1990, 7:05 PM EDT  
Att: 24,296 - Unknown - 85 F

livebaseballscores.com

AB	31
R	1
H	7
RBI	1
BB	2
SO	6
LOB	12



Batter	1	2	3	4	5	6	7	8	9	AB R H RBI BB SO LOB	TOP	
Lenny Harris, L (1, 4) OBP: 0.332, SLG: 0.353 Juan Samuel, R (6, PH) OBP: 0.296, SLG: 0.327 (6, 4)	0-0 F8	0-0 3-1			0-0 L6	0-0 E5 HR	0-0 6-3		0-0 L7	3 0 0 0 0 0 1 3 1 0 1 0 0 3		
Chris Gwynn, L (1, 7) OBP: 0.310, SLG: 0.435	0-0 HR		0-0 F7		0-0 F8	0-0 HR	0-3 K			5 2 2 5 0 1 0		
Kirk Gibson, L (1, 8) OBP: 0.364, SLG: 0.455 Jose Gonzalez, R (8, 8) OBP: 0.284, SLG: 0.455	0-0 4-3		0-0 1-4-3		0-0 1B	0-0 4-3 2B		0-0 1B G6-3 2B		5 2 3 0 0 0 0 0 0 0 0 0 0 0		
Eddie Murray, S (1, 3) OBP: 0.395, SLG: 0.499	0-0 G3		0-0 PO 2B		0-0 F8	0-0 4-3		0-0 2-3 G6-3 1B		5 0 2 0 0 0 2		
Hubie Brooks, R (1, 9) OBP: 0.312, SLG: 0.439		0-0 HR 2B	4-0 IBB			SH2-4 1B		0-0 1-2f G6-3 2B		4 3 3 1 1 0 1		
Mike Scioscia, L (1, 2) OBP: 0.347, SLG: 0.417 Rick Dempsey, R (8, PH) OBP: 0.311, SLG: 0.311 (8, 2)		0-0 HR 2H	0-0 PO 2-3	0-0 F8		1B SH2-4 BB		0-0 3-H HBP		2 2 1 2 1 0 0 1 0 0 0 0 0 0		
Mike Sharperson, R (1, 5) OBP: 0.390, SLG: 0.381		0-0 6-3		0-0 1-4-3		SH2-4 2-3				4 0 1 0 0 0 0		
Alfredo Griffin, S (1, 6) OBP: 0.269, SLG: 0.263 Tim Crews, R (6, 1)		0-0 P6		0-0 1B		E 1B IBB				0-0 F9		
Fernando Valenzuela, L (1, 1) OBP: 0.305, SLG: 0.404 Mickey Hatcher, R (6, PH) OBP: 0.287, SLG: 0.292 Jose Offerman, S (6, 6) OBP: 0.292, SLG: 0.364		0-0 2B		0-0 4-3		L8				0-3 K		
						1-2 2-3 3-H HR 1B				4-0 BB		
<b>Inning Stats</b>	R: 1 H: 1 E: 0 LOB: 0 K: 0 BB: 0 S: 4 P: 4	R: 2 H: 3 E: 0 LOB: 1 K: 0 BB: 0 S: 6 P: 6	R: 0 H: 1 E: 0 LOB: 1 K: 0 BB: 0 S: 3 P: 7	R: 0 H: 1 E: 0 LOB: 1 K: 0 BB: 0 S: 4 P: 4	R: 0 H: 1 E: 0 LOB: 1 K: 0 BB: 0 S: 4 P: 4	R: 8 H: 6 E: 2 LOB: 2 K: 0 BB: 2 S: 10 P: 19	R: 0 H: 0 E: 0 LOB: 0 K: 1 BB: 0 S: 5 P: 5	R: 1 H: 2 E: 0 LOB: 0 K: 0 BB: 0 S: 4 P: 4	R: 0 H: 0 E: 0 LOB: 1 K: 1 BB: 1 S: 5 P: 9	1B: 6 SF: 0 2B: 6 SAC: 1 3B: 0 DP: 1 HR: 3 HBP: 1	WP: 0 PA: 47 PB: 0 SB: 0 CS: 0	
<b>PITCHER</b>	IP WLS BF H R ER SO BB IBB HBP BLK WP HR S P ERA WHIP											
Tommy Greene, R (1, 1) ERA: 7.71	2.0 L 10 4 3 3 0 0 0 0 0 0 0 2 10 10 13.50 2.000											
Dennis Cook, L (3, 1) ERA: 3.53	3.1 17 5 4 4 0 1 2 0 0 0 0 0 14 26 10.80 1.800											
Darrel Akerfelds, R (6, 1) ERA: 3.55	0.0 3 2 2 1 0 0 0 0 0 0 0 1 3 3 ∞ ∞											
Don Carman, L (6, 1) ERA: 4.24	2.2 12 4 3 1 1 0 0 1 0 0 0 0 13 14 3.38 1.500											
Joe Boever, R (9, 1) ERA: 4.08	1.0 4 0 0 0 0 1 1 0 0 0 0 0 5 9 0.00 1.000											

Los Angeles Dodgers @ Philadelphia Phillies  
Veterans Stadium, Philadelphia, PA  
Wed Aug 29 1990, 7:05 PM EDT  
Att. 18,545 - Unknown - 70 F

livebaseballscorecards.com

AB	40
R	12
H	15
RBI	10
BB	4
SO	2
LOB	10



Batter	1	2	3	4	5	6	7	8	9	AB	R	H	RBI	BB	SO	LOB
Lenny Dykstra, L OBP: 0.436, SLG: 0.465 Joe Boever, R (1, 8)	0-0 F8		0-0 1B		0-0 F8			0-0 G3		4	0	1	0	0	0	0
Darren Daulton, L OBP: 0.362, SLG: 0.410 (1, 2)	0-3 K		0-0 F9			0-0 4-3			0-0 F9	4	0	0	0	0	1	1
Von Hayes, L OBP: 0.378, SLG: 0.432 (1, 7)	0-0 6-3			0-0 HR		0-0 F5			0-0 P6	4	1	1	0	0	0	0
Dale Murphy, R OBP: 0.306, SLG: 0.402 (1, 9)		0-0 5-3		0-0 HR		0-0 6-3			0-0 L4	4	1	1	2	0	0	0
Carmelo Martinez, R OBP: 0.339, SLG: 0.404 (1, 3)		0-0 4-3		0-0 5-3			0-3 K			3	0	1	0	0	1	0
Tom Herr, S OBP: 0.319, SLG: 0.351 (1, 4)		0-0 4-3		0-3 K			0-0 F8			3	0	0	0	0	1	1
Charlie Hayes, R OBP: 0.300, SLG: 0.364 (1, 5)		0-0 P6		0-0 5-3			0-0 4-3			3	0	0	0	0	0	1
Dickie Thon, R OBP: 0.320, SLG: 0.362 (1, 6)			0-0 G3		0-0 G5-6-3			0-3 K		3	0	1	0	0	1	0
Tommy Greene, R Dennis Cook, L Darrel Akerfeldt, R Don Carman, L Dave Hollins, S Sli Campuzano, R (1, 1) (3, 1) (6, 1) (6, 1) (8, PH) (9, 8)			0-0 P6		0-0 G5-6-3			0-0 4-3		0	0	0	0	0	0	0

Inning Stats	R: 0	H: 0	E: 0	K: 1	S: 5	R: 0	H: 1	E: 0	K: 0	S: 4	R: 0	H: 1	E: 0	K: 0	S: 4	R: 2	H: 2	E: 0	K: 1	S: 7	R: 0	H: 1	E: 0	K: 0	S: 3	R: 0	H: 0	E: 0	K: 1	S: 5	R: 0	H: 0	E: 0	K: 1	S: 5	R: 0	H: 0	E: 0	K: 0	S: 3	R: 0	H: 0	E: 0	K: 1	S: 5	R: 0	H: 0	E: 0	K: 0	S: 3	
	0	0	0	1	5	0	1	0	0	4	0	1	0	0	4	0	2	2	0	1	7	0	1	0	0	3	0	0	0	0	5	0	0	0	1	5	0	0	0	0	3	0	0	0	0	3	0	0	0	0	3

**BOTTOM**

Los Angeles Dodgers @ Philadelphia Phillies  
Veterans Stadium, Philadelphia, PA

Wed Aug 29 1990, 7:05 PM EDT  
Att: 18,545 - Unknown - 70 F

livebaseballscorecards.com

AB	31
R	2
H	5
RBI	2
BB	0
SO	4
LOB	4



WP: 0	PA: 31
PB: 0	
SB: 0	
CS: 0	

Batter	1	2	3	4	5	6	7	8	9	AB	R	H	RBI	BB	SO	LOB	TOP	
<b>Stan Javier, S</b> (1, 8) OBP: 0.354, SLG: 0.367 SF8 3B	2-2 SF8 3B	3-2 F8		2-2 G4-6-3 1-2f		1-3 K		1-1 G3		5	1	1	0	0	1	7		
<b>Jose Gonzalez, R</b> (1, 7) OBP: 0.291, SLG: 0.469 SF8	1-0 SF8		2-2 FC2-6 1B		1-2 1B 2B	1-2 F9		3-3 K		4	1	2	1	0	1	1		
<b>Mike Sharperson, R</b> (1, 5) OBP: 0.385, SLG: 0.375 <b>Lenny Harris, L</b> (9, PH) OBP: 0.331, SLG: 0.352 G4-3	3-2 G4-3		0-0 FC2-6 1-2f		3-3 K		2-2 F9		0-0 G6-3	4	0	0	0	0	1	2		
<b>Eddie Murray, S</b> (1, 3) OBP: 0.395, SLG: 0.497 G3-1	1-2 G3-1		3-1 F9		1-2 1B 1B		4-1 2B BB		1-1 G4-3	4	1	1	1	1	0	1		
<b>Hubie Brooks, R</b> (1, 9) OBP: 0.313, SLG: 0.440 K			1-2 G6-3		1-0 1B		2-2 F8 2B		1-1 F7	5	0	2	1	0	1	1		
<b>Mike Scioscia, L</b> (1, 2) OBP: 0.350, SLG: 0.418 BB 1B		1-1 BB 1B		4-1 FC5 BB		0-2 F9		4-0 IBB		2	0	1	0	2	0	2		
<b>Juan Samuel, R</b> (1, 4) OBP: 0.298, SLG: 0.325 BB BB		4-2 BB BB		4-0 HBP FC5 BB		1-3 K		3-1 F8		2	0	0	0	2	1	4		
<b>Alfredo Griffin, S</b> (1, 6) OBP: 0.269, SLG: 0.263 <b>Chris Gwynn, L</b> (7, PH) OBP: 0.308, SLG: 0.431 <b>Jose Offerman, S</b> (7, 6) OBP: 0.292, SLG: 0.364 K		2-3 K		3-1 FC5 HBP 1-2 2-3f		0-0 SH5-4 1B		2-2 G3		3	0	1	0	0	1	4		
<b>Ramon Martinez, R</b> (1, 1) OBP: 0.121, SLG: 0.095 <b>Kirk Gibson, L</b> (8, PH) OBP: 0.363, SLG: 0.453 <b>Jim Gott, R</b> (8, 1) <b>Dave Walsh, L</b> (9, 1) BB		4-2 BB		2-0 G4-6-3 HBP		0-0 SH5-4		1-3 K		0	0	0	0	1	0	0		
<b>Inning Stats</b>	R: 1 E: 0 K: 0 S: 10 H: 1 LOB: 0 BB: 0 P: 17	R: 0 E: 0 K: 2 S: 17 H: 1 LOB: 3 BB: 2 P: 32	R: 0 E: 0 K: 0 S: 10 H: 1 LOB: 1 BB: 0 P: 16	R: 0 E: 0 K: 0 S: 6 H: 0 LOB: 2 BB: 2 P: 21	R: 1 E: 0 K: 2 S: 19 H: 3 LOB: 2 BB: 0 P: 26	R: 0 E: 0 K: 1 S: 8 H: 1 LOB: 1 BB: 0 P: 10	R: 1 E: 0 K: 0 S: 15 H: 1 LOB: 2 BB: 2 P: 32	R: 0 E: 0 K: 2 S: 10 H: 0 LOB: 0 BB: 0 P: 15	R: 0 E: 0 K: 0 S: 5 H: 0 LOB: 0 BB: 0 P: 7	1B: 5 2B: 2 3B: 1 HR: 0 SF: 1 SAC: 1 DP: 1 HBP: 1	WP: 0 PB: 0 SB: 0 CS: 0 PA: 41							
<b>PITCHER</b>	IP WLS BF H R ER SO BB IBB HBP BLK WP HR S P ERA WHIP	IP WLS BF H R ER SO BB IBB HBP BLK WP HR S P ERA WHIP																
<b>Pat Combs, L</b> (1, 1) ERA: 4.18	3.1		18	3	1	1	2	4	0	1	0	0	0	40	81	2.70	2.100	
<b>Darrel Akerfelds, R</b> (4, 1) ERA: 3.54	2.2		11	4	1	1	3	0	0	0	0	0	0	30	41	3.38	1.500	
<b>Joe Boever, R</b> (7, 1) ERA: 4.09	2.0	L	9	1	1	1	2	1	1	0	0	0	0	25	47	4.50	1.000	
<b>Roger McDowell, R</b> (9, 1) ERA: 4.16	1.0		3	0	0	0	0	0	0	0	0	0	0	5	7	0.00	0.000	

Los Angeles Dodgers @ Philadelphia Phillies  
 Veterans Stadium, Philadelphia, PA

Thu Aug 30 1990, 7:05 PM EDT  
 Att. 24,160 - Unknown - 80 F

livebaseballscorecards.com

AB	32
R	3
H	8
RBI	3
BB	6
SO	7
LOB	24



Batter	1	2	3	4	5	6	7	8	9	AB	R	H	RBI	BB	SO	LOB
Lenny Dykstra, L (1, 8) OBP: 0.436, SLG: 0.464	1-1 1B SF7 1B	1-1 2B 1B		1-0 G4-3		3-1 F7 SAFE		1-2 F9		5	1	2	0	0	0	3
Darren Daulton, L (1, 2) OBP: 0.365, SLG: 0.414	3-2 BB 1B 1-3 1B	1-0 1-H 2B		4-2 BB			3-2 F9		1-1 G4-3	4	0	2	0	1	0	0
Von Hayes, L (1, 7) OBP: 0.376, SLG: 0.430	1-0 SF7		2-2 P4	1-1 G4-3			0-0 L8		1-2 G6-3 1B	4	0	1	1	0	0	1
Dale Murphy, R (1, 9) OBP: 0.309, SLG: 0.404	1-0 BB 1-2 1B		1-2 1B 1B		0-0 P5		0-0 1B		0-1 G6-3	5	1	3	0	0	0	1
John Kruk, L (1, 3) OBP: 0.382, SLG: 0.390	2-2 F8		1-0 FC6-4 1B 1-3 1B		1-1 F8		1-1 G4-3		3-1 F9	5	0	1	0	0	0	4
Tom Herr, S (1, 4) OBP: 0.320, SLG: 0.351	4-2 1-2 2-3 BB		0-0 FC6-4 1B 1-2 3-H		3-1 G3-1			0-1 L4		3	0	1	1	1	0	0
Charlie Hayes, R (1, 5) OBP: 0.297, SLG: 0.361	1-0 G4-3		0-2 FC6-4 FC6-4 1-2f 2-3		2-0 G6-3			1-3 K		4	0	0	0	0	1	5
Dickie Thon, R (1, 6) OBP: 0.321, SLG: 0.362		1-0 G6-3	1-2 FC6-4		1-0 1B			4-2 1B BB		3	0	1	0	1	0	2
Pat Combs, L (1, 1) OBP: 0.162, SLG: 0.130		0-3 K		1-3 K		1-0 P4		1-1 1B		1	0	0	0	0	1	0
Darrel Akerfelds, R (4, 1) OBP: 0.167, SLG: 0.167										1	0	0	0	0	1	0
Rod Booker, L (6, PH) OBP: 0.327, SLG: 0.319										1	0	0	0	0	0	1
Joe Boever, R (7, 1)										0	0	0	0	0	0	0
Randy Ready, R (8, PH) OBP: 0.337, SLG: 0.327										1	0	1	0	0	0	0
Roger McDowell, R (9, 1)										0	0	0	0	0	0	0

Inning Stats	R: 1	H: 3	E: 0	K: 0	S: 16	H: 3	LOB: 3	BB: 1	P: 29	R: 0	H: 2	E: 0	K: 1	S: 9	H: 2	LOB: 2	BB: 0	P: 12	R: 1	H: 3	E: 0	K: 0	S: 17	H: 0	LOB: 1	BB: 1	P: 16	R: 0	H: 0	E: 0	K: 0	S: 5	H: 1	LOB: 1	BB: 0	P: 12	R: 0	H: 1	E: 0	K: 0	S: 8	H: 1	LOB: 1	BB: 0	P: 12	R: 0	H: 1	E: 0	K: 1	S: 13	H: 1	LOB: 2	BB: 1	P: 20	R: 0	H: 1	E: 0	K: 0	S: 9	H: 1	LOB: 1	BB: 0	P: 14	1B: 11	SF: 1	2B: 1	3B: 0	HR: 0	SAC: 0	DP: 0	HBP: 0	WP: 0	PA: 41
--------------	------	------	------	------	-------	------	--------	-------	-------	------	------	------	------	------	------	--------	-------	-------	------	------	------	------	-------	------	--------	-------	-------	------	------	------	------	------	------	--------	-------	-------	------	------	------	------	------	------	--------	-------	-------	------	------	------	------	-------	------	--------	-------	-------	------	------	------	------	------	------	--------	-------	-------	--------	-------	-------	-------	-------	--------	-------	--------	-------	--------

PITCHER	IP	WLS	BF	H	R	ER	SO	BB	IBB	HBP	BLK	WP	HR	S	P	ERA	WHIP
Ramon Martinez, R (1, 1) ERA: 3.02	7.0	W	32	10	2	2	2	2	2	0	0	0	0	69	112	2.57	1.714
Jim Gott, R (8, 1) ERA: 2.4	1.2		8	2	0	0	1	1	0	0	0	0	0	20	29	0.00	1.800
Dave Walsh, L (9, 1) ERA: 6.0	0.1	S	1	0	0	0	0	0	0	0	0	0	0	2	5	0.00	0.000


**BOTTOM**

Los Angeles Dodgers @ Philadelphia Phillies  
Veterans Stadium, Philadelphia, PA

Thu Aug 30 1990, 7:05 PM EDT  
Att: 24,160 - Unknown - 80 F

livebaseballscorecards.com

AB	37
R	2
H	12
RBI	2
BB	3
SO	3
LOB	17



Batter	1	2	3	4	5	6	7	8	9	AB R H RBI BB SO LOB	TOP
<b>Stan Javier, S</b> OBP: 0.360, SLG: 0.372 (1, 8)	4-1 WP BB FC6-5-6-1 BB		3-3 K ②			4-1 6-3 S BB		3-2 1B SF9 2B		2 2 1 0 2 1 0	<b>Los Angeles Dodgers @ Montreal Expos</b> <b>Olympic Stadium, Montreal, QB</b> Fri Aug 31 1990, 7:05 PM EDT Att. 14,514 - Unknown <a href="http://livebaseballscorecards.com">livebaseballscorecards.com</a>
<b>Mike Sharperson, R</b> OBP: 0.388, SLG: 0.374 (1, 5) <b>Lenny Harris, L</b> OBP: 0.332, SLG: 0.354 (8, PH) (8, 6)	4-0 WP FC6-5-6-1 BB		4-1 CS BB			1-1 F8 ①		0-0 PB BB 1B		1 0 0 0 2 0 1 1 0 1 0 0 0 0	
<b>Kirk Gibson, L</b> OBP: 0.361, SLG: 0.451 (1, 7)	0-3 K2-3 1-2 2-3 ①		0-1 CS 1-2	2-2 F8 1B		1-1 6-3 1-3 ②		1-1 SF9 ②		3 0 1 1 0 1 3	
<b>Eddie Murray, S</b> OBP: 0.394, SLG: 0.493 (1, 3)	0-0 FC6-5-6-1 2-3 3-H ②			3-1 F9 ①		2-1 4-3 ③		4-2 PB BB		3 0 0 1 1 0 3	
<b>Hubie Brooks, R</b> OBP: 0.313, SLG: 0.438 (1, 9)	1-2 1-3 ③			1-0 F8 1-2 ② ③		2-2 5-3 ①		4-0 1-2 2-3 IBB ③		3 0 0 0 1 0 2 2 0 0 0 2 0 3	
<b>Rick Dempsey, R</b> OBP: 0.317, SLG: 0.306 (1, 2)		3-1 F8 ①		4-0 BB		4-0 BB		2-1 F8 ③		4 0 0 0 0 2 2	
<b>Juan Samuel, R</b> OBP: 0.296, SLG: 0.322 (1, 4)		1-3 K ②		2-3 K ①		1-2 F3 ②		1-2 5-3 ①		3 0 0 0 0 0 0 0 0 0 0 0 0 0 1 0 0 0 0 0 0	
<b>Alfredo Griffin, S</b> OBP: 0.267, SLG: 0.261 (7, 1) <b>Don Aase, R</b> (9, PH) <b>Jose Gonzalez, R</b> OBP: 0.287, SLG: 0.463		0-0 F9 ③		0-0 F8 ②		1-0 F9 ③		1-0 F9 ②		2 0 0 0 0 1 1 0 0 0 0 0 0 0 2 0 0 0 0 1 0	
<b>Mike Morgan, R</b> OBP: 0.098, SLG: 0.068 (7, 1) <b>Dave Walsh, L</b> (7, 5) <b>Mickey Hatcher, R</b> OBP: 0.282, SLG: 0.287		0-0 F4 ①		2-3 K ③		2-3 K ①		0-0 6-3 ③		WP: 1 PA: 37 PB: 1 SB: 1 CS: 1	
<b>Inning Stats</b>	R: 1 E: 0 K: 1 S: 9 H: 0 LOB: 1 BB: 2 P: 18	R: 0 E: 0 K: 1 S: 6 H: 0 LOB: 0 BB: 0 P: 10	R: 0 E: 0 K: 1 S: 6 H: 0 LOB: 0 BB: 1 P: 13	R: 0 E: 0 K: 0 S: 6 H: 1 LOB: 0 BB: 0 P: 12	R: 0 E: 0 K: 2 S: 7 H: 0 LOB: 1 BB: 1 P: 15	R: 0 E: 0 K: 0 S: 8 H: 0 LOB: 1 BB: 1 P: 15	R: 0 E: 0 K: 0 S: 8 H: 0 LOB: 1 BB: 1 P: 16	R: 1 E: 0 K: 1 S: 14 H: 2 LOB: 3 BB: 2 P: 30	R: 0 E: 0 K: 0 S: 5 H: 0 LOB: 0 BB: 0 P: 7	1B: 2 2B: 1 3B: 0 HR: 0 SF: 1 SAC: 0 DP: 0 HBP: 0	
<b>PITCHER</b> <b>Chris Nabholz, L</b> ERA: 2.67 <b>Tim Burke, R</b> ERA: 3.46 <b>Steve Frey, L</b> ERA: 2.53	IP WLS BF H R ER SO BB IBB HBP BLK WP HR S P ERA WHIP	7.0 W 26 1 1 1 5 6 0 0 0 1 0 50 99 1.29 1.000	0.1 3 2 1 1 1 0 0 0 0 0 0 7 12 27.00 6.000	1.2 S 7 0 0 0 0 1 1 0 0 0 0 12 25 0.00 0.600	<b>PITCHER</b> <b>IP WLS BF H R ER SO BB IBB HBP BLK WP HR S P ERA WHIP</b>						

AB	27
R	2
H	3
RBI	2
BB	8
SO	6
LOB	17



Batter	1	2	3	4	5	6	7	8	9
<b>Delino DeShields, L</b> OBP: 0.378, SLG: 0.401 (1, 4)	2-2 4-3		2-2 F7	2-1 1B		2-0 G4-6-3		3-1 HR	
<b>Dave Martinez, L</b> OBP: 0.335, SLG: 0.457 (1, 8)	1-1 FC4-6 1B		1-1 1B	0-0 FC6-4 1B			0-0 1B	1-2 6-3	
<b>Tim Raines, S</b> OBP: 0.377, SLG: 0.388 (1, 7)	1-0 FC4-6 1B		0-0 F8	2-1 FC6-4			1-0 1B		
<b>Tim Wallach, R</b> OBP: 0.355, SLG: 0.492 (1, 5)	3-1 1-2 1B		1-2 1B		0-0 F4		1-1 FC4-6 1B		
<b>Larry Walker, L</b> OBP: 0.307, SLG: 0.429 (1, 9)	1-0 1-3		0-0 F8		0-0 1-3		3-H FC4-6		
<b>Andres Galarraga, R</b> OBP: 0.301, SLG: 0.401 (1, 3)		0-0 FC6-4 1B		0-3 K	4-2 BB		2-3 K		
<b>Jerry Goff, L</b> OBP: 0.364, SLG: 0.337 (1, 2)		1-0 F7		4-2 SH1-4 1B	0-0 4-3		3-2 F4		
<b>Spike Owen, S</b> OBP: 0.337, SLG: 0.342 (1, 6)		1-0 FC6-4		1-0 SH1-4 1B		3-2 G3		2-2 6-3	
<b>Chris Nabholz, L</b> (1, 1)		0-3 K		2-2 SH1-4		0-0 E5		1-1 F9	
<b>Tim Burke, R</b> OBP: 0.250, SLG: 0.250 (8, 1)									
<b>Steve Frey, R</b> (8, 1)									


Inning Stats	R: 0	H: 2	E: 0	K: 0	S: 9	R: 0	H: 1	E: 0	K: 1	S: 6	R: 0	H: 2	E: 0	K: 0	S: 11	R: 2	H: 3	E: 0	K: 1	S: 14	R: 0	H: 0	E: 0	K: 0	S: 6	R: 0	H: 0	E: 1	K: 0	S: 6	R: 2	H: 3	E: 0	K: 1	S: 13	R: 1	H: 1	E: 0	K: 0	S: 11
	0	2	0	0	9	0	1	0	1	6	0	2	0	0	11	0	3	0	0	14	0	0	0	0	6	0	0	1	0	0	2	3	0	1	13	1	1	0	0	11
	LOB: 2	BB: 0	P: 17	LOB: 1	BB: 0	P: 8	LOB: 2	BB: 0	P: 15	LOB: 2	BB: 1	LOB: 2	BB: 0	P: 25	LOB: 1	BB: 1	LOB: 1	BB: 1	P: 10	LOB: 0	BB: 0	LOB: 1	BB: 0	P: 11	LOB: 1	BB: 0	LOB: 1	BB: 0	P: 22	LOB: 0	BB: 0	LOB: 0	BB: 0	P: 18	SF: 0	SAC: 1	DP: 1	HBP: 0		

PITCHER	IP	WLS	BF	H	R	ER	SO	BB	IBB	HBP	BLK	WP	HR	S	P	ERA	WHIP
<b>Mike Morgan, R</b> ERA: 3.35 (1, 1)	6.0	L	31	11	4	4	2	2	0	0	0	0	0	56	92	6.00	2.167
<b>Dave Walsh, L</b> ERA: 5.68 (7, 1)	0.1		1	0	0	0	0	0	0	0	0	0	0	3	5	0.00	0.000
<b>Don Aase, R</b> ERA: 3.82 (7, 1)	1.2		6	1	1	1	1	0	0	0	0	0	1	17	29	5.40	0.600

**Los Angeles Dodgers @ Montreal Expos**  
**Olympic Stadium, Montreal, QB**  
 Fri Aug 31 1990, 7:05 PM EDT  
 Att. 14,514 - Unknown

AB	R	H	RBI	BB	SO	LOB
5	1	2	3	0	0	1
5	1	4	0	0	0	0
4	1	1	0	0	0	4
4	0	3	1	0	0	0
4	0	0	1	0	0	5
3	0	1	0	1	2	1
3	1	0	0	1	0	3
4	1	1	0	0	0	1
2	0	0	0	0	1	1
0	0	0	0	0	0	0
1	0	0	0	0	0	0

AB	35
R	5
H	12
RBI	5
BB	2
SO	3
LOB	16



WP	PA
0	38
PB	0
SB	1
CS	0

Batter	1	2	3	4	5	6	7	8	9	AB R H RBI BB SO LOB	TOP											
Lenny Harris, L (1, 4) OBP: 0.334, SLG: 0.359	0-0 1-3		0-0 2B			0-0 5-3			0-0 BB BB 1B	4 0 2 0 0 0 0												
Kirk Gibson, L (1, 8) OBP: 0.356, SLG: 0.444	0-0 F8		0-3 K			0-3 K			0-0 L3	4 0 0 0 0 2 2												
Kal Daniels, L (1, 7) OBP: 0.377, SLG: 0.487	0-0 G3			0-3 K			0-0 P6		4-0 BB BB 1-2	3 0 0 0 1 1 0												
Eddie Murray, S (1, 3) OBP: 0.395, SLG: 0.494		0-0 2B		0-0 P5			0-3 K		4-0 BB BB 1-2 2-3	3 0 1 0 1 1 0												
Hubie Brooks, R (1, 9) Jose Gonzalez, R (7, 9) Stan Javier, S (9, PH) OBP: 0.358, SLG: 0.371		0-0 6-3		0-0 F7			0-0 F8		0-3 K	3 0 0 0 0 0 1 0 0 0 0 0 0 0 1 0 0 0 0 0 1 3												
Mike Scioscia, L (1, 2) Darrin Fletcher, L (8, 2)		0-0 F8			0-0 5-3			0-0 P3		3 0 0 0 0 0 1 0 0 0 0 0 0 0												
Mike Sharperson, R (1, 5) OBP: 0.384, SLG: 0.370		0-3 K			0-0 L4			0-0 L4		3 0 0 0 0 1 1												
Jose Offerman, S (1, 6) OBP: 0.259, SLG: 0.320			0-0 G3		0-3 K			0-0 4-3		3 0 0 0 0 1 0												
Mike Hartley, R (1, 1) Jim Poole, L (5, 1) Don Aase, R (5, 1) Jose Vizcaino, S (6, PH) Darren Holmes, R (6, 1) Dave Walsh, L (8, 1) Chris Gwynn, L (9, PH) OBP: 0.305, SLG: 0.427			0-0 4-3			0-3 K			0-0 1-3	1 0 1 0 0 0 0 0 1 0 0 0 0 0 0 0 0 0 0 0 0 0 0 0 1 0 0 0 0 0 0 0												
<b>Inning Stats</b>	R: 0 E: 0 K: 0 S: 3	H: 0 LOB: 0 BB: 0 P: 3	R: 0 E: 0 K: 1 S: 6	H: 1 LOB: 1 BB: 0 P: 6	R: 0 E: 0 K: 1 S: 5	H: 0 LOB: 0 BB: 0 P: 5	R: 0 E: 0 K: 1 S: 5	H: 0 LOB: 0 BB: 0 P: 5	R: 0 E: 0 K: 2 S: 7	H: 0 LOB: 0 BB: 0 P: 7	R: 0 E: 0 K: 1 S: 5	H: 0 LOB: 0 BB: 0 P: 5	R: 0 E: 0 K: 0 S: 3	H: 0 LOB: 0 BB: 0 P: 3	R: 0 E: 0 K: 1 S: 6	H: 1 LOB: 3 BB: 2 P: 14	1B: 1 2B: 2 3B: 0 HR: 0	SF: 0 SAC: 0 DP: 0 HBP: 0	WP: 0 PB: 0 SB: 0 CS: 0	PA: 32		
<b>PITCHER</b> Oil Can Boyd, R (1, 1) ERA: 3.02	IP 9.0	WLS W	BF 32	H 3	R 0	ER 0	SO 8	BB 2	IBB 0	HBP 0	BLK 0	WP 0	HR 0	S 46	P 54	ERA 0.00	WHIP 0.556					<b>PITCHER</b> IP WLS BF H R ER SO BB IBB HBP BLK WP HR S P ERA WHIP

Los Angeles Dodgers @ Montreal Expos  
Olympic Stadium, Montreal, QB  
Sat Sep 01 1990, 7:05 PM EDT  
Att. 16,236 - Dome

livebaseballscorecards.com

AB	30
R	0
H	3
RBI	0
BB	2
SO	8
LOB	8





Batter	1	2	3	4	5	6	7	8	9
<b>Delino DeShields, L</b> (1, 4) OBP: 0.378, SLG: 0.399	0-0 4-3		0-3 K		0-0 FC6-4 3B	4-0 BB		0-0 4-3	
<b>Dave Martinez, L</b> (1, 8) OBP: 0.336, SLG: 0.455	0-0 F8		0-0 1B		4-0 FC6-4 BB	0-3 K		0-0 6-3	
<b>Tim Raines, S</b> (1, 7) OBP: 0.376, SLG: 0.384	4-0 S BB		0-0 F9		0-0 FC6-4 3B	0-0 F7			
<b>Tim Wallach, R</b> (1, 5) OBP: 0.354, SLG: 0.494	0-3 K			0-0 P3	0-0 1-H 3-H 2B 3B		0-3 K		
<b>Larry Walker, L</b> (1, 9) OBP: 0.306, SLG: 0.427		0-0 P3		0-0 HR 1B	0-0 L3		0-0 F8		
<b>Andres Galarraga, R</b> (1, 3) OBP: 0.305, SLG: 0.408		0-0 5-3		0-0 1-H HR	4-0 2B IBB		4-0 1B BB		
<b>Mike Fitzgerald, R</b> (1, 2) OBP: 0.358, SLG: 0.385		0-0 FC4-6 1B		0-0 P4	0-0 1-H 3-H 2B		0-0 1-2 1B		
<b>Spike Owen, S</b> (1, 6) OBP: 0.336, SLG: 0.344		0-0 FC4-6		0-0 2B	0-3 K		0-0 L6		
<b>Oil Can Boyd, R</b> (1, 1) OBP: 0.059, SLG: 0.059			0-0 L4	0-0 5-3		0-0 5-3		0-0 4-3	

Inning Stats	R: 0 E: 0 K: 5 S: 5	H: 0 LOB: 1 BB: 1 P: 9	R: 0 E: 0 K: 0 S: 4	H: 1 LOB: 1 BB: 0 P: 4	R: 0 E: 0 K: 1 S: 6	H: 1 LOB: 1 BB: 0 P: 6	R: 2 E: 0 K: 0 S: 6	H: 3 LOB: 1 BB: 0 P: 6	R: 4 E: 0 K: 1 S: 8	H: 3 LOB: 1 BB: 2 P: 16	R: 0 E: 0 K: 1 S: 5	H: 0 LOB: 1 BB: 1 P: 9	R: 0 E: 0 K: 1 S: 6	H: 1 LOB: 2 BB: 1 P: 10	R: 0 E: 0 K: 0 S: 3	H: 0 LOB: 0 BB: 0 P: 3
--------------	------------------------------	---------------------------------	------------------------------	---------------------------------	------------------------------	---------------------------------	------------------------------	---------------------------------	------------------------------	----------------------------------	------------------------------	---------------------------------	------------------------------	----------------------------------	------------------------------	---------------------------------

PITCHER	IP	WLS	BF	H	R	ER	SO	BB	IBB	HBP	BLK	WP	HR	S	P	ERA	WHIP
<b>Mike Hartley, R</b> (1, 1) ERA: 3.02	4.0	L	20	6	4	4	2	2	0	0	0	0	1	22	30	9.00	2.000
<b>Jim Poole, L</b> (5, 1) ERA: 4.91	0.1		1	0	0	0	0	0	0	0	0	0	0	1	1	0.00	0.000
<b>Don Aase, R</b> (5, 1) ERA: 4.28	0.2		5	2	2	2	1	0	1	0	0	0	0	6	10	27.00	3.000
<b>Darren Holmes, R</b> (6, 1) ERA:	2.0		9	1	0	0	2	2	0	0	0	0	0	11	19	0.00	1.500
<b>Dave Walsh, L</b> (8, 1) ERA: 4.91	1.0		3	0	0	0	0	0	0	0	0	0	0	3	3	0.00	0.000

**BOTTOM**

**Los Angeles Dodgers @ Montreal Expos**  
Olympic Stadium, Montreal, QB

Sat Sep 01 1990, 7:05 PM EDT  
Att. 16,236 - Dome

AB	R	H	RBI	BB	SO	LOB
4	1	1	0	1	1	0
4	0	1	0	1	1	1
3	1	0	0	1	0	4
4	1	1	2	0	2	1
4	1	1	0	0	0	1
2	2	1	2	2	0	0
4	0	3	2	0	0	0
4	0	1	0	0	1	4
4	0	0	0	0	0	1

AB	33
R	6
H	9
RBI	6
BB	5
SO	5
LOB	12

livebaseballscorecards.com



1B:	5	SF:	0	WP:	0	PA:	38
2B:	2	SAC:	0	PB:	0		
3B:	1	DP:	0	SB:	2		
HR:	1	HBP:	0	CS:	0		

Batter	1	2	3	4	5	6	7	8	9	AB R H RBI BB SO LOB	TOP		
Lenny Harris, L OBP: 0.334, SLG: 0.367 (1, 4)			G3		E	L1		P6		6 2 2 1 0 0 5			
Kirk Gibson, L OBP: 0.359, SLG: 0.447 Jim Gott, R Jay Howell, R	4-0 1B S SF8 BB	0-0 3-1		0-0 HR 1B	0-0 E8 HR 2B	0-0 P6		0-3 K		5 3 2 1 1 1 1 0 0 0 0 0 0 0 0 0 0 0 0 0 0			
Kal Daniels, L OBP: 0.383, SLG: 0.505 Jose Gonzalez, R OBP: 0.287, SLG: 0.463	4-0 SF8 1B 1-2 1B BB	0-0 BB 1B		0-0 HR 1B	0-0 HR 1B		H 1-0 FC4 HBP		0-0 4-3	4 3 3 4 1 0 0 0 0 0 0 0 0 0			
Eddie Murray, S OBP: 0.397, SLG: 0.496 Mickey Hatcher, R OBP: 0.280, SLG: 0.284	0-0 WP 1B 1-2 1B	0-0 L8		0-0 FC4-6 1B	0-0 HBP 1B FC6-4 1B		0-0 FC4 1B		0-0 6-3	5 2 3 0 0 0 2 1 0 0 0 0 0 0			
Chris Gwynn, L OBP: 0.323, SLG: 0.439 (1, 9)	0-0 SF8 2-3 3-H	4-0 BB		0-0 FC4-6 HR 1-2f	0-0 FC6-4 HBP 1B		0-0 1-2 1B		0-0 1B	4 1 3 1 1 0 1			
Mike Scioscia, L OBP: 0.349, SLG: 0.413 Rick Dempsey, R OBP: 0.315, SLG: 0.303	0-0 1B WP 1-2 1B 3-H	0-0 F8		0-0 L7	1-0 FC6-4 1-2 2-3 HBP		0-0 F8		0-0 6-3	4 0 1 1 0 0 5 1 0 0 0 0 0 1			
Mike Sharperson, R OBP: 0.385, SLG: 0.385 (1, 5)	0-0 6-3 1-2 2-3		0-0 6-3 2B	0-0 HR 1-H	0-0 FC6-4 1-2f 2-3 3-H		0-0 5-3			5 1 2 3 0 0 6			
Alfredo Griffin, S OBP: 0.267, SLG: 0.259 Tim Crews, R Stan Javier, S OBP: 0.361, SLG: 0.373	4-0 1B IBB		0-0 P2	0-0 P6	0-0 F7			0-0 1B		3 0 0 0 1 0 3 0 0 0 0 0 0 0 1 0 1 0 0 0 0			
Jim Neidlinger, S OBP: 0.188, SLG: 0.133 Jose Offerman, S OBP: 0.241, SLG: 0.296	0-0 1-2 2-3 3-H 1B		0-0 6-3		0-3 K	0-3 K		0-3 K		3 0 1 1 0 1 1 2 0 0 0 0 2 1			
<b>Inning Stats</b>	R: 4 H: 4 E: 0 LOB: 3 K: 0 BB: 3 S: 7 P: 19	R: 0 H: 1 E: 0 LOB: 2 K: 0 BB: 1 S: 4 P: 8	R: 0 H: 1 E: 0 LOB: 1 K: 0 BB: 0 S: 4 P: 4	R: 4 H: 4 E: 0 LOB: 0 K: 0 BB: 0 S: 7 P: 7	R: 4 H: 5 E: 1 LOB: 2 K: 1 BB: 0 S: 10 P: 11	R: 0 H: 0 E: 0 LOB: 0 K: 1 BB: 0 S: 5 P: 5	R: 0 H: 1 E: 0 LOB: 2 K: 0 BB: 0 S: 4 P: 5	R: 0 H: 1 E: 0 LOB: 1 K: 2 BB: 0 S: 8 P: 8	R: 0 H: 1 E: 0 LOB: 1 K: 0 BB: 0 S: 4 P: 4	1B: 12 SF: 1 2B: 2 SAC: 0 3B: 0 DP: 0 HR: 4 HBP: 2	WP: 1 PA: 51 PB: 0 SB: 1 CS: 0		
<b>PITCHER</b>	IP WLS BF H R ER SO BB IBB HBP BLK WP HR S P ERA WHIP											<b>PITCHER</b>	IP WLS BF H R ER SO BB IBB HBP BLK WP HR S P ERA WHIP
Mark Gardner, R ERA: 3.25 Mel Rojas, R ERA: 2.96 Dale Mohorcic, R ERA: 3.52 Kevin Gross, R ERA: 4.41	(1, 1) 0.2 L 9 4 4 4 0 2 1 0 0 0 1 1 6 18 54.00 9.000 (1, 1) 3.0 16 6 4 4 0 1 0 0 0 0 0 2 15 19 12.00 2.333 (4, 1) 1.1 10 5 4 4 1 0 0 1 0 0 1 11 12 27.00 3.750 (6, 1) 4.0 16 3 0 0 3 0 0 1 0 0 0 0 21 22 0.00 0.750												

**Los Angeles Dodgers @ Montreal Expos**  
Olympic Stadium, Montreal, QB  
Sun Sep 02 1990, 3:33 AM EDT  
Att. 22,776 - Dome

AB	44
R	12
H	18
RBI	12
BB	4
SO	4
LOB	26



livebaseballscorecards.com

Batter	1	2	3	4	5	6	7	8	9	AB	R	H	RBI	BB	SO	LOB
<b>Delino DeShields, L</b> OBP: 0.376, SLG: 0.397 (1, 4)	0-0 F7		0-0 G3		0-0 HR 1B		0-3 K		0-0 4-3	5	1	1	0	0	1	1
<b>Dave Martinez, L</b> OBP: 0.332, SLG: 0.449 (1, 8)	0-0 F8		0-0 F9		0-0 F8		0-0 G3			4	0	0	0	0	0	2
<b>Mike Aldrete, L</b> OBP: 0.376, SLG: 0.324 (1, 7)	0-0 F7			0-0 BB FC3-6 1B	4-0 1-2 HR BB		0-0 4-3			3	2	1	0	1	0	0
<b>Tim Wallach, R</b> OBP: 0.355, SLG: 0.500 <b>Junior Noboa, R</b> OBP: 0.288, SLG: 0.333 (1, 5) (9, 5)		0-0 F8		0-0 FC3-6 1-2 BB 1B	0-0 1-H 2-H HR		0-3 K			4	1	2	3	0	1	0
<b>Larry Walker, L</b> OBP: 0.308, SLG: 0.432 (1, 9)		0-0 SF9 3B		0-0 F7	4-0 BB		0-0 1-3			3	1	1	0	1	0	2
<b>Andres Galarraga, R</b> OBP: 0.306, SLG: 0.408 (1, 3)		0-0 SF9		4-0 1-2 2-3 BB FC3-6	0-3 K		0-0 1B			2	0	1	1	1	1	1
<b>Jerry Goff, L</b> OBP: 0.351, SLG: 0.323 (1, 2)		0-0 4-3		0-0 FC3-6		0-0 G3		0-0 F7		4	0	0	1	0	0	3
<b>Tom Foley, L</b> OBP: 0.288, SLG: 0.266 (1, 6)			0-0 G3 2B	0-0 P4		0-0 4-3		0-0 L9		4	0	1	0	0	0	2
<b>Mark Gardner, R</b> OBP: 0.116, SLG: 0.186 <b>Mel Rojas, R</b> (1, 1) <b>Dale Mohoric, R</b> OBP: 0.143, SLG: 0.143 <b>Moises Alou, R</b> OBP: 0.167, SLG: 0.167 <b>Kevin Gross, R</b> OBP: 0.229, SLG: 0.348 <b>Otis Nixon, S</b> OBP: 0.340, SLG: 0.313 (5, PH) (6, 1) (9, PH)			0-0 P1		0-3 K	0-3 K		0-3 K		0	0	0	0	0	0	0

**BOTTOM**

**Los Angeles Dodgers @ Montreal Expos**  
Olympic Stadium, Montreal, QB  
Sun Sep 02 1990, 3:33 AM EDT  
Att. 22,776 - Dome

livebaseballscorecards.com

<b>AB</b>	<b>33</b>
<b>R</b>	<b>5</b>
<b>H</b>	<b>7</b>
<b>RBI</b>	<b>5</b>
<b>BB</b>	<b>3</b>
<b>SO</b>	<b>6</b>
<b>LOB</b>	<b>12</b>



Inning Stats	R: 0	H: 0	E: 0	K: 0	S: 3	H: 0	LOB: 0	BB: 0	P: 3	R: 1	H: 1	E: 0	K: 0	S: 4	H: 1	LOB: 1	BB: 0	P: 4	R: 0	H: 1	E: 0	K: 0	S: 4	R: 1	H: 2	E: 0	K: 0	S: 5	R: 3	H: 2	E: 0	K: 2	S: 9	R: 0	H: 0	E: 0	K: 1	S: 5	R: 0	H: 0	E: 0	K: 1	S: 5	R: 0	H: 0	E: 0	K: 1	S: 5	R: 0	H: 1	E: 0	K: 1	S: 6	R: 0	H: 0	E: 0	K: 1	S: 5	R: 0	H: 0	E: 0	K: 1	S: 5	1B: 4	SF: 1	2B: 1	SAC: 0	3B: 1	DP: 0	HR: 1	HBP: 0	WP: 0	PA: 37
--------------	------	------	------	------	------	------	--------	-------	------	------	------	------	------	------	------	--------	-------	------	------	------	------	------	------	------	------	------	------	------	------	------	------	------	------	------	------	------	------	------	------	------	------	------	------	------	------	------	------	------	------	------	------	------	------	------	------	------	------	------	------	------	------	------	------	-------	-------	-------	--------	-------	-------	-------	--------	-------	--------

PITCHER	IP	WLS	BF	H	R	ER	SO	BB	IBB	HBP	BLK	WP	HR	S	P	ERA	WHIP
<b>Jim Neidlinger, R</b> ERA: 3.2 (1, 1)	4.2		23	6	5	5	1	3	0	0	0	0	1	22	34	9.64	1.929
<b>Tim Crews, R</b> ERA: 2.61 (5, 1)	2.1	W	7	0	0	0	3	0	0	0	0	0	0	13	13	0.00	0.000
<b>Jim Gott, R</b> ERA: 2.35 (8, 1)	1.0		4	1	0	0	1	0	0	0	0	0	0	6	6	0.00	1.000
<b>Jay Howell, R</b> ERA: 2.09 (9, 1)	1.0		3	0	0	0	1	0	0	0	0	0	0	5	5	0.00	0.000

Batter	1	2	3	4	5	6	7	8	9	AB	R	H	RBI	BB	SO	LOB	TOP										
Eric Yelding, R OBP: 0.305, SLG: 0.297 (1, 8)	0-0 P5		0-0 FC1-5 1B	0-0 1B	0-0 4-3			0-3 K		5	1	2	1	0	1	2											
Casey Candaele, S OBP: 0.380, SLG: 0.438 (1, 9)	0-0 SH3 1B		0-0 E FC1-5 1B	0-0 FC6-4 1B		0-0 F9		0-0 SH1-3 1B		5	0	4	2	0	0	0											
Craig Biggio, R OBP: 0.343, SLG: 0.349 (1, 2)	0-0 SH3		0-0 FC1-5	0-0 FC6-4		4-0 BB		0-0 SH1-3		2	0	0	0	1	0	3											
Glenn Davis, R OBP: 0.326, SLG: 0.534 (1, 3)	0-0 F8		0-0 P5	0-0 L6		0-0 G5-4-3		4-0 IBB		4	0	0	0	1	0	5											
Ken Caminiti, S OBP: 0.312, SLG: 0.313 Dave Smith, R (8, 1)		4-0 5-1 WP BB	0-3 K		0-0 1B		0-0 4-3 2B	0-3 K		4	2	2	0	1	2	4											
Rafael Ramirez, R OBP: 0.300, SLG: 0.344 (1, 6)		0-0 F7		0-0 E 1B	0-0 1B		0-0 5-3	0-3 K2-3		5	1	2	0	0	1	2											
Franklin Stubbs, L OBP: 0.329, SLG: 0.470 Karl Rhodes, L OBP: 0.350, SLG: 0.400 (9, 7)		4-0 5-1 WP BB	0-0 E9 SH3-4 1B	0-0 1B	0-3 K		0-0 4-3	0-3 K		4	2	1	0	1	2	3											
Dave Rohde, S OBP: 0.325, SLG: 0.282 (1, 4)		0-0 5-1	0-0 1B	0-0 1B	0-0 1B		4-0 IBB	0-3 K		4	1	2	2	1	1	2											
Bill Gullickson, R OBP: 0.192, SLG: 0.125 Juan Agosto, L Ken Oberkfell, L OBP: 0.302, SLG: 0.313 (8, 5)		0-0 F9	0-0 SH3-4	0-0 SH3-4 1B	0-0 1B	4-0 BB	0-3 K			2	0	0	0	1	1	2											
<b>Inning Stats</b>	R: 0 E: 0 K: 0 S: 4	H: 1 LOB: 1 BB: 0 P: 4	R: 2 E: 0 K: 0 S: 3	H: 0 LOB: 0 BB: 2 P: 11	R: 0 E: 1 K: 1 S: 7	H: 2 LOB: 2 BB: 0 P: 7	R: 4 E: 1 K: 0 S: 8	H: 5 LOB: 1 BB: 0 P: 8	R: 1 E: 0 K: 1 S: 7	H: 3 LOB: 2 BB: 1 P: 11	R: 0 E: 0 K: 0 S: 2	H: 0 LOB: 0 BB: 1 P: 6	R: 0 E: 0 K: 1 S: 6	H: 1 LOB: 2 BB: 1 P: 10	R: 0 E: 0 K: 2 S: 8	H: 1 LOB: 2 BB: 1 P: 12	R: 0 E: 0 K: 3 S: 9	H: 0 LOB: 0 BB: 0 P: 9	1B: 12 2B: 1 3B: 0 HR: 0	SF: 0 SAC: 3 DP: 1 HBP: 0	WP: 2 PB: 0 SB: 0 CS: 1	PA: 44					
<b>PITCHER</b>	IP	WLS	BF	H	R	ER	SO	BB	IBB	HBP	BLK	WP	HR	S	P	ERA	WHIP										
Fernando Valenzuela, L ERA: 4.16 (1, 1)	3.1	L	20	8	6	6	1	2	0	0	0	1	0	20	28	16.20	3.000										
Darren Holmes, R ERA: 2.45 (4, 1)	1.2		8	3	1	1	1	1	0	0	0	0	0	9	13	5.40	2.400										
Jim Poole, L ERA: 3.18 (6, 1)	2.0		8	1	0	0	1	1	1	0	0	0	0	8	16	0.00	1.000										
Tim Crews, R ERA: 2.58 (8, 1)	1.0		5	1	0	0	2	0	1	0	0	0	0	8	12	0.00	1.000										
Dave Walsh, L ERA: 4.32 (9, 1)	1.0		3	0	0	0	3	0	0	0	0	0	0	9	9	0.00	0.000										

Houston Astros @ Los Angeles Dodgers  
Dodger Stadium, Los Angeles, CA  
Mon Sep 03 1990, 7:05 PM PDT  
Att: 42,856 - Unknown

livebaseballscorecards.com

AB	35
R	7
H	13
RBI	5
BB	6
SO	8
LOB	23



BOTTOM

Houston Astros @ Los Angeles Dodgers  
Dodger Stadium, Los Angeles, CA

livebaseballscores.com

AB	37
R	3
H	8
RBI	3
BB	3
SO	4
LOB	24



WP:	0	PA:	40
PB:	0		
SB:	1		
CS:	0		

Mon Sep 03 1990, 7:05 PM PDT  
Att. 42,856 - Unknown

AB R H RBI BB SO LOB

3	0	1	0	0	0	0
2	0	0	0	0	0	2
5	0	0	0	0	0	4
4	1	1	0	1	1	1
5	0	1	0	0	0	2
4	0	1	1	0	0	2
3	2	2	1	0	0	2
1	0	0	0	0	0	1
2	0	1	0	2	0	2
2	0	0	0	0	1	1
1	0	0	0	0	0	2
0	0	0	0	0	0	0
1	0	1	1	0	0	0
0	0	0	0	0	0	0
1	0	0	0	0	0	0
0	0	0	0	0	0	0
1	0	0	0	0	1	3
0	0	0	0	0	0	0

Batter	1	2	3	4	5	6	7	8	9
Lenny Harris, L (1, 4) Mickey Hatcher, R (7, PH) OBP: 0.334, SLG: 0.366 OBP: 0.275, SLG: 0.279 (8, 5)	0-0 4-3 ①		0-0 4-3 ②		0-0 1B ③		0-0 FC4-6 ② 1-2f 2-3		0-0 E5
Kirk Gibson, L (1, 8) OBP: 0.353, SLG: 0.438	0-0 L3 ②		0-0 6-3 ③		0-0 F7 ③		0-0 3-1 ③		0-0 P5 ①
Kal Daniels, L (1, 7) OBP: 0.383, SLG: 0.503	0-0 F7 ③			0-0 FC4-6 1B ①		0-0 F7 ①		4-0 5-3 1B BB ②	0-3 K ②
Eddie Murray, S (1, 3) OBP: 0.395, SLG: 0.492		0-0 4-3 ①		0-0 FC4-6 1B ①		0-0 4-3 ②		0-0 5-3 ①	0-0 4-3 ③
Hubie Brooks, R (1, 9) OBP: 0.310, SLG: 0.433		0-0 6-3 ②		0-0 F9 ①		0-0 5-3 ③		0-0 E 4-3 1B 2-H	
Mike Scioscia, L (1, 2) OBP: 0.351, SLG: 0.423 Rick Dempsey, R (8, PH) OBP: 0.313, SLG: 0.300 (9, 2)		0-0 HR ②		0-0 FC4-6 FC6-4 1B ② 1-2f 2-3		0-0 FC6-4 1B ②		0-0 4-3 ②	
Mike Sharperson, R (1, 5) OBP: 0.389, SLG: 0.385 (8, 4) (9, 6)		0-0 S 1B ②		0-0 FC6-4 1B ③ 1-2f		4-0 FC6-4 BB 1B ②		4-0 E BB ②	
Alfredo Griffin, S (1, 6) OBP: 0.266, SLG: 0.258 Chris Gwynn, L (7, PH) OBP: 0.320, SLG: 0.435 Jose Offerman, S (8, 6) OBP: 0.241, SLG: 0.296 Juan Samuel, R (8, PH) OBP: 0.295, SLG: 0.321 (9, 4)		0-3 K ③ S		0-0 5-3 ①		0-0 G3 ②		0-0 FC6-4 1B ① 1-2f 2-3	0-0 E6 ② 1-2 2-3
Fernando Valenzuela, L (1, 1) OBP: 0.330, SLG: 0.397 Darren Holmes, R (4, 1) Jose Vizcaino, S (5, PH) OBP: 0.333, SLG: 0.341 Jim Poole, L (8, 1) Stan Javier, S (7, PH) OBP: 0.363, SLG: 0.376 Tim Crews, R (8, 1) Jose Gonzalez, R (8, PH) OBP: 0.284, SLG: 0.458 Dave Walsh, L (9, 1)		0-3 K ① S		0-0 K ①		0-0 FC4-6 1B ② 1-2 3-H		0-3 K ③ S	

Inning Stats	R: 0 E: 0 K: 0 S: 3	H: 0 LOB: 0 BB: 0 P: 3	R: 1 E: 0 K: 1 S: 7	H: 2 LOB: 1 BB: 0 P: 7	R: 0 E: 0 K: 1 S: 5	H: 0 LOB: 0 BB: 0 P: 5	R: 0 E: 0 K: 0 S: 5	H: 2 LOB: 2 BB: 0 P: 5	R: 0 E: 0 K: 0 S: 4	H: 1 LOB: 1 BB: 0 P: 4	R: 0 E: 0 K: 0 S: 3	H: 0 LOB: 0 BB: 0 P: 3	R: 1 E: 0 K: 0 S: 5	H: 2 LOB: 2 BB: 1 P: 9	R: 1 E: 1 K: 1 S: 7	H: 1 LOB: 3 BB: 2 P: 15	R: 0 E: 1 K: 1 S: 6	H: 0 LOB: 1 BB: 0 P: 6	1B: 7 2B: 0 3B: 0 HR: 1	SF: 0 SAC: 0 DP: 0 HBP: 0
--------------	------------------------------	---------------------------------	------------------------------	---------------------------------	------------------------------	---------------------------------	------------------------------	---------------------------------	------------------------------	---------------------------------	------------------------------	---------------------------------	------------------------------	---------------------------------	------------------------------	----------------------------------	------------------------------	---------------------------------	----------------------------------	------------------------------------

PITCHER	IP	WLS	BF	H	R	ER	SO	BB	IBB	HBP	BLK	WP	HR	S	P	ERA	WHIP
Bill Gullickson, R (1, 1) ERA: 3.9	6.1	W	27	7	2	2	2	1	0	0	0	0	1	30	34	2.84	1.263
Juan Agosto, L (7, 1) ERA: 4.15	1.1		7	1	1	1	0	2	0	0	0	0	0	5	13	6.75	2.250
Dave Smith, R (8, 1) ERA: 2.32	1.1	S	6	0	0	0	2	0	0	0	0	0	0	10	10	0.00	0.000

Batter	1	2	3	4	5	6	7	8	9	AB	R	H	RBI	BB	SO	LOB	TOP						
Gerald Young, S (1, 8) OBP: 0.243, SLG: 0.256	3-2 1B		2-1 1B	1-1 F8		1-2 1B		2-3 K	1-1 G3	6	0	3	0	0	1	0							
Ken Oberkfell, L (1, 5) OBP: 0.301, SLG: 0.307	2-2 P6		0-2 E3		1-2 3B HBP	0-1 FC6-4		0-3 K		3	2	0	1	0	0	3							
Brian Meyer, R (6, 1)			1-3			1-2f E				1	0	0	0	0	1	0							
Juan Agosto, L (8, 1)						3-H				0	0	0	0	0	0	0							
Dave Smith, R (9, 1)										0	0	0	0	0	0	0							
Franklin Stubbs, L (1, 7) OBP: 0.328, SLG: 0.464	2-1 F7		1-1 F8		2-2 E4	1-2 E9		4-2 1B		4	1	0	0	1	0	4							
Eric Yelding, R (8, PR) OBP: 0.305, SLG: 0.297					1-2 3B	1-H		1-2 BB		0	1	0	0	0	0	0							
Glenn Davis, R (1, 3) OBP: 0.331, SLG: 0.539	1-2 P5				1-1 G6-3	0-2 3B		4-2 1B		3	0	1	2	2	0	1							
					1-H 2-H			1-2 IBB															
Karl Rhodes, L (1, 9) OBP: 0.364, SLG: 0.436			1-1 G1-6-3		3-1 1B	2-1 2B		1-0 1B		4	1	2	0	0	0	2							
Casey Candaele, S (8, PH) OBP: 0.383, SLG: 0.441					G6-3 1B	G6-3		1-3 2-H		1	0	1	1	0	0	0							
Rafael Ramirez, R (1, 6) OBP: 0.302, SLG: 0.343			2-3 K		2-2 G6-3	0-1 G6-3		4-0 BLK WP 1B		4	1	1	0	1	1	2							
					1-3	2-3		FC6-4 IBB															
Rich Gedman, L (1, 2) OBP: 0.315, SLG: 0.275			1-2 P4		1-1 1B	1-2 G4-3		1-1 FC6-4		4	1	1	1	0	1	1							
Craig Biggio, R (8, PH) OBP: 0.342, SLG: 0.349					3-H			1-H 1-2f		1	0	0	0	0	0	3							
Dave Rohde, S (1, 4) OBP: 0.330, SLG: 0.289			0-2 F8		3-2 HR 1B			0-2 1B		5	2	2	0	0	0	0							
					1-3 HR 1B			1-3 FC6-4 1B															
Mark Portugal, R (1, 1) OBP: 0.145, SLG: 0.130			0-3 K		0-0 HR			0-1 G3-1		0	0	0	0	0	0	0							
Luis Gonzalez, L (3, PH) OBP: 0.650, SLG: 0.500										1	0	0	0	0	1	0							
Xavier Hernandez, L (3, 1) OBP: 0.292, SLG: 0.370										0	0	0	0	0	0	0							
Eric Anthony, L (4, PH)										1	1	1	3	0	0	0							
Al Osuna, R (4, 1)										0	0	0	0	0	0	0							
Mark Davidson, R (8, PH) OBP: 0.297, SLG: 0.345					1-H					1	0	0	0	0	1	1							
Ken Gamini, S (6, 5) OBP: 0.311, SLG: 0.312					3-H					2	0	0	0	0	0	0							
Inning Stats	R: 0 E: 0 K: 0 S: 13	H: 1 LOB: 1 BB: 0 P: 21	R: 0 E: 0 K: 1 S: 8	H: 0 LOB: 0 BB: 0 P: 12	R: 0 E: 1 K: 1 S: 13	H: 1 LOB: 2 BB: 0 P: 16	R: 4 E: 0 K: 0 S: 16	H: 4 LOB: 0 BB: 0 P: 27	R: 2 E: 1 K: 0 S: 17	H: 2 LOB: 1 BB: 0 P: 23	R: 2 E: 1 K: 1 S: 18	H: 2 LOB: 2 BB: 1 P: 27	R: 1 E: 0 K: 1 S: 8	H: 1 LOB: 0 BB: 0 P: 12	R: 1 E: 0 K: 2 S: 14	H: 1 LOB: 3 BB: 3 P: 30	R: 0 E: 0 K: 0 S: 4	H: 0 LOB: 0 BB: 0 P: 8	1B: 9 2B: 1 3B: 1 HR: 1	SF: 0 SAC: 0 DP: 0 HBP: 1	WP: 2 PB: 0 SB: 2 CS: 0	PA: 46	
PITCHER	IP	WLS	BF	H	R	ER	SO	BB	IBB	HBP	BLK	WP	HR	S	P	ERA	WHIP						
Ramon Martinez, R (1, 1) ERA: 3.18	4.1		23	8	6	5	2	0	0	1	0	0	1	61	92	10.38	1.846						
Tim Crews, R (5, 1) ERA: 2.56	0.2		2	0	0	0	0	0	0	0	0	0	0	6	7	0.00	0.000						
Jim Gott, R (6, 1) ERA: 2.49	1.0	L	7	2	2	1	1	0	1	0	0	0	0	18	27	9.00	2.000						
Dave Walsh, L (7, 1) ERA: 5.4	1.2		7	1	2	2	3	1	0	0	1	1	0	17	27	10.80	1.200						
Don Aase, R (8, 1) ERA: 4.28	0.0		1	0	0	0	0	0	1	0	0	0	0	2	6	∞	∞						
PITCHER	IP	WLS	BF	H	R	ER	SO	BB	IBB	HBP	BLK	WP	HR	S	P	ERA	WHIP						
Jim Poole, L (8, 1) ERA: 3.0	0.1		3	1	0	0	0	0	0	0	0	0	0	3	9	0.00	3.000						
Darren Holmes, R (9, 1) ERA: 1.93	1.0		3	0	0	0	0	0	0	0	0	0	0	4	8	0.00	0.000						

**Houston Astros @ Los Angeles Dodgers**  
Dodger Stadium, Los Angeles, CA  
Tue Sep 04 1990, 7:05 PM PDT  
Att. 28,939 - Unknown

[livebaseballscorecards.com](http://livebaseballscorecards.com)

AB	41
R	10
H	12
RBI	8
BB	4
SO	6
LOB	17



Batter	1	2	3	4	5	6	7	8	9	AB	R	H	RBI	BB	SO	LOB
<b>Lenny Harris, L</b> OBP: 0.338, SLG: 0.370 (1, 4) X	0-0 G3-1	2-1 BB HR 1B		3-2 G6-3 1B			1-1 G4-3		0-1 1B 1B	5	1	3	0	0	0	0
<b>Stan Javier, S</b> OBP: 0.364, SLG: 0.374 (1, 8) C X	0-1 HR 1B	4-1 HR BB		0-1 G6-3 1-2f			1-0 G6-3		1-1 F7	4	2	1	0	1	0	2
<b>Kal Daniels, L</b> OBP: 0.364, SLG: 0.517 (1, 7) C B X	1-1 HR	2-2 HR		2-2 G4-3			1-0 G4-3		2-1 F9	5	2	2	6	0	0	1
<b>Eddie Murray, S</b> OBP: 0.397, SLG: 0.500 (1, 3) B X	1-0 WP G3-1 1B	0-1 G4-3			3-3 K			2-2 HR	2-1 1B	5	2	3	1	0	1	0
<b>Hubie Brooks, R</b> OBP: 0.309, SLG: 0.431 (1, 9) B X	1-0 G3-1 WP 1B	1-2 G4-3			1-1 F9			0-3 K	2-2 F7	5	0	1	0	0	1	2
<b>Mike Scioscia, L</b> OBP: 0.350, SLG: 0.419 (1, 2) B B X	2-0 G3-1 1-3 2-H	3-2 G4-3			3-2 G4-3			4-2 G5-3 BB		3	0	0	1	1	0	1
<b>Mike Sharperson, R</b> OBP: 0.390, SLG: 0.383 (1, 5) B C B B	4-2 BB		3-2 G6-3			1-0 G5		4-1 G5-3 BB		2	0	0	0	2	0	0
<b>Alfredo Griffin, S</b> OBP: 0.264, SLG: 0.256 (1, 6) B X	1-0 P3		0-1 F7			1-1 B1-3		2-2 G5-3 1-2 2-3		3	0	0	0	0	0	2
<b>Kirk Gibson, L</b> OBP: 0.353, SLG: 0.438 (8, PH)										0	0	0	0	0	0	0
<b>Mickey Hatcher, R</b> OBP: 0.273, SLG: 0.277 (8, PH)										1	0	0	0	0	0	2
<b>Jose Offerman, S</b> OBP: 0.241, SLG: 0.296 (9, 6)										0	0	0	0	0	0	0
<b>Ramon Martinez, R</b>										2	1	1	0	0	1	0
<b>Jim Gott, R</b>										0	0	0	0	0	0	0
<b>Jose Vizcaino, S</b>										0	0	0	0	0	0	0
<b>Dave Weathers, L</b>										0	0	0	0	0	0	0
<b>Don Asse, R</b>										0	0	0	0	0	0	0
<b>Jim Poole, L</b>										0	0	0	0	0	0	0
<b>Juan Samuel, R</b>										1	0	0	0	0	0	2
<b>Darren Holmes, R</b>										0	0	0	0	0	0	0

Inning Stats	R: 3	H: 4	E: 0	LOB: 2	K: 0	BB: 1	S: 11	R: 4	H: 3	E: 0	LOB: 0	K: 0	BB: 1	S: 15	R: 0	H: 0	E: 0	LOB: 0	K: 1	BB: 0	S: 9	R: 0	H: 1	E: 0	LOB: 0	K: 0	BB: 0	S: 9	R: 0	H: 0	E: 0	LOB: 0	K: 1	BB: 0	S: 8	R: 0	H: 0	E: 0	LOB: 0	K: 0	BB: 0	S: 5	R: 0	H: 0	E: 0	LOB: 0	K: 0	BB: 0	S: 4	R: 1	H: 1	E: 0	LOB: 2	K: 1	BB: 2	S: 16	R: 0	H: 2	E: 0	LOB: 2	K: 0	BB: 0	S: 12	1B: 8	2B: 0	3B: 0	HR: 3	SF: 0	SAC: 0	DP: 1	HBP: 0
--------------	------	------	------	--------	------	-------	-------	------	------	------	--------	------	-------	-------	------	------	------	--------	------	-------	------	------	------	------	--------	------	-------	------	------	------	------	--------	------	-------	------	------	------	------	--------	------	-------	------	------	------	------	--------	------	-------	------	------	------	------	--------	------	-------	-------	------	------	------	--------	------	-------	-------	-------	-------	-------	-------	-------	--------	-------	--------

PITCHER	IP	WLS	BF	H	R	ER	SO	BB	IBB	HBP	BLK	WP	HR	S	P	ERA	WHIP
<b>Mark Portugal, R</b> ERA: 3.79 (1, 1)	2.0		15	7	7	7	0	2	0	0	0	0	2	26	48	31.50	4.500
<b>Xavier Hernandez, R</b> ERA: 5.08 (3, 1)	1.0		3	0	0	0	1	0	0	0	0	0	0	9	13	0.00	0.000
<b>Al Osuna, L</b> ERA: 6.0 (4, 1)	2.0	W	6	1	0	0	1	0	0	0	0	0	0	17	29	0.00	0.500
<b>Brian Meyer, R</b> ERA: 2.08 (6, 1)	2.1		10	1	1	1	1	2	0	0	0	0	1	18	35	3.86	1.286
<b>Juan Agosto, L</b> ERA: 4.11 (8, 1)	0.2		2	0	0	0	0	0	0	0	0	0	0	7	10	0.00	0.000

PITCHER	IP	WLS	BF	H	R	ER	SO	BB	IBB	HBP	BLK	WP	HR	S	P	ERA	WHIP
<b>Dave Smith, R</b> ERA: 2.28 (9, 1)	1.0		5	2	0	0	0	0	0	0	0	0	0	12	19	0.00	2.000


**BOTTOM**

### Houston Astros @ Los Angeles Dodgers

Dodger Stadium, Los Angeles, CA

Tue Sep 04 1990, 7:05 PM PDT  
Att. 28,939 - Unknown

<b>AB</b> 37	
<b>R</b> 8	
<b>H</b> 11	
<b>RBI</b> 8	
<b>BB</b> 4	
<b>SO</b> 3	
<b>LOB</b> 12	



WP	PB	SB	CS	PA
1	0	0	0	41

Batter	1	2	3	4	5	6	7	8	9	AB R H RBI BB SO LOB	TOP	
Oddibe McDowell, L (1, 7) OBP: 0.297, SLG: 0.370	0-0 HR		0-0 G3	0-0 3-1			0-3 K		0-0 P2	5 1 1 1 0 1 0	<b>Atlanta Braves @ Los Angeles Dodgers</b> <b>Dodger Stadium, Los Angeles, CA</b> Wed Sep 05 1990, 7:05 PM PDT Att: 27,148 - Unknown <a href="http://livebaseballscorecards.com">livebaseballscorecards.com</a>	
Ernie Whitt, L (1, 2) OBP: 0.272, SLG: 0.253	0-0 P4		0-0 4-3			0-0 L3		0-0 1B 2B	4 1 1 0 0 0 0			
Ron Gant, R (1, 8) OBP: 0.352, SLG: 0.547	0-0 P4		0-0 HR			0-0 CS 1B		0-0 5-3	4 1 2 1 0 0 1			
David Justice, L (1, 9) OBP: 0.359, SLG: 0.541	0-0 HR		0-0 WP 1B 1B			0-0 4-3		4-0 1B WP IBB	3 2 2 1 1 0 1			
Tommy Gregg, L (1, 3) OBP: 0.321, SLG: 0.406	0-0 S 1B		0-0 WP 1B			0-0 L4		0-0 F8	4 0 2 0 0 0 2			
Jim Presley, R (1, 5) OBP: 0.291, SLG: 0.427	0-3 K		0-0 F9			0-0 5-3		0-0 WP 1B	4 0 1 1 0 1 3			
Mark Lemke, S (8, PR) OBP: 0.293, SLG: 0.259	1-2 K		1-2 2-3					1-3 2-H 1B	0 0 0 0 0 0 0			
Jeff Blausen, R (1, 4) OBP: 0.336, SLG: 0.408		0-0 F2		0-0 HR		0-0 F9		0-3 K	4 1 1 1 0 1 1			
Andres Thomas, R (1, 6) OBP: 0.244, SLG: 0.297		0-0 5-3		0-0 L5			0-0 6-3	0-0 F9	4 0 0 0 0 0 0			
29 John Smoltz, R (1, 1) OBP: 0.243, SLG: 0.203		0-0 G3		0-0 F9			0-3 K	0-3 K	4 0 0 0 0 2 0			
Kent Mercker, L (9, 1)									0 0 0 0 0 0 0			
<b>Inning Stats</b>	R: 2 H: 3 E: 0 LOB: 1 K: 1 BB: 0 S: 8 P: 8	R: 0 H: 0 E: 0 LOB: 0 K: 0 BB: 0 S: 3 P: 3	R: 1 H: 3 E: 0 LOB: 2 K: 0 BB: 0 S: 6 P: 6	R: 1 H: 1 E: 0 LOB: 0 K: 0 BB: 0 S: 4 P: 4	R: 0 H: 1 E: 0 LOB: 0 K: 0 BB: 0 S: 3 P: 3	R: 0 H: 0 E: 0 LOB: 0 K: 0 BB: 0 S: 3 P: 3	R: 0 H: 0 E: 0 LOB: 0 K: 2 BB: 0 S: 7 P: 7	R: 2 H: 2 E: 0 LOB: 2 K: 1 BB: 1 S: 7 P: 11	R: 0 H: 0 E: 0 LOB: 0 K: 1 BB: 0 S: 5 P: 5	1B: 5 SF: 0 2B: 1 SAC: 0 3B: 0 DP: 0 HR: 4 HBP: 0	WP: 3 PA: 37 PB: 0 SB: 1 CS: 1	
<b>PITCHER</b>	IP WLS BF H R ER SO BB IBB HBP BLK WP HR S P ERA WHIP											
Mike Morgan, R (1, 1) ERA: 3.45	5.0 L 22 8 4 4 1 0 0 0 0 0 1 4 24 24 7.20 1.600											
Darren Holmes, R (6, 1) ERA: 1.35	2.0 6 0 0 0 2 0 0 0 0 0 0 0 10 10 0.00 0.000											
Jim Gott, R (8, 1) ERA: 2.81	1.0 6 2 2 2 1 0 1 0 0 1 0 7 11 18.00 2.000											
Jim Poole, L (9, 1) ERA: 2.57	1.0 3 0 0 0 1 0 0 0 0 0 0 0 5 5 0.00 0.000											





Batter	1	2	3	4	5	6	7	8	9	AB	R	H	RBI	BB	SO	LOB
Lenny Harris, L (1, 4) OBP: 0.337, SLG: 0.367	0-0 L9		4-0 BB		0-3 K			0-0 P5		3	0	0	0	1	1	1
Stan Javier, S (1, 8) OBP: 0.359, SLG: 0.368	0-0 6-3		0-0 G6-4-3			0-0 F9		0-0 4-3		4	0	0	0	0	0	2
Kal Daniels, L (1, 7) OBP: 0.380, SLG: 0.512	0-3 K				0-3 K		0-0 F9		0-0 F7	4	0	0	0	0	2	0
Jose Gonzalez, R (9, 7) OBP: 0.284, SLG: 0.458										0	0	0	0	0	0	0
Eddie Murray, S (1, 3) OBP: 0.399, SLG: 0.503		0-0 1B		4-0 BB		0-0 F8			0-0 HR	3	1	2	0	1	0	0
Hubie Brooks, R (1, 9) OBP: 0.309, SLG: 0.435		0-0 F7		0-0 F8			0-3 K		0-0 HR	4	1	1	2	0	1	2
Mike Scioscia, L (1, 2) OBP: 0.349, SLG: 0.418		0-0 L8		0-0 P4			0-0 BB		0-0 G3	4	0	1	0	0	0	2
Mike Sharperson, R (1, 5) OBP: 0.392, SLG: 0.388		0-0 4-3			0-0 2B		0-0 F9		0-0 FC5-4	4	0	2	0	0	0	2
Alfredo Griffin, S (1, 6) OBP: 0.265, SLG: 0.257			0-0 WP		0-0 P5		4-0 BB		0-0 FC5-4	2	0	1	0	0	0	1
Kirk Gibson, L (7, PH) OBP: 0.355, SLG: 0.438							1-2 BB		0-0 FC5-4	0	0	0	0	1	0	0
Jose Offerman, S (8, 6) OBP: 0.233, SLG: 0.286									0-0 FC5-4	1	0	0	0	0	0	1
Mike Morgan, R (1, 1) OBP: 0.097, SLG: 0.067			0-0 P2		0-0 P6		0-3 K		0-0 FC5-4	1	0	0	0	0	0	1
Chris Gwynn, L (5, PH) OBP: 0.317, SLG: 0.431										1	0	0	0	0	0	1
Darren Holmes, R (6, 1)										0	0	0	0	0	0	0
Darrin Fletcher, L (7, PH)										1	0	0	0	0	1	2
Jim Gott, R (8, 1)										0	0	0	0	0	0	0
Jim Poole, L (9, 1)										0	0	0	0	0	0	0
Mickey Hatcher, R (9, PH) OBP: 0.270, SLG: 0.274										1	0	0	0	0	0	1

Inning Stats	R: 0	H: 0	E: 0	K: 1	S: 5	R: 0	H: 1	E: 0	K: 0	S: 4	R: 0	H: 1	E: 0	K: 0	S: 3	R: 0	H: 0	E: 0	K: 1	S: 5	R: 0	H: 1	E: 0	K: 1	S: 6	R: 0	H: 0	E: 0	K: 0	S: 3	R: 0	H: 1	E: 0	K: 2	S: 8	R: 0	H: 0	E: 0	K: 0	S: 3	R: 2	H: 3	E: 0	K: 0	S: 6	1B: 4	2B: 2	3B: 0	HR: 1	SF: 0	SAC: 0	DP: 1	HBP: 0	WP: 1	PA: 36
--------------	------	------	------	------	------	------	------	------	------	------	------	------	------	------	------	------	------	------	------	------	------	------	------	------	------	------	------	------	------	------	------	------	------	------	------	------	------	------	------	------	------	------	------	------	------	-------	-------	-------	-------	-------	--------	-------	--------	-------	--------

PITCHER	IP	WLS	BF	H	R	ER	SO	BB	IBB	HBP	BLK	WP	HR	S	P	ERA	WHIP
29 John Smoltz, R (1, 1) ERA: 3.58	8.1	W	34	7	2	2	5	3	0	0	0	1	1	41	53	2.16	1.200
Kent Mercker, L (9, 1) ERA: 2.35	0.2		2	0	0	0	0	0	0	0	0	0	0	2	2	0.00	0.000

**BOTTOM**

**Atlanta Braves @ Los Angeles Dodgers**  
**Dodger Stadium, Los Angeles, CA**

Wed Sep 05 1990, 7:05 PM PDT  
Att. 27,148 - Unknown

livebaseballscorecards.com

<b>AB</b>	<b>33</b>
<b>R</b>	<b>2</b>
<b>H</b>	<b>7</b>
<b>RBI</b>	<b>2</b>
<b>BB</b>	<b>3</b>
<b>SO</b>	<b>5</b>
<b>LOB</b>	<b>16</b>



Batter	1	2	3	4	5	6	7	8	9	AB R H RBI BB SO LOB	TOP																						
Lonnie Smith, R (1, 7) OBP: 0.382, SLG: 0.444	1-2 G6-3			0-1 FC4-6 1B		3-3 K		2-1 F7		4 0 1 0 0 1 1																							
Ernie Whitt, L (1, 2) OBP: 0.266, SLG: 0.247	1-3 K			2-2 FC4-6 1-2f		1-0 G3		2-1 L9		4 0 0 0 0 1 1																							
Ron Gant, R (1, 8) OBP: 0.349, SLG: 0.543	3-3 K			1-0 L7		2-1 G1-3		1-3 K		4 0 0 0 0 2 1																							
David Justice, L (1, 9) OBP: 0.355, SLG: 0.535			3-3 K	0-2 P2		2-1 F9		3-2 F9		4 0 0 0 0 1 1																							
Tommy Gregg, L (1, 3) OBP: 0.322, SLG: 0.404			1-2 E4 G5-4-3		0-0 F7		1-0 1B			3 0 1 0 0 0 0																							
Jim Presley, R (1, 5) OBP: 0.269, SLG: 0.424			1-1 G5-4-3 1-2f		0-0 P5		0-1 G4-3			3 0 0 0 0 0 2																							
Jeff Blausen, R (1, 4) OBP: 0.336, SLG: 0.405			1-2 G5-3		2-0 HBP		2-1 P2			2 0 0 0 0 0 0																							
Andres Thomas, R (1, 6) Victor Rosario, R (8, 6) OBP: 0.242, SLG: 0.294			2-2 F7		1-0 P6		1-0 P3			3 0 0 0 0 0 1 0 0 0 0 0 0 0																							
Paul Marak, R (1, 1) Tony Castillo, L (3, 1) Mark Grant, R (5, 1) Oddibe McDowell, L (8, PH) Dwayne Henry, R (6, 1) Mike Bell, L (8, PH) Marvin Freeman, R (8, 1) OBP: 0.250, SLG: 0.143 OBP: 0.250, SLG: 0.250 OBP: 0.296, SLG: 0.369			1-2 G1-3		0-3 K		0-1 2B			1 0 1 0 0 0 0 0 1 0 0 0 0 0 0 0 1 0 1 0 0 0 0 0 0 0 0 0 0 0																							
<b>Inning Stats</b>	R: 0 E: 0 K: 2 S: 9	H: 0 LOB: 0 BB: 0 P: 14	R: 0 E: 1 K: 1 S: 13	H: 0 LOB: 0 BB: 0 P: 18	R: 0 E: 0 K: 0 S: 10	H: 0 LOB: 0 BB: 0 P: 14	R: 0 E: 0 K: 0 S: 9	H: 1 LOB: 1 BB: 0 P: 12	R: 0 E: 0 K: 0 S: 3	H: 0 LOB: 1 BB: 0 P: 6	R: 0 E: 0 K: 2 S: 8	H: 0 LOB: 0 BB: 0 P: 12	R: 0 E: 0 K: 0 S: 7	H: 1 LOB: 1 BB: 0 P: 12	R: 0 E: 0 K: 0 S: 7	H: 1 LOB: 1 BB: 0 P: 12	R: 0 E: 0 K: 1 S: 9	H: 0 LOB: 0 BB: 0 P: 15	1B: 2 2B: 1 3B: 0 HR: 0	SF: 0 SAC: 0 DP: 1 HBP: 1	WP: 0 PB: 0 SB: 0 CS: 0	PA: 31											
<b>PITCHER</b> Mike Hartley, R (1, 1) ERA: 2.65	IP 9.0	WLS W	BF 31	H 3	R 0	ER 0	SO 6	BB 0	IBB 0	HBP 1	BLK 0	WP 0	HR 0	S 75	P 115	ERA 0.00	WHIP 0.333																
											<b>PITCHER</b>	IP	WLS	BF	H	R	ER	SO	BB	IBB	HBP	BLK	WP	HR	S	P	ERA	WHIP					

Atlanta Braves @ Los Angeles Dodgers  
Dodger Stadium, Los Angeles, CA  
Thu Sep 06 1990, 7:05 PM PDT  
Att. 36,362 - Unknown - 75 F

livebaseballscorecards.com

AB	30
R	0
H	3
RBI	0
BB	0
SO	6
LOB	7



Batter	1	2	3	4	5	6	7	8	9	AB	R	H	RBI	BB	SO	LOB
Lenny Harris, L OBP: 0.338, SLG: 0.371 (1, 4) (9, 5)	2-2 S HR 1B	1-0 L6 2B		1-2 G6-3		3-2 E5				4	1	2	0	0	0	0
Kirk Gibson, L OBP: 0.350, SLG: 0.432 (1, 8)	3-1 F8	0-2 L6 2-3		1-0 G4-3		3-2 P5				4	0	0	0	0	0	3
Kal Daniels, L OBP: 0.381, SLG: 0.518 (1, 7)	4-2 HR 1-2 BB			2-1 HR		2-3 K			3-3 K	3	2	1	1	1	2	0
Eddie Murray, S OBP: 0.402, SLG: 0.511 (1, 3)	1-0 HR 1-H 2-H			0-1 F7		2-1 2B 1B			4-1 FC5-4 BB	3	1	2	3	1	0	0
Hubie Brooks, R OBP: 0.310, SLG: 0.437 Stan Javier, S OBP: 0.359, SLG: 0.368 (1, 9) (7, PR) (8, 9)	1-1 G5-3			4-1 1B SF9 BB		1-0 2B			0-2 FC5-4 1-2f	3	1	1	0	1	0	1
Mike Scioscia, L OBP: 0.350, SLG: 0.421 (1, 2)	3-1 E9 2B			0-0 FC5-4 1B		2-1 P6			0-2 P4	4	0	2	0	0	0	3
Mike Sharperson, R OBP: 0.390, SLG: 0.385 Jose Vizcaino, S OBP: 0.326, SLG: 0.333 (1, 5) (9, 4)	4-1 BB			3-1 SF9 3-H		0-1 G6-3			1-1 G6-3	2	0	0	1	1	0	2
Jose Offerman, S OBP: 0.206, SLG: 0.250 (1, 6)	1-1 F7			0-0 FC5-4 1-2f					3-1 F7	4	0	0	0	0	0	3
Mike Hartley, R OBP: 0.083, SLG: 0.083 (1, 1)				1-3 K		3-2 G6-3			3-3 K	4	0	0	0	0	3	0

Pitcher	Inning Stats																ERA	WHIP
	IP	WLS	BF	H	R	ER	SO	BB	IBB	HBP	BLK	WP	HR	S	P			
Paul Marak, R ERA: 6.52 (1, 1)	2.1	L	14	5	5	5	1	3	0	0	0	0	2	27	56	19.29	3.429	
Tony Castillo, L ERA: 4.14 (3, 1)	2.1		10	3	0	0	2	0	0	0	0	0	0	23	36	0.00	1.286	
Mark Grant, R ERA: 5.58 (5, 1)	0.1		1	0	0	0	0	0	0	0	0	0	0	2	2	0.00	0.000	
Dwayne Henry, R ERA: 5.09 (6, 1)	2.0		8	0	0	0	1	1	0	0	0	0	0	25	44	0.00	0.500	
Marvin Freeman, R ERA: 5.4 (8, 1)	1.0		3	0	0	0	1	0	0	0	0	0	0	7	12	0.00	0.000	

**BOTTOM**

**Atlanta Braves @ Los Angeles Dodgers**  
**Dodger Stadium, Los Angeles, CA**

Thu Sep 06 1990, 7:05 PM PDT  
 Att: 36,362 - Unknown - 75 F

AB 31  
 R 5  
 H 8  
 RBI 5  
 BB 4  
 SO 5  
 LOB 12

WP: 0 PA: 36  
 PB: 0  
 SB: 1  
 CS: 0

1B: 3 SF: 1  
 2B: 4 SAC: 0  
 3B: 0 DP: 1  
 HR: 2 HBP: 0



livebaseballscorecards.com

Batter	1	2	3	4	5	6	7	8	9	AB R H RBI BB SO LOB	TOP		
Herm Winningham, L (1, 8) OBP: 0.319, SLG: 0.446	2-1 CS 1B		2-2 G4-3			1-2 G3		1-1 G4-3		4 0 1 0 0 0 0			
Barry Larkin, R (1, 6) OBP: 0.359, SLG: 0.396	2-2 SAFE 1 SAFE 1 SAFE 1-2		3-2 F9			3-1 G6-3			1-1 E G5-3 1B	4 1 1 0 0 0 1			
Paul O'Neill, L (1, 9) OBP: 0.346, SLG: 0.440	0-0 G3-1				1-1 G3-1		0-0 G3		3-2 E6 G5-3 1-3	4 0 0 0 0 0 1			
Eric Davis, R (1, 7) OBP: 0.330, SLG: 0.451		2-3 K			1-1 G5-3		3-3 K		0-0 G5-3 1-2 3-H	4 0 0 1 0 2 1			
Hal Morris, L (1, 3) OBP: 0.380, SLG: 0.532		0-2 E 1B			2-2 G4-3		1-1 E 1B		0-0 F7	4 0 2 0 0 0 1			
Chris Sabo, R (1, 5) OBP: 0.344, SLG: 0.483		3-2 F7			0-1 F8		2-2 E5 G4-6-3 1-2		0-1 G5-3	4 0 0 0 0 0 3			
Jeff Reed, L (1, 2) OBP: 0.359, SLG: 0.379		2-2 E3			2-2 G5-3		1-1 G4-6-3 1-2f			3 0 0 0 0 0 3			
Mariano Duncan, R (1, 4) OBP: 0.350, SLG: 0.490		3-3 K			0-1 E6		2-2 G5			3 0 0 0 0 1 2			
Jose Rijo, R (1, 1) OBP: 0.176, SLG: 0.196			1-2 G6-3			2-2 G6-3		1-0 F7		2 0 0 0 0 0 1			
Ron Oester, S (8, PH) OBP: 0.320, SLG: 0.360										1 0 0 0 0 0 0			
Tim Layana, R (8, 1)										0 0 0 0 0 0 0			
Rosario Rodriguez, R (8, 1)										0 0 0 0 0 0 0			
<b>Inning Stats</b>	R: 0 H: 1 E: 0 LOB: 0 K: 0 BB: 0 S: 6 P: 10	R: 0 H: 1 E: 1 LOB: 2 K: 2 BB: 0 S: 16 P: 26	R: 0 H: 0 E: 0 LOB: 0 K: 0 BB: 0 S: 10 P: 16	R: 0 H: 0 E: 0 LOB: 0 K: 0 BB: 0 S: 9 P: 13	R: 0 H: 0 E: 1 LOB: 1 K: 0 BB: 0 S: 10 P: 14	R: 0 H: 0 E: 0 LOB: 0 K: 0 BB: 0 S: 6 P: 10	R: 0 H: 1 E: 1 LOB: 1 K: 1 BB: 0 S: 12 P: 19	R: 0 H: 0 E: 0 LOB: 0 K: 0 BB: 0 S: 6 P: 10	R: 1 H: 1 E: 1 LOB: 1 K: 0 BB: 0 S: 9 P: 13	1B: 4 SF: 0 2B: 0 SAC: 0 3B: 0 DP: 1 HR: 0 HBP: 0	WP: 0 PA: 33 PB: 0 SB: 0 CS: 1		
<b>PITCHER</b>	IP WLS BF H R ER SO BB IBB HBP BLK WP HR S P ERA WHIP											<b>PITCHER</b>	IP WLS BF H R ER SO BB IBB HBP BLK WP HR S P ERA WHIP
Jim Neidlinger, R (1, 1) ERA: 2.72	8.0 W 30 4 1 0 3 0 0 0 0 0 0 0 80 127 0.00 0.500												
Jay Howell, R (9, 1) ERA: 2.05	1.0 S 3 0 0 0 0 0 0 0 0 0 0 0 4 4 0.00 0.000												

Cincinnati Reds @ Los Angeles Dodgers  
Dodger Stadium, Los Angeles, CA

Fri Sep 07 1990, 7:05 PM PDT  
Att. 47,720 - Unknown - 90 F

AB	33
R	1
H	4
RBI	1
BB	0
SO	3
LOB	13



Batter	1	2	3	4	5	6	7	8	9	AB	R	H	RBI	BB	SO	LOB				
Lenny Harris, L OBP: 0.340, SLG: 0.370 (1, 4)	4-0 S BB SF7 BB		1-1 G5-3	2-2 1-2 1B			2-2 F9			3	1	1	0	1	0	0				
Kirk Gibson, L OBP: 0.349, SLG: 0.427 (1, 8)	1 SAFE 2-3 K		4-2 S BLK BB	0-1 P5			0-0 F8			3	0	0	0	1	1	3				
Kal Daniels, L OBP: 0.380, SLG: 0.514 (1, 7)	1 SAFE 4-1 S BB		1-1 L7	1-3		1-1 F7	3-1 F8			3	0	0	0	1	0	1				
Eddie Murray, S OBP: 0.403, SLG: 0.508 (1, 3)	1-2 2-3 BB		4-0 BB		2-0 G4-3		2-1 G5-3			2	0	0	0	2	0	0				
Hubie Brooks, R OBP: 0.310, SLG: 0.435 (1, 9)	0-1 SF7		1-3 K		1-2 G4-3		4-2 CS BB			2	0	0	1	1	1	2				
Juan Samuel, R OBP: 0.294, SLG: 0.320 (8, PR)										0	0	0	0	0	0	0				
Jose Gonzalez, R OBP: 0.284, SLG: 0.458 (9, 9)	3-H 0-1 F6									0	0	0	0	0	0	0				
Mike Scioscia, L OBP: 0.349, SLG: 0.418 (1, 2)				0-0 G3-1		4-1 1B BB E	0-2 G1-3			3	1	0	0	1	0	3				
Mike Sharperson, R OBP: 0.390, SLG: 0.385 (1, 5)		2-2 G4-3		1-0 E6 1B		2-2 E9 CS 1B 1H				3	1	1	0	0	0	0				
Alfredo Griffin, S OBP: 0.263, SLG: 0.255 (1, 6)		0-0 P5		1-0 G5-3		0-0 G3				3	0	0	0	0	0	2				
Jim Neidlinger, S OBP: 0.211, SLG: 0.167 (1, 1)		1-3 K		1-0 1B		3-2 F9 3-H				3	0	1	1	0	1	1				
Jay Howell, R OBP: 0.313, SLG: 0.300 (9, 1)				2-H 1B						0	0	0	0	0	0	0				
Rick Dempsey, R OBP: 0.313, SLG: 0.300 (9, 2)										0	0	0	0	0	0	0				
<b>Inning Stats</b>	R: 1 E: 0 K: 1 S: 10	H: 0 LOB: 2 BB: 3 P: 24	R: 0 E: 0 K: 1 S: 7	H: 0 LOB: 0 BB: 0 P: 10	R: 0 E: 0 K: 1 S: 10	H: 0 LOB: 2 BB: 2 P: 21	R: 1 E: 1 K: 0 S: 9	H: 2 LOB: 2 BB: 0 P: 14	R: 0 E: 0 K: 0 S: 6	H: 0 LOB: 0 BB: 0 P: 10	R: 1 E: 1 K: 0 S: 11	H: 1 LOB: 0 BB: 1 P: 20	R: 0 E: 0 K: 0 S: 8	H: 0 LOB: 0 BB: 0 P: 13	R: 0 E: 0 K: 0 S: 10	H: 0 LOB: 1 BB: 1 P: 16	1B: 3 2B: 0 3B: 0 HR: 0	SF: 1 SAC: 0 DP: 0 HBP: 0	WP: 0 PB: 0 SB: 3 CS: 2	PA: 33
<b>PITCHER</b>	IP WLS BF H R ER SO	IP WLS BF H R ER SO	IP WLS BF H R ER SO	IP WLS BF H R ER SO	IP WLS BF H R ER SO	IP WLS BF H R ER SO	IP WLS BF H R ER SO	IP WLS BF H R ER SO	IP WLS BF H R ER SO	IP WLS BF H R ER SO	IP WLS BF H R ER SO	IP WLS BF H R ER SO	IP WLS BF H R ER SO	IP WLS BF H R ER SO	IP WLS BF H R ER SO	IP WLS BF H R ER SO	ERA WHIP	ERA WHIP	ERA WHIP	
Jose Rijo, R ERA: 3.12 (1, 1)	7.0 L	30 3	3 3	1 3	6 3	0 3	0 3	1 3	112 129	1.29	1.286									
Tim Lavyana, R ERA: 3.31 (8, 1)	0.1	2	0	0	1	0	0	0	0	0.00	3.000									
Rosario Rodriguez, L ERA: 6.23 (8, 1)	0.2	1	0	0	0	0	0	0	0	0.00	0.000									

**BOTTOM**

**Cincinnati Reds @ Los Angeles Dodgers**  
 Dodger Stadium, Los Angeles, CA

Fri Sep 07 1990, 7:05 PM PDT  
 Att: 47,720 - Unknown - 90 F

livebaseballscores.com

<b>AB</b>	<b>25</b>
<b>R</b>	<b>3</b>
<b>H</b>	<b>3</b>
<b>RBI</b>	<b>2</b>
<b>BB</b>	<b>7</b>
<b>SO</b>	<b>3</b>
<b>LOB</b>	<b>12</b>



Batter	1	2	3	4	5	6	7	8	9	AB R H RBI BB SO LOB	TOP											
Barry Larkin, R (1, 6) OBP: 0.359, SLG: 0.396	3-1 L9	2-2 1B		0-1 6-3			0-1 G3		1-0 1B SF9	5 1 2 0 0 0 0												
Hal Morris, L (1, 3) OBP: 0.380, SLG: 0.530	1-0 2B 1B	1-3 K		1-2 F7			1-1 G6-3		0-0 2B SF8	5 2 2 0 0 1 1												
Mariano Duncan, R (1, 4) OBP: 0.349, SLG: 0.486	4-2 2B BB			1-2 6-3			0-3 K		0-0 SF9	3 1 0 1 1 1 0												
Eric Davis, R (1, 7) OBP: 0.336, SLG: 0.462	3-2 2B 1-H 2-H			4-1 1B 1B			1-3 K		3-2 1B 2B	4 3 3 2 1 1 0												
Chris Sabo, R (1, 5) OBP: 0.345, SLG: 0.483	3-1 P6			2-0 1B SF8			2-1 G6-3		0-0 3-1	2 1 1 0 0 0 1												
Luis Quinones, S (4, 5) OBP: 0.303, SLG: 0.319	2-3			1-3 1B					1-0 SF8	2 0 0 1 0 0 1												
Joe Oliver, R (1, 2) OBP: 0.313, SLG: 0.378	0-0 2B			0-0 SF8 1B			1-2 F9		1-3 K	5 0 2 2 0 1 2												
Paul O'Neill, L (1, 9) OBP: 0.345, SLG: 0.438	0-2 5-3			1-0 SF8			1-3 K		4-0 1B IBB	2 0 0 1 1 1 1												
Billy Hatcher, R (1, 8) OBP: 0.324, SLG: 0.394				3-1 F9			0-0 1-3		2-1 1B	2 0 0 0 1 0 0												
Herm Winningham, L (8, PH) OBP: 0.324, SLG: 0.450				4-0 FC6-4 IBB					1-2 1B	1 0 1 1 0 0 0												
Tom Browning, L (1, 1) OBP: 0.118, SLG: 0.106				2-1 FC6-4			1-2 4-3		0-3 K	3 0 0 0 0 0 2												
Rob Dibble, L (7, 1)				1-2 6-3						0 0 0 0 0 0 0												
Randy Myers, L (7, 1) OBP: 0.333, SLG: 0.333				1-2 FC6-4						1 0 0 0 0 1 2												
<b>Inning Stats</b>	R: 3 E: 0 K: 0 S: 17	H: 3 LOB: 1 BB: 1 P: 31	R: 0 E: 0 K: 1 S: 11	H: 1 LOB: 1 BB: 0 P: 18	R: 2 E: 0 K: 0 S: 11	H: 2 LOB: 2 BB: 2 P: 25	R: 0 E: 0 K: 0 S: 8	H: 0 LOB: 0 BB: 0 P: 10	R: 0 E: 0 K: 1 S: 8	H: 0 LOB: 0 BB: 0 P: 12	R: 0 E: 0 K: 1 S: 7	H: 0 LOB: 0 BB: 0 P: 9	R: 0 E: 0 K: 1 S: 7	H: 0 LOB: 0 BB: 0 P: 8	R: 1 E: 0 K: 2 S: 12	H: 2 LOB: 2 BB: 1 P: 22	R: 2 E: 0 K: 0 S: 9	H: 3 LOB: 1 BB: 0 P: 14	1B: 7 2B: 4 3B: 0 HR: 0	SF: 3 SAC: 0 DP: 0 HBP: 0	WP: 0 PB: 0 SB: 1 CS: 0	PA: 42
<b>PITCHER</b>	IP WLS BF H R ER SO BB IBB HBP BLK WP HR S P ERA WHIP																					
Fernando Valenzuela, L (1, 1) ERA: 4.34	3.0 L 18 6 5 5 1 2 1 0 0 0 0 0 39 74 15.00 2.667																					
Darren Holmes, R (4, 1) ERA: 1.17	1.0 3 0 0 0 0 0 0 0 0 0 0 0 8 10 0.00 0.000																					
Tim Crews, R (5, 1) ERA: 2.47	3.0 9 0 0 0 3 0 0 0 0 0 0 0 22 29 0.00 0.000																					
Jim Gott, R (8, 1) ERA: 3.24	2.0 12 5 3 3 2 0 1 0 0 0 0 0 21 36 13.50 2.500																					

Cincinnati Reds @ Los Angeles Dodgers  
Dodger Stadium, Los Angeles, CA  
Sat Sep 08 1990, 7:05 PM PDT  
Att: 48,459 - Unknown

AB	35
R	8
H	11
RBI	8
BB	4
SO	6
LOB	10



WP: 0	PA: 42
PB: 0	
SB: 1	
CS: 0	

Batter	1	2	3	4	5	6	7	8	9	AB	R	H	RBI	BB	SO	LOB
Juan Samuel, R OBP: 0.295, SLG: 0.325 Lenny Harris, L OBP: 0.339, SLG: 0.369 (8, 4)	0-1 F9	0-0 3B			0-0 B5-3		0-3 K			3	0	1	2	0	0	0
Kirk Gibson, L OBP: 0.348, SLG: 0.422 (1, 8)	4-0 1B	2-0 F8			1-0 F8		3-3 K			3	1	0	0	1	1	2
Kal Daniels, L OBP: 0.380, SLG: 0.514 Mickey Hatcher, R OBP: 0.270, SLG: 0.274 (2, 7)	3-2 1B				0-2 L7			1-3 K		0	0	0	0	0	0	0
Eddie Murray, S OBP: 0.401, SLG: 0.506 (1, 3)	1-0 1B				0-1 F9		2-2 4-3		2-3 K	4	0	1	1	0	1	0
Hubie Brooks, R OBP: 0.307, SLG: 0.431 (1, 9)	1-1 6-3				1-3 K		0-3 K		1-3 K	4	0	0	0	0	3	1
Mike Sharperson, R OBP: 0.385, SLG: 0.380 (1, 5)		1-0 L9			0-0 F7		1-1 5-3		2-3 K	4	0	0	0	0	1	0
Rick Dempsey, R OBP: 0.326, SLG: 0.304 (1, 2)		4-2 3B			3-2 1B		4-2 SH3-4		2-2 F7	2	2	1	0	2	0	0
Alfredo Griffin, S OBP: 0.264, SLG: 0.255 Chris Gwynn, L OBP: 0.323, SLG: 0.436 Jim Gott, R Stan Javier, S OBP: 0.361, SLG: 0.368 (9, PH)		4-1 FC6-4			1-2 P6		1-0 WP		4-1 BB	1	0	0	0	1	0	1
Fernando Valenzuela, L OBP: 0.226, SLG: 0.390 Darren Holmes, R Jose Vizcaino, S OBP: 0.319, SLG: 0.326 Tim Crews, R Jose Offerman, S OBP: 0.200, SLG: 0.242 (8, 8)		0-2 FC6-4			2-1 L8		2-1 SH3-4		0-2 P4	1	1	0	0	0	0	2

Inning Stats	R: 1	H: 2	E: 0	K: 0	S: 8	R: 2	H: 1	E: 0	K: 0	S: 9	R: 0	H: 0	E: 0	K: 1	S: 8	R: 0	H: 0	E: 0	K: 0	S: 10	R: 0	H: 0	E: 0	K: 1	S: 6	R: 0	H: 0	E: 0	K: 1	S: 10	R: 1	H: 1	E: 0	K: 2	S: 12	R: 0	H: 0	E: 0	K: 3	S: 10	R: 0	H: 0	E: 0	K: 1	S: 12	1B: 4	2B: 0	3B: 1	SF: 0	SAC: 1	DP: 0	HBP: 0	WP: 1	PB: 0	SB: 0	CS: 0	PA: 36
--------------	------	------	------	------	------	------	------	------	------	------	------	------	------	------	------	------	------	------	------	-------	------	------	------	------	------	------	------	------	------	-------	------	------	------	------	-------	------	------	------	------	-------	------	------	------	------	-------	-------	-------	-------	-------	--------	-------	--------	-------	-------	-------	-------	--------

PITCHER	IP	WLS	BF	H	R	ER	SO	BB	IBB	HBP	BLK	WP	HR	S	P	ERA	WHIP
Tom Browning, L ERA: 3.52	(1, 1)	6.0	W	25	4	4	4	2	4	0	0	0	0	54	91	6.00	1.333
Rob Dibble, R ERA: 1.91	(7, 1)	0.1		2	1	0	0	0	0	0	0	0	0	3	6	0.00	3.000
Randy Myers, L ERA: 2.02	(7, 1)	2.2	S	9	0	0	6	1	0	0	0	1	0	28	43	0.00	0.375

BOTTOM

Cincinnati Reds @ Los Angeles Dodgers  
 Dodger Stadium, Los Angeles, CA  
 Sat Sep 08 1990, 7:05 PM PDT  
 Att. 48,459 - Unknown

livebaseballscores.com

AB	30
R	4
H	5
RBI	3
BB	5
SO	8
LOB	10



Batter	1	2	3	4	5	6	7	8	9	AB R H RBI BB SO LOB	TOP
<b>Bill Doran, S</b> (1, 5) OBP: 0.414, SLG: 0.432 <b>Luis Quinones, S</b> (5, 5) OBP: 0.306, SLG: 0.331	3-1 1-3 2B		2-3 K		2-2 3B 2B		0-0 4-3		2-2 2B	3 1 2 0 0 1 0 2 0 1 0 0 0 0	
<b>Barry Larkin, R</b> (1, 6) OBP: 0.358, SLG: 0.398	0-0 1-3		3-1 F9		3-2 1B 3B		1-2 P3		1-1 6-3	5 1 1 1 0 0 2	
<b>Hal Morris, L</b> (1, 3) OBP: 0.378, SLG: 0.525	1-2 P6		2-0 F8		0-0 FC6-4 1B		1-1 3-1			4 0 1 1 0 0 1	
<b>Eric Davis, R</b> (1, 7) OBP: 0.335, SLG: 0.468	2-1 F8			0-2 HR	0-0 FC6-4 1-2f			0-1 F8		4 1 1 1 0 0 2	
<b>Paul O'Neill, L</b> (1, 9) OBP: 0.345, SLG: 0.435		4-2 BLK 1B BB		1-3 K	3-1 F8			2-2 F7		3 1 0 0 1 1 1	
<b>Herm Winningham, L</b> (1, 8) OBP: 0.329, SLG: 0.455		2-2 1-3 1-2		4-1 S BB	1-3 K			3-2 2B		3 0 1 0 1 1 2	
<b>Jeff Reed, L</b> (1, 2) OBP: 0.357, SLG: 0.375		0-0 FC6-4 1B 2-H		1-0 P2		0-1 F8		2-3 K		4 0 1 1 0 1 2	
<b>Mariano Duncan, R</b> (1, 4) OBP: 0.348, SLG: 0.482		0-0 FC6-4 1-2f		4-0 1-2 IBB		0-1 4-3			1-3 K	3 0 0 0 1 1 1	
<b>Danny Jackson, R</b> (1, 1) OBP: 0.069, SLG: 0.138 <b>Todd Benzing, S</b> (6, PH) OBP: 0.294, SLG: 0.348 <b>Rick Mahler, R</b> (6, 1) OBP: 0.139, SLG: 0.147 <b>Ron Oester, S</b> (9, PH) OBP: 0.318, SLG: 0.357		1-3 K		2-3 K		1-3 K		1-1 F8		2 0 0 0 0 2 3 1 0 0 0 0 1 0 0 0 0 0 0 0 0 1 0 0 0 0 0 0	
<b>Inning Stats</b>	R: 0 H: 1 E: 0 LOB: 1 K: 0 BB: 0 S: 10 P: 16	R: 1 H: 1 E: 0 LOB: 1 K: 1 BB: 1 S: 11 P: 18	R: 0 H: 0 E: 0 LOB: 0 K: 1 BB: 0 S: 6 P: 13	R: 1 H: 1 E: 0 LOB: 2 K: 2 BB: 2 S: 12 P: 24	R: 2 H: 3 E: 0 LOB: 1 K: 1 BB: 0 S: 15 P: 24	R: 0 H: 0 E: 0 LOB: 0 K: 1 BB: 0 S: 7 P: 8	R: 0 H: 0 E: 0 LOB: 0 K: 0 BB: 0 S: 7 P: 9	R: 0 H: 1 E: 0 LOB: 1 K: 1 BB: 0 S: 11 P: 18	R: 0 H: 1 E: 0 LOB: 1 K: 1 BB: 0 S: 12 P: 17	1B: 2 SF: 0 2B: 4 SAC: 0 3B: 1 DP: 0 HR: 1 HBP: 0	WP: 0 PA: 38 PB: 0 SB: 1 CS: 0
<b>PITCHER</b> <b>Ramon Martinez, R</b> (1, 1) ERA: 3.22	IP WLS BF H R ER SO BB IBB HBP BLK WP HR S P ERA WHIP 9.0 W 38 8 4 4 8 2 1 0 1 0 1 91 147 4.00 1.111					<b>PITCHER</b> IP WLS BF H R ER SO BB IBB HBP BLK WP HR S P ERA WHIP					

**Cincinnati Reds @ Los Angeles Dodgers**  
**Dodger Stadium, Los Angeles, CA**  
 Sun Sep 09 1990, 3:33 AM PDT  
 Att: 41,740 - Unknown

<b>AB</b>	<b>35</b>
<b>R</b>	<b>4</b>
<b>H</b>	<b>8</b>
<b>RBI</b>	<b>4</b>
<b>BB</b>	<b>3</b>
<b>SO</b>	<b>8</b>
<b>LOB</b>	<b>14</b>





Batter	1	2	3	4	5	6	7	8	9
Juan Samuel, R OBP: 0.294, SLG: 0.326 (1, 4)	0-0 L8	2-2 E5		2-3 K		0-2 4-3		2-2 2B	
Kirk Gibson, L OBP: 0.347, SLG: 0.419 Stan Javier, S OBP: 0.360, SLG: 0.366 (1, 8) (5, 8)	2-2 G4-3	1-2 4-3		3-2 HBP		1-3 K			
Kal Daniels, L OBP: 0.381, SLG: 0.515 (1, 7)	4-1 FC6-4 BB		1-0 4-3 SF8 2B	1-1 3-1		2-3 K			
Eddie Murray, S OBP: 0.399, SLG: 0.502 (1, 3)	0-0 FC6-4		3-2 4-3		0-0 P4		1-3 K		
Hubie Brooks, R OBP: 0.309, SLG: 0.439 (1, 9)		0-0 3-1	0-2 SF8		2-1 1B 1B		0-0 HR		
Mike Sharperson, R OBP: 0.386, SLG: 0.381 (1, 5)		3-1 E 1B 1B	0-2 6-3		0-0 1B SH1-3 1B		3-2 G6-3		
Rick Dempsey, R OBP: 0.331, SLG: 0.304 (1, 2)		3-2 5-3		4-1 HBP 1B BB	2-2 SH1-3 1B		1-0 P4		
Alfredo Griffin, S OBP: 0.265, SLG: 0.255 (1, 6)		2-2 E5 1B E		0-0 HBP 1B	0-1 SH1-3		2-2 L6		
Ramon Martinez, R OBP: 0.139, SLG: 0.116 (1, 1)		2-2 E 1B		2-3 K	0-3 K		1-3 K		

Inning Stats	R: 0	H: 0	E: 0	K: 0	S: 6	R: 2	H: 2	E: 2	K: 0	S: 24	R: 1	H: 1	E: 0	K: 0	S: 13	R: 0	H: 1	E: 0	K: 2	S: 12	R: 2	H: 3	E: 0	K: 1	S: 13	R: 0	H: 0	E: 0	K: 2	S: 10	R: 1	H: 1	E: 0	K: 1	S: 8	R: 0	H: 1	E: 0	K: 1	S: 11
	LOB: 1	BB: 1	P: 12	LOB: 2	BB: 0	P: 37	LOB: 0	BB: 0	P: 17	LOB: 3	BB: 1	P: 24	LOB: 1	BB: 0	P: 17	LOB: 0	BB: 0	P: 13	LOB: 0	BB: 0	LOB: 0	BB: 0	P: 13	LOB: 1	BB: 0	P: 16	LOB: 0	BB: 0	P: 13	LOB: 0	BB: 0	P: 13	LOB: 1	BB: 0	P: 16	LOB: 1	BB: 0	P: 16		

PITCHER	IP	WLS	BF	H	R	ER	SO	BB	IBB	HBP	BLK	WP	HR	S	P	ERA	WHIP
Danny Jackson, L ERA: 3.74 (1, 1)	5.0	L	27	7	5	3	3	2	0	1	0	0	0	68	107	5.40	1.800
Rick Mahler, R ERA: 4.11 (6, 1)	3.0		10	2	1	1	4	0	0	0	0	0	1	29	42	3.00	0.667

AB R H RBI BB SO LOB

5	0	1	0	0	1	3
2	0	0	0	0	0	2
1	0	0	0	0	1	0
3	1	1	0	1	1	3
4	0	0	0	0	1	2
3	2	2	2	0	0	0
4	2	2	0	0	0	0
3	0	1	1	1	0	1
3	1	1	1	0	0	1
4	0	1	1	0	3	3

AB	32
R	6
H	9
RBI	5
BB	2
SO	7
LOB	15



WP	PA	ERA	WHIP
0	37		

Cincinnati Reds @ Los Angeles Dodgers  
 Dodger Stadium, Los Angeles, CA  
 Sun Sep 09 1990, 3:33 AM PDT  
 Att. 41,740 - Unknown

livebaseballscorecards.com

Batter	1	2	3	4	5	6	7	8	9	AB R H RBI BB SO LOB	TOP											
Stan Javier, S (1, 8) OBP: 0.365, SLG: 0.367	4-2 CS BB		1-1 HBP BB 1B		0-1 G4-3		4-1 SAFE SAFE SAFE 1-2 BB BB			2 0 1 0 2 0 0	<b>Los Angeles Dodgers @ San Diego Padres</b> Jack Murphy Stadium, San Diego, CA Mon Sep 10 1990, 10:05 PM EDT Att. 11,729 - Unknown - 85 F											
Jose Gonzalez, R (1, 7) OBP: 0.293, SLG: 0.453	3-1 F8 1-2		4-2 SAFE SAFE 1-2 HBP BB		1-0 1B		2-2 FC6-4 1-2f			3 0 1 0 1 0 3												
Mike Sharperson, R (1, 5) OBP: 0.385, SLG: 0.377	0-1 G5-3		1-1 HBP		0-1 L4		1-3 K			3 0 0 0 0 1 1												
Eddie Murray, S (1, 3) OBP: 0.397, SLG: 0.500		0-3 K	3-3 K		0-0 G4-6-3 1B		1-1 P2			4 0 1 0 0 2 3												
Hubie Brooks, R (1, 9) OBP: 0.307, SLG: 0.435		1-3 K		1-1 F8		1-1 P4		0-3 K		4 0 0 0 0 2 1												
Rick Dempsey, R (1, 2) OBP: 0.324, SLG: 0.297		0-1 G1-3		0-2 P6		0-1 G4-6-3 1-2f		1-0 G6-3		3 0 0 0 0 0 1												
Lenny Harris, L (9, PH) OBP: 0.338, SLG: 0.368										1 0 0 0 0 0 0												
Juan Samuel, R (1, 4) OBP: 0.295, SLG: 0.342			0-0 HR	2-0 HR			2-2 G6-3		0-3 K	4 2 2 2 0 1 0												
Alfredo Griffin, S (1, 6) OBP: 0.263, SLG: 0.254			2-2 P3	1-2 F8			2-2 G6-3		0-1 G4-3	3 0 0 0 0 0 0												
Chris Gwynn, L (9, PH) OBP: 0.320, SLG: 0.432										1 0 0 0 0 0 0												
Mike Morgan, R (1, 1) OBP: 0.094, SLG: 0.065			0-0 G4-3		0-0 G4-3		0-2 BB 1B			2 0 0 0 0 0 0												
Jose Vizcaino, S (7, PH) OBP: 0.333, SLG: 0.341										1 0 1 0 0 0 0												
Tim Crews, R (7, 1)										0 0 0 0 0 0 0												
Darren Holmes, R (8, 1)										0 0 0 0 0 0 0												
Dave Walsh, L (8, 1)										0 0 0 0 0 0 0												
<b>Inning Stats</b>	R: 0 E: 0 K: 0 S: 6	H: 0 LOB: 0 BB: 1 P: 13	R: 0 E: 0 K: 2 S: 8	H: 0 LOB: 0 BB: 0 P: 9	R: 1 E: 0 K: 1 S: 19	H: 2 LOB: 3 BB: 1 P: 30	R: 1 E: 0 K: 0 S: 10	H: 1 LOB: 0 BB: 0 P: 14	R: 0 E: 0 K: 0 S: 6	H: 1 LOB: 1 BB: 0 P: 7	R: 0 E: 0 K: 0 S: 5	H: 1 LOB: 0 BB: 0 P: 6	R: 0 E: 0 K: 0 S: 14	H: 1 LOB: 2 BB: 1 P: 24	R: 0 E: 0 K: 2 S: 8	H: 0 LOB: 0 BB: 0 P: 10	R: 0 E: 0 K: 1 S: 6	H: 0 LOB: 0 BB: 0 P: 7	1B: 4 2B: 0 3B: 0 HR: 2	SF: 0 SAC: 0 DP: 1 HBP: 1	WP: 0 PB: 0 SB: 0 CS: 1	PA: 35
<b>PITCHER</b>	IP WLS BF H R ER SO BB IBB HBP BLK WP HR S P ERA WHIP																				IP WLS BF H R ER SO BB IBB HBP BLK WP HR S P ERA WHIP	
Dennis Rasmussen, L (1, 1) ERA: 4.17	7.0 W 29 6 2 2 3 3 0 1 0 0 2 68 103 2.57 1.286																					
Greg Harris, R (8, 1) ERA: 2.52	2.0 S 6 0 0 0 3 0 0 0 0 0 0 14 17 0.00 0.000																					

AB	31
R	2
H	6
RBI	2
BB	3
SO	6
LOB	9



WP: 0	PA: 35
-------	--------

livebaseballscorecards.com

BOTTOM

Los Angeles Dodgers @ San Diego Padres  
Jack Murphy Stadium, San Diego, CA

livebaseballscorecards.com

AB 33  
R 5  
H 12  
RBI 4  
BB 6  
SO 4  
LOB 28



WP: 1 PA: 43  
PB: 0  
SB: 2  
CS: 2

Mon Sep 10 1990, 10:05 PM EDT  
Att: 11,729 - Unknown - 85 F

Batter	1	2	3	4	5	6	7	8	9	AB	R	H	RBI	BB	SO	LOB
Bip Roberts, S OBP: 0.370, SLG: 0.424 (1, 5)	SH1-3 S 1B	K2-3				CS 2B	F7	F9		5	0	2	0	0	1	6
Paul Faries, R OBP: 0.278, SLG: 0.294 (1, 4)	SH1-3 HBP		G6-3		G5-3	FC5		K 2B E		4	1	0	0	0	1	3
Tony Gwynn, L OBP: 0.356, SLG: 0.407 (1, 9)	SH1-3		G1-3		E BB 1B BB	F9		E9 G6-3 SF8 2B		3	2	1	0	1	0	2
Jack Clark, R OBP: 0.425, SLG: 0.523 (1, 3)	P5		K		1B E BB			G6-3		4	0	1	0	1	1	3
Joe Carter, R OBP: 0.286, SLG: 0.404 (1, 8) (9, 7)	G5-3				CS 1B	E5 1B		FC5-4 E S 1B		4	1	1	0	1	0	5
Benito Santiago, R OBP: 0.346, SLG: 0.440 (1, 2)			G6-3		P3			SF8		3	1	1	2	1	0	1
Fred Lynn, L OBP: 0.317, SLG: 0.358 (1, 7)					1B BB	G3		L9		2	0	1	1	2	0	3
Shawn Abner, R OBP: 0.286, SLG: 0.316 (8, PH) (9, 8)					1B BB					1	0	0	0	0	0	1
Garry Templeton, S OBP: 0.284, SLG: 0.367 (1, 6)					1B					4	0	4	0	0	0	0
Dennis Rasmussen, L OBP: 0.316, SLG: 0.333 (1, 1)					K					2	0	1	0	0	1	2
Phil Stephenson, L OBP: 0.321, SLG: 0.331 (7, PH)										1	0	0	1	0	0	2
Greg Harris, R OBP: 0.091, SLG: 0.273 (8, 1)										0	0	0	0	0	0	0
Inning Stats	R: 0 H: 1 E: 0 LOB: 2 K: 0 BB: 0 S: 8 P: 14	R: 0 H: 1 E: 0 LOB: 2 K: 1 BB: 1 S: 12 P: 21	R: 0 H: 0 E: 0 LOB: 0 K: 1 BB: 0 S: 6 P: 9	R: 0 H: 2 E: 0 LOB: 2 K: 1 BB: 1 S: 12 P: 23	R: 1 H: 2 E: 1 LOB: 3 K: 0 BB: 2 S: 15 P: 26	R: 0 H: 2 E: 0 LOB: 2 K: 0 BB: 0 S: 11 P: 15	R: 2 H: 3 E: 1 LOB: 2 K: 0 BB: 1 S: 17 P: 32	R: 2 H: 1 E: 1 LOB: 1 K: 1 BB: 1 S: 16 P: 28	1B: 10 SF: 1 2B: 2 SAC: 2 3B: 0 DP: 0 HR: 0 HBP: 1							

PITCHER	IP	WLS	BF	H	R	ER	SO	BB	IBB	HBP	BLK	WP	HR	S	P	ERA	WHIP
Mike Morgan, R ERA: 3.35 (1, 1)	6.0		30	8	1	0	3	4	0	0	0	0	0	64	108	0.00	2.000
Tim Crews, R ERA: 2.64 (7, 1)	1.0	L	7	3	2	2	0	1	0	0	0	0	0	17	32	18.00	4.000
Darren Holmes, R ERA: 3.24 (8, 1)	0.2		5	1	2	2	1	0	1	0	0	1	0	15	27	27.00	1.500
Dave Walsh, L ERA: 5.23 (8, 1)	0.1		1	0	0	0	0	0	0	0	0	0	0	1	1	0.00	0.000

Batter	1	2	3	4	5	6	7	8	9	AB R H RBI BB SO LOB	TOP	
<b>Stan Javier, S</b> (1, 8) OBP: 0.364, SLG: 0.365	0-1 			1-3 		1-1 			1-1 	4 0 1 0 0 1 2	<b>Los Angeles Dodgers @ San Diego Padres</b> Jack Murphy Stadium, San Diego, CA Tue Sep 11 1990, 10:05 PM EDT Att. 13,758 - Unknown - 80 F <a href="http://livebaseballscorecards.com">livebaseballscorecards.com</a>	
<b>Mike Sharperson, R</b> (1, 5) OBP: 0.386, SLG: 0.377	0-0 		0-3 		0-2 			4-2 	3 0 1 0 1 1 1			
<b>Kirk Gibson, L</b> (1, 7) OBP: 0.343, SLG: 0.413	3-3 		2-3 		0-1 			2-3 	4 0 0 0 0 3 3			
<b>Hubie Brooks, R</b> (1, 9) OBP: 0.304, SLG: 0.432		1-2 		0-3 		1-2 		1-1 	4 0 0 0 0 1 3			
<b>Mickey Hatcher, R</b> (1, 3) OBP: 0.264, SLG: 0.267		1-2 		0-1 		2-1 			3 0 0 0 0 0 1			
<b>Mike Scioscia, L</b> (1, 2) OBP: 0.347, SLG: 0.415		1-2 		3-3 			1-0 		3 0 0 0 0 1 0			
<b>Juan Samuel, R</b> (1, 4) OBP: 0.298, SLG: 0.347			2-2 		0-2 		2-2 		3 0 2 0 0 0 0			
<b>Jose Offerman, S</b> (1, 6) OBP: 0.189, SLG: 0.229 <b>Rick Dempsey, R</b> (8, PH) OBP: 0.321, SLG: 0.294 <b>Jim Gott, R</b> (8, 1)			2-1 		1-1 		1-1 		2 0 0 0 0 0 1 1 0 0 0 0 0 1 0 0 0 0 0 0 0			
<b>Mike Hartley, R</b> (1, 1) OBP: 0.077, SLG: 0.077 <b>Darren Holmes, R</b> (5, 1) <b>Jose Gonzalez, R</b> (6, PH) OBP: 0.290, SLG: 0.448 <b>Dave Walsh, L</b> (6, 1) <b>Jose Vizcaino, S</b> (8, 6) OBP: 0.347, SLG: 0.356			0-1 		1-2 		2-2 		1 0 0 0 0 0 0 0 0 0 0 0 0 0 1 0 0 0 0 0 1 0 0 0 0 0 0 0 1 0 1 0 0 0 0			
<b>Inning Stats</b>	R: 0 H: 1 E: 0 LOB: 0 K: 1 BB: 0 S: 6 P: 9	R: 0 H: 0 E: 0 LOB: 0 K: 0 BB: 0 S: 9 P: 12	R: 0 H: 0 E: 0 LOB: 0 K: 0 BB: 0 S: 7 P: 11	R: 0 H: 0 E: 0 LOB: 0 K: 3 BB: 0 S: 10 P: 13	R: 0 H: 0 E: 0 LOB: 0 K: 2 BB: 0 S: 9 P: 12	R: 0 H: 1 E: 0 LOB: 1 K: 0 BB: 0 S: 15 P: 18	R: 0 H: 1 E: 0 LOB: 1 K: 0 BB: 0 S: 11 P: 14	R: 0 H: 1 E: 0 LOB: 0 K: 0 BB: 0 S: 9 P: 13	R: 0 H: 1 E: 0 LOB: 2 K: 1 BB: 1 S: 14 P: 24	1B: 4 SF: 0 2B: 1 SAC: 0 3B: 0 DP: 2 HR: 0 HBP: 0		WP: 0 PA: 31 PB: 0 SB: 0 CS: 0
<b>PITCHER</b> <b>Bruce Hurst, L</b> (1, 1) ERA: 3.3	IP WLS BF H R ER SO BB IBB HBP BLK WP HR S P ERA WHIP 9.0 W 31 5 0 0 7 1 0 0 0 0 0 0 90 126 0.00 0.667											<b>PITCHER</b> IP WLS BF H R ER SO BB IBB HBP BLK WP HR S P ERA WHIP

**Los Angeles Dodgers @ San Diego Padres**  
 Jack Murphy Stadium, San Diego, CA  
 Tue Sep 11 1990, 10:05 PM EDT  
 Att. 13,758 - Unknown - 80 F

AB	30
R	0
H	5
RBI	0
BB	1
SO	7
LOB	13



Batter	1	2	3	4	5	6	7	8	9
<b>Joey Cora, S</b> OBP: 0.271, SLG: 0.233 (1, 4) BB X	3-1 L9		3-1 1B		1-2 G6-3		1-2 F8		
<b>Garry Templeton, S</b> OBP: 0.284, SLG: 0.365 (1, 6) B X	1-0 F7		2-0 F8		4-2 3B BB		2-2 G4-3		
<b>Tony Gwynn, L</b> OBP: 0.357, SLG: 0.410 (1, 9) C B F X	2-2 L8			4-2 HR BB	2-2 3B		2-2 G4-3		
<b>Jack Clark, R</b> OBP: 0.426, SLG: 0.531 (1, 3) F B C X		1-3 K		1-0 HR BB			1-2 F8		
<b>Joe Carter, R</b> OBP: 0.285, SLG: 0.403 (1, 8) F B X		2-2 1B		2-2 F8	2-3 K		0-1 G3-1		
<b>Fred Lynn, L</b> OBP: 0.316, SLG: 0.355 (1, 7) C F B X		2-3 K		2-3 K		0-1 L8	1-2 1B		
<b>Benito Santiago, R</b> OBP: 0.345, SLG: 0.437 (1, 2) F B X		1-2 G6-3		0-2 F8		2-0 1B 1B	3-2 L6		
<b>Mike Pagliarulo, L</b> OBP: 0.331, SLG: 0.347 (1, 5) S B F X			2-2 L6		0-1 WP SH1-3 3B 1B	0-0 1B			
<b>Bruce Hurst, L</b> OBP: 0.161, SLG: 0.103 (1, 1) F B X			2-3 K		1-2 SH1-3	1-3 K			

AB R H RBI BB SO LOB

4	0	1	0	0	0	1
3	1	0	0	1	0	1
3	1	1	2	1	0	0
3	1	1	2	1	1	0
4	0	1	0	0	1	2
4	0	1	0	0	2	1
4	0	1	0	0	0	2
3	1	2	0	0	0	0
2	0	0	0	0	2	1

1B: 6	SF: 0	WP: 1	PA: 34
2B: 0	SAC: 1	PB: 0	
3B: 1	DP: 0	SB: 1	
HR: 1	HBP: 0	CS: 0	

PITCHER	IP	WLS	BF	H	R	ER	SO	BB	IBB	HBP	BLK	WP	HR	S	P	ERA	WHIP
<b>Mike Hartley, R</b> ERA: 2.95 (1, 1)	4.2	L	21	5	4	4	4	2	0	0	0	1	1	60	97	7.71	1.500
<b>Darren Holmes, R</b> ERA: 3.12 (5, 1)	0.1		2	0	0	0	1	1	0	0	0	0	0	5	11	0.00	3.000
<b>Dave Walsh, L</b> ERA: 4.38 (6, 1)	2.0		7	2	0	0	1	0	0	0	0	0	0	21	29	0.00	1.000
<b>Jim Gott, R</b> ERA: 3.18 (8, 1)	1.0		4	1	0	0	0	0	0	0	0	0	0	11	16	0.00	1.000

**Los Angeles Dodgers @ San Diego Padres**  
Jack Murphy Stadium, San Diego, CA  
Tue Sep 11 1990, 10:05 PM EDT  
Att: 13,758 - Unknown - 80 F

livebaseballscorecards.com

AB	30
R	4
H	8
RBI	4
BB	3
SO	6
LOB	8



Batter	1	2	3	4	5	6	7	8	9	AB	R	H	RBI	BB	SO	LOB							
Lenny Harris, L (1, 5) OBP: 0.344, SLG: 0.372 (8, 4)	0-1 FC4-6 1B		0-2 1-2 1B		4-2 G4-3-5 BB		3-3 K		0-0 WP 1B 1B	4	1	3	0	1	1	0							
Chris Gwynn, L (1, 7) OBP: 0.316, SLG: 0.423 (8, 5)	0-2 FC4-6 1-2f		1-2 F7		1-0 G4-3-5		0-0 1B		2-3 K	5	0	1	0	0	1	5							
Kirk Gibson, L (1, 8) OBP: 0.341, SLG: 0.409 Jose Gonzalez, R (9, 8) OBP: 0.290, SLG: 0.448	0-3 K		2-3 K		0-0 G4-3				1-3 K 1-2 1B 1B	5	1	1	0	0	3	3							
Eddie Murray, S (1, 3) OBP: 0.401, SLG: 0.510	0-3 K				0-0 HR				1-2 1B 2B 1B	4	4	3	1	1	1	1							
Hubie Brooks, R (1, 9) OBP: 0.307, SLG: 0.435					1-0 F8 1B 2B				1-1 G4-3 2-3	4	3	2	2	1	1	1							
Mike Scioscia, L (1, 2) OBP: 0.346, SLG: 0.413 Mike Sharperson, R (8, PR) OBP: 0.388, SLG: 0.377 (8, 5)					0-1 F8				0-0 G3	4	0	1	0	0	0	2							
Juan Samuel, R (1, 4) OBP: 0.300, SLG: 0.349 Kal Daniels, L (8, PH) OBP: 0.382, SLG: 0.519 Rick Dempsey, R (8, 2) OBP: 0.326, SLG: 0.300					0-0 G6-3				2-2 1B 2B 1B	3	0	2	1	0	0	1							
Jose Offerman, S (1, 6) OBP: 0.190, SLG: 0.225					2-0 G3 1B				1-1 2B 1B	1	0	1	3	0	0	0							
Jim Neidlinger, S (1, 1) OBP: 0.227, SLG: 0.150 Dave Walsh, L (7, 1) Tim Crews, R (7, 1) Stan Javier, S (8, PH) OBP: 0.362, SLG: 0.364 Jay Howell, R (8, 1)					2-2 G3				2-0 FC4-6 1B	3	0	2	1	0	0	1							
					4-2 1B BB				3-3 K	5	0	1	2	0	1	5							
									1-1 G1-3	2	0	0	0	1	1	1							
									0-0 G3-1	0	0	0	0	0	0	0							
									2-2 G5-3	0	0	0	0	0	0	0							
										1	0	0	0	0	0	2							
										1	0	0	0	0	0	2							
<b>Inning Stats</b>	R: 0 E: 0 K: 2 S: 11	H: 1 LOB: 1 BB: 0 P: 11	R: 0 E: 0 K: 1 S: 8	H: 1 LOB: 1 BB: 0 P: 13	R: 0 E: 0 K: 1 S: 20	H: 1 LOB: 2 BB: 1 P: 29	R: 2 E: 0 K: 1 S: 9	H: 3 LOB: 1 BB: 0 P: 13	R: 0 E: 0 K: 0 S: 4	H: 0 LOB: 0 BB: 1 P: 9	R: 1 E: 0 K: 1 S: 9	H: 2 LOB: 1 BB: 0 P: 16	R: 0 E: 0 K: 1 S: 6	H: 1 LOB: 1 BB: 0 P: 10	R: 3 E: 0 K: 1 S: 15	H: 3 LOB: 2 BB: 1 P: 26	R: 4 E: 0 K: 1 S: 16	H: 4 LOB: 2 BB: 2 P: 32	1B: 12 2B: 4 3B: 0 HR: 1	SF: 0 SAC: 0 DP: 1 HBP: 0	WP: 1 PB: 0 SB: 0 CS: 0	PA: 45	
<b>PITCHER</b>	IP	WLS	BF	H	R	ER	SO	BB	IBB	HBP	BLK	WP	HR	S	P	ERA	WHIP						
Ed Whitson, R (1, 1) ERA: 2.42	7.0		29	9	3	3	7	2	0	0	0	0	1	67	101	3.86	1.571						
Atlee Hammaker, L (8, 1) ERA: 4.52	0.1	L	4	2	3	3	1	0	1	0	1	0	0	9	17	81.00	6.000						
Greg Harris, R (8, 1) ERA: 2.5	0.2		3	1	0	0	0	0	0	0	0	0	0	6	9	0.00	1.500						
Eric Show, R (9, 1) ERA: 5.6	1.0		9	4	4	4	1	1	1	0	0	1	0	16	32	36.00	5.000						

**Los Angeles Dodgers @ San Diego Padres**  
**Jack Murphy Stadium, San Diego, CA**  
 Wed Sep 12 1990, 10:05 PM EDT  
 Att. 16,706 - Unknown - 85 F

<b>AB</b>	<b>40</b>
<b>R</b>	<b>10</b>
<b>H</b>	<b>16</b>
<b>RBI</b>	<b>10</b>
<b>BB</b>	<b>5</b>
<b>SO</b>	<b>9</b>
<b>LOB</b>	<b>23</b>



Batter	1	2	3	4	5	6	7	8	9	AB R H RBI BB SO LOB
<b>Bip Roberts, S</b> OBP: 0.370, SLG: 0.424 (1, 5)	0-1 FC4-6 S 1B	0-2 G3			0-3 K		0-1 1B 1-2 2-H 1B		3-2 G4-3	5 1 2 1 0 1 2
<b>Garry Templeton, S</b> OBP: 0.285, SLG: 0.364 (1, 6)	4-1 FC4-6 1-2 BB		0-0 F7		1-2 F9		0-1 E 1B 1-3 2-H 1B		1-2 P6	4 0 1 1 1 0 0
<b>Tony Gwynn, L</b> OBP: 0.358, SLG: 0.410 (1, 9)	1-1 FC4-6 S 1-2f 2-3		0-0 BLK 1B			1-0 F8	2-0 E4 1-3 3-H 1B		1-1 F7	5 0 2 1 0 0 2
<b>Jack Clark, R</b> OBP: 0.424, SLG: 0.526 (1, 3)	2-3 K 1-2		1-2 G5-3			3-3 K	4-2 BB			3 0 0 0 1 2 3
<b>Joe Carter, R</b> OBP: 0.284, SLG: 0.400 (1, 8)	1-3 K		0-1 F9			0-1 G4-3	1-1 F8			4 0 0 0 0 1 6
<b>Benito Santiago, R</b> OBP: 0.340, SLG: 0.431 (1, 2)			1-3 K		1-3 K		1-0 F8	1-2 G5-3		4 0 0 0 0 2 0
<b>Fred Lynn, L</b> OBP: 0.325, SLG: 0.360 (1, 7)			4-2 1B BB		1-0 P5		1-0 1B 1B	1-2 1B		3 1 2 0 1 0 0
<b>Joey Cora, S</b> OBP: 0.269, SLG: 0.234 (1, 4)			1-0 F7		2-1 F7		1-0 F8	2-1 F8		4 0 1 0 0 0 2
<b>Ed Whittson, R</b> OBP: 0.188, SLG: 0.210 (1, 1)			2-3 K			1-0 F8	0-0 1B 1-2 1B	2-3 K		2 0 0 0 0 0 1 2
<b>Mike Pagliaro, L</b> OBP: 0.332, SLG: 0.349 (7, PH)										1 1 1 0 0 0 0 0
<b>Altee Harris, S</b> OBP: 0.111, SLG: 0.059 (8, 1)										0 0 0 0 0 0 0 0
<b>Greg Harris, R</b> OBP: 0.091, SLG: 0.273 (8, 1)										0 0 0 0 0 0 0 0
<b>Phil Stephenson, L</b> OBP: 0.319, SLG: 0.329 (8, PH)										1 0 0 0 0 0 1 1
<b>Eric Show, R</b> OBP: 0.208, SLG: 0.250 (9, 1)										0 0 0 0 0 0 0 0

Inning Stats	R: 0	H: 1	E: 0	LOB: 2	K: 2	P: 20	R: 0	H: 1	E: 0	LOB: 2	K: 2	P: 20	R: 0	H: 1	E: 0	LOB: 1	K: 0	P: 8	R: 0	H: 0	E: 0	LOB: 0	K: 1	P: 10	R: 0	H: 0	E: 0	LOB: 0	K: 1	P: 11	R: 3	H: 5	E: 1	LOB: 3	K: 0	P: 14	R: 0	H: 1	E: 0	LOB: 1	K: 1	P: 18	R: 0	H: 0	E: 0	LOB: 0	K: 0	P: 14	1B: 9	SF: 0	2B: 0	SAC: 0	3B: 0	DP: 0	HR: 0	HBP: 0	WP: 0	PA: 39
<b>PITCHER</b>	IP	WLS	BF	H	R	ER	SO	BB	IBB	HBP	BLK	WP	HR	S	P	ERA	WHIP																																									
<b>Jim Neidlinger, R</b> ERA: 2.87 (1, 1)	6.2		29	7	3	3	7	2	0	0	1	0	0	61	90	4.05	1.350																																									
<b>Dave Walsh, L</b> ERA: 4.38 (7, 1)	0.0		1	1	0	0	0	0	0	0	0	0	0	1	3	∞	∞																																									
<b>Tim Crews, R</b> ERA: 2.63 (7, 1)	0.1	W	2	0	0	0	0	1	0	0	0	0	0	5	10	0.00	3.000																																									
<b>Jay Howell, R</b> ERA: 1.98 (8, 1)	2.0	S	7	1	0	0	1	0	0	0	0	0	0	21	32	0.00	0.500																																									

**BOTTOM**

**Los Angeles Dodgers @ San Diego Padres**  
Jack Murphy Stadium, San Diego, CA

livebaseballscorecards.com

<b>AB</b>	<b>36</b>
<b>R</b>	<b>3</b>
<b>H</b>	<b>9</b>
<b>RBI</b>	<b>3</b>
<b>BB</b>	<b>3</b>
<b>SO</b>	<b>8</b>
<b>LOB</b>	<b>18</b>



<b>WP: 0</b>	<b>PA: 39</b>
<b>PB: 0</b>	<b>ERA</b>
<b>SB: 2</b>	<b>WHIP</b>
<b>CS: 0</b>	

Wed Sep 12 1990, 10:05 PM EDT  
Att: 16,706 - Unknown - 85 F

**Los Angeles Dodgers @ Cincinnati Reds**  
 Riverfront Stadium, Cincinnati, OH

Fri Sep 14 1990, 7:05 PM EDT  
 Att. 31,944 - Unknown



Batter	1	2	3	4	5	6	7	8	9	AB	R	H	RBI	BB	SO	LOB	TOP					
<b>Stan Javier, S</b> (1, 8) OBP: 0.363, SLG: 0.362 C C C F B B B B X	3-2 5-3		1-2 P4		0-1 FC1-6	4-0 1B HR BB		3-2 BB 1B		4 1 1 0 1 0 2												
<b>Mike Sharperson, R</b> (1, 5) OBP: 0.389, SLG: 0.379 <b>Luis Lopez, R</b> (8, PH) <b>Lenny Harris, L</b> (8, 5) OBP: 0.344, SLG: 0.372 C C F F F X	1-2 4-3		1-0 1B		0-3 K	0-0 HR 1B		1-0 9-2		4 1 2 0 0 1 1												
<b>Kal Daniels, L</b> (1, 7) OBP: 0.383, SLG: 0.523 <b>Chris Gwynn, L</b> (8, 7) OBP: 0.316, SLG: 0.423 C C C B S	1-3 K		0-0 P2			L9		4-2 1-2 BB		4 1 1 4 1 1 2												
<b>Eddie Murray, S</b> (1, 3) OBP: 0.402, SLG: 0.515 <b>Mickey Hatcher, R</b> (8, PH) OBP: 0.262, SLG: 0.264 (8, 3) B B C C B X		4-2 FC4-6 BB		2-2 L6		1-1 HR		0-3 K		3 1 1 1 1 0 0												
<b>Hubie Brooks, R</b> (1, 9) OBP: 0.307, SLG: 0.435 <b>Jose Gonzalez, R</b> (7, 9) OBP: 0.287, SLG: 0.443 C C C F X		0-2 FC4-6		0-0 4-3		1-1 6-3		1-0 4-3 SF9 2B		4 1 1 0 0 0 1												
<b>Mike Scioscia, L</b> (1, 2) OBP: 0.345, SLG: 0.410 B B F B F X		2-3 K		3-3 K		3-0 2B 1B		1-0 4-3		5 1 1 0 0 2 2												
<b>Juan Samuel, R</b> (1, 4) OBP: 0.303, SLG: 0.357 X		0-0 F8				2-2 3-1 FC5 2B		3-2 1B 2B		4 2 3 2 0 0 1												
<b>Alfredo Griffin, S</b> (1, 6) OBP: 0.265, SLG: 0.255 F X			0-1 1B 1B		1-2 3-1	2-2 1B E 1B		3-2 F8		5 1 2 1 0 0 2												
<b>Fernando Valenzuela, L</b> (1, 1) OBP: 0.308, SLG: 0.413 L X			0-1 P2		0-2 FC5	0-0 E9 1B HR 1B		2-1 1B 9-2 2B		4 1 2 1 0 0 1												
<b>Inning Stats</b>	R: 0 E: 0 K: 1 S: 13	H: 0 LOB: 0 BB: 0 P: 18	R: 0 E: 0 K: 1 S: 10	H: 0 LOB: 1 BB: 1 P: 16	R: 0 E: 0 K: 0 S: 9	H: 2 LOB: 2 BB: 0 P: 11	R: 0 E: 0 K: 1 S: 8	H: 0 LOB: 0 BB: 0 P: 13	R: 1 E: 1 K: 1 S: 15	H: 1 LOB: 1 BB: 0 P: 18	R: 8 E: 1 K: 0 S: 19	H: 7 LOB: 0 BB: 1 P: 34	R: 1 E: 0 K: 0 S: 8	H: 1 LOB: 0 BB: 0 P: 15	R: 0 E: 0 K: 1 S: 14	H: 2 LOB: 2 BB: 1 P: 24	R: 0 E: 0 K: 0 S: 12	H: 1 LOB: 1 BB: 0 P: 16	1B: 8 2B: 5 3B: 0 HR: 2	SF: 1 SAC: 0 DP: 1 HBP: 0	WP: 0 PB: 0 SB: 0 CS: 0	PA: 44
<b>PITCHER</b>	IP	WLS	BF	H	R	ER	SO	BB	IBB	HBP	BLK	WP	HR	S	P	ERA	WHIP					
<b>Tom Browning, L</b> (1, 1) ERA: 3.73	5.2	L	28	8	7	7	4	2	0	0	0	0	1	68	103	11.12	1.765					
<b>Tim Layana, R</b> (6, 1) ERA: 3.84	1.1		7	3	3	3	0	0	0	0	0	0	1	14	22	20.25	2.250					
<b>Tim Birtsas, L</b> (8, 1) ERA: 3.75	2.0		9	3	0	0	1	1	0	0	0	0	0	26	40	0.00	2.000					

livebaseballscorecards.com

**AB 40**  
**R 10**  
**H 14**  
**RBI 9**  
**BB 3**  
**SO 5**  
**LOB 16**



Batter	1	2	3	4	5	6	7	8	9	AB	R	H	RBI	BB	SO	LOB
--------	---	---	---	---	---	---	---	---	---	----	---	---	-----	----	----	-----

<b>Billy Hatcher, R</b> <small>OBP: 0.326, SLG: 0.392</small> (1, 8) <small>(9, 7)</small>	2-2 5-3		0-1 SH1-3 2-H 1B		3-2 4-3 SF9 1B		0-0 FC6-4 1B		3-2 F8	5	1	3	1	0	0	1
<b>Barry Larkin, R</b> <small>OBP: 0.356, SLG: 0.396</small> (1, 6) <b>Tim Birtsas, L</b> <small>OBP: 0.283, SLG: 0.300</small> (8, 1) <b>Alex Trevino, R</b> <small>OBP: 0.283, SLG: 0.300</small> (9, PH)	3-2 F9		1-0 SH1-3 1-2		2-1 4-3 1-3		0-0 FC6-4 1-2f		3-2 2B 1B	3	0	0	0	0	0	2
<b>Chris Sabo, R</b> <small>OBP: 0.344, SLG: 0.480</small> (1, 5)	3-2 F9		1-2 P5		1-1 SF9 3-H		1-3 K		1-1 2B	4	0	1	2	0	1	2
<b>Eric Davis, R</b> <small>OBP: 0.333, SLG: 0.474</small> (1, 7) <b>Herm Winningham, L</b> <small>OBP: 0.327, SLG: 0.447</small> (9, 8) <b>Todd Benzinger, S</b> <small>OBP: 0.293, SLG: 0.346</small> (9, PH)		2-0 P4	3-3 K		1-1 F9			1-2 6-3	0-0 P2	4	0	0	0	0	1	1
<b>Glenn Braggs, R</b> <small>OBP: 0.359, SLG: 0.411</small> (1, 9)		4-2 1B BB		0-1 6-3		4-1 FC6-4 BB		2-0 HR		2	1	1	1	2	0	0
<b>Mariano Duncan, R</b> <small>OBP: 0.344, SLG: 0.475</small> (1, 4)		1-1 1-2 1B		4-1 S BB		1-3 K		1-3 K		3	0	1	0	1	2	1
<b>Hal Morris, L</b> <small>OBP: 0.383, SLG: 0.524</small> (1, 3) <b>Luis Quinones, S</b> <small>OBP: 0.301, SLG: 0.325</small> (8, 6)		0-0 L5		2-0 L8 1-2		1-0 FC6-4 1-2f		2-1 P8		3	0	0	0	0	0	4
<b>Joe Oliver, R</b> <small>OBP: 0.312, SLG: 0.376</small> (1, 2)		2-1 1-3		4-0 IBB		3-2 L6			0-1 5-3	3	0	0	0	1	0	3
<b>Tom Browning, L</b> <small>OBP: 0.129, SLG: 0.132</small> (1, 1) <b>Tim Layana, R</b> (6, 1) <b>Terry Lee, R</b> <small>OBP: 0.500, SLG: 0.333</small> (7, PH) (8, 3)			0-0 1B 2B		1-0 L8		3-2 6-3		0-1 1B 2B 1B	2	1	1	0	0	0	2

**BOTTOM**

**Los Angeles Dodgers @ Cincinnati Reds**  
 Riverfront Stadium, Cincinnati, OH  
 Fri Sep 14 1990, 7:05 PM EDT  
 Att. 31,944 - Unknown

<b>AB</b>	<b>34</b>
<b>R</b>	<b>4</b>
<b>H</b>	<b>9</b>
<b>RBI</b>	<b>4</b>
<b>BB</b>	<b>4</b>
<b>SO</b>	<b>4</b>
<b>LOB</b>	<b>18</b>



Inning Stats		R: 0	H: 0	R: 0	H: 1	R: 1	H: 2	R: 0	H: 0	R: 1	H: 1	R: 0	H: 0	R: 0	H: 1	R: 1	H: 3
E: 0		E: 0	LOB: 0	E: 0	LOB: 2	E: 0	LOB: 1	E: 0	LOB: 2	E: 0	LOB: 0	E: 0	LOB: 1	E: 0	LOB: 1	E: 0	LOB: 2
K: 0		K: 0	BB: 0	K: 0	BB: 1	K: 1	BB: 0	K: 0	BB: 2	K: 1	BB: 1	K: 1	BB: 1	K: 1	BB: 0	K: 1	BB: 0
S: 9		S: 9	P: 17	S: 8	P: 17	S: 13	P: 17	S: 5	P: 16	S: 9	P: 16	S: 8	P: 12	S: 11	P: 20	S: 8	P: 16

PITCHER		IP	WLS	BF	H	R	ER	SO	BB	IBB	HBP	BLK	WP	HR	S	P	ERA	WHIP
<b>Fernando Valenzuela, L</b> <small>ERA: 4.33</small> (1, 1)		9.0	W	40	9	4	4	4	3	1	0	0	0	1	90	155	4.00	1.333




Batter	1	2	3	4	5	6	7	8	9	AB	R	H	RBI	BB	SO	LOB
Bill Doran, S OBP: 0.421, SLG: 0.444 (1, 4)	4-0 1B BB		1-0 F4			2-3 K		0-0 3-1		3	0	0	0	1	1	2
Barry Larkin, R OBP: 0.353, SLG: 0.394 (1, 6)	2-1 F8		2-2 F8			0-0 F8		0-2 L8		4	0	0	0	0	0	3
Hal Morris, L OBP: 0.377, SLG: 0.516 (1, 3)	2-3 K			1-0 P5		1-1 4-3		1-0 L4		4	0	0	0	0	1	3
Eric Davis, R OBP: 0.335, SLG: 0.474 (1, 7)	1-2 1B			2-0 S 1B		0-1 6-3		3-2 6-3		4	0	2	0	0	0	0
Paul O'Neill, L OBP: 0.341, SLG: 0.428 (1, 9)	1-3 K			1-1 F8		0-0 FC6-4 1B		1-3 K		4	0	1	0	0	2	3
Chris Sabo, R OBP: 0.344, SLG: 0.480 (1, 5)		1-1 F9		3-0 P4		1-2 FC6-4 WP		0-0 2B		4	0	1	0	0	0	2
Jeff Reed, L OBP: 0.339, SLG: 0.354 (1, 2)		0-1 L5		1-2	2-1 3-1		3-2 4-3		2-3 K	4	0	0	0	0	1	2
Billy Hatcher, R OBP: 0.326, SLG: 0.392 (1, 8)		2-3 K			1-1 L6			2-2 3-1 1B 1B		3	0	1	0	0	1	0
Danny Jackson, R OBP: 0.065, SLG: 0.129 (1, 1)			1-1 G4-3		1-3 K			3-1 1B		2	0	0	0	0	1	0
Scott Scudder, R OBP: 0.118, SLG: 0.063 (8, 1)										0	0	0	0	0	0	0
Luis Quinones, S OBP: 0.307, SLG: 0.331 (8, PH)										1	0	1	0	0	0	0
Rosario Rodriguez, R (9, 1)										0	0	0	0	0	0	0
Keith Brown, S (9, 1)										0	0	0	0	0	0	0

Inning Stats	R: 0	H: 1	E: 0	K: 2	S: 13	R: 0	H: 0	E: 0	K: 1	S: 7	R: 0	H: 0	E: 0	K: 0	S: 6	R: 0	H: 1	E: 0	K: 0	S: 5	R: 0	H: 0	E: 0	K: 1	S: 7	R: 0	H: 0	E: 0	K: 1	S: 7	R: 0	H: 0	E: 0	K: 1	S: 6	R: 0	H: 1	E: 0	K: 0	S: 10	R: 0	H: 2	E: 0	K: 0	S: 11	R: 0	H: 1	E: 0	K: 2	S: 10	1B: 5	2B: 1	3B: 0	HR: 0	SF: 0	SAC: 0	DP: 0	HBP: 0	WP: 1	PB: 0	SB: 1	CS: 0	PA: 34
PITCHER Ramon Martinez, R ERA: 3.08 (1, 1)	IP	WLS	BF	H	R	ER	SO	BB	IBB	HBP	BLK	WP	HR	S	P	ERA	WHIP																		IP	WLS	BF	H	R	ER	SO	BB	IBB	HBP	BLK	WP	HR	S	P	ERA	WHIP												

**Los Angeles Dodgers @ Cincinnati Reds**  
Riverfront Stadium, Cincinnati, OH  
Sat Sep 15 1990, 7:05 PM EDT  
Att. 45,751 - Unknown

AB	33
R	0
H	6
RBI	0
BB	1
SO	7
LOB	15



# Los Angeles Dodgers @ Cincinnati Reds

## Riverfront Stadium, Cincinnati, OH

Sun Sep 16 1990, 3:33 AM EDT  
Att. 35,546 - Sunny - 69 F

<b>AB</b>	<b>31</b>
<b>R</b>	<b>5</b>
<b>H</b>	<b>8</b>
<b>RBI</b>	<b>5</b>
<b>BB</b>	<b>8</b>
<b>SO</b>	<b>8</b>
<b>LOB</b>	<b>24</b>



Batter	1	2	3	4	5	6	7	8	9	AB R H RBI BB SO LOB
Stan Javier, S (1, 8) OBP: 0.370, SLG: 0.385	0-0 2B 1B	0-0 SH5-3		0-1 SH1-3 2B		0-1 HR		2-2 F7		4 2 3 1 0 0 0
Mike Sharperson, R (1, 5) OBP: 0.389, SLG: 0.382 Lenny Harris, L (6, PH) OBP: 0.349, SLG: 0.374	0-0 1B BB 1-H	2-2 F8		2-1 SH1-3 2B		4-2 BB BB		4-2 HR BB		2 1 1 1 0 0 1 0 1 0 0 2 0 0
Kal Daniels, L (1, 7) OBP: 0.382, SLG: 0.525	3-0 BB HBP	2-3 K		3-3 K		1-3 K		2-2 HR 1-H		4 1 1 2 0 3 3
Eddie Murray, S (1, 3) OBP: 0.404, SLG: 0.513 Jim Gott, R (8, 1)	4-2 BB 1B BB 1-2		1-2 BB BB FC5-2 1B	4-0 HBP BB		4-2 G5-4-3 BB 1-2		1-2 P2		2 0 1 0 3 0 0 0 0 0 0 0 0 0
Hubie Brooks, R (1, 9) OBP: 0.307, SLG: 0.431	0-1 BB 1-2 2-3 1B		4-1 FC5-2 BB 1-2	3-0 HBP		0-0 G5-4-3 1-2f		2-0 4-3		3 0 1 0 1 0 2
Rick Dempsey, R (1, 2) OBP: 0.333, SLG: 0.298 Dave Hansen, L (7, PH) Carlos Hernandez, R (7, 2) OBP: 0.250, SLG: 0.375	4-1 BB 1-2 2-3 3-H BB		4-2 FC5-2 BB 1-2 2-3 BB	0-0 HBP P4		3-3 K		1-2 5-3		1 0 0 1 2 0 3 1 0 0 0 0 1 0 1 0 0 0 0 0 0
Juan Samuel, R (1, 4) OBP: 0.302, SLG: 0.361	0-3 K		2-2 FC5-2 1-2 2-3 3-H		2-2 L9		2-3 K		2-2 F9	5 0 0 0 0 2 6
Alfredo Griffin, S (1, 6) OBP: 0.261, SLG: 0.251 Chris Gwynn, L (7, PH) Jose Offerman, S (7, 6) OBP: 0.190, SLG: 0.225	1-1 1-3		0-0 P4		0-1 P2		1-3 K			3 0 0 0 0 0 6 1 0 0 0 0 1 0 0 0 0 0 0 0 0
Mike Morgan, R (1, 1) OBP: 0.104, SLG: 0.077 Dennis Cook, L (5, 1) OBP: 0.310, SLG: 0.381 Darren Holmes, R (5, 1) Dave Walsh, L (6, 1) Kirk Gibson, L (8, PH) OBP: 0.340, SLG: 0.408 Mickey Hatcher, R (8, 3) OBP: 0.262, SLG: 0.264		0-0 SH5-3 1B	1-0 4-3		1-0 F9			0-3 K		3 0 1 0 0 0 3 0 1 0 0 0 0 1 0 0 0 0 0 0 0 0

Inning Stats	R: 2	H: 3	E: 0	K: 1	S: 12	R: 0	H: 1	E: 0	K: 1	S: 10	R: 0	H: 1	E: 0	K: 0	S: 12	R: 0	H: 0	E: 0	K: 3	S: 10	R: 2	H: 1	E: 0	K: 1	S: 15	R: 0	H: 0	E: 0	K: 0	S: 7	1B: 4	2B: 2	3B: 0	HR: 2	SF: 0	SAC: 2	DP: 1	HBP: 2	WP: 0	PA: 43
--------------	------	------	------	------	-------	------	------	------	------	-------	------	------	------	------	-------	------	------	------	------	-------	------	------	------	------	-------	------	------	------	------	------	-------	-------	-------	-------	-------	--------	-------	--------	-------	--------

PITCHER	IP	WLS	BF	H	R	ER	SO	BB	IBB	HBP	BLK	WP	HR	S	P	ERA	WHIP
Norm Charlton, L (1, 1) ERA: 2.4	2.0		15	5	2	2	2	4	0	1	0	0	0	29	54	9.00	4.500
Scott Scudder, R (3, 1) ERA: 4.88	3.0	W	12	1	0	0	1	1	0	1	0	0	0	19	37	0.00	0.667
Rob Dibble, R (6, 1) ERA: 1.9	2.0		8	1	1	1	4	2	0	0	0	0	1	22	37	4.50	1.500
Keith Brown, R (8, 1) ERA: 5.68	0.2		4	1	2	2	1	1	0	0	0	0	1	12	20	27.00	3.000
Randy Myers, L (8, 1) ERA: 1.92	1.1		4	0	0	0	0	0	0	0	0	0	0	10	16	0.00	0.000

PITCHER	IP	WLS	BF	H	R	ER	SO	BB	IBB	HBP	BLK	WP	HR	S	P	ERA	WHIP
---------	----	-----	----	---	---	----	----	----	-----	-----	-----	----	----	---	---	-----	------

Batter	1	2	3	4	5	6	7	8	9	AB	R	H	RBI	BB	SO	LOB
<b>Barry Larkin, R</b> OBP: 0.355, SLG: 0.394 (1, 6)	3-2 5-3	1-2 2B 1B								4	2	2	0	1	1	1
<b>Hal Morris, L</b> OBP: 0.385, SLG: 0.527 (1, 3)	2-2 2B 1B	2-0 1-H 3-H 2B								4	2	3	2	1	0	1
<b>Bill Doran, S</b> OBP: 0.425, SLG: 0.455 (1, 4)	1-0 1-3 2B	0-0 4-3								4	1	3	2	1	0	1
<b>Eric Davis, R</b> OBP: 0.333, SLG: 0.471 (1, 7)	3-3 K									5	1	1	0	0	3	5
<b>Paul O'Neill, L</b> OBP: 0.340, SLG: 0.426 (1, 9)	4-0 BB									2	0	0	2	1	1	1
<b>Chris Sabo, R</b> OBP: 0.346, SLG: 0.486 (1, 5)	1-2 P5									2	1	1	2	2	0	3
<b>Luis Quinones, S</b> OBP: 0.304, SLG: 0.328 (8, PH) (9, 5)										1	0	0	0	0	1	1
<b>Jeff Reed, L</b> OBP: 0.337, SLG: 0.358 (1, 2)										4	1	1	0	0	1	2
<b>Herm Winningham, L</b> OBP: 0.318, SLG: 0.434 (1, 8)										4	0	0	0	0	1	1
<b>Norm Charlton, S</b> OBP: 0.222, SLG: 0.125 (1, 1)										1	1	1	0	0	0	0
<b>Scott Scudder, R</b> OBP: 0.111, SLG: 0.059 (3, 1)										1	0	0	0	0	1	0
<b>Alex Trevino, R</b> OBP: 0.290, SLG: 0.321 (5, PH)										1	0	1	1	0	0	0
<b>Rob Dibble, L</b> OBP: 0.250, SLG: 0.250 (6, 1)										0	0	0	0	0	0	0
<b>Terry Lee, R</b> OBP: 0.440, SLG: 0.250 (7, PH)										1	0	0	0	0	1	0
<b>Keith Brown, S</b> OBP: 0.250, SLG: 0.250 (8, 1)										0	0	0	0	0	0	0
<b>Randy Myers, L</b> OBP: 0.250, SLG: 0.250 (8, 1)										0	0	0	0	0	0	0

Inning Stats	R: 0	H: 2	E: 0	K: 1	S: 16	H: 2	LOB: 3	BB: 1	P: 30	R: 2	H: 3	E: 0	K: 1	S: 13	H: 0	LOB: 0	BB: 1	P: 20	R: 0	H: 0	E: 0	K: 2	S: 8	H: 0	LOB: 0	BB: 0	P: 12	R: 6	H: 5	E: 0	K: 1	S: 19	H: 1	LOB: 2	BB: 2	P: 24	R: 0	H: 1	E: 0	K: 1	S: 13	H: 1	LOB: 1	BB: 0	P: 20	R: 0	H: 1	E: 0	K: 2	S: 11	H: 1	LOB: 1	BB: 0	P: 17
--------------	------	------	------	------	-------	------	--------	-------	-------	------	------	------	------	-------	------	--------	-------	-------	------	------	------	------	------	------	--------	-------	-------	------	------	------	------	-------	------	--------	-------	-------	------	------	------	------	-------	------	--------	-------	-------	------	------	------	------	-------	------	--------	-------	-------

PITCHER	IP	WLS	BF	H	R	ER	SO	BB	IBB	HBP	BLK	WP	HR	S	P	ERA	WHIP
<b>Mike Morgan, R</b> ERA: 3.55 (1, 1)	4.0	L	22	7	6	6	5	4	0	0	0	0	0	51	91	13.50	2.750
<b>Dennis Cook, L</b> ERA: 3.67 (5, 1)	0.2		5	3	2	2	0	0	0	0	0	0	1	13	22	27.00	4.500
<b>Darren Holmes, R</b> ERA: 3.86 (5, 1)	0.2		4	1	1	1	2	1	0	0	0	0	0	9	18	13.50	3.000
<b>Dave Walsh, L</b> ERA: 3.86 (6, 1)	1.2		7	1	0	0	1	0	1	0	0	0	0	17	31	0.00	0.600
<b>Jim Gott, R</b> ERA: 3.12 (8, 1)	1.0		4	1	0	0	2	0	0	0	0	0	0	11	17	0.00	1.000

**Los Angeles Dodgers @ Cincinnati Reds**  
Riverfront Stadium, Cincinnati, OH  
Sun Sep 16 1990, 3:33 AM EDT  
Att: 35,546 - Sunny - 69 F

AB	R	H	RBI	BB	SO	LOB
34	9	13	9	6	10	16

WP: 0 PA: 43  
PB: 0  
SB: 2  
CS: 1



PITCHER	IP	WLS	BF	H	R	ER	SO	BB	IBB	HBP	BLK	WP	HR	S	P	ERA	WHIP
<b>Mike Morgan, R</b> ERA: 3.55 (1, 1)	4.0	L	22	7	6	6	5	4	0	0	0	0	0	51	91	13.50	2.750

Batter	1	2	3	4	5	6	7	8	9	AB R H RBI BB SO LOB	TOP																									
Stan Javier, S OBP: 0.370, SLG: 0.383 (1, 8)	0-0 L9		3-2 G4-3		1-2 G6-3		4-2 SH5-3 1B BB		0-0 WP BB G6-3 1B	4 2 1 0 1 0 0																										
Mike Sharperson, R OBP: 0.389, SLG: 0.382 Lenny Harris, L (9, PH) OBP: 0.350, SLG: 0.374 (9, 5)	2-1 F9		1-2 BB 1B		2-1 G5-3		0-1 SH5-3		4-1 BB G6-3 WP BB	3 1 1 0 0 0 0 0 0 0 0 1 0 0																										
Kal Daniels, L OBP: 0.386, SLG: 0.528 Chris Gwynn, L OBP: 0.313, SLG: 0.419 (1, 7) (9, 7)	3-2 1B 1B		4-0 1B BB		2-2 2B SF7 1B		3-2 BB BB 1B		2-3 K 1-2 2-3	4 1 3 1 1 1 2 0 0 0 0 0 0 0																										
Eddie Murray, S OBP: 0.409, SLG: 0.518 (1, 3)	0-0 1-2 1B		2-2 1-3 2-H 1B		1-1 1-3 2B		4-1 1-2 BB		4-0 G6-3 IBB	3 0 3 1 2 0 0																										
Hubie Brooks, R OBP: 0.304, SLG: 0.427 (1, 9)	2-2 F7		2-1 F7		2-2 G5-3		1-1 P4		0-2 G6-3 1-2 2-3 3-H	5 0 0 1 0 0 8																										
Mike Scioscia, L OBP: 0.344, SLG: 0.406 (1, 2)		1-1 G3		1-2 G6-3		0-0 SF7 3-H		4-0 G5-3 1B BB	1-0 G4-3	3 1 0 1 1 0 2																										
Juan Samuel, R OBP: 0.303, SLG: 0.363 (1, 4)		1-0 G5-3		3-2 2B		4-0 IBB		3-2 F7		3 0 1 0 1 0 1																										
Alfredo Griffin, S OBP: 0.259, SLG: 0.249 Jim Gott, R (6, 1)		0-1 F7		0-1 G6-3		1-1 P6		1-0 G5-3		3 0 0 0 0 0 3 0 0 0 0 0 0 0 0 0 0 0 0 0 0 1 0 0 0 0 0 1 0 0 0 0 0 0 0																										
Dennis Cook, L OBP: 0.310, SLG: 0.381 Mickey Hatcher, R OBP: 0.260, SLG: 0.262 Jay Howell, R (8, 1)																																				
Tim Crews, R Jose Offerman, S OBP: 0.205, SLG: 0.238 (1, 1) (6, 6)			1-1 G3		1-3 K		2-1 G5-3		2-2 2-H 1B	2 0 0 0 0 1 0 2 0 1 1 0 0 0																										
<b>Inning Stats</b>	R: 0 E: 0 K: 0 S: 10	H: 2 LOB: 2 BB: 0 P: 17	R: 0 E: 0 K: 0 S: 5	H: 0 LOB: 0 BB: 0 P: 7	R: 1 E: 0 K: 0 S: 11	H: 2 LOB: 2 BB: 1 P: 22	R: 0 E: 0 K: 0 S: 11	H: 1 LOB: 1 BB: 0 P: 17	R: 0 E: 0 K: 1 S: 8	H: 0 LOB: 0 BB: 0 P: 12	R: 1 E: 0 K: 0 S: 13	H: 2 LOB: 2 BB: 1 P: 23	R: 1 E: 0 K: 0 S: 12	H: 1 LOB: 2 BB: 2 P: 26	R: 1 E: 0 K: 0 S: 13	H: 1 LOB: 1 BB: 1 P: 23	R: 1 E: 0 K: 1 S: 10	H: 1 LOB: 2 BB: 2 P: 20	1B: 8 2B: 2 3B: 0 HR: 0	SF: 1 SAC: 1 DP: 0 HBP: 0	WP: 1 PB: 0 SB: 0 CS: 0	PA: 42														
<b>PITCHER</b>	IP WLS BF H R ER SO BB IBB HBP BLK WP HR S P ERA WHIP																				<b>PITCHER</b>	IP WLS BF H R ER SO BB IBB HBP BLK WP HR S P ERA WHIP														
Charlie Leibrandt, L ERA: 3.2 Mark Grant, R ERA: 5.38 Kent Mercker, L ERA: 2.79 Jeff Parrett, R ERA: 4.75	(1, 1) (7, 1) (8, 1) (9, 1)	6.2 0.1 1.0 1.0	L 1 4 6	31 0 1 1	8 0 1 1	3 0 1 1	1 0 0 1	3 0 1 1	1 0 0 1	0 0 0 1	0 0 0 1	0 0 0 1	0 0 0 1	0 2 13 10	121 3 23 20	4.05 0.00 9.00 9.00	1.650 0.000 2.000 2.000																			

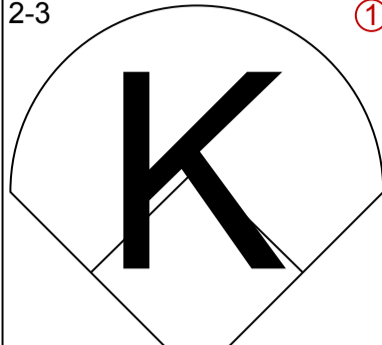
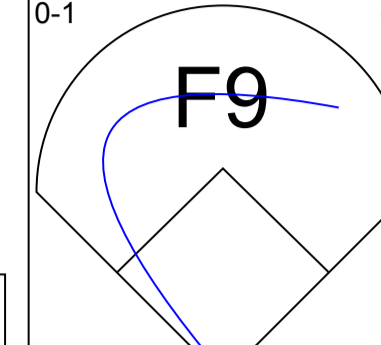
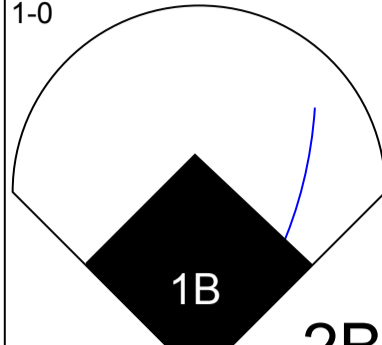
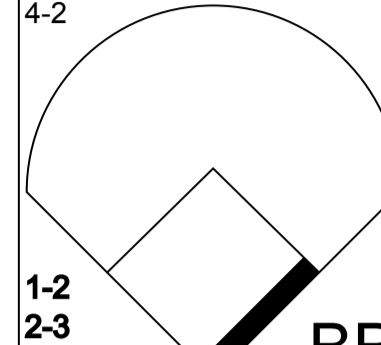
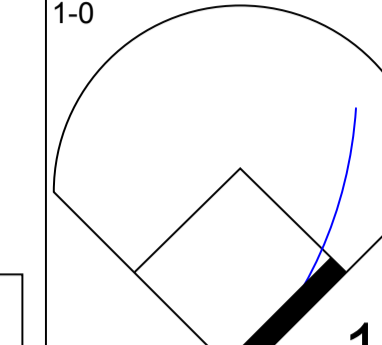
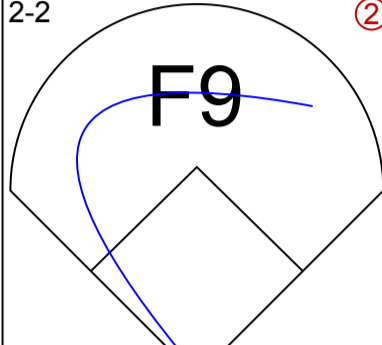
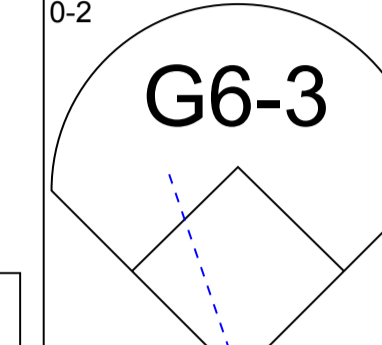
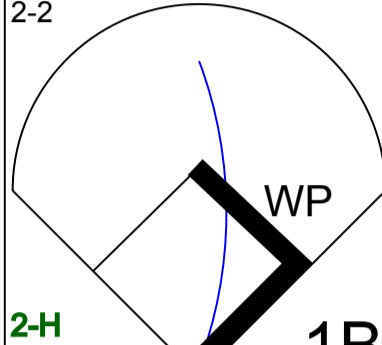
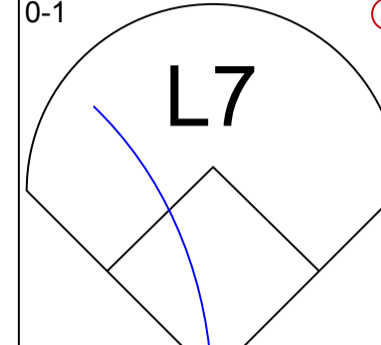
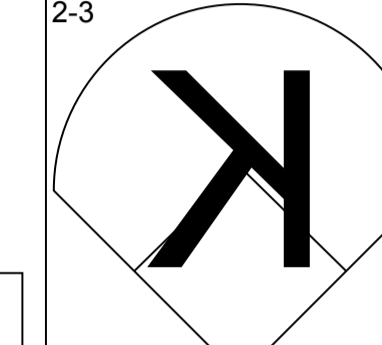
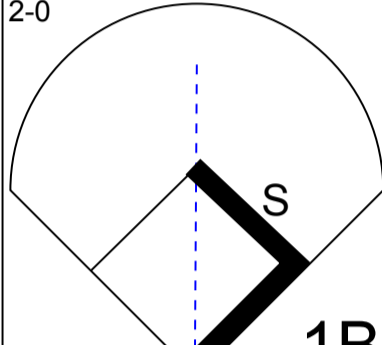
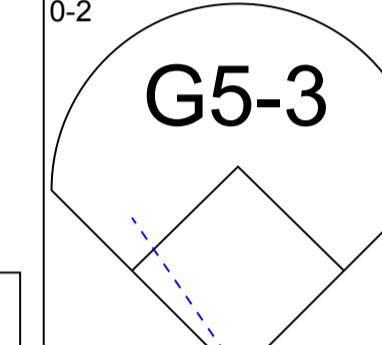
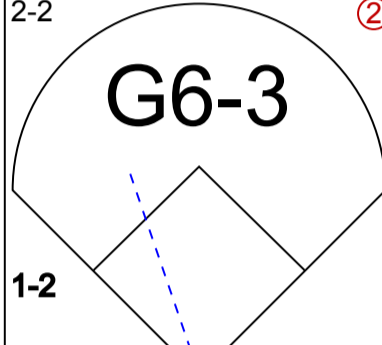
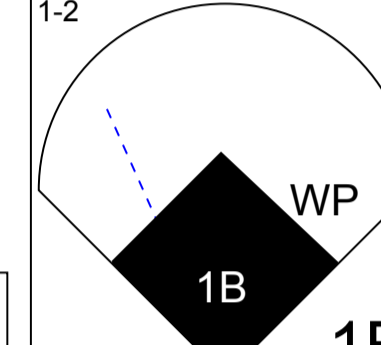
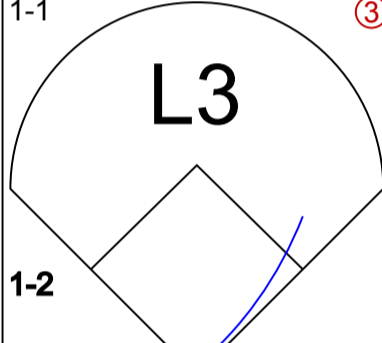
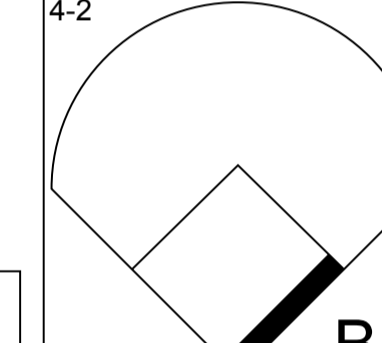
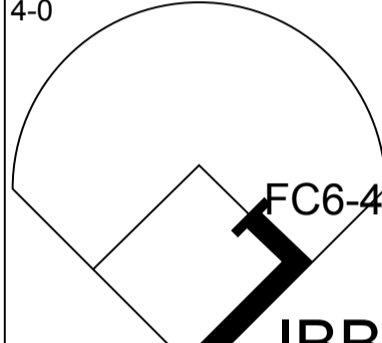
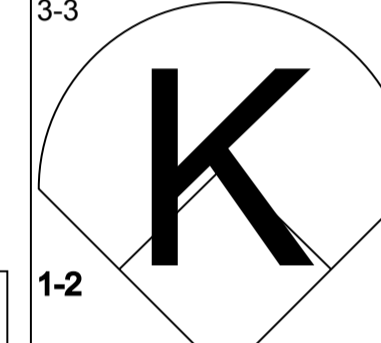
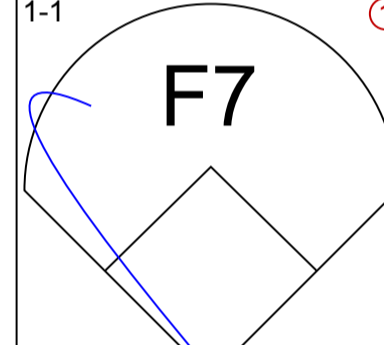
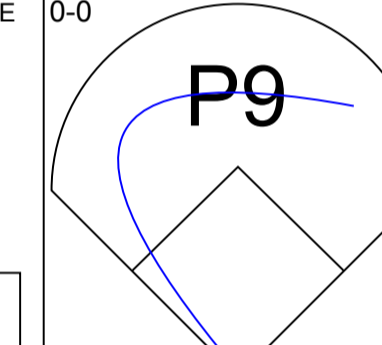
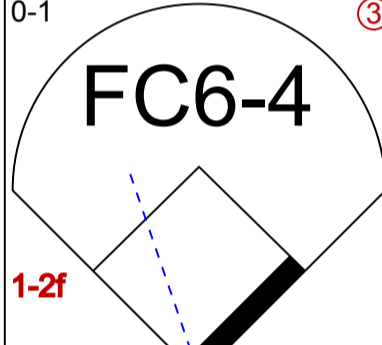
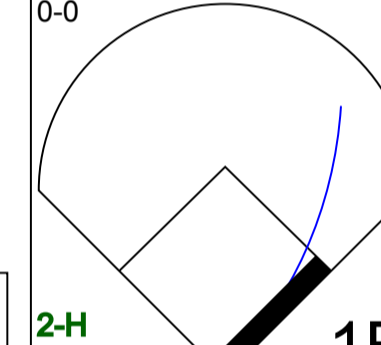
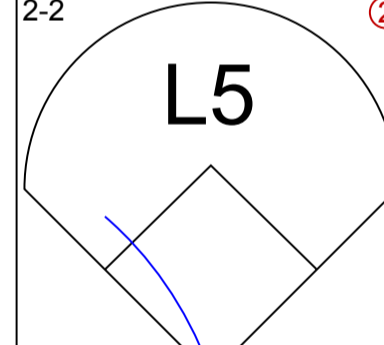
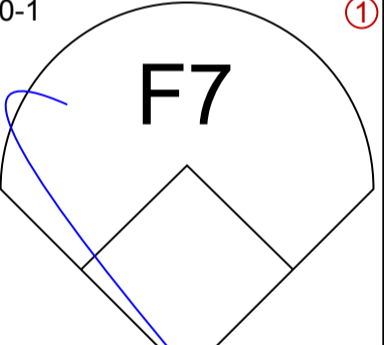
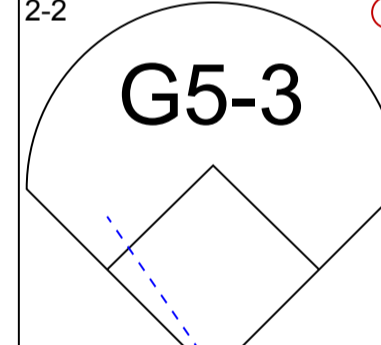
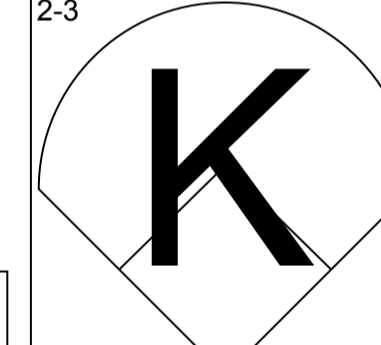
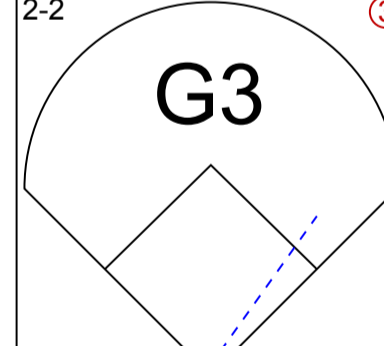
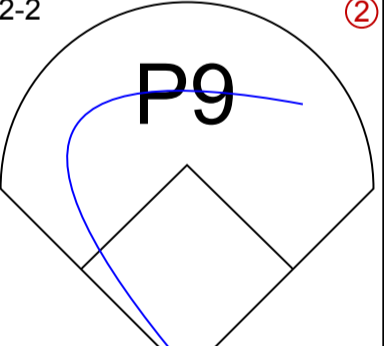
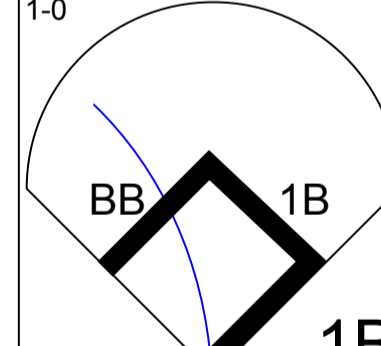
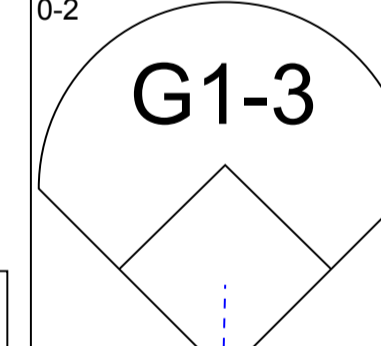
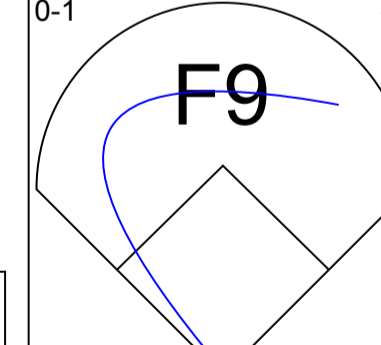
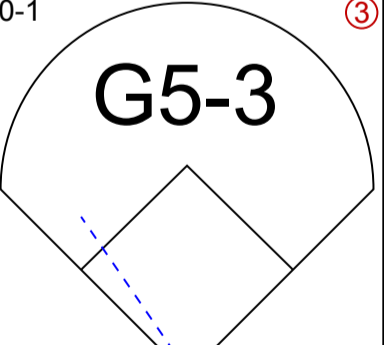
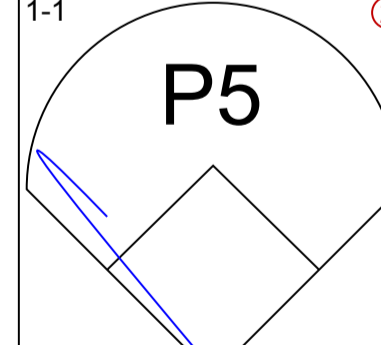
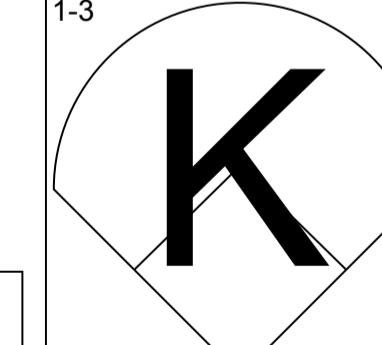
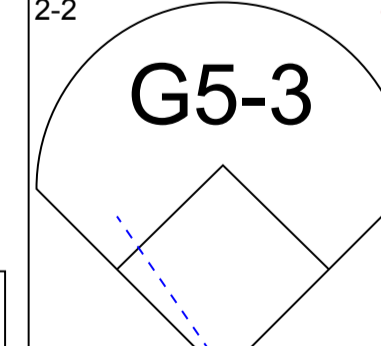
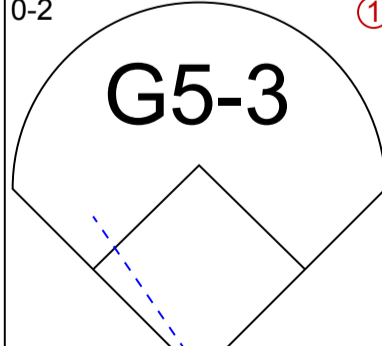
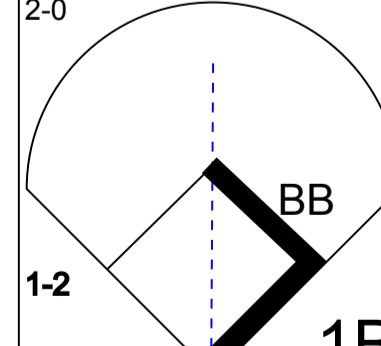
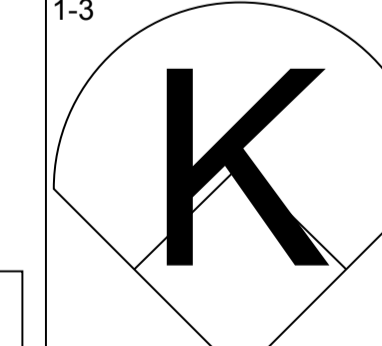
Los Angeles Dodgers @ Atlanta Braves  
Atlanta-Fulton County Stadium, Atlanta, GA  
Mon Sep 17 1990, 7:05 PM EDT  
Att. 3,473 - Unknown

AB	33
R	5
H	10
RBI	5
BB	7
SO	2
LOB	17



WP: 1	PA: 42
PB: 0	
SB: 0	
CS: 0	

livebaseballscorecards.com
----------------------------

Batter	1	2	3	4	5	6	7	8	9	AB R H RBI BB SO LOB
Lonnie Smith, R OBP: 0.389, SLG: 0.465 (1, 7)										4 1 2 0 1 1 0
Jeff Treadway, L OBP: 0.325, SLG: 0.414 (1, 4)										3 0 1 1 0 0 0 1 0 0 0 0 0 3 0 0 0 0 0 0 0 1 0 0 0 0 1 1
Francisco Cabrera, R OBP: 0.294, SLG: 0.488 (7, PH)										
Kent Mercker, L (8, 1)										
Jimmy Kremers, L OBP: 0.230, SLG: 0.255 (9, 2)										
Ron Gant, R OBP: 0.347, SLG: 0.533 (1, 8)										4 1 2 0 0 0 1
David Justice, L OBP: 0.356, SLG: 0.536 (1, 9)										2 0 0 0 2 1 2
Tommy Gregg, L OBP: 0.316, SLG: 0.388 (1, 3)										4 0 1 1 0 0 3
Jim Presley, R OBP: 0.284, SLG: 0.420 (1, 5)										4 0 0 0 0 1 1
Ernie Whitt, L OBP: 0.264, SLG: 0.253 (1, 2)										3 0 1 0 0 0 0 0 0 0 0 0 0 0 1 0 0 0 0 0 1 0 0 0 0 0 0 0
Victor Rosario, R (7, PR)										
Greg Olson, R OBP: 0.333, SLG: 0.384 (8, 2)										
Jeff Parrett, R OBP: 0.091, SLG: 0.091 (9, 1)										
Jeff Blauser, R OBP: 0.333, SLG: 0.395 (1, 6)										4 0 0 0 0 1 1
Charlie Leibbrandt, R OBP: 0.217, SLG: 0.182 (1, 1)										2 0 0 0 0 0 0 0 0 0 0 0 0 0 1 0 1 0 0 0 0 1 0 0 0 0 1 0
Mark Grant, R OBP: 0.200, SLG: 0.200 (7, 1)										
Oddibe McDowell, L OBP: 0.298, SLG: 0.369 (7, PH)										
Mark Lemke, S OBP: 0.297, SLG: 0.277 (8, 4)										

Inning Stats	R: 0 E: 0 K: 1 S: 9	H: 1 LOB: 1 BB: 0 P: 16	R: 0 E: 0 K: 0 S: 8	H: 0 LOB: 0 BB: 0 P: 13	R: 0 E: 0 K: 0 S: 7	H: 0 LOB: 0 BB: 0 P: 9	R: 0 E: 0 K: 0 S: 11	H: 0 LOB: 1 BB: 1 P: 15	R: 0 E: 0 K: 0 S: 7	H: 0 LOB: 0 BB: 0 P: 9	R: 1 E: 0 K: 0 S: 14	H: 2 LOB: 2 BB: 1 P: 23	R: 0 E: 0 K: 0 S: 12	H: 2 LOB: 3 BB: 1 P: 22	R: 1 E: 0 K: 2 S: 14	H: 2 LOB: 1 BB: 0 P: 20	R: 0 E: 0 K: 3 S: 11	H: 1 LOB: 1 BB: 0 P: 16	1B: 7 2B: 1 3B: 0 HR: 0	SF: 0 SAC: 0 DP: 0 HBP: 0
--------------	------------------------------	----------------------------------	------------------------------	----------------------------------	------------------------------	---------------------------------	-------------------------------	----------------------------------	------------------------------	---------------------------------	-------------------------------	----------------------------------	-------------------------------	----------------------------------	-------------------------------	----------------------------------	-------------------------------	----------------------------------	----------------------------------	------------------------------------

PITCHER	IP	WLS	BF	H	R	ER	SO	BB	IBB	HBP	BLK	WP	HR	S	P	ERA	WHIP
Tim Crews, R ERA: 2.58 (1, 1)	5.1	W	20	3	1	1	1	1	1	0	0	0	0	51	74	1.69	0.750
Jim Gott, R ERA: 3.04 (6, 1)	1.1		8	2	0	0	0	1	1	0	0	1	0	15	31	0.00	2.250
Dennis Cook, L ERA: 3.66 (7, 1)	0.1		1	0	0	0	0	0	0	0	0	0	0	2	2	0.00	0.000
Jay Howell, R ERA: 2.07 (8, 1)	2.0	S	9	3	1	1	5	0	0	0	0	1	0	25	36	4.50	1.500

**Los Angeles Dodgers @ Atlanta Braves**  
Atlanta-Fulton County Stadium, Atlanta, GA

Mon Sep 17 1990, 7:05 PM EDT  
Att. 3,473 - Unknown

livebaseballscorecards.com

AB	35
R	2
H	8
RBI	2
BB	3
SO	6
LOB	13

WP: 2 PA: 38  
PB: 0  
SB: 1  
CS: 0



Los Angeles Dodgers @ Atlanta Braves  
 Atlanta-Fulton County Stadium, Atlanta, GA

Tue Sep 18 1990, 7:05 PM EDT  
 Att. 3,891 - Cloudy

AB	35
R	6
H	9
RBI	4
BB	6
SO	7
LOB	24



AB R H RBI BB SO LOB

5	1	3	0	0	0	0
4	1	1	0	1	0	2
4	2	1	2	1	1	3
0	0	0	0	0	0	0
5	1	3	0	0	0	1
4	0	0	1	0	2	3
3	0	0	0	2	0	3
3	1	0	0	1	0	5
3	0	1	1	1	1	3
3	0	0	0	0	2	4
1	0	0	0	0	1	0
0	0	0	0	0	0	0

Batter	1	2	3	4	5	6	7	8	9
Lenny Harris, L OBP: 0.353, SLG: 0.377 (1, 5)	0-0 1B 2B 1B	2-0 1B		1-2 G4-3		2-2 G4-6-3 1B		1-1 F8	
Stan Javier, S OBP: 0.371, SLG: 0.381 (1, 8)	1-2 2B 1B	0-0 P6		2-2 G4-3		2-1 F9		4-1 BB	
Kal Daniels, L OBP: 0.386, SLG: 0.527 Jim Gott, R (1, 7) (8, 1)	1-0 1B SF8 2B	1-1 F9			4-0 1B G4-3 BB	1-0 G4-6-3		1-3 K	
Eddie Murray, S OBP: 0.411, SLG: 0.519 (1, 3)	1-0 G3 BB 1B	0-1 P7			0-1 1B G4-3		0-0 E 1B		1-1 G3-1
Hubie Brooks, R OBP: 0.302, SLG: 0.424 (1, 9)	3-1 SF8		1-3 K		0-0 F8		0-1 E3		1-3 K
Mike Scioscia, L OBP: 0.345, SLG: 0.403 (1, 2)	4-1 G3 BB		4-1 FC5-4 BB		0-0 G4-3		2-0 F7		1-0 F8
Juan Samuel, R OBP: 0.303, SLG: 0.361 (1, 4)	0-2 G3		1-0 FC5-4		4-0 1B E IBB		1-1 F9		
Jose Offerman, S OBP: 0.229, SLG: 0.244 (1, 6)	4-0 IBB		2-3 K		1-2 E9		1-2 L3		
Jim Neidlinger, S OBP: 0.200, SLG: 0.130 Chris Gwynn, L OBP: 0.311, SLG: 0.416 Jose Gonzalez, R OBP: 0.287, SLG: 0.443 (1, 1) (8, PH) (8, 7)	1-0 G1-3		1-3 K		3-3 K		0-3 K		

Inning Stats	R: 3	H: 4	R: 0	H: 1	R: 0	H: 0	R: 0	H: 0	R: 3	H: 2	R: 0	H: 1	R: 0	H: 1	R: 0	H: 0	R: 0	H: 0
	E: 0	LOB: 3	E: 0	LOB: 1	E: 0	LOB: 1	E: 1	LOB: 1	E: 0	LOB: 0	E: 0	LOB: 2	E: 0	LOB: 1	E: 0	LOB: 1	E: 0	LOB: 0
	K: 0	BB: 2	K: 0	BB: 0	K: 2	BB: 1	K: 1	BB: 2	K: 0	BB: 0	K: 0	BB: 0	K: 0	BB: 1	K: 2	BB: 1	K: 1	BB: 0
	S: 13	P: 28	S: 6	P: 9	S: 10	P: 17	S: 9	P: 13	S: 10	P: 22	S: 6	P: 11	S: 10	P: 14	S: 9	P: 15	S: 6	P: 9

PITCHER	IP	WLS	BF	H	R	ER	SO	BB	IBB	HBP	BLK	WP	HR	S	P	ERA	WHIP
Paul Marak, R ERA: 5.4 (1, 1)	4.1	L	23	6	5	5	3	3	1	0	0	0	0	41	74	10.38	2.077
Tony Castillo, L ERA: 4.01 (5, 1)	1.2		7	2	1	0	1	0	1	0	0	0	0	13	26	0.00	1.200
Marvin Freeman, R ERA: 4.57 (7, 1)	2.0		9	1	0	0	2	1	0	0	0	0	0	19	29	0.00	1.000
Dwayne Henry, R ERA: 4.7 (9, 1)	1.0		3	0	0	0	1	0	0	0	0	0	0	6	9	0.00	0.000

WP: 0	PA: 42
PB: 0	
SB: 0	
CS: 0	

1B: 8	SF: 1
2B: 1	SAC: 0
3B: 0	DP: 1
HR: 0	HBP: 0



Batter	1	2	3	4	5	6	7	8	9	AB	R	H	RBI	BB	SO	LOB
Oddibe McDowell, L (1, 7) OBP: 0.297, SLG: 0.368	0-0 G3		1-3 K			0-0 1B		2-2 G1-3		4	0	1	0	0	1	0
Jeff Treadway, L (1, 4) OBP: 0.325, SLG: 0.415	1-0 G1-3			3-2 F9		3-1 P7			0-1 1B 2B	4	1	1	0	0	0	1
Ron Gant, R (1, 8) OBP: 0.344, SLG: 0.529	0-0 F7			0-1 G5-3		1-0 F7			1-0 F9	4	0	0	0	0	0	2
David Justice, L (1, 9) OBP: 0.355, SLG: 0.533		2-2 L8		3-0 G3-1			2-1 G5-3		1-1 1B 2B	4	0	1	0	0	0	0
Tommy Gregg, L (1, 3) OBP: 0.321, SLG: 0.390		3-2 P8			2-1 F7		1-2 1B		0-0 1B	4	0	2	1	0	0	0
Jim Presley, R (1, 5) OBP: 0.283, SLG: 0.419		1-1 1B			2-2 G6-3		1-1 L5		2-3 K	4	0	1	0	0	1	3
Ernie Whitt, L (1, 2) OBP: 0.259, SLG: 0.247		1-0 F8			0-1 P5		1-1 G3		0-2 G4-3	4	0	0	0	0	0	4
Jeff Blausen, R (1, 6) OBP: 0.333, SLG: 0.404			2-0 P6			0-0 HR		0-0 F9		3	1	1	1	0	0	0
Paul Marak, R (1, 1) Tony Castillo, L (5, 1) Mike Sell, L (6, PH) Marvin Freeman, R (7, 1) Mark Lemke, S (8, PH) Dwayne Henry, R (9, 1)			0-0 F9			1-1 G4-3		2-1 G6-3		1	0	0	0	0	0	0

**Los Angeles Dodgers @ Atlanta Braves**  
Atlanta-Fulton County Stadium, Atlanta, GA

AB	34
R	2
H	7
RBI	2
BB	0
SO	2
LOB	10



Inning Stats	R: 0	H: 0	E: 0	K: 0	S: 3	P: 4	R: 0	H: 1	E: 0	K: 0	S: 11	P: 18	R: 0	H: 0	E: 0	K: 1	S: 5	R: 0	H: 0	E: 0	K: 0	S: 7	R: 0	H: 0	E: 0	K: 0	S: 8	R: 1	H: 2	E: 0	K: 0	S: 7	R: 0	H: 1	E: 0	K: 0	S: 9	R: 0	H: 0	E: 0	K: 0	S: 6	R: 1	H: 3	E: 0	K: 1	S: 12	1B: 5	SF: 0	2B: 1	SAC: 0	3B: 0	DP: 0	HR: 1	HBP: 0	WP: 0	PA: 34
<b>PITCHER</b>	IP	WLS	BF	H	R	ER	SO	BB	IBB	HBP	BLK	WP	HR	S	P	ERA	WHIP																																								
Jim Neidlinger, R (1, 1) ERA: 2.7	7.0	W	25	4	1	1	1	0	0	0	0	0	0	50	81	1.29	0.571																																								
Jim Gott, R (8, 1) ERA: 3.09	2.0		9	3	1	1	1	0	0	0	0	0	0	18	26	4.50	1.500																																								

Tue Sep 18 1990, 7:05 PM EDT  
Att. 3,891 - Cloudy

livebaseballscorecards.com



BOTTOM

San Diego Padres @ Los Angeles Dodgers  
Dodger Stadium, Los Angeles, CA

AB 38  
R 4  
H 12  
RBI 4  
BB 2  
SO 2  
LOB 20



WP: 1 PA: 40  
PB: 0  
SB: 1  
CS: 0

Wed Sep 19 1990, 7:05 PM PDT  
Att. 26,996 - Unknown

AB R H RBI BB SO LOB

4	1	2	0	1	0	1
3	0	1	0	0	0	1
2	0	1	0	0	0	1
5	1	1	0	0	1	4
5	1	2	3	0	0	3
3	0	2	0	1	0	0
3	0	0	0	0	0	3
1	0	0	0	0	0	2
0	0	0	0	0	0	0
4	0	1	0	0	0	2
4	1	1	0	0	0	3
2	0	1	1	0	1	0
0	0	0	0	0	0	0
1	0	0	0	0	0	0
0	0	0	0	0	0	0
1	0	0	0	0	0	0

Batter	1	2	3	4	5	6	7	8	9
Stan Javier, S OBP: 0.375, SLG: 0.383 (1, 8)	4-1 1B FC6-5 BB	2-1 F9		1-1 F8			3-2 G4-3 1B		2-2 FC4-6 1B
Mike Sharperson, R OBP: 0.388, SLG: 0.381 Lenny Harris, L OBP: 0.354, SLG: 0.378 (7, PH) (8, 5)	1-0 FC6-5 G6-3 1-3 1B	2-2 F9		1-2 F8			1-2 G4-3 1-2f		2-2 FC4-6 1-2 1B
Kal Daniels, L OBP: 0.384, SLG: 0.526 (1, 7)	0-0 G6-3 1-2		0-1 HR 2B				1-2 F9		0-1 FC4-6 1-2f 2-3
Eddie Murray, S OBP: 0.411, SLG: 0.524 (1, 3)	1-2 FC6-5 S 2-3 3-H		2-0 HR				2-0 G6-3	0-1 1B 1B	3-1 L9
Hubie Brooks, R OBP: 0.305, SLG: 0.425 (1, 9)	4-2 SAFE 1-2 BB		0-0 L4				2-0 1B	2-2 1B	
Rick Dempsey, R OBP: 0.327, SLG: 0.290 Chris Gwynn, L OBP: 0.309, SLG: 0.413 Carlos Hernandez, R OBP: 0.250, SLG: 0.375 (1, 2) (8, PH) (9, 2)	0-0 G2-3		1-1 L9				1-2 F9	2-0 F7	
Juan Samuel, R OBP: 0.302, SLG: 0.360 (1, 4)		1-2 L8	1-1 FC6-4 1B				3-2 G5-3	0-0 L4	
Jose Offerman, S OBP: 0.231, SLG: 0.245 (1, 6)		0-0 WP 2B 1B	1-1 FC6-4				0-0 L5	0-2 G4-3	
Fernando Valenzuela, L OBP: 0.313, SLG: 0.431 Darren Holmes, R OBP: 0.284, SLG: 0.438 Don Aase, R OBP: 0.143, SLG: 0.371 John Wetteland, R OBP: 0.143, SLG: 0.371 Dave Hansen, L (1, 1) (5, 1) (6, PH) (7, 1) (9, 1) (9, PH)		1-0 1-H 2B		0-3 K			1-0 P6	3-2 P5	

Inning Stats	R: 1 E: 0 K: 0 S: 9	H: 1 LOB: 2 BB: 2 P: 19	R: 1 E: 0 K: 0 S: 11	H: 2 LOB: 1 BB: 0 P: 17	R: 2 E: 0 K: 0 S: 10	H: 3 LOB: 1 BB: 0 P: 15	R: 0 E: 0 K: 1 S: 9	H: 0 LOB: 0 BB: 0 P: 11	R: 0 E: 0 K: 1 S: 8	H: 1 LOB: 1 BB: 0 P: 13	R: 0 E: 0 K: 0 S: 8	H: 0 LOB: 0 BB: 0 P: 12	R: 0 E: 0 K: 0 S: 9	H: 1 LOB: 0 BB: 0 P: 14	R: 0 E: 0 K: 0 S: 10	H: 2 LOB: 2 BB: 0 P: 14	R: 0 E: 0 K: 0 S: 16	H: 2 LOB: 2 BB: 0 P: 26
--------------	------------------------------	----------------------------------	-------------------------------	----------------------------------	-------------------------------	----------------------------------	------------------------------	----------------------------------	------------------------------	----------------------------------	------------------------------	----------------------------------	------------------------------	----------------------------------	-------------------------------	----------------------------------	-------------------------------	----------------------------------

PITCHER	IP	WLS	BF	H	R	ER	SO	BB	IBB	HBP	BLK	WP	HR	S	P	ERA	WHIP
Derek Lilliquist, L ERA: 5.65 (1, 1)	6.0	W	27	7	4	4	2	2	0	0	0	1	1	55	87	6.00	1.500
Greg Harris, R ERA: 2.44 (7, 1)	3.0	S	13	5	0	0	0	0	0	0	0	0	0	35	54	0.00	1.667

Batter	1	2	3	4	5	6	7	8	9	AB R H RBI BB SO LOB	TOP												
<b>Roberto Alomar, S</b> OBP: 0.342, SLG: 0.384 (1, 4) C X	0-1  1B		2-3  2B		0-1  1B			2-1  FC6-4		4 0 2 0 0 1 1													
<b>Garry Templeton, S</b> OBP: 0.285, SLG: 0.360 (1, 6) B S SAFE	1-3  1-2 K		2-2  2B		0-2  P5			1-0  P4		4 0 1 0 0 1 4													
<b>Jack Clark, R</b> OBP: 0.430, SLG: 0.524 (1, 3) B C F B F X	3-2  P4		0-1  F9			0-0  G1-4-3		0-1  F8		4 0 0 0 0 0 3													
<b>Joe Carter, R</b> OBP: 0.290, SLG: 0.406 (1, 7) B B B	4-0  BB			2-2  F7		2-3  K			0-0  HR 1B	3 1 1 0 1 1 0													
<b>Fred Lynn, L</b> OBP: 0.322, SLG: 0.351 (1, 9) B C F B F S	3-3  K			1-3  K		3-2  F9			1-2  L6	4 0 0 0 0 2 3													
<b>Benito Santiago, R</b> OBP: 0.332, SLG: 0.434 (1, 2) F X		0-1  F8		1-3  K			1-1  F7		0-0  HR 1-H	4 1 1 2 0 1 0													
<b>Mike Pagliarulo, L</b> OBP: 0.327, SLG: 0.354 (1, 5) B C B B X		3-2  L7			1-2  P5		3-2  P6		0-0  F9	4 0 0 0 0 0 0													
<b>Darrin Jackson, R</b> OBP: 0.268, SLG: 0.299 (1, 8) B X		1-0  P3			0-1  F7		1-3  K		2-3  K	4 0 0 0 0 2 0													
<b>Andy Benes, R</b> OBP: 0.121, SLG: 0.091 <b>Rich Rodriguez, L</b> (6, 1) <b>Phil Stephenson, L</b> OBP: 0.316, SLG: 0.325 <b>Calvin Schiraldi, R</b> OBP: 0.238, SLG: 0.450 (8, 1)			1-3  K		4-1  1B BB			2-0  FC6-4 1B		1 0 0 0 1 1 0 0 0 0 0 0 0 0 1 0 1 0 0 0 0 0 0 0 0 0 0 0													
<b>Inning Stats</b>	R: 0 E: 0 K: 2 S: 14	H: 1 LOB: 2 BB: 1 P: 25	R: 0 E: 0 K: 0 S: 6	H: 0 LOB: 0 BB: 0 P: 10	R: 0 E: 0 K: 2 S: 14	H: 1 LOB: 1 BB: 0 P: 19	R: 0 E: 0 K: 2 S: 9	H: 0 LOB: 0 BB: 0 P: 13	R: 0 E: 0 K: 0 S: 12	H: 1 LOB: 2 BB: 1 P: 17	R: 0 E: 0 K: 1 S: 8	H: 0 LOB: 0 BB: 0 P: 13	R: 0 E: 0 K: 1 S: 8	H: 0 LOB: 0 BB: 0 P: 13	R: 0 E: 0 K: 0 S: 6	H: 1 LOB: 1 BB: 0 P: 11	R: 2 E: 0 K: 1 S: 9	H: 2 LOB: 0 BB: 0 P: 12	1B: 4 2B: 1 3B: 0 HR: 1	SF: 0 SAC: 0 DP: 0 HBP: 0	WP: 0 PB: 0 SB: 1 CS: 0	PA: 35	
<b>PITCHER</b> <b>Ramon Martinez, R</b> ERA: 3.04 (1, 1)	IP 9.0	WLS W	BF 35	H 6	R 2	ER 2	SO 9	BB 2	IBB 0	HBP 0	BLK 0	WP 0	HR 1	S 86	P 133	ERA 2.00	WHIP 0.889						<b>PITCHER</b> IP WLS BF H R ER SO BB IBB HBP BLK WP HR S P ERA WHIP

**San Diego Padres @ Los Angeles Dodgers**  
Dodger Stadium, Los Angeles, CA  
Thu Sep 20 1990, 7:05 PM PDT  
Att. 25,277 - Unknown - 70 F

livebaseballscorecards.com

<b>AB</b>	<b>33</b>
<b>R</b>	<b>2</b>
<b>H</b>	<b>6</b>
<b>RBI</b>	<b>2</b>
<b>BB</b>	<b>2</b>
<b>SO</b>	<b>9</b>
<b>LOB</b>	<b>11</b>



Batter	1	2	3	4	5	6	7	8	9	AB	R	H	RBI	BB	SO	LOB
Lenny Harris, L OBP: 0.354, SLG: 0.380 Mike Sharperson, R OBP: 0.387, SLG: 0.380 (1, 5) (7, PH) (8, 5)	1-1 F7		0-0 G5-3			1-2 1B SF8 2B	0-0 F9			3	1	1	0	0	0	0
Stan Javier, S OBP: 0.376, SLG: 0.385 (1, 9)	0-0 B1-3		0-1 F7			0-0 BB 1B 2-3	1-0 1B			4	1	2	0	0	0	0
Kal Daniels, L OBP: 0.381, SLG: 0.522 Jose Gonzalez, R OBP: 0.284, SLG: 0.438 (1, 7) (8, 7)	1-1 G4-3		2-2 G4-3			1-1 SF8	2-0 F7			3	0	0	1	0	0	1
Eddie Murray, S OBP: 0.411, SLG: 0.522 (1, 3)		3-2 3B 1B		1-1 G4-3		4-1 1B 2B BB	1-0 F9			3	2	1	0	1	0	1
Kirk Gibson, L OBP: 0.339, SLG: 0.406 (1, 8)		2-0 F7		0-0 F9		3-2 2B 1B	0-1 G3			4	1	1	1	0	0	1
Mike Scioscia, L OBP: 0.346, SLG: 0.407 (1, 2)		3-2 SAFE P3		1-0 G4-3		2-1 FC1-5 1B 2B	2-2 G4-6-3 1B			4	0	2	2	0	0	1
Juan Samuel, R OBP: 0.306, SLG: 0.362 (1, 4)		2-0 3B 1B		1-0 CS 1B		4-0 1B IBB	0-2 G4-6-3			3	2	2	0	1	0	1
Alfredo Griffin, S OBP: 0.259, SLG: 0.255 (1, 6)		0-1 1B 3B		3-2 G3-1		1-1 FC1-5				3	0	1	2	0	0	3
Ramon Martinez, R OBP: 0.141, SLG: 0.120 (1, 1)		1-3 K		2-3 K		2-2 1B				3	0	1	1	0	2	1

Inning Stats	R: 0	H: 0	E: 0	K: 0	S: 5	R: 2	H: 3	E: 0	K: 1	S: 16	R: 0	H: 0	E: 0	K: 0	S: 7	R: 0	H: 0	E: 0	K: 0	S: 4	R: 0	H: 1	E: 0	K: 1	S: 8	R: 5	H: 5	E: 0	K: 0	S: 17	R: 0	H: 1	E: 0	K: 0	S: 4	R: 0	H: 1	E: 0	K: 0	S: 10	1B: 8	SF: 1	2B: 2	SAC: 0	3B: 1	DP: 1	HR: 0	HBP: 0	WP: 0	PA: 34
--------------	------	------	------	------	------	------	------	------	------	-------	------	------	------	------	------	------	------	------	------	------	------	------	------	------	------	------	------	------	------	-------	------	------	------	------	------	------	------	------	------	-------	-------	-------	-------	--------	-------	-------	-------	--------	-------	--------

PITCHER	IP	WLS	BF	H	R	ER	SO	BB	IBB	HBP	BLK	WP	HR	S	P	ERA	WHIP
Andy Benes, R ERA: 3.68 (1, 1)	5.1	L	22	6	5	5	2	1	0	0	0	0	0	47	76	8.44	1.312
Rich Rodriguez, L ERA: 3.13 (6, 1)	1.2		9	4	2	2	0	0	1	0	0	0	0	14	30	10.80	2.400
Calvin Schiraldi, R ERA: 4.39 (8, 1)	1.0		3	1	0	0	0	0	0	0	0	0	0	10	12	0.00	1.000

BOTTOM

San Diego Padres @ Los Angeles Dodgers  
Dodger Stadium, Los Angeles, CA

AB 31  
R 7  
H 11  
RBI 7  
BB 2  
SO 2  
LOB 9



Thu Sep 20 1990, 7:05 PM PDT  
Att: 25,277 - Unknown - 70 F

livebaseballscores.com

Batter	1	2	3	4	5	6	7	8	9	AB R H RBI BB SO LOB	TOP
<b>Brett Butler, L</b> (1, 8) OBP: 0.393, SLG: 0.375 <b>Mark Leonard, L</b> (5, 9) OBP: 0.235, SLG: 0.286	3-2  G6-3 SF8 2B		3-2  F7 1B		2-2  F7		2-0  HR		2-3  K	3 1 2 0 0 0 0 2 1 1 1 0 1 1	<b>San Francisco Giants @ Los Angeles Dodgers</b> <b>Dodger Stadium, Los Angeles, CA</b> Fri Sep 21 1990, 7:05 PM PDT Att. 45,845 - Unknown
<b>Mike Kingery, L</b> (1, 9) OBP: 0.325, SLG: 0.335 (5, 8)	2-0  G6-3 2-3		0-0  1B		1-2  L4		0-0  F7			4 0 1 0 0 0 1	
<b>Will Clark, L</b> (1, 3) OBP: 0.354, SLG: 0.443 <b>Rafael Nova, L</b> (5, 1) OBP: 0.250, SLG: 0.250 <b>Rick Parker, R</b> (6, 6) OBP: 0.306, SLG: 0.347 (8, 7)	1-2  SF8 3-H		3-2  F7 1B		0-0  1B		0-3  K			2 0 1 1 0 0 2 0 0 0 0 0 0 0 1 0 0 0 0 1 0	
<b>Kevin Mitchell, R</b> (1, 7) OBP: 0.366, SLG: 0.555 <b>Andres Santana, S</b> (8, PR) (8, 6)	2-3  K		1-1  G5-3		1-1  F9			4-2  L6-3 BB		3 0 0 0 1 1 3 0 0 0 0 0 0 0	
<b>Matt Williams, R</b> (1, 5) OBP: 0.317, SLG: 0.480		1-1  F8		3-3  K		1-0  F8		0-0  L6-3		4 0 0 0 0 1 1	
<b>Ernest Riles, L</b> (1, 4) OBP: 0.320, SLG: 0.382		2-2  L7		0-0  G4-3		1-1  E 1B		3-1  F8		4 0 1 0 0 0 1	
<b>Steve Decker, R</b> (1, 2) OBP: 0.438, SLG: 0.938		1-1  HR		1-1  1B 1B		0-1  E5 G6-3		1-2  P6		4 1 2 1 0 0 1	
<b>Jose Uribe, S</b> (1, 6) OBP: 0.300, SLG: 0.306 <b>Paul McClellan, R</b> (6, 1) OBP: 0.500, SLG: 0.500 <b>Kevin Bass, S</b> (9, PH) OBP: 0.301, SLG: 0.412		0-3  K		0-0  1B 1B		1-1  G6-3		4-2  BB		3 0 1 0 0 1 2 0 0 0 0 0 0 0 0 0 0 0 1 0 0	
<b>Don Robinson, R</b> (1, 1) OBP: 0.143, SLG: 0.254 <b>Randy O'Neal, R</b> (4, 1) OBP: 0.167, SLG: 0.167 <b>Mike Laga, L</b> (5, 3) OBP: 0.190, SLG: 0.450			0-0  G5-3		1-3  K		1-0  P5		0-0  P6	2 0 0 0 0 1 2 0 0 0 0 0 0 0 2 0 0 0 0 0 1	
<b>Inning Stats</b>	R: 1 H: 1 E: 0 LOB: 0 K: 1 BB: 0 S: 11 P: 19	R: 1 H: 1 E: 0 LOB: 0 K: 1 BB: 0 S: 11 P: 15	R: 0 H: 2 E: 0 LOB: 2 K: 0 BB: 0 S: 10 P: 17	R: 0 H: 2 E: 0 LOB: 2 K: 2 BB: 0 S: 11 P: 16	R: 0 H: 1 E: 0 LOB: 1 K: 0 BB: 0 S: 9 P: 13	R: 0 H: 1 E: 1 LOB: 1 K: 0 BB: 0 S: 7 P: 10	R: 1 H: 1 E: 0 LOB: 0 K: 1 BB: 0 S: 6 P: 9	R: 0 H: 0 E: 0 LOB: 1 K: 0 BB: 1 S: 5 P: 12	R: 0 H: 0 E: 0 LOB: 1 K: 1 BB: 1 S: 10 P: 17	1B: 6 SF: 1 2B: 2 SAC: 0 3B: 0 DP: 2 HR: 2 HBP: 0	
<b>PITCHER</b> <b>Mike Morgan, R</b> (1, 1) ERA: 3.54 <b>John Wetteland, R</b> (9, 1) ERA: 5.77	IP WLS BF H R ER SO BB IBB HBP BLK WP HR S P ERA WHIP 8.0 W 33 9 3 3 5 1 0 0 0 0 2 70 111 3.38 1.250 1.0 4 0 0 0 1 1 0 0 0 0 0 10 17 0.00 1.000										

livebaseballscorecards.com

<b>AB</b>	<b>34</b>
<b>R</b>	<b>3</b>
<b>H</b>	<b>9</b>
<b>RBI</b>	<b>3</b>
<b>BB</b>	<b>2</b>
<b>SO</b>	<b>6</b>
<b>LOB</b>	<b>15</b>





Batter	1	2	3	4	5	6	7	8	9	AB R H RBI BB SO LOB	TOP											
<b>Brett Butler, L</b> (1, 8) OBP: 0.393, SLG: 0.375	0-0 B3		1-3 K			0-1 P6		1-1 FC3-8 1B		4 0 1 0 0 1 0	<b>San Francisco Giants @ Los Angeles Dodgers</b> <b>Dodger Stadium, Los Angeles, CA</b> Sat Sep 22 1990, 7:05 PM PDT Att: 45,755 - Unknown											
<b>Greg Litton, R</b> (1, 4) OBP: 0.275, SLG: 0.298	0-1 G5-3 1B			0-0 F7		3-1 1B		0-1 FC3-6		4 0 2 0 0 0 2												
<b>Will Clark, L</b> (1, 3) OBP: 0.352, SLG: 0.441	2-2 G5-3			2-3 K		0-0 F9		1-2 SF7		3 0 0 1 0 1 2												
<b>Kevin Mitchell, R</b> (1, 7) OBP: 0.363, SLG: 0.550	1-2 F8			0-1 F8			3-2 P3	2-2 L8		4 0 0 0 0 0 2												
<b>Matt Williams, R</b> (1, 5) OBP: 0.318, SLG: 0.487		1-2 G6-3		0-1 G6-3			1-2 HR		1-1 WP G4-3 2B	4 2 2 1 0 0 0												
<b>Kevin Bass, S</b> (1, 9) OBP: 0.299, SLG: 0.409		1-0 F8		2-3 K			2-1 1B		0-0 P6	4 0 1 0 0 1 1												
<b>Steve Decker, R</b> (1, 2) OBP: 0.400, SLG: 0.800		1-0 F8		1-2 FC6-4 1B			0-1 L8		2-2 G4-3	4 0 1 1 0 0 1												
<b>Jose Uribe, S</b> (1, 6) OBP: 0.298, SLG: 0.305			2-2 F8		0-1 FC6-4		3-2 F8		2-3 K	2 0 0 0 0 0 1												
<b>Ernest Riles, L</b> (7, PH) OBP: 0.316, SLG: 0.377					1-2f					2 0 0 0 0 1 1												
<b>Michael LaCoss, R</b> (1, 1) OBP: 0.043, SLG: 0.087			0-0 L7			1-3 K		3-2 FC3-6 1B SF7 1B		2 0 0 0 0 1 0												
<b>Francisco Oliveras, R</b> (6, 1)										0 0 0 0 0 0 0												
<b>Mike Kingery, L</b> (8, PH) OBP: 0.328, SLG: 0.339										1 1 1 0 0 0 0												
<b>Trevor Wilson, L</b> (8, 1) OBP: 0.167, SLG: 0.138										0 0 0 0 0 0 0												
<b>Inning Stats</b>	R: 0 E: 0 K: 0 S: 9	H: 1 LOB: 1 BB: 0 P: 12	R: 0 E: 0 K: 0 S: 5	H: 0 LOB: 0 BB: 0 P: 8	R: 0 E: 0 K: 1 S: 7	H: 0 LOB: 0 BB: 0 P: 10	R: 0 E: 0 K: 1 S: 11	H: 0 LOB: 0 BB: 0 P: 13	R: 0 E: 0 K: 1 S: 11	H: 1 LOB: 1 BB: 0 P: 14	R: 0 E: 0 K: 1 S: 8	H: 1 LOB: 1 BB: 0 P: 12	R: 1 E: 0 K: 0 S: 13	H: 2 LOB: 1 BB: 0 P: 22	R: 1 E: 0 K: 0 S: 14	H: 2 LOB: 1 BB: 0 P: 21	R: 1 E: 0 K: 1 S: 9	H: 1 LOB: 0 BB: 0 P: 14	1B: 6 2B: 1 3B: 0 HR: 1	SF: 1 SAC: 0 DP: 0 HBP: 0	WP: 1 PB: 0 SB: 0 CS: 0	PA: 35
<b>PITCHER</b>	IP WLS BF H R ER SO BB IBB HBP BLK WP HR S P ERA WHIP																					
<b>Dennis Cook, L</b> (1, 1) ERA: 3.56	6.1 W 24 5 1 1 4 0 0 0 0 0 0 1 59 83 1.42 0.789																					
<b>Tim Crews, R</b> (7, 1) ERA: 2.63	1.2 7 2 1 1 0 0 0 0 0 0 0 0 19 29 5.40 1.200																					
<b>Jay Howell, R</b> (9, 1) ERA: 2.18	1.0 4 1 1 1 1 0 0 0 0 0 1 0 9 14 9.00 1.000																					

livebaseballscorecards.com

<b>AB</b>	34
<b>R</b>	3
<b>H</b>	8
<b>RBI</b>	3
<b>BB</b>	0
<b>SO</b>	5
<b>LOB</b>	10





Batter	1	2	3	4	5	6	7	8	9	AB	R	H	RBI	BB	SO	LOB
--------	---	---	---	---	---	---	---	---	---	----	---	---	-----	----	----	-----

<b>Lenny Harris, L</b> <small>OBP: 0.355, SLG: 0.383</small> (1, 5) <small>(9, 4)</small>	0-0 <b>B5</b> 		2-2 <b>G5-3</b> 			1-0 <b>SH3-4</b> 	0-2 <b>G1-3</b> 			3	0	0	0	0	0	0
<b>Kirk Gibson, L</b> <small>OBP: 0.344, SLG: 0.410</small> (1, 8) <small>(9, 4)</small>	1-1 <b>G1-3</b> 			0-0 		3-1 	4-1 			3	1	2	1	1	0	0
<b>Kal Daniels, L</b> <small>OBP: 0.387, SLG: 0.528</small> <b>Stan Javier, S</b> <small>OBP: 0.378, SLG: 0.391</small> (1, 7) <small>(8, 7)</small>	3-1 			3-3 <b>K</b> 		4-2 	1-3 			3	1	1	0	1	2	2
<b>Eddie Murray, S</b> <small>OBP: 0.417, SLG: 0.523</small> (1, 3) <small>(9, 4)</small>	3-1 <b>F6-3</b> 			4-2 		4-0 	3-2 <b>P4</b> 			2	1	0	0	2	0	2
<b>Hubie Brooks, R</b> <small>OBP: 0.305, SLG: 0.422</small> (1, 9) <small>(9, 4)</small>			4-0 		0-1 <b>G6-4-3</b> 	0-0 <b>G4-3</b> 		1-2 <b>G5-3</b> 		3	0	0	1	1	0	4
<b>Mike Scioscia, L</b> <small>OBP: 0.346, SLG: 0.402</small> (1, 2) <small>(9, 4)</small>			0-1 <b>F7</b> 		1-0 <b>F8</b> 	4-0 		3-2 <b>F7</b> 		3	1	0	0	1	0	1
<b>Juan Samuel, R</b> <small>OBP: 0.313, SLG: 0.374</small> <b>Jay Howell, R</b> <small>(9, 1)</small>			1-1 <b>G4-6-3</b> 		0-1 	2-1 		0-1 		4	1	3	3	0	0	1
<b>Alfredo Griffin, S</b> <small>OBP: 0.259, SLG: 0.256</small> (1, 6) <small>(9, 4)</small>			0-2 <b>G1-3</b> 		2-0 <b>F7</b> 	2-2 		3-3 <b>K</b> 		4	0	1	1	0	1	1
<b>Dennis Cook, L</b> <small>OBP: 0.311, SLG: 0.378</small> <b>Tim Crews, R</b> <small>(7, 1)</small> <b>Mike Sharperson, R</b> <small>OBP: 0.388, SLG: 0.381</small> (9, 5) <small>(9, 4)</small>			0-1 <b>L5</b> 		0-2 	0-2 				3	1	1	0	0	0	2

Inning Stats	R: 0	H: 1	E: 0	K: 0	S: 7	R: 0	H: 0	E: 0	K: 0	S: 4	R: 0	H: 0	E: 0	K: 0	S: 8	R: 0	H: 1	E: 0	K: 1	S: 9	R: 0	H: 1	E: 0	K: 0	S: 5	R: 5	H: 4	E: 0	K: 0	S: 20	R: 0	H: 0	E: 0	K: 1	S: 10	R: 1	H: 1	E: 0	K: 1	S: 12	1B: 6	2B: 1	3B: 0	HR: 1	SF: 0	SAC: 1	DP: 2	HBP: 0	WP: 0	PB: 0	SB: 2	CS: 1	PA: 35
--------------	------	------	------	------	------	------	------	------	------	------	------	------	------	------	------	------	------	------	------	------	------	------	------	------	------	------	------	------	------	-------	------	------	------	------	-------	------	------	------	------	-------	-------	-------	-------	-------	-------	--------	-------	--------	-------	-------	-------	-------	--------

PITCHER	IP	WLS	BF	H	R	ER	SO	BB	IBB	HBP	BLK	WP	HR	S	P	ERA	WHIP
Michael LaCoss, R <small>ERA: 3.94</small>	(1, 1)	5.2	L	25	6	5	5	1	4	1	0	0	0	45	86	7.94	1.765
Francisco Oliveras, R <small>ERA: 3.0</small>	(6, 1)	1.1		6	1	0	0	1	1	0	0	0	0	18	29	0.00	1.500
Trevor Wilson, L <small>ERA: 4.06</small>	(8, 1)	1.0		4	1	1	1	0	0	0	0	0	1	12	19	9.00	1.000

**BOTTOM**

**San Francisco Giants @ Los Angeles Dodgers**  
**Dodger Stadium, Los Angeles, CA**  
 Sat Sep 22 1990, 7:05 PM PDT  
 Att. 45,755 - Unknown

[livebaseballscorecards.com](http://livebaseballscorecards.com)

<b>AB</b>	<b>28</b>
<b>R</b>	<b>6</b>
<b>H</b>	<b>8</b>
<b>RBI</b>	<b>6</b>
<b>BB</b>	<b>6</b>
<b>SO</b>	<b>3</b>
<b>LOB</b>	<b>13</b>



Batter	1	2	3	4	5	6	7	8	9	AB R H RBI BB SO LOB	TOP																							
<b>Brett Butler, L</b> OBP: 0.393, SLG: 0.376 (1, 8) X	0-0 FC4-6 S 1B		0-0 SH5-3 E 2B	0-0 6-3		0-0 4-3			0-3 K	5 2 2 0 0 1 1	<b>San Francisco Giants @ Los Angeles Dodgers</b> <b>Dodger Stadium, Los Angeles, CA</b> Sun Sep 23 1990, 3:33 AM PDT Att. 45,241 - Sunny <a href="http://livebaseballscorecards.com">livebaseballscorecards.com</a>																							
<b>Mike Kingery, L</b> OBP: 0.332, SLG: 0.339 (1, 7) B B B	4-0 FC4-6 1-2 BB		0-0 SH5-3		0-0 1B 1B	0-0 F7			0-3 K	3 1 1 0 1 1 0																								
<b>Will Clark, L</b> OBP: 0.352, SLG: 0.440 (1, 3) X	0-0 FC4-6 1B 1-2f 2-3 SF8		0-0 E3 2B 3-4-3		0-0 1B 1-3 FC5 1B	0-0 F7			0-0 1B	5 2 2 1 0 0 2																								
<b>Matt Williams, R</b> OBP: 0.320, SLG: 0.490 (1, 5) X	0-0 FC6-4 1-3 3-H 1B		0-0 3-4-3 1-3 2B		0-0 1-3 3-H 1B 1B	0-0 4-3			0-3 K	5 1 3 2 0 1 1																								
<b>Kevin Bass, S</b> OBP: 0.294, SLG: 0.402 (1, 9) X	0-0 SF8 3-H		0-0 3-4-3		0-0 FC5 1B	0-3 K				3 0 0 2 0 1 3																								
<b>Ernest Riles, L</b> OBP: 0.310, SLG: 0.369 (1, 6) X	0-0 FC6-4 1-2f 3-H		0-0 F7		0-0 F7				0-0 5-3	3 0 0 0 0 0 4 1 0 0 0 0 0 0																								
<b>Mike Benjamin, R</b> OBP: 0.237, SLG: 0.371 (5, 6)																																		
<b>Steve Decker, R</b> OBP: 0.417, SLG: 0.750 (1, 2) X		0-0 G5-4-3 1B		0-3 K	0-0 1-2 2-H 1B				0-3 K	4 0 2 1 0 2 0																								
<b>Greg Litton, R</b> OBP: 0.279, SLG: 0.295 (1, 4) X		0-0 G5-4-3 1-2f	0-0 SH1-4 BB	4-0 BB BB BB BB	0-0 F9				4-0 BB BB BB	2 0 0 0 2 0 3																								
<b>John Burkett, R</b> OBP: 0.121, SLG: 0.049 (1, 1) X		0-3 K	0-0 SH1-4 1-2	0-0 1-3					0-3 K	3 0 0 0 0 2 1																								
<b>Inning Stats</b>	R: 2 E: 0 K: 0 S: 5 H: 2 LOB: 1 BB: 1 P: 9	R: 0 E: 0 K: 1 S: 5 H: 1 LOB: 0 BB: 0 P: 5	R: 2 E: 1 K: 0 S: 6 H: 2 LOB: 1 BB: 1 P: 6	R: 0 E: 0 K: 1 S: 5 H: 0 LOB: 1 BB: 1 P: 9	R: 2 E: 0 K: 0 S: 7 H: 4 LOB: 2 BB: 0 P: 7	R: 0 E: 0 K: 0 S: 3 H: 0 LOB: 0 BB: 0 P: 3	R: 0 E: 0 K: 1 S: 5 H: 0 LOB: 0 BB: 0 P: 5	R: 0 E: 0 K: 2 S: 7 H: 0 LOB: 1 BB: 1 P: 11	R: 0 E: 0 K: 3 S: 10 H: 1 LOB: 1 BB: 0 P: 10	1B: 8 2B: 2 3B: 0 HR: 0 SF: 1 SAC: 2 DP: 1 HBP: 0	WP: 0 PB: 0 SB: 1 CS: 0 PA: 40																							
<b>PITCHER</b>	<b>Jim Neidlinger, R</b> (1, 1) ERA: 2.97 <b>Darren Holmes, R</b> (4, 1) ERA: 7.71 <b>Jim Poole, L</b> (5, 1) ERA: 2.35 <b>Don Aase, R</b> (5, 1) ERA: 4.5 <b>John Wetteland, R</b> (6, 1) ERA: 5.45										<b>PITCHER</b> <b>Jim Gott, R</b> (8, 1) ERA: 2.98																							
	IP	WLS	BF	H	R	ER	SO	BB	IBB	HBP	BLK	WP	HR	S	P	ERA	WHIP	IP	WLS	BF	H	R	ER	SO	BB	IBB	HBP	BLK	WP	HR	S	P	ERA	WHIP

Batter	1	2	3	4	5	6	7	8	9	AB	R	H	RBI	BB	SO	LOB
Lenny Harris, L OBP: 0.352, SLG: 0.379 (1, 5)	0-3 K2-3		0-0 G3		0-0 G6-4-3		0-0 4-3			4	0	0	1	0	1	2
Stan Javier, S OBP: 0.383, SLG: 0.396 (1, 8)	0-0 1B		0-0 1B			0-0 FC4-6 1B	0-0 F9			4	0	3	0	0	0	1
Kirk Gibson, L OBP: 0.340, SLG: 0.404 (1, 7)	0-0 L7		0-0 6-3			0-3 K		0-3 K		4	0	0	0	0	2	3
Eddie Murray, S OBP: 0.414, SLG: 0.519 (1, 3)	0-0 G3			0-0 F7		0-0 FC4-6 BB		0-0 4-3		4	0	0	0	0	0	2
Hubie Brooks, R OBP: 0.305, SLG: 0.420 (1, 9)		0-0 5-3		0-0 5-3		4-0 BB 1-2 BB		0-0 G3		3	0	0	0	1	0	0
Mike Scioscia, L OBP: 0.347, SLG: 0.406 (1, 2)		0-0 1B		0-0 G3		0-0 6-3		0-0 K		4	0	2	0	0	0	2
Juan Samuel, R OBP: 0.314, SLG: 0.374 (1, 4)		0-3 K		0-0 G3 1B 1B		4-0 BB BB BB	4-0 6-3 1B BB	0-3 K		3	2	1	0	1	2	2
Alfredo Griffin, S OBP: 0.259, SLG: 0.256 (1, 6)		0-3 K		0-0 G3		0-0 G3	0-0 4-3 6-3 1B	0-3 K		4	0	1	0	0	2	3
Jim Neidinger, S Dave Hansen, L Darren Holmes, R Jim Poole, L Don Aase, R Chris Gwynn, L John Wetteland, R Kal Daniels, R Jim Gott, R Mickey Hatcher, R		0-3 K		0-3 K		0-0 G6-4-3 1B	0-0 6-3	0-3 K		0	0	0	0	0	0	0

BOTTOM

San Francisco Giants @ Los Angeles Dodgers  
 Dodger Stadium, Los Angeles, CA  
 Sun Sep 23 1990, 3:33 AM PDT  
 Att. 45,241 - Sunny

AB	34
R	2
H	8
RBI	2
BB	2
SO	9
LOB	18



Inning Stats	R: 0	H: 1	E: 0	K: 1	S: 6	LOB: 1	BB: 0	P: 6	R: 0	H: 1	E: 0	K: 2	S: 8	LOB: 1	BB: 0	P: 8	R: 0	H: 1	E: 0	K: 1	S: 6	LOB: 1	BB: 0	P: 6	R: 0	H: 0	E: 0	K: 0	S: 3	LOB: 0	BB: 0	P: 3	R: 1	H: 2	E: 0	K: 0	S: 4	LOB: 0	BB: 0	P: 4	R: 0	H: 1	E: 0	K: 1	S: 6	LOB: 2	BB: 1	P: 10	R: 1	H: 1	E: 0	K: 0	S: 4	LOB: 1	BB: 1	P: 8	R: 0	H: 0	E: 0	K: 1	S: 5	LOB: 0	BB: 0	P: 5	R: 0	H: 1	E: 0	K: 3	S: 10	LOB: 1	BB: 0	P: 10	1B: 7	SF: 0	2B: 1	SAC: 0	3B: 0	DP: 1	HR: 0	HBP: 0	WP: 0	PA: 36	PB: 0	SB: 0	CS: 0	ERA	WHIP
PITCHER John Burkett, R ERA: 3.48 (1, 1)	IP	WLS	BF	H	R	ER	SO	BB	IBB	HBP	BLK	WP	HR	S	P	ERA	WHIP	IP	WLS	BF	H	R	ER	SO	BB	IBB	HBP	BLK	WP	HR	S	P	ERA	WHIP	IP	WLS	BF	H	R	ER	SO	BB	IBB	HBP	BLK	WP	HR	S	P	ERA	WHIP																																				

Batter	1	2	3	4	5	6	7	8	9	10	11	AB R H RBI BB SO LOB	TOP																
Lenny Harris, L OBP: 0.349, SLG: 0.376 (1, 5) (8, 4)	0-0 4-3		0-3 K		0-3 K		0-0 6-3		0-0 L7		0-0 CS 1B	6 0 1 1 0 2 1	<b>Los Angeles Dodgers @ Houston Astros</b> Astrodome, Houston, TX Mon Sep 24 1990, 8:05 PM EDT Att: 6,936 - Dome																
Kirk Gibson, L OBP: 0.343, SLG: 0.402 (1, 8)	0-0 F7		4-0 1B BB		0-3 K			0-0 F7	0-0 S 1B		4-0 3-H BB	4 0 1 0 2 1 0																	
Kal Daniels, L OBP: 0.389, SLG: 0.528 Jose Offerman, S OBP: 0.231, SLG: 0.245 Rick Dempsey, R OBP: 0.324, SLG: 0.288 Jim Gott, R (1, 7) (8, PR) (8, 2) (9, 1)	0-0 L5		0-0 1B			0-0 1B 1B		0-0 1B E 1B	0-0 3-1		0-3 K	4 0 3 1 0 0 0 0 1 0 0 0 0 0 1 0 0 0 0 0 1 1 0 0 0 0 1 1																	
Eddie Murray, S OBP: 0.414, SLG: 0.518 (1, 3)		0-0 F7	0-3 K			0-0 1B 1B		0-0 E8 1B 1B		0-0 G3		5 0 2 0 0 1 2																	
Hubie Brooks, R OBP: 0.306, SLG: 0.419 (1, 9)		0-0 6-3		0-3 K		0-0 F8		4-0 1B 1B IBB		0-0 L5-3 1B		4 1 1 0 1 1 2																	
Mike Scioscia, L OBP: 0.347, SLG: 0.405 Stan Javier, S OBP: 0.383, SLG: 0.396 (1, 2) (8, PH) (8, 7)		0-0 4-3		0-0 FC5-4 1B		0-0 F8		0-0 1B 1B		0-0 L5-3		3 0 1 0 0 0 2 2 1 1 0 0 0 1																	
Juan Samuel, R OBP: 0.316, SLG: 0.373 Jay Howell, R Jim Poole, L Carlos Hernandez, R OBP: 0.222, SLG: 0.333 (1, 4) (8, 1) (9, 1) (9, 2)			4-0 E S 1B BB	0-0 FC5-4 1B		0-0 4-3		0-0 S 1B			0-0 F7	3 1 1 2 1 0 3 0 0 0 0 0 0 0 0 0 0 0 0 0 0 1 0 0 0 0 0 0																	
Alfredo Griffin, S OBP: 0.258, SLG: 0.254 (1, 6)			0-3 K	0-0 F9			0-0 G3	0-0 P5			4-0 3B BB	4 1 0 0 1 1 3																	
Fernando Valenzuela, L OBP: 0.319, SLG: 0.433 Chris Gwynn, L OBP: 0.307, SLG: 0.408 Tim Crews, R Mike Sharperson, R OBP: 0.388, SLG: 0.387 (1, 1) (7, PH) (7, 1) (8, 5)			0-0 BB 1B 1B		0-0 F8		0-0 F8		0-0 5-3		0-0 1B 3B	2 1 1 1 0 0 0 1 0 0 0 0 0 0 0 0 0 0 0 0 0 2 1 1 1 0 0 0																	
<b>Inning Stats</b>	R: 0 E: 0 K: 3 S: 3	H: 0 LOB: 0 BB: 0 P: 3	R: 0 E: 0 K: 0 S: 3	H: 0 LOB: 0 BB: 0 P: 3	R: 2 E: 1 K: 3 S: 11	H: 2 LOB: 2 BB: 2 P: 19	R: 0 E: 0 K: 1 S: 6	H: 1 LOB: 1 BB: 0 P: 6	R: 0 E: 0 K: 2 S: 7	H: 0 LOB: 0 BB: 0 P: 7	R: 0 E: 0 K: 0 S: 3	H: 0 LOB: 0 BB: 0 P: 3		R: 3 E: 1 K: 0 S: 6	H: 4 LOB: 2 BB: 1 P: 10	R: 0 E: 0 K: 0 S: 4	H: 1 LOB: 1 BB: 0 P: 4	R: 0 E: 0 K: 0 S: 3	H: 1 LOB: 0 BB: 0 P: 3	R: 2 E: 0 K: 1 S: 6	H: 2 LOB: 1 BB: 2 P: 14	1B: 12 2B: 1 3B: 1 HR: 0	SF: 0 SAC: 0 DP: 1 HBP: 0	WP: 0 PB: 0 SB: 3 CS: 1	PA: 48				
<b>PITCHER</b>	IP WLS BF H R ER SO BB IBB HBP BLK WP HR S P ERA WHIP													<b>PITCHER</b>	IP WLS BF H R ER SO BB IBB HBP BLK WP HR S P ERA WHIP														
Mark Portugal, R ERA: 3.65 (1, 1)	7.1	30	6	3	3	6	2	0	0	0	0	0	0	0	40	48	3.68	1.091											
Juan Agosto, L ERA: 4.12 (8, 1)	0.1	3	2	0	0	0	0	1	0	0	0	0	0	0	2	6	0.00	6.000											
Xavier Hernandez, R ERA: 4.55 (8, 1)	0.1	2	1	2	2	0	0	0	0	0	0	0	0	0	2	2	54.00	3.000											
Brian Meyer, R ERA: 3.14 (9, 1)	2.0	7	2	0	0	0	0	0	0	0	0	0	0	0	7	7	0.00	1.000											
Dave Smith, R ERA: 2.44 (11, 1)	1.0	L 6	2	2	2	1	2	0	0	0	0	0	0	0	6	14	18.00	4.000											

livebaseballscorecards.com

AB 43  
R 7  
H 13  
RBI 6  
BB 5  
SO 7  
LOB 16



Batter	1	2	3	4	5	6	7	8	9	10	11	AB R H RBI BB SO LOB	BOTTOM
--------	---	---	---	---	---	---	---	---	---	----	----	----------------------	--------

<b>Eric Yelding, R</b> <small>OBP: 0.308, SLG: 0.305</small> 												6 1 3 0 0 1 0	<b>Los Angeles Dodgers @ Houston Astros</b> Astrodome, Houston, TX Mon Sep 24 1990, 8:05 PM EDT Att: 6,936 - Dome
<b>Casey Candaele, S</b> <small>OBP: 0.379, SLG: 0.417</small> 												5 1 2 0 1 0 1	
<b>Craig Biggio, R</b> <small>OBP: 0.341, SLG: 0.346</small> 												5 0 1 1 0 1 2	
<b>Glenn Davis, R</b> <small>OBP: 0.356, SLG: 0.546</small> 												4 0 1 1 1 1 3	
<b>Franklin Stubbs, L</b> <small>OBP: 0.334, SLG: 0.459</small> 												4 2 3 1 1 0 3	
<b>Ken Caminiti, S</b> <small>OBP: 0.302, SLG: 0.306</small> 												5 1 1 0 0 0 9	
<b>Mark Davidson, R</b> <small>OBP: 0.315, SLG: 0.339</small> <b>Eric Anthony, L</b> <small>OBP: 0.278, SLG: 0.362</small> 												3 0 0 0 0 0 1 1 0 0 0 0 1 0	
<b>Rafael Ramirez, R</b> <small>OBP: 0.295, SLG: 0.326</small> 												5 0 2 2 0 0 0	
<b>Mark Portugal, R</b> <small>OBP: 0.185, SLG: 0.141</small> <b>Juan Agosto, L</b> <small>OBP: 0.500, SLG: 0.500</small> <b>Xavier Hernandez, L</b> <small>OBP: 0.269, SLG: 0.241</small> <b>Gerald Young, S</b> <small>OBP: 0.269, SLG: 0.241</small> <b>Brian Meyer, R</b> <small>OBP: 0.188, SLG: 0.071</small> <b>Luis Gonzalez, L</b> <small>OBP: 0.188, SLG: 0.071</small> <b>Dave Smith, R</b> <small>OBP: 0.188, SLG: 0.071</small> 												3 0 0 0 0 0 1 0 0 0 0 0 0 0 0 0 0 0 0 0 0 1 0 0 0 0 0 2 0 0 0 0 0 0 0 1 0 0 0 0 1 0 0 0 0 0 0 0 0	

Inning Stats	R: 0	H: 1	E: 0	LOB: 1	K: 1	BB: 0	S: 6	P: 6	R: 1	H: 2	E: 0	LOB: 1	K: 0	BB: 0	S: 5	P: 5	R: 1	H: 3	E: 1	LOB: 2	K: 0	BB: 0	S: 6	P: 6	R: 0	H: 0	E: 0	LOB: 0	K: 0	BB: 0	S: 3	P: 3	R: 1	H: 3	E: 0	LOB: 2	K: 0	BB: 1	S: 5	P: 9	R: 0	H: 0	E: 0	LOB: 0	K: 0	BB: 0	S: 3	P: 3	R: 0	H: 0	E: 0	LOB: 0	K: 1	BB: 0	S: 5	P: 5	R: 2	H: 3	E: 0	LOB: 1	K: 1	BB: 0	S: 7	P: 8	R: 0	H: 1	E: 0	LOB: 3	K: 0	BB: 2	S: 4	P: 12	R: 0	H: 0	E: 0	LOB: 0	K: 2	BB: 0	S: 7	P: 7	R: 0	H: 0	E: 0	LOB: 0	K: 0	BB: 0	S: 3	P: 3	1B: 10	SF: 0	2B: 3	SAC: 1	3B: 0	DP: 2	HR: 1	HBP: 1	WP: 0	PA: 48
--------------	------	------	------	--------	------	-------	------	------	------	------	------	--------	------	-------	------	------	------	------	------	--------	------	-------	------	------	------	------	------	--------	------	-------	------	------	------	------	------	--------	------	-------	------	------	------	------	------	--------	------	-------	------	------	------	------	------	--------	------	-------	------	------	------	------	------	--------	------	-------	------	------	------	------	------	--------	------	-------	------	-------	------	------	------	--------	------	-------	------	------	------	------	------	--------	------	-------	------	------	--------	-------	-------	--------	-------	-------	-------	--------	-------	--------

PITCHER	IP	WLS	BF	H	R	ER	SO	BB	IBB	HBP	BLK	WP	HR	S	P	ERA	WHIP
<b>Fernando Valenzuela, L</b> <small>ERA: 4.37</small>	(1, 1)	6.0	27	9	3	3	1	1	0	0	1	0	0	28	32	4.50	1.667
<b>Tim Crews, R</b> <small>ERA: 2.77</small>	(7, 1)	1.1	6	2	2	2	2	0	0	0	0	0	1	10	10	13.50	1.500
<b>Jay Howell, R</b> <small>ERA: 2.14</small>	(8, 1)	1.0	6	2	0	0	0	1	0	1	0	0	0	4	9	0.00	3.000
<b>Jim Poole, L</b> <small>ERA: 2.25</small>	(9, 1)	0.1	2	0	0	0	0	0	1	0	0	0	0	1	5	0.00	0.000
<b>Jim Gott, R</b> <small>ERA: 2.67</small>	(9, 1)	2.1	W 7	0	0	0	2	0	0	0	0	0	0	11	11	0.00	0.000



Batter	1	2	3	4	5	6	7	8	9	10	AB R H RBI BB SO LOB	TOP													
Lenny Harris, L OBP: 0.350, SLG: 0.373 (1, 5) (8, 4)	0-0 G4-3		0-0 G4-3		4-0 BB		0-0 G1-3		4-0 1B BB		3 0 0 0 2 0 1	<b>Los Angeles Dodgers @ Houston Astros</b> Astrodome, Houston, TX Tue Sep 25 1990, 8:05 PM EDT Att. 7,093 - Dome - 72 F													
Kirk Gibson, L OBP: 0.347, SLG: 0.407 (1, 8)	0-0 2B		0-0 F7		3-2 G3			3-2 1B SF9 HBP	0-0 1B PO		4 1 2 0 0 0 1														
Kal Daniels, L OBP: 0.390, SLG: 0.527 Jose Offerman, S OBP: 0.226, SLG: 0.240 Alfredo Griffin, S OBP: 0.258, SLG: 0.254 (1, 7) (8, PR) (8, 6) (10, 6)	0-0 G3		4-0 BB			3-2 F7		0-0 G3-1 1B	1-2 PO	0-0 G4-3	3 0 1 0 1 0 1 1 0 0 0 0 0 0 0 0 0 0 0 0 0														
Eddie Murray, S OBP: 0.412, SLG: 0.515 (1, 3)	0-0 6-3		0-0 4-3			0-0 G3-1		2-2 SF9		4-1 HR BB	3 1 0 1 1 0 2														
Hubie Brooks, R OBP: 0.308, SLG: 0.426 (1, 9)		0-3 K		2-2 P3		2-0 1B		1-0 G3-1 1B		1-0 HR	5 1 3 2 0 1 0														
Mike Scioscia, L OBP: 0.344, SLG: 0.400 (1, 2)		0-0 P4		2-0 F9		2-2 P5		1-1 G3-1		1-2 G4-3	5 0 0 0 0 0 3														
Juan Samuel, R OBP: 0.315, SLG: 0.372 Jose Gonzalez, R OBP: 0.278, SLG: 0.429 (1, 4) (8, 7)		0-0 1B		0-3 K			0-1 G5-3	1-3 K		1-1 G6-3	4 0 1 0 0 2 3 1 0 0 0 0 0 0														
Mike Sharperson, R OBP: 0.390, SLG: 0.390 (1, 6) (8, 5)		4-0 FC6-4 IBB		1-2 F8		1-1 2B			2-1 G4-3		3 0 1 0 1 0 0														
Ramon Martinez, R OBP: 0.138, SLG: 0.117 Stan Javier, S OBP: 0.395, SLG: 0.395 Tim Crews, R OBP: 0.395, SLG: 0.395 Jim Poole, L OBP: 0.395, SLG: 0.395 Jim Gott, R OBP: 0.395, SLG: 0.395 Chris Gwynn, L OBP: 0.395, SLG: 0.405 Jay Howell, R OBP: 0.395, SLG: 0.405 (1, 1) (7, PH) (7, 1) (8, 1) (8, 1) (9, PH) (9, 1)		0-0 FC6-4		0-0 G1-3			3-2 G5-3		0-2 G4-3		2 0 0 0 0 0 2 1 0 0 0 0 0 1 0 1 0 0 0 0 0 0 0 0 0 0 0 0 0														
<b>Inning Stats</b>	R: 0 E: 0 K: 0 S: 4	H: 1 LOB: 1 BB: 0 P: 4	R: 0 E: 0 K: 1 S: 6	H: 1 LOB: 2 BB: 1 P: 10	R: 0 E: 0 K: 0 S: 3	H: 0 LOB: 1 BB: 1 P: 7	R: 0 E: 0 K: 1 S: 11	H: 0 LOB: 0 BB: 0 P: 15	R: 0 E: 0 K: 0 S: 8	H: 1 LOB: 1 BB: 1 P: 16	R: 0 E: 0 K: 0 S: 9		H: 1 LOB: 1 BB: 0 P: 12	R: 1 E: 0 K: 1 S: 13	H: 2 LOB: 3 BB: 0 P: 21	R: 0 E: 0 K: 0 S: 8	H: 1 LOB: 1 BB: 1 P: 15	R: 2 E: 0 K: 0 S: 8	H: 1 LOB: 0 BB: 1 P: 15	1B: 5 2B: 2 3B: 0 HR: 1	SF: 1 SAC: 0 DP: 0 HBP: 1	WP: 0 PB: 0 SB: 1 CS: 0	PA: 44		
<b>PITCHER</b>	IP WLS BF H R ER SO BB IBB HBP BLK WP HR S P ERA WHIP	IP WLS BF H R ER SO BB IBB HBP BLK WP HR S P ERA WHIP	IP WLS BF H R ER SO BB IBB HBP BLK WP HR S P ERA WHIP	IP WLS BF H R ER SO BB IBB HBP BLK WP HR S P ERA WHIP	IP WLS BF H R ER SO BB IBB HBP BLK WP HR S P ERA WHIP	IP WLS BF H R ER SO BB IBB HBP BLK WP HR S P ERA WHIP	IP WLS BF H R ER SO BB IBB HBP BLK WP HR S P ERA WHIP	IP WLS BF H R ER SO BB IBB HBP BLK WP HR S P ERA WHIP	IP WLS BF H R ER SO BB IBB HBP BLK WP HR S P ERA WHIP	IP WLS BF H R ER SO BB IBB HBP BLK WP HR S P ERA WHIP	IP WLS BF H R ER SO BB IBB HBP BLK WP HR S P ERA WHIP	IP WLS BF H R ER SO BB IBB HBP BLK WP HR S P ERA WHIP	IP WLS BF H R ER SO BB IBB HBP BLK WP HR S P ERA WHIP	IP WLS BF H R ER SO BB IBB HBP BLK WP HR S P ERA WHIP	IP WLS BF H R ER SO BB IBB HBP BLK WP HR S P ERA WHIP	IP WLS BF H R ER SO BB IBB HBP BLK WP HR S P ERA WHIP	IP WLS BF H R ER SO BB IBB HBP BLK WP HR S P ERA WHIP	IP WLS BF H R ER SO BB IBB HBP BLK WP HR S P ERA WHIP	IP WLS BF H R ER SO BB IBB HBP BLK WP HR S P ERA WHIP	IP WLS BF H R ER SO BB IBB HBP BLK WP HR S P ERA WHIP	IP WLS BF H R ER SO BB IBB HBP BLK WP HR S P ERA WHIP	IP WLS BF H R ER SO BB IBB HBP BLK WP HR S P ERA WHIP	IP WLS BF H R ER SO BB IBB HBP BLK WP HR S P ERA WHIP		
Mike Scott, R ERA: 3.81 (1, 1)	5.0																								
Brian Meyer, R ERA: 2.76 (6, 1)	2.0																								
Al Osuna, L ERA: 4.91 (8, 1)	0.2																								
Jim Clancy, R ERA: 6.88 (8, 1)	1.1																								
Juan Agosto, L ERA: 4.27 (10, 1)	1.0	L																							

livebaseballscorecards.com

AB	36
R	3
H	8
RBI	3
BB	5
SO	3
LOB	14



Batter	1	2	3	4	5	6	7	8	9	10	AB	R	H	RBI	BB	SO	LOB
Eric Yelding, R OBP: 0.305, SLG: 0.302 (1, 6)	P4		K		L8		G6-3		P3		5	0	0	0	0	1	2
Gerald Young, S OBP: 0.257, SLG: 0.235 (1, 8)	E6 FC6-3		G3 S BB		G1-3		G4-3		F7		4	0	0	0	1	0	2
Eric Anthony, L OBP: 0.277, SLG: 0.355 (1, 9)	P4		G3					G4-3	K		4	0	0	0	1	1	3
Juan Agosto, L (10, 1)			1-3		BB						0	0	0	0	0	0	0
Glenn Davis, R OBP: 0.351, SLG: 0.537 (1, 3)	FC6-3 1-2f		3-3		G4-3			G6-3			5	0	0	0	0	1	3
Franklin Stubbs, L OBP: 0.337, SLG: 0.469 (1, 7)		HR			S HBP		K	BB 2B			4	1	2	1	0	2	0
Ken Caminiti, S OBP: 0.301, SLG: 0.304 (1, 5)	L9				F8		F9	BB IBB			4	0	0	0	1	1	1
Rich Gedman, L OBP: 0.321, SLG: 0.288 (1, 2)					P2		G4-3				3	0	1	0	1	0	1
Andujar Cedeno, R (8, PR)					1-2			1-2 2-3 BB			0	0	0	0	0	0	0
Carl Nichols, R OBP: 0.302, SLG: 0.289 (9, 2)		2B									0	0	0	0	0	0	0
Casey Candaele, S OBP: 0.377, SLG: 0.412 (1, 4)			K						P4		3	0	0	0	1	1	4
Mike Scott, R OBP: 0.180, SLG: 0.130 (1, 1)											2	0	0	0	0	0	3
Brian Meyer, R (6, 1)											0	0	0	0	0	0	0
Karl Rhodes, L OBP: 0.341, SLG: 0.392 (7, PH)											1	0	1	0	0	0	0
Al Osuna, R (8, 1)											0	0	0	0	0	0	0
Jim Clancy, R OBP: 0.214, SLG: 0.214 (8, 1)											0	0	0	0	0	0	0
Luis Gonzalez, L OBP: 0.225, SLG: 0.200 (9, PH)											1	0	1	0	0	0	0
Mark Davidson, R OBP: 0.315, SLG: 0.339 (10, 9)											0	0	0	0	0	0	0


Inning Stats	R: 0	H: 0	E: 1	LOB: 1	K: 0	S: 4	P: 4	R: 1	H: 2	E: 0	LOB: 1	K: 1	BB: 0	S: 7	P: 7	R: 0	H: 0	E: 0	LOB: 1	K: 2	BB: 1	S: 10	P: 20	R: 0	H: 0	E: 0	LOB: 2	K: 0	BB: 1	S: 7	P: 16	R: 0	H: 0	E: 0	LOB: 0	K: 1	BB: 0	S: 12	P: 19	R: 0	H: 1	E: 0	LOB: 1	K: 0	BB: 0	S: 7	P: 11	R: 0	H: 1	E: 0	LOB: 3	K: 0	BB: 2	S: 14	P: 26	R: 0	H: 1	E: 0	LOB: 1	K: 1	BB: 0	S: 11	P: 16	R: 0	H: 0	E: 0	LOB: 0	K: 2	BB: 0	S: 9	P: 13	1B: 0	SF: 0	2B: 3	SAC: 0	3B: 1	DP: 0	HR: 1	HBP: 1
--------------	------	------	------	--------	------	------	------	------	------	------	--------	------	-------	------	------	------	------	------	--------	------	-------	-------	-------	------	------	------	--------	------	-------	------	-------	------	------	------	--------	------	-------	-------	-------	------	------	------	--------	------	-------	------	-------	------	------	------	--------	------	-------	-------	-------	------	------	------	--------	------	-------	-------	-------	------	------	------	--------	------	-------	------	-------	-------	-------	-------	--------	-------	-------	-------	--------

PITCHER	IP	WLS	BF	H	R	ER	SO	BB	IBB	HBP	BLK	WP	HR	S	P	ERA	WHIP
Ramon Martinez, R ERA: 3.0 (1, 1)	6.0		25	2	1	1	4	2	1	1	0	0	1	49	82	1.50	0.667
Tim Crews, R ERA: 2.73 (7, 1)	1.2		6	1	0	0	0	0	0	0	0	0	0	9	15	0.00	0.600
Jim Poole, L ERA: 2.25 (8, 1)	0.0		1	1	0	0	0	0	0	0	0	0	0	2	3	∞	∞
Jim Gott, R ERA: 2.85 (8, 1)	0.1		3	0	0	0	0	1	1	0	0	0	0	10	19	0.00	3.000
Jay Howell, R ERA: 2.08 (9, 1)	2.0	W	7	1	0	0	3	0	0	0	0	0	0	20	29	0.00	0.500

PITCHER	IP	WLS	BF	H	R	ER	SO	BB	IBB	HBP	BLK	WP	HR	S	P	ERA	WHIP

**Los Angeles Dodgers @ Houston Astros**  
Astrodome, Houston, TX  
Tue Sep 25 1990, 8:05 PM EDT  
Att. 7,093 - Dome - 72 F

AB	36
R	1
H	5
RBI	1
BB	5
SO	7
LOB	19



WP: 0	PA: 42
PB: 0	
SB: 2	
CS: 0	

Batter	1	2	3	4	5	6	7	8	9	AB R H RBI BB SO LOB	TOP																													
Mike Sharperson, R (1, 5) OBP: 0.386, SLG: 0.385	0-0 5-3		0-3 K			0-0 P4		0-0 F9		4 0 0 0 0 1 1																														
Kirk Gibson, L (1, 8) OBP: 0.349, SLG: 0.409	0-0 F5		4-0 1-2 BB			0-0 1B 2B		0-3 K		3 1 1 0 1 1 0																														
Kal Daniels, L (1, 7) OBP: 0.389, SLG: 0.525	0-3 K		0-3 K			0-0 2-H 1B		0-0 P6		4 0 1 1 0 2 2																														
Eddie Murray, S (1, 3) OBP: 0.411, SLG: 0.515		0-0 L7		0-0 5-3		0-0 F2		0-0 2B		4 0 1 0 0 0 1																														
Hubie Brooks, R (1, 9) OBP: 0.306, SLG: 0.423		0-0 P6		0-0 F9		0-3 K		0-0 P5		4 0 0 0 0 1 2																														
Mike Scioscia, L (1, 2) OBP: 0.344, SLG: 0.400		4-0 BB		0-0 G3			0-0 F8		0-0 F9	1 0 0 0 1 0 0 2 0 0 0 0 0 1																														
Rick Dempsey, R (7, PH) OBP: 0.320, SLG: 0.283																																								
Juan Samuel, R (1, 4) OBP: 0.313, SLG: 0.370		0-0 5-3			0-3 K		0-0 F8			3 0 0 0 0 1 1																														
Alfredo Griffin, S (1, 6) OBP: 0.259, SLG: 0.254			0-0 BB 1B		0-0 4-3		0-0 P6			3 0 1 0 0 0 0																														
Mike Morgan, R Darren Holmes, R Luis Lopez, R John Wetteland, R Barry Lutzke, R Jim Poole, L Don Aase, R Dave Walsh, L Mickey Hatcher, R Ray Searage, L			0-3 K		0-3 K			0-3 K		0 0 0 0 0 0 0 0 0 0 0 0 0 0 1 0 0 0 0 0 1 1 0 0 0 0 0 0 0 0 1 0 0 0 0 0 1 0 1 0 0 0 0 0 1 0 0 0 0 0 0 0 0 0																														
<b>Inning Stats</b>	R: 0 E: 0 K: 1 S: 5	H: 0 LOB: 0 BB: 0 P: 5	R: 0 E: 0 K: 0 S: 3	H: 0 LOB: 1 BB: 1 P: 7	R: 0 E: 0 K: 3 S: 10	H: 1 LOB: 2 BB: 1 P: 14	R: 0 E: 0 K: 0 S: 3	H: 0 LOB: 0 BB: 0 P: 3	R: 0 E: 0 K: 2 S: 7	H: 0 LOB: 0 BB: 0 P: 7	R: 1 E: 0 K: 1 S: 7	H: 2 LOB: 1 BB: 0 P: 7	R: 0 E: 0 K: 0 S: 3	H: 0 LOB: 0 BB: 0 P: 3	R: 0 E: 0 K: 2 S: 7	H: 0 LOB: 0 BB: 0 P: 7	R: 0 E: 0 K: 0 S: 4	H: 1 LOB: 1 BB: 0 P: 4	1B: 2 2B: 2 3B: 0 HR: 0	SF: 0 SAC: 0 DP: 0 HBP: 0	WP: 0 PB: 0 SB: 0 CS: 0	PA: 33																		
<b>PITCHER</b> Jim Deshaies, L (1, 1) ERA: 3.84	IP 9.0	WLS W	BF 33	H 4	R 1	ER 1	SO 9	BB 2	IBB 0	HBP 0	BLK 0	WP 0	HR 0	S 49	P 57	ERA 1.00	WHIP 0.667						<b>PITCHER</b>	IP 9.0	WLS W	BF 33	H 4	R 1	ER 1	SO 9	BB 2	IBB 0	HBP 0	BLK 0	WP 0	HR 0	S 49	P 57	ERA 1.00	WHIP 0.667

**Los Angeles Dodgers @ Houston Astros**  
 Astrodome, Houston, TX  
 Wed Sep 26 1990, 8:05 PM EDT  
 Att. 13,790 - Dome

AB	31
R	1
H	4
RBI	1
BB	2
SO	9
LOB	9



WP: 0	PA: 33
PB: 0	
SB: 0	
CS: 0	



BOTTOM

Los Angeles Dodgers @ Houston Astros  
Astrodome, Houston, TX  
Wed Sep 26 1990, 8:05 PM EDT  
Att. 13,790 - Dome

AB 31  
R 10  
H 7  
RBI 9  
BB 8  
SO 8  
LOB 14



WP: 1 PA: 39  
PB: 0  
SB: 0  
CS: 1

AB R H RBI BB SO LOB

3 3 2 0 2 0 0  
4 0 0 0 0 0 4  
1 0 0 0 0 0 1

4 2 1 0 1 0 2

1 3 0 0 3 0 0  
0 0 0 0 0 0 0

4 1 2 6 0 1 2  
0 0 0 0 0 0 0

4 1 1 2 0 2 1

3 0 1 1 1 1 0  
0 0 0 0 0 0 0

3 0 0 0 1 1 1

4 0 0 0 0 3 3

1B: 3 SF: 0  
2B: 3 SAC: 0  
3B: 0 DP: 0  
HR: 1 HBP: 0

Batter	1	2	3	4	5	6	7	8	9
<b>Craig Biggio, R</b> OBP: 0.344, SLG: 0.349 (1, 2)	4-0 BB 4-3 2B BB	0-0 CS 1B			4-0 HR 1-3 BB		0-0 1B WP 2B	0-0 E5	
<b>Casey Candaele, S</b> OBP: 0.371, SLG: 0.405 <b>Dave Rohde, S</b> OBP: 0.282, SLG: 0.229 (1, 4) (8, 4)	0-0 4-3 1-2	0-0 F7 1-2			0-0 F8		0-0 6-3	0-0 F9	
<b>Karl Rhodes, L</b> OBP: 0.344, SLG: 0.386 (1, 8) (8, 7)	4-0 BB 2B BB	0-0 6-3			0-0 1-3 1-2		0-0 WP 2B 1B	0-0 4-3	
<b>Glenn Davis, R</b> OBP: 0.336, SLG: 0.536 <b>Mike Simms, R</b> OBP: 0.364, SLG: 0.727 (1, 3) (8, 3)	4-0 1-2 2-3 2B BB		0-0 F9		4-0 HR IBB		4-0 1-2 2B IBB		
<b>Franklin Stubbs, L</b> OBP: 0.338, SLG: 0.479 <b>Mark Davidson, R</b> OBP: 0.315, SLG: 0.339 (1, 7) (8, 9)	0-0 BB 2B		0-0 F5		0-0 HR		0-0 K		
<b>Ken Caminiti, S</b> OBP: 0.301, SLG: 0.305 (1, 5)	0-3 K		0-3 K		0-0 G3		0-0 1B 2B		
<b>Eric Anthony, L</b> OBP: 0.280, SLG: 0.355 <b>Gerald Young, S</b> OBP: 0.257, SLG: 0.235 (1, 9) (8, 8)	4-0 BB IBB			0-0 6-3		0-3 K	0-0 2H 1B		
<b>Rafael Ramirez, R</b> OBP: 0.295, SLG: 0.324 (1, 6)	4-0 1-2 2-3 BB		0-3 K		0-0 F3		0-0 6-3		
<b>Jim Deshaies, L</b> OBP: 0.097, SLG: 0.067 (1, 1)	0-3 K		0-3 K		0-3 K			0-0 4-3	

Inning Stats	R: 3	H: 1	E: 0	K: 2	S: 8	LOB: 3	BB: 5	P: 28
	R: 0	H: 1	E: 0	K: 0	S: 3	LOB: 0	BB: 0	P: 3
	R: 0	H: 0	E: 0	K: 1	S: 5	LOB: 0	BB: 0	P: 5
	R: 0	H: 0	E: 0	K: 2	S: 7	LOB: 0	BB: 0	P: 7
	R: 3	H: 1	E: 0	K: 0	S: 4	LOB: 0	BB: 2	P: 12
	R: 0	H: 0	E: 0	K: 2	S: 7	LOB: 0	BB: 0	P: 7
	R: 4	H: 4	E: 0	K: 1	S: 9	LOB: 1	BB: 1	P: 13
	R: 0	H: 0	E: 1	K: 0	S: 4	LOB: 1	BB: 0	P: 4

PITCHER	IP	WLS	BF	H	R	ER	SO	BB	IBB	HBP	BLK	WP	HR	S	P	ERA	WHIP
<b>Mike Morgan, R</b> ERA: 3.67 (1, 1)	0.1	L	5	1	3	3	0	3	0	0	0	0	0	2	14	81.00	12.000
<b>Darren Holmes, R</b> ERA: 6.75 (1, 1)	1.2		7	1	0	0	2	1	1	0	0	0	0	9	17	0.00	1.200
<b>John Wetteland, R</b> ERA: 5.17 (3, 1)	2.0		6	0	0	0	3	0	0	0	0	0	0	12	12	0.00	0.000
<b>Jim Poole, L</b> ERA: 5.19 (5, 1)	0.2		5	1	3	3	0	1	1	0	0	0	1	3	11	40.50	3.000
<b>Don Aase, R</b> ERA: 5.02 (5, 1)	1.2		8	2	3	3	2	0	1	0	0	1	0	11	15	16.20	1.200
PITCHER	IP	WLS	BF	H	R	ER	SO	BB	IBB	HBP	BLK	WP	HR	S	P	ERA	WHIP
<b>Dave Walsh, L</b> ERA: 4.3 (7, 1)	0.2		4	2	1	1	1	0	0	0	0	0	0	6	6	13.50	3.000
<b>Ray Searage, L</b> ERA: 2.87 (8, 1)	1.0		4	0	0	0	0	0	0	0	0	0	0	4	4	0.00	0.000

Batter	1	2	3	4	5	6	7	8	9	AB R H RBI BB SO LOB	TOP					
Lenny Harris, L (1, 5) OBP: 0.348, SLG: 0.374	0-0 4-3		0-0 HR 2B	0-0 4-3		0-3 K		0-3 K		5 1 1 0 0 2 2						
Kirk Gibson, L (1, 8) OBP: 0.346, SLG: 0.404	0-3 K		4-0 HR BB	0-0 G3			0-0 4-3		0-0 L5	4 1 0 0 1 1 0						
Kal Daniels, L (1, 7) OBP: 0.389, SLG: 0.531 Stan Javier, S (3, 7) OBP: 0.379, SLG: 0.391	0-3 K		0-0 HR 1-H 2-H	0-0 4-3			0-0 F8		0-3 K	2 1 1 3 0 1 0 3 0 0 0 0 1 0						
Eddie Murray, S (1, 3) OBP: 0.414, SLG: 0.522		0-0 FC5-4 1B	0-0 HR		0-0 BLK 1B		4-0 BB		0-0 F8	4 2 3 1 1 0 0						
Hubie Brooks, R (1, 9) OBP: 0.307, SLG: 0.425		0-0 FC5-4 2B 1-2f	0-0 E 2B		0-0 CS 1B 1-H		0-3 K			4 1 2 1 0 1 2						
Mike Scioscia, L (1, 2) OBP: 0.346, SLG: 0.402 Rick Dempsey, R (8, PH) OBP: 0.318, SLG: 0.281 (8, 2)		0-0 1-3 2B	4-0 E IBB		0-0 1-3 1-2			0-0 1-3		2 0 1 0 1 0 1 1 0 0 0 0 0 0						
Juan Samuel, R (1, 4) OBP: 0.313, SLG: 0.371		0-0 F3	0-0 E5 FC6-4 1-2 2-H		0-3 K			0-0 2B		4 0 1 0 0 1 3						
Alfredo Griffin, S (1, 6) OBP: 0.258, SLG: 0.254 Chris Gwynn, L (3, PH) OBP: 0.303, SLG: 0.402 Jose Offerman, S (3, 6) OBP: 0.222, SLG: 0.235 Mickey Hatcher, R (8, PH) OBP: 0.252, SLG: 0.254 Jim Gott, R (8, 1)		0-0 G3	0-0 F7		0-0 4-3			0-3 K		1 0 0 0 0 0 2 1 0 0 0 0 0 2 1 0 0 0 0 0 0 1 0 0 0 0 1 1 0 0 0 0 0 0 0						
Dennis Cook, L (1, 1) OBP: 0.296, SLG: 0.362 John Wetteland, R (3, 1) OBP: 0.143, SLG: 0.571 Dave Walsh, L (5, 1) Darren Holmes, R (5, 1) Luis Lopez, R (8, PH) Tim Crews, R (8, 1) Mike Sharperson, R (8, PH) OBP: 0.387, SLG: 0.385 (8, 6)			5-3 FC6-4 1-2f		0-3 K2-3			4-0 IBB		2 0 0 0 0 0 2 0 1 0 0 0 0 1 0 0 0 0 0 0 0 0 0 0 0 0 1 0 0						
<b>Inning Stats</b>	R: 0 E: 0 K: 2 S: 7 H: 0 LOB: 0 BB: 0 P: 7	R: 0 E: 0 K: 0 S: 5 H: 2 LOB: 2 BB: 0 P: 5	R: 5 E: 1 K: 0 S: 8 H: 4 LOB: 2 BB: 2 P: 16	R: 0 E: 0 K: 0 S: 3 H: 0 LOB: 0 BB: 0 P: 3	R: 1 E: 0 K: 1 S: 6 H: 2 LOB: 0 BB: 0 P: 6	R: 0 E: 0 K: 2 S: 7 H: 0 LOB: 0 BB: 0 P: 7	R: 0 E: 0 K: 1 S: 5 H: 0 LOB: 1 BB: 1 P: 9	R: 0 E: 0 K: 2 S: 8 H: 1 LOB: 2 BB: 1 P: 12	R: 0 E: 0 K: 1 S: 5 H: 0 LOB: 0 BB: 0 P: 5	1B: 3 2B: 4 3B: 0 HR: 2 SF: 0 SAC: 0 DP: 0 HBP: 0	WP: 0 PB: 0 SB: 0 CS: 1 PA: 40					
<b>PITCHER</b>	IP WLS BF H R ER SO BB IBB HBP BLK WP HR S P ERA WHIP															
John Burkett, R (1, 1) ERA: 3.62	2.1	15	6	5	4	2	1	1	0	0	0	2	17	25	15.43	3.000
Mark Dewey, R (3, 1) ERA: 1.71	2.2	10	2	1	1	1	0	0	0	1	0	0	12	12	3.38	0.750
Trevor Wilson, L (6, 1) ERA: 3.93	3.0	12	1	0	0	5	1	1	0	0	0	0	20	28	0.00	0.667
Francisco Oliveras, R (9, 1) ERA: 2.68	1.0	W 3	0	0	0	1	0	0	0	0	0	0	5	5	0.00	0.000

Los Angeles Dodgers @ San Francisco Giants  
 Candlestick Park, San Francisco, CA  
 Fri Sep 28 1990, 10:05 PM EDT  
 Att. 24,542 - Unknown

livebaseballscorecards.com

AB 36  
 R 6  
 H 9  
 RBI 5  
 BB 4  
 SO 9  
 LOB 15



BOTTOM

Los Angeles Dodgers @ San Francisco Giants  
Candlestick Park, San Francisco, CA



Fri Sep 28 1990, 10:05 PM EDT  
Att. 24,542 - Unknown

livebaseballscorecards.com

AB	35
R	7
H	11
RBI	6
BB	4
SO	4
LOB	20

WP	3	PA	42
PB	0		
SB	1		
CS	0		

PITCHER		IP	WLS	BF	H	R	ER	SO	BB	IBB	HBP	BLK	WP	HR	S	P	ERA	WHIP
Dennis Cook, L	(1, 1)	2.0		14	5	5	4	1	1	0	0	0	0	1	15	19	18.00	3.000
John Wetteland, R	(3, 1)	2.1		11	3	1	1	1	1	0	0	0	2	0	12	16	3.86	1.714
Dave Walsh, L	(5, 1)	0.1		1	0	0	0	0	0	0	0	0	0	0	1	1	0.00	0.000
Darren Holmes, R	(5, 1)	0.1		1	0	0	0	1	0	0	0	0	0	0	3	3	0.00	0.000
Tim Crews, R	(6, 1)	2.0		7	1	0	0	1	0	0	0	0	0	0	9	9	0.00	0.500
Jim Gott, R	(8, 1)	1.0		8	2	1	1	0	1	1	0	0	1	0	5	13	9.00	3.000

AB R H RBI BB SO LOB

5	1	1	2	0	1	2
4	1	1	2	0	0	2
5	1	2	0	0	0	1
4	2	2	0	1	0	1
3	0	2	0	2	0	0
5	0	0	1	0	1	7
1	1	1	0	0	0	0
3	0	1	1	0	0	1
2	0	0	0	0	1	2
0	0	0	0	0	0	0
1	0	0	0	0	1	2
0	0	0	0	0	0	0
0	0	0	0	0	0	0
0	0	0	0	0	0	0
0	0	0	0	0	0	0
0	0	0	0	0	0	0
1B:	7	SF:	1			
2B:	2	SAC:	2			
3B:	1	DP:	0			
HR:	1	HBP:	0			

Batter 1 2 3 4 5 6 7 8 9

Brett Butler, L (1, 8) OBP: 0.393, SLG: 0.381	0-0 5-3	0-0 SF9 3B		0-3 K		0-0 L3		0-0 4-3	
Robby Thompson, R (1, 4) OBP: 0.301, SLG: 0.388	0-0 HR	0-0 SF9		0-0 6-3		0-0 6-3		0-0 6-3	
Will Clark, L (1, 3) OBP: 0.357, SLG: 0.449	0-0 F7	0-0 4-3		0-0 F8		0-0 1B		0-0 BB WP 2B	
Matt Williams, R (1, 5) OBP: 0.326, SLG: 0.501	0-0 FC5-4 S 1B		0-0 E6 2B 4-3		0-0 1B 1B		0-0 F9	4-0 WP BB IBB	
Kevin Bass, S (1, 9) OBP: 0.305, SLG: 0.419	4-0 1-2 BB		0-0 2-3 2B		0-0 FC6-4 1B 1B		0-0 4-3	4-0 WP BB	
Steve Decker, R (1, 2) OBP: 0.333, SLG: 0.605	0-0 FC5-4 2-3f		0-0 4-3		0-0 F8		0-3 K	0-0 WP	
Greg Litton, R (1, 7) OBP: 0.279, SLG: 0.294		0-0 SH 3B 1B		0-0 4-3		0-0 FC6-4 1-2 3-H 1B		0-0 G3	
Mike Kingery, L (3, PH) OBP: 0.336, SLG: 0.343									
Mike Benjamin, R (1, 6) OBP: 0.240, SLG: 0.404									
Mike Laga, L (5, PH) OBP: 0.182, SLG: 0.429									
Bill Bathe, R (5, PH) OBP: 0.315, SLG: 0.413									
Jose Uribe, S (5, PR) OBP: 0.299, SLG: 0.305									
John Burkett, R (1, 1) OBP: 0.121, SLG: 0.049									
Mark Dewey, R (3, 1)									
Gary Carter, R (5, PH) OBP: 0.321, SLG: 0.403									
Ernest Riles, L (5, PH) OBP: 0.309, SLG: 0.362									
Trevor Wilson, L (6, 1) OBP: 0.167, SLG: 0.138									
Rick Parker, R (8, PH) OBP: 0.536, SLG: 0.347									
Francisco Oliveras, R (9, 1)									

Inning Stats		R: 1	H: 2	R: 3	H: 2	R: 1	H: 1	R: 0	H: 0	R: 1	H: 3	R: 0	H: 1	R: 0	H: 0	R: 0	H: 1	R: 1	H: 1
E: 0	LOB: 2	E: 0	LOB: 0	E: 0	LOB: 1	E: 0	LOB: 1	E: 0	LOB: 2	E: 0	LOB: 2	E: 0	LOB: 1	E: 0	LOB: 0	E: 0	LOB: 2	E: 0	LOB: 2
K: 0	BB: 1	K: 1	BB: 0	K: 0	BB: 0	K: 1	BB: 1	K: 1	BB: 0	K: 1	BB: 0	K: 1	BB: 0	K: 0	BB: 0	K: 0	BB: 2	K: 0	BB: 2
S: 5	P: 9	S: 8	P: 8	S: 5	P: 5	S: 5	P: 9	S: 5	P: 8	S: 4	P: 8	S: 5	P: 4	S: 5	P: 5	S: 4	P: 4	S: 1	P: 9

PITCHER		IP	WLS	BF	H	R	ER	SO	BB	IBB	HBP	BLK	WP	HR	S	P	ERA	WHIP
Dennis Cook, L	(1, 1)	2.0		14	5	5	4	1	1	0	0	0	0	1	15	19	18.00	3.000
John Wetteland, R	(3, 1)	2.1		11	3	1	1	1	1	0	0	0	2	0	12	16	3.86	1.714
Dave Walsh, L	(5, 1)	0.1		1	0	0	0	0	0	0	0	0	0	0	1	1	0.00	0.000
Darren Holmes, R	(5, 1)	0.1		1	0	0	0	1	0	0	0	0	0	0	3	3	0.00	0.000
Tim Crews, R	(6, 1)	2.0		7	1	0	0	1	0	0	0	0	0	0	9	9	0.00	0.500
Jim Gott, R	(8, 1)	1.0		8	2	1	1	0	1	1	0	0	1	0	5	13	9.00	3.000

Batter	1	2	3	4	5	6	7	8	9	AB R H RBI BB SO LOB	TOP									
Lenny Harris, L (1, 5) OBP: 0.347, SLG: 0.373	0-0 F7		0-0 1-3			0-0 1B WP		0-0 4-3		4 1 1 1 0 0 0										
Stan Javier, S (1, 8) OBP: 0.380, SLG: 0.390	4-0 BB			0-0 6-3		0-0 1B G4-6-3		0-0 4-3		3 0 1 1 1 0 0										
Kirk Gibson, L (1, 7) OBP: 0.345, SLG: 0.400	0-0 F7			0-0 P5		0-0 1B G4-6-3		4-0 BB		3 0 0 0 1 0 2										
Eddie Murray, S (1, 3) OBP: 0.413, SLG: 0.520	0-0 G3			0-0 F3		0-0 F9		0-0 1B		4 0 1 0 0 0 1										
Hubie Brooks, R (1, 9) OBP: 0.305, SLG: 0.422		0-0 F3			0-3 K		0-0 F7	0-0 F9		4 0 0 0 0 1 2										
Tim Crews, R (8, 1)										0 0 0 0 0 0 0										
Mike Scioscia, L (1, 2) OBP: 0.347, SLG: 0.404		0-0 6-3			4-0 2B 6-3		0-0 2B		0-3 K	3 1 1 0 1 1 0										
Juan Samuel, R (1, 4) OBP: 0.314, SLG: 0.376		0-0 F7			0-0 2B 1-3		0-0 F9		0-0 2B	4 0 2 0 0 0 1										
Mike Sharperson, R (1, 6) OBP: 0.383, SLG: 0.381			0-0 F3		0-0 6-3		0-3 K		0-0 6-3	4 0 0 1 0 1 3										
Jim Neidlinger, S (1, 1) OBP: 0.185, SLG: 0.120			0-0 1-3			0-0 F9		0-0 3B 4-3	0-0 L3	2 0 0 0 0 0 1										
Dave Walsh, L (5, 1)										0 0 0 0 0 0 0										
John Wetteland, R (5, 1) OBP: 0.143, SLG: 0.571										0 0 0 0 0 0 0										
Chris Gwynn, L (8, PH) OBP: 0.306, SLG: 0.418										2 1 1 0 0 0 1										
<b>Inning Stats</b>	R: 0 E: 0 K: 0 S: 3	H: 0 LOB: 1 BB: 1 P: 7	R: 0 E: 0 K: 0 S: 3	H: 0 LOB: 0 BB: 0 P: 3	R: 0 E: 0 K: 0 S: 3	H: 0 LOB: 0 BB: 0 P: 3	R: 1 E: 0 K: 1 S: 6	H: 1 LOB: 1 BB: 1 P: 10	R: 1 E: 0 K: 0 S: 4	H: 2 LOB: 0 BB: 0 P: 4	R: 0 E: 0 K: 1 S: 6	H: 1 LOB: 1 BB: 0 P: 6	R: 1 E: 0 K: 0 S: 5	H: 2 LOB: 2 BB: 1 P: 9	R: 0 E: 0 K: 1 S: 6	H: 1 LOB: 1 BB: 0 P: 6	1B: 3 2B: 3 3B: 1 HR: 0	SF: 0 SAC: 0 DP: 1 HBP: 0	WP: 1 PB: 0 SB: 0 CS: 0	PA: 36
<b>PITCHER</b>	IP WLS BF H R ER SO BB IBB HBP BLK WP HR S P ERA WHIP																			
Kelly Downs, R (1, 1) ERA: 3.49	7.0 W 26 4 2 2 2 2 2 0 0 0 1 0 28 36 2.57 0.857																			
Mark Dewey, R (8, 1) ERA: 2.08	0.2 3 1 1 1 0 0 0 0 0 0 0 0 3 3 13.50 1.500																			
Rafael Novoa, L (8, 1) ERA: 8.31	0.0 1 0 0 0 0 1 0 0 0 0 0 0 0 4 ∞ ∞																			
Steve Bedrosian, R (8, 1) ERA: 4.23	1.1 S 6 2 0 0 1 0 0 0 0 0 0 0 8 8 0.00 1.500																			

Los Angeles Dodgers @ San Francisco Giants  
 Candlestick Park, San Francisco, CA  
 Sat Sep 29 1990, 6:33 AM EDT  
 Att: 31,843 - Unknown

livebaseballscorecards.com

AB	33
R	3
H	7
RBI	3
BB	3
SO	3
LOB	11



Batter	1	2	3	4	5	6	7	8	9
<b>Brett Butler, L</b> (1, 8) OBP: 0.395, SLG: 0.383	0-0 G3			0-0 1B 2B	0-0 1B S		0-0 S 1B		
<b>Mike Kingery, L</b> (1, 7) OBP: 0.338, SLG: 0.345 <b>Greg Litton, R</b> (5, PH) OBP: 0.276, SLG: 0.291	0-0 F7			0-0 2B SF7 1B	0-3 K		0-0 P5		
<b>Will Clark, L</b> (1, 3) OBP: 0.358, SLG: 0.451	0-3 K			0-0 2B	0-0 FC6-4 1B			0-0 F7	
<b>Matt Williams, R</b> (1, 5) OBP: 0.324, SLG: 0.498		0-0 P6		0-0 P6	0-0 FC6-4			0-0 6-3	
<b>Kevin Bass, S</b> (1, 9) OBP: 0.309, SLG: 0.418		0-0 F7		4-0 IBB		0-0 F6		0-0 1B 1B	
<b>Terry Kennedy, L</b> (1, 2) OBP: 0.343, SLG: 0.371 <b>Andres Santana, S</b> (8, PR) <b>Steve Decker, R</b> (9, 2) OBP: 0.333, SLG: 0.605		0-0 4-3		0-0 SF7		0-0 F7		0-0 1B	
<b>Robby Thompson, R</b> (1, 4) OBP: 0.299, SLG: 0.385			0-0 F8	0-0 4-3		0-3 K		0-0 F3	
<b>Mike Benjamin, R</b> (1, 6) OBP: 0.245, SLG: 0.400			0-3 K		0-0 S 1B 1B		0-0 F9		
<b>Kelly Downs, R</b> (1, 1) <b>Mike Laga, L</b> (7, PH) OBP: 0.174, SLG: 0.409 <b>Mark Dewey, R</b> (8, 1) <b>Rafael Novoa, L</b> (8, 1) OBP: 0.400, SLG: 0.250 <b>Steve Bedrosian, R</b> (8, 1) OBP: 0.500, SLG: 0.500			0-3 K		0-0 F7		0-0 F3		

AB	R	H	RBI	BB	SO	LOB
4	2	3	0	0	0	0
2	1	1	0	0	0	0
2	0	0	0	0	1	3
4	0	2	3	0	1	0
4	0	0	0	0	0	3
3	0	1	0	1	0	0
3	0	1	1	0	0	0
0	0	0	0	0	0	0
0	0	0	0	0	0	0
4	0	0	0	0	1	4
3	1	1	0	0	1	0
2	0	0	0	0	1	1
1	0	0	0	0	0	0
0	0	0	0	0	0	0
0	0	0	0	0	0	0
0	0	0	0	0	0	0

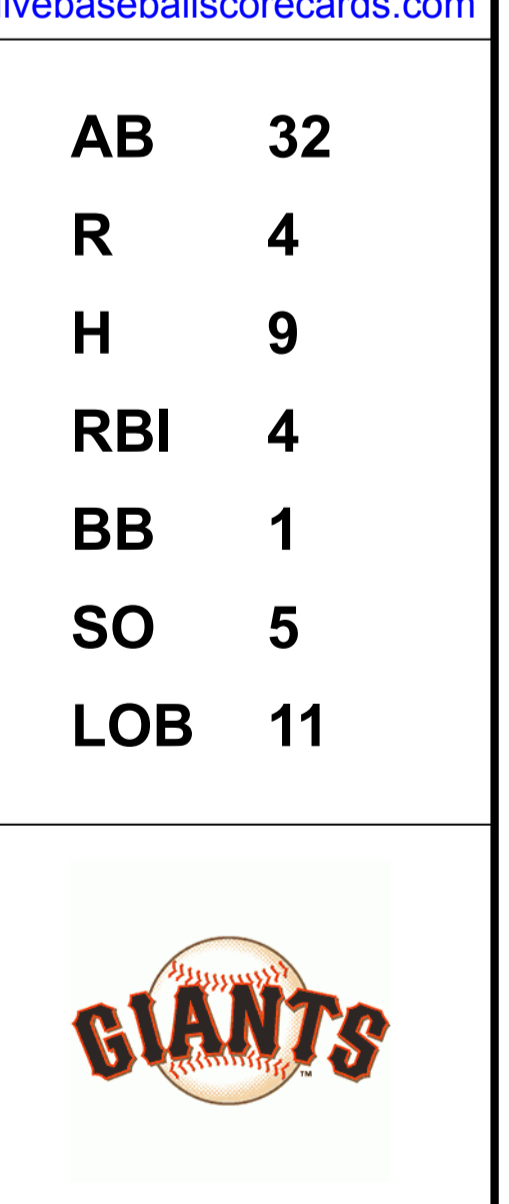
AB	32
R	4
H	9
RBI	4
BB	1
SO	5
LOB	11


Inning Stats	R: 0	H: 0	E: 0	K: 1	S: 5	LOB: 0	BB: 0	P: 5	R: 0	H: 0	E: 0	K: 0	S: 3	LOB: 0	BB: 0	P: 3	R: 0	H: 0	E: 0	K: 2	S: 7	LOB: 0	BB: 0	P: 7	R: 2	H: 3	E: 0	K: 0	S: 6	LOB: 2	BB: 1	P: 10	R: 2	H: 3	E: 0	K: 1	S: 8	LOB: 1	BB: 0	P: 8	R: 0	H: 0	E: 0	K: 1	S: 5	LOB: 0	BB: 0	P: 5	R: 0	H: 1	E: 0	K: 0	S: 4	LOB: 1	BB: 0	P: 4	R: 0	H: 2	E: 0	K: 0	S: 5	LOB: 2	BB: 0	P: 5
--------------	------	------	------	------	------	--------	-------	------	------	------	------	------	------	--------	-------	------	------	------	------	------	------	--------	-------	------	------	------	------	------	------	--------	-------	-------	------	------	------	------	------	--------	-------	------	------	------	------	------	------	--------	-------	------	------	------	------	------	------	--------	-------	------	------	------	------	------	------	--------	-------	------

PITCHER	IP	WLS	BF	H	R	ER	SO	BB	IBB	HBP	BLK	WP	HR	S	P	ERA	WHIP
<b>Jim Neidlinger, R</b> (1, 1) ERA: 3.28	4.1	L	19	5	4	4	3	0	0	0	0	0	0	24	28	8.31	1.154
<b>Dave Walsh, L</b> (5, 1) ERA: 4.11	0.1		2	1	0	0	1	0	0	0	0	0	0	4	4	0.00	3.000
<b>John Wetteland, R</b> (5, 1) ERA: 4.81	2.1		8	1	0	0	1	0	0	0	0	0	0	10	10	0.00	0.429
<b>Tim Crews, R</b> (8, 1) ERA: 2.65	1.0		5	2	0	0	0	0	0	0	0	0	0	5	5	0.00	2.000

WP	PA	ERA	WHIP
0	34		
0			
3			
0			

**Los Angeles Dodgers @ San Francisco Giants**  
**Candlestick Park, San Francisco, CA**  
 Sat Sep 29 1990, 6:33 AM EDT  
 Att. 31,843 - Unknown



Batter	1	2	3	4	5	6	7	8	9	AB R H RBI BB SO LOB	TOP		
Lenny Harris, L (1, 5) OBP: 0.352, SLG: 0.377 Jose Vizcaino, S (7, PH) OBP: 0.333, SLG: 0.340 (7, 6)	3-2 CS 1B		0-1 1B		3-2 1B		0-1 G5-3			3 0 3 0 0 0 0 1 0 0 0 0 0 0			
Stan Javier, S (1, 8) OBP: 0.382, SLG: 0.392	0-3 1-2 K		0-3 1 SAFE 1 SAFE K		0-0 1-3 S 1B		0-0 1B			4 0 2 0 0 2 2			
Chris Gwynn, L (1, 7) OBP: 0.306, SLG: 0.416 Jose Gonzalez, R (7, PH) OBP: 0.276, SLG: 0.424 (7, 7)	2-0 G1-3		0-0 1-3 1B		2-3 1-2 K		1-2 G5-3			3 0 1 0 0 1 2 1 0 0 0 0 0 1			
Eddie Murray, S (1, 3) OBP: 0.411, SLG: 0.516		2-2 F7	1-1 G3-1			1-2 G5-3		0-0 P8		4 0 0 0 0 0 2			
Hubie Brooks, R (1, 9) OBP: 0.305, SLG: 0.422		1-0 2B		0-0 F8		1-2 P4		2-2 L5		4 0 1 0 0 0 0			
Mike Scioscia, L (1, 2) OBP: 0.348, SLG: 0.405 Carlos Hernandez, R (5, 2) OBP: 0.200, SLG: 0.300 Ray Searage, L (7, 1) Luis Lopez, R (8, PH) Pat Perry, L (8, 1)		2-0 F7		2-2 G4-6-3 1B		2-3 K		1-0 L8		2 0 1 0 0 0 1 1 0 0 0 0 1 0 0 0 0 0 0 0 0 1 0 0 0 0 0 0 0 0 0 0 0 0 0			
Juan Samuel, R (1, 4) OBP: 0.316, SLG: 0.376		4-1 BB		0-0 G4-6-3 1-2f			0-2 HR 1B		0-0 G6-3	3 1 1 0 1 0 1	AB 35 R 2 H 10 RBI 2 BB 1 SO 5 LOB 12		
Mike Sharperson, R (1, 6) OBP: 0.380, SLG: 0.378 Mickey Hatcher, R (9, PH) OBP: 0.250, SLG: 0.252		0-0 F8			1-2 G6-3		1-0 L8		1-3 K	3 0 0 0 0 0 3 1 0 0 0 0 1 0			
Fernando Valenzuela, L (1, 1) OBP: 0.310, SLG: 0.420 Darren Holmes, R (5, 1) Barry Lyons, R (7, PH) OBP: 0.267, SLG: 0.349 (7, 2)			1-1 L8			0-0 P6		0-1 HR	0-1 G5-3	2 0 0 0 0 0 0 0 0 0 0 0 0 0 2 1 1 2 0 0 0			
Inning Stats	R: 0 H: 1 E: 0 LOB: 0 K: 1 BB: 0 S: 8 P: 13	R: 0 H: 1 E: 0 LOB: 2 K: 0 BB: 1 S: 7 P: 16	R: 0 H: 2 E: 0 LOB: 2 K: 1 BB: 0 S: 10 P: 12	R: 0 H: 1 E: 0 LOB: 0 K: 0 BB: 0 S: 5 P: 7	R: 0 H: 2 E: 0 LOB: 2 K: 1 BB: 0 S: 12 P: 18	R: 0 H: 0 E: 0 LOB: 0 K: 1 BB: 0 S: 10 P: 14	R: 2 H: 3 E: 0 LOB: 1 K: 0 BB: 0 S: 12 P: 14	R: 0 H: 0 E: 0 LOB: 0 K: 0 BB: 0 S: 5 P: 8	R: 0 H: 0 E: 0 LOB: 0 K: 1 BB: 0 S: 6 P: 7	1B: 8 SF: 0 2B: 2 SAC: 0 3B: 0 DP: 2 HR: 1 HBP: 0	WP: 0 PA: 36 PB: 0 SB: 1 CS: 1		
PITCHER	IP WLS BF H R ER SO BB IBB HBP BLK WP HR S P ERA WHIP											PITCHER	IP WLS BF H R ER SO BB IBB HBP BLK WP HR S P ERA WHIP
Rick Reuschel, R (1, 1) ERA: 3.93 Rafael Nova, L (6, 1) ERA: 7.41	5.0 W 21 7 0 0 3 1 0 0 0 0 0 0 42 66 0.00 1.600												

Los Angeles Dodgers @ San Francisco Giants  
Candlestick Park, San Francisco, CA  
Sun Sep 30 1990, 6:33 AM EDT  
Att. 46,932 - Sunny - 70 F

livebaseballscorecards.com

Batter	1	2	3	4	5	6	7	8	9	AB	R	H	RBI	BB	SO	LOB
Brett Butler, L OBP: 0.397, SLG: 0.386 Mike Kingery, L OBP: 0.338, SLG: 0.345 (1, 8) (8, PR) (9, 8)	0-1 1B E 1B		2-1 1B S E 1B	2-2 HR 1B	3-2 G4-3			4-1 HBP BB		4	3	3	0	1	0	2
Robby Thompson, R OBP: 0.301, SLG: 0.393 (1, 4)	0-0 S FC4 1B		1-0 S E 1B	3-1 HR 1B		0-0 G6-3		2-2 F7		5	3	3	2	0	0	2
Will Clark, L OBP: 0.359, SLG: 0.449 Mike Laga, L OBP: 0.208, SLG: 0.409 (1, 3) (7, 3)	4-1 FC4 BB		4-2 E BB	0-0 P5		1-1 L9		3-1 HBP		2	1	0	0	2	0	0
Matt Williams, R OBP: 0.321, SLG: 0.493 (1, 5)	0-0 FC4 WP		1-2 E5 1B	0-1 G1		0-3 K		1-1 G6-3		5	1	0	2	0	1	5
Kevin Bass, S OBP: 0.303, SLG: 0.410 (1, 9)	1-2 F7		2-2 E2 1B	2-2 G6-3			1-1 5-3			4	0	0	1	0	0	2
Steve Decker, R OBP: 0.326, SLG: 0.571 (1, 2)	3-3 K		2-2 1B		3-1 G6-3		1-3 K			4	0	1	1	0	2	1
Greg Litton, R OBP: 0.272, SLG: 0.286 Jose Uribe, S OBP: 0.298, SLG: 0.304 (1, 7) (6, 6)		3-2 G5-3	1-3 K		2-1 L3		1-0 L8			3	0	0	0	0	1	2
Mike Benjamin, R OBP: 0.250, SLG: 0.415 Rafael Novoa, L OBP: 0.333, SLG: 0.200 (1, 6) (6, 1)		2-2 F9	1-1 P5		1-1 2B			0-1 G6-3		3	0	1	0	0	0	2
Rick Reuschel, R OBP: 0.154, SLG: 0.192 Rick Parker, R OBP: 0.319, SLG: 0.353 (1, 1) (5, PH) (6, 7)		1-3 K	2-1 G5-3		4-2 BB			1-1 HBP BB 1B		2	0	0	0	0	1	2

Inning Stats	R: 2	H: 2	E: 0	K: 1	S: 11	LOB: 1	BB: 1	P: 19	R: 0	H: 0	E: 0	K: 1	S: 11	LOB: 0	BB: 0	P: 17	R: 4	H: 3	E: 2	K: 1	S: 24	LOB: 2	BB: 1	P: 40	R: 2	H: 2	E: 0	K: 0	S: 11	LOB: 0	BB: 0	P: 18	R: 0	H: 1	E: 0	K: 0	S: 11	LOB: 2	BB: 1	P: 24	R: 0	H: 0	E: 0	K: 1	S: 6	LOB: 0	BB: 0	P: 7	R: 0	H: 0	E: 0	K: 1	S: 6	LOB: 0	BB: 0	P: 9	R: 0	H: 1	E: 0	K: 0	S: 11	LOB: 3	BB: 1	P: 22
--------------	------	------	------	------	-------	--------	-------	-------	------	------	------	------	-------	--------	-------	-------	------	------	------	------	-------	--------	-------	-------	------	------	------	------	-------	--------	-------	-------	------	------	------	------	-------	--------	-------	-------	------	------	------	------	------	--------	-------	------	------	------	------	------	------	--------	-------	------	------	------	------	------	-------	--------	-------	-------

PITCHER	IP	WLS	BF	H	R	ER	SO	BB	IBB	HBP	BLK	WP	HR	S	P	ERA	WHIP
Fernando Valenzuela, L ERA: 4.59 (1, 1)	4.0	L	23	7	8	7	3	2	0	0	0	1	1	57	94	15.75	2.250
Darren Holmes, R ERA: 5.74 (5, 1)	2.0		8	1	0	0	1	1	0	0	0	0	0	17	31	0.00	1.000
Ray Searage, L ERA: 2.78 (7, 1)	1.0		3	0	0	0	1	0	0	0	0	0	0	6	9	0.00	0.000
Pat Perry, L ERA: 8.1 (8, 1)	1.0		6	1	0	0	0	1	0	1	0	0	0	11	22	0.00	2.000

**BOTTOM**

Los Angeles Dodgers @ San Francisco Giants  
Candlestick Park, San Francisco, CA

Sun Sep 30 1990, 6:33 AM EDT  
Att. 46,932 - Sunny - 70 F

AB	35
R	8
H	9
RBI	6
BB	4
SO	5
LOB	18

livebaseballscores.com

WP: 1 PA: 40  
PB: 0  
SB: 4  
CS: 0



Batter	1	2	3	4	5	6	7	8	9	AB R H RBI BB SO LOB	TOP											
<b>Bip Roberts, S</b> (1, 7) OBP: 0.376, SLG: 0.434	1-2 F8		1-1 G6-4-3			2-3 K		4-0 CS BB		3 0 0 0 1 1 1												
<b>Joey Cora, S</b> (1, 4) OBP: 0.305, SLG: 0.300	3-1 E4			2-2 G3-1		0-0 L7		0-0 CS 1-2	0-1 B1-3	4 0 0 0 0 0 0												
<b>Jack Clark, R</b> (1, 3) OBP: 0.440, SLG: 0.532 <b>Roberto Alomar, S</b> (9, PR) OBP: 0.340, SLG: 0.381 <b>Phil Stephenson, L</b> (9, 3) OBP: 0.314, SLG: 0.324	1-0 F8			1-0 1B		0-2 F7			4-1 CS BB	3 0 1 0 1 0 1 0 0 0 0 0 0 0 0 0 0 0 0 0 0												
<b>Joe Carter, R</b> (1, 8) OBP: 0.286, SLG: 0.391	1-2 F7			2-0 P3		1-1 F8			2-2 1B	4 0 1 0 0 0 2												
<b>Benito Santiago, R</b> (1, 2) OBP: 0.323, SLG: 0.419			0-2 F8		0-0 G5-3		0-2 F7		3-3 K	4 0 0 0 0 1 2												
<b>Mike Pagliarulo, L</b> (1, 5) OBP: 0.320, SLG: 0.366			1-0 F8			2-1 HR		2-0 2B		3 1 2 1 0 0 0												
<b>Darrin Jackson, R</b> (1, 9) OBP: 0.255, SLG: 0.279			3-2 P5			0-1 P6		3-1 G6-3		3 0 0 0 0 0 1												
<b>Garry Templeton, S</b> (1, 6) OBP: 0.280, SLG: 0.363			0-1 FC6-4 1B			2-2 G4-3		1-1 F7		3 0 1 0 0 0 0												
<b>Andy Benes, R</b> (1, 1) OBP: 0.127, SLG: 0.117			2-2 FC6-4 G6-4-3			1-1 L6		1-3 K		3 0 0 0 0 1 1												
<b>Inning Stats</b>	R: 0 E: 1 K: 0 S: 12	H: 0 LOB: 1 BB: 0 P: 18	R: 0 E: 0 K: 0 S: 12	H: 0 LOB: 0 BB: 0 P: 16	R: 0 E: 0 K: 0 S: 8	H: 1 LOB: 0 BB: 0 P: 11	R: 0 E: 0 K: 0 S: 6	H: 1 LOB: 1 BB: 0 P: 11	R: 1 E: 0 K: 0 S: 12	H: 1 LOB: 0 BB: 0 P: 17	R: 0 E: 0 K: 1 S: 9	H: 0 LOB: 0 BB: 0 P: 11	R: 0 E: 0 K: 0 S: 8	H: 1 LOB: 1 BB: 0 P: 14	R: 0 E: 0 K: 1 S: 6	H: 0 LOB: 0 BB: 1 P: 12	R: 0 E: 0 K: 1 S: 11	H: 1 LOB: 1 BB: 1 P: 20	1B: 3 2B: 1 3B: 0 HR: 1	SF: 0 SAC: 0 DP: 1 HBP: 0	WP: 0 PB: 0 SB: 0 CS: 2	PA: 33
<b>PITCHER</b> <b>Ramon Martinez, R</b> (1, 1) ERA: 2.92	IP: 9.0 WLS: W BF: 32 H: 5 R: 1 ER: 1 SO: 3 BB: 2 IBB: 0 HBP: 0 BLK: 0 WP: 0 HR: 1 S: 84 P: 130 ERA: 1.00 WHIP: 0.778											<b>PITCHER</b> IP: WLS: BF: H: R: ER: SO: BB: IBB: HBP: BLK: WP: HR: S: P: ERA: WHIP										

San Diego Padres @ Los Angeles Dodgers  
 Dodger Stadium, Los Angeles, CA  
 Mon Oct 01 1990, 7:05 PM PDT  
 Att: 23,730 - Unknown

AB	30
R	1
H	5
RBI	1
BB	2
SO	3
LOB	8





Batter	1	2	3	4	5	6	7	8	9	AB	R	H	RBI	BB	SO	LOB
Lenny Harris, L (1, 5) OBP: 0.348, SLG: 0.374 Alfredo Griffin, S (9, 6) OBP: 0.258, SLG: 0.254	1-1 L8		0-1 L9			1-2 F9		0-0 FC4		4	0	0	0	0	0	1
Stan Javier, S (1, 8) OBP: 0.377, SLG: 0.387	0-0 G6-3			2-2 P5		0-1 F7		0-0 F7		4	0	0	0	0	0	1
Chris Gwynn, L (1, 7) OBP: 0.311, SLG: 0.418 Jose Offerman, S (9, PR) OBP: 0.222, SLG: 0.235	3-2 1B			1-1 P6		0-2 G4-3			2-2 E8 1B	4	0	2	0	0	0	0
Eddie Murray, S (1, 3) OBP: 0.411, SLG: 0.516	2-2 G5-3			1-2 1B			2-2 G4-3		1-1 1B	4	0	2	1	0	0	1
Hubie Brooks, R (1, 9) OBP: 0.305, SLG: 0.422		2-3 K		0-0 1B			0-1 P2			3	0	1	0	0	1	0
Mike Sharperson, R (1, 6) OBP: 0.378, SLG: 0.374		0-2 P2		2-2 L1			1-0 P4			3	0	0	0	0	0	2
Juan Samuel, R (1, 4) OBP: 0.316, SLG: 0.382		0-0 G6-3			2-0 F8					3	1	1	1	0	0	0
Carlos Hernandez, R (1, 2) OBP: 0.154, SLG: 0.231			1-2 P3			1-0 F7			2-3 K	3	0	0	0	0	1	0
Ramon Martinez, R (1, 1) OBP: 0.145, SLG: 0.125			0-1 B5-3			0-3 K			0-2 FC4 1B	3	0	1	0	0	1	0

Inning Stats	R: 0	H: 1	R: 0	H: 0	R: 0	H: 0	R: 0	H: 2	R: 0	H: 0	R: 0	H: 0	R: 1	H: 2	R: 1	H: 2	1B: 6	SF: 0
	E: 0	LOB: 1	E: 0	LOB: 0	E: 0	LOB: 0	E: 0	LOB: 2	E: 0	LOB: 0	E: 0	LOB: 0	E: 0	LOB: 1	E: 1	LOB: 2	2B: 0	SAC: 0
	K: 0	BB: 0	K: 1	BB: 0	K: 0	BB: 0	K: 0	BB: 0	K: 1	BB: 0	K: 0	BB: 0	K: 1	BB: 0	K: 0	BB: 0	3B: 0	DP: 0
	S: 11	P: 17	S: 7	P: 9	S: 7	P: 8	S: 12	P: 18	S: 6	P: 9	S: 9	P: 10	S: 6	P: 9	S: 5	P: 8	HR: 1	HBP: 0

PITCHER	IP	WLS	BF	H	R	ER	SO	BB	IBB	HBP	BLK	WP	HR	S	P	ERA	WHIP	PITCHER	IP	WLS	BF	H	R	ER	SO	BB	IBB	HBP	BLK	WP	HR	S	P	ERA	WHIP	
Andy Benes, R (1, 1) ERA: 3.6	8.0	L	31	7	2	1	3	0	0	0	0	0	1	73	102	1.12	0.875																			

**BOTTOM**

**San Diego Padres @ Los Angeles Dodgers**  
 Dodger Stadium, Los Angeles, CA

Mon Oct 01 1990, 7:05 PM PDT  
 Att. 23,730 - Unknown

AB	31
R	2
H	7
RBI	2
BB	0
SO	3
LOB	5



Batter	1	2	3	4	5	6	7	8	9	10	AB	R	H	RBI	BB	SO	LOB	TOP				
<b>Joey Cora, S</b> (1, 4) OBP: 0.307, SLG: 0.302											6	0	2	0	0	2	2					
<b>Phil Stephenson, L</b> (1, 3) OBP: 0.311, SLG: 0.320 <b>Garry Templeton, S</b> (10, PH) OBP: 0.280, SLG: 0.362 <b>Fred Lynn, L</b> (10, 9) OBP: 0.317, SLG: 0.359											5	0	1	0	0	1	1					
<b>Darrin Jackson, R</b> (1, 8) OBP: 0.263, SLG: 0.315 <b>Jack Clark, R</b> (9, PH) OBP: 0.441, SLG: 0.533 <b>Roberto Alomar, S</b> (9, PR) OBP: 0.340, SLG: 0.381 <b>Bip Roberts, S</b> (9, 7) OBP: 0.376, SLG: 0.434											4	1	2	1	0	0	2					
<b>Joe Carter, R</b> (1, 7) OBP: 0.289, SLG: 0.392 (9, 8)											5	1	3	0	0	0	0					
<b>Mike Pagliarulo, L</b> (1, 5) OBP: 0.323, SLG: 0.369											5	2	3	2	0	0	2					
<b>Jerald Clark, R</b> (1, 9) OBP: 0.304, SLG: 0.454 (10, 3)											4	2	3	4	1	0	2					
<b>Tom Lampkin, L</b> (1, 2) OBP: 0.269, SLG: 0.302											3	0	0	0	2	0	1					
<b>Paul Faries, R</b> (1, 6) OBP: 0.275, SLG: 0.206											4	0	0	0	1	1	2					
<b>Dennis Rasmussen, L</b> (1, 1) OBP: 0.308, SLG: 0.323 <b>Craig Lefferts, L</b> (8, 1) OBP: 0.250, SLG: 0.250											4	0	0	0	0	1	1					
<b>Inning Stats</b>	R: 0 E: 0 K: 1 S: 10	H: 0 LOB: 0 BB: 0 P: 16	R: 0 E: 0 K: 0 S: 10	H: 1 LOB: 1 BB: 0 P: 13	R: 0 E: 0 K: 0 S: 11	H: 2 LOB: 2 BB: 0 P: 17	R: 3 E: 0 K: 0 S: 11	H: 3 LOB: 0 BB: 0 P: 19	R: 1 E: 0 K: 2 S: 13	H: 2 LOB: 0 BB: 0 P: 20	R: 0 E: 0 K: 0 S: 14	H: 2 LOB: 2 BB: 0 P: 23	R: 0 E: 0 K: 0 S: 11	H: 0 LOB: 1 BB: 2 P: 19	R: 1 E: 0 K: 1 S: 12	H: 3 LOB: 2 BB: 0 P: 17	R: 0 E: 0 K: 1 S: 9	H: 0 LOB: 2 BB: 2 P: 19	1B: 12 2B: 1 3B: 0 HR: 3	SF: 0 SAC: 1 DP: 1 HBP: 0	WP: 2 PB: 0 SB: 0 CS: 1	PA: 47
<b>PITCHER</b>	IP WLS BF H R ER SO BB IBB HBP BLK WP HR S P ERA WHIP																					
<b>Mike Morgan, R</b> (1, 1) ERA: 3.75	5.0																					
<b>Tim Crews, R</b> (6, 1) ERA: 2.77	2.0	10	4	2	2	2	0	0	0	0	0	0	0	0	0	0	0	0	0			
<b>Jim Gott, R</b> (8, 1) ERA: 2.9	1.0	4	0	0	0	0	2	0	0	0	0	0	0	0	0	0	0	0	0			
<b>Jay Howell, R</b> (9, 1) ERA: 2.18	1.0	8	3	1	1	1	2	0	0	0	0	0	0	0	0	0	0	0	0			
<b>Dave Walsh, L</b> (10, 1) ERA: 3.86	1.0	W 3	0	0	0	0	1	0	0	0	0	0	0	0	0	0	0	0	0			

**San Diego Padres @ Los Angeles Dodgers**  
 Dodger Stadium, Los Angeles, CA  
 Tue Oct 02 1990, 7:05 PM PDT  
 Att: 22,883 - Unknown - 70 F

AB	42
R	7
H	15
RBI	7
BB	4
SO	5
LOB	15



BOTTOM

San Diego Padres @ Los Angeles Dodgers  
Dodger Stadium, Los Angeles, CA

Tue Oct 02 1990, 7:05 PM PDT  
Att. 22,883 - Unknown - 70 F

livebaseballscores.com

AB 40  
R 8  
H 14  
RBI 7  
BB 2  
SO 6  
LOB 8



WP: 1 PA: 43  
PB: 0  
SB: 2  
CS: 1

AB R H RBI BB SO LOB

5 1 1 1 0 0 1

4 1 1 0 1 1 1

5 2 2 1 0 0 1

5 1 3 0 0 0 0

4 2 2 1 1 1 2

3 0 1 0 0 0 0  
0 0 0 0 0 0 0  
1 0 1 2 0 0 0  
0 0 0 0 0 0 0  
0 0 0 0 0 0 0

4 0 0 0 0 2 2

1 0 1 0 0 0 0  
1 0 0 0 0 0 0  
0 0 0 0 0 0 0  
2 0 0 0 0 0 0

1B: 12 SF: 0  
2B: 1 SAC: 0  
3B: 0 DP: 1  
HR: 1 HBP: 0

Batter	1	2	3	4	5	6	7	8	9	10
Stan Javier, S OBP: 0.375, SLG: 0.393 (1, 8)	G6-3		F9			HR		L9	P3	
Jose Gonzalez, R OBP: 0.282, SLG: 0.417 (1, 7)	S 1B 1B		G6-4-3			F7		WP 1B BB	K	
Mike Sharperson, R OBP: 0.378, SLG: 0.375 (1, 5)	SAFE F9			G5-3		F9		1B 1B		1B 1B
Eddie Murray, S OBP: 0.413, SLG: 0.517 (1, 3)	S 1B			P4		F8		1B E 1B		1B IBB 1B
Hubie Brooks, R OBP: 0.307, SLG: 0.424 (1, 9)	K			1B 2B			P3	E 1B 1B		1B IBB
Juan Samuel, R OBP: 0.316, SLG: 0.382 (1, 4)			K	CS 1B			K	E4 1B		1B
Carlos Hernandez, R OBP: 0.188, SLG: 0.250 (1, 2)		G1-3		SAFE SAFE SAFE CS		F7		1B		
Jim Gott, R (8, 1)				SAFE SAFE SAFE SAFE				1B		
Mickey Hatcher, R OBP: 0.255, SLG: 0.258 (8, PH)				SAFE SAFE SAFE SAFE				1B		
Jay Howell, R (9, 1)				SAFE SAFE SAFE SAFE				1B		
Dave Walsh, L (10, 1)				SAFE SAFE SAFE SAFE				1B		
Jose Offerman, S OBP: 0.207, SLG: 0.218 (1, 6)		G6-3				F8		K		K
Mike Morgan, R OBP: 0.137, SLG: 0.113 (1, 1)										
Luis Lopez, R (5, PH)										
Tim Crews, R (6, 1)										
Barry Lyons, R OBP: 0.261, SLG: 0.341 (8, 2)			G6-4-3 1B			G6-3		P2	F7	

Inning Stats	R: 0	H: 2	R: 0	H: 0	R: 0	H: 1	R: 1	H: 1	R: 0	H: 1	R: 5	H: 4	R: 0	H: 0	R: 1	H: 3
	E: 0	LOB: 2	E: 0	LOB: 0	E: 0	LOB: 0	E: 0	LOB: 0	E: 0	LOB: 1	E: 1	LOB: 1	E: 0	LOB: 0	E: 0	LOB: 3
	K: 1	BB: 0	K: 1	BB: 0	K: 0	BB: 0	K: 0	BB: 0	K: 2	BB: 0	K: 1	BB: 1	K: 1	BB: 0	K: 0	BB: 1
	S: 13	P: 19	S: 8	P: 11	S: 7	P: 11	S: 9	P: 13	S: 3	P: 5	S: 23	P: 37	S: 8	P: 11	S: 5	P: 9

PITCHER	IP	WLS	BF	H	R	ER	SO	BB	IBB	HBP	BLK	WP	HR	S	P	ERA	WHIP
Dennis Rasmussen, L ERA: 4.51 (1, 1)	7.2		31	9	5	4	4	1	0	0	0	1	1	68	110	4.70	1.304
Craig Leferts, L ERA: 2.52 (8, 1)	1.1	L	11	5	3	1	2	0	1	0	0	0	0	22	30	6.75	3.750

Batter	1	2	3	4	5	6	7	8	9	AB R H RBI BB SO LOB	TOP		
<b>Joey Cora, S</b> (1, 4) <small>OBP: 0.311, SLG: 0.300</small>	0-0 	0-2 		1-2 		4-0 		0-0 		4 1 1 0 1 0 2	<b>San Diego Padres @ Los Angeles Dodgers</b> Dodger Stadium, Los Angeles, CA <small>Wed Oct 03 1990, 7:05 PM PDT            Att. 29,930 - Unknown - 70 F</small>		
<b>Darrin Jackson, R</b> (1, 8) <small>OBP: 0.286, SLG: 0.363</small>	0-1 		0-0 	3-2 		1-1 		0-0 		5 1 4 2 0 0 1			
<b>Joe Carter, R</b> (1, 7) <small>OBP: 0.290, SLG: 0.391</small>	4-1 		2-2 		0-0 	4-2 		0-2 		2 0 0 0 2 0 0			
<b>Bip Roberts, S</b> (6, PR) <small>OBP: 0.375, SLG: 0.433</small>	1-2 					1-2 		1-2f 		1 0 0 0 0 0 1			
<b>Jerald Clark, R</b> (1, 9) <small>OBP: 0.299, SLG: 0.475</small>	2-3 		1-1 		0-0 	1-2 		1-1 		4 1 1 2 0 1 2			
<b>Mike Pagliarulo, L</b> (1, 5) <small>OBP: 0.322, SLG: 0.374</small>	0-1 		1-1 		0-0 	2-0 		2-1 		5 1 1 1 0 0 4			
<b>Mark Parent, R</b> (1, 2) <small>OBP: 0.283, SLG: 0.328</small>		2-2 	2-0 		0-0 	1-1 		0-1 		5 1 2 1 0 0 0			
<b>Phil Stephenson, L</b> (1, 3) <small>OBP: 0.319, SLG: 0.335</small>		1-2 	3-1 		2-1 	2-1 				4 1 3 0 0 0 0			
<b>Paul Faries, R</b> (1, 6) <small>OBP: 0.279, SLG: 0.216</small>		1-2 		0-1 		1-0 	1-1 			3 1 1 0 0 0 3			
<b>Eric Show, R</b> (1, 1) <small>OBP: 0.200, SLG: 0.240</small>		0-0 		0-0 		1-1 	1-3 			1 0 0 0 0 0 1			
<b>Fred Lynn, L</b> (6, PH) <small>OBP: 0.315, SLG: 0.357</small>		1-2 								1 0 0 0 0 0 1			
<b>Rich Rodriguez, L</b> (6, 1)										1 0 0 0 0 1 1			
<b>Inning Stats</b>	R: 0 H: 1 E: 0 LOB: 2 K: 1 BB: 1 S: 9 P: 15	R: 0 H: 2 E: 0 LOB: 2 K: 0 BB: 0 S: 16 P: 20	R: 3 H: 3 E: 0 LOB: 0 K: 0 BB: 0 S: 11 P: 20	R: 0 H: 2 E: 0 LOB: 1 K: 0 BB: 0 S: 12 P: 16	R: 0 H: 0 E: 0 LOB: 0 K: 0 BB: 0 S: 3 P: 3	R: 4 H: 3 E: 1 LOB: 2 K: 0 BB: 2 S: 17 P: 33	R: 0 H: 1 E: 0 LOB: 1 K: 1 BB: 0 S: 9 P: 14	R: 0 H: 1 E: 0 LOB: 0 K: 0 BB: 0 S: 5 P: 5	R: 0 H: 0 E: 0 LOB: 0 K: 0 BB: 0 S: 6 P: 9	1B: 8 SF: 1 2B: 1 SAC: 2 3B: 0 DP: 1 HR: 4 HBP: 0	WP: 0 PA: 42 PB: 0 SB: 1 CS: 1		
<b>PITCHER</b>	IP WLS BF H R ER SO BB IBB HBP BLK WP HR S P ERA WHIP											<b>PITCHER</b>	IP WLS BF H R ER SO BB IBB HBP BLK WP HR S P ERA WHIP
<b>Dennis Cook, L</b> (1, 1) <small>ERA: 3.92</small>	5.0 L 25 10 5 5 1 1 0 0 0 0 0 4 54 79 9.00 2.200												
<b>Don Aase, R</b> (6, 1) <small>ERA: 4.97</small>	0.1 5 1 1 0 0 2 0 0 0 0 0 0 10 21 0.00 9.000												
<b>Darren Holmes, R</b> (6, 1) <small>ERA: 5.19</small>	1.2 6 1 1 0 1 0 0 0 0 0 0 0 13 21 0.00 0.600												
<b>Jim Poole, L</b> (8, 1) <small>ERA: 4.22</small>	2.0 6 1 0 0 0 0 0 0 0 0 0 0 11 14 0.00 0.500												

AB	36
R	7
H	13
RBI	6
BB	3
SO	2
LOB	16



Batter	1	2	3	4	5	6	7	8	9	AB	R	H	RBI	BB	SO	LOB
Stan Javier, S OBP: 0.376, SLG: 0.395 (1, 8)	K 3-3		E 1B 2-3		S 1B 0-0		G6-3 1-1			4	1	2	0	0	1	0
Jose Offerman, S OBP: 0.210, SLG: 0.207 Jim Poole, L (8, 1)	K 1-3		E6 1B 1-2 3-H		1B BB 1-2		F7 0-0			3	1	0	1	1	1	1
Dave Hansen, L OBP: 0.143, SLG: 0.143 (1, 5)	P5 2-0		P5 1-2		1B 1B 1-3 2-H			K 3-3		4	0	1	1	0	1	2
Eddie Murray, S OBP: 0.414, SLG: 0.520 Luis Lopez, R (5, PR) (6, 3)		G3 2B 0-2	G4-3 2-0		1B 1-2 3-H			L9 1-0		3	0	2	1	0	0	2
Mickey Hatcher, R OBP: 0.248, SLG: 0.250 (1, 7)		G3 2-3		F8 2-2	F7 0-1			P4 0-0		4	0	0	0	0	0	3
Carlos Hernandez, R OBP: 0.200, SLG: 0.250 (1, 2)		G5-3 1-0		G6-3 1-1		G1-3 2-0			FC5-4 1B 1-1	4	0	1	0	0	0	1
Jose Gonzalez, R OBP: 0.280, SLG: 0.404 (1, 9)		G4-3 2-2		K 0-3		G6-4-3 HBP 1-1			F8 1-2	3	0	0	0	0	1	2
Jose Vizcaino, S OBP: 0.327, SLG: 0.333 (1, 4)			G3-1 0-1		G6-4-3 1B 0-1		G6-4-3 1-2f		FC5-4 1-2f	4	0	1	0	0	0	2
Dennis Cook, L OBP: 0.306, SLG: 0.388 Don Aase, R Darren Holmes, R Mike Sharperson, R OBP: 0.376, SLG: 0.373 (7, PH) (8, 6)			G6-4-3 1B E 2B 0-0		G6-4-3 1-2f		P4 0-0		G3-1 0-0	2	1	1	0	0	0	1

Inning Stats	R: 0	H: 0	E: 0	K: 2	S: 7	LOB: 0	BB: 0	P: 13	R: 0	H: 1	E: 0	K: 0	S: 9	LOB: 1	BB: 0	P: 12	R: 1	H: 2	E: 1	K: 0	S: 12	LOB: 2	BB: 0	P: 16	R: 0	H: 0	E: 0	K: 1	S: 8	LOB: 0	BB: 0	P: 11	R: 2	H: 4	E: 0	K: 0	S: 14	LOB: 2	BB: 1	P: 18	R: 0	H: 0	E: 0	K: 0	S: 4	LOB: 0	BB: 0	P: 8	R: 0	H: 0	E: 0	K: 0	S: 4	LOB: 0	BB: 0	P: 5	R: 0	H: 0	E: 0	K: 1	S: 5	LOB: 0	BB: 0	P: 9	R: 0	H: 0	E: 0	K: 0	S: 5	LOB: 0	BB: 0	P: 9	R: 0	H: 1	E: 0	K: 0	S: 9	LOB: 1	BB: 0	P: 12	1B: 6	2B: 2	3B: 0	HR: 0	SF: 0	SAC: 0	DP: 2	HBP: 1	WP: 0	PB: 0	SB: 1	CS: 0	PA: 36
PITCHER	IP	WLS	BF	H	R	ER	SO	BB	IBB	HBP	BLK	WP	HR	S	P	ERA	WHIP																																																																												
Eric Show, R ERA: 5.76 Rich Rodriguez, L ERA: 2.83	(1, 1)	5.0	W	23	7	3	3	3	1	0	0	0	0	0	50	70	5.40	1.600																																																																											
	(6, 1)	4.0	S	13	1	0	0	1	0	0	1	0	0	22	34	0.00	0.250																																																																												

**BOTTOM**

**San Diego Padres @ Los Angeles Dodgers**  
**Dodger Stadium, Los Angeles, CA**

Wed Oct 03 1990, 7:05 PM PDT  
Att: 29,930 - Unknown - 70 F

<b>AB</b>	<b>34</b>
<b>R</b>	<b>3</b>
<b>H</b>	<b>8</b>
<b>RBI</b>	<b>3</b>
<b>BB</b>	<b>1</b>
<b>SO</b>	<b>4</b>
<b>LOB</b>	<b>15</b>
	