

Los Angeles Dodgers - 1991

Batter	1	2	3	4	5	6	7	8	9	AB R H RBI BB SO LOB	TOP											
Brett Butler, L (1, 8) OBP: 0.750, SLG: 0.667	3-2 B1-3 BLK G3 1B		2-0 SH1-3 2-3		4-1 1B 2B BB		2-1 G1-4-3 1B		1-1 F8	3 2 2 0 1 0 0												
Juan Samuel, R (1, 4) OBP: 0.200, SLG: 0.200	2-1 B1-3 1-3		2-3 K		0-1 2B FC1-2 1B		0-2 G1-4-3 1-2f		2-2 G1-3	5 0 1 2 0 1 3												
Darryl Strawberry, L (1, 9) OBP: 0.500, SLG: 0.750	3-2 G3 3-H		2-2 F7		1-2 FC1-2 1-3 2-H			1-1 BB 1B		4 1 2 2 0 0 1												
Eddie Murray, S (1, 3)	2-1 L1			0-0 G6-3	0-1 FC1-2 2-3 3-H			4-0 1B 1B BB		3 1 0 0 1 0 2												
Kal Daniels, L (1, 7)			3-2 F7	2-2 G4-3	1-3 K			2-0 F8		4 0 0 0 0 1 4												
Lenny Harris, L (1, 5) OBP: 0.250, SLG: 0.250			2-1 F7	2-1 G6-3		0-0 F7		1-1 1B 1B P1-5		4 0 1 1 0 0 0 0 0 0 0 0 0 0												
John Candelaria, L (8, 1)																						
Mike Scioscia, L (1, 2) OBP: 0.750, SLG: 1.000										4 1 3 1 0 0 0												
Alfredo Griffin, S (1, 6)			0-2 WP 2B	1-3 K2-3 2-3	4-2 FC5-4 1B BB	3-0 G4-3		3-2 1B 1B		3 0 0 0 1 1 3												
Tim Belcher, R (1, 1) OBP: 0.333, SLG: 0.667				1-0 SH1-3 2B	1-2 FC5-4 1B BB		1-2 G6-3		1-2 P4	3 1 1 0 0 0 2 1 0 0 0 0 0 0												
Jeff Hamilton, R (8, 5)																						
Inning Stats	R: 1 E: 0 K: 0 S: 10	H: 1 LOB: 0 BB: 0 P: 20	R: 0 E: 0 K: 1 S: 11	H: 1 LOB: 1 BB: 0 P: 17	R: 0 E: 0 K: 1 S: 8	H: 1 LOB: 1 BB: 0 P: 15	R: 0 E: 0 K: 0 S: 8	H: 0 LOB: 0 BB: 0 P: 12	R: 3 E: 0 K: 1 S: 19	H: 3 LOB: 2 BB: 2 P: 32	R: 0 E: 0 K: 0 S: 3	H: 0 LOB: 0 BB: 0 P: 8	R: 0 E: 0 K: 0 S: 8	H: 1 LOB: 0 BB: 0 P: 11	R: 2 E: 0 K: 0 S: 9	H: 3 LOB: 1 BB: 1 P: 20	R: 0 E: 0 K: 0 S: 8	H: 0 LOB: 0 BB: 0 P: 12	1B: 7 2B: 4 3B: 0 HR: 0	SF: 0 SAC: 1 DP: 2 HBP: 0	WP: 1 PB: 0 SB: 0 CS: 0	PA: 38
PITCHER	IP WLS BF H R ER SO BB IBB HBP BLK WP HR S P ERA WHIP																					
29 John Smoltz, R (1, 1) ERA: 8.31	4.1 L 21 6 4 4 2 2 0 0 0 1 0 0 51 90 8.31 1.846																					
Mike Stanton, L (5, 1) ERA:	0.2 2 0 0 0 1 0 0 0 0 0 0 5 6 0.00 0.000																					
Doug Sisk, R (6, 1) ERA: 7.71	2.1 9 2 2 2 0 1 0 0 0 0 0 14 29 7.71 1.286																					
Jeff Parrett, R (8, 1) ERA:	0.2 3 2 0 0 0 0 0 0 0 0 0 6 10 0.00 3.000																					
Juan Berenguer, R (9, 1) ERA:	1.0 3 0 0 0 0 0 0 0 0 0 0 8 12 0.00 0.000																					

Los Angeles Dodgers @ Atlanta Braves
Atlanta-Fulton County Stadium, Atlanta, GA

Wed Apr 10 1991, 7:05 PM EDT
Att. 18,527 - Sunny - 64 F

AB	34
R	6
H	10
RBI	6
BB	3
SO	3
LOB	15



Batter	1	2	3	4	5	6	7	8	9	AB	R	H	RBI	BB	SO	LOB
Deion Sanders, L OBP: 0.333, SLG: 0.333 Otis Nixon, S (8, PH) (9, 7)	0-1 G4-1		3-1 WP F7 1B			0-0 G4-3		0-0 F9		3	0	1	0	0	0	0
Jeff Treadway, L (1, 4)	0-0 F7		0-2 F7			1-2 F7		1-2 G3		4	0	0	0	0	0	3
Ron Gant, R (1, 8)	3-3 K		2-1 P5			0-0 P3			3-2 G6-3	4	0	0	0	0	1	1
David Justice, L OBP: 0.500, SLG: 1.500 (1, 9)		3-3 K		0-3 K			1-1 G3-1 SF8 2B		1-0 HR	4	2	2	1	0	2	0
Sid Bream, L Francisco Cabrera, R (9, PH) (1, 3)		1-1 F8		0-0 F7			0-0 G3-1		0-3 K	3	0	0	0	0	0	1
Terry Pendleton, S (1, 5)		1-2 F8		1-0 G4-3			0-2 SF8		1-0 F8	3	0	0	1	0	0	0
Mike Heath, R (1, 2)			0-1 E9 29 1B			1-1 F9		3-3 K		3	1	0	0	0	1	0
Rafael Belliard, R Jeff Blausner, R (8, PH) (9, 6)			0-3 K			0-1 F9		0-1 P3		2	0	0	0	0	1	1
29 John Smoltz, R Mike Stanton, L Mark Lemke, S Doug Sisk, R Jeff Parrett, R Tommy Gregg, L Juan Berenguer, R (8, PH) (9, 1)			2-1 1B WP 1B			0-0 G3		2-2 1B		1	0	0	0	0	0	0

Inning Stats	R: 0	H: 0	E: 0	K: 1	S: 6	LOB: 0	BB: 0	P: 9	R: 0	H: 0	E: 0	K: 1	S: 9	LOB: 0	BB: 0	P: 14	R: 2	H: 2	E: 1	K: 1	S: 15	LOB: 1	BB: 0	P: 22	R: 0	H: 0	E: 0	K: 1	S: 5	LOB: 0	BB: 0	P: 6	R: 0	H: 0	E: 0	K: 0	S: 5	LOB: 0	BB: 0	P: 6	R: 1	H: 1	E: 0	K: 1	S: 11	LOB: 0	BB: 0	P: 15	R: 0	H: 1	E: 0	K: 0	S: 10	LOB: 1	BB: 0	P: 13	R: 1	H: 1	E: 0	K: 1	S: 8	LOB: 0	BB: 0	P: 13	1B: 3	2B: 1	3B: 0	HR: 1	SF: 1	SAC: 0	DP: 0	HBP: 0	WP: 1	PA: 33
PITCHER	IP	WLS	BF	H	R	ER	SO	BB	IBB	HBP	BLK	WP	HR	S	P	ERA	WHIP																																																									
Tim Belcher, R ERA: 1.23 John Candelaria, L ERA: 5.4	(1, 1)	7.1	W	27	4	3	1	5	0	0	0	0	0	0	0	1.23	0.545																																																									
	(8, 1)	1.2	S	6	1	1	1	1	0	0	0	0	0	0	0	5.40	0.600																																																									

Los Angeles Dodgers @ Atlanta Braves
Atlanta-Fulton County Stadium, Atlanta, GA

Wed Apr 10 1991, 7:05 PM EDT
Att: 18,527 - Sunny - 64 F

livebaseballscorecards.com

AB	32
R	4
H	5
RBI	3
BB	0
SO	6
LOB	7



Los Angeles Dodgers @ Atlanta Braves
Atlanta-Fulton County Stadium, Atlanta, GA

Thu Apr 11 1991, 3:33 AM EDT
Att. 14,672 - Cloudy - 72 F

AB	33
R	4
H	9
RBI	4
BB	0
SO	8
LOB	13



WP:	0	PA:	37
PB:	0		
SB:	0		
CS:	1		

AB	R	H	RBI	BB	SO	LOB
5	1	3	1	0	0	3
3	1	1	1	0	1	2
4	1	0	0	0	1	2
3	0	0	1	0	1	2
3	0	1	1	0	0	0
4	0	0	0	0	2	1
4	1	2	0	0	0	0
4	0	1	0	0	2	1
2	0	1	0	0	1	0
1	0	0	0	0	0	2
0	0	0	0	0	0	0
0	0	0	0	0	0	0

R	H	ER	SO	BB	IBB	HBP	BLK	WP	HR	S	P	ERA	WHIP
0	2	2	7	0	0	1	0	0	0	70	102	2.57	1.000
0	0	0	1	0	0	0	0	0	0	10	13	0.00	0.000
0	0	0	0	0	0	0	0	0	0	14	22	0.00	2.000

R	H	ER	SO	BB	IBB	HBP	BLK	WP	HR	S	P	ERA	WHIP
0	0	0	2	0	0	0	0	0	0	18	18	0.00	0.000
0	0	0	2	0	0	0	0	0	0	10	10	0.00	0.000
0	0	0	0	0	0	0	0	0	0	14	14	0.00	0.000

R	H	ER	SO	BB	IBB	HBP	BLK	WP	HR	S	P	ERA	WHIP
0	1	1	1	0	0	0	0	0	0	12	12	0.00	0.000
0	0	0	0	0	0	0	0	0	0	10	10	0.00	0.000
0	0	0	0	0	0	0	0	0	0	14	14	0.00	0.000

R	H	ER	SO	BB	IBB	HBP	BLK	WP	HR	S	P	ERA	WHIP
0	0	0	0	0	0	0	0	0	0	12	12	0.00	0.000
0	0	0	0	0	0	0	0	0	0	10	10	0.00	0.000
0	0	0	0	0	0	0	0	0	0	14	14	0.00	0.000

R	H	ER	SO	BB	IBB	HBP	BLK	WP	HR	S	P	ERA	WHIP
0	1	1	1	0	0	0	0	0	0	12	12	0.00	0.000
0	0	0	0	0	0	0	0	0	0	10	10	0.00	0.000
0	0	0	0	0	0	0	0	0	0	14	14	0.00	0.000

R	H	ER	SO	BB	IBB	HBP	BLK	WP	HR	S	P	ERA	WHIP
0	0	0	0	0	0	0	0	0	0	12	12	0.00	0.000
0	0	0	0	0	0	0	0	0	0	10	10	0.00	0.000
0	0	0	0	0	0	0	0	0	0	14	14	0.00	0.000

R	H	ER	SO	BB	IBB	HBP	BLK	WP	HR	S	P	ERA	WHIP
0	2	2	7	0	0	1	0	0	0	70	102	2.57	1.000
0	0	0	1	0	0	0	0	0	0	10	13	0.00	0.000
0	0	0	0	0	0	0	0	0	0	14	22	0.00	2.000

R	H	ER	SO	BB	IBB	HBP	BLK	WP	HR	S	P	ERA	WHIP
1	2	2	7	0	0	1	0	0	0	70	102	2.57	1.000
0	0	0	1	0	0	0	0	0	0	10	13	0.00	0.000
0	0	0	0	0	0	0	0	0	0	14	22	0.00	2.000

R	H	ER	SO	BB	IBB	HBP	BLK	WP	HR	S	P	ERA	WHIP
3	2	2	7	0	0	1	0	0	0	70	102	2.57	1.000
1	0	0	1	0	0	0	0	0	0	10	13	0.00	0.000
1	0	0	0	0	0	0	0	0	0	14	22	0.00	2.000

R	H	ER	SO	BB	IBB	HBP	BLK	WP	HR	S	P	ERA	WHIP
3	2	2	7	0	0	1	0	0	0	70	102	2.57	1.000
1	0	0	1	0	0	0	0	0	0	10	13	0.00	0.000
1	0	0	0	0	0	0	0	0	0	14	22	0.00	2.000

Batter	1	2	3	4	5	6	7	8	9	AB	R	H	RBI	BB	SO	LOB
Brett Butler, L (1, 8) OBP: 0.667, SLG: 0.625	2-2 2B 1B	1-2 2-H 1B			0-0 G4-3 SH2-3 1B		3-2 F8		2-1 FC6-4 1-2f 2-3	5	1	3	1	0	0	3
Mike Sharperson, R (1, 3) OBP: 0.333, SLG: 0.667	0-0 G3-1 2B	3-3 K			0-0 SH2-3 1-2		0-1 FC5-4 1-2f			3	1	1	1	0	1	2
Juan Samuel, R (1, 4) OBP: 0.111, SLG: 0.111	3-2 FC G3-1 SF7 2-3				1-1 G4-3 2-3			1-2 G4-3		4	1	0	0	0	1	2
Darryl Strawberry, L (1, 9) OBP: 0.375, SLG: 0.429	1-1 G3-1 2-3 3-H				0-0 G2-3			2-3 K		3	0	0	1	0	1	2
Kal Daniels, L (1, 7) OBP: 0.125, SLG: 0.286	2-0 SF7 3-H				0-1 2B 1-2		1-1 F7		0-0 F8	3	0	1	1	0	0	0
Jeff Hamilton, R (1, 5) OBP: 0.250, SLG: 0.143	2-3 K				1-3 K		0-0 F7		1-2 G4-3	4	0	0	0	0	2	1
Mike Scioscia, L (1, 2) OBP: 0.625, SLG: 0.750		0-1 SH2-4 1B 1B			1-2 G1-3		0-0 F7		1-0 FC6-4 1B 1B	4	1	2	0	0	0	0
Alfredo Griffin, S (1, 6) OBP: 0.250, SLG: 0.143		0-2 F8			1-3 K		2-3 K		2-2 FC6-4 1B	4	0	1	0	0	2	1
Ramon Martinez, R (1, 1) OBP: 0.500, SLG: 0.500		0-0 SH2-4			1-3 K		2-1 FC5-4 1B		2-1 P3	2	0	1	0	0	1	0
Gary Carter, R (9, PH)										1	0	0	0	0	0	2
John Candelaria, L (9, 1)										0	0	0	0	0	0	0
Jay Howell, R (9, 1)										0	0	0	0	0	0	0

Inning Stats	R	H	ER	SO	BB	IBB	HBP	BLK	WP	HR	S	P	ERA	WHIP
	3	2	2	7	0	0	1	0	0	0	70	102	2.57	1.000
	1	0	0	1	0	0	0	0	0	0	10	13	0.00	0.000
	1	0	0	0	0	0	0	0	0	0	14	22	0.00	2.000

PITCHER	IP	WLS	BF	H	R	ER	SO	BB	IBB	HBP	BLK	WP	HR	S	P	ERA	WHIP
Charlie Leibrandt, L (1, 1) ERA: 2.57	7.0	L	29	7	4	2	7	0	0	1	0	0	0	70	102	2.57	1.000
Mike Stanton, L (8, 1) ERA:	1.0		3	0	0	0	1	0	0	0	0	0	0	10	13	0.00	0.000
Kent Mercker, L (9, 1) ERA:	1.0		5	2	0	0	0	0	0	0	0	0	0	14	22	0.00	2.000

Batter	1	2	3	4	5	6	7	8	9	AB	R	H	RBI	BB	SO	LOB
Deion Sanders, L (1, 7) OBP: 0.286, SLG: 0.286	0-0 F8		2-2 1B			1-1 G6-3		1-0 L4		4	0	1	0	0	0	0
Jeff Treadway, L (1, 4) OBP: 0.125, SLG: 0.125	1-3 K		3-2 P5			0-1 F7		0-0 1B		4	0	1	0	0	1	1
Ron Gant, R (1, 8) OBP: 0.250, SLG: 0.375	2-1 2B		2-1 P4			1-2 1B		3-2 P3		4	0	2	0	0	0	2
David Justice, L (1, 9) OBP: 0.250, SLG: 0.750	0-0 P3		1-2 K			1-1 P6		1-3 K		4	0	0	0	0	2	2
Sid Bream, L (1, 3) Jeff Blauser, R (9, PH)		0-0 F8		1-2 G3		2-3 K		2-2 F8		3	0	0	0	0	1	0
Terry Pendleton, S (1, 5) Mike Stanton, L (8, 1) Kent Mercker, L (9, 1) Tommy Gregg, L (9, PH) OBP: 1.000, SLG: 1.500		0-0 HR		1-0 G3-1		0-1 F8		1-1 E 2B		3	1	1	1	0	0	0
Mike Heath, R (1, 2) OBP: 0.143, SLG: 0.143		0-1 F8		1-0 G6-3		0-1 1B		3-2 E5		4	0	1	0	0	0	0
Rafael Belliard, R (1, 6) Francisco Cabrera, R (9, PH)		0-0 L4		1-1 F8		0-3 K		0-3 K		3	0	0	0	0	1	1
Charlie Leibrandt, R (1, 1) Mark Lemke, S (8, 5)			1-1 P3		1-0 F8		1-0 G3-1			2	0	0	0	0	0	0

Inning Stats	R: 0	H: 1	E: 0	K: 1	S: 8	H: 1	LOB: 1	BB: 0	P: 11	R: 1	H: 1	E: 0	K: 0	S: 5	H: 1	LOB: 0	BB: 0	P: 5	R: 0	H: 1	E: 0	K: 0	S: 12	R: 0	H: 0	E: 0	K: 1	S: 8	H: 0	LOB: 0	BB: 0	P: 10	R: 0	H: 0	E: 0	K: 0	S: 4	H: 0	LOB: 0	BB: 0	P: 7	R: 0	H: 1	E: 0	K: 0	S: 9	H: 1	LOB: 1	BB: 0	P: 12	R: 0	H: 1	E: 0	K: 2	S: 11	H: 1	LOB: 1	BB: 0	P: 13	R: 0	H: 1	E: 0	K: 0	S: 6	H: 1	LOB: 1	BB: 0	P: 11	R: 1	H: 1	E: 1	K: 2	S: 14	H: 1	LOB: 1	BB: 0	P: 21	1B: 4	SF: 0	2B: 2	SAC: 0	3B: 0	DP: 0	HR: 1	HBP: 0	WP: 0	PA: 35
--------------	------	------	------	------	------	------	--------	-------	-------	------	------	------	------	------	------	--------	-------	------	------	------	------	------	-------	------	------	------	------	------	------	--------	-------	-------	------	------	------	------	------	------	--------	-------	------	------	------	------	------	------	------	--------	-------	-------	------	------	------	------	-------	------	--------	-------	-------	------	------	------	------	------	------	--------	-------	-------	------	------	------	------	-------	------	--------	-------	-------	-------	-------	-------	--------	-------	-------	-------	--------	-------	--------

PITCHER	IP	WLS	BF	H	R	ER	SO	BB	IBB	HBP	BLK	WP	HR	S	P	ERA	WHIP
Ramon Martinez, R (1, 1) ERA: 1.13	8.0		30	6	1	1	4	0	0	0	0	0	1	63	88	1.12	0.750
John Candelaria, L (9, 1) ERA: 4.5	0.1		1	0	0	0	1	0	0	0	0	0	0	3	4	0.00	0.000
Jay Howell, R (9, 1) ERA:	0.2		4	1	1	0	1	0	0	0	0	0	0	11	17	0.00	1.500

BOTTOM

Los Angeles Dodgers @ Atlanta Braves
Atlanta-Fulton County Stadium, Atlanta, GA

Thu Apr 11 1991, 3:33 AM EDT
Att: 14,672 - Cloudy - 72 F

AB	35
R	2
H	7
RBI	1
BB	0
SO	6
LOB	7

livebaseballscorecards.com



Batter	1	2	3	4	5	6	7	8	9	AB	R	H	RBI	BB	SO	LOB	TOP										
Bip Roberts, S (1, 4) OBP: 0.368, SLG: 0.368	2-1 B1-3		1-2 BB 1B	1-1 F7			1-2 G6-3		1-1 E6 FC6	5	1	1	0	0	0	1											
Tony Fernandez, S (1, 6) OBP: 0.278, SLG: 0.235	1-2 G6-3		4-1 SAFE 1 SAFE 1 SAFE 1 SAFE 1 SAFE 1-2 1B G5-3 BB		0-0 S 1B		1-3 K		1-0 FC6 1-2f	4	1	1	0	1	1	1											
Tony Gwynn, L (1, 9) OBP: 0.444, SLG: 0.500	2-1 1B		3-1 L4		1-1 F9			0-1 P6		4	0	1	0	0	0	3											
Fred McGriff, L (1, 3) OBP: 0.353, SLG: 0.467	1-3 K		2-1 G5-3 1B 1-3 2-H		1-3 K		1-2 K	3-3 K		4	1	1	1	0	3	2											
Benito Santiago, R (1, 2) OBP: 0.588, SLG: 0.706		0-1 FC6-4 1B SF8 1B	0-2 G5-3		1-3 K			1-2 BB 1B		4	1	2	1	0	1	2											
Jerald Clark, R (1, 7) OBP: 0.625, SLG: 0.846		1-1 FC6-4 1B	0-0 2-H 1B			0-2 G5-4-3 1B		4-1 BB		3	0	3	1	1	0	0											
Jim Presley, R (1, 5) OBP: 0.313, SLG: 0.154		0-0 FC6-4		2-2 G6-3		1-2 G5-4-3		1-3 K		4	0	0	0	0	1	5											
Darrin Jackson, R (1, 8) OBP: 0.200, SLG: 0.250		1-1 SF8		1-0 SH1-4 1B		2-3 K			3-2 G6-3	3	0	1	1	0	1	0											
Greg Harris, R (1, 1) Wes Gardner, R (9, 1)		1-1 L1		2-0 SH1-4		2-3 K			1-0 G1-3	3	0	0	0	0	1	1											
Inning Stats	R: 0 E: 0 K: 1 S: 10	H: 1 LOB: 1 BB: 0 P: 16	R: 1 E: 0 K: 0 S: 9	H: 2 LOB: 1 BB: 0 P: 12	R: 3 E: 0 K: 0 S: 12	H: 3 LOB: 1 BB: 1 P: 22	R: 0 E: 0 K: 0 S: 8	H: 1 LOB: 1 BB: 0 P: 14	R: 0 E: 0 K: 1 S: 11	H: 1 LOB: 0 BB: 0 P: 14	R: 0 E: 0 K: 2 S: 9	H: 0 LOB: 0 BB: 0 P: 13	R: 0 E: 0 K: 2 S: 14	H: 1 LOB: 2 BB: 1 P: 23	R: 0 E: 1 K: 0 S: 7	H: 0 LOB: 1 BB: 0 P: 13	1B: 10 2B: 0 3B: 0 HR: 0	SF: 1 SAC: 1 DP: 1 HBP: 0	WP: 0 PB: 0 SB: 1 CS: 0	PA: 38							
PITCHER	IP	WLS	BF	H	R	ER	SO	BB	IBB	HBP	BLK	WP	HR	S	P	ERA	WHIP										
Bob Ojeda, L (1, 1) ERA: 7.2	5.0	L	23	8	4	4	3	1	0	0	0	0	0	48	76	7.20	1.800										
Mike Hartley, R (6, 1) ERA:	2.0		6	1	0	0	3	0	0	0	0	0	0	20	27	0.00	0.500										
Jim Gott, R (8, 1) ERA:	2.0		9	1	0	0	2	1	0	0	0	0	0	21	36	0.00	1.000										

San Diego Padres @ Los Angeles Dodgers
 Dodger Stadium, Los Angeles, CA

Fri Apr 12 1991, 3:33 AM PDT
 Att. 49,676 - Sunny - 70 F

AB	34
R	4
H	10
RBI	4
BB	2
SO	8
LOB	15



Batter	1	2	3	4	5	6	7	8	9	AB R H RBI BB SO LOB
Brett Butler, L OBP: 0.462, SLG: 0.417 (1, 8)	3-2 F8		1-3 K		2-1 FC4			1-1 F8		4 0 0 0 0 1 1
Juan Samuel, R OBP: 0.154, SLG: 0.154 (1, 4)	2-2 S 1B			2-1 F8		0-1 F7		1-0 F9		4 0 1 0 0 0 0
Stan Javier, S OBP: 0.250, SLG: 0.250 (1, 3)	1 SAFE K			0-0 2B 1B		2-1 F8		1-0 G1-3		4 1 1 0 0 1 1
Darryl Strawberry, L OBP: 0.250, SLG: 0.273 (1, 9)	1 SAFE 2 SAFE G3			0-0 F8		3-1 L3		0-1 G3		4 0 0 0 0 0 2
Kal Daniels, L OBP: 0.250, SLG: 0.455 (1, 7)		3-1 L5		2-0 1-H 2B		0-0 FC4-6 1B		1-3 K		4 0 2 1 0 1 0
Lenny Harris, L OBP: 0.250, SLG: 0.250 (1, 5)		0-0 P3		0-0 G3-1		0-1 FC4-6 1B		1-0 1B 1B		4 1 1 0 0 0 2
Mike Scioscia, L OBP: 0.583, SLG: 0.667 (1, 2)		3-2 F9			2-2 FC4-6 1B		0-0 G5-3		2-0 BB 1B	4 0 2 0 0 0 1 0 0 0 0 0 0 0
Jose Gonzalez, R (9, PR)										
Alfredo Griffin, S OBP: 0.273, SLG: 0.200 (1, 6)			0-1 G4-3		2-2 FC4-6 FC4		0-0 FC6-4 1B		1 SAFE 1 SAFE 4-2 B	3 0 1 1 0 0 1 0 0 0 0 1 0 0 0 0 0 0 0 0 0
Eddie Murray, S (9, PH)										
Mike Sharperson, R OBP: 0.333, SLG: 0.667 (9, PR)										
Bob Ojeda, L (1, 1)			0-0 F9		1-3 K		0-0 FC6-4		2-1 FC6-4	1 0 0 0 0 0 0 1 0 0 0 0 0 1 1 0 0 0 0 0 0 0 0 1 0 0 0 0 0 0 1 0 0 0 0 0 0 0 0 1 0 0 0 0 0 0 3
Chris Gwynn, L (5, PH)										
Mike Hartley, R (6, 1)										
Gary Carter, R (7, PH)										
Jim Gott, R (8, 1)										
Jeff Hamilton, R (9, PH)										

Inning Stats	R: 0 E: 0 K: 1 S: 14	H: 1 LOB: 1 BB: 0 P: 22	R: 0 E: 0 K: 0 S: 6	H: 0 LOB: 0 BB: 0 P: 12	R: 0 E: 0 K: 1 S: 6	H: 0 LOB: 0 BB: 0 P: 7	R: 1 E: 0 K: 0 S: 6	H: 2 LOB: 1 BB: 0 P: 10	R: 0 E: 0 K: 1 S: 13	H: 1 LOB: 1 BB: 0 P: 20	R: 0 E: 0 K: 0 S: 6	H: 0 LOB: 0 BB: 0 P: 11	R: 1 E: 0 K: 0 S: 6	H: 2 LOB: 1 BB: 0 P: 6	R: 0 E: 0 K: 0 S: 4	H: 0 LOB: 0 BB: 0 P: 7	R: 0 E: 0 K: 1 S: 13	H: 2 LOB: 3 BB: 1 P: 23	1B: 7 2B: 1 3B: 0 HR: 0	SF: 0 SAC: 0 DP: 0 HBP: 0
--------------	-------------------------------	----------------------------------	------------------------------	----------------------------------	------------------------------	---------------------------------	------------------------------	----------------------------------	-------------------------------	----------------------------------	------------------------------	----------------------------------	------------------------------	---------------------------------	------------------------------	---------------------------------	-------------------------------	----------------------------------	----------------------------------	------------------------------------

PITCHER	IP	WLS	BF	H	R	ER	SO	BB	IBB	HBP	BLK	WP	HR	S	P	ERA	WHIP
Greg Harris, R ERA: 2.08 (1, 1)	8.2	W	33	7	2	2	4	0	0	0	0	0	0	67	103	2.08	0.808
Wes Gardner, R ERA: 3.86 (9, 1)	0.1	S	3	1	0	0	0	1	0	0	0	0	0	7	15	0.00	6.000

BOTTOM

San Diego Padres @ Los Angeles Dodgers
Dodger Stadium, Los Angeles, CA

livebaseballscores.com

AB	35
R	2
H	8
RBI	2
BB	1
SO	4
LOB	13



WP: 0 PA: 36
PB: 0
SB: 1
CS: 0

ERA WHIP

Fri Apr 12 1991, 3:33 AM PDT
Att: 49,676 - Sunny - 70 F

Batter	1	2	3	4	5	6	7	8	9	AB R H RBI BB SO LOB	TOP											
Bip Roberts, S OBP: 0.417, SLG: 0.391 (1, 4)	3-2 1B S SF8 1B	4-0 2B BB	2-0 G3-1			2-1 G3-1 1B		2-3 K2-3		4 1 2 0 1 1 1												
Tony Fernandez, S OBP: 0.304, SLG: 0.318 (1, 6)	1-0 SF8 1B 1B	0-0 1B 1-H	2-0 F8			1-1 G3-1 1-2f		2-2 G4-3		5 2 2 0 0 0 2												
Tony Gwynn, L OBP: 0.478, SLG: 0.571 (1, 9)	1-1 1B 1B	2-2 2B 1B 1B				3-1 2B		1-0 F8		5 2 3 1 0 0 0												
Fred McGriff, L OBP: 0.318, SLG: 0.474 (1, 3)	3-2 SF8 2-3 3-H	0-0 1B 2B				2-2 E3 2B				4 1 1 1 0 1 1												
Benito Santiago, R OBP: 0.500, SLG: 0.591 (1, 2)	0-0 1B 1B 3-H	1-3 K				2-3 K		3-2 G3-1		5 0 1 1 0 3 3												
Jerald Clark, R OBP: 0.667, SLG: 0.882 (1, 7)	3-1 WP 1B 3-H	1-0 FC6-4 1B 2-H 3-H				3-2 2B 1-H		4-2 1B BB		4 0 3 3 1 1 0												
Jim Presley, R OBP: 0.250, SLG: 0.118 (1, 5)	0-3 K 1-2f	1-0 FC6-4				0-0 G5-3		2-3 K		4 0 0 0 0 2 4												
Shawn Abner, R OBP: 0.375, SLG: 0.429 (1, 8)	4-0 IBB					2-2 F7		0-0 1B		3 0 2 0 1 0 0												
Eric Nolte, L (1, 1)	1-3 K					0-1 G6-3		0-3 K		3 0 0 0 0 2 5												
Rich Rodriguez, L (7, 1)										0 0 0 0 0 0 0												
Mike Maddux, L (8, 1)										0 0 0 0 0 0 0												
Inning Stats	R: 3 E: 0 K: 2 S: 21	H: 5 LOB: 3 BB: 1 P: 37	R: 3 E: 0 K: 1 S: 10	H: 4 LOB: 1 BB: 1 P: 19	R: 0 E: 0 K: 0 S: 6	H: 1 LOB: 1 BB: 0 P: 13	R: 0 E: 1 K: 1 S: 14	H: 1 LOB: 2 BB: 0 P: 21	R: 0 E: 0 K: 0 S: 6	H: 0 LOB: 0 BB: 0 P: 8	R: 0 E: 0 K: 0 S: 8	H: 2 LOB: 1 BB: 0 P: 14	R: 0 E: 0 K: 3 S: 13	H: 1 LOB: 2 BB: 1 P: 22	R: 0 E: 0 K: 1 S: 7	H: 0 LOB: 0 BB: 0 P: 12	R: 0 E: 0 K: 2 S: 9	H: 0 LOB: 0 BB: 0 P: 15	1B: 10 2B: 4 3B: 0 HR: 0	SF: 1 SAC: 1 DP: 1 HBP: 0	WP: 1 PB: 0 SB: 1 CS: 0	PA: 42
PITCHER	IP WLS BF H R ER SO BB IBB HBP BLK WP HR S P ERA WHIP																					
Kevin Gross, R ERA: 33.75 (1, 1)	1.1 L 12 7 5 5 2 1 1 0 0 1 0 25 47 33.75 6.000																					
Tim Crews, R ERA: 2.45 (2, 1)	3.2 15 4 1 1 2 0 0 0 0 0 0 32 51 2.46 1.091																					
Mike Hartley, R ERA: (6, 1)	2.0 9 3 0 0 3 1 0 0 0 0 0 21 36 0.00 2.000																					
Jim Gott, R ERA: (8, 1)	2.0 6 0 0 0 3 0 0 0 0 0 0 16 27 0.00 0.000																					

San Diego Padres @ Los Angeles Dodgers
 Dodger Stadium, Los Angeles, CA
 Sat Apr 13 1991, 7:05 PM PDT
 Att. 47,793 - Sunny - 65 F

AB	37
R	6
H	14
RBI	6
BB	3
SO	10
LOB	16



WP	1	PA	42
PB	0		
SB	1		
CS	0		

ERA	WHIP

BOTTOM

San Diego Padres @ Los Angeles Dodgers
Dodger Stadium, Los Angeles, CA

Sat Apr 13 1991, 7:05 PM PDT
Att: 47,793 - Sunny - 65 F

livebaseballscorecards.com

AB 35
R 3
H 9
RBI 3
BB 3
SO 3
LOB 20



WP: 0 PA: 39
PB: 0
SB: 2
CS: 0

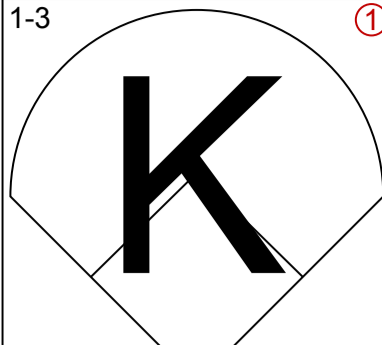
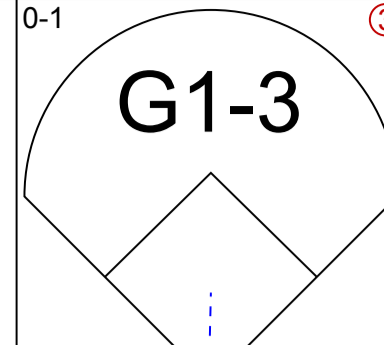
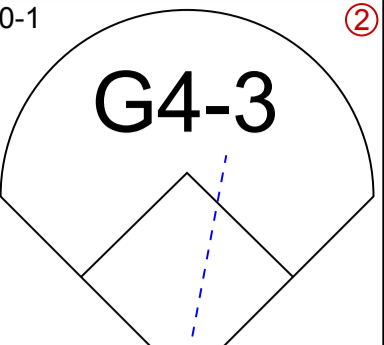
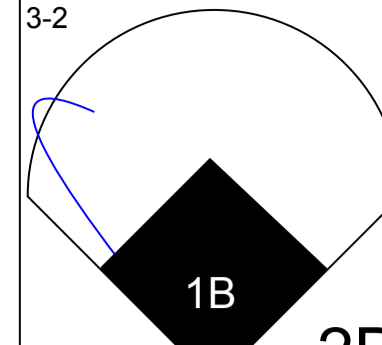
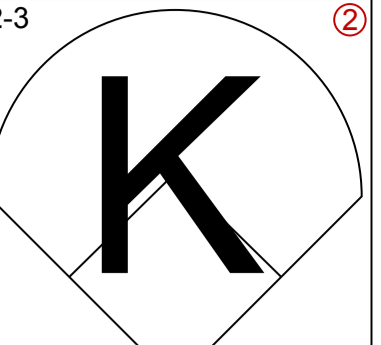
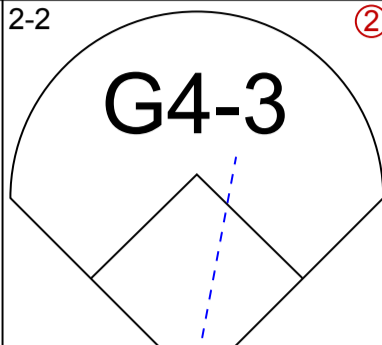
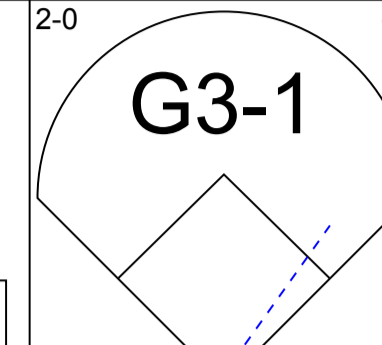
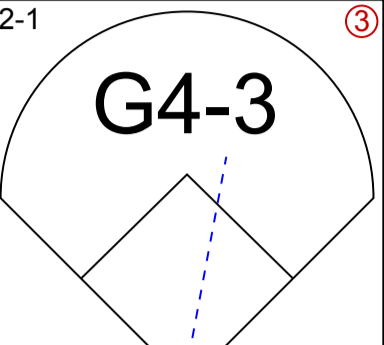
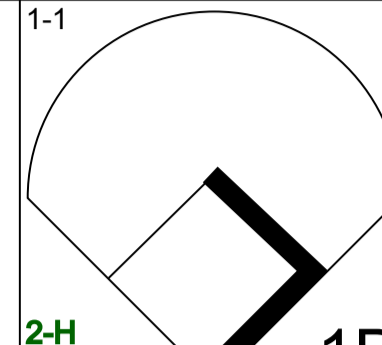
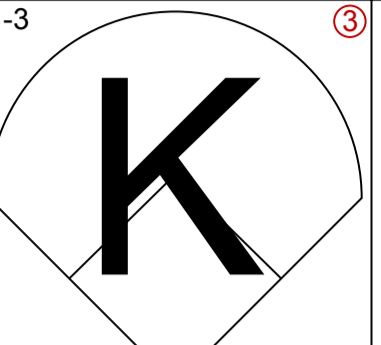
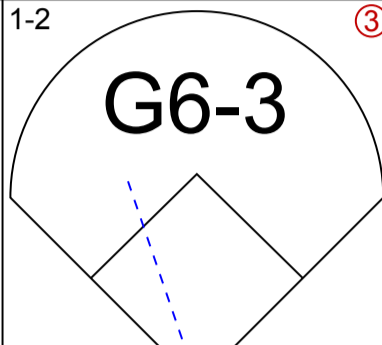
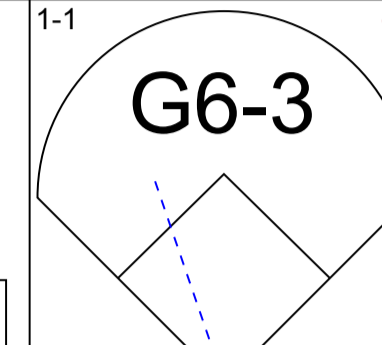
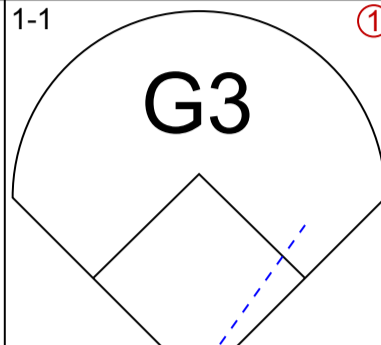
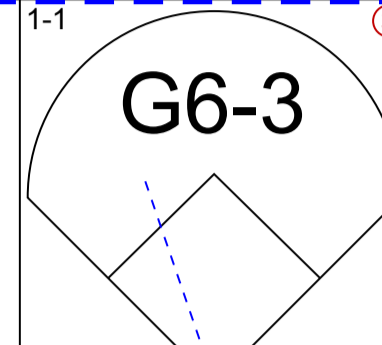
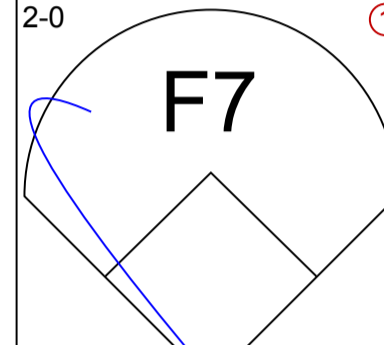
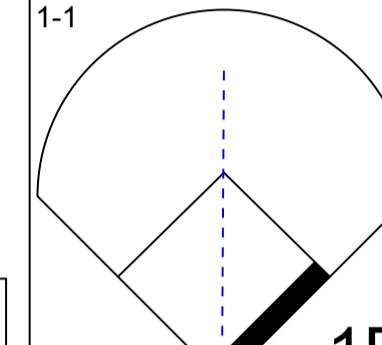
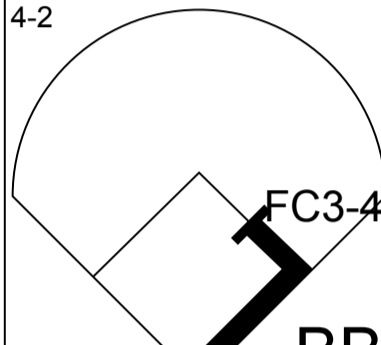
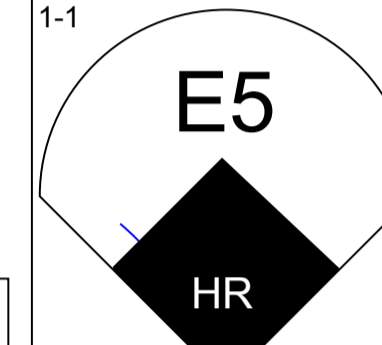
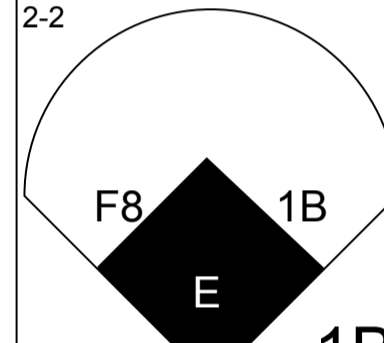
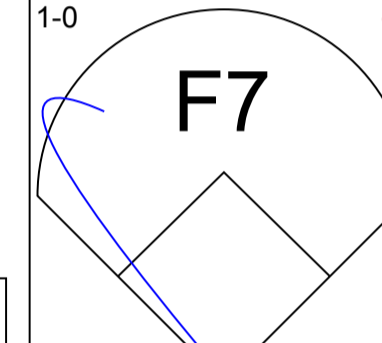
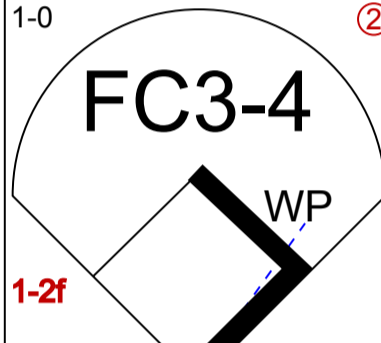
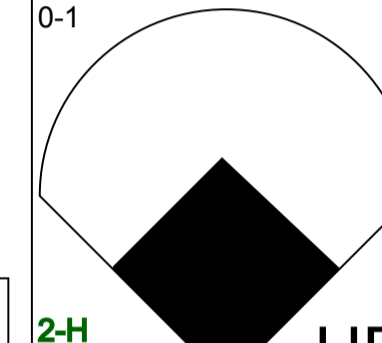
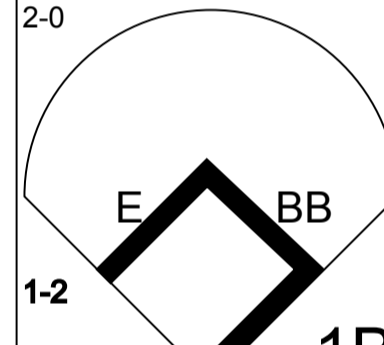
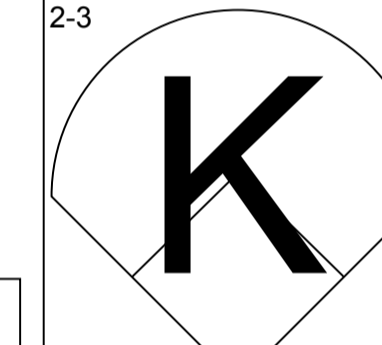
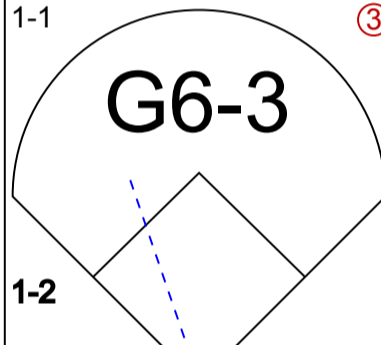
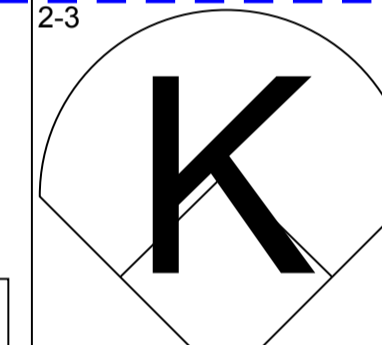
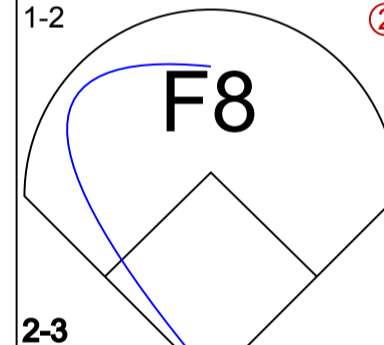
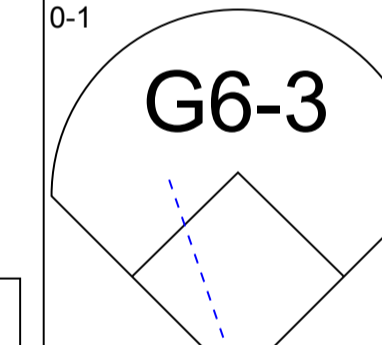
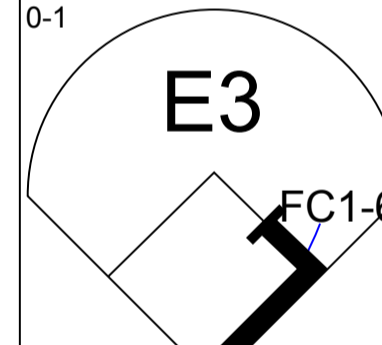
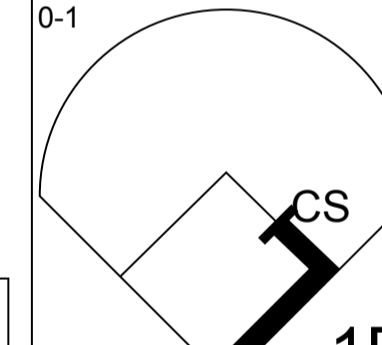
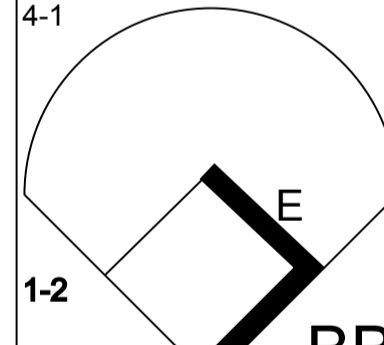
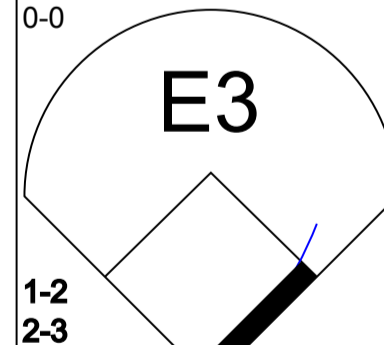

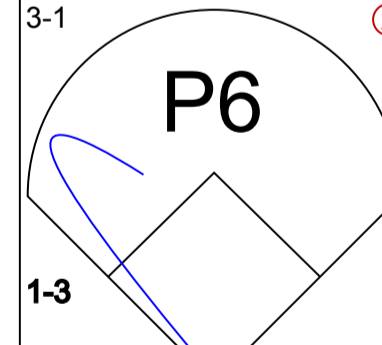

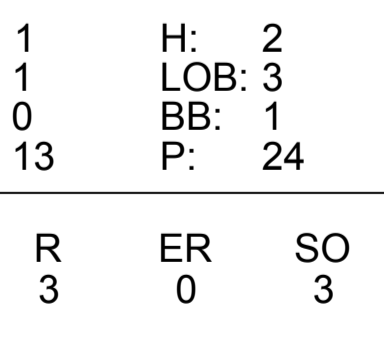
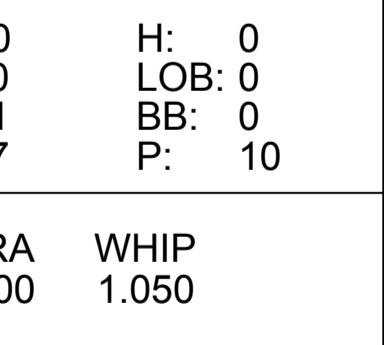
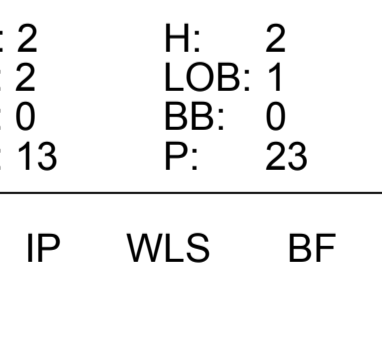
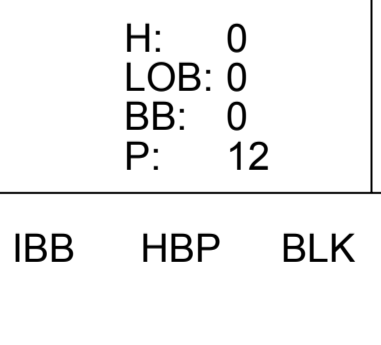

AB R H RBI BB SO LOB

4	1	0	0	1	0	2
3	2	2	0	1	0	0
1	0	0	0	0	0	1
5	0	3	1	0	0	2
4	0	0	0	0	0	5
3	0	2	2	0	0	0
4	0	0	0	0	2	4
3	0	0	0	1	0	1
3	0	1	0	0	0	1
0	0	0	0	0	0	0
1	0	0	0	0	0	1
0	0	0	0	0	0	0
1	0	1	0	0	0	0
1B: 9	SF: 1					
2B: 0	SAC: 0					
3B: 0	DP: 0					
HR: 0	HBP: 0					

Batter	1	2	3	4	5	6	7	8	9
Brett Butler, L (1, 8) OBP: 0.389, SLG: 0.313	4-1 1B 1B BB		3-2 G6-3 ①		1-0 B5-3 ②		3-2 L6 ③		1-1 FC4-6 ① 1-2f
Mike Sharperson, R (1, 3) OBP: 0.571, SLG: 0.667	1-1 1B SF9 1B		0-0 F9 ②		4-2 BB			2-1 F8 1B 1B	3-2 G3 ② 1-2
Lenny Harris, L (9, PH) OBP: 0.222, SLG: 0.222			0-2 S 1B		0-2 G4-3 ③			2-2 BB 1B 1B	2-2 G6-3 ③
Juan Samuel, R (1, 4) OBP: 0.278, SLG: 0.278	2-2 S 1B		1-3 3-H 1B		2-2 F7 ①			1-1 F8 ① 2-3	
Darryl Strawberry, L (1, 9) OBP: 0.188, SLG: 0.200	1-0 F7 ①		1-0 F7 ③		3-2 G3 ①			2-2 G1-3 ②	
Kal Daniels, L (1, 7) OBP: 0.313, SLG: 0.500	1 SAFE SF9 1-2 3-H		1-2 BLK 1B		0-0 P6 ③			0-1 BB 1B 3-H	
Jeff Hamilton, R (1, 5) OBP: 0.313, SLG: 0.500	2-3 K ③		3-2 G6-3 ① 1-2		0-0 F8 ②			4-2 BB 1-2 2-3	
Mike Scioscia, L (1, 2) OBP: 0.500, SLG: 0.533			3-2 G6-3 ①		0-0 F9 ②			3-2 G3 ③	
Alfredo Griffin, S (1, 6) OBP: 0.286, SLG: 0.231			0-0 F8 ②		0-1 G6-3 ③			0-0 FC5-4 1B	
Eddie Murray, S (8, PH) OBP: 0.250, SLG: 0.200			0-1 G6-3 ③		1-2 G5-3 ①			3-2 FC4-6 1B	
Gary Carter, R (9, 3) OBP: 0.500, SLG: 0.500									
Kevin Gross, R (1, 1) Tim Crews, R (2, 1) Jose Gonzalez, R (5, PH) Mike Hartley, R (6, 1) Stan Javier, S (7, PH) Jim Gott, R (8, 1) Chris Gwynn, L (9, PH)			2-3 K ③						

Inning Stats	R: 2	H: 2	E: 0	K: 1	S: 16	LOB: 1	BB: 1	P: 28	R: 0	H: 0	E: 0	K: 1	S: 9	LOB: 0	BB: 0	P: 15	R: 0	H: 1	E: 0	K: 0	S: 11	LOB: 1	BB: 0	P: 16	R: 0	H: 1	E: 0	K: 0	S: 9	LOB: 1	BB: 1	P: 18	R: 0	H: 0	E: 0	K: 0	S: 12	LOB: 0	BB: 0	P: 13	R: 0	H: 1	E: 0	K: 0	S: 11	LOB: 1	BB: 0	P: 16	R: 1	H: 3	E: 0	K: 1	S: 18	LOB: 3	BB: 1	P: 30	R: 0	H: 1	E: 0	K: 0	S: 12	LOB: 1	BB: 0	P: 21	1B: 9	SF: 1	2B: 0	SAC: 0	3B: 0	DP: 0	HR: 0	HBP: 0
--------------	------	------	------	------	-------	--------	-------	-------	------	------	------	------	------	--------	-------	-------	------	------	------	------	-------	--------	-------	-------	------	------	------	------	------	--------	-------	-------	------	------	------	------	-------	--------	-------	-------	------	------	------	------	-------	--------	-------	-------	------	------	------	------	-------	--------	-------	-------	------	------	------	------	-------	--------	-------	-------	-------	-------	-------	--------	-------	-------	-------	--------

PITCHER	IP	WLS	BF	H	R	ER	SO	BB	IBB	HBP	BLK	WP	HR	S	P	ERA	WHIP
Eric Nolte, L (1, 1) ERA: 2.7	6.2	W	27	5	2	2	2	2	2	0	1	0	0	73	115	2.70	1.050
Rich Rodriguez, L (7, 1) ERA: 7.36	1.0		7	3	1	1	1	1	0	0	0	0	0	18	30	9.00	4.000
Mike Maddux, R (8, 1) ERA:	1.1	S	5	1	0	0	0	0	0	0	0	0	0	15	27	0.00	0.750

Batter	1	2	3	4	5	6	7	8	9	AB R H RBI BB SO LOB	TOP											
Bip Roberts, S (1, 4) OBP: 0.379, SLG: 0.393	1-3 	0-1 G1-3 			0-1 G4-3 		3-2 		2-3 	5 1 1 1 0 2 3	San Diego Padres @ Los Angeles Dodgers Dodger Stadium, Los Angeles, CA Sun Apr 14 1991, 3:33 AM PDT Att. 47,698 - Sunny - 75 F											
Tony Fernandez, S (1, 6) OBP: 0.286, SLG: 0.296	2-2 G4-3 		2-0 G3-1 		2-1 G4-3 		1-1 		1-3 	5 0 1 1 0 1 0												
Tony Gwynn, L (1, 9) OBP: 0.407, SLG: 0.480	1-2 G6-3 		1-1 G6-3 			1-1 G3 	1-1 G6-3 			4 0 0 0 0 0 1												
Fred McGriff, L (1, 3) OBP: 0.346, SLG: 0.455		2-0 F7 	1-1 		4-2 			1-1 E5 		3 1 1 0 1 0 0												
Benito Santiago, R (1, 2) OBP: 0.500, SLG: 0.692		2-2 	1-0 F7 		1-0 FC3-4 			0-1 		4 2 2 2 0 0 2												
Jerald Clark, R (1, 7) OBP: 0.600, SLG: 0.762		2-0 		2-3 		1-1 G6-3 		2-3 		4 0 1 0 0 2 1												
Garry Templeton, S (1, 5) OBP: 0.167, SLG: 0.167		1-2 F8 		0-1 G6-3 			0-1 E3 		0-1 	4 0 1 0 0 0 2												
Craig Lefferts, L (8, 1)		2-3 								0 0 0 0 0 0 0												
Shawn Abner, R (1, 8) OBP: 0.350, SLG: 0.353		4-1 		0-2 G5-3 			2-1 FC1-6 		3-3 	3 1 0 0 1 1 2												
Ed Whitson, R (1, 1)		0-0 E3 			1-3 		3-1 P6 		0-1 G4-3 	2 0 0 0 0 1 2												
Mike Aldrete, L (7, PH)										1 0 0 0 0 0 1												
Pat Clements, R (7, 1)										0 0 0 0 0 0 0												
Paul Faries, R (8, 5)		1-2 2-3 3-H 								1 0 0 0 0 0 0												
Inning Stats	R: 0 E: 0 K: 1 S: 9	H: 0 LOB: 0 BB: 0 P: 13	R: 1 E: 1 K: 0 S: 13	H: 2 LOB: 3 BB: 1 P: 24	R: 0 E: 0 K: 0 S: 6	H: 1 LOB: 1 BB: 0 P: 11	R: 0 E: 0 K: 1 S: 8	H: 0 LOB: 0 BB: 0 P: 10	R: 0 E: 0 K: 1 S: 7	H: 0 LOB: 0 BB: 0 P: 10	R: 0 E: 0 K: 0 S: 8	H: 0 LOB: 1 BB: 1 P: 15	R: 2 E: 2 K: 0 S: 13	H: 2 LOB: 1 BB: 0 P: 23	R: 2 E: 1 K: 2 S: 13	H: 2 LOB: 0 BB: 0 P: 19	R: 0 E: 0 K: 2 S: 9	H: 0 LOB: 0 BB: 0 P: 12	1B: 5 2B: 1 3B: 0 HR: 1	SF: 0 SAC: 0 DP: 0 HBP: 0	WP: 1 PB: 0 SB: 0 CS: 1	PA: 38
PITCHER	IP WLS BF H R ER SO BB IBB HBP BLK WP HR S P ERA WHIP																					
Mike Morgan, R (1, 1) ERA:	6.2 L 29 5 3 0 3 2 0 0 0 1 0 62 103 0.00 1.050																					
John Candelaria, L (7, 1) ERA: 7.71	0.1 3 1 2 1 0 0 0 0 0 0 1 6 8 27.00 3.000																					
Mike Hartley, R (8, 1) ERA:	1.0 3 1 0 0 0 2 0 0 0 0 0 9 14 0.00 1.000																					
Kevin Gross, R (9, 1) ERA: 19.29	1.0 3 0 0 0 0 2 0 0 0 0 0 9 12 0.00 0.000																					

livebaseballscorecards.com

AB	36
R	5
H	7
RBI	4
BB	2
SO	7
LOB	14



Batter	1	2	3	4	5	6	7	8	9	AB	R	H	RBI	BB	SO	LOB				
Brett Butler, L OBP: 0.409, SLG: 0.350 (1, 8) C B B X	2-1 HR 1B		0-0 F8			2-2 G4-3		2-1 E S 1B		4	1	2	1	0	0	0				
Juan Samuel, R OBP: 0.273, SLG: 0.409 (1, 4) F F X	0-2 1-H HR		3-1 F8			0-1 G3		3-H 3-3 K		4	1	1	2	0	1	1				
Stan Javier, S OBP: 0.111, SLG: 0.111 (1, 3) X	0-0 G4-3		3-3 K			1-3 K			2-2 F8	4	0	0	0	0	2	0				
Darryl Strawberry, L OBP: 0.200, SLG: 0.211 (1, 9) F B S S F S X	2-2 1B			1-3 K			1-2 G4-3		1-2 P5	4	0	1	0	0	1	0				
Kal Daniels, L OBP: 0.250, SLG: 0.389 (1, 7) B F F F X	1-2 F9			3-0 G3			0-3 K		0-1 G4-3	4	0	0	0	0	1	1				
Lenny Harris, L OBP: 0.182, SLG: 0.182 Mike Sharperson, R OBP: 0.500, SLG: 0.571 (7, PH) (8, 5) X	0-0 F8			1-2 G4-3			1-1 F9			2	0	0	0	0	0	1				
Mike Scioscia, L OBP: 0.421, SLG: 0.444 (1, 2) X		0-0 F8			0-1 F7			1-1 E6 G5-4-3 1B		3	1	0	0	0	0	0				
Alfredo Griffin, S OBP: 0.294, SLG: 0.250 (1, 6) F M X		0-2 G5-3			0-2 G6-3			1-1 G5-4-3 1B		3	0	1	0	0	0	0				
Mike Morgan, R John Candelaria, L Mike Hartley, R Gary Carter, R Kevin Gross, R (1, 1) (7, 1) (8, 1) (8, PH) (9, 1) B T B X		1-2 G5-3			1-3 K			2-2 G5-4-3 1-2 2-3		2	0	0	0	0	1	0				
Inning Stats	R: 2 E: 0 K: 0 S: 15	H: 3 LOB: 1 BB: 0 P: 20	R: 0 E: 0 K: 0 S: 7	H: 0 LOB: 0 BB: 0 P: 8	R: 0 E: 0 K: 1 S: 7	H: 0 LOB: 0 BB: 0 P: 13	R: 0 E: 0 K: 1 S: 8	H: 0 LOB: 0 BB: 0 P: 9	R: 0 E: 0 K: 1 S: 8	H: 0 LOB: 0 BB: 0 P: 11	R: 0 E: 0 K: 1 S: 9	H: 0 LOB: 0 BB: 0 P: 11	R: 1 E: 1 K: 1 S: 14	H: 2 LOB: 1 BB: 0 P: 23	R: 0 E: 0 K: 0 S: 8	H: 0 LOB: 0 BB: 0 P: 11	1B: 4 2B: 0 3B: 0 HR: 1	SF: 0 SAC: 0 DP: 1 HBP: 0	WP: 0 PB: 0 SB: 1 CS: 0	PA: 32

BOTTOM

San Diego Padres @ Los Angeles Dodgers
Dodger Stadium, Los Angeles, CA
Sun Apr 14 1991, 3:33 AM PDT
Att: 47,698 - Sunny - 75 F

AB	32
R	3
H	5
RBI	3
BB	0
SO	6
LOB	5



PITCHER	IP	WLS	BF	H	R	ER	SO	BB	IBB	HBP	BLK	WP	HR	S	P	ERA	WHIP
Ed Whitson, R ERA: 3.38 (1, 1)	6.0	W	21	3	2	2	4	0	0	0	0	0	1	52	73	3.00	0.500
Pat Clements, L ERA: (7, 1)	1.2		7	2	1	0	1	0	0	0	0	0	0	18	26	0.00	1.200
Craig Lefferts, L ERA: 4.91 (8, 1)	1.1	S	4	0	0	0	1	0	0	0	0	0	0	13	19	0.00	0.000

Batter	1	2	3	4	5	6	7	8	9	AB R H RBI BB SO LOB	TOP
Brett Butler, L (1, 8) OBP: 0.423, SLG: 0.348	1-1 G6-3	2-1 G6-3			0-0 CS 1B			4-2 FC4-8 BB		3 0 1 0 1 0 0	Los Angeles Dodgers @ San Francisco Giants Candlestick Park, San Francisco, CA Mon Apr 15 1991, 10:05 PM EDT Att. 55,883 - Cloudy - 44 F
Mike Sharperson, R (1, 3) OBP: 0.417, SLG: 0.455	3-2 FC3-6 1B		0-0 F8		1-1 L1			0-2 FC4-6 1-2f		4 0 1 0 0 0 2	
Juan Samuel, R (1, 4) OBP: 0.231, SLG: 0.346	1-0 FC3-6 BB 1B 1-2f		3-2 G4-3			2-2 F9		0-1 P4		4 1 0 0 0 0 2	
Darryl Strawberry, L (1, 9) OBP: 0.292, SLG: 0.238	4-1 1 SAFE 1B 1-2 BB		1-2 FC6-4 1B			4-2 CS BB		1-3 K		2 1 1 0 2 1 0	
Kal Daniels, L (1, 7) OBP: 0.292, SLG: 0.381 Stan Javier, S (9, PR) OBP: 0.111, SLG: 0.111	0-0 1B 1-3 2-H 1B		1-1 FC6-4 1-2f			2-2 G5-3 1-2		4-2 G4-6-3 BB		3 0 1 1 1 0 2 0 0 0 0 0 0 0	
Jeff Hamilton, R (1, 5) OBP: 0.077, SLG: 0.077 Lenny Harris, L (9, PH) OBP: 0.167, SLG: 0.167	1-2 1B 3-H		2-0 F8			1-0 G1-3		0-1 G4-6-3 1-2f		3 0 1 1 0 0 0 1 0 0 0 0 0 1	
Mike Scioscia, L (1, 2) OBP: 0.364, SLG: 0.381	3-1 G1-3		2-2 G3			2-0 P6				3 0 0 0 0 0 2	
Alfredo Griffin, S (1, 6) OBP: 0.250, SLG: 0.211		2-3 K	0-0 P3			1-1 G1-3				3 0 0 0 0 1 0	
Tim Belcher, R (1, 1) OBP: 0.200, SLG: 0.400 John Candelaria, L (7, 1) Chris Gwynn, L (8, PH) OBP: 0.333, SLG: 0.333 Jay Howell, R (8, 1)		0-3 K			0-0 F9			3-2 G4-3		2 0 0 0 0 1 0 0 0 0 0 0 0 0 1 0 0 0 0 0 0 0 0 0 0 0 0 0	
Inning Stats	R: 2 H: 3 E: 0 LOB: 2 K: 0 BB: 1 S: 15 P: 28	R: 0 H: 0 E: 0 LOB: 0 K: 2 BB: 0 S: 9 P: 13	R: 0 H: 1 E: 0 LOB: 1 K: 0 BB: 0 S: 10 P: 15	R: 0 H: 0 E: 0 LOB: 0 K: 0 BB: 0 S: 5 P: 9	R: 0 H: 1 E: 0 LOB: 0 K: 0 BB: 0 S: 4 P: 5	R: 0 H: 0 E: 0 LOB: 0 K: 0 BB: 1 S: 9 P: 17	R: 0 H: 0 E: 0 LOB: 0 K: 0 BB: 0 S: 4 P: 8	R: 0 H: 0 E: 0 LOB: 1 K: 0 BB: 1 S: 10 P: 17	R: 0 H: 0 E: 0 LOB: 1 K: 1 BB: 1 S: 7 P: 12	1B: 5 SF: 0 2B: 0 SAC: 0 3B: 0 DP: 1 HR: 0 HBP: 0	
Bud Black, L (1, 1) ERA: 3.86 Rick Reuschel, R (8, 1) ERA: 3.38	IP WLS BF H R ER SO BB IBB HBP BLK WP HR S P ERA WHIP	7.0 L 26 5 2 2 2 2 2 0 0 0 0 0 0 56 95 2.57 1.000	2.0 7 0 0 0 0 1 2 0 0 0 0 0 0 17 29 0.00 1.000	PITCHER IP WLS BF H R ER SO BB IBB HBP BLK WP HR S P ERA WHIP							

livebaseballscorecards.com

AB	29
R	2
H	5
RBI	2
BB	4
SO	3
LOB	9



Batter	1	2	3	4	5	6	7	8	9	AB	R	H	RBI	BB	SO	LOB
Robby Thompson, R OBP: 0.267, SLG: 0.250 (1, 4)	F8		G4-6-3 BB		P3		P3		K	4	0	0	0	1	1	2
Willie McGee, S OBP: 0.333, SLG: 0.433 (1, 8)	G5-3		G4-6-3			G1				4	0	1	0	0	0	2
Will Clark, L OBP: 0.419, SLG: 0.519 (1, 3)	K		F7			G4-3				4	0	0	0	0	1	3
Kevin Mitchell, R OBP: 0.464, SLG: 1.040 (1, 7)										4	0	2	0	0	0	0
Matt Williams, R OBP: 0.258, SLG: 0.333 (1, 5)										3	0	1	0	1	0	1
Kevin Bass, S OBP: 0.323, SLG: 0.222 (1, 9)										3	0	0	0	1	0	3
Steve Decker, R OBP: 0.400, SLG: 0.500 (1, 2)										4	0	1	0	0	1	5
Scott Garrelts, R (9, PR)										0	0	0	0	0	0	0
Mike Benjamin, R OBP: 0.158, SLG: 0.250 (1, 6)										2	1	0	0	0	0	0
Mike Felder, S OBP: 0.429, SLG: 0.200 (7, PH)										1	0	0	0	0	0	0
Rick Reuschel, R (8, 1)										0	0	0	0	0	0	0
Mike Kingery, L OBP: 0.167, SLG: 0.500 (9, PH)										1	0	0	0	0	0	1
Bud Black, L OBP: 0.500, SLG: 0.500 (1, 1)										2	0	1	0	0	1	0
Dave Anderson, R OBP: 0.400, SLG: 0.333 (7, PH)										1	0	0	0	1	0	1

Inning Stats	R: 0	H: 0	E: 0	K: 1	S: 12	R: 0	H: 2	E: 0	K: 1	S: 8	R: 1	H: 1	E: 2	K: 0	S: 13	R: 0	H: 1	E: 0	K: 0	S: 9	R: 0	H: 0	E: 0	K: 1	S: 10	R: 0	H: 0	E: 1	K: 0	S: 12	R: 0	H: 1	E: 0	K: 0	S: 9	R: 0	H: 0	E: 0	K: 0	S: 10	R: 0	H: 0	E: 0	K: 0	S: 10	R: 0	H: 0	E: 0	K: 1	S: 9	R: 0	H: 1	E: 0	K: 0	S: 13	R: 0	H: 1	E: 0	K: 1	S: 9	1B: 6	2B: 0	3B: 0	HR: 0	SF: 0	SAC: 0	DP: 2	HBP: 0	WP: 0	PB: 0	SB: 1	CS: 0	PA: 37
--------------	------	------	------	------	-------	------	------	------	------	------	------	------	------	------	-------	------	------	------	------	------	------	------	------	------	-------	------	------	------	------	-------	------	------	------	------	------	------	------	------	------	-------	------	------	------	------	-------	------	------	------	------	------	------	------	------	------	-------	------	------	------	------	------	-------	-------	-------	-------	-------	--------	-------	--------	-------	-------	-------	-------	--------

PITCHER	IP	WLS	BF	H	R	ER	SO	BB	IBB	HBP	BLK	WP	HR	S	P	ERA	WHIP
Tim Belcher, R ERA: 0.64 (1, 1)	6.2	W	29	5	1	0	3	4	0	0	0	0	0	69	114	0.00	1.350
John Candelaria, L ERA: 6.75 (7, 1)	0.1		1	0	0	0	0	0	0	0	0	0	0	4	7	0.00	0.000
Jay Howell, R ERA: (8, 1)	2.0	S	7	1	0	0	1	0	0	0	0	0	0	19	28	0.00	0.500

BOTTOM

Los Angeles Dodgers @ San Francisco Giants
Candlestick Park, San Francisco, CA

AB	33
R	1
H	6
RBI	0
BB	4
SO	4
LOB	18



PITCHER	IP	WLS	BF	H	R	ER	SO	BB	IBB	HBP	BLK	WP	HR	S	P	ERA	WHIP
Tim Belcher, R ERA: 0.64 (1, 1)	6.2	W	29	5	1	0	3	4	0	0	0	0	0	69	114	0.00	1.350
John Candelaria, L ERA: 6.75 (7, 1)	0.1		1	0	0	0	0	0	0	0	0	0	0	4	7	0.00	0.000
Jay Howell, R ERA: (8, 1)	2.0	S	7	1	0	0	1	0	0	0	0	0	0	19	28	0.00	0.500

Mon Apr 15 1991, 10:05 PM EDT
Att: 55,883 - Cloudy - 44 F

livebaseballscorecards.com

Batter	1	2	3	4	5	6	7	8	9	AB R H RBI BB SO LOB	TOP											
Brett Butler, L (1, 8) OBP: 0.355, SLG: 0.286	0-3 	1-1 L6		1-1 FC6-4			1-2 G4-3		2-3 	5 0 0 0 0 2 1	<p>Los Angeles Dodgers @ San Francisco Giants</p> <p>Candlestick Park, San Francisco, CA</p> <p>Tue Apr 16 1991, 10:05 PM EDT</p> <p>Att. 24,035 - Cloudy - 53 F</p>											
Juan Samuel, R (1, 4) OBP: 0.233, SLG: 0.333	1-0 BB 1B		0-2 G5-3		0-0 G5-3		3-3 			4 0 1 0 0 1 0												
Lenny Harris, L (1, 5) OBP: 0.250, SLG: 0.250	1-0 BB 1B		0-1 G6-3		0-1 G4-3			0-0 2B G3-1 1B		4 1 2 0 0 0 0												
Darryl Strawberry, L (1, 9) OBP: 0.321, SLG: 0.292	4-2 G4-6-3 BB		2-0 F7		1-0 G6-3			3-2 G3-1 G3 2B		3 1 1 0 1 0 0												
Kal Daniels, L (1, 7) OBP: 0.286, SLG: 0.360	2-0 G4-6-3			0-1 G4-3 1B 1B		0-0 G3		1-1 G3-1		4 1 1 1 0 0 4												
Mike Scioscia, L (1, 2)		3-2 HBP E 1B		2-1 G4-3 1B 1B		2-2 F7		2-1 G3		4 2 2 1 0 0 0												
Mike Sharperson, R (1, 3) OBP: 0.375, SLG: 0.357		1-1 FC6-4 HBP		0-2 G4-3		2-2 E1		2-2 G6-3		3 0 0 0 0 0 2												
Alfredo Griffin, S (1, 6) Gary Carter, R (9, PH)		0-0 FC6-4 SH1-3		0-2 G1-3		1-0 G3		1-0 G6-3		3 1 0 0 0 0 4 1 0 0 0 0 0 0												
Ramon Martinez, R (1, 1) Chris Gwynn, L (4, PH) Tim Crews, R (4, 1) Stan Javier, S (7, PH) Jim Gott, R (7, 1) Jose Gonzalez, R (9, PH)		0-0 SH1-3		0-0 FC6-4 1B			1-1 G5-3		3-3 	0 0 0 1 0 0 0 1 0 1 2 0 0 0 0 0 0 0 0 0 0 1 0 0 0 0 0 0 0 0 0 0 0 0 0 1 0 0 0 0 1 0												
Inning Stats	R: 0 E: 0 K: 1 S: 8	H: 2 LOB: 2 BB: 1 P: 16	R: 2 E: 1 K: 0 S: 8	H: 1 LOB: 0 BB: 0 P: 13	R: 0 E: 0 K: 0 S: 9	H: 0 LOB: 0 BB: 0 P: 11	R: 2 E: 0 K: 0 S: 13	H: 3 LOB: 1 BB: 0 P: 16	R: 0 E: 0 K: 0 S: 4	H: 0 LOB: 0 BB: 0 P: 5	R: 0 E: 1 K: 0 S: 8	H: 0 LOB: 1 BB: 0 P: 13	R: 0 E: 0 K: 1 S: 9	H: 0 LOB: 0 BB: 0 P: 14	R: 2 E: 0 K: 0 S: 12	H: 2 LOB: 0 BB: 0 P: 20	R: 0 E: 0 K: 2 S: 9	H: 0 LOB: 0 BB: 0 P: 15	1B: 7 2B: 1 3B: 0 HR: 0	SF: 0 SAC: 1 DP: 1 HBP: 1	WP: 0 PB: 0 SB: 0 CS: 0	PA: 37
PITCHER	IP WLS BF H R ER SO BB IBB HBP BLK WP HR S P ERA WHIP																					
Michael LaCoss, R (1, 1) ERA: 6.57	7.0 W 31 8 6 5 2 1 0 1 0 0 0 0 64 96 6.43 1.286																					
Dave Righetti, L (8, 1) ERA: 6.23	2.0 S 6 0 0 0 2 0 0 0 0 0 0 0 16 27 0.00 0.000																					

livebaseballscorecards.com

AB	34
R	6
H	8
RBI	5
BB	1
SO	4
LOB	11



Batter	1	2	3	4	5	6	7	8	9	AB R H RBI BB SO LOB
Robby Thompson, R (1, 4) OBP: 0.286, SLG: 0.286	1-0 G1-3 1B HBP		3-2 1B SF7 2B	2-3 K		0-0 F7		0-0 G3-1		4 2 1 0 0 1 0
Willie McGee, S (1, 8) OBP: 0.343, SLG: 0.429	0-1 G1-3		0-1 SF7 BB G5-3 1B	2-2 HR 1B		2-3 K		1-0 G1-3		5 2 2 0 0 1 1
Will Clark, L (1, 3) OBP: 0.429, SLG: 0.600	0-3 K		4-2 1 SAFE SF7 HR BB	1-1 HR		0-0 G4-3				3 2 1 2 1 1 1
Kevin Mitchell, R (1, 7) OBP: 0.438, SLG: 0.964	3-2 1B 2-H 1B		2-2 SF7	3-2 F9			3-2 G6-3			3 0 1 2 0 0 0
Matt Williams, R (1, 5) OBP: 0.286, SLG: 0.353	2-2 1B		2-1 G5-3		1-0 F8		0-2 1B 1B			4 0 2 1 0 0 1
Kevin Bass, S (1, 9) OBP: 0.343, SLG: 0.233	0-2 G4-3		4-0 HR IBB		1-2 PB G3-1 1B		0-0 P7			3 1 1 0 1 0 3
Mike Felder, S (8, 9) OBP: 0.429, SLG: 0.200										0 0 0 0 0 0 0
Steve Decker, R (1, 2) OBP: 0.414, SLG: 0.615		1-1 G1-3	2-0 1-H HR		0-1 G3-1		0-0 FC6-4 1B			4 1 2 3 0 0 1
Kirt Manwaring, R (8, 2) OBP: 1.000, SLG: 1.000										0 0 0 0 0 0 0
Mike Benjamin, R (1, 6) OBP: 0.174, SLG: 0.211		1-2 F9	0-1 G6-3		4-0 PB IBB		0-1 FC6-4			3 0 0 0 1 0 2
Michael LaCoss, R (1, 1) OBP: 0.500, SLG: 0.400		0-3 K			2-3 K			1-3 K		3 0 0 0 0 3 2
Dave Righetti, L (8, 1) ERA:										1 0 0 0 0 1 0

Inning Stats	R: 1 E: 0 K: 1 S: 19	H: 2 LOB: 2 BB: 0 P: 25	R: 0 E: 0 K: 1 S: 8	H: 0 LOB: 0 BB: 0 P: 10	R: 5 E: 0 K: 2 S: 18	H: 3 LOB: 0 BB: 2 P: 35	R: 2 E: 0 K: 2 S: 15	H: 2 LOB: 0 BB: 0 P: 23	R: 0 E: 0 K: 1 S: 9	H: 1 LOB: 2 BB: 1 P: 17	R: 0 E: 0 K: 1 S: 5	H: 0 LOB: 0 BB: 0 P: 7	R: 0 E: 0 K: 0 S: 10	H: 2 LOB: 2 BB: 0 P: 13	R: 0 E: 0 K: 1 S: 5	H: 0 LOB: 0 BB: 0 P: 7
--------------	-------------------------------	----------------------------------	------------------------------	----------------------------------	-------------------------------	----------------------------------	-------------------------------	----------------------------------	------------------------------	----------------------------------	------------------------------	---------------------------------	-------------------------------	----------------------------------	------------------------------	---------------------------------

PITCHER	IP	WLS	BF	H	R	ER	SO	BB	IBB	HBP	BLK	WP	HR	S	P	ERA	WHIP
Ramon Martinez, R (1, 1) ERA: 5.73	3.0	L	17	5	6	6	2	1	1	1	0	0	1	45	70	18.00	2.000
Tim Crews, R (4, 1) ERA: 4.05	3.0		13	3	2	2	4	0	1	0	0	0	1	29	47	6.00	1.000
Jim Gott, R (7, 1) ERA:	2.0		8	2	0	0	1	0	0	0	0	0	0	15	20	0.00	1.000

Los Angeles Dodgers @ San Francisco Giants
Candlestick Park, San Francisco, CA
 Tue Apr 16 1991, 10:05 PM EDT
 Att. 24,035 - Cloudy - 53 F

AB	33
R	8
H	10
RBI	8
BB	3
SO	7
LOB	11

GIANTS

WP: 0	PA: 38
PB: 1	SB: 0
CS: 0	

Batter	1	2	3	4	5	6	7	8	9	AB R H RBI BB SO LOB	TOP																									
Brett Butler, L (1, 8) OBP: 0.333, SLG: 0.313	1-1 P6		0-0 G6-4-3			2-0 FC6-4 WP BB G4-3	1-0 2B	0-1 SF7-2-5		4 2 1 1 0 0 2	<p>Los Angeles Dodgers @ San Francisco Giants</p> <p>Candlestick Park, San Francisco, CA</p> <p>Wed Apr 17 1991, 6:33 AM EDT Att. 29,011 - Cloudy - 70 F</p>																									
Juan Samuel, R (1, 4) OBP: 0.286, SLG: 0.412	1-2 F8			4-2 G6-3 BB		2-2 G4-3	1-1 2B		0-0 G4-3 2B	4 0 2 1 1 0 1																										
Darryl Strawberry, L (1, 9) OBP: 0.303, SLG: 0.250	1-2 G4-3			0-1 G6-3		3-1 BB BB 1B HBP	2-1 G4-3		3-3 K	4 1 0 0 0 1 3																										
Kal Daniels, L (1, 7) OBP: 0.303, SLG: 0.379		0-0 G4-3		3-2 G4-3		4-0 1B BB 1-2 BB		0-0 1B 2B	1-2 G4-3	4 1 1 0 1 0 1																										
Lenny Harris, L (1, 5) OBP: 0.222, SLG: 0.222		2-2 P3			1-1 G3	4-0 1B 1-2 BB		0-1 1B E	1-2 G6-3	2 0 0 0 0 0 0 2 1 1 1 1 0 1																										
Eddie Murray, S (6, PH) OBP: 0.444, SLG: 0.167								2-3 1B																												
Mike Scioscia, L (1, 2) OBP: 0.467, SLG: 0.464		1-1 1B			4-1 G6-3 BB	0-1 1-2 2-3 3-H 1B		1-0 E 1B		3 1 3 2 1 0 0																										
Mike Sharperson, R (1, 3) OBP: 0.300, SLG: 0.278		0-1 L3			0-2 G6-3	0-0 F9		0-1 F8		4 0 0 0 0 0 7																										
Alfredo Griffin, S (1, 6) OBP: 0.222, SLG: 0.192			2-2 G6-3		1-1 L4		3-3 K	0-0 E8 SF7-2-5		4 0 1 1 0 1 1																										
Bob Ojeda, L (1, 1) OBP: 0.667, SLG: 0.667			1-1 G6-4-3 1B			3-2 FC6-4 1B	3-2 F8	4-0 IBB		2 0 2 0 0 0 0																										
Stan Javier, S (7, PH) OBP: 0.091, SLG: 0.091										1 0 0 0 0 0 0																										
Mike Hartley, R (7, 1)										0 0 0 0 0 0 0																										
Chris Gwynn, L (8, PH) OBP: 0.600, SLG: 0.500										0 0 0 0 1 0 0																										
Jay Howell, R (8, 1)										0 0 0 0 0 0 0																										
Inning Stats	R: 0 E: 0 K: 0 S: 9	H: 0 LOB: 0 BB: 0 P: 12	R: 0 E: 0 K: 0 S: 8	H: 1 LOB: 1 BB: 0 P: 11	R: 0 E: 0 K: 0 S: 6	H: 1 LOB: 0 BB: 0 P: 9	R: 0 E: 0 K: 0 S: 7	H: 0 LOB: 0 BB: 1 P: 14	R: 0 E: 0 K: 0 S: 8	H: 0 LOB: 1 BB: 1 P: 14		R: 2 E: 0 K: 0 S: 12	H: 2 LOB: 3 BB: 2 P: 29	R: 1 E: 0 K: 1 S: 11	H: 2 LOB: 1 BB: 0 P: 21	R: 3 E: 1 K: 0 S: 9	H: 4 LOB: 1 BB: 1 P: 14	R: 0 E: 0 K: 1 S: 10	H: 1 LOB: 1 BB: 0 P: 15	1B: 7 2B: 5 3B: 0 HR: 0	SF: 1 SAC: 0 DP: 3 HBP: 1	WP: 1 PB: 0 SB: 0 CS: 0	PA: 41													
PITCHER	IP WLS BF H R ER SO BB IBB HBP BLK WP HR S P ERA WHIP																																			
Kelly Downs, R (1, 1) ERA: 3.18	5.2		21	3	2	2	0	2	0	1	0	1	0	47	78	3.18	0.882																			
Trevor Wilson, L (6, 1) ERA: 11.57	0.0		2	0	0	0	0	2	0	0	0	0	0	0	8	∞	∞																			
Rick Reuschel, R (6, 1) ERA: 3.86	1.1	L	7	3	1	1	1	0	0	0	0	0	0	14	24	6.75	2.250																			
Don Robinson, R (8, 1) ERA: 11.57	0.1		6	4	3	3	0	0	1	0	0	0	0	7	12	81.00	12.000																			
Jeff Brantley, R (8, 1) ERA: 1.8	1.2		5	1	0	0	1	0	0	0	0	0	0	12	17	0.00	0.600																			

AB	34
R	6
H	11
RBI	6
BB	5
SO	2
LOB	16



Batter	1	2	3	4	5	6	7	8	9	AB	R	H	RBI	BB	SO	LOB	BOTTOM					
Robby Thompson, R OBP: 0.282, SLG: 0.375 (1, 4)	1-0 L7 ①		2-1 HR ①		2-2 F9 ①			2-3 K ①		4	1	1	1	0	1	0	Los Angeles Dodgers @ San Francisco Giants Candlestick Park, San Francisco, CA Wed Apr 17 1991, 6:33 AM EDT Att: 29,011 - Cloudy - 70 F					
Willie McGee, S OBP: 0.308, SLG: 0.385 (1, 8)	1-2 E6 CS ②		1-2 G1-3 ②		3-3 K ②			2-2 G4-3 ②		4	0	0	0	0	1	0						
Will Clark, L OBP: 0.436, SLG: 0.618 (1, 3)	3-1 SAFE 2B 1-2 ②		0-0 WP 1B ②		0-2 G4-3 ③			2-1 G3 ③		4	0	2	0	0	0	0						
Kevin Mitchell, R OBP: 0.417, SLG: 0.875 (1, 7)	2-1 G6-3 ③		1-0 WP 1B ③		3-2 L5 ①			3-2 F9 ①		4	0	1	0	0	0	1						
Matt Williams, R OBP: 0.308, SLG: 0.432 (1, 5)		3-2 HR ①	4-1 IBB ①		3-2 F8 ②			2-3 K ②		3	1	1	1	1	1	0						
Kevin Bass, S OBP: 0.308, SLG: 0.206 (1, 9)		1-2 P6 ①	2-3 K ③		2-1 G6-3 ③			0-3 K ③		4	0	0	0	0	2	3						
Steve Decker, R OBP: 0.375, SLG: 0.552 (1, 2)		1-2 G6-3 ②		2-2 P9 ①			3-3 K ①			3	0	0	0	0	1	0						
Mike Benjamin, R OBP: 0.160, SLG: 0.190 (1, 6)		0-0 G5-3 ③		2-1 P4 ②			0-1 G3 ②			2	0	0	0	0	0	0						
Mike Kingery, L OBP: 0.143, SLG: 0.429 (7, PH)				1-2 F8 ①				3-2 F8 ③		0	0	0	0	0	0	0						
Dave Anderson, R OBP: 0.400, SLG: 0.333 (8, 6)				1-2 G4-3 ③						0	0	0	0	0	0	0						
Kelly Downs, R (1, 1)										2	0	0	0	0	0	0						
Trevor Wilson, L (6, 1)										0	0	0	0	0	0	0						
Rick Reuschel, R (6, 1)										0	0	0	0	0	0	0						
Mark Leonard, L OBP: 0.167, SLG: 0.167 (7, PH)										1	0	0	0	0	0	0						
Don Robinson, R (8, 1)										0	0	0	0	0	0	0						
Jeff Brantley, R (8, 1)										0	0	0	0	0	0	0						
Inning Stats	R: 0 E: 1 K: 0 S: 9	H: 1 LOB: 1 BB: 0 P: 16	R: 1 E: 0 K: 0 S: 13	H: 1 LOB: 0 BB: 0 P: 18	R: 1 E: 0 K: 1 S: 15	H: 3 LOB: 3 BB: 1 P: 26	R: 0 E: 0 K: 0 S: 10	H: 0 LOB: 0 BB: 0 P: 15	R: 0 E: 0 K: 1 S: 9	H: 0 LOB: 0 BB: 0 P: 14	R: 0 E: 0 K: 0 S: 8	H: 0 LOB: 0 BB: 0 P: 16	R: 0 E: 0 K: 1 S: 9	H: 0 LOB: 0 BB: 0 P: 15	R: 0 E: 0 K: 1 S: 12	H: 0 LOB: 0 BB: 0 P: 18	R: 0 E: 0 K: 2 S: 10	H: 0 LOB: 0 BB: 0 P: 15	1B: 2 2B: 1 3B: 0 HR: 2	SF: 0 SAC: 0 DP: 0 HBP: 0	WP: 1 PB: 0 SB: 0 CS: 1	PA: 33
PITCHER Bob Ojeda, L ERA: 4.91 Mike Hartley, R ERA: Jay Howell, R ERA:	(1, 1) (7, 1) (8, 1)	6.0 1.0 2.0	WLS W	BF 24	H 5	R 2	ER 2	SO 2	BB 0	IBB 1	HBP 0	BLK 0	WP 1	HR 2	S 64	P 105	ERA 3.00	WHIP 0.833				

AB	32
R	2
H	5
RBI	2
BB	1
SO	6
LOB	4



Batter	1	2	3	4	5	6	7	8	9	AB R H RBI BB SO LOB	TOP										
Brett Butler, L (1, 8) OBP: 0.317, SLG: 0.297	3-1 HR 1B	0-0 FC6-4 1-2f			1-2 G5-3	1-0 G1-3		1-1 G4-3		5 1 1 0 0 0 3											
Juan Samuel, R (1, 4) OBP: 0.300, SLG: 0.538	1-0 HR 1-H	3-1 F9 1-2			2-1 SF9 3B		1-3 K		1-1 L9	5 2 2 2 0 1 1											
Darryl Strawberry, L (1, 9) OBP: 0.316, SLG: 0.290	3-2 L9 2B			1-0 L9	3-2 SF9 3-H		4-2 G1-3 PB BB		1-0 P6	3 2 1 1 1 0 0											
Eddie Murray, S (1, 3) OBP: 0.429, SLG: 0.273	1-2 L9 2-3			3-0 F8	2-1 1B		2-1 E6 PB G1-3 1-2		1-2 1B 1B	5 0 2 0 0 0 2											
Kal Daniels, L (1, 7) OBP: 0.289, SLG: 0.353	3-3 K			3-2 L8	2-3 K		1-0 G1-3 1-2 2-3		0-0 1B 1-2 1B	5 0 1 0 0 2 4											
Jeff Hamilton, R (1, 5) Lenny Harris, L (9, PH) OBP: 0.211, SLG: 0.211	1-1 2B			1-3 K		1-0 F8		4-0 PB BB	1-1 G3-1	3 0 1 1 1 1 0 1 0 0 0 0 0 2											
Mike Scioscia, L (1, 2) OBP: 0.441, SLG: 0.438	1-1 F7			2-1 F7		2-1 FC5-4 1B		3-2 G3		4 0 1 0 0 0 3											
Alfredo Griffin, S (1, 6) OBP: 0.290, SLG: 0.267		1-2 FC6-4 1B		2-2 1B		1-2 FC5-4 1-2f 1B		2-2 G4-6-3 1B		4 0 3 0 0 0 1											
Kevin Gross, R (1, 1) Mike Hartley, R (4, 1) Gary Carter, R (6, PH) Tim Crews, R (6, 1) Chris Gwynn, L (8, PH) Jim Gott, R (8, 1)		3-3 K		2-3 K		1-1 1B		0-1 G4-6-3 1-2f		2 0 0 0 0 0 2 2 0 0 0 0 0 0 0 0 1 0 0 1 0 0 0 0 0 0 0 0 0 0 0 0 1 0 0 0 0 0 0 1 0 0 0 0 0 0 0 0											
Inning Stats	R: 3 E: 0 K: 1 S: 17	H: 4 LOB: 1 BB: 0 P: 30	R: 0 E: 0 K: 1 S: 9	H: 1 LOB: 1 BB: 0 P: 16	R: 0 E: 0 K: 0 S: 7	H: 0 LOB: 0 BB: 0 P: 14	R: 0 E: 0 K: 2 S: 11	H: 1 LOB: 1 BB: 0 P: 18	R: 1 E: 0 K: 1 S: 14	H: 2 LOB: 1 BB: 0 P: 24	R: 0 E: 0 K: 0 S: 10	H: 2 LOB: 2 BB: 0 P: 16	R: 1 E: 1 K: 1 S: 13	H: 0 LOB: 2 BB: 2 P: 28	R: 0 E: 0 K: 0 S: 7	H: 1 LOB: 0 BB: 0 P: 10	R: 0 E: 0 K: 0 S: 10	H: 2 LOB: 2 BB: 0 P: 14	1B: 9 2B: 2 3B: 1 HR: 1	SF: 1 SAC: 0 DP: 1 HBP: 0	WP: 0 PA: 42 PB: 1 SB: 1 CS: 0
PITCHER	IP WLS BF H R ER SO BB IBB HBP BLK WP HR S P ERA WHIP																				
Eric Nolte, L (1, 1) ERA: 4.38	5.2 W 27 10 4 4 5 0 0 0 0 0 1 67 116 6.35 1.765																				
Rich Rodriguez, L (6, 1) ERA: 5.4	1.1 7 0 1 0 1 2 0 0 0 0 0 0 14 30 0.00 1.500																				
Mike Maddux, R (8, 1) ERA:	2.0 8 3 0 0 0 0 0 0 0 0 0 0 17 24 0.00 1.500																				

Los Angeles Dodgers @ San Diego Padres
Jack Murphy Stadium, San Diego, CA

Thu Apr 18 1991, 6:33 AM EDT
Att. 26,331 - Cloudy - 68 F

AB	39
R	5
H	13
RBI	4
BB	2
SO	6
LOB	19



Batter	1	2	3	4	5	6	7	8	9	AB	R	H	RBI	BB	SO	LOB
Bip Roberts, S OBP: 0.383, SLG: 0.386 (1, 4)	G6-3		FC4-6 1B	2B BB	L7		G3			4	1	1	0	1	0	1
Tony Fernandez, S OBP: 0.370, SLG: 0.432 (1, 6)	G6-3		FC4-6 1-2f	2B 2B		SF8 3B		G6-4-3 1B		5	2	3	2	0	0	1
Tony Gwynn, L OBP: 0.386, SLG: 0.447 Mike Aldrete, L (7, 7)	G6-3		FC4-6 1-2f	HR 2B		SF8		G6-4-3 1-2f		3	1	1	3	0	0	1
Fred McGriff, L OBP: 0.386, SLG: 0.371 (1, 3)		K	1B	HR IBB		E7		BB 1B		4	1	2	0	1	1	0
Jerald Clark, R OBP: 0.442, SLG: 0.556 (7, 9)		1B BB	K	HR		K		BB		3	2	1	3	2	2	3
Garry Templeton, S OBP: 0.111, SLG: 0.111 (1, 5)		L7		1B		F9		G1-3		5	0	1	0	0	0	4
Darrin Jackson, R OBP: 0.385, SLG: 0.750 (1, 8)		1B		F9		HR		G4-3 2B		4	1	3	1	0	0	1
Tom Lampkin, L OBP: 0.500, SLG: 0.500 (1, 2)		1B		BB FC1-6 1B		P6		G4-3		4	1	2	1	0	0	1
Eric Nolte, L Rich Rodriguez, L Marty Barrett, R Mike Maddux, L		K		FC1-6 BB 2B		K		K		3	1	0	0	0	2	4

Inning Stats	R: 0	H: 0	E: 0	K: 0	S: 9	LOB: 0	BB: 0	P: 15	R: 1	H: 2	E: 0	K: 2	S: 13	LOB: 2	BB: 1	P: 24	R: 0	H: 2	E: 0	K: 1	S: 12	LOB: 2	BB: 0	P: 18	R: 7	H: 5	E: 0	K: 0	S: 16	LOB: 0	BB: 2	P: 29	R: 1	H: 1	E: 0	K: 1	S: 9	LOB: 0	BB: 0	P: 17	R: 1	H: 1	E: 1	K: 1	S: 16	LOB: 1	BB: 0	P: 25	R: 0	H: 1	E: 0	K: 1	S: 11	LOB: 1	BB: 0	P: 17	R: 0	H: 2	E: 0	K: 0	S: 10	LOB: 2	BB: 1	P: 16
--------------	------	------	------	------	------	--------	-------	-------	------	------	------	------	-------	--------	-------	-------	------	------	------	------	-------	--------	-------	-------	------	------	------	------	-------	--------	-------	-------	------	------	------	------	------	--------	-------	-------	------	------	------	------	-------	--------	-------	-------	------	------	------	------	-------	--------	-------	-------	------	------	------	------	-------	--------	-------	-------

PITCHER	IP	WLS	BF	H	R	ER	SO	BB	IBB	HBP	BLK	WP	HR	S	P	ERA	WHIP
Kevin Gross, R ERA: 16.5 (1, 1)	3.2	L	21	8	6	6	3	2	0	0	0	0	0	47	76	14.73	2.727
Mike Hartley, R ERA: 3.68 (4, 1)	1.1		7	2	3	3	1	0	1	0	0	0	2	12	27	20.25	1.500
Tim Crews, R ERA: 4.15 (6, 1)	2.0		9	2	1	1	2	0	0	0	0	0	0	27	42	4.50	1.000
Jim Gott, R ERA: (8, 1)	1.0		5	2	0	0	0	1	0	0	0	0	0	10	16	0.00	3.000

BOTTOM

Los Angeles Dodgers @ San Diego Padres
Jack Murphy Stadium, San Diego, CA

Thu Apr 18 1991, 6:33 AM EDT
Att: 26,331 - Cloudy - 68 F

AB	37
R	10
H	14
RBI	10
BB	4
SO	6
LOB	18



WP	HR	S	P	ERA	WHIP
0	0	0	0	0	0
0	0	0	0	0	0
0	0	0	0	0	0
0	0	0	0	0	0

Batter	1	2	3	4	5	6	7	8	9	AB R H RBI BB SO LOB	TOP		
Brett Butler, L (1, 8) OBP: 0.289, SLG: 0.268	3-2 G6-3		1-2 G3-1		0-1 G3			2-2 E4 1B SF7		4 1 0 0 0 0 1	Los Angeles Dodgers @ San Diego Padres Jack Murphy Stadium, San Diego, CA Fri Apr 19 1991, 10:05 PM EDT Att. 30,795 - Sunny - 55 F		
Juan Samuel, R (1, 4) OBP: 0.341, SLG: 0.628	0-0 G6-3		2-1 1B			0-1 HR		0-0 FC4-6 1B		4 1 3 1 0 0 0			
Darryl Strawberry, L (1, 9) OBP: 0.310, SLG: 0.353	0-2 HR 3B		0-0 L9			0-3 K		1-1 SF7		3 1 1 1 0 1 1			
Eddie Murray, S (1, 3) OBP: 0.444, SLG: 0.533	0-0 HR			1-2 G3-6 1B		1-1 F7		0-1 FC4-6		4 1 2 2 0 0 1			
Kal Daniels, L (1, 7) Jose Gonzalez, R (9, 7)	1-1 G6-3		1-2 G3-6 1-2f		3-3 K			0-2 G4-3		4 0 0 0 0 1 1 0 0 0 0 0 0 0			
Lenny Harris, L (1, 5) Mike Sharperson, R (9, PH) (9, 5)		2-1 F8		2-2 G6-3			0-0 G4-6-3 1B		3-2 F8	3 0 1 0 0 0 0 1 0 0 0 0 0 0			
Mike Scioscia, L (1, 2) OBP: 0.395, SLG: 0.389		0-1 F7			1-2 F9		3-1 G4-6-3 1-2f		1-2 F8	4 0 0 0 0 0 1			
Alfredo Griffin, S (1, 6) OBP: 0.265, SLG: 0.242		0-0 L9			1-0 F7		2-1 G6-3			3 0 0 0 0 0 0			
Mike Morgan, R (1, 1) OBP: 0.200, SLG: 0.200			1-1 G6-3		0-1 1B			1-2 P6		3 0 1 0 0 0 0			
Inning Stats	R: 2 H: 2 E: 0 LOB: 0 K: 0 BB: 0 S: 11 P: 15	R: 0 H: 0 E: 0 LOB: 0 K: 0 BB: 0 S: 5 P: 7	R: 0 H: 1 E: 0 LOB: 1 K: 0 BB: 0 S: 9 P: 13	R: 0 H: 1 E: 0 LOB: 0 K: 0 BB: 0 S: 9 P: 13	R: 0 H: 1 E: 0 LOB: 1 K: 0 BB: 0 S: 12 P: 14	R: 1 H: 1 E: 0 LOB: 0 K: 2 BB: 0 S: 12 P: 16	R: 0 H: 1 E: 0 LOB: 0 K: 0 BB: 0 S: 6 P: 10	R: 1 H: 1 E: 1 LOB: 1 K: 0 BB: 0 S: 11 P: 15	R: 0 H: 0 E: 0 LOB: 0 K: 0 BB: 0 S: 10 P: 14	1B: 5 SF: 1 2B: 0 SAC: 0 3B: 1 DP: 2 HR: 2 HBP: 0		WP: 0 PA: 34 PB: 0 SB: 0 CS: 0	
PITCHER	IP WLS BF H R ER SO BB IBB HBP BLK WP HR S P ERA WHIP											PITCHER	IP WLS BF H R ER SO BB IBB HBP BLK WP HR S P ERA WHIP
Ed Whitson, R (1, 1) ERA: 3.38	8.0 L 31 8 4 3 2 0 0 0 0 0 0 2 75 103 3.38 1.000												
Pat Clements, L (9, 1) ERA:	1.0 3 0 0 0 0 0 0 0 0 0 0 0 10 14 0.00 0.000												

livebaseballscorecards.com

AB	33
R	4
H	8
RBI	4
BB	0
SO	2
LOB	5



Batter	1	2	3	4	5	6	7	8	9	AB	R	H	RBI	BB	SO	LOB
Bip Roberts, S OBP: 0.353, SLG: 0.354 (1, 4)	1-1 G4-3			1-1 G6-3		1-0 G6-3		0-1 F8		4	0	0	0	0	0	0
Tony Fernandez, S OBP: 0.340, SLG: 0.396 (1, 6)	1-2 L7			1-2 G3		0-0 G4-3			1-2 G1-3	4	0	0	0	0	0	0
Tony Gwynn, L OBP: 0.375, SLG: 0.429 (1, 9)	1-0 G4-3			1-1 E6 1B		1-2 G6-3			1-1 1B 1B	4	0	1	0	0	0	0
Fred McGriff, L OBP: 0.438, SLG: 0.436 (1, 3)			3-2 G4-6-3 1B	1-2 1B		0-0 E 1B 1B			0-1 1B	4	0	4	0	0	0	0
Benito Santiago, R OBP: 0.326, SLG: 0.442 (1, 2)			0-1 G4-6-3 1-2f	2-1 P3		0-1 L6			0-0 P4	4	0	0	0	0	0	6
Jerald Clark, R OBP: 0.426, SLG: 0.525 (1, 7)			2-2 L8		0-1 F8				1-0 F8	4	0	1	0	0	0	2
Garry Templeton, S OBP: 0.190, SLG: 0.150 (1, 5)			2-1 G5-4-3 1B		4-2 BB				3-2 G4-3	2	0	1	0	1	0	1
Shawn Abner, R OBP: 0.364, SLG: 0.345 (1, 8)			1-1 G5-4-3 1-2f		0-0 G2				1-1 G5-3	3	0	0	0	0	0	2
Ed Whitson, R (1, 1) Mike Aldrete, L (8, PH) Pat Clements, R (9, 1)			0-0 G6-3		1-0 G5-3				3-1 L8	2	0	0	0	0	0	1
										1	0	0	0	0	0	0
										0	0	0	0	0	0	0

Inning Stats	R: 0	H: 0	R: 0	H: 1	R: 0	H: 1	R: 0	H: 0	R: 0	H: 2	R: 0	H: 0	R: 0	H: 2	R: 0	H: 2	1B: 7	SF: 0
	E: 0	LOB: 0	E: 0	LOB: 0	E: 1	LOB: 2	E: 0	LOB: 0	E: 1	LOB: 1	E: 0	LOB: 0	E: 0	LOB: 2	E: 0	LOB: 2	2B: 0	SAC: 0
	K: 0	BB: 0	K: 0	BB: 0	K: 0	BB: 0	K: 0	BB: 0	K: 0	BB: 0	K: 0	BB: 0	K: 0	BB: 0	K: 0	BB: 0	3B: 0	DP: 2
	S: 6	P: 9	S: 8	P: 13	S: 5	P: 8	S: 6	P: 7	S: 5	P: 11	S: 8	P: 11	S: 6	P: 10	S: 9	P: 12	HR: 0	HBP: 0

BOTTOM

Los Angeles Dodgers @ San Diego Padres
Jack Murphy Stadium, San Diego, CA

Fri Apr 19 1991, 10:05 PM EDT
Att. 30,795 - Sunny - 55 F

AB	32
R	0
H	7
RBI	0
BB	1
SO	0
LOB	12



WP: 0	PA: 33
PB: 0	
SB: 0	
CS: 0	

PITCHER	IP	WLS	BF	H	R	ER	SO	BB	IBB	HBP	BLK	WP	HR	S	P	ERA	WHIP
Mike Morgan, R ERA:	(1, 1)	9.0	W	33	7	0	0	0	1	0	0	0	0	66	100	0.00	0.889

livebaseballscorecards.com

Batter	1	2	3	4	5	6	7	8	9	AB R H RBI BB SO LOB	TOP																	
Brett Butler, L (1, 8) OBP: 0.286, SLG: 0.250	4-0 BB		2-3 K		1-2 P6		1-3 K			3 0 0 0 1 2 1	Los Angeles Dodgers @ San Diego Padres Jack Murphy Stadium, San Diego, CA Sat Apr 20 1991, 10:05 PM EDT Att. 39,335 - Sunny - 58 F																	
Juan Samuel, R (1, 4) OBP: 0.313, SLG: 0.574	1-3 K		2-0 G4-3			0-3 K	0-3 K			4 0 0 0 0 3 2																		
Darryl Strawberry, L (1, 9) OBP: 0.304, SLG: 0.324	0-0 F7			2-3 K		4-1 1B 1B BB		2-2 G4-3		3 1 0 0 1 1 1																		
Eddie Murray, S (1, 3) OBP: 0.455, SLG: 0.579	3-3 K			0-0 G6-3		1-2 1B 1B		3-2 2B		4 1 2 0 0 1 1																		
Kal Daniels, L (1, 7) OBP: 0.283, SLG: 0.317		2-1 P5		4-0 BB		1-2 1B 1B		2-3 K		3 0 1 1 1 1 1																		
Jeff Hamilton, R (1, 5) OBP: 0.238, SLG: 0.250		1-2 G4-6-3 1B		0-1 L9		2-2 1B 1B		3-2 G6-3		4 0 2 1 0 0 2																		
Mike Scioscia, L (1, 2) OBP: 0.405, SLG: 0.475		1 SAFE 2-1 G4-6-3			0-1 HR	0-2 P4			3-2 L4-3 1B	4 1 2 1 0 0 3																		
Jose Gonzalez, R (9, PR)		1 SAFE 1-2 G4-6-3								0 0 0 0 0 0 0																		
Mike Sharperson, R (1, 6) OBP: 0.280, SLG: 0.261			0-2 SH2-4 1B		2-2 G4-3	0-0 P4			2-1 F9	4 0 1 0 0 0 3																		
Tim Belcher, R (1, 1) OBP: 0.143, SLG: 0.286			0-1 SH2-4		0-3 K		1-3 K		0-2 L4-3	2 0 0 0 0 2 0																		
John Candelaria, L (7, 1)									1-2	0 0 0 0 0 0 0																		
Mike Hartley, R (8, 1)										0 0 0 0 0 0 0																		
Gary Carter, R (9, PH) OBP: 0.167, SLG: 0.167										1 0 0 0 0 0 1																		
Inning Stats	R: 0 E: 0 K: 2 S: 7	H: 0 LOB: 1 BB: 1 P: 15	R: 0 E: 0 K: 0 S: 7	H: 1 LOB: 0 BB: 0 P: 12	R: 0 E: 0 K: 1 S: 9	H: 1 LOB: 1 BB: 0 P: 13	R: 0 E: 0 K: 1 S: 7	H: 0 LOB: 1 BB: 1 P: 13	R: 1 E: 0 K: 1 S: 12	H: 1 LOB: 0 BB: 0 P: 15	R: 2 E: 0 K: 1 S: 21	H: 3 LOB: 2 BB: 1 P: 29	R: 0 E: 0 K: 3 S: 9	H: 0 LOB: 0 BB: 0 P: 11	R: 0 E: 0 K: 1 S: 12	H: 1 LOB: 1 BB: 0 P: 22	R: 0 E: 0 K: 0 S: 8	H: 1 LOB: 1 BB: 0 P: 13	1B: 6 2B: 2 3B: 0 HR: 1	SF: 0 SAC: 1 DP: 2 HBP: 0	WP: 0 PB: 0 SB: 0 CS: 0	PA: 36						
PITCHER	IP WLS BF H R ER SO BB IBB HBP BLK WP HR S P ERA WHIP																											
Bruce Hurst, L (1, 1) ERA: 2.86	6.0		26	6	3	3	6	3	0	0	0	0	0	1	63	97	4.50	1.500										
Larry Andersen, R (7, 1) ERA:	1.0	W	3	0	0	0	3	0	0	0	0	0	0	0	9	11	0.00	0.000										
Craig Lefferts, L (8, 1) ERA: 3.18	2.0	S	7	2	0	0	1	0	0	0	0	0	0	0	20	35	0.00	1.000										

livebaseballscorecards.com

AB	32
R	3
H	8
RBI	3
BB	3
SO	10
LOB	15



BOTTOM

Los Angeles Dodgers @ San Diego Padres
Jack Murphy Stadium, San Diego, CA

livebaseballscores.com

AB 31
R 5
H 7
RBI 5
BB 2
SO 7
LOB 10



WP: 0 PA: 33
PB: 0
SB: 0
CS: 0

Sat Apr 20 1991, 10:05 PM EDT
Att: 39,335 - Sunny - 58 F

Batter	1	2	3	4	5	6	7	8	9	AB	R	H	RBI	BB	SO	LOB	
Paul Faries, R (1, 4) OBP: 0.200, SLG: 0.600	F7			G5-3		L8	1B			4	1	1	2	0	0	1	
Tony Fernandez, S (1, 6) OBP: 0.370, SLG: 0.412	P5			1B		G3	1B			3	1	2	1	1	0	0	
Tony Gwynn, L (1, 9) OBP: 0.365, SLG: 0.413	K			G4-3		G3	FC6-4			4	0	1	0	0	1	3	
Fred McGriff, L (1, 3) OBP: 0.404, SLG: 0.395			K	G4-3		G3-1		F8		4	0	0	1	0	1	3	
Benito Santiago, R (1, 2) OBP: 0.298, SLG: 0.404		G6-3		K			L7	K		4	0	0	0	0	2	1	
Jerald Clark, R (1, 7) OBP: 0.412, SLG: 0.500			K				F9	F8		4	0	1	0	0	1	0	
Garry Templeton, S (1, 5) OBP: 0.167, SLG: 0.130				G6-3		K		E7		3	1	0	0	0	1	1	
Shawn Abner, R (1, 8) OBP: 0.361, SLG: 0.344				K		G4-6-3		BB		3	1	1	1	0	1	1	
Bruce Hurst, L (1, 1) Marty Barrett, R (6, PH) Larry Andersen, R (7, 1) Mike Aldrete, L (7, PH) Craig Lefferts, L (8, 1)	F7					G3	BB	3B		1	0	0	0	0	0	0	
						1B		BB		1	0	1	0	0	0	0	
										0	0	0	0	0	0	0	
										0	1	0	0	1	0	0	
										0	0	0	0	0	0	0	
Inning Stats	R: 0 H: 0 E: 0 K: 1 S: 10	H: 0 LOB: 0 BB: 0 P: 11	R: 0 H: 0 E: 0 K: 2 S: 9	H: 0 LOB: 0 BB: 0 P: 13	R: 0 H: 0 E: 0 K: 1 S: 5	H: 0 LOB: 0 BB: 0 P: 7	R: 1 H: 2 E: 0 K: 1 S: 10	H: 2 LOB: 1 BB: 0 P: 16	R: 0 H: 1 E: 0 K: 1 S: 8	H: 1 LOB: 0 BB: 0 P: 10	R: 0 H: 1 E: 0 K: 0 S: 16	H: 1 LOB: 2 BB: 1 P: 24	R: 4 H: 3 E: 1 K: 0 S: 16	H: 3 LOB: 1 BB: 1 P: 26	R: 0 H: 0 E: 0 K: 1 S: 12	H: 0 LOB: 0 BB: 0 P: 17	1B: 6 SF: 0 2B: 0 SAC: 0 3B: 1 DP: 1 HR: 0 HBP: 0

PITCHER	IP	WLS	BF	H	R	ER	SO	BB	IBB	HBP	BLK	WP	HR	S	P	ERA	WHIP
Tim Belcher, R (1, 1) ERA: 0.87	6.2	L	28	6	5	1	6	2	0	0	0	0	0	72	103	1.35	1.200
John Candelaria, L (7, 1) ERA: 6.0	0.1		2	1	0	0	0	0	0	0	0	0	0	2	4	0.00	3.000
Mike Hartley, R (8, 1) ERA: 3.24	1.0		3	0	0	0	1	0	0	0	0	0	0	12	17	0.00	0.000

Batter	1	2	3	4	5	6	7	8	9	AB R H RBI BB SO LOB	TOP									
Brett Butler, L (1, 8) OBP: 0.296, SLG: 0.250	1-3 K	0-3 K		0-0 1-2 2-H 1B		1-2 FC4		4-2 B S BB		4 0 1 0 1 2 2										
Juan Samuel, R (1, 4) OBP: 0.302, SLG: 0.538	2-3 K		2-2 L9		1-0 FC4-6 FC5-2 1B		3-2 L1	3-2 G6-3		5 0 1 0 0 1 1										
Darryl Strawberry, L (1, 9) OBP: 0.333, SLG: 0.439	1-2 2B		2-3 K		4-2 FC4-6 1-2 BB		2-2 HR		2-3 K	4 1 2 1 1 2 0										
Eddie Murray, S (1, 3) OBP: 0.444, SLG: 0.583	0-0 P2		3-2 2B		0-0 FC4-6 FC5-2 1-2f 2-3		2-2 1B 1B		3-0 P5	5 0 2 0 0 0 3										
Kal Daniels, L (1, 7) OBP: 0.280, SLG: 0.311		2-0 1B BB G1-2-3 1B	1-3 K		1-2 FC5-2 1-2 3-H		1-3 K		0-2 1B 3B 1B	4 0 1 0 0 2 4 1 1 1 0 0 0 0										
Stan Javier, S (8, 7) OBP: 0.167, SLG: 0.167																				
Lenny Harris, L (1, 5) OBP: 0.250, SLG: 0.217		4-2 G1-2-3 1B 1-2 BB		2-3 K		0-0 1B		0-0 1B	0-0 3B 1B	1 1 0 0 1 1 0 3 1 2 0 0 1 2										
Jeff Hamilton, R (5, PH) OBP: 0.292, SLG: 0.304																				
Mike Scioscia, L (1, 2) OBP: 0.426, SLG: 0.523		1-2 G1-2-3 1B 1-2 2-3 1B		4-1 1B 1B BB		2-2 G3		2-3 K	1-1 PB 3B	4 2 2 2 1 1 2										
Alfredo Griffin, S (1, 6) OBP: 0.282, SLG: 0.263		0-1 G1-2-3		2-0 1B 1-2 1B		0-2 L8			0-0 G5-3	5 0 2 0 0 0 3										
Ramon Martinez, R (1, 1) OBP: 0.429, SLG: 0.333		0-2 1B 2-H 3-H		1-3 K		4-0 FC4 BB		1-2 G6-3	0-1 G4-3	4 0 1 2 1 1 3										
Inning Stats	R: 0 E: 0 K: 2 S: 10	H: 1 LOB: 1 BB: 0 P: 14	R: 2 E: 0 K: 1 S: 16	H: 3 LOB: 1 BB: 1 P: 23	R: 0 E: 0 K: 2 S: 14	H: 1 LOB: 1 BB: 0 P: 22	R: 0 E: 0 K: 1 S: 10	H: 1 LOB: 2 BB: 1 P: 18	R: 0 E: 0 K: 0 S: 13	H: 0 LOB: 1 BB: 1 P: 20	R: 1 E: 0 K: 2 S: 19	H: 3 LOB: 2 BB: 0 P: 29	R: 0 E: 0 K: 0 S: 15	H: 0 LOB: 1 BB: 1 P: 22	R: 3 E: 0 K: 1 S: 15	H: 4 LOB: 1 BB: 0 P: 22	1B: 11 2B: 2 3B: 1 HR: 1	SF: 0 SAC: 0 DP: 1 HBP: 0	WP: 0 PB: 1 SB: 1 CS: 0	PA: 45
PITCHER	IP WLS BF H R ER SO BB IBB HBP BLK WP HR S P ERA WHIP																			
Andy Benes, R (1, 1) ERA: 4.96	4.0 L 21 8 2 2 7 3 0 0 0 0 0 0 52 85 4.50 2.750																			
Pat Clements, L (5, 1) ERA:	1.0 3 0 0 0 1 0 0 0 0 0 0 0 7 10 0.00 0.000																			
Rich Rodriguez, L (6, 1) ERA: 5.14	2.0 10 3 1 1 2 1 0 0 0 0 1 32 49 4.50 2.000																			
Wes Gardner, R (8, 1) ERA: 14.54	2.0 11 4 3 3 1 1 0 0 0 0 0 30 44 13.50 2.500																			

Los Angeles Dodgers @ San Diego Padres
 Jack Murphy Stadium, San Diego, CA
 Sun Apr 21 1991, 6:33 AM EDT
 Att. 36,269 - Cloudy - 65 F

AB	40
R	6
H	15
RBI	5
BB	5
SO	11
LOB	20



Batter	1	2	3	4	5	6	7	8	9	AB R H RBI BB SO LOB
Bip Roberts, S (1, 4) OBP: 0.327, SLG: 0.327	0-3 K		2-1 L6		0-0 F7		0-1 G3			4 0 0 0 0 1 0
Tony Fernandez, S (1, 6) OBP: 0.362, SLG: 0.400	3-1 1B		2-2 G4-3		1-3 K			0-0 F7		4 0 1 0 0 1 0
Tony Gwynn, L (1, 9) OBP: 0.375, SLG: 0.420	2-1 1B		0-1 BB			2-2 G6-3		1-1 G3-1		4 0 2 0 0 0 0
Fred McGriff, L (1, 3) OBP: 0.411, SLG: 0.378	2-1 P6		4-0 BB			4-2 FC5-4		0-0 G3-1		2 0 0 0 2 0 2
Benito Santiago, R (1, 2) OBP: 0.275, SLG: 0.373	0-3 K		2-2 P5			0-0 FC5-4			0-1 L7	4 0 0 0 0 1 5
Jerald Clark, R (1, 7) OBP: 0.400, SLG: 0.500		0-0 F9		2-3 K		0-0 2B			0-2 G4-3	4 0 1 0 0 1 0
Jim Presley, R (1, 5) OBP: 0.172, SLG: 0.077		3-3 K		1-2 L9		1-3 K			0-2 F8	4 0 0 0 0 2 2
Shawn Abner, R (1, 8) OBP: 0.359, SLG: 0.371		1-2 2B		2-3 K			1-3 K			3 0 1 0 0 2 0
Andy Benes, R (1, 1) Pat Clements, R (5, 1) Marty Barrett, R (5, PH) Rich Rodriguez, L (6, 1) Garry Templeton, S (7, PH) Wes Gardner, R (8, 1)		1-0 G6-3				0-1 P5			2-3 K	1 0 0 0 0 0 1 0 0 0 0 0 0 0 1 0 0 0 0 0 0 0 0 0 0 0 0 0 1 0 0 0 0 1 0 0 0 0 0 0 0 0

Inning Stats	R: 0	H: 2	E: 0	K: 2	S: 12	LOB: 2	BB: 0	P: 19	R: 0	H: 1	E: 0	K: 1	S: 10	LOB: 1	BB: 0	P: 15	R: 0	H: 1	E: 0	K: 0	S: 13	LOB: 2	BB: 1	P: 23	R: 0	H: 0	E: 0	K: 2	S: 10	LOB: 0	BB: 0	P: 15	R: 0	H: 0	E: 0	K: 1	S: 7	LOB: 0	BB: 0	P: 8	R: 0	H: 1	E: 0	K: 1	S: 10	LOB: 2	BB: 1	P: 17	R: 0	H: 0	E: 0	K: 2	S: 8	LOB: 0	BB: 0	P: 11	R: 0	H: 0	E: 0	K: 0	S: 4	LOB: 0	BB: 0	P: 5	R: 0	H: 0	E: 0	K: 0	S: 8	LOB: 0	BB: 0	P: 8	1B: 3	2B: 2	3B: 0	HR: 0	SF: 0	SAC: 0	DP: 0	HBP: 0	WP: 0	PB: 0	SB: 0	CS: 0	PA: 34
PITCHER Ramon Martinez, R (1, 1) ERA: 3.15	IP	WLS	BF	H	R	ER	SO	BB	IBB	HBP	BLK	WP	HR	S	P	ERA	WHIP																																																																				
	9.0	W	34	5	0	0	9	2	0	0	0	0	0	82	121	0.00	0.778																																																																				

BOTTOM

Los Angeles Dodgers @ San Diego Padres
Jack Murphy Stadium, San Diego, CA

Sun Apr 21 1991, 6:33 AM EDT
 Att: 36,269 - Cloudy - 65 F

livebaseballscorecards.com

AB	32
R	0
H	5
RBI	0
BB	2
SO	9
LOB	10

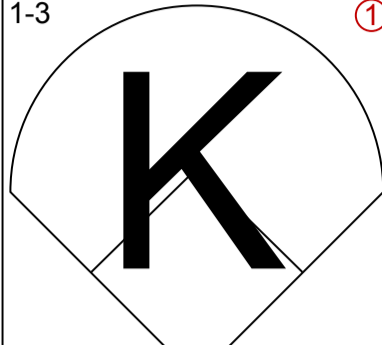
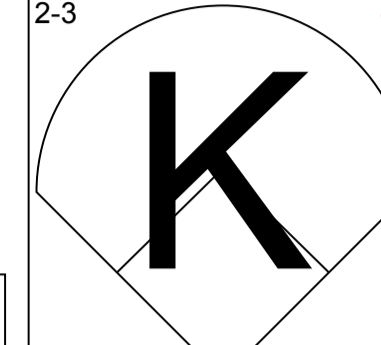
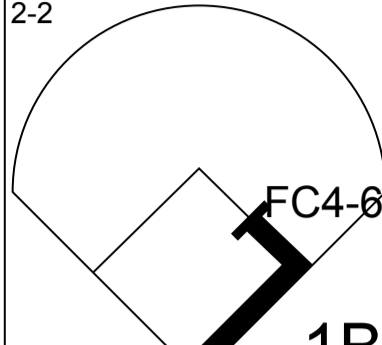
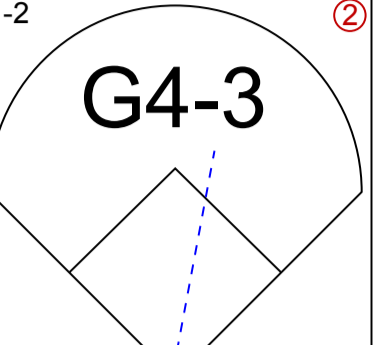
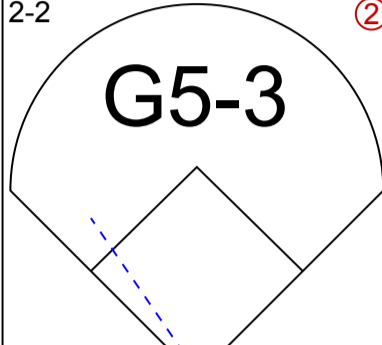
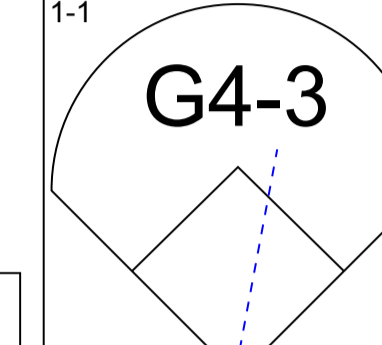
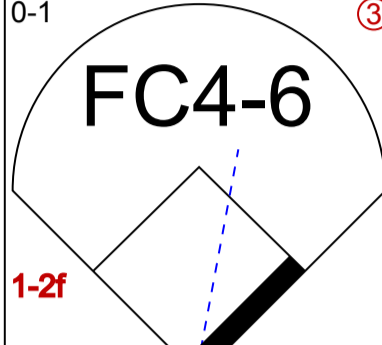
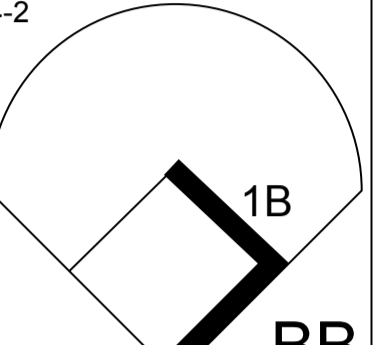
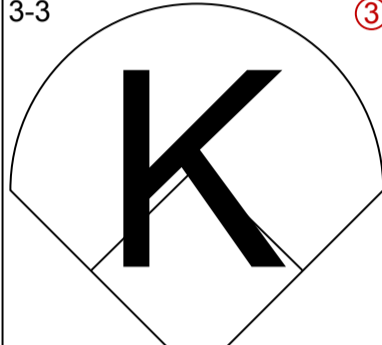
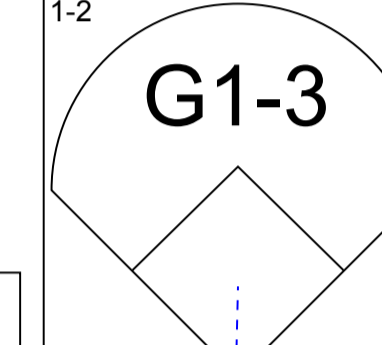
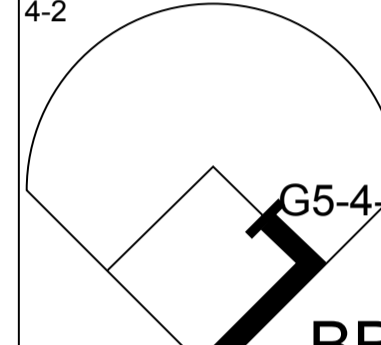
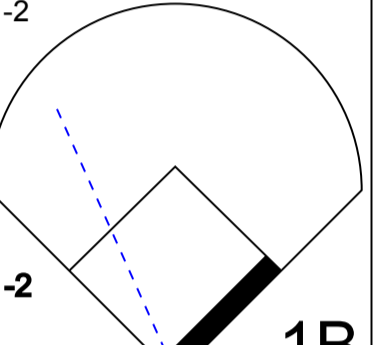
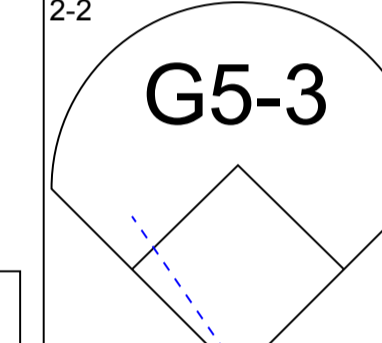
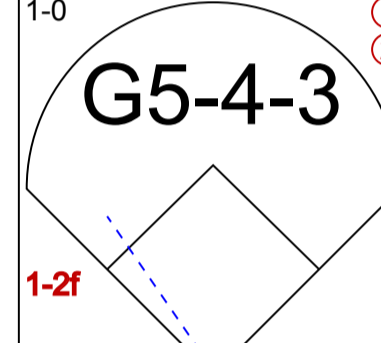
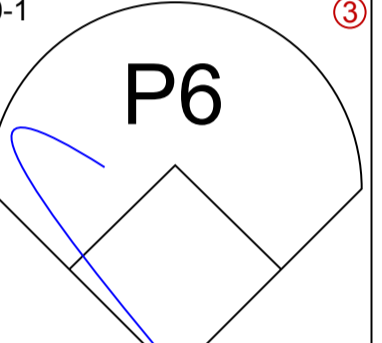
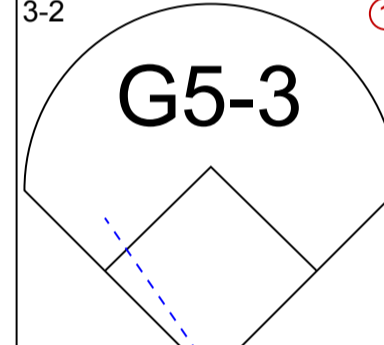
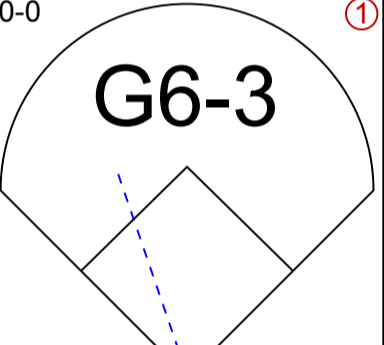
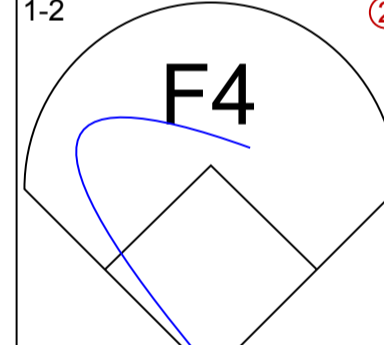
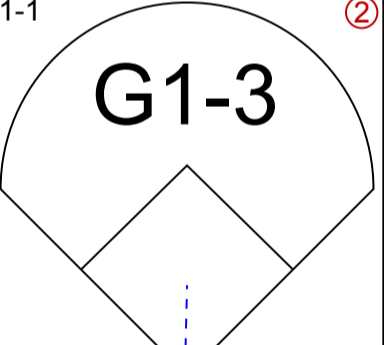
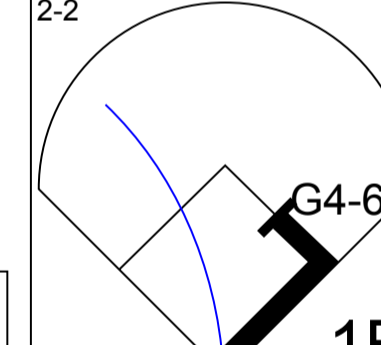
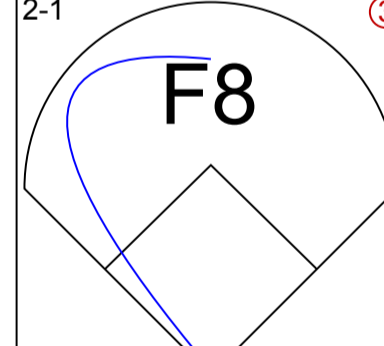
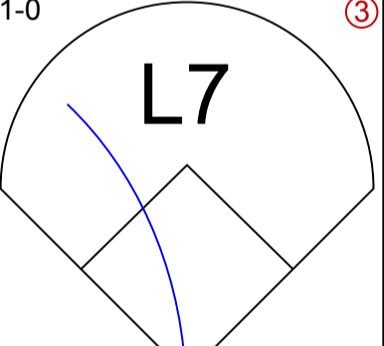
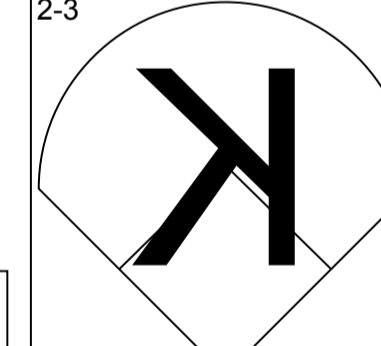
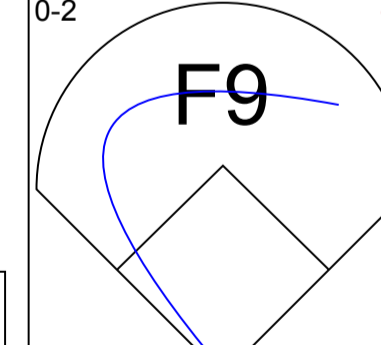
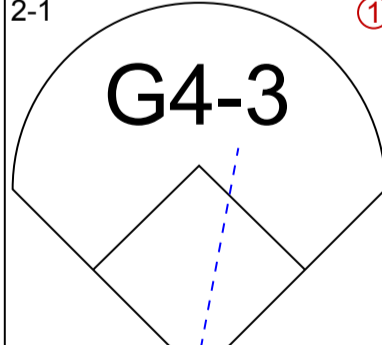
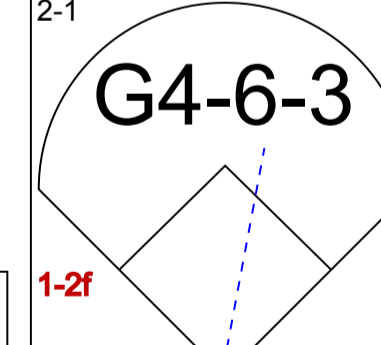
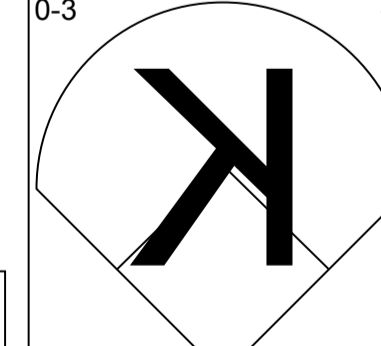
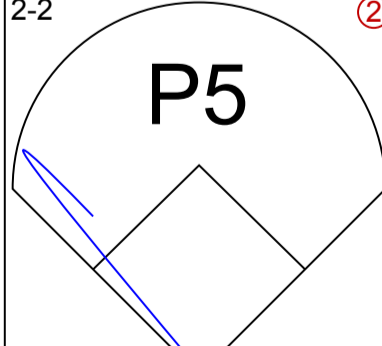
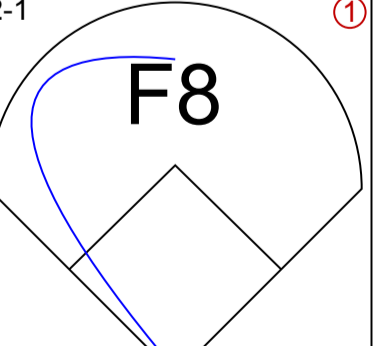


Batter	1	2	3	4	5	6	7	8	9	AB R H RBI BB SO LOB	TOP											
Otis Nixon, S OBP: 0.400, SLG: 0.250 (1, 7)	2-0 G3	0-0 L7			2-0 G3 1B	0-1 B5-3		4-2 1B SH5-3 BB	0-3 K	5 2 1 0 1 1 1												
Terry Pendleton, S OBP: 0.321, SLG: 0.560 (1, 5)	1-2 1B 1B		4-2 FC4-6 BB		2-1 G3 1-3	2-2 1B		0-0 SH5-3 1-2 2-3		3 1 2 0 1 0 1												
Ron Gant, R OBP: 0.250, SLG: 0.262 (1, 8)	2-3 K		1-1 P4		0-0 1B 1B	2-2 F7		2-1 1B 1B		5 2 2 2 0 1 3												
David Justice, L OBP: 0.277, SLG: 0.395 (1, 9)	2-2 1B 1B		0-2 FC4-6 1-2f		3-2 F9 1-2		0-1 G3-1	1-2 WP 1B		5 1 2 2 0 0 2												
Francisco Cabrera, R OBP: 0.154, SLG: 0.154 Sid Bream, L OBP: 0.200, SLG: 0.412 (1, 3) (5, 3)	0-1 1B 1B		3-2 F7		2-1 WP BLK 1B		1-0 G4-3	2-3 K 1-3		3 0 2 2 0 0 1 2 0 0 0 0 1 1												
Jeff Blauser, R OBP: 0.318, SLG: 0.429 Mike Stanton, L (7, 1) Juan Berenguer, R (9, 1)	1-1 1B		1-0 FC5-4 1B		4-1 WP BB		3-2 E5 PB S	1-0 G1-3		3 0 2 1 1 0 0 1 0 0 0 0 0 1 0 0 0 0 0 0 0												
Mike Heath, R OBP: 0.394, SLG: 0.500 (1, 2)	2-2 F8		1 SAFE 0-0 L7		4-0 FC5 IBB		4-1 PB IBB		0-0 G3-1 2B	3 0 1 0 2 0 3												
Rafael Belliard, R OBP: 0.242, SLG: 0.226 (1, 6)		0-0 G6-3		1 SAFE 0-0 FC5-4 1-2f	1-2 FC5 1-2f		1-1 G5-3 1-2 2-3		3-1 G3-1	5 0 0 0 0 0 7												
Steve Avery, L OBP: 0.143, SLG: 0.143 Mark Lemke, S OBP: 0.316, SLG: 0.375 (1, 1) (7, 4)		1-3 K		1-2 G1-3		1-2 L4		4-1 SH5-3 BB BB	1-0 P2	3 0 0 0 0 1 1 1 1 0 0 1 0 1												
Inning Stats	R: 2 E: 0 K: 1 S: 19	H: 4 LOB: 2 BB: 0 P: 29	R: 0 E: 0 K: 1 S: 6	H: 0 LOB: 0 BB: 0 P: 7	R: 0 E: 0 K: 0 S: 12	H: 1 LOB: 1 BB: 1 P: 20	R: 0 E: 0 K: 0 S: 6	H: 1 LOB: 1 BB: 0 P: 8	R: 2 E: 0 K: 0 S: 14	H: 3 LOB: 3 BB: 2 P: 32	R: 0 E: 1 K: 0 S: 13	H: 1 LOB: 1 BB: 0 P: 18	R: 0 E: 1 K: 0 S: 10	H: 0 LOB: 2 BB: 1 P: 19	R: 3 E: 0 K: 1 S: 13	H: 2 LOB: 1 BB: 2 P: 27	R: 0 E: 0 K: 1 S: 7	H: 1 LOB: 1 BB: 0 P: 11	1B: 11 2B: 1 3B: 0 HR: 0	SF: 0 SAC: 1 DP: 0 HBP: 0	WP: 2 PB: 1 SB: 4 CS: 0	PA: 46
PITCHER	IP WLS BF H R ER SO BB IBB HBP BLK WP HR S P ERA WHIP																					
Bob Ojeda, L ERA: 5.74 (1, 1)	4.2 L 23 8 4 4 2 1 0 0 0 0 0 53 83 7.71 1.929																					
Tim Crews, R ERA: 3.6 (5, 1)	1.1 7 1 0 0 0 1 1 0 1 1 0 17 31 0.00 1.500																					
Jim Gott, R ERA: 3.24 (7, 1)	1.1 9 1 3 3 0 2 1 0 0 0 0 16 35 20.25 2.250																					
John Candelaria, L ERA: 4.91 (8, 1)	0.2 3 1 0 0 1 0 0 0 0 1 0 7 11 0.00 1.500																					
Mike Hartley, R ERA: 2.89 (9, 1)	1.0 4 1 0 0 1 0 0 0 0 0 0 7 11 0.00 1.000																					

Atlanta Braves @ Los Angeles Dodgers
Dodger Stadium, Los Angeles, CA
Mon Apr 22 1991, 7:05 PM PDT
Att. 42,723 - Cloudy - 66 F

AB	39
R	7
H	12
RBI	7
BB	6
SO	4
LOB	22



Batter	1	2	3	4	5	6	7	8	9	AB R H RBI BB SO LOB
Brett Butler, L (1, 8) OBP: 0.298, SLG: 0.255 Stan Javier, S (9, PH) OBP: 0.154, SLG: 0.154	1-3 		2-3 			2-2 			1-2 	3 0 1 0 0 2 0 1 0 0 0 0 0 0
Juan Samuel, R (1, 4) OBP: 0.286, SLG: 0.509 Chris Gwynn, L (9, PH) OBP: 0.571, SLG: 0.400	2-2 			1-1 		0-1 			4-2 	3 0 0 0 0 0 1 0 0 0 0 1 0 0
Darryl Strawberry, L (1, 9) OBP: 0.345, SLG: 0.432	3-3 			1-2 			4-2 		1-2 	3 0 1 0 1 1 0
Eddie Murray, S (1, 3) OBP: 0.419, SLG: 0.643				2-2 			1-0 		0-1 	4 1 1 1 0 0 3
Kal Daniels, L (1, 7) OBP: 0.264, SLG: 0.292			3-2 		0-0 					3 0 0 0 0 1 0
Jeff Hamilton, R (1, 5) OBP: 0.296, SLG: 0.308			1-2 		1-1 			2-2 		3 0 1 0 0 0 0
Mike Scioscia, L (1, 2) OBP: 0.408, SLG: 0.500 Barry Lyons, R (8, PH) (9, 2)			2-1 		1-0 			2-3 		2 0 0 0 0 0 0 1 0 0 0 0 1 1
Alfredo Griffin, S (1, 6) OBP: 0.268, SLG: 0.250 Gary Carter, R (8, PH) OBP: 0.143, SLG: 0.143 Mike Hartley, R (9, 1)			0-2 			2-1 			2-1 	2 0 0 0 0 0 0 1 0 0 0 0 0 1 0 0 0 0 0 0 0
Bob Ojeda, L (1, 1) OBP: 0.180, SLG: 0.500 Tim Crews, R (5, 1) Jose Gonzalez, R (6, PH) Jim Gott, R (7, 1) John Candelaria, L (8, 1) Mike Sharperson, R (9, 8)			0-3 			2-2 			2-1 	1 0 0 0 0 0 1 0 0 0 0 0 0 0 0 0 1 0 1 0 0 0 0 0 0 0

Inning Stats	R: 0 E: 0 K: 2 S: 10	H: 0 LOB: 0 BB: 0 P: 16	R: 1 E: 0 K: 0 S: 10	H: 1 LOB: 0 BB: 0 P: 19	R: 0 E: 0 K: 2 S: 12	H: 0 LOB: 0 BB: 0 P: 14	R: 0 E: 0 K: 0 S: 4	H: 0 LOB: 0 BB: 0 P: 6	R: 0 E: 0 K: 0 S: 12	H: 1 LOB: 1 BB: 0 P: 18	R: 0 E: 0 K: 1 S: 6	H: 0 LOB: 0 BB: 1 P: 12	R: 0 E: 0 K: 1 S: 8	H: 1 LOB: 0 BB: 0 P: 14	R: 0 E: 0 K: 0 S: 15	H: 1 LOB: 2 BB: 1 P: 23	1B: 3 2B: 0 3B: 0 HR: 1	SF: 0 SAC: 0 DP: 2 HBP: 0
--------------	-------------------------------	----------------------------------	-------------------------------	----------------------------------	-------------------------------	----------------------------------	------------------------------	---------------------------------	-------------------------------	----------------------------------	------------------------------	----------------------------------	------------------------------	----------------------------------	-------------------------------	----------------------------------	----------------------------------	------------------------------------

PITCHER	IP	WLS	BF	H	R	ER	SO	BB	IBB	HBP	BLK	WP	HR	S	P	ERA	WHIP
Steve Avery, L (1, 1) ERA: 3.38	6.0	W	20	2	1	1	4	0	0	0	0	0	1	58	87	1.50	0.333
Mike Stanton, L (7, 1) ERA:	2.0		6	1	0	0	2	1	0	0	0	0	0	14	26	0.00	1.000
Juan Berenguer, R (9, 1) ERA: 3.86	1.0		5	1	0	0	0	1	0	0	0	0	0	15	23	0.00	2.000

BOTTOM

Atlanta Braves @ Los Angeles Dodgers
Dodger Stadium, Los Angeles, CA

Mon Apr 22 1991, 7:05 PM PDT
 Att: 42,723 - Cloudy - 66 F

livebaseballscorecards.com

AB	29
R	1
H	4
RBI	1
BB	2
SO	6
LOB	6



WP	PA	31
WP: 0	PA: 31	
PB: 0		
SB: 0		
CS: 0		

Batter	1	2	3	4	5	6	7	8	9	AB R H RBI BB SO LOB	TOP											
Deion Sanders, L (1, 7) OBP: 0.366, SLG: 0.400	2-1 CS 1B		0-0 G4-6-3 1-2f		1-1 1B		4-2 E S BB		2-2 G4-3	4 0 2 1 1 0 1												
Jeff Treadway, L (1, 4) OBP: 0.324, SLG: 0.367	3-1 F7 1-2			2-1 CS 1B	0-0 G5-3		3-1 P5 1-3			4 0 1 0 0 0 4												
Ron Gant, R (1, 8) OBP: 0.269, SLG: 0.304	2-2 F8			2-3 K		0-1 2B		2-1 FC4-8 1B		4 1 2 0 0 1 1												
David Justice, L (1, 9) OBP: 0.275, SLG: 0.447		1-0 HR		2-3 K		0-1 P4		1-1 FC4-6 G3 1-2f		4 1 1 1 0 1 3												
Sid Bream, L (1, 3) OBP: 0.256, SLG: 0.444		4-2 CS BB		3-2 CS 1-2	4-1 2B BB	0-1 PO 2B 2-H		0-0 G3 1-2		2 1 1 1 2 0 1												
Terry Pendleton, S (1, 5) OBP: 0.344, SLG: 0.519		1 SAFE 2-2 G5-3 1-2		1 SAFE 0-3 K		4-0 IBB		4-0 IBB		2 0 0 0 2 1 2												
Greg Olson, R (1, 2) OBP: 0.529, SLG: 0.647		2-3 K		1 SAFE 1 SAFE 1-1 BB 1-3 1B 2B		1-3 K		0-1 F7		4 1 1 0 0 2 4												
Rafael Belliard, R (1, 6) OBP: 0.243, SLG: 0.206			2-3 K		4-0 1B BB	1-0 PO	0-0 G6-3		0-0 G4-3	3 0 0 0 1 1 0												
Tom Glavine, L (1, 1) OBP: 0.429, SLG: 0.200			4-2 G4-6-3 BB		4-2 1B BB 1-2 2-3 3-H		1-3 K		1-3 K	2 0 0 1 2 2 0												
Inning Stats	R: 0 E: 0 K: 0 S: 8	H: 1 LOB: 0 BB: 0 P: 14	R: 1 E: 0 K: 1 S: 10	H: 1 LOB: 0 BB: 1 P: 19	R: 0 E: 0 K: 1 S: 8	H: 0 LOB: 0 BB: 1 P: 14	R: 0 E: 0 K: 2 S: 10	H: 1 LOB: 0 BB: 0 P: 19	R: 2 E: 0 K: 1 S: 12	H: 2 LOB: 2 BB: 3 P: 25	R: 1 E: 0 K: 1 S: 9	H: 2 LOB: 1 BB: 1 P: 15	R: 0 E: 0 K: 1 S: 9	H: 0 LOB: 1 BB: 1 P: 16	R: 0 E: 0 K: 0 S: 7	H: 1 LOB: 2 BB: 1 P: 14	R: 0 E: 0 K: 1 S: 7	H: 0 LOB: 0 BB: 0 P: 10	1B: 4 2B: 3 3B: 0 HR: 1	SF: 0 SAC: 0 DP: 1 HBP: 0	WP: 0 PB: 0 SB: 1 CS: 3	PA: 39
PITCHER	IP WLS BF H R ER SO BB IBB HBP BLK WP HR S P ERA WHIP																					
Kevin Gross, R (1, 1) ERA: 12.19	4.1 L 18 4 3 3 5 5 0 0 0 0 0 1 45 87 6.23 2.077																					
Tim Crews, R (5, 1) ERA: 3.86	1.2 7 3 1 1 1 0 1 0 0 0 0 0 12 19 5.40 1.800																					
Mike Hartley, R (7, 1) ERA: 2.36	2.0 9 1 0 0 1 1 1 0 0 0 0 0 16 30 0.00 1.000																					
Jim Gott, R (9, 1) ERA: 2.89	1.0 3 0 0 0 1 0 0 0 0 0 0 0 7 10 0.00 0.000																					

Atlanta Braves @ Los Angeles Dodgers
Dodger Stadium, Los Angeles, CA
Tue Apr 23 1991, 7:05 PM PDT
Att. 27,737 - Cloudy - 65 F

AB	29
R	4
H	8
RBI	4
BB	8
SO	8
LOB	16



Batter	1	2	3	4	5	6	7	8	9	AB R H RBI BB SO LOB	TOP											
Deion Sanders, L (1, 7) OBP: 0.356, SLG: 0.462	1-0 G6-3		3-2 G4-3		1-0 G4-3			1-2 HR		4 1 1 1 0 0 2	Atlanta Braves @ Los Angeles Dodgers Dodger Stadium, Los Angeles, CA Wed Apr 24 1991, 7:05 PM PDT Att. 42,023 - Cloudy - 64 F											
Jeff Treadway, L (1, 4) OBP: 0.342, SLG: 0.471	2-2 G4-3			2-1 G3		1-1 HR		0-0 G6-3 1B	4 1 2 1 0 0 0													
Ron Gant, R (1, 8) OBP: 0.250, SLG: 0.280	0-0 G6-3			1-1 L9		1-2 F9		1-2 G6-3 1-2f	4 0 0 0 0 0 1													
David Justice, L (1, 9) OBP: 0.255, SLG: 0.412		3-3 K		0-0 G3-1		1-0 G4-3		0-3 K	4 0 0 0 0 2 0													
Sid Bream, L (1, 3) OBP: 0.279, SLG: 0.475		3-1 P6			0-0 BB 1B	2-1 G1-3		2-2 G3 2B	4 1 2 0 0 0 0													
Terry Pendleton, S (1, 5) OBP: 0.333, SLG: 0.467		2-1 F8			4-0 FC5-4 1B 1-2 G6-3 BB		1-3 K	0-0 G3	3 1 0 0 1 1 1													
Mike Heath, R (1, 2) OBP: 0.405, SLG: 0.500				0-0 SH1-4 1B		0-0 FC5-4 1B		2-2 G3	4 0 2 1 0 0 1													
Rafael Belliard, R (1, 6) OBP: 0.237, SLG: 0.200			2-3 K		1-1 FC5-4 G6-3 S 1-2f 2-3		2-1 G6-3	3-2 G5-3	1 0 0 0 0 1 1													
Tommy Gregg, L (5, PH) OBP: 0.375, SLG: 0.429									1 0 0 0 0 0 2													
Jeff Blauser, R (5, 6) OBP: 0.304, SLG: 0.409									1 0 0 0 0 0 0													
29 John Smoltz, R (1, 1) OBP: 0.200, SLG: 0.200				0-0 SH1-4		2-1 G6-3		0-3 K	0 0 0 0 0 0 0													
Jerry Willard, L (5, PH)									1 0 0 1 0 0 1													
Marvin Freeman, R (5, 1)									0 0 0 0 0 0 0													
Doug Sisk, R (5, 1)									0 0 0 0 0 0 0													
Jeff Parrett, R (7, 1)									0 0 0 0 0 0 0													
Mark Lemke, S (8, PH)									1 0 0 0 0 1 0													
Kent Mercker, L (8, 1)									0 0 0 0 0 0 0													
Inning Stats	R: 0 E: 0 K: 0 S: 5	H: 0 LOB: 0 BB: 0 P: 8	R: 0 E: 0 K: 1 S: 7	H: 0 LOB: 0 BB: 0 P: 15	R: 0 E: 0 K: 1 S: 8	H: 1 LOB: 1 BB: 0 P: 13	R: 0 E: 0 K: 0 S: 5	H: 0 LOB: 0 BB: 0 P: 8	R: 2 E: 0 K: 0 S: 7	H: 2 LOB: 1 BB: 1 P: 15	R: 1 E: 0 K: 0 S: 8	H: 1 LOB: 0 BB: 0 P: 13	R: 0 E: 0 K: 1 S: 8	H: 0 LOB: 0 BB: 0 P: 13	R: 1 E: 0 K: 1 S: 12	H: 2 LOB: 0 BB: 0 P: 14	R: 0 E: 0 K: 1 S: 10	H: 1 LOB: 1 BB: 0 P: 15	1B: 4 2B: 1 3B: 0 HR: 2	SF: 0 SAC: 1 DP: 1 HBP: 0	WP: 0 PB: 0 SB: 1 CS: 0	PA: 34
PITCHER	IP WLS BF H R ER SO BB IBB HBP BLK WP HR S P ERA WHIP																					
Mike Morgan, R (1, 1) ERA: 1.52	8.0 W 30 6 4 4 4 1 0 0 0 0 0 2 60 99 4.50 0.875																					
Jay Howell, R (9, 1) ERA:	1.0 4 1 0 0 1 0 0 0 0 0 0 0 10 15 0.00 1.000																					

livebaseballscorecards.com

AB	32
R	4
H	7
RBI	4
BB	1
SO	5
LOB	9



Batter	1	2	3	4	5	6	7	8	9	AB	R	H	RBI	BB	SO	LOB
Lenny Harris, L OBP: 0.286, SLG: 0.231 (1, 5)	4-1 FC4-6 BB	1-0 G1-3			0-0 F7	2-2 1B				3	1	1	0	1	0	2
Juan Samuel, R OBP: 0.317, SLG: 0.516 (1, 4)	2-2 FC4-6 G6-3 1B 1-2f	0-0 1B			3-2 WP BB HR 1B	2-2 1B				4	2	3	2	0	0	1
Darryl Strawberry, L OBP: 0.355, SLG: 0.420 (1, 9)	0-0 G6-3 1B	2-3 1B			1 SAFE 4-1 WP HR BB			1-1 G4-6-3 1B		3	2	2	0	1	1	2
Eddie Murray, S OBP: 0.395, SLG: 0.559 (1, 3)	3-1 G6-3		2-0 P4		4-0 HR IBB			1-3 K		3	1	0	0	1	1	3
Kal Daniels, L OBP: 0.281, SLG: 0.365 Stan Javier, S OBP: 0.118, SLG: 0.118 (1, 7) (8, 8) (9, 7)	1-1 FC6-4 1B		1-2 G6-3		0-0 HR			2-2 G4-6-3		4	1	2	6	0	0	1
Chris Gwynn, L OBP: 0.400, SLG: 0.250 Jose Gonzalez, R (8, PH) (9, 8)	0-0 FC6-4 1B		2-0 F8		1-1 G4-3			1-2 G1-3		3	0	0	0	0	0	1
Mike Scioscia, L OBP: 0.396, SLG: 0.469 (1, 2)		4-1 G1-3 E 1B BB			0-0 P3	2-0 G1-4-3		0-1 G4-3		3	1	0	0	1	0	0
Alfredo Griffin, S OBP: 0.250, SLG: 0.234 (1, 6)		1-0 F8			1-0 G3			1-1 G5-3		4	0	0	0	0	1	1
Mike Morgan, R OBP: 0.125, SLG: 0.125 Jay Howell, R (9, 1)		0-0 E1 1B G1-3			0-0 G4-3			0-0 G5-3		3	0	0	0	0	0	1

Inning Stats	R: 2	H: 2	E: 0	K: 0	S: 10	LOB: 1	BB: 1	P: 20	R: 1	H: 1	E: 1	K: 1	S: 8	LOB: 2	BB: 1	P: 16	R: 0	H: 0	E: 0	K: 0	S: 5	LOB: 0	BB: 0	P: 10	R: 0	H: 0	E: 0	K: 0	S: 3	LOB: 0	BB: 0	P: 4	R: 4	H: 2	E: 0	K: 0	S: 9	LOB: 0	BB: 2	P: 23	R: 1	H: 2	E: 0	K: 1	S: 13	LOB: 1	BB: 0	P: 19	R: 0	H: 1	E: 0	K: 1	S: 9	LOB: 0	BB: 0	P: 13	R: 0	H: 0	E: 0	K: 0	S: 7	LOB: 0	BB: 0	P: 9
--------------	------	------	------	------	-------	--------	-------	-------	------	------	------	------	------	--------	-------	-------	------	------	------	------	------	--------	-------	-------	------	------	------	------	------	--------	-------	------	------	------	------	------	------	--------	-------	-------	------	------	------	------	-------	--------	-------	-------	------	------	------	------	------	--------	-------	-------	------	------	------	------	------	--------	-------	------

PITCHER	IP	WLS	BF	H	R	ER	SO	BB	IBB	HBP	BLK	WP	HR	S	P	ERA	WHIP
29 John Smoltz, R ERA: 3.47 (1, 1)	4.0	L	18	3	3	2	1	2	2	0	0	0	0	26	50	4.50	1.250
Marvin Freeman, R ERA: 5.79 (5, 1)	0.1		4	1	3	3	0	1	1	0	0	1	0	5	16	81.00	6.000
Doug Sisk, R ERA: 5.63 (5, 1)	1.2		7	3	2	2	1	0	0	0	0	0	1	17	26	10.80	1.800
Jeff Parrett, R ERA: 2.84 (7, 1)	1.0		3	1	0	0	1	0	0	0	0	0	0	9	13	0.00	1.000
Kent Mercker, L ERA: 3.0 (8, 1)	1.0		3	0	0	0	0	0	0	0	0	0	0	7	9	0.00	0.000

BOTTOM

Atlanta Braves @ Los Angeles Dodgers
Dodger Stadium, Los Angeles, CA

Wed Apr 24 1991, 7:05 PM PDT
Att: 42,023 - Cloudy - 64 F

AB	31
R	8
H	8
RBI	8
BB	4
SO	3
LOB	12

livebaseballscorecards.com



WP: 1	PA: 35
PB: 0	
SB: 1	
CS: 0	

Batter	1	2	3	4	5	6	7	8	9	AB R H RBI BB SO LOB	TOP	
Mike Felder, S (1, 8) OBP: 0.500, SLG: 0.478	3-3 K		1-1 G6-3			0-2 G3-1		1-1 1B		4 0 1 0 0 1 1	<p>San Francisco Giants @ Los Angeles Dodgers Dodger Stadium, Los Angeles, CA</p> <p>Thu Apr 25 1991, 7:05 PM PDT Att. 38,501 - Cloudy - 62 F</p>	
Robby Thompson, R (1, 4) OBP: 0.313, SLG: 0.491	1-0 G6-3		1-3 K			1-0 F7		1-1 F8		4 0 0 0 0 1 2		
Will Clark, L (1, 3) OBP: 0.420, SLG: 0.667	2-1 HR				1-1 FC5-4 1B	2-2 F7			1-2 L3	4 1 2 1 0 0 0		
Kevin Mitchell, R (1, 7) OBP: 0.354, SLG: 0.696	1-0 G3				0-0 FC5-4 G1-3 1-2f				0-0 G1-6-3	4 0 0 0 0 1 1		
Matt Williams, R (1, 5) OBP: 0.328, SLG: 0.452		2-3 K			0-1 G1-3 1-2				1-1 G6-3 2B	4 0 2 0 0 1 1		
Kevin Bass, S (1, 9) OBP: 0.284, SLG: 0.246		1-3 K			0-1 F8				1-2 G6-3	4 0 0 0 0 1 3		
Steve Decker, R (1, 2) OBP: 0.364, SLG: 0.542										3 0 0 0 0 2 1		
Greg Litton, R (1, 6) OBP: 0.313, SLG: 0.286										2 0 0 0 1 0 0		
Bud Black, L (1, 1) OBP: 0.429, SLG: 0.429										1 0 0 0 0 0 0		
Mark Leonard, L (8, PH) OBP: 0.125, SLG: 0.125										1 0 0 0 0 0 0		
Dave Righetti, L (8, 1)										0 0 0 0 0 0 0		
Inning Stats	R: 1 H: 1 E: 0 LOB: 0 K: 1 BB: 0 S: 7 P: 14	R: 0 H: 0 E: 0 LOB: 0 K: 2 BB: 0 S: 8 P: 11	R: 0 H: 0 E: 0 LOB: 1 K: 1 BB: 1 S: 9 P: 15	R: 0 H: 1 E: 0 LOB: 1 K: 0 BB: 0 S: 7 P: 8	R: 0 H: 0 E: 0 LOB: 0 K: 1 BB: 0 S: 13 P: 17	R: 0 H: 0 E: 0 LOB: 0 K: 0 BB: 0 S: 8 P: 11	R: 0 H: 1 E: 0 LOB: 1 K: 2 BB: 0 S: 11 P: 15	R: 0 H: 1 E: 0 LOB: 1 K: 0 BB: 0 S: 9 P: 13	R: 0 H: 1 E: 0 LOB: 1 K: 0 BB: 0 S: 10 P: 13	1B: 2 SF: 0 2B: 2 SAC: 1 3B: 0 DP: 0 HR: 1 HBP: 0	WP: 0 PA: 33 PB: 0 SB: 0 CS: 0	
PITCHER Tim Belcher, R (1, 1) ERA: 0.91	IP WLS BF H R ER SO BB IBB HBP BLK WP HR S P ERA WHIP	9.0 W 33 5 1 1 7 1 0 0 0 0 1 82 117 1.00 0.667										

AB	31
R	1
H	5
RBI	1
BB	1
SO	7
LOB	9



Batter	1	2	3	4	5	6	7	8	9	AB R H RBI BB SO LOB
Brett Butler, L OBP: 0.308, SLG: 0.271 (1, 8)	0-0 HR 1B	1-2 2-H 1B		0-0 F8			2-2 F7			4 1 2 0 0 0 1
Juan Samuel, R OBP: 0.343, SLG: 0.569 (1, 4)	1-0 1 SAFE 1 SAFE 1 SAFE 1-H HR	0-0 G4-3			4-1 G3 BLK FC4-6 BB		0-1 G1-3 HR 1B			3 3 2 2 1 0 1
Darryl Strawberry, L OBP: 0.364, SLG: 0.434 (1, 9)	3-2 P3 G5-3 2B		4-2 BB		2-1 G3		2-1 G1-3			3 1 1 0 1 0 2
Eddie Murray, S OBP: 0.405, SLG: 0.528 (1, 3)	1-1 P3 2-3		1-0 P7		4-0 FC4-6 IBB		4-0 HR IBB			2 1 0 0 2 0 2
Kal Daniels, L OBP: 0.295, SLG: 0.418 (1, 7) Stan Javier, S OBP: 0.118, SLG: 0.118 (8, 7)	4-2 G5-3 BB		0-0 L8		0-0 FC4-6 1-2f 3-H		1-0 HR 1-H 2-H			3 1 1 4 1 0 2 0 0 0 0 0 0 0
Jeff Hamilton, R OBP: 0.235, SLG: 0.242 (1, 5)	3-2 G5-3 1-2 3-H		2-3 K		2-0 F7		0-0 F9			4 0 0 1 0 1 3
Mike Scioscia, L OBP: 0.368, SLG: 0.434 (1, 2)	0-3 K			1-0 G3-1		2-2 P6		2-1 P6		4 0 0 0 0 1 1
Alfredo Griffin, S OBP: 0.269, SLG: 0.255 (1, 6)		1-1 SH3-4 CS 1B		2-1 SH3-4 1B		1-1 P6		0-2 G6-3		4 0 2 0 0 0 0
Tim Lincecum, R OBP: 0.111, SLG: 0.222 (1, 1)		0-0 SH3-4 1-2		0-0 SH3-4 1-2		0-1 G6-3		1-2 G6-3		2 0 0 0 0 0 0

Inning Stats	R: 3 E: 0 K: 1 S: 18	H: 3 LOB: 1 BB: 1 P: 30	R: 0 E: 0 K: 0 S: 8	H: 2 LOB: 1 BB: 0 P: 10	R: 0 E: 0 K: 1 S: 9	H: 0 LOB: 1 BB: 1 P: 16	R: 0 E: 0 K: 0 S: 5	H: 1 LOB: 1 BB: 0 P: 8	R: 1 E: 0 K: 0 S: 5	H: 0 LOB: 1 BB: 2 P: 17	R: 0 E: 0 K: 0 S: 8	H: 0 LOB: 0 BB: 0 P: 11	R: 3 E: 0 K: 0 S: 10	H: 2 LOB: 0 BB: 1 P: 18	R: 0 E: 0 K: 0 S: 12	H: 0 LOB: 0 BB: 0 P: 15	1B: 5 2B: 1 3B: 0 HR: 2	SF: 0 SAC: 2 DP: 0 HBP: 0	WP: 0 PB: 0 SB: 1 CS: 1	PA: 36
PITCHER	Bud Black, L ERA: 3.9 (1, 1)	IP: 7.0 WLS: L BF: 33	H: 8 R: 7 ER: 7 SO: 2	BB: 3 IBB: 2 HBP: 0 BLK: 1	WP: 0 HR: 2 S: 63 P: 110	ERA: 9.00 WHIP: 1.571	PITCHER	Dave Righetti, L ERA: 4.05 (8, 1)	IP: 1.0 WLS: L BF: 3	H: 0 R: 0 ER: 0 SO: 0	BB: 0 IBB: 0 HBP: 0 BLK: 0	WP: 0 HR: 0 S: 12 P: 15	ERA: 0.00 WHIP: 0.000							

BOTTOM

San Francisco Giants @ Los Angeles Dodgers
Dodger Stadium, Los Angeles, CA

Thu Apr 25 1991, 7:05 PM PDT
Att: 38,501 - Cloudy - 62 F

AB	29
R	7
H	8
RBI	7
BB	5
SO	2
LOB	12

livebaseballscorecards.com

Batter	1	2	3	4	5	6	7	8	9	AB R H RBI BB SO LOB	TOP	
Mike Felder, S (1, 8) OBP: 0.467, SLG: 0.444	2-3 K		1-1 1B			3-3 K		0-2 FC1-6 FC6-4 1-2f		4 0 1 0 0 2 1	San Francisco Giants @ Los Angeles Dodgers Dodger Stadium, Los Angeles, CA Fri Apr 26 1991, 7:05 PM PDT Att. 43,675 - Cloudy - 68 F	
Robby Thompson, R (1, 4) OBP: 0.294, SLG: 0.458	1-3 K		1-0 F7			1-1 F8		1-0 FC6-4 BB 1B 1-2f		4 0 0 0 0 1 2		
Will Clark, L (1, 3) OBP: 0.425, SLG: 0.656	3-1 E6				1-1 G4-3	2-1 1B		0-0 BB 1B 1-2		4 0 2 0 0 0 0		
Kevin Mitchell, R (1, 7) OBP: 0.338, SLG: 0.661 Mike Kingery, L (6, 9) OBP: 0.333, SLG: 0.400	1-1 F9				1-0 E5	3-2 P6		4-2 FC6-4 BB 1-2 2-3		3 0 0 0 0 0 2 0 0 0 0 1 0 0		
Matt Williams, R (1, 5) OBP: 0.324, SLG: 0.439			1-0 F4		0-3 K		0-1 G5-3 1B	0-0 FC6-4 1-2f		4 0 1 0 0 1 4		
Mark Leonard, L (1, 9) OBP: 0.083, SLG: 0.083 (6, 7)			1-3 K		1-0 F7		0-2 P4		2-3 K	4 0 0 0 0 2 2		
Steve Decker, R (1, 2) OBP: 0.339, SLG: 0.500			0-2 G1		1-0 F8		2-1 G5-3 1-2		3-2 P3	4 0 0 0 0 0 1		
Jose Uribe, S (1, 6) OBP: 0.211, SLG: 0.118 Trevor Wilson, L (7, 1) Darnell Coles, R (9, PH)			2-2 F7		0-0 P5		3-2 P4		0-2 G6-3	3 0 0 0 0 0 1 0 0 0 0 0 0 0 1 0 0 0 0 0 0		
Michael LaCoss, R (1, 1) OBP: 0.375, SLG: 0.286 Francisco Oliveras, R (2, 1) Dave Anderson, R (7, 6)			1-2 G6-3		1-2 P6			0-0 FC1-6 1B		0 0 0 0 0 0 0 2 0 0 0 0 0 0 1 0 1 0 0 0 0		
Inning Stats	R: 0 H: 0 E: 1 LOB: 1 K: 2 BB: 0 S: 10 P: 17	R: 0 H: 0 E: 0 LOB: 0 K: 1 BB: 0 S: 7 P: 9	R: 0 H: 1 E: 0 LOB: 1 K: 0 BB: 0 S: 9 P: 14	R: 0 H: 0 E: 1 LOB: 1 K: 1 BB: 0 S: 7 P: 10	R: 0 H: 0 E: 0 LOB: 0 K: 0 BB: 0 S: 5 P: 7	R: 0 H: 1 E: 0 LOB: 1 K: 1 BB: 0 S: 12 P: 21	R: 0 H: 1 E: 0 LOB: 1 K: 0 BB: 0 S: 11 P: 16	R: 0 H: 2 E: 0 LOB: 3 K: 0 BB: 1 S: 12 P: 17	R: 0 H: 0 E: 0 LOB: 0 K: 1 BB: 0 S: 9 P: 14	1B: 5 SF: 0 2B: 0 SAC: 0 3B: 0 DP: 0 HR: 0 HBP: 0	WP: 0 PA: 35 PB: 0 SB: 0 CS: 0	
PITCHER Ramon Martinez, R (1, 1) ERA: 2.17	IP WLS BF H R ER SO BB IBB HBP BLK WP HR S P ERA WHIP	9.0 W 35 5 0 0 6 1 0 0 0 0 0 0 82 125 0.00 0.667										

livebaseballscorecards.com

AB	34
R	0
H	5
RBI	0
BB	1
SO	6
LOB	13



Batter	1	2	3	4	5	6	7	8	9
Brett Butler, L OBP: 0.357, SLG: 0.344 (1, 8)	0-0 E 1B BB 1B	1-2 1B 1B BB 1B		3-2 F8 2B		1-1 WP 1B		2-2 2B 1B	
Juan Samuel, R OBP: 0.361, SLG: 0.580 (1, 4)	0-3 K	0-0 BB 1B G4-6-3 1B		3-2 F7		4-2 BB		0-1 1-H 2-H 2B	
Darryl Strawberry, L OBP: 0.366, SLG: 0.431 (1, 9)	1-1 E7 BB 1B	0-0 G4-6-3 BB 1-2 2-3 1B		3-2 F8		1-3 K		2-3 K	
Jose Gonzalez, R (9, 9)	1-3 BB 1B	1-2 2-3 1B		2-3 G3-1		4-1 G6-3 G4-3 BB		3-2 P4	
Eddie Murray, S OBP: 0.426, SLG: 0.500 (1, 3)	4-1 BB 1B BB	4-2 BB G4-6-3		1-2 G3-1		2-2 G4-3		1-2 G4-3	
Kal Daniels, L OBP: 0.292, SLG: 0.397 (1, 7)	4-2 1B 2B BB	3-2 G4-6-3		3-3 K		2-2 G4-3		2-2 G6-3	
Stan Javier, S OBP: 0.118, SLG: 0.118 (8, 7)	1-2 2-3 3-H 2B BB	1-2 2-3 3-H 1B		2-0 P6		2-3 K		2-3 K	
Lenny Harris, L OBP: 0.290, SLG: 0.241 (1, 5)	2-0 2B SF7 1B	1-0 G1-3		0-2 F7		2-3 K		2-0 L8	
Mike Sharperson, R OBP: 0.250, SLG: 0.231 (7, PH)	1-3 2B SF7 1B			1-0 P2		2-3 K		0-1 E6 1B 2B	
Mike Scioscia, L OBP: 0.367, SLG: 0.446 (1, 2)	3-0 K 2B			1-3 K					
Gary Carter, R OBP: 0.091, SLG: 0.091 (7, PH)	1-3 3-H 2B								
Barry Lyons, R (8, 2)									
Alfredo Griffin, S OBP: 0.250, SLG: 0.241 (1, 6)	1-2 SF7								
Ramon Martinez, R OBP: 0.273, SLG: 0.200 (1, 1)	1-1 G6-3								

AB	R	H	RBI	BB	SO	LOB
5	3	5	0	0	0	0
4	1	2	2	1	1	2
5	1	2	0	0	2	4
0	0	0	0	0	0	0
2	1	0	1	3	0	2
3	1	0	1	1	1	3
0	0	0	0	0	0	0
3	1	1	2	0	0	1
1	0	0	0	0	0	1
3	0	1	1	0	1	0
1	0	0	0	0	1	1
0	0	0	0	0	0	0
3	0	0	1	0	1	0
4	1	0	0	0	1	1

Inning Stats		R	H	ER	SO	BB	IBB	HBP	BLK	WP	HR	S	P	ERA	WHIP
R: 5	H: 4	ER: 0	SO: 3	BB: 2	IBB: 0	HBP: 0	BLK: 0	WP: 0	HR: 0	S: 23	P: 40	ERA: 63.00	WHIP: 9.000		
E: 1	LOB: 1	E: 0	LOB: 1	K: 0	BB: 1	P: 14									
K: 1	BB: 2	K: 0	BB: 1	S: 10	P: 14										
S: 18	P: 34	S: 15	P: 24												

BOTTOM		AB	R	H	RBI	BB	SO	LOB
WP: 1	PA: 40							
PB: 0								
SB: 0								
CS: 0								

San Francisco Giants @ Los Angeles Dodgers
 Dodger Stadium, Los Angeles, CA
 Fri Apr 26 1991, 7:05 PM PDT
 Att: 43,675 - Cloudy - 68 F

AB	34
R	9
H	11
RBI	8
BB	5
SO	8
LOB	15



PITCHER		IP	WLS	BF	H	R	ER	SO	BB	IBB	HBP	BLK	WP	HR	S	P	ERA	WHIP
Michael LaCoss, R ERA: 6.75 (1, 1)	1.0	L	12	7	7	7	1	1	2	0	0	0	0	0	23	40	63.00	9.000
Francisco Oliveras, R ERA: (2, 1)	5.0		18	2	0	0	5	2	0	0	0	0	1	0	61	96	0.00	0.800
Trevor Wilson, L ERA: 7.36 (7, 1)	2.0		10	2	2	1	2	1	0	0	0	0	0	0	28	47	4.50	1.500

Batter	1	2	3	4	5	6	7	8	9	AB R H RBI BB SO LOB	TOP		
Robby Thompson, R (1, 4) OBP: 0.333, SLG: 0.492	0-1 G3 G1-3 1B		1-1 1B 1B		1-1 HR 1B		2-1 SH3-4 1B 1B		0-1 SH3-4 1-2	4 2 4 0 0 0 0	<p>San Francisco Giants @ Los Angeles Dodgers Dodger Stadium, Los Angeles, CA</p> <p>Sat Apr 27 1991, 7:05 PM PDT Att. 48,846 - Sunny - 75 F</p>		
Willie McGee, S (1, 8) OBP: 0.360, SLG: 0.469 Mike Felder, S (7, 8) OBP: 0.484, SLG: 0.464	1-1 G1-3 1-2		2-2 1-3 1B		0-0 HR 1H		1-0 SH3-4 1-2		0-0 E5 BLK 1B 2-H	3 1 2 2 0 0 1 1 0 1 0 0 0 0			
Will Clark, L (1, 3) OBP: 0.423, SLG: 0.632	2-0 G3 2-3		2-2 P5 2-3		4-2 CS BB		0-1 L5-4 E 1B 2-H		2-2 G6-3 2-3	4 0 1 1 1 0 4			
Kevin Mitchell, R (1, 7) OBP: 0.315, SLG: 0.609	1-1 P3		2-2 F9		1-0 F8 1-2		1-2 E5 1-2		2-3 K 2-3	5 0 0 0 0 1 6			
Matt Williams, R (1, 5) OBP: 0.307, SLG: 0.414		2-1 F7		1-3 K		3-2 P3		0-0 L5-4 2-3		4 0 0 0 0 1 2			
Kevin Bass, S (1, 9) OBP: 0.310, SLG: 0.308		2-1 F9 2B		2-2 FC4-6 1B		2-1 2B		0-0 E4 G4-3		4 0 3 0 0 0 0			
Steve Decker, R (1, 2) OBP: 0.317, SLG: 0.464		2-2 F9 2-3		0-3 K		1-1 G6-3		1 SAFE 1 SAFE 3-1 1 SAFE 1 SAFE 1-2f	1 SAFE 1 SAFE 1 SAFE 1 SAFE	4 0 0 0 0 1 4			
Jose Uribe, S (1, 6) OBP: 0.217, SLG: 0.100		2-3 K		1-0 FC4-6 1-2f		4-0 IBB		1-1 F7		3 0 0 0 1 1 2			
Kelly Downs, R (1, 1) Dave Righetti, L (7, 1) Mike Kingery, L (9, PH) OBP: 0.385, SLG: 0.400 Jeff Brantley, R (9, 1)			2-1 G4-3		0-1 F8		0-0 G5-3		4-2 SH3-4 E BB	3 0 0 0 0 0 2 0 0 0 0 0 0 0 0 1 0 0 1 0 0 0 0 0 0 0 0 0			
Inning Stats	R: 0 E: 0 K: 0 S: 7 H: 1 LOB: 1 BB: 0 P: 11	R: 0 E: 0 K: 1 S: 13 H: 1 LOB: 1 BB: 0 P: 21	R: 0 E: 0 K: 0 S: 14 H: 2 LOB: 2 BB: 0 P: 23	R: 0 E: 0 K: 2 S: 13 H: 1 LOB: 1 BB: 0 P: 17	R: 2 E: 0 K: 0 S: 10 H: 2 LOB: 0 BB: 1 P: 16	R: 0 E: 0 K: 0 S: 8 H: 1 LOB: 2 BB: 1 P: 18	R: 1 E: 1 K: 0 S: 9 H: 2 LOB: 1 BB: 0 P: 13	R: 0 E: 1 K: 0 S: 5 H: 0 LOB: 0 BB: 0 P: 9	R: 1 E: 1 K: 1 S: 13 H: 1 LOB: 1 BB: 1 P: 21	1B: 8 2B: 3 3B: 0 HR: 1 SF: 0 SAC: 2 DP: 2 HBP: 0		WP: 0 PB: 0 SB: 0 CS: 1 PA: 40	
PITCHER	IP WLS BF H R ER SO BB IBB HBP BLK WP HR S P ERA WHIP											PITCHER	IP WLS BF H R ER SO BB IBB HBP BLK WP HR S P ERA WHIP
Bob Ojeda, L (1, 1) ERA: 5.32	6.1 L 30 10 3 3 3 1 1 0 0 0 1 70 114 4.26 1.737												
Mike Hartley, R (7, 1) ERA: 2.25	0.2 2 0 0 0 0 0 0 0 0 0 0 4 5 0.00 0.000												
Jim Gott, R (8, 1) ERA: 2.53	1.1 5 0 1 0 0 1 0 0 0 0 0 9 17 0.00 0.750												
John Candelaria, L (9, 1) ERA: 4.5	0.1 2 1 0 0 0 0 0 0 0 1 0 4 6 0.00 3.000												
Tim Crews, R (9, 1) ERA: 3.75	0.1 1 0 0 0 0 1 0 0 0 0 0 5 7 0.00 0.000												

livebaseballscorecards.com

AB	35
R	4
H	11
RBI	3
BB	3
SO	4
LOB	21



BOTTOM

San Francisco Giants @ Los Angeles Dodgers
Dodger Stadium, Los Angeles, CA
 Sat Apr 27 1991, 7:05 PM PDT
 Att. 48,846 - Sunny - 75 F

livebaseballscorecards.com

AB	34
R	3
H	8
RBI	2
BB	4
SO	2
LOB	17



WP:	0	PA:	38
PB:	0		
SB:	0		
CS:	0		

AB R H RBI BB SO LOB

5	0	2	2	0	0	1
5	0	1	0	0	1	5
4	1	1	0	0	1	2
4	0	0	0	0	0	0
4	0	0	0	0	0	1
0	0	0	0	0	0	0
3	0	2	0	1	0	0
1	1	0	0	3	0	1
0	1	0	0	0	0	0
4	0	0	0	0	0	5
2	0	1	0	0	0	0
0	0	0	0	0	0	0
0	0	0	0	0	0	0
0	0	0	0	0	0	0
1	0	0	0	0	0	2

1B:	6	SF:	0
2B:	4	SAC:	0
3B:	0	DP:	2
HR:	0	HBP:	0

PITCHER	IP	WLS	BF	H	R	ER	SO	BB	IBB	HBP	BLK	WP	HR	S	P	ERA	WHIP
Kelly Downs, R	(1, 1)	6.1	27	7	2	1	1	2	0	0	0	0	0	50	92	1.42	1.421
Dave Righetti, L	(7, 1)	1.2	5	0	0	0	1	0	0	0	0	0	0	7	15	0.00	0.000
Jeff Brantley, R	(9, 1)	1.0	6	1	1	1	0	2	0	0	0	0	0	9	20	9.00	3.000

Batter	1	2	3	4	5	6	7	8	9
Brett Butler, L OBP: 0.360, SLG: 0.348 (1, 8)	0-0 B4-3		2-2 G6-3		0-1 P2-3 1B		0-0 FC6-4 FC6		1-1 1B
Juan Samuel, R OBP: 0.351, SLG: 0.568 (1, 4)	2-3 K		1-1 2B		0-0 P2-3 1-2f		2-0 FC6 1-2f		1-0 P3
Darryl Strawberry, L OBP: 0.360, SLG: 0.435 (1, 9)	3-2 E 2B		1-0 G6-3		3-1 F7			3-3 K	
Eddie Murray, S OBP: 0.392, SLG: 0.452 (1, 3)	0-0 E1 2-H			0-0 G3-1		3-1 G4-3		2-0 G5-3	
Kal Daniels, L OBP: 0.275, SLG: 0.371 Tim Crews, R (9, 1)	2-2 F7			3-2 F7		2-0 G4-3		1-0 G4-3	
Lenny Harris, L OBP: 0.343, SLG: 0.281 (1, 5)		2-1 F9-3 1B		2-0 BB 1B		2-1 G4-3			4-1 FC1-5 BB
Mike Scioscia, L OBP: 0.391, SLG: 0.439 Mike Sharperson, R OBP: 0.250, SLG: 0.231 (9, PR)		1 SAFE 2-1 F9-3 1-2		1 SAFE 4-0 BB 1-2			4-2 1B FC6-4 BB		4-1 FC4-6 FC1-5 1B BB
Alfredo Griffin, S OBP: 0.233, SLG: 0.224 (1, 6)		1-0 F9		0-0 G3			0-1 F8		0-1 FC1-5 FC4-6
Bob Ojeda, L OBP: 0.380, SLG: 0.500 Mike Hartley, R (7, 1) Chris Gwynn, L OBP: 0.455, SLG: 0.333 Jim Gott, R (8, 1) John Candelaria, L (9, 1) Stan Javier, S OBP: 0.111, SLG: 0.111 (9, 7)			1-2 G4-3		0-0 1B 1B		2-1 FC6-4 1B		1-1 FC4-6 1B 1-2f 2-3

Inning Stats	R: 1 E: 1 K: 1 S: 12	H: 1 LOB: 1 BB: 0 P: 19	R: 0 E: 0 K: 0 S: 5	H: 1 LOB: 0 BB: 0 P: 10	R: 0 E: 0 K: 0 S: 10	H: 1 LOB: 2 BB: 1 P: 15	R: 0 E: 0 K: 0 S: 6	H: 2 LOB: 1 BB: 0 P: 9	R: 0 E: 0 K: 0 S: 5	H: 0 LOB: 0 BB: 0 P: 12	R: 1 E: 0 K: 0 S: 8	H: 1 LOB: 1 BB: 1 P: 16	R: 0 E: 0 K: 1 S: 5	H: 0 LOB: 0 BB: 0 P: 11	R: 1 E: 0 K: 0 S: 9	H: 1 LOB: 2 BB: 2 P: 20	1B: 6 2B: 4 3B: 0 HR: 0	SF: 0 SAC: 0 DP: 2 HBP: 0
---------------------	-------------------------------	----------------------------------	------------------------------	----------------------------------	-------------------------------	----------------------------------	------------------------------	---------------------------------	------------------------------	----------------------------------	------------------------------	----------------------------------	------------------------------	----------------------------------	------------------------------	----------------------------------	----------------------------------	------------------------------------

PITCHER	IP	WLS	BF	H	R	ER	SO	BB	IBB	HBP	BLK	WP	HR	S	P	ERA	WHIP
Kelly Downs, R	(1, 1)	6.1	27	7	2	1	1	2	0	0	0	0	0	50	92	1.42	1.421
Dave Righetti, L	(7, 1)	1.2	5	0	0	0	1	0	0	0	0	0	0	7	15	0.00	0.000
Jeff Brantley, R	(9, 1)	1.0	6	1	1	1	0	2	0	0	0	0	0	9	20	9.00	3.000

Batter	1	2	3	4	5	6	7	8	9	AB R H RBI BB SO LOB	TOP											
Robby Thompson, R (1, 4) OBP: 0.325, SLG: 0.471	1-1 P2		1-3 K			1-1 G1-3		0-0 1B 2-H 1B	1-3 K	5 1 1 1 0 2 2	San Francisco Giants @ Los Angeles Dodgers Dodger Stadium, Los Angeles, CA Sun Apr 28 1991, 3:33 AM PDT Att. 48,089 - Sunny - 81 F											
Willie McGee, S (1, 8) OBP: 0.370, SLG: 0.528 Mike Felder, S (8, 8) OBP: 0.469, SLG: 0.448	3-3 K			0-0 HR		1-2 1B 1B		2-3 K	0-3 K	4 1 2 1 0 2 1 1 0 0 0 0 1 2												
Will Clark, L (1, 3) OBP: 0.427, SLG: 0.625	3-2 1B			1-3 K2-3		0-1 1B		1-0 L4		4 0 2 0 0 1 1												
Mark Leonard, L (1, 7) OBP: 0.125, SLG: 0.125	1-1 L8			2-3 K		1-0 G4-3		2-2 1B 1B		4 0 1 0 0 1 3												
Matt Williams, R (1, 5) OBP: 0.304, SLG: 0.405			1-3 K		2-3 K		2-0 P4	2-1 1B		4 0 1 1 0 2 0												
Kevin Bass, S (1, 9) OBP: 0.293, SLG: 0.290			1-0 L9		0-0 P7		0-0 F8	2-1 F8 3-H		4 0 0 0 0 0 2												
Steve Decker, R (1, 2) OBP: 0.328, SLG: 0.458			0-3 K		3-3 K		4-1 FC6 BB		0-1 1B 1B	3 0 1 0 1 2 0												
Jose Uribe, S (1, 6) OBP: 0.200, SLG: 0.091 Don Robinson, R (5, 1)			0-2 G6-3		3-1 G4-3		0-1 FC6		1-3 K	2 0 0 0 0 0 0 0 0 0 0 0 0 0												
Mike Kingery, L (7, PH) OBP: 0.357, SLG: 0.364 Trevor Wilson, L (7, 1) Darnell Coles, R (9, PH)							1-2 1B			1 0 0 0 0 0 1 0 0 0 0 0 0 0 1 0 0 0 0 1 1												
John Burkett, R (1, 1) OBP: 0.111, SLG: 0.222 Dave Anderson, R (5, 6) OBP: 0.368, SLG: 0.389			1-3 K			1-1 G1-3		1-0 1B 2B	0-0 1B	1 0 0 0 0 1 0 3 1 2 0 0 0 0												
Inning Stats	R: 0 E: 0 K: 1 S: 13	H: 1 LOB: 1 BB: 0 P: 21	R: 0 E: 0 K: 2 S: 7	H: 0 LOB: 0 BB: 0 P: 9	R: 0 E: 0 K: 2 S: 10	H: 0 LOB: 0 BB: 0 P: 12	R: 1 E: 0 K: 3 S: 12	H: 1 LOB: 0 BB: 0 P: 17	R: 0 E: 0 K: 1 S: 6	H: 0 LOB: 0 BB: 0 P: 12	R: 0 E: 0 K: 0 S: 10	H: 2 LOB: 2 BB: 0 P: 14	R: 0 E: 0 K: 0 S: 5	H: 0 LOB: 1 BB: 1 P: 11	R: 2 E: 0 K: 1 S: 13	H: 4 LOB: 2 BB: 0 P: 23	R: 0 E: 0 K: 3 S: 13	H: 2 LOB: 2 BB: 0 P: 15	1B: 8 2B: 1 3B: 0 HR: 1	SF: 0 SAC: 0 DP: 0 HBP: 0	WP: 0 PB: 0 SB: 0 CS: 0	PA: 38
PITCHER	IP WLS BF H R ER SO BB IBB HBP BLK WP HR S P ERA WHIP																					
Kevin Gross, R (1, 1) ERA: 8.27	6.0 W 22 4 1 1 9 0 0 0 0 0 0 1 58 85 1.50 0.667																					
Mike Hartley, R (7, 1) ERA: 2.08	1.0 4 0 0 0 0 1 0 0 0 0 0 0 5 11 0.00 1.000																					
Jay Howell, R (8, 1) ERA: 2.35	2.0 12 6 2 2 4 0 0 0 0 0 0 0 26 38 9.00 3.000																					

livebaseballscorecards.com

AB	37
R	3
H	10
RBI	3
BB	1
SO	13
LOB	13



Batter	1	2	3	4	5	6	7	8	9
Brett Butler, L OBP: 0.363, SLG: 0.384 (1, 8)	1-2 E6 CS	1-1 P6		2-2 HR		3-2 F8	4-2 BB		
Juan Samuel, R OBP: 0.341, SLG: 0.544 (1, 4)	3-2 S 1B 1-2	1-0 G5-3		3-2 F9		3-1 F7	1-3 K		
Darryl Strawberry, L OBP: 0.375, SLG: 0.431 (1, 9)	3-2 E 1B 1-H	4-2 BB		4-2 FC4-6 BB		1-3 K		1-0 F9	
Eddie Murray, S OBP: 0.400, SLG: 0.478 (1, 3)	2-1 E BB 1-3	1-1 F7		0-2 FC4-6 1-2f			0-0 SH 1B	0-3 K	
Barry Lyons, R (8, 2)									
Chris Gwynn, L OBP: 0.500, SLG: 0.364 (1, 7)	4-2 BB E BB		1-2 1B FC5-4 1B	1-3 K			1-0 SH 1B	2-0 P3	
Stan Javier, S OBP: 0.150, SLG: 0.150 (7, PH)									
Chris Gwynn, L OBP: 0.150, SLG: 0.150 (8, 7)									
Lenny Harris, L OBP: 0.316, SLG: 0.257 (1, 5)	2-3 K		1-1 G2		0-0 G3		0-0 SH G4-3 1-3 2-H		
Mike Scioscia, L OBP: 0.397, SLG: 0.467 (1, 2)	2-0 E4 BB		0-1 FC5-4 1B	0-1 FC1-5 2B			1-1 SF7		
Jay Howell, R (8, 1)									
Mike Sharperson, R OBP: 0.250, SLG: 0.207 (1, 6)	4-2 BB		1-1 FC5-4	3-2 FC1-5			0-0 G4-3		
Kevin Gross, R (1, 1)	1-2 2-3 3-H		1-1 1-2f 3-H	2-3 K			2-3		
Mike Hartley, R (7, 1)	1-3 K		2-3 K	1-3 K			4-1 BB		
Gary Carter, R OBP: 0.167, SLG: 0.091 (7, PH)									
Gary Carter, R (8, 3)									

Inning Stats	R: 3	H: 3	E: 2	K: 2	S: 28	LOB: 3	BB: 2	P: 49	R: 0	H: 0	E: 0	K: 0	S: 7	LOB: 1	BB: 1	P: 14	R: 1	H: 2	E: 0	K: 1	S: 12	LOB: 1	BB: 0	P: 17	R: 1	H: 1	E: 0	K: 1	S: 17	LOB: 1	BB: 1	P: 27	R: 0	H: 1	E: 0	K: 1	S: 9	LOB: 1	BB: 0	P: 13	R: 0	H: 0	E: 0	K: 1	S: 11	LOB: 0	BB: 0	P: 18	R: 2	H: 2	E: 1	K: 1	S: 12	LOB: 3	BB: 2	P: 23	R: 0	H: 0	E: 0	K: 1	S: 5	LOB: 0	BB: 0	P: 8
--------------	------	------	------	------	-------	--------	-------	-------	------	------	------	------	------	--------	-------	-------	------	------	------	------	-------	--------	-------	-------	------	------	------	------	-------	--------	-------	-------	------	------	------	------	------	--------	-------	-------	------	------	------	------	-------	--------	-------	-------	------	------	------	------	-------	--------	-------	-------	------	------	------	------	------	--------	-------	------

PITCHER	IP	WLS	BF	H	R	ER	SO	BB	IBB	HBP	BLK	WP	HR	S	P	ERA	WHIP
John Burkett, R ERA: 3.66 (1, 1)	4.0	L	23	6	5	3	4	4	0	0	0	0	1	64	107	6.75	2.500
Don Robinson, R ERA: 4.32 (5, 1)	2.0		7	1	0	0	2	0	0	0	0	0	0	20	31	0.00	0.500
Trevor Wilson, L ERA: 6.92 (7, 1)	2.0		11	2	2	1	2	2	0	0	0	0	0	17	31	4.50	2.000

BOTTOM

San Francisco Giants @ Los Angeles Dodgers
 Dodger Stadium, Los Angeles, CA

Sun Apr 28 1991, 3:33 AM PDT
 Att: 48,089 - Sunny - 81 F

AB	R	H	RBI	BB	SO	LOB
4	1	1	1	1	0	0
5	1	1	0	0	1	3
3	1	1	1	2	1	0
4	2	2	0	0	0	2
1	0	0	0	0	1	0
2	1	1	0	1	1	1
2	1	1	0	0	0	0
3	0	0	0	0	1	4
3	0	2	1	0	0	2
0	0	0	0	0	0	0
3	0	0	2	1	0	3
3	0	0	0	0	3	5
0	0	0	0	0	0	0
0	0	0	0	1	0	0

1B:	6	SF:	1	WP:	0	PA:	41
2B:	2	SAC:	1	PB:	0		
3B:	0	DP:	0	SB:	1		
HR:	1	HBP:	0	CS:	1		

AB	33
R	7
H	9
RBI	5
BB	6
SO	8
LOB	20



PITCHER	IP	WLS	BF	H	R	ER	SO	BB	IBB	HBP	BLK	WP	HR	S	P	ERA	WHIP
---------	----	-----	----	---	---	----	----	----	-----	-----	-----	----	----	---	---	-----	------

Batter	1	2	3	4	5	6	7	8	9	AB R H RBI BB SO LOB	TOP																								
Brett Butler, L (1, 8) OBP: 0.369, SLG: 0.382	1-1 L5			1-2 G6-3		1-2 FC4-6 1B		4-0 E S BB		3 0 1 0 1 0 0																									
Juan Samuel, R (1, 4) OBP: 0.326, SLG: 0.518	0-0 F7			2-3 K		1-0 FC4-6 1-2f		3-2 E4		4 0 0 0 0 1 2																									
Darryl Strawberry, L (1, 9) OBP: 0.357, SLG: 0.406	1-3 K			0-0 G4-3			3-2 G1	3-1 G4-3		4 0 0 0 0 1 2																									
Eddie Murray, S (1, 3) OBP: 0.407, SLG: 0.480		0-1 G4-3			1-0 G6-3 1B		2-2 1B 1B		1-1 F9	4 0 2 0 0 0 0																									
Kal Daniels, L (1, 7) OBP: 0.260, SLG: 0.348		1-3 K			2-3 K 1-2		1-1 P5		0-1 G1-3	4 0 0 0 0 2 2																									
Lenny Harris, L (1, 5) OBP: 0.310, SLG: 0.256		1-0 G3-1			3-1 G6-3 2-3		1-1 1-2 1B		0-0 G4-3	4 0 1 0 0 0 1																									
Mike Scioscia, L (1, 2) OBP: 0.380, SLG: 0.444				0-2 G5-3		3-3 K		0-0 G6-3		3 0 0 0 0 1 3																									
Alfredo Griffin, S (1, 6) OBP: 0.222, SLG: 0.213				0-3 K				2-1 B1-3		3 0 0 0 0 2 0																									
Mike Morgan, R (1, 1) OBP: 0.091, SLG: 0.091				1-0 G6-3				0-1 G5-3		3 0 0 0 0 0 0																									
Inning Stats	R: 0 E: 0 K: 1 S: 6 H: 0 LOB: 0 BB: 0 P: 8	R: 0 E: 0 K: 1 S: 7 H: 0 LOB: 0 BB: 0 P: 9	R: 0 E: 0 K: 1 S: 7 H: 0 LOB: 0 BB: 0 P: 8	R: 0 E: 0 K: 1 S: 7 H: 0 LOB: 0 BB: 0 P: 10	R: 0 E: 0 K: 2 S: 11 H: 1 LOB: 1 BB: 0 P: 20	R: 0 E: 0 K: 1 S: 9 H: 1 LOB: 1 BB: 0 P: 10	R: 0 E: 0 K: 0 S: 12 H: 2 LOB: 2 BB: 0 P: 19	R: 0 E: 1 K: 0 S: 10 H: 0 LOB: 2 BB: 1 P: 21	R: 0 E: 0 K: 0 S: 5 H: 0 LOB: 0 BB: 0 P: 6	1B: 4 2B: 0 3B: 0 HR: 0 SF: 0 SAC: 0 DP: 0 HBP: 0	WP: 0 PB: 0 SB: 2 CS: 0 PA: 33																								
PITCHER Dennis Martinez, R (1, 1) ERA: 1.23	IP 9.0	WLS W	BF 33	H 4	R 0	ER 0	SO 7	BB 1	IBB 0	HBP 0	BLK 0	WP 0	HR 0	S 74	P 111	ERA 0.00	WHIP 0.556	PITCHER	IP 9.0	WLS W	BF 33	H 4	R 0	ER 0	SO 7	BB 1	IBB 0	HBP 0	BLK 0	WP 0	HR 0	S 74	P 111	ERA 0.00	WHIP 0.556

Los Angeles Dodgers @ Montreal Expos
 Olympic Stadium, Montreal, QB
 Tue Apr 30 1991, 7:05 PM EDT
 Att. 10,333 - Dome - 70 F

AB	32
R	0
H	4
RBI	0
BB	1
SO	7
LOB	10



Batter	1	2	3	4	5	6	7	8	9	AB R H RBI BB SO LOB
--------	---	---	---	---	---	---	---	---	---	----------------------

Delino DeShields, L (1, 4) <small>OBP: 0.388, SLG: 0.438</small> 			 			 			 	3 1 1 1 1 1 0
Marquis Grissom, R (1, 9) <small>OBP: 0.250, SLG: 0.371</small> 			 			 				3 0 0 0 0 1 1
Ivan Calderon, R (1, 7) <small>OBP: 0.325, SLG: 0.434</small> 				 		 				2 0 0 0 1 0 1
Tim Wallach, R (1, 5) <small>OBP: 0.220, SLG: 0.272</small> 				 			 			3 0 1 0 0 0 0
Ron Hassey, L (1, 2) <small>OBP: 0.273, SLG: 0.300</small> 				 			 			3 0 0 0 0 1 2
Dave Martinez, L (1, 8) <small>OBP: 0.258, SLG: 0.259</small> 		 			 			 		3 0 0 0 0 1 0
Tom Foley, L (1, 3) <small>OBP: 0.375, SLG: 0.429</small> 			 			 				3 0 0 0 0 0 0
Spike Owen, S (1, 6) <small>OBP: 0.263, SLG: 0.309</small> 			 			 				3 0 0 0 0 0 0
Dennis Martinez, R (1, 1) 						 				3 0 0 0 0 1 0

Inning Stats	R: 0 H: 1 E: 0 K: 12 S: 12	H: 1 LOB: 2 BB: 2 P: 24	R: 0 H: 0 E: 0 K: 1 S: 9	H: 0 LOB: 0 BB: 0 P: 12	R: 0 H: 0 E: 0 K: 2 S: 10	H: 0 LOB: 0 BB: 0 P: 15	R: 0 H: 0 E: 0 K: 0 S: 6	H: 0 LOB: 0 BB: 0 P: 9	R: 0 H: 0 E: 0 K: 10 S: 10	H: 0 LOB: 0 BB: 0 P: 15	R: 0 H: 0 E: 1 K: 1 S: 9	H: 0 LOB: 1 BB: 0 P: 16	R: 0 H: 0 E: 0 K: 1 S: 9	H: 0 LOB: 0 BB: 0 P: 14	R: 0 H: 0 E: 0 K: 6 S: 6	H: 0 LOB: 0 BB: 0 P: 6	R: 1 H: 1 E: 0 K: 0 S: 1	H: 1 LOB: 0 BB: 0 P: 1	1B: 1 2B: 0 3B: 0 HR: 1	SF: 0 SAC: 0 DP: 1 HBP: 0	WP: 0 PB: 0 SB: 0 CS: 0	PA: 28
--------------	----------------------------	-------------------------	--------------------------	-------------------------	---------------------------	-------------------------	--------------------------	------------------------	----------------------------	-------------------------	--------------------------	-------------------------	--------------------------	-------------------------	--------------------------	------------------------	--------------------------	------------------------	-------------------------	---------------------------	-------------------------	--------

PITCHER Mike Morgan, R (1, 1) <small>ERA: 1.42</small>	IP 8.0 WLS L BF 28 H 2 R 1 ER 1 SO 5 BB 2 IBB 0 HBP 0 BLK 0 WP 0 HR 1 S 72 P 112 ERA 1.12 WHIP 0.500	PITCHER <small>IP WLS BF H R ER SO BB IBB HBP BLK WP HR S P ERA WHIP</small>
--	--	--

BOTTOM

Los Angeles Dodgers @ Montreal Expos
 Olympic Stadium, Montreal, QB
 Tue Apr 30 1991, 7:05 PM EDT
 Att: 10,333 - Dome - 70 F

livebaseballscorecards.com

AB	26
R	1
H	2
RBI	1
BB	2
SO	5
LOB	4



Los Angeles Dodgers @ Montreal Expos
 Olympic Stadium, Montreal, QB
 Wed May 01 1991, 3:33 AM EDT
 Att. 11,106 - Dome - 70 F

AB	35
R	3
H	9
RBI	3
BB	4
SO	10
LOB	19



AB R H RBI BB SO LOB

4	0	2	0	1	1	0
5	0	2	0	0	0	1
5	0	0	0	0	5	4
4	1	1	0	0	1	4
3	1	1	0	0	1	0
0	0	0	0	1	0	0
3	0	2	1	0	1	0
1	0	0	0	0	0	3
2	0	0	1	1	0	2
0	0	0	0	0	0	0
3	0	0	0	1	1	2
1	0	0	0	0	0	2
1	0	0	0	0	0	1
0	0	0	0	0	0	0
0	0	0	0	0	0	0
2	1	1	1	0	0	0
1	0	0	0	0	0	0

Batter	1	2	3	4	5	6	7	8	9
Brett Butler, L (1, 8) OBP: 0.382, SLG: 0.413	0-1 1B		1-2 G1-3		2-1 3B		4-1 BB 1B BB		0-3 K
Juan Samuel, R (1, 4) OBP: 0.330, SLG: 0.511	1-1 1B		1-0 G1-3		0-0 G5-3		1-2 BB 1B		2-2 G5-3
Darryl Strawberry, L (1, 9) OBP: 0.337, SLG: 0.378	0-3 K		2-3 K		3-3 K		2-3 K		1-3 K
Eddie Murray, S (1, 3) OBP: 0.397, SLG: 0.481	2-3 K			1-0 1B 2B	1-2 L9		2-1 F7		
Kal Daniels, L (1, 7) OBP: 0.263, SLG: 0.348		3-3 K		1-1 2B G5-3 1B		0-0 G4-3	4-1 FC4-6 BB		
Stan Javier, S (7, PH) OBP: 0.190, SLG: 0.150				2-3			1-2 2-3 BB		
Jeff Hamilton, R (1, 5) OBP: 0.270, SLG: 0.306		1-3 K		1-2 2B		2-2 1B	0-0 FC4-6		
Lenny Harris, L (7, PH) OBP: 0.302, SLG: 0.250				1-3 3-H			1-2f		
Mike Scioscia, L (1, 2) OBP: 0.378, SLG: 0.431		4-0 BB BB		0-1 G5-3		0-2 L4		2-1 G4-3	
Jim Gott, R (8, 1)				3-H					
Alfredo Griffin, S (1, 6) OBP: 0.224, SLG: 0.203		4-1 1-2 BB		1-3 K		0-1 L1		1-1 G1-3	
Tim Belcher, R (1, 1) OBP: 0.100, SLG: 0.200		2-2 L4		1-0 G6-3			1-2 HR	1-1 G5-3	
Mike Sharperson, R (4, PH) OBP: 0.242, SLG: 0.200									
Tim Crews, R (4, 1)									
Mike Hartley, R (6, 1)									
Gary Carter, R (6, 2) OBP: 0.214, SLG: 0.385									
Chris Cwynn, L (8, PH) OBP: 0.467, SLG: 0.333									

Inning Stats	R: 0	H: 2	E: 0	K: 2	S: 10	P: 13	R: 0	H: 0	E: 0	K: 2	S: 13	P: 27	R: 0	H: 0	E: 0	K: 1	S: 7	P: 11	R: 2	H: 3	E: 0	K: 1	S: 12	P: 17	R: 0	H: 1	E: 0	K: 1	S: 10	P: 16	R: 0	H: 1	E: 0	K: 0	S: 10	P: 12	R: 1	H: 2	E: 0	K: 1	S: 16	P: 30	R: 0	H: 0	E: 0	K: 0	S: 6	P: 10	R: 0	H: 0	E: 0	K: 2	S: 9	P: 12	1B: 5	2B: 2	3B: 1	HR: 1	SF: 0	SAC: 0	DP: 0	HBP: 0	WP: 0	PA: 39
--------------	------	------	------	------	-------	-------	------	------	------	------	-------	-------	------	------	------	------	------	-------	------	------	------	------	-------	-------	------	------	------	------	-------	-------	------	------	------	------	-------	-------	------	------	------	------	-------	-------	------	------	------	------	------	-------	------	------	------	------	------	-------	-------	-------	-------	-------	-------	--------	-------	--------	-------	--------

PITCHER	IP	WLS	BF	H	R	ER	SO	BB	IBB	HBP	BLK	WP	HR	S	P	ERA	WHIP
Chris Nabholz, L (1, 1) ERA: 4.26	6.0	W	26	7	2	2	7	2	0	0	0	0	0	62	96	3.00	1.500
Scott Ruskin, L (7, 1) ERA: 3.38	0.2		6	2	1	1	1	2	0	0	0	0	1	15	29	13.50	6.000
Barry Jones, R (7, 1) ERA: 2.51	1.1		4	0	0	0	0	0	0	0	0	0	0	7	11	0.00	0.000
Steve Frey, L (9, 1) ERA: 4.73	1.0		3	0	0	0	2	0	0	0	0	0	0	9	12	0.00	0.000

Batter	1	2	3	4	5	6	7	8	9
Delino DeShields, L (1, 4) OBP: 0.400, SLG: 0.434	4-2 G4-3 S 1B BB		4-0 E 1B BB	1-3 K		2-1 1B 1-2 2-H 1B		2-3 K	
Marquis Grissom, R (1, 9) OBP: 0.268, SLG: 0.375	3-2 G4-3 1-3		1-0 E7 1B E 1B		0-3 K	0-1 G5-4-3 1-2 2-3 1B		0-0 G1-3	
Ivan Calderon, R (1, 7) OBP: 0.333, SLG: 0.443 Scott Ruskin, R (7, 1) Barry Jones, R (7, 1) Steve Frey, R (9, 1)	1-3 K		0-0 E HBP G4-6-3 1B 3-H		2-2 S 2B 1B	1-1 SF8			
Tim Wallach, R (1, 5) OBP: 0.233, SLG: 0.274	0-0 E 1B 3-H		1-1 G4-6-3 E 1-2 HBP		0-1 F8	3-2 G5-4-3 1-2f			
Dave Martinez, L (1, 8) OBP: 0.273, SLG: 0.290	1-0 E9 1-H		1-0 E4 G4-6-3		3-2 1B 2B 1-H		0-2 WP 1B		
Tom Foley, L (1, 3) OBP: 0.350, SLG: 0.389	3-2 G1-3		0-0 G4-6-3 1-2f 2-3 3-H		0-0 WP 1B 2-H		3-3 K 1-3		
Gilberto Reyes, R (1, 2) OBP: 0.436, SLG: 0.444		4-0 B1-6-4 BB	1-0 P4		2-2 G1-3 1-2		1-3 K		
Spike Owen, S (1, 6) OBP: 0.262, SLG: 0.305		1-2 F7		1-2 F7		2-2 1B 1B	0-3 K		
Chris Nabholz, L (1, 1) OBP: 0.100, SLG: 0.100 Eric Bullock, L (6, PH) Larry Walker, L (7, 9) OBP: 0.231, SLG: 0.231 OBP: 0.254, SLG: 0.250		0-0 B1-6-4 1-2f		1-3 K		0-0 1B 1B SF8 1B		0-2 G3	

Inning Stats	R: 2	H: 1	E: 1	LOB: 1	K: 1	S: 14	P: 26	R: 0	H: 0	E: 0	LOB: 0	K: 0	S: 5	P: 10	R: 3	H: 2	E: 2	LOB: 1	K: 0	S: 6	P: 14	R: 0	H: 0	E: 0	LOB: 0	K: 2	S: 9	P: 12	R: 2	H: 3	E: 0	LOB: 1	K: 1	S: 17	P: 24	R: 2	H: 4	E: 0	LOB: 1	K: 0	S: 14	P: 22	R: 0	H: 1	E: 0	LOB: 1	K: 3	S: 15	P: 19	R: 0	H: 0	E: 0	LOB: 0	K: 1	S: 8	P: 10
--------------	------	------	------	--------	------	-------	-------	------	------	------	--------	------	------	-------	------	------	------	--------	------	------	-------	------	------	------	--------	------	------	-------	------	------	------	--------	------	-------	-------	------	------	------	--------	------	-------	-------	------	------	------	--------	------	-------	-------	------	------	------	--------	------	------	-------

PITCHER	IP	WLS	BF	H	R	ER	SO	BB	IBB	HBP	BLK	WP	HR	S	P	ERA	WHIP
Tim Belcher, R (1, 1) ERA: 1.65	3.0	L	16	3	5	3	1	3	0	0	0	0	0	25	50	9.00	2.000
Tim Crews, R (4, 1) ERA: 5.79	2.0		13	7	4	4	3	0	0	0	0	1	0	34	48	18.00	3.500
Mike Hartley, R (6, 1) ERA: 1.8	2.0		6	1	0	0	3	0	0	0	0	1	0	21	29	0.00	0.500
Jim Gott, R (8, 1) ERA: 2.31	1.0		3	0	0	0	1	0	0	0	0	0	0	8	10	0.00	0.000

BOTTOM

AB	R	H	RBI	BB	SO	LOB
3	2	1	1	2	2	0
5	1	2	0	0	1	1
3	2	2	2	0	1	1
0	0	0	0	0	0	0
0	0	0	0	0	0	0
0	0	0	0	0	0	0
3	1	1	1	0	0	3
4	1	2	2	0	0	2
4	0	1	1	0	1	4
3	0	0	0	1	1	3
4	1	1	0	0	1	2
2	0	0	0	0	1	1
1	1	1	0	0	0	0
1	0	0	0	0	0	0

AB 33
R 9
H 11
RBI 7
BB 3
SO 8
LOB 17

WP: 3 **PA: 38**
PB: 0
SB: 2
CS: 0

1B: 10 **SF: 1**
2B: 1 **SAC: 0**
3B: 0 **DP: 3**
HR: 0 **HBP: 1**

WP: 3 **PA: 38**
PB: 0
SB: 2
CS: 0

MONTRÉAL EXPOS

Los Angeles Dodgers @ Montreal Expos
Olympic Stadium, Montreal, QB
Wed May 01 1991, 3:33 AM EDT
Att. 11,106 - Dome - 70 F

livebaseballscores.com

Batter	1	2	3	4	5	6	7	8	9	AB R H RBI BB SO LOB	TOP											
Brett Butler, L OBP: 0.383, SLG: 0.424 (1, 8)	0-0 L6	1-1 SF9 2B	3-2 E4			2-1 F8		1-2 1B 1B		5 0 2 1 0 0 1												
Juan Samuel, R OBP: 0.323, SLG: 0.500 (1, 4)	2-3 K	1-0 SF9	3-2 G4-3			2-3 K		0-0 1B 1B		4 0 1 1 0 2 2												
Darryl Strawberry, L OBP: 0.330, SLG: 0.367 (1, 9)	1-1 HR 1B	0-0 F9			2-3 K	2-3 K		2-1 L9		5 1 1 0 0 2 3												
Eddie Murray, S OBP: 0.397, SLG: 0.525 (1, 3)	1-1 HR	1-3 K			2-2 L7		3-1 F8		1-0 1B 1B	5 1 2 2 0 1 1												
Kal Daniels, L OBP: 0.275, SLG: 0.356 Stan Javier, S OBP: 0.182, SLG: 0.143 (1, 7) (7, 7)	0-0 1B		1-0 FC3-6 1B		1-0 G3		1-2 F7		0-1 P5	4 0 2 0 0 0 0 1 0 0 0 0 0 1												
Mike Scioscia, L OBP: 0.367, SLG: 0.406 (1, 2)	1-0 P6		1-0 FC3-6 FC6-4 1B		1-0 G3		4-0 BB		3-2 P4	4 1 0 0 1 0 3												
Lenny Harris, L OBP: 0.354, SLG: 0.279 (1, 5)			2-1 1B 1B		4-2 FC6-4 BB		4-0 FC6-4 BB		2-2 1B	3 1 2 0 2 0 1												
Alfredo Griffin, S OBP: 0.222, SLG: 0.203 (1, 6)		0-1 1B 2B 1B	0-0 FC6-4 E		1-1 FC6-4		0-0 F9		2-2 F9	5 2 1 0 0 0 5												
Ramon Martinez, R OBP: 0.333, SLG: 0.286 (1, 1)		0-1 2B SF9 1B	0-0 E 1B		0-3 K		1-2 G1-3			4 1 2 2 0 1 1												
Inning Stats	R: 2 E: 0 K: 1 S: 12	H: 3 LOB: 1 BB: 0 P: 17	R: 3 E: 0 K: 1 S: 13	H: 4 LOB: 1 BB: 0 P: 18	R: 2 E: 1 K: 0 S: 12	H: 2 LOB: 2 BB: 1 P: 24	R: 0 E: 0 K: 1 S: 9	H: 0 LOB: 0 BB: 0 P: 14	R: 0 E: 0 K: 1 S: 6	H: 0 LOB: 1 BB: 1 P: 12	R: 0 E: 0 K: 2 S: 8	H: 0 LOB: 0 BB: 0 P: 14	R: 0 E: 0 K: 0 S: 7	H: 0 LOB: 1 BB: 1 P: 15	R: 0 E: 0 K: 0 S: 10	H: 2 LOB: 2 BB: 0 P: 14	R: 0 E: 0 K: 0 S: 16	H: 2 LOB: 2 BB: 0 P: 24	1B: 11 2B: 1 3B: 0 HR: 1	SF: 1 SAC: 0 DP: 0 HBP: 0	WP: 0 PB: 0 SB: 0 CS: 0	PA: 44
PITCHER	IP WLS BF H R ER SO BB IBB HBP BLK WP HR S P ERA WHIP																					
Danny Cox, R ERA: 6.48 (1, 1)	1.1 L 11 7 5 5 1 0 0 0 0 0 0 1 21 30 33.75 5.250																					
Pat Combs, L ERA: 6.0 (2, 1)	3.2 16 2 2 1 3 2 0 0 0 0 0 0 31 55 2.46 1.091																					
Darrel Akerfelds, R ERA: 5.85 (6, 1)	3.0 12 2 0 0 2 1 0 0 0 0 0 0 25 43 0.00 1.000																					
Joe Boever, R ERA: 3.38 (9, 1)	1.0 5 2 0 0 0 0 0 0 0 0 0 0 16 24 0.00 2.000																					

Los Angeles Dodgers @ Philadelphia Phillies
Veterans Stadium, Philadelphia, PA
Fri May 03 1991, 7:05 PM EDT
Att. 29,364 - Sunny - 65 F

livebaseballscorecards.com

AB	40
R	7
H	13
RBI	6
BB	3
SO	6
LOB	18



Batter	1	2	3	4	5	6	7	8	9	AB	R	H	RBI	BB	SO	LOB
Lenny Dykstra, L (1, 8) OBP: 0.411, SLG: 0.483	2-1 L8		2-2 G1-3		0-0 F8			1-1 F7		4	0	0	0	0	0	3
Wally Backman, S (1, 4) OBP: 0.348, SLG: 0.263	0-2 L5			2-1 F7		2-2 F7		4-0 BB		3	0	0	0	1	0	0
John Kruk, L (1, 3) OBP: 0.333, SLG: 0.482	0-1 G6-3			1-0 G6-3		0-0 F8		1-1 F8		4	0	0	0	0	0	2
Joe Boever, R (9, 1)										0	0	0	0	0	0	0
Dale Murphy, R (1, 9) OBP: 0.348, SLG: 0.481		3-2 2B		2-1 P6		1-3 K			4-2 BB	3	0	1	0	1	1	0
Von Hayes, L (1, 7) OBP: 0.290, SLG: 0.227		2-2 L7			3-2 P5		0-0 F8		3-2 P5	4	0	0	0	0	0	2
Charlie Hayes, R (1, 5) OBP: 0.253, SLG: 0.400		2-3 K			1-2 FC6-4 1B		0-0 G1-3		1-0 G6-4-3	4	1	1	0	0	1	2
Darren Daulton, L (1, 2) OBP: 0.291, SLG: 0.271		3-2 P6			4-2 FC6-4 BB		3-3 K			2	0	0	0	1	1	1
Dickie Thon, R (1, 6) OBP: 0.307, SLG: 0.343					0-0 F8		1-1 FC6-4 1B		1-0 BB 1B	3	0	1	0	0	0	2
Danny Cox, R (1, 1)					1-3 K		0-0		0-0 P6	0	0	0	0	0	0	0
Pat Combs, L (2, 1) OBP: 0.500, SLG: 0.400							1-2			1	0	0	0	0	1	0
John Morris, L (5, PH) OBP: 0.313, SLG: 0.296										1	0	1	1	0	0	0
Darrel Akerfelds, R (6, 1)										0	0	0	0	0	0	0
Ricky Jordan, R (8, PH) OBP: 0.342, SLG: 0.571										1	0	0	0	0	0	1

Inning Stats	R: 0	H: 0	E: 0	K: 0	S: 7	R: 0	H: 1	E: 0	K: 1	S: 14	R: 0	H: 0	E: 0	K: 1	S: 9	R: 0	H: 0	E: 0	K: 1	S: 9	R: 0	H: 0	E: 0	K: 0	S: 5	R: 1	H: 2	E: 0	K: 0	S: 13	R: 0	H: 0	E: 0	K: 1	S: 7	R: 0	H: 0	E: 0	K: 1	S: 5	R: 0	H: 1	E: 0	K: 0	S: 6	R: 0	H: 0	E: 0	K: 0	S: 6	R: 0	H: 0	E: 0	K: 0	S: 6	R: 0	H: 1	E: 0	K: 0	S: 6	R: 0	H: 0	E: 0	K: 0	S: 6	1B: 2	SF: 0	2B: 2	SAC: 0	3B: 0	DP: 1	HR: 0	HBP: 0	WP: 0	PA: 33
PITCHER Ramon Martinez, R (1, 1) ERA: 1.89	IP	WLS	BF	H	R	ER	SO	BB	IBB	HBP	BLK	WP	HR	S	P	ERA	WHIP																																																										
	9.0	W	33	4	1	1	4	3	0	0	0	0	0	72	122	1.00	0.778																																																										
																			PITCHER	IP	WLS	BF	H	R	ER	SO	BB	IBB	HBP	BLK	WP	HR	S	P	ERA	WHIP																																							

BOTTOM

Los Angeles Dodgers @ Philadelphia Phillies
Veterans Stadium, Philadelphia, PA

Fri May 03 1991, 7:05 PM EDT
Att. 29,364 - Sunny - 65 F

livebaseballscorecards.com

AB	30
R	1
H	4
RBI	1
BB	3
SO	4
LOB	13



Batter	1	2	3	4	5	6	7	8	9	AB R H RBI BB SO LOB	TOP														
Brett Butler, L (1, 8) OBP: 0.378, SLG: 0.416	0-0 L7		1-2 G3-1			2-2 G6-3		0-1 FC5-4 1B		4 0 1 0 0 0 1															
Mike Sharperson, R (1, 6) OBP: 0.222, SLG: 0.182 Gary Carter, R (8, PH) OBP: 0.200, SLG: 0.357 Alfredo Griffin, S (8, PR) OBP: 0.222, SLG: 0.203	3-2 G5-3		2-1 G6-3			2-2 L9		1-1 FC5-4 HR		3 0 0 0 0 0 1 1 0 0 0 0 0 1 0 1 0 0 0 0 0															
Juan Samuel, R (1, 4) OBP: 0.320, SLG: 0.521	1-1 G6-3				3-2 G6-3		2-1 F8	1-0 HR		4 1 1 2 0 0 0															
Eddie Murray, S (1, 3) OBP: 0.375, SLG: 0.492		1-1 F8			0-0 F8		1-0 F7	2-0 G6-3		4 0 0 0 0 0 1															
Jeff Hamilton, R (1, 5) OBP: 0.293, SLG: 0.325		1-1 FC5-4 1B		1-2 FC5-4 1B		0-2 F9			0-0 P2	4 0 2 0 0 0 0															
Stan Javier, S (1, 7) OBP: 0.231, SLG: 0.200		1-3 K		0-0 FC5-4 1-2f		2-0 1B			1-2 HBP 1B	4 0 2 0 0 1 2															
Jose Gonzalez, R (1, 9) Kal Daniels, L (9, PH) OBP: 0.272, SLG: 0.351		1-2 FC5-4 1-2f			0-0 F7		1-3 K		1 SAFE 2-3 K	3 0 0 0 0 1 2 1 0 0 0 0 1 1															
Barry Lyons, R (1, 2) Mike Scioscia, L (9, PH) OBP: 0.375, SLG: 0.406			2-1 E5 G3-1 SH1-4		0-1 P3		1-2 P3	1 SAFE 2-0 HBP		3 0 0 0 0 0 0 0 0 0 0 0 0 0															
Bob Ojeda, L (1, 1) OBP: 0.429, SLG: 0.429 Mike Hartley, R (7, 1) Lenny Harris, L (8, PH) OBP: 0.367, SLG: 0.295 Jay Howell, R (8, 1) Darryl Strawberry, L (9, PH) OBP: 0.326, SLG: 0.363			0-0 SH1-4		1-3 K		0-0 1B E 1B	2-3 K		1 0 0 0 0 1 0 0 0 0 0 0 0 0 1 1 1 0 0 0 0 0 0 0 0 0 0 0 1 0 0 0 0 1 2															
Inning Stats	R: 0 E: 0 K: 0 S: 8	H: 0 LOB: 0 BB: 0 P: 12	R: 0 E: 0 K: 1 S: 12	H: 1 LOB: 1 BB: 0 P: 16	R: 0 E: 1 K: 0 S: 10	H: 0 LOB: 1 BB: 0 P: 15	R: 0 E: 0 K: 0 S: 8	H: 1 LOB: 1 BB: 0 P: 12	R: 0 E: 0 K: 1 S: 6	H: 0 LOB: 0 BB: 0 P: 7	R: 0 E: 0 K: 0 S: 9	H: 0 LOB: 0 BB: 0 P: 15	R: 0 E: 0 K: 1 S: 8	H: 1 LOB: 1 BB: 0 P: 12	R: 3 E: 1 K: 0 S: 10	H: 3 LOB: 1 BB: 0 P: 15	R: 0 E: 0 K: 2 S: 11	H: 1 LOB: 2 BB: 0 P: 18	1B: 6 2B: 0 3B: 0 HR: 1	SF: 0 SAC: 1 DP: 0 HBP: 1	WP: 0 PB: 0 SB: 0 CS: 0	PA: 36			
PITCHER	IP WLS BF H R ER SO BB IBB HBP BLK WP HR S P ERA WHIP												PITCHER	IP WLS BF H R ER SO BB IBB HBP BLK WP HR S P ERA WHIP											
Terry Mulholland, L (1, 1) ERA: 3.0 Mitch Williams, L (9, 1) ERA: 2.4	8.0 W 31 6 3 3 3 0 0 0 0 0 1 71 104 3.38 0.750													1.0 S 5 1 0 0 2 0 0 1 0 0 0 11 18 0.00 1.000											

Los Angeles Dodgers @ Philadelphia Phillies
Veterans Stadium, Philadelphia, PA
Sat May 04 1991, 3:33 AM EDT
Att. 30,106 - Sunny - 71 F

livebaseballscorecards.com

AB	34
R	3
H	7
RBI	2
BB	0
SO	5
LOB	11



Batter	1	2	3	4	5	6	7	8	9	AB	R	H	RBI	BB	SO	LOB
Lenny Dykstra, L OBP: 0.423, SLG: 0.489 (1, 8)	1-0 2B 1B	4-0 BB			1-1 F7		1-1 WP G1-2-3 1B 1B			3	1	2	0	1	0	0
Randy Ready, R OBP: 0.413, SLG: 0.316 Mickey Morandini, L OBP: 0.350, SLG: 0.278 (7, PR) (8, 4)	1-1 E 2B	1-1 SAFE G6-3			4-2 1B BB		0-1 G1-2-3 WP 1-2 1B			3	1	2	1	1	0	1
John Kruk, L OBP: 0.340, SLG: 0.483 (1, 7) (8, 3)	1-0 E4 G3 1B		2-3		0-0 G6-3 1B		2-2 G4-3 1-2 2-3			4	1	2	0	0	1	2
Dale Murphy, R OBP: 0.355, SLG: 0.470 (1, 9)	0-0 G3 2-3		4-2 1B BB		2-2 G6-3 1-2f		4-0 G1-2-3 IBB			2	0	0	0	2	0	3
Ricky Jordan, R OBP: 0.381, SLG: 0.590 John Morris, L OBP: 0.313, SLG: 0.286 (1, 3) (8, 7)	0-0 G4-3 1B		0-1 G1-4-3 1B		1-0 FC5-4 BB 1B		2-2 G1-2-3			4	0	3	1	0	0	3
Charlie Hayes, R OBP: 0.253, SLG: 0.427 (1, 5)	3-2 G4-3 1-2		0-0 G1-4-3 1-2f		0-0 L8			1-1 HR		4	1	1	1	0	0	4
Dickie Thon, R OBP: 0.304, SLG: 0.329 (1, 6)	0-0 L8		0-0 F9		4-1 FC5-4 BB		1-0 F7			3	0	0	0	1	0	1
Steve Lake, R OBP: 0.100, SLG: 0.100 (1, 2)		0-1 G6-3	2-1 P5		1-1 FC5-4 FC4-6 1-2f 2-3		2-1 F8			4	0	0	0	0	0	2
Terry Mulholland, R Jim Lindeman, R OBP: 0.500, SLG: 0.500 Mitch Williams, L (8, PH) (9, 1)		2-3 K	1-3 K		0-0 FC4-6 1-2f		0-0 G1-3			3	0	0	0	0	2	2

Inning Stats	R: 3	H: 4	E: 1	K: 0	S: 11	LOB: 1	BB: 0	P: 17	R: 0	H: 0	E: 0	K: 1	S: 8	LOB: 1	BB: 1	P: 15	R: 0	H: 1	E: 0	K: 1	S: 9	LOB: 1	BB: 1	P: 15	R: 0	H: 1	E: 0	K: 0	S: 8	LOB: 1	BB: 1	P: 15	R: 0	H: 2	E: 0	K: 0	S: 10	LOB: 3	BB: 1	P: 19	R: 1	H: 1	E: 0	K: 0	S: 6	LOB: 0	BB: 0	P: 10
--------------	------	------	------	------	-------	--------	-------	-------	------	------	------	------	------	--------	-------	-------	------	------	------	------	------	--------	-------	-------	------	------	------	------	------	--------	-------	-------	------	------	------	------	-------	--------	-------	-------	------	------	------	------	------	--------	-------	-------

PITCHER	IP	WLS	BF	H	R	ER	SO	BB	IBB	HBP	BLK	WP	HR	S	P	ERA	WHIP
Bob Ojeda, L ERA: 5.08 (1, 1)	6.1		30	9	3	3	3	4	0	0	0	1	0	55	93	4.26	2.053
Mike Hartley, R ERA: 1.72 (7, 1)	0.2		2	0	0	0	0	0	1	0	0	0	0	3	9	0.00	0.000
Jay Howell, R ERA: 3.12 (8, 1)	1.0	L	4	1	1	1	0	0	0	0	0	0	1	6	10	9.00	1.000

BOTTOM

Los Angeles Dodgers @ Philadelphia Phillies
Veterans Stadium, Philadelphia, PA

Sat May 04 1991, 3:33 AM EDT
Att. 30,106 - Sunny - 71 F

livebaseballscores.com

AB	31
R	4
H	10
RBI	3
BB	5
SO	3
LOB	18



WP	1	PA	36
PB	0		
SB	0		
CS	0		

Batter	1	2	3	4	5	6	7	8	9	AB R H RBI BB SO LOB	TOP																									
Brett Butler, L (1, 8) OBP: 0.369, SLG: 0.404	2-2 G5-3		2-1 FC3-6		1-0 1B		3-2 F7	2-2 FC6-4		5 1 1 0 0 0 3	Los Angeles Dodgers @ Philadelphia Phillies Veterans Stadium, Philadelphia, PA Sun May 05 1991, 3:33 AM EDT Att. 44,160 - Sunny - 73 F																									
Juan Samuel, R (1, 4) OBP: 0.324, SLG: 0.515	2-3 K		1-1 E3		3-2 1B		3-2 FC6-4 1B		3-2 P6	5 0 2 1 0 1 1																										
Darryl Strawberry, L (1, 9) OBP: 0.320, SLG: 0.345	4-0 PO BB		1-0 G4-3		3-2 F9		0-3 K		3-3 K	4 0 0 0 1 2 4																										
Eddie Murray, S (1, 3) OBP: 0.364, SLG: 0.471	0-1 PO	2-1 FC4-6 1B		1-3 K		0-0 F8	2-1 FC6-4		2-0 L7	5 0 1 0 0 1 1																										
Kal Daniels, L (1, 7) OBP: 0.271, SLG: 0.346		2-3 K		1-1 1B		2-2 G3		1-3 K		4 0 1 0 0 2 1																										
Stan Javier, S (8, 7) OBP: 0.231, SLG: 0.200										0 0 0 0 0 0 0																										
Lenny Harris, L (1, 5) OBP: 0.377, SLG: 0.313		0-0 FC4-6 1-2f		3-3 K		3-1 1B 1B		1-0 1B 1B		4 2 2 0 0 1 2																										
Mike Scioscia, L (1, 2) OBP: 0.381, SLG: 0.411			1-3 K		2-1 G3		1 SAFE 0-0 1B 1B		2-1 1B 1B	4 0 2 0 0 1 2																										
Alfredo Griffin, S (1, 6) OBP: 0.237, SLG: 0.219			1-1 G3		1-1 G3		0-1 1-2 1B		0-2 FC6-4 1B	4 0 2 2 0 0 0																										
Mike Morgan, R (1, 1) OBP: 0.143, SLG: 0.143			0-0 FC3-6 1B		1-3 K		1-0 G5-3		1-0 F8	3 0 1 0 0 1 2																										
Chris Gwynn, L (8, PH) OBP: 0.438, SLG: 0.308										1 0 0 0 0 0 2																										
John Candelaria, L (8, 1)										0 0 0 0 0 0 0																										
Jay Howell, R (8, 1)										0 0 0 0 0 0 0																										
Inning Stats	R: 0 E: 0 K: 1 S: 7	H: 0 LOB: 0 BB: 1 P: 15	R: 0 E: 0 K: 2 S: 9	H: 1 LOB: 1 BB: 0 P: 14	R: 0 E: 1 K: 0 S: 9	H: 1 LOB: 2 BB: 0 P: 13	R: 0 E: 0 K: 2 S: 12	H: 1 LOB: 1 BB: 0 P: 19	R: 1 E: 0 K: 1 S: 14	H: 2 LOB: 1 BB: 0 P: 22	R: 1 E: 0 K: 0 S: 11	H: 3 LOB: 2 BB: 0 P: 17	R: 0 E: 0 K: 1 S: 16	H: 1 LOB: 1 BB: 0 P: 22	R: 1 E: 0 K: 1 S: 13	H: 3 LOB: 2 BB: 0 P: 20	R: 0 E: 0 K: 1 S: 10	H: 0 LOB: 0 BB: 0 P: 18	1B: 12 2B: 0 3B: 0 HR: 0	SF: 0 SAC: 0 DP: 0 HBP: 0	WP: 0 PB: 0 SB: 4 CS: 0	PA: 41														
PITCHER	IP WLS BF H R ER SO BB IBB HBP BLK WP HR S P ERA WHIP																																			
Jason Grimsley, R (1, 1) ERA: 4.02	6.0		27	8	2	2	6	1	0	0	0	0	0	62	100	3.00	1.500																			
Roger McDowell, R (7, 1) ERA: 0.89	1.0		4	1	0	0	1	0	0	0	0	0	0	16	22	0.00	1.000																			
Joe Boever, R (8, 1) ERA: 3.47	2.0	L	9	3	1	1	2	0	0	0	0	0	0	23	38	4.50	1.500																			

livebaseballscorecards.com

AB	39
R	3
H	12
RBI	3
BB	1
SO	9
LOB	18



Batter	1	2	3	4	5	6	7	8	9	AB	R	H	RBI	BB	SO	LOB
Lenny Dykstra, L (1, 8) OBP: 0.422, SLG: 0.479	2-2 L9			1-1 G4-3 E 1B		2-2 F7	4-2 SAFE 1-2 2-3 BB		1-2 G3	4	1	1	0	1	0	1
Mickey Morandini, L (1, 4) OBP: 0.333, SLG: 0.273	0-0 G6-4-3 1B			1-0 E4 G4-3 1-2		0-1 F8	2-3 K			4	0	1	0	0	1	4
John Kruk, L (1, 7) OBP: 0.337, SLG: 0.473	1-0 G6-4-3 1-2f			0-0 G4-3 1-2f 2-3		2-1 1B		0-3 K		4	0	1	0	0	1	3
Ricky Jordan, R (1, 3) OBP: 0.391, SLG: 0.581		2-3 K		0-0 BB 1B		1-2 G1-3		0-1 1B		4	0	2	1	0	1	1
Darren Daulton, L (1, 2) OBP: 0.289, SLG: 0.260		3-3 K		4-0 FC6-4 BB 1-2			0-0 G3-1	0-3 K		3	0	0	0	1	2	1
Charlie Hayes, R (1, 5) OBP: 0.253, SLG: 0.441		1-0 G6-3		2-2 FC6-4 1-2f			3-2 1B 3B	2-2 F7		4	1	1	0	0	0	3
John Morris, L (1, 9) OBP: 0.350, SLG: 0.444			2-2 L7		1-0 G3-1		0-0 BB 1B 3-H		2-2 3B	4	0	2	1	0	0	0
Dickie Thon, R (1, 6) Wally Backman, S (9, PH) OBP: 0.305, SLG: 0.329 OBP: 0.340, SLG: 0.256			0-3 K		2-1 G5-3		1 SAFE 2-2 BB 1-2 1B		2-0 L7	3	0	1	0	0	1	0
Jason Grimsley, R (1, 1) Roger McDowell, R (7, 1) Von Hayes, L (7, PH) Joe Boever, R (8, 1) Dale Murphy, R (9, PH) OBP: 0.182, SLG: 0.100 OBP: 0.287, SLG: 0.224 OBP: 0.351, SLG: 0.464			3-1 G4-3		1-3 K		0-0 L7		1-0 G5-3	1	0	0	0	0	1	0

Inning Stats	R: 0	H: 1	E: 0	K: 0	S: 8	H: 0	LOB: 0	BB: 0	P: 11	R: 0	H: 0	E: 0	K: 2	S: 7	R: 0	H: 0	E: 0	K: 1	S: 9	R: 1	H: 2	E: 1	K: 0	S: 11	R: 0	H: 0	E: 0	K: 1	S: 6	R: 0	H: 1	E: 0	K: 0	S: 10	R: 1	H: 3	E: 0	K: 1	S: 16	R: 0	H: 1	E: 0	K: 2	S: 12	R: 0	H: 1	E: 0	K: 0	S: 8	R: 0	H: 1	E: 0	K: 0	S: 8	1B: 7	2B: 0	3B: 2	HR: 0	SF: 0	SAC: 0	DP: 2	HBP: 0	WP: 0	PA: 37
--------------	------	------	------	------	------	------	--------	-------	-------	------	------	------	------	------	------	------	------	------	------	------	------	------	------	-------	------	------	------	------	------	------	------	------	------	-------	------	------	------	------	-------	------	------	------	------	-------	------	------	------	------	------	------	------	------	------	------	-------	-------	-------	-------	-------	--------	-------	--------	-------	--------

PITCHER	IP	WLS	BF	H	R	ER	SO	BB	IBB	HBP	BLK	WP	HR	S	P	ERA	WHIP
Mike Morgan, R (1, 1) ERA: 1.4	7.0	W	29	7	2	1	5	2	0	0	0	0	0	67	109	1.29	1.286
John Candelaria, L (8, 1) ERA: 3.86	0.2		3	1	0	0	2	0	0	0	0	0	0	8	8	0.00	1.500
Jay Howell, R (8, 1) ERA: 2.7	1.1	S	5	1	0	0	0	0	0	0	0	0	0	12	20	0.00	0.750

BOTTOM

Los Angeles Dodgers @ Philadelphia Phillies
Veterans Stadium, Philadelphia, PA
Sun May 05 1991, 3:33 AM EDT
Att. 44,160 - Sunny - 73 F

livebaseballscores.com

AB	35
R	2
H	9
RBI	2
BB	2
SO	7
LOB	17



BOTTOM

Los Angeles Dodgers @ New York Mets
Shea Stadium, Flushing, NY
Tue May 07 1991, 7:05 PM EDT
Att: 47,744 - Cloudy - 65 F

livebaseballscorecards.com

AB	33
R	6
H	8
RBI	4
BB	6
SO	4
LOB	22



WP:	0	PA:	39
PB:	0		
SB:	4		
CS:	0		

AB	R	H	RBI	BB	SO	LOB
4	0	1	0	1	0	1
3	2	2	0	2	0	1
4	1	0	0	1	0	5
4	0	0	0	0	3	7
0	0	0	0	0	0	0
3	2	2	2	1	0	2
4	1	1	0	0	0	2
3	0	1	1	1	0	0
4	0	0	0	0	1	4
3	0	1	1	0	0	0
0	0	0	0	0	0	0
1	0	0	0	0	0	0

1B:	6	SF:	0
2B:	1	SAC:	0
3B:	0	DP:	1
HR:	1	HBP:	0

WP	HR	S	P	ERA	WHIP
0	0	0	0	0.00	0.000
0	0	0	0	0.00	2.000
0	0	0	0	0.00	0.500

Batter	1	2	3	4	5	6	7	8	9
Vince Coleman, S OBP: 0.378, SLG: 0.323 (1, 8)	3-2 P5	4-0 S BB	1-2 FC4-6			1-2 G4-3		0-0 E S 1B	
Tom Herr, S OBP: 0.387, SLG: 0.300 (1, 4)	0-1 G6-3 E 1B	4-2 S BB		4-1 S 2B BB		0-2 BB 1B		2-1 G4-3 1-3	
Dave Magadan, L OBP: 0.406, SLG: 0.293 (1, 3)	2-2 E4 G6-3 E 1-2	1-1 L7		1-1 P6		4-1 BB		2-2 G3	
Hubie Brooks, R OBP: 0.292, SLG: 0.372 John Franco, L (9, 1)	3-2 G6-3 1-2 2-3	0-3 K		3-3 K 1-2		0-3			
Howard Johnson, S OBP: 0.286, SLG: 0.481 (1, 6)	4-0 E 1B BB		1-1 HR	0-0 2B		2-0 F7			
Kevin McReynolds, R OBP: 0.221, SLG: 0.277 (1, 7)	1-0 E7 1B 1-3 2-H 3-H		0-0 G5-4-3 1B 1B	2-1 P3		3-1 F7			
Chris Donnels, L OBP: 0.500, SLG: 0.333 (1, 5)	1-1 1-3 3-H 1B		4-0 G5-4-3 BB 1-2		1-2 G4-3		2-2 F7		
Rick Cerone, R OBP: 0.372, SLG: 0.561 (1, 2)	0-1 P2		1-1 G5-4-3 1-2 2-3		3-3 K		3-1 L5		
Frank Viola, L OBP: 0.125, SLG: 0.188 Pete Schourek, L (7, 1) Daryl Boston, L OBP: 0.258, SLG: 0.310 (8, PH) (9, 9)		0-1 G4-3	1-1 FC4-6 1B 3-H		0-0 G3			1-1 L4	

Inning	R	H	E	K	S	LOB	BB	P
1	3	2	2	0	19	2	33	
2	0	0	0	1	9	2	18	
3	2	3	1	1	10	1	18	
4	1	1	0	1	9	1	19	
5	0	0	0	1	8	0	12	
6	0	1	0	1	12	2	19	
7	0	0	0	0	8	0	16	
8	0	1	0	0	8	1	13	

PITCHER	IP	WLS	BF	H	R	ER	SO	BB	IBB	HBP	BLK	WP	HR	S	P	ERA	WHIP
Tim Belcher, R ERA: 2.23 (1, 1)	3.2	L	23	6	6	3	2	5	0	0	0	0	1	45	84	7.36	3.000
Tim Crews, R ERA: 5.28 (4, 1)	1.1		4	0	0	0	1	0	0	0	0	0	0	10	16	0.00	0.000
Kevin Gross, R ERA: 7.79 (6, 1)	1.0		5	1	0	0	1	1	0	0	0	0	0	12	19	0.00	2.000
Jim Gott, R ERA: 1.98 (7, 1)	2.0		7	1	0	0	0	0	0	0	0	0	0	16	29	0.00	0.500

Los Angeles Dodgers @ New York Mets
 Shea Stadium, Flushing, NY
 Wed May 08 1991, 7:05 PM EDT
 Att. 40,924 - Sunny - 70 F

AB	31
R	3
H	9
RBI	3
BB	1
SO	7
LOB	12



WP:	0	PA:	34
PB:	0		
SB:	3		
CS:	2		

AB	R	H	RBI	BB	SO	LOB
4	0	1	0	0	1	2
3	1	1	2	1	1	1
0	0	0	0	0	0	0
4	0	1	0	0	3	2
4	0	2	1	0	0	1
4	0	1	0	0	1	2
0	0	0	0	0	0	0
4	0	1	0	0	0	2
3	0	0	0	0	0	1
3	1	2	0	0	1	0
2	0	0	0	0	0	1
0	1	0	0	0	0	0
0	0	0	0	0	0	0

Batter	1	2	3	4	5	6	7	8	9													
Brett Butler, L (1, 8) OBP: 0.366, SLG: 0.398	2-3 K			2-2 F8		3-2 CS 1B		3-2 G4-3														
Juan Samuel, R (1, 4) OBP: 0.333, SLG: 0.505 Jay Howell, R (8, 1)	1-3 K			4-1 S 1B BB		2-1 P4		2-0 CS 1B														
Darryl Strawberry, L (1, 9) OBP: 0.321, SLG: 0.370	1-3 K			2-3 S 1-2 K		1-0 S 1B		2-3 K														
Eddie Murray, S (1, 3) OBP: 0.376, SLG: 0.513		0-2 FC4-6 1B		0-0 2-H 1B		1-2 G3		0-2 CS	0-1 F9													
Kal Daniels, L (1, 7) OBP: 0.269, SLG: 0.337 Jose Gonzalez, R (9, 7)		0-2 FC4-6 1-2f G1-6-3		3-3 K			1-2 G3-6-3 1B		1-1 F7													
Lenny Harris, L (1, 5) OBP: 0.368, SLG: 0.308		0-1 G1-6-3			2-1 F9-3 1B		0-2 G3-6-3		1-0 G4-3													
Mike Scioscia, L (1, 2) OBP: 0.352, SLG: 0.375			2-2 G6-3		1-1 F9-3		3-1 P5															
Alfredo Griffin, S (1, 6) OBP: 0.244, SLG: 0.241			1-3 K		3-2 1B			0-0 SH 1B 2B														
Ramon Martinez, R (1, 1) OBP: 0.294, SLG: 0.250 Stan Javier, S (8, PH) OBP: 0.259, SLG: 0.308 Jeff Hamilton, R (8, 5) OBP: 0.267, SLG: 0.295			0-2 G4-3		2-2 F7			0-0 SH 1B														
Inning Stats	R: 0 E: 0 K: 3 S: 10	H: 0 LOB: 0 BB: 0 P: 14	R: 0 E: 0 K: 0 S: 8	H: 1 LOB: 0 BB: 0 P: 8	R: 0 E: 0 K: 1 S: 10	H: 0 LOB: 0 BB: 0 P: 13	R: 1 E: 0 K: 2 S: 12	H: 1 LOB: 1 BB: 1 P: 23	R: 0 E: 0 K: 0 S: 11	H: 2 LOB: 1 BB: 0 P: 19	R: 0 E: 0 K: 0 S: 10	H: 2 LOB: 1 BB: 0 P: 17	R: 0 E: 0 K: 0 S: 8	H: 1 LOB: 0 BB: 0 P: 12	R: 2 E: 0 K: 1 S: 12	H: 2 LOB: 0 BB: 0 P: 19	R: 0 E: 0 K: 0 S: 5	H: 0 LOB: 0 BB: 0 P: 7	1B: 8 2B: 2 3B: 0 HR: 0	SF: 0 SAC: 1 DP: 3 HBP: 0	WP: 0 PB: 0 SB: 3 CS: 2	PA: 34
PITCHER	IP	WLS	BF	H	R	ER	SO	BB	IBB	HBP	BLK	WP	HR	S	P	ERA	WHIP					
David Cone, R (1, 1) ERA: 3.46	7.0		25	7	1	1	6	1	0	0	0	0	0	69	106	1.29	1.143					
Doug Simons, L (8, 1) ERA: 2.76	2.0	L	8	2	2	2	1	0	0	0	0	0	0	17	26	9.00	1.000					

livebaseballscorecards.com

Batter	1	2	3	4	5	6	7	8	9	AB R H RBI BB SO LOB	TOP											
Von Hayes, L (1, 8) OBP: 0.292, SLG: 0.237	0-0 B3-1		3-1 2B 1B			0-2 L6		4-2 HBP		3 1 1 0 0 0 0												
Randy Ready, R (1, 4) Darrel Akerfelds, R (8, 1) Wally Ritchie, L (8, 1)	3-2 G4-3		3-2 1-H 2B			4-0 1B BB		3-2 F7		3 0 1 1 1 0 2 0 0 0 0 0 0 0 0 0 0 0 0 0 0												
John Kruk, L (1, 7) Jim Lindeman, R (4, 7) John Morris, L (8, PH) OBP: 0.333, SLG: 0.421	3-0 G3		1-3 K			1-1 G6-4-3 1B		2-3 K		2 0 0 0 0 1 1 1 0 1 0 0 0 0 1 0 0 0 0 1 2												
Dale Murphy, R (1, 9) OBP: 0.342, SLG: 0.434		2-0 FC6-4 1B				0-2 G6-3		2-3 K		4 0 1 0 0 1 4												
Ricky Jordan, R (1, 3) OBP: 0.381, SLG: 0.683		2-2 FC6-4 1-2f				0-0 G6-3		1-1 G6-3		4 0 0 0 0 0 1												
Charlie Hayes, R (1, 5) OBP: 0.259, SLG: 0.427		0-1 L9				0-0 F9		2-2 G5-3		4 0 1 0 0 0 1												
Dickie Thon, R (1, 6) OBP: 0.333, SLG: 0.382		1-1 F9				0-0 G6-3		2-1 BLK 1B		4 0 2 0 0 0 1												
Steve Lake, R (1, 2) Darrin Fletcher, L (9, PH) OBP: 0.200, SLG: 0.200			1-0 G6-3			1-1 F9		1-0 G5-3		3 0 0 0 0 0 1 1 0 0 0 0 1 2												
Jason Grimsley, R (1, 1) Joe Boever, R (6, 1) Wally Backman, S (8, PH) OBP: 0.340, SLG: 0.244			1-3 K			1-1 G3		4-2 HBP BB		2 0 0 0 0 1 0 0 0 0 0 0 0 0 1 0 0 0 1 0 2												
Inning Stats	R: 0 E: 0 K: 0 S: 5	H: 0 LOB: 0 BB: 0 P: 11	R: 0 E: 0 K: 0 S: 10	H: 1 LOB: 1 BB: 0 P: 15	R: 1 E: 0 K: 2 S: 12	H: 2 LOB: 1 BB: 0 P: 21	R: 0 E: 0 K: 0 S: 5	H: 0 LOB: 0 BB: 0 P: 5	R: 0 E: 0 K: 0 S: 5	H: 0 LOB: 0 BB: 0 P: 7	R: 0 E: 0 K: 0 S: 7	H: 1 LOB: 1 BB: 1 P: 13	R: 0 E: 0 K: 0 S: 8	H: 1 LOB: 1 BB: 0 P: 14	R: 0 E: 0 K: 2 S: 14	H: 0 LOB: 2 BB: 1 P: 29	R: 0 E: 0 K: 1 S: 12	H: 2 LOB: 2 BB: 0 P: 20	1B: 6 2B: 1 3B: 0 HR: 0	SF: 0 SAC: 0 DP: 1 HBP: 1	WP: 0 PB: 0 SB: 0 CS: 0	PA: 36
PITCHER	IP WLS BF H R ER SO BB IBB HBP BLK WP HR S P ERA WHIP																					
Bob Ojeda, L (1, 1) ERA: 4.33	7.0 W 28 5 1 1 2 2 0 0 1 1 0 0 57 99 1.29 1.000																					
Jay Howell, R (8, 1) ERA: 2.03	1.1 6 2 0 0 2 0 0 0 0 0 0 0 15 27 0.00 1.500																					
John Candelaria, L (9, 1) ERA: 3.38	0.2 S 2 0 0 0 1 0 0 0 0 0 0 0 6 9 0.00 0.000																					

Philadelphia Phillies @ Los Angeles Dodgers
Dodger Stadium, Los Angeles, CA

Fri May 10 1991, 7:05 PM PDT
Att. 44,255 - Cloudy - 67 F

livebaseballscorecards.com

AB	33
R	1
H	7
RBI	1
BB	2
SO	5
LOB	17



Batter	1	2	3	4	5	6	7	8	9
Brett Butler, L OBP: 0.376, SLG: 0.396 (1, 8)	2-2 FC4-6 G5-3 1B	4-2 FC6-4 BB		4-2 BB		2-1 G3		1-2 FC4-6 1-2f	
Juan Samuel, R OBP: 0.328, SLG: 0.487 (1, 4)	1-1 G5-3 1-2	0-0 FC6-4 1-2f		1-3 K			4-1 FC3-6 BB	0-0 L9	
Darryl Strawberry, L OBP: 0.316, SLG: 0.354 (1, 9)	4-1 FC4-6 BB		2-0 G4-3		1-1 G3		1-2 FC3-6 1-2f HR	2-3 K	
Eddie Murray, S OBP: 0.382, SLG: 0.550 (1, 3)	3-1 FC4-6 1-2f 2-3		3-3 K		1-0 1B 1B		2-1 HR		
Chris Gwynn, L OBP: 0.400, SLG: 0.294 (1, 7)	1-2 G1-3		0-2 1B		3-2 F9		0-2 G5-3		
John Candelaria, L (9, 1)									
Lenny Harris, L OBP: 0.393, SLG: 0.357 (1, 6)		0-0 BB BB G6-4-3 1B	1-2 G4-3		0-0 1-2 1B		0-1 2B		
Mike Scioscia, L OBP: 0.368, SLG: 0.370 (1, 2)		4-1 G6-4-3 1-2 BB BB		4-1 1B BB	0-0 G4-3		4-0 IBB		
Jeff Hamilton, R OBP: 0.286, SLG: 0.298 (1, 5)		4-1 G6-4-3 1-2 2-3 BB		3-2 L4-3 1-2 1B		2-3 K	1-0 P3		
Bob Ojeda, L OBP: 0.300, SLG: 0.300 (1, 1)		1-2 G6-4-3		0-0 L4-3		0-0 L6		1-1 FC4-6 1B	
Jay Howell, R (8, 1)									
Stan Javier, S OBP: 0.286, SLG: 0.333 (8, 7)		1-2f 2-3 3-H		1-2					

Inning Stats	R: 0 E: 0 K: 0 S: 11	H: 1 LOB: 2 BB: 1 P: 22	R: 1 E: 0 K: 0 S: 9	H: 1 LOB: 2 BB: 3 P: 22	R: 0 E: 0 K: 1 S: 10	H: 1 LOB: 1 BB: 0 P: 16	R: 0 E: 0 K: 1 S: 12	H: 1 LOB: 2 BB: 2 P: 24	R: 0 E: 0 K: 0 S: 11	H: 2 LOB: 2 BB: 0 P: 15	R: 0 E: 0 K: 1 S: 6	H: 0 LOB: 0 BB: 0 P: 10	R: 2 E: 0 K: 0 S: 13	H: 2 LOB: 2 BB: 2 P: 25	R: 0 E: 0 K: 1 S: 10	H: 1 LOB: 1 BB: 0 P: 14
1B: 7 2B: 2 3B: 0 HR: 1	SF: 0 SAC: 0 DP: 2 HBP: 0	WP: 0 PA: 39														

PITCHER	IP	WLS	BF	H	R	ER	SO	BB	IBB	HBP	BLK	WP	HR	S	P	ERA	WHIP
Jason Grimsley, R ERA: 3.72 (1, 1)	5.0		25	6	1	1	2	6	0	0	0	0	0	53	99	1.80	2.400
Joe Boever, R ERA: 3.62 (6, 1)	2.0	L	10	2	2	2	1	1	1	0	0	0	1	19	35	9.00	1.500
Darrel Akerfelds, R ERA: 5.66 (8, 1)	0.2		3	1	0	0	0	0	0	0	0	0	0	7	9	0.00	1.500
Wally Ritchie, L ERA: (8, 1)	0.1		1	0	0	0	1	0	0	0	0	0	0	3	5	0.00	0.000

BOTTOM

Philadelphia Phillies @ Los Angeles Dodgers
 Dodger Stadium, Los Angeles, CA
 Fri May 10 1991, 7:05 PM PDT
 Att: 44,255 - Cloudy - 67 F

livebaseballscorecards.com

AB	31
R	3
H	9
RBI	2
BB	8
SO	4
LOB	23



Batter	1	2	3	4	5	6	7	8	9	AB R H RBI BB SO LOB	TOP		
Mickey Morandini, L (1, 4) OBP: 0.281, SLG: 0.233 Jim Lindeman, R (8, PH) OBP: 0.444, SLG: 0.444 (8, 7)	1-1 G5-3		0-1 G5-3		2-2 F7			2-3 K		3 0 0 0 0 0 0 1 0 0 0 0 1 0	Philadelphia Phillies @ Los Angeles Dodgers Dodger Stadium, Los Angeles, CA Sat May 11 1991, 7:05 PM PDT Att. 40,335 - Sunny - 66 F		
John Morris, L (1, 7) OBP: 0.333, SLG: 0.409 Randy Ready, R (8, PH) OBP: 0.443, SLG: 0.333 (8, 4)	2-3 K		1-1 1B			0-0 F8		4-1 BB		3 0 1 0 0 1 0 0 0 0 0 1 0 0			
Von Hayes, L (1, 8) OBP: 0.282, SLG: 0.227	0-0 G3		2-1 F9			2-3 K		0-0 G6-4-3		4 0 0 0 0 1 2			
Dale Murphy, R (1, 9) OBP: 0.348, SLG: 0.466		3-1 G5-3	1-2 P4			0-0 1B		1-0 HR		4 1 2 1 0 0 1			
Ricky Jordan, R (1, 3) OBP: 0.373, SLG: 0.656		1-2 1B		1-0 G6-3		0-1 FC5-4		0-0 G3-1		4 0 1 0 0 0 1			
Charlie Hayes, R (1, 5) OBP: 0.259, SLG: 0.421		1-2 2B		0-0 1B			0-0 G5-3		1-3 K	4 1 1 0 0 1 1			
Darrin Fletcher, L (1, 2) OBP: 0.222, SLG: 0.333		2-2 2B		2-0 L6-3			0-0 F8		1-2 G1-3	4 0 1 1 0 0 1			
Dickie Thon, R (1, 6) OBP: 0.343, SLG: 0.385		4-0 IBB			1-3 K		3-2 1B			2 0 1 0 1 1 0			
Pat Combs, L (1, 1) OBP: 0.375, SLG: 0.286 Wally Backman, S (7, PH) OBP: 0.333, SLG: 0.238 Roger McDowell, R (7, 1)	1-3 K				1-2 G3-1		2-0 F7			2 0 0 0 0 1 2 1 0 0 0 0 0 1 0 0 0 0 0 0 0			
Inning Stats	R: 0 H: 0 E: 0 LOB: 0 K: 1 BB: 0 S: 6 P: 9	R: 1 H: 2 E: 0 LOB: 2 K: 1 BB: 1 S: 15 P: 27	R: 0 H: 1 E: 0 LOB: 1 K: 0 BB: 0 S: 9 P: 13	R: 0 H: 1 E: 0 LOB: 0 K: 0 BB: 0 S: 3 P: 6	R: 0 H: 0 E: 0 LOB: 0 K: 1 BB: 0 S: 11 P: 15	R: 0 H: 1 E: 0 LOB: 1 K: 1 BB: 0 S: 7 P: 9	R: 0 H: 1 E: 0 LOB: 1 K: 0 BB: 0 S: 8 P: 13	R: 0 H: 0 E: 0 LOB: 0 K: 1 BB: 1 S: 5 P: 11	R: 1 H: 1 E: 0 LOB: 0 K: 1 BB: 0 S: 9 P: 12	1B: 5 SF: 0 2B: 2 SAC: 0 3B: 0 DP: 2 HR: 1 HBP: 0	WP: 0 PA: 34 PB: 0 SB: 0 CS: 0		
PITCHER	IP WLS BF H R ER SO BB IBB HBP BLK WP HR S P ERA WHIP											PITCHER	IP WLS BF H R ER SO BB IBB HBP BLK WP HR S P ERA WHIP
Mike Morgan, R (1, 1) ERA: 1.38	7.0 W 27 6 1 1 4 0 1 0 0 0 0 0 59 92 1.29 0.857												
John Candelaria, L (8, 1) ERA: 2.84	1.0 3 0 0 0 1 1 0 0 0 0 0 0 5 11 0.00 1.000												
Jay Howell, R (9, 1) ERA: 2.51	1.0 S 4 1 1 1 1 0 0 0 0 0 0 1 9 12 9.00 1.000												

livebaseballscorecards.com

AB 32
R 2
H 7
RBI 2
BB 2
SO 6
LOB 9



Batter	1	2	3	4	5	6	7	8	9
Brett Butler, L OBP: 0.377, SLG: 0.391 (1, 8)	4-0 1B BB		2-2 L5		1-1 B1-3		2-2 G4-3 SH3-4 1B	2-0 G4-3	
Juan Samuel, R OBP: 0.328, SLG: 0.483 (1, 4)	0-3 SAFE		0-0 G5-3		2-0 S E 1B		0-0 SH3-4		
Darryl Strawberry, L OBP: 0.314, SLG: 0.350 (1, 9)	2-1 S 1B		0-0 F7		1-3 K		0-2 G4-3		
Eddie Murray, S OBP: 0.387, SLG: 0.542 (1, 3)	1-3 K			0-2 S E S 1B 1B	1-0 E5		4-0 IBB		
Gary Carter, R OBP: 0.211, SLG: 0.389 (1, 2)	0-1 G5-3			3-3 K2-3	0-2 G1-3		0-2 G4-3		
Mike Scioscia, L OBP: 0.365, SLG: 0.366 (7, PH) (8, 2)									
Stan Javier, S OBP: 0.313, SLG: 0.355 (1, 7)		3-2 FC1-4 1B		0-2 E S 1B		2-0 P3		2-1 G4-3	
Jeff Hamilton, R OBP: 0.269, SLG: 0.280 (1, 5)		3-0 P2		3-3 K		2-3 K		1-0 2B 1B	
Lenny Harris, L OBP: 0.403, SLG: 0.368 (8, PH) (9, 5)				1-3 K					
Jose Offerman, S OBP: 0.500, SLG: 0.667 (1, 6)		1-2 SAFE FC1-4		4-1 BB		0-0 2B		1-3 H	
Mike Morgan, R OBP: 0.118, SLG: 0.118 (1, 1)		1-2 G1-3		0-1 G6-3		0-3 K2-3		0-1 H 2B	
John Candelaria, L OBP: 0.429, SLG: 0.389 (8, PH)									
Chris Gwynn, L OBP: 0.429, SLG: 0.389 (8, PH)									
Jay Howell, R OBP: 0.429, SLG: 0.389 (9, 1)									

Inning Stats	R: 0	H: 1	E: 0	LOB: 2	K: 2	BB: 1	S: 11	P: 18
	R: 0	H: 1	E: 0	LOB: 1	K: 0	BB: 0	S: 11	P: 19
	R: 0	H: 0	E: 0	LOB: 0	K: 0	BB: 0	S: 5	P: 7
	R: 1	H: 2	E: 0	LOB: 2	K: 2	BB: 1	S: 17	P: 27
	R: 1	H: 1	E: 1	LOB: 1	K: 1	BB: 0	S: 10	P: 15
	R: 0	H: 1	E: 0	LOB: 1	K: 2	BB: 0	S: 9	P: 13
	R: 0	H: 1	E: 0	LOB: 2	K: 0	BB: 1	S: 11	P: 17
	R: 1	H: 2	E: 0	LOB: 1	K: 1	BB: 0	S: 9	P: 15

PITCHER	IP	WLS	BF	H	R	ER	SO	BB	IBB	HBP	BLK	WP	HR	S	P	ERA	WHIP
Pat Combs, L ERA: 4.5 (1, 1)	6.0	L	27	6	2	0	7	2	0	0	0	0	0	63	99	0.00	1.333
Roger McDowell, R ERA: 1.07 (7, 1)	2.0		10	3	1	1	1	0	1	0	0	0	0	20	32	4.50	1.500

BOTTOM

Philadelphia Phillies @ Los Angeles Dodgers
 Dodger Stadium, Los Angeles, CA

Sat May 11 1991, 7:05 PM PDT
 Att. 40,335 - Sunny - 66 F

AB	33
R	3
H	9
RBI	2
BB	3
SO	8
LOB	20



Inning Stats	1B: 7	SF: 0	2B: 2	SAC: 1	3B: 0	DP: 0	HR: 0	HBP: 0
	1B: 0	SF: 0	2B: 0	SAC: 0	3B: 0	DP: 0	HR: 0	HBP: 0
	1B: 0	SF: 0	2B: 0	SAC: 0	3B: 0	DP: 0	HR: 0	HBP: 0
	1B: 0	SF: 0	2B: 0	SAC: 0	3B: 0	DP: 0	HR: 0	HBP: 0
	1B: 0	SF: 0	2B: 0	SAC: 0	3B: 0	DP: 0	HR: 0	HBP: 0
	1B: 0	SF: 0	2B: 0	SAC: 0	3B: 0	DP: 0	HR: 0	HBP: 0
	1B: 0	SF: 0	2B: 0	SAC: 0	3B: 0	DP: 0	HR: 0	HBP: 0
	1B: 0	SF: 0	2B: 0	SAC: 0	3B: 0	DP: 0	HR: 0	HBP: 0

PITCHER	IP	WLS	BF	H	R	ER	SO	BB	IBB	HBP	BLK	WP	HR	S	P	ERA	WHIP
Pat Combs, L ERA: 4.5 (1, 1)	6.0	L	27	6	2	0	7	2	0	0	0	0	0	63	99	0.00	1.333
Roger McDowell, R ERA: 1.07 (7, 1)	2.0		10	3	1	1	1	0	1	0	0	0	0	20	32	4.50	1.500

Batter	1	2	3	4	5	6	7	8	9	AB R H RBI BB SO LOB	TOP		
Von Hayes, L OBP: 0.287, SLG: 0.245 (1, 8)										5 2 2 0 0 0 3	Philadelphia Phillies @ Los Angeles Dodgers Dodger Stadium, Los Angeles, CA Sun May 12 1991, 3:33 AM PDT Att. 33,208 - Cloudy - 72 F		
Wally Backman, S OBP: 0.339, SLG: 0.239 (1, 4)										4 1 1 0 1 0 0			
Ricky Jordan, R OBP: 0.361, SLG: 0.647 (1, 3)										4 0 1 1 0 1 2			
Dale Murphy, R OBP: 0.342, SLG: 0.454 (1, 9)										5 1 1 0 0 0 1			
Charlie Hayes, R OBP: 0.273, SLG: 0.419 (1, 5)										3 0 1 1 2 0 0			
Dickie Thon, R OBP: 0.346, SLG: 0.385 (1, 6)										5 2 2 1 0 1 2			
Darrin Fletcher, L OBP: 0.308, SLG: 0.462 (1, 2)										4 1 2 2 0 0 2			
John Morris, L OBP: 0.321, SLG: 0.385 (1, 7)										4 0 1 0 0 1 2			
Jose De Jesus, R OBP: 0.308, SLG: 0.250 Wally Ritchie, L Roger McDowell, R Mitch Williams, L (1, 1) (6, 1) (7, 1) (9, 1)										3 0 2 1 0 1 1 0 0 0 0 0 0 0 1 0 0 0 0 0 0 0 0 0 0 0 0 0			
Inning Stats	R: 5 H: 8 E: 0 LOB: 2 K: 0 BB: 0 S: 31 P: 46	R: 0 H: 0 E: 0 LOB: 0 K: 0 BB: 0 S: 6 P: 12	R: 0 H: 0 E: 0 LOB: 1 K: 0 BB: 1 S: 9 P: 16	R: 1 H: 2 E: 0 LOB: 1 K: 0 BB: 0 S: 13 P: 22	R: 1 H: 2 E: 0 LOB: 1 K: 1 BB: 0 S: 10 P: 14	R: 0 H: 0 E: 0 LOB: 0 K: 0 BB: 0 S: 5 P: 5	R: 0 H: 0 E: 0 LOB: 1 K: 1 BB: 1 S: 10 P: 19	R: 0 H: 1 E: 1 LOB: 2 K: 2 BB: 1 S: 13 P: 23	R: 0 H: 0 E: 0 LOB: 0 K: 0 BB: 0 S: 4 P: 8	1B: 10 SF: 1 2B: 3 SAC: 0 3B: 0 DP: 0 HR: 0 HBP: 0	WP: 2 PA: 42 PB: 0 SB: 3 CS: 0		
PITCHER	IP WLS BF H R ER SO BB IBB HBP BLK WP HR S P ERA WHIP											PITCHER	IP WLS BF H R ER SO BB IBB HBP BLK WP HR S P ERA WHIP
Tim Belcher, R ERA: 3.41 (1, 1)	0.2 L 7 6 5 5 0 0 0 0 0 0 0 0 22 32 67.50 9.000												
Tim Crews, R ERA: 4.82 (1, 1)	3.1 15 4 1 1 0 1 0 0 0 0 0 0 37 64 2.70 1.500												
Mike Hartley, R ERA: 1.93 (5, 1)	3.0 12 2 1 1 2 1 0 0 0 0 2 0 25 38 3.00 1.000												
Jim Gott, R ERA: 1.72 (8, 1)	2.0 8 1 0 0 2 1 0 0 0 0 0 0 17 31 0.00 1.000												

livebaseballscorecards.com

AB	38
R	7
H	13
RBI	6
BB	3
SO	4
LOB	13



Batter	1	2	3	4	5	6	7	8	9	AB	R	H	RBI	BB	SO	LOB						
Brett Butler, L OBP: 0.370, SLG: 0.377 (1, 8)	2-2 L5	0-1 FC4-6							0-2 G1-3	4	1	0	1	1	0	2						
Juan Samuel, R OBP: 0.331, SLG: 0.483 (1, 4)	2-0 P2	2-3 K							2-3 K	4	1	1	0	1	2	2						
Darryl Strawberry, L OBP: 0.333, SLG: 0.353 (1, 9)	4-2 1B								2-3 K	2	0	1	1	3	1	0						
Eddie Murray, S OBP: 0.392, SLG: 0.540 (1, 3)	3-1 1B									4	0	2	1	0	0	3						
Chris Gwynn, L OBP: 0.400, SLG: 0.333 Jim Gott, R (8, 1)	1-3 K									3	0	0	0	1	1	5						
Lenny Harris, L OBP: 0.379, SLG: 0.344 (1, 5)										0	0	0	0	0	0	0						
Mike Scioscia, L OBP: 0.367, SLG: 0.361 Gary Carter, R OBP: 0.190, SLG: 0.350 (6, PH) (7, 2)										4	0	0	0	0	3	4						
Jose Offerman, S OBP: 0.375, SLG: 0.333 (1, 6)										1	1	0	0	1	1	0						
Tim Belcher, R OBP: 0.182, SLG: 0.273 Tim Crews, R Jose Gonzalez, R Mike Hartley, R Barry Lyons, R Stan Javier, S OBP: 0.303, SLG: 0.344 (1, 1) (1, 1) (4, PH) (5, 1) (7, PH) (8, 7)										2	0	0	0	0	0	0						
Inning Stats	R: 0 E: 0 K: 15	H: 1 LOB: 2 BB: 1 P: 27	R: 1 E: 0 K: 10	H: 0 LOB: 2 BB: 3 P: 26	R: 0 E: 0 K: 13	H: 0 LOB: 1 BB: 1 P: 21	R: 0 E: 0 K: 8	H: 0 LOB: 0 BB: 0 P: 14	R: 1 E: 0 K: 12	H: 0 LOB: 1 BB: 3 P: 25	R: 0 E: 0 K: 7	H: 0 LOB: 0 BB: 0 P: 11	R: 1 E: 0 K: 17	H: 3 LOB: 3 BB: 1 P: 29	R: 0 E: 0 K: 6	H: 0 LOB: 0 BB: 0 P: 10	R: 0 E: 0 K: 12	H: 0 LOB: 0 BB: 0 P: 16	1B: 3 2B: 1 3B: 0 HR: 0	SF: 0 SAC: 0 DP: 1 HBP: 0	WP: 1 PB: 0 SB: 1 CS: 0	PA: 39

BOTTOM

Philadelphia Phillies @ Los Angeles Dodgers
Dodger Stadium, Los Angeles, CA

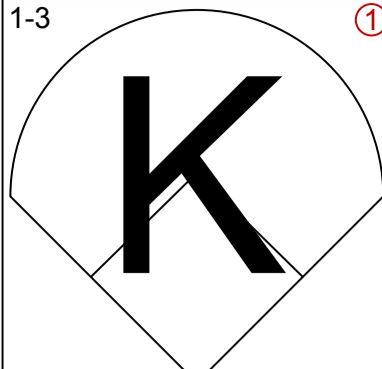
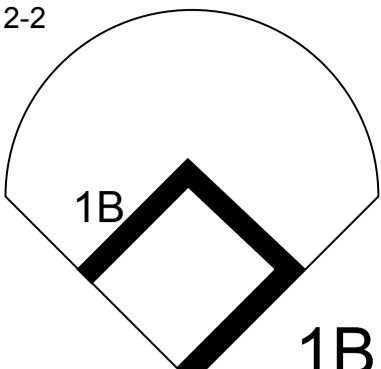
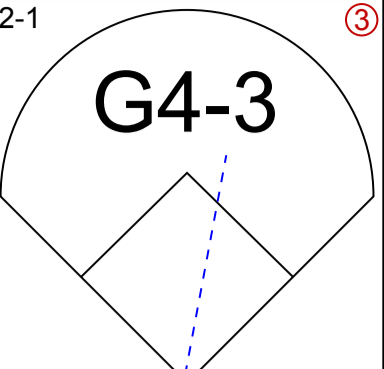
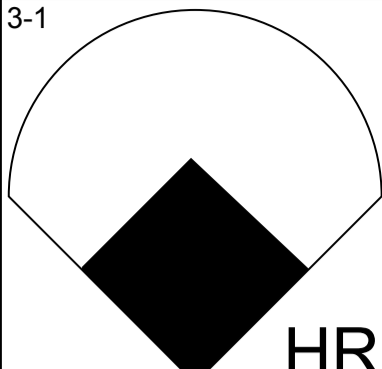
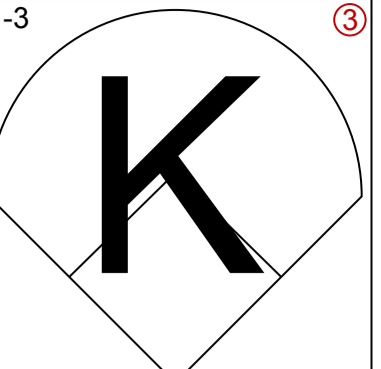
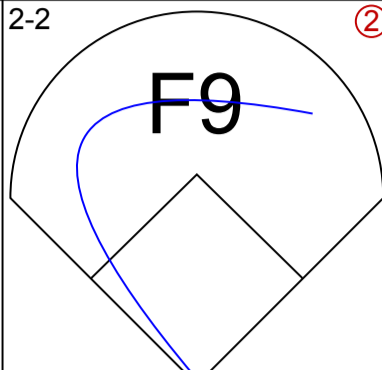
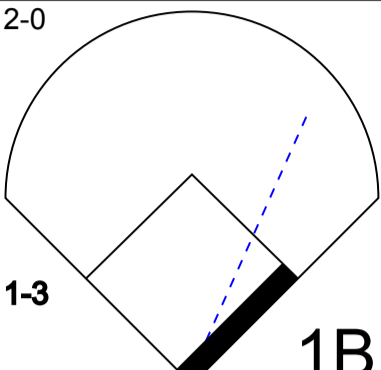
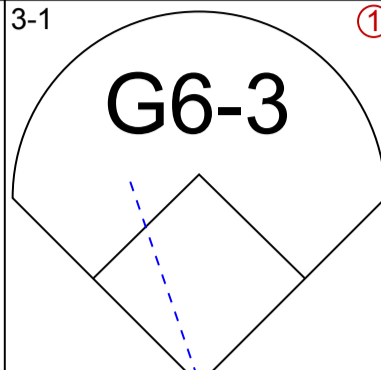
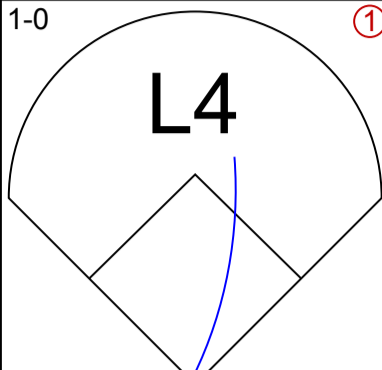
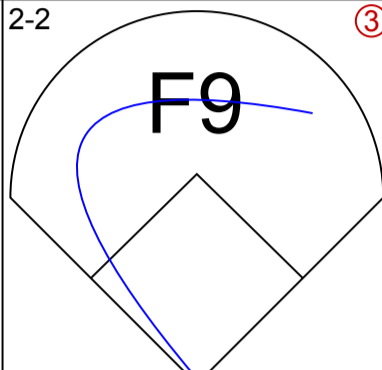
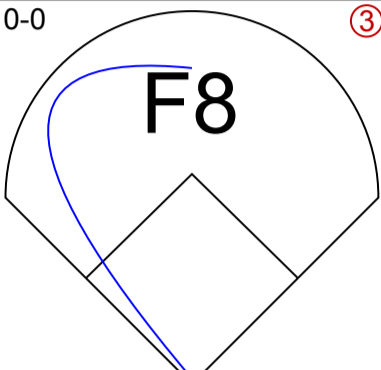
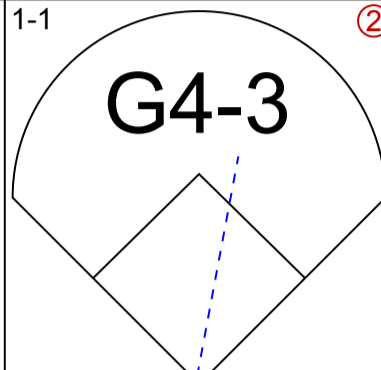
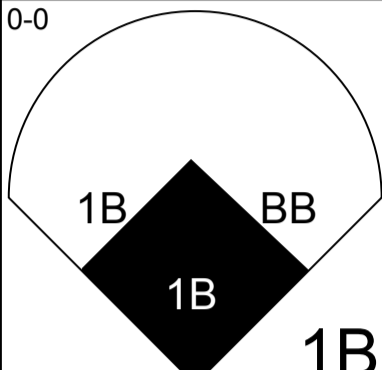
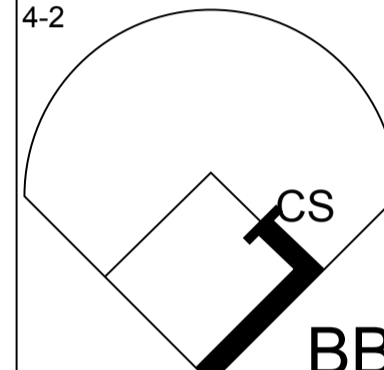
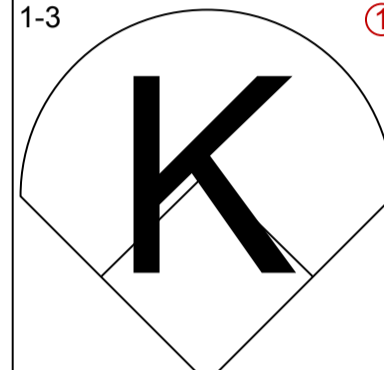
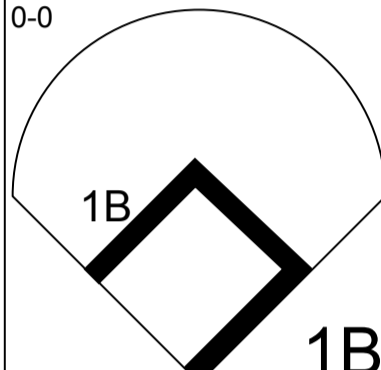
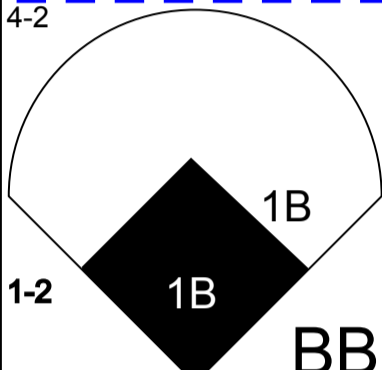
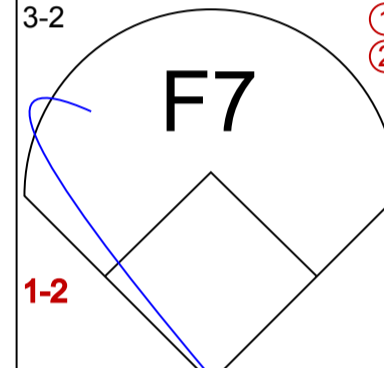
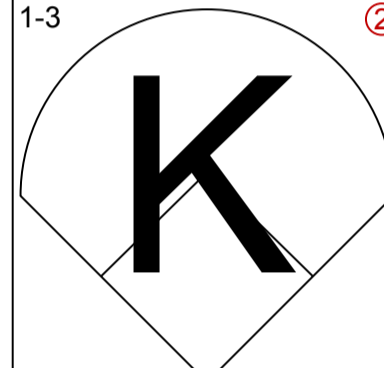
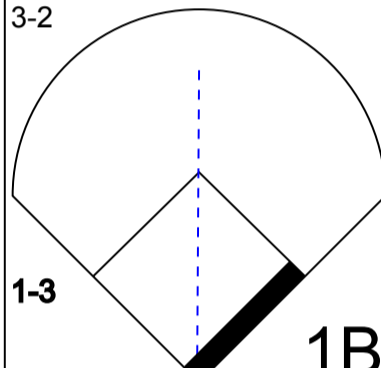
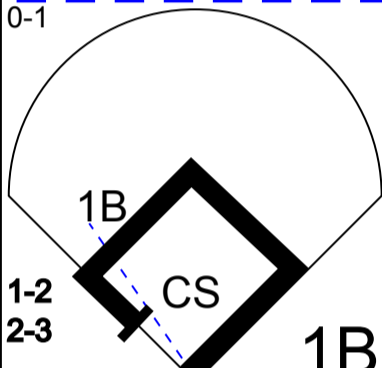
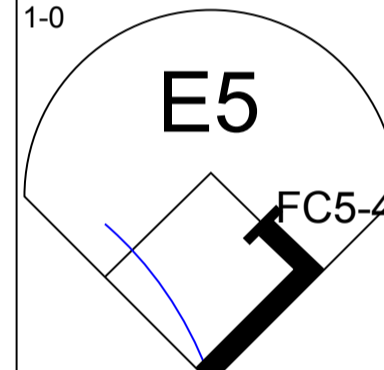
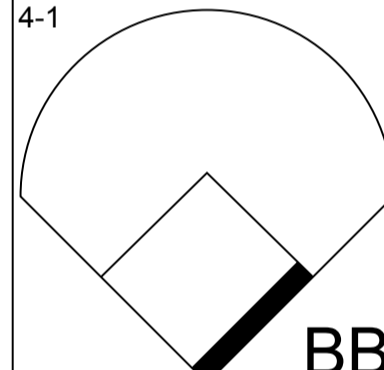
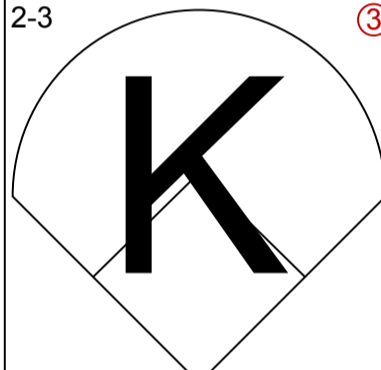
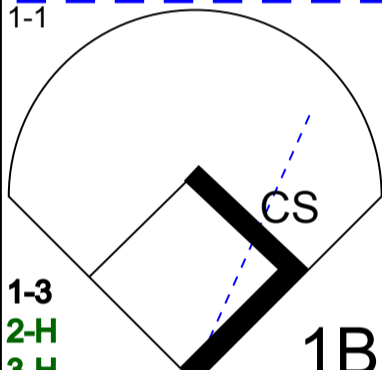
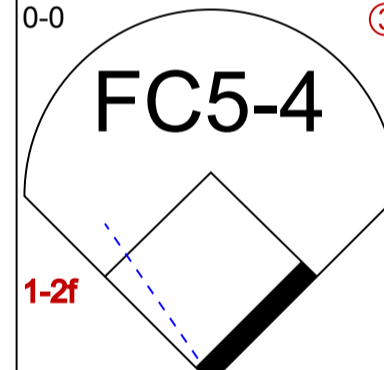
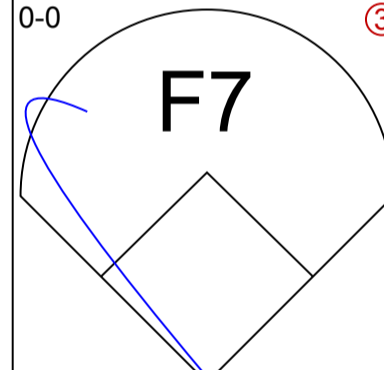
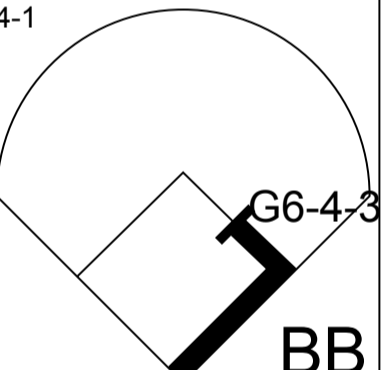
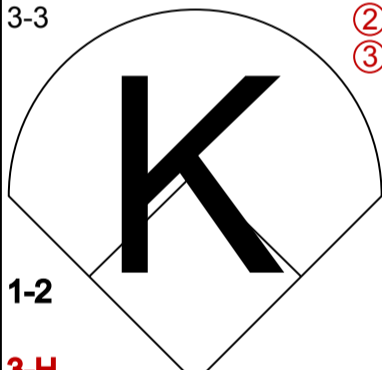
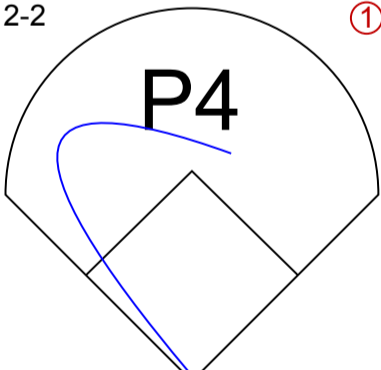
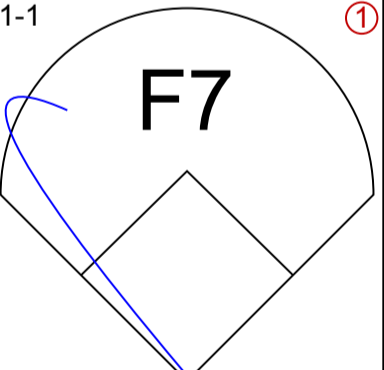
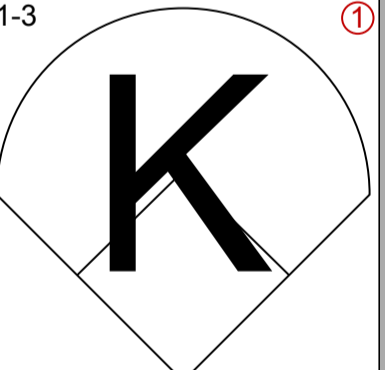
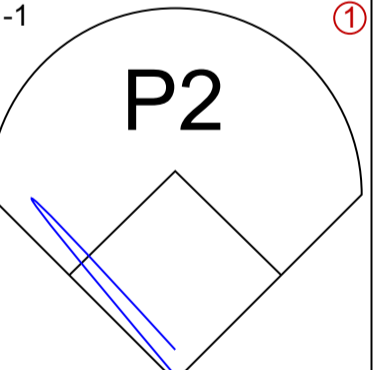
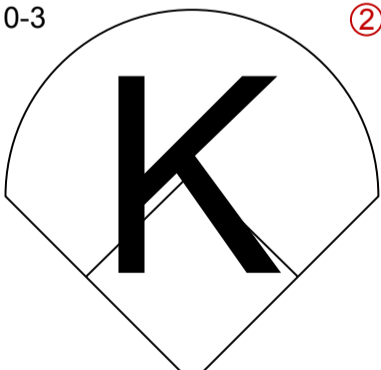
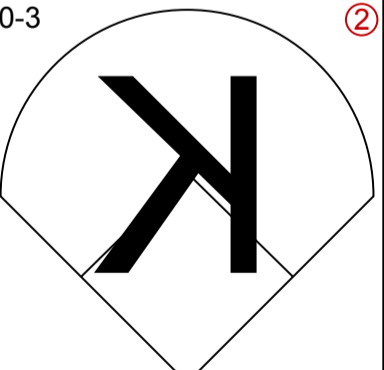
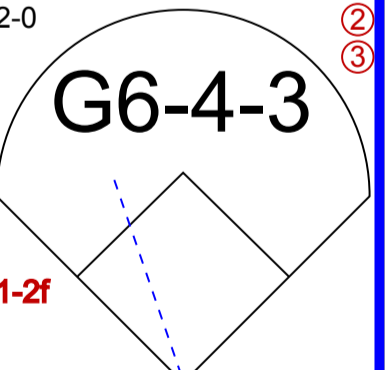
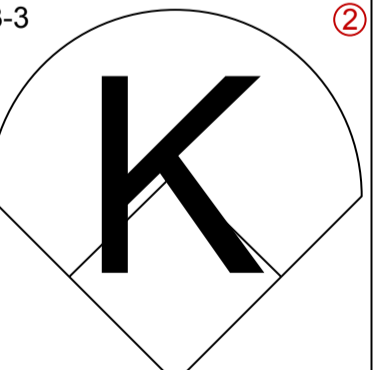
Sun May 12 1991, 3:33 AM PDT
Att: 33,208 - Cloudy - 72 F

livebaseballscorecards.com

AB 30
R 3
H 4
RBI 3
BB 9
SO 9
LOB 16



	PITCHER	IP	WLS	BF	H	R	ER	SO	BB	IBB	HBP	BLK	WP	HR	S	P	ERA	WHIP
Jose De Jesus, R ERA: 5.22 (1, 1)	5.0		23	1	2	2	5	8	0	0	0	0	1	0	58	113	3.60	1.800
Wally Ritchie, L ERA: 3.86 (6, 1)	1.2		7	2	1	1	1	0	0	0	0	0	0	0	16	24	5.40	1.200
Roger McDowell, R ERA: 1.01 (7, 1)	1.1		6	1	0	0	1	1	0	0	0	0	0	0	14	26	0.00	1.500
Mitch Williams, L ERA: 2.12 (9, 1)	1.0		3	0	0	0	2	0	0	0	0	0	0	0	12	16	0.00	0.000

Batter	1	2	3	4	5	6	7	8	9	AB R H RBI BB SO LOB	TOP											
Delino DeShields, L OBP: 0.368, SLG: 0.438 (1, 4)	1-3 		2-2 		2-1 			3-1 	1-3 	5 1 2 1 0 2 0	Montreal Expos @ Los Angeles Dodgers Dodger Stadium, Los Angeles, CA Mon May 13 1991, 7:05 PM PDT Att. 26,495 - Sunny - 63 F											
Marquis Grissom, R OBP: 0.341, SLG: 0.500 (1, 8)	2-2 		2-0 			3-1 		1-0 		4 0 1 0 0 0 0												
Ivan Calderon, R OBP: 0.358, SLG: 0.471 (1, 7)	2-2 		0-0 			1-1 		0-0 		4 1 1 0 0 0 2												
Tim Wallach, R OBP: 0.308, SLG: 0.339 (1, 5)		4-2 		1-3 		0-0 		4-2 		2 1 1 0 2 1 0												
Larry Walker, L OBP: 0.304, SLG: 0.402 (1, 9)		3-2 		1-3 		3-2 		0-1 		4 0 2 0 0 1 1												
Andres Galarraga, R OBP: 0.342, SLG: 0.373 (1, 3)		1-0 		4-1 		2-3 		1-1 		3 0 1 2 1 1 2												
Ron Hassey, L OBP: 0.357, SLG: 0.361 (1, 2)		0-0 		0-0 			4-1 	3-3 		3 0 0 0 1 1 4												
Gilberto Reyes, R OBP: 0.407, SLG: 0.377 (8, 2)										0 0 0 0 0 0 0												
Spike Owen, S OBP: 0.300, SLG: 0.300 (1, 6)		2-2 		1-1 		1-3 		1-1 		4 0 0 0 0 1 1												
Oil Can Boyd, R OBP: 0.154, SLG: 0.083 (1, 1)		0-3 		0-3 		2-0 		3-3 		2 0 0 0 0 2 0												
Eric Bullock, L OBP: 0.250, SLG: 0.250 (7, PH)										1 0 0 0 0 0 1												
Steve Frey, R (7, 1)										0 0 0 0 0 0 0												
Bill Sampen, R OBP: 0.750, SLG: 0.750 (8, 1)										0 0 0 0 0 0 0												
Dave Martinez, L OBP: 0.260, SLG: 0.278 (9, PH)										1 0 0 0 0 1 0												
Inning Stats	R: 0 E: 0 K: 1 S: 10	H: 0 LOB: 0 BB: 0 P: 15	R: 0 E: 1 K: 0 S: 7	H: 0 LOB: 1 BB: 1 P: 15	R: 0 E: 0 K: 1 S: 13	H: 2 LOB: 2 BB: 0 P: 17	R: 0 E: 0 K: 2 S: 8	H: 0 LOB: 1 BB: 1 P: 14	R: 0 E: 0 K: 1 S: 7	H: 0 LOB: 0 BB: 0 P: 10	R: 0 E: 0 K: 1 S: 12	H: 2 LOB: 2 BB: 0 P: 20	R: 0 E: 0 K: 1 S: 5	H: 0 LOB: 0 BB: 1 P: 12	R: 3 E: 0 K: 1 S: 14	H: 4 LOB: 2 BB: 1 P: 26	R: 0 E: 0 K: 2 S: 9	H: 0 LOB: 0 BB: 0 P: 14	1B: 7 2B: 1 3B: 0 HR: 1	SF: 0 SAC: 0 DP: 2 HBP: 0	WP: 0 PB: 0 SB: 0 CS: 3	PA: 37
PITCHER	IP WLS BF H R ER SO BB IBB HBP BLK WP HR S P ERA WHIP																					
Ramon Martinez, R ERA: 1.72 (1, 1)	7.1 W 30 6 2 2 7 3 0 0 0 0 0 1 66 111 2.46 1.227																					
Jim Gott, R ERA: 2.3 (8, 1)	0.0 1 0 0 0 0 1 0 0 0 0 0 0 3 7 ∞ ∞																					
John Candelaria, L ERA: 2.84 (8, 1)	0.0 1 1 0 0 0 0 0 0 0 0 0 0 2 2 ∞ ∞																					
Jay Howell, R ERA: 2.25 (8, 1)	1.2 S 5 1 1 1 3 0 0 0 0 0 0 0 14 23 5.40 0.600																					

AB	33
R	3
H	8
RBI	3
BB	4
SO	10
LOB	11



WP: 0	PA: 37
PB: 0	
SB: 0	
CS: 3	

ERA	WHIP

Batter	1	2	3	4	5	6	7	8	9
Brett Butler, L OBP: 0.366, SLG: 0.368 (1, 8)	2-3 K		3-2 G3			2-2 F7		4-2 1B WP BB	
Juan Samuel, R OBP: 0.336, SLG: 0.484 (1, 4)	2-0 F9			0-1 F9		1-2 2B 1B		1-0 1-3 WP 1B	
Darryl Strawberry, L OBP: 0.339, SLG: 0.362 (1, 9)	1-2 G4-3			0-1 2B		4-2 2B BB		1-1 F7	
Eddie Murray, S OBP: 0.396, SLG: 0.544 (1, 3)		0-0 F7		1-3 K		1-1 1-H 2-H HR 2B		4-0 HR IBB	
Kal Daniels, L OBP: 0.271, SLG: 0.371 (1, 7)		1-2 P5		2-3 K		2-1 2-H HR		2-0 1-H 2-H HR	
Jose Gonzalez, R (7, 7)									
Chris Gwynn, L OBP: 0.423, SLG: 0.500 (8, PH) (9, 7)									
Lenny Harris, L OBP: 0.386, SLG: 0.344 (1, 5)		2-0 1B			1-2 G4-3	0-0 G4-3		4-2 P6 BB	
Mike Scioscia, L OBP: 0.363, SLG: 0.356 (1, 2)		0-1 F7			2-1 G6-4-3 1B		1-1 G3	0-1 P6	
Jose Offerman, S OBP: 0.273, SLG: 0.222 (1, 6)			1-2 F8		0-0 G6-4-3		3-2 F9		
Ramon Martinez, R OBP: 0.250, SLG: 0.211 (1, 1)			2-1 F7			1-3 K	3-2 G6-3		
Jim Gott, R (8, 1)									
John Candelaria, L (8, 1)									
Jay Howell, R (8, 1)									

Inning Stats	R: 0	H: 0	E: 0	K: 1	S: 8	R: 0	H: 1	E: 0	K: 0	S: 7	R: 0	H: 0	E: 0	K: 0	S: 12	R: 0	H: 1	E: 0	K: 2	S: 11	R: 0	H: 1	E: 0	K: 0	S: 7	R: 4	H: 3	E: 0	K: 1	S: 19	R: 0	H: 0	E: 0	K: 0	S: 11	R: 4	H: 2	E: 0	K: 0	S: 11
	LOB: 0	BB: 0	P: 13	LOB: 1	BB: 0	P: 10	LOB: 0	BB: 0	P: 18	LOB: 1	BB: 1	LOB: 0	BB: 0	P: 10	LOB: 0	BB: 0	LOB: 0	BB: 0	P: 10	LOB: 0	BB: 1	LOB: 0	BB: 0	P: 18	LOB: 0	BB: 1	LOB: 0	BB: 0	P: 18	LOB: 0	BB: 0	P: 18	LOB: 0	BB: 3	P: 27	LOB: 0	BB: 0	P: 27		

PITCHER	IP	WLS	BF	H	R	ER	SO	BB	IBB	HBP	BLK	WP	HR	S	P	ERA	WHIP
Oil Can Boyd, R ERA: 4.75 (1, 1)	6.0	L	24	6	4	4	4	1	0	0	0	0	1	64	95	6.00	1.167
Steve Frey, L ERA: 6.0 (7, 1)	1.1		7	1	3	3	0	1	1	0	0	1	0	16	33	20.25	1.500
Bill Sampen, R ERA: 2.77 (8, 1)	0.2		3	1	1	1	0	1	0	0	0	0	1	6	12	13.50	3.000

BOTTOM

Montreal Expos @ Los Angeles Dodgers
Dodger Stadium, Los Angeles, CA

Mon May 13 1991, 7:05 PM PDT
Att: 26,495 - Sunny - 63 F

AB	R	H	RBI	BB	SO	LOB
3	1	0	0	1	1	0
4	2	2	0	0	0	0
3	1	1	0	1	0	1
3	2	1	2	1	1	1
3	1	1	2	0	1	1
0	0	0	0	0	0	0
1	1	1	3	0	0	0
3	0	1	0	1	0	0
4	0	1	0	0	0	2
3	0	0	0	0	0	1
3	0	0	0	0	1	0
0	0	0	0	0	0	0
0	0	0	0	0	0	0
0	0	0	0	0	0	0

AB	30
R	8
H	8
RBI	7
BB	4
SO	4
LOB	6

livebaseballscorecards.com

WP	PA
1	34



Batter	1	2	3	4	5	6	7	8	9	AB R H RBI BB SO LOB	TOP											
Delino DeShields, L (1, 4) OBP: 0.370, SLG: 0.426	0-0 B5-3		3-2 F7		4-2 1B S BB		2-2 G3		4-1 1-2 BB	3 0 0 0 2 0 2	Montreal Expos @ Los Angeles Dodgers Dodger Stadium, Los Angeles, CA Tue May 14 1991, 7:05 PM PDT Att. 27,625 - Sunny - 66 F											
Marquis Grissom, R (1, 8) OBP: 0.354, SLG: 0.511	2-1 G3		2-1 1-3 2B		1-1 1-3 1B		4-1 1B BB		0-3 K	4 0 2 0 1 1 2												
Ivan Calderon, R (1, 7) OBP: 0.362, SLG: 0.468 Tim Burke, R (7, 1)	4-2 S BB		0-2 G3		0-1 G6-3		0-0 1-3 1B		0-3 K	3 0 1 1 1 0 4 0 0 0 0 0 0 0 0 0 0 0 0 0 0 1 0 0 0 0 1 2												
Ron Hassey, L (9, PH) OBP: 0.349, SLG: 0.351	3-2 1-2 G5-3						1-0 F8		1-0 F9	4 0 0 0 0 1 3												
Tim Wallach, R (1, 5) OBP: 0.299, SLG: 0.328							1-2 F7		1-3 K	3 0 0 0 0 1 1 0												
Larry Walker, L (1, 9) OBP: 0.302, SLG: 0.389							1-3 K		1-3 K	4 0 0 0 0 3 1												
Andres Galarraga, R (1, 3) OBP: 0.330, SLG: 0.358							4-1 S 1B BB		2-2 G4-3	2 0 0 0 0 0 1 0 0 0 0 0 0 0 0 1 0 0 1 0 0 1 0 0 0 0 0 0												
Tom Foley, L (1, 6) OBP: 0.250, SLG: 0.324 Steve Frey, R (4, 1)							3-3 K		0-0 BB 1B	3 0 0 0 0 1 1 1 0 1 0 0 0 0												
Eric Bullock, L (7, PH) OBP: 0.286, SLG: 0.250 Dave Martinez, L (7, 7) OBP: 0.256, SLG: 0.274							1-1 G4-3		1-0 L7	1 0 0 0 0 0 0 3 1 1 1 0 0 1												
Gilberto Reyes, R (1, 2) OBP: 0.387, SLG: 0.357 Junior Noboa, R (9, PH) OBP: 0.346, SLG: 0.400																						
Mark Gardner, R (1, 1) Spike Owen, S (4, 6) OBP: 0.301, SLG: 0.301																						
Inning Stats	R: 0 E: 0 K: 0 S: 12	H: 0 LOB: 1 BB: 1 P: 21	R: 0 E: 0 K: 0 S: 10	H: 0 LOB: 0 BB: 0 P: 14	R: 0 E: 1 K: 0 S: 12	H: 1 LOB: 2 BB: 0 P: 19	R: 0 E: 0 K: 2 S: 10	H: 0 LOB: 1 BB: 1 P: 16	R: 0 E: 0 K: 1 S: 11	H: 1 LOB: 2 BB: 1 P: 19	R: 0 E: 0 K: 1 S: 7	H: 0 LOB: 0 BB: 0 P: 10	R: 2 E: 0 K: 1 S: 13	H: 2 LOB: 2 BB: 2 P: 27	R: 0 E: 0 K: 2 S: 9	H: 0 LOB: 0 BB: 0 P: 13	R: 0 E: 0 K: 2 S: 9	H: 1 LOB: 2 BB: 1 P: 14	1B: 4 2B: 1 3B: 0 HR: 0	SF: 0 SAC: 0 DP: 0 HBP: 0	WP: 1 PB: 0 SB: 3 CS: 0	PA: 39
PITCHER	IP WLS BF H R ER SO BB IBB HBP BLK WP HR S P ERA WHIP																					
Kevin Gross, R (1, 1) ERA: 5.79	6.0 W 24 2 0 0 3 3 0 0 0 0 0 0 62 99 0.00 0.833																					
Mike Hartley, R (7, 1) ERA: 2.79	0.2 6 2 2 2 1 2 0 0 0 1 0 12 25 27.00 6.000																					
Jim Gott, R (7, 1) ERA: 2.0	2.1 S 9 1 0 0 4 1 0 0 0 0 0 19 29 0.00 0.857																					

livebaseballscorecards.com

AB	33
R	2
H	5
RBI	2
BB	6
SO	8
LOB	17



Batter	1	2	3	4	5	6	7	8	9
Brett Butler, L OBP: 0.382, SLG: 0.375 (1, 8)	4-2 BB 1B BB		1-0 1B S 1B	2-2 E4 1B PB 1B		4-2 1B BB		1-3 K	
Juan Samuel, R OBP: 0.356, SLG: 0.496 (1, 4)	4-2 G3-6-1 1B 1-2 BB		2-1 SAFE 1-3 1B	1-1 PB 1B		0-2 SAFE 1-3 1B			
Darryl Strawberry, L OBP: 0.344, SLG: 0.361 (1, 9)	2-1 G3-6-1 1-2 2-H 1B		2-2 G3 1-2	4-0 G6-4-3 1-2 3-H BB		2-2 F8			
Eddie Murray, S OBP: 0.390, SLG: 0.532 (1, 3)	1-0 G3-6-1 1-2 2-3		3-2 1B	0-2 G6-4-3		1-2 G3			
Kal Daniels, L OBP: 0.288, SLG: 0.367 (1, 7)	0-3 K		1-2 F7		1-0 F9		3-3 K		
Chris Gwynn, L OBP: 0.407, SLG: 0.478 (1, PH)									
Jose Gonzalez, R (5, PH)									
Lenny Harris, L OBP: 0.378, SLG: 0.338 (1, 5)		3-2 K BB 1B		3-1 G3	2-0 L7		1-2 P5		
Mike Scioscia, L OBP: 0.362, SLG: 0.356 (1, 2)		2-1 P6		1-2 BB 1B 1B	3-3 K		1-3 K		
Gary Carter, R OBP: 0.182, SLG: 0.333 (8, PH)									
Jose Offerman, S OBP: 0.400, SLG: 0.333 (1, 6)		4-2 SAFE 1-2 BB		1-1 1B BB E 1B		1-0 L9		0-2 SH1-4 1B	
Kevin Gross, R (1, 1)		0-3 K		4-2 E 1B BB		0-1 F8		0-0 SH1-4	
Barry Lyons, R (6, PH)									
Mike Hartley, R (7, 1)									
Jim Gott, R (7, 1)									

Inning Stats	R: 1	H: 1	LOB: 1	R: 0	H: 1	LOB: 1	R: 0	H: 3	LOB: 1	R: 4	H: 4	LOB: 1	R: 0	H: 0	LOB: 0	R: 0	H: 1	LOB: 2	R: 0	H: 0	LOB: 0	R: 0	H: 1	LOB: 1	R: 0	H: 1	LOB: 1
	E: 0	BB: 2	S: 11	E: 0	BB: 1	S: 10	E: 0	BB: 0	S: 17	E: 1	BB: 2	S: 17	E: 0	BB: 0	S: 5	E: 0	BB: 1	S: 11	E: 0	BB: 0	S: 12	E: 0	BB: 0	S: 13	E: 0	BB: 1	S: 15

PITCHER	IP	WLS	BF	H	R	ER	SO	BB	IBB	HBP	BLK	WP	HR	S	P	ERA	WHIP
Mark Gardner, R ERA: 13.5 (1, 1)	3.1	L	20	9	6	5	2	4	0	0	0	0	0	52	92	13.50	3.900
Steve Frey, L ERA: 5.23 (4, 1)	2.2		10	1	0	0	1	2	0	0	0	0	0	19	36	0.00	1.125
Tim Burke, R ERA: 2.45 (7, 1)	1.0		3	0	0	0	1	0	0	0	0	0	0	12	17	0.00	0.000
Scott Ruskin, L ERA: 1.84 (8, 1)	1.0		4	1	0	0	2	0	0	0	0	0	0	13	15	0.00	1.000

BOTTOM

Montreal Expos @ Los Angeles Dodgers
Dodger Stadium, Los Angeles, CA

Tue May 14 1991, 7:05 PM PDT
Att: 27,625 - Sunny - 66 F

AB	30
R	6
H	11
RBI	4
BB	6
SO	6
LOB	14

livebaseballscorecards.com

1B:	11	SF:	0	WP:	0	PA:	37
2B:	0	SAC:	1	PB:	1		
3B:	0	DP:	2	SB:	1		
HR:	0	HBP:	0	CS:	1		



Batter	1	2	3	4	5	6	7	8	9	AB R H RBI BB SO LOB	TOP																
Delino DeShields, L OBP: 0.364, SLG: 0.412 (1, 4)	4-2 S G6-3 3B BB	3-2 F7		1-1 L9			2-2 G4-3		2-3 K	4 1 0 0 1 1 4	Montreal Expos @ Los Angeles Dodgers Dodger Stadium, Los Angeles, CA Wed May 15 1991, 7:05 PM PDT Att. 47,937 - Sunny - 70 F livebaseballscorecards.com																
Marquis Grissom, R OBP: 0.337, SLG: 0.484 (1, 8)	0-0 G6-3 1-2		2-3 K		2-2 P3	2-2 F9	2-2 F9	2-1 F9	5 0 0 0 0 1 1																		
Ivan Calderon, R OBP: 0.366, SLG: 0.484 (1, 7)	1-0 2-H 3B		3-2 G5-3		0-0 B2-3	3-1 FC5-4 S 1B	3-1 FC5-4 S 1B		4 0 2 1 0 0 0																		
Tim Wallach, R OBP: 0.298, SLG: 0.320 (1, 5)	2-3 K		2-3 K		0-0 G4-3	4-1 1-2 BB	4-1 1-2 BB		3 0 0 0 1 2 1																		
Andres Galarraga, R OBP: 0.336, SLG: 0.391 (1, 3)	1-2 F8			1-0 BB 1B 1B		1-2 HR	2-2 FC5-4 2-3f		4 2 2 1 0 0 3																		
Larry Walker, L OBP: 0.309, SLG: 0.388 (1, 9)		2-2 FC5-4 1B	1 SAFE SAFE 1 C 1 C B B B B B	4-2 CS 1B 1-2 BB		0-3 K	2-1 L7		3 0 1 0 1 1 0																		
Spike Owen, S OBP: 0.308, SLG: 0.302 (1, 6)		1-1 FC5-4 FC1-5 1-2f 1B		0-0 1B CS 1-2 2-H 1B		4-2 G6-3 BB	0-0 L4		3 0 1 1 1 0 1																		
Scott Ruskin, R (8, 1)									0 0 0 0 0 0 0																		
Gilberto Reyes, R OBP: 0.400, SLG: 0.373 (1, 2)		0-1 SAFE 1 SAFE X		0-2 1-3 2-3 1B		0-0 G6-3	0-3 K		3 0 2 0 0 0 1																		
Eric Bullock, L OBP: 0.273, SLG: 0.238 (8, PH)									1 0 0 0 0 1 0																		
Nelson Santovenia, R OBP: 0.296, SLG: 0.370 (8, 2)									0 0 0 0 0 0 0																		
Brian Barnes, L (1, 1)										3 0 0 0 0 2 5																	
Barry Jones, R (7, 1)										0 0 0 0 0 0 0																	
Tom Foley, L OBP: 0.244, SLG: 0.316 (8, 6)										1 0 0 0 0 0 0																	
Inning Stats	R: 1 E: 0 K: 1 S: 11	H: 1 LOB: 1 BB: 1 P: 19	R: 0 E: 0 K: 0 S: 13	H: 2 LOB: 2 BB: 0 P: 19	R: 0 E: 0 K: 2 S: 9	H: 0 LOB: 0 BB: 0 P: 16	R: 1 E: 0 K: 1 S: 13	H: 3 LOB: 2 BB: 1 P: 19	R: 0 E: 0 K: 0 S: 6	H: 0 LOB: 0 BB: 0 P: 8	R: 1 E: 0 K: 2 S: 13	H: 1 LOB: 1 BB: 1 P: 20	R: 0 E: 0 K: 0 S: 13	H: 1 LOB: 2 BB: 1 P: 26	R: 0 E: 0 K: 1 S: 6	H: 0 LOB: 0 BB: 0 P: 8	R: 0 E: 0 K: 1 S: 9	H: 0 LOB: 0 BB: 0 P: 16	1B: 6 2B: 0 3B: 1 HR: 1	SF: 0 SAC: 0 DP: 0 HBP: 0	WP: 0 PB: 0 SB: 2 CS: 2	PA: 38					
PITCHER	IP WLS BF H R ER SO BB IBB HBP BLK WP HR S P ERA WHIP												IP WLS BF H R ER SO BB IBB HBP BLK WP HR S P ERA WHIP														
Bob Ojeda, L ERA: 4.29 (1, 1)	6.2	31	8	3	3	6	4	0	0	0	0	1	75	122	4.05	1.800											
Tim Crews, R ERA: 4.74 (7, 1)	0.1	W	1	0	0	0	0	0	0	0	0	0	3	5	0.00	0.000											
Jay Howell, R ERA: 2.0 (8, 1)	2.0	S	6	0	0	0	2	0	0	0	0	0	15	24	0.00	0.000											

Montreal Expos @ Los Angeles Dodgers
Dodger Stadium, Los Angeles, CA
 Wed May 15 1991, 7:05 PM PDT
 Att. 47,937 - Sunny - 70 F

AB	34
R	3
H	8
RBI	3
BB	4
SO	8
LOB	16



Batter	1	2	3	4	5	6	7	8	9
Brett Butler, L OBP: 0.379, SLG: 0.371 (1, 8)	3-2 G6-3		2-2 G1-4-3		0-0 G4-3		3-2 F9 2-H 1B		
Juan Samuel, R OBP: 0.345, SLG: 0.481 (1, 4)	2-1 G5-3			2-1 F9	1-1 G5-3		1-1 F9 1-2		
Darryl Strawberry, L OBP: 0.358, SLG: 0.367 Chris Gwynn, L OBP: 0.393, SLG: 0.458 (1, 9) (8, 7)	4-1 S BB			0-0 E S G6-3 1B		4-2 1B BB		1-0 F8	
Eddie Murray, S OBP: 0.385, SLG: 0.520 (1, 3)	2-1 G5-3 1-2			1-2 G6-3 1-H		0-0 1B G6-4-3 1B		1-3 K	
Gary Carter, R OBP: 0.269, SLG: 0.375 (1, 2)			1-1 F9		4-2 1B BB		1-0 1B G6-4-3 1B		1-2 1B
Jeff Hamilton, R OBP: 0.268, SLG: 0.278 (1, 5)			1-3 K		0-2 1B		2-2 G6-4-3 1-2f 3-H		3-2 F9
Jose Gonzalez, R (1, 7) (8, 9)			3-2 G6-3		1-0 F8		3-3 K		
Jose Offerman, S OBP: 0.444, SLG: 0.357 (1, 6)			3-2 G4-3		0-0 G4-3 SH1-3 1B		4-2 SH5-4 1B BB		
Bob Ojeda, L OBP: 0.273, SLG: 0.273 Tim Crews, R Greg Smith, S Jay Howell, R (1, 1) (7, 1) (7, PH) (8, 1)			3-2 G4-3		1-2 SH1-3		0-0 SH5-4		

Inning Stats	R: 0 E: 0 K: 0 S: 9	H: 0 LOB: 1 BB: 1 P: 20	R: 0 E: 0 K: 1 S: 8	H: 0 LOB: 0 BB: 0 P: 13	R: 0 E: 0 K: 0 S: 12	H: 0 LOB: 0 BB: 0 P: 20	R: 1 E: 0 K: 0 S: 14	H: 2 LOB: 2 BB: 1 P: 22	R: 0 E: 0 K: 0 S: 9	H: 1 LOB: 1 BB: 0 P: 12	R: 2 E: 0 K: 1 S: 12	H: 2 LOB: 0 BB: 1 P: 22	R: 1 E: 0 K: 0 S: 10	H: 1 LOB: 0 BB: 1 P: 18	R: 0 E: 0 K: 1 S: 15	H: 1 LOB: 1 BB: 0 P: 21
--------------	------------------------------	----------------------------------	------------------------------	----------------------------------	-------------------------------	----------------------------------	-------------------------------	----------------------------------	------------------------------	----------------------------------	-------------------------------	----------------------------------	-------------------------------	----------------------------------	-------------------------------	----------------------------------

PITCHER															PITCHER																		
IP	WLS	BF	H	R	ER	SO	BB	IBB	HBP	BLK	WP	HR	S	P	ERA	WHIP	IP	WLS	BF	H	R	ER	SO	BB	IBB	HBP	BLK	WP	HR	S	P	ERA	WHIP
Brian Barnes, L ERA: 6.32 (1, 1)	6.0		5	3	3	2	3	0	0	0	0	0	64	109	4.50	1.333																	
Barry Jones, R ERA: 2.84 (7, 1)	1.0	L	4	1	1	0	1	0	0	0	0	0	10	18	9.00	2.000																	
Scott Ruskin, L ERA: 1.72 (8, 1)	1.0		4	1	0	0	0	0	0	0	0	0	15	21	0.00	1.000																	

BOTTOM

Montreal Expos @ Los Angeles Dodgers
Dodger Stadium, Los Angeles, CA

Wed May 15 1991, 7:05 PM PDT
Att. 47,937 - Sunny - 70 F

AB	R	H	RBI	BB	SO	LOB
4	0	1	1	0	0	1
4	0	0	0	0	0	2
1	2	1	0	2	0	0
1	0	0	0	0	0	0
4	1	1	1	0	1	1
3	0	2	1	1	0	0
4	0	1	0	0	1	2
3	0	0	0	0	1	2
2	1	1	0	1	0	0
1	0	0	0	0	0	0
0	0	0	0	0	0	0
0	0	0	0	0	0	0

AB	27
R	4
H	7
RBI	3
BB	4
SO	3
LOB	8

WP: 0 PA: 33
PB: 0
SB: 2
CS: 0



1B: 7	SF: 0
2B: 0	SAC: 2
3B: 0	DP: 1
HR: 0	HBP: 0

Batter	1	2	3	4	5	6	7	8	9	AB R H RBI BB SO LOB	TOP											
Vince Coleman, S OBP: 0.354, SLG: 0.301 (1, 8)	2-0 B2-3			4-0 CS BB	2-2 G4-3			0-0 2-H 1B 2B		3 1 1 1 1 0 2												
Gregg Jefferies, S OBP: 0.363, SLG: 0.309 (1, 5)	2-2 G3-1		1 SAFE 2-2 SAFE	2-2 1-2 G3		0-0 G3		1-0 2-H G4-3 1B		4 0 1 1 0 0 1												
Dave Magadan, L OBP: 0.365, SLG: 0.297 (1, 3)	1-1 1B			2-2 L8		1-3 K		1-2 2-3 G4-3		4 0 1 0 0 1 1												
Hubie Brooks, R Daryl Boston, L OBP: 0.313, SLG: 0.437 OBP: 0.244, SLG: 0.263 (1, 9) (8, 9)			0-3 K		0-1 2B 1B	2-0 P3		1-3 K		4 1 1 0 0 2 1 0 0 0 0 0 0 0												
Howard Johnson, S OBP: 0.317, SLG: 0.519 (1, 6)			3-2 F9		4-1 2B BB		2-2 F7		0-1 G4-3	3 1 0 0 1 0 0												
Kevin McReynolds, R OBP: 0.284, SLG: 0.351 (1, 7)			0-1 G6-3		1-0 G4-3 2B		0-1 G4-3		4-0 G5-3 BB	3 0 1 2 1 0 0												
Rick Cerone, R OBP: 0.351, SLG: 0.472 (1, 2)			0-1 P3		4-0 G4-3 BB		1-1 G5-3		1 SAFE 1-0 G5-3	3 0 0 0 1 0 1												
Tom Herr, S OBP: 0.375, SLG: 0.317 (1, 4)			2-0 G1-3		1-0 G4-3			2-1 SH1-4 2B 1B	4-0 FC5 IBB	3 1 1 0 1 0 2												
Frank Viola, L OBP: 0.136, SLG: 0.143 (1, 1)			0-3 K		1-2 G3		1-1 SH1-4		0-0 FC5	3 0 0 0 0 1 4												
Inning Stats	R: 0 E: 0 K: 0 S: 7	H: 1 LOB: 1 BB: 0 P: 12	R: 0 E: 0 K: 1 S: 8	H: 0 LOB: 0 BB: 0 P: 11	R: 0 E: 0 K: 1 S: 6	H: 0 LOB: 0 BB: 1 P: 8	R: 0 E: 0 K: 0 S: 7	H: 0 LOB: 0 BB: 1 P: 14	R: 2 E: 0 K: 0 S: 14	H: 2 LOB: 2 BB: 2 P: 27	R: 0 E: 0 K: 1 S: 6	H: 0 LOB: 0 BB: 0 P: 9	R: 0 E: 0 K: 0 S: 7	H: 0 LOB: 0 BB: 0 P: 10	R: 2 E: 0 K: 1 S: 12	H: 3 LOB: 1 BB: 0 P: 18	R: 0 E: 0 K: 0 S: 4	H: 0 LOB: 2 BB: 2 P: 13	1B: 4 2B: 2 3B: 0 HR: 0	SF: 0 SAC: 1 DP: 0 HBP: 0	WP: 0 PB: 0 SB: 0 CS: 1	PA: 36
PITCHER	IP WLS BF H R ER SO BB IBB HBP BLK WP HR S P ERA WHIP																					
Mike Morgan, R ERA: 1.87 (1, 1)	7.1 L 29 6 4 4 3 3 0 0 0 0 0 0 61 101 4.91 1.227																					
John Candelaria, L ERA: 2.7 (8, 1)	0.1 1 0 0 0 0 0 0 0 0 0 0 0 3 4 0.00 0.000																					
Tim Crews, R ERA: 4.66 (8, 1)	0.1 1 0 0 0 0 1 0 0 0 0 0 0 3 4 0.00 0.000																					
Mike Hartley, R ERA: 2.66 (9, 1)	1.0 5 0 0 0 0 0 1 1 0 0 0 0 4 13 0.00 1.000																					

New York Mets @ Los Angeles Dodgers
Dodger Stadium, Los Angeles, CA

Fri May 17 1991, 7:05 PM PDT
Att. 47,974 - Cloudy - 68 F

livebaseballscorecards.com

AB	30
R	4
H	6
RBI	4
BB	5
SO	4
LOB	12



Batter	1	2	3	4	5	6	7	8	9	AB	R	H	RBI	BB	SO	LOB							
Brett Butler, L (1, 8) OBP: 0.375, SLG: 0.367	2-2 G1-3		0-2 G5-3		2-3 K			2-2 FC6-4 1B		4	0	1	0	0	1	2							
Juan Samuel, R (1, 4) OBP: 0.343, SLG: 0.474	2-3 K		2-2 G6-3			1-0 WP 1B		0-0 FC6-4 1-2f		4	0	1	0	0	1	1							
Darryl Strawberry, L (1, 9) OBP: 0.355, SLG: 0.357	1-0 F8			4-1 CS BB		0-1 F7		2-2 G3		3	0	0	0	1	0	2							
Eddie Murray, S (1, 3) OBP: 0.372, SLG: 0.500		2-2 G6-3		1 SAFE 1 SAFE 1-2 G5-3		1 SAFE 0-1 L7		0-1 P5		4	0	0	0	0	0	2							
Kal Daniels, L (1, 7) OBP: 0.257, SLG: 0.351		2-3 K		2-3 K		0-1 L7		1-3 K		4	0	0	0	0	3	1							
Gary Carter, R (1, 2) OBP: 0.300, SLG: 0.500		2-1 E6 2B			0-0 SH1-4 1B		0-0 F6		0-0 HR	4	2	2	1	0	0	0							
Jeff Hamilton, R (1, 5) OBP: 0.267, SLG: 0.293		3-2 1-H 2B			2-1 F9		0-1 G6-3		0-0 F8	4	0	1	1	0	0	1							
Jose Offerman, S (1, 6) OBP: 0.429, SLG: 0.353		1-2 G3			0-2 SH1-4 1B		2-1 G4-3			3	0	1	0	0	0	1							
Mike Morgan, R (1, 1) OBP: 0.111, SLG: 0.111			0-1 G6-3		1 SAFE 0-0 SH1-4			1-3 K		1	0	0	0	0	0	0							
John Candelaria, L (8, 1)										0	0	0	0	0	0	0							
Tim Crews, R (8, 1)										0	0	0	0	0	0	0							
Stan Javier, S (8, PH) OBP: 0.294, SLG: 0.333					1-2 2-3					1	0	0	0	0	1	0							
Mike Hartley, R (9, 1)										0	0	0	0	0	0	0							
Inning Stats	R: 0 E: 0 K: 1 S: 9	H: 0 LOB: 0 BB: 0 P: 14	R: 1 E: 1 K: 1 S: 14	H: 1 LOB: 1 BB: 0 P: 24	R: 0 E: 0 K: 0 S: 8	H: 0 LOB: 0 BB: 0 P: 10	R: 0 E: 0 K: 1 S: 8	H: 0 LOB: 0 BB: 1 P: 15	R: 0 E: 0 K: 1 S: 10	H: 2 LOB: 2 BB: 0 P: 14	R: 0 E: 0 K: 0 S: 7	H: 1 LOB: 1 BB: 0 P: 8	R: 0 E: 0 K: 0 S: 5	H: 0 LOB: 0 BB: 0 P: 7	R: 0 E: 0 K: 1 S: 13	H: 1 LOB: 1 BB: 0 P: 18	R: 1 E: 0 K: 1 S: 7	H: 1 LOB: 0 BB: 0 P: 8	1B: 4 2B: 1 3B: 0 HR: 1	SF: 0 SAC: 1 DP: 0 HBP: 0	WP: 1 PB: 0 SB: 0 CS: 1	PA: 34	
PITCHER Frank Viola, L (1, 1) ERA: 2.12	IP 9.0	WLS W	BF 34	H 6	R 2	ER 1	SO 6	BB 1	IBB 0	HBP 0	BLK 0	WP 1	HR 1	S 81	P 118	ERA 1.00	WHIP 0.778					ERA 1.00	WHIP 0.778

BOTTOM

New York Mets @ Los Angeles Dodgers
Dodger Stadium, Los Angeles, CA

Fri May 17 1991, 7:05 PM PDT
Att: 47,974 - Cloudy - 68 F

livebaseballscorecards.com

AB	32
R	2
H	6
RBI	2
BB	1
SO	6
LOB	10



TOP

New York Mets @ Los Angeles Dodgers
Dodger Stadium, Los Angeles, CA

Sat May 18 1991, 3:33 AM PDT
 Att. 38,657 - Sunny - 74 F

AB	35
R	3
H	11
RBI	3
BB	5
SO	4
LOB	24



WP:	0	PA:	40
PB:	0		
SB:	2		
CS:	1		

AB R H RBI BB SO LOB

3	2	2	0	2	0	0
5	0	1	0	0	0	5
5	0	3	1	0	0	3
3	0	2	1	1	0	1
1	0	0	0	0	0	1
4	0	0	0	0	0	5
3	1	1	1	1	0	2
3	0	1	0	1	0	1
4	0	0	0	0	1	4
3	0	1	0	0	2	2
0	0	0	0	0	0	0
0	0	0	0	0	0	0
0	0	0	0	0	0	0
1	0	0	0	0	1	0

Batter	1	2	3	4	5	6	7	8	9
Vince Coleman, S OBP: 0.369, SLG: 0.310 (1, 8)	4-1 1B BB		1-1 G5-3 G3 1B		0-0 P4		4-1 FC4-6 BB		3-2 G3 S 1B
Gregg Jefferies, S OBP: 0.353, SLG: 0.301 (1, 5)	2-0 F7		3-1 G3		2-0 CS 1B		0-1 FC4-6 G6-4-3		2-1 G3
Dave Magadan, L OBP: 0.373, SLG: 0.319 (1, 3)	3-2 1B F8-2 1B		2-2 G5-3		2-0 2B		2-2 G6-4-3		1-1 FC5-4 1B
Hubie Brooks, R OBP: 0.328, SLG: 0.443 (1, 9)	0-0 F8-2 1B		0-2 G6-3		4-0 BB		0-0 G3 1B		2-2 FC5-4
Daryl Boston, L OBP: 0.238, SLG: 0.256 (8, PR)	1-3 F8-2 1B								3-H
Howard Johnson, S OBP: 0.308, SLG: 0.500 (1, 6)	1-0 F8-2				0-2 F9		0-2 F7		2-0 G3
Kevin McReynolds, R OBP: 0.292, SLG: 0.361 (1, 7)					2-2 HR		1-1 G6-3		2-2 F8
Tom Herr, S OBP: 0.379, SLG: 0.317 (1, 4)					0-1 1B		1-0 G4-3		4-0 IBB
Charlie O'Brien, R OBP: 0.278, SLG: 0.224 (1, 2)					1-2 F8		2-2 G6-3		3-2 G5-3
Ron Darling, R OBP: 0.214, SLG: 0.357 (1, 1)					2-3 K		1-1 FC4-6 2B		2-3 K
Pete Schourek, L (7, 1)									
John Franco, L (8, 1)									
Keith Miller, R OBP: 0.370, SLG: 0.375 (8, 4)									
Chris Donnels, L OBP: 0.400, SLG: 0.333 (9, PH)									

Inning Stats	R: 1	H: 2	E: 0	K: 0	S: 7	P: 17	R: 0	H: 0	E: 0	K: 2	S: 13	P: 21	R: 0	H: 1	E: 0	K: 0	S: 11	P: 17	R: 1	H: 2	E: 0	K: 1	S: 17	P: 22	R: 0	H: 2	E: 0	K: 0	S: 7	P: 15	R: 0	H: 0	E: 0	K: 0	S: 6	P: 10	R: 0	H: 1	E: 0	K: 0	S: 8	P: 15	R: 0	H: 1	E: 0	K: 0	S: 8	P: 19	R: 0	H: 2	E: 0	K: 1	S: 16	P: 26	1B: 8	SF: 0	2B: 3	SAC: 0	3B: 0	DP: 2	HR: 1	HBP: 0	WP: 0	PA: 40
--------------	------	------	------	------	------	-------	------	------	------	------	-------	-------	------	------	------	------	-------	-------	------	------	------	------	-------	-------	------	------	------	------	------	-------	------	------	------	------	------	-------	------	------	------	------	------	-------	------	------	------	------	------	-------	------	------	------	------	-------	-------	-------	-------	-------	--------	-------	-------	-------	--------	-------	--------

PITCHER	IP	WLS	BF	H	R	ER	SO	BB	IBB	HBP	BLK	WP	HR	S	P	ERA	WHIP
Tim Belcher, R ERA: 3.32 (1, 1)	6.1		29	8	2	2	3	4	0	0	0	0	1	66	112	2.84	1.895
John Candelaria, L ERA: 2.45 (7, 1)	0.2		1	0	0	0	0	0	0	0	0	0	0	3	5	0.00	0.000
Tim Crews, R ERA: 4.43 (8, 1)	1.0	W	5	1	0	0	0	0	1	0	0	0	0	8	19	0.00	1.000
Jay Howell, R ERA: 2.37 (9, 1)	1.0	S	5	2	1	1	1	0	0	0	0	0	0	16	26	9.00	2.000

WP: 0 PA: 40

PB: 0

SB: 2

CS: 1

1B: 8 SF: 0

2B: 3 SAC: 0

3B: 0 DP: 2

HR: 1 HBP: 0

WP: 0 PA: 40

Batter	1	2	3	4	5	6	7	8	9	AB	R	H	RBI	BB	SO	LOB	BOTTOM		
Brett Butler, L OBP: 0.362, SLG: 0.353 (1, 8)	3-1 P2 ①		0-1 G4-3 ②		0-0 L6 ②		2-1 L5 ③	2-0 FC6-4 ③		5	0	0	0	0	0	4			
Juan Samuel, R OBP: 0.347, SLG: 0.467 (1, 4)	4-1 1B BB ②		3-1 E6 ②		1-3 K ③			4-2 E 2B BB ③		2	1	0	0	2	1	0			
Chris Gwynn, L OBP: 0.387, SLG: 0.423 Stan Javier, S OBP: 0.286, SLG: 0.324 (1, 9) (8, PH) (9, 9)	2-3 K ②		2-3 K ③			4-0 K2-6-2 BB ①		0-0 E4 2B G4-3 ①		2	0	0	0	1	2	2			
Eddie Murray, S OBP: 0.376, SLG: 0.509 (1, 3)	0-0 1B ③			2-3 K ①		2-3 K ①		2-0 G4-3 FC5 2B ①		4	0	2	1	0	2	1			
Kal Daniels, L OBP: 0.257, SLG: 0.347 (1, 7)	1-2 G4-1 ③			0-0 BB 1B ③		0-3 K2-6-2 ② ③		3-1 G4-3 ①		4	0	1	1	0	1	4			
Lenny Harris, L OBP: 0.364, SLG: 0.324 Gary Carter, R OBP: 0.323, SLG: 0.500 Greg Smith, S OBP: 0.323, SLG: 0.500 Jay Howell, R (8, PH) (8, PR) (9, 1)		1-1 G5-3 ①		1-3 K ②			3-2 G4-3 ①	4-1 E FC5 BB ②		3	0	0	0	0	1	1			
Mike Scioscia, L OBP: 0.367, SLG: 0.355 (1, 2)		3-2 G4-3 ②		4-1 BB ③			1-0 S 1B 1B ②	3-1 FC5 E ②		3	1	1	0	1	0	2			
Jose Offerman, S OBP: 0.400, SLG: 0.333 (1, 6)		1-2 G6-3 ③		0-3 K ③			1-2 S 1B ②	2-1 E5 E ②		4	0	1	0	0	1	4			
Tim Belcher, R OBP: 0.194, SLG: 0.231 John Cardelaria, L OBP: 0.353, SLG: 0.354 Darryl Strawberry, L OBP: 0.353, SLG: 0.354 Tim Crews, R OBP: 0.353, SLG: 0.354 Jeff Hamilton, R OBP: 0.262, SLG: 0.288 (1, 1) (7, 1) (7, PH) (8, 1) (8, PH) (9, 5)			0-0 F9 ①		1-3 K ①		3-2 L7 ②	0-0 E5 FC6-4 ②		2	0	0	0	0	1	0			
Inning Stats	R: 0 E: 0 K: 1 S: 11	H: 1 LOB: 2 BB: 1 P: 20	R: 0 E: 0 K: 10 S: 10	H: 0 LOB: 0 BB: 0 P: 15	R: 0 E: 1 K: 1 S: 8	H: 0 LOB: 1 BB: 0 P: 13	R: 0 E: 0 K: 3 S: 11	H: 1 LOB: 2 BB: 1 P: 18	R: 0 E: 0 K: 2 S: 7	H: 0 LOB: 1 BB: 1 P: 13	R: 0 E: 0 K: 0 S: 13	H: 2 LOB: 2 BB: 0 P: 23	R: 4 E: 3 K: 0 S: 14	H: 1 LOB: 2 BB: 2 P: 33	1B: 4 2B: 2 3B: 0 HR: 0	SF: 0 SAC: 0 DP: 1 HBP: 0	WP: 0 PB: 0 SB: 2 CS: 0	PA: 37	
PITCHER	IP WLS BF H R ER SO	IP WLS BF H R ER SO	IP WLS BF H R ER SO	IP WLS BF H R ER SO	IP WLS BF H R ER SO	IP WLS BF H R ER SO	IP WLS BF H R ER SO	IP WLS BF H R ER SO	IP WLS BF H R ER SO	IP WLS BF H R ER SO	IP WLS BF H R ER SO	IP WLS BF H R ER SO	IP WLS BF H R ER SO	IP WLS BF H R ER SO	IP WLS BF H R ER SO	IP WLS BF H R ER SO	IP WLS BF H R ER SO	IP WLS BF H R ER SO	
Ron Darling, R ERA: 3.43 (1, 1)	6.1																		
Pete Schourek, L ERA: 3.79 (7, 1)	0.2																		
John Franco, L ERA: 0.69 (8, 1)	1.0	L																	

New York Mets @ Los Angeles Dodgers
 Dodger Stadium, Los Angeles, CA
 Sat May 18 1991, 3:33 AM PDT
 Att: 38,657 - Sunny - 74 F

AB	32
R	4
H	5
RBI	2
BB	5
SO	9
LOB	22



WP	0	PA	37
PB	0		
SB	2		
CS	0		

Batter	1	2	3	4	5	6	7	8	9	AB	R	H	RBI	BB	SO	LOB	TOP				
Vince Coleman, S (1, 8) OBP: 0.364, SLG: 0.305 Alejandro Pena, R (8, 1)	1-3 K		3-2 L4		2-1 1B		1-2 P6	1-2 FC6-4		5	0	1	2	0	1	4					
Gregg Jefferies, S (1, 4) OBP: 0.344, SLG: 0.295	0-2 L6			1-2 G4-3	3-3 K		1-2 BB	2-2 F8		5	0	1	0	0	1	4					
Dave Magadan, L (1, 3) OBP: 0.367, SLG: 0.308	3-2 F8			1-2 G3		1-1 E1	4-1 BB		0-1 G3	4	0	0	0	1	0	0					
Hubie Brooks, R (1, 9) OBP: 0.323, SLG: 0.427		2-3 K		2-3 K		3-2 P4	4-0 BB		1-3 K	4	0	0	1	1	3	1					
Howard Johnson, S (1, 6) OBP: 0.319, SLG: 0.535		3-1 G3-1			1-1 1B	4-2 G4-3	1-2 BB		0-0 HR	4	2	2	1	1	1	3					
Kevin McReynolds, R (1, 7) OBP: 0.306, SLG: 0.360		1-1 F8			0-0 FC5-4	0-1 G4-3		4-2 1B	4-2 1B	3	2	1	0	2	0	2					
Rick Cerone, R (1, 2) OBP: 0.361, SLG: 0.464 Mark Carreon, R (9, PH) OBP: 0.388, SLG: 0.556			2-2 F7		1 SAFE FC5-4	3-2 F7		1-1 FC6-4	1-0 1B	3	0	1	0	1	0	2					
Chris Donnels, L (1, 5) OBP: 0.400, SLG: 0.313			4-2 SH1		2-3 K		0-2 1B	1-3 K	0-1 G3-1	4	1	1	0	1	2	7					
David Cone, L (1, 1) Mackey Sasser, L (7, PH) OBP: 0.259, SLG: 0.462 Doug Simons, L (7, 1) Daryl Boston, L (8, PH) OBP: 0.256, SLG: 0.275		0-2 SH1		0-0 FC5-4		0-1 P2		1-1 FC6-4		1	0	0	1	0	0	2					
Inning Stats	R: 0 E: 0 K: 1 S: 11	H: 0 LOB: 0 BB: 0 P: 15	R: 0 E: 0 K: 1 S: 10	H: 0 LOB: 0 BB: 1 P: 16	R: 0 E: 0 K: 0 S: 18	H: 0 LOB: 0 BB: 0 P: 27	R: 2 E: 0 K: 2 S: 13	H: 3 LOB: 2 BB: 1 P: 25	R: 0 E: 1 K: 0 S: 14	H: 0 LOB: 2 BB: 1 P: 25	R: 1 E: 0 K: 1 S: 17	H: 2 LOB: 3 BB: 2 P: 28	R: 1 E: 0 K: 1 S: 16	H: 2 LOB: 2 BB: 1 P: 26	R: 1 E: 0 K: 1 S: 11	H: 2 LOB: 2 BB: 1 P: 17	1B: 7 2B: 1 3B: 0 HR: 1	SF: 0 SAC: 1 DP: 0 HBP: 0	WP: 0 PB: 0 SB: 1 CS: 0	PA: 44	
PITCHER	IP	WLS	BF	H	R	ER	SO	BB	IBB	HBP	BLK	WP	HR	S	P	ERA	WHIP				
Ramon Martinez, R (1, 1) ERA: 1.85	6.0	W	25	3	2	2	5	3	0	0	0	0	0	77	123	3.00	1.000				
Mike Hartley, R (7, 1) ERA: 3.0	0.2		4	2	1	1	0	0	0	0	0	0	0	13	15	13.50	3.000				
John Candelaria, L (7, 1) ERA: 2.45	0.0		1	0	0	0	0	1	0	0	0	0	0	1	5	∞	∞				
Jim Gott, R (7, 1) ERA: 2.41	0.2		6	2	1	1	2	2	0	0	0	0	0	13	25	13.50	6.000				
Tim Crews, R (8, 1) ERA: 4.5	1.2	S	8	2	1	1	1	1	0	0	0	0	1	17	26	5.40	1.800				

New York Mets @ Los Angeles Dodgers
Dodger Stadium, Los Angeles, CA
 Sun May 19 1991, 3:33 AM PDT
 Att. 46,714 - Cloudy - 71 F

AB	36
R	5
H	9
RBI	5
BB	7
SO	8
LOB	26



Batter	1	2	3	4	5	6	7	8	9	AB	R	H	RBI	BB	SO	LOB
Brett Butler, L OBP: 0.370, SLG: 0.353 (1, 8)	1-1 G6-3		4-0 G3 1B SF9 BB		4-2 1B SF7 BB		2-1 WP S SF8 1B	1-0 F7		3	3	1	0	2	0	0
Juan Samuel, R OBP: 0.355, SLG: 0.468 (1, 4)	2-3 K		1-1 G3 1-2 1B		0-0 P2 1-3 HR 1B		4-2 G4-3 E 1-2 BB BB	3-2 G5-3		4	2	2	0	1	1	0
Stan Javier, S OBP: 0.256, SLG: 0.297 (1, 9)	1-3 K		0-0 G3 1-2 2-3		0-0 SF7		2-0 E6 BB G4-3 1-2 2-3			3	0	0	1	0	1	4
Eddie Murray, S OBP: 0.372, SLG: 0.500 (1, 3)		1-3 K	4-2 BB BB		0-1 P2 1-2		2-2 SF8			2	0	0	1	1	1	1
Kal Daniels, L OBP: 0.266, SLG: 0.380 (1, 7)		4-1 1B E BB	3-2 SF9		0-0 HR		0-0 G4-3 1-2 2-3			2	2	1	3	1	0	2
Lenny Harris, L OBP: 0.363, SLG: 0.324 (1, 5)		0-0 G4-3 E 1-2 1B	1-3 K		3-0 L1		4-0 BB IBB			3	0	1	0	0	1	2
Gary Carter, R OBP: 0.344, SLG: 0.500 (7, PH)										0	0	0	0	1	0	0
Jeff Hamilton, R OBP: 0.262, SLG: 0.288 (7, PR)										0	0	0	0	0	0	0
Mike Scioscia, L OBP: 0.363, SLG: 0.344 (1, 2)		0-0 E3 1-2 2-H G4-3		1-0 F9		3-2 P5	4-2 BB			3	0	0	1	1	0	1
Tim Crews, R (8, 1)										0	0	0	0	0	0	0
Jose Offerman, S OBP: 0.345, SLG: 0.280 (1, 6)		1-2 G4-3 1-2 2-3		1-0 B2-3		0-0 G4-3	1-3 K			4	0	0	0	0	1	5
Ramon Martinez, R OBP: 0.227, SLG: 0.190 (1, 1)		0-3 K		1-1 G6-3		0-0 P5		0-0 G5-3		2	0	0	0	0	1	2
Greg Smith, S (6, PH)										1	0	0	0	0	0	0
Mike Hartley, R (7, 1)										0	0	0	0	0	0	0
John Candelaria, L (7, 1)										0	0	0	0	0	0	0
Jim Gott, R (7, 1)										0	0	0	0	0	0	0
Barry Lyons, R (8, 2)										1	0	0	0	0	0	0

Inning Stats	R: 0	H: 0	E: 0	K: 2	S: 9	R: 1	H: 1	E: 1	K: 2	S: 13	R: 1	H: 1	E: 0	K: 1	S: 13	R: 0	H: 0	E: 0	K: 0	S: 4	R: 3	H: 2	E: 0	K: 0	S: 10	R: 0	H: 0	E: 0	K: 0	S: 7	R: 2	H: 1	E: 1	K: 1	S: 20	R: 0	H: 0	E: 0	K: 0	S: 7	R: 0	H: 0	E: 0	K: 0	S: 7	1B: 4	2B: 0	3B: 0	HR: 1	SF: 3	SAC: 0	DP: 0	HBP: 0	WP: 1	PB: 0	SB: 1	CS: 0	PA: 38
--------------	------	------	------	------	------	------	------	------	------	-------	------	------	------	------	-------	------	------	------	------	------	------	------	------	------	-------	------	------	------	------	------	------	------	------	------	-------	------	------	------	------	------	------	------	------	------	------	-------	-------	-------	-------	-------	--------	-------	--------	-------	-------	-------	-------	--------

PITCHER	IP	WLS	BF	H	R	ER	SO	BB	IBB	HBP	BLK	WP	HR	S	P	ERA	WHIP
David Cone, R ERA: 3.88 (1, 1)	6.0	L	27	4	5	4	5	4	0	0	0	0	1	56	92	6.00	1.333
Doug Simons, L ERA: 3.79 (7, 1)	1.0		8	1	2	1	1	2	1	0	0	1	0	20	38	9.00	3.000
Alejandro Pena, R ERA: 1.23 (8, 1)	1.0		3	0	0	0	0	0	0	0	0	0	0	7	11	0.00	0.000

BOTTOM

New York Mets @ Los Angeles Dodgers
Dodger Stadium, Los Angeles, CA
 Sun May 19 1991, 3:33 AM PDT
 Att: 46,714 - Cloudy - 71 F

livebaseballscorecards.com

AB 28
R 7
H 5
RBI 6
BB 7
SO 6
LOB 17



Batter	1	2	3	4	5	6	7	8	9	AB R H RBI BB SO LOB	TOP		
Brett Butler, L (1, 8) OBP: 0.373, SLG: 0.353	2-1 G6-3		0-1 CS 1B		3-3 K			1-1 G6-3 HBP		3 0 1 0 0 1 1	Los Angeles Dodgers @ Houston Astros Astrodome, Houston, TX Mon May 20 1991, 8:05 PM EDT Att. 9,058 - Dome - 70 F		
Juan Samuel, R (1, 4) OBP: 0.359, SLG: 0.465	2-2 FC6-4 1B		4-2 BB			1-0 G6-3		2-2 G6-3		3 0 1 0 1 0 1			
Darryl Strawberry, L (1, 9) OBP: 0.350, SLG: 0.345 Jim Gott, R (8, 1)	2-1 FC6-4 1-2f		1-3 K			4-0 FC4-6 BB		1-0 F8		3 0 0 0 1 1 3 0 0 0 0 0 0 0			
Eddie Murray, S (1, 3) OBP: 0.368, SLG: 0.491	3-1 G4-3			1-0 F7		2-1 FC4-6 1-2f		0-0 G1-3 1B G4-3 1B		4 1 1 0 0 0 2			
Kal Daniels, L (1, 7) OBP: 0.265, SLG: 0.375		0-0 G4-3		2-3 K		2-0 L7		1-0 G4-3 G1-3 1B		4 0 1 0 0 1 1			
Lenny Harris, L (1, 5) OBP: 0.361, SLG: 0.316 Jeff Hamilton, R (9, PH) OBP: 0.258, SLG: 0.283		4-0 S BB		0-0 G6-3			0-0 G6-3	0-2 G1-3		2 0 0 0 1 0 0 1 0 0 0 0 0 2			
Mike Scioscia, L (1, 2) OBP: 0.359, SLG: 0.333		2-3 SAFE K		4-0 G1-3 BB		1-1 F8		0-1 G4-3		3 0 0 1 1 1 2			
Jose Offerman, S (1, 6) OBP: 0.313, SLG: 0.250 Gary Carter, R (9, PH) OBP: 0.333, SLG: 0.483		1-2 F7		3-3 K		2-1 L8		2-2 G5-3		3 0 0 0 0 1 2 1 0 0 0 0 0 1			
Kevin Gross, R (1, 1) Chris Gwynn, L (5, PH) OBP: 0.375, SLG: 0.407 Mike Hartley, R (5, 1) Stan Javier, S (8, PH) OBP: 0.250, SLG: 0.289 (8, 9)			1-3 K		1-0 G1-3			2-1 G4-3		1 0 0 0 0 1 0 1 0 0 0 0 0 1 0 0 0 0 0 0 0 1 0 0 0 0 0 0			
Inning Stats	R: 0 H: 1 E: 0 LOB: 1 K: 0 BB: 0 S: 9 P: 18	R: 0 H: 0 E: 0 LOB: 1 K: 1 BB: 1 S: 9 P: 15	R: 0 H: 1 E: 0 LOB: 1 K: 2 BB: 1 S: 12 P: 18	R: 0 H: 0 E: 0 LOB: 0 K: 1 BB: 0 S: 5 P: 8	R: 0 H: 0 E: 0 LOB: 1 K: 2 BB: 1 S: 10 P: 21	R: 0 H: 0 E: 0 LOB: 1 K: 0 BB: 1 S: 4 P: 13	R: 0 H: 0 E: 0 LOB: 0 K: 0 BB: 0 S: 5 P: 8	R: 0 H: 0 E: 0 LOB: 1 K: 0 BB: 0 S: 7 P: 13	R: 1 H: 2 E: 0 LOB: 1 K: 0 BB: 0 S: 11 P: 14	1B: 4 SF: 0 2B: 0 SAC: 0 3B: 0 DP: 0 HR: 0 HBP: 1	WP: 0 PA: 35 PB: 0 SB: 1 CS: 1		
PITCHER	IP WLS BF H R ER SO BB IBB HBP BLK WP HR S P ERA WHIP											PITCHER	IP WLS BF H R ER SO BB IBB HBP BLK WP HR S P ERA WHIP
Jimmy Jones, R (1, 1) ERA: 2.7	8.0 W 32 4 1 1 6 4 0 1 0 0 0 0 63 117 1.12 1.000												
Al Osuna, L (9, 1) ERA: 2.2	1.0 S 3 0 0 0 0 0 0 0 0 0 0 0 9 11 0.00 0.000												

AB	30
R	1
H	4
RBI	1
BB	4
SO	6
LOB	16



Batter	1	2	3	4	5	6	7	8	9	AB	R	H	RBI	BB	SO	LOB
Steve Finley, L OBP: 0.302, SLG: 0.375 (1, 8)	1-0 3B 1B	3-2 F8		0-0 G6-3 1-2 2-3		1-1 FC5 1-2 2-3f		0-0 G4-3		5	1	1	0	0	0	5
Craig Biggio, R OBP: 0.397, SLG: 0.444 (1, 2)	0-0 P3	2-3 K2-3		0-1 F4			0-1 G5-3			4	0	0	0	0	1	3
Luis Gonzalez, L OBP: 0.275, SLG: 0.471 (1, 7)	2-0 1B 3B		0-1 G4-3		2-3 K		1-0 HR			4	2	2	2	0	1	0
Ken Caminiti, S OBP: 0.315, SLG: 0.306 (1, 5)	4-2 1B 5 HBP BB		0-0 F7		2-3 K		1-2 G6-3			3	1	0	0	1	1	0
5 Jeff Bagwell, R OBP: 0.372, SLG: 0.420 (1, 3)	1-0 1B 1-2 HBP		4-2 BB		1-0 F8		4-2 BB			1	0	0	0	2	0	0
Karl Rhodes, L OBP: 0.294, SLG: 0.280 (1, 9)	2-1 1B 1-2 2-H 3-H		1-1 L9		2-2 P6		1-2 L6			4	0	1	2	0	0	2
Casey Candaele, S OBP: 0.293, SLG: 0.400 (1, 4)	2-3 K		1-2 G3-1		1-0 L4		3-2 G3-1			4	0	0	0	0	1	2
Dave Rohde, S OBP: 0.219, SLG: 0.167 (1, 6)	3-3 K		2-1 G6-3 1B 1B		0-1 FC5 1B		0-3 K			4	0	2	0	0	2	2
Jimmy Jones, R OBP: 0.444, SLG: 0.333 Al Osuna, R (9, 1)		0-0 P4		1-0 G6-3 1B		4-1 FC5 1-2 BB		2-2 1B		3	0	2	0	1	0	0
										0	0	0	0	0	0	0

Inning Stats	R: 3	H: 3	E: 0	K: 2	S: 14	LOB: 2	BB: 1	P: 29	R: 0	H: 0	E: 0	K: 1	S: 8	LOB: 0	BB: 0	P: 13	R: 0	H: 0	E: 0	K: 0	S: 7	LOB: 1	BB: 1	P: 12	R: 0	H: 2	E: 0	K: 0	S: 9	LOB: 2	BB: 0	P: 13	R: 0	H: 0	E: 0	K: 2	S: 9	LOB: 0	BB: 0	P: 14	R: 0	H: 1	E: 1	K: 0	S: 10	LOB: 2	BB: 1	P: 18	R: 1	H: 1	E: 0	K: 0	S: 11	LOB: 1	BB: 1	P: 18	R: 0	H: 1	E: 0	K: 1	S: 12	LOB: 1	BB: 0	P: 17
--------------	------	------	------	------	-------	--------	-------	-------	------	------	------	------	------	--------	-------	-------	------	------	------	------	------	--------	-------	-------	------	------	------	------	------	--------	-------	-------	------	------	------	------	------	--------	-------	-------	------	------	------	------	-------	--------	-------	-------	------	------	------	------	-------	--------	-------	-------	------	------	------	------	-------	--------	-------	-------

PITCHER	IP	WLS	BF	H	R	ER	SO	BB	IBB	HBP	BLK	WP	HR	S	P	ERA	WHIP
Kevin Gross, R ERA: 5.93 (1, 1)	4.0	L	20	5	3	3	3	2	0	1	0	0	0	38	67	6.75	1.750
Mike Hartley, R ERA: 3.0 (5, 1)	3.0		13	2	1	1	2	2	0	0	0	0	1	30	50	3.00	1.333
Jim Gott, R ERA: 2.29 (8, 1)	1.0		4	1	0	0	1	0	0	0	0	0	0	12	17	0.00	1.000


Los Angeles Dodgers @ Houston Astros
Astrodome, Houston, TX
Mon May 20 1991, 8:05 PM EDT
Att. 9,058 - Dome - 70 F

AB	32
R	4
H	8
RBI	4
BB	4
SO	6
LOB	14



WP: 0	PA: 37
PB: 0	SB: 1
CS: 0	

WP	HR	S	P	ERA	WHIP
0	0	0	0	0	0

Batter	1	2	3	4	5	6	7	8	9	AB R H RBI BB SO LOB	TOP																		
Brett Butler, L (1, 8) OBP: 0.374, SLG: 0.350	0-0 F8		4-1 1B BB		1-2 G4-3		0-1 F7		1-1 1B	4 0 1 0 1 0 1																			
Juan Samuel, R (1, 4) OBP: 0.373, SLG: 0.480 Jay Howell, R (9, 1)	3-3 K		1-2 1B		4-1 HR BB		1-1 HR 2B		1-0 1B CS	4 2 3 1 1 1 0 0 0 0 0 0 0 0																			
Darryl Strawberry, L (1, 9) OBP: 0.351, SLG: 0.397	2-3 K		2-3 K		1-1 HR		2-1 HR		3-3 K	5 2 2 4 0 3 4																			
Eddie Murray, S (1, 3) OBP: 0.369, SLG: 0.513		2-0 1B		2-0 G4-3		1-0 G3		2-0 HR	1-0 G4-3	5 1 2 1 0 0 1																			
Kal Daniels, L (1, 7) OBP: 0.256, SLG: 0.361 Jim Gott, R (7, 1) Tim Crews, R (7, 1) John Candelaria, L (8, 1) Jeff Hamilton, R (9, 5) OBP: 0.258, SLG: 0.283		3-2 F7		0-0 G3-1		3-2 L6		1-0 G3		4 0 0 0 0 0 1 0																			
Lenny Harris, L (1, 5) OBP: 0.356, SLG: 0.313	1 SAFE F7	0-1 F7		0-2 S 1B		0-0 F7		1-2 F7		4 0 1 0 0 0 1																			
Mike Scioscia, L (1, 2) OBP: 0.364, SLG: 0.363		2-1 F7		1 SAFE 3-3 K			2-0 HR	4-1 CS BB BB		3 1 1 1 1 1 2	AB 36 R 7 H 11 RBI 7 BB 4 SO 8 LOB 13																		
Jose Offerman, S (1, 6) OBP: 0.333, SLG: 0.258			2-3 K		0-0 F7		1-1 2B S 1B	4-0 BB BB	1-2 BB	3 1 1 0 1 1 0																			
Bob Ojeda, L (1, 1) OBP: 0.231, SLG: 0.231 Greg Smith, S (7, PH) Stan Javier, S (7, 7) OBP: 0.244, SLG: 0.282			2-2 G4-3		1-0 G4-3		1 SAFE 1 SAFE 1 SAFE K	1-3 K	3-3 K	2 0 0 0 0 0 0 1 0 0 0 0 1 1 1 0 0 0 0 1 2																			
Inning Stats	R: 0 E: 0 K: 2 S: 9 H: 0 LOB: 0 BB: 0 P: 14	R: 0 E: 0 K: 0 S: 8 H: 1 LOB: 1 BB: 0 P: 15	R: 0 E: 0 K: 2 S: 15 H: 1 LOB: 2 BB: 1 P: 26	R: 0 E: 0 K: 1 S: 8 H: 1 LOB: 1 BB: 0 P: 13	R: 0 E: 0 K: 0 S: 5 H: 0 LOB: 0 BB: 0 P: 7	R: 2 E: 0 K: 0 S: 8 H: 1 LOB: 0 BB: 1 P: 17	R: 5 E: 0 K: 1 S: 14 H: 5 LOB: 0 BB: 0 P: 24	R: 0 E: 0 K: 1 S: 7 H: 0 LOB: 2 BB: 2 P: 19	R: 0 E: 0 K: 1 S: 10 H: 2 LOB: 1 BB: 0 P: 16	1B: 6 2B: 3 3B: 0 HR: 4 SF: 0 SAC: 0 DP: 2 HBP: 0	WP: 0 PB: 0 SB: 2 CS: 2 PA: 40																		
PITCHER	IP WLS BF H R ER SO BB IBB HBP BLK WP HR S P ERA WHIP												PITCHER	IP WLS BF H R ER SO BB IBB HBP BLK WP HR S P ERA WHIP															
Mark Portugal, R (1, 1) ERA: 4.43	5.0		19	3	0	0	5	1	0	0	0	0	0	45	75	0.00	0.800												
Jim Corsi, R (6, 1) ERA: 5.29	1.2	L	10	4	5	5	1	1	0	0	0	0	2	18	32	27.00	3.000												
Dwayne Henry, R (7, 1) ERA: 3.05	1.1		7	2	2	2	1	2	0	0	0	0	2	11	28	13.50	3.000												
Curt Schilling, R (9, 1) ERA: 4.98	1.0		4	2	0	0	1	0	0	0	0	0	0	10	16	0.00	2.000												

Los Angeles Dodgers @ Houston Astros
Astrodome, Houston, TX
Tue May 21 1991, 8:05 PM EDT
Att. 9,053 - Dome - 70 F

livebaseballscorecards.com

BOTTOM

Los Angeles Dodgers @ Houston Astros
Astrodome, Houston, TX
Tue May 21 1991, 8:05 PM EDT
Att. 9,053 - Dome - 70 F

livebaseballscorecards.com

AB 31
R 3
H 6
RBI 3
BB 7
SO 8
LOB 18



WP: 2 PA: 40
PB: 0
SB: 0
CS: 0

AB R H RBI BB SO LOB

3	0	1	1	1	1	0
4	0	0	1	0	0	3
4	0	0	0	1	0	2
5	1	2	1	0	1	3
4	0	0	0	0	3	1
2	1	1	0	1	0	1
0	0	0	0	0	0	0
1	0	1	0	0	0	0
0	0	0	0	0	0	0
3	0	1	0	1	1	2
3	1	0	0	1	1	4
1	0	0	0	0	0	0
0	0	0	0	1	0	0
0	0	0	0	0	0	0
1	0	0	0	1	1	2

Batter	1	2	3	4	5	6	7	8	9
Steve Finley, L OBP: 0.306, SLG: 0.374 (1, 9)	G4-3		FC6-4 1B		SF8		BB		K
Gerald Young, S OBP: 0.071, SLG: 0.077 (1, 8)	G3		FC6-4 1-2f		FC6-4 1-2f		SF8		F7
Craig Biggio, R OBP: 0.390, SLG: 0.430 (1, 2)	G6-3			F8		G1-3	F7		BB
Ken Caminiti, S OBP: 0.318, SLG: 0.331 (1, 5)		WP G3-1 1B		G3-1		HR	K		F8
5 Jeff Bagwell, R OBP: 0.361, SLG: 0.405 (1, 3)		SAFE K		K		K		G6-3	
Mark Davidson, R OBP: 0.390, SLG: 0.324 Dwayne Henry, R (7, 1)		G3-1			1B SF8 1B		BB	WP 1B	
Ken Oberkfell, L OBP: 0.516, SLG: 0.435 Curt Schilling, R OBP: 1.000, SLG: 1.000 (9, 1)		1-2			BB 1B		L8	1-2 BB	
Casey Candaele, S OBP: 0.301, SLG: 0.398 (1, 4)		K			1-3 1B			1-2 BB	
Dave Rohde, S OBP: 0.222, SLG: 0.152 (1, 6)			F8		K		BB SF8 BB	F8	
Mark Portugal, R OBP: 0.267, SLG: 0.167 Rafael Ramirez, R OBP: 0.286, SLG: 0.263 Jim Corsi, R (6, 1)			G6-3				BB BB		K
Luis Gonzalez, L OBP: 0.278, SLG: 0.467 (7, 7)					FC6-4 BB		1-2 BB		

Inning Stats	R: 0	H: 0	E: 0	K: 0	S: 3	H: 1	LOB: 1	BB: 0	P: 5	R: 0	H: 1	E: 0	K: 2	S: 11	R: 0	H: 1	E: 0	K: 0	S: 5	R: 0	H: 0	E: 0	K: 1	S: 7	R: 1	H: 2	E: 0	K: 1	S: 12	R: 1	H: 1	E: 0	K: 1	S: 9	R: 1	H: 0	E: 0	K: 1	S: 16	R: 0	H: 1	E: 0	K: 1	S: 10	R: 0	H: 0	E: 0	K: 1	S: 6	1B: 5	SF: 2	2B: 0	SAC: 0	3B: 0	DP: 0	HR: 1	HBP: 0	WP: 2	PA: 40
--------------	------	------	------	------	------	------	--------	-------	------	------	------	------	------	-------	------	------	------	------	------	------	------	------	------	------	------	------	------	------	-------	------	------	------	------	------	------	------	------	------	-------	------	------	------	------	-------	------	------	------	------	------	-------	-------	-------	--------	-------	-------	-------	--------	-------	--------

PITCHER	IP	WLS	BF	H	R	ER	SO	BB	IBB	HBP	BLK	WP	HR	S	P	ERA	WHIP
Bob Ojeda, L ERA: 4.13 (1, 1)	6.0		25	5	2	2	5	2	0	0	0	1	1	47	83	3.00	1.167
Jim Gott, R ERA: 2.75 (7, 1)	0.0		3	0	1	1	0	3	0	0	0	0	0	6	18	∞	∞
Tim Crews, R ERA: 4.18 (7, 1)	1.2		7	1	0	0	1	1	0	0	0	1	0	17	27	0.00	1.200
John Candelaria, L ERA: 2.25 (8, 1)	0.2		2	0	0	0	2	0	0	0	0	0	0	6	6	0.00	0.000
Jay Howell, R ERA: 2.29 (9, 1)	0.2		3	0	0	0	0	1	0	0	0	0	0	3	9	0.00	1.500

Batter	1	2	3	4	5	6	7	8	9	AB R H RBI BB SO LOB	TOP											
Brett Butler, L (1, 8) OBP: 0.377, SLG: 0.349	3-2 1B		2-1 G6-3			3-2 L6		4-1 2B BB		3 1 1 0 1 0 0												
Juan Samuel, R (1, 4) OBP: 0.376, SLG: 0.483	1-2 P2		1-0 G5-3			4-2 BB		3-1 2B		3 0 1 1 1 0 1												
Darryl Strawberry, L (1, 9) OBP: 0.349, SLG: 0.416	1-1 F9			2-0 HR		2-2 F4		1-3 K		4 1 1 1 0 1 3												
Eddie Murray, S (1, 3) OBP: 0.358, SLG: 0.496	3-3 K			1-2 G6-3		2-3 K		2-1 G5-3		4 0 0 0 0 2 3												
Kal Daniels, L (1, 7) OBP: 0.248, SLG: 0.348		2-3 K		1-1 G3			2-2 L9		3-3 K	4 0 0 0 0 2 0												
Gary Carter, R (1, 2) OBP: 0.324, SLG: 0.438		4-2 BB		1-2 F7			0-0 L7		2-1 G5-3	3 0 0 0 1 0 0												
Jeff Hamilton, R (1, 5) OBP: 0.258, SLG: 0.270		1-1 L3			1-0 P5		4-2 BB		1-2 F8	3 0 0 0 1 0 1												
Jose Offerman, S (1, 6) OBP: 0.308, SLG: 0.235		3-2 G5-3			2-2 F7		3-2 G6-3			3 0 0 0 0 0 2												
Mike Morgan, R (1, 1) OBP: 0.100, SLG: 0.100			0-0 G4-3		0-0 G4-3			3-3 K		2 0 0 0 0 0 0												
John Candelaria, L (7, 1)										0 0 0 0 0 0 0												
Mike Hartley, R (7, 1)										0 0 0 0 0 0 0												
Stan Javier, S (8, PH) OBP: 0.238, SLG: 0.275										1 0 0 0 0 1 0												
Jim Gott, R (8, 1)										0 0 0 0 0 0 0												
Inning Stats	R: 0 E: 0 K: 1 S: 13	H: 1 LOB: 1 BB: 0 P: 20	R: 0 E: 0 K: 1 S: 11	H: 0 LOB: 1 BB: 1 P: 21	R: 0 E: 0 K: 0 S: 4	H: 0 LOB: 0 BB: 0 P: 7	R: 1 E: 0 K: 0 S: 9	H: 1 LOB: 0 BB: 0 P: 14	R: 0 E: 0 K: 1 S: 5	H: 0 LOB: 0 BB: 0 P: 8	R: 0 E: 0 K: 1 S: 13	H: 0 LOB: 1 BB: 1 P: 24	R: 0 E: 0 K: 0 S: 9	H: 0 LOB: 1 BB: 1 P: 18	R: 1 E: 0 K: 2 S: 12	H: 1 LOB: 1 BB: 1 P: 25	R: 0 E: 0 K: 1 S: 9	H: 0 LOB: 0 BB: 0 P: 15	1B: 1 2B: 1 3B: 0 HR: 1	SF: 0 SAC: 0 DP: 0 HBP: 0	WP: 0 PB: 0 SB: 1 CS: 0	PA: 34
PITCHER	IP WLS BF H R ER SO BB IBB HBP BLK WP HR S P ERA WHIP																					
Jim Deshaies, L (1, 1) ERA: 6.27	7.0 W 26 2 1 1 3 3 0 0 0 0 0 1 64 112 1.29 0.714																					
Al Osuna, L (8, 1) ERA: 2.45	2.0 S 8 1 1 1 3 1 0 0 0 0 0 0 21 40 4.50 1.000																					

Los Angeles Dodgers @ Houston Astros
Astrodome, Houston, TX
Wed May 22 1991, 8:05 PM EDT
Att. 12,310 - Dome - 70 F

livebaseballscorecards.com

AB 30
R 2
H 3
RBI 2
BB 4
SO 6
LOB 10



Batter	1	2	3	4	5	6	7	8	9
Steve Finley, L (1, 8) <small>OBP: 0.313, SLG: 0.391</small> Mark Davidson, R (7, PH) <small>OBP: 0.381, SLG: 0.314</small> Al Osuna, R (8, 1)	2-1 		2-2 G3-1		4-0 		3-2 F9 <small>3-H</small>		
Craig Biggio, R (1, 2) <small>OBP: 0.407, SLG: 0.444</small>	1-1 		4-2 		0-1 			0-0 	
Luis Gonzalez, L (1, 7) <small>OBP: 0.270, SLG: 0.452</small>	0-0 G6-3 <small>1-2f</small>		3-3 K		1-3 K			0-0 P2-3 <small>1-2f</small>	
Ken Caminiti, S (1, 5) <small>OBP: 0.316, SLG: 0.336</small>	0-0 G6-3			0-1 		0-0 F8		2-1 P5	
5 Jeff Bagwell, R (1, 3) <small>OBP: 0.360, SLG: 0.403</small>		2-1 F8		0-1 		2-3 K			
Karl Rhodes, L (1, 9) <small>OBP: 0.295, SLG: 0.282</small>		0-0 		0-0 G4-6-3 <small>1-2f</small> <small>3-H</small>		0-1 G3			
Rafael Ramirez, R (1, 6) <small>OBP: 0.311, SLG: 0.317</small>		2-0 		2-1 G5-3			0-1 		
Casey Candaele, S (1, 4) <small>OBP: 0.292, SLG: 0.385</small>		3-3 K			3-1 G6-3		0-1 G1-3 <small>2-3</small>		
Jim Deshaies, L (1, 1) <small>OBP: 0.308, SLG: 0.182</small> Ken Oberkfell, L (7, PH) <small>OBP: 0.500, SLG: 0.417</small> Gerald Young, S (8, 8) <small>OBP: 0.071, SLG: 0.077</small>			0-0 G4-3		1-3 K		1-3 K		

AB	R	H	RBI	BB	SO	LOB
2	1	1	0	1	0	0
1	0	0	0	0	0	0
0	0	0	0	0	0	0
3	0	3	1	1	0	0
4	0	0	0	0	2	5
4	1	1	0	0	0	0
3	0	1	0	0	1	0
3	0	1	0	0	0	1
3	1	2	0	0	0	0
3	0	0	0	0	1	2
2	0	0	0	0	1	0
1	0	0	0	0	1	1
0	0	0	0	0	0	0

BOTTOM

Los Angeles Dodgers @ Houston Astros
 Astrodome, Houston, TX
 Wed May 22 1991, 8:05 PM EDT
 Att. 12,310 - Dome - 70 F

AB	29
R	3
H	9
RBI	1
BB	2
SO	6
LOB	9

WP: 1	PA: 31
PB: 0	
SB: 2	
CS: 1	

Inning	1	2	3	4	5	6	7	8	9
R	1	0	0	1	0	0	1	0	0
H	2	2	0	2	1	0	1	1	0
E	0	0	0	0	0	0	0	0	0
K	0	1	1	0	2	1	1	0	0
S	6	10	10	7	10	10	14	6	

PITCHER	IP	WLS	BF	H	R	ER	SO	BB	IBB	HBP	BLK	WP	HR	S	P	ERA	WHIP
Mike Morgan, R (1, 1) <small>ERA: 2.12</small>	6.1	L	26	8	3	3	5	2	0	0	0	0	0	53	83	4.26	1.579
John Candelaria, L (7, 1) <small>ERA: 2.16</small>	0.1		1	0	0	0	1	0	0	0	0	0	0	3	4	0.00	0.000
Mike Hartley, R (7, 1) <small>ERA: 2.96</small>	0.1		1	0	0	0	0	0	0	0	0	1	0	3	6	0.00	0.000
Jim Gott, R (8, 1) <small>ERA: 2.61</small>	1.0		3	1	0	0	0	0	0	0	0	0	0	4	6	0.00	1.000

Batter	1	2	3	4	5	6	7	8	9	AB R H RBI BB SO LOB	TOP															
Brett Butler, L (1, 8) OBP: 0.366, SLG: 0.338	2-3 K		0-0 G4-3		0-1 G1-3		1-1 G6-3		1-0 F7	5 0 0 0 0 1 0	Los Angeles Dodgers @ Houston Astros Astrodome, Houston, TX Thu May 23 1991, 8:05 PM EDT Att. 9,386 - Dome - 70 F															
Juan Samuel, R (1, 4) OBP: 0.382, SLG: 0.490	4-2 BB		2-2 2B		2-3 K		3-2 1B		1-3 K	4 0 2 0 1 2 0																
Darryl Strawberry, L (1, 9) OBP: 0.350, SLG: 0.406	1-1 L7		3-2 G3-1		4-2 1B 1B BB		3-2 F8		4-1 BB	3 1 0 0 2 0 3																
Eddie Murray, S (1, 3) OBP: 0.367, SLG: 0.504	0-0 G4-3			0-0 1B 2B		2-1 G1-3 1B 1B		4-0 IBB	1-2 BB	4 1 2 0 1 0 2																
Kal Daniels, L (1, 7) OBP: 0.248, SLG: 0.345 Stan Javier, S (8, 7) OBP: 0.238, SLG: 0.275		0-1 G4-3 G4-3 1B		0-0 L8		2-3 K		0-0 L3		4 0 1 0 0 1 5 0 0 0 0 0 0 0																
Lenny Harris, L (1, 5) OBP: 0.363, SLG: 0.321		1-1 G4-3		0-0 1B		0-0 G1-3 1B		3-3 K		4 0 2 2 0 1 1																
Mike Scioscia, L (1, 2) OBP: 0.352, SLG: 0.349		1-1 G4-3		1-0 F7		3-1 G1-3		2-0 L3		4 0 0 0 0 0 4																
Jose Offerman, S (1, 6) OBP: 0.326, SLG: 0.222		2-2 P5		1-3 K		4-0 IBB		4-1 BB		2 0 0 0 2 1 2																
Tim Belcher, R (1, 1) OBP: 0.118, SLG: 0.176 John Candelaria, L (8, 1) Jay Howell, R (9, 1)			1-3 K		1-3 K		1-3 K		1-3 K	4 0 0 0 0 4 4 0 0 0 0 0 0 0 0 0 0 0 0 0 0																
Inning Stats	R: 0 E: 0 K: 1 S: 8	H: 0 LOB: 1 BB: 1 P: 15	R: 0 E: 0 K: 0 S: 9	H: 1 LOB: 1 BB: 0 P: 13	R: 0 E: 0 K: 1 S: 11	H: 1 LOB: 1 BB: 0 P: 17	R: 1 E: 0 K: 1 S: 8	H: 2 LOB: 1 BB: 0 P: 9	R: 0 E: 0 K: 2 S: 8	H: 0 LOB: 0 BB: 0 P: 11		R: 1 E: 0 K: 2 S: 14	H: 2 LOB: 3 BB: 2 P: 30	R: 0 E: 0 K: 0 S: 10	H: 1 LOB: 2 BB: 1 P: 21	R: 0 E: 0 K: 2 S: 9	H: 0 LOB: 1 BB: 1 P: 19	R: 0 E: 0 K: 1 S: 8	H: 0 LOB: 1 BB: 1 P: 15	1B: 5 2B: 2 3B: 0 HR: 0	SF: 0 SAC: 0 DP: 0 HBP: 0	WP: 0 PB: 1 SB: 0 CS: 0	PA: 40			
PITCHER Xavier Hernandez, R (1, 1) ERA: 5.34 Jim Clancy, R (8, 1) ERA: 2.08	IP 7.0 2.0	WLS L	BF 32 8	H 7 0	R 2 0	ER 2 0	SO 7 3	BB 2 2	IBB 2 0	HBP 0 0	BLK 0 0	WP 0 0	HR 0 0	S 68 17	P 116 34	ERA 2.57 0.00	WHIP 1.286 1.000									

livebaseballscorecards.com

AB	34
R	2
H	7
RBI	2
BB	6
SO	10
LOB	21



Los Angeles Dodgers @ Cincinnati Reds

Riverfront Stadium, Cincinnati, OH

Fri May 24 1991, 7:05 PM EDT
Att. 44,509 - Cloudy - 84 F

AB	39
R	11
H	13
RBI	10
BB	6
SO	10
LOB	16



Batter	1	2	3	4	5	6	7	8	9	AB R H RBI BB SO LOB
Brett Butler, L (1, 8) OBP: 0.373, SLG: 0.338 Chris Gwynn, L (9, PH) OBP: 0.364, SLG: 0.393	1-3 K	0-1 G4-3						4-2 1B BLK SF6 BB	1-3 K	3 2 1 0 2 1 0 1 0 0 0 0 1 1
Juan Samuel, R (1, 4) OBP: 0.383, SLG: 0.494 Greg Smith, S (9, PH)	0-1 1B 2B	3-3 K						3-3 K	0-3 K	5 2 2 0 0 2 4 1 0 0 0 0 1 1
Darryl Strawberry, L (1, 9) OBP: 0.352, SLG: 0.406 Tim Crews, R (8, 1)	1-1 F8	2-2 G4-3						2-2 BB 1B		5 2 2 1 0 1 1 0 0 0 0 0 0 0
Eddie Murray, S (1, 3)	1-1 HBP 1B 1B		1-1 P6					2-2 SF6		4 2 2 4 0 0 0
Kal Daniels, L (1, 7) OBP: 0.262, SLG: 0.358 Jose Gonzalez, R (8, PR)	0-2 HBP 1B 1B		2-2 F8					4-1 1B BB		4 2 2 1 1 1 0 0 0 0 0 0 0 0
Gary Carter, R (1, 2)	1-2 BB 1B HBP		1-1 G6-3					0-1 1B		4 0 1 1 0 0 1
Jeff Hamilton, R (1, 5) OBP: 0.271, SLG: 0.273 John Candelaria, L (7, 1) Stan Javier, S (8, PH) OBP: 0.233, SLG: 0.268	0-0 BB 1B		2-2 F8					1-0 P3 G3-1		3 0 1 2 1 0 0 0 0 0 0 0 0 0 1 0 0 0 0 0 3
Jose Offerman, S (1, 6)	4-2 1B BB		1-1 G6-3					3-3 K		4 0 1 1 1 2 0
Ramon Martinez, R (1, 1) OBP: 0.200, SLG: 0.167 Lenny Harris, L (7, 5)	2-2 P8		1-0 G4-3					0-1 PB BLK 1B		3 0 0 0 0 1 5 1 1 1 0 1 0 0

Inning Stats	R: 3	H: 4	R: 0	H: 0	R: 0	H: 0	R: 0	H: 0	R: 5	H: 6	R: 0	H: 0	R: 0	H: 0	R: 3	H: 3	R: 0	H: 0
	E: 0	LOB: 3	E: 0	LOB: 0	E: 0	LOB: 0	E: 0	LOB: 0	E: 0	LOB: 3	E: 0	LOB: 0	E: 0	LOB: 0	E: 0	LOB: 3	E: 0	LOB: 3
	K: 1	BB: 1	K: 1	BB: 0	K: 0	BB: 0	K: 0	BB: 0	K: 1	BB: 2	K: 2	BB: 0	K: 1	BB: 0	K: 1	BB: 2	K: 3	BB: 1
	S: 20	P: 30	S: 8	P: 13	S: 7	P: 11	S: 6	P: 10	S: 25	P: 44	S: 10	P: 15	S: 6	P: 8	S: 21	P: 34	S: 12	P: 20

PITCHER	IP	WLS	BF	H	R	ER	SO	BB	IBB	HBP	BLK	WP	HR	S	P	ERA	WHIP
Chris Hammond, L (1, 1) ERA: 3.89	4.0	L	22	7	7	7	2	2	0	1	0	0	0	49	78	15.75	2.250
Don Carman, L (5, 1) ERA: 3.86	3.0		13	3	1	1	4	1	0	0	0	0	0	33	53	3.00	1.333
Ted Power, R (8, 1) ERA: 3.24	1.1		10	3	3	3	2	3	0	0	1	0	0	27	47	20.25	4.500
Rob Dibble, R (9, 1) ERA: 1.27	0.2		2	0	0	0	2	0	0	0	0	0	0	6	7	0.00	0.000

WP: 0	PA: 47
PB: 1	
SB: 1	
CS: 0	

Batter	1	2	3	4	5	6	7	8	9	AB	R	H	RBI	BB	SO	LOB
Chris Sabo, R (1, 5) OBP: 0.310, SLG: 0.371	0-3 K		0-0 F8		2-1 L6		1-0 P3		2-2 F7	5	0	0	0	0	1	4
Billy Hatcher, R (1, 7) OBP: 0.279, SLG: 0.324	1-2 G6-3		0-0 S 1B			2-1 2B G5-3 1B	0-2 1-2 1B			4	1	3	2	0	0	0
Hal Morris, L (1, 3) OBP: 0.388, SLG: 0.546	2-2 1B		0-1 F8			2-1 SAFE G3-1 1-3 2B	3-2 G5-3			4	0	2	0	0	0	3
Eric Davis, R (1, 8) OBP: 0.374, SLG: 0.484	1-1 F7		1-3 K			3-1 G5-3	1-3 K			4	0	0	1	0	2	3
Paul O'Neill, L (1, 9) OBP: 0.326, SLG: 0.521		3-2 P6		0-0 F7		2-1 G3-1	1-0 G6-3			4	0	0	0	0	0	1
Luis Quinones, S (1, 4) OBP: 0.200, SLG: 0.254		1-1 F8		2-2 F9		2-1 G3	3-2 P3			4	0	0	0	0	0	1
Jeff Reed, L (1, 2) OBP: 0.342, SLG: 0.333		1-0 1B		1-3 K			0-1 F8		0-0 1B	4	0	2	0	0	1	0
Mariano Duncan, R (1, 6) OBP: 0.259, SLG: 0.317		1-0 G6-3			1-0 G5-3		1-1 P3 BB 1B		1-3 K	4	1	1	0	0	1	2
Chris Hammond, L (1, 1) Don Carman, L (5, 1) Herm Winningham, L (7, PH) Ted Power, R (8, 1) Rob Dibble, L (9, 1) Reggie Jefferson, S (9, PH)			2-1 F8 1B 2B		3-2 G3		4-0 1B BB		0-2 P6	1	1	1	0	0	0	0

Inning Stats	R: 0	H: 1	E: 0	K: 1	S: 15	R: 0	H: 1	E: 0	K: 0	S: 7	R: 1	H: 2	E: 0	K: 1	S: 10	R: 0	H: 0	E: 0	K: 1	S: 9	R: 0	H: 0	E: 0	K: 0	S: 6	R: 1	H: 2	E: 0	K: 0	S: 10	R: 1	H: 2	E: 0	K: 0	S: 13	R: 0	H: 0	E: 0	K: 1	S: 7	R: 0	H: 1	E: 0	K: 1	S: 10	R: 0	H: 1	E: 0	K: 1	S: 13	1B: 7	2B: 2	3B: 0	HR: 0	SF: 0	SAC: 0	DP: 0	HBP: 0	WP: 0	PB: 0	SB: 1	CS: 0	PA: 37
--------------	------	------	------	------	-------	------	------	------	------	------	------	------	------	------	-------	------	------	------	------	------	------	------	------	------	------	------	------	------	------	-------	------	------	------	------	-------	------	------	------	------	------	------	------	------	------	-------	------	------	------	------	-------	-------	-------	-------	-------	-------	--------	-------	--------	-------	-------	-------	-------	--------

PITCHER	IP	WLS	BF	H	R	ER	SO	BB	IBB	HBP	BLK	WP	HR	S	P	ERA	WHIP
Ramon Martinez, R (1, 1) ERA: 2.08	6.2	W	29	8	3	3	3	1	0	0	0	0	0	67	106	4.05	1.350
John Candelaria, L (7, 1) ERA: 2.0	0.1		1	0	0	0	0	0	0	0	0	0	0	3	6	0.00	0.000
Tim Crews, R (8, 1) ERA: 3.86	2.0		7	1	0	0	2	0	0	0	0	0	0	17	25	0.00	0.500

Los Angeles Dodgers @ Cincinnati Reds
Riverfront Stadium, Cincinnati, OH
Fri May 24 1991, 7:05 PM EDT
Att. 44,509 - Cloudy - 84 F

AB	36
R	3
H	9
RBI	3
BB	1
SO	5
LOB	15



Batter	1	2	3	4	5	6	7	8	9	AB R H RBI BB SO LOB	TOP											
Brett Butler, L (1, 8) OBP: 0.374, SLG: 0.335	0-2 F7	3-1 BB 1B	1-1 F7			4-2 BB 1B BB		3-3 K		4 1 1 0 1 1 0												
Juan Samuel, R (1, 4) OBP: 0.386, SLG: 0.497	2-1 BB 1B	4-0 F8 1B BB			1-1 G4-3	2-1 BB 1B			2-2 G6-4-3 1B	1 1 1 0 0 0 0 3 1 2 1 1 0 0												
Lenny Harris, L (1, 4) OBP: 0.392, SLG: 0.341																						
Darryl Strawberry, L (1, 9) OBP: 0.354, SLG: 0.403	4-2 SAFE 1B BB	0-0 P4			0-1 G4-3	4-1 G5-4-3 BB			0-0 G6-4-3 1-2f	1 1 0 0 1 0 3 2 0 0 0 1 0 1												
Stan Javier, S (2, 9) OBP: 0.239, SLG: 0.256																						
Eddie Murray, S (1, 3) OBP: 0.372, SLG: 0.511	1-1 1B 1B	0-1 1B			0-0 G5-3	1-0 G5-4-3 BB			4-2 BB	4 0 2 3 0 0 3 0 0 0 0 1 0 0												
Gary Carter, R (6, 3) OBP: 0.349, SLG: 0.417	1-3 2-H 1B	1-2 2-H 3-H 1B																				
Kal Daniels, L (1, 7) OBP: 0.265, SLG: 0.361	0-0 G5-3 1B	1-2 F8																				
Chris Gwynn, L (4, 7) OBP: 0.353, SLG: 0.379	1-2 3-H 1B	2-3 1B																				
Jose Gonzalez, R (7, 9) OBP: 0.379																						
Jeff Hamilton, R (1, 5) OBP: 0.270, SLG: 0.271	0-0 G5-3 1-2f	1-0 1B																				
Mike Scioscia, L (1, 2) OBP: 0.349, SLG: 0.345																						
Alfredo Griffin, S (1, 6) OBP: 0.256, SLG: 0.268		0-2 1B 3B			2-2 G4-3	4-2 WP 1B BB		2-1 F8		3 2 1 1 1 0 0												
Kevin Gross, R (1, 1) OBP: 0.167, SLG: 0.091																						
Barry Lyons, R (8, PH) OBP: 0.167, SLG: 0.091		1-0 BB 1B			2-2 P7	0-3 K		3-1 P5		3 1 1 1 0 1 1 1 0 0 0 0 0 0 0 0 0 0 0 0 0												
Jim Gott, R (8, 1)																						
Inning Stats	R: 2 E: 0 K: 0 S: 11	H: 3 LOB: 1 BB: 1 P: 18	R: 5 E: 0 K: 0 S: 16	H: 6 LOB: 2 BB: 1 P: 29	R: 0 E: 0 K: 0 S: 8	H: 0 LOB: 0 BB: 0 P: 13	R: 0 E: 0 K: 1 S: 5	H: 0 LOB: 0 BB: 0 P: 6	R: 0 E: 0 K: 1 S: 11	H: 0 LOB: 0 BB: 0 P: 19	R: 1 E: 0 K: 1 S: 11	H: 1 LOB: 2 BB: 3 P: 26	R: 0 E: 0 K: 0 S: 10	H: 0 LOB: 0 BB: 0 P: 12	R: 0 E: 0 K: 1 S: 9	H: 0 LOB: 0 BB: 0 P: 17	R: 0 E: 0 K: 0 S: 7	H: 1 LOB: 1 BB: 1 P: 13	1B: 10 2B: 0 3B: 1 HR: 0	SF: 0 SAC: 0 DP: 3 HBP: 0	WP: 1 PB: 0 SB: 0 CS: 0	PA: 41
PITCHER	IP WLS BF H R ER SO BB IBB HBP BLK WP HR S P ERA WHIP																					
Norm Charlton, L (1, 1) ERA: 4.19	1.0 L 9 6 5 5 0 1 0 0 0 0 0 0 17 26 45.00 7.000																					
Scott Scudder, R (2, 1) ERA: 4.32	4.0 16 3 2 2 1 1 0 0 0 0 0 0 34 59 4.50 1.000																					
Don Carman, L (6, 1) ERA: 3.68	3.0 12 1 1 1 2 3 0 0 0 1 0 0 30 55 3.00 1.333																					
Randy Myers, L (9, 1) ERA: 2.66	1.0 4 1 0 0 0 1 0 0 0 0 0 0 7 13 0.00 2.000																					

Los Angeles Dodgers @ Cincinnati Reds
Riverfront Stadium, Cincinnati, OH
Sat May 25 1991, 3:33 AM EDT
Att. 38,260 - Cloudy - 86 F

livebaseballscorecards.com

AB	35
R	8
H	11
RBI	8
BB	6
SO	3
LOB	15



BOTTOM

Los Angeles Dodgers @ Cincinnati Reds
Riverfront Stadium, Cincinnati, OH

livebaseballscorecards.com

AB	34
R	1
H	8
RBI	1
BB	4
SO	8
LOB	21



WP	0	PA	39
PB	0		
SB	0		
CS	0		

Sat May 25 1991, 3:33 AM EDT
Att. 38,260 - Cloudy - 86 F

AB R H RBI BB SO LOB

5	0	2	0	0	2	3
3	0	0	1	1	0	2
5	0	1	0	0	0	5
2	0	0	0	1	2	2
0	0	0	0	0	0	0
1	0	0	0	0	0	0
0	0	0	0	0	0	0
3	0	1	0	1	0	0
3	0	0	0	1	0	4
4	0	0	0	0	1	2
4	1	3	0	0	1	1
0	0	0	0	0	0	0
1	0	0	0	0	1	1
3	0	1	0	0	1	1

Batter	1	2	3	4	5	6	7	8	9
Chris Sabo, R OBP: 0.313, SLG: 0.372 (1, 5)	3-3 K 1	1-3 K 3			0-0 BB 1B		2-2 F8 2-3		1-2 1B
Billy Hatcher, R OBP: 0.276, SLG: 0.315 (1, 7)	1-1 G4-3		1-1 P4 1		4-2 BB 1-2		2-0 SF7 3-H 2-2		1-0 F9 2
Hal Morris, L OBP: 0.381, SLG: 0.532 (1, 3)	2-2 BB BB 1B		0-2 G4-3 2		0-0 F7 2		2-2 F9 3		0-0 F7 3
Eric Davis, R OBP: 0.373, SLG: 0.474 Don Carman, L (6, 1) Todd Benzinger, S OBP: 0.180, SLG: 0.228 Randy Myers, L (8, PH) (9, 1)	4-0 BB 1-2 BB		3-3 K 3		2-3 K 3			1-1 F7 1	
Paul O'Neill, L OBP: 0.331, SLG: 0.517 (1, 9)	4-1 FC6-4 BB 1-2 2-3			1-2 G4-3 1		1-2 G3 1		0-0 E2 G3-1 1B	
Jeff Reed, L OBP: 0.337, SLG: 0.319 (1, 2)	1-0 FC6-4 1-2f 3			4-1 FC4-6 BB		1-1 G6-3 2		1-1 G3-1 2	
Mariano Duncan, R OBP: 0.250, SLG: 0.306 (1, 4)				0-1 FC4-6 1-2f 2		2-1 F9 3		2-3 K 3	
Freddie Benavides, R OBP: 0.444, SLG: 0.375 (1, 6)				0-3 K 3			0-0 F8 1B SF7 1B		0-0 1B 1B
Norm Charlton, S (1, 1) Scott Scudder, R (2, 1) Herm Winningham, L OBP: 0.296, SLG: 0.327 (5, PH) (6, 8)					1-0 F8 1		1-0 1-2 1B		2-3 K 1

Inning Stats	R: 0	H: 1	E: 0	LOB: 3	K: 1	S: 11	R: 0	H: 1	E: 0	LOB: 1	K: 2	S: 12	R: 0	H: 0	E: 0	LOB: 0	K: 1	S: 9	R: 0	H: 0	E: 0	LOB: 1	K: 1	S: 10	R: 0	H: 1	E: 0	LOB: 2	K: 1	S: 8	R: 0	H: 0	E: 0	LOB: 0	K: 0	S: 7	R: 1	H: 2	E: 0	LOB: 1	K: 0	S: 13	R: 0	H: 1	E: 1	LOB: 1	K: 1	S: 8	R: 0	H: 2	E: 0	LOB: 2	K: 1	S: 9	1B: 8	2B: 0	3B: 0	HR: 0	SF: 1	SAC: 0	DP: 0	HBP: 0	WP: 0	PA: 39
--------------	------	------	------	--------	------	-------	------	------	------	--------	------	-------	------	------	------	--------	------	------	------	------	------	--------	------	-------	------	------	------	--------	------	------	------	------	------	--------	------	------	------	------	------	--------	------	-------	------	------	------	--------	------	------	------	------	------	--------	------	------	-------	-------	-------	-------	-------	--------	-------	--------	-------	--------

PITCHER	IP	WLS	BF	H	R	ER	SO	BB	IBB	HBP	BLK	WP	HR	S	P	ERA	WHIP
Kevin Gross, R ERA: 4.98 (1, 1)	7.0		30	5	1	1	6	4	0	0	0	0	0	70	118	1.29	1.286
Jim Gott, R ERA: 2.38 (8, 1)	2.0		9	3	0	0	2	0	0	0	0	0	0	17	25	0.00	1.500

Batter	1	2	3	4	5	6	7	8	9	AB R H RBI BB SO LOB	TOP											
Brett Butler, L (1, 8) OBP: 0.371, SLG: 0.333	2-2 G4-3			1-2 G6-3		1-1 1B		3-3 K		4 0 1 0 0 1 0												
Stan Javier, S (1, 7) OBP: 0.220, SLG: 0.234	0-0 F9			0-1 G6-3		0-1 F8			1-3 K	4 0 0 0 0 1 1												
Lenny Harris, L (1, 4) OBP: 0.386, SLG: 0.337	2-2 F7			2-1 F7			2-2 BB 1B		2-2 F8	4 0 1 0 0 0 0												
Eddie Murray, S (1, 3) OBP: 0.362, SLG: 0.496		3-2 P4			0-2 P3		2-2 SAFE F8		1-0 P4	4 0 0 0 0 0 1												
Jeff Hamilton, R (1, 5) OBP: 0.260, SLG: 0.260		2-3 K			1-2 F9		1-3 K			3 0 0 0 0 2 1												
Mike Scioscia, L (1, 2) OBP: 0.356, SLG: 0.357		2-1 G3-1			1-1 2B		4-2 FC6-4 BB			2 0 1 0 1 0 0												
Jose Gonzalez, R (1, 9)			3-2 F8		0-1 G6-3		2-2 FC6-4 1-2f			3 0 0 0 0 0 3												
Alfredo Griffin, S (1, 6) OBP: 0.258, SLG: 0.271			1-0 L6			0-2 F8		2-2 G6-4-3 1B		3 0 1 0 0 0 0												
Bob Ojeda, L (1, 1) OBP: 0.200, SLG: 0.200			3-2 L8			1-1 F9		0-1 G6-4-3 1-2f		2 0 0 0 0 0 0												
Gary Carter, R (8, PH) OBP: 0.341, SLG: 0.405										1 0 0 0 0 0 1												
Mike Hartley, R (8, 1)										0 0 0 0 0 0 0												
Inning Stats	R: 0 E: 0 K: 0 S: 8	H: 0 LOB: 0 BB: 0 P: 12	R: 0 E: 0 K: 1 S: 10	H: 0 LOB: 0 BB: 0 P: 17	R: 0 E: 0 K: 0 S: 8	H: 0 LOB: 0 BB: 0 P: 15	R: 0 E: 0 K: 0 S: 7	H: 0 LOB: 0 BB: 0 P: 10	R: 0 E: 0 K: 0 S: 10	H: 1 LOB: 1 BB: 0 P: 12	R: 0 E: 0 K: 1 S: 9	H: 1 LOB: 1 BB: 0 P: 11	R: 0 E: 0 K: 1 S: 17	H: 1 LOB: 2 BB: 1 P: 28	R: 0 E: 0 K: 1 S: 13	H: 1 LOB: 0 BB: 0 P: 18	R: 0 E: 0 K: 1 S: 9	H: 0 LOB: 0 BB: 0 P: 13	1B: 3 2B: 1 3B: 0 HR: 0	SF: 0 SAC: 0 DP: 1 HBP: 0	WP: 0 PB: 0 SB: 0 CS: 0	PA: 31
PITCHER	IP WLS BF H R ER SO BB IBB HBP BLK WP HR S P ERA WHIP																					
Tom Browning, L (1, 1) ERA: 3.14	7.0 W 25 3 0 0 2 1 0 0 0 0 0 0 69 105 0.00 0.571																					
Randy Myers, L (8, 1) ERA: 2.42	2.0 S 6 1 0 0 2 0 0 0 0 0 0 0 22 31 0.00 0.500																					

Los Angeles Dodgers @ Cincinnati Reds
Riverfront Stadium, Cincinnati, OH
Sun May 26 1991, 3:33 AM EDT
Att. 38,939 - Cloudy - 80 F

AB	30
R	0
H	4
RBI	0
BB	1
SO	4
LOB	7



Batter	1	2	3	4	5	6	7	8	9	AB	R	H	RBI	BB	SO	LOB	BOTTOM			
Chris Sabo, R OBP: 0.311, SLG: 0.369 (1, 5)	1-0 G4-3	2-1 G6-3			1-1 SH5-3 1B		3-2 F8			4	0	1	0	0	0	0				
Mariano Duncan, R OBP: 0.261, SLG: 0.324 (1, 4)	1-0 2B 1B		1-1 SH1-3 SF9 2B		0-0 SH5-3 1-2		2-1 G5-3			3	2	2	0	0	0	0				
Hal Morris, L OBP: 0.380, SLG: 0.535 (1, 3)	3-2 1B 2B		0-0 SH1-3 2-3		0-3 K			0-0 G6-3		3	0	1	0	0	1	1				
Eric Davis, R OBP: 0.385, SLG: 0.469 (1, 8)	4-0 1B IBB		4-0 IBB		4-0 FC6-4 IBB			0-1 G6-3		1	0	0	0	3	0	0				
Glenn Braggs, R OBP: 0.309, SLG: 0.429 (1, 7)	0-0 F7		1-0 SF9		0-0 FC6-4 1-2f			0-1 HR		3	1	1	2	0	0	5				
Paul O'Neill, L OBP: 0.329, SLG: 0.508 (1, 9)	2-2 1-2 2-3 3-H 1B		2-1 F7		1-3 K			1-2 G5-3		4	0	1	1	0	1	1				
Joe Oliver, R OBP: 0.246, SLG: 0.246 (1, 2)	1-2 F8			0-0 G4-3		3-2 G3				3	0	0	0	0	0	3				
Freddie Benavides, R OBP: 0.333, SLG: 0.273 (1, 6)		0-0 G5-3		1-0 F8		0-2 G6-3				3	0	0	0	0	0	0				
Tom Browning, L OBP: 0.292, SLG: 0.375 (1, 1)		2-3 K		0-0 F7			2-3 K			2	0	0	0	0	1	0				
Billy Hatcher, R OBP: 0.274, SLG: 0.312 (7, PH)										1	0	0	0	0	1	0				
Randy Myers, L (8, 1)										0	0	0	0	0	0	0				
Inning Stats	R: 1 E: 0 K: 13	H: 3 LOB: 3 BB: 1 P: 25	R: 0 E: 0 K: 1 S: 6	H: 0 LOB: 0 BB: 0 P: 10	R: 1 E: 0 K: 0 S: 6	H: 1 LOB: 1 BB: 1 P: 14	R: 0 E: 0 K: 0 S: 3	H: 0 LOB: 0 BB: 0 P: 4	R: 0 E: 0 K: 1 S: 8	H: 1 LOB: 2 BB: 1 P: 13	R: 0 E: 0 K: 1 S: 11	H: 0 LOB: 0 BB: 0 P: 15	R: 0 E: 0 K: 1 S: 8	H: 0 LOB: 0 BB: 0 P: 15	R: 1 E: 0 K: 0 S: 8	H: 1 LOB: 0 BB: 0 P: 9	1B: 3 2B: 2 3B: 0 HR: 1	SF: 1 SAC: 2 DP: 0 HBP: 0	WP: 0 PB: 0 SB: 0 CS: 0	PA: 33
PITCHER	IP WLS BF H R ER SO	IP WLS BF H R ER SO	IP WLS BF H R ER SO	IP WLS BF H R ER SO	IP WLS BF H R ER SO	IP WLS BF H R ER SO	IP WLS BF H R ER SO	IP WLS BF H R ER SO	IP WLS BF H R ER SO	IP WLS BF H R ER SO	IP WLS BF H R ER SO	IP WLS BF H R ER SO	IP WLS BF H R ER SO	IP WLS BF H R ER SO	IP WLS BF H R ER SO	IP WLS BF H R ER SO	ERA WHIP	ERA WHIP		
Bob Ojeda, L ERA: 3.93 (1, 1)	7.0 L																2.57	0.714		
Mike Hartley, R ERA: 3.2 (8, 1)	1.0																9.00	1.000		

Los Angeles Dodgers @ Cincinnati Reds
Riverfront Stadium, Cincinnati, OH
Sun May 26 1991, 3:33 AM EDT
Att: 38,939 - Cloudy - 80 F

livebaseballscorecards.com

AB	27
R	3
H	6
RBI	3
BB	3
SO	4
LOB	10



Batter	1	2	3	4	5	6	7	8	9	AB R H RBI BB SO LOB	TOP
Steve Finley, L (1, 8) OBP: 0.323, SLG: 0.428	2-1 CS 2B		3-1 1B		1-2 P4			0-1 HR		4 1 3 1 0 0 1	
Craig Biggio, R (1, 2) OBP: 0.385, SLG: 0.417	3-3 K		2-1 G5-3			3-2 G6-3		0-0 E5		4 0 0 0 0 1 2	
Luis Gonzalez, L (1, 7) OBP: 0.266, SLG: 0.469	1-0 G4-3 2-3			1-0 F7		1-3 K2-3		0-0 G4-3		4 0 0 0 0 1 2	
Ken Caminiti, S (1, 5) OBP: 0.301, SLG: 0.314		1-3 K		1-3 K		2-2 G1-3			2-1 1B	4 0 1 0 0 2 0	
5 Jeff Bagwell, R (1, 3) OBP: 0.369, SLG: 0.419		3-3 K		4-2 BB			2-3 K		1-0 P3	3 0 0 0 1 2 1	
Karl Rhodes, L (1, 9) OBP: 0.292, SLG: 0.268		2-2 1B		3-3 K			3-2 G4-3		2-1 F7	4 0 1 0 0 1 2	
Rafael Ramirez, R (1, 6) OBP: 0.291, SLG: 0.280		0-1 G4-3			1-0 FC4-6 1B		0-1 G6-3		1-1 P3	4 0 1 0 0 0 2	
Casey Candaele, S (1, 4) OBP: 0.298, SLG: 0.372			0-3 K		1-0 FC4-6 SH5-4 1-2f			1-0 G4-3		3 0 0 0 0 1 1	
Jim Deshaies, L (1, 1) OBP: 0.286, SLG: 0.167			1-2 G4-3		0-1 SH5-4			3-1 G4-3		1 0 0 0 0 0 0	
Dave Rohde, S (8, PH) OBP: 0.214, SLG: 0.132										1 0 0 0 0 0 0	
Dwayne Henry, R (8, 1)										0 0 0 0 0 0 0	
Inning Stats	R: 0 H: 1 E: 0 LOB: 0 K: 1 BB: 0 S: 6 P: 12	R: 0 H: 1 E: 0 LOB: 1 K: 2 BB: 0 S: 11 P: 17	R: 0 H: 1 E: 0 LOB: 1 K: 1 BB: 0 S: 10 P: 16	R: 0 H: 0 E: 0 LOB: 1 K: 2 BB: 1 S: 9 P: 18	R: 0 H: 1 E: 0 LOB: 1 K: 0 BB: 0 S: 7 P: 10	R: 0 H: 0 E: 0 LOB: 0 K: 1 BB: 0 S: 11 P: 17	R: 0 H: 0 E: 0 LOB: 0 K: 1 BB: 0 S: 12 P: 17	R: 1 H: 1 E: 1 LOB: 1 K: 0 BB: 0 S: 7 P: 11	R: 0 H: 1 E: 0 LOB: 1 K: 0 BB: 0 S: 7 P: 13	1B: 4 SF: 0 2B: 1 SAC: 1 3B: 0 DP: 0 HR: 1 HBP: 0	WP: 0 PA: 34 PB: 0 SB: 0 CS: 1
PITCHER	IP WLS BF H R ER SO BB IBB HBP BLK WP HR S P ERA WHIP										
Mike Morgan, R (1, 1) ERA: 2.0	8.0 W 31 6 1 1 8 1 0 0 0 0 0 1 75 122 1.12 0.875										
Jay Howell, R (9, 1) ERA: 2.08	1.0 S 3 0 0 0 0 0 0 0 0 0 0 0 5 9 0.00 0.000										

Houston Astros @ Los Angeles Dodgers
Dodger Stadium, Los Angeles, CA
Mon May 27 1991, 7:05 PM PDT
Att. 43,680 - Sunny - 68 F

livebaseballscorecards.com

AB	32
R	1
H	6
RBI	1
BB	1
SO	8
LOB	11



Batter	1	2	3	4	5	6	7	8	9
Brett Butler, L OBP: 0.377, SLG: 0.337 (1, 8)	2-2 E 1B	1-1 SAFE BB 1B		4-2 G5-4-3 BB		2-2 L6		1-1 L8	
Juan Samuel, R OBP: 0.383, SLG: 0.497 Lenny Harris, L OBP: 0.386, SLG: 0.337 (1, 4) (7, 4)	2-1 E9 1B 2B	0-1 SAFE F9		2-2 SAFE G5-4-3 1-2f		2-3 K			
Darryl Strawberry, L OBP: 0.357, SLG: 0.397 (1, 9)	4-1 1B SF7 BB	4-1 BB 1-2 BB		1-3 K		1-3 K			
Eddie Murray, S OBP: 0.359, SLG: 0.489 (1, 3)	3-2 SAFE BLK S 1B	0-0 G6-3			1-0 G4-3		3-2 P3		
Kal Daniels, L OBP: 0.272, SLG: 0.373 Jose Gonzalez, R (8, 7)	1-3 K 1-2 1B 2B		0-0 1B 1B		0-1 2B 2B		3-2 G4-3		
Gary Carter, R OBP: 0.313, SLG: 0.375 (1, 2)	2-2 SF7		1-0 P4		2-3 K		1-0 F8		
Jeff Hamilton, R OBP: 0.259, SLG: 0.273 (1, 5)	0-3 K 2-3		2-3 SAFE K		3-2 2B 2B		3-3 K		
Alfredo Griffin, S OBP: 0.290, SLG: 0.287 (1, 6)		1-2 1B 1B	1-1 SAFE FC6 1B		4-0 IBB		4-2 SH3-4 BB		
Mike Morgan, R OBP: 0.087, SLG: 0.087 Jay Howell, R (9, 1)		1-0 P2	2-2 SAFE FC6		1-0 F8		0-0 SH3-4		

Inning Stats	R: 3	H: 3	E: 1	LOB: 1	K: 2	S: 20	P: 34	R: 0	H: 2	E: 0	LOB: 3	K: 0	S: 10	P: 17	R: 0	H: 2	E: 0	LOB: 2	K: 1	S: 12	P: 18	R: 0	H: 0	E: 0	LOB: 0	K: 1	S: 9	P: 16	R: 1	H: 2	E: 0	LOB: 2	K: 1	S: 10	P: 21	R: 0	H: 0	E: 0	LOB: 0	K: 2	S: 10	P: 15	R: 0	H: 0	E: 0	LOB: 0	K: 0	S: 7	P: 14	R: 0	H: 0	E: 0	LOB: 1	K: 1	S: 8	P: 16
1B: 6	SF: 1	2B: 3	SAC: 1	3B: 0	DP: 1	HR: 0	HBP: 0	1B: 0	SF: 1	2B: 3	SAC: 1	3B: 0	DP: 1	HR: 0	HBP: 0	1B: 0	SF: 1	2B: 3	SAC: 1	3B: 0	DP: 1	HR: 0	HBP: 0	1B: 0	SF: 1	2B: 3	SAC: 1	3B: 0	DP: 1	HR: 0	HBP: 0	1B: 0	SF: 1	2B: 3	SAC: 1	3B: 0	DP: 1	HR: 0	HBP: 0	1B: 0	SF: 1	2B: 3	SAC: 1	3B: 0	DP: 1	HR: 0	HBP: 0									

BOTTOM

Houston Astros @ Los Angeles Dodgers
Dodger Stadium, Los Angeles, CA

Mon May 27 1991, 7:05 PM PDT
Att. 43,680 - Sunny - 68 F

AB	30
R	4
H	9
RBI	4
BB	5
SO	8
LOB	18



PITCHER	IP	WLS	BF	H	R	ER	SO	BB	IBB	HBP	BLK	WP	HR	S	P	ERA	WHIP
Jim Deshaies, L ERA: 6.13 (1, 1)	7.0	L	33	9	4	4	7	3	1	0	1	0	0	78	135	5.14	1.714
Dwayne Henry, R ERA: 2.91 (8, 1)	1.0		4	0	0	0	1	1	0	0	0	0	0	8	16	0.00	1.000

Batter	1	2	3	4	5	6	7	8	9	AB	R	H	RBI	BB	SO	LOB	TOP										
Steve Finley, L (1, 8) OBP: 0.322, SLG: 0.429 Jim Corsi, R (6, 1) Ken Oberkell, L (8, PH) OBP: 0.474, SLG: 0.379 Dwayne Henry, R (8, 1)	3-3 K		1-0 G4-3 1B 2B		0-3 K	2-3 K2-3		3-2 F8		4	1	1	0	0	3	3											
Craig Biggio, R (1, 2) OBP: 0.385, SLG: 0.417	0-1 1B		0-1 G4-3		0-2 FC5-4 1B		0-0 L4-6 1B		1-2 G1-3	5	1	2	0	0	0	2											
Luis Gonzalez, L (1, 7) OBP: 0.270, SLG: 0.466	2-3 K		0-1 1B		2-0 1B		1-0 F5		3-1 G3	5	0	2	1	0	1	2											
Ken Caminiti, S (1, 5) OBP: 0.304, SLG: 0.317	1-0 P5		1-3 K		2-1 1B		0-1 1B		2-0 G3	5	0	2	1	0	1	2											
5 Jeff Bagwell, R (1, 3) OBP: 0.360, SLG: 0.407		1-3 K	0-0 F8		1-2 1B		2-1 L4-6			4	0	0	0	0	2	5											
Karl Rhodes, L (1, 9) OBP: 0.291, SLG: 0.262		0-2 E5 1B		3-1 P5		1-2 BB HBP		1-3 K		3	0	0	0	0	1	0											
Rafael Ramirez, R (1, 4) OBP: 0.288, SLG: 0.278		2-0 F9		1-0 G4-3		1-3 K		1-0 1B		4	0	1	0	0	1	2											
Eric Yelding, R (1, 6) OBP: 0.257, SLG: 0.338 Darryl Kile, R (4, 1) Gerald Young, S (6, PH) OBP: 0.250, SLG: 0.333		0-1 1B		3-1 G6-3		4-2 BB		1-1 1B		2	0	1	0	0	0	0											
Xavier Hernandez, L (1, 1) Casey Candaele, S (4, 4) OBP: 0.299, SLG: 0.371		1-3 K		2-2 FC5-4 1B		1-1 P2		2-3 K		1	0	0	0	0	1	2											
										3	0	1	0	0	1	4											
Inning Stats	R: 0 E: 0 K: 2 S: 12	H: 1 LOB: 1 BB: 0 P: 18	R: 0 E: 1 K: 2 S: 12	H: 1 LOB: 2 BB: 0 P: 16	R: 1 E: 0 K: 1 S: 9	H: 2 LOB: 1 BB: 0 P: 11	R: 0 E: 0 K: 0 S: 5	H: 0 LOB: 0 BB: 0 P: 12	R: 1 E: 0 K: 2 S: 16	H: 3 LOB: 2 BB: 0 P: 23	R: 0 E: 0 K: 2 S: 16	H: 0 LOB: 2 BB: 1 P: 25	R: 0 E: 0 K: 0 S: 6	H: 2 LOB: 1 BB: 0 P: 9	R: 0 E: 0 K: 2 S: 17	H: 2 LOB: 2 BB: 0 P: 25	R: 0 E: 0 K: 0 S: 7	H: 0 LOB: 0 BB: 0 P: 13	1B: 10 2B: 2 3B: 0 HR: 0	SF: 0 SAC: 0 DP: 1 HBP: 1	WP: 0 PB: 0 SB: 0 CS: 0	PA: 40					
PITCHER	IP	WLS	BF	H	R	ER	SO	BB	IBB	HBP	BLK	WP	HR	S	P	ERA	WHIP										
Tim Belcher, R (1, 1) ERA: 2.79	7.0	W	32	9	2	2	9	1	0	1	0	0	0	76	114	2.57	1.429										
Mike Hartley, R (8, 1) ERA: 3.08	1.0		5	2	0	0	2	0	0	0	0	0	0	17	25	0.00	2.000										
Tim Crews, R (9, 1) ERA: 3.71	1.0		3	0	0	0	0	0	0	0	0	0	0	7	13	0.00	0.000										

Houston Astros @ Los Angeles Dodgers
Dodger Stadium, Los Angeles, CA

Tue May 28 1991, 7:05 PM PDT
Att. 22,617 - Sunny - 66 F

livebaseballscorecards.com

AB	38
R	2
H	11
RBI	2
BB	1
SO	11
LOB	24



Batter	1	2	3	4	5	6	7	8	9
Brett Butler, L OBP: 0.379, SLG: 0.343 Jose Offerman, S OBP: 0.327, SLG: 0.220	4-2 PB HR BB	2-2 G5-3		0-0 L9 1B 2B	1-2 G1-3			2-3 K	
Lenny Harris, L OBP: 0.396, SLG: 0.347	4-1 SAFE PB HR BB	0-1 G3 2B		2-0 L9 2-3	0-1 G6-3			4-0 BB	
Darryl Strawberry, L OBP: 0.360, SLG: 0.421 Stan Javier, S OBP: 0.216, SLG: 0.229	3-1 1-H 2-H HR	1-0 G3		2-2 G4-3 S HR 1B		1-0 G4-3		2-3 K	
Eddie Murray, S OBP: 0.365, SLG: 0.486 Gary Carter, R OBP: 0.300, SLG: 0.357	4-1 FC4-6 BB	2-1 P2		4-0 G4-3 HR IBB		2-3 K		3-2 F7	
Kal Daniels, L OBP: 0.271, SLG: 0.369 Jose Gonzalez, R	1 SAFE FC4-6 1B 1-2f G4-3		2-1 G3-1	2-0 G4-3		2-1 1B			
Jeff Hamilton, R OBP: 0.271, SLG: 0.321	1 SAFE G4-3 1-3 1B		1-0 G1-3	1-1 HR		0-0 F9			
Mike Scioscia, L OBP: 0.368, SLG: 0.374 Barry Lyons, R	0-1 G4-3 1-2 3-H		3-1 2B	4-0 BB			0-1 G6-3 1B		
Alfredo Griffin, S OBP: 0.299, SLG: 0.281 Mike Hartley, R Tim Crews, R	4-0 IBB		4-0 FC6-4 IBB	1-0 G3			0-1 G6-3 1-2f		
Tim Belcher, R OBP: 0.100, SLG: 0.150 Chris Gwynn, L OBP: 0.343, SLG: 0.367	0-0 G4-3		0-0 FC6-4 1-2f		2-1 P4		3-2 G4-3		

Inning Stats	R: 4 E: 0 K: 0 S: 13	H: 2 LOB: 2 BB: 4 P: 33	R: 0 E: 0 K: 0 S: 8	H: 1 LOB: 1 BB: 0 P: 13	R: 0 E: 0 K: 0 S: 6	H: 1 LOB: 2 BB: 1 P: 16	R: 4 E: 0 K: 0 S: 9	H: 3 LOB: 1 BB: 2 P: 25	R: 0 E: 0 K: 0 S: 7	H: 0 LOB: 0 BB: 0 P: 10	R: 0 E: 0 K: 1 S: 7	H: 1 LOB: 1 BB: 0 P: 12	R: 0 E: 0 K: 0 S: 7	H: 1 LOB: 0 BB: 0 P: 10	R: 0 E: 0 K: 2 S: 10	H: 0 LOB: 1 BB: 1 P: 21
--------------	-------------------------------	----------------------------------	------------------------------	----------------------------------	------------------------------	----------------------------------	------------------------------	----------------------------------	------------------------------	----------------------------------	------------------------------	----------------------------------	------------------------------	----------------------------------	-------------------------------	----------------------------------

PITCHER	IP	WLS	BF	H	R	ER	SO	BB	IBB	HBP	BLK	WP	HR	S	P	ERA	WHIP
Xavier Hernandez, R ERA: 6.47	(1, 1)	3.1	L	21	6	6	0	3	2	0	0	0	1	32	71	16.20	2.700
Darryl Kile, R ERA: 5.88	(4, 1)	1.2		8	1	2	0	1	1	0	0	0	1	11	26	10.80	1.200
Jim Corsi, R ERA: 4.74	(6, 1)	2.0		7	2	0	1	0	0	0	0	0	0	14	22	0.00	1.000
Dwayne Henry, R ERA: 2.76	(8, 1)	1.0		4	0	0	2	1	0	0	0	0	0	10	21	0.00	1.000

BOTTOM

AB	R	H	RBI	BB	SO	LOB
3	2	1	0	1	0	0
1	0	0	0	0	1	0
3	1	1	0	2	0	1
4	2	2	4	0	0	1
1	0	0	0	0	1	1
1	1	0	0	2	0	1
2	0	0	0	0	1	1
4	1	1	0	0	0	3
0	0	0	0	0	0	0
4	1	2	3	0	0	1
3	0	2	1	1	0	1
0	0	0	0	0	0	0
2	0	0	0	2	0	2
0	0	0	0	0	0	0
0	0	0	0	0	0	0
3	0	0	0	0	0	4
1	0	0	0	0	0	0

AB 32
R 8
H 9
RBI 8
BB 8
SO 3
LOB 16



Houston Astros @ Los Angeles Dodgers
Dodger Stadium, Los Angeles, CA

Tue May 28 1991, 7:05 PM PDT
Att. 22,617 - Sunny - 66 F

WP: 0	PA: 40
PB: 1	
SB: 1	
CS: 0	

livebaseballscores.com

Batter	1	2	3	4	5	6	7	8	9	AB R H RBI BB SO LOB	TOP
--------	---	---	---	---	---	---	---	---	---	----------------------	-----

Steve Finley, L <small>(1, 8) OBP: 0.333, SLG: 0.444</small> <small>(9, 9)</small>	 <small>1B 1B</small>			 <small>F9</small>		 <small>CS 1B</small>		 <small>2B</small>	 <small>FC5-4 1B</small>	6 1 4 1 0 1 3	
Craig Biggio, R <small>(1, 2) OBP: 0.395, SLG: 0.423</small>	 <small>1B 1B</small>	 <small>G4-3 1B</small>		 <small>1B</small>		 <small>F8 1-2</small>		 <small>BB</small>	 <small>FC5-4 1-2f</small>	5 1 3 0 1 0 3	
Ken Caminiti, S <small>(1, 5) OBP: 0.301, SLG: 0.314</small>	 <small>1B 1B</small>	 <small>G4-3 1-2f</small>		 <small>F8</small>			 <small>F7</small>			5 1 1 1 0 0 4	
Luis Gonzalez, L <small>(1, 7) OBP: 0.280, SLG: 0.477</small>	 <small>BLK 1B</small>	 <small>L9</small>		 <small>1B</small>			 <small>2B</small>		 <small>K</small>	5 1 3 0 0 1 0	
5 Jeff Bagwell, R <small>(1, 3) OBP: 0.361, SLG: 0.424</small>	 <small>K</small>			 <small>FC6-4 BB</small>			 <small>K</small>		 <small>HR</small>	4 1 1 1 1 3 6	
Karl Rhodes, L <small>(1, 9) OBP: 0.301, SLG: 0.285</small> Gerald Young, S <small>(9, PR) OBP: 0.250, SLG: 0.333</small> <small>(9, 8)</small>	 <small>1B BLK 1B</small>		 <small>FC6-4 G5-3 1-2f</small>		 <small>K</small>		 <small>IBB</small>		 <small>E 3B</small>	4 0 2 1 1 1 1 0 1 0 0 0 0 0	
Rafael Ramirez, R <small>(1, 4) OBP: 0.270, SLG: 0.259</small> Casey Candaele, S <small>(7, 4) OBP: 0.297, SLG: 0.368</small>	 <small>F7</small>		 <small>G5-3</small>		 <small>G6-3</small>		 <small>F9</small>		 <small>FC 1B</small>	4 0 0 0 0 0 6 1 1 0 0 0 0 0	
Eric Yelding, R <small>(1, 6) OBP: 0.288, SLG: 0.338</small>	 <small>1B IBB</small>			 <small>IBB</small>		 <small>G6-3</small>		 <small>G6-3</small>	 <small>SH3-4 1B</small>	3 1 1 1 2 0 0	
Pete Harnisch, S <small>(1, 1) OBP: 0.095, SLG: 0.095</small> Al Osuna, R <small>(8, 1)</small>	 <small>1B</small>		 <small>K</small>		 <small>G4-3</small>		 <small>G4-3</small>	 <small>SH3-4</small>	 <small>SH3-4</small>	4 0 1 1 0 1 2 0 0 0 0 0 0 0	

Inning Stats	R: 4 E: 0 K: 2 S: 22	H: 6 LOB: 3 BB: 1 P: 34	R: 0 E: 0 K: 0 S: 8	H: 1 LOB: 0 BB: 0 P: 13	R: 0 E: 0 K: 1 S: 9	H: 0 LOB: 2 BB: 2 P: 20	R: 0 E: 0 K: 1 S: 13	H: 2 LOB: 2 BB: 0 P: 19	R: 0 E: 0 K: 1 S: 9	H: 0 LOB: 0 BB: 0 P: 13	R: 0 E: 0 K: 0 S: 8	H: 1 LOB: 0 BB: 0 P: 13	R: 0 E: 0 K: 1 S: 9	H: 1 LOB: 2 BB: 1 P: 17	R: 0 E: 0 K: 0 S: 9	H: 1 LOB: 2 BB: 1 P: 18	R: 4 E: 1 K: 1 S: 23	H: 4 LOB: 2 BB: 0 P: 29	1B: 12 2B: 2 3B: 1 HR: 1	SF: 0 SAC: 1 DP: 1 HBP: 0	WP: 0 PB: 0 SB: 0 CS: 1	PA: 47
--------------	-------------------------------	----------------------------------	------------------------------	----------------------------------	------------------------------	----------------------------------	-------------------------------	----------------------------------	------------------------------	----------------------------------	------------------------------	----------------------------------	------------------------------	----------------------------------	------------------------------	----------------------------------	-------------------------------	----------------------------------	-----------------------------------	------------------------------------	----------------------------------	--------

PITCHER	IP	WLS	BF	H	R	ER	SO	BB	IBB	HBP	BLK	WP	HR	S	P	ERA	WHIP
Orel Hershiser, R <small>(1, 1) ERA: 9.0</small>	4.0	L	23	9	4	4	4	1	2	0	1	0	0	52	86	9.00	2.500
Tim Crews, R <small>(5, 1) ERA: 3.34</small>	3.0		11	2	0	0	2	0	1	0	0	0	0	26	43	0.00	0.667
Kevin Gross, R <small>(8, 1) ERA: 4.95</small>	2.0		13	5	4	1	1	1	0	0	0	0	1	32	47	4.50	3.000

Houston Astros @ Los Angeles Dodgers
 Dodger Stadium, Los Angeles, CA
 Wed May 29 1991, 7:05 PM PDT
 Att. 39,127 - Sunny - 68 F

livebaseballscorecards.com

AB	41
R	8
H	16
RBI	6
BB	5
SO	7
LOB	25



Batter	1	2	3	4	5	6	7	8	9	AB R H RBI BB SO LOB
Brett Butler, L OBP: 0.380, SLG: 0.337 (1, 8)	0-1 E4 WP S G4-3		1-2 G1-3		0-3 K		4-1 FC4-6 BB		4-2 BB	3 1 0 0 2 1 1
Juan Samuel, R OBP: 0.373, SLG: 0.482 (1, 4)	2-1 G4-3 1-H		2-2 G5-3		1-3 K		0-1 FC4-6 1-2f		2-3 K	5 0 0 1 0 2 3
Darryl Strawberry, L OBP: 0.356, SLG: 0.410 (1, 9)	4-2 S BB		1-0 F6		2-2 G4-3		3-3 K		0-3 K	4 0 0 0 1 2 3
Eddie Murray, S OBP: 0.368, SLG: 0.486 (1, 3)	0-3 K 1-2			1-1 BB 1B SF9 1B		0-2 G6-3		0-0 G1-3 1B		4 1 2 0 0 1 1
Lenny Harris, L OBP: 0.404, SLG: 0.357 (1, 5)	0-1 G4-3		1-0 SF9 BB 1B		3-2 BB 1B		1-1 F7			3 0 2 0 0 0 1 1 0 0 0 0 0 1
Jeff Hamilton, R OBP: 0.267, SLG: 0.317 (8, PH) (9, 5)			1-2 SF9 BB 1B		4-2 FC4 BB 1B		1-2 G1-3			2 0 0 0 2 0 1
Stan Javier, S OBP: 0.236, SLG: 0.220 (1, 7)		0-0 B5-3		1-2 2-3 BB		1-2 P5		4-2 BB		3 0 0 0 0 0 5 0 0 0 0 1 0 0
Mike Scioscia, L OBP: 0.360, SLG: 0.364 (1, 2)		2-1 F7		2-1 F7		0-0 FC4		0-1 K		3 0 0 1 0 1 4
Gary Carter, R OBP: 0.314, SLG: 0.357 (8, PH) (9, 2)		0-1 L4		2-0 SF9		2-3 3-H				
Alfredo Griffin, S OBP: 0.287, SLG: 0.272 (1, 6)			0-2 G1-3 1B		2-3 K		1-2 G6-3		2-3 K	1 0 1 0 0 0 0 1 0 0 0 0 1 2 0 0 0 0 0 0 0 1 0 0 0 0 0 0 0 0 0 0 0 0 0 1 0 0 0 0 1 0

BOTTOM

Houston Astros @ Los Angeles Dodgers
Dodger Stadium, Los Angeles, CA
Wed May 29 1991, 7:05 PM PDT
Att. 39,127 - Sunny - 68 F

livebaseballscorecards.com

AB	32
R	2
H	5
RBI	2
BB	6
SO	9
LOB	22



Inning Stats	R: 1	H: 0	R: 0	H: 0	R: 0	H: 1	R: 0	H: 0	R: 0	H: 1	R: 0	H: 0	R: 0	H: 1	R: 0	H: 0	R: 0	H: 0
	E: 1	LOB: 1	E: 0	LOB: 0	E: 0	LOB: 2	E: 0	LOB: 0	E: 0	LOB: 2	E: 0	LOB: 1	E: 0	LOB: 2	E: 0	LOB: 1	E: 0	LOB: 1
	K: 1	BB: 1	K: 0	BB: 0	K: 1	BB: 1	K: 2	BB: 0	K: 1	BB: 1	K: 1	BB: 1	K: 3	BB: 1	K: 1	BB: 1	K: 3	BB: 1
	S: 13	P: 19	S: 5	P: 7	S: 13	P: 25	S: 13	P: 16	S: 12	P: 19	S: 9	P: 17	S: 13	P: 19	S: 13	P: 21	S: 13	P: 21

PITCHER	IP	WLS	BF	H	R	ER	SO	BB	IBB	HBP	BLK	WP	HR	S	P	ERA	WHIP
Pete Harnisch, R ERA: 2.49 (1, 1)	7.0	W	31	5	2	1	5	4	0	0	0	1	0	78	120	1.29	1.286
Al Osuna, L ERA: 2.49 (8, 1)	2.0	S	8	0	0	0	4	2	0	0	0	0	0	25	39	0.00	1.000

WP: 1	PA: 39
PB: 0	
SB: 2	
CS: 0	

Batter	1	2	3	4	5	6	7	8	9	AB R H RBI BB SO LOB	TOP
--------	---	---	---	---	---	---	---	---	---	----------------------	-----

<p>Chris Sabo, R (1, 5) OBP: 0.317, SLG: 0.380</p>	<p>1-0</p>	<p>3-2</p>		<p>3-2</p>		<p>4-0</p>		<p>0-0</p>		4 1 2 2 1 0 0	
<p>Mariano Duncan, R (1, 4) OBP: 0.252, SLG: 0.317</p>	<p>1-1</p>	<p>0-0</p>		<p>2-2</p>		<p>0-3</p>		<p>0-1</p>		5 0 1 0 0 1 3	
<p>Hal Morris, L (1, 3) OBP: 0.357, SLG: 0.514</p>	<p>3-2</p>	<p>1-1</p>		<p>1-1</p>		<p>1-1</p>		<p>1-1</p>		5 0 2 1 0 0 2	
<p>Eric Davis, R (1, 8) Herm Winningham, L (8, 8) OBP: 0.388, SLG: 0.473 OBP: 0.286, SLG: 0.314</p>	<p>3-2</p>	<p>1-0</p>		<p>1-0</p>		<p>1-2</p>		<p>0-0</p>		5 1 2 0 0 0 3 0 0 0 0 0 0 0	
<p>Paul O'Neill, L (1, 9) OBP: 0.340, SLG: 0.514</p>	<p>3-2</p>		<p>0-0</p>		<p>2-0</p>	<p>3-1</p>		<p>2-1</p>		5 2 2 2 0 0 3	
<p>Jeff Reed, L (1, 2) OBP: 0.354, SLG: 0.353</p>		<p>3-1</p>	<p>2-2</p>		<p>1-3</p>	<p>0-2</p>		<p>2-0</p>		5 1 3 0 0 1 0	
<p>Glenn Braggs, R (1, 7) OBP: 0.318, SLG: 0.368</p>		<p>2-1</p>	<p>0-1</p>		<p>3-2</p>	<p>4-2</p>		<p>4-1</p>		3 1 1 1 2 0 1	
<p>Freddie Benavides, R (1, 6) OBP: 0.308, SLG: 0.280</p>		<p>3-3</p>	<p>1-2</p>		<p>1-3</p>	<p>0-1</p>		<p>0-0</p>		5 0 1 1 0 2 4	
<p>Scott Scudder, R (1, 1) Don Carman, L (7, 1) OBP: 0.143, SLG: 0.143</p>	<p>3-2</p>		<p>0-1</p>		<p>1-2</p>	<p>0-0</p>		<p>1-3</p>		4 1 1 0 0 0 4 1 0 0 0 0 1 1	

Inning Stats	R: 1 H: 2 E: 0 LOB: 1 K: 0 BB: 0 S: 14 P: 25	R: 3 H: 5 E: 0 LOB: 2 K: 1 BB: 0 S: 18 P: 34	R: 0 H: 2 E: 0 LOB: 2 K: 0 BB: 0 S: 13 P: 16	R: 0 H: 0 E: 0 LOB: 0 K: 0 BB: 0 S: 8 P: 14	R: 2 H: 2 E: 0 LOB: 0 K: 2 BB: 0 S: 11 P: 19	R: 0 H: 0 E: 0 LOB: 1 K: 1 BB: 1 S: 8 P: 14	R: 1 H: 2 E: 1 LOB: 2 K: 0 BB: 1 S: 13 P: 21	R: 0 H: 2 E: 0 LOB: 2 K: 0 BB: 0 S: 8 P: 11	R: 0 H: 0 E: 0 LOB: 1 K: 1 BB: 1 S: 6 P: 13	1B: 12 SF: 0 2B: 1 SAC: 0 3B: 0 DP: 0 HR: 2 HBP: 0	WP: 0 PA: 45 PB: 0 SB: 2 CS: 0
--------------	--	--	--	---	--	---	--	---	---	---	---

PITCHER	IP	WLS	BF	H	R	ER	SO	BB	IBB	HBP	BLK	WP	HR	S	P	ERA	WHIP
Ramon Martinez, R (1, 1) ERA: 2.7	5.0	L	26	11	6	6	3	0	0	0	0	0	2	64	108	10.80	2.200
Mike Hartley, R (6, 1) ERA: 2.97	4.0		19	4	1	1	2	3	0	0	1	0	0	35	59	2.25	1.750

Cincinnati Reds @ Los Angeles Dodgers
Dodger Stadium, Los Angeles, CA
 Thu May 30 1991, 7:05 PM PDT
 Att. 29,796 - Overcast - 64 F

AB	42
R	7
H	15
RBI	7
BB	3
SO	5
LOB	21



Batter	1	2	3	4	5	6	7	8	9	AB	R	H	RBI	BB	SO	LOB
Brett Butler, L OBP: 0.376, SLG: 0.330 (1, 8)	0-0 G6-3		4-1 1B BB		3-2 P6		3-2 F7		1-3 K	4	0	0	0	1	1	1
Juan Samuel, R OBP: 0.381, SLG: 0.486 (1, 4) Jeff Hamilton, R OBP: 0.264, SLG: 0.313 (9, 6)	4-1 FC4-6 BB		0-0 FC6-4 1B		1-1 G4-3		2-2 1B		1-1 F8	3	0	2	0	1	0	0
Darryl Strawberry, L OBP: 0.354, SLG: 0.401 (1, 9) Chris Gwynn, L OBP: 0.333, SLG: 0.355 (9, 7)	1-2 FC4-6 1-2f		2-3 K		4-1 BB		2-2 F9			3	0	0	0	1	1	4
Eddie Murray, S OBP: 0.386, SLG: 0.483 (1, 3) Gary Carter, R OBP: 0.296, SLG: 0.333 (2, 3)	3-0 G1-3		1-0 FC6-4		0-0 P4			1-1 F7		1	0	0	0	0	0	1
Kal Daniels, L OBP: 0.276, SLG: 0.366 (1, 7) Jose Gonzalez, R (9, 9)		3-3 K		0-0 BB S G6-4-3 1B		2-1 FC4-6 HBP		2-2 G6-3		3	1	1	0	0	1	0
Lenny Harris, L OBP: 0.398, SLG: 0.347 (1, 5)		1-1 G4-1		4-2 G6-4-3 BB 1-2 BB		1-2 FC4-6 1-2f		0-0 G4-3		3	0	0	0	1	0	1
Mike Scioscia, L OBP: 0.371, SLG: 0.392 (1, 2)		4-1 BB		4-0 G6-4-3 BB 1-2 2-3 BB		1-2 F8		1-2 G4-3		2	1	1	1	2	0	1
Alfredo Griffin, S OBP: 0.279, SLG: 0.263 (1, 6) Mike Sharperson, R OBP: 0.237, SLG: 0.176 (9, 4)		0-2 G3		2-2 G6-4-3 1-2f 2-3 3-H		2-2 G4-3		4-2 FC6-4 BB		3	0	0	0	0	0	4
Ramon Martinez, R OBP: 0.185, SLG: 0.154 (1, 1) Mike Hartley, R (6, 1) Stan Javier, S OBP: 0.232, SLG: 0.216 (9, PH)			0-3 K		0-0 P5		1-1 G3-1		0-0 FC6-4 DI 1-2f	2	0	0	0	0	1	1

Inning Stats	R: 0	H: 0	E: 0	K: 0	S: 6	R: 0	H: 0	E: 0	K: 1	S: 9	R: 0	H: 1	E: 0	K: 2	S: 10	R: 1	H: 1	E: 0	K: 0	S: 7	R: 0	H: 0	E: 0	K: 0	S: 7	R: 0	H: 0	E: 0	K: 0	S: 10	R: 0	H: 0	E: 0	K: 0	S: 15	R: 0	H: 0	E: 0	K: 0	S: 6	R: 1	H: 1	E: 0	K: 1	S: 12	1B: 3	2B: 0	3B: 0	HR: 1	SF: 0	SAC: 0	DP: 1	HBP: 1	WP: 0	PB: 0	SB: 2	CS: 0	PA: 38
--------------	------	------	------	------	------	------	------	------	------	------	------	------	------	------	-------	------	------	------	------	------	------	------	------	------	------	------	------	------	------	-------	------	------	------	------	-------	------	------	------	------	------	------	------	------	------	-------	-------	-------	-------	-------	-------	--------	-------	--------	-------	-------	-------	-------	--------

PITCHER	IP	WLS	BF	H	R	ER	SO	BB	IBB	HBP	BLK	WP	HR	S	P	ERA	WHIP
Scott Scudder, R ERA: 3.69 (1, 1)	6.2	W	29	3	1	1	3	6	0	1	0	0	0	61	113	1.35	1.350
Don Carman, L ERA: 3.63 (7, 1)	2.1		9	1	1	1	1	1	0	0	0	0	1	21	33	3.86	0.857

BOTTOM

Cincinnati Reds @ Los Angeles Dodgers
Dodger Stadium, Los Angeles, CA

Thu May 30 1991, 7:05 PM PDT
Att. 29,796 - Overcast - 64 F

livebaseballscorecards.com

AB	30
R	2
H	4
RBI	1
BB	7
SO	4
LOB	18



Batter	1	2	3	4	5	6	7	8	9	AB R H RBI BB SO LOB	TOP										
Chris Sabo, R OBP: 0.319, SLG: 0.380 (1, 5)	1-0 F9		0-0 G6-3		1-1 CS 1B		0-1 FC6-4 1B		2-1 F8	5 0 2 0 0 0 0											
Mariano Duncan, R OBP: 0.250, SLG: 0.310 (1, 4) (8, 6)	2-2 G5-3		4-2 CS BB		2-0 SF7		0-1 FC6-4 1-2f		0-0 F7	3 0 0 1 1 0 1											
Hal Morris, L OBP: 0.361, SLG: 0.514 (1, 3)	1-0 1B		1-1 CS 1-2	1-0 G3-1 1-2	2-2 CS 1-2	2-3 K		1-0 1B 2B 1B		4 1 2 0 0 1 0											
Eric Davis, R OBP: 0.385, SLG: 0.461 (1, 8)	0-1 G4-3			3-2 G6-3		4-1 S 1B BB		3-3 K		3 1 0 0 1 1 2											
Glenn Braggs, R OBP: 0.326, SLG: 0.417 (1, 7)		2-2 G6-3		2-2 HR		1 SAFE B 1 SAFE S 1 SAFE S	3-3 K 1-2	2-2 2B 1B		4 1 2 1 0 1 1											
Paul O'Neill, L OBP: 0.356, SLG: 0.532 (1, 9)		2-2 1B		4-0 BB		2-1 1B 2-H		2-2 1B 2B		3 0 3 2 1 0 0											
Joe Oliver, R OBP: 0.224, SLG: 0.222 Jeff Reed, L OBP: 0.351, SLG: 0.349 (8, PH) (8, 2)		0-0 P4		1-2 P6		0-1 F7		2-3 K		3 0 0 0 0 0 3 1 0 0 0 0 1 2											
Freddie Benavides, R OBP: 0.310, SLG: 0.286 Todd Benzinger, S OBP: 0.175, SLG: 0.220 Rob Dibble, L (8, 1)		1-3 K			0-1 1B SH2-4 SF7 1B		1-1 L4	1-0 F8		3 1 1 0 0 1 1 1 0 0 0 0 0 2 0 0 0 0 0 0 0											
Tom Browning, L OBP: 0.280, SLG: 0.360 Herm Winningham, L OBP: 0.281, SLG: 0.308 Randy Myers, L Luis Quinones, S OBP: 0.194, SLG: 0.246 (1, 1) (7, PH) (7, 1) (8, 4)			3-2 G4-3		0-1 SH2-4 1-2		1-0 P5		2-2 G3	1 0 0 0 0 0 0 1 0 0 0 0 0 0 0 0 0 0 0 0 0 1 0 0 0 0 0 0											
Inning Stats	R: 0 E: 0 K: 0 S: 7	H: 1 LOB: 1 BB: 0 P: 11	R: 0 E: 0 K: 1 S: 12	H: 1 LOB: 1 BB: 0 P: 16	R: 0 E: 0 K: 0 S: 7	H: 0 LOB: 0 BB: 1 P: 15	R: 1 E: 0 K: 0 S: 11	H: 1 LOB: 1 BB: 1 P: 22	R: 1 E: 0 K: 2 S: 11	H: 1 LOB: 1 BB: 1 P: 22	R: 0 E: 0 K: 0 S: 7	H: 1 LOB: 1 BB: 0 P: 9	R: 1 E: 0 K: 2 S: 17	H: 3 LOB: 2 BB: 0 P: 28	R: 0 E: 0 K: 0 S: 6	H: 0 LOB: 0 BB: 0 P: 10	1B: 8 2B: 1 3B: 0 HR: 1	SF: 1 SAC: 1 DP: 0 HBP: 0	WP: 0 PB: 0 SB: 1 CS: 2	PA: 40	
PITCHER	IP WLS BF H R ER SO BB IBB HBP BLK WP HR S P ERA WHIP	IP WLS BF H R ER SO BB IBB HBP BLK WP HR S P ERA WHIP	IP WLS BF H R ER SO BB IBB HBP BLK WP HR S P ERA WHIP	IP WLS BF H R ER SO BB IBB HBP BLK WP HR S P ERA WHIP	IP WLS BF H R ER SO BB IBB HBP BLK WP HR S P ERA WHIP	IP WLS BF H R ER SO BB IBB HBP BLK WP HR S P ERA WHIP	IP WLS BF H R ER SO BB IBB HBP BLK WP HR S P ERA WHIP	IP WLS BF H R ER SO BB IBB HBP BLK WP HR S P ERA WHIP	IP WLS BF H R ER SO BB IBB HBP BLK WP HR S P ERA WHIP	IP WLS BF H R ER SO BB IBB HBP BLK WP HR S P ERA WHIP	IP WLS BF H R ER SO BB IBB HBP BLK WP HR S P ERA WHIP	IP WLS BF H R ER SO BB IBB HBP BLK WP HR S P ERA WHIP	IP WLS BF H R ER SO BB IBB HBP BLK WP HR S P ERA WHIP	IP WLS BF H R ER SO BB IBB HBP BLK WP HR S P ERA WHIP	IP WLS BF H R ER SO BB IBB HBP BLK WP HR S P ERA WHIP	IP WLS BF H R ER SO BB IBB HBP BLK WP HR S P ERA WHIP	IP WLS BF H R ER SO BB IBB HBP BLK WP HR S P ERA WHIP	IP WLS BF H R ER SO BB IBB HBP BLK WP HR S P ERA WHIP	IP WLS BF H R ER SO BB IBB HBP BLK WP HR S P ERA WHIP	IP WLS BF H R ER SO BB IBB HBP BLK WP HR S P ERA WHIP	IP WLS BF H R ER SO BB IBB HBP BLK WP HR S P ERA WHIP
Bob Ojeda, L ERA: 3.98 Tim Crews, R ERA: 3.23 Jay Howell, R ERA: 2.28 (1, 1) (7, 1) (8, 1)	6.0 W 25 6 3 3 3 3 0 0 0 0 1 58 100 4.50 1.500	1.0 4 1 0 0 0 0 0 0 0 0 0 0 7 9 0.00 1.000	2.0 9 3 1 1 2 0 0 0 0 0 0 0 23 38 4.50 1.500																		

Cincinnati Reds @ Los Angeles Dodgers
Dodger Stadium, Los Angeles, CA
Fri May 31 1991, 7:05 PM PDT
Att. 44,005 - Cloudy - 68 F

AB	33
R	4
H	10
RBI	4
BB	3
SO	5
LOB	12



WP: 0	PA: 40
PB: 0	
SB: 1	
CS: 2	

Batter	1	2	3	4	5	6	7	8	9	AB	R	H	RBI	BB	SO	LOB
Brett Butler, L (1, 8) OBP: 0.376, SLG: 0.324	2-3 K	4-2 BB			0-0 G6-3		4-2 2B BB	3-3 K		3	1	0	1	2	2	0
Juan Samuel, R (1, 4) OBP: 0.378, SLG: 0.480 Mike Scioscia, L (8, 2) OBP: 0.371, SLG: 0.392	1-3 K	1-2 F9			2-2 HR		0-0 G4-3			4	1	1	0	0	1	4
Darryl Strawberry, L (1, 9) OBP: 0.357, SLG: 0.430	1-1 P4				2-1 HR		2-2 1B			4	2	2	3	0	0	0
Eddie Murray, S (1, 3) OBP: 0.363, SLG: 0.473		1-0 F9			4-0 BB		0-0 L6			3	0	0	0	1	1	1
Kal Daniels, L (1, 7) OBP: 0.282, SLG: 0.370 Jose Gonzalez, R (7, PR) (8, 7)		2-2 1B			1-0 G3		1-2 2B			4	1	2	1	0	0	1
Gary Carter, R (1, 2) OBP: 0.293, SLG: 0.347 Jay Howell, R (8, 1)		0-1 L8			0-0 P3		0-1 F7			4	0	1	1	0	0	1
Jeff Hamilton, R (1, 5) OBP: 0.264, SLG: 0.310		0-0 BB			1-0 G5-3		0-0 E6			4	1	1	0	0	1	2
Alfredo Griffin, S (1, 6) OBP: 0.278, SLG: 0.263		0-1 BB			1-0 L4		1-2 P6			4	0	1	1	0	1	1
Bob Ojeda, L (1, 1) OBP: 0.235, SLG: 0.188 Stan Javier, S (6, PH) OBP: 0.228, SLG: 0.212 Tim Crews, R (7, 1) Lenny Harris, L (8, 4) OBP: 0.395, SLG: 0.343		4-0 BB			0-0 G4-3		0-0 B1-3			1	0	0	0	1	0	0

Inning Stats	R: 0	H: 0	E: 0	K: 2	S: 8	P: 12	R: 2	H: 3	E: 0	K: 0	S: 15	R: 0	H: 0	E: 0	K: 1	S: 10	R: 0	H: 0	E: 0	K: 0	S: 3	R: 2	H: 2	E: 0	K: 0	S: 8	R: 0	H: 0	E: 1	K: 0	S: 7	R: 3	H: 3	E: 0	K: 1	S: 16	R: 0	H: 0	E: 0	K: 2	S: 9	R: 0	H: 0	E: 0	K: 2	S: 18	1B: 5	SF: 0	2B: 2	SAC: 0	3B: 0	DP: 0	HR: 1	HBP: 0	WP: 0	PA: 37
--------------	------	------	------	------	------	-------	------	------	------	------	-------	------	------	------	------	-------	------	------	------	------	------	------	------	------	------	------	------	------	------	------	------	------	------	------	------	-------	------	------	------	------	------	------	------	------	------	-------	-------	-------	-------	--------	-------	-------	-------	--------	-------	--------

PITCHER	IP	WLS	BF	H	R	ER	SO	BB	IBB	HBP	BLK	WP	HR	S	P	ERA	WHIP
Tom Browning, L (1, 1) ERA: 3.36	6.0	L	27	5	4	4	3	3	0	0	0	0	1	51	84	6.00	1.333
Randy Myers, L (7, 1) ERA: 3.38	1.0		7	3	3	3	1	1	0	0	0	0	0	16	26	27.00	4.000
Rob Dibble, R (8, 1) ERA: 1.11	1.0		3	0	0	0	2	0	0	0	0	0	0	9	18	0.00	0.000

BOTTOM

Cincinnati Reds @ Los Angeles Dodgers
Dodger Stadium, Los Angeles, CA
 Fri May 31 1991, 7:05 PM PDT
 Att: 44,005 - Cloudy - 68 F

livebaseballscorecards.com

AB	33
R	7
H	8
RBI	7
BB	4
SO	6
LOB	11



Batter	1	2	3	4	5	6	7	8	9	10	AB	R	H	RBI	BB	SO	LOB	TOP				
Chris Sabo, R OBP: 0.328, SLG: 0.389 (1, 5)	1-2 SH2-3 SF7 1B		1-2 2-H 1B		1-0 P4		1-0 FC6-4 1B			0-0 SH2-3	4	1	3	3	0	0	1	Cincinnati Reds @ Los Angeles Dodgers Dodger Stadium, Los Angeles, CA Sat Jun 01 1991, 7:05 PM PDT Att. 45,974 - Sunny - 70 F				
Mariano Duncan, R OBP: 0.243, SLG: 0.301 (1, 4)	2-1 SH2-3 1-3		1-3 SAFE SAFE 1-2			0-0 G2-3	1-1 FC6-4 1-2f			0-1 G5-3	4	0	0	0	0	1	4					
Hal Morris, L OBP: 0.356, SLG: 0.503 (1, 3)	1-2 SF7 3-H			0-0 L6		2-1 G1-3		0-3 K		4-0 BB 1B	3	1	0	1	1	1	0					
Eric Davis, R OBP: 0.378, SLG: 0.445 (1, 8)	2-3 K			3-2 F9		1-3 K		2-3 K		4-1 1B 1-2 2-3 BB	4	0	0	0	1	3	0					
Paul O'Neill, L OBP: 0.363, SLG: 0.531 (1, 9)		2-2 G6-3		0-0 FC4-6 1B		4-2 FC5-4 BB		0-3 K		1-1 1B 1-3 2-H 3-H	4	0	2	2	1	1	0					
Jeff Reed, L OBP: 0.340, SLG: 0.337 Billy Hatcher, R OBP: 0.277, SLG: 0.315 Glenn Sutko, R OBP: 0.500, SLG: 0.250 (1, 2)		2-2 G3-1		0-0 FC4-6 1-2f		1-2 FC5-4 BB 1B		1-3 K	1-3 K	1-3 K	3	1	0	0	0	0	2					
Glenn Braggs, R OBP: 0.312, SLG: 0.395 (1, 7)		2-1 G5-3		2-3 K		2-3 K		0-1 F9			4	0	0	0	0	2	1					
Freddie Benavides, R OBP: 0.333, SLG: 0.344 (1, 6)			2-1 1B 2B		1-1 G4-3		2-2 BB 1-2 1B 1B		2-3 K		4	2	2	0	0	1	0					
Jose Rijo, R OBP: 0.240, SLG: 0.240 Todd Benzinger, S OBP: 0.188, SLG: 0.220 Randy Myers, L (7, 1) Herm Winningham, L (10, PH) OBP: 0.293, SLG: 0.321 Rob Dibble, L (10, 1)			1-3 K		3-2 K		4-0 1B 1-2 2-3 BB		0-0 BB SH2-3 1B		2	0	1	0	0	1	1					
Inning Stats	R: 1 E: 0 K: 1 S: 14	H: 1 LOB: 0 BB: 0 P: 19	R: 0 E: 0 K: 0 S: 9	H: 0 LOB: 0 BB: 0 P: 15	R: 1 E: 0 K: 2 S: 11	H: 2 LOB: 0 BB: 0 P: 16	R: 0 E: 0 K: 0 S: 6	H: 1 LOB: 1 BB: 0 P: 9	R: 0 E: 0 K: 1 S: 6	H: 0 LOB: 0 BB: 0 P: 9	R: 2 E: 0 K: 1 S: 14	H: 2 LOB: 2 BB: 2 P: 29	R: 0 E: 0 K: 3 S: 10	H: 0 LOB: 0 BB: 0 P: 12	R: 0 E: 0 K: 2 S: 8	H: 0 LOB: 0 BB: 0 P: 11	R: 2 E: 0 K: 1 S: 10		H: 2 LOB: 2 BB: 2 P: 20	1B: 8 2B: 1 3B: 0 HR: 0	SF: 1 SAC: 2 DP: 0 HBP: 0	WP: 0 PB: 0 SB: 2 CS: 0
PITCHER	IP WLS BF H R ER SO BB IBB HBP BLK WP HR S P ERA WHIP																					
Mike Morgan, R ERA: 2.31 (1, 1)	6.2		27	6	4	4	6	2	0	0	0	0	0	0	0	0	0	0	0	0	0	0
Jim Gott, R ERA: 2.35 (7, 1)	0.1		2	1	0	0	0	0	0	0	0	0	0	0	0	0	0	0	0	0	0	0
John Candelaria, L ERA: 1.8 (8, 1)	1.0		3	0	0	0	3	0	0	0	0	0	0	0	0	0	0	0	0	0	0	0
Jay Howell, R ERA: 2.81 (9, 1)	2.0	L	10	2	2	2	3	1	1	0	0	0	0	0	0	0	0	0	0	0	0	0



AB	35
R	6
H	9
RBI	6
BB	4
SO	12
LOB	11

livebaseballscorecards.com

Batter	1	2	3	4	5	6	7	8	9	10	AB	R	H	RBI	BB	SO	LOB
Brett Butler, L (1, 8) OBP: 0.372, SLG: 0.317	1-0 G1-3		3-2 G6-3		3-2 FC5-2 2B			2-2 F7		4-1 BB	4	1	0	0	1	0	2
Juan Samuel, R (1, 4) OBP: 0.374, SLG: 0.481	1-2 G4-3		1-3 K		0-1 2B			1-3 K		0-0 SF8	4	0	1	3	0	2	0
Darryl Strawberry, L (1, 9) OBP: 0.347, SLG: 0.417	3-1 G4-3		1-2 P3		2-3 K			3-3 K		1-3 K	5	0	0	0	0	3	3
Eddie Murray, S (1, 3) OBP: 0.355, SLG: 0.461		0-3 K		0-1 G6-3				3-2 G4-3		1-0 F7	4	0	0	0	0	1	0
Kal Daniels, L (1, 7) OBP: 0.261, SLG: 0.362		4-0 1B 2B BB		1-3 K				2-3 K		1-2 G3-1	3	1	0	0	1	2	0
Lenny Harris, L (1, 5) OBP: 0.390, SLG: 0.340		0-0 2B SF7 1B		0-0 G3				1-3 K		2-0 G4-3	4	1	1	0	0	1	0
Mike Scioscia, L (1, 2) Mike Sharperson, R (10, PR) OBP: 0.237, SLG: 0.176		1-2 SF7 2B		1-1 1B 2B 2B				1-3 K		4-2 BB SF8 BB	3	1	2	1	1	1	0
Alfredo Griffin, S (1, 6) Stan Javier, S (10, PH) OBP: 0.224, SLG: 0.208		0-0 SF7		1-0 FC5-2 SH1-4 1B				0-2 P3		3-3 K	2	0	1	1	0	0	0
Mike Morgan, R (1, 1) Jim Gott, R (7, 1) Jeff Hamilton, R (7, PH) John Cantelaria, L (8, 1) Jay Howell, R (9, 1) Chris Gwynn, L (10, PH) OBP: 0.355		1-2 G6-3		0-0 SH1-4				2-3 K		4-1 BB BB	1	0	0	0	0	0	1

BOTTOM	
Cincinnati Reds @ Los Angeles Dodgers	Dodger Stadium, Los Angeles, CA
Sat Jun 01 1991, 7:05 PM PDT	Att: 45,974 - Sunny - 70 F
AB 32	R 5
H 5	RBI 5
BB 4	SO 12
LOB 7	
WP: 0 PA: 39	PB: 0
SB: 0	CS: 0

Inning Stats		R: 0	H: 0	E: 0	K: 0	S: 6	R: 2	H: 2	E: 0	K: 1	S: 12	R: 0	H: 0	E: 0	K: 1	S: 10	R: 0	H: 0	E: 0	K: 1	S: 6	R: 2	H: 3	E: 0	K: 1	S: 16	R: 0	H: 0	E: 0	K: 2	S: 11	R: 0	H: 0	E: 0	K: 2	S: 11	R: 0	H: 0	E: 0	K: 2	S: 11	R: 0	H: 0	E: 0	K: 2	S: 5	R: 1	H: 0	E: 0	K: 2	S: 14	R: 0	H: 0	E: 0	K: 2	S: 14	1B: 2	2B: 3	3B: 0	HR: 0	SF: 2	SAC: 1	DP: 0	HBP: 0
PITCHER	IP	WLS	BF	H	R	ER	SO	BB	IBB	HBP	BLK	WP	HR	S	P	ERA	WHIP																																															
Jose Rijo, R (1, 1) ERA: 3.17	6.0		24	5	4	4	6	1	0	0	0	0	0	61	91	6.00	1.000																																															
Randy Myers, L (7, 1) ERA: 3.0	3.0	W	9	0	0	0	4	0	0	0	0	0	0	27	40	0.00	0.000																																															
Rob Dibble, R (10, 1) ERA: 1.07	1.0	S	6	0	1	0	2	3	0	0	0	0	0	14	30	0.00	3.000																																															

Batter	1	2	3	4	5	6	7	8	9	AB R H RBI BB SO LOB	TOP											
Chris Sabo, R (1, 5) OBP: 0.322, SLG: 0.380	0-3 K		1-1 G1-4-3			0-3 K		1-2 G4-3		4 0 0 0 0 2 1	Cincinnati Reds @ Los Angeles Dodgers Dodger Stadium, Los Angeles, CA Sun Jun 02 1991, 3:33 AM PDT Att. 43,683 - Sunny - 74 F											
Billy Hatcher, R (1, 7) OBP: 0.268, SLG: 0.304 Ted Power, R (8, 1)	1-1 F9			2-2 G4-3		2-2 P2		0-3 K		4 0 0 0 0 1 1 0 0 0 0 0 0 0												
Hal Morris, L (1, 3) OBP: 0.347, SLG: 0.490	3-2 L5			1-1 G6-3			0-0 L9		0-1 L6	4 0 0 0 0 0 0												
Eric Davis, R (1, 8) OBP: 0.382, SLG: 0.447			0-0 G5-3		1-3 K		0-1 1B		0-1 E4 1B	4 1 2 0 0 1 0												
Paul O'Neill, L (1, 9) OBP: 0.355, SLG: 0.517			2-3 K		2-2 G4-3		2-2 L7		1-0 F9	4 0 0 0 0 1 2												
Jeff Reed, L (1, 2) OBP: 0.365, SLG: 0.359			2-0 1B		4-0 FC4-6 BB		2-2 1B		1-0 1B	3 0 3 1 1 0 0												
Luis Quinones, S (1, 4) OBP: 0.211, SLG: 0.261			2-1 1B		0-0 FC4-6		3-1 F6		0-1 1B	4 0 2 0 0 0 3												
Freddie Benavides, R (1, 6) OBP: 0.314, SLG: 0.324 Todd Benzinger, S (8, PH) OBP: 0.197, SLG: 0.230 (8, 7)			2-3 K		1-3 K		2-0 FC4-6 1B		1-2 G4-3	2 0 0 0 0 2 1 2 0 1 0 0 0 2												
Jack Armstrong, R (1, 1) Herm Winingham, L (6, PH) OBP: 0.288, SLG: 0.315 Don Carman, L (6, 1) Reggie Jefferson, S (8, PH) OBP: 0.250, SLG: 0.571 Mariano Duncan, R (8, 6) OBP: 0.243, SLG: 0.301			0-1 G5-3		2-3 K		2-3 K		0-1 FC4-6 G4-3 WP	1 0 0 0 0 0 0 1 0 0 0 0 1 0 0 0 0 0 0 0 0 1 0 0 0 0 0 1 0 0 0 0 0 0 0												
Inning Stats	R: 0 E: 0 K: 1 S: 8	H: 0 LOB: 0 BB: 0 P: 12	R: 0 E: 0 K: 1 S: 8	H: 2 LOB: 1 BB: 0 P: 14	R: 0 E: 0 K: 1 S: 7	H: 0 LOB: 0 BB: 0 P: 10	R: 0 E: 0 K: 1 S: 8	H: 0 LOB: 0 BB: 0 P: 12	R: 0 E: 0 K: 1 S: 7	H: 0 LOB: 1 BB: 1 P: 14	R: 0 E: 0 K: 2 S: 10	H: 0 LOB: 0 BB: 0 P: 14	R: 0 E: 0 K: 0 S: 11	H: 2 LOB: 2 BB: 0 P: 18	R: 0 E: 0 K: 1 S: 11	H: 1 LOB: 1 BB: 0 P: 14	R: 1 E: 1 K: 0 S: 11	H: 3 LOB: 2 BB: 0 P: 14	1B: 8 2B: 0 3B: 0 HR: 0	SF: 0 SAC: 0 DP: 0 HBP: 0	WP: 1 PB: 0 SB: 0 CS: 0	PA: 35
PITCHER	IP WLS BF H R ER SO BB IBB HBP BLK WP HR S P ERA WHIP																					
Tim Belcher, R (1, 1) ERA: 2.57	8.2 W 34 8 1 1 8 1 0 0 0 1 0 78 118 1.04 1.038																					
Tim Crews, R (9, 1) ERA: 3.19	0.1 S 1 0 0 0 0 0 0 0 0 0 0 0 3 4 0.00 0.000																					

livebaseballscorecards.com

AB	34
R	1
H	8
RBI	1
BB	1
SO	8
LOB	11



Batter	1	2	3	4	5	6	7	8	9
Brett Butler, L OBP: 0.379, SLG: 0.328 (1, 8) C B F X	1-2 WP 1B 2B		4-0 FC4-6 1-2 BB		2-1 G6-3 ①		1-1 CS 1B		
Juan Samuel, R OBP: 0.381, SLG: 0.495 (1, 4) F L F B F B F X	2-2 CS 2-H 1B		2-1 SF8 ① 3-H		0-0 2B		2-2 FC4-6 1-2 1B		
Lenny Harris, L OBP: 0.377, SLG: 0.327 (1, 5) S 1 SAFE SAFE (9, 4) S 1 SAFE SAFE B X	2-2 G3 ① ② 1-2		2-1 FC4-6 ② 1B E 1-2f 2-3		3-2 F9 ②		0-0 FC4-6 ② 1-2f		
Kal Daniels, L OBP: 0.276, SLG: 0.354 (1, 7) X Jose Gonzalez, R (7, 9)	0-0 F8 ③		0-0 E4 1B 1-2 3-H		2-2 G1-3 ③		3-2 G6-3 ③		
Chris Gwynn, L OBP: 0.366, SLG: 0.371 (1, 9) (7, 7)		2-0 P5 ① 1B 1-2 2-3	1-0 1B 1-2 2-3		2-1 F7 ①		0-0 G6-4-3 1B		
Gary Carter, R OBP: 0.306, SLG: 0.346 (1, 3)		1-1 CS 1B	2-2 F7 ③		4-1 1B FC6-4 BB		1-2 G6-4-3 ① ② 1-2f		
Mike Scioscia, L OBP: 0.384, SLG: 0.417 (1, 2)		3-1 F7 ② ③ 1-2		3-2 G3-1 ①		2-1 FC6-4 1B 1-3		0-2 1B	
Alfredo Griffin, S OBP: 0.278, SLG: 0.267 (1, 6)			1-0 SH SF8 1B		0-3 K		0-0 FC6-4 ② 1-2f 3-H		0-0 G4-3 ③
Tim Belcher, R OBP: 0.091, SLG: 0.136 (1, 1) Tim Crews, R (9, 1)			0-2 SH FC4-6 BB E 1-3		2-3 K		1-1 G4-3 ③		

AB	R	H	RBI	BB	SO	LOB
3	1	2	0	1	0	0
3	0	3	2	0	0	0
0	0	0	0	0	0	0
4	0	0	0	0	0	5
3	0	0	0	0	0	2
1	0	0	0	0	0	1
4	0	2	0	0	0	0
3	1	1	0	1	0	4
4	0	2	0	0	0	1
4	1	1	1	0	1	2
2	1	0	0	0	1	1
0	0	0	0	0	0	0

WP	HR	S	P	ERA	WHIP
1	0	1	35	1.80	1.400
0	0	1	3	4.50	2.000
0	0	1	10	0.00	2.000

PITCHER	IP	WLS	BF	H	R	ER	SO	BB	IBB	HBP	BLK	WP	HR	S	P	ERA	WHIP
Jack Armstrong, R ERA: 3.93 (1, 1)	5.0	L	22	6	3	1	2	1	0	0	0	1	0	54	89	1.80	1.400
Don Carman, L ERA: 3.72 (6, 1)	2.0		9	3	1	1	0	1	0	0	0	0	0	19	34	4.50	2.000
Ted Power, R ERA: 3.66 (8, 1)	1.0		4	2	0	0	0	0	0	0	0	0	0	9	10	0.00	2.000

BOTTOM

Cincinnati Reds @ Los Angeles Dodgers
Dodger Stadium, Los Angeles, CA
Sun Jun 02 1991, 3:33 AM PDT
Att. 43,683 - Sunny - 74 F

livebaseballscorecards.com

AB	31
R	4
H	11
RBI	3
BB	2
SO	2
LOB	16



Batter	1	2	3	4	5	6	7	8	9	10	11	AB R H RBI BB SO LOB	TOP													
Brett Butler, L OBP: 0.371, SLG: 0.319 (1, 8)	B2-3		K		F8			B1-4		G1-3		5 0 0 0 0 1 3														
Juan Samuel, R OBP: 0.377, SLG: 0.487 (1, 4)	K			K	F8			G6-4-3			K	5 0 1 0 0 3 1														
Chris Gwynn, L OBP: 0.364, SLG: 0.368 Stan Javier, S OBP: 0.233, SLG: 0.255 (8, PH) (8, 9) (9, 7)	K			1B		F7		G6-4-3			1B	3 1 1 0 0 1 0 2 1 1 0 0 0 2														
Eddie Murray, S OBP: 0.350, SLG: 0.449 (1, 3)		P3		P5		P3		L5			1B	4 0 0 0 1 0 1														
Kal Daniels, L OBP: 0.275, SLG: 0.351 Jose Gonzalez, R (9, 9)		F7		1B		G4-3		K			K	4 0 1 0 0 1 0 1 0 0 0 0 1 2														
Lenny Harris, L OBP: 0.386, SLG: 0.342 (1, 5)		G4-3		1B		G4-3		2B			1B	4 0 2 1 1 0 0														
Mike Scioscia, L OBP: 0.377, SLG: 0.408 John Cantelero, L (8, 1) Mike Hartley, R (9, PH) Jeff Hamilton, R OBP: 0.258, SLG: 0.303 Jay Howell, R (9, 1) Kevin Gross, R OBP: 0.167, SLG: 0.091 Mike Sharperson, R OBP: 0.266, SLG: 0.200 Jim Gott, R (11, 1)			F7	G3-1		P4		F7			1B	3 0 0 0 0 0 0 2 0 0 0 0 0 0 0 0 0 0 0 0 0 0 0 0 1 0 0 0 0 0 0 1 0 0 0 0 0 0 0 0 0 0 0 0 0 0 0 0 1 0 1 1 0 0 0 0 0 0 0 0 0 0 0 0														
Alfredo Griffin, S OBP: 0.267, SLG: 0.255 (1, 6)		F7			F9		G3-1			L6		G3-1	5 0 0 0 0 0 3													
Orel Hershiser, R OBP: 1.000, SLG: 1.333 Gary Carter, R OBP: 0.313, SLG: 0.352 (7, 2)								1B		K			2 0 2 0 0 0 0 2 0 1 0 0 1 0													
Inning Stats	R: 0 E: 0 K: 2 S: 9	H: 0 LOB: 0 BB: 0 P: 11	R: 0 E: 0 K: 0 S: 6	H: 0 LOB: 0 BB: 0 P: 8	R: 0 E: 0 K: 1 S: 9	H: 1 LOB: 1 BB: 0 P: 14	R: 1 E: 0 K: 1 S: 15	H: 3 LOB: 2 BB: 0 P: 20	R: 0 E: 0 K: 0 S: 11	H: 1 LOB: 1 BB: 0 P: 18	R: 0 E: 0 K: 0 S: 6	H: 0 LOB: 0 BB: 0 P: 8	R: 0 E: 0 K: 0 S: 4	H: 0 LOB: 0 BB: 0 P: 6	R: 0 E: 0 K: 0 S: 11	H: 2 LOB: 1 BB: 0 P: 14	R: 0 E: 0 K: 1 S: 10	H: 1 LOB: 1 BB: 0 P: 16	R: 0 E: 0 K: 1 S: 5	H: 0 LOB: 0 BB: 0 P: 7	R: 1 E: 0 K: 2 S: 13	H: 2 LOB: 3 BB: 2 P: 24	1B: 7 2B: 2 3B: 1 HR: 0	SF: 0 SAC: 0 DP: 1 HBP: 0	WP: 0 PB: 0 SB: 1 CS: 0	PA: 44
PITCHER	IP WLS BF H R ER SO BB IBB HBP BLK WP HR S P ERA WHIP																									
Jose DeLeon, R ERA: 3.0 (1, 1)	7.1 29 7 1 1 4 0 0 0 0 0 0 0 0 68 96 1.23 0.955																									
Juan Agosto, L ERA: 5.45 (8, 1)	0.2 1 0 0 0 0 0 0 0 0 0 0 0 0 3 3 0.00 0.000																									
Cris Carpenter, R ERA: 2.3 (9, 1)	2.0 7 1 0 0 2 0 0 0 0 0 0 0 0 15 23 0.00 0.500																									
Lee Smith, R ERA: 2.96 (11, 1)	1.0 W 7 2 1 1 2 0 2 0 0 0 0 0 0 13 24 9.00 2.000																									

Los Angeles Dodgers @ St. Louis Cardinals
 Busch Stadium, St. Louis, MO
 Tue Jun 04 1991, 7:05 PM CDT
 Att: 26,211 - Cloudy - 84 F

AB	42
R	2
H	10
RBI	2
BB	2
SO	8
LOB	15



Batter	1	2	3	4	5	6	7	8	9	10	11	AB R H RBI BB SO LOB	BOTTOM												
Bernard Gilkey, R OBP: 0.344, SLG: 0.319 (1, 7)	0-3 K		2-2 G5-3			1-3 K		4-1 BB		2-0 CS 1B		4 0 1 0 1 2 0	Los Angeles Dodgers @ St. Louis Cardinals Busch Stadium, St. Louis, MO Tue Jun 04 1991, 7:05 PM CDT Att: 26,211 - Cloudy - 84 F livebaseballscorecards.com												
Ozzie Smith, S OBP: 0.425, SLG: 0.380 (1, 6)	3-2 G4-3 1B		1-0 G5-3			4-2 BB		0-0 L3		1-0 CS 1-2	2-2 G5-3	4 0 1 0 1 0 1													
Ray Lankford, L OBP: 0.271, SLG: 0.306 (1, 8)	3-2 G4-3 1-2		0-0 G5-3			0-0 F7			0-1 SF9 1B		2-1 WP 3B 1B	5 2 2 0 0 0 2													
Pedro Guerrero, R OBP: 0.345, SLG: 0.387 (1, 3)		0-1 FC6-4 G3 1B		0-3 K		1-1 G1-3			2-1 F8 1-2		2-3 K 1-2	5 0 1 0 0 2 3													
Todd Zeile, R OBP: 0.386, SLG: 0.440 (1, 5)		1-1 G3 1-2		1-0 F8			0-1 G3-1		0-0 1B		4-2 3B BB	4 1 1 0 1 0 1													
Milt Thompson, L OBP: 0.487, SLG: 0.561 (1, 9)		4-1 FC6-4 BB		1-1 G3			1-3 K		2-0 SF9		1-2 1-H 2-H 3B	3 0 1 3 1 1 0													
Geronimo Pena, S OBP: 0.297, SLG: 0.343 (1, 4)		1-1 FC6-4 BB 1-2 2-3			0-0 G6-3		0-0 P3		0-0 F7			4 0 0 0 0 0 3													
Rich Gedman, L OBP: 0.065, SLG: 0.036 (1, 2)		4-0 BB 1-2 BB		1-1 F8			1-3 K			0-1 G5-3		3 0 0 0 1 1 0													
Jose DeLeon, R OBP: 0.285, SLG: 0.361 (8, PH)		3-3 K		2-3 K			2-1 L4			0-2 G5-3		2 0 0 0 0 2 3													
Juan Agosto, L OBP: 0.500, SLG: 0.500 (8, PH)												0 0 0 0 0 0 0													
Gerald Perry, L OBP: 0.500, SLG: 0.500 (8, PH)												0 0 0 0 0 0 0													
Cris Carpenter, R OBP: 0.349, SLG: 0.431 (10, PH)												0 0 0 0 0 0 0													
Rex Hudler, R OBP: 0.349, SLG: 0.431 (10, PH)												1 0 0 0 0 0 0													
Lee Smith, R (11, 1)												0 0 0 0 0 0 0													
Inning Stats	R: 0 E: 0 K: 1 S: 10	H: 1 LOB: 0 BB: 0 P: 16	R: 0 E: 0 K: 1 S: 10	H: 1 LOB: 3 BB: 2 P: 23	R: 0 E: 0 K: 0 S: 5	H: 0 LOB: 0 BB: 0 P: 8	R: 0 E: 0 K: 1 S: 6	H: 0 LOB: 0 BB: 0 P: 10	R: 0 E: 0 K: 1 S: 10	H: 0 LOB: 1 BB: 1 P: 16	R: 0 E: 0 K: 1 S: 7	H: 0 LOB: 1 BB: 1 P: 14	R: 1 E: 0 K: 0 S: 7	H: 2 LOB: 1 BB: 0 P: 11	R: 0 E: 0 K: 0 S: 7	H: 1 LOB: 0 BB: 0 P: 9	R: 2 E: 0 K: 1 S: 16	H: 2 LOB: 1 BB: 1 P: 27	1B: 6 2B: 0 3B: 1 HR: 0	SF: 1 SAC: 0 DP: 0 HBP: 0	WP: 1 PB: 0 SB: 2 CS: 1	PA: 43			
PITCHER	IP	WLS	BF	H	R	ER	SO	BB	IBB	HBP	BLK	WP	HR	S	P	ERA	WHIP								
Orel Hershiser, R ERA: 3.48 (1, 1)	6.1		23	2	0	0	5	3	0	0	0	0	0	50	83	0.00	0.789								
John Candelaria, L ERA: 1.69 (7, 1)	0.2		2	0	0	0	1	0	0	0	0	0	0	4	5	0.00	0.000								
Mike Hartley, R ERA: 2.87 (8, 1)	1.0		4	0	0	0	1	1	0	0	0	0	0	7	14	0.00	1.000								
Jay Howell, R ERA: 3.04 (9, 1)	1.0		5	2	1	1	0	0	0	0	0	0	0	7	11	9.00	2.000								
Kevin Cross, R ERA: 4.82 (10, 1)	1.0		3	1	0	0	0	0	0	0	0	0	0	7	9	0.00	1.000								
PITCHER	IP	WLS	BF	H	R	ER	SO	BB	IBB	HBP	BLK	WP	HR	S	P	ERA	WHIP								
Jim Gott, R ERA: 3.04 (11, 1)	0.2		5	2	2	2	1	1	0	0	0	1	0	16	27	27.00	4.500								



Batter	1	2	3	4	5	6	7	8	9	AB R H RBI BB SO LOB	TOP											
Brett Butler, L (1, 8) OBP: 0.368, SLG: 0.328	1-2 G4-6-3 3B		1-0 B2-3			2-2 F7		2-0 F7		4 1 1 0 0 0 1												
Juan Samuel, R (1, 4) OBP: 0.379, SLG: 0.500	4-2 G4-6-3 BB			2-0 HR		0-1 G4-3		1-1 G4-3	3 1 1 1 1 0 0													
Chris Gwynn, L (1, 9) OBP: 0.354, SLG: 0.381	0-0 G4-6-3 1-2f 3-H			2-1 G4-3		0-1 F7		0-0 2B	4 0 1 0 0 0 1													
Eddie Murray, S (1, 3) OBP: 0.348, SLG: 0.441	0-0 F9			0-0 F4			0-0 G3	4-0 G6-4-3 IBB	3 0 0 0 1 0 0													
Kal Daniels, L (1, 7) OBP: 0.280, SLG: 0.355		2-2 G6-3		0-0 1B			3-1 G3-6-3 1B	0-0 G6-4-3 1-2f	4 0 2 0 0 0 2													
Jose Gonzalez, R (9, 9)									0 0 0 0 0 0 0													
Lenny Harris, L (1, 5) OBP: 0.377, SLG: 0.333		1-1 G6-3		3-2 G1-3			0-0 G3-6-3 1-2f		3 0 0 0 0 0 2													
Mike Scioscia, L (1, 2) OBP: 0.376, SLG: 0.406		0-2 G4-3				0-2 G3		1-1 FC4-6 1B	3 0 1 0 0 0 0													
Alfredo Griffin, S (1, 6) OBP: 0.260, SLG: 0.248			2-1 G5-3		2-1 P3			0-1 FC4-6 SH1-4 1-2f	3 0 0 0 0 0 1													
Ramon Martinez, R (1, 1) OBP: 0.172, SLG: 0.143			0-3 K		0-2 G4-3			1-1 SH1-4	2 0 0 0 0 1 0													
Inning Stats	R: 1 E: 0 K: 0 S: 9	H: 1 LOB: 0 BB: 1 P: 14	R: 0 E: 0 K: 0 S: 8	H: 0 LOB: 0 BB: 0 P: 11	R: 0 E: 0 K: 1 S: 6	H: 0 LOB: 0 BB: 0 P: 9	R: 1 E: 0 K: 0 S: 8	H: 2 LOB: 1 BB: 0 P: 15	R: 0 E: 0 K: 0 S: 8	H: 0 LOB: 0 BB: 0 P: 10	R: 0 E: 0 K: 0 S: 8	H: 0 LOB: 0 BB: 0 P: 10	R: 0 E: 0 K: 0 S: 4	H: 1 LOB: 0 BB: 0 P: 7	R: 0 E: 0 K: 0 S: 7	H: 1 LOB: 1 BB: 0 P: 11	R: 0 E: 0 K: 0 S: 4	H: 1 LOB: 1 BB: 1 P: 9	1B: 3 2B: 1 3B: 1 HR: 1	SF: 0 SAC: 1 DP: 3 HBP: 0	WP: 0 PB: 0 SB: 0 CS: 0	PA: 32
PITCHER	IP WLS BF H R ER SO BB IBB HBP BLK WP HR S P ERA WHIP																					
Bryn Smith, R (1, 1) ERA: 4.3	8.0 L 28 5 2 2 1 1 0 0 0 0 0 1 58 87 2.25 0.750																					
Scott Terry, R (9, 1) ERA: 1.36	0.1 3 1 0 0 0 0 0 1 0 0 0 0 3 8 0.00 3.000																					
Juan Agosto, L (9, 1) ERA: 5.35	0.2 1 0 0 0 0 0 0 0 0 0 0 0 1 1 0.00 0.000																					

Los Angeles Dodgers @ St. Louis Cardinals
 Busch Stadium, St. Louis, MO
 Wed Jun 05 1991, 7:05 PM CDT
 Att. 24,722 - Sunny - 80 F

AB	29
R	2
H	6
RBI	1
BB	2
SO	1
LOB	7



Batter	1	2	3	4	5	6	7	8	9	AB R H RBI BB SO LOB
Bernard Gilkey, R OBP: 0.352, SLG: 0.341 (1, 7) C C X	0-2 G5-3 1B		1-0 3B			2-2 G6-3 1B		0-1 F8		4 0 3 0 0 0 0
Ozzie Smith, S OBP: 0.422, SLG: 0.374 (1, 6) 1 SAFE 1 B 1 SAFE 1 SAFE 1 C 1 F X	2-2 G5-3 1-2		1-0 G3			1-2 G6-3 1-2			4-1 BB	3 0 0 0 1 0 3
Ray Lankford, L OBP: 0.265, SLG: 0.299 (1, 8) B B C X SAFE	2-1 F7			1-3 K		0-2 G4-3			1-2 F8	4 0 0 0 0 1 3
Pedro Guerrero, R OBP: 0.343, SLG: 0.380 (1, 3) X	0-0 G6-3			4-1 G5-4-3 BB			1-1 G5-3		2-1 P3	3 0 0 0 1 0 2
Todd Zeile, R OBP: 0.383, SLG: 0.436 (1, 5) C X SAFE		0-2 L7		2-2 G5-4-3 1-2			0-0 S 1B		1-1 F7	4 0 1 0 0 0 2
Milt Thompson, L OBP: 0.469, SLG: 0.536 (1, 9) X		0-0 G3			1-0 G3		3-3 K			3 0 0 0 0 1 1
Tom Pagnozzi, R OBP: 0.325, SLG: 0.349 (1, 2) C B B B C B C B B C B		4-2 CS BB			3-2 F8		1-3 K			2 0 0 0 1 1 1
José Oquendo, S OBP: 0.291, SLG: 0.272 (1, 4) B		1-0 CS 1-2	1-0 G3-1		2-3 K			2-1 F7		3 0 0 0 0 1 0
Bryn Smith, R OBP: 0.200, SLG: 0.174 (1, 1) Gerald Perry, L OBP: 0.289, SLG: 0.351 (8, PH) Scott Terry, R OBP: 0.250, SLG: 0.250 (9, 1) Juan Agosto, L (9, 1)			0-0 G3			1-1 G5-3		1-2 F7		2 0 0 0 0 0 0 1 0

Inning Stats	R: 0	H: 1	E: 0	LOB: 1	K: 0	S: 9	P: 13	R: 0	H: 0	E: 0	LOB: 0	K: 0	S: 6	P: 11	R: 0	H: 1	E: 0	LOB: 1	K: 0	S: 4	P: 7	R: 0	H: 0	E: 0	LOB: 0	K: 1	S: 7	P: 14	R: 0	H: 0	E: 0	LOB: 0	K: 1	S: 9	P: 15	R: 0	H: 1	E: 0	LOB: 1	K: 0	S: 16	P: 20	R: 0	H: 1	E: 0	LOB: 1	K: 2	S: 10	P: 15	R: 0	H: 0	E: 0	LOB: 0	K: 0	S: 7	P: 10	R: 0	H: 0	E: 0	LOB: 1	K: 0	S: 8	P: 16	1B: 3	2B: 0	3B: 1	HR: 0	SF: 0	SAC: 0	DP: 1	HBP: 0	WP: 0	PB: 0	SB: 1	CS: 1	PA: 33
PITCHER Ramon Martinez, R ERA: 2.39 (1, 1)	IP	WLS	BF	H	R	ER	SO	BB	IBB	HBP	BLK	WP	HR	S	P	ERA	WHIP																																																											
	9.0	W	32	4	0	0	4	3	0	0	0	0	0	76	121	0.00	0.778	IP	WLS	BF	H	R	ER	SO	BB	IBB	HBP	BLK	WP	HR	S	P	ERA	WHIP																																										

BOTTOM

Los Angeles Dodgers @ St. Louis Cardinals
Busch Stadium, St. Louis, MO

Wed Jun 05 1991, 7:05 PM CDT
Att. 24,722 - Sunny - 80 F

AB	29
R	0
H	4
RBI	0
BB	3
SO	4
LOB	12



Batter	1	2	3	4	5	6	7	8	9	AB R H RBI BB SO LOB	TOP
Brett Butler, L (1, 8) OBP: 0.375, SLG: 0.333	3-2 1B SF8 1B		1-2 CS 1B		3-2 G1-3		4-1 FC6 BB			3 1 2 0 1 0 0	Los Angeles Dodgers @ St. Louis Cardinals Busch Stadium, St. Louis, MO Thu Jun 06 1991, 7:05 PM CDT Att. 26,878 - Sunny - 81 F
Juan Samuel, R (1, 4) OBP: 0.381, SLG: 0.497	1-0 SAFE 1-3 S 1B		4-2 S 1-2 BB		2-0 G1-3		2-2 FC6 1-2f			3 0 1 0 1 0 2	
Chris Gwynn, L (1, 9) Jose Gonzalez, R (8, 9)	0-0 SF8		0-0 F7		0-3 K		0-0 F8			3 0 0 1 0 1 1 0 0 0 0 0 0 0	
Eddie Murray, S (1, 3) OBP: 0.346, SLG: 0.436	1 SAFE 0-3 K 1-2		3-3 K 1-2		1-3 K		3-2 G4-6-3 1B			4 0 1 0 0 3 2	
Kal Daniels, L (1, 7) OBP: 0.286, SLG: 0.351	4-2 BB			1-2 G3-1		4-1 BB	1-2 G4-6-3			2 0 0 0 2 0 1	
Lenny Harris, L (1, 5) Jeff Hamilton, R (9, PH) OBP: 0.255, SLG: 0.300	2-2 F7		1-0 G4-3 1B		3-2 G4-3		0-0 F9			3 0 1 0 0 0 3 1 0 0 0 0 0 0	
Mike Scioscia, L (1, 2) OBP: 0.366, SLG: 0.394		2-1 P6		1-2 G4-3		1-1 G3-1	0-3 K			4 0 0 0 0 1 1	
Alfredo Griffin, S (1, 6) OBP: 0.260, SLG: 0.248		1-1 P6		0-3 K		1-1 SH1-4 1B	3-2 G5-3			4 0 1 0 0 1 1	
Bob Ojeda, L (1, 1) John Candelaria, L (8, 1) Tim Crews, R (8, 1)		1-2 F8		1-3 K		1-0 SH1-4				2 0 0 0 0 1 0 0 0 0 0 0 0 0 0 0 0 0 0 0 0	
Inning Stats	R: 1 H: 2 E: 0 LOB: 2 K: 1 BB: 1 S: 14 P: 24	R: 0 H: 0 E: 0 LOB: 0 K: 0 BB: 0 S: 7 P: 11	R: 0 H: 1 E: 0 LOB: 1 K: 1 BB: 1 S: 10 P: 18	R: 0 H: 1 E: 0 LOB: 1 K: 1 BB: 0 S: 12 P: 15	R: 0 H: 0 E: 0 LOB: 0 K: 1 BB: 0 S: 8 P: 14	R: 0 H: 0 E: 0 LOB: 1 K: 2 BB: 1 S: 10 P: 18	R: 0 H: 1 E: 0 LOB: 2 K: 0 BB: 1 S: 10 P: 19	R: 0 H: 1 E: 0 LOB: 0 K: 0 BB: 0 S: 7 P: 11	R: 0 H: 0 E: 0 LOB: 0 K: 1 BB: 0 S: 8 P: 11	1B: 6 SF: 1 2B: 0 SAC: 1 3B: 0 DP: 1 HR: 0 HBP: 0	
PITCHER	IP WLS BF H R ER SO BB IBB HBP BLK WP HR S P ERA WHIP										
Ken Hill, R (1, 1) ERA: 3.11	8.0 L 32 6 1 1 6 4 0 0 0 0 0 0 78 130 1.12 1.250										
Juan Agosto, L (9, 1) ERA: 5.2	1.0 3 0 0 0 1 0 0 0 0 0 0 0 8 11 0.00 0.000										

AB	29
R	1
H	6
RBI	1
BB	4
SO	7
LOB	11



livebaseballscores.com

BOTTOM

Los Angeles Dodgers @ Chicago Cubs
Wrigley Field, Chicago, IL
Fri Jun 07 1991, 3:33 AM CDT
Att. 35,414 - Sunny - 70 F

livebaseballscorecards.com

AB	32
R	2
H	6
RBI	2
BB	1
SO	7
LOB	6



WP:	0	PA:	33
PB:	0		
SB:	3		
CS:	0		

AB	R	H	RBI	BB	SO	LOB
4	2	2	0	0	1	0
4	0	1	1	0	0	0
4	0	1	1	0	1	0
4	0	1	0	0	1	2
3	0	0	0	1	1	1
4	0	0	0	0	1	2
3	0	0	0	0	0	0
3	0	1	0	0	0	0
0	0	0	0	0	0	0
0	0	0	0	0	0	0
2	0	0	0	0	1	0
0	0	0	0	0	0	0
1	0	0	0	0	1	1

Batter	1	2	3	4	5	6	7	8	9
Ced Landrum, L (1, 8)	F7			1B		1B		K	
23 Ryne Sandberg, R (1, 4)	G6-3			1B		G6-3		G5-3	
Mark Grace, L (1, 3)	P8			1B		G3-1		K	
George Bell, R (1, 7)		G5-3		G5-3		1B		K	
Dwight Smith, L (1, 9)		K		IBB		L7		G4-3	
Chico Walker, S (1, 5)		G6-3		G4-3		G3		K	
Shawon Dunston, R (1, 6)			G6-3		F8		F8		
Damon Berryhill, S (1, 2)			G4-3		F9		1B		
Doug Dascenzo, S (7, PR)									
Les Lancaster, R (8, 1)									
Shawn Boskie, R (1, 1)			K		G5-3		K		
Chuck McElroy, L (7, 1)									
Rick Wilkins, L (7, PH)									

R: 0	H: 0	R: 0	H: 0	R: 0	H: 0	R: 0	H: 1	R: 0	H: 0	R: 0	H: 0	R: 0	H: 0	R: 0	H: 0	R: 0	H: 0
E: 0	LOB: 0	E: 0	LOB: 0	E: 0	LOB: 0	E: 0	LOB: 2	E: 0	LOB: 0	E: 0	LOB: 0	E: 0	LOB: 0	E: 0	LOB: 0	E: 0	LOB: 0
K: 0	BB: 0	K: 1	BB: 0	K: 1	BB: 0	K: 0	BB: 0	K: 1	BB: 0	K: 1	BB: 0	K: 2	BB: 0	K: 2	BB: 0	K: 2	BB: 0
S: 8	P: 12	S: 7	P: 12	S: 9	P: 13	S: 15	P: 24	S: 5	P: 5	S: 12	P: 19	S: 12	P: 18	S: 9	P: 13	S: 7	P: 8

R: 1	H: 2	R: 0	H: 0	R: 1	H: 3	R: 0	H: 0	R: 0	H: 0	R: 0	H: 0	R: 0	H: 0	R: 0	H: 0	R: 0	H: 0
E: 1	LOB: 1	E: 0	LOB: 0	E: 0	LOB: 2	E: 0	LOB: 0	E: 0	LOB: 0	E: 0	LOB: 0	E: 0	LOB: 0	E: 0	LOB: 0	E: 0	LOB: 0
K: 0	BB: 0	K: 0	BB: 0	K: 0	BB: 1	K: 0	BB: 0	K: 0	BB: 0	K: 0	BB: 0	K: 1	BB: 0	K: 1	BB: 0	K: 1	BB: 0
S: 12	P: 19	S: 5	P: 5	S: 15	P: 24	S: 5	P: 5	S: 12	P: 19	S: 5	P: 5	S: 12	P: 18	S: 9	P: 13	S: 7	P: 8

PITCHER	IP	WLS	BF	H	R	ER	SO	BB	IBB	HBP	BLK	WP	HR	S	P	ERA	WHIP
Mike Morgan, R (1, 1)	7.0	W	27	6	2	2	3	0	0	0	0	0	0	68	103	2.57	0.857
John Candelaria, L (8, 1)	1.0		3	0	0	0	2	0	0	0	0	0	0	9	13	0.00	0.000
Jay Howell, R (9, 1)	1.0	S	3	0	0	0	2	0	0	0	0	0	0	7	8	0.00	0.000

R: 0	H: 0	R: 0	H: 0	R: 0	H: 0	R: 0	H: 0	R: 0	H: 0	R: 0	H: 0	R: 0	H: 0	R: 0	H: 0	R: 0	H: 0
E: 0	LOB: 0	E: 0	LOB: 0	E: 0	LOB: 0	E: 0	LOB: 0	E: 0	LOB: 0	E: 0	LOB: 0	E: 0	LOB: 0	E: 0	LOB: 0	E: 0	LOB: 0
K: 0	BB: 0	K: 0	BB: 0	K: 0	BB: 0	K: 0	BB: 0	K: 0	BB: 0	K: 0	BB: 0	K: 0	BB: 0	K: 0	BB: 0	K: 0	BB: 0
S: 8	P: 12	S: 7	P: 12	S: 9	P: 13	S: 5	P: 5	S: 12	P: 19	S: 5	P: 5	S: 12	P: 18	S: 9	P: 13	S: 7	P: 8

R: 0	H: 0	R: 0	H: 0	R: 0	H: 0	R: 0	H: 0	R: 0	H: 0	R: 0	H: 0	R: 0	H: 0	R: 0	H: 0	R: 0	H: 0
E: 0	LOB: 0	E: 0	LOB: 0	E: 0	LOB: 0	E: 0	LOB: 0	E: 0	LOB: 0	E: 0	LOB: 0	E: 0	LOB: 0	E: 0	LOB: 0	E: 0	LOB: 0
K: 0	BB: 0	K: 0	BB: 0	K: 0	BB: 0	K: 0	BB: 0	K: 0	BB: 0	K: 0	BB: 0	K: 0	BB: 0	K: 0	BB: 0	K: 0	BB: 0
S: 8	P: 12	S: 7	P: 12	S: 9	P: 13	S: 5	P: 5	S: 12	P: 19	S: 5	P: 5	S: 12	P: 18	S: 9	P: 13	S: 7	P: 8

R: 0	H: 0	R: 0	H: 0	R: 0	H: 0	R: 0	H: 0	R: 0	H: 0	R: 0	H: 0	R: 0	H: 0	R: 0	H: 0	R: 0	H: 0
E: 0	LOB: 0	E: 0	LOB: 0	E: 0	LOB: 0	E: 0	LOB: 0	E: 0	LOB: 0	E: 0	LOB: 0	E: 0	LOB: 0	E: 0	LOB: 0	E: 0	LOB: 0
K: 0	BB: 0	K: 0	BB: 0	K: 0	BB: 0	K: 0	BB: 0	K: 0	BB: 0	K: 0	BB: 0	K: 0	BB: 0	K: 0	BB: 0	K: 0	BB: 0
S: 8	P: 12	S: 7	P: 12	S: 9	P: 13	S: 5	P: 5	S: 12	P: 19	S: 5	P: 5	S: 12	P: 18	S: 9	P: 13	S: 7	P: 8

R: 0	H: 0	R: 0	H: 0	R: 0	H: 0	R: 0	H: 0	R: 0	H: 0	R: 0	H: 0	R: 0	H: 0	R: 0	H: 0	R: 0	H: 0
E: 0	LOB: 0	E: 0	LOB: 0	E: 0	LOB: 0	E: 0	LOB: 0	E: 0	LOB: 0	E: 0	LOB: 0	E: 0	LOB: 0	E: 0	LOB: 0	E: 0	LOB: 0
K: 0	BB: 0	K: 0	BB: 0	K: 0	BB: 0	K: 0	BB: 0	K: 0	BB: 0	K: 0	BB: 0	K: 0	BB: 0	K: 0	BB: 0	K: 0	BB: 0
S: 8	P: 12	S: 7	P: 12	S: 9	P: 13	S: 5	P: 5	S: 12	P: 19	S: 5	P: 5	S: 12	P: 18	S: 9	P: 13	S: 7	P: 8

R: 0	H: 0	R: 0	H: 0	R: 0	H: 0	R: 0	H: 0	R: 0	H: 0	R: 0	H: 0	R: 0	H: 0	R: 0	H: 0	R: 0	H: 0
E: 0	LOB: 0	E: 0	LOB: 0	E: 0	LOB: 0	E: 0	LOB: 0	E: 0	LOB: 0	E: 0	LOB: 0	E: 0	LOB: 0	E: 0	LOB: 0	E: 0	LOB: 0
K: 0	BB: 0	K: 0	BB: 0	K: 0	BB: 0	K: 0	BB: 0	K: 0	BB: 0	K: 0	BB: 0	K: 0	BB: 0	K: 0	BB: 0	K: 0	BB: 0
S: 8	P: 12	S: 7	P: 12	S: 9	P: 13	S: 5	P: 5	S: 12	P: 19	S: 5	P: 5	S: 12	P: 18	S: 9	P: 13	S: 7	P: 8

R: 0	H: 0	R: 0	H: 0	R: 0	H: 0	R: 0	H: 0	R: 0	H: 0	R: 0	H: 0	R: 0	H: 0	R: 0	H: 0	R: 0	H: 0
E: 0	LOB: 0	E: 0	LOB: 0	E: 0	LOB: 0	E: 0	LOB: 0	E: 0	LOB: 0	E: 0	LOB: 0	E: 0	LOB: 0	E: 0	LOB: 0	E: 0	LOB: 0
K: 0	BB: 0	K: 0	BB: 0	K: 0	BB: 0	K: 0	BB: 0	K: 0	BB: 0	K: 0	BB: 0	K: 0	BB: 0	K: 0	BB: 0	K: 0	BB: 0
S: 8	P: 12	S: 7	P: 12	S: 9	P: 13	S: 5	P: 5	S: 12	P: 19	S: 5	P: 5	S: 12	P: 18	S: 9	P: 13	S: 7	P: 8

R: 0	H: 0	R: 0	H: 0	R: 0	H: 0	R: 0	H: 0	R: 0	H: 0	R: 0	H: 0	R: 0	H: 0	R: 0	H: 0	R: 0	H: 0
E: 0	LOB: 0	E: 0	LOB: 0	E: 0	LOB: 0	E: 0	LOB: 0	E: 0	LOB: 0	E: 0	LOB: 0	E: 0	LOB: 0	E: 0	LOB: 0	E: 0	LOB: 0
K: 0	BB: 0	K: 0	BB: 0	K: 0	BB: 0	K: 0	BB: 0	K: 0	BB: 0	K: 0	BB: 0	K: 0	BB: 0	K: 0	BB: 0	K: 0	BB: 0
S: 8	P: 12	S: 7	P: 12	S: 9	P: 13	S: 5	P: 5	S: 12	P: 19	S: 5	P: 5	S: 12	P: 18	S: 9	P: 13	S: 7	P: 8

Batter	1	2	3	4	5	6	7	8	9	AB R H RBI BB SO LOB	TOP																
Brett Butler, L OBP: 0.369, SLG: 0.325 (1, 8)	4-1 S HR BB	3-2 F7			2-1 G4-3		1-3 K			3 1 0 0 1 1 1																	
Juan Samuel, R OBP: 0.384, SLG: 0.495 (1, 4)	2-3 K	1-0 1B			2-2 G3 1B			2-1 G4-3		4 0 2 0 0 1 1																	
Eddie Murray, S OBP: 0.340, SLG: 0.428 (1, 3)	3-2 F8	1-0 F8			0-0 G3			2-2 G3		4 0 0 0 0 0 4																	
Kal Daniels, L OBP: 0.294, SLG: 0.363 (1, 7)	3-1 HR				0-0 G4-3			1-3 K		4 1 1 2 0 2 1																	
Stan Javier, S OBP: 0.232, SLG: 0.266 (1, 9)	1-0 1B 2B			0-3 K2-3		1-3 K		1-2 L7		4 1 1 0 0 2 0																	
Lenny Harris, L OBP: 0.376, SLG: 0.359 (1, 5)	1-2 1B			0-0 G6-3		2-0 F7		0-0 G6-3		4 0 1 1 0 0 0																	
Mike Scioscia, L OBP: 0.367, SLG: 0.403 (1, 2)	0-2 G4-3			0-1 F8		2-2 L7		1-0 F9		4 0 0 0 0 0 1																	
Alfredo Griffin, S OBP: 0.254, SLG: 0.236 (1, 6)		0-1 G4-3		1-0 F7		1-0 G6-3				3 0 0 0 0 0 0																	
Tim Belcher, R OBP: 0.125, SLG: 0.167 (1, 1)		1-2 1B		0-1 G4-3		2-2 G6-3				2 0 1 0 0 0 0																	
Jose Gonzalez, R (7, PH)										1 0 0 0 0 0 0																	
Kevin Gross, R OBP: 0.167, SLG: 0.091 (7, 1)										0 0 0 0 0 0 0																	
Mike Hartley, R (7, 1)										0 0 0 0 0 0 0																	
Inning Stats	R: 3 E: 0 K: 1 S: 18	H: 3 LOB: 1 BB: 1 P: 32	R: 0 E: 0 K: 0 S: 10	H: 2 LOB: 2 BB: 0 P: 16	R: 0 E: 0 K: 2 S: 7	H: 0 LOB: 0 BB: 0 P: 9	R: 0 E: 0 K: 0 S: 5	H: 0 LOB: 0 BB: 0 P: 6	R: 0 E: 0 K: 1 S: 11	H: 1 LOB: 1 BB: 0 P: 15	R: 0 E: 0 K: 1 S: 8	H: 0 LOB: 0 BB: 0 P: 13	R: 0 E: 0 K: 1 S: 8	H: 0 LOB: 0 BB: 0 P: 12	R: 0 E: 0 K: 1 S: 8	H: 0 LOB: 0 BB: 0 P: 13	R: 0 E: 0 K: 0 S: 7	H: 0 LOB: 0 BB: 0 P: 9	1B: 4 2B: 1 3B: 0 HR: 1	SF: 0 SAC: 0 DP: 0 HBP: 0	WP: 0 PB: 0 SB: 1 CS: 0	PA: 34					
PITCHER	IP	WLS	BF	H	R	ER	SO	BB	IBB	HBP	BLK	WP	HR	S	P	ERA	WHIP										
Bob Scanlan, R ERA: 3.76 (1, 1)	5.0		22	6	3	3	3	1	0	0	0	0	1	51	78	5.40	1.400										
Chuck McElroy, L ERA: 1.16 (6, 1)	2.0	W	6	0	0	0	2	0	0	0	0	0	0	16	25	0.00	0.000										
Heathcliff Slocumb, R ERA: 2.93 (8, 1)	0.2		2	0	0	0	0	0	0	0	0	0	0	5	9	0.00	0.000										
Paul Assenmacher, L ERA: 3.22 (8, 1)	0.1		1	0	0	0	1	0	0	0	0	0	0	3	4	0.00	0.000										
Dave Smith, R ERA: 3.38 (9, 1)	1.0	S	3	0	0	0	0	0	0	0	0	0	0	7	9	0.00	0.000										

Los Angeles Dodgers @ Chicago Cubs

Wrigley Field, Chicago, IL

Sat Jun 08 1991, 3:33 AM CDT

Att. 35,101 - Sunny - 68 F

livebaseballscorecards.com

AB	33
R	3
H	6
RBI	3
BB	1
SO	6
LOB	8



BOTTOM

Los Angeles Dodgers @ Chicago Cubs
Wrigley Field, Chicago, IL
Sat Jun 08 1991, 3:33 AM CDT
Att. 35,101 - Sunny - 68 F

livebaseballscorecards.com

AB 32
R 4
H 9
RBI 4
BB 4
SO 5
LOB 19



WP: 0 PA: 36
PB: 0
SB: 2
CS: 0

AB R H RBI BB SO LOB

3 1 0 0 1 0 2

3 0 0 0 1 0 1

3 1 2 2 1 0 0

4 0 1 0 0 1 4

4 0 1 1 0 1 4

0 0 0 0 0 0 0

0 0 0 0 0 0 0

0 0 0 0 0 0 0

4 0 0 0 0 1 2
0 0 0 0 0 0 0

3 1 3 0 1 0 0

3 1 0 0 1 0 2
3 0 0 0 1 0 1
3 1 2 2 1 0 0
4 0 1 0 0 1 4
4 0 1 1 0 1 4
0 0 0 0 0 0 0
0 0 0 0 0 0 0
4 0 0 0 0 1 2
0 0 0 0 0 0 0
3 1 3 0 1 0 0
4 1 1 0 0 2 3
1 0 0 0 0 0 1
1 0 0 0 0 0 1
0 0 0 0 0 0 0
2 0 1 1 0 0 1
0 0 0 0 0 0 0
1B: 8 SF: 0
2B: 1 SAC: 0
3B: 0 DP: 1
HR: 0 HBP: 0

Table with 9 columns (Batter 1-9) and 10 rows (Batters: Ced Landrum, 23 Ryne Sandberg, Mark Grace, George Bell, Andre Dawson, Heathcliff Slocumb, Paul Assenmacher, Doug Dascenzo, Luis Salazar, Jose Vizcaino, Rick Wilkins, Shawon Dunston, Bob Scanlan, Dwight Smith, Chuck McElroy, Chico Walker, Dave Smith). Each cell contains a baseball scorecard diagram with pitch counts, counts, and outcomes.

Inning Stats table with columns for R, H, E, K, S, LOB, BB, P, and rows for each of the 9 batters.

PITCHER table with columns for IP, WLS, BF, H, R, ER, SO, BB, IBB, HBP, BLK, WP, HR, S, P, ERA, WHIP, and rows for Tim Belcher, Kevin Gross, and Mike Hartley.

Batter	1	2	3	4	5	6	7	8	9	AB R H RBI BB SO LOB	TOP														
Brett Butler, L (1, 8) OBP: 0.374, SLG: 0.332	2-2 CS 1B		1-3 K		2-2 G6-3		1-0 FC6-4 1B		0-0 SH1-3 1B	5 1 3 2 0 1 1															
Juan Samuel, R (1, 4) OBP: 0.382, SLG: 0.490	0-0 G4-3			2-2 P6	0-0	2-2 FC6-4 1B	2-2 FC6-4 1B	0-0 SH1-3	0-0 SH1-3	4 1 1 1 0 0 3															
Eddie Murray, S (1, 3) OBP: 0.347, SLG: 0.433	1-3 K			0-0 FC6-4 1B	3-2 F9		1-2 CS 1B	1-2 CS 1B	2-2 CS 1B	5 0 3 2 0 1 1															
Kal Daniels, L (1, 7) Jose Gonzalez, R (9, 9)		0-1 G4-3		1-0 FC6-4 1B		0-0 L6	4-1 BB	0-3 K		4 0 1 0 1 1 1 0 0 0 0 0 0 0															
Gary Carter, R (1, 2) Mike Scioscia, L (7, PH)		2-1 E8		1-1 FC6-4		1-0 G5-3	3-1 G3-1			3 0 0 0 0 0 2 1 0 0 0 0 0 1															
Stan Javier, S (1, 9) OBP: 0.233, SLG: 0.279		2-0 G6-3		0-0 F8		1-2 2B		0-0 G4-3		4 0 1 0 0 0 3															
Mike Sharperson, R (1, 5) Lenny Harris, L (8, PH)		0-1 F8			0-1 L7	0-0 G4-3		3-2 L7		3 0 0 0 0 0 2 1 0 0 0 0 0 0															
Alfredo Griffin, S (1, 6) OBP: 0.261, SLG: 0.244			1-3 K		0-0 G6-3 1B		1-0 1B 1B	0-2 G6-3		4 2 2 0 0 1 0															
Orel Hershiser, R (1, 1) John Candelaria, L (8, 1) Chris Gwynn, L (9, PH) Jay Howell, R (9, 1)			1-2 G4-3		0-0 G6-3 1B		1-0 FC6-4 1B	0-2 G4-3		3 2 2 0 0 0 0 0 0 0 0 0 0 0 1 0 0 0 0 0 0 0 0 0 0 0 0 0															
Inning Stats	R: 0 E: 0 K: 1 S: 9	H: 1 LOB: 0 BB: 0 P: 12	R: 0 E: 1 K: 0 S: 7	H: 0 LOB: 1 BB: 0 P: 11	R: 0 E: 0 K: 2 S: 10	H: 0 LOB: 0 BB: 0 P: 13	R: 0 E: 0 K: 0 S: 8	H: 2 LOB: 2 BB: 0 P: 12	R: 2 E: 0 K: 0 S: 14	H: 3 LOB: 1 BB: 0 P: 19	R: 0 E: 0 K: 0 S: 6	H: 1 LOB: 1 BB: 0 P: 8	R: 3 E: 0 K: 0 S: 14	H: 4 LOB: 1 BB: 1 P: 27	R: 0 E: 0 K: 0 S: 8	H: 0 LOB: 0 BB: 0 P: 11	R: 1 E: 0 K: 1 S: 11	H: 2 LOB: 1 BB: 0 P: 13	1B: 12 2B: 1 3B: 0 HR: 0	SF: 0 SAC: 1 DP: 0 HBP: 0	WP: 2 PB: 0 SB: 0 CS: 2	PA: 40			
PITCHER	IP	WLS	BF	H	R	ER	SO	BB	IBB	HBP	BLK	WP	HR	S	P	ERA	WHIP								
Danny Jackson, L (1, 1) ERA: 5.56	6.2	L	31	11	5	5	3	1	0	0	0	1	0	66	97	6.75	1.800								
Heathcliff Slocumb, R (7, 1) ERA: 2.89	0.1		1	0	0	0	0	0	0	0	0	0	0	2	5	0.00	0.000								
Les Lancaster, R (8, 1) ERA: 2.89	2.0		8	2	1	1	1	0	0	0	0	0	0	19	24	4.50	1.000								

Los Angeles Dodgers @ Chicago Cubs
Wrigley Field, Chicago, IL
Sun Jun 09 1991, 3:33 AM CDT
Att. 34,446 - Cloudy - 82 F

AB	38
R	6
H	13
RBI	5
BB	1
SO	4
LOB	14



WP: 2	PA: 40
PB: 0	
SB: 0	
CS: 2	


Batter	1	2	3	4	5	6	7	8	9	AB R H RBI BB SO LOB	
Ced Landrum, L (1, 8) OBP: 0.278, SLG: 0.235 Jerome Walton, R (8, PH) OBP: 0.268, SLG: 0.347 (9, 8)	0-1 G6-3		3-1 G6-3		1 SAFE 0-0 G4-3			1-3 K		3 0 0 0 0 0 1 1 0 0 0 0 1 0	
23 Ryne Sandberg, R (1, 4) OBP: 0.344, SLG: 0.461	0-2 G4-3		2-3 K			3-2 F7		1-1 F7		4 0 0 0 0 1 0	
Mark Grace, L (1, 3) OBP: 0.362, SLG: 0.392	3-2 G3			0-1 G4-3		4-0 FC4-6 BB		4-2 BB		2 0 0 0 2 0 0	
George Bell, R (1, 7) OBP: 0.302, SLG: 0.459		0-1 HR 2B		0-1 F9 1B		0-3 K		1-1 F8		4 1 2 0 0 1 2	
Andre Dawson, R (1, 9) OBP: 0.333, SLG: 0.539		2-2 HR		0-0 1-2 1B		1-1 FC4-6		0-0 G6-3		4 1 2 2 0 0 1	
Chico Walker, S (1, 5) OBP: 0.365, SLG: 0.373		0-0 G3		2-2 F9 1B		0-3 K		0-0 3B 2B		4 1 1 0 0 1 2	
Shawon Dunston, R (1, 6) OBP: 0.260, SLG: 0.373		0-3 K		0-2 G6-3		1-1 1B		1-0 3B		4 0 2 1 0 1 2	
Rick Wilkins, L (1, 2) OBP: 0.385, SLG: 0.417		3-2 F9		1-1 G4-3 1B		1 SAFE 2-0 F7		2-3 K		4 0 1 0 0 1 2	
Danny Jackson, R (1, 1) Heathcliff Slocumb, R (7, 1) Damon Berryhill, S (7, PH) Les Lancaster, R (8, 1) Doug Dascenzo, S (9, PH) OBP: 0.342, SLG: 0.356			0-1 G6-3		0-3 K		1-3 K		0-0 G6-3		2 0 0 0 0 1 1 0 0 0 0 0 0 0 1 0 0 0 0 1 1 0 0 0 0 0 0 0 1 0 0 0 0 0 1

Inning Stats	R: 0 E: 0 K: 8	H: 0 LOB: 0 BB: 0 P: 11	R: 2 E: 0 K: 13	H: 2 LOB: 0 BB: 0 P: 18	R: 0 E: 0 K: 7	H: 0 LOB: 0 BB: 0 P: 12	R: 0 E: 0 K: 11	H: 2 LOB: 2 BB: 0 P: 13	R: 0 E: 0 K: 6	H: 1 LOB: 0 BB: 0 P: 7	R: 0 E: 0 K: 8	H: 0 LOB: 1 BB: 1 P: 16	R: 0 E: 0 K: 9	H: 1 LOB: 1 BB: 0 P: 13	R: 0 E: 0 K: 10	H: 0 LOB: 1 BB: 1 P: 17	R: 1 E: 0 K: 8	H: 2 LOB: 1 BB: 0 P: 11	1B: 4 2B: 2 3B: 1 HR: 1	SF: 0 SAC: 0 DP: 1 HBP: 0	WP: 1 PB: 0 SB: 0 CS: 0	PA: 36	
PITCHER	IP	WLS	BF	H	R	ER	SO	BB	IBB	HBP	BLK	WP	HR	S	P	ERA	WHIP						
Orel Hershiser, R (1, 1) ERA: 3.12	7.0	W	27	6	2	2	6	1	0	0	0	1	1	62	90	2.57	1.000						
John Candelaria, L (8, 1) ERA: 1.38	1.0		4	0	0	0	1	1	0	0	0	0	0	10	17	0.00	1.000						
Jay Howell, R (9, 1) ERA: 3.14	1.0		5	2	1	1	1	0	0	0	0	0	0	8	11	9.00	2.000						

Los Angeles Dodgers @ Chicago Cubs
Wrigley Field, Chicago, IL
Sun Jun 09 1991, 3:33 AM CDT
Att. 34,446 - Cloudy - 82 F

AB	34
R	3
H	8
RBI	3
BB	2
SO	8
LOB	13



Batter	1	2	3	4	5	6	7	8	9	AB R H RBI BB SO LOB	TOP											
Brett Butler, L (1, 8) OBP: 0.375, SLG: 0.330	3-2 G4-3		3-1 SH5-3 1B	4-2 BB PB 1B BB	0-2 G6-3		0-0 G5-3			4 2 1 1 1 0 0												
Juan Samuel, R (1, 4) OBP: 0.384, SLG: 0.505	1-1 HR		0-0 SH5-3	0-3 K 1B BB	1-2 1B		0-1 G4-3			4 2 2 1 0 1 1												
Darryl Strawberry, L (1, 9) OBP: 0.354, SLG: 0.419	0-0 CS 1B		3-1 G3	4-0 1B HR BB	1-1 1B		2-2 F8			4 1 2 0 1 0 2												
Eddie Murray, S (1, 3) Gary Carter, R (6, 3) OBP: 0.350, SLG: 0.434 OBP: 0.294, SLG: 0.328	0-0 F7		2-2 HR 1B	2-1 HR BB 1B	0-1 G3		0-0 G6-3			4 2 2 4 0 0 3 1 0 0 0 0 0 0												
Kal Daniels, L (1, 7) Stan Javier, S (6, 7) OBP: 0.312, SLG: 0.389 OBP: 0.230, SLG: 0.275	3-2 CS 1-2	2-1 G1-6-3 1B	3-2 HR	4-2 HR BB		0-1 FC4-6 1B		2-1 F9		3 2 3 2 1 0 0 1 0 0 0 0 0 0												
Lenny Harris, L (1, 5) Mike Sharperson, R (8, PH) OBP: 0.377, SLG: 0.383 OBP: 0.233, SLG: 0.179			1-2 1B	3-2 HR		1-0 FC4-6 2B		1-2 F8		4 2 2 4 0 0 2 1 0 0 0 0 0 0												
Mike Scioscia, L (1, 2) OBP: 0.371, SLG: 0.409			2-2 G4-3	2-2 1B		0-1 2B				4 0 2 1 1 0 1	AB 40 R 13 H 16 RBI 13 BB 4 SO 3 LOB 14											
Alfredo Griffin, S (1, 6) OBP: 0.259, SLG: 0.250			1-1 1B 2B			0-3 K				5 1 1 0 0 1 3												
Ramon Martinez, R (1, 1) Mike Hartley, R (7, 1) OBP: 0.182, SLG: 0.156			1-2 SH5-3 1B 1B	0-3 K	0-2 G3	0-0 G4-3				4 1 1 0 0 1 1 1 0 0 0 0 0 1												
Inning Stats	R: 1 E: 0 K: 0 S: 12	H: 2 LOB: 0 BB: 0 P: 19	R: 0 E: 0 K: 0 S: 4	H: 1 LOB: 0 BB: 0 P: 8	R: 5 E: 0 K: 0 S: 25	H: 6 LOB: 1 BB: 0 P: 41	R: 6 E: 0 K: 2 S: 23	H: 3 LOB: 1 BB: 3 P: 42	R: 0 E: 0 K: 0 S: 15	H: 2 LOB: 2 BB: 0 P: 17	R: 1 E: 0 K: 1 S: 9	H: 2 LOB: 1 BB: 0 P: 10	R: 0 E: 0 K: 0 S: 6	H: 0 LOB: 0 BB: 0 P: 8	R: 0 E: 0 K: 0 S: 6	H: 0 LOB: 0 BB: 0 P: 9	R: 0 E: 0 K: 0 S: 2	H: 0 LOB: 0 BB: 1 P: 6	1B: 11 2B: 2 3B: 0 HR: 3	SF: 0 SAC: 1 DP: 2 HBP: 0	WP: 0 PB: 1 SB: 0 CS: 1	PA: 46
PITCHER	IP WLS BF H R ER SO BB IBB HBP BLK WP HR S P ERA WHIP																					
Mike Bielecki, R (1, 1) ERA: 3.94	2.2 L 15 9 6 6 0 0 0 0 0 0 0 2 38 63 20.25 3.375																					
Chuck McElroy, L (3, 1) ERA: 1.11	1.1 11 3 6 0 2 3 0 0 0 0 0 1 26 47 0.00 4.500																					
Heathcliff Slocumb, R (5, 1) ERA: 3.0	2.0 10 4 1 1 1 0 0 0 0 0 0 0 24 27 4.50 2.000																					
Les Lancaster, R (7, 1) ERA: 2.82	1.0 3 0 0 0 0 0 0 0 0 0 0 0 6 8 0.00 0.000																					
Doug Dascenzo, L (8, 1) ERA:	2.0 6 0 0 0 0 0 1 0 0 0 0 0 8 15 0.00 0.500																					

Los Angeles Dodgers @ Chicago Cubs
Wrigley Field, Chicago, IL
Mon Jun 10 1991, 7:05 PM CDT
Att. 33,204 - Sunny - 84 F

livebaseballscorecards.com

BOTTOM

Los Angeles Dodgers @ Chicago Cubs

Wrigley Field, Chicago, IL

Mon Jun 10 1991, 7:05 PM CDT

Att. 33,204 - Sunny - 84 F

livebaseballscorecards.com

AB	41
R	5
H	14
RBI	5
BB	1
SO	5
LOB	18



WP	2	PA	43
PB	0		
SB	0		
CS	0		

AB	R	H	RBI	BB	SO	LOB
5	0	1	1	0	0	2
3	1	1	1	0	0	0
2	0	1	0	0	0	2
4	0	3	0	0	0	2
0	0	0	0	0	0	0
1	0	1	0	0	0	0
3	0	0	0	0	1	3
2	1	1	0	0	0	2
3	1	2	0	0	0	1
2	0	0	0	0	0	1
5	1	2	1	0	1	2
2	0	0	0	0	1	0
0	0	0	0	0	0	0
3	1	1	2	0	1	1
3	0	0	0	0	1	2
0	0	0	0	1	0	0
0	0	0	0	0	0	0
3	0	1	0	0	0	0

Batter	1	2	3	4	5	6	7	8	9
Doug Dascenzo, S OBP: 0.336, SLG: 0.349 (1, 8) (8, 1)	2-1 G4-3	0-0 F7			0-0 L7	2-1 1B		1-0 P6	
23 Ryne Sandberg, R OBP: 0.344, SLG: 0.473 Luis Salazar, R OBP: 0.298, SLG: 0.418 (1, 4) (6, 5)	2-1 HR		1-1 F9		1-2 G4-1	2-2 F8		2-2 1B	
Mark Grace, L OBP: 0.369, SLG: 0.404 Les Lancaster, R OBP: 0.500, SLG: 0.750 Jerome Walton, R OBP: 0.273, SLG: 0.352 (1, 3) (7, 1) (8, 8)	3-2 1B		0-2 2B		0-2 1B	3-2 G3		0-0 1B	
George Bell, R OBP: 0.298, SLG: 0.452 Ced Landrum, L OBP: 0.300, SLG: 0.263 (1, 7) (6, 7)	3-0 P5		1-0 P3		2-3 K		1-0 1B	0-0 F8	
Andre Dawson, R OBP: 0.338, SLG: 0.541 Hector Villanueva, R OBP: 0.267, SLG: 0.412 (1, 9) (7, 3)	1-2 F8		0-1 1B			0-1 1B	3-2 G5-3		0-1 P6
Chico Walker, S OBP: 0.367, SLG: 0.389 (1, 5) (6, 4)		0-1 G4-3	2-3 K			0-0 1B	1-2 1B		0-1 G4-3
Shawon Dunston, R OBP: 0.257, SLG: 0.369 Heathcliff Slocumb, R Dwight Smith, L OBP: 0.268, SLG: 0.346 (1, 6) (5, 1) (6, PH) (7, 9)		0-3 K		1-0 P4		1-0 1B	1-3 K		3-1 L9
Rick Wilkins, L OBP: 0.353, SLG: 0.333 (1, 2)		1-2 HBP		2-0 F7		1-3 K	1-2 G3		
Mike Bielecki, R OBP: 0.167, SLG: 0.118 Chuck McElroy, L OBP: 0.200, SLG: 0.200 Jose Vizcaino, S OBP: 0.298, SLG: 0.295 (1, 1) (3, 1) (4, PH) (5, 6)		4-2 BB		0-0 G4-3		3-2 1B		1-0 G3-1	

Inning	R	H	E	K	S	R	H	E	K	S	R	H	E	K	S	R	H	E	K	S	R	H	E	K	S
1	1	2	0	0	14	0	0	0	1	13	0	0	0	3	3	0	0	0	1	10	0	0	0	7	
2	0	0	0	1	10	0	2	0	1	10	0	0	0	0	0	0	0	0	0	10	0	0	0	10	
3	0	0	0	1	10	0	0	0	1	10	0	0	0	0	0	0	0	0	0	10	0	0	0	10	
4	0	0	0	0	13	0	0	0	0	13	0	0	0	0	0	0	0	0	0	13	0	0	0	13	
5	0	0	0	0	3	0	0	0	0	3	0	0	0	0	0	0	0	0	0	3	0	0	0	3	
6	3	5	0	1	22	0	2	0	1	22	0	2	0	0	0	0	0	0	0	22	0	0	0	22	
7	1	2	0	1	13	0	1	0	1	13	0	1	0	0	0	0	0	0	0	13	0	0	0	13	
8	0	2	0	0	7	0	2	0	0	7	0	2	0	0	0	0	0	0	0	7	0	0	0	7	
9	0	0	0	0	6	0	0	0	0	6	0	0	0	0	0	0	0	0	0	6	0	0	0	6	

PITCHER	IP	WLS	BF	H	R	ER	SO	BB	IBB	HBP	BLK	WP	HR	S	P	ERA	WHIP
Ramon Martinez, R ERA: 2.65 (1, 1)	6.0	W	30	10	4	4	4	1	0	1	0	1	1	72	110	6.00	1.833
Mike Hartley, R ERA: 2.72 (7, 1)	3.0	S	13	4	1	1	1	0	0	0	0	1	0	26	40	3.00	1.333

Batter	1	2	3	4	5	6	7	8	9	AB R H RBI BB SO LOB	TOP											
Brett Butler, L (1, 8) OBP: 0.376, SLG: 0.333	1-3 		1-2 		1-1 			3-2 		4 0 2 0 0 1 0	Los Angeles Dodgers @ Pittsburgh Pirates Three Rivers Stadium, Pittsburgh, PA Wed Jun 12 1991, 7:05 PM EDT Att. 21,898 - Sunny - 81 F											
Juan Samuel, R (1, 4) OBP: 0.381, SLG: 0.498	2-0 		4-0 			1-0 		3-2 		3 0 0 0 1 0 1												
Darryl Strawberry, L (1, 9) OBP: 0.347, SLG: 0.409	0-0 		2-3 			2-1 		1-2 		4 0 0 0 0 1 4												
Eddie Murray, S (1, 3) OBP: 0.348, SLG: 0.435		1-2 		0-0 		0-0 		0-3 		4 0 1 0 0 1 1												
Kal Daniels, L (1, 7) Jose Gonzalez, R (9, PR)		3-2 		2-2 		1-1 		1-0 		4 1 3 1 0 0 0 0 0 0 0 0 0 0												
Lenny Harris, L (1, 5) OBP: 0.369, SLG: 0.375		1-2 		1-1 		2-1 		0-0 		3 0 0 0 0 0 0												
Mike Scioscia, L (1, 2) Stan Javier, S (9, PH) OBP: 0.227, SLG: 0.271			3-1 	1-3 		1-1 		0-0 		3 0 1 0 0 1 0 1 0 0 0 0 0 2												
Alfredo Griffin, S (1, 6) Gary Carter, R (9, PH) OBP: 0.290, SLG: 0.322			1-2 		1-1 		0-0 		0-1 	3 0 2 0 0 0 0 1 0 0 0 0 0 2												
Mike Morgan, R (1, 1) Chris Gwynn, L (7, PH) Mike Hartley, R (7, 1) John Candelaria, L (8, 1)			0-1 		2-3 		0-1 			2 0 0 0 0 1 1 1 0 0 0 0 0 2 0 0 0 0 0 0 0 0 0 0 0 0 0 0												
Inning Stats	R: 0 E: 0 K: 1 S: 5	H: 0 LOB: 0 BB: 0 P: 8	R: 0 E: 0 K: 0 S: 9	H: 0 LOB: 0 BB: 0 P: 14	R: 0 E: 0 K: 1 S: 15	H: 2 LOB: 3 BB: 1 P: 26	R: 1 E: 0 K: 1 S: 9	H: 1 LOB: 0 BB: 0 P: 13	R: 0 E: 0 K: 1 S: 7	H: 0 LOB: 0 BB: 0 P: 11		R: 0 E: 0 K: 0 S: 6	H: 2 LOB: 2 BB: 0 P: 10	R: 0 E: 0 K: 0 S: 7	H: 2 LOB: 1 BB: 0 P: 10	R: 0 E: 0 K: 1 S: 15	H: 1 LOB: 1 BB: 0 P: 22	R: 0 E: 0 K: 0 S: 5	H: 1 LOB: 2 BB: 0 P: 6	1B: 7 2B: 1 3B: 0 HR: 1	SF: 0 SAC: 1 DP: 1 HBP: 0	WP: 0 PB: 0 SB: 0 CS: 0
PITCHER	IP WLS BF H R ER SO BB IBB HBP BLK WP HR S P ERA WHIP																					
Doug Drabek, R (1, 1) ERA: 2.81	7.0 W 27 7 1 1 4 1 0 0 0 0 0 1 58 92 1.29 1.143																					
Bob Patterson, L (8, 1) ERA: 5.04	1.1 6 2 0 0 1 0 0 0 0 0 0 0 17 25 0.00 1.500																					
Bill Landrum, R (9, 1) ERA: 1.48	0.2 S 2 0 0 0 0 0 0 0 0 0 0 0 3 3 0.00 0.000																					

livebaseballscorecards.com

AB	33
R	1
H	9
RBI	1
BB	1
SO	5
LOB	13




Batter	1	2	3	4	5	6	7	8	9
Orlando Merced, S OBP: 0.409, SLG: 0.474 (1, 3)	1-3 K		0-0 3B 1B			1-0 F8	4-0 FC5-4 IBB		
Jay Bell, R OBP: 0.298, SLG: 0.414 (1, 6)	2-3 K		0-0 1-H 3B			1-2 F7	2-1 FC5-4 1-2f		
Andy Van Slyke, L OBP: 0.335, SLG: 0.387 (1, 8)	1-2 G6-3		2-2 F7			2-1 1B 1B	0-0 G4-3		
Bobby Bonilla, S OBP: 0.385, SLG: 0.498 (1, 9)		2-2 G3		0-0 G3-1		2-1 BB 1B	0-0 CS 1B		
Barry Bonds, L OBP: 0.362, SLG: 0.429 (1, 7)		1-0 F9-3 1B		2-1 L5		4-1 BB 1B	4-1 CS BB		
Jeff King, R OBP: 0.328, SLG: 0.376 (1, 5)		2-2 F9-3 1-2		3-3 K		1-0 G3	1-0 CS 1-2		
Michael LaValliere, L OBP: 0.328, SLG: 0.331 (1, 2)			2-1 FC6-4 1B		0-0 F7		4-1 WP BB		
Jose Lind, R OBP: 0.275, SLG: 0.325 (1, 4)			2-1 FC6-4 1B 1-2f		2-2 G4-3		2-2 P8 1-2		
Doug Drabek, R OBP: 0.207, SLG: 0.241 (7, PH) Gary Varsho, L OBP: 0.328, SLG: 0.308 Bob Patterson, R Bill Landrum, R			2-3 K 1-2		0-1 G4-3		0-0 F9		

Inning Stats	R: 0 E: 0 K: 2 S: 10	H: 0 LOB: 0 BB: 0 P: 14	R: 0 E: 0 K: 0 S: 7	H: 1 LOB: 0 BB: 0 P: 12	R: 2 E: 0 K: 1 S: 14	H: 3 LOB: 1 BB: 0 P: 22	R: 0 E: 0 K: 1 S: 8	H: 0 LOB: 0 BB: 0 P: 13	R: 0 E: 0 K: 0 S: 6	H: 0 LOB: 0 BB: 0 P: 8	R: 0 E: 0 K: 0 S: 10	H: 2 LOB: 3 BB: 1 P: 21	R: 0 E: 0 K: 0 S: 8	H: 0 LOB: 2 BB: 2 P: 20	R: 0 E: 0 K: 0 S: 3	H: 1 LOB: 0 BB: 1 P: 8
--------------	-------------------------------	----------------------------------	------------------------------	----------------------------------	-------------------------------	----------------------------------	------------------------------	----------------------------------	------------------------------	---------------------------------	-------------------------------	----------------------------------	------------------------------	----------------------------------	------------------------------	---------------------------------

PITCHER															PITCHER																		
IP	WLS	BF	H	R	ER	SO	BB	IBB	HBP	BLK	WP	HR	S	P	ERA	WHIP	IP	WLS	BF	H	R	ER	SO	BB	IBB	HBP	BLK	WP	HR	S	P	ERA	WHIP
Mike Morgan, R ERA: 2.38 (1, 1)	6.0	L	24	6	2	2	4	1	0	0	0	0	55	90	3.00	1.167	Mike Hartley, R ERA: 2.65 (7, 1)	1.0	5	0	0	0	0	1	1	0	0	1	0	8	20	0.00	1.000
John Candelaria, L ERA: 1.29 (8, 1)	1.0		3	1	0	0	0	1	0	0	0	0	3	8	0.00	2.000																	

AB	R	H	RBI	BB	SO	LOB	BOTTOM	
3	1	1	1	1	1	0		
4	0	1	1	0	1	2		
4	0	1	0	0	0	1		
4	0	2	0	0	0	0		
2	0	1	0	2	0	0		
3	0	0	0	0	1	4		
2	0	1	0	1	0	0		
3	1	0	0	0	0	2		
2	0	0	0	0	1	1		
1	0	0	0	0	0	1		
0	0	0	0	0	0	0		
0	0	0	0	0	0	0		
1B: 6	SF: 0	2B: 1	SAC: 0	3B: 1	DP: 1	HR: 0	WP: 1	PA: 33
							PB: 0	
							SB: 1	
							CS: 2	

Los Angeles Dodgers @ Pittsburgh Pirates
 Three Rivers Stadium, Pittsburgh, PA
 Wed Jun 12 1991, 7:05 PM EDT
 Att. 21,898 - Sunny - 81 F



livebaseballscores.com

Batter	1	2	3	4	5	6	7	8	9	AB R H RBI BB SO LOB	TOP	
Brett Butler, L OBP: 0.369, SLG: 0.326 (1, 8) C C B F B X	3-2 G3		1-0 F7			1-3 K	0-1 G4-3		1-1 F8	5 0 0 0 0 1 3		
Juan Samuel, R OBP: 0.379, SLG: 0.493 (1, 4) B S X	2-1 P9		1-2 F8			2-2 1B 3B 1B		0-1 G6-3		4 1 1 0 0 0 0		
Darryl Strawberry, L OBP: 0.350, SLG: 0.411 (1, 9) B B X	2-0 1B		1-0 F9			0-1 3B 1B		0-2 P4		4 1 2 0 0 0 0		
Eddie Murray, S OBP: 0.341, SLG: 0.426 (1, 3) C C B 1 SAFE X	1-2 G1				1-0 G5-3	1-3 K		0-1 F7		4 0 0 0 0 1 3		
Stan Javier, S OBP: 0.253, SLG: 0.315 (1, 7) B L B B B		4-1 1B BB			0-1 G5-3	0-1 1-H 2-H 3B		0-2 FC1-5 HBP 1B		3 0 2 2 1 0 0		
Lenny Harris, L OBP: 0.366, SLG: 0.367 (1, 5) B 1 SAFE 1 SAFE SAFE C C C C B B S		2-3 K			3-3 K	1-2 P4		1-2 FC1-5 HBP 1B		3 1 0 0 0 2 2		
Mike Scioscia, L OBP: 0.368, SLG: 0.400 (1, 2) C B C C 1 SAFE SAFE B		2-3 K					1-1 G6-3		0-0 FC1-5 1B	3 0 0 0 0 1 3	AB 33	
Alfredo Griffin, S OBP: 0.275, SLG: 0.268 (1, 6) X		0-0 1B					1-2 G5-3		0-0 1-2 2-H 1B	3 0 2 1 0 0 0	R 3	
Tim Belcher, R OBP: 0.115, SLG: 0.154 (1, 1) Mike Sharperson, R OBP: 0.227, SLG: 0.175 (7, PH) John Candelaria, L (7, 1) Jim Gott, R (8, 1) Gary Carter, R OBP: 0.288, SLG: 0.317 (9, PH) Jay Howell, R (9, 1)		1-3 K					1-2 SH1-3 HBP		1-0 F8	2 0 0 0 0 1 2 1 0 0 0 0 1 1 0 0 0 0 0 0 0 0 0 0 0 0 0 0 1 0 0 0 0 0 2 0 0 0 0 0 0 0	H 7	
Inning Stats	R: 0 H: 1 E: 0 LOB: 1 K: 0 BB: 0 S: 10 P: 18	R: 0 H: 1 E: 0 LOB: 2 K: 3 BB: 1 S: 12 P: 21	R: 0 H: 0 E: 0 LOB: 0 K: 0 BB: 0 S: 5 P: 8	R: 0 H: 0 E: 0 LOB: 0 K: 1 BB: 0 S: 6 P: 10	R: 0 H: 0 E: 0 LOB: 0 K: 0 BB: 0 S: 8 P: 13	R: 2 H: 3 E: 0 LOB: 1 K: 2 BB: 0 S: 20 P: 25	R: 0 H: 0 E: 0 LOB: 1 K: 1 BB: 0 S: 7 P: 8	R: 0 H: 0 E: 0 LOB: 0 K: 0 BB: 0 S: 7 P: 7	R: 1 H: 2 E: 0 LOB: 2 K: 0 BB: 0 S: 10 P: 13	1B: 6 SF: 0 2B: 0 SAC: 1 3B: 1 DP: 0 HR: 0 HBP: 2	WP: 0 PA: 37 PB: 0 SB: 1 CS: 0	
PITCHER Randy Tomlin, L ERA: 3.54 (1, 1)	IP WLS BF H R ER SO BB IBB HBP BLK WP HR S P ERA WHIP	9.0 L 37 7 3 3 7 1 0 2 0 0 0 85 123 3.00 0.889										

Los Angeles Dodgers @ Pittsburgh Pirates
Three Rivers Stadium, Pittsburgh, PA
 Thu Jun 13 1991, 3:33 AM EDT
 Att. 26,377 - Sunny - 76 F

livebaseballscorecards.com

Dodgers

Batter	1	2	3	4	5	6	7	8	9	AB R H RBI BB SO LOB
Orlando Merced, S OBP: 0.401, SLG: 0.463 (1, 3)	2-2 G4-3	2-1 G4-3			3-2 FC6-4 BB E 1B		1-3 K		1-2 F8	5 1 1 0 0 1 3
Jay Bell, R OBP: 0.309, SLG: 0.423 (1, 6)	3-2 CS 1B		4-1 BB BB		4-1 FC6-4 BB		0-0 F8 2B		1-0 P4	3 0 2 0 2 0 0
Andy Van Slyke, L OBP: 0.329, SLG: 0.379 (1, 8)	3-3 K 1-2		1-0 SAFE F9		2-3 SAFE K		0-0 F8 2-3			4 0 0 0 0 2 5
Bobby Bonilla, S OBP: 0.387, SLG: 0.500 (1, 5)		2-2 1B 2B	1-3 K		3-1 FC6-4 E 1-2 2-3		4-0 IBB			3 1 1 0 1 1 3
Barry Bonds, L OBP: 0.365, SLG: 0.427 (1, 7)		0-0 1B 2-3 1B	4-1 SAFE BB		3-2 E6 1-2 3-H		3-2 G4-3			3 0 1 0 1 0 3
Michael LaValliere, L OBP: 0.329, SLG: 0.325 Gary Redus, R OBP: 0.296, SLG: 0.241 Don Slaught, R OBP: 0.305, SLG: 0.351 (1, 2) (8, PH) (9, 2)		4-0 1B 1-2 BB	2-0 P6		3-1 L4		2-3 K			2 0 0 0 1 0 4 1 0 0 0 0 1 0 0 0 0 0 0 0 0
Gary Varsho, L OBP: 0.323, SLG: 0.304 (1, 9)		2-1 1-2 2-3 3-H 1B		3-2 G4-3		0-0 P5		2-0 G4-3		4 0 1 1 0 0 0
Curtis Wilkerson, S OBP: 0.278, SLG: 0.274 Jose Lind, R OBP: 0.275, SLG: 0.325 (1, 4) (9, 4)		1-3 K	2-1 G3		0-0 P8		0-3 K			4 0 0 0 0 2 3 0 0 0 0 0 0 0
Randy Tomlin, L OBP: 0.200, SLG: 0.200 Mitch Webster, S OBP: 0.284, SLG: 0.298 (1, 1) (9, PH)		0-3 K	1-2 G4-3		2-3 K				0-1 B1-3	3 0 0 0 0 2 3 1 0 0 0 0 0 0

Inning Stats	R: 0 E: 0 K: 1 S: 9	H: 1 LOB: 0 BB: 0 P: 17	R: 1 E: 0 K: 2 S: 16	H: 3 LOB: 3 BB: 1 P: 27	R: 0 E: 0 K: 1 S: 7	H: 0 LOB: 2 BB: 2 P: 19	R: 0 E: 0 K: 0 S: 9	H: 0 LOB: 0 BB: 0 P: 15	R: 1 E: 1 K: 1 S: 16	H: 1 LOB: 2 BB: 1 P: 33	R: 0 E: 0 K: 1 S: 5	H: 0 LOB: 0 BB: 0 P: 7	R: 0 E: 0 K: 1 S: 8	H: 1 LOB: 2 BB: 1 P: 16	R: 0 E: 0 K: 2 S: 8	H: 0 LOB: 0 BB: 0 P: 12	R: 0 E: 0 K: 0 S: 6	H: 0 LOB: 0 BB: 0 P: 8	1B: 4 2B: 2 3B: 0 HR: 0	SF: 0 SAC: 0 DP: 0 HBP: 0
--------------	------------------------------	----------------------------------	-------------------------------	----------------------------------	------------------------------	----------------------------------	------------------------------	----------------------------------	-------------------------------	----------------------------------	------------------------------	---------------------------------	------------------------------	----------------------------------	------------------------------	----------------------------------	------------------------------	---------------------------------	----------------------------------	------------------------------------

PITCHER	IP	WLS	BF	H	R	ER	SO	BB	IBB	HBP	BLK	WP	HR	S	P	ERA	WHIP
Tim Belcher, R ERA: 2.52 (1, 1)	6.0		27	5	2	1	6	4	0	0	0	0	0	62	118	1.50	1.500
John Candelaria, L ERA: 1.2 (7, 1)	1.0		5	1	0	0	1	0	1	0	0	0	0	8	16	0.00	1.000
Jim Gott, R ERA: 2.92 (8, 1)	1.0	W	3	0	0	0	2	0	0	0	0	0	0	8	12	0.00	0.000
Jay Howell, R ERA: 3.03 (9, 1)	1.0	S	3	0	0	0	0	0	0	0	0	0	0	6	8	0.00	0.000


BOTTOM

Los Angeles Dodgers @ Pittsburgh Pirates
 Three Rivers Stadium, Pittsburgh, PA

Thu Jun 13 1991, 3:33 AM EDT
 Att: 26,377 - Sunny - 76 F

AB	33
R	2
H	6
RBI	1
BB	5
SO	9
LOB	24

WP: 0 PA: 38
 PB: 0
 SB: 1
 CS: 1



PITCHER	IP	WLS	BF	H	R	ER	SO	BB	IBB	HBP	BLK	WP	HR	S	P	ERA	WHIP
---------	----	-----	----	---	---	----	----	----	-----	-----	-----	----	----	---	---	-----	------

Batter	1	2	3	4	5	6	7	8	9	AB R H RBI BB SO LOB	TOP										
Ray Lankford, L (1, 8) OBP: 0.289, SLG: 0.321	3-2 FC1-5 E 1B		0-0 G6-3 2B		0-0 G6-4-3 S 1B		1-3 K 2			4 0 3 0 0 1 1	St. Louis Cardinals @ Los Angeles Dodgers Dodger Stadium, Los Angeles, CA Fri Jun 14 1991, 7:05 PM PDT Att. 39,041 - Sunny - 68 F										
Ozzie Smith, S (1, 6) OBP: 0.403, SLG: 0.368	0-0 FC1-5 1-3		1-0 G6-3 2-3		4-0 G6-4-3 S BB 1-2		0-0 P5 3			3 0 0 0 1 0 3											
Milt Thompson, L (1, 7) OBP: 0.433, SLG: 0.560	1-2 L8		1-3 K 2		1-1 G6-4-3 1-2 2-3		1-2 F7 1			4 0 0 0 0 1 4											
Pedro Guerrero, R (1, 3) OBP: 0.339, SLG: 0.363 Geronimo Pena, S (8, PR) OBP: 0.325, SLG: 0.361 (8, 4)	0-0 P8 3		0-1 G5-3 3		3-1 G5-3 3		2-1 S 1B 1B			4 0 1 0 0 0 3 0 1 0 0 0 0 0											
Felix Jose, S (1, 9) OBP: 0.411, SLG: 0.473		0-1 G5-3 1B		0-1 G3-1 1		1-0 CS 1B		3-3 K 1-2		4 0 2 0 0 1 1											
Todd Zeile, R (1, 5) OBP: 0.363, SLG: 0.398		1-1 G5-3 1-2		1-0 G6-3 1B		4-2 F9-3 BB 1-2		1-1 CS 1B 2-H		3 0 2 1 1 0 1											
Tom Pagnozzi, R (1, 2) OBP: 0.300, SLG: 0.317		2-2 F9 2		2-1 G6-3 1-2		1-1 F9-3 1-2		1-1 CS 1-2		4 0 0 0 0 0 3											
José Oquendo, S (1, 4) OBP: 0.339, SLG: 0.294 (8, 3)		4-0 IBB		4-0 IBB			1-2 G1-3			2 0 0 0 2 0 0											
Jose DeLeon, R (1, 1) OBP: 0.043, SLG: 0.043 Luis Alicea, S (7, PH) OBP: 1.000, SLG: 2.000 Juan Agosto, L (7, 1) Gerald Perry, L (9, PH) OBP: 0.304, SLG: 0.478 Scott Terry, R (9, 1) OBP: 0.250, SLG: 0.250		0-3 K 3		2-2 G4-1 3			2-2 2B		3-2 F9 3	2 0 0 0 0 1 4 1 0 1 0 0 0 0 0 0 0 0 0 0 0 1 0 0 0 0 0 0 0 0 0 0 0 0 0											
Inning Stats	R: 0 H: 1 E: 1 LOB: 1 K: 0 BB: 0 S: 10 P: 14	R: 0 H: 1 E: 0 LOB: 2 K: 1 BB: 1 S: 11 P: 18	R: 0 H: 1 E: 0 LOB: 1 K: 1 BB: 0 S: 7 P: 9	R: 0 H: 1 E: 0 LOB: 2 K: 0 BB: 1 S: 8 P: 17	R: 0 H: 1 E: 0 LOB: 1 K: 0 BB: 1 S: 7 P: 13	R: 0 H: 1 E: 0 LOB: 0 K: 0 BB: 1 S: 5 P: 11	R: 0 H: 1 E: 0 LOB: 1 K: 1 BB: 0 S: 10 P: 14	R: 1 H: 2 E: 0 LOB: 1 K: 1 BB: 0 S: 12 P: 20	R: 0 H: 0 E: 0 LOB: 0 K: 0 BB: 0 S: 7 P: 10	1B: 7 SF: 0 2B: 3 SAC: 0 3B: 0 DP: 2 HR: 0 HBP: 0	WP: 0 PA: 37 PB: 0 SB: 2 CS: 2										
PITCHER	IP WLS BF H R ER SO BB IBB HBP BLK WP HR S P ERA WHIP																				
Orel Hershiser, R (1, 1) ERA: 2.31	6.0	25	6	0	0	2	2	2	0	0	0	0	48	82	0.00	1.333					
Tim Crews, R (7, 1) ERA: 3.15	2.0	8	3	1	1	2	0	0	0	0	0	0	22	34	4.50	1.500					
Jay Howell, R (9, 1) ERA: 2.93	1.0	W 3	0	0	0	0	0	0	0	0	0	0	7	10	0.00	0.000					

livebaseballscores.com

AB 32
R 1
H 9
RBI 1
BB 4
SO 4
LOB 20



Batter	1	2	3	4	5	6	7	8	9	AB R H RBI BB SO LOB
Brett Butler, L OBP: 0.364, SLG: 0.320 (1, 8)	2-1 P6		1-3 K			0-1 P2		2-1 FC6-4		4 0 0 0 0 1 1
Juan Samuel, R OBP: 0.377, SLG: 0.489 (1, 4)	2-3 K		2-2 G4-3			0-0 G6-3		1-1 CS	3-2 2B 1B	4 1 1 0 0 1 0
Darryl Strawberry, L OBP: 0.348, SLG: 0.413 (1, 9)	0-1 F8				1-0 F8	3-1 F8			3-2 1B 1-3 2B	4 0 1 0 0 0 0
Eddie Murray, S OBP: 0.340, SLG: 0.420 (1, 3)		1-2 P5			0-0 G4-3		2-0 G6-3		4-0 1B IBB	3 0 0 0 1 0 0
Kal Daniels, L OBP: 0.330, SLG: 0.416 (1, 7)		3-2 1B SF7 1B		4-1 BB		4-2 BB			2-3 K	2 1 1 0 2 1 3
Lenny Harris, L OBP: 0.369, SLG: 0.371 (1, 5)		1-0 1-3 1B		0-1 G4-3		0-3 K			0-0 1-2 2-3 3-H 1B	4 0 2 1 0 1 2
Mike Scioscia, L OBP: 0.362, SLG: 0.395 (1, 2)		1-0 SF7			2-2 F7		0-2 G4-3			2 0 0 1 0 0 1
Alfredo Griffin, S OBP: 0.270, SLG: 0.262 (1, 6)		0-1 G3			0-1 B1-3			2-3 K		3 0 0 0 0 1 1
Orel Hershiser, R OBP: 0.625, SLG: 0.750 Tim Crews, R (7, 1)			0-0 P2			0-3 K		4-1 FC6-4 BB		2 0 0 0 0 1 0
Mike Sharperson, R OBP: 0.244, SLG: 0.175 Jay Howell, R (8, PH) (9, 1)										0 0 0 0 0 0 0
										0 0 0 0 1 0 0
										0 0 0 0 0 0 0

Inning Stats	R: 0	H: 0	E: 0	K: 1	S: 7	LOB: 0	BB: 0	P: 11	R: 1	H: 2	E: 0	K: 0	S: 11	LOB: 1	BB: 0	P: 17	R: 0	H: 0	E: 0	K: 1	S: 7	LOB: 0	BB: 0	P: 10	R: 0	H: 0	E: 0	K: 1	S: 9	LOB: 0	BB: 0	P: 11	R: 0	H: 0	E: 0	K: 0	S: 5	LOB: 1	BB: 1	P: 10	R: 0	H: 0	E: 0	K: 1	S: 5	LOB: 0	BB: 0	P: 8	R: 0	H: 0	E: 0	K: 1	S: 10	LOB: 1	BB: 1	P: 16	R: 0	H: 0	E: 0	K: 1	S: 8	LOB: 0	BB: 1	P: 17	R: 1	H: 3	E: 0	K: 1	S: 12	LOB: 3	BB: 1	P: 23	1B: 4	SF: 1	2B: 1	SAC: 0	3B: 0	DP: 0	HR: 0	HBP: 0	WP: 0	PA: 34
PITCHER	IP	WLS	BF	H	R	ER	SO	BB	IBB	HBP	BLK	WP	HR	S	P	ERA	WHIP																																																																	
Jose DeLeon, R ERA: 2.84 (1, 1)	6.0		21	2	1	1	3	1	0	0	0	0	0	44	67	1.50	0.500																																																																	
Juan Agosto, L ERA: 5.4 (7, 1)	2.0		7	0	0	0	2	2	0	0	0	0	0	18	33	0.00	1.000																																																																	
Scott Terry, R ERA: 1.45 (9, 1)	0.1	L	5	3	1	1	1	0	1	0	0	0	0	12	23	27.00	9.000																																																																	


BOTTOM


St. Louis Cardinals @ Los Angeles Dodgers
Dodger Stadium, Los Angeles, CA

Fri Jun 14 1991, 7:05 PM PDT
Att: 39,041 - Sunny - 68 F

livebaseballscorecards.com

AB	28
R	2
H	5
RBI	2
BB	4
SO	6
LOB	8



Batter	1	2	3	4	5	6	7	8	9	AB R H RBI BB SO LOB	TOP											
Ray Lankford, L (1, 8) OBP: 0.289, SLG: 0.319	1-3 K	0-1 F7			0-2 F8		3-2 1B			4 0 1 1 0 1 3												
Luis Alicea, S (1, 4) OBP: 0.400, SLG: 0.600 Cris Carpenter, R (7, 1) OBP: 0.500, SLG: 0.500 Juan Agosto, L (8, 1) Lee Smith, R (8, 1)	2-3 K		0-3 K			1-0 1B	1-0 F7			4 1 1 0 0 2 1 0												
Milt Thompson, L (1, 7) OBP: 0.435, SLG: 0.568	1-3 K		0-0 G5-3			2-2 1B		0-1 WP		4 2 2 0 0 1 0												
Pedro Guerrero, R (1, 3) OBP: 0.337, SLG: 0.361		0-0 F4	2-2 G3			1-1 1B		3-2 F9		4 0 1 1 0 0 0												
Felix Jose, S (1, 9) OBP: 0.409, SLG: 0.473		1-2 1B		0-1 G6-3		0-1 G6-3		2-2 G4-3		4 1 1 0 0 0 1												
Todd Zeile, R (1, 5) OBP: 0.361, SLG: 0.395		2-2 1B		1-3 K		0-2 G4-3		0-0 G1-3		4 0 1 0 0 1 0												
Tom Pagnozzi, R (1, 2) OBP: 0.299, SLG: 0.316		2-2 1B		1-0 L6			1-2 G6-3		0-0 L4	4 0 1 1 0 0 0	AB 34 R 5 H 9 RBI 3 BB 2 SO 6 LOB 5											
José Oquendo, S (1, 6) OBP: 0.337, SLG: 0.288		4-2 1B			1-1 G4-3		0-0 G4-3		2-2 F7	3 0 0 0 1 0 0												
Bryn Smith, R (1, 1) OBP: 0.241, SLG: 0.222 Rex Hudler, R (7, PH) OBP: 0.333, SLG: 0.408 Geronimo Pena, S (7, 4) OBP: 0.321, SLG: 0.356		0-2 1B			0-3 K		4-2 1B		0-1 G4-3	2 0 1 0 0 1 0 0 1 0 0 1 0 0 1 0 0 0 0 0 0												
Inning Stats	R: 0 E: 0 K: 3 S: 10	H: 0 LOB: 0 BB: 0 P: 14	R: 1 E: 0 K: 0 S: 21	H: 4 LOB: 3 BB: 1 P: 29	R: 0 E: 0 K: 1 S: 8	H: 0 LOB: 0 BB: 0 P: 10	R: 0 E: 0 K: 1 S: 6	H: 0 LOB: 0 BB: 0 P: 8	R: 0 E: 0 K: 1 S: 9	H: 0 LOB: 0 BB: 0 P: 10	R: 2 E: 0 K: 0 S: 12	H: 3 LOB: 0 BB: 0 P: 16	R: 1 E: 0 K: 0 S: 14	H: 1 LOB: 1 BB: 1 P: 22	R: 1 E: 0 K: 0 S: 10	H: 1 LOB: 0 BB: 0 P: 15	R: 0 E: 0 K: 0 S: 6	H: 0 LOB: 0 BB: 0 P: 8	1B: 7 2B: 2 3B: 0 HR: 0	SF: 0 SAC: 0 DP: 1 HBP: 0	WP: 1 PB: 0 SB: 2 CS: 2	PA: 36
PITCHER	IP WLS BF H R ER SO BB IBB HBP BLK WP HR S P ERA WHIP																					
Ramon Martinez, R (1, 1) ERA: 2.74	7.0 L 29 8 4 3 6 2 0 0 0 0 0 0 80 109 3.86 1.429																					
Mike Hartley, R (8, 1) ERA: 2.82	1.0 4 1 1 1 0 0 0 0 0 1 0 10 15 9.00 1.000																					
Jay Howell, R (9, 1) ERA: 2.84	1.0 3 0 0 0 0 0 0 0 0 0 0 6 8 0.00 0.000																					

St. Louis Cardinals @ Los Angeles Dodgers
Dodger Stadium, Los Angeles, CA
Sat Jun 15 1991, 7:05 PM PDT
Att. 46,101 - Sunny - 68 F

livebaseballscores.com

BOTTOM

St. Louis Cardinals @ Los Angeles Dodgers
Dodger Stadium, Los Angeles, CA

livebaseballscorecards.com

AB 34
R 4
H 10
RBI 4
BB 4
SO 5
LOB 22



WP: 0 PA: 40
PB: 0
SB: 2
CS: 0

Sat Jun 15 1991, 7:05 PM PDT
Att. 46,101 - Sunny - 68 F

AB R H RBI BB SO LOB

4 1 2 0 1 0 1

5 1 1 0 0 1 5

4 1 0 0 1 1 4

5 0 1 2 0 0 1

4 0 3 1 0 0 0

3 1 1 0 0 0 2

3 0 1 0 1 0 1

2 0 1 0 1 1 0

1 0 0 0 0 1 3

0 0 0 0 0 0 0

1 0 0 1 0 0 2

1 0 0 0 0 1 0

0 0 0 0 0 0 0

1 0 0 0 0 0 3

0 0 0 0 0 0 0

1B: 10 SF: 0
2B: 1 SAC: 2
3B: 0 DP: 1
HR: 0 HBP: 0

Batter	1	2	3	4	5	6	7	8	9
Brett Butler, L (1, 8) OBP: 0.368, SLG: 0.323	2-1 G6-3		3-2 G5-3		4-0 BB			0-0 BB 1B 1B	3-2 S 1B
Juan Samuel, R (1, 4) OBP: 0.373, SLG: 0.482	1-2 G5-3		0-0 L3		3-2 L4			1-0 BB 1B	0-3 K
Darryl Strawberry, L (1, 9) OBP: 0.344, SLG: 0.403	3-1 F9			0-0 G3-1	0-3 K			4-0 1B 1B	3-1 F8
Eddie Murray, S (1, 3) OBP: 0.336, SLG: 0.414		3-1 L3		0-2 G3		1-1 F9		1-2 SH5-4 1B	1-0 F9
Kal Daniels, L (1, 7) OBP: 0.338, SLG: 0.424		3-1 FC4-6 1B		1-2 G6-3		1-1 L3 1B		1-2 SH5-4 1B	
Lenny Harris, L (1, 5) OBP: 0.369, SLG: 0.370		0-1 FC4-6 S			1-1 1B 1B G6-3 1B	1-1 SAFE SAFE L3		0-1 SH5-4	
Mike Scioscia, L (1, 2) OBP: 0.365, SLG: 0.394		3-2 F7			1-1 SAFE SAFE G6-3 1B		1-2 F9	4-0 IBB	
Alfredo Griffin, S (1, 6) OBP: 0.277, SLG: 0.266			4-2 SH2-4 BB		0-0 G6-3 1B		3-3 K	1-3 K	
Stan Javier, S (8, PH) OBP: 0.250, SLG: 0.311					1-2 2-3 1B				
Mike Sharperson, R (9, 6) OBP: 0.244, SLG: 0.175									
Ramon Martinez, R (1, 1) OBP: 0.176, SLG: 0.152			0-1 SH2-4		0-2 G6-3		3-3 K	0-2 F6	
Chris Gwynn, L (7, PH) OBP: 0.304, SLG: 0.327					1-2 2-3 3-H				
Mike Hartley, R (8, 1)									
Gary Carter, R (8, PH) OBP: 0.282, SLG: 0.311									
Jay Howell, R (9, 1)									

Inning Stats	R: 0	H: 0	E: 0	K: 10	S: 10	R: 0	H: 1	E: 0	K: 9	S: 18	R: 0	H: 0	E: 0	K: 8	S: 9	R: 1	H: 3	E: 0	K: 15	S: 24	R: 0	H: 1	E: 0	K: 6	S: 9	R: 0	H: 0	E: 0	K: 11	S: 18	R: 3	H: 4	E: 0	K: 16	S: 28	R: 0	H: 1	E: 0	K: 15	S: 22	1B: 10	2B: 1	3B: 0	HR: 0	SF: 0	SAC: 2	DP: 1	HBP: 0	WP: 0	PA: 40
--------------	------	------	------	-------	-------	------	------	------	------	-------	------	------	------	------	------	------	------	------	-------	-------	------	------	------	------	------	------	------	------	-------	-------	------	------	------	-------	-------	------	------	------	-------	-------	--------	-------	-------	-------	-------	--------	-------	--------	-------	--------

PITCHER	IP	WLS	BF	H	R	ER	SO	BB	IBB	HBP	BLK	WP	HR	S	P	ERA	WHIP
Bryn Smith, R (1, 1) ERA: 3.99	6.0	W	24	5	1	1	1	2	0	0	0	0	0	60	95	1.50	1.167
Cris Carpenter, R (7, 1) ERA: 3.86	1.0		5	2	2	2	2	0	0	0	0	0	0	13	21	18.00	2.000
Juan Agosto, L (8, 1) ERA: 5.62	0.0		1	0	0	0	0	1	0	0	0	0	0	4	∞	∞	
Lee Smith, R (8, 1) ERA: 2.4	2.0	S	10	3	1	1	2	0	1	0	0	0	0	29	43	4.50	1.500

Batter	1	2	3	4	5	6	7	8	9	AB R H RBI BB SO LOB	TOP
Ray Lankford, L (1, 8) OBP: 0.288, SLG: 0.318	0-0 CS S 1B	3-1 F7			0-3 K			0-3 K		4 0 1 0 0 2 2	St. Louis Cardinals @ Los Angeles Dodgers Dodger Stadium, Los Angeles, CA Sun Jun 16 1991, 3:33 AM PDT Att. 45,293 - Sunny - 78 F
Ozzie Smith, S (1, 6) OBP: 0.397, SLG: 0.361	0-2 P3		1-0 L8		2-2 G6-3			0-0 G6-3		4 0 0 0 0 0 1	
Felix Jose, S (1, 9) OBP: 0.402, SLG: 0.464	2-3 K		3-0 G6-3		2-1 G5-3			1-3 K		4 0 0 0 0 2 1	
Pedro Guerrero, R (1, 3) OBP: 0.336, SLG: 0.356		4-1 1B BB BB	1-1 G6-3		1-0 G5-3			0-0 G5-3		3 1 0 0 1 0 0	
Todd Zeile, R (1, 5) OBP: 0.355, SLG: 0.388		1-2 F7		0-1 G6-3		3-1 F7		2-3 K		4 0 0 0 0 1 1	
Rex Hudler, R (1, 7) OBP: 0.341, SLG: 0.413		0-1 BB 1B G3-1 1B		0-0 S 1B		2-1 P3		1-0 G4-3		4 1 2 0 0 0 0	
Tom Pagnozzi, R (1, 2) OBP: 0.300, SLG: 0.316		1-0 G3-1 BB 1B		1-2 F9		1-0 G6-3				3 0 1 0 0 0 1	
José Oquendo, S (1, 4) OBP: 0.343, SLG: 0.286		4-2 G3-1 BB BB		4-1 IBB		3-3 K				1 0 0 1 2 1 0	
Ken Hill, R (1, 1) OBP: 0.111, SLG: 0.040 Luis Alicea, S (7, PH) OBP: 0.333, SLG: 0.500 Tim Sherrill, L (7, 1) Mark Grater, R (7, 1)		1-1 G3-1		0-0 G4-3		0-1 F9				2 0 0 1 0 0 4 1 0	
Inning Stats	R: 0 H: 1 E: 0 LOB: 0 K: 1 BB: 0 S: 7 P: 9	R: 2 H: 2 E: 0 LOB: 2 K: 0 BB: 2 S: 15 P: 28	R: 0 H: 0 E: 0 LOB: 0 K: 0 BB: 0 S: 4 P: 9	R: 0 H: 1 E: 0 LOB: 2 K: 0 BB: 1 S: 11 P: 15	R: 0 H: 0 E: 0 LOB: 0 K: 1 BB: 0 S: 9 P: 13	R: 0 H: 0 E: 0 LOB: 0 K: 0 BB: 0 S: 5 P: 11	R: 0 H: 0 E: 0 LOB: 0 K: 1 BB: 0 S: 8 P: 12	R: 0 H: 0 E: 0 LOB: 0 K: 2 BB: 0 S: 7 P: 8	R: 0 H: 0 E: 0 LOB: 0 K: 1 BB: 0 S: 6 P: 9	1B: 4 SF: 0 2B: 0 SAC: 0 3B: 0 DP: 0 HR: 0 HBP: 0	WP: 0 PA: 33 PB: 0 SB: 2 CS: 1
PITCHER Bob Ojeda, L (1, 1) ERA: 3.38	IP WLS BF H R ER SO BB IBB HBP BLK WP HR S P ERA WHIP	9.0 W 33 4 2 2 6 2 1 0 0 0 0 0 72 114 2.00 0.667									

livebaseballscores.com

AB	30
R	2
H	4
RBI	2
BB	3
SO	6
LOB	10



Batter	1	2	3	4	5	6	7	8	9
Brett Butler, L OBP: 0.372, SLG: 0.326 (1, 8)	3-1 B1-3			2-2 1B S FC 1B	1-3 K		3-2 1B 1B	4-2 CS BB	
Juan Samuel, R OBP: 0.378, SLG: 0.485 (1, 4)	1-1 P4			3-2 F9 FC 1B	0-0 FC5-4		3-2 HR 1B	3-2 E 1B	
Darryl Strawberry, L OBP: 0.347, SLG: 0.406 Chris Gwynn, L OBP: 0.316, SLG: 0.340 (1, 9) (8, PH) (9, 9)	1-0 F9			0-1 FC F9		2-1 1B 1B	0-0 HR 1B	0-1 E 1B	
Eddie Murray, S OBP: 0.342, SLG: 0.433 (1, 3)		2-1 CS 1B		1-0 F9		1-1 1B 1B	3-1 HR	0-0 E3 FC6-4	
Kal Daniels, L OBP: 0.332, SLG: 0.414 Stan Javier, S OBP: 0.247, SLG: 0.307 (1, 7) (8, 7)		3-3 K		2-3 K		2-3 K	0-0 F8	1-0 FC6-4	
Lenny Harris, L OBP: 0.378, SLG: 0.376 (1, 5)		1-1 P5		4-0 FC6-4 IBB		3-2 1B CS 1B	1-1 E1 1B		
Gary Carter, R OBP: 0.293, SLG: 0.313 (1, 2)			0-0 G5-3	0-1 FC6-4		1-0 1B	4-0 BB		
Alfredo Griffin, S OBP: 0.270, SLG: 0.259 (1, 6)			0-3 K		0-0 G5-3	1-2 G3-1	1-0 G5-3		
Bob Ojeda, L OBP: 0.261, SLG: 0.227 (1, 1)			0-3 K		1-0 FC5-4 1B		0-0 G4-3	3-2 1B	

Inning Stats	R: 0 E: 0 K: 5 S: 5	H: 0 LOB: 0 BB: 0 P: 10	R: 0 E: 0 K: 1 S: 8	H: 1 LOB: 0 BB: 0 P: 14	R: 0 E: 0 K: 2 S: 9	H: 0 LOB: 0 BB: 0 P: 9	R: 1 E: 0 K: 1 S: 18	H: 2 LOB: 3 BB: 1 P: 30	R: 0 E: 0 K: 1 S: 7	H: 1 LOB: 1 BB: 0 P: 9	R: 2 E: 0 K: 1 S: 16	H: 4 LOB: 1 BB: 0 P: 25	R: 4 E: 1 K: 0 S: 15	H: 5 LOB: 2 BB: 1 P: 30	R: 0 E: 1 K: 0 S: 14	H: 3 LOB: 3 BB: 1 P: 25
--------------	------------------------------	----------------------------------	------------------------------	----------------------------------	------------------------------	---------------------------------	-------------------------------	----------------------------------	------------------------------	---------------------------------	-------------------------------	----------------------------------	-------------------------------	----------------------------------	-------------------------------	----------------------------------

PITCHER	IP	WLS	BF	H	R	ER	SO	BB	IBB	HBP	BLK	WP	HR	S	P	ERA	WHIP
Ken Hill, R ERA: 3.32 (1, 1)	6.0	L	26	8	3	3	6	0	0	0	0	0	0	63	97	4.50	1.333
Tim Sherrill, L ERA: 8.16 (7, 1)	0.1		5	4	4	4	0	0	0	0	0	0	1	11	20	108.00	12.000
Mark Grater, R ERA: (7, 1)	1.2		10	4	0	0	0	2	0	0	0	0	0	18	35	0.00	3.600

BOTTOM

AB	R	H	RBI	BB	SO	LOB
4	2	2	0	1	1	1
5	1	3	0	0	0	1
4	2	2	2	0	0	1
1	0	1	0	0	0	0
5	2	3	3	0	0	4
4	0	0	0	0	3	5
1	0	0	0	0	0	3
3	0	2	1	1	0	0
3	0	1	1	1	0	3
4	0	0	0	0	1	4
4	0	2	0	0	1	0

AB 38
R 7
H 16
RBI 7
BB 3
SO 6
LOB 22

WP: 0 PA: 41
PB: 0
SB: 1
CS: 3

livebaseballscorecards.com



St. Louis Cardinals @ Los Angeles Dodgers
Dodger Stadium, Los Angeles, CA
 Sun Jun 16 1991, 3:33 AM PDT
 Att. 45,293 - Sunny - 78 F

Batter	1	2	3	4	5	6	7	8	9	AB R H RBI BB SO LOB	TOP	
Jerome Walton, R (1, 8) OBP: 0.285, SLG: 0.359	0-1 G4-3		1-2 FC5-4 23 BB			1-0 G6-3		2-2 G6-4-3 1B		4 0 1 0 0 0 1		
23 Ryne Sandberg, R (1, 4) OBP: 0.347, SLG: 0.455	3-1 G5-3		4-2 1 SAFE 1 SAFE 1-2 BB			0-0 1B		0-1 G6-4-3 1-2f		3 0 1 0 1 0 1		
Mark Grace, L (1, 3) OBP: 0.365, SLG: 0.403	2-3 K		3-2 P6			1-1 F7			0-0 F9	4 0 0 0 0 1 3		
George Bell, R (1, 7) OBP: 0.295, SLG: 0.453		0-1 G6-3		1-3 K		2-1 F8			0-1 G5-3	4 0 0 0 0 1 1		
Andre Dawson, R (1, 9) OBP: 0.347, SLG: 0.540		1-2 F4		2-0 G4-6-3 1B			0-1 F7		0-0 1B 2B 1B	4 1 2 0 0 0 0		
Luis Salazar, R (1, 5) OBP: 0.318, SLG: 0.470		2-2 1B		1-2 G4-6-3 1-2f			1-1 G5-3		2-1 2B 1B 1B	4 1 2 0 0 0 1		
Rick Wilkins, L (1, 2) OBP: 0.300, SLG: 0.321		0-3 K			3-2 G4-3		1-0 G3-1		0-0 1B 2B	4 1 1 1 0 1 1		
Shawon Dunston, R (1, 6) OBP: 0.260, SLG: 0.370			1-2 F8			0-0 G6-3		0-2 HR	1-2 2-H 3-H 1B	4 1 2 3 0 0 0		
Shawn Boskie, R (1, 1) OBP: 0.250, SLG: 0.345			1-2 FC5-4 1B			1-3 K		3-3 K	0-2 F8	2 0 1 0 0 1 0		
Chuck McElroy, L (6, 1) OBP: 0.200, SLG: 0.200										0 0 0 0 0 0 0		
Dwight Smith, L (8, PH) OBP: 0.259, SLG: 0.333										1 0 0 0 0 1 0		
Mike Bielecki, R (8, 1) OBP: 0.167, SLG: 0.118										0 0 0 0 0 0 0		
Chico Walker, S (9, PH) OBP: 0.349, SLG: 0.367										1 0 0 0 0 0 1		
Inning Stats	R: 0 H: 0 E: 0 LOB: 0 K: 1 BB: 0 S: 7 P: 12	R: 0 H: 1 E: 0 LOB: 1 K: 1 BB: 0 S: 11 P: 14	R: 0 H: 1 E: 0 LOB: 2 K: 0 BB: 1 S: 14 P: 24	R: 0 H: 1 E: 0 LOB: 0 K: 1 BB: 0 S: 7 P: 11	R: 0 H: 0 E: 0 LOB: 0 K: 1 BB: 0 S: 7 P: 11	R: 0 H: 1 E: 0 LOB: 1 K: 0 BB: 0 S: 6 P: 10	R: 0 H: 0 E: 0 LOB: 0 K: 0 BB: 0 S: 5 P: 7	R: 1 H: 2 E: 0 LOB: 0 K: 1 BB: 0 S: 12 P: 17	R: 3 H: 4 E: 0 LOB: 1 K: 0 BB: 0 S: 16 P: 19	1B: 8 SF: 0 2B: 1 SAC: 0 3B: 0 DP: 2 HR: 1 HBP: 0	WP: 0 PA: 36 PB: 0 SB: 0 CS: 0	
PITCHER	IP WLS BF H R ER SO BB IBB HBP BLK WP HR S P ERA WHIP											
Mike Morgan, R (1, 1) ERA: 2.54	8.2 W 34 9 4 4 5 1 0 0 0 0 0 1 76 115 4.15 1.154											
Tim Crews, R (9, 1) ERA: 3.12	0.1 S 2 1 0 0 0 0 0 0 0 0 0 0 9 10 0.00 3.000											

Chicago Cubs @ Los Angeles Dodgers
Dodger Stadium, Los Angeles, CA
Mon Jun 17 1991, 7:05 PM PDT
Att. 42,767 - Cloudy - 70 F

AB	35
R	4
H	10
RBI	4
BB	1
SO	5
LOB	9



Batter	1	2	3	4	5	6	7	8	9	AB R H RBI BB SO LOB	TOP
Chico Walker, S (1, 5) OBP: 0.347, SLG: 0.356 Paul Assenmacher, L (8, 1) OBP: 0.667, SLG: 0.500	1-3 K		1-0 FC6-4 1B		3-2 G3		3-2 BB 1B 2B 1B	0-0 B1-3		5 1 2 0 0 1 0 0 0 0 0 0 0 0	
Doug Dascenzo, S (1, 8) OBP: 0.368, SLG: 0.364	3-2 2B G6-3 1B		1-0 FC6-4 2B G6-3 1-2		0-0 2B 1B		1-1 2B 1B BB 3-H	2-1 G4-3		5 3 3 1 0 0 1	
23 Ryne Sandberg, R (1, 4) OBP: 0.351, SLG: 0.473	1-0 G6-3 1-3 2B		1-2 G6-3 1-3		1-0 1-H 2B		1-1 F8	1-3 K		5 0 2 1 0 1 3	
Andre Dawson, R (1, 9) OBP: 0.335, SLG: 0.518	1-0 G6-3 2-3 3-H		0-1 G6-3		1-0 F6		0-3 K		2-2 G5-3	5 0 0 1 0 1 5	
Mark Grace, L (1, 3) OBP: 0.354, SLG: 0.386	3-2 G5-3			2-1 G4-1	1-0 G3-1		4-1 2B BB 1-2 2-3	1-2 G4-3		4 1 0 0 1 0 2	
George Bell, R (1, 7) OBP: 0.302, SLG: 0.459		1-2 1B		2-2 2B		1-2 G6-3	2-2 2B 2B 1-3 2-H 3-H	3-1 F8		5 1 3 2 0 0 0	
Rick Wilkins, L (1, 2) OBP: 0.282, SLG: 0.297 Heathcliff Slocumb, R (6, 1) Dwight Smith, L (7, PH) Luis Salazar, R (7, PH) Chuck McElroy, L (7, 1) Jose Vizzalino, S (8, 5) OBP: 0.324, SLG: 0.327 OBP: 0.324, SLG: 0.485 OBP: 0.200, SLG: 0.200 OBP: 0.286, SLG: 0.269		1-3 K		0-3 K		0-3 K	3-2 2B 2B 2B 2B 2-H 3-H			3 0 0 0 0 0 3 2 0 0 0 0 0 0 0 0 0 0 0 0 0 0 0 0 1 1 1 2 0	
Shawon Dunston, R (1, 6) OBP: 0.266, SLG: 0.373		1-1 F8		4-0 IBB		1-2 F7	3-1 2B 2B 2-H			3 0 1 1 1 0 1	
Danny Jackson, R (1, 1) OBP: 0.083, SLG: 0.083 Damon Berryhill, S (6, 2) OBP: 0.222, SLG: 0.333		2-3 K		3-3 K			3-1 1B 1B F9			2 0 0 0 0 2 3 2 1 1 0 0 0 1	
Inning Stats	R: 1 H: 2 E: 0 LOB: 1 K: 1 BB: 0 S: 11 P: 20	R: 0 H: 1 E: 0 LOB: 1 K: 2 BB: 0 S: 12 P: 17	R: 0 H: 1 E: 0 LOB: 1 K: 0 BB: 0 S: 7 P: 10	R: 0 H: 1 E: 0 LOB: 2 K: 2 BB: 1 S: 11 P: 22	R: 1 H: 2 E: 0 LOB: 1 K: 0 BB: 0 S: 8 P: 13	R: 0 H: 0 E: 0 LOB: 0 K: 1 BB: 0 S: 10 P: 12	R: 6 H: 6 E: 0 LOB: 1 K: 1 BB: 1 S: 26 P: 45	R: 0 H: 0 E: 0 LOB: 0 K: 1 BB: 0 S: 6 P: 9	R: 0 H: 0 E: 0 LOB: 0 K: 0 BB: 0 S: 9 P: 15	1B: 7 SF: 0 2B: 6 SAC: 0 3B: 0 DP: 0 HR: 0 HBP: 0	WP: 0 PA: 42 PB: 0 SB: 0 CS: 0
PITCHER Orel Hershiser, R (1, 1) ERA: 2.45 Tim Crews, R (7, 1) ERA: 3.79 Mike Hartley, R (7, 1) ERA: 3.07 John Candelaria, L (7, 1) ERA: 1.69 Jim Gott, R (7, 1) ERA: 3.0	IP WLS BF H R ER SO BB IBB HBP BLK WP HR S P ERA WHIP	6.0 26 7 2 2 6 0 1 0 0 0 0 0 59 94 3.00 1.167	0.0 3 3 3 3 0 0 0 0 0 0 0 0 7 12 ∞ ∞	0.2 4 1 0 0 1 1 0 0 0 0 0 0 11 18 0.00 3.000	0.0 1 1 2 2 0 0 0 0 0 0 0 0 3 6 ∞ ∞	1.1 5 1 1 1 1 0 0 0 0 0 0 0 11 18 6.75 0.750	PITCHER Jay Howell, R (9, 1) ERA: 2.67	IP WLS BF H R ER SO BB IBB HBP BLK WP HR S P ERA WHIP	1.0 3 0 0 0 0 0 0 0 0 0 0 0 9 15 0.00 0.000		

Chicago Cubs @ Los Angeles Dodgers
Dodger Stadium, Los Angeles, CA
Wed Jun 19 1991, 7:05 PM PDT
Att. 39,287 - Sunny - 68 F

livebaseballscorecards.com

AB	40
R	8
H	13
RBI	8
BB	2
SO	8
LOB	18



Batter	1	2	3	4	5	6	7	8	9	AB	R	H	RBI	BB	SO	LOB
Brett Butler, L OBP: 0.384, SLG: 0.327 (1, 8)	0-0 FC4-6 1B	0-1 FC1-6 G4-6-3 1-2f		2-3 K		4-2 S 1B BB		4-2 PB SH1-3 SF9 BB		3	2	1	0	2	1	2
Juan Samuel, R OBP: 0.375, SLG: 0.484 (1, 4)	0-1 FC4-6 1B G6-3 1-2f	1-2 G4-6-3 1-2f			4-2 FC6-4 BB	2-3 H		0-0 SH1-3 1-2		3	1	0	0	0	1	3
Stan Javier, S OBP: 0.261, SLG: 0.298 (1, 9)	0-2 G6-3 1-3 1B		4-2 G6-4-3 BB		0-1 FC6-4 FC4-6 1-2f 1B	0-0 S 2B 1B		4-0 BB		3	3	2	1	2	0	1
Eddie Murray, S OBP: 0.353, SLG: 0.449 (1, 3)	1-0 G6-3 2-3 3-H		1-0 G6-4-3 1-2f		2-0 FC4-6 1-2 1B	3-2 1B 1-H 2B		2-2 SF9 3-H		4	0	2	3	0	0	2
Kal Daniels, L OBP: 0.333, SLG: 0.420 (1, 7)	1-0 HBP 1B 3-H		4-2 BB		0-0 FC4-6 1-2f 2-3 1B	1-1 2-3 1B		1-3 K		4	2	2	1	1	1	3
Gary Carter, R OBP: 0.300, SLG: 0.309 (1, 2)	1-0 1B		0-1 G3		0-1 1B	1-2 3-H 1B										
Tim Crews, R (7, 1)																
Mike Hartley, R (7, 1)																
John Candelaria, L (7, 1)																
Jim Gott, R (7, 1)																
Jay Howell, R (9, 1)																
Lenny Harris, L OBP: 0.383, SLG: 0.381 (9, PH)																
Mike Sharperson, R OBP: 0.280, SLG: 0.222 (1, 5)	0-0 1-3 2-H 1B			1-1 SH1-3 1B	0-1 1-2 2-H 1B		3-3 K		0-0 SH3-4 1-2	4	0	3	2	0	1	0
Alfredo Griffin, S OBP: 0.260, SLG: 0.248 (1, 6)	0-1 F4		0-1 L8		1-0 L6		0-1 G6-3		1-1 G4-3 2-3	5	0	0	0	0	0	6
Orel Hershiser, R OBP: 0.667, SLG: 0.750 (1, 1)																
Jose Gonzalez, R (6, PH)																
Mike Scioscia, L OBP: 0.365, SLG: 0.394 (7, 2)		4-2 FC1-6 BB		0-2 SH1-3 1-2		1-2 G6-3	3-2 F8		2-2 3-H 1B	0	0	0	0	1	0	0
										1	0	0	0	0	0	0
										2	0	1	1	0	0	0

Inning Stats	R: 3	H: 4	E: 0	K: 0	S: 11	LOB: 2	BB: 0	P: 14	R: 0	H: 0	E: 0	K: 0	S: 7	LOB: 0	BB: 1	P: 12	R: 0	H: 0	E: 0	K: 0	S: 8	LOB: 1	BB: 2	P: 17	R: 2	H: 3	E: 0	K: 0	S: 11	LOB: 2	BB: 1	P: 18	R: 2	H: 3	E: 0	K: 1	S: 19	LOB: 2	BB: 1	P: 31	R: 0	H: 0	E: 0	K: 1	S: 11	LOB: 0	BB: 0	P: 17	R: 1	H: 0	E: 0	K: 1	S: 14	LOB: 1	BB: 2	P: 24	R: 1	H: 2	E: 0	K: 0	S: 12	LOB: 1	BB: 0	P: 18	1B: 12	SF: 1	2B: 1	SAC: 3	3B: 0	DP: 2	HR: 0	HBP: 1	WP: 0	PA: 45
--------------	------	------	------	------	-------	--------	-------	-------	------	------	------	------	------	--------	-------	-------	------	------	------	------	------	--------	-------	-------	------	------	------	------	-------	--------	-------	-------	------	------	------	------	-------	--------	-------	-------	------	------	------	------	-------	--------	-------	-------	------	------	------	------	-------	--------	-------	-------	------	------	------	------	-------	--------	-------	-------	--------	-------	-------	--------	-------	-------	-------	--------	-------	--------


PITCHER	IP	WLS	BF	H	R	ER	SO	BB	IBB	HBP	BLK	WP	HR	S	P	ERA	WHIP
Danny Jackson, L ERA: 5.67 (1, 1)	5.2		32	11	7	7	2	5	0	0	0	0	0	63	101	11.12	2.824
Heathcliff Slocumb, R ERA: 2.57 (6, 1)	0.1		1	0	0	0	0	0	0	0	0	0	0	3	4	0.00	0.000
Chuck McElroy, L ERA: 1.83 (7, 1)	1.1		5	0	1	0	1	1	0	0	0	0	0	17	27	0.00	0.750
Paul Assenmacher, L ERA: 3.05 (8, 1)	1.1	L	7	2	1	1	1	1	0	0	0	0	0	20	32	6.75	2.250

BOTTOM

Chicago Cubs @ Los Angeles Dodgers
Dodger Stadium, Los Angeles, CA

Wed Jun 19 1991, 7:05 PM PDT
Att: 39,287 - Sunny - 68 F

AB 33
R 9
H 13
RBI 9
BB 7
SO 4
LOB 20




PITCHER	IP	WLS	BF	H	R	ER	SO	BB	IBB	HBP	BLK	WP	HR	S	P	ERA	WHIP
Danny Jackson, L ERA: 5.67 (1, 1)	5.2		32	11	7	7	2	5	0	0	0	0	0	63	101	11.12	2.824
Heathcliff Slocumb, R ERA: 2.57 (6, 1)	0.1		1	0	0	0	0	0	0	0	0	0	0	3	4	0.00	0.000
Chuck McElroy, L ERA: 1.83 (7, 1)	1.1		5	0	1	0	1	1	0	0	0	0	0	17	27	0.00	0.750
Paul Assenmacher, L ERA: 3.05 (8, 1)	1.1	L	7	2	1	1	1	1	0	0	0	0	0	20	32	6.75	2.250

Batter	1	2	3	4	5	6	7	8	9	AB R H RBI BB SO LOB	TOP
Orlando Merced, S (1, 3) OBP: 0.388, SLG: 0.442	2-2 1B 1B		3-3 K			1-1 G4-3	2-2 G6-3			4 0 1 0 0 1 1	Pittsburgh Pirates @ Los Angeles Dodgers Dodger Stadium, Los Angeles, CA Thu Jun 20 1991, 7:05 PM PDT Att. 50,060 - Sunny - 70 F
Jay Bell, R (1, 6) OBP: 0.310, SLG: 0.427	1-0 P3		1-1 G3			2-3 K		3-2 1B		4 0 1 0 0 1 1	
Andy Van Slyke, L (1, 8) OBP: 0.328, SLG: 0.372	1-2 1B		0-0 L3			4-1 1B BB		1-2 L8		3 1 1 0 1 0 1	
Bobby Bonilla, S (1, 5) OBP: 0.373, SLG: 0.469 Jose Lind, R (6, PR) OBP: 0.282, SLG: 0.318	3-2 P6				1-2 G4-3	4-1 1B BB		0-0 L8		2 0 0 0 1 0 2 1 1 0 0 0 0 1	
Barry Bonds, L (1, 7) OBP: 0.374, SLG: 0.436	3-2 P6				1-1 G6-3	0-1 1B CS		2-2 F7		4 0 1 1 1 0 0 3	
Mitch Webster, S (1, 9) OBP: 0.244, SLG: 0.277			3-1 F9		1-3 K	2-2 CS			0-3 K	4 0 1 1 1 0 2 0	
Michael LaValliere, L (1, 2) OBP: 0.331, SLG: 0.336			1-0 F9		0-0 G3-1	3-2 CS		1-2 SH2-4 HBP		3 0 0 0 0 0 0 0	
Curtis Wilkerson, S (1, 4) OBP: 0.276, SLG: 0.263			4-1 BB		3-1 F8			2-3 K		3 0 0 0 1 2 1	
John Smiley, L (1, 1) OBP: 0.231, SLG: 0.200 Bob Kipper, R (8, 1)			0-3 K		0-0 F7			2-1 SH2-4		2 0 0 0 0 1 1 0 0 0 0 0 0 0	
Inning Stats	R: 0 H: 2 E: 0 LOB: 2 K: 0 BB: 0 S: 15 P: 25	R: 0 H: 0 E: 0 LOB: 1 K: 1 BB: 1 S: 7 P: 15	R: 0 H: 0 E: 0 LOB: 0 K: 1 BB: 0 S: 9 P: 13	R: 0 H: 0 E: 0 LOB: 0 K: 1 BB: 0 S: 8 P: 11	R: 0 H: 0 E: 0 LOB: 0 K: 0 BB: 0 S: 4 P: 7	R: 2 H: 2 E: 0 LOB: 2 K: 1 BB: 2 S: 16 P: 32	R: 0 H: 0 E: 0 LOB: 1 K: 1 BB: 0 S: 11 P: 18	R: 0 H: 1 E: 0 LOB: 1 K: 0 BB: 0 S: 10 P: 16	R: 0 H: 0 E: 0 LOB: 0 K: 2 BB: 0 S: 9 P: 10	1B: 5 SF: 0 2B: 0 SAC: 1 3B: 0 DP: 0 HR: 0 HBP: 1	WP: 0 PA: 36 PB: 0 SB: 0 CS: 2
PITCHER Ramon Martinez, R (1, 1) ERA: 2.73 Kevin Gross, R (8, 1) ERA: 5.03	IP WLS BF H R ER SO BB IBB HBP BLK WP HR S P ERA WHIP	7.0 28 4 2 2 5 3 0 1 0 0 0 0 70 121 2.57 1.000	2.0 7 1 0 0 2 0 0 0 0 0 0 0 19 26 0.00 0.500								

livebaseballscorecards.com

AB	30
R	2
H	5
RBI	2
BB	3
SO	7
LOB	11



Batter	1	2	3	4	5	6	7	8	9	AB R H RBI BB SO LOB	BOTTOM		
Brett Butler, L OBP: 0.382, SLG: 0.325 (1, 8) B C X	1-1 G4-3 ①		2-3 K ①		3-2 G1-3 ②			0-0 SH3-4 1B ①		4 1 1 0 0 1 0	Pittsburgh Pirates @ Los Angeles Dodgers Dodger Stadium, Los Angeles, CA Thu Jun 20 1991, 7:05 PM PDT Att: 50,060 - Sunny - 70 F AB 30 R 3 H 9 RBI 3 BB 0 SO 5 LOB 8 		
Juan Samuel, R OBP: 0.375, SLG: 0.482 (1, 4) B B F C X	2-2 G6-3 ②		1-0 E9 G4-3 1B		0-1 G1-3 ③			0-0 SH3-4 1-2 ①		3 0 1 0 0 0 0			
Stan Javier, S OBP: 0.271, SLG: 0.318 (1, 9) C B B C B F B X	3-2 1B 2B		2-2 G4-3 ②		1-3 K ①			0-0 L5-4 1B 2-H ①		4 1 2 1 0 1 1			
Eddie Murray, S OBP: 0.355, SLG: 0.450 (1, 3) S X	0-1 2-H 1B		0-0 G5-3 ③		0-0 G6-3 ②			1 SAFE 1 SAFE 1 SAFE B S 1 SAFE X		4 0 2 1 0 0 1			
Kal Daniels, L OBP: 0.327, SLG: 0.411 (1, 7) Chris Gwynn, L OBP: 0.322, SLG: 0.385 (9, 7) 1 SAFE C C F F C X	1-2 G6-3 ③			3-3 K ①		0-0 F7 ③		2-0 L5-4 ② ③		4 0 0 0 0 1 3 0 0 0 0 0 0 0			
Gary Carter, R OBP: 0.301, SLG: 0.310 (1, 2) B B T C X		1-2 G6-3 ①		0-2 G6-3 ②			0-1 SH1-4 1B			3 0 1 0 0 0 0			
Mike Sharperson, R OBP: 0.308, SLG: 0.319 (1, 5) B B X		2-1 HR		2-2 1B			1 SAFE 0-0 SH1-4 ①			2 1 2 1 0 0 0			
Alfredo Griffin, S OBP: 0.256, SLG: 0.244 (1, 6) X C		0-1 G6-3 ②		0-0 G3 ③			0-2 F4 ②			3 0 0 0 0 0 2			
Ramon Martinez, R OBP: 0.167, SLG: 0.143 (1, 1) Jose Gonzalez, R (7, PH) Kevin Gross, R OBP: 0.167, SLG: 0.091 (8, 1) S T F C X		1-3 K ③			0-2 G1-3 ①		1-3 K ③			2 0 0 0 0 1 0 1 0 0 0 0 1 1 0 0 0 0 0 0 0			
Inning Stats	R: 1 H: 2 E: 0 LOB: 1 K: 0 BB: 0 S: 19 P: 26	R: 1 H: 1 E: 0 LOB: 0 K: 1 BB: 0 S: 11 P: 15	R: 0 H: 1 E: 1 LOB: 1 K: 1 BB: 0 S: 9 P: 14	R: 0 H: 1 E: 0 LOB: 1 K: 1 BB: 0 S: 12 P: 17	R: 0 H: 0 E: 0 LOB: 0 K: 0 BB: 0 S: 9 P: 12	R: 0 H: 0 E: 0 LOB: 0 K: 1 BB: 0 S: 5 P: 6	R: 0 H: 1 E: 0 LOB: 1 K: 1 BB: 0 S: 9 P: 11	R: 1 H: 3 E: 0 LOB: 1 K: 0 BB: 0 S: 6 P: 10		1B: 7 SF: 0 2B: 2 SAC: 2 3B: 0 DP: 1 HR: 1 HBP: 0		WP: 0 PA: 32 PB: 0 SB: 0 CS: 0	
PITCHER	IP WLS BF H R ER SO BB IBB HBP BLK WP HR S P ERA WHIP											PITCHER	IP WLS BF H R ER SO BB IBB HBP BLK WP HR S P ERA WHIP
John Smiley, L ERA: 3.62 (1, 1)	7.1 L 31 9 3 3 5 0 0 0 0 0 0 1 108 3.68 1.227												
Bob Kipper, L ERA: 7.23 (8, 1)	0.2 1 0 0 0 0 0 0 0 0 0 0 1 3 0.00 0.000												

Batter	1	2	3	4	5	6	7	8	9	AB R H RBI BB SO LOB	TOP			
Gary Redus, R (1, 3) OBP: 0.299, SLG: 0.333	1-2 G6-3		3-3 K		1-1 SF8		2-1 3B 1B		0-0 HR	4 2 2 2 0 1 1	Pittsburgh Pirates @ Los Angeles Dodgers Dodger Stadium, Los Angeles, CA Fri Jun 21 1991, 7:05 PM PDT Att. 44,085 - Sunny - 67 F			
Jay Bell, R (1, 6) OBP: 0.312, SLG: 0.433	3-2 G5-3			3-2 G6-3	4-2 BB		2-2 3B		0-3 K	4 0 1 1 1 1 0				
Andy Van Slyke, L (1, 8) OBP: 0.321, SLG: 0.363	1-0 G3-1			2-3 K	2-0 F9		2-3 K		3-1 F8	5 0 0 0 0 2 4				
Lloyd McClendon, R (1, 9) Bill Landrum, R (8, 1) Bob Kipper, R (9, 1)		2-3 K		0-0 G6-3		2-1 F8		1-0 F7		4 0 0 0 0 1 0 0 0 0 0 0 0 0 0 0 0 0 0 0 0				
Barry Bonds, L (1, 7) OBP: 0.377, SLG: 0.462		0-1 F7			1-1 E6 1B 1B 1B	3-2 3B		3-1 HR		4 2 2 1 0 0 0				
Don Slaught, R (1, 2) OBP: 0.283, SLG: 0.323		2-3 K			0-0 1B 1B FC6-2 1B	2-2 G6-3		0-3 K		4 0 1 0 0 2 1				
Joe Redfield, R (1, 5) OBP: 0.333, SLG: 0.200			1-1 F8		1-2 FC6-2 1B SF8 1B	2-0 G6-3		4-2 BB		3 1 1 0 1 0 1				
Jose Lind, R (1, 4) OBP: 0.281, SLG: 0.317			0-1 G6-3		1-0 SF8 1B FC6-2 1B		2-2 L4	0-0 F7		4 0 1 1 0 0 1				
Bob Walk, R (1, 1) Bob Patterson, R (7, 1) Mitch Webster, S (8, 9) OBP: 0.200, SLG: 0.400			1-1 1B		0-0 FC6-2 BB		1-1 L8		1-0 1B	3 0 1 0 0 0 3 0 0 0 0 0 0 0 1 0 1 0 0 0 0				
Inning Stats	R: 0 H: 0 E: 0 LOB: 0 K: 0 BB: 0 S: 7 P: 12	R: 0 H: 0 E: 0 LOB: 0 K: 2 BB: 0 S: 9 P: 13	R: 0 H: 1 E: 0 LOB: 1 K: 1 BB: 0 S: 10 P: 15	R: 0 H: 0 E: 0 LOB: 0 K: 1 BB: 0 S: 8 P: 13	R: 2 H: 3 E: 1 LOB: 3 K: 0 BB: 1 S: 15 P: 25	R: 0 H: 1 E: 0 LOB: 1 K: 0 BB: 0 S: 10 P: 19	R: 1 H: 2 E: 0 LOB: 1 K: 1 BB: 0 S: 14 P: 23	R: 1 H: 1 E: 0 LOB: 1 K: 1 BB: 1 S: 10 P: 18	R: 1 H: 2 E: 0 LOB: 0 K: 1 BB: 0 S: 7 P: 11	1B: 6 SF: 1 2B: 0 SAC: 0 3B: 2 DP: 0 HR: 2 HBP: 0		WP: 0 PA: 39 PB: 0 SB: 1 CS: 0		
PITCHER	IP WLS BF H R ER SO BB IBB HBP BLK WP HR S P ERA WHIP											PITCHER	IP WLS BF H R ER SO BB IBB HBP BLK WP HR S P ERA WHIP	
Bob Ojeda, L (1, 1) ERA: 3.2	7.0 L 30 7 3 1 5 1 0 0 0 0 0 0 73 120 1.29 1.143													
Mike Hartley, R (8, 1) ERA: 3.35	2.0 9 3 2 2 2 1 0 0 0 0 0 2 17 29 9.00 2.000													

livebaseballscorecards.com

AB	36
R	5
H	10
RBI	5
BB	2
SO	7
LOB	11



Batter	1	2	3	4	5	6	7	8	9	AB R H RBI BB SO LOB
Brett Butler, L OBP: 0.379, SLG: 0.323 (1, 8)	3-2 E3 G6-3 WP 1B		0-2 G4-3		1-2 G4-3		1-0 B1-3		3-2 G4-3	5 1 1 0 0 0 0
Juan Samuel, R OBP: 0.379, SLG: 0.482 (1, 4)	2-0 G6-3 2-3		4-0 BB		1-2 F9		0-1 1B 1B		2-1 BB 1B 1B	4 0 2 0 1 0 1
Lenny Harris, L OBP: 0.383, SLG: 0.382 (1, 5)	1-2 G4-3		2-1 F7		1-0 G4-3		1-1 FC6-4 1B		0-0 BB 1B	5 0 2 0 0 0 2
Eddie Murray, S OBP: 0.352, SLG: 0.442 (1, 3)	3-1 G4-3 3-H			0-0 F7		0-1 G3	1-1 FC6-4		4-1 BB	4 0 0 0 1 0 2
Kal Daniels, L OBP: 0.324, SLG: 0.411 (1, 7)		3-2 G4-3		0-0 L6		1-0 BB 2B		2-3 K	0-3 K	5 0 1 0 0 2 3
Stan Javier, S OBP: 0.290, SLG: 0.333 (1, 9)		2-2 G4-3		4-1 1B BB		4-1 BB BB		3-2 2B		2 0 1 0 2 0 0
Mike Scioscia, L OBP: 0.373, SLG: 0.399 (1, 2)		0-1 1B		0-0 1B		4-0 1-2 2-3 BB		1-3 K		3 0 2 0 1 1 1
Alfredo Griffin, S OBP: 0.253, SLG: 0.241 (1, 6)		1-3 K		1-2 L8		1-1 F8		3-2 F8		2 0 0 0 0 1 3
Chris Gwynn, L OBP: 0.317, SLG: 0.377 (6, PH)										1 0 0 0 0 0 3
Mike Sharperson, R OBP: 0.302, SLG: 0.313 (7, 6)										1 0 0 0 0 0 1
Bob Ojeda, L OBP: 0.240, SLG: 0.208 (1, 1)			0-3 K		0-2 G6-3		1-3 K		2-1 G4-3	2 0 0 0 0 1 0
Dave Hansen, L (7, PH)										1 0 0 0 0 1 0
Mike Hartley, R (8, 1)										0 0 0 0 0 0 0
Butch Davis, R (9, PH)										1 0 0 0 0 0 0

Inning Stats	R: 1	H: 1	E: 1	K: 0	S: 10	LOB: 0	BB: 0	P: 19	R: 0	H: 1	E: 0	K: 1	S: 12	LOB: 1	BB: 0	P: 18	R: 0	H: 0	E: 0	K: 1	S: 10	LOB: 1	BB: 1	P: 16	R: 0	H: 1	E: 0	K: 0	S: 7	LOB: 2	BB: 1	P: 12	R: 0	H: 0	E: 0	K: 0	S: 9	LOB: 0	BB: 0	P: 11	R: 0	H: 1	E: 0	K: 0	S: 7	LOB: 3	BB: 2	P: 18	R: 0	H: 2	E: 0	K: 1	S: 10	LOB: 2	BB: 0	P: 14	R: 0	H: 1	E: 0	K: 2	S: 13	LOB: 1	BB: 0	P: 22	R: 0	H: 2	E: 0	K: 1	S: 13	LOB: 3	BB: 1	P: 24	1B: 7	2B: 2	3B: 0	HR: 0	SF: 0	SAC: 0	DP: 0	HBP: 0
--------------	------	------	------	------	-------	--------	-------	-------	------	------	------	------	-------	--------	-------	-------	------	------	------	------	-------	--------	-------	-------	------	------	------	------	------	--------	-------	-------	------	------	------	------	------	--------	-------	-------	------	------	------	------	------	--------	-------	-------	------	------	------	------	-------	--------	-------	-------	------	------	------	------	-------	--------	-------	-------	------	------	------	------	-------	--------	-------	-------	-------	-------	-------	-------	-------	--------	-------	--------

PITCHER	IP	WLS	BF	H	R	ER	SO	BB	IBB	HBP	BLK	WP	HR	S	P	ERA	WHIP
Bob Walk, R ERA: 2.96 (1, 1)	6.2	W	29	5	1	1	3	4	0	0	0	1	0	61	102	1.35	1.350
Bob Patterson, L ERA: 4.34 (7, 1)	1.0		5	2	0	0	2	0	0	0	0	0	0	13	21	0.00	2.000
Bill Landrum, R ERA: 1.85 (8, 1)	1.0		6	2	0	0	0	1	0	0	0	0	0	14	28	0.00	3.000
Bob Kipper, L ERA: 7.13 (9, 1)	0.1	S	1	0	0	0	1	0	0	0	0	0	0	3	3	0.00	0.000

BOTTOM

Pittsburgh Pirates @ Los Angeles Dodgers
Dodger Stadium, Los Angeles, CA

livebaseballscores.com

AB	36
R	1
H	9
RBI	0
BB	5
SO	6
LOB	16



WP	PA
1	41
PB: 0	
SB: 0	
CS: 0	

Fri Jun 21 1991, 7:05 PM PDT
Att: 44,085 - Sunny - 67 F

Batter	1	2	3	4	5	6	7	8	9	AB R H RBI BB SO LOB	TOP											
Orlando Merced, S (1, 3) OBP: 0.378, SLG: 0.433	3-2 G4-3		2-1 F8			0-1 G6-3			2-1 SF9	3 0 0 1 0 0 1	Pittsburgh Pirates @ Los Angeles Dodgers Dodger Stadium, Los Angeles, CA Sat Jun 22 1991, 3:33 AM PDT Att. 42,891 - Cloudy - 62 F livebaseballscorecards.com											
Jay Bell, R (1, 6) OBP: 0.307, SLG: 0.426	0-0 L1			1-1 F7			1-0 G6-3	3-H 0-0 F7	4 0 0 0 0 0 1													
Andy Van Slyke, L (1, 8) OBP: 0.316, SLG: 0.356	2-3 K			0-2 F9			1-2 L9	1-0 G4-3	4 0 0 0 0 1 1													
Barry Bonds, L (1, 7) OBP: 0.372, SLG: 0.455		3-2 G4-3		2-2 L6			0-0 F7		3 0 0 0 0 0 0													
Mitch Webster, S (1, 9) OBP: 0.244, SLG: 0.276		0-0 G4-3			2-1 P5			2-2 P6	3 0 0 0 0 0 0													
Michael LaValliere, L (1, 2) OBP: 0.325, SLG: 0.329		1-2 G6-3			1-2 P5			0-0 F7	3 0 0 0 0 0 0													
Curtis Wilkerson, S (1, 5) OBP: 0.267, SLG: 0.253			2-3 K		0-0 G5-3			1-0 G4-3	3 0 0 0 0 1 0													
Jose Lind, R (1, 4) OBP: 0.287, SLG: 0.322			1-2 SH1-4 1B			1-3 K		1-1 1B SF9 1B	3 1 2 0 0 1 0													
Doug Drabek, R (1, 1) OBP: 0.182, SLG: 0.212			0-0 SH1-4			1-2 L8		0-0 1B	1 0 0 0 0 0 0													
Neal Heaton, L (8, 1) OBP: 0.400, SLG: 0.600								1-3 1B	0 0 0 0 0 0 0													
Gary Varsho, L (9, PH) OBP: 0.351, SLG: 0.344									1 0 1 0 0 0 0													
Inning Stats	R: 0 E: 0 K: 1 S: 7	H: 0 LOB: 0 BB: 0 P: 12	R: 0 E: 0 K: 0 S: 10	H: 0 LOB: 0 BB: 0 P: 14	R: 0 E: 0 K: 1 S: 11	H: 1 LOB: 1 BB: 0 P: 16	R: 0 E: 0 K: 0 S: 8	H: 0 LOB: 0 BB: 0 P: 11	R: 0 E: 0 K: 0 S: 6	H: 0 LOB: 0 BB: 0 P: 9	R: 0 E: 0 K: 1 S: 9	H: 0 LOB: 0 BB: 0 P: 11	R: 0 E: 0 K: 0 S: 5	H: 0 LOB: 0 BB: 0 P: 7	R: 0 E: 0 K: 0 S: 5	H: 0 LOB: 0 BB: 0 P: 8	R: 1 E: 0 K: 0 S: 7	H: 2 LOB: 1 BB: 0 P: 11	1B: 3 2B: 0 3B: 0 HR: 0	SF: 1 SAC: 1 DP: 0 HBP: 0	WP: 0 PB: 0 SB: 0 CS: 0	PA: 30
PITCHER Mike Morgan, R (1, 1) ERA: 2.41	IP: 9.0 WLS: W BF: 30 H: 3 R: 1 ER: 1 SO: 3 BB: 0 IBB: 0 HBP: 0 BLK: 0 WP: 0 HR: 0 S: 68 P: 99 ERA: 1.00 WHIP: 0.333											PITCHER	IP: 0 WLS: 0 BF: 0 H: 0 R: 0 ER: 0 SO: 0 BB: 0 IBB: 0 HBP: 0 BLK: 0 WP: 0 HR: 0 S: 0 P: 0 ERA: 0.00 WHIP: 0.000									



Batter	1	2	3	4	5	6	7	8	9	AB	R	H	RBI	BB	SO	LOB
Brett Butler, L OBP: 0.377, SLG: 0.322 (1, 8)	0-1 L5		2-1 G1-3		3-2 G6-3		0-1 1-2 1B			4	0	1	0	0	0	0
Juan Samuel, R OBP: 0.374, SLG: 0.475 (1, 4)	3-2 G4-3		1-3 K		1-0 F7		2-1 P4			4	0	0	0	0	1	2
Lenny Harris, L OBP: 0.380, SLG: 0.375 (1, 5)	4-1 BB		1-1 E3		0-2 L3		3-2 F9			3	0	0	0	1	0	2
Eddie Murray, S OBP: 0.350, SLG: 0.436 (1, 3)	0-2 F7		0-2 G4-3		4-1 1B 2B BB		1-0 F7			3	1	0	0	1	0	2
Kal Daniels, L OBP: 0.323, SLG: 0.422 (1, 7)		3-1 F8		2-1 F7		1-2 G4-3		1-0 HR		4	1	1	1	0	0	1
Jose Gonzalez, R (9, 9)										0	0	0	0	0	0	0
Chris Gwynn, L OBP: 0.333, SLG: 0.393 (1, 9)		0-0 1B 1B		1-0 G4-3		1-2 2B 1B		2-0 G6-3		3	2	2	0	0	0	0
Stan Javier, S OBP: 0.287, SLG: 0.330 (8, PH)										1	0	0	0	0	0	0
Mike Scioscia, L OBP: 0.380, SLG: 0.409 (1, 2)		1-2 SAFE 1-3 1B		4-1 BB BB		1-2 1-H 3-H 2B		2-2 G4-3		3	0	2	2	1	0	0
Alfredo Griffin, S OBP: 0.254, SLG: 0.243 (1, 6)		0-0 3-H 1B		0-1 L6			1-1 B1-3			3	0	1	1	0	0	1
Mike Morgan, R OBP: 0.086, SLG: 0.086 (1, 1)		1-3 K			1-2 G1-4-3		0-1 1B 1B			3	0	1	0	0	1	1

Inning Stats	R: 0	H: 0	E: 0	K: 0	S: 9	R: 1	H: 3	E: 0	K: 1	S: 10	R: 0	H: 0	E: 1	K: 1	S: 10	R: 0	H: 0	E: 0	K: 0	S: 6	R: 0	H: 0	E: 0	K: 0	S: 9	R: 2	H: 2	E: 0	K: 0	S: 15	R: 0	H: 2	E: 0	K: 0	S: 11	R: 1	H: 1	E: 0	K: 0	S: 6	1B: 6	SF: 0	2B: 1	SAC: 0	3B: 0	DP: 0	HR: 1	HBP: 0	WP: 0	PA: 34
	0	0	0	0	9	1	3	0	1	10	0	0	1	1	10	0	0	0	0	6	0	0	0	0	0	0	2	2	0	0	15	0	2	0	0	11	1	1	0	0	6	0	1	0	0	0	0	0	0	34

PITCHER	IP	WLS	BF	H	R	ER	SO	BB	IBB	HBP	BLK	WP	HR	S	P	ERA	WHIP
Doug Drabek, R ERA: 2.87 (1, 1)	7.0	L	30	7	3	3	2	3	0	0	0	0	0	70	111	3.86	1.429
Neal Heaton, L ERA: 3.14 (8, 1)	1.0		4	1	1	1	0	0	0	0	0	0	1	6	12	9.00	1.000

BOTTOM


Pittsburgh Pirates @ Los Angeles Dodgers
Dodger Stadium, Los Angeles, CA

Sat Jun 22 1991, 3:33 AM PDT
Att: 42,891 - Cloudy - 62 F

livebaseballscorecards.com

AB	31
R	4
H	8
RBI	4
BB	3
SO	2
LOB	9



Batter	1	2	3	4	5	6	7	8	9	AB R H RBI BB SO LOB	TOP											
Gary Varsho, L (1, 9) OBP: 0.342, SLG: 0.333	2-3 K		0-0 L8			0-1 G3		1-1 S 1B	2-2 F6	5 0 1 0 0 1 2	Pittsburgh Pirates @ Los Angeles Dodgers Dodger Stadium, Los Angeles, CA Sun Jun 23 1991, 3:33 AM PDT Att. 46,354 - Sunny - 75 F											
Jay Bell, R (1, 6) OBP: 0.303, SLG: 0.418	1-1 F9			1-2 G6-3		0-1 F8		1-3 K		4 0 0 0 0 1 1												
Andy Van Slyke, L (1, 8) OBP: 0.319, SLG: 0.356	4-2 BB			2-1 G3-1		0-1 2B 1B		3-3 K 1-2		3 0 1 0 1 1 1												
Barry Bonds, L (1, 7) OBP: 0.374, SLG: 0.459	0-0 P5			1-1 F8		1-1 1-3 2B		4-0 BB		3 0 1 0 1 0 1												
Lloyd McClendon, R (1, 3) OBP: 0.333, SLG: 0.439		1-1 G5-3			2-1 P3	2-1 G6-3		1-0 F8		4 0 0 0 0 0 4												
Michael LaValliere, L (1, 2) OBP: 0.331, SLG: 0.343		1-2 G3-1			0-1 BB 1B		1-1 SH5-3 2B	4-1 G3 1B BB		3 0 2 0 0 0 0												
Doug Drabek, R (7, PR) OBP: 0.182, SLG: 0.212										0 0 0 0 0 0 0												
Bob Patterson, R (7, 1)										0 0 0 0 0 0 0												
Stan Belinda, R (8, 1)										0 0 0 0 0 0 0												
Mitch Webster, S (9, PH) OBP: 0.250, SLG: 0.276										0 0 0 0 1 0 0												
Joe Redfield, R (1, 5) OBP: 0.400, SLG: 0.182		4-2 CS BB			4-2 1-2 BB		0-0 SH5-3	2-1 F9		1 0 0 0 2 0 1	AB 31 R 0 H 6 RBI 0 BB 5 SO 5 LOB 20											
Jose Lind, R (1, 4) OBP: 0.286, SLG: 0.321	1 SAFE 3-1 CS	3-1 CS	0-1 G5-3		0-3 K		1-0 G5-3	0-0 G3 1B		4 0 1 0 0 1 4												
Zane Smith, L (1, 1) OBP: 0.333, SLG: 0.393			0-1 G3		2-1 P6		3-3 K	1-2 G3		1 0 0 0 0 0 0												
Bobby Bonilla, S (5, PH) OBP: 0.371, SLG: 0.467								1-2 2-3		1 0 0 0 0 0 2												
Randy Tomlin, L (5, 1) OBP: 0.167, SLG: 0.167										0 0 0 0 0 0 0												
Orlando Merced, S (7, PH) OBP: 0.376, SLG: 0.430										1 0 0 0 0 1 2												
Don Slaught, R (7, 2) OBP: 0.280, SLG: 0.319										1 0 0 0 0 0 2												
Inning Stats	R: 0 E: 0 K: 1 S: 8	H: 0 LOB: 1 BB: 1 P: 15	R: 0 E: 0 K: 0 S: 8	H: 0 LOB: 0 BB: 1 P: 17	R: 0 E: 0 K: 0 S: 5	H: 0 LOB: 0 BB: 0 P: 5	R: 0 E: 0 K: 0 S: 7	H: 0 LOB: 0 BB: 0 P: 11	R: 0 E: 0 K: 1 S: 13	H: 1 LOB: 2 BB: 1 P: 21	R: 0 E: 0 K: 0 S: 10	H: 2 LOB: 2 BB: 0 P: 13	R: 0 E: 0 K: 1 S: 7	H: 1 LOB: 2 BB: 0 P: 12	R: 0 E: 0 K: 2 S: 10	H: 1 LOB: 2 BB: 1 P: 20	R: 0 E: 0 K: 0 S: 10	H: 1 LOB: 2 BB: 1 P: 19	1B: 4 2B: 2 3B: 0 HR: 0	SF: 0 SAC: 1 DP: 0 HBP: 0	WP: 0 PB: 0 SB: 1 CS: 1	PA: 38
PITCHER	IP WLS BF H R ER SO BB IBB HBP BLK WP HR S P ERA WHIP																					
Tim Belcher, R (1, 1) ERA: 2.4	8.0 W 33 5 0 0 5 5 0 0 0 0 0 0 69 119 0.00 1.250																					
Tim Crews, R (9, 1) ERA: 3.68	1.0 S 4 1 0 0 0 0 0 0 0 0 0 0 9 14 0.00 1.000																					

Batter	1	2	3	4	5	6	7	8	9	AB	R	H	RBI	BB	SO	LOB	BOTTOM
Brett Butler, L OBP: 0.376, SLG: 0.321 (1, 8)	2-0 FC1-6 1B	1-1 FC6-4 1-2f		0-0 FC6-4 1-2f			1-0 G4-3			4	1	1	0	0	0	4	Pittsburgh Pirates @ Los Angeles Dodgers Dodger Stadium, Los Angeles, CA Sun Jun 23 1991, 3:33 AM PDT Att. 46,354 - Sunny - 75 F livebaseballscorecards.com
Juan Samuel, R OBP: 0.372, SLG: 0.471 (1, 4)	0-2 FC1-6 1B		2-2 F7		0-3 K		1-2 G6-3			4	0	1	0	0	1	0	
Stan Javier, S OBP: 0.276, SLG: 0.316 (1, 9) (9, 7)	2-2 FC1-6 1-2f		3-2 F9		1-2 E6		1-2 L7			4	0	0	1	0	0	1	
Eddie Murray, S OBP: 0.345, SLG: 0.429 (1, 3)	1-3 K		2-2 L6		1-3 K		0-0 F7			4	0	0	0	0	2	2	
Kal Daniels, L OBP: 0.318, SLG: 0.414 Jose Gonzalez, R (9, 9)	1-1 G6-3			0-0 L9	2-3 K		3-2 F7			4	0	0	0	0	1	2	
Gary Carter, R OBP: 0.299, SLG: 0.307 (1, 2)		2-1 F8		0-0 F9		0-1 1B	1-0 P4			4	0	1	0	0	0	0	
Lenny Harris, L OBP: 0.385, SLG: 0.380 (1, 5)		1-2 CS 1B		1-2 1B 1B		1-1 F7				3	1	2	0	0	0	1	
Mike Sharperson, R OBP: 0.321, SLG: 0.320 Alfredo Griffin, S OBP: 0.254, SLG: 0.243 (1, 6) (8, 6)		4-1 1B BB		0-1 1B 1-2 1B		1-2 F6				2	0	1	0	1	0	1	
Tim Belcher, R OBP: 0.194, SLG: 0.226 Tim Crews, R Mike Scioscia, L OBP: 0.380, SLG: 0.409 (1, 1) (9, 1) (9, 2)		2-2 FC6-4 1B		0-2 FC6-4 1B 1-3 2-H		0-3 K				3	0	2	1	0	1	1	
Inning Stats	R: 1 E: 0 K: 1 S: 14	H: 2 LOB: 1 BB: 0 P: 20	R: 0 E: 0 K: 0 S: 12	H: 2 LOB: 2 BB: 1 P: 21	R: 0 E: 0 K: 0 S: 9	H: 0 LOB: 0 BB: 0 P: 16	R: 1 E: 0 K: 0 S: 12	H: 3 LOB: 2 BB: 0 P: 13	R: 0 E: 1 K: 3 S: 12	H: 0 LOB: 1 BB: 0 P: 16	R: 0 E: 0 K: 1 S: 10	H: 1 LOB: 1 BB: 0 P: 12	R: 0 E: 0 K: 0 S: 7	H: 0 LOB: 0 BB: 0 P: 10	R: 0 E: 0 K: 0 S: 7	H: 0 LOB: 0 BB: 0 P: 11	
PITCHER	IP WLS BF H R ER SO BB IBB HBP BLK WP HR S P ERA WHIP																WP: 0 PA: 33 PB: 0 SB: 0 CS: 1
Zane Smith, L ERA: 3.02 (1, 1)	4.0 L	19 8	7 1	2 0	2 0	1 4	1 0	0 0	0 0	0 0	0 0	0 0	0 0	0 0	0 0	0 0	ERA: 4.50 WHIP: 2.000
Randy Tomlin, L ERA: 3.04 (5, 1)	2.0	8	1	0	0	4	0	0	0	0	0	22	28	0.00	0.500		
Bob Patterson, L ERA: 4.11 (7, 1)	1.2	5	0	0	0	0	0	0	0	0	0	13	19	0.00	0.000		
Stan Belinda, R ERA: 3.99 (8, 1)	0.1	1	0	0	0	0	0	0	0	0	0	1	2	0.00	0.000		

Pittsburgh Pirates @ Los Angeles Dodgers
Dodger Stadium, Los Angeles, CA

Sun Jun 23 1991, 3:33 AM PDT
Att. 46,354 - Sunny - 75 F

AB	32
R	2
H	8
RBI	2
BB	1
SO	5
LOB	12



Batter	1	2	3	4	5	6	7	8	9	AB R H RBI BB SO LOB	TOP	
Mike Felder, S OBP: 0.349, SLG: 0.384 (1, 7)	2-1 G6-3 1B		2-3 K			1-2 1B 1B	0-0 1B 1B		0-0 3B 1B	2-1 1B 1B	6 4 5 0 0 1 0	
Mike Kingery, L OBP: 0.313, SLG: 0.293 (1, 9)	0-0 G6-3 1-2f			1-2 G3	1-1 1B 2B 1B	1-0 1B 1B		4-1 3B BB	4-0 1B BB	4 2 2 1 2 0 1		
Will Clark, L OBP: 0.347, SLG: 0.502 Tony Perezchica, R OBP: 0.308, SLG: 0.462 (1, 3) (8, 4)	4-0 BB			2-2 BB 1B	1-0 1B 2B 1B	2-2 2B		3-2 G4-3 3B	0-0 1B	4 2 3 4 1 0 1 1 0 1 1 0 0 0		
Matt Williams, R OBP: 0.264, SLG: 0.392 (1, 5)	0-0 G4-3			1-3 K	3-3 K	2-2 2B		1-1 G4-3	1-3 K	6 0 1 1 0 3 6		
Willie McGee, S OBP: 0.367, SLG: 0.453 (1, 8)		0-0 G1-3		4-1 BB 1-2 BB	4-0 2B 1-2 2-3 IBB		1-2 SH2-3 1B	2-3 K	4-0 IBB	3 0 1 0 3 1 0		
Greg Litton, R OBP: 0.255, SLG: 0.303 (1, 4) (8, 3)		1-2 G5-3		4-1 BB 1-2 2-3 BB	2-1 2B		1 SAFE 2-1 SH2-3 1B	0-0 1B 1B	1-0 F8	4 0 2 2 1 0 3		
Terry Kennedy, L OBP: 0.272, SLG: 0.326 (1, 2)		3-3 K		0-0 F7	4-0 IBB		4-0 IBB	1-1 1B		3 0 1 0 2 1 3		
Dave Anderson, R OBP: 0.311, SLG: 0.339 (1, 6)			0-3 K				1-3 K	2-3 K		5 0 0 0 0 4 7		
Mike Remlinger, L Bud Black, L Trevor Wilson, L Mark Leonard, L Francisco Oliveras, R Don Robinson, R (1, 1) (8, PH) (6, 1) (7, PH) (7, 1) (8, PH) (9, 1)		2-1 G4-3		2-1 G4-3	4-2 1B 1B BB	3-2 F7	0-1 P2		3-2 F8	1 1 0 0 1 0 0 1 0 0 0 0 0 0 0 0 0 0 0 0 0 1 0 0 0 0 0 2 0 0 0 0 0 0 0 1 0 0 0 0 0 0		
Inning Stats	R: 0 E: 0 K: 0 S: 4 H: 1 LOB: 1 BB: 1 P: 10	R: 0 E: 0 K: 1 S: 7 H: 0 LOB: 0 BB: 0 P: 11	R: 0 E: 0 K: 2 S: 8 H: 0 LOB: 0 BB: 0 P: 12	R: 0 E: 0 K: 1 S: 12 H: 1 LOB: 3 BB: 2 P: 24	R: 4 E: 0 K: 2 S: 21 H: 4 LOB: 3 BB: 3 P: 43	R: 1 E: 0 K: 0 S: 14 H: 3 LOB: 2 BB: 0 P: 21	R: 0 E: 0 K: 1 S: 13 H: 1 LOB: 2 BB: 1 P: 20	R: 3 E: 0 K: 2 S: 22 H: 4 LOB: 2 BB: 1 P: 35	R: 1 E: 0 K: 1 S: 11 H: 2 LOB: 3 BB: 2 P: 26	1B: 13 2B: 2 3B: 1 HR: 0 SF: 0 SAC: 1 DP: 1 HBP: 0	WP: 0 PB: 0 SB: 5 CS: 0 PA: 51	
PITCHER	IP WLS BF H R ER SO BB IBB HBP BLK WP HR S P ERA WHIP	IP WLS BF H R ER SO BB IBB HBP BLK WP HR S P ERA WHIP	IP WLS BF H R ER SO BB IBB HBP BLK WP HR S P ERA WHIP	IP WLS BF H R ER SO BB IBB HBP BLK WP HR S P ERA WHIP	IP WLS BF H R ER SO BB IBB HBP BLK WP HR S P ERA WHIP	IP WLS BF H R ER SO BB IBB HBP BLK WP HR S P ERA WHIP	IP WLS BF H R ER SO BB IBB HBP BLK WP HR S P ERA WHIP	IP WLS BF H R ER SO BB IBB HBP BLK WP HR S P ERA WHIP	IP WLS BF H R ER SO BB IBB HBP BLK WP HR S P ERA WHIP	ERA WHIP	ERA WHIP	
Orel Hershiser, R ERA: 3.18 Jim Gott, R ERA: 2.96 Kevin Gross, R ERA: 5.01 Mike Hartley, R ERA: 4.0	(1, 1) (5, 1) (6, 1) (8, 1)	(1, 1) (5, 1) (6, 1) (8, 1)	(1, 1) (5, 1) (6, 1) (8, 1)	(1, 1) (5, 1) (6, 1) (8, 1)	(1, 1) (5, 1) (6, 1) (8, 1)	(1, 1) (5, 1) (6, 1) (8, 1)	(1, 1) (5, 1) (6, 1) (8, 1)	(1, 1) (5, 1) (6, 1) (8, 1)	(1, 1) (5, 1) (6, 1) (8, 1)			

San Francisco Giants @ Los Angeles Dodgers
 Dodger Stadium, Los Angeles, CA
 Tue Jun 25 1991, 7:05 PM PDT
 Att. 44,920 - Sunny - 66 F

livebaseballscorecards.com

AB 40
 R 9
 H 16
 RBI 9
 BB 10
 SO 10
 LOB 23



Batter	1	2	3	4	5	6	7	8	9	AB R H RBI BB SO LOB
Brett Butler, L OBP: 0.379, SLG: 0.321 (1, 8)	4-2 G6-4-3 BB		4-0 S BB		1-2 1B SF9 1B		2-3 K		0-2 G4-3	3 1 1 0 2 1 1
Juan Samuel, R OBP: 0.370, SLG: 0.468 (1, 4)	2-2 1 SAFE F9		1-3 K		0-0 1B 1-3 2-H			3-3 K		4 0 1 1 0 2 2
Stan Javier, S OBP: 0.284, SLG: 0.320 (1, 9)	0-0 G6-4-3 1-2f			2-2 1B 1B	0-1 SF9			4-2 BB		2 1 1 1 1 0 1
Eddie Murray, S OBP: 0.344, SLG: 0.426 (1, 3)		1-2 F8		2-0 G6-4-3 1B 1-2	3-3 K			1-3 K		4 0 1 0 0 2 2
Kal Daniels, L OBP: 0.321, SLG: 0.413 (1, 7)		4-1 BB		2-0 G6-4-3 1B 1-2 2-H		1-3 K		0-1 F7		3 0 1 1 1 1 1
Lenny Harris, L OBP: 0.377, SLG: 0.371 (1, 5)		1-1 L7		1-0 G6-4-3 1-2f 2-3		0-1 G1-3		1-0 F8		4 0 0 0 0 0 3
Mike Scioscia, L OBP: 0.376, SLG: 0.404 (1, 2)		1-0 F9		2-0 P5		2-0 L9		1-0 HR		2 0 0 0 0 0 2
Gary Carter, R OBP: 0.303, SLG: 0.351 (6, PH) (7, 2)										2 1 1 1 0 0 0
Alfredo Griffin, S OBP: 0.250, SLG: 0.238 (1, 6)			0-1 G5-3		0-3 K		1-0 P7		1-0 1B	3 0 0 0 0 1 0
Chris Gwynn, L OBP: 0.344, SLG: 0.404 (9, PH)										1 0 1 0 0 0 0
Orel Hershiser, R OBP: 0.690, SLG: 0.667 (1, 1)			1-3 K		4-0 1B 1B BB		0-1 L5		2-3 K	1 0 0 0 0 0 1 0
Jim Gott, R (5, 1)										0 0 0 0 0 0 0 0
Jose Gonzalez, R (5, PH)										0 1 0 0 1 0 0 0
Kevin Gross, R OBP: 0.167, SLG: 0.091 (6, 1)										0 0 0 0 0 0 0 0
Dave Hansen, L (7, PH)										1 0 0 0 0 0 0 0
Mike Hartley, R (8, 1)										0 0 0 0 0 0 0 0
Mike Sharperson, R OBP: 0.316, SLG: 0.314 (9, PH)										1 0 0 0 0 0 1 1

Inning Stats	R: 0	H: 0	E: 0	K: 0	S: 7	LOB: 0	BB: 1	P: 13	R: 0	H: 0	E: 0	K: 0	S: 7	LOB: 1	BB: 1	P: 14	R: 0	H: 0	E: 0	K: 2	S: 9	LOB: 1	BB: 1	P: 15	R: 1	H: 3	E: 0	K: 0	S: 7	LOB: 1	BB: 0	P: 16	R: 2	H: 2	E: 0	K: 2	S: 14	LOB: 1	BB: 1	P: 22	R: 0	H: 0	E: 0	K: 1	S: 6	LOB: 0	BB: 0	P: 9	R: 0	H: 0	E: 0	K: 1	S: 6	LOB: 0	BB: 0	P: 9	R: 0	H: 0	E: 0	K: 2	S: 10	LOB: 1	BB: 1	P: 18	R: 1	H: 2	E: 0	K: 1	S: 9	LOB: 1	BB: 0	P: 14	1B: 6	SF: 1	2B: 0	SAC: 0	3B: 0	DP: 2	HR: 1	HBP: 0	WP: 0	PA: 37
--------------	------	------	------	------	------	--------	-------	-------	------	------	------	------	------	--------	-------	-------	------	------	------	------	------	--------	-------	-------	------	------	------	------	------	--------	-------	-------	------	------	------	------	-------	--------	-------	-------	------	------	------	------	------	--------	-------	------	------	------	------	------	------	--------	-------	------	------	------	------	------	-------	--------	-------	-------	------	------	------	------	------	--------	-------	-------	-------	-------	-------	--------	-------	-------	-------	--------	-------	--------

PITCHER	IP	WLS	BF	H	R	ER	SO	BB	IBB	HBP	BLK	WP	HR	S	P	ERA	WHIP
Mike Remlinger, L ERA: 2.25 (1, 1)	5.0	W	22	5	3	3	4	4	0	0	0	0	0	44	80	5.40	1.800
Trevor Wilson, L ERA: 3.68 (6, 1)	1.0		3	0	0	0	1	0	0	0	0	0	0	6	9	0.00	0.000
Francisco Oliveras, R ERA: 1.98 (7, 1)	2.0		7	0	0	0	3	1	0	0	0	0	0	16	27	0.00	0.500
Don Robinson, R ERA: 4.31 (9, 1)	1.0		5	2	1	1	1	0	0	0	0	0	1	9	14	9.00	2.000

BOTTOM

San Francisco Giants @ Los Angeles Dodgers
 Dodger Stadium, Los Angeles, CA
 Tue Jun 25 1991, 7:05 PM PDT
 Att. 44,920 - Sunny - 66 F

livebaseballscorecards.com

AB	31
R	4
H	7
RBI	4
BB	5
SO	9
LOB	13



Batter	1	2	3	4	5	6	7	8	9	10	11	AB R H RBI BB SO LOB	TOP	
Mike Felder, S OBP: 0.350, SLG: 0.382 (1, 7)	1-1 CS 1B		1-1 G4-3			1-0 G5-3			4-1 HR BB		1-2 G4-3	4 1 1 0 1 0 0	San Francisco Giants @ Los Angeles Dodgers Dodger Stadium, Los Angeles, CA Wed Jun 26 1991, 7:05 PM PDT Att: 43,735 - Cloudy - 67 F	
Mike Kingery, L OBP: 0.314, SLG: 0.283 Kevin Mitchell, R OBP: 0.381, SLG: 0.574 (1, 9)	4-1 SAFE SAFE 1B SAFE BB		3-2 F8			1-2 L4			0-0 P4		2-1 HR	2 0 0 0 1 0 0 2 1 1 1 0 0 1		
Will Clark, L OBP: 0.341, SLG: 0.492 (1, 3)	1-1 G3								2-1 F8		2-2 G5-3	5 0 0 0 0 0 2		
Matt Williams, R OBP: 0.264, SLG: 0.401 (1, 5)	0-2 P4								0-0 HR			4 1 1 2 0 1 1		
Willie McGee, S OBP: 0.369, SLG: 0.452 (1, 8)		4-2 WP BB							1-3 HR K			3 0 1 0 1 1 0		
Greg Litton, R OBP: 0.245, SLG: 0.290 (1, 4)		1-3 K							0-0 G6-3			4 0 0 0 0 1 2		
Tony Perezchica, R OBP: 0.333, SLG: 0.429 Mark Leonard, L OBP: 0.282, SLG: 0.343 Dave Righetti, L (8, 1)		0-3 K							2-1 G3			1 0 0 0 1 1 1 1 0 0 0 0 0 0 0 0 0 0 0 0 0 1 0 0 0 0 0 0 0 0 0 0 0 0 0		
Don Robinson, R OBP: 0.190, SLG: 0.238 Jeff Brantley, R (10, 1)		3-2 P4							2-2 F8			4 0 0 0 0 0 2		
Steve Decker, R OBP: 0.264, SLG: 0.337 (1, 2)		1-3 K							1-3 K			2 0 0 0 0 2 0 2 0 0 0 0 1 0		
Bud Black, L OBP: 0.225, SLG: 0.250 Dave Anderson, R OBP: 0.306, SLG: 0.333 (8, 6)			2-3 K											
Inning Stats	R: 0 H: 1 E: 0 LOB: 1 K: 0 BB: 1 S: 10 P: 16	R: 0 H: 0 E: 0 LOB: 1 K: 2 BB: 1 S: 14 P: 21	R: 0 H: 0 E: 0 LOB: 0 K: 1 BB: 0 S: 8 P: 14	R: 0 H: 0 E: 0 LOB: 0 K: 1 BB: 0 S: 6 P: 9	R: 0 H: 0 E: 0 LOB: 0 K: 0 BB: 1 S: 5 P: 11	R: 0 H: 0 E: 0 LOB: 0 K: 1 BB: 0 S: 8 P: 10	R: 0 H: 1 E: 0 LOB: 1 K: 0 BB: 0 S: 8 P: 8	R: 0 H: 0 E: 0 LOB: 0 K: 1 BB: 0 S: 13 P: 18	R: 2 H: 1 E: 0 LOB: 0 K: 1 BB: 1 S: 9 P: 16	R: 0 H: 0 E: 0 LOB: 0 K: 0 BB: 0 S: 8 P: 11	R: 1 H: 1 E: 0 LOB: 0 K: 0 BB: 0 S: 10 P: 15	1B: 2 SF: 0 2B: 0 SAC: 0 3B: 0 DP: 0 HR: 2 HBP: 0		WP: 2 PA: 39 PB: 0 SB: 0 CS: 2
PITCHER	IP WLS BF H R ER SO BB IBB HBP BLK WP HR S P ERA WHIP													
Ramon Martinez, R ERA: 2.67 Tim Crews, R ERA: 3.72	(1, 1) (10, 1)	9.0 32 3 2 2 7 4 0 0 0 1 1 81 123 2.00 0.778	2.0 7 1 1 1 0 0 0 0 0 0 1 18 26 4.50 0.500											

livebaseballscorecards.com

AB	35
R	3
H	4
RBI	3
BB	4
SO	7
LOB	9



Batter	1	2	3	4	5	6	7	8	9	10	11	AB R H RBI BB SO LOB	BOTTOM							
Brett Butler, L OBP: 0.382, SLG: 0.322 (1, 8)	2-2 F7		1-2 CS 1B		4-1 BB		1-0 F7		1-2 G1-3		0-2 F9 WP 1B	5 0 2 0 1 0 2	San Francisco Giants @ Los Angeles Dodgers Dodger Stadium, Los Angeles, CA Wed Jun 26 1991, 7:05 PM PDT Att: 43,735 - Cloudy - 67 F							
Juan Samuel, R OBP: 0.376, SLG: 0.468 (1, 4)	4-2 FC6-4 BB		1-1 CS	1-0 F9 1B SF8 1B	0-1 F9		3-2 1B		4-0 1B		2-2 F9 1-3	4 1 2 0 2 0 3								
Stan Javier, S OBP: 0.287, SLG: 0.320 (1, 9) (5, 7)	1-1 FC6-4			1-2 BB 1B	1-0 F9		1-1 FC6-4 1B		0-0 G4-3		0-3 K	6 0 2 1 0 1 6								
Eddie Murray, S OBP: 0.341, SLG: 0.421 (1, 3)	0-2 F9			0-0 F9		1-2 FC5-4 1B		0-0 FC6-4		2-1 G4-3		5 0 1 0 0 0 5								
Kal Daniels, L OBP: 0.318, SLG: 0.411 Jose Gonzalez, R (5, 9) Chris Gwynn, L OBP: 0.338, SLG: 0.397 (10, PH) (11, 9)		3-1 F7		0-0 SF8		3-2 FC5-4 G4-3		0-0 F8		3-3 K		1 0 0 1 0 0 0 2 0 0 0 0 0 1 1 0 0 0 0 1 0								
Gary Carter, R OBP: 0.319, SLG: 0.358 (1, 2)		1-2 F9		4-1 BB		1-1 G4-3		0-2 G6-3 1B		0-0 WP 1B		4 0 2 0 1 0 1								
Lenny Harris, L OBP: 0.372, SLG: 0.363 (1, 5)		3-2 G5-3		0-0 G1-3		0-0 F8		2-2 G6-3		4-0 1-2 IBB		4 0 0 0 1 0 4								
Alfredo Griffin, S OBP: 0.259, SLG: 0.244 (1, 6)			1-1 G1-3		1-2 SH3-4 1B		1-2 FC5-6 1B		4-0 SH5-4 BB		1-3 K	4 0 2 0 1 1 2								
Ramon Martinez, R OBP: 0.158, SLG: 0.135 Mike Sharperson, R OBP: 0.316, SLG: 0.314 (9, PH) Tim Crews, R (10, 1) Dave Hansen, L (11, PH)			0-0 G6-3		0-0 SH3-4		1-1 FC5-6 1B		1-1 SH5-4		0-1 F7	2 1 0 0 0 0 1 0 0 0 0 0 0 0 0 0 0 0 0 0 0 1 0 0 0 0 0 0								
Inning Stats	R: 0 E: 0 K: 0 S: 10	H: 0 LOB: 1 BB: 1 P: 17	R: 0 E: 0 K: 0 S: 9	H: 0 LOB: 0 BB: 0 P: 16	R: 0 E: 0 K: 0 S: 8	H: 1 LOB: 0 BB: 0 P: 11	R: 1 E: 0 K: 0 S: 9	H: 2 LOB: 2 BB: 1 P: 15	R: 0 E: 0 K: 0 S: 8	H: 1 LOB: 2 BB: 1 P: 14	R: 0 E: 0 K: 0 S: 9	H: 1 LOB: 0 BB: 0 P: 9		R: 0 E: 0 K: 2 S: 9	H: 1 LOB: 2 BB: 1 P: 19	R: 0 E: 0 K: 1 S: 12	H: 1 LOB: 1 BB: 0 P: 14	1B: 11 2B: 0 3B: 0 HR: 0	SF: 1 SAC: 2 DP: 1 HBP: 0	WP: 2 PA: 49 PB: 0 SB: 0 CS: 1
PITCHER	IP WLS BF H R ER SO BB IBB HBP BLK WP HR S P ERA WHIP																			
Bud Black, L ERA: 3.46 Dave Righetti, L ERA: 4.06 Jeff Brantley, R ERA: 2.08	(1, 1) (8, 1) (10, 1)	7.0 2.0 2.0	31 8 9	8 1 2	2 0 0	2 0 0	0 0 3	3 1 0	0 1 1	0 0 0	0 0 2	0 0 0	69 13 21	109 25 33	2.57 0.00 0.00	1.571 1.000 1.000				

livebaseballscores.com

AB	39
R	2
H	11
RBI	2
BB	6
SO	3
LOB	25



Batter	1	2	3	4	5	6	7	8	9	10	AB	R	H	RBI	BB	SO	LOB	TOP							
Brett Butler, L (1, 8) OBP: 0.382, SLG: 0.324	0-2 CS 1B		1-3 K			1-2 G5-3		1-2 1B		2-2 FC6-4	5	0	2	0	0	1	1								
Juan Samuel, R (1, 4) OBP: 0.379, SLG: 0.462 Tim Crews, R (8, 1) John Candelaria, L (8, 1) Kevin Gross, R (9, 1) OBP: 0.167, SLG: 0.091 Dennis Cook, L (9, 1) Jim Gott, R (9, 1)	1-3 K		1-3 K			0-3 K		1-1 F7			4	0	0	0	0	3	3								
Stan Javier, S (1, 9) OBP: 0.294, SLG: 0.355	0-2 CS 1B				2-2 G5-3			1-3 K		1-0 HR	4	1	2	1	0	1	0								
Eddie Murray, S (1, 3) OBP: 0.339, SLG: 0.416	1 SAFE 3-1 CS	4-2 FC4-6 BB		3-1 F7		0-2 P3		1-0 G3			3	0	0	0	1	0	0								
Kal Daniels, L (1, 7) OBP: 0.313, SLG: 0.404		2-2 FC4-6 BB		1-1 G4-3		0-1 P5		0-3 K			4	0	0	0	0	1	1								
Gary Carter, R (1, 2) OBP: 0.320, SLG: 0.357 Jose Gonzalez, R (8, PR) Carlos Hernandez, R (8, 2)		1-1 F8		0-0 G4-3				0-0 G3-1 SH5-3 1B		0-0 F9	3	0	1	0	0	0	1								
Lenny Harris, L (1, 5) OBP: 0.372, SLG: 0.359		4-2 BB		1-0 F7				1-0 SH5-3		2-2 G5-3	2	0	0	0	1	0	0								
Alfredo Griffin, S (1, 6) OBP: 0.259, SLG: 0.244		1-3 K		0-2 F8				1-0 G3-1		3-2 FC6-4 1B	4	0	1	0	0	1	4								
Bob Ojeda, L (1, 1) OBP: 0.222, SLG: 0.192 Mike Sharperson, R (8, PH) OBP: 0.322, SLG: 0.321			2-3 K			1-0 G4-3		1-2 1B		1-3 K	2	0	0	0	0	1	0								
Inning Stats	R: 0 E: 0 K: 1 S: 13	H: 2 LOB: 0 BB: 0 P: 17	R: 0 E: 0 K: 1 S: 13	H: 0 LOB: 2 BB: 2 P: 25	R: 0 E: 0 K: 3 S: 12	H: 0 LOB: 0 BB: 0 P: 16	R: 0 E: 0 K: 0 S: 8	H: 0 LOB: 0 BB: 0 P: 14	R: 0 E: 0 K: 0 S: 5	H: 0 LOB: 0 BB: 0 P: 6	R: 0 E: 0 K: 1 S: 8	H: 0 LOB: 0 BB: 0 P: 10	R: 0 E: 0 K: 1 S: 9	H: 0 LOB: 0 BB: 0 P: 10	R: 1 E: 0 K: 0 S: 12	H: 3 LOB: 2 BB: 0 P: 16	R: 1 E: 0 K: 1 S: 6	H: 1 LOB: 0 BB: 0 P: 8	R: 0 E: 0 K: 1 S: 16	H: 1 LOB: 1 BB: 0 P: 24	1B: 6 2B: 0 3B: 0 HR: 1	SF: 0 SAC: 1 DP: 0 HBP: 0	WP: 0 PB: 0 SB: 0 CS: 2	PA: 38	
PITCHER	IP	WLS	BF	H	R	ER	SO	BB	IBB	HBP	BLK	WP	HR	S	P	ERA	WHIP								
Steve Avery, L (1, 1) ERA: 3.73	7.2		28	5	1	1	7	2	0	0	0	0	0	78	111	1.17	0.913								
Juan Berenguer, R (8, 1) ERA: 2.4	1.1		5	1	1	1	0	0	0	0	0	0	1	8	11	6.75	0.750								
Kent Mercker, L (10, 1) ERA: 1.97	1.0	W	4	1	0	0	1	0	0	0	0	0	0	16	24	0.00	1.000								

Los Angeles Dodgers @ Atlanta Braves
Atlanta-Fulton County Stadium, Atlanta, GA
Fri Jun 28 1991, 7:05 PM EDT
Cloudy - 83 F

livebaseballscorecards.com

AB	34
R	2
H	7
RBI	2
BB	2
SO	9
LOB	11



BOTTOM

Los Angeles Dodgers @ Atlanta Braves
Atlanta-Fulton County Stadium, Atlanta, GA

Fri Jun 28 1991, 7:05 PM EDT
Cloudy - 83 F

livebaseballscorecards.com

AB 35
R 3
H 10
RBI 3
BB 9
SO 6
LOB 26



WP: 0 PA: 45
PB: 0
SB: 5
CS: 2

AB R H RBI BB SO LOB

4	1	3	0	1	0	0
4	0	2	1	1	0	2
2	0	1	1	1	1	1
1	0	0	0	0	0	2
4	1	0	0	1	3	5
3	0	2	0	2	0	2
3	0	1	0	0	0	1
0	0	0	0	0	0	0
1	0	0	0	0	0	2
3	0	0	0	1	0	2
0	0	0	0	0	0	0
1	0	0	0	0	1	2
5	0	1	0	0	0	3
3	0	0	0	0	0	0
0	1	0	0	1	0	0
0	0	0	1	1	0	0

Batter	1	2	3	4	5	6	7	8	9	10
Otis Nixon, S (1, 9) OBP: 0.407, SLG: 0.373 X	0-0 G1 1B		0-0 S SF7 1B		1-0 E6 CS 1B		3-2 2B		4-0 1B BB	
Terry Pendleton, S (1, 5) OBP: 0.378, SLG: 0.507 1 SAFE 1 SAFE 1 SAFE 1 C 1 X	1-2 G1 1-2		4-0 S BB 1-2		3-2 S 1B 1-2		1-1 P4 1-1		1-0 1B 1-3 2-H	
Lonnie Smith, R (1, 7) OBP: 0.374, SLG: 0.392 Deion Sanders, L (8, PR) OBP: 0.296, SLG: 0.355 (9, 7) B B B	4-0 BB		3-2 SF7 2-H		3-3 K 1-2		3-2 E S 1B		2-2 G4-3	
Ron Gant, R (1, 8) OBP: 0.295, SLG: 0.467 X	0-0 F8		3-3 K 1-2		3-3 K		3-3 K		3-3 K	
Jeff Blauser, R (1, 4) OBP: 0.370, SLG: 0.451 B X	1-0 P4			0-0 FC6-4 1B 1B		1-0 CS 1B		4-0 G5-4-3 IBB		4-0 1B BLK BB BB
Brian Hunter, R (1, 3) OBP: 0.372, SLG: 0.667 Tommy Gregg, L (8, PH) OBP: 0.289, SLG: 0.231 Mark Lemke, S (8, PH) OBP: 0.341, SLG: 0.348 Mike Bell, L (9, 3)		2-0 P6		3-0 FC6-4 1B		3-2 P6 1-2		1-0 G5-4-3 1-2f		1-0 P5
Greg Olson, R (1, 2) OBP: 0.333, SLG: 0.387 Tom Glavine, L (9, PR) OBP: 0.368, SLG: 0.324 Mike Heath, R (10, 2) OBP: 0.243, SLG: 0.260 B B X C X		2-1 G5-3		2-0 F9		0-2 G6-3		4-1 P3-4 BB		1-3 K
Rafael Belliard, R (1, 6) OBP: 0.264, SLG: 0.259 F L X		0-2 F9		2-0 FC6-4 1-2f 2-3			1-1 G4-3		0-1 P3-4 1-2f	
Steve Avery, L (1, 1) OBP: 0.265, SLG: 0.258 Juan Berenguer, R (8, 1) Jeff Treadway, L (9, PH) OBP: 0.383, SLG: 0.457 Kent Mercker, L (10, 1)			2-3 K		1-0 F7		0-1 P6		4-1 BB 1B BB	

Inning Stats	R: 0	H: 1	E: 0	K: 0	S: 6	WLS	BF	H	R	ER	SO	BB	IBB	HBP	BLK	WP	HR	S	P	ERA	WHIP
1	0	1	0	0	6		29	7	1	1	4	2	0	0	0	0	0	57	106	1.29	1.286
2	0	0	0	0	6		3	1	0	1	1	0	1	0	0	0	0	8	18	0.00	3.000
3	1	1	0	2	11		11	2	1	1	23	2	0	0	0	0	0	1	2	0.00	0.000
4	0	0	0	0	6		3	0	1	1	0	2	0	0	0	0	0	4	12	13.50	3.000
5	0	0	0	0	6		1	0	0	0	0	1	0	0	0	0	0	0	4	∞	∞
6	0	1	0	0	7		7	1	1	0	13	0	0	0	0	0	0	1	13		
7	0	1	0	0	9		8	2	1	0	14	0	0	0	0	0	0	1	14		
8	0	1	0	1	9		9	1	1	0	20	1	0	0	0	0	0	1	20		
9	1	1	0	3	8		8	1	1	0	23	1	0	0	0	0	0	1	23		
10	0	3	0	3	8		8	1	1	0	22	1	0	0	0	0	0	1	22		

PITCHER	IP	WLS	BF	H	R	ER	SO	BB	IBB	HBP	BLK	WP	HR	S	P	ERA	WHIP
Bob Ojeda, L (1, 1) ERA: 3.05	7.0		29	7	1	1	4	2	0	0	0	0	0	57	106	1.29	1.286
Tim Crews, R (8, 1) ERA: 3.69	0.1		3	1	0	1	1	0	1	0	0	0	0	8	18	0.00	3.000
John Candelaria, L (8, 1) ERA: 1.62	0.2		1	0	0	0	0	0	0	0	0	0	0	1	2	0.00	0.000
Kevin Gross, R (9, 1) ERA: 5.14	0.2		3	0	1	1	0	2	0	0	0	0	0	4	12	13.50	3.000
Dennis Cook, L (9, 1) ERA:	0.0		1	0	0	0	0	1	0	0	0	0	0	0	4	∞	∞

PITCHER	IP	WLS	BF	H	R	ER	SO	BB	IBB	HBP	BLK	WP	HR	S	P	ERA	WHIP
Jim Gott, R (9, 1) ERA: 3.18	1.0		8	2	1	1	1	2	1	0	1	0	0	12	29	9.00	4.000

Batter	1	2	3	4	5	6	7	8	9	AB R H RBI BB SO LOB	TOP																
Brett Butler, L (1, 8) OBP: 0.391, SLG: 0.333 Jose Gonzalez, R (8, 9)	0-0 FC6-4 1B		3-2 1B SF9 1B		0-0 FC5 1B 1B	4-0 1B IBB		0-0 2-3 HR 1B	4-2 BB	4 2 4 0 1 0 0 0 0 0 0 1 0 0																	
Juan Samuel, R (1, 4) OBP: 0.377, SLG: 0.464	2-2 FC6-4 CS 1-2f		2-2 1 SAFE 1 SAFE 1 SAFE 1 SAFE 1-3 SF9 1B		0-1 1 SAFE 1 SAFE 1-2 FC5 1B	0-0 1B 1B		4-2 1-2 HR BB	1-2 G4-3	5 1 3 2 1 0 3																	
Chris Gwynn, L (1, 7) OBP: 0.343, SLG: 0.452	1-2 F7 1-2		1-0 1 SAFE 1-2 SF9		1-2 F7	0-0 1-2 2-H 3-H 1B		1-1 1-H 2-H HR		4 1 2 4 0 0 3																	
Eddie Murray, S (1, 3) OBP: 0.344, SLG: 0.433		3-0 HR	4-0 IBB		0-1 1 SAFE 1-2 2-3f FC5		2-1 G3	0-0 2B		4 1 2 1 1 0 2																	
Lenny Harris, L (1, 5) OBP: 0.368, SLG: 0.351 (9, 6)		0-2 G6-3	2-1 F7		3-2 F8		4-1 FC6-4 BB	0-0 G3		4 0 0 0 1 0 5																	
Stan Javier, S (1, 9) OBP: 0.298, SLG: 0.366 (8, 8)		3-2 S 1B		3-2 G3-1		3-2 G5-3 1B 2B	1-1 FC6-4	1-2 G3-1		5 1 2 0 0 0 2																	
Gary Carter, R (1, 2) OBP: 0.314, SLG: 0.360		3-3 K	1-2	1-1 F8		0-0 G5-3	2-0 P4		0-2 F9 2B	5 0 1 0 0 1 3	AB 38 R 8 H 14 RBI 7 BB 7 SO 1 LOB 22																
Mike Sharperson, R (1, 6) OBP: 0.333, SLG: 0.309 Dave Hansen, L (9, PH) (9, 5)		0-1 L4		4-2 BB		4-1 SH3-4 1B BB		1-0 G6-3	1-1 F9	2 1 0 0 2 0 1 1 0 0 0 0 0 1																	
Mike Morgan, R (1, 1) OBP: 0.077, SLG: 0.077			0-0 G4-3	0-2 F9		0-0 SH3-4		1-1 E4 1B E	0-0 G1-3	4 1 0 0 0 0 2																	
Inning Stats	R: 0 H: 1 E: 0 LOB: 0 K: 0 BB: 0 S: 8 P: 11	R: 1 H: 2 E: 0 LOB: 1 K: 1 BB: 0 S: 13 P: 22	R: 1 H: 2 E: 0 LOB: 2 K: 0 BB: 1 S: 11 P: 23	R: 0 H: 0 E: 0 LOB: 1 K: 0 BB: 1 S: 11 P: 19	R: 0 H: 2 E: 0 LOB: 2 K: 0 BB: 0 S: 19 P: 23	R: 2 H: 3 E: 0 LOB: 2 K: 0 BB: 2 S: 9 P: 20	R: 0 H: 0 E: 0 LOB: 1 K: 0 BB: 1 S: 6 P: 15	R: 4 H: 3 E: 1 LOB: 1 K: 0 BB: 1 S: 14 P: 22	R: 0 H: 1 E: 0 LOB: 2 K: 0 BB: 1 S: 11 P: 17	1B: 9 SF: 1 2B: 3 SAC: 1 3B: 0 DP: 0 HR: 2 HBP: 0	WP: 0 PA: 47 PB: 0 SB: 2 CS: 1																
PITCHER	IP WLS BF H R ER SO BB IBB HBP BLK WP HR S P ERA WHIP											PITCHER	IP WLS BF H R ER SO BB IBB HBP BLK WP HR S P ERA WHIP														
Pete Smith, R (1, 1) ERA: 4.12	4.0																										
Mike Stanton, L (5, 1) ERA: 3.54	1.0	3	0	0	0	0	0	0	0	0	0	0	0	16	20	0.00	0.000										
Rick Mahler, R (6, 1) ERA: 4.1	2.0	L	11	3	2	2	0	2	1	0	0	0	0	15	35	9.00	2.500										
Dan Petry, R (8, 1) ERA: 5.24	2.0	13	4	4	3	0	2	0	0	0	0	0	1	25	39	13.50	3.000										

Los Angeles Dodgers @ Atlanta Braves
Atlanta-Fulton County Stadium, Atlanta, GA

Fri Jun 28 1991, 7:05 PM EDT
Att. 43,339 - Cloudy - 80 F

livebaseballscorecards.com



Batter	1	2	3	4	5	6	7	8	9	10	11	AB R H RBI BB SO LOB	TOP														
Brett Butler, L OBP: 0.392, SLG: 0.332 (1, 8)	1-3 K			2-1 G6-4-3 1B		2-2 G4-3			0-0 P2		4-0 E BB	4 0 1 0 1 1 0															
Juan Samuel, R OBP: 0.371, SLG: 0.456 (1, 4)	0-3 K2-3			0-1 G6-4-3 1-2f		1-3 K			0-1 F7		1-1 E4 1-3 2-H	5 0 0 0 0 2 2															
Stan Javier, S OBP: 0.289, SLG: 0.353 Kevin Gross, R OBP: 0.167, SLG: 0.091 (1, 9) (11, 1)	0-2 F9			3-2 F9				0-0 G6-3	2-2 G6-3		1-1 G4-3	4 0 0 0 0 0 0 0 0 0 0 0 0 0															
Eddie Murray, S OBP: 0.339, SLG: 0.426 (1, 3)			1-3 K		0-1 F9			1-1 G5-3		0-2 G5-3		4 0 0 0 0 1 0															
Kal Daniels, L OBP: 0.316, SLG: 0.405 (1, 7)			2-2 G4-3		2-1 2B 1B			2-2 F8		0-2 G4-6-3 1B		4 1 2 0 0 0 0															
Gary Carter, R OBP: 0.311, SLG: 0.366 (1, 2)			1-1 P6		2-2 1-H 2B			1-1 G4-3		2-1 G4-6-3 1-2f		4 0 1 1 0 0 1															
Lenny Harris, L OBP: 0.365, SLG: 0.346 (1, 5)			0-1 L1		0-3 K			2-2 G4-3			4-1 SH1-4 E BB	3 1 0 0 1 1 1															
Alfredo Griffin, S OBP: 0.260, SLG: 0.246 (1, 6)			2-3 K		0-2 P3			0-1 1B			0-0 SH1-4 1-2	3 0 1 0 0 1 1															
Tim Belcher, R OBP: 0.179, SLG: 0.206 John Cantelano, L Tim Crews, R Dennis Cook, L Mike Hartley, R Chris Gwynn, L OBP: 0.339, SLG: 0.444 Mike Sharperson, R OBP: 0.328, SLG: 0.304 (1, 1) (8, 1) (9, 1) (9, 1) (9, 9) (11, PH)			3-2 G6-3		2-2 F8			1-3 K			1-3 K	3 0 0 0 0 0 1 1 0 1 0 0 0 0 0 1 1 1 0 0 0 0 0 0 2															
Inning Stats	R: 0 E: 0 K: 2 S: 9	H: 0 LOB: 0 BB: 0 P: 10	R: 0 E: 0 K: 1 S: 8	H: 0 LOB: 0 BB: 0 P: 12	R: 0 E: 0 K: 1 S: 9	H: 0 LOB: 0 BB: 0 P: 14	R: 0 E: 0 K: 0 S: 7	H: 1 LOB: 0 BB: 0 P: 12	R: 1 E: 0 K: 1 S: 15	H: 2 LOB: 1 BB: 0 P: 18	R: 0 E: 0 K: 1 S: 12	H: 0 LOB: 0 BB: 0 P: 17	R: 0 E: 0 K: 0 S: 6	H: 0 LOB: 0 BB: 0 P: 9	R: 0 E: 0 K: 1 S: 10	H: 1 LOB: 1 BB: 0 P: 14	R: 0 E: 0 K: 0 S: 7	H: 0 LOB: 0 BB: 0 P: 9	R: 0 E: 0 K: 0 S: 10	H: 1 LOB: 0 BB: 0 P: 12	R: 1 E: 1 K: 1 S: 9	H: 0 LOB: 2 BB: 2 P: 20	1B: 4 2B: 1 3B: 0 HR: 0	SF: 0 SAC: 1 DP: 2 HBP: 0	WP: 0 PB: 0 SB: 0 CS: 0	PA: 39	
PITCHER	IP	WLS	BF	H	R	ER	SO	BB	IBB	HBP	BLK	WP	HR	S	P	ERA	WHIP										
Tom Glavine, L ERA: 2.06 (1, 1)	8.0		27	4	1	1	7	0	0	0	0	0	0	76	106	1.12	0.500										
Mike Stanton, L ERA: 3.3 (9, 1)	2.0		6	1	0	0	0	0	0	0	0	0	0	17	21	0.00	0.500										
Juan Berenguer, R ERA: 2.38 (11, 1)	0.1	L	2	0	1	0	0	1	0	0	0	0	0	2	6	0.00	3.000										
Kent Mercker, L ERA: 1.93 (11, 1)	0.2		4	0	0	0	1	1	0	0	0	0	0	7	14	0.00	1.500										

Los Angeles Dodgers @ Atlanta Braves
 Atlanta-Fulton County Stadium, Atlanta, GA
 Sat Jun 29 1991, 7:05 PM EDT
 Att: 43,319 - Cloudy - 90 F

AB	36
R	2
H	5
RBI	1
BB	2
SO	8
LOB	9



Batter	1	2	3	4	5	6	7	8	9	10	11	AB	R	H	RBI	BB	SO	LOB	BOTTOM
Otis Nixon, S <small>(1, 9) OBP: 0.394, SLG: 0.357</small>												4	0	0	0	1	2	1	
Deion Sanders, L <small>(1, 8) OBP: 0.295, SLG: 0.338</small> Brian Hunter, R <small>(8, PH) OBP: 0.364, SLG: 0.650</small> Mike Stanton, L <small>(9, 1)</small> Steve Avery, L <small>(10, PH) OBP: 0.266, SLG: 0.258</small> Juan Berenguer, R <small>(11, 1)</small> Kent Mercker, L <small>(11, 1)</small>												2	0	0	0	1	1	0	
Terry Pendleton, S <small>(1, 5) OBP: 0.381, SLG: 0.514</small>												5	1	2	0	0	0	2	
Lonnie Smith, R <small>(1, 7) OBP: 0.366, SLG: 0.382</small>												5	0	1	0	0	0	2	
Tommy Gregg, L <small>(1, 3) OBP: 0.269, SLG: 0.200</small> Mike Heath, R <small>(9, PH) OBP: 0.247, SLG: 0.263</small> <small>(10, 2)</small>												3	0	0	0	0	0	2	
Greg Olson, R <small>(1, 2) OBP: 0.331, SLG: 0.379</small> Mike Bell, L <small>(9, PR) (10, 3)</small>												3	0	0	0	1	0	1	
Mark Lemke, S <small>(1, 4) OBP: 0.337, SLG: 0.342</small>												4	0	1	1	0	1	0	
Rafael Belliard, R <small>(1, 6) OBP: 0.272, SLG: 0.268</small> Jeff Treadway, L <small>(8, PH) OBP: 0.384, SLG: 0.451</small> Jeff Blausler, R <small>(8, PR) OBP: 0.366, SLG: 0.445</small> <small>(9, 6)</small>												2	0	1	0	0	0	0	
Tom Glavine, L <small>(1, 1) OBP: 0.350, SLG: 0.306</small> Ron Gant, R <small>(8, PH) OBP: 0.293, SLG: 0.457</small> <small>(9, 8)</small>												2	0	0	0	0	2	1	
Inning Stats	R: 0 H: 0 E: 0 LOB: 0 K: 1 BB: 1 S: 8 P: 12	R: 0 H: 1 E: 0 LOB: 0 K: 0 BB: 0 S: 9 P: 14	R: 0 H: 1 E: 0 LOB: 1 K: 3 BB: 0 S: 10 P: 15	R: 0 H: 1 E: 0 LOB: 1 K: 0 BB: 0 S: 8 P: 15	R: 0 H: 0 E: 0 LOB: 0 K: 0 BB: 0 S: 9 P: 13	R: 0 H: 0 E: 0 LOB: 0 K: 2 BB: 0 S: 9 P: 13	R: 0 H: 0 E: 0 LOB: 0 K: 0 BB: 0 S: 6 P: 7	R: 0 H: 1 E: 0 LOB: 3 K: 0 BB: 2 S: 11 P: 21	R: 1 H: 2 E: 0 LOB: 2 K: 1 BB: 1 S: 14 P: 28	R: 0 H: 0 E: 0 LOB: 1 K: 0 BB: 0 S: 12 P: 19	R: 0 H: 1 E: 0 LOB: 0 K: 0 BB: 0 S: 6 P: 12	1B: 5 SF: 0 2B: 2 SAC: 0 3B: 0 BB: 0 HR: 0 HBP: 0	WP: 0 PA: 43 PB: 0 SB: 0 CS: 1						
PITCHER	IP WLS BF H R ER SO BB IBB HBP BLK WP HR S P ERA WHIP																		
Tim Belcher, R <small>(1, 1) ERA: 2.22</small>	7.2 28 4 0 0 6 3 0 0 0 0 0 0 68 107 0.00 0.913																		
John Candelaria, L <small>(8, 1) ERA: 2.04</small>	1.0 4 1 1 1 0 0 0 0 0 0 0 0 10 16 9.00 1.000																		
Tim Crews, R <small>(9, 1) ERA: 3.69</small>	0.0 1 0 0 0 0 1 0 0 0 0 0 0 1 5 ∞ ∞																		
Dennis Cook, L <small>(9, 1) ERA:</small>	0.0 1 1 0 0 0 0 0 0 0 0 0 0 2 4 ∞ ∞																		
Mike Hartley, R <small>(9, 1) ERA: 3.88</small>	1.1 W 5 0 0 0 1 1 0 0 0 0 0 0 15 25 0.00 0.750																		
PITCHER	IP WLS BF H R ER SO BB IBB HBP BLK WP HR S P ERA WHIP																		
Kevin Gross, R <small>(11, 1) ERA: 5.02</small>	1.0 S 3 1 0 0 0 0 0 0 0 0 0 0 1 6 12 0.00 1.000																		

Los Angeles Dodgers @ Atlanta Braves
Atlanta-Fulton County Stadium, Atlanta, GA

Sat Jun 29 1991, 7:05 PM EDT
Att: 43,319 - Cloudy - 90 F

AB 37
R 1
H 7
RBI 1
BB 5
SO 7
LOB 16



Batter	1	2	3	4	5	6	7	8	9	AB R H RBI BB SO LOB	TOP									
Brett Butler, L (1, 8) OBP: 0.389, SLG: 0.330	0-3 K		3-2 G4-3			0-1 SF7 1B		0-2 G6-3		5 1 1 0 0 1 2										
Juan Samuel, R (1, 4) OBP: 0.369, SLG: 0.453 Mike Sharperson, R (9, PH) OBP: 0.338, SLG: 0.333	0-3 K		0-1 F8			1-2 1B 1B	1-0 F8		0-0 E 2B	4 1 1 0 0 1 0 1 1 1 0 0 0 0										
Chris Gwynn, L (1, 9) OBP: 0.342, SLG: 0.448	3-0 2B		1-0 F7			4-1 1B 1B	2-1 G4-3		3-2 E6 2-H	4 1 1 0 1 0 0										
Eddie Murray, S (1, 3) OBP: 0.333, SLG: 0.420	0-1 G3				0-0 G6-3	2-2 SF7	0-1 G3-1		1-2 G4-3	4 0 0 1 0 0 1										
Kal Daniels, L (1, 7) OBP: 0.321, SLG: 0.420 Jose Gonzalez, R (9, 7)			1-3 K		4-2 G5-4-3 BB	1-2 1B 1B		2-1 HR	0-0 G4-3	4 2 2 2 1 1 0 0 0 0 0 0 0 0										
Gary Carter, R (1, 2) OBP: 0.303, SLG: 0.361 Carlos Hernandez, R (9, 2)			1-1 F8		1-1 G5-4-3 1-2f	0-0 E 1B		1-0 G1-4-3		4 1 1 1 0 0 1 0 0 0 0 0 0 0										
Lenny Harris, L (1, 5) OBP: 0.368, SLG: 0.349 Dave Hansen, L (9, 5)			1-2 E6 1B			0-0 F7	0-0 E2 1B		1-1 P5	4 2 2 0 0 0 0 0 0 0 0 0 0 0										
Alfredo Griffin, S (1, 6) OBP: 0.270, SLG: 0.257			1-2 E5 1B			1-1 P6	1-1 E8 1B		1-1 2B 1B	4 2 3 2 0 0 0										
Orel Hershiser, R (1, 1) OBP: 0.500, SLG: 0.545 Stan Javier, S (6, PH) OBP: 0.287, SLG: 0.350 Kevin Gross, R (6, 1) OBP: 0.231, SLG: 0.250			0-3 K			0-3 K	0-0 G1-3		2-0 2B	2 0 0 0 0 2 0 1 0 0 0 0 0 1 1 0 1 1 0 0 0										
Inning Stats	R: 0 E: 0 K: 2 S: 9	H: 1 LOB: 1 BB: 0 P: 12	R: 2 E: 2 K: 2 S: 14	H: 2 LOB: 0 BB: 0 P: 18	R: 0 E: 0 K: 0 S: 7	H: 0 LOB: 0 BB: 1 P: 11	R: 0 E: 0 K: 1 S: 6	H: 0 LOB: 0 BB: 0 P: 7	R: 6 E: 2 K: 0 S: 19	H: 6 LOB: 1 BB: 1 P: 28	R: 0 E: 0 K: 0 S: 5	H: 0 LOB: 0 BB: 0 P: 8	R: 2 E: 0 K: 0 S: 11	H: 3 LOB: 1 BB: 0 P: 18	R: 1 E: 1 K: 0 S: 8	H: 1 LOB: 0 BB: 0 P: 12	1B: 9 2B: 3 3B: 0 HR: 1	SF: 1 SAC: 0 DP: 1 HBP: 0	WP: 0 PB: 0 SB: 0 CS: 0	PA: 41
PITCHER	IP WLS BF H R ER SO BB IBB HBP BLK WP HR S P ERA WHIP																			
29 John Smoltz, R (1, 1) ERA: 4.82	5.1 L 25 8 8 5 5 2 0 0 0 0 0 0 54 78 8.44 1.875																			
Marvin Freeman, R (6, 1) ERA: 3.04	1.2 6 1 0 0 0 0 0 0 0 0 0 0 11 16 0.00 0.600																			
Dan Petry, R (8, 1) ERA: 5.52	2.0 10 4 3 3 0 0 0 0 0 0 0 1 19 30 13.50 2.000																			

Los Angeles Dodgers @ Atlanta Braves
Atlanta-Fulton County Stadium, Atlanta, GA

Sun Jun 30 1991, 7:05 PM EDT
Att. 30,850 - Sunny - 90 F

AB	38
R	11
H	13
RBI	7
BB	2
SO	5
LOB	5



WP: 0	PA: 41
PB: 0	
SB: 0	
CS: 0	

ERA	WHIP

Batter	1	2	3	4	5	6	7	8	9	AB R H RBI BB SO LOB	BOTTOM											
Deion Sanders, L OBP: 0.289, SLG: 0.329 (1, 9)	0-0 P4	1-2 1B		2-3 K			1-1 F8		1-2 FC4-6	5 0 1 1 0 1 2	Los Angeles Dodgers @ Atlanta Braves Atlanta-Fulton County Stadium, Atlanta, GA Sun Jun 30 1991, 7:05 PM EDT Att. 30,850 - Sunny - 90 F											
Jeff Treadway, L OBP: 0.384, SLG: 0.449 (1, 4)	1-1 2B	2-1 G3			0-0 FC5-4 1B		2-3 K		1-3 K	5 1 2 0 0 2 4												
Terry Pendleton, S OBP: 0.362, SLG: 0.518 (1, 5)	3-2 2B		3-2 1B		1-3 K			0-2 G4-3		4 1 2 1 0 1 1												
Lonnie Smith, R OBP: 0.364, SLG: 0.379 (1, 7)	1-2 G6-3		3-1 1B		0-0 FC5-4			0-0 G4-3		4 0 1 1 0 0 2												
Ron Gant, R OBP: 0.292, SLG: 0.454 (1, 8)	3-2 F7		0-1 G4-3 1B		2-1 P5			2-2 P5		4 0 1 0 0 0 2												
Mike Bell, L OBP: 0.286, SLG: 0.286 (1, 3)		1-0 FC1-6-5 1B	1-2 G4-3			1-0 G6-4-3 1B			0-0 G4-3	4 0 2 0 0 0 1												
Greg Olson, R OBP: 0.323, SLG: 0.369 (1, 2)		0-3 K	2-1 G5-3			1-0 G6-4-3			2-2 E6 1B FC4-6	4 1 0 0 0 1 3												
Rafael Belliard, R OBP: 0.269, SLG: 0.266 Jeff Blauser, R OBP: 0.367, SLG: 0.446 (6, PH) (7, 6)		2-2 FC1-6-5 29 1B		2-3 K		0-0 G5-3			1-0 FC4-6 1B	2 1 0 0 0 1 1 2 0 1 0 0 0 0												
29 John Smoltz, R OBP: 0.188, SLG: 0.167 Marvin Freeman, R (6, 1) Otis Nixon, S OBP: 0.392, SLG: 0.355 Dan Petry, R (8, 1) Brian Hunter, R OBP: 0.378, SLG: 0.659 (9, PH)		2-0 1B		1-3 K			2-1 G6-3		1-0 FC4-6 1B	2 0 1 1 0 1 0 0 0 0 0 0 0 0 1 0 0 0 0 0 0 0 0 0 0 0 0 0 1 0 1 0 0 0 0												
Inning Stats	R: 1 E: 0 K: 0 S: 14	H: 2 LOB: 1 BB: 0 P: 22	R: 1 E: 0 K: 1 S: 13	H: 3 LOB: 2 BB: 0 P: 21	R: 1 E: 0 K: 0 S: 14	H: 3 LOB: 1 BB: 0 P: 23	R: 0 E: 0 K: 3 S: 9	H: 0 LOB: 0 BB: 0 P: 14	R: 0 E: 0 K: 1 S: 7	H: 1 LOB: 1 BB: 0 P: 10	R: 0 E: 0 K: 0 S: 3	H: 1 LOB: 0 BB: 0 P: 5	R: 0 E: 0 K: 1 S: 7	H: 0 LOB: 0 BB: 0 P: 12	R: 0 E: 0 K: 0 S: 10	H: 0 LOB: 0 BB: 0 P: 12	R: 1 E: 1 K: 1 S: 12	H: 2 LOB: 2 BB: 0 P: 18	1B: 11 2B: 1 3B: 0 HR: 0	SF: 0 SAC: 0 DP: 1 HBP: 0	WP: 0 PB: 0 SB: 2 CS: 0	PA: 38
PITCHER Orel Hershiser, R ERA: 3.46 Kevin Gross, R ERA: 4.6	IP 5.0	WLS W	BF 23	H 9	R 3	ER 3	SO 5	BB 0	IBB 0	HBP 0	BLK 0	WP 0	HR 0	S 57	P 90	ERA 5.40	WHIP 1.800					
	IP 4.0	WLS S	BF 15	H 3	R 1	ER 0	SO 2	BB 0	IBB 0	HBP 0	BLK 0	WP 0	HR 0	S 32	P 47	ERA 0.00	WHIP 0.750					

livebaseballscorecards.com

AB	38
R	4
H	12
RBI	4
BB	0
SO	7
LOB	16



Batter	1	2	3	4	5	6	7	8	9	AB R H RBI BB SO LOB	TOP											
Brett Butler, L (1, 8) OBP: 0.393, SLG: 0.331	4-0 S G5-3 BB	0-0 2-H 1B			1-1 F7			4-2 1B SF9 BB		2 2 1 1 2 0 0	Los Angeles Dodgers @ San Diego Padres Jack Murphy Stadium, San Diego, CA Tue Jul 02 1991, 10:05 PM EDT Att. 31,543 - Sunny - 68 F livebaseballscorecards.com											
Juan Samuel, R (1, 4) OBP: 0.368, SLG: 0.450	3-2 G5-3	0-0 G6-3			0-0 S 1B			3-2 G6-3		4 0 1 0 0 0 3												
Stan Javier, S (1, 7) OBP: 0.293, SLG: 0.350	4-1 S 2B BB		0-3 K		2-2 G5-3			2-2 E S 1B		3 1 1 0 0 1 1												
Eddie Murray, S (1, 3) OBP: 0.329, SLG: 0.415	2-2 G5-3		2-2 G1-3			0-0 F8		0-0 SF9		3 0 0 2 0 0 1												
Gary Carter, R (1, 2) OBP: 0.325, SLG: 0.374	1-2 2-H 2B		2-0 G6-3			4-1 G4-6-3 BB		4-2 1-3 BB		2 0 1 1 2 0 0												
Lenny Harris, L (1, 5) OBP: 0.361, SLG: 0.342	0-1 G1-3		0-0 G4-3		1-1 G4-6-3			3-1 P6		4 0 0 0 0 0 4												
Chris Gwynn, L (1, 9) OBP: 0.325, SLG: 0.423		0-0 G4-3		1-0 F9		0-0 F9		0-3 K		4 0 0 0 0 0 1 0												
Alfredo Griffin, S (1, 6) OBP: 0.270, SLG: 0.253		4-1 SH1-4 1B BB		1-3 K		1-0 G6-3		1-3 K		3 1 0 0 1 2 0												
Ramon Martinez, R (1, 1) OBP: 0.150, SLG: 0.128		0-0 SH1-4			1-1 F8		0-3 K2-3		0-0 F8	2 0 0 0 0 0 1 0												
John Candelaria, L (8, 1)										0 0 0 0 0 0 0 0												
Dave Hansen, L (9, PH)										1 0 0 0 0 0 0 0												
Tim Crews, R (9, 1)		1-2								0 0 0 0 0 0 0 0												
Inning Stats	R: 2 E: 0 K: 0 S: 13	H: 1 LOB: 1 BB: 2 P: 27	R: 1 E: 0 K: 0 S: 5	H: 1 LOB: 1 BB: 1 P: 9	R: 0 E: 0 K: 1 S: 9	H: 0 LOB: 0 BB: 0 P: 13	R: 0 E: 0 K: 1 S: 6	H: 0 LOB: 0 BB: 0 P: 8	R: 0 E: 0 K: 0 S: 10	H: 1 LOB: 1 BB: 0 P: 14	R: 0 E: 0 K: 0 S: 4	H: 0 LOB: 0 BB: 1 P: 9	R: 0 E: 0 K: 1 S: 5	H: 0 LOB: 0 BB: 0 P: 6	R: 1 E: 0 K: 0 S: 19	H: 1 LOB: 2 BB: 2 P: 34	R: 0 E: 0 K: 2 S: 8	H: 0 LOB: 0 BB: 0 P: 9	1B: 3 2B: 1 3B: 0 HR: 0	SF: 1 SAC: 1 DP: 1 HBP: 0	WP: 0 PB: 0 SB: 4 CS: 0	PA: 36
PITCHER	IP WLS BF H R ER SO BB IBB HBP BLK WP HR S P ERA WHIP																					
Dennis Rasmussen, L (1, 1) ERA: 1.89	7.0 L 27 3 3 3 3 4 0 0 0 0 0 0 52 86 3.86 1.000																					
Rich Rodriguez, L (8, 1) ERA: 3.65	0.2 4 1 1 1 0 1 0 0 0 0 0 0 15 23 13.50 3.000																					
Mike Maddux, R (8, 1) ERA: 2.58	1.1 5 0 0 0 2 1 0 0 0 0 0 0 12 20 0.00 0.750																					

Los Angeles Dodgers @ San Diego Padres
Jack Murphy Stadium, San Diego, CA
 Tue Jul 02 1991, 10:05 PM EDT
 Att. 31,543 - Sunny - 68 F

AB	28
R	4
H	4
RBI	4
BB	6
SO	5
LOB	9



Batter	1	2	3	4	5	6	7	8	9	AB	R	H	RBI	BB	SO	LOB
Bip Roberts, S (1, 4) OBP: 0.336, SLG: 0.319	0-0 P6		1-1 G4-3		2-2 G4-3 1B		1-1 G4-3			4	0	1	0	0	0	1
Tony Fernandez, S (1, 6) OBP: 0.358, SLG: 0.380	3-2 L6		1-1 G3-1		0-0 G5-3			4-2 FC6-4 BB		3	0	0	0	1	0	1
Tony Gwynn, L (1, 9) OBP: 0.387, SLG: 0.494	0-1 1B		1-1 G3-1			1-1 G4-3 2B		1-2 FC6-4 G3-6-3 1-2f		4	1	2	0	0	0	1
Fred McGriff, L (1, 3) OBP: 0.399, SLG: 0.484	2-2 1B			1-0 F8		3-2 G4-3		2-2 G3-6-3 1-2f		4	0	1	0	0	0	2
Jerald Clark, R (1, 7) OBP: 0.370, SLG: 0.458	1-2 P3			0-1 F8		0-2 G4-3			0-1 F8	4	0	0	1	0	0	2
Benito Santiago, R (1, 2) OBP: 0.271, SLG: 0.364		0-1 F7		0-0 1B		3-2 G3			0-3 K	4	0	1	0	0	1	0
Thomas Howard, S (1, 8) OBP: 0.321, SLG: 0.352		1-1 PB 1B		0-1 G6-3			3-2 L8		0-1 G6-3	4	0	1	0	0	0	1
Scott Coolbaugh, R (1, 5) OBP: 0.299, SLG: 0.329		0-1 F7			3-3 K		1-1 G4-3			3	0	0	0	0	1	1
Dennis Rasmussen, L (1, 1) OBP: 0.211, SLG: 0.176		3-3 K			0-2 G5-3		0-0 E1			2	0	0	0	0	1	1
Tom Lampkin, L (7, PH) OBP: 0.213, SLG: 0.239										1	0	0	0	0	0	0
Rich Rodriguez, L (8, 1)										0	0	0	0	0	0	0
Mike Maddux, L (8, 1) OBP: 0.375, SLG: 0.167										0	0	0	0	0	0	0

Inning Stats	R: 0	H: 2	E: 0	K: 0	S: 14	R: 0	H: 1	E: 0	K: 1	S: 9	R: 0	H: 0	E: 0	K: 0	S: 6	R: 0	H: 1	E: 0	K: 0	S: 6	R: 0	H: 1	E: 0	K: 1	S: 14	R: 1	H: 1	E: 0	K: 0	S: 11	R: 0	H: 0	E: 1	K: 0	S: 8	R: 0	H: 0	E: 0	K: 0	S: 9	R: 0	H: 0	E: 0	K: 1	S: 7	1B: 5	SF: 0	2B: 1	SAC: 0	3B: 0	DP: 1	HR: 0	HBP: 0	WP: 0	PA: 34	
	0	2	0	0	14	0	1	0	1	9	0	0	0	0	6	0	1	0	0	6	0	0	0	1	14	1	1	0	0	11	0	0	1	0	8	0	0	0	0	9	0	0	0	0	7	5	0	1	0	0	0	0	0	0	0	34

PITCHER	IP	WLS	BF	H	R	ER	SO	BB	IBB	HBP	BLK	WP	HR	S	P	ERA	WHIP
Ramon Martinez, R (1, 1) ERA: 2.58	7.0	W	29	6	1	1	2	1	0	0	0	0	0	71	106	1.29	1.000
John Candelaria, L (8, 1) ERA: 1.93	1.0	S	2	0	0	0	0	0	0	0	0	0	0	6	9	0.00	0.000
Tim Crews, R (9, 1) ERA: 3.6	1.0	S	3	0	0	0	1	0	0	0	0	0	0	7	7	0.00	0.000

BOTTOM

Los Angeles Dodgers @ San Diego Padres
Jack Murphy Stadium, San Diego, CA
 Tue Jul 02 1991, 10:05 PM EDT
 Att. 31,543 - Sunny - 68 F

AB	33
R	1
H	6
RBI	1
BB	1
SO	3
LOB	10



PITCHER	IP	WLS	BF	H	R	ER	SO	BB	IBB	HBP	BLK	WP	HR	S	P	ERA	WHIP
Ramon Martinez, R (1, 1) ERA: 2.58	7.0	W	29	6	1	1	2	1	0	0	0	0	0	71	106	1.29	1.000
John Candelaria, L (8, 1) ERA: 1.93	1.0	S	2	0	0	0	0	0	0	0	0	0	0	6	9	0.00	0.000
Tim Crews, R (9, 1) ERA: 3.6	1.0	S	3	0	0	0	1	0	0	0	0	0	0	7	7	0.00	0.000

Batter	1	2	3	4	5	6	7	8	9	AB R H RBI BB SO LOB	TOP											
Brett Butler, L (1, 8) OBP: 0.399, SLG: 0.337	0-0 SF8 1B	4-1 HR BB		2-2 1B		0-1 G6-3			1-2 G5-3 1B	4 2 3 0 1 0 0												
Juan Samuel, R (1, 4) OBP: 0.365, SLG: 0.456	0-3 K	1-0 HR		0-2 L9		2-1 G6-3			1-0 G5-3	5 1 1 3 0 1 3												
Darryl Strawberry, L (1, 9) OBP: 0.342, SLG: 0.394	2-1 BB 1B	3-2 F9		0-0 F8		0-1 F9			1-1 L3	5 1 1 0 0 0 2												
Eddie Murray, S (1, 3) OBP: 0.330, SLG: 0.412	1-1 SF8	0-0 F8			0-1 G6-3				4-0 1B BB	2 0 0 1 2 0 0												
Kal Daniels, L (1, 7) Stan Javier, S (3, 7) Kevin Gross, R (7, 1) Lenny Harris, L (9, PH) Mike Hartley, R (9, 1) John Candelaria, L (9, 1)	4-2 1B BB		0-3 K		1-0 G6-3				0-2 L5	1 0 0 0 0 1 1 0 2 0 1 0 0 0 0 0 0 0 0 0 0 0 0 0 1 0 0 0 0 0 0 2 0 0 0 0 0 0 0 0 0 0 0 0 0 0 0 0												
Gary Carter, R (1, 2) OBP: 0.331, SLG: 0.408	0-2 1B		1-1 F7		1-2 HR				1-0 F7	4 1 2 2 0 0 2												
Mike Sharperson, R (1, 5) OBP: 0.348, SLG: 0.344	1-1 G4-3		2-1 FC6-4 1B		2-3 K				1-0 1B	4 0 2 0 0 1 2												
Alfredo Griffin, S (1, 6) OBP: 0.264, SLG: 0.247		1-1 F9	2-1 FC6-4		2-1 F8				0-3 K	4 0 0 0 0 1 1												
Bob Ojeda, L (1, 1) Mitch Webster, S (7, 7) OBP: 0.233, SLG: 0.179 OBP: 0.232, SLG: 0.269		4-0 BB HR BB		3-3 K		0-0 L9			0-3 K	2 1 0 0 1 1 0 1 0 0 0 0 1 0												
Inning Stats	R: 2 E: 0 K: 1 S: 15	H: 3 LOB: 2 BB: 1 P: 23	R: 3 E: 0 K: 0 S: 9	H: 1 LOB: 0 BB: 2 P: 22	R: 0 E: 0 K: 1 S: 9	H: 1 LOB: 1 BB: 0 P: 14	R: 0 E: 0 K: 1 S: 10	H: 1 LOB: 1 BB: 0 P: 15	R: 1 E: 0 K: 1 S: 9	H: 1 LOB: 0 BB: 0 P: 13	R: 0 E: 0 K: 0 S: 5	H: 0 LOB: 0 BB: 0 P: 7	R: 0 E: 0 K: 0 S: 6	H: 1 LOB: 2 BB: 1 P: 14	R: 0 E: 0 K: 2 S: 7	H: 1 LOB: 0 BB: 0 P: 8	R: 0 E: 0 K: 0 S: 9	H: 1 LOB: 2 BB: 1 P: 16	1B: 8 2B: 0 3B: 0 HR: 2	SF: 1 SAC: 0 DP: 0 HBP: 0	WP: 0 PB: 0 SB: 0 CS: 0	PA: 41
PITCHER	IP WLS BF H R ER SO BB IBB HBP BLK WP HR S P ERA WHIP																					
Bruce Hurst, L (1, 1) ERA: 3.23	6.0 L 28 7 6 6 4 3 0 0 0 0 0 2 57 94 9.00 1.667																					
John Costello, R (7, 1) ERA: 2.6	2.0 8 2 0 0 2 1 0 0 0 0 0 0 13 22 0.00 1.500																					
Rich Rodriguez, L (9, 1) ERA: 3.57	1.0 5 1 0 0 0 0 0 1 0 0 0 0 9 16 0.00 1.000																					

Los Angeles Dodgers @ San Diego Padres
Jack Murphy Stadium, San Diego, CA
 Wed Jul 03 1991, 10:05 PM EDT
 Att. 35,941 - Sunny - 74 F

AB	35
R	6
H	10
RBI	6
BB	5
SO	6
LOB	12



livebaseballscorecards.com

Batter	1	2	3	4	5	6	7	8	9	AB	R	H	RBI	BB	SO	LOB
Bip Roberts, S OBP: 0.336, SLG: 0.319 Darrin Jackson, R OBP: 0.300, SLG: 0.458	1-2 P6	1-0 G5-3				3-2 HR			2-1 F8	0	0	0	0	0	0	0
Tony Fernandez, S OBP: 0.358, SLG: 0.377	4-2 E S BB		4-1 G4-6-3 E BB			2-2 F8		2-1 G6-3	0-0 P6	3	0	0	0	2	0	0
Tony Gwynn, L OBP: 0.385, SLG: 0.489	1-1 F8		1 SAFE 2-1 E4 G4-6-3			2-2 1B E 1B		2-2 G4-3	1-1 F7	5	0	1	0	0	0	2
Jerald Clark, R OBP: 0.367, SLG: 0.471	1-3 K		0-0 G4-6-3			1-1 E4 1B		3-2 HR		4	1	1	1	0	1	4
Fred McGriff, L OBP: 0.400, SLG: 0.489			2-3 K			1-0 1B G6-4-3		1-1 1B 2B		4	0	2	0	0	2	1
Benito Santiago, R OBP: 0.274, SLG: 0.376			0-1 HR			3-3 K		1-1 1B		4	1	2	1	0	1	3
Tim Teufel, R OBP: 0.375, SLG: 0.383		2-2 SH5-4 1B				4-2 BB		1-1 L8		3	0	1	0	1	0	0
Scott Coolbaugh, R OBP: 0.300, SLG: 0.329 Tom Lampkin, L OBP: 0.208, SLG: 0.234 Paul Faries, R OBP: 0.296, SLG: 0.243		3-2 SH5-4 1B				3-2 F7		3-3 K		3	0	1	0	0	1	1
Bruce Hurst, L OBP: 0.195, SLG: 0.108 Shawn Abner, R OBP: 0.227, SLG: 0.255 John Costello, R		0-0 SH5-4				0-1 G6-3		1-0 1B		1	0	0	0	0	0	0
Thomas Howard, S OBP: 0.319, SLG: 0.349 Rich Rodriguez, L		1-2 2-3								1	0	0	0	0	0	0

Inning Stats	R: 0	H: 0	E: 0	K: 1	S: 10	R: 1	H: 3	E: 0	K: 1	S: 14	R: 0	H: 0	E: 1	K: 1	S: 7	R: 0	H: 0	E: 0	K: 1	S: 10	R: 1	H: 3	E: 1	K: 0	S: 16	R: 0	H: 1	E: 0	K: 1	S: 10	R: 1	H: 3	E: 0	K: 0	S: 12	R: 0	H: 0	E: 0	K: 1	S: 9	R: 0	H: 0	E: 0	K: 0	S: 5	1B: 6	SF: 0	2B: 1	SAC: 1	3B: 0	DP: 2	HR: 3	HBP: 0	WP: 0	PA: 39
--------------	------	------	------	------	-------	------	------	------	------	-------	------	------	------	------	------	------	------	------	------	-------	------	------	------	------	-------	------	------	------	------	-------	------	------	------	------	-------	------	------	------	------	------	------	------	------	------	------	-------	-------	-------	--------	-------	-------	-------	--------	-------	--------

PITCHER	IP	WLS	BF	H	R	ER	SO	BB	IBB	HBP	BLK	WP	HR	S	P	ERA	WHIP
Bob Ojeda, L ERA: 3.12	(1, 1)	6.2	32	9	3	3	5	3	0	0	0	0	3	77	133	4.05	1.800
Kevin Gross, R ERA: 4.47	(7, 1)	1.1	4	1	0	0	1	0	0	0	0	0	0	11	16	0.00	0.750
Mike Hartley, R ERA: 3.83	(9, 1)	0.2	2	0	0	0	0	0	0	0	0	0	0	3	5	0.00	0.000
John Candelaria, L ERA: 1.89	(9, 1)	0.1	1	0	0	0	0	0	0	0	0	0	0	2	3	0.00	0.000

BOTTOM

Los Angeles Dodgers @ San Diego Padres
Jack Murphy Stadium, San Diego, CA

Wed Jul 03 1991, 10:05 PM EDT
Att: 35,941 - Sunny - 74 F

livebaseballscorecards.com

AB	35
R	3
H	10
RBI	3
BB	3
SO	6
LOB	15



Batter	1	2	3	4	5	6	7	8	9	10	11	12	AB	R	H	RBI	BB	SO	LOB	TOP						
Brett Butler, L OBP: 0.395, SLG: 0.333 (1, 8)	0-2 G2-3	2-1 L7		1-1 G1-3			2-1 L7	2-2 S 1B		2-2 L5			6	0	1	1	0	0	5							
Juan Samuel, R OBP: 0.365, SLG: 0.457 (1, 4)	1-2 G6-3			3-1 F8 2B		2-1 G5-3	0-0 BB 1B	2-3 K 1-2			0-2 F8		6	0	2	0	0	1	1							
Darryl Strawberry, L OBP: 0.342, SLG: 0.404 (1, 9)	2-2 HR		0-3 SAFE K		0-1 F7		4-1 SAFE BB	1-2 BB		1-3 K		2-2 G4-3		5	1	1	1	1	2	1						
Eddie Murray, S OBP: 0.330, SLG: 0.405 (1, 3)	2-1 G5-3		1-0 F8		1-2 F8		4-1 BB	1-2 2-3 BB		3-3 K		4-0 BB		4	0	0	0	2	1	1						
Kal Daniels, L OBP: 0.327, SLG: 0.420 (1, 7)		0-0 1B 2B		4-0 BB		4-2 G6-3 BB	0-3 K			2-1 G3-1		1-3 K		4	1	1	0	2	2	4						
Lenny Harris, L OBP: 0.355, SLG: 0.335 Stan Javier, S OBP: 0.294, SLG: 0.350 Mike Sharperson, R OBP: 0.352, SLG: 0.339 (1, 5) (7, PH) (7, 5)		3-1 P2		1-1 F8		1-1 G6-3	1-2 G3-1			4-2 SH1-4 L5 BB		2-2 L9		3	0	0	0	0	0	4						
Gary Carter, R OBP: 0.355, SLG: 0.435 (1, 2)		0-2 SH2-4 1B		3-2 G4-3 SF8 2B		1-0 1B		2-1 F9 SH1-4 1B		4-2 SH1-4 BB		0-2 G6-3		5	2	4	0	1	0	0						
Alfredo Griffin, S OBP: 0.274, SLG: 0.263 (1, 6)		0-0 SH2-4 1B		0-0 G4-3		0-0 1B		1-0 SH1-4		0-0 SH1-4		0-2 2B		4	0	3	1	0	0	1						
Mike Morgan, R Dennis Cook, L Mich Webster, S Tin Crews, R Kevin Gross, R Carlos Hernandez, R Mike Hartley, R Mike Scapone, L Jim Goff, R (1, 1) (1, 1) (1, 1) (1, 1) (1, 1) (1, 1) (1, 1) (1, 1) (1, 1)		0-0 SH2-4		0-0 SF8		2-1 L9		1-1 F9		1-2 HBP		2-3 K		1	0	0	1	0	0	2						
Inning Stats	R: 1 E: 0 K: 0 S: 12	H: 1 LOB: 0 BB: 0 P: 17	R: 1 E: 0 K: 0 S: 10	H: 3 LOB: 2 BB: 0 P: 15	R: 0 E: 0 K: 1 S: 8	H: 1 LOB: 1 BB: 1 P: 17	R: 1 E: 0 K: 0 S: 9	H: 1 LOB: 0 BB: 0 P: 13	R: 0 E: 0 K: 0 S: 8	H: 2 LOB: 2 BB: 1 P: 17	R: 0 E: 0 K: 1 S: 11	H: 1 LOB: 3 BB: 2 P: 22	R: 1 E: 0 K: 1 S: 14	H: 2 LOB: 1 BB: 0 P: 22	R: 0 E: 0 K: 2 S: 8	H: 0 LOB: 0 BB: 0 P: 14	R: 0 E: 0 K: 0 S: 12	H: 0 LOB: 2 BB: 2 P: 23	R: 0 E: 0 K: 1 S: 10	H: 0 LOB: 1 BB: 1 P: 17	R: 0 E: 0 K: 1 S: 13	H: 1 LOB: 1 BB: 0 P: 17	1B: 7 2B: 5 3B: 0 HR: 1	SF: 1 SAC: 3 DP: 2 HBP: 1	WP: 0 PB: 0 SB: 1 CS: 0	PA: 54
PITCHER	IP	WLS	BF	H	R	ER	SO	BB	IBB	HBP	BLK	WP	HR	S	P	ERA	WHIP									
Greg Harris, R ERA: 2.86 (1, 1)	6.1		29	9	3	3	1	2	0	0	0	0	0	59	95	4.26	1.737									
Rich Rodriguez, L ERA: 3.55 (7, 1)	0.1		3	0	0	0	1	2	0	0	0	0	0	5	13	0.00	6.000									
Mike Maddux, R ERA: 2.56 (7, 1)	0.1		1	0	0	0	0	0	0	0	0	0	0	3	4	0.00	0.000									
Larry Andersen, R ERA: 2.84 (8, 1)	2.0		8	2	1	1	3	0	0	0	0	0	0	22	36	4.50	1.000									
Adam Peterson, R ERA: 2.4 (10, 1)	0.0		2	0	0	0	0	2	0	0	0	0	0	6	14	∞	∞									
PITCHER	IP	WLS	BF	H	R	ER	SO	BB	IBB	HBP	BLK	WP	HR	S	P	ERA	WHIP									
Craig Lefferts, L ERA: 4.43 (10, 1)	2.0		7	0	0	0	1	0	0	0	0	0	0	16	26	0.00	0.500									
Jose Melendez, R ERA: 4.02 (12, 1)	1.0	W	4	1	0	0	1	0	0	0	0	0	0	13	17	0.00	1.000									

Los Angeles Dodgers @ San Diego Padres
Jack Murphy Stadium, San Diego, CA
Thu Jul 04 1991, 10:05 PM EDT
Att. 40,446 - Sunny - 72 F

AB	42
R	4
H	12
RBI	4
BB	7
SO	7
LOB	24



Batter	1	2	3	4	5	6	7	8	9	10	11	12	AB	R	H	RBI	BB	SO	LOB	
Thomas Howard, S OBP: 0.326, SLG: 0.351	0-3 K		0-0 CS 1B		1-2 G3-1 1B		4-2 1B SF8 BB		1-2 1B		1 SAFE 3-2 G1-3			5	2	2	0	1	1	1
Tony Fernandez, S OBP: 0.361, SLG: 0.382	2-0 1B 2B 1B		1-0 1B 2B		3-2 G3-1		0-0 1B 1B		1-3 1B 1B		1 SAFE 1-3 SAFE SAFE SAFE K		0-0 P5	6	1	3	0	0	1	3
Tony Gwynn, L OBP: 0.390, SLG: 0.494	1-1 S 2B 1B		0-0 L6-3 1B		0-0 G1-3 1B		0-1 SF8				0-0 FC6-4 S 1B		2-3 K	5	1	4	2	0	1	0
Fred McGriff, L OBP: 0.405, SLG: 0.494	3-2 1-H 3-H 2B		2-0 L6-3 1-2		3-H 3-1 G1-3		1 SAFE 0-1 SAFE SAFE 1-H 1B				4-2 SAFE 1-2 FC6-4 IBB		3-1 1B SH 1B	5	1	3	2	1	0	3
Jerald Clark, R OBP: 0.366, SLG: 0.472	0-3 K			3-2 F8 2B		1-2 G6-3		1-3 K		1-3 K		0-1 SH IBB 1B	6	0	2	0	0	3	3	
Benito Santiago, R OBP: 0.272, SLG: 0.369	1-0 G6-3			1-0 F8 2-3		0-0 G6-3		0-0 G1-3		3-2 FC6-4 1-2 2-3		4-0 SH IBB 1-2	5	0	0	0	1	0	4	
Tim Teufel, R OBP: 0.371, SLG: 0.373		3-3 K		2-1 G1-3		4-1 FC6 BB		3-3 K		2-1 F9		2-1 SH	3	0	0	0	1	2	1	
Paul Faries, R OBP: 0.293, SLG: 0.239												1-2 2-3 3-H SH	1	0	0	1	0	0	2	
Scott Coolbaugh, R OBP: 0.303, SLG: 0.323		1-2 G5-3		4-0 IBB		3-1 FC6 1-2				1-0 F8		3-2 G1-3 HBP	3	0	0	0	1	0	1	
Greg Harris, R Rich Rodriguez, L Mike Maddux, L Tom Lincecum, R Larry Anderson, R Darrin Jackson, R Adam Peterson, R Craig Leflatta, L Shawn Abner, R Jose Matencio, R		0-3 K		0-3 K		1-1 G4-3				1-3 K		1-2 P3								


Inning Stats	R: 2	H: 3	E: 0	LOB: 1	K: 2	P: 13	R: 0	H: 0	E: 0	LOB: 0	K: 2	P: 9	R: 0	H: 3	E: 0	LOB: 1	K: 0	P: 7	R: 0	H: 1	E: 0	LOB: 2	K: 1	P: 9	R: 1	H: 1	E: 1	LOB: 0	K: 0	P: 9	R: 0	H: 0	E: 0	LOB: 1	K: 0	P: 7	R: 0	H: 0	E: 0	LOB: 0	K: 2	P: 7	R: 0	H: 1	E: 0	LOB: 2	K: 0	P: 10	R: 0	H: 0	E: 0	LOB: 0	K: 2	P: 7	R: 0	H: 1	E: 0	LOB: 1	K: 2	P: 10	R: 0	H: 1	E: 0	LOB: 2	K: 1	P: 11	R: 0	H: 0	E: 0	LOB: 1	K: 0	P: 18	R: 1	H: 2	E: 0	LOB: 3	K: 1	P: 10	R: 1	H: 2	E: 0	LOB: 0	K: 1	P: 10	R: 0	H: 0	E: 0	LOB: 0	K: 1	P: 21	R: 0	H: 0	E: 0	LOB: 0	K: 1	P: 21	R: 0	H: 0	E: 0	LOB: 0	K: 1	P: 21	R: 0	H: 0	E: 0	LOB: 0	K: 1	P: 21	R: 0	H: 0	E: 0	LOB: 0	K: 1	P: 21	R: 0	H: 0	E: 0	LOB: 0	K: 1	P: 21	R: 0	H: 0	E: 0	LOB: 0	K: 1	P: 21
--------------	------	------	------	--------	------	-------	------	------	------	--------	------	------	------	------	------	--------	------	------	------	------	------	--------	------	------	------	------	------	--------	------	------	------	------	------	--------	------	------	------	------	------	--------	------	------	------	------	------	--------	------	-------	------	------	------	--------	------	------	------	------	------	--------	------	-------	------	------	------	--------	------	-------	------	------	------	--------	------	-------	------	------	------	--------	------	-------	------	------	------	--------	------	-------	------	------	------	--------	------	-------	------	------	------	--------	------	-------	------	------	------	--------	------	-------	------	------	------	--------	------	-------	------	------	------	--------	------	-------	------	------	------	--------	------	-------	------	------	------	--------	------	-------

PITCHER	IP	WLS	BF	H	R	ER	SO	BB	IBB	HBP	BLK	WP	HR	S	P	ERA	WHIP
Mike Morgan, R ERA: 2.48	(1, 1)	6.1	29	9	4	3	5	2	1	0	0	0	0	57	101	4.26	1.737
Dennis Cook, L ERA:	(7, 1)	0.2	2	1	0	0	0	0	0	0	0	0	0	4	4	0.00	1.500
Tim Crews, R ERA: 3.51	(8, 1)	1.0	3	0	0	0	2	0	0	0	0	0	0	7	11	0.00	0.000
Kevin Gross, R ERA: 4.38	(9, 1)	1.0	4	1	0	0	2	0	0	0	0	0	0	10	14	0.00	1.000
Mike Hartley, R ERA: 3.67	(10, 1)	2.0	9	1	0	0	1	0	1	1	0	0	0	22	39	0.00	0.500

Los Angeles Dodgers @ San Diego Padres
Jack Murphy Stadium, San Diego, CA
 Thu Jul 04 1991, 10:05 PM EDT
 Att: 40,446 - Sunny - 72 F

AB	R	H	RBI	BB	SO	LOB
44	5	14	5	5	11	21

WP: 0 PA: 52
 PB: 0
 SB: 2
 CS: 1



PITCHER	IP	WLS	BF	H	R	ER	SO	BB	IBB	HBP	BLK	WP	HR	S	P	ERA	WHIP
Jim Gott, R ERA: 3.45	(12, 1)	0.1	5	2	1	1	1	0	1	0	0	0	0	10	21	27.00	6.000

Batter	1	2	3	4	5	6	7	8	9	AB R H RBI BB SO LOB	TOP											
Otis Nixon, S OBP: 0.389, SLG: 0.356 (1, 9)	1-3 K		0-0 SH1-3		2-3 K		3-2 FC4-6 2B		2-2 G6-3	4 1 1 0 0 2 2												
Deion Sanders, L OBP: 0.280, SLG: 0.305 (1, 7)	0-0 B5-3		0-3 K G3		2-1 F7		4-2 FC4-6 BB		0-1 G4-3	4 0 0 0 1 1 3												
Terry Pendleton, S OBP: 0.378, SLG: 0.517 (1, 5)	2-1 E6 3B 1B		0-2 G3		0-0 FC1-4 1B		0-1 FC4-6 E 1-2f 3-H			4 1 2 1 0 0 3												
Ron Gant, R OBP: 0.294, SLG: 0.481 (1, 8)	0-0 2-H 3B		1-2 L7		2-2 FC1-4 1-2f HR		1-2 P2			4 1 1 1 0 0 4												
Jeff Blauser, R OBP: 0.377, SLG: 0.492 (1, 6)	2-2 F8		1-1 G6-3		1 SAFE 2-0 HR 1-H		1-3 K			4 1 1 2 0 1 1												
Rafael Belliard, R OBP: 0.268, SLG: 0.261 (8, 6)										0 0 0 0 0 0 0												
Mike Bell, L OBP: 0.211, SLG: 0.368 (1, 3)		0-2 F8	1-3 K		1-3 K		0-2 F7			4 0 0 0 0 2 0												
Greg Olson, R OBP: 0.324, SLG: 0.366 (1, 2)		1-3 K	2-2 G6-3		0-0 1B		1-3 K			4 0 1 0 0 2 0												
Mark Lemke, S OBP: 0.344, SLG: 0.342 (1, 4)		1-1 F7			4-1 SH5-3 BB		0-0 G4-3		3-2 G6-3 SH1-4 1B	3 0 1 0 1 0 1												
Tom Glavine, L OBP: 0.357, SLG: 0.316 (1, 1)			0-0 PB SH1-3 1B		1-2 SH5-3		1-3 K		0-1 SH1-4	2 0 1 0 0 1 0												
Inning Stats	R: 1 E: 1 K: 1 S: 10	H: 2 LOB: 1 BB: 0 P: 15	R: 0 E: 0 K: 1 S: 8	H: 0 LOB: 0 BB: 0 P: 10	R: 0 E: 0 K: 1 S: 12	H: 1 LOB: 2 BB: 0 P: 13	R: 0 E: 0 K: 1 S: 9	H: 0 LOB: 0 BB: 0 P: 13	R: 0 E: 0 K: 1 S: 9	H: 0 LOB: 1 BB: 1 P: 18	R: 2 E: 0 K: 1 S: 12	H: 3 LOB: 1 BB: 0 P: 17	R: 1 E: 1 K: 1 S: 17	H: 1 LOB: 1 BB: 1 P: 26	R: 0 E: 0 K: 2 S: 11	H: 0 LOB: 0 BB: 0 P: 13	R: 0 E: 0 K: 0 S: 11	H: 1 LOB: 1 BB: 0 P: 16	1B: 5 2B: 1 3B: 1 HR: 1	SF: 0 SAC: 3 DP: 0 HBP: 0	WP: 0 PB: 1 SB: 2 CS: 0	PA: 38
PITCHER	IP WLS BF H R ER SO BB IBB HBP BLK WP HR S P ERA WHIP																				ERA WHIP	
Tim Belcher, R ERA: 2.41 (1, 1)	7.0 L 31 7 4 4 7 2 0 0 0 0 1 77 112 5.14 1.286																					
Tim Crews, R ERA: 3.43 (8, 1)	1.0 3 0 0 0 2 0 0 0 0 0 0 0 11 13 0.00 0.000																					
Dennis Cook, L ERA: (9, 1)	1.0 4 1 0 0 0 0 0 0 0 0 0 0 11 16 0.00 1.000																					

Atlanta Braves @ Los Angeles Dodgers
Dodger Stadium, Los Angeles, CA

livebaseballscorecards.com

AB 33
R 4
H 8
RBI 4
BB 2
SO 9
LOB 14



Fri Jul 05 1991, 7:05 PM PDT
Att. 49,199 - Sunny - 75 F

Batter	1	2	3	4	5	6	7	8	9	AB R H RBI BB SO LOB
Brett Butler, L OBP: 0.393, SLG: 0.332 (1, 8) X	0-0 1B 1B		2-2 G3		2-1 G6-3			1-2 G6-3		4 0 1 0 0 0 0
Juan Samuel, R OBP: 0.360, SLG: 0.451 (1, 4) S	0-3 K		1-0 G6-3			2-3 K		2-2 G5-3		4 0 0 0 0 2 1
Darryl Strawberry, L OBP: 0.340, SLG: 0.401 (1, 9) C	2-1 G5-4-3 1B		3-3 K			0-1 G4-3		0-1 P6		4 0 1 0 0 1 0
Eddie Murray, S OBP: 0.326, SLG: 0.399 (1, 3) F	0-1 G5-4-3			1-3 K		0-0 P2		2-3 K		4 0 0 0 0 2 2
Kal Daniels, L OBP: 0.330, SLG: 0.426 (1, 7) B		3-2 2B SF9 1B		1-0 G6-3		0-1 F8		1-2 FC6-4 2B		4 1 2 0 0 0 0
Gary Carter, R OBP: 0.359, SLG: 0.438 (1, 2) C		0-3 K		0-0 1B		3-1 1B 1B		1-1 E5 FC6-4		4 0 2 0 0 1 2
Mike Sharperson, R OBP: 0.360, SLG: 0.364 (1, 5) X		0-0 SF9 2B		1-0 G5-3		1-0 1B		1-2 FC6-4 S		4 0 2 0 0 0 3
Alfredo Griffin, S OBP: 0.273, SLG: 0.260 (1, 6) X		0-0 SF9			0-0 G5-3		1-3 K	4-2 BB		2 0 0 1 1 1 2
Tim Belcher, R OBP: 0.167, SLG: 0.194 (1, 1) B		1-3 K			0-3 K		2-3 K	3-1 G6-3		2 0 0 0 0 2 1
Stan Javier, S OBP: 0.292, SLG: 0.347 (7, PH) C										1 0 0 0 0 1 2
Tim Crews, R (8, 1) C										0 0 0 0 0 0 0
Dennis Cook, L (9, 1) C										0 0 0 0 0 0 0
Mitch Webster, S OBP: 0.229, SLG: 0.265 (9, PH) C										1 0 0 0 0 0 3

Inning Stats	R: 0 E: 0 K: 1 S: 8	H: 2 LOB: 1 BB: 0 P: 10	R: 1 E: 0 K: 2 S: 12	H: 2 LOB: 1 BB: 0 P: 16	R: 0 E: 0 K: 1 S: 9	H: 1 LOB: 1 BB: 0 P: 15	R: 0 E: 0 K: 1 S: 7	H: 0 LOB: 0 BB: 0 P: 10	R: 0 E: 0 K: 1 S: 6	H: 0 LOB: 0 BB: 0 P: 8	R: 0 E: 0 K: 1 S: 6	H: 0 LOB: 0 BB: 0 P: 8	R: 0 E: 0 K: 2 S: 12	H: 2 LOB: 2 BB: 0 P: 19	R: 0 E: 0 K: 0 S: 9	H: 0 LOB: 0 BB: 0 P: 12	R: 0 E: 1 K: 1 S: 21	H: 1 LOB: 3 BB: 1 P: 33	1B: 6 2B: 2 3B: 0 HR: 0	SF: 1 SAC: 0 DP: 1 HBP: 0	WP: 0 PB: 1 SB: 1 CS: 0	PA: 36
--------------	------------------------------	----------------------------------	-------------------------------	----------------------------------	------------------------------	----------------------------------	------------------------------	----------------------------------	------------------------------	---------------------------------	------------------------------	---------------------------------	-------------------------------	----------------------------------	------------------------------	----------------------------------	-------------------------------	----------------------------------	----------------------------------	------------------------------------	----------------------------------	--------

PITCHER	IP	WLS	BF	H	R	ER	SO	BB	IBB	HBP	BLK	WP	HR	S	P	ERA	WHIP	PITCHER	IP	WLS	BF	H	R	ER	SO	BB	IBB	HBP	BLK	WP	HR	S	P	ERA	WHIP		
Tom Glavine, L ERA: 1.98 (1, 1)	9.0	W	36	8	1	1	10	1	0	0	0	0	0	90	131	1.00	1.000																				

BOTTOM

Atlanta Braves @ Los Angeles Dodgers
Dodger Stadium, Los Angeles, CA
 Fri Jul 05 1991, 7:05 PM PDT
 Att: 49,199 - Sunny - 75 F

livebaseballscores.com

AB	34
R	1
H	8
RBI	1
BB	1
SO	10
LOB	16



Batter	1	2	3	4	5	6	7	8	9	AB R H RBI BB SO LOB	TOP		
Otis Nixon, S (1, 9) <small>OBP: 0.390, SLG: 0.354</small>										4 1 1 0 1 1 0	Atlanta Braves @ Los Angeles Dodgers Dodger Stadium, Los Angeles, CA Sat Jul 06 1991, 7:05 PM PDT Att. 47,207 - Cloudy - 77 F		
Lonnie Smith, R (1, 7) <small>OBP: 0.348, SLG: 0.362</small>									4 1 0 0 0 1 1				
Terry Pendleton, S (1, 5) <small>OBP: 0.379, SLG: 0.516</small>									4 1 1 0 1 1 2				
Ron Gant, R (1, 8) <small>OBP: 0.296, SLG: 0.483</small>									5 2 2 3 0 1 3				
Jeff Blausler, R (1, 6) <small>OBP: 0.373, SLG: 0.484</small>									5 0 1 0 0 1 3				
Brian Hunter, R (1, 3) <small>OBP: 0.370, SLG: 0.640</small>									5 0 1 1 0 1 1				
Greg Olson, R (1, 2) <small>OBP: 0.333, SLG: 0.374</small>									2 1 1 0 2 0 0				
Mark Lemke, S (1, 4) <small>OBP: 0.340, SLG: 0.337</small>									4 0 1 1 0 0 4				
<small>29 John Smoltz, R Rick Mahler, R Mike Bell, L Marvin Freeman, R Tommy Gregg, L Mike Stanton, L Jeff Treadway, L Rafael Belliard, R Kent Mercker, L</small>									1 0 0 0 0 0 0 1 0 0 0 0 0 0 0 0 1 0 0 0 0 0 0 0 0 0 0 0 0 0 0 0 1 0 0 0 0 0 0 2 0 0 0 0 0 0 0 0 0 0 0 0 0 0 0 0 1 0 0 0 0 0 0 2 0 0 0 0 0 0 0 0				
Inning Stats	R: 0 H: 0 E: 1 LOB: 1 K: 2 BB: 0 S: 10 P: 14	R: 1 H: 2 E: 0 LOB: 1 K: 0 BB: 0 S: 8 P: 8	R: 0 H: 1 E: 1 LOB: 2 K: 1 BB: 0 S: 11 P: 14	R: 0 H: 0 E: 0 LOB: 0 K: 0 BB: 0 S: 6 P: 10	R: 0 H: 0 E: 0 LOB: 1 K: 1 BB: 1 S: 6 P: 13	R: 1 H: 3 E: 0 LOB: 2 K: 0 BB: 1 S: 10 P: 21	R: 4 H: 2 E: 1 LOB: 2 K: 2 BB: 2 S: 21 P: 34	R: 0 H: 0 E: 0 LOB: 0 K: 0 BB: 0 S: 7 P: 9	R: 0 H: 0 E: 0 LOB: 0 K: 0 BB: 0 S: 7 P: 10	1B: 5 SF: 0 2B: 4 SAC: 0 3B: 0 DP: 1 HR: 0 HBP: 1	WP: 0 PA: 42 PB: 0 SB: 2 CS: 0		
PITCHER	IP WLS BF H R ER SO BB IBB HBP BLK WP HR S P ERA WHIP											PITCHER	IP WLS BF H R ER SO BB IBB HBP BLK WP HR S P ERA WHIP
Orel Hershiser, R (1, 1) <small>ERA: 3.8</small>	6.0 W 29 7 4 4 4 2 0 1 0 0 0 0 55 87 6.00 1.500												
Dennis Cook, L (7, 1) <small>ERA: 5.4</small>	0.0 1 0 0 0 0 1 0 0 0 0 0 0 3 7 ∞ ∞												
Mike Hartley, R (7, 1) <small>ERA: 3.62</small>	0.2 5 1 2 1 2 1 0 0 0 0 0 0 13 19 13.50 3.000												
John Candelaria, L (7, 1) <small>ERA: 1.77</small>	1.1 4 0 0 0 0 0 0 0 0 0 0 0 8 10 0.00 0.000												
Kevin Gross, R (9, 1) <small>ERA: 4.29</small>	1.0 S 3 0 0 0 0 0 0 0 0 0 0 0 7 10 0.00 0.000												

livebaseballscorecards.com

AB	37
R	6
H	8
RBI	5
BB	4
SO	6
LOB	19



Batter	1	2	3	4	5	6	7	8	9
Brett Butler, L OBP: 0.399, SLG: 0.336 (1, 8)	1-1 BB 1B	4-1 3B BB		3-2 F7	0-0 E3 1B			4-2 WP BB	
Juan Samuel, R OBP: 0.358, SLG: 0.447 (1, 4)	0-3 K	0-0 P4		2-0 S 1B	0-1 E3 1B			1-0 G5-3	
Darryl Strawberry, L OBP: 0.342, SLG: 0.408 (1, 9)	4-0 BB 1B	1-1 1B 3B		2-3 K 1B			1-2 G3	3-2 F7	
Eddie Murray, S OBP: 0.328, SLG: 0.399 (1, 3)	1-1 F8	0-0 1B		4-1 FC4-6 BB			1-3 K		
Kal Daniels, L OBP: 0.328, SLG: 0.420 (1, 7)	4-1 1B BB	1-0 G4-3		1-1 FC4-6 1-2f			1-3 K		
Lenny Harris, L OBP: 0.357, SLG: 0.338 (1, 5)	0-2 1B		1-1 G3-1		1-0 SH5-4 1B 1B		1-1 G6-3		
Gary Carter, R OBP: 0.348, SLG: 0.422 (1, 2)	2-2 F8		2-0 G4-3		0-3 K		0-3 K		
Alfredo Griffin, S OBP: 0.277, SLG: 0.270 (1, 6)		2-3 K	1-0 2B		0-0 SH5-4 1B		0-1 G4-3		
Orel Hershiser, R OBP: 0.290, SLG: 0.500 (7, 1)		4-1 S 3B BB	0-2 L6		0-0 SH5-4		2-3 K		
Dennis Cook, L OBP: 0.290, SLG: 0.344 (7, 1)					1-2 2-3				
Mike Hartley, R OBP: 0.231, SLG: 0.250 (7, 1)									
John Candelaria, L OBP: 0.231, SLG: 0.250 (8, PH)									
Stan Javier, S OBP: 0.231, SLG: 0.250 (9, 1)									
Kevin Gross, R OBP: 0.231, SLG: 0.250 (9, 1)									

Inning Stats	R: 2 E: 0 K: 1 S: 17	H: 2 LOB: 2 BB: 2 P: 29	R: 3 E: 0 K: 1 S: 10	H: 2 LOB: 1 BB: 2 P: 22	R: 0 E: 0 K: 0 S: 7	H: 1 LOB: 1 BB: 0 P: 11	R: 0 E: 0 K: 1 S: 13	H: 1 LOB: 2 BB: 1 P: 25	R: 2 E: 1 K: 1 S: 10	H: 3 LOB: 1 BB: 0 P: 11	R: 0 E: 0 K: 2 S: 10	H: 0 LOB: 0 BB: 0 P: 13	R: 0 E: 0 K: 1 S: 7	H: 0 LOB: 0 BB: 0 P: 8	R: 0 E: 0 K: 1 S: 15	H: 0 LOB: 1 BB: 1 P: 25
--------------	-------------------------------	----------------------------------	-------------------------------	----------------------------------	------------------------------	----------------------------------	-------------------------------	----------------------------------	-------------------------------	----------------------------------	-------------------------------	----------------------------------	------------------------------	---------------------------------	-------------------------------	----------------------------------

PITCHER	IP	WLS	BF	H	R	ER	SO	BB	IBB	HBP	BLK	WP	HR	S	P	ERA	WHIP
29 John Smoltz, R ERA: 5.16 (1, 1)	1.2	L	13	4	5	5	2	4	0	0	0	0	0	26	49	27.00	4.800
Rick Mahler, R ERA: 3.91 (2, 1)	2.1		10	2	0	0	1	1	0	0	0	0	0	21	38	0.00	1.286
Marvin Freeman, R ERA: 3.33 (5, 1)	1.0		6	3	2	2	1	0	0	0	0	0	0	10	11	18.00	3.000
Mike Stanton, L ERA: 3.09 (6, 1)	1.0		3	0	0	0	2	0	0	0	0	0	0	10	13	0.00	0.000
Kent Mercker, L ERA: 1.82 (7, 1)	2.0		7	0	0	0	2	1	0	0	0	1	0	22	33	0.00	0.500

BOTTOM

Atlanta Braves @ Los Angeles Dodgers
Dodger Stadium, Los Angeles, CA

Sat Jul 06 1991, 7:05 PM PDT
Att: 47,207 - Cloudy - 77 F

AB	R	H	RBI	BB	SO	LOB
3	2	2	2	2	0	0
5	0	1	0	0	1	5
4	2	1	2	1	1	2
3	0	1	1	1	1	2
3	0	0	0	1	1	3
4	1	2	2	0	0	0
4	0	0	0	0	2	3
4	1	2	0	0	1	0
1	1	0	0	1	0	1
0	0	0	0	0	0	0
0	0	0	0	0	0	0
0	0	0	0	0	0	0
1	0	0	0	0	1	0
0	0	0	0	0	0	0

AB	32
R	7
H	9
RBI	7
BB	6
SO	8
LOB	16

livebaseballscorecards.com



1B	7	SF	0
2B	1	SAC	1
3B	1	DP	0
HR	0	HBP	0
WP	1	PA	39
PB	0		
SB	2		
CS	0		

Batter	1	2	3	4	5	6	7	8	9	AB R H RBI BB SO LOB	TOP		
Otis Nixon, S (1, 9) <small>OBP: 0.383, SLG: 0.348</small> Kent Mercker, L (7, 1) <small>(7, 1)</small> Juan Berenguer, R (9, PH) <small>OBP: 0.337, SLG: 0.333</small>	0-1 F9		1-1 P2		1-3 K		2-3 K		1-1 G3	4 0 0 0 0 2 3 0 0 0 0 0 0 0 0 0 0 0 0 0 0 1 0 0 0 0 0 0	Atlanta Braves @ Los Angeles Dodgers Dodger Stadium, Los Angeles, CA Sun Jul 07 1991, 3:33 AM PDT Att. 41,965 - Cloudy - 80 F		
Deion Sanders, L (1, 7) <small>OBP: 0.271, SLG: 0.294</small> Brian Hunter, R (7, PH) <small>OBP: 0.364, SLG: 0.627</small> <small>(7, 3)</small>	1-0 F8		0-1 F8			1-2 G6-3	1-0 G6-3			3 0 0 0 0 0 0 1 0 0 0 0 0 2			
Terry Pendleton, S (1, 5) <small>OBP: 0.377, SLG: 0.512</small>	0-0 F8		1-2 G6-3			1-2 F8		1-2 E HBP G6-3 1B		4 1 1 0 0 0 0			
Ron Gant, R (1, 8) <small>OBP: 0.302, SLG: 0.485</small>		0-3 K		2-2 CS 1B		2-2 1B		3-2 G6-3 E 1-2 HBP		3 0 2 0 0 1 0			
Tommy Gregg, L (1, 3) <small>OBP: 0.271, SLG: 0.231</small> <small>(7, 9)</small>		1-1 S 1B 1B		3-1 SAFE SAFE SAFE SAFE 1-2 FC8-4 2B		0-3 SAFE K		0-1 E6 G6-3 1-2 2-3		4 1 2 0 0 1 3			
Jeff Treadway, L (1, 4) <small>OBP: 0.374, SLG: 0.433</small>		1-1 1B 1B 1-H		2-1 SAFE FC8-4 2-3		0-1 FC6-4 1B		0-0 G6-3 1-2f 2-3 3-H		4 0 2 1 0 0 3			
Jeff Blauser, R (1, 6) <small>OBP: 0.370, SLG: 0.478</small>		0-1 SAFE 1-2 1B		1-2 L9		1-2 FC6-4 E 1-2f		1-3 K		4 1 1 0 0 1 2			
Greg Olson, R (1, 2) <small>OBP: 0.332, SLG: 0.371</small>		2-3 K		0-1 SH5-3 1B		0-1 E3 1-H		2-3 K		4 0 1 0 0 2 2			
Charlie Leibrandt, R (1, 1) <small>OBP: 0.056, SLG: 0.086</small> Mike Stanton, L (6, 1) <small>(7, PH)</small> Lonnie Smith, R (7, 7) <small>OBP: 0.350, SLG: 0.364</small> <small>(7, 7)</small>		0-2 F7		0-0 SH5-3 1-2		0-0 1B		0-1 G1-3		1 0 0 0 0 0 2 0 0 0 0 0 0 0 2 0 1 0 0 0 0			
Inning Stats	R: 0 E: 0 K: 0 S: 4 H: 0 LOB: 0 BB: 0 P: 5	R: 1 E: 0 K: 2 S: 16 H: 3 LOB: 2 BB: 0 P: 20	R: 0 E: 0 K: 0 S: 8 H: 0 LOB: 0 BB: 0 P: 10	R: 0 E: 0 K: 0 S: 8 H: 2 LOB: 0 BB: 0 P: 14	R: 0 E: 0 K: 1 S: 9 H: 1 LOB: 1 BB: 0 P: 11	R: 0 E: 0 K: 1 S: 12 H: 1 LOB: 1 BB: 0 P: 16	R: 1 E: 1 K: 1 S: 12 H: 2 LOB: 2 BB: 0 P: 16	R: 1 E: 1 K: 1 S: 11 H: 1 LOB: 1 BB: 0 P: 16	R: 0 E: 0 K: 1 S: 7 H: 0 LOB: 0 BB: 0 P: 10	1B: 9 2B: 2 3B: 0 HR: 0 SF: 0 SAC: 1 DP: 2 HBP: 1	WP: 0 PB: 0 SB: 1 CS: 1 PA: 37		
PITCHER	IP WLS BF H R ER SO BB IBB HBP BLK WP HR S P ERA WHIP											PITCHER	IP WLS BF H R ER SO BB IBB HBP BLK WP HR S P ERA WHIP
Ramon Martinez, R (1, 1) <small>ERA: 2.54</small> Dennis Cook, L (6, 1) <small>ERA: 4.5</small> Tim Crews, R (7, 1) <small>ERA: 3.4</small> John Candelaria, L (7, 1) <small>ERA: 1.74</small> Mike Morgan, R (7, 1) <small>ERA: 2.43</small>	5.2 W 22 7 1 1 3 0 0 0 0 0 0 0 54 73 1.59 1.235												

livebaseballscorecards.com

AB	35
R	3
H	10
RBI	1
BB	0
SO	7
LOB	17



Batter	1	2	3	4	5	6	7	8	9	AB R H RBI BB SO LOB
Brett Butler, L OBP: 0.403, SLG: 0.341 (1, 8) C F B X	1-2 CS 1B			1-2 SH1-3 1B	2-2 E4 1B		2-3 K			4 1 3 1 0 1 0
Mike Sharperson, R OBP: 0.359, SLG: 0.362 (1, 5) B 1 SAFE F 1 SAFE B X	2-1 G4-3 1-2			0-0 SH1-3 1-2	2-1 G6-3		0-0 G4-3 E 1B			3 1 1 0 0 0 2
Darryl Strawberry, L OBP: 0.344, SLG: 0.410 (1, 9) C B B X S	2-2 G4-3			2-0 G3 BB 2-H 1B		3-2 F8	1-2 G4-3 E 1B			4 1 2 1 0 0 0
Eddie Murray, S OBP: 0.330, SLG: 0.398 (1, 3) B B T T F T F T F T F T		3-2 K		4-2 G3 BB 1-2		0-1 2B 1B	3-2 G4-3			3 1 1 0 1 1 2
Kal Daniels, L OBP: 0.327, SLG: 0.421 (1, 7) Mitch Webster, S OBP: 0.229, SLG: 0.265 (9, 7) B X		2-0 G4-3		1-0 G3 1-2 2-3		0-0 1B 2B	1-1 E1			4 0 1 0 0 0 2 0 0 0 0 0 0 0
Gary Carter, R OBP: 0.346, SLG: 0.412 (1, 2) S T T B C B B S		3-3 K		3-3 K2-3		2-2 1B HBP	1-2 G3-1			3 0 0 0 0 2 3
Lenny Harris, L OBP: 0.354, SLG: 0.335 (1, 4) Juan Samuel, R OBP: 0.359, SLG: 0.447 (6, PH) (7, 4) X			0-0 G6-3		0-0 G4-3	1-0 FC6-4 1B		2-3 K		2 0 0 0 0 0 0 2 0 1 1 0 1 0
Alfredo Griffin, S OBP: 0.277, SLG: 0.269 (1, 6) B S T C B S			1-3 K		1-0 SH2-4 E 1B	0-0 F9	1-3 K			4 1 1 0 0 2 3
Ramon Martinez, R OBP: 0.146, SLG: 0.125 (1, 1) Dennis Cook, L (6, 1) Stan Javier, S OBP: 0.289, SLG: 0.341 (6, PH) Tim Crews, R (7, 1) John Candelaria, L (7, 1) Mike Morgan, R OBP: 0.071, SLG: 0.073 (7, 1) X			0-0 G4-3		2-0 SH2-4 1-2	0-2 FC6-4	0-0 L9			1 0 0 0 0 0 0 0 0 0 0 0 0 0 1 0 0 0 0 0 3 0 0 0 0 0 0 0 0 0 0 0 0 0 0 1 0 0 0 0 0 0

Inning Stats	R: 0	H: 1	E: 0	K: 0	S: 8	LOB: 0	BB: 0	P: 13	R: 0	H: 0	E: 0	K: 2	S: 9	LOB: 0	BB: 0	P: 17	R: 0	H: 0	E: 0	K: 1	S: 5	LOB: 0	BB: 0	P: 6	R: 1	H: 2	E: 0	K: 1	S: 14	LOB: 2	BB: 1	P: 25	R: 1	H: 2	E: 1	K: 0	S: 8	LOB: 1	BB: 0	P: 15	R: 1	H: 3	E: 0	K: 0	S: 13	LOB: 3	BB: 0	P: 19	R: 2	H: 2	E: 1	K: 1	S: 17	LOB: 1	BB: 0	P: 25	R: 0	H: 0	E: 0	K: 2	S: 7	LOB: 0	BB: 0	P: 10
--------------	------	------	------	------	------	--------	-------	-------	------	------	------	------	------	--------	-------	-------	------	------	------	------	------	--------	-------	------	------	------	------	------	-------	--------	-------	-------	------	------	------	------	------	--------	-------	-------	------	------	------	------	-------	--------	-------	-------	------	------	------	------	-------	--------	-------	-------	------	------	------	------	------	--------	-------	-------

PITCHER															PITCHER																																																		
IP	WLS	BF	H	R	ER	SO	BB	IBB	HBP	BLK	WP	HR	S	P	ERA	WHIP	IP	WLS	BF	H	R	ER	SO	BB	IBB	HBP	BLK	WP	HR	S	P	ERA	WHIP																																
Charlie Leibrandt, L (1, 1)	5.1	L	25	8	3	3	4	1	0	0	0	0	53	91	5.06	1.688	Mike Stanton, L (6, 1)	0.2		2	0	0	0	0	0	0	0	0	4	4	0.00	0.000	Ken Mercker, L (7, 1)	0.2		5	2	2	0	1	0	0	0	0	13	20	0.00	3.000	Juan Berenguer, R (7, 1)	1.1		4	0	0	0	2	0	0	0	0	0	11	15	0.00	0.000

BOTTOM

Atlanta Braves @ Los Angeles Dodgers
Dodger Stadium, Los Angeles, CA

Sun Jul 07 1991, 3:33 AM PDT
Att: 41,965 - Cloudy - 80 F

AB	32
R	5
H	10
RBI	3
BB	1
SO	7
LOB	15

livebaseballscorecards.com



1B: 9	SF: 0	WP: 0	PA: 36
2B: 1	SAC: 2	PB: 0	
3B: 0	DP: 0	SB: 0	
HR: 0	HBP: 1	CS: 1	

Batter	1	2	3	4	5	6	7	8	9	AB R H RBI BB SO LOB	TOP												
Brett Butler, L (1, 8) OBP: 0.403, SLG: 0.340	4-2 G6-3 BB	3-2 F8			0-0 G3 S 1B	0-0 FC4 1-2f			1-0 G1-3	4 0 1 0 1 0 3													
Juan Samuel, R (1, 4) OBP: 0.354, SLG: 0.440	2-2 G6-3 1-2		1-2 L4		2-2 L9 1-2		2-3 K		1-3 K	5 0 0 0 0 2 2													
Darryl Strawberry, L (1, 9) OBP: 0.343, SLG: 0.404	4-1 FC6-4 BB		2-0 F7		2-1 G3 2-3		1-3 K			3 0 0 0 1 1 1													
Eddie Murray, S (1, 3) OBP: 0.329, SLG: 0.394	2-1 F7		4-1 E 1B BB		3-2 L7		0-3 K			3 0 0 0 1 1 3													
Kal Daniels, L (1, 7) OBP: 0.330, SLG: 0.420	1-1 FC6-4 1-2f		2-1 E5 1B			4-1 1B G1-3 BB		3-1 SH1-4 1B		3 0 1 0 1 0 3													
Lenny Harris, L (1, 5) OBP: 0.358, SLG: 0.340		0-1 HR 1B	2-2 1B 2-H			1-0 G1-3 1-2		1 SAFE 0-0 SH1-4 1-2		3 1 2 0 0 0 1													
Gary Carter, R (1, 2) OBP: 0.343, SLG: 0.407		3-0 F9		1-3 K		0-0 1B 2-3		1-1 G5-3		4 0 1 0 0 1 2													
Alfredo Griffin, S (1, 6) OBP: 0.276, SLG: 0.269		1 SAFE 2-1 F7		0-3 K		1 SAFE 0-0 FC4 1-2		0-1 G6-3		4 0 1 0 0 1 2													
Bob Ojeda, L (1, 1) OBP: 0.250, SLG: 0.300		3-2 HR		1-0 G4-3		1-3 K		2-1 G5-3		2 1 1 2 0 0 0													
Stan Javier, S (6, PH) OBP: 0.286, SLG: 0.339										1 0 0 0 0 1 3													
Tim Crews, R (6, 1)										0 0 0 0 0 0 0													
Mike Sharperson, R (9, PH) OBP: 0.354, SLG: 0.357										1 0 0 0 0 0 0													
Inning Stats	R: 0 E: 0 K: 0 S: 11	H: 0 LOB: 2 BB: 2 P: 24	R: 2 E: 0 K: 0 S: 14	H: 2 LOB: 0 BB: 0 P: 25	R: 0 E: 1 K: 0 S: 10	H: 1 LOB: 2 BB: 1 P: 21	R: 0 E: 0 K: 2 S: 7	H: 0 LOB: 0 BB: 0 P: 9	R: 0 E: 0 K: 1 S: 8	H: 2 LOB: 3 BB: 1 P: 14	R: 0 E: 0 K: 3 S: 11	H: 0 LOB: 0 BB: 0 P: 14	R: 0 E: 0 K: 0 S: 7	H: 1 LOB: 1 BB: 0 P: 11	R: 0 E: 0 K: 1 S: 7	H: 0 LOB: 0 BB: 0 P: 11	1B: 6 2B: 0 3B: 0 HR: 1	SF: 0 SAC: 1 DP: 0 HBP: 0	WP: 0 PB: 0 SB: 1 CS: 0	PA: 38			
PITCHER Mark Gardner, R (1, 1) ERA: 3.38 Scott Ruskin, L (8, 1) ERA: 2.31	IP 7.0 2.0	WLS W S	BF 31 7	H 6 1	R 2 0	ER 2 0	SO 6 1	BB 4 0	IBB 0 0	HBP 0 0	BLK 0 0	WP 0 0	HR 1 0	S 72 14	P 124 22	ERA 2.57 0.00	WHIP 1.429 0.500						

Los Angeles Dodgers @ Montreal Expos
 Olympic Stadium, Montreal, QB
 Thu Jul 11 1991, 7:05 PM EDT
 Att. 13,133 - Cloudy - 73 F

AB	33
R	2
H	7
RBI	2
BB	4
SO	7
LOB	20



Batter	1	2	3	4	5	6	7	8	9	AB	R	H	RBI	BB	SO	LOB
Marquis Grissom, R OBP: 0.318, SLG: 0.364 (1, 8)	4-1 S 1B BB BB	3-2 CS	0-1 F9		3-2 G6-3			1-0 G6-3		3	1	0	0	1	0	0
Delino DeShields, L OBP: 0.372, SLG: 0.360 (1, 4)	0-0 BB BB 1-2 G6-4-3 1B		2-3 K		2-3 K			2-2 F7 2B		4	1	2	0	0	2	0
Ivan Calderon, R OBP: 0.374, SLG: 0.467 (1, 7)	4-2 SAFE G6-4-3 BB 1-2 2-3 BB		2-1 HR		0-0 G4-3			0-0 F7 2-3		3	1	1	1	1	0	1
Tim Wallach, R OBP: 0.312, SLG: 0.351 (1, 5)	4-1 G6-4-3 BB 1-2 2-3 BB		1-0 2B		1-1 F8			4-0 IBB		2	0	1	1	2	0	0
Andres Galarraga, R OBP: 0.288, SLG: 0.346 (1, 3)	0-0 G6-4-3 1-2f 2-3 3-H		0-0 G6-3		2-2 G1-3			2-1 P6		4	0	0	0	0	0	5
Kenny Williams, R OBP: 0.318, SLG: 0.467 (1, 9)	1-3 K			2-2 G6-3		1-1 G5-3				3	0	0	0	0	1	1
Mike Fitzgerald, R OBP: 0.229, SLG: 0.204 (1, 2)		1-2 F8		0-1 G5-3		1-3 K				3	0	0	0	0	1	0
Spike Owen, S OBP: 0.317, SLG: 0.342 (1, 6)		3-1 CS 1B		2-0 2B		2-1 G6-3 1B				3	0	3	0	0	0	0
Mark Gardner, R OBP: 0.042, SLG: 0.042 (1, 1)		1-3 SAFE K		3-1 G1-3		0-0 G6-3				2	0	0	0	0	1	2
Eric Bullock, L OBP: 0.304, SLG: 0.300 (7, PH)										1	0	0	0	0	0	1
Scott Ruskin, R (8, 1)										0	0	0	0	0	0	0

Inning Stats	R: 2	H: 1	E: 0	LOB: 1	K: 1	S: 9	P: 22	R: 0	H: 1	E: 0	LOB: 0	K: 1	S: 10	R: 0	H: 2	E: 0	LOB: 1	K: 1	S: 9	R: 0	H: 0	E: 0	LOB: 0	K: 1	S: 10	R: 0	H: 0	E: 0	LOB: 0	K: 1	S: 8	R: 0	H: 1	E: 0	LOB: 2	K: 0	S: 7	R: 0	H: 1	E: 0	LOB: 0	K: 0	S: 7	R: 0	H: 1	E: 0	LOB: 0	K: 0	S: 7		
	1B: 3	2B: 3	3B: 0	HR: 1	SF: 0	SAC: 0	DP: 2	HBP: 0	WP: 0	PA: 33																																									

PITCHER	IP	WLS	BF	H	R	ER	SO	BB	IBB	HBP	BLK	WP	HR	S	P	ERA	WHIP
Bob Ojeda, L (1, 1) ERA: 3.23	5.0	L	21	5	3	3	4	3	0	0	0	0	1	47	85	5.40	1.600
Tim Crews, R (6, 1) ERA: 3.18	3.0		11	2	0	0	1	0	1	0	0	0	0	21	37	0.00	0.667


BOTTOM

Los Angeles Dodgers @ Montreal Expos
 Olympic Stadium, Montreal, QB

Thu Jul 11 1991, 7:05 PM EDT
 Att: 13,133 - Cloudy - 73 F

livebaseballscorecards.com

AB	28
R	3
H	7
RBI	2
BB	4
SO	5
LOB	10



Batter	1	2	3	4	5	6	7	8	9	AB R H RBI BB SO LOB	TOP																										
Brett Butler, L OBP: 0.403, SLG: 0.339 (1, 8)	4-1 SH1-3 E S BB		1-3 K		2-2 1-3 1B			2-2 G4-3	1-2 E1	4 1 1 0 1 1 0																											
Juan Samuel, R OBP: 0.353, SLG: 0.439 (1, 4)	0-1 SH1-3		2-2 FC4-6 1B		1-2 G1-4-3 1-2f			1-2 F8	1-0 CS	3 0 1 0 0 0 2																											
Darryl Strawberry, L OBP: 0.341, SLG: 0.401 (1, 9)	3-2 E4 3-H		0-0 FC4-6 1-2f		0-0 G1-6-3 1B			1-3 K		4 0 1 0 0 1 1																											
Eddie Murray, S OBP: 0.328, SLG: 0.395 (1, 3)	2-2 P3		0-0 G4-3		2-2 G1-6-3 1-2f			0-1 1B 2B		4 1 1 0 0 0 3																											
Kal Daniels, L OBP: 0.332, SLG: 0.417 (1, 7)	4-2 BB			1-1 F8		1-1 G3-1		4-1 1B 2B BB		2 1 0 0 2 0 0																											
Lenny Harris, L OBP: 0.353, SLG: 0.335 (1, 5)	2-3 K			1-0 G3			1-0 G6-3	0-0 2B 1B		3 0 0 0 0 1 2 1 1 1 0 0 0 0																											
Mike Sharperson, R OBP: 0.363, SLG: 0.366 (9, PH) (9, 6)								1-2 2-3 1B																													
Gary Carter, R OBP: 0.333, SLG: 0.394 (1, 2)		0-1 F8		0-1 F9			2-2 F7	1-3 K		4 0 0 0 0 1 3																											
Alfredo Griffin, S OBP: 0.273, SLG: 0.265 (1, 6)		2-3 K		0-3 K			0-0 E4	2-0 G4-3 E 2B		3 0 0 0 0 2 0 1 1 1 3 0 0 0 0 0 0 0 0 0 0																											
Chris Gwynn, L OBP: 0.333, SLG: 0.444 (9, PH)								1-H 2-H 3-H																													
Carlos Hernandez, R (9, 5)								0-1 G4-3		1 0 0 0 0 0 0 0 0 0 0 0 0 0 1 0 0 1 0 0 0 0 0 0 0 0 0 0 1 0 0 0 0 0 1 0 0 0 0 0 0 0 1 0 0 0 0 0 1 0 0 0 0 0 0 0																											
Mike Morgan, R OBP: 0.070, SLG: 0.071 (1, 1)		2-2 G6-3				1-2 1B 1B		3-2 G1-3																													
Jim Gott, R (3, 1)																																					
Dave Hansen, L OBP: 0.167, SLG: 0.167 (5, PH)																																					
Mike Hartley, R (5, 1)																																					
Stan Javier, S OBP: 0.284, SLG: 0.336 (7, PH)																																					
Dennis Cook, L (7, 1)																																					
Mitch Webster, S OBP: 0.228, SLG: 0.263 (9, PH)																																					
Kevin Gross, R OBP: 0.231, SLG: 0.250 (9, 1)																																					
Inning Stats	R: 1 E: 1 K: 1 S: 15	H: 0 LOB: 2 BB: 2 P: 30	R: 0 E: 0 K: 1 S: 9	H: 0 LOB: 0 BB: 0 P: 13	R: 0 E: 0 K: 1 S: 8	H: 1 LOB: 1 BB: 0 P: 11	R: 0 E: 0 K: 0 S: 5	H: 0 LOB: 0 BB: 0 P: 7	R: 0 E: 0 K: 1 S: 14	H: 2 LOB: 1 BB: 0 P: 18	R: 0 E: 0 K: 0 S: 6	H: 1 LOB: 0 BB: 0 P: 9	R: 0 E: 1 K: 0 S: 8	H: 0 LOB: 1 BB: 0 P: 14	R: 0 E: 0 K: 1 S: 9	H: 0 LOB: 0 BB: 0 P: 13	R: 4 E: 1 K: 1 S: 13	H: 3 LOB: 0 BB: 1 P: 22	1B: 5 2B: 2 3B: 0 HR: 0	SF: 0 SAC: 1 DP: 2 HBP: 0	WP: 0 PB: 0 SB: 2 CS: 1	PA: 38															
PITCHER	IP WLS BF H R ER SO BB IBB HBP BLK WP HR S P ERA WHIP																																				
Dennis Martinez, R ERA: 1.99 (1, 1)	7.0		27	4	1	0	4	2	0	0	0	0	0	65	102	0.00	0.857																				
Jeff Fassero, L ERA: 2.33 (8, 1)	1.0		5	1	2	2	1	1	0	0	0	0	0	12	20	18.00	2.000																				
Tim Burke, R ERA: 4.11 (9, 1)	0.2		4	2	1	1	1	0	0	0	0	0	0	7	10	13.50	3.000																				
Scott Ruskin, L ERA: 2.29 (9, 1)	0.1	W	1	0	1	0	0	0	0	0	0	0	0	3	5	0.00	0.000																				

Los Angeles Dodgers @ Montreal Expos
 Olympic Stadium, Montreal, QB
 Fri Jul 12 1991, 7:05 PM EDT
 Att. 21,767 - Cloudy - 78 F

AB	33
R	5
H	7
RBI	3
BB	3
SO	6
LOB	13




Batter	1	2	3	4	5	6	7	8	9	AB R H RBI BB SO LOB
Delino DeShields, L (1, 4) OBP: 0.378, SLG: 0.363	4-1 FC5-4 BB		4-0 1-2 3B BB		2-0 1B		3-1 FC6-4 G6-4-3 1-2f		0-0 1B	3 1 2 1 2 0 1
Marquis Grissom, R (1, 8) OBP: 0.317, SLG: 0.369	0-0 FC5-4 CS 1-2f		1-1 1-H 2-H 3B BB		3-1 L1 1-2		1-1 G6-4-3 1-2f			4 0 1 2 0 0 3
Dave Martinez, L (1, 9) OBP: 0.284, SLG: 0.362	3-1 G4-3 1-3		1-1 G4-3			1-2 F7		2-2 G5-3		4 0 0 0 0 0 2
Tim Wallach, R (1, 5) OBP: 0.310, SLG: 0.349		1-1 P6		0-0 G6-3		4-0 HR BB		1-1 F8		2 0 0 0 0 0 0
Tom Foley, L (5, 5) OBP: 0.301, SLG: 0.340										1 1 0 0 1 0 0
Ron Hassey, L (1, 2) OBP: 0.343, SLG: 0.389		2-2 G3-1		2-0 E4 FC5-4		0-0 G3-4-3		0-3 K		4 0 0 0 0 1 1
Andres Galarraga, R (1, 3) OBP: 0.287, SLG: 0.340		3-1 G5-3		1-3 K		4-2 HR BB				3 1 0 0 1 2 1
Eric Bullock, L (1, 7) OBP: 0.333, SLG: 0.407			2-2 E S FC5-2-5 1B		1-0 FC5-4 1-2f		2-1 HR		1-0 BB 1B 2B	4 2 3 3 0 0 1
Spike Owen, S (1, 6) OBP: 0.316, SLG: 0.338			3-1 G6-3 1-3		1-3 K		3-2 F7		4-0 1B BB IBB	3 0 0 0 1 1 1
Dennis Martinez, R (1, 1) OBP: 0.149, SLG: 0.174			1-1 FC5-2-5 BB 3B		0-2 F8				4-2 1B BB	2 1 0 0 0 0 1
Junior Noboa, R (7, PH) OBP: 0.269, SLG: 0.348										1 0 1 0 0 0 0
Jeff Fassero, L (8, 1) OBP: 0.269, SLG: 0.348										0 0 0 0 0 0 0
Tim Burke, R (9, 1)										0 0 0 0 0 0 0
Scott Ruskin, R (9, 1)										0 0 0 0 0 0 0
Bret Barberie, S (9, PH) OBP: 0.364, SLG: 0.444										0 0 0 0 1 0 0

Inning Stats	R: 0 E: 0 K: 0 S: 4	H: 0 LOB: 0 BB: 1 P: 11	R: 0 E: 0 K: 0 S: 9	H: 0 LOB: 0 BB: 0 P: 15	R: 2 E: 0 K: 0 S: 12	H: 2 LOB: 1 BB: 1 P: 24	R: 0 E: 1 K: 1 S: 6	H: 0 LOB: 1 BB: 0 P: 10	R: 0 E: 0 K: 1 S: 10	H: 1 LOB: 1 BB: 0 P: 15	R: 3 E: 0 K: 0 S: 15	H: 1 LOB: 0 BB: 2 P: 29	R: 0 E: 0 K: 0 S: 5	H: 1 LOB: 0 BB: 0 P: 10	R: 0 E: 0 K: 1 S: 9	H: 0 LOB: 0 BB: 0 P: 12	R: 1 E: 0 K: 1 S: 7	H: 2 LOB: 3 BB: 2 P: 18	1B: 4 2B: 1 3B: 1 HR: 1	SF: 0 SAC: 0 DP: 1 HBP: 0	WP: 0 PB: 0 SB: 3 CS: 1	PA: 37
--------------	------------------------------	----------------------------------	------------------------------	----------------------------------	-------------------------------	----------------------------------	------------------------------	----------------------------------	-------------------------------	----------------------------------	-------------------------------	----------------------------------	------------------------------	----------------------------------	------------------------------	----------------------------------	------------------------------	----------------------------------	----------------------------------	------------------------------------	----------------------------------	--------

PITCHER	IP	WLS	BF	H	R	ER	SO	BB	IBB	HBP	BLK	WP	HR	S	P	ERA	WHIP
Mike Morgan, R (1, 1) ERA: 2.52	2.2		11	2	2	2	0	2	0	0	0	0	0	23	47	6.75	1.500
Jim Gott, R (3, 1) ERA: 3.3	1.1		5	0	0	0	1	0	0	0	0	0	0	8	13	0.00	0.000
Mike Hartley, R (5, 1) ERA: 4.01	2.0		10	2	3	3	1	2	0	0	0	0	1	25	44	13.50	2.000
Dennis Cook, L (7, 1) ERA: 2.25	2.0		6	1	0	0	1	0	0	0	0	0	0	14	22	0.00	0.500
Kevin Gross, R (9, 1) ERA: 4.44	0.1	L	5	2	1	1	1	1	1	0	0	0	0	7	18	27.00	9.000

Los Angeles Dodgers @ Montreal Expos
Olympic Stadium, Montreal, QB
 Fri Jul 12 1991, 7:05 PM EDT
 Att: 21,767 - Cloudy - 78 F

AB	31
R	6
H	7
RBI	6
BB	6
SO	4
LOB	11



Batter	1	2	3	4	5	6	7	8	9	AB	R	H	RBI	BB	SO	LOB	TOP					
Brett Butler, L (1, 8) OBP: 0.404, SLG: 0.336	4-2 1B BB		4-2 CS BB			1-2 L8	0-3 K			2	0	0	0	2	1	1						
Juan Samuel, R (1, 4) OBP: 0.358, SLG: 0.443	2-1 1B		1-3 K			0-1 1B		0-2 SH1-4 1B		4	0	3	0	0	1	1						
Chris Gwynn, L (1, 7) OBP: 0.333, SLG: 0.453	2-3 K			0-1 2B		1-0 F8		1-0 SH1-4 1-2		3	0	1	0	0	1	3						
Eddie Murray, S (1, 3) OBP: 0.324, SLG: 0.389	1-3 K			1-1 F8		1-3 K		0-1 G6-3		4	0	0	0	0	2	5						
Darryl Strawberry, L (1, 9) OBP: 0.336, SLG: 0.394	3-2 G4-3			0-3 K			0-0 G6-3	2-3 K		4	0	0	0	0	2	4						
Lenny Harris, L (1, 5) OBP: 0.356, SLG: 0.335		1-0 G3-1		0-1 G4-3			4-2 2B BB		0-0 CS 1B	3	1	1	0	1	0	1						
Gary Carter, R (1, 2) OBP: 0.331, SLG: 0.397		0-1 G5-3			1-2 P2		0-1 2B 2B		1-2 P3	4	1	1	0	0	0	1						
Alfredo Griffin, S (1, 6) OBP: 0.270, SLG: 0.263		1-1 G4-3			3-3 K		2-0 WP 2B		0-0 G5-3	2	0	0	0	0	1	0						
Mitch Webster, S (7, PH) OBP: 0.233, SLG: 0.276										1	0	1	2	0	0	0						
Tim Crews, R (7, 1)										0	0	0	0	0	0	0						
Stan Javier, S (9, PH) OBP: 0.282, SLG: 0.333										1	0	0	0	0	0	0						
Ramon Martinez, R (1, 1) OBP: 0.140, SLG: 0.119			0-2 B1-3			0-0 F8				2	0	0	0	0	0	0						
Dave Hansen, L (7, PH) OBP: 0.167, SLG: 0.167										0	0	0	0	0	0	0						
Mike Sharperson, R (7, PH) OBP: 0.358, SLG: 0.361										1	0	0	0	0	1	1						
Inning Stats	R: 0 E: 0 K: 2 S: 17	H: 1 LOB: 2 BB: 1 P: 29	R: 0 E: 0 K: 0 S: 5	H: 0 LOB: 0 BB: 0 P: 7	R: 0 E: 0 K: 1 S: 9	H: 0 LOB: 0 BB: 1 P: 14	R: 0 E: 0 K: 1 S: 9	H: 1 LOB: 1 BB: 0 P: 10	R: 0 E: 0 K: 1 S: 8	H: 0 LOB: 0 BB: 0 P: 12	R: 0 E: 0 K: 1 S: 10	H: 1 LOB: 1 BB: 0 P: 13	R: 2 E: 0 K: 2 S: 14	H: 2 LOB: 1 BB: 1 P: 22	R: 0 E: 0 K: 1 S: 13	H: 1 LOB: 1 BB: 0 P: 16	R: 0 E: 0 K: 0 S: 5	H: 1 LOB: 0 BB: 0 P: 6	1B: 4 2B: 3 3B: 0 HR: 0	SF: 0 SAC: 1 DP: 0 HBP: 0	WP: 1 PB: 0 SB: 0 CS: 2	PA: 35
PITCHER	IP	WLS	BF	H	R	ER	SO	BB	IBB	HBP	BLK	WP	HR	S	P	ERA	WHIP					
Oil Can Boyd, R (1, 1) ERA: 3.8	6.1	W	26	5	2	2	6	3	0	0	0	0	0	64	97	2.84	1.263					
Jeff Fassero, L (7, 1) ERA: 2.14	1.2		7	2	0	0	3	0	0	0	0	1	0	22	27	0.00	1.200					
Barry Jones, R (9, 1) ERA: 4.01	1.0	S	2	0	0	0	0	0	0	0	0	0	0	4	5	0.00	0.000					

Los Angeles Dodgers @ Montreal Expos
Olympic Stadium, Montreal, QB
Sun Jul 14 1991, 3:33 AM EDT
Sunny - 75 F

livebaseballscorecards.com

AB	31
R	2
H	7
RBI	2
BB	3
SO	9
LOB	17




Batter	1	2	3	4	5	6	7	8	9	AB	R	H	RBI	BB	SO	LOB
Delino DeShields, L OBP: 0.377, SLG: 0.361 (1, 4)	2-3 K ①		2-2 2B 1B ①		3-2 F8 ②		3-2 G4-3 ③			4	1	1	0	0	1	2
Marquis Grissom, R OBP: 0.319, SLG: 0.372 (1, 8)	1-1 F9 ②		1-0 2B 1-H 2-H ①		4-0 BB 1-2 ②			1-2 L6 ①		3	0	1	2	1	0	0
Dave Martinez, L OBP: 0.279, SLG: 0.355 (1, 9) (7, 7)	3-2 F7 ③		0-0 P5 ③		1-0 F7 ③			1-1 P5 ②		4	0	0	0	0	0	3
Andres Galarraga, R OBP: 0.298, SLG: 0.345 (1, 3)		2-1 L7 ①		4-1 SF9 E BB BB ①		2-0 FC3-4 1B ①		0-1 1B ③		3	1	2	0	1	0	0
Eric Bullock, L OBP: 0.333, SLG: 0.393 Larry Walker, L OBP: 0.318, SLG: 0.362 (1, 7) (7, 9)		1-0 F8 ②		4-1 E2 SF9 S BB ②		1-1 FC3-4 L5-3 ①				2	0	0	0	1	0	1
Bret Barberie, S OBP: 0.320, SLG: 0.400 (1, 5)		3-1 F8 ③		2-1 SF9 ① ② 1-3 3-H SAFE ③		2-2 L5-3 ③ ② ① 1-2 SAFE SAFE SAFE ③				2	0	0	1	0	0	1
Gilberto Reyes, R OBP: 0.292, SLG: 0.268 (1, 2)			2-2 F8 ①	0-0 G6-3 ③			2-3 K ①			3	0	0	0	0	1	0
Spike Owen, S OBP: 0.316, SLG: 0.338 (1, 6)			1-1 G4-3 ②		1-1 G4-3 ①		0-1 SH1-4 1B ①			3	0	1	0	0	0	0
Oil Can Boyd, R OBP: 0.171, SLG: 0.094 Jeff Fassero, L Barry Jones, R (1, 1) (7, 1) (9, 1)			0-0 E6 1B 2B ①		0-0 BB 1B ②		1-1 SH1-4 ②			2	1	1	0	0	0	0

Inning Stats		R: 0	H: 0	R: 0	H: 0	R: 2	H: 2	R: 1	H: 0	R: 0	H: 1	R: 0	H: 1	R: 0	H: 1	1B: 5	SF: 1	WP: 0	PA: 31	
		E: 0	LOB: 0	E: 0	LOB: 0	E: 1	LOB: 1	E: 1	LOB: 0	E: 0	LOB: 2	E: 0	LOB: 0	E: 0	LOB: 1	2B: 2	SAC: 1	PB: 0		
		K: 1	BB: 0	K: 0	BB: 0	K: 0	BB: 0	K: 0	BB: 2	K: 0	BB: 1	K: 1	BB: 0	K: 0	BB: 0	3B: 0	DP: 1	SB: 1		
		S: 8	P: 14	S: 5	P: 11	S: 12	P: 18	S: 5	P: 15	S: 7	P: 16	S: 6	P: 11	S: 11	P: 17	HR: 0	HBP: 0	CS: 0		
PITCHER		IP	WLS	BF	H	R	ER	SO	BB	IBB	HBP	BLK	WP	HR	S	P	ERA	WHIP		
Ramon Martinez, R ERA: 2.42 (1, 1)	6.0	L	24	4	3	0	0	1	3	0	0	0	0	0	43	85	0.00	1.167		
Tim Crews, R ERA: 3.04 (7, 1)	2.0		7	2	0	0	0	1	0	0	0	0	0	0	18	26	0.00	1.000		

Los Angeles Dodgers @ Montreal Expos
 Olympic Stadium, Montreal, QB
 Sun Jul 14 1991, 3:33 AM EDT
 Sunny - 75 F

AB	26
R	3
H	6
RBI	3
BB	3
SO	2
LOB	7



livebaseballscorecards.com

Los Angeles Dodgers @ Montreal Expos
 Olympic Stadium, Montreal, QB

Sun Jul 14 1991, 3:38 AM EDT
 Att. 25,368 - Sunny - 78 F

AB	32
R	4
H	10
RBI	4
BB	3
SO	7
LOB	14



Batter	1	2	3	4	5	6	7	8	9	AB	R	H	RBI	BB	SO	LOB
Brett Butler, L (1, 8) OBP: 0.401, SLG: 0.334	1-0 B2-3		3-1 SH5-4 2B 1B		1-1 G6-3		1-3 K		1-1 F7	5	1	1	0	0	1	1
Juan Samuel, R (1, 4) OBP: 0.360, SLG: 0.447	2-2 F9		0-0 SH5-4		2-2 2B		1-0 G6-4-3 1B		1-3 K	4	0	2	0	0	1	0
Stan Javier, S (1, 7) OBP: 0.274, SLG: 0.323	0-0 F9		3-3 K		0-0 G1-3		1-0 G6-4-3			4	0	0	0	0	1	5
Eddie Murray, S (1, 3) OBP: 0.329, SLG: 0.396		1-2 SH2-3 BB SF8 1B	0-0 2B		4-0 IBB			2-3 K		3	1	2	2	1	1	0
Darryl Strawberry, L (1, 9) OBP: 0.338, SLG: 0.393		4-0 SF8 SH2-3 BB 1B	1-0 G3		3-2 L8			1-0 2B G5-3 1B		3	1	1	0	1	0	3
Mike Sharperson, R (1, 5) OBP: 0.369, SLG: 0.378 (8, 6)		0-0 SH2-3		0-0 G4-3		4-1 G1-4-3 BB		1-2 2B		2	0	1	0	1	0	0
Carlos Hernandez, R (1, 2) Gary Carter, R (7, 2) OBP: 0.329, SLG: 0.394		1-2 SF8		1-0 G5-3		0-0 G1-4-3		0-0 G5-3		2	0	0	1	0	0	1
Alfredo Griffin, S (1, 6) Lenny Harris, L (8, PH) Dave Hansen, L (8, 5) OBP: 0.271, SLG: 0.264 OBP: 0.354, SLG: 0.333 OBP: 0.167, SLG: 0.167		3-3 K		1-2 1B		2-0 F9		3-2 G4-3		3	0	1	0	0	1	1
Tim Belcher, R (1, 1) Dennis Cook, L (6, 1) Mitch Webster, S (7, PH) Jim Gott, R (7, 1) Chris Gwynn, L (9, PH) OBP: 0.184, SLG: 0.211 OBP: 0.238, SLG: 0.281 OBP: 0.329, SLG: 0.447		0-1 SH5-4 2B 1B		0-3 K2-3		1-0 1B		1-3 K		2	1	1	0	0	1	1
Inning Stats	R: 0 E: 0 K: 0 S: 6 H: 0 LOB: 0 BB: 0 P: 9	R: 1 E: 0 K: 1 S: 12 H: 1 LOB: 1 BB: 1 P: 21	R: 2 E: 0 K: 1 S: 10 H: 3 LOB: 1 BB: 0 P: 17	R: 0 E: 0 K: 1 S: 10 H: 1 LOB: 1 BB: 0 P: 12	R: 0 E: 0 K: 0 S: 9 H: 1 LOB: 2 BB: 1 P: 19	R: 0 E: 0 K: 0 S: 3 H: 0 LOB: 0 BB: 1 P: 9	R: 0 E: 0 K: 1 S: 7 H: 2 LOB: 1 BB: 0 P: 11	R: 1 E: 0 K: 1 S: 11 H: 2 LOB: 1 BB: 0 P: 18	R: 0 E: 0 K: 2 S: 10 H: 0 LOB: 0 BB: 0 P: 13	1B: 7 2B: 3 3B: 0 HR: 0 SF: 1 SAC: 2 DP: 2 HBP: 0	WP: 0 PB: 0 SB: 0 CS: 0	PA: 38				
PITCHER	IP WLS BF H R ER SO BB IBB HBP BLK WP HR S P ERA WHIP	IP WLS BF H R ER SO BB IBB HBP BLK WP HR S P ERA WHIP	IP WLS BF H R ER SO BB IBB HBP BLK WP HR S P ERA WHIP	IP WLS BF H R ER SO BB IBB HBP BLK WP HR S P ERA WHIP	IP WLS BF H R ER SO BB IBB HBP BLK WP HR S P ERA WHIP	IP WLS BF H R ER SO BB IBB HBP BLK WP HR S P ERA WHIP	IP WLS BF H R ER SO BB IBB HBP BLK WP HR S P ERA WHIP	IP WLS BF H R ER SO BB IBB HBP BLK WP HR S P ERA WHIP	IP WLS BF H R ER SO BB IBB HBP BLK WP HR S P ERA WHIP							
Brian Barnes, L (1, 1) ERA: 4.87	6.0 W 26 6 3 3 3 2 1 0 0 0 0 50 87 4.50 1.333	1.1 S 7 4 1 1 2 0 0 0 0 0 0 14 22 6.75 3.000	1.2 S 5 0 0 0 2 0 0 0 0 0 0 14 20 0.00 0.000													

livebaseballscores.com

BOTTOM

Los Angeles Dodgers @ Montreal Expos
Olympic Stadium, Montreal, QB

Sun Jul 14 1991, 3:38 AM EDT
Att. 25,368 - Sunny - 78 F

livebaseballscorecards.com

AB	34
R	7
H	11
RBI	6
BB	3
SO	5
LOB	21



WP:	1	PA:	39
PB:	0		
SB:	1		
CS:	1		

AB	R	H	RBI	BB	SO	LOB
5	2	3	1	0	0	3
4	1	1	1	1	2	1
4	1	2	0	0	0	2
4	0	1	0	0	1	4
3	2	2	2	1	1	0
4	0	1	1	0	0	3
4	1	1	0	0	0	4
2	0	0	0	0	0	1
0	0	0	0	0	0	0
0	0	0	1	0	0	0
1	0	0	0	0	1	2
0	0	0	0	0	0	0
2	0	0	0	0	0	1
1	0	0	0	1	0	0
1B:	10	SF:	1			
2B:	1	SAC:	0			
3B:	0	DP:	0			
HR:	0	HBP:	0			

Batter	1	2	3	4	5	6	7	8	9
Delino DeShields, L (1, 4) OBP: 0.380, SLG: 0.365	3-2 FC6-4 1B			1-0 1B S 2B 1B	3-1 1B 2-H	3-1 G4-3		3-2 G1-3	
Marquis Grissom, R (1, 8) OBP: 0.320, SLG: 0.370	1-2 FC6-4 CS 1-2f			4-2 1B 2B BB	2-2 1B 1-H		2-3 K	3-3 K	
Dave Martinez, L (1, 7) OBP: 0.283, SLG: 0.357	1 SAFE 2-1 F7			0-0 2B 1B	1 SAFE 1-2 G1-3		1-1 G4-3 1B		
Andres Galarraga, R (1, 3) OBP: 0.297, SLG: 0.343	1-1 CS	1-0 G6-3		0-3 K		2-2 FC1-5 1B	1-2 G4-3		
Larry Walker, L (1, 9) OBP: 0.324, SLG: 0.370		3-3 K		0-1 2B 1-H 2-H 3-H		1-1 FC FC1-5 SF7 1B	4-0 E 1B WP IBB		
Mike Fitzgerald, R (1, 2) OBP: 0.229, SLG: 0.206		1-1 F7		3-2 G6-3		2-1 FC1-5 BB FC	1-1 WP E 1B		
Tom Foley, L (1, 6) (7, 5) OBP: 0.299, SLG: 0.337			0-2 G4-3		1-1 G5-3 1B	2-2 FC BB	1-1 E6 WP		
Junior Noboa, R (1, 5) OBP: 0.261, SLG: 0.338			2-0 F9		0-0 G5-3	1-2 SF7	1-3 K		
Bret Barberie, S (6, PH) OBP: 0.320, SLG: 0.400					1-2		1-2 2-3 3-H		
Ivan Calderon, R (6, PH) OBP: 0.372, SLG: 0.467							1-2 2-3 3-H		
Steve Frey, R (7, 1)									
Barry Jones, R (8, 1)									
Brian Barnes, L (1, 1) OBP: 0.273, SLG: 0.111			0-1 G3		0-0 G6-3	4-2 SAFE BB		2-1 G3-1	
Spike Owen, S (6, PH) OBP: 0.318, SLG: 0.336									

Inning Stats	R: 0	H: 1	E: 0	K: 0	S: 11	R: 0	H: 0	E: 0	K: 1	S: 6	R: 0	H: 0	E: 0	K: 0	S: 6	R: 2	H: 3	E: 0	K: 1	S: 14	R: 2	H: 3	E: 0	K: 0	S: 14	R: 1	H: 2	E: 0	K: 0	S: 18	R: 2	H: 2	E: 1	K: 2	S: 16	R: 0	H: 0	E: 0	K: 1	S: 9
	LOB: 0	BB: 0	P: 18	LOB: 0	BB: 0	P: 11	LOB: 0	BB: 0	P: 8	LOB: 1	BB: 1	LOB: 1	BB: 0	P: 20	LOB: 3	BB: 1	LOB: 3	BB: 1	P: 33	LOB: 2	BB: 1	LOB: 2	BB: 1	P: 27	LOB: 0	BB: 0	LOB: 0	BB: 0	P: 17	LOB: 0	SAC: 0	DP: 0	HBP: 0	1B: 10	SF: 1	2B: 1	3B: 0	HR: 0		

PITCHER	IP	WLS	BF	H	R	ER	SO	BB	IBB	HBP	BLK	WP	HR	S	P	ERA	WHIP
Tim Belcher, R (1, 1) ERA: 2.69	5.1	L	25	9	5	5	2	1	0	0	0	0	0	61	96	8.44	1.875
Dennis Cook, L (6, 1) ERA: 1.93	0.2		3	0	0	0	0	1	0	0	0	0	0	8	16	0.00	1.500
Jim Gott, R (7, 1) ERA: 3.38	2.0		10	2	2	1	3	0	1	0	0	1	0	25	44	4.50	1.000

PITCHER	IP	WLS	BF	H	R	ER	SO	BB	IBB	HBP	BLK	WP	HR	S	P	ERA	WHIP
Tim Belcher, R (1, 1) ERA: 2.69	5.1	L	25	9	5	5	2	1	0	0	0	0	0	61	96	8.44	1.875
Dennis Cook, L (6, 1) ERA: 1.93	0.2		3	0	0	0	0	1	0	0	0	0	0	8	16	0.00	1.500
Jim Gott, R (7, 1) ERA: 3.38	2.0		10	2	2	1	3	0	1	0	0	1	0	25	44	4.50	1.000

Batter	1	2	3	4	5	6	7	8	9	AB R H RBI BB SO LOB	TOP																									
Brett Butler, L (1, 8) OBP: 0.405, SLG: 0.336	2-2 G6-3	3-1 3B 1B	3-2 F8		4-1 BB		2-2 SAFE 1B		4-2 FC4-6 BB	4 1 2 1 2 0 0	Los Angeles Dodgers @ Philadelphia Phillies Veterans Stadium, Philadelphia, PA Mon Jul 15 1991, 7:05 PM EDT Att. 31,262 - Sunny - 85 F																									
Mike Sharperson, R (1, 5) OBP: 0.375, SLG: 0.410	0-0 F9	3-2 1B 3B	1-2		1-3 K		4-2 SAFE BB	1-1 FC4-6	4 1 2 3 0 1 3																											
Lenny Harris, L (7, PH) OBP: 0.357, SLG: 0.333		1-H 2-H 3-H					1-2 BB	1-2f 3-H	0 0 0 0 1 0 0																											
John Candelaria, L (7, 1)									0 0 0 0 0 0 0																											
Jim Gott, R (8, 1)									0 0 0 0 0 0 0																											
Chris Gwynn, L (9, PH) OBP: 0.326, SLG: 0.442									1 0 0 1 0 0 1																											
Juan Samuel, R (1, 4) OBP: 0.356, SLG: 0.451	2-2 HR	2-2 G4-3	3-2 G6-3		0-1 G3		0-0 P4	2-1 F8	6 1 1 1 0 0 9																											
Eddie Murray, S (1, 3) OBP: 0.329, SLG: 0.396	1-1 WP 2B	4-1 1B 1B BB		0-2 F9		1-0 G5-3	0-1 FC6-4	1-0 P3	5 0 1 0 1 0 4																											
Darryl Strawberry, L (1, 9) OBP: 0.343, SLG: 0.404	4-1 BB	1-2 1B 1B		0-1 G1		0-0 SF9 3B		1-0 P5	4 1 2 1 1 0 0																											
Gary Carter, R (1, 2) OBP: 0.325, SLG: 0.390	1-2 P6	3-1 1B		1-0 L7		2-2 SF9		3-2 F7	4 0 1 1 0 0 2																											
Mitch Webster, S (1, 7) OBP: 0.250, SLG: 0.288		4-1 SH BB 1B BB			0-0 BB BB 1B	2-3 K		1-2 1B	4 1 2 0 1 1 3																											
Alfredo Griffin, S (1, 6) OBP: 0.275, SLG: 0.261		4-2 1B SH BB			4-0 BB BB		1-0 P6	2-2 F8	2 1 0 0 2 0 3																											
Stan Javier, S (8, PH) OBP: 0.272, SLG: 0.321		1-2 F8			1-2 BB BB				1 0 0 0 0 0 1																											
Orel Hershiser, R (1, 1) OBP: 0.467, SLG: 0.462		0-0 SH 1B 3B		0-2 L9		0-3 K		0-2 WP FC4-6	1 1 0 0 0 0 0																											
Dennis Cook, L (4, 1)		1-2 2-3							0 0 0 0 0 0 0																											
Mike Hartley, R (4, 1)									1 0 0 0 0 1 2																											
Tim Crews, R (5, 1)									0 0 0 0 0 0 0																											
Dave Hansen, L (7, PH) OBP: 0.375, SLG: 0.500									2 1 2 0 0 0 0																											
Inning Stats	R: 1 E: 0 K: 0 S: 13	H: 2 LOB: 2 BB: 1 P: 23	R: 5 E: 1 K: 0 S: 26	H: 4 LOB: 3 BB: 3 P: 54	R: 0 E: 0 K: 0 S: 12	H: 1 LOB: 1 BB: 0 P: 19	R: 0 E: 0 K: 0 S: 6	H: 0 LOB: 0 BB: 0 P: 7	R: 0 E: 0 K: 2 S: 10	H: 1 LOB: 3 BB: 2 P: 19	R: 1 E: 0 K: 1 S: 8	H: 1 LOB: 0 BB: 0 P: 13	R: 0 E: 0 K: 0 S: 13	H: 2 LOB: 3 BB: 1 P: 21	R: 0 E: 0 K: 0 S: 10	H: 1 LOB: 1 BB: 0 P: 17	R: 1 E: 0 K: 0 S: 12	H: 1 LOB: 1 BB: 1 P: 20	1B: 8 2B: 2 3B: 2 HR: 1	SF: 1 SAC: 1 DP: 0 HBP: 0	WP: 2 PB: 0 SB: 1 CS: 0	PA: 49														
PITCHER	IP WLS BF H R ER SO BB IBB HBP BLK WP HR S P ERA WHIP																																			
Bruce Ruffin, L (1, 1) ERA: 3.35	1.0		11	4	6	5	0	3	0	0	0	1	1	23	47	45.00	7.000																			
Wally Ritchie, L (2, 1) ERA: 3.0	3.0		13	3	0	0	0	1	0	0	0	0	0	34	56	0.00	1.333																			
Steve Searcy, L (5, 1) ERA: 8.23	2.0	W	10	2	1	1	3	2	0	0	0	0	0	18	32	4.50	2.000																			
Joe Boever, R (7, 1) ERA: 3.97	2.0		10	3	0	0	0	1	0	0	0	0	0	23	38	0.00	2.000																			
Mitch Williams, L (9, 1) ERA: 2.93	1.0	S	5	1	1	1	0	1	0	0	0	1	0	12	20	9.00	2.000																			

livebaseballscorecards.com

AB	39
R	8
H	13
RBI	8
BB	8
SO	3
LOB	28



Batter	1	2	3	4	5	6	7	8	9
Lenny Dykstra, L OBP: 0.421, SLG: 0.475	1-0 L8		3-2 G4-3	2-0 F8		3-2 1B	1-2 1B		
Mickey Morandini, L OBP: 0.315, SLG: 0.293 Randy Ready, R OBP: 0.389, SLG: 0.295 Steve Searcy, L (5, 1) John Morris, L OBP: 0.314, SLG: 0.275 Charlie Hayes, R OBP: 0.232, SLG: 0.323	4-1 F9 S 1B BB		1-2 G3	1-3 K		3-2 P6	0-0 F9		
Wes Chamberlain, R OBP: 0.315, SLG: 0.388 Mitch Williams, L	4-2 1B 1-2 BB		1-0 G5-3		2-3 K	1-3 K	1-0 G4-6-3 1B		
John Kruk, L OBP: 0.353, SLG: 0.478	0-0 F9			3-1 1B BB	0-0 2B HR	4-0 1B IBB	0-1 G4-6-3 1-2f		
Dale Murphy, R OBP: 0.316, SLG: 0.439	3-2 1-3 3-H 1B			4-0 1B 1B 1-2 BB	1-1 1-3 HR 2B	1-0 1-2 2-H 1B	1-3 K2-3		
Dave Hollins, S OBP: 0.303, SLG: 0.346 Joe Boever, R OBP: 0.500, SLG: 0.500 Jim Lindeman, R OBP: 0.385, SLG: 0.371	G4-3			3-3 K	1-2 HR HBP	1-0 F8			
Darren Daulton, L OBP: 0.303, SLG: 0.364		3-1 G4-3		2-1 1B 1-2 2-H 1B	1-2 HR		2-3 K		
Dickie Thon, R OBP: 0.287, SLG: 0.345		1-2 G6-3		1-2 1B 1-2 2-3 1B	0-3 K		2-2 SF7 3B		
Bruce Ruffin, S Wally Ritchie, L Ricky Jordan, R OBP: 0.317, SLG: 0.480 Wally Backman, S OBP: 0.331, SLG: 0.322		2-2 G1-3		0-1 1-2 2-3 3-H 1B	2-1 G6-3		1-0 SF7		

Inning Stats	R: 1	H: 1	E: 0	K: 0	S: 14	H: 1	LOB: 2	BB: 2	P: 28	R: 0	H: 0	E: 0	K: 0	S: 9	R: 0	H: 0	E: 0	K: 0	S: 7	R: 2	H: 4	E: 0	K: 2	S: 18	R: 4	H: 3	E: 0	K: 2	S: 19	R: 1	H: 2	E: 0	K: 1	S: 14	R: 1	H: 2	E: 0	K: 1	S: 12	R: 0	H: 1	E: 0	K: 1	S: 6			

PITCHER	IP	WLS	BF	H	R	ER	SO	BB	IBB	HBP	BLK	WP	HR	S	P	ERA	WHIP
Orel Hershiser, R ERA: 4.1	(1, 1)	3.1	18	5	3	3	1	3	0	0	0	0	0	42	80	8.10	2.400
Dennis Cook, L ERA: 1.8	(4, 1)	0.1	1	0	0	0	0	0	0	0	0	0	1	3	0.00	0.000	
Mike Hartley, R ERA: 4.47	(4, 1)	0.2	5	2	3	3	2	0	0	1	0	0	0	16	21	40.50	3.000
Tim Crews, R ERA: 3.31	(5, 1)	1.2	L	9	3	2	2	0	1	0	0	0	1	22	38	10.80	1.800
John Candelaria, L ERA: 2.08	(7, 1)	1.0	5	2	1	1	1	0	0	0	0	0	0	12	18	9.00	2.000

AB	R	H	RBI	BB	SO	LOB
5	1	2	0	0	0	3
1	1	0	0	1	0	0
1	0	0	0	0	1	3
0	0	0	0	0	0	0
1	0	0	0	0	0	1
1	0	0	0	0	0	1
4	0	1	0	1	2	1
0	0	0	0	0	0	0
4	2	2	0	1	0	3
4	2	3	2	1	1	0
3	1	0	0	0	1	6
0	0	0	0	0	0	0
0	0	0	0	0	0	0
4	1	2	5	0	1	0
4	1	2	0	0	1	0
0	0	0	0	0	0	0
1	0	0	0	0	0	0
1	0	1	1	0	0	0
1	0	0	1	0	0	0

WP	PA	1B	2B	3B	HR	SF	SAC	DP	HBP
0	41	10	1	1	1	1	0	1	1
0		1	0	1	1	0	0	0	0
0		2	1	1	1	0	0	0	0
0		1	0	1	1	0	0	0	0

ERA	WHIP
0.00	1.000

Los Angeles Dodgers @ Philadelphia Phillies
Veterans Stadium, Philadelphia, PA
Mon Jul 15 1991, 7:05 PM EDT
Att: 31,262 - Sunny - 85 F

livebaseballscorecards.com



Batter	1	2	3	4	5	6	7	8	9	AB R H RBI BB SO LOB	TOP
Brett Butler, L (1, 8) OBP: 0.404, SLG: 0.333	0-1 G5-3		1-0 F7		4-2 L6-4 1B BB			0-2 G6-3		3 0 0 0 1 0 0	
Mike Sharperson, R (1, 5) OBP: 0.380, SLG: 0.407	4-0 FC5-4 BB		2-2 P3		1-0 1B			1-2 G1-3		3 0 1 0 1 0 0	
Juan Samuel, R (1, 4) OBP: 0.352, SLG: 0.445	0-3 K			2-2 G6-3	1-0 L6-4			1-1 F9		4 0 0 0 0 1 3	
Eddie Murray, S (1, 3) OBP: 0.325, SLG: 0.391	0-2 FC5-4 1-2f			0-1 E5 2B		0-0 F7			1-2 G5-3	4 1 0 0 0 0 1	
Darryl Strawberry, L (1, 9) OBP: 0.342, SLG: 0.401		3-2 G4-3		0-2 P6		3-2 P5			1-0 1B	4 0 1 0 0 0 1	
Gary Carter, R (1, 2) OBP: 0.329, SLG: 0.407		2-2 1B 2B		2-1 1B 2B 2-H		1-3 K			0-0 F7	4 0 2 1 0 1 1	
Mitch Webster, S (1, 7) OBP: 0.250, SLG: 0.287		2-2 F7		0-1 1B 2-3		1-2 F8			0-0 F8	4 0 1 0 0 0 2	
Alfredo Griffin, S (1, 6) OBP: 0.280, SLG: 0.267		0-0 1B 2-H		0-0 G1-3		1-2 G6-4-3 1B				3 0 2 0 0 0 2	
Bob Ojeda, L (1, 1) OBP: 0.235, SLG: 0.281			0-3 K		0-0 G3		0-0 G6-4-3			2 0 0 0 0 1 0	
Lenny Harris, L (7, PH) OBP: 0.356, SLG: 0.332										1 0 0 0 0 0 1	
Jim Gott, R (7, 1)										0 0 0 0 0 0 0	
Inning Stats	R: 0 E: 0 K: 1 S: 9 H: 0 LOB: 1 BB: 1 P: 13	R: 0 E: 0 K: 0 S: 10 H: 2 LOB: 2 BB: 0 P: 17	R: 0 E: 0 K: 1 S: 8 H: 0 LOB: 0 BB: 0 P: 11	R: 1 E: 1 K: 0 S: 14 H: 2 LOB: 2 BB: 0 P: 18	R: 0 E: 0 K: 0 S: 5 H: 1 LOB: 1 BB: 1 P: 11	R: 0 E: 0 K: 1 S: 7 H: 0 LOB: 0 BB: 0 P: 11	R: 0 E: 0 K: 0 S: 11 H: 1 LOB: 0 BB: 0 P: 13	R: 0 E: 0 K: 0 S: 10 H: 0 LOB: 0 BB: 0 P: 12	R: 0 E: 0 K: 0 S: 6 H: 1 LOB: 1 BB: 0 P: 8	1B: 5 2B: 3 3B: 0 HR: 0 SF: 0 SAC: 0 DP: 2 HBP: 0	WP: 0 PB: 0 SB: 1 CS: 0 PA: 34
PITCHER Terry Mulholland, L (1, 1) ERA: 3.51	IP: 9.0 WLS: W BF: 34 H: 7 R: 1 ER: 0 SO: 3 BB: 2 IBB: 0 HBP: 0 BLK: 0 WP: 0 HR: 0 S: 80 P: 114 ERA: 0.00 WHIP: 1.000										

Los Angeles Dodgers @ Philadelphia Phillies
Veterans Stadium, Philadelphia, PA

Tue Jul 16 1991, 7:05 PM EDT
Att. 28,622 - Cloudy - 86 F

livebaseballscorecards.com

AB	32
R	1
H	7
RBI	1
BB	2
SO	3
LOB	11



Batter	1	2	3	4	5	6	7	8	9	AB	R	H	RBI	BB	SO	LOB
--------	---	---	---	---	---	---	---	---	---	----	---	---	-----	----	----	-----

Lenny Dykstra, L OBP: 0.432, SLG: 0.481 (1, 8)	0-1 G3-1		2-2 CS 1B		1-1 FC3-6 HBP		1-0 P3-1 1B			3	0	2	0	0	0	0
Randy Ready, R OBP: 0.393, SLG: 0.293 (1, 4)	3-2 F7		3-1 1 SAFE HR 1B		0-1 FC3-6 1B 1-2f 2-3		2-0 P3-1 1-2f			4	1	1	0	0	0	3
Wes Chamberlain, R OBP: 0.333, SLG: 0.438 (1, 7)	2-0 F8		1-0 1-H HR		1-0 1-2 3-H 1B		2-0 1B			4	1	3	3	0	0	0
John Kruk, L OBP: 0.349, SLG: 0.471 (1, 3)		2-1 G1	0-3 K		0-0 P5		0-1 F7			4	0	0	0	0	1	3
Dale Murphy, R OBP: 0.316, SLG: 0.434 (1, 9)		4-2 1B BB		0-0 G6-3	3-2 P2		1-0 G6-3			3	0	0	0	1	0	2
Dave Hollins, S OBP: 0.351, SLG: 0.379 (1, 5)		0-0 1-2 1B		0-1 FC1-6 1B		1-1 S HBP		1-3 K		3	0	2	0	0	1	0
Darren Daulton, L OBP: 0.296, SLG: 0.354 (1, 2)		2-1 F9		1-3 K		1-1 F9		2-0 F7		4	0	0	0	0	1	4
Dickie Thon, R OBP: 0.284, SLG: 0.342 (1, 6)		0-0 F9		0-0 FC1-6 1-2f		3-3 K				3	0	0	0	0	1	4
Terry Mulholland, R OBP: 0.111, SLG: 0.070 (1, 1)			0-1 G1-3		3-2 FC3-6 HBP 1B		0-0 G6-3			3	1	1	0	0	0	1

Inning Stats	R: 0	H: 0	E: 0	K: 0	S: 6	R: 0	H: 1	E: 0	K: 0	S: 8	R: 2	H: 3	E: 0	K: 1	S: 12	R: 0	H: 1	E: 0	K: 1	S: 8	R: 1	H: 2	E: 0	K: 0	S: 12	R: 0	H: 0	E: 0	K: 1	S: 8	R: 0	H: 2	E: 0	K: 0	S: 5	R: 0	H: 0	E: 0	K: 1	S: 5	R: 0	H: 0	E: 0	K: 1	S: 5	1B: 8	2B: 1	3B: 0	HR: 1	SF: 0	SAC: 0	DP: 1	HBP: 2	WP: 0	PA: 34
--------------	------	------	------	------	------	------	------	------	------	------	------	------	------	------	-------	------	------	------	------	------	------	------	------	------	-------	------	------	------	------	------	------	------	------	------	------	------	------	------	------	------	------	------	------	------	------	-------	-------	-------	-------	-------	--------	-------	--------	-------	--------

PITCHER	IP	WLS	BF	H	R	ER	SO	BB	IBB	HBP	BLK	WP	HR	S	P	ERA	WHIP
Bob Ojeda, L ERA: 3.3 (1, 1)	6.0	L	27	7	3	3	3	1	0	2	0	0	1	54	87	4.50	1.333
Jim Gott, R ERA: 3.09 (7, 1)	2.0		7	2	0	0	1	0	0	0	0	0	0	10	19	0.00	1.000

BOTTOM


Los Angeles Dodgers @ Philadelphia Phillies
Veterans Stadium, Philadelphia, PA

Tue Jul 16 1991, 7:05 PM EDT
Att. 28,622 - Cloudy - 86 F

livebaseballscorecards.com

AB	31
R	3
H	9
RBI	3
BB	1
SO	4
LOB	17



Batter	1	2	3	4	5	6	7	8	9	AB R H RBI BB SO LOB	TOP											
Brett Butler, L (1, 8) OBP: 0.404, SLG: 0.332	1-1 F9		1-1 G5-3		2-0 F9			4-0 1B G6-3 BB	3-2 FC5-4 1B	4 1 1 0 1 0 0												
Juan Samuel, R (1, 4) OBP: 0.356, SLG: 0.446	0-3 K			4-1 FC6-4 BB		1-1 F9 2B 1B		2-2 G6-3 1B	0-2 FC5-4	4 1 2 0 1 1 2												
Chris Gwynn, L (1, 7) OBP: 0.315, SLG: 0.425 Mitch Webster, S (8, PH) OBP: 0.248, SLG: 0.285	2-2 G3			2-2 F8		3-2 F9		1-3 K		3 0 0 0 0 0 2 1 0 0 0 0 1 2												
Eddie Murray, S (1, 3) OBP: 0.325, SLG: 0.392		3-3 K		0-2 FC6-4 BB 1-2f		1-2 G5-3 2B		3-2 G6-3		4 0 1 2 0 1 2												
Darryl Strawberry, L (1, 9) OBP: 0.352, SLG: 0.404		1-1 1B		4-1 BB 1-2 BB		4-0 IBB		4-1 BB		1 0 1 0 3 0 0												
Lenny Harris, L (1, 5) Mike Sharperson, R (8, PH) OBP: 0.376, SLG: 0.402		4-2 BB		4-1 BB 1-2 2-3 BB		0-0 G5-3		2-0 F9		1 0 0 0 2 0 2 1 0 0 0 0 0 2												
Gary Carter, R (1, 2) OBP: 0.321, SLG: 0.396		0-0 F8		1-2 F7			1-3 K		0-0 F8	4 0 0 0 0 1 4	AB 31 R 2 H 6 RBI 2 BB 7 SO 6 LOB 17											
Alfredo Griffin, S (1, 6) OBP: 0.279, SLG: 0.266			0-0 P6		2-2 F8		0-0 F7		1-2 1B 1B	4 0 1 0 0 0 0												
Mike Morgan, R (7, PH) Dave Hansen, L (7, PH) John Candelaria, L (7, 1) Tim Crews, R (7, 1) Dennis Cook, L (7, 1) Mike Hartley, R (7, 1) Stan Javier, S (9, PH) OBP: 0.270, SLG: 0.319			1-3 K		1-0 G6-3		0-3 K		1-2 F8	2 0 0 0 0 1 0 1 0 0 0 0 1 0 1 0 0 0 0 0 1												
Inning Stats	R: 0 E: 0 K: 1 S: 8	H: 0 LOB: 0 BB: 0 P: 11	R: 0 E: 0 K: 1 S: 8	H: 1 LOB: 1 BB: 1 P: 16	R: 0 E: 0 K: 1 S: 7	H: 0 LOB: 0 BB: 0 P: 9	R: 0 E: 0 K: 0 S: 13	H: 0 LOB: 3 BB: 3 P: 28	R: 0 E: 0 K: 0 S: 5	H: 0 LOB: 0 BB: 0 P: 10	R: 1 E: 0 K: 0 S: 10	H: 2 LOB: 1 BB: 1 P: 19	R: 0 E: 0 K: 2 S: 7	H: 0 LOB: 0 BB: 0 P: 8	R: 1 E: 0 K: 1 S: 11	H: 1 LOB: 2 BB: 2 P: 27	R: 0 E: 0 K: 0 S: 16	H: 2 LOB: 2 BB: 0 P: 21	1B: 5 2B: 1 3B: 0 HR: 0	SF: 0 SAC: 0 DP: 1 HBP: 0	WP: 0 PB: 0 SB: 1 CS: 0	PA: 38
PITCHER	IP WLS BF H R ER SO BB IBB HBP BLK WP HR S P ERA WHIP																					
Tommy Greene, R (1, 1) ERA: 2.85	7.0 W 29 4 2 2 5 5 1 0 0 0 0 0 61 110 2.57 1.286																					
Mitch Williams, L (8, 1) ERA: 2.79	2.0 S 9 2 0 0 1 1 0 0 0 0 0 0 24 39 0.00 1.500																					

Los Angeles Dodgers @ Philadelphia Phillies
Veterans Stadium, Philadelphia, PA
Wed Jul 17 1991, 3:33 AM EDT
Att. 33,651 - Sunny - 88 F

livebaseballscorecards.com

Batter	1	2	3	4	5	6	7	8	9	AB	R	H	RBI	BB	SO	LOB
Lenny Dykstra, L OBP: 0.431, SLG: 0.477 (1, 8)	3-2 G3	0-0 F8			0-0 F9		2-1 G5-4-3 SH 2B 1B	0-0 3B 1B		5	2	2	0	0	0	2
Mickey Morandini, L OBP: 0.314, SLG: 0.303 (1, 4)	3-2 E1 1B		1-1 F7		2-1 G3		2-1 SH G5-4-3 1-2	2-1 SAFE SAFE L5 3B		4	0	1	1	0	0	0
Wes Chamberlain, R OBP: 0.316, SLG: 0.415 (1, 7)	0-1 P6		3-2 G5-3		0-0 L6		1-0 G5-4-3 1-2f 2-3	2-2 L5 3-H		5	0	0	0	0	0	4
John Kruk, L OBP: 0.351, SLG: 0.470 (1, 3)	1-0 FC6-4 1-3 1B		3-2 F8			3-2 F8	4-2 2B BB BB			3	1	1	0	1	0	0
Dale Murphy, R OBP: 0.315, SLG: 0.435 (1, 9)	0-1 FC6-4 1-2f			3-2 G5-3		1-3 K	0-0 BB BB 2B			4	0	1	1	0	1	2
Dave Hollins, S OBP: 0.415, SLG: 0.594 (1, 5)		0-1 G4-3 2B		1-1 G4-3 2B		1-2 HR	4-0 BB IBB			3	1	3	1	1	0	0
Darren Daulton, L OBP: 0.301, SLG: 0.354 (1, 2)		1-3 K		1-0 G4-3 2-3		1-2 1B 1B	4-1 1-2 2-3 3-H BB			3	0	1	1	1	1	2
Dickie Thon, R OBP: 0.287, SLG: 0.341 (1, 6)		1-2 G4-3 2-3		4-0 IBB		1-0 1B	0-0 F7			3	0	1	0	1	0	4
Tommy Greene, R OBP: 0.256, SLG: 0.297 Mitch Williams, L Charlie Hayes, R OBP: 0.232, SLG: 0.322 (1, 1) (8, 1) (8, 5)		4-1 BB		2-0 G5-3		1-3 K		0-1 F6		2	0	0	0	1	1	4
										0	0	0	0	0	0	0
										1	0	0	0	0	0	0

Inning Stats	R: 0	H: 1	E: 1	K: 0	S: 13	LOB: 2	BB: 0	P: 20	R: 0	H: 1	E: 0	K: 1	S: 10	LOB: 2	BB: 1	P: 16	R: 0	H: 0	E: 0	K: 0	S: 8	LOB: 0	BB: 0	P: 15	R: 0	H: 1	E: 0	K: 0	S: 8	LOB: 2	BB: 1	P: 19	R: 0	H: 0	E: 0	K: 0	S: 4	LOB: 0	BB: 0	P: 6	R: 1	H: 3	E: 0	K: 2	S: 18	LOB: 2	BB: 0	P: 26	R: 2	H: 2	E: 0	K: 0	S: 10	LOB: 3	BB: 3	P: 27	R: 1	H: 2	E: 0	K: 0	S: 8	LOB: 0	BB: 0	P: 12
--------------	------	------	------	------	-------	--------	-------	-------	------	------	------	------	-------	--------	-------	-------	------	------	------	------	------	--------	-------	-------	------	------	------	------	------	--------	-------	-------	------	------	------	------	------	--------	-------	------	------	------	------	------	-------	--------	-------	-------	------	------	------	------	-------	--------	-------	-------	------	------	------	------	------	--------	-------	-------

PITCHER	IP	WLS	BF	H	R	ER	SO	BB	IBB	HBP	BLK	WP	HR	S	P	ERA	WHIP
Mike Morgan, R ERA: 2.47 (1, 1)	6.0		27	6	1	1	3	1	1	0	0	0	0	61	102	1.50	1.167
John Candelaria, L ERA: 2.82 (7, 1)	0.2	L	4	1	2	2	0	1	0	0	0	0	0	7	16	27.00	3.000
Tim Crews, R ERA: 3.31 (7, 1)	0.0		2	1	0	0	0	0	1	0	0	0	0	1	5	∞	∞
Dennis Cook, L ERA: 1.8 (7, 1)	0.0		1	0	0	0	0	1	0	0	0	0	0	1	5	∞	∞
Mike Hartley, R ERA: 4.53 (7, 1)	1.1		5	2	1	1	0	0	0	0	0	0	0	9	13	6.75	1.500

BOTTOM

Los Angeles Dodgers @ Philadelphia Phillies
Veterans Stadium, Philadelphia, PA

Wed Jul 17 1991, 3:33 AM EDT
Att: 33,651 - Sunny - 88 F

AB	33
R	4
H	10
RBI	4
BB	5
SO	3
LOB	18

livebaseballscores.com

1B: 5	SF: 0	WP: 0	PA: 39
2B: 4	SAC: 1	PB: 0	
3B: 1	DP: 2	SB: 0	
HR: 1	HBP: 0	CS: 0	



Batter	1	2	3	4	5	6	7	8	9	AB	R	H	RBI	BB	SO	LOB	TOP					
Brett Butler, L (1, 8) OBP: 0.401, SLG: 0.328	4-2 1B HR BB	0-0 G3-1		0-1 FC3-2		1-1 G4-3		0-2 G6-3		4	1	0	0	1	0	3						
Juan Samuel, R (1, 4) OBP: 0.351, SLG: 0.440	1-0 P3	1-2 P3		0-3 K			0-3 K	2-0 F9		5	0	0	0	0	2	3						
Chris Gwynn, L (1, 7) OBP: 0.309, SLG: 0.447	0-0 F8		0-1 P6		2-3 K		0-0 HR	2-2 G4-3		5	1	1	1	0	1	1						
Eddie Murray, S (1, 3) OBP: 0.326, SLG: 0.392	0-1 HR 1B		1-1 F8		2-2 G6-3		1-1 HBP 3B 1B		0-0 G6-3	5	2	2	0	0	0	0						
Darryl Strawberry, L (1, 9) OBP: 0.356, SLG: 0.416	2-0 HR		2-1 F9		4-2 BB		4-2 HBP 3B BB		1-0 G4-3	3	2	1	3	2	0	0						
Lenny Harris, L (1, 5) OBP: 0.360, SLG: 0.336	0-0 WP HR 2B		1-2 G1-3		3-1 F7		0-0 L7		0-0 1B	5	1	2	0	0	0	3						
Gary Carter, R (1, 2) OBP: 0.329, SLG: 0.415	3-2 HR		2-2 1B HBP			2-1 F8	3-2 3B HBP		0-0 P4	3	3	1	2	0	0	1						
Alfredo Griffin, S (1, 6) OBP: 0.287, SLG: 0.283	0-0 F9		0-0 1B FC3-2 1B			1-2 SH1-4 1B	2-1 1-H 2-H 3-H 3B			4	0	3	3	0	0	0						
Tim Belcher, R (1, 1) OBP: 0.179, SLG: 0.205		1-3 K		2-2 FC3-2 1B		0-0 SH1-4	0-3 K			1	0	0	0	0	1	0						
Kevin Gross, R (2, 1) OBP: 0.267, SLG: 0.286										2	0	1	1	0	1	1						
John Candelaria, L (9, 1)										0	0	0	0	0	0	0						
Inning Stats	R: 5 E: 0 K: 0 S: 15	H: 4 LOB: 0 BB: 1 P: 25	R: 0 E: 0 K: 1 S: 7	H: 0 LOB: 0 BB: 0 P: 9	R: 0 E: 0 K: 0 S: 6	H: 0 LOB: 0 BB: 0 P: 9	R: 1 E: 0 K: 1 S: 15	H: 2 LOB: 2 BB: 0 P: 20	R: 0 E: 0 K: 1 S: 11	H: 0 LOB: 1 BB: 1 P: 22	R: 0 E: 0 K: 0 S: 8	H: 1 LOB: 1 BB: 0 P: 12	R: 4 E: 0 K: 2 S: 16	H: 3 LOB: 1 BB: 1 P: 26	R: 0 E: 0 K: 0 S: 7	H: 0 LOB: 0 BB: 0 P: 11	R: 0 E: 0 K: 0 S: 4	H: 1 LOB: 1 BB: 0 P: 5	1B: 6 2B: 1 3B: 1 HR: 3	SF: 0 SAC: 1 DP: 0 HBP: 2	WP: 1 PB: 0 SB: 0 CS: 0	PA: 43
PITCHER	IP WLS BF H R ER SO BB IBB HBP BLK WP HR S P ERA WHIP																	IP WLS BF H R ER SO BB IBB HBP BLK WP HR S P ERA WHIP				
David Cone, R (1, 1) ERA: 3.07	6.1 L 31 9 8 8 4 2 0 1 0 1 3 68 104 11.37 1.737																					
Doug Simons, L (7, 1) ERA: 5.08	0.1 3 0 0 0 0 0 1 0 1 0 0 0 5 12 0.00 3.000																					
Jeff Innis, R (7, 1) ERA: 2.25	1.1 5 1 2 2 1 0 0 0 0 0 0 0 12 18 13.50 0.750																					
Tim Burke, R (9, 1) ERA: 4.02	1.0 4 1 0 0 0 0 0 0 0 0 0 0 4 5 0.00 1.000																					

Los Angeles Dodgers @ New York Mets
 Shea Stadium, Flushing, NY
 Thu Jul 18 1991, 7:05 PM EDT
 Att. 48,475 - Cloudy - 93 F

AB	37
R	10
H	11
RBI	10
BB	3
SO	5
LOB	12



BOTTOM

Los Angeles Dodgers @ New York Mets
Shea Stadium, Flushing, NY
Thu Jul 18 1991, 7:05 PM EDT
Att. 48,475 - Cloudy - 93 F

livebaseballscorecards.com

AB 35
R 5
H 7
RBI 5
BB 3
SO 2
LOB 13



WP: 0 PA: 38
PB: 0
SB: 0
CS: 0

AB R H RBI BB SO LOB
3 1 0 0 1 1 0
1 0 0 0 0 0 2

4 1 1 1 1 0 2

4 0 2 3 0 0 0

4 0 0 0 0 0 3

3 1 1 1 1 0 2

4 0 0 0 0 1 1

4 0 1 0 0 0 0

3 1 1 0 0 0 0
0 0 0 0 0 0 0
0 0 0 0 0 0 0
0 0 0 0 0 0 0
0 0 0 0 0 0 0
1 0 0 0 0 0 1

2 1 1 0 0 0 0
2 0 0 0 0 0 2

1B: 5 SF: 0
2B: 0 SAC: 0
3B: 1 DP: 0
HR: 1 HBP: 0

Batter	1	2	3	4	5	6	7	8	9
Daryl Boston, L (1, 8) OBP: 0.307, SLG: 0.360 Mark Carreon, R (9, PH) OBP: 0.303, SLG: 0.338	3-2 G6-3	4-1 1B 3B BB		1-3 K			2-1 G4-3		1-1 L8
Dave Magadan, L (1, 3) OBP: 0.383, SLG: 0.344	4-1 1B BB	2-1 1-2 2-3 3B 1B			1-1 F7		2-2 F9		1-1 G5-3
Gregg Jefferies, S (1, 4) OBP: 0.356, SLG: 0.431	0-1 1-2 1B	1-2 1-H 2-H 3-H 3B			2-2 G3			1-1 F9	
Kevin McReynolds, R (1, 7) OBP: 0.351, SLG: 0.457	0-1 P3	2-2 G5-3			0-1 G6-3			0-1 F8	
Howard Johnson, S (1, 5) OBP: 0.355, SLG: 0.550	1-0 P6		2-2 G1-4-3		3-1 HR			4-2 BB	
Hubie Brooks, R (1, 9) OBP: 0.347, SLG: 0.461		0-1 F9	2-3 K		1-0 G6-3			0-1 G1-3	
Garry Templeton, S (1, 6) OBP: 0.254, SLG: 0.317		0-2 F9	2-1 G5-3		0-0 B5-3				1-1 1B
Rick Cerone, R (1, 2) OBP: 0.372, SLG: 0.351 Doug Simons, L (7, 1) Jeff Innis, R (7, 1) Tim Burke, R (9, 1) Kelvin Torve, L (9, PH) Keith Miller, R (9, PH) OBP: 0.394, SLG: 0.493		1-1 BB 1B 1B		1-1 P3		0-2 G4-3			3-2 E5
David Cone, L (1, 1) OBP: 0.217, SLG: 0.167 Mackey Sasser, L (7, 2) OBP: 0.318, SLG: 0.488		1-1 1B BB 3B 1B		1-1 E3			1-1 F9		0-0 P6

Inning Stats	R: 0 E: 0 K: 10 S: 10	H: 1 LOB: 2 BB: 1 P: 18	R: 4 E: 0 K: 18 S: 18	H: 4 LOB: 1 BB: 1 P: 29	R: 0 E: 0 K: 1 S: 9	H: 0 LOB: 0 BB: 0 P: 15	R: 0 E: 1 K: 1 S: 8	H: 0 LOB: 0 BB: 0 P: 11	R: 0 E: 0 K: 0 S: 7	H: 0 LOB: 0 BB: 0 P: 10	R: 1 E: 0 K: 0 S: 8	H: 1 LOB: 0 BB: 0 P: 12	R: 0 E: 0 K: 0 S: 7	H: 0 LOB: 0 BB: 0 P: 12	R: 0 E: 0 K: 0 S: 8	H: 0 LOB: 1 BB: 1 P: 13	R: 0 E: 1 K: 0 S: 10	H: 1 LOB: 2 BB: 0 P: 16	1B: 5 2B: 0 3B: 1 HR: 1	SF: 0 SAC: 0 DP: 0 HBP: 0	WP: 0 PB: 0 SB: 0 CS: 0	PA: 38
--------------	--------------------------------	----------------------------------	--------------------------------	----------------------------------	------------------------------	----------------------------------	------------------------------	----------------------------------	------------------------------	----------------------------------	------------------------------	----------------------------------	------------------------------	----------------------------------	------------------------------	----------------------------------	-------------------------------	----------------------------------	----------------------------------	------------------------------------	----------------------------------	--------

PITCHER	IP	WLS	BF	H	R	ER	SO	BB	IBB	HBP	BLK	WP	HR	S	P	ERA	WHIP
Tim Belcher, R (1, 1) ERA: 2.97	1.2		12	5	4	4	0	2	0	0	0	0	0	25	42	21.60	4.200
Kevin Gross, R (2, 1) ERA: 4.11	6.1	W	22	2	1	1	2	1	0	0	0	0	1	52	81	1.42	0.474
John Candelaria, L (9, 1) ERA: 2.7	1.0		4	0	0	0	0	0	0	0	0	0	0	8	13	0.00	0.000

Los Angeles Dodgers @ New York Mets
 Shea Stadium, Flushing, NY
 Fri Jul 19 1991, 7:05 PM EDT
 Att. 46,711 - Cloudy - 87 F

AB	32
R	2
H	5
RBI	1
BB	2
SO	7
LOB	10



AB R H RBI BB SO LOB

4	0	1	0	0	1	0
2	0	1	0	1	1	0
1	0	0	0	0	0	0
4	0	1	0	0	0	3
4	0	0	0	0	1	3
4	1	1	1	0	1	0
3	1	1	0	1	0	0
4	0	0	0	0	1	2
3	0	0	0	0	0	1
3	0	0	0	0	2	1
0	0	0	0	0	0	0
0	0	0	0	0	0	0

1B: 3 SF: 0
 2B: 1 SAC: 0
 3B: 0 DP: 0
 HR: 1 HBP: 0

WP: 0 PA: 34
 PB: 0
 SB: 1
 CS: 1

Batter	1	2	3	4	5	6	7	8	9
Brett Butler, L (1, 8) OBP: 0.400, SLG: 0.328	2-1 P2		2-3 K			0-2 FC6-4 S 1B		2-1 F8	
Mike Sharperson, R (1, 5) OBP: 0.385, SLG: 0.405	2-3 K			3-2 CS 1B		4-1 FC6-4 BB		1-0 P6	
Lenny Harris, L (8, PH) OBP: 0.359, SLG: 0.335				1 SAFE 3-2 P3		0-2 FC6-4 1-2f 2-3		0-1 1B	
Juan Samuel, R (1, 4) OBP: 0.350, SLG: 0.438	1-0 F9			0-2 F8		1-0 L7		1-3 K	
Eddie Murray, S (1, 3) OBP: 0.322, SLG: 0.387		1-0 P4							
Darryl Strawberry, L (1, 9) OBP: 0.355, SLG: 0.426		1-2 HR			3-3 K		0-0 G4-3		0-0 P4
Gary Carter, R (1, 2) OBP: 0.333, SLG: 0.420		2-0 F7			4-2 BB		1-2 G4-3 E 2B		2-1 F8
Stan Javier, S (1, 7) OBP: 0.263, SLG: 0.309		2-3 K			2-2 F9		0-0 G4-3 2-3		0-0 P2
Alfredo Griffin, S (1, 6) OBP: 0.283, SLG: 0.280			2-2 G3-1				0-0 P4		
Ramon Martinez, R (1, 1) OBP: 0.130, SLG: 0.111			0-3 K				1-3 K		
Tim Crews, R (8, 1)									
Dennis Cook, L (8, 1)									

Inning Stats	R: 0	H: 0	E: 0	K: 1	S: 6	P: 11	R: 1	H: 1	E: 0	K: 1	S: 11	P: 17	R: 0	H: 0	E: 0	K: 2	S: 11	P: 15	R: 0	H: 1	E: 0	K: 0	S: 10	P: 16	R: 0	H: 0	E: 0	K: 1	S: 11	P: 20	R: 0	H: 1	E: 0	K: 1	S: 11	P: 17	R: 1	H: 1	E: 1	K: 0	S: 7	P: 8	R: 0	H: 1	E: 0	K: 1	S: 8	P: 12	R: 0	H: 0	E: 0	K: 0	S: 4	P: 6
--------------	------	------	------	------	------	-------	------	------	------	------	-------	-------	------	------	------	------	-------	-------	------	------	------	------	-------	-------	------	------	------	------	-------	-------	------	------	------	------	-------	-------	------	------	------	------	------	------	------	------	------	------	------	-------	------	------	------	------	------	------

PITCHER	IP	WLS	BF	H	R	ER	SO	BB	IBB	HBP	BLK	WP	HR	S	P	ERA	WHIP
Sid Fernandez, L (1, 1) ERA: 1.5	6.0		22	3	1	1	6	2	0	0	0	0	1	60	96	1.50	0.833
Tim Burke, R (7, 1) ERA: 3.86	2.0	W	9	2	1	0	1	0	0	0	0	0	0	15	20	0.00	1.000
Alejandro Pena, R (9, 1) ERA: 2.81	1.0		3	0	0	0	0	0	0	0	0	0	0	4	6	0.00	0.000

PITCHER	IP	WLS	BF	H	R	ER	SO	BB	IBB	HBP	BLK	WP	HR	S	P	ERA	WHIP
---------	----	-----	----	---	---	----	----	----	-----	-----	-----	----	----	---	---	-----	------

TOP

Los Angeles Dodgers @ New York Mets
Shea Stadium, Flushing, NY

Sat Jul 20 1991, 3:33 AM EDT
Att. 41,608 - Cloudy - 96 F

livebaseballscorecards.com

AB 41
R 11
H 16
RBI 10
BB 1
SO 6
LOB 13



AB R H RBI BB SO LOB

5	2	4	2	0	0	0
4	1	2	0	0	0	3
1	0	1	0	0	0	0
5	1	1	3	0	0	3
5	0	2	1	0	2	1
0	0	0	0	0	0	0
3	0	0	0	0	1	0
2	0	0	0	0	0	3
5	1	1	0	0	1	1
3	2	1	0	1	0	0
3	3	2	0	0	0	0
1	0	0	0	0	0	0
1	1	1	3	0	0	0
0	0	0	0	0	0	0
0	0	0	0	0	0	0
0	0	0	0	0	0	0
3	0	1	1	0	2	2
1B: 12	SF: 0					
2B: 2	SAC: 2					
3B: 0	DP: 0					
HR: 2	HBP: 1					

Batter	1	2	3	4	5	6	7	8	9
Brett Butler, L OBP: 0.404, SLG: 0.334 (1, 8) C X	0-1 G3 ①		0-1 FC6-4 1B C X		2-1 1B HR 1B B L B X	1-0 CS 1B 1-2 3-H B X		0-0 1B 1B X	
Juan Samuel, R OBP: 0.352, SLG: 0.438 (1, 4) B X	1-0 1B C X		1-1 FC6-4 1-2f 1 SAFE 1 SAFE 1 SAFE 1 SAFE C X		0-1 HR 1B 1-3 1 SAFE 1 SAFE 1 SAFE 1 SAFE B B C X	3-1 G6-3 ② ③ B B C X		0-0 1B 1B 1-3 1 SAFE X	
Eddie Murray, S OBP: 0.320, SLG: 0.394 (1, 3) 1 SAFE 1 SAFE 1 SAFE 1 SAFE B B B X	3-1 F7 ②			0-1 G4-3 ① F X	0-2 HR 1-H 3-H C X		0-0 G3-1 ① F B F B F B F B X	2-2 P6 ②	
Darryl Strawberry, L OBP: 0.355, SLG: 0.429 (1, 9) B 1 SAFE F C	1-3 K ③			2-1 F7 ② B B F B X	2-3 K ② C X		2-1 2B FC6-5-6 B B F B X	0-0 1B 1-2 3-H X	
Stan Javier, S OBP: 0.263, SLG: 0.309 (9, 7) 1 SAFE 1 SAFE 1 SAFE C									
Chris Gwynn, L OBP: 0.299, SLG: 0.432 (1, 7) B F X			1-1 G6-3 ① B F X	0-1 G4-3 ③ S X	1-3 K ③ C B C S C S		0-0 FC6-5-6-1 ② 2-3 B X	1-0 F9 ③ B X	
Mike Sharperson, R OBP: 0.378, SLG: 0.395 (6, 5)									
Lenny Harris, L OBP: 0.356, SLG: 0.332 (1, 5) (6, 4) B C B S B S B S B S X		3-3 K ② B C B S B S B S B S X			0-0 G4-3 ① X	0-0 SH2-4 1B 1B B B X	2-0 G3-1 ③ B B X		3-1 G3-1 ① B B C X B X
Mike Scioscia, L OBP: 0.377, SLG: 0.407 (1, 2) B F B S X		2-2 G3 ③ B F B S X			4-2 HR 1B BB B B B C B C B C B C B X	0-1 SH2-4 ① 1-2 1 SAFE L SAFE X		1-1 SH 2B C X	0-1 G3-1 ② C X
Alfredo Griffin, S OBP: 0.291, SLG: 0.285 (1, 6) X			0-0 B1-3 ① X		2-2 HR 1B 1-2 F B B B B B B B B B X	1-2 1B 1B HBP S F H		0-1 SH 1B 2-H L X	0-0 1B X
Orel Hershiser, R OBP: 0.438, SLG: 0.429 (1, 1) C B X			1-1 G6-3 ② C B X		3-2 HR 1-H 2-H B X	1-0 CS 1B 1-3 2-H X		2-3 K ① F F F S S	0-3 K ③ F F F S S
Dave Hansen, L OBP: 0.400, SLG: 0.800 (5, PH) (5, 1) Dennis Cook, L (5, 1) Tim Crews, R (5, 1) Mitch Webster, S OBP: 0.250, SLG: 0.286 (9, 9)									

Inning Stats	R: 0	H: 1	E: 0	LOB: 1	K: 1	BB: 0	S: 8	P: 13
	R: 0	H: 0	E: 0	LOB: 0	K: 1	BB: 0	S: 9	P: 15
	R: 0	H: 1	E: 0	LOB: 1	K: 0	BB: 0	S: 7	P: 9
	R: 0	H: 0	E: 0	LOB: 0	K: 0	BB: 0	S: 6	P: 8
	R: 6	H: 5	E: 0	LOB: 0	K: 2	BB: 1	S: 24	P: 38
	R: 2	H: 3	E: 0	LOB: 1	K: 0	BB: 0	S: 9	P: 15
	R: 0	H: 1	E: 0	LOB: 1	K: 0	BB: 0	S: 5	P: 9
	R: 3	H: 4	E: 1	LOB: 2	K: 1	BB: 0	S: 16	P: 22
	R: 0	H: 1	E: 0	LOB: 1	K: 1	BB: 0	S: 9	P: 12

1B: 12	SF: 0	2B: 2	SAC: 2	3B: 0	DP: 0	HR: 2	HBP: 1
--------	-------	-------	--------	-------	-------	-------	--------

WP: 0	PA: 45	PB: 0	SB: 0	CS: 2
-------	--------	-------	-------	-------

PITCHER	IP	WLS	BF	H	R	ER	SO	BB	IBB	HBP	BLK	WP	HR	S	P	ERA	WHIP
Wally Whitehurst, R ERA: 3.58 (1, 1)	4.1	L	20	6	5	5	2	1	0	0	0	0	1	45	71	10.38	1.615
Doug Simons, L ERA: 5.71 (5, 1)	1.0		8	4	3	3	2	0	0	1	0	0	1	16	22	27.00	4.000
Jeff Innis, R ERA: 2.32 (6, 1)	2.2		13	5	3	1	1	0	0	0	0	0	0	23	36	3.38	1.875
Alejandro Pena, R ERA: 2.74 (9, 1)	1.0		4	1	0	0	1	0	0	0	0	0	0	9	12	0.00	1.000

BOTTOM

Los Angeles Dodgers @ New York Mets
Shea Stadium, Flushing, NY
Sat Jul 20 1991, 3:33 AM EDT
Att. 41,608 - Cloudy - 96 F

livebaseballscorecards.com

AB	37
R	7
H	12
RBI	7
BB	5
SO	2
LOB	17



WP:	0	PA:	44
PB:	0		
SB:	1		
CS:	0		

AB	R	H	RBI	BB	SO	LOB
5	0	1	0	0	0	3
4	2	2	1	1	0	1
0	0	0	0	0	0	0
5	1	2	0	0	1	1
3	1	0	0	2	0	2
4	2	2	0	1	0	2
5	1	4	5	0	0	1
2	0	1	1	0	0	0
2	0	0	0	1	0	1
2	0	0	0	0	0	3
0	0	0	0	0	0	0
1	0	0	0	0	0	0
2	0	0	0	0	1	3
0	0	0	0	0	0	0
2	0	0	0	0	0	0

Batter	1	2	3	4	5	6	7	8	9
Keith Miller, R OBP: 0.383, SLG: 0.468 (1, 9) B C B F B X (6, 7)	3-2 G4-3 ①			G1-3 FC4-6		0-0 G6-3 ②		0-0 1B	
Dave Magadan, L OBP: 0.384, SLG: 0.355 Alejandro Pena, R (1, 3) B C B F B X (9, 1)	2-2 G6-3 ②			2-2 HR	4-2 FC3-6 BB 1B BB	1-1 1B 1B		3-1 F7 ③	
Gregg Jefferies, S OBP: 0.356, SLG: 0.427 (1, 4) C B B F B S	2-3 K ③			0-0 BB BB 1B	0-1 P4 ①	2-2 1B		2-2 G6-3 ①	
Kevin McReynolds, R OBP: 0.354, SLG: 0.463 (1, 7) B C B B B X (6, 8)			3-1 F9 ①	4-2 BB 1B BB	4-0 FC3-6 1B BB	2-2 G1-3 ③		0-0 F8 ②	
Howard Johnson, S OBP: 0.357, SLG: 0.548 (1, 5) B X			1-0 PO 1B	4-0 1B BB	2-2 FC3-6 S 1B		3-2 G1-3 ①	1-0 HR 1B	
Mackey Sasser, L OBP: 0.344, SLG: 0.541 (1, 2) F B B 1 SAFE 1 SAFE X			1-1 P4 ②	0-0 1B	0-0 BB 1B		0-0 G4-6-3 1B	1-1 HR	
Daryl Boston, L OBP: 0.310, SLG: 0.362 Hubie Brooks, R OBP: 0.349, SLG: 0.458 (1, 8) B 1 SAFE 1 SAFE 1 SAFE (5, PH) (6, 9)			1-0 PO ③	1-0 G4-3 ①	1-0 HBP 1B	4-2 BB 1B	0-0 G4-6-3 ② ③	1-2 F9 ③	
Kevin Elster, R OBP: 0.293, SLG: 0.335 Jeff Innis, R Kelvin Torve, L (1, 6) (6, 1) (8, PH) (9, 3)			2-2 P4 ②	3-1 FC4-6 HBP	2-1 F8 ③		0-1 G3-1 ①		
Wally Whitehurst, R OBP: 0.167, SLG: 0.136 Doug Simons, L Garry Templeton, S OBP: 0.253, SLG: 0.313 (1, 1) (5, 1) (6, 6)			1-2 P4 ③	0-3 K ②		3-2 F7 ①		2-2 F7 ②	

Inning	R	H	E	K	S	H	LOB	BB	P
1	0	0	0	10	17	1	0	0	11
2	0	0	0	5	11	0	0	0	11
3	0	0	0	7	11	0	0	0	11
4	4	4	0	19	33	4	3	2	33
5	1	1	0	17	33	1	3	3	33
6	0	2	0	13	21	0	2	0	21
7	0	1	0	7	10	0	0	0	10
8	0	1	0	8	13	0	1	0	13
9	2	2	0	10	15	2	0	0	15

PITCHER	IP	WLS	BF	H	R	ER	SO	BB	IBB	HBP	BLK	WP	HR	S	P	ERA	WHIP
Orel Hershiser, R ERA: 4.47 (1, 1)	4.0		19	5	4	4	2	2	0	1	0	0	1	41	72	9.00	1.750
Mike Hartley, R ERA: 4.64 (5, 1)	0.2		5	1	1	1	0	2	0	0	0	0	0	9	19	13.50	4.500
Dennis Cook, L ERA: 1.59 (5, 1)	0.0		1	0	0	0	0	1	0	0	0	0	0	6	10	∞	∞
Tim Crews, R ERA: 3.58 (5, 1)	1.0		5	2	0	0	0	0	0	0	0	0	0	12	20	0.00	2.000
Jim Gott, R ERA: 3.29 (6, 1)	3.1	W	13	4	2	2	0	0	0	0	0	0	1	28	43	5.40	1.200

Batter	1	2	3	4	5	6	7	8	9	AB R H RBI BB SO LOB	TOP	
Brett Butler, L (1, 8) OBP: 0.405, SLG: 0.336 Mitch Webster, S (9, PH) OBP: 0.248, SLG: 0.284	3-2 G6-3 1B	1-2 1-3 2-H 1B			2-1 G1-3 WP 1B		2-2 FC6-4 1-2f 3B		1-1 L4	4 1 2 1 0 0 1 1 0 0 0 0 0 0		
Juan Samuel, R (1, 4) OBP: 0.351, SLG: 0.442	1-2 P6	1-2 F7			1-3 K		2-2 1-H 3B			4 0 1 1 0 1 3		
Eddie Murray, S (1, 3) OBP: 0.319, SLG: 0.392	0-0 G3-1			1-2 S 1B		0-1 G1-3		2-3 K		4 0 1 0 0 1 2		
Darryl Strawberry, L (1, 9) OBP: 0.354, SLG: 0.426		0-1 BB 1B		2-3 K		0-3 K		2-2 F8		4 1 1 0 0 2 2		
Chris Gwynn, L (1, 7) OBP: 0.307, SLG: 0.422		1 SAFE 1 B 1 SAFE 1 B 1 SAFE 1 B	4-0 FC5 1B 1-2 BB	4-2 G6-4-3 BB		0-2 G6-3		1-2 F7		2 0 0 0 2 0 0		
Lenny Harris, L (1, 5) OBP: 0.358, SLG: 0.339 Kevin Gross, R (8, 1) OBP: 0.267, SLG: 0.286		3-2 BB FC5 SF7 1B 1-2 2-H	1-0 G6-4-3			1-3 K		0-0 2B		4 1 2 1 0 1 2 0 0 0 0 0 0 0		
Mike Scioscia, L (1, 2) OBP: 0.372, SLG: 0.400		1-0 FC5 BB 1B 1-2 2-3f		2-1 G3		2-3 K		0-0 F9		3 1 0 0 0 1 2		
Alfredo Griffin, S (1, 6) OBP: 0.285, SLG: 0.286 Stan Javier, S (9, PH) OBP: 0.261, SLG: 0.307		4-2 1B 1-2 2-3 BB		1-2 F9			0-2 FC6-4 1B		1-3 K	2 0 1 0 1 0 0 1 0 0 0 0 1 0		
Bob Ojeda, L (1, 1) OBP: 0.229, SLG: 0.281 Mike Hartley, R (3, 1) OBP: 0.267, SLG: 0.286 Dennis Cook, L (6, 1) OBP: 0.267, SLG: 0.286 Gary Carter, R (6, 2) OBP: 0.329, SLG: 0.414 Dave Hansen, L (8, PH) OBP: 0.364, SLG: 0.727 (8, 5)		3-2 SF7		2-2 G4-3			0-0 L4		2-1 F7	0 0 0 1 0 0 0 1 0 0 0 0 0 0 0 0 0 0 0 0 0 2 0 0 0 0 0 1 1 0 0 0 0 0 1		
Inning Stats	R: 0 E: 0 K: 0 S: 8 H: 0 LOB: 0 BB: 0 P: 12	R: 3 E: 0 K: 0 S: 20 H: 3 LOB: 2 BB: 2 P: 37	R: 0 E: 0 K: 1 S: 9 H: 1 LOB: 1 BB: 1 P: 17	R: 0 E: 0 K: 0 S: 10 H: 0 LOB: 0 BB: 0 P: 15	R: 0 E: 0 K: 2 S: 10 H: 1 LOB: 1 BB: 0 P: 13	R: 0 E: 0 K: 2 S: 10 H: 0 LOB: 0 BB: 0 P: 13	R: 1 E: 0 K: 1 S: 13 H: 2 LOB: 1 BB: 0 P: 19	R: 0 E: 0 K: 0 S: 8 H: 1 LOB: 1 BB: 0 P: 11	R: 0 E: 0 K: 1 S: 8 H: 0 LOB: 0 BB: 0 P: 12	1B: 6 2B: 1 3B: 1 HR: 0 SF: 1 SAC: 0 DP: 1 HBP: 0	WP: 1 PB: 0 SB: 1 CS: 0 PA: 37	
PITCHER Dwight Gooden, R (1, 1) ERA: 4.06 Tim Burke, R (8, 1) ERA: 3.71	IP 7.0 WLS W BF 30 H 7 R 4 ER 4 SO 6 BB 3 IBB 0 HBP 0 BLK 0 WP 1 HR 0 S 80 P 126 ERA 5.14 WHIP 1.429	IP 2.0 WLS 7 BF 1 H 0 R 0 ER 0 SO 1 BB 0 IBB 0 HBP 0 BLK 0 WP 0 HR 0 S 16 P 23 ERA 0.00 WHIP 0.500	PITCHER IP WLS BF H R ER SO BB IBB HBP BLK WP HR S P ERA WHIP									

Los Angeles Dodgers @ New York Mets
Shea Stadium, Flushing, NY
Sun Jul 21 1991, 3:33 AM EDT
Att. 43,204 - Sunny - 98 F

AB	33
R	4
H	8
RBI	4
BB	3
SO	7
LOB	14



Batter	1	2	3	4	5	6	7	8	9	AB	R	H	RBI	BB	SO	LOB	BOTTOM			
Keith Miller, R OBP: 0.384, SLG: 0.488 (1, 4)	1-1 G4-3	0-0 F7	0-0 2B		1-2 F8		1-1 2B			5	0	2	1	0	0	3	Los Angeles Dodgers @ New York Mets Shea Stadium, Flushing, NY Sun Jul 21 1991, 3:33 AM EDT Att: 43,204 - Sunny - 98 F			
Dave Magadan, L OBP: 0.379, SLG: 0.349 (1, 3)	0-1 G4-3		F7		2-2 G3-1		1-1 P6			5	0	0	0	0	1	3				
Gregg Jefferies, S OBP: 0.360, SLG: 0.426 (1, 5)	1-0 G6-3		0-2 G6-3		2-2 FC6-4		4-1 BB		4-0 1B	3	1	1	0	2	0	0				
Daryl Boston, L OBP: 0.310, SLG: 0.362 (9, 8)										0	0	0	0	0	0	0				
Kevin McReynolds, R OBP: 0.357, SLG: 0.463 (1, 7)		2-2 G4-3	3-1 2B		0-1 FC6-4		4-2 BB		1-1 1B	4	1	2	0	1	0	1				
Howard Johnson, S OBP: 0.363, SLG: 0.553 (1, 6)		4-1 E	1-0 2B		4-2 BB		1-0 P5		0-1 1B	3	2	2	1	2	0	2				
Hubie Brooks, R OBP: 0.350, SLG: 0.454 (1, 9)		4-0 E	4-0 2B		2-1 F9		3-2 F9		2-3 K	3	2	0	0	2	1	5				
Kevin Elster, R OBP: 0.293, SLG: 0.335 (9, 6)		1-2 1B	2B		2-3 F9					0	0	0	0	0	0	0				
Mark Carreon, R OBP: 0.304, SLG: 0.341 (1, 8)	1-1 E5		1-1 2B		1-1 F8		2-2 G4-3		2-2 G5-3	5	1	1	2	0	0	7				
Charlie O'Brien, R OBP: 0.250, SLG: 0.184 (1, 2)	1-1 SF9		2-0 2B				3-3 K			2	1	1	3	0	1	0				
Dwight Gooden, R OBP: 0.235, SLG: 0.353 (1, 1)		1-2 3-H	1-0 2B				1-1 SH3-4		2-2 G5-3	2	1	2	2	0	0	0				
Tom Herr, S OBP: 0.328, SLG: 0.255 (7, PH)										1	0	0	0	0	0	0				
Tim Burke, R (8, 1)										0	0	0	0	0	0	0				
Inning Stats	R: 0 E: 0 K: 0 S: 5	H: 0 LOB: 0 BB: 0 P: 7	R: 2 E: 1 K: 0 S: 12	H: 1 LOB: 2 BB: 2 P: 25	R: 6 E: 0 K: 1 S: 15	H: 6 LOB: 1 BB: 1 P: 28	R: 0 E: 0 K: 0 S: 13	H: 1 LOB: 2 BB: 1 P: 22	R: 0 E: 0 K: 0 S: 14	H: 0 LOB: 1 BB: 0 P: 19	R: 0 E: 0 K: 0 S: 11	H: 0 LOB: 2 BB: 2 P: 25	R: 0 E: 0 K: 1 S: 14	H: 1 LOB: 1 BB: 0 P: 21	R: 1 E: 0 K: 1 S: 12	H: 2 LOB: 1 BB: 1 P: 21	1B: 5 2B: 6 3B: 0 HR: 0	SF: 1 SAC: 1 DP: 0 HBP: 1	WP: 0 PB: 0 SB: 1 CS: 0	PA: 43
PITCHER	IP WLS BF H R ER K S	IP WLS BF H R ER K S	IP WLS BF H R ER K S	IP WLS BF H R ER K S	IP WLS BF H R ER K S	IP WLS BF H R ER K S	IP WLS BF H R ER K S	IP WLS BF H R ER K S	IP WLS BF H R ER K S	IP WLS BF H R ER K S	IP WLS BF H R ER K S	IP WLS BF H R ER K S	IP WLS BF H R ER K S	IP WLS BF H R ER K S	IP WLS BF H R ER K S	IP WLS BF H R ER K S	ERA WHIP	ERA WHIP		
Bob Ojeda, L ERA: 3.71 (1, 1)	2.2 L	18	6	8	6	0	2	0	0	20.25	3.000									
Mike Hartley, R ERA: 4.45 (3, 1)	2.1	13	2	0	0	1	3	0	1	0.00	2.143									
Dennis Cook, L ERA: 1.17 (6, 1)	2.0	7	1	0	0	1	0	0	0	0.00	0.500									
Kevin Gross, R ERA: 4.19 (8, 1)	1.0	5	2	1	1	1	1	0	0	9.00	3.000									

livebaseballscorecards.com

AB 33
R 9
H 11
RBI 9
BB 7
SO 3
LOB 21



Batter	1	2	3	4	5	6	7	8	9	10	AB R H RBI BB SO LOB	TOP													
Lenny Dykstra, L OBP: 0.419, SLG: 0.457 (1, 8)	P5		G1-6-3 1B	1-2 1B		F9			K		5 0 2 1 0 1 1	Philadelphia Phillies @ Los Angeles Dodgers Dodger Stadium, Los Angeles, CA Tue Jul 23 1991, 7:05 PM PDT Att: 48,925 - Sunny - 72 F													
Mickey Morandini, L OBP: 0.300, SLG: 0.290 (1, 4)	BB		G1-6-3 1-2f	G3			K	S 2B		4 0 1 0 1 1 3															
Wes Chamberlain, R OBP: 0.322, SLG: 0.404 (1, 7)	SAFE			G5-3	P3		2B	2-3 BB		4 0 1 0 1 1 1															
John Kruk, L OBP: 0.352, SLG: 0.479 (1, 3)	SAFE		F8	1B BB	F7		F7	1-3 K		4 1 0 0 1 1 4															
Dave Hollins, S OBP: 0.448, SLG: 0.723 (1, 5)			K	1B 1B	P6		G3	F8 SH5-4 BB		4 1 1 0 1 1 1															
Dale Murphy, R OBP: 0.309, SLG: 0.419 (1, 9)			F9	L9		G4-3 WP 1B	G6-3	SH5-4 1-2		4 1 1 0 0 0 2															
Joe Boever, R OBP: 0.500, SLG: 0.500 (8, 1)										0 0 0 0 0 0 0															
Mitch Williams, L (8, 1)										0 0 0 0 0 0 0															
Wally Backman, S OBP: 0.331, SLG: 0.322 (10, PH)										0 0 0 0 0 0 0															
Jim Lindeman, R OBP: 0.380, SLG: 0.366 (10, 9)										0 0 0 0 0 0 0															
Darren Daulton, L OBP: 0.311, SLG: 0.352 (1, 2)	FC5-4 1B			BB 1B		G4-3 BB	K	IBB		3 1 2 1 2 1 0															
Dickie Thon, R OBP: 0.281, SLG: 0.330 (1, 6)	FC5-4 1-2f			1B BB		G4-3 1-2f 2-3	G6-3	F8 2-3		4 1 0 0 1 0 5															
Tommy Greene, R OBP: 0.286, SLG: 0.325 (1, 1)			K	1B				K		3 0 2 2 0 1 0															
Wally Ritchie, L (7, 1)				1B				L7		0 0 0 0 0 0 0															
John Morris, L OBP: 0.309, SLG: 0.270 (8, 9)				1-3 2-H 3-H						2 0 0 0 0 1 2															
Roger McDowell, R (10, 1)										0 0 0 0 0 0 0															
Inning Stats	R: 0 E: 0 K: 1 S: 8	H: 0 LOB: 1 BB: 1 P: 17	R: 0 E: 0 K: 1 S: 8	H: 1 LOB: 1 BB: 0 P: 12	R: 0 E: 0 K: 1 S: 8	H: 1 LOB: 0 BB: 0 P: 13	R: 4 E: 0 K: 0 S: 21	H: 4 LOB: 2 BB: 2 P: 41	R: 0 E: 0 K: 0 S: 9	H: 0 LOB: 0 BB: 0 P: 12	R: 1 E: 0 K: 0 S: 8	H: 2 LOB: 1 BB: 1 P: 17	R: 0 E: 0 K: 1 S: 8	H: 1 LOB: 1 BB: 0 P: 10	R: 0 E: 0 K: 1 S: 8	H: 0 LOB: 0 BB: 0 P: 13	R: 0 E: 0 K: 3 S: 17	H: 1 LOB: 2 BB: 1 P: 25	R: 0 E: 0 K: 0 S: 8	H: 0 LOB: 2 BB: 2 P: 20	1B: 8 2B: 2 3B: 0 HR: 0	SF: 0 SAC: 1 DP: 2 HBP: 0	WP: 1 PB: 0 SB: 1 CS: 0	PA: 45	
PITCHER	IP	WLS	BF	H	R	ER	SO	BB	IBB	HBP	BLK	WP	HR	S	P	ERA	WHIP								
Mike Morgan, R ERA: 2.7 (1, 1)	5.2		27	8	5	5	3	4	0	0	0	1	0	61	111	7.94	2.118								
Mike Hartley, R ERA: 4.42 (6, 1)	0.1		1	0	0	0	0	0	0	0	0	0	0	1	1	0.00	0.000								
Jim Gott, R ERA: 3.2 (7, 1)	1.0		4	1	0	0	1	0	0	0	0	0	0	8	10	0.00	1.000								
Kevin Gross, R ERA: 4.07 (8, 1)	1.2		7	1	0	0	3	1	0	0	0	0	0	22	34	0.00	1.200								
John Candelaria, L ERA: 2.66 (9, 1)	0.1		1	0	0	0	1	0	0	0	0	0	0	3	4	0.00	0.000								
PITCHER	IP	WLS	BF	H	R	ER	SO	BB	IBB	HBP	BLK	WP	HR	S	P	ERA	WHIP								
Jay Howell, R ERA: 2.6 (10, 1)	1.0		5	0	0	0	0	1	1	0	0	0	0	8	20	0.00	1.000								

AB	37
R	5
H	10
RBI	4
BB	7
SO	8
LOB	19



WP	1	PA	45
PB	0		
SB	1		
CS	0		

livebaseballscorecards.com

Batter	1	2	3	4	5	6	7	8	9	10	AB R H RBI BB SO LOB	BOTTOM
Brett Butler, L OBP: 0.400, SLG: 0.331 (1, 8)	F7		P3			F8	F7			K	5 0 0 0 0 1 2	Philadelphia Phillies @ Los Angeles Dodgers Dodger Stadium, Los Angeles, CA Tue Jul 23 1991, 7:05 PM PDT Att: 48,925 - Sunny - 72 F
Juan Samuel, R OBP: 0.351, SLG: 0.438 (1, 4)	G6-3		B1-3			E5				1B BB	3 1 0 0 2 0 0	
Eddie Murray, S OBP: 0.318, SLG: 0.389 (1, 3)	G4-3					K				1B IBB	5 0 1 0 0 2 2	
Darryl Strawberry, L OBP: 0.355, SLG: 0.435 (1, 9)		L8				P4				1B IBB	4 1 1 1 1 1 1	
Chris Gwynn, L OBP: 0.317, SLG: 0.424 (1, 7)						G4-3				1B	2 2 1 0 1 0 0	
Mitch Webster, S OBP: 0.258, SLG: 0.313 (8, PH) (9, 7)		1B BB								1B	2 1 2 2 0 0 0	
Lenny Harris, L OBP: 0.364, SLG: 0.347 (1, 5)		1B								HR	3 1 2 1 0 1 0	
Mike Scioscia, L OBP: 0.376, SLG: 0.404 (1, 2)		1B								1B	3 0 2 2 0 0 1	
Alfredo Griffin, S OBP: 0.291, SLG: 0.282 (1, 6)		F8								P6	4 0 0 0 0 0 3	
Mike Morgan, R Mike Hartley, R Alan Jayner, S Jim Gott, R Mike Sharperson, R Kevin Gross, R John Candalaria, L Gary Carter, R Jay Howell, R			G6-3							FC5-4	1 0	

Inning Stats	R: 0	H: 0	E: 0	K: 0	S: 8	R: 2	H: 2	E: 0	K: 0	S: 12	R: 0	H: 0	E: 0	K: 0	S: 6	R: 0	H: 0	E: 0	K: 1	S: 7	R: 0	H: 0	E: 0	K: 0	S: 7	R: 0	H: 0	E: 1	K: 2	S: 15	R: 2	H: 3	E: 0	K: 0	S: 13	R: 0	H: 0	E: 0	K: 1	S: 8	R: 1	H: 2	E: 0	K: 1	S: 10	R: 0	H: 2	E: 0	K: 1	S: 9	1B: 6	SF: 0	2B: 1	SAC: 1	3B: 0	DP: 1	HR: 2	HBP: 1	WP: 0	PA: 42
PITCHER	IP	WLS	BF	H	R	ER	SO	BB	IBB	HBP	BLK	WP	HR	S	P	ERA	WHIP																			ERA	WHIP																							
Tommy Greene, R ERA: 3.0 (1, 1)	6.0		24	5	4	4	3	1	0	1	0	0	1	60	93	6.00	1.000																																											
Wally Ritchie, L ERA: 2.86 (7, 1)	1.0		4	0	0	0	0	1	0	0	0	0	0	8	13	0.00	1.000																																											
Joe Boever, R ERA: 3.93 (8, 1)	0.0		1	0	0	0	0	1	0	0	0	0	0	2	6	∞	∞																																											
Mitch Williams, L ERA: 2.82 (8, 1)	2.0		7	2	1	1	2	0	0	0	0	0	1	16	25	4.50	1.000																																											
Roger McDowell, R ERA: 3.15 (10, 1)	0.1	L	5	2	1	1	1	1	1	0	0	0	0	9	22	27.00	9.000																																											



Batter	1	2	3	4	5	6	7	8	9	AB R H RBI BB SO LOB	TOP	
Lenny Dykstra, L OBP: 0.431, SLG: 0.466 (1, 8)	3-2 F8 E 1B		1-1 G3 1B		1-2 WP 1B		4-2 P3-4 BB		0-3 K	4 1 3 0 1 1 1		
Mickey Morandini, L OBP: 0.299, SLG: 0.289 Randy Ready, R OBP: 0.389, SLG: 0.290 (1, 4) (9, PH) (9, 4)	0-2 FC 1-2		0-2 G3		2-1 1-H 1B		0-0 P3-4 1-2f		2-3 K	4 0 1 1 0 0 3 1 0 0 0 0 1 1		
Wes Chamberlain, R OBP: 0.311, SLG: 0.389 (1, 7)	3-3 K		0-3 K		3-2 P5		0-2 G3			4 0 0 0 0 2 4		
John Kruk, L OBP: 0.348, SLG: 0.473 (1, 3)	1-0 F8 2-3		0-0 G4-3			3-3 K		1-3 K		4 0 0 0 0 2 3		
Dave Hollins, S OBP: 0.435, SLG: 0.680 (1, 5)	2-3 K			0-0 G3		4-0 1B G2-3 BB		1-3 K		3 0 0 0 1 2 2		
Dale Murphy, R OBP: 0.308, SLG: 0.417 (1, 9)		1-0 F8		3-1 G6-3		0-0 G2-3		1-0 1B		4 0 1 0 0 0 1		
Darren Daulton, L OBP: 0.309, SLG: 0.345 (1, 2)		2-2 G4-3		2-2 P6		4-0 1B IBB		3-3 K		3 0 0 0 1 1 1		
Dickie Thon, R OBP: 0.284, SLG: 0.332 (1, 6)		0-1 1B			0-0 P2	1-0 1-2 2-3 1B			0-1 G6-3	4 0 2 0 0 0 0		
Jose De Jesus, R OBP: 0.179, SLG: 0.158 Ricky Jordan, R OBP: 0.319, SLG: 0.476 Steve Searcy, L (9, 1)		0-3 K			0-3 K	1-3 K			4-2 BB	3 0 0 0 0 3 4 0 0 0 0 1 0 0 0 0 0 0 0 0 0		
Inning Stats	R: 0 H: 1 E: 1 LOB: 2 K: 2 BB: 0 S: 13 P: 22	R: 0 H: 1 E: 0 LOB: 1 K: 1 BB: 0 S: 10 P: 13	R: 0 H: 1 E: 0 LOB: 1 K: 1 BB: 0 S: 9 P: 10	R: 0 H: 0 E: 0 LOB: 0 K: 0 BB: 0 S: 6 P: 11	R: 1 H: 2 E: 0 LOB: 1 K: 1 BB: 0 S: 15 P: 20	R: 0 H: 1 E: 0 LOB: 3 K: 2 BB: 2 S: 8 P: 21	R: 0 H: 0 E: 0 LOB: 0 K: 0 BB: 1 S: 8 P: 12	R: 0 H: 1 E: 0 LOB: 1 K: 3 BB: 0 S: 12 P: 18	R: 0 H: 0 E: 0 LOB: 1 K: 2 BB: 1 S: 13 P: 19	1B: 7 SF: 0 2B: 1 SAC: 0 3B: 0 DP: 1 HR: 0 HBP: 0	WP: 1 PA: 38 PB: 0 SB: 0 CS: 0	
PITCHER Tim Belcher, R ERA: 2.87 John Candelaria, L ERA: 2.45	IP WLS BF H R ER SO BB IBB HBP BLK WP HR S P ERA WHIP	7.0 30 6 1 1 7 2 1 0 0 1 0 69 109 1.29 1.143	2.0 W 8 1 0 0 5 1 0 0 0 0 0 0 25 37 0.00 1.000	PITCHER IP WLS BF H R ER SO BB IBB HBP BLK WP HR S P ERA WHIP								

Philadelphia Phillies @ Los Angeles Dodgers
Dodger Stadium, Los Angeles, CA

Wed Jul 24 1991, 7:05 PM PDT
Att. 36,127 - Sunny - 71 F

livebaseballscorecards.com

AB	34
R	1
H	7
RBI	1
BB	4
SO	12
LOB	20



Batter	1	2	3	4	5	6	7	8	9	AB R H RBI BB SO LOB
Brett Butler, L OBP: 0.406, SLG: 0.339 (1, 8)	4-2 CS BB		4-0 BB		4-2 FC4-6 BB			3-2 SF8 3B		1 1 1 0 3 0 0
Juan Samuel, R OBP: 0.348, SLG: 0.433 (1, 4)	3-2 L4 1-2		2-1 F9		0-0 FC4-6 1-2			2-3 K		4 0 0 0 0 1 4
Eddie Murray, S OBP: 0.314, SLG: 0.385 (1, 3)	0-3 K		0-1 F7			0-0 G3		0-0 SF8 3-H		3 0 0 1 0 1 1
Darryl Strawberry, L OBP: 0.357, SLG: 0.434 (1, 9)		3-2 G4-3 S 1B		2-3 K		4-2 CS BB		2-2 G4-3		3 0 1 0 1 1 0
Kal Daniels, L OBP: 0.335, SLG: 0.422 (1, 7)		2-3 K		0-0 1B		1-3 K 1-2			2-1 SH1-4 SF7 2B	4 0 2 0 0 2 2 0 1 0 0 0 0 0
Stan Javier, S OBP: 0.260, SLG: 0.305 (9, PR)		1-2 K								
Lenny Harris, L OBP: 0.364, SLG: 0.345 (1, 5)		0-0 G4-3		3-2 F9		4-1 SH3-4 BB			2-1 SH1-4	2 0 0 0 1 0 2 0 0 0 0 0 0 0
Mike Sharperson, R OBP: 0.384, SLG: 0.395 (9, PH)		2-3 G4-3		1 SAFE F9					2-3 SH1-4	
Mike Scioscia, L OBP: 0.375, SLG: 0.402 (1, 2)		4-0 BB		3-1 F8		1-0 SH3-4			0-1 SF7	1 0 0 1 1 0 1
Alfredo Griffin, S OBP: 0.287, SLG: 0.278 (1, 6)		1-0 F9			0-1 G4-3		0-2 F8			3 0 0 0 0 0 3
Tim Belcher, R OBP: 0.171, SLG: 0.195 (1, 1)			0-3 K		1-2 L4		0-1 L9			2 0 0 0 0 1 0 1 0 0 0 0 0 1 0 0 0 0 0 0 0
Chris Gwynn, L OBP: 0.314, SLG: 0.419 (7, PH)										
John Candelaria, L (8, 1)										

Inning Stats	R: 0	H: 0	E: 0	K: 11	S: 17	R: 0	H: 1	E: 0	K: 1	S: 8	R: 0	H: 0	E: 0	K: 1	S: 7	R: 0	H: 1	E: 0	K: 1	S: 12	R: 0	H: 0	E: 0	K: 0	S: 11	R: 0	H: 0	E: 0	K: 1	S: 7	R: 0	H: 0	E: 0	K: 0	S: 12	R: 1	H: 1	E: 0	K: 1	S: 15	R: 1	H: 1	E: 0	K: 0	S: 6	R: 1	H: 1	E: 0	K: 0	S: 6	1B: 2	SF: 2	2B: 2	SAC: 2	3B: 1	DP: 1	HR: 0	HBP: 0	WP: 0	PA: 34
PITCHER	IP	WLS	BF	H	R	ER	SO	BB	IBB	HBP	BLK	WP	HR	S	P	ERA	WHIP																																											
Jose De Jesus, R ERA: 3.48 (1, 1)	8.0		31	3	1	1	6	6	0	0	0	0	0	78	129	1.12	1.125																																											
Steve Searcy, L ERA: 8.52 (9, 1)	0.2	L	3	1	1	1	0	0	0	0	0	0	0	6	10	13.50	1.500																																											

BOTTOM

Philadelphia Phillies @ Los Angeles Dodgers
 Dodger Stadium, Los Angeles, CA
 Wed Jul 24 1991, 7:05 PM PDT
 Att: 36,127 - Sunny - 71 F

livebaseballscorecards.com

AB	24
R	2
H	4
RBI	2
BB	6
SO	6
LOB	14



Batter	1	2	3	4	5	6	7	8	9	AB R H RBI BB SO LOB	TOP																				
Lenny Dykstra, L OBP: 0.427, SLG: 0.459 (1, 8)	1-0 F9		3-2 S 1B		0-0 F8			1-0 F7		4 0 1 0 0 0 1																					
Wally Backman, S OBP: 0.323, SLG: 0.313 (1, 4)	0-1 G6-3		1-3 SAFE K 1-2			1-2 G6-3		3-2 G6-3		4 0 0 0 0 1 2																					
Wes Chamberlain, R OBP: 0.309, SLG: 0.385 (1, 7)	1-0 1B		2-3 K			2-2 L4			2-1 L7	4 0 1 0 0 1 1																					
John Kruk, L OBP: 0.344, SLG: 0.467 (1, 3)	2-3 K			2-3 K		1-0 F8			3-1 L9	4 0 0 0 0 2 1																					
Dale Murphy, R OBP: 0.307, SLG: 0.415 (1, 9)		0-1 F8		0-0 F7			0-1 P2		0-2 1B 1B	4 0 1 0 0 0 0																					
Darren Daulton, L OBP: 0.313, SLG: 0.345 (1, 2)		1-0 E4 WP		4-2 BB			1-3 K		2-1 1B	3 0 1 0 1 1 0																					
Charlie Hayes, R OBP: 0.228, SLG: 0.317 (1, 5)		1-3 K		0-2 G6-3			0-0 L5		1-1 P3	4 0 0 0 0 1 4																					
Dickie Thon, R OBP: 0.284, SLG: 0.335 (1, 6)		2-2 G4-3			0-0 G5-3			2-2 2B		3 0 1 0 0 0 1																					
Bruce Ruffin, S Roger McDowell, R (8, 1)			3-3 K		3-3 K			2-3 K		3 0 0 0 0 3 1 0 0 0 0 0 0 0																					
Inning Stats	R: 0 E: 0 K: 1 S: 8	H: 1 LOB: 1 BB: 0 P: 12	R: 0 E: 1 K: 1 S: 10	H: 0 LOB: 1 BB: 0 P: 14	R: 0 E: 0 K: 3 S: 13	H: 1 LOB: 1 BB: 0 P: 22	R: 0 E: 0 K: 1 S: 10	H: 0 LOB: 1 BB: 1 P: 16	R: 0 E: 0 K: 1 S: 6	H: 0 LOB: 0 BB: 0 P: 9	R: 0 E: 0 K: 0 S: 9	H: 0 LOB: 0 BB: 0 P: 13	R: 0 E: 0 K: 1 S: 6	H: 0 LOB: 0 BB: 0 P: 7	R: 0 E: 0 K: 1 S: 12	H: 1 LOB: 1 BB: 0 P: 20	R: 0 E: 0 K: 0 S: 14	H: 2 LOB: 2 BB: 0 P: 22	1B: 4 2B: 1 3B: 0 HR: 0	SF: 0 SAC: 0 DP: 0 HBP: 0	WP: 1 PB: 0 SB: 1 CS: 0	PA: 34									
PITCHER Ramon Martinez, R ERA: 2.33 (1, 1)	IP 9.0	WLS W	BF 34	H 5	R 0	ER 0	SO 9	BB 1	IBB 0	HBP 0	BLK 0	WP 1	HR 0	S 88	P 135	ERA 0.00	WHIP 0.667														
											PITCHER	IP	WLS	BF	H	R	ER	SO	BB	IBB	HBP	BLK	WP	HR	S	P	ERA	WHIP			

Philadelphia Phillies @ Los Angeles Dodgers
Dodger Stadium, Los Angeles, CA

Thu Jul 25 1991, 7:05 PM PDT
Att. 39,626 - Sunny - 70 F

livebaseballscorecards.com

AB	33
R	0
H	5
RBI	0
BB	1
SO	9
LOB	11



Batter	1	2	3	4	5	6	7	8	9
Brett Butler, L OBP: 0.408, SLG: 0.341 (1, 8)	0-3 K		4-2 BB		1-1 F8		2-0 1B	2-2 1B	
Juan Samuel, R OBP: 0.346, SLG: 0.430 (1, 4)	3-2 G6-4-3 1B		1-3 K			3-1 P3	1-0 L6	2-2 E6	
Eddie Murray, S OBP: 0.316, SLG: 0.386 (1, 3)	0-0 G6-4-3			3-1 G4-3 1B		0-1 G5-3		F7	
Darryl Strawberry, L OBP: 0.359, SLG: 0.439 (1, 9)		1-2 G1-3		1-3 K		2-1 1B 1B		1-0 1B 2B	
Kal Daniels, L OBP: 0.340, SLG: 0.427 (1, 7)		1-2 G6-3		1-1 G4-3 1B		1-0 1B		0-0 1B FC 1B	
Mitch Webster, S OBP: 0.258, SLG: 0.313 (8, PR) (9, 7)				1-2 1B		1-3 1B		2-3 3-H 1B	
Gary Carter, R OBP: 0.322, SLG: 0.404 (1, 2)		2-0 F7		0-2 G4-3		0-0 G5-3		1-1 E FC FC6-4 1B	
Mike Scioscia, L OBP: 0.378, SLG: 0.405 (8, PH) (9, 2)				1-2 2-3				1-3 3-H 1B	
Mike Sharperson, R OBP: 0.382, SLG: 0.393 (1, 5)			2-2 FC6-4 1B		0-0 L7		0-0 G4-3	2-1 FC 1B	
Lenny Harris, L OBP: 0.362, SLG: 0.343 (8, PH) (9, 5)								1-3 3-H 1B	
Alfredo Griffin, S OBP: 0.287, SLG: 0.278 (1, 6)			0-1 L7		2-1 F9		1-2 L8	2-0 FC6-4 1B	
Ramon Martinez, R OBP: 0.140, SLG: 0.122 (1, 1)			1-1 FC6-4 BB		0-3 K		0-0 1B 1B	0-0 FC6-4 E 1B	

Inning Stats	R: 0	H: 1	E: 0	LOB: 0	K: 1	S: 7	P: 10	R: 0	H: 0	E: 0	LOB: 0	K: 0	S: 7	P: 11	R: 0	H: 1	E: 0	LOB: 2	K: 1	S: 15	P: 23	R: 0	H: 2	E: 0	LOB: 2	K: 1	S: 11	P: 16	R: 0	H: 0	E: 0	LOB: 0	K: 1	S: 8	P: 11	R: 0	H: 2	E: 0	LOB: 2	K: 0	S: 8	P: 14	R: 0	H: 2	E: 0	LOB: 2	K: 0	S: 8	P: 12	R: 5	H: 6	E: 2	LOB: 2	K: 0	S: 16	P: 27
--------------	------	------	------	--------	------	------	-------	------	------	------	--------	------	------	-------	------	------	------	--------	------	-------	-------	------	------	------	--------	------	-------	-------	------	------	------	--------	------	------	-------	------	------	------	--------	------	------	-------	------	------	------	--------	------	------	-------	------	------	------	--------	------	-------	-------

PITCHER	IP	WLS	BF	H	R	ER	SO	BB	IBB	HBP	BLK	WP	HR	S	P	ERA	WHIP
Bruce Ruffin, L ERA: 2.85 (1, 1)	7.0	L	32	11	3	3	4	1	0	0	0	0	0	67	102	3.86	1.714
Roger McDowell, R ERA: 3.25 (8, 1)	1.0		7	3	2	1	0	0	0	0	0	0	0	13	22	9.00	3.000

BOTTOM

Philadelphia Phillies @ Los Angeles Dodgers
 Dodger Stadium, Los Angeles, CA

Thu Jul 25 1991, 7:05 PM PDT
 Att: 39,626 - Sunny - 70 F

AB	R	H	RBI	BB	SO	LOB
4	0	2	0	1	1	0
5	0	1	0	0	1	5
5	1	2	0	0	0	3
4	1	2	0	0	1	1
4	0	3	1	0	0	0
0	1	0	0	0	0	0
3	0	0	0	0	0	4
1	1	1	1	0	0	0
3	0	1	0	0	0	2
1	0	0	1	0	0	1
4	0	1	0	0	0	1
4	1	1	1	0	1	2

AB	38
R	5
H	14
RBI	4
BB	1
SO	4
LOB	19

livebaseballscorecards.com



WP	PA
0	39

Batter	1	2	3	4	5	6	7	8	9	10	AB R H RBI BB SO LOB	TOP															
Delino DeShields, L OBP: 0.374, SLG: 0.357 (1, 4)	1-0			1-1		3-2			1-3		4 0 0 0 0 1 1	Montreal Expos @ Los Angeles Dodgers Dodger Stadium, Los Angeles, CA Fri Jul 26 1991, 7:05 PM PDT Att. 38,957 - Sunny - 72 F															
Marquis Grissom, R OBP: 0.318, SLG: 0.361 (1, 8)	2-1			1-0			1-1		0-2		4 0 1 0 0 0 0																
Ivan Calderon, R OBP: 0.377, SLG: 0.460 (1, 7)	1-1			4-2			1-1		1-2		3 0 0 0 1 0 2																
Tim Wallach, R OBP: 0.317, SLG: 0.362 (1, 5)		2-1		2-2			1-3			0-0	4 0 1 0 0 1 1																
Larry Walker, L OBP: 0.323, SLG: 0.388 (1, 9)		1-2			1-1			1-3		1-0	4 0 0 0 0 1 1																
Andres Galarraga, R OBP: 0.292, SLG: 0.338 (1, 3)		1-2			2-2			3-1		3-2	4 0 0 0 0 0 1																
Gilberto Reyes, R OBP: 0.285, SLG: 0.267 (1, 2)			1-1			3-1		1-3			3 0 0 0 0 1 0																
Spike Owen, S OBP: 0.311, SLG: 0.324 (1, 6)				3-2			1-0			4-2	2 0 0 0 1 0 0																
Mark Gardner, R OBP: 0.065, SLG: 0.065 (1, 1)							0-3			0-0	3 0 0 0 0 1 1 0 0 0 0 0 0 0																
Jeff Fassero, L (10, 1)																											
Inning Stats	R: 0 E: 0 K: 0 S: 5	H: 0 LOB: 0 BB: 0 P: 9	R: 0 E: 0 K: 0 S: 8	H: 1 LOB: 0 BB: 0 P: 12	R: 0 E: 0 K: 0 S: 6	H: 0 LOB: 0 BB: 0 P: 10	R: 0 E: 0 K: 0 S: 9	H: 0 LOB: 1 BB: 1 P: 17	R: 0 E: 0 K: 0 S: 7	H: 0 LOB: 0 BB: 0 P: 13	R: 0 E: 0 K: 1 S: 8	H: 0 LOB: 0 BB: 0 P: 12	R: 0 E: 0 K: 1 S: 10	H: 0 LOB: 0 BB: 0 P: 13	R: 0 E: 0 K: 2 S: 8	H: 0 LOB: 0 BB: 0 P: 13	R: 0 E: 0 K: 1 S: 12	H: 1 LOB: 2 BB: 1 P: 18	R: 0 E: 0 K: 0 S: 5	H: 0 LOB: 0 BB: 0 P: 9	1B: 2 2B: 0 3B: 0 HR: 0	SF: 0 SAC: 0 DP: 1 HBP: 0	WP: 0 PB: 0 SB: 1 CS: 0	PA: 33			
PITCHER	IP WLS BF H R ER SO BB IBB HBP BLK WP HR S P ERA WHIP																										
Orel Hershiser, R ERA: 4.01 (1, 1)	6.0	19	1	0	0	1	1	0	0	0	0	0	0	0	0.00	0.333											
Kevin Gross, R ERA: 3.88 (7, 1)	3.0	11	1	0	0	4	1	0	0	0	0	0	0	0.00	0.667												
Jay Howell, R ERA: 2.52 (10, 1)	1.0	3	0	0	0	0	0	0	0	0	0	0	0	0.00	0.000												

livebaseballscorecards.com

AB	31
R	0
H	2
RBI	0
BB	2
SO	5
LOB	7



Batter	1	2	3	4	5	6	7	8	9	10	AB	R	H	RBI	BB	SO	LOB
Brett Butler, L OBP: 0.405, SLG: 0.337 (1, 8)	3-1 L9		2-2 G4-3			2-1 G4-3			1-2 G4-3		4	0	0	0	0	0	0
Lenny Harris, L OBP: 0.361, SLG: 0.342 (1, 4)	1-0 F7			1-2 G6-3			3-1 F8			1-1 1B	4	1	1	0	0	0	0
Eddie Murray, S OBP: 0.317, SLG: 0.385 (1, 3)	4-1 BB			0-1 F7			2-1 F8			0-1 1B	3	0	1	0	1	0	0
Darryl Strawberry, L OBP: 0.357, SLG: 0.436 (1, 9)	2-2 G3			3-2 F9			1-0 F7			2-0 1B	4	0	1	1	0	0	1
Kal Daniels, L OBP: 0.340, SLG: 0.424 (1, 7)			3-3 K			0-1 G3-1			4-1 SH3-4		2	0	0	0	1	1	0
Mike Scioscia, L OBP: 0.374, SLG: 0.401 (1, 2)			0-0 G6-3			0-2 G3-1			0-1 SH3-4		2	0	0	0	0	0	0
Dave Hansen, L OBP: 0.266, SLG: 0.571 (1, 5)			2-3 K			2-3 K			2-2 G5-3-6		3	0	0	0	0	2	1
Alfredo Griffin, S OBP: 0.284, SLG: 0.275 (1, 6)			1-0 F9			2-0 F9			1-0 P4		3	0	0	0	0	0	0
Orel Hershiser, R OBP: 0.412, SLG: 0.400 (1, 1)			0-0 F7			2-1 F8			0-3 K		1	0	0	0	0	0	0
Stan Javier, S OBP: 0.258, SLG: 0.303 (6, PH)											1	0	0	0	0	0	0
Kevin Gross, R OBP: 0.267, SLG: 0.286 (7, 1)											0	0	0	0	0	0	0
Chris Gwynn, L OBP: 0.311, SLG: 0.415 (9, PH)											1	0	0	0	0	1	0
Jay Howell, R (10, 1)											0	0	0	0	0	0	0

Inning Stats	R: 0	H: 0	R: 0	H: 0	R: 0	H: 0	R: 0	H: 0	R: 0	H: 0	R: 0	H: 0	R: 0	H: 0	R: 0	H: 0	R: 1	H: 3
	E: 0	LOB: 1	E: 0	LOB: 0	E: 0	LOB: 0	E: 0	LOB: 0	E: 0	LOB: 0	E: 0	LOB: 0	E: 0	LOB: 0	E: 0	LOB: 0	E: 0	LOB: 2
	K: 0	BB: 1	K: 2	BB: 0	K: 0	BB: 0	K: 0	BB: 0	K: 1	BB: 0	K: 0	BB: 0	K: 0	BB: 1	K: 1	BB: 0	K: 0	BB: 0
	S: 7	P: 17	S: 9	P: 14	S: 5	P: 8	S: 10	P: 14	S: 8	P: 10	S: 5	P: 11	S: 5	P: 11	S: 8	P: 14	S: 8	P: 10

PITCHER	IP	WLS	BF	H	R	ER	SO	BB	IBB	HBP	BLK	WP	HR	S	P	ERA	WHIP
Mark Gardner, R ERA: 3.08 (1, 1)	9.0	L	30	2	1	1	4	2	0	0	0	0	0	69	114	1.00	0.444
Jeff Fassero, L ERA: 1.45 (10, 1)	0.0		1	1	0	0	0	0	0	0	0	0	0	1	3	∞	∞

BOTTOM

Montreal Expos @ Los Angeles Dodgers
Dodger Stadium, Los Angeles, CA

Fri Jul 26 1991, 7:05 PM PDT
Att. 38,957 - Sunny - 72 F

livebaseballscorecards.com

AB	28
R	1
H	3
RBI	1
BB	2
SO	4
LOB	2



WP: 0	PA: 31
PB: 0	
SB: 0	
CS: 0	

Batter	1	2	3	4	5	6	7	8	9	AB R H RBI BB SO LOB	TOP	
Delino DeShields, L (1, 4) OBP: 0.373, SLG: 0.353	1-3 K		1-1 G4-3			4-2 G5-4-3 1B BB		2-2 F9		3 0 0 0 1 1 0	Montreal Expos @ Los Angeles Dodgers Dodger Stadium, Los Angeles, CA Sat Jul 27 1991, 7:05 PM PDT Att. 45,658 - Sunny - 75 F	
Marquis Grissom, R (1, 8) OBP: 0.320, SLG: 0.362	1-1 S 1B			0-0 G5-3		0-1 G5-4-3 1B		2-3 K		4 0 2 0 0 1 0		
Ivan Calderon, R (1, 7) OBP: 0.376, SLG: 0.458	3-3 SAFE 1B SAFE 1B SAFE 1B SAFE 1B SAFE			0-0 G5-3 1B		2-1 G5-4-3 1-2f 2-3		1-1 F7		4 0 1 0 0 1 3		
Tim Wallach, R (1, 5) Junior Noboa, R (1, 5) OBP: 0.256, SLG: 0.325	2-3 K			0-1 G5-3 1-2		0-0 G6-3		0-0 L8		1 0 0 0 0 1 1 3 0 0 0 0 0 2		
Andres Galarraga, R (1, 3) OBP: 0.291, SLG: 0.333				1-0 G1-3		4-2 L4-6 BB BB		2-1 G4-3		3 0 0 0 1 0 1		
Dave Martinez, L (1, 9) OBP: 0.306, SLG: 0.375					1-1 G6-4-3 1B		4-2 1-2 BB			2 0 1 0 1 0 0		
Gilberto Reyes, R (1, 2) OBP: 0.278, SLG: 0.260					0-0 G6-4-3 1-2f		0-1 L4-6 2-3			3 0 0 0 0 0 3		
Spike Owen, S (1, 6) OBP: 0.311, SLG: 0.328					1-0 2B		2-0 P5			3 0 1 0 0 0 1		
Chris Haney, L (1, 1) Kenny Williams, R (5, PH) Mel Rojas, R (5, 1) Dave Schmidt, R (7, 1) Mike Fitzgerald, R (8, PH) Barry Jones, R (8, 1)					0-0 G6-3		3-1 G6-3			1 0 0 0 0 0 0 1 0 0 0 0 0 1 0 0 0 0 0 0 0 0 0 0 0 0 0 0 1 0 0 0 0 0 0 0 0 0 0 0 0 0		
Inning Stats	R: 0 H: 1 E: 0 LOB: 1 K: 3 BB: 0 S: 14 P: 20	R: 0 H: 0 E: 0 LOB: 0 K: 0 BB: 0 S: 6 P: 10	R: 0 H: 0 E: 0 LOB: 0 K: 0 BB: 0 S: 5 P: 8	R: 0 H: 1 E: 0 LOB: 1 K: 0 BB: 0 S: 5 P: 6	R: 0 H: 2 E: 0 LOB: 1 K: 0 BB: 0 S: 6 P: 11	R: 0 H: 1 E: 0 LOB: 1 K: 0 BB: 1 S: 7 P: 13	R: 0 H: 0 E: 0 LOB: 1 K: 0 BB: 2 S: 9 P: 19	R: 0 H: 0 E: 0 LOB: 0 K: 1 BB: 0 S: 10 P: 17	R: 0 H: 0 E: 0 LOB: 0 K: 0 BB: 0 S: 5 P: 8	1B: 4 SF: 0 2B: 2 SAC: 0 3B: 0 DP: 3 HR: 0 HBP: 0		WP: 0 PA: 32 PB: 0 SB: 1 CS: 0
PITCHER Bob Ojeda, L (1, 1) ERA: 3.43	IP WLS BF H R ER SO BB IBB HBP BLK WP HR S P ERA WHIP											PITCHER IP WLS BF H R ER SO BB IBB HBP BLK WP HR S P ERA WHIP

livebaseballscorecards.com

AB	29
R	0
H	5
RBI	0
BB	3
SO	4
LOB	12



Batter	1	2	3	4	5	6	7	8	9
Brett Butler, L (1, 8) OBP: 0.403, SLG: 0.339 Stan Javier, S (8, 7) OBP: 0.256, SLG: 0.301	3-2 G6-3		1-2 2B	0-0 L6-5		3-1 FC6-5-4		2-1 F8	
Juan Samuel, R (1, 4) OBP: 0.344, SLG: 0.427	1-2 L9		0-1 G4-3		1-1 1B	0-0 F8		3-1 G4-3	
Eddie Murray, S (1, 3) OBP: 0.321, SLG: 0.386	0-3 K		4-0 IBB		1-2 1B		3-1 PB HR 1B	1-2 G4-3	
Darryl Strawberry, L (1, 9) OBP: 0.359, SLG: 0.447		4-2 CS BB	1-3 K		1-3 K		1-0 HR		
Kal Daniels, L (1, 7) OBP: 0.339, SLG: 0.433 Mitch Webster, S (8, 8) OBP: 0.258, SLG: 0.313		2-3 K	0-1 G3-1		1-3 K		3-1 HR		
Gary Carter, R (1, 2) OBP: 0.320, SLG: 0.400		1-2 F8		1-2 1B	0-2 G6-3		2-2 F7		
Mike Sharperson, R (1, 5) OBP: 0.387, SLG: 0.398			1-0 1B 2B 1B	1-0 1B L6-5 1B		2-1 F7	1-2 F8		
Alfredo Griffin, S (1, 6) OBP: 0.294, SLG: 0.290			0-0 1B 2B 1B	2-1 G2-3 1B		1-0 E 2B	3-1 1B		
Bob Ojeda, L (1, 1) OBP: 0.231, SLG: 0.278			0-0 2B 1B	0-1 G2-3		0-2 E3	1-2 P6		

Inning Stats	R: 0 E: 0 K: 11 S: 15	H: 0 LOB: 0 BB: 0 P: 15	R: 0 E: 0 K: 1 S: 8	H: 0 LOB: 0 BB: 1 P: 15	R: 2 E: 0 K: 1 S: 13	H: 4 LOB: 3 BB: 1 P: 20	R: 1 E: 0 K: 0 S: 10	H: 3 LOB: 1 BB: 0 P: 14	R: 0 E: 0 K: 2 S: 15	H: 2 LOB: 2 BB: 0 P: 19	R: 1 E: 1 K: 0 S: 9	H: 1 LOB: 1 BB: 0 P: 15	R: 3 E: 0 K: 0 S: 18	H: 4 LOB: 1 BB: 0 P: 32	R: 0 E: 0 K: 0 S: 7	H: 0 LOB: 0 BB: 0 P: 13
--------------	--------------------------------	----------------------------------	------------------------------	----------------------------------	-------------------------------	----------------------------------	-------------------------------	----------------------------------	-------------------------------	----------------------------------	------------------------------	----------------------------------	-------------------------------	----------------------------------	------------------------------	----------------------------------

PITCHER										PITCHER																							
IP	WLS	BF	H	R	ER	SO	BB	IBB	HBP	BLK	WP	HR	S	P	ERA	WHIP	IP	WLS	BF	H	R	ER	SO	BB	IBB	HBP	BLK	WP	HR	S	P	ERA	WHIP
Chris Haney, L (1, 1) ERA: 4.1	4.0	L	19	7	3	3	3	1	1	0	0	0	42	64	6.75	2.000																	
Mel Rojas, R (5, 1) ERA: 5.06	2.0		10	3	1	0	2	0	0	0	0	0	24	34	0.00	1.500																	
Dave Schmidt, R (7, 1) ERA: 9.82	1.0		7	4	3	0	0	0	0	0	0	2	18	32	27.00	4.000																	
Barry Jones, R (8, 1) ERA: 3.9	1.0		3	0	0	0	0	0	0	0	0	0	7	13	0.00	0.000																	

AB R H RBI BB SO LOB

4 0 1 2 0 0 3	1 0 0 0 0 0 0
5 0 1 0 0 0 3	
4 1 2 0 1 1 0	
3 1 1 2 1 2 5	
4 1 1 1 0 2 6	0 0 0 0 0 0 0
4 1 1 0 0 0 2	
4 1 2 0 0 0 0	
4 2 4 1 0 0 0	
4 0 1 0 0 0 3	

1B: 10	SF: 0	WP: 0	PA: 39
2B: 3	SAC: 0	PB: 1	
3B: 0	DP: 1	SB: 0	
HR: 2	HBP: 0	CS: 1	

Montreal Expos @ Los Angeles Dodgers
Dodger Stadium, Los Angeles, CA
 Sat Jul 27 1991, 7:05 PM PDT
 Att. 45,658 - Sunny - 75 F

livebaseballscorecards.com

AB	37
R	7
H	14
RBI	6
BB	2
SO	5
LOB	22



Batter	1	2	3	4	5	6	7	8	9	AB R H RBI BB SO LOB	TOP
Delino DeShields, L (1, 4) OBP: 0.374, SLG: 0.353	1-2 G6-3			2-1 G4-3		4-0 FC6 BB		3-1 WP 1B		3 0 1 0 1 0 0	Montreal Expos @ Los Angeles Dodgers Dodger Stadium, Los Angeles, CA Sun Jul 28 1991, 3:33 AM PDT Att. 45,560 - Sunny - 95 F
Marquis Grissom, R (1, 8) OBP: 0.316, SLG: 0.358	1-0 L4			0-0 G4-3		0-0 FC6 1-2f		2-3 K 1-2 2-3	4 0 0 0 0 1 4		
Dave Martinez, L (1, 9) OBP: 0.301, SLG: 0.370	2-1 L6			2-1 F9			2-2 E6 SH1-3 3B	2-1 G3-1	4 1 0 0 0 0 2		
Ivan Calderon, R (1, 7) OBP: 0.373, SLG: 0.454			1-3 K		0-0 F9		0-0 SH1-3 1-2	0-0 F9	3 0 0 0 0 1 0		
Tim Wallach, R (1, 5) OBP: 0.313, SLG: 0.357			1-2 F8		3-1 F9		1-2 G6-4-3	3-3 K	4 0 0 0 0 1 1		
Larry Walker, L (1, 3) OBP: 0.322, SLG: 0.394			2-2 G6-3		0-2 F7		3-2 E 2-H 3B	0-0 G1-3	4 1 1 1 0 0 0		
Ron Hassey, L (1, 2) OBP: 0.316, SLG: 0.353			0-3 K			1-0 FC3-6 1B	1-1 E6 CS		3 0 1 0 0 1 0		
Spike Owen, S (1, 6) OBP: 0.308, SLG: 0.324			0-0 F7			1-0 FC3-6 G6-3 1-2f	1-1 CS 1-2	0-1 F7	3 0 0 0 0 0 1		
Dennis Martinez, R (1, 1) OBP: 0.145, SLG: 0.167			2-3 K			1-0 G6-3 1-2		0-0 WP 1B 1B	3 0 1 0 0 1 1		
Inning Stats	R: 0 E: 0 K: 0 S: 6 H: 0 LOB: 0 BB: 0 P: 10	R: 0 E: 0 K: 1 S: 9 H: 0 LOB: 0 BB: 0 P: 13	R: 0 E: 0 K: 2 S: 9 H: 0 LOB: 0 BB: 0 P: 11	R: 0 E: 0 K: 0 S: 5 H: 0 LOB: 0 BB: 0 P: 9	R: 0 E: 0 K: 0 S: 6 H: 0 LOB: 0 BB: 0 P: 9	R: 0 E: 0 K: 0 S: 4 H: 1 LOB: 2 BB: 1 P: 11	R: 2 E: 2 K: 0 S: 14 H: 1 LOB: 0 BB: 0 P: 22	R: 0 E: 0 K: 1 S: 10 H: 2 LOB: 2 BB: 0 P: 17	R: 0 E: 0 K: 1 S: 6 H: 0 LOB: 0 BB: 0 P: 9	1B: 3 2B: 0 3B: 1 HR: 0 SF: 0 SAC: 1 DP: 0 HBP: 0	WP: 1 PB: 0 SB: 0 CS: 1 PA: 34
PITCHER Mike Morgan, R (1, 1) ERA: 2.53	IP 9.0 WLS L BF 33 H 4 R 2 ER 0 SO 5 BB 1 IBB 0 HBP 0 BLK 0 WP 1 HR 0 S 69 P 111 ERA 0.00 WHIP 0.556										

AB	31
R	2
H	4
RBI	1
BB	1
SO	5
LOB	9



livebaseballscorecards.com

Batter	1	2	3	4	5	6	7	8	9	AB	R	H	RBI	BB	SO	LOB
--------	---	---	---	---	---	---	---	---	---	----	---	---	-----	----	----	-----

BOTTOM

Brett Butler, L <small>OBP: 0.400, SLG: 0.336</small> (1, 8)	1-3 ①			3-2 ①			2-2 ①			3	0	0	0	0	1	0
Juan Samuel, R <small>OBP: 0.341, SLG: 0.424</small> (1, 4)	0-0 ②			1-1 ②			0-0 ②			3	0	0	0	0	0	0
Eddie Murray, S <small>OBP: 0.319, SLG: 0.383</small> (1, 3)	0-0 ③			1-2 ③			3-2 ③			3	0	0	0	0	0	0
Darryl Strawberry, L <small>OBP: 0.356, SLG: 0.442</small> (1, 9)			1-0 ①		1-1 ①			2-2 ①		3	0	0	0	0	0	0
Kal Daniels, L <small>OBP: 0.336, SLG: 0.428</small> (1, 7)			1-3 ②		1-1 ②			3-3 ②		3	0	0	0	0	2	0
Lenny Harris, L <small>OBP: 0.357, SLG: 0.337</small> (1, 5)			1-3 ③		0-0 ③			1-1 ③		3	0	0	0	0	1	0
Mike Scioscia, L <small>OBP: 0.370, SLG: 0.395</small> (1, 2)				0-1 ①			0-1 ①			3	0	0	0	0	0	0
Alfredo Griffin, S <small>OBP: 0.292, SLG: 0.287</small> Stan Javier, S <small>OBP: 0.255, SLG: 0.299</small> (9, PH)				0-2 ②			2-2 ②			2	0	0	0	0	0	0
										1	0	0	0	0	1	0
Mike Morgan, R <small>OBP: 0.063, SLG: 0.064</small> Chris Gwynn, L <small>OBP: 0.308, SLG: 0.411</small> (9, PH)				2-1 ③			1-0 ③			2	0	0	0	0	0	0
										1	0	0	0	0	0	0

Montreal Expos @ Los Angeles Dodgers
 Dodger Stadium, Los Angeles, CA
 Sun Jul 28 1991, 3:33 AM PDT
 Att. 45,560 - Sunny - 95 F

livebaseballscores.com

AB	27
R	0
H	0
RBI	0
BB	0
SO	5
LOB	0



Inning Stats	R: 0	H: 0	E: 0	LOB: 0	K: 1	BB: 0	S: 5	P: 6
	R: 0	H: 0	E: 0	LOB: 0	K: 2	BB: 0	S: 7	P: 10
	R: 0	H: 0	E: 0	LOB: 0	K: 0	BB: 0	S: 8	P: 10
	R: 0	H: 0	E: 0	LOB: 0	K: 0	BB: 0	S: 9	P: 14
	R: 0	H: 0	E: 0	LOB: 0	K: 0	BB: 0	S: 5	P: 7
	R: 0	H: 0	E: 0	LOB: 0	K: 0	BB: 0	S: 6	P: 9
	R: 0	H: 0	E: 0	LOB: 0	K: 0	BB: 0	S: 9	P: 14
	R: 0	H: 0	E: 0	LOB: 0	K: 1	BB: 0	S: 8	P: 14

PITCHER	IP	WLS	BF	H	R	ER	SO	BB	IBB	HBP	BLK	WP	HR	S	P	ERA	WHIP
Dennis Martinez, R <small>ERA: 2.05</small>	(1, 1)	9.0	27	0	0	0	5	0	0	0	0	0	0	66	96	0.00	0.000

WP: 0	PA: 27
PB: 0	SB: 0
CS: 0	

Batter	1	2	3	4	5	6	7	8	9	AB R H RBI BB SO LOB	TOP											
Vince Coleman, S OBP: 0.364, SLG: 0.346 (1, 8)	1-0 FC6-4 1B		2-3 1B		0-0 CS 1B			2-2 SH1-4 2B 1B	0-0 1B	5 2 4 0 0 1 0												
Dave Magadan, L OBP: 0.379, SLG: 0.342 (1, 3)	2-2 FC6-4 1B		3-2 1B		3-1 F9 1-2			1-1 SH1-4 1-2	1-2 L8	4 0 2 0 0 0 2												
Gregg Jefferies, S OBP: 0.344, SLG: 0.407 Daryl Boston, L OBP: 0.308, SLG: 0.359 (1, 4) (8, 9)	2-1 FC6-4 WP 1-2f 3-H		2-1 1B		1-1 F6			3-2 HR 2B		4 1 2 2 0 0 1 0 0 0 0 0 0 0												
Howard Johnson, S OBP: 0.355, SLG: 0.535 (1, 5)	2-0 P6 1-2		2-0 P6		2-0 L3			4-0 HR IBB		3 1 0 0 1 0 3												
Kevin McReynolds, R OBP: 0.343, SLG: 0.451 (1, 7)	2-2 F7		3-2 F7		0-0 G6-3			0-0 HR		4 1 1 3 0 0 3												
Hubie Brooks, R OBP: 0.339, SLG: 0.431 Tom Herr, S OBP: 0.326, SLG: 0.255 (1, 9) (8, 4)			F9		1-1 FC3-6 1B			1-0 G4-3		4 0 1 0 0 0 0 0 0 0 0 0 0 0												
Mackey Sasser, L OBP: 0.324, SLG: 0.511 (1, 2)			F8		0-0 FC3-6 1-2f			2-2 P3	2-2 F3	4 0 0 0 0 0 1												
Kevin Elster, R OBP: 0.299, SLG: 0.342 (1, 6)			4-2 BB		1-1 F9			1-2 F9	2-0 F8	3 0 0 0 1 0 1												
David Cone, L OBP: 0.196, SLG: 0.149 (1, 1)			3-1 G2-3		1-2 F7			1-2 G3	0-1 F9	4 0 0 0 0 0 2												
Inning Stats	R: 1 E: 0 K: 0 S: 11	H: 2 LOB: 1 BB: 0 P: 20	R: 0 E: 0 K: 0 S: 15	H: 0 LOB: 1 BB: 1 P: 25	R: 0 E: 0 K: 1 S: 14	H: 2 LOB: 2 BB: 0 P: 26	R: 0 E: 0 K: 0 S: 8	H: 1 LOB: 1 BB: 0 P: 11	R: 0 E: 0 K: 0 S: 6	H: 1 LOB: 0 BB: 0 P: 9	R: 0 E: 0 K: 0 S: 5	H: 0 LOB: 0 BB: 0 P: 8	R: 0 E: 0 K: 0 S: 10	H: 0 LOB: 0 BB: 0 P: 14	R: 4 E: 0 K: 0 S: 13	H: 3 LOB: 0 BB: 1 P: 26	R: 0 E: 0 K: 0 S: 7	H: 1 LOB: 1 BB: 0 P: 10	1B: 8 2B: 1 3B: 0 HR: 1	SF: 0 SAC: 1 DP: 0 HBP: 0	WP: 1 PB: 0 SB: 0 CS: 1	PA: 38
PITCHER	IP WLS BF H R ER SO BB IBB HBP BLK WP HR S P ERA WHIP											PITCHER	IP WLS BF H R ER SO BB IBB HBP BLK WP HR S P ERA WHIP									
Tim Belcher, R ERA: 3.04 (1, 1)	8.0 L 34 9 5 5 1 1 1 0 0 1 1 82 139 5.62 1.250											Tim Crews, R ERA: 3.51 (9, 1)	1.0 4 1 0 0 0 0 0 0 0 0 0 7 10 0.00 1.000									

New York Mets @ Los Angeles Dodgers
Dodger Stadium, Los Angeles, CA
Mon Jul 29 1991, 7:05 PM PDT
Att. 43,093 - Overcast - 77 F

livebaseballscorecards.com

AB	35
R	5
H	10
RBI	5
BB	2
SO	1
LOB	13



Batter	1	2	3	4	5	6	7	8	9	AB R H RBI BB SO LOB
Brett Butler, L OBP: 0.399, SLG: 0.335 (1, 8)	1-0 ES 1B		3-1 G4-3			3-3 K			3-2 F7	4 0 1 0 0 1 0
Juan Samuel, R OBP: 0.338, SLG: 0.419 (1, 4)	1-3 K			1-2 G6-3			2-2 P3		0-0 P4	4 0 0 0 0 1 1
Eddie Murray, S OBP: 0.315, SLG: 0.379 (1, 3)	1-3 K			1-0 F8			0-0 P2		1-1 G4-3	4 0 0 0 0 1 1
Darryl Strawberry, L OBP: 0.352, SLG: 0.437 (1, 9)	3-2 G4-3			2-1 G4-3			2-3 K			3 0 0 0 0 1 1
Kal Daniels, L OBP: 0.336, SLG: 0.425 (1, 7)		2-1 F7			4-0 BB			3-3 K		2 0 0 0 1 1 0
Lenny Harris, L OBP: 0.353, SLG: 0.333 (1, 5) (9, 6)		0-1 G4-3		0-1 G3-6-3				2-1 F7		3 0 0 0 0 0 1
Mike Scioscia, L OBP: 0.369, SLG: 0.394 (1, 2)		2-2 G3		2-1 F8				2-2 1B		3 0 1 0 0 0 0
Alfredo Griffin, S OBP: 0.290, SLG: 0.285 (1, 6)			2-2 L4				1-1 F8		1-2 F8	2 0 0 0 0 0 0 1 0 0 0 0 0 1
Dave Hansen, L OBP: 0.267, SLG: 0.533 (8, PH) (9, 5)										
Tim Belcher, R OBP: 0.163, SLG: 0.186 (1, 1)			0-3 K				1-3 K		1-0 HR	2 0 0 0 0 2 0 0 0 0 0 0 0 0 1 1 1 1 0 0 0
Tim Crews, R (9, 1)										
Chris Gwynn, L OBP: 0.315, SLG: 0.448 (9, PH)										

Inning Stats	R: 0	H: 1	E: 0	K: 2	S: 10	LOB: 1	BB: 0	P: 16	R: 0	H: 0	E: 0	K: 0	S: 8	LOB: 0	BB: 0	P: 12	R: 0	H: 0	E: 0	K: 1	S: 8	LOB: 0	BB: 0	P: 13	R: 0	H: 0	E: 0	K: 0	S: 6	LOB: 0	BB: 0	P: 10	R: 0	H: 0	E: 0	K: 0	S: 4	LOB: 0	BB: 1	P: 10	R: 0	H: 0	E: 0	K: 2	S: 10	LOB: 0	BB: 0	P: 15	R: 0	H: 0	E: 0	K: 1	S: 9	LOB: 0	BB: 0	P: 13	R: 0	H: 1	E: 0	K: 1	S: 13	LOB: 1	BB: 0	P: 21	R: 1	H: 1	E: 0	K: 0	S: 7	LOB: 0	BB: 0	P: 12	1B: 2	2B: 0	3B: 0	HR: 1	SF: 0	SAC: 0	DP: 1	HBP: 0	WP: 0	PB: 0	SB: 1	CS: 0	PA: 30
--------------	------	------	------	------	-------	--------	-------	-------	------	------	------	------	------	--------	-------	-------	------	------	------	------	------	--------	-------	-------	------	------	------	------	------	--------	-------	-------	------	------	------	------	------	--------	-------	-------	------	------	------	------	-------	--------	-------	-------	------	------	------	------	------	--------	-------	-------	------	------	------	------	-------	--------	-------	-------	------	------	------	------	------	--------	-------	-------	-------	-------	-------	-------	-------	--------	-------	--------	-------	-------	-------	-------	--------


PITCHER	IP	WLS	BF	H	R	ER	SO	BB	IBB	HBP	BLK	WP	HR	S	P	ERA	WHIP
David Cone, R ERA: 3.05 (1, 1)	9.0	W	30	3	1	1	7	1	0	0	0	0	1	75	122	1.00	0.444

BOTTOM

New York Mets @ Los Angeles Dodgers
Dodger Stadium, Los Angeles, CA
 Mon Jul 29 1991, 7:05 PM PDT
 Att. 43,093 - Overcast - 77 F

livebaseballscorecards.com

AB	29
R	1
H	3
RBI	1
BB	1
SO	7
LOB	5



Batter	1	2	3	4	5	6	7	8	9	AB R H RBI BB SO LOB	TOP																													
Vince Coleman, S OBP: 0.359, SLG: 0.340 (1, 8)	1-3 K	0-0 G3			1-3 K			1-1 L7		4 0 0 0 0 2 2	<p>New York Mets @ Los Angeles Dodgers Dodger Stadium, Los Angeles, CA Tue Jul 30 1991, 7:05 PM PDT Att. 44,559 - Cloudy - 78 F</p>																													
Dave Magadan, L OBP: 0.377, SLG: 0.341 (1, 3)	1-3 K		0-0 1B		2-1 L7			2-1 F7		4 0 1 0 0 1 1																														
Gregg Jefferies, S OBP: 0.347, SLG: 0.412 (1, 4)	2-2 2B		1-1 1B		3-1 G4-3			2-2 P5		4 0 2 0 0 0 1																														
Howard Johnson, S OBP: 0.354, SLG: 0.530 (1, 5)	4-0 BB		2-3 K		3-1 F8			3-2 F7		3 0 0 0 1 1 2																														
Kevin McReynolds, R OBP: 0.340, SLG: 0.446 (1, 7)	2-2 F9		2-2 G5-4-3		0-0 P2			1-0 G6-3		4 0 0 0 0 0 4																														
Hubie Brooks, R OBP: 0.338, SLG: 0.429 (1, 9)		0-1 G4-3 1B		2-2 P2			0-1 G5-3	2-2 F9		4 1 1 0 0 0 0																														
Garry Templeton, S OBP: 0.240, SLG: 0.310 (1, 6)		0-0 G4-3		1-1 G6-3			1-3 K			3 0 0 0 0 1 1																														
Rick Cerone, R OBP: 0.366, SLG: 0.339 Daryl Boston, L OBP: 0.306, SLG: 0.356 Alejandro Pena, R (7, 1)		2-3 K		1-2 G4-3			1-2 F7			2 0 0 0 0 1 1 1 0 0 0 0 0 0 0 0 0 0 0 0 0																														
Pete Schourek, L OBP: 0.286, SLG: 0.167 Mackey Sasser, L OBP: 0.330, SLG: 0.516 (7, 2)		3-2 1B		0-1 G4-3			1-0 1B			2 0 1 1 0 0 0 1 0 1 0 0 0 0																														
Inning Stats	R: 0 E: 0 K: 2 S: 14	H: 1 LOB: 2 BB: 1 P: 24	R: 1 E: 0 K: 1 S: 18	H: 2 LOB: 1 BB: 0 P: 23	R: 0 E: 0 K: 1 S: 9	H: 2 LOB: 1 BB: 0 P: 14	R: 0 E: 0 K: 0 S: 8	H: 0 LOB: 0 BB: 0 P: 12	R: 0 E: 0 K: 1 S: 7	H: 0 LOB: 0 BB: 0 P: 10	R: 0 E: 0 K: 0 S: 5	H: 0 LOB: 0 BB: 0 P: 11	R: 0 E: 0 K: 1 S: 8	H: 0 LOB: 0 BB: 0 P: 10	R: 0 E: 0 K: 0 S: 8	H: 1 LOB: 1 BB: 0 P: 14	R: 0 E: 0 K: 0 S: 7	H: 0 LOB: 0 BB: 0 P: 13	1B: 5 2B: 1 3B: 0 HR: 0	SF: 0 SAC: 0 DP: 1 HBP: 0	WP: 0 PB: 0 SB: 0 CS: 0	PA: 33																		
PITCHER Ramon Martinez, R ERA: 2.25 (1, 1)	IP 9.0	WLS W	BF 33	H 6	R 1	ER 1	SO 6	BB 1	IBB 0	HBP 0	BLK 0	WP 0	HR 0	S 84	P 131	ERA 1.00	WHIP 0.778						PITCHER	IP 9.0	WLS W	BF 33	H 6	R 1	ER 1	SO 6	BB 1	IBB 0	HBP 0	BLK 0	WP 0	HR 0	S 84	P 131	ERA 1.00	WHIP 0.778

livebaseballscorecards.com

AB	32
R	1
H	6
RBI	1
BB	1
SO	6
LOB	12



Batter	1	2	3	4	5	6	7	8	9
Brett Butler, L OBP: 0.402, SLG: 0.338 (1, 8)	4-2 HR BB	3-2 G5-3			1-0 S 1B		2-0 CS 1B		
Juan Samuel, R OBP: 0.337, SLG: 0.418 (1, 4)	2-3 K		0-1 P4		1-3 K		1-1 CS	3-2 S 1B	
Eddie Murray, S OBP: 0.312, SLG: 0.374 (1, 3)	1-0 E5 HR		1-1 P6		1-3 K			2-3 K	
Darryl Strawberry, L OBP: 0.351, SLG: 0.434 (1, 9)	2-2 F7		2-3 K			2-2 G5-3 1B		0-1 P6	
Kal Daniels, L OBP: 0.338, SLG: 0.435 Mitch Webster, S OBP: 0.268, SLG: 0.313 (1, 7) (8, PR) (9, 7)	3-2 HR			0-0 P5		1-3 K		4-0 IBB	
Mike Sharperson, R OBP: 0.385, SLG: 0.389 Lenny Harris, L OBP: 0.351, SLG: 0.332 (1, 5) (8, PH) (9, 5)	4-2 BB			1-0 F9		0-0 G5-3		2-1 P6	
Mike Scioscia, L OBP: 0.369, SLG: 0.393 (1, 2)	1-0 F9			1-1 1B		1-1 F7			
Alfredo Griffin, S OBP: 0.290, SLG: 0.283 (1, 6)		2-3 K		1-1 F8			4-0 CS BB		
Ramon Martinez, R OBP: 0.132, SLG: 0.115 (1, 1)		1-3 K			1-3 K		1-1 G5-3		

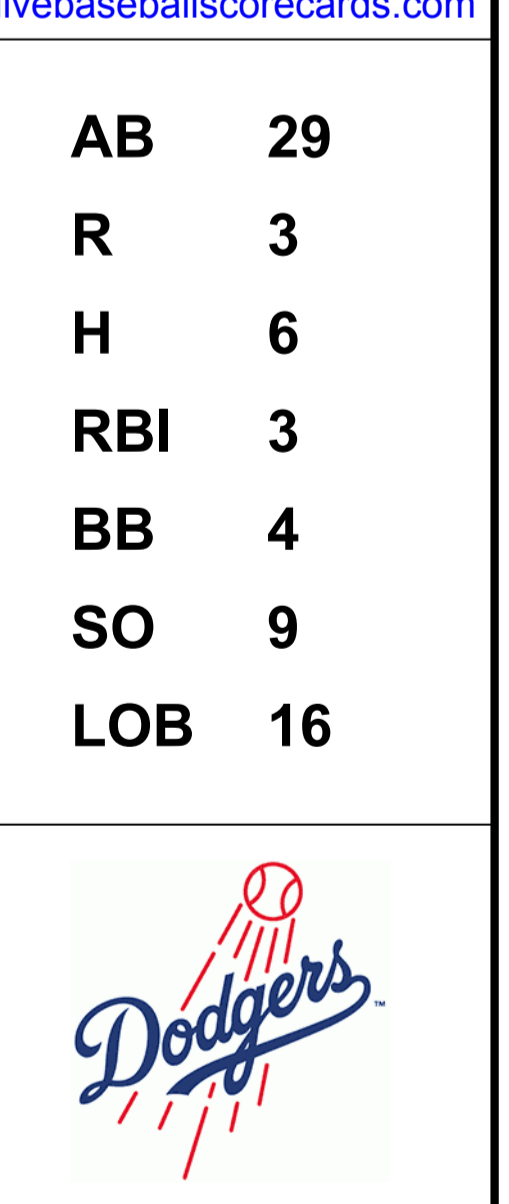
AB	R	H	RBI	BB	SO	LOB
3	1	2	0	1	0	0
4	0	1	0	0	2	2
4	1	0	0	0	2	3
4	0	1	0	0	1	3
3	1	1	3	1	1	1
0	0	0	0	0	0	0
2	0	0	0	1	0	1
1	0	0	0	0	0	2
3	0	1	0	0	0	2
2	0	0	0	1	1	1
3	0	0	0	0	2	1

AB	29
R	3
H	6
RBI	3
BB	4
SO	9
LOB	16

Inning Stats	R: 3	H: 1	E: 1	K: 1	S: 19	LOB: 1	BB: 2	P: 35									
PITCHER	IP	WLS	BF	H	R	ER	SO	BB	IBB	HBP	BLK	WP	HR	S	P	ERA	WHIP
Pete Schourek, L ERA: 3.89 (1, 1)	6.0	L	25	4	3	0	8	2	0	0	0	0	1	66	102	0.00	1.000
Alejandro Pena, R ERA: 2.7 (7, 1)	2.0		8	2	0	0	1	1	1	0	0	0	0	16	35	0.00	1.500

WP: 0	PA: 34
PB: 0	
SB: 3	
CS: 2	

New York Mets @ Los Angeles Dodgers
Dodger Stadium, Los Angeles, CA
 Tue Jul 30 1991, 7:05 PM PDT
 Att: 44,559 - Cloudy - 78 F



Batter	1	2	3	4	5	6	7	8	9	AB R H RBI BB SO LOB	TOP													
Daryl Boston, L OBP: 0.316, SLG: 0.360 (1, 8) X	0-0 G3-1	1-0 1B		4-2 2B BB		0-0 FC3-6 BB 1B		3-2 F7		4 1 2 0 1 0 0														
Dave Magadan, L OBP: 0.385, SLG: 0.356 (1, 3) C X	0-1 BB FC4-6 2B	0-0 FC6-4 1B		0-1 1-H 2-H 2B		4-1 SAFE FC3-6 BB		2-1 1B		4 1 4 2 1 0 0														
Gregg Jefferies, S OBP: 0.344, SLG: 0.406 (1, 4) B B B	4-0 FC4-6 BB BB	0-1 FC6-4		0-0 F9		1-1 FC3-6		0-3 K		4 0 0 0 1 1 7														
Kevin McReynolds, R OBP: 0.338, SLG: 0.440 (1, 7) B B B	4-0 FC4-6 1-2 2-3 BB		2-1 G6-3		2-3 K	1-3 K			2-2 F8	4 0 0 0 1 2 2														
Howard Johnson, S OBP: 0.352, SLG: 0.525 (1, 5) F F B B B X	3-2 FC4-6 1-2f 2-3 3-H		1-0 G3		2-3 K		2-1 WP S 1B		1-3 K	5 0 1 1 0 2 2														
Hubie Brooks, R OBP: 0.339, SLG: 0.428 (1, 9) X	0-0 G6-3		2-2 G6-3		0-0 1B 1B		1-3 K2-3		0-0 FC6-4 1B	5 0 2 0 0 1 3														
Mackey Sasser, L OBP: 0.333, SLG: 0.510 (1, 2) X		0-0 FC1-6 1B		0-0 P6	2-2 1-2 1B		0-0 P5		1-2 FC6-4 1-2f	5 0 2 0 0 0 2														
Kevin Elster, R OBP: 0.299, SLG: 0.342 Doug Simons, L (5, 1) Jeff Innis, R (5, 1) Tom Herr, S OBP: 0.324, SLG: 0.253 (7, PH) Alejandro Pena, R (7, 1)		0-3 K		1-2 SH2-4 2B 1B	1-3 K		0-3 K			3 1 1 0 0 2 3 0 0 0 0 0 0 0 0 0 0 0 0 0 0 1 0 0 0 0 1 1 0 0 0 0 0 0 0														
Sid Fernandez, L OBP: 0.200, SLG: 0.400 Tim Burke, R (4, 1) Garry Templeton, S OBP: 0.237, SLG: 0.306 (5, 6)		0-0 FC1-6 1B 1B		1-1 SH2-4		1-3 K		2-2 F7		1 0 0 0 0 0 1 0 0 0 0 0 0 0 2 0 0 0 0 1 0														
Inning Stats	R: 1 E: 0 K: 0 S: 9	H: 1 LOB: 2 BB: 2 P: 20	R: 0 E: 0 K: 1 S: 9	H: 3 LOB: 3 BB: 0 P: 10	R: 0 E: 0 K: 0 S: 6	H: 0 LOB: 0 BB: 0 P: 11	R: 2 E: 0 K: 0 S: 11	H: 2 LOB: 1 BB: 1 P: 17	R: 0 E: 0 K: 3 S: 13	H: 2 LOB: 2 BB: 0 P: 20	R: 0 E: 0 K: 2 S: 11	H: 1 LOB: 2 BB: 1 P: 18	R: 0 E: 0 K: 2 S: 9	H: 1 LOB: 1 BB: 0 P: 12	R: 0 E: 0 K: 1 S: 12	H: 1 LOB: 1 BB: 0 P: 19	R: 0 E: 0 K: 1 S: 13	H: 1 LOB: 1 BB: 0 P: 17	1B: 10 2B: 2 3B: 0 HR: 0	SF: 0 SAC: 1 DP: 0 HBP: 0	WP: 1 PB: 0 SB: 1 CS: 0	PA: 43		
PITCHER Orel Hershiser, R ERA: 4.19 Kevin Gross, R ERA: 3.59	IP WLS BF H R ER SO BB IBB HBP BLK WP HR S P ERA WHIP	4.0 W 21 6 3 3 1 3 0 0 0 0 0 35 58 6.75 2.250	5.0 W 22 6 0 0 9 1 0 0 0 1 0 58 86 0.00 1.400																					

New York Mets @ Los Angeles Dodgers
 Dodger Stadium, Los Angeles, CA
 Wed Jul 31 1991, 7:05 PM PDT
 Att. 47,204 - Cloudy - 74 F

AB	38
R	3
H	12
RBI	3
BB	4
SO	10
LOB	21



Batter	1	2	3	4	5	6	7	8	9	AB R H RBI BB SO LOB	TOP																										
Brett Butler, L OBP: 0.400, SLG: 0.337 (1, 8) <small>B X</small>	1-0 F7		2-3 K		1-2 3B 1B		3-2 G4-3	3-2 F8	1-1 G3	6 1 1 0 0 1 8																											
Juan Samuel, R OBP: 0.342, SLG: 0.421 (1, 4) <small>C B X</small>	2-1 G5-3		3-1 G1-3		0-0 G1-3 3B		4-1 1B BB	4-1 BB		3 1 1 3 2 0 2																											
Eddie Murray, S OBP: 0.305, SLG: 0.365 (1, 3) <small>B B F F F B S</small>	3-3 K			0-0 F7	0-1 G1-3		2-3 K	1-2 G3		5 0 0 1 0 2 5																											
Darryl Strawberry, L OBP: 0.360, SLG: 0.466 (1, 9) <small>B B T B T B T B X</small>		3-2 G6-3		2-2 HR	0-0 P4		1-0 1B		3-1 1B 2B	5 2 3 2 0 0 0																											
Kal Daniels, L OBP: 0.339, SLG: 0.429 Roger McDowell, R (7, 1) <small>S B B B X</small>	2-1 G4-3		1-3 K		2-3 K		2-2 F8		0-0 SH5-4 1B 1B	4 0 0 0 0 2 2 0 0 0 0 0 0 0 1 1 1 1 0 0 0																											
Chris Gwynn, L OBP: 0.327, SLG: 0.459 (9, PH) (9, 7) <small>C B X</small>	1-1 F7		0-0 BB 1B		2-2 G4-6-3 1B		3-2 F8		0-0 SH5-4 2-3	3 0 2 0 0 0 0 1 0 0 0 0 0 0																											
Lenny Harris, L OBP: 0.351, SLG: 0.332 Mike Sharperson, R OBP: 0.378, SLG: 0.381 (8, PH) (8, 5) <small>B B C F X</small>			1-3 K	4-0 BB	0-1 G4-6-3		4-0 BB 1B BB		4-0 1B IBB	2 1 0 0 3 1 1																											
Mike Scioscia, L OBP: 0.376, SLG: 0.392 (1, 2) <small>B B C F X</small>			0-0 S E 1B	0-0 G4-3	2-3 K		2-2 BB BB 1B		2-0 1-2 3-H 1B	5 0 3 1 0 1 2																											
Alfredo Griffin, S OBP: 0.282, SLG: 0.285 (1, 6) <small>B B F C F X</small>			3-2 E4		0-0 3B 1B		4-2 G4-3 1B BB	4-1 BB	0-3 K	0 0 0 0 0 0 0 1 0 0 0 0 0 0 1 0 0 0 0 0 0 0 0 1 1 1 0 0 0 0 0 0 0 0 0 0 0 0 0 1 1 0 0 2 1 2 0 0 0 0 0 0 0 0 0 0 0 0 0 0 0 0																											
Bob Ojeda, L Dave Hansen, L Jim Gott, R Stan Javier, S Tim Crews, R Mitch Webster, S Jay Howell, R John Candelaria, L																																					
Inning Stats	R: 0 E: 0 K: 1 S: 7	H: 0 LOB: 0 BB: 0 P: 13	R: 0 E: 0 K: 0 S: 8	H: 0 LOB: 0 BB: 0 P: 14	R: 0 E: 1 K: 2 S: 12	H: 1 LOB: 2 BB: 0 P: 21	R: 1 E: 0 K: 1 S: 9	H: 2 LOB: 2 BB: 1 P: 16	R: 3 E: 0 K: 1 S: 12	H: 3 LOB: 0 BB: 0 P: 15	R: 0 E: 0 K: 1 S: 8	H: 1 LOB: 0 BB: 0 P: 12	R: 1 E: 0 K: 1 S: 15	H: 1 LOB: 2 BB: 2 P: 31	R: 1 E: 0 K: 0 S: 16	H: 1 LOB: 3 BB: 3 P: 37	R: 2 E: 0 K: 1 S: 11	H: 3 LOB: 2 BB: 1 P: 20	1B: 9 2B: 1 3B: 1 HR: 1	SF: 0 SAC: 1 DP: 1 HBP: 0	WP: 0 PB: 0 SB: 2 CS: 0	PA: 46															
PITCHER	IP WLS BF H R ER SO BB IBB HBP BLK WP HR S P ERA WHIP																																				
Jimmy Jones, R ERA: 4.2 (1, 1)	6.0		26	7	4	4	6	1	0	0	0	0	1	56	91	6.00	1.333																				
Curt Schilling, R ERA: 5.08 (7, 1)	0.1		3	0	1	1	0	2	0	0	0	0	0	8	19	27.00	6.000																				
Al Osuna, L ERA: 2.33 (7, 1)	1.1		9	2	1	1	1	3	0	0	0	0	0	20	45	6.75	3.750																				
Dean Wilkins, R ERA: 10.38 (8, 1)	1.1	W	8	3	2	2	1	0	1	0	0	0	0	14	24	13.50	2.250																				

Los Angeles Dodgers @ Houston Astros
Astrodome, Houston, TX
Fri Aug 02 1991, 8:05 PM EDT
Att: 26,079 - Dome - 70 F

AB	38
R	8
H	12
RBI	8
BB	7
SO	8
LOB	23



WP: 0	PA: 46
-------	--------

ERA	WHIP
-----	------

BOTTOM

Los Angeles Dodgers @ Houston Astros
Astrodome, Houston, TX

livebaseballscorecards.com

AB	33
R	9
H	9
RBI	8
BB	5
SO	6
LOB	7



WP	1	PA	39
PB	0		
SB	0		
CS	2		

Fri Aug 02 1991, 8:05 PM EDT
Att. 26,079 - Dome - 70 F

AB R H RBI BB SO LOB

3	2	0	0	2	0	0
4	0	2	2	0	1	0
1	0	1	2	0	0	0
4	0	0	0	0	1	2
3	1	1	0	1	1	0
2	1	1	0	1	0	0
1	0	0	0	0	0	0
4	1	1	0	0	1	3
4	2	2	4	0	1	0
4	1	1	0	0	0	0
2	0	0	0	0	1	2
1	0	0	0	0	0	0
0	0	0	0	0	0	0
0	0	0	0	0	0	0
0	0	0	0	0	0	0
0	1	0	0	1	0	0

Batter	1	2	3	4	5	6	7	8	9
Craig Biggio, R OBP: 0.369, SLG: 0.374 (1, 2)	3-2 L8	4-1 1B E BB		2-1 P4			2-1 G5-3		4-2 B 1 SAFE B 1-2 2B BB
Steve Finley, L OBP: 0.353, SLG: 0.441 (8, 9)	1-3 K	0-1 E4		1-0 L8			1-2 CS		0-1 2B
Rafael Ramirez, R OBP: 0.276, SLG: 0.314 (9, PH)		1-H 2-H 3-H 1B					2-3 3B		1-H 2-H 2B
5 Jeff Bagwell, R OBP: 0.362, SLG: 0.445 (1, 3)	2-2 G6-3	1-2 L4			2-2 L7		2-3 K		
Ken Caminiti, S OBP: 0.305, SLG: 0.389 (1, 5)		1-1 G1 1B 2B	1-3 K		0-1 G3-1		4-0 CS IBB		
Mike Simms, R OBP: 0.303, SLG: 0.310 Gerald Young, S OBP: 0.287, SLG: 0.289 (8, 8)		4-1 SAFE G1 1B BB	0-1 G6-3		3-0 1B		2-2 CS 1-2 3-H	3-2 G6-3	
Mark Davidson, R OBP: 0.324, SLG: 0.351 (1, 7)		1-0 G1	0-1 WP HR 1B		1-3 K			0-0 G3	
Andujar Cedeno, R OBP: 0.320, SLG: 0.542 (1, 6)		3-2 BB 1B 1B 2-H 3-H	1-1 HR			3-3 K		1-0 L9	
Casey Candaele, S OBP: 0.328, SLG: 0.395 (1, 4)		1-1 BB 1B	0-0 L7			2-2 G4-3		0-0 G3-1	
Jimmy Jones, R OBP: 0.237, SLG: 0.171 Jose Tolentino, L OBP: 0.333, SLG: 0.200 Curt Schilling, R OBP: 1.000, SLG: 1.000 Al Osuna, R Dean Wilkins, R Luis Gonzalez, L OBP: 0.310, SLG: 0.435 (1, 1) (6, PH) (7, 1) (7, 1) (8, 1) (9, PH)		0-0 P5		1-3 K		3-2 G3		4-2 BB 2B BB	

Inning Stats	R: 0 E: 0 K: 1 S: 11	H: 0 LOB: 0 BB: 0 P: 17	R: 5 E: 1 K: 0 S: 17	H: 4 LOB: 1 BB: 2 P: 32	R: 2 E: 0 K: 1 S: 10	H: 2 LOB: 0 BB: 0 P: 12	R: 0 E: 0 K: 1 S: 6	H: 0 LOB: 0 BB: 0 P: 10	R: 0 E: 0 K: 1 S: 9	H: 1 LOB: 1 BB: 0 P: 15	R: 0 E: 0 K: 1 S: 10	H: 0 LOB: 0 BB: 0 P: 18	R: 0 E: 0 K: 1 S: 11	H: 1 LOB: 1 BB: 1 P: 21	R: 0 E: 0 K: 0 S: 5	H: 0 LOB: 0 BB: 0 P: 9	R: 2 E: 0 K: 0 S: 13	H: 1 LOB: 1 BB: 2 P: 21	1B: 5 2B: 2 3B: 1 HR: 1	SF: 0 SAC: 0 DP: 0 HBP: 0
--------------	-------------------------------	----------------------------------	-------------------------------	----------------------------------	-------------------------------	----------------------------------	------------------------------	----------------------------------	------------------------------	----------------------------------	-------------------------------	----------------------------------	-------------------------------	----------------------------------	------------------------------	---------------------------------	-------------------------------	----------------------------------	----------------------------------	------------------------------------

PITCHER	IP	WLS	BF	H	R	ER	SO	BB	IBB	HBP	BLK	WP	HR	S	P	ERA	WHIP
Bob Ojeda, L ERA: 3.67 (1, 1)	2.0		12	4	5	4	1	2	0	0	0	0	0	28	49	18.00	3.000
Jim Gott, R ERA: 3.48 (3, 1)	2.0		8	2	2	2	2	0	0	0	0	1	1	16	22	9.00	1.000
Tim Crews, R ERA: 3.38 (5, 1)	2.0		7	1	0	0	2	0	0	0	0	0	0	19	33	0.00	0.500
Roger McDowell, R ERA: 3.1 (7, 1)	2.0		7	1	0	0	1	0	1	0	0	0	0	16	30	0.00	0.500
Jay Howell, R ERA: 3.0 (9, 1)	0.1	L	3	0	2	2	0	2	0	0	0	0	0	11	19	54.00	6.000

PITCHER	IP	WLS	BF	H	R	ER	SO	BB	IBB	HBP	BLK	WP	HR	S	P	ERA	WHIP
John Candelaria, L ERA: 2.45 (9, 1)	0.0		1	1	0	0	0	0	0	0	0	0	0	2	2	∞	∞

Batter	1	2	3	4	5	6	7	8	9	10	AB	R	H	RBI	BB	SO	LOB
Brett Butler, L OBP: 0.404, SLG: 0.342 (1, 8)	2-1 1B 2B	3-2 1-3 1B			4-0 F7 S BB		1-1 F8			4-0 CS BB	3	0	2	0	2	0	0
Juan Samuel, R OBP: 0.347, SLG: 0.423 (1, 4)	2-1 2B 1B		1-0 1B 1B		2-2 L4 1-2			4-2 S BB		4-2 BB	3	1	2	0	2	0	1
Eddie Murray, S OBP: 0.306, SLG: 0.368 (1, 3)	2-1 WP 2B		2-2 1-2 1B		2-0 F7 2-3			0-0 P5		1-3 K	5	0	2	1	0	1	3
Darryl Strawberry, L OBP: 0.355, SLG: 0.460 (1, 9)	2-3 K		2-3 K		1-3 K			1-3 K			4	0	0	0	0	4	5
Kal Daniels, L OBP: 0.338, SLG: 0.424 (1, 7)	4-1 WP BB		2-2 F7		0-3 K			3-2 G4-3			3	0	0	0	1	1	3
Lenny Harris, L OBP: 0.346, SLG: 0.327 (1, 5)	1-0 G5-3		3-1 F8		1-0 G6-3			2-0 F7			4	0	0	0	0	0	4
Mike Scioscia, L OBP: 0.370, SLG: 0.385 (1, 2)		2-1 P2		3-2 P4		3-1 F7		1-2 G3			4	0	0	0	0	0	0
Alfredo Griffin, S OBP: 0.288, SLG: 0.281 (1, 6)		2-2 G5-3		1-1 B4-3		1-2 F7		2-3 K			4	0	0	0	0	1	0
Mike Morgan, R OBP: 0.078, SLG: 0.080 Chris Gwynn, L OBP: 0.324, SLG: 0.455 Jay Howell, R John Candelaria, L (10, 1)	0-0 1B 1B		0-1 G3		0-3 K			0-1 G4-3			3	0	1	0	0	1	0
											1	0	0	0	0	0	0
											0	0	0	0	0	0	0
											0	0	0	0	0	0	0

TOP	
AB	34
R	1
H	7
RBI	1
BB	5
SO	8
LOB	16

Los Angeles Dodgers @ Houston Astros
Astrodome, Houston, TX
Sat Aug 03 1991, 8:05 PM EDT
Att. 29,085 - Dome - 70 F

Inning Stats	R: 1	H: 3	E: 0	K: 1	S: 12	H: 3	LOB: 2	BB: 1	P: 25	R: 0	H: 2	E: 0	K: 0	S: 10	H: 2	LOB: 2	BB: 0	P: 17	R: 0	H: 2	E: 0	K: 1	S: 13	H: 2	LOB: 2	BB: 0	P: 23	R: 0	H: 0	E: 0	K: 0	S: 7	R: 0	H: 0	E: 0	K: 1	S: 8	R: 0	H: 0	E: 0	K: 1	S: 6	R: 0	H: 0	E: 0	K: 1	S: 9	R: 0	H: 0	E: 0	K: 1	S: 14	R: 0	H: 0	E: 0	K: 1	S: 10	R: 0	H: 0	E: 0	K: 1	S: 12	R: 0	H: 0	E: 0	K: 1	S: 19	1B: 5	2B: 2	3B: 0	HR: 0	SF: 0	SAC: 0	DP: 0	HBP: 0	WP: 1	PB: 0	SB: 2	CS: 1	PA: 39
PITCHER	IP	WLS	BF	H	R	ER	SO	BB	IBB	HBP	BLK	WP	HR	S	P	ERA	WHIP																																																															
Ryan Bowen, R ERA: 4.76 (1, 1)	7.0		28	7	1	1	5	2	0	0	0	1	0	65	114	1.29	1.286																																																															
Curt Schilling, R ERA: 4.79 (8, 1)	2.0		7	0	0	0	2	1	0	0	0	0	0	24	37	0.00	0.500																																																															
Dean Wilkins, R ERA: 8.44 (10, 1)	1.0	W	4	0	0	0	1	2	0	0	0	0	0	12	19	0.00	2.000																																																															



livebaseballscores.com

BOTTOM

Los Angeles Dodgers @ Houston Astros
Astrodome, Houston, TX

Sat Aug 03 1991, 8:05 PM EDT
Att: 29,085 - Dome - 70 F

livebaseballscorecards.com

AB	36
R	2
H	8
RBI	2
BB	3
SO	7
LOB	14



WP: 0	PA: 40
PB: 0	
SB: 0	
CS: 0	

AB	R	H	RBI	BB	SO	LOB
4	0	0	0	0	1	0

4	0	0	0	1	1	2
---	---	---	---	---	---	---

4	0	2	0	1	0	0
---	---	---	---	---	---	---

4	0	2	0	0	1	3
---	---	---	---	---	---	---

3	0	0	0	1	1	3
---	---	---	---	---	---	---

3	1	1	0	0	1	2
---	---	---	---	---	---	---

4	0	1	0	0	2	2
---	---	---	---	---	---	---

3	0	0	1	0	0	1
---	---	---	---	---	---	---

2	0	0	0	0	0	1
---	---	---	---	---	---	---

1	0	0	0	0	0	0
---	---	---	---	---	---	---

0	0	0	0	0	0	0
---	---	---	---	---	---	---

1	1	1	0	0	0	0
---	---	---	---	---	---	---

1B: 5	SF: 0
2B: 3	SAC: 1
3B: 0	DP: 0
HR: 0	HBP: 0

WP: 0	PA: 40
PB: 0	
SB: 0	
CS: 0	

Batter	1	2	3	4	5	6	7	8	9	10	AB	R	H	RBI	BB	SO	LOB
Steve Finley, L OBP: 0.350, SLG: 0.436 (1, 8) B C B X (7, 9)	2-1 G3		X 0-0 F7		2-2 G6-3		0-3 K		2 SAFE X 0-0 SH 1B 5 DI 2-3	4	0	0	0	0	0	1	0
Casey Candaele, S OBP: 0.326, SLG: 0.390 (1, 4) M X	0-1 G6-3		B B B B 4-0 5 FC 5 1B BB		1-1 G6-3		1-1 F7		0-3 K	4	0	0	0	0	1	1	2
5 Jeff Bagwell, R OBP: 0.385, SLG: 0.446 (1, 3) X	0-0 1B		B B 1 SAFE 1 SAFE X 2-1 E9		1-0 G4-3		1-1 G5-3		4-0 1B 1-2 IBB	4	0	2	0	1	0	0	0
Luis Gonzalez, L OBP: 0.312, SLG: 0.439 Rafael Ramirez, R OBP: 0.280, SLG: 0.318 (1, 7) B B X (10, PH)	2-0 G6-3		F B C 1-3 1B		2-1 2B		1-1 1B		0-1 1B 1-2 2-3 3-H	4	0	2	0	0	1	3	3
Ken Caminiti, S OBP: 0.304, SLG: 0.386 (1, 5)		2-2 G6-3	1-3 K		4-0 FC6-4 IBB		0-0 L4			3	0	0	0	1	1	3	3
Mike Simms, R OBP: 0.306, SLG: 0.313 Gerald Young, S OBP: 0.284, SLG: 0.286 (1, 9) B B X (7, 8)	2-0 2B G6-3 1B		2-2 G4-3		0-3 K		2-1 F8			3	1	1	0	0	1	2	2
Andujar Cedeno, R OBP: 0.310, SLG: 0.536 (1, 6) S X	0-1 G6-3 1-3 2B		2-3 K		1-0 FC6-4 1-2f		0-3 K			4	0	1	0	0	2	2	2
Scott Servais, R Craig Biggio, R OBP: 0.368, SLG: 0.373 (1, 2) (8, 2) S B B B X	3-2 G6-3		2-2 F7		0-0 G5-3		1-2 G6-3			3	0	0	1	0	0	1	1
Ryan Bowen, R OBP: 0.333, SLG: 0.200 Javier Ortiz, R OBP: 0.286, SLG: 0.281 Curt Schilling, R OBP: 1.000, SLG: 1.000 Dean Wilkins, R OBP: 0.429, SLG: 0.500 (1, 1) (7, PH) (8, 1) (10, 1) (10, PH)	0-2 G1-3		0-0 G5-3		0-2 F8		3-1 SH 1B 2B			2	0	0	0	0	0	1	1

Inning Stats	R: 0	H: 1	E: 0	K: 0	S: 6	H: 1	LOB: 1	BB: 0	P: 10	R: 1	H: 2	E: 0	K: 0	S: 12	H: 1	LOB: 1	BB: 0	P: 19	R: 0	H: 1	E: 1	K: 2	S: 9	H: 1	LOB: 2	BB: 1	P: 17	R: 0	H: 0	E: 0	K: 1	S: 9	H: 0	LOB: 0	BB: 0	P: 15	R: 0	H: 1	E: 0	K: 1	S: 7	H: 0	LOB: 0	BB: 0	P: 9	R: 0	H: 1	E: 0	K: 1	S: 7	H: 0	LOB: 0	BB: 0	P: 7	R: 0	H: 1	E: 0	K: 0	S: 7	H: 0	LOB: 0	BB: 0	P: 10	R: 0	H: 0	E: 0	K: 1	S: 10	H: 0	LOB: 0	BB: 0	P: 13	R: 1	H: 2	E: 1	K: 1	S: 9	H: 2	LOB: 3	BB: 1	P: 16	1B: 5	SF: 0	2B: 3	SAC: 1	3B: 0	DP: 0	HR: 0	HBP: 0	WP: 0	PA: 40
--------------	------	------	------	------	------	------	--------	-------	-------	------	------	------	------	-------	------	--------	-------	-------	------	------	------	------	------	------	--------	-------	-------	------	------	------	------	------	------	--------	-------	-------	------	------	------	------	------	------	--------	-------	------	------	------	------	------	------	------	--------	-------	------	------	------	------	------	------	------	--------	-------	-------	------	------	------	------	-------	------	--------	-------	-------	------	------	------	------	------	------	--------	-------	-------	-------	-------	-------	--------	-------	-------	-------	--------	-------	--------

PITCHER	IP	WLS	BF	H	R	ER	SO	BB	IBB	HBP	BLK	WP	HR	S	P	ERA	WHIP
Mike Morgan, R ERA: 2.44 (1, 1)	9.0		35	6	1	1	6	1	1	0	0	0	0	73	115	1.00	0.778
Jay Howell, R ERA: 3.22 (10, 1)	0.1	L	4	1	1	1	1	0	1	0	0	0	0	7	14	27.00	3.000
John Candelaria, L ERA: 2.45 (10, 1)	0.0		1	1	0	0	0	0	0	0	0	0	0	2	2	∞	∞

PITCHER	IP	WLS	BF	H	R	ER	SO	BB	IBB	HBP	BLK	WP	HR	S	P	ERA	WHIP
---------	----	-----	----	---	---	----	----	----	-----	-----	-----	----	----	---	---	-----	------

Batter	1	2	3	4	5	6	7	8	9	10	AB R H RBI BB SO LOB	TOP												
Brett Butler, L OBP: 0.403, SLG: 0.339 (1, 8)	2-2 G4-3 ①		3-3 K ③			4-1 K BB ②			2-3 K ②		3 0 0 0 1 2 0	Los Angeles Dodgers @ Houston Astros Astrodome, Houston, TX Sun Aug 04 1991, 4:33 AM EDT Att. 23,701 - Dome - 70 F												
Juan Samuel, R OBP: 0.344, SLG: 0.419 (1, 4)	1-3 K ②			3-2 G3 ①		3-3 K ② ③ 1-2			1-3 K ③		4 0 0 0 0 3 1													
Eddie Murray, S OBP: 0.306, SLG: 0.367 (1, 3)	3-2 S 1B ②			1-0 P4 ②			2-3 K ①			1-2 F8 ①	4 0 1 0 0 1 0													
Darryl Strawberry, L OBP: 0.354, SLG: 0.467 (1, 9)	3-2 P5 ③ 1-2			3-2 HR ③			2-1 G4-3 ②			3-3 K ②	4 1 1 1 0 1 1													
Gary Carter, R OBP: 0.319, SLG: 0.395 (1, 2)				1-2 G5-3 ③			1-2 G6-3 ③			1-0 F8 ③	4 0 1 0 0 0 0													
Mike Sharperson, R OBP: 0.381, SLG: 0.384 Lenny Harris, L OBP: 0.345, SLG: 0.326 (1, 5) (8, PH) (8, 5)				2-2 G6-4-3 ③ ④ 1-2r		0-1 F9-5-6 1B ①			0-0 B1-3 ①		2 0 1 0 0 0 1 1 0 0 0 0 0 0													
Stan Javier, S OBP: 0.261, SLG: 0.304 (1, 7)				2-1 P4 ③		1-2 F9-5-6 1B ①			2-3 K ②		3 0 1 0 0 1 0													
Alfredo Griffin, S OBP: 0.285, SLG: 0.278 (1, 6)				2-1 P2 ①		0-0 F9-5-6 ① ② ③ 1-2 2-3			3-2 F9 ③		3 0 0 0 0 0 2													
Tim Belcher, R OBP: 0.156, SLG: 0.178 Chris Gwynn, L OBP: 0.324, SLG: 0.455 Mitch Webster, S OBP: 0.263, SLG: 0.309 Kevin Gross, R OBP: 0.353, SLG: 0.375 (1, 1) (9, PH) (9, PH) (9, 1)				1-1 G5-3 ②			1-3 K ①			2-1 G6-3 ①	2 0 0 0 0 1 0 0 0 0 0 0 0 0 1 0 0 0 0 0 0 0 0 0 0 0 0 0													
Inning Stats	R: 0 E: 0 K: 1 S: 13	H: 1 LOB: 1 BB: 0 P: 22	R: 0 E: 0 K: 0 S: 7	H: 1 LOB: 0 BB: 0 P: 13	R: 0 E: 0 K: 1 S: 7	H: 0 LOB: 0 BB: 0 P: 13	R: 1 E: 0 K: 0 S: 11	H: 1 LOB: 0 BB: 0 P: 19	R: 0 E: 0 K: 0 S: 6	H: 2 LOB: 0 BB: 0 P: 7	R: 0 E: 0 K: 2 S: 8		H: 0 LOB: 0 BB: 1 P: 16	R: 0 E: 0 K: 1 S: 9	H: 0 LOB: 0 BB: 0 P: 14	R: 0 E: 0 K: 1 S: 8	H: 0 LOB: 0 BB: 0 P: 13	R: 0 E: 0 K: 2 S: 8	H: 0 LOB: 0 BB: 0 P: 13	R: 0 E: 0 K: 1 S: 7	H: 0 LOB: 0 BB: 0 P: 12	1B: 4 2B: 0 3B: 1 HR: 1	SF: 0 SAC: 0 DP: 1 HBP: 0	WP: 0 PB: 0 SB: 1 CS: 0
PITCHER	IP WLS BF H R ER SO BB IBB HBP BLK WP HR S P ERA WHIP												PITCHER	IP WLS BF H R ER SO BB IBB HBP BLK WP HR S P ERA WHIP										
Jim Deshaies, L ERA: 4.81 Jim Corsi, R ERA: 3.24 Al Osuna, L ERA: 2.25	(1, 1) (8, 1) (9, 1)	7.0 1.0 2.0	WLS 3 W	BF 23 6	H 5 0 0	R 1 0 0	ER 1 0 0	SO 5 1 3	BB 1 0 0	IBB 0 0 0	HBP 0 0 0	BLK 0 0 0	WP 0 0 0	HR 1 0 0	S 61 8 15	P 104 13 25	ERA 1.29 0.00 0.00	WHIP 0.857 0.000 0.000						

livebaseballscorecards.com

AB	31
R	1
H	5
RBI	1
BB	1
SO	9
LOB	5



BOTTOM

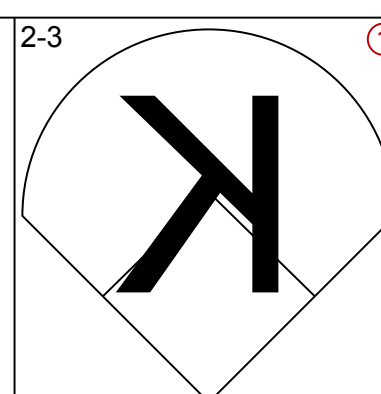
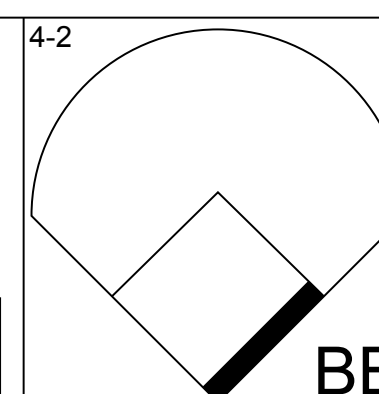
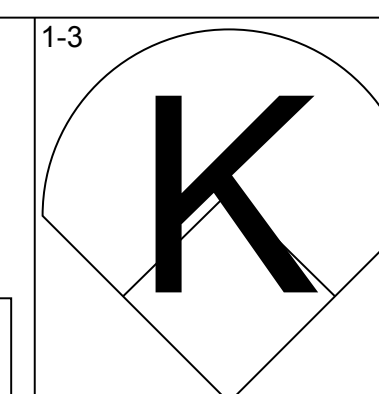
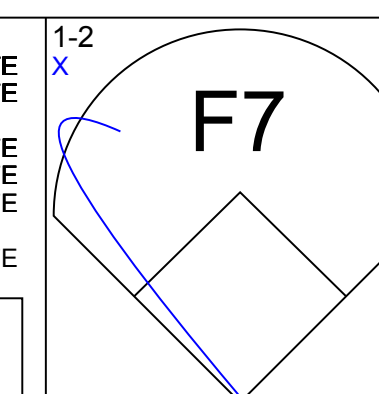
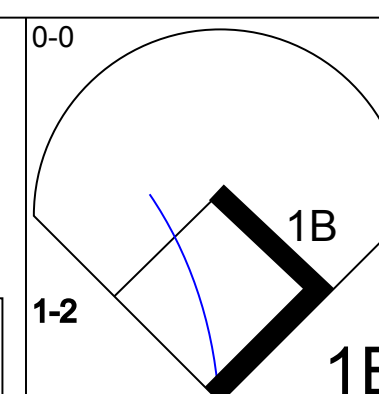
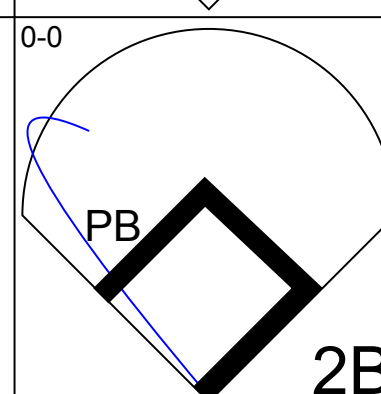
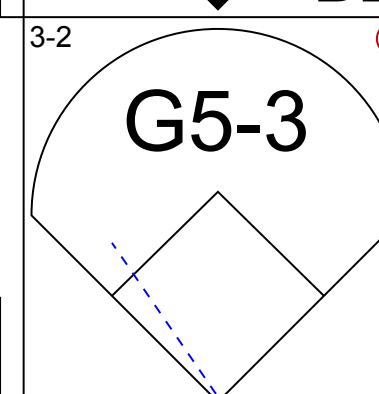
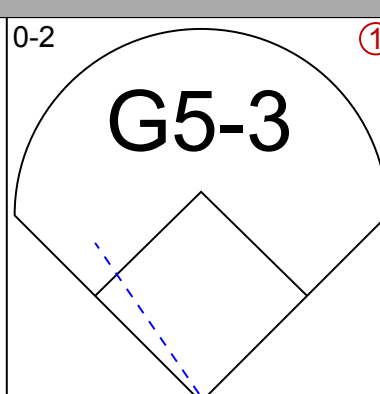
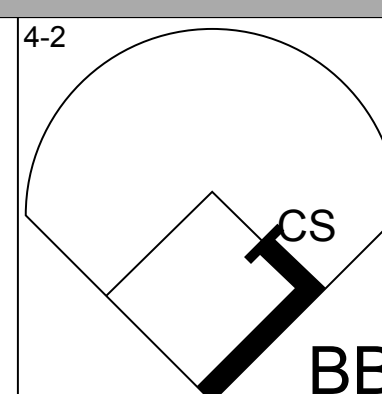
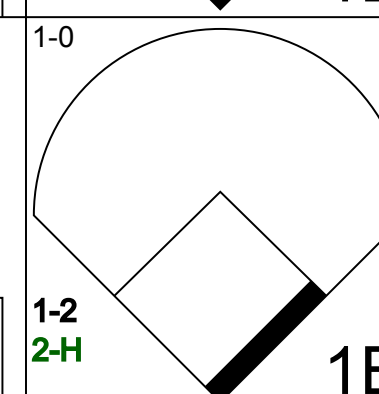
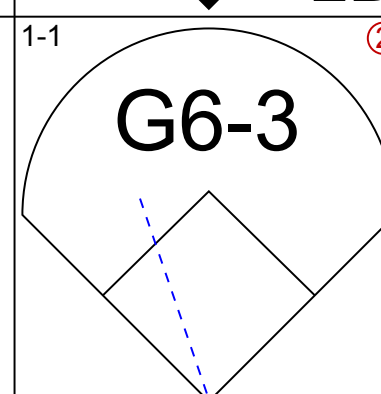
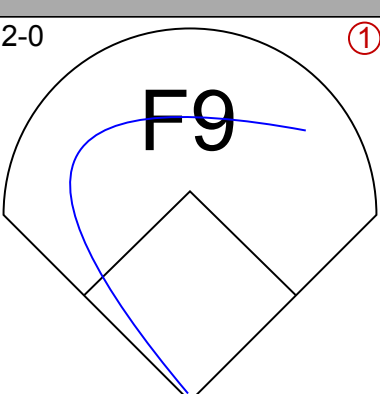
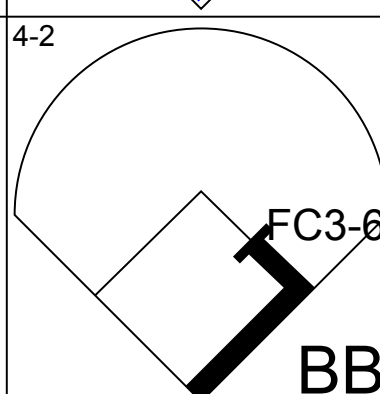
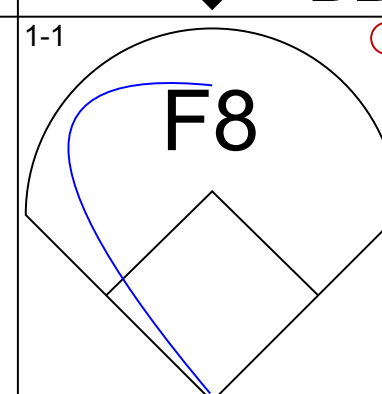
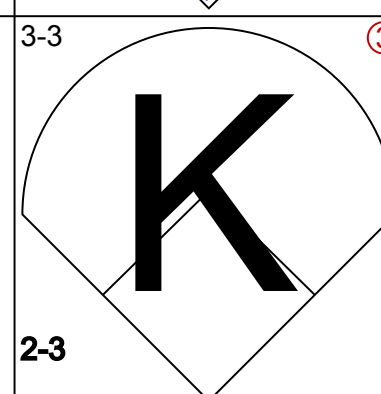
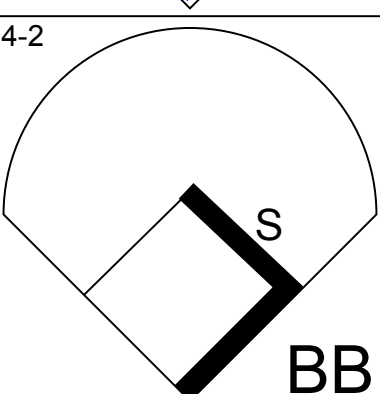
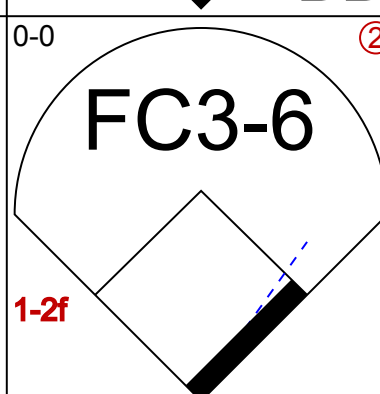
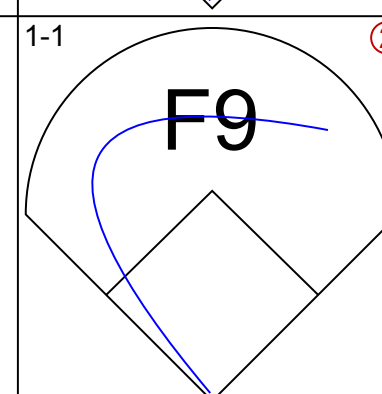
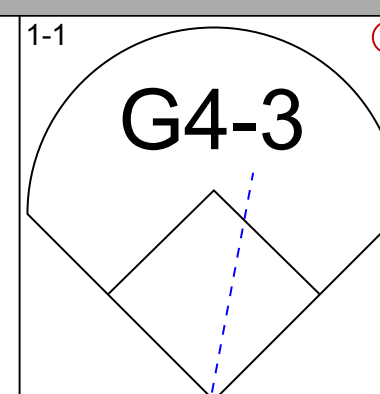
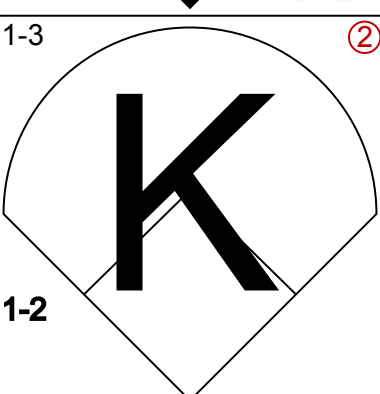
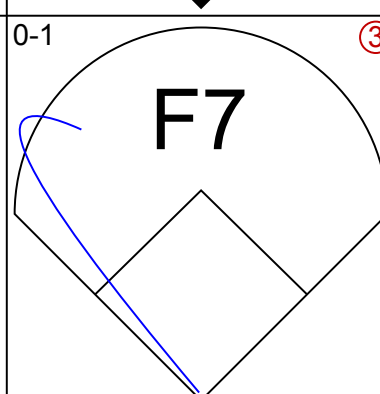
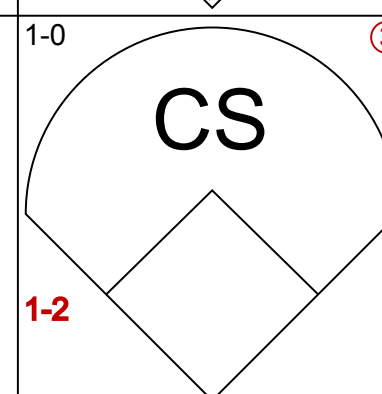
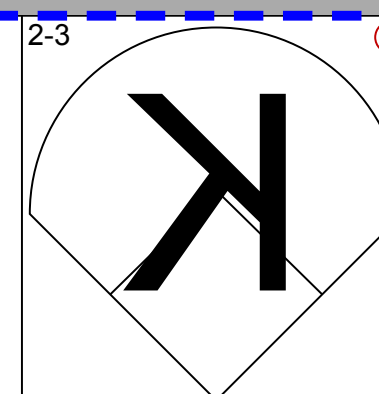
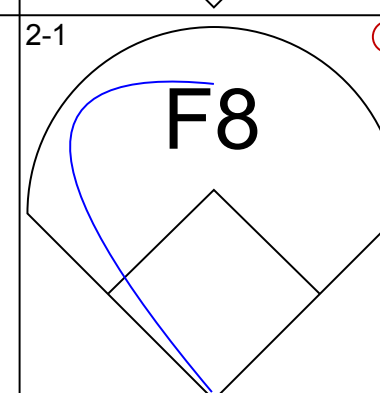
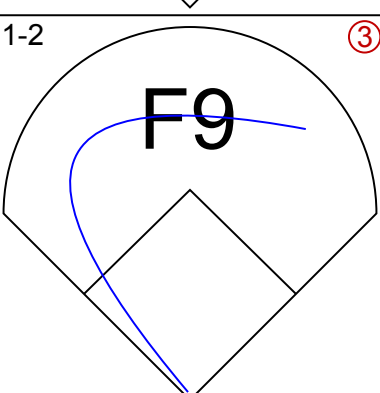
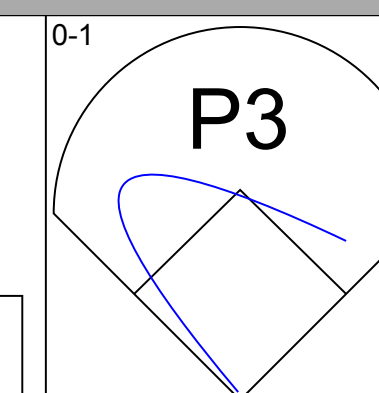
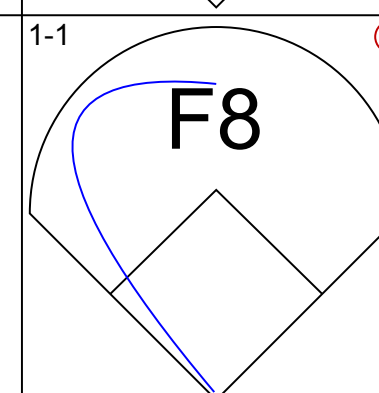
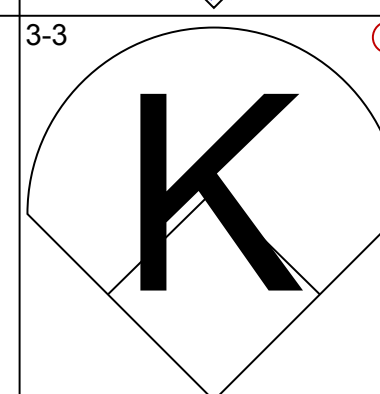
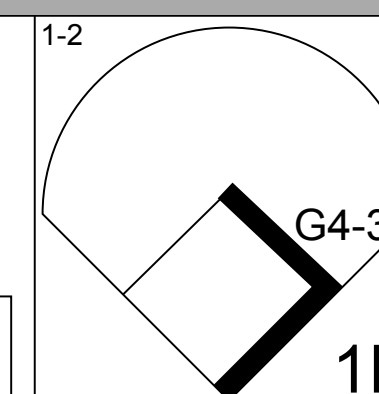
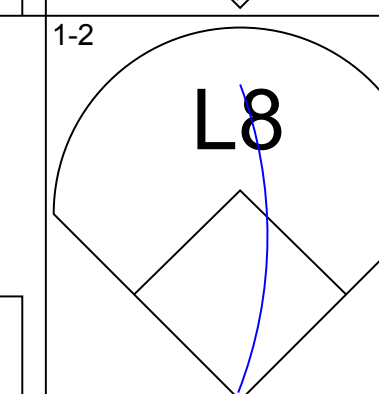
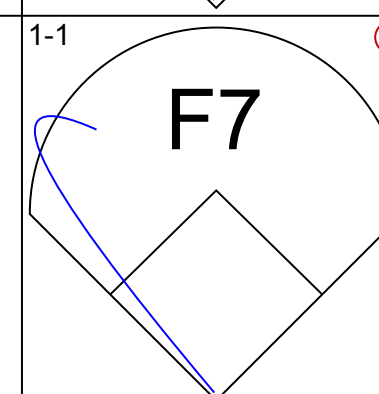
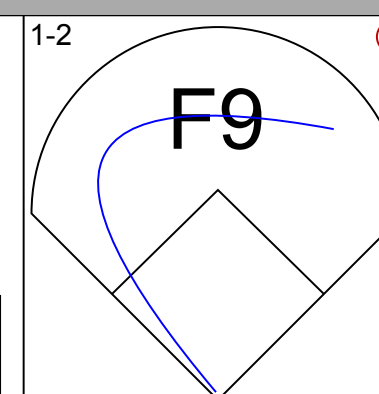
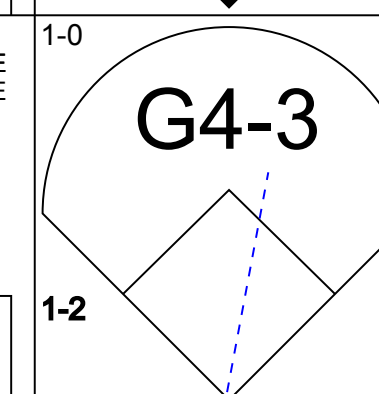
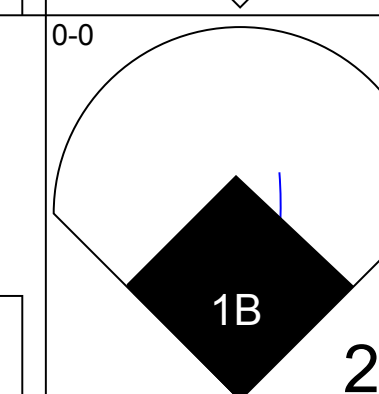
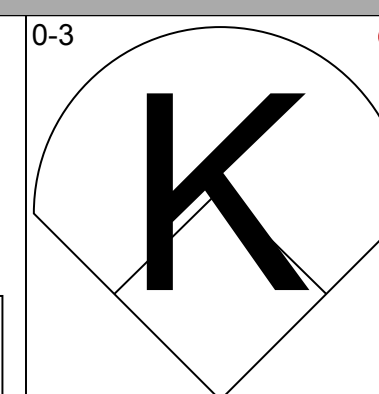
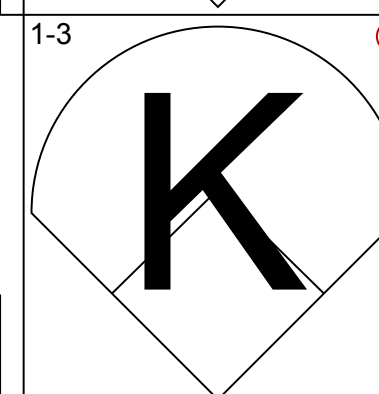
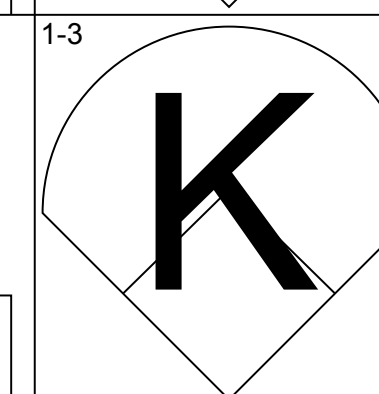
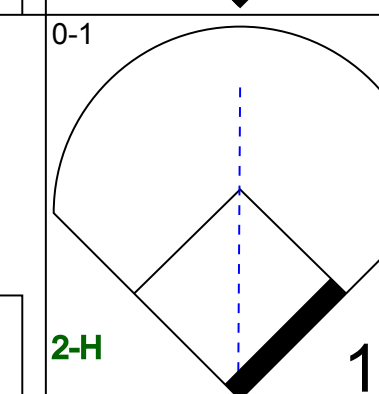
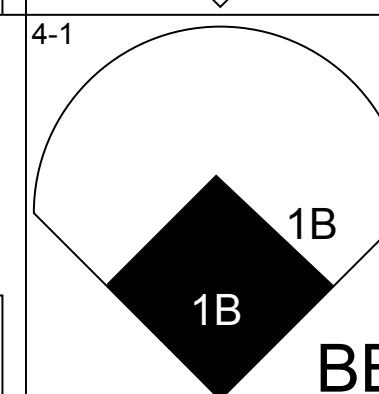
Los Angeles Dodgers @ Houston Astros
Astrodome, Houston, TX
Sun Aug 04 1991, 4:33 AM EDT
Att. 23,701 - Dome - 70 F

livebaseballscorecards.com

AB	33
R	2
H	6
RBI	2
BB	5
SO	9
LOB	13



WP	0	PA	39
PB	1		
SB	1		
CS	1		

Batter	1	2	3	4	5	6	7	8	9	10	AB	R	H	RBI	BB	SO	LOB
Steve Finley, L OBP: 0.350, SLG: 0.434 (1, 8) (8, 9)											4	0	1	0	1	2	2
Craig Biggio, R OBP: 0.371, SLG: 0.378 (1, 2)											4	0	2	1	1	0	1
5 Jeff Bagwell, R OBP: 0.384, SLG: 0.442 (1, 3)											3	0	0	0	1	0	2
Luis Gonzalez, L OBP: 0.312, SLG: 0.435 Al Osuna, R (9, 1)											3	0	0	0	1	1	3
Ken Caminiti, S OBP: 0.301, SLG: 0.382 (1, 5)											4	0	0	0	0	2	2
Mike Simms, R OBP: 0.282, SLG: 0.286 Jim Corsi, R Mark Davidson, R OBP: 0.321, SLG: 0.347 (8, 1) (9, 7)											3	0	0	0	0	0	1
Andujar Cedeno, R OBP: 0.303, SLG: 0.500 (1, 6)											4	0	1	0	0	1	0
Casey Candaele, S OBP: 0.326, SLG: 0.392 (1, 4)											4	1	1	0	0	1	1
Jim Deshaies, L OBP: 0.167, SLG: 0.091 Jose Tolentino, L Gerald Young, S OBP: 0.292, SLG: 0.286 (7, PH) (7, PR) (8, 8)											2	0	0	0	0	2	1

Inning Stats	R: 0 E: 0 K: 2 S: 13	H: 1 LOB: 1 BB: 0 P: 19	R: 0 E: 0 K: 1 S: 7	H: 0 LOB: 0 BB: 0 P: 13	R: 0 E: 0 K: 1 S: 15	H: 0 LOB: 1 BB: 1 P: 23	R: 0 E: 0 K: 1 S: 9	H: 0 LOB: 1 BB: 1 P: 17	R: 0 E: 0 K: 2 S: 13	H: 1 LOB: 1 BB: 0 P: 17	R: 0 E: 0 K: 0 S: 9	H: 0 LOB: 1 BB: 1 P: 13	R: 1 E: 0 K: 0 S: 11	H: 2 LOB: 1 BB: 0 P: 13	R: 0 E: 0 K: 0 S: 6	H: 0 LOB: 0 BB: 1 P: 13	R: 0 E: 0 K: 1 S: 7	H: 0 LOB: 0 BB: 0 P: 11	R: 0 E: 0 K: 1 S: 6	H: 2 LOB: 2 BB: 1 P: 11	1B: 4 2B: 2 3B: 0 HR: 0	SF: 0 SAC: 0 DP: 0 HBP: 0	WP: 0 PB: 1 SB: 1 CS: 1	PA: 39
---------------------	-------------------------------	----------------------------------	------------------------------	----------------------------------	-------------------------------	----------------------------------	------------------------------	----------------------------------	-------------------------------	----------------------------------	------------------------------	----------------------------------	-------------------------------	----------------------------------	------------------------------	----------------------------------	------------------------------	----------------------------------	------------------------------	----------------------------------	----------------------------------	------------------------------------	----------------------------------	--------

PITCHER	IP	WLS	BF	H	R	ER	SO	BB	IBB	HBP	BLK	WP	HR	S	P	ERA	WHIP
Tim Belcher, R ERA: 2.93 (1, 1)	8.0		31	4	1	1	7	4	0	0	0	0	0	83	128	1.12	1.000
Kevin Gross, R ERA: 3.65 (9, 1)	1.1	L	7	2	1	1	2	1	0	0	0	0	0	13	22	6.75	2.250

Batter	1	2	3	4	5	6	7	8	9	AB R H RBI BB SO LOB	TOP		
Brett Butler, L (1, 8) OBP: 0.405, SLG: 0.343	1-0 PB F8 1B		1-0 F7 1B 2B		4-2 G4-3 1B S BB	1-2 FC6-4 1-2f		2-3 K		4 3 2 0 1 1 1			
Juan Samuel, R (1, 4) OBP: 0.344, SLG: 0.417 Mike Sharperson, R (6, 6) OBP: 0.383, SLG: 0.380	0-1 F8		4-0 F7 1B BB		1-0 G4-3		4-0 BLK 1B BB	0-2 G6-3		2 1 0 0 1 0 2 1 1 0 0 1 0 0			
Kal Daniels, L (1, 7) OBP: 0.339, SLG: 0.424	2-1 F8 1-2		0-0 F7 1-2 2-3		1-1 1B 3-H 1B		1-1 BB SF9 1B		3-2 E8 FC3-6	5 1 2 2 0 0 3			
Darryl Strawberry, L (1, 9) OBP: 0.360, SLG: 0.467	3-2 1B 2-3 HBP		4-0 1B IBB		0-0 1B 1-3		4-2 SF9 1-2 BB		0-0 FC3-6 1-2f	2 0 1 0 2 0 1			
Eddie Murray, S (1, 3) OBP: 0.305, SLG: 0.365	2-2 1-2 3-H 1B		2-0 P5		0-0 L6		0-3 K		0-1 F8	5 0 1 1 0 1 8			
Mike Scioscia, L (1, 2) OBP: 0.371, SLG: 0.382	3-2 G4-3		0-0 1-3 2-H 3-H 1B		1-1 P7		4-2 1-2 2-3 BB		0-3 K	4 0 1 2 1 1 5			
Lenny Harris, L (1, 5) OBP: 0.347, SLG: 0.330		3-2 G1-6-3 1B		1-2 G3-6-1 1B		1-3 K		1-1 SF9 2-3 3-H		3 0 2 1 0 1 0			
Alfredo Griffin, S (1, 6) OBP: 0.285, SLG: 0.276 Dave Hansen, L (6, 5) OBP: 0.222, SLG: 0.444		0-0 P8		0-2 G3-6-1 1-2f		4-1 FC6-4 BB		1-3 K		2 0 0 0 1 0 2 1 0 0 0 0 1 2			
Ramon Martinez, R (1, 1) OBP: 0.127, SLG: 0.111 Stan Javier, S (8, PH) OBP: 0.259, SLG: 0.302 Jim Gott, R (6, 1) OBP: 1.000, SLG: 1.000 Tim Crews, R (7, 1) Mitch Webster, S (8, PH) OBP: 0.283, SLG: 0.309 Chris Cavarretta, L (8, PH) OBP: 0.321, SLG: 0.450 Roger McDowell, R (8, 1)		1-2 G1-6-3 1-2f		0-1 G4-3		0-3 K		0-0 P5		2 0 0 0 0 0 1 1 0 0 0 0 0 1 1 0 1 0 0 0 0 0 0 0 0 0 0 0 0 0 0 0			
Inning Stats	R: 1 H: 2 E: 0 LOB: 2 K: 0 BB: 0 S: 15 P: 26	R: 0 H: 1 E: 0 LOB: 0 K: 0 BB: 0 S: 8 P: 12	R: 2 H: 2 E: 0 LOB: 2 K: 0 BB: 2 S: 4 P: 15	R: 0 H: 1 E: 0 LOB: 0 K: 0 BB: 0 S: 8 P: 9	R: 1 H: 2 E: 0 LOB: 2 K: 0 BB: 1 S: 10 P: 17	R: 0 H: 0 E: 0 LOB: 1 K: 2 BB: 1 S: 11 P: 17	R: 2 H: 1 E: 0 LOB: 2 K: 2 BB: 3 S: 15 P: 30	R: 0 H: 0 E: 0 LOB: 0 K: 1 BB: 0 S: 8 P: 10	R: 0 H: 0 E: 1 LOB: 1 K: 1 BB: 0 S: 9 P: 12	1B: 8 SF: 1 2B: 1 SAC: 0 3B: 0 DP: 2 HR: 0 HBP: 1	WP: 0 PA: 42 PB: 1 SB: 1 CS: 0		
PITCHER	IP WLS BF H R ER SO BB IBB HBP BLK WP HR S P ERA WHIP											PITCHER	IP WLS BF H R ER SO BB IBB HBP BLK WP HR S P ERA WHIP
Jose Rijo, R (1, 1) ERA: 2.98	6.0 W 30 9 6 6 2 4 1 1 1 0 0 58 103 9.00 2.167												
Gino Minutelli, L (7, 1) ERA: 4.38	1.0 5 0 0 0 2 2 0 0 0 0 0 13 23 0.00 2.000												
Rob Dibble, R (8, 1) ERA: 2.22	2.0 S 7 0 0 0 2 0 0 0 0 0 0 17 22 0.00 0.000												

Los Angeles Dodgers @ Cincinnati Reds
 Riverfront Stadium, Cincinnati, OH
 Mon Aug 05 1991, 7:05 PM EDT
 Att. 34,997 - Sunny - 77 F

AB	33
R	6
H	9
RBI	6
BB	7
SO	6
LOB	26



livebaseballscorecards.com

Los Angeles Dodgers @ Cincinnati Reds
 Riverfront Stadium, Cincinnati, OH

Tue Aug 06 1991, 7:05 PM EDT
 Att. 33,271 - Cloudy - 68 F

AB	33
R	5
H	8
RBI	5
BB	2
SO	7
LOB	7



WP:	0	PA:	36
PB:	0		
SB:	1		
CS:	0		

AB R H RBI BB SO LOB

2	1	2	0	1	0	0
4	1	2	3	0	0	2
3	1	1	0	1	1	1
4	1	1	2	0	2	2
4	0	0	0	0	1	0
4	0	1	0	0	0	0
0	0	0	0	0	0	0
4	0	0	0	0	0	1
4	0	0	0	0	2	1
2	1	1	0	0	0	0
1	0	0	0	0	0	0
0	0	0	0	0	0	0
0	0	0	0	0	0	0
1	0	0	0	0	1	0

Batter	1	2	3	4	5	6	7	8	9
Brett Butler, L (1, 8) OBP: 0.409, SLG: 0.347	4-1 G4-3 S BB		0-0 1B		0-0 SH1-3 1-2		2-2 E 1B		
Lenny Harris, L (1, 4) OBP: 0.349, SLG: 0.347	3-1 G4-3 1-3		0-0 F7		0-0 HR		1-0 E6 1-H 2B		
Kal Daniels, L (1, 7) OBP: 0.340, SLG: 0.423	4-2 G6-4-3 BB			2-2 HR 1B	1-2 F8		2-3 K		
Darryl Strawberry, L (1, 9) OBP: 0.359, SLG: 0.475	2-1 G6-4-3 1-2f			1-1 HR 1-H	3-3 K		2-3 K		
Eddie Murray, S (1, 3) OBP: 0.302, SLG: 0.361		2-3 K		0-0 L7		1-1 P2		0-0 L4	
Mike Scioscia, L (1, 2) OBP: 0.369, SLG: 0.380		2-2 L9		0-2 FC4-6 1B		1-0 F9		2-1 F9	
Roger McDowell, R (8, 1)									
Mike Sharperson, R (1, 5) OBP: 0.370, SLG: 0.365				3-2 FC4-6 1-2f		3-2 F8			1-2 G1-3
Jose Offerman, S (1, 6) OBP: 0.302, SLG: 0.200				1-0 G1-3			1-1 F8		1-3 K
Orel Hershiser, R (1, 1) OBP: 0.400, SLG: 0.389			1-1 G5-3		0-2 SH1-3 HR 1B		0-0 G4-3		1-3 K
Stan Javier, S (7, PH) OBP: 0.258, SLG: 0.300									
Kevin Gross, R (7, 1) OBP: 0.353, SLG: 0.375									
John Candelaria, L (8, 1)									
Gary Carter, R (8, 2) OBP: 0.317, SLG: 0.393									

Inning Stats	R: 0	H: 0	E: 0	K: 0	S: 9	P: 20	R: 0	H: 0	E: 0	K: 1	S: 8	P: 12	R: 0	H: 1	E: 0	K: 1	S: 8	P: 9	R: 2	H: 3	E: 0	K: 0	S: 15	P: 22	R: 2	H: 2	E: 0	K: 1	S: 11	P: 15	R: 0	H: 0	E: 0	K: 0	S: 6	P: 11	R: 1	H: 2	E: 1	K: 1	S: 12	P: 18	R: 0	H: 0	E: 0	K: 1	S: 6	P: 10	R: 0	H: 0	E: 0	K: 2	S: 9	P: 12	R: 0	H: 0	E: 0	K: 2	S: 9	P: 12	1B: 5	SF: 0	2B: 1	SAC: 1	3B: 0	DP: 1	HR: 2	HBP: 0	WP: 0	PA: 36
--------------	------	------	------	------	------	-------	------	------	------	------	------	-------	------	------	------	------	------	------	------	------	------	------	-------	-------	------	------	------	------	-------	-------	------	------	------	------	------	-------	------	------	------	------	-------	-------	------	------	------	------	------	-------	------	------	------	------	------	-------	------	------	------	------	------	-------	-------	-------	-------	--------	-------	-------	-------	--------	-------	--------

PITCHER	IP	WLS	BF	H	R	ER	SO	BB	IBB	HBP	BLK	WP	HR	S	P	ERA	WHIP
Kip Gross, R (1, 1) ERA: 3.48	5.0	L	22	6	4	4	3	2	0	0	0	0	2	51	78	7.20	1.600
Milt Hill, R (6, 1) ERA: 1.35	2.0		8	2	1	1	1	0	0	0	0	0	0	18	29	4.50	1.000
Gino Minutelli, L (8, 1) ERA: 4.05	1.0		3	0	0	0	1	0	0	0	0	0	0	6	10	0.00	0.000
Tim Layana, R (9, 1) ERA: 5.49	1.0		3	0	0	0	2	0	0	0	0	0	0	9	12	0.00	0.000

PITCHER	IP	WLS	BF	H	R	ER	SO	BB	IBB	HBP	BLK	WP	HR	S	P	ERA	WHIP
---------	----	-----	----	---	---	----	----	----	-----	-----	-----	----	----	---	---	-----	------

BOTTOM

Los Angeles Dodgers @ Cincinnati Reds
Riverfront Stadium, Cincinnati, OH

Tue Aug 06 1991, 7:05 PM EDT
Att: 33,271 - Cloudy - 68 F

livebaseballscorecards.com

AB	35
R	2
H	9
RBI	2
BB	1
SO	4
LOB	15



WP:	1	PA:	36
PB:	0		
SB:	0		
CS:	0		

AB R H RBI BB SO LOB

4	0	1	0	0	1	1
4	0	1	0	0	0	1
2	0	0	0	1	0	1
1	0	0	0	0	0	0
4	0	2	0	0	0	1
3	0	1	0	0	0	2
1	0	0	0	0	0	1
4	1	1	0	0	0	4
4	1	2	2	0	0	1
4	0	0	0	0	0	2
1	0	0	0	0	1	1
1	0	1	0	0	0	0
0	0	0	0	0	0	0
1	0	0	0	0	1	0
0	0	0	0	0	0	0
0	0	0	0	0	0	0
0	0	0	0	0	0	0
1	0	0	0	0	1	0

1B:	4	SF:	0
2B:	4	SAC:	0
3B:	0	DP:	2
HR:	1	HBP:	0

Batter 1 2 3 4 5 6 7 8 9

<p>Barry Larkin, R (1, 6) OBP: 0.383, SLG: 0.545</p>	<p>Billy Hatcher, R (1, 8) OBP: 0.321, SLG: 0.395</p>	<p>Hal Morris, L (1, 3) OBP: 0.374, SLG: 0.483</p> <p>Chris Jones, R (8, PH) OBP: 0.607, SLG: 0.654</p>	<p>Chris Sabo, R (1, 5) OBP: 0.361, SLG: 0.504</p>	<p>Paul O'Neill, L (1, 9) OBP: 0.345, SLG: 0.479</p> <p>Carmelo Martinez, R (8, PH) OBP: 0.324, SLG: 0.333</p>	<p>Bill Doran, S (1, 4) OBP: 0.375, SLG: 0.399</p>	<p>Glenn Braggs, R (1, 7) OBP: 0.325, SLG: 0.462</p>	<p>Joe Oliver, R (1, 2) OBP: 0.273, SLG: 0.370</p>	<p>Kip Gross, R (1, 1) OBP: 0.067, SLG: 0.067</p> <p>Herm Winningham, L (5, PH) OBP: 0.264, SLG: 0.307</p> <p>Milt Hill, R (6, 1) OBP: 0.250, SLG: 0.315</p> <p>Mariano Duncan, R (7, PH) OBP: 0.250, SLG: 0.315</p> <p>Gino Minutelli, L (8, 1) OBP: 0.250, SLG: 0.315</p> <p>Tim Layana, R (9, 1) OBP: 0.290, SLG: 0.271</p>	<p>0-2 G6-4-3</p>	<p>0-1 F8</p>	<p>1-2 G5-3</p>	<p>3-2 G6-3</p>	<p>1-0 G6-3</p>	<p>1-0 G3-1</p>	<p>3-1 HR</p>	<p>0-1 G6-3</p>	<p>0-0 G1-4-3</p>	<p>3-3 K</p>	<p>1-3 K</p>
<p>R: 0 H: 1 E: 0 LOB: 1 K: 0 BB: 0 S: 14 P: 20</p>	<p>R: 1 H: 1 E: 1 LOB: 1 K: 1 BB: 0 S: 13 P: 20</p>	<p>R: 0 H: 0 E: 0 LOB: 0 K: 1 BB: 0 S: 8 P: 11</p>	<p>R: 0 H: 1 E: 0 LOB: 1 K: 0 BB: 0 S: 12 P: 17</p>	<p>R: 0 H: 1 E: 0 LOB: 0 K: 0 BB: 0 S: 7 P: 8</p>	<p>R: 0 H: 1 E: 0 LOB: 2 K: 0 BB: 1 S: 11 P: 18</p>	<p>R: 1 H: 2 E: 0 LOB: 1 K: 1 BB: 0 S: 15 P: 24</p>	<p>R: 0 H: 1 E: 0 LOB: 0 K: 1 BB: 0 S: 5 P: 7</p>	<p>R: 0 H: 1 E: 0 LOB: 1 K: 0 BB: 0 S: 8 P: 15</p>	<p>R: 0 H: 1 E: 0 LOB: 0 K: 1 BB: 0 S: 5 P: 7</p>	<p>R: 0 H: 1 E: 0 LOB: 0 K: 1 BB: 0 S: 5 P: 7</p>	<p>R: 0 H: 1 E: 0 LOB: 0 K: 1 BB: 0 S: 5 P: 7</p>	<p>R: 0 H: 1 E: 0 LOB: 0 K: 1 BB: 0 S: 5 P: 7</p>	<p>R: 0 H: 1 E: 0 LOB: 0 K: 1 BB: 0 S: 5 P: 7</p>	<p>R: 0 H: 1 E: 0 LOB: 0 K: 1 BB: 0 S: 5 P: 7</p>	<p>R: 0 H: 1 E: 0 LOB: 0 K: 1 BB: 0 S: 5 P: 7</p>	<p>R: 0 H: 1 E: 0 LOB: 0 K: 1 BB: 0 S: 5 P: 7</p>	<p>R: 0 H: 1 E: 0 LOB: 0 K: 1 BB: 0 S: 5 P: 7</p>	<p>R: 0 H: 1 E: 0 LOB: 0 K: 1 BB: 0 S: 5 P: 7</p>	

IP	WLS	BF	H	R	ER	SO	BB	IBB	HBP	BLK	WP	HR	S	P	ERA	WHIP
----	-----	----	---	---	----	----	----	-----	-----	-----	----	----	---	---	-----	------

Orel Hershiser, R (1, 1) ERA: 3.95	6.0	W	24	5	1	1	2	1	0	0	1	0	65	94	1.50	1.000
Kevin Gross, R (7, 1) ERA: 3.73	1.0		5	2	1	1	1	0	0	0	0	1	15	24	9.00	2.000
John Candelaria, L (8, 1) ERA: 2.42	0.1		2	1	0	0	0	0	0	0	0	0	6	11	0.00	3.000
Roger McDowell, R (8, 1) ERA: 3.11	1.2	S	5	1	0	0	1	0	0	0	0	0	7	11	0.00	0.600

Batter	1	2	3	4	5	6	7	8	9	AB R H RBI BB SO LOB	TOP																						
Brett Butler, L (1, 8) OBP: 0.411, SLG: 0.353	2-1 3B	1-1 1B			0-0 F7		4-2 3B BB		2-3 K	4 1 2 0 1 1 0																							
Mike Sharperson, R (1, 5) OBP: 0.371, SLG: 0.380	3-3 K	3-3 K			4-2 FC3-6 1B BB		0-0 1-H SF8 3B		1-2 G6-3	4 1 1 1 1 2 4																							
Kal Daniels, L (1, 7) OBP: 0.345, SLG: 0.425 Mitch Webster, S (9, 7) OBP: 0.263, SLG: 0.309	4-1 BB			4-1 G4-6-3 BB	1-2 1B		2-2 SF8			1 0 1 1 2 0 0 0 0 0 0 0 0 0																							
Darryl Strawberry, L (1, 9) OBP: 0.355, SLG: 0.468	1-3 K			3-2 G4-6-3 1-2f	3-1 FC3-6		0-0 3-H G5-3			4 0 0 0 0 1 5																							
Eddie Murray, S (1, 3) OBP: 0.299, SLG: 0.357	3-1 F9			1-3 K	2-2 F9			2-0 L7		4 0 0 0 0 1 4																							
Gary Carter, R (1, 2) OBP: 0.311, SLG: 0.384		2-0 P6			0-0 P2		1-3 K	2-2 G6-3		4 0 0 0 0 1 0																							
Lenny Harris, L (1, 4) OBP: 0.358, SLG: 0.352		4-1 1B 1B BB			2-0 F7 1B		0-0 G6-4-3 1B	4-2 BB		2 0 2 0 2 0 0																							
Jose Offerman, S (1, 6) OBP: 0.298, SLG: 0.204		0-2 1B 1B			1-2 F7		0-0 G6-4-3 1-2f	1-0 L7		4 0 1 0 0 0 3																							
Bob Ojeda, L (1, 1) OBP: 0.220, SLG: 0.263 Stan Javier, S (7, PH) OBP: 0.256, SLG: 0.298 Kevin Gross, R (7, 1) OBP: 0.353, SLG: 0.375 Chris Gwynn, L (9, PH) OBP: 0.319, SLG: 0.446 Roger McDowell, R (9, 1)		0-3 K			1-1 G5-3		1-0 F9		1-2 F9	2 0 0 0 0 1 3 1 0 0 0 0 0 0 0 0 0 0 0 0 0 1 0 0 0 0 0 0 0 0 0 0 0 0 0																							
Inning Stats	R: 0 E: 0 K: 2 S: 13	H: 1 LOB: 2 BB: 1 P: 26	R: 0 E: 0 K: 2 S: 15	H: 2 LOB: 3 BB: 1 P: 25	R: 0 E: 0 K: 1 S: 9	H: 0 LOB: 0 BB: 1 P: 17	R: 0 E: 0 K: 0 S: 7	H: 1 LOB: 1 BB: 0 P: 11	R: 0 E: 0 K: 0 S: 13	H: 1 LOB: 2 BB: 1 P: 23	R: 0 E: 0 K: 1 S: 5	H: 1 LOB: 0 BB: 0 P: 6	R: 2 E: 0 K: 0 S: 8	H: 1 LOB: 0 BB: 1 P: 15	R: 0 E: 0 K: 0 S: 9	H: 0 LOB: 1 BB: 1 P: 18	R: 0 E: 0 K: 1 S: 10	H: 0 LOB: 0 BB: 0 P: 14	1B: 5 2B: 0 3B: 2 HR: 0	SF: 1 SAC: 0 DP: 2 HBP: 0	WP: 0 PB: 0 SB: 0 CS: 0	PA: 38											
PITCHER Randy Myers, L (1, 1) ERA: 3.69 Ted Power, R (9, 1) ERA: 3.21	IP 8.0	WLS L	BF 35	H 7	R 2	ER 2	SO 6	BB 6	IBB 0	HBP 0	BLK 0	WP 0	HR 0	S 79	P 141	ERA 2.25	WHIP 1.625																
											PITCHER	IP	WLS	BF	H	R	ER	SO	BB	IBB	HBP	BLK	WP	HR	S	P	ERA	WHIP					

Los Angeles Dodgers @ Cincinnati Reds
Riverfront Stadium, Cincinnati, OH

Wed Aug 07 1991, 7:05 PM EDT
Att. 37,016 - Sunny - 84 F

livebaseballscorecards.com

AB	31
R	2
H	7
RBI	2
BB	6
SO	7
LOB	19



Batter	1	2	3	4	5	6	7	8	9	AB R H RBI BB SO LOB
Barry Larkin, R OBP: 0.382, SLG: 0.541 (1, 6)	2-1 F8		0-3 K			2-2 F9			1-1 G4-3 1B	4 0 1 0 0 1 1
Mariano Duncan, R OBP: 0.249, SLG: 0.313 Bill Doran, S OBP: 0.375, SLG: 0.396 (1, PH) (2, 4)	3-3 K			0-0 G5-3		4-2 BB			0-1 G4-3 1-2f	0 0 0 0 0 0 0 3 0 0 0 1 1 1
Chris Sabo, R OBP: 0.360, SLG: 0.504 (1, 5)	2-1 2B			3-2 P5		1-3 K			3-2 G6-3	4 0 1 0 0 1 2
Glenn Braggs, R OBP: 0.321, SLG: 0.455 (1, 7)	1-1 L9			0-0 G6-3			1-2 G3			3 0 0 0 0 0 1
Chris Jones, R OBP: 0.567, SLG: 0.607 Paul O'Neill, L OBP: 0.345, SLG: 0.478 (7, PH) (8, 9)		2-3 K			1-3 K		3-3 K			2 0 0 0 0 2 0 1 0 0 0 0 1 0
Carmelo Martinez, R OBP: 0.330, SLG: 0.335 (1, 3)		4-2 G6-4-3 BB			0-0 G4-6-3 1B		2-0 G5-3			2 0 1 0 1 0 0
Joe Oliver, R OBP: 0.268, SLG: 0.363 (1, 2)		1-0 G6-4-3 1-2f			1-1 G4-6-3 1-2f			2-3 K		3 0 0 0 0 1 2
Billy Hatcher, R OBP: 0.321, SLG: 0.392 (1, 8)			3-3 K			4-2 SH5-4 BB		0-0 L9		2 0 0 0 1 1 0
Randy Myers, L OBP: 0.267, SLG: 0.333 Herm Winningham, L OBP: 0.262, SLG: 0.304 Ted Power, R (9, 1)			2-3 K			0-0 SH5-4		2-1 G3		1 0 0 0 0 1 0 1 0 0 0 0 0 0 0 0 0 0 0 0 0

Inning Stats	R: 0	H: 1	E: 0	K: 1	S: 9	LOB: 1	BB: 0	P: 17	R: 0	H: 0	E: 0	K: 1	S: 6	LOB: 0	BB: 1	P: 13	R: 0	H: 0	E: 0	K: 3	S: 10	LOB: 0	BB: 0	P: 15	R: 0	H: 0	E: 0	K: 0	S: 5	LOB: 0	BB: 0	P: 8	R: 0	H: 1	E: 0	K: 1	S: 6	LOB: 2	BB: 2	P: 22	R: 0	H: 0	E: 0	K: 1	S: 7	LOB: 0	BB: 0	P: 13	R: 0	H: 0	E: 0	K: 1	S: 7	LOB: 0	BB: 0	P: 11	R: 0	H: 1	E: 0	K: 0	S: 7	LOB: 0	BB: 0	P: 11
1B: 2	2B: 1	3B: 0	HR: 0	SF: 0	SAC: 1	DP: 3	HBP: 0	WP: 0	PA: 30																																																							

PITCHER	IP	WLS	BF	H	R	ER	SO	BB	IBB	HBP	BLK	WP	HR	S	P	ERA	WHIP
Bob Ojeda, L ERA: 3.5 (1, 1)	6.0	W	21	2	0	0	7	3	0	0	0	0	0	47	83	0.00	0.833
Kevin Gross, R ERA: 3.63 (7, 1)	2.0		6	0	0	0	2	0	0	0	0	0	0	14	24	0.00	0.000
Roger McDowell, R ERA: 3.06 (9, 1)	1.0	S	3	1	0	0	0	0	0	0	0	0	0	7	11	0.00	1.000

BOTTOM

Los Angeles Dodgers @ Cincinnati Reds
Riverfront Stadium, Cincinnati, OH
Wed Aug 07 1991, 7:05 PM EDT
Att: 37,016 - Sunny - 84 F

livebaseballscores.com

AB	26
R	0
H	3
RBI	0
BB	3
SO	9
LOB	7



Los Angeles Dodgers @ Cincinnati Reds

Riverfront Stadium, Cincinnati, OH

Thu Aug 08 1991, 3:33 AM EDT
Att. 37,581 - Cloudy - 84 F

livebaseballscorecards.com

AB	34
R	6
H	11
RBI	3
BB	2
SO	4
LOB	11



Batter	1	2	3	4	5	6	7	8	9	AB	R	H	RBI	BB	SO	LOB	TOP								
Brett Butler, L (1, 8) OBP: 0.409, SLG: 0.351	3-3 K		2-2 F7		0-3 K	1-2 CS 1B			2-1 L6	5	0	1	0	0	2	1									
Mike Sharperson, R (1, 5) OBP: 0.364, SLG: 0.372	0-0 L9		1-0 F8		0-2 1B	2-2 G6-3			2-2 P2	5	0	1	0	0	0	2									
Mitch Webster, S (1, 7) OBP: 0.269, SLG: 0.314	0-1 G6-3		1-2 F9		2-1 1B				1-2 G6-3 1B	4	0	2	1	0	0	0									
Darryl Strawberry, L (1, 9) OBP: 0.354, SLG: 0.469		2-2 2B		1-0 F9	3-2 G4-1				1-2 G6-3	4	1	1	0	0	0	3									
Gary Carter, R (1, 3) OBP: 0.315, SLG: 0.392		2-1 1B G6-4-3 2B		2-1 E6		1-2 1B PB E 1B			0-0 F8	4	2	2	1	0	0	0									
Mike Scioscia, L (1, 2) OBP: 0.371, SLG: 0.379		0-2 G6-4-3 1B		2-3 K		1-2 WP BB			2-0 F9	3	1	1	0	1	1	1									
Lenny Harris, L (1, 4) OBP: 0.360, SLG: 0.354		1-1 G6-4-3 1B		1-2 G4-3		2-0 E8 WP SF9 1B			0-1 G4-3	4	1	2	0	0	0	1									
Jose Offerman, S (1, 6) OBP: 0.311, SLG: 0.212		1-0 G6-4-3		2-1 1B SH3-4 1B		4-1 1B WP BB			1-0 G3-1	3	1	1	0	1	0	2									
Mike Morgan, R (1, 1) OBP: 0.075, SLG: 0.078		1-1 G3		0-0 SH3-4		1-0 SF9			1-3 K	1	0	0	1	0	0	1									
Tim Crews, R (7, 1)										0	0	0	0	0	0	0									
Chris Gwynn, L (9, PH) OBP: 0.316, SLG: 0.441										1	0	0	0	0	1	0									
Jay Howell, R (9, 1)										0	0	0	0	0	0	0									
Inning Stats	R: 0 E: 0 K: 1 S: 7	H: 0 LOB: 0 BB: 0 P: 10	R: 2 E: 0 K: 0 S: 15	H: 4 LOB: 1 BB: 0 P: 22	R: 0 E: 0 K: 0 S: 7	H: 0 LOB: 0 BB: 0 P: 11	R: 0 E: 1 K: 1 S: 9	H: 0 LOB: 1 BB: 0 P: 15	R: 1 E: 0 K: 1 S: 16	H: 3 LOB: 2 BB: 0 P: 23	R: 3 E: 1 K: 0 S: 17	H: 3 LOB: 1 BB: 2 P: 31	R: 0 E: 0 K: 0 S: 7	H: 1 LOB: 0 BB: 0 P: 9	R: 0 E: 0 K: 0 S: 4	H: 0 LOB: 0 BB: 0 P: 7	R: 0 E: 0 K: 1 S: 9	H: 0 LOB: 0 BB: 0 P: 14	1B: 9 2B: 2 3B: 0 HR: 0	SF: 1 SAC: 1 DP: 2 HBP: 0	WP: 1 PB: 1 SB: 0 CS: 1	PA: 38			
PITCHER	IP	WLS	BF	H	R	ER	SO	BB	IBB	HBP	BLK	WP	HR	S	P	ERA	WHIP								
Tom Browning, L (1, 1) ERA: 4.23	5.0	L	22	7	3	3	3	0	0	0	0	0	0	54	81	5.40	1.400								
Tim Layana, R (6, 1) ERA: 6.41	0.0		2	1	2	2	0	1	0	0	0	0	0	5	10	∞	∞								
Gino Minutelli, L (6, 1) ERA: 4.73	0.0		2	1	0	0	0	1	0	0	0	0	0	2	8	∞	∞								
Milt Hill, R (6, 1) ERA: 1.04	2.0		6	2	1	1	0	0	0	0	0	1	0	17	22	4.50	1.000								
Ted Power, R (8, 1) ERA: 3.1	2.0		6	0	0	0	1	0	0	0	0	0	0	13	21	0.00	0.000								

Batter	1	2	3	4	5	6	7	8	9	AB	R	H	RBI	BB	SO	LOB
Barry Larkin, R OBP: 0.377, SLG: 0.533 (1, 6) B F X	2-1 G1-3 ①			1-1 F9 ①		1-1 F8 ①		0-0 G6-3 ②		4	0	0	0	0	0	1
Herm Winningham, L OBP: 0.262, SLG: 0.297 (1, 8) C S B S	1-3 K ②			4-1 G6-4-3 BB ②		3-1 SAFE G5-3 1-2 ②		1-0 G4-3 ③		3	0	0	0	1	1	1
Hal Morris, L OBP: 0.370, SLG: 0.477 (1, 3) C B X	1-1 G1-3 ③			2-0 G6-4-3 1-2f ③		2-1 G4-3 ③		0-0 F7 ①		4	0	0	0	0	0	2
Chris Sabo, R OBP: 0.363, SLG: 0.509 (1, 5) X		0-0 F8-3 1B ①			3-2 HR 1B ①		0-1 G6-3 ①		1-0 HR 2B ①	4	2	3	0	0	0	0
Paul O'Neill, L OBP: 0.349, SLG: 0.499 (1, 9) B X		1-0 F8 ①			0-0 HR 1-H ①		2-2 1B ①		1-2 HR 2-H ①	4	2	3	4	0	0	1
Bill Doran, S OBP: 0.373, SLG: 0.394 (1, 4) B X		1-0 F8-3 1-2 ②			2-1 G4-3 ①		2-1 1B ①		3-2 F8 ②	4	0	1	0	0	0	1
Glenn Braggs, R OBP: 0.323, SLG: 0.455 (1, 7) Ted Power, R (8, 1) Carmelo Martinez, R OBP: 0.326, SLG: 0.333 (9, PH)			0-0 G4-3 1B ①		1-3 K ②		2-2 F8 ②		3-3 K ③	2	0	1	0	0	1	0
Jeff Reed, L OBP: 0.348, SLG: 0.368 (1, 2) C B 1 SAFE F C B 1 SAFE X			2-2 G4-3 1-2f ①		0-1 G4-3 ③		1-1 F8 ③			3	0	0	0	0	0	3
Tom Browning, L OBP: 0.216, SLG: 0.260 (1, 1) Tim Lincecum, R (6, 1) Gino Minutelli, L (6, 1) Billy Hatcher, R OBP: 0.319, SLG: 0.390 (6, 7) Milt Hill, R (6, 1) Luis Quinones, S OBP: 0.288, SLG: 0.289 (7, PH)			0-1 G1-3 ③		0-0 E6 G5-3 ①			2-3 K ①		1	0	0	0	0	0	0

Inning Stats	R: 0	H: 0	E: 0	K: 1	S: 7	R: 0	H: 1	E: 0	K: 0	S: 3	R: 0	H: 1	E: 0	K: 0	S: 7	R: 2	H: 2	E: 0	K: 1	S: 11	R: 0	H: 0	E: 1	K: 0	S: 7	R: 0	H: 2	E: 0	K: 0	S: 12	R: 0	H: 0	E: 0	K: 1	S: 5	R: 2	H: 2	E: 0	K: 1	S: 13	R: 0	H: 0	E: 0	K: 1	S: 8	R: 2	H: 2	E: 0	K: 1	S: 21	1B: 5	SF: 0	2B: 2	SAC: 0	3B: 0	DP: 3	HR: 2	HBP: 0	WP: 0	PA: 34
--------------	------	------	------	------	------	------	------	------	------	------	------	------	------	------	------	------	------	------	------	-------	------	------	------	------	------	------	------	------	------	-------	------	------	------	------	------	------	------	------	------	-------	------	------	------	------	------	------	------	------	------	-------	-------	-------	-------	--------	-------	-------	-------	--------	-------	--------


PITCHER	IP	WLS	BF	H	R	ER	SO	BB	IBB	HBP	BLK	WP	HR	S	P	ERA	WHIP
Mike Morgan, R ERA: 2.46 (1, 1)	6.1	W	24	6	2	2	2	1	0	0	0	0	1	46	77	2.84	1.105
Tim Crews, R ERA: 3.21 (7, 1)	1.2		5	0	0	0	1	0	0	0	0	0	0	10	16	0.00	0.000
Jay Howell, R ERA: 3.62 (9, 1)	1.0		5	2	2	2	1	0	0	0	0	0	1	13	21	18.00	2.000

BOTTOM

Los Angeles Dodgers @ Cincinnati Reds
Riverfront Stadium, Cincinnati, OH

Thu Aug 08 1991, 3:33 AM EDT
Att: 37,581 - Cloudy - 84 F

AB	33
R	4
H	8
RBI	4
BB	1
SO	4
LOB	11



Batter	1	2	3	4	5	6	7	8	9	10	11	12	13	AB R H RBI BB SO LOB	TOP																			
Brett Butler, L OBP: 0.408, SLG: 0.349 (1, 8)	2-1 G3		1-2 G6-3			1-2 G1-3		4-2 SH3-4 BB		1-0 B1-3			0-2 SH 1B	5 0 1 0 1 0 0	Los Angeles Dodgers @ San Francisco Giants Candlestick Park, San Francisco, CA Fri Aug 09 1991, 10:05 PM EDT Att: 38,111 - Cloudy - 60 F																			
Juan Samuel, R OBP: 0.345, SLG: 0.416 (1, 4)	1-1 G4-3			4-0 1B BB		0-3 K		1-1 SH3-4	1-1 SAFE	1-1 1B			2-1 SH	3 0 1 0 1 1 0																				
Kal Daniels, L OBP: 0.346, SLG: 0.425 (1, 7)	3-3 K			1-0 1B		0-0 1B		0-0 F8	0-0 SAFE	0-0 P5			2-3 K	5 0 2 0 0 1 2 0 0 0 0 0 0 0 0 0 0 0 0 0 0 1 0 0 0 0 1 2 0 0 0 0 0 0 0																				
Roger McDowell, R (10, 1)				1-2 1B		1-3 K		4-2 BB					4-0 1B	4 0 0 0 2 2 3																				
Jay Howell, R (12, 1)				1-2 1B		1-3 K		0-0 BB					4-0 1B	6 0 2 0 0 0 5																				
Stan Javier, S OBP: 0.255, SLG: 0.296 (13, PH)				1-2 1B		1-3 K		0-0 BB					4-0 1B	6 0 1 0 0 1 6																				
Kevin Gross, R OBP: 0.353, SLG: 0.375 (13, 1)				1-2 1B		1-3 K		0-0 BB					4-0 1B	6 0 1 0 0 1 6																				
Darryl Strawberry, L OBP: 0.354, SLG: 0.463 (1, 9)		0-0 G4-3		1-1 1B		1-1 G6-3		0-0 F7		0-2 G6-3			0-2 L4	3 0 1 0 0 0 1 2 0 0 0 0 0 0																				
Eddie Murray, S OBP: 0.299, SLG: 0.357 (1, 3)		0-1 FC6 1B		1-1 1B		0-1 G6-3		0-0 F7		0-0 G6-3			1-0 F9	5 0 1 0 0 2 2																				
Gary Carter, R OBP: 0.310, SLG: 0.385 (1, 2)		0-1 L9		2-1 F8		0-0 1B		1-0 1B		0-2 G6-3			1-3 K	3 0 0 0 0 0 3 0 0 0 0 0 0 0 1 0 0 0 0 0 0 1 0 0 0 0 1 0																				
Mike Sharperson, R OBP: 0.364, SLG: 0.371 (1, 5)		1-1 FC6		0-0 G5-3		1-0 1B		2-1 P5		2-1 P5			0-2 L8	5 0 1 0 0 2 2																				
Lenny Harris, L OBP: 0.357, SLG: 0.351 (9, PH) (9, 5)		1-1 FC6		0-0 G5-3		1-0 1B		1-2 1B		2-1 P5			0-2 L8	3 0 0 0 0 0 0 0 0 0 0 0 0 0 1 0 0 0 0 0 0 1 0 0 0 0 1 0																				
Jose Offerman, S OBP: 0.303, SLG: 0.211 (1, 6)		1-1 FC6		1-3 K		1-1 G6-4-3 1B		0-0 F9		3-3 K			0-2 P4																					
Tim Belcher, R OBP: 0.146, SLG: 0.167 (9, 1)		1-1 FC6		1-3 K		1-1 G6-4-3 1B		0-0 F9		3-3 K			0-2 P4																					
John Candelaria, L OBP: 0.513, SLG: 0.437 (10, PH) (10, 7)		1-1 FC6		3-2 G4-3		2-1 G6-4-3		2-2 G1-3		1-2 F7			2-3 K																					
Chris Gwynn, L OBP: 0.513, SLG: 0.437 (10, PH) (10, 7)		1-1 FC6		3-2 G4-3		2-1 G6-4-3		2-2 G1-3		1-2 F7			2-3 K																					
Mitch Webster, S OBP: 0.267, SLG: 0.312 (12, PH) (12, 7)		1-1 FC6		3-2 G4-3		2-1 G6-4-3		2-2 G1-3		1-2 F7			2-3 K																					
Inning Stats	R: 0 E: 0 K: 1 S: 9	H: 0 LOB: 0 BB: 0 P: 15	R: 0 E: 0 K: 0 S: 7	H: 1 LOB: 1 BB: 0 P: 8	R: 0 E: 0 K: 1 S: 11	H: 0 LOB: 0 BB: 0 P: 16	R: 0 E: 0 K: 1 S: 9	H: 2 LOB: 2 BB: 1 P: 18	R: 0 E: 0 K: 0 S: 5	H: 1 LOB: 0 BB: 0 P: 8	R: 0 E: 0 K: 2 S: 12	H: 1 LOB: 1 BB: 0 P: 16	R: 0 E: 0 K: 1 S: 13	H: 0 LOB: 2 BB: 2 P: 22	R: 0 E: 0 K: 1 S: 12	H: 0 LOB: 0 BB: 0 P: 17	R: 0 E: 0 K: 0 S: 7	H: 1 LOB: 1 BB: 0 P: 10	R: 0 E: 0 K: 1 S: 6	H: 0 LOB: 0 BB: 0 P: 11	R: 0 E: 0 K: 1 S: 13	H: 0 LOB: 0 BB: 0 P: 15	R: 0 E: 0 K: 1 S: 18	H: 1 LOB: 3 BB: 1 P: 26	1B: 9 2B: 0 3B: 0 HR: 0	SF: 0 SAC: 2 DP: 1 HBP: 0	WP: 0 PB: 0 SB: 2 CS: 0	PA: 51						
PITCHER	IP Trevor Wilson, L ERA: 3.59	WLS Francisco Oliveras, R ERA: 2.44	BF Dave Righetti, L ERA: 3.38	H Jeff Brantley, R ERA: 2.88	R Trevor Wilson, L ERA: 3.59	ER Francisco Oliveras, R ERA: 2.44	SO Dave Righetti, L ERA: 3.38	BB Jeff Brantley, R ERA: 2.88	IBB Trevor Wilson, L ERA: 3.59	HBP Francisco Oliveras, R ERA: 2.44	BLK Dave Righetti, L ERA: 3.38	WP Jeff Brantley, R ERA: 2.88	HR Trevor Wilson, L ERA: 3.59	S Francisco Oliveras, R ERA: 2.44	P Dave Righetti, L ERA: 3.38	ERA Jeff Brantley, R ERA: 2.88	WHIP Trevor Wilson, L ERA: 3.59	IP Trevor Wilson, L ERA: 3.59	WLS Francisco Oliveras, R ERA: 2.44	BF Dave Righetti, L ERA: 3.38	H Jeff Brantley, R ERA: 2.88	R Trevor Wilson, L ERA: 3.59	ER Francisco Oliveras, R ERA: 2.44	SO Dave Righetti, L ERA: 3.38	BB Jeff Brantley, R ERA: 2.88	IBB Trevor Wilson, L ERA: 3.59	HBP Francisco Oliveras, R ERA: 2.44	BLK Dave Righetti, L ERA: 3.38	WP Jeff Brantley, R ERA: 2.88	HR Trevor Wilson, L ERA: 3.59	S Francisco Oliveras, R ERA: 2.44	P Dave Righetti, L ERA: 3.38	ERA Jeff Brantley, R ERA: 2.88	WHIP Trevor Wilson, L ERA: 3.59

livebaseballscorecards.com

AB	45
R	0
H	9
RBI	0
BB	4
SO	9
LOB	24



Batter	1	2	3	4	5	6	7	8	9	10	11	12	13	AB R H RBI BB SO LOB
Darren Lewis, R OBP: 0.413, SLG: 0.447 (1, 8)	P6		P3			G6-3		G6-3		G1-3			SH	5 0 0 0 0 0 2
Willie McGee, S OBP: 0.361, SLG: 0.424 (1, 9)	F7			F8		FC6-4 1B		G5-3			G3		K	6 0 1 0 0 1 3
Will Clark, L OBP: 0.363, SLG: 0.534 (1, 3)	K			G1-3 2B		FC6-4 CS		L8			FC6-4 BB		HBP	4 0 1 0 2 1 1
Kevin Mitchell, R OBP: 0.370, SLG: 0.566 (1, 7)		K		G1-3 BB		CS	G4-3 2B	F9			K		HBP	4 0 1 1 1 2 1
Matt Williams, R OBP: 0.299, SLG: 0.496 (1, 5)		G5-3		G1-3			G6-3	BB			FC6-4			5 0 1 0 0 0 4
Robby Thompson, R OBP: 0.345, SLG: 0.448 Dave Righetti, L (10, 1)	G6-3			G5-3			G4-3	BB					G3-1	3 0 0 0 1 0 3
Mike Felder, S OBP: 0.325, SLG: 0.340 Jeff Brantley, R (13, 1)							G3	L9					P5	0 0 0 0 0 0 0
Kirt Manwaring, R OBP: 0.297, SLG: 0.309 Kevin Bass, S OBP: 0.307, SLG: 0.378 Terry Kennedy, L OBP: 0.278, SLG: 0.358 (10, 2)	F7		F7		G5-3								K	1 0 0 0 0 0 2
Jose Uribe, S OBP: 0.255, SLG: 0.273 (1, 6)			F7		F7			K					K	1 0 0 0 0 0 0
Trevor Wilson, L OBP: 0.412, SLG: 0.414 Francisco Oliveras, R OBP: 0.250, SLG: 0.250 Greg Litton, R OBP: 0.243, SLG: 0.266 (10, 4)					K			SH2-4					SH	5 0 0 0 0 3 0
													HBP	2 0 1 0 0 1 0
														2 1 1 0 0 0 0

Inning Stats	R: 0	H: 0	E: 0	LOB: 0	K: 1	BB: 0	S: 6	P: 13	R: 0	H: 0	E: 0	LOB: 0	K: 1	BB: 0	S: 5	P: 10	R: 0	H: 1	E: 0	LOB: 1	K: 0	BB: 0	S: 9	P: 12	R: 0	H: 1	E: 0	LOB: 2	K: 0	BB: 1	S: 16	P: 21	R: 0	H: 0	E: 0	LOB: 0	K: 1	BB: 0	S: 7	P: 11	R: 0	H: 1	E: 0	LOB: 0	K: 0	BB: 0	S: 6	P: 10	R: 0	H: 1	E: 0	LOB: 1	K: 0	BB: 0	S: 7	P: 7	R: 0	H: 0	E: 0	LOB: 1	K: 1	BB: 0	S: 11	P: 14	R: 0	H: 1	E: 0	LOB: 2	K: 0	BB: 1	S: 15	P: 23	R: 0	H: 0	E: 0	LOB: 0	K: 1	BB: 0	S: 6	P: 9	R: 0	H: 0	E: 0	LOB: 1	K: 1	BB: 1	S: 13	P: 20	R: 0	H: 0	E: 0	LOB: 0	K: 1	BB: 0	S: 9	P: 14	R: 1	H: 1	E: 1	LOB: 3	K: 1	BB: 1	S: 8	P: 17	1B: 3	SF: 0	2B: 3	3B: 0	HR: 0	WP: 1	PA: 50
--------------	------	------	------	--------	------	-------	------	-------	------	------	------	--------	------	-------	------	-------	------	------	------	--------	------	-------	------	-------	------	------	------	--------	------	-------	-------	-------	------	------	------	--------	------	-------	------	-------	------	------	------	--------	------	-------	------	-------	------	------	------	--------	------	-------	------	------	------	------	------	--------	------	-------	-------	-------	------	------	------	--------	------	-------	-------	-------	------	------	------	--------	------	-------	------	------	------	------	------	--------	------	-------	-------	-------	------	------	------	--------	------	-------	------	-------	------	------	------	--------	------	-------	------	-------	-------	-------	-------	-------	-------	-------	--------

PITCHER	IP	WLS	BF	H	R	ER	SO	BB	IBB	HBP	BLK	WP	HR	S	P	ERA	WHIP
Tim Belcher, R ERA: 2.76 (1, 1)	8.2		33	5	0	0	4	2	0	0	0	1	0	80	118	0.00	0.808
John Candelaria, L ERA: 2.39 (9, 1)	0.1		1	0	0	0	0	0	0	0	0	0	0	2	3	0.00	0.000
Roger McDowell, R ERA: 2.97 (10, 1)	2.0		7	0	0	0	2	1	0	0	0	0	0	19	29	0.00	0.500
Jay Howell, R ERA: 3.52 (12, 1)	1.0		3	0	0	0	1	0	0	0	0	0	0	9	14	0.00	0.000
Kevin Gross, R ERA: 3.61 (13, 1)	0.1	L	5	1	1	0	1	0	1	1	0	0	0	8	17	0.00	3.000

Los Angeles Dodgers @ San Francisco Giants
Candlestick Park, San Francisco, CA
 Fri Aug 09 1991, 10:05 PM EDT
 Att: 38,111 - Cloudy - 60 F

AB	R	H	RBI	BB	SO	LOB
42	1	6	1	4	8	17



Batter	1	2	3	4	5	6	7	8	9	AB R H RBI BB SO LOB	TOP																	
Brett Butler, L (1, 8) OBP: 0.406, SLG: 0.346	0-2 G4-3		1-2 G1-3		4-1 L6 BB	0-0 L7			0-1 G6-3	4 0 0 0 1 0 3	Los Angeles Dodgers @ San Francisco Giants Candlestick Park, San Francisco, CA Sat Aug 10 1991, 6:33 AM EDT Att. 53,096 - Sunny - 87 F																	
Juan Samuel, R (1, 4) OBP: 0.346, SLG: 0.421	1-3 K		2-1 1B 3B		1-1 L6 1-3		1-1 G3 1B	2-0 P2	5 1 2 0 0 1 1																			
Kal Daniels, L (1, 7) OBP: 0.344, SLG: 0.419	4-1 BB		0-0 F7		1-1 F8		3-0 G3 1-2	0-0 F8	4 0 0 0 1 0 2																			
Darryl Strawberry, L (1, 9) OBP: 0.352, SLG: 0.458 Mitch Webster, S (7, 9) OBP: 0.267, SLG: 0.312	2-3 K		4-0 2-5 1B BB		0-3 K		0-0 G1-3		3 0 0 0 1 2 2 0 0 0 0 0 0 0																			
Eddie Murray, S (1, 3) OBP: 0.303, SLG: 0.359		1-0 P5	0-0 1-2 1B		1-2 1B BB 1B		4-0 FC4 IBB		3 1 2 1 1 0 0																			
Lenny Harris, L (1, 5) OBP: 0.359, SLG: 0.354		0-0 S 1B	1-0 2-5 2-3	1-2 P5	1-0 BB BB FC4-2 1B		1-1 FC4 1-2f		4 0 2 0 0 0 2																			
Mike Scioscia, L (1, 2) OBP: 0.376, SLG: 0.396		1-0 P5		1-2 HR			1-1 G1-6-3 1B		3 1 2 1 1 0 1																			
Jose Offerman, S (1, 6) OBP: 0.314, SLG: 0.203		4-2 BB		2-2 F7			0-0 G1-6-3 1-2f		2 0 0 1 2 0 1																			
Ramon Martinez, R (1, 1) OBP: 0.119, SLG: 0.103 Roger McDowell, R (8, 1) John Candelaria, L (8, 1)		0-3 K		1-3 K			1-1 B1-3		4 0 0 0 0 2 5 0 0 0 0 0 0 0 0 0 0 0 0 0 0																			
Inning Stats	R: 0 E: 0 K: 2 S: 11	H: 0 LOB: 1 BB: 1 P: 18	R: 0 E: 0 K: 1 S: 8	H: 1 LOB: 2 BB: 1 P: 14	R: 1 E: 0 K: 0 S: 8	H: 2 LOB: 2 BB: 1 P: 16	R: 1 E: 0 K: 1 S: 13	H: 1 LOB: 0 BB: 0 P: 18	R: 0 E: 0 K: 0 S: 5	H: 0 LOB: 0 BB: 1 P: 11	R: 1 E: 0 K: 1 S: 15	H: 2 LOB: 3 BB: 2 P: 21	R: 0 E: 0 K: 0 S: 6	H: 1 LOB: 2 BB: 1 P: 15	R: 0 E: 0 K: 0 S: 5	H: 1 LOB: 0 BB: 0 P: 7	R: 0 E: 0 K: 0 S: 4	H: 0 LOB: 0 BB: 0 P: 6	1B: 6 2B: 1 3B: 1 HR: 1	SF: 0 SAC: 0 DP: 2 HBP: 0	WP: 0 PB: 0 SB: 2 CS: 0	PA: 39						
PITCHER	IP WLS BF H R ER SO BB IBB HBP BLK WP HR S P ERA WHIP																											
Don Robinson, R (1, 1) ERA: 4.6	5.1		27	6	3	3	5	6	0	0	0	0	0	1	58	96	5.06	2.250										
Kelly Downs, R (6, 1) ERA: 3.4	2.2	W	10	2	0	0	0	0	1	0	0	0	0	0	13	24	0.00	0.750										
Francisco Oliveras, R (9, 1) ERA: 2.41	0.2		2	0	0	0	0	0	0	0	0	0	0	0	3	5	0.00	0.000										
Dave Righetti, L (9, 1) ERA: 3.35	0.1	S	1	0	0	0	0	0	0	0	0	0	0	0	1	1	0.00	0.000										

livebaseballscorecards.com

AB	32
R	3
H	8
RBI	3
BB	7
SO	5
LOB	17



Batter	1	2	3	4	5	6	7	8	9	AB	R	H	RBI	BB	SO	LOB
Darren Lewis, R OBP: 0.412, SLG: 0.444 (1, 8) C B B X	2-1 P3 ①		0-1 G6-3 ① F C B B S	3-3 K ③		B L B 1 SAFE SAFE X	3-2 SAFE B X 1-3 1B	C B C B F B X	3-2 1B 1B 1-3 3-H	5	0	2	1	0	1	2
Robby Thompson, R OBP: 0.343, SLG: 0.444 (1, 4) F B C X	2-2 G4-3 ②		1-0 F7 ②		F F S	0-3 K ① C F X	0-2 P3 ③	S L B F X	1-2 1B 1B 1-2 3-H	5	0	1	1	0	1	2
Will Clark, L OBP: 0.365, SLG: 0.536 (1, 3) B B C X	2-2 2B		1-0 HBP		F B S X	1-2 1B 1B	1-0 F6 ① B X	1-0 F8 ③		4	0	2	0	0	0	2
Kevin Mitchell, R OBP: 0.369, SLG: 0.562 (1, 7) F B B X	2-2 P6 ③		2-1 G5-3 ③		B B X	2-0 1B 1-2	3-1 L5 ②			4	0	1	0	0	0	2
Matt Williams, R OBP: 0.301, SLG: 0.506 (1, 5) B B S X		2-1 HR		0-1 1B 2B	X	0-0 P3 ②	1-1 G5-3 ③			4	2	2	1	0	0	2
Kevin Bass, S OBP: 0.308, SLG: 0.378 (1, 9) Kelly Downs, R OBP: 0.087, SLG: 0.087 (6, 1) Dave Anderson, R OBP: 0.296, SLG: 0.318 (8, PH) Francisco Oliveras, R OBP: 0.250, SLG: 0.250 (9, 1) Dave Righetti, L (9, 1)		2-0 E6 F8 1B		2-3 K2-3 ① B B X		2-0 P5 ③		3-2 G4-3 SH3 1B 1B		3	0	1	0	0	1	3
Terry Kennedy, L OBP: 0.279, SLG: 0.358 (1, 2) Kirt Manwaring, R OBP: 0.297, SLG: 0.309 (7, 2)		2-3 SAFE K		0-0 1B 2-H 1B		0-1 P5 ① F X		0-0 SH3 ①		3	0	1	1	0	1	1
Jose Uribe, S OBP: 0.255, SLG: 0.273 (1, 6) C B B X		1-2 F8 ②		0-0 1B 1-2 1B		1-0 F8 ② B X		0-0 G4-3 ②		4	0	1	0	0	0	2
Don Robinson, R OBP: 0.152, SLG: 0.156 (1, 1) Willie McGee, S OBP: 0.365, SLG: 0.424 (6, 9) B B X		1-1 L6 ③		1-3 K ② F B S		4-1 1B BB ② B B B B		4-1 1B BB ② B B B B		2	0	0	0	0	1	3
Inning Stats	R: 0 E: 0 K: 0 S: 11	H: 1 LOB: 1 BB: 0 P: 19	R: 1 E: 1 K: 1 S: 12	H: 2 LOB: 1 BB: 0 P: 20	R: 0 E: 0 K: 0 S: 5	H: 0 LOB: 1 BB: 0 P: 9	R: 1 E: 0 K: 3 S: 14	H: 3 LOB: 2 BB: 0 P: 20	R: 0 E: 0 K: 1 S: 9	H: 2 LOB: 2 BB: 0 P: 14	R: 0 E: 0 K: 0 S: 5	H: 0 LOB: 0 BB: 0 P: 10	R: 2 E: 0 K: 0 S: 16	H: 3 LOB: 2 BB: 1 P: 28	1B: 9 2B: 2 3B: 0 HR: 1	SF: 0 SAC: 1 DP: 0 HBP: 1

BOTTOM

Los Angeles Dodgers @ San Francisco Giants
Candlestick Park, San Francisco, CA
Sat Aug 10 1991, 6:33 AM EDT
Att: 53,096 - Sunny - 87 F

livebaseballscorecards.com

AB	35
R	4
H	12
RBI	4
BB	2
SO	5
LOB	19



WP: 0	PA: 39
PB: 0	SB: 0
CS: 0	

PITCHER	IP	WLS	BF	H	R	ER	SO	BB	IBB	HBP	BLK	WP	HR	S	P	ERA	WHIP
Ramon Martinez, R ERA: 2.68 (1, 1)	7.2	L	36	10	4	4	5	2	0	1	0	0	1	76	127	4.70	1.565
Roger McDowell, R ERA: 2.97 (8, 1)	0.0		2	2	0	0	0	0	0	0	0	0	0	8	12	∞	∞
John Candelaria, L ERA: 2.36 (8, 1)	0.1		1	0	0	0	0	0	0	0	0	0	0	1	2	0.00	0.000

Batter	1	2	3	4	5	6	7	8	9	AB R H RBI BB SO LOB	TOP																	
Brett Butler, L (1, 8) OBP: 0.404, SLG: 0.345	2-1 G4-3		3-2 CS 1B		0-0 F7			0-1 G4-3		4 0 1 0 0 0 1	Los Angeles Dodgers @ San Francisco Giants Candlestick Park, San Francisco, CA Sun Aug 11 1991, 6:33 AM EDT Att. 53,759 - Sunny - 72 F																	
Juan Samuel, R (1, 4) OBP: 0.347, SLG: 0.422	1-3 K		2-3 K			1-0 CS 1B		1-1 1B S 1B		4 0 2 0 0 2 1																		
Kal Daniels, L (1, 7) OBP: 0.343, SLG: 0.417	3-3 K		1-0 CS 1-2	2-3 K		1-3 K		3-2 1B 1-3 1B		4 0 1 0 0 3 1																		
Eddie Murray, S (1, 3) OBP: 0.303, SLG: 0.365		1-1 HR		1-1 P5		1-3 K		0-0 FC3-2-5 1-2 3-H		4 1 1 1 0 1 3																		
Chris Gwynn, L (1, 9) OBP: 0.319, SLG: 0.439		0-0 F7		1-0 1B		1-2 CS 1-2	2-1 2B 1B	1-2 P3		4 1 2 0 0 0 2																		
Lenny Harris, L (1, 5) OBP: 0.364, SLG: 0.366 (7, 6)		2-2 1B		2-2 F7			1-0 1B 2B	0-1 G4-3 2B		4 1 3 1 0 0 1																		
Mike Scioscia, L (1, 2) OBP: 0.371, SLG: 0.389		1-2 P3			0-1 F7		3-1 F7	1-0 P4		4 0 0 0 0 0 3																		
Jose Offerman, S (1, 6) OBP: 0.306, SLG: 0.197 Darryl Strawberry, L (7, PH) OBP: 0.354, SLG: 0.460 Mike Sharperson, R (7, 5) OBP: 0.361, SLG: 0.368		0-1 G3-4-3			2-1 G6-3		2-2 L6-3 1B 2-H	0-1 G4-3		2 0 0 0 0 0 1 1 0 1 1 0 0 0 1 0 0 0 0 0 1																		
Orel Hershiser, R (1, 1) OBP: 0.409, SLG: 0.368 Dave Hansen, L (7, PH) OBP: 0.211, SLG: 0.421 Kevin Gross, R (7, 1) OBP: 0.353, SLG: 0.375 Mitch Webster, S (9, PH) OBP: 0.266, SLG: 0.310			2-3 K		4-1 BB		1-1 L6-3 1-2	1-0 F9		1 0 0 0 1 1 0 1 0 0 0 0 0 1 0 0 0 0 0 0 0 1 0 0 0 0 0 1																		
Inning Stats	R: 0 E: 0 K: 2 S: 11	H: 0 LOB: 0 BB: 0 P: 17	R: 1 E: 0 K: 2 S: 13	H: 2 LOB: 1 BB: 0 P: 17	R: 0 E: 0 K: 2 S: 11	H: 1 LOB: 0 BB: 0 P: 19	R: 0 E: 0 K: 1 S: 11	H: 1 LOB: 1 BB: 0 P: 17	R: 0 E: 0 K: 0 S: 6	H: 0 LOB: 1 BB: 1 P: 12	R: 0 E: 0 K: 2 S: 10	H: 1 LOB: 0 BB: 0 P: 14	R: 2 E: 0 K: 0 S: 11	H: 3 LOB: 0 BB: 0 P: 20	R: 0 E: 0 K: 0 S: 11	H: 2 LOB: 2 BB: 0 P: 16	R: 0 E: 0 K: 0 S: 6	H: 1 LOB: 1 BB: 0 P: 8	1B: 8 2B: 3 3B: 0 HR: 1	SF: 0 SAC: 0 DP: 1 HBP: 0	WP: 0 PB: 0 SB: 1 CS: 2	PA: 38						
PITCHER	IP WLS BF H R ER SO BB IBB HBP BLK WP HR S P ERA WHIP																											
Paul McClellan, R (1, 1) ERA: 3.76	6.1		25	7	3	3	7	1	0	0	0	0	0	1	67	107	4.26	1.263										
Kelly Downs, R (7, 1) ERA: 3.38	0.2	W	2	1	0	0	0	0	0	0	0	0	0	6	9	0.00	1.500											
Jeff Brantley, R (8, 1) ERA: 2.79	2.0	S	9	3	0	0	0	0	0	0	0	0	0	17	24	0.00	1.500											

livebaseballscorecards.com

AB	35
R	3
H	11
RBI	3
BB	1
SO	7
LOB	16



Batter	1	2	3	4	5	6	7	8	9	AB	R	H	RBI	BB	SO	LOB
Darren Lewis, R OBP: 0.407, SLG: 0.437 (1, 8)	2-1 F9 1B	2-3 K			0-1 G6-3					4	0	1	1	0	1	1
Willie McGee, S OBP: 0.364, SLG: 0.421 (1, 9)	2-0 HR 1B		0-3 K		2-3 G6-3					4	1	1	0	0	1	3
Will Clark, L OBP: 0.364, SLG: 0.541 (1, 3)	2-0 HR 1B		1-1 G4-3			1-1 G4-3			1-1 F7	4	1	1	2	0	0	0
Kevin Mitchell, R OBP: 0.364, SLG: 0.553 (1, 7)	2-3 K		0-0 G6-3			3-2 G5-3			1-3 K	4	0	0	0	0	2	0
Matt Williams, R OBP: 0.303, SLG: 0.507 (1, 5)	1-1 1B 2B			0-3 K		1-0 P2			4-2 FC6-4 BB	3	1	1	0	1	1	0
Robby Thompson, R OBP: 0.345, SLG: 0.444 (1, 4)	1-1 1B		1-0 G5-3			4-1 1B SH1-3 BB			1-2 FC6-4	3	1	1	1	1	0	1
Kirt Manwaring, R OBP: 0.289, SLG: 0.300 (1, 2)	2-2 G1-3		3-1 G5-3			0-2 SH1-3			1-2	2	0	0	0	0	0	1
Jose Uribe, S OBP: 0.263, SLG: 0.281 (1, 6)		1-0 F7			0-1 G6-3 SH1-3 1B				0-0 1B	3	0	2	0	0	0	0
Paul McClellan, R OBP: 0.333, SLG: 0.250 (1, 1)		0-3 K2-3			1-0 SH1-3				4-0 1B IBB	1	0	0	0	0	1	0
Kelly Downs, R OBP: 0.087, SLG: 0.087 (7, 1)										0	0	0	0	0	0	0
Mike Felder, S OBP: 0.327, SLG: 0.340 (7, PH)										0	0	0	0	1	0	0
Trevor Wilson, L OBP: 0.412, SLG: 0.414 (7, PR)										0	0	0	0	0	0	0
Jeff Brantley, R (8, 1)										0	0	0	0	0	0	0

Inning Stats	R: 3	H: 4	E: 0	LOB: 1	K: 1	P: 27	R: 0	H: 0	E: 0	LOB: 0	K: 2	P: 10	R: 0	H: 0	E: 0	LOB: 0	K: 1	P: 7	R: 0	H: 0	E: 0	LOB: 0	K: 1	P: 11	R: 0	H: 1	E: 0	LOB: 1	K: 0	P: 9	R: 0	H: 0	E: 0	LOB: 0	K: 0	P: 11	R: 1	H: 2	E: 0	LOB: 2	K: 0	P: 16	R: 0	H: 0	E: 0	LOB: 1	K: 1	P: 19
PITCHER	IP	WLS	BF	H	R	ER	SO	BB	IBB	HBP	BLK	WP	HR	S	P	ERA	WHIP																															
Orel Hershiser, R ERA: 4.0 (1, 1)	6.0		23	5	3	3	5	0	0	0	0	0	0	47	75	4.50	0.833																															
Kevin Gross, R ERA: 3.63 (7, 1)	2.0	L	10	2	1	1	1	2	1	0	0	0	0	20	35	4.50	2.000																															


BOTTOM

Los Angeles Dodgers @ San Francisco Giants
Candlestick Park, San Francisco, CA

Sun Aug 11 1991, 6:33 AM EDT
Att: 53,759 - Sunny - 72 F

livebaseballscorecards.com

AB	28
R	4
H	7
RBI	4
BB	3
SO	6
LOB	6



WP: 0	PA: 33
PB: 0	
SB: 0	
CS: 0	

Batter	1	2	3	4	5	6	7	8	9	AB R H RBI BB SO LOB	TOP																					
Barry Larkin, R (1, 6) OBP: 0.372, SLG: 0.524	1-3 K		1-0 P4			2-2 G5-3		4-0 FC5-4 BB		3 0 0 0 1 1 0	Cincinnati Reds @ Los Angeles Dodgers Dodger Stadium, Los Angeles, CA Mon Aug 12 1991, 7:05 PM PDT Att. 42,056 - Cloudy - 75 F																					
Billy Hatcher, R (1, 8) OBP: 0.316, SLG: 0.379 Rob Dibble, L (8, 1)	3-2 G4-3			2-1 G6-4-3 1B		4-1 FC5-4 BB		0-0 FC5-4 FC6-4		3 0 1 0 1 0 2 0 0 0 0 0 0 0																						
Chris Sabo, R (1, 5) OBP: 0.355, SLG: 0.495	1-0 P3			0-1 G6-4-3 1-2f		1-0 FC5-4 1-2f		1-1 FC6-4 1-2f		4 0 0 0 0 0 4																						
Carmelo Martinez, R (1, 3) OBP: 0.343, SLG: 0.357 Hal Morris, L (9, PR) OBP: 0.369, SLG: 0.474		3-2 P3		4-0 FC6-4 BB			1-3 K		1-0 G6-3 S 1B	3 0 1 0 1 1 0 0 1 0 0 0 0 0																						
Glenn Braggs, R (1, 7) OBP: 0.310, SLG: 0.429		1-0 E6 G4-3 1B		0-0 FC6-4 1-2f			4-1 S BB		3-2 G6-3 1-3	3 1 0 0 1 0 2																						
Bill Doran, S (1, 4) OBP: 0.371, SLG: 0.399		1-1 G4-3 1-2			1-0 G6-3		0-1 P3		2-0 SF7	3 0 0 1 0 0 2																						
Paul O'Neill, L (1, 9) OBP: 0.346, SLG: 0.487		1-1 2-H 1B			3-1 F9		2-3 K		4-2 CS BB	3 0 1 1 1 1 1																						
Joe Oliver, R (1, 2) OBP: 0.263, SLG: 0.351			2-3 K		2-2 F8			1-1 F9	1-1 CS	3 0 0 0 0 1 0																						
Randy Myers, L (1, 1) OBP: 0.267, SLG: 0.333 Ted Power, R (2, 1) Chris Jones, R (6, PH) OBP: 0.531, SLG: 0.567 Norm Charlton, S (6, 1) OBP: 0.045, SLG: 0.091 Luis Quinones, S (8, PH) OBP: 0.287, SLG: 0.288 Herm Winfield, L (8, PR) OBP: 0.256, SLG: 0.289			1-3 K			3-3 K		0-1 FC5-4 BB 1B		0 0 0 0 0 0 0 1 0 0 0 0 1 0 1 0 0 0 0 1 0 0 0 0 0 0 0 0 1 0 1 0 0 0 0 0 0 0 0 0 0 0																						
Inning Stats	R: 0 E: 0 K: 1 S: 8	H: 0 LOB: 0 BB: 0 P: 13	R: 1 E: 1 K: 0 S: 8	H: 1 LOB: 1 BB: 0 P: 14	R: 0 E: 0 K: 2 S: 7	H: 0 LOB: 0 BB: 0 P: 11	R: 0 E: 0 K: 0 S: 5	H: 1 LOB: 1 BB: 1 P: 11	R: 0 E: 0 K: 0 S: 6	H: 0 LOB: 0 BB: 0 P: 12	R: 0 E: 0 K: 1 S: 9	H: 0 LOB: 1 BB: 1 P: 19	R: 0 E: 0 K: 2 S: 9	H: 0 LOB: 1 BB: 1 P: 16	R: 0 E: 0 K: 0 S: 7	H: 1 LOB: 2 BB: 1 P: 13	R: 1 E: 0 K: 0 S: 9	H: 1 LOB: 1 BB: 1 P: 20	1B: 4 2B: 0 3B: 0 HR: 0	SF: 1 SAC: 0 DP: 1 HBP: 0	WP: 0 PB: 0 SB: 2 CS: 1	PA: 35										
PITCHER Bob Ojeda, L (1, 1) ERA: 3.31 Roger McDowell, R (8, 1) ERA: 3.03	IP 7.1	WLS 28	BF 3	H 1	R 1	ER 0	SO 6	BB 4	IBB 0	HBP 0	BLK 0	WP 0	HR 0	S 56	P 105	ERA 0.00	WHIP 0.955															
										PITCHER	IP	WLS	BF	H	R	ER	SO	BB	IBB	HBP	BLK	WP	HR	S	P	ERA	WHIP					

livebaseballscorecards.com

AB	28
R	2
H	4
RBI	2
BB	5
SO	6
LOB	11



Batter	1	2	3	4	5	6	7	8	9	AB R H RBI BB SO LOB
Brett Butler, L OBP: 0.406, SLG: 0.343 (1, 8)	3-2 G6-3 1B	4-2 BB			2-2 G6-3 1B		4-0 1-2 BB		4-0 1B S IBB	2 0 0 0 3 0 0
Juan Samuel, R OBP: 0.346, SLG: 0.419 (1, 4)	2-2 E1 1B	3-2 F8			3-2 P3		1-3 K		3-2 1-3 2-H 1B	5 1 1 1 0 1 5
Kal Daniels, L OBP: 0.345, SLG: 0.416 (1, 7)	0-0 G6-3 1B 3-H				4-2 BB		1-2 F8			3 0 1 1 1 0 2
Darryl Strawberry, L OBP: 0.353, SLG: 0.457 (1, 9)	2-2 SAFE 1-2 1B				1-3 K		0-0 L4		1-3 K	4 0 1 0 0 2 1
Eddie Murray, S OBP: 0.305, SLG: 0.373 (1, 3)	3-2 G6-3 1-2 2-3				1-1 HR		1-0 F7		4-2 CS BB	3 1 1 1 1 0 2
Gary Carter, R OBP: 0.306, SLG: 0.378 (1, 2)					1-0 G5-3		1-1 F9		2-2 G4-3 1-2	3 0 0 0 0 0 0 1 0 0 0 0 0 1
Mike Scioscia, L OBP: 0.369, SLG: 0.388 (8, PH) (9, 2)										
Lenny Harris, L OBP: 0.366, SLG: 0.366 (1, 6) (9, 5)					1-3 K		2-3 K		4-1 S SH3-4 1B BB	3 1 1 0 1 2 0
Mike Sharperson, R OBP: 0.353, SLG: 0.358 (1, 5)					2-3 K		0-0 F8		2-1 SAFE SAFE SAFE SH3-4	3 0 0 0 0 1 1 0 0 0 0 0 0 0
Jose Offerman, S OBP: 0.306, SLG: 0.197 (9, 6)									1-2 1B	
Bob Ojeda, L OBP: 0.250, SLG: 0.275 (1, 1)					1-0 G6-3		0-0 BB		3-3 K	2 0 1 0 1 0 0 0 0 0 0 0 0 0 1 0 0 0 0 1 1
Roger McDowell, R (8, 1)										
Chris Gwynn, L OBP: 0.317, SLG: 0.435 (9, PH)										

Inning Stats	R: 1	H: 2	E: 1	K: 0	S: 17	H: 2	LOB: 2	BB: 0	P: 27	R: 0	H: 1	E: 0	K: 0	S: 16	R: 0	H: 1	E: 0	K: 1	S: 10	R: 0	H: 0	E: 0	K: 2	S: 7	R: 0	H: 0	E: 0	K: 1	S: 12	R: 0	H: 0	E: 0	K: 1	S: 6	R: 0	H: 1	E: 0	K: 1	S: 8	R: 0	H: 0	E: 0	K: 1	S: 9	R: 1	H: 1	E: 0	K: 1	S: 11	1B: 5	2B: 0	3B: 0	HR: 1	SF: 0	SAC: 1	DP: 0	HBP: 0	WP: 0	PB: 0	SB: 2	CS: 1	PA: 38
--------------	------	------	------	------	-------	------	--------	-------	-------	------	------	------	------	-------	------	------	------	------	-------	------	------	------	------	------	------	------	------	------	-------	------	------	------	------	------	------	------	------	------	------	------	------	------	------	------	------	------	------	------	-------	-------	-------	-------	-------	-------	--------	-------	--------	-------	-------	-------	-------	--------

PITCHER	IP	WLS	BF	H	R	ER	SO	BB	IBB	HBP	BLK	WP	HR	S	P	ERA	WHIP
Randy Myers, L ERA: 3.61 (1, 1)	1.2		10	3	1	0	0	2	0	0	0	0	0	30	53	0.00	3.000
Ted Power, R ERA: 3.08 (2, 1)	3.1		12	1	1	1	3	1	0	0	0	0	1	32	52	2.70	0.600
Norm Charlton, L ERA: 3.81 (6, 1)	2.0		8	1	0	0	2	1	0	0	0	0	0	14	24	0.00	1.000
Rob Dibble, R ERA: 2.24 (8, 1)	1.2	L	8	1	1	1	2	2	1	0	0	0	0	20	43	5.40	1.800

BOTTOM

Cincinnati Reds @ Los Angeles Dodgers
Dodger Stadium, Los Angeles, CA
 Mon Aug 12 1991, 7:05 PM PDT
 Att: 42,056 - Cloudy - 75 F

AB	30
R	3
H	6
RBI	3
BB	7
SO	7
LOB	13



WP	HR	S	P	ERA	WHIP
0	0	0	0	0.00	3.000

Batter	1	2	3	4	5	6	7	8	9	10	AB R H RBI BB SO LOB	TOP															
Barry Larkin, R OBP: 0.372, SLG: 0.522 (1, 6) FC6-4 1B	2-2 FC6-4 1B	3-2 G4-3		1-3 K			0-0 1B FC6-4 1B		2-2 P6		5 1 2 0 0 1 5	 REDS															
Billy Hatcher, R OBP: 0.315, SLG: 0.377 (1, 8) Norm Charlton, S OBP: 0.045, SLG: 0.091 (7, 1) Luis Quinones, S OBP: 0.285, SLG: 0.266 (9, PH) Rob Dibble, L (9, 1) FC6-4 G3 1-2f			1-2 G1-3		3-2 G6-3	2-0 1B FC6-4 1B		3-2 G3		4 0 1 0 0 0 1 0 0 0 0 0 0 0 1 0 0 0 0 0 2 0 0 0 0 0 0 0																	
Bill Doran, S OBP: 0.368, SLG: 0.393 (1, 4) SAFE G3	3-1 G3		0-2 G6-3		4-1 FC5-4 BB	2-0 FC6-4			2-2 G1-3		4 0 0 1 1 0 2																
Paul O'Neill, L OBP: 0.346, SLG: 0.485 (1, 9) BB BB	4-2 BB		3-1 G3-1		0-1 L4	3-2 F7			1-2 2B FC4-6 1B		4 1 1 0 1 0 2																
Chris Sabo, R OBP: 0.353, SLG: 0.494 (1, 5) P3	3-2 P3			0-3 K	0-0 FC5-4		3-2 F8		0-1 FC4-6 2B		5 0 1 0 0 1 3																
Carmelo Martinez, R OBP: 0.344, SLG: 0.371 (1, 3) HR		2-0 HR		0-3 K		0-1 L6		1-1 P3		4-0 FC4-6 IBB	4 1 1 1 1 1 0																
Glenn Braggs, R OBP: 0.312, SLG: 0.433 (1, 7) S 1B		1-1 S 1B		0-0 E 2B		2-2 G6-3		1-0 G6-3		0-0 FC4-6 FC5-4	5 1 2 1 0 0 2																
Joe Oliver, R OBP: 0.268, SLG: 0.350 (1, 2) Tim Layana, R (9, PR) Jeff Reed, L OBP: 0.346, SLG: 0.370 (9, 2) K		3-3 K		4-0 E IBB		2-1 F7			1-1 SH3-4 1B		3 0 1 0 1 1 1 0 0 0 0 0 0 0 1 0 0 0 0 0 2																
Tom Browning, L OBP: 0.208, SLG: 0.250 (1, 1) Herm Winningham, L OBP: 0.254, SLG: 0.287 (7, PH) (7, 8) K		2-3 K		0-0 E6			3-3 K		0-0 SH3-4		2 0 0 0 0 1 2 1 0 0 0 0 1 0																
Inning Stats	R: 0 E: 0 K: 0 S: 13	H: 1 LOB: 2 BB: 1 P: 25	R: 1 E: 0 K: 2 S: 12	H: 2 LOB: 1 BB: 0 P: 23	R: 0 E: 0 K: 0 S: 8	H: 0 LOB: 0 BB: 0 P: 12	R: 1 E: 1 K: 3 S: 11	H: 1 LOB: 2 BB: 1 P: 16	R: 0 E: 0 K: 0 S: 7	H: 0 LOB: 1 BB: 1 P: 14	R: 0 E: 0 K: 0 S: 7		H: 0 LOB: 0 BB: 0 P: 11	R: 1 E: 0 K: 1 S: 9	H: 2 LOB: 1 BB: 0 P: 19	R: 0 E: 0 K: 0 S: 6	H: 0 LOB: 0 BB: 0 P: 11	R: 0 E: 0 K: 0 S: 11	H: 1 LOB: 2 BB: 0 P: 17	R: 1 E: 0 K: 0 S: 11	H: 2 LOB: 2 BB: 1 P: 19	1B: 6 2B: 2 3B: 0 HR: 1	SF: 0 SAC: 1 DP: 0 HBP: 0	WP: 0 PB: 0 SB: 1 CS: 0	PA: 44		
PITCHER	IP WLS BF H R ER SO	WLS BF H R ER SO	WLS BF H R ER SO	WLS BF H R ER SO	WLS BF H R ER SO	WLS BF H R ER SO	WLS BF H R ER SO	WLS BF H R ER SO	WLS BF H R ER SO	WLS BF H R ER SO	WLS BF H R ER SO	WLS BF H R ER SO	WLS BF H R ER SO	WLS BF H R ER SO	WLS BF H R ER SO	WLS BF H R ER SO	WLS BF H R ER SO	WLS BF H R ER SO	WLS BF H R ER SO	WLS BF H R ER SO	ERA WHIP	ERA WHIP					
Mike Morgan, R ERA: 2.43 (1, 1)	6.0																					1.50	1.000				
Kevin Gross, R ERA: 3.66 (7, 1)	2.0	8	2	1	1	1	0	0	0	0	0	0	0	15	30	4.50	1.000										
Jay Howell, R ERA: 3.43 (9, 1)	1.0	4	1	0	0	0	0	0	0	0	0	0	0	11	17	0.00	1.000										
Roger McDowell, R ERA: 3.12 (10, 1)	1.0	L 6	2	1	1	0	0	1	0	0	0	0	0	11	19	9.00	2.000										

Cincinnati Reds @ Los Angeles Dodgers
Dodger Stadium, Los Angeles, CA
Tue Aug 13 1991, 7:05 PM PDT
Att: 41,202 - Cloudy - 77 F

livebaseballscorecards.com

AB	39
R	4
H	9
RBI	3
BB	4
SO	6
LOB	22

BOTTOM

Cincinnati Reds @ Los Angeles Dodgers
Dodger Stadium, Los Angeles, CA

Tue Aug 13 1991, 7:05 PM PDT
Att. 41,202 - Cloudy - 77 F

livebaseballscorecards.com

AB 38
R 3
H 10
RBI 3
BB 3
SO 8
LOB 17



WP: 1 PA: 43
PB: 0
SB: 0
CS: 1

AB R H RBI BB SO LOB

4 1 2 0 1 0 1

4 0 0 0 0 2 5

4 1 2 1 1 1 1
0 0 0 0 0 0 0

5 0 2 1 0 2 2

5 1 1 0 0 0 3

4 0 2 0 0 0 1
1 0 0 0 0 0 0

4 0 0 0 0 0 1

3 0 1 1 1 1 0
0 0 0 0 0 0 0
0 0 0 0 0 0 0

2 0 0 0 0 1 0
1 0 0 0 0 0 2
0 0 0 0 0 0 0
1 0 0 0 0 1 1

1B: 9 SF: 0
2B: 1 SAC: 1
3B: 0 DP: 1
HR: 0 HBP: 1

Batter	1	2	3	4	5	6	7	8	9	10
Brett Butler, L (1, 8) OBP: 0.408, SLG: 0.345	2-0 CS 1B		3-2 BLK 1B		3-2 E4 HBP 1B	4-2 BB		2-2 FC6-4 1-2f		
Juan Samuel, R (1, 4) OBP: 0.344, SLG: 0.415	2-1 G6-3 1-2		0-3 K		1-2 1B HBP	0-0 P3			1-3 K	
Kal Daniels, L (1, 7) OBP: 0.348, SLG: 0.417 Roger McDowell, R (10, 1)	4-0 2B BB		3-3 K		0-0 1B 1-3 2-H		0-0 WP 1B		2-2 G6-3	
Darryl Strawberry, L (1, 9) OBP: 0.354, SLG: 0.459	0-0 1-3 2B			1-3 K	2-1 G3		2-1 FC1-6 1B 1-H		1-3 K	
Eddie Murray, S (1, 3) OBP: 0.304, SLG: 0.371	0-0 F9			3-1 F7		0-2 SH5-4 1B 1B	0-1 FC1-6 G4-6-3		3-1 F9	
Gary Carter, R (1, 2) OBP: 0.310, SLG: 0.381 Chris Gwynn, L (10, PH) OBP: 0.314, SLG: 0.431		2-1 G5-3		1-1 FC6-4 1B		1-1 1B SH5-4 1B	1-0 G4-6-3		1-0 P5	
Lenny Harris, L (1, 6) OBP: 0.361, SLG: 0.361 (9, 5)		1-0 F7		0-0 FC6-4 1-2f		1-0 SH5-4		0-0 F8		0-0 G4-3
Mike Sharperson, R (1, 5) OBP: 0.357, SLG: 0.358 Jay Howell, R (9, 1) Stan Javier, S (10, 7) OBP: 0.255, SLG: 0.296		2-3 K			1-2 G4-3	0-1 BB 1B 2-3 3-H		4-0 FC6-4 BB		
Mike Morgan, R (1, 1) OBP: 0.073, SLG: 0.075 Mitch Webster, S (6, PH) OBP: 0.264, SLG: 0.308 Kevin Gross, R (7, 1) OBP: 0.353, SLG: 0.375 Jose Offerman, S (8, PH) OBP: 0.301, SLG: 0.194 (9, 6)			0-3 K		0-0 G6-3	3-2 F9		0-3 K		

Inning Stats	R: 0	H: 2	E: 0	K: 0	S: 5	R: 0	H: 0	E: 0	K: 1	S: 6	R: 0	H: 1	E: 0	K: 3	S: 14	R: 0	H: 1	E: 0	K: 1	S: 9	R: 1	H: 1	E: 1	K: 0	S: 12	R: 1	H: 3	E: 0	K: 0	S: 15	R: 1	H: 2	E: 0	K: 0	S: 6	R: 0	H: 0	E: 0	K: 1	S: 7	R: 0	H: 0	E: 0	K: 2	S: 11	R: 0	H: 0	E: 0	K: 0	S: 4	R: 0	H: 0	E: 0	K: 0	S: 8	1B: 9	SF: 0	2B: 1	SAC: 1	3B: 0	DP: 1	HR: 0	HBP: 1	WP: 1	PA: 43
--------------	------	------	------	------	------	------	------	------	------	------	------	------	------	------	-------	------	------	------	------	------	------	------	------	------	-------	------	------	------	------	-------	------	------	------	------	------	------	------	------	------	------	------	------	------	------	-------	------	------	------	------	------	------	------	------	------	------	-------	-------	-------	--------	-------	-------	-------	--------	-------	--------

PITCHER	IP	WLS	BF	H	R	ER	SO	BB	IBB	HBP	BLK	WP	HR	S	P	ERA	WHIP
Tom Browning, L (1, 1) ERA: 4.13	6.0		29	8	2	1	5	2	0	1	1	0	0	61	101	1.50	1.667
Norm Charlton, L (7, 1) ERA: 3.82	2.0		8	2	1	1	1	0	0	0	0	1	0	13	22	4.50	1.500
Rob Dibble, R (9, 1) ERA: 2.16	2.0	W	6	0	0	0	2	0	0	0	0	0	0	15	23	0.00	0.000

Batter	1	2	3	4	5	6	7	8	9	AB R H RBI BB SO LOB	TOP
Barry Larkin, R (1, 6) OBP: 0.373, SLG: 0.519	1-2 G5-3		4-1 FC6-4 BB		4-1 BB BB		1-1 F9			2 0 0 0 2 0 0	Cincinnati Reds @ Los Angeles Dodgers Dodger Stadium, Los Angeles, CA Wed Aug 14 1991, 7:05 PM PDT Att. 41,787 - Sunny - 76 F
Herm Winningham, L (1, 8) OBP: 0.261, SLG: 0.288	2-2 G4-3		0-0 FC6-4		4-2 BB			1-0 CS 1B	3 0 1 0 1 0 2		
Hal Morris, L (1, 3) OBP: 0.368, SLG: 0.472	1-2 G1-3			1-3 K	1-3 K			1 SAFE 1-2 CS 1B	4 0 1 0 0 2 3		
Paul O'Neill, L (1, 9) OBP: 0.346, SLG: 0.492 Chris Jones, R (8, PH) OBP: 0.515, SLG: 0.548 (8, 9)		1-3 K		1-0 HR		3-3 K		1-3 K	3 1 1 1 0 2 0 1 0 0 0 0 1 2		
Bill Doran, S (1, 4) OBP: 0.367, SLG: 0.391	2-2 G5-3		2-3 K		2-1 1B			0-2 G3	4 0 1 0 0 1 1		
Carmelo Martinez, R (1, 7) OBP: 0.338, SLG: 0.363		3-3 K		1-2 G6-3		2-1 F7			4 0 0 0 0 1 1		
Luis Quinones, S (1, 5) OBP: 0.284, SLG: 0.266			3-2 FC1-6 1B		0-1 E5 BB SH2-3	0-1 F7		1-2 G5-3	4 0 1 0 0 0 1		
Joe Oliver, R (1, 2) OBP: 0.263, SLG: 0.343			1-3 K		1-1 F9		0-0 P5	0-3 K	4 0 0 0 0 2 2		
Mo Sanford, R (1, 1) Billy Hatcher, R (7, PH) OBP: 0.314, SLG: 0.376 Milt Hill, R (7, 1)			2-2 FC1-6 BB		1-1 SH2-3		2-2 G5-3		1 0 0 0 0 0 1 1 0 0 0 0 0 0 0 0 0 0 0 0 0		
Inning Stats	R: 0 H: 0 E: 0 LOB: 0 K: 0 BB: 0 S: 11 P: 15	R: 0 H: 0 E: 0 LOB: 0 K: 2 BB: 0 S: 9 P: 15	R: 0 H: 1 E: 0 LOB: 2 K: 1 BB: 1 S: 12 P: 22	R: 1 H: 1 E: 0 LOB: 0 K: 2 BB: 0 S: 14 P: 19	R: 0 H: 0 E: 1 LOB: 3 K: 1 BB: 2 S: 12 P: 23	R: 0 H: 1 E: 0 LOB: 1 K: 1 BB: 0 S: 11 P: 18	R: 0 H: 0 E: 0 LOB: 0 K: 0 BB: 0 S: 7 P: 10	R: 0 H: 2 E: 0 LOB: 1 K: 1 BB: 0 S: 11 P: 14	R: 0 H: 0 E: 0 LOB: 0 K: 1 BB: 0 S: 9 P: 12	1B: 4 SF: 0 2B: 0 SAC: 1 3B: 0 DP: 0 HR: 1 HBP: 0	WP: 0 PA: 35 PB: 0 SB: 0 CS: 2
PITCHER	IP WLS BF H R ER SO BB IBB HBP BLK WP HR S P ERA WHIP										
Tim Belcher, R (1, 1) ERA: 2.69	7.0 W 30 5 1 1 7 3 0 0 0 0 0 1 80 128 1.29 1.143										
John Candelaria, L (8, 1) ERA: 2.28	1.0 2 0 0 0 1 0 0 0 0 0 0 0 7 8 0.00 0.000										
Jay Howell, R (9, 1) ERA: 3.35	1.0 S 3 0 0 0 1 0 0 0 0 0 0 0 9 12 0.00 0.000										

livebaseballscorecards.com

AB	31
R	1
H	5
RBI	1
BB	3
SO	9
LOB	13



Batter	1	2	3	4	5	6	7	8	9
Brett Butler, L OBP: 0.409, SLG: 0.346 (1, 8)	3-3 K	2-2 E9 1B		2-1 L1			0-2 CS 1B		
Juan Samuel, R OBP: 0.345, SLG: 0.413 (1, 4)	4-1 BB 1B	4-2 BB		2-0 L7			3-3 K 1-2		
Kal Daniels, L OBP: 0.348, SLG: 0.414 (1, 7)	4-2 1B BB	2-3 K		3-0 F8			0-3 K		
Stan Javier, S OBP: 0.253, SLG: 0.294 (7, 7)	1-2 BB								
Darryl Strawberry, L OBP: 0.353, SLG: 0.457 (1, 9)	0-1 G4-6-3 1B								
Eddie Murray, S OBP: 0.303, SLG: 0.369 (1, 3)	1-1 G4-6-3 1-2f								
Lenny Harris, L OBP: 0.363, SLG: 0.366 (1, 5)									
Mike Scioscia, L OBP: 0.370, SLG: 0.389 (1, 2)									
Gary Carter, R OBP: 0.311, SLG: 0.382 (6, 2)									
Jose Offerman, S OBP: 0.312, SLG: 0.188 (1, 6)									
Tim Belcher, R OBP: 0.137, SLG: 0.157 (1, 1)									
John Candelaria, L (8, 1)									
Jay Howell, R (9, 1)									

AB	R	H	RBI	BB	SO	LOB
4	0	2	1	0	1	0
2	1	0	0	2	1	1
2	0	0	0	1	1	2
1	0	0	0	0	1	0
4	0	1	1	0	0	0
4	0	1	0	0	0	2
4	2	2	0	0	0	1
2	0	1	0	0	1	1
2	0	1	1	0	0	0
2	1	0	0	2	0	1
3	0	0	0	0	2	5
0	0	0	0	0	0	0
0	0	0	0	0	0	0

Inning	1	2	3	4	5	6	7	8	9
R	1	2	0	0	0	0	0	1	2
H	1	2	0	0	0	0	1	2	2
E	0	1	0	0	0	0	0	1	1
LOB	1	2	3	0	0	0	0	1	1
K	1	3	1	0	0	0	2	0	0
BB	2	2	0	0	0	0	0	0	0
P	23	34	20	11	12	7	12	11	11


BOTTOM

Cincinnati Reds @ Los Angeles Dodgers
 Dodger Stadium, Los Angeles, CA

Wed Aug 14 1991, 7:05 PM PDT
 Att: 41,787 - Sunny - 76 F

AB	30
R	4
H	8
RBI	3
BB	5
SO	7
LOB	13

WP: 1 PA: 35
 PB: 0
 SB: 2
 CS: 1



Batter	1	2	3	4	5	6	7	8	9	AB R H RBI BB SO LOB	TOP		
Steve Finley, L (1, 8) OBP: 0.345, SLG: 0.433 (5, 9)	0-1 E 5 E 1B		3-1 G4-3 2B	0-0 1-H 2-H HR		1-2 G4-3 2-3			2-0 1B	5 2 4 3 0 0 1			
Craig Biggio, R (1, 2) OBP: 0.361, SLG: 0.365	0-0 E5 WP G4-3 1-3		1-2 G4-3 2-3	2-1 L6		1-3 K			0-2 F7	5 1 0 0 0 1 4			
5 Jeff Bagwell, R (1, 3) OBP: 0.382, SLG: 0.428	0-0 E6 G4-3 WP 3-H		1-3 K						0-0 F9	5 0 0 1 0 2 3			
Luis Gonzalez, L (1, 7) OBP: 0.309, SLG: 0.439	1-3 K		1-3 K						1-1 G1-3	5 0 0 0 0 4 4			
Ken Caminiti, S (1, 5) OBP: 0.302, SLG: 0.368	2-2 G4-3 1-3 2-H			0-0 1B 1B		4-1 FC5 BB BB			0-1 G4-3	3 1 1 1 1 0 1			
Mike Simms, R (1, 9) OBP: 0.290, SLG: 0.242 Gerald Young, S (5, PR) OBP: 0.295, SLG: 0.267 (5, 8)	2-0 G6-3			0-0 F7		4-2 BB			4-0 G4-3 S BB	2 0 0 0 1 0 2 0 0 0 0 1 0 0			
Andujar Cedeno, R (1, 6) OBP: 0.250, SLG: 0.378			1-3 K	3-2 1B 1-2 FC1-2 1B		0-0 FC5 2-3f			0-3 K	4 0 1 0 0 2 3			
Casey Candaele, S (1, 4) OBP: 0.319, SLG: 0.381			0-1 G4-3	1-0 FC1-2 HR 1B					0-0 G4-3 SH2-4 1B	4 1 2 1 0 0 1			
Pete Harnisch, S (1, 1) OBP: 0.122, SLG: 0.087 Jose Tolentino, L (8, PH) OBP: 0.333, SLG: 0.438 Curt Schilling, R (8, 1) OBP: 1.000, SLG: 1.000			1-2 B1-3	0-2 FC1-2 HR					0-1 SH2-4 1-2 L9	2 1 0 0 0 0 2 1 0 0 0 0 0 1 0 0 0 0 0 0 0			
Inning Stats	R: 2 H: 1 E: 2 LOB: 1 K: 1 BB: 0 S: 14 P: 19	R: 0 H: 0 E: 0 LOB: 0 K: 1 BB: 0 S: 8 P: 10	R: 0 H: 1 E: 0 LOB: 1 K: 2 BB: 0 S: 13 P: 19	R: 4 H: 4 E: 0 LOB: 0 K: 0 BB: 0 S: 15 P: 21	R: 0 H: 0 E: 0 LOB: 2 K: 2 BB: 2 S: 10 P: 22	R: 0 H: 1 E: 0 LOB: 1 K: 1 BB: 0 S: 11 P: 14	R: 0 H: 0 E: 0 LOB: 0 K: 1 BB: 0 S: 7 P: 7	R: 0 H: 0 E: 0 LOB: 1 K: 1 BB: 1 S: 7 P: 12	R: 0 H: 1 E: 0 LOB: 1 K: 0 BB: 0 S: 7 P: 10	1B: 6 SF: 0 2B: 1 SAC: 1 3B: 0 DP: 0 HR: 1 HBP: 0	WP: 1 PA: 40 PB: 0 SB: 1 CS: 0		
PITCHER	IP WLS BF H R ER SO BB IBB HBP BLK WP HR S P ERA WHIP											PITCHER	IP WLS BF H R ER SO BB IBB HBP BLK WP HR S P ERA WHIP
Ramon Martinez, R (1, 1) ERA: 2.82	5.0 L 25 6 6 4 6 2 0 0 0 0 1 1 60 91 7.20 1.600												
Tim Crews, R (6, 1) ERA: 3.14	1.1 5 1 0 0 1 0 0 0 0 0 0 0 13 16 0.00 0.750												
Jim Gott, R (7, 1) ERA: 3.77	0.2 2 0 0 0 1 0 0 0 0 0 0 0 5 5 0.00 0.000												
Kevin Gross, R (8, 1) ERA: 3.56	2.0 8 1 0 0 1 1 0 0 0 0 0 0 14 22 0.00 1.000												

Houston Astros @ Los Angeles Dodgers
Dodger Stadium, Los Angeles, CA

Thu Aug 15 1991, 7:05 PM PDT
Att. 42,829 - Sunny - 74 F

AB	36
R	6
H	8
RBI	6
BB	3
SO	9
LOB	22



BOTTOM

Houston Astros @ Los Angeles Dodgers
Dodger Stadium, Los Angeles, CA
Thu Aug 15 1991, 7:05 PM PDT
Att. 42,829 - Sunny - 74 F

livebaseballscorecards.com

AB 29
R 1
H 5
RBI 1
BB 2
SO 6
LOB 16



WP: 0 PA: 34
PB: 0
SB: 1
CS: 1

AB R H RBI BB SO LOB

4 0 1 0 0 0 5

3 0 0 0 1 0 4

4 0 1 0 0 1 1

4 0 0 0 0 1 2

3 1 0 0 1 1 1

4 0 0 0 0 0 2

3 0 1 1 0 1 0

2 0 1 0 0 1 1

1 0 0 0 0 1 0
0 0 0 0 0 0 0
0 0 0 0 0 0 0
0 0 0 0 0 0 0
1 0 1 0 0 0 0
0 0 0 0 0 0 0

1B: 5 SF: 0
2B: 0 SAC: 0
3B: 0 DP: 2
HR: 0 HBP: 3

Batter	1	2	3	4	5	6	7	8	9
Brett Butler, L OBP: 0.408, SLG: 0.345 (1, 8) C B S B X	2-2 G6-3 ①		3-2 CS 1B		0-0 L9 ①		3-2 F7 ③		
Juan Samuel, R OBP: 0.345, SLG: 0.410 (1, 4) C C B X	1-2 F8 ②		1 SAFE 2-1 G6-3 ② ③ 1-2		1-2 G6-4-3 ② ③ 1-2f			4-2 G3-6-3 BB	
Kal Daniels, L OBP: 0.347, SLG: 0.412 (1, 7) X	0-0 F7 ③			2-2 1B		0-0 G4-3 ①		2-3 K ①	
Darryl Strawberry, L OBP: 0.349, SLG: 0.451 (1, 9) B X		1-0 F9 ①		0-0 F7 ①		3-3 K ②		2-2 G3-6-3 ② ③ 1-2f	
Eddie Murray, S OBP: 0.303, SLG: 0.367 (1, 3) B B B C S B B X		4-2 G6-3 1B BB		0-2 F8 ②		3-2 F7 ③			0-3 K ①
Lenny Harris, L OBP: 0.359, SLG: 0.361 (1, 5) F X		0-1 G6-3 ② 1-2		3-1 G4-3 ③			1-0 G3-1 ①		2-1 G4-3 ②
Gary Carter, R OBP: 0.315, SLG: 0.381 (1, 2) C X		0-1 S 1B 2-H			1-0 HBP 1B HBP		3-3 K ②		2-1 G4-3 ③
Jose Offerman, S OBP: 0.325, SLG: 0.197 (1, 6) C B B B C C B B X		3-3 K ③ 1-2			1-1 HBP 1B		2-1 1B HBP		
Ramon Martinez, R OBP: 0.117, SLG: 0.102 (5, PH) Chris Gwynn, L OBP: 0.320, SLG: 0.431 (6, 1) Tim Crews, R (7, 1) Jim Gott, R OBP: 1.000, SLG: 1.000 (7, PH) Dave Hansen, L OBP: 0.260, SLG: 0.450 (8, 1) Kevin Gross, R OBP: 0.353, SLG: 0.375			2-3 K ①		2-2 G6-4-3 HBP 1-2 2-3		0-0 1B		

Inning Stats	R: 0	H: 0	E: 0	K: 0	S: 7	R: 1	H: 1	E: 0	K: 1	S: 10	R: 0	H: 1	E: 0	K: 1	S: 9	R: 0	H: 1	E: 0	K: 0	S: 10	R: 0	H: 1	E: 0	K: 0	S: 8	R: 0	H: 0	E: 0	K: 1	S: 9	R: 0	H: 1	E: 0	K: 1	S: 9	R: 0	H: 0	E: 0	K: 1	S: 9	R: 0	H: 0	E: 0	K: 1	S: 8	R: 0	H: 0	E: 0	K: 1	S: 8	R: 0	H: 0	E: 0	K: 1	S: 8	1B: 5	SF: 0	2B: 0	SAC: 0	3B: 0	DP: 2	HR: 0	HBP: 3	WP: 0	PA: 34
--------------	------	------	------	------	------	------	------	------	------	-------	------	------	------	------	------	------	------	------	------	-------	------	------	------	------	------	------	------	------	------	------	------	------	------	------	------	------	------	------	------	------	------	------	------	------	------	------	------	------	------	------	------	------	------	------	------	-------	-------	-------	--------	-------	-------	-------	--------	-------	--------

PITCHER	IP	WLS	BF	H	R	ER	SO	BB	IBB	HBP	BLK	WP	HR	S	P	ERA	WHIP
Pete Harnisch, R ERA: 2.35 (1, 1)	7.0	W	28	5	1	1	4	1	0	3	0	0	0	62	105	1.29	0.857
Curt Schilling, R ERA: 4.26 (8, 1)	2.0		6	0	0	0	2	1	0	0	0	0	0	17	29	0.00	0.500

Batter	1	2	3	4	5	6	7	8	9	10	11	12	13	AB R H RBI BB SO LOB	TOP												
Steve Finley, L OBP: 0.341, SLG: 0.427 (1, 8) (6, 9) (11, 8)	0-2 G1-3		1-2 G6-3		1-2 G4-3		1-1 G4-3			2-1 F7			0-1 G6-3	6 0 0 0 0 0 1													
Craig Biggio, R OBP: 0.360, SLG: 0.363 (1, 2)	3-2 P6		4-2 5 BB BB		2-2 G5-3		2-1 G4-3			1-0 1B			2-3 K	5 0 1 0 1 1 0													
5 Jeff Bagwell, R OBP: 0.383, SLG: 0.428 (1, 3)	2-0 L5		4-2 1-2 2-3 BB		3-2 F9		2-0 G6-3				0-0 FC5 G4-6-3 1B		2-2 1B	5 0 2 0 1 0 0													
Luis Gonzalez, L OBP: 0.309, SLG: 0.437 Al Osuna, R Jose Tolentino, L OBP: 0.318, SLG: 0.412 Dwayne Henry, R Rafael Ramirez, R OBP: 0.284, SLG: 0.312 Jim Corsi, R (1, 7) (8, 1) (11, PH) (11, 1) (13, PH) (13, 1)		3-3 K	0-0 F8		0-1 L3		1-2 1B				0-3 K		1-0 P4	4 0 1 0 0 0 1 3 0 0 0 0 0 0 0 0 1 0 0 0 0 0 1 1 0 0 0 0 0 0 0 0 1 0 0 0 0 0 0 1 0 0 0 0 0 0 0 0													
Ken Caminiti, S OBP: 0.298, SLG: 0.364 (1, 5)	1-0 F8			1-0 F7		2-2 G3		0-0 G4-3			1-0 SAFE G4-6-3			5 0 0 0 0 0 2													
Mike Simms, R OBP: 0.308, SLG: 0.309 Gerald Young, S OBP: 0.292, SLG: 0.264 (6, PR) (6, 8) Javier Ortiz, R OBP: 0.391, SLG: 0.375 (11, PH) (11, 9)	1-0 BLK 1B			1-0 HR		4-2 BB			1-3 K		0-1 FC5			2 1 2 1 1 0 0 1 0 0 0 0 1 0 1 0 0 0 0 0 1													
Andujar Cedeno, R OBP: 0.247, SLG: 0.367 (1, 6)	0-3 K		0-3 1-2 K	0-1 FC6-4 1B		0-0 F9			2-3 K				1-2 P3	5 0 1 0 0 2 2													
Casey Candaele, S OBP: 0.318, SLG: 0.377 (1, 4)			4-2 5 BB SH3 BB	0-0 FC6-4 1-2 1B			1-0 F9			0-0 G6-3			0-1 G4-3	4 0 0 0 1 0 1													
Darryl Kile, R Mark Davidson, R OBP: 0.303, SLG: 0.342 (1, 1) (8, 7)			1-1 SH3	1-3 K			3-3 K			1-0 P6			1-2 F8	2 0 0 0 0 2 1 2 0 0 0 0 0 0													
Inning Stats	R: 0 E: 0 K: 0 S: 7	H: 0 LOB: 0 BB: 0 P: 12	R: 0 E: 0 K: 2 S: 8	H: 1 LOB: 1 BB: 0 P: 13	R: 0 E: 0 K: 0 S: 14	H: 0 LOB: 3 BB: 3 P: 28	R: 1 E: 0 K: 1 S: 8	H: 2 LOB: 1 BB: 0 P: 11	R: 0 E: 0 K: 0 S: 9	H: 0 LOB: 0 BB: 1 P: 15	R: 0 E: 0 K: 1 S: 6	H: 0 LOB: 0 BB: 0 P: 11	R: 0 E: 0 K: 0 S: 7	H: 1 LOB: 1 BB: 0 P: 12	R: 0 E: 0 K: 2 S: 7	H: 0 LOB: 0 BB: 0 P: 10	R: 0 E: 0 K: 0 S: 4	H: 1 LOB: 1 BB: 0 P: 8	R: 0 E: 0 K: 1 S: 8	H: 1 LOB: 1 BB: 0 P: 9	R: 0 E: 0 K: 0 S: 8	H: 0 LOB: 0 BB: 0 P: 10	R: 0 E: 0 K: 1 S: 10	H: 1 LOB: 1 BB: 0 P: 15	1B: 6 2B: 0 3B: 0 HR: 1	SF: 0 SAC: 1 DP: 0 HBP: 0	WP: 0 PA: 49 PB: 0 SB: 0 CS: 0
PITCHER	IP WLS BF H R ER SO BB IBB HBP BLK WP HR S P ERA WHIP	IP WLS BF H R ER SO BB IBB HBP BLK WP HR S P ERA WHIP														IP WLS BF H R ER SO BB IBB HBP BLK WP HR S P ERA WHIP											
Orel Hershiser, R ERA: 3.94 Jim Gott, R ERA: 3.64 Tim Crews, R ERA: 3.03 Roger McDowell, R ERA: 3.03 Jay Howell, R ERA: 3.19	(1, 1) 1.0 3 3 0 0 0 0 0 0 0 0 0 0 12 0.00 0.000	(2, 1) 4.0 18 3 1 1 3 3 0 0 1 0 1 39 67 2.25 1.500														(12, 1) 2.0 7 7 1 0 0 1 0 0 0 0 0 0 25 0.00 0.500											

Houston Astros @ Los Angeles Dodgers
Dodger Stadium, Los Angeles, CA
Fri Aug 16 1991, 7:05 PM PDT
Att: 37,029 - Cloudy - 74 F

livebaseballscorecards.com

AB	44
R	1
H	7
RBI	1
BB	4
SO	8
LOB	13



Batter	1	2	3	4	5	6	7	8	9	10	11	12	13	AB R H RBI BB SO LOB
Brett Butler, L OBP: 0.410, SLG: 0.347 (1, 8)	1-1 G4-3		1-2 1B		4-1 L5-3 BB			0-0 SH3-4		2-1 G4-3			3-2 SH1-4 HR 1B	4 1 2 0 1 0 0
Lenny Harris, L OBP: 0.359, SLG: 0.358 (12, 4)	4-1 G4-3 BB		3-2 P5		0-0 L5-3			4-1 SF9 BB BB		1-2 G4-3			0-0 SH1-4	3 0 0 0 2 0 3
Kal Daniels, L OBP: 0.350, SLG: 0.408 (1, 7)	3-1 G4-3			4-0 G6-4-3 BB				4-2 L5-3 BB		0-0 L8			4-0 HR IBB	3 1 0 0 3 0 1
Darryl Strawberry, L OBP: 0.349, SLG: 0.458 (1, 9)	0-3 K			0-0 G6-4-3				0-0 SF9					1-2 L9-3 BB	4 1 1 4 1 1 2
Eddie Murray, S OBP: 0.302, SLG: 0.365 (1, 3)			0-2 F7		2-2 1B 1B			2-3 F7					1-2 L9-3	5 0 1 0 0 1 3
Juan Samuel, R OBP: 0.343, SLG: 0.408 (1, 4)			2-2 P3		0-0 1B			0-1 G3					0-0 F8	5 0 1 0 0 1 0 0 0 0 0 0 0 0
Kevin Gross, R OBP: 0.353, SLG: 0.375 (12, 1)					1-2 1B									
Gary Carter, R OBP: 0.311, SLG: 0.376 (8, 1)			0-0 G6-3		2-2 P6			2-0 F9					3-2 F8	3 0 0 0 0 0 2 0 0 0 0 0 0 0 0 0 0 0 0 0 0 1 0 0 0 0 0 0
Mitch Webster, S OBP: 0.269, SLG: 0.308 (9, PH)														
Jay Howell, R (10, 1)														
Mike Sharperson, R OBP: 0.355, SLG: 0.355 (12, 5)														
Jose Offerman, S OBP: 0.318, SLG: 0.211 (1, 6)			1-3 K		1-1 2B			2-2 G6-3		1-3 K			3-2 F9	5 0 1 0 0 2 1
Orel Hershiser, R OBP: 0.409, SLG: 0.368 (1, 1)														
Jim Gott, R OBP: 0.500, SLG: 0.500 (2, 1)			1-3 K		0-0 L7			2-1 SH3-4 SF9 1B		2-0 G3			0-3 K	0 0 0 0 0 0 0 1 0 0 0 0 1 0 1 0 0 0 0 0 1 0 0 0 0 0 0 0 3 1 1 0 0 1 1
Tim Crews, R (6, 1)														
Mike Scioscia, L OBP: 0.370, SLG: 0.388 (8, 2)														

Inning Stats	R: 0	H: 0	E: 0	LOB: 1	K: 1	S: 8	P: 16	R: 0	H: 0	E: 0	LOB: 0	K: 0	S: 10	P: 12	R: 0	H: 1	E: 0	LOB: 1	K: 2	S: 14	P: 20	R: 0	H: 2	E: 0	LOB: 2	K: 0	S: 9	P: 17	R: 0	H: 1	E: 0	LOB: 1	K: 0	S: 5	P: 10	R: 0	H: 0	E: 0	LOB: 0	K: 1	S: 8	P: 14	R: 0	H: 0	E: 0	LOB: 0	K: 0	S: 6	P: 10	R: 1	H: 1	E: 0	LOB: 2	K: 0	S: 11	P: 22	R: 0	H: 0	E: 0	LOB: 1	K: 0	S: 11	P: 21	R: 0	H: 0	E: 0	LOB: 0	K: 0	S: 6	P: 9	R: 0	H: 0	E: 0	LOB: 0	K: 0	S: 4	P: 9	R: 0	H: 0	E: 0	LOB: 0	K: 0	S: 10	P: 16	R: 3	H: 2	E: 0	LOB: 0	K: 0	S: 7	P: 15	1B: 5	SF: 1	2B: 3	SAC: 2	3B: 0	DP: 3	HR: 1	HBP: 0	WP: 0	PA: 49
--------------	------	------	------	--------	------	------	-------	------	------	------	--------	------	-------	-------	------	------	------	--------	------	-------	-------	------	------	------	--------	------	------	-------	------	------	------	--------	------	------	-------	------	------	------	--------	------	------	-------	------	------	------	--------	------	------	-------	------	------	------	--------	------	-------	-------	------	------	------	--------	------	-------	-------	------	------	------	--------	------	------	------	------	------	------	--------	------	------	------	------	------	------	--------	------	-------	-------	------	------	------	--------	------	------	-------	-------	-------	-------	--------	-------	-------	-------	--------	-------	--------


PITCHER	IP	WLS	BF	H	R	ER	SO	BB	IBB	HBP	BLK	WP	HR	S	P	ERA	WHIP
Darryl Kile, R ERA: 3.32 (1, 1)	7.1		29	5	1	1	4	4	0	0	0	0	0	64	109	1.23	1.227
Al Osuna, L ERA: 2.04 (8, 1)	2.2		10	0	0	0	2	2	0	0	0	0	0	24	42	0.00	0.750
Dwayne Henry, R ERA: 2.45 (11, 1)	2.0		6	0	0	0	1	1	0	0	0	0	0	14	25	0.00	0.500
Jim Corsi, R ERA: 3.46 (13, 1)	0.1	L	4	2	3	3	0	0	1	0	0	0	1	7	15	81.00	6.000

BOTTOM

Houston Astros @ Los Angeles Dodgers
Dodger Stadium, Los Angeles, CA

Fri Aug 16 1991, 7:05 PM PDT
Att. 37,029 - Cloudy - 74 F

AB	38
R	4
H	7
RBI	4
BB	8
SO	7
LOB	14



Batter	1	2	3	4	5	6	7	8	9	10	AB	R	H	RBI	BB	SO	LOB					
Craig Biggio, R OBP: 0.358, SLG: 0.360	2-1 G4-3	1-0 L9		0-1 P2 5 1B 2-H 3-H		3-3 K		1-0 F8		0-0 F8	6	1	1	2	0	1	3					
Steve Finley, L OBP: 0.337, SLG: 0.422	0-2 F7		1-1 G4-3	2-1 P2 SAFE		2-3 K			0-0 P2		5	0	0	0	0	1	1					
5 Jeff Bagwell, R OBP: 0.386, SLG: 0.429	4-2 BB		1-2 F8	2-0 FC6-4 1B 2-H		1-3 K			0-0 1B SF8 1B		4	1	2	1	1	1	0					
Ken Caminiti, S OBP: 0.300, SLG: 0.366	2-3 K		1-1 2B	0-1 FC6-4 1-2f			1-1 G4-3		1 SAFE 2-2 1-3 1B		5	0	2	0	0	1	2					
Mike Simms, R OBP: 0.317, SLG: 0.324		4-2 1B 1B SF9 BB	0-0 G6-3	2-1 P3 FC4-2 2B			3-2 G1-3		1-0 SF8		3	1	1	0	1	0	1					
Gerald Young, S OBP: 0.292, SLG: 0.264									3-H		0	0	0	0	0	0	0					
Rafael Ramirez, R OBP: 0.282, SLG: 0.312									1-3 K		0	0	0	1	0	0	0					
Javier Ortiz, R OBP: 0.420, SLG: 0.477		2-0 1B 1B		3-2 2B E 1B			2-2 HR				4	2	3	1	0	0	1					
Rob Mallicoat, L OBP: 1.000, SLG: 1.000											0	0	0	0	0	0	0					
Curt Schilling, R OBP: 1.000, SLG: 1.000		1-2 1B		0-1 E 1B			4-0 WP FC4-2 IBB				0	0	0	0	0	0	0					
Al Osuna, R OBP: 0.321, SLG: 0.381		1-1 1-2 2-3 1B		1-3 1B 2B					0-0 G3-1		4	1	2	0	1	1	0					
Casey Candaele, S OBP: 0.321, SLG: 0.381																						
Andujar Cedeno, R OBP: 0.233, SLG: 0.349		3-2 SF9		2-2 E5 SH2-4 1B			0-2 FC4-2 FC4-6			0-0 G6-3	4	1	0	2	0	0	3					
Ryan Bowen, R OBP: 0.333, SLG: 0.250		3-H		2-3 3-H 1B			1-2			0-0 L6	2	0	0	0	0	1	4					
Jimmy Jones, R OBP: 0.244, SLG: 0.211											0	0	0	0	0	0	0					
Luis Gonzalez, L OBP: 0.310, SLG: 0.436											1	0	0	0	0	0	0					
Inning Stats	R: 0 E: 0 K: 1 S: 11	H: 0 LOB: 1 BB: 1 P: 19	R: 1 E: 0 K: 1 S: 13	H: 2 LOB: 2 BB: 1 P: 27	R: 0 E: 0 K: 0 S: 8	H: 1 LOB: 1 BB: 0 P: 11	R: 4 E: 1 K: 0 S: 17	H: 4 LOB: 1 BB: 0 P: 26	R: 0 E: 0 K: 3 S: 9	H: 1 LOB: 2 BB: 1 P: 15	R: 1 E: 0 K: 0 S: 11	H: 1 LOB: 0 BB: 0 P: 17	R: 0 E: 0 K: 0 S: 3	H: 0 LOB: 0 BB: 0 P: 4	R: 1 E: 0 K: 1 S: 9	H: 2 LOB: 1 BB: 0 P: 13	R: 0 E: 0 K: 1 S: 7	H: 0 LOB: 1 BB: 0 P: 11	1B: 7 2B: 3 3B: 0 HR: 1	SF: 2 SAC: 1 DP: 0 HBP: 1	WP: 1 PB: 0 SB: 0 CS: 0	PA: 46
PITCHER	IP	WLS	BF	H	R	ER	SO	BB	IBB	HBP	BLK	WP	HR	S	P	ERA	WHIP					
Bob Ojeda, L ERA: 3.42	3.2		21	7	5	3	2	2	0	0	0	0	0	47	81	7.36	2.455					
Tim Crews, R ERA: 3.02	0.1		1	0	0	0	0	0	0	0	0	0	0	2	2	0.00	0.000					
Jim Gott, R ERA: 3.49	2.0		8	1	0	0	3	0	1	0	0	1	0	18	30	0.00	0.500					
Roger McDowell, R ERA: 3.07	2.0		7	1	1	1	0	0	0	0	0	0	1	14	21	4.50	0.500					
John Candelaria, L ERA: 2.51	1.0		5	2	1	1	1	0	0	0	0	0	0	9	13	9.00	2.000					
PITCHER	IP	WLS	BF	H	R	ER	SO	BB	IBB	HBP	BLK	WP	HR	S	P	ERA	WHIP					
Jay Howell, R ERA: 3.12	1.0		4	0	0	0	1	0	0	1	0	0	0	7	11	0.00	0.000					

Houston Astros @ Los Angeles Dodgers
 Dodger Stadium, Los Angeles, CA
 Sat Aug 17 1991, 7:05 PM PDT
 Atl. 46.001 - Overcast

AB	39
R	7
H	11
RBI	7
BB	3
SO	7
LOB	16



Houston Astros @ Los Angeles Dodgers
Dodger Stadium, Los Angeles, CA

Sat Aug 17 1991, 7:05 PM PDT
Att. 46,001 - Overcast

livebaseballscorecards.com

AB 41
R 8
H 15
RBI 8
BB 8
SO 10
LOB 30



WP: 3 PA: 50
PB: 0
SB: 1
CS: 0

Batter	1	2	3	4	5	6	7	8	9	10	AB	R	H	RBI	BB	SO	LOB																		
Brett Butler, L OBP: 0.412, SLG: 0.350 (1, 8)	1-1 G3 2B BB 1B		3-2 G4-3 WP 1B	0-0 SF7		1-0 G6-3		4-1 WP 1B BB BB	1-0		4	2	3	1	1	0	1																		
Lenny Harris, L OBP: 0.359, SLG: 0.355 (1.5), (8, 6)	4-1 G3 2B BB		1-0 G4-3	3-2 F8		1-0 G1-3		3-0 BB WP 1B	2-0 F7		5	1	1	0	1	0	5																		
Kal Daniels, L OBP: 0.350, SLG: 0.406 John Candelaria, L (9, 1) Jay Howell, R (10, 1) Kevin Gross, R OBP: 0.389, SLG: 0.412 (10, PH)	1-3 K		4-1 WP BB		1-1 HR 1B	2-3 K		2-3 K		1-1 BB 1B	4	1	1	0	1	3	5																		
Darryl Strawberry, L OBP: 0.354, SLG: 0.466 (1, 9)	2-1 G3 1-2 2-3		2-3 K		1-1 HR		4-0 2B BB	4-2 BB BB		4-2 1B BB	3	1	1	2	3	1	4																		
Eddie Murray, S OBP: 0.308, SLG: 0.375 (1, 3)	1-0 K 2-H 3-H 2B		1-3 K		0-0 G5-3 1B		0-2 2B	4-0 BB		0-0 1B	5	0	4	4	1	1	2																		
Juan Samuel, R OBP: 0.340, SLG: 0.403 (1, 4)	2-3 K		2-3 K		0-0 G5-3 1-2		0-3 K	2-1 F9			5	0	0	0	0	3	7																		
Mike Scioscia, L OBP: 0.370, SLG: 0.387 Gary Carter, R OBP: 0.312, SLG: 0.392 (7, PH), (8, 2)		2-3 K	2-2 BB 1B SF7 1B		2-1 F7		2-0 P4		2-2 HR		3	1	1	0	0	1	1																		
Jose Offerman, S OBP: 0.318, SLG: 0.216 Mitch Webster, S OBP: 0.267, SLG: 0.306 Mike Sharperson, R OBP: 0.352, SLG: 0.352 (8, 5)		0-0 B1-3	0-1 BB 1B		2-2 G5-3		0-0 F8		1-0 P3		3	0	1	0	0	0	1																		
Bob Ojeda, L OBP: 0.244, SLG: 0.288 Tim Crews, R (4, 1) Dave Hansen, L OBP: 0.273, SLG: 0.429 Jim Gott, R OBP: 0.500, SLG: 0.500 Stan Javier, S OBP: 0.257, SLG: 0.299 Roger McDowell, R (7, 1) Chris Gwynn, L OBP: 0.315, SLG: 0.423 (9, 7)		1-0 G4-3	4-0 BB		1-2 2-3 BB		1-2 G1-3 G6-3 1B		0-0 F9		1	0	0	0	0	0	0																		
Inning Stats	R: 2 E: 0 K: 2 S: 12	H: 2 LOB: 1 BB: 1 P: 23	R: 0 E: 0 K: 1 S: 5	H: 0 LOB: 0 BB: 0 P: 8	R: 0 E: 0 K: 2 S: 13	H: 1 LOB: 2 BB: 1 P: 24	R: 1 E: 0 K: 1 S: 13	H: 2 LOB: 2 BB: 1 P: 24	R: 2 E: 0 K: 0 S: 14	H: 3 LOB: 1 BB: 0 P: 20	R: 0 E: 0 K: 1 S: 11	H: 1 LOB: 1 BB: 0 P: 16	R: 0 E: 0 K: 1 S: 8	H: 1 LOB: 2 BB: 1 P: 14	R: 1 E: 0 K: 1 S: 14	H: 1 LOB: 3 BB: 3 P: 33	R: 1 E: 0 K: 1 S: 12	H: 2 LOB: 1 BB: 0 P: 19	R: 1 E: 0 K: 0 S: 5	H: 2 LOB: 2 BB: 1 P: 10	1B: 11 2B: 2 3B: 0 HR: 2	SF: 1 SAC: 0 DP: 0 HBP: 0	WP: 3 PA: 50												
PITCHER Ryan Bowen, R ERA: 6.18 Jimmy Jones, R ERA: 4.24 Rob Mallicoat, L ERA: Curt Schilling, R ERA: 4.34 Al Osuna, L ERA: 2.04	IP 4.0 2.0 0.1 1.1 0.0	WLS 23 7 3 7 1	BF 23 7 3 7 1	H 8 1 1 1 0	R 5 0 0 1 0	ER 5 0 0 1 0	SO 6 1 1 1 0	BB 3 0 1 2 1	IBB 0 0 0 0 0	HBP 0 0 0 0 0	BLK 0 0 0 0 0	WP 2 0 0 1 0	HR 1 0 0 0 0	S 48 20 6 14 0	P 86 29 10 29 4	ERA 11.25 0.00 0.00 6.75 ∞	WHIP 2.750 0.500 6.000 2.250 ∞	PITCHER Dwayne Henry, R ERA: 2.73 (8, 1)	IP 1.1	WLS L	BF 9	H 4	R 2	ER 2	SO 1	BB 1	IBB 0	HBP 0	BLK 0	WP 0	HR 1	S 19	P 33	ERA 13.50	WHIP 3.750

Batter	1	2	3	4	5	6	7	8	9	AB R H RBI BB SO LOB	TOP		
Steve Finley, L OBP: 0.340, SLG: 0.429 (1, 8) (7, 9)	1-1 G6-3	1-0 1B		0-3 K2-3		1-1 SH5-4 1B		0-1 5 SF7 3B		5 1 3 2 0 1 0	Houston Astros @ Los Angeles Dodgers Dodger Stadium, Los Angeles, CA Sun Aug 18 1991, 3:33 AM PDT Att. 43,122 - Sunny - 77 F		
Rafael Ramirez, R OBP: 0.283, SLG: 0.313 Jimmy Jones, R OBP: 0.244, SLG: 0.211 Rob Mallicoat, L OBP: 0.357, SLG: 0.359 (1, 4) (6, 1) (7, 1) (7, 2)	2-0 F8	0-3 K		1-2 5 1B		0-0 SH5-4		0-2 G6-3		3 0 1 0 0 1 2 0 0 0 0 0 0 0 1 0 0 0 0 0 1 1 0 0 0 0 0 1			
5 Jeff Bagwell, R OBP: 0.381, SLG: 0.424 (1, 3)	1-2 G4-3		1-0 G3	1-1 E5 1B		0-1 G5-3		0-2 SF7		4 0 0 2 0 0 2			
Luis Gonzalez, L OBP: 0.313, SLG: 0.445 (1, 7)		0-0 G4-3	0-0 BB 1B	0-1 G3		4-1 BB		0-0 HR		4 2 2 1 1 0 2			
Ken Caminiti, S OBP: 0.301, SLG: 0.364 (1, 5)		4-2 1B FC5-4 BB	1 SAFE 4-0 1B BB		2-2 F8	1-1 G3		0-0 F8		3 1 0 0 2 0 2			
Mike Simms, R OBP: 0.326, SLG: 0.333 Gerald Young, S OBP: 0.290, SLG: 0.261 (1, 9) (7, 8)		1-2 FC5-4 1B	0-0 1-2 2-H 1B		3-2 L5		1-2 F7		1-2 G3	4 0 2 1 0 0 0 1 0 0 0 0 0 0			
Andujar Cedeno, R OBP: 0.242, SLG: 0.352 (1, 6)		1-1 FC5-4 1B	0-2 L9		2-3 K		0-0 G4-3 1B		2-1 S 1B	5 1 2 1 0 1 3			
Tony Eusebio, R OBP: 0.400, SLG: 0.286 (1, 2)		4-2 1B 1B BB	1-3 K			0-0 FC 1B 2B		0-0 G4-3		3 2 1 0 1 1 3			
Mark Portugal, R OBP: 0.324, SLG: 0.281 Casey Candaele, S OBP: 0.319, SLG: 0.378 (1, 1) (6, PH) (6, 4)		0-0 1B 1B		1-2 L6		2-2 SH5-4 5 G5-3 1B		1-1 F7		2 0 1 1 0 0 0 3 1 0 0 0 0 3			
Inning Stats	R: 0 E: 0 K: 0 S: 6 H: 0 LOB: 0 BB: 0 P: 10	R: 3 E: 0 K: 1 S: 15 H: 3 LOB: 2 BB: 2 P: 26	R: 1 E: 0 K: 1 S: 9 H: 2 LOB: 2 BB: 1 P: 15	R: 0 E: 1 K: 1 S: 14 H: 1 LOB: 2 BB: 0 P: 17	R: 0 E: 0 K: 1 S: 10 H: 0 LOB: 0 BB: 0 P: 17	R: 2 E: 0 K: 0 S: 12 H: 2 LOB: 2 BB: 1 P: 20	R: 0 E: 0 K: 0 S: 7 H: 1 LOB: 1 BB: 0 P: 9	R: 2 E: 0 K: 0 S: 10 H: 2 LOB: 0 BB: 0 P: 10	R: 0 E: 0 K: 0 S: 11 H: 1 LOB: 1 BB: 0 P: 15	1B: 9 2B: 1 3B: 1 HR: 1 SF: 1 SAC: 1 DP: 0 HBP: 0		WP: 0 PB: 0 SB: 2 CS: 0 PA: 45	
PITCHER	IP WLS BF H R ER SO BB IBB HBP BLK WP HR S P ERA WHIP											PITCHER	IP WLS BF H R ER SO BB IBB HBP BLK WP HR S P ERA WHIP
Mike Morgan, R ERA: 2.65 (1, 1)	6.0 L 32 8 6 6 4 4 0 0 0 0 0 66 105 9.00 2.000												
Roger McDowell, R ERA: 3.23 (7, 1)	2.0 9 3 2 2 0 0 0 0 0 0 0 1 17 19 9.00 1.500												
Tim Crews, R ERA: 2.97 (9, 1)	1.0 4 1 0 0 0 0 0 0 0 0 0 0 11 15 0.00 1.000												

livebaseballscorecards.com

AB	39
R	8
H	12
RBI	8
BB	4
SO	4
LOB	19



Batter	1	2	3	4	5	6	7	8	9	AB	R	H	RBI	BB	SO	LOB
Brett Butler, L OBP: 0.416, SLG: 0.353 (1, 8)	4-1 1B BB	4-2 1-2 BB		0-2 2-H 1B		1-0 1-2 2-H 1B		2-2 G5-3		3	1	2	1	2	0	0
Lenny Harris, L OBP: 0.358, SLG: 0.354 (1, 5)	0-2 1B 2B 1B	2-1 G4-3		0-0 G6-3		1-1 L9			4-1 L4-3 BB	4	1	1	0	0	0	5
Mike Sharperson, R OBP: 0.357, SLG: 0.352 (9, PH)										0	0	0	0	1	0	0
Kal Daniels, L OBP: 0.351, SLG: 0.404 (1, 7)	0-0 2B 1B		1-2 F7		2-3 K		4-2 1B S BB		1-1 L4-3	4	0	1	1	1	1	1
Darryl Strawberry, L OBP: 0.352, SLG: 0.465 (1, 9)	1-1 L4-6 2B		2-3 K		2-2 E8 WP		2-3 K		1-2 G5-3	5	0	1	1	0	2	1
Eddie Murray, S OBP: 0.306, SLG: 0.371 (1, 3)	1-3 K		2-1 G1		2-2 P5		1-0 F8			4	0	0	0	0	1	4
Juan Samuel, R OBP: 0.341, SLG: 0.404 (1, 4)	1-2 L4-6			1-0 E BB WP 1B		2-3 K		0-0 1B		4	1	2	0	0	1	3
Mike Scioscia, L OBP: 0.373, SLG: 0.388 (1, 2)		1-3 K		4-1 E2 WP BB		2-2 FC3-6 BB 1B		0-3 K		2	0	1	0	1	1	0
Gary Carter, R OBP: 0.311, SLG: 0.390 (7, PH) (8, 2)				B5-6-4 1-3 BB						1	0	0	0	0	1	2
Jose Offerman, S OBP: 0.326, SLG: 0.211 (1, 6)		3-2 G4-3		4-1 B5-6-4 1B BB		4-1 FC3-6 1B BB		2-1 L9		2	1	0	0	2	0	0
Mike Morgan, R OBP: 0.086, SLG: 0.089 (1, 1)				1-2 3-H BB		0-1 FC3-6 1B		1-3 K		3	0	1	0	0	0	4
Roger McDowell, R OBP: 0.266, SLG: 0.304 (7, 1)		1-2 BB		0-0 B5-6-4		1-2 2-3f				0	0	0	0	0	0	0
Mitch Webster, S OBP: 0.266, SLG: 0.304 (8, PH)				1-2 2-3f						1	0	0	0	0	1	0
Tim Crews, R OBP: 0.266, SLG: 0.304 (9, 1)										0	0	0	0	0	0	0

Inning Stats	R: 2	H: 3	E: 0	K: 13	S: 13	R: 0	H: 1	E: 0	K: 15	S: 15	R: 0	H: 0	E: 0	K: 1	S: 8	R: 2	H: 2	E: 1	K: 8	S: 8	R: 0	H: 0	E: 1	K: 14	S: 14	R: 0	H: 2	E: 0	K: 9	S: 9	R: 0	H: 1	E: 0	K: 10	S: 10	R: 0	H: 0	E: 0	K: 8	S: 8	R: 0	H: 0	E: 0	K: 6	S: 6	
	LOB: 1	BB: 1	BB: 20			LOB: 2	BB: 1	BB: 26			LOB: 0	BB: 0	BB: 13			LOB: 1	BB: 1	BB: 17			LOB: 2	BB: 1	BB: 0	BB: 22			LOB: 0	BB: 2	BB: 17			LOB: 0	BB: 1	BB: 13			LOB: 0	BB: 0	BB: 12			LOB: 0	BB: 0	BB: 0	BB: 0	BB: 0

PITCHER	IP	WLS	BF	H	R	ER	SO	BB	IBB	HBP	BLK	WP	HR	S	P	ERA	WHIP
Mark Portugal, R ERA: 4.47 (1, 1)	5.0	W	24	6	4	4	5	4	0	0	0	2	0	58	98	7.20	2.000
Jimmy Jones, R ERA: 4.21 (6, 1)	1.0		6	2	0	0	0	2	0	0	0	0	0	11	23	0.00	4.000
Rob Mallicoat, L ERA: (7, 1)	3.0	S	10	1	0	0	3	1	0	0	0	0	0	22	36	0.00	0.667

BOTTOM

Houston Astros @ Los Angeles Dodgers
Dodger Stadium, Los Angeles, CA

Sun Aug 18 1991, 3:33 AM PDT
Att. 43,122 - Sunny - 77 F

AB	33
R	4
H	9
RBI	3
BB	7
SO	8
LOB	20



WP	PA
2	40

Batter	1	2	3	4	5	6	7	8	9	10	AB	R	H	RBI	BB	SO	LOB	TOP								
Darrin Jackson, R OBP: 0.321, SLG: 0.490 (1, 8)	2-2 F8		1-2 SH1-3 1B		0-1 P3		0-3 K			0-0 B5-3	5	0	1	0	0	1	1									
Paul Faries, R OBP: 0.269, SLG: 0.228 (1, 4)	1-2 L8		0-0 SH1-3 1-2		1-3 K				0-0 L5	2-3 K	4	0	0	0	0	2	0									
Tony Gwynn, L OBP: 0.367, SLG: 0.452 (1, 9)	0-1 1B 1B		2-3 K			0-1 G4-3		3-2 G6-3		1-2 1B	5	0	2	0	0	1	1									
Fred McGriff, L OBP: 0.394, SLG: 0.497 (1, 3)	0-2 1-2 1B		2-2 F8			1-0 FC4 1B		0-0 1B		2-3 K	5	0	3	0	0	1	2									
Benito Santiago, R OBP: 0.270, SLG: 0.378 (1, 2)	0-3 K			1-0 F8		0-0 FC4 1-2f		3-3 K			4	0	0	0	0	2	4									
Jack Howell, L OBP: 0.263, SLG: 0.348 (1, 5)		0-2 HR		1-0 G4-3		2-2 G3		2-1 HR			4	2	2	2	0	0	1									
Jerald Clark, R OBP: 0.314, SLG: 0.379 (1, 7)		1-3 K		0-0 1B			0-3 K		1-3 K	4	0	1	0	0	0	3	0									
Craig Shipley, R OBP: 0.222, SLG: 0.259 Tony Fernandez, S OBP: 0.339, SLG: 0.370 (1, 6) (9, PH) (9, 6)		2-3 K		2-1 F9			0-0 P3		1-0 L4	3 1	0 0	0 0	0 0	0 0	0 0	1 0	1 0									
Dennis Rasmussen, L OBP: 0.189, SLG: 0.171 Craig Lefferts, L Oscar Azocar, L OBP: 0.556, SLG: 0.500 Larry Andersen, R (1, 1) (8, 1) (9, PH) (9, 1)		0-1 G3-1		1-2 G4-3			1-1 1B		1-1 L7	3 0 1 0	0 0 0 0	0 0 0 0	0 0 0 0	0 0 0 0	0 0 0 0	0 0 0 0	0 0 0 0									
Inning Stats	R: 0 E: 0 K: 1 S: 17	H: 2 LOB: 2 BB: 0 P: 20	R: 1 E: 0 K: 2 S: 12	H: 1 LOB: 0 BB: 0 P: 15	R: 0 E: 0 K: 1 S: 10	H: 1 LOB: 1 BB: 0 P: 15	R: 0 E: 0 K: 0 S: 5	H: 1 LOB: 1 BB: 0 P: 9	R: 0 E: 0 K: 1 S: 11	H: 0 LOB: 0 BB: 0 P: 13	R: 0 E: 0 K: 0 S: 7	H: 1 LOB: 1 BB: 0 P: 10	R: 0 E: 0 K: 2 S: 9	H: 1 LOB: 1 BB: 0 P: 10	R: 0 E: 0 K: 1 S: 8	H: 1 LOB: 1 BB: 0 P: 14	R: 1 E: 0 K: 1 S: 8	H: 1 LOB: 0 BB: 0 P: 13	R: 0 E: 0 K: 2 S: 12	H: 1 LOB: 1 BB: 0 P: 17	1B: 8 2B: 0 3B: 0 HR: 2	SF: 0 SAC: 1 DP: 0 HBP: 0	WP: 0 PB: 0 SB: 0 CS: 0	PA: 40		
PITCHER Tim Belcher, R ERA: 2.61 Kevin Gross, R ERA: 3.5	IP 8.0	WLS 32	BF 8	H 1	R 1	ER 1	SO 8	BB 0	IBB 0	HBP 0	BLK 0	WP 0	HR 1	S 79	P 106	ERA 1.12	WHIP 1.000									
	IP 2.0	WLS 8	BF 2	H 1	R 1	ER 1	SO 3	BB 0	IBB 0	HBP 0	BLK 0	WP 0	HR 1	S 20	P 30	ERA 4.50	WHIP 1.000									

San Diego Padres @ Los Angeles Dodgers
 Dodger Stadium, Los Angeles, CA
 Mon Aug 19 1991, 7:05 PM PDT
 Att. 31,360 - Sunny - 72 F

AB	39
R	2
H	10
RBI	2
BB	0
SO	11
LOB	10



Batter	1	2	3	4	5	6	7	8	9	10	AB R H RBI BB SO LOB
Brett Butler, L (1, 8) OBP: 0.415, SLG: 0.350	1-2 G1-3		2-2 G5-3		1-2 G5-3			0-0 SH3-4		4-0 SH5-4 IBB	3 0 0 0 1 0 0
Mike Sharperson, R (1, 5) OBP: 0.354, SLG: 0.349	3-2 2B 1B		2-2 F8			1-2 F8		3-2 G4-3		0-1 SH5-4	4 0 1 0 0 0 1
Lenny Harris, L (10, PH) OBP: 0.358, SLG: 0.354			0-0 G1-3			0-0 G6-3		0-1 1B 1B		2-1 SF7	0 0 0 0 0 0 0
Kal Daniels, L (1, 7) OBP: 0.350, SLG: 0.402	1-3 K							3-H 2-1 1B 1B			4 1 1 1 0 1 1
Kevin Gross, R (9, 1) OBP: 0.389, SLG: 0.412								1-H 1B			0 0 0 0 0 0 0
Chris Cwynn, L (10, PH) OBP: 0.312, SLG: 0.423								1-2 FC5-4 1B			0 0 0 1 0 0 0
Darryl Strawberry, L (1, 9) OBP: 0.358, SLG: 0.472	0-1 1-3 2B			1-0 S 1B		4-2 BB		1-2 FC5-4			3 0 3 1 1 0 0
Eddie Murray, S (1, 3) OBP: 0.303, SLG: 0.368	2-2 F9			0-0 P4		1-0 F7		1-2 FC5-4			4 0 0 0 0 0 5
Juan Samuel, R (1, 4) OBP: 0.338, SLG: 0.400		2-3 K		1-0 F9			2-1 G4-3		1-2 L4		4 0 0 0 0 1 1
Mike Scioscia, L (1, 2) OBP: 0.367, SLG: 0.382		0-1 L4		2-2 G4-3			1-1 L6		1-2 G6-3		4 0 0 0 0 0 1
Jose Offerman, S (1, 6) OBP: 0.323, SLG: 0.213		3-2 1B			1-3 K		1-2 L5		0-1 G3		4 0 1 0 0 1 0
Tim Belcher, R (1, 1) OBP: 0.132, SLG: 0.151		1-0 G1-3			0-0 F8			4-2 G4-3 SH3-4 1B BB		2-1 SH5-4 SF7 2B	2 0 0 0 0 0 1
Mitch Webster, S (8, PH) OBP: 0.274, SLG: 0.315											1 2 1 0 1 0 0

Inning Stats	R: 0 E: 0 K: 1 S: 16	H: 2 LOB: 2 BB: 0 P: 23	R: 0 E: 0 K: 1 S: 11	H: 1 LOB: 1 BB: 0 P: 17	R: 0 E: 0 K: 0 S: 9	H: 0 LOB: 0 BB: 0 P: 13	R: 0 E: 0 K: 0 S: 6	H: 1 LOB: 1 BB: 0 P: 10	R: 0 E: 0 K: 1 S: 7	H: 0 LOB: 0 BB: 0 P: 9	R: 0 E: 0 K: 0 S: 8	H: 0 LOB: 1 BB: 1 P: 14	R: 0 E: 0 K: 0 S: 7	H: 0 LOB: 0 BB: 0 P: 11	R: 2 E: 0 K: 0 S: 13	H: 2 LOB: 1 BB: 1 P: 23	R: 0 E: 0 K: 0 S: 8	H: 0 LOB: 0 BB: 0 P: 10	R: 1 E: 0 K: 0 S: 6	H: 1 LOB: 1 BB: 1 P: 14	1B: 5 2B: 2 3B: 0 HR: 0	SF: 1 SAC: 2 DP: 0 HBP: 0	WP: 0 PB: 0 SB: 1 CS: 0	PA: 39
--------------	-------------------------------	----------------------------------	-------------------------------	----------------------------------	------------------------------	----------------------------------	------------------------------	----------------------------------	------------------------------	---------------------------------	------------------------------	----------------------------------	------------------------------	----------------------------------	-------------------------------	----------------------------------	------------------------------	----------------------------------	------------------------------	----------------------------------	----------------------------------	------------------------------------	----------------------------------	--------

PITCHER	IP	WLS	BF	H	R	ER	SO	BB	IBB	HBP	BLK	WP	HR	S	P	ERA	WHIP
Dennis Rasmussen, L (1, 1) ERA: 3.24	7.0		27	4	1	1	3	2	0	0	0	0	0	66	103	1.29	0.857
Craig Leferts, L (8, 1) ERA: 4.8	1.0		5	2	1	1	0	0	0	0	0	0	0	11	17	9.00	2.000
Larry Andersen, R (9, 1) ERA: 2.88	1.2	L	7	1	1	1	0	0	1	0	0	0	0	14	24	5.40	0.600


BOTTOM

San Diego Padres @ Los Angeles Dodgers
Dodger Stadium, Los Angeles, CA

Mon Aug 19 1991, 7:05 PM PDT
Att. 31,360 - Sunny - 72 F

livebaseballscorecards.com

AB	33
R	3
H	7
RBI	3
BB	3
SO	3
LOB	10



San Diego Padres @ Los Angeles Dodgers
 Dodger Stadium, Los Angeles, CA

Tue Aug 20 1991, 7:05 PM PDT
 Att. 35,227 - Sunny - 74 F

AB	29
R	4
H	5
RBI	4
BB	6
SO	8
LOB	13



WP:	0	PA:	38
PB:	0		
SB:	1		
CS:	0		

Batter	1	2	3	4	5	6	7	8	9	AB	R	H	RBI	BB	SO	LOB
Thomas Howard, S (1, 8) OBP: 0.309, SLG: 0.335	B1-3		K				K		F7	5	0	1	0	0	2	1
Tony Fernandez, S (1, 6) OBP: 0.337, SLG: 0.368	F7			G3-1	SF7				F7	3	0	0	1	1	0	0
Tony Gwynn, L (1, 9) Kevin Ward, R (4, PR) OBP: 0.209, SLG: 0.220	G6-3			BB 1B BB	G5-3				G6-3	1	0	0	0	1	0	0
Fred McGriff, L (1, 3) OBP: 0.395, SLG: 0.495		G4-3		BB 1B BB	K					2	1	0	0	2	1	1
Benito Santiago, R (1, 2) OBP: 0.272, SLG: 0.379		F8		1B 1-2 2-H 1B		S 1B SF9 1B			K	4	1	2	1	0	1	2
Jack Howell, L (1, 5) OBP: 0.262, SLG: 0.346		K		K		FC6-4 1B			G6-3	4	0	1	0	0	2	2
Jerald Clark, R (1, 7) OBP: 0.317, SLG: 0.380			SH1-4 BB	FC5-4 1B		SF9			G5-3	2	0	1	2	1	0	0
Paul Faries, R (1, 4) OBP: 0.259, SLG: 0.219		P2		FC5-4		FC6-4			G5-3	4	0	0	0	0	0	4
Greg Harris, R (1, 1) Tim Teufel, R (5, PH) Rich Rodriguez, L (5, 1) Oscar Azocar, L (6, PH) Jose Melendez, R (6, 1) Darrin Jackson, R (9, PH)			SH1-4		2B SF7 BB				K	0	0	0	0	0	0	0

Batter	1	2	3	4	5	6	7	8	9
Thomas Howard, S (1, 8) OBP: 0.309, SLG: 0.335	0-1 B1-3		0-3 K		2-2 2B		0-3 K		0-0 F7
Tony Fernandez, S (1, 6) OBP: 0.337, SLG: 0.368	1-0 F7			1-0 G3-1	1-0 SF7		4-2 BB		0-0 F7
Tony Gwynn, L (1, 9) Kevin Ward, R (4, PR) OBP: 0.209, SLG: 0.220	1-1 G6-3			4-2 BB 1B BB	0-1 G5-3		1-0 SAFE G6-3		1-2 G6-3
Fred McGriff, L (1, 3) OBP: 0.395, SLG: 0.495		1-0 G4-3		4-2 BB 1B BB	1-3 K		4-0 IBB		4-0 IBB
Benito Santiago, R (1, 2) OBP: 0.272, SLG: 0.379		1-0 F8		1-0 1B 1-2 2-H 1B		0-0 S 1B SF9 1B		2-3 K	0-0 K
Jack Howell, L (1, 5) OBP: 0.262, SLG: 0.346		0-3 K		0-3 K		1-2 FC6-4 1B		3-2 G6-3	0-0 G6-3
Jerald Clark, R (1, 7) OBP: 0.317, SLG: 0.380			4-2 SH1-4 BB	0-0 FC5-4 1B		2-2 SF9		1-1 G5-3	1-1 G5-3
Paul Faries, R (1, 4) OBP: 0.259, SLG: 0.219		1-2 P2		1-2 FC5-4		0-1 FC6-4		0-0 G5-3	0-0 G5-3
Greg Harris, R (1, 1) Tim Teufel, R (5, PH) Rich Rodriguez, L (5, 1) Oscar Azocar, L (6, PH) Jose Melendez, R (6, 1) Darrin Jackson, R (9, PH)			0-0 SH1-4		4-2 2B SF7 BB		1-3 K		1-3 K

Inning Stats	R: 0	H: 0	E: 0	K: 0	S: 5	P: 7	R: 0	H: 0	E: 0	K: 1	S: 5	P: 7	R: 0	H: 0	E: 0	K: 1	S: 10	P: 15	R: 2	H: 2	E: 0	K: 1	S: 14	P: 25	R: 1	H: 1	E: 0	K: 1	S: 12	P: 20	R: 1	H: 2	E: 0	K: 1	S: 13	P: 17	R: 0	H: 0	E: 0	K: 2	S: 9	P: 20	R: 0	H: 0	E: 0	K: 0	S: 6	P: 10	R: 0	H: 0	E: 0	K: 1	S: 7	P: 8	1B: 4	SF: 2	2B: 1	SAC: 1	3B: 0	DP: 0	HR: 0	HBP: 0	WP: 0	PA: 38
--------------	------	------	------	------	------	------	------	------	------	------	------	------	------	------	------	------	-------	-------	------	------	------	------	-------	-------	------	------	------	------	-------	-------	------	------	------	------	-------	-------	------	------	------	------	------	-------	------	------	------	------	------	-------	------	------	------	------	------	------	-------	-------	-------	--------	-------	-------	-------	--------	-------	--------

PITCHER	IP	WLS	BF	H	R	ER	SO	BB	IBB	HBP	BLK	WP	HR	S	P	ERA	WHIP
Ramon Martinez, R (1, 1) ERA: 2.94	5.0	W	24	5	4	4	4	4	0	0	0	0	0	50	79	7.20	1.800
Jim Gott, R (6, 1) ERA: 3.42	1.0		3	0	0	0	1	0	0	0	0	0	0	9	12	0.00	0.000
Roger McDowell, R (7, 1) ERA: 3.14	2.0		8	0	0	0	2	1	1	0	0	0	0	15	30	0.00	0.500
Jay Howell, R (9, 1) ERA: 3.05	1.0	S	3	0	0	0	1	0	0	0	0	0	0	7	8	0.00	0.000

PITCHER	IP	WLS	BF	H	R	ER	SO	BB	IBB	HBP	BLK	WP	HR	S	P	ERA	WHIP
---------	----	-----	----	---	---	----	----	----	-----	-----	-----	----	----	---	---	-----	------

Batter	1	2	3	4	5	6	7	8	9	AB	R	H	RBI	BB	SO	LOB
Brett Butler, L OBP: 0.417, SLG: 0.352 (1, 8) X	0-0 G4-6-3 1B 1B	4-0 BB		1-0 G6-3 1B			2-3 K			3	1	2	0	1	1	0
Lenny Harris, L OBP: 0.356, SLG: 0.352 (1, 4) X	0-0 G4-6-3 1B	1-2 L7		1-0 G6-3			0-1 F9			4	0	1	0	0	0	3
Kal Daniels, L OBP: 0.349, SLG: 0.410 (1, 7) X	0-0 G4-6-3 1-2f 2-3		0-0 G1-3	2-0 G3-1			2-2 HR			4	1	1	1	0	0	3
Darryl Strawberry, L OBP: 0.362, SLG: 0.484 (1, 9) C F B X	1-2 HR 1B		0-0 HR		0-3 K		3-1 BB 1B			4	2	3	2	0	1	0
Eddie Murray, S OBP: 0.307, SLG: 0.377 (1, 3) C B B B X	3-1 HR		0-2 1B 1B		1-0 G5-3		4-2 BB			3	2	2	2	1	0	0
Mike Scioscia, L OBP: 0.366, SLG: 0.380 (1, 2) B C B F F S	2-3 K		1-1 CS 1B		3-1 G4-3		0-2 G3			4	0	1	0	0	1	2
Dave Hansen, L OBP: 0.269, SLG: 0.400 (1, 5)		2-3 K	3-2 1B			0-0 P6		1-0 F7		4	0	1	1	0	1	0
Mike Sharperson, R OBP: 0.354, SLG: 0.349 (9, 5)			1-2 3-H 1B							0	0	0	0	0	0	0
Jose Offerman, S OBP: 0.320, SLG: 0.205 (1, 6) M B B B B		4-1 SH2-4 BB	1-2 L9			1-3 K		0-0 G4-3		3	0	0	0	1	1	1
Ramon Martinez, R OBP: 0.315, SLG: 0.100 (1, 1)		0-0 SH2-4		0-0 F8				2-2 F9		1	0	0	0	0	0	0
Jim Gott, R OBP: 0.500, SLG: 0.500 (6, 1)										0	0	0	0	0	0	0
Stan Javier, S OBP: 0.256, SLG: 0.297 (6, PH)										1	0	0	0	0	0	0
Roger McDowell, R OBP: 0.256, SLG: 0.297 (7, 1)										0	0	0	0	0	0	0
Chris Gwynn, L OBP: 0.310, SLG: 0.420 (8, PH)										1	0	0	0	0	0	0
Jay Howell, R OBP: 0.310, SLG: 0.420 (9, 1)										0	0	0	0	0	0	0

Inning Stats	R: 3	H: 4	E: 0	K: 1	S: 12	H: 4	LOB: 0	BB: 0	P: 18	R: 0	H: 0	E: 0	K: 1	S: 9	R: 0	H: 4	E: 0	K: 0	S: 16	R: 0	H: 1	E: 0	K: 0	S: 4	R: 0	H: 0	E: 0	K: 1	S: 6	R: 0	H: 0	E: 0	K: 1	S: 6	R: 1	H: 2	E: 0	K: 1	S: 18	R: 0	H: 0	E: 0	K: 0	S: 6	R: 0	H: 0	E: 0	K: 0	S: 9
--------------	------	------	------	------	-------	------	--------	-------	-------	------	------	------	------	------	------	------	------	------	-------	------	------	------	------	------	------	------	------	------	------	------	------	------	------	------	------	------	------	------	-------	------	------	------	------	------	------	------	------	------	------

PITCHER	IP	WLS	BF	H	R	ER	SO	BB	IBB	HBP	BLK	WP	HR	S	P	ERA	WHIP
Greg Harris, R ERA: 2.38 (1, 1)	4.0	L	21	9	5	5	2	2	0	0	0	0	2	41	67	11.25	2.750
Rich Rodriguez, L ERA: 3.16 (5, 1)	1.0		3	0	0	0	1	0	0	0	0	0	0	6	10	0.00	0.000
Jose Melendez, R ERA: 2.91 (6, 1)	3.0		12	2	1	1	2	1	0	0	0	0	1	30	45	3.00	1.000


BOTTOM

San Diego Padres @ Los Angeles Dodgers
Dodger Stadium, Los Angeles, CA

Tue Aug 20 1991, 7:05 PM PDT
Att: 35,227 - Sunny - 74 F

AB	32
R	6
H	11
RBI	6
BB	3
SO	5
LOB	9

WP: 0 PA: 36
PB: 0
SB: 0
CS: 1



PITCHER	IP	WLS	BF	H	R	ER	SO	BB	IBB	HBP	BLK	WP	HR	S	P	ERA	WHIP
---------	----	-----	----	---	---	----	----	----	-----	-----	-----	----	----	---	---	-----	------

Batter	1	2	3	4	5	6	7	8	9	AB R H RBI BB SO LOB	TOP																										
Darrin Jackson, R OBP: 0.326, SLG: 0.488 (1, 8)	1-0 BLK 1B		0-1 1B SF7 1B		1-1 G6-3	1-3 K		4-2 BB		4 1 2 0 1 1 1																											
Jack Howell, L OBP: 0.289, SLG: 0.353 Tim Teufel, R OBP: 0.325, SLG: 0.338 (7, PH) (7, 5)	1-3 SAFE SAFE SAFE SAFE		1-0 SAFE SF7 1B FC5-4 1B		0-1 1B		1-1 G6-3	2-1 P2		3 1 2 0 0 1 1 2 0 0 0 0 0 1																											
Kevin Ward, R OBP: 0.229, SLG: 0.261 (1, 9)	2-0 G5-3		0-0 FC5-4 1B		1-0 P2		0-0 1B 2B		1-3 SAFE SAFE SAFE	5 1 2 0 0 1 2																											
Fred McGriff, L OBP: 0.393, SLG: 0.491 (1, 3)	0-0 F7		3-1 SF7 1B 2-3 3-H		1-0 P5		4-2 1B BB		0-0 SAFE SAFE SAFE	3 0 0 1 1 0 2																											
Benito Santiago, R OBP: 0.271, SLG: 0.377 (1, 2)		3-2 F4	1-0 FC5-4 1-2f 3-H			3-2 G5-3	1-1 1-2 2-H	1B	1-3 SAFE SAFE SAFE	5 0 1 2 0 0 1																											
Jerald Clark, R OBP: 0.316, SLG: 0.381 (1, 7)		0-0 P6	1-2 P4			0-1 1B 2B	1-2 P2			4 1 1 0 0 0 3																											
Paul Faries, R OBP: 0.259, SLG: 0.220 (1, 4)		0-1 FC5 HBP 1B		1-0 G4-3		2-1 G5-3	1-2 G6-3			4 0 1 0 0 0 3																											
Craig Shipley, R OBP: 0.258, SLG: 0.267 (1, 6)		1-0 HBP		0-2 G6-3		1-2 2B 1B		1-3 K		3 1 1 0 0 1 0																											
Ricky Bones, R Jim Lewis, R Thomas Howard, S Rich Rodriguez, L Oscar Azocar, L Mike Maddux, L (1, 1) (5, 1) (6, PH) (6, 1) (8, PH) (8, 1)		1-2 FC5		0-0 P2		0-0 2B		0-1 G3-1		2 0 0 0 0 0 2 0 0 0 0 0 0 0 1 0 1 2 0 0 0 0 0 0 0 0 0 0 1 0 0 0 0 0 0 0 0 0 0 0 0 0																											
Inning Stats	R: 0 E: 0 K: 1 S: 7	H: 1 LOB: 1 BB: 0 P: 11	R: 0 E: 0 K: 0 S: 10	H: 1 LOB: 2 BB: 0 P: 15	R: 2 E: 0 K: 0 S: 10	H: 3 LOB: 1 BB: 0 P: 16	R: 0 E: 0 K: 0 S: 5	H: 0 LOB: 0 BB: 0 P: 6	R: 0 E: 0 K: 0 S: 6	H: 1 LOB: 1 BB: 0 P: 9	R: 2 E: 0 K: 1 S: 16	H: 3 LOB: 1 BB: 0 P: 23	R: 1 E: 0 K: 0 S: 14	H: 2 LOB: 2 BB: 1 P: 22	R: 0 E: 0 K: 1 S: 9	H: 0 LOB: 1 BB: 1 P: 16	R: 0 E: 0 K: 1 S: 6	H: 0 LOB: 0 BB: 0 P: 9	1B: 8 2B: 3 3B: 0 HR: 0	SF: 1 SAC: 0 DP: 0 HBP: 1	WP: 0 PB: 0 SB: 0 CS: 0	PA: 41															
PITCHER	IP WLS BF H R ER SO BB IBB HBP BLK WP HR S P ERA WHIP																				PITCHER	IP WLS BF H R ER SO BB IBB HBP BLK WP HR S P ERA WHIP															
Orel Hershiser, R ERA: 4.11 (1, 1)	5.2 W	27	9	4	4	1	0	0	0	1	0	0	0	51	76	6.35	1.588																				
Tim Crews, R ERA: 2.95 (6, 1)	0.1	1	0	0	0	1	0	0	0	0	0	0	3	4	0.00	0.000																					
John Candelaria, L ERA: 2.79 (7, 1)	0.1	3	1	1	1	0	1	0	0	0	0	0	5	10	27.00	6.000																					
Kevin Gross, R ERA: 3.43 (7, 1)	1.2	7	1	0	0	1	1	0	0	0	0	0	18	28	0.00	1.200																					
Jay Howell, R ERA: 2.98 (9, 1)	1.0	3	0	0	0	1	0	0	0	0	0	0	6	9	0.00	0.000																					

San Diego Padres @ Los Angeles Dodgers
 Dodger Stadium, Los Angeles, CA
 Wed Aug 21 1991, 3:33 AM PDT
 Att. 32,864 - Sunny - 79 F

AB	37
R	5
H	11
RBI	5
BB	2
SO	4
LOB	16



Batter	1	2	3	4	5	6	7	8	9
Brett Butler, L OBP: 0.418, SLG: 0.352 Mitch Webster, S OBP: 0.272, SLG: 0.313 (1, 8) (8, PH) (9, 8)	1-3 K		2-0 G6-3		1-0 2B HR 1B		4-1 SH HR BB	2-3 K	
Lenny Harris, L OBP: 0.358, SLG: 0.357 (1, 4) (7, 5)	3-2 G6-3			2-1 S 1B	2-1 1-3 HR 2B		1-1 SH HR	0-2 L5	
Kal Daniels, L OBP: 0.348, SLG: 0.406 (1, 7)	3-3 K			1-3 K	4-2 HR BB		2-0 F7		
Darryl Strawberry, L OBP: 0.363, SLG: 0.501 (1, 9)		2-0 P5		2-2 F7	0-2 1-1 2-1 3-1 HR		2-0 HR		
Eddie Murray, S OBP: 0.308, SLG: 0.375 (1, 3)		4-1 WP 1B BB		4-2 BB	1-3 K		2-2 F8		
Mike Scioscia, L OBP: 0.364, SLG: 0.378 (1, 2)		2-2 G4-6-3 1B		1-2 F7		0-1 G3	2-2 F7		
Dave Hansen, L OBP: 0.286, SLG: 0.407 Juan Samuel, R OBP: 0.337, SLG: 0.399 (1, 5) (6, PH) (7, 4)	0-1 G4-6-3				1-0 FC6-4 1B	0-1 G4-3		2-1 F8	
Jose Offerman, S OBP: 0.327, SLG: 0.209 (1, 6)			1-0 L7		2-0 FC6-4 1B	1-0 1B	4-1 1B BB		
Orel Hershiser, R OBP: 0.376, SLG: 0.333 Tim Crews, R Stan Javier, S OBP: 0.254, SLG: 0.295 John Candelaria, L Kevin Gross, R OBP: 0.389, SLG: 0.412 Chris Gwynn, L OBP: 0.315, SLG: 0.425 Jay Howell, R (1, 1) (6, 1) (6, PH) (7, 1) (7, 1) (8, PH) (9, 1)			0-3 K2-3		1-1 F7	0-0 F8	2-1 1B		

Inning Stats	R: 0 E: 0 K: 2 S: 9	H: 0 LOB: 0 BB: 0 P: 16	R: 1 E: 0 K: 0 S: 7	H: 1 LOB: 0 BB: 1 P: 15	R: 0 E: 0 K: 1 S: 5	H: 0 LOB: 0 BB: 0 P: 8	R: 0 E: 0 K: 1 S: 15	H: 1 LOB: 2 BB: 1 P: 25	R: 5 E: 0 K: 1 S: 17	H: 4 LOB: 0 BB: 1 P: 28	R: 0 E: 0 K: 0 S: 6	H: 1 LOB: 1 BB: 0 P: 7	R: 3 E: 0 K: 0 S: 12	H: 1 LOB: 0 BB: 1 P: 25	R: 0 E: 0 K: 1 S: 11	H: 1 LOB: 2 BB: 1 P: 21
--------------	------------------------------	----------------------------------	------------------------------	----------------------------------	------------------------------	---------------------------------	-------------------------------	----------------------------------	-------------------------------	----------------------------------	------------------------------	---------------------------------	-------------------------------	----------------------------------	-------------------------------	----------------------------------

PITCHER	IP	WLS	BF	H	R	ER	SO	BB	IBB	HBP	BLK	WP	HR	S	P	ERA	WHIP
Ricky Bones, R ERA: 4.34 (1, 1)	4.2	L	22	6	6	6	4	3	0	0	0	1	1	49	87	11.57	1.929
Jim Lewis, R ERA: (5, 1)	0.1		1	0	0	0	1	0	0	0	0	0	0	4	5	0.00	0.000
Rich Rodriguez, L ERA: 3.48 (6, 1)	2.0		10	2	3	3	0	1	0	0	0	0	1	18	32	13.50	1.500
Mike Maddux, R ERA: 2.64 (8, 1)	1.0		5	1	0	0	1	1	0	0	0	0	0	11	21	0.00	2.000

BOTTOM

AB	R	H	RBI	BB	SO	LOB
3	2	1	1	1	1	0
1	0	0	0	0	1	2
4	2	2	0	0	0	2
3	1	0	0	1	2	3
4	2	2	7	0	0	1
2	1	0	0	2	1	0
4	0	1	1	0	0	2
2	0	1	0	0	0	1
2	0	0	0	0	0	0
3	1	1	0	1	0	1
2	0	0	0	0	1	1
0	0	0	0	0	0	0
1	0	0	0	0	0	1
0	0	0	0	0	0	0
1	0	1	0	0	0	0
0	0	0	0	0	0	0

San Diego Padres @ Los Angeles Dodgers
Dodger Stadium, Los Angeles, CA

Wed Aug 21 1991, 3:33 AM PDT
Att: 32,864 - Sunny - 79 F

livebaseballscorecards.com

AB	32
R	9
H	9
RBI	9
BB	5
SO	6
LOB	14



WP: 2	PA: 38
PB: 0	
SB: 2	
CS: 0	

Batter	1	2	3	4	5	6	7	8	9	AB R H RBI BB SO LOB	TOP																
Brett Butler, L OBP: 0.418, SLG: 0.353 (1, 8) C B B X	2-1 F7 ①		1-1 2B 1B		0-0 F8 ③			0-1 SH SF9 1B		4 1 2 0 0 0 1																	
Lenny Harris, L OBP: 0.361, SLG: 0.363 (1, 5) (8, 4) F F B B X	2-2 P5 ②		2-0 1B 2B			0-0 WP 1B 1B		0-1 SH 1B 1-3		3 0 2 0 0 0 0																	
Kal Daniels, L OBP: 0.347, SLG: 0.408 (1, 7) C F F B B X	2-2 2B		0-0 G4-3 ③			1-0 P5 ①		2-1 SF9 ①		3 0 1 1 0 0 3																	
Darryl Strawberry, L OBP: 0.360, SLG: 0.496 (1, 9) B X	1-0 P6 ③			2-3 K ①		0-2 F8 ②		0-0 L6 ②		4 0 0 0 0 1 3																	
Eddie Murray, S OBP: 0.310, SLG: 0.376 (1, 3) S B B B B		2-3 K ①		3-2 G3 ②		2-2 1B WP 1B 1-2		2-1 1B 1-3 1B		4 0 2 0 0 1 0																	
Juan Samuel, R OBP: 0.336, SLG: 0.397 (1, 4) John Candelaria, L (8, 1) Roger McDowell, R (8, 1)		1-3 K ②		3-1 G5-3 ③		2-2 1B 1-3 2-3 1B		1-0 F9 ③		4 0 1 0 0 1 2 0 0 0 0 0 0 0 0 0 0 0 0 0 0																	
Mike Scioscia, L OBP: 0.359, SLG: 0.372 (1, 2) B F B B X		2-2 P4 ③			1-1 G3 ①		1-1 G3 ①		0-2 F7 ①	4 0 0 0 0 0 0																	
Jose Offerman, S OBP: 0.336, SLG: 0.216 (1, 6) Mitch Webster, S OBP: 0.276, SLG: 0.313 (9, PH) L B C B B B			4-2 CS BB		0-0 SH1-4 1B		0-1 G6-3 ②		4-2 G6-4-3 BB	2 0 1 0 1 0 0 0 0 0 0 1 0 0																	
Bob Ojeda, L OBP: 0.239, SLG: 0.262 (1, 1) Stan Javier, S OBP: 0.253, SLG: 0.293 (7, PH) Tim Crews, R (7, 1) Dave Hansen, L OBP: 0.286, SLG: 0.407 (8, 5) Chris Gwynn, L OBP: 0.313, SLG: 0.421 (9, PH) M S B B X		2-1 G3 ②		2-1 SH1-4 ②		2-0 G4-3 ③		2-0 G4-3 ③		0-1 G6-4-3 ② ③	1 0 0 0 0 0 1 1 0 1 0 0 0 0 0 1																
Inning Stats	R: 0 E: 0 K: 0 S: 12	H: 1 LOB: 1 BB: 0 P: 19	R: 0 E: 0 K: 2 S: 9	H: 0 LOB: 0 BB: 0 P: 14	R: 0 E: 0 K: 0 S: 8	H: 2 LOB: 2 BB: 1 P: 17	R: 0 E: 0 K: 1 S: 8	H: 0 LOB: 0 BB: 0 P: 16	R: 0 E: 0 K: 0 S: 6	H: 1 LOB: 1 BB: 0 P: 9	R: 0 E: 0 K: 0 S: 16	H: 3 LOB: 3 BB: 0 P: 21	R: 0 E: 0 K: 0 S: 5	H: 0 LOB: 0 BB: 0 P: 8	R: 1 E: 1 K: 0 S: 10	H: 2 LOB: 2 BB: 0 P: 15	R: 0 E: 0 K: 0 S: 9	H: 0 LOB: 0 BB: 1 P: 13	1B: 7 2B: 2 3B: 0 HR: 0	SF: 1 SAC: 2 DP: 1 HBP: 0	WP: 1 PB: 0 SB: 0 CS: 1	PA: 36					
PITCHER	IP	WLS	BF	H	R	ER	SO	BB	IBB	HBP	BLK	WP	HR	S	P	ERA	WHIP										
Jose DeLeon, R ERA: 2.85 (1, 1)	6.0		24	7	0	0	3	1	0	0	0	1	0	59	96	0.00	1.333										
Scott Terry, R ERA: 2.01 (7, 1)	1.0		4	1	1	0	0	0	0	0	0	0	0	7	10	0.00	1.000										
Bob McClure, L ERA: 5.73 (8, 1)	0.2		4	1	0	0	0	0	0	0	0	0	0	7	11	0.00	1.500										
Cris Carpenter, R ERA: 4.28 (8, 1)	0.1	W	1	0	0	0	0	0	0	0	0	0	0	1	2	0.00	0.000										
Lee Smith, R ERA: 2.47 (9, 1)	1.0	S	3	0	0	0	0	1	0	0	0	0	0	9	13	0.00	1.000										

Los Angeles Dodgers @ St. Louis Cardinals
 Busch Stadium, St. Louis, MO
 Fri Aug 23 1991, 7:05 PM CDT
 Att. 40,465 - Cloudy - 93 F

AB	31
R	1
H	9
RBI	1
BB	2
SO	3
LOB	11

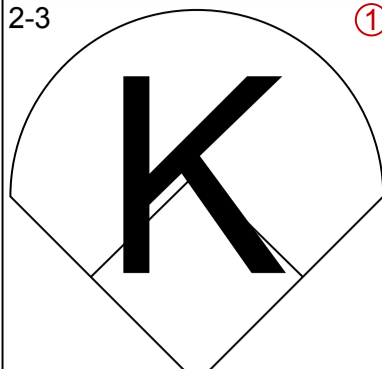
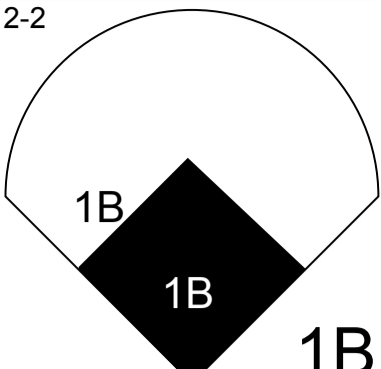
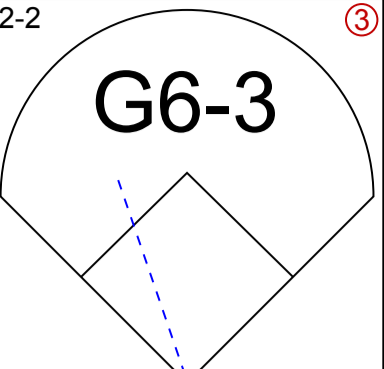
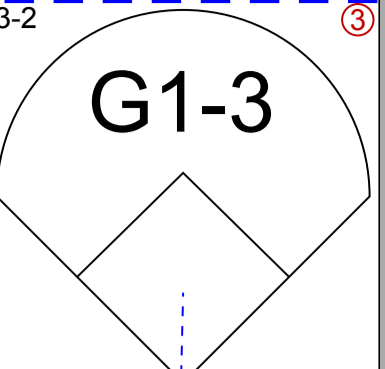
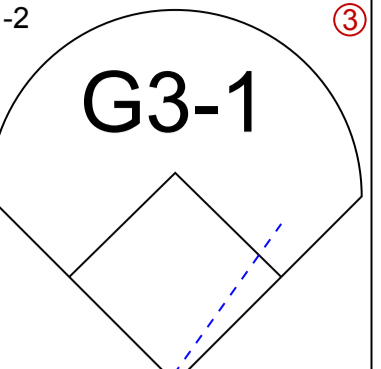
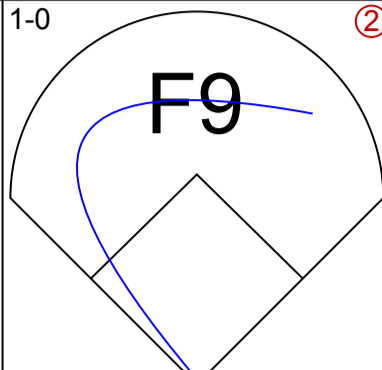
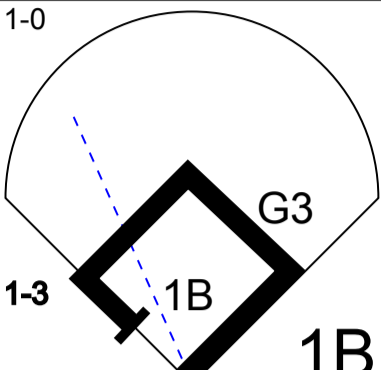
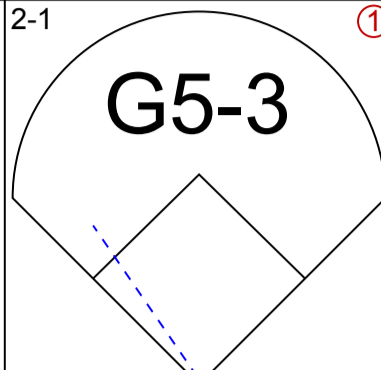
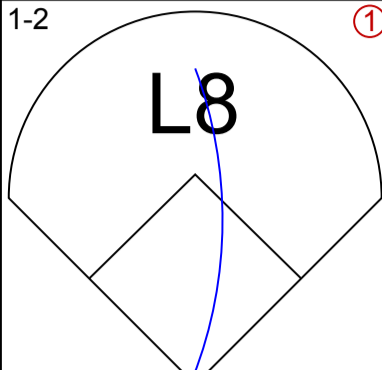
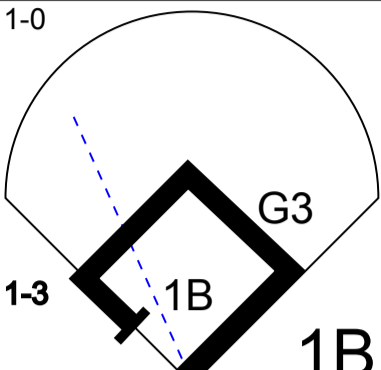
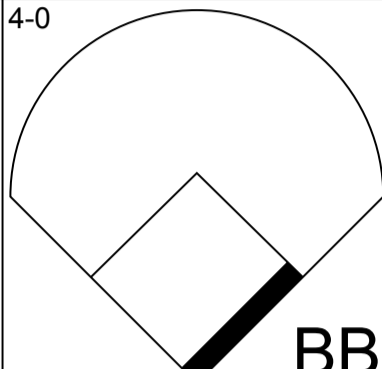
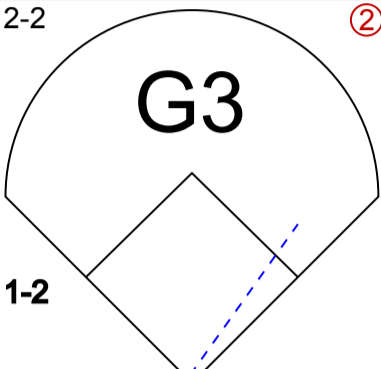
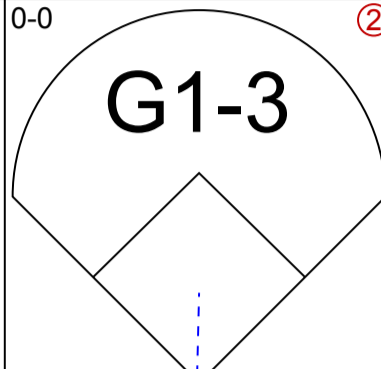
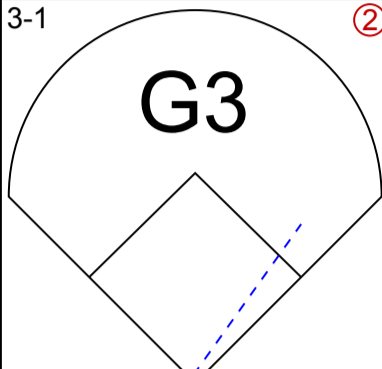
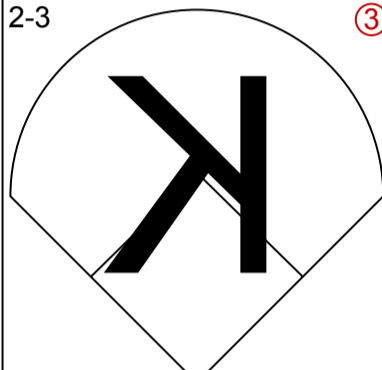
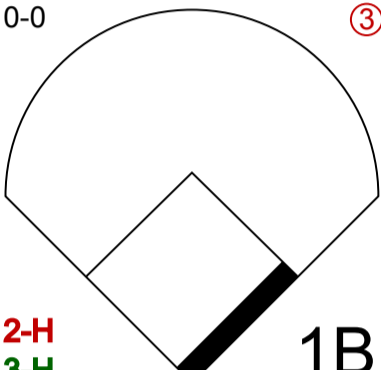
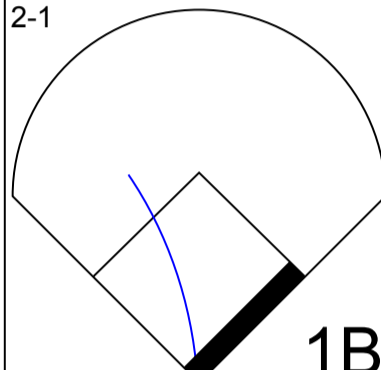
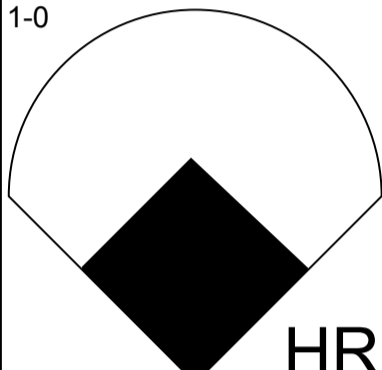
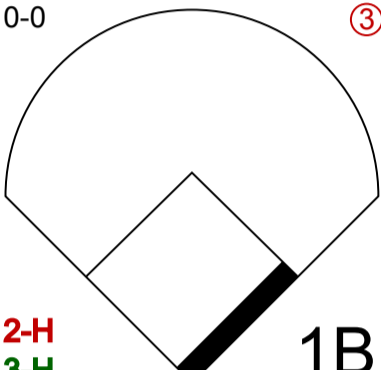
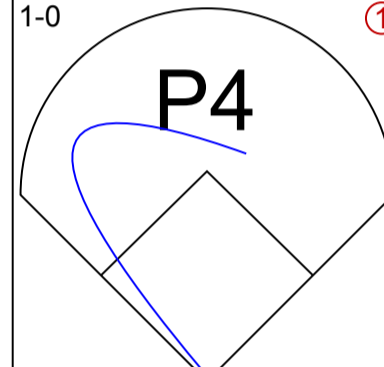
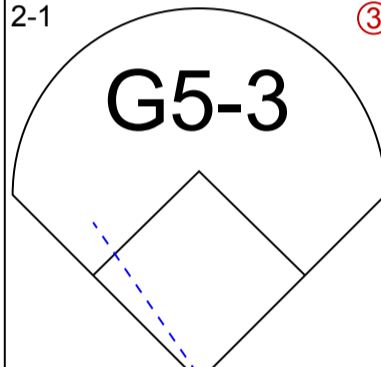
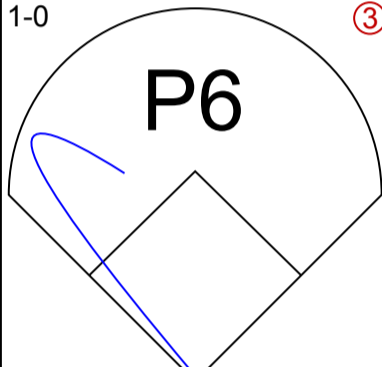
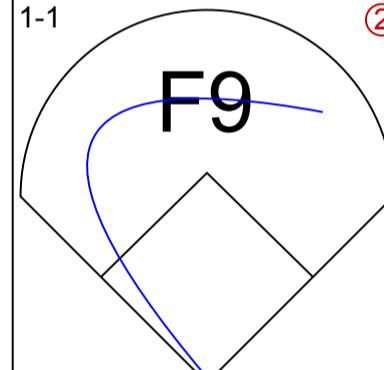
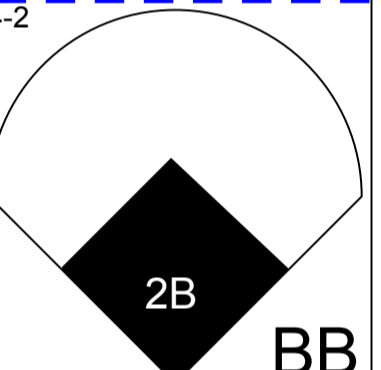
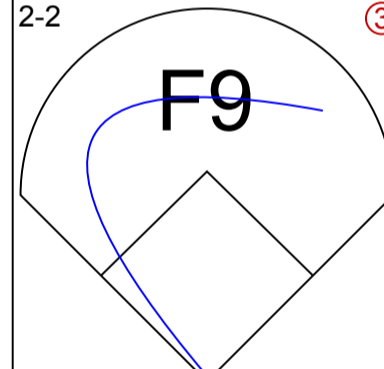
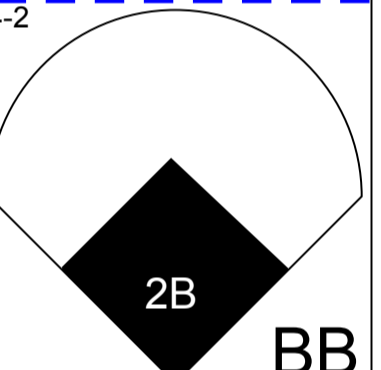
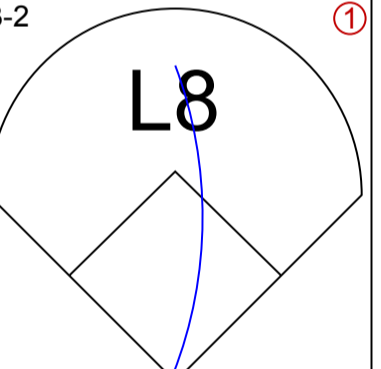
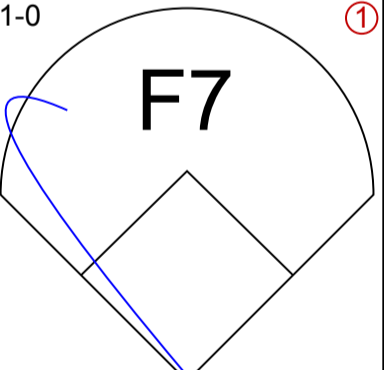
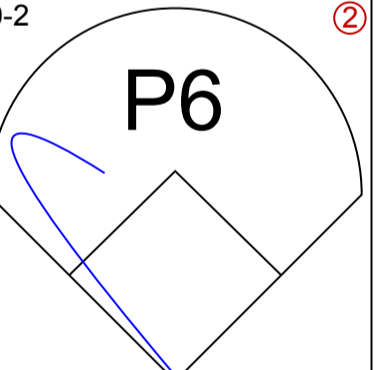
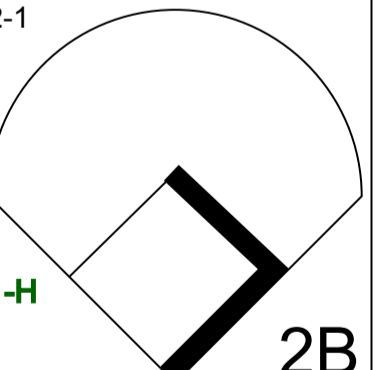
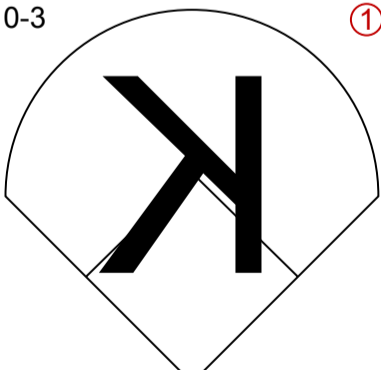
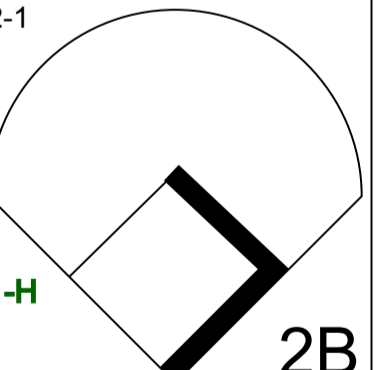


Batter	1	2	3	4	5	6	7	8	9	AB	R	H	RBI	BB	SO	LOB	BOTTOM		
Rex Hudler, R (1, 8) <small>OBP: 0.268, SLG: 0.322</small> Ray Lankford, L (8, PH) <small>OBP: 0.289, SLG: 0.363</small> (9, 8)	0-1 		0-0 			1 SAFE 0-1 		1 SAFE 1 SAFE 0-3 		3	1	1	0	0	0	1			
Ozzie Smith, S (1, 6) <small>OBP: 0.394, SLG: 0.360</small>	1-2 			2-1 		1-0 				3	0	0	0	0	0	2			
Todd Zeile, R (1, 5) <small>OBP: 0.343, SLG: 0.406</small>	2-1 			3-3 			3-3 			3	0	1	1	0	2	0			
Pedro Guerrero, R (1, 3) <small>OBP: 0.340, SLG: 0.388</small>	0-0 			0-0 			2-3 			3	0	0	0	0	1	1			
Felix Jose, S (1, 9) <small>OBP: 0.375, SLG: 0.434</small>					2-2 			1-1 											
Milt Thompson, L (1, 7) <small>OBP: 0.400, SLG: 0.469</small>					1-1 			0-0 											
Tom Pagnozzi, R (1, 2) <small>OBP: 0.304, SLG: 0.342</small>					3-2 			2-2 											
José Oquendo, S (1, 4) <small>OBP: 0.387, SLG: 0.339</small>					3-2 			3-2 											
Jose DeLeon, R (1, 1) <small>OBP: 0.044, SLG: 0.044</small> Luis Alícea, S (8, PH) <small>OBP: 0.310, SLG: 0.250</small> Scott Terry, R (7, 1) <small>OBP: 0.143, SLG: 0.143</small> Bob McClure, R (8, 1) <small>OBP: 0.333, SLG: 0.333</small> Cris Carpenter, R (8, PH) <small>OBP: 0.298, SLG: 0.234</small> Craig Wilson, R (8, PR) <small>OBP: 0.289, SLG: 0.405</small> Geronimo Peña, S (8, PR) <small>OBP: 0.289, SLG: 0.405</small> Lee Smith, R (9, 1)				2-1 		4-2 		2-2 											
Inning Stats	R: 1 H: 2 E: 0 LOB: 0 K: 0 BB: 0 S: 8 P: 11	R: 0 H: 0 E: 0 LOB: 0 K: 1 BB: 1 S: 14 P: 25	R: 0 H: 0 E: 0 LOB: 0 K: 0 BB: 0 S: 6 P: 10	R: 0 H: 0 E: 0 LOB: 0 K: 1 BB: 0 S: 6 P: 11	R: 0 H: 0 E: 0 LOB: 0 K: 0 BB: 0 S: 10 P: 16	R: 0 H: 0 E: 0 LOB: 1 K: 1 BB: 1 S: 8 P: 16	R: 0 H: 0 E: 0 LOB: 0 K: 2 BB: 0 S: 8 P: 14	R: 1 H: 2 E: 0 LOB: 1 K: 1 BB: 0 S: 15 P: 22	1B: 3 SF: 1 2B: 2 SAC: 0 3B: 0 DP: 1 HR: 0 HBP: 0	WP: 0 PA: 29 PB: 0 SB: 2 CS: 1									
PITCHER Bob Ojeda, L (1, 1) <small>ERA: 3.34</small> Tim Crews, R (7, 1) <small>ERA: 3.03</small> John Candelaria, L (8, 1) <small>ERA: 2.76</small> Roger McDowell, R (8, 1) <small>ERA: 3.13</small>	IP WLS BF H R ER SO BB IBB HBP BLK WP HR S P ERA WHIP 6.0 1 20 2 1 1 3 2 0 0 0 0 0 0 1.50 0.667 1.1 L 5 1 1 1 2 0 0 0 0 0 0 0 13 21 6.75 0.750 0.1 2 1 0 0 0 0 0 0 0 0 0 0 7 12 0.00 3.000 0.1 1 0 0 0 0 1 0 0 0 0 0 0 3 3 0.00 0.000	PITCHER IP WLS BF H R ER SO BB IBB HBP BLK WP HR S P ERA WHIP 0.0 0 0 0 0 0 0 0 0 0 0 0 0 0 0 0.00 0.000	PITCHER IP WLS BF H R ER SO BB IBB HBP BLK WP HR S P ERA WHIP 0.0 0 0 0 0 0 0 0 0 0 0 0 0 0 0 0.00 0.000																

Los Angeles Dodgers @ St. Louis Cardinals
 Busch Stadium, St. Louis, MO
 Fri Aug 23 1991, 7:05 PM CDT
 Att. 40,465 - Cloudy - 93 F

AB	25
R	2
H	4
RBI	2
BB	2
SO	6
LOB	8



Batter	1	2	3	4	5	6	7	8	9	AB R H RBI BB SO LOB	TOP											
Brett Butler, L (1, 8) OBP: 0.417, SLG: 0.352	2-3 		2-2 		2-2 		3-2 		1-2 	5 1 1 0 0 1 3												
Lenny Harris, L (1, 5) OBP: 0.360, SLG: 0.363	1-0 		1-0 			2-1 		1-2 		3 0 1 0 0 0 0 1 0 0 0 0 0 0												
Mike Sharperson, R (8, PH) OBP: 0.351, SLG: 0.346			1-3 																			
Kal Daniels, L (1, 7) OBP: 0.346, SLG: 0.405	4-0 		2-2 			0-0 		3-1 		3 0 0 0 1 0 2												
Darryl Strawberry, L (1, 9) OBP: 0.363, SLG: 0.507	2-3 		0-0 			2-1 		1-0 		4 1 3 2 0 1 1												
Eddie Murray, S (1, 3) OBP: 0.310, SLG: 0.375			2-H 3-H 		1-0 		2-1 		1-0 	4 0 1 0 0 0 1												
Mike Scioscia, L (1, 2) OBP: 0.361, SLG: 0.369					1-1 				4-2 	2 1 0 0 2 0 1												
Juan Samuel, R (1, 4) OBP: 0.333, SLG: 0.394					2-2 				4-2 													
Jose Offerman, S (1, 6) OBP: 0.327, SLG: 0.209									3-2 	4 0 0 0 0 1 3												
Chris Gwynn, L (9, PH) OBP: 0.310, SLG: 0.417					1-0 				0-2 	3 0 0 0 0 1 2 1 0 0 0 0 0 1												
Mike Morgan, R (1, 1) OBP: 0.083, SLG: 0.086									2-1 	2 0 0 0 0 1 0												
Stan Javier, S (7, PH) OBP: 0.257, SLG: 0.293					0-3 					0 0 0 0 1 0 0												
Kevin Gross, R (7, 1) OBP: 0.389, SLG: 0.412										0 0 0 0 0 0 0												
Jim Gott, R (8, 1) OBP: 0.500, SLG: 0.500										0 0 0 0 0 0 0												
Dave Hansen, L (9, PH) OBP: 0.310, SLG: 0.464									1-H 	1 0 1 1 0 0 0												
Inning Stats	R: 0 E: 0 K: 2 S: 10	H: 0 LOB: 1 BB: 1 P: 19	R: 0 E: 0 K: 1 S: 10	H: 1 LOB: 1 BB: 0 P: 18	R: 1 E: 0 K: 1 S: 13	H: 3 LOB: 2 BB: 0 P: 17	R: 0 E: 0 K: 0 S: 6	H: 0 LOB: 0 BB: 0 P: 10	R: 0 E: 0 K: 0 S: 8	H: 0 LOB: 0 BB: 0 P: 11	R: 0 E: 0 K: 0 S: 7	H: 1 LOB: 1 BB: 0 P: 13	R: 0 E: 0 K: 1 S: 11	H: 0 LOB: 2 BB: 2 P: 23	R: 1 E: 0 K: 0 S: 8	H: 1 LOB: 0 BB: 0 P: 14	R: 1 E: 0 K: 0 S: 15	H: 1 LOB: 1 BB: 1 P: 25	1B: 5 2B: 1 3B: 0 HR: 1	SF: 0 SAC: 0 DP: 0 HBP: 0	WP: 0 PB: 0 SB: 0 CS: 0	PA: 37
PITCHER	IP WLS BF H R ER SO BB IBB HBP BLK WP HR S P ERA WHIP																					
Omar Olivares, R (1, 1) ERA: 4.33	6.2 W 27 5 1 1 5 3 0 0 0 0 0 0 62 105 1.35 1.200																					
Bob McClure, L (7, 1) ERA: 5.79	1.1 5 1 1 1 0 0 0 0 0 0 0 1 11 20 6.75 0.750																					
Scott Terry, R (9, 1) ERA: 2.11	1.0 5 1 1 1 0 1 0 0 0 0 0 0 15 25 9.00 2.000																					

Los Angeles Dodgers @ St. Louis Cardinals
 Busch Stadium, St. Louis, MO
 Sat Aug 24 1991, 7:05 PM CDT
 Att. 45,962 - Cloudy - 94 F

AB	33
R	3
H	7
RBI	3
BB	4
SO	5
LOB	14



Batter	1	2	3	4	5	6	7	8	9	AB	R	H	RBI	BB	SO	LOB	BOTTOM				
Ray Lankford, L OBP: 0.293, SLG: 0.371 (1, 8)	0-1 G6-3 ①		0-0 CS 1B ①		4-2 E 1B BB ①		0-0 1-H HR ①	2-2 G4-3 ③		4	2	2	2	1	0	0	Los Angeles Dodgers @ St. Louis Cardinals Busch Stadium, St. Louis, MO Sat Aug 24 1991, 7:05 PM CDT Att: 45,962 - Cloudy - 94 F livebaseballscorecards.com				
Ozzie Smith, S OBP: 0.395, SLG: 0.359 (1, 6)	2-2 G6-3 ②		4-1 SAFE SAFE SAFE SAFE 1-2 S BB ②		0-0 FC 1B ②		4-2 G4-3 S BB ②		2	0	0	0	2	0	2						
Todd Zeile, R OBP: 0.344, SLG: 0.405 (1, 5)	2-2 G6-3 ③		4-2 SAFE SAFE SAFE SAFE 1-2 BB ③		2-2 G6-4-3 1B ③		3-2 G4-3 ①		3	0	1	2	1	0	1						
Pedro Guerrero, R OBP: 0.336, SLG: 0.383 (1, 3)		1-1 E6 G1-3 ①	3-2 G4-3 ③		1-0 G6-4-3 1B ② ③		1-2 P5 ②		4	0	0	0	0	0	6						
Felix Jose, S OBP: 0.372, SLG: 0.430 (1, 9)		1-3 K ①		0-3 K ①		0-3 K ①	0-1 G4-3 ③		4	0	0	0	0	3	2						
Milt Thompson, L OBP: 0.402, SLG: 0.482 (1, 7)		2-1 SAFE SAFE SAFE SAFE 1-2 G1-3 ②		0-0 G6-3 ②		2-1 HR ②		1-2 BLK 2B 1B ②	4	2	2	1	0	0	1						
Tom Pagnozzi, R OBP: 0.304, SLG: 0.344 (1, 2)		1-3 K ③		1-2 G6-3 ③		0-0 G6-3 ③		2-2 SAFE SAFE SAFE SAFE 1-H 3B 2B ③	4	1	1	1	0	1	1						
José Oquendo, S OBP: 0.385, SLG: 0.338 Geronimo Pena, S OBP: 0.289, SLG: 0.405 (1, 4) (9, 4)			1-3 K ①		0-0 E SH3-4 1B ①		0-1 G6-3 ③	0-3 K ①	4	1	1	0	0	2	1						
Omar Olivares, R OBP: 0.278, SLG: 0.314 Bob McClure, R OBP: 1.000, SLG: 1.000 Gerald Perry, L OBP: 0.324, SLG: 0.429 Scott Terry, R OBP: 0.143, SLG: 0.143 (1, 1) (7, 1) (8, PH) (9, 1)			2-2 1B 1B ②		0-0 SH3-4 1B ①		0-0 HR 1B ②	0-0 2-H 3B ②	1	0	1	0	0	0	0						
Inning Stats	R: 0 E: 0 K: 0 S: 8	H: 0 LOB: 0 BB: 0 P: 12	R: 0 E: 1 K: 2 S: 10	H: 0 LOB: 1 BB: 0 P: 15	R: 0 E: 0 K: 1 S: 15	H: 2 LOB: 3 BB: 2 P: 27	R: 0 E: 0 K: 1 S: 8	H: 0 LOB: 0 BB: 0 P: 9	R: 2 E: 1 K: 0 S: 10	H: 2 LOB: 1 BB: 1 P: 17	R: 1 E: 0 K: 1 S: 8	H: 1 LOB: 0 BB: 0 P: 10	R: 2 E: 0 K: 0 S: 13	H: 2 LOB: 1 BB: 1 P: 21	R: 2 E: 0 K: 1 S: 17	H: 3 LOB: 0 BB: 0 P: 22		1B: 6 2B: 1 3B: 1 HR: 2	SF: 0 SAC: 1 DP: 1 HBP: 0	WP: 0 PB: 0 SB: 2 CS: 1	PA: 37
PITCHER	IP WLS L	WLS L	H R	ER SO	BB IBB	HBP BLK	WP HR	S P	ERA WHIP	PITCHER	IP WLS L	WLS L	H R	ER SO	BB IBB	HBP BLK		WP HR	S P	ERA WHIP	
Mike Morgan, R ERA: 2.66 (1, 1)	6.0		5	3	2	5	3	0	0	0	1	13	21	18.00	3.000						
Kevin Gross, R ERA: 3.6 (7, 1)	1.0		2	2	2	0	0	0	0	0	0	17	22	18.00	3.000						
Jim Gott, R ERA: 3.71 (8, 1)	1.0		3	2	2	1	0	0	0	0	0	17	22	18.00	3.000						



Batter	1	2	3	4	5	6	7	8	9	AB R H RBI BB SO LOB	TOP											
Brett Butler, L (1, 8) OBP: 0.418, SLG: 0.354	1-1 G4-3 1B		0-3 K		0-2 G4-3 1-2f		0-0 1B		0-0 1B	5 1 3 1 0 1 1												
Mike Sharperson, R (1, 5) OBP: 0.342, SLG: 0.336	0-1 F9		2-2 G4-3			0-0 G4-3	1-2 P4		1-1 1B	4 0 0 0 0 0 3												
Mike Scioscia, L (9, PH) OBP: 0.363, SLG: 0.371	1-2								1-3 DI 1B	1 0 1 0 0 0 0												
Mitch Webster, S (1, 7) OBP: 0.280, SLG: 0.315	2-2 G4-3 1B		0-0 P3			0-0 F8		0-1 G5-4-3 1B	1-1 P1 1-2	5 0 2 0 0 0 2												
Darryl Strawberry, L (1, 9) OBP: 0.365, SLG: 0.507	1-1 G4-3				2-0 G4-3	1-2 1B		1-0 G5-4-3 1B		4 0 2 1 0 0 1												
Eddie Murray, S (1, 3) OBP: 0.307, SLG: 0.372	0-1 G5-3				2-2 F7	2-1 G3		1-0 G5-4-3 1-2f 2-3		4 0 0 0 0 0 4												
Gary Carter, R (1, 2) OBP: 0.323, SLG: 0.409		0-0 2B			0-0 FC6-4 1B		1-0 FC3-6 1B 2B	4-2 BB		3 1 3 0 1 0 0												
Juan Samuel, R (1, 4) OBP: 0.333, SLG: 0.392		2-3 K			0-1 FC6-4 1-2f		4-2 FC3-6 BB	0-0 G4-3		2 0 0 0 1 1 2												
Kal Daniels, L (8, PH) OBP: 0.345, SLG: 0.404										1 0 0 0 0 0 2												
Dave Hansen, L (8, 5) OBP: 0.310, SLG: 0.464										0 0 0 0 0 0 0												
Jose Offerman, S (1, 6) OBP: 0.330, SLG: 0.215		1-3 K				0-0 G4-3 1B			1-2 G1-3	2 0 1 0 0 1 1												
Lenny Harris, L (7, PH) OBP: 0.358, SLG: 0.361										2 0 0 0 0 1 2												
Tim Belcher, R (1, 1) OBP: 0.127, SLG: 0.145		1-1 G6-3			0-3 K		1-2 FC3-6 1B 1-2f 2-3		0-2 P7	2 0 0 0 0 1 2												
Chris Gwynn, L (7, PH) OBP: 0.308, SLG: 0.414										1 0 0 0 0 0 2												
Tim Crews, R (7, 1)										0 0 0 0 0 0 0												
Stan Javier, S (9, PH) OBP: 0.256, SLG: 0.291										1 0 0 0 0 0 0												
Inning Stats	R: 1 E: 0 K: 0 S: 13	H: 2 LOB: 1 BB: 0 P: 17	R: 0 E: 0 K: 2 S: 9	H: 1 LOB: 1 BB: 0 P: 13	R: 0 E: 0 K: 1 S: 7	H: 0 LOB: 0 BB: 0 P: 9	R: 0 E: 0 K: 0 S: 8	H: 1 LOB: 1 BB: 0 P: 12	R: 0 E: 0 K: 1 S: 7	H: 1 LOB: 0 BB: 0 P: 7	R: 0 E: 0 K: 0 S: 8	H: 1 LOB: 1 BB: 0 P: 11	R: 1 E: 0 K: 1 S: 14	H: 2 LOB: 2 BB: 1 P: 22	R: 0 E: 0 K: 0 S: 7	H: 2 LOB: 2 BB: 1 P: 13	R: 0 E: 0 K: 0 S: 11	H: 2 LOB: 2 BB: 0 P: 14	1B: 10 2B: 2 3B: 0 HR: 0	SF: 0 SAC: 0 DP: 2 HBP: 0	WP: 0 PB: 0 SB: 0 CS: 0	PA: 39
PITCHER	IP WLS BF H R ER SO BB IBB HBP BLK WP HR S P ERA WHIP																					
Rheal Cormier, L (1, 1) ERA: 3.0	5.2 W 22 6 1 1 4 0 0 0 0 0 0 50 65 1.59 1.059																					
Willie Fraser, R (6, 1) ERA: 6.31	1.1 7 2 1 1 1 1 0 0 0 0 0 16 26 6.75 2.250																					
Bob McClure, L (8, 1) ERA: 5.63	0.2 4 2 0 0 0 1 0 0 0 0 0 6 12 0.00 4.500																					
Cris Carpenter, R (8, 1) ERA: 4.26	0.1 1 0 0 0 0 0 0 0 0 0 0 1 1 0.00 0.000																					
Lee Smith, R (9, 1) ERA: 2.43	1.0 S 5 2 0 0 0 0 0 0 0 0 0 0 11 14 0.00 2.000																					

Los Angeles Dodgers @ St. Louis Cardinals
 Busch Stadium, St. Louis, MO
 Sun Aug 25 1991, 3:33 AM CDT
 Att. 35,640 - Cloudy - 94 F

AB	37
R	2
H	12
RBI	2
BB	2
SO	5
LOB	22



BOTTOM

Los Angeles Dodgers @ St. Louis Cardinals
Busch Stadium, St. Louis, MO
Sun Aug 25 1991, 3:33 AM CDT
Att: 35,640 - Cloudy - 94 F

livebaseballscores.com

AB	31
R	5
H	11
RBI	5
BB	2
SO	2
LOB	15



WP:	0	PA:	34
PB:	0	SB:	0
CS:	0		

AB R H RBI BB SO LOB

4 0 0 0 0 1 3

4 1 3 1 0 0 1

4 1 3 2 0 0 1

4 0 0 0 0 1 4

3 1 0 0 1 0 3

4 0 2 1 0 0 0

2 0 0 1 1 0 1

2	1	2	0	0	0	0	0
0	0	0	0	0	0	0	0
1	1	1	0	0	0	0	0
0	0	0	0	0	0	0	0
0	0	0	0	0	0	0	0
0	0	0	0	0	0	0	0

1B:	8	SF:	0
2B:	3	SAC:	1
3B:	0	DP:	2
HR:	0	HBP:	0

Batter	1	2	3	4	5	6	7	8	9
Ray Lankford, L OBP: 0.290, SLG: 0.368 (1, 8)	0-1 F9 ①		0-0 F8 ①		1-1 FC4-6 ① G4-6-3		2-3 K ①		
Ozzie Smith, S OBP: 0.398, SLG: 0.365 (1, 6)	1-0 E6 2B 1B		2-2 1B 1-3 1B		0-0 G4-6-3 ② ③ 1-2f		2-0 2B 1-H G6-3		
Todd Zeile, R OBP: 0.348, SLG: 0.413 (1, 5)	2-2 2B 2-H		1-1 1B 1-2 3-H		1-1 E 2B		3-0 G6-3 ② ③ 2-3		
Pedro Guerrero, R OBP: 0.332, SLG: 0.378 (1, 3)	0-0 P3 ②		2-3 K ②		1-1 F8 ①		1-2 G6-3 ①		
Milt Thompson, L OBP: 0.399, SLG: 0.476 (1, 7)	2-1 G4-3 ③		2-2 G1-3 ③		4-0 E SH1 IBB		1-0 F9 ②		
Rex Hudler, R OBP: 0.274, SLG: 0.327 (1, 9)		1-0 F8 ①		2-0 F9 ①		2-1 E9 SH1 1B 1-3 2-H		1-1 1B	
Tom Pagnozzi, R OBP: 0.304, SLG: 0.342 (1, 2)		4-2 G6-4-3 BB		1-2 F7 ②		0-0 SH1 ② 2-3 3-H		2-2 G5-3 ③	
José Oquendo, S OBP: 0.382, SLG: 0.334 (1, 4)		1-1 G6-4-3 ② ③ 1-2f		1-0 G6-3 ③		1-1 G4-3 ③			
Rheal Cormier, L OBP: 0.500, SLG: 0.500 (6, 1) Willie Fraser, R (7, PH) Luis Alicea, S OBP: 0.326, SLG: 0.270 (8, 1) Bob McClure, R OBP: 1.000, SLG: 1.000 (8, 1) Cris Carpenter, R OBP: 0.333, SLG: 0.333 (9, 1) Lee Smith, R			3-2 1B 1B 1B		2-2 FC4-6 1B		2-2 2B 1B		

Inning Stats	R: 1	H: 2	E: 1	K: 0	S: 9	LOB: 1	BB: 0	P: 14
	R: 0	H: 0	E: 0	K: 0	S: 7	LOB: 0	BB: 1	P: 13
	R: 1	H: 3	E: 0	K: 1	S: 16	LOB: 2	BB: 0	P: 26
	R: 0	H: 0	E: 0	K: 0	S: 5	LOB: 0	BB: 0	P: 9
	R: 0	H: 1	E: 0	K: 0	S: 7	LOB: 0	BB: 0	P: 10
	R: 2	H: 2	E: 1	K: 0	S: 9	LOB: 1	BB: 1	P: 18
	R: 1	H: 2	E: 0	K: 1	S: 10	LOB: 0	BB: 0	P: 18
	R: 0	H: 1	E: 0	K: 0	S: 11	LOB: 1	BB: 0	P: 14

PITCHER	IP	WLS	BF	H	R	ER	SO	BB	IBB	HBP	BLK	WP	HR	S	P	ERA	WHIP
Tim Belcher, R ERA: 2.68 (1, 1)	6.0	L	26	8	4	3	1	1	1	0	0	0	0	53	90	4.50	1.500
Tim Crews, R ERA: 3.08 (7, 1)	2.0		8	3	1	1	1	0	0	0	0	0	0	21	32	4.50	1.500

Batter	1	2	3	4	5	6	7	8	9	AB R H RBI BB SO LOB	TOP														
Brett Butler, L OBP: 0.416, SLG: 0.355 (1, 8)	1-1 L3	1-0 G4-3			0-2 P6		1-1 P6		1-2 2B	5 1 1 1 0 0 1															
Juan Samuel, R OBP: 0.336, SLG: 0.395 (1, 4)	2-1 BB FC 1B		3-2 E6 L4-6 1B		4-2 1B BB		1-1 G6-3		1-3 2B	4 0 2 2 1 0 0															
Kal Daniels, L OBP: 0.346, SLG: 0.403 Jay Howell, R (9, 1)	3-0 F8		0-1 1B		0-0 BB 1B			2-1 G3	3-3 K	5 0 2 0 0 1 2 0 0 0 0 0 0 0															
Darryl Strawberry, L OBP: 0.365, SLG: 0.503 (1, 9)	2-0 FC 1B		0-0 L4-6 2-3		4-1 1B BB			4-2 G4-6-3 BB	1-3 K	3 0 0 0 2 1 4															
Eddie Murray, S OBP: 0.307, SLG: 0.369 (1, 3)	4-2 BB 2-3 BB		0-0 G6-3		1-3 K			0-1 G4-6-3 1-2f		3 0 0 0 1 1 5															
Mike Scioscia, L OBP: 0.362, SLG: 0.369 (1, 2)	2-1 F9			1-0 L9		2-2 F8			1-2 G4-3 E 1B	4 1 1 0 0 0 3															
Lenny Harris, L OBP: 0.354, SLG: 0.356 (1, 5) (9, 6)		0-0 G3-1		1-0 F8		2-2 G4-3			1-1 E5 1B 2B G4-3	4 1 0 0 0 0 1															
Jose Offerman, S OBP: 0.330, SLG: 0.211 Dave Hansen, L OBP: 0.300, SLG: 0.448 Mike Sharperson, R OBP: 0.342, SLG: 0.336 (9, 5)		4-1 SH3 BB		0-3 K		2-3 K			2-2 G4-3	2 0 0 0 1 2 0 1 0 0 0 0 0 2 0 0 0 0 0 0 0															
Orel Hershiser, R OBP: 0.360, SLG: 0.318 Tim Crews, R (6, 1) Stan Javier, S OBP: 0.294, SLG: 0.289 (7, PH) Jim Gott, R OBP: 0.500, SLG: 0.500 (7, 1) Chris Gwynn, L OBP: 0.308, SLG: 0.414 (9, PH) Milton Webster, S OBP: 0.283, SLG: 0.320 (9, 7)		1-0 SH3		1-3 K			1-0 G4-3		2-1 2B 2B 1B	1 0 0 0 0 0 1 0 0 0 0 0 0 0 0 0 1 0 1 1 1 1 0 0 0 0															
Inning Stats	R: 0 E: 0 K: 0 S: 11	H: 1 LOB: 3 BB: 1 P: 25	R: 0 E: 0 K: 0 S: 5	H: 0 LOB: 1 BB: 1 P: 10	R: 0 E: 1 K: 0 S: 7	H: 1 LOB: 1 BB: 0 P: 10	R: 0 E: 0 K: 1 S: 6	H: 0 LOB: 0 BB: 0 P: 8	R: 0 E: 0 K: 2 S: 16	H: 1 LOB: 3 BB: 2 P: 26	R: 0 E: 0 K: 1 S: 11	H: 0 LOB: 0 BB: 0 P: 17	R: 0 E: 0 K: 0 S: 5	H: 0 LOB: 0 BB: 0 P: 8	R: 0 E: 0 K: 0 S: 6	H: 0 LOB: 0 BB: 1 P: 12	R: 4 E: 1 K: 2 S: 22	H: 4 LOB: 1 BB: 0 P: 33	1B: 5 2B: 3 3B: 0 HR: 0	SF: 0 SAC: 1 DP: 2 HBP: 0	WP: 0 PB: 0 SB: 0 CS: 0	PA: 40			
PITCHER	IP WLS BF H R ER SO BB IBB HBP BLK WP HR S P ERA WHIP																								
Rick Sutcliffe, R ERA: 4.37 Chuck McElroy, L ERA: 1.84 Les Lancaster, R ERA: 3.78 Paul Assenmacher, L ERA: 3.15	(1, 1) 8.1 (9, 1) 0.0 (9, 1) 0.0 (9, 1) 0.2	L	35 2 1 2	4 2 1 0	2 0 2 0	4 0 0 2	5 0 0 0	0 0 0 0	0 0 0 0	0 0 0 0	0 0 0 0	0 6 1 6	129 9 1 10	2.16 ∞ ∞ 0.00	1.080 ∞ ∞ 0.000										

Los Angeles Dodgers @ Chicago Cubs
Wrigley Field, Chicago, IL
Mon Aug 26 1991, 7:05 PM CDT
Att. 31,149 - Cloudy - 80 F

AB	34
R	4
H	7
RBI	4
BB	5
SO	6
LOB	18



Batter	1	2	3	4	5	6	7	8	9	AB	R	H	RBI	BB	SO	LOB	
Chico Walker, S OBP: 0.326, SLG: 0.341 (1, 5)										4	2	1	0	0	0	2	
Mark Grace, L OBP: 0.360, SLG: 0.396 (1, 3)										4	1	2	0	0	0	1	
23 Ryne Sandberg, R OBP: 0.384, SLG: 0.488 (1, 4)										4	0	1	2	0	2	2	
Andre Dawson, R OBP: 0.309, SLG: 0.479 (1, 9)										4	0	1	1	0	1	2	
George Bell, R OBP: 0.325, SLG: 0.466 Jerome Walton, R OBP: 0.268, SLG: 0.326 (1, 7) (9, 8)										4	0	1	0	0	1	1	
Dwight Smith, L OBP: 0.281, SLG: 0.398 (1, 8) (9, 7)										4	0	1	0	0	1	3	
Shawon Dunston, R OBP: 0.300, SLG: 0.406 (1, 6)										4	0	2	0	0	0	2	
Rick Wilkins, L OBP: 0.308, SLG: 0.352 (1, 2)											3	0	0	0	0	1	2
Rick Sutcliffe, L OBP: 0.087, SLG: 0.091 Chuck McElroy, L OBP: 0.375, SLG: 0.500 Les Lancaster, R OBP: 0.185, SLG: 0.259 Paul Assenmacher, L OBP: 0.400, SLG: 0.250 Doug Dascenzo, S OBP: 0.311, SLG: 0.305 (1, 1) (9, 1) (9, 1) (9, 1) (9, 8)										3	0	0	0	0	0	2	2

Los Angeles Dodgers @ Chicago Cubs
Wrigley Field, Chicago, IL
Mon Aug 26 1991, 7:05 PM CDT
Att: 31,149 - Cloudy - 80 F

AB	34
R	3
H	9
RBI	3
BB	0
SO	8
LOB	17



Inning	1	2	3	4	5	6	7	8	9	1B	2B	3B	HR	SF	DP	HBP
Inning Stats	R: 1 E: 0 K: 2 S: 14	H: 3 LOB: 2 BB: 0 P: 22	R: 0 E: 0 K: 1 S: 12	H: 1 LOB: 1 BB: 0 P: 16	R: 0 E: 0 K: 1 S: 7	H: 1 LOB: 0 BB: 0 P: 10	R: 0 E: 0 K: 0 S: 7	H: 0 LOB: 0 BB: 0 P: 11	R: 0 E: 0 K: 1 S: 7	H: 0 LOB: 0 BB: 0 P: 10	R: 0 E: 0 K: 2 S: 10	H: 1 LOB: 1 BB: 0 P: 16	R: 0 E: 0 K: 0 S: 8	H: 1 LOB: 0 BB: 0 P: 10	1B: 8 2B: 1 3B: 0 HR: 0	SF: 0 SAC: 0 DP: 3 HBP: 1

PITCHER	IP	WLS	BF	H	R	ER	SO	BB	IBB	HBP	BLK	WP	HR	S	P	ERA	WHIP
Orel Hershiser, R ERA: 4.19 (1, 1)	5.0		22	7	3	3	5	0	0	0	0	0	0	55	80	5.40	1.400
Tim Crews, R ERA: 3.03 (6, 1)	1.0		3	0	0	0	0	0	0	0	0	0	0	8	11	0.00	0.000
Jim Gott, R ERA: 3.57 (7, 1)	2.0	W	7	1	0	0	3	0	0	0	0	0	0	17	26	0.00	0.500
Jay Howell, R ERA: 2.91 (9, 1)	1.0	S	3	1	0	0	0	0	0	0	0	0	0	8	10	0.00	1.000

WP: 0	PA: 35
PB: 0	
SB: 0	
CS: 0	
ERA	WHIP

Batter	1	2	3	4	5	6	7	8	9	AB R H RBI BB SO LOB	TOP											
Brett Butler, L (1, 8) OBP: 0.413, SLG: 0.352	1-1 G5-3		1-0 B5-3			2-2 G4-3		2-0 L6		4 0 0 0 0 0 0	Los Angeles Dodgers @ Chicago Cubs Wrigley Field, Chicago, IL Tue Aug 27 1991, 3:33 AM CDT Att. 31,624 - Sunny - 82 F											
Juan Samuel, R (1, 4) OBP: 0.335, SLG: 0.394	2-3 K		0-0 S 1B			1-3 K		1-1 P6	4 0 1 0 0 2 0													
Kal Daniels, L (1, 7) OBP: 0.342, SLG: 0.399	2-3 K		3-2 G4-3 1-2			0-0 F7		1-2 L4	4 0 0 0 0 1 1													
Darryl Strawberry, L (1, 9) OBP: 0.364, SLG: 0.499		4-1 1B BB		2-2 G2-3		3-3 K		2-2 G4-3	3 0 0 0 1 1 0													
Eddie Murray, S (1, 3) OBP: 0.309, SLG: 0.371		1-2 WP SF9 1-3 1B		1-0 F9		1-0 1B			3 1 2 0 0 0 0													
Mike Scioscia, L (1, 2) OBP: 0.362, SLG: 0.366		4-0 S 2-3 BB		0-1 G4-3		1-3 K			2 0 0 0 1 1 1													
Lenny Harris, L (1, 5) OBP: 0.351, SLG: 0.354		1-1 SAFE SF9 3-H		1-3 K		1-2 F7			2 0 0 1 0 1 1													
Jose Offerman, S (1, 6) OBP: 0.325, SLG: 0.206		1-3 K		0-2 G4-3		2-2 G6-3			2 0 0 0 0 1 1													
Stan Javier, S (8, PH) OBP: 0.253, SLG: 0.288		1-2 K		1-2 G5-3		1-1 G6-3			1 0 0 0 0 0 0													
Mike Sharperson, R (8, 5) OBP: 0.342, SLG: 0.336									0 0 0 0 0 0 0													
Ramon Martinez, R (1, 1) OBP: 0.111, SLG: 0.097			1-2 F7						2 0 0 0 0 0 0													
Chris Gwynn, L (8, PH) OBP: 0.305, SLG: 0.410									1 0 0 0 0 0 0													
Roger McDowell, R (8, 1)									0 0 0 0 0 0 0													
Inning Stats	R: 0 E: 0 K: 2 S: 8	H: 0 LOB: 0 BB: 0 P: 13	R: 1 E: 0 K: 1 S: 10	H: 1 LOB: 1 BB: 2 P: 21	R: 0 E: 0 K: 0 S: 11	H: 1 LOB: 1 BB: 0 P: 16	R: 0 E: 0 K: 0 S: 7	H: 0 LOB: 0 BB: 0 P: 10	R: 0 E: 0 K: 1 S: 9	H: 0 LOB: 0 BB: 0 P: 11	R: 0 E: 0 K: 1 S: 8	H: 0 LOB: 0 BB: 0 P: 11	R: 0 E: 0 K: 2 S: 10	H: 1 LOB: 1 BB: 0 P: 16	R: 0 E: 0 K: 2 S: 6	H: 0 LOB: 0 BB: 0 P: 11	R: 0 E: 0 K: 0 S: 9	H: 0 LOB: 0 BB: 0 P: 13	1B: 3 2B: 0 3B: 0 HR: 0	SF: 1 SAC: 0 DP: 0 HBP: 0	WP: 1 PB: 0 SB: 2 CS: 0	PA: 31
PITCHER Frank Castillo, R (1, 1) ERA: 3.18	IP: 9.0 WLS: W BF: 31 H: 3 R: 1 ER: 1 SO: 7 BB: 2 IBB: 0 HBP: 0 BLK: 0 WP: 1 HR: 0 S: 78 P: 122 ERA: 1.00 WHIP: 0.556											PITCHER IP: WLS: BF: H: R: ER: SO: BB: IBB: HBP: BLK: WP: HR: S: P: ERA: WHIP:										

livebaseballscorecards.com

AB	28
R	1
H	3
RBI	1
BB	2
SO	7
LOB	4



Batter	1	2	3	4	5	6	7	8	9	AB R H RBI BB SO LOB	TOP																									
Gary Redus, R (1, 3) OBP: 0.327, SLG: 0.415	2-1 G6-3		3-2 HR		4-2 SH2-3 BB		3-1 G6-3		1-2 BB SH3-4 1B	4 2 2 1 1 0 0	Pittsburgh Pirates @ Los Angeles Dodgers Dodger Stadium, Los Angeles, CA Wed Aug 28 1991, 7:05 PM PDT Att. 39,040 - Sunny - 74 F																									
Jay Bell, R (1, 6) OBP: 0.326, SLG: 0.425	3-2 G4-3 2B		1-1 1B SF8 1B		0-1 SH2-3		0-1 1B	1-1 SH3-4	3 1 3 0 0 0 0																											
Andy Van Slyke, L (1, 8) OBP: 0.353, SLG: 0.448	1-2 G4-3		2-1 1B		0-0 L9		1-1 2-6	2-3 K	4 0 1 0 1 1 2																											
Bobby Bonilla, S (1, 9) OBP: 0.396, SLG: 0.520	1-1 F8		2-1 SF8		4-0 IBB			0-2 2B 1B	2 1 1 2 2 0 1																											
Barry Bonds, L (1, 7) OBP: 0.407, SLG: 0.525		0-0 G5-3 2B	2-1 P4		2-1 G5-3			2-1 S 1-H 2B	4 1 2 2 0 0 3																											
John Wehner, R (1, 5) OBP: 0.381, SLG: 0.406		1-2 G5-3	3-2 G5-3			1-3 K		0-2 E6	5 0 0 0 0 1 5																											
Don Slaught, R (1, 2) OBP: 0.305, SLG: 0.327		0-0 2B		1-1 P4		1-0 F8		2-3 K	4 0 1 1 0 1 2																											
Jose Lind, R (1, 4) OBP: 0.299, SLG: 0.337		3-3 K		2-1 G4-3		1-1 G4-3		1-1 P4	4 0 0 0 0 1 3																											
Doug Drabek, R (1, 1) OBP: 0.176, SLG: 0.191		2-0 F7		1-3 K			0-2 G5-3		3 0 0 0 0 1 1																											
Rosario Rodriguez, R (8, 1)									0 0 0 0 0 0 0																											
Gary Varsho, L (9, PH) OBP: 0.325, SLG: 0.404									1 1 1 0 0 0 0																											
Stan Belinda, R (9, 1)									0 0 0 0 0 0 0																											
Inning Stats	R: 0 E: 0 K: 0 S: 11	H: 1 LOB: 1 BB: 0 P: 18	R: 1 E: 0 K: 1 S: 13	H: 2 LOB: 1 BB: 0 P: 19	R: 2 E: 0 K: 0 S: 15	H: 3 LOB: 1 BB: 0 P: 28	R: 0 E: 0 K: 1 S: 7	H: 0 LOB: 0 BB: 0 P: 11	R: 0 E: 0 K: 0 S: 7	H: 0 LOB: 2 BB: 2 P: 17	R: 0 E: 0 K: 0 S: 9	H: 1 LOB: 1 BB: 0 P: 13	R: 1 E: 1 K: 2 S: 16	H: 2 LOB: 2 BB: 0 P: 23	R: 2 E: 0 K: 0 S: 14	H: 2 LOB: 2 BB: 2 P: 27	1B: 6 2B: 4 3B: 0 HR: 1	SF: 2 SAC: 2 DP: 0 HBP: 0	WP: 0 PB: 0 SB: 1 CS: 0	PA: 42																
PITCHER	IP WLS BF H R ER SO BB IBB HBP BLK WP HR S P ERA WHIP																																			
Bob Ojeda, L (1, 1) ERA: 3.4	5.0	23	6	3	3	2	1	1	0	0	0	0	1	53	93	5.40	1.400																			
Jim Gott, R (6, 1) ERA: 3.44	2.0	7	1	0	0	1	0	0	0	0	0	0	0	15	22	0.00	0.500																			
John Candelaria, L (8, 1) ERA: 3.03	0.1	3	2	1	1	1	0	0	0	0	0	0	0	8	12	27.00	6.000																			
Tim Crews, R (8, 1) ERA: 3.0	0.2	3	0	0	0	1	0	0	0	0	0	0	0	8	11	0.00	0.000																			
Roger McDowell, R (9, 1) ERA: 3.3	0.1	L 4	2	2	2	0	0	1	0	0	0	0	0	6	12	54.00	6.000																			
PITCHER	IP WLS BF H R ER SO BB IBB HBP BLK WP HR S P ERA WHIP																																			
Jay Howell, R (9, 1) ERA: 2.87	0.2	3	0	0	0	0	1	0	0	0	0	0	0	8	15	0.00	1.500																			

AB	34
R	6
H	11
RBI	6
BB	4
SO	5
LOB	17



livebaseballscorecards.com

Batter	1	2	3	4	5	6	7	8	9	AB	R	H	RBI	BB	SO	LOB
Brett Butler, L OBP: 0.414, SLG: 0.359 (1, 8) CS 1B	0-1		1-2 L6			2-1 L8		1-1 HR		4	1	2	3	0	0	0
Juan Samuel, R OBP: 0.333, SLG: 0.391 (1, 4) SAFE K	1-3			0-0 G6-3		0-2 F4		2-0 G6-3		4	0	0	0	0	1	1
Kal Daniels, L OBP: 0.341, SLG: 0.395 (1, 7) Roger McDowell, R (9, 1) Jay Howell, R (9, 1) SAFE SAFE BB BB BB	4-2			3-2 F7		0-3 K		1-3 K		3	0	0	0	1	2	0
Darryl Strawberry, L OBP: 0.365, SLG: 0.499 (1, 9) SAFE SAFE SAFE SAFE SAFE SAFE	3-2 G6-3			1-2 G4-3			3-2 1B G1-6-3	3-1 1B		4	1	2	0	0	0	1
Eddie Murray, S OBP: 0.308, SLG: 0.370 (1, 3) BB BB BB BB		3-1 F7		0-1 E3 G5-4-3		1-2 1B G1-6-3	1-3 1B	2-1 F7		4	0	1	0	0	0	1
Mike Scioscia, L OBP: 0.357, SLG: 0.361 (1, 2) SAFE BB BB BB		2-0 F8		2-2 G5-4-3 1-2f		0-1 G1-6-3 1-2f 3-H		1-1 P2		4	0	0	0	0	0	2
Lenny Harris, L OBP: 0.350, SLG: 0.351 (1, 6) SAFE SAFE SAFE SAFE		0-0 F9		1-1 1B HBP		1-1 G5-3		1-2 G3-1		3	0	0	0	0	0	0
Dave Hansen, L OBP: 0.324, SLG: 0.485 (1, 5) SAFE SAFE SAFE SAFE SAFE			2-3 K	3-2 1B			3-2 HR 2B	0-0 F8		4	1	2	0	0	1	0
Bob Ojeda, L OBP: 0.234, SLG: 0.256 (1, 1) Mitch Webster, S OBP: 0.282, SLG: 0.318 (5, PH) Jim Gott, R OBP: 0.500, SLG: 0.500 (6, 1) John Candelaria, L (8, 1) Tim Crews, R (8, 1) Chris Gwynn, L OBP: 0.311, SLG: 0.415 (8, PH) (9, 7)			0-1 G6-3	1-0 F8			1-1 HR 1B			1	0	0	0	0	0	0

Inning Stats	R: 0	H: 1	E: 0	K: 1	S: 13	R: 0	H: 0	E: 0	K: 0	S: 4	R: 0	H: 0	E: 0	K: 1	S: 9	R: 0	H: 0	E: 0	K: 0	S: 8	R: 0	H: 1	E: 1	K: 0	S: 10	R: 0	H: 0	E: 0	K: 1	S: 8	R: 1	H: 2	E: 0	K: 0	S: 10	R: 3	H: 4	E: 0	K: 1	S: 15	R: 0	H: 0	E: 0	K: 0	S: 8	1B: 6	SF: 0	2B: 1	SAC: 0	3B: 0	DP: 2	HR: 1	HBP: 1	WP: 0	PA: 35
--------------	------	------	------	------	-------	------	------	------	------	------	------	------	------	------	------	------	------	------	------	------	------	------	------	------	-------	------	------	------	------	------	------	------	------	------	-------	------	------	------	------	-------	------	------	------	------	------	-------	-------	-------	--------	-------	-------	-------	--------	-------	--------

PITCHER	IP	WLS	BF	H	R	ER	SO	BB	IBB	HBP	BLK	WP	HR	S	P	ERA	WHIP
Doug Drabek, R ERA: 3.16 (1, 1)	7.1		29	7	4	4	3	1	0	1	0	0	1	70	111	4.91	1.091
Rosario Rodriguez, L ERA: (8, 1)	0.2	W	3	1	0	0	1	0	0	0	0	0	0	7	13	0.00	1.500
Stan Belinda, R ERA: 3.71 (9, 1)	1.0	S	3	0	0	0	0	0	0	0	0	0	0	8	10	0.00	0.000

BOTTOM


Pittsburgh Pirates @ Los Angeles Dodgers
Dodger Stadium, Los Angeles, CA

Wed Aug 28 1991, 7:05 PM PDT
Att: 39,040 - Sunny - 74 F

livebaseballscorecards.com

AB	33
R	4
H	8
RBI	3
BB	1
SO	4
LOB	7



Batter	1	2	3	4	5	6	7	8	9	AB R H RBI BB SO LOB	TOP																									
Orlando Merced, S OBP: 0.386, SLG: 0.413 (1, 3)	2-2 1B	3-2 1B			0-1 G4-3		1-2 FC5-4 1B		0-3 K	5 0 3 2 0 1 1	Pittsburgh Pirates @ Los Angeles Dodgers Dodger Stadium, Los Angeles, CA Thu Aug 29 1991, 7:05 PM PDT Att. 46,414 - Cloudy - 73 F livebaseballscorecards.com AB 34 R 4 H 7 RBI 4 BB 4 SO 6 LOB 14 																									
Jay Bell, R OBP: 0.324, SLG: 0.423 (1, 6)	0-0 F9	0-1 1B			1-2 F9		0-0 FC5-4 1B		3-2 G5-3	5 0 1 1 0 0 4																										
Andy Van Slyke, L OBP: 0.352, SLG: 0.446 (1, 8)	0-0 F8	2-1 F7			2-1 F8		2-2 1B		1-2 2-3	4 0 1 1 0 0 3																										
Bobby Bonilla, S OBP: 0.393, SLG: 0.515 (1, 9) (8, 5)	2-1 F8				0-0 F9		1-3 K		1-3 K	4 0 0 0 0 1 3																										
Barry Bonds, L OBP: 0.405, SLG: 0.521 (1, 7)		4-1 1B S BB			2-3 K		1-0 G6-3		1-3 K	3 1 0 0 1 2 0																										
Michael LaValiere, L OBP: 0.353, SLG: 0.358 Don Slaughter, R OBP: 0.307, SLG: 0.329 (1, 2) (5, 2)		1-1 G1-3			0-0 F7		2-2 1B		1-3 K	2 0 0 0 0 0 1 2 0 1 0 0 1 0																										
Curtis Wilkerson, S OBP: 0.242, SLG: 0.255 Bill Landrum, R (1, 5) (8, 1)		0-1 F8			0-0 F8		1-1 G4-3		1-3 K	4 0 0 0 0 1 2 0 0 0 0 0 0 0																										
Jose Lind, R OBP: 0.299, SLG: 0.334 (1, 4)		4-0 1B IBB			3-2 F8		2-2 G4-3		0-0 F9	3 1 0 0 1 0 0																										
Bob Patterson, R OBP: 0.250, SLG: 0.250 Roger Mason, R Rosario Rodriguez, R Bob Kipper, R Cecil Espy, S OBP: 0.279, SLG: 0.390 (1, 1) (4, 1) (7, 1) (8, 1) (8, 9)		1-1 1B 1B			0-0 P3		4-2 FC5-4 1B BB		4-2 WP S BB	2 1 1 0 0 0 0 0 1 0 0 1 0 1 0 0																										
Inning Stats	R: 0 E: 0 K: 0 S: 7	H: 1 LOB: 1 BB: 0 P: 11	R: 3 E: 0 K: 0 S: 15	H: 3 LOB: 2 BB: 2 P: 30	R: 0 E: 0 K: 1 S: 6	H: 0 LOB: 0 BB: 0 P: 10	R: 0 E: 0 K: 0 S: 5	H: 0 LOB: 0 BB: 2 P: 8	R: 0 E: 0 K: 0 S: 7	H: 0 LOB: 0 BB: 0 P: 10		R: 0 E: 0 K: 0 S: 9	H: 1 LOB: 1 BB: 0 P: 13	R: 1 E: 0 K: 1 S: 16	H: 2 LOB: 2 BB: 1 P: 26	R: 0 E: 0 K: 3 S: 9	H: 0 LOB: 0 BB: 0 P: 12	R: 0 E: 0 K: 1 S: 9	H: 0 LOB: 1 BB: 1 P: 16	1B: 7 2B: 0 3B: 0 HR: 0	SF: 0 SAC: 0 DP: 0 HBP: 0	WP: 1 PB: 0 SB: 2 CS: 0	PA: 38													
PITCHER	IP WLS BF H R ER SO BB IBB HBP BLK WP HR S P ERA WHIP																																			
Mike Morgan, R ERA: 2.76 John Candelaria, L ERA: 3.0 Jim Gott, R ERA: 3.32	(1, 1) (7, 1) (8, 1)	6.2 0.1 2.0	L 1 7	30 0 7	7 0 0	4 0 0	4 0 0	1 1 4	2 0 1	1 0 0	0 0 0	0 0 1	0 3 18	104 4 28	5.40 0.00 0.00	1.350 0.000 0.500																				

Batter	1	2	3	4	5	6	7	8	9	AB	R	H	RBI	BB	SO	LOB
Brett Butler, L OBP: 0.413, SLG: 0.357 (1, 8)	4-2 CS BB		1-1 F7		0-2 G3		3-3 K			3	0	0	0	1	1	3
Juan Samuel, R OBP: 0.334, SLG: 0.392 (1, 4)	1-2 F9		0-1 1B			3-3 K		1-0 1B		4	0	2	1	0	1	1
Mitch Webster, S OBP: 0.281, SLG: 0.312 (1, 7)	1-3 K		2-2 F7			4-2 1B		0-0 L5		3	0	0	0	1	1	3
Darryl Strawberry, L OBP: 0.367, SLG: 0.499 (1, 9)	3-2 CS	0-3 K		2-2 F8		0-0 1B		3-2 1B		4	0	2	0	0	1	0
Eddie Murray, S OBP: 0.310, SLG: 0.370 (1, 3)		2-2 G5-3		3-2 1B		0-3 K		4-1 BB		3	0	1	0	1	1	2
Gary Carter, R OBP: 0.323, SLG: 0.408 (1, 2)		1-2 1B		3-2 G5-3		1-2 P4		1-0 G6-3		3	0	1	0	0	0	3
Kal Daniels, L OBP: 0.341, SLG: 0.394 (8, PH)				1-2 1B						1	0	0	0	0	0	3
Mike Scioscia, L OBP: 0.357, SLG: 0.361 (9, 2)										0	0	0	0	0	0	0
Mike Sharperson, R OBP: 0.338, SLG: 0.331 (1, 5)		2-3 K		1-3 K			2-2 G6-3		1-1 L7	2	0	0	0	0	2	2
Lenny Harris, L OBP: 0.349, SLG: 0.349 (7, PH)										2	0	0	0	0	0	0
Jose Offerman, S OBP: 0.333, SLG: 0.212 (1, 6)			3-2 SH1-4 1B		3-2 G4-3		4-1 CS		2-3 K	2	1	1	0	1	0	0
Dave Hansen, L OBP: 0.314, SLG: 0.471 (9, PH)							CS			1	0	0	0	0	1	0
Mike Morgan, R OBP: 0.082, SLG: 0.085 (1, 1)			0-0 SH1-4		0-0 G6-3		4-1 SAFE		0-0 G1-3	1	0	0	0	0	0	0
John Candelaria, L OBP: 0.257, SLG: 0.288 (7, PH)							BB			0	0	0	0	0	0	0
Stan Javier, S OBP: 0.500, SLG: 0.500 (8, 1)			1-2 1B				BB			0	0	0	0	1	0	0
Jim Gott, R OBP: 0.308, SLG: 0.412 (9, PH)										1	0	0	0	0	0	0

Inning Stats	R: 0	H: 0	E: 0	K: 1	S: 13	R: 0	H: 1	E: 0	K: 2	S: 13	R: 1	H: 2	E: 0	K: 0	S: 11	R: 0	H: 1	E: 0	K: 1	S: 20	R: 0	H: 0	E: 0	K: 0	S: 8	R: 0	H: 1	E: 0	K: 2	S: 14	R: 0	H: 0	E: 0	K: 1	S: 10	R: 0	H: 2	E: 0	K: 0	S: 9	R: 0	H: 0	E: 0	K: 1	S: 6	R: 0	H: 0	E: 0	K: 1	S: 6	1B: 7	2B: 1	3B: 0	HR: 0	SF: 0	SAC: 1	DP: 2	HBP: 0	WP: 0	PB: 0	SB: 0	CS: 2	PA: 37
--------------	------	------	------	------	-------	------	------	------	------	-------	------	------	------	------	-------	------	------	------	------	-------	------	------	------	------	------	------	------	------	------	-------	------	------	------	------	-------	------	------	------	------	------	------	------	------	------	------	------	------	------	------	------	-------	-------	-------	-------	-------	--------	-------	--------	-------	-------	-------	-------	--------

PITCHER	IP	WLS	BF	H	R	ER	SO	BB	IBB	HBP	BLK	WP	HR	S	P	ERA	WHIP
Bob Patterson, L ERA: 4.03 (1, 1)	3.1		14	4	1	1	3	1	0	0	0	0	0	47	71	2.70	1.500
Roger Mason, R ERA: 0.66 (4, 1)	2.2	W	10	1	0	0	3	1	0	0	0	0	0	32	47	0.00	0.750
Rosario Rodriguez, L ERA: (7, 1)	1.0		4	0	0	0	1	2	0	0	0	0	0	10	23	0.00	2.000
Bob Kipper, L ERA: 4.35 (8, 1)	0.1		4	2	0	0	0	1	0	0	0	0	0	8	16	0.00	9.000
Bill Landrum, R ERA: 2.87 (8, 1)	1.2	S	4	0	0	0	1	0	0	0	0	0	0	7	11	0.00	0.000

BOTTOM

Pittsburgh Pirates @ Los Angeles Dodgers
Dodger Stadium, Los Angeles, CA

Thu Aug 29 1991, 7:05 PM PDT
Att: 46,414 - Cloudy - 73 F

AB	30
R	1
H	7
RBI	1
BB	5
SO	8
LOB	17

livebaseballscorecards.com



Batter	1	2	3	4	5	6	7	8	9	AB R H RBI BB SO LOB	TOP											
Chico Walker, S (1, 5) OBP: 0.327, SLG: 0.353	2-1 L7			1-1 G4-3		0-3 K		3-3 K		4 0 0 0 0 2 1	Chicago Cubs @ Los Angeles Dodgers Dodger Stadium, Los Angeles, CA Fri Aug 30 1991, 7:05 PM PDT Att. 39,666 - Sunny - 74 F											
Mark Grace, L (1, 3) OBP: 0.358, SLG: 0.391	0-1 L8			0-0 G6-3		0-0 G4-3		1-1 F8	4 0 0 0 0 0 0													
23 Ryne Sandberg, R (1, 4) OBP: 0.375, SLG: 0.474	2-3 K			2-3 K			0-3 K	0-0 F9	4 0 0 0 0 3 0													
Andre Dawson, R (1, 9)		0-1 G5-3			1-0 F7		0-2 G4-3	1-3 K	4 0 0 0 0 1 0													
George Bell, R (1, 7) OBP: 0.329, SLG: 0.478		1-0 G6-3			0-1 FC4-6 1B		1-2 1B		3 0 2 0 0 0 0													
Dwight Smith, L (1, 8) OBP: 0.290, SLG: 0.399		1-1 G5-3			1-1 FC4-6 1B 1-2f		1-0 F7		3 0 0 0 0 0 2													
Shawon Dunston, R (1, 6) OBP: 0.299, SLG: 0.413				0-3 K	1 SAFE 0-0		1-2 ES 1B		3 0 2 0 0 1 0													
Hector Villanueva, R (1, 2) OBP: 0.328, SLG: 0.500		2-1 L8			3-0 F7		2-1 F7		3 0 0 0 0 0 3													
Danny Jackson, R (1, 1) OBP: 0.105, SLG: 0.105						0-3 K		1-3 K	2 0 0 0 0 2 0													
Les Lancaster, R (7, 1) OBP: 0.185, SLG: 0.259									0 0 0 0 0 0 0													
Rick Wilkins, L (8, PH) OBP: 0.306, SLG: 0.341									1 0 0 0 0 1 1													
Chuck McElroy, L (8, 1) OBP: 0.375, SLG: 0.500									0 0 0 0 0 0 0													
Inning Stats	R: 0 E: 0 K: 1 S: 7	H: 0 LOB: 0 BB: 0 P: 11	R: 0 E: 0 K: 0 S: 5	H: 0 LOB: 0 BB: 0 P: 7	R: 0 E: 0 K: 2 S: 10	H: 0 LOB: 0 BB: 0 P: 14	R: 0 E: 0 K: 1 S: 6	H: 0 LOB: 0 BB: 0 P: 9	R: 0 E: 0 K: 0 S: 7	H: 2 LOB: 2 BB: 0 P: 12	R: 0 E: 0 K: 2 S: 7	H: 0 LOB: 0 BB: 0 P: 7	R: 0 E: 0 K: 1 S: 10	H: 1 LOB: 1 BB: 0 P: 12	R: 0 E: 0 K: 2 S: 12	H: 1 LOB: 1 BB: 0 P: 19	R: 0 E: 0 K: 1 S: 6	H: 0 LOB: 0 BB: 0 P: 8	1B: 4 2B: 0 3B: 0 HR: 0	SF: 0 SAC: 0 DP: 0 HBP: 0	WP: 0 PB: 0 SB: 1 CS: 0	PA: 31
PITCHER Tim Belcher, R (1, 1) ERA: 2.54	IP 9.0 WLS W BF 31 H 4 R 0 ER 0 SO 10 BB 0 IBB 0 HBP 0 BLK 0 WP 0 HR 0 S 70 P 99 ERA 0.00 WHIP 0.444											PITCHER	IP WLS BF H R ER SO BB IBB HBP BLK WP HR S P ERA WHIP									

livebaseballscorecards.com

AB	31
R	0
H	4
RBI	0
BB	0
SO	10
LOB	7



Batter	1	2	3	4	5	6	7	8	9	AB R H RBI BB SO LOB	TOP
Chico Walker, S (1, 4) <small>OBP: 0.326, SLG: 0.349</small> Paul Assenmacher, L (7, 1) <small>OBP: 0.400, SLG: 0.250</small>	1-2 G3-1 <small>1</small>		4-2 FC6-4 BB <small>1-2 2-3</small>		0-0 B1 <small>2</small>		0-0 G4-3 <small>3</small>			3 0 0 0 1 0 1 0 0 0 0 0 0 0	
Shawon Dunston, R (1, 6) <small>OBP: 0.298, SLG: 0.413</small> Jose Vizcaino, S (8, 6) <small>OBP: 0.285, SLG: 0.300</small>	2-1 F9 <small>2</small>		1-0 SF9 <small>1</small>		0-1 1B			0-2 G6-3 <small>1</small>		3 0 1 1 0 0 0 0 0 0 0 0 0 0	
Mark Grace, L (1, 3) <small>OBP: 0.357, SLG: 0.389</small>	4-2 BB		2-1 SF8 <small>2</small>		1-1 G4-3 <small>3</small>			1-0 G3 <small>2</small>		2 0 0 1 1 0 1	
Andre Dawson, R (1, 9) <small>OBP: 0.301, SLG: 0.475</small>	1-2 F9 <small>3</small>		0-2 FC6-4 <small>3</small>		2-2 P4 <small>1</small>			2-3 K <small>3</small>		4 0 0 0 0 1 2	
George Bell, R (1, 7) <small>OBP: 0.327, SLG: 0.474</small>			1-0 F9 <small>1</small>		1-1 G3 <small>1</small>		2-1 G1-3 <small>2</small>		1-1 G6-3 <small>1</small>	4 0 0 0 0 0 0	
Dwight Smith, L (1, 8) <small>OBP: 0.269, SLG: 0.394</small>			2-1 1B		2-3 K <small>2</small>		2-0 G3-1 <small>3</small>		0-3 K <small>2</small>	4 0 1 0 0 2 0	
Luis Salazar, R (1, 5) <small>OBP: 0.316, SLG: 0.462</small> Ced Landrum, L (9, PR) <small>OBP: 0.292, SLG: 0.261</small>			1-2 L7 <small>3</small>		0-1 1B			1-2 SH2-3 1B		4 0 3 0 0 0 0 0 0 0 0 0 0 0	
Rick Wilkins, L (1, 2) <small>OBP: 0.311, SLG: 0.346</small>			2-2 BB SF9 1B		0-0 G3 <small>3</small>		1-0 SH2-3 <small>1</small>		0-1 1B	3 1 2 0 0 0 1	
Rick Sutcliffe, L (1, 1) <small>OBP: 0.120, SLG: 0.125</small> Chuck McElroy, L (5, 1) <small>OBP: 0.375, SLG: 0.500</small> 23 Ryne Sandberg, R (7, PH) <small>OBP: 0.374, SLG: 0.472</small> <small>(7, 4)</small>			1-0 SF9 BB SF8 1B		0-0 G4-3 <small>1</small>		1-1 F9 <small>2</small>		3-3 K <small>3</small>	2 1 1 0 0 0 0 0 0 0 0 0 0 0 2 0 0 0 0 1 3	
Inning Stats	R: 0 H: 0 E: 0 LOB: 1 K: 0 BB: 1 S: 12 P: 20	R: 0 H: 1 E: 0 LOB: 0 K: 0 BB: 0 S: 7 P: 11	R: 2 H: 2 E: 0 LOB: 1 K: 0 BB: 1 S: 12 P: 22	R: 0 H: 1 E: 0 LOB: 1 K: 1 BB: 0 S: 11 P: 14	R: 0 H: 1 E: 0 LOB: 1 K: 0 BB: 0 S: 7 P: 7	R: 0 H: 0 E: 0 LOB: 0 K: 0 BB: 0 S: 6 P: 12	R: 0 H: 1 E: 0 LOB: 1 K: 0 BB: 0 S: 8 P: 11	R: 0 H: 0 E: 0 LOB: 0 K: 1 BB: 0 S: 14 P: 19	1B: 8 SF: 2 2B: 0 SAC: 1 3B: 0 DP: 0 HR: 0 HBP: 0	WP: 0 PA: 36 PB: 0 SB: 0 CS: 0	
PITCHER Kevin Gross, R (1, 1) <small>ERA: 3.56</small> Roger McDowell, R (7, 1) <small>ERA: 3.22</small> Jay Howell, R (9, 1) <small>ERA: 2.81</small>	IP WLS BF H R ER SO BB IBB HBP BLK WP HR S P ERA WHIP 6.0 0 24 5 2 2 1 2 0 0 0 0 0 55 86 3.00 1.167 2.0 W 7 1 0 0 1 0 0 0 0 0 0 0 15 21 0.00 0.500 1.0 S 5 2 0 0 0 2 0 0 0 0 0 0 14 19 0.00 2.000	PITCHER IP WLS BF H R ER SO BB IBB HBP BLK WP HR S P ERA WHIP									

Chicago Cubs @ Los Angeles Dodgers
 Dodger Stadium, Los Angeles, CA
 Sat Aug 31 1991, 7:05 PM PDT
 Att. 46,943 - Sunny - 77 F

livebaseballscorecards.com

AB	31
R	2
H	8
RBI	2
BB	2
SO	4
LOB	8



Batter	1	2	3	4	5	6	7	8	9
Brett Butler, L OBP: 0.414, SLG: 0.362 (1, 8)	2-2 CS 1B		1-1 G6-3		4-0 1B 1B BB		1-1 G3 SH2-4 1B		
Lenny Harris, L OBP: 0.351, SLG: 0.355 (1, 6) (9, 5)	3-1 G3-1 1-2 2B		1-0 G3		2-2 1B 1-3 2-H 1B		0-0 SH2-4 1-2		
Kal Daniels, L OBP: 0.339, SLG: 0.390 (1, 7)	1-1 G3-1 2-3			1-3 K	1-1 1-3 1B		1-2 G3 2-3		
Darryl Strawberry, L OBP: 0.367, SLG: 0.492 (1, 9)	2-1 L9			0-0 F9	2-3 K		2-3 K		
Eddie Murray, S OBP: 0.311, SLG: 0.376 (1, 3)		2-1 G4-3		1-1 1B		0-1 G6-3		0-0 HR	
Mike Scioscia, L OBP: 0.356, SLG: 0.357 (1, 2)		2-1 P4		1-2 G4-3		4-1 FC4-6 BB		2-3 K	
Juan Samuel, R OBP: 0.333, SLG: 0.388 (1, 4)		3-3 K			4-1 G3-6 BB	0-0 FC4-6 BB		1-1 CS 1B	
Dave Hansen, L OBP: 0.324, SLG: 0.457 (1, 5)			4-1 SH2-4 BB		2-2 G3-6-1 1-2f	4-0 1-2 BB		1-1 2B	
Mike Sharperson, R OBP: 0.352, SLG: 0.357 (6, PH) (7, 5)			2-0 SH2-4		4-2 1B BB	3-3 K		2-1 F8	
Jose Offerman, S OBP: 0.333, SLG: 0.216 (8, PR) (9, 6)									
Kevin Gross, R OBP: 0.421, SLG: 0.412 (1, 1)									
Mitch Webster, S OBP: 0.280, SLG: 0.310 (6, PH)									
Roger McDowell, R (7, 1)									
Gary Carter, R OBP: 0.321, SLG: 0.403 (8, PH)									
Jay Howell, R (9, 1)									

Inning Stats	R: 0 E: 0 K: 10 S: 10	H: 2 LOB: 1 BB: 0 P: 17	R: 0 E: 0 K: 1 S: 7	H: 0 LOB: 0 BB: 0 P: 14	R: 0 E: 0 K: 0 S: 5	H: 0 LOB: 1 BB: 1 P: 13	R: 0 E: 0 K: 1 S: 9	H: 1 LOB: 1 BB: 0 P: 12	R: 2 E: 0 K: 1 S: 14	H: 2 LOB: 2 BB: 3 P: 33	R: 0 E: 0 K: 1 S: 8	H: 0 LOB: 2 BB: 2 P: 19	R: 0 E: 0 K: 1 S: 10	H: 1 LOB: 1 BB: 0 P: 14	R: 1 E: 0 K: 1 S: 12	H: 3 LOB: 1 BB: 0 P: 18
--------------	--------------------------------	----------------------------------	------------------------------	----------------------------------	------------------------------	----------------------------------	------------------------------	----------------------------------	-------------------------------	----------------------------------	------------------------------	----------------------------------	-------------------------------	----------------------------------	-------------------------------	----------------------------------

PITCHER	IP	WLS	BF	H	R	ER	SO	BB	IBB	HBP	BLK	WP	HR	S	P	ERA	WHIP
Rick Sutcliffe, R ERA: 4.34 (1, 1)	4.2		21	5	2	2	2	4	0	0	0	0	0	42	84	3.86	1.929
Chuck McElroy, L ERA: 1.76 (5, 1)	1.1		6	0	0	0	2	2	0	0	0	0	0	11	24	0.00	1.500
Paul Assenmacher, L ERA: 3.13 (7, 1)	2.0	L	9	4	1	1	2	0	0	0	0	0	1	22	32	4.50	2.000

BOTTOM


Chicago Cubs @ Los Angeles Dodgers
Dodger Stadium, Los Angeles, CA

Sat Aug 31 1991, 7:05 PM PDT
Att: 46,943 - Sunny - 77 F

AB	R	H	RBI	BB	SO	LOB
3	1	2	0	1	0	1
3	0	2	1	0	0	1
4	0	1	1	0	1	2
4	0	0	0	0	2	4
4	1	2	1	0	0	0
3	0	0	0	1	1	1
3	0	1	0	1	1	1
1	0	0	0	1	0	1
1	0	1	0	1	0	0
0	0	0	0	0	0	0
0	1	0	0	1	0	0
1	0	0	0	0	1	2
0	0	0	0	0	0	0
1	0	0	0	0	0	1
0	0	0	0	0	0	0

AB	28
R	3
H	9
RBI	3
BB	6
SO	6
LOB	14

WP: 0 PA: 36
PB: 0
SB: 0
CS: 2



PITCHER	IP	WLS	BF	H	R	ER	SO	BB	IBB	HBP	BLK	WP	HR	S	P	ERA	WHIP
---------	----	-----	----	---	---	----	----	----	-----	-----	-----	----	----	---	---	-----	------

Batter	1	2	3	4	5	6	7	8	9	AB R H RBI BB SO LOB	TOP		
Chico Walker, S OBP: 0.331, SLG: 0.350 (1, 8)	4-2 S 23 1B BB		3-2 1B HR 1B		4-2 23 G6-3 G4-3 BB		1-1 F8			2 1 1 0 2 0 0			
Mark Grace, L OBP: 0.358, SLG: 0.390 (1, 3)	2-3 SAFE K		1-1 SAFE HR 1B		0-0 G4-3			1-1 G5-4-3 23 1B 1B		4 1 2 0 0 1 2			
23 Ryne Sandberg, R OBP: 0.375, SLG: 0.472 (1, 4)	0-2 WP 2-H 1B		1-0 P4		2-2 G6-3			3-2 G5-4-3 1B		4 0 2 0 0 0 3			
Andre Dawson, R OBP: 0.301, SLG: 0.479 Jerome Walton, R OBP: 0.267, SLG: 0.325 (1, 9)	3-2 F8		2-1 HR		1-0 P4			1-2 G5-4-3		4 1 1 3 0 0 4			
George Bell, R OBP: 0.326, SLG: 0.471 Dave Smith, R (8, 8)			1-H 2-H HR					1-2 1-2f 2-3		0 0 0 0 0 0 0			
George Bell, R OBP: 0.326, SLG: 0.471 Dave Smith, R (8, 1)										3 0 0 0 1 0 1			
Luis Salazar, R OBP: 0.311, SLG: 0.455 (1, 5)										0 0 0 0 0 0 0			
Rick Wilkins, L OBP: 0.311, SLG: 0.346 Bob Scanlan, R OBP: 0.080, SLG: 0.042 Ced Landrum, L OBP: 0.286, SLG: 0.255 (1, 2)										4 0 0 0 0 2 1			
Jose Vizcaino, S OBP: 0.284, SLG: 0.299 (1, 6)										3 0 1 0 0 0 0			
Frank Castillo, R OBP: 0.208, SLG: 0.136 Shawn Boskie, R OBP: 0.250, SLG: 0.324 Joe Girardi, R OBP: 0.271, SLG: 0.214 (1, 1)										0 0 0 0 0 0 0			
										2 0 0 0 0 1 2			
										1 0 0 0 0 1 0			
Inning Stats	R: 0 H: 1 E: 0 LOB: 1 K: 1 BB: 1 S: 19 P: 28	R: 0 H: 2 E: 0 LOB: 2 K: 0 BB: 0 S: 9 P: 15	R: 3 H: 3 E: 0 LOB: 0 K: 1 BB: 1 S: 17 P: 31	R: 0 H: 0 E: 0 LOB: 0 K: 1 BB: 0 S: 8 P: 9	R: 0 H: 0 E: 0 LOB: 1 K: 0 BB: 1 S: 8 P: 15	R: 0 H: 0 E: 0 LOB: 0 K: 1 BB: 0 S: 17 P: 25	R: 0 H: 0 E: 0 LOB: 0 K: 1 BB: 0 S: 8 P: 10	R: 0 H: 2 E: 0 LOB: 1 K: 0 BB: 0 S: 12 P: 18	R: 0 H: 0 E: 0 LOB: 0 K: 1 BB: 0 S: 6 P: 8	1B: 7 SF: 0 2B: 0 SAC: 0 3B: 0 DP: 1 HR: 1 HBP: 0	WP: 1 PA: 35 PB: 0 SB: 1 CS: 1		
PITCHER	IP WLS BF H R ER SO BB IBB HBP BLK WP HR S P ERA WHIP											PITCHER	IP WLS BF H R ER SO BB IBB HBP BLK WP HR S P ERA WHIP
Ramon Martinez, R ERA: 2.96 (1, 1)	7.0 W 28 6 3 3 5 3 0 0 0 1 1 86 133 3.86 1.286												
Jim Gott, R ERA: 3.26 (8, 1)	1.0 4 2 0 0 0 0 0 0 0 0 0 12 18 0.00 2.000												
Dennis Cook, L ERA: 1.04 (9, 1)	1.0 3 0 0 0 0 1 0 0 0 0 0 6 8 0.00 0.000												

Chicago Cubs @ Los Angeles Dodgers
Dodger Stadium, Los Angeles, CA
Sun Sep 01 1991, 3:33 AM PDT
Att. 38,742 - Sunny - 84 F

livebaseballscorecards.com

AB	32
R	3
H	8
RBI	3
BB	3
SO	6
LOB	13



Batter	1	2	3	4	5	6	7	8	9
Brett Butler, L OBP: 0.413, SLG: 0.361 Tom Goodwin, L OBP: 1.000, SLG: 1.000	G1-3			K		1B HR		FC1-8 1B	
Lenny Harris, L OBP: 0.352, SLG: 0.355	1B 1B	L5		P4		1B HR		FC1-6 HR	
Kal Daniels, L OBP: 0.343, SLG: 0.404 Chris Gwynn, L OBP: 0.313, SLG: 0.442	1B 1B	K			FC1-5 2B	HR		HR	
Darryl Strawberry, L OBP: 0.368, SLG: 0.488 Mitch Webster, S OBP: 0.278, SLG: 0.309	1B 2B	G3-1			P5	G4-3		K	
Eddie Murray, S OBP: 0.314, SLG: 0.386 Mike Sharperson, R OBP: 0.356, SLG: 0.357 Eric Karros, R	2B 1B				FC1-5 1B		WP 2B	BB	
Mike Scioscia, L OBP: 0.361, SLG: 0.364 Carlos Hernandez, R	2B BB			P2	1B		F7 2B	F8	
Juan Samuel, R OBP: 0.332, SLG: 0.389	2B 2B			F8	K		K		
Alfredo Griffin, S OBP: 0.285, SLG: 0.273	2B IBB			G4-3		B6-3	F7		
Ramon Martinez, R OBP: 0.121, SLG: 0.123 Dave Hansen, L OBP: 0.316, SLG: 0.444 Jim Gott, R OBP: 0.500, SLG: 0.500 Dennis Cook, L	2B			L9		G4-3	G3-1		

Inning Stats	R: 5 E: 0 K: 1 S: 23	H: 5 LOB: 2 BB: 3 P: 44	R: 0 E: 0 K: 1 S: 8	H: 0 LOB: 0 BB: 0 P: 10	R: 1 E: 0 K: 0 S: 7	H: 1 LOB: 0 BB: 0 P: 9	R: 0 E: 0 K: 1 S: 9	H: 0 LOB: 0 BB: 0 P: 12	R: 0 E: 0 K: 1 S: 8	H: 2 LOB: 2 BB: 0 P: 11	R: 3 E: 0 K: 1 S: 12	H: 3 LOB: 0 BB: 0 P: 20	R: 1 E: 0 K: 1 S: 14	H: 2 LOB: 2 BB: 0 P: 24	R: 2 E: 0 K: 1 S: 11	H: 2 LOB: 1 BB: 1 P: 18
--------------	-------------------------------	----------------------------------	------------------------------	----------------------------------	------------------------------	---------------------------------	------------------------------	----------------------------------	------------------------------	----------------------------------	-------------------------------	----------------------------------	-------------------------------	----------------------------------	-------------------------------	----------------------------------

PITCHER	IP	WLS	BF	H	R	ER	SO	BB	IBB	HBP	BLK	WP	HR	S	P	ERA	WHIP
Frank Castillo, R ERA: 3.75	(1, 1)	0.2	L	9	5	5	0	0	2	1	0	0	0	20	40	67.50	10.500
Shawn Boskie, R ERA: 4.88	(1, 1)	5.0		21	6	4	4	0	0	0	0	0	2	46	64	7.20	1.200
Bob Scanlan, R ERA: 4.23	(6, 1)	1.1		6	2	1	1	0	0	0	0	1	0	15	26	6.75	1.500
Dave Smith, R ERA: 5.46	(8, 1)	1.0		6	2	2	1	1	0	0	0	0	1	11	18	18.00	3.000

AB R H RBI BB SO LOB

4	1	1	0	0	2	2
1	0	1	0	0	0	0
5	3	2	0	0	0	1
4	2	3	3	0	1	0
1	1	1	2	0	0	0
3	1	0	0	1	0	1
1	0	0	0	0	1	0
4	3	3	3	0	0	1
0	0	0	0	1	0	0
0	0	0	0	0	0	0
3	0	2	1	1	0	0
1	0	0	0	0	0	1
4	1	1	2	0	2	3
3	0	0	0	1	0	1
3	0	1	1	0	0	0
1	0	0	0	0	0	2
0	0	0	0	0	0	0
0	0	0	0	0	0	0

1B: 8	SF: 0	WP: 1	PA: 42
2B: 4	SAC: 0	PB: 0	
3B: 0	DP: 0	SB: 0	
HR: 3	HBP: 0	CS: 0	
WP: 1	PA: 42	ERA	WHIP

Chicago Cubs @ Los Angeles Dodgers
Dodger Stadium, Los Angeles, CA
 Sun Sep 01 1991, 3:33 AM PDT
 Att: 38,742 - Sunny - 84 F

livebaseballscorecards.com



Batter	1	2	3	4	5	6	7	8	9	10	11	AB R H RBI BB SO LOB	TOP												
Ray Lankford, L OBP: 0.288, SLG: 0.378	0-3 K	2-1 P5			0-0 WP G5-3 1B		2-3 K		0-1 HR		1-1 P6	6 1 2 1 0 2 5													
Ozzie Smith, S OBP: 0.393, SLG: 0.369	3-3 K				1-0 G5-3		1-0 P6		3-2 G3-1		3-1 L4	6 0 1 0 0 1 4													
Todd Zeile, R OBP: 0.347, SLG: 0.408	1-2 L7				3-2 G1-3			1-1 1B			2-2 1B	6 2 2 1 0 2 2													
Pedro Guerrero, R OBP: 0.330, SLG: 0.364 Rex Hudler, R OBP: 0.285, SLG: 0.325 Rod Brewer, L OBP: 0.250, SLG: 0.250		4-2 2B 2B BB		2-0 P3	0-1 F9			2-2 G6-3 1B			0-0 K	2-2 1B	3 1 1 1 1 0 2 0 0 0 0 0 0 0 2 0 1 1 0 1 0												
Felix Jose, S OBP: 0.373, SLG: 0.443		0-0 2B		4-1 IBB			3-3 K		2-1 G6-3		2-2 1B P1-5 2B	2-2 G4-3	5 1 2 0 1 1 3												
Milt Thompson, L OBP: 0.400, SLG: 0.490		2-3 K		3-2 G5-3			3-2 G1-3		0-1 1B		0-0 1B		5 0 2 0 0 1 4												
Tom Pagnozzi, R OBP: 0.303, SLG: 0.341 Willie Fraser, R		1-1 SH2-4 2B			3-3 K		2-3 K		1 SAFE 0-0 1B		2-1 P1-5		5 0 2 2 0 2 2 0 0 0 0 0 0 0												
José Oquendo, S OBP: 0.373, SLG: 0.321 Geronimo Pena, S OBP: 0.288, SLG: 0.397		4-1 SH2-4 BB			2-2 G6-3			0-0 G5-3		0-2 G4-3		4-2 2B BB	3 0 0 0 2 0 2 0 1 0 0 0 0 0												
Ken Hill, R Juan Aguirre, L Cris Carpenter, R Luis Altagor, S Scott Barry, R Bob McQuinn, L Gerald Perry, L Lee Smith, R Rich Gedman, L		1-1 SH2-4			2-3 K			1-2 1B		1-2 G5-3		0-1 1B 2B	1 0 0 0 0 0 1 0 0 0 0 0 0 0 0 0 0 0 0 1 0 1 1 1 1 0 0 0 0												
Inning Stats	R: 0 E: 0 S: 9	H: 0 LOB: 0 BB: 0 P: 13	R: 2 E: 0 K: 1 S: 13	H: 2 LOB: 2 BB: 2 P: 27	R: 0 E: 0 K: 1 S: 11	H: 1 LOB: 2 BB: 1 P: 24	R: 0 E: 0 K: 2 S: 17	H: 0 LOB: 0 BB: 0 P: 24	R: 0 E: 0 K: 0 S: 7	H: 1 LOB: 1 BB: 0 P: 11	R: 0 E: 0 K: 1 S: 8	H: 1 LOB: 1 BB: 0 P: 12	R: 1 E: 0 K: 0 S: 15	H: 4 LOB: 2 BB: 0 P: 20	R: 1 E: 0 K: 1 S: 12	H: 1 LOB: 0 BB: 0 P: 16	R: 0 E: 0 K: 1 S: 10	H: 2 LOB: 1 BB: 0 P: 15	R: 3 E: 0 K: 0 S: 16	H: 3 LOB: 2 BB: 1 P: 28	1B: 8 2B: 7 3B: 0 HR: 1	SF: 0 SAC: 1 DP: 2 HBP: 0	WP: 1 PA: 50		
PITCHER	IP	WLS	BF	H	R	ER	SO	BB	IBB	HBP	BLK	WP	HR	S	P	ERA	WHIP								
Bob Ojeda, L	(1, 1)	7.0	29	5	2	2	9	2	1	0	0	1	0	76	130	2.57	1.000								
Roger McDowell, R	(8, 1)	2.0	10	5	2	2	1	0	0	0	0	0	1	27	36	9.00	2.500								
John Candelaria, L	(10, 1)	0.1	3	2	0	0	1	0	0	0	0	0	0	8	11	0.00	6.000								
Jay Howell, R	(10, 1)	1.1	L	6	2	3	3	1	0	0	0	0	0	14	26	20.25	2.250								
Dennis Cook, L	(11, 1)	0.1	2	1	0	0	0	0	0	0	0	0	0	4	6	0.00	3.000								

St. Louis Cardinals @ Los Angeles Dodgers
Dodger Stadium, Los Angeles, CA
Mon Sep 02 1991, 7:05 PM PDT
Att: 37,794 - Sunny - 74 F

AB	45
R	7
H	15
RBI	7
BB	4
SO	11
LOB	24



Batter	1	2	3	4	5	6	7	8	9	10	11	AB R H RBI BB SO LOB
Brett Butler, L OBP: 0.409, SLG: 0.358 (1, 8)	G6-3		G6-3		G4-3		G4-3		F7			5 0 0 0 0 0 3
Lenny Harris, L OBP: 0.352, SLG: 0.356 (1, 5)	F7		P5			G4-3		BB 1B	BB 1B			5 1 2 1 0 0 0
Kal Daniels, L OBP: 0.344, SLG: 0.402 Stan Javier, S OBP: 0.297, SLG: 0.288 (8, PR) Chris Gwynn, L OBP: 0.311, SLG: 0.438 John Cantelarra, L Jay Howell, R Dennis Cook, L (9, PH) (10, 1) (10, 1) (11, 1)	K		K			2B BB		BB 1B G6-4-3 BB	F8			2 0 0 0 2 2 0 0 1 0 0 0 0 0 1 0 0 0 0 0 2 0
Darryl Strawberry, L OBP: 0.368, SLG: 0.491 (1, 9)		1B E BB		G4-3		1-3 2B		1-0 G6-4-3 1B			P6	4 1 2 1 1 0 0
Eddie Murray, S OBP: 0.317, SLG: 0.387 (1, 3)		1-2 E 1B		1-1		4-0 G4-3 IBB		1-2 G6-4-3			F7	4 0 2 0 1 0 1
Gary Carter, R OBP: 0.319, SLG: 0.397 Tom Goodwin, L OBP: 1.000, SLG: 1.000 Carlos Hernandez, R (8, PR) (9, 2)		0-1 E5 1B		1-0 F8		1-0 G4-3		4-0 BB			K	3 0 0 1 1 0 5 0 0 0 0 0 0 0 1 0 0 0 0 0 1 0
Juan Samuel, R OBP: 0.329, SLG: 0.385 (1, 4)		3-3 K		3-1 G4-3			K	1-3 K			G6-3	5 0 0 0 0 3 4
Alfredo Griffin, S OBP: 0.285, SLG: 0.273 Dave Hansen, L OBP: 0.333, SLG: 0.486 Jose Offerman, S OBP: 0.331, SLG: 0.214 (9, PH) (9, PR) (10, 6)		0-0 P6			G4-3		1-1 G1-3 1B		3-2 SH3 1B 2B		K	3 0 1 0 0 0 2 1 0 1 0 0 0 0 1 1 0 0 0 1 0
Bob Ojeda, L OBP: 0.224, SLG: 0.244 Mike Scioscia, L OBP: 0.359, SLG: 0.363 Roger McDowell, R Mitch Webster, S OBP: 0.277, SLG: 0.307 (1, 1) (7, PH) (8, 1) (9, PH) (10, 7)		0-1 G5-3			G4-3		1-1 G1-3		2-1 SH3		F8	2 0 0 0 0 0 2 1 0 0 0 0 0 1 0 0 0 0 0 0 0 1 0 0 0 0 0 0


Inning Stats	R: 0	H: 0	E: 0	K: 1	S: 10	P: 17	R: 1	H: 1	E: 1	K: 1	S: 16	P: 24	R: 0	H: 0	E: 0	K: 1	S: 9	P: 14	R: 0	H: 1	E: 0	K: 0	S: 8	P: 15	R: 0	H: 0	E: 0	K: 0	S: 11	P: 16	R: 0	H: 1	E: 0	K: 0	S: 7	P: 19	R: 0	H: 1	E: 0	K: 1	S: 8	P: 10	R: 2	H: 2	E: 0	K: 1	S: 9	P: 21	R: 1	H: 2	E: 0	K: 0	S: 15	P: 24	R: 0	H: 0	E: 0	K: 1	S: 10	P: 18	R: 0	H: 0	E: 0	K: 1	S: 8	P: 12	1B: 6	SF: 0	2B: 2	SAC: 1	3B: 0	DP: 2	HR: 0	HBP: 0	WP: 0	PA: 45
--------------	------	------	------	------	-------	-------	------	------	------	------	-------	-------	------	------	------	------	------	-------	------	------	------	------	------	-------	------	------	------	------	-------	-------	------	------	------	------	------	-------	------	------	------	------	------	-------	------	------	------	------	------	-------	------	------	------	------	-------	-------	------	------	------	------	-------	-------	------	------	------	------	------	-------	-------	-------	-------	--------	-------	-------	-------	--------	-------	--------

PITCHER	IP	WLS	BF	H	R	ER	SO	BB	IBB	HBP	BLK	WP	HR	S	P	ERA	WHIP
Ken Hill, R ERA: 4.12 (1, 1)	5.0		19	2	1	1	3	1	0	0	0	0	0	54	86	1.80	0.600
Juan Agosto, L ERA: 4.95 (6, 1)	0.1		3	1	0	0	0	1	0	0	0	0	0	6	13	0.00	6.000
Cris Carpenter, R ERA: 4.13 (6, 1)	0.2		2	0	0	0	0	0	1	0	0	0	0	1	6	0.00	0.000
Scott Terry, R ERA: 2.24 (7, 1)	1.0		6	2	2	2	1	1	0	0	0	0	0	9	16	18.00	3.000
Bob McClure, L ERA: 4.94 (8, 1)	1.0		4	1	0	0	1	1	0	0	0	0	0	8	15	0.00	2.000

PITCHER	IP	WLS	BF	H	R	ER	SO	BB	IBB	HBP	BLK	WP	HR	S	P	ERA	WHIP
Lee Smith, R ERA: 2.45 (9, 1)	1.0		5	2	1	1	0	0	0	0	0	0	0	15	24	9.00	2.000
Willie Fraser, R ERA: 5.9 (10, 1)	2.0	W	6	0	0	0	2	0	0	0	0	0	0	18	30	0.00	0.000

St. Louis Cardinals @ Los Angeles Dodgers
Dodger Stadium, Los Angeles, CA
 Mon Sep 02 1991, 7:05 PM PDT
 Att. 37,794 - Sunny - 74 F

AB	39
R	4
H	8
RBI	3
BB	5
SO	7
LOB	20



Batter	1	2	3	4	5	6	7	8	9	AB R H RBI BB SO LOB	TOP
Ray Lankford, L (1, 8) OBP: 0.290, SLG: 0.377	3-3 		4-2 SAFE 1-2 		2-0 			1-0 		3 1 1 0 1 1 0	St. Louis Cardinals @ Los Angeles Dodgers Dodger Stadium, Los Angeles, CA Tue Sep 03 1991, 7:05 PM PDT Att. 26,793 - Sunny - 74 F
Ozzie Smith, S (1, 6) OBP: 0.392, SLG: 0.366	1-1 		1-3 			4-1 		1-2 		3 0 0 0 1 1 3	
Todd Zeile, R (1, 5) OBP: 0.347, SLG: 0.409	0-0 		2-2 			3-2 SAFE 		0-1 		4 1 1 2 0 0 2	
Pedro Guerrero, R (1, 3) OBP: 0.332, SLG: 0.366		1-0 	1-1 			1-3 			1-1 WP S 	4 0 2 1 0 1 1 0 1 0 0 0 0 0	
Geronimo Pena, S (9, PR) OBP: 0.288, SLG: 0.397											
Felix Jose, S (1, 9) OBP: 0.372, SLG: 0.441		3-1 			0-2 			1-2 SAFE 	0-3 SAFE 	4 0 1 0 0 1 2	
Milt Thompson, L (1, 7) OBP: 0.398, SLG: 0.484		1-1 SAFE SAFE 			3-1 			0-1 	4-0 FC8-5 WP 	3 0 0 0 1 0 1	
Tom Pagnozzi, R (1, 2) OBP: 0.301, SLG: 0.338								0-3 	4-0 FC8-5 	3 0 0 0 0 1 1 0 0 0 0 1 0 0	
Gerald Perry, L (9, PH) OBP: 0.325, SLG: 0.425		1-0 SAFE SAFE 			0-2 			0-1 	1-1 FC8-5 	4 0 1 1 0 0 2 0 0 0 0 0 0 0	

José Oquendo, S (1, 4) OBP: 0.371, SLG: 0.320			2-1 		0-0 				1-1 FC8-5 	2 1 0 0 0 0 1 0 0 0 0 0 0 0 1 0 1 0 0 0 0 0 2	
Scott Terry, R (9, 1) OBP: 0.143, SLG: 0.143					0-0 				1-0 		
Omar Olivares, R (1, 1) OBP: 0.250, SLG: 0.282			1-2 SAFE 					1-1 			
Juan Agosto, L (7, 1) OBP: 0.333, SLG: 0.333											
Luis Alicea, S (8, PH) OBP: 0.330, SLG: 0.273											
Bob McClure, R (8, 1) OBP: 1.000, SLG: 1.000											
Cris Carpenter, R (8, 1) OBP: 0.333, SLG: 0.333											
Rich Geidman, L (9, PH) OBP: 0.167, SLG: 0.284											

Inning Stats	R: 0 E: 0 K: 1 S: 6	H: 0 LOB: 0 BB: 0 P: 10	R: 0 E: 0 K: 0 S: 6	H: 1 LOB: 1 BB: 0 P: 12	R: 3 E: 0 K: 1 S: 17	H: 3 LOB: 1 BB: 1 P: 28	R: 0 E: 0 K: 0 S: 8	H: 0 LOB: 0 BB: 0 P: 11	R: 0 E: 0 K: 0 S: 3	H: 0 LOB: 0 BB: 0 P: 5	R: 0 E: 0 K: 1 S: 10	H: 0 LOB: 1 BB: 1 P: 19	R: 0 E: 0 K: 1 S: 7	H: 0 LOB: 0 BB: 0 P: 7	R: 0 E: 0 K: 0 S: 8	H: 1 LOB: 1 BB: 0 P: 11	R: 1 E: 0 K: 1 S: 8	H: 1 LOB: 2 BB: 2 P: 19	1B: 5 2B: 1 3B: 0 HR: 0	SF: 0 SAC: 0 DP: 0 HBP: 0	WP: 1 PB: 0 SB: 2 CS: 0	PA: 36
--------------	------------------------------	----------------------------------	------------------------------	----------------------------------	-------------------------------	----------------------------------	------------------------------	----------------------------------	------------------------------	---------------------------------	-------------------------------	----------------------------------	------------------------------	---------------------------------	------------------------------	----------------------------------	------------------------------	----------------------------------	----------------------------------	------------------------------------	----------------------------------	--------

PITCHER	IP	WLS	BF	H	R	ER	SO	BB	IBB	HBP	BLK	WP	HR	S	P	ERA	WHIP
Mike Morgan, R (1, 1) ERA: 2.83	8.1		34	6	4	4	5	3	1	0	0	1	0	70	117	4.32	1.080
Jay Howell, R (9, 1) ERA: 3.24	0.2	W	2	0	0	0	0	0	0	0	0	0	0	3	5	0.00	0.000

AB	32
R	4
H	6
RBI	4
BB	4
SO	5
LOB	15



Batter	1	2	3	4	5	6	7	8	9	AB	R	H	RBI	BB	SO	LOB
Brett Butler, L OBP: 0.410, SLG: 0.358 (1, 8) C C S	0-3 K		1-1 G4-3 PB 1B	0-0 B1-3			4-1 HBP BB			3	1	1	0	1	1	0
Lenny Harris, L OBP: 0.356, SLG: 0.359 (1, 4) F X	0-1 E FC4-5 1B		2-2 PB G4-3 1B 1B			1-3 K	1-0 SAFE SAFE HBP	1-2 HBP		3	1	2	0	0	1	0
Kal Daniels, L OBP: 0.343, SLG: 0.401 (1, 7) 1 SAFE 1 SAFE SAFE C C X	1-1 E8 BB FC4-5 1B		1-2 G4-3	1-2 2-3		1-0 G4-3	0-2 F8			4	0	1	0	0	0	4
Darryl Strawberry, L OBP: 0.367, SLG: 0.489 (1, 9) S B 1 SAFE F B X	2-2 FC4-5 BB 1-2 3-H		2-0 HR 1B	2-H 3-H		1-3 K	0-0 G3	0-2 L8		4	1	1	1	0	1	2
Eddie Murray, S OBP: 0.318, SLG: 0.393 (1, 3) B B B C B	4-1 FC5 BB 1-2 2-3		2-0 HR	1-H		0-0 G3	0-2 L8			3	1	1	2	1	0	0
Gary Carter, R OBP: 0.318, SLG: 0.392 (1, 2) B F X	1-1 FC5 1-2f		0-0 F7			4-0 CS BB	1-0 F7			3	0	0	0	1	0	3
Mike Sharperson, R OBP: 0.350, SLG: 0.350 (1, 5) Dave Hansen, L OBP: 0.350, SLG: 0.500 (9, PH) Tom Goodwin, L OBP: 1.000, SLG: 1.000 (9, PR)		2-1 G4-3	0-1 G6-3			2-2 G6-3 1-2		2-2 SH1-4 E 1B		3	0	0	0	0	0	1
Alfredo Griffin, S OBP: 0.283, SLG: 0.271 (1, 6) B X	1-0 F8		0-0 G3			1-2 G6-3		0-0 SH1-4		3	0	0	0	0	0	0
Mike Morgan, R OBP: 0.078, SLG: 0.081 (1, 1) Jay Howell, R OBP: 0.309, SLG: 0.434 (9, PH)	1-1 G5-3		0-0 G5-3			2-3 K		0-0 E5 2-H		3	0	0	0	0	1	0

Inning Stats	R: 0	H: 2	E: 1	LOB: 3	K: 1	P: 13	R: 0	H: 0	E: 0	LOB: 0	K: 0	P: 5	R: 4	H: 4	E: 0	LOB: 0	K: 0	P: 13	R: 0	H: 0	E: 0	LOB: 0	K: 0	P: 3	R: 0	H: 0	E: 0	LOB: 0	K: 2	P: 7	R: 0	H: 0	E: 0	LOB: 0	K: 0	P: 10	R: 0	H: 0	E: 0	LOB: 2	K: 1	P: 10	R: 0	H: 0	E: 1	LOB: 1	K: 0	P: 5	R: 1	H: 1	E: 1	LOB: 1	K: 0	P: 7	1B: 6	2B: 0	3B: 0	HR: 1	SF: 0	SAC: 1	DP: 0	HBP: 1	WP: 0	PB: 1	SB: 0	CS: 1	PA: 36
--------------	------	------	------	--------	------	-------	------	------	------	--------	------	------	------	------	------	--------	------	-------	------	------	------	--------	------	------	------	------	------	--------	------	------	------	------	------	--------	------	-------	------	------	------	--------	------	-------	------	------	------	--------	------	------	------	------	------	--------	------	------	-------	-------	-------	-------	-------	--------	-------	--------	-------	-------	-------	-------	--------

PITCHER	IP	WLS	BF	H	R	ER	SO	BB	IBB	HBP	BLK	WP	HR	S	P	ERA	WHIP
Omar Olivares, R ERA: 4.18 (1, 1)	6.2		28	6	4	4	4	3	0	0	0	0	0	52	88	5.40	1.350
Juan Agosto, L ERA: 4.93 (7, 1)	0.1		2	0	0	0	0	0	0	1	0	0	0	3	4	0.00	0.000
Bob McClure, L ERA: 4.82 (8, 1)	0.2		2	0	0	0	0	0	0	0	0	0	0	4	4	0.00	0.000
Cris Carpenter, R ERA: 4.11 (8, 1)	0.1		1	0	0	0	0	0	0	0	0	0	0	1	2	0.00	0.000
Scott Terry, R ERA: 2.23 (9, 1)	0.1	L	3	1	1	0	0	0	0	0	0	0	0	5	7	0.00	3.000

BOTTOM

St. Louis Cardinals @ Los Angeles Dodgers
 Dodger Stadium, Los Angeles, CA
 Tue Sep 03 1991, 7:05 PM PDT
 Att: 26,793 - Sunny - 74 F

livebaseballscorecards.com

AB	31
R	5
H	7
RBI	3
BB	3
SO	4
LOB	11



Batter	1	2	3	4	5	6	7	8	9	AB R H RBI BB SO LOB	
Ray Lankford, L OBP: 0.291, SLG: 0.380 (1, 8)	F7		SH5-3 SF8 2B		F8		2-H 1B		F7	5 1 2 1 0 0 1	
Ozzie Smith, S OBP: 0.391, SLG: 0.365 (1, 6)	2-1 FC5-4 1B		SH5-3		G1-3		G4-3		L4	4 0 1 0 0 0 2	
Todd Zeile, R OBP: 0.345, SLG: 0.408 (1, 5)	1-1 FC5-4 1-2f		3-1 SF8		2-3 K			0-0 G6-4-3 1B	K	4 0 1 1 0 2 2	
Pedro Guerrero, R OBP: 0.328, SLG: 0.362 (1, 3)	0-0 F8		3-H 1-2 G6-3			1-1 G6-3		0-0 G6-4-3 1-2f		4 0 0 0 0 0 2	
Felix Jose, S OBP: 0.373, SLG: 0.441 (1, 9)		0-0 G3		2-2 1B 1B		1-2 G4-3		1-1 BB S 1B		4 1 2 0 0 0 0	
Milt Thompson, L OBP: 0.403, SLG: 0.486 (1, 7)		0-1 G1-3 1B		1 SAFE 1-3 CS 1B		1-3 K		4-0 FC4-6 1B IBB		3 0 2 0 1 1 0	
Tom Pagnozzi, R OBP: 0.305, SLG: 0.341 (1, 2)		0-0 G1-3 1B		1 SAFE 1 SAFE 0-2 G4-3 S 1B			0-0 F7	4-0 1-2 2-3 BB		3 0 2 1 1 0 0	
José Oquendo, S OBP: 0.370, SLG: 0.318 (1, 4)		3-2 G1-3		3-2 G4-3			4-2 SH3-4 1B BB	0-1 FC4-6		3 1 0 0 1 0 7	
Bob McClure, R OBP: 1.000, SLG: 1.000 (8, 1)										0 0 0 0 0 0 0	
Scott Terry, R OBP: 0.143, SLG: 0.143 (8, 1)										0 0 0 0 0 0 0	
Juan Agosto, L OBP: 0.333, SLG: 0.333 (8, 1)		1-2 2-3		1-3 2-3				2-3f		0 0 0 0 0 0 0	
Rheal Cormier, L OBP: 0.300, SLG: 0.300 (1, 1)		3-3 K		1-1 P5			0-0 SH3-4		2-2 PB 1B	2 0 0 0 0 1 3	
Geronimo Pena, S OBP: 0.293, SLG: 0.402 (8, 4)										1 0 1 0 0 0 0	
Inning Stats	R: 0 H: 1 E: 0 K: 0 S: 8 LOB: 1 BB: 0 P: 12	R: 0 H: 2 E: 0 K: 1 S: 12 LOB: 2 BB: 0 P: 18	R: 1 H: 1 E: 0 K: 1 S: 9 LOB: 0 BB: 0 P: 13	R: 1 H: 3 E: 0 K: 0 S: 13 LOB: 1 BB: 0 P: 19	R: 0 H: 0 E: 0 K: 1 S: 5 LOB: 0 BB: 0 P: 11	R: 1 H: 1 E: 0 K: 0 S: 10 LOB: 1 BB: 1 P: 15	R: 0 H: 2 E: 0 K: 0 S: 6 LOB: 3 BB: 2 P: 15	R: 0 H: 1 E: 0 K: 1 S: 11 LOB: 1 BB: 0 P: 16	1B: 10 SF: 1 2B: 1 SAC: 2 3B: 0 DP: 1 HR: 0 HBP: 0	WP: 0 PA: 39 PB: 1 SB: 2 CS: 1	
PITCHER Tim Belcher, R ERA: 2.59 Roger McDowell, R ERA: 3.32 Jim Gott, R ERA: 3.2	IP WLS BF H R ER SO BB IBB HBP BLK WP HR S P ERA WHIP										
	7.0 29 8 3 3 3 1 0 0 0 0 0 65 99 3.86 1.286										
	1.0 W 6 2 0 0 0 1 1 0 0 0 0 6 15 0.00 3.000										
	1.0 4 1 0 0 1 0 0 0 0 0 0 11 16 0.00 1.000										

St. Louis Cardinals @ Los Angeles Dodgers
Dodger Stadium, Los Angeles, CA

livebaseballscores.com

AB	33
R	3
H	11
RBI	3
BB	3
SO	4
LOB	17



Batter	1	2	3	4	5	6	7	8	9
Stan Javier, S (1, 8) OBP: 0.261, SLG: 0.291 Jim Gott, R (9, 1) OBP: 0.500, SLG: 0.500	1-0 G5-3 1B		0-3 K			2-1 G6-3	2-1 L9 1B	0-2 E6 FC6-4	
Juan Samuel, R (1, 4) OBP: 0.328, SLG: 0.385	1-2 G5-3 1-2			1-0 G6-3		1-0 G6-3 2B	1-2 L9	0-1 FC6-4 1-2f	
Kal Daniels, L (1, 7) OBP: 0.343, SLG: 0.399 Tom Goodwin, L (8, PR) OBP: 1.000, SLG: 1.000 Carlos Hernandez, R (9, 2)	1-3 K			0-1 L7		3-3 K		0-0 K 1B	
Darryl Strawberry, L (1, 9) OBP: 0.366, SLG: 0.486	1-1 F8			1-1 K 1B		0-0 G3		2-3 K	
Gary Carter, R (1, 2) OBP: 0.318, SLG: 0.391 Brett Butler, L (8, PH) OBP: 0.409, SLG: 0.357 (9, 8)		0-0 P3		1-1 K 1B		1-1 F7		3-2 L7	
Eric Karros, R (1, 3) Lenny Harris, L (8, PH) OBP: 0.358, SLG: 0.359 (9, 5)		1-3 K		2-3 K		0-2 P4		4-0 K 1B IBB	
Mike Sharperson, R (1, 5) OBP: 0.353, SLG: 0.354 (9, 3)		0-1 G1-3			0-3 K		2-2 HR 1B	0-0 K 1B	
Alfredo Griffin, S (1, 6) OBP: 0.285, SLG: 0.274			1-1 G5-3		0-0 G6-3		0-0 HR 1B	1-2 K 3B 1B	
Tim Belcher, R (1, 1) OBP: 0.121, SLG: 0.138 Eddie Murray, S (7, PH) OBP: 0.350, SLG: 0.400 Roger McDowell, R (8, 1) Dave Hansen, L (8, PH) OBP: 0.350, SLG: 0.500 Mitch Webster, S (8, PH) OBP: 0.281, SLG: 0.322 (9, 7)			1-3 K		1-3 K		3-2 HR 1B	2-0 K E 3B	

Inning Stats	R: 0 E: 0 K: 1 S: 11	H: 1 LOB: 1 BB: 0 P: 15	R: 0 E: 0 K: 1 S: 6	H: 0 LOB: 0 BB: 0 P: 7	R: 0 E: 0 K: 2 S: 9	H: 0 LOB: 0 BB: 0 P: 11	R: 0 E: 0 K: 1 S: 10	H: 2 LOB: 2 BB: 0 P: 15	R: 0 E: 0 K: 2 S: 9	H: 0 LOB: 0 BB: 0 P: 10	R: 0 E: 0 K: 1 S: 7	H: 1 LOB: 1 BB: 0 P: 13	R: 3 E: 0 K: 0 S: 18	H: 4 LOB: 1 BB: 0 P: 27	R: 5 E: 1 K: 1 S: 18	H: 4 LOB: 1 BB: 1 P: 30
--------------	-------------------------------	----------------------------------	------------------------------	---------------------------------	------------------------------	----------------------------------	-------------------------------	----------------------------------	------------------------------	----------------------------------	------------------------------	----------------------------------	-------------------------------	----------------------------------	-------------------------------	----------------------------------

PITCHER	IP	WLS	BF	H	R	ER	SO	BB	IBB	HBP	BLK	WP	HR	S	P	ERA	WHIP
Rheal Cormier, L (1, 1) ERA: 3.82	7.0		29	8	3	3	8	0	0	0	0	0	1	70	98	3.86	1.143
Bob McClure, L (8, 1) ERA: 5.08	0.1	L	2	1	1	1	1	0	0	0	0	0	0	5	7	27.00	3.000
Scott Terry, R (8, 1) ERA: 2.57	0.1		4	2	1	1	0	0	1	0	0	0	0	7	15	27.00	6.000
Juan Agosto, L (8, 1) ERA: 4.91	0.1		3	1	3	2	0	0	0	0	0	0	0	6	8	54.00	3.000

BOTTOM

AB	R	H	RBI	BB	SO	LOB
5	0	2	0	0	1	1
0	0	0	0	0	0	0
5	0	1	0	0	0	3
4	0	1	0	0	2	2
0	1	0	0	0	0	0
0	0	0	0	0	0	0
4	0	1	0	0	1	3
3	0	1	0	0	0	0
1	0	0	0	0	0	1
3	0	0	0	0	2	2
0	1	0	0	1	0	0
4	2	2	1	0	1	0
4	2	2	1	0	0	0
2	0	0	0	0	2	0
1	1	1	3	0	0	0
0	0	0	0	0	0	0
0	0	0	0	0	0	0
1	1	1	2	0	0	0

AB 37
R 8
H 12
RBI 7
BB 1
SO 9
LOB 12

WP: 0 PA: 38
PB: 0
SB: 1
CS: 0

WP: 0 PA: 38
ERA
WHIP

St. Louis Cardinals @ Los Angeles Dodgers
Dodger Stadium, Los Angeles, CA

Wed Sep 04 1991, 7:05 PM PDT
 Att: 32,372 - Cloudy - 72 F

Batter	1	2	3	4	5	6	7	8	9	AB R H RBI BB SO LOB	TOP													
Brett Butler, L (1, 8) OBP: 0.408, SLG: 0.355	0-0 G4-3		1-2 FC4-8 1B		3-1 FC5-4 1B		3-3 K		1-2 G3	5 1 1 0 0 1 2														
Juan Samuel, R (1, 4) OBP: 0.327, SLG: 0.384	0-1 G6-3		2-1 FC4-6 1-2f		1-2 1-H 1B		1-2 F9			4 0 1 1 0 0 1														
Mitch Webster, S (1, 7) OBP: 0.275, SLG: 0.315	1-3 K		1-3 K		3-2 G6-3			2-2 P6		4 0 0 0 0 2 2														
Darryl Strawberry, L (1, 9) OBP: 0.365, SLG: 0.483		4-1 1B 1B BB	0-3 K			2-3 K		0-0 L8		3 1 0 0 1 2 1														
Gary Carter, R (1, 3) OBP: 0.325, SLG: 0.392		1-0 1B FC6-4 1B		3-2 L4		4-0 1B BB		4-2 CS BB		2 1 1 0 2 0 0														
Tom Goodwin, L (8, PR) OBP: 1.000, SLG: 1.000										0 0 0 0 0 0 0														
John Candelaria, L (8, 1)										0 0 0 0 0 0 0														
Roger McDowell, R (8, 1)										0 0 0 0 0 0 0														
Mike Sharperson, R (1, 5) OBP: 0.365, SLG: 0.362		0-0		4-0		3-1		1-2 CS	2-1 F7	2 0 2 1 1 0 0														
Dave Hansen, L (9, PH) OBP: 0.341, SLG: 0.487		1-3 3-H 1B		1-3 CS BB		1-3 1B		1-2 CS		1 0 0 0 0 0 0														
Eric Karros, R (9, 3)										0 0 0 0 0 0 0														
Mike Scioscia, L (1, 2) OBP: 0.358, SLG: 0.372		0-1 FC3-6 FC6-4		2-3 K		2-1 P7			3-1 HR	4 1 1 1 0 1 5														
Alfredo Griffin, S (1, 6) OBP: 0.285, SLG: 0.273		0-1 FC6-4			0-1 FC5-4 1B		1-3 K		0-1 G4-3	4 0 1 1 0 1 3														
Ramon Martinez, R (1, 1) OBP: 0.116, SLG: 0.118		1-0 G1-3			1-3 K		1-2 P5		3-2 S 1B	3 0 0 0 0 1 2														
Lenny Harris, L (8, 5) OBP: 0.360, SLG: 0.361										1 0 1 0 0 0 0														
Inning Stats	R: 0 E: 0 K: 1 S: 6	H: 0 LOB: 0 BB: 0 P: 7	R: 2 E: 0 K: 0 S: 8	H: 2 LOB: 1 BB: 1 P: 14	R: 0 E: 0 K: 2 S: 12	H: 1 LOB: 1 BB: 0 P: 15	R: 0 E: 0 K: 1 S: 8	H: 0 LOB: 0 BB: 1 P: 17	R: 1 E: 0 K: 1 S: 15	H: 2 LOB: 1 BB: 0 P: 23	R: 0 E: 0 K: 2 S: 11	H: 1 LOB: 2 BB: 1 P: 22	R: 0 E: 0 K: 1 S: 10	H: 0 LOB: 0 BB: 0 P: 15	R: 0 E: 0 K: 0 S: 9	H: 0 LOB: 1 BB: 1 P: 16	R: 1 E: 0 K: 0 S: 17	H: 2 LOB: 1 BB: 0 P: 26	1B: 7 2B: 0 3B: 0 HR: 1	SF: 0 SAC: 0 DP: 0 HBP: 0	WP: 0 PB: 0 SB: 2 CS: 2	PA: 38		
PITCHER	IP	WLS	BF	H	R	ER	SO	BB	IBB	HBP	BLK	WP	HR	S	P	ERA	WHIP							
Randy Tomlin, L (1, 1) ERA: 2.77	7.0		29	6	3	3	8	3	0	0	0	0	0	70	113	3.86	1.286							
Bob Kipper, L (8, 1) ERA: 4.39	1.0		3	0	0	0	0	1	0	0	0	0	0	9	16	0.00	1.000							
Stan Belinda, R (9, 1) ERA: 3.69	1.0	L	5	2	1	1	0	0	0	0	0	0	1	17	26	9.00	2.000							

Los Angeles Dodgers @ Pittsburgh Pirates
Three Rivers Stadium, Pittsburgh, PA
 Fri Sep 06 1991, 7:05 PM EDT
 Sunny - 84 F

AB	33
R	4
H	8
RBI	4
BB	4
SO	8
LOB	16



Batter	1	2	3	4	5	6	7	8	9	AB R H RBI BB SO LOB	TOP	
Brett Butler, L (1, 8) OBP: 0.405, SLG: 0.353	0-2 G6-3		1-0 G6-3		3-2 G1-3			2-3 K		4 0 0 0 0 1 0	Los Angeles Dodgers @ Pittsburgh Pirates Three Rivers Stadium, Pittsburgh, PA Fri Sep 06 1991, 7:05 PM EDT Att. 46,993 - Sunny - 84 F livebaseballscorecards.com	
Juan Samuel, R (1, 4) OBP: 0.327, SLG: 0.385	0-1 1B 2B		1-1 E5			0-1 G6-3			0-3 K	4 1 1 0 0 1 0		
Kal Daniels, L (1, 7) OBP: 0.342, SLG: 0.397	1-2 2-H 1B		1-3 SAFE K			2-3 K			2-1 G6-3	4 0 1 1 0 2 1		
Darryl Strawberry, L (1, 9) OBP: 0.362, SLG: 0.478	1-3 K		1-2 K			1-0 F8			0-3 K	4 0 0 0 0 2 2		
Gary Carter, R (1, 2) OBP: 0.323, SLG: 0.393 Tom Goodwin, L (7, PR) OBP: 1.000, SLG: 1.000 Carlos Hernandez, R (7, 2)	4-1 1-2 BB			2-1 G5-3			1-0 L4-3 1B			2 0 1 0 1 0 0 0 0 0 0 0 0 0 0 0 0 0 0 0 0		
Mike Sharperson, R (1, 3) OBP: 0.358, SLG: 0.355	1-2 G6-3			2-2 G4-3			0-1 L4-3			3 0 0 0 0 0 3		
Lenny Harris, L (1, 5) OBP: 0.357, SLG: 0.358		2-2 F8		0-0 G4-3			0-0 G6-3			3 0 0 0 0 0 1		
Alfredo Griffin, S (1, 6) OBP: 0.282, SLG: 0.271		1-1 G1-3			2-2 G4-3			2-2 L7		3 0 0 0 0 0 0		
Kevin Gross, R (1, 1) OBP: 0.381, SLG: 0.368 Mitch Webster, S (8, PH) OBP: 0.274, SLG: 0.313 Jim Gott, R (8, 1) OBP: 0.500, SLG: 0.500		2-3 K			1-3 K			0-0 P4		2 0 0 0 0 2 0 1 0 0 0 0 0 0 0 0 0 0 0 0 0		
Inning Stats	R: 1 H: 2 E: 0 LOB: 2 K: 1 BB: 1 S: 16 P: 23	R: 0 H: 0 E: 0 LOB: 0 K: 1 BB: 0 S: 9 P: 14	R: 0 H: 0 E: 1 LOB: 1 K: 1 BB: 0 S: 7 P: 10	R: 0 H: 0 E: 0 LOB: 0 K: 0 BB: 0 S: 6 P: 10	R: 0 H: 0 E: 0 LOB: 0 K: 1 BB: 0 S: 11 P: 17	R: 0 H: 0 E: 0 LOB: 0 K: 1 BB: 0 S: 6 P: 9	R: 0 H: 1 E: 0 LOB: 1 K: 0 BB: 0 S: 4 P: 5	R: 0 H: 0 E: 0 LOB: 0 K: 1 BB: 0 S: 7 P: 11	R: 0 H: 0 E: 0 LOB: 0 K: 2 BB: 0 S: 10 P: 12	1B: 2 SF: 0 2B: 2 SAC: 0 3B: 0 DP: 1 HR: 0 HBP: 0		WP: 0 PA: 31 PB: 0 SB: 1 CS: 0
PITCHER Zane Smith, L (1, 1) ERA: 3.27	IP WLS BF H R ER SO BB IBB HBP BLK WP HR S P ERA WHIP	9.0 W 31 3 1 1 8 1 0 0 0 0 0 0 76 111 1.00 0.444										

AB	30
R	1
H	3
RBI	1
BB	1
SO	8
LOB	7



Batter	1	2	3	4	5	6	7	8	9
Orlando Merced, S OBP: 0.385, SLG: 0.405 (1, 3)	0-1 G3		2-1 G3-1	0-0 G4-3		0-0 G3-1		2-3 K	
Jay Bell, R OBP: 0.324, SLG: 0.425 (1, 6)	1-3 K		0-0 F7	0-1 G4-3			2-0 HR		
Cecil Espy, S OBP: 0.327, SLG: 0.435 (1, 8)	1-0 2B		0-2 BB 1B		1-2 G4-3		0-1 G3		
Barry Bonds, L OBP: 0.405, SLG: 0.508 (1, 7)	1-2 F7		4-1 BB		1-0 F9		4-2 BB		
Gary Varsho, L OBP: 0.318, SLG: 0.392 (1, 9)		0-1 G6-4-3 1B	1-1 L8		0-1 G3-1		0-0 P5		
Steve Buechele, R OBP: 0.333, SLG: 0.443 (1, 5)		1-0 G6-4-3		0-1 E5 1B 1B		0-1 FC1-5 1B 1B		0-0 P4	
Don Slaught, R OBP: 0.328, SLG: 0.375 (1, 2)		1-0 BB 1B		2-1 SH1-4 1B 1-3 G4-3 1B		3-1 F8		2-3 K	
Jose Lind, R OBP: 0.306, SLG: 0.337 (1, 4)		4-0 BB		2-0 G4-3 SH1-4 1-2 3-H 1B		1 SAFE 0-0 FC1-5 1B		1-1 SH1-4 1B	
Zane Smith, L OBP: 0.210, SLG: 0.224 (1, 1)		1-2 G4-3		0-0 SH1-4		0-1 FC1-5		1-0 SH1-4	

AB	R	H	RBI	BB	SO	LOB
5	0	0	1	0	1	4
4	1	1	1	0	1	1
4	0	2	0	0	0	0
2	0	0	0	2	0	1
4	0	1	0	0	0	3
4	1	1	0	0	0	2
4	1	2	0	0	1	1
3	0	3	1	1	0	0
2	0	0	0	0	0	4

BOTTOM	
AB	32
R	3
H	10
RBI	3
BB	3
SO	3
LOB	16
	
WP: 0	PA: 37
PB: 0	SB: 0
CS: 0	

Inning Stats		R	H	E	K	S	R		H	E	K	S	R		H	E	K	S	R		H	E	K	S	R		H	E	K	S			
R: 0 E: 0 K: 1 S: 9		1	1	0	12		R: 0 E: 0 K: 0 S: 8		2	2	0	15		R: 0 E: 0 K: 0 S: 9		1	1	0	16		R: 2 E: 1 K: 0 S: 9		2	1	0	13		R: 0 E: 0 K: 0 S: 6		0	0	0	8
H: 1 LOB: 1 BB: 0 P: 12		1	1	0	12		H: 2 LOB: 2 BB: 1 P: 15		2	2	0	15		H: 0 LOB: 0 BB: 0 P: 8		0	0	0	8		H: 2 LOB: 2 BB: 0 P: 11		2	2	0	11		R: 1 E: 0 K: 0 S: 8		1	1	1	14
H: 1 LOB: 1 BB: 0 P: 12		1	1	0	12		H: 2 LOB: 2 BB: 1 P: 15		2	2	0	15		H: 0 LOB: 0 BB: 0 P: 8		0	0	0	8		H: 2 LOB: 2 BB: 0 P: 11		2	2	0	11		H: 1 LOB: 1 BB: 0 P: 16		1	1	0	16

PITCHER		IP	WLS	BF	H	R	ER	SO	BB	IBB	HBP	BLK	WP	HR	S	P	ERA	WHIP
Kevin Gross, R ERA: 3.4 (1, 1)		7.0	L	33	9	3	1	1	3	0	0	0	0	1	57	89	1.29	1.714
Jim Gott, R ERA: 3.15 (8, 1)		1.0		4	1	0	0	2	0	0	0	0	0	10	16	0.00	1.000	

PITCHER		IP	WLS	BF	H	R	ER	SO	BB	IBB	HBP	BLK	WP	HR	S	P	ERA	WHIP

Los Angeles Dodgers @ Pittsburgh Pirates
 Three Rivers Stadium, Pittsburgh, PA
 Fri Sep 06 1991, 7:05 PM EDT
 Att: 46,993 - Sunny - 84 F

livebaseballscorecards.com

Batter	1	2	3	4	5	6	7	8	9	AB R H RBI BB SO LOB	TOP											
Brett Butler, L OBP: 0.408, SLG: 0.354 (1, 8) B C X	2-1 L5-3 1B		1-2 1-2 1B		3-2 FC FC6-4		4-2 1B BB		4-2 1B S 1B BB	3 1 2 1 2 0 1												
Lenny Harris, L OBP: 0.358, SLG: 0.356 (1, 5) B SAFE (8, 4) X	1-0 L5-3		0-0 F7		0-0 P5		2-2 1B BB		4-0 1B 1B IBB	4 1 1 0 1 0 4												
Kal Daniels, L OBP: 0.341, SLG: 0.394 (1, 7) B B C B	4-1 BB			2-3 K	0-0 FC6-4		2-2 G1		1-0 1B 1B	3 0 0 0 1 1 5 0 0 0 0 0 0 0 1 0 1 1 0 0 0 0 0 0 0 0 0 0												
Stan Javier, S OBP: 0.261, SLG: 0.291 (7, 7) B B C B									1-2 2-3 3-H													
Eddie Murray, S OBP: 0.321, SLG: 0.402 (9, PH) B B C B									1-2 2-3 3-H													
Mitch Webster, S OBP: 0.274, SLG: 0.313 (9, PR) B B C B									1-2 2-3 3-H													
Darryl Strawberry, L OBP: 0.360, SLG: 0.474 (1, 9) F B F F X	1-3 K			1-2 L3		2-3 K		0-0 F8	1-1 1B FC3 1B	5 0 1 2 0 2 1												
Mike Scioscia, L OBP: 0.353, SLG: 0.365 (1, 2) B C C C X		1-2 G4-3		0-0 L8		0-0 F9		3-2 F9	2-1 FC3	5 0 0 0 0 0 2												
Juan Samuel, R OBP: 0.326, SLG: 0.388 (1, 4) B B B X		2-1 G6-3			3-2 1B 3B		3-3 K	0-2 G6-3		4 1 1 0 0 1 0 0 0 0 0 0 0 0												
Jim Gott, R OBP: 0.500, SLG: 0.500 (8, 1) B B B X																						
Gary Carter, R OBP: 0.333, SLG: 0.394 (1, 3) B B B X		0-0 F7			0-0 2B FC 1B		4-1 1B SH1-4 BB		0-1 L4	2 1 1 1 1 0 0 0 0 0 0 0 0 0 1 0 0 0 0 0 0												
Tom Goodwin, L OBP: 1.000, SLG: 1.000 (7, PR) B B B X																						
Mike Sharperson, R OBP: 0.356, SLG: 0.353 (7, 3) B B B X																						
Alfredo Griffin, S OBP: 0.288, SLG: 0.278 (1, 6) B C C C X			4-2 CS BB		0-0 FC 2B		0-1 F7		0-1 S 1B G3 1B	3 1 2 0 1 0 1												
Bob Ojeda, L OBP: 0.216, SLG: 0.234 (1, 1) L L F F X			2-2 1 SAFE P8		1-0 G3		0-0 SH1-4		1-0 G3	2 0 0 0 0 0 3 0 0 0 0 0 0 0 0 0 0 0 0 0 0 1 0 0 0 0 0 1												
Roger McDowell, R (7, 1) L L F F X																						
Steve Wilson, L (8, 1) L L F F X																						
Dave Hansen, L OBP: 0.333, SLG: 0.475 (8, 5) L L F F X																						
Inning Stats	R: 0 E: 0 K: 1 S: 8	H: 1 LOB: 1 BB: 1 P: 16	R: 0 E: 0 K: 0 S: 9	H: 0 LOB: 0 BB: 0 P: 12	R: 0 E: 0 K: 0 S: 13	H: 1 LOB: 1 BB: 1 P: 20	R: 0 E: 0 K: 1 S: 9	H: 0 LOB: 0 BB: 0 P: 12	R: 2 E: 0 K: 0 S: 12	H: 3 LOB: 2 BB: 0 P: 19	R: 0 E: 0 K: 2 S: 8	H: 0 LOB: 0 BB: 0 P: 13	R: 0 E: 0 K: 0 S: 13	H: 1 LOB: 3 BB: 2 P: 25	R: 0 E: 0 K: 0 S: 10	H: 0 LOB: 0 BB: 0 P: 13	R: 3 E: 0 K: 0 S: 15	H: 3 LOB: 2 BB: 2 P: 28	1B: 7 2B: 2 3B: 1 HR: 0	SF: 0 SAC: 1 DP: 1 HBP: 0	WP: 0 PB: 0 SB: 2 CS: 1	PA: 41
PITCHER	IP WLS BF H R ER SO BB IBB HBP BLK WP HR S P ERA WHIP																					
Doug Drabek, R ERA: 3.31 (1, 1)	7.0 L 30 6 2 2 4 4 0 0 0 0 0 0 72 117 2.57 1.429																					
Rosario Rodriguez, L ERA: 1.17 (8, 1)	1.0 3 0 0 0 0 0 0 0 0 0 0 0 10 13 0.00 0.000																					
Bill Landrum, R ERA: 3.12 (9, 1)	0.2 6 2 3 3 0 1 1 0 0 0 0 0 11 21 40.50 4.500																					
Bob Patterson, L ERA: 3.74 (9, 1)	0.1 2 1 0 0 0 0 0 0 0 0 0 0 4 7 0.00 3.000																					

Los Angeles Dodgers @ Pittsburgh Pirates
Three Rivers Stadium, Pittsburgh, PA
 Sat Sep 07 1991, 7:05 PM EDT
 Att. 37,416 - Sunny - 83 F

AB	34
R	5
H	9
RBI	5
BB	6
SO	4
LOB	18



BOTTOM

Los Angeles Dodgers @ Pittsburgh Pirates
Three Rivers Stadium, Pittsburgh, PA

livebaseballscores.com

AB	32
R	1
H	8
RBI	1
BB	4
SO	7
LOB	24



WP:	0	PA:	38
PB:	0		
SB:	3		
CS:	1		

Sat Sep 07 1991, 7:05 PM EDT
Att. 37,416 - Sunny - 83 F

AB R H RBI BB SO LOB

4	0	2	0	1	1	3
4	0	0	0	1	1	5
2	0	2	0	1	0	0
0	0	0	0	0	0	0
0	0	0	0	0	0	0
4	0	1	0	0	1	4
4	0	0	0	0	2	6
4	0	0	0	0	2	4
3	0	1	0	0	0	0
1	0	0	0	0	0	2
3	1	1	0	0	0	0
2	0	1	1	0	0	0
0	0	0	0	1	0	0
0	0	0	0	0	0	0
0	0	0	0	0	0	0
0	0	0	0	0	0	0
1	0	0	0	0	0	0

Batter	1	2	3	4	5	6	7	8	9
Gary Redus, R OBP: 0.336, SLG: 0.421 (1, 8) BB F F F F F F X	3-2 SH2-4 2B		4-2 CS BB		1-0 FC3-6 1-2f		3-3 K		1-0 2B
Jay Bell, R OBP: 0.323, SLG: 0.421 (1, 6) BB BB BB	4-0 SH2-4 BB		1-1 P3 1-2		3-2 G6-3 1-2		1-1 G6-3 1-2 2-3		1-3 K2-3
Don Slaught, R OBP: 0.338, SLG: 0.388 Scott Bullett, L (8, PR) Tom Prince, R OBP: 0.407, SLG: 0.500 (9, 2) L X	0-1 SH2-4 1-2 2-3			4-2 BB		2-0 FC5 2B		1-0 1B	
Bobby Bonilla, S OBP: 0.389, SLG: 0.503 (1, 9) B F F F F F X	3-2 G1-3		2-3 K		3-1 G6-3		0-0 FC4-6 1B		1-3
Barry Bonds, L OBP: 0.402, SLG: 0.503 (1, 7) B X	1-0 F7		2-0 F9		1-3 K		3-3 K		3-3
Steve Buechele, R OBP: 0.330, SLG: 0.439 (1, 5) B B B B B B F C T F X			3-3 K		2-3 K		0-0 FC5 2-3		2-1 L6
Lloyd McClendon, R OBP: 0.377, SLG: 0.489 Cecil Espy, S OBP: 0.320, SLG: 0.426 (7, PR) (8, 8) C X	0-1 G4-3		0-1 G5-3		3-1 G5-3		1-2 SH1-4 1B		1-0 FC4-6 1-2f
Jose Lind, R OBP: 0.306, SLG: 0.337 (1, 4) X	0-0 F8		0-1 BLK 1B		0-1 BLK 1B		0-1 SH1-4 1-2		1-0 F9
Doug Drabek, R OBP: 0.192, SLG: 0.295 Curtis Wilkerson, S OBP: 0.236, SLG: 0.245 Rosario Rodriguez, R OBP: 0.250, SLG: 0.250 Bill Landrum, R OBP: 0.316, SLG: 0.390 (7, PH) (8, 1) (9, 1) (9, PH)			0-0 G6-3		3-2 FC3-6 1-1 H		4-0 S BB		2-1 F8

Inning Stats	R: 0	H: 1	E: 0	LOB: 2	K: 0	S: 13	R: 0	H: 0	E: 0	LOB: 0	K: 1	S: 6	R: 0	H: 0	E: 0	LOB: 0	K: 0	S: 7	R: 0	H: 0	E: 0	LOB: 1	K: 2	S: 9	R: 1	H: 2	E: 0	LOB: 1	K: 0	S: 12	R: 0	H: 1	E: 0	LOB: 1	K: 1	S: 7	R: 0	H: 1	E: 0	LOB: 3	K: 1	S: 11	R: 0	H: 2	E: 0	LOB: 2	K: 1	S: 9	R: 0	H: 1	E: 0	LOB: 1	K: 1	S: 7	1B: 5	SF: 0	2B: 3	SAC: 2	3B: 0	DP: 0	HR: 0	HBP: 0
--------------	------	------	------	--------	------	-------	------	------	------	--------	------	------	------	------	------	--------	------	------	------	------	------	--------	------	------	------	------	------	--------	------	-------	------	------	------	--------	------	------	------	------	------	--------	------	-------	------	------	------	--------	------	------	------	------	------	--------	------	------	-------	-------	-------	--------	-------	-------	-------	--------

PITCHER	IP	WLS	BF	H	R	ER	SO	BB	IBB	HBP	BLK	WP	HR	S	P	ERA	WHIP
Bob Ojeda, L ERA: 3.29 (1, 1)	6.1		27	5	1	1	4	4	0	0	1	0	0	60	110	1.42	1.421
Roger McDowell, R ERA: 3.23 (7, 1)	0.2		4	2	0	0	1	0	0	0	0	0	0	7	12	0.00	3.000
Steve Wilson, L ERA: 4.26 (8, 1)	0.1		1	0	0	0	1	0	0	0	0	0	0	4	7	0.00	0.000
Jim Gott, R ERA: 3.06 (8, 1)	1.2	S	6	1	0	0	1	0	0	0	0	0	0	10	18	0.00	0.600

Batter 1 2 3 4 5 6 7 8 9 AB R H RBI BB SO LOB

TOP

Table with columns for batter names (e.g., Brett Butler, Lenny Harris, Darryl Strawberry), counts (e.g., 2-1, 1-3), and baseball diagrams showing pitch locations and outcomes (e.g., FC5-4 1B, P6, G4-3).

Los Angeles Dodgers @ Pittsburgh Pirates
Three Rivers Stadium, Pittsburgh, PA
Sun Sep 08 1991, 3:33 AM EDT
Att. 31,563 - Cloudy - 83 F

Inning Stats table with columns for R, H, E, K, S and rows for each of the 9 innings.

Summary statistics table including AB 37, R 5, H 10, RBI 5, BB 2, SO 5, LOB 13, WP: 0, PA: 40, and the Dodgers logo.

PITCHER table with columns for pitcher name, counts, IP, WLS, BF, H, R, ER, SO, BB, IBB, HBP, BLK, WP, HR, S, P, ERA, WHIP.

Additional summary statistics table including WP: 0, PA: 40, PB: 0, SB: 1, CS: 0, and 1B: 8, SF: 0, 2B: 2, SAC: 0, 3B: 0, DP: 0, HR: 0, HBP: 1.

BOTTOM

Los Angeles Dodgers @ Pittsburgh Pirates
Three Rivers Stadium, Pittsburgh, PA

Sun Sep 08 1991, 3:33 AM EDT
Att. 31,563 - Cloudy - 83 F

livebaseballscorecards.com

AB	34
R	1
H	9
RBI	1
BB	1
SO	9
LOB	18



WP:	0	PA:	35
PB:	0		
SB:	1		
CS:	0		

AB R H RBI BB SO LOB

4	0	0	0	0	3	3
4	0	3	0	0	0	1
3	0	0	0	0	1	2
1	0	0	0	0	0	1
3	0	0	0	1	1	1
4	1	1	0	0	2	3
3	0	3	0	0	0	0
0	0	0	0	0	0	0
0	0	0	0	0	0	0
1	0	0	0	0	0	0
4	0	0	1	0	1	3
4	0	1	0	0	1	2
1	0	0	0	0	0	0
1	0	1	0	0	0	0
0	0	0	0	0	0	0
0	0	0	0	0	0	0
1	0	0	0	0	0	2
0	0	0	0	0	0	0

Batter	1	2	3	4	5	6	7	8	9
Orlando Merced, S OBP: 0.381, SLG: 0.400	1-3 K		1-3 K		1-3 SAFE K		3-2 F8		
Jay Bell, R OBP: 0.326, SLG: 0.426	2-2 F9 2B		0-0 S 1B		0-0 G5-4-3 1-2f			1-1 1B	
Cecil Espy, S OBP: 0.302, SLG: 0.400	3-1 F9		2-3 K			3-2 F7		3-2 F7	
Gary Redus, R OBP: 0.335, SLG: 0.419	2-3		1-2						
Bobby Bonilla, S OBP: 0.388, SLG: 0.500	4-0 BB			0-0 G4-3		1-3 K		0-0 L4	
Barry Bonds, L OBP: 0.401, SLG: 0.501	1-3 K			2-1 1B FC4-6		3-3 K		3-2 F8	
Michael LaValliere, L OBP: 0.355, SLG: 0.360		2-1 G6-4-3 1B		3-1 SAFE FC4-6		1-1 FC6-5 1B			0-1 G6-3
Scott Bullett, L (7, PR)				1-3 1B					
Roger Mason, R (8, 1)									
Neal Heaton, L OBP: 0.357, SLG: 0.385									
Don Slaughter, R OBP: 0.337, SLG: 0.385									
Curtis Wilkerson, S OBP: 0.230, SLG: 0.238		2-3 K		1-1 FC4-6 1-2f		1-2 F8		1-0 G4-3	
Jose Lind, R OBP: 0.306, SLG: 0.337		1-1 G6-4-3 1-2f		3-1 G6-3		1-2 FC6-5 1B		1-3 K	
Bob Walk, R OBP: 0.188, SLG: 0.290			1-2 F7		0-0 G5-4-3 1B		1-2 FC6-5 1-2 2-3f		
Gary Varsho, L OBP: 0.320, SLG: 0.394									
Bob Patterson, R OBP: 0.250, SLG: 0.250									
Andy Van Slyke, L OBP: 0.349, SLG: 0.448									
Lloyd McClendon, R OBP: 0.376, SLG: 0.485									
Tom Prince, R OBP: 0.407, SLG: 0.500									

Inning Stats	R: 0	H: 1	E: 0	LOB: 2	K: 2	P: 22	R: 0	H: 1	E: 0	LOB: 0	K: 1	P: 12	R: 0	H: 1	E: 0	LOB: 1	K: 2	P: 15	R: 1	H: 2	E: 0	LOB: 1	K: 0	P: 18	R: 0	H: 1	E: 0	LOB: 0	K: 1	P: 6	R: 0	H: 0	E: 0	LOB: 0	K: 2	P: 16	R: 0	H: 2	E: 0	LOB: 2	K: 0	P: 21	R: 0	H: 1	E: 0	LOB: 1	K: 0	P: 18	R: 0	H: 0	E: 0	LOB: 0	K: 1	P: 8	1B: 8	SF: 0	2B: 1	SAC: 0	3B: 0	DP: 2	HR: 0	HBP: 0	WP: 0	PA: 35
--------------	------	------	------	--------	------	-------	------	------	------	--------	------	-------	------	------	------	--------	------	-------	------	------	------	--------	------	-------	------	------	------	--------	------	------	------	------	------	--------	------	-------	------	------	------	--------	------	-------	------	------	------	--------	------	-------	------	------	------	--------	------	------	-------	-------	-------	--------	-------	-------	-------	--------	-------	--------

PITCHER	IP	WLS	BF	H	R	ER	SO	BB	IBB	HBP	BLK	WP	HR	S	P	ERA	WHIP
Mike Morgan, R ERA: 2.79	(1, 1)	6.1	26	8	1	1	8	1	0	0	0	0	0	61	100	1.42	1.421
Steve Wilson, L ERA: 3.77	(7, 1)	1.2	6	1	0	0	0	0	0	0	0	0	0	17	28	0.00	0.600
Tim Crews, R ERA: 2.96	(9, 1)	1.0	3	0	0	0	1	0	0	0	0	0	0	6	8	0.00	0.000

PITCHER	IP	WLS	BF	H	R	ER	SO	BB	IBB	HBP	BLK	WP	HR	S	P	ERA	WHIP
---------	----	-----	----	---	---	----	----	----	-----	-----	-----	----	----	---	---	-----	------

Los Angeles Dodgers @ Cincinnati Reds
 Riverfront Stadium, Cincinnati, OH

AB 37
 R 10
 H 12
 RBI 8
 BB 10
 SO 6
 LOB 33



WP: 0 PA: 49
 PB: 0
 SB: 2
 CS: 1

Mon Sep 09 1991, 7:05 PM EDT
 Att. 18,389 - Cloudy - 77 F

AB R H RBI BB SO LOB

3	3	1	0	2	2	4
1	0	1	0	0	0	0
6	2	2	0	0	1	7
4	1	2	5	2	0	1
2	1	0	1	3	0	2
1	0	0	0	0	0	1
5	0	1	0	0	1	6
0	0	0	0	0	0	0
0	0	0	0	0	0	0
0	0	0	1	2	0	0
3	0	0	0	0	0	2
3	1	2	0	0	0	3
1	0	0	0	0	1	0
4	1	1	1	1	0	4
1	0	1	0	0	0	0
1	0	0	0	0	1	3
0	0	0	0	0	0	0
0	0	0	0	0	0	0
0	0	0	0	0	0	0
1	0	1	0	0	0	0
1	1	0	0	0	0	0

1B: 10	SF: 0
2B: 3	SAC: 1
3B: 0	DP: 1
HR: 0	HBP: 1

Batter	1	2	3	4	5	6	7	8	9								
Brett Butler, L (1, 8) OBP: 0.408, SLG: 0.353 Mitch Webster, S (8, 7) OBP: 0.284, SLG: 0.326	4-0 BB BB BB	3-3 K	1-3 K		4-0 2B IBB		2-2 E FC 1B		0-0 L3 1B								
Juan Samuel, R (1, 4) OBP: 0.327, SLG: 0.386	2-2 BB BB BB 1B	0-0 F8		1-0 S 1B 1B	2-2 F8		2-3 K		0-2 L3 1B								
Darryl Strawberry, L (1, 9) OBP: 0.365, SLG: 0.477	4-2 BB BB BB	1-0 F7		1-1 CS 1B	1-1 2B		1-2 FC E		4-1 BB								
Eddie Murray, S (1, 3) OBP: 0.320, SLG: 0.396 Eric Karros, R (7, PR) (7, 3)	4-2 BB BB BB		4-1 1B BB BB	3-2 F9 1B	2-1 G6-3		4-1 FC4-6 BB		1-0 P2								
Kal Daniels, L (1, 7) OBP: 0.341, SLG: 0.396 Jim Gott, R (7, 1) OBP: 0.500, SLG: 0.500 John Wetteland, R (9, 1)	3-3 K		1-1 L8	0-2 1B		0-0 G3	0-0 FC4-6 E										
Mike Sharperson, R (1, 5) OBP: 0.384, SLG: 0.353 Lenny Harris, L (4, PH) OBP: 0.350, SLG: 0.349	4-0 BB BB BB		4-1 BB BB BB	1-0 G5-3		1-0 F7	2-1 E3										
Mike Scioscia, L (1, 2) OBP: 0.356, SLG: 0.367 Carlos Hernandez, R (8, PH) (8, 2)	1-2 P6		1-2 BB 1B		3-1 SH5-4 1B 2B 1B	2-0 S HBP		3-3 K									
Alfredo Griffin, S (1, 6) OBP: 0.290, SLG: 0.278	1-1 G5-3		4-1 BB 1B		0-0 SH5-4 2B 1B	0-2 G6-3		2-2 G4-3									
Tim Belcher, R (1, 1) OBP: 0.136, SLG: 0.169 Kevin Gross, R (2, 1) OBP: 0.364, SLG: 0.350 Stan Javier, S (5, PH) OBP: 0.290, SLG: 0.289 Tim Crews, R (5, 1) Dave Hansen, L (7, PH) OBP: 0.349, SLG: 0.488 Tom Gooden, L (7, PR) OBP: 0.500, SLG: 0.500		3-2 2B	0-3 K		0-1 SH5-4		1-2 FC 1B		3-2 G3-1								
Inning Stats	R: 2 H: 1 E: 0 K: 1 S: 17	R: 0 H: 1 E: 0 K: 1 S: 9	R: 1 H: 1 E: 0 K: 2 S: 15	R: 1 H: 3 E: 0 K: 0 S: 10	R: 3 H: 3 E: 0 K: 0 S: 14	R: 0 H: 0 E: 0 K: 0 S: 5	R: 3 H: 2 E: 2 K: 1 S: 18	R: 0 H: 0 E: 0 K: 1 S: 9	R: 0 H: 1 E: 0 K: 0 S: 7								
PITCHER	IP WLS BF H R ER SO BB IBB HBP BLK WP HR S P ERA WHIP																
Randy Myers, L (1, 1) ERA: 3.57	2.1	12	5	4	4	2	0	1	0	0	0	0	0	35	79	11.57	4.286
Milt Hill, R (3, 1) ERA: 3.97	2.1	L	12	5	4	4	2	0	1	0	0	0	0	26	42	15.43	2.143
Norm Charlton, L (5, 1) ERA: 3.32	1.1	6	1	0	0	0	0	0	1	0	0	0	0	9	15	0.00	0.750
Steve Foster, R (7, 1) ERA: 3.0	2.0	10	2	3	1	2	1	0	0	0	0	0	0	27	45	4.50	1.500
Kip Gross, R (9, 1) ERA: 3.6	1.0	4	1	0	0	0	1	0	0	0	0	0	0	7	12	0.00	2.000

Los Angeles Dodgers @ Cincinnati Reds

Riverfront Stadium, Cincinnati, OH

Mon Sep 09 1991, 7:05 PM EDT
Att. 18,389 - Cloudy - 77 F

livebaseballscorecards.com

AB	34
R	4
H	10
RBI	4
BB	2
SO	4
LOB	14



WP: 0	PA: 36
PB: 0	
SB: 1	
CS: 1	

AB	R	H	RBI	BB	SO	LOB
4	0	1	0	0	2	0
4	1	1	0	0	0	1
3	1	1	0	1	0	1
4	2	2	3	0	0	1
3	0	2	0	1	0	0
0	0	0	0	0	0	0
4	0	3	1	0	0	2
2	0	0	0	0	0	3
0	0	0	0	0	0	0
1	0	0	0	0	0	0
0	0	0	0	0	0	0
1	0	0	0	0	1	0
4	0	0	0	0	0	4
0	0	0	0	0	0	0
1	0	0	0	0	1	0
3	0	0	0	0	0	0

Batter	1	2	3	4	5	6	7	8	9
Herm Winningham, L (1, 8) OBP: 0.272, SLG: 0.290	0-0 G3-1		2-3 K		2-1 F9 2B		1-3 K		
Mariano Duncan, R (1, 6) OBP: 0.278, SLG: 0.376	2-2 P3		2-0 BB HR 1B		0-2 F9		2-2 F9		
Hal Morris, L (1, 3) OBP: 0.367, SLG: 0.476	1-2 G4-3		4-2 BB HR BB		3-2 F9		1-0 1B 1B		
Paul O'Neill, L (1, 9) OBP: 0.349, SLG: 0.483		1-2 S 1B 2B	2-2 1-H 2-H HR		2-2 G4-3		0-1 F8		
Chris Sabo, R (1, 5) OBP: 0.361, SLG: 0.517		4-2 1B 2B	0-0 G6-3		0-0 1B		0-0 G4-6-3 1B		
Freddie Benavides, R (8, PR) OBP: 0.298, SLG: 0.295		2-3 BB			1-3 CS 1B		1-3 1B		
Luis Quinones, S (1, 4) OBP: 0.322, SLG: 0.320		1-0 CS 1B		1-1 FC4-6 1B		0-1 1B		1-0 G4-6-3	
Carmelo Martinez, R (1, 7) OBP: 0.320, SLG: 0.354		3-2 P5		0-2 FC4-6 G4-6-3		0-2 P5		0-3 K2-3	
Norm Charlton, S (5, 1) OBP: 0.043, SLG: 0.087		1-2 1-2		1-1 G4-6-3		3-2 G4-3		2-1 F8	
Bill Doran, S (6, PH) OBP: 0.351, SLG: 0.364		2-1 G4-3		1-1 G4-6-3		0-0 F9		2-2 F8	
Steve Foster, R (7, 1) OBP: 0.056, SLG: 0.095			0-3 K		2-2 G5-3		0-0 F9		
Kip Gross, R (9, 1) OBP: 0.056, SLG: 0.095									
Donnie Scott, S (9, PH)									
Jeff Reed, L (1, 2) OBP: 0.331, SLG: 0.370									
Randy Myers, L (1, 1) OBP: 0.261, SLG: 0.273									
Milt Hill, R (3, 1)									
Billy Hatcher, R (5, 7) OBP: 0.306, SLG: 0.355									

Inning	R	H	E	K	S	P	WLS	BF	H	R	ER	SO	BB	IBB	HBP	BLK	WP	HR	S	P	ERA	WHIP
1	0	0	0	7	10	0			0	0	0.00	0.000										
2	1	2	0	3	19	0			0	1	12.00	2.333										
3	0	0	0	27	39	0			0	0	0.00	1.500										
4	0	0	0	12	17	0			0	0	0.00	1.000										
5	0	1	0	8	12	0			0	0	0.00	0.000										

PITCHER	IP	WLS	BF	H	R	ER	SO	BB	IBB	HBP	BLK	WP	HR	S	P	ERA	WHIP
Tim Belcher, R (1, 1) ERA: 2.58	1.0		3	0	0	0	0	0	0	0	0	0	0	7	10	0.00	0.000
Kevin Gross, R (2, 1) ERA: 3.65	3.0	W	14	5	4	4	2	2	0	0	0	0	1	33	55	12.00	2.333
Tim Crews, R (5, 1) ERA: 2.87	2.0		9	3	0	0	0	0	0	0	0	0	0	27	39	0.00	1.500
Jim Gott, R (7, 1) ERA: 2.97	2.0		7	2	0	0	1	0	0	0	0	0	0	12	17	0.00	1.000
John Wetteland, R (9, 1) ERA:	1.0		3	0	0	0	1	0	0	0	0	0	0	8	12	0.00	0.000

Batter	1	2	3	4	5	6	7	8	9	AB	R	H	RBI	BB	SO	LOB
Billy Hatcher, R OBP: 0.308, SLG: 0.358 (1, 7)	1-1 F9		2-1 BB 2B HBP	3-2 2B		1-0 G4-3				3	1	1	2	0	0	1
Hal Morris, L OBP: 0.368, SLG: 0.473 (1, 3)	4-2 BB G4-6-3		4-2 BB 2B	1-3 K			2-2 F8			2	0	0	0	2	1	1
Paul O'Neill, L OBP: 0.348, SLG: 0.483 (1, 9)	0-2 G4-6-3 1-2f		1-1 P5		2-2 1B E 2B		2-3 K			4	1	1	0	0	1	4
Chris Sabo, R OBP: 0.362, SLG: 0.521 (1, 5)		2-2 G3	0-1 2B	1-3 2-H 3-H	1-0 F9		1-1 2B			4	0	2	2	0	0	1
Eric Davis, R OBP: 0.358, SLG: 0.395 (1, 8)		0-3 K	1-3 K		2-2 P2		0-3 K			4	0	0	0	0	3	4
Mariano Duncan, R OBP: 0.281, SLG: 0.390 (1, 4)		1-0 HR		1-2 F7	1-1 E 1B		0-0 F8			4	1	2	1	0	0	0
Jeff Reed, L OBP: 0.330, SLG: 0.368 (1, 2)		2-2 F7		0-0 SH1-4 1B 2B 1B	2-3 K		0-2 G1-3			4	1	1	0	0	1	1
Freddie Benavides, R OBP: 0.294, SLG: 0.292 (1, 6)			0-0 F8	2-1 SH1-4 2B 1B		2-3 K		1-1 G4-3		4	1	1	0	0	1	0
Jose Rijo, R OBP: 0.268, SLG: 0.241 (1, 1)			4-2 BB HBP 2B BB	0-0 SH1-4		1-2 G4-3 1B				0	1	0	0	1	0	0
Chris Jones, R OBP: 0.408, SLG: 0.426 (6, PH)										1	0	1	0	0	0	0
Ted Power, R ERA: (7, 1)										0	0	0	0	0	0	0

Inning Stats	R: 0	H: 0	E: 0	K: 0	S: 7	H: 0	LOB: 0	BB: 1	P: 12	R: 1	H: 1	E: 0	K: 1	S: 13	H: 1	LOB: 0	BB: 0	P: 18	R: 2	H: 1	E: 0	K: 1	S: 13	H: 3	LOB: 1	BB: 0	P: 23	R: 1	H: 2	E: 1	K: 1	S: 14	H: 1	LOB: 0	BB: 0	P: 22	R: 0	H: 1	E: 0	K: 1	S: 8	H: 1	LOB: 0	BB: 0	P: 12	R: 0	H: 1	E: 0	K: 2	S: 13	H: 0	LOB: 0	BB: 0	P: 7
--------------	------	------	------	------	------	------	--------	-------	-------	------	------	------	------	-------	------	--------	-------	-------	------	------	------	------	-------	------	--------	-------	-------	------	------	------	------	-------	------	--------	-------	-------	------	------	------	------	------	------	--------	-------	-------	------	------	------	------	-------	------	--------	-------	------

PITCHER	IP	WLS	BF	H	R	ER	SO	BB	IBB	HBP	BLK	WP	HR	S	P	ERA	WHIP
Ramon Martinez, R ERA: 3.08 (1, 1)	3.2	L	19	5	5	5	2	3	0	0	0	0	1	43	71	12.27	2.182
Dennis Cook, L ERA: 0.96 (4, 1)	0.1		1	0	0	0	1	0	0	0	0	0	0	6	7	0.00	0.000
John Wetteland, R ERA: (5, 1)	2.0		8	3	1	0	2	0	0	0	0	0	0	22	34	0.00	1.500
Mike Christopher, R ERA: (7, 1)	2.0		7	1	0	0	2	0	0	0	0	0	0	19	25	0.00	0.500

Los Angeles Dodgers @ Cincinnati Reds
Riverfront Stadium, Cincinnati, OH
Tue Sep 10 1991, 7:05 PM EDT
Att. 21,256 - Cloudy - 84 F

AB	30
R	6
H	9
RBI	5
BB	3
SO	7
LOB	12



WP	HR	S	P	ERA	WHIP
0	0	0	0	0	0
0	0	0	0	0	0
0	0	0	0	0	0

Batter	1	2	3	4	5	6	7	8	9	AB R H RBI BB SO LOB	TOP
Brett Butler, L (1, 8) <small>OBP: 0.405, SLG: 0.349</small> Mitch Webster, S (5, 8) <small>OBP: 0.286, SLG: 0.333</small> (7, 9)	4-0 	0-2 G3		0-0 G5-3		0-0 		0-0 F8		2 1 0 0 1 0 1 2 1 1 0 0 0 0	Los Angeles Dodgers @ Houston Astros Astrodome, Houston, TX Wed Sep 11 1991, 8:05 PM EDT Att. 7,642 - Dome - 70 F
Lenny Harris, L (1, 5) <small>OBP: 0.356, SLG: 0.360</small> Dave Hansen, L (7, 5) <small>OBP: 0.333, SLG: 0.465</small>	1-2 G4-3		0-0 	1-1 L8		0-0 		1-3 K		4 1 2 2 0 0 1 1 0 0 0 0 1 0	
Darryl Strawberry, L (1, 9) <small>OBP: 0.367, SLG: 0.479</small> Tom Goodwin, L (7, 8) <small>OBP: 0.333, SLG: 0.333</small>	0-1 SF7		1-0 	2-3 K		1-1 		2-2 F7		3 1 2 2 0 1 0 1 0 0 0 0 0 0	
Eddie Murray, S (1, 3) <small>OBP: 0.319, SLG: 0.400</small> Eric Karros, R (7, 3)	3-2 		2-2 		2-1 F8	2-2 		0-3 		4 1 2 2 0 0 1 1 0 0 0 0 1 0	
Kal Daniels, L (1, 7) <small>OBP: 0.339, SLG: 0.391</small> Carlos Hernandez, R (7, 2)	2-2 F7		1-1 		2-3 K		0-0 F8		1-3 	4 1 0 0 0 1 1 1 0 0 0 0 1 0	
Mike Scioscia, L (1, 2) <small>OBP: 0.359, SLG: 0.382</small> Jim Gott, R (7, 1) <small>OBP: 0.500, SLG: 0.500</small> Chris Gwynn, L (9, PH) <small>OBP: 0.314, SLG: 0.437</small> Roger McDowell, R (9, 1)		1-1 G3	0-0 		4-0 		2-0 	3-2 F8		3 1 2 1 1 0 0 0 0 0 0 0 0 0 1 0 0 0 0 0 0 0 0 0 0 0 0 0	
Juan Samuel, R (1, 4) <small>OBP: 0.325, SLG: 0.382</small>		0-1 	0-1 FC3-2	1-2 G4-3		3-3 K		2-2 P6		4 1 1 0 0 1 4	
Alfredo Griffin, S (1, 6) <small>OBP: 0.294, SLG: 0.282</small> Jose Offerman, S (8, 6) <small>OBP: 0.331, SLG: 0.214</small>	1 SAFE 1 SAFE 1 SAFE	2-2 	1-2 G4-3	1-2 		2-1 		3-1 		4 0 3 1 0 0 2 0 0 0 0 0 0 0	
Orel Hershiser, R (1, 1) <small>OBP: 0.357, SLG: 0.360</small> Stan Javier, S (7, PH) <small>OBP: 0.257, SLG: 0.286</small> (7, 7)		0-0 	2-0 G5-3		0-1 		0-1 P2		3 1 1 1 0 0 3 1 0 0 0 0 0 1		
Inning Stats	R: 2 H: 1 E: 0 LOB: 0 K: 0 BB: 1 S: 11 P: 21	R: 1 H: 3 E: 0 LOB: 1 K: 0 BB: 0 S: 11 P: 14	R: 3 H: 4 E: 1 LOB: 2 K: 0 BB: 0 S: 15 P: 22	R: 0 H: 0 E: 0 LOB: 0 K: 1 BB: 0 S: 7 P: 10	R: 0 H: 0 E: 0 LOB: 1 K: 2 BB: 1 S: 8 P: 19	R: 2 H: 4 E: 0 LOB: 1 K: 0 BB: 0 S: 11 P: 16	R: 1 H: 2 E: 0 LOB: 1 K: 0 BB: 0 S: 9 P: 16	R: 0 H: 0 E: 0 LOB: 0 K: 1 BB: 0 S: 9 P: 12	R: 0 H: 0 E: 0 LOB: 0 K: 2 BB: 0 S: 9 P: 13	1B: 9 SF: 1 2B: 3 SAC: 0 3B: 0 DP: 0 HR: 2 HBP: 0	
PITCHER Pete Harnisch, R (1, 1) <small>ERA: 2.7</small> Jim Corsi, R (3, 1) <small>ERA: 3.66</small> Rob Mallicoat, L (5, 1) <small>ERA: 3.95</small> Dwayne Henry, R (7, 1) <small>ERA: 3.11</small>	IP WLS BF H R ER SO BB IBB HBP BLK WP HR S P ERA WHIP 2.0 L 13 7 6 5 0 1 0 0 0 0 0 1 28 44 22.50 4.000 2.0 8 1 0 0 1 0 0 0 0 0 0 0 16 23 0.00 0.500 2.0 10 4 2 2 2 1 0 0 0 0 0 0 19 35 9.00 2.500 3.0 11 2 1 1 3 0 0 0 0 0 0 1 27 41 3.00 0.667	PITCHER IP WLS BF H R ER SO BB IBB HBP BLK WP HR S P ERA WHIP									

livebaseballscorecards.com

AB	39
R	9
H	14
RBI	9
BB	2
SO	6
LOB	14



BOTTOM

Los Angeles Dodgers @ Houston Astros
Astrodome, Houston, TX
Wed Sep 11 1991, 8:05 PM EDT
Att. 7,642 - Dome - 70 F

livebaseballscores.com

AB	35
R	1
H	8
RBI	1
BB	0
SO	8
LOB	20



WP:	0	PA:	37
PB:	0	SB:	1
CS:	0		

AB	R	H	RBI	BB	SO	LOB
5	0	1	0	0	1	2
4	0	2	0	0	1	2
3	0	1	0	0	0	2
3	1	0	0	0	1	6
4	0	1	1	0	3	3
4	0	1	0	0	0	1
4	0	0	0	0	0	2
1	0	0	0	0	0	1
0	0	0	0	0	0	0
1	0	0	0	0	1	0
0	0	0	0	0	0	0
1	0	0	0	0	0	0
0	0	0	0	0	0	0
0	0	0	0	0	0	0
4	0	2	0	0	0	0
1	0	0	0	0	1	1

Batter	1	2	3	4	5	6	7	8	9
Steve Finley, L (1, 8) OBP: 0.338, SLG: 0.424	1-0 G3-1		1-1 3B		1-0 F9		2-3 K		1-1 F8
Craig Biggio, R (1, 2) OBP: 0.370, SLG: 0.381	2-1 5 FC5-4 1B		1-2 P6		1-0 5 1B		2-3 K2-3		
5 Jeff Bagwell, R (1, 3) OBP: 0.385, SLG: 0.446	2-0 FC5-4 1-2f		2-2 F7		1-1 1B		1-0 HBP		
Ken Caminiti, S (1, 5) OBP: 0.311, SLG: 0.382	3-0 G4-3			1-0 BLK 1B HBP	0-3 K		0-0 G3		
Mike Simms, R (1, 9) OBP: 0.301, SLG: 0.270		1-3 K		0-1 FC4-6 1B 1-H	2-3 K		0-3 K2-3		
Andujar Cedeno, R (1, 6) OBP: 0.287, SLG: 0.430		2-1 FC6-4 1B		0-1 FC4-6 FC1-6 1-2f		1-1 F7		3-1 G6-3	
Andy Mota, R (1, 4) OBP: 0.179, SLG: 0.237		0-1 FC6-4 FC4-6 1-2f		0-2 FC1-6 1-2f		1-1 G4-3		0-0 F8	
Casey Candaele, S (1, 7) OBP: 0.318, SLG: 0.367		1-0 FC4-6		0-3 K		2-3 K		0-1 G4-3	
Rob Mallicoate, L (5, 1)									
Mark Davidson, R (6, PH) OBP: 0.268, SLG: 0.281									
Dwayne Henry, R (7, 1)									
Jose Tolentino, L (9, PH) OBP: 0.324, SLG: 0.486									
Pete Harnisch, S (1, 1) OBP: 0.169, SLG: 0.130			1-1 G4-3		2-2 5 1B 1B		2-1 S 1B		3-1 F7
Jim Corsi, R (3, 1)									
Gerald Young, S (3, 7) OBP: 0.309, SLG: 0.279									
Scott Servais, R (4, PH)									

Inning Stats	R: 0	H: 1	E: 0	LOB: 1	K: 0	BB: 0	S: 5	P: 13									
PITCHER	IP	WLS	BF	H	R	ER	SO	BB	IBB	HBP	BLK	WP	HR	S	P	ERA	WHIP
Orel Hershiser, R (1, 1) ERA: 4.01	6.0	W	26	7	1	1	5	0	0	1	1	0	0	57	86	1.50	1.167
Jim Gott, R (7, 1) ERA: 2.88	2.0		8	1	0	0	3	0	0	1	0	0	0	18	28	0.00	0.500
Roger McDowell, R (9, 1) ERA: 3.19	1.0		3	0	0	0	0	0	0	0	0	0	0	6	10	0.00	0.000

Batter	1	2	3	4	5	6	7	8	9	10	AB	R	H	RBI	BB	SO	LOB
Brett Butler, L OBP: 0.405, SLG: 0.347	(1, 8) BB 4-0 L5-3 BB		(1, 8) BB 2-0 G6-3		(1, 8) BB 1-2 G6-3		(1, 8) BB 0-0 F7			(1, 8) BB 4-1 HR BB	3	1	0	0	2	0	1
Lenny Harris, L OBP: 0.356, SLG: 0.359	(1, 5) SAFE M X 0-1 L5-3 1-2			(1, 5) SAFE C X 1-1 1B 2B 1B		(1, 5) SAFE F X 0-1 G3		(1, 5) SAFE C X 1-2 G4-3		(1, 5) SAFE F 1 SAFE H 2-1 HR HBP	4	2	1	0	0	0	1
Darryl Strawberry, L OBP: 0.372, SLG: 0.487	(1, 9) X 0-0 G4-3			(1, 9) SAFE C X 1-1 2B 1B		(1, 9) SAFE B BB 4-0 BB 1B BB		(1, 9) SAFE B BB 4-0 BB		(1, 9) SAFE X 0-0 HR 1-H 2-H	3	2	2	3	2	0	0
Eddie Murray, S OBP: 0.320, SLG: 0.402	(1, 3)	(1, 3) SAFE C X F 0-2 P5		(1, 3) SAFE X 0-0 S 2B		(1, 3) SAFE B X 1-0 BB 1B		(1, 3) SAFE F SAFE 1 X 1-2 F7		(1, 3) SAFE B C F F X 2-2 G5-3	5	0	2	2	0	0	1
Kal Daniels, L OBP: 0.340, SLG: 0.398	(1, 7)	(1, 7) SAFE X 0-0 L9		(1, 7) SAFE C L F 0-3 K		(1, 7) SAFE B BB 4-0 BB		(1, 7) SAFE B BB 2-0 F7		(1, 7) SAFE B X 1-1 HR	4	1	1	1	1	1	2
Stan Javier, S OBP: 0.257, SLG: 0.286	(10, 7)	(10, 7) SAFE X 0-0 L9		(10, 7) SAFE C L F 0-3 K		(10, 7) SAFE B BB 1-2 2-3 BB		(10, 7) SAFE B BB 0-0 F7		(10, 7) SAFE B BB 2-3 HR	0	0	0	0	0	0	0
Mike Scioscia, L OBP: 0.378	(1, 2)	(1, 2) SAFE C BB X 2-1 F7		(1, 2) SAFE C X 0-2 L8		(1, 2) SAFE X 0-0 F9		(1, 2) SAFE S B F B S 3-3 K		(1, 2) SAFE S B B S 2-3 K	3	0	0	0	0	0	4
Mitch Webster, S OBP: 0.285, SLG: 0.332	(9, PH)	(9, PH)		(9, PH)		(9, PH)		(9, PH)		(9, PH)	1	0	0	0	0	1	0
Carlos Hernandez, R OBP: 0.285, SLG: 0.332	(9, 2)	(9, 2)		(9, 2)		(9, 2)		(9, 2)		(9, 2)	1	0	0	0	0	1	0
Juan Samuel, R OBP: 0.324, SLG: 0.381	(1, 4)	(1, 4) SAFE B BB X 2-0 G1-3 1B		(1, 4) SAFE B BB X 3-1 G4-3		(1, 4) SAFE X 0-0 L7		(1, 4) SAFE S F B S 3-3 K		(1, 4) SAFE S F B S 3-3 K	4	0	1	0	0	1	4
Roger McDowell, R OBP: 0.324, SLG: 0.381	(9, 1)	(9, 1)		(9, 1)		(9, 1)		(9, 1)		(9, 1)	0	0	0	0	0	0	0
Alfredo Griffin, S OBP: 0.290, SLG: 0.279	(1, 6)	(1, 6) SAFE B SAFE SAFE SAFE C F C X 1-3 K		(1, 6) SAFE S SAFE 0-3 K		(1, 6) SAFE C S 0-3 K2-3		(1, 6) SAFE S F B S 1-3 K		(1, 6) SAFE B SAFE SAFE SAFE C F C X 3-2 P3	4	0	0	0	0	4	1
Bob Ojeda, L OBP: 0.208, SLG: 0.224	(1, 1)	(1, 1)		(1, 1)		(1, 1)		(1, 1)		(1, 1)	2	0	0	0	0	0	1
Dave Hansen, L OBP: 0.326, SLG: 0.455	(7, PH)	(7, PH)		(7, PH)		(7, PH)		(7, PH)		(7, PH)	1	0	0	0	0	0	0
Jim Gott, R OBP: 0.500, SLG: 0.500	(7, 1)	(7, 1)		(7, 1)		(7, 1)		(7, 1)		(7, 1)	0	0	0	0	0	0	0
Mike Sharperson, R OBP: 0.362, SLG: 0.351	(9, 5)	(9, 5)		(9, 5)		(9, 5)		(9, 5)		(9, 5)	1	0	0	0	0	0	0

AB	36
R	6
H	7
RBI	6
BB	5
SO	8
LOB	15
WP: 0	PA: 42
PB: 0	
SB: 1	
CS: 0	

Los Angeles Dodgers @ Houston Astros
Astrodome, Houston, TX
Thu Sep 12 1991, 8:05 PM EDT
Att. 10,146 - Dome - 70 F



Inning Stats	R: 0	H: 0	E: 0	LOB: 0	K: 0	S: 3	P: 7	R: 0	H: 0	E: 0	LOB: 0	K: 0	S: 6	P: 8	R: 0	H: 1	E: 0	LOB: 1	K: 1	S: 8	P: 13	R: 2	H: 3	E: 0	LOB: 1	K: 1	S: 13	P: 18	R: 0	H: 0	E: 0	LOB: 0	K: 1	S: 8	P: 9	R: 0	H: 1	E: 0	LOB: 3	K: 0	S: 5	P: 14	R: 0	H: 0	E: 0	LOB: 0	K: 1	S: 5	P: 5	R: 0	H: 0	E: 0	LOB: 1	K: 0	S: 7	P: 15	R: 0	H: 0	E: 0	LOB: 0	K: 3	S: 9	P: 16	R: 4	H: 2	E: 0	LOB: 0	K: 1	S: 16	P: 30	1B: 4	SF: 0	2B: 2	SAC: 0	3B: 0	DP: 1	HR: 2	HBP: 1
PITCHER	IP	WLS	BF	H	R	ER	SO	BB	IBB	HBP	BLK	WP	HR	S	P	ERA	WHIP																																																													
Darryl Kile, R ERA: 3.98	(1, 1)	7.0		28	5	2	4	3	0	0	0	0	0	0	74	2.57	1.143																																																													
Al Osuna, L ERA: 3.03	(8, 1)	2.2	L	13	2	4	3	2	0	1	0	0	2	29	56	13.50	1.500																																																													
Xavier Hernandez, R ERA: 5.85	(10, 1)	0.1		1	0	0	1	0	0	0	0	0	0	3	5	0.00	0.000																																																													

Batter	1	2	3	4	5	6	7	8	9	10	AB R H RBI BB SO LOB
Craig Biggio, R OBP: 0.368, SLG: 0.383 (1, 2)	1-0 1B 3B		0-1 F8		0-1 P4		0-3 K2-3			2-2 G3	5 1 1 0 0 1 0
Steve Finley, L OBP: 0.336, SLG: 0.422 (1, 9)	1-2 G1-3 FC 1B		1-3 K		3-1 L6			3-2 F8		0-1 G4-3	5 1 1 1 0 1 0
5 Jeff Bagwell, R OBP: 0.384, SLG: 0.444 (1, 3)	2-0 G1-3		3-2 BB 1B			2-1 G6-3		1-1 G6-3			4 0 1 0 0 0 1
Ken Caminiti, S OBP: 0.312, SLG: 0.382 (1, 5)	0-0 FC K2		4-0 1B BB			1-1 1B 1B		1-3 K			3 0 1 1 1 1 0
Andujar Cedeno, R OBP: 0.280, SLG: 0.420 (1, 6)	3-3 K2		0-0 G5-3			3-1 F7			1-3 K		4 0 0 0 0 2 4
Casey Candaele, S OBP: 0.319, SLG: 0.368 (1, 7)		0-1 G3-1		0-0 L6		3-1 1B			1-2 SH1-3 1B		4 0 2 0 0 0 0
Gerald Young, S OBP: 0.309, SLG: 0.275 (1, 8)		1-3 K		4-2 CS BB		0-0 G5-3			0-0 SH1-3		2 0 0 0 1 1 2
Andy Mota, R OBP: 0.186, SLG: 0.238 (1, 4)		0-0 1B		0-0 F4			0-3 K		1-1 L5		4 0 1 0 0 1 2
Darryl Kile, R (1, 1)		1-3 K		1-2 B1-3			1-2 L5			0-3 K	2 0 0 0 0 1 1
Rafael Ramirez, R OBP: 0.278, SLG: 0.297 (7, PH)											1 0 0 0 0 0 0
Al Osuna, R (8, 1)											0 0 0 0 0 0 0
Xavier Hernandez, L (10, 1)											0 0 0 0 0 0 0
Jose Tolentino, L OBP: 0.316, SLG: 0.472 (10, PH)											1 0 0 0 0 1 0

Inning Stats	R: 2	H: 2	E: 0	K: 1	S: 11	P: 18	R: 0	H: 1	E: 0	K: 2	S: 10	P: 12	R: 0	H: 1	E: 0	K: 1	S: 9	P: 17	R: 0	H: 0	E: 0	K: 0	S: 6	P: 10	R: 0	H: 2	E: 0	K: 0	S: 9	P: 18	R: 0	H: 0	E: 0	K: 2	S: 10	P: 11	R: 0	H: 0	E: 0	K: 1	S: 8	P: 13	R: 0	H: 1	E: 0	K: 1	S: 9	P: 12	R: 0	H: 0	E: 0	K: 1	S: 9	P: 11	1B: 6	SF: 0	2B: 1	SAC: 1	3B: 1	DP: 1	HR: 0	HBP: 0	WP: 0	PA: 38
--------------	------	------	------	------	-------	-------	------	------	------	------	-------	-------	------	------	------	------	------	-------	------	------	------	------	------	-------	------	------	------	------	------	-------	------	------	------	------	-------	-------	------	------	------	------	------	-------	------	------	------	------	------	-------	------	------	------	------	------	-------	-------	-------	-------	--------	-------	-------	-------	--------	-------	--------

PITCHER	IP	WLS	BF	H	R	ER	SO	BB	IBB	HBP	BLK	WP	HR	S	P	ERA	WHIP
Bob Ojeda, L ERA: 3.28 (1, 1)	6.0		25	6	2	2	4	2	0	0	0	0	0	52	86	3.00	1.333
Jim Gott, R ERA: 2.79 (7, 1)	2.0		6	0	0	0	3	0	0	0	0	0	0	18	24	0.00	0.000
Roger McDowell, R ERA: 3.12 (9, 1)	2.0	W	7	1	0	0	2	0	0	0	0	0	0	18	23	0.00	0.500

Los Angeles Dodgers @ Houston Astros
Astrodome, Houston, TX
Thu Sep 12 1991, 8:05 PM EDT
Att: 10,146 - Dome - 70 F

livebaseballscorecards.com

AB	35
R	2
H	7
RBI	2
BB	2
SO	9
LOB	10



Batter	1	2	3	4	5	6	7	8	9	AB R H RBI BB SO LOB	TOP											
Brett Butler, L (1, 8) OBP: 0.403, SLG: 0.344	4-0 G5-3 1B BB	0-1 G1-3			1-2 G4-3		0-2 G1-3		0-2 G4-3	4 1 0 0 1 0 1												
Mike Sharperson, R (1, 5) OBP: 0.359, SLG: 0.354 Lenny Harris, L (9, PH) OBP: 0.355, SLG: 0.358 (9, 5)	0-0 G5-3		1-3 K		0-0 G5-3		1-0 1B SF7 2B		0-0 L4	4 1 1 0 0 1 1 1 0 0 0 0 0 0												
Darryl Strawberry, L (1, 9) OBP: 0.376, SLG: 0.498	1-1 1B 2-H 1B		2-2 G5-3			1-1 HR	3-2 2B 1B		2-2 1B	5 2 4 2 0 0 0												
Eddie Murray, S (1, 3) OBP: 0.321, SLG: 0.402	0-1 1B		1-0 P3			0-0 SH1-4 FC3-2 1B	1-1 SF7		1-1 F7	4 0 2 1 0 0 1												
Kal Daniels, L (1, 7) OBP: 0.343, SLG: 0.404 Stan Javier, S (7, 7) OBP: 0.257, SLG: 0.286	0-0 F9			1-2 2B		4-1 FC3-2 SH1-4 BB	0-0 2B			3 0 2 1 1 0 2 0 0 0 0 0 0 0												
Gary Carter, R (1, 2) OBP: 0.329, SLG: 0.389 Mike Scioscia, L (8, 2) OBP: 0.356, SLG: 0.378	2-1 F9			0-2 G6-3		0-0 SH1-4		1-0 G5-3		3 0 0 0 0 0 3 0 0 0 0 0 0 0												
Juan Samuel, R (1, 4) OBP: 0.325, SLG: 0.386		1-1 F9		1-1 G5-3		4-0 FC3-2 IBB		3-2 HR		3 1 1 1 1 0 1												
Alfredo Griffin, S (1, 6) OBP: 0.290, SLG: 0.278		0-1 SH1-4 1B		2-0 G6-3		0-2 FC3-2		0-0 G4-3		4 0 1 0 0 0 4												
Mike Morgan, R (1, 1) OBP: 0.087, SLG: 0.090 Dave Hansen, L (8, PH) OBP: 0.319, SLG: 0.444 Roger McDowell, R (8, 1)		0-0 SH1-4			1-1 G6-3	0-0 G6-3		2-2 G4-3		2 0 0 0 0 0 3 1 0 0 0 0 0 0 0 0 0 0 0 0 0												
Inning Stats	R: 1 E: 0 K: 0 S: 8	H: 2 LOB: 2 BB: 1 P: 15	R: 0 E: 0 K: 0 S: 7	H: 1 LOB: 1 BB: 0 P: 8	R: 0 E: 0 K: 1 S: 9	H: 0 LOB: 0 BB: 0 P: 13	R: 0 E: 0 K: 0 S: 10	H: 1 LOB: 1 BB: 0 P: 14	R: 0 E: 0 K: 0 S: 6	H: 0 LOB: 0 BB: 0 P: 8	R: 1 E: 0 K: 0 S: 9	H: 2 LOB: 3 BB: 2 P: 18	R: 2 E: 0 K: 0 S: 10	H: 3 LOB: 1 BB: 0 P: 15	R: 1 E: 0 K: 0 S: 9	H: 1 LOB: 0 BB: 0 P: 15	R: 0 E: 0 K: 0 S: 9	H: 1 LOB: 1 BB: 0 P: 12	1B: 6 2B: 3 3B: 0 HR: 2	SF: 1 SAC: 2 DP: 0 HBP: 0	WP: 0 PB: 0 SB: 1 CS: 0	PA: 40
PITCHER	IP WLS BF H R ER SO BB IBB HBP BLK WP HR S P ERA WHIP																					
Tom Glavine, L (1, 1) ERA: 2.44	7.1 L 34 10 5 5 1 2 1 0 0 0 2 63 99 6.14 1.636																					
Mark Wohlers, R (8, 1) ERA: 1.54	0.2 2 0 0 0 0 0 0 0 0 0 0 5 7 0.00 0.000																					
Randy St. Claire, R (9, 1) ERA: 4.88	1.0 4 1 0 0 0 0 0 0 0 0 0 9 12 0.00 1.000																					

Los Angeles Dodgers @ Atlanta Braves
Atlanta-Fulton County Stadium, Atlanta, GA

Fri Sep 13 1991, 7:05 PM EDT
Att. 45,769 - Sunny - 91 F

livebaseballscorecards.com

AB 34
R 5
H 11
RBI 5
BB 3
SO 1
LOB 16



Batter	1	2	3	4	5	6	7	8	9	AB	R	H	RBI	BB	SO	LOB
Otis Nixon, S <small>OBP: 0.372, SLG: 0.327</small> (1, 7)	2-1 FC4-6 1B		0-0 G4-3		3-2 G3			4-1 BB		3	0	1	0	1	0	0
Jeff Treadway, L <small>OBP: 0.373, SLG: 0.429</small> (1, 4)	1-2 FC4-6 1B SF8		0-1 G4-3			2-2 G4-1		3-2 F8		3	1	0	0	0	0	1
Mark Lemke, S <small>OBP: 0.302, SLG: 0.313</small> (7, 4)								1-2 F8		1	0	0	0	0	0	1
Terry Pendleton, S <small>OBP: 0.355, SLG: 0.511</small> (1, 5)	2-0 SF8 1B		2-0 P5			1-2 G4-3		1-1 G4-3		4	0	1	0	0	0	1
David Justice, L <small>OBP: 0.364, SLG: 0.527</small> (1, 9)	0-1 SF8			2-1 HR		0-0 F7			1-2 G4-3	3	1	1	2	0	0	0
Ron Gant, R <small>OBP: 0.333, SLG: 0.496</small> (1, 8)	0-1 F8			3-0 G5-3			0-1 P3		0-1 F8	4	0	0	0	0	0	1
Sid Bream, L <small>OBP: 0.322, SLG: 0.457</small> (1, 3)		0-0 G4-3		2-0 G3		0-0 FC1 WP 1B		0-0 F8	3	0	1	0	0	0	0	0
Brian Hunter, R <small>OBP: 0.309, SLG: 0.471</small> (7, PR) (8, 3)										1	0	0	0	0	0	0
Greg Olson, R <small>OBP: 0.327, SLG: 0.359</small> (1, 2)		2-1 G5-3		1-0 G6-3		3-1 FC1 FC4-6				3	0	0	0	0	0	1
Rafael Belliard, R <small>OBP: 0.289, SLG: 0.282</small> (1, 6)			2-2 E6			0-0 F8		1-2 FC4-6		2	0	0	0	0	0	0
Tommy Gregg, L <small>OBP: 0.279, SLG: 0.323</small> (7, PH)										1	0	0	0	0	0	1
Vinny Castilla, R (8, 6)										0	0	0	0	0	0	0
Tom Glavine, L <small>OBP: 0.292, SLG: 0.265</small> (1, 1)		0-0 P6				1-1 G1-3		1-1 G6-3		2	0	0	0	0	0	1
Mark Wohlers, R (8, 1)										0	0	0	0	0	0	0
Lonnie Smith, R <small>OBP: 0.380, SLG: 0.399</small> (8, PH)										1	0	0	0	0	0	0
Randy St. Claire, R <small>OBP: 0.500, SLG: 0.500</small> (9, 1)										0	0	0	0	0	0	0

Inning Stats	R: 1	H: 2	E: 0	K: 10	S: 10	LOB: 1	BB: 0	P: 15	R: 0	H: 0	E: 1	K: 0	S: 7	LOB: 1	BB: 0	P: 11	R: 0	H: 0	E: 0	K: 0	S: 4	LOB: 0	BB: 0	P: 6	R: 1	H: 1	E: 0	K: 0	S: 5	LOB: 0	BB: 0	P: 13	R: 0	H: 0	E: 0	K: 0	S: 6	LOB: 0	BB: 0	P: 10	R: 0	H: 0	E: 0	K: 0	S: 7	LOB: 0	BB: 0	P: 10	R: 0	H: 1	E: 0	K: 0	S: 8	LOB: 1	BB: 0	P: 12	R: 0	H: 0	E: 0	K: 0	S: 8	LOB: 1	BB: 1	P: 7	R: 0	H: 0	E: 0	K: 0	S: 6	LOB: 0	BB: 0	P: 7
1B: 3 2B: 0 3B: 0 HR: 1	SF: 1 SAC: 0 DP: 0 HBP: 0	WP: 1 PB: 0 SB: 1 CS: 0																																																																						
PITCHER Mike Morgan, R <small>ERA: 2.78</small> (1, 1)	IP 7.0 WLS W BF 26 H 4 R 2 ER 2 SO 0 BB 0 IBB 0 HBP 0 BLK 0 WP 1 HR 1 S 47 P 77 ERA 2.57 WHIP 0.571	PITCHER Roger McDowell, R <small>ERA: 3.05</small> (8, 1)	IP 2.0 WLS S BF 7 H 0 R 0 ER 0 SO 0 BB 1 IBB 0 HBP 0 BLK 0 WP 0 HR 0 S 14 P 24 ERA 0.00 WHIP 0.500																																																																					

Los Angeles Dodgers @ Atlanta Braves
 Atlanta-Fulton County Stadium, Atlanta, GA

Fri Sep 13 1991, 7:05 PM EDT
 Att: 45,769 - Sunny - 91 F

AB	31
R	2
H	4
RBI	2
BB	1
SO	0
LOB	7

Batter	1	2	3	4	5	6	7	8	9	10	11	AB	R	H	RBI	BB	SO	LOB	TOP								
Brett Butler, L OBP: 0.405, SLG: 0.344 (1, 8) BB C B B C B	4-1 1B 3B BB	4-0 BB		2-1 G6-4-3 1B			2-2 G1-3			0-1 G3		3	1	1	0	2	0	0									
Lenny Harris, L OBP: 0.353, SLG: 0.355 (1, 5) Mike Sharperson, R OBP: 0.361, SLG: 0.356 (7, PH) (7, 5) (11, 6) SAFE SAFE SAFE SAFE SAFE	0-3 K	3-2 G6-3		1-0 G6-4-3 1-2f			1-0 CS 1B			1-2 L6		3	0	0	0	0	1	4									
Darryl Strawberry, L OBP: 0.372, SLG: 0.492 (1, 9) SAFE SAFE SAFE SAFE SAFE	1-0 P6		0-0 P5				0-0 G4-3			1-1 K		5	0	0	0	0	1	2									
Eddie Murray, S OBP: 0.322, SLG: 0.402 (1, 3) SAFE SAFE SAFE SAFE SAFE	0-1 3B 1B		3-0 1B 1B				0-1 F8		1-0 F8		2-0 G1-3	5	1	2	0	0	0	0									
Kal Daniels, L OBP: 0.346, SLG: 0.410 (1, 7) Tom Goodwin, L OBP: 0.333, SLG: 0.333 (11, PR) Jeff Hamilton, R OBP: 0.253, SLG: 0.297 (11, 5) SAFE SAFE SAFE SAFE SAFE	3-2 3B		0-3 K				1-2 1B		1-2 G6-3		4-0 G4-3 BB	4	0	2	2	1	1	1									
Mike Scioscia, L OBP: 0.354, SLG: 0.375 (1, 2) SAFE SAFE SAFE SAFE SAFE	1-0 P5		1-1 1B				1-1 P5		3-1 G3-1		2-1 G4-3 1-2	5	0	1	0	0	0	3									
Juan Samuel, R OBP: 0.328, SLG: 0.387 (1, 4) SAFE SAFE SAFE SAFE SAFE		0-0 G1 SH5-3 1B	1-2 FC6-4 1B				1-2 F7		1-0 G5-3		4-0 IBB	4	0	2	0	1	0	0									
Alfredo Griffin, S OBP: 0.288, SLG: 0.277 (1, 6) Stan Javier, S OBP: 0.255, SLG: 0.284 (9, PH) Jose Offerman, S OBP: 0.331, SLG: 0.214 (9, 6) Mitch Webster, S OBP: 0.284, SLG: 0.330 (11, PH) (11, 7) SAFE SAFE SAFE SAFE SAFE	0-1 SH5-3		0-1 FC6-4				1-1 G6-3		2-1 G3		0-0 F7	2	0	0	0	0	0	3									
Tim Belcher, R Steve Wilson, L Dave Hansen, L Kevin Gross, R Tim Green, R Chris Gaynor, L Jim Gott, R John Candelaria, L Roger McDowell, R	1-2 G1		3-2 G4-3				0-1 F9		0-1 F8			1	0	0	0	0	0	1									
Inning Stats	R: 2 E: 0 K: 1 S: 11	H: 2 LOB: 1 BB: 1 P: 20	R: 0 E: 0 K: 0 S: 9	H: 1 LOB: 2 BB: 1 P: 17	R: 0 E: 0 K: 1 S: 12	H: 3 LOB: 3 BB: 0 P: 17	R: 0 E: 0 K: 0 S: 7	H: 1 LOB: 0 BB: 0 P: 12	R: 0 E: 0 K: 0 S: 8	H: 1 LOB: 1 BB: 0 P: 10	R: 0 E: 0 K: 0 S: 7	H: 0 LOB: 0 BB: 0 P: 9	R: 0 E: 0 K: 1 S: 9	H: 1 LOB: 0 BB: 0 P: 13	R: 0 E: 0 K: 0 S: 6	H: 0 LOB: 0 BB: 0 P: 11	R: 0 E: 0 K: 0 S: 5	H: 0 LOB: 0 BB: 0 P: 8	R: 0 E: 0 K: 0 S: 7	H: 0 LOB: 0 BB: 0 P: 9	R: 0 E: 0 K: 0 S: 6	H: 0 LOB: 2 BB: 2 P: 16	1B: 8 2B: 0 3B: 1 HR: 0	SF: 0 SAC: 1 DP: 1 HBP: 0	WP: 0 PB: 0 SB: 0 CS: 1	PA: 45	
PITCHER	IP	WLS	BF	H	R	ER	SO	BB	IBB	HBP	BLK	WP	HR	S	P	ERA	WHIP										
29 John Smoltz, R ERA: 4.19 (1, 1)	6.0		27	8	2	2	2	2	0	0	0	0	0	54	85	3.00	1.667										
Mike Stanton, L ERA: 2.67 (7, 1)	2.0		6	1	0	0	1	0	0	0	0	0	0	15	24	0.00	0.500										
Alejandro Pena, R ERA: 2.59 (9, 1)	1.0		3	0	0	0	0	0	0	0	0	0	0	5	8	0.00	0.000										
Jim Clancy, R ERA: 3.32 (10, 1)	2.0	W	8	0	0	0	0	1	1	0	0	0	0	13	25	0.00	0.500										

Los Angeles Dodgers @ Atlanta Braves
Atlanta-Fulton County Stadium, Atlanta, GA

Sat Sep 14 1991, 3:33 AM EDT
Att: 44,773 - Sunny - 95 F

AB	39
R	2
H	9
RBI	2
BB	4
SO	3
LOB	16



1B	8	SF	0
2B	0	SAC	1
3B	1	DP	1
HR	0	HBP	0

WP	0	PA	45
PB	0		
SB	0		
CS	1		

livebaseballscorecards.com

Batter	1	2	3	4	5	6	7	8	9	10	11	AB R H RBI BB SO LOB
Otis Nixon, S <small>OBP: 0.374, SLG: 0.330</small> (1, 7)												6 0 3 0 0 1 1
Jeff Treadway, L <small>OBP: 0.377, SLG: 0.431</small> Mike Stanton, L <small>OBP: 0.571, SLG: 0.667</small> Alejandro Pena, R <small>OBP: 0.390, SLG: 0.399</small> Lonnie Smith, R <small>OBP: 0.200, SLG: 0.111</small> Jim Clancy, R <small>OBP: 0.400, SLG: 0.455</small> Jerry Willard, L <small>OBP: 0.200, SLG: 0.111</small> Keith Mitchell, R <small>OBP: 0.400, SLG: 0.455</small> (1, 4)												3 1 2 0 1 0 2
Terry Pendleton, S <small>OBP: 0.357, SLG: 0.512</small> (1, 5)												5 0 2 0 1 2 6
David Justice, L <small>OBP: 0.366, SLG: 0.524</small> (1, 9)												4 0 1 1 2 2 3
Ron Gant, R <small>OBP: 0.333, SLG: 0.493</small> (1, 8)												5 0 1 2 1 2 4
Sid Bream, L <small>OBP: 0.320, SLG: 0.455</small> Brian Hunter, R <small>OBP: 0.305, SLG: 0.463</small> (1, 3)												1 0 0 0 0 1 0
Greg Olson, R <small>OBP: 0.326, SLG: 0.355</small> (1, 2)												4 0 0 0 1 1 0
Rafael Belliard, R <small>OBP: 0.288, SLG: 0.281</small> (1, 6)												5 0 1 0 0 2 1
29 John Smoltz, R <small>OBP: 0.197, SLG: 0.179</small> Tommy Gregg, L <small>OBP: 0.276, SLG: 0.319</small> Mark Lemke, S <small>OBP: 0.299, SLG: 0.310</small> (1, 1)												0 1 0 0 1 0 0

Inning Stats	R: 0	H: 1	E: 0	K: 3	S: 13	H: 1	LOB: 1	BB: 0	P: 19	R: 0	H: 0	E: 0	K: 2	S: 8	H: 0	LOB: 1	BB: 1	P: 18	R: 1	H: 1	E: 0	K: 1	S: 14	H: 1	LOB: 3	BB: 3	P: 35	R: 0	H: 0	E: 0	K: 2	S: 9	H: 3	LOB: 1	BB: 0	P: 15	R: 0	H: 2	E: 0	K: 0	S: 13	H: 0	LOB: 0	BB: 0	P: 6	R: 0	H: 0	E: 0	K: 1	S: 8	H: 0	LOB: 0	BB: 0	P: 11	R: 0	H: 1	E: 0	K: 1	S: 10	H: 0	LOB: 0	BB: 0	P: 7	R: 1	H: 2	E: 0	K: 0	S: 9	H: 2	LOB: 3	BB: 2	P: 18	1B: 9	SF: 0	2B: 1	SAC: 2	3B: 0	DP: 1	HR: 0	HBP: 0
WP: 2 PA: 50																																																																																

PITCHER	IP	WLS	BF	H	R	ER	SO	BB	IBB	HBP	BLK	WP	HR	S	P	ERA	WHIP
Tim Belcher, R <small>ERA: 2.59</small>	(1, 1)	2.2	14	2	1	1	6	4	0	0	0	1	0	34	70	3.38	2.250
Steve Wilson, L <small>ERA: 3.68</small>	(3, 1)	0.1	1	0	0	0	0	0	0	0	0	0	0	1	2	0.00	0.000
Kevin Gross, R <small>ERA: 3.65</small>	(4, 1)	2.2	14	5	1	1	2	1	0	0	0	1	0	29	45	3.38	2.250
Tim Crews, R <small>ERA: 2.78</small>	(6, 1)	2.1	7	0	0	0	2	0	0	0	0	0	0	15	21	0.00	0.000
Jim Gott, R <small>ERA: 2.78</small>	(9, 1)	0.1	2	1	0	0	0	0	0	0	0	0	0	4	6	0.00	3.000

PITCHER	IP	WLS	BF	H	R	ER	SO	BB	IBB	HBP	BLK	WP	HR	S	P	ERA	WHIP
John Candelaria, L <small>ERA: 3.48</small>	(9, 1)	0.1	2	0	0	0	1	0	1	0	0	0	0	3	9	0.00	0.000
Roger McDowell, R <small>ERA: 3.09</small>	(9, 1)	2.0	10	2	1	1	0	1	1	0	0	0	0	16	28	4.50	1.500

Los Angeles Dodgers @ Atlanta Braves
 Atlanta-Fulton County Stadium, Atlanta, GA

Sat Sep 14 1991, 3:33 AM EDT
 Att. 44,773 - Sunny - 95 F

AB	40
R	3
H	10
RBI	3
BB	8
SO	11
LOB	23

Batter	1	2	3	4	5	6	7	8	9	AB R H RBI BB SO LOB	TOP	
Brett Butler, L (1, 8) OBP: 0.405, SLG: 0.345 Stan Javier, S (6, 8) OBP: 0.258, SLG: 0.287	2-1 G6-4-3 1B			2-3 K			3-2 G6-3		2-0 DI 2-H 1B	2 0 1 0 0 1 0 2 0 1 1 0 0 0	Los Angeles Dodgers @ Atlanta Braves Atlanta-Fulton County Stadium, Atlanta, GA Sun Sep 15 1991, 3:33 AM EDT Att. 45,541 - Cloudy - 94 F	
Mike Sharperson, R (1, 5) OBP: 0.353, SLG: 0.348 (6, 4)	0-0 G6-4-3 1-2f			3-2 F7			0-3 K		2-2 F8 1-2	4 0 0 0 0 1 2		
Darryl Strawberry, L (1, 9) OBP: 0.371, SLG: 0.490 Mitch Webster, S (6, 9) OBP: 0.286, SLG: 0.332	3-1 G3			0-0 F8			0-0 1B		1-3 K	2 0 0 0 0 0 0 2 0 1 0 0 1 1		
Eddie Murray, S (1, 3) OBP: 0.320, SLG: 0.400 Tom Goodwin, L (7, 7) OBP: 0.333, SLG: 0.333							0-2 G4-3			3 0 0 0 0 0 1 0 0 0 0 0 0 0		
Kal Daniels, L (1, 7) OBP: 0.345, SLG: 0.408 Eric Karros, R (7, 3)							2-2 F7		0-1 F7	2 0 0 0 0 0 0 1 0 0 0 0 0 0		
Juan Samuel, R (1, 4) OBP: 0.326, SLG: 0.385 Dave Hansen, L (6, 5) OBP: 0.306, SLG: 0.426							0-0 F9		3-3 K	2 0 0 0 0 1 0 1 0 0 0 0 1 0		
Gary Carter, R (1, 2) OBP: 0.327, SLG: 0.385 Dennis Cook, L (6, 1) Jeff Hamilton, R (8, PH) OBP: 0.250, SLG: 0.293 Mike Christopher, R (8, 1)							1-0 F7		1-3 K	2 0 0 0 0 0 0 0 0 0 0 0 0 0 1 0 0 0 0 1 0 0 0 0 0 0 0 0		
Alfredo Griffin, S (1, 6) OBP: 0.287, SLG: 0.276 Jose Offerman, S (5, 6) OBP: 0.325, SLG: 0.210							0-0 E9 G6-3		0-0 P3	1 0 0 0 0 0 0 2 0 0 0 0 0 0		
Ramon Martinez, R (1, 1) OBP: 0.113, SLG: 0.114 John Wetteland, R (3, 1) Carlos Hernandez, R (6, PH) OBP: 0.167, SLG: 0.200 (6, 2)							1-2 G6-3 1-2f		1-1 1B 2B	1 0 0 0 0 0 0 0 0 0 0 0 0 0 2 1 1 0 0 0 1		
Inning Stats	R: 0 H: 1 E: 0 LOB: 0 K: 0 BB: 0 S: 5 P: 10	R: 0 H: 0 E: 0 LOB: 0 K: 1 BB: 0 S: 9 P: 14	R: 0 H: 0 E: 0 LOB: 0 K: 0 BB: 0 S: 6 P: 9	R: 0 H: 0 E: 0 LOB: 0 K: 1 BB: 0 S: 7 P: 12	R: 0 H: 0 E: 0 LOB: 0 K: 0 BB: 0 S: 5 P: 8	R: 0 H: 0 E: 1 LOB: 0 K: 0 BB: 0 S: 6 P: 8	R: 0 H: 1 E: 0 LOB: 1 K: 1 BB: 0 S: 10 P: 13	R: 0 H: 0 E: 0 LOB: 0 K: 2 BB: 0 S: 9 P: 13	R: 1 H: 2 E: 0 LOB: 1 K: 1 BB: 0 S: 10 P: 16	1B: 3 SF: 0 2B: 1 SAC: 0 3B: 0 DP: 2 HR: 0 HBP: 0	WP: 0 PA: 30 PB: 0 SB: 0 CS: 0	
PITCHER Steve Avery, L (1, 1) ERA: 3.48	IP WLS BF H R ER SO BB IBB HBP BLK WP HR S P ERA WHIP	9.0 W 30 4 1 1 6 0 0 0 0 0 0 0 67 103 1.00 0.444										

AB	30
R	1
H	4
RBI	1
BB	0
SO	6
LOB	5



Batter	1	2	3	4	5	6	7	8	9
Otis Nixon, S <small>(1, 7) OBP: 0.371, SLG: 0.327</small> Keith Mitchell, R <small>(8, PH) OBP: 0.410, SLG: 0.464</small> <small>(9, 7)</small>	2-1 P3	3-3 K	0-0 FC6-4			1-1 F8		1-1 1B	
Mark Lemke, S <small>(1, 4) OBP: 0.301, SLG: 0.314</small>	4-1 1B BB	0-0 2B			1-2 L3	0-0 E6		0-1 F9	
Terry Pendleton, S <small>(1, 5) OBP: 0.358, SLG: 0.511</small>	3-2 HR 1B	2-3 K			2-1 HBP	3-1 E8			
David Justice, L <small>(1, 9) OBP: 0.368, SLG: 0.522</small>	1-2 HR 1B		4-2 SF8 BB		1-1 F8	0-0 G4-3			
Ron Gant, R <small>(1, 8) OBP: 0.336, SLG: 0.492</small>	2-0 HR HBP		4-2 E BB		1-3 K		4-1 G4-3 BB		
Sid Bream, L <small>(1, 3) OBP: 0.319, SLG: 0.467</small>	3-1 HR		1-2 SF8		0-3 K		2-0 G4-3		
Greg Olson, R <small>(1, 2) OBP: 0.322, SLG: 0.351</small>	2-2 F8		0-0 P3		2-1 L1		3-1 G6-3		
Rafael Belliard, R <small>(1, 6) OBP: 0.287, SLG: 0.278</small>	0-1 G1-3		2-2 E4 1B		1-0 G6-3		4-1 G4-6-3 BB		
Steve Avery, L <small>(1, 1) OBP: 0.286, SLG: 0.288</small>		2-2 G1-3	0-1 FC6-4 1B			1-1 F7		0-0 G4-6-3	

AB	R	H	RBI	BB	SO	LOB						
4	0	0	0	0	1	1						
1	0	1	0	0	0	0						
4	2	1	0	1	0	1						
3	1	1	0	0	1	1						
3	2	1	1	1	0	2						
1	2	0	0	2	1	1						
3	1	1	5	0	1	1						
4	0	0	0	0	0	1						
3	1	0	0	1	0	0						
4	0	1	1	0	0	1						
1B: 4	SF: 1	WP: 0	PA: 38	2B: 1	SAC: 0	PB: 1	3B: 0	DP: 2	SB: 1	CS: 0	HR: 1	HBP: 2

BOTTOM

Los Angeles Dodgers @ Atlanta Braves
 Atlanta-Fulton County Stadium, Atlanta, GA

livebaseballscorecards.com

AB	30
R	9
H	6
RBI	7
BB	5
SO	4
LOB	9



Sun Sep 15 1991, 3:33 AM EDT
 Att: 45,541 - Cloudy - 94 F

Inning Stats														Inning Stats																			
R	H	E	K	S	H	LOB	BB	P	R	H	E	K	S	H	LOB	BB	P	R	H	E	K	S	H	LOB	BB	P							
5	3	0	16	33	3	1	1	27	0	0	0	9	9	1	0	0	13	0	0	0	13	0	0	0	13	1	0	0	11	0	1	0	11

PITCHER														PITCHER																																																					
IP	WLS	BF	H	R	ER	SO	BB	IBB	HBP	BLK	WP	HR	S	P	ERA	WHIP	IP	WLS	BF	H	R	ER	SO	BB	IBB	HBP	BLK	WP	HR	S	P	ERA	WHIP																																		
2.0	L	14	4	7	5	2	3	0	1	0	0	1	35	67	22.50	3.500	3.0		12	1	1	0	2	0	0	1	0	0	0	26	37	0.00	0.333	2.0		8	0	1	0	0	1	0	0	0	0	0	12	26	0.00	0.500	1.0		4	1	0	0	0	1	0	0	0	0	0	6	11	0.00	2.000

Batter	1	2	3	4	5	6	7	8	9	10	11	12	AB	R	H	RBI	BB	SO	LOB	TOP	
Bill Doran, S (1, 7) OBP: 0.354, SLG: 0.370													6	1	3	0	0	0	2		
Mariano Duncan, R (1, 6) OBP: 0.294, SLG: 0.444													6	0	1	0	0	2	4		
Hal Morris, L (1, 3) OBP: 0.380, SLG: 0.499													5	1	2	0	1	0	1		
Paul O'Neill, L (1, 9) Carmelo Martinez, R (9, PH) Stan Jefferson, S (9, PR) Rob Dibble, L (9, 1) Donnie Scott, S (10, PH) Ted Power, R (10, 1) Gino Minutelli, L (12, 1) Milt Hill, R (12, 1)													3 0 1 0 0 0 0 1 0 1 0 0 0 0 0 1 0 0 0 0 0 0 0 0 0 0 0 0 1 0 0 0 0 0 0 0 0 0 1 1 0 0 0 0 0 0 0 0 0 0 0 0 0 0 0 0								
Chris Sabo, R (1, 5) OBP: 0.354, SLG: 0.510													6	1	1	0	0	0	6		
Luis Quinones, S (1, 4) OBP: 0.308, SLG: 0.326													6	0	0	0	0	0	7		
Billy Hatcher, R (1, 8) OBP: 0.314, SLG: 0.359													5	0	3	2	0	0			
Jeff Reed, L (1, 2) OBP: 0.324, SLG: 0.359													5	0	1	1	0	1	2		
Scott Scudder, R (1, 1) Eric Davis, R (8, PH) Norm Charlton, S (8, 1) Chris Jones, R (9, PH)													2	0	0	0	0	2	0		
Inning Stats	R: 0 H: 1 E: 0 LOB: 0 K: 0 BB: 0 S: 7 P: 10	R: 1 H: 2 E: 0 LOB: 1 K: 0 BB: 0 S: 11 P: 16	R: 0 H: 0 E: 0 LOB: 0 K: 1 BB: 0 S: 5 P: 9	R: 0 H: 0 E: 0 LOB: 0 K: 0 BB: 0 S: 4 P: 7	R: 0 H: 0 E: 0 LOB: 0 K: 0 BB: 0 S: 5 P: 9	R: 0 H: 1 E: 0 LOB: 0 K: 1 BB: 0 S: 7 P: 10	R: 0 H: 1 E: 0 LOB: 1 K: 0 BB: 0 S: 7 P: 12	R: 0 H: 1 E: 1 LOB: 2 K: 2 BB: 0 S: 11 P: 16	R: 2 H: 4 E: 0 LOB: 2 K: 0 BB: 0 S: 18 P: 28	R: 0 H: 1 E: 0 LOB: 1 K: 1 BB: 0 S: 13 P: 22	R: 0 H: 0 E: 0 LOB: 0 K: 0 BB: 0 S: 6 P: 10	R: 2 H: 3 E: 0 LOB: 3 K: 0 BB: 2 S: 16 P: 30	1B: 13 SF: 0 2B: 1 SAC: 0 3B: 0 DP: 1 HR: 1 HBP: 0	WP: 0 PA: 51 PB: 0 SB: 1 CS: 1							
PITCHER Orel Hershiser, R (1, 1) ERA: 3.82	IP: 7.0 WLS: 1 BF: 24 H: 5 R: 1 ER: 1 SO: 2 BB: 0 IBB: 0 HBP: 0 BLK: 1 WP: 0 HR: 0 S: 46 P: 73 ERA: 1.29 WHIP: 0.714					PITCHER Kevin Gross, R (9, 1) ERA: 3.6	IP: 1.1 WLS: 1 BF: 7 H: 3 R: 1 ER: 1 SO: 1 BB: 0 IBB: 0 HBP: 0 BLK: 0 WP: 0 HR: 0 S: 20 P: 31 ERA: 6.75 WHIP: 2.250	PITCHER Tim Crews, R (11, 1) ERA: 2.97	IP: 1.1 WLS: 1 BF: 7 H: 3 R: 2 ER: 2 SO: 0 BB: 0 IBB: 0 HBP: 0 BLK: 0 WP: 0 HR: 1 S: 14 P: 21 ERA: 13.50 WHIP: 2.250	PITCHER Dennis Cook, L (12, 1) ERA: 0.79	IP: 0.0 WLS: 1 BF: 1 H: 0 R: 0 ER: 0 SO: 0 BB: 0 IBB: 0 HBP: 0 BLK: 0 WP: 0 HR: 0 S: 2 P: 6 ERA: ∞ WHIP: ∞	PITCHER John Wetteland, R (12, 1) ERA: 0.79	IP: 0.2 WLS: 0 BF: 3 H: 0 R: 0 ER: 0 SO: 0 BB: 0 IBB: 0 HBP: 0 BLK: 0 WP: 0 HR: 0 S: 6 P: 13 ERA: 0.00 WHIP: 1.500								
Jim Cott, R (8, 1) ERA: 2.87	IP: 1.0 WLS: 0 BF: 6 H: 2 R: 1 ER: 1 SO: 2 BB: 0 IBB: 0 HBP: 0 BLK: 0 WP: 0 HR: 0 S: 12 P: 18 ERA: 9.00 WHIP: 2.000																				
John Candelaria, L (9, 1) ERA: 3.77	IP: 0.0 WLS: 1 BF: 1 H: 1 R: 0 ER: 0 SO: 0 BB: 0 IBB: 0 HBP: 0 BLK: 0 WP: 0 HR: 0 S: 3 P: 5 ERA: ∞ WHIP: ∞																				
Roger McDowell, R (9, 1) ERA: 3.07	IP: 0.1 WLS: 0 BF: 1 H: 0 R: 0 ER: 0 SO: 0 BB: 0 IBB: 0 HBP: 0 BLK: 0 WP: 0 HR: 0 S: 3 P: 5 ERA: 0.00 WHIP: 0.000																				
Steve Wilson, L (9, 1) ERA: 3.6	IP: 0.1 WLS: 0 BF: 1 H: 0 R: 0 ER: 0 SO: 0 BB: 0 IBB: 0 HBP: 0 BLK: 0 WP: 0 HR: 0 S: 4 P: 7 ERA: 0.00 WHIP: 0.000																				

Cincinnati Reds @ Los Angeles Dodgers
 Dodger Stadium, Los Angeles, CA

Mon Sep 16 1991, 7:05 PM PDT
 Att. 30,676 - Sunny - 68 F

AB	49
R	5
H	14
RBI	5
BB	2
SO	5
LOB	26



Batter	1	2	3	4	5	6	7	8	9	10	11	12	AB	R	H	RBI	BB	SO	LOB
Brett Butler, L OBP: 0.406, SLG: 0.347 (1, 8)	0-2 G6-3		4-1 FC3-6 BB		2-2 SH1-3 SF8 2B		0-1 G4-3		0-1 P2		1-2 FC5-2-4 1B		5	1	2	0	1	0	2
Lenny Harris, L OBP: 0.351, SLG: 0.353 (1, 5) (9, 4)	3-2 L6		0-0 P1		0-0 SH1-3		0-1 L6		1-2 G1-3 1B		1-0 FC5-2-4		5	0	1	1	0	0	3
Darryl Strawberry, L OBP: 0.369, SLG: 0.485 (1, 9)	0-1 L7		1-0 P5		0-0 SF8		1-0 P5		0-0 G1-3		1-2 3-H		4	1	0	1	1	0	3
Eddie Murray, S OBP: 0.320, SLG: 0.403 (1, 3)		1-0 G6-3	2-2 FC3-6 1-2f		3-2 BB 1B			2-3 K	2-3 K			4-1 3B BB	6	1	2	1	0	2	4
Kal Daniels, L OBP: 0.346, SLG: 0.406 Mitch Webster, S OBP: 0.288, SLG: 0.330 (1, 7) (9, 7)		4-2 1B SF7 BB		0-0 L9	4-1 BB 1-2 BB		0-0 F7		0-0 P2		2-1 P2	4-0 2B 1B BB	2	1	0	0	2	0	0
Mike Scioscia, L OBP: 0.355, SLG: 0.375 Gary Carter, R OBP: 0.326, SLG: 0.384 (1, 2) (12, PH)		3-2 SF7 BB 1B		1-2 L8	1-0 G3-1		0-2 1B		0-2 P2		1-1 P2	2-3 K	5	0	2	0	0	0	2
Juan Samuel, R OBP: 0.328, SLG: 0.387 Steve Wilson, L OBP: 0.346, SLG: 0.333 Kevin Gross, R OBP: 0.310, SLG: 0.430 Chris Gwynn, L OBP: 0.351, SLG: 0.348 Tim Crews, R OBP: 0.351, SLG: 0.348 Dennis Cook, L John Wetteland, R Eric Karros, R OBP: 0.143, SLG: 0.286 (1, 4) (9, 1) (9, 1) (10, PH) (11, 1) (12, 1) (12, PH)		4-1 SF7 BB		3-2 2B		1-1 L6		2-3 K		2-2 F9		0-1 1B 2B	3	0	1	0	1	1	1
Alfredo Griffin, S OBP: 0.288, SLG: 0.275 Dave Hansen, L OBP: 0.320, SLG: 0.438 Jose Offerman, S OBP: 0.336, SLG: 0.210 (1, 6) (9, PH) (9, PR) (10, 6)		0-0 SF7		4-0 IBB		1-1 B5-3			2-1 SH 1B		4-2 1B SH1-4 BB	4-0 1B IBB	1	0	0	1	1	0	0
Orel Hershiser, R OBP: 0.323, SLG: 0.321 Jim Coffey, R OBP: 0.300, SLG: 0.500 John Carmichael, L OBP: 0.351, SLG: 0.348 Mike Sharperson, R Roger McDowell, R Stan Javier, S OBP: 0.356, SLG: 0.287 Tom Goodwin, L OBP: 0.333, SLG: 0.333 Jeff Hamilton, R OBP: 0.296, SLG: 0.301 (1, 1) (8, 1) (9, 1) (9, 5) (9, 1) (9, PH) (9, PR) (10, 5)		1-3 K		0-2 F9		0-2 B1-3			0-2 SH 1B		0-1 SH1-4	0-1 1B	3	0	0	0	0	1	4

Inning Stats	R: 0	H: 0	E: 0	K: 8	S: 8	R: 1	H: 1	E: 0	K: 15	S: 15	R: 0	H: 0	E: 0	K: 7	S: 7	R: 0	H: 1	E: 0	K: 12	S: 12	R: 1	H: 2	E: 0	K: 10	S: 10	R: 0	H: 0	E: 0	K: 7	S: 7	R: 0	H: 1	E: 0	K: 14	S: 14	R: 1	H: 2	E: 0	K: 14	S: 14	R: 0	H: 0	E: 0	K: 7	S: 7	R: 0	H: 0	E: 0	K: 12	S: 12	R: 0	H: 1	E: 0	K: 8	S: 8	R: 3	H: 3	E: 0	K: 10	S: 10	R: 1	H: 3	E: 0	K: 10	S: 10	1B: 7	2B: 4	3B: 1	SF: 2	SAC: 3	DP: 1	HBP: 0	WP: 0	PA: 54
--------------	------	------	------	------	------	------	------	------	-------	-------	------	------	------	------	------	------	------	------	-------	-------	------	------	------	-------	-------	------	------	------	------	------	------	------	------	-------	-------	------	------	------	-------	-------	------	------	------	------	------	------	------	------	-------	-------	------	------	------	------	------	------	------	------	-------	-------	------	------	------	-------	-------	-------	-------	-------	-------	--------	-------	--------	-------	--------

PITCHER	IP	WLS	BF	H	R	ER	SO	BB	IBB	HBP	BLK	WP	HR	S	P	ERA	WHIP
Scott Scudder, R ERA: 3.84 (1, 1)	7.0		30	4	2	2	1	4	1	0	0	0	0	64	107	2.57	1.143
Norm Charlton, L ERA: 3.24 (8, 1)	1.0		4	1	0	0	2	0	0	0	0	0	0	14	18	0.00	1.000
Rob Dibble, R ERA: 2.9 (9, 1)	1.0		6	2	1	1	1	0	0	0	0	0	0	14	19	9.00	2.000
Ted Power, R ERA: 3.53 (10, 1)	2.0	L	10	2	3	3	0	3	0	0	0	0	0	18	40	13.50	2.500
Gino Minutelli, L ERA: 6.75 (12, 1)	0.1		1	0	0	0	1	0	0	0	0	0	0	3	5	0.00	0.000


BOTTOM

Cincinnati Reds @ Los Angeles Dodgers
Dodger Stadium, Los Angeles, CA

Mon Sep 16 1991, 7:05 PM PDT
Att: 30,676 - Sunny - 68 F

livebaseballscorecards.com

AB	40
R	6
H	11
RBI	6
BB	9
SO	5
LOB	21



Batter	1	2	3	4	5	6	7	8	9	AB R H RBI BB SO LOB	TOP									
Chris Jones, R (1, 7) OBP: 0.356, SLG: 0.421	2-0 L6		0-0 G6-3		3-1 L9			2-3 K	0-3 K	5 0 0 0 0 2 1										
Mariano Duncan, R (1, 6) OBP: 0.291, SLG: 0.438	2-1 G6-3			1-1 G5-3		3-1 F8		3-1 G6-3		4 0 0 0 0 0 0										
Chris Sabo, R (1, 5) OBP: 0.354, SLG: 0.508	3-2 P2			2-3 K		0-1 G6-3		1-0 HR		4 1 1 0 0 1 0										
Eric Davis, R (1, 8) OBP: 0.354, SLG: 0.401		1-0 G6-3		3-1 1B BB		2-3 K		1-0 HR		4 1 2 2 0 1 0										
Carmelo Martinez, R (1, 3) OBP: 0.330, SLG: 0.368		2-3 K		4-1 1B		2-0 P4		2-1 BB		3 0 1 0 1 1 0										
Paul O'Neill, L (1, 9) OBP: 0.355, SLG: 0.508		2-3 K		0-0 1B		2-2 G6-3		4-1 BB		3 0 1 0 1 1 0										
Luis Quinones, S (1, 4) OBP: 0.312, SLG: 0.346			2-1 SH1		0-1 F8		1-0 HR	1-0 F8		4 1 2 1 0 0 5										
Norm Charlton, S (8, 1) OBP: 0.043, SLG: 0.087										0 0 0 0 0 0 0										
Donnie Scott, S (1, 2) OBP: 0.125, SLG: 0.125			0-0 L7		3-2 F8		0-1 1B		2-1 G4-3	4 0 1 0 0 0 1										
Tom Browning, L (1, 1) OBP: 0.209, SLG: 0.219			0-1 SH1		1-0 G6-3		2-3 K		0-2 G6-3	1 0 0 0 0 0 0										
Joe Oliver, R (7, PH) OBP: 0.263, SLG: 0.355										1 0 0 0 0 1 1										
Steve Foster, R (7, 1)										0 0 0 0 0 0 0										
Bill Doran, S (8, 4) OBP: 0.353, SLG: 0.369			1-2							1 0 0 0 0 0 0										
Inning Stats	R: 0 E: 0 K: 0 S: 6	H: 0 LOB: 0 BB: 0 P: 13	R: 0 E: 0 K: 2 S: 7	H: 0 LOB: 0 BB: 0 P: 12	R: 0 E: 0 K: 1 S: 6	H: 1 LOB: 1 BB: 0 P: 8	R: 0 E: 0 K: 1 S: 11	H: 2 LOB: 3 BB: 1 P: 21	R: 0 E: 0 K: 0 S: 6	H: 0 LOB: 0 BB: 0 P: 13	R: 1 E: 0 K: 1 S: 11	H: 2 LOB: 1 BB: 0 P: 18	R: 2 E: 0 K: 1 S: 11	H: 3 LOB: 2 BB: 1 P: 25	R: 0 E: 0 K: 1 S: 8	H: 0 LOB: 0 BB: 0 P: 10	1B: 6 2B: 0 3B: 0 HR: 2	SF: 0 SAC: 1 DP: 0 HBP: 0	WP: 0 PB: 0 SB: 0 CS: 0	PA: 37
PITCHER	IP WLS BF H R ER SO BB IBB HBP BLK WP HR S P ERA WHIP																			
Bob Ojeda, L (1, 1) ERA: 3.29	7.2 W 32 8 3 3 6 1 0 0 0 0 2 64 116 3.52 1.174																			
Steve Wilson, L (8, 1) ERA: 3.31	1.1 S 5 0 0 0 1 1 0 0 0 0 0 0 10 17 0.00 0.750																			

Cincinnati Reds @ Los Angeles Dodgers
Dodger Stadium, Los Angeles, CA

Tue Sep 17 1991, 7:05 PM PDT
Att. 33,114 - Overcast - 68 F

livebaseballscorecards.com

AB 34
R 3
H 8
RBI 3
BB 2
SO 7
LOB 8



Batter	1	2	3	4	5	6	7	8	9
Brett Butler, L OBP: 0.405, SLG: 0.345 (1, 8)	1-1 G3	0-2 G4-3			0-0 P4	1-1 G6-3		4-2 BB	
Mike Sharperson, R OBP: 0.358, SLG: 0.353 (7, PH) Lenny Harris, L OBP: 0.350, SLG: 0.351 (8, 5) (8, 4)	0-0 BB HR 1B		1-1 L6		2-1 2B 1B		3-2 F9	0-0 G4-3	
Darryl Strawberry, L OBP: 0.368, SLG: 0.482 (1, 9)	4-2 HR BB		1-2 G4-3		0-0 F9		2-1 F8		
Eddie Murray, S OBP: 0.323, SLG: 0.413 (1, 3)	0-0 P6		1-0 1B		1-1 1B 2B		2-0 HR		
Kal Daniels, L OBP: 0.347, SLG: 0.414 Stan Javier, S OBP: 0.258, SLG: 0.287 (8, 7)	2-1 HR		1-0 F9		3-2 G6-3		2-1 BB 1B		
Juan Samuel, R OBP: 0.329, SLG: 0.387 Steve Wilson, L (8, 1)	1-2 S 1B			1-0 G5-3		1-1 P3	4-0 BB		
Gary Carter, R OBP: 0.328, SLG: 0.387 (1, 2)	2-2 G5-3			0-0 BB 2B		3-2 SH1-4 1B HBP	1-3 K		
Alfredo Griffin, S OBP: 0.290, SLG: 0.275 (1, 6)		1-1 F8		4-2 BB 2B BB		1-2 SH1-4 1B	1-0 G6-3		
Bob Ojeda, L OBP: 0.200, SLG: 0.216 Dave Hansen, L OBP: 0.314, SLG: 0.429 (8, 5)		0-0 L7		3-3 K		0-0 SH1-4	2-2 G4-3		

Inning Stats	R: 3	H: 3	E: 0	K: 0	S: 16	R: 0	H: 0	E: 0	K: 0	S: 6	R: 0	H: 1	E: 0	K: 0	S: 7	R: 1	H: 2	E: 0	K: 0	S: 9	R: 0	H: 1	E: 0	K: 0	S: 13	R: 1	H: 2	E: 0	K: 1	S: 14	R: 0	H: 0	E: 0	K: 0	S: 8
	LOB: 1	BB: 1	P: 26			LOB: 0	BB: 0	P: 7			LOB: 1	BB: 1	P: 11			LOB: 2	BB: 0	P: 19			LOB: 1	BB: 1	P: 15			LOB: 2	BB: 1	P: 28			LOB: 1	BB: 1	P: 15		

PITCHER	IP	WLS	BF	H	R	ER	SO	BB	IBB	HBP	BLK	WP	HR	S	P	ERA	WHIP
Tom Browning, L ERA: 4.27 (1, 1)	6.0	L	28	8	4	4	1	2	0	0	0	0	1	58	93	6.00	1.667
Steve Foster, R ERA: 3.86 (7, 1)	1.0		6	2	1	1	1	1	0	0	0	0	1	14	28	9.00	3.000
Norm Charlton, L ERA: 3.2 (8, 1)	1.0		4	0	0	0	0	1	0	0	0	0	0	8	15	0.00	1.000

AB R H RBI BB SO LOB

4 0 0 0 1 0 2

3 2 2 0 0 0 0

2 0 0 0 0 0 1

3 1 0 0 1 0 1

4 1 3 2 0 0 2

4 1 2 3 0 0 2

0 0 0 0 0 0 0

3 0 1 0 1 0 0

0 0 0 0 0 0 0

3 0 1 0 0 1 3

3 0 1 0 1 0 0

2 0 0 0 0 1 1

1 0 0 0 0 0 0

AB 32

R 5

H 10

RBI 5

BB 4

SO 2

LOB 12

WP: 0 PA: 38

PB: 0

SB: 1

CS: 0

1B: 6 SF: 0

2B: 2 SAC: 1

3B: 0 DP: 0

HR: 2 HBP: 1

WP: 0 PA: 38

ERA WHIP

Cincinnati Reds @ Los Angeles Dodgers

Dodger Stadium, Los Angeles, CA

Tue Sep 17 1991, 7:05 PM PDT

Att: 33,114 - Overcast - 68 F

Dodgers

Batter	1	2	3	4	5	6	7	8	9	AB R H RBI BB SO LOB	TOP											
Kenny Lofton, L (1, 8) OBP: 0.318, SLG: 0.300 Rafael Ramirez, R (9, PH) OBP: 0.276, SLG: 0.295	0-2 G1-3		1-3 K		1-0 G3		0-0 F7		1-1 G6-3	4 0 0 0 0 1 1 1 0 0 0 0 0 2												
Steve Finley, L (1, 9) OBP: 0.335, SLG: 0.418	0-2 1B 5 SF9 1B		1-1 HR		2-2 F8		4-1 5 WP BB			3 2 2 1 1 0 0												
Craig Biggio, R (1, 2) OBP: 0.364, SLG: 0.378	1-0 1-3 1B		2-1 G5-3		0-0 G6-3		1-3 K			4 0 1 0 0 1 1												
5 Jeff Bagwell, R (1, 3) OBP: 0.383, SLG: 0.450	1-2 SF9		3-2 G5-3		2-2 1B		1-3 K			3 0 1 1 0 1 1												
Luis Gonzalez, L (1, 7) OBP: 0.307, SLG: 0.429	2-2 P6			1-0 G4-6-3 1B		0-0 P5		1-2 G4-3		4 0 1 0 0 0 3												
Ken Caminiti, S (1, 5) OBP: 0.316, SLG: 0.385		2-3 K		0-0 F8		1-2 G5-3 SH1-3 1B		1-0 BB 1B		4 2 2 0 0 1 1												
Andujar Cedeno, R (1, 6) OBP: 0.281, SLG: 0.405		3-1 FC4-6 HBP		2-2 G4-6-3		0-0 SH1-3		4-2 FC1-5 1B BB		1 0 0 0 1 0 1												
Andy Mota, R (1, 4) OBP: 0.203, SLG: 0.254 Casey Candaele, S (9, PH) OBP: 0.321, SLG: 0.368		0-0 F8			0-1 G5-3		1-2 G5-3		1-0 FC1-5 1B	3 0 0 0 0 0 2 1 0 1 1 0 0 0												
Darryl Kile, R (1, 1) Jose Tolentino, L (7, PH) OBP: 0.302, SLG: 0.439 Gerald Young, S (7, PR) OBP: 0.307, SLG: 0.273 Rob Mallicoat, L (7, 1) Mark Davidson, R (9, PH) OBP: 0.263, SLG: 0.275		0-0 FC4-6		0-0 K		2-1 K		1-1 FC1-5 G6-3		2 0 0 0 0 1 1 1 0 1 1 0 0 0 0 0 0 0 0 0 0 0 0 0 0 0 0 0 1 0 0 0 0 0 2												
Inning Stats	R: 1 E: 0 K: 0 S: 13	H: 2 LOB: 1 BB: 0 P: 17	R: 0 E: 0 K: 1 S: 7	H: 0 LOB: 1 BB: 0 P: 12	R: 1 E: 0 K: 1 S: 10	H: 1 LOB: 0 BB: 0 P: 17	R: 0 E: 0 K: 0 S: 6	H: 1 LOB: 0 BB: 0 P: 8	R: 0 E: 0 K: 1 S: 6	H: 0 LOB: 0 BB: 0 P: 7	R: 0 E: 0 K: 0 S: 11	H: 1 LOB: 1 BB: 0 P: 15	R: 1 E: 0 K: 0 S: 11	H: 2 LOB: 1 BB: 0 P: 15	R: 0 E: 0 K: 2 S: 11	H: 0 LOB: 1 BB: 1 P: 18	R: 1 E: 0 K: 0 S: 8	H: 2 LOB: 1 BB: 1 P: 16	1B: 8 2B: 0 3B: 0 HR: 1	SF: 1 SAC: 1 DP: 2 HBP: 1	WP: 1 PB: 0 SB: 0 CS: 0	PA: 37
PITCHER	IP WLS BF H R ER SO BB IBB HBP BLK WP HR S P ERA WHIP																					
Mike Morgan, R (1, 1) ERA: 2.81	7.0 W 28 7 3 3 3 0 0 1 0 0 1 0 64 91 3.86 1.000																					
Jim Gott, R (8, 1) ERA: 2.96	1.0 6 1 1 1 2 2 0 0 0 1 0 14 26 9.00 3.000																					
Roger McDowell, R (9, 1) ERA: 3.06	0.1 2 1 0 0 0 0 0 0 0 0 0 3 5 0.00 3.000																					
Steve Wilson, L (9, 1) ERA: 3.18	0.2 S 1 0 0 0 0 0 0 0 0 0 0 2 3 0.00 0.000																					

Houston Astros @ Los Angeles Dodgers
Dodger Stadium, Los Angeles, CA
Wed Sep 18 1991, 7:05 PM PDT
Att. 28,345 - Cloudy - 70 F

livebaseballscorecards.com

AB	32
R	4
H	9
RBI	4
BB	2
SO	5
LOB	15



Batter	1	2	3	4	5	6	7	8	9
Brett Butler, L OBP: 0.404, SLG: 0.344 (1, 8)	2-1 P1		2-2 G5-3		0-0 G4-3		3-2 1B		
Lenny Harris, L OBP: 0.347, SLG: 0.348 Mike Sharperson, R OBP: 0.361, SLG: 0.357 (7, PH) (8, 5) (9, 4)	0-3 K		2-2 G5-3		1-2 G3		2-2 E9 1B		
Darryl Strawberry, L OBP: 0.371, SLG: 0.489 (1, 9)	0-1 2B			2-2 G4-3	2-2 HR 2B		2-2 CS 1B		
Eddie Murray, S OBP: 0.324, SLG: 0.419 (1, 3)	1-3 K			4-2 1B E BB	3-2 HR		3-2 F9		
Kal Daniels, L OBP: 0.346, SLG: 0.413 Mitch Webster, S OBP: 0.288, SLG: 0.330 (1, 7) (9, 7)		0-1 G4-3		2-1 E 1B	3-2 G4-3			0-3 K	
Mike Scioscia, L OBP: 0.356, SLG: 0.375 (1, 2)		4-1 G4-3 BB		0-1 E 1B		0-0 G3		1-1 F8	
Juan Samuel, R OBP: 0.328, SLG: 0.385 Steve Wilson, L (9, 1)		2-2 G4-3		0-2 L9		1-3 K		4-1 BB	
Alfredo Griffin, S OBP: 0.287, SLG: 0.272 (1, 6)		0-1 G3		1-0 E6		0-0 G4-3		0-1 F8	
Mike Morgan, R OBP: 0.085, SLG: 0.087 Stan Javier, S OBP: 0.257, SLG: 0.285 (7, PH) Jim Gott, R OBP: 0.500, SLG: 0.500 Roger McDowell, R (9, 1) Dave Hansen, L OBP: 0.314, SLG: 0.429 (9, 5)			1-0 G6-3	0-0 G5-3			0-3 K		

AB	R	H	RBI	BB	SO	LOB
4	1	1	0	0	0	0
3	0	0	0	0	1	0
1	1	1	1	0	0	0
4	1	3	1	0	0	0
3	2	1	2	1	1	2
4	0	1	0	0	1	0
0	0	0	0	0	0	0
3	0	1	0	1	0	0
3	0	0	0	1	1	4
0	0	0	0	0	0	0
4	0	0	0	0	0	4
2	0	0	0	0	0	3
1	0	0	0	0	1	0
0	0	0	0	0	0	0
0	0	0	0	0	0	0
0	0	0	0	0	0	0

BOTTOM

Houston Astros @ Los Angeles Dodgers
Dodger Stadium, Los Angeles, CA
Wed Sep 18 1991, 7:05 PM PDT
Att: 28,345 - Cloudy - 70 F

livebaseballscores.com

AB	32
R	5
H	8
RBI	4
BB	3
SO	5
LOB	13



1B: 5	SF: 0	WP: 0	PA: 35
2B: 2	SAC: 0	PB: 0	
3B: 0	DP: 0	SB: 1	
HR: 1	HBP: 0	CS: 1	

Inning Stats	R	H	E	K	S	H	LOB	BB	P	R	H	E	K	S	H	LOB	BB	P	ERA	WHIP		
Darryl Kile, R ERA: 3.56 (1, 1)	0	1	0	2	11	0	1	0	26	5	3	2	3	3	2	2	1	0	0	0	3.00	1.167
Rob Mallicoat, L ERA: 4.08 (7, 1)	0	0	0	0	0	0	0	0	0	0	0	0	0	0	0	0	0	0	0	0	9.00	2.000

Batter	1	2	3	4	5	6	7	8	9	AB R H RBI BB SO LOB	TOP		
Kenny Lofton, L OBP: 0.308, SLG: 0.292 (1, 8)	2-2 L8		0-0 B1-3			1-0 G4-3		0-1 SAFE 2B 5 1B 1B		4 1 1 0 0 0 0	Houston Astros @ Los Angeles Dodgers Dodger Stadium, Los Angeles, CA Thu Sep 19 1991, 3:33 AM PDT Att. 25,850 - Cloudy - 83 F		
Steve Finley, L OBP: 0.334, SLG: 0.420 (1, 9)	4-2 S BB		0-2 G6-3			0-1 G4-3		0-0 5 1B 2B		3 0 1 1 1 0 0			
5 Jeff Bagwell, R OBP: 0.383, SLG: 0.451 (1, 3)	0-0 F8					2-1 G6-3		3-2 BB 1B		4 0 2 1 0 0 1			
Luis Gonzalez, L OBP: 0.306, SLG: 0.426 Al Osuna, R (8, 1)	1-3 SAFE SAFE 1-2		3-3 SAFE 1-2 K			0-0 F8		4-2 1-2 BB		3 0 0 0 1 2 2 0 0 0 0 0 0 0			
Ken Caminiti, S OBP: 0.315, SLG: 0.384 (1, 5)		3-2 FC6-4 1B		2-3 K		3-2 F7		1-3 K		4 0 1 0 0 2 3			
Andujar Cedeno, R OBP: 0.280, SLG: 0.417 (1, 6)		1-1 SAFE FC6-4 1-2f				0-1 F8		1-2 G6-3		4 1 1 1 0 0 1			
Andy Mota, R OBP: 0.197, SLG: 0.246 Gerald Young, S (8, PH) (8, 7)		0-3 SAFE K				0-2 F9		4-0 1B 2B BB		2 0 0 0 0 1 1 1 1 0 0 1 0 0			
Scott Servais, R (1, 2) Casey Candaele, S OBP: 0.319, SLG: 0.366 (8, PH) (8, 4)		1-0 SAFE F8				1-1 G5-3		0-0 F9		2 0 0 0 0 0 1 2 0 0 0 0 0 1			
Mark Portugal, R OBP: 0.275, SLG: 0.222 Jose Tolentino, L OBP: 0.295, SLG: 0.429 Tony Eusebio, R OBP: 0.320, SLG: 0.158 (8, PH) (8, 2)			0-3 K			0-3 K		2-2 SAFE F8		2 0 0 0 0 2 0 1 0 0 0 0 0 1 0 0 0 0 0 0 0			
Inning Stats	R: 0 E: 0 K: 1 S: 10 H: 0 LOB: 1 BB: 1 P: 17	R: 0 E: 0 K: 1 S: 11 H: 1 LOB: 1 BB: 0 P: 16	R: 0 E: 0 K: 1 S: 7 H: 0 LOB: 0 BB: 0 P: 7	R: 0 E: 0 K: 2 S: 13 H: 1 LOB: 0 BB: 0 P: 21	R: 1 E: 0 K: 1 S: 13 H: 1 LOB: 0 BB: 0 P: 17	R: 0 E: 0 K: 0 S: 5 H: 0 LOB: 0 BB: 0 P: 8	R: 0 E: 0 K: 0 S: 7 H: 0 LOB: 0 BB: 0 P: 10	R: 2 E: 0 K: 1 S: 19 H: 3 LOB: 3 BB: 2 P: 33	R: 0 E: 0 K: 0 S: 9 H: 0 LOB: 0 BB: 0 P: 12	1B: 4 2B: 2 3B: 0 HR: 1 SF: 0 SAC: 0 DP: 1 HBP: 0		WP: 0 PB: 0 SB: 1 CS: 1 PA: 35	
PITCHER Kevin Gross, R ERA: 3.54 Tim Crews, R ERA: 3.07 Roger McDowell, R ERA: 3.02	IP WLS BF H R ER SO BB IBB HBP BLK WP HR S P ERA WHIP	7.0 W 25 3 2 2 6 2 0 0 0 0 0 1 66 100 2.57 0.714	0.2 6 3 1 1 0 1 0 0 0 0 0 0 16 25 13.50 6.000	1.1 S 4 0 0 0 1 0 0 0 0 0 0 0 12 16 0.00 0.000	PITCHER IP WLS BF H R ER SO BB IBB HBP BLK WP HR S P ERA WHIP								

livebaseballscorecards.com

AB	32
R	3
H	6
RBI	3
BB	3
SO	7
LOB	11



Batter	1	2	3	4	5	6	7	8	9	AB R H RBI BB SO LOB
--------	---	---	---	---	---	---	---	---	---	----------------------

Brett Butler, L OBP: 0.403, SLG: 0.345 (1, 8) C B X	1-1 G6-3 ①		2-0 E1 HR ①		2-2 2B			1-2 E6 G1-6-3		4 1 1 0 0 0 1
Lenny Harris, L OBP: 0.351, SLG: 0.358 (1, 5) X	0-0 HR 1B		0-2 HR 1-H		4-2 BB G4-6-3			2-2 G1-6-3 1-2f ① ②		3 2 2 2 1 0 1
Darryl Strawberry, L OBP: 0.371, SLG: 0.494 (1, 9) 1 SAFE B F 1 B SAFE 1 B SAFE 1 S	3-2 HR 1-H		4-1 BB FC6 BB		1-1 BB G4-6-3 1-2f ② ③			1-3 K ③		3 1 1 2 1 1 2
Eddie Murray, S OBP: 0.324, SLG: 0.417 (1, 3) C X	0-1 F8 ②		4-0 BB FC6 BB 1-2		0-1 F8 ①					2 0 0 0 1 0 0
Kal Daniels, L OBP: 0.344, SLG: 0.410 (1, 7) B X	1-0 G4-3 ③		1-1 FC6 CS 1-2f 2-3 ②		1-2 F7 ②					3 0 0 0 0 0 2
Mike Scioscia, L OBP: 0.356, SLG: 0.375 (1, 2) C X		0-1 G6-4-3 1B	2-2 CS 1-2 ③ X	0-0 L8 ①		0-1 F7 ③				3 0 1 0 0 0 0
Juan Samuel, R OBP: 0.327, SLG: 0.383 (1, 4) X		0-0 G6-4-3 1-2f ① ②		2-3 K ②			1-1 P3 ①			3 0 0 0 0 1 1
Alfredo Griffin, S OBP: 0.285, SLG: 0.270 (1, 6) B C B X		2-1 G5-3 ③		0-3 K ③			1-3 K ②			3 0 0 0 0 2 0
Kevin Gross, R OBP: 0.346, SLG: 0.333 (1, 1) Tim Crews, R (8, 1) Roger McDowell, R (8, 1)			2-2 E1 E 1B		1-0 G5-3 ①		0-0 L7 ③			3 0 1 0 0 0 0 0 0 0 0 0 0 0 0 0 0 0 0 0 0

Inning Stats	R: 2 E: 0 K: 0 S: 10	H: 2 LOB: 0 BB: 0 P: 15	R: 0 E: 0 K: 0 S: 5	H: 1 LOB: 0 BB: 0 P: 7	R: 2 E: 1 K: 0 S: 14	H: 2 LOB: 1 BB: 2 P: 29	R: 0 E: 0 K: 2 S: 7	H: 0 LOB: 0 BB: 0 P: 9	R: 0 E: 0 K: 0 S: 10	H: 1 LOB: 1 BB: 1 P: 18	R: 0 E: 0 K: 0 S: 7	H: 0 LOB: 0 BB: 0 P: 8	R: 0 E: 0 K: 1 S: 6	H: 0 LOB: 0 BB: 0 P: 8	R: 0 E: 1 K: 1 S: 10	H: 0 LOB: 0 BB: 0 P: 14	1B: 3 2B: 1 3B: 0 HR: 2	SF: 0 SAC: 0 DP: 3 HBP: 0	WP: 0 PB: 0 SB: 0 CS: 1	PA: 31
--------------	-------------------------------	----------------------------------	------------------------------	---------------------------------	-------------------------------	----------------------------------	------------------------------	---------------------------------	-------------------------------	----------------------------------	------------------------------	---------------------------------	------------------------------	---------------------------------	-------------------------------	----------------------------------	----------------------------------	------------------------------------	----------------------------------	--------

PITCHER	IP	WLS	BF	H	R	ER	SO	BB	IBB	HBP	BLK	WP	HR	S	P	ERA	WHIP
Mark Portugal, R ERA: 4.12 (1, 1)	7.0	L	27	6	4	4	3	3	0	0	0	0	2	59	94	5.14	1.286
Al Osuna, L ERA: 3.33 (8, 1)	1.0		3	0	0	0	1	0	0	0	0	0	0	10	14	0.00	0.000

BOTTOM

Houston Astros @ Los Angeles Dodgers
Dodger Stadium, Los Angeles, CA

Thu Sep 19 1991, 3:33 AM PDT
Att: 25,850 - Cloudy - 83 F

livebaseballscorecards.com

AB	27
R	4
H	6
RBI	4
BB	3
SO	4
LOB	7



Batter	1	2	3	4	5	6	7	8	9	AB R H RBI BB SO LOB	TOP											
Lonnie Smith, R (1, 7) X OBP: 0.381, SLG: 0.402 Keith Mitchell, R (7, 7) OBP: 0.419, SLG: 0.464	0-0 L8		3-1 P3		1-2 G6-4-3		1-3 K		4-2 1B WP BB	4 0 0 0 0 1 3 0 0 0 0 1 0 0												
Mark Lemke, S (1, 4) B OBP: 0.306, SLG: 0.324	3-2 G4-3			3-1 F9		0-0 G6-3	4-1 2B BB		2-2 F7	4 1 0 0 1 0 1												
Terry Pendleton, S (1, 5) C OBP: 0.357, SLG: 0.504	1-3 K			4-0 BB		1-1 G3	0-0 2B		0-1 G6-3 1B	4 0 2 1 1 1 0												
David Justice, L (1, 9) X OBP: 0.372, SLG: 0.521		0-2 E1 G4-3		3-2 F5		1-0 HR 1B	4-2 BB		1-2 G6-3	4 1 1 0 1 0 3												
Ron Gant, R (1, 8) B OBP: 0.333, SLG: 0.491		2-1 F7		2-1 P3		2-1 HR	2-3 K			4 1 1 2 0 1 4												
Sid Bream, L (1, 3) 1 OBP: 0.327, SLG: 0.456		1-0 G4-3			4-2 FC1-5 E BB	4-1 BB		4-2 FC1-4 BB		1 0 0 0 3 0 1												
Greg Olson, R (1, 2) B OBP: 0.326, SLG: 0.350		2-2 F8			4-2 1B FC1-5 BB	4-2 BB		3-1 FC1-4		2 0 0 0 2 0 2												
Rafael Belliard, R (1, 6) F OBP: 0.287, SLG: 0.278			3-3 K		0-1 FC1-5 1B	0-3 K		0-3 K		4 0 0 0 0 3 5												
Steve Avery, L (1, 1) S OBP: 0.284, SLG: 0.286			2-3 K		0-2 G6-4-3 1B		1-0 F8	2-1 G1-3		4 0 1 0 0 1 1												
Inning Stats	R: 0 E: 0 K: 1 S: 10	H: 0 LOB: 0 BB: 0 P: 14	R: 0 E: 1 K: 0 S: 13	H: 0 LOB: 1 BB: 0 P: 18	R: 0 E: 0 K: 2 S: 8	H: 0 LOB: 0 BB: 0 P: 16	R: 0 E: 0 K: 0 S: 7	H: 0 LOB: 1 BB: 1 P: 19	R: 0 E: 1 K: 0 S: 15	H: 1 LOB: 2 BB: 2 P: 24	R: 2 E: 0 K: 1 S: 13	H: 2 LOB: 2 BB: 2 P: 25	R: 1 E: 0 K: 2 S: 11	H: 1 LOB: 2 BB: 2 P: 23	R: 0 E: 0 K: 1 S: 12	H: 0 LOB: 1 BB: 1 P: 21	R: 0 E: 0 K: 0 S: 12	H: 1 LOB: 1 BB: 1 P: 19	1B: 3 2B: 1 3B: 0 HR: 1	SF: 0 SAC: 0 DP: 1 HBP: 0	WP: 1 PB: 0 SB: 0 CS: 0	PA: 40
PITCHER	IP WLS BF H R ER SO BB IBB HBP BLK WP HR S P ERA WHIP																					
Tim Belcher, R (1, 1) ERA: 2.64 Steve Wilson, L (7, 1) ERA: 3.18 Tim Crews, R (7, 1) ERA: 3.05 John Wetteland, R (8, 1) ERA: Dennis Cook, L (9, 1) ERA: 0.75	6.2 L 30 4 3 3 5 6 0 0 0 0 0 1 72 128 4.05 1.500																					

Atlanta Braves @ Los Angeles Dodgers
 Dodger Stadium, Los Angeles, CA

AB 31
 R 3
 H 5
 RBI 3
 BB 9
 SO 7
 LOB 20



Fri Sep 20 1991, 7:05 PM PDT
 Att. 51,067 - Cloudy - 70 F

livebaseballscorecards.com

Batter	1	2	3	4	5	6	7	8	9	AB	R	H	RBI	BB	SO	LOB					
Brett Butler, L OBP: 0.403, SLG: 0.346 (1, 8)	2-2 F7 SH1-3 1B		0-0 G6-3			3-2 1B 1B 1B	0-0 L7			4	0	2	0	0	0	1					
Mike Sharperson, R OBP: 0.361, SLG: 0.357 (1, 5)	1-1 SH1-3 1-2		3-2 F9			1-1 1B 1-2 1B		0-1 F9		3	0	1	0	0	0	0					
Darryl Strawberry, L OBP: 0.371, SLG: 0.491 (1, 9)	4-1 FC5-4 BB		1-0 L4			1-3 K		0-2 G6-3		3	0	0	0	1	1	2					
Eddie Murray, S OBP: 0.322, SLG: 0.414 (1, 3)	2-0 F7 2-3			1-2 G4-3		3-2 P3		2-1 G5-3		4	0	0	0	0	0	4					
Kal Daniels, L OBP: 0.343, SLG: 0.408 (1, 7)	0-1 FC5-4 1-2f			0-2 G6-3		1-0 1-2 2-3 1B			1-3 K	4	0	1	0	0	1	2					
Juan Samuel, R OBP: 0.325, SLG: 0.380 (1, 4)		1-1 L8		1-0 G5-3		1-2 L9			3-2 L7	4	0	0	0	0	0	3					
Mike Scioscia, L OBP: 0.354, SLG: 0.372 (1, 2)		1-2 G6-3			3-1 G4-3		0-0 F8		2-3 K	2	0	0	0	0	0	0					
Gary Carter, R OBP: 0.326, SLG: 0.384 (7, PH) (8, 2)										2	0	0	0	0	1	0					
Alfredo Griffin, S OBP: 0.288, SLG: 0.273 (1, 6)		0-0 1B			1-1 F9		1-2 1B			3	0	2	0	0	0	0					
Tim Belcher, R OBP: 0.129, SLG: 0.161 (7, 1) Steve Wilson, L (7, 1) Tim Crews, R (7, PH) Eric Karros, R OBP: 0.125, SLG: 0.250 John Wetteland, R (8, 1) Dennis Cook, L (9, 1)		0-0 G5-3			2-3 K		3-3 K			2	0	0	0	0	1	1					
Inning Stats	R: 0 E: 0 K: 10 S: 10	H: 1 LOB: 2 BB: 1 P: 19	R: 0 E: 0 K: 0 S: 11	H: 1 LOB: 1 BB: 0 P: 13	R: 0 E: 0 K: 0 S: 5	H: 0 LOB: 0 BB: 0 P: 9	R: 0 E: 0 K: 1 S: 7	H: 0 LOB: 0 BB: 0 P: 13	R: 0 E: 0 K: 1 S: 18	H: 3 LOB: 3 BB: 0 P: 28	R: 0 E: 0 K: 1 S: 11	H: 1 LOB: 1 BB: 0 P: 15	R: 0 E: 0 K: 0 S: 9	H: 0 LOB: 0 BB: 0 P: 11	R: 0 E: 0 K: 2 S: 11	H: 0 LOB: 0 BB: 0 P: 17	1B: 6 2B: 0 3B: 0 HR: 0	SF: 0 SAC: 1 DP: 0 HBP: 0	WP: 0 PB: 0 SB: 0 CS: 0	PA: 34	
PITCHER Steve Avery, L ERA: 3.32 (1, 1)	IP 9.0	WLS W	BF 34	H 6	R 0	ER 0	SO 5	BB 1	IBB 0	HBP 0	BLK 0	WP 0	HR 0	S 89	P 134	ERA 0.00	WHIP 0.778				

BOTTOM

Atlanta Braves @ Los Angeles Dodgers
Dodger Stadium, Los Angeles, CA

Fri Sep 20 1991, 7:05 PM PDT
Att: 51,067 - Cloudy - 70 F

livebaseballscorecards.com

AB 32
R 0
H 6
RBI 0
BB 1
SO 5
LOB 14



Batter	1	2	3	4	5	6	7	8	9	AB R H RBI BB SO LOB	TOP
Lonnie Smith, R (1, 7) OBP: 0.380, SLG: 0.400 Keith Mitchell, R (8, 7) OBP: 0.419, SLG: 0.464	2-1 		1-1 		1-0 			3-2 		4 0 1 0 0 0 0 0 0 0 0 0 0 0	Atlanta Braves @ Los Angeles Dodgers Dodger Stadium, Los Angeles, CA Sat Sep 21 1991, 7:05 PM PDT Att. 48,051 - Cloudy - 75 F
Mark Lemke, S (1, 4) OBP: 0.301, SLG: 0.318	0-0 		3-2 			2-2 			2-2 	4 0 0 0 0 0 2	
Terry Pendleton, S (1, 5) OBP: 0.358, SLG: 0.509	1-3 			2-2 		1-0 		0-0 	4 1 2 0 0 1 0		
David Justice, L (1, 9) OBP: 0.371, SLG: 0.517		1-1 		0-1 		2-0 		4-0 	3 0 0 1 1 0 0		
Ron Gant, R (1, 8) OBP: 0.333, SLG: 0.488		1-2 		4-2 			2-3 	2-2 	3 0 0 0 1 1 2		
Sid Bream, L (1, 3) OBP: 0.322, SLG: 0.448		0-0 		1-1 			0-1 	1-1 	4 0 0 0 0 0 3		
Greg Olson, R (1, 2) OBP: 0.324, SLG: 0.347			3-3 	2-1 			1-3 		3 0 0 0 0 2 1		
Rafael Belliard, R (1, 6) OBP: 0.287, SLG: 0.279			0-0 		1-2 			3-2 	3 0 1 0 0 0 0		
Charlie Leibrandt, R (1, 1) OBP: 0.087, SLG: 0.106 Mike Stanton, L (8, 1) OBP: 0.571, SLG: 0.667			1-3 		0-3 			0-3 	3 0 0 0 0 3 1 0 0 0 0 0 0 0		
Inning Stats	R: 0 H: 0 E: 0 LOB: 0 K: 1 BB: 0 S: 6 P: 9	R: 0 H: 0 E: 0 LOB: 0 K: 0 BB: 0 S: 6 P: 8	R: 0 H: 2 E: 0 LOB: 2 K: 2 BB: 0 S: 12 P: 20	R: 1 H: 1 E: 0 LOB: 1 K: 0 BB: 1 S: 11 P: 20	R: 0 H: 0 E: 0 LOB: 0 K: 1 BB: 0 S: 7 P: 9	R: 0 H: 0 E: 0 LOB: 0 K: 0 BB: 0 S: 5 P: 10	R: 0 H: 0 E: 0 LOB: 0 K: 2 BB: 0 S: 8 P: 11	R: 0 H: 0 E: 0 LOB: 0 K: 1 BB: 0 S: 12 P: 18	R: 0 H: 1 E: 0 LOB: 2 K: 0 BB: 1 S: 9 P: 18	1B: 2 SF: 0 2B: 1 SAC: 0 3B: 1 DP: 0 HR: 0 HBP: 0	WP: 0 PA: 33 PB: 0 SB: 1 CS: 0
PITCHER Orel Hershiser, R (1, 1) ERA: 3.69 Jim Gott, R (7, 1) ERA: 2.88 Roger McDowell, R (9, 1) ERA: 2.99	IP WLS BF H R ER SO BB IBB HBP BLK WP HR S P ERA WHIP 6.0 0 22 3 1 1 4 1 0 0 0 0 0 47 76 1.50 0.667 2.0 0 6 0 0 0 3 0 0 0 0 0 0 20 29 0.00 0.000 1.0 W 5 1 0 0 0 0 0 1 0 0 0 0 9 18 0.00 1.000	PITCHER IP WLS BF H R ER SO BB IBB HBP BLK WP HR S P ERA WHIP									

AB	31
R	1
H	4
RBI	1
BB	2
SO	7
LOB	9



BOTTOM

Atlanta Braves @ Los Angeles Dodgers
Dodger Stadium, Los Angeles, CA

Sat Sep 21 1991, 7:05 PM PDT
Att: 48,051 - Cloudy - 75 F

livebaseballscorecards.com

AB	31
R	2
H	6
RBI	2
BB	1
SO	5
LOB	9



WP:	0	PA:	34
PB:	0		
SB:	0		
CS:	1		

AB R H RBI BB SO LOB

4	0	1	0	0	0	0
4	0	0	0	0	0	3
4	0	1	0	0	1	3
4	0	1	0	0	1	1
4	1	1	0	0	0	1
4	1	1	1	0	1	0
1	0	0	0	1	0	0
3	0	0	0	0	1	1
1	0	0	0	0	0	0
1	0	0	0	0	1	0
0	0	0	0	0	0	0
1	0	1	1	0	0	0
0	0	0	0	0	0	0

Batter	1	2	3	4	5	6	7	8	9
Brett Butler, L OBP: 0.402, SLG: 0.346 (1, 8) C B X	1-1 L6 ①		1-1 G6-3 ③			0-1 F8 ③		0-0 FC5-2 1B 1-2 2-3	
Mike Sharperson, R OBP: 0.354, SLG: 0.349 (1, 5) C X	0-1 G5-3 ②			0-0 F9 ①			1-2 G5-3 ① X	0-0 FC5-2 ② 1-2 2-3 3-H	
Darryl Strawberry, L OBP: 0.370, SLG: 0.489 (1, 9) F B B X	2-1 1B ③			3-1 G5-3 ②			2-2 G3 ② B L B F X	1-3 K ③ B B C C	
Eddie Murray, S OBP: 0.322, SLG: 0.413 (1, 3) B C SAFE S 1 SAFE S	2-3 K ③			3-2 G6-3 ③			3-0 FC6-4 1B ③ B B B X		1-0 G6-3 ① B X
Kal Daniels, L OBP: 0.343, SLG: 0.407 (1, 7) B X C C		1-2 G4-3 ① B X C C			1-0 L3 ① B X		0-1 FC6-4 ③ C X		0-0 3B 1B ③ X
Juan Samuel, R OBP: 0.324, SLG: 0.382 (1, 4) C B B B C		2-3 K ② B B B B C			1-0 G6-3 ② B X			0-1 E5 SH1-3 1B ③ C X	1-0 3B 1B ③ SAFE B X
Mike Scioscia, L OBP: 0.355, SLG: 0.371 (1, 2) B X T C B B		1-2 G3 ③ B X T C B B			4-1 CS BB ③ B B B B			0-0 SH1-3 ① SAFE X	
Alfredo Griffin, S OBP: 0.285, SLG: 0.271 (1, 6) C B B X			2-1 G6-3 ① B X		1-2 CS ③ SAFE 1	2-3 K ① B B T C B B		2-1 E6 1B FC5-2 1B ① B B X	
Orel Hershiser, R OBP: 0.313, SLG: 0.310 Stan Javier, S OBP: 0.255, SLG: 0.283 (6, PH) Jim Gott, R OBP: 0.500, SLG: 0.500 (7, 1) Mitch Webster, S OBP: 0.291, SLG: 0.333 (8, PH) Roger McDowell, R (9, 1)			0-0 G5-3 ② X			1-3 K ② C B S S		2-0 FC5-2 1B ③ B B X	

Inning Stats	R: 0	H: 1	E: 0	LOB: 1	K: 1	S: 9	R: 0	H: 0	E: 0	LOB: 0	K: 1	S: 10	R: 0	H: 0	E: 0	LOB: 0	K: 0	S: 5	R: 0	H: 0	E: 0	LOB: 0	K: 0	S: 7	R: 0	H: 0	E: 0	LOB: 0	K: 0	S: 5	R: 0	H: 0	E: 0	LOB: 0	K: 2	S: 11	R: 0	H: 1	E: 0	LOB: 1	K: 0	S: 9	R: 1	H: 2	E: 2	LOB: 3	K: 1	S: 11	R: 1	H: 2	E: 0	LOB: 1	K: 0	S: 3	1B: 5	2B: 0	3B: 1	SF: 0	SAC: 1	DP: 0	HBP: 0	WP: 0	PA: 34
--------------	------	------	------	--------	------	------	------	------	------	--------	------	-------	------	------	------	--------	------	------	------	------	------	--------	------	------	------	------	------	--------	------	------	------	------	------	--------	------	-------	------	------	------	--------	------	------	------	------	------	--------	------	-------	------	------	------	--------	------	------	-------	-------	-------	-------	--------	-------	--------	-------	--------

PITCHER	IP	WLS	BF	H	R	ER	SO	BB	IBB	HBP	BLK	WP	HR	S	P	ERA	WHIP
Charlie Leibrandt, L ERA: 3.19 (1, 1)	7.2		29	4	1	0	4	1	0	0	0	0	0	64	102	0.00	0.652
Mike Stanton, L ERA: 2.82 (8, 1)	0.2	L	4	2	1	1	1	0	0	0	0	0	0	6	9	13.50	3.000

Batter	1	2	3	4	5	6	7	8	9	AB R H RBI BB SO LOB	TOP											
Lonnie Smith, R (1, 7) OBP: 0.375, SLG: 0.395	3-3 K		2-3 K		2-1 FC5-4		3-3 K			4 0 0 0 0 3 3												
Mark Lemke, S (1, 4) OBP: 0.302, SLG: 0.318	2-1 K		2-1 F8		0-0 G4-3			4-0 BB		3 0 1 0 0 0 2												
Jeff Treadway, L (5, 4) OBP: 0.370, SLG: 0.421	CS									0 0 0 0 0 0 0												
Keith Mitchell, R (8, PH) OBP: 0.429, SLG: 0.464	1B									0 0 0 0 1 0 0												
Vinny Castilla, R (8, 6)										0 0 0 0 0 0 0												
Terry Pendleton, S (1, 5) OBP: 0.359, SLG: 0.508	4-2 BB			0-3 K		2-2 1B		1-2 G6-4-3		3 0 1 0 1 1 1												
David Justice, L (1, 9) OBP: 0.375, SLG: 0.515	4-2 BB			4-0 BB		3-2 P5		4-1 BB		1 0 0 0 3 0 1												
Ron Gant, R (1, 8) OBP: 0.331, SLG: 0.485	3-1 P2			0-3 K		1-1 F8		1-1 P4		4 0 0 0 0 1 5												
Sid Bream, L (1, 3) OBP: 0.318, SLG: 0.442		2-2 G3-1		0-0 F9		1-1 L7			0-0 G4-3	3 0 0 0 0 0 2												
Brian Hunter, R (9, PH) OBP: 0.300, SLG: 0.458										1 0 1 0 0 0 0												
Greg Olson, R (1, 2) OBP: 0.320, SLG: 0.343		1-1 F8		1-0 G4-3			2-3 K		2-3 K	4 0 0 0 0 2 1												
Rafael Belliard, R (1, 6) OBP: 0.288, SLG: 0.278		1-2 P5		4-0 FC5-4		3-3 K		3-2 G4-3		1 0 0 0 1 0 0												
Jeff Blauser, R (7, PH) OBP: 0.357, SLG: 0.410										2 0 0 0 0 1 1												
Tom Glavine, L (1, 1) OBP: 0.289, SLG: 0.254			0-3 K		4-2 FC5-4		4-2 BB		1-0 G6-3	1 0 0 0 0 1 0												
Tommy Gregg, L (5, PH) OBP: 0.287, SLG: 0.316										0 0 0 0 1 0 0												
Kent Mercker, L (5, 1) OBP: 0.220, SLG: 0.111										0 0 0 0 0 0 0												
Jerry Willard, L (7, PH) OBP: 0.273, SLG: 0.111										0 0 0 0 1 0 0												
Rico Rossy, R (7, PR)										0 0 0 0 0 0 0												
Mike Stanton, L (7, 1) OBP: 0.571, SLG: 0.667										0 0 0 0 0 0 0												
Francisco Cabrera, R (9, PH) OBP: 0.299, SLG: 0.456										1 0 0 0 0 0 1												
Inning Stats	R: 0 E: 0 K: 1 S: 13	H: 1 LOB: 2 BB: 2 P: 29	R: 0 E: 0 K: 0 S: 8	H: 0 LOB: 0 BB: 0 P: 12	R: 0 E: 0 K: 2 S: 8	H: 0 LOB: 0 BB: 0 P: 12	R: 0 E: 0 K: 2 S: 7	H: 0 LOB: 1 BB: 1 P: 11	R: 0 E: 0 K: 2 S: 6	H: 0 LOB: 2 BB: 2 P: 17	R: 0 E: 0 K: 3 S: 16	H: 0 LOB: 1 BB: 1 P: 28	R: 0 E: 0 K: 3 S: 16	H: 0 LOB: 1 BB: 1 P: 28	R: 0 E: 0 K: 0 S: 6	H: 0 LOB: 1 BB: 2 P: 16	R: 0 E: 0 K: 1 S: 8	H: 1 LOB: 1 BB: 0 P: 14	1B: 2 2B: 1 3B: 0 HR: 0	SF: 0 SAC: 0 DP: 1 HBP: 0	WP: 0 PB: 0 SB: 0 CS: 1	PA: 36
PITCHER	IP WLS BF H R ER SO BB IBB HBP BLK WP HR S P ERA WHIP																					
Ramon Martinez, R (1, 1) ERA: 3.16	7.0 W 28 2 0 0 8 6 0 0 0 0 0 0 69 127 0.00 1.143																					
Steve Wilson, L (8, 1) ERA: 3.0	1.0 4 0 0 0 0 2 0 0 0 0 0 0 6 16 0.00 2.000																					
Roger McDowell, R (9, 1) ERA: 2.96	1.0 S 4 1 0 0 1 0 0 0 0 0 0 0 8 14 0.00 1.000																					

Atlanta Braves @ Los Angeles Dodgers
Dodger Stadium, Los Angeles, CA

Sun Sep 22 1991, 3:33 AM PDT
Att. 49,105 - Cloudy - 85 F

AB	28
R	0
H	3
RBI	0
BB	8
SO	9
LOB	17



Batter	1	2	3	4	5	6	7	8	9	AB	R	H	RBI	BB	SO	LOB
Brett Butler, L OBP: 0.403, SLG: 0.345 (1, 8)	0-1 G4-3	4-0 FC4 BB		1-1 1B			2-2 P6			3	0	1	0	1	0	0
Mike Sharperson, R OBP: 0.351, SLG: 0.352 (1, 5)	2-0 3B 2B	2-2 FC4 1-2f		2-1 G5-3			2-3 K			4	1	1	0	0	1	3
Darryl Strawberry, L OBP: 0.371, SLG: 0.494 (1, 9)	0-2 1B 3B 2-H		1-2 FC4-6 1B		2-0 P5		2-3 K			4	1	2	1	0	1	0
Eddie Murray, S OBP: 0.321, SLG: 0.412 (1, 3)	3-2 G6-3 1B 3-H		1-2 FC4-6 E 1-2f		1-3 K		0-2 G4-3			4	0	1	1	0	1	1
Kal Daniels, L OBP: 0.340, SLG: 0.403 (1, 7)	3-2 G6-3 1-2f		0-0 E6 1-3		2-1 F7		0-0 F9			4	0	0	0	0	0	2
Stan Javier, S OBP: 0.255, SLG: 0.283 (9, 7)										0	0	0	0	0	0	0
Juan Samuel, R OBP: 0.324, SLG: 0.380 (1, 4)			2-3 K	4-0 G4-6-3 IBB		0-0 F7		1-2 L8		3	0	0	0	1	1	0
Roger McDowell, R (9, 1)										0	0	0	0	0	0	0
Gary Carter, R OBP: 0.326, SLG: 0.383 (1, 2)		2-3 K	3-2 G4-6-3 1-2f		2-2 FC6 1B					3	0	1	0	0	1	3
Alfredo Griffin, S OBP: 0.286, SLG: 0.271 (1, 6)		2-2 1B 1B		1-1 L3		1-0 F7				3	0	1	0	0	0	1
Ramon Martinez, R OBP: 0.135, SLG: 0.178 (1, 1)		2-1 1B		2-0 HR		1-0 FC6				3	1	2	1	0	0	1
Steve Wilson, L (8, 1)										0	0	0	0	0	0	0
Lenny Harris, L OBP: 0.351, SLG: 0.358 (9, 4)										0	0	0	0	0	0	0

Inning Stats	R: 2	H: 3	E: 0	K: 12	S: 12	LOB: 0	BB: 0	P: 20	R: 0	H: 2	E: 0	K: 2	S: 17	LOB: 3	BB: 1	P: 31	R: 0	H: 1	E: 1	K: 0	S: 11	LOB: 2	BB: 1	P: 20	R: 1	H: 2	E: 0	K: 0	S: 7	LOB: 0	BB: 0	P: 13	R: 0	H: 0	E: 0	K: 1	S: 6	LOB: 0	BB: 0	P: 11	R: 0	H: 1	E: 0	K: 0	S: 6	LOB: 1	BB: 0	P: 10	R: 0	H: 0	E: 0	K: 2	S: 9	LOB: 0	BB: 0	P: 15	R: 0	H: 0	E: 0	K: 0	S: 7	LOB: 0	BB: 0	P: 8
--------------	------	------	------	-------	-------	--------	-------	-------	------	------	------	------	-------	--------	-------	-------	------	------	------	------	-------	--------	-------	-------	------	------	------	------	------	--------	-------	-------	------	------	------	------	------	--------	-------	-------	------	------	------	------	------	--------	-------	-------	------	------	------	------	------	--------	-------	-------	------	------	------	------	------	--------	-------	------

PITCHER	IP	WLS	BF	H	R	ER	SO	BB	IBB	HBP	BLK	WP	HR	S	P	ERA	WHIP
Tom Glavine, L ERA: 2.59 (1, 1)	4.0	L	20	8	3	3	2	1	1	0	0	0	0	47	84	6.75	2.250
Kent Mercker, L ERA: 2.54 (5, 1)	2.0		7	1	0	0	1	0	0	0	0	0	0	12	21	0.00	0.500
Mike Stanton, L ERA: 2.74 (7, 1)	2.0		6	0	0	0	2	0	0	0	0	0	0	16	23	0.00	0.000

BOTTOM

Atlanta Braves @ Los Angeles Dodgers
Dodger Stadium, Los Angeles, CA

Sun Sep 22 1991, 3:33 AM PDT
Att: 49,105 - Cloudy - 85 F

AB	31
R	3
H	9
RBI	3
BB	2
SO	5
LOB	11

livebaseballscores.com



WP: 0	PA: 33
PB: 0	
SB: 0	
CS: 0	

Batter	1	2	3	4	5	6	7	8	9	AB R H RBI BB SO LOB	TOP																
Brett Butler, L (1, 8) OBP: 0.403, SLG: 0.347	1-1 G4-3		1-1 L5	3-2 1-H 2B		4-1 BB		0-3 K		4 0 1 1 1 1 0																	
Lenny Harris, L (1, 6) OBP: 0.349, SLG: 0.355	3-2 G4-3		4-0 1B BB	0-0 G6-3		1-1 SAFE G3		0-1 G3-1		4 0 0 0 1 0 3																	
Darryl Strawberry, L (1, 9) OBP: 0.369, SLG: 0.493	1-0 F7		2-3 K		3-1 G4-3		0-1 FC1-6 2B		1-1 G5-3	5 1 1 0 0 1 1																	
Eddie Murray, S (1, 3) OBP: 0.322, SLG: 0.411		2-2 1B WP G4-3 1B	1-1 1-3 BB 1B		3-2 L9		2-2 F7		1-1 G4-3	5 1 2 0 0 0 1																	
Kal Daniels, L (1, 7) OBP: 0.341, SLG: 0.400 Stan Javier, S (9, 7) OBP: 0.255, SLG: 0.283		3-2 G4-3	4-2 1-2 BB		0-3 K		2 SAFE 4-2 FC1-6 BB		0-2 F7	3 0 0 0 2 1 1 0 0 0 0 0 0 0																	
Mike Scioscia, L (1, 2) OBP: 0.354, SLG: 0.370		2-2 1B WP G6-3 1B	1-2 G3			1-2 F7	1-0 FC1-6 WP			4 1 1 1 0 0 4																	
Juan Samuel, R (1, 4) OBP: 0.326, SLG: 0.381		2-2 1-3 3-H G6-3 1B		0-2 G3		4-1 2B G6-3 BB	4-2 1-2 BB			2 1 1 0 2 0 0																	
Mike Sharperson, R (1, 5) OBP: 0.350, SLG: 0.355		1-0 G6-3	2-3 K			3-2 G6-3 2B	1-2 G5-3			4 0 1 1 0 1 3																	
Mike Morgan, R (1, 1) OBP: 0.093, SLG: 0.083 John Candelaria, L (9, 1) Roger McDowell, R (9, 1)		1-2 G4-3	4-2 2B BB			0-2 G6-3		0-1 F9		3 1 0 1 1 0 2 0 0 0 0 0 0 0 0 0 0 0 0 0 0																	
Inning Stats	R: 0 E: 0 K: 0 S: 6	H: 0 LOB: 0 BB: 0 P: 11	R: 2 E: 0 K: 0 S: 18	H: 3 LOB: 1 BB: 0 P: 29	R: 0 E: 0 K: 1 S: 13	H: 1 LOB: 3 BB: 2 P: 26	R: 1 E: 0 K: 1 S: 12	H: 1 LOB: 1 BB: 1 P: 21	R: 0 E: 0 K: 1 S: 9	H: 0 LOB: 0 BB: 0 P: 15	R: 1 E: 0 K: 0 S: 14	H: 1 LOB: 2 BB: 2 P: 27	R: 1 E: 0 K: 0 S: 14	H: 1 LOB: 2 BB: 2 P: 26	R: 0 E: 0 K: 1 S: 7	H: 0 LOB: 0 BB: 0 P: 7	R: 0 E: 0 K: 0 S: 7	H: 0 LOB: 0 BB: 0 P: 9	1B: 4 2B: 3 3B: 0 HR: 0	SF: 0 SAC: 0 DP: 0 HBP: 0	WP: 2 PB: 0 SB: 0 CS: 0	PA: 41					
PITCHER	IP	WLS	BF	H	R	ER	SO	BB	IBB	HBP	BLK	WP	HR	S	P	ERA	WHIP										
Ricky Bones, R (1, 1) ERA: 4.66	3.2	L	19	5	3	3	2	3	0	0	0	1	0	48	86	7.36	2.182										
Pat Clements, L (4, 1) ERA: 2.25	1.1		4	0	0	0	1	0	0	0	0	0	0	10	16	0.00	0.000										
Rich Rodriguez, L (6, 1) ERA: 3.36	0.2		5	1	1	1	0	2	0	0	0	0	0	12	24	13.50	4.500										
Mike Maddux, R (6, 1) ERA: 2.6	1.1		7	1	1	1	0	2	0	0	0	1	0	16	29	6.75	2.250										
Derek Lilliquist, L (8, 1) ERA: 9.45	1.0		3	0	0	0	1	0	0	0	0	0	0	7	7	0.00	0.000										
PITCHER	IP	WLS	BF	H	R	ER	SO	BB	IBB	HBP	BLK	WP	HR	S	P	ERA	WHIP										
Jeremy Hernandez, R (9, 1) ERA:	1.0		3	0	0	0	0	0	0	0	0	0	0	7	9	0.00	0.000										

Los Angeles Dodgers @ San Diego Padres
Jack Murphy Stadium, San Diego, CA

Tue Sep 24 1991, 10:05 PM EDT
 Att. 19,169 - Sunny - 75 F

AB	34
R	5
H	7
RBI	4
BB	7
SO	4
LOB	15



Batter	1	2	3	4	5	6	7	8	9	AB	R	H	RBI	BB	SO	LOB
Bip Roberts, S OBP: 0.348, SLG: 0.355 (1, 7)	2-1 G6-3		2-1 G1-6-3		2-2 G4-3			1-0 G6-3		4	0	0	1	0	0	1
Jack Howell, L OBP: 0.272, SLG: 0.306 (1, 5)	2-2 F8			4-1 G6-4-3 BB	0-0 G3			3-2 G4-3		3	0	0	0	1	0	0
Tony Fernandez, S OBP: 0.334, SLG: 0.353 (1, 6)	1-3 K			1-0 G6-4-3		0-0 G5-3			4-2 G5-4-3 BB	3	0	0	0	1	1	1
Fred McGriff, L OBP: 0.397, SLG: 0.494 (1, 3)		3-3 K		1-1 1B 1B		0-0 G6-3		0-3 K		4	0	1	0	0	2	1
Benito Santiago, R OBP: 0.291, SLG: 0.392 (1, 2)		0-1 G6-3		1-1 1B		0-0 G5-3		0-0 G5-4-3		4	0	1	0	0	0	1
Darrin Jackson, R OBP: 0.309, SLG: 0.479 (1, 8)		2-1 1B		1-3 K			3-2 F8			3	0	1	0	0	1	2
Tim Teufel, R OBP: 0.329, SLG: 0.384 (1, 4)		1-0 G6-3		3-2 1B 1B			0-3 K			3	1	1	0	0	1	1
Thomas Howard, S OBP: 0.304, SLG: 0.347 (1, 9)			1-0 G1-6-3 1B		2-2 G4-3 G4-3 1B		2-3 K			3	1	2	1	0	1	0
Ricky Bones, R OBP: 0.231, SLG: 0.091 (1, 1)			0-3 K		2-0 G4-3		1-2 G3-1			1	0	0	0	0	1	1
Pat Clements, R OBP: 0.228, SLG: 0.291 (4, 1)										0	0	0	0	0	0	0
Tom Lampkin, L OBP: 0.228, SLG: 0.291 (5, PH)										0	0	0	0	0	0	1
Rich Rodriguez, L OBP: 0.228, SLG: 0.291 (6, 1)										0	0	0	0	0	0	0
Mike Maddux, L OBP: 0.231, SLG: 0.091 (6, 1)										0	0	0	0	0	0	0
Derek Lilliquist, L OBP: 0.261, SLG: 0.273 (8, 1)										0	0	0	0	0	0	0
Oscar Azocar, L OBP: 0.261, SLG: 0.273 (8, PH)										1	0	0	0	0	0	0
Jeremy Hernandez, R OBP: 0.261, SLG: 0.273 (9, 1)										0	0	0	0	0	0	0

Inning Stats	R: 0	H: 0	E: 0	K: 1	S: 8	H: 0	LOB: 0	BB: 0	P: 13	R: 0	H: 1	E: 0	K: 1	S: 8	R: 0	H: 1	E: 0	K: 1	S: 6	R: 0	H: 2	E: 0	K: 1	S: 9	R: 2	H: 2	E: 0	K: 0	S: 11	R: 0	H: 0	E: 0	K: 0	S: 3	R: 0	H: 0	E: 0	K: 2	S: 10	R: 0	H: 0	E: 0	K: 0	S: 7	R: 0	H: 0	E: 0	K: 1	S: 6	1B: 6	SF: 0	2B: 0	3B: 0	HR: 0	SAC: 0	DP: 3	HBP: 0	WP: 0	PA: 32
PITCHER	IP	WLS	BF	H	R	ER	SO	BB	IBB	HBP	BLK	WP	HR	S	P	ERA	WHIP																																										
Mike Morgan, R ERA: 2.79 (1, 1)	8.0	W	30	6	2	2	6	2	0	0	0	0	0	64	109	2.25	1.000																																										
John Candelaria, L ERA: 3.73 (9, 1)	0.1		1	0	0	0	1	0	0	0	0	0	0	3	3	0.00	0.000																																										
Roger McDowell, R ERA: 2.94 (9, 1)	0.2	S	1	0	0	0	0	0	0	0	0	0	0	1	1	0.00	0.000																																										

BOTTOM

Los Angeles Dodgers @ San Diego Padres
Jack Murphy Stadium, San Diego, CA
 Tue Sep 24 1991, 10:05 PM EDT
 Att: 19,169 - Sunny - 75 F

livebaseballscores.com

AB	30
R	2
H	6
RBI	2
BB	2
SO	7
LOB	9



Batter	1	2	3	4	5	6	7	8	9	AB R H RBI BB SO LOB	TOP		
Brett Butler, L (1, 8) OBP: 0.403, SLG: 0.346 Carlos Hernandez, R (8, 2) OBP: 0.167, SLG: 0.200	4-2 1B BB	3-2 1-2 1B			1-2 L8		0-1 L8			3 1 1 0 1 0 1 0 0 0 0 0 0 0			
Lenny Harris, L (1, 6) OBP: 0.348, SLG: 0.354	0-1 1B 1B	0-0 L9			0-1 G4-3		0-2 FC3-6			4 0 1 0 0 0 3			
Darryl Strawberry, L (1, 9) OBP: 0.366, SLG: 0.488	1-2 L7				2-3 K		1-3 K		0-0 L7	4 0 0 0 0 2 2			
Eddie Murray, S (1, 3) OBP: 0.323, SLG: 0.413 Eric Karros, R (8, PH) OBP: 0.111, SLG: 0.222 (8, 3)	2-2 1B 2-H				2-2 G4-3		3-2 BB 1B		0-3 K	3 0 2 1 0 0 0 1 0 0 0 0 1 0			
Kal Daniels, L (1, 7) OBP: 0.339, SLG: 0.398 Mitch Webster, S (8, PH) OBP: 0.290, SLG: 0.332 (8, 7)	0-3 K				2-2 L6		0-3 K		2-3 K2-3	3 0 0 0 0 2 3 1 0 0 0 0 1 0			
Mike Scioscia, L (1, 2) OBP: 0.356, SLG: 0.377 Stan Javier, S (8, 8) OBP: 0.254, SLG: 0.282	2-2 L3				1-1 F9-2 3B		4-1 BB		1-3 K	2 0 1 0 1 0 2 1 0 0 0 0 1 0			
Juan Samuel, R (1, 4) OBP: 0.325, SLG: 0.379 Jose Offerman, S (9, PH) OBP: 0.333, SLG: 0.208					2-3 K		2-3 K		1-3 K	3 0 0 0 0 2 3 1 0 0 0 0 1 0			
Mike Sharperson, R (1, 5) OBP: 0.352, SLG: 0.374					1-0 F9-2		2-2 FC3-6 1B		3-2 HR	4 1 2 1 0 0 1			
Bob Ojeda, L (1, 1) OBP: 0.211, SLG: 0.226 Kevin Gross, R (5, 1) OBP: 0.348, SLG: 0.333 Dave Hansen, L (7, PH) OBP: 0.338, SLG: 0.420 Tim Crews, R (7, 1) John Wetteland, R (8, 1) Gary Carter, R (9, PH) OBP: 0.325, SLG: 0.382		2-2 1B 1B			0-0 P4		1-3 K		0-1 L8	2 0 1 0 0 0 0 0 0 0 0 0 0 0 1 0 0 0 0 1 1 0 0 0 0 0 0 0 0 0 0 0 0 0 0 1 0 0 0 0 0 0			
Inning Stats	R: 1 H: 2 E: 0 LOB: 2 K: 1 BB: 1 S: 20 P: 29	R: 0 H: 2 E: 0 LOB: 2 K: 0 BB: 0 S: 12 P: 18	R: 0 H: 0 E: 0 LOB: 0 K: 1 BB: 0 S: 9 P: 15	R: 0 H: 1 E: 0 LOB: 0 K: 1 BB: 0 S: 7 P: 11	R: 0 H: 0 E: 0 LOB: 0 K: 0 BB: 0 S: 6 P: 7	R: 0 H: 1 E: 0 LOB: 2 K: 3 BB: 1 S: 13 P: 23	R: 0 H: 1 E: 0 LOB: 1 K: 1 BB: 0 S: 12 P: 15	R: 0 H: 0 E: 0 LOB: 0 K: 2 BB: 0 S: 7 P: 9	R: 1 H: 1 E: 0 LOB: 0 K: 2 BB: 0 S: 11 P: 16	1B: 6 SF: 0 2B: 1 SAC: 0 3B: 1 DP: 1 HR: 1 HBP: 0	WP: 0 PA: 36 PB: 0 SB: 0 CS: 0		
PITCHER	IP WLS BF H R ER SO BB IBB HBP BLK WP HR S P ERA WHIP											PITCHER	IP WLS BF H R ER SO BB IBB HBP BLK WP HR S P ERA WHIP
Andy Benes, R (1, 1) ERA: 3.04 Craig Lefferts, L (8, 1) ERA: 4.03	7.0 W 29 7 1 1 7 2 0 0 0 0 0 0 79 118 1.29 1.286												

Los Angeles Dodgers @ San Diego Padres
 Jack Murphy Stadium, San Diego, CA
 Wed Sep 25 1991, 10:05 PM EDT
 Att. 25,668 - Cloudy - 71 F

AB	34
R	2
H	8
RBI	2
BB	2
SO	11
LOB	16



Batter	1	2	3	4	5	6	7	8	9
Bip Roberts, S OBP: 0.344, SLG: 0.350 (1, 7)	2-1 E4 1B FC3-6		0-0 G6-3		1-1 FC1-5 G6-3 1B 1-2 2-3f		2-2 G3-1	1-3 K	
Darrin Jackson, R OBP: 0.314, SLG: 0.481 (1, 8)	1-0 E 1B 1-2		3-2 L5		1-0 G6-3 1B 1-2 2-H		4-2 2B BB		
Tony Fernandez, S OBP: 0.335, SLG: 0.356 Paul Faries, R OBP: 0.256, SLG: 0.202 (1, 6) (9, 6)	2-1 FC3-6 1B 1-2 2-3		1-0 G6-3		1-2 G6-3 1B 1-2 2-3		0-0 HR 2B 1-H		
Fred McGriff, L OBP: 0.399, SLG: 0.500 (1, 3)	2-1 FC3-6 1-2f 2-H 3-H			3-1 HR	4-0 IBB		4-0 HR IBB		
Benito Santiago, R OBP: 0.292, SLG: 0.400 Dann Bilardello, R OBP: 0.261, SLG: 0.238 (1, 2) (9, 2)	K			0-1 CS 2B	1-3 K		1-2 HR 1-H 2-H		
Tim Teufel, R OBP: 0.325, SLG: 0.379 (1, 5) (8, 4)	2-1 G1-3			3-2 G1-3 2-3		2-3 K	2-2 G5-3		
Jerald Clark, R OBP: 0.299, SLG: 0.361 (1, 9)			2-2 G6-3		1-2 G4-3		0-0 FC6-4 1B	0-3 K	
Craig Shipley, R OBP: 0.260, SLG: 0.282 Jack Howell, L OBP: 0.270, SLG: 0.305 (1, 4) (8, 5)			1-2 G3-1		0-0 E5 FC1-5 SH		0-3 K	2-3 K	
Andy Benes, R OBP: 0.152, SLG: 0.086 Craig Lefferts, L (1, 1) (8, 1)			2-3 K		0-0 SH FC1-5 1B 1-2		1-2 FC6-4	2-3 K	

Inning Stats	R: 2 E: 2 K: 1 S: 12	H: 2 LOB: 1 BB: 0 P: 23	R: 0 E: 0 K: 1 S: 9	H: 0 LOB: 0 BB: 0 P: 14	R: 0 E: 0 K: 0 S: 5	H: 0 LOB: 0 BB: 0 P: 9	R: 1 E: 0 K: 0 S: 10	H: 2 LOB: 0 BB: 0 P: 17	R: 1 E: 1 K: 1 S: 12	H: 1 LOB: 3 BB: 1 P: 20	R: 0 E: 0 K: 2 S: 10	H: 1 LOB: 1 BB: 0 P: 13	R: 4 E: 0 K: 1 S: 18	H: 2 LOB: 0 BB: 2 P: 31	R: 0 E: 0 K: 3 S: 10	H: 0 LOB: 0 BB: 0 P: 15
--------------	-------------------------------	----------------------------------	------------------------------	----------------------------------	------------------------------	---------------------------------	-------------------------------	----------------------------------	-------------------------------	----------------------------------	-------------------------------	----------------------------------	-------------------------------	----------------------------------	-------------------------------	----------------------------------

PITCHER	IP	WLS	BF	H	R	ER	SO	BB	IBB	HBP	BLK	WP	HR	S	P	ERA	WHIP
Bob Ojeda, L ERA: 3.26 (1, 1)	4.1	L	20	5	4	1	2	0	0	0	0	0	1	41	70	2.08	1.154
Kevin Gross, R ERA: 3.48 (5, 1)	1.2		7	1	0	0	3	0	1	0	0	0	0	17	26	0.00	0.600
Tim Crews, R ERA: 3.5 (7, 1)	1.0		7	2	4	4	1	1	1	0	0	0	1	18	31	36.00	3.000
John Wetteland, R ERA: (8, 1)	1.0		3	0	0	0	3	0	0	0	0	0	0	10	15	0.00	0.000

AB R H RBI BB SO LOB

5	1	0	0	0	1	2
3	2	2	1	1	0	0
4	1	2	1	0	0	2
0	0	0	0	0	0	0
2	2	1	2	2	0	1
4	1	2	3	0	2	4
0	0	0	0	0	0	0
4	0	0	0	0	1	2
4	0	1	0	0	1	0
3	0	0	0	0	1	1
1	0	0	0	0	1	0
2	1	0	0	0	1	1
1	0	0	0	0	1	0

AB 33
R 8
H 8
RBI 7
BB 3
SO 9
LOB 13

WP: 0 **PA: 37**
PB: 0
SB: 0
CS: 1

1B: 4 **SF: 0**
2B: 2 **SAC: 1**
3B: 0 **DP: 0**
HR: 2 **HBP: 0**

WP: 0 **PA: 37**
ERA **WHIP**

Los Angeles Dodgers @ San Diego Padres
Jack Murphy Stadium, San Diego, CA
Wed Sep 25 1991, 10:05 PM EDT
Att: 25,668 - Cloudy - 71 F

livebaseballscorecards.com



Batter	1	2	3	4	5	6	7	8	9	AB R H RBI BB SO LOB	TOP	
Mike Felder, S OBP: 0.332, SLG: 0.338 (1, 8) C X	0-1 F8		4-0 S BB			0-1 1B E 1B	0-0 G6-4-3 1-3 1B		2-1 P4	4 1 2 0 1 0 1	San Francisco Giants @ Los Angeles Dodgers Dodger Stadium, Los Angeles, CA Fri Sep 27 1991, 7:05 PM PDT Att. 48,085 - Sunny - 72 F	
Willie McGee, S OBP: 0.360, SLG: 0.412 (1, 9) F B B X	2-2 E6 WP G6-3 1B		1-1 G4-3			1-3 K SAFE SAFE	0-0 G6-4-3 1-2f			4 1 1 0 0 1 4		
Will Clark, L OBP: 0.357, SLG: 0.524 (1, 3) B B F X	2-1 G6-3 2-H			0-1 1B		1-1 E 1B 1-2		1-0 G4-3 1B		4 0 3 1 0 0 0		
Matt Williams, R OBP: 0.299, SLG: 0.478 (1, 5) B B F S	2-3 K			0-1 L9		0-0 E 1B 1-2 2-3		0-1 G4-3 1-2f		4 0 1 0 0 1 2		
Kevin Bass, S OBP: 0.309, SLG: 0.368 (1, 7) B B X		2-0 L3		2-3 K		1-0 E6 1-2 2-3 3-H		0-0 1B		4 0 1 1 0 1 3		
Robby Thompson, R OBP: 0.351, SLG: 0.455 (1, 4) B B T B T T T		4-2 G4-3 BB		0-3 K		1-3 K		1-3 K		3 0 0 0 1 3 5		
Kirt Manwaring, R OBP: 0.284, SLG: 0.290 (1, 2) Tom Herr, S OBP: 0.337, SLG: 0.276 (6, PH) Terry Kennedy, L OBP: 0.280, SLG: 0.337 (6, 2) X T B		1-1 G4-3 1-2f			1-1 F9	1-2 L6			1-3 K	2 0 0 0 0 0 1 1 0 0 0 0 0 3 1 0 0 0 0 1 0		
Jose Uribe, S OBP: 0.284, SLG: 0.308 (1, 6) Dave Anderson, R OBP: 0.287, SLG: 0.320 (4, 6) C X			0-1 P4		0-0 G4-3		0-2 1B 1B		3-2 G4-3 DI 1B	1 0 0 0 0 0 0 3 0 2 0 0 0 0		
Bud Black, L OBP: 0.186, SLG: 0.229 (1, 1) Kevin Mitchell, R OBP: 0.338, SLG: 0.519 (7, PH) Francisco Oliveras, R OBP: 0.200, SLG: 0.200 (7, 1) Mark Leonard, L OBP: 0.305, SLG: 0.376 (9, PH) C B T C C			2-3 K		1-3 K		2-3 K		2-2 G4-3 1-3	2 0 0 0 0 2 0 1 0 0 0 0 1 1 0 0 0 0 0 0 0 1 0 0 0 0 0 1		
Inning Stats	R: 1 H: 1 E: 1 LOB: 0 K: 1 BB: 0 S: 10 P: 16	R: 0 H: 0 E: 0 LOB: 0 K: 0 BB: 1 S: 6 P: 13	R: 0 H: 0 E: 0 LOB: 1 K: 1 BB: 1 S: 8 P: 15	R: 0 H: 1 E: 0 LOB: 1 K: 2 BB: 0 S: 10 P: 12	R: 0 H: 0 E: 0 LOB: 0 K: 1 BB: 0 S: 6 P: 8	R: 1 H: 3 E: 1 LOB: 3 K: 2 BB: 0 S: 17 P: 22	R: 0 H: 2 E: 0 LOB: 1 K: 1 BB: 0 S: 8 P: 10	R: 0 H: 2 E: 0 LOB: 1 K: 1 BB: 0 S: 7 P: 9	R: 0 H: 1 E: 0 LOB: 1 K: 1 BB: 0 S: 11 P: 19	1B: 10 SF: 0 2B: 0 SAC: 0 3B: 0 DP: 3 HR: 0 HBP: 0		WP: 1 PA: 37 PB: 0 SB: 1 CS: 0
PITCHER	IP WLS BF H R ER SO BB IBB HBP BLK WP HR S P ERA WHIP											
Tim Belcher, R ERA: 2.58 (1, 1)	8.0 W 33 9 2 1 9 2 0 0 0 0 1 0 72 105 1.12 1.375											
Roger McDowell, R ERA: 2.91 (9, 1)	1.0 4 1 0 0 1 0 0 0 0 0 0 0 11 19 0.00 1.000											

livebaseballscorecards.com

AB	35
R	2
H	10
RBI	2
BB	2
SO	10
LOB	21



Batter	1	2	3	4	5	6	7	8	9
Brett Butler, L OBP: 0.404, SLG: 0.346 (1, 8)	1-2 1B	4-1 E BB		0-2 L5			3-2 F7		
Mike Sharperson, R OBP: 0.347, SLG: 0.368 Lenny Harris, L OBP: 0.347, SLG: 0.353 (7, PH) (8, 5)	0-0 F9	1-2 E6			1-3 K		2-2 G3		
Darryl Strawberry, L OBP: 0.366, SLG: 0.486 (1, 9)	2-0 G6-4-3 1B	0-0 F7			0-0 P6			2-3 K	
Eddie Murray, S OBP: 0.323, SLG: 0.411 (1, 3)	2-2 G6-4-3		2-0 L8		3-2 G6-3			4-1 HR BB	
Kal Daniels, L OBP: 0.340, SLG: 0.405 Roger McDowell, R (9, 1)		0-1 2B G5-3 1B	0-3 K		2-1 G4-3			3-1 1-H HR	
Juan Samuel, R OBP: 0.326, SLG: 0.387 (1, 4)		0-0 G5-3 E 2B	2-2 G1-3		2-0 HR			1-2 G5-3	
Mike Scioscia, L OBP: 0.358, SLG: 0.387 (1, 2)		0-1 P5		1-1 HR		0-2 G4-6-3 1B		1-3 K2-3	
Jose Offerman, S OBP: 0.333, SLG: 0.204 (1, 6)		4-2 E G5-3 BB		1-0 B5-3		2-2 G4-6-3			
Tim Belcher, R OBP: 0.123, SLG: 0.154 Stan Javier, S OBP: 0.254, SLG: 0.282 (9, 7)		0-0 G5-3		2-2 F7			1-2 P4		

AB	R	H	RBI	BB	SO	LOB
3	0	1	0	1	0	0
3	0	0	0	0	1	3
1	0	0	0	0	0	0
4	0	1	0	0	1	3
3	1	0	0	1	0	2
4	2	2	2	0	1	0
0	0	0	0	0	0	0
4	2	2	1	0	0	0
4	1	2	1	0	1	2
2	0	0	0	1	0	1
3	0	0	1	0	0	2
0	0	0	0	0	0	0

AB	R	H	RBI	BB	SO	LOB
31	6	8	5	3	4	13

Inning	R	H	E	K	S	IP	WLS	BF	H	R	ER	SO	BB	IBB	HBP	BLK	WP	HR	S	P	ERA	WHIP
1	0	2	0	0	8	6.0	L	26	7	4	3	2	2	0	0	0	0	2	56	88	4.50	1.500
2	2	2	1	1	13	2.0		8	1	2	2	2	1	0	0	0	0	1	30	47	9.00	1.000

San Francisco Giants @ Los Angeles Dodgers
Dodger Stadium, Los Angeles, CA

Fri Sep 27 1991, 7:05 PM PDT
Att: 48,085 - Sunny - 72 F

livebaseballscorecards.com

AB 31
R 6
H 8
RBI 5
BB 3
SO 4
LOB 13



WP: 0 PA: 34
PB: 0 SB: 0
CS: 0

Batter	1	2	3	4	5	6	7	8	9	AB R H RBI BB SO LOB	TOP
Mike Felder, S (1, 8) OBP: 0.328, SLG: 0.333 (6, 7)	3-3 K		2-3 K		1-2 G3-1		3-2 F8		0-3 K	5 0 0 0 0 3 1	San Francisco Giants @ Los Angeles Dodgers Dodger Stadium, Los Angeles, CA Sat Sep 28 1991, 3:33 AM PDT Att. 44,258 - Sunny - 78 F
Willie McGee, S (1, 9) OBP: 0.361, SLG: 0.411 (6, 7)	2-3 K		4-1 HR BB		0-1 G3		0-1 1B	1-2 FC6-4 1-2f	4 1 1 0 1 1 1		
Will Clark, L (1, 3) OBP: 0.359, SLG: 0.530 (6, 7)	4-2 BB BB		0-0 HR		4-1 1B BB		1-1 G4-3		2 2 1 2 2 0 1		
Kevin Mitchell, R (1, 7) OBP: 0.340, SLG: 0.519 Darren Lewis, R (6, PR) OBP: 0.358, SLG: 0.314 (6, 8)	4-0 BB		0-1 G6-3		1 SAFE 0-1 FC6-4 1-3 1B S 1B		2-3 K		2 0 1 0 1 0 0 1 1 0 0 0 1 0		
Matt Williams, R (1, 5) OBP: 0.300, SLG: 0.478 (6, 7)	0-1 P3		1-1 G4-3 G3 1B		0-1 FC6-4 1-2 1B		2-0 P6		4 0 2 1 0 0 2		
Tom Herr, S (1, 4) OBP: 0.333, SLG: 0.272 Robby Thompson, R (6, PR) OBP: 0.352, SLG: 0.456 (6, 4)		0-0 L6	3-2 G3		1-1 FC6-4 1-2 3-H 1B S		1-0 S 1B		3 0 0 0 0 0 3 1 0 1 0 0 0 0		
Kirt Manwaring, R (1, 2) OBP: 0.278, SLG: 0.283 Dave Righetti, L (8, 1) Don Robinson, R (9, 1) OBP: 0.171, SLG: 0.175		1-1 F7	0-1 G4-3		1 SAFE 1-2 L4		2-1 G6-3		4 0 0 0 0 0 4 0 0 0 0 0 0 0 0 0 0 0 0 0 0		
Mike Benjamin, R (1, 6) OBP: 0.185, SLG: 0.216		2-3 K	0-0 F7		1-2 G5-3		1-1 P6		4 0 0 0 0 1 2		
Trevor Wilson, L (1, 1) OBP: 0.321, SLG: 0.333 Jeff Brantley, R (8, 1) Terry Kennedy, L (8, 2) OBP: 0.284, SLG: 0.341		0-2 F9		2-2 G4-1		2-3 K	0-0 FC6-4 1B		3 0 0 0 0 1 0 0 0 0 0 0 0 0 1 0 1 0 0 0 0		
Inning Stats	R: 0 H: 0 E: 0 LOB: 2 K: 2 BB: 2 S: 15 P: 28	R: 0 H: 0 E: 0 LOB: 0 K: 1 BB: 0 S: 6 P: 9	R: 2 H: 1 E: 0 LOB: 0 K: 1 BB: 1 S: 10 P: 16	R: 0 H: 1 E: 0 LOB: 1 K: 0 BB: 0 S: 9 P: 13	R: 0 H: 0 E: 0 LOB: 0 K: 0 BB: 0 S: 8 P: 11	R: 2 H: 2 E: 0 LOB: 2 K: 0 BB: 1 S: 14 P: 20	R: 0 H: 1 E: 0 LOB: 1 K: 1 BB: 0 S: 10 P: 16	R: 0 H: 1 E: 0 LOB: 1 K: 1 BB: 0 S: 8 P: 15	R: 0 H: 1 E: 0 LOB: 1 K: 1 BB: 0 S: 12 P: 14	1B: 6 SF: 0 2B: 0 SAC: 0 3B: 0 DP: 0 HR: 1 HBP: 0	WP: 0 PA: 38 PB: 0 SB: 3 CS: 0
PITCHER Ramon Martinez, R (1, 1) ERA: 3.22 Kevin Gross, R (8, 1) ERA: 3.42	IP WLS BF H R ER SO BB IBB HBP BLK WP HR S P ERA WHIP 7.0 L 30 5 4 4 5 4 0 0 0 0 0 1 72 113 5.14 1.286 2.0 8 2 0 0 2 0 0 0 0 0 0 0 20 29 0.00 1.000	PITCHER IP WLS BF H R ER SO BB IBB HBP BLK WP HR S P ERA WHIP									

livebaseballscorecards.com

AB	34
R	4
H	7
RBI	3
BB	4
SO	7
LOB	14



BOTTOM

San Francisco Giants @ Los Angeles Dodgers
Dodger Stadium, Los Angeles, CA

Sat Sep 28 1991, 3:33 AM PDT
Att. 44,258 - Sunny - 78 F

livebaseballscorecards.com

AB 30
R 1
H 4
RBI 1
BB 7
SO 9
LOB 19



WP: 0 PA: 38
PB: 0
SB: 0
CS: 0

AB R H RBI BB SO LOB

3 1 0 0 2 0 3
2 0 0 0 0 0 1
2 0 0 0 0 0 4

4 0 0 0 0 0 3

3 0 2 1 1 1 0

1 0 0 0 0 1 2
3 0 0 0 0 3 3

4 0 1 0 0 1 0

3 0 0 0 1 0 1
0 0 0 0 0 0 0

2 0 1 0 1 1 0
0 0 0 0 1 0 0

2 0 0 0 0 2 1
1 0 0 0 0 0 1
0 0 0 0 0 0 0
0 0 0 0 1 0 0
0 0 0 0 0 0 0

1B: 4 SF: 0
2B: 0 2B: 0 SAC: 1
3B: 0 3B: 0 DP: 1
HR: 0 HR: 0 HBP: 0

Batter	1	2	3	4	5	6	7	8	9
Brett Butler, L (1, 8) OBP: 0.404, SLG: 0.345	4-1 G4-3 SH3 BB		2-2 G1-3			1-0 E4 G3 1B		4-2 FC4-6 BB	2-2 P6
Mike Sharperson, R (1, 5) OBP: 0.344, SLG: 0.365 Lenny Harris, L (8, PH) OBP: 0.346, SLG: 0.351	0-0 SH3		1-1 G5-3			2-1 G3		1-0 P6	1-0 F8
Darryl Strawberry, L (1, 9) OBP: 0.363, SLG: 0.482	1-1 G4-3		1-0 G4-3			2-2 G3		3-1 FC4-6 1B 1-2f	
Eddie Murray, S (1, 3) OBP: 0.326, SLG: 0.412	4-2 BB			1-3 K		0-1 1B		3-1 1B	
Kal Daniels, L (1, 7) OBP: 0.339, SLG: 0.404 Mitch Webster, S (2, 7) OBP: 0.286, SLG: 0.327	1-3 K			1-3 K		3-3 K		1-3 K	
Juan Samuel, R (1, 4) OBP: 0.325, SLG: 0.386		2-2 G5-3		1-3 K			2-1 G5-4-3 1B		2-2 F8
Gary Carter, R (1, 2) OBP: 0.324, SLG: 0.377 Tom Goodwin, L (9, PR) OBP: 0.333, SLG: 0.333		0-1 G5-3			0-0 F8		1-2 G5-4-3 1-2f		4-2 BB BB BB
Jose Offerman, S (1, 6) OBP: 0.341, SLG: 0.209 Stan Javier, S (9, PH) OBP: 0.258, SLG: 0.282		4-2 BB			0-3 K		1-1 1B		4-0 BB BB
Ramon Martinez, R (1, 1) OBP: 0.132, SLG: 0.173 Jeff Hamilton, R (7, PH) OBP: 0.255, SLG: 0.298 Kevin Gross, R (8, 1) OBP: 0.346, SLG: 0.333 Eric Karros, R (9, PH) OBP: 0.200, SLG: 0.222 Dave Hansen, L (9, PR) OBP: 0.308, SLG: 0.420		0-3 K			0-3 K		1-1 G5-3		4-2 BB 1-2 2-3

Inning Stats	R: 0 E: 0 K: 10 S: 10	H: 0 LOB: 2 BB: 20 P: 20	R: 0 E: 0 K: 10 S: 10	H: 0 LOB: 1 BB: 1 P: 16	R: 0 E: 0 K: 6 S: 6	H: 0 LOB: 0 BB: 0 P: 10	R: 0 E: 0 K: 3 S: 9	H: 0 LOB: 0 BB: 0 P: 12	R: 0 E: 0 K: 2 S: 7	H: 0 LOB: 0 BB: 0 P: 7	R: 1 E: 1 K: 1 S: 12	H: 1 LOB: 1 BB: 0 P: 20	R: 0 E: 0 K: 0 S: 9	H: 2 LOB: 1 BB: 0 P: 14	R: 0 E: 0 K: 1 S: 10	H: 1 LOB: 2 BB: 1 P: 22	R: 0 E: 0 K: 0 S: 13	H: 0 LOB: 3 BB: 3 P: 30	1B: 4 2B: 0 3B: 0 HR: 0	SF: 0 SAC: 1 DP: 1 HBP: 0
--------------	--------------------------------	-----------------------------------	--------------------------------	----------------------------------	------------------------------	----------------------------------	------------------------------	----------------------------------	------------------------------	---------------------------------	-------------------------------	----------------------------------	------------------------------	----------------------------------	-------------------------------	----------------------------------	-------------------------------	----------------------------------	----------------------------------	------------------------------------

PITCHER	IP	WLS	BF	H	R	ER	SO	BB	IBB	HBP	BLK	WP	HR	S	P	ERA	WHIP
Trevor Wilson, L (1, 1) ERA: 3.73	7.0		28	3	1	0	8	4	0	0	0	0	0	65	105	0.00	1.000
Jeff Brantley, R (8, 1) ERA: 2.43	0.2		3	1	0	0	0	0	0	0	0	0	0	5	12	0.00	1.500
Dave Righetti, L (8, 1) ERA: 3.18	0.2	S	5	0	0	0	1	3	0	0	0	0	0	12	27	0.00	4.500
Don Robinson, R (9, 1) ERA: 4.38	0.2		2	0	0	0	0	0	0	0	0	0	0	4	7	0.00	0.000

Batter	1	2	3	4	5	6	7	8	9	AB R H RBI BB SO LOB	TOP
Mike Felder, S <small>(1, 8) OBP: 0.330, SLG: 0.335</small> <small>(8, 7)</small>	1-1 		0-0 G4-3 		1-2 		2-1 G4-3 			4 1 2 0 0 0 1	
Willie McGee, S <small>(1, 9) OBP: 0.362, SLG: 0.413</small> <small>(1, 9)</small>	0-0 		2-3 		0-0 		2-3 			4 0 2 0 0 2 2	
Will Clark, L <small>(1, 3) OBP: 0.360, SLG: 0.530</small> <small>(1, 3)</small>	0-0 		2-1 F7 			2-1 WP 		0-3 		4 0 2 1 0 1 0	
Matt Williams, R <small>(1, 5) OBP: 0.301, SLG: 0.483</small> <small>(1, 5)</small>	3-3 			0-0 		0-1 		0-0 		4 1 2 1 0 1 2	
Kevin Bass, S <small>(1, 7) OBP: 0.309, SLG: 0.365</small> Darren Lewis, R <small>(8, 8) OBP: 0.358, SLG: 0.314</small> <small>(8, 8)</small>	3-3 		2-2 G3-1 		4-1 		3-3 			3 0 0 0 1 2 2 0 0 0 0 0 0 0	
Robby Thompson, R <small>(1, 4) OBP: 0.349, SLG: 0.452</small> <small>(1, 4)</small>	0-0 G5-3 		0-1 G3 		2-1 		0-0 			4 0 0 0 0 0 5	
Kirt Manwaring, R <small>(1, 2) OBP: 0.272, SLG: 0.276</small> <small>(1, 2)</small>		0-0 L8 		2-2 G4-3 		1-3 		2-2 		4 0 0 0 0 1 2	
Mike Benjamin, R <small>(1, 6) OBP: 0.188, SLG: 0.208</small> <small>(1, 6)</small>		0-1 G1-3 		0-0 G5-3 		1-2 		1-0 		4 0 0 0 0 0 0	
Bryan Hickerson, L <small>(1, 1)</small> Mark Leonard, L <small>(7, PH) OBP: 0.310, SLG: 0.376</small> Royce Clayton, R <small>(7, PR) OBP: 0.143, SLG: 0.154</small> Jeff Brantley, R <small>(7, 1)</small> Dave Righetti, L <small>(8, 1)</small>		1-3 		3-3 		4-2 		0-3 		2 0 0 0 0 2 0 0 0 0 0 1 0 0 0 0 0 0 0 0 0 0 0 0 0 0 0 0 1 0 0 0 0 1 1	
Inning Stats	R: 1 H: 3 E: 0 LOB: 2 K: 2 BB: 0 S: 13 P: 20	R: 0 H: 0 E: 0 LOB: 0 K: 1 BB: 0 S: 7 P: 8	R: 0 H: 0 E: 0 LOB: 0 K: 1 BB: 0 S: 8 P: 12	R: 1 H: 1 E: 0 LOB: 0 K: 0 BB: 0 S: 9 P: 13	R: 0 H: 2 E: 0 LOB: 2 K: 1 BB: 0 S: 9 P: 13	R: 0 H: 2 E: 0 LOB: 2 K: 1 BB: 1 S: 10 P: 19	R: 0 H: 0 E: 0 LOB: 2 K: 1 BB: 1 S: 12 P: 21	R: 0 H: 0 E: 0 LOB: 0 K: 2 BB: 0 S: 7 P: 10	R: 0 H: 0 E: 1 LOB: 1 K: 1 BB: 0 S: 8 P: 11	1B: 6 SF: 0 2B: 1 SAC: 0 3B: 0 DP: 1 HR: 1 HBP: 0	WP: 1 PA: 36 PB: 0 SB: 0 CS: 0
PITCHER Mike Morgan, R <small>(1, 1) ERA: 2.79</small> John Candelaria, L <small>(8, 1) ERA: 3.69</small> Jim Gott, R <small>(8, 1) ERA: 2.81</small>	IP WLS BF H R ER SO BB IBB HBP BLK WP HR S P ERA WHIP 7.0 0 29 8 2 2 7 2 0 0 0 1 1 68 106 2.57 1.429 0.1 1 0 0 0 1 0 0 0 0 0 0 3 3 0.00 0.000 1.2 W 6 0 0 0 2 0 0 0 0 0 0 0 12 18 0.00 0.000	PITCHER IP WLS BF H R ER SO BB IBB HBP BLK WP HR S P ERA WHIP 0.0 0 1 0 0 0 1 0 0 0 0 0 3 3 0.00 0.000 0.0 0 12 18 0.00 0.000									

San Francisco Giants @ Los Angeles Dodgers
 Dodger Stadium, Los Angeles, CA
 Sun Sep 29 1991, 7:05 PM PDT
 Att. 47,533 - Sunny - 78 F

livebaseballscorecards.com

AB	34
R	2
H	8
RBI	2
BB	2
SO	10
LOB	15



BOTTOM

San Francisco Giants @ Los Angeles Dodgers
Dodger Stadium, Los Angeles, CA
 Sun Sep 29 1991, 7:05 PM PDT
 Att: 47,533 - Sunny - 78 F

livebaseballscorecards.com

AB	36
R	3
H	13
RBI	3
BB	3
SO	3
LOB	17



WP: 1	PA: 39
PB: 0	
SB: 0	
CS: 1	

AB R H RBI BB SO LOB

5	1	1	0	0	0	3
3	1	3	1	2	0	0
5	0	1	1	0	0	4
4	0	2	0	0	0	1
0	0	0	0	0	0	0
0	0	0	0	0	0	0
4	0	1	1	0	1	1
4	0	1	0	0	2	2
2	0	0	0	1	0	1
1	0	0	0	0	0	3
0	0	0	0	0	0	0
4	0	2	0	0	0	1
0	0	0	0	0	0	0
2	0	1	0	0	0	0
1	0	0	0	0	0	1
0	0	0	0	0	0	0
0	0	0	0	0	0	0
1	1	1	0	0	0	0

Batter	1	2	3	4	5	6	7	8	9
Brett Butler, L OBP: 0.403, SLG: 0.343 (1, 8)	3-2 CS 1B		0-2 G4-3		2-2 G5-4-3			3-2 L7	3-2 FC4-2-5-1 1B
Mike Sharperson, R OBP: 0.359, SLG: 0.374 (1, 5) (9, 6)	4-2 FC5-4 BB		0-0 1B			2-1 G3-6 1B		4-2 1B 1B BB	0-0 1B 1B
Darryl Strawberry, L OBP: 0.362, SLG: 0.479 (1, 9)	1-2 F8		0-1 G3			1-0 G3-6		0-0 P4	1-2 1B
Eddie Murray, S OBP: 0.327, SLG: 0.413 (1, 3) Tom Goodwin, L OBP: 0.333, SLG: 0.333 (8, PR) Eric Karros, R OBP: 0.200, SLG: 0.222 (9, 3)	1-1 FC5-4			1-1 F9		1-0 1B		0-0 WP 1B 1B	
Kal Daniels, L OBP: 0.338, SLG: 0.403 (1, 7)		2-1 F8		0-1 G6-3		1-3 K		0-2 WP 1B	
Juan Samuel, R OBP: 0.325, SLG: 0.386 (1, 4)		0-1 G6-3		1-2 2B		1-3 K		2-3 K	
Lenny Harris, L OBP: 0.346, SLG: 0.350 (1, 6) Mitch Webster, S OBP: 0.284, SLG: 0.325 (8, PH) Dave Hansen, L OBP: 0.308, SLG: 0.420 (9, 5)		4-2 BB		1-0 G4-3		3-2 G4-3		0-0 F8	
Mike Scioscia, L OBP: 0.359, SLG: 0.389 (1, 2) Jose Offerman, S OBP: 0.341, SLG: 0.209 (9, PR)		2-1 P3			1-2 G4-3		1-1 1B		0-1 1B 1B
Mike Morgan, R OBP: 0.104, SLG: 0.095 (1, 1) Chris Gwynn, L OBP: 0.308, SLG: 0.426 (7, PH) John Candelaria, L (8, 1) Jim Gott, R OBP: 0.500, SLG: 0.500 (8, 1) Stan Javier, S OBP: 0.262, SLG: 0.286 (9, PH)			0-1 G4-3		1-0 G5-4-3 1B		2-2 P5		3-2 1B 1B

Inning Stats	R: 0	H: 1	E: 0	K: 13	S: 13	R: 0	H: 0	E: 0	K: 8	S: 8	R: 0	H: 1	E: 0	K: 8	S: 8	R: 0	H: 1	E: 0	K: 8	S: 8	R: 0	H: 2	E: 0	K: 1	S: 7	R: 0	H: 1	E: 0	K: 1	S: 12	R: 1	H: 2	E: 0	K: 1	S: 20	R: 2	H: 4	E: 0	K: 12	S: 12	1B: 12	2B: 1	3B: 0	HR: 0	SF: 0	SAC: 0	DP: 2	HBP: 0	WP: 1	PA: 39
--------------	------	------	------	-------	-------	------	------	------	------	------	------	------	------	------	------	------	------	------	------	------	------	------	------	------	------	------	------	------	------	-------	------	------	------	------	-------	------	------	------	-------	-------	--------	-------	-------	-------	-------	--------	-------	--------	-------	--------

PITCHER	IP	WLS	BF	H	R	ER	SO	BB	IBB	HBP	BLK	WP	HR	S	P	ERA	WHIP
Bryan Hickerson, L ERA: 3.6 (1, 1)	6.0		23	6	0	0	1	2	0	0	0	0	0	52	80	0.00	1.333
Jeff Brantley, R ERA: 2.49 (7, 1)	1.1		6	1	1	1	1	1	0	0	0	0	0	19	33	6.75	1.500
Dave Righetti, L ERA: 3.39 (8, 1)	1.0	L	10	6	2	2	1	0	0	0	0	1	0	25	34	18.00	6.000

Batter	1	2	3	4	5	6	7	8	9	AB R H RBI BB SO LOB	TOP		
Bip Roberts, S (1, 7) OBP: 0.341, SLG: 0.347	1-2 F7		2-2 F8		0-1 FC6-4			1-2 FC4-6 HR		4 1 0 0 0 0 3	San Diego Padres @ Los Angeles Dodgers Dodger Stadium, Los Angeles, CA Mon Sep 30 1991, 7:05 PM PDT Att. 39,261 - Sunny - 74 F		
Jack Howell, L (1, 5) OBP: 0.285, SLG: 0.336	2-1 G4-3		2-3 K			1-0 G6-3		1-2 HR		4 1 1 2 0 1 1			
Darrin Jackson, R (1, 8) OBP: 0.317, SLG: 0.478	2-0 F9			4-0 ES BB		0-1 P3		1-2 F7		3 0 0 0 1 0 0			
Fred McGriff, L (1, 3) OBP: 0.398, SLG: 0.499		2-3 K		0-1 F8		0-0 F7			1-0 P4	4 0 0 0 0 1 1			
Benito Santiago, R (1, 2) OBP: 0.295, SLG: 0.397		1-0 G5-3		1-2 F8		0-0 G5-3		4-2 G6-3 BB		3 0 0 0 1 0 1			
Tim Teufel, R (1, 4) OBP: 0.318, SLG: 0.366		1-1 1B		3-3 K		0-3 K		0-1 G6-3		4 0 1 0 0 2 2			
Thomas Howard, S (1, 9) OBP: 0.300, SLG: 0.343		2-1 G4-3		2-2 P7		0-3 K				3 0 0 0 0 1 1			
Craig Shipley, R (1, 6) OBP: 0.298, SLG: 0.346			1-0 1B		1-2 L9		3-1 FC4-6 1B			3 0 2 0 0 0 0			
Dennis Rasmussen, L (1, 1) OBP: 0.224, SLG: 0.159 Oscar Azocar, L (8, PH) OBP: 0.250, SLG: 0.261 Pat Clements, R (8, 1)			0-3 K		4-1 FC6-4 BB		2-3 K			1 0 0 0 1 1 1 1 0 0 0 0 1 1 0 0 0 0 0 0 0			
Inning Stats	R: 0 E: 0 K: 0 S: 6 H: 0 LOB: 0 BB: 0 P: 11	R: 0 E: 0 K: 1 S: 8 H: 1 LOB: 1 BB: 0 P: 14	R: 0 E: 0 K: 2 S: 13 H: 1 LOB: 1 BB: 0 P: 17	R: 0 E: 0 K: 1 S: 9 H: 0 LOB: 1 BB: 1 P: 17	R: 0 E: 0 K: 0 S: 10 H: 0 LOB: 1 BB: 1 P: 17	R: 0 E: 0 K: 0 S: 4 H: 0 LOB: 0 BB: 0 P: 5	R: 0 E: 0 K: 2 S: 7 H: 0 LOB: 0 BB: 0 P: 7	R: 2 E: 0 K: 1 S: 17 H: 2 LOB: 0 BB: 0 P: 25	R: 0 E: 0 K: 0 S: 7 H: 0 LOB: 0 BB: 1 P: 12	1B: 3 2B: 0 3B: 0 HR: 1 SF: 0 SAC: 0 DP: 1 HBP: 0	WP: 0 PB: 0 SB: 1 CS: 0 PA: 33		
PITCHER	IP WLS BF H R ER SO BB IBB HBP BLK WP HR S P ERA WHIP											PITCHER	IP WLS BF H R ER SO BB IBB HBP BLK WP HR S P ERA WHIP
Orel Hershiser, R (1, 1) ERA: 3.46	7.0 W 25 2 0 0 6 2 0 0 0 0 0 0 57 88 0.00 0.571												
Jim Gott, R (8, 1) ERA: 3.01	1.0 5 2 2 2 1 0 0 0 0 0 0 1 17 25 18.00 2.000												
John Candelaria, L (9, 1) ERA: 3.58	1.0 3 0 0 0 0 1 0 0 0 0 0 0 7 12 0.00 1.000												

AB	30
R	2
H	4
RBI	2
BB	3
SO	7
LOB	11



Batter	1	2	3	4	5	6	7	8	9	AB	R	H	RBI	BB	SO	LOB
Brett Butler, L OBP: 0.402, SLG: 0.343 (1, 8)	2-1 B5-3	2-2 P6		0-0 L7			3-1 P9			4	1	1	0	0	0	3
Mike Sharperson, R OBP: 0.357, SLG: 0.372 (1, 5)	1-1 L9		2-1 F7	0-0 F8			0-2 1B E 1B			4	0	1	0	0	0	0
Darryl Strawberry, L OBP: 0.361, SLG: 0.484 (1, 9)	0-3 K		0-0 HR		1-2 G1-3		1-1 E7 1-H 1B			4	1	1	1	0	2	1
Eddie Murray, S OBP: 0.326, SLG: 0.411 (1, 3)		2-0 F8	0-0 2B WP 1B		1-2 F9		1-3 K			4	1	1	0	0	0	0
Kal Daniels, L OBP: 0.337, SLG: 0.401 (1, 7)		1-0 G3	3-3 K		2-2 G3-1			1-2 L9		2	0	0	0	0	1	1
Stan Javier, S OBP: 0.269, SLG: 0.286 (4, 7)									0	1	0	0	2	0	0	
Juan Samuel, R OBP: 0.328, SLG: 0.391 (1, 4)		0-1 1B S 1B	0-0 1-3 WP 2B		4-1 FC5-4 BB		4-2 1B 2B BB			4	2	3	0	0	0	1
Lenny Harris, L OBP: 0.345, SLG: 0.349 (1, 6)		1-2 1B BB 1B	1-0 WP		3-0 FC5-4 G4-3		0-1 1-2 2B 1B			5	1	1	1	0	1	4
Mike Scioscia, L OBP: 0.361, SLG: 0.391 (1, 2)		4-1 1B BB		0-1 G4-3		2-2 G4-3		0-3 K		3	0	1	2	1	0	0
Orel Hershiser, R OBP: 0.324, SLG: 0.323 (1, 1)		0-2 1B		3-2 E6			2-2 G4-3		0-0 1-H 2-H 2B	2	0	1	1	0	0	1
Eric Karros, R OBP: 0.182, SLG: 0.200 (7, PH)										1	0	0	0	0	0	0
Jim Gott, R OBP: 0.500, SLG: 0.500 (8, 1)										0	0	0	0	0	0	0
John Candelaria, L (9, 1)										0	0	0	0	0	0	0

Inning Stats	R: 0	H: 0	E: 0	K: 1	S: 8	R: 2	H: 3	E: 0	K: 0	S: 16	R: 2	H: 3	E: 0	K: 1	S: 9	R: 0	H: 0	E: 0	K: 0	S: 7	R: 0	H: 0	E: 0	K: 0	S: 9	R: 0	H: 0	E: 0	K: 0	S: 7	R: 1	H: 2	E: 1	K: 1	S: 15	R: 2	H: 2	E: 0	K: 1	S: 12
	LOB: 0	BB: 0	P: 11	ER: 4	SO: 3	BB: 0	LOB: 2	BB: 1	P: 26	LOB: 1	BB: 0	P: 15	LOB: 0	BB: 0	P: 13	LOB: 1	BB: 1	P: 22	LOB: 1	BB: 1	P: 17	LOB: 0	BB: 0	P: 17	LOB: 0	BB: 1	P: 13	LOB: 0	BB: 1	P: 15	LOB: 1	BB: 0	P: 22	LOB: 1	BB: 1	P: 17	LOB: 1	BB: 1	P: 17	

PITCHER	IP	WLS	BF	H	R	ER	SO	BB	IBB	HBP	BLK	WP	HR	S	P	ERA	WHIP
Dennis Rasmussen, L ERA: 3.74 (1, 1)	7.0	L	31	8	5	4	3	2	0	0	0	1	1	71	112	5.14	1.429
Pat Clements, L ERA: 3.29 (8, 1)	1.0		5	2	2	2	1	1	0	0	0	0	0	12	17	18.00	3.000


BOTTOM

San Diego Padres @ Los Angeles Dodgers
Dodger Stadium, Los Angeles, CA

Mon Sep 30 1991, 7:05 PM PDT
Att: 39,261 - Sunny - 74 F

AB	33
R	7
H	10
RBI	5
BB	3
SO	4
LOB	11

WP: 1 PA: 36
PB: 0
SB: 1
CS: 0



Batter	1	2	3	4	5	6	7	8	9	AB R H RBI BB SO LOB	TOP											
Darrin Jackson, R (1, 8) OBP: 0.316, SLG: 0.478	1-0 G5-3		2-3 K			1-0 F8		0-0 2B		4 0 1 1 0 1 2												
Kevin Ward, R (1, 7) OBP: 0.313, SLG: 0.412 Oscar Azocar, L (8, PH) OBP: 0.245, SLG: 0.255	3-2 P3		1-0 F8			3-3 K		0-0 F7		3 0 0 0 0 1 2 1 0 0 0 0 0 2												
Benito Santiago, R (1, 2) OBP: 0.293, SLG: 0.394	1-2 G6-3				0-0 F7		2-3 K	1-1 G1-2-3		4 0 0 0 0 1 2												
Fred McGriff, L (1, 3) OBP: 0.397, SLG: 0.497		0-3 K		2-3 K			3-1 G6-4-3 1B		0-3 K	4 0 1 0 0 3 0												
Tim Teufel, R (1, 5) OBP: 0.317, SLG: 0.363		4-0 CS BB		0-1 F9			1-1 G6-4-3 1-2f		1-3 K	3 0 0 0 1 1 1												
Jerald Clark, R (1, 9) OBP: 0.301, SLG: 0.359 Bip Roberts, S (9, PH) OBP: 0.340, SLG: 0.346		3-3 SAFE SAFE K			1-0 FC6-4 1B		3-3 K		0-0 G4-3	3 0 1 0 0 2 1 1 0 0 0 0 0 0												
Craig Shipley, R (1, 6) OBP: 0.299, SLG: 0.345			1-0 1B 1B		0-0 FC6-4 1-2f			0-1 F7		3 0 1 0 0 0 1	AB 31 R 1 H 6 RBI 1 BB 2 SO 10 LOB 15											
Paul Faries, R (1, 4) OBP: 0.261, SLG: 0.210			1-1 1-2 1B		0-1 F9			2-1 BB 2B 1B		3 1 2 0 0 0 1												
Andy Benes, R (1, 1) OBP: 0.147, SLG: 0.083 Jim Vatcher, R (8, PH) OBP: 0.350, SLG: 0.188 Jeremy Hernandez, R (8, 1)			1-3 K		2-1 L8			4-2 2B BB		2 0 0 0 0 1 3 0 0 0 0 1 0 0 0 0 0 0 0 0 0												
Inning Stats	R: 0 E: 0 K: 0 S: 9	H: 0 LOB: 0 BB: 0 P: 14	R: 0 E: 0 K: 2 S: 7	H: 0 LOB: 1 BB: 1 P: 14	R: 0 E: 0 K: 2 S: 10	H: 2 LOB: 2 BB: 0 P: 16	R: 0 E: 0 K: 1 S: 6	H: 0 LOB: 0 BB: 0 P: 8	R: 0 E: 0 K: 0 S: 6	H: 1 LOB: 1 BB: 0 P: 9	R: 0 E: 0 K: 2 S: 9	H: 0 LOB: 0 BB: 0 P: 15	R: 0 E: 0 K: 1 S: 7	H: 1 LOB: 0 BB: 0 P: 14	R: 1 E: 0 K: 0 S: 10	H: 2 LOB: 2 BB: 1 P: 17	R: 0 E: 0 K: 2 S: 7	H: 0 LOB: 0 BB: 0 P: 8	1B: 5 2B: 2 3B: 0 HR: 0	SF: 0 SAC: 0 DP: 2 HBP: 0	WP: 0 PB: 0 SB: 0 CS: 1	PA: 33
PITCHER	IP WLS BF H R ER SO BB IBB HBP BLK WP HR S P ERA WHIP																					
Bob Ojeda, L (1, 1) ERA: 3.18	7.1 W 27 5 1 1 8 2 0 0 0 0 0 0 60 102 1.23 0.955																					
Roger McDowell, R (8, 1) ERA: 2.87	1.1 S 5 1 0 0 1 0 0 0 0 0 0 0 8 10 0.00 0.750																					
John Candelaria, L (9, 1) ERA: 3.55	0.1 1 0 0 0 1 0 0 0 0 0 0 0 3 3 0.00 0.000																					
Roger McDowell, R (9, 1) ERA: 2.87	1.1 S 5 1 0 0 1 0 0 0 0 0 0 0 8 10 0.00 0.750																					

San Diego Padres @ Los Angeles Dodgers
 Dodger Stadium, Los Angeles, CA
 Tue Oct 01 1991, 7:05 PM PDT
 Att. 42,827 - Sunny - 76 F

livebaseballscorecards.com



Batter	1	2	3	4	5	6	7	8	9	AB	R	H	RBI	BB	SO	LOB
Brett Butler, L OBP: 0.402, SLG: 0.344 (1, 8)	4-1 G4-3 BB		2-2 1B 2B	3-2 F7			1-1 L8			3	1	1	0	1	0	1
Lenny Harris, L OBP: 0.344, SLG: 0.348 (1, 6)	0-1 G4-3 1-2		1-0 1B 2-H		1-1 G4-3		3-2 F9			4	0	1	1	0	0	1
Darryl Strawberry, L OBP: 0.362, SLG: 0.490 (1, 9)	2-3 K		0-1 HR		3-0 FC6 1B		1-1 F7			4	1	2	1	0	1	1
Eddie Murray, S OBP: 0.324, SLG: 0.409 (1, 3)	0-2 G3		2-2 G4-3		0-1 F7		2-1 F7			4	0	0	0	0	0	2
Chris Gwynn, L OBP: 0.299, SLG: 0.414 John Candelaria, L (9, 1) Stan Javier, S OBP: 0.269, SLG: 0.286 (9, 7)		2-2 L7	1-1 G4-3		1-0 FC6 1-2f		0-1 G4-3			4	0	0	0	0	0	1
Mike Scioscia, L OBP: 0.361, SLG: 0.399 (1, 2)		2-0 F8		1-2 HR		1-2 L9				3	1	1	1	0	0	0
Juan Samuel, R OBP: 0.328, SLG: 0.390 (1, 4)		0-0 1B 1B		2-3 K		2-3 K				3	0	1	0	0	2	0
Mike Sharperson, R OBP: 0.361, SLG: 0.376 (1, 5)		0-0 1B		3-2 FC2-6 1B		0-0 P3				3	0	2	0	0	0	0
Bob Ojeda, L OBP: 0.200, SLG: 0.214 Roger McDowell, R (8, 1) (9, 7) (9, 1)		1-2 F7		0-0 FC2-6 1-2f		0-0 F8				3	0	0	0	0	0	3
										0	0	0	0	0	0	0

Inning Stats		R: 0	H: 0	E: 0	K: 1	S: 13	R: 0	H: 2	E: 0	K: 0	S: 9	R: 2	H: 3	E: 0	K: 0	S: 15	R: 1	H: 2	E: 0	K: 1	S: 15	R: 0	H: 1	E: 0	K: 0	S: 6	R: 0	H: 0	E: 0	K: 1	S: 7	R: 0	H: 0	E: 0	K: 0	S: 6	R: 0	H: 0	E: 0	K: 0	S: 6	R: 0	H: 0	E: 0	K: 0	S: 6																						
PITCHER		IP	WLS	BF	H	R	ER	SO	BB	IBB	HBP	BLK	WP	HR	S	P	ERA	WHIP	PITCHER																		IP	WLS	BF	H	R	ER	SO	BB	IBB	HBP	BLK	WP	HR	S	P	ERA	WHIP															
Andy Benes, R ERA: 3.06 (1, 1)		7.0	L	29	8	3	3	3	1	0	0	0	0	2	71	109	3.86	1.286																																																		
Jeremy Hernandez, R ERA: (8, 1)		1.0		3	0	0	0	0	0	0	0	0	0	0	6	9	0.00	0.000																																																		


BOTTOM

San Diego Padres @ Los Angeles Dodgers
Dodger Stadium, Los Angeles, CA

Tue Oct 01 1991, 7:05 PM PDT
Att: 42,827 - Sunny - 76 F

livebaseballscorecards.com

AB	31
R	3
H	8
RBI	3
BB	1
SO	3
LOB	9



WP: 0	PA: 32
PB: 0	
SB: 0	
CS: 0	

Batter	1	2	3	4	5	6	7	8	9	AB R H RBI BB SO LOB	TOP																
Bip Roberts, S (1, 7) OBP: 0.340, SLG: 0.347	0-0 F7		1-1 G4-3			0-1 1B		0-2 1B		5 2 2 0 0 0 3																	
Jack Howell, L (1, 5) OBP: 0.284, SLG: 0.333	3-3 K			1-3 K		2-2 P6		0-0 1B	1-0 G3-1	5 1 1 0 0 2 1																	
Darrin Jackson, R (1, 8) OBP: 0.317, SLG: 0.477	0-3 K			0-0 P5		0-0 1B		0-1 1B	0-3 K	5 1 2 1 0 2 0																	
Fred McGriff, L (1, 3) OBP: 0.396, SLG: 0.494		0-1 G4-3		1-1 F7		1-0 1B		0-0 1B	2-1 F8	5 1 1 1 0 0 2																	
Benito Santiago, R (1, 2) OBP: 0.295, SLG: 0.400		0-0 F7			1-0 HR	1-1 L5		2-1 1B		4 2 2 2 0 0 2																	
Tim Teufel, R (1, 4) OBP: 0.314, SLG: 0.359		1-3 K			1-2 F8		0-1 F9	1-1 P4		4 0 0 0 0 1 3																	
Thomas Howard, S (1, 9) OBP: 0.300, SLG: 0.342			3-2 1B		3-3 K		0-0 F7	2-0 G4-3		4 1 1 1 0 1 2																	
Craig Shipley, R (1, 6) OBP: 0.297, SLG: 0.341			1-2 F9		3-2 F8		1-1 G4-3	0-1 1B		4 0 1 1 0 0 1																	
Greg Harris, R (1, 1) OBP: 0.132, SLG: 0.083			1-1 G4-3			0-2 G6-3		0-1 1B		2 0 1 1 0 0 0																	
Oscar Azocar, L (8, PH) OBP: 0.275, SLG: 0.286										2 1 2 1 0 0 0																	
Larry Andersen, R (8, 1)										0 0 0 0 0 0 0																	
Inning Stats	R: 0 E: 0 K: 2 S: 7	H: 0 LOB: 0 BB: 0 P: 10	R: 0 E: 0 K: 1 S: 6	H: 0 LOB: 0 BB: 0 P: 7	R: 1 E: 0 K: 0 S: 10	H: 2 LOB: 0 BB: 0 P: 16	R: 0 E: 0 K: 1 S: 6	H: 0 LOB: 0 BB: 0 P: 8	R: 1 E: 0 K: 1 S: 10	H: 1 LOB: 0 BB: 0 P: 18	R: 1 E: 0 K: 0 S: 13	H: 3 LOB: 2 BB: 0 P: 17	R: 0 E: 0 K: 0 S: 5	H: 0 LOB: 0 BB: 0 P: 6	R: 6 E: 1 K: 0 S: 21	H: 7 LOB: 2 BB: 0 P: 32	R: 0 E: 0 K: 1 S: 6	H: 0 LOB: 0 BB: 0 P: 9	1B: 12 2B: 0 3B: 0 HR: 1	SF: 0 SAC: 0 DP: 1 HBP: 0	WP: 0 PB: 0 SB: 1 CS: 0	PA: 40					
PITCHER	IP	WLS	BF	H	R	ER	SO	BB	IBB	HBP	BLK	WP	HR	S	P	ERA	WHIP										
Tim Belcher, R (1, 1) ERA: 2.62	7.0		26	6	3	3	5	0	0	0	0	0	1	57	82	3.86	0.857										
Kevin Gross, R (8, 1) ERA: 3.58	0.0	L	4	4	4	3	0	0	0	0	0	0	0	7	10	∞	∞										
John Candelaria, L (8, 1) ERA: 3.55	0.0		1	0	0	0	0	0	0	0	0	0	0	1	1	∞	∞										
Roger McDowell, R (8, 1) ERA: 2.93	1.0		6	3	2	0	0	0	0	0	0	0	0	13	21	0.00	3.000										
Tim Crews, R (9, 1) ERA: 3.45	1.0		3	0	0	0	1	0	0	0	0	0	0	6	9	0.00	0.000										

San Diego Padres @ Los Angeles Dodgers
Dodger Stadium, Los Angeles, CA
 Wed Oct 02 1991, 7:05 PM PDT
 Att. 48,358 - Sunny - 78 F

AB	40
R	9
H	13
RBI	8
BB	0
SO	6
LOB	14



WP: 0	PA: 40
PB: 0	
SB: 1	
CS: 0	

Batter	1	2	3	4	5	6	7	8	9	AB R H RBI BB SO LOB
Brett Butler, L OBP: 0.404, SLG: 0.347 (1, 8) B L B C X	3-2 1B 1B		0-1 G4-3		0-1 G1-3		0-2 FC5-4 1B		0-2 BB 1B	5 2 3 0 0 0 0
Lenny Harris, L OBP: 0.347, SLG: 0.349 (1, 6) X	0-0 1B 1-2 1B		0-0 P2		2-2 HR 1B		1-1 FC5-4 1B 1-2f		4-2 1B BB	4 1 2 0 1 0 1
Darryl Strawberry, L OBP: 0.364, SLG: 0.497 (1, 9) B X	1-0 1B 1-3 2-H 1B		1-2 G4-3		0-0 HR		3-2 1B 1-3		1-1 F8	5 1 3 3 0 0 2
Eddie Murray, S OBP: 0.325, SLG: 0.408 (1, 3) B B X	3-0 L4			1-2 G6-3 BB 1B	2-3 K		1-3 K		0-0 1B 1-2 2-H	5 0 2 1 0 2 3
Kal Daniels, L OBP: 0.338, SLG: 0.400 (1, 7) 1 SAFE B B C 1 SAFE C C	2-3 K			4-2 G6-3 BB	3-3 K			1-1 1B	0-0 G3	4 0 1 0 1 2 3
Mike Scioscia, L OBP: 0.357, SLG: 0.395 (1, 2) C X		0-1 G4-3		0-2 G6-3 1-2 2-3		3-2 F9		0-3 K		4 0 0 0 0 1 3
Juan Samuel, R OBP: 0.329, SLG: 0.390 (1, 4) C X		0-1 B5-3 1B		1-0 FC6-4 HBP		0-2 F8		0-3 K		3 0 1 0 0 1 1
Mike Sharperson, R OBP: 0.355, SLG: 0.369 (1, 5) X		0-0 B5-3		1-0 L6		0-3 K		1-2 L4		4 0 0 0 0 1 5
Tim Belcher, R OBP: 0.119, SLG: 0.149 (7, PH) Dave Hansen, L OBP: 0.302, SLG: 0.412 (8, 1) Kevin Gross, R OBP: 0.349, SLG: 0.333 (8, 1) John Candelaria, L (8, 1) Roger McDowell, R (9, 1) Tim Crews, R (9, 1) Chris Gwynn, L OBP: 0.297, SLG: 0.410 (9, PH)		0-0 F7		0-0 FC6-4 1-2f		3-3 K		0-0 G6-3		2 0 0 0 0 0 4 1 0 0 0 0 0 1 0 1 0 0 0 0 0 0

Inning Stats	R: 1 E: 0 K: 1 S: 9	H: 3 LOB: 1 BB: 0 P: 18	R: 0 E: 0 K: 0 S: 6	H: 1 LOB: 1 BB: 0 P: 6	R: 0 E: 0 K: 0 S: 6	H: 0 LOB: 0 BB: 0 P: 7	R: 0 E: 0 K: 0 S: 11	H: 1 LOB: 3 BB: 1 P: 18	R: 2 E: 0 K: 2 S: 14	H: 2 LOB: 0 BB: 0 P: 21	R: 0 E: 0 K: 1 S: 9	H: 0 LOB: 0 BB: 0 P: 12	R: 0 E: 0 K: 2 S: 15	H: 2 LOB: 2 BB: 0 P: 23	R: 0 E: 0 K: 2 S: 12	H: 1 LOB: 1 BB: 0 P: 14	R: 1 E: 0 K: 0 S: 11	H: 2 LOB: 2 BB: 1 P: 16	1B: 11 2B: 0 3B: 0 HR: 1	SF: 0 SAC: 0 DP: 0 HBP: 1	WP: 0 PB: 0 SB: 0 CS: 0	PA: 41		
PITCHER	IP	WLS	BF	H	R	ER	SO	BB	IBB	HBP	BLK	WP	HR	S	P	ERA	WHIP							
Greg Harris, R ERA: 2.23 (1, 1)	7.0	W	31	9	3	3	6	1	0	1	0	0	1	70	105	3.86	1.429							
Larry Andersen, R ERA: 2.35 (8, 1)	2.0		10	3	1	1	2	1	0	0	0	0	0	23	30	4.50	2.000							

BOTTOM

San Diego Padres @ Los Angeles Dodgers
Dodger Stadium, Los Angeles, CA

Wed Oct 02 1991, 7:05 PM PDT
Att: 48,358 - Sunny - 78 F

AB	38
R	4
H	12
RBI	4
BB	2
SO	8
LOB	22

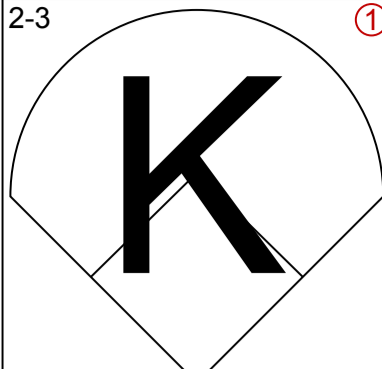
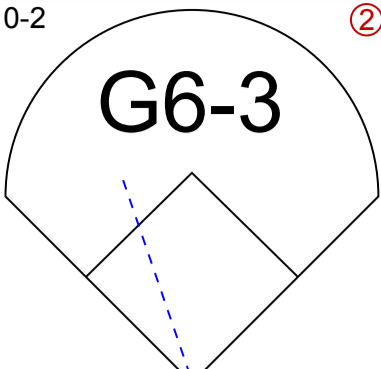
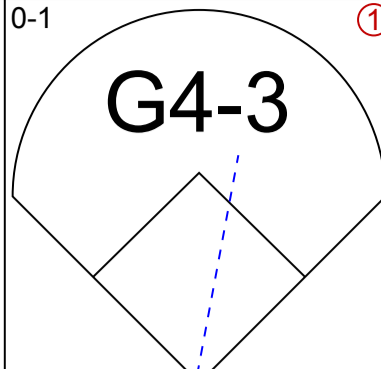
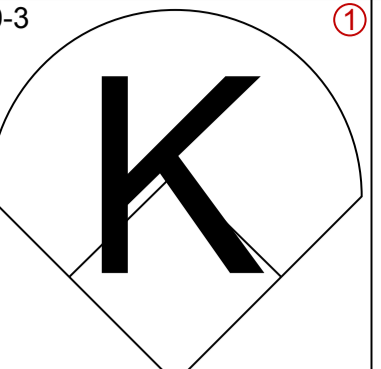
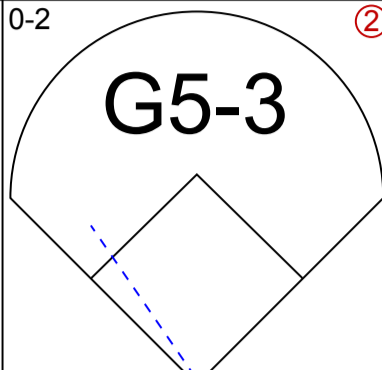
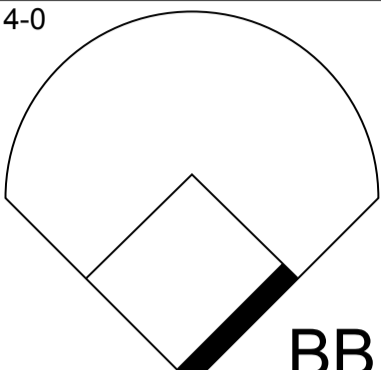
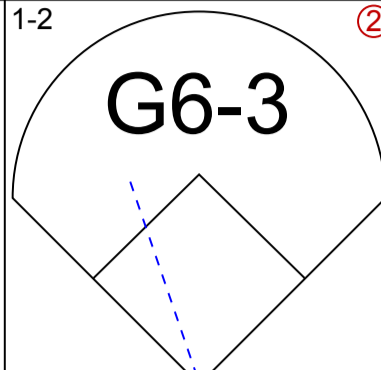
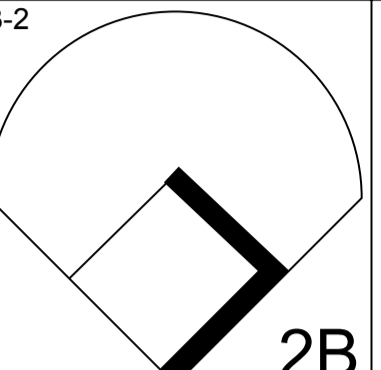
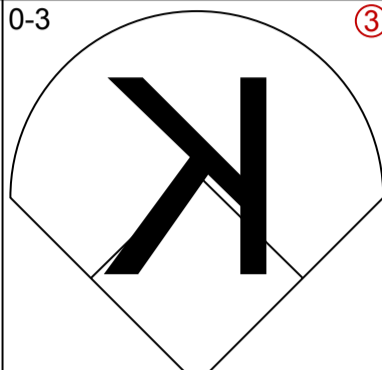
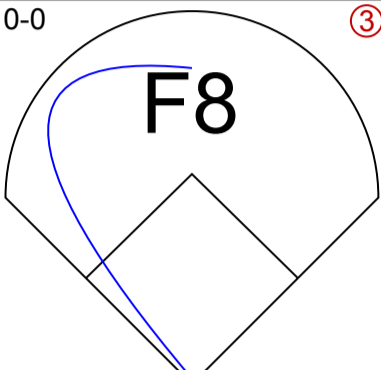
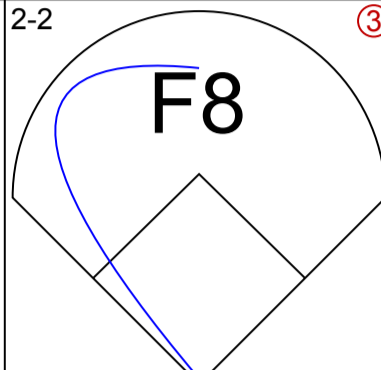
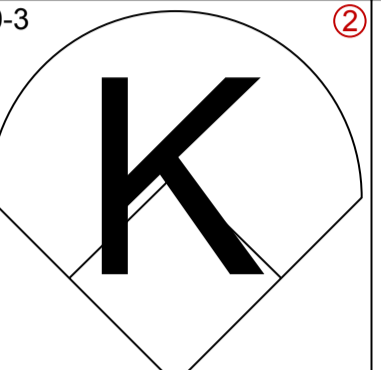
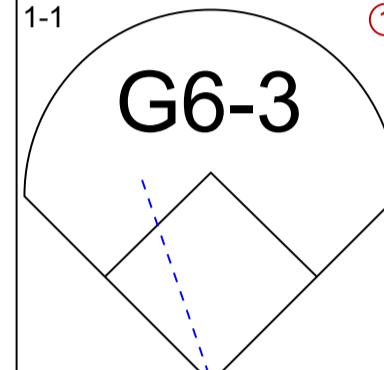
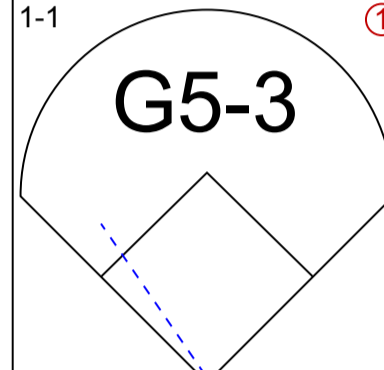
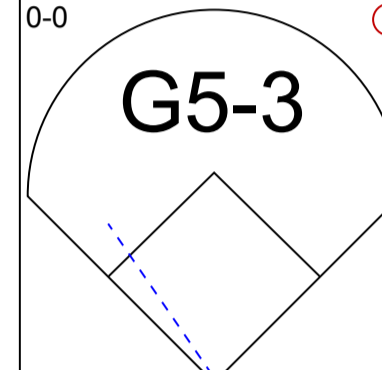
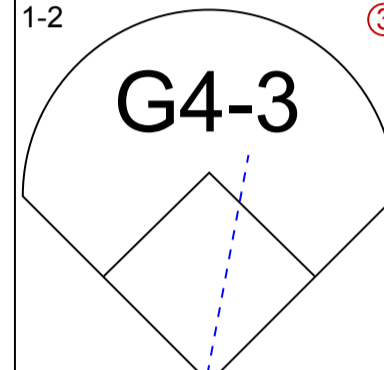
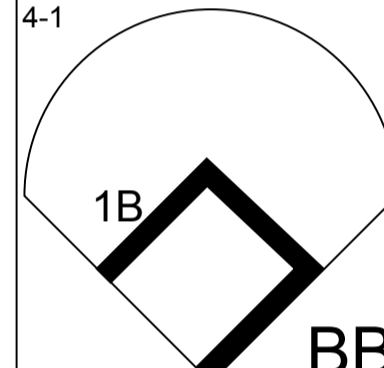
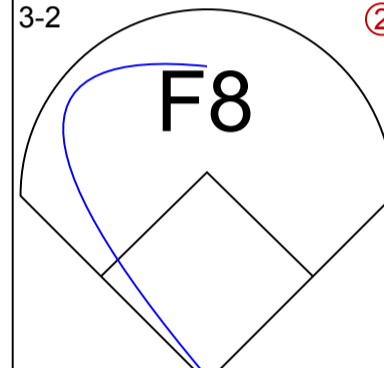
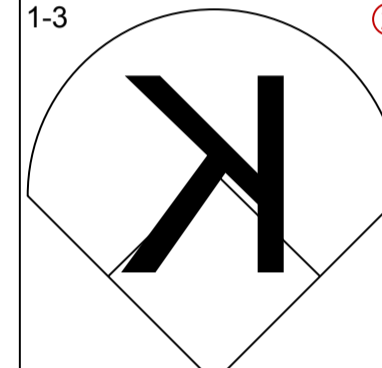
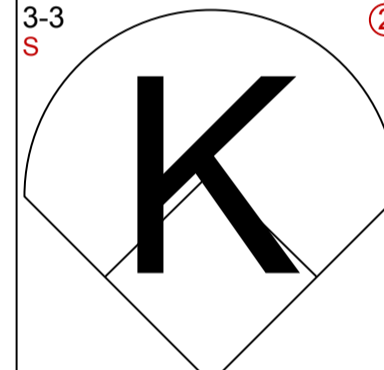
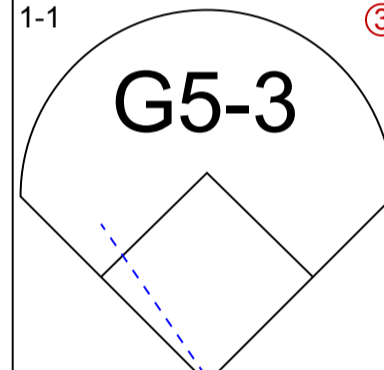
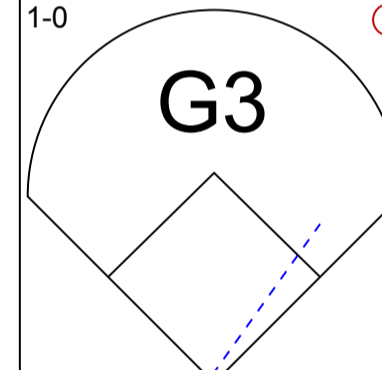
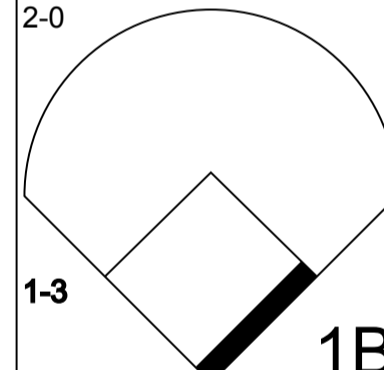
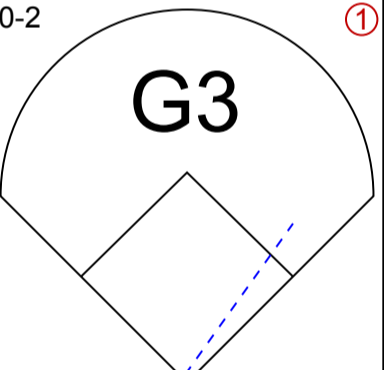
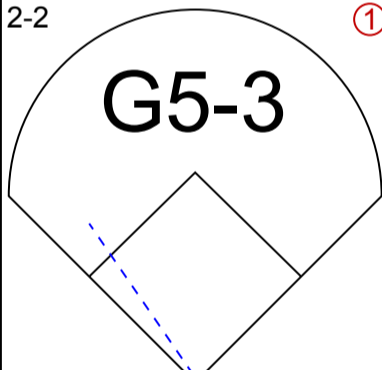
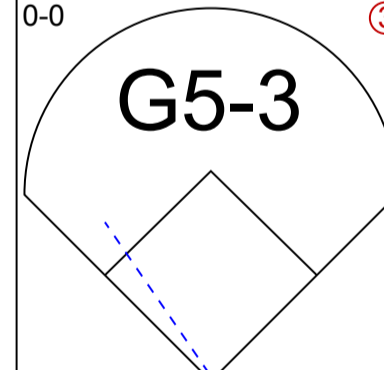
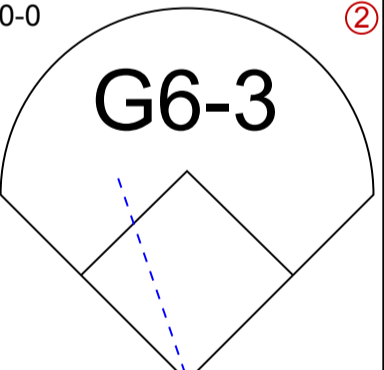
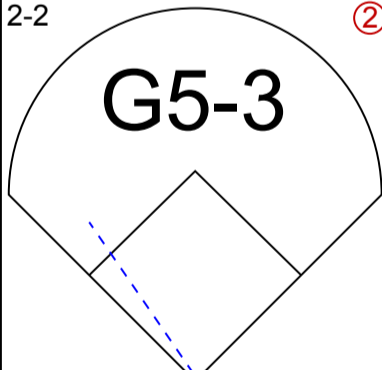
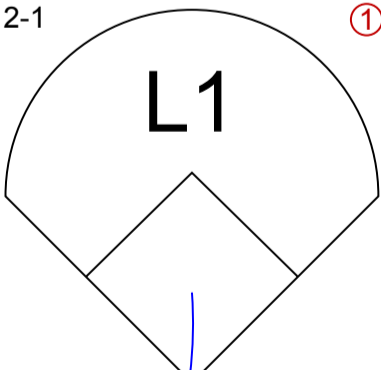
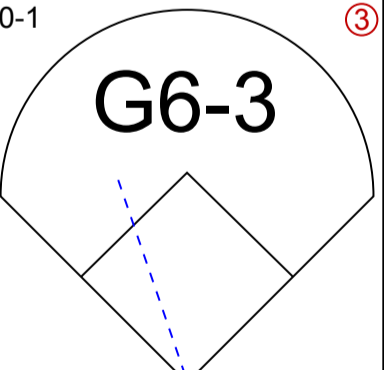
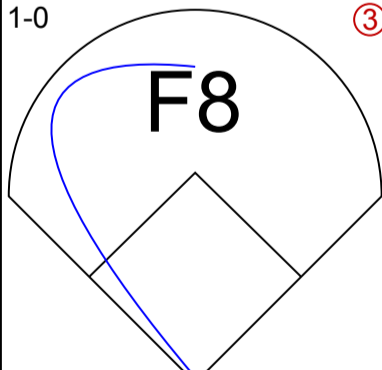


Batter	1	2	3	4	5	6	7	8	9	AB R H RBI BB SO LOB	TOP	
Brett Butler, L (1, 8) OBP: 0.404, SLG: 0.346	0-0 P1		1-2 F9 1B		2-2 G6-3		4-1 BB		3-3 K	4 0 1 0 1 1 1	Los Angeles Dodgers @ San Francisco Giants Candlestick Park, San Francisco, CA Fri Oct.04 1991, 10:05 PM EDT Att. 32,362 - Cloudy - 61 F	
Mike Sharperson, R (1, 5) OBP: 0.350, SLG: 0.364 Chris Gwynn, L (7, PH) OBP: 0.295, SLG: 0.407 John Candelaria, L (7, 1) Jim Gott, R (7, 1) OBP: 0.500, SLG: 0.500	0-1 L5		2-2 F8		1-2 F9		1-3 K			3 0 0 0 0 0 1 1 0 0 0 0 1 2 0 0 0 0 0 0 0 0 0 0 0 0 0 0		
Darryl Strawberry, L (1, 9) OBP: 0.363, SLG: 0.495	2-0 1B		1-2 F9		1-0 F7		1-3 K			4 0 1 0 0 1 3		
Eddie Murray, S (1, 3) OBP: 0.323, SLG: 0.406	0-0 P5		1-2 F8		1-2 G6-3		3-2 P5			4 0 0 0 0 0 2		
Kal Daniels, L (1, 7) OBP: 0.337, SLG: 0.399		2-1 FC6-4 1B		0-0 G4-3		0-3 K		2-3 K		4 0 1 0 0 2 0		
Juan Samuel, R (1, 4) OBP: 0.330, SLG: 0.391		0-1 FC6-4 G4-3 1B		2-0 1B BLK SF8 1B		0-1 1B		0-3 K		4 1 2 0 0 1 1		
Lenny Harris, L (1, 6) OBP: 0.350, SLG: 0.351		0-1 G4-3 1B		2-2 1B		1-0 G4-3		4-2 DI BB		3 0 2 0 1 0 1		
Mike Scioscia, L (1, 2) OBP: 0.353, SLG: 0.391		3-2 G4-3		1-2 SF8		2-2 L7		0-1 F8		3 0 0 1 0 0 3		
Ramon Martinez, R (1, 1) OBP: 0.128, SLG: 0.169 Steve Wilson, L (6, 1) Dave Hansen, L (7, PH) OBP: 0.315, SLG: 0.423 Tom Goodwin, L (7, PR) OBP: 0.333, SLG: 0.333 Jose Offerman, S (7, 9) OBP: 0.341, SLG: 0.209 Mitch Webster, S (9, PH) OBP: 0.283, SLG: 0.323		0-3 K		1-3 K		3-2 BB 1B		1-3 K		2 0 0 0 0 0 2 3 0 0 0 0 0 0 0 0 1 0 0 1 0 1 0 0 0 0 0 1 1		
Inning Stats	R: 0 E: 0 K: 0 S: 5 H: 1 LOB: 1 BB: 0 P: 7	R: 0 E: 0 K: 1 S: 12 H: 2 LOB: 2 BB: 0 P: 17	R: 0 E: 0 K: 0 S: 12 H: 1 LOB: 1 BB: 0 P: 17	R: 1 E: 0 K: 1 S: 12 H: 2 LOB: 1 BB: 0 P: 18	R: 0 E: 0 K: 0 S: 8 H: 0 LOB: 0 BB: 0 P: 12	R: 0 E: 0 K: 1 S: 9 H: 1 LOB: 1 BB: 0 P: 11	R: 0 E: 0 K: 2 S: 15 H: 1 LOB: 2 BB: 1 P: 26	R: 0 E: 0 K: 2 S: 9 H: 0 LOB: 0 BB: 0 P: 14	R: 0 E: 0 K: 2 S: 13 H: 0 LOB: 1 BB: 1 P: 21	1B: 8 2B: 0 3B: 0 HR: 0 SF: 1 SAC: 0 DP: 0 HBP: 0	WP: 0 PB: 0 SB: 0 CS: 0 PA: 37	
Bud Black, L (1, 1) ERA: 3.99 Jeff Brantley, R (7, 1) ERA: 2.45	IP WLS BF H R ER SO BB IBB HBP BLK WP HR S P ERA WHIP	6.0 W 25 7 1 1 3 0 0 0 1 0 0 58 82 1.50 1.167	3.0 S 12 1 0 0 6 2 0 0 0 0 0 37 61 0.00 1.000	PITCHER IP WLS BF H R ER SO BB IBB HBP BLK WP HR S P ERA WHIP								

livebaseballscorecards.com

AB	34
R	1
H	8
RBI	1
BB	2
SO	9
LOB	18



Batter	1	2	3	4	5	6	7	8	9	AB R H RBI BB SO LOB	TOP												
Brett Butler, L (1, 8) OBP: 0.401, SLG: 0.344	2-3 		0-2 			0-1 			0-3 	4 0 0 0 0 2 0	Los Angeles Dodgers @ San Francisco Giants Candlestick Park, San Francisco, CA Sat Oct 05 1991, 6:33 AM EDT Att. 42,712 - Cloudy - 64 F												
Mike Sharperson, R (1, 5) OBP: 0.353, SLG: 0.368	0-2 		4-0 			1-2 			3-2 	3 0 1 0 1 0 0													
Darryl Strawberry, L (1, 9) OBP: 0.361, SLG: 0.491	0-3 		0-0 			2-2 			0-3 	4 0 0 0 0 2 2													
Eddie Murray, S (1, 3) OBP: 0.321, SLG: 0.403		1-1 		1-1 		0-0 			1-2 	4 0 0 0 0 0 1													
Kal Daniels, L (1, 7) OBP: 0.337, SLG: 0.397		4-1 		3-2 		1-3 				2 0 0 0 1 1 0													
Juan Samuel, R (1, 4) OBP: 0.328, SLG: 0.389		3-3 		1-1 		1-0 				3 0 0 0 0 1 1													
Gary Carter, R (1, 2) OBP: 0.324, SLG: 0.377		2-0 			0-2 			2-2 		3 0 1 0 0 0 0													
Lenny Harris, L (1, 6) OBP: 0.349, SLG: 0.350		0-0 			0-0 			2-2 		2 0 0 0 0 0 2													
Stan Javier, S (8, PH) OBP: 0.268, SLG: 0.284										1 0 0 0 0 0 0													
Jose Offerman, S (8, 6) OBP: 0.341, SLG: 0.209										0 0 0 0 0 0 0													
Mike Morgan, R (1, 1) OBP: 0.101, SLG: 0.092			2-1 		0-1 			1-0 		2 0 0 0 0 0 0													
Mitch Webster, S (8, PH) OBP: 0.282, SLG: 0.322										1 0 0 0 0 0 0													
Steve Wilson, L (8, 1) OBP: 0.282, SLG: 0.322										0 0 0 0 0 0 0													
Inning Stats	R: 0 E: 0 K: 2 S: 11	H: 0 LOB: 0 BB: 0 P: 13	R: 0 E: 0 K: 1 S: 8	H: 1 LOB: 2 BB: 1 P: 18	R: 0 E: 0 K: 0 S: 6	H: 0 LOB: 1 BB: 1 P: 12	R: 0 E: 0 K: 0 S: 8	H: 0 LOB: 0 BB: 0 P: 13	R: 0 E: 0 K: 0 S: 6	H: 0 LOB: 0 BB: 0 P: 6	R: 0 E: 0 K: 1 S: 5	H: 0 LOB: 0 BB: 0 P: 7	R: 0 E: 0 K: 1 S: 8	H: 0 LOB: 0 BB: 0 P: 13	R: 0 E: 0 K: 2 S: 14	H: 1 LOB: 1 BB: 0 P: 18	1B: 1 2B: 1 3B: 0 HR: 0	SF: 0 SAC: 0 DP: 0 HBP: 0	WP: 0 PB: 0 SB: 0 CS: 0	PA: 31			
PITCHER Trevor Wilson, L (1, 1) ERA: 3.56	IP: 9.0 WLS: W BF: 31 H: 2 R: 0 ER: 0 SO: 6 BB: 2 IBB: 0 HBP: 0 BLK: 0 WP: 0 HR: 0 S: 74 P: 111 ERA: 0.00 WHIP: 0.444											PITCHER	IP: 9.0 WLS: W BF: 31 H: 2 R: 0 ER: 0 SO: 6 BB: 2 IBB: 0 HBP: 0 BLK: 0 WP: 0 HR: 0 S: 74 P: 111 ERA: 0.00 WHIP: 0.444										

livebaseballscorecards.com

AB	29
R	0
H	2
RBI	0
BB	2
SO	6
LOB	6



Batter	1	2	3	4	5	6	7	8	9	AB	R	H	RBI	BB	SO	LOB
--------	---	---	---	---	---	---	---	---	---	----	---	---	-----	----	----	-----

Mike Felder, S <small>OBP: 0.325, SLG: 0.329</small> <small>(1, 8)</small> <small>(8, 7)</small>	<small>0-2</small> 		<small>1-0</small> 			<small>2-1</small> 	<small>0-3</small> 			4	0	0	0	0	1	0
Willie McGee, S <small>OBP: 0.357, SLG: 0.408</small> <small>(1, 9)</small>	<small>3-2</small> 			<small>1-2</small> 		<small>1-2</small> 		<small>1-3</small> 		4	1	1	0	0	1	0
Will Clark, L <small>OBP: 0.356, SLG: 0.533</small> <small>(1, 3)</small>	<small>1-3</small> 			<small>0-1</small> 		<small>4-0</small> 		<small>0-3</small> 		3	2	1	0	1	2	1
Matt Williams, R <small>OBP: 0.309, SLG: 0.497</small> <small>(1, 5)</small>	<small>1-0</small> 			<small>0-0</small> 		<small>0-0</small> 		<small>0-0</small> 		4	1	2	2	0	0	1
Kevin Bass, S <small>OBP: 0.308, SLG: 0.367</small> Darren Lewis, R <small>OBP: 0.359, SLG: 0.315</small> <small>(8, 8)</small>		<small>1-0</small> 		<small>3-3</small> 		<small>4-0</small> 				2	0	0	0	1	1	1
Robby Thompson, R <small>OBP: 0.352, SLG: 0.447</small> <small>(1, 4)</small>		<small>1-1</small> 		<small>0-1</small> 		<small>1-1</small> 				3	0	0	0	0	0	2
Kirt Manwaring, R <small>OBP: 0.271, SLG: 0.275</small> <small>(1, 2)</small>		<small>0-3</small> 			<small>0-1</small> 	<small>1-0</small> 				3	0	0	0	0	1	1
Jose Uribe, S <small>OBP: 0.283, SLG: 0.303</small> <small>(1, 6)</small>			<small>0-0</small> 		<small>2-3</small> 		<small>1-3</small> 			3	0	0	0	0	2	0
Trevor Wilson, L <small>OBP: 0.304, SLG: 0.314</small> <small>(1, 1)</small>			<small>2-3</small> 		<small>1-3</small> 		<small>1-3</small> 			3	0	0	0	0	3	0

Inning Stats	R: 0	H: 0	E: 1	LOB: 1	K: 1	S: 10	R: 0	H: 0	E: 0	LOB: 0	K: 1	S: 7	R: 0	H: 0	E: 0	LOB: 0	K: 1	S: 7	R: 1	H: 2	E: 0	LOB: 1	K: 1	S: 12	R: 0	H: 0	E: 0	LOB: 0	K: 2	S: 8	R: 3	H: 2	E: 1	LOB: 1	K: 0	S: 9	R: 0	H: 0	E: 0	LOB: 0	K: 3	S: 9	R: 0	H: 0	E: 0	LOB: 0	K: 2	S: 7	R: 0	H: 0	E: 0	LOB: 0	K: 2	S: 8	1B: 3	SF: 0	2B: 0	SAC: 0	3B: 1	DP: 0	HR: 0	HBP: 0	WP: 0	PA: 31
--------------	------	------	------	--------	------	-------	------	------	------	--------	------	------	------	------	------	--------	------	------	------	------	------	--------	------	-------	------	------	------	--------	------	------	------	------	------	--------	------	------	------	------	------	--------	------	------	------	------	------	--------	------	------	------	------	------	--------	------	------	-------	-------	-------	--------	-------	-------	-------	--------	-------	--------

PITCHER	IP	WLS	BF	H	R	ER	SO	BB	IBB	HBP	BLK	WP	HR	S	P	ERA	WHIP
Mike Morgan, R	(1, 1)	7.0	L	28	4	4	2	9	0	2	0	0	0	62	94	2.57	0.571
Steve Wilson, L	(8, 1)	1.0		3	0	0	2	0	0	0	0	0	0	7	8	0.00	0.000

BOTTOM

Los Angeles Dodgers @ San Francisco Giants
 Candlestick Park, San Francisco, CA
 Sat Oct 05 1991, 6:33 AM EDT
 Att: 42,712 - Cloudy - 64 F

livebaseballscorecards.com

AB	29
R	4
H	4
RBI	2
BB	2
SO	11
LOB	6



Batter	1	2	3	4	5	6	7	8	9	AB R H RBI BB SO LOB	TOP	
Brett Butler, L (1, 8) OBP: 0.401, SLG: 0.343 Tom Goodwin, L (2, PH) OBP: 0.143, SLG: 0.143 (2, 8)	2-3 K	0-0 P8		1-1 P4			1-2 F8		2-2 F9	1 0 0 0 0 1 0 4 0 0 0 0 0 5	<p>Los Angeles Dodgers @ San Francisco Giants</p> <p>Candlestick Park, San Francisco, CA</p> <p>Sun Oct.06 1991, 6:33 AM EDT Att. 38,202 - Cloudy - 63 F</p>	
Mike Sharperson, R (1, 4) OBP: 0.355, SLG: 0.375	0-0 2B		0-3 K		1-1 F9			1-1 2B 1B	4 0 2 0 0 1 0			
Mitch Webster, S (1, 9) OBP: 0.281, SLG: 0.325	3-2 P3		3-2 L8		0-1 G6-3			1-0 2B	4 0 1 0 0 0 1			
Eric Karros, R (1, 3) OBP: 0.133, SLG: 0.143	1-0 F8		3-2 L8		0-0 F8			0-3 K	4 0 0 0 0 1 3			
Chris Gwynn, L (1, 7) OBP: 0.301, SLG: 0.410 Roger McDowell, R (9, 7)		3-1 S E 1B		2-0 1B PB 1B		2-2 P6		0-2 G3	4 2 2 0 0 0 2 0 0 0 0 0 0 0			
Dave Hansen, L (1, 5) OBP: 0.293, SLG: 0.393		2-1 E E 1-H 1B		0-0 P5		1-1 G3		2-2 L6	4 0 0 0 0 0 3			
Carlos Hernandez, R (1, 2) OBP: 0.250, SLG: 0.286		1-3 K2-3		1-0 SH5-4 S 1-3 1B		0-0 G5-3		0-1 WP 1B	4 0 2 0 0 1 1			
Jose Offerman, S (1, 6) OBP: 0.345, SLG: 0.212		0-0 E9 1B		4-2 SH5-4 1-2 3-H BB		0-3 K		3-3 K	3 0 1 0 1 2 1			
Dennis Cook, L (1, 1) Tim Crews, R (6, 1) Gary Carter, R (7, PH) OBP: 0.355, SLG: 0.375 Steve Wilson, L (7, 1) Mike Christopher, R (8, 1) Kevin Gross, R (9, PH) OBP: 0.333, SLG: 0.320 Jay Howell, R (9, 1)		0-3 K		0-0 SH5-4		0-0 G6-3		0-3 K	1 0 0 0 0 0 1 2 0 0 0 0 0 0 0 0 1 0 1 0 0 0 0 0 1 1 0 0 0 0 0 0 0 0			
Inning Stats	R: 0 H: 1 E: 0 LOB: 1 K: 1 BB: 0 S: 8 P: 14	R: 1 H: 2 E: 2 LOB: 2 K: 2 BB: 0 S: 17 P: 23	R: 0 H: 0 E: 0 LOB: 0 K: 1 BB: 0 S: 11 P: 17	R: 1 H: 2 E: 0 LOB: 2 K: 0 BB: 1 S: 8 P: 16	R: 0 H: 0 E: 0 LOB: 0 K: 0 BB: 0 S: 5 P: 6	R: 0 H: 0 E: 0 LOB: 0 K: 0 BB: 0 S: 6 P: 9	R: 0 H: 0 E: 0 LOB: 0 K: 1 BB: 0 S: 7 P: 8	R: 0 H: 2 E: 0 LOB: 2 K: 1 BB: 0 S: 12 P: 16	R: 0 H: 1 E: 0 LOB: 1 K: 2 BB: 0 S: 11 P: 16	1B: 6 SF: 0 2B: 2 SAC: 1 3B: 0 DP: 0 HR: 0 HBP: 0		WP: 1 PA: 37 PB: 1 SB: 2 CS: 0
PITCHER	IP WLS BF H R ER SO BB IBB HBP BLK WP HR S P ERA WHIP											
Bryan Hickerson, L (1, 1) ERA: 3.6	5.0 L 22 5 2 2 4 1 0 0 0 0 0 0 49 76 3.60 1.200											
Gil Heredia, R (6, 1) ERA: 3.82	2.0 6 0 0 0 1 0 0 0 0 0 0 0 13 17 0.00 0.000											
Rod Beck, R (8, 1) ERA: 3.78	1.0 5 2 0 0 1 0 0 0 0 0 0 0 12 16 0.00 2.000											
Paul McClellan, R (9, 1) ERA: 4.56	1.0 4 1 0 0 2 0 0 0 0 0 1 0 11 16 0.00 1.000											

AB	35
R	2
H	8
RBI	0
BB	1
SO	8
LOB	19



Batter	1	2	3	4	5	6	7	8	9	AB	R	H	RBI	BB	SO	LOB
Darren Lewis, R OBP: 0.358, SLG: 0.311 (1, 8)	3-1 L6		1-0 F9			0-0 P2		4-0 BB		3	0	0	0	1	0	0
Royce Clayton, R OBP: 0.148, SLG: 0.154 (1, 6)	2-3 K		0-0 1B			3-2 P3		0-2 F9		4	0	1	0	0	1	1
Will Clark, L OBP: 0.359, SLG: 0.536 (1, 3)	3-0 2B 1B		2-3 K			2-2 2B		3-2 BB 1B		4	0	3	0	0	1	1
Matt Williams, R OBP: 0.310, SLG: 0.499 (1, 5)	0-2 1-3 2B			2-1 CS 1B		1-3 K		0-2 L8		4	0	2	0	0	1	2
Mark Leonard, L OBP: 0.306, SLG: 0.357 (1, 7)	1-2 G3			1-1 SAFE F8			0-0 F9		4-0 1-2 BB	3	0	0	0	1	0	3
Dave Anderson, R OBP: 0.286, SLG: 0.314 Kevin Bass, S OBP: 0.307, SLG: 0.366 (1, 4) (9, PH)		2-3 K		1-0 P3			1-0 G6-3		0-3 K	3	0	0	0	0	1	0
Steve Decker, R OBP: 0.262, SLG: 0.309 (1, 2)		1-0 G4-3 1B			0-1 P4		2-1 P4		0-2 P6	4	0	1	0	0	0	2
Ted Wood, L OBP: 0.185, SLG: 0.120 (1, 9)		0-1 G4-3			2-2 P4			4-2 G5-4-3 BB		2	0	0	0	1	0	1
Bryan Hickerson, L Mike Felder, S Gil Hernandez, R Rod Beck, R Terry Kennedy, L Paul McClellan, R (1, 1) (5, PH) (6, 1) (8, 1) (8, PH) (9, 1)			1-1 G6-3		2-2 F9			0-0 G5-4-3		1	0	0	0	0	0	0

Inning Stats		R: 0	H: 2	E: 0	K: 13	R: 0	H: 1	E: 0	K: 6	R: 0	H: 1	E: 0	K: 7	R: 0	H: 0	E: 0	K: 9	R: 0	H: 1	E: 0	K: 11	R: 0	H: 0	E: 0	K: 4	R: 0	H: 0	E: 0	K: 7	R: 0	H: 1	E: 0	K: 12
IP		5.2	0.1	1.0	1.0	5.2	0.1	1.0	1.0	5.2	0.1	1.0	1.0	5.2	0.1	1.0	1.0	5.2	0.1	1.0	1.0	5.2	0.1	1.0	1.0	5.2	0.1	1.0	1.0	5.2	0.1	1.0	1.0
WLS		W				W				W				W				W				W				W				W			
BF		21	1	3	4	21	1	3	4	21	1	3	4	21	1	3	4	21	1	3	4	21	1	3	4	21	1	3	4	21	1	3	4
H		6	0	0	0	6	0	0	0	6	0	0	0	6	0	0	0	6	0	0	0	6	0	0	0	6	0	0	0	6	0	0	0
R		0	0	0	0	0	0	0	0	0	0	0	0	0	0	0	0	0	0	0	0	0	0	0	0	0	0	0	0	0	0	0	0
ER		0	0	0	0	0	0	0	0	0	0	0	0	0	0	0	0	0	0	0	0	0	0	0	0	0	0	0	0	0	0	0	0
SO		3	1	0	0	3	1	0	0	3	1	0	0	3	1	0	0	3	1	0	0	3	1	0	0	3	1	0	0	3	1	0	0
BB		0	0	0	0	0	0	0	0	0	0	0	0	0	0	0	0	0	0	0	0	0	0	0	0	0	0	0	0	0	0	0	0
HBP		0	0	0	0	0	0	0	0	0	0	0	0	0	0	0	0	0	0	0	0	0	0	0	0	0	0	0	0	0	0	0	0
BLK		0	0	0	0	0	0	0	0	0	0	0	0	0	0	0	0	0	0	0	0	0	0	0	0	0	0	0	0	0	0	0	0
WP		0	0	0	0	0	0	0	0	0	0	0	0	0	0	0	0	0	0	0	0	0	0	0	0	0	0	0	0	0	0	0	0
HR		0	0	0	0	0	0	0	0	0	0	0	0	0	0	0	0	0	0	0	0	0	0	0	0	0	0	0	0	0	0	0	0
S		48	3	4	7	48	3	4	7	48	3	4	7	48	3	4	7	48	3	4	7	48	3	4	7	48	3	4	7	48	3	4	7
P		77	4	7	15	77	4	7	15	77	4	7	15	77	4	7	15	77	4	7	15	77	4	7	15	77	4	7	15	77	4	7	15
ERA		0.00	0.00	0.00	0.00	0.00	0.00	0.00	0.00	0.00	0.00	0.00	0.00	0.00	0.00	0.00	0.00	0.00	0.00	0.00	0.00	0.00	0.00	0.00	0.00	0.00	0.00	0.00	0.00	0.00	0.00	0.00	
WHIP		1.059	0.000	0.000	2.000	1.059	0.000	0.000	2.000	1.059	0.000	0.000	2.000	1.059	0.000	0.000	2.000	1.059	0.000	0.000	2.000	1.059	0.000	0.000	2.000	1.059	0.000	0.000	2.000	1.059	0.000	0.000	

BOTTOM

Los Angeles Dodgers @ San Francisco Giants
Candlestick Park, San Francisco, CA

Sun Oct 06 1991, 6:33 AM EDT
Att: 38,202 - Cloudy - 63 F

AB	31
R	0
H	7
RBI	0
BB	3
SO	5
LOB	13

livebaseballscorecards.com



Inning Stats		1B: 5	SF: 0	WP: 0	PA: 34
		2B: 2	SAC: 0 <td>PB: 0</td> <td></td>	PB: 0	
		3B: 0	DP: 1 <td>SB: 0</td> <td></td>	SB: 0	
		HR: 0	HBP: 0 <td>CS: 1</td> <td></td>	CS: 1	