

Los Angeles Dodgers - 1991

Batter	1	2	3	4	5	6	7	8	9	AB	R	H	RBI	BB	SO	LOB	TOP										
Brett Butler, L (1, 8) OBP: 0.750, SLG: 0.667	3-2 B1-3 BLK G3 1B		2-0 SH1-3		4-1 1-2 2B BB		2-1 G1-4-3 1B		1-1 F8	3	2	0	1	0	0		Los Angeles Dodgers @ Atlanta Braves Atlanta-Fulton County Stadium, Atlanta, GA Wed Apr 10 1991, 7:05 PM EDT Att: 18,527 - Sunny - 64 F										
Juan Samuel, R (1, 4) OBP: 0.200, SLG: 0.200	2-1 B1-3		2-3 K		0-1 2B FC1-2 1B		0-2 G1-4-3		2-2 G1-3	5	0	1	2	0	1	3											
Darryl Strawberry, L (1, 9) OBP: 0.500, SLG: 0.750	3-2 G3		2-2 F7		1-2 FC1-2 1-3 2-H			1-1 BB 1B		4	1	2	2	0	0	1											
Eddie Murray, S (1, 3)	2-1 L1			0-0 G6-3	0-1 FC1-2			4-0 1B 1B		3	1	0	0	1	0	2											
Kal Daniels, L (1, 7)		3-2 F7		2-2 G4-3	1-3 K			2-0 F8		4	0	0	0	0	1	4											
Lenny Harris, L (1, 5) John Candetaria, L (8, 1)	2-1 F7			2-1 G6-3		0-0 F7		1-1 1B P1-5 1B		4	0	1	1	0	0	0											
Mike Scioscia, L (1, 2)	0-2 WP 2B				2-2 FC5-4 1B	3-0 G4-3		3-2 1B 1B		4	1	3	1	0	0	0											
Alfredo Griffin, S (1, 6)	1-3 K2-3				4-2 FC5-4 BB	2-0 G5-3		0-0 P1-5		3	0	0	0	1	1	3											
Tim Belcher, R (1, 1) Jeff Hamilton, R (8, 5)			1-0 SH1-3 2B		1-2 FC5-4 1B		1-2 G6-3		1-2 P4	3	1	1	0	0	0	2											
Inning Stats	R: 1 E: 0 K: 0 S: 10	H: 1 LOB: 0 BB: 0 P: 20	R: 0 E: 0 K: 1 S: 11	H: 1 LOB: 1 BB: 0 P: 17	R: 0 E: 0 K: 1 S: 8	H: 1 LOB: 1 BB: 0 P: 15	R: 0 E: 0 K: 0 S: 8	H: 0 LOB: 0 BB: 0 P: 12	R: 3 E: 0 K: 1 S: 19	H: 3 LOB: 2 BB: 2 P: 32	R: 0 E: 0 K: 0 S: 3	H: 0 LOB: 0 BB: 0 P: 8	R: 0 E: 0 K: 0 S: 8	H: 1 LOB: 0 BB: 0 P: 11	R: 2 E: 0 K: 0 S: 9	H: 3 LOB: 1 BB: 1 P: 20		R: 0 E: 0 K: 0 S: 8	H: 0 LOB: 0 BB: 0 P: 12	1B: 7 2B: 4 3B: 0 HR: 0	SF: 0 SAC: 1 DP: 2 HBP: 0	WP: 1 PB: 0 SB: 0 CS: 0	PA: 38				
PITCHER	IP	WLS	BF	H	R	ER	SO	BB	IBB	HBP	BLK	WP	HR	S	P	ERA	WHIP										
29 John Smoltz, R (1, 1) ERA: 8.31	4.1	L	21	6	4	4	2	2	0	0	1	1	0	51	90	8.31	1.846										
Mike Stanton, L (5, 1) ERA	0.2		2	0	0	0	1	0	0	0	0	0	0	5	6	0.00	0.000										
Doug Sisk, R (6, 1) ERA: 7.71	2.1		9	2	2	2	0	1	0	0	0	0	0	14	29	7.71	1.286										
Jeff Parrett, R (8, 1) ERA	0.2		3	2	0	0	0	0	0	0	0	0	0	6	10	0.00	3.000										
Juan Berenguer, R (9, 1) ERA	1.0		3	0	0	0	0	0	0	0	0	0	0	8	12	0.00	0.000										

Batter	1	2	3	4	5	6	7	8	9	AB	R	H	RBI	BB	SO	LOB	BOTTOM										
Deion Sanders, L (1, 7) OBP: 0.333, SLG: 0.333 Otis Nixon, S (8, PH)	0-1 G4-1		3-1 WP F7 1B			0-0 G4-3		0-0 F9		3	0	1	0	0	0	0	Los Angeles Dodgers @ Atlanta Braves Atlanta-Fulton County Stadium, Atlanta, GA Wed Apr 10 1991, 7:05 PM EDT Att: 18,527 - Sunny - 64 F										
Jeff Treadway, L (1, 4)	0-0 F7		2-3 F7		1-2 F7		1-2 G3			4	0	0	0	0	0	3											
Ron Gant, R (1, 8)	3-3 K		2-1 P5		0-0 P3			3-2 G6-3		4	0	0	0	0	1	1											
David Justice, L (1, 9) OBP: 0.500, SLG: 1.500		3-3 K		0-3 K		1-1 G3-1 SF8 2B		1-0 HR		4	2	2	1	0	2	0											
Sid Bream, L (1, 3) Francisco Cabrera, R (8, PH)	1-1 F8		0-0 F7		0-0 F7		0-0 G3-1		0-3 K	3	0	0	0	0	0	1											
Terry Pendleton, S (1, 5)	1-2 F8		1-0 G4-3			0-2 SF8		1-0 F8		3	0	0	1	0	0	0											
Mike Heath, R (1, 2)			0-1 E9 29 1B		1-1 F9		3-3 K			3	1	0	0	0	1	0											
Rafael Belliard, R (1, 6) Jeff Blauser, R (8, PH)			0-3 K		0-1 F9		0-1 P3			2	0	0	0	0	1	1											
29 John Smoltz, R (1, 1) OBP: 1.000, SLG: 1.000 Mike Stanton, L (5, PH) Mark Lemke, S (5, PH) Doug Sisk, R (8, 1) Jeff Parrett, R (8, 1) Tommy Gregg, L (8, PH) Juan Berenguer, R (9, 1)			2-1 1B WP 1B		0-0 G3		2-2 1B			1	1	1	1	0	0	0											
Inning Stats	R: 0 E: 0 K: 1 S: 6	H: 0 LOB: 0 BB: 0 P: 9	R: 0 E: 0 K: 1 S: 9	H: 0 LOB: 0 BB: 0 P: 14	R: 2 E: 1 K: 1 S: 15	H: 2 LOB: 1 BB: 0 P: 22	R: 0 E: 0 K: 1 S: 5	H: 0 LOB: 0 BB: 0 P: 6	R: 0 E: 0 K: 0 S: 5	H: 0 LOB: 0 BB: 0 P: 6	R: 1 E: 0 K: 1 S: 11	H: 1 LOB: 0 BB: 0 P: 15	R: 0 E: 0 K: 0 S: 10	H: 1 LOB: 1 BB: 0 P: 13	R: 1 E: 0 K: 1 S: 8	H: 1 LOB: 0 BB: 0 P: 13		1B: 3 2B: 1 3B: 0 HR: 1	SF: 1 SAC: 0 DP: 0 HBP: 0	WP: 1 PB: 0 SB: 0 CS: 0	PA: 33						
PITCHER	IP	WLS	BF	H	R	ER	SO	BB	IBB	HBP	BLK	WP	HR	S	P	ERA	WHIP										
Tim Belcher, R (1, 1) ERA: 1.23	7.1	W	27	4	3	1	1	0	0	0	0	1	0	62	86	1.23	0.545										
John Candetaria, L (8, 1) ERA: 5.4	1.2	S	6	1	1	1	1	0	0	0	0	0	1	12	18	5.40	0.600										

AB	34
R	6
H	10
RBI	6
BB	3
SO	3
LOB	15



AB	32
R	4
H	5
RBI	3
BB	0
SO	6
LOB	7




WP	1
PB	0
SB	0
CS	0

Batter	1	2	3	4	5	6	7	8	9	AB	R	H	RBI	BB	SO	LOB	TOP				
Bip Roberts, S (1, 4) OBP: 0.368, SLG: 0.368	B1-3		BB 1B	F7			G6-3		E6 FC6	5	1	1	0	0	0	1					
Tony Fernandez, S (1, 6) OBP: 0.276, SLG: 0.235	G6-3		1B G5-3 BB				K		FC6 1-2f	4	1	1	0	1	1	1					
Tony Gwynn, L (1, 9) OBP: 0.444, SLG: 0.500	1B		L4				F9		P6	4	0	1	0	0	0	3					
Fred McGriff, L (1, 3) OBP: 0.353, SLG: 0.467	K		G5-3 1B				K		K	4	1	1	1	0	3	2					
Bento Santiago, R (1, 2) OBP: 0.588, SLG: 0.706		FC6-4 1B SF8 1B	G5-3				K		BB 1B	4	1	2	1	0	1	2					
Jerald Clark, R (1, 7) OBP: 0.625, SLG: 0.846		FC6-4 1B	1B				G5-4-3 1B		1B	3	0	3	1	1	0	0					
Jim Presley, R (1, 5) OBP: 0.313, SLG: 0.154		FC6-4 1-2f 2-3					G6-3		G5-4-3 1-2f	4	0	0	0	0	1	5					
Darrin Jackson, R (1, 8) OBP: 0.200, SLG: 0.250		SF8					K		K	3	0	1	1	0	1	0					
Greg Harris, R (1, 1) Wes Gardner, R (9, 1)	L1		SH1-4 1B				K		G1-3	3	0	0	0	0	1	1					
Inning Stats	R: 0 E: 0 K: 1 S: 10	H: 1 LOB: 1 BB: 0 P: 16	R: 1 E: 0 K: 0 S: 9	H: 2 LOB: 1 BB: 0 P: 12	R: 3 E: 0 K: 0 S: 12	H: 3 LOB: 1 BB: 1 P: 22	R: 0 E: 0 K: 0 S: 8	H: 1 LOB: 1 BB: 0 P: 14	R: 0 E: 0 K: 1 S: 11	H: 1 LOB: 0 BB: 0 P: 14	R: 0 E: 0 K: 2 S: 9	H: 0 LOB: 0 BB: 0 P: 13	R: 0 E: 0 K: 2 S: 14	H: 1 LOB: 2 BB: 1 P: 23	R: 0 E: 1 K: 0 S: 7	H: 0 LOB: 1 BB: 0 P: 13	1B: 10 2B: 0 3B: 0 HR: 0	SF: 1 SAC: 1 DP: 1 HBP: 0	WP: 0 PB: 0 SB: 1 CS: 0	PA: 38	
PITCHER	IP	WLS	BF	H	R	ER	SO	BB	IBB	HBP	BLK	WP	HR	S	P	ERA	WHIP				
Bob Ojeda, L (1, 1) ERA: 7.2	5.0	L	23	8	4	4	3	1	0	0	0	0	0	48	76	7.20	1.800				
Mike Hartley, R (6, 1) ERA:	2.0		6	1	0	0	3	0	0	0	0	0	0	20	27	0.00	0.500				
Jim Gott, R (8, 1) ERA:	2.0		9	1	0	0	2	1	0	0	0	0	0	21	36	0.00	1.000				

San Diego Padres @ Los Angeles Dodgers
Dodger Stadium, Los Angeles, CA
 Fri Apr 12 1991, 3:33 AM PDT
 Att: 49,676 - Sunny - 70 F

livebaseballscorecards.com

AB 34
R 4
H 10
RBI 4
BB 2
SO 8
LOB 15




Batter	1	2	3	4	5	6	7	8	9	AB	R	H	RBI	BB	SO	LOB	BOTTOM					
Brett Butler, L (1, 8) OBP: 0.462, SLG: 0.417	F8		K				FC4 1-2f		F8	4	0	0	0	0	1	1						
Juan Samuel, R (1, 4) OBP: 0.154, SLG: 0.154	S 1B						F8		F9	4	0	1	0	0	0	0						
Stan Javier, S (1, 3) OBP: 0.250, SLG: 0.250	K		2B 1B				F8		G1-3	4	1	1	0	0	1	1						
Darryl Strawberry, L (1, 9) OBP: 0.250, SLG: 0.273	G3		F8				L3		G3	4	0	0	0	0	0	2						
Kal Daniels, L (1, 7) OBP: 0.250, SLG: 0.455		L5					FC4-6 1B		K	4	0	2	1	0	1	0						
Lenny Harris, L (1, 5) OBP: 0.250, SLG: 0.250	P3		G3-1				FC4-6 G5-3 1B 1-2f		1B	4	1	1	0	0	0	2						
Mike Scioscia, L (1, 2) OBP: 0.593, SLG: 0.667 Jose Gonzalez, R (9, PR)	F9						G5-3		BB 1B	4	0	2	0	0	0	1						
Alfredo Griffin, S (1, 6) OBP: 0.273, SLG: 0.200 Eddie Murray, S (9, PH)		G4-3					FC4-6 FC4 1-2f		FC6-4 1B	3	0	1	1	0	0	1						
Mike Sharperson, R (9, PR) OBP: 0.333, SLG: 0.667							FC6-4 1B 2H		BB	0	0	0	0	0	0	0						
Bob Ojeda, L (1, 1) Chris Gwynn, L (5, PH) Mike Hartley, R (6, 1) Gary Carter, R (7, PH) Jim Gott, R (8, 1) Jeff Hamilton, R (9, PH)	F9						K		FC6-4 1-2f	1	0	0	0	0	0	0						
Inning Stats	R: 0 E: 0 K: 1 S: 14	H: 1 LOB: 0 BB: 0 P: 22	R: 0 E: 0 K: 0 S: 6	H: 0 LOB: 0 BB: 0 P: 12	R: 0 E: 0 K: 1 S: 6	H: 0 LOB: 0 BB: 0 P: 7	R: 1 E: 0 K: 0 S: 6	H: 2 LOB: 1 BB: 0 P: 10	R: 0 E: 0 K: 0 S: 6	H: 1 LOB: 1 BB: 0 P: 20	R: 0 E: 0 K: 0 S: 6	H: 0 LOB: 0 BB: 0 P: 11	R: 1 E: 0 K: 0 S: 6	H: 2 LOB: 1 BB: 0 P: 6	R: 0 E: 0 K: 0 S: 4	H: 0 LOB: 0 BB: 0 P: 7	R: 0 E: 0 K: 1 S: 13	H: 2 LOB: 3 BB: 1 P: 23	1B: 7 2B: 1 3B: 0 HR: 0	SF: 0 SAC: 0 DP: 0 HBP: 0	WP: 0 PB: 0 SB: 1 CS: 0	PA: 36
PITCHER	IP	WLS	BF	H	R	ER	SO	BB	IBB	HBP	BLK	WP	HR	S	P	ERA	WHIP					
Greg Harris, R (1, 1) ERA: 2.08	8.2	W	33	7	2	2	4	0	0	0	0	0	0	67	103	2.08	0.808					
Wes Gardner, R (9, 1) ERA: 3.99	0.1	S	3	1	0	0	0	1	0	0	0	0	0	7	15	0.00	6.000					

San Diego Padres @ Los Angeles Dodgers
Dodger Stadium, Los Angeles, CA
 Fri Apr 12 1991, 3:33 AM PDT
 Att: 49,676 - Sunny - 70 F

livebaseballscorecards.com

AB 35
R 2
H 8
RBI 2
BB 1
SO 4
LOB 13



Batter	1	2	3	4	5	6	7	8	9	AB	R	H	RBI	BB	SO	LOB	TOP								
Bip Roberts, S OBP: 0.417, SLG: 0.391 (1, 4)										4	1	2	0	1	1	1	San Diego Padres @ Los Angeles Dodgers Dodger Stadium, Los Angeles, CA Sat Apr 13 1991, 7:05 PM PDT Att: 47,793 - Sunny - 65 F								
Tony Fernandez, S OBP: 0.304, SLG: 0.318 (1, 6)										5	2	2	0	0	0	2									
Tony Gwynn, L OBP: 0.478, SLG: 0.571 (1, 9)										5	2	3	1	0	0	0									
Fred McGriff, L OBP: 0.318, SLG: 0.474 (1, 3)										4	1	1	1	0	1	1									
Benito Santiago, R OBP: 0.500, SLG: 0.591 (1, 2)										5	0	1	1	0	3	3									
Jerald Clark, R OBP: 0.697, SLG: 0.882 (1, 7)										4	0	3	3	1	1	0									
Jim Presley, R OBP: 0.250, SLG: 0.118 (1, 5)										4	0	0	0	0	2	4									
Shawn Abner, R OBP: 0.375, SLG: 0.429 (1, 8)										3	0	2	0	1	0	0									
Eric Nolte, L (1, 1)										3	0	0	0	0	2	5									
Rich Rodriguez, L (7, 1)										0	0	0	0	0	0	0									
Mike Maddux, L (8, 1)										0	0	0	0	0	0	0									
Inning Stats	R: 3 E: 0 K: 2 S: 21	H: 5 LOB: 3 BB: 1 P: 37	R: 3 E: 0 K: 1 S: 10	H: 4 LOB: 1 BB: 1 P: 19	R: 0 E: 0 K: 0 S: 6	H: 1 LOB: 1 BB: 0 P: 13	R: 0 E: 1 K: 1 S: 14	H: 1 LOB: 2 BB: 0 P: 21	R: 0 E: 0 K: 0 S: 6	H: 0 LOB: 0 BB: 0 P: 8	R: 0 E: 0 K: 0 S: 8	H: 2 LOB: 1 BB: 0 P: 14	R: 0 E: 0 K: 3 S: 13	H: 1 LOB: 2 BB: 1 P: 22	R: 0 E: 0 K: 1 S: 7	H: 0 LOB: 0 BB: 0 P: 12	R: 0 E: 0 K: 2 S: 9	H: 0 LOB: 0 BB: 0 P: 15	1B: 10 2B: 4 3B: 0 HR: 0	SF: 1 SAC: 1 DP: 1 HBP: 0	WP: 1 PB: 0 SB: 1 CS: 0	PA: 42			
PITCHER	IP WLS BF H R ER SO BB IBB HBP BLK WP HR S P ERA WHIP	IP WLS BF H R ER SO BB IBB HBP BLK WP HR S P ERA WHIP	IP WLS BF H R ER SO BB IBB HBP BLK WP HR S P ERA WHIP	IP WLS BF H R ER SO BB IBB HBP BLK WP HR S P ERA WHIP	IP WLS BF H R ER SO BB IBB HBP BLK WP HR S P ERA WHIP	IP WLS BF H R ER SO BB IBB HBP BLK WP HR S P ERA WHIP	IP WLS BF H R ER SO BB IBB HBP BLK WP HR S P ERA WHIP	IP WLS BF H R ER SO BB IBB HBP BLK WP HR S P ERA WHIP	IP WLS BF H R ER SO BB IBB HBP BLK WP HR S P ERA WHIP	IP WLS BF H R ER SO BB IBB HBP BLK WP HR S P ERA WHIP	IP WLS BF H R ER SO BB IBB HBP BLK WP HR S P ERA WHIP	IP WLS BF H R ER SO BB IBB HBP BLK WP HR S P ERA WHIP	IP WLS BF H R ER SO BB IBB HBP BLK WP HR S P ERA WHIP	IP WLS BF H R ER SO BB IBB HBP BLK WP HR S P ERA WHIP	IP WLS BF H R ER SO BB IBB HBP BLK WP HR S P ERA WHIP	IP WLS BF H R ER SO BB IBB HBP BLK WP HR S P ERA WHIP	IP WLS BF H R ER SO BB IBB HBP BLK WP HR S P ERA WHIP	IP WLS BF H R ER SO BB IBB HBP BLK WP HR S P ERA WHIP	IP WLS BF H R ER SO BB IBB HBP BLK WP HR S P ERA WHIP	IP WLS BF H R ER SO BB IBB HBP BLK WP HR S P ERA WHIP	IP WLS BF H R ER SO BB IBB HBP BLK WP HR S P ERA WHIP	IP WLS BF H R ER SO BB IBB HBP BLK WP HR S P ERA WHIP	IP WLS BF H R ER SO BB IBB HBP BLK WP HR S P ERA WHIP	IP WLS BF H R ER SO BB IBB HBP BLK WP HR S P ERA WHIP	IP WLS BF H R ER SO BB IBB HBP BLK WP HR S P ERA WHIP

AB	37
R	6
H	14
RBI	6
BB	3
SO	10
LOB	16



Batter	1	2	3	4	5	6	7	8	9	AB	R	H	RBI	BB	SO	LOB	BOTTOM							
Brett Butler, L OBP: 0.389, SLG: 0.313 (1, 8)										4	1	0	0	1	0	2	San Diego Padres @ Los Angeles Dodgers Dodger Stadium, Los Angeles, CA Sat Apr 13 1991, 7:05 PM PDT Att: 47,793 - Sunny - 65 F							
Mike Sharperson, R OBP: 0.571, SLG: 0.667 (1, 3) (9, 6)										3	2	2	0	1	0	0								
Lenny Harris, L OBP: 0.222, SLG: 0.222 (9, PH)										1	0	0	0	0	0	1								
Juan Samuel, R OBP: 0.278, SLG: 0.278 (1, 4)										5	0	3	1	0	0	2								
Darryl Strawberry, L OBP: 0.188, SLG: 0.200 (1, 9)										4	0	0	0	0	0	5								
Kal Daniels, L OBP: 0.313, SLG: 0.500 (1, 7)										3	0	2	2	0	0	0								
Jeff Hamilton, R (1, 5)										4	0	0	0	0	2	4								
Mike Scioscia, L OBP: 0.500, SLG: 0.533 (1, 2)										3	0	0	0	1	0	1								
Alfredo Griffin, S OBP: 0.286, SLG: 0.231 (1, 6) (8, PH)										3	0	1	0	0	0	1								
Gary Carter, R (9, 3)										1	0	0	0	0	0	3								
Kevin Gross, R (1, 1) Tim Crews, R (2, 1) Jose Gonzalez, R (5, PH) Mike Hartley, R (8, 1) Stan Javier, S (7, PH) Jim Gott, R (8, 1) Chris Gwynn, L (9, PH)										0	0	0	0	0	0	0								
Inning Stats	R: 2 E: 0 K: 1 S: 16	H: 2 LOB: 1 BB: 1 P: 28	R: 0 E: 0 K: 1 S: 9	H: 0 LOB: 0 BB: 0 P: 15	R: 0 E: 0 K: 0 S: 11	H: 1 LOB: 1 BB: 0 P: 16	R: 0 E: 0 K: 0 S: 9	H: 1 LOB: 1 BB: 0 P: 15	R: 0 E: 0 K: 0 S: 12	H: 0 LOB: 1 BB: 1 P: 18	R: 0 E: 0 K: 0 S: 8	H: 0 LOB: 0 BB: 0 P: 13	R: 0 E: 0 K: 0 S: 11	H: 1 LOB: 1 BB: 0 P: 16	R: 0 E: 0 K: 1 S: 18	H: 3 LOB: 3 BB: 1 P: 30	R: 0 E: 0 K: 0 S: 12	H: 1 LOB: 1 BB: 0 P: 21	1B: 9 2B: 0 3B: 0 HR: 0	SF: 1 SAC: 0 DP: 0 HBP: 0	WP: 0 PB: 0 SB: 2 CS: 0	PA: 39		
PITCHER	IP WLS BF H R ER SO BB IBB HBP BLK WP HR S P ERA WHIP	IP WLS BF H R ER SO BB IBB HBP BLK WP HR S P ERA WHIP	IP WLS BF H R ER SO BB IBB HBP BLK WP HR S P ERA WHIP	IP WLS BF H R ER SO BB IBB HBP BLK WP HR S P ERA WHIP	IP WLS BF H R ER SO BB IBB HBP BLK WP HR S P ERA WHIP	IP WLS BF H R ER SO BB IBB HBP BLK WP HR S P ERA WHIP	IP WLS BF H R ER SO BB IBB HBP BLK WP HR S P ERA WHIP	IP WLS BF H R ER SO BB IBB HBP BLK WP HR S P ERA WHIP	IP WLS BF H R ER SO BB IBB HBP BLK WP HR S P ERA WHIP	IP WLS BF H R ER SO BB IBB HBP BLK WP HR S P ERA WHIP	IP WLS BF H R ER SO BB IBB HBP BLK WP HR S P ERA WHIP	IP WLS BF H R ER SO BB IBB HBP BLK WP HR S P ERA WHIP	IP WLS BF H R ER SO BB IBB HBP BLK WP HR S P ERA WHIP	IP WLS BF H R ER SO BB IBB HBP BLK WP HR S P ERA WHIP	IP WLS BF H R ER SO BB IBB HBP BLK WP HR S P ERA WHIP	IP WLS BF H R ER SO BB IBB HBP BLK WP HR S P ERA WHIP	IP WLS BF H R ER SO BB IBB HBP BLK WP HR S P ERA WHIP	IP WLS BF H R ER SO BB IBB HBP BLK WP HR S P ERA WHIP	IP WLS BF H R ER SO BB IBB HBP BLK WP HR S P ERA WHIP	IP WLS BF H R ER SO BB IBB HBP BLK WP HR S P ERA WHIP	IP WLS BF H R ER SO BB IBB HBP BLK WP HR S P ERA WHIP	IP WLS BF H R ER SO BB IBB HBP BLK WP HR S P ERA WHIP	IP WLS BF H R ER SO BB IBB HBP BLK WP HR S P ERA WHIP	IP WLS BF H R ER SO BB IBB HBP BLK WP HR S P ERA WHIP

AB	35
R	3
H	9
RBI	3
BB	3
SO	3
LOB	20



Batter	1	2	3	4	5	6	7	8	9	AB	R	H	RBI	BB	SO	LOB	TOP										
Bip Roberts, S (1,4) OBP: 0.379, SLG: 0.393	1-3 K	0-1 G1-3			0-1 G4-3		3-2 1B 2B		2-3 K	5	1	1	1	0	2	3											
Tony Fernandez, S (1,6) OBP: 0.296, SLG: 0.296	2-2 G4-3		2-0 G3-1		2-1 G4-3		1-1 2H 1B		1-3 K	5	0	1	1	0	1	0											
Tony Gwynn, L (1,9) OBP: 0.407, SLG: 0.480	1-2 G6-3		1-1 G6-3			1-1 G3	1-1 G6-3			4	0	0	0	0	0	1											
Fred McGriff, L (1,3)		2-0 F7	1-1 1B			4-2 FC3-4 BB		1-1 E5 HR		3	1	1	0	1	0	0											
Benito Santiago, R (1,2) OBP: 0.500, SLG: 0.692		2-2 F8 1B E 1B	1-0 F7			1-0 FC3-4 WP		0-1 HR		4	2	2	2	0	0	2											
Jerald Clark, R (1,7) OBP: 0.600, SLG: 0.762		2-0 E BB 1B		2-3 K		1-1 G6-3		2-3 K		4	0	1	0	0	2	1											
Garry Templeton, S (1,5) Craig Lefferts, L (8,1)	1-2 F8		0-1 G6-3			0-1 E3 FC1-6		0-1 CS 1B		4	0	1	0	0	0	2	AB 36										
Shawn Abner, R (1,8) OBP: 0.350, SLG: 0.353	2-3 E BB		0-2 G5-3			2-1 FC1-6 E 2B		3-3 K		0	0	0	0	0	0	0	R 5										
Ed Whitson, R (1,1) Mike Aldrete, L (7,PH) Pat Clements, R (7,1) Paul Faries, R (8,5)	0-0 E3				1-3 K		3-1 P6		0-1 G4-3	3	1	0	0	0	1	2	H 7										
Inning Stats	R: 0 E: 0 K: 1 S: 9	H: 0 LOB: 0 BB: 0 P: 13	R: 1 E: 1 K: 0 S: 13	H: 2 LOB: 3 BB: 1 P: 24	R: 0 E: 0 K: 0 S: 6	H: 1 LOB: 1 BB: 0 P: 11	R: 0 E: 0 K: 1 S: 8	H: 0 LOB: 0 BB: 0 P: 10	R: 0 E: 0 K: 1 S: 7	H: 0 LOB: 0 BB: 0 P: 10	R: 0 E: 0 K: 0 S: 8	H: 0 LOB: 1 BB: 1 P: 15	R: 2 E: 2 K: 0 S: 13	H: 2 LOB: 1 BB: 0 P: 23	R: 2 E: 1 K: 2 S: 13	H: 2 LOB: 0 BB: 0 P: 19	R: 0 E: 0 K: 2 S: 9	H: 0 LOB: 0 BB: 0 P: 12	1B: 5 2B: 1 3B: 0 HR: 1	SF: 0 SAC: 0 DP: 0 HBP: 0	WP: 1 PB: 0 CS: 1 SB: 0	PA: 38					
PITCHER	IP	WLS	BF	H	R	ER	SO	BB	IBB	HBP	BLK	WP	HR	S	P	ERA	WHIP										
Mike Morgan, R (1,1) ERA: 0.00	6.2	L	29	5	3	0	3	2	0	0	0	1	0	62	103	0.00	1.050										
John Candelaria, L (7,1) ERA: 7.71	0.1		3	1	2	1	0	0	0	0	0	0	1	6	8	27.00	3.000										
Mike Hartley, R (8,1) ERA: 1.000	1.0		3	1	0	0	2	0	0	0	0	0	0	9	14	0.00	1.000										
Kevin Gross, R (9,1) ERA: 19.29	1.0		3	0	0	0	2	0	0	0	0	0	0	9	12	0.00	0.000										

San Diego Padres @ Los Angeles Dodgers
Dodger Stadium, Los Angeles, CA
Sun Apr 14 1991, 3:33 AM PDT
Att: 47,698 - Sunny - 75 F

livebaseballscores.com

AB 36
R 5
H 7
RBI 4
BB 2
SO 7
LOB 14




Batter	1	2	3	4	5	6	7	8	9	AB	R	H	RBI	BB	SO	LOB	BOTTOM										
Brett Butler, L (1,8) OBP: 0.409, SLG: 0.350	2-1 HR 1B		0-0 F8			2-2 G4-3		2-1 E S 1B		4	1	2	1	0	0	0											
Juan Samuel, R (1,4) OBP: 0.273, SLG: 0.409	0-2 HR		3-1 F8			0-1 G3		3-3 K		4	1	1	2	0	1	1											
Stan Javier, S (1,3) OBP: 0.111, SLG: 0.111	0-0 G4-3		3-3 K			1-3 K			2-2 F8	4	0	0	0	0	2	0											
Darryl Strawberry, L (1,9) OBP: 0.200, SLG: 0.211	2-2 1B			1-3 K			1-2 G4-3		1-2 P5	4	0	1	0	0	1	0											
Kal Daniels, L (1,7) OBP: 0.250, SLG: 0.389	1-2 F9			3-0 G3			0-3 K		0-1 G4-3	4	0	0	0	0	1	1											
Lenny Harris, L (1,5) Mike Sharperson, R (7,PH) Mike Sharperson, R (8,5) OBP: 0.500, SLG: 0.571	0-0 F8			1-2 G4-3			1-1 F9			2	0	0	0	0	0	1											
Mike Scioscia, L (1,2) OBP: 0.421, SLG: 0.444		0-0 F8			0-1 F7			1-1 E6 1B 1B		3	1	0	0	0	0	0	AB 32										
Alfredo Griffin, S (1,6) OBP: 0.294, SLG: 0.250		0-2 G5-3			0-2 G6-3			1-1 G5-4-3 1B		3	0	1	0	0	0	0	R 3										
Mike Morgan, R (1,1) John Candelaria, L (7,1) Mike Hartley, R (8,1) Gary Carter, R (8,PH) Kevin Gross, R (9,1)		1-2 G5-3			1-3 K			2-2 G5-4-3 1B		2	0	0	0	0	1	0	H 5										
Inning Stats	R: 2 E: 0 K: 0 S: 15	H: 3 LOB: 1 BB: 0 P: 20	R: 0 E: 0 K: 0 S: 7	H: 0 LOB: 0 BB: 0 P: 8	R: 0 E: 0 K: 1 S: 7	H: 0 LOB: 0 BB: 0 P: 13	R: 0 E: 0 K: 1 S: 7	H: 0 LOB: 0 BB: 0 P: 12	R: 0 E: 0 K: 1 S: 8	H: 0 LOB: 0 BB: 0 P: 9	R: 0 E: 0 K: 1 S: 8	H: 0 LOB: 0 BB: 0 P: 11	R: 0 E: 0 K: 1 S: 9	H: 0 LOB: 0 BB: 0 P: 11	R: 1 E: 1 K: 1 S: 14	H: 2 LOB: 1 BB: 0 P: 23	R: 0 E: 0 K: 0 S: 8	H: 0 LOB: 0 BB: 0 P: 11	1B: 4 2B: 0 3B: 0 HR: 1	SF: 0 SAC: 0 DP: 1 HBP: 0	WP: 0 PB: 1 CS: 0 SB: 0	PA: 32					
PITCHER	IP	WLS	BF	H	R	ER	SO	BB	IBB	HBP	BLK	WP	HR	S	P	ERA	WHIP										
Ed Whitson, R (1,1) ERA: 3.38	6.0	W	21	3	2	2	4	0	0	0	0	0	0	52	73	3.00	0.500										
Pat Clements, L (7,1) ERA: 4.91	1.2		7	2	1	0	1	0	0	0	0	0	0	18	26	0.00	1.200										
Craig Lefferts, L (8,1) ERA: 4.91	1.1	S	4	0	0	0	1	0	0	0	0	0	0	13	19	0.00	0.000										

San Diego Padres @ Los Angeles Dodgers
Dodger Stadium, Los Angeles, CA
Sun Apr 14 1991, 3:33 AM PDT
Att: 47,698 - Sunny - 75 F

livebaseballscores.com

AB 32
R 3
H 5
RBI 3
BB 0
SO 6
LOB 5



Batter	1	2	3	4	5	6	7	8	9	AB	R	H	RBI	BB	SO	LOB	TOP											
Brett Butler, L OBP: 0.355, SLG: 0.286	0-3 K	1-1 L6		1-1 FC6-4			1-2 G4-3		2-3 K	5	0	0	0	0	2	1	Los Angeles Dodgers @ San Francisco Giants Candlestick Park, San Francisco, CA Tue Apr 16 1991, 10:05 PM EDT Att: 24,035 - Cloudy - 53 F											
Juan Samuel, R OBP: 0.233, SLG: 0.333	1-0 BB 1B		0-2 G5-3		0-0 G5-3		3-3 K			4	0	1	0	0	1	0												
Lenny Harris, L OBP: 0.250, SLG: 0.250	1-0 BB 1B		0-1 G6-3		0-1 G4-3			0-0 2B G3-1 1B		4	1	2	0	0	0	0												
Darryl Strawberry, L OBP: 0.321, SLG: 0.292	4-2 G4-6-3 BB		2-0 F7		1-0 G6-3			3-2 G3-1 1B	1-3 G3 2B	3	1	1	0	1	0	0												
Kal Daniels, L OBP: 0.286, SLG: 0.360	2-0 G4-6-3			0-1 G4-3 1B 1B		0-0 G3		1-1 G3-1		4	1	1	1	0	0	4												
Mike Scioscia, L OBP: 0.385, SLG: 0.400		3-2 HBP E 1B		2-1 G4-3 1B 1B		2-2 F7		2-3 3-H 2-1 G3		4	2	2	1	0	0	0												
Mike Sharperson, R OBP: 0.375, SLG: 0.357		1-1 FC6-4 HBP		0-2 G4-3		2-2 E1		3-H 2-2 G6-3		3	0	0	0	0	0	2												
Alfredo Griffin, S OBP: 0.217, SLG: 0.182		0-0 FC6-4		0-2 G1-3		1-0 G3			1-0 G6-3	3	1	0	0	0	0	4												
Gary Carter, R (9, PH)		1-2 SH1-3								1	0	0	0	0	0	0												
Ramon Martinez, R OBP: 0.500, SLG: 0.500		0-0 SH1-3		0-0 FC6-4 1B			1-1 G5-3		3-3 K	0	0	0	1	0	0	0												
Inning Stats	R: 0 E: 0 K: 1 S: 8	H: 2 LOB: 2 BB: 1 P: 16	R: 2 E: 1 K: 0 S: 8	H: 1 LOB: 0 BB: 0 P: 13	R: 0 E: 0 K: 0 S: 9	H: 0 LOB: 0 BB: 0 P: 11	R: 2 E: 0 K: 0 S: 13	H: 3 LOB: 1 BB: 0 P: 16	R: 0 E: 0 K: 0 S: 4	H: 0 LOB: 0 BB: 0 P: 5	R: 0 E: 0 K: 0 S: 8	H: 0 LOB: 0 BB: 0 P: 13	R: 0 E: 0 K: 0 S: 9	H: 0 LOB: 0 BB: 0 P: 14	R: 2 E: 0 K: 0 S: 12	H: 2 LOB: 0 BB: 0 P: 20	R: 0 E: 0 K: 2 S: 9	H: 0 LOB: 0 BB: 0 P: 15	1B: 7 2B: 1 3B: 0 HR: 0	SF: 0 SAC: 1 DP: 1 HBP: 1	WP: 0 PB: 0 SB: 0 CS: 0	PA: 37						
PITCHER	IP	WLS	BF	H	R	ER	SO	BB	IBB	HBP	BLK	WP	HR	S	P	ERA	WHIP											
Michael LaCoss, R ERA: 6.57	(1, 1)	7.0	W	31	8	6	5	2	1	0	1	0	0	0	64	96	6.43	1.286										
Dave Righetti, L ERA: 6.23	(8, 1)	2.0	S	6	0	0	0	2	0	0	0	0	0	0	16	27	0.00	0.000										

AB 34
R 6
H 8
RBI 5
BB 1
SO 4
LOB 11



Batter	1	2	3	4	5	6	7	8	9	AB	R	H	RBI	BB	SO	LOB	BOTTOM											
Robby Thompson, R OBP: 0.286, SLG: 0.286	1-0 G1-3 1B HBP		3-2 1B SF7 2B	2-3 K		0-0 F7		0-0 G3-1		4	2	1	0	0	1	0	Los Angeles Dodgers @ San Francisco Giants Candlestick Park, San Francisco, CA Tue Apr 16 1991, 10:05 PM EDT Att: 24,035 - Cloudy - 53 F											
Willie McGee, S OBP: 0.343, SLG: 0.429	0-1 G1-3		0-1 SF7 BB	2-2 HR 1B		2-3 K		1-0 G1-3		5	2	2	0	0	1	1												
Will Clark, L OBP: 0.429, SLG: 0.600	0-3 K		4-2 HR SF7 BB	1-1 HR 1B		0-0 G4-3				3	2	1	2	1	1	1												
Kevin Mitchell, R OBP: 0.438, SLG: 0.964	3-2 1B 1B		2-2 SF7	3-2 F9				3-2 G6-3		3	0	1	2	0	0	0												
Matt Williams, R OBP: 0.286, SLG: 0.353	2-2 1B 1B		2-1 G5-3		1-0 F8		0-2 1B 1B			4	0	2	1	0	0	1												
Kevin Bass, S OBP: 0.343, SLG: 0.233	0-2 G4-3		4-0 HR IBB		1-2 PB G3-1 1B		0-0 P7			3	1	1	0	1	0	3												
Mike Felder, S OBP: 0.429, SLG: 0.200										0	0	0	0	0	0	0												
Steve Decker, R OBP: 0.414, SLG: 0.615		1-1 G1-3	2-0 HR		0-1 G3-1		0-0 FC6-4 1B			4	1	2	3	0	0	1												
Kirt Manwaring, R OBP: 1.000, SLG: 1.000			1-H 2-H HR		1-2 1B		1-2 FC6-4 1B			0	0	0	0	0	0	0												
Mike Benjamin, R OBP: 0.174, SLG: 0.211		1-2 F9	0-1 G6-3		4-0 PB IBB		0-1 FC6-4			3	0	0	0	1	0	2												
Michael LaCoss, R OBP: 0.500, SLG: 0.400		0-3 K		0-3 K		2-3 K		1-3 K		3	0	0	0	0	3	2												
Dave Righetti, L ERA: 6.23	(8, 1)									1	0	0	0	0	1	0												
Inning Stats	R: 1 E: 0 K: 1 S: 19	H: 2 LOB: 0 BB: 0 P: 25	R: 0 E: 0 K: 1 S: 8	H: 0 LOB: 0 BB: 0 P: 10	R: 5 E: 0 K: 0 S: 18	H: 3 LOB: 2 BB: 2 P: 35	R: 2 E: 0 K: 2 S: 15	H: 2 LOB: 0 BB: 0 P: 23	R: 0 E: 0 K: 1 S: 9	H: 1 LOB: 2 BB: 1 P: 17	R: 0 E: 0 K: 1 S: 5	H: 0 LOB: 0 BB: 0 P: 7	R: 0 E: 0 K: 0 S: 10	H: 2 LOB: 2 BB: 0 P: 13	R: 0 E: 0 K: 1 S: 5	H: 0 LOB: 0 BB: 0 P: 7	1B: 7 2B: 1 3B: 0 HR: 2	SF: 1 SAC: 0 DP: 0 HBP: 1	WP: 0 PB: 1 SB: 0 CS: 0	PA: 38								
PITCHER	IP	WLS	BF	H	R	ER	SO	BB	IBB	HBP	BLK	WP	HR	S	P	ERA	WHIP											
Ramon Martinez, R ERA: 5.73	(1, 1)	3.0	L	17	5	6	2	1	1	0	0	0	0	1	29	47	6.00	1.000										
Tim Crews, R ERA: 4.05	(4, 1)	3.0		13	3	2	2	4	0	1	0	0	0	0	15	20	0.00	1.000										
Jim Gott, R ERA:	(7, 1)	2.0		8	2	0	0	1	0	0	0	0	0	0	15	20	0.00	1.000										

AB 33
R 8
H 10
RBI 8
BB 3
SO 7
LOB 11



Batter	1	2	3	4	5	6	7	8	9	AB	R	H	RBI	BB	SO	LOB	TOP					
Brett Butler, L OBP: 0.333, SLG: 0.313 (1, 8)										4	2	1	1	0	0	2						
Juan Samuel, R OBP: 0.286, SLG: 0.412 (1, 4)										4	0	2	1	1	0	1						
Darryl Strawberry, L OBP: 0.303, SLG: 0.250 (1, 9)										4	1	0	0	0	0	1						
Kal Daniels, L OBP: 0.303, SLG: 0.379 (1, 7)										4	1	1	0	1	0	1						
Lenny Harris, L OBP: 0.222, SLG: 0.222 (6, PH)										2	0	0	0	0	0	0						
Eddie Murray, S OBP: 0.444, SLG: 0.167 (6, 3)										2	1	1	1	1	0	1						
Mike Scioscia, L OBP: 0.467, SLG: 0.464 (1, 2)										3	1	3	2	1	0	0						
Mike Sharperson, R OBP: 0.300, SLG: 0.278 (1, 3)										4	0	0	0	0	0	7						
Alfredo Griffin, S OBP: 0.222, SLG: 0.192 (1, 6)										4	0	1	1	0	1	1						
Bob Ojeda, L OBP: 0.667, SLG: 0.667 (7, PH)										2	0	2	0	0	0	0						
Stan Javier, S OBP: 0.091, SLG: 0.091 (7, PH)										1	0	0	0	0	0	0						
Mike Hartley, R OBP: 0.500, SLG: 0.500 (8, PH)										0	0	0	0	0	0	0						
Chris Gwynn, L OBP: 0.500, SLG: 0.500 (8, 1)										0	0	0	0	0	0	0						
Jay Howell, R OBP: 0.500, SLG: 0.500 (8, 1)										0	0	0	0	0	0	0						
Inning Stats	R: 0 E: 0 K: 0 S: 9	H: 0 LOB: 0 BB: 0 P: 12	R: 0 E: 0 K: 0 S: 8	H: 1 LOB: 1 BB: 0 P: 11	R: 0 E: 0 K: 0 S: 6	H: 1 LOB: 0 BB: 0 P: 9	R: 0 E: 0 K: 0 S: 7	H: 0 LOB: 0 BB: 1 P: 14	R: 0 E: 0 K: 0 S: 8	H: 0 LOB: 1 BB: 1 P: 14	R: 2 E: 0 K: 0 S: 12	H: 2 LOB: 3 BB: 2 P: 29	R: 1 E: 0 K: 1 S: 11	H: 2 LOB: 1 BB: 0 P: 21	R: 3 E: 1 K: 0 S: 9	H: 4 LOB: 1 BB: 1 P: 14	R: 0 E: 0 K: 1 S: 10	H: 1 LOB: 1 BB: 0 P: 15	1B: 7 2B: 5 3B: 0 HR: 0	SF: 1 SAC: 0 DP: 3 HBP: 1	WP: 1 PB: 0 SB: 0 CS: 0	PA: 41
PITCHER	IP	WLS	BF	H	R	ER	SO	BB	IBB	HBP	BLK	WP	HR	S	P	ERA	WHIP					
Kelly Downs, R ERA: 3.18 (1, 1)	5.2		21	3	2	2	0	2	0	1	0	1	0	47	78	3.18	0.882					
Trevor Wilson, L ERA: 11.57 (6, 1)	0.0		2	0	0	0	0	2	0	0	0	0	0	0	8	∞	∞					
Rick Reuschel, R ERA: 3.86 (6, 1)	1.1	L	7	3	1	1	1	0	0	0	0	0	0	14	24	6.75	2.250					
Don Robinson, R ERA: 11.57 (8, 1)	0.1		6	4	3	3	0	0	1	0	0	0	0	7	12	81.00	12.000					
Jeff Brantley, R ERA: 1.6 (8, 1)	1.2		5	1	0	0	1	0	0	0	0	0	0	12	17	0.00	0.600					

Los Angeles Dodgers @ San Francisco Giants
Candlestick Park, San Francisco, CA
Wed Apr 17 1991, 6:33 AM EDT
Att: 29,011 - Cloudy - 70 F

AB	34
R	6
H	11
RBI	6
BB	5
SO	2
LOB	16



Batter	1	2	3	4	5	6	7	8	9	AB	R	H	RBI	BB	SO	LOB	BOTTOM					
Robby Thompson, R OBP: 0.282, SLG: 0.375 (1, 4)										4	1	1	1	0	1	0						
Willie McGee, S OBP: 0.308, SLG: 0.385 (1, 8)										4	0	0	0	0	1	0						
Will Clark, L OBP: 0.436, SLG: 0.618 (1, 3)										4	0	2	0	0	0	0						
Kevin Mitchell, R OBP: 0.417, SLG: 0.875 (1, 7)										4	0	1	0	0	0	1						
Matt Williams, R OBP: 0.308, SLG: 0.432 (1, 5)										3	1	1	1	1	1	0						
Kevin Bass, S OBP: 0.308, SLG: 0.206 (1, 9)										4	0	0	0	0	2	3						
Steve Decker, R OBP: 0.375, SLG: 0.552 (1, 2)										3	0	0	0	0	1	0						
Mike Benjamin, R OBP: 0.160, SLG: 0.190 (7, PH)										2	0	0	0	0	0	0						
Mike Kingery, L OBP: 0.143, SLG: 0.429 (8, 6)										1	0	0	0	0	0	0						
Dave Anderson, R OBP: 0.400, SLG: 0.333 (8, 6)										0	0	0	0	0	0	0						
Kelly Downs, R OBP: 0.375, SLG: 0.552 (8, 1)										2	0	0	0	0	0	0						
Trevor Wilson, L OBP: 0.375, SLG: 0.552 (8, 1)										0	0	0	0	0	0	0						
Rick Reuschel, R OBP: 0.375, SLG: 0.552 (8, 1)										0	0	0	0	0	0	0						
Mark Leonard, L OBP: 0.375, SLG: 0.552 (8, 1)										1	0	0	0	0	0	0						
Don Robinson, R OBP: 0.375, SLG: 0.552 (8, 1)										0	0	0	0	0	0	0						
Jeff Brantley, R OBP: 0.375, SLG: 0.552 (8, 1)										0	0	0	0	0	0	0						
Inning Stats	R: 0 E: 1 K: 0 S: 9	H: 1 LOB: 1 BB: 0 P: 16	R: 1 E: 0 K: 0 S: 13	H: 1 LOB: 0 BB: 0 P: 18	R: 1 E: 0 K: 1 S: 15	H: 3 LOB: 3 BB: 1 P: 26	R: 0 E: 0 K: 0 S: 10	H: 0 LOB: 0 BB: 0 P: 15	R: 0 E: 0 K: 0 S: 9	H: 0 LOB: 0 BB: 0 P: 14	R: 0 E: 0 K: 0 S: 8	H: 0 LOB: 0 BB: 0 P: 16	R: 0 E: 0 K: 1 S: 9	H: 0 LOB: 0 BB: 0 P: 15	R: 0 E: 0 K: 1 S: 12	H: 0 LOB: 0 BB: 0 P: 18	R: 0 E: 0 K: 2 S: 10	H: 0 LOB: 0 BB: 0 P: 15	1B: 2 2B: 1 3B: 0 HR: 2	SF: 0 SAC: 0 DP: 0 HBP: 0	WP: 1 PB: 0 SB: 0 CS: 1	PA: 33
PITCHER	IP	WLS	BF	H	R	ER	SO	BB	IBB	HBP	BLK	WP	HR	S	P	ERA	WHIP					
Bob Ojeda, L ERA: 4.91 (1, 1)	6.0	W	24	5	2	2	2	2	0	0	0	1	2	64	105	3.00	0.833					
Mike Hartley, R ERA: 4.91 (7, 1)	1.0		3	0	0	0	1	0	0	0	0	0	0	9	15	0.00	0.000					
Jay Howell, R ERA: 4.91 (8, 1)	2.0		6	0	0	0	3	0	0	0	0	0	0	22	33	0.00	0.000					

Los Angeles Dodgers @ San Francisco Giants
Candlestick Park, San Francisco, CA
Wed Apr 17 1991, 6:33 AM EDT
Att: 29,011 - Cloudy - 70 F

AB	32
R	2
H	5
RBI	2
BB	1
SO	6
LOB	4



Batter	1	2	3	4	5	6	7	8	9	AB	R	H	RBI	BB	SO	LOB	TOP					
Brett Butler, L OBP: 0.317, SLG: 0.297 (1, 8)										5	1	1	0	0	0	3	Los Angeles Dodgers @ San Diego Padres Jack Murphy Stadium, San Diego, CA Thu Apr 18 1991, 6:33 AM EDT Att: 26,331 - Cloudy - 68 F livebaseballscores.com					
Juan Samuel, R OBP: 0.300, SLG: 0.538 (1, 4)										5	2	2	2	0	1	1						
Darryl Strawberry, L OBP: 0.316, SLG: 0.290 (1, 9)										3	2	1	1	1	0	0						
Eddie Murray, S OBP: 0.429, SLG: 0.273 (1, 3)										5	0	2	0	0	0	2						
Kal Daniels, L OBP: 0.289, SLG: 0.353 (1, 7)										5	0	1	0	0	2	4						
Jeff Hamilton, R OBP: 0.176, SLG: 0.188 Lenny Harris, L (9, PH) OBP: 0.211, SLG: 0.211 (1, 5)										3	0	1	1	1	1	0						
Mike Scioscia, L OBP: 0.441, SLG: 0.438 (1, 2)										4	0	1	0	0	0	3						
Alfredo Griffin, S OBP: 0.290, SLG: 0.267 (1, 6)										4	0	3	0	0	0	1						
Kevin Gross, R (1, 1)										2	0	0	0	0	0	2						
Mike Hartley, R (4, 1)										0	0	0	0	0	0	0						
Gary Carter, R (6, PH)										1	0	1	0	0	0	0						
Tim Crews, R (6, 1)										0	0	0	0	0	0	0						
Chris Gwynn, L (8, PH)										1	0	0	0	0	0	1						
Jim Gott, R (8, 1)										0	0	0	0	0	0	0						
Inning Stats	R: 3 E: 0 K: 1 S: 17	H: 4 LOB: 1 BB: 0 P: 30	R: 0 E: 0 K: 1 S: 9	H: 1 LOB: 1 BB: 0 P: 16	R: 0 E: 0 K: 0 S: 7	H: 0 LOB: 0 BB: 0 P: 14	R: 0 E: 0 K: 2 S: 11	H: 1 LOB: 1 BB: 0 P: 18	R: 1 E: 0 K: 1 S: 14	H: 2 LOB: 1 BB: 0 P: 24	R: 0 E: 0 K: 0 S: 10	H: 2 LOB: 2 BB: 0 P: 16	R: 1 E: 1 K: 1 S: 13	H: 0 LOB: 2 BB: 2 P: 28	R: 0 E: 0 K: 0 S: 7	H: 1 LOB: 0 BB: 0 P: 10	R: 0 E: 0 K: 0 S: 10	H: 2 LOB: 2 BB: 0 P: 14	1B: 9 2B: 2 3B: 1 HR: 1	SF: 1 SAC: 0 DP: 1 HBP: 0	WP: 0 PB: 1 SB: 1 CS: 0	PA: 42
PITCHER	IP	WLS	BF	H	R	ER	SO	BB	IBB	HBP	BLK	WP	HR	S	P	ERA	WHIP					
Eric Nolte, L ERA: 4.38 (1, 1)	5.2	W	27	10	4	4	5	0	0	0	0	0	1	67	116	6.35	1.765					
Rich Rodriguez, L ERA: 5.4 (6, 1)	1.1		7	0	1	0	1	2	0	0	0	0	0	14	30	0.00	1.500					
Mike Maddux, R ERA: (8, 1)	2.0		8	3	0	0	0	0	0	0	0	0	0	17	24	0.00	1.500					

Batter	1	2	3	4	5	6	7	8	9	AB	R	H	RBI	BB	SO	LOB	BOTTOM				
Bip Roberts, S OBP: 0.383, SLG: 0.386 (1, 4)										4	1	1	0	1	0	1	Los Angeles Dodgers @ San Diego Padres Jack Murphy Stadium, San Diego, CA Thu Apr 18 1991, 6:33 AM EDT Att: 26,331 - Cloudy - 68 F livebaseballscores.com				
Tony Fernandez, S OBP: 0.370, SLG: 0.432 (1, 6)										5	2	3	2	0	0	1					
Tony Gwynn, L OBP: 0.386, SLG: 0.447 Mike Aldrete, L (7, 7)										3	1	1	3	0	0	1					
Fred McGriff, L OBP: 0.386, SLG: 0.371 (1, 3)										4	1	2	0	1	1	0					
Jerald Clark, R OBP: 0.442, SLG: 0.556 (7, 9)										3	2	1	3	2	2	3					
Gary Templeton, S OBP: 0.111, SLG: 0.111 (1, 5)										5	0	1	0	0	0	4					
Darrin Jackson, R OBP: 0.385, SLG: 0.750 (1, 8)										4	1	3	1	0	0	1					
Tom Lampkin, L OBP: 0.500, SLG: 0.500 (1, 2)										4	1	2	1	0	0	1					
Eric Nolte, L (1, 1)										3	1	0	0	0	2	4					
Rich Rodriguez, L (6, 1)										0	0	0	0	0	0	0					
Marty Barrett, R OBP: 0.500, SLG: 2.000 (7, PH)										1	0	0	0	0	1	1					
Mike Maddux, L (8, 1)										0	0	0	0	0	0	0					
Inning Stats	R: 0 E: 0 K: 0 S: 9	H: 0 LOB: 0 BB: 0 P: 15	R: 1 E: 0 K: 2 S: 13	H: 2 LOB: 2 BB: 1 P: 24	R: 0 E: 0 K: 1 S: 12	H: 2 LOB: 0 BB: 0 P: 18	R: 7 E: 0 K: 0 S: 16	H: 5 LOB: 0 BB: 2 P: 29	R: 1 E: 0 K: 1 S: 9	H: 1 LOB: 0 BB: 0 P: 17	R: 1 E: 1 K: 1 S: 16	H: 1 LOB: 1 BB: 0 P: 25	R: 0 E: 0 K: 1 S: 11	H: 1 LOB: 1 BB: 0 P: 17	R: 0 E: 0 K: 0 S: 10	H: 2 LOB: 2 BB: 1 P: 16	1B: 8 2B: 3 3B: 1 HR: 2	SF: 1 SAC: 0 DP: 1 HBP: 0	WP: 0 PB: 0 SB: 0 CS: 0	PA: 42	
PITCHER	IP	WLS	BF	H	R	ER	SO	BB	IBB	HBP	BLK	WP	HR	S	P	ERA	WHIP				
Kevin Gross, R ERA: 16.5 (1, 1)	3.2	L	21	8	6	6	3	2	0	0	0	0	0	47	76	14.73	2.727				
Mike Hartley, R ERA: 3.69 (4, 1)	1.1		7	2	3	3	1	0	1	0	0	0	2	12	27	20.25	1.500				
Tim Crews, R ERA: 4.15 (6, 1)	2.0		9	2	1	1	2	0	0	0	0	0	0	27	42	4.50	1.000				
Jim Gott, R ERA: (8, 1)	1.0		5	2	0	0	0	1	0	0	0	0	0	10	16	0.00	3.000				



Batter	1	2	3	4	5	6	7	8	9	AB	R	H	RBI	BB	SO	LOB	TOP				
Brett Butler, L OBP: 0.289, SLG: 0.268 (1, 8)	G6-3		G3-1		G3			E4 1B SF7		4	1	0	0	0	0	1	Los Angeles Dodgers @ San Diego Padres Jack Murphy Stadium, San Diego, CA Fri Apr 19 1991, 10:05 PM EDT Att: 30,795 - Sunny - 55 F livebaseballscorecards.com				
Juan Samuel, R OBP: 0.341, SLG: 0.628 (1, 4)	G6-3		1B			HR		FC4-6 1B		4	1	3	1	0	0	0					
Daryl Strawberry, L OBP: 0.310, SLG: 0.353 (1, 9)	HR		L9			K		SF7		3	1	1	1	0	1	1					
Eddie Murray, S OBP: 0.444, SLG: 0.533 (1, 3)	HR					F7		FC4-6		4	1	2	2	0	0	1					
Kal Daniels, L OBP: 0.262, SLG: 0.316 Jose Gonzalez, R (9, 7)	G6-3					K			G4-3	4	0	0	0	0	1	1					
Lenny Harris, L OBP: 0.227, SLG: 0.227 Mike Sharperson, R OBP: 0.286, SLG: 0.263 (9, PH) (9, 5)									F8	3	0	1	0	0	0	0					
Mike Scioscia, L OBP: 0.395, SLG: 0.389 (1, 2)									F8	1	0	0	0	0	0	0					
Alfredo Griffin, S OBP: 0.265, SLG: 0.242 (1, 6)										4	0	0	0	0	0	1					
Mike Morgan, R OBP: 0.200, SLG: 0.200 (1, 1)										3	0	0	0	0	0	0					
Inning Stats	R: 2 H: 2 E: 0 K: 0 S: 11	H: 2 LOB: 0 BB: 0 P: 15	R: 0 H: 0 E: 0 K: 0 S: 5	H: 0 LOB: 0 BB: 7 P: 7	R: 0 H: 1 E: 0 K: 0 S: 9	H: 1 LOB: 1 BB: 0 P: 13	R: 0 H: 1 E: 0 K: 0 S: 9	H: 1 LOB: 0 BB: 0 P: 13	R: 0 H: 1 E: 0 K: 2 S: 12	H: 1 LOB: 1 BB: 0 P: 14	R: 1 H: 1 E: 0 K: 0 S: 12	H: 1 LOB: 0 BB: 0 P: 16	R: 0 H: 1 E: 0 K: 0 S: 6	H: 1 LOB: 0 BB: 0 P: 10	R: 1 H: 1 E: 1 K: 0 S: 11	H: 1 LOB: 1 BB: 0 P: 15	R: 0 H: 0 E: 0 K: 0 S: 10	H: 0 LOB: 0 BB: 0 P: 14	1B: 5 2B: 0 3B: 1 HR: 2	SF: 1 SAC: 0 DP: 2 HBP: 0	WP: 0 PA: 34 PB: 0 SB: 0 CS: 0
PITCHER	IP	WLS	BF	H	R	ER	SO	BB	IBB	HBP	BLK	WP	HR	S	P	ERA	WHIP				
Ed Whitson, R ERA: 3.38 (1, 1)	8.0	L	31	8	4	3	2	0	0	0	0	0	2	75	103	3.38	1.000				
Pat Clements, L ERA: (9, 1)	1.0		3	0	0	0	0	0	0	0	0	0	0	10	14	0.00	0.000				

Batter	1	2	3	4	5	6	7	8	9	AB	R	H	RBI	BB	SO	LOB	BOTTOM				
Bip Roberts, S OBP: 0.353, SLG: 0.354 (1, 4)	G4-3			G6-3		G6-3		F8		4	0	0	0	0	0	0	Los Angeles Dodgers @ San Diego Padres Jack Murphy Stadium, San Diego, CA Fri Apr 19 1991, 10:05 PM EDT Att: 30,795 - Sunny - 55 F livebaseballscorecards.com				
Tony Fernandez, S OBP: 0.340, SLG: 0.396 (1, 6)	L7			G3		G4-3			G1-3	4	0	0	0	0	0	0					
Tony Gwynn, L OBP: 0.375, SLG: 0.429 (1, 9)	G4-3			E6 1B		G6-3			1B 1B	4	0	1	0	0	0	0					
Fred McGriff, L OBP: 0.438, SLG: 0.436 (1, 3)										4	0	4	0	0	0	0					
Benito Santiago, R OBP: 0.326, SLG: 0.442 (1, 2)										4	0	0	0	0	0	6					
Jerald Clark, R OBP: 0.426, SLG: 0.525 (1, 7)										4	0	1	0	0	0	2					
Garry Templeton, S OBP: 0.190, SLG: 0.150 (1, 5)										2	0	1	0	1	0	1					
Shawn Abner, R OBP: 0.364, SLG: 0.345 (1, 8)										3	0	0	0	0	0	2					
Ed Whitson, R Mike Aldrete, L Pat Clements, R (8, PH) (9, 1)										2	0	0	0	0	0	1					
Inning Stats	R: 0 H: 0 E: 0 K: 0 S: 6	H: 0 LOB: 0 BB: 0 P: 9	R: 0 H: 1 E: 0 K: 0 S: 8	H: 1 LOB: 0 BB: 0 P: 13	R: 0 H: 1 E: 0 K: 0 S: 5	H: 1 LOB: 0 BB: 0 P: 8	R: 0 H: 1 E: 1 K: 0 S: 13	H: 1 LOB: 2 BB: 0 P: 19	R: 0 H: 0 E: 0 K: 0 S: 6	H: 0 LOB: 0 BB: 1 P: 11	R: 0 H: 0 E: 0 K: 0 S: 5	H: 0 LOB: 0 BB: 0 P: 7	R: 0 H: 2 E: 1 K: 0 S: 8	H: 1 LOB: 1 BB: 0 P: 11	R: 0 H: 0 E: 0 K: 0 S: 6	H: 0 LOB: 0 BB: 0 P: 10	R: 0 H: 2 E: 0 K: 0 S: 9	H: 2 LOB: 2 BB: 0 P: 12	1B: 7 2B: 0 3B: 0 HR: 0	SF: 0 SAC: 0 DP: 2 HBP: 0	WP: 0 PA: 33 PB: 0 SB: 0 CS: 0
PITCHER	IP	WLS	BF	H	R	ER	SO	BB	IBB	HBP	BLK	WP	HR	S	P	ERA	WHIP				
Mike Morgan, R ERA: (1, 1)	9.0	W	33	7	0	0	0	1	0	0	0	0	0	66	100	0.00	0.889				

Batter	1	2	3	4	5	6	7	8	9	AB	R	H	RBI	BB	SO	LOB	TOP				
Brett Butler, L OBP: 0.296, SLG: 0.250 (1, 8)	1-3 K	0-3 K		0-0 1B		1-2 FC4		4-2 BB		4	0	1	0	1	2	2	Los Angeles Dodgers @ San Diego Padres Jack Murphy Stadium, San Diego, CA Sun Apr 21 1991, 6:33 AM EDT Att: 36,269 - Cloudy - 65 F				
Juan Samuel, R OBP: 0.302, SLG: 0.538 (1, 4)	2-3 K		2-2 L9		1-0 FC4-6 FC5-2 1B		3-2 L1	3-2 G6-3		5	0	1	0	0	1						
Darryl Strawberry, L OBP: 0.333, SLG: 0.439 (1, 9)	1-2 2B		2-3 K		4-2 FC4-6 1-2 BB		2-2 HR		2-3 K	4	1	2	1	1	2	0					
Eddie Murray, S OBP: 0.444, SLG: 0.583 (1, 3)	0-0 P2		3-2 2B		0-0 FC4-6 FC5-2 2-3 1B		2-2 1B		3-0 P5	5	0	2	0	0	0	3					
Kal Daniels, L OBP: 0.280, SLG: 0.311 Stan Javier, S OBP: 0.167, SLG: 0.167 (1, 7) (8, 7)		2-0 1B BB G1-2-3 1B	1-3 K		1-2 FC5-2 1-2 3B		1-3 K		0-2 1B 3B 1B	4	0	1	0	0	2	4					
Lenny Harris, L OBP: 0.250, SLG: 0.217 Jeff Hamilton, R OBP: 0.292, SLG: 0.304 (1, 5) (5, PH)		4-2 G1-2-3 1B 1-2 1B BB		2-3 K	2-3 K		0-0 1B		0-0 1-2 3B 1B	1	1	0	0	1	1	0					
Mike Scioscia, L OBP: 0.426, SLG: 0.523 (1, 2)	1-2 1B		4-1 1B BB		2-2 G3		2-3 K		1-1 1B PB 3B	4	2	2	2	1	1	2					
Alfredo Griffin, S OBP: 0.282, SLG: 0.263 (1, 6)	0-1 G1-2-3		2-0 1B		0-2 L8		0-0 G5-3		1-1 1B 3B 1B	5	0	2	0	0	0	3					
Ramon Martinez, R OBP: 0.429, SLG: 0.333 (1, 1)	0-2 1B		1-3 K		4-0 FC4 BB		1-2 G6-3		0-1 G4-3	4	0	1	2	1	1	3					
Inning Stats	R: 0 E: 0 K: 2 S: 10	H: 1 LOB: 1 BB: 0 P: 14	R: 2 E: 0 K: 1 S: 16	H: 3 LOB: 1 BB: 1 P: 23	R: 0 E: 0 K: 2 S: 14	H: 1 LOB: 1 BB: 0 P: 22	R: 0 E: 0 K: 2 S: 9	H: 2 LOB: 2 BB: 1 P: 18	R: 0 E: 0 K: 1 S: 10	H: 0 LOB: 1 BB: 1 P: 20	R: 1 E: 0 K: 2 S: 19	H: 3 LOB: 2 BB: 0 P: 29	R: 0 E: 0 K: 0 S: 15	H: 0 LOB: 1 BB: 1 P: 22	R: 3 E: 0 K: 1 S: 15	H: 4 LOB: 1 BB: 0 P: 22	1B: 11 2B: 2 3B: 1 HR: 1	SF: 0 SAC: 0 DP: 1 HBP: 0	WP: 0 PB: 1 SB: 1 CS: 0	PA: 45	
PITCHER	IP	WLS	BF	H	R	ER	SO	BB	IBB	HBP	BLK	WP	HR	S	P	ERA	WHIP				
Andy Benes, R ERA: 4.96 (1, 1)	4.0	L	21	8	2	2	7	3	0	0	0	0	0	52	85	4.50	2.750				
Pat Clements, L ERA: (5, 1)	1.0		3	0	0	0	1	0	0	0	0	0	0	7	10	0.00	0.000				
Rich Rodriguez, L ERA: 5.14 (6, 1)	2.0		10	3	1	1	2	1	0	0	0	0	1	32	49	4.50	2.000				
Wes Gardner, R ERA: 14.54 (8, 1)	2.0		11	4	3	3	1	1	0	0	0	0	0	30	44	13.50	2.500				

AB	40
R	6
H	15
RBI	5
BB	5
SO	11
LOB	20



Batter	1	2	3	4	5	6	7	8	9	AB	R	H	RBI	BB	SO	LOB	BOTTOM					
Bip Roberts, S OBP: 0.327, SLG: 0.327 (1, 4)	0-3 K		2-1 L6		0-0 F7		0-1 G3			4	0	0	0	0	1	0	Los Angeles Dodgers @ San Diego Padres Jack Murphy Stadium, San Diego, CA Sun Apr 21 1991, 6:33 AM EDT Att: 36,269 - Cloudy - 65 F					
Tony Fernandez, S OBP: 0.382, SLG: 0.400 (1, 6)	3-1 1B		2-2 G4-3		1-3 K		0-0 F7			4	0	1	0	0	1	0						
Tony Gwynn, L OBP: 0.375, SLG: 0.420 (1, 9)	2-1 1B		0-1 BB		2-2 G6-3		1-1 G3-1			4	0	2	0	0	0	0						
Fred McGriff, L OBP: 0.411, SLG: 0.378 (1, 3)	2-1 P6		4-0 1B		4-2 FC5-4 BB		0-0 G3-1			2	0	0	0	2	0	2						
Benito Santiago, R OBP: 0.275, SLG: 0.373 (1, 2)	0-3 K		2-2 P5		0-0 FC5-4 2B		0-1 L7			4	0	0	0	0	1	5						
Jerald Clark, R OBP: 0.400, SLG: 0.500 (1, 7)		0-0 F9		2-3 K		0-0 2B		0-2 G4-3		4	0	1	0	0	1	0						
Jim Preasley, R OBP: 0.172, SLG: 0.077 (1, 5)		3-3 K		1-2 L9		1-3 K		0-2 F8		4	0	0	0	0	2	2						
Shawn Abner, R OBP: 0.359, SLG: 0.371 (1, 8)		1-2 2B		2-3 K		1-3 K				3	0	1	0	0	2	0						
Andy Benes, R Pat Clements, R Marty Barrett, R Rich Rodriguez, L Garry Templeton, S Wes Gardner, R (1, 1) (5, 1) (5, PH) (8, 1) (7, PH) (8, 1)		1-0 G6-3		0-1 P5		2-3 K				1	0	0	0	0	0	1						
Inning Stats	R: 0 E: 0 K: 2 S: 12	H: 2 LOB: 2 BB: 0 P: 19	R: 0 E: 0 K: 1 S: 10	H: 1 LOB: 1 BB: 0 P: 15	R: 0 E: 0 K: 0 S: 13	H: 1 LOB: 2 BB: 1 P: 23	R: 0 E: 0 K: 2 S: 10	H: 0 LOB: 0 BB: 0 P: 15	R: 0 E: 0 K: 1 S: 7	H: 0 LOB: 0 BB: 0 P: 8	R: 0 E: 0 K: 1 S: 10	H: 1 LOB: 2 BB: 1 P: 17	R: 0 E: 0 K: 2 S: 8	H: 0 LOB: 0 BB: 0 P: 11	R: 0 E: 0 K: 0 S: 4	H: 0 LOB: 0 BB: 0 P: 5	R: 0 E: 0 K: 0 S: 8	H: 0 LOB: 0 BB: 0 P: 8	1B: 3 2B: 2 3B: 0 HR: 0	SF: 0 SAC: 0 DP: 0 HBP: 0	WP: 0 PB: 0 SB: 0 CS: 0	PA: 34
PITCHER	IP	WLS	BF	H	R	ER	SO	BB	IBB	HBP	BLK	WP	HR	S	P	ERA	WHIP					
Ramon Martinez, R ERA: 3.15 (1, 1)	9.0	W	34	5	0	0	9	2	0	0	0	0	0	82	121	0.00	0.778					

AB	32
R	0
H	5
RBI	0
BB	2
SO	9
LOB	10



Batter	1	2	3	4	5	6	7	8	9	AB R H RBI BB SO LOB	TOP										
Deion Sanders, L (1.7) OBP: 0.366, SLG: 0.400	2-1 CS 1B		0-0 G4-6-3 1-2		1-1 1B		4-2 E S BB		2-2 G4-3	4 0 2 1 1 0 1	Atlanta Braves @ Los Angeles Dodgers Dodger Stadium, Los Angeles, CA Tue Apr 23 1991, 7:05 PM PDT Att: 27,737 - Cloudy - 65 F										
Jeff Treadway, L (1.4) OBP: 0.324, SLG: 0.367	3-1 F7 1-2			2-1 CS 1B	0-0 G5-3		3-1 P5			4 0 1 0 0 0 4											
Ron Gant, R (1.8) OBP: 0.269, SLG: 0.304	2-2 F8			2-3 K		0-1 2B 2B		2-1 FC4-6 1B		4 1 2 0 0 1 1											
David Justice, L (1.9) OBP: 0.275, SLG: 0.447		1-0 HR		2-3 K		0-1 P4		1-1 FC4-6 G3 1-2		4 1 1 1 0 1 3											
Sid Bream, L (1.3) OBP: 0.256, SLG: 0.444		4-2 CS BB		3-2 CS 1-2	4-1 2B BB	0-1 PC 2B		0-0 G3 1-2		2 1 1 1 2 0 1											
Terry Pendleton, S (1.5) OBP: 0.344, SLG: 0.519	1 SAFE G5-3 1-2			1 SAFE K	4-0 IBB			4-0 IBB		2 0 0 0 2 1 2											
Greg Olson, R (1.2) OBP: 0.529, SLG: 0.647				1-1 BB 1B	1-3 K			0-1 F7		4 1 1 0 0 2 4											
Rafael Belliard, R (1.6) OBP: 0.243, SLG: 0.206			2-3 K		4-0 1B BB	1-0 PO	0-0 G6-3	0-0 G4-3		3 0 0 0 1 1 0											
Tom Glavine, L (1.1) OBP: 0.429, SLG: 0.200			4-2 G4-6-3 BB		4-2 1B BB		1-3 K	1-3 K		2 0 0 1 2 2 0											
Inning Stats	R: 0 E: 0 K: 0 S: 8	H: 1 LOB: 0 BB: 0 P: 14	R: 1 E: 0 K: 1 S: 10	H: 1 LOB: 0 BB: 1 P: 19	R: 0 E: 0 K: 1 S: 8	H: 0 LOB: 0 BB: 1 P: 14	R: 0 E: 0 K: 2 S: 10	H: 1 LOB: 0 BB: 0 P: 19	R: 2 E: 0 K: 1 S: 12	H: 2 LOB: 2 BB: 3 P: 25	R: 1 E: 0 K: 1 S: 9	H: 2 LOB: 1 BB: 1 P: 15	R: 0 E: 0 K: 1 S: 9	H: 0 LOB: 1 BB: 1 P: 16	R: 0 E: 0 K: 0 S: 7	H: 1 LOB: 2 BB: 1 P: 14	R: 0 E: 0 K: 1 S: 7	H: 0 LOB: 0 BB: 0 P: 10	1B: 4 2B: 3 3B: 0 HR: 1	SF: 0 SAC: 0 DP: 1 HBP: 0	WP: 0 PA: 39 PB: 0 SB: 1 CS: 3
PITCHER	IP WLS BF H R ER SO BB IBB HBP BLK WP HR S P ERA WHIP											PITCHER	IP WLS BF H R ER SO BB IBB HBP BLK WP HR S P ERA WHIP								
Kevin Gross, R (1.1) ERA: 12.19	4.1 L 18 4 3 3 5 5 0 0 0 0 0 1 45 87 6.23 2.077																				
Tim Crews, R (5.1) ERA: 3.95	1.2 7 3 1 1 1 0 1 0 0 0 0 0 12 19 5.40 1.800																				
Mike Hartley, R (7.1) ERA: 2.38	2.0 9 1 0 0 1 1 1 0 0 0 0 0 16 30 0.00 1.000																				
Jim Gott, R (9.1) ERA: 2.89	1.0 3 0 0 0 1 0 0 0 0 0 0 0 7 10 0.00 0.000																				

Batter	1	2	3	4	5	6	7	8	9	AB R H RBI BB SO LOB	BOTTOM										
Brett Butler, L (1.8) OBP: 0.295, SLG: 0.255	1-0 CS 1B			0-0 F9			2-3 K		1-3 K	4 0 1 0 0 2 1	Atlanta Braves @ Los Angeles Dodgers Dodger Stadium, Los Angeles, CA Tue Apr 23 1991, 7:05 PM PDT Att: 27,737 - Cloudy - 65 F										
Stan Javier, S (1.7) OBP: 0.118, SLG: 0.118	2-2 G6-3 1-2			2-3 K			0-1 F9		1-2 G5-3	4 0 0 0 0 1 2											
Daryl Strawberry, L (1.9) OBP: 0.329, SLG: 0.404	2-3 K			1-3 K			2-1 P5			3 0 0 0 0 2 0											
Eddie Murray, S (1.3) OBP: 0.412, SLG: 0.613		1-0 G4-6-3 1B		3-2 G5-3			3-2 G5-3			3 0 1 0 0 0 0											
Juan Samuel, R (1.4) OBP: 0.288, SLG: 0.500		2-3 K		1-1 G1-6-3			3-1 1B			3 0 1 0 0 1 1											
Gary Carter, R (1.2) OBP: 0.100, SLG: 0.100		0-1 G4-6-3 1-2		2-1 P6			0-0 F9			3 0 0 0 0 0 2											
Jeff Hamilton, R (1.5) OBP: 0.267, SLG: 0.276			2-2 G4-3		0-0 F7		0-3 K			3 0 0 0 0 1 1											
Alfredo Griffin, S (1.6) OBP: 0.273, SLG: 0.256			0-1 G6-3		1-0 G4-3		0-2 1B			3 0 1 0 0 0 0											
Kevin Gross, R (1.1) Tim Crews, R (5.1) Jose Gonzalez, R (5. PH) Mike Hartley, R (7.1) Jim Gott, R (9.1) Mike Sharperson, R (5. PH) OBP: 0.259, SLG: 0.236			2-3 K		0-3 K		1-3 K			1 0 0 0 0 0 1 0 0 0 0 0 0 0 0 0 1 0 0 0 0 0 1 0 0 0 0 0 0 0 0 0 0 0 0 0 0 0 0 0 1 0 0 0 0 0 1 1											
Inning Stats	R: 0 E: 0 K: 1 S: 8	H: 1 LOB: 0 BB: 0 P: 13	R: 0 E: 0 K: 1 S: 6	H: 1 LOB: 0 BB: 0 P: 9	R: 0 E: 0 K: 1 S: 8	H: 0 LOB: 0 BB: 0 P: 12	R: 0 E: 0 K: 2 S: 8	H: 0 LOB: 0 BB: 0 P: 11	R: 0 E: 0 K: 1 S: 7	H: 0 LOB: 0 BB: 0 P: 13	R: 0 E: 0 K: 1 S: 5	H: 0 LOB: 0 BB: 0 P: 6	R: 0 E: 0 K: 1 S: 7	H: 0 LOB: 0 BB: 0 P: 11	R: 0 E: 0 K: 1 S: 10	H: 1 LOB: 1 BB: 0 P: 16	R: 0 E: 0 K: 2 S: 17	H: 1 LOB: 1 BB: 0 P: 20	1B: 4 2B: 0 3B: 0 HR: 0	SF: 0 SAC: 0 DP: 1 HBP: 0	WP: 0 PA: 29 PB: 0 SB: 0 CS: 1
PITCHER	IP WLS BF H R ER SO BB IBB HBP BLK WP HR S P ERA WHIP											PITCHER	IP WLS BF H R ER SO BB IBB HBP BLK WP HR S P ERA WHIP								
Tom Glavine, L (1.1) ERA: 2.45	9.0 W 29 4 0 0 10 0 0 0 0 0 0 0 76 111 0.00 0.444																				

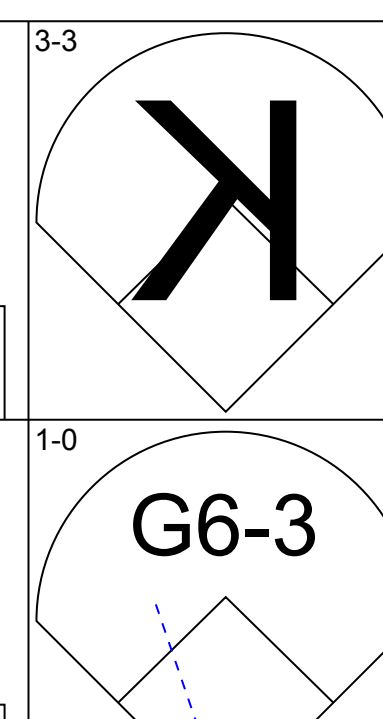
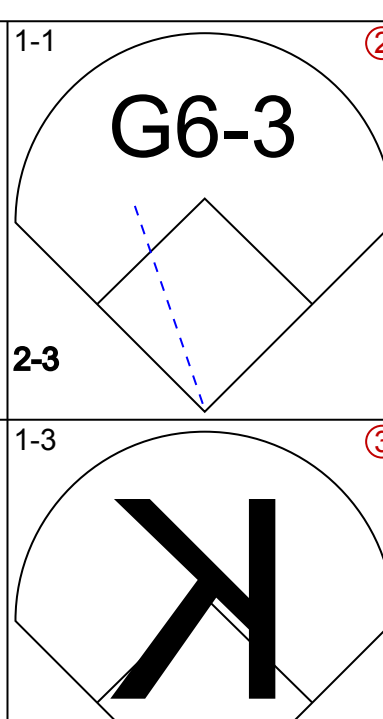
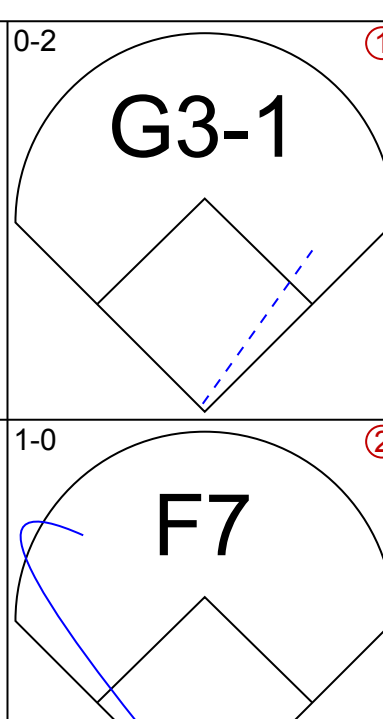
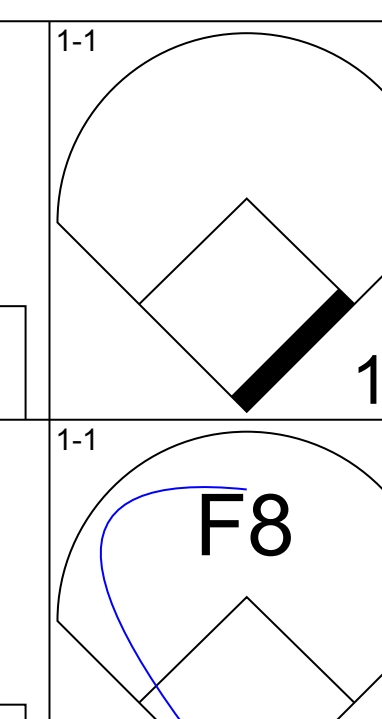
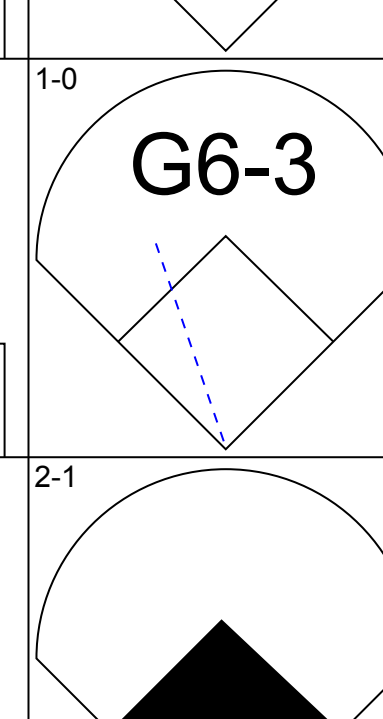

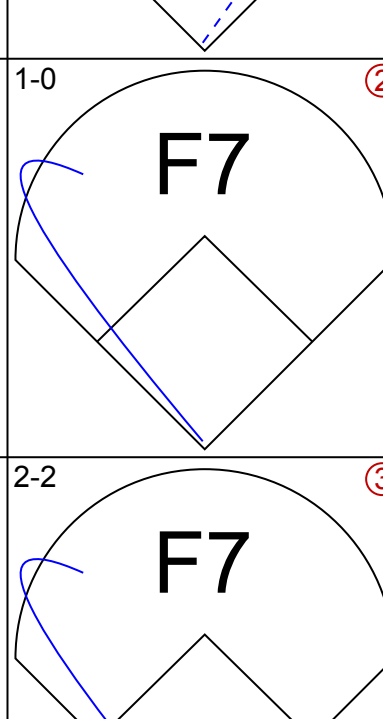
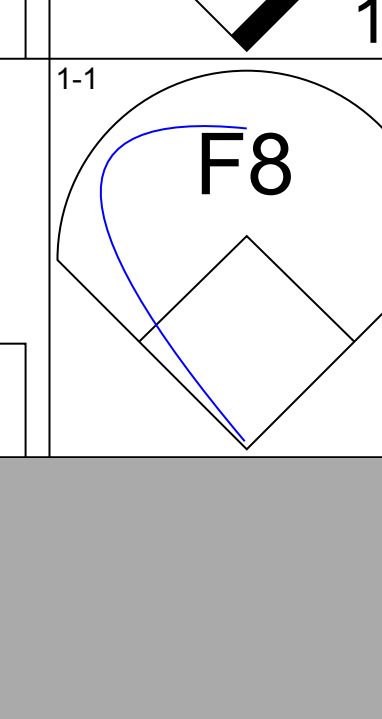
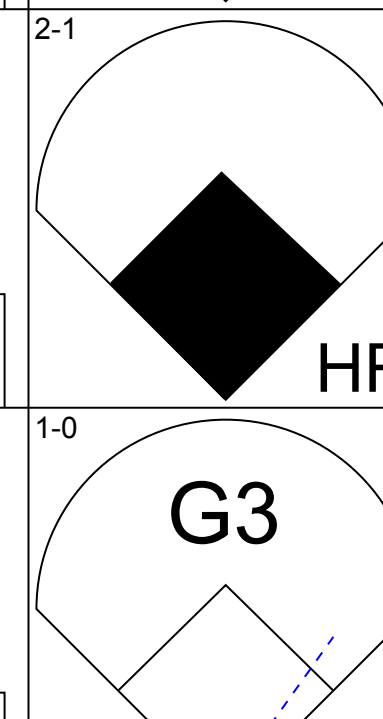
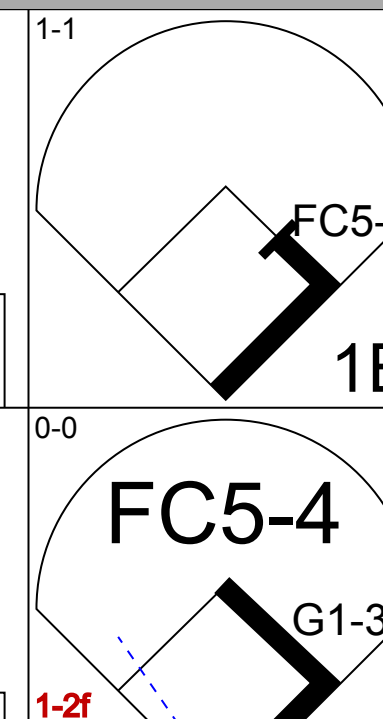
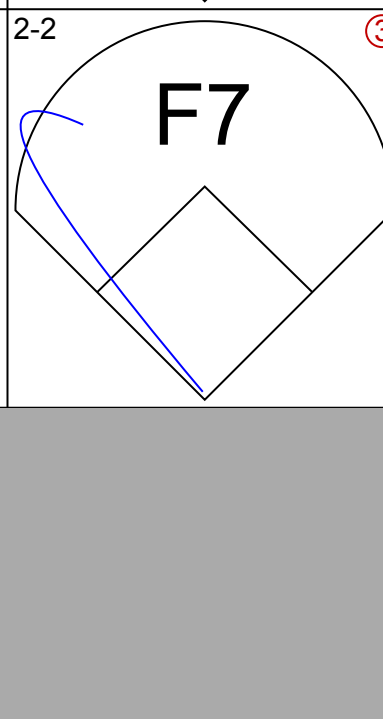
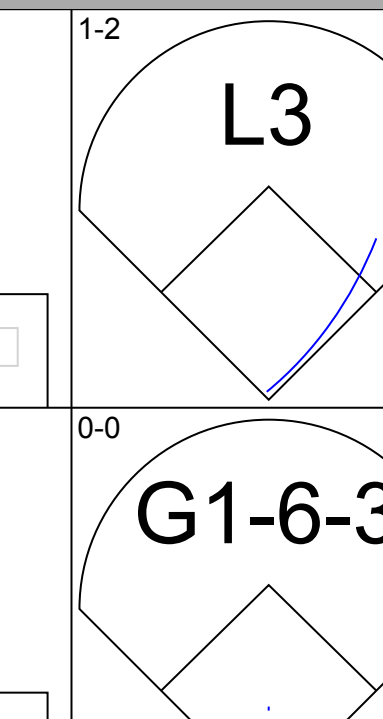
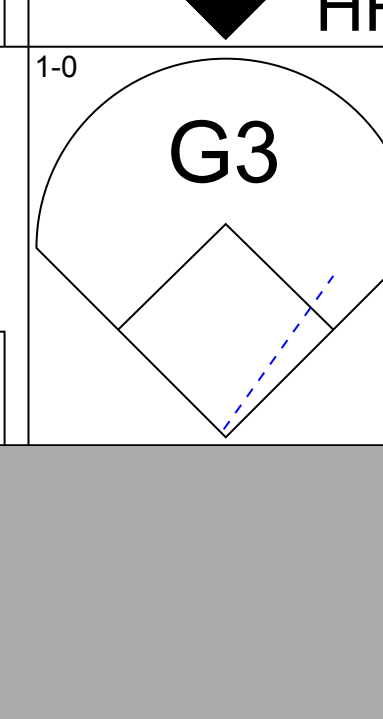
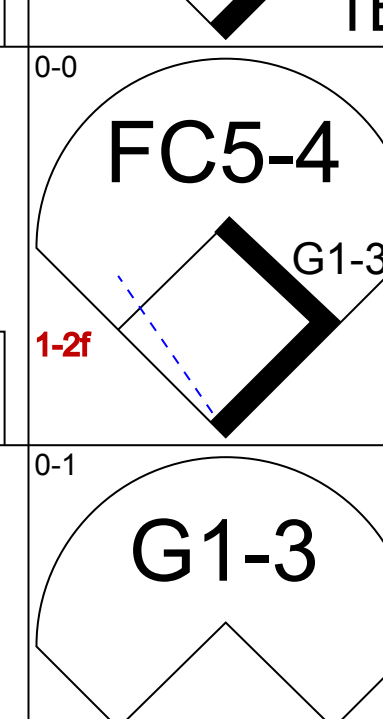
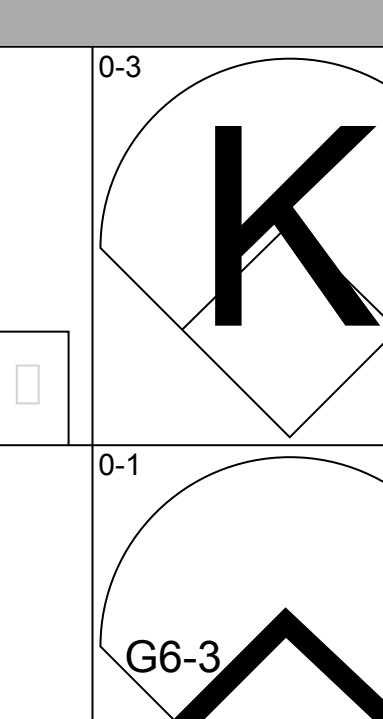
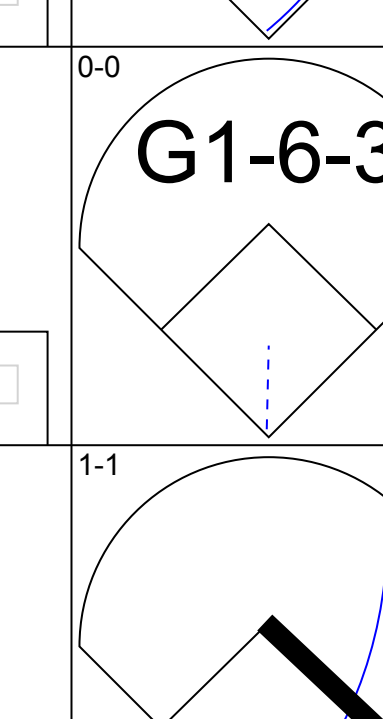
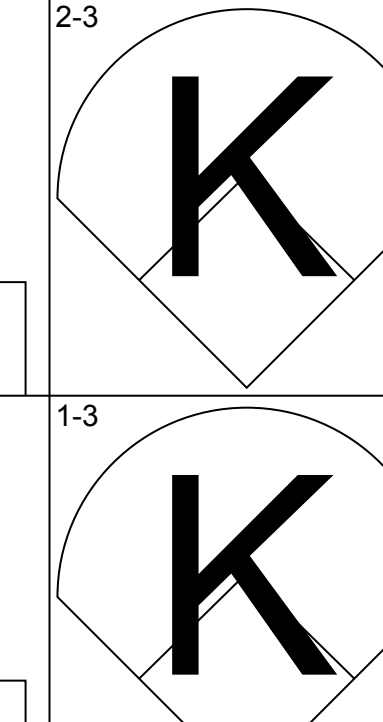
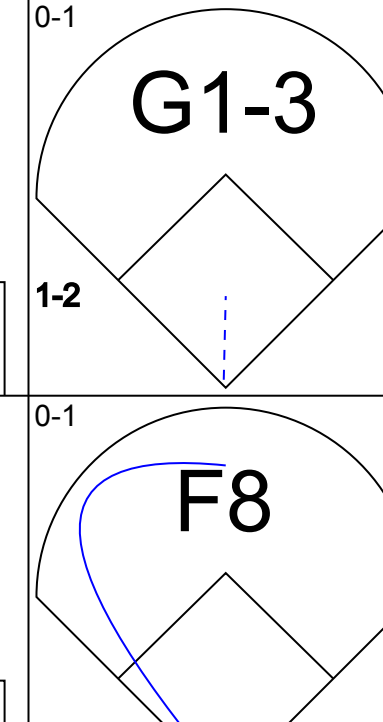
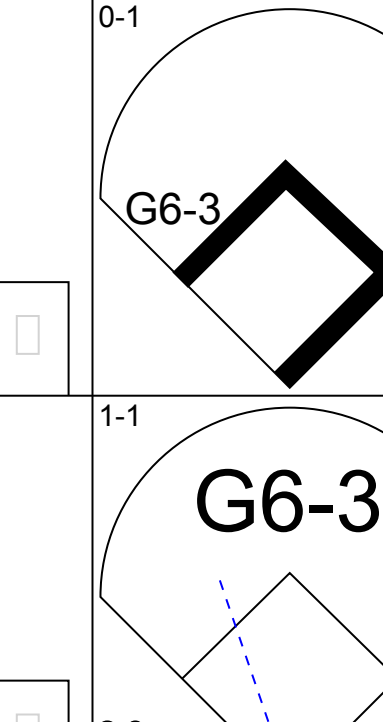
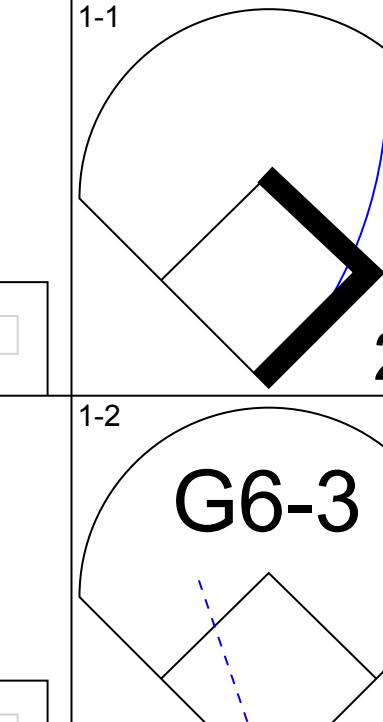
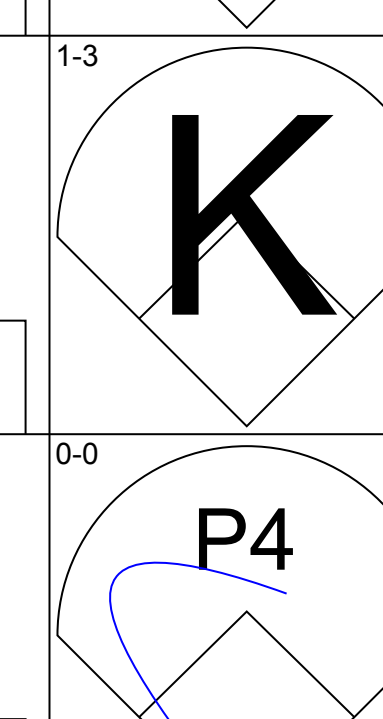
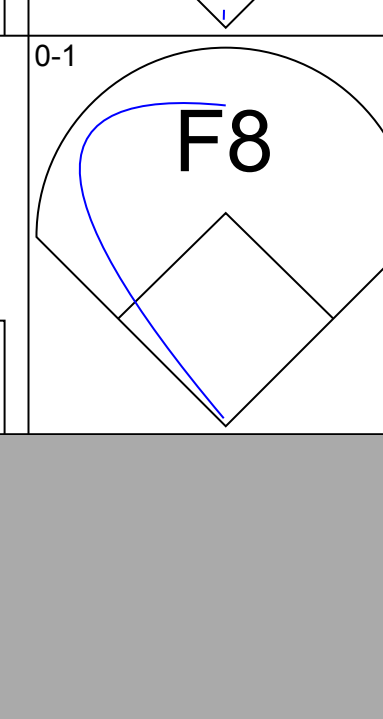
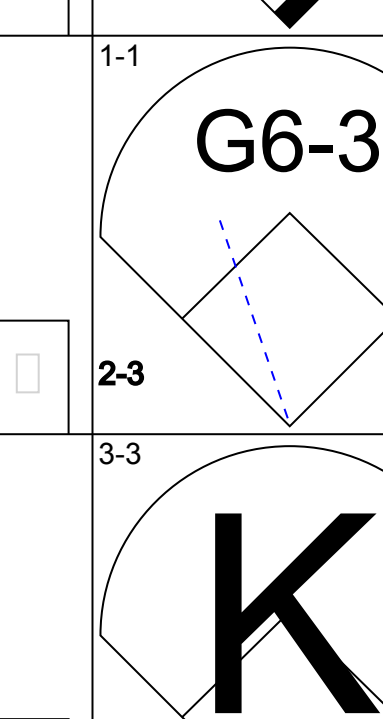
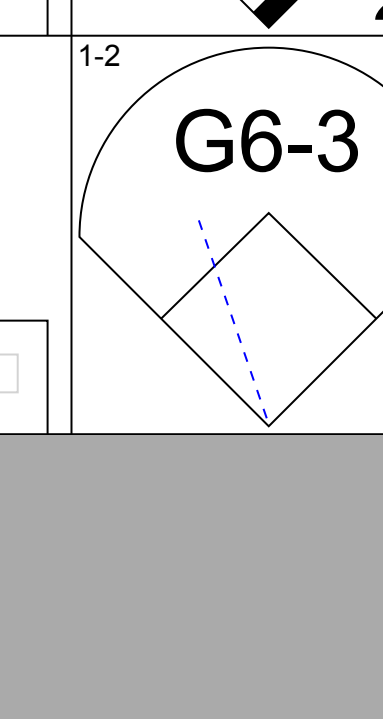
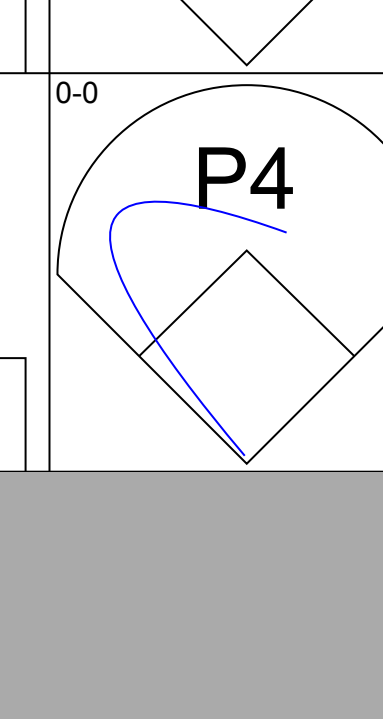
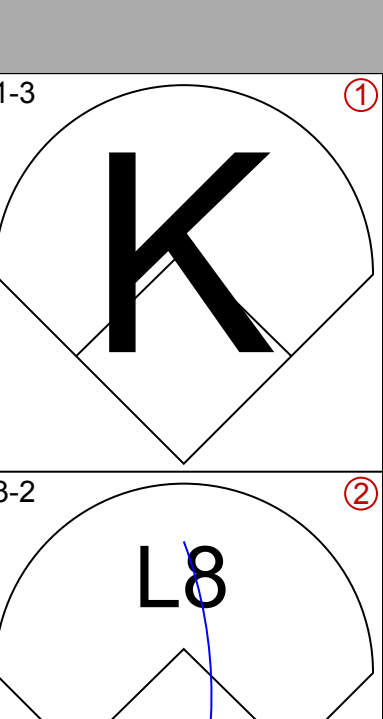
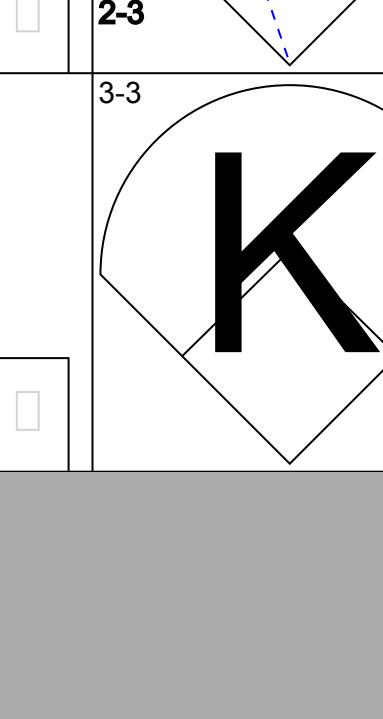
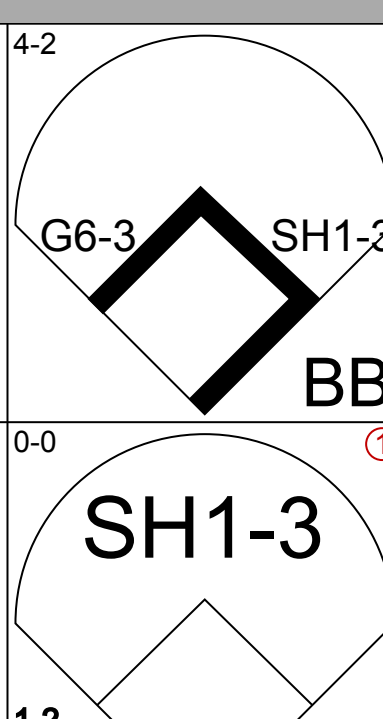
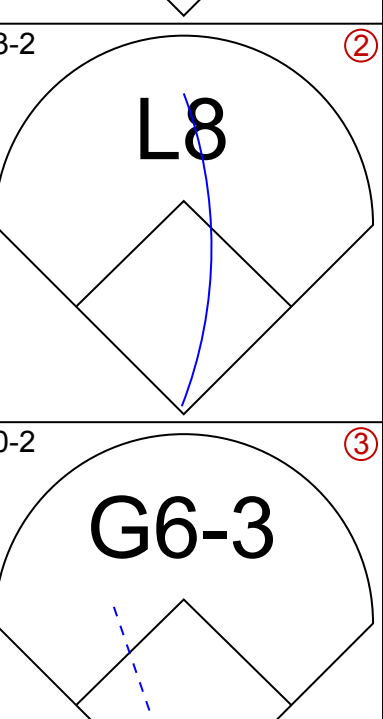
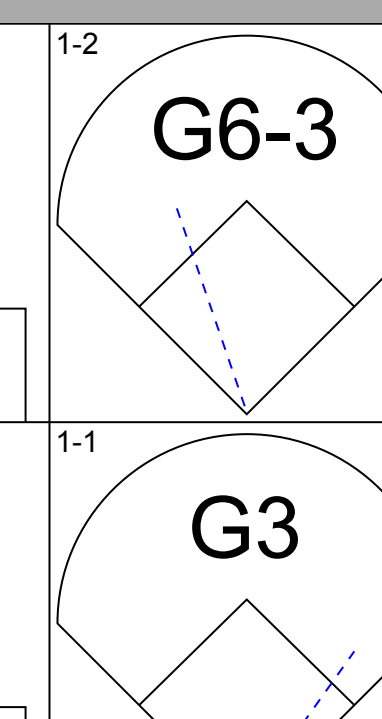
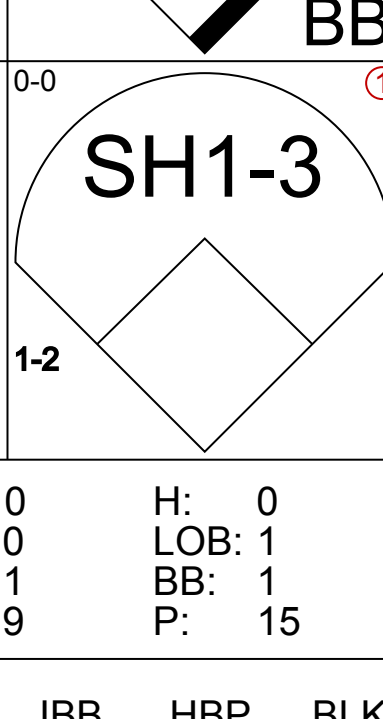
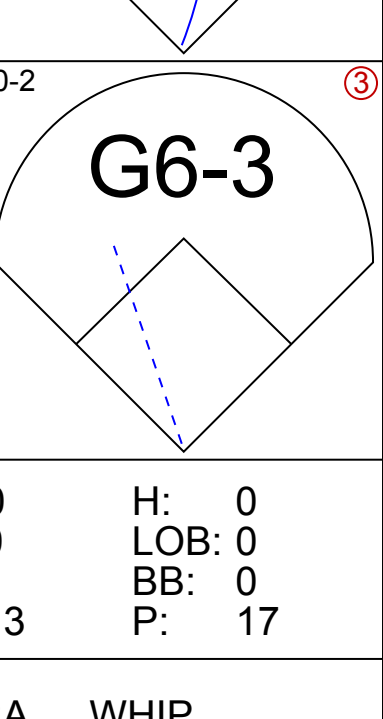
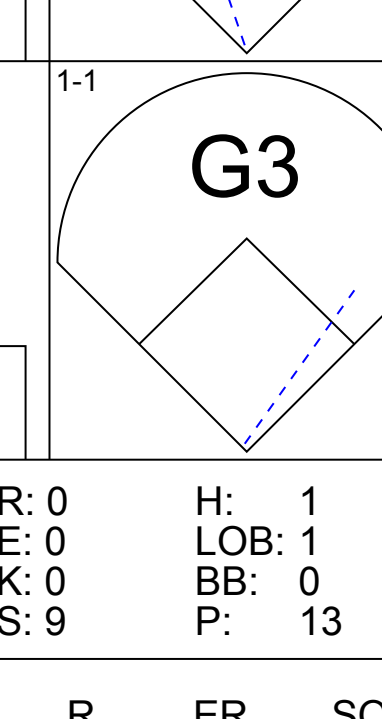
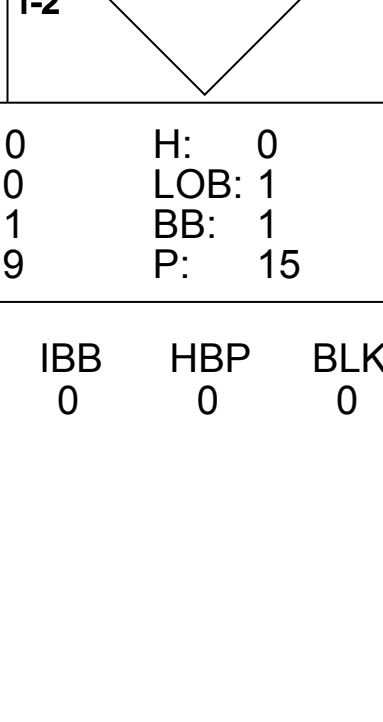
Batter	1	2	3	4	5	6	7	8	9	AB	R	H	RBI	BB	SO	LOB	TOP					
Deion Sanders, L (1, 7) OBP: 0.356, SLG: 0.462	G6-3		G4-3		G4-3			HR		4	1	1	1	0	0	2	Atlanta Braves @ Los Angeles Dodgers Dodger Stadium, Los Angeles, CA Wed Apr 24 1991, 7:05 PM PDT Att: 42,023 - Cloudy - 64 F					
Jeff Treadway, L (1, 4) OBP: 0.342, SLG: 0.471	G4-3			G3		HR		1B		4	1	2	1	0	0	0						
Ron Gant, R (1, 8) OBP: 0.250, SLG: 0.280	G6-3			L9		F9		G6-3		4	0	0	0	0	0	1						
David Justice, L (1, 9) OBP: 0.255, SLG: 0.412		K		G3-1		G4-3		K		4	0	0	0	0	2	0						
Sid Bream, L (1, 3) OBP: 0.279, SLG: 0.475		P6				BB		G3		4	1	2	0	0	0	0						
Terry Pendleton, S (1, 5) OBP: 0.333, SLG: 0.467		F8				1B		G3		3	1	0	0	1	1	1						
Mike Heath, R (1, 2) OBP: 0.405, SLG: 0.500				SH1-4		1B		G3		4	0	2	1	0	0	1						
Rafael Belliard, R (1, 6) OBP: 0.237, SLG: 0.200				K		FC5-4		G6-3		1	0	0	0	0	1	1						
Tommy Gregg, L (5, PH) OBP: 0.375, SLG: 0.429				K		G6-3		G6-3		1	0	0	0	0	0	2						
Jeff Blauser, R (5, 6) OBP: 0.304, SLG: 0.409				K		G6-3		G6-3		1	0	0	0	0	0	0						
29 John Smoltz, R (1, 1) OBP: 0.200, SLG: 0.300				SH1-4		G6-3		K		0	0	0	0	0	0	0						
Jerry Willard, L (5, PH)										1	0	0	1	0	0	1						
Marvin Freeman, R (5, 1)										0	0	0	0	0	0	0						
Doug Sisk, R (5, 1)										0	0	0	0	0	0	0						
Jeff Parrett, R (7, 1)										1	0	0	0	0	1	0						
Mark Lemke, S (8, PH)										0	0	0	0	0	0	0						
Kent Mercker, L (8, 1)										0	0	0	0	0	0	0						
Inning Stats	R: 0 E: 0 K: 0 S: 5	H: 0 LOB: 0 BB: 0 P: 8	R: 0 E: 0 K: 1 S: 7	H: 0 LOB: 0 BB: 0 P: 15	R: 0 E: 0 K: 1 S: 8	H: 1 LOB: 1 BB: 0 P: 13	R: 0 E: 0 K: 0 S: 5	H: 0 LOB: 0 BB: 0 P: 8	R: 2 E: 0 K: 0 S: 7	H: 2 LOB: 1 BB: 1 P: 15	R: 1 E: 0 K: 0 S: 8	H: 1 LOB: 0 BB: 0 P: 13	R: 0 E: 0 K: 1 S: 8	H: 0 LOB: 0 BB: 0 P: 13	R: 1 E: 0 K: 1 S: 12	H: 2 LOB: 0 BB: 0 P: 14	R: 0 E: 0 K: 1 S: 10	H: 1 LOB: 1 BB: 0 P: 15	1B: 4 2B: 1 3B: 0 HR: 2	SF: 0 SAC: 1 DP: 1 HBP: 0	WP: 0 PB: 0 SB: 1 CS: 0	PA: 34
PITCHER	IP WLS BF H R ER SO BB IBB HBP BLK WP HR S P ERA WHIP																					
Mike Morgan, R (1, 1) ERA: 1.52	8.0 W 30 6 4 4 4 1 0 0 0 0 2 60 99 4.50 0.875																					
Jay Howell, R (9, 1) ERA:	1.0 4 1 0 0 1 0 0 0 0 0 0 10 15 0.00 1.000																					

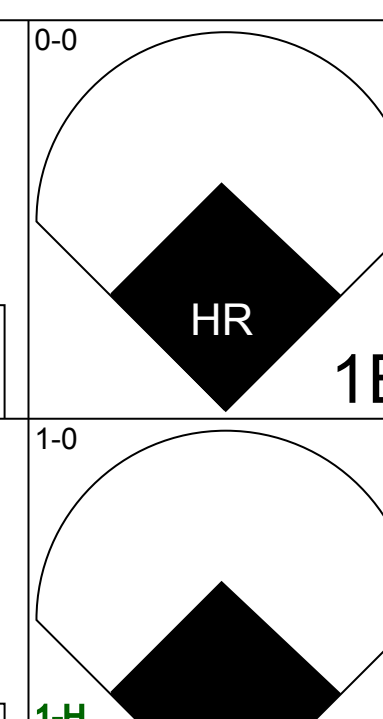
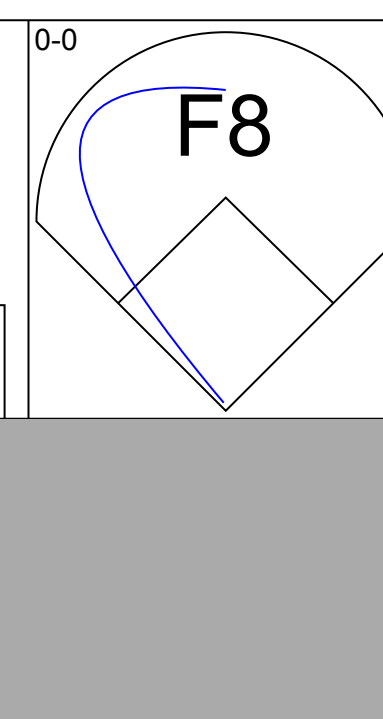
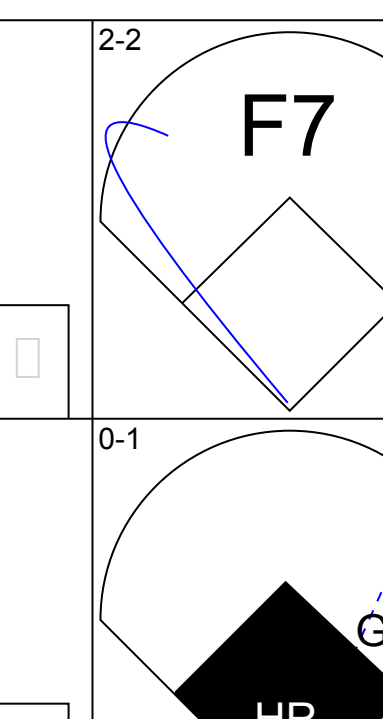
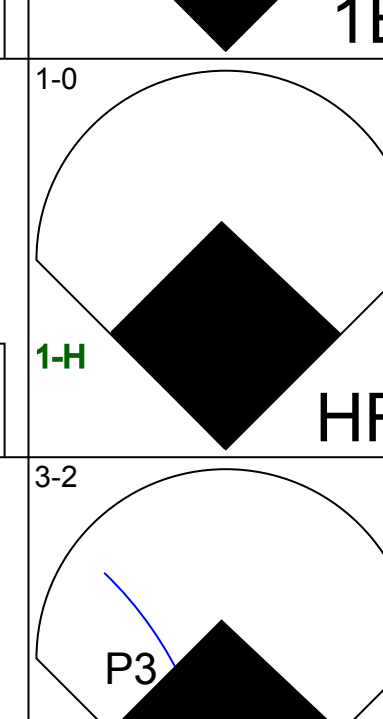
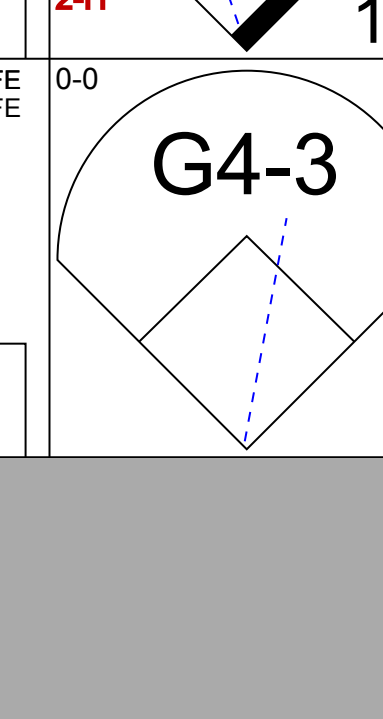
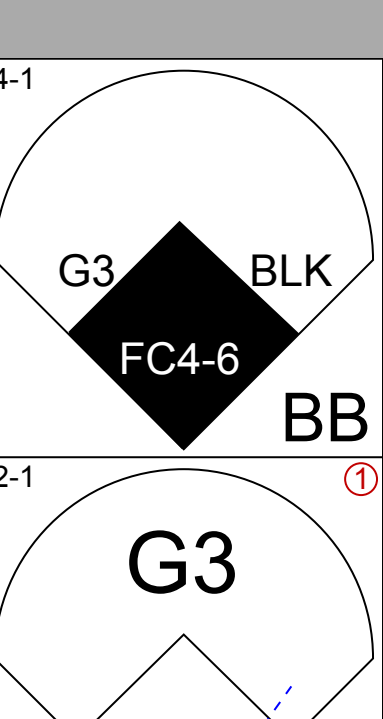
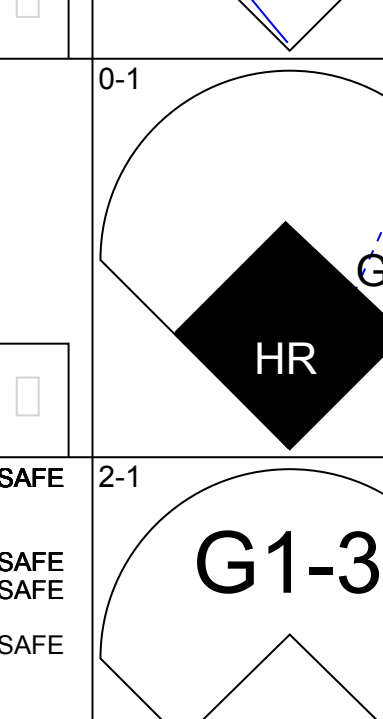
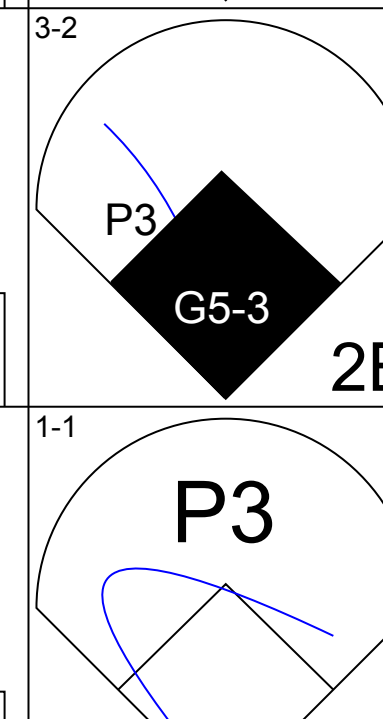
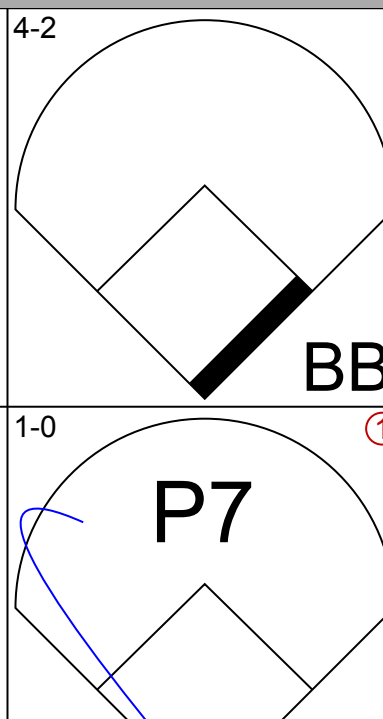
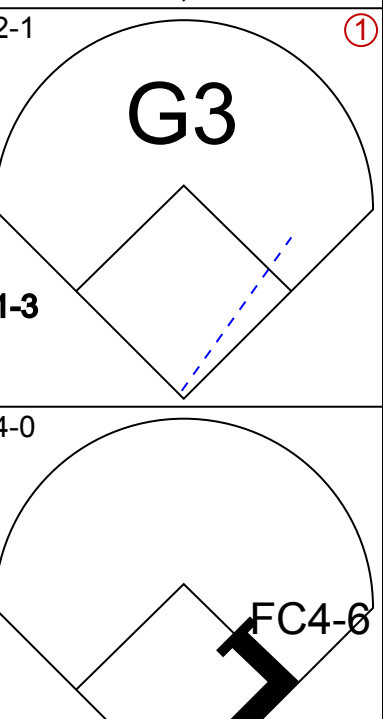
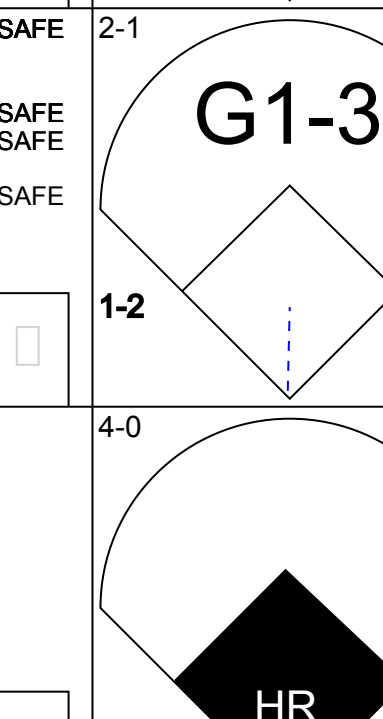
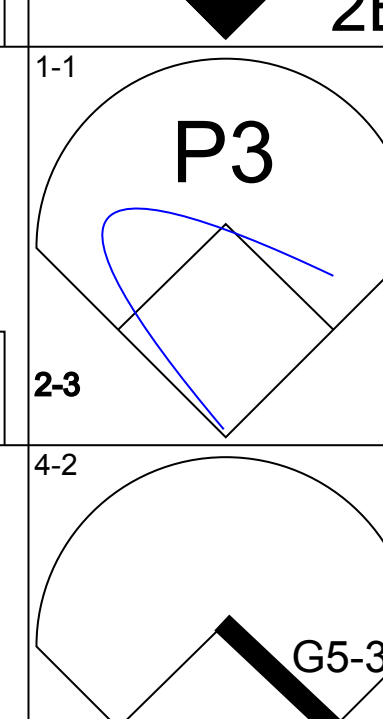
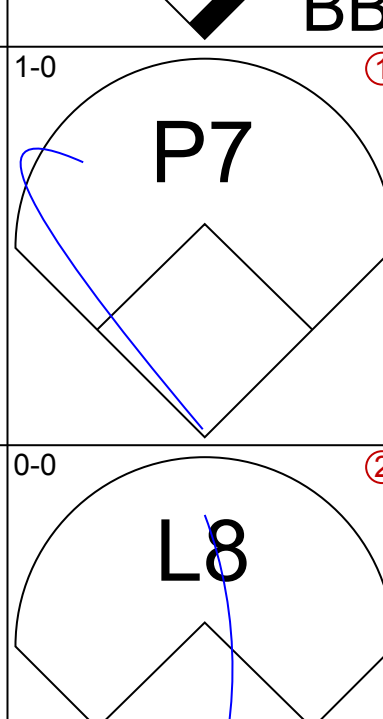
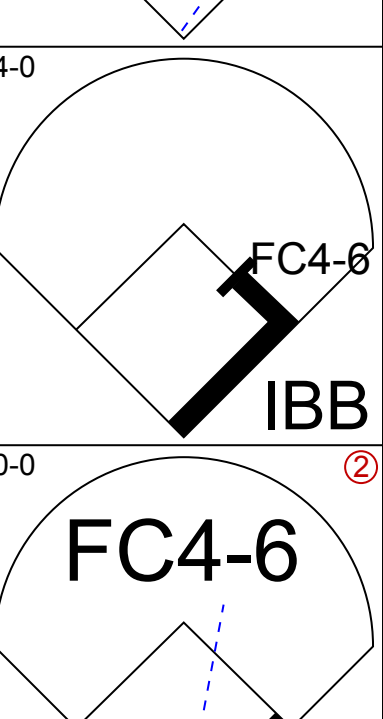
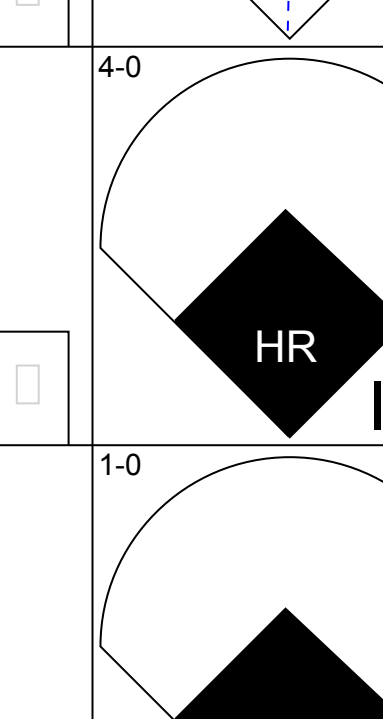
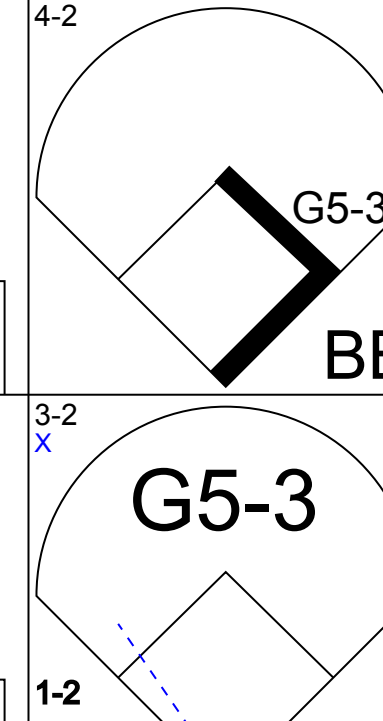
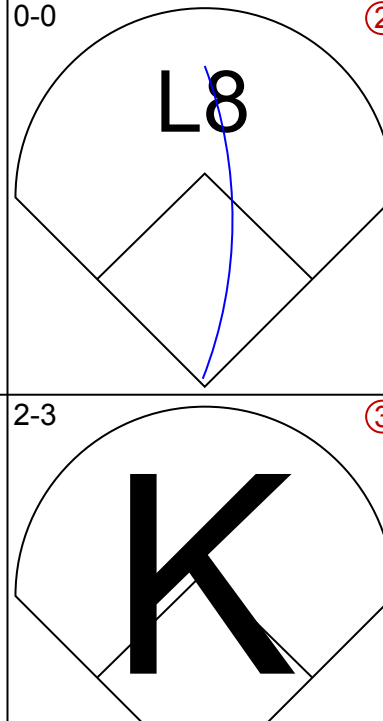
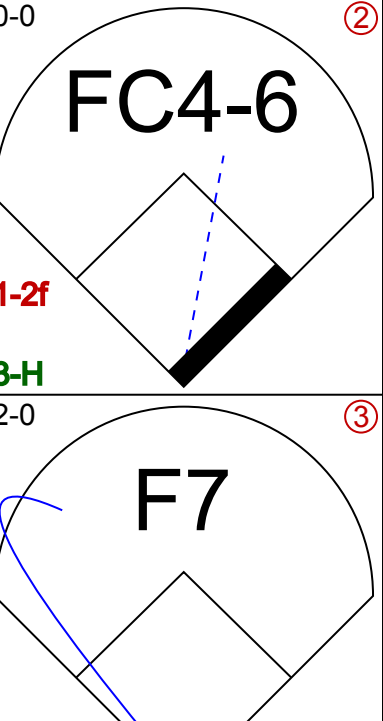
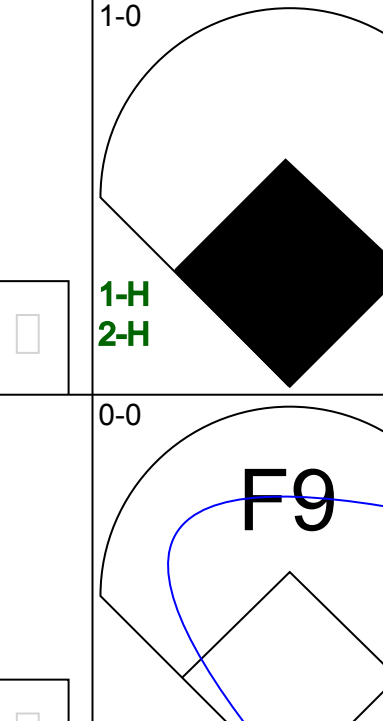
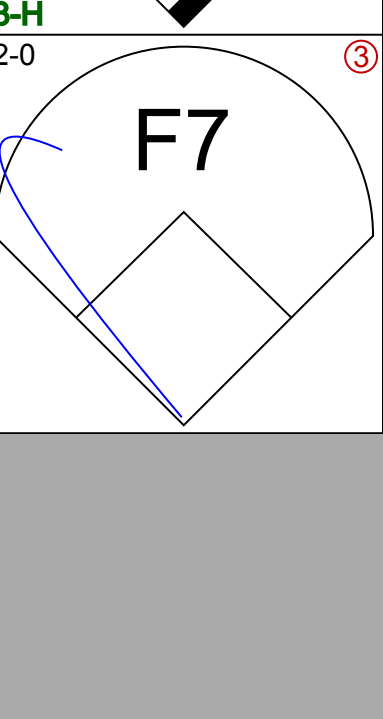
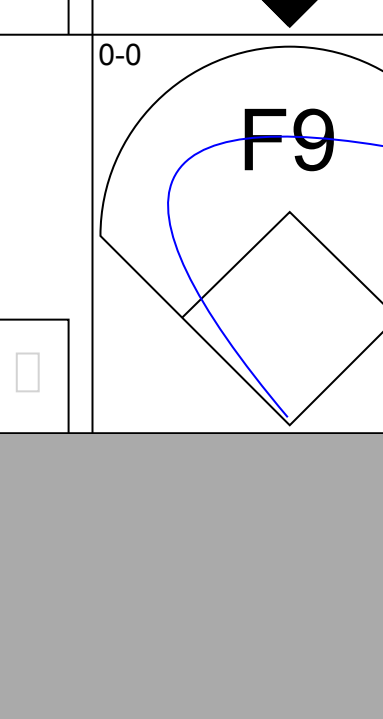
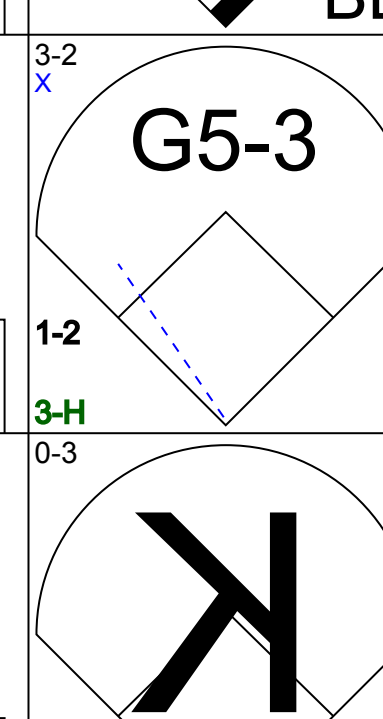

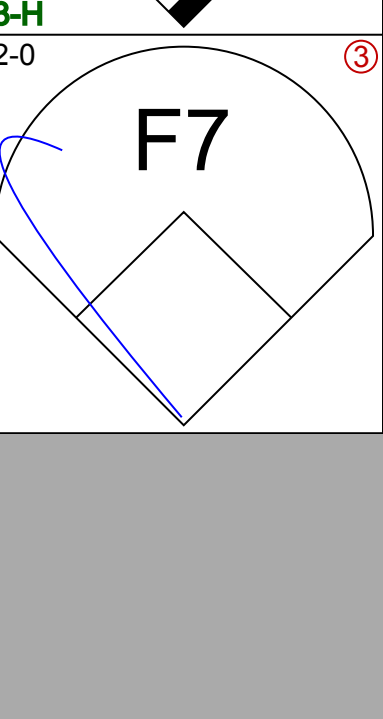
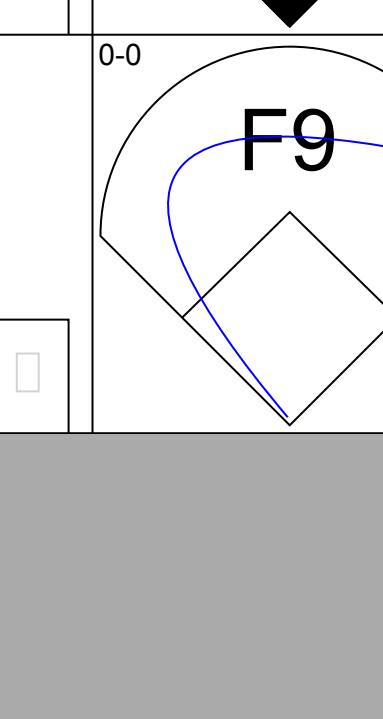
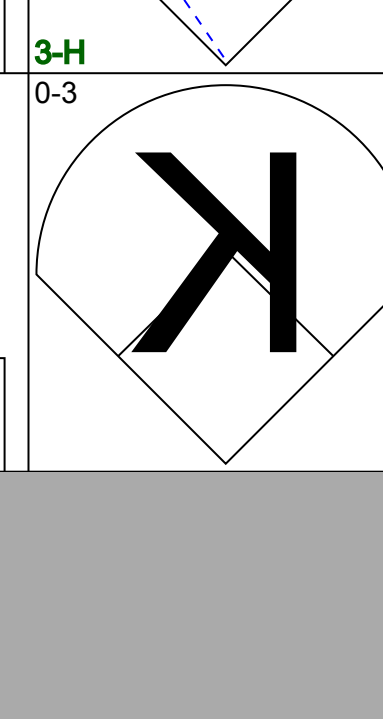
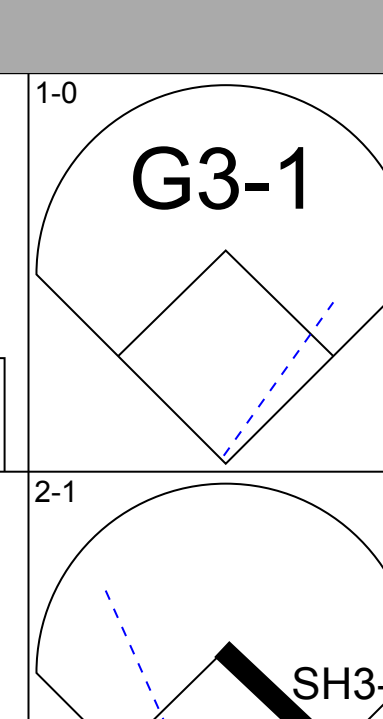
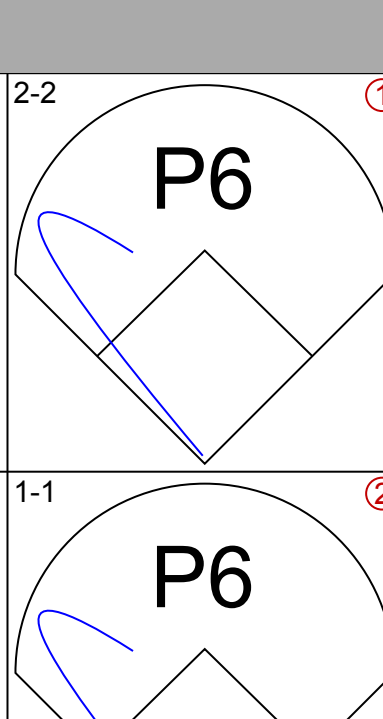
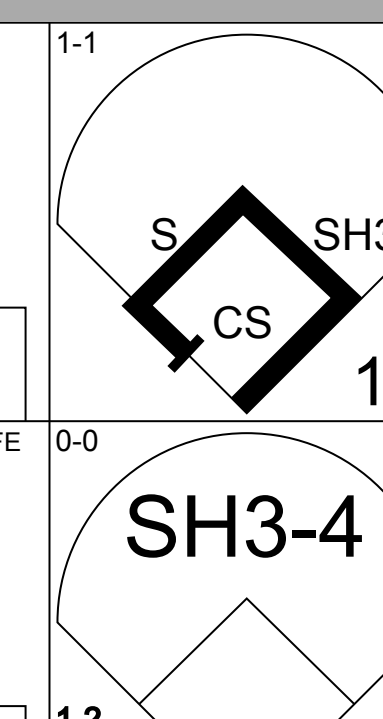
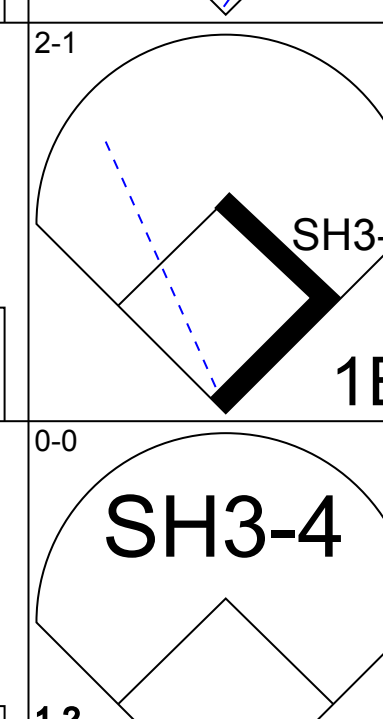
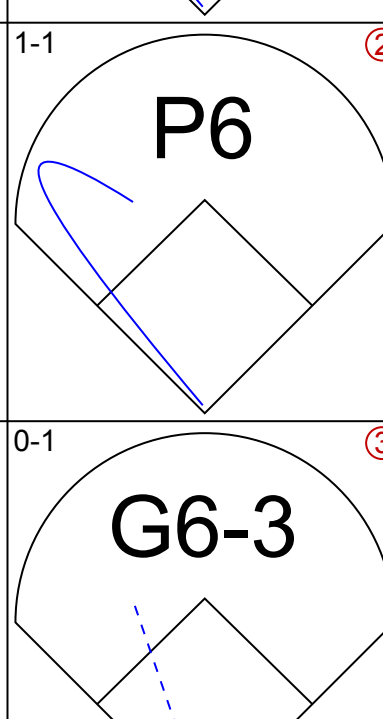
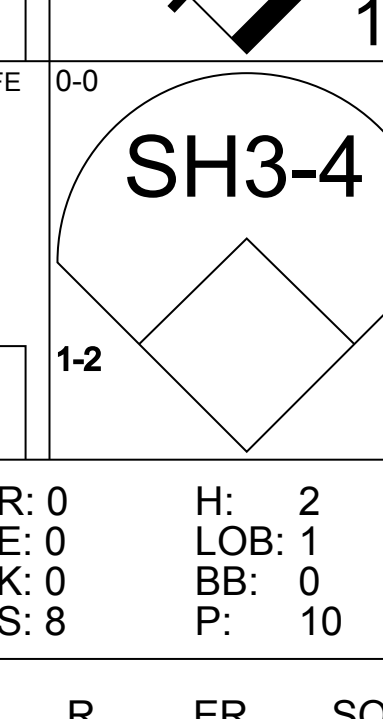
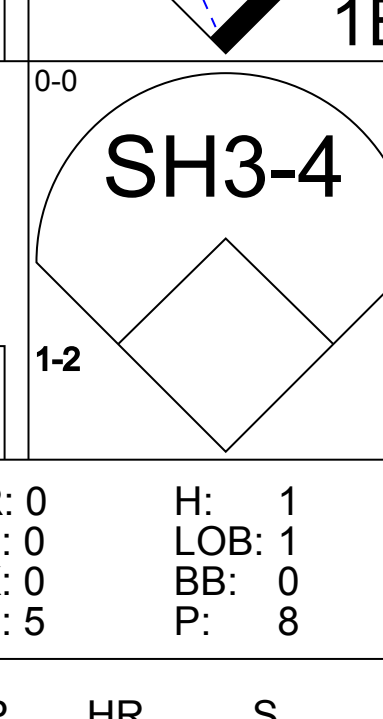
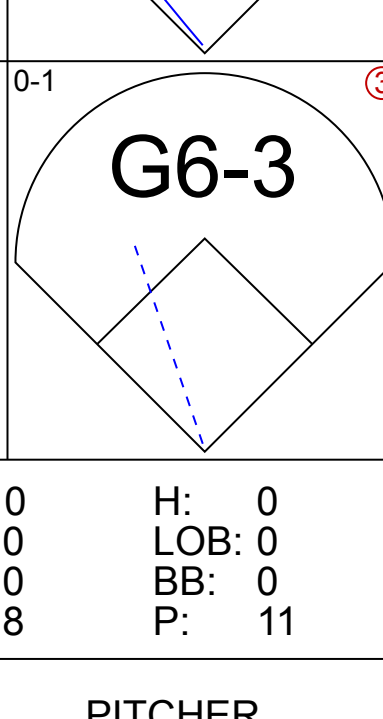
AB 32
R 4
H 7
RBI 4
BB 1
SO 5
LOB 9




Batter	1	2	3	4	5	6	7	8	9	AB	R	H	RBI	BB	SO	LOB	BOTTOM			
Lenny Harris, L (1, 5) OBP: 0.286, SLG: 0.231	FC4-6	G1-3			F7	S		1B		3	1	1	0	1	0	2	Atlanta Braves @ Los Angeles Dodgers Dodger Stadium, Los Angeles, CA Wed Apr 24 1991, 7:05 PM PDT Att: 42,023 - Cloudy - 64 F			
Juan Samuel, R (1, 4) OBP: 0.317, SLG: 0.516	FC4-6	G6-3			WP	HR		1B		4	2	3	2	0	0	1				
Darryl Strawberry, L (1, 9) OBP: 0.355, SLG: 0.420	G6-3				WP	HR		1B		3	2	2	0	1	1	2				
Eddie Murray, S (1, 3) OBP: 0.395, SLG: 0.559	G6-3			P4		HR		K		3	1	0	0	1	1	3				
Kal Daniels, L (1, 7) OBP: 0.281, SLG: 0.365		G6-3			G6-3			G4-6-3		4	1	2	6	0	0	1				
Stan Javier, S (8, 8) OBP: 0.118, SLG: 0.118		FC6-4			HR			G4-6-3		0	0	0	0	0	0	0				
Chris Gwynn, L (1, 8) OBP: 0.400, SLG: 0.250		FC6-4			F8			G1-3		3	0	0	0	0	0	1				
Jose Gonzalez, R (8, PH) OBP: 0.125, SLG: 0.125		FC6-4			G4-3			G1-3		1	0	0	0	0	0	0				
Mike Scioscia, L (1, 2) OBP: 0.396, SLG: 0.469		G1-3			P3			G4-3		3	1	0	0	1	0	0				
Alfredo Griffin, S (1, 6) OBP: 0.250, SLG: 0.234		F8			G3			K		4	0	0	0	0	1	1				
Mike Morgan, R (1, 1) OBP: 0.125, SLG: 0.125		E1			G4-3			G5-3		3	0	0	0	0	0	1				
Jay Howell, R (9, 1) ERA:		E1			G4-3			G5-3		0	0	0	0	0	0	0				
Inning Stats	R: 2 E: 0 K: 0 S: 10	H: 2 LOB: 1 BB: 1 P: 20	R: 1 E: 1 K: 1 S: 8	H: 1 LOB: 2 BB: 1 P: 16	R: 0 E: 0 K: 0 S: 5	H: 0 LOB: 0 BB: 0 P: 10	R: 0 E: 0 K: 0 S: 3	H: 0 LOB: 0 BB: 0 P: 4	R: 4 E: 0 K: 0 S: 9	H: 2 LOB: 0 BB: 2 P: 23	R: 1 E: 0 K: 1 S: 13	H: 2 LOB: 1 BB: 0 P: 19	R: 0 E: 0 K: 1 S: 9	H: 1 LOB: 0 BB: 0 P: 13	R: 0 E: 0 K: 0 S: 7	H: 0 LOB: 0 BB: 0 P: 9	1B: 7 2B: 0 3B: 0 HR: 1	SF: 0 SAC: 0 DP: 1 HBP: 0	WP: 1 PB: 0 SB: 1 CS: 0	PA: 35
PITCHER	IP WLS BF H R ER SO BB IBB HBP BLK WP HR S P ERA WHIP																			
29 John Smoltz, R (1, 1) ERA: 3.47	4.0 L 18 3 3 3 2 1 1 1 0 0 0 1 0 5 16 81.00 6.000																			
Marvin Freeman, R (5, 1) ERA: 5.79	0.1 4 1 3 3 0 1 1 0 0 0 1 0 5 16 81.00 6.000																			
Doug Sisk, R (5, 1) ERA: 5.63	1.2 7 3 2 2 1 0 0 0 0 0 0 1 17 26 10.80 1.800																			
Jeff Parrett, R (7, 1) ERA: 2.84	1.0 3 1 0 0 1 0 0 0 0 0 0 0 9 13 0.00 1.000																			
Kent Mercker, L (8, 1) ERA: 3.0	1.0 3 0 0 0 0 0 0 0 0 0 0 0 7 9 0.00 0.000																			



Batter	1	2	3	4	5	6	7	8	9	AB	R	H	RBI	BB	SO	LOB	TOP					
Mike Felder, S OBP: 0.500, SLG: 0.478 (1, 8)										4	0	1	0	0	1	1	San Francisco Giants @ Los Angeles Dodgers Dodger Stadium, Los Angeles, CA Thu Apr 25 1991, 7:05 PM PDT Att: 38,501 - Cloudy - 62 F					
Robby Thompson, R OBP: 0.313, SLG: 0.491 (1, 4)										4	0	0	0	0	1	2						
Will Clark, L OBP: 0.420, SLG: 0.667 (1, 3)										4	1	2	1	0	0	0						
Kevin Mitchell, R OBP: 0.354, SLG: 0.696 (1, 7)										4	0	0	0	0	1	1						
Matt Williams, R OBP: 0.328, SLG: 0.452 (1, 5)										4	0	2	0	0	1	1						
Kevin Bass, S OBP: 0.284, SLG: 0.246 (1, 9)										4	0	0	0	0	1	3						
Steve Decker, R OBP: 0.364, SLG: 0.542 (1, 2)										3	0	0	0	0	2	1						
Greg Litton, R OBP: 0.313, SLG: 0.286 (1, 6)										2	0	0	0	1	0	0						
Bud Black, L OBP: 0.429, SLG: 0.429 (8, PH)										1	0	0	0	0	0	0						
Mark Leonard, L OBP: 0.125, SLG: 0.125 (8, 1)										1	0	0	0	0	0	0						
Dave Righetti, L OBP: 0.125, SLG: 0.125 (8, 1)										0	0	0	0	0	0	0						
Inning Stats	R: 1 E: 0 K: 1 S: 7	H: 1 LOB: 0 BB: 0 P: 14	R: 0 E: 0 K: 2 S: 8	H: 0 LOB: 0 BB: 0 P: 11	R: 0 E: 0 K: 1 S: 9	H: 0 LOB: 1 BB: 1 P: 15	R: 0 E: 0 K: 0 S: 7	H: 1 LOB: 1 BB: 0 P: 8	R: 0 E: 0 K: 1 S: 13	H: 0 LOB: 0 BB: 0 P: 17	R: 0 E: 0 K: 0 S: 8	H: 0 LOB: 0 BB: 0 P: 11	R: 0 E: 0 K: 2 S: 11	H: 1 LOB: 1 BB: 0 P: 15	R: 0 E: 0 K: 0 S: 9	H: 1 LOB: 1 BB: 0 P: 13	R: 0 E: 0 K: 0 S: 10	H: 1 LOB: 1 BB: 0 P: 13	1B: 2 2B: 2 3B: 0 HR: 1	SF: 0 SAC: 1 DP: 0 HBP: 0	WP: 0 PB: 0 SB: 0 CS: 0	PA: 33
PITCHER	IP	WLS	BF	H	R	ER	SO	BB	IBB	HBP	BLK	WP	HR	S	P	ERA	WHIP					
Tim Belcher, R ERA: 0.91 (1, 1)	9.0	W	33	5	1	1	7	1	0	0	0	0	1	82	117	1.00	0.667					

Batter	1	2	3	4	5	6	7	8	9	AB	R	H	RBI	BB	SO	LOB	BOTTOM				
Brett Butler, L OBP: 0.308, SLG: 0.271 (1, 8)										4	1	2	0	0	0	1	San Francisco Giants @ Los Angeles Dodgers Dodger Stadium, Los Angeles, CA Thu Apr 25 1991, 7:05 PM PDT Att: 38,501 - Cloudy - 62 F				
Juan Samuel, R OBP: 0.343, SLG: 0.569 (1, 4)										3	3	2	2	1	0	1					
Darryl Strawberry, L OBP: 0.364, SLG: 0.434 (1, 9)										3	1	1	0	1	0	2					
Eddie Murray, S OBP: 0.405, SLG: 0.528 (1, 3)										2	1	0	0	2	0	2					
Kal Daniels, L OBP: 0.295, SLG: 0.418 (1, 7)										3	1	1	4	1	0	2					
Stan Javier, S OBP: 0.118, SLG: 0.118 (8, 7)										0	0	0	0	0	0	0					
Jeff Hamilton, R OBP: 0.235, SLG: 0.242 (1, 5)										4	0	0	1	0	1	3					
Mike Scioscia, L OBP: 0.368, SLG: 0.434 (1, 2)										4	0	0	0	0	1	1					
Alfredo Griffin, S OBP: 0.269, SLG: 0.255 (1, 6)										4	0	2	0	0	0	0					
Tim Belcher, R OBP: 0.111, SLG: 0.222 (1, 1)										2	0	0	0	0	0	0					
Inning Stats	R: 3 E: 0 K: 1 S: 18	H: 3 LOB: 1 BB: 1 P: 30	R: 0 E: 0 K: 0 S: 8	H: 2 LOB: 1 BB: 0 P: 10	R: 0 E: 0 K: 1 S: 9	H: 0 LOB: 1 BB: 1 P: 16	R: 0 E: 0 K: 0 S: 5	H: 1 LOB: 1 BB: 0 P: 8	R: 1 E: 0 K: 0 S: 5	H: 0 LOB: 2 BB: 2 P: 17	R: 0 E: 0 K: 0 S: 8	H: 0 LOB: 0 BB: 0 P: 11	R: 3 E: 0 K: 0 S: 10	H: 2 LOB: 0 BB: 1 P: 18	R: 0 E: 0 K: 0 S: 12	H: 0 LOB: 0 BB: 0 P: 15	1B: 5 2B: 1 3B: 0 HR: 2	SF: 0 SAC: 2 DP: 0 HBP: 0	WP: 0 PB: 0 SB: 1 CS: 1	PA: 36	
PITCHER	IP	WLS	BF	H	R	ER	SO	BB	IBB	HBP	BLK	WP	HR	S	P	ERA	WHIP				
Bud Black, L ERA: 3.9 (1, 1)	7.0	L	33	8	7	7	2	3	2	0	0	0	0	12	15	0.00	0.000				
Dave Righetti, L ERA: 4.05 (8, 1)	1.0		3	0	0	0	0	0	0	0	0	0	0	0	0	0.00	0.000				

AB 31
R 1
H 5
RBI 1
BB 1
SO 7
LOB 9



AB 29
R 7
H 8
RBI 7
BB 5
SO 2
LOB 12



Batter	1	2	3	4	5	6	7	8	9	AB	R	H	RBI	BB	SO	LOB	TOP					
Mike Felder, S OBP: 0.467, SLG: 0.444 (1, 8)										4	0	1	0	0	2	1	San Francisco Giants @ Los Angeles Dodgers Dodger Stadium, Los Angeles, CA Fri Apr 26 1991, 7:05 PM PDT Att: 43,675 - Cloudy - 68 F					
Robby Thompson, R OBP: 0.294, SLG: 0.458 (1, 4)										4	0	0	0	0	1	2						
Will Clark, L OBP: 0.425, SLG: 0.656 (1, 3)										4	0	2	0	0	0	0						
Kevin Mitchell, R OBP: 0.338, SLG: 0.661 Mike Kingery, L OBP: 0.333, SLG: 0.400 (1, 7) (6, 9)										3	0	0	0	0	0	2						
Matt Williams, R OBP: 0.324, SLG: 0.439 (1, 5)										4	0	1	0	0	1	4						
Mark Leonard, L OBP: 0.083, SLG: 0.083 (1, 9) (6, 7)										4	0	0	0	0	2	2						
Steve Decker, R OBP: 0.339, SLG: 0.500 (1, 2)										4	0	0	0	0	0	1						
Jose Uribe, S OBP: 0.211, SLG: 0.118 Trevor Wilson, L Darnell Coles, R (1, 6) (7, 1) (9, PH)										3	0	0	0	0	0	1						
Michael LaCoss, R OBP: 0.375, SLG: 0.286 Francisco Oliveras, R Dave Anderson, R OBP: 0.313, SLG: 0.267 (1, 1) (2, 1) (7, 6)										0	0	0	0	0	0	0						
Inning Stats	R: 0 E: 1 K: 2 S: 10	H: 0 LOB: 1 BB: 0 P: 17	R: 0 E: 0 K: 1 S: 7	H: 0 LOB: 0 BB: 0 P: 9	R: 0 E: 0 K: 1 S: 9	H: 1 LOB: 1 BB: 0 P: 14	R: 0 E: 0 K: 1 S: 7	H: 0 LOB: 0 BB: 0 P: 10	R: 0 E: 0 K: 0 S: 5	H: 0 LOB: 0 BB: 0 P: 7	R: 0 E: 0 K: 1 S: 12	H: 1 LOB: 1 BB: 0 P: 21	R: 0 E: 0 K: 0 S: 11	H: 1 LOB: 1 BB: 0 P: 16	R: 0 E: 0 K: 0 S: 12	H: 2 LOB: 3 BB: 1 P: 17		R: 0 E: 0 K: 1 S: 9	H: 0 LOB: 0 BB: 0 P: 14	1B: 5 2B: 0 3B: 0 HR: 0	SF: 0 SAC: 0 DP: 0 HBP: 0	WP: 0 PB: 0 SB: 0 CS: 0
PITCHER Ramon Martinez, R ERA: 2.17 (1, 1)	IP: 9.0 WLS: W BF: 35 H: 5 R: 0 ER: 0 SO: 6 BB: 1 IBB: 0 HBP: 0 BLK: 0 WP: 0 HR: 0 S: 82 P: 125 ERA: 0.00 WHIP: 0.667															PITCHER	IP: 9.0 WLS: W BF: 35 H: 5 R: 0 ER: 0 SO: 6 BB: 1 IBB: 0 HBP: 0 BLK: 0 WP: 0 HR: 0 S: 82 P: 125 ERA: 0.00 WHIP: 0.667					

AB	34
R	0
H	5
RBI	0
BB	1
SO	6
LOB	13



Batter	1	2	3	4	5	6	7	8	9	AB	R	H	RBI	BB	SO	LOB	BOTTOM					
Brett Butler, L OBP: 0.357, SLG: 0.344 (1, 8)										5	3	5	0	0	0	0	San Francisco Giants @ Los Angeles Dodgers Dodger Stadium, Los Angeles, CA Fri Apr 26 1991, 7:05 PM PDT Att: 43,675 - Cloudy - 68 F					
Juan Samuel, R OBP: 0.361, SLG: 0.580 (1, 4)										4	1	2	2	1	1	2						
Daryl Strawberry, L OBP: 0.360, SLG: 0.431 Jose Gonzalez, R (1, 9) (9, 9)										5	1	2	0	0	2	4						
Eddie Murray, S OBP: 0.426, SLG: 0.500 (1, 3)										2	1	0	1	3	0	2						
Kal Daniels, L OBP: 0.292, SLG: 0.397 Stan Javier, S OBP: 0.116, SLG: 0.118 (1, 7) (8, 7)										3	1	0	1	1	1	3						
Lenny Harris, L OBP: 0.280, SLG: 0.241 Mike Sharperson, R OBP: 0.250, SLG: 0.231 (1, 5) (8, 5)										3	1	1	2	0	0	1						
Mike Scioscia, L OBP: 0.367, SLG: 0.446 Gary Carter, R OBP: 0.091, SLG: 0.091 Barry Lyons, R (1, 2) (7, PH) (8, 2)										3	0	1	1	0	1	0						
Alfredo Griffin, S OBP: 0.250, SLG: 0.241 (1, 6)										3	0	0	1	0	1	0						
Ramon Martinez, R OBP: 0.273, SLG: 0.200 (1, 1)										4	1	0	0	0	1	1						
Inning Stats	R: 5 E: 1 K: 1 S: 18	H: 4 LOB: 1 BB: 2 P: 34	R: 2 E: 0 K: 0 S: 15	H: 3 LOB: 1 BB: 1 P: 24	R: 0 E: 0 K: 2 S: 10	H: 0 LOB: 0 BB: 0 P: 14	R: 0 E: 0 K: 0 S: 14	H: 1 LOB: 1 BB: 0 P: 24	R: 0 E: 0 K: 1 S: 7	H: 0 LOB: 0 BB: 0 P: 12	R: 0 E: 0 K: 2 S: 20	H: 1 LOB: 2 BB: 1 P: 28	R: 0 E: 0 K: 1 S: 11	H: 0 LOB: 1 BB: 1 P: 21	R: 2 E: 1 K: 1 S: 17	H: 2 LOB: 1 BB: 0 P: 26		R: 0 E: 0 K: 1 S: 9	H: 0 LOB: 0 BB: 0 P: 14	1B: 8 2B: 3 3B: 0 HR: 0	SF: 1 SAC: 0 DP: 1 HBP: 0	WP: 1 PB: 0 SB: 0 CS: 0
PITCHER Michael LaCoss, R ERA: 6.75 Francisco Oliveras, R Trevor Wilson, L ERA: 7.36 (1, 1) (2, 1) (7, 1)	IP: 1.0 WLS: L BF: 12 H: 7 R: 7 ER: 7 SO: 7 BB: 2 IBB: 0 HBP: 0 BLK: 0 WP: 0 HR: 0 S: 23 P: 40 ERA: 63.00 WHIP: 9.000															PITCHER	IP: 1.0 WLS: L BF: 12 H: 7 R: 7 ER: 7 SO: 7 BB: 2 IBB: 0 HBP: 0 BLK: 0 WP: 0 HR: 0 S: 23 P: 40 ERA: 63.00 WHIP: 9.000					

AB	34
R	9
H	11
RBI	8
BB	5
SO	8
LOB	15



Batter	1	2	3	4	5	6	7	8	9	AB	R	H	RBI	BB	SO	LOB	TOP						
Robby Thompson, R OBP: 0.325, SLG: 0.471 (1,4)										5	1	1	1	0	2	2	San Francisco Giants @ Los Angeles Dodgers Dodger Stadium, Los Angeles, CA Sun Apr 28 1991, 3:33 AM PDT Att: 48,089 - Sunny - 81 F						
Willie McGee, S OBP: 0.370, SLG: 0.528 (1,8)										4	1	2	1	0	2	1							
Mike Felder, S OBP: 0.469, SLG: 0.448 (8,8)										1	0	0	0	0	1	2							
Will Clark, L OBP: 0.427, SLG: 0.625 (1,3)										4	0	2	0	0	1	1							
Mark Leonard, L OBP: 0.125, SLG: 0.125 (1,7)										4	0	1	0	0	1	3							
Matt Williams, R OBP: 0.304, SLG: 0.405 (1,5)										4	0	1	1	0	2	0							
Kevin Bass, S OBP: 0.283, SLG: 0.290 (1,9)										4	0	0	0	0	0	2							
Steve Decker, R OBP: 0.328, SLG: 0.458 (1,2)										3	0	1	0	1	2	0							
Jose Uribe, S OBP: 0.200, SLG: 0.091 (1,6)										2	0	0	0	0	0	0							
Don Robinson, R (5,1)										0	0	0	0	0	0	0							
Mike Kingery, L OBP: 0.357, SLG: 0.364 (7, PH)										1	0	0	0	0	0	1							
Trevor Wilson, L (7,1)										0	0	0	0	0	0	0							
Darnell Coles, R (9, PH)										1	0	0	0	0	1	1							
John Burkett, R OBP: 0.111, SLG: 0.222 (1,1)										1	0	0	0	0	1	0							
Dave Anderson, R OBP: 0.368, SLG: 0.389 (5,6)										3	1	2	0	0	0	0							
Inning Stats	R: 0 E: 0 K: 1 S: 13	H: 1 LOB: 1 BB: 0 P: 21	R: 0 E: 0 K: 2 S: 7	H: 0 LOB: 0 BB: 0 P: 9	R: 0 E: 0 K: 2 S: 10	H: 0 LOB: 0 BB: 0 P: 12	R: 1 E: 0 K: 3 S: 12	H: 1 LOB: 1 BB: 0 P: 17	R: 0 E: 0 K: 1 S: 6	H: 0 LOB: 0 BB: 0 P: 12	R: 0 E: 0 K: 0 S: 10	H: 2 LOB: 2 BB: 0 P: 14	R: 0 E: 0 K: 0 S: 5	H: 0 LOB: 1 BB: 1 P: 11	R: 2 E: 0 K: 1 S: 13	H: 4 LOB: 2 BB: 0 P: 23	R: 0 E: 0 K: 3 S: 13	H: 2 LOB: 2 BB: 0 P: 15	1B: 8 2B: 1 3B: 0 HR: 1	SF: 0 SAC: 0 DP: 0 HBP: 0	WP: 0 PB: 0 SB: 0 CS: 0	PA: 38	
PITCHER	IP	WLS	BF	H	R	ER	SO	BB	IBB	HBP	BLK	WP	HR	S	P	ERA	WHIP						
Kevin Gross, R ERA: 8.27 (1,1)	6.0	W	22	4	1	1	9	0	0	0	0	0	1	58	85	1.50	0.667						
Mike Hartley, R ERA: 2.08 (7,1)	1.0		4	0	0	0	0	1	0	0	0	0	0	5	11	0.00	1.000						
Jay Howell, R ERA: 2.35 (8,1)	2.0		12	6	2	2	4	0	0	0	0	0	0	26	38	9.00	3.000						

Batter	1	2	3	4	5	6	7	8	9	AB	R	H	RBI	BB	SO	LOB	BOTTOM						
Brett Butler, L OBP: 0.363, SLG: 0.384 (1,8)										4	1	1	1	1	0	0	San Francisco Giants @ Los Angeles Dodgers Dodger Stadium, Los Angeles, CA Sun Apr 28 1991, 3:33 AM PDT Att: 48,089 - Sunny - 81 F						
Juan Samuel, R OBP: 0.341, SLG: 0.544 (1,4)										5	1	1	0	0	1	3							
Darryl Strawberry, L OBP: 0.375, SLG: 0.431 (1,9)										3	1	1	1	2	1	0							
Eddie Murray, S OBP: 0.400, SLG: 0.478 (1,3)										4	2	2	0	0	0	2							
Barry Lyons, R (8,2)										1	0	0	0	0	1	0							
Chris Gwynn, L OBP: 0.500, SLG: 0.364 (1,7)										2	1	1	0	1	1	1							
Stan Javier, S OBP: 0.150, SLG: 0.150 (7, PH)										2	1	1	0	0	0	0							
Lenny Harris, L OBP: 0.316, SLG: 0.257 (1,5)										3	0	0	0	0	1	4							
Mike Scioscia, L OBP: 0.397, SLG: 0.467 (1,2)										3	0	2	1	0	0	2							
Jay Howell, R (8,1)										0	0	0	0	0	0	0							
Mike Sharperson, R OBP: 0.250, SLG: 0.207 (1,6)										3	0	0	2	1	0	3							
Kevin Gross, R (1,1)										3	0	0	0	0	3	5							
Mike Hartley, R (7,1)										0	0	0	0	0	0	0							
Gary Carter, R OBP: 0.167, SLG: 0.091 (7, PH)										0	0	0	0	1	0	0							
Inning Stats	R: 3 E: 2 K: 2 S: 28	H: 3 LOB: 3 BB: 2 P: 49	R: 0 E: 0 K: 0 S: 7	H: 0 LOB: 1 BB: 1 P: 14	R: 1 E: 0 K: 1 S: 12	H: 2 LOB: 1 BB: 0 P: 17	R: 1 E: 0 K: 1 S: 17	H: 1 LOB: 1 BB: 1 P: 27	R: 0 E: 0 K: 1 S: 9	H: 1 LOB: 1 BB: 0 P: 13	R: 0 E: 0 K: 1 S: 11	H: 0 LOB: 0 BB: 0 P: 18	R: 2 E: 1 K: 1 S: 12	H: 2 LOB: 2 BB: 2 P: 23	R: 0 E: 0 K: 1 S: 5	H: 0 LOB: 0 BB: 0 P: 8	1B: 6 2B: 2 3B: 0 HR: 1	SF: 1 SAC: 1 DP: 0 HBP: 0	WP: 0 PB: 0 SB: 1 CS: 1	PA: 41			
PITCHER	IP	WLS	BF	H	R	ER	SO	BB	IBB	HBP	BLK	WP	HR	S	P	ERA	WHIP						
John Burkett, R ERA: 3.66 (1,1)	4.0	L	23	6	5	3	4	4	0	0	0	0	0	64	107	6.75	2.500						
Don Robinson, R ERA: 4.32 (5,1)	2.0		7	1	0	0	2	0	0	0	0	0	0	20	31	0.00	0.500						
Trevor Wilson, L ERA: 6.92 (7,1)	2.0		11	2	2	1	2	2	0	0	0	0	0	17	31	4.50	2.000						

AB 37
R 3
H 10
RBI 3
BB 1
SO 13
LOB 13



AB 33
R 7
H 9
RBI 5
BB 6
SO 8
LOB 20



Batter	1	2	3	4	5	6	7	8	9	AB	R	H	RBI	BB	SO	LOB	TOP			
Brett Butler, L OBP: 0.382, SLG: 0.413 (1, 8)										4	0	2	0	1	1	0	Los Angeles Dodgers @ Montreal Expos Olympic Stadium, Montreal, QB Wed May 01 1991, 3:33 AM EDT Att: 11,106 - Dome - 70 F AB 35 R 3 H 9 RBI 3 BB 4 SO 10 LOB 19 			
Juan Samuel, R OBP: 0.330, SLG: 0.511 (1, 4)										5	0	2	0	0	0	1				
Darryl Strawberry, L OBP: 0.337, SLG: 0.378 (1, 9)										5	0	0	0	0	5	4				
Eddie Murray, S OBP: 0.397, SLG: 0.481 (1, 3)										4	1	1	0	0	1	4				
Kal Daniels, L OBP: 0.263, SLG: 0.348 (7, PH)										3	1	1	0	0	1	0				
Stan Javier, S OBP: 0.190, SLG: 0.150 (7, 7)										0	0	0	0	1	0	0				
Jeff Hamilton, R OBP: 0.270, SLG: 0.306 (7, PH)										3	0	2	1	0	1	0				
Lenny Harris, L OBP: 0.302, SLG: 0.250 (7, 5)										1	0	0	0	0	0	3				
Mike Scioscia, L OBP: 0.106, SLG: 0.230 (4, PH)										2	0	0	1	1	0	2				
Jim Gott, R OBP: 0.247, SLG: 0.200 (8, 1)										3	0	0	0	1	1	2				
Alfredo Griffin, S OBP: 0.224, SLG: 0.203 (1, 6)										1	0	0	0	0	0	2				
Tim Belcher, R OBP: 0.106, SLG: 0.230 (4, PH)										1	0	0	0	0	0	1				
Mike Chapman, R OBP: 0.247, SLG: 0.200 (4, 1)										1	0	0	0	0	0	2				
Tim Crews, R OBP: 0.247, SLG: 0.200 (4, 1)										0	0	0	0	0	0	1				
Mike Hartley, R OBP: 0.247, SLG: 0.200 (4, 1)										0	0	0	0	0	0	0				
Gary Carter, R OBP: 0.247, SLG: 0.200 (4, 1)										0	0	0	0	0	0	0				
Chris Gwynn, L OBP: 0.247, SLG: 0.200 (4, 1)										2	1	1	1	0	0	0				
Inning Stats	R: 0 E: 0 K: 2 S: 10	H: 2 LOB: 1 BB: 0 P: 13	R: 0 E: 0 K: 2 S: 13	H: 0 LOB: 2 BB: 2 P: 27	R: 0 E: 0 K: 1 S: 7	H: 0 LOB: 0 BB: 0 P: 11	R: 2 E: 0 K: 1 S: 12	H: 3 LOB: 1 BB: 0 P: 17	R: 0 E: 0 K: 1 S: 10	H: 1 LOB: 1 BB: 0 P: 12	R: 1 E: 0 K: 1 S: 16	H: 2 LOB: 3 BB: 2 P: 30	R: 0 E: 0 K: 0 S: 6	H: 0 LOB: 0 BB: 0 P: 10	R: 0 E: 0 K: 2 S: 9	H: 0 LOB: 0 BB: 0 P: 12	1B: 5 2B: 2 3B: 1 HR: 1	SF: 0 SAC: 0 DP: 0 HBP: 0	WP: 0 PB: 0 SB: 0 CS: 0	PA: 39
PITCHER	IP WLS BF H R ER SO BB IBB HBP BLK WP HR S P ERA WHIP																			
Chris Nabholz, L ERA: 4.26 (1, 1)	6.0 W 26 7 2 2 7 2 0 0 0 0 0 0 0 0 0 0 3.00 1.500																			
Scott Ruskin, L ERA: 3.39 (7, 1)	0.2 6 2 1 1 1 2 0 0 0 0 0 1 15 29 13.50 6.000																			
Barry Jones, R ERA: 2.51 (7, 1)	1.1 4 0 0 0 0 0 0 0 0 0 0 0 7 11 0.00 0.000																			
Steve Frey, L ERA: 4.73 (9, 1)	1.0 3 0 0 0 2 0 0 0 0 0 0 0 9 12 0.00 0.000																			

Batter	1	2	3	4	5	6	7	8	9	AB	R	H	RBI	BB	SO	LOB	BOTTOM			
Delino DeShields, L OBP: 0.400, SLG: 0.434 (1, 4)										3	2	1	1	2	2	0	Los Angeles Dodgers @ Montreal Expos Olympic Stadium, Montreal, QB Wed May 01 1991, 3:33 AM EDT Att: 11,106 - Dome - 70 F AB 33 R 9 H 11 RBI 7 BB 3 SO 8 LOB 17 			
Marquis Grissom, R OBP: 0.288, SLG: 0.375 (1, 9)										5	1	2	0	0	1	1				
Ivan Calderon, R OBP: 0.333, SLG: 0.443 (1, 7)										3	2	2	2	0	1	1				
Scott Ruskin, R OBP: 0.288, SLG: 0.375 (7, 1)										0	0	0	0	0	0	0				
Barry Jones, R OBP: 0.288, SLG: 0.375 (7, 1)										0	0	0	0	0	0	0				
Steve Frey, R OBP: 0.288, SLG: 0.375 (9, 1)										0	0	0	0	0	0	0				
Tim Wallach, R OBP: 0.233, SLG: 0.274 (1, 5)										3	1	1	1	0	0	3				
Dave Martinez, L OBP: 0.273, SLG: 0.290 (1, 8)										4	1	2	2	0	0	2				
Tom Foley, L OBP: 0.350, SLG: 0.389 (1, 3)										4	0	1	1	0	1	4				
Gilberto Reyes, R OBP: 0.436, SLG: 0.444 (1, 2)										3	0	0	0	1	1	3				
Spike Owen, S OBP: 0.262, SLG: 0.305 (1, 6)										4	1	1	0	0	1	2				
Chris Nabholz, L OBP: 0.100, SLG: 0.100 (1, 1)										2	0	0	0	0	1	1				
Eric Bullock, L OBP: 0.231, SLG: 0.231 (6, PH)										1	1	1	0	0	0	0				
Larry Walker, L OBP: 0.254, SLG: 0.250 (7, 9)										1	0	0	0	0	0	0				
Inning Stats	R: 2 E: 1 K: 1 S: 14	H: 1 LOB: 1 BB: 1 P: 26	R: 0 E: 0 K: 0 S: 5	H: 0 LOB: 0 BB: 1 P: 10	R: 3 E: 2 K: 0 S: 6	H: 2 LOB: 1 BB: 1 P: 14	R: 0 E: 0 K: 2 S: 9	H: 0 LOB: 0 BB: 0 P: 12	R: 2 E: 0 K: 1 S: 17	H: 3 LOB: 1 BB: 0 P: 24	R: 2 E: 0 K: 0 S: 14	H: 4 LOB: 1 BB: 0 P: 22	R: 0 E: 0 K: 3 S: 15	H: 1 LOB: 1 BB: 0 P: 19	R: 0 E: 0 K: 1 S: 8	H: 0 LOB: 0 BB: 0 P: 10	1B: 10 2B: 1 3B: 0 HR: 0	SF: 1 SAC: 0 DP: 3 HBP: 1	WP: 3 PB: 0 SB: 2 CS: 0	PA: 38
PITCHER	IP WLS BF H R ER SO BB IBB HBP BLK WP HR S P ERA WHIP																			
Tim Belcher, R ERA: 1.65 (1, 1)	3.0 L 16 3 5 3 3 3 0 0 0 0 0 1 0 34 48 18.00 3.500																			
Tim Crews, R ERA: 5.79 (4, 1)	2.0 13 7 4 4 3 0 0 0 0 0 1 0 34 48 18.00 3.500																			
Mike Hartley, R ERA: 1.8 (6, 1)	2.0 6 1 0 0 3 0 0 0 0 0 1 0 21 29 0.00 0.500																			
Jim Gott, R ERA: 2.31 (8, 1)	1.0 3 0 0 0 1 0 0 0 0 0 0 0 8 10 0.00 0.000																			

Batter	1	2	3	4	5	6	7	8	9	AB	R	H	RBI	BB	SO	LOB	TOP					
Brett Butler , L OBP: 0.383, SLG: 0.424 (1, 8)	L6	SF9 2B	E4			F8		1B		5	0	2	1	0	0	1	Los Angeles Dodgers @ Philadelphia Phillies Veterans Stadium, Philadelphia, PA Fri May 03 1991, 7:05 PM EDT Att: 29,364 - Sunny - 65 F					
Juan Samuel , R OBP: 0.323, SLG: 0.500 (1, 4)	K	SF9	G4-3			K		1B		4	0	1	1	0	2	2						
Daryl Strawberry , L OBP: 0.330, SLG: 0.367 (1, 9)	HR	F9				K		1B		5	1	1	0	0	2	3						
Eddie Murray , S OBP: 0.397, SLG: 0.525 (1, 3)	HR	K				L7		1B		5	1	2	2	0	1	1						
Kal Daniels , L OBP: 0.275, SLG: 0.356 Stan Javier , S OBP: 0.182, SLG: 0.143 (1, 7) (7, 7)	1B		FC3-6 1B			F7		P5		4	0	2	0	0	0	0						
Mike Scioscia , L OBP: 0.367, SLG: 0.406 (1, 2)	P6		FC3-6 1B			G3		P4		4	1	0	0	1	0	3						
Lenny Harris , L OBP: 0.354, SLG: 0.279 (1, 5)		1B	FC6-4 BB			G4-3		1B		3	1	2	0	2	0	1						
Alfredo Griffin , S OBP: 0.222, SLG: 0.203 (1, 6)	1B	2B	1B			FC6-4 BB		F9		5	2	1	0	0	0	5						
Ramon Martinez , R OBP: 0.333, SLG: 0.286 (1, 1)	2B	SF9	1B			K		G1-3		4	1	2	2	0	1	1						
Inning Stats	R: 2 E: 0 K: 1 S: 12	H: 3 LOB: 1 BB: 0 P: 17	R: 3 E: 0 K: 1 S: 13	H: 4 LOB: 1 BB: 0 P: 18	R: 2 E: 1 K: 0 S: 12	H: 2 LOB: 2 BB: 1 P: 24	R: 0 E: 0 K: 1 S: 9	H: 0 LOB: 0 BB: 0 P: 14	R: 0 E: 0 K: 1 S: 6	H: 0 LOB: 1 BB: 1 P: 12	R: 0 E: 0 K: 2 S: 8	H: 0 LOB: 1 BB: 0 P: 14	R: 0 E: 0 K: 0 S: 7	H: 0 LOB: 1 BB: 1 P: 15	R: 0 E: 0 K: 0 S: 10	H: 2 LOB: 2 BB: 0 P: 14	R: 0 E: 0 K: 0 S: 16	H: 2 LOB: 2 BB: 0 P: 24	1B: 11 2B: 1 3B: 0 HR: 1	SF: 1 SAC: 0 DP: 0 HBP: 0	WP: 0 PB: 0 SB: 0 CS: 0	PA: 44
PITCHER	IP	WLS	BF	H	R	ER	SO	BB	IBB	HBP	BLK	WP	HR	S	P	ERA	WHIP					
Danny Cox , R ERA: 6.48 (1, 1)	1.1	L	11	7	5	5	1	0	0	0	0	0	1	21	30	33.75	5.250					
Pat Combs , L ERA: 6.0 (2, 1)	3.2		16	2	2	1	3	2	0	0	0	0	0	31	55	2.46	1.091					
Darrel Akerfelds , R ERA: 5.85 (6, 1)	3.0		12	2	0	0	2	1	0	0	0	0	0	25	43	0.00	1.000					
Joe Boever , R ERA: 3.38 (9, 1)	1.0		5	2	0	0	0	0	0	0	0	0	0	16	24	0.00	2.000					
Batter	1	2	3	4	5	6	7	8	9	AB	R	H	RBI	BB	SO	LOB	BOTTOM					
Lenny Dykstra , L OBP: 0.411, SLG: 0.483 (1, 8)	L8		G1-3			F8		F7		4	0	0	0	0	0	3	Los Angeles Dodgers @ Philadelphia Phillies Veterans Stadium, Philadelphia, PA Fri May 03 1991, 7:05 PM EDT Att: 29,364 - Sunny - 65 F					
Wally Backman , S OBP: 0.348, SLG: 0.263 (1, 4)	L5					F7		F7		3	0	0	0	1	0	0						
John Kruk , L OBP: 0.333, SLG: 0.482 Joe Boever , R (9, 1)	G6-3					G6-3		F8		4	0	0	0	0	0	2						
John Kruk , L OBP: 0.333, SLG: 0.482 Joe Boever , R (9, 1)	G6-3					G6-3		F8		0	0	0	0	0	0	0						
Dale Murphy , R OBP: 0.348, SLG: 0.481 (1, 9)						P6		K		3	0	1	0	1	1	0						
Von Hayes , L OBP: 0.290, SLG: 0.227 (1, 7)								F8		4	0	0	0	0	0	2						
Charlie Hayes , R OBP: 0.253, SLG: 0.400 (1, 5)								G1-3		4	1	1	0	0	1	2						
Darren Daulton , L OBP: 0.291, SLG: 0.271 (1, 2)								K		2	0	0	0	1	1	1						
Dickie Thon , R OBP: 0.307, SLG: 0.343 (1, 6)								F8		3	0	1	0	0	0	2						
Danny Cox , R ERA: 6.48 (1, 1)										0	0	0	0	0	0	0						
Pat Combs , L ERA: 6.0 (2, 1)										1	0	0	0	0	1	0						
John Morris , R ERA: 5.85 (6, 1)										1	0	1	1	0	0	0						
Darrel Akerfelds , R ERA: 5.85 (6, 1)										0	0	0	0	0	0	0						
Ricky Jordan , R OBP: 0.342, SLG: 0.571 (9, 3)										1	0	0	0	0	0	1						
Inning Stats	R: 0 E: 0 K: 0 S: 7	H: 0 LOB: 0 BB: 0 P: 9	R: 0 E: 0 K: 1 S: 14	H: 1 LOB: 1 BB: 0 P: 24	R: 0 E: 0 K: 1 S: 9	H: 0 LOB: 0 BB: 0 P: 12	R: 0 E: 0 K: 0 S: 5	H: 0 LOB: 0 BB: 0 P: 10	R: 0 E: 0 K: 1 S: 7	H: 0 LOB: 0 BB: 0 P: 10	R: 0 E: 0 K: 1 S: 5	H: 0 LOB: 0 BB: 0 P: 8	R: 0 E: 0 K: 0 S: 6	H: 1 LOB: 2 BB: 1 P: 13	R: 0 E: 0 K: 0 S: 6	H: 0 LOB: 0 BB: 1 P: 14	1B: 2 2B: 2 3B: 0 HR: 0	SF: 0 SAC: 0 DP: 1 HBP: 0	WP: 0 PB: 0 SB: 0 CS: 0	PA: 33		
PITCHER	IP	WLS	BF	H	R	ER	SO	BB	IBB	HBP	BLK	WP	HR	S	P	ERA	WHIP					
Ramon Martinez , R ERA: 1.89 (1, 1)	9.0	W	33	4	1	1	4	3	0	0	0	0	0	72	122	1.00	0.778					

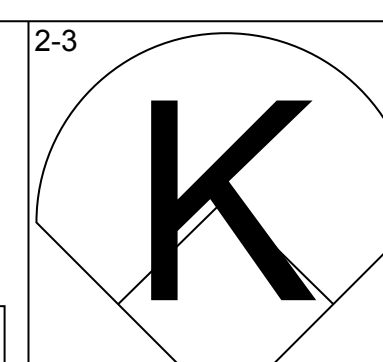
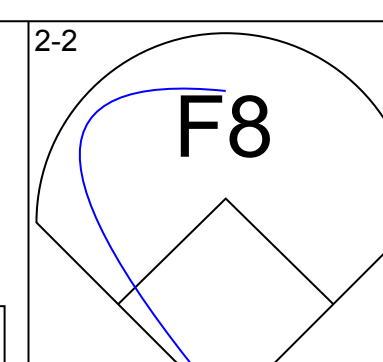
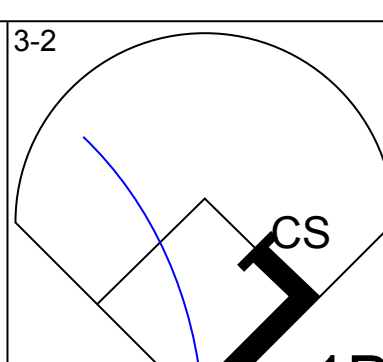
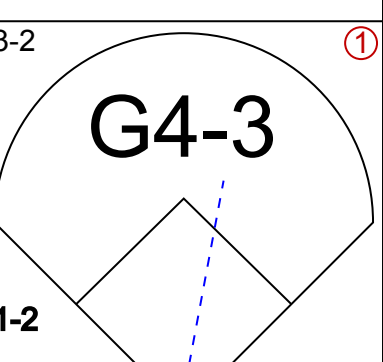
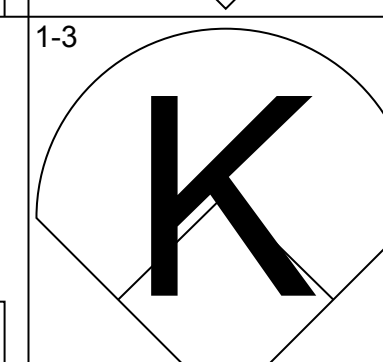
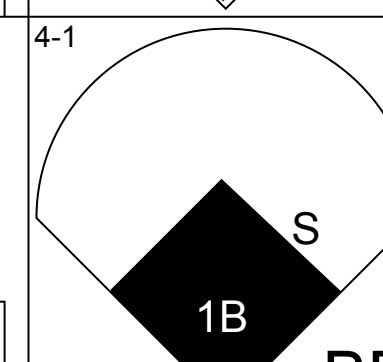
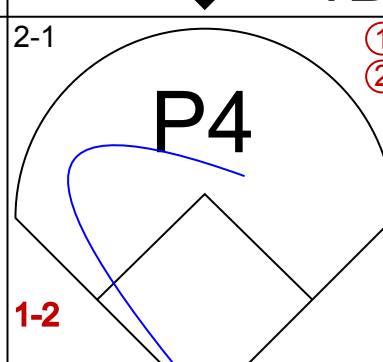
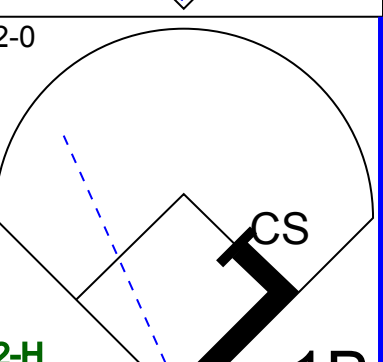
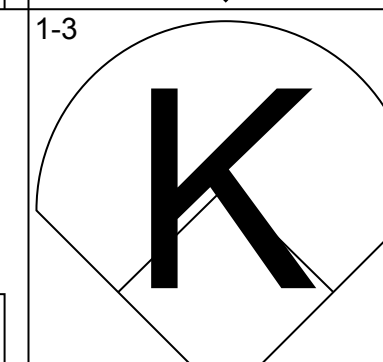
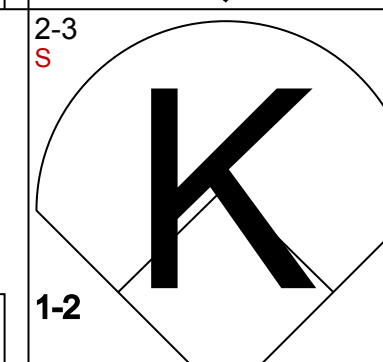
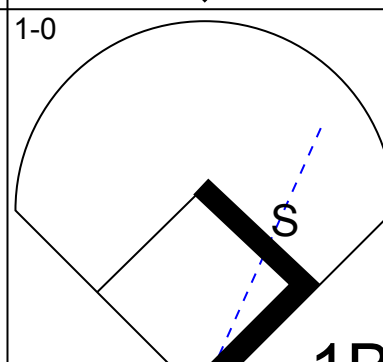
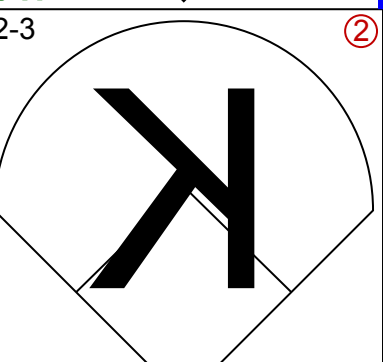
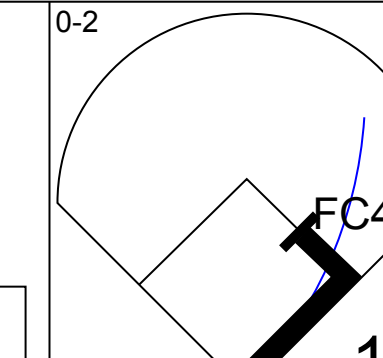
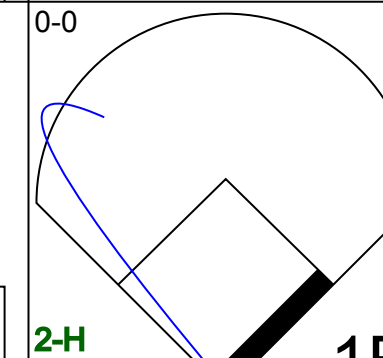
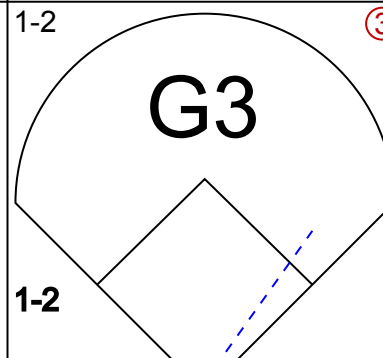
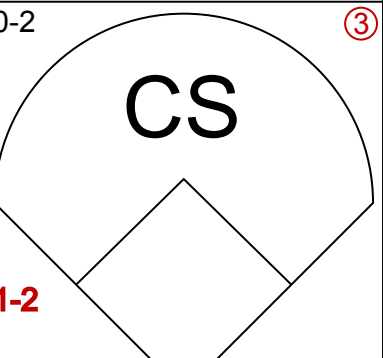
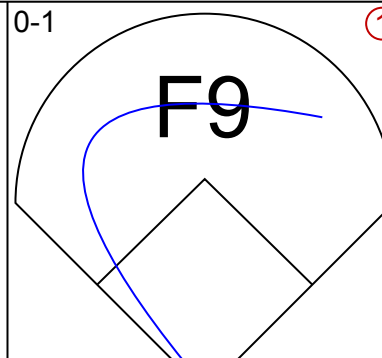
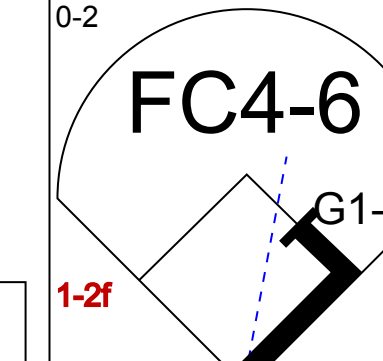

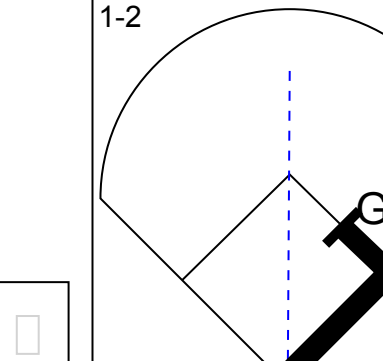

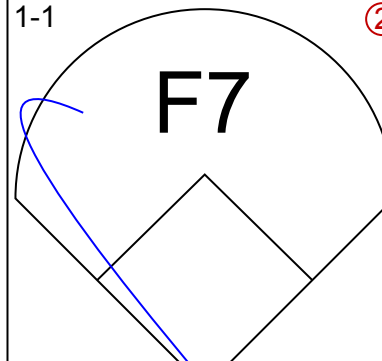
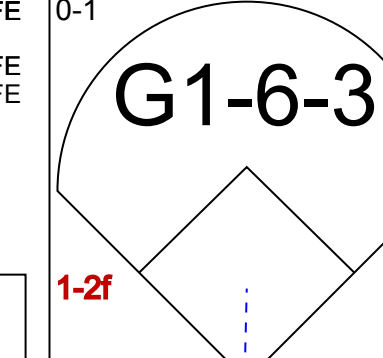
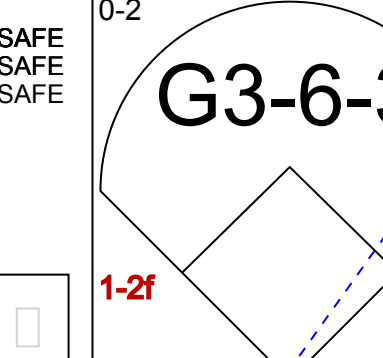

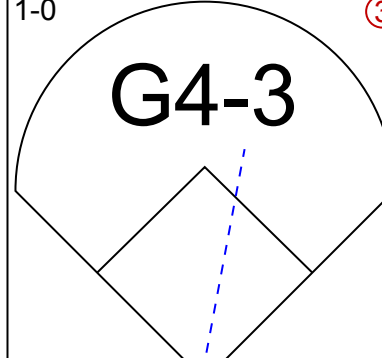
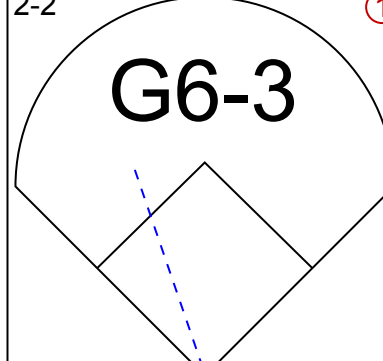
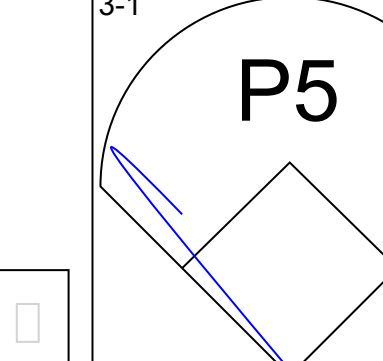

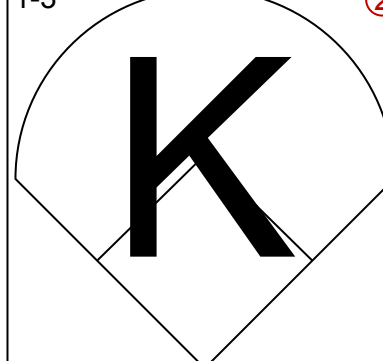
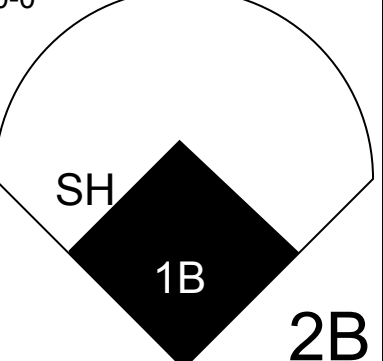
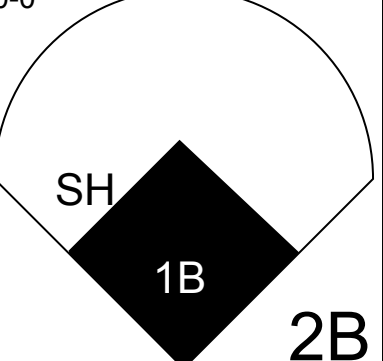
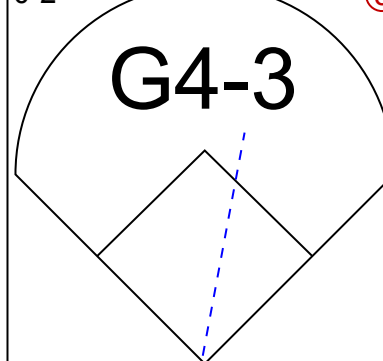
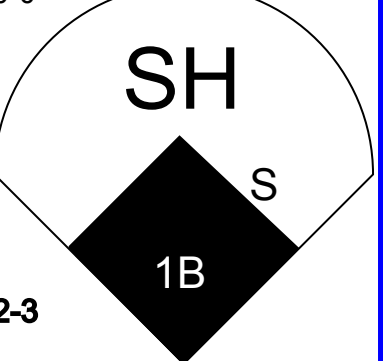
Batter	1	2	3	4	5	6	7	8	9	AB	R	H	RBI	BB	SO	LOB	TOP				
Brett Butler, L OBP: 0.369, SLG: 0.404 (1, 8)	G5-3		FC3-6				F7	FC6-4		5	1	1	0	0	0	3	Los Angeles Dodgers @ Philadelphia Phillies Veterans Stadium, Philadelphia, PA Sun May 05 1991, 3:33 AM EDT Att: 44,160 - Sunny - 73 F				
Juan Samuel, R OBP: 0.324, SLG: 0.515 (1, 4)	K		E3				FC6-4		P6	5	0	2	1	0	1	1					
Daryl Strawberry, L OBP: 0.320, SLG: 0.345 (1, 9)			G4-3				K		K	4	0	0	0	1	2	4					
Eddie Murray, S OBP: 0.364, SLG: 0.471 (1, 3)	PO						F8	FC6-4	L7	5	0	1	0	0	1	1					
Kal Daniels, L OBP: 0.271, SLG: 0.346 Stan Javier, S OBP: 0.231, SLG: 0.200 (1, 7) (8, 7)			K				G3		K	4	0	1	0	0	2	1					
Lenny Harris, L OBP: 0.377, SLG: 0.313 (1, 5)			FC4-6				1B		1B	4	2	2	0	0	1	2					
Mike Scioscia, L OBP: 0.361, SLG: 0.411 (1, 2)			K				1B		1B	4	0	2	0	0	1	2					
Alfredo Griffin, S OBP: 0.237, SLG: 0.219 (1, 6)							G3			4	0	2	2	0	0	0					
Mike Morgan, R OBP: 0.143, SLG: 0.143 Chris Gwynn, L OBP: 0.438, SLG: 0.308 John Candelaria, L (8, PH) Jay Howell, R (8, 1)							K		F8	3	0	1	0	0	1	2					
Inning Stats	R: 0 E: 0 K: 1 S: 7	H: 0 LOB: 0 BB: 1 P: 15	R: 0 E: 0 K: 2 S: 9	H: 1 LOB: 1 BB: 0 P: 14	R: 0 E: 1 K: 0 S: 9	H: 1 LOB: 2 BB: 0 P: 13	R: 0 E: 0 K: 2 S: 12	H: 1 LOB: 1 BB: 0 P: 19	R: 1 E: 0 K: 1 S: 14	H: 2 LOB: 1 BB: 0 P: 22	R: 0 E: 0 K: 1 S: 16	H: 1 LOB: 1 BB: 0 P: 22	R: 1 E: 0 K: 1 S: 13	H: 3 LOB: 2 BB: 0 P: 20	R: 0 E: 0 K: 1 S: 10	H: 0 LOB: 0 BB: 0 P: 18		1B: 12 2B: 0 3B: 0 HR: 0	SF: 0 SAC: 0 DP: 0 HBP: 0	WP: 0 PB: 0 SB: 4 CS: 0	PA: 41
PITCHER	IP	WLS	BF	H	R	ER	SO	BB	IBB	HBP	BLK	WP	HR	S	P	ERA	WHIP				
Jason Grimsley, R ERA: 4.02 Roger McDowell, R ERA: 0.99 Joe Boever, R ERA: 3.47	(1, 1) (7, 1) (8, 1)	6.0 1.0 2.0	27 4 9	8 1 3	2 0 1	2 0 1	6 1 2	1 0 0	0 0 0	0 0 0	0 0 0	0 0 0	0 16 23	62 22 38	100 22 38	3.00 0.00 4.50	1.500 1.000 1.500				

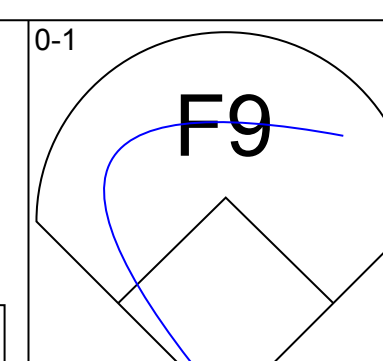
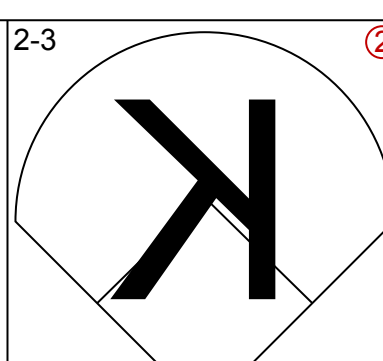
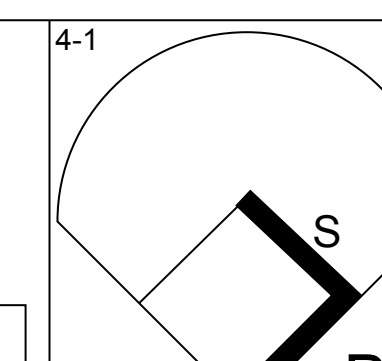
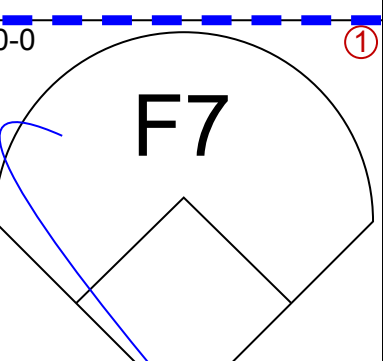
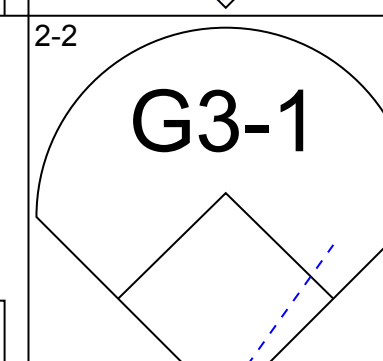
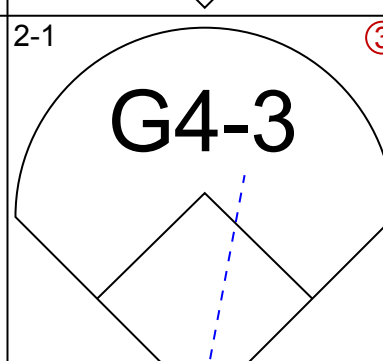
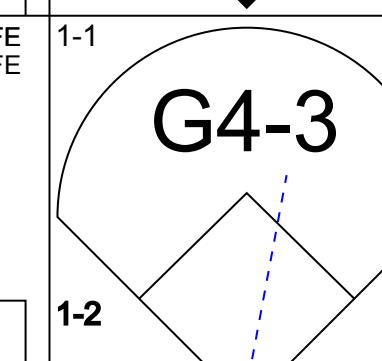
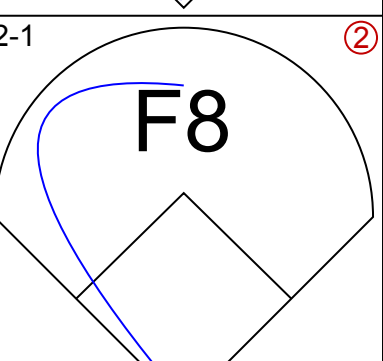
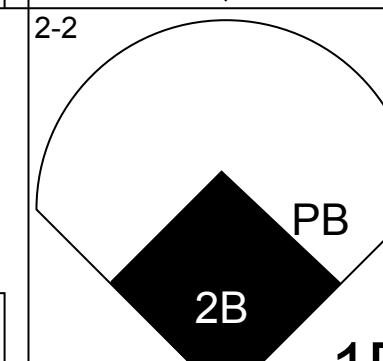
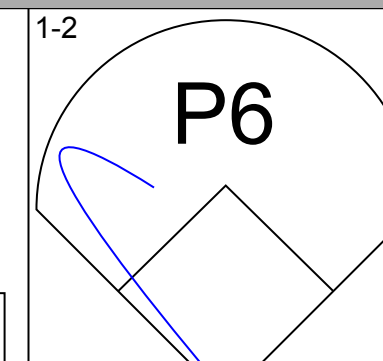
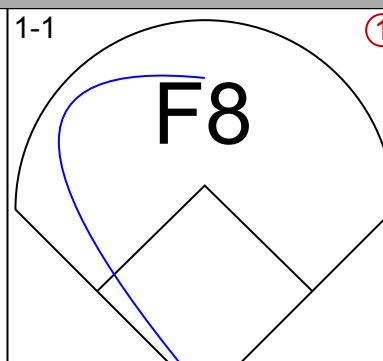
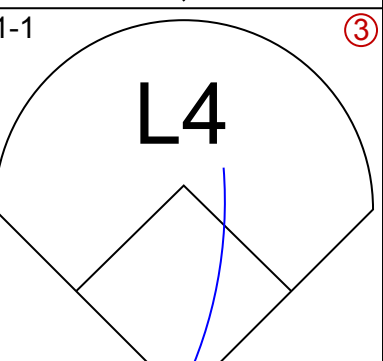
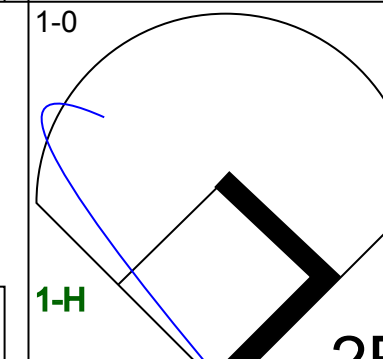
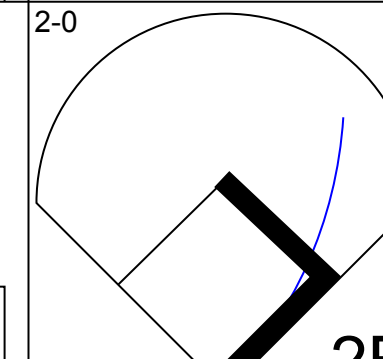
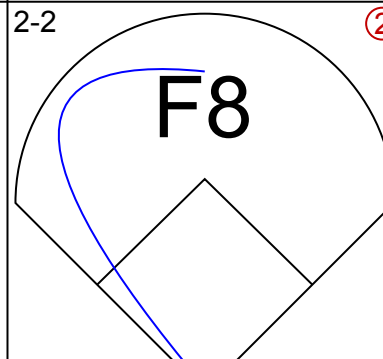
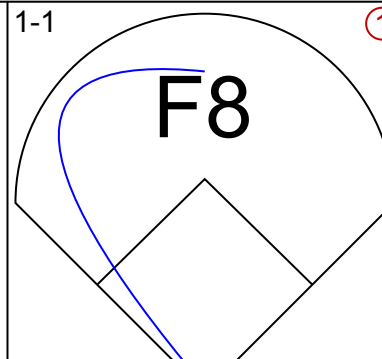
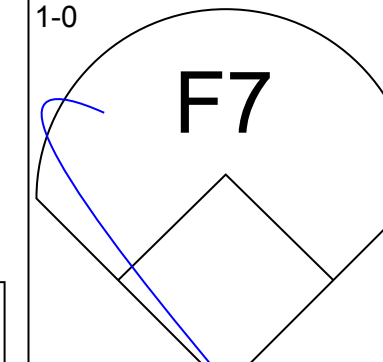
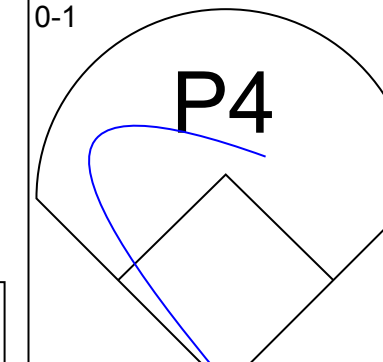
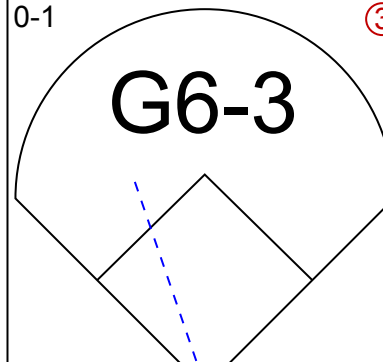
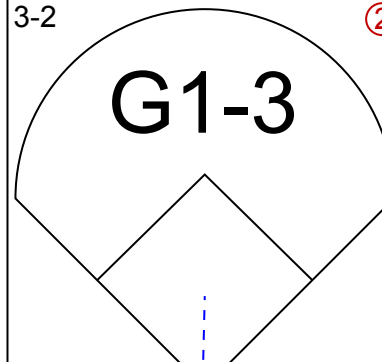
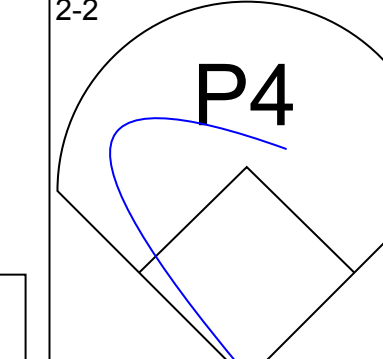
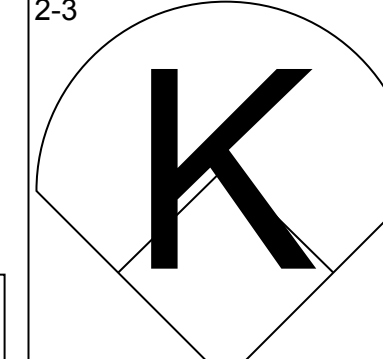

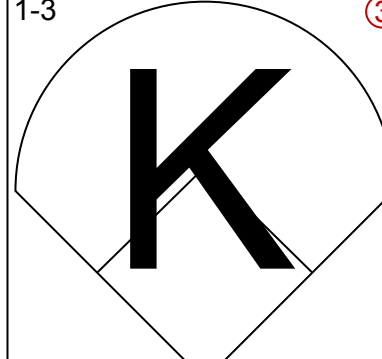
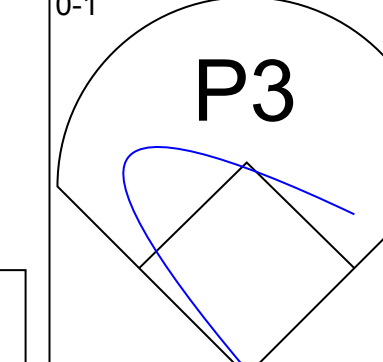
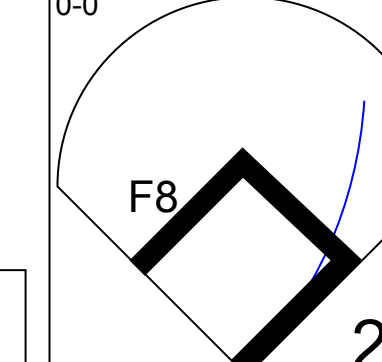

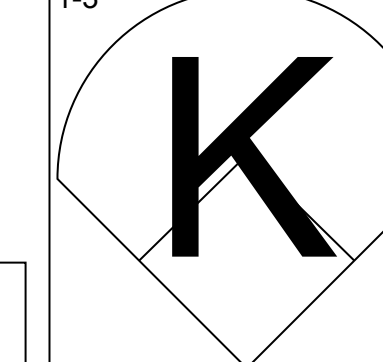
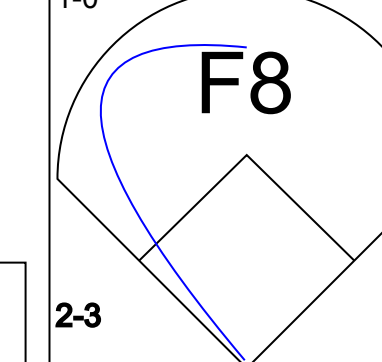


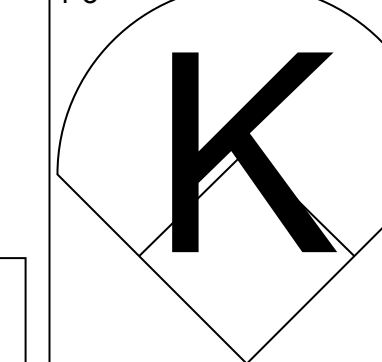

AB	39
R	3
H	12
RBI	3
BB	1
SO	9
LOB	18



Batter	1	2	3	4	5	6	7	8	9	AB	R	H	RBI	BB	SO	LOB	BOTTOM					
Lenny Dykstra, L OBP: 0.422, SLG: 0.479 (1, 8)	L9			G4-3		F7			G3	4	1	1	0	1	0	1	Los Angeles Dodgers @ Philadelphia Phillies Veterans Stadium, Philadelphia, PA Sun May 05 1991, 3:33 AM EDT Att: 44,160 - Sunny - 73 F					
Mickey Morandini, L OBP: 0.333, SLG: 0.273 (1, 4)				E4		F8				4	0	1	0	0	1	4						
John Kruk, L OBP: 0.337, SLG: 0.473 (1, 7)				G4-3					K	4	0	1	0	0	1	3						
Ricky Jordan, R OBP: 0.391, SLG: 0.581 (1, 3)						G1-3				4	0	2	1	0	1	1						
Darren Daulton, L OBP: 0.289, SLG: 0.260 (1, 2)									K	3	0	0	0	1	2	1						
Charlie Hayes, R OBP: 0.253, SLG: 0.441 (1, 5)									F7	4	1	1	0	0	0	3						
John Morris, L OBP: 0.350, SLG: 0.444 (1, 9)										4	0	2	1	0	0	0						
Dickie Thon, R OBP: 0.305, SLG: 0.329 Wally Backman, S OBP: 0.340, SLG: 0.256 (9, PH) (9, PH)									L7	3	0	1	0	0	1	0						
Jason Grimsley, R OBP: 0.182, SLG: 0.100 Roger McDowell, R (7, 1) Von Hayes, L OBP: 0.287, SLG: 0.224 Joe Boever, R (8, 1)										2	0	0	0	0	1	0						
Dale Murphy, R OBP: 0.351, SLG: 0.464 (9, PH)									G5-3	0	0	0	0	0	0	0						
Inning Stats	R: 0 E: 0 K: 0 S: 8	H: 1 LOB: 0 BB: 0 P: 11	R: 0 E: 0 K: 2 S: 7	H: 0 LOB: 0 BB: 0 P: 13	R: 0 E: 0 K: 1 S: 9	H: 0 LOB: 0 BB: 0 P: 14	R: 1 E: 1 K: 0 S: 11	H: 2 LOB: 2 BB: 1 P: 19	R: 0 E: 0 K: 1 S: 6	H: 0 LOB: 0 BB: 0 P: 10	R: 0 E: 0 K: 0 S: 10	H: 1 LOB: 1 BB: 0 P: 15	R: 1 E: 0 K: 1 S: 16	H: 3 LOB: 3 BB: 1 P: 27	R: 0 E: 0 K: 2 S: 12	H: 1 LOB: 1 BB: 0 P: 14	R: 0 E: 0 K: 0 S: 8	H: 1 LOB: 1 BB: 0 P: 14	1B: 7 2B: 0 3B: 2 HR: 0	SF: 0 SAC: 0 DP: 2 HBP: 0	WP: 0 PB: 0 SB: 0 CS: 0	PA: 37
PITCHER	IP	WLS	BF	H	R	ER	SO	BB	IBB	HBP	BLK	WP	HR	S	P	ERA	WHIP					
Mike Morgan, R ERA: 1.4 John Candelaria, L ERA: 3.86 Jay Howell, R ERA: 2.7	(1, 1) (8, 1) (8, 1)	7.0 0.2 1.1	29 3 5	7 1 1	2 0 0	1 0 0	5 2 0	0 0 0	0 0 0	0 0 0	0 0 0	0 0 0	0 8 12	67 8 20	109 8 20	1.286 0.00 0.750	1.286 1.500 0.750					



Batter	1	2	3	4	5	6	7	8	9	AB	R	H	RBI	BB	SO	LOB	TOP					
Brett Butler, L (1, 8) OBP: 0.366, SLG: 0.398										4	0	1	0	0	1	2	Los Angeles Dodgers @ New York Mets Shea Stadium, Flushing, NY Wed May 08 1991, 7:05 PM EDT Att. 40,924 - Sunny - 70 F					
Juan Samuel, R (1, 4) OBP: 0.333, SLG: 0.505 Jay Howell, R (8, 1)										3	1	1	2	1	1	1						
Daryl Strawberry, L (1, 9) OBP: 0.321, SLG: 0.370										4	0	1	0	0	3	2						
Eddie Murray, S (1, 3) OBP: 0.376, SLG: 0.513										4	0	2	1	0	0	1						
Kal Daniels, L (1, 7) OBP: 0.269, SLG: 0.337 Jose Gonzalez, R (9, 7)										4	0	1	0	0	1	2						
Lenny Harris, L (1, 5) OBP: 0.388, SLG: 0.308										4	0	1	0	0	0	2						
Mike Scioscia, L (1, 2) OBP: 0.352, SLG: 0.375										3	0	0	0	0	0	1						
Alfredo Griffin, S (1, 6) OBP: 0.244, SLG: 0.241										3	1	2	0	0	1	0						
Ramon Martinez, R (1, 1) OBP: 0.294, SLG: 0.250 Stan Javier, S (8, PH) OBP: 0.259, SLG: 0.308 Jeff Hamilton, R (8, 5) OBP: 0.267, SLG: 0.295										2	0	0	0	0	0	1						
Inning Stats	R: 0 E: 0 K: 3 S: 10	H: 0 LOB: 0 BB: 0 P: 14	R: 0 E: 0 K: 0 S: 8	H: 1 LOB: 0 BB: 0 P: 8	R: 0 E: 0 K: 1 S: 10	H: 0 LOB: 0 BB: 0 P: 13	R: 1 E: 0 K: 2 S: 12	H: 1 LOB: 1 BB: 1 P: 23	R: 0 E: 0 K: 0 S: 11	H: 2 LOB: 1 BB: 0 P: 19	R: 0 E: 0 K: 0 S: 10	H: 2 LOB: 1 BB: 0 P: 17	R: 0 E: 0 K: 0 S: 8	H: 1 LOB: 0 BB: 0 P: 12	R: 2 E: 0 K: 1 S: 12	H: 2 LOB: 0 BB: 0 P: 19	R: 0 E: 0 K: 0 S: 5	H: 0 LOB: 0 BB: 0 P: 7	1B: 8 2B: 2 3B: 0 HR: 0	SF: 0 SAC: 1 DP: 3 HBP: 0	WP: 0 PB: 0 SB: 3 CS: 2	PA: 34
PITCHER	IP	WLS	BF	H	R	ER	SO	BB	IBB	HBP	BLK	WP	HR	S	P	ERA	WHIP					
David Cone, R (1, 1) ERA: 3.46	7.0		25	7	1	1	6	1	0	0	0	0	0	69	106	1.29	1.143					
Doug Simons, L (8, 1) ERA: 2.76	2.0	L	8	2	2	2	1	0	0	0	0	0	0	17	26	9.00	1.000					

Batter	1	2	3	4	5	6	7	8	9	AB	R	H	RBI	BB	SO	LOB	BOTTOM				
Vince Coleman, S (1, 8) OBP: 0.374, SLG: 0.313										3	0	0	0	1	1	0	Los Angeles Dodgers @ New York Mets Shea Stadium, Flushing, NY Wed May 08 1991, 7:05 PM EDT Att. 40,924 - Sunny - 70 F				
Tom Herr, S (1, 4) OBP: 0.371, SLG: 0.284										4	0	0	0	0	0	2					
Dave Magadan, L (1, 3) OBP: 0.300, SLG: 0.291										4	1	1	0	0	0	0					
Howard Johnson, S (1, 6) OBP: 0.295, SLG: 0.506										4	0	2	1	0	0	0					
Kevin McReynolds, R (1, 7) OBP: 0.208, SLG: 0.261										4	0	0	0	0	0	2					
Daryl Boston, L (1, 9) OBP: 0.257, SLG: 0.281										3	0	0	0	1	2	1					
Mackey Sasser, L (1, 2) OBP: 0.313, SLG: 0.533 Keith Miller, R (7, PR) OBP: 0.360, SLG: 0.364 Charlie O'Brien, R (8, 2) OBP: 0.267, SLG: 0.175										3	0	1	0	0	0	1					
Chris Donnels, L (1, 5) OBP: 0.286, SLG: 0.167										3	0	0	0	0	1	2					
David Cone, L (1, 1) Mark Carreon, R (7, PH) OBP: 0.372, SLG: 0.564 Doug Simons, L (8, 1)										2	0	0	0	0	2	1					
Inning Stats	R: 1 E: 0 K: 0 S: 10	H: 2 LOB: 1 BB: 0 P: 16	R: 0 E: 0 K: 1 S: 9	H: 0 LOB: 0 BB: 0 P: 12	R: 0 E: 0 K: 2 S: 8	H: 0 LOB: 0 BB: 0 P: 14	R: 0 E: 0 K: 1 S: 9	H: 1 LOB: 1 BB: 0 P: 14	R: 0 E: 0 K: 0 S: 7	H: 0 LOB: 0 BB: 0 P: 10	R: 0 E: 0 K: 1 S: 7	H: 0 LOB: 2 BB: 1 P: 15	R: 0 E: 0 K: 0 S: 5	H: 0 LOB: 0 BB: 0 P: 8	R: 0 E: 0 K: 1 S: 10	H: 0 LOB: 0 BB: 0 P: 15	1B: 1 2B: 3 3B: 0 HR: 0	SF: 0 SAC: 0 DP: 0 HBP: 0	WP: 0 PB: 1 SB: 2 CS: 0	PA: 33	
PITCHER	IP	WLS	BF	H	R	ER	SO	BB	IBB	HBP	BLK	WP	HR	S	P	ERA	WHIP				
Ramon Martinez, R (1, 1) ERA: 1.6	7.0		27	4	1	0	6	2	0	0	0	0	0	58	96	0.00	0.857				
Jay Howell, R (8, 1) ERA: 2.25	2.0	S	6	0	0	0	1	0	0	0	0	0	0	15	23	0.00	0.000				

AB	31
R	3
H	9
RBI	3
BB	1
SO	7
LOB	12



Batter	1	2	3	4	5	6	7	8	9	AB	R	H	RBI	BB	SO	LOB	TOP																					
Von Hayes, L (1, 8) OBP: 0.292, SLG: 0.237	0-0 B3-1		3-1 2B 1B			0-2 L6		4-2 HBP		3	1	1	0	0	0	0																						
Randy Ready, R (1, 4) OBP: 0.433, SLG: 0.333 Darrel Akerfelds, R (8, 1) Wally Ritchie, L (8, 1)	3-2 G4-3		3-2 1-H 2B			4-0 1B BB		3-2 F7		3	0	1	1	1	1	0	2																					
John Kruk, L (1, 7) OBP: 0.359, SLG: 0.472 Jim Lindeman, R (4, 7) John Morris, L (8, FH) OBP: 0.333, SLG: 0.421	3-0 G3		1-3 K			1-1 G6-4-3 1B		2-3 K		2	0	0	0	0	1	1																						
Dale Murphy, R (1, 9) OBP: 0.342, SLG: 0.434		2-0 FC6-4 1B				0-2 G6-3		2-3 K		4	0	1	0	0	1	4																						
Ricky Jordan, R (1, 3) OBP: 0.381, SLG: 0.683		2-2 FC6-4 1-2				0-0 G6-3		1-1 G5-3		1	1	0	0	0	0	1																						
Charlie Hayes, R (1, 5) OBP: 0.255, SLG: 0.427		0-1 L9				0-0 F9		2-2 G5-3		4	0	1	0	0	0	1																						
Dickie Thon, R (1, 6) OBP: 0.333, SLG: 0.382		1-1 F9				0-0 G6-3		2-1 BLK 1B		4	0	2	0	0	0	1																						
Steve Lake, R (1, 2) OBP: 0.094, SLG: 0.094 Darin Fletcher, L (9, FH) OBP: 0.200, SLG: 0.200			1-0 G6-3			1-1 F9		1-0 G5-3		3	0	0	0	0	0	1																						
Jason Grimsley, R (1, 1) OBP: 0.154, SLG: 0.083 Joe Boever, R (6, 1) Wally Backman, S (8, FH) OBP: 0.340, SLG: 0.244			1-3 K			1-1 G3		4-2 HBP BB		2	0	0	0	0	1	0																						
Inning Stats	R: 0 E: 0 K: 0 S: 5	H: 0 LOB: 0 BB: 0 P: 11	R: 0 E: 0 K: 0 S: 10	H: 1 LOB: 1 BB: 0 P: 15	R: 1 E: 0 K: 2 S: 12	H: 2 LOB: 1 BB: 0 P: 21	R: 0 E: 0 K: 0 S: 5	H: 0 LOB: 0 BB: 0 P: 5	R: 0 E: 0 K: 0 S: 7	H: 0 LOB: 0 BB: 0 P: 7	R: 0 E: 0 K: 0 S: 7	H: 1 LOB: 1 BB: 1 P: 13	R: 0 E: 0 K: 0 S: 8	H: 1 LOB: 1 BB: 0 P: 14	R: 0 E: 0 K: 2 S: 14	H: 0 LOB: 2 BB: 1 P: 29	R: 0 E: 0 K: 1 S: 12	H: 2 LOB: 2 BB: 0 P: 20	1B: 6 2B: 1 3B: 0 HR: 0	SF: 0 SAC: 0 DP: 1 HBP: 1	WP: 0 PB: 0 SB: 0 CS: 0	PA: 36																
PITCHER	IP	WLS	BF	H	R	ER	SO	BB	IBB	HBP	BLK	WP	HR	S	P	ERA	WHIP	PITCHER				IP	WLS	BF	H	R	ER	SO	BB	IBB	HBP	BLK	WP	HR	S	P	ERA	WHIP
Bob Ojeda, L (1, 1) ERA: 4.33	7.0	W	28	5	1	1	2	2	0	1	1	0	0	57	99	1.29	1.000																					
Jay Howell, R (8, 1) ERA: 2.03	1.1		6	2	0	0	2	0	0	0	0	0	0	15	27	0.00	1.500																					
John Candelaria, L (9, 1) ERA: 3.38	0.2	S	2	0	0	0	1	0	0	0	0	0	0	6	9	0.00	0.000																					

Philadelphia Phillies @ Los Angeles Dodgers
Dodger Stadium, Los Angeles, CA
Fri May 10 1991, 7:05 PM PDT
Att: 44,255 - Cloudy - 67 F

AB	33
R	1
H	7
RBI	1
BB	2
SO	5
LOB	17



Batter	1	2	3	4	5	6	7	8	9	AB	R	H	RBI	BB	SO	LOB	BOTTOM																					
Brett Butler, L (1, 8) OBP: 0.376, SLG: 0.396	2-2 FC4-6 G5-3 1B	4-2 FC6-4 BB		4-2 BB		2-1 G3		1-2 FC4-6 1-2		3	0	1	0	2	0	1																						
Juan Samuel, R (1, 4) OBP: 0.326, SLG: 0.487	1-1 G5-3 1-2	0-0 FC6-4 1-2		1-3 K			4-1 FC3-6 BB	0-0 L9		4	0	0	0	1	1	6																						
Darryl Strawberry, L (1, 9) OBP: 0.316, SLG: 0.354	4-1 FC4-6 BB		2-0 G4-3		1-1 G3		1-2 FC3-6 HR	2-3 K		4	1	0	0	1	1	2																						
Eddie Murray, S (1, 3) OBP: 0.382, SLG: 0.550	3-1 FC4-6 1-2 2-3		3-3 K		1-0 1B		2-1 HR			4	1	2	2	0	1	2																						
Chris Gwynn, L (1, 7) OBP: 0.400, SLG: 0.294 John Candelaria, L (9, 1)	1-2 G1-3		0-2 1B		3-2 F9		0-2 G5-3			4	0	1	0	0	0	3																						
Lenny Harris, L (1, 6) OBP: 0.393, SLG: 0.357		0-0 BB G6-4-3 1B	1-2 G4-3		0-0 1B		0-1 2B			4	1	3	0	0	0	1																						
Mike Scioscia, L (1, 2) OBP: 0.368, SLG: 0.370		4-1 G6-4-3 BB 1-2 BB		4-1 1B BB		0-0 G4-3		4-0 IBB		1	0	0	0	3	0	2																						
Jeff Hamilton, R (1, 5) OBP: 0.286, SLG: 0.298		4-1 G6-4-3 1-2 2-3 BB		3-2 L4-3 1B		2-3 K	1-0 P3			3	0	1	0	1	1	2																						
Bob Ojeda, L (1, 1) OBP: 0.300, SLG: 0.300 Jay Howell, R (8, 1) Stan Javier, S (8, 7) OBP: 0.286, SLG: 0.333	1-2 G6-4-3		0-0 L4-3		0-0 L6		1-1 FC4-6 1B			3	0	0	0	0	0	4																						
Inning Stats	R: 0 E: 0 K: 0 S: 11	H: 1 LOB: 2 BB: 3 P: 22	R: 0 E: 0 K: 0 S: 9	H: 1 LOB: 2 BB: 3 P: 22	R: 0 E: 0 K: 1 S: 10	H: 1 LOB: 1 BB: 0 P: 16	R: 0 E: 0 K: 1 S: 12	H: 1 LOB: 2 BB: 2 P: 24	R: 0 E: 0 K: 0 S: 11	H: 2 LOB: 2 BB: 0 P: 15	R: 0 E: 0 K: 1 S: 6	H: 0 LOB: 0 BB: 0 P: 10	R: 2 E: 0 K: 0 S: 13	H: 2 LOB: 2 BB: 2 P: 25	R: 0 E: 0 K: 1 S: 10	H: 1 LOB: 1 BB: 0 P: 14	1B: 7 2B: 2 3B: 0 HR: 1	SF: 0 SAC: 0 DP: 2 HBP: 0	WP: 0 PB: 0 SB: 0 CS: 0	PA: 39																		
PITCHER	IP	WLS	BF	H	R	ER	SO	BB	IBB	HBP	BLK	WP	HR	S	P	ERA	WHIP	PITCHER				IP	WLS	BF	H	R	ER	SO	BB	IBB	HBP	BLK	WP	HR	S	P	ERA	WHIP
Jason Grimsley, R (1, 1) ERA: 3.72	5.0		10	2	2	2	1	1	1	0	0	0	1	19	35	9.00	1.500																					
Joe Boever, R (8, 1) ERA: 3.62	2.0	L	10	2	2	2	1	1	1	0	0	0	0	7	9	0.00	1.500																					
Darrel Akerfelds, R (8, 1) ERA: 5.66	0.2		3	1	0	0	0	0	0	0	0	0	0	3	5	0.00	0.000																					
Wally Ritchie, L (8, 1) ERA: 5.66	0.1		1	0	0	0	1	0	0	0	0	0	0	3	5	0.00	0.000																					

Philadelphia Phillies @ Los Angeles Dodgers
Dodger Stadium, Los Angeles, CA
Fri May 10 1991, 7:05 PM PDT
Att: 44,255 - Cloudy - 67 F

AB	31
R	3
H	9
RBI	2
BB	8
SO	4
LOB	23



Batter	1	2	3	4	5	6	7	8	9	AB	R	H	RBI	BB	SO	LOB	TOP										
Mickey Morandini, L (1.4) OBP: 0.281, SLG: 0.233 Jim Lindeman, R (8, PH) OBP: 0.444, SLG: 0.444 (8, 7)	G5-3		G5-3		F7			K		3	0	0	0	0	0	0	1 0 0 0 0 1 0										
John Morris, L (1.7) OBP: 0.333, SLG: 0.409 Randy Ready, R (8, PH) OBP: 0.443, SLG: 0.333 (8, 4)	K		1B		F8			G6-4-3 BB		3	0	1	0	0	1	0	0 0 0 0 1 0 0										
Von Hayes, L (1.8) OBP: 0.282, SLG: 0.227	G3		F9		K			G6-4-3 1-2		4	0	0	0	0	1	2	4 0 0 0 0 1 2										
Dale Murphy, R (1.9) OBP: 0.348, SLG: 0.466		G5-3	P4		FC5-4 1B				HR	4	1	2	1	0	0	1	4 1 2 1 0 0 1										
Ricky Jordan, R (1.3) OBP: 0.373, SLG: 0.656		FC5-4 1B			G6-3			G3-1		4	0	1	0	0	0	1	4 0 1 0 0 0 1										
Charlie Hayes, R (1.5) OBP: 0.255, SLG: 0.421	FC5-4 2B		L6-3 1B					K		4	1	1	0	0	1	1	4 1 1 0 0 1 1										
Darrin Fletcher, L (1.2) OBP: 0.222, SLG: 0.333	1-H 2B		L6-3 1-2					G1-3		4	0	1	1	0	0	1	4 0 1 1 0 0 1										
Dickie Thon, R (1.6) OBP: 0.343, SLG: 0.385		IBB			K					2	0	1	0	1	1	0	2 0 1 0 1 1 0										
Pat Combs, L (1.1) OBP: 0.375, SLG: 0.286 Wally Backman, S (7, PH) OBP: 0.333, SLG: 0.238 Roger McDowell, R (7.1)	K		G3-1		G3-1			F7		2	0	0	0	0	1	2	2 0 0 0 0 1 2 1 0 0 0 0 0 1 0 0 0 0 0 0 0										
Inning Stats	R: 0 E: 0 K: 1 S: 6	H: 0 LOB: 0 BB: 0 P: 9	R: 1 E: 0 K: 1 S: 15	H: 2 LOB: 2 BB: 1 P: 27	R: 0 E: 0 K: 0 S: 9	H: 1 LOB: 1 BB: 0 P: 13	R: 0 E: 0 K: 0 S: 3	H: 1 LOB: 0 BB: 0 P: 6	R: 0 E: 0 K: 1 S: 11	H: 0 LOB: 0 BB: 0 P: 15	R: 0 E: 0 K: 0 S: 7	H: 1 LOB: 1 BB: 0 P: 9	R: 0 E: 0 K: 0 S: 8	H: 1 LOB: 1 BB: 0 P: 13	R: 0 E: 0 K: 1 S: 5	H: 0 LOB: 0 BB: 1 P: 11	R: 1 E: 0 K: 1 S: 9	H: 1 LOB: 0 BB: 0 P: 12	1B: 5 2B: 2 3B: 0 HR: 1	SF: 0 SAC: 0 DP: 2 HBP: 0	WP: 0 PB: 0 SB: 0 CS: 0	PA: 34					
PITCHER	IP	WLS	BF	H	R	ER	SO	BB	IBB	HBP	BLK	WP	HR	S	P	ERA	WHIP										
Mike Morgan, R (1.1) ERA: 1.38	7.0	W	27	6	1	1	4	0	1	0	0	0	0	59	92	1.29	0.857										
John Candelaria, L (8.1) ERA: 2.54	1.0		3	0	0	0	1	1	0	0	0	0	0	5	11	0.00	1.000										
Jay Howell, R (9.1) ERA: 2.51	1.0	S	4	1	1	1	1	0	0	0	0	0	1	9	12	9.00	1.000										

Philadelphia Phillies @ Los Angeles Dodgers
 Dodger Stadium, Los Angeles, CA
 Sat May 11 1991, 7:05 PM PDT
 Att: 40,335 - Sunny - 66 F

AB	32
R	2
H	7
RBI	2
BB	2
SO	6
LOB	9



Batter	1	2	3	4	5	6	7	8	9	AB	R	H	RBI	BB	SO	LOB	BOTTOM										
Brett Butler, L (1.8) OBP: 0.377, SLG: 0.391	1B BB		L5		B1-3		G4-3 SH3-4 1B	G4-3		4	0	1	0	1	0	1	4 0 1 0 1 0 1										
Juan Samuel, R (1.4) OBP: 0.326, SLG: 0.483	K		G5-3		S 1B		SH3-4			3	1	1	0	0	1	1	3 1 1 0 0 1 1										
Daryl Strawberry, L (1.9) OBP: 0.314, SLG: 0.350	S 1B		F7		K		G4-3			4	0	1	0	0	1	2	4 0 1 0 0 1 2										
Eddie Murray, S (1.3) OBP: 0.387, SLG: 0.542	K				E 1B					3	1	1	0	1	1	2	3 1 1 0 1 1 2										
Gary Carter, R (1.2) OBP: 0.211, SLG: 0.389 Mike Scioscia, L (7, PH) OBP: 0.365, SLG: 0.366 (8, 2)	G5-3		K2-3		G1-3		G4-3			3	0	0	0	0	1	4	3 0 0 0 0 1 4 1 0 0 0 0 0 2										
Stan Javier, S (1.7) OBP: 0.313, SLG: 0.355		FC1-4 1B		E 1B		P3		G4-3		4	0	2	1	0	0	0	4 0 2 1 0 0 0										
Jeff Hamilton, R (1.5) OBP: 0.269, SLG: 0.280 Lenny Harris, L (8, PH) OBP: 0.403, SLG: 0.368 (9, 5)		P2		3-H 1B		K		2B 1B		3	0	0	0	0	2	2	3 0 0 0 0 2 2 1 1 1 0 0 0 0										
Jose Offerman, S (1.6) OBP: 0.500, SLG: 0.667		FC1-4 1-2						K		3	0	1	0	1	1	2	3 0 1 0 1 1 2										
Mike Morgan, R (1.1) OBP: 0.318, SLG: 0.118 John Candelaria, L (8.1) Chris Gwynn, L (8, PH) OBP: 0.428, SLG: 0.389 Jay Howell, R (9.1)		G1-3			G6-3		K2-3			3	0	0	0	0	1	4	3 0 0 0 0 1 4 0 0 0 0 0 0 0 1 0 1 1 0 0 0 0 0 0 0 0 0 0										
Inning Stats	R: 0 E: 0 K: 2 S: 11	H: 1 LOB: 2 BB: 1 P: 18	R: 0 E: 0 K: 0 S: 11	H: 1 LOB: 0 BB: 0 P: 19	R: 0 E: 0 K: 0 S: 5	H: 0 LOB: 0 BB: 0 P: 7	R: 1 E: 0 K: 2 S: 17	H: 2 LOB: 2 BB: 1 P: 27	R: 1 E: 1 K: 1 S: 10	H: 1 LOB: 1 BB: 0 P: 15	R: 0 E: 0 K: 2 S: 9	H: 1 LOB: 1 BB: 0 P: 13	R: 0 E: 0 K: 0 S: 11	H: 1 LOB: 2 BB: 1 P: 17	R: 1 E: 0 K: 1 S: 9	H: 2 LOB: 1 BB: 0 P: 15	1B: 7 2B: 2 3B: 0 HR: 0	SF: 0 SAC: 1 DP: 0 HBP: 0	WP: 0 PB: 0 SB: 4 CS: 0	PA: 37							
PITCHER	IP	WLS	BF	H	R	ER	SO	BB	IBB	HBP	BLK	WP	HR	S	P	ERA	WHIP										
Pat Combs, L (1.1) ERA: 4.5	6.0	L	27	6	2	0	7	2	0	0	0	0	0	63	99	0.00	1.333										
Roger McDowell, R (7.1) ERA: 1.07	2.0		10	3	1	1	1	0	1	0	0	0	0	20	32	4.50	1.500										

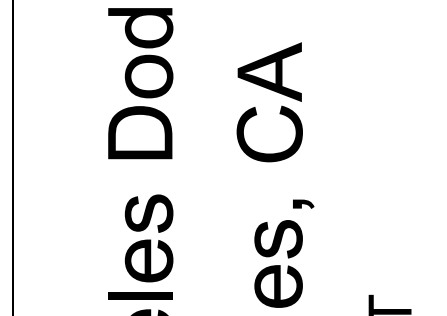
Philadelphia Phillies @ Los Angeles Dodgers
 Dodger Stadium, Los Angeles, CA
 Sat May 11 1991, 7:05 PM PDT
 Att: 40,335 - Sunny - 66 F

AB	33
R	3
H	9
RBI	2
BB	3
SO	8
LOB	20



Batter	1	2	3	4	5	6	7	8	9	AB	R	H	RBI	BB	SO	LOB	TOP					
Von Hayes, L (1, 8) OBP: 0.287, SLG: 0.245				FC4-6 S E 1-2		P6		E9 2B		5	2	2	0	0	0	3	Philadelphia Phillies @ Los Angeles Dodgers Dodger Stadium, Los Angeles, CA Sun May 12 1991, 3:33 AM PDT Att: 33,208 - Cloudy - 72 F					
Wally Backman, S (1, 4) OBP: 0.339, SLG: 0.239		G4-3		G3-1		G3-1		BB		4	1	1	0	1	0	0						
Ricky Jordan, R (1, 3) OBP: 0.361, SLG: 0.647		G4-3				P5		K		4	0	1	1	0	1	2						
Dale Murphy, R (1, 9) OBP: 0.342, SLG: 0.454		L9		L9						5	1	1	0	0	0	1						
Charlie Hayes, R (1, 5) OBP: 0.273, SLG: 0.419						F7		F7		3	0	1	1	2	0	0						
Dickie Thon, R (1, 6) OBP: 0.346, SLG: 0.385				L5		WP S 2B		P4		5	2	2	1	0	1	2						
Darrin Fletcher, L (1, 2) OBP: 0.308, SLG: 0.462				FC6-4		F9 1-H		L3		4	1	2	2	0	0	2						
John Morris, L (1, 7) OBP: 0.321, SLG: 0.385				G4-3		F9		K		4	0	1	0	0	1	2						
Jose De Jesus, R (1, 1) OBP: 0.308, SLG: 0.250						K		P3		3	0	2	1	0	1	1						
Wally Ritchie, L (6, 1)										0	0	0	0	0	0	0						
Roger McDowell, R (7, 1)										1	0	0	0	0	0	0						
Mitch Williams, L (9, 1)										0	0	0	0	0	0	0						
Inning Stats	R: 5 E: 0 K: 0 S: 31	H: 8 LOB: 2 BB: 0 P: 46	R: 0 E: 0 K: 0 S: 6	H: 0 LOB: 0 BB: 0 P: 12	R: 0 E: 0 K: 0 S: 9	H: 0 LOB: 1 BB: 1 P: 16	R: 1 E: 0 K: 0 S: 13	H: 2 LOB: 1 BB: 0 P: 22	R: 1 E: 0 K: 1 S: 10	H: 2 LOB: 1 BB: 0 P: 14	R: 0 E: 0 K: 0 S: 5	H: 0 LOB: 0 BB: 0 P: 5	R: 0 E: 0 K: 1 S: 10	H: 0 LOB: 1 BB: 1 P: 19	R: 0 E: 1 K: 2 S: 13	H: 1 LOB: 2 BB: 1 P: 23	R: 0 E: 0 K: 0 S: 4	H: 0 LOB: 0 BB: 0 P: 8	1B: 10 2B: 3 3B: 0 HR: 0	SF: 1 SAC: 0 DP: 0 HBP: 0	WP: 2 PB: 0 SB: 3 CS: 0	PA: 42
PITCHER	IP WLS BF H R ER SO BB IBB HBP BLK WP HR S P ERA WHIP	IP WLS BF H R ER SO BB IBB HBP BLK WP HR S P ERA WHIP															IP WLS BF H R ER SO BB IBB HBP BLK WP HR S P ERA WHIP					
Tim Belcher, R (1, 1) ERA: 3.41	0.2	L	7	6	5	5	0	0	0	0	0	0	0	0	22	32	67.50	9.000				
Tim Crews, R (1, 1) ERA: 4.32	3.1	15	4	1	1	0	1	0	0	0	0	0	0	0	37	64	2.70	1.500				
Mike Hartley, R (5, 1) ERA: 1.93	3.0	12	2	1	1	2	1	0	0	0	2	0	0	25	38	3.00	1.000					
Jim Gott, R (8, 1) ERA: 1.72	2.0	8	1	0	0	2	1	0	0	0	0	0	0	17	31	0.00	1.000					

Batter	1	2	3	4	5	6	7	8	9	AB	R	H	RBI	BB	SO	LOB	BOTTOM					
Brett Butler, L (1, 8) OBP: 0.370, SLG: 0.377				FC4-6 S E 1-2 2-3 3-H						4	1	0	1	1	0	2	Philadelphia Phillies @ Los Angeles Dodgers Dodger Stadium, Los Angeles, CA Sun May 12 1991, 3:33 AM PDT Att: 33,208 - Cloudy - 72 F					
Juan Samuel, R (1, 4) OBP: 0.331, SLG: 0.483				K						4	1	1	0	1	2	2						
Darryl Strawberry, L (1, 9) OBP: 0.333, SLG: 0.353										2	0	1	1	3	1	0						
Eddie Murray, S (1, 3) OBP: 0.392, SLG: 0.540				FC4-6 G3						4	0	2	1	0	0	3						
Chris Gwynn, L (1, 7) OBP: 0.400, SLG: 0.333				G3						3	0	0	0	1	1	5						
Jim Gott, R (8, 1) ERA: 1.72										0	0	0	0	0	0	0						
Lenny Harris, L (1, 5) OBP: 0.379, SLG: 0.344										4	0	0	0	0	3	4						
Mike Scioscia, L (1, 2) OBP: 0.367, SLG: 0.361										1	1	0	0	1	1	0						
Gary Carter, R (6, PH) OBP: 0.190, SLG: 0.350										2	0	0	0	0	0	0						
Jose Offerman, S (1, 6) OBP: 0.375, SLG: 0.333										3	0	0	0	1	1	0						
Tim Belcher, R (1, 1) ERA: 3.41	5.0	W	23	1	2	2	5	8	0	0	0	0	0	0	0	0						
Wally Ritchie, L (6, 1) ERA: 3.69	1.2	7	2	1	1	1	0	0	0	0	0	0	0	0	0	0						
Roger McDowell, R (7, 1) ERA: 1.01	1.1	6	1	0	0	1	1	0	0	0	0	0	0	0	0	0						
Mitch Williams, L (9, 1) ERA: 2.12	1.0	3	0	0	0	2	0	0	0	0	0	0	0	0	0	0						
Inning Stats	R: 0 E: 1 K: 1 S: 15	H: 1 LOB: 2 BB: 1 P: 27	R: 1 E: 0 K: 1 S: 10	H: 0 LOB: 3 BB: 3 P: 26	R: 0 E: 0 K: 1 S: 13	H: 0 LOB: 1 BB: 1 P: 21	R: 0 E: 0 K: 2 S: 8	H: 0 LOB: 0 BB: 0 P: 14	R: 1 E: 0 K: 0 S: 12	H: 0 LOB: 3 BB: 3 P: 25	R: 0 E: 0 K: 1 S: 7	H: 0 LOB: 0 BB: 0 P: 11	R: 1 E: 0 K: 1 S: 17	H: 3 LOB: 3 BB: 1 P: 29	R: 0 E: 0 K: 0 S: 6	H: 0 LOB: 0 BB: 0 P: 10	R: 0 E: 0 K: 2 S: 12	H: 0 LOB: 0 BB: 0 P: 16	1B: 3 2B: 1 3B: 0 HR: 0	SF: 0 SAC: 0 DP: 1 HBP: 0	WP: 1 PB: 0 SB: 1 CS: 0	PA: 39
PITCHER	IP WLS BF H R ER SO BB IBB HBP BLK WP HR S P ERA WHIP	IP WLS BF H R ER SO BB IBB HBP BLK WP HR S P ERA WHIP															IP WLS BF H R ER SO BB IBB HBP BLK WP HR S P ERA WHIP					
Jose De Jesus, R (1, 1) ERA: 5.22	5.0	W	23	1	2	2	5	8	0	0	0	0	0	0	0	0						
Wally Ritchie, L (6, 1) ERA: 3.69	1.2	7	2	1	1	1	0	0	0	0	0	0	0	0	0	0						
Roger McDowell, R (7, 1) ERA: 1.01	1.1	6	1	0	0	1	1	0	0	0	0	0	0	0	0	0						
Mitch Williams, L (9, 1) ERA: 2.12	1.0	3	0	0	0	2	0	0	0	0	0	0	0	0	0	0						



Batter	1	2	3	4	5	6	7	8	9	AB	R	H	RBI	BB	SO	LOB	TOP					
Delino DeShields, L (1.4) OBP: 0.368, SLG: 0.438	1-3 K		2-2 1B		2-1 G4-3			3-1 HR	1-3 K	5	1	2	1	0	2	0	Montreal Expos @ Los Angeles Dodgers Dodger Stadium, Los Angeles, CA Mon May 13 1991, 7:05 PM PDT Att: 26,495 - Sunny - 63 F					
Marquis Grissom, R (1.8) OBP: 0.341, SLG: 0.500	2-2 F9		2-0 1B			3-1 G6-3		1-0 L4		4	0	1	0	0	0	0						
Ivan Calderon, R (1.7) OBP: 0.358, SLG: 0.471	2-2 F9		0-0 F8			1-1 G4-3		0-0 1B	1B	4	1	1	0	0	0	2						
Tim Wallach, R (1.5) OBP: 0.308, SLG: 0.339		4-2 CS		1-3 K		0-0 1B		4-2 1B	1B	2	1	1	0	2	1	0						
Larry Walker, L (1.9) OBP: 0.304, SLG: 0.402		3-2 F7		1-3 K		3-2 1B		0-1 1B	BB	4	0	2	0	0	1	1						
Andres Galarraga, R (1.3) OBP: 0.362, SLG: 0.373		1-0 E5		4-1 BB		2-3 K		1-1 CS	1B	3	0	1	2	1	1	2						
Ron Hassey, L (1.2) OBP: 0.361, SLG: 0.361		0-0 FC5-4		0-0 F7			4-1 BB	3-3 K	1B	3	0	0	0	1	1	4						
Gilberto Reyes, R (8.2) OBP: 0.407, SLG: 0.377		1-2 FC5-4						1-2 3-H	K	0	0	0	0	0	0	0						
Spike Owen, S (1.6) OBP: 0.300, SLG: 0.300			2-2 P4		1-1 F7		1-3 K		1-1 P2	4	0	0	0	0	1	1						
Oil Can Boyd, R (1.1) OBP: 0.154, SLG: 0.083			0-3 K		0-3 K		2-0 G6-4-3		3-3 K	2	0	0	0	0	2	0						
Eric Bullock, L (7, PH) OBP: 0.250, SLG: 0.250										1	0	0	0	0	0	1						
Steve Frey, R (7, 1) OBP: 0.250, SLG: 0.250										0	0	0	0	0	0	0						
Bill Sampen, R (8, 1) OBP: 0.750, SLG: 0.750										0	0	0	0	0	0	0						
Dave Martinez, L (9, PH) OBP: 0.278, SLG: 0.278										1	0	0	0	0	1	0						
Inning Stats	R: 0 E: 0 K: 1 S: 10	H: 0 LOB: 0 BB: 0 P: 15	R: 0 E: 1 K: 0 S: 7	H: 0 LOB: 1 BB: 1 P: 15	R: 0 E: 0 K: 1 S: 13	H: 2 LOB: 2 BB: 0 P: 17	R: 0 E: 0 K: 2 S: 8	H: 0 LOB: 1 BB: 1 P: 14	R: 0 E: 0 K: 1 S: 7	H: 0 LOB: 0 BB: 0 P: 10	R: 0 E: 0 K: 1 S: 12	H: 2 LOB: 2 BB: 0 P: 20	R: 0 E: 0 K: 1 S: 5	H: 0 LOB: 0 BB: 1 P: 12	R: 3 E: 0 K: 1 S: 14	H: 4 LOB: 2 BB: 1 P: 26	R: 0 E: 0 K: 2 S: 9	H: 0 LOB: 0 BB: 0 P: 14	1B: 7 2B: 1 3B: 0 HR: 1	SF: 0 SAC: 0 DP: 2 HBP: 0	WP: 0 PB: 0 SB: 0 CS: 3	PA: 37
PITCHER	IP	WLS	BF	H	R	ER	SO	BB	IBB	HBP	BLK	WP	HR	S	P	ERA	WHIP					
Ramon Martinez, R (1, 1) ERA: 1.72	7.1	W	30	6	2	2	7	3	0	0	0	0	1	66	111	2.46	1.227					
Jim Gott, R (8, 1) ERA: 2.3	0.0		1	0	0	0	0	1	0	0	0	0	0	3	7	∞	∞					
John Candelaria, L (8, 1) ERA: 2.84	0.0		1	0	0	0	0	0	0	0	0	0	0	2	2	∞	∞					
Jay Howell, R (8, 1) ERA: 2.25	1.2	S	5	1	1	1	3	0	0	0	0	0	0	14	23	5.40	0.600					


AB	33
R	3
H	8
RBI	3
BB	4
SO	10
LOB	11





Batter	1	2	3	4	5	6	7	8	9	AB	R	H	RBI	BB	SO	LOB	BOTTOM				
Brett Butler, L (1.8) OBP: 0.366, SLG: 0.368	2-3 K		3-2 G3			2-2 F7		4-2 1B	WP	3	1	0	0	1	1	0	Montreal Expos @ Los Angeles Dodgers Dodger Stadium, Los Angeles, CA Mon May 13 1991, 7:05 PM PDT Att: 26,495 - Sunny - 63 F				
Juan Samuel, R (1.4) OBP: 0.336, SLG: 0.484	2-0 F9			0-1 F9		1-2 2B		1-0 WP	HR	4	2	2	0	0	0	0					
Daryl Strawberry, L (1.9) OBP: 0.339, SLG: 0.362	1-2 G4-3			0-1 2B		4-2 2B		1-1 F7	1B	3	1	1	0	1	0	1					
Eddie Murray, S (1.3) OBP: 0.396, SLG: 0.544		0-0 F7		1-3 K		1-1 HR		4-0 HR	IBB	3	2	1	2	1	1	1					
Kal Daniels, L (1, 7) OBP: 0.271, SLG: 0.371		1-2 P5		2-3 K		2-1 HR		2-0 HR	HR	3	1	1	2	0	1	1					
Jose Gonzalez, R (7, 7) OBP: 0.423, SLG: 0.500										0	0	0	0	0	0	0					
Chris Cwynn, L (8, PH) OBP: 0.423, SLG: 0.500										1	1	1	3	0	0	0					
Lenny Harris, L (1, 5) OBP: 0.386, SLG: 0.344		2-0 1B				1-2 G4-3		0-0 G4-3	P6	3	0	1	0	1	0	0					
Mike Scioscia, L (1, 2) OBP: 0.363, SLG: 0.356		0-1 F7				2-1 G6-4-3		0-1 P6	1-2	4	0	1	0	0	0	2					
Jose Offerman, S (1, 6) OBP: 0.273, SLG: 0.222			1-2 F8			0-0 G6-4-3		3-2 F9		3	0	0	0	0	0	1					
Ramon Martinez, R (1, 1) OBP: 0.250, SLG: 0.211			2-1 F7			1-3 K		3-2 G6-3		3	0	0	0	0	1	0					
Jim Gott, R (8, 1)										0	0	0	0	0	0	0					
John Candelaria, L (8, 1)										0	0	0	0	0	0	0					
Jay Howell, R (8, 1)										0	0	0	0	0	0	0					
Inning Stats	R: 0 E: 0 K: 1 S: 8	H: 0 LOB: 0 BB: 0 P: 13	R: 0 E: 0 K: 0 S: 7	H: 1 LOB: 1 BB: 0 P: 10	R: 0 E: 0 K: 0 S: 12	H: 0 LOB: 0 BB: 0 P: 18	R: 0 E: 0 K: 2 S: 11	H: 1 LOB: 1 BB: 0 P: 14	R: 0 E: 0 K: 1 S: 7	H: 1 LOB: 0 BB: 0 P: 10	R: 4 E: 0 K: 1 S: 19	H: 3 LOB: 1 BB: 1 P: 30	R: 0 E: 0 K: 0 S: 11	H: 0 LOB: 0 BB: 0 P: 18	R: 4 E: 0 K: 0 S: 11	H: 2 LOB: 3 BB: 3 P: 27	1B: 4 2B: 3 3B: 0 HR: 2	SF: 0 SAC: 0 DP: 2 HBP: 0	WP: 1 PB: 0 SB: 1 CS: 0	PA: 34	
PITCHER	IP	WLS	BF	H	R	ER	SO	BB	IBB	HBP	BLK	WP	HR	S	P	ERA	WHIP				
Oil Can Boyd, R (1, 1) ERA: 4.75	6.0	L	24	6	4	4	4	1	1	0	0	0	1	64	95	6.00	1.167				
Steve Frey, L (7, 1) ERA: 6.0	1.1		7	1	3	3	0	1	1	0	0	1	0	16	33	20.25	1.500				
Bill Sampen, R (8, 1) ERA: 2.77	0.2		3	1	1	1	0	1	0	0	0	0	1	6	12	13.50	3.000				


AB	30
R	8
H	8
RBI	7
BB	4
SO	4
LOB	6



Batter	1	2	3	4	5	6	7	8	9	AB	R	H	RBI	BB	SO	LOB	TOP								
Delino DeShields, L OBP: 0.370, SLG: 0.426 (1, 4)	0-0 B5-3		3-2 F7		4-2 1B S BB		2-2 G3		4-1 1-2 BB	3	0	0	0	2	0	2	Montreal Expos @ Los Angeles Dodgers Dodger Stadium, Los Angeles, CA Tue May 14 1991, 7:05 PM PDT Att.: 27,625 - Sunny - 66 F livebaseballscorecards.com AB 33 R 2 H 5 RBI 2 BB 6 SO 8 LOB 17 								
Marquis Grissom, R OBP: 0.354, SLG: 0.511 (1, 8)	2-1 G3		2-1 1-3 2B		1-1 1-3 1B		4-1 1B BB		0-3 K	4	0	2	0	1	1	2									
Ivan Calderon, R OBP: 0.250, SLG: 0.468 Tim Burke, R (7, 1)	4-2 S BB		0-2 G3		0-1 G6-3		0-0 1B		0-3 K	3	0	1	1	1	0	4									
Scott Ruskin, R (8, 1)										0	0	0	0	0	0	0									
Ron Hassey, L OBP: 0.349, SLG: 0.351 (9, PH)										1	0	0	0	0	1	2									
Tim Wallach, R OBP: 0.299, SLG: 0.328 (1, 5)	3-2 1-2 G5-3				0-3 K		1-0 F8		1-0 F9	4	0	0	0	0	1	3									
Larry Walker, L OBP: 0.302, SLG: 0.389 (1, 9)		2-2 F7		4-2 BB		1-2 F7		1-3 K	3	0	0	0	1	1	0	0									
Andres Galarraga, R OBP: 0.330, SLG: 0.338 (1, 3)		2-1 G6-3		2-3 K		1-3 K		1-3 K	4	0	0	0	0	3	1										
Tom Foley, L OBP: 0.262, SLG: 0.324 Steve Frey, R (4, 1)		0-2 P5		0-0 G1-3				2-2 G4-3	2	0	0	0	0	0	1										
Eric Bullock, L OBP: 0.286, SLG: 0.250 Dave Martinez, L OBP: 0.256, SLG: 0.274 (7, 7)							4-1 S 1B BB			0	1	0	0	1	0	0									
Gilberto Reyes, R OBP: 0.387, SLG: 0.357 Junior Noboa, R OBP: 0.346, SLG: 0.400 (9, PH)			2-2 L9		2-1 F7		3-3 K		0-0 BB	3	0	0	0	0	1	1									
Mark Gardner, R (1, 1)							1-2 1B		1-0 1B	1	0	0	0	0	0	0									
Spike Owen, S OBP: 0.301, SLG: 0.301 (4, 6)			0-0 E3 2B		1-1 G4-3		0-2 G3 WP 1B		1-0 L7	3	1	1	1	0	0	1									
Inning Stats	R: 0 E: 0 K: 0 S: 12	H: 0 LOB: 1 BB: 1 P: 21	R: 0 E: 0 K: 0 S: 10	H: 0 LOB: 0 BB: 0 P: 14	R: 0 E: 1 K: 0 S: 12	H: 1 LOB: 2 BB: 0 P: 19	R: 0 E: 0 K: 2 S: 10	H: 0 LOB: 1 BB: 1 P: 16	R: 0 E: 0 K: 0 S: 11	H: 0 LOB: 2 BB: 1 P: 19	R: 0 E: 0 K: 1 S: 7	H: 0 LOB: 0 BB: 0 P: 10	R: 2 E: 0 K: 1 S: 13	H: 2 LOB: 2 BB: 2 P: 27	R: 0 E: 0 K: 2 S: 9	H: 0 LOB: 0 BB: 0 P: 13		R: 0 E: 0 K: 2 S: 9	H: 1 LOB: 2 BB: 1 P: 14	1B: 4 2B: 1 3B: 0 HR: 0	SF: 0 SAC: 0 DP: 0 HBP: 0	WP: 1 PB: 0 SB: 3 CS: 0	PA: 39		
PITCHER	IP	WLS	BF	H	R	ER	SO	BB	IBB	HBP	BLK	WP	HR	S	P	ERA		WHIP							
Kevin Gross, R ERA: 5.79 (1, 1)	6.0	W	24	2	0	0	3	3	0	0	0	0	0	62	99	0.00	0.833								
Mike Hartley, R ERA: 2.73 (7, 1)	0.2		6	2	2	2	1	2	0	0	0	1	0	12	25	27.00	6.000								
Jim Gott, R ERA: 2.0 (7, 1)	2.1	S	9	1	0	0	4	1	0	0	0	0	0	19	29	0.00	0.857								

Batter	1	2	3	4	5	6	7	8	9	AB	R	H	RBI	BB	SO	LOB	BOTTOM									
Brett Butler, L OBP: 0.382, SLG: 0.375 (1, 8)	4-2 BB 1B BB		1-0 1B S 1B	2-2 1B PB 1B		4-2 1B BB		1-3 K		3	3	2	1	2	1	1	Montreal Expos @ Los Angeles Dodgers Dodger Stadium, Los Angeles, CA Tue May 14 1991, 7:05 PM PDT Att.: 27,625 - Sunny - 66 F livebaseballscorecards.com AB 30 R 6 H 11 RBI 4 BB 6 SO 6 LOB 14 									
Juan Samuel, R OBP: 0.356, SLG: 0.496 (1, 4)	4-2 G3-6-1 1B BB		2-1 CS 1B	1-1 PB 1B		0-2 1B		1-3 1B		3	0	3	1	1	0	0										
Darryl Strawberry, L OBP: 0.344, SLG: 0.361 (1, 9)	2-1 G3-6-1 1B		2-2 G3	2-3 3H 1B		2-2 F8				3	0	1	1	1	0	4										
Eddie Murray, S OBP: 0.390, SLG: 0.532 (1, 3)	1-0 G3-6-1		3-2 1B	0-2 G6-4-3				1-2 G3		4	0	1	1	0	0	4										
Kal Daniels, L OBP: 0.268, SLG: 0.367 Chris Gwynn, L OBP: 0.407, SLG: 0.478 (1, PH) (2, 7)	0-3 K		1-2 F7		1-0 F9		3-3 K			0	0	0	0	0	0	0										
Jose Gonzalez, R (5, PH) (6, 7)										2	0	0	0	0	1	0										
Lenny Harris, L OBP: 0.378, SLG: 0.338 (1, 5)		3-2 K BB 1B		3-1 G3	2-0 L7		1-2 P5			4	0	1	0	0	0	0										
Mike Scioscia, L OBP: 0.362, SLG: 0.356 Gary Carter, R OBP: 0.182, SLG: 0.333 (6, PH) (9, 2)		2-1 P6		1-2 BB 1B 1B	3-3 K		1-3 K			3	1	1	0	0	1	1										
Jose Offerman, S OBP: 0.400, SLG: 0.333 (1, 6)		4-2 BB BB BB		1-1 1B BB 1B		1-0 L9		0-2 SH1-4 1B		3	1	2	0	1	0	0										
Kevin Gross, R Barry Lyons, R Mike Hartley, R Jim Gott, R (1, 1) (6, PH) (7, 1) (7, 1)		0-3 K		4-2 E 1B BB		0-1 F8		0-0 SH1-4		1	1	0	0	1	1	2										
Inning Stats	R: 1 E: 0 K: 1 S: 11	H: 1 LOB: 2 BB: 2 P: 22	R: 0 E: 0 K: 1 S: 10	H: 1 LOB: 1 BB: 1 P: 19	R: 1 E: 0 K: 0 S: 17	H: 3 LOB: 1 BB: 0 P: 25	R: 4 E: 1 K: 0 S: 17	H: 4 LOB: 1 BB: 2 P: 33	R: 0 E: 0 K: 0 S: 5	H: 0 LOB: 0 BB: 0 P: 11	R: 0 E: 0 K: 0 S: 11	H: 1 LOB: 2 BB: 1 P: 18	R: 0 E: 0 K: 1 S: 12	H: 0 LOB: 0 BB: 0 P: 17	R: 0 E: 0 K: 2 S: 13	H: 1 LOB: 1 BB: 0 P: 15		1B: 11 2B: 0 3B: 0 HR: 0	SF: 0 SAC: 1 DP: 2 HBP: 0	WP: 0 PB: 1 SB: 1 CS: 1	PA: 37					
PITCHER	IP	WLS	BF	H	R	ER	SO	BB	IBB	HBP	BLK	WP	HR	S	P	ERA		WHIP								
Mark Gardner, R ERA: 13.5 (1, 1)	3.1	L	20	9	6	5	2	4	0	0	0	0	0	19	36	0.00		1.125								
Steve Frey, L ERA: 5.23 (4, 1)	2.2		10	1	0	0	1	2	0	0	0	0	0	12	17	0.00		0.000								
Tim Burke, R ERA: 2.45 (7, 1)	1.0		3	0	0	0	1	0	0	0	0	0	0	13	15	0.00		1.000								
Scott Ruskin, L ERA: 1.84 (8, 1)	1.0		4	1	0	0	2	0	0	0	0	0	0	13	15	0.00	1.000									

Batter	1	2	3	4	5	6	7	8	9	AB	R	H	RBI	BB	SO	LOB	TOP					
Vince Coleman, S (1, 8) Alejandro Pena, R (8, 1)	K		L4				P6	FC6-4		5	0	1	2	0	1	4	<p>New York Mets @ Los Angeles Dodgers Dodger Stadium, Los Angeles, CA Sun May 19 1991, 3:33 AM PDT Att: 46,714 - Cloudy - 71 F</p> <p>livebaseballscorecards.com</p> <p>AB 36 R 5 H 9 RBI 5 BB 7 SO 8 LOB 26</p> 					
Gregg Jefferies, S (1, 4) OBP: 0.344, SLG: 0.295	L6			G4-3	K		BB BB	F8		5	0	1	0	0	1	4						
Dave Magadan, L (1, 3) OBP: 0.367, SLG: 0.308	F8			G3		E1	BB		G3	4	0	0	0	1	0	0						
Hubie Brooks, R (1, 9) OBP: 0.323, SLG: 0.427		K		K		P4			K	4	0	0	1	1	3	1						
Howard Johnson, S (1, 6) OBP: 0.319, SLG: 0.535		G3-1			1B	G4-3				4	2	2	1	1	1	3						
Kevin McReynolds, R (1, 7) OBP: 0.336, SLG: 0.380		F8			FC5-4	G4-3		1B	1B	3	2	1	0	2	0	2						
Rick Cerone, R (1, 2) Mark Carreon, R (9, PH) OBP: 0.388, SLG: 0.556			F7		FC5-4	F7		FC6-4	1B	3	0	1	0	1	0	2						
Chris Donnels, L (1, 5) OBP: 0.400, SLG: 0.313			SH1		K		1B		G3-1	4	1	1	0	1	2	7						
David Cone, L (1, 1)			SH1		FC5-4		P2			1	0	0	1	0	0	2						
Mackey Sasser, L (7, PH) Doug Simons, L (7, 1) Daryl Boston, L (8, PH) OBP: 0.256, SLG: 0.275					1-2			FC6-4	1B	1	0	0	0	0	0	0						
Inning Stats	R: 0 E: 0 K: 1 S: 11	H: 0 LOB: 0 BB: 0 P: 15	R: 0 E: 0 K: 1 S: 10	H: 0 LOB: 0 BB: 0 P: 16	R: 0 E: 0 K: 0 S: 18	H: 0 LOB: 1 BB: 1 P: 27	R: 0 E: 0 K: 1 S: 11	H: 0 LOB: 0 BB: 0 P: 15	R: 2 E: 1 K: 2 S: 13	H: 3 LOB: 2 BB: 1 P: 25	R: 0 E: 1 K: 0 S: 14	H: 0 LOB: 2 BB: 1 P: 25	R: 1 E: 0 K: 1 S: 17	H: 2 LOB: 3 BB: 2 P: 28	R: 1 E: 0 K: 1 S: 16	H: 2 LOB: 2 BB: 1 P: 26	R: 1 E: 0 K: 1 S: 11	H: 2 LOB: 2 BB: 1 P: 17	1B: 7 2B: 1 3B: 0 HR: 1	SF: 0 SAC: 1 DP: 0 HBP: 0	WP: 0 PB: 0 SB: 1 CS: 1	PA: 44
PITCHER	IP WLS BF H R ER SO BB IBB HBP BLK WP HR S P ERA WHIP																					
Ramon Martinez, R (1, 1) ERA: 1.85	6.0 W 25 3 2 2 5 3 0 0 0 0 0 0 77 123 3.00 1.000																					
Mike Hartley, R (7, 1) ERA: 3.0	0.2 4 2 1 1 0 0 0 0 0 0 0 0 13 15 13.50 3.000																					
John Candelaria, L (7, 1) ERA: 2.45	0.0 1 0 0 0 0 1 0 0 0 0 0 0 1 5 ∞ ∞																					
Jim Gott, R (7, 1) ERA: 2.41	0.2 6 2 1 1 2 2 0 0 0 0 0 0 13 25 13.50 6.000																					
Tim Crews, R (8, 1) ERA: 4.5	1.2 S 8 2 1 1 1 1 0 0 0 0 0 1 17 26 5.40 1.800																					

Batter	1	2	3	4	5	6	7	8	9	AB	R	H	RBI	BB	SO	LOB	BOTTOM			
Brett Butler, L (1, 8) OBP: 0.370, SLG: 0.353	G6-3		G3		1B		WP	F7		3	3	1	0	2	0	0	<p>New York Mets @ Los Angeles Dodgers Dodger Stadium, Los Angeles, CA Sun May 19 1991, 3:33 AM PDT Att: 46,714 - Cloudy - 71 F</p> <p>livebaseballscorecards.com</p> <p>AB 28 R 7 H 5 RBI 6 BB 7 SO 6 LOB 17</p> 			
Juan Samuel, R (1, 4) OBP: 0.355, SLG: 0.468	K		G3		P2		G4-3	G5-3		4	2	2	0	1	1	0				
Stan Javier, S (1, 9) OBP: 0.256, SLG: 0.297	K		G3		SF7		E6			3	0	0	1	0	1	4				
Eddie Murray, S (1, 3) OBP: 0.372, SLG: 0.500		K			P2		SF8			2	0	0	1	1	1	1				
Kal Daniels, L (1, 7) OBP: 0.266, SLG: 0.380		1B		SF9			G4-3			2	2	1	3	1	0	2				
Lenny Harris, L (1, 5) Gary Carter, R (7, PH) Jeff Hamilton, R (7, PR) OBP: 0.292, SLG: 0.288		1B		SF9			G4-3			3	0	1	0	0	1	2				
Mike Scioscia, L (1, 2) Greg Smith, S (5, PH) Mike Hartley, R (7, 1) John Candelaria, L (7, 1) Jim Gott, R (7, 1) Barry Lyons, R (8, 2)		G4-3			L1			IBB		0	0	0	0	0	0	0				
Mike Scioscia, L (1, 2) Tim Crews, R (8, 1)	E3				F9		P5			3	0	0	1	1	0	1				
Jose Offerman, S (1, 6) OBP: 0.345, SLG: 0.280	G4-3			B2-3			G4-3			4	0	0	0	0	1	5				
Ramon Martinez, R (1, 1) Greg Smith, S (5, PH) Mike Hartley, R (7, 1) John Candelaria, L (7, 1) Jim Gott, R (7, 1) Barry Lyons, R (8, 2)	K				G6-3		P5		G5-3	2	0	0	0	0	1	2				
Inning Stats	R: 0 E: 0 K: 2 S: 9	H: 0 LOB: 0 BB: 0 P: 13	R: 1 E: 1 K: 2 S: 13	H: 1 LOB: 2 BB: 1 P: 19	R: 1 E: 0 K: 1 S: 13	H: 1 LOB: 2 BB: 2 P: 26	R: 0 E: 0 K: 0 S: 4	H: 0 LOB: 0 BB: 0 P: 7	R: 3 E: 0 K: 0 S: 10	H: 2 LOB: 0 BB: 1 P: 17	R: 0 E: 0 K: 0 S: 7	H: 0 LOB: 0 BB: 0 P: 10	R: 2 E: 1 K: 1 S: 20	H: 1 LOB: 3 BB: 3 P: 38	R: 0 E: 0 K: 0 S: 7	H: 0 LOB: 0 BB: 0 P: 11	1B: 4 2B: 0 3B: 0 HR: 1	SF: 3 SAC: 0 DP: 0 HBP: 0	WP: 1 PB: 0 SB: 1 CS: 0	PA: 38
PITCHER	IP WLS BF H R ER SO BB IBB HBP BLK WP HR S P ERA WHIP																			
David Cone, R (1, 1) ERA: 3.88	6.0 L 27 4 5 4 0 0 4 0 0 0 0 0 1 56 92 6.00 1.333																			
Doug Simons, L (7, 1) ERA: 3.79	1.0 8 1 2 1 1 2 1 0 0 0 1 0 20 38 9.00 3.000																			
Alejandro Pena, R (8, 1) ERA: 1.23	1.0 3 0 0 0 0 0 0 0 0 0 0 0 7 11 0.00 0.000																			

Batter	1	2	3	4	5	6	7	8	9	AB	R	H	RBI	BB	SO	LOB	TOP								
Brett Butler, L (1, 8) OBP: 0.373, SLG: 0.353	G6-3		CS 1B		K			G6-3 HBP		3	0	1	0	0	1	1	Los Angeles Dodgers @ Houston Astros Astrodome, Houston, TX Mon May 20 1991, 8:05 PM EDT Att. 9,058 - Dome - 70 F								
Juan Samuel, R (1, 4) OBP: 0.359, SLG: 0.465	FC6-4 1B		1-2 BB			G6-3		G6-3		3	0	1	0	1	0	1									
Daryl Strawberry, L (1, 9) OBP: 0.360, SLG: 0.345 Jim Gott, R (8, 1)	SAFE FC6-4 1-2		1-3 K			4-0 FC4-6 BB		F8		3	0	0	0	1	1	3									
Eddie Murray, S (1, 3) OBP: 0.368, SLG: 0.491	G4-3				1-0 F7	2-1 FC4-6 1-2			0-0 G1-3 1B G4-3 1B	4	1	1	0	0	0	2									
Kal Daniels, L (1, 7) OBP: 0.265, SLG: 0.375		0-0 G4-3		2-3 K		2-0 L7			1-0 G4-3 G1-3 1B	4	0	1	0	0	1	1									
Lenny Harris, L (1, 5) OBP: 0.381, SLG: 0.316 Jeff Hamilton, R (9, PH) OBP: 0.258, SLG: 0.283		4-0 S BB		0-0 G6-3				0-0 G6-3	0-2 G1-3 1-2 2-3	2	0	0	0	1	0	0									
Mike Scioscia, L (1, 2) OBP: 0.359, SLG: 0.333		2-3 SAFE K		4-0 G1-3 BB				1-1 F8	0-1 G4-3	3	0	0	1	1	1	2									
Jose Offerman, S (1, 6) OBP: 0.313, SLG: 0.250 Gary Carter, R (9, PH) OBP: 0.333, SLG: 0.483		1-2 F7		3-3 K				2-1 L8	2-3 3-H 2-2 G5-3	3	0	0	0	0	1	2									
Kevin Gross, R (1, 1) Chris Gwynn, L (5, PH) OBP: 0.375, SLG: 0.407 Mike Hartley, R (5, 1) Stan Javier, S (8, PH) OBP: 0.250, SLG: 0.289			1-3 K		1-0 G1-3				2-1 G4-3	1	0	0	0	0	1	0									
Inning Stats	R: 0 E: 0 K: 0 S: 9	H: 1 LOB: 1 BB: 0 P: 18	R: 0 E: 0 K: 1 S: 9	H: 0 LOB: 1 BB: 1 P: 15	R: 0 E: 0 K: 2 S: 12	H: 1 LOB: 1 BB: 1 P: 18	R: 0 E: 0 K: 1 S: 5	H: 0 LOB: 0 BB: 0 P: 8	R: 0 E: 0 K: 2 S: 10	H: 0 LOB: 1 BB: 1 P: 21	R: 0 E: 0 K: 0 S: 4	H: 0 LOB: 1 BB: 1 P: 13	R: 0 E: 0 K: 0 S: 5	H: 0 LOB: 0 BB: 0 P: 8	R: 0 E: 0 K: 0 S: 7	H: 0 LOB: 1 BB: 0 P: 13		R: 1 E: 0 K: 0 S: 11	H: 2 LOB: 1 BB: 0 P: 14	1B: 4 2B: 0 3B: 0 HR: 0	SF: 0 SAC: 0 DP: 0 HBP: 1	WP: 0 PB: 0 SB: 1 CS: 1	PA: 35		
PITCHER	IP	WLS	BF	H	R	ER	SO	BB	IBB	HBP	BLK	WP	HR	S	P	ERA	WHIP								
Jimmy Jones, R (1, 1) ERA: 2.7	8.0	W	32	4	1	1	6	4	0	1	0	0	0	63	117	1.12	1.000								
Al Osuna, L (9, 1) ERA: 2.2	1.0	S	3	0	0	0	0	0	0	0	0	0	0	9	11	0.00	0.000								

Batter	1	2	3	4	5	6	7	8	9	AB	R	H	RBI	BB	SO	LOB	BOTTOM								
Steve Finley, L (1, 8) OBP: 0.302, SLG: 0.375	S 3B 1B			1-2 2-3 G6-3		1-1 FC5		G4-3		5	1	1	0	0	0	5	Los Angeles Dodgers @ Houston Astros Astrodome, Houston, TX Mon May 20 1991, 8:05 PM EDT Att. 9,058 - Dome - 70 F								
Craig Biggio, R (1, 2) OBP: 0.397, SLG: 0.444	SAFE SAFE P3		2-3 K2-3	0-1 F4			0-1 G5-3			4	0	0	0	0	1	3									
Luis Gonzalez, L (1, 7) OBP: 0.275, SLG: 0.471	SAFE 1-H 1B 3B		0-1 G4-3		2-3 K		1-0 K		0-0 HR	4	2	2	2	0	1	0									
Ken Caminiti, S (1, 5) OBP: 0.315, SLG: 0.306	4-2 5 HBP 1B BB		0-0 F7		2-3 K		1-2 G6-3			3	1	0	0	1	1	0									
5 Jeff Bagwell, R (1, 3) OBP: 0.372, SLG: 0.420	1-0 1B 1-2 HBP		4-2 BB		1-0 F8		4-2 BB			1	0	0	0	2	0	0									
Karl Rhodes, L (1, 9) OBP: 0.294, SLG: 0.280	2-1 1-2 2-H 3-H 1B		1-1 L9			2-2 P6		1-2 L6		4	0	1	2	0	0	2									
Casey Candaele, S (1, 4) OBP: 0.293, SLG: 0.490	2-3 K			1-2 G3-1		1-0 L4		3-2 G3-1		4	0	0	0	0	1	2									
Dave Rohde, S (1, 6) OBP: 0.219, SLG: 0.167	3-3 K			2-1 G6-3 1B 1B		0-1 FC5 1B		0-3 K		4	0	2	0	0	2	2									
Jimmy Jones, R (1, 1) OBP: 0.444, SLG: 0.333 Al Osuna, R (9, 1)		0-0 P4		1-0 G6-3 1B		4-1 FC5 BB		2-2 1B		3	0	2	0	1	0	0									
Inning Stats	R: 3 E: 0 K: 2 S: 14	H: 3 LOB: 2 BB: 1 P: 29	R: 0 E: 0 K: 1 S: 8	H: 0 LOB: 0 BB: 0 P: 13	R: 0 E: 0 K: 0 S: 7	H: 0 LOB: 2 BB: 0 P: 13	R: 0 E: 0 K: 0 S: 9	H: 1 LOB: 2 BB: 1 P: 18	R: 1 E: 0 K: 0 S: 11	H: 1 LOB: 1 BB: 1 P: 18	R: 0 E: 0 K: 1 S: 12	H: 1 LOB: 1 BB: 0 P: 17	R: 0 E: 0 K: 0 S: 11	H: 1 LOB: 1 BB: 0 P: 18	R: 0 E: 0 K: 1 S: 12	H: 1 LOB: 1 BB: 0 P: 17		1B: 6 2B: 0 3B: 1 HR: 1	SF: 0 SAC: 0 DP: 0 HBP: 1	WP: 0 PB: 0 SB: 1 CS: 0	PA: 37				
PITCHER	IP	WLS	BF	H	R	ER	SO	BB	IBB	HBP	BLK	WP	HR	S	P	ERA	WHIP								
Kevin Gross, R (1, 1) ERA: 5.93	4.0	L	20	5	3	3	3	2	0	1	0	0	0	38	67	6.75	1.750								
Mike Hartley, R (5, 1) ERA: 3.0	3.0		13	2	1	1	2	2	0	0	0	0	1	30	50	3.00	1.333								
Jim Gott, R (8, 1) ERA: 2.29	1.0		4	1	0	0	1	0	0	0	0	0	0	12	17	0.00	1.000								



Batter	1	2	3	4	5	6	7	8	9	AB	R	H	RBI	BB	SO	LOB	TOP								
Brett Butler, L OBP: 0.374, SLG: 0.350 (1, 8)	F8		1B BB		G4-3		F7		1B	4	0	1	0	1	0	1									
Juan Samuel, R OBP: 0.373, SLG: 0.480 Jay Howell, R (9, 1)	K		1B			HR BB	HR 2B		1B	4	2	3	1	1	1	0									
Darryl Strawberry, L OBP: 0.351, SLG: 0.397 (1, 9)	K		K			HR	HR		K	5	2	2	4	0	3	4									
Eddie Murray, S OBP: 0.369, SLG: 0.513 (1, 3)		1B			G4-3		G3		G4-3	5	1	2	1	0	0	1									
Kal Daniels, L OBP: 0.256, SLG: 0.361 Jim Gott, R (7, 1)	F7		G3-1			L6	G3			4	0	0	0	0	0	1									
Tim Crews, R (7, 1)										0	0	0	0	0	0	0									
John Candelaria, L (8, 1)										0	0	0	0	0	0	0									
Jeff Hamilton, R OBP: 0.258, SLG: 0.283 (9, 5)										0	0	0	0	0	0	0									
Lenny Harris, L OBP: 0.356, SLG: 0.313 (1, 5) (9, 4)	F7		1B			F7			F7	4	0	1	0	0	0	1									
Mike Scioscia, L OBP: 0.364, SLG: 0.363 (1, 2)	F7		K				HR		CS BB	3	1	1	1	1	1	2									
Jose Offerman, S OBP: 0.333, SLG: 0.258 (1, 6)			K			F7	2B 1B		BB	3	1	1	0	1	1	0									
Bob Ojeda, L OBP: 0.231, SLG: 0.231 Greg Smith, S (7, PH)			G4-3			G4-3	K		K	2	0	0	0	0	0	0									
Stan Javier, S OBP: 0.244, SLG: 0.282 (7, 7)									2-3	1	0	0	0	0	1	1									
Inning Stats	R: 0 E: 0 K: 2 S: 9	H: 0 LOB: 0 BB: 0 P: 14	R: 0 E: 0 K: 0 S: 8	H: 1 LOB: 1 BB: 0 P: 15	R: 0 E: 0 K: 2 S: 15	H: 1 LOB: 2 BB: 1 P: 26	R: 0 E: 0 K: 1 S: 8	H: 1 LOB: 1 BB: 0 P: 13	R: 0 E: 0 K: 0 S: 5	H: 0 LOB: 0 BB: 0 P: 7	R: 2 E: 0 K: 0 S: 8	H: 1 LOB: 0 BB: 1 P: 17	R: 5 E: 0 K: 1 S: 14	H: 5 LOB: 0 BB: 0 P: 24	R: 0 E: 0 K: 1 S: 7	H: 0 LOB: 2 BB: 2 P: 19	R: 0 E: 0 K: 1 S: 10	H: 2 LOB: 1 BB: 0 P: 16	1B: 6 2B: 3 3B: 0 HR: 4	SF: 0 SAC: 0 DP: 2 HBP: 0	WP: 0 PB: 0 SB: 2 CS: 2	PA: 40			
PITCHER	IP	WLS	BF	H	R	ER	SO	BB	IBB	HBP	BLK	WP	HR	S	P	ERA	WHIP								
Mark Portugal, R ERA: 4.43 Jim Corsi, R ERA: 5.29 Dwayne Henry, R ERA: 3.05 Curt Schilling, R ERA: 4.98	(1, 1) (6, 1) (7, 1) (9, 1)	5.0 1.2 1.1 1.0	19 L 10 7 4	3 4 2 2	0 5 2 0	0 5 2 0	5 1 1 0	0 0 2 0	0 0 0 0	0 0 0 0	0 0 0 0	0 0 2 0	0 18 11 10	45 28 32 16	75 18 22 10	0.00 27.00 13.50 0.00	0.800 3.000 3.000 2.000								

Los Angeles Dodgers @ Houston Astros
Astrodome, Houston, TX
Tue May 21 1991, 8:05 PM EDT
Alt. 9,053 - Dome - 70 F

AB	36
R	7
H	11
RBI	7
BB	4
SO	8
LOB	13



Batter	1	2	3	4	5	6	7	8	9	AB	R	H	RBI	BB	SO	LOB	BOTTOM								
Steve Finley, L OBP: 0.306, SLG: 0.374 (1, 9)	G4-3		FC6-4 1B		SF8		BB		K	3	0	1	1	1	1	0									
Gerald Young, S OBP: 0.071, SLG: 0.077 (1, 8)	G3		FC6-4		FC6-4		SF8		F7	4	0	0	1	0	0	3									
Craig Biggio, R OBP: 0.390, SLG: 0.430 (1, 2)	G6-3				F8		G1-3		F7	4	0	0	0	1	0	2									
Ken Caminiti, S OBP: 0.318, SLG: 0.331 (1, 5)		WP G3-1 1B			G3-1		HR		F8	5	1	2	1	0	1	3									
5 Jeff Bagwell, R OBP: 0.361, SLG: 0.405 (1, 3)		K			K		K		G6-3	4	0	0	0	0	3	1									
Mark Davidson, R OBP: 0.390, SLG: 0.324 Dwayne Henry, R (7, 1)		G3-1			1B SF8 1B		BB		WP 1B	2	1	1	0	1	0	1									
Ken Oberkfell, L OBP: 0.516, SLG: 0.435 Curt Schilling, R OBP: 1.000, SLG: 1.000 (9, 1)					1B SF8 1B		BB		WP 1B	1	0	1	0	0	0	0									
Casey Candaele, S OBP: 0.301, SLG: 0.398 (1, 4)		K			1B BB		L8		BB	3	0	1	0	1	1	2									
Dave Rohde, S OBP: 0.222, SLG: 0.152 (1, 6)			F8		K		BB SF8 BB		F8	3	1	0	0	1	1	4									
Mark Portugal, R OBP: 0.267, SLG: 0.167 Rafael Ramirez, R OBP: 0.296, SLG: 0.263 Jim Corsi, R (6, 1)			G6-3		G6-3		FC6-4 BB		K	1	0	0	0	0	0	0									
Luis Gonzalez, L OBP: 0.278, SLG: 0.467 (7, 7)					1B BB		BB		K	1	0	0	0	1	1	2									
Inning Stats	R: 0 E: 0 K: 0 S: 3	H: 0 LOB: 0 BB: 0 P: 5	R: 0 E: 0 K: 2 S: 11	H: 1 LOB: 1 BB: 0 P: 17	R: 0 E: 0 K: 0 S: 5	H: 1 LOB: 1 BB: 0 P: 8	R: 0 E: 0 K: 1 S: 7	H: 0 LOB: 0 BB: 0 P: 12	R: 1 E: 0 K: 1 S: 12	H: 2 LOB: 2 BB: 1 P: 24	R: 1 E: 0 K: 1 S: 9	H: 1 LOB: 1 BB: 1 P: 17	R: 1 E: 0 K: 1 S: 16	H: 0 LOB: 3 BB: 3 P: 32	R: 0 E: 0 K: 1 S: 10	H: 1 LOB: 2 BB: 1 P: 16	R: 0 E: 0 K: 1 S: 6	H: 0 LOB: 1 BB: 1 P: 12	1B: 5 2B: 0 3B: 0 HR: 1	SF: 2 SAC: 0 DP: 0 HBP: 0	WP: 2 PB: 0 SB: 0 CS: 0	PA: 40			
PITCHER	IP	WLS	BF	H	R	ER	SO	BB	IBB	HBP	BLK	WP	HR	S	P	ERA	WHIP								
Bob Ojeda, L ERA: 4.13 Jim Gott, R ERA: 2.75 Tim Crews, R ERA: 4.18 John Candelaria, L ERA: 2.25 Jay Howell, R ERA: 2.29	(1, 1) (7, 1) (7, 1) (8, 1) (9, 1)	6.0 0.0 1.2 0.2 0.2	25 3 7 2 3	5 0 1 0 0	2 1 0 0 0	2 1 0 0 0	5 0 1 0 0	0 0 1 0 0	0 0 0 0 0	0 0 0 0 0	0 0 0 0 0	0 0 1 0 0	0 6 17 6 3	47 18 27 6 9	83 18 27 6 9	3.00 ∞ 0.00 0.00 0.00	1.167 ∞ 1.200 0.000 1.500								

Los Angeles Dodgers @ Houston Astros
Astrodome, Houston, TX
Tue May 21 1991, 8:05 PM EDT
Alt. 9,053 - Dome - 70 F

AB	31
R	3
H	6
RBI	3
BB	7
SO	8
LOB	18



Batter	1	2	3	4	5	6	7	8	9	AB	R	H	RBI	BB	SO	LOB	TOP					
Brett Butler, L (1, 8) OBP: 0.377, SLG: 0.349	3-2 1B		2-1 G6-3			3-2 L6		4-1 2B BB		3	1	1	0	1	0	0	Los Angeles Dodgers @ Houston Astros Astrodome, Houston, TX Wed May 22 1991, 8:05 PM EDT Att. 12,310 - Dome - 70 F					
Juan Samuel, R (1, 4) OBP: 0.376, SLG: 0.483	1-2 P2		1-0 G5-3			4-2 BB		3-1 1-H 2B		3	0	1	1	1	0	1						
Daryl Strawberry, L (1, 9) OBP: 0.349, SLG: 0.416	1-1 F9			2-0 HR		2-2 F4		1-3 K		4	1	1	1	0	1	3						
Eddie Murray, S (1, 3) OBP: 0.358, SLG: 0.496	3-3 K			1-2 G6-3		2-3 K		2-1 G5-3		4	0	0	0	0	2	3						
Kal Daniels, L (1, 7) OBP: 0.248, SLG: 0.348		2-3 K		1-1 G3			2-2 L9		3-3 K	4	0	0	0	0	2	0						
Gary Carter, R (1, 2) OBP: 0.324, SLG: 0.438		4-2 BB		1-2 F7			0-0 L7		2-1 G5-3	3	0	0	0	1	0	0						
Jeff Hamilton, R (1, 5) OBP: 0.258, SLG: 0.270		1-1 L3			1-0 P5		4-2 BB		1-2 F8	3	0	0	0	1	0	1						
Jose Offerman, S (1, 6) OBP: 0.308, SLG: 0.235		3-2 G5-3			2-2 F7		3-2 G6-3			3	0	0	0	0	0	2						
Mike Morgan, R (1, 1) OBP: 0.100, SLG: 0.100					0-0 G4-3				3-3 K	2	0	0	0	0	0	0						
John Candelaria, L (7, 1)										0	0	0	0	0	0	0						
Mike Hartley, R (7, 1)										0	0	0	0	0	0	0						
Stan Javier, S (8, PH)										1	0	0	0	0	1	0						
Jim Gott, R (8, 1)										0	0	0	0	0	0	0						
Inning Stats	R: 0 E: 0 K: 1 S: 13	H: 1 LOB: 1 BB: 0 P: 20	R: 0 E: 0 K: 1 S: 11	H: 0 LOB: 1 BB: 1 P: 21	R: 0 E: 0 K: 0 S: 4	H: 0 LOB: 0 BB: 0 P: 7	R: 1 E: 0 K: 0 S: 9	H: 1 LOB: 0 BB: 0 P: 14	R: 0 E: 0 K: 1 S: 5	H: 0 LOB: 1 BB: 0 P: 8	R: 0 E: 0 K: 1 S: 13	H: 0 LOB: 1 BB: 1 P: 24	R: 0 E: 0 K: 0 S: 9	H: 0 LOB: 1 BB: 1 P: 18	R: 1 E: 0 K: 2 S: 12	H: 1 LOB: 1 BB: 0 P: 25	R: 0 E: 0 K: 1 S: 9	H: 0 LOB: 0 BB: 0 P: 15	1B: 1 2B: 1 3B: 0 HR: 1	SF: 0 SAC: 0 DP: 0 HBP: 0	WP: 0 PB: 0 SB: 1 CS: 0	PA: 34
PITCHER	IP WLS BF H R ER SO BB IBB HBP BLK WP HR S P ERA WHIP																					
Jim Deshaies, L (1, 1) ERA: 6.27	7.0 W 26 2 1 1 3 3 0 0 0 0 1 64 112 1.29 0.714																					
Al Osuna, L (8, 1) ERA: 2.45	2.0 S 8 1 1 1 3 1 0 0 0 0 0 21 40 4.50 1.000																					

AB 30
R 2
H 3
RBI 2
BB 4
SO 6
LOB 10



Batter	1	2	3	4	5	6	7	8	9	AB	R	H	RBI	BB	SO	LOB	BOTTOM			
Steve Finley, L (1, 8) OBP: 0.313, SLG: 0.391	2-1 1B		2-2 G3-1		4-0 1B BB		3-2 F9			2	1	1	0	1	0	0	Los Angeles Dodgers @ Houston Astros Astrodome, Houston, TX Wed May 22 1991, 8:05 PM EDT Att. 12,310 - Dome - 70 F			
Mark Davidson, R (7, PH) OBP: 0.381, SLG: 0.314										1	0	0	0	0	0	0				
Al Osuna, R (8, 1)										0	0	0	0	0	0	0				
Craig Biggio, R (1, 2) OBP: 0.407, SLG: 0.444	1-1 G6-3		4-2 S		0-1 BB		0-0 3-H		0-0 P2-3	3	0	3	1	1	0	0				
Luis Gonzalez, L (1, 7) OBP: 0.270, SLG: 0.452	3-H 1B		3-3 BB		1-2 1B		1-3 K		0-0 P2-3	4	0	0	0	0	2	5				
Luis Gonzalez, L (1, 7) OBP: 0.270, SLG: 0.452	0-0 G6-3		3-3 K		1-3 K				0-0 P2-3	4	0	0	0	0	2	5				
Ken Caminiti, S (1, 5) OBP: 0.316, SLG: 0.336	0-0 G6-3			0-1 5 1B	4-6-3 2B		0-0 F8		2-1 P5	4	1	1	0	0	0	0				
5 Jeff Bagwell, R (1, 3) OBP: 0.360, SLG: 0.403		2-1 F8		0-1 G4-6-3	4-6-3 1B		2-3 K			3	0	1	0	0	1	0				
Karl Rhodes, L (1, 9) OBP: 0.285, SLG: 0.282		0-0 CS		0-0 G4-6-3	2-3 1B		0-1 G3			3	0	1	0	0	0	1				
Rafael Ramirez, R (1, 6) OBP: 0.311, SLG: 0.317		2-0 S		3-H G5-3			0-1 G1-3		2-1 WP	3	1	2	0	0	0	0				
Casey Candaele, S (1, 4) OBP: 0.292, SLG: 0.385		3-3 K					0-1 G1-3		2-3 K	3	0	0	0	0	1	2				
Jim Deshaies, L (1, 1) OBP: 0.308, SLG: 0.182							1-3 K			2	0	0	0	0	1	0				
Ken Oberkfell, L (7, PH) OBP: 0.500, SLG: 0.417										1	0	0	0	0	1	1				
Gerald Young, S (8, 8) OBP: 0.071, SLG: 0.077										0	0	0	0	0	0	0				
Inning Stats	R: 1 E: 0 K: 0 S: 6	H: 2 LOB: 0 BB: 0 P: 9	R: 0 E: 0 K: 1 S: 10	H: 2 LOB: 1 BB: 0 P: 16	R: 0 E: 0 K: 1 S: 10	H: 0 LOB: 1 BB: 1 P: 18	R: 1 E: 0 K: 0 S: 7	H: 2 LOB: 0 BB: 0 P: 9	R: 0 E: 0 K: 2 S: 10	H: 1 LOB: 2 BB: 1 P: 19	R: 0 E: 0 K: 1 S: 6	H: 0 LOB: 0 BB: 0 P: 8	R: 1 E: 0 K: 1 S: 10	H: 1 LOB: 0 BB: 0 P: 14	R: 0 E: 0 K: 0 S: 4	H: 1 LOB: 0 BB: 0 P: 6	1B: 6 2B: 3 3B: 1 HR: 0	SF: 0 SAC: 0 DP: 3 HBP: 0	WP: 1 PB: 0 SB: 2 CS: 1	PA: 31
PITCHER	IP WLS BF H R ER SO BB IBB HBP BLK WP HR S P ERA WHIP																			
Mike Morgan, R (1, 1) ERA: 2.12	6.1 L 26 8 3 3 5 2 0 0 0 0 0 0 3 4 4.26 1.579																			
John Candelaria, L (7, 1) ERA: 2.16	0.1 1 0 0 0 1 0 0 0 0 0 0 0 3 4 0.00 0.000																			
Mike Hartley, R (7, 1) ERA: 2.96	0.1 1 0 0 0 0 0 0 0 0 0 1 0 3 6 0.00 0.000																			
Jim Gott, R (8, 1) ERA: 2.61	1.0 3 1 0 0 0 0 0 0 0 0 0 0 4 6 0.00 1.000																			

AB 29
R 3
H 9
RBI 1
BB 2
SO 6
LOB 9



Batter	1	2	3	4	5	6	7	8	9	AB	R	H	RBI	BB	SO	LOB	TOP					
Brett Butler , L (1, 8) OBP: 0.366, SLG: 0.338										5	0	0	0	0	1	0	Los Angeles Dodgers @ Houston Astros Astrodome, Houston, TX Thu May 23 1991, 8:05 PM EDT Att: 9,386 - Dome - 70 F					
Juan Samuel , R (1, 4) OBP: 0.382, SLG: 0.490										4	0	2	0	1	2	0						
Darryl Strawberry , L (1, 9) OBP: 0.350, SLG: 0.406										3	1	0	0	2	0	3						
Eddie Murray , S (1, 3) OBP: 0.367, SLG: 0.504										4	1	2	0	1	0	2						
Kal Daniels , L (1, 7) OBP: 0.248, SLG: 0.345 Stan Javier , S (8, 7) OBP: 0.238, SLG: 0.275										4	0	1	0	0	1	5						
Lenny Harris , L (1, 5) OBP: 0.383, SLG: 0.321										4	0	2	2	0	1	1						
Mike Scioscia , L (1, 2) OBP: 0.352, SLG: 0.349										4	0	0	0	0	0	4						
Jose Offerman , S (1, 6) OBP: 0.326, SLG: 0.222										2	0	0	0	2	1	2						
Tim Belcher , R (1, 1) OBP: 0.118, SLG: 0.176 John Candelaria , L (8, 1) Jay Howell , R (9, 1)										4	0	0	0	0	4	4						
Inning Stats	R: 0 E: 0 K: 1 S: 8	H: 0 LOB: 1 BB: 1 P: 15	R: 0 E: 0 K: 0 S: 9	H: 1 LOB: 1 BB: 0 P: 13	R: 0 E: 0 K: 1 S: 11	H: 1 LOB: 1 BB: 0 P: 17	R: 1 E: 0 K: 1 S: 8	H: 2 LOB: 1 BB: 0 P: 9	R: 0 E: 0 K: 2 S: 8	H: 0 LOB: 2 BB: 0 P: 11	R: 1 E: 0 K: 2 S: 14	H: 2 LOB: 3 BB: 2 P: 30	R: 0 E: 0 K: 0 S: 10	H: 1 LOB: 2 BB: 1 P: 21	R: 0 E: 0 K: 2 S: 9	H: 0 LOB: 1 BB: 1 P: 19		R: 0 E: 0 K: 1 S: 8	H: 0 LOB: 1 BB: 1 P: 15	1B: 5 2B: 2 3B: 0 HR: 0	SF: 0 SAC: 0 DP: 0 HBP: 0	WP: 0 PB: 1 SB: 0 CS: 0
PITCHER	IP	WLS	BF	H	R	ER	SO	BB	IBB	HBP	BLK	WP	HR	S	P	ERA	WHIP					
Xavier Hernandez , R (1, 1) ERA: 5.34	7.0	L	32	7	2	2	7	2	2	0	0	0	0	68	116	2.57	1.286					
Jim Clancy , R (8, 1) ERA: 2.08	2.0		8	0	0	0	3	2	0	0	0	0	0	17	34	0.00	1.000					

AB	34
R	2
H	7
RBI	2
BB	6
SO	10
LOB	21



Batter	1	2	3	4	5	6	7	8	9	AB	R	H	RBI	BB	SO	LOB	BOTTOM					
Steve Finley , L (1, 8) OBP: 0.316, SLG: 0.401										4	0	2	0	0	0	1	Los Angeles Dodgers @ Houston Astros Astrodome, Houston, TX Thu May 23 1991, 8:05 PM EDT Att: 9,386 - Dome - 70 F					
Craig Biggio , R (1, 2) OBP: 0.417, SLG: 0.457										3	0	2	0	1	0	0						
Luis Gonzalez , L (1, 7) OBP: 0.270, SLG: 0.454										4	0	1	0	0	0	6						
Ken Caminiti , S (1, 5) OBP: 0.309, SLG: 0.327										4	0	0	0	0	1	3						
5 Jeff Bagwell , R (1, 3) OBP: 0.364, SLG: 0.410										3	0	1	0	1	1	0						
Karl Rhodes , L (1, 9) OBP: 0.296, SLG: 0.277 Mark Davidson , R (8, PH) OBP: 0.372, SLG: 0.306										2	0	0	0	1	0	1						
Rafael Ramirez , R (1, 6) OBP: 0.286, SLG: 0.289										4	0	0	0	0	1	2						
Dave Rohde , S (1, 4) OBP: 0.205, SLG: 0.139 Jim Clancy , R (8, 1) Ken Oberkfell , L (9, PH) OBP: 0.485, SLG: 0.400										3	0	0	0	0	0	0						
Xavier Hernandez , L (1, 1) Casey Candaele , S (7, PH) OBP: 0.297, SLG: 0.378										1	0	0	0	1	0	0						
Inning Stats	R: 0 E: 0 K: 1 S: 9	H: 2 LOB: 2 BB: 0 P: 15	R: 0 E: 0 K: 1 S: 9	H: 0 LOB: 0 BB: 0 P: 13	R: 0 E: 0 K: 0 S: 9	H: 1 LOB: 1 BB: 1 P: 19	R: 0 E: 0 K: 0 S: 9	H: 0 LOB: 1 BB: 1 P: 16	R: 0 E: 0 K: 0 S: 12	H: 1 LOB: 2 BB: 1 P: 21	R: 0 E: 0 K: 0 S: 13	H: 1 LOB: 1 BB: 0 P: 22	R: 0 E: 0 K: 0 S: 9	H: 0 LOB: 0 BB: 0 P: 13	R: 0 E: 0 K: 0 S: 11	H: 1 LOB: 2 BB: 1 P: 21		R: 0 E: 0 K: 1 S: 6	H: 0 LOB: 0 BB: 0 P: 9	1B: 2 2B: 5 3B: 0 HR: 0	SF: 0 SAC: 0 DP: 1 HBP: 0	WP: 0 PB: 0 SB: 0 CS: 1
PITCHER	IP	WLS	BF	H	R	ER	SO	BB	IBB	HBP	BLK	WP	HR	S	P	ERA	WHIP					
Tim Belcher , R (1, 1) ERA: 2.82	7.2	W	32	6	0	0	2	4	0	0	0	0	0	77	133	0.00	1.304					
John Candelaria , L (8, 1) ERA: 2.08	0.1		1	0	0	0	0	0	0	0	0	0	0	4	7	0.00	0.000					
Jay Howell , R (9, 1) ERA: 2.18	1.0	S	3	0	0	0	1	0	0	0	0	0	0	6	9	0.00	0.000					

AB	32
R	0
H	6
RBI	0
BB	4
SO	3
LOB	15



Batter	1	2	3	4	5	6	7	8	9	AB	R	H	RBI	BB	SO	LOB	TOP					
Brett Butler, L OBP: 0.373, SLG: 0.338 Chris Gwynn, L OBP: 0.364, SLG: 0.393	1-3 K	0-1 G4-3						4-2 1B BLK SF6 BB	1-3 K	3	2	1	0	2	1	0	Los Angeles Dodgers @ Cincinnati Reds Riverfront Stadium, Cincinnati, OH Fri May 24 1991, 7:05 PM EDT Att: 44,509 - Cloudy - 84 F					
Juan Samuel, R OBP: 0.383, SLG: 0.494 Greg Smith, S	0-1 1B	3-3 K						3-3 K	0-3 K	5	2	2	0	0	2	4						
Daryl Strawberry, L OBP: 0.352, SLG: 0.406 Tim Crews, R	2 SAFE F8	1-1 G4-3						2-2 BB	2-2 1B	5	2	2	1	0	1	1						
Eddie Murray, S	1-1 HBP 1B							2-2 SF6		4	2	2	4	0	0	0						
Kal Daniels, L OBP: 0.262, SLG: 0.358 Jose Gonzalez, R	0-2 HBP 1B							3-H 1B	4-1 BB	4	2	2	1	1	1	0						
Gary Carter, R OBP: 0.333, SLG: 0.417	1-2 BB 1B							0-0 P3	0-1 1B	4	0	1	1	0	0	1						
Jeff Hamilton, R OBP: 0.273 John Candelaria, L Stan Javier, S OBP: 0.233, SLG: 0.268	0-0 BB 1B							1-0 P3	0-1 G3-1	3	0	1	2	1	0	0						
Jose Offerman, S OBP: 0.333, SLG: 0.225	4-2 1B							1-3 K	3-3 K	4	0	1	1	1	2	0						
Ramon Martinez, R OBP: 0.200, SLG: 0.167 Lenny Harris, L OBP: 0.376, SLG: 0.329	2-2 P8							0-1 PB BLK 1B	4-2 BB	3	0	0	0	0	1	5						
Inning Stats	R: 3 E: 0 K: 1 S: 20	H: 4 LOB: 3 BB: 1 P: 30	R: 0 E: 0 K: 0 S: 8	H: 0 LOB: 0 BB: 0 P: 13	R: 0 E: 0 K: 0 S: 7	H: 0 LOB: 0 BB: 0 P: 11	R: 0 E: 0 K: 0 S: 6	H: 0 LOB: 0 BB: 0 P: 10	R: 5 E: 0 K: 1 S: 25	H: 6 LOB: 3 BB: 2 P: 44	R: 0 E: 0 K: 2 S: 10	H: 0 LOB: 0 BB: 0 P: 15	R: 0 E: 0 K: 1 S: 6	H: 0 LOB: 2 BB: 0 P: 8	R: 3 E: 0 K: 1 S: 21	H: 3 LOB: 3 BB: 2 P: 34	R: 0 E: 0 K: 3 S: 12	H: 0 LOB: 1 BB: 1 P: 20	1B: 10 2B: 3 3B: 0 HR: 0	SF: 1 SAC: 0 DP: 0 HBP: 1	WP: 0 PB: 1 SB: 1 CS: 0	PA: 47
PITCHER	IP WLS BF H R ER SO BB IBB HBP BLK WP HR S P ERA WHIP	IP WLS BF H R ER SO BB IBB HBP BLK WP HR S P ERA WHIP																				
Chris Hammond, L ERA: 3.89	4.0 L 22 7 7 7 2	3.89																				
Don Carman, L ERA: 3.86	3.0 13 3 1 1 4	3.86																				
Ted Power, R ERA: 3.24	1.1 10 3 3 3 2	3.24																				
Rob Dibble, R ERA: 1.27	0.2 2 0 0 0 2	1.27																				

Batter	1	2	3	4	5	6	7	8	9	AB	R	H	RBI	BB	SO	LOB	BOTTOM					
Chris Sabo, R OBP: 0.310, SLG: 0.371	0-3 K								2-2 F7	5	0	0	0	0	1	4	Los Angeles Dodgers @ Cincinnati Reds Riverfront Stadium, Cincinnati, OH Fri May 24 1991, 7:05 PM EDT Att: 44,509 - Cloudy - 84 F					
Billy Hatcher, R OBP: 0.278, SLG: 0.324	1-2 G6-3							0-2 1B	1-2 1B	4	1	3	2	0	0	0						
Hal Morris, L OBP: 0.388, SLG: 0.546	2-2 1B							2-1 G3-1 2B	3-2 G5-3	4	0	2	0	0	0	3						
Eric Davis, R OBP: 0.374, SLG: 0.484	1-1 F7							3-1 G5-3	1-3 K	4	0	0	1	0	2	3						
Paul O'Neill, L OBP: 0.326, SLG: 0.521								2-1 G3-1	1-0 G6-3	4	0	0	0	0	0	1						
Luis Quinones, S OBP: 0.200, SLG: 0.254	1-1 F8							2-1 G3	3-2 P3	4	0	0	0	0	0	1						
Jeff Reed, L OBP: 0.342, SLG: 0.333	1-0 1B							0-1 F8	0-0 1B	4	0	2	0	0	1	0						
Mariano Duncan, R OBP: 0.259, SLG: 0.317	1-0 G6-3							1-1 P3 BB 1B	1-3 K	4	1	1	0	0	1	2						
Chris Hammond, L OBP: 0.308, SLG: 0.385 Don Carman, L ERA: 3.86 Herm Winningham, L OBP: 0.328, SLG: 0.328 Ted Power, R ERA: 3.24 Rob Dibble, L ERA: 1.27 Reggie Jefferson, S OBP: 0.296, SLG: 0.367	1-1 F8 1B							3-2 G3	0-2 P6	1	1	1	0	0	0	0						
Inning Stats	R: 0 E: 0 K: 1 S: 15	H: 1 LOB: 1 BB: 0 P: 19	R: 0 E: 0 K: 0 S: 7	H: 1 LOB: 0 BB: 0 P: 13	R: 1 E: 0 K: 1 S: 10	H: 2 LOB: 1 BB: 0 P: 13	R: 0 E: 0 K: 1 S: 9	H: 0 LOB: 0 BB: 0 P: 12	R: 0 E: 0 K: 0 S: 6	H: 0 LOB: 0 BB: 0 P: 12	R: 1 E: 0 K: 0 S: 10	H: 2 LOB: 1 BB: 0 P: 21	R: 1 E: 0 K: 0 S: 13	H: 2 LOB: 2 BB: 1 P: 22	R: 0 E: 0 K: 1 S: 7	H: 0 LOB: 0 BB: 0 P: 12	R: 0 E: 0 K: 1 S: 10	H: 1 LOB: 1 BB: 0 P: 13	1B: 7 2B: 2 3B: 0 HR: 0	SF: 0 SAC: 0 DP: 0 HBP: 0	WP: 0 PB: 0 SB: 1 CS: 0	PA: 37
PITCHER	IP WLS BF H R ER SO BB IBB HBP BLK WP HR S P ERA WHIP	IP WLS BF H R ER SO BB IBB HBP BLK WP HR S P ERA WHIP																				
Ramon Martinez, R ERA: 2.08	6.2 8 3 3 3	2.08																				
John Candelaria, L ERA: 2.0	0.1 1 0 0 0	2.0																				
Tim Crews, R ERA: 3.86	2.0 7 1 0 0	3.86																				

Batter	1	2	3	4	5	6	7	8	9	AB	R	H	RBI	BB	SO	LOB	TOP				
Brett Butler, L OBP: 0.374, SLG: 0.335 (1, 8)	F7	F7	F7					K		4	1	1	0	1	1	0					
Juan Samuel, R OBP: 0.386, SLG: 0.497 Lenny Harris, L OBP: 0.392, SLG: 0.341 (1, 4)	BB 1B	F8 1B BB		G4-3				BB 1B	G6-4-3 1B	1	1	1	0	0	0	0					
Daryl Strawberry, L OBP: 0.394, SLG: 0.403 Stan Javier, S OBP: 0.239, SLG: 0.256 (1, 9)	BB 1B BB	P4		G4-3				G5-4-3 BB	G6-4-3 1-2 1B	1	1	0	0	1	0	3					
Eddie Murray, S OBP: 0.372, SLG: 0.511 Gary Carter, R OBP: 0.349, SLG: 0.417 (6, 3)	BB 1B BB	BB 1B		G5-3				G5-4-3 BB	BB	4	0	2	3	0	0	3					
Kal Daniels, L OBP: 0.265, SLG: 0.361 Chris Gwynn, L OBP: 0.353, SLG: 0.379 Jose Gonzalez, R (7, PH) (7, 9)	G5-3 1B	F8						P4	F7	2	0	1	1	0	0	2					
Jeff Hamilton, R OBP: 0.270, SLG: 0.271 (1, 5)	G5-3 1-2 1B	BB 1B						F8	F8	4	0	1	1	0	0	2					
Mike Scioscia, L OBP: 0.349, SLG: 0.345 (1, 2)								L4	P4	4	1	1	0	0	0	2					
Alfredo Griffin, S OBP: 0.256, SLG: 0.268 (1, 6)		G4-3 1B 3B		G4-3				WP 1B BB	F8	3	2	1	1	1	0	0					
Kevin Gross, R OBP: 0.167, SLG: 0.091 Barry Lyons, R (8, PH) Jim Gott, R (8, 1)		BB 1B 1B		P7				K	P5	3	1	1	1	0	1	1					
Inning Stats	R: 2 E: 0 K: 0 S: 11	H: 3 LOB: 1 BB: 1 P: 18	R: 5 E: 0 K: 0 S: 16	H: 6 LOB: 2 BB: 1 P: 29	R: 0 E: 0 K: 0 S: 8	H: 0 LOB: 0 BB: 0 P: 13	R: 0 E: 0 K: 0 S: 5	H: 0 LOB: 0 BB: 0 P: 6	R: 0 E: 0 K: 1 S: 11	H: 0 LOB: 2 BB: 3 P: 19	R: 0 E: 0 K: 0 S: 10	H: 0 LOB: 0 BB: 0 P: 12	R: 0 E: 0 K: 1 S: 9	H: 0 LOB: 0 BB: 1 P: 17	R: 0 E: 0 K: 0 S: 7	H: 1 LOB: 1 BB: 1 P: 13	1B: 10 2B: 0 3B: 1 HR: 0	SF: 0 SAC: 0 DP: 3 HBP: 0	WP: 1 PB: 0 SB: 0 CS: 0	PA: 41	
PITCHER	IP	WLS	BF	H	R	ER	SO	BB	IBB	HBP	BLK	WP	HR	S	P	ERA	WHIP				
Norm Charlton, L ERA: 4.19 (1, 1)	1.0	L	9	6	5	5	0	1	0	0	0	0	0	17	26	45.00	7.000				
Scott Scudder, R ERA: 4.32 (2, 1)	4.0		16	3	2	2	1	1	0	0	0	0	0	34	59	4.50	1.000				
Don Carman, L ERA: 3.68 (6, 1)	3.0		12	1	1	1	2	3	0	0	0	1	0	30	55	3.00	1.333				
Randy Myers, L ERA: 2.66 (9, 1)	1.0		4	1	0	0	0	1	0	0	0	0	0	7	13	0.00	2.000				

Los Angeles Dodgers @ Cincinnati Reds
Riverfront Stadium, Cincinnati, OH
Sat May 25 1991, 3:33 AM EDT
Att: 38,260 - Cloudy - 86 F

livebaseballscorecards.com

AB 35
R 8
H 11
RBI 8
BB 6
SO 3
LOB 15




Batter	1	2	3	4	5	6	7	8	9	AB	R	H	RBI	BB	SO	LOB	BOTTOM				
Chris Sabo, R OBP: 0.313, SLG: 0.372 (1, 5)	K	K								5	0	2	0	0	2	3					
Billy Hatcher, R OBP: 0.276, SLG: 0.315 (1, 7)	G4-3			P4					F9	3	0	0	1	1	0	2					
Hal Morris, L OBP: 0.381, SLG: 0.532 (1, 3)	BB 1B			G4-3					F7	5	0	1	0	0	0	5					
Eric Davis, R OBP: 0.373, SLG: 0.474 Don Carman, L (6, 1) Todd Benzinger, S OBP: 0.180, SLG: 0.228 Randy Myers, L (9, 1)	BB BB								F9	2	0	0	0	0	0	0					
Paul O'Neill, L OBP: 0.331, SLG: 0.517 (1, 9)	FC6-4 BB			G4-3					F7	3	0	1	0	1	0	0					
Jeff Reed, L OBP: 0.337, SLG: 0.319 (1, 2)	FC6-4 1-2 1B			FC4-6 BB					F7	3	0	0	0	1	0	4					
Mariano Duncan, R OBP: 0.250, SLG: 0.306 (1, 4)				FC4-6 1-2 1B					K	4	0	0	0	0	1	2					
Freddie Benavides, R OBP: 0.444, SLG: 0.375 (1, 6)				K					BB 1B	4	1	3	0	0	1	1					
Norm Charlton, S (1, 1) Scott Scudder, R (2, 1) Herm Winningham, L OBP: 0.296, SLG: 0.327 (6, 8)									K	0	0	0	0	0	0	0					
Inning Stats	R: 0 E: 0 K: 1 S: 11	H: 1 LOB: 3 BB: 2 P: 26	R: 0 E: 0 K: 2 S: 12	H: 1 LOB: 1 BB: 0 P: 18	R: 0 E: 0 K: 1 S: 9	H: 0 LOB: 0 BB: 0 P: 13	R: 0 E: 0 K: 1 S: 10	H: 0 LOB: 1 BB: 1 P: 15	R: 0 E: 0 K: 0 S: 7	H: 0 LOB: 0 BB: 0 P: 11	R: 1 E: 0 K: 0 S: 13	H: 2 LOB: 1 BB: 0 P: 20	R: 0 E: 1 K: 1 S: 8	H: 1 LOB: 1 BB: 0 P: 12	R: 0 E: 0 K: 1 S: 9	H: 2 LOB: 2 BB: 0 P: 13	1B: 8 2B: 0 3B: 0 HR: 0	SF: 1 SAC: 0 DP: 0 HBP: 0	WP: 0 PB: 0 SB: 0 CS: 0	PA: 39	
PITCHER	IP	WLS	BF	H	R	ER	SO	BB	IBB	HBP	BLK	WP	HR	S	P	ERA	WHIP				
Kevin Gross, R ERA: 4.98 (1, 1)	7.0	W	30	5	1	1	6	4	0	0	0	0	0	70	118	1.29	1.286				
Jim Gott, R ERA: 2.35 (8, 1)	2.0		9	3	0	0	2	0	0	0	0	0	0	17	25	0.00	1.500				


Los Angeles Dodgers @ Cincinnati Reds
Riverfront Stadium, Cincinnati, OH
Sat May 25 1991, 3:33 AM EDT
Att: 38,260 - Cloudy - 86 F

livebaseballscorecards.com

AB 34
R 1
H 8
RBI 1
BB 4
SO 8
LOB 21




Batter	1	2	3	4	5	6	7	8	9	AB	R	H	RBI	BB	SO	LOB	TOP										
Brett Butler, L OBP: 0.371, SLG: 0.333 (1, 8)	G4-3			G6-3				K		4	0	1	0	0	1	0	Los Angeles Dodgers @ Cincinnati Reds Riverfront Stadium, Cincinnati, OH Sun May 26 1991, 3:33 AM EDT Att: 38,939 - Cloudy - 80 F										
Stan Javier, S OBP: 0.220, SLG: 0.234 (1, 7)	F9			G6-3			F8		K	4	0	0	0	0	1	1											
Lenny Harris, L OBP: 0.386, SLG: 0.337 (1, 4)	F7			F7					F8	4	0	1	0	0	0	0											
Eddie Murray, S OBP: 0.362, SLG: 0.496 (1, 3)		P4			P3				F8	4	0	0	0	0	0	1											
Jeff Hamilton, R OBP: 0.260, SLG: 0.260 (1, 5)		K			F9				K	3	0	0	0	0	2	1											
Mike Scioscia, L OBP: 0.356, SLG: 0.357 (1, 2)		G3-1								2	0	1	0	1	0	0											
Jose Gonzalez, R (1, 9)										3	0	0	0	0	0	3											
Alfredo Griffin, S OBP: 0.258, SLG: 0.271 (1, 6)										3	0	1	0	0	0	0											
Bob Ojeda, L OBP: 0.200, SLG: 0.200 (1, 1)										2	0	0	0	0	0	0											
Gary Carter, R OBP: 0.341, SLG: 0.405 (8, PH)										1	0	0	0	0	0	1											
Mike Hartley, R (8, 1)										0	0	0	0	0	0	0											
Inning Stats	R: 0 E: 0 K: 0 S: 8	H: 0 LOB: 0 BB: 0 P: 12	R: 0 E: 0 K: 1 S: 10	H: 0 LOB: 0 BB: 0 P: 17	R: 0 E: 0 K: 0 S: 8	H: 0 LOB: 0 BB: 0 P: 15	R: 0 E: 0 K: 0 S: 7	H: 0 LOB: 0 BB: 0 P: 10	R: 0 E: 0 K: 0 S: 10	H: 1 LOB: 1 BB: 0 P: 12	R: 0 E: 0 K: 1 S: 9	H: 1 LOB: 1 BB: 0 P: 11	R: 0 E: 0 K: 1 S: 17	H: 1 LOB: 2 BB: 1 P: 28	R: 0 E: 0 K: 1 S: 13	H: 1 LOB: 0 BB: 0 P: 18	R: 0 E: 0 K: 1 S: 9	H: 0 LOB: 0 BB: 0 P: 13	1B: 3 2B: 1 3B: 0 HR: 0	SF: 0 SAC: 0 DP: 1 HBP: 0	WP: 0 PB: 0 SB: 0 CS: 0	PA: 31					
PITCHER	IP	WLS	BF	H	R	ER	SO	BB	IBB	HBP	BLK	WP	HR	S	P	ERA	WHIP										
Tom Browning, L ERA: 3.14 (1, 1)	7.0	W	25	3	0	0	2	1	0	0	0	0	0	69	105	0.00	0.571										
Randy Myers, L ERA: 2.42 (8, 1)	2.0	S	6	1	0	0	2	0	0	0	0	0	0	22	31	0.00	0.500										

Batter	1	2	3	4	5	6	7	8	9	AB	R	H	RBI	BB	SO	LOB	BOTTOM										
Chris Sabo, R OBP: 0.311, SLG: 0.369 (1, 5)	G4-3	G6-3								4	0	1	0	0	0	0	Los Angeles Dodgers @ Cincinnati Reds Riverfront Stadium, Cincinnati, OH Sun May 26 1991, 3:33 AM EDT Att: 38,939 - Cloudy - 80 F										
Mariano Duncan, R OBP: 0.281, SLG: 0.324 (1, 4)	2B				SH1-3					3	2	2	0	0	0	0											
Hal Morris, L OBP: 0.380, SLG: 0.535 (1, 3)	1B				SH1-3					3	0	1	0	0	1	1											
Eric Davis, R OBP: 0.385, SLG: 0.469 (1, 8)	1B									1	0	0	0	3	0	0											
Glenn Braggs, R OBP: 0.309, SLG: 0.429 (1, 7)	F7				SF9					3	1	1	2	0	0	5											
Paul O'Neill, L OBP: 0.329, SLG: 0.508 (1, 9)					F7					4	0	1	1	0	1	1											
Joe Oliver, R OBP: 0.246, SLG: 0.246 (1, 2)	F8				G4-3					3	0	0	0	0	0	3											
Freddie Benavides, R OBP: 0.333, SLG: 0.273 (1, 6)										3	0	0	0	0	0	0											
Tom Browning, L OBP: 0.292, SLG: 0.375 (1, 1)										2	0	0	0	0	1	0											
Billy Hatcher, R OBP: 0.274, SLG: 0.312 (7, PH)										1	0	0	0	0	1	0											
Randy Myers, L (8, 1)										0	0	0	0	0	0	0											
Inning Stats	R: 1 E: 0 K: 0 S: 13	H: 3 LOB: 3 BB: 1 P: 25	R: 0 E: 0 K: 1 S: 6	H: 0 LOB: 0 BB: 0 P: 10	R: 1 E: 0 K: 0 S: 6	H: 1 LOB: 1 BB: 1 P: 14	R: 0 E: 0 K: 0 S: 3	H: 0 LOB: 0 BB: 0 P: 4	R: 0 E: 0 K: 1 S: 8	H: 1 LOB: 2 BB: 1 P: 13	R: 0 E: 0 K: 1 S: 11	H: 0 LOB: 0 BB: 0 P: 15	R: 0 E: 0 K: 1 S: 8	H: 0 LOB: 0 BB: 0 P: 15	R: 1 E: 0 K: 0 S: 8	H: 1 LOB: 0 BB: 0 P: 9	R: 0 E: 0 K: 0 S: 9	H: 1 LOB: 0 BB: 0 P: 13	1B: 3 2B: 2 3B: 0 HR: 1	SF: 1 SAC: 2 DP: 0 HBP: 0	WP: 0 PB: 0 SB: 0 CS: 0	PA: 33					
PITCHER	IP	WLS	BF	H	R	ER	SO	BB	IBB	HBP	BLK	WP	HR	S	P	ERA	WHIP										
Bob Ojeda, L ERA: 3.93 (1, 1)	7.0	L	29	5	2	2	4	0	3	0	0	0	0	55	96	2.57	0.714										
Mike Hartley, R ERA: 3.2 (8, 1)	1.0		4	1	1	1	0	0	0	0	0	0	1	8	9	9.00	1.000										

Batter	1	2	3	4	5	6	7	8	9	AB	R	H	RBI	BB	SO	LOB	TOP					
Steve Finley, L (1, 8) OBP: 0.323, SLG: 0.428	2-1 CS 2B		3-1 1B		1-2 P4			0-1 HR		4	1	3	1	0	0	1						
Craig Biggio, R (1, 2) OBP: 0.385, SLG: 0.417	3-3 SAFE K		2-1 SAFE G5-3			3-2 G6-3		0-0 E5		4	0	0	0	0	1	2						
Luis Gonzalez, L (1, 7) OBP: 0.286, SLG: 0.469	1-0 G4-3			1-0 F7		1-3 K2-3		0-0 G4-3		4	0	0	0	0	1	2						
Ken Caminiti, S (1, 5) OBP: 0.301, SLG: 0.314		1-3 K		1-3 K		2-2 G1-3			2-1 1B	4	0	1	0	0	2	0						
Jeff Bagwell, R (1, 3) OBP: 0.369, SLG: 0.419		3-3 K		4-2 BB			2-3 K		1-0 P3	3	0	0	0	1	2	1						
Karl Rhodes, L (1, 9) OBP: 0.292, SLG: 0.268		2-2 1B		3-3 K			3-2 G4-3		2-1 F7	4	0	1	0	0	1	2						
Rafael Ramirez, R (1, 6) OBP: 0.291, SLG: 0.280		0-1 G4-3			1-0 FC4-6 1B		0-1 G6-3		1-1 P3	4	0	1	0	0	0	2						
Casey Candaele, S (1, 4) OBP: 0.298, SLG: 0.372			0-3 K		1-0 FC4-6 SH5-4			1-0 G4-3		3	0	0	0	0	1	1						
Jim Deshaies, L (1, 1) OBP: 0.286, SLG: 0.167			1-2 G4-3		1-2 SH5-4			3-1 G4-3		1	0	0	0	0	0	0						
Dave Rohde, S (8, PH) OBP: 0.214, SLG: 0.132										1	0	0	0	0	0	0						
Dwayne Henry, R (8, 1)										0	0	0	0	0	0	0						
Inning Stats	R: 0 E: 0 K: 1 S: 6	H: 1 LOB: 0 BB: 0 P: 12	R: 0 E: 0 K: 2 S: 11	H: 1 LOB: 1 BB: 0 P: 17	R: 0 E: 0 K: 1 S: 10	H: 1 LOB: 1 BB: 0 P: 16	R: 0 E: 0 K: 2 S: 9	H: 0 LOB: 1 BB: 1 P: 18	R: 0 E: 0 K: 0 S: 7	H: 1 LOB: 1 BB: 0 P: 10	R: 0 E: 0 K: 1 S: 11	H: 0 LOB: 0 BB: 0 P: 17	R: 0 E: 0 K: 1 S: 12	H: 0 LOB: 0 BB: 0 P: 17	R: 1 E: 1 K: 0 S: 7	H: 1 LOB: 1 BB: 0 P: 11	R: 0 E: 0 K: 0 S: 7	H: 1 LOB: 1 BB: 0 P: 13	1B: 4 2B: 1 3B: 0 HR: 1	SF: 0 SAC: 1 DP: 0 HBP: 0	WP: 0 PB: 0 SB: 1 CS: 0	PA: 34
PITCHER	IP WLS BF H R ER SO BB IBB HBP BLK WP HR S P ERA WHIP	IP WLS BF H R ER SO BB IBB HBP BLK WP HR S P ERA WHIP																				
Mike Morgan, R (1, 1) ERA: 2.0	8.0 W 31 6 1 1 8	1.0 S 3 0 0 0 0																				
Jay Howell, R (9, 1) ERA: 2.08	1.0 S 3 0 0 0 0																					

Houston Astros @ Los Angeles Dodgers
Dodger Stadium, Los Angeles, CA
Mon May 27 1991, 7:05 PM PDT
Att: 43,680 - Sunny - 68 F


AB 32
R 1
H 6
RBI 1
BB 1
SO 8
LOB 11



Batter	1	2	3	4	5	6	7	8	9	AB	R	H	RBI	BB	SO	LOB	BOTTOM			
Brett Butler, L (1, 8) OBP: 0.377, SLG: 0.337	2-2 E 1B	1-1 BB 1B		4-2 G5-4-3 BB		2-2 L6		1-1 L8		4	1	2	0	1	0	1				
Juan Samuel, R (1, 4) OBP: 0.383, SLG: 0.497	2-1 E9 1B	0-1 F9		2-2 G5-4-3		2-3 K				4	1	1	1	0	1	3				
Lenny Harris, L (7, 4) OBP: 0.386, SLG: 0.337	1-1 H 2B			1-2 K						0	0	0	0	0	0	0				
Daryl Strawberry, L (1, 9) OBP: 0.397, SLG: 0.397	4-1 1B SF7 BB	4-1 BB		1-3 K		1-3 K				2	1	0	0	2	2	0				
Eddie Murray, S (1, 3) OBP: 0.359, SLG: 0.489	3-2 BLK S 1B	0-0 G6-3			1-0 G4-3		3-2 P3			4	0	1	1	0	0	3				
Kal Daniels, L (1, 7) OBP: 0.272, SLG: 0.373	1-3 K		0-0 1B		0-1 2B 2B		3-2 G4-3			4	1	2	0	0	1	2				
Jose Gonzalez, R (8, 7)	1-2 1B									0	0	0	0	0	0	0				
Gary Carter, R (1, 2) OBP: 0.313, SLG: 0.375	2-2 SF7		1-0 P4		2-3 K		1-0 F8			3	0	0	1	0	1	2				
Jeff Hamilton, R (1, 5) OBP: 0.259, SLG: 0.273	0-3 K		1-3 K		3-2 2B			3-3 K		4	0	1	1	0	3	2				
Alfredo Griffin, S (1, 6) OBP: 0.290, SLG: 0.287		1-2 1B 1B		1-1 FC6 1B		4-0 IBB		4-2 SH3-4 BB		2	0	2	0	2	0	0				
Mike Morgan, R (1, 1) OBP: 0.087, SLG: 0.087	1-0 P2		2-2 FC6		1-0 F8			0-0 SH3-4		3	0	0	0	0	0	5				
Jay Howell, R (9, 1) ERA: 2.91	1.0 S 4 0 0 0 1																			
Inning Stats	R: 3 E: 1 K: 2 S: 20	H: 3 LOB: 1 BB: 1 P: 34	R: 0 E: 0 K: 0 S: 10	H: 2 LOB: 3 BB: 1 P: 17	R: 0 E: 0 K: 1 S: 12	H: 2 LOB: 2 BB: 0 P: 18	R: 0 E: 0 K: 1 S: 9	H: 0 LOB: 0 BB: 1 P: 16	R: 1 E: 0 K: 1 S: 10	H: 2 LOB: 2 BB: 1 P: 21	R: 0 E: 0 K: 2 S: 10	H: 0 LOB: 0 BB: 0 P: 15	R: 0 E: 0 K: 0 S: 7	H: 0 LOB: 0 BB: 0 P: 14	R: 0 E: 0 K: 1 S: 8	H: 0 LOB: 1 BB: 1 P: 16	1B: 6 2B: 3 3B: 0 HR: 0	SF: 1 SAC: 1 DP: 1 HBP: 0	WP: 0 PB: 0 SB: 1 CS: 0	PA: 37
PITCHER	IP WLS BF H R ER SO BB IBB HBP BLK WP HR S P ERA WHIP	IP WLS BF H R ER SO BB IBB HBP BLK WP HR S P ERA WHIP																		
Jim Deshaies, L (1, 1) ERA: 6.13	7.0 L 33 9 4 4 7																			
Dwayne Henry, R (8, 1) ERA: 2.91	1.0 S 4 0 0 0 1																			

Houston Astros @ Los Angeles Dodgers
Dodger Stadium, Los Angeles, CA
Mon May 27 1991, 7:05 PM PDT
Att: 43,680 - Sunny - 68 F

AB 30
R 4
H 9
RBI 4
BB 5
SO 8
LOB 18



Batter	1	2	3	4	5	6	7	8	9	AB	R	H	RBI	BB	SO	LOB	TOP					
Steve Finley, L (1, 8) OBP: 0.322, SLG: 0.429 Jim Corsi, R (6, 1)										4	1	1	0	0	3	3	<p>Houston Astros @ Los Angeles Dodgers Dodger Stadium, Los Angeles, CA Tue May 28 1991, 7:05 PM PDT Att: 22,617 - Sunny - 66 F</p> <p>livebaseballscores.com</p> <p>AB 38 R 2 H 11 RBI 2 BB 1 SO 11 LOB 24</p>					
Ken Oberkfell, L (8, PH) OBP: 0.474, SLG: 0.379 Dwayne Henry, R (8, 1)										0	0	0	0	0	0	0						
Craig Biggio, R (1, 2) OBP: 0.385, SLG: 0.417										5	1	2	0	0	0	2						
Luis Gonzalez, L (1, 7) OBP: 0.270, SLG: 0.466										5	0	2	1	0	1	2						
Ken Caminiti, S (1, 5) OBP: 0.304, SLG: 0.317										5	0	2	1	0	1	2						
5 Jeff Bagwell, R (1, 3) OBP: 0.360, SLG: 0.407										4	0	0	0	0	2	5						
Karl Rhodes, L (1, 9) OBP: 0.291, SLG: 0.262										3	0	0	0	0	1	0						
Rafael Ramirez, R (1, 4) OBP: 0.288, SLG: 0.278										4	0	1	0	0	1	2						
Eric Yelding, R (1, 6) OBP: 0.257, SLG: 0.338 Darryl Kile, R (4, 1)										2	0	1	0	0	0	0						
Gerald Young, S (6, PH) OBP: 0.250, SLG: 0.333										0	0	0	0	0	0	0						
Xavier Hernandez, L (1, 1) Casey Candaele, S (4, 4) OBP: 0.259, SLG: 0.371										1	0	0	0	0	1	2						
Inning Stats	R: 0 E: 0 K: 2 S: 12	H: 1 LOB: 1 BB: 0 P: 18	R: 0 E: 1 K: 2 S: 12	H: 1 LOB: 2 BB: 0 P: 16	R: 1 E: 0 K: 1 S: 9	H: 2 LOB: 1 BB: 0 P: 11	R: 0 E: 0 K: 0 S: 5	H: 0 LOB: 0 BB: 0 P: 12	R: 1 E: 0 K: 2 S: 16	H: 3 LOB: 2 BB: 1 P: 23	R: 0 E: 0 K: 2 S: 16	H: 0 LOB: 2 BB: 1 P: 25	R: 0 E: 0 K: 0 S: 6	H: 2 LOB: 1 BB: 0 P: 9	R: 0 E: 0 K: 2 S: 17	H: 2 LOB: 2 BB: 0 P: 25	R: 0 E: 0 K: 0 S: 7	H: 0 LOB: 0 BB: 13 P: 13	1B: 10 2B: 2 3B: 0 HR: 0	SF: 0 SAC: 0 DP: 1 HBP: 1	WP: 0 PB: 0 SB: 0 CS: 0	PA: 40
PITCHER	IP	WLS	BF	H	R	ER	SO	BB	IBB	HBP	BLK	WP	HR	S	P	ERA	WHIP					
Tim Belcher, R (1, 1) ERA: 2.79	7.0	W	32	9	2	2	9	1	0	1	0	0	0	76	114	2.57	1.429					
Mike Hartley, R (8, 1) ERA: 3.05	1.0		5	2	0	0	2	0	0	0	0	0	0	17	25	0.00	2.000					
Tim Crews, R (9, 1) ERA: 3.71	1.0		3	0	0	0	0	0	0	0	0	0	0	7	13	0.00	0.000					

Batter	1	2	3	4	5	6	7	8	9	AB	R	H	RBI	BB	SO	LOB	BOTTOM				
Brett Butler, L (1, 8) OBP: 0.379, SLG: 0.343 Jose Offerman, S (8, 6)										3	2	1	0	1	0	0	<p>Houston Astros @ Los Angeles Dodgers Dodger Stadium, Los Angeles, CA Tue May 28 1991, 7:05 PM PDT Att: 22,617 - Sunny - 66 F</p> <p>livebaseballscores.com</p> <p>AB 32 R 8 H 9 RBI 8 BB 8 SO 3 LOB 16</p>				
Lenny Harris, L (1, 4) OBP: 0.396, SLG: 0.347										3	1	1	0	2	0	1					
Darryl Strawberry, L (1, 9) OBP: 0.360, SLG: 0.421 Stan Javier, S (8, 8)										4	2	2	4	0	0	1					
Eddie Murray, S (1, 3) OBP: 0.365, SLG: 0.486 Gary Carter, R (5, 3) OBP: 0.300, SLG: 0.357										1	1	0	0	2	0	1					
Kal Daniels, L (1, 7) OBP: 0.271, SLG: 0.369 Jose Gonzalez, R (9, 9)										4	1	1	0	0	0	3					
Jeff Hamilton, R (1, 5) OBP: 0.271, SLG: 0.321										4	1	2	3	0	0	1					
Mike Scioscia, L (1, 2) OBP: 0.368, SLG: 0.374 Barry Lyons, R (9, 2)										3	0	2	1	1	0	1					
Alfredo Griffin, S (1, 6) OBP: 0.299, SLG: 0.281 Mike Hartley, R (8, 1) Tim Crews, R (9, 1)										2	0	0	0	2	0	2					
Tim Belcher, R (1, 1) OBP: 0.100, SLG: 0.150 Chris Gwynn, L (7, PH) ERA: 4.74										3	0	0	0	0	0	4					
Inning Stats	R: 4 E: 0 K: 0 S: 13	H: 2 LOB: 4 BB: 4 P: 33	R: 0 E: 0 K: 0 S: 8	H: 1 LOB: 1 BB: 0 P: 13	R: 0 E: 0 K: 0 S: 6	H: 1 LOB: 2 BB: 1 P: 16	R: 4 E: 0 K: 0 S: 9	H: 3 LOB: 1 BB: 2 P: 25	R: 0 E: 0 K: 1 S: 7	H: 1 LOB: 1 BB: 0 P: 12	R: 0 E: 0 K: 0 S: 7	H: 1 LOB: 0 BB: 0 P: 10	R: 0 E: 0 K: 2 S: 10	H: 0 LOB: 1 BB: 1 P: 21	R: 0 E: 0 K: 2 S: 10	H: 0 LOB: 1 BB: 1 P: 21		1B: 4 2B: 3 3B: 0 HR: 2	SF: 0 SAC: 0 DP: 1 HBP: 0	WP: 0 PB: 1 SB: 1 CS: 0	PA: 40
PITCHER	IP	WLS	BF	H	R	ER	SO	BB	IBB	HBP	BLK	WP	HR	S	P	ERA	WHIP				
Xavier Hernandez, R (1, 1) ERA: 6.47	3.1	L	21	6	6	6	0	3	2	0	0	0	1	32	71	16.20	2.700				
Darryl Kile, R (4, 1) ERA: 5.88	1.2		8	1	2	2	0	1	1	0	0	0	1	11	26	10.80	1.200				
Jim Corsi, R (6, 1) ERA: 4.74	2.0		7	2	0	0	1	0	0	0	0	0	0	14	22	0.00	1.000				
Dwayne Henry, R (8, 1) ERA: 2.78	1.0		4	0	0	0	2	1	0	0	0	0	0	10	21	0.00	1.000				

Batter	1	2	3	4	5	6	7	8	9	AB R H RBI BB SO LOB	TOP											
Steve Finley, L OBP: 0.333, SLG: 0.444 (1, 8)										6 1 4 1 0 1 3	Houston Astros @ Los Angeles Dodgers Dodger Stadium, Los Angeles, CA Wed May 29 1991, 7:05 PM PDT Att: 39,127 - Sunny - 68 F											
Craig Biggio, R OBP: 0.395, SLG: 0.423 (1, 2)										5 1 3 0 1 0 3												
Ken Caminiti, S OBP: 0.301, SLG: 0.314 (1, 5)										5 1 1 1 0 0 4												
Luis Gonzalez, L OBP: 0.280, SLG: 0.477 (1, 7)										5 1 3 0 0 1 0												
5 Jeff Bagwell, R OBP: 0.361, SLG: 0.424 (1, 3)										4 1 1 1 1 3 6												
Karl Rhodes, L OBP: 0.301, SLG: 0.285 (9, PR)										4 0 2 1 1 1 1 0 1 0 0 0 0 0												
Rafael Ramirez, R OBP: 0.270, SLG: 0.259 Casey Candaele, S OBP: 0.250, SLG: 0.333 (9, PR)										4 0 0 0 0 0 6 1 1 0 0 0 0 0												
Eric Yelding, R OBP: 0.268, SLG: 0.338 (1, 6)										3 1 1 1 2 0 0												
Pete Harnisch, S OBP: 0.095, SLG: 0.095 Al Osuna, R (8, 1)										4 0 1 1 0 1 2 0 0 0 0 0 0 0												
Inning Stats	R: 4 E: 0 K: 2 S: 22	H: 6 LOB: 3 BB: 1 P: 34	R: 0 E: 0 K: 0 S: 8	H: 1 LOB: 0 BB: 0 P: 13	R: 0 E: 0 K: 1 S: 9	H: 0 LOB: 2 BB: 0 P: 20	R: 0 E: 0 K: 1 S: 13	H: 2 LOB: 2 BB: 0 P: 19	R: 0 E: 0 K: 0 S: 9	H: 0 LOB: 0 BB: 0 P: 13		R: 0 E: 0 K: 1 S: 9	H: 1 LOB: 0 BB: 0 P: 13	R: 0 E: 0 K: 1 S: 9	H: 1 LOB: 2 BB: 1 P: 17	R: 0 E: 0 K: 0 S: 9	H: 1 LOB: 2 BB: 1 P: 18	R: 4 E: 1 K: 1 S: 23	H: 4 LOB: 2 BB: 0 P: 29	1B: 12 2B: 2 3B: 1 HR: 1	SF: 0 SAC: 1 DP: 1 HBP: 0	WP: 0 PB: 0 SB: 0 CS: 1
PITCHER	IP WLS BF H R ER SO BB IBB HBP BLK WP HR S P ERA WHIP	IP WLS BF H R ER SO BB IBB HBP BLK WP HR S P ERA WHIP											IP WLS BF H R ER SO BB IBB HBP BLK WP HR S P ERA WHIP									
Orel Hershiser, R ERA: 9.0 (1, 1)	4.0 L 23 9 4 4 4 1 2 0 0 0 0 52 86 9.00 2.500																					
Tim Crews, R ERA: 3.34 (5, 1)	3.0 11 2 0 0 2 0 1 0 0 0 0 26 43 0.00 0.667																					
Kevin Gross, R ERA: 4.95 (8, 1)	2.0 13 5 4 1 1 1 0 0 0 0 1 32 47 4.50 3.000																					

AB	41
R	8
H	16
RBI	6
BB	5
SO	7
LOB	25



Batter	1	2	3	4	5	6	7	8	9	AB R H RBI BB SO LOB	BOTTOM											
Brett Butler, L OBP: 0.380, SLG: 0.337 (1, 8)										3 1 0 0 2 1 1	Houston Astros @ Los Angeles Dodgers Dodger Stadium, Los Angeles, CA Wed May 29 1991, 7:05 PM PDT Att: 39,127 - Sunny - 68 F											
Juan Samuel, R OBP: 0.373, SLG: 0.482 (1, 4)										5 0 0 1 0 2 3												
Darryl Strawberry, L OBP: 0.355, SLG: 0.410 (1, 9)										4 0 0 0 1 2 3												
Eddie Murray, S OBP: 0.368, SLG: 0.486 (1, 3)										4 1 2 0 0 1 1												
Lenny Harris, L OBP: 0.404, SLG: 0.357 Jeff Hamilton, R OBP: 0.267, SLG: 0.317 (8, PH)										3 0 2 0 0 0 1 1 0 0 0 0 0 1												
Stan Javier, S OBP: 0.236, SLG: 0.220 (1, 7)										2 0 0 0 2 0 1												
Mike Scioscia, L OBP: 0.360, SLG: 0.364 Gary Carter, R OBP: 0.314, SLG: 0.357 (8, PH)										3 0 0 0 0 0 5 0 0 0 0 1 0 0												
Alfredo Griffin, S OBP: 0.287, SLG: 0.272 (1, 6)										3 0 0 1 0 1 4												
Orel Hershiser, R ERA: 9.0 Karl Danzels, R OBP: 0.279, SLG: 0.396 Tim Crews, R OBP: 0.350, SLG: 0.355 Chris Gwynn, L OBP: 0.157, SLG: 0.299 Kevin Gross, R OBP: 0.157, SLG: 0.299 Jose Gonzalez, R (8, PH)										1 0 1 0 0 0 0 1 0 0 0 0 0 1 0 0 0 0 0 0 0 1 0 0 0 0 0 0 0 0 0 0 0 0 0 1 0 0 0 0 1 0												
Inning Stats	R: 1 E: 1 K: 1 S: 13	H: 0 LOB: 1 BB: 1 P: 19	R: 0 E: 0 K: 0 S: 5	H: 0 LOB: 0 BB: 0 P: 7	R: 0 E: 0 K: 0 S: 12	H: 1 LOB: 1 BB: 0 P: 16	R: 1 E: 0 K: 1 S: 13	H: 2 LOB: 2 BB: 1 P: 25	R: 0 E: 0 K: 2 S: 13	H: 0 LOB: 0 BB: 0 P: 16		R: 0 E: 0 K: 0 S: 12	H: 1 LOB: 1 BB: 1 P: 19	R: 0 E: 0 K: 1 S: 9	H: 0 LOB: 1 BB: 1 P: 17	R: 0 E: 0 K: 1 S: 13	H: 1 LOB: 2 BB: 1 P: 19	R: 0 E: 0 K: 3 S: 13	H: 0 LOB: 1 BB: 1 P: 21	1B: 5 2B: 0 3B: 0 HR: 0	SF: 1 SAC: 0 DP: 0 HBP: 0	WP: 1 PB: 0 SB: 2 CS: 0
PITCHER	IP WLS BF H R ER SO BB IBB HBP BLK WP HR S P ERA WHIP	IP WLS BF H R ER SO BB IBB HBP BLK WP HR S P ERA WHIP											IP WLS BF H R ER SO BB IBB HBP BLK WP HR S P ERA WHIP									
Pete Harnisch, R ERA: 2.49 (1, 1)	7.0 W 31 5 2 1 5 4 0 0 0 0 0 78 120 1.29 1.286																					
Al Osuna, L ERA: 2.49 (8, 1)	2.0 S 8 0 0 0 4 2 0 0 0 0 0 25 39 0.00 1.000																					

AB	32
R	2
H	5
RBI	2
BB	6
SO	9
LOB	22



Batter	1	2	3	4	5	6	7	8	9	AB	R	H	RBI	BB	SO	LOB	TOP											
Chris Sabo, R OBP: 0.317, SLG: 0.380 (1, 5)	1-0 HR	3-2 1B 1-2 3-H		3-2 G6-3				0-0 F9		4	1	2	2	1	0	0	Cincinnati Reds @ Los Angeles Dodgers Dodger Stadium, Los Angeles, CA Thu May 30 1991, 7:05 PM PDT Att: 29,796 - Overcast - 64 F											
Mariano Duncan, R OBP: 0.292, SLG: 0.317 (1, 4)	1-1 F9	0-0 P2		2-2 L8		1 SAFE 0-3 K		0-1 1B		5	0	1	0	0	1	3												
Hal Morris, L OBP: 0.357, SLG: 0.514 (1, 3)	3-2 S 1B	1 SAFE 1-1 1B 1-3 2-H		1-1 L4		1-1 F5		1-1 F8		5	0	2	1	0	0	2												
Eric Davis, R OBP: 0.388, SLG: 0.473 Herm Wittingham, L OBP: 0.296, SLG: 0.314 (8, 8)	3-2 P2	1-0 P2			1-0 HR 1B		1-2 F8	0-0 1B		5	1	2	0	0	0	3												
Paul O'Neill, L OBP: 0.340, SLG: 0.514 (1, 9)	3-2 F7		0-0 F9		1 SAFE 2-0 HR 1B		3-1 1B FC6-5 1B	2-1 F7		5	2	2	2	0	0	3												
Jeff Reed, L OBP: 0.354, SLG: 0.353 (1, 2)		3-1 1B 2B	2-2 1B		1-3 HR K		0-2 FC6-5 BB 1B		2-0 G4-3	5	1	3	0	0	1	0												
Glenn Braggs, R OBP: 0.316, SLG: 0.368 (1, 7)		2-1 1B S 1B	0-1 FC1-6-4 1B		3-2 G5-3		4-2 E FC6-5 BB	4-1 BB		3	1	1	1	2	0	1												
Freddie Benavides, R OBP: 0.308, SLG: 0.260 (1, 6)		3-3 K	1-2 FC5-4 1B		1-3 K		0-1 FC6-5 E6	0-0 F9		5	0	1	1	0	2	4												
Scott Scudder, R OBP: 0.143, SLG: 0.143 Don Carman, L (7, 1)	3-2 1B 1B		0-1 FC5-4 1B		1-2 G1-3		1-2 E6	1-3 K		4	1	1	0	0	0	4												
Inning Stats	R: 1 E: 0 K: 0 S: 14	H: 2 LOB: 1 BB: 0 P: 25	R: 3 E: 0 K: 1 S: 18	H: 5 LOB: 2 BB: 0 P: 34	R: 0 E: 0 K: 0 S: 13	H: 2 LOB: 2 BB: 0 P: 16	R: 0 E: 0 K: 0 S: 8	H: 0 LOB: 0 BB: 0 P: 14	R: 2 E: 0 K: 2 S: 11	H: 2 LOB: 0 BB: 0 P: 19	R: 0 E: 0 K: 1 S: 8	H: 0 LOB: 1 BB: 1 P: 14	R: 1 E: 1 K: 0 S: 13	H: 2 LOB: 2 BB: 1 P: 21	R: 0 E: 0 K: 0 S: 8	H: 2 LOB: 2 BB: 0 P: 11	R: 0 E: 0 K: 1 S: 6	H: 0 LOB: 1 BB: 1 P: 13	1B: 12 2B: 1 3B: 0 HR: 2	SF: 0 SAC: 0 DP: 0 HBP: 0	WP: 0 PB: 0 SB: 2 CS: 0	PA: 45						
PITCHER	IP	WLS	BF	H	R	ER	SO	BB	IBB	HBP	BLK	WP	HR	S	P	ERA	WHIP											
Ramon Martinez, R ERA: 2.7 Mike Hartley, R ERA: 2.97	(1, 1)	5.0	L	26	11	6	6	3	0	0	0	0	0	2	64	108	10.80	2.200										
	(6, 1)	4.0		19	4	1	1	2	3	0	0	1	0	0	35	59	2.25	1.750										

AB	42
R	7
H	15
RBI	7
BB	3
SO	5
LOB	21



Batter	1	2	3	4	5	6	7	8	9	AB	R	H	RBI	BB	SO	LOB	BOTTOM											
Brett Butler, L OBP: 0.376, SLG: 0.330 (1, 8)	0-0 G6-3		4-1 1B BB		3-2 P6				1-3 K	4	0	0	0	1	1	1	Cincinnati Reds @ Los Angeles Dodgers Dodger Stadium, Los Angeles, CA Thu May 30 1991, 7:05 PM PDT Att: 29,796 - Overcast - 64 F											
Juan Samuel, R OBP: 0.381, SLG: 0.486 Jeff Hamilton, R OBP: 0.264, SLG: 0.313 (1, 4) (9, 6)	4-1 FC4-6 BB		0-0 FC6-4 1B		1-1 G4-3		2-2 1B	1-1 F8		3	0	2	0	1	0	0												
Daryl Strawberry, L OBP: 0.394, SLG: 0.491 Chris Gwynn, L OBP: 0.533, SLG: 0.355 (1, 9) (9, 7)	1 SAFE 1-2 FC4-6 S		2-3 K		4-1 BB		2-2 F9			3	0	0	0	1	1	4												
Eddie Murray, S OBP: 0.366, SLG: 0.483 Gary Carter, R OBP: 0.296, SLG: 0.333 (1, 3) (2, 3)	1 SAFE 3-0 G1-3		1-0 FC6-4		0-0 P4			1-1 F7		1	0	0	0	0	0	1												
Kal Daniels, L OBP: 0.276, SLG: 0.366 Jose Gonzalez, R (9, 9)		3-3 K		0-0 BB S G6-4-3 1B		2-1 FC4-6 HBP		2-2 G6-3		3	1	1	0	0	1	0												
Lenny Harris, L OBP: 0.388, SLG: 0.347 (1, 5)	1-1 G4-1		4-2 G6-4-3 BB 1-2 BB		1-2 FC4-6		0-0 G4-3			3	0	0	0	1	0	1												
Mike Scioscia, L OBP: 0.371, SLG: 0.392 (1, 2)	4-1 BB		4-0 G6-4-3 BB		1-2 F8			1-2 HR		2	1	1	1	2	0	1												
Alfredo Griffin, S OBP: 0.279, SLG: 0.263 Mike Sharperson, R OBP: 0.237, SLG: 0.176 (1, 6) (9, 4)	0-2 G3		2-2 G6-4-3		2-2 G4-3			4-2 FC6-4 BB		3	0	0	0	0	0	4												
Ramon Martinez, R OBP: 0.185, SLG: 0.154 Mike Hartley, R Stan Javier, S OBP: 0.232, SLG: 0.216 (1, 1) (6, 1) (9, PH)			0-3 K		0-0 P5			0-0 FC6-4 DI		2	0	0	0	0	1	1												
Inning Stats	R: 0 E: 0 K: 0 S: 6	H: 0 LOB: 1 BB: 1 P: 14	R: 0 E: 0 K: 1 S: 9	H: 0 LOB: 1 BB: 1 P: 17	R: 0 E: 0 K: 2 S: 10	H: 1 LOB: 2 BB: 1 P: 16	R: 1 E: 0 K: 0 S: 7	H: 1 LOB: 1 BB: 2 P: 17	R: 0 E: 0 K: 0 S: 7	H: 0 LOB: 1 BB: 1 P: 15	R: 0 E: 0 K: 0 S: 10	H: 0 LOB: 1 BB: 0 P: 16	R: 0 E: 0 K: 0 S: 15	H: 1 LOB: 0 BB: 0 P: 23	R: 0 E: 0 K: 0 S: 6	H: 0 LOB: 0 BB: 0 P: 9	R: 1 E: 0 K: 1 S: 12	H: 1 LOB: 1 BB: 1 P: 19	1B: 3 2B: 0 3B: 0 HR: 1	SF: 0 SAC: 0 DP: 1 HBP: 1	WP: 0 PB: 0 SB: 2 CS: 0	PA: 38						
PITCHER	IP	WLS	BF	H	R	ER	SO	BB	IBB	HBP	BLK	WP	HR	S	P	ERA	WHIP											
Scott Scudder, R ERA: 3.69 Don Carman, L ERA: 3.63	(1, 1)	6.2	W	29	3	1	1	3	6	0	0	0	0	1	61	113	3.86	0.857										
	(7, 1)	2.1		9	1	1	1	1	1	0	0	0	0	1	21	33	3.86	0.857										

AB	30
R	2
H	4
RBI	1
BB	7
SO	4
LOB	18



Batter	1	2	3	4	5	6	7	8	9	AB	R	H	RBI	BB	SO	LOB	TOP								
Chris Sabo, R OBP: 0.319, SLG: 0.380 (1, 5)	F9		G6-3						F8	5	0	2	0	0	0	0	Cincinnati Reds @ Los Angeles Dodgers Dodger Stadium, Los Angeles, CA Fri May 31 1991, 7:05 PM PDT Att: 44,005 - Cloudy - 68 F								
Mariano Duncan, R OBP: 0.250, SLG: 0.310 (1, 4)	G5-3								F7	3	0	0	1	1	0	1									
Hal Morris, L OBP: 0.361, SLG: 0.514 (1, 3)			CS							4	1	2	0	0	1	0									
Eric Davis, R OBP: 0.385, SLG: 0.461 (1, 8)	G4-3									3	1	0	0	1	1	2									
Glenn Braggs, R OBP: 0.326, SLG: 0.417 (1, 7)										4	1	2	1	0	1	1									
Paul O'Neill, L OBP: 0.356, SLG: 0.532 (1, 9)										3	0	3	2	1	0	0									
Joe Oliver, R OBP: 0.310, SLG: 0.222 (8, PH)										3	0	0	0	0	0	3									
Jeff Reed, L OBP: 0.351, SLG: 0.349 (8, 2)	P4									1	0	0	0	0	1	2									
Freddie Benavides, R OBP: 0.310, SLG: 0.266 (8, PH)										3	1	1	0	0	1	1									
Todd Benzinger, S OBP: 0.175, SLG: 0.220 (8, 1)										1	0	0	0	0	0	2									
Rob Dibble, L (8, 1)										0	0	0	0	0	0	0									
Tom Browning, L OBP: 0.280, SLG: 0.360 (1, 1)										1	0	0	0	0	0	0									
Herm Winningham, L OBP: 0.281, SLG: 0.308 (7, PH)										1	0	0	0	0	0	0									
Randy Myers, L (7, 1)										0	0	0	0	0	0	0									
Luis Quinones, S OBP: 0.194, SLG: 0.246 (8, 4)										1	0	0	0	0	0	0									
Inning Stats	R: 0 E: 0 K: 0 S: 7	H: 1 LOB: 1 BB: 0 P: 11	R: 0 E: 0 K: 1 S: 12	H: 1 LOB: 1 BB: 0 P: 16	R: 0 E: 0 K: 0 S: 7	H: 0 LOB: 0 BB: 1 P: 15	R: 1 E: 0 K: 0 S: 11	H: 1 LOB: 1 BB: 1 P: 22	R: 1 E: 0 K: 0 S: 10	H: 2 LOB: 0 BB: 0 P: 14	R: 1 E: 0 K: 2 S: 11	H: 1 LOB: 1 BB: 1 P: 22	R: 0 E: 0 K: 0 S: 7	H: 1 LOB: 1 BB: 0 P: 9	R: 1 E: 0 K: 2 S: 17	H: 3 LOB: 2 BB: 0 P: 28	R: 0 E: 0 K: 0 S: 6	H: 0 LOB: 0 BB: 0 P: 10	1B: 8 2B: 1 3B: 0 HR: 1	SF: 1 SAC: 1 DP: 0 HBP: 0	WP: 0 PB: 0 SB: 1 CS: 2	PA: 40			
PITCHER	IP	WLS	BF	H	R	ER	SO	BB	IBB	HBP	BLK	WP	HR	S	P	ERA	WHIP								
Bob Ojeda, L ERA: 3.98 (1, 1)	6.0	W	25	6	3	3	3	3	0	0	0	0	1	58	100	4.50	1.500								
Tim Crews, R ERA: 3.23 (7, 1)	1.0		4	1	0	0	0	0	0	0	0	0	0	7	9	0.00	1.000								
Jay Howell, R ERA: 2.28 (8, 1)	2.0		9	3	1	1	2	0	0	0	0	0	0	23	38	4.50	1.500								

Batter	1	2	3	4	5	6	7	8	9	AB	R	H	RBI	BB	SO	LOB	BOTTOM								
Brett Butler, L OBP: 0.376, SLG: 0.324 (1, 8)										3	1	0	1	2	2	0	Cincinnati Reds @ Los Angeles Dodgers Dodger Stadium, Los Angeles, CA Fri May 31 1991, 7:05 PM PDT Att: 44,005 - Cloudy - 68 F								
Juan Samuel, R OBP: 0.376, SLG: 0.480 (1, 4)										4	1	1	0	0	1	4									
Mike Scioscia, L OBP: 0.371, SLG: 0.392 (8, 2)										0	0	0	0	0	0	0									
Darryl Strawberry, L OBP: 0.397, SLG: 0.430 (1, 9)										4	2	2	3	0	0	0									
Eddie Murray, S OBP: 0.363, SLG: 0.473 (1, 3)										3	0	0	0	1	1	1									
Kal Daniels, L OBP: 0.282, SLG: 0.370 (7, PR)										4	1	2	1	0	0	1									
Jose Gonzalez, R (8, 7)										0	1	0	0	0	0	0									
Gary Carter, R OBP: 0.293, SLG: 0.347 (1, 2)										4	0	1	1	0	0	1									
Jay Howell, R (8, 1)										0	0	0	0	0	0	0									
Jeff Hamilton, R OBP: 0.264, SLG: 0.310 (1, 5)										4	1	1	0	0	1	2									
Alfredo Griffin, S OBP: 0.278, SLG: 0.263 (1, 6)										4	0	1	1	0	1	1									
Bob Ojeda, L OBP: 0.235, SLG: 0.188 (1, 1)										1	0	0	0	1	0	0									
Stan Javier, S OBP: 0.228, SLG: 0.212 (6, PH)										1	0	0	0	0	0	1									
Tim Crews, R (7, 1)										0	0	0	0	0	0	0									
Lenny Harris, L OBP: 0.395, SLG: 0.343 (8, 4)										1	0	0	0	0	0	0									
Inning Stats	R: 0 E: 0 K: 2 S: 8	H: 0 LOB: 0 BB: 0 P: 12	R: 2 E: 0 K: 0 S: 15	H: 3 LOB: 3 BB: 2 P: 27	R: 0 E: 0 K: 1 S: 10	H: 0 LOB: 0 BB: 0 P: 15	R: 0 E: 0 K: 0 S: 3	H: 0 LOB: 0 BB: 0 P: 5	R: 2 E: 0 K: 0 S: 8	H: 2 LOB: 1 BB: 1 P: 17	R: 0 E: 1 K: 0 S: 7	H: 0 LOB: 1 BB: 0 P: 8	R: 3 E: 0 K: 1 S: 16	H: 3 LOB: 2 BB: 1 P: 26	R: 0 E: 0 K: 2 S: 9	H: 0 LOB: 0 BB: 0 P: 18	1B: 5 2B: 2 3B: 0 HR: 1	SF: 0 SAC: 0 DP: 0 HBP: 0	WP: 0 PB: 0 SB: 0 CS: 0	PA: 37					
PITCHER	IP	WLS	BF	H	R	ER	SO	BB	IBB	HBP	BLK	WP	HR	S	P	ERA	WHIP								
Tom Browning, L ERA: 3.36 (1, 1)	6.0	L	27	5	4	4	3	3	0	0	0	0	1	51	84	6.00	1.333								
Randy Myers, L ERA: 3.39 (7, 1)	1.0		7	3	3	3	1	1	0	0	0	0	0	16	26	27.00	4.000								
Rob Dibble, R ERA: 1.11 (8, 1)	1.0		3	0	0	0	2	0	0	0	0	0	0	9	18	0.00	0.000								

AB	33
R	4
H	10
RBI	4
BB	3
SO	5
LOB	12



AB	33
R	7
H	8
RBI	7
BB	4
SO	6
LOB	11



Batter	1	2	3	4	5	6	7	8	9	AB	R	H	RBI	BB	SO	LOB	TOP					
Chris Sabo, R OBP: 0.322, SLG: 0.380										4	0	0	0	0	2	1	<p>Cincinnati Reds @ Los Angeles Dodgers Dodger Stadium, Los Angeles, CA Sun Jun 02 1991, 3:33 AM PDT Att: 43,683 - Sunny - 74 F</p> <p>livebaseballscores.com</p> <p>AB 34 R 1 H 8 RBI 1 BB 1 SO 8 LOB 11</p>					
Billy Hatcher, R OBP: 0.288, SLG: 0.304 Ted Power, R (8, 1)										4	0	0	0	0	1	1						
Hal Morris, L OBP: 0.347, SLG: 0.490										4	0	0	0	0	0	0						
Eric Davis, R OBP: 0.382, SLG: 0.447										4	1	2	0	0	1	0						
Paul O'Neill, L OBP: 0.355, SLG: 0.517										4	0	0	0	0	1	2						
Jeff Reed, L OBP: 0.365, SLG: 0.359										3	0	3	1	1	0	0						
Luis Quinones, S OBP: 0.211, SLG: 0.261										4	0	2	0	0	0	3						
Freddie Benavides, R OBP: 0.314, SLG: 0.324 Todd Benzinger, S OBP: 0.197, SLG: 0.230										2	0	0	0	0	2	1						
Jack Armstrong, R Herm Winingham, L OBP: 0.288, SLG: 0.315 Don Carman, L (6, 1)										1	0	0	0	0	0	0						
Reggie Jefferson, S OBP: 0.250, SLG: 0.571 Mariano Duncan, R OBP: 0.243, SLG: 0.301										1	0	0	0	0	0	0						
Inning Stats	R: 0 E: 0 K: 1 S: 8	H: 0 LOB: 0 BB: 0 P: 12	R: 0 E: 0 K: 1 S: 8	H: 2 LOB: 1 BB: 0 P: 14	R: 0 E: 0 K: 1 S: 7	H: 0 LOB: 0 BB: 0 P: 10	R: 0 E: 0 K: 1 S: 8	H: 0 LOB: 0 BB: 0 P: 12	R: 0 E: 0 K: 1 S: 7	H: 0 LOB: 1 BB: 1 P: 14	R: 0 E: 0 K: 2 S: 10	H: 0 LOB: 0 BB: 0 P: 14	R: 0 E: 0 K: 0 S: 11	H: 2 LOB: 2 BB: 0 P: 18	R: 0 E: 0 K: 1 S: 11	H: 1 LOB: 1 BB: 0 P: 14	R: 1 E: 1 K: 0 S: 11	H: 3 LOB: 2 BB: 0 P: 14	1B: 8 2B: 0 3B: 0 HR: 0	SF: 0 SAC: 0 DP: 0 HBP: 0	WP: 1 PB: 0 SB: 0 CS: 0	PA: 35
PITCHER	IP WLS BF H R ER SO BB IBB HBP BLK WP HR S P ERA WHIP																					
Tim Belcher, R ERA: 2.57	(1, 1) 8.2 W 34 8 1 1 8 1 0 0 0 0 1 0 78 118 1.04 1.038																					
Tim Crews, R ERA: 3.19	(9, 1) 0.1 S 1 0 0 0 0 0 0 0 0 0 0 0 3 4 0.00 0.000																					

Batter	1	2	3	4	5	6	7	8	9	AB	R	H	RBI	BB	SO	LOB	BOTTOM			
Brett Butler, L OBP: 0.379, SLG: 0.328										3	1	2	0	1	0	0	<p>Cincinnati Reds @ Los Angeles Dodgers Dodger Stadium, Los Angeles, CA Sun Jun 02 1991, 3:33 AM PDT Att: 43,683 - Sunny - 74 F</p> <p>livebaseballscores.com</p> <p>AB 31 R 4 H 11 RBI 3 BB 2 SO 2 LOB 16</p>			
Juan Samuel, R OBP: 0.381, SLG: 0.495 Jeff Hamilton, R OBP: 0.261, SLG: 0.307										3	0	3	2	0	0	0				
Lenny Harris, L OBP: 0.377, SLG: 0.327										4	0	0	0	0	0	5				
Kal Daniels, L OBP: 0.276, SLG: 0.354 Jose Gonzalez, R (7, 9)										3	0	0	0	0	0	2				
Chris Gwynn, L OBP: 0.366, SLG: 0.371										4	0	2	0	0	0	0				
Gary Carter, R OBP: 0.306, SLG: 0.346										3	1	1	0	1	0	4				
Mike Scioscia, L OBP: 0.384, SLG: 0.417										4	0	2	0	0	0	1				
Alfredo Griffin, S OBP: 0.278, SLG: 0.267										4	1	1	1	0	1	2				
Tim Belcher, R OBP: 0.091, SLG: 0.136 Tim Crews, R (9, 1)										2	1	0	0	0	1	1				
Inning Stats	R: 1 E: 0 K: 0 S: 13	H: 2 LOB: 0 BB: 0 P: 18	R: 0 E: 0 K: 0 S: 5	H: 1 LOB: 0 BB: 0 P: 11	R: 2 E: 2 K: 0 S: 15	H: 2 LOB: 3 BB: 1 P: 27	R: 0 E: 0 K: 2 S: 12	H: 0 LOB: 0 BB: 0 P: 17	R: 0 E: 0 K: 0 S: 9	H: 1 LOB: 1 BB: 0 P: 16	R: 1 E: 0 K: 0 S: 8	H: 1 LOB: 1 BB: 1 P: 17	R: 0 E: 0 K: 0 S: 11	H: 2 LOB: 1 BB: 0 P: 17	R: 0 E: 0 K: 0 S: 9	H: 2 LOB: 1 BB: 0 P: 10		1B: 9 2B: 2 3B: 0 HR: 0	SF: 1 SAC: 1 DP: 1 HBP: 0	WP: 1 PB: 0 SB: 0 CS: 3
PITCHER	IP WLS BF H R ER SO BB IBB HBP BLK WP HR S P ERA WHIP																			
Jack Armstrong, R ERA: 3.93	(1, 1) 5.0 L 22 6 3 1 2 1 0 0 0 0 0 0 19 34 4.50 2.000																			
Don Carman, L ERA: 3.72	(6, 1) 2.0 9 3 1 1 0 1 0 0 0 0 0 0 9 10 0.00 2.000																			
Ted Power, R ERA: 3.66	(8, 1) 1.0 4 2 0 0 0 0 0 0 0 0 0 0 9 10 0.00 2.000																			

Batter	1	2	3	4	5	6	7	8	9	AB	R	H	RBI	BB	SO	LOB	TOP				
Brett Butler , L (1,8) OBP: 0.368, SLG: 0.328	1-2 G4-6-3 3B		1-0 B2-3			2-2 F7		2-0 F7		4	1	1	0	0	0	1					
Juan Samuel , R (1,4) OBP: 0.376, SLG: 0.500	4-2 G4-6-3 BB			2-0 HR		0-1 G4-3		1-1 G4-3		3	1	1	1	1	0	0					
Chris Gwynn , L (1,9) OBP: 0.354, SLG: 0.381	0-0 G4-6-3		2-1 G4-3			0-1 F7		0-0 2B		4	0	1	0	0	0	1					
Eddie Murray , S (1,3) OBP: 0.348, SLG: 0.441	0-0 F9		0-0 F4			0-0 G3		4-0 G6-4-3 IBB		3	0	0	0	1	0	0					
Kal Daniels , L (1,7) OBP: 0.280, SLG: 0.355		2-2 G6-3		0-0 1B		3-1 G3-6-3 1B		0-0 G6-4-3 1-2		4	0	2	0	0	0	2					
Jose Gonzalez , R (9,9)										0	0	0	0	0	0	0					
Lenny Harris , L (1,5) OBP: 0.377, SLG: 0.333	1-1 G6-3		3-2 G1-3			0-0 G3-6-3 1-2				3	0	0	0	0	0	2					
Mike Scioscia , L (1,2) OBP: 0.376, SLG: 0.406	0-2 G4-3					0-2 G3		1-1 FC4-6 1B		3	0	1	0	0	0	0					
Alfredo Griffin , S (1,6) OBP: 0.260, SLG: 0.248			2-1 G5-3			2-1 P3		0-1 FC4-6 SH1-4 1-2		3	0	0	0	0	0	1					
Ramon Martinez , R (1,1) OBP: 0.172, SLG: 0.143			0-3 K			0-2 G4-3		1-1 SH1-4 1-2		2	0	0	0	0	1	0					
Inning Stats	R: 1 E: 0 K: 0 S: 9	H: 1 LOB: 0 BB: 1 P: 14	R: 0 E: 0 K: 0 S: 8	H: 0 LOB: 0 BB: 0 P: 11	R: 0 E: 0 K: 1 S: 6	H: 0 LOB: 0 BB: 0 P: 9	R: 1 E: 0 K: 0 S: 8	H: 2 LOB: 1 BB: 0 P: 15	R: 0 E: 0 K: 0 S: 8	H: 0 LOB: 0 BB: 0 P: 10	R: 0 E: 0 K: 2 S: 4	H: 1 LOB: 0 BB: 0 P: 7	R: 0 E: 0 K: 0 S: 7	H: 1 LOB: 1 BB: 0 P: 11	R: 0 E: 0 K: 0 S: 4	H: 1 LOB: 1 BB: 1 P: 9	1B: 3 2B: 1 3B: 1 HR: 1	SF: 0 SAC: 1 DP: 3 HBP: 0	WP: 0 PB: 0 SB: 0 CS: 0	PA: 32	
PITCHER	IP	WLS	BF	H	R	ER	SO	BB	IBB	HBP	BLK	WP	HR	S	P	ERA	WHIP				
Bryn Smith , R (1,1) ERA: 4.3	8.0	L	28	5	2	2	1	1	0	0	0	0	1	58	87	2.25	0.750				
Scott Terry , R (9,1) ERA: 1.36	0.1		3	1	0	0	0	0	1	0	0	0	0	3	8	0.00	3.000				
Juan Agosto , L (9,1) ERA: 5.35	0.2		1	0	0	0	0	0	0	0	0	0	0	1	1	0.00	0.000				

Los Angeles Dodgers @ St. Louis Cardinals
 Busch Stadium, St. Louis, MO
 Wed Jun 05 1991, 7:05 PM CDT
 Att: 24,722 - Sunny - 80 F

AB	29
R	2
H	6
RBI	1
BB	2
SO	1
LOB	7



Batter	1	2	3	4	5	6	7	8	9	AB	R	H	RBI	BB	SO	LOB	BOTTOM				
Bernard Gilkey , R (1,7) OBP: 0.352, SLG: 0.341	0-2 G5-3 1B		1-0 3B			2-2 G6-3 1B		0-1 F8		4	0	3	0	0	0	0					
Ozzie Smith , S (1,6) OBP: 0.422, SLG: 0.374	2-2 G5-3		1-0 G3			1-2 G6-3		4-1 BB		3	0	0	0	1	0	3					
Ray Lankford , L (1,8) OBP: 0.265, SLG: 0.299	2-1 F7			1-3 K		0-2 G4-3		1-2 F8		4	0	0	0	0	1	3					
Pedro Guerrero , R (1,3) OBP: 0.343, SLG: 0.380	0-0 G6-3		4-1 G5-4-3 BB			1-1 G5-3		2-1 P3		3	0	0	0	1	0	2					
Todd Zeile , R (1,5) OBP: 0.383, SLG: 0.436		0-2 L7		2-2 G5-4-3		0-0 S 1B		1-1 F7		4	0	1	0	0	0	2					
Milt Thompson , L (1,9) OBP: 0.468, SLG: 0.536		0-0 G3			1-0 G3		3-3 K			3	0	0	0	0	1	1					
Tom Pagnozzi , R (1,2) OBP: 0.325, SLG: 0.349		4-2 CS BB		3-2 F8		1-3 K				2	0	0	0	1	1	1					
José Oquendo , S (1,4) OBP: 0.291, SLG: 0.272		1-0 CS	1-0 G3-1		2-3 K			2-1 F7		3	0	0	0	0	1	0					
Bryn Smith , R (1,1) OBP: 0.200, SLG: 0.174						1-1 G5-3		1-2 F7		2	0	0	0	0	0	0					
Gerald Perry , L (8,PH) OBP: 0.289, SLG: 0.351										1	0	0	0	0	0	0					
Scott Terry , R (9,1) OBP: 0.250, SLG: 0.250										0	0	0	0	0	0	0					
Juan Agosto , L (9,1)										0	0	0	0	0	0	0					
Inning Stats	R: 0 E: 0 K: 0 S: 9	H: 1 LOB: 1 BB: 0 P: 13	R: 0 E: 0 K: 0 S: 6	H: 0 LOB: 0 BB: 1 P: 11	R: 0 E: 0 K: 0 S: 4	H: 1 LOB: 1 BB: 0 P: 7	R: 0 E: 0 K: 1 S: 7	H: 0 LOB: 0 BB: 1 P: 14	R: 0 E: 0 K: 0 S: 16	H: 1 LOB: 1 BB: 0 P: 20	R: 0 E: 0 K: 2 S: 10	H: 1 LOB: 1 BB: 0 P: 15	R: 0 E: 0 K: 0 S: 7	H: 0 LOB: 0 BB: 0 P: 10	R: 0 E: 0 K: 0 S: 8	H: 0 LOB: 1 BB: 1 P: 16	1B: 3 2B: 0 3B: 1 HR: 0	SF: 0 SAC: 0 DP: 1 HBP: 0	WP: 0 PB: 0 SB: 1 CS: 1	PA: 33	
PITCHER	IP	WLS	BF	H	R	ER	SO	BB	IBB	HBP	BLK	WP	HR	S	P	ERA	WHIP				
Ramon Martinez , R (1,1) ERA: 2.39	9.0	W	32	4	0	0	4	3	0	0	0	0	0	76	121	0.00	0.778				

Los Angeles Dodgers @ St. Louis Cardinals
 Busch Stadium, St. Louis, MO
 Wed Jun 05 1991, 7:05 PM CDT
 Att: 24,722 - Sunny - 80 F

AB	29
R	0
H	4
RBI	0
BB	3
SO	4
LOB	12



Batter	1	2	3	4	5	6	7	8	9	AB	R	H	RBI	BB	SO	LOB	TOP					
Brett Butler, L OBP: 0.371, SLG: 0.330 (1, 8)	L7		G4-3				G6-3		K	5	0	1	0	0	1	0	Los Angeles Dodgers @ Chicago Cubs Wrigley Field, Chicago, IL Fri Jun 07 1991, 3:33 AM CDT Att: 35,414 - Sunny - 70 F					
Juan Samuel, R OBP: 0.392, SLG: 0.495 (1, 4)	P3		BB			FC5-4	BB		K	5	0	2	0	0	1	1						
Eddie Murray, S OBP: 0.347, SLG: 0.438 (1, 3)	F8		F7			G4-6-3	BB			4	0	1	0	1	0	2						
Kal Daniels, L OBP: 0.295, SLG: 0.346 (1, 7)			F9				F7			2	1	0	0	3	0	2						
Stan Javier, S OBP: 0.231, SLG: 0.250 (1, 9)			BB																			
Stan Javier, S OBP: 0.231, SLG: 0.250 (1, 9)			F7				G1		G3-1	5	1	1	0	0	0	7						
Lenny Harris, L OBP: 0.380, SLG: 0.363 (1, 5)										4	1	2	2	0	0	0						
Mike Scioscia, L OBP: 0.376, SLG: 0.414 (1, 2)										3	0	2	0	1	1	0						
Alfredo Griffin, S OBP: 0.260, SLG: 0.242 (1, 6)										3	0	0	0	1	0	4						
Mike Morgan, R OBP: 0.074, SLG: 0.074 (1, 1)										3	0	0	0	0	0	4						
Chris Gwynn, L OBP: 0.321, SLG: 0.348 (8, PH)										1	0	0	0	0	0	1						
John Candelaria, L (8, 1)										0	0	0	0	0	0	0						
Jay Howell, R (9, 1)										0	0	0	0	0	0	0						
Inning Stats	R: 0 H: 0 E: 0 K: 0 S: 10	H: 0 LOB: 0 BB: 0 P: 15	R: 1 H: 2 E: 0 K: 0 S: 8	H: 2 LOB: 2 BB: 1 P: 18	R: 0 H: 1 E: 0 K: 0 S: 7	H: 1 LOB: 2 BB: 1 P: 13	R: 0 H: 1 E: 0 K: 0 S: 11	H: 1 LOB: 0 BB: 0 P: 16	R: 0 H: 1 E: 0 K: 0 S: 6	H: 1 LOB: 0 BB: 0 P: 8	R: 2 H: 2 E: 1 K: 0 S: 11	H: 2 LOB: 1 BB: 1 P: 20	R: 0 H: 1 E: 0 K: 0 S: 10	H: 1 LOB: 2 BB: 1 P: 19	R: 0 H: 0 E: 0 K: 1 S: 10	H: 0 LOB: 1 BB: 1 P: 18	R: 0 H: 1 E: 0 K: 2 S: 11	H: 1 LOB: 2 BB: 1 P: 18	1B: 4 2B: 4 3B: 1 HR: 0	SF: 0 SAC: 0 DP: 1 HBP: 0	WP: 0 PB: 0 SB: 1 CS: 0	PA: 41
PITCHER	IP	WLS	BF	H	R	ER	SO	BB	IBB	HBP	BLK	WP	HR	S	P	ERA	WHIP					
Shawn Boskie, R ERA: 3.93 (1, 1)	6.1	L	30	8	3	3	0	4	0	0	0	0	0	59	102	4.26	1.895					
Chuck McElroy, L ERA: 1.24 (7, 1)	0.2		2	0	0	0	0	0	0	0	0	0	0	4	7	0.00	0.000					
Les Lancaster, R ERA: 2.81 (8, 1)	2.0		9	1	0	0	3	1	1	0	0	0	0	21	36	0.00	1.000					

AB	35
R	3
H	9
RBI	2
BB	6
SO	3
LOB	21



Batter	1	2	3	4	5	6	7	8	9	AB	R	H	RBI	BB	SO	LOB	BOTTOM					
Ced Landrum, L OBP: 0.364, SLG: 0.364 (1, 8)	F7								K	4	2	2	0	0	1	0	Los Angeles Dodgers @ Chicago Cubs Wrigley Field, Chicago, IL Fri Jun 07 1991, 3:33 AM CDT Att: 35,414 - Sunny - 70 F					
23 Ryne Sandberg, R OBP: 0.352, SLG: 0.476 (1, 4)	G6-3								G5-3	4	0	1	1	0	0	0						
Mark Grace, L OBP: 0.353, SLG: 0.392 (1, 3)	P8								K	4	0	1	1	0	1	0						
George Bell, R OBP: 0.299, SLG: 0.457 (1, 7)										4	0	1	0	0	1	2						
Dwight Smith, L OBP: 0.269, SLG: 0.354 (1, 9)										3	0	0	0	1	1	1						
Chico Walker, S OBP: 0.368, SLG: 0.361 (1, 5)										4	0	0	0	0	1	2						
Shawon Dunston, R OBP: 0.295, SLG: 0.362 (1, 6)										3	0	0	0	0	0	0						
Damon Berryhill, S OBP: 0.220, SLG: 0.339 (1, 2)										3	0	1	0	0	0	0						
Doug Dasencenzo, S OBP: 0.345, SLG: 0.360 (7, PR)										0	0	0	0	0	0	0						
Les Lancaster, R OBP: 0.500, SLG: 0.750 (8, 1)										0	0	0	0	0	0	0						
Shawn Boskie, R OBP: 0.231, SLG: 0.375 (1, 1)										2	0	0	0	0	1	0						
Chuck McElroy, L OBP: 0.200, SLG: 0.200 (7, 1)										0	0	0	0	0	0	0						
Rick Wilkins, L (7, PH) (8, 2)										1	0	0	0	0	1	1						
Inning Stats	R: 0 H: 0 E: 0 K: 0 S: 8	H: 0 LOB: 0 BB: 0 P: 12	R: 0 H: 0 E: 0 K: 1 S: 7	H: 0 LOB: 0 BB: 0 P: 12	R: 0 H: 0 E: 0 K: 1 S: 9	H: 0 LOB: 0 BB: 0 P: 13	R: 1 H: 3 E: 0 K: 0 S: 15	H: 3 LOB: 1 BB: 1 P: 24	R: 0 H: 0 E: 0 K: 0 S: 5	H: 0 LOB: 0 BB: 0 P: 5	R: 1 H: 2 E: 1 K: 0 S: 12	H: 2 LOB: 1 BB: 0 P: 19	R: 0 H: 1 E: 0 K: 1 S: 12	H: 1 LOB: 2 BB: 0 P: 18	R: 0 H: 0 E: 0 K: 2 S: 9	H: 0 LOB: 0 BB: 0 P: 13	R: 0 H: 0 E: 0 K: 2 S: 7	H: 0 LOB: 0 BB: 0 P: 8	1B: 6 2B: 0 3B: 0 HR: 0	SF: 0 SAC: 0 DP: 1 HBP: 0	WP: 0 PB: 0 SB: 3 CS: 0	PA: 33
PITCHER	IP	WLS	BF	H	R	ER	SO	BB	IBB	HBP	BLK	WP	HR	S	P	ERA	WHIP					
Mike Morgan, R ERA: 2.33 (1, 1)	7.0	W	27	6	2	2	3	0	0	0	0	0	0	68	103	2.57	0.857					
John Candelaria, L ERA: 1.5 (8, 1)	1.0		3	0	0	0	2	0	0	0	0	0	0	9	13	0.00	0.000					
Jay Howell, R ERA: 2.93 (9, 1)	1.0	S	3	0	0	0	2	0	0	0	0	0	0	7	8	0.00	0.000					



Batter	1	2	3	4	5	6	7	8	9	AB	R	H	RBI	BB	SO	LOB	TOP					
Brett Butler, L OBP: 0.369, SLG: 0.325 (1, 8)	4-1 S HR BB	3-2 F7			2-1 G4-3		1-3 K			3	1	0	0	1	1	1	Los Angeles Dodgers @ Chicago Cubs Wrigley Field, Chicago, IL Sat Jun 08 1991, 3:33 AM CDT Att: 35,101 - Sunny - 68 F					
Juan Samuel, R OBP: 0.394, SLG: 0.495 (1, 4)	2-3 K	1-0 1B			2-2 G3 1B			2-1 G4-3		4	0	2	0	0	1	1						
Eddie Murray, S OBP: 0.340, SLG: 0.428 (1, 3)	3-2 F8	1-0 F8			0-0 G3			2-2 G3		4	0	0	0	0	0	4						
Kal Daniels, L OBP: 0.294, SLG: 0.363 (1, 7)	3-1 HR		2-3 K		0-0 G4-3			1-3 K		4	1	1	2	0	2	1						
Stan Javier, S OBP: 0.232, SLG: 0.266 (1, 9)	1-0 1B 2B		0-3 K2-3		1-3 K			1-2 L7		4	1	1	0	0	2	0						
Lenny Harris, L OBP: 0.376, SLG: 0.359 (1, 5)	1-2 1B		0-0 G6-3		2-0 F7			0-0 G6-3		4	0	1	1	0	0	0						
Mike Scioscia, L OBP: 0.367, SLG: 0.403 (1, 2)	0-2 G4-3		0-1 F8		2-2 L7			1-0 F9		4	0	0	0	0	0	1						
Alfredo Griffin, S OBP: 0.254, SLG: 0.236 (1, 6)		0-1 G4-3		1-0 F7			1-0 G6-3			3	0	0	0	0	0	0						
Tim Belcher, R OBP: 0.125, SLG: 0.167 Jose Gonzalez, R (7, PH)	1-2 1B		0-1 G4-3		2-2 G6-3					2	0	1	0	0	0	0						
Kevin Cross, R OBP: 0.167, SLG: 0.091 Mike Hartley, R (7, 1)	1B									1	0	0	0	0	0	0						
Inning Stats	R: 3 E: 0 K: 1 S: 18	H: 3 LOB: 1 BB: 1 P: 32	R: 0 E: 0 K: 0 S: 10	H: 2 LOB: 2 BB: 0 P: 16	R: 0 E: 0 K: 2 S: 7	H: 0 LOB: 0 BB: 0 P: 9	R: 0 E: 0 K: 0 S: 5	H: 0 LOB: 1 BB: 0 P: 6	R: 0 E: 0 K: 1 S: 11	H: 0 LOB: 0 BB: 0 P: 15	R: 0 E: 0 K: 1 S: 8	H: 0 LOB: 0 BB: 0 P: 12	R: 0 E: 0 K: 1 S: 8	H: 0 LOB: 0 BB: 0 P: 13	R: 0 E: 0 K: 0 S: 7	H: 0 LOB: 0 BB: 0 P: 9	1B: 4 2B: 1 3B: 0 HR: 1	SF: 0 SAC: 0 DP: 0 HBP: 0	WP: 0 PB: 0 SB: 1 CS: 0	PA: 34		
PITCHER	IP WLS BF H R ER SO BB IBB HBP BLK WP HR S P ERA WHIP	IP WLS BF H R ER SO BB IBB HBP BLK WP HR S P ERA WHIP	IP WLS BF H R ER SO BB IBB HBP BLK WP HR S P ERA WHIP	IP WLS BF H R ER SO BB IBB HBP BLK WP HR S P ERA WHIP	IP WLS BF H R ER SO BB IBB HBP BLK WP HR S P ERA WHIP	IP WLS BF H R ER SO BB IBB HBP BLK WP HR S P ERA WHIP	IP WLS BF H R ER SO BB IBB HBP BLK WP HR S P ERA WHIP	IP WLS BF H R ER SO BB IBB HBP BLK WP HR S P ERA WHIP	IP WLS BF H R ER SO BB IBB HBP BLK WP HR S P ERA WHIP	IP WLS BF H R ER SO BB IBB HBP BLK WP HR S P ERA WHIP	IP WLS BF H R ER SO BB IBB HBP BLK WP HR S P ERA WHIP	IP WLS BF H R ER SO BB IBB HBP BLK WP HR S P ERA WHIP	IP WLS BF H R ER SO BB IBB HBP BLK WP HR S P ERA WHIP	IP WLS BF H R ER SO BB IBB HBP BLK WP HR S P ERA WHIP	IP WLS BF H R ER SO BB IBB HBP BLK WP HR S P ERA WHIP	IP WLS BF H R ER SO BB IBB HBP BLK WP HR S P ERA WHIP	IP WLS BF H R ER SO BB IBB HBP BLK WP HR S P ERA WHIP	IP WLS BF H R ER SO BB IBB HBP BLK WP HR S P ERA WHIP	IP WLS BF H R ER SO BB IBB HBP BLK WP HR S P ERA WHIP	IP WLS BF H R ER SO BB IBB HBP BLK WP HR S P ERA WHIP	IP WLS BF H R ER SO BB IBB HBP BLK WP HR S P ERA WHIP	IP WLS BF H R ER SO BB IBB HBP BLK WP HR S P ERA WHIP

AB	33
R	3
H	6
RBI	3
BB	1
SO	6
LOB	8



Batter	1	2	3	4	5	6	7	8	9	AB	R	H	RBI	BB	SO	LOB	BOTTOM					
Ced Landrum, L OBP: 0.333, SLG: 0.286 (1, 8)	2-1 F7			4-2 23 G6-3 S 1B BB		3-2 F7	2-2 G4-3			3	1	0	0	1	0	2	Los Angeles Dodgers @ Chicago Cubs Wrigley Field, Chicago, IL Sat Jun 08 1991, 3:33 AM CDT Att: 35,101 - Sunny - 68 F					
23 Ryne Sandberg, R OBP: 0.350, SLG: 0.469 (1, 4)	1-0 G6-3			2-2 G6-3		1-1 G6-3	4-2 BB BB			3	0	0	0	1	0	1						
Mark Grace, L OBP: 0.360, SLG: 0.396 (1, 3)	3-2 G4-3			0-2 G4-3 1B		1-1 1B 1B	4-2 1-2 2-3 3-H BB			3	1	2	2	1	0	0						
George Bell, R OBP: 0.298, SLG: 0.453 (1, 7)		1-1 F8		1-0 G4-3		2-2 1B 1B	0-3 K			4	0	1	0	0	1	4						
Andre Dawson, R OBP: 0.330, SLG: 0.523 Heathcliff Slocumb, R (8, 1)		2-3 K		0-0 G6-3		1-1 1B	0-2 L8			4	0	1	1	0	1	4						
Paul Assenmacher, L OBP: 0.067, SLG: 0.500 Doug Descenzo, S OBP: 0.345, SLG: 0.360 (8, 1)										0	0	0	0	0	0	0						
Luis Salazar, R OBP: 0.293, SLG: 0.416 Jose Vizcaino, S OBP: 0.295, SLG: 0.293 (8, 1)		1-3 K			0-1 G5-3	1-2 L9		1-1 F9		4	0	0	0	0	1	2						
Rick Wilkins, L OBP: 0.444, SLG: 0.500 (1, 2)			0-1 FC4-6 1B		0-2 1B		0-0 1B 2B	4-1 S BB		3	1	3	0	1	0	0						
Shawon Dunston, R OBP: 0.255, SLG: 0.359 (1, 6)			0-2 FC4-6 1-2 B1-6-3		2-3 K		1-0 1B BB 1B	1-3 K		4	1	1	0	0	2	3						
Bob Scanlan, R Dwight Smith, L Chuck McElroy, L Chico Walker, S Dave Smith, R (1, 1) (5, PH) (8, 1) (7, PH) (8, 9) (9, 1)			0-0 B1-6-3		0-0 P5		1-1 BB G4-3 1B	2-2 G3		1	0	0	0	0	0	1						
Inning Stats	R: 0 E: 0 K: 0 S: 8	H: 0 LOB: 0 BB: 0 P: 14	R: 0 E: 0 K: 2 S: 8	H: 0 LOB: 0 BB: 0 P: 12	R: 0 E: 0 K: 0 S: 6	H: 1 LOB: 0 BB: 0 P: 6	R: 1 E: 0 K: 0 S: 10	H: 1 LOB: 1 BB: 1 P: 17	R: 0 E: 0 K: 1 S: 11	H: 1 LOB: 1 BB: 0 P: 13	R: 1 E: 0 K: 0 S: 19	H: 3 LOB: 2 BB: 0 P: 28	R: 2 E: 0 K: 1 S: 21	H: 3 LOB: 3 BB: 2 P: 32	R: 0 E: 0 K: 1 S: 9	H: 0 LOB: 1 BB: 1 P: 17	1B: 8 2B: 1 3B: 0 HR: 0	SF: 0 SAC: 0 DP: 1 HBP: 0	WP: 0 PB: 0 SB: 2 CS: 0	PA: 36		
PITCHER	IP WLS BF H R ER SO BB IBB HBP BLK WP HR S P ERA WHIP	IP WLS BF H R ER SO BB IBB HBP BLK WP HR S P ERA WHIP	IP WLS BF H R ER SO BB IBB HBP BLK WP HR S P ERA WHIP	IP WLS BF H R ER SO BB IBB HBP BLK WP HR S P ERA WHIP	IP WLS BF H R ER SO BB IBB HBP BLK WP HR S P ERA WHIP	IP WLS BF H R ER SO BB IBB HBP BLK WP HR S P ERA WHIP	IP WLS BF H R ER SO BB IBB HBP BLK WP HR S P ERA WHIP	IP WLS BF H R ER SO BB IBB HBP BLK WP HR S P ERA WHIP	IP WLS BF H R ER SO BB IBB HBP BLK WP HR S P ERA WHIP	IP WLS BF H R ER SO BB IBB HBP BLK WP HR S P ERA WHIP	IP WLS BF H R ER SO BB IBB HBP BLK WP HR S P ERA WHIP	IP WLS BF H R ER SO BB IBB HBP BLK WP HR S P ERA WHIP	IP WLS BF H R ER SO BB IBB HBP BLK WP HR S P ERA WHIP	IP WLS BF H R ER SO BB IBB HBP BLK WP HR S P ERA WHIP	IP WLS BF H R ER SO BB IBB HBP BLK WP HR S P ERA WHIP	IP WLS BF H R ER SO BB IBB HBP BLK WP HR S P ERA WHIP	IP WLS BF H R ER SO BB IBB HBP BLK WP HR S P ERA WHIP	IP WLS BF H R ER SO BB IBB HBP BLK WP HR S P ERA WHIP	IP WLS BF H R ER SO BB IBB HBP BLK WP HR S P ERA WHIP	IP WLS BF H R ER SO BB IBB HBP BLK WP HR S P ERA WHIP	IP WLS BF H R ER SO BB IBB HBP BLK WP HR S P ERA WHIP	IP WLS BF H R ER SO BB IBB HBP BLK WP HR S P ERA WHIP

AB	32
R	4
H	9
RBI	4
BB	4
SO	5
LOB	19



Batter	1	2	3	4	5	6	7	8	9	AB	R	H	RBI	BB	SO	LOB	TOP						
Brett Butler, L OBP: 0.375, SLG: 0.330 (1, 8)	G4-3		SH5-3 1B	BB PB 1B BB	G6-3		G5-3			4	2	1	1	1	0	0	Los Angeles Dodgers @ Chicago Cubs Wrigley Field, Chicago, IL Mon Jun 10 1991, 7:05 PM CDT Att: 33,204 - Sunny - 84 F						
Juan Samuel, R OBP: 0.294, SLG: 0.505 (1, 4)	HR		SH5-3	K BB 1B	G4-3		G4-3			4	2	2	1	0	1								
Darryl Strawberry, L OBP: 0.394, SLG: 0.719 (1, 9)	CS 1B		G3	1B HR BB	G3		F8			4	1	2	0	1	0								
Eddie Murray, S OBP: 0.350, SLG: 0.434 Gary Carter, R OBP: 0.294, SLG: 0.328 (6, 3)	F7		HR 1B	BB HR 1B	G3		G6-3			4	2	2	4	0	0	3							
Kal Daniels, L OBP: 0.312, SLG: 0.389 Stan Javier, S OBP: 0.230, SLG: 0.275 (6, 7)	CS		G1-6-3 1B	HR 1B	HR BB		FC4-6 1B			3	2	3	2	1	0	0							
Lenny Harris, L OBP: 0.377, SLG: 0.383 Mike Sharperson, R OBP: 0.233, SLG: 0.179 (8, 5)			G1-6-3	1B	HR		FC4-6 2B			4	2	2	4	0	0	2							
Mike Scioscia, L OBP: 0.371, SLG: 0.409 (1, 2)	P5		G4-3	1B	HR		2B			4	0	2	1	1	0	1							
Alfredo Griffin, S OBP: 0.259, SLG: 0.250 (1, 6)			1B 2B		G5-3		K			5	1	1	0	0	1	3							
Ramon Martinez, R OBP: 0.182, SLG: 0.156 Mike Hartley, R (7, 1)			SH5-3 1B	K	G3		G4-3			4	1	1	0	0	1	1							
Inning Stats	R: 1 E: 0 K: 0 S: 12	H: 2 LOB: 0 BB: 0 P: 19	R: 0 E: 0 K: 0 S: 4	H: 1 LOB: 0 BB: 0 P: 8	R: 5 E: 0 K: 0 S: 25	H: 6 LOB: 1 BB: 0 P: 41	R: 6 E: 0 K: 2 S: 23	H: 3 LOB: 1 BB: 3 P: 42	R: 0 E: 0 K: 0 S: 15	H: 2 LOB: 2 BB: 0 P: 17	R: 0 E: 0 K: 0 S: 6	H: 0 LOB: 0 BB: 0 P: 8	R: 0 E: 0 K: 0 S: 6	H: 0 LOB: 0 BB: 0 P: 9	R: 0 E: 0 K: 0 S: 2	H: 0 LOB: 0 BB: 1 P: 6		1B: 11 2B: 2 3B: 0 HR: 3	SF: 0 SAC: 1 DP: 2 HBP: 0	WP: 0 PB: 1 SB: 0 CS: 1	PA: 46		
PITCHER	IP WLS BF H R ER SO BB IBB HBP BLK WP HR S P ERA WHIP	IP WLS BF H R ER SO BB IBB HBP BLK WP HR S P ERA WHIP	IP WLS BF H R ER SO BB IBB HBP BLK WP HR S P ERA WHIP	IP WLS BF H R ER SO BB IBB HBP BLK WP HR S P ERA WHIP	IP WLS BF H R ER SO BB IBB HBP BLK WP HR S P ERA WHIP	IP WLS BF H R ER SO BB IBB HBP BLK WP HR S P ERA WHIP	IP WLS BF H R ER SO BB IBB HBP BLK WP HR S P ERA WHIP	IP WLS BF H R ER SO BB IBB HBP BLK WP HR S P ERA WHIP	IP WLS BF H R ER SO BB IBB HBP BLK WP HR S P ERA WHIP	IP WLS BF H R ER SO BB IBB HBP BLK WP HR S P ERA WHIP	IP WLS BF H R ER SO BB IBB HBP BLK WP HR S P ERA WHIP	IP WLS BF H R ER SO BB IBB HBP BLK WP HR S P ERA WHIP	IP WLS BF H R ER SO BB IBB HBP BLK WP HR S P ERA WHIP	IP WLS BF H R ER SO BB IBB HBP BLK WP HR S P ERA WHIP	IP WLS BF H R ER SO BB IBB HBP BLK WP HR S P ERA WHIP	IP WLS BF H R ER SO BB IBB HBP BLK WP HR S P ERA WHIP	IP WLS BF H R ER SO BB IBB HBP BLK WP HR S P ERA WHIP	IP WLS BF H R ER SO BB IBB HBP BLK WP HR S P ERA WHIP	IP WLS BF H R ER SO BB IBB HBP BLK WP HR S P ERA WHIP	IP WLS BF H R ER SO BB IBB HBP BLK WP HR S P ERA WHIP	IP WLS BF H R ER SO BB IBB HBP BLK WP HR S P ERA WHIP	IP WLS BF H R ER SO BB IBB HBP BLK WP HR S P ERA WHIP	
Doug Dascenzo, S OBP: 0.336, SLG: 0.349 (8, 1)	G4-3	F7			L7		P6			5	0	1	1	0	0	2	Los Angeles Dodgers @ Chicago Cubs Wrigley Field, Chicago, IL Mon Jun 10 1991, 7:05 PM CDT Att: 33,204 - Sunny - 84 F						
23 Ryne Sandberg, R OBP: 0.344, SLG: 0.473 Luis Salazar, R OBP: 0.298, SLG: 0.418 (6, 5)	HR		F9		G4-1		F8			3	1	1	1	0	0	0							
Mark Grace, L OBP: 0.369, SLG: 0.404 Les Lancaster, R OBP: 0.500, SLG: 0.750 Jerome Walton, R OBP: 0.273, SLG: 0.352 (8, 8)	WP 1B		1B 2B		G3		G3			4	0	3	0	0	0	2							
George Bell, R OBP: 0.298, SLG: 0.452 Ced Landrum, L OBP: 0.300, SLG: 0.263 (6, 7)	P5		P3		K		G5-3 WP 1B			3	0	0	0	0	1	3							
Andre Dawson, R OBP: 0.338, SLG: 0.541 Hector Villanueva, R OBP: 0.267, SLG: 0.412 (7, 3)	F8		1B		2B 1B		G5-3			3	1	2	0	0	0	1							
Chico Walker, S OBP: 0.367, SLG: 0.389 (6, 4)	G4-3		K		2B 1B		G4-3			5	1	2	1	0	1	2							
Shawon Dunston, R OBP: 0.297, SLG: 0.369 Heathcliff Slocumb, R OBP: 0.200, SLG: 0.200 Dwight Smith, L OBP: 0.288, SLG: 0.346 (7, 9)	K		P4		1B 1B		K			2	0	0	0	0	1	0							
Rick Wilkins, L OBP: 0.353, SLG: 0.333 (1, 2)	BB HBP		F7		K		G3			3	0	0	0	0	1	2							
Mike Bielecki, R OBP: 0.167, SLG: 0.118 Chuck McElroy, L OBP: 0.200, SLG: 0.200 Jose Vizcaino, S OBP: 0.298, SLG: 0.295 (5, 6)	BB		G4-3		G4-3		G3-1			0	0	0	0	1	0	0							
Inning Stats	R: 1 E: 0 K: 0 S: 14	H: 2 LOB: 1 BB: 0 P: 25	R: 0 E: 0 K: 1 S: 10	H: 0 LOB: 2 BB: 1 P: 15	R: 0 E: 0 K: 1 S: 13	H: 2 LOB: 0 BB: 0 P: 17	R: 0 E: 0 K: 0 S: 3	H: 0 LOB: 0 BB: 0 P: 6	R: 0 E: 0 K: 1 S: 10	H: 1 LOB: 1 BB: 0 P: 13	R: 3 E: 0 K: 1 S: 22	H: 5 LOB: 2 BB: 0 P: 34	R: 1 E: 0 K: 0 S: 13	H: 2 LOB: 1 BB: 0 P: 20	R: 0 E: 0 K: 0 S: 7	H: 2 LOB: 2 BB: 0 P: 11		R: 0 E: 0 K: 0 S: 6	H: 0 LOB: 0 BB: 0 P: 9	1B: 11 2B: 2 3B: 0 HR: 1	SF: 0 SAC: 0 DP: 0 HBP: 1	WP: 2 PB: 0 SB: 0 CS: 0	PA: 43
PITCHER	IP WLS BF H R ER SO BB IBB HBP BLK WP HR S P ERA WHIP	IP WLS BF H R ER SO BB IBB HBP BLK WP HR S P ERA WHIP	IP WLS BF H R ER SO BB IBB HBP BLK WP HR S P ERA WHIP	IP WLS BF H R ER SO BB IBB HBP BLK WP HR S P ERA WHIP	IP WLS BF H R ER SO BB IBB HBP BLK WP HR S P ERA WHIP	IP WLS BF H R ER SO BB IBB HBP BLK WP HR S P ERA WHIP	IP WLS BF H R ER SO BB IBB HBP BLK WP HR S P ERA WHIP	IP WLS BF H R ER SO BB IBB HBP BLK WP HR S P ERA WHIP	IP WLS BF H R ER SO BB IBB HBP BLK WP HR S P ERA WHIP	IP WLS BF H R ER SO BB IBB HBP BLK WP HR S P ERA WHIP	IP WLS BF H R ER SO BB IBB HBP BLK WP HR S P ERA WHIP	IP WLS BF H R ER SO BB IBB HBP BLK WP HR S P ERA WHIP	IP WLS BF H R ER SO BB IBB HBP BLK WP HR S P ERA WHIP	IP WLS BF H R ER SO BB IBB HBP BLK WP HR S P ERA WHIP	IP WLS BF H R ER SO BB IBB HBP BLK WP HR S P ERA WHIP	IP WLS BF H R ER SO BB IBB HBP BLK WP HR S P ERA WHIP	IP WLS BF H R ER SO BB IBB HBP BLK WP HR S P ERA WHIP	IP WLS BF H R ER SO BB IBB HBP BLK WP HR S P ERA WHIP	IP WLS BF H R ER SO BB IBB HBP BLK WP HR S P ERA WHIP	IP WLS BF H R ER SO BB IBB HBP BLK WP HR S P ERA WHIP	IP WLS BF H R ER SO BB IBB HBP BLK WP HR S P ERA WHIP	IP WLS BF H R ER SO BB IBB HBP BLK WP HR S P ERA WHIP	IP WLS BF H R ER SO BB IBB HBP BLK WP HR S P ERA WHIP

livebaseballscores.com


Dodgers




Batter	1	2	3	4	5	6	7	8	9	AB	R	H	RBI	BB	SO	LOB	TOP					
Brett Butler, L OBP: 0.376, SLG: 0.333 (1, 8)										4	0	2	0	0	1	0	Los Angeles Dodgers @ Pittsburgh Pirates Three Rivers Stadium, Pittsburgh, PA Wed Jun 12 1991, 7:05 PM EDT Att: 21,898 - Sunny - 81 F					
Juan Samuel, R OBP: 0.391, SLG: 0.498 (1, 4)										3	0	0	0	1	0	1						
Darryl Strawberry, L OBP: 0.347, SLG: 0.409 (1, 9)										4	0	0	0	0	1	4						
Eddie Murray, S OBP: 0.348, SLG: 0.435 (1, 3)										4	0	1	0	0	1	1						
Kal Daniels, L OBP: 0.321, SLG: 0.415 (1, 7)										4	1	3	1	0	0	0						
Jose Gonzalez, R (9, PR)										0	0	0	0	0	0	0						
Lenny Harris, L OBP: 0.369, SLG: 0.375 (1, 5)										3	0	0	0	0	0	0						
Mike Scioscia, L OBP: 0.371, SLG: 0.408 (1, 2)										3	0	1	0	0	1	0						
Stan Javier, S (9, PH)										1	0	0	0	0	0	2						
Alfredo Griffin, S OBP: 0.267, SLG: 0.259 (1, 6)										3	0	2	0	0	0	0						
Gary Carter, R OBP: 0.290, SLG: 0.322 (9, PH)										1	0	0	0	0	0	2						
Mike Morgan, R OBP: 0.069, SLG: 0.069 (1, 1)										2	0	0	0	0	1	1						
Chris Gwynn, L OBP: 0.309, SLG: 0.333 (7, PH)										1	0	0	0	0	0	2						
Mike Hartley, R (7, 1)										0	0	0	0	0	0	0						
John Candelaria, L (8, 1)										0	0	0	0	0	0	0						
Inning Stats	R: 0 E: 0 K: 1 S: 5	H: 0 LOB: 0 BB: 0 P: 8	R: 0 E: 0 K: 0 S: 9	H: 0 LOB: 0 BB: 0 P: 14	R: 0 E: 0 K: 1 S: 15	H: 2 LOB: 3 BB: 1 P: 26	R: 1 E: 0 K: 1 S: 9	H: 1 LOB: 0 BB: 0 P: 13	R: 0 E: 0 K: 0 S: 7	H: 0 LOB: 0 BB: 0 P: 11	R: 0 E: 0 K: 0 S: 6	H: 2 LOB: 2 BB: 0 P: 10	R: 0 E: 0 K: 0 S: 7	H: 2 LOB: 1 BB: 0 P: 10	R: 0 E: 0 K: 1 S: 15	H: 1 LOB: 1 BB: 0 P: 22	R: 0 E: 0 K: 0 S: 5	H: 1 LOB: 2 BB: 0 P: 6	1B: 7 2B: 1 3B: 0 HR: 1	SF: 0 SAC: 1 DP: 1 HBP: 0	WP: 0 PB: 0 SB: 0 CS: 0	PA: 35
PITCHER	IP	WLS	BF	H	R	ER	SO	BB	IBB	HBP	BLK	WP	HR	S	P	ERA	WHIP					
Doug Drabek, R ERA: 2.81 (1, 1)	7.0	W	27	7	1	1	4	1	0	0	0	0	1	58	92	1.29	1.143					
Bob Patterson, L ERA: 5.04 (8, 1)	1.1		6	2	0	0	1	0	0	0	0	0	0	17	25	0.00	1.500					
Bill Landrum, R ERA: 1.48 (9, 1)	0.2	S	2	0	0	0	0	0	0	0	0	0	0	3	3	0.00	0.000					

Batter	1	2	3	4	5	6	7	8	9	AB	R	H	RBI	BB	SO	LOB	BOTTOM				
Orlando Merced, S OBP: 0.409, SLG: 0.474 (1, 3)										3	1	1	1	1	1	0	Los Angeles Dodgers @ Pittsburgh Pirates Three Rivers Stadium, Pittsburgh, PA Wed Jun 12 1991, 7:05 PM EDT Att: 21,898 - Sunny - 81 F				
Jay Bell, R OBP: 0.298, SLG: 0.414 (1, 6)										4	0	1	1	0	1	2					
Andy Van Slyke, L OBP: 0.335, SLG: 0.387 (1, 8)										4	0	1	0	0	0	1					
Bobby Bonilla, S OBP: 0.385, SLG: 0.498 (1, 9)										4	0	2	0	0	0	0					
Barry Bonds, L OBP: 0.362, SLG: 0.429 (1, 7)										2	0	1	0	2	0	0					
Jeff King, R OBP: 0.328, SLG: 0.376 (1, 5)										3	0	0	0	0	1	4					
Michael LaValliere, L OBP: 0.329, SLG: 0.331 (1, 2)										2	0	1	0	1	0	0					
Jose Lind, R OBP: 0.275, SLG: 0.325 (1, 4)										3	1	0	0	0	0	2					
Doug Drabek, R OBP: 0.207, SLG: 0.241 (1, 1)										2	0	0	0	0	1	1					
Gary Varsho, L OBP: 0.328, SLG: 0.308 (7, PH)										1	0	0	0	0	0	1					
Bob Patterson, R (8, 1)										0	0	0	0	0	0	0					
Bill Landrum, R (9, 1)										0	0	0	0	0	0	0					
Inning Stats	R: 0 E: 0 K: 2 S: 10	H: 0 LOB: 0 BB: 0 P: 14	R: 0 E: 0 K: 0 S: 7	H: 1 LOB: 0 BB: 0 P: 12	R: 2 E: 0 K: 1 S: 14	H: 3 LOB: 1 BB: 0 P: 22	R: 0 E: 0 K: 1 S: 8	H: 0 LOB: 0 BB: 0 P: 13	R: 0 E: 0 K: 0 S: 6	H: 0 LOB: 0 BB: 0 P: 8	R: 0 E: 0 K: 0 S: 10	H: 2 LOB: 3 BB: 1 P: 21	R: 0 E: 0 K: 0 S: 8	H: 0 LOB: 2 BB: 2 P: 20	R: 0 E: 0 K: 0 S: 3	H: 1 LOB: 1 BB: 1 P: 8	1B: 6 2B: 1 3B: 1 HR: 0	SF: 0 SAC: 0 DP: 1 HBP: 0	WP: 1 PB: 0 SB: 1 CS: 2	PA: 33	
PITCHER	IP	WLS	BF	H	R	ER	SO	BB	IBB	HBP	BLK	WP	HR	S	P	ERA	WHIP				
Mike Morgan, R ERA: 2.38 (1, 1)	6.0	L	24	6	2	2	4	1	0	0	0	0	0	55	90	3.00	1.167				
Mike Hartley, R ERA: 2.65 (7, 1)	1.0		5	0	0	0	0	1	1	0	0	1	0	8	20	0.00	1.000				
John Candelaria, L ERA: 1.29 (8, 1)	1.0		3	1	0	0	0	1	0	0	0	0	0	3	8	0.00	2.000				



Batter	1	2	3	4	5	6	7	8	9	AB	R	H	RBI	BB	SO	LOB	TOP			
Brett Butler, L OBP: 0.369, SLG: 0.326 (1, 8)	G3		F7			K	G4-3		F8	5	0	0	0	0	1	3	Los Angeles Dodgers @ Pittsburgh Pirates Three Rivers Stadium, Pittsburgh, PA Thu Jun 13 1991, 3:33 AM EDT Att: 26,377 - Sunny - 76 F AB 33 R 3 H 7 RBI 3 BB 1 SO 7 LOB 16 			
Juan Samuel, R OBP: 0.375, SLG: 0.493 (1, 4)	P9		F8			1B 3B 1B		G6-3	4	1	1	0	0	0	0	0				
Darryl Strawberry, L OBP: 0.350, SLG: 0.411 (1, 9)	1B		F9			1B 3B 1B		P4	4	1	2	0	0	0	0	0				
Eddie Murray, S OBP: 0.341, SLG: 0.426 (1, 3)	G1			G5-3		K		F7	4	0	0	0	0	1	3					
Stan Javier, S OBP: 0.253, SLG: 0.315 (1, 7)		1B BB		G5-3		1-H 2-H 3B		FC1-5 HBP 1B	3	0	2	2	1	0	0					
Lenny Harris, L OBP: 0.366, SLG: 0.367 (1, 5)	K			K		P4		FC1-5 HBP 1B	3	1	0	0	0	2	2					
Mike Scioscia, L OBP: 0.368, SLG: 0.400 (1, 2)	K				G6-3		S SH1-3 HBP	FC1-5 1B	3	0	0	0	0	1	3					
Alfredo Griffin, S OBP: 0.275, SLG: 0.268 (1, 6)					G5-3		SH1-3	1-2 2-H 1B	3	0	2	1	0	0	0					
Tim Belcher, R OBP: 0.116, SLG: 0.154 (7, PH)					F8			F8	2	0	0	0	0	1	2					
Mike Sharperson, R OBP: 0.277, SLG: 0.175 (7, 1)									1	0	0	0	0	1	1					
John Cantelaria, L OBP: 0.290, SLG: 0.175 (7, 1)									0	0	0	0	0	0	0					
Jim Gott, R OBP: 0.290, SLG: 0.175 (8, 1)									0	0	0	0	0	0	0					
Gary Carter, R OBP: 0.290, SLG: 0.175 (8, PH)									1	0	0	0	0	0	2					
Jay Howell, R OBP: 0.290, SLG: 0.175 (9, 1)									0	0	0	0	0	0	0					
Inning Stats	R: 0 E: 0 K: 0 S: 10	H: 1 LOB: 1 BB: 0 P: 18	R: 0 E: 0 K: 3 S: 12	H: 1 LOB: 2 BB: 1 P: 21	R: 0 E: 0 K: 1 S: 5	H: 0 LOB: 0 BB: 0 P: 8	R: 0 E: 0 K: 1 S: 6	H: 0 LOB: 0 BB: 0 P: 10	R: 0 E: 0 K: 2 S: 8	H: 3 LOB: 1 BB: 0 P: 25	R: 0 E: 0 K: 1 S: 7	H: 0 LOB: 1 BB: 0 P: 8	R: 0 E: 0 K: 0 S: 7	H: 0 LOB: 0 BB: 0 P: 7	R: 1 E: 0 K: 0 S: 10	H: 2 LOB: 2 BB: 0 P: 13	1B: 6 2B: 2 3B: 1 HR: 0	SF: 0 SAC: 1 DP: 0 HBP: 2	WP: 0 PB: 0 SB: 1 CS: 0	PA: 37
PITCHER Randy Tomlin, L ERA: 3.54 (1, 1)	IP: 9.0 WLS: L BF: 37	H: 7 R: 3 ER: 3 SO: 7	BB: 1 IBB: 0 HBP: 2 BLK: 0	WP: 0 HR: 0 S: 85 P: 123	ERA: 3.00 WHIP: 0.889	PITCHER										IP: 9.0 WLS: L BF: 37	H: 7 R: 3 ER: 3 SO: 7	BB: 1 IBB: 0 HBP: 2 BLK: 0	WP: 0 HR: 0 S: 85 P: 123	ERA: 3.00 WHIP: 0.889

Batter	1	2	3	4	5	6	7	8	9	AB	R	H	RBI	BB	SO	LOB	BOTTOM			
Orlando Merced, S OBP: 0.401, SLG: 0.463 (1, 3)	G4-3	G4-3				FC6-4 BB E 1B		K	F8	5	1	1	0	0	1	3	Los Angeles Dodgers @ Pittsburgh Pirates Three Rivers Stadium, Pittsburgh, PA Thu Jun 13 1991, 3:33 AM EDT Att: 26,377 - Sunny - 76 F AB 33 R 2 H 6 RBI 1 BB 5 SO 9 LOB 24 			
Jay Bell, R OBP: 0.309, SLG: 0.423 (1, 6)	CS 1B			BB BB	FC6-4 BB		F8 2B		P4	3	0	2	0	2	0	0				
Andy Van Slyke, L OBP: 0.329, SLG: 0.379 (1, 8)	K		F9		K		F8			4	0	0	0	0	2	5				
Bobby Bonilla, S OBP: 0.387, SLG: 0.500 (1, 5)		1B 2B		K	FC6-4 E		IBB			3	1	1	0	1	1	3				
Barry Bonds, L OBP: 0.365, SLG: 0.427 (1, 7)		1B S 1B			E6		G4-3			3	0	1	0	1	0	3				
Michael LaValliere, L OBP: 0.329, SLG: 0.325 (8, PH)										2	0	0	0	1	0	4				
Gary Redus, R OBP: 0.290, SLG: 0.241 (8, PH)										1	0	0	0	0	1	0				
Don Slaught, R OBP: 0.305, SLG: 0.351 (9, 2)										0	0	0	0	0	0	0				
Gary Varsho, L OBP: 0.323, SLG: 0.304 (1, 9)					G4-3		P5	G4-3		4	0	1	1	0	0	0				
Curtis Wilkerson, S OBP: 0.278, SLG: 0.274 (8, PH)										4	0	0	0	0	2	3				
Jose Lind, R OBP: 0.275, SLG: 0.325 (9, 4)	K				G3		P8	K		0	0	0	0	0	0	0				
Randy Tomlin, L OBP: 0.200, SLG: 0.200 (1, 1)					G4-3					3	0	0	0	0	2	3				
Mitch Webster, S OBP: 0.284, SLG: 0.298 (8, PH)							K		B1-3	1	0	0	0	0	0	0				
Inning Stats	R: 0 E: 0 K: 1 S: 9	H: 1 LOB: 0 BB: 0 P: 17	R: 1 E: 0 K: 2 S: 16	H: 3 LOB: 3 BB: 1 P: 27	R: 0 E: 0 K: 1 S: 7	H: 0 LOB: 2 BB: 2 P: 19	R: 0 E: 0 K: 0 S: 9	H: 0 LOB: 0 BB: 0 P: 15	R: 1 E: 1 K: 1 S: 16	H: 1 LOB: 2 BB: 1 P: 33	R: 0 E: 0 K: 1 S: 5	H: 0 LOB: 0 BB: 0 P: 7	R: 0 E: 0 K: 2 S: 8	H: 0 LOB: 0 BB: 0 P: 12	R: 0 E: 0 K: 0 S: 6	H: 0 LOB: 0 BB: 0 P: 8	1B: 4 2B: 2 3B: 0 HR: 0	SF: 0 SAC: 0 DP: 0 HBP: 0	WP: 0 PB: 0 SB: 1 CS: 1	PA: 38
PITCHER Tim Belcher, R ERA: 2.52 John Cantelaria, L ERA: 1.2 Jim Gott, R ERA: 2.92 Jay Howell, R ERA: 3.03 (1, 1)	IP: 6.0 WLS: 27 BF: 27	H: 5 R: 2 ER: 1 SO: 6	BB: 4 IBB: 0 HBP: 0 BLK: 0	WP: 0 HR: 0 S: 62 P: 118	ERA: 1.50 WHIP: 1.500	PITCHER										IP: 6.0 WLS: 27 BF: 27	H: 5 R: 2 ER: 1 SO: 6	BB: 4 IBB: 0 HBP: 0 BLK: 0	WP: 0 HR: 0 S: 62 P: 118	ERA: 1.50 WHIP: 1.500

Batter	1	2	3	4	5	6	7	8	9	AB	R	H	RBI	BB	SO	LOB	TOP			
Ray Lankford, L (1, 8) OBP: 0.289, SLG: 0.321	FC1-5 E 1B		G6-3 2B		G6-4-3 1B		K 2			4	0	3	0	0	1	1	St. Louis Cardinals @ Los Angeles Dodgers Dodger Stadium, Los Angeles, CA Fri Jun 14 1991, 7:05 PM PDT Att: 39,041 - Sunny - 68 F			
Ozzie Smith, S (1, 6) OBP: 0.403, SLG: 0.368	FC1-5 1-3		G6-3 2-3		G6-4-3 BB		P5 3			3	0	0	0	1	0	3				
Milt Thompson, L (1, 7) OBP: 0.433, SLG: 0.560	L8 2		K 2		G6-4-3 1-2 2-3			F7 1-2		4	0	0	0	0	1	4				
Pedro Guerrero, R (1, 3) Geronimo Pena, S (8, PR) OBP: 0.339, SLG: 0.363 OBP: 0.325, SLG: 0.361	P8 3		G5-3 3		G5-3 3			2-1 S 1B 1B		4	0	1	0	0	0	3				
Felix Jose, S (1, 9) OBP: 0.411, SLG: 0.473		G5-3 1B		G3-1 1		CS 1B		3-3 K 2		4	0	2	0	0	1	1				
Todd Zeile, R (1, 5) OBP: 0.363, SLG: 0.398	G5-3 1-2		G6-3 1B		G6-3 1B		F9-3 BB		1-1 CS 1B	3	0	2	1	1	0	1				
Tom Pagnozzi, R (1, 2) OBP: 0.300, SLG: 0.317	F9 2		G6-3 1-2		G6-3 1-2		F9-3 1-2		1-1 CS 1B	4	0	0	0	0	0	3				
José Oquendo, S (1, 4) OBP: 0.339, SLG: 0.294			IBB		IBB		G1-3 1		0-1 P3 2	2	0	0	0	2	0	0				
Jose DeLeon, R (1, 1) Luis Alicea, S (7, PH) Juan Agosto, L (7, 1) Gerald Perry, L (9, PH) Scott Terry, R (9, 1) OBP: 0.043, SLG: 0.043 OBP: 1.000, SLG: 2.000 OBP: 0.304, SLG: 0.478 OBP: 0.250, SLG: 0.250			K 3		G4-1 3		G1-3 2-2 2B		3-2 F9 3	2	0	0	0	0	1	4				
Inning Stats	R: 0 E: 1 K: 0 S: 10	H: 1 LOB: 1 BB: 0 P: 14	R: 0 E: 0 K: 1 S: 11	H: 1 LOB: 2 BB: 1 P: 18	R: 0 E: 0 K: 1 S: 7	H: 1 LOB: 2 BB: 1 P: 9	R: 0 E: 0 K: 0 S: 8	H: 1 LOB: 2 BB: 1 P: 17	R: 0 E: 0 K: 0 S: 7	H: 1 LOB: 1 BB: 1 P: 13	R: 0 E: 0 K: 0 S: 5	H: 1 LOB: 1 BB: 0 P: 11	R: 0 E: 0 K: 1 S: 10	H: 2 LOB: 1 BB: 0 P: 14	R: 1 E: 0 K: 1 S: 12	H: 0 LOB: 0 BB: 0 P: 10		1B: 7 2B: 3 3B: 0 HR: 0	SF: 0 SAC: 0 DP: 2 HBP: 0	WP: 0 PB: 0 SB: 2 CS: 2
PITCHER	IP WLS BF H R ER SO BB IBB HBP BLK WP HR S P ERA WHIP																			
Orel Hershisier, R (1, 1) ERA: 2.31	6.0	25	6	0	0	2	2	2	0	0	0	0	0	0	48	82	0.00	1.333		
Tim Crews, R (7, 1) ERA: 3.15	2.0	8	3	1	1	2	0	0	0	0	0	0	0	0	22	34	4.50	1.500		
Jay Howell, R (9, 1) ERA: 2.93	1.0	W 3	0	0	0	0	0	0	0	0	0	0	0	7	10	0.00	0.000			

Batter	1	2	3	4	5	6	7	8	9	AB	R	H	RBI	BB	SO	LOB	BOTTOM					
Brett Butler, L (1, 8) OBP: 0.364, SLG: 0.320	P6 1		K 2			P2 1		FC6-4 CS 1-2		4	0	0	0	0	1	1	St. Louis Cardinals @ Los Angeles Dodgers Dodger Stadium, Los Angeles, CA Fri Jun 14 1991, 7:05 PM PDT Att: 39,041 - Sunny - 68 F					
Juan Samuel, R (1, 4) OBP: 0.377, SLG: 0.489	K 2		G4-3 3			G6-3 2		CS 1-2	2B 1B 1B	4	1	1	0	0	1	0						
Daryl Strawberry, L (1, 9) OBP: 0.340, SLG: 0.413	F8 3				F8 1		F8 3		3-2 1B 1-3 2B	4	0	1	0	0	0	0						
Eddie Murray, S (1, 3) OBP: 0.340, SLG: 0.420		P5 1-2			G4-3 2		G6-3 1		4-0 1B IBB	3	0	0	0	1	0	0						
Kal Daniels, L (1, 7) OBP: 0.330, SLG: 0.416		1B SF7 1B			BB		BB		2-3 K 1	2	1	1	0	2	1	3						
Lenny Harris, L (1, 5) OBP: 0.369, SLG: 0.371		1-0 1B			G4-3 3		K 2		0-0 1B 1-2 2-3 3-H	4	0	2	1	0	1	2						
Mike Scioscia, L (1, 2) OBP: 0.362, SLG: 0.395		SF7 3-H				F7 1		G4-3 3		2	0	0	1	0	0	1						
Alfredo Griffin, S (1, 6) OBP: 0.270, SLG: 0.262		G3 3				B1-3 2		K 1		3	0	0	0	0	1	1						
Orel Hershisier, R (1, 1) Tim Crews, R (7, 1) Mike Sharperson, R (8, PH) Jay Howell, R (9, 1) OBP: 0.625, SLG: 0.750 ERA: 2.84 OBP: 0.244, SLG: 0.175 ERA: 1.45					P2 1			FC6-4 BB		2	0	0	0	0	1	0						
Inning Stats	R: 0 E: 0 K: 1 S: 7	H: 0 LOB: 0 BB: 0 P: 11	R: 1 E: 0 K: 0 S: 11	H: 2 LOB: 1 BB: 0 P: 17	R: 0 E: 0 K: 1 S: 7	H: 0 LOB: 0 BB: 0 P: 10	R: 0 E: 0 K: 0 S: 5	H: 0 LOB: 1 BB: 1 P: 10	R: 0 E: 0 K: 1 S: 9	H: 0 LOB: 0 BB: 0 P: 11	R: 0 E: 0 K: 0 S: 5	H: 0 LOB: 0 BB: 0 P: 8	R: 0 E: 0 K: 1 S: 10	H: 0 LOB: 1 BB: 1 P: 16	R: 0 E: 0 K: 1 S: 8	H: 0 LOB: 0 BB: 1 P: 17		R: 1 E: 0 K: 1 S: 12	H: 3 LOB: 3 BB: 1 P: 23	1B: 4 2B: 1 3B: 0 HR: 0	SF: 1 SAC: 0 DP: 0 HBP: 0	WP: 0 PB: 0 SB: 0 CS: 1
PITCHER	IP WLS BF H R ER SO BB IBB HBP BLK WP HR S P ERA WHIP																					
Jose DeLeon, R (1, 1) ERA: 2.84	6.0	21	2	1	1	3	1	0	0	0	0	0	0	0	44	67	1.50	0.500				
Juan Agosto, L (7, 1) ERA: 5.4	2.0	7	0	0	0	2	2	0	0	0	0	0	0	18	33	0.00	1.000					
Scott Terry, R (9, 1) ERA: 1.45	0.1	L 5	3	1	1	1	0	1	0	0	0	0	0	12	23	27.00	9.000					

AB	32
R	1
H	9
RBI	1
BB	4
SO	4
LOB	20



AB	28
R	2
H	5
RBI	2
BB	4
SO	6
LOB	8



Batter	1	2	3	4	5	6	7	8	9	AB	R	H	RBI	BB	SO	LOB	TOP											
Ray Lankford, L OBP: 0.289, SLG: 0.319										4	0	1	1	0	1	3	St. Louis Cardinals @ Los Angeles Dodgers Dodger Stadium, Los Angeles, CA Sat Jun 15 1991, 7:05 PM PDT Att: 46,101 - Sunny - 68 F											
Luis Alicaia, S OBP: 0.400, SLG: 0.600 Cris Carpenter, R OBP: 0.500, SLG: 0.500 Juan Agosto, L (8, 1) Lee Smith, R (8, 1)										4	1	1	0	0	2	1												
Milt Thompson, L OBP: 0.435, SLG: 0.568										4	2	2	0	0	1	0												
Pedro Guerrero, R OBP: 0.337, SLG: 0.361										4	0	1	1	0	0	0												
Felix Jose, S OBP: 0.409, SLG: 0.473										4	1	1	0	0	0	1												
Todd Zeile, R OBP: 0.381, SLG: 0.395										4	0	1	0	0	1	0												
Tom Pagnozzi, R OBP: 0.299, SLG: 0.316										4	0	1	1	0	0	0												
José Oquendo, S OBP: 0.337, SLG: 0.288										3	0	0	0	1	0	0												
Bryn Smith, R OBP: 0.241, SLG: 0.222 Rex Hudler, R OBP: 0.333, SLG: 0.408 Geronimo Peña, S OBP: 0.321, SLG: 0.356										2	0	1	0	0	1	0												
Inning Stats	R: 0 E: 0 K: 3 S: 10	H: 0 LOB: 0 BB: 0 P: 14	R: 1 E: 0 K: 0 S: 21	H: 4 LOB: 3 BB: 1 P: 29	R: 0 E: 0 K: 1 S: 8	H: 0 LOB: 0 BB: 0 P: 10	R: 0 E: 0 K: 1 S: 6	H: 0 LOB: 0 BB: 0 P: 8	R: 0 E: 0 K: 1 S: 9	H: 0 LOB: 0 BB: 0 P: 10	R: 2 E: 0 K: 0 S: 12	H: 3 LOB: 0 BB: 0 P: 16	R: 1 E: 0 K: 0 S: 14	H: 1 LOB: 1 BB: 1 P: 22	R: 1 E: 0 K: 0 S: 10	H: 1 LOB: 0 BB: 0 P: 15		R: 0 E: 0 K: 0 S: 6	H: 0 LOB: 0 BB: 0 P: 8	1B: 7 2B: 2 3B: 0 HR: 0	SF: 0 SAC: 0 DP: 1 HBP: 0	WP: 1 PB: 0 CS: 2 SB: 2	PA: 36					
PITCHER	IP	WLS	BF	H	R	ER	SO	BB	IBB	HBP	BLK	WP	HR	S	P	ERA	WHIP											
Ramon Martinez, R ERA: 2.74	(1, 1)	7.0	L	29	8	4	3	6	2	0	0	0	0	80	109	3.86	1.429											
Mike Hartley, R ERA: 2.92	(8, 1)	1.0		4	1	1	1	0	0	0	0	0	1	0	10	15	9.00	1.000										
Jay Howell, R ERA: 2.84	(9, 1)	1.0		3	0	0	0	0	0	0	0	0	0	6	8	0.00	0.000											

Batter	1	2	3	4	5	6	7	8	9	AB	R	H	RBI	BB	SO	LOB	BOTTOM										
Brett Butler, L OBP: 0.368, SLG: 0.323										4	1	2	0	1	0	1	St. Louis Cardinals @ Los Angeles Dodgers Dodger Stadium, Los Angeles, CA Sat Jun 15 1991, 7:05 PM PDT Att: 46,101 - Sunny - 68 F										
Juan Samuel, R OBP: 0.373, SLG: 0.482										5	1	1	0	0	1	5											
Daryl Strawberry, L OBP: 0.344, SLG: 0.493										4	1	0	0	1	1	4											
Eddie Murray, S OBP: 0.336, SLG: 0.414										5	0	1	2	0	0	1											
Kal Daniels, L OBP: 0.338, SLG: 0.424										4	0	3	1	0	0	0											
Lenny Harris, L OBP: 0.369, SLG: 0.370										3	1	1	0	0	0	2											
Mike Scioscia, L OBP: 0.365, SLG: 0.394										3	0	1	0	1	0	1											
Alfredo Griffin, S OBP: 0.277, SLG: 0.266 Stan Javier, S OBP: 0.250, SLG: 0.311 Mike Sharperson, R OBP: 0.244, SLG: 0.175										2	0	1	0	1	1	0											
Ramon Martinez, R OBP: 0.176, SLG: 0.152 Chris Gwynn, L OBP: 0.304, SLG: 0.327 Mike Hartley, R (8, 1) Gary Carter, R OBP: 0.282, SLG: 0.311 Jay Howell, R (9, 1)										1	0	0	1	0	0	2											
Inning Stats	R: 0 E: 0 K: 0 S: 10	H: 0 LOB: 0 BB: 0 P: 16	R: 0 E: 0 K: 0 S: 9	H: 1 LOB: 1 BB: 0 P: 18	R: 0 E: 0 K: 0 S: 12	H: 0 LOB: 1 BB: 1 P: 19	R: 0 E: 0 K: 0 S: 8	H: 0 LOB: 0 BB: 0 P: 9	R: 0 E: 0 K: 0 S: 15	H: 3 LOB: 3 BB: 1 P: 24	R: 0 E: 0 K: 0 S: 6	H: 1 LOB: 0 BB: 0 P: 9	R: 0 E: 0 K: 2 S: 11	H: 0 LOB: 0 BB: 0 P: 18	R: 3 E: 0 K: 1 S: 16	H: 4 LOB: 3 BB: 2 P: 28		R: 0 E: 0 K: 1 S: 15	H: 1 LOB: 1 BB: 0 P: 22	1B: 10 2B: 1 3B: 0 HR: 0	SF: 0 SAC: 2 DP: 1 HBP: 0	WP: 0 PB: 0 CS: 0	PA: 40				
PITCHER	IP	WLS	BF	H	R	ER	SO	BB	IBB	HBP	BLK	WP	HR	S	P	ERA	WHIP										
Bryn Smith, R ERA: 3.99	(1, 1)	6.0	W	24	5	1	1	1	1	0	0	0	0	60	95	1.50	1.167										
Cris Carpenter, R ERA: 3.86	(7, 1)	1.0		5	2	2	2	2	0	0	0	0	0	13	21	18.00	2.000										
Juan Agosto, L ERA: 5.62	(8, 1)	0.0		1	0	0	0	0	1	0	0	0	0	4	4	∞	∞										
Lee Smith, R ERA: 2.4	(8, 1)	2.0	S	10	3	1	1	2	0	1	0	0	0	29	43	4.50	1.500										



Batter	1	2	3	4	5	6	7	8	9	AB	R	H	RBI	BB	SO	LOB	TOP			
Ray Lankford, L (1, 8) OBP: 0.288, SLG: 0.318	0-0 CS S 1B	3-1 F7			0-3 K			0-3 K		4	0	1	0	0	2	2				
Ozzie Smith, S (1, 6) OBP: 0.397, SLG: 0.361	0-2 P3		1-0 L8		2-2 G6-3			0-0 G6-3		4	0	0	0	0	0	1				
Felix Jose, S (1, 9) OBP: 0.402, SLG: 0.464	2-3 K		3-0 G6-3		2-1 G5-3			1-3 K		4	0	0	0	0	2	1				
Pedro Guerrero, R (1, 3) OBP: 0.336, SLG: 0.356		4-1 1B BB BB	1-1 G6-3		1-0 G5-3			0-0 G5-3		3	1	0	0	1	0	0				
Todd Zeile, R (1, 5) OBP: 0.355, SLG: 0.388		1-2 F7		0-1 G6-3		3-1 F7		2-3 K		4	0	0	0	0	1	1				
Rex Hudler, R (1, 7) OBP: 0.341, SLG: 0.413		0-1 BB 1B G3-1		0-0 S 1B		2-1 P3		1-0 G4-3		4	1	2	0	0	0	0				
Tom Pagnozzi, R (1, 2) OBP: 0.300, SLG: 0.316		1-0 G3-1 BB 1B		1-2 F9		1-0 G6-3				3	0	1	0	0	0	1				
José Oquendo, S (1, 4) OBP: 0.343, SLG: 0.286		4-2 G3-1 BB		4-1 IBB		3-3 K				1	0	0	1	2	1	0				
Ken Hill, R (1, 1) OBP: 0.111, SLG: 0.040 (7, PH)		1-1 G3-1		0-0 G4-3		0-1 F9				2	0	0	1	0	0	4				
Luis Alicea, S (7, PH) OBP: 0.333, SLG: 0.500										1	0	0	0	0	0	0				
Tim Sherrill, L (7, 1)										0	0	0	0	0	0	0				
Mark Grater, R (7, 1)										0	0	0	0	0	0	0				
Inning Stats	R: 0 E: 0 K: 1 S: 7	H: 1 LOB: 0 BB: 0 P: 9	R: 2 E: 0 K: 0 S: 15	H: 2 LOB: 2 BB: 2 P: 28	R: 0 E: 0 K: 0 S: 4	H: 0 LOB: 0 BB: 0 P: 9	R: 0 E: 0 K: 0 S: 11	H: 1 LOB: 2 BB: 1 P: 15	R: 0 E: 0 K: 1 S: 9	H: 0 LOB: 0 BB: 0 P: 13	R: 0 E: 0 K: 1 S: 8	H: 0 LOB: 0 BB: 0 P: 12	R: 0 E: 0 K: 2 S: 7	H: 0 LOB: 0 BB: 0 P: 8	R: 0 E: 0 K: 1 S: 6	H: 0 LOB: 0 BB: 0 P: 9	1B: 4 2B: 0 3B: 0 HR: 0	SF: 0 SAC: 0 DP: 0 HBP: 0	WP: 0 PB: 0 SB: 2 CS: 1	PA: 33
PITCHER Bob Ojeda, L (1, 1) ERA: 3.38	IP: 9.0 WLS: W BF: 33 H: 4 R: 2 ER: 2 SO: 6 BB: 2 IBB: 1 HBP: 0 BLK: 0 WP: 0 HR: 0 S: 72 P: 114 ERA: 2.00 WHIP: 0.667															PITCHER				

St. Louis Cardinals @ Los Angeles Dodgers
Dodger Stadium, Los Angeles, CA
Sun Jun 16 1991, 3:33 AM PDT
Att: 45,293 - Sunny - 78 F

AB 30
R 2
H 4
RBI 2
BB 3
SO 6
LOB 10



Batter	1	2	3	4	5	6	7	8	9	AB	R	H	RBI	BB	SO	LOB	BOTTOM			
Brett Butler, L (1, 8) OBP: 0.372, SLG: 0.326	3-1 B1-3			2-2 1B S FC 1B	1-3 K		3-2 1B 1B	4-2 CS BB		4	2	2	0	1	1	1				
Juan Samuel, R (1, 4) OBP: 0.376, SLG: 0.485	1-1 P4			3-2 F9 FC 1B	0-0 FC5-4		3-2 1B HR	3-2 E 1B		5	1	3	0	0	0	1				
Daryl Strawberry, L (1, 9) OBP: 0.347, SLG: 0.406 (8, PH)	1-0 F9			0-1 FC F9		2-1 1B 1B	0-0 HR	0-1 E 1B		4	2	2	2	0	0	1				
Chris Gwynn, L (8, PH) OBP: 0.516, SLG: 0.340 (9, 9)				1-2 3-H		1-1 1B 1B	1-2 3-H HR	1-2 E 1B		1	0	1	0	0	0	0				
Eddie Murray, S (1, 3) OBP: 0.342, SLG: 0.433		2-1 CS 1B		1-2 2-3	1-0 F9	1-1 1B 1B	3-1 HR	0-0 E3 FC6-4		5	2	3	3	0	0	4				
Kal Daniels, L (1, 7) OBP: 0.332, SLG: 0.414		3-3 K		2-3 K		2-3 K	0-0 F8	1-0 FC6-4		4	0	0	0	0	3	5				
Stan Javier, S (8, 7) OBP: 0.247, SLG: 0.307		1-2 K						1-2 FC6-4		1	0	0	0	0	0	3				
Lenny Harris, L (1, 5) OBP: 0.376, SLG: 0.376		1-1 P5		4-0 FC6-4 IBB		3-2 1B CS 1B	1-1 E1 1B			3	0	2	1	1	0	0				
Gary Carter, R (1, 2) OBP: 0.293, SLG: 0.313				0-1 FC6-4		1-0 1B	4-0 BB			3	0	1	1	1	0	3				
Alfredo Griffin, S (1, 6) OBP: 0.270, SLG: 0.259				0-3 K		0-0 G5-3	1-0 G3-1	1-0 G5-3		4	0	0	0	0	1	4				
Bob Ojeda, L (1, 1) OBP: 0.261, SLG: 0.227				0-3 K		1-0 FC5-4 1B	0-0 G4-3	3-2 1B		4	0	2	0	0	1	0				
Inning Stats	R: 0 E: 0 K: 0 S: 5	H: 0 LOB: 0 BB: 0 P: 10	R: 0 E: 0 K: 1 S: 8	H: 1 LOB: 0 BB: 0 P: 14	R: 0 E: 0 K: 2 S: 9	H: 0 LOB: 0 BB: 0 P: 9	R: 1 E: 0 K: 1 S: 18	H: 2 LOB: 3 BB: 1 P: 30	R: 0 E: 0 K: 1 S: 7	H: 1 LOB: 1 BB: 0 P: 9	R: 2 E: 0 K: 1 S: 16	H: 4 LOB: 1 BB: 0 P: 25	R: 4 E: 1 K: 0 S: 15	H: 5 LOB: 2 BB: 1 P: 30	R: 0 E: 1 K: 0 S: 14	H: 3 LOB: 3 BB: 1 P: 25	1B: 15 2B: 1 3B: 0 HR: 1	SF: 0 SAC: 0 DP: 1 HBP: 0	WP: 0 PB: 0 SB: 1 CS: 3	PA: 41
PITCHER Ken Hill, R (1, 1) ERA: 3.32	IP: 6.0 WLS: L BF: 26 H: 8 R: 3 ER: 3 SO: 6 BB: 0 IBB: 0 HBP: 0 BLK: 0 WP: 0 HR: 0 S: 63 P: 97 ERA: 4.50 WHIP: 1.333															PITCHER				
Tim Sherrill, L (7, 1) ERA: 8.16	0.1 5 4 4 4 0 0 0 0 0 0 1 11 20 108.00 12.000																			
Mark Grater, R (7, 1) ERA:	1.2 10 4 0 0 0 2 0 0 0 0 0 0 18 35 0.00 3.600																			

St. Louis Cardinals @ Los Angeles Dodgers
Dodger Stadium, Los Angeles, CA
Sun Jun 16 1991, 3:33 AM PDT
Att: 45,293 - Sunny - 78 F

AB 38
R 7
H 16
RBI 7
BB 3
SO 6
LOB 22



Batter	1	2	3	4	5	6	7	8	9	AB	R	H	RBI	BB	SO	LOB	TOP					
Jerome Walton, R (1, 8) OBP: 0.285, SLG: 0.359	G4-3		FC5-4 23 BB			G6-3		G6-4-3 23 BB		4	0	1	0	0	0	1	Chicago Cubs @ Los Angeles Dodgers Dodger Stadium, Los Angeles, CA Mon Jun 17 1991, 7:05 PM PDT Att: 42,767 - Cloudy - 70 F					
23 Ryne Sandberg, R (1, 4) OBP: 0.347, SLG: 0.455	G5-3							G6-4-3		3	0	1	0	1	0	1						
Mark Grace, L (1, 3) OBP: 0.365, SLG: 0.403	K		P6			F7			F9	4	0	0	0	0	1	3						
George Bell, R (1, 7) OBP: 0.295, SLG: 0.453		G6-3		K		F8			G5-3	4	0	0	0	0	1	1						
Andre Dawson, R (1, 9) OBP: 0.347, SLG: 0.540		F4		G4-6-3 1B		F7			1B 2B	4	1	2	0	0	0	0						
Luis Salazar, R (1, 5) OBP: 0.318, SLG: 0.470				G4-6-3 1B		G5-3			2B 1B	4	1	2	0	0	0	1						
Rick Wilkins, L (1, 2) OBP: 0.300, SLG: 0.321				K		G3-1			1B 2B	4	1	1	1	0	1	1						
Shawn Dunston, R (1, 6) OBP: 0.260, SLG: 0.370			F8		G6-3			HR	1B	4	1	2	3	0	0	0						
Shawn Boskie, R (1, 1) OBP: 0.250, SLG: 0.345										2	0	1	0	0	1	0						
Chuck McElroy, L (6, 1) OBP: 0.200, SLG: 0.200										0	0	0	0	0	0	0						
Dwight Smith, L (6, PH) OBP: 0.259, SLG: 0.333										1	0	0	0	0	1	0						
Mike Bielecki, R (8, 1) OBP: 0.167, SLG: 0.118										0	0	0	0	0	0	0						
Chico Walker, S (9, PH) OBP: 0.349, SLG: 0.367										1	0	0	0	0	0	1						
Inning Stats	R: 0 E: 0 K: 1 S: 7	H: 0 LOB: 0 BB: 0 P: 12	R: 0 E: 0 K: 1 S: 11	H: 1 LOB: 1 BB: 0 P: 14	R: 0 E: 0 K: 0 S: 14	H: 1 LOB: 2 BB: 1 P: 24	R: 0 E: 0 K: 1 S: 7	H: 0 LOB: 0 BB: 0 P: 11	R: 0 E: 0 K: 0 S: 6	H: 1 LOB: 1 BB: 0 P: 10	R: 0 E: 0 K: 0 S: 5	H: 0 LOB: 0 BB: 0 P: 7	R: 1 E: 0 K: 1 S: 12	H: 2 LOB: 0 BB: 0 P: 17	R: 3 E: 0 K: 0 S: 16	H: 4 LOB: 1 BB: 0 P: 19		1B: 8 2B: 1 3B: 0 HR: 1	SF: 0 SAC: 0 DP: 2 HBP: 0	WP: 0 PB: 0 SB: 0 CS: 0	PA: 36	
PITCHER	IP WLS BF H R ER SO BB IBB HBP BLK WP HR S P ERA WHIP	8.2 W 34 9 4 4 5 1 0 0 0 0 1 76 115 4.15 1.154	0.1 S 2 1 0 0 0 0 0 0 0 0 0 0 9 10 0.00 3.000																			

Batter	1	2	3	4	5	6	7	8	9	AB	R	H	RBI	BB	SO	LOB	BOTTOM					
Brett Butler, L (1, 8) OBP: 0.374, SLG: 0.326	G6-3 FC1-4 1B		G6-3		G3					3	0	1	0	1	0	0	Chicago Cubs @ Los Angeles Dodgers Dodger Stadium, Los Angeles, CA Mon Jun 17 1991, 7:05 PM PDT Att: 42,767 - Cloudy - 70 F					
Juan Samuel, R (1, 4) OBP: 0.376, SLG: 0.494	FC1-4 BB 2B		G6-3			HR	K			4	2	1	1	0	1	2						
Daryl Strawberry, L (1, 9) OBP: 0.343, SLG: 0.399			G4-3			F9				3	1	0	0	1	1	0						
Jose Gonzalez, R (9, 9) OBP: 0.343, SLG: 0.399										0	0	0	0	0	0	0						
Eddie Murray, S (1, 3) OBP: 0.345, SLG: 0.444					G5-3					4	2	2	2	0	0	0						
Kal Daniels, L (1, 7) OBP: 0.330, SLG: 0.427					F7					4	1	1	2	0	0	1						
Lenny Harris, L (1, 5) OBP: 0.383, SLG: 0.382										3	0	2	1	0	0	0						
Mike Scioscia, L (1, 2) OBP: 0.359, SLG: 0.387			G5-3		G4-3					3	0	0	0	0	0	1						
Alfredo Griffin, S (1, 6) OBP: 0.265, SLG: 0.253			G1-3							3	0	0	0	0	0	0						
Mike Morgan, R (1, 1) OBP: 0.063, SLG: 0.063										3	0	0	0	0	0	0						
Tim Crews, R (9, 1) OBP: 0.349, SLG: 0.367										0	0	0	0	0	0	0						
Inning Stats	R: 3 E: 0 K: 0 S: 16	H: 3 LOB: 1 BB: 1 P: 26	R: 0 E: 0 K: 0 S: 6	H: 0 LOB: 0 BB: 0 P: 9	R: 0 E: 0 K: 0 S: 6	H: 0 LOB: 0 BB: 0 P: 8	R: 0 E: 0 K: 0 S: 9	H: 1 LOB: 1 BB: 0 P: 12	R: 0 E: 0 K: 0 S: 6	H: 0 LOB: 0 BB: 0 P: 9	R: 3 E: 0 K: 0 S: 14	H: 3 LOB: 0 BB: 0 P: 25	R: 0 E: 0 K: 1 S: 7	H: 0 LOB: 1 BB: 1 P: 14	R: 0 E: 0 K: 1 S: 7	H: 0 LOB: 0 BB: 0 P: 11		1B: 3 2B: 2 3B: 0 HR: 2	SF: 0 SAC: 0 DP: 0 HBP: 0	WP: 0 PB: 0 SB: 0 CS: 0	PA: 32	
PITCHER	IP WLS BF H R ER SO BB IBB HBP BLK WP HR S P ERA WHIP	5.1 L 22 6 5 5 0 1 0 0 0 0 1 49 78 8.44 1.312	1.2 7 1 1 1 1 1 0 0 0 0 0 15 25 5.40 1.200	1.0 3 0 0 0 1 0 0 0 0 0 0 7 11 0.00 0.000																		



Batter	1	2	3	4	5	6	7	8	9	AB	R	H	RBI	BB	SO	LOB	TOP					
Gary Redus, R OBP: 0.299, SLG: 0.333 (1, 3)	G6-3		K		SF8					4	2	2	2	0	1	1	Pittsburgh Pirates @ Los Angeles Dodgers Dodger Stadium, Los Angeles, CA Fri Jun 21 1991, 7:05 PM PDT Att: 44,085 - Sunny - 67 F					
Jay Bell, R OBP: 0.312, SLG: 0.433 (1, 6)	G5-3			G6-3						4	0	1	1	1	1	0						
Andy Van Slyke, L OBP: 0.321, SLG: 0.363 (1, 8)	G3-1				F9					5	0	0	0	0	2	4						
Lloyd McClendon, R OBP: 0.353, SLG: 0.468 Bill Landrum, R OBP: 0.283, SLG: 0.323 Bob Kipper, R (8, 1) (9, 1)		K		G6-3				F7		4	0	0	0	0	1	0						
Barry Bonds, L OBP: 0.377, SLG: 0.462 (1, 7)		F7								4	2	2	1	0	0	0						
Don Slaught, R OBP: 0.283, SLG: 0.323 (1, 2)										4	0	1	0	0	2	1						
Joe Redfield, R OBP: 0.333, SLG: 0.200 (1, 5)										3	1	1	0	1	0	1						
Jose Lind, R OBP: 0.281, SLG: 0.317 (1, 4)										4	0	1	1	0	0	1						
Bob Walk, R OBP: 0.200, SLG: 0.400 Bob Patterson, R (7, 1) Mitch Webster, S OBP: 0.250, SLG: 0.283 (8, 9)										3	0	1	0	0	0	3						
Inning Stats	R: 0 E: 0 K: 0 S: 7	H: 0 LOB: 0 BB: 0 P: 12	R: 0 E: 0 K: 2 S: 9	H: 0 LOB: 0 BB: 0 P: 13	R: 0 E: 0 K: 1 S: 10	H: 1 LOB: 1 BB: 0 P: 15	R: 0 E: 0 K: 1 S: 8	H: 0 LOB: 0 BB: 0 P: 13	R: 2 E: 1 K: 0 S: 15	H: 3 LOB: 3 BB: 1 P: 25	R: 0 E: 0 K: 0 S: 10	H: 1 LOB: 1 BB: 0 P: 19	R: 1 E: 0 K: 1 S: 14	H: 2 LOB: 1 BB: 0 P: 23	R: 1 E: 0 K: 1 S: 10	H: 1 LOB: 1 BB: 0 P: 18		R: 1 E: 0 K: 1 S: 7	H: 2 LOB: 0 BB: 0 P: 11	1B: 6 2B: 0 3B: 2 HR: 2	SF: 1 SAC: 0 DP: 0 HBP: 0	WP: 0 PB: 0 SB: 1 CS: 0
PITCHER	IP	WLS	BF	H	R	ER	SO	BB	IBB	HBP	BLK	WP	HR	S	P	ERA	WHIP					
Bob Ojeda, L ERA: 3.2 Mike Hartley, R ERA: 3.35	(1, 1)	7.0	L	30	7	3	1	5	1	0	0	0	0	73	120	1.29	1.143					
(8, 1)	2.0	9	3	2	2	2	2	1	0	0	0	0	2	17	29	9.00	2.000					

Batter	1	2	3	4	5	6	7	8	9	AB	R	H	RBI	BB	SO	LOB	BOTTOM					
Brett Butler, L OBP: 0.379, SLG: 0.323 (1, 8)	E3 G6-3 WP 1B		G4-3		G4-3					5	1	1	0	0	0	0	Pittsburgh Pirates @ Los Angeles Dodgers Dodger Stadium, Los Angeles, CA Fri Jun 21 1991, 7:05 PM PDT Att: 44,085 - Sunny - 67 F					
Juan Samuel, R OBP: 0.375, SLG: 0.482 (1, 4)	G6-3				F9					4	0	2	0	1	0	1						
Lenny Harris, L OBP: 0.383, SLG: 0.382 (1, 5)	G4-3				F7					5	0	2	0	0	0	2						
Eddie Murray, S OBP: 0.352, SLG: 0.442 (1, 3)	G4-3				F7					4	0	0	0	1	0	2						
Kal Daniels, L OBP: 0.324, SLG: 0.411 (1, 7)		G4-3			L6					5	0	1	0	0	2	3						
Stan Javier, S OBP: 0.290, SLG: 0.333 (1, 9)		G4-3								2	0	1	0	2	0	0						
Mike Scioscia, L OBP: 0.373, SLG: 0.399 (1, 2)										3	0	2	0	1	1	1						
Alfredo Griffin, S OBP: 0.253, SLG: 0.241 Chris Gwynn, L OBP: 0.317, SLG: 0.377 Mike Sharperson, R OBP: 0.302, SLG: 0.313 (6, PH) (7, 6)										2	0	0	0	0	1	3						
Bob Ojeda, L OBP: 0.240, SLG: 0.208 Dave Hansen, L (7, PH) Mike Hartley, R (8, 1) Butch Davis, R (9, PH)										1	0	0	0	0	1	0						
Inning Stats	R: 1 E: 1 K: 0 S: 10	H: 1 LOB: 0 BB: 0 P: 19	R: 0 E: 0 K: 1 S: 12	H: 1 LOB: 0 BB: 0 P: 18	R: 0 E: 0 K: 1 S: 10	H: 0 LOB: 1 BB: 1 P: 16	R: 0 E: 0 K: 0 S: 7	H: 1 LOB: 2 BB: 1 P: 12	R: 0 E: 0 K: 0 S: 9	H: 0 LOB: 0 BB: 0 P: 11	R: 0 E: 0 K: 0 S: 7	H: 1 LOB: 3 BB: 2 P: 18	R: 0 E: 0 K: 1 S: 10	H: 2 LOB: 2 BB: 0 P: 14	R: 0 E: 0 K: 2 S: 13	H: 1 LOB: 1 BB: 0 P: 22		R: 0 E: 0 K: 1 S: 13	H: 2 LOB: 3 BB: 1 P: 24	1B: 7 2B: 2 3B: 0 HR: 0	SF: 0 SAC: 0 DP: 0 HBP: 0	WP: 1 PB: 0 SB: 0 CS: 0
PITCHER	IP	WLS	BF	H	R	ER	SO	BB	IBB	HBP	BLK	WP	HR	S	P	ERA	WHIP					
Bob Walk, R ERA: 2.96 Bob Patterson, L ERA: 4.34 Bill Landrum, R ERA: 1.85 Bob Kipper, L ERA: 7.13	(1, 1)	6.2	W	29	5	1	1	3	4	0	0	0	0	0	61	102	1.35	1.350				
(7, 1)	1.0	5	2	0	0	0	2	0	0	0	0	0	0	13	21	0.00	2.000					
(8, 1)	1.0	6	2	0	0	0	0	1	0	0	0	0	0	14	28	0.00	3.000					
(9, 1)	0.1	S	1	0	0	0	1	0	0	0	0	0	0	3	3	0.00	0.000					



Batter	1	2	3	4	5	6	7	8	9	AB	R	H	RBI	BB	SO	LOB	TOP					
Orlando Merced, S OBP: 0.378, SLG: 0.433	G4-3		F8			G6-3			SF9	3	0	0	1	0	0	1						
Jay Bell, R OBP: 0.307, SLG: 0.426	L1			F7			G6-3		F7	4	0	0	0	0	0	1						
Andy Van Slyke, L OBP: 0.316, SLG: 0.356	K			F9			L9		G4-3	4	0	0	0	0	1	1						
Barry Bonds, L OBP: 0.372, SLG: 0.455		G4-3			L6				F7	3	0	0	0	0	0	0						
Mitch Webster, S OBP: 0.244, SLG: 0.276		G4-3				P5			P6	3	0	0	0	0	0	0						
Michael LaValliere, L OBP: 0.325, SLG: 0.329		G6-3				P5			F7	3	0	0	0	0	0	0						
Curtis Wilkerson, S OBP: 0.287, SLG: 0.253			K			G5-3			G4-3	3	0	0	0	0	1	0						
Jose Lind, R OBP: 0.287, SLG: 0.322				SH1-4 1B			K		1B SF9 1B	3	1	2	0	0	1	0						
Doug Drabek, R OBP: 0.182, SLG: 0.212										1	0	0	0	0	0	0						
Neal Heaton, L OBP: 0.400, SLG: 0.600				SH1-4						0	0	0	0	0	0	0						
Gary Varsho, L OBP: 0.351, SLG: 0.344							L8			1	0	1	0	0	0	0						
Inning Stats	R: 0 E: 0 K: 1 S: 7	H: 0 LOB: 0 BB: 0 P: 12	R: 0 E: 0 K: 0 S: 10	H: 0 LOB: 0 BB: 0 P: 14	R: 0 E: 0 K: 1 S: 11	H: 1 LOB: 1 BB: 0 P: 16	R: 0 E: 0 K: 0 S: 8	H: 0 LOB: 0 BB: 0 P: 11	R: 0 E: 0 K: 0 S: 6	H: 0 LOB: 0 BB: 0 P: 9	R: 0 E: 0 K: 1 S: 9	H: 0 LOB: 0 BB: 0 P: 11	R: 0 E: 0 K: 0 S: 5	H: 0 LOB: 0 BB: 0 P: 7	R: 0 E: 0 K: 0 S: 5	H: 0 LOB: 0 BB: 0 P: 8	R: 1 E: 0 K: 0 S: 7	H: 2 LOB: 1 BB: 0 P: 11	1B: 3 2B: 0 3B: 0 HR: 0	SF: 1 SAC: 1 DP: 0 HBP: 0	WP: 0 PB: 0 SB: 0 CS: 0	PA: 30
PITCHER Mike Morgan, R ERA: 2.41	IP: 9.0 WLS: W BF: 30 H: 3 R: 1 ER: 1 SO: 3 BB: 0 IBB: 0 HBP: 0 BLK: 0 WP: 0 HR: 0 S: 68 P: 99 ERA: 1.00 WHIP: 0.333															PITCHER						

Pittsburgh Pirates @ Los Angeles Dodgers
 Dodger Stadium, Los Angeles, CA
 Sat Jun 22 1991, 3:33 AM PDT
 Att: 42,891 - Cloudy - 62 F


AB 28
 R 1
 H 3
 RBI 1
 BB 0
 SO 3
 LOB 3

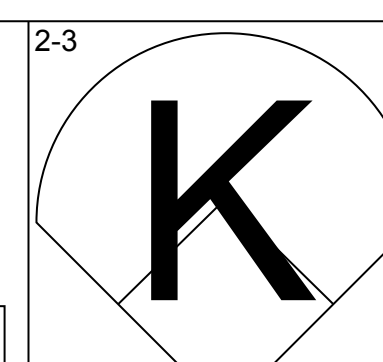
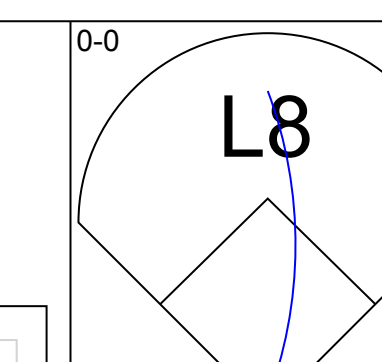
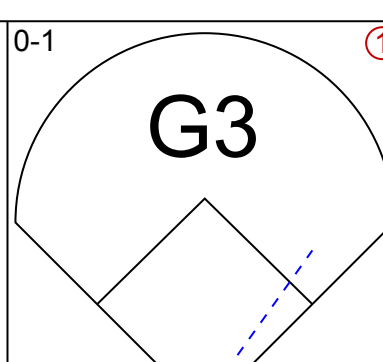
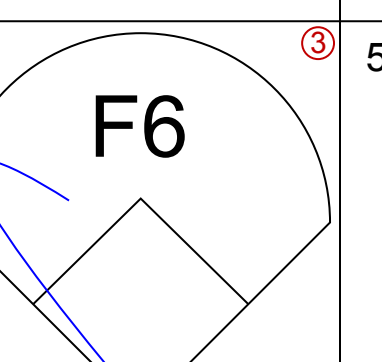
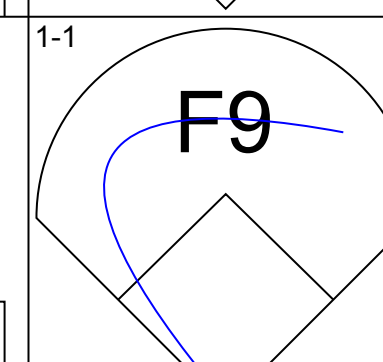
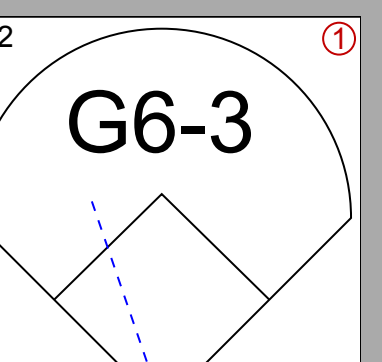
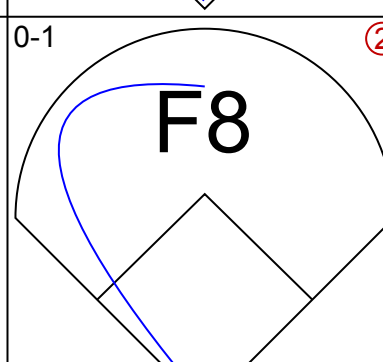
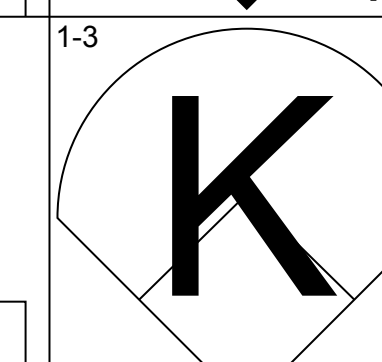
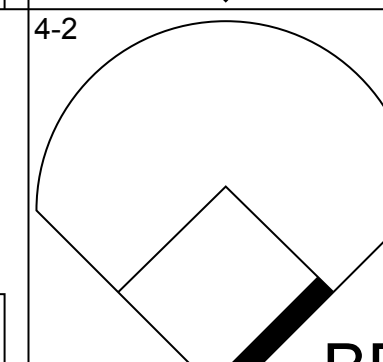
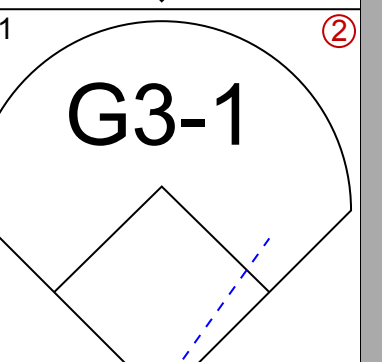
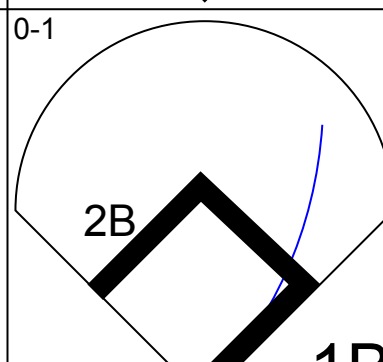
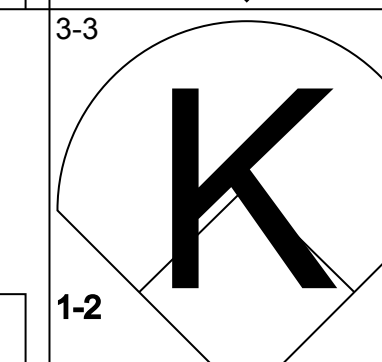
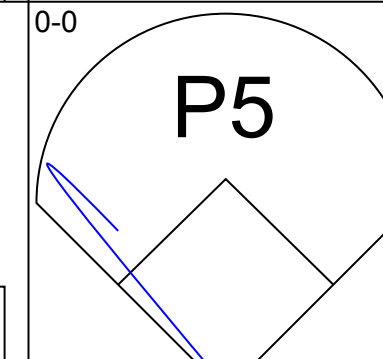
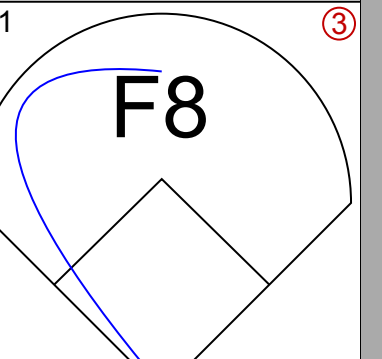
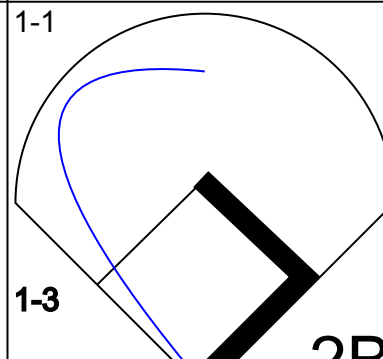
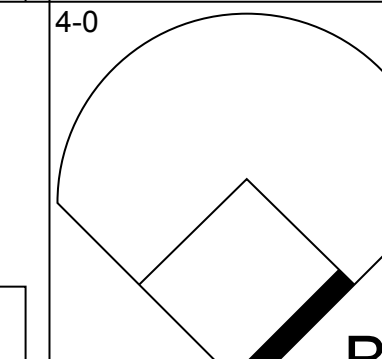
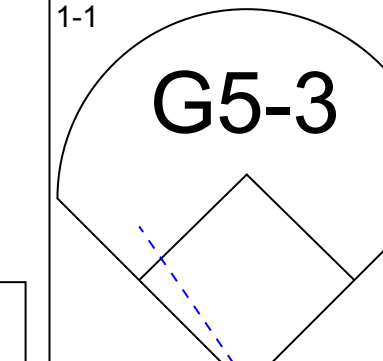
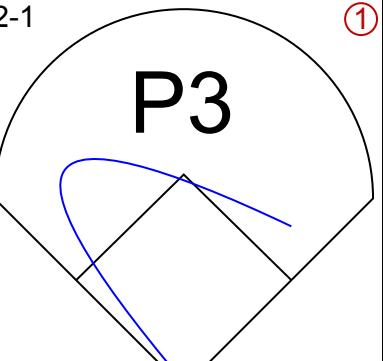
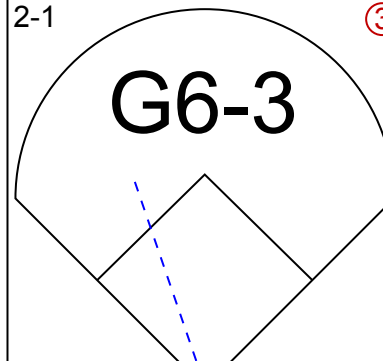
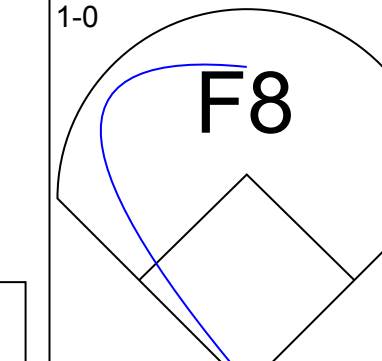
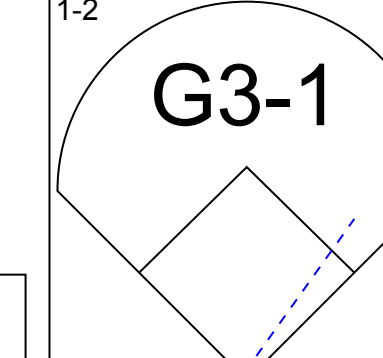
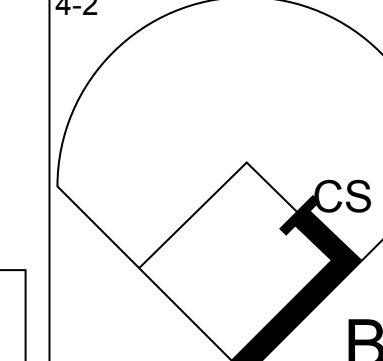
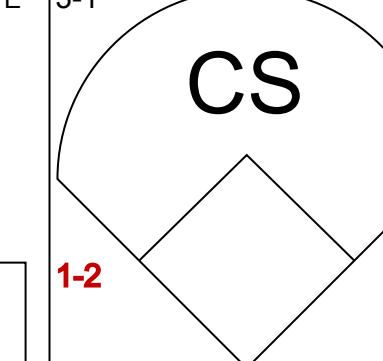
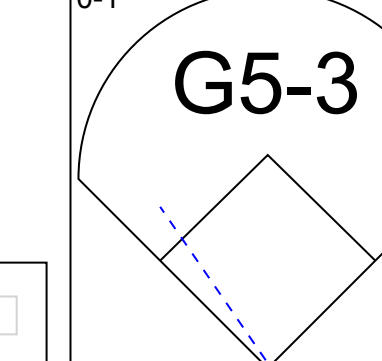


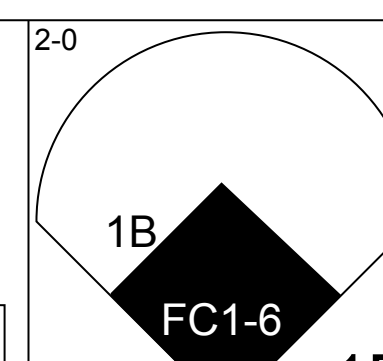
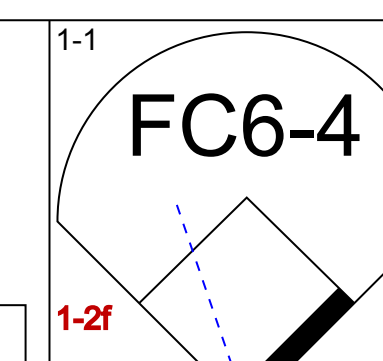
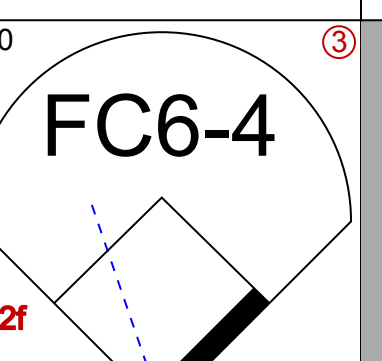
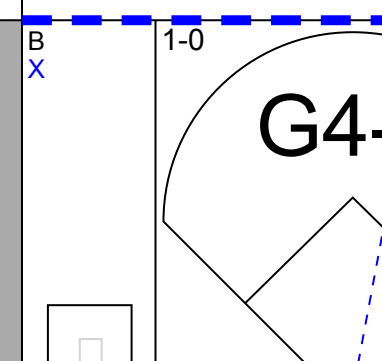
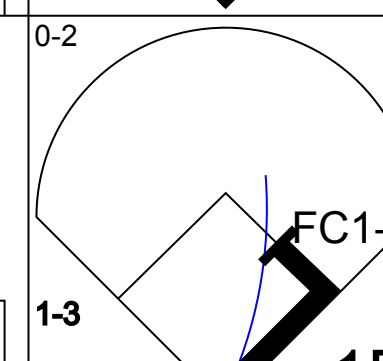
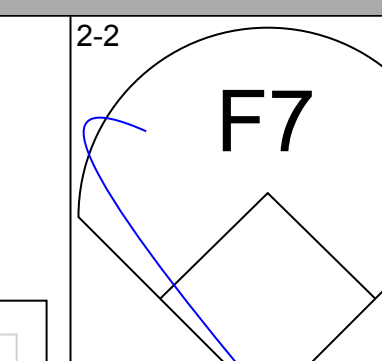
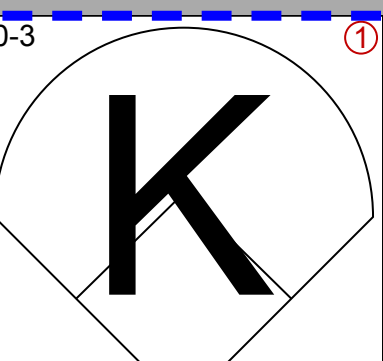
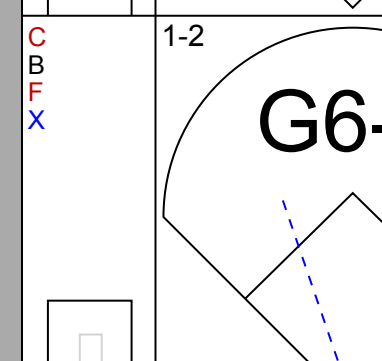
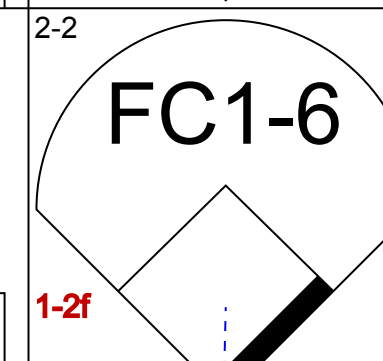
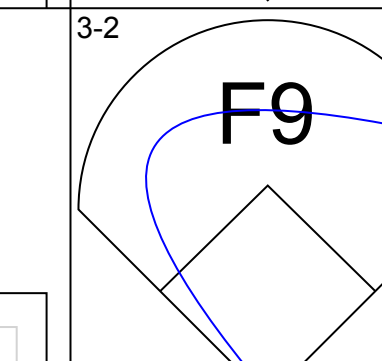
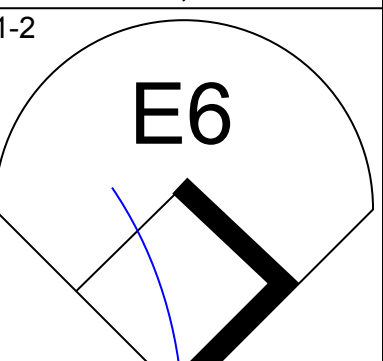
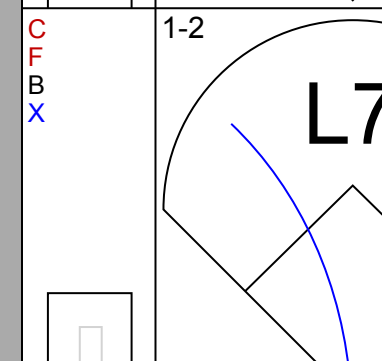
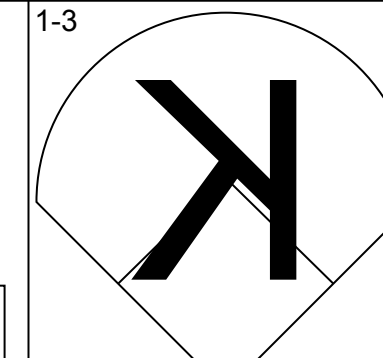
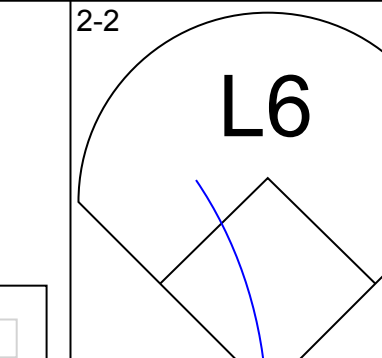
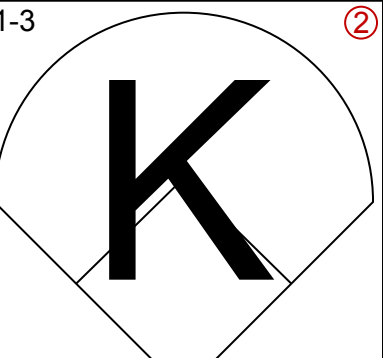
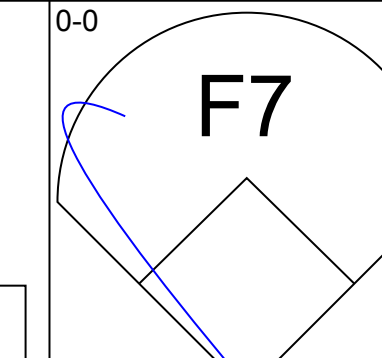
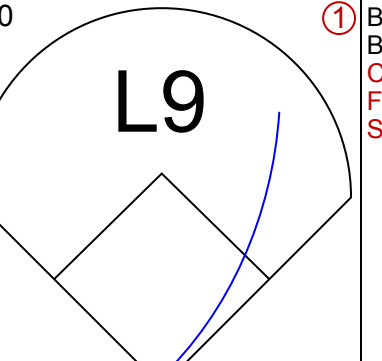
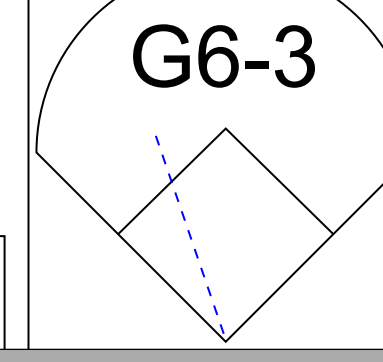
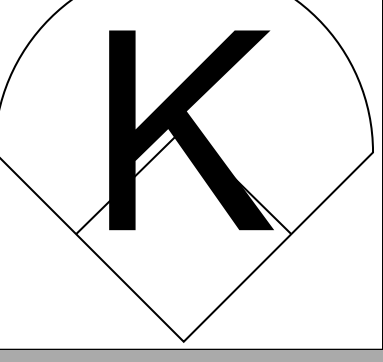
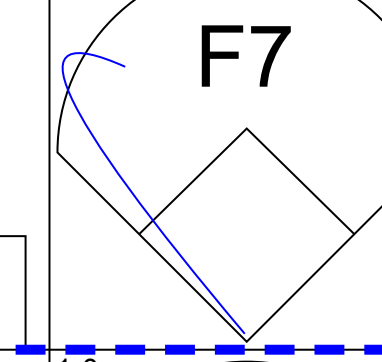
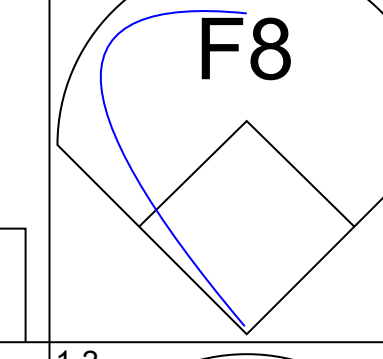
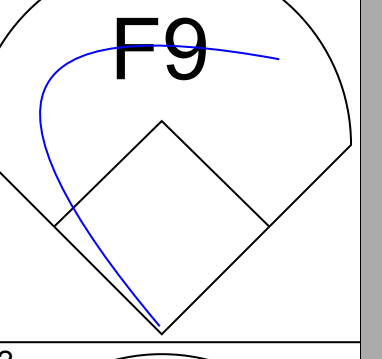
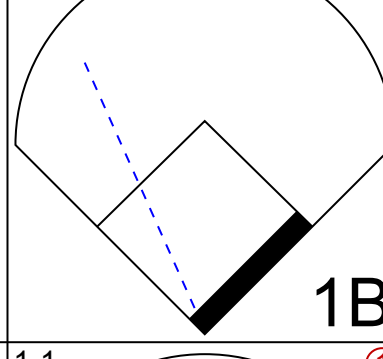
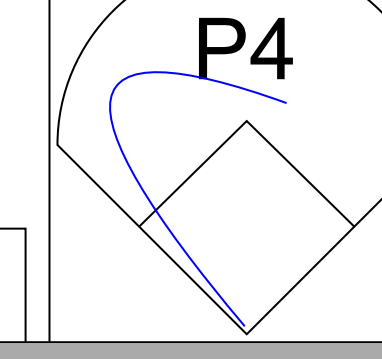
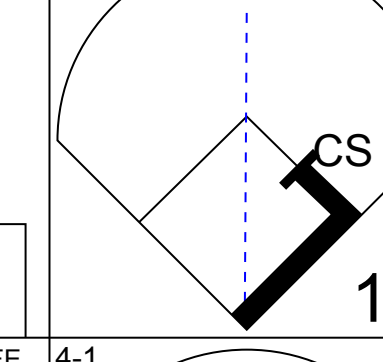
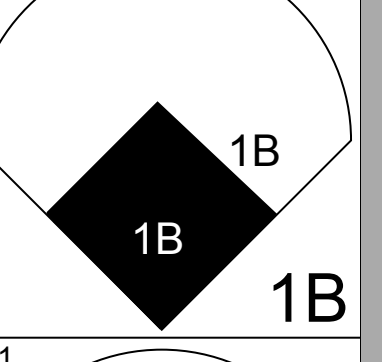
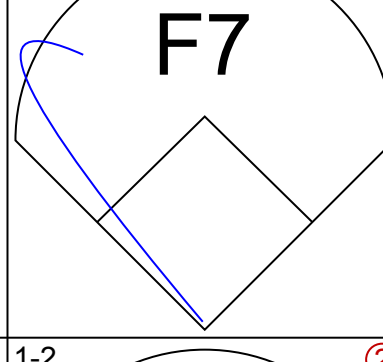
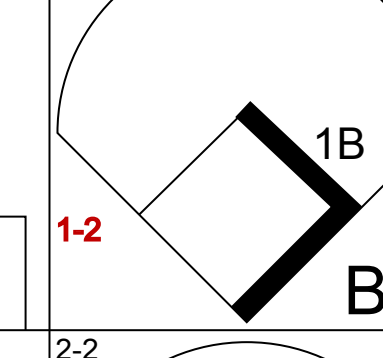
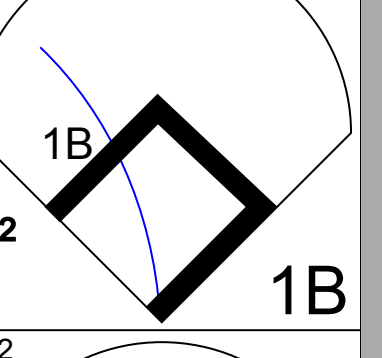
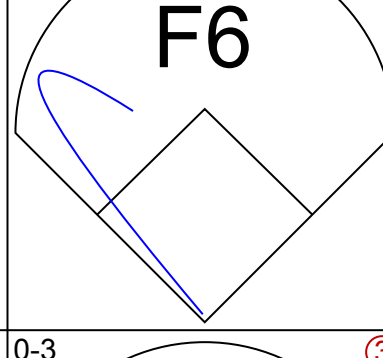
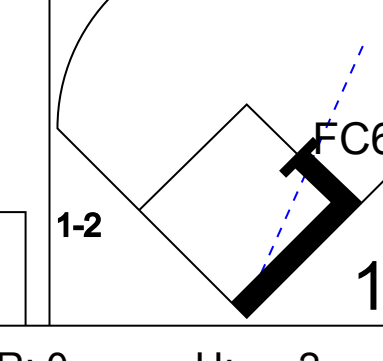
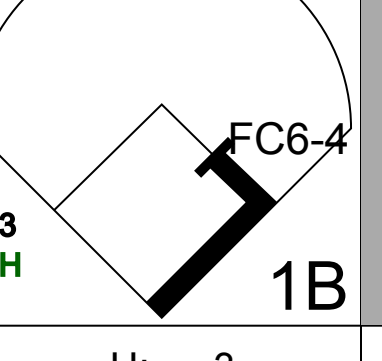

Batter	1	2	3	4	5	6	7	8	9	AB	R	H	RBI	BB	SO	LOB	BOTTOM			
Brett Butler, L OBP: 0.377, SLG: 0.322	L5		G1-3			G6-3				4	0	1	0	0	0	0				
Juan Samuel, R OBP: 0.374, SLG: 0.475	G4-3		K			F7			P4	4	0	0	0	0	1	2				
Lenny Harris, L OBP: 0.380, SLG: 0.375		BB				L3			F9	3	0	0	0	1	0	2				
Eddie Murray, S OBP: 0.350, SLG: 0.436	F7		G4-3			1B 2B BB			F7	3	1	0	0	1	0	2				
Kal Daniels, L OBP: 0.323, SLG: 0.422			F8							4	1	1	1	0	0	1				
Jose Gonzalez, R						G4-3			HR	0	0	0	0	0	0	0				
Chris Gwynn, L OBP: 0.333, SLG: 0.393										3	2	2	0	0	0	0				
Stan Javier, S OBP: 0.287, SLG: 0.330		1B 1B				2B 1B				1	0	0	0	0	0	0				
Mike Scioscia, L OBP: 0.380, SLG: 0.409									G4-3	3	0	2	2	1	0	0				
Alfredo Griffin, S OBP: 0.254, SLG: 0.243										3	0	1	1	0	0	1				
Mike Morgan, R OBP: 0.086, SLG: 0.086						G1-4-3				3	0	1	0	0	1	1				
Inning Stats	R: 0 E: 0 K: 0 S: 9	H: 0 LOB: 1 BB: 1 P: 16	R: 1 E: 0 K: 1 S: 10	H: 3 LOB: 1 BB: 0 P: 15	R: 0 E: 1 K: 1 S: 10	H: 0 LOB: 1 BB: 0 P: 14	R: 0 E: 0 K: 0 S: 6	H: 0 LOB: 1 BB: 1 P: 13	R: 0 E: 0 K: 0 S: 9	H: 0 LOB: 0 BB: 0 P: 14	R: 2 E: 0 K: 0 S: 15	H: 2 LOB: 1 BB: 1 P: 22	R: 0 E: 0 K: 0 S: 11	H: 2 LOB: 2 BB: 0 P: 17	R: 1 E: 0 K: 0 S: 6	H: 1 LOB: 0 BB: 0 P: 12	1B: 6 2B: 1 3B: 0 HR: 1	SF: 0 SAC: 0 DP: 0 HBP: 0	WP: 0 PB: 0 SB: 0 CS: 0	PA: 34
PITCHER Doug Drabek, R ERA: 2.87	IP: 7.0 WLS: L BF: 30 H: 7 R: 3 ER: 3 SO: 2 BB: 3 IBB: 0 HBP: 0 BLK: 0 WP: 0 HR: 0 S: 70 P: 111 ERA: 3.86 WHIP: 1.429															PITCHER				

Pittsburgh Pirates @ Los Angeles Dodgers
 Dodger Stadium, Los Angeles, CA
 Sat Jun 22 1991, 3:33 AM PDT
 Att: 42,891 - Cloudy - 62 F

AB 31
 R 4
 H 8
 RBI 4
 BB 3
 SO 2
 LOB 9



Batter	1	2	3	4	5	6	7	8	9	AB	R	H	RBI	BB	SO	LOB	TOP			
Gary Varsho, L (1,9) OBP: 0.342, SLG: 0.333										5	0	1	0	0	1	2	Pittsburgh Pirates @ Los Angeles Dodgers Dodger Stadium, Los Angeles, CA Sun Jun 23 1991, 3:33 AM PDT Att: 46,354 - Sunny - 75 F livebaseballscores.com			
Jay Bell, R (1,6) OBP: 0.303, SLG: 0.418										4	0	0	0	0	1	1				
Andy Van Slyke, L (1,8) OBP: 0.319, SLG: 0.356										3	0	1	0	1	1	1				
Barry Bonds, L (1,7) OBP: 0.374, SLG: 0.459										3	0	1	0	1	0	1				
Lloyd McClendon, R (1,3) OBP: 0.333, SLG: 0.439										4	0	0	0	0	0	4				
Michael LaValliere, L (1,2) OBP: 0.331, SLG: 0.343										3	0	2	0	0	0	0				
Doug Drabek, R (7, PR) OBP: 0.182, SLG: 0.212										0	0	0	0	0	0	0				
Bob Patterson, R (7, 1)										0	0	0	0	0	0	0				
Stan Belinda, R (8, 1)										0	0	0	0	0	0	0				
Mitch Webster, S (9, PH) OBP: 0.250, SLG: 0.276										0	0	0	0	1	0	0				
Joe Redfield, R (1,5) OBP: 0.400, SLG: 0.182										1	0	0	0	2	0	1				
Jose Lind, R (1,4) OBP: 0.286, SLG: 0.321										4	0	1	0	0	1	4				
Zane Smith, L (1,1) OBP: 0.333, SLG: 0.393										1	0	0	0	0	0	0				
Bobby Bonilla, S (5, PH) OBP: 0.371, SLG: 0.467										1	0	0	0	0	0	2				
Randy Tomlin, L (5, 1)										0	0	0	0	0	0	0				
Orlando Merced, S (7, PH) OBP: 0.376, SLG: 0.430										1	0	0	0	0	1	2				
Don Slaught, R (7, 2) OBP: 0.280, SLG: 0.319										1	0	0	0	0	2					
Inning Stats	R: 0 E: 0 K: 1 S: 8	H: 0 LOB: 1 BB: 1 P: 15	R: 0 E: 0 K: 0 S: 8	H: 0 LOB: 0 BB: 1 P: 17	R: 0 E: 0 K: 0 S: 5	H: 0 LOB: 0 BB: 0 P: 5	R: 0 E: 0 K: 0 S: 7	H: 1 LOB: 2 BB: 1 P: 11	R: 0 E: 0 K: 1 S: 10	H: 2 LOB: 2 BB: 0 P: 13	R: 0 E: 0 K: 1 S: 7	H: 1 LOB: 2 BB: 0 P: 12	R: 0 E: 0 K: 2 S: 10	H: 1 LOB: 2 BB: 1 P: 20	R: 0 E: 0 K: 0 S: 10	H: 1 LOB: 2 BB: 1 P: 19	1B: 4 2B: 2 3B: 0 HR: 0	SF: 0 SAC: 1 DP: 0 HBP: 0	WP: 0 PB: 0 SB: 1 CS: 1	PA: 38
PITCHER	IP WLS BF H R ER SO BB IBB HBP BLK WP HR S P ERA WHIP																			
Tim Belcher, R (1, 1) ERA: 2.4	8.0 W 33 5 0 0 5 5 0 0 0 0 0 0 69 119 0.00 1.250																			
Tim Crews, R (9, 1) ERA: 3.68	1.0 S 4 1 0 0 0 0 0 0 0 0 0 0 9 14 0.00 1.000																			

Batter	1	2	3	4	5	6	7	8	9	AB	R	H	RBI	BB	SO	LOB	BOTTOM			
Brett Butler, L (1,8) OBP: 0.376, SLG: 0.321										4	1	1	0	0	0	4	Pittsburgh Pirates @ Los Angeles Dodgers Dodger Stadium, Los Angeles, CA Sun Jun 23 1991, 3:33 AM PDT Att: 46,354 - Sunny - 75 F livebaseballscores.com			
Juan Samuel, R (1,4) OBP: 0.372, SLG: 0.471										4	0	1	0	0	1	0				
Stan Javier, S (1,9) OBP: 0.276, SLG: 0.316										4	0	0	1	0	0	1				
Eddie Murray, S (1,3) OBP: 0.345, SLG: 0.429										4	0	0	0	0	2	2				
Kal Daniels, L (1,7) OBP: 0.318, SLG: 0.414										4	0	0	0	0	1	2				
Jose Gonzalez, R (9,9)										0	0	0	0	0	0	0				
Gary Carter, R (1,2) OBP: 0.299, SLG: 0.307										4	0	1	0	0	0	0				
Lenny Harris, L (1,5) OBP: 0.385, SLG: 0.380										3	1	2	0	0	0	1				
Mike Sharperson, R (1,6) OBP: 0.321, SLG: 0.320										2	0	1	0	1	0	1				
Alfredo Griffin, S (8,6) OBP: 0.254, SLG: 0.243										0	0	0	0	0	0	0				
Tim Belcher, R (1,1) OBP: 0.194, SLG: 0.226										3	0	2	1	0	1	1				
Tim Crews, R (9,1)										0	0	0	0	0	0	0				
Mike Scioscia, L (9,2) OBP: 0.380, SLG: 0.409										0	0	0	0	0	0	0				
Inning Stats	R: 1 E: 0 K: 1 S: 14	H: 2 LOB: 1 BB: 0 P: 20	R: 0 E: 0 K: 0 S: 12	H: 2 LOB: 2 BB: 1 P: 21	R: 0 E: 0 K: 0 S: 9	H: 0 LOB: 0 BB: 0 P: 16	R: 1 E: 0 K: 0 S: 12	H: 3 LOB: 2 BB: 0 P: 13	R: 0 E: 0 K: 3 S: 12	H: 0 LOB: 1 BB: 0 P: 16	R: 0 E: 0 K: 1 S: 10	H: 1 LOB: 1 BB: 0 P: 12	R: 0 E: 0 K: 0 S: 7	H: 0 LOB: 0 BB: 0 P: 10	R: 0 E: 0 K: 0 S: 7	H: 0 LOB: 0 BB: 0 P: 11	1B: 8 2B: 0 3B: 0 HR: 0	SF: 0 SAC: 0 DP: 0 HBP: 0	WP: 0 PB: 0 SB: 0 CS: 1	PA: 33
PITCHER	IP WLS BF H R ER SO BB IBB HBP BLK WP HR S P ERA WHIP																			
Zane Smith, L (1, 1) ERA: 3.02	4.0 L 19 7 2 2 1 1 0 0 0 0 0 0 22 28 0.00 0.500																			
Randy Tomlin, L (5, 1) ERA: 3.04	2.0 8 1 0 0 4 0 0 0 0 0 0 0 22 28 0.00 0.500																			
Bob Patterson, L (7, 1) ERA: 4.11	1.2 5 0 0 0 0 0 0 0 0 0 0 0 13 19 0.00 0.000																			
Stan Belinda, R (8, 1) ERA: 3.99	0.1 1 0 0 0 0 0 0 0 0 0 0 0 1 2 0.00 0.000																			

Batter	1	2	3	4	5	6	7	8	9	10	11	AB	R	H	RBI	BB	SO	LOB	TOP								
Mike Felder, S OBP: 0.350, SLG: 0.382 (1, 7)	1-1 CS 1B		1-1 G4-3			1-0 G5-3			4-1 HR BB		1-2 G4-3	4	1	1	0	1	0	0									
Mike Kingery, L OBP: 0.314, SLG: 0.283 Kevin Mitchell, R OBP: 0.381, SLG: 0.574 (9, PH)	4-1 G3 BB		3-2 F8			1-2 L4			0-0 P4		2-1 HR	2	0	0	0	1	0	0									
Will Clark, L OBP: 0.341, SLG: 0.492 (1, 3)	1-1 G3				0-1 F9				0-1 F8		2-2 G5-3	5	0	0	0	0	0	2									
Matt Williams, R OBP: 0.264, SLG: 0.401 (1, 5)	0-2 P4				3-3 K				0-0 F9		0-0 HR	4	1	1	2	0	1	1									
Willie McGee, S OBP: 0.369, SLG: 0.452 (1, 8)		4-2 WP BB			0-0 F7				0-0 1B		1-3 HR K	3	0	1	0	1	1	0									
Greg Litton, R OBP: 0.245, SLG: 0.290 (1, 4)	1-3 K				1-1 G6-3				0-2 F8		0-0 G6-3	4	0	0	0	0	1	2									
Tony Perezchica, R OBP: 0.333, SLG: 0.429 Mark Leonard, L OBP: 0.292, SLG: 0.343 Dave Righetti, L (8, PH)	0-3 K				4-0 CS BB				2-1 G3		0-2 G1-3	1	0	0	0	1	1	1									
Don Robinson, R OBP: 0.190, SLG: 0.238 Jeff Brantley, R (10, PH)	3-2 P4				1-2 F8				2-2 F8		3-2 G4-3	4	0	0	0	0	0	2									
Steve Decker, R OBP: 0.264, SLG: 0.337 (1, 2)	1-3 P4				0-3 K				1-3 K		0-1 L6	2	0	0	0	0	2	0									
Bud Black, L OBP: 0.250, SLG: 0.250 Dave Anderson, R OBP: 0.306, SLG: 0.333 (8, PH)												2	0	0	0	0	2	0									
Inning Stats	R: 0 E: 0 K: 0 S: 10	H: 1 LOB: 1 BB: 1 P: 16	R: 0 E: 0 K: 2 S: 14	H: 0 LOB: 1 BB: 1 P: 21	R: 0 E: 0 K: 1 S: 8	H: 0 LOB: 0 BB: 0 P: 14	R: 0 E: 0 K: 1 S: 6	H: 0 LOB: 0 BB: 0 P: 9	R: 0 E: 0 K: 0 S: 5	H: 0 LOB: 0 BB: 1 P: 11	R: 0 E: 0 K: 1 S: 8	H: 0 LOB: 0 BB: 0 P: 10	R: 0 E: 0 K: 1 S: 13	H: 0 LOB: 0 BB: 0 P: 18	R: 2 E: 0 K: 1 S: 9	H: 1 LOB: 0 BB: 1 P: 16	R: 0 E: 0 K: 0 S: 8	H: 0 LOB: 0 BB: 0 P: 11	R: 1 E: 0 K: 0 S: 10	H: 1 LOB: 0 BB: 0 P: 15	1B: 2 2B: 0 3B: 0 HR: 2	SF: 0 SAC: 0 DP: 0 HBP: 0	WP: 2 PB: 0 SB: 0 CS: 2	PA: 39			
PITCHER	IP 9.0	WLS 2.0	BF 32	H 3	R 2	ER 2	SO 7	BB 4	IBB 0	HBP 0	BLK 0	WP 0	HR 1	S 18	P 26	ERA 4.50	WHIP 0.500										
Ramon Martinez, R ERA: 2.67 Tim Crews, R ERA: 3.72 (1, 1)	(10, 1)																										

San Francisco Giants @ Los Angeles Dodgers
Dodger Stadium, Los Angeles, CA
Wed Jun 26 1991, 7:05 PM PDT
Att: 43,735 - Cloudy - 67 F

livebaseballscores.com

AB 35
R 3
H 4
RBI 3
BB 4
SO 7
LOB 9

GIANTS


Batter	1	2	3	4	5	6	7	8	9	10	11	AB	R	H	RBI	BB	SO	LOB	BOTTOM								
Brett Butler, L OBP: 0.382, SLG: 0.322 (1, 8)	2-2 F7		1-2 CS 1B		4-1 BB		1-0 F7		1-2 G1-3		0-2 F9 WP 1B	5	0	2	0	1	0	2									
Juan Samuel, R OBP: 0.376, SLG: 0.468 (1, 4)	4-2 FC6-4 BB		1-1 CS	1-0 F9 1B SF8 1B	0-1 F9		3-2 1B	1-3 1B	4-0 1B		2-2 F9	4	1	2	0	2	0	3									
Stan Javier, S OBP: 0.287, SLG: 0.320 (1, 9)	1-1 FC6-4		1-2 BB 1B	1-2 BB 1B	1-0 F9		1-1 FC6-4 1B	1-2 FC6-4 1B	0-0 G4-3		0-3 K	6	0	2	1	0	1	6									
Eddie Murray, S OBP: 0.341, SLG: 0.421 (1, 3)	0-2 F9			1-2 BB 1B	0-0 F9		1-2 FC5-4 1B	0-0 FC6-4	2-1 G4-3			5	0	1	0	0	0	5									
Kal Daniels, L OBP: 0.318, SLG: 0.411 Jose Gonzalez, R (5, 9)		3-1 F7		0-0 SF8		3-2 FC5-4 G4-3		0-0 F8	3-3 K			1	0	0	1	0	0	0									
Chris Gwynn, L OBP: 0.338, SLG: 0.397 (10, PH)		1-2 F9		3-4 BB 1B		1-1 G4-3		0-2 G6-3 1B	0-0 WP 1B			4	0	2	0	1	0	1									
Gary Carter, R OBP: 0.319, SLG: 0.358 (1, 2)	1-2 F9			1-2 BB		0-0 G1-3		0-0 F8	2-2 G6-3		1-2 IBB	4	0	0	0	1	0	4									
Lenny Harris, L OBP: 0.372, SLG: 0.363 (1, 5)	3-2 G5-3			0-0 G1-3		0-0 F8		1-2 G6-3	2-2 G6-3		4-0 IBB	4	0	0	0	1	0	4									
Alfredo Griffin, S OBP: 0.259, SLG: 0.244 (1, 6)			1-1 G1-3		1-2 SH3-4 1B		1-2 FC5-6 1B		4-0 SH5-4 BB		1-3 K	4	0	2	0	1	1	2									
Ramon Martinez, R OBP: 0.318, SLG: 0.135 Mike Sharperson, R OBP: 0.316, SLG: 0.314 Tim Crews, R OBP: 0.316, SLG: 0.314 Dave Hansen, L (11, PH)			0-0 G6-3		0-0 SH3-4		1-1 FC5-6 1B		1-1 SH5-4		0-1 F7	2	1	0	0	0	0	1									
Inning Stats	R: 0 E: 0 K: 0 S: 10	H: 0 LOB: 1 BB: 1 P: 17	R: 0 E: 0 K: 0 S: 9	H: 0 LOB: 0 BB: 0 P: 16	R: 0 E: 0 K: 0 S: 8	H: 1 LOB: 1 BB: 0 P: 11	R: 1 E: 0 K: 0 S: 9	H: 2 LOB: 2 BB: 1 P: 15	R: 0 E: 0 K: 0 S: 8	H: 1 LOB: 1 BB: 0 P: 14	R: 1 E: 0 K: 0 S: 16	H: 3 LOB: 2 BB: 0 P: 22	R: 0 E: 0 K: 0 S: 7	H: 1 LOB: 0 BB: 0 P: 9	R: 0 E: 0 K: 2 S: 9	H: 1 LOB: 2 BB: 1 P: 19	R: 0 E: 0 K: 1 S: 12	H: 1 LOB: 1 BB: 0 P: 14	1B: 11 2B: 0 3B: 0 HR: 0	SF: 1 SAC: 2 DP: 1 HBP: 0	WP: 2 PB: 0 SB: 0 CS: 1	PA: 49					
PITCHER	IP 7.0	WLS 2.0	BF 31	H 8	R 1	ER 2	SO 0	BB 3	IBB 1	HBP 0	BLK 0	WP 0	HR 0	S 69	P 109	ERA 2.57	WHIP 1.571										
Bud Black, L ERA: 3.46 Dave Righetti, L ERA: 4.06 Jeff Brantley, R ERA: 2.08 (8, 1)	(10, 1)																										


San Francisco Giants @ Los Angeles Dodgers
Dodger Stadium, Los Angeles, CA
Wed Jun 26 1991, 7:05 PM PDT
Att: 43,735 - Cloudy - 67 F

livebaseballscores.com

AB 39
R 2
H 11
RBI 2
BB 6
SO 3
LOB 25

Dodgers

Batter	1	2	3	4	5	6	7	8	9	10	AB	R	H	RBI	BB	SO	LOB	TOP								
Brett Butler, L OBP: 0.382, SLG: 0.324 (1, 8)	0-2 CS 1B		1-3 K			1-2 G5-3		1-2 1B		2-2 FC6-4	5	0	2	0	0	1	1	Los Angeles Dodgers @ Atlanta Braves Atlanta-Fulton County Stadium, Atlanta, GA Fri Jun 28 1991, 7:05 PM EDT Cloudy - 83 F AB 34 R 2 H 7 RBI 2 BB 2 SO 9 LOB 11 								
Juan Samuel, R OBP: 0.142, SLG: 0.042 Tim Crews, R OBP: 0.111, SLG: 0.045 John Candelaria, L OBP: 0.091, SLG: 0.091 Kevin Gross, R OBP: 0.091, SLG: 0.091 Jim Gott, R OBP: 0.091, SLG: 0.091 (8, 1)	1-3 K		1-3 K			0-3 K		1-1 F7			4	0	0	0	0	3	3									
Stan Javier, S OBP: 0.294, SLG: 0.355 (1, 9)	0-2 CS 1B			2-2 G5-3			1-3 K		1-0 HR		4	1	2	1	0	1	0									
Eddie Murray, S OBP: 0.339, SLG: 0.416 (1, 3)	3-1 CS	4-2 FC4-6 BB		3-1 F7			0-2 P3		1-0 G3		3	0	0	0	1	0	0									
Kal Daniels, L OBP: 0.313, SLG: 0.404 (1, 7)		2-2 FC4-6 BB		1-1 G4-3			0-1 P5		0-3 K		4	0	0	0	0	1	1									
Gary Carter, R OBP: 0.320, SLG: 0.357 Jose Gonzalez, R Carlos Hernandez, R (8, 2)		1-1 F8			0-0 G4-3			0-0 G3-1 SH5-3 1B		0-0 F9		3	0	1	0	0	0		1							
Lenny Harris, L OBP: 0.372, SLG: 0.359 (8, 4)		4-2 BB		1-0 F7			1-0 SH5-3			2-2 G5-3	2	0	0	0	1	0	0									
Alfredo Griffin, S OBP: 0.259, SLG: 0.244 (1, 6)		1-3 K		0-2 F8			1-0 G3-1			3-2 FC6-4 1B	4	0	1	0	0	1	4									
Bob Ojeda, L OBP: 0.222, SLG: 0.192 Mike Sharperson, R OBP: 0.322, SLG: 0.321 (8, 5)			2-3 K		1-0 G4-3			1-2 1B		1-3 K	2	0	0	0	0	1	0									
Inning Stats	R: 0 E: 0 K: 1 S: 13	H: 2 LOB: 0 BB: 0 P: 17	R: 0 E: 0 K: 1 S: 13	H: 0 LOB: 2 BB: 2 P: 25	R: 0 E: 0 K: 3 S: 12	H: 0 LOB: 0 BB: 0 P: 16	R: 0 E: 0 K: 0 S: 8	H: 0 LOB: 0 BB: 0 P: 14	R: 0 E: 0 K: 0 S: 5	H: 0 LOB: 0 BB: 0 P: 6	R: 0 E: 0 K: 1 S: 8	H: 0 LOB: 0 BB: 0 P: 10	R: 0 E: 0 K: 1 S: 9	H: 0 LOB: 0 BB: 0 P: 10	R: 1 E: 0 K: 1 S: 6	H: 1 LOB: 0 BB: 0 P: 8	R: 0 E: 0 K: 1 S: 16		H: 1 LOB: 1 BB: 0 P: 24	1B: 6 2B: 0 3B: 0 HR: 1	SF: 0 SAC: 1 DP: 0 HBP: 0	WP: 0 PB: 0 SB: 0 CS: 2	PA: 38			
PITCHER	IP 7.2	WLS 28	H 5	R 1	ER 1	SO 7	BB 2	IBB 0	HBP 0	BLK 0	WP 0	HR 0	S 78	P 111	ERA 1.17	WHIP 0.913										
Steve Avery, L ERA: 3.73	(1, 1)																									
Juan Berenguer, R ERA: 2.4	(8, 1)	1.1	5	1	1	1	0	0	0	0	0	1	8	11	6.75	0.750										
Kent Mercker, L ERA: 1.97	(10, 1)	1.0	W	4	1	0	0	0	0	0	0	0	16	24	0.00	1.000										

Batter	1	2	3	4	5	6	7	8	9	10	AB	R	H	RBI	BB	SO	LOB	BOTTOM									
Otis Nixon, S OBP: 0.407, SLG: 0.373 (1, 9)	0-0 G1 1B		0-0 SF7 1B		1-0 E6 CS		3-2 2B		4-0 1B BB		4	1	3	0	1	0	0	Los Angeles Dodgers @ Atlanta Braves Atlanta-Fulton County Stadium, Atlanta, GA Fri Jun 28 1991, 7:05 PM EDT Cloudy - 83 F AB 35 R 3 H 10 RBI 3 BB 9 SO 6 LOB 26 									
Terry Pendleton, S OBP: 0.378, SLG: 0.507 (1, 5)	1-2 G1		4-0 S BB		3-2 S 1B		1-1 P4		1-0 1B		4	0	2	1	1	0	2										
Lonnie Smith, R OBP: 0.374, SLG: 0.392 Deion Sanders, L OBP: 0.296, SLG: 0.355 (8, 7)	4-0 BB		3-2 SF7		3-3 K		3-2 E S 1B		2-2 G4-3		2	0	1	1	1	1	1										
Ron Gant, R OBP: 0.295, SLG: 0.467 (1, 8)	0-0 F8		3-3 K		3-3 K		3-3 K		4-0 1B BLK BB		4	1	0	0	1	3	5										
Jeff Blauser, R OBP: 0.370, SLG: 0.451 (1, 4)	1-0 P4			0-0 FC6-4 1B		1-0 CS 1B		4-0 G5-4-3 1BB		4-0 BB 1B 1BB	3	0	2	0	2	0	2										
Brian Hunter, R OBP: 0.372, SLG: 0.667 Tommy Gregg, L OBP: 0.289, SLG: 0.231 Mark Lemke, S OBP: 0.341, SLG: 0.348 Mike Bell, L (9, 3)		2-0 P6		3-0 FC6-4 1B		3-2 P6		1-0 G5-4-3		1-0 P5	3	0	1	0	0	0	1										
Greg Olson, R OBP: 0.333, SLG: 0.387 Tom Glavine, L OBP: 0.368, SLG: 0.324 Mike Heath, P OBP: 0.243, SLG: 0.260 (10, 2)		2-1 G5-3		1-2 FC6-4 1B		0-2 G6-3		1-2 G5-4-3		4-1 P3-4 BB	0	0	0	0	0	0	0										
Rafael Belliard, R OBP: 0.264, SLG: 0.259 (1, 6)		0-2 F9		2-0 FC6-4			1-1 G4-3		0-1 P3-4		5	0	1	0	0	0	3										
Steve Avery, L OBP: 0.265, SLG: 0.258 Juan Berenguer, R Jeff Treadway, L OBP: 0.383, SLG: 0.457 Kent Mercker, L (10, 1)			2-3 K		1-0 F7			0-1 P6		4-1 BB 1B BB	3	0	0	0	0	1	2										
Inning Stats	R: 0 E: 0 K: 0 S: 6	H: 1 LOB: 2 BB: 1 P: 12	R: 0 E: 0 K: 0 S: 6	H: 0 LOB: 0 BB: 0 P: 10	R: 1 E: 0 K: 2 S: 11	H: 1 LOB: 1 BB: 1 P: 23	R: 0 E: 0 K: 0 S: 5	H: 2 LOB: 2 BB: 0 P: 13	R: 0 E: 1 K: 2 S: 13	H: 1 LOB: 1 BB: 0 P: 23	R: 0 E: 0 K: 0 S: 7	H: 1 LOB: 0 BB: 0 P: 11	R: 0 E: 0 K: 0 S: 9	H: 1 LOB: 1 BB: 0 P: 14	R: 0 E: 0 K: 1 S: 9	H: 1 LOB: 2 BB: 3 P: 20	R: 1 E: 0 K: 1 S: 8		H: 1 LOB: 3 BB: 3 P: 22	1B: 9 2B: 2 3B: 0 HR: 0	SF: 1 SAC: 0 DP: 2 HBP: 0	WP: 0 PB: 0 SB: 5 CS: 2	PA: 45				
PITCHER	IP 7.0	WLS 29	H 7	R 1	ER 1	SO 4	BB 2	IBB 0	HBP 0	BLK 0	WP 0	HR 0	S 57	P 106	ERA 1.29	WHIP 1.286											
Bob Ojeda, L ERA: 3.05	(1, 1)																										
Tim Crews, R ERA: 3.69	(8, 1)	0.1	3	1	0	0	1	0	0	0	0	0	8	18	0.00	3.000											
John Candelaria, L ERA: 1.62	(8, 1)	0.2	1	0	0	0	0	0	0	0	0	0	1	2	0.00	0.000											
Kevin Gross, R ERA: 5.14	(9, 1)	0.2	3	0	1	1	0	2	0	0	0	0	4	12	13.50	3.000											
Dennis Cook, L ERA:	(9, 1)	0.0	1	0	0	0	0	1	0	0	0	0	0	4	∞	∞											
PITCHER	IP 1.0	WLS L	BF 8	H 2	R 1	ER 1	SO 1	BB 2	IBB 1	HBP 0	BLK 1	WP 0	HR 0	S 12	P 29	ERA 9.00	WHIP 4.000										
Jim Gott, R ERA: 3.18	(9, 1)	1.0	L	8	2	1	1	1	2	1	1	0	0	0	0	0	0										

Batter	1	2	3	4	5	6	7	8	9	AB	R	H	RBI	BB	SO	LOB	TOP					
Brett Butler, L (1, 8) OBP: 0.391, SLG: 0.333 Jose Gonzalez, R (8, 9)	0-0 FC6-4 1B		2-2 SF9 1B		0-0 FC5 1B	4-0 1B 1B		0-0 HR 1B	4-2 BB	4 2 4 0 1 0 0 0 0 0 0 1 0 0												
Juan Samuel, R (1, 4) OBP: 0.377, SLG: 0.464	1-2 FC6-4 CS 1-2		1-3 SF9 1B		1-2 FC5 1B	1-2 1B 1B		1-2 HR BB	1-2 G4-3	5 1 3 2 1 0 3												
Chris Gwynn, L (1, 7) OBP: 0.343, SLG: 0.452	1-2 F7 1-2		1-0 SF9		1-2 F7	1-2 1B 1B		1-1 HR		4 1 2 4 0 0 3												
Eddie Murray, S (1, 3) OBP: 0.344, SLG: 0.433		3-0 HR	4-0 IBB		0-1 FC5 2-3		2-1 G3	0-0 2B		4 1 2 1 1 0 2												
Lenny Harris, L (1, 5) OBP: 0.368, SLG: 0.351		0-2 G6-3	2-1 F7		3-2 F8		4-1 FC6-4 BB	0-0 G3		4 0 0 0 1 0 5												
Stan Javier, S (1, 9) OBP: 0.298, SLG: 0.366		3-2 1B			3-2 G3-1		1-1 FC6-4 BB	1-2 G3-1		5 1 2 0 0 0 2												
Gary Carter, R (1, 2) OBP: 0.314, SLG: 0.360		1-2 K			1-1 F8		0-0 G5-3	2-0 P4	0-2 F9 2B	5 0 1 0 0 1 3												
Mike Sharperson, R (1, 6) Dave Hansen, L (9, PH) (9, 5)		0-1 L4			4-2 BB		4-1 SH3-4 1B BB	1-0 G6-3	1-1 F9	2 1 0 0 2 0 1 1 0 0 0 0 0 1												
Mike Morgan, R (1, 1) OBP: 0.077, SLG: 0.077					0-2 F9		0-0 SH3-4	1-1 E4 1B E	0-0 G1-3	4 1 0 0 0 0 2												
Inning Stats	R: 0 E: 0 K: 0 S: 8	H: 1 LOB: 0 BB: 0 P: 11	R: 1 E: 0 K: 1 S: 13	H: 2 LOB: 1 BB: 0 P: 22	R: 1 E: 0 K: 0 S: 11	H: 2 LOB: 2 BB: 1 P: 23	R: 0 E: 0 K: 0 S: 11	H: 0 LOB: 1 BB: 1 P: 19	R: 0 E: 0 K: 0 S: 19	H: 2 LOB: 2 BB: 0 P: 23	R: 2 E: 0 K: 0 S: 9	H: 3 LOB: 2 BB: 2 P: 20	R: 0 E: 0 K: 0 S: 6	H: 0 LOB: 1 BB: 1 P: 15	R: 4 E: 1 K: 0 S: 14	H: 3 LOB: 1 BB: 1 P: 22	R: 0 E: 0 K: 0 S: 11	H: 1 LOB: 2 BB: 1 P: 17	1B: 9 2B: 3 3B: 0 HR: 2	SF: 1 SAC: 1 DP: 0 HBP: 0	WP: 0 PB: 0 SB: 2 CS: 1	PA: 47
PITCHER	IP WLS BF H R ER SO BB IBB HBP BLK WP HR S P ERA WHIP																					
Pete Smith, R (1, 1) ERA: 4.12	4.0	20	7	2	2	1	1	1	0	0	0	0	0	1	46	78	4.50	2.000				
Mike Stanton, L (5, 1) ERA: 3.54	1.0	3	0	0	0	0	0	0	0	0	0	0	0	16	20	0.00	0.000					
Rick Mahler, R (6, 1) ERA: 4.1	2.0	L	11	3	2	2	0	2	1	0	0	0	0	15	35	9.00	2.500					
Dan Petry, R (8, 1) ERA: 5.24	2.0	13	4	4	3	0	2	0	0	0	0	0	1	25	39	13.50	3.000					

Los Angeles Dodgers @ Atlanta Braves
Atlanta-Fulton County Stadium, Atlanta, GA

AB 38
R 8
H 14
RBI 7
BB 7
SO 1
LOB 22



WP: 0 PA: 47
PB: 0
SB: 2
CS: 1

Los Angeles Dodgers @ Atlanta Braves
Atlanta-Fulton County Stadium, Atlanta, GA

AB 31
R 2
H 5
RBI 2
BB 2
SO 3
LOB 8



WP: 0 PA: 35
PB: 0
SB: 1
CS: 0

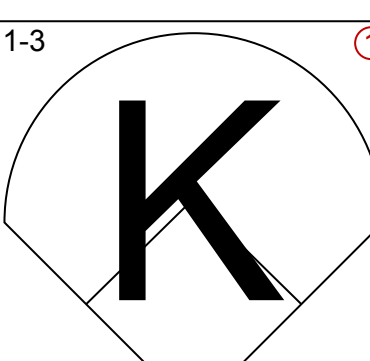
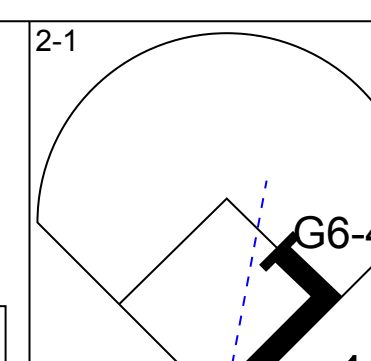
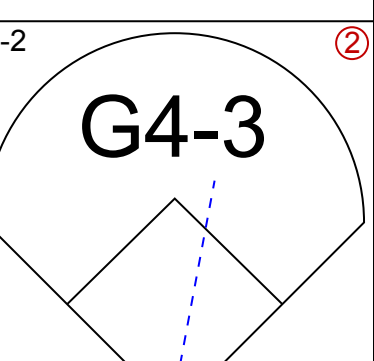
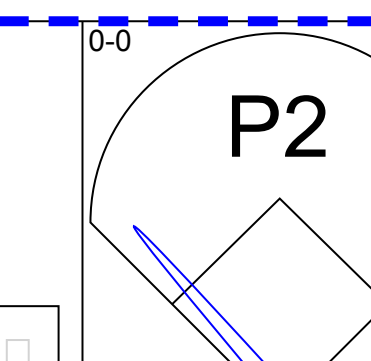
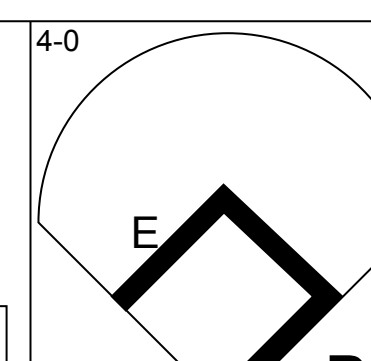
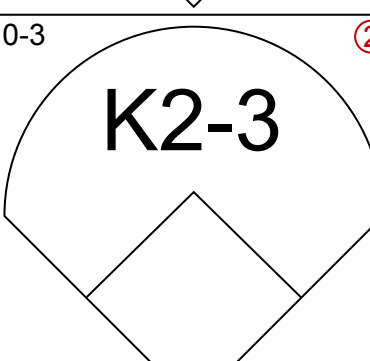
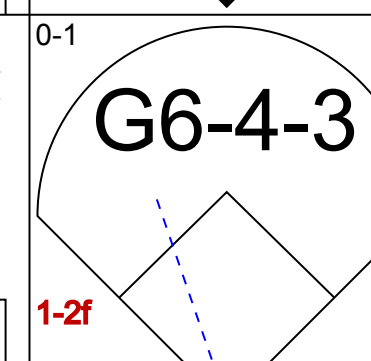
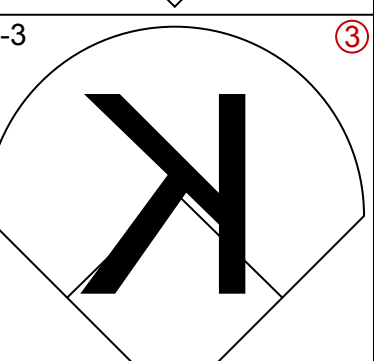
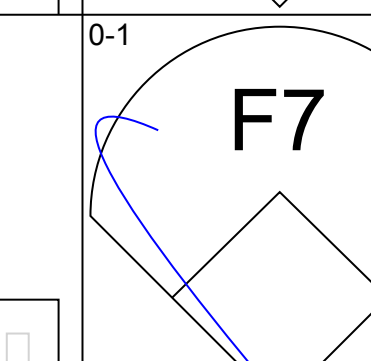
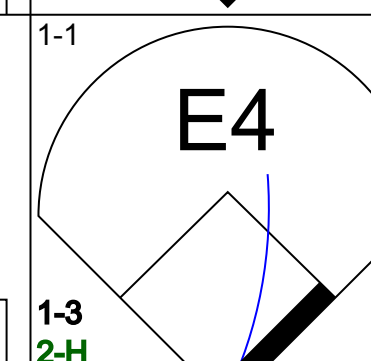
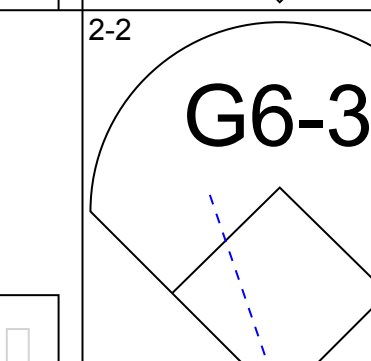
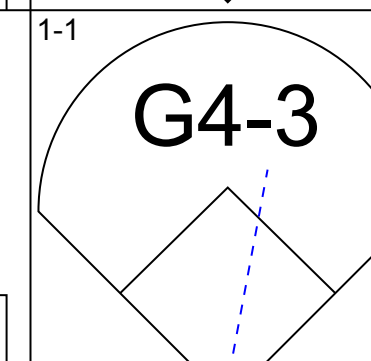
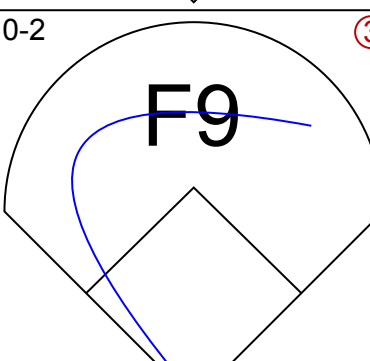
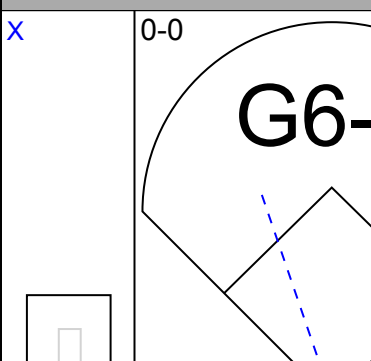
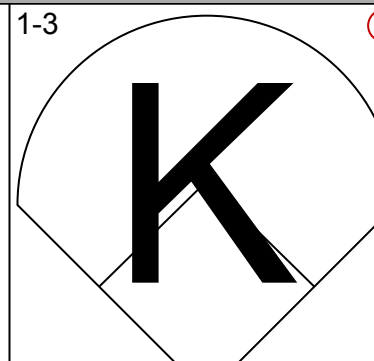
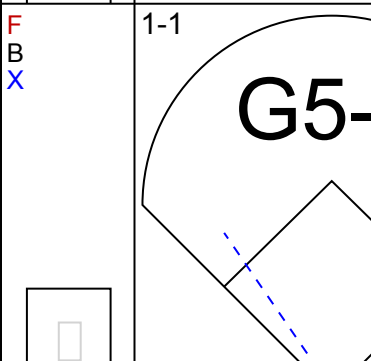
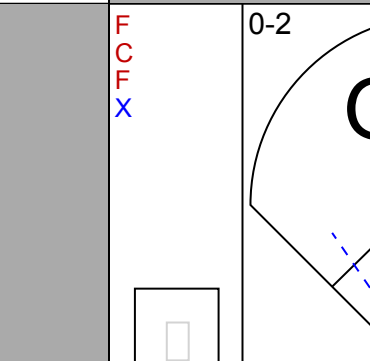
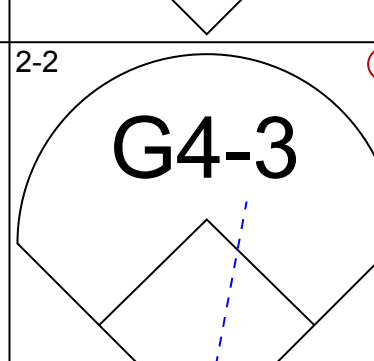
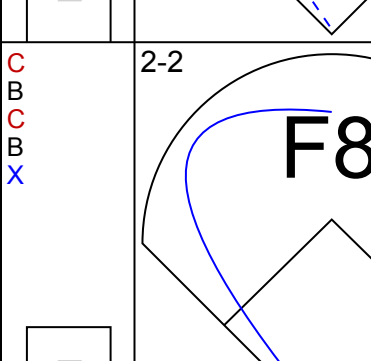
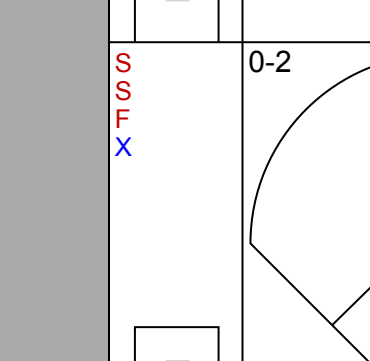
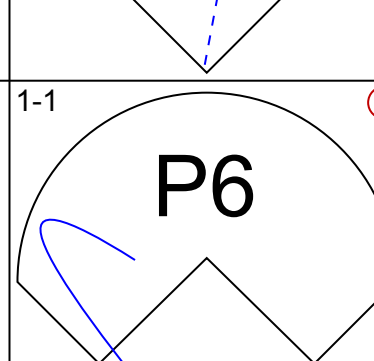
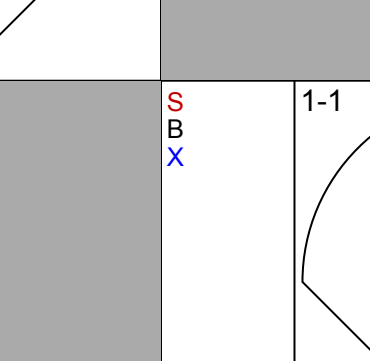
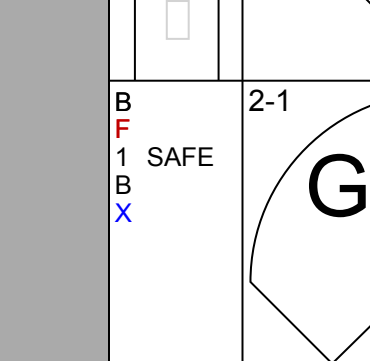
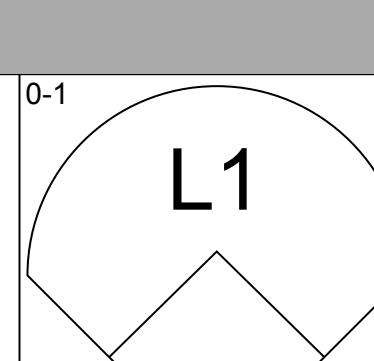
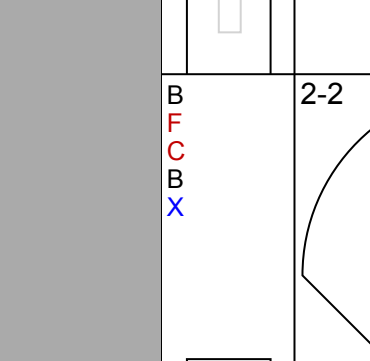
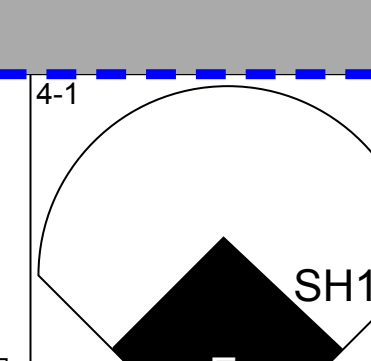
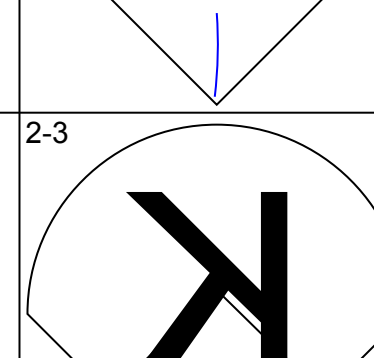
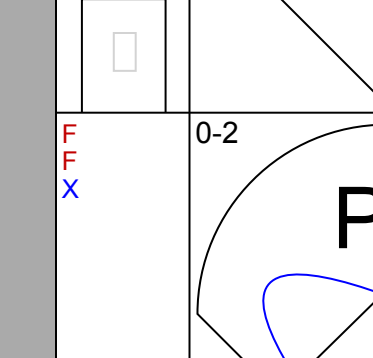
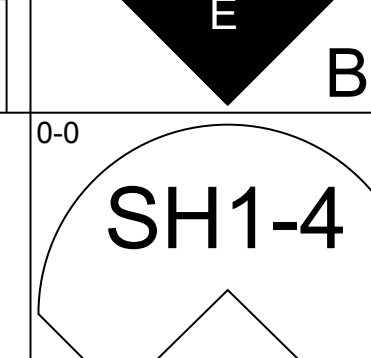
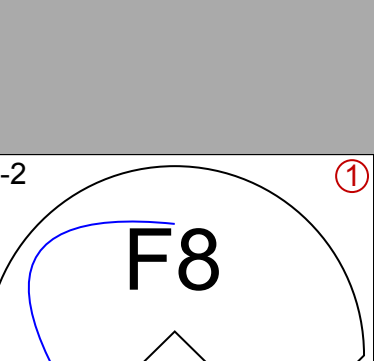
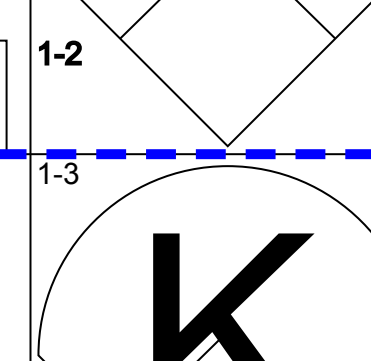
Batter	1	2	3	4	5	6	7	8	9	AB	R	H	RBI	BB	SO	LOB	BOTTOM			
Otis Nixon, S (1, 9) OBP: 0.399, SLG: 0.365	2-1 G4-3		0-3 K		2-1 G4-3			0-0 F7		4 0 0 0 0 1 1										
Deion Sanders, L (1, 7) OBP: 0.293, SLG: 0.348	1-0 F8		1-0 S 2B 1B		1-1 P5			1-0 G1-6-3		4 1 1 1 0 0 0										
Terry Pendleton, S (1, 5) OBP: 0.380, SLG: 0.512 Mark Lemke, S (6, PR) (9, 5)	2-2 F8		3-1 S 1H 2B		3-3 K			1-0 FC6-4 1B		4 0 2 1 0 1 0 0 0 0 0 0 0 0										
Tommy Gregg, L (1, 3) OBP: 0.286, SLG: 0.214		1-2 G3-1	1-0 HBP		0-1 G4-3			1-1 FC6-4		3 0 0 0 0 0 1										
Jeff Treadway, L (1, 4) OBP: 0.379, SLG: 0.447		4-1 BB	1-3 K		1-2 F9			1-0 L1		3 0 0 0 1 1 2										
Ron Gant, R (1, 8) OBP: 0.291, SLG: 0.459		2-2 F8			1-0 G5-3			2-2 P5	0-0 P3	4 0 0 0 0 0 1										
Mike Heath, R (1, 2) OBP: 0.243, SLG: 0.259		3-2 G5-3			0-1 G6-3			2-2 G6-3	1-0 1B	4 0 1 0 0 0 1										
Rafael Belliard, R (1, 6) OBP: 0.270, SLG: 0.261 Jeff Blauser, R (9, PH) (9, 5)			0-0 SH5-4 1B 1B		1-2 G5-3			4-1 BB	1-2 F9	2 1 1 0 1 0 0 1 0 0 0 0 0 1										
Pete Smith, R (1, 1) OBP: 0.235, SLG: 0.167 Mike Stanton, L (5, 1) Mike Bell, L (9, PH) (8, 1) Rick Mahler, R (7, PH) (8, 1) Lonnie Smith, R (8, 1) Dan Petry, R (8, 1)			0-1 SH5-4		1-1 G4-3			1-0 P4		0 0 0 0 0 0 0 0 0 0 0 0 0 0 1 0 0 0 0 0 0 0 0 0 0 0 0 0 1 0 0 0 0 0 1 0 0 0 0 0 0 0										
Inning Stats	R: 0 E: 0 K: 0 S: 6	H: 0 LOB: 0 BB: 0 P: 11	R: 0 E: 0 K: 0 S: 10	H: 0 LOB: 1 BB: 1 P: 20	R: 2 E: 0 K: 2 S: 13	H: 3 LOB: 0 BB: 0 P: 18	R: 0 E: 0 K: 0 S: 6	H: 0 LOB: 0 BB: 0 P: 8	R: 0 E: 0 K: 1 S: 8	H: 0 LOB: 0 BB: 0 P: 10	R: 0 E: 0 K: 1 S: 8	H: 0 LOB: 1 BB: 1 P: 17	R: 0 E: 0 K: 0 S: 5	H: 1 LOB: 1 BB: 0 P: 8	R: 0 E: 0 K: 0 S: 6	H: 1 LOB: 1 BB: 0 P: 9	1B: 4 2B: 1 3B: 0 HR: 0	SF: 0 SAC: 1 DP: 0 HBP: 1	WP: 0 PB: 0 SB: 1 CS: 0	PA: 35
PITCHER	IP WLS BF H R ER SO BB IBB HBP BLK WP HR S P ERA WHIP																			
Mike Morgan, R (1, 1) ERA: 2.38	9.0	W	35	5	2	2	3	2	0	1	0	0	0	68	113	2.00	0.778			

Los Angeles Dodgers @ Atlanta Braves
Atlanta-Fulton County Stadium, Atlanta, GA

AB 31
R 2
H 5
RBI 2
BB 2
SO 3
LOB 8



WP: 0 PA: 35
PB: 0
SB: 1
CS: 0

Batter	1	2	3	4	5	6	7	8	9	10	11	AB	R	H	RBI	BB	SO	LOB	TOP							
Brett Butler, L OBP: 0.392, SLG: 0.332 (1, 8)				 1B							 BB	4	0	1	0	1	1	0								
Juan Samuel, R OBP: 0.371, SLG: 0.456 (1, 4)				 1-2r							 1-3 2-H	5	0	0	0	0	2	2								
Stan Javier, S OBP: 0.289, SLG: 0.353 (1, 9)												4	0	0	0	0	0	0								
Kevin Gross, R OBP: 0.167, SLG: 0.091 (11, 1)												0	0	0	0	0	0	0								
Eddie Murray, S OBP: 0.339, SLG: 0.426 (1, 3)												4	0	0	0	0	1	0								
Kal Daniels, L OBP: 0.316, SLG: 0.405 (1, 7)											 1B	4	1	2	0	0	0	0								
Gary Carter, R OBP: 0.371, SLG: 0.366 (1, 2)											 1-2r	4	0	1	1	0	0	1								
Lenny Harris, L OBP: 0.365, SLG: 0.346 (1, 5)											 E	3	1	0	0	1	1	1								
Alfredo Griffin, S OBP: 0.260, SLG: 0.246 (1, 6)											 1-2	3	0	1	0	0	1	1								
Tim Belcher, R OBP: 0.289, SLG: 0.206 (8, 1)												3	0	0	0	0	1	1								
John Candelaria, L OBP: 0.289, SLG: 0.206 (8, 1)												0	0	0	0	0	0	0								
Tim Crews, R OBP: 0.289, SLG: 0.206 (8, 1)												0	0	0	0	0	0	0								
Dennis Cook, L OBP: 0.289, SLG: 0.206 (8, 1)												0	0	0	0	0	0	0								
Mike Hartley, R OBP: 0.289, SLG: 0.206 (8, 1)												0	0	0	0	0	0	0								
Chris Gwynn, L OBP: 0.289, SLG: 0.206 (8, 1)												1	0	0	0	0	1	1								
Mike Sharperson, R OBP: 0.289, SLG: 0.206 (11, PH)												1	0	0	0	0	0	2								
Inning Stats	R: 0 E: 0 K: 2 S: 9	H: 0 LOB: 0 BB: 0 P: 10	R: 0 E: 0 K: 1 S: 8	H: 0 LOB: 0 BB: 0 P: 12	R: 0 E: 0 K: 1 S: 9	H: 0 LOB: 0 BB: 0 P: 14	R: 0 E: 0 K: 0 S: 7	H: 1 LOB: 0 BB: 0 P: 12	R: 1 E: 0 K: 1 S: 15	H: 2 LOB: 1 BB: 0 P: 18	R: 0 E: 0 K: 1 S: 12	H: 0 LOB: 0 BB: 0 P: 17	R: 0 E: 0 K: 0 S: 6	H: 0 LOB: 0 BB: 0 P: 9	R: 0 E: 0 K: 1 S: 10	H: 1 LOB: 1 BB: 0 P: 14	R: 0 E: 0 K: 0 S: 7	H: 0 LOB: 0 BB: 0 P: 9	R: 0 E: 0 K: 0 S: 10	H: 1 LOB: 0 BB: 0 P: 12	R: 1 E: 1 K: 1 S: 9	H: 0 LOB: 2 BB: 2 P: 20	1B: 4 2B: 1 3B: 0 HR: 0	SF: 0 SAC: 1 DP: 2 HBP: 0	WP: 0 PB: 0 SB: 0 CS: 0	PA: 39
PITCHER	IP ERA WLS BF H R ER SO BB IBB HBP BLK WP HR S P 106 1.12 0.500	IP ERA WLS BF H R ER SO BB IBB HBP BLK WP HR S P 27 2.00 0.500	IP ERA WLS BF H R ER SO BB IBB HBP BLK WP HR S P 11 0.1 0.00 3.000	IP ERA WLS BF H R ER SO BB IBB HBP BLK WP HR S P 11 0.2 0.00 1.500	PITCHER										IP ERA WLS BF H R ER SO BB IBB HBP BLK WP HR S P 76 0.00 0.500	IP ERA WLS BF H R ER SO BB IBB HBP BLK WP HR S P 6 0.00 0.500										
Tom Glavine, L ERA: 2.06 (1, 1)	Mike Stanton, L ERA: 3.3 (9, 1)	Juan Barenghuer, R ERA: 2.38 (11, 1)	Kent Mercker, L ERA: 1.93 (11, 1)	PITCHER										Kevin Gross, R ERA: 5.02 (11, 1)												

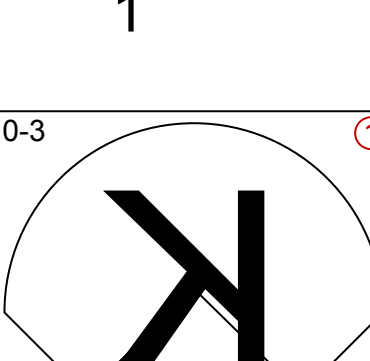
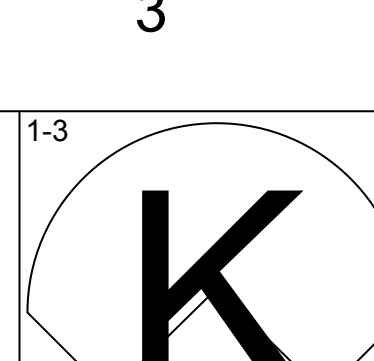
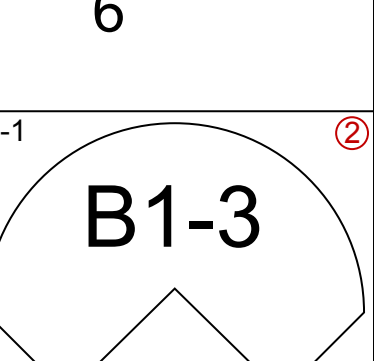
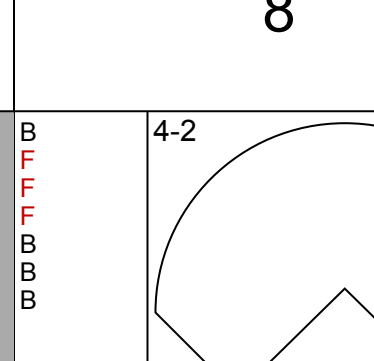
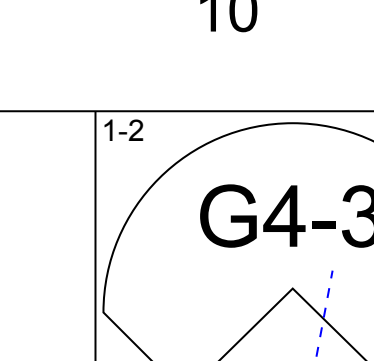
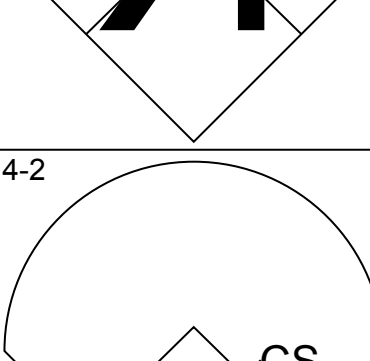
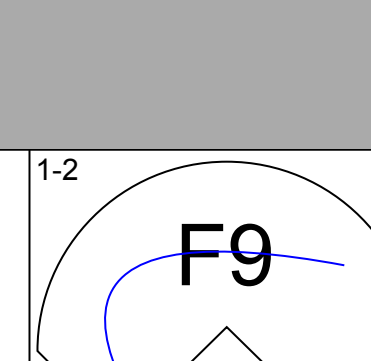
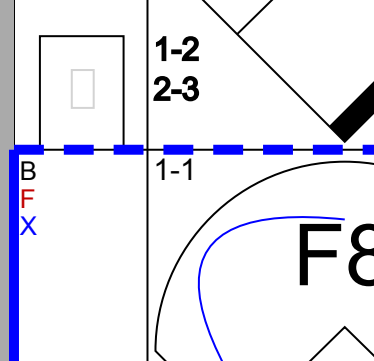
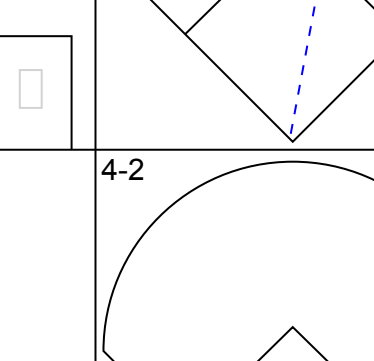
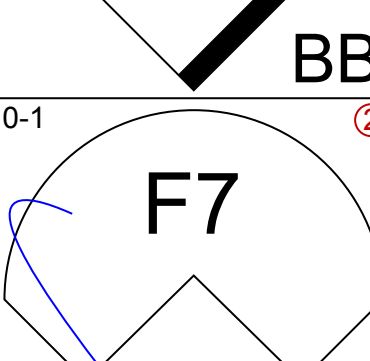
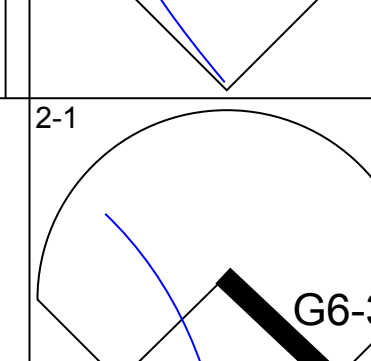
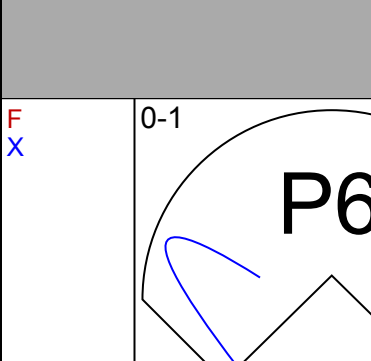
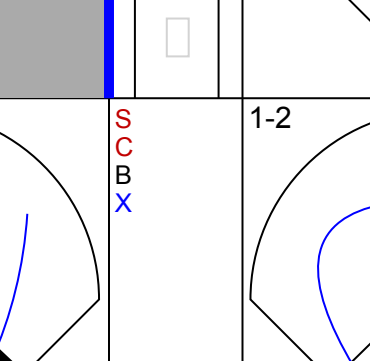
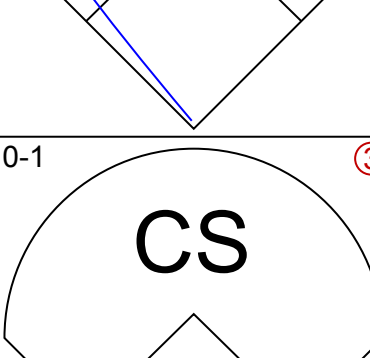
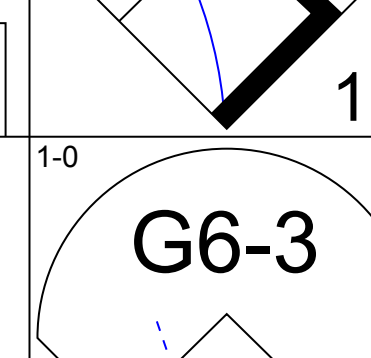
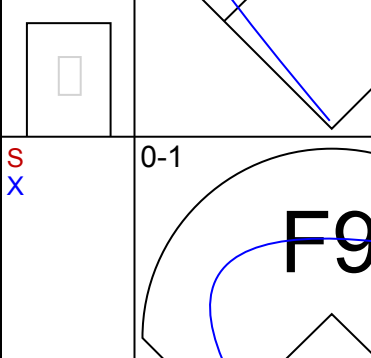
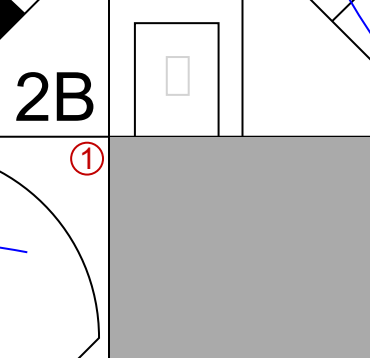
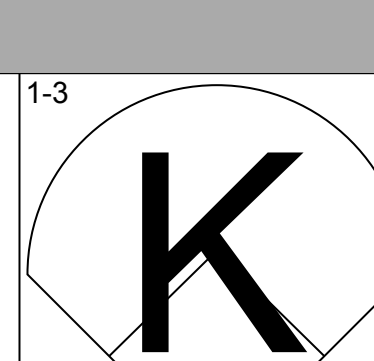
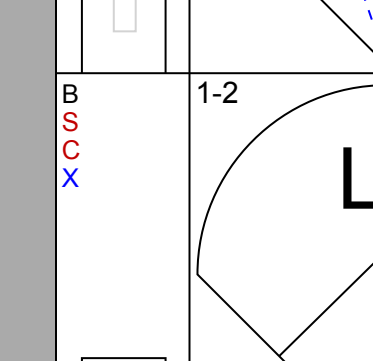
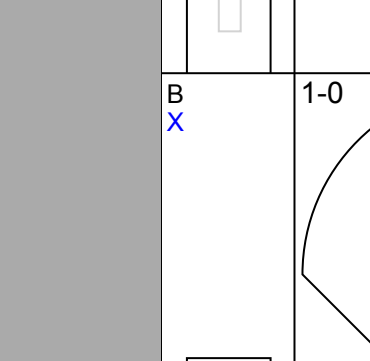
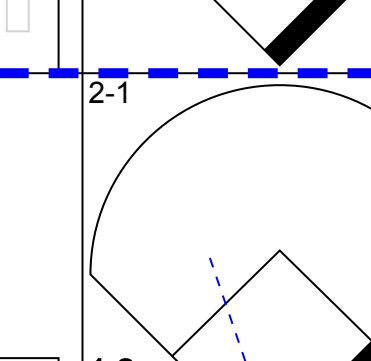
Los Angeles Dodgers @ Atlanta Braves
Atlanta-Fulton County Stadium, Atlanta, GA

AB 36
R 2
H 5
RBI 1
BB 2
SO 8
LOB 9



WP: 0
PB: 0
SB: 0
CS: 0

Sat Jun 29 1991, 7:05 PM EDT
Att: 43,319 - Cloudy - 90 F

Batter	1	2	3	4	5	6	7	8	9	10	11	AB	R	H	RBI	BB	SO	LOB	BOTTOM							
Otis Nixon, S OBP: 0.394, SLG: 0.357 (1, 9)									 1-2 2-3			4	0	0	0	1	2	1								
Deion Sanders, L OBP: 0.338, SLG: 0.338 (8, PH)	 BB										 1B	2	0	0	0	1	1	0								
Brian Hunter, S OBP: 0.250, SLG: 0.250 (8, PH)												0	0	0	0	0	0	0								
Mike Stanton, L OBP: 0.338, SLG: 0.338 (8, PH)												0	0	0	0	0	0	0								
Steve Avery, L OBP: 0.266, SLG: 0.226 (10, PH)												0	0	0	0	0	0	0								
Juan Barenghuer, R OBP: 0.238, SLG: 0.238 (11, 1)												0	0	0	0	0	0	0								
Kent Mercker, L OBP: 0.193, SLG: 0.193 (11, 1)												0	0	0	0	0	0	0								
Terry Pendleton, S OBP: 0.381, SLG: 0.514 (1, 5)						 1B					 1B	5	1	2	0	0	0	2								
Lonnie Smith, R OBP: 0.366, SLG: 0.382 (1, 7)	 1-2					 1-2					 2-3	5	0	1	0	0	0	2								
Tommy Gregg, L OBP: 0.269, SLG: 0.200 (1, 3)																										
Mike Heath, R OBP: 0.247, SLG: 0.263 (9, PH)																										
Mike Heath, R OBP: 0.247, SLG: 0.263 (10, 2)																										
Greg Olson, R OBP: 0.331, SLG: 0.379 (9, PR)																										
Mike Bell, L OBP: 0.331, SLG: 0.379 (10, 3)																										
Mark Lemke, S OBP: 0.337, SLG: 0.342 (1, 4)											 1B	4	0	1	1	0	1	0								
Rafael Belliard, R OBP: 0.272, SLG: 0.268 (1, 6)																										
Jeff Treadway, L OBP: 0.384, SLG: 0.451 (8, PH)																										
Jeff Blauser, R OBP: 0.366, SLG: 0.445 (8, PR)																										
Jeff Blauser, R OBP: 0.366, SLG: 0.445 (8, 6)																										
Tom Glavine, L OBP: 0.350, SLG: 0.306 (1, 1)																										
Ron Gant, R OBP: 0.293, SLG: 0.457 (8, PH)																										
Ron Gant, R OBP: 0.293, SLG: 0.457 (8, 8)																										
Inning Stats	R: 0 E: 0 K: 1 S: 8	H: 0 LOB: 0 BB: 1 P: 12	R: 0 E: 0 K: 0 S: 9	H: 1 LOB: 0 BB: 0 P: 14	R: 0 E: 0 K: 3 S: 10	H: 1 LOB: 1 BB: 0 P: 15	R: 0 E: 0 K: 0 S: 8	H: 1 LOB: 1 BB: 0 P: 15	R: 0 E: 0 K: 0 S: 9	H: 0 LOB: 0 BB: 0 P: 13	R: 0 E: 0 K: 2 S: 9	H: 0 LOB: 0 BB: 0 P: 13	R: 0 E: 0 K: 0 S: 6	H: 0 LOB: 0 BB: 0 P: 7	R: 0 E: 0 K: 0 S: 11	H: 1 LOB: 3 BB: 2 P: 21	R: 1 E: 0 K: 1 S: 14	H: 2 LOB: 2 BB: 1 P: 28	R: 0 E: 0 K: 0 S: 12	H: 0 LOB: 1 BB: 1 P: 19	R: 0 E: 0 K: 0 S: 6	H: 1 LOB: 0 BB: 0 P: 12	1B: 5 2B: 2 3B: 0 HR: 0	SF: 0 SAC: 0 DP: 2 HBP: 0	WP: 0 PB: 0 SB: 0 CS: 1	PA: 43
PITCHER	IP ERA WLS BF H R ER SO BB IBB HBP BLK WP HR S P 28 7.2 0.00 1.000	IP ERA WLS BF H R ER SO BB IBB HBP BLK WP HR S P 4 1.0 0.00 1.000	IP ERA WLS BF H R ER SO BB IBB HBP BLK WP HR S P 1 0.0 0.00 1.000	IP ERA WLS BF H R ER SO BB IBB HBP BLK WP HR S P 5 0.0 0.00 1.000	PITCHER										IP ERA WLS BF H R ER SO BB IBB HBP BLK WP HR S P 16 5.02 0.00 1.000											
Tim Belcher, R ERA: 2.22 (8, 1)	John Candelaria, L ERA: 2.04 (8, 1)	Tim Crews, R ERA: 3.69 (9, 1)	Dennis Cook, L ERA: (9, 1)	Mike Hartley, R ERA: 3.88 (9, 1)	PITCHER										Kevin Gross, R ERA: 5.02 (11, 1)											

Los Angeles Dodgers @ Atlanta Braves
Atlanta-Fulton County Stadium, Atlanta, GA

AB 37
R 1
H 7
RBI 1
BB 5
SO 7
LOB 16



WP: 0
PB: 0
SB: 0
CS: 1

Sat Jun 29 1991, 7:05 PM EDT
Att: 43,319 - Cloudy - 90 F

Batter	1	2	3	4	5	6	7	8	9	AB	R	H	RBI	BB	SO	LOB	TOP								
Brett Butler , L OBP: 0.389, SLG: 0.330 (1, 8)										5	1	1	0	0	1	2									
Juan Samuel , R OBP: 0.395, SLG: 0.453 Mike Sharperson , R OBP: 0.338, SLG: 0.333 (9, PH)										4	1	1	0	0	1	0									
Chris Gwynn , L OBP: 0.342, SLG: 0.448 (1, 9)										4	1	1	0	1	0	0									
Eddie Murray , S OBP: 0.333, SLG: 0.420 (1, 3)										4	0	0	1	0	0	1									
Kal Daniels , L OBP: 0.321, SLG: 0.420 Jose Gonzalez , R (9, 7)										4	2	2	2	1	1	0									
Gary Carter , R OBP: 0.359, SLG: 0.361 Carlos Hernandez , R (9, 2)										4	1	1	1	0	0	1									
Lenny Harris , L OBP: 0.368, SLG: 0.349 Dave Hansen , L (9, 5)										4	2	2	0	0	0	0									
Alfredo Griffin , S OBP: 0.270, SLG: 0.257 (1, 6)										4	2	3	2	0	0	0									
Orel Hershiser , R OBP: 0.500, SLG: 0.545 Stan Javier , S OBP: 0.287, SLG: 0.350 Kevin Gross , R OBP: 0.231, SLG: 0.250 (6, PH)										2	0	0	0	0	2	0									
Inning Stats	R: 0 E: 0 K: 2 S: 9	H: 1 LOB: 1 BB: 0 P: 12	R: 2 E: 2 K: 2 S: 14	H: 2 LOB: 0 BB: 0 P: 18	R: 0 E: 0 K: 0 S: 7	H: 0 LOB: 0 BB: 0 P: 11	R: 0 E: 0 K: 0 S: 5	H: 0 LOB: 0 BB: 1 P: 10	R: 0 E: 0 K: 1 S: 6	H: 0 LOB: 0 BB: 0 P: 7	R: 6 E: 2 K: 0 S: 19	H: 6 LOB: 1 BB: 1 P: 28	R: 0 E: 0 K: 0 S: 5	H: 0 LOB: 0 BB: 0 P: 8	R: 2 E: 0 K: 0 S: 11	H: 3 LOB: 1 BB: 0 P: 18	R: 1 E: 1 K: 0 S: 8	H: 1 LOB: 0 BB: 0 P: 12	1B: 9 2B: 3 3B: 0 HR: 1	SF: 1 SAC: 0 DP: 1 HBP: 0	WP: 0 PB: 0 SB: 0 CS: 0	PA: 41			
PITCHER	IP	WLS	BF	H	R	ER	SO	BB	IBB	HBP	BLK	WP	HR	S	P	ERA	WHIP								
29 John Smoltz , R ERA: 4.82	5.1	L	25	8	8	5	5	2	0	0	0	0	0	54	78	8.44	1.875								
Marvin Freeman , R ERA: 3.04	1.2		6	1	0	0	0	0	0	0	0	0	0	11	16	0.00	0.600								
Dan Petry , R ERA: 5.52	2.0		10	4	3	3	0	0	0	0	0	0	1	19	30	13.50	2.000								

Los Angeles Dodgers @ Atlanta Braves
Atlanta-Fulton County Stadium, Atlanta, GA
Sun Jun 30 1991, 7:05 PM EDT
Att: 30,850 - Sunny - 90 F

AB 38
R 11
H 13
RBI 7
BB 2
SO 5
LOB 5



Batter	1	2	3	4	5	6	7	8	9	AB	R	H	RBI	BB	SO	LOB	BOTTOM								
Deion Sanders , L OBP: 0.289, SLG: 0.329 (1, 9)										5	0	1	1	0	1	2									
Jeff Treadway , L OBP: 0.394, SLG: 0.449 (1, 4)										5	1	2	0	0	2	4									
Terry Pendleton , S OBP: 0.382, SLG: 0.518 (1, 5)										4	1	2	1	0	1	1									
Lonnie Smith , R OBP: 0.364, SLG: 0.379 (1, 7)										4	0	1	1	0	0	2									
Ron Gant , R OBP: 0.292, SLG: 0.454 (1, 8)										4	0	1	0	0	0	2									
Mike Bell , L OBP: 0.286, SLG: 0.286 (1, 3)										4	0	2	0	0	0	1									
Greg Olson , R OBP: 0.323, SLG: 0.369 (1, 2)										4	1	0	0	0	1	3									
Rafael Belliard , R OBP: 0.269, SLG: 0.266 Jeff Blauser , R OBP: 0.397, SLG: 0.446 (6, PH)										2	1	0	0	0	1	1									
29 John Smoltz , R OBP: 0.188, SLG: 0.167 Marvin Freeman , R (6, 1)										2	0	1	1	0	1	0									
Otis Nixon , S OBP: 0.392, SLG: 0.355 Dan Petry , R (8, 1)										1	0	0	0	0	0	0									
Brian Hunter , R OBP: 0.378, SLG: 0.659 (9, PH)										1	0	1	0	0	0	0									
Inning Stats	R: 1 E: 0 K: 0 S: 14	H: 2 LOB: 1 BB: 0 P: 22	R: 1 E: 0 K: 1 S: 13	H: 3 LOB: 0 BB: 0 P: 21	R: 1 E: 0 K: 0 S: 14	H: 3 LOB: 1 BB: 0 P: 23	R: 0 E: 0 K: 3 S: 9	H: 0 LOB: 0 BB: 0 P: 14	R: 0 E: 0 K: 1 S: 7	H: 1 LOB: 0 BB: 0 P: 10	R: 0 E: 0 K: 0 S: 3	H: 1 LOB: 0 BB: 0 P: 5	R: 0 E: 0 K: 1 S: 7	H: 0 LOB: 0 BB: 0 P: 12	R: 0 E: 0 K: 0 S: 10	H: 0 LOB: 0 BB: 0 P: 12	R: 1 E: 1 K: 1 S: 12	H: 2 LOB: 2 BB: 0 P: 18	1B: 11 2B: 1 3B: 0 HR: 0	SF: 0 SAC: 0 DP: 1 HBP: 0	WP: 0 PB: 0 SB: 2 CS: 0	PA: 38			
PITCHER	IP	WLS	BF	H	R	ER	SO	BB	IBB	HBP	BLK	WP	HR	S	P	ERA	WHIP								
Orel Hershiser , R ERA: 3.46	5.0	W	23	9	3	3	5	0	0	0	0	0	0	57	90	5.40	1.800								
Kevin Gross , R ERA: 4.6	4.0	S	15	3	1	0	2	0	0	0	0	0	0	32	47	0.00	0.750								

Los Angeles Dodgers @ Atlanta Braves
Atlanta-Fulton County Stadium, Atlanta, GA
Sun Jun 30 1991, 7:05 PM EDT
Att: 30,850 - Sunny - 90 F

AB 38
R 4
H 12
RBI 4
BB 0
SO 7
LOB 16



Batter	1	2	3	4	5	6	7	8	9	10	11	12	AB	R	H	RBI	BB	SO	LOB	TOP									
Brett Butler, L OBP: 0.395, SLG: 0.333 (1.8)	G2-3	L7		G1-3			L7	1B		L5			6	0	1	1	0	0	5										
Juan Samuel, R OBP: 0.365, SLG: 0.457 (1.4)	G6-3		F8 2B		G5-3		BB 1B	K			F8		6	0	2	0	0	1	1										
Daryl Strawberry, L OBP: 0.342, SLG: 0.404 (1.9)	HR		K		F7		BB BB				G4-3		5	1	1	1	1	2	1										
Eddie Murray, S OBP: 0.330, SLG: 0.405 (1.3)	G5-3		F8		F8		BB			K		BB	4	0	0	0	2	1	1										
Kal Daniels, L OBP: 0.327, SLG: 0.420 (1.7)		1B 2B				G6-3 BB	K			G3-1		K	4	1	1	0	2	2	4										
Lenny Harris, L OBP: 0.355, SLG: 0.335 (1.5)		P2			F8							L9	3	0	0	0	0	0	4										
Stan Javier, S OBP: 0.294, SLG: 0.350 (7. FH)						G6-3	G3-1						1	0	0	0	0	0	3										
Mike Sharperson, R OBP: 0.352, SLG: 0.339 (7.5)										SH1-4 L5 BB			1	0	0	0	0	0	0										
Gary Carter, R OBP: 0.355, SLG: 0.435 (1.2)		SH2-4 1B		G4-3 SF8 2B		1B		1B		SH1-4 1B		G6-3	5	2	4	0	1	0	0										
Alfredo Griffin, S OBP: 0.274, SLG: 0.263 (1.6)		SH2-4 1B		G4-3		1B		SH1-4		SH1-4			4	0	3	1	0	0	1										
Mike Morgan, R ERA: 2.85 Kevin Gross, R ERA: 4.38 Mike Hartley, R ERA: 3.67		SH2-4		SF8		L9		F9				HBP																	
Inning Stats	R: 1 E: 0 K: 12	H: 1 LOB: 0 BB: 0 P: 17	R: 1 E: 0 K: 10	H: 3 LOB: 2 BB: 0 P: 15	R: 0 E: 0 K: 8	H: 1 LOB: 2 BB: 1 P: 17	R: 0 E: 0 K: 9	H: 0 LOB: 0 BB: 0 P: 13	R: 0 E: 0 K: 9	H: 2 LOB: 3 BB: 2 P: 17	R: 0 E: 0 K: 11	H: 1 LOB: 3 BB: 2 P: 22	R: 1 E: 0 K: 14	H: 0 LOB: 0 BB: 0 P: 14	R: 0 E: 0 K: 12	H: 0 LOB: 2 BB: 2 P: 23	R: 0 E: 0 K: 10	H: 1 LOB: 1 BB: 1 P: 17	R: 0 E: 0 K: 13	H: 1 LOB: 1 BB: 0 P: 17	1B: 7 2B: 5 3B: 0 HR: 1	SF: 1 SAC: 3 DP: 2 HBP: 1	WP: 0 PB: 0 SB: 1 CS: 0	PA: 54					
PITCHER													PITCHER																
Greg Harris, R ERA: 2.85	IP: 1.1	WLS: 0	BF: 9	H: 3	R: 3	ER: 3	SO: 1	BB: 2	IBB: 0	HBP: 0	BLK: 0	WP: 0	HR: 1	S: 59	P: 95	ERA: 4.26	WHIP: 1.737												
Rich Rodriguez, L ERA: 3.55	IP: 7.1	WLS: 0.1	BF: 3	H: 0	R: 0	ER: 0	SO: 1	BB: 2	IBB: 0	HBP: 0	BLK: 0	WP: 0	HR: 0	S: 13	P: 13	ERA: 0.00	WHIP: 6.000												
Mike Maddux, R ERA: 2.56	IP: 7.1	WLS: 0.1	BF: 1	H: 0	R: 0	ER: 0	SO: 0	BB: 0	IBB: 0	HBP: 0	BLK: 0	WP: 0	HR: 0	S: 4	P: 4	ERA: 0.00	WHIP: 0.000												
Larry Andersen, R ERA: 2.84	IP: 8.1	WLS: 2.0	BF: 8	H: 2	R: 1	ER: 1	SO: 3	BB: 0	IBB: 0	HBP: 0	BLK: 0	WP: 0	HR: 0	S: 22	P: 36	ERA: 4.50	WHIP: 1.000												
Adam Peterson, R ERA: 2.4	IP: 10.1	WLS: 0.0	BF: 2	H: 0	R: 0	ER: 0	SO: 0	BB: 2	IBB: 0	HBP: 0	BLK: 0	WP: 0	HR: 0	S: 6	P: 14	ERA: ∞	WHIP: ∞												
PITCHER													PITCHER																
Craig Leferts, L ERA: 4.43	IP: 10.1	WLS: 2.0	BF: 1	H: 0	R: 0	ER: 0	SO: 1	BB: 1	IBB: 0	HBP: 0	BLK: 0	WP: 0	HR: 0	S: 16	P: 26	ERA: 0.00	WHIP: 0.500												
Jose Melendez, R ERA: 4.02	IP: 12.1	WLS: 1.0	BF: 4	H: 1	R: 0	ER: 0	SO: 1	BB: 0	IBB: 0	HBP: 0	BLK: 0	WP: 0	HR: 0	S: 13	P: 17	ERA: 0.00	WHIP: 1.000												

Los Angeles Dodgers @ San Diego Padres
Jack Murphy Stadium, San Diego, CA
Thu Jul 04 1991, 10:05 PM EDT
Att. 40,446 - Sunny - 72 F

AB 42
R 4
H 12
RBI 4
BB 7
SO 7
LOB 24



Batter	1	2	3	4	5	6	7	8	9	10	11	12	AB	R	H	RBI	BB	SO	LOB	BOTTOM									
Thomas Howard, S OBP: 0.326, SLG: 0.351 (1.8)	K				E7 G3-1 1B		1B SF8 BB				G1-3		5	2	2	0	1	1	1										
Tony Fernandez, S OBP: 0.361, SLG: 0.382 (1.6)	1B 2B		1B 2B		G3-1		1B 1B			K		P5	6	1	3	0	0	1	3										
Tony Gwynn, L OBP: 0.390, SLG: 0.494 (1.9)	S 2B		L6-3 1B		G1-3		SF8			FC6-4 S 1B			5	1	4	2	0	1	0										
Fred McGriff, L OBP: 0.405, SLG: 0.494 (1.3)	1H 3H 2B		L6-3		G1-3		G1-3			FC6-4 1B			5	1	3	2	1	0	3										
Jerald Clark, R OBP: 0.366, SLG: 0.472 (1.7)	K		F8 2B				G6-3			K			6	0	2	0	0	3	3										
Benito Santiago, R OBP: 0.272, SLG: 0.369 (1.2)	G6-3		F8				G6-3			G1-3		FC6-4	5	0	0	0	1	0	4										
Tim Lincecum, R OBP: 0.371, SLG: 0.373 (1.4)			G1-3				G1-3			F9		SH	3	0	0	0	1	2	1										
Paul Fayers, R OBP: 0.293, SLG: 0.239 (9.4)	K						FC6 BB			K			1	0	0	1	0	0	2										
Scott Coolbaugh, R OBP: 0.303, SLG: 0.323 (1.5)	G5-3						FC6			F8		G1-3 HBP	3	0	0	0	1	0	1										
Greg Harris, R ERA: 2.85 Kevin Gross, R ERA: 4.38 Mike Hartley, R ERA: 3.67			K				G4-3			K		P3																	
Inning Stats	R: 2 E: 0 K: 13	H: 3 LOB: 1 BB: 0 P: 20	R: 0 E: 0 K: 9	H: 0 LOB: 0 BB: 0 P: 13	R: 0 E: 0 K: 8	H: 3 LOB: 1 BB: 0 P: 7	R: 0 E: 0 K: 9	H: 1 LOB: 2 BB: 1 P: 19	R: 1 E: 1 K: 9	H: 1 LOB: 0 BB: 0 P: 16	R: 0 E: 0 K: 7	H: 0 LOB: 1 BB: 1 P: 15	R: 0 E: 0 K: 11	H: 1 LOB: 2 BB: 0 P: 14	R: 0 E: 0 K: 10	H: 1 LOB: 2 BB: 1 P: 21	R: 0 E: 0 K: 11	H: 0 LOB: 1 BB: 1 P: 18	R: 1 E: 0 K: 10	H: 2 LOB: 3 BB: 1 P: 21	1B: 11 2B: 4 3B: 0 HR: 0	SF: 1 SAC: 1 DP: 1 HBP: 1	WP: 0 PB: 0 SB: 2 CS: 1	PA: 52					
PITCHER													PITCHER																
Mike Morgan, R ERA: 2.48	IP: 1.1	WLS: 0	BF: 29	H: 4	R: 4	ER: 3	SO: 5	BB: 2	IBB: 1	HBP: 0	BLK: 0	WP: 0	HR: 0	S: 57	P: 101	ERA: 4.26	WHIP: 1.737												
Dennis Cook, L ERA: 3.51	IP: 7.1	WLS: 0.2	BF: 3	H: 0	R: 0	ER: 0	SO: 0	BB: 0	IBB: 0	HBP: 0	BLK: 0	WP: 0	HR: 0	S: 4	P: 4	ERA: 0.00	WHIP: 0.000												
Tim Crews, R ERA: 4.38	IP: 8.1	WLS: 1.0	BF: 3	H: 0	R: 0	ER: 0	SO: 2	BB: 0	IBB: 0	HBP: 0	BLK: 0	WP: 0	HR: 0	S: 7	P: 11	ERA: 0.00	WHIP: 0.000												
Kevin Gross, R ERA: 4.38	IP: 9.1	WLS: 1.0	BF: 4	H: 1	R: 0	ER: 0	SO: 2	BB: 0	IBB: 0	HBP: 0	BLK: 0	WP: 0	HR: 0	S: 10	P: 14	ERA: 0.00	WHIP: 1.000												
Mike Hartley, R ERA: 3.67	IP: 10.1	WLS: 2.0	BF: 9	H: 1	R: 0	ER: 0	SO: 1	BB: 0	IBB: 1	HBP: 1	BLK: 0	WP: 0	HR: 0	S: 22	P: 39	ERA: 0.00	WHIP: 0.500												
PITCHER													PITCHER																
Jim Gott, R ERA: 3.45	IP: 12.1	WLS: 0.1	BF: 5	H: 2	R: 1	ER: 1	SO: 1	BB: 0	IBB: 1	HBP: 0	BLK: 0	WP: 0	HR: 0	S: 10	P: 21	ERA: 27.00	WHIP: 6.000												

Los Angeles Dodgers @ San Diego Padres
Jack Murphy Stadium, San Diego, CA
Thu Jul 04 1991, 10:05 PM EDT
Att. 40,446 - Sunny - 72 F

AB 44
R 5
H 14
RBI 5
BB 5
SO 11
LOB 21



Batter	1	2	3	4	5	6	7	8	9	AB	R	H	RBI	BB	SO	LOB	TOP	
Otis Nixon, S <small>OBP: 0.389, SLG: 0.356</small> 										4	1	1	0	0	2	2	Atlanta Braves @ Los Angeles Dodgers Dodger Stadium, Los Angeles, CA Fri Jul 05 1991, 7:05 PM PDT Att: 49,199 - Sunny - 75 F	
Deion Sanders, L <small>OBP: 0.280, SLG: 0.305</small> 										4	0	0	0	1	1	3		
Terry Pendleton, S <small>OBP: 0.378, SLG: 0.517</small> 										4	1	2	1	0	0	3		
Ron Gant, R <small>OBP: 0.294, SLG: 0.481</small> 										4	1	1	1	0	0	4		
Jeff Blauser, R <small>OBP: 0.377, SLG: 0.492</small> Rafael Belliard, R <small>OBP: 0.268, SLG: 0.261</small> 										4	1	1	2	0	1	1		
Mike Bell, L <small>OBP: 0.211, SLG: 0.368</small> 										4	0	0	0	0	2	0		
Greg Olson, R <small>OBP: 0.324, SLG: 0.366</small> 										4	0	1	0	0	2	0		
Mark Lemke, S <small>OBP: 0.344, SLG: 0.342</small> 										3	0	1	0	1	0	1		
Tom Glavine, L <small>OBP: 0.357, SLG: 0.316</small> 										2	0	1	0	0	1	0		
Inning Stats R: 1 H: 2 E: 0 LOB: 1 K: 1 BB: 0 S: 10 R: 0 H: 0 E: 0 LOB: 0 K: 1 BB: 0 S: 8 R: 0 H: 1 E: 0 LOB: 2 K: 1 BB: 0 S: 12 R: 0 H: 0 E: 0 LOB: 0 K: 1 BB: 0 S: 9 R: 0 H: 0 E: 0 LOB: 1 K: 1 BB: 1 S: 9 R: 2 H: 3 E: 0 LOB: 1 K: 1 BB: 0 S: 12 R: 1 H: 1 E: 1 LOB: 1 K: 1 BB: 1 S: 17 R: 0 H: 0 E: 0 LOB: 0 K: 2 BB: 0 S: 11 R: 0 H: 1 E: 0 LOB: 1 K: 0 BB: 0 S: 11 1B: 5 SF: 0 2B: 1 SAC: 3 3B: 1 DP: 0 HR: 1 HBP: 0 WP: 0 PA: 38 PB: 1 SB: 2 CS: 0																		
PITCHER Tim Belcher, R <small>ERA: 2.41</small> Tim Crews, R <small>ERA: 3.43</small> Dennis Cook, L <small>ERA:</small>	IP: 7.0 WLS: L BF: 31 H: 7 R: 4 ER: 4 SO: 7 BB: 2 IBB: 0 HBP: 0 BLK: 0 WP: 0 HR: 1 S: 77 P: 112 ERA: 5.14 WHIP: 1.286																	

Batter	1	2	3	4	5	6	7	8	9	AB	R	H	RBI	BB	SO	LOB	BOTTOM
Brett Butler, L <small>OBP: 0.393, SLG: 0.332</small> 										4	0	1	0	0	0	0	Atlanta Braves @ Los Angeles Dodgers Dodger Stadium, Los Angeles, CA Fri Jul 05 1991, 7:05 PM PDT Att: 49,199 - Sunny - 75 F
Juan Samuel, R <small>OBP: 0.360, SLG: 0.451</small> 										4	0	0	0	0	2	1	
Darryl Strawberry, L <small>OBP: 0.340, SLG: 0.401</small> 										4	0	1	0	0	1	0	
Eddie Murray, S <small>OBP: 0.326, SLG: 0.399</small> 										4	0	0	0	0	2	2	
Kal Daniels, L <small>OBP: 0.330, SLG: 0.426</small> 										4	1	2	0	0	0	0	
Gary Carter, R <small>OBP: 0.359, SLG: 0.438</small> 										4	0	2	0	0	1	2	
Mike Sharperson, R <small>OBP: 0.360, SLG: 0.364</small> 										4	0	2	0	0	0	3	
Alfredo Griffin, S <small>OBP: 0.273, SLG: 0.260</small> 										2	0	0	1	1	1	2	
Tim Belcher, R <small>OBP: 0.167, SLG: 0.194</small> Stan Javier, S <small>OBP: 0.292, SLG: 0.347</small> Tim Crews, R <small>OBP: 0.229, SLG: 0.265</small> Dennis Cook, L <small>OBP: 0.229, SLG: 0.265</small> Mitch Webster, S <small>OBP: 0.229, SLG: 0.265</small> 										2	0	0	0	0	2	1	
Inning Stats R: 0 H: 2 E: 0 LOB: 1 K: 1 BB: 0 S: 8 R: 1 H: 2 E: 0 LOB: 1 K: 2 BB: 0 S: 12 R: 0 H: 0 E: 0 LOB: 0 K: 1 BB: 0 S: 9 R: 0 H: 1 E: 0 LOB: 1 K: 1 BB: 0 S: 7 R: 0 H: 0 E: 0 LOB: 0 K: 1 BB: 0 S: 6 R: 0 H: 0 E: 0 LOB: 0 K: 2 BB: 0 S: 12 R: 0 H: 2 E: 0 LOB: 2 K: 0 BB: 0 S: 9 R: 0 H: 0 E: 0 LOB: 0 K: 1 BB: 0 S: 12 R: 0 H: 1 E: 1 LOB: 3 K: 1 BB: 1 S: 21 1B: 6 SF: 1 2B: 2 SAC: 0 3B: 0 DP: 1 HR: 0 HBP: 0 WP: 0 PA: 36 PB: 0 SB: 1 CS: 0																	
PITCHER Tom Glavine, L <small>ERA: 1.98</small>	IP: 9.0 WLS: W BF: 36 H: 8 R: 1 ER: 1 SO: 10 BB: 1 IBB: 0 HBP: 0 BLK: 0 WP: 0 HR: 0 S: 90 P: 131 ERA: 1.00 WHIP: 1.000																

AB	33
R	4
H	8
RBI	4
BB	2
SO	9
LOB	14



Batter	1	2	3	4	5	6	7	8	9	AB	R	H	RBI	BB	SO	LOB	TOP				
Otis Nixon, S <small>OBP: 0.390, SLG: 0.354</small> 										4	1	1	0	1	1	0	Atlanta Braves @ Los Angeles Dodgers Dodger Stadium, Los Angeles, CA Sat Jul 06 1991, 7:05 PM PDT Att: 47,207 - Cloudy - 77 F				
Lonnie Smith, R <small>OBP: 0.348, SLG: 0.362</small> 										4	1	0	0	0	1	1					
Terry Pendleton, S <small>OBP: 0.379, SLG: 0.516</small> 										4	1	1	0	1	1	2					
Ron Gant, R <small>OBP: 0.296, SLG: 0.483</small> 										5	2	2	3	0	1	3					
Jeff Blauser, R <small>OBP: 0.373, SLG: 0.484</small> 										5	0	1	0	0	1	3					
Brian Hunter, R <small>OBP: 0.370, SLG: 0.640</small> 										5	0	1	1	0	1	1					
Greg Olson, R <small>OBP: 0.333, SLG: 0.374</small> 										2	1	1	0	2	0	0					
Mark Lemke, S <small>OBP: 0.340, SLG: 0.337</small> 										4	0	1	1	0	0	4					
<small>29 John Smoltz, R Rick Mahler, R Mike Stanton, L Marvin Freeman, R Tony Gandy, L Stan Javier, S Jeff Thomas, L Rafael Barrios, R Kevin Mercker, L</small> 										1	0	0	0	0	0	1					
Inning Stats	R: 0 E: 1 K: 2 S: 10	H: 0 LOB: 1 BB: 0 P: 14	R: 1 E: 0 K: 0 S: 8	H: 2 LOB: 1 BB: 0 P: 8	R: 0 E: 1 K: 1 S: 11	H: 1 LOB: 2 BB: 0 P: 14	R: 0 E: 0 K: 0 S: 6	H: 0 LOB: 0 BB: 0 P: 10	R: 0 E: 0 K: 1 S: 6	H: 3 LOB: 2 BB: 1 P: 21	R: 4 E: 1 K: 2 S: 21	H: 2 LOB: 2 BB: 2 P: 34	R: 0 E: 0 K: 0 S: 7	H: 0 LOB: 0 BB: 0 P: 10	R: 0 E: 0 K: 0 S: 7	H: 0 LOB: 0 BB: 0 P: 10	1B: 5 2B: 4 3B: 0 HR: 0	SF: 0 SAC: 0 DP: 1 HBP: 1	WP: 0 PB: 0 SB: 2 CS: 0	PA: 42	
PITCHER	IP WLS BF H R ER SO BB IBB HBP BLK WP HR S P ERA WHIP	6.0 W 29 7 4 4 4 4 2 0 1 0 0 0 0 3 7 6.00 1.500	0.0 1 0 0 0 0 1 0 0 0 0 0 0 0 3 7 ∞ ∞	0.2 5 1 2 1 2 1 0 0 0 0 0 0 0 13 19 13.50 3.000	1.1 4 0 0 0 0 0 0 0 0 0 0 0 0 8 10 0.00 0.000	1.77 1.0 S 3 0 0 0 0 0 0 0 0 0 0 0 7 10 0.00 0.000															

AB	37
R	6
H	8
RBI	5
SO	6
LOB	19



Batter	1	2	3	4	5	6	7	8	9	AB	R	H	RBI	BB	SO	LOB	BOTTOM			
Brett Butler, L <small>OBP: 0.399, SLG: 0.336</small> 										3	2	2	2	0	0		Atlanta Braves @ Los Angeles Dodgers Dodger Stadium, Los Angeles, CA Sat Jul 06 1991, 7:05 PM PDT Att: 47,207 - Cloudy - 77 F			
Juan Samuel, R <small>OBP: 0.355, SLG: 0.447</small> 										5	0	1	0	0	1	5				
Darryl Strawberry, L <small>OBP: 0.342, SLG: 0.408</small> 										4	2	1	2	1	2					
Eddie Murray, S <small>OBP: 0.328, SLG: 0.399</small> 										3	0	1	1	1	2					
Kal Daniels, L <small>OBP: 0.328, SLG: 0.420</small> 										3	0	0	0	1	1	3				
Lenny Harris, L <small>OBP: 0.357, SLG: 0.338</small> 										4	1	2	2	0	0					
Gary Carter, R <small>OBP: 0.348, SLG: 0.422</small> 										4	0	0	0	0	2	3				
Alfredo Griffin, S <small>OBP: 0.277, SLG: 0.270</small> 										4	1	2	0	0	1	0				
<small>29 John Smoltz, R Rick Mahler, R Mike Stanton, L Marvin Freeman, R Tony Gandy, L Stan Javier, S Jeff Thomas, L Rafael Barrios, R Kevin Mercker, L</small> 										1	1	0	0	1	0	1				
Inning Stats	R: 2 E: 0 K: 1 S: 17	H: 2 LOB: 2 BB: 2 P: 29	R: 3 E: 0 K: 1 S: 10	H: 2 LOB: 2 BB: 2 P: 22	R: 0 E: 0 K: 0 S: 7	H: 1 LOB: 1 BB: 0 P: 11	R: 0 E: 0 K: 1 S: 13	H: 1 LOB: 2 BB: 1 P: 25	R: 2 E: 1 K: 1 S: 10	H: 3 LOB: 1 BB: 0 P: 11	R: 0 E: 0 K: 2 S: 10	H: 0 LOB: 0 BB: 0 P: 13	R: 0 E: 0 K: 1 S: 7	H: 0 LOB: 0 BB: 0 P: 8	R: 0 E: 0 K: 1 S: 15	H: 0 LOB: 1 BB: 1 P: 25	1B: 7 2B: 1 3B: 1 HR: 0	SF: 0 SAC: 1 DP: 0 HBP: 0	WP: 1 PB: 0 SB: 2 CS: 0	PA: 39
PITCHER	IP WLS BF H R ER SO BB IBB HBP BLK WP HR S P ERA WHIP	1.2 L 13 4 5 5 2 4 1 0 0 0 0 0 0 21 38 0.00 1.286	1.0 6 3 2 2 1 0 0 0 0 0 0 0 0 10 11 18.00 3.000	3.33 1.0 3 0 0 0 2 0 0 0 0 0 0 0 10 13 0.00 0.000	3.09 2.0 7 0 0 0 2 1 0 0 0 1 0 22 33 0.00 0.500															

AB	32
R	7
H	9
RBI	7
SO	8
LOB	16



Batter	1	2	3	4	5	6	7	8	9	AB	R	H	RBI	BB	SO	LOB	TOP				
Otis Nixon, S (1,9) <small>OBP: 0.383, SLG: 0.348</small> Kent Mercker, L (7,1) Juan Berenguer, R (7,1) <small>OBP: 0.337, SLG: 0.333</small> Mark Lemke, S (9,PH) <small>OBP: 0.374, SLG: 0.627</small> Deion Sanders, L (1,7) <small>OBP: 0.271, SLG: 0.294</small> Brian Hunter, R (7,PH) <small>OBP: 0.364, SLG: 0.627</small> Terry Pendleton, S (1,5) <small>OBP: 0.377, SLG: 0.512</small> Ron Gant, R (1,8) <small>OBP: 0.302, SLG: 0.485</small> Tommy Gregg, L (1,3) <small>OBP: 0.277, SLG: 0.231</small> Jeff Treadway, L (1,4) <small>OBP: 0.374, SLG: 0.433</small> Jeff Blausler, R (1,6) <small>OBP: 0.370, SLG: 0.478</small> Greg Olson, R (1,2) <small>OBP: 0.332, SLG: 0.371</small> Charlie Leibrandt, R (1,1) <small>OBP: 0.056, SLG: 0.086</small> Mike Stanton, L (6,1) Lonnie Smith, R (7,PH) <small>OBP: 0.350, SLG: 0.364</small>	 F9		 P2			 K	 K		 G3	4	0	0	0	0	2	3	Atlanta Braves @ Los Angeles Dodgers Dodger Stadium, Los Angeles, CA Sun Jul 07 1991, 3:33 AM PDT Att: 41,965 - Cloudy - 80 F				
Deion Sanders, L (1,7) <small>OBP: 0.271, SLG: 0.294</small> Brian Hunter, R (7,PH) <small>OBP: 0.364, SLG: 0.627</small> Terry Pendleton, S (1,5) <small>OBP: 0.377, SLG: 0.512</small> Ron Gant, R (1,8) <small>OBP: 0.302, SLG: 0.485</small> Tommy Gregg, L (1,3) <small>OBP: 0.277, SLG: 0.231</small> Jeff Treadway, L (1,4) <small>OBP: 0.374, SLG: 0.433</small> Jeff Blausler, R (1,6) <small>OBP: 0.370, SLG: 0.478</small> Greg Olson, R (1,2) <small>OBP: 0.332, SLG: 0.371</small> Charlie Leibrandt, R (1,1) <small>OBP: 0.056, SLG: 0.086</small> Mike Stanton, L (6,1) Lonnie Smith, R (7,PH) <small>OBP: 0.350, SLG: 0.364</small>	 F8		 F8			 G6-3	 G6-3			3	0	0	0	0	0	0		0			
Deion Sanders, L (1,7) <small>OBP: 0.271, SLG: 0.294</small> Brian Hunter, R (7,PH) <small>OBP: 0.364, SLG: 0.627</small> Terry Pendleton, S (1,5) <small>OBP: 0.377, SLG: 0.512</small> Ron Gant, R (1,8) <small>OBP: 0.302, SLG: 0.485</small> Tommy Gregg, L (1,3) <small>OBP: 0.277, SLG: 0.231</small> Jeff Treadway, L (1,4) <small>OBP: 0.374, SLG: 0.433</small> Jeff Blausler, R (1,6) <small>OBP: 0.370, SLG: 0.478</small> Greg Olson, R (1,2) <small>OBP: 0.332, SLG: 0.371</small> Charlie Leibrandt, R (1,1) <small>OBP: 0.056, SLG: 0.086</small> Mike Stanton, L (6,1) Lonnie Smith, R (7,PH) <small>OBP: 0.350, SLG: 0.364</small>	 F8		 G6-3			 F8		 E HBP G6-3 1B		4	1	1	0	0	0	0		0			
Deion Sanders, L (1,7) <small>OBP: 0.271, SLG: 0.294</small> Brian Hunter, R (7,PH) <small>OBP: 0.364, SLG: 0.627</small> Terry Pendleton, S (1,5) <small>OBP: 0.377, SLG: 0.512</small> Ron Gant, R (1,8) <small>OBP: 0.302, SLG: 0.485</small> Tommy Gregg, L (1,3) <small>OBP: 0.277, SLG: 0.231</small> Jeff Treadway, L (1,4) <small>OBP: 0.374, SLG: 0.433</small> Jeff Blausler, R (1,6) <small>OBP: 0.370, SLG: 0.478</small> Greg Olson, R (1,2) <small>OBP: 0.332, SLG: 0.371</small> Charlie Leibrandt, R (1,1) <small>OBP: 0.056, SLG: 0.086</small> Mike Stanton, L (6,1) Lonnie Smith, R (7,PH) <small>OBP: 0.350, SLG: 0.364</small>		 K		 CS 1B		 1B		 G6-3 E HBP		3	0	2	0	0	1	0		0			
Deion Sanders, L (1,7) <small>OBP: 0.271, SLG: 0.294</small> Brian Hunter, R (7,PH) <small>OBP: 0.364, SLG: 0.627</small> Terry Pendleton, S (1,5) <small>OBP: 0.377, SLG: 0.512</small> Ron Gant, R (1,8) <small>OBP: 0.302, SLG: 0.485</small> Tommy Gregg, L (1,3) <small>OBP: 0.277, SLG: 0.231</small> Jeff Treadway, L (1,4) <small>OBP: 0.374, SLG: 0.433</small> Jeff Blausler, R (1,6) <small>OBP: 0.370, SLG: 0.478</small> Greg Olson, R (1,2) <small>OBP: 0.332, SLG: 0.371</small> Charlie Leibrandt, R (1,1) <small>OBP: 0.056, SLG: 0.086</small> Mike Stanton, L (6,1) Lonnie Smith, R (7,PH) <small>OBP: 0.350, SLG: 0.364</small>		 S 1B		 FC8-4 1-2 2B		 K		 E6 G6-3		4	1	2	0	0	1	3		0			
Deion Sanders, L (1,7) <small>OBP: 0.271, SLG: 0.294</small> Brian Hunter, R (7,PH) <small>OBP: 0.364, SLG: 0.627</small> Terry Pendleton, S (1,5) <small>OBP: 0.377, SLG: 0.512</small> Ron Gant, R (1,8) <small>OBP: 0.302, SLG: 0.485</small> Tommy Gregg, L (1,3) <small>OBP: 0.277, SLG: 0.231</small> Jeff Treadway, L (1,4) <small>OBP: 0.374, SLG: 0.433</small> Jeff Blausler, R (1,6) <small>OBP: 0.370, SLG: 0.478</small> Greg Olson, R (1,2) <small>OBP: 0.332, SLG: 0.371</small> Charlie Leibrandt, R (1,1) <small>OBP: 0.056, SLG: 0.086</small> Mike Stanton, L (6,1) Lonnie Smith, R (7,PH) <small>OBP: 0.350, SLG: 0.364</small>		 1B		 FC8-4 2-3			 FC6-4 1B		 G6-3	4	0	2	1	0	0	3		0			
Deion Sanders, L (1,7) <small>OBP: 0.271, SLG: 0.294</small> Brian Hunter, R (7,PH) <small>OBP: 0.364, SLG: 0.627</small> Terry Pendleton, S (1,5) <small>OBP: 0.377, SLG: 0.512</small> Ron Gant, R (1,8) <small>OBP: 0.302, SLG: 0.485</small> Tommy Gregg, L (1,3) <small>OBP: 0.277, SLG: 0.231</small> Jeff Treadway, L (1,4) <small>OBP: 0.374, SLG: 0.433</small> Jeff Blausler, R (1,6) <small>OBP: 0.370, SLG: 0.478</small> Greg Olson, R (1,2) <small>OBP: 0.332, SLG: 0.371</small> Charlie Leibrandt, R (1,1) <small>OBP: 0.056, SLG: 0.086</small> Mike Stanton, L (6,1) Lonnie Smith, R (7,PH) <small>OBP: 0.350, SLG: 0.364</small>		 1B				 L9		 FC6-4 E 1-2		4	1	1	0	0	1	2		0			
Deion Sanders, L (1,7) <small>OBP: 0.271, SLG: 0.294</small> Brian Hunter, R (7,PH) <small>OBP: 0.364, SLG: 0.627</small> Terry Pendleton, S (1,5) <small>OBP: 0.377, SLG: 0.512</small> Ron Gant, R (1,8) <small>OBP: 0.302, SLG: 0.485</small> Tommy Gregg, L (1,3) <small>OBP: 0.277, SLG: 0.231</small> Jeff Treadway, L (1,4) <small>OBP: 0.374, SLG: 0.433</small> Jeff Blausler, R (1,6) <small>OBP: 0.370, SLG: 0.478</small> Greg Olson, R (1,2) <small>OBP: 0.332, SLG: 0.371</small> Charlie Leibrandt, R (1,1) <small>OBP: 0.056, SLG: 0.086</small> Mike Stanton, L (6,1) Lonnie Smith, R (7,PH) <small>OBP: 0.350, SLG: 0.364</small>		 1B				 SH5-3 1B		 E3 1B 1-H		4	0	1	0	0	2	2		0			
Deion Sanders, L (1,7) <small>OBP: 0.271, SLG: 0.294</small> Brian Hunter, R (7,PH) <small>OBP: 0.364, SLG: 0.627</small> Terry Pendleton, S (1,5) <small>OBP: 0.377, SLG: 0.512</small> Ron Gant, R (1,8) <small>OBP: 0.302, SLG: 0.485</small> Tommy Gregg, L (1,3) <small>OBP: 0.277, SLG: 0.231</small> Jeff Treadway, L (1,4) <small>OBP: 0.374, SLG: 0.433</small> Jeff Blausler, R (1,6) <small>OBP: 0.370, SLG: 0.478</small> Greg Olson, R (1,2) <small>OBP: 0.332, SLG: 0.371</small> Charlie Leibrandt, R (1,1) <small>OBP: 0.056, SLG: 0.086</small> Mike Stanton, L (6,1) Lonnie Smith, R (7,PH) <small>OBP: 0.350, SLG: 0.364</small>		 1B				 SH5-3 1-2		 1B		1	0	0	0	0	0	2		0			
Deion Sanders, L (1,7) <small>OBP: 0.271, SLG: 0.294</small> Brian Hunter, R (7,PH) <small>OBP: 0.364, SLG: 0.627</small> Terry Pendleton, S (1,5) <small>OBP: 0.377, SLG: 0.512</small> Ron Gant, R (1,8) <small>OBP: 0.302, SLG: 0.485</small> Tommy Gregg, L (1,3) <small>OBP: 0.277, SLG: 0.231</small> Jeff Treadway, L (1,4) <small>OBP: 0.374, SLG: 0.433</small> Jeff Blausler, R (1,6) <small>OBP: 0.370, SLG: 0.478</small> Greg Olson, R (1,2) <small>OBP: 0.332, SLG: 0.371</small> Charlie Leibrandt, R (1,1) <small>OBP: 0.056, SLG: 0.086</small> Mike Stanton, L (6,1) Lonnie Smith, R (7,PH) <small>OBP: 0.350, SLG: 0.364</small>		 F7				 SH5-3		 1B		0	0	0	0	0	0	0		0			
Deion Sanders, L (1,7) <small>OBP: 0.271, SLG: 0.294</small> Brian Hunter, R (7,PH) <small>OBP: 0.364, SLG: 0.627</small> Terry Pendleton, S (1,5) <small>OBP: 0.377, SLG: 0.512</small> Ron Gant, R (1,8) <small>OBP: 0.302, SLG: 0.485</small> Tommy Gregg, L (1,3) <small>OBP: 0.277, SLG: 0.231</small> Jeff Treadway, L (1,4) <small>OBP: 0.374, SLG: 0.433</small> Jeff Blausler, R (1,6) <small>OBP: 0.370, SLG: 0.478</small> Greg Olson, R (1,2) <small>OBP: 0.332, SLG: 0.371</small> Charlie Leibrandt, R (1,1) <small>OBP: 0.056, SLG: 0.086</small> Mike Stanton, L (6,1) Lonnie Smith, R (7,PH) <small>OBP: 0.350, SLG: 0.364</small>								 G1-3		2	0	1	0	0	0	0	0	0			
Inning Stats	R: 0 H: 0 E: 0 K: 0 S: 4	H: 0 LOB: 0 BB: 0 P: 5	R: 1 H: 3 E: 0 K: 2 S: 16	H: 3 LOB: 2 BB: 0 P: 20	R: 0 H: 0 E: 0 K: 0 S: 8	H: 0 LOB: 0 BB: 0 P: 10	R: 0 H: 2 E: 0 K: 1 S: 8	H: 2 LOB: 1 BB: 0 P: 14	R: 0 H: 1 E: 0 K: 1 S: 9	H: 1 LOB: 1 BB: 0 P: 11	R: 0 H: 1 E: 0 K: 1 S: 12	H: 1 LOB: 2 BB: 0 P: 16	R: 1 H: 2 E: 1 K: 1 S: 12	H: 2 LOB: 2 BB: 0 P: 16	R: 1 H: 1 E: 1 K: 1 S: 11	H: 1 LOB: 1 BB: 0 P: 16	R: 0 H: 0 E: 0 K: 1 S: 7	H: 0 LOB: 0 BB: 0 P: 10	1B: 9 2B: 2 3B: 0 HR: 0	SF: 0 SAC: 1 DP: 2 HBP: 1	WP: 0 PA: 37 FB: 0 SB: 1 CS: 1
PITCHER	IP: 5.2 WLS: W BF: 22 H: 7 R: 1 ER: 1 SO: 3 BB: 0 IBB: 0 HBP: 0 BLK: 0 WP: 0 HR: 0 S: 54 P: 73 ERA: 1.59 WHIP: 1.235	Ramon Martinez, R (1,1) <small>ERA: 2.54</small>	IP: 0.1 WLS: L BF: 1 H: 0 R: 0 ER: 0 SO: 1 BB: 0 IBB: 0 HBP: 0 BLK: 0 WP: 0 HR: 0 S: 3 P: 3 ERA: 0.00 WHIP: 0.000	Dennis Cook, L (6,1) <small>ERA: 4.5</small>	IP: 0.1 WLS: L BF: 4 H: 2 R: 1 ER: 0 SO: 0 BB: 0 IBB: 0 HBP: 0 BLK: 0 WP: 0 HR: 0 S: 3 P: 9 ERA: 0.00 WHIP: 6.000	Tim Crews, R (7,1) <small>ERA: 3.4</small>	IP: 0.1 WLS: L BF: 1 H: 0 R: 0 ER: 0 SO: 1 BB: 0 IBB: 0 HBP: 0 BLK: 0 WP: 0 HR: 0 S: 5 P: 5 ERA: 0.00 WHIP: 0.000	John Candelaria, L (7,1) <small>ERA: 1.74</small>	IP: 2.1 WLS: S BF: 9 H: 1 R: 1 ER: 0 SO: 2 BB: 0 IBB: 0 HBP: 1 BLK: 0 WP: 0 HR: 19 S: 28 ERA: 0.00 WHIP: 0.429	Mike Morgan, R (7,1) <small>ERA: 2.43</small>											

Batter	1	2	3	4	5	6	7	8	9	AB	R	H	RBI	BB	SO	LOB	BOTTOM
Brett Butler, L (1,8) <small>OBP: 0.403, SLG: 0.341</small> Mike Sharperson, R (1,5) <small>OBP: 0.355, SLG: 0.352</small> Darryl Strawberry, L (1,9) <small>OBP: 0.344, SLG: 0.410</small> Eddie Murray, S (1,3) <small>OBP: 0.330, SLG: 0.398</small> Kal Daniels, L (1,7) <small>OBP: 0.327, SLG: 0.421</small> Mitch Webster, S (9,7) <small>OBP: 0.229, SLG: 0.265</small> Gary Carter, R (1,2) <small>OBP: 0.346, SLG: 0.412</small> Lenny Harris, L (1,4) <small>OBP: 0.354, SLG: 0.335</small> Juan Samuel, R (6,PH) <small>OBP: 0.359, SLG: 0.447</small> Alfredo Griffin, S (1,6) <small>OBP: 0.277, SLG: 0.269</small> Ramon Martinez, R (1,1) <small>OBP: 0.354, SLG: 0.125</small> Dennis Cook, L (6,1) <small>ERA: 3.02</small> Stan Javier, S (6,PH) <small>OBP: 0.346, SLG: 0.341</small> Tim Crews, R (7,1) <small>ERA: 1.78</small> John Candelaria, L (7,1) <small>ERA: 1.74</small> Mike Morgan, R (7,1) <small>OBP: 0.350, SLG: 0.364</small>	 CS 1B		 SH1-3 1B	 SH1-3	 G6-3	 G4-3 1B	 G4-3 1B		 K	4	1	3	1	0	1	0	
Brett Butler, L (1,8) <small>OBP: 0.403, SLG: 0.341</small> Mike Sharperson, R (1,5) <small>OBP: 0.355, SLG: 0.352</small> Darryl Strawberry, L (1,9) <small>OBP: 0.344, SLG: 0.410</small> Eddie Murray, S (1,3) <small>OBP: 0.330, SLG: 0.398</small> Kal Daniels, L (1,7) <small>OBP: 0.327, SLG: 0.421</small> Mitch Webster, S (9,7) <small>OBP: 0.229, SLG: 0.265</small> Gary Carter, R (1,2) <small>OBP: 0.346, SLG: 0.412</small> Lenny Harris, L (1,4) <small>OBP: 0.354, SLG: 0.335</small> Juan Samuel, R (6,PH) <small>OBP: 0.359, SLG: 0.447</small> Alfredo Griffin, S (1,6) <small>OBP: 0.277, SLG: 0.269</small> Ramon Martinez, R (1,1) <small>OBP: 0.354, SLG: 0.125</small> Dennis Cook, L (6,1) <small>ERA: 3.02</small> Stan Javier, S (6,PH) <small>OBP: 0.346, SLG: 0.341</small> Tim Crews, R (7,1) <small>ERA: 1.78</small> John Candelaria, L (7,1) <small>ERA: 1.74</small> Mike Morgan, R (7,1) <small>OBP: 0.350, SLG: 0.364</small>	 G4-3		 SH1-3	 SH1-3	 G6-3	 G4-3 1B	 G4-3 1B			3	1	1	0	0	0	2	
Brett Butler, L (1,8) <small>OBP: 0.403, SLG: 0.341</small> Mike Sharperson, R (1,5) <small>OBP: 0.355, SLG: 0.352</small> Darryl Strawberry, L (1,9) <small>OBP: 0.344, SLG: 0.410</small> Eddie Murray, S (1,3) <small>OBP: 0.330, SLG: 0.398</small> Kal Daniels, L (1,7) <small>OBP: 0.327, SLG: 0.421</small> Mitch Webster, S (9,7) <small>OBP: 0.229, SLG: 0.265</small> Gary Carter, R (1,2) <small>OBP: 0.346, SLG: 0.412</small> Lenny Harris, L (1,4) <small>OBP: 0.354, SLG: 0.335</small> Juan Samuel, R (6,PH) <small>OBP: 0.359, SLG</small>																	

Batter	1	2	3	4	5	6	7	8	9	AB	R	H	RBI	BB	SO	LOB	TOP											
Brett Butler, L OBP: 0.403, SLG: 0.340 (1, 8)										4	0	1	0	1	0	3	Los Angeles Dodgers @ Montreal Expos Olympic Stadium, Montreal, QB Thu Jul 11 1991, 7:05 PM EDT Att: 13,133 - Cloudy - 73 F											
Juan Samuel, R OBP: 0.354, SLG: 0.440 (1, 4)										5	0	0	0	0	2	2												
Daryl Strawberry, L OBP: 0.343, SLG: 0.404 (1, 9)										3	0	0	0	1	1	1												
Eddie Murray, S OBP: 0.329, SLG: 0.394 (1, 3)										3	0	0	0	1	1	3												
Kal Daniels, L OBP: 0.330, SLG: 0.420 (1, 7)										3	0	1	0	1	0	3												
Lenny Harris, L OBP: 0.358, SLG: 0.340 (1, 5)										3	1	2	0	0	0	1												
Gary Carter, R OBP: 0.343, SLG: 0.407 (1, 2)										4	0	1	0	0	1	2												
Alfredo Griffin, S OBP: 0.276, SLG: 0.269 (1, 6)										4	0	1	0	0	1	2												
Bob Ojeda, L OBP: 0.250, SLG: 0.300 Stan Javier, S OBP: 0.286, SLG: 0.339 Tim Crews, R OBP: 0.354, SLG: 0.357 (6, PH)										2	1	1	2	0	0	0												
Inning Stats	R: 0 E: 0 K: 0 S: 11	H: 0 LOB: 2 BB: 2 P: 24	R: 2 E: 0 K: 0 S: 14	H: 2 LOB: 0 BB: 0 P: 25	R: 0 E: 1 K: 0 S: 10	H: 1 LOB: 2 BB: 1 P: 21	R: 0 E: 0 K: 2 S: 7	H: 0 LOB: 0 BB: 0 P: 9	R: 0 E: 0 K: 1 S: 11	H: 2 LOB: 3 BB: 1 P: 14	R: 0 E: 0 K: 3 S: 11	H: 0 LOB: 0 BB: 0 P: 14	R: 0 E: 0 K: 0 S: 7	H: 1 LOB: 1 BB: 0 P: 11	R: 0 E: 0 K: 1 S: 7	H: 0 LOB: 0 BB: 0 P: 11	1B: 6 2B: 0 3B: 0 HR: 1	SF: 0 SAC: 1 DP: 0 HBP: 0	WP: 0 PB: 0 SB: 1 CS: 0	PA: 38								
PITCHER	IP	WLS	BF	H	R	ER	SO	BB	IBB	HBP	BLK	WP	HR	S	P	ERA	WHIP											
Mark Gardner, R ERA: 3.38 Scott Ruskin, L ERA: 2.31	(1, 1)	7.0	W	31	6	2	2	6	4	0	0	0	0	1	72	124	2.57	1.429										

Batter	1	2	3	4	5	6	7	8	9	AB	R	H	RBI	BB	SO	LOB	BOTTOM											
Marquis Grissom, R OBP: 0.318, SLG: 0.364 (1, 8)										3	1	0	0	1	0	0	Los Angeles Dodgers @ Montreal Expos Olympic Stadium, Montreal, QB Thu Jul 11 1991, 7:05 PM EDT Att: 13,133 - Cloudy - 73 F											
Delino DeShields, L OBP: 0.372, SLG: 0.300 (1, 4)										4	1	2	0	0	2	0												
Ivan Calderon, R OBP: 0.374, SLG: 0.467 (1, 7)										3	1	1	1	1	0	1												
Tim Wallach, R OBP: 0.312, SLG: 0.351 (1, 5)										2	0	1	1	2	0	0												
Andres Galarraga, R OBP: 0.288, SLG: 0.346 (1, 3)										4	0	0	0	0	0	5												
Kenny Williams, R OBP: 0.318, SLG: 0.467 (1, 9)										3	0	0	0	0	1	1												
Mike Fitzgerald, R OBP: 0.229, SLG: 0.204 (1, 2)										3	0	0	0	0	1	0												
Spike Owen, S OBP: 0.317, SLG: 0.342 (1, 6)										3	0	3	0	0	0	0												
Mark Gardner, R OBP: 0.042, SLG: 0.042 Eric Bullock, L OBP: 0.304, SLG: 0.300 Scott Ruskin, R ERA: 3.18 (8, 1)										2	0	0	0	0	1	2												
Inning Stats	R: 2 E: 0 K: 1 S: 9	H: 1 LOB: 1 BB: 3 P: 22	R: 0 E: 0 K: 1 S: 10	H: 1 LOB: 0 BB: 0 P: 18	R: 1 E: 0 K: 1 S: 9	H: 2 LOB: 1 BB: 0 P: 14	R: 0 E: 0 K: 0 S: 9	H: 1 LOB: 1 BB: 0 P: 16	R: 0 E: 0 K: 1 S: 10	H: 0 LOB: 0 BB: 0 P: 15	R: 0 E: 0 K: 0 S: 8	H: 0 LOB: 0 BB: 0 P: 12	R: 0 E: 0 K: 1 S: 6	H: 1 LOB: 2 BB: 1 P: 9	R: 0 E: 0 K: 0 S: 7	H: 1 LOB: 1 BB: 1 P: 16	1B: 3 2B: 3 3B: 0 HR: 1	SF: 0 SAC: 0 DP: 2 HBP: 0	WP: 0 PB: 0 SB: 1 CS: 1	PA: 33								
PITCHER	IP	WLS	BF	H	R	ER	SO	BB	IBB	HBP	BLK	WP	HR	S	P	ERA	WHIP											
Bob Ojeda, L ERA: 3.23 Tim Crews, R ERA: 3.18	(1, 1)	5.0	L	21	5	3	3	4	3	0	0	0	0	1	47	85	5.40	1.600										
	(6, 1)	3.0		11	2	0	0	1	0	1	0	0	0	21	37	0.00	0.667											

Batter	1	2	3	4	5	6	7	8	9	AB	R	H	RBI	BB	SO	LOB	TOP								
Brett Butler , L (1, 8) OBP: 0.403, SLG: 0.339	4-1 SH1-3 E BB		1-3 K		2-2 G1-4-3 1B			2-2 G4-3	1-2 E1	4	1	1	0	1	1	0	Los Angeles Dodgers @ Montreal Expos Olympic Stadium, Montreal, QB Fri Jul 12 1991, 7:05 PM EDT Att: 21,767 - Cloudy - 78 F								
Juan Samuel , R (1, 4) OBP: 0.353, SLG: 0.439	0-1 SH1-3		2-2 FC4-6 1B		1-2 G1-4-3			1-2 F8	1-0 CS	3	0	1	0	0	0	2									
Darryl Strawberry , L (1, 9) OBP: 0.341, SLG: 0.401	3-2 E4		0-0 FC4-6 1-2f		0-0 G1-6-3 1B			1-3 K		4	0	1	0	0	1	1									
Eddie Murray , S (1, 3) OBP: 0.328, SLG: 0.395	2-2 P3		0-0 G4-3		2-2 G1-6-3 1-2f				0-1 1B 2B	4	1	1	0	0	0	3									
Kal Daniels , L (1, 7) OBP: 0.332, SLG: 0.417	4-2 BB			1-1 F8				1-1 G3-1	4-1 1B 2B	2	1	0	0	2	0	0									
Lenny Harris , L (1, 5) Mike Sharperson , R (9, PH) OBP: 0.363, SLG: 0.366	2-3 K			1-0 G3				1-0 G6-3	0-0 2B 1B	3	0	0	0	0	1	2									
Gary Carter , R (1, 2) OBP: 0.333, SLG: 0.394		0-1 F8		0-1 F9				2-2 F7	1-3 K	4	0	0	0	0	1	3									
Alfredo Griffin , S (1, 6) Chris Gwynn , L (9, PH) Carlos Hernandez , R (9, 5)	2-3 K				0-3 K			0-0 E4	2-0 G4-3 E 2B	3	0	0	0	0	2	0									
Mike Morgan , R (1, 1) Jim Gott , R (3, 1) Dave Hansen , L (5, PH) Mike Hartley , R (5, 1) Stan Javier , S (7, PH) Dennis Cook , L (7, 1) Mitch Webster , S (9, PH) Kevin Gross , R (9, 1)	2-2 G6-3				1-2 1B			3-2 G1-3	0-1 G4-3	1	0	0	0	0	0	0									
Inning Stats	R: 1 E: 1 K: 1 S: 15	H: 0 LOB: 2 BB: 2 P: 30	R: 0 E: 0 K: 1 S: 9	H: 0 LOB: 0 BB: 0 P: 13	R: 0 E: 0 K: 1 S: 8	H: 1 LOB: 1 BB: 0 P: 11	R: 0 E: 0 K: 0 S: 5	H: 0 LOB: 0 BB: 0 P: 7	R: 0 E: 0 K: 1 S: 14	H: 2 LOB: 1 BB: 0 P: 18	R: 0 E: 0 K: 0 S: 6	H: 1 LOB: 0 BB: 0 P: 9	R: 0 E: 1 K: 0 S: 8	H: 0 LOB: 1 BB: 0 P: 14	R: 0 E: 0 K: 1 S: 9	H: 0 LOB: 0 BB: 0 P: 13		R: 4 E: 1 K: 1 S: 13	H: 3 LOB: 0 BB: 1 P: 22	1B: 5 2B: 2 3B: 0 HR: 0	SF: 0 SAC: 1 DP: 2 HBP: 0	WP: 0 PB: 0 SB: 2 CS: 1	PA: 38		
PITCHER	IP	WLS	BF	H	R	ER	SO	BB	IBB	HBP	BLK	WP	HR	S	P	ERA	WHIP								
Dennis Martinez , R (1, 1) ERA: 1.99	7.0		27	4	1	0	4	2	0	0	0	0	0	65	102	0.00	0.857								
Jeff Fassero , L (8, 1) ERA: 2.33	1.0		5	1	2	2	1	1	0	0	0	0	0	12	20	18.00	2.000								
Tim Burke , R (9, 1) ERA: 4.11	0.2		4	2	1	1	1	0	0	0	0	0	0	7	10	13.50	3.000								
Scott Ruskin , L (9, 1) ERA: 2.29	0.1	W	1	0	1	0	0	0	0	0	0	0	0	3	5	0.00	0.000								

AB 33
R 5
H 7
RBI 3
BB 3
SO 6
LOB 13



Batter	1	2	3	4	5	6	7	8	9	AB	R	H	RBI	BB	SO	LOB	BOTTOM								
Delino DeShields , L (1, 4) OBP: 0.378, SLG: 0.363	4-1 FC5-4 BB		4-0 3B		2-0 S 1B			3-1 FC6-4 G6-4-3	0-0 1B	3	1	2	1	2	0	1	Los Angeles Dodgers @ Montreal Expos Olympic Stadium, Montreal, QB Fri Jul 12 1991, 7:05 PM EDT Att: 21,767 - Cloudy - 78 F								
Marquis Grissom , R (1, 8) OBP: 0.317, SLG: 0.359	0-0 FC5-4 CS S		1-1 3B		3-1 L1			1-1 G6-4-3	1-2 3-H	4	0	1	2	0	0	3									
Dave Martinez , L (1, 9) OBP: 0.284, SLG: 0.362	3-1 G4-3		1-1 G4-3		1-2 F7			2-2 G5-3		4	0	0	0	0	0	2									
Tim Wallach , R (1, 5) Tom Foley , L (5, 5) OBP: 0.301, SLG: 0.340		1-1 P6		0-0 G6-3				4-0 G3-4-3 HR BB	1-1 F8	2	0	0	0	0	0	0									
Ron Hassey , L (1, 2) OBP: 0.343, SLG: 0.389		2-2 G3-1		2-0 E4				0-0 G3-4-3	0-3 K	4	0	0	0	0	1	1									
Andres Galarraga , R (1, 3) OBP: 0.287, SLG: 0.340		3-1 G5-3		1-3 K				4-2 HR BB	2-3 K	3	1	0	0	1	2	1									
Eric Bullock , L (1, 7) OBP: 0.333, SLG: 0.407			2-2 E S 1B		1-0 FC5-4 1-2f			2-1 HR	1-0 BB 1B 2B	4	2	3	3	0	0	1									
Spike Owen , S (1, 6) OBP: 0.316, SLG: 0.338			3-1 G6-3		1-3 K			3-2 F7	4-0 1B BB IBB	3	0	0	0	1	1	1									
Dennis Martinez , R (1, 1) Junio Nolasco , R (7, PH) Jeff Fassero , L (8, 1) Tim Burke , R (9, 1) Scott Ruskin , R (9, 1) Bret Barberie , S (9, PH)			1-1 FC5-2-5 3B		0-2 F8			1-0 FC6-4 1B	4-2 1B BB	2	1	0	0	0	0	1									
Inning Stats	R: 0 E: 0 K: 0 S: 4	H: 0 LOB: 0 BB: 1 P: 11	R: 0 E: 0 K: 0 S: 9	H: 0 LOB: 0 BB: 0 P: 15	R: 2 E: 0 K: 0 S: 12	H: 2 LOB: 1 BB: 1 P: 24	R: 0 E: 1 K: 1 S: 6	H: 0 LOB: 1 BB: 0 P: 10	R: 0 E: 0 K: 0 S: 10	H: 1 LOB: 0 BB: 0 P: 15	R: 3 E: 0 K: 0 S: 15	H: 1 LOB: 0 BB: 2 P: 29	R: 0 E: 0 K: 0 S: 5	H: 1 LOB: 0 BB: 0 P: 10	R: 0 E: 0 K: 1 S: 9	H: 0 LOB: 0 BB: 0 P: 12		R: 1 E: 0 K: 1 S: 7	H: 2 LOB: 3 BB: 2 P: 18	1B: 4 2B: 1 3B: 1 HR: 1	SF: 0 SAC: 0 DP: 1 HBP: 0	WP: 0 PB: 0 SB: 3 CS: 1	PA: 37		
PITCHER	IP	WLS	BF	H	R	ER	SO	BB	IBB	HBP	BLK	WP	HR	S	P	ERA	WHIP								
Mike Morgan , R (1, 1) ERA: 2.52	2.2		11	2	2	2	0	2	0	0	0	0	0	23	47	6.75	1.500								
Jim Gott , R (3, 1) ERA: 3.3	1.1		5	0	0	0	1	0	0	0	0	0	0	8	13	0.00	0.000								
Mike Hartley , R (5, 1) ERA: 4.01	2.0		10	2	3	3	1	2	0	0	0	0	1	25	44	13.50	2.000								
Dennis Cook , L (7, 1) ERA: 2.25	2.0		6	1	0	0	1	0	0	0	0	0	0	14	22	0.00	0.500								
Kevin Gross , R (9, 1) ERA: 4.44	0.1	L	5	2	1	1	1	1	1	0	0	0	0	7	18	27.00	9.000								

AB 31
R 6
H 7
RBI 6
BB 6
SO 4
LOB 11

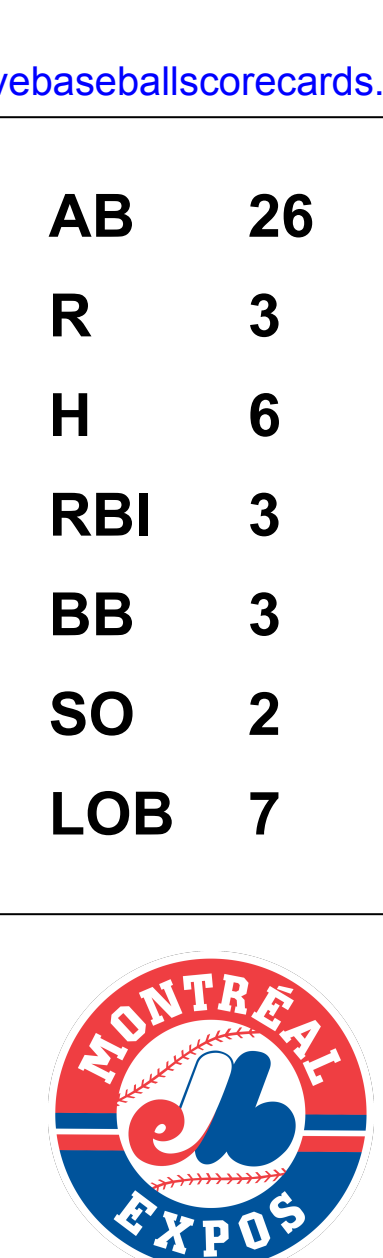


Batter	1	2	3	4	5	6	7	8	9	AB	R	H	RBI	BB	SO	LOB	TOP						
Brett Butler, L OBP: 0.404, SLG: 0.336 (1, 8)	4-2 1B BB		4-2 CS BB			1-2 L8	0-3 K			2	0	0	0	2	1	1	Los Angeles Dodgers @ Montreal Expos Olympic Stadium, Montreal, QB Sun Jul 14 1991, 3:33 AM EDT Sunny - 75 F						
Juan Samuel, R OBP: 0.356, SLG: 0.443 (1, 4)	SAFE 2-1 SAFE 1-3 SAFE 1-3 1B		SAFE 1-3 SAFE 1-2 K			0-1 1B		0-2 SH1-4 1B		4	0	3	0	0	1	1							
Chris Gwynn, L OBP: 0.333, SLG: 0.453 (1, 7)	SAFE 2-3 SAFE 1-3 SAFE 1-3 K			0-1 2B		1-0 F8		1-0 SH1-4 1-2		3	0	1	0	0	1	3							
Eddie Murray, S OBP: 0.324, SLG: 0.389 (1, 3)	SAFE 1-3 SAFE 1-3 SAFE 1-3 K			1-1 F8		1-3 K		0-1 G6-3		4	0	0	0	0	2	5							
Darryl Strawberry, L OBP: 0.336, SLG: 0.394 (1, 9)	SAFE 3-2 SAFE 1-3 SAFE 1-3 G4-3			0-3 K				0-0 G6-3	2-3 K	4	0	0	0	0	2	4							
Lenny Harris, L OBP: 0.356, SLG: 0.335 (1, 5)		1-0 G3-1		0-1 G4-3				4-2 2B BB	0-0 CS 1B	3	1	1	0	1	0	1							
Gary Carter, R OBP: 0.331, SLG: 0.397 (1, 2)		0-1 G5-3			1-2 P2			0-1 2B 2B	SAFE 1-2 SAFE 1-2 SAFE 1-2 P3	4	1	1	0	0	0	1							
Alfredo Griffin, S OBP: 0.270, SLG: 0.263 (7, PH)		1-1 G4-3			3-3 K			2-0 WP 2B	0-0 G5-3	2	0	0	0	0	1	0							
Mitch Webster, S OBP: 0.233, SLG: 0.276 (7, PH)										1	0	1	2	0	0	0							
Tim Crews, R OBP: 0.282, SLG: 0.333 (9, PH)										1	0	0	0	0	0	0							
Stan Javier, S OBP: 0.282, SLG: 0.333 (9, PH)										1	0	0	0	0	0	0							
Ramon Martinez, R OBP: 0.140, SLG: 0.119 (7, PH)				0-2 B1-3						2	0	0	0	0	0	0							
Dave Hansen, L OBP: 0.167, SLG: 0.167 (7, PH)										0	0	0	0	0	0	0							
Mike Sharperson, R OBP: 0.358, SLG: 0.361 (7, 6)										1	0	0	0	0	1	1							
Inning Stats	R: 0 E: 0 K: 2 S: 17	H: 1 LOB: 2 BB: 1 P: 29	R: 0 E: 0 K: 0 S: 5	H: 0 LOB: 0 BB: 0 P: 7	R: 0 E: 0 K: 1 S: 9	H: 0 LOB: 0 BB: 1 P: 14	R: 0 E: 0 K: 1 S: 9	H: 1 LOB: 1 BB: 0 P: 10	R: 0 E: 0 K: 1 S: 8	H: 0 LOB: 0 BB: 0 P: 12	R: 0 E: 0 K: 1 S: 10	H: 1 LOB: 1 BB: 0 P: 13	R: 2 E: 0 K: 2 S: 14	H: 2 LOB: 1 BB: 1 P: 22	R: 0 E: 0 K: 1 S: 13	H: 1 LOB: 0 BB: 0 P: 16	R: 0 E: 0 K: 0 S: 5	H: 1 LOB: 0 BB: 0 P: 6	1B: 4 2B: 3 3B: 0 HR: 0	SF: 0 SAC: 1 DP: 0 HBP: 0	WP: 1 PB: 1 SB: 0 CS: 2	PA: 35	
PITCHER	IP WLS BF	H R ER SO	BB IBB HBP BLK	WP HR S P	ERA WHIP	PITCHER										IP WLS BF	H R ER SO	BB IBB HBP BLK	WP HR S P	ERA WHIP			
Oil Can Boyd, R ERA: 3.8 (1, 1)	6.1 W 26	5 2 2 6	3 0 0 0	0 0 64 97	2.84 1.263																		
Jeff Fassero, L ERA: 2.14 (7, 1)	1.2 S 7	2 0 0 3	0 0 0 0	1 0 22 27	0.00 1.200																		
Barry Jones, R ERA: 4.01 (9, 1)	1.0 S 2	0 0 0 0	0 0 0 0	0 0 4 5	0.00 0.000																		

AB	31
R	2
H	7
RBI	2
BB	3
SO	9
LOB	17



Batter	1	2	3	4	5	6	7	8	9	AB	R	H	RBI	BB	SO	LOB	BOTTOM						
Delino DeShields, L OBP: 0.377, SLG: 0.361 (1, 4)	2-3 K		2-2 2B 1B			3-2 F8		3-2 G4-3		4	1	1	0	0	1	2	Los Angeles Dodgers @ Montreal Expos Olympic Stadium, Montreal, QB Sun Jul 14 1991, 3:33 AM EDT Sunny - 75 F						
Marquis Grissom, R OBP: 0.319, SLG: 0.372 (1, 8)	1-1 F9		1-0 1-H 2-H 2B			4-0 1-2 BB		1-2 L6		3	0	1	2	1	0	0							
Dave Martinez, L OBP: 0.279, SLG: 0.355 (7, 7)	3-2 F7		0-0 P5			1-0 F7		1-1 P5		4	0	0	0	0	0	3							
Andres Galarraga, R OBP: 0.298, SLG: 0.345 (1, 3)		2-1 L7		4-1 E SF9 BB		2-0 FC3-4 1B		0-1 1B		3	1	2	0	1	0	0							
Eric Bullock, L OBP: 0.333, SLG: 0.393 (1, 7)		1-0 F8		4-1 E2 SF9 S BB		SAFE 1-1 SAFE 1-1 SAFE 1-1 FC3-4 L5-3				2	0	0	0	1	0	1							
Larry Walker, L OBP: 0.318, SLG: 0.362 (7, 9)				1-3 BB		SAFE 1-2 SAFE 1-2 SAFE 1-2 L5-3				0	0	0	0	0	0	0							
Bret Barberie, S OBP: 0.320, SLG: 0.400 (1, 5)		3-1 F8		2-1 SF9		SAFE 1-2 SAFE 1-2 SAFE 1-2 L5-3				2	0	0	1	0	0	1							
Gilberto Reyes, R OBP: 0.292, SLG: 0.268 (1, 2)			2-2 F8			2-3 K				3	0	0	0	0	1	0							
Spike Owen, S OBP: 0.316, SLG: 0.338 (1, 6)			1-1 G4-3			0-1 SH1-4 1B				3	0	1	0	0	0	0							
Oil Can Boyd, R OBP: 0.171, SLG: 0.094 (7, 1)			0-0 E6 1B 2B			1-1 SH1-4 1B				2	1	1	0	0	0	0							
Jeff Fassero, L ERA: 2.42 (7, 1)										0	0	0	0	0	0	0							
Barry Jones, R ERA: 3.04 (9, 1)										0	0	0	0	0	0	0							
Inning Stats	R: 0 E: 0 K: 1 S: 8	H: 0 LOB: 0 BB: 0 P: 14	R: 0 E: 0 K: 0 S: 5	H: 0 LOB: 0 BB: 0 P: 11	R: 2 E: 1 K: 0 S: 12	H: 2 LOB: 1 BB: 0 P: 18	R: 1 E: 1 K: 0 S: 5	H: 0 LOB: 0 BB: 2 P: 15	R: 0 E: 0 K: 0 S: 7	H: 1 LOB: 2 BB: 1 P: 16	R: 0 E: 0 K: 0 S: 6	H: 1 LOB: 0 BB: 0 P: 11	R: 0 E: 0 K: 1 S: 11	H: 1 LOB: 1 BB: 0 P: 17	R: 0 E: 0 K: 0 S: 7	H: 1 LOB: 1 BB: 0 P: 9	1B: 5 2B: 2 3B: 0 HR: 0	SF: 1 SAC: 1 DP: 1 HBP: 0	WP: 0 PB: 0 SB: 1 CS: 0	PA: 31			
PITCHER	IP WLS BF	H R ER SO	BB IBB HBP BLK	WP HR S P	ERA WHIP	PITCHER										IP WLS BF	H R ER SO	BB IBB HBP BLK	WP HR S P	ERA WHIP			
Ramon Martinez, R ERA: 2.42 (7, 1)	6.0 L 24	4 3 0 1	3 0 0 0	0 0 43 85	0.00 1.167																		
Tim Crews, R ERA: 3.04 (9, 1)	2.0 S 7	2 0 0 1	0 0 0 0	0 0 18 26	0.00 1.000																		



Batter	1	2	3	4	5	6	7	8	9	AB	R	H	RBI	BB	SO	LOB	TOP										
Brett Butler, L OBP: 0.401, SLG: 0.334 (1, 8)	B2-3		SH5-4 2B 1B		G6-3		K		F7	5	1	1	0	0	1	1	Los Angeles Dodgers @ Montreal Expos Olympic Stadium, Montreal, QB Sun Jul 14 1991, 3:38 AM EDT Att: 25,368 - Sunny - 78 F AB 32 R 4 H 10 RBI 4 BB 3 SO 7 LOB 14										
Juan Samuel, R OBP: 0.360, SLG: 0.447 (1, 4)	F9		SH5-4				G6-4-3 1B		K	4	0	2	0	0	1	0											
Stan Javier, S OBP: 0.274, SLG: 0.323 (1, 7)	F9				G1-3		G6-4-3			4	0	0	0	0	1	5											
Eddie Murray, S OBP: 0.329, SLG: 0.396 (1, 3)		SH2-3 BB SF8 1B							K	3	1	2	2	1	1	0											
Darryl Strawberry, L OBP: 0.338, SLG: 0.393 (1, 9)		SF8 SH2-3 BB	G3		L8				2B G6-3 1B	3	1	1	0	1	0	3											
Mike Sharperson, R OBP: 0.385, SLG: 0.378 (1, 5) (8, 6)	SH2-3				G4-3		G1-4-3 BB			2	0	1	0	1	0	0											
Carlos Hernandez, R Gary Carter, R OBP: 0.329, SLG: 0.394 (1, 2) (7, 2)	SF8				G5-3		G1-4-3		G5-3	2	0	0	1	0	0	1											
Alfredo Griffin, S OBP: 0.271, SLG: 0.264 (8, PH) Lenny Harris, L OBP: 0.354, SLG: 0.333 Dave Hansen, L OBP: 0.167, SLG: 0.167 (8, 5) (8, 5)	K						F9		G4-3	3	0	1	0	0	1	1											
Tim Belcher, R OBP: 0.184, SLG: 0.211 Dennis Cook, L (6, 1) Mitch Webster, S OBP: 0.238, SLG: 0.281 Jim Gott, R (7, 1) Chris Gwynn, L OBP: 0.328, SLG: 0.447 (8, PH)			SH5-4 2B 1B		K2-3				K	2	1	1	0	0	1	1											
Inning Stats	R: 0 E: 0 K: 0 S: 6	H: 0 LOB: 0 BB: 0 P: 9	R: 1 E: 0 K: 1 S: 12	H: 1 LOB: 1 BB: 1 P: 21	R: 2 E: 0 K: 1 S: 10	H: 3 LOB: 1 BB: 0 P: 17	R: 0 E: 0 K: 1 S: 10	H: 1 LOB: 1 BB: 0 P: 12	R: 0 E: 0 K: 0 S: 9	H: 0 LOB: 2 BB: 1 P: 19	R: 0 E: 0 K: 1 S: 7	H: 2 LOB: 1 BB: 0 P: 11	R: 1 E: 0 K: 1 S: 11	H: 2 LOB: 1 BB: 0 P: 18	R: 0 E: 0 K: 2 S: 10	H: 0 LOB: 0 BB: 0 P: 13		1B: 7 2B: 3 3B: 0 HR: 0	SF: 1 SAC: 2 DP: 2 HBP: 0	WP: 0 PB: 0 SB: 0 CS: 0	PA: 38						
PITCHER	IP	WLS	BF	H	R	ER	SO	BB	IBB	HBP	BLK	WP	HR	S	P	ERA	WHIP										
Brian Barnes, L ERA: 4.87 Steve Frey, L ERA: 4.45 Barry Jones, R ERA: 3.88	(1, 1) (7, 1) (8, 1)	6.0 1.1 1.2	W 7 S	26 4 5	6 1 0	3 1 0	3 2 0	3 0 0	2 0 0	1 0 0	0 0 0	0 0 0	0 0 0	50 14 14	87 22 20	4.50 6.75 0.00	1.333 3.000 0.000										

Batter	1	2	3	4	5	6	7	8	9	AB	R	H	RBI	BB	SO	LOB	BOTTOM										
Delino DeShields, L OBP: 0.380, SLG: 0.365 (1, 4)	FC6-4 1B			1B S 2B 1B		G4-3			G1-3	5	2	3	1	0	0	3	Los Angeles Dodgers @ Montreal Expos Olympic Stadium, Montreal, QB Sun Jul 14 1991, 3:38 AM EDT Att: 25,368 - Sunny - 78 F AB 34 R 7 H 11 RBI 6 BB 3 SO 5 LOB 21										
Marquis Grissom, R OBP: 0.320, SLG: 0.370 (1, 8)	FC6-4 CS			1B 2B BB					K	4	1	1	1	1	2	1											
Dave Martinez, L OBP: 0.283, SLG: 0.357 (1, 7)	F7			1B 2B 1B		G1-3			G4-3 1B	4	1	2	0	0	0	2											
Andres Galarraga, R OBP: 0.297, SLG: 0.343 (1, 3)	CS			K					G4-3	4	0	1	0	0	1	4											
Larry Walker, L OBP: 0.324, SLG: 0.370 (1, 9)				1B 2B					G4-3 1B	3	2	2	2	1	1	0											
Mike Fitzgerald, R OBP: 0.229, SLG: 0.206 (1, 2)	F7			G6-3					G4-3 1B	4	0	1	1	0	0	3											
Tom Foley, L OBP: 0.299, SLG: 0.337 (7, 5) (1, 6)				G4-3					G5-3 1B	4	1	1	0	0	0	4											
Junior Noboa, R OBP: 0.261, SLG: 0.338 (6, PH) Bret Barberie, S OBP: 0.320, SLG: 0.400 Ivan Calderon, R OBP: 0.372, SLG: 0.467 Steve Frey, R (7, 1) Barry Jones, R (8, 1)				F9					G5-3	2	0	0	0	0	0	1											
Brian Barnes, L OBP: 0.273, SLG: 0.111 Spike Owen, S OBP: 0.318, SLG: 0.336 (6, PH) (7, 6)				G3					G6-3	2	0	0	0	0	0	1											
Inning Stats	R: 0 E: 0 K: 0 S: 11	H: 1 LOB: 0 BB: 0 P: 18	R: 0 E: 0 K: 1 S: 6	H: 0 LOB: 0 BB: 0 P: 11	R: 0 E: 0 K: 0 S: 6	H: 0 LOB: 0 BB: 0 P: 8	R: 2 E: 0 K: 1 S: 14	H: 3 LOB: 1 BB: 1 P: 22	R: 2 E: 0 K: 0 S: 14	H: 3 LOB: 1 BB: 0 P: 20	R: 1 E: 0 K: 0 S: 18	H: 2 LOB: 3 BB: 1 P: 33	R: 2 E: 1 K: 2 S: 16	H: 2 LOB: 2 BB: 1 P: 27	R: 0 E: 0 K: 1 S: 9	H: 0 LOB: 0 BB: 0 P: 17		1B: 10 2B: 1 3B: 0 HR: 0	SF: 1 SAC: 0 DP: 0 HBP: 0	WP: 1 PB: 0 SB: 1 CS: 1	PA: 39						
PITCHER	IP	WLS	BF	H	R	ER	SO	BB	IBB	HBP	BLK	WP	HR	S	P	ERA	WHIP										
Tim Belcher, R ERA: 2.69 Dennis Cook, L ERA: 1.93 Jim Gott, R ERA: 3.38	(1, 1) (6, 1) (7, 1)	5.1 0.2 2.0	L 3 10	5 0 2	5 0 2	5 0 1	2 0 3	0 1 0	0 0 1	0 0 0	0 0 0	0 0 1	0 0 0	8 25	16 44	0.00 4.50	1.500 1.000										

Batter	1	2	3	4	5	6	7	8	9	AB	R	H	RBI	BB	SO	LOB	TOP					
Brett Butler, L OBP: 0.405, SLG: 0.336	G6-3	3B	F8						FC4-6	4	1	2	1	2	0	0	Los Angeles Dodgers @ Philadelphia Phillies Veterans Stadium, Philadelphia, PA Mon Jul 15 1991, 7:05 PM EDT Att: 31,262 - Sunny - 85 F					
Mike Sharperson, R OBP: 0.375, SLG: 0.410	F9	3B							BB	4	1	2	3	0	1	3						
Lenny Harris, L OBP: 0.357, SLG: 0.333									FC4-6	0	0	0	0	1	0	0						
John Candelaria, L									BB	0	0	0	0	0	0	0						
Jim Gott, R									BB	0	0	0	0	0	0	0						
Chris Gwynn, L OBP: 0.326, SLG: 0.442									BB	1	0	0	1	0	0	1						
Juan Samuel, R OBP: 0.356, SLG: 0.451	HR	G4-3	G6-3		G3				F8	6	1	1	1	0	0	9						
Eddie Murray, S OBP: 0.329, SLG: 0.396	WP	2B	1B		F9				P3	5	0	1	0	1	0	4						
Darryl Strawberry, L OBP: 0.343, SLG: 0.404					G1				P5	4	1	2	1	1	0	0						
Gary Carter, R OBP: 0.325, SLG: 0.390	P6				L7				F7	4	0	1	1	0	0	2						
Mitch Webster, S OBP: 0.250, SLG: 0.288										4	1	2	0	1	1	3						
Alfredo Griffin, S OBP: 0.275, SLG: 0.261										2	1	0	0	2	0	3						
Stan Javier, S OBP: 0.272, SLG: 0.321									F8	1	0	0	0	0	0	1						
Orel Hershiser, R OBP: 0.467, SLG: 0.452										1	1	0	0	0	0	0						
Dennis Cook, L										0	0	0	0	0	0	0						
Mike Hartley, R										1	0	0	0	0	1	2						
Tim Crews, R										0	0	0	0	0	0	0						
Dave Hansen, L OBP: 0.375, SLG: 0.500										2	1	2	0	0	0	0						
Inning Stats	R: 1 E: 0 K: 0 S: 13	H: 2 LOB: 2 BB: 1 P: 23	R: 5 E: 1 K: 0 S: 26	H: 4 LOB: 3 BB: 3 P: 54	R: 0 E: 0 K: 0 S: 12	H: 1 LOB: 1 BB: 0 P: 19	R: 0 E: 0 K: 0 S: 6	H: 0 LOB: 0 BB: 0 P: 7	R: 0 E: 0 K: 2 S: 10	H: 1 LOB: 3 BB: 2 P: 19	R: 1 E: 0 K: 1 S: 8	H: 1 LOB: 0 BB: 0 P: 13	R: 0 E: 0 K: 0 S: 13	H: 2 LOB: 3 BB: 1 P: 21	R: 0 E: 0 K: 0 S: 10	H: 1 LOB: 1 BB: 0 P: 17	R: 1 E: 0 K: 0 S: 12	H: 1 LOB: 1 BB: 1 P: 20	1B: 8 2B: 2 3B: 2 HR: 1	SF: 1 SAC: 1 DP: 0 HBP: 0	WP: 2 PB: 0 SB: 1 CS: 0	PA: 49
PITCHER	IP	WLS	BF	H	R	ER	SO	BB	IBB	HBP	BLK	WP	HR	S	P	ERA	WHIP					
Bruce Ruffin, L ERA: 3.35	1.0		11	4	6	5	0	3	0	0	0	1	1	23	47	45.00	7.000					
Wally Ritchie, L ERA: 3.0	3.0		13	3	0	0	0	1	0	0	0	0	0	34	56	0.00	1.333					
Steve Searcy, L ERA: 8.23	2.0	W	10	2	1	1	3	2	0	0	0	0	0	18	32	4.50	2.000					
Joe Boever, R ERA: 3.97	2.0		10	3	0	0	0	1	0	0	0	0	0	23	38	0.00	2.000					
Mitch Williams, L ERA: 2.93	1.0	S	5	1	1	1	0	1	0	0	0	1	0	12	20	9.00	2.000					

Batter	1	2	3	4	5	6	7	8	9	AB	R	H	RBI	BB	SO	LOB	BOTTOM				
Lenny Dykstra, L OBP: 0.421, SLG: 0.475	L8		G4-3	F8						5	1	2	0	0	0	3	Los Angeles Dodgers @ Philadelphia Phillies Veterans Stadium, Philadelphia, PA Mon Jul 15 1991, 7:05 PM EDT Att: 31,262 - Sunny - 85 F				
Mickey Morandini, L OBP: 0.316, SLG: 0.293										1	1	0	0	1	0	0					
Randy Ready, R OBP: 0.300, SLG: 0.295										1	0	0	0	0	1	3					
Steve Searcy, L										0	0	0	0	0	0	0					
John Morris, L OBP: 0.314, SLG: 0.275										1	0	0	0	0	0	1					
Charlie Hayes, R OBP: 0.232, SLG: 0.323										1	0	0	0	0	0	1					
Wes Chamberlain, R OBP: 0.315, SLG: 0.388										4	0	1	0	1	2	1					
Mitch Williams, L										0	0	0	0	0	0	0					
John Kruk, L OBP: 0.353, SLG: 0.478										4	2	2	0	1	0	3					
Dale Murphy, R OBP: 0.316, SLG: 0.439										4	2	3	2	1	1	0					
Dave Hollins, S OBP: 0.303, SLG: 0.346										3	1	0	0	0	1	6					
Joe Boever, R OBP: 0.500, SLG: 0.500										0	0	0	0	0	0	0					
Jim Lindeman, R OBP: 0.355, SLG: 0.371										0	0	0	0	0	0	0					
Darren Daulton, L OBP: 0.303, SLG: 0.364										4	1	2	5	0	1	0					
Dickie Thon, R OBP: 0.287, SLG: 0.345										4	1	2	0	0	1	0					
Bruce Ruffin, S										0	0	0	0	0	0	0					
Wally Ritchie, L										1	0	0	0	0	0	0					
Ricky Jordan, R OBP: 0.317, SLG: 0.480										1	0	1	1	0	0	0					
Wally Backman, S OBP: 0.331, SLG: 0.322										1	0	0	1	0	0	0					
Inning Stats	R: 1 E: 0 K: 0 S: 14	H: 1 LOB: 2 BB: 2 P: 28	R: 0 E: 0 K: 0 S: 9	H: 0 LOB: 0 BB: 0 P: 15	R: 0 E: 0 K: 0 S: 7	H: 0 LOB: 0 BB: 0 P: 12	R: 2 E: 0 K: 2 S: 18	H: 4 LOB: 3 BB: 1 P: 34	R: 4 E: 0 K: 2 S: 19	H: 3 LOB: 0 BB: 0 P: 26	R: 1 E: 0 K: 1 S: 14	H: 2 LOB: 2 BB: 1 P: 27	R: 1 E: 0 K: 1 S: 12	H: 2 LOB: 1 BB: 0 P: 18	R: 0 E: 0 K: 1 S: 6	H: 1 LOB: 0 BB: 0 P: 8	1B: 10 2B: 1 3B: 1 HR: 1	SF: 1 SAC: 0 DP: 1 HBP: 1	WP: 0 PB: 0 SB: 2 CS: 0	PA: 41	
PITCHER	IP	WLS	BF	H	R	ER	SO	BB	IBB	HBP	BLK	WP	HR	S	P	ERA	WHIP				
Orel Hershiser, R ERA: 4.1	3.1		18	5	3	3	0	3	0	0	0	0	0	42	80	8.10	2.400				
Dennis Cook, L ERA: 1.8	0.1		1	0	0	0	0	0	0	0	0	0	0	1	3	0.00	0.000				
Mike Hartley, R ERA: 4.47	0.2		5	2	3	3	2	0	0	1	0	0	0	16	21	40.50	3.000				
Tim Crews, R ERA: 3.31	1.2	L	9	3	2	2	2	0	1	0	0	0	1	22	38	10.80	1.800				
John Candelaria, L ERA: 2.08	1.0		5	2	1	1	1	0	0	0	0	0	0	12	18	9.00	2.000				
Jim Gott, R ERA: 3.27	1.0		3	1	0	0	1	0	0	0	0	0	0	6	8	0.00	1.000				



Batter	1	2	3	4	5	6	7	8	9	AB	R	H	RBI	BB	SO	LOB	TOP			
Brett Butler , L (1, 8) OBP: 0.404, SLG: 0.333	G5-3		F7		L6-4 1B BB			G6-3		3	0	0	0	1	0	0	Los Angeles Dodgers @ Philadelphia Phillies Veterans Stadium, Philadelphia, PA Tue Jul 16 1991, 7:05 PM EDT Att: 28,622 - Cloudy - 86 F			
Mike Sharperson , R (1, 5) OBP: 0.380, SLG: 0.407	FC5-4 BB		P3		1-0 1B			G1-3		3	0	1	0	1	0	0				
Juan Samuel , R (1, 4) OBP: 0.352, SLG: 0.445	K			G6-3	L6-4 2-3			F9		4	0	0	0	0	1	3				
Eddie Murray , S (1, 3) OBP: 0.325, SLG: 0.391	FC5-4 1-2		E5 2B		0-0 F7			G5-3		4	1	0	0	0	0	1				
Darryl Strawberry , L (1, 9) OBP: 0.342, SLG: 0.401		G4-3		P6				P5		4	0	1	0	0	0	1				
Gary Carter , R (1, 2) OBP: 0.329, SLG: 0.407		1B 2B		1B 2B 2-H				K		4	0	2	1	0	1	1				
Mitch Webster , S (1, 7) OBP: 0.250, SLG: 0.287		F7		1B				F8		4	0	1	0	0	0	2				
Alfredo Griffin , S (1, 6) OBP: 0.280, SLG: 0.267				G1-3				G6-4-3 1B		3	0	2	0	0	0	2				
Bob Ojeda , L (1, 1) OBP: 0.235, SLG: 0.281										2	0	0	0	0	1	0				
Lenny Harris , L (7, PH) OBP: 0.356, SLG: 0.332			K					G6-4-3 1-2		1	0	0	0	0	0	1				
Jim Gott , R (7, 1)										0	0	0	0	0	0	0				
Inning Stats	R: 0 E: 0 K: 1 S: 9	H: 0 LOB: 1 BB: 1 P: 13	R: 0 E: 0 K: 0 S: 10	H: 2 LOB: 2 BB: 0 P: 17	R: 0 E: 0 K: 1 S: 8	H: 0 LOB: 0 BB: 0 P: 11	R: 1 E: 1 K: 0 S: 14	H: 2 LOB: 2 BB: 0 P: 18	R: 0 E: 0 K: 1 S: 5	H: 0 LOB: 0 BB: 0 P: 11	R: 0 E: 0 K: 0 S: 11	H: 1 LOB: 0 BB: 0 P: 13	R: 0 E: 0 K: 0 S: 10	H: 0 LOB: 0 BB: 0 P: 12	R: 0 E: 0 K: 0 S: 6	H: 1 LOB: 1 BB: 0 P: 8	1B: 5 2B: 3 3B: 0 HR: 0	SF: 0 SAC: 0 DP: 2 HBP: 0	WP: 0 PB: 0 SB: 1 CS: 0	PA: 34
PITCHER Terry Mulholland , L (1, 1) ERA: 3.51	IP: 9.0 WLS: W BF: 34 H: 7 R: 1 ER: 0 SO: 3 BB: 2 IBB: 0 HBP: 0 BLK: 0 WP: 0 HR: 0 S: 80 P: 114 ERA: 0.00 WHIP: 1.000																			

Batter	1	2	3	4	5	6	7	8	9	AB	R	H	RBI	BB	SO	LOB	BOTTOM			
Lenny Dykstra , L (1, 8) OBP: 0.432, SLG: 0.481	G3-1		CS 1B		FC3-6 HBP		P3-1 1B			3	0	2	0	0	0	0	Los Angeles Dodgers @ Philadelphia Phillies Veterans Stadium, Philadelphia, PA Tue Jul 16 1991, 7:05 PM EDT Att: 28,622 - Cloudy - 86 F			
Randy Ready , R (1, 4) OBP: 0.393, SLG: 0.293	F7		HR 1B		FC3-6 1B 1-2 2-3		P3-1 1-2			4	1	1	0	0	0	3				
Wes Chamberlain , R (1, 7) OBP: 0.333, SLG: 0.438	F8		HR 1B		1-2 3-H 1B		1B			4	1	3	3	0	0	0				
John Kruk , L (1, 3) OBP: 0.349, SLG: 0.471		G1	K		P5		F7			4	0	0	0	0	1	3				
Dale Murphy , R (1, 9) OBP: 0.316, SLG: 0.434		1B BB		G6-3	P2		G6-3			3	0	0	0	1	0	2				
Dave Hollins , S (1, 5) OBP: 0.351, SLG: 0.379			FC1-6 1B		S HBP		K			3	0	2	0	0	1	0				
Darren Daulton , L (1, 2) OBP: 0.296, SLG: 0.354	F9		K		F9		F7			4	0	0	0	0	1	4				
Dickie Thon , R (1, 6) OBP: 0.284, SLG: 0.342	F9		FC1-6 1-2		K		K			3	0	0	0	0	1	4				
Terry Mulholland , R (1, 1) OBP: 0.111, SLG: 0.070			G1-3		FC3-6 HBP 1B		G6-3			3	1	1	0	0	0	1				
Inning Stats	R: 0 E: 0 K: 0 S: 6	H: 0 LOB: 0 BB: 0 P: 11	R: 0 E: 0 K: 0 S: 8	H: 1 LOB: 2 BB: 1 P: 16	R: 2 E: 0 K: 1 S: 12	H: 3 LOB: 0 BB: 0 P: 18	R: 0 E: 0 K: 1 S: 8	H: 1 LOB: 1 BB: 0 P: 9	R: 1 E: 0 K: 0 S: 12	H: 2 LOB: 2 BB: 0 P: 20	R: 0 E: 0 K: 1 S: 8	H: 0 LOB: 1 BB: 0 P: 13	R: 0 E: 0 K: 0 S: 5	H: 2 LOB: 1 BB: 0 P: 10	R: 0 E: 0 K: 1 S: 5	H: 0 LOB: 0 BB: 0 P: 9	1B: 8 2B: 1 3B: 0 HR: 1	SF: 0 SAC: 0 DP: 1 HBP: 2	WP: 0 PB: 0 SB: 1 CS: 1	PA: 34
PITCHER Bob Ojeda , L (1, 1) ERA: 3.3	IP: 6.0 WLS: L BF: 27 H: 7 R: 3 ER: 3 SO: 3 BB: 1 IBB: 0 HBP: 2 BLK: 0 WP: 0 HR: 1 S: 54 P: 87 ERA: 4.50 WHIP: 1.333																			
Jim Gott , R (7, 1) ERA: 3.09	IP: 2.0 WLS: 7 BF: 7 H: 2 R: 0 ER: 0 SO: 1 BB: 0 IBB: 0 HBP: 0 BLK: 0 WP: 0 HR: 0 S: 10 P: 19 ERA: 0.00 WHIP: 1.000																			

AB	32
R	1
H	7
RBI	1
BB	2
SO	3
LOB	11



AB	31
R	3
H	9
RBI	3
BB	1
SO	4
LOB	17



Batter	1	2	3	4	5	6	7	8	9	AB	R	H	RBI	BB	SO	LOB	TOP					
Brett Butler, L OBP: 0.404, SLG: 0.332	F9		G5-3		F9			G6-3	FC5-4	4	1	1	0	1	0	0	Los Angeles Dodgers @ Philadelphia Phillies Veterans Stadium, Philadelphia, PA Wed Jul 17 1991, 3:33 AM EDT Att: 33,651 - Sunny - 88 F					
Juan Samuel, R OBP: 0.356, SLG: 0.446	K			FC6-4		F9		G6-3	FC5-4	4	1	2	0	1	1	2						
Chris Gwynn, L OBP: 0.315, SLG: 0.425 Mitch Webster, S OBP: 0.248, SLG: 0.285	G3			F8		F9		K		3	0	0	0	0	0	2						
Eddie Murray, S OBP: 0.325, SLG: 0.392		K		FC6-4		G5-3		G6-3		4	0	1	2	0	1	2						
Darryl Strawberry, L OBP: 0.352, SLG: 0.404										1	0	1	0	3	0	0						
Lenny Harris, L OBP: 0.380, SLG: 0.330 Mike Sharperson, R OBP: 0.376, SLG: 0.402										1	0	0	0	2	0	2						
Gary Carter, R OBP: 0.321, SLG: 0.396										1	0	0	0	0	0	2						
Alfredo Griffin, S OBP: 0.279, SLG: 0.266			P6		F8				F8	4	0	1	0	0	0	0						
Mike Morgan, R OBP: 0.267, SLG: 0.266 Dave Hollins, L OBP: 0.333, SLG: 0.444 John Candelaria, L OBP: 0.271, SLG: 0.271 Tim Crews, R OBP: 0.271, SLG: 0.271 Dennis Cook, L OBP: 0.271, SLG: 0.271 Mike Hartley, R OBP: 0.271, SLG: 0.271 Stan Javier, S OBP: 0.271, SLG: 0.271			K		G6-3				F8	2	0	0	0	0	1	0						
Inning Stats	R: 0 E: 0 K: 1 S: 8	H: 0 LOB: 0 BB: 0 P: 11	R: 0 E: 0 K: 1 S: 8	H: 1 LOB: 1 BB: 1 P: 16	R: 0 E: 0 K: 1 S: 7	H: 0 LOB: 0 BB: 0 P: 9	R: 0 E: 0 K: 0 S: 13	H: 0 LOB: 3 BB: 3 P: 28	R: 0 E: 0 K: 0 S: 5	H: 0 LOB: 1 BB: 1 P: 10	R: 1 E: 0 K: 0 S: 10	H: 2 LOB: 1 BB: 1 P: 19	R: 0 E: 0 K: 2 S: 7	H: 0 LOB: 0 BB: 0 P: 8	R: 1 E: 0 K: 1 S: 11	H: 1 LOB: 2 BB: 2 P: 27		R: 0 E: 0 K: 0 S: 16	H: 2 LOB: 2 BB: 0 P: 21	1B: 5 2B: 1 3B: 0 HR: 0	SF: 0 SAC: 0 DP: 1 HBP: 0	WP: 0 PB: 0 SB: 1 CS: 0
PITCHER	IP	WLS	BF	H	R	ER	SO	BB	IBB	HBP	BLK	WP	HR	S	P	ERA	WHIP					
Tommy Greene, R ERA: 2.85	7.0	W	29	4	2	2	5	5	1	0	0	0	0	61	110	2.57	1.286					
Mitch Williams, L ERA: 2.79	2.0	S	9	2	0	0	1	1	0	0	0	0	0	24	39	0.00	1.500					

AB	31
R	2
H	6
RBI	2
BB	7
SO	6
LOB	17



Batter	1	2	3	4	5	6	7	8	9	AB	R	H	RBI	BB	SO	LOB	BOTTOM				
Lenny Dykstra, L OBP: 0.431, SLG: 0.477	G3	F8			F9		G5-4-3	SH		5	2	2	0	0	0	2	Los Angeles Dodgers @ Philadelphia Phillies Veterans Stadium, Philadelphia, PA Wed Jul 17 1991, 3:33 AM EDT Att: 33,651 - Sunny - 88 F				
Mickey Morandini, L OBP: 0.314, SLG: 0.303	E1		F7		G3		SH	G5-4-3		4	0	1	1	0	0	0					
Wes Chamberlain, R OBP: 0.316, SLG: 0.415	P6		G5-3		L6		G5-4-3	L5		5	0	0	0	0	0	4					
John Kruk, L OBP: 0.351, SLG: 0.470			F8				F8	2B	BB	3	1	1	0	1	0	0					
Dale Murphy, R OBP: 0.315, SLG: 0.435	FC6-4		G5-3		K		BB	BB		4	0	1	1	0	1	2					
Dave Hollins, S OBP: 0.415, SLG: 0.594		G4-3		G4-3		HR		BB	IBB	3	1	3	1	1	0	0					
Darren Daulton, L OBP: 0.301, SLG: 0.354		K		G4-3				1B	BB	3	0	1	1	1	1	2					
Dickie Thon, R OBP: 0.287, SLG: 0.341		G4-3						1B	F7	3	0	1	0	1	0	4					
Tommy Greene, R OBP: 0.256, SLG: 0.297 Mitch Williams, L ERA: 2.52 Charlie Hayes, R OBP: 0.232, SLG: 0.322				G5-3					F6	2	0	0	0	1	1	4					
Inning Stats	R: 0 E: 1 K: 0 S: 13	H: 1 LOB: 2 BB: 0 P: 20	R: 0 E: 0 K: 1 S: 10	H: 1 LOB: 1 BB: 1 P: 16	R: 0 E: 0 K: 0 S: 8	H: 0 LOB: 0 BB: 0 P: 15	R: 0 E: 0 K: 0 S: 8	H: 1 LOB: 2 BB: 1 P: 19	R: 0 E: 0 K: 0 S: 4	H: 0 LOB: 0 BB: 0 P: 6	R: 1 E: 0 K: 2 S: 18	H: 3 LOB: 2 BB: 3 P: 26	R: 2 E: 0 K: 0 S: 10	H: 2 LOB: 3 BB: 3 P: 27	R: 1 E: 0 K: 0 S: 8	H: 2 LOB: 0 BB: 0 P: 12		1B: 5 2B: 4 3B: 1 HR: 1	SF: 0 SAC: 1 DP: 2 HBP: 0	WP: 0 PB: 0 SB: 0 CS: 0	PA: 39
PITCHER	IP	WLS	BF	H	R	ER	SO	BB	IBB	HBP	BLK	WP	HR	S	P	ERA	WHIP				
Mike Morgan, R ERA: 2.47	6.0		27	6	1	1	3	1	0	0	0	0	0	7	16	27.00	3.000				
John Candelaria, L ERA: 2.52	0.2	L	4	1	2	2	0	1	0	0	0	0	0	1	5	∞	∞				
Tim Crews, R ERA: 3.31	0.0		2	1	0	0	0	0	1	0	0	0	0	1	5	∞	∞				
Dennis Cook, L ERA: 1.8	0.0		1	0	0	0	0	1	0	0	0	0	0	1	5	∞	∞				
Mike Hartley, R ERA: 4.53	1.1		5	2	1	1	0	0	0	0	0	0	0	9	13	6.75	1.500				

AB	33
R	4
H	10
RBI	4
BB	5
SO	3
LOB	18



Batter	1	2	3	4	5	6	7	8	9	AB	R	H	RBI	BB	SO	LOB	TOP											
Brett Butler, L OBP: 0.401, SLG: 0.328 (1, 8)	4-2 1B HR BB	G3-1		FC3-2		G4-3		G6-3		4	1	0	0	1	0	3	Los Angeles Dodgers @ New York Mets Shea Stadium, Flushing, NY Thu Jul 18 1991, 7:05 PM EDT Att: 48,475 - Cloudy - 93 F											
Juan Samuel, R OBP: 0.351, SLG: 0.440 (1, 4)	1-0 P3	1-2 P3		K			K	F9		5	0	0	0	0	2	3												
Chris Gwynn, L OBP: 0.309, SLG: 0.447 (1, 7)	0-0 F8		0-1 P6			K		G4-3		5	1	1	1	0	1	1												
Eddie Murray, S OBP: 0.326, SLG: 0.392 (1, 3)	0-1 HR 1B		1-1 F8			G6-3		G6-3		5	2	2	0	0	0	0												
Darryl Strawberry, L OBP: 0.356, SLG: 0.416 (1, 9)	2-0 HR		2-1 F9					G4-3		3	2	1	3	2	0	0												
Lenny Harris, L OBP: 0.360, SLG: 0.336 (1, 5)	0-0 WP HR 2B			G1-3		F7		L7		5	1	2	0	0	0	3												
Gary Carter, R OBP: 0.329, SLG: 0.415 (1, 2)	3-2 HR			1B HBP		F8		P4		3	3	1	2	0	0	1												
Alfredo Griffin, S OBP: 0.287, SLG: 0.283 (1, 6)	0-0 F9			1B FC3-2 1B		SH1-4 1B		3B		4	0	3	3	0	0	0												
Tim Belcher, R OBP: 0.179, SLG: 0.205 Kevin Cross, R OBP: 0.267, SLG: 0.286 John Candelaria, L (9, 1)		1-3 K		1-2 FC3-2 1B		SH1-4 1B		K		1	0	0	0	0	1	0												
Inning Stats	R: 5 E: 0 K: 0 S: 15	H: 4 LOB: 0 BB: 1 P: 25	R: 0 E: 0 K: 1 S: 7	H: 0 LOB: 0 BB: 0 P: 9	R: 0 E: 0 K: 1 S: 6	H: 0 LOB: 0 BB: 0 P: 9	R: 1 E: 0 K: 1 S: 15	H: 2 LOB: 2 BB: 0 P: 20	R: 0 E: 0 K: 0 S: 8	H: 1 LOB: 1 BB: 0 P: 12	R: 4 E: 0 K: 2 S: 16	H: 3 LOB: 1 BB: 1 P: 26	R: 0 E: 0 K: 0 S: 7	H: 0 LOB: 0 BB: 0 P: 11	R: 0 E: 0 K: 0 S: 4	H: 1 LOB: 1 BB: 0 P: 5		1B: 6 2B: 1 3B: 1 HR: 3	SF: 0 SAC: 1 DP: 0 HBP: 2	WP: 1 PB: 0 CS: 0	PA: 43							
PITCHER	IP	WLS	BF	H	R	ER	SO	BB	IBB	HBP	BLK	WP	HR	S	P	ERA	WHIP											
David Cone, R ERA: 3.07	(1, 1)	6.1	L	31	9	8	8	4	2	0	1	0	1	3	68	104	11.37	1.737										
Doug Simons, L ERA: 5.08	(7, 1)	0.1		3	0	0	0	0	1	0	1	0	0	0	5	12	0.00	3.000										
Jeff Innis, R ERA: 2.25	(7, 1)	1.1		5	1	2	2	1	0	0	0	0	0	0	12	18	13.50	0.750										
Tim Burke, R ERA: 4.02	(9, 1)	1.0		4	1	0	0	0	0	0	0	0	0	4	5	0.00	1.000											

Batter	1	2	3	4	5	6	7	8	9	AB	R	H	RBI	BB	SO	LOB	BOTTOM											
Daryl Boston, L OBP: 0.307, SLG: 0.360 Mark Carreon, R OBP: 0.303, SLG: 0.338 (9, FH)	G6-3	4-1 1B 3B BB		K			G4-3		L8	3	1	0	0	1	1	0	Los Angeles Dodgers @ New York Mets Shea Stadium, Flushing, NY Thu Jul 18 1991, 7:05 PM EDT Att: 48,475 - Cloudy - 93 F											
Dave Magadan, L OBP: 0.383, SLG: 0.344 (1, 3)	4-1 1B BB	2-1 3B 1B			F7		F9		G5-3	4	1	1	1	1	0	2												
Gregg Jefferies, S OBP: 0.356, SLG: 0.431 (1, 4)	0-1 1B	1-2 1H 2H 3H 3B			G3			F9		4	0	2	3	0	0	0												
Kevin McReynolds, R OBP: 0.351, SLG: 0.457 (1, 7)	0-1 P3	G5-3			G6-3			F8		4	0	0	0	0	0	3												
Howard Johnson, S OBP: 0.355, SLG: 0.550 (1, 5)	1-0 P6		2-2 G1-4-3			HR		BB		3	1	1	1	1	0	2												
Hubie Brooks, R OBP: 0.347, SLG: 0.461 (1, 9)		0-1 F9	2-3 K			G6-3		G1-3		4	0	0	0	0	1	1												
Garry Templeton, S OBP: 0.254, SLG: 0.317 (1, 6)		0-2 F9	2-1 G5-3			B5-3				4	0	1	0	0	0	0												
Rick Cerone, R OBP: 0.372, SLG: 0.351 Doug Simons, L Jeff Innis, R Tim Burke, L Kevin Torve, L Keith Miller, R OBP: 0.366, SLG: 0.493 (9, FH)		1-1 BB 1B 1B		P3		G4-3				3	1	1	0	0	0	0												
David Cone, L OBP: 0.217, SLG: 0.167 Mackey Sasser, L OBP: 0.318, SLG: 0.488 (7, 2)		1-1 1B BB 3B 1B		E3				F9		2	1	1	0	0	0	0												
Inning Stats	R: 0 E: 0 K: 0 S: 10	H: 1 LOB: 2 BB: 1 P: 18	R: 4 E: 0 K: 0 S: 18	H: 4 LOB: 1 BB: 1 P: 29	R: 0 E: 0 K: 1 S: 9	H: 0 LOB: 0 BB: 0 P: 15	R: 0 E: 1 K: 1 S: 8	H: 0 LOB: 0 BB: 0 P: 11	R: 0 E: 0 K: 0 S: 7	H: 1 LOB: 0 BB: 0 P: 12	R: 0 E: 0 K: 0 S: 7	H: 0 LOB: 0 BB: 0 P: 12	R: 0 E: 0 K: 0 S: 8	H: 0 LOB: 1 BB: 1 P: 13	R: 0 E: 1 K: 0 S: 10	H: 1 LOB: 2 BB: 0 P: 16		1B: 5 2B: 0 3B: 1 HR: 1	SF: 0 SAC: 0 DP: 0 HBP: 0	WP: 0 PB: 0 CS: 0	PA: 38							
PITCHER	IP	WLS	BF	H	R	ER	SO	BB	IBB	HBP	BLK	WP	HR	S	P	ERA	WHIP											
Tim Belcher, R ERA: 2.97	(1, 1)	1.2		5	4	4	4	0	2	0	0	0	0	25	42	21.60	4.200											
Kevin Cross, R ERA: 4.11	(2, 1)	6.1	W	22	2	1	1	2	1	0	0	0	0	1	52	81	1.42	0.474										
John Candelaria, L ERA: 2.7	(9, 1)	1.0		4	0	0	0	0	0	0	0	0	0	8	13	0.00	0.000											

Batter	1	2	3	4	5	6	7	8	9	AB	R	H	RBI	BB	SO	LOB	TOP			
Brett Butler, L (1, 8) OBP: 0.400, SLG: 0.328	2-1 P2		2-3 K			0-2 FC6-4 S 1B		2-1 F8		4	0	1	0	0	1	0	Los Angeles Dodgers @ New York Mets Shea Stadium, Flushing, NY Fri Jul 19 1991, 7:05 PM EDT Att: 46,711 - Cloudy - 87 F			
Mike Sharperson, R (1, 5) OBP: 0.385, SLG: 0.405 Lenny Harris, L (8, PH) OBP: 0.359, SLG: 0.335	2-3 K			3-2 CS 1B		4-1 FC6-4 BB		1-0 P6		2	0	1	0	1	1	0				
Juan Samuel, R (1, 4) OBP: 0.350, SLG: 0.438	1-0 F9			3-2 P3		0-2 FC6-4		0-1		4	0	1	0	0	0	3				
Eddie Murray, S (1, 3) OBP: 0.322, SLG: 0.387		1-0 P4		0-2 F8		1-0 L7		1-3 K		4	0	0	0	0	1	3				
Darryl Strawberry, L (1, 9) OBP: 0.355, SLG: 0.426	1-2 HR				3-3 K		0-0 G4-3		0-0 P4	4	1	1	1	0	1	0				
Gary Carter, R (1, 2) OBP: 0.333, SLG: 0.420	2-0 F7				4-2 BB		1-2 G4-3 E 2B		2-1 F8	3	1	1	0	1	0	0				
Stan Javier, S (1, 7) OBP: 0.283, SLG: 0.309	2-3 K				2-2 F9		0-0 G4-3		0-0 P2	4	0	0	0	0	1	2				
Alfredo Griffin, S (1, 6) OBP: 0.283, SLG: 0.280			2-2 G3-1		0-0 P4		0-0 E4			3	0	0	0	0	0	1				
Ramon Martinez, R (1, 1) OBP: 0.130, SLG: 0.111 Tim Crews, R (8, 1) Dennis Cook, L (8, 1)			0-3 K		1-3 K		0-0 G1-3			3	0	0	0	0	2	1				
Inning Stats	R: 0 E: 0 K: 1 S: 6	H: 0 LOB: 0 BB: 0 P: 11	R: 1 E: 0 K: 1 S: 11	H: 1 LOB: 0 BB: 0 P: 17	R: 0 E: 0 K: 2 S: 11	H: 0 LOB: 0 BB: 0 P: 15	R: 0 E: 0 K: 0 S: 10	H: 1 LOB: 0 BB: 0 P: 16	R: 0 E: 0 K: 1 S: 11	H: 0 LOB: 2 BB: 1 P: 20	R: 0 E: 0 K: 0 S: 7	H: 1 LOB: 1 BB: 0 P: 8	R: 1 E: 1 K: 0 S: 8	H: 1 LOB: 1 BB: 0 P: 12	R: 0 E: 0 K: 0 S: 4	H: 0 LOB: 0 BB: 0 P: 6	1B: 3 2B: 1 3B: 0 HR: 1	SF: 0 SAC: 0 DP: 0 HBP: 0	WP: 0 PB: 0 SB: 1 CS: 1	PA: 34
PITCHER	IP	WLS	BF	H	R	ER	SO	BB	IBB	HBP	BLK	WP	HR	S	P	ERA	WHIP			
Sid Fernandez, L (1, 1) ERA: 1.5	6.0		22	3	1	1	6	2	0	0	0	0	1	60	96	1.50	0.833			
Tim Burke, R (7, 1) ERA: 3.86	2.0	W	9	2	1	0	1	0	0	0	0	0	0	15	20	0.00	1.000			
Alejandro Pena, R (9, 1) ERA: 2.81	1.0		3	0	0	0	0	0	0	0	0	0	0	4	6	0.00	0.000			

Batter	1	2	3	4	5	6	7	8	9	AB	R	H	RBI	BB	SO	LOB	BOTTOM			
Keith Miller, R (1, 7) OBP: 0.395, SLG: 0.486	1-2 L6		2-2		1-0 SF8 S 1B		0-2 G6-3	2-1 L4		5	0	2	0	0	0	1	Los Angeles Dodgers @ New York Mets Shea Stadium, Flushing, NY Fri Jul 19 1991, 7:05 PM EDT Att: 46,711 - Cloudy - 87 F			
Dave Magadan, L (1, 3) OBP: 0.381, SLG: 0.342	0-2 F9		1-0 F8		3-2 SF8			4-1 HR 1B BB		2	1	0	1	1	0	1				
Gregg Jefferies, S (1, 4) OBP: 0.355, SLG: 0.428 Daryl Boston, L (9, 8) OBP: 0.307, SLG: 0.360	2-2 G5-3		2-2 F8		0-1 G1-3			2-2 HR 1B		4	1	1	0	0	0	2				
Kevin McReynolds, R (1, 8) OBP: 0.353, SLG: 0.468		3-1 1B 1B	0-2 G6-3				0-2 F9	1-0 HR		4	1	2	3	0	0	1				
Howard Johnson, S (1, 5) OBP: 0.354, SLG: 0.549	3-1 F8			1-1 F8		1-1 F9		2-2 F8 E 2B		4	1	1	0	0	0	1				
Hubie Brooks, R (1, 9) OBP: 0.348, SLG: 0.462 Alejandro Pena, R (9, 1)	0-0 1B 1B			0-2 F8		1-1 F8		2-1 F8		4	0	2	0	0	0	1				
Garry Templeton, S (1, 6) OBP: 0.256, SLG: 0.317 Tim Burke, R (7, 1) Kelvin Torve, L (8, PH) Mark Carreon, R (8, PH) OBP: 0.308, SLG: 0.338	0-0 1B 1B			0-1 G3-1		0-0 F9		4-0 E IBB		3	0	1	0	0	0	1				
Rick Cerone, R (1, 2) OBP: 0.369, SLG: 0.344		4-0 IBB			2-2 F8		3-2 P3	0-1 E5		3	0	0	1	1	0	0				
Sid Fernandez, L (1, 1) OBP: 0.500, SLG: 1.000 Kevin Elster, R (7, 6) OBP: 0.293, SLG: 0.339	0-1 G4-3				0-2 1B SF8 2B		3-1 F9	2-1 F7		2	1	1	0	0	0	3				
Inning Stats	R: 0 E: 0 K: 0 S: 12	H: 3 LOB: 3 BB: 1 P: 18	R: 0 E: 0 K: 0 S: 10	H: 1 LOB: 1 BB: 0 P: 15	R: 0 E: 0 K: 0 S: 7	H: 0 LOB: 0 BB: 0 P: 8	R: 1 E: 0 K: 0 S: 13	H: 2 LOB: 1 BB: 0 P: 19	R: 0 E: 0 K: 0 S: 8	H: 1 LOB: 1 BB: 0 P: 12	R: 0 E: 0 K: 0 S: 9	H: 0 LOB: 0 BB: 0 P: 15	R: 5 E: 1 K: 0 S: 16	H: 3 LOB: 1 BB: 2 P: 35	1B: 7 2B: 2 3B: 0 HR: 1	SF: 1 SAC: 0 DP: 0 HBP: 0	WP: 0 PB: 0 SB: 1 CS: 0	PA: 37		
PITCHER	IP	WLS	BF	H	R	ER	SO	BB	IBB	HBP	BLK	WP	HR	S	P	ERA	WHIP			
Ramon Martinez, R (1, 1) ERA: 2.49	7.0	L	30	8	3	3	0	1	1	0	0	0	1	6	11	27.00	6.000			
Tim Burke, R (8, 1) ERA: 3.86	0.1		3	2	1	1	0	0	0	0	0	0	0	6	11	27.00	6.000			
Dennis Cook, L (8, 1) ERA: 1.59	0.2		4	0	2	1	0	0	1	0	0	0	0	6	14	13.50	0.000			



Batter	1	2	3	4	5	6	7	8	9	AB	R	H	RBI	BB	SO	LOB	TOP										
Brett Butler, L (1, 8) OBP: 0.405, SLG: 0.336	G6-3																										
Mitch Webster, S (9, PH) OBP: 0.248, SLG: 0.284																											
Juan Samuel, R (1, 4) OBP: 0.351, SLG: 0.442	P6	F7																									
Eddie Murray, S (1, 3) OBP: 0.319, SLG: 0.392	G3-1																										
Darryl Strawberry, L (1, 9) OBP: 0.354, SLG: 0.426																											
Chris Gwynn, L (1, 7) OBP: 0.307, SLG: 0.422																											
Lenny Harris, L (1, 5) OBP: 0.358, SLG: 0.339																											
Kevin Gross, R (8, 1) OBP: 0.267, SLG: 0.286																											
Mike Scioscia, L (1, 2) OBP: 0.372, SLG: 0.400																											
Alfredo Griffin, S (1, 6) OBP: 0.295, SLG: 0.286																											
Stan Javier, S (9, PH) OBP: 0.281, SLG: 0.307																											
Bob Ojeda, L (1, 1) OBP: 0.226, SLG: 0.281																											
Mike Hartley, R (3, 1) OBP: 0.256, SLG: 0.414																											
Dennis Cook, L (8, 1) OBP: 0.354, SLG: 0.727																											
Dave Hansen, L (8, PH) OBP: 0.354, SLG: 0.727																											
Inning Stats	R: 0 E: 0 K: 0 S: 8	H: 0 LOB: 0 BB: 0 P: 12	R: 3 E: 0 K: 0 S: 20	H: 3 LOB: 2 BB: 2 P: 37	R: 0 E: 0 K: 1 S: 9	H: 1 LOB: 1 BB: 1 P: 17	R: 0 E: 0 K: 0 S: 10	H: 0 LOB: 0 BB: 0 P: 15	R: 0 E: 0 K: 2 S: 10	H: 0 LOB: 0 BB: 0 P: 13	R: 0 E: 0 K: 2 S: 10	H: 0 LOB: 0 BB: 0 P: 13	R: 1 E: 0 K: 1 S: 13	H: 2 LOB: 1 BB: 0 P: 19	R: 0 E: 0 K: 0 S: 8	H: 1 LOB: 1 BB: 0 P: 11	R: 0 E: 0 K: 1 S: 8	H: 0 LOB: 0 BB: 0 P: 12	1B: 6 2B: 1 3B: 1 HR: 0	SF: 1 SAC: 0 DP: 1 HBP: 0	WP: 1 PB: 0 SB: 1 CS: 0	PA: 37					
PITCHER	IP	WLS	BF	H	R	ER	SO	BB	IBB	HBP	BLK	WP	HR	S	P	ERA	WHIP										
Dwight Gooden, R (1, 1) ERA: 4.06	7.0	W	30	7	4	4	6	3	0	0	0	1	0	80	126	5.14	1.429										
Tim Burke, R (8, 1) ERA: 3.71	2.0		7	1	0	0	1	0	0	0	0	0	0	16	23	0.00	0.500										

Los Angeles Dodgers @ New York Mets
Shea Stadium, Flushing, NY
Sun Jul 21 1991, 3:33 AM EDT
Att: 43,204 - Sunny - 98 F

AB 33
R 4
H 8
RBI 4
BB 3
SO 7
LOB 14



Batter	1	2	3	4	5	6	7	8	9	AB	R	H	RBI	BB	SO	LOB	BOTTOM										
Keith Miller, R (1, 4) OBP: 0.384, SLG: 0.488	G4-3	F7																									
Dave Magadan, L (1, 3) OBP: 0.379, SLG: 0.349	G4-3																										
Gregg Jefferies, S (1, 5) OBP: 0.360, SLG: 0.426																											
Darryl Strawberry, L (9, 8) OBP: 0.310, SLG: 0.362	G6-3																										
Kevin McReynolds, R (1, 7) OBP: 0.357, SLG: 0.463																											
Howard Johnson, S (1, 6) OBP: 0.363, SLG: 0.553																											
Hubie Brooks, R (1, 9) OBP: 0.350, SLG: 0.454																											
Kevin Elster, R (9, 6) OBP: 0.293, SLG: 0.335																											
Mark Carreon, R (1, 8) OBP: 0.304, SLG: 0.341																											
Charlie O'Brien, R (1, 2) OBP: 0.250, SLG: 0.184																											
Dwight Gooden, R (1, 1) ERA: 3.71	2.2	L	18	8	8	6	0	2	1	0	0	0	0	35	58	0.00	2.143										
Mike Hartley, R (3, 1) ERA: 4.45	2.1		13	2	0	0	1	3	0	1	0	0	0	35	58	0.00	2.143										
Dennis Cook, L (6, 1) ERA: 1.17	2.0		7	1	0	0	1	0	0	0	0	0	0	21	34	0.00	0.500										
Kevin Gross, R (8, 1) ERA: 4.19	1.0		5	2	1	1	1	1	0	0	0	0	0	12	21	9.00	3.000										
Inning Stats	R: 0 E: 0 K: 0 S: 5	H: 0 LOB: 0 BB: 0 P: 7	R: 2 E: 1 K: 0 S: 12	H: 1 LOB: 2 BB: 2 P: 25	R: 6 E: 0 K: 1 S: 15	H: 6 LOB: 1 BB: 1 P: 28	R: 0 E: 0 K: 0 S: 13	H: 1 LOB: 2 BB: 1 P: 22	R: 0 E: 0 K: 0 S: 14	H: 0 LOB: 1 BB: 0 P: 19	R: 0 E: 0 K: 0 S: 11	H: 0 LOB: 2 BB: 2 P: 25	R: 0 E: 0 K: 1 S: 14	H: 1 LOB: 1 BB: 0 P: 21	R: 1 E: 0 K: 1 S: 12	H: 2 LOB: 1 BB: 1 P: 21	1B: 5 2B: 6 3B: 0 HR: 0	SF: 1 SAC: 1 DP: 0 HBP: 1	WP: 0 PB: 0 SB: 1 CS: 0	PA: 43							
PITCHER	IP	WLS	BF	H	R	ER	SO	BB	IBB	HBP	BLK	WP	HR	S	P	ERA	WHIP										
Dwight Gooden, R (1, 1) ERA: 3.71	2.2	L	18	8	8	6	0	2	1	0	0	0	0	35	58	0.00	2.143										
Mike Hartley, R (3, 1) ERA: 4.45	2.1		13	2	0	0	1	3	0	1	0	0	0	35	58	0.00	2.143										
Dennis Cook, L (6, 1) ERA: 1.17	2.0		7	1	0	0	1	0	0	0	0	0	0	21	34	0.00	0.500										
Kevin Gross, R (8, 1) ERA: 4.19	1.0		5	2	1	1	1	1	0	0	0	0	0	12	21	9.00	3.000										

Los Angeles Dodgers @ New York Mets
Shea Stadium, Flushing, NY
Sun Jul 21 1991, 3:33 AM EDT
Att: 43,204 - Sunny - 98 F

AB 33
R 9
H 11
RBI 9
BB 7
SO 3
LOB 21



Batter	1	2	3	4	5	6	7	8	9	10	AB	R	H	RBI	BB	SO	LOB	TOP								
Lenny Dykstra, L OBP: 0.419, SLG: 0.457	(1, 8) P5		(1, 2) G1-6-3	(1, 2) 1B		(1, 3) F9			(1, 3) K		5	0	2	1	0	1	1									
Mickey Morandini, L OBP: 0.300, SLG: 0.290	(1, 4) BB		(1, 1) G1-6-3	(1, 2) G3			(1, 3) K		(1, 2) S		4	0	1	0	1	1	3									
Wes Chamberlain, R OBP: 0.322, SLG: 0.404	(1, 7) 1 SAFE			(1, 2) G5-3	(1, 2) P3		(1, 3) 2B		(1, 2) 2B		4	0	1	0	1	1	1									
John Kruk, L OBP: 0.352, SLG: 0.479	(1, 3) 1 SAFE			(1, 2) 1B	(1, 2) BB		(1, 1) F7		(1, 3) K		4	1	0	0	1	1	4									
Dave Hollins, S OBP: 0.449, SLG: 0.723				(1, 3) 1B	(1, 2) 1B		(1, 1) G3			(1, 2) F8		4	1	1	0	1	1									
Dale Murphy, R OBP: 0.309, SLG: 0.419	(1, 9) F9			(1, 2) L9		(1, 0) G4-3		(1, 2) G6-3		(1, 0) SH5-4		4	1	1	0	0	0	2								
Joe Boever, R OBP: 0.500, SLG: 0.500	(8, 1)					(1, 0) WP		(1, 2) 1B		(1, 2) 1B		0	0	0	0	0	0	0								
Mitch Williams, L OBP: 0.399, SLG: 0.386	(8, 1)			(1, 1) BB	(1, 2) 1B		(1, 2) BB		(1, 3) K		0	0	0	0	0	0	0	0								
Wally Backman, S OBP: 0.331, SLG: 0.322	(10, PH)			(1, 1) BB	(1, 2) 1B		(1, 2) BB		(1, 2) K		0	0	0	0	0	0	0	0								
Jim Lindeman, R OBP: 0.359, SLG: 0.366	(10, 9)			(1, 3) 2-H	(1, 2) 1B		(1, 2) BB		(1, 2) K		0	0	0	0	0	0	0	0								
Darren Daulton, L OBP: 0.311, SLG: 0.352	(1, 2)			(1, 2) BB	(1, 2) BB		(1, 2) BB		(1, 2) K		3	1	2	1	2	1	0									
Dickie Thon, R OBP: 0.281, SLG: 0.330	(1, 6)			(1, 2) BB	(1, 2) BB		(1, 2) G4-3		(1, 2) G6-3		4	1	0	0	1	0	5									
Tommy Greene, R OBP: 0.286, SLG: 0.325	(1, 1)			(1, 2) BB	(1, 2) BB		(1, 2) BB		(1, 3) K		3	0	2	2	0	1	0									
Wally Ritchie, L OBP: 0.309, SLG: 0.270	(7, 1)			(1, 2) BB	(1, 2) BB		(1, 2) BB		(1, 3) K		0	0	0	0	0	0	0									
John Morris, L OBP: 0.309, SLG: 0.270	(8, 9)			(1, 3) 2-H	(1, 2) 1B		(1, 2) 1B		(1, 3) K		2	0	0	0	0	1	2									
Roger McDowell, R ERA: 2.69	(10, 1)			(1, 3) 2-H	(1, 2) 1B		(1, 2) 1B		(1, 3) K		0	0	0	0	0	0	0									
Inning Stats	R: 0 E: 0 K: 1 S: 8	H: 0 LOB: 1 BB: 1 P: 17	R: 0 E: 0 K: 1 S: 8	H: 1 LOB: 1 BB: 0 P: 12	R: 0 E: 0 K: 1 S: 8	H: 1 LOB: 0 BB: 0 P: 13	R: 4 E: 0 K: 0 S: 21	H: 4 LOB: 2 BB: 2 P: 41	R: 0 E: 0 K: 0 S: 9	H: 0 LOB: 0 BB: 0 P: 12	R: 1 E: 0 K: 0 S: 8	H: 2 LOB: 1 BB: 1 P: 17	R: 0 E: 0 K: 1 S: 8	H: 1 LOB: 1 BB: 0 P: 10	R: 0 E: 0 K: 1 S: 8	H: 0 LOB: 0 BB: 0 P: 13	R: 0 E: 0 K: 3 S: 17	H: 1 LOB: 2 BB: 1 P: 25	R: 0 E: 0 K: 0 S: 8	H: 0 LOB: 2 BB: 2 P: 20	1B: 8 2B: 2 3B: 0 HR: 0	SF: 0 SAC: 1 DP: 2 HBP: 0	WP: 1 PB: 0 SB: 1 CS: 0	PA: 45		
PITCHER	IP WLS BF H R ER SO BB IBB HBP BLK WP HR S P ERA WHIP	5.2 27 8 5 5 3 4 0 0 0 0 0 1 1 7.94 2.118	6.1 1 0 0 0 0 0 0 0 0 0 0 0 1 1 0.00 0.000	7.1 1.0 4 1 0 0 1 0 0 0 0 0 8 10 0.00 1.000	8.1 1.2 7 1 0 0 3 1 0 0 0 0 0 22 34 0.00 1.200	9.1 0.1 1 0 0 0 1 0 0 0 0 0 0 3 4 0.00 0.000	PITCHER	IP WLS BF H R ER SO BB IBB HBP BLK WP HR S P ERA WHIP	10.1 1.0 5 0 0 0 0 1 0 0 0 0 0 8 20 0.00 1.000																	

Philadelphia Phillies @ Los Angeles Dodgers
Dodger Stadium, Los Angeles, CA
Tue Jul 23 1991, 7:05 PM PDT
Att. 48,925 - Sunny - 72 F

AB 37
R 5
H 10
RBI 4
BB 7
SO 8
LOB 19



Batter	1	2	3	4	5	6	7	8	9	10	AB	R	H	RBI	BB	SO	LOB	BOTTOM						
Brett Butler, L OBP: 0.400, SLG: 0.331	(1, 8) F7		(1, 2) P3			(1, 2) F8	(1, 3) F7			(1, 3) K	5	0	0	0	0	1	2							
Juan Samuel, R OBP: 0.351, SLG: 0.438	(1, 4) G6-3		(1, 0) B1-3			(1, 2) E5		(1, 2) CS		(1, 2) 1B	3	1	0	0	2	0	0							
Eddie Murray, S OBP: 0.318, SLG: 0.389	(1, 3) G4-3					(1, 3) K		(1, 0) P3		(1, 3) 1B	5	0	1	0	0	2	2							
Darryl Strawberry, L OBP: 0.395, SLG: 0.435		(1, 9) L8		(1, 2) P4			(1, 0) HR	(1, 3) K		(1, 4) 1B	4	1	1	1	1	1	1							
Chris Owynn, L OBP: 0.317, SLG: 0.424		(1, 7) 1B								(1, 2) 1B	2	2	1	0	1	0	0							
Mitch Webster, S OBP: 0.258, SLG: 0.313	(8, PH)	(9, 7) 1B		(1, 2) BB		(1, 0) G4-3		(1, 2) CS		(1, 2) HR	2	1	2	2	0	0	0							
Lenny Harris, L OBP: 0.364, SLG: 0.347	(1, 5)			(1, 1) 1B			(1, 2) 1B	(1, 2) CS		(1, 2) HR	3	1	2	1	0	1	0							
Mike Scioscia, L OBP: 0.376, SLG: 0.404	(1, 2)			(1, 2) 1B		(1, 2) HBP	(1, 1) SH1-4	(1, 1) FC1-2		(1, 2) 2B	3	0	2	2	0	0	1							
Alfredo Griffin, S OBP: 0.291, SLG: 0.282	(1, 6)			(1, 2) 1B		(1, 2) P5		(1, 2) SH1-4		(1, 2) FC5-4	4	0	0	0	0	0	3							
Mike Morgan, R ERA: 3.0				(1, 2) 1B		(1, 2) P5		(1, 2) SH1-4		(1, 2) FC5-4	1	0	0	0	0	0	0							
Mike Hartley, R ERA: 4.42				(1, 2) 1B		(1, 2) P5		(1, 2) SH1-4		(1, 2) FC5-4	1	0	0	0	0	0	0							
Jim Gott, R ERA: 3.2				(1, 2) 1B		(1, 2) P5		(1, 2) SH1-4		(1, 2) FC5-4	1	0	0	0	0	0	0							
Kevin Gross, R ERA: 4.07				(1, 2) 1B		(1, 2) P5		(1, 2) SH1-4		(1, 2) FC5-4	1	0	0	0	0	0	0							
John Candelaria, L ERA: 2.69				(1, 2) 1B		(1, 2) P5		(1, 2) SH1-4		(1, 2) FC5-4	1	0	0	0	0	0	0							
Inning Stats	R: 0 E: 0 K: 0 S: 8	H: 2 LOB: 0 BB: 1 P: 13	R: 2 E: 0 K: 0 S: 12	H: 2 LOB: 0 BB: 1 P: 19	R: 0 E: 0 K: 0 S: 6	H: 0 LOB: 0 BB: 0 P: 7	R: 0 E: 0 K: 1 S: 7	H: 0 LOB: 0 BB: 0 P: 11	R: 0 E: 1 K: 2 S: 15	H: 0 LOB: 1 BB: 0 P: 23	R: 2 E: 0 K: 0 S: 13	H: 3 LOB: 2 BB: 1 P: 22	R: 0 E: 0 K: 1 S: 8	H: 0 LOB: 0 BB: 0 P: 13	R: 1 E: 0 K: 1 S: 10	H: 2 LOB: 3 BB: 2 P: 18	R: 1 E: 0 K: 1 S: 9	H: 2 LOB: 3 BB: 2 P: 22	1B: 6 2B: 1 3B: 0 HR: 2	SF: 0 SAC: 1 DP: 1 HBP: 1	WP: 0 PB: 0 SB: 1 CS: 1	PA: 42		
PITCHER	IP WLS BF H R ER SO BB IBB HBP BLK WP HR S P ERA WHIP	6.0 24 5 4 4 3 1 0 0 0 0 0 0 8 93 6.00 1.000	7.1 1.0 4 0 0 0 0 1 0 0 0 0 0 0 8 13 0.00 1.000	8.1 0.0 1 0 0 0 0 1 0 0 0 0 0 2 6 ∞ ∞	8.1 2.0 7 2 1 1 2 0 0 0 0 0 1 16 25 4.50 1.000	10.1 0.1 L 5 2 1 1 1 1 1 0 0 0 0 9 22 27.00 9.000	PITCHER	IP WLS BF H R ER SO BB IBB HBP BLK WP HR S P ERA WHIP	10.1 1.0 5 0 0 0 0 1 0 0 0 0 0 8 20 0.00 1.000															

Philadelphia Phillies @ Los Angeles Dodgers
Dodger Stadium, Los Angeles, CA
Tue Jul 23 1991, 7:05 PM PDT
Att. 48,925 - Sunny - 72 F

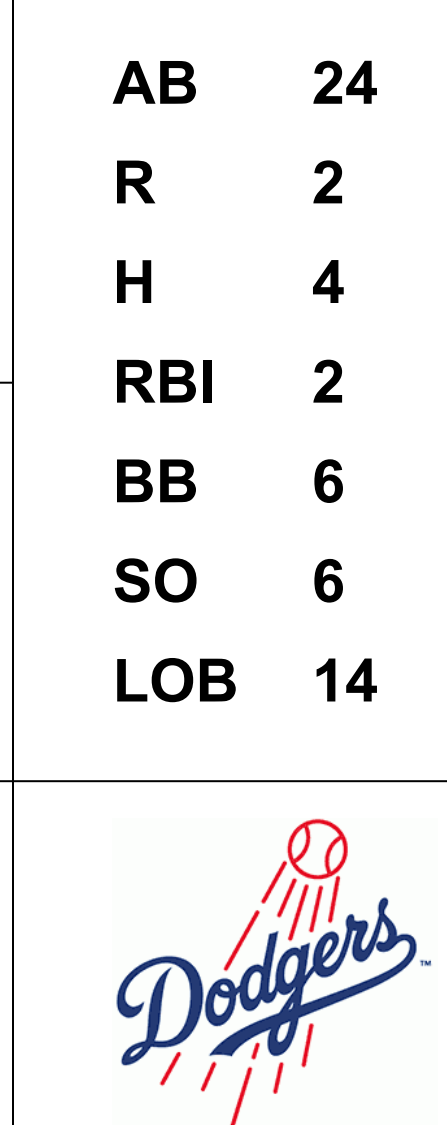
AB 34
R 6
H 9
RBI 6
BB 5
SO 6
LOB 10



Batter	1	2	3	4	5	6	7	8	9	AB R H RBI BB SO LOB	TOP											
Lenny Dykstra, L (1, 8) OBP: 0.431, SLG: 0.466	3-2 F8 E 1B		1-1 G3 1B		1-2 WP 1B		4-2 P3-4 BB		0-3 K	4 1 3 0 1 1 1	Philadelphia Phillies @ Los Angeles Dodgers Dodger Stadium, Los Angeles, CA Wed Jul 24 1991, 7:05 PM PDT Att: 36,127 - Sunny - 71 F											
Mickey Morandini, L (1, 4) OBP: 0.239, SLG: 0.289 Randy Ready, R (9, PH) OBP: 0.389, SLG: 0.290	0-2 FC 1-2		0-2 G3		2-1 1-H 1B		0-0 P3-4 1-2		2-3 K	4 0 1 1 0 0 3 1 0 0 0 0 1 1												
Wes Chamberlain, R (1, 7) OBP: 0.311, SLG: 0.389	3-3 K		0-3 K		3-2 P5		0-2 G3			4 0 0 0 0 2 4												
John Kruk, L (1, 3) OBP: 0.348, SLG: 0.473	1-0 F8 2-3		0-0 G4-3			3-3 K		1-3 K		4 0 0 0 0 2 3												
Dave Hollins, S (1, 5) OBP: 0.435, SLG: 0.680	2-3 K			0-0 G3		4-0 1B G2-3 BB		1-3 K		3 0 0 0 1 2 2												
Dale Murphy, R (1, 9) OBP: 0.308, SLG: 0.417		1-0 F8		3-1 G6-3		0-0 G2-3		1-0 1B		4 0 1 0 0 0 1												
Darren Daulton, L (1, 2) OBP: 0.309, SLG: 0.345		2-2 G4-3		2-2 P6		4-0 1B IBB		3-3 K		3 0 0 0 1 1 1												
Dickie Thon, R (1, 6) OBP: 0.284, SLG: 0.332		0-1 1B			0-0 P2	1-0 1B			0-1 G6-3	4 0 2 0 0 0 0												
Jose De Jesus, R (1, 1) OBP: 0.179, SLG: 0.158 Ricky Jordan, R (9, PH) OBP: 0.319, SLG: 0.476 Steve Seary, L (9, 1)		0-3 K			0-3 K	1-3 K			4-2 BB	3 0 0 0 0 3 4 0 0 0 0 1 0 0 0 0 0 0 0 0 0												
Inning Stats	R: 0 E: 1 K: 2 S: 13	H: 1 LOB: 2 BB: 0 P: 22	R: 0 E: 0 K: 1 S: 10	H: 1 LOB: 1 BB: 0 P: 13	R: 0 E: 0 K: 1 S: 9	H: 1 LOB: 1 BB: 0 P: 10	R: 0 E: 0 K: 0 S: 6	H: 0 LOB: 0 BB: 0 P: 11	R: 1 E: 0 K: 1 S: 15	H: 2 LOB: 1 BB: 0 P: 20		R: 0 E: 0 K: 0 S: 8	H: 1 LOB: 3 BB: 2 P: 21	R: 0 E: 0 K: 0 S: 12	H: 0 LOB: 0 BB: 1 P: 12	R: 0 E: 0 K: 3 S: 12	H: 1 LOB: 1 BB: 0 P: 18	R: 0 E: 0 K: 2 S: 13	H: 0 LOB: 1 BB: 1 P: 19	1B: 7 2B: 1 3B: 0 HR: 0	SF: 0 SAC: 0 DP: 1 HBP: 0	WP: 1 PB: 0 CS: 0
PITCHER	IP WLS BF H R ER SO BB IBB HBP BLK WP HR S P ERA WHIP											PITCHER	IP WLS BF H R ER SO BB IBB HBP BLK WP HR S P ERA WHIP									
Tim Belcher, R (1, 1) ERA: 2.87 John Candelaria, L (8, 1) ERA: 2.45	7.0 W: 3 BF: 30 H: 6 R: 1 ER: 1 SO: 7 BB: 2 IBB: 1 HBP: 0 BLK: 0 WP: 1 HR: 0 S: 69 P: 109 ERA: 1.29 WHIP: 1.143												2.0 W: 8 BF: 8 H: 1 R: 0 ER: 0 SO: 5 BB: 1 IBB: 0 HBP: 0 BLK: 0 WP: 0 HR: 0 S: 25 P: 37 ERA: 0.00 WHIP: 1.000									

Batter	1	2	3	4	5	6	7	8	9	AB R H RBI BB SO LOB	BOTTOM											
Brett Butler, L (1, 8) OBP: 0.406, SLG: 0.339	4-2 CS BB		4-0 BB		4-2 FC4-6 BB			3-2 SF8 3B		1 1 1 0 3 0 0	Philadelphia Phillies @ Los Angeles Dodgers Dodger Stadium, Los Angeles, CA Wed Jul 24 1991, 7:05 PM PDT Att: 36,127 - Sunny - 71 F											
Juan Samuel, R (1, 4) OBP: 0.346, SLG: 0.433	3-2 L4 1-2		2-1 F9		0-0 FC4-6 1-2		2-3 K		2-3 K	4 0 0 0 0 1 4												
Eddie Murray, S (1, 3) OBP: 0.314, SLG: 0.385	0-3 K		0-1 F7		0-0 G3		0-0 SF8		0-0 SF8 3-H 2-2 G4-3	3 0 0 1 0 1 1												
Darryl Strawberry, L (1, 9) OBP: 0.357, SLG: 0.434		3-2 G4-3 S 1B		2-3 K		4-2 CS BB				3 0 1 0 1 1 0												
Kal Daniels, L (1, 7) OBP: 0.335, SLG: 0.422 Stan Javier, S (9, PR) OBP: 0.260, SLG: 0.305		2-3 K		0-0 1B		1-3 K			2-1 SH1-4 SF7 2B	4 0 2 0 0 2 2 0 1 0 0 0 0 0												
Lenny Harris, L (1, 5) OBP: 0.384, SLG: 0.345 Mike Sharperson, R (9, PH) OBP: 0.384, SLG: 0.395		0-0 G4-3		3-2 F9 1B		4-1 SH3-4 BB		2-1 SH1-4		2 0 0 0 1 0 2 0 0 0 0 0 0 0												
Mike Scioscia, L (1, 2) OBP: 0.375, SLG: 0.402		4-0 BB		3-1 F8		1-0 SH3-4		0-1 SF7		1 0 0 1 1 0 1												
Alfredo Griffin, S (1, 6) OBP: 0.287, SLG: 0.278		1-0 F9			0-1 G4-3		0-2 F8		3-H	3 0 0 0 0 0 3												
Tim Belcher, R (1, 1) OBP: 0.171, SLG: 0.195 Chris Gwynn, L (7, PH) OBP: 0.314, SLG: 0.419 John Candelaria, L (8, 1)			0-3 K		1-2 L4		0-1 L9			2 0 0 0 0 1 0 1 0 0 0 0 0 1 0 0 0 0 0 0 0												
Inning Stats	R: 0 E: 0 K: 1 S: 11	H: 0 LOB: 0 BB: 1 P: 17	R: 0 E: 0 K: 1 S: 8	H: 1 LOB: 2 BB: 1 P: 18	R: 0 E: 0 K: 1 S: 7	H: 0 LOB: 1 BB: 1 P: 13	R: 0 E: 0 K: 1 S: 12	H: 1 LOB: 0 BB: 0 P: 20	R: 0 E: 0 K: 0 S: 11	H: 0 LOB: 1 BB: 1 P: 16		R: 0 E: 0 K: 1 S: 7	H: 0 LOB: 1 BB: 1 P: 12	R: 0 E: 0 K: 0 S: 7	H: 0 LOB: 0 BB: 1 P: 12	R: 1 E: 0 K: 1 S: 15	H: 1 LOB: 0 BB: 0 P: 21	R: 1 E: 0 K: 0 S: 6	H: 1 LOB: 1 BB: 0 P: 10	1B: 2 2B: 2 3B: 1 HR: 0	SF: 2 SAC: 2 DP: 1 HBP: 0	WP: 0 PB: 0 CS: 2
PITCHER	IP WLS BF H R ER SO BB IBB HBP BLK WP HR S P ERA WHIP											PITCHER	IP WLS BF H R ER SO BB IBB HBP BLK WP HR S P ERA WHIP									
Jose De Jesus, R (1, 1) ERA: 3.48 Steve Seary, L (9, 1) ERA: 8.92	8.0 W: 3 BF: 31 H: 3 R: 1 ER: 1 SO: 6 BB: 6 IBB: 0 HBP: 0 BLK: 0 WP: 0 HR: 0 S: 78 P: 129 ERA: 1.12 WHIP: 1.125											0.2 L: 3 BF: 1 H: 1 R: 1 ER: 1 SO: 0 BB: 0 IBB: 0 HBP: 0 BLK: 0 WP: 0 HR: 0 S: 6 P: 10 ERA: 13.50 WHIP: 1.500										

AB 34
R 1
H 7
RBI 1
BB 4
SO 12
LOB 20



Batter	1	2	3	4	5	6	7	8	9	AB	R	H	RBI	BB	SO	LOB	TOP					
Lenny Dykstra, L (1,8) OBP: 0.427, SLG: 0.459	F9		S		F8			F7		4	0	1	0	0	0	1	Philadelphia Phillies @ Los Angeles Dodgers Dodger Stadium, Los Angeles, CA Thu Jul 25 1991, 7:05 PM PDT Att: 39,626 - Sunny - 70 F					
Wally Backman, S (1,4) OBP: 0.323, SLG: 0.313	G6-3		K			G6-3		G6-3		4	0	0	0	0	1	2						
Wes Chamberlain, R (1,7) OBP: 0.309, SLG: 0.385			K			L4			L7	4	0	1	0	0	1	1						
John Kruk, L (1,3) OBP: 0.344, SLG: 0.467	K			K		F8			L9	4	0	0	0	0	2	1						
Dale Murphy, R (1,9)		F8		F7			P2		1B	4	0	1	0	0	0	0						
Darren Daulton, L (1,2) OBP: 0.313, SLG: 0.345		E4					K		1B	3	0	1	0	1	1	0						
Charlie Hayes, R (1,5) OBP: 0.228, SLG: 0.317		K		G6-3			L5		1B	4	0	0	0	0	1	4						
Dickie Thon, R (1,6) OBP: 0.284, SLG: 0.335		G4-3			G5-3				2B	3	0	1	0	0	0	1						
Bruce Ruffin, S (1,1) Roger McDowell, R (8,1)			K		K			K		3	0	0	0	0	3	1						
										0	0	0	0	0	0	0						
Inning Stats	R: 0 E: 0 K: 1 S: 8	H: 1 LOB: 1 BB: 0 P: 12	R: 0 E: 1 K: 1 S: 10	H: 0 LOB: 1 BB: 0 P: 14	R: 0 E: 0 K: 3 S: 13	H: 1 LOB: 1 BB: 0 P: 22	R: 0 E: 0 K: 1 S: 10	H: 0 LOB: 1 BB: 1 P: 16	R: 0 E: 0 K: 1 S: 6	H: 0 LOB: 0 BB: 0 P: 9	R: 0 E: 0 K: 0 S: 9	H: 0 LOB: 0 BB: 0 P: 13	R: 0 E: 0 K: 1 S: 6	H: 0 LOB: 0 BB: 0 P: 7	R: 0 E: 0 K: 1 S: 12	H: 1 LOB: 1 BB: 0 P: 20	R: 0 E: 0 K: 0 S: 14	H: 2 LOB: 2 BB: 0 P: 22	1B: 4 2B: 1 3B: 0 HR: 0	SF: 0 SAC: 0 DP: 0 HBP: 0	WP: 1 PB: 0 SB: 1 CS: 0	PA: 34
PITCHER Ramon Martinez, R (1,1) ERA: 2.33	IP: 9.0 WLS: W BF: 34 H: 5 R: 0 ER: 0 SO: 9 BB: 1 IBB: 0 HBP: 0 BLK: 0 WP: 1 HR: 0 S: 88 P: 135 ERA: 0.00 WHIP: 0.667															PITCHER						

Batter	1	2	3	4	5	6	7	8	9	AB	R	H	RBI	BB	SO	LOB	BOTTOM			
Brett Butler, L (1,8) OBP: 0.408, SLG: 0.341	K				F8					4	0	2	0	1	1	0	Philadelphia Phillies @ Los Angeles Dodgers Dodger Stadium, Los Angeles, CA Thu Jul 25 1991, 7:05 PM PDT Att: 39,626 - Sunny - 70 F			
Juan Samuel, R (1,4) OBP: 0.346, SLG: 0.430				BB		P3		L6		5	0	1	0	0	1	5				
Eddie Murray, S (1,3) OBP: 0.316, SLG: 0.386		G6-4-3								5	1	2	0	0	0	3				
Darryl Strawberry, L (1,9) OBP: 0.359, SLG: 0.439					G4-3					4	1	2	0	0	1	1				
Kal Daniels, L (1,7) OBP: 0.340, SLG: 0.427										4	0	3	1	0	0	0				
Mitch Webster, S (8, PR) OBP: 0.258, SLG: 0.313		G6-3								0	1	0	0	0	0	0				
Gary Carter, R (1,2) OBP: 0.322, SLG: 0.404										3	0	0	0	0	0	4				
Mike Scioscia, L (8, PH) OBP: 0.378, SLG: 0.405		F7			G4-3					1	1	1	1	0	0	0				
Mike Sharperson, R (1,5) OBP: 0.362, SLG: 0.393										3	0	1	0	0	0	2				
Lenny Harris, L (8, PH) OBP: 0.362, SLG: 0.343					L7					1	0	0	1	0	0	1				
Alfredo Griffin, S (1,6) OBP: 0.287, SLG: 0.278										4	0	1	0	0	0	1				
Ramon Martinez, R (1,1) OBP: 0.140, SLG: 0.122										4	1	1	1	0	1	2				
Inning Stats	R: 0 E: 0 K: 1 S: 7	H: 1 LOB: 0 BB: 0 P: 10	R: 0 E: 0 K: 0 S: 7	H: 0 LOB: 0 BB: 0 P: 11	R: 0 E: 0 K: 1 S: 15	H: 1 LOB: 2 BB: 1 P: 23	R: 0 E: 0 K: 1 S: 11	H: 2 LOB: 2 BB: 0 P: 16	R: 0 E: 0 K: 1 S: 8	H: 0 LOB: 0 BB: 0 P: 11	R: 0 E: 0 K: 0 S: 8	H: 2 LOB: 2 BB: 0 P: 14	R: 0 E: 0 K: 0 S: 8	H: 2 LOB: 2 BB: 0 P: 12	R: 5 E: 2 K: 0 S: 16	H: 6 LOB: 2 BB: 0 P: 27	1B: 13 2B: 1 3B: 0 HR: 0	SF: 0 SAC: 0 DP: 1 HBP: 0	WP: 0 PB: 0 SB: 0 CS: 0	PA: 39
PITCHER Bruce Ruffin, L (1,1) ERA: 2.85 Roger McDowell, R (8,1) ERA: 3.25	IP: 7.0 WLS: L BF: 32 H: 11 R: 3 ER: 3 SO: 4 BB: 1 IBB: 0 HBP: 0 BLK: 0 WP: 0 HR: 0 S: 67 P: 102 ERA: 3.86 WHIP: 1.714															PITCHER				

AB 33
R 0
H 5
RBI 0
BB 1
SO 9
LOB 11



AB 38
R 5
H 14
RBI 4
BB 1
SO 4
LOB 19



Batter	1	2	3	4	5	6	7	8	9	10	AB	R	H	RBI	BB	SO	LOB	TOP			
Delino DeShields, L OBP: 0.374, SLG: 0.357 (1, 4)	F7			G1-3		G3			K		4	0	0	0	0	1	1				
Marquis Grissom, R OBP: 0.318, SLG: 0.361 (1, 8)	L4			F7			G6-3				4	0	1	0	0	0	0				
Ivan Calderon, R OBP: 0.377, SLG: 0.460 (1, 7)	L4			BB			G6-3		F9		3	0	0	0	1	0	2				
Tim Wallach, R OBP: 0.317, SLG: 0.362 (1, 5)		G6-3		G5-3					K		4	0	1	0	0	1	1				
Larry Walker, L OBP: 0.323, SLG: 0.386 (1, 9)	F8						G3-1				4	0	0	0	0	1	1				
Andres Galaraga, R OBP: 0.262, SLG: 0.336 (1, 3)	G6-3						G5-3		G4-3		4	0	0	0	0	0	1				
Gilberto Reyes, R OBP: 0.285, SLG: 0.267 (1, 2)				L5			P6		K		3	0	0	0	0	1	0				
Spike Owen, S OBP: 0.311, SLG: 0.324 (1, 6)		G6-3					G4-3				2	0	0	0	1	0	0				
Mark Gardner, R OBP: 0.065, SLG: 0.065 Jeff Fassero, L (10, 1)	F9						K		FC3-6		3	0	0	0	0	1	1				
Inning Stats	R: 0 E: 0 K: 0 S: 5	H: 0 LOB: 0 BB: 0 P: 9	R: 0 E: 0 K: 0 S: 8	H: 1 LOB: 0 BB: 0 P: 12	R: 0 E: 0 K: 0 S: 6	H: 0 LOB: 0 BB: 0 P: 10	R: 0 E: 0 K: 0 S: 9	H: 0 LOB: 1 BB: 1 P: 17	R: 0 E: 0 K: 1 S: 8	H: 0 LOB: 0 BB: 0 P: 12	R: 0 E: 0 K: 1 S: 10	H: 0 LOB: 0 BB: 0 P: 13	R: 0 E: 0 K: 2 S: 8	H: 0 LOB: 0 BB: 0 P: 13	R: 0 E: 0 K: 1 S: 12	H: 1 LOB: 2 BB: 1 P: 18	R: 0 E: 0 K: 0 S: 5	H: 0 LOB: 0 BB: 0 P: 9	1B: 2 2B: 0 3B: 0 HR: 0	SF: 0 SAC: 0 DP: 1 HBP: 0	WP: 0 PA: 33
PITCHER	IP	WLS	BF	H	R	ER	SO	BB	IBB	HBP	BLK	WP	HR	S	P	ERA	WHIP				
Orel Hershiser, R ERA: 4.01 (1, 1)	6.0		19	1	0	0	1	1	0	0	0	0	0	43	73	0.00	0.333				
Kevin Gross, R ERA: 3.86 (7, 1)	3.0		11	1	0	0	4	1	0	0	0	0	0	30	44	0.00	0.667				
Jay Howell, R ERA: 2.52 (10, 1)	1.0	W	3	0	0	0	0	0	0	0	0	0	0	5	9	0.00	0.000				

Montreal Expos @ Los Angeles Dodgers
Dodger Stadium, Los Angeles, CA
Fri Jul 26 1991, 7:05 PM PDT
Alt. 38,957 - Sunny - 72 F

AB	31
R	0
H	2
RBI	0
BB	2
SO	5
LOB	7

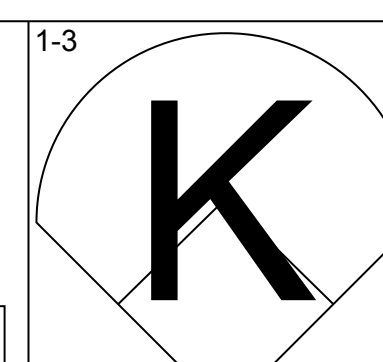
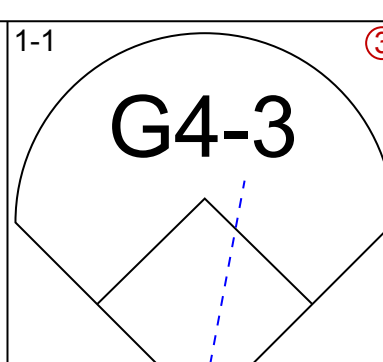
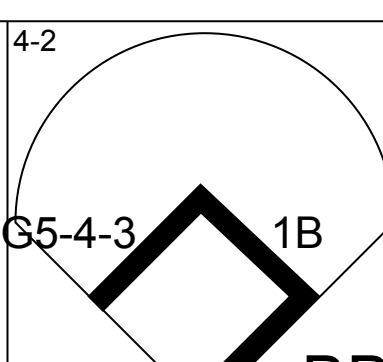
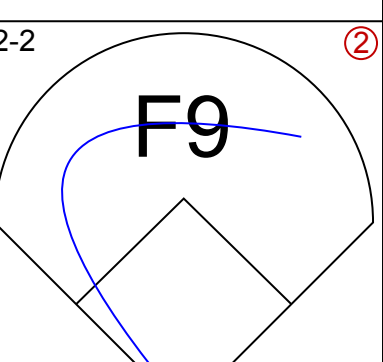
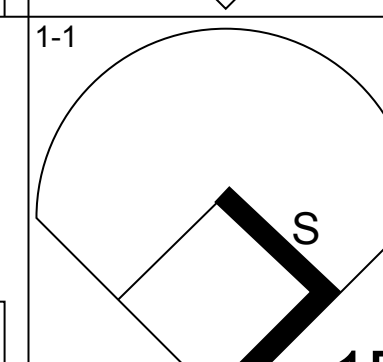
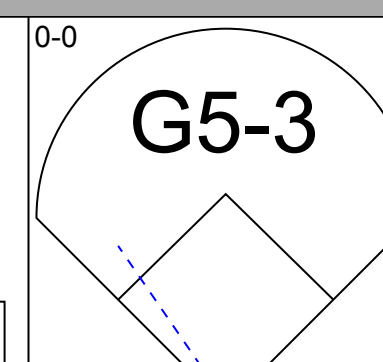
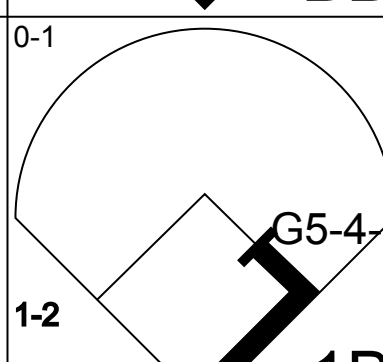
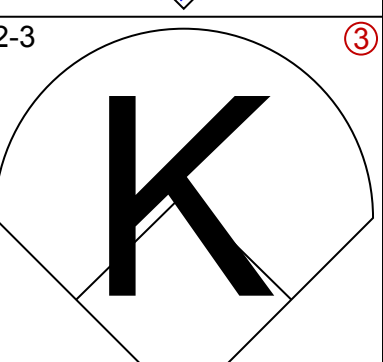
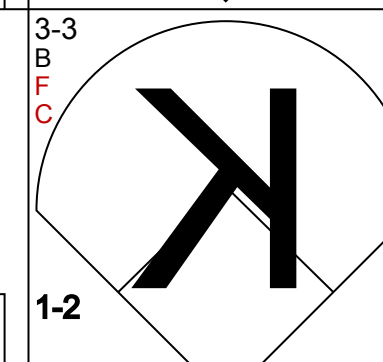
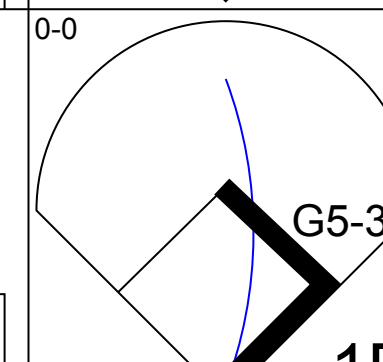
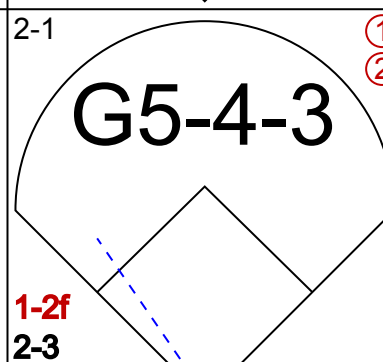
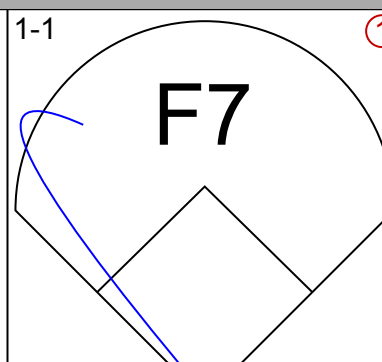
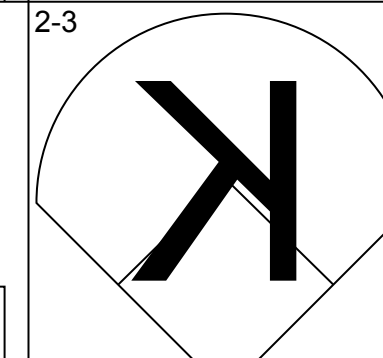
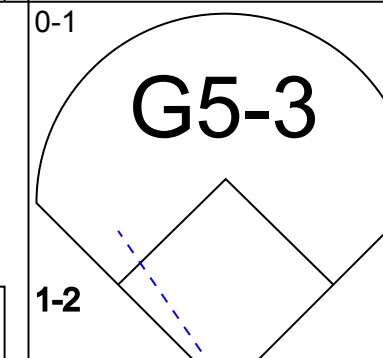
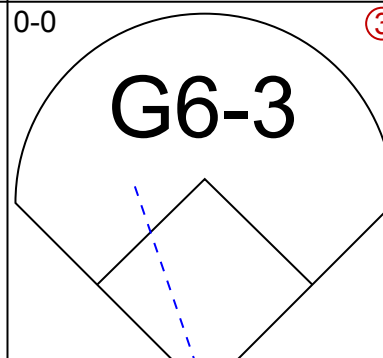
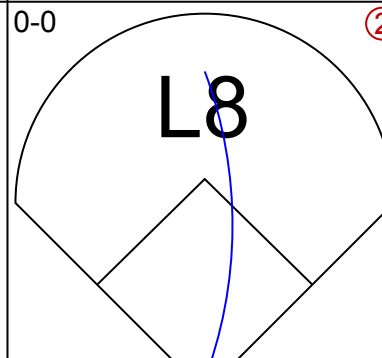
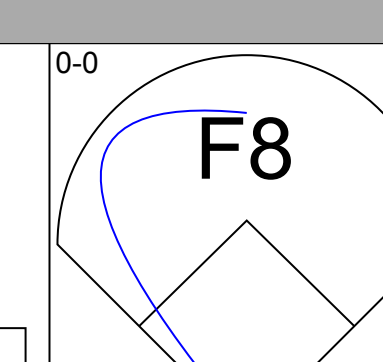
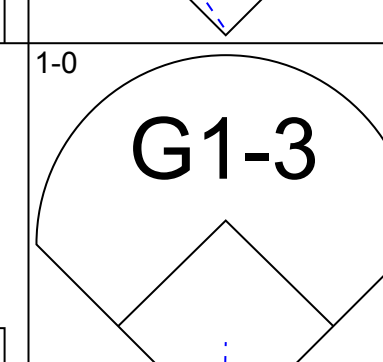
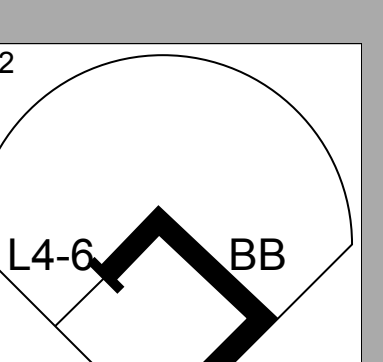
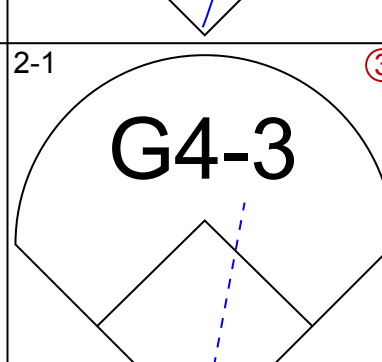
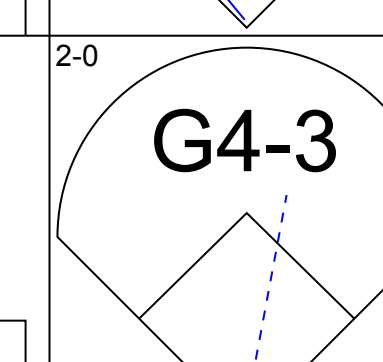
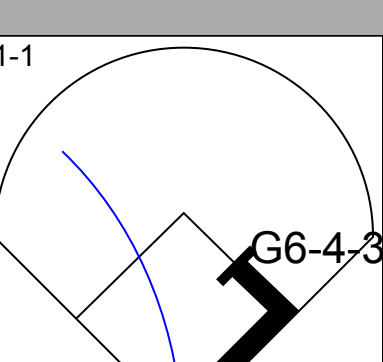
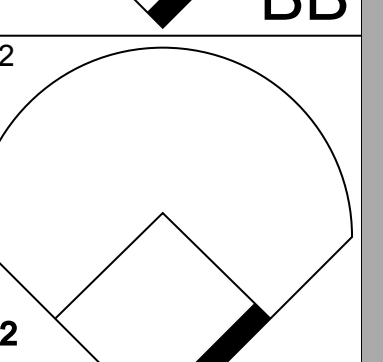
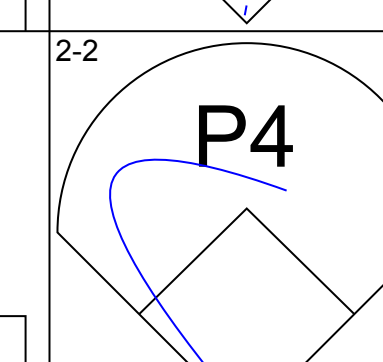
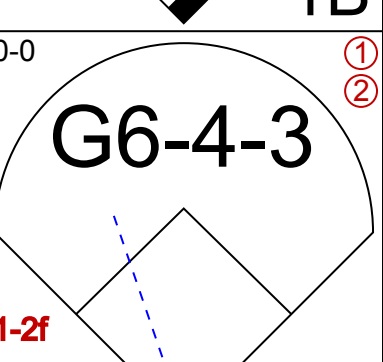
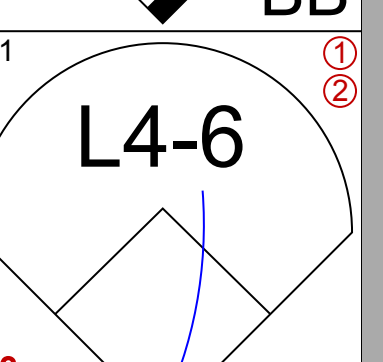
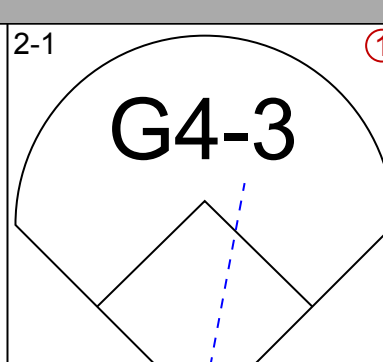
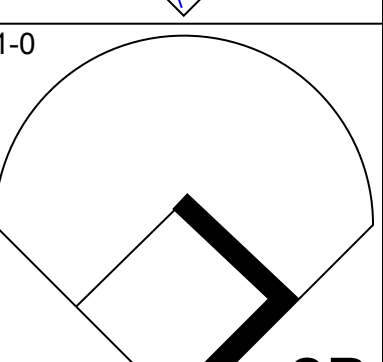
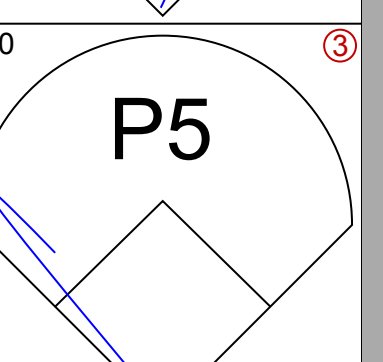
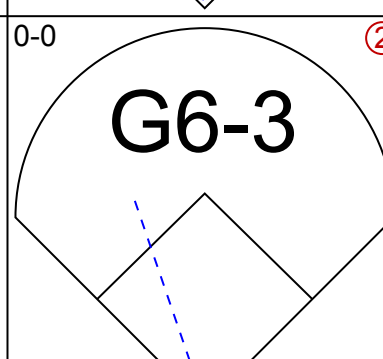
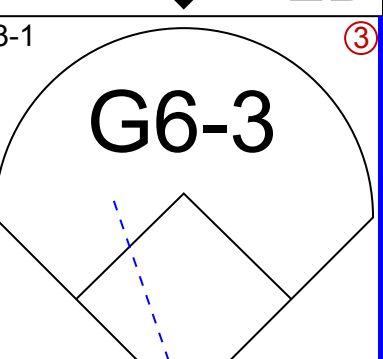
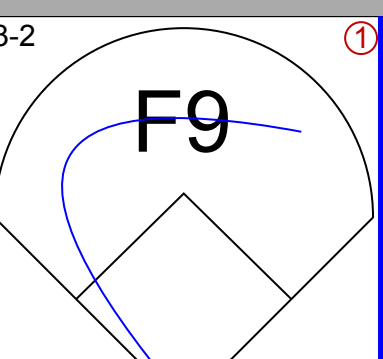


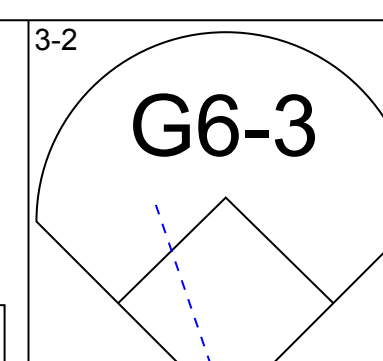
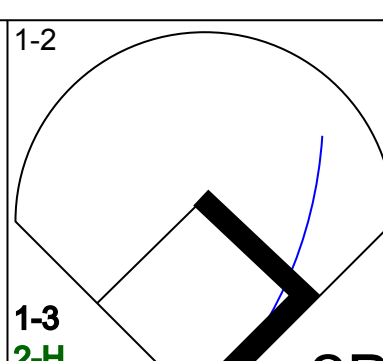
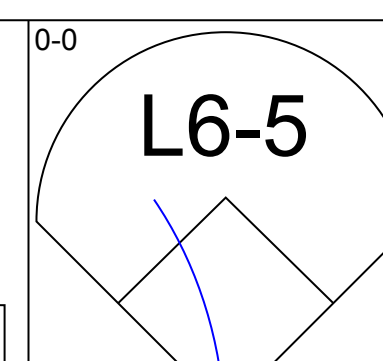
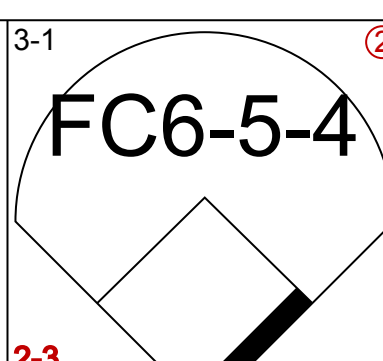
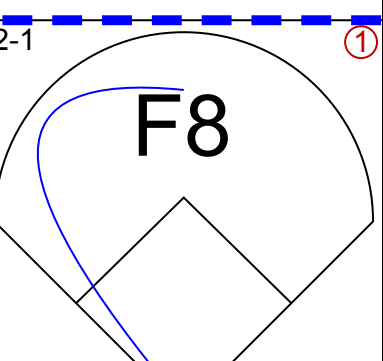
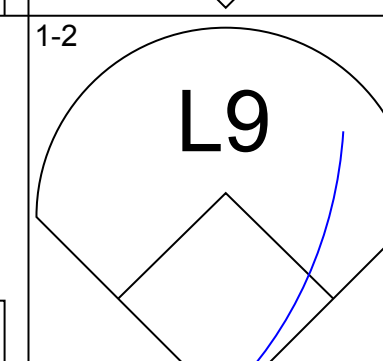
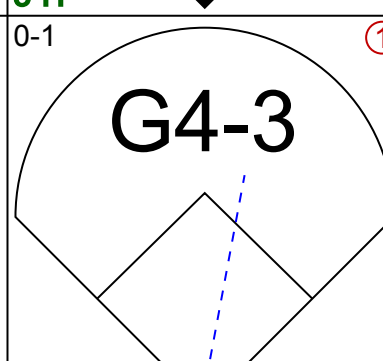
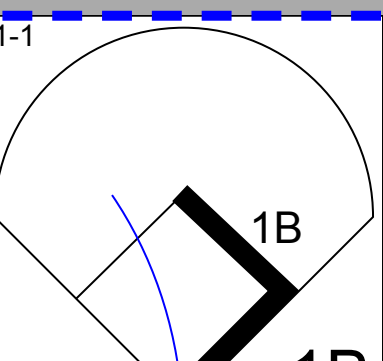
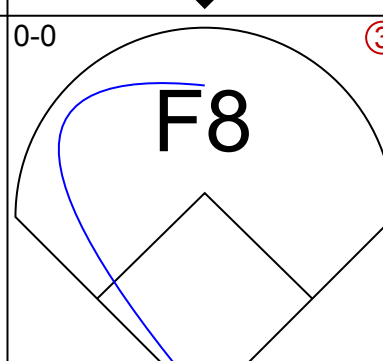
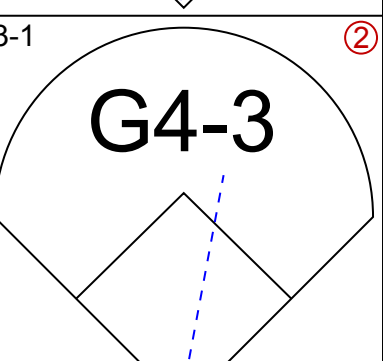
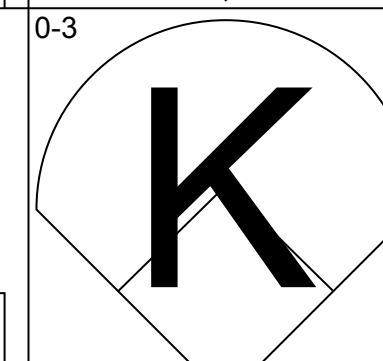
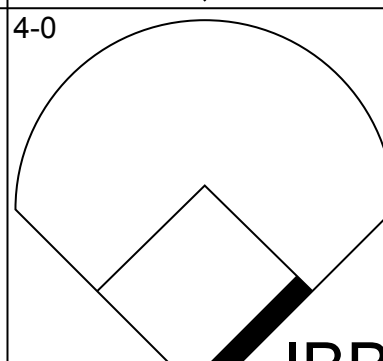
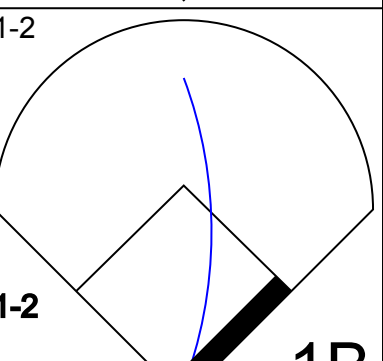
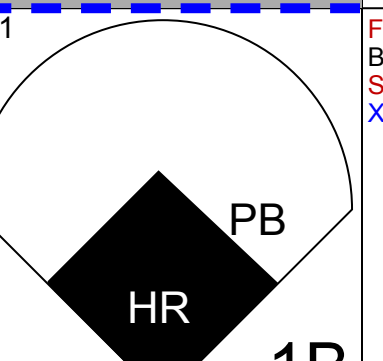
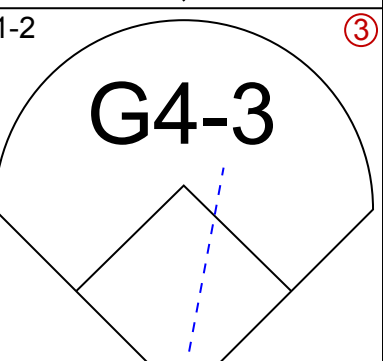
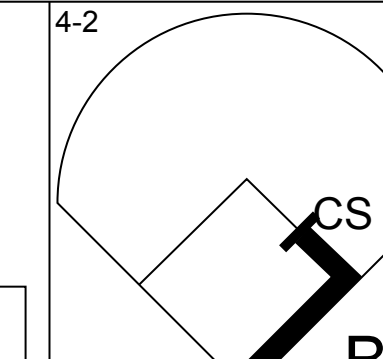
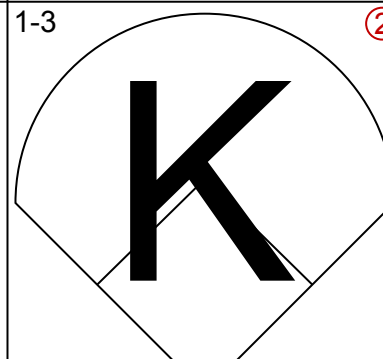
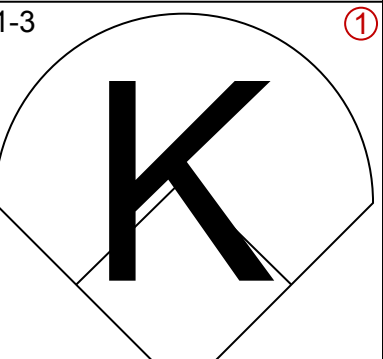
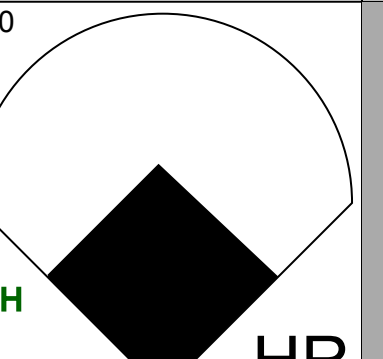
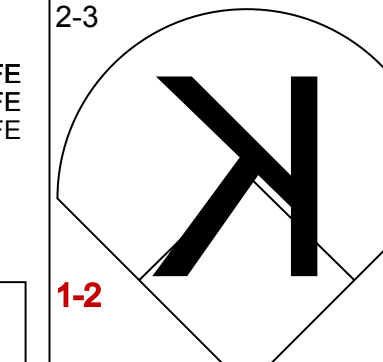
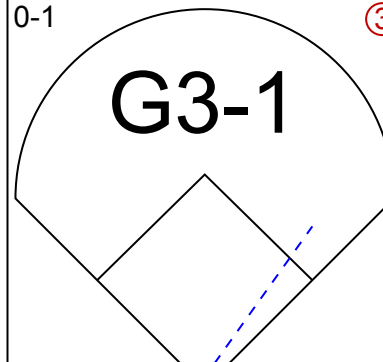
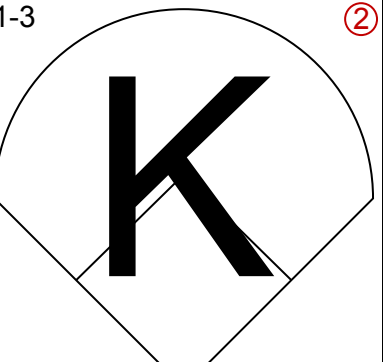
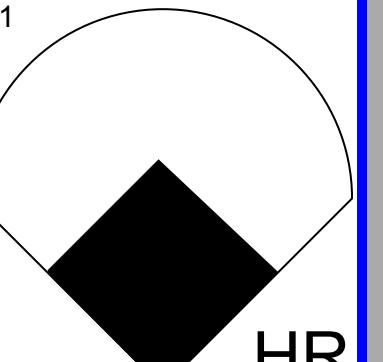

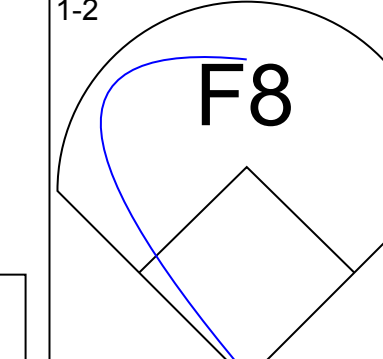
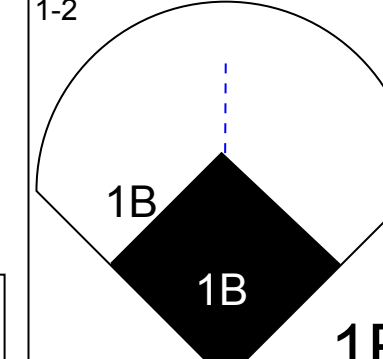
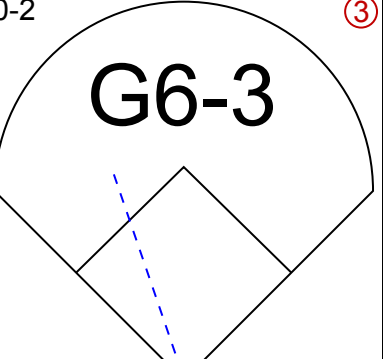
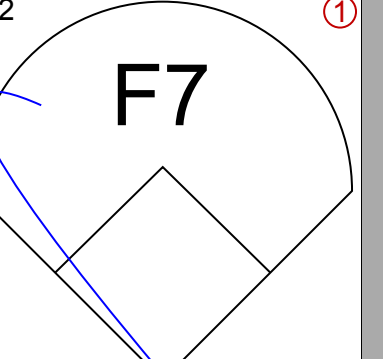
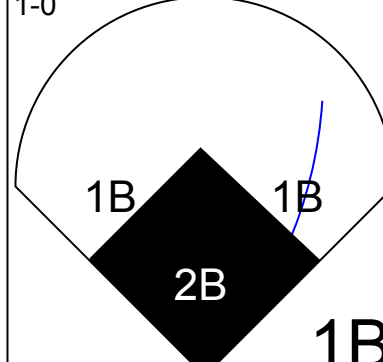
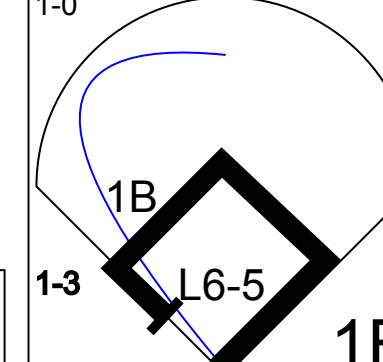
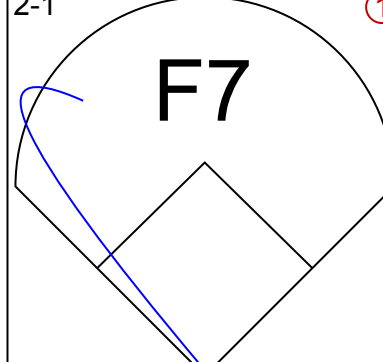

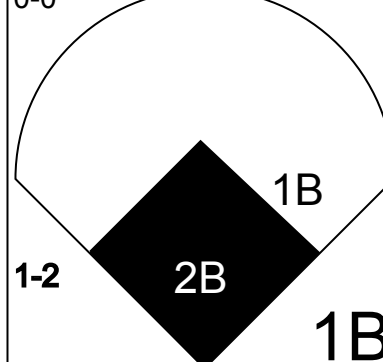
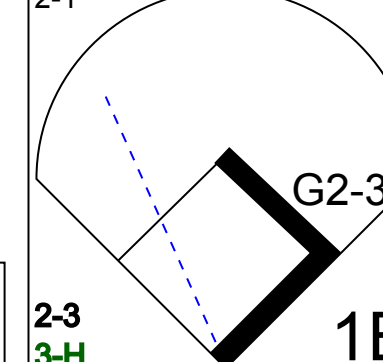
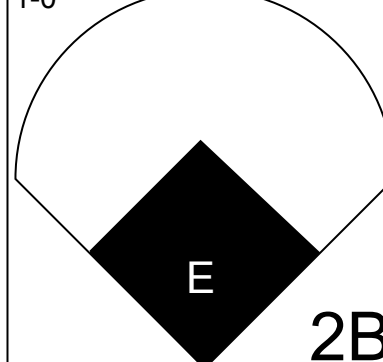

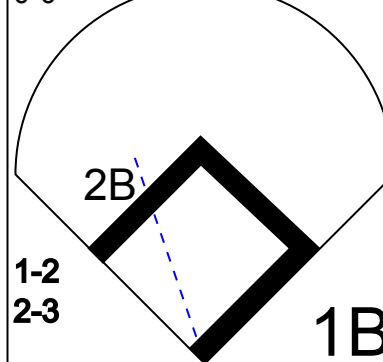
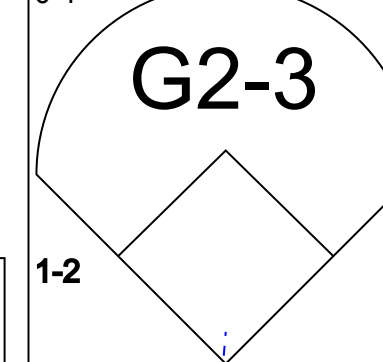
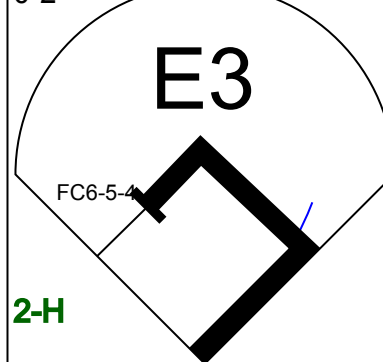

Batter	1	2	3	4	5	6	7	8	9	10	AB	R	H	RBI	BB	SO	LOB	BOTTOM			
Brett Butler, L OBP: 0.405, SLG: 0.337 (1, 8)	L9		G4-3			G4-3			G4-3		4	0	0	0	0	0	0				
Lenny Harris, L OBP: 0.361, SLG: 0.342 (1, 4)	F7			G6-3			F8				4	1	1	0	0	0	0				
Eddie Murray, S OBP: 0.317, SLG: 0.385 (1, 3)	BB			F7			F8				3	0	1	0	1	0	0				
Darryl Strawberry, L OBP: 0.397, SLG: 0.436 (1, 9)	G3			F9			F7				4	0	1	1	0	0	1				
Kal Daniels, L OBP: 0.340, SLG: 0.424 (1, 7)		K				G3-1			G5-3-6		2	0	0	0	1	1	0				
Mike Scioscia, L OBP: 0.374, SLG: 0.401 (1, 2)	G6-3			G3-1			SH3-4		SH3-4		2	0	0	0	0	0	0				
Dave Hansen, L OBP: 0.286, SLG: 0.571 (1, 5)	K			K			G5-3-6				3	0	0	0	0	2	1				
Alfredo Griffin, S OBP: 0.284, SLG: 0.275 (1, 6)				F9			F9		P4		3	0	0	0	0	0	0				
Orel Hershiser, R OBP: 0.412, SLG: 0.400 (1, 1)				F7			F8				1	0	0	0	0	0	0				
Stan Javier, S OBP: 0.258, SLG: 0.303 (6, PH)											1	0	0	0	0	0	0				
Kevin Gross, R OBP: 0.267, SLG: 0.286 (7, 1)											0	0	0	0	0	0	0				
Chris Gwynn, L OBP: 0.311, SLG: 0.415 (9, PH)											1	0	0	0	0	1	0				
Jay Howell, R (10, 1)											0	0	0	0	0	0	0				
Inning Stats	R: 0 E: 0 K: 0 S: 7	H: 0 LOB: 1 BB: 1 P: 17	R: 0 E: 0 K: 2 S: 9	H: 0 LOB: 0 BB: 0 P: 14	R: 0 E: 0 K: 0 S: 5	H: 0 LOB: 0 BB: 0 P: 8	R: 0 E: 0 K: 0 S: 10	H: 0 LOB: 0 BB: 0 P: 14	R: 0 E: 0 K: 1 S: 8	H: 0 LOB: 0 BB: 0 P: 11	R: 0 E: 0 K: 0 S: 5	H: 0 LOB: 0 BB: 0 P: 11	R: 0 E: 0 K: 0 S: 8	H: 0 LOB: 0 BB: 0 P: 14	R: 0 E: 0 K: 1 S: 6	H: 0 LOB: 0 BB: 0 P: 10	R: 1 E: 0 K: 0 S: 5	H: 3 LOB: 2 BB: 0 P: 8	1B: 3 2B: 1 3B: 0 HR: 0	SF: 0 SAC: 1 DP: 1 HBP: 0	WP: 0 PA: 31
PITCHER	IP	WLS	BF	H	R	ER	SO	BB	IBB	HBP	BLK	WP	HR	S	P	ERA	WHIP				
Mark Gardner, R ERA: 3.08 (1, 1)	9.0	L	30	2	1	1	4	2	0	0	0	0	0	69	114	1.00	0.444				
Jeff Fassero, L ERA: 1.45 (10, 1)	0.0		1	1	0	0	0	0	0	0	0	0	0	1	3	∞	∞				

Montreal Expos @ Los Angeles Dodgers
Dodger Stadium, Los Angeles, CA
Fri Jul 26 1991, 7:05 PM PDT
Alt. 38,957 - Sunny - 72 F

AB	28
R	1
H	3
RBI	1
BB	2
SO	4
LOB	2



Batter	1	2	3	4	5	6	7	8	9	AB	R	H	RBI	BB	SO	LOB	TOP			
Delino DeShields, L OBP: 0.373, SLG: 0.353 (1.4)										3	0	0	0	1	1	0	Montreal Expos @ Los Angeles Dodgers Dodger Stadium, Los Angeles, CA Sat Jul 27 1991, 7:05 PM PDT Att: 45,658 - Sunny - 75 F			
Marquis Grissom, R OBP: 0.320, SLG: 0.352 (1.8)										4	0	2	0	0	1	0				
Ivan Calderon, R OBP: 0.376, SLG: 0.458 (1.7)										4	0	1	0	0	1	3				
Tim Wallach, R OBP: 0.316, SLG: 0.361 Junior Noboa, R OBP: 0.256, SLG: 0.325 (1.5)										1	0	0	0	0	1	1				
Andres Galarraga, R OBP: 0.291, SLG: 0.333 (1.3)										3	0	0	0	1	0	1				
Dave Martinez, L OBP: 0.306, SLG: 0.375 (1.9)										2	0	1	0	1	0	0				
Gilberto Reyes, R OBP: 0.276, SLG: 0.260 (1.2)										3	0	0	0	0	0	3				
Spike Owen, S OBP: 0.311, SLG: 0.328 (1.6)										3	0	1	0	0	0	1				
Chris Haney, L OBP: 0.167, SLG: 0.167 Kenny Williams, R OBP: 0.299, SLG: 0.431 Mel Rojas, R OBP: 0.311, SLG: 0.325 Dave Schmidt, R OBP: 0.311, SLG: 0.325 Mike Fitzgerald, R OBP: 0.311, SLG: 0.325 Barry Jones, R OBP: 0.311, SLG: 0.325 (1.1)										1	0	0	0	0	0	0				
Inning Stats	R: 0 E: 0 K: 3 S: 14	H: 1 LOB: 1 BB: 0 P: 20	R: 0 E: 0 K: 0 S: 6	H: 0 LOB: 0 BB: 0 P: 10	R: 0 E: 0 K: 0 S: 5	H: 0 LOB: 0 BB: 0 P: 8	R: 0 E: 0 K: 0 S: 5	H: 1 LOB: 1 BB: 0 P: 6	R: 0 E: 0 K: 0 S: 7	H: 2 LOB: 1 BB: 0 P: 11	R: 0 E: 0 K: 0 S: 9	H: 0 LOB: 1 BB: 2 P: 19	R: 0 E: 0 K: 1 S: 10	H: 0 LOB: 0 BB: 0 P: 17	R: 0 E: 0 K: 0 S: 5	H: 0 LOB: 0 BB: 0 P: 8	1B: 4 2B: 2 3B: 0 HR: 0	SF: 0 SAC: 0 DP: 3 HBP: 0	WP: 0 PB: 0 SB: 1 CS: 0	PA: 32
PITCHER Bob Ojeda, L ERA: 3.43 (1.1)	IP: 9.0 WLS: W BF: 32 H: 5 R: 0 ER: 0 SO: 4 BB: 3 IBB: 0 HBP: 0 BLK: 0 WP: 0 HR: 0 S: 67 P: 112 ERA: 0.00 WHIP: 0.889																			

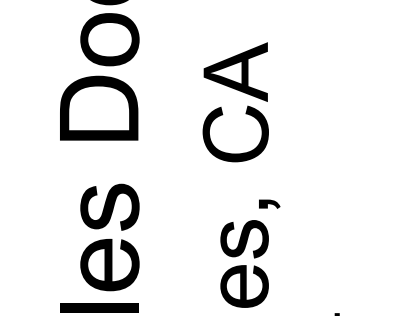
Batter	1	2	3	4	5	6	7	8	9	AB	R	H	RBI	BB	SO	LOB	BOTTOM			
Brett Butler, L OBP: 0.403, SLG: 0.339 Stan Javier, S OBP: 0.256, SLG: 0.301 (1.8)										4	0	1	2	0	0	3	Montreal Expos @ Los Angeles Dodgers Dodger Stadium, Los Angeles, CA Sat Jul 27 1991, 7:05 PM PDT Att: 45,658 - Sunny - 75 F			
Juan Samuel, R OBP: 0.344, SLG: 0.427 (1.4)										5	0	1	0	0	0	3				
Eddie Murray, S OBP: 0.321, SLG: 0.386 (1.3)										4	1	2	0	1	1	0				
Darryl Strawberry, L OBP: 0.359, SLG: 0.447 (1.9)										3	1	1	2	1	2	5				
Kal Daniels, L OBP: 0.339, SLG: 0.433 Mitch Webster, S OBP: 0.258, SLG: 0.313 (1.7)										4	1	1	1	0	2	6				
Gary Carter, R OBP: 0.320, SLG: 0.400 (1.2)										4	1	1	0	0	0	2				
Mike Sharperson, R OBP: 0.387, SLG: 0.398 (1.5)										4	1	2	0	0	0	0				
Alfredo Griffin, S OBP: 0.294, SLG: 0.290 (1.6)										4	2	4	1	0	0	0				
Bob Ojeda, L OBP: 0.231, SLG: 0.278 (1.1)										4	0	1	0	0	0	3				
Inning Stats	R: 0 E: 0 K: 1 S: 11	H: 0 LOB: 0 BB: 0 P: 15	R: 0 E: 0 K: 1 S: 8	H: 0 LOB: 1 BB: 1 P: 15	R: 2 E: 0 K: 1 S: 13	H: 4 LOB: 3 BB: 1 P: 20	R: 1 E: 0 K: 0 S: 10	H: 3 LOB: 1 BB: 0 P: 14	R: 0 E: 0 K: 2 S: 15	H: 2 LOB: 2 BB: 0 P: 19	R: 1 E: 1 K: 0 S: 9	H: 1 LOB: 1 BB: 0 P: 15	R: 3 E: 0 K: 0 S: 18	H: 4 LOB: 1 BB: 0 P: 32	R: 0 E: 0 K: 0 S: 7	H: 0 LOB: 0 BB: 0 P: 13	1B: 10 2B: 3 3B: 0 HR: 2	SF: 0 SAC: 0 DP: 1 HBP: 0	WP: 0 PB: 1 SB: 0 CS: 1	PA: 39
PITCHER Chris Haney, L ERA: 4.1 Mel Rojas, R ERA: 5.09 Dave Schmidt, R ERA: 9.82 Barry Jones, R ERA: 3.9 (1.1)	IP: 4.0 WLS: L BF: 19 H: 7 R: 3 ER: 3 SO: 3 BB: 1 IBB: 1 HBP: 0 BLK: 0 WP: 0 HR: 0 S: 24 P: 34 ERA: 0.00 WHIP: 1.500																			

AB	29
R	0
H	5
RBI	0
BB	3
SO	4
LOB	12



Batter	1	2	3	4	5	6	7	8	9	AB	R	H	RBI	BB	SO	LOB	TOP			
Delino DeShields, L OBP: 0.374, SLG: 0.353	G6-3			G4-3						3	0	1	0	1	0	0	Montreal Expos @ Los Angeles Dodgers Dodger Stadium, Los Angeles, CA Sun Jul 28 1991, 3:33 AM PDT Att: 45,560 - Sunny - 95 F			
Marquis Grissom, R OBP: 0.316, SLG: 0.358	L4			G4-3						4	0	0	0	0	1	4				
Dave Martinez, L OBP: 0.301, SLG: 0.370	L6			F9						4	1	0	0	0	0	2				
Ivan Calderon, R OBP: 0.373, SLG: 0.454										3	0	0	0	0	1	0				
Tim Wallach, R OBP: 0.313, SLG: 0.357										4	0	0	0	0	1	1				
Larry Walker, L OBP: 0.322, SLG: 0.394										4	1	1	1	0	0	0				
Ron Hassey, L OBP: 0.316, SLG: 0.353										3	0	1	0	0	1	0				
Spike Owen, S OBP: 0.308, SLG: 0.324										3	0	0	0	0	0	1				
Dennis Martinez, R OBP: 0.145, SLG: 0.167										3	0	1	0	0	1	1				
Inning Stats	R: 0 H: 0 E: 0 K: 0 S: 6	H: 0 LOB: 0 BB: 0 P: 10	R: 0 H: 0 E: 0 K: 1 S: 9	H: 0 LOB: 0 BB: 0 P: 13	R: 0 H: 0 E: 0 K: 2 S: 9	H: 0 LOB: 0 BB: 0 P: 11	R: 0 H: 0 E: 0 K: 0 S: 5	H: 0 LOB: 0 BB: 0 P: 9	R: 0 H: 1 E: 0 K: 0 S: 4	H: 1 LOB: 2 BB: 1 P: 11	R: 2 H: 1 E: 2 K: 0 S: 14	H: 1 LOB: 0 BB: 0 P: 22	R: 0 H: 2 E: 0 K: 1 S: 10	H: 2 LOB: 2 BB: 0 P: 17	R: 0 H: 0 E: 0 K: 1 S: 6	H: 0 LOB: 0 BB: 0 P: 9	1B: 3 2B: 0 3B: 1 HR: 0	SF: 0 SAC: 1 DP: 0 HBP: 0	WP: 1 PB: 0 CS: 0	PA: 34
PITCHER Mike Morgan, R ERA: 2.53	IP: 9.0 WLS: L BF: 33 H: 4 R: 2 ER: 0 SO: 5 BB: 1 IBB: 0 HBP: 0 BLK: 0 WP: 1 HR: 0 S: 69 P: 111 ERA: 0.00 WHIP: 0.556															PITCHER				

Batter	1	2	3	4	5	6	7	8	9	AB	R	H	RBI	BB	SO	LOB	BOTTOM			
Brett Butler, L OBP: 0.400, SLG: 0.336	K			G6-3						3	0	0	0	0	1	0	Montreal Expos @ Los Angeles Dodgers Dodger Stadium, Los Angeles, CA Sun Jul 28 1991, 3:33 AM PDT Att: 45,560 - Sunny - 95 F			
Juan Samuel, R OBP: 0.341, SLG: 0.424	G6-3			G5-3						3	0	0	0	0	0	0				
Eddie Murray, S OBP: 0.319, SLG: 0.383	G4-3			G3-1						3	0	0	0	0	0	0				
Darryl Strawberry, L OBP: 0.356, SLG: 0.442										3	0	0	0	0	0	0				
Kal Daniels, L OBP: 0.336, SLG: 0.428										3	0	0	0	0	2	0				
Lenny Harris, L OBP: 0.357, SLG: 0.337										3	0	0	0	0	1	0				
Mike Scioscia, L OBP: 0.370, SLG: 0.395										3	0	0	0	0	0	0				
Alfredo Griffin, S OBP: 0.292, SLG: 0.287										2	0	0	0	0	0	0				
Stan Javier, S OBP: 0.255, SLG: 0.299										1	0	0	0	0	1	0				
Mike Morgan, R OBP: 0.063, SLG: 0.064										2	0	0	0	0	0	0				
Chris Gwynn, L OBP: 0.308, SLG: 0.411										1	0	0	0	0	0	0				
Inning Stats	R: 0 H: 0 E: 0 K: 1 S: 5	H: 0 LOB: 0 BB: 0 P: 6	R: 0 H: 0 E: 0 K: 2 S: 7	H: 0 LOB: 0 BB: 0 P: 10	R: 0 H: 0 E: 0 K: 0 S: 8	H: 0 LOB: 0 BB: 0 P: 10	R: 0 H: 0 E: 0 K: 0 S: 9	H: 0 LOB: 0 BB: 0 P: 14	R: 0 H: 0 E: 0 K: 0 S: 6	H: 0 LOB: 0 BB: 0 P: 9	R: 0 H: 0 E: 0 K: 0 S: 9	H: 0 LOB: 0 BB: 0 P: 14	R: 0 H: 0 E: 0 K: 1 S: 8	H: 0 LOB: 0 BB: 0 P: 14	R: 0 H: 0 E: 0 K: 1 S: 9	H: 0 LOB: 0 BB: 0 P: 12	1B: 0 2B: 0 3B: 0 HR: 0	SF: 0 SAC: 0 DP: 0 HBP: 0	WP: 0 PB: 0 CS: 0	PA: 27
PITCHER Dennis Martinez, R ERA: 2.05	IP: 9.0 WLS: W BF: 27 H: 0 R: 0 ER: 0 SO: 5 BB: 0 IBB: 0 HBP: 0 BLK: 0 WP: 0 HR: 0 S: 66 P: 96 ERA: 0.00 WHIP: 0.000															PITCHER				



Batter	1	2	3	4	5	6	7	8	9	AB	R	H	RBI	BB	SO	LOB	TOP
Vince Coleman, S (1, 8) OBP: 0.359, SLG: 0.340	K	G3			K			L7		4	0	0	0	0	2	2	
Dave Magadan, L (1, 3) OBP: 0.377, SLG: 0.341	K		1B		L7			F7		4	0	1	0	0	1	1	
Gregg Jefferies, S (1, 4) OBP: 0.347, SLG: 0.412								P5		4	0	2	0	0	0	1	
Howard Johnson, S (1, 5) OBP: 0.354, SLG: 0.530		2B								3	0	0	0	1	1	2	
Kevin McReynolds, R (1, 7) OBP: 0.340, SLG: 0.446	F9									4	0	0	0	0	0	4	
Hubie Brooks, R (1, 9) OBP: 0.338, SLG: 0.429										4	1	1	0	0	0	0	
Garry Templeton, S (1, 6) OBP: 0.240, SLG: 0.310										3	0	0	0	0	1	1	
Rick Cerone, R (1, 2) OBP: 0.366, SLG: 0.339										2	0	0	0	0	1	1	
Daryl Boston, L (7, PH) OBP: 0.306, SLG: 0.356										1	0	0	0	0	0	0	
Alejandro Pena, R (7, 1)										0	0	0	0	0	0	0	
Pete Schourek, L (1, 1) OBP: 0.286, SLG: 0.167										2	0	1	1	0	0	0	
Mackey Sasser, L (7, 2) OBP: 0.330, SLG: 0.516										1	0	1	0	0	0	0	
Inning Stats	R: 0 H: 1 E: 0 K: 2 S: 14	H: 2 LOB: 2 BB: 1 P: 24	R: 1 H: 2 E: 0 K: 1 S: 18	H: 2 LOB: 1 BB: 0 P: 23	R: 0 H: 2 E: 0 K: 1 S: 9	H: 0 LOB: 0 BB: 0 P: 12	R: 0 H: 0 E: 0 K: 0 S: 5	H: 0 LOB: 0 BB: 0 P: 11	R: 0 H: 0 E: 0 K: 1 S: 8	H: 1 LOB: 1 BB: 0 P: 14	R: 0 H: 0 E: 0 K: 0 S: 7	H: 0 LOB: 0 BB: 0 P: 13	1B: 5 2B: 1 3B: 0 HR: 0	SF: 0 SAC: 0 DP: 1 HBP: 0	WP: 0 PB: 0 SB: 0 CS: 0	PA: 33	
PITCHER Ramon Martinez, R (1, 1) ERA: 2.25	IP: 9.0 WLS: W BF: 33 H: 6 R: 1 ER: 1 SO: 6 BB: 1 IBB: 0 HBP: 0 BLK: 0 WP: 0 HR: 0 S: 84 P: 131 ERA: 1.00 WHIP: 0.778																

New York Mets @ Los Angeles Dodgers
Dodger Stadium, Los Angeles, CA
 Tue Jul 30 1991, 7:05 PM PDT
 Att: 44,559 - Cloudy - 78 F

AB 32
 R 1
 H 6
 RBI 1
 BB 1
 SO 6
 LOB 12



Batter	1	2	3	4	5	6	7	8	9	AB	R	H	RBI	BB	SO	LOB	BOTTOM	
Brett Butler, L (1, 8) OBP: 0.402, SLG: 0.338										3	1	2	0	1	0	0		
Juan Samuel, R (1, 4) OBP: 0.337, SLG: 0.418										4	0	1	0	0	2	2		
Eddie Murray, S (1, 3) OBP: 0.312, SLG: 0.374										4	1	0	0	0	2	3		
Darryl Strawberry, L (1, 9) OBP: 0.351, SLG: 0.434										4	0	1	0	0	1	3		
Kal Daniels, L (1, 7) OBP: 0.338, SLG: 0.435										3	1	1	3	1	1	1		
Mitch Webster, S (8, PR) OBP: 0.258, SLG: 0.313										0	0	0	0	0	0	0		
Mike Sharperson, R (1, 5) OBP: 0.385, SLG: 0.389										2	0	0	0	1	0	1		
Lenny Harris, L (8, PH) OBP: 0.351, SLG: 0.332										1	0	0	0	0	0	2		
Mike Scioscia, L (1, 2) OBP: 0.369, SLG: 0.393										3	0	1	0	0	0	2		
Alfredo Griffin, S (1, 6) OBP: 0.290, SLG: 0.283										2	0	0	0	1	1	1		
Ramon Martinez, R (1, 1) OBP: 0.132, SLG: 0.115										3	0	0	0	0	2	1		
Inning Stats	R: 3 H: 1 E: 1 K: 1 S: 19	H: 0 LOB: 0 BB: 0 P: 18	R: 0 H: 0 E: 0 K: 2 S: 12	H: 0 LOB: 0 BB: 0 P: 10	R: 0 H: 0 E: 0 K: 1 S: 7	H: 1 LOB: 1 BB: 0 P: 9	R: 0 H: 1 E: 0 K: 3 S: 12	H: 1 LOB: 1 BB: 0 P: 16	R: 0 H: 1 E: 0 K: 1 S: 10	H: 1 LOB: 0 BB: 1 P: 14	R: 0 H: 1 E: 0 K: 0 S: 4	H: 1 LOB: 0 BB: 1 P: 12	R: 0 H: 1 E: 0 K: 1 S: 12	H: 1 LOB: 2 BB: 1 P: 23	1B: 5 2B: 0 3B: 0 HR: 1	SF: 0 SAC: 0 DP: 0 HBP: 0	WP: 0 PB: 0 SB: 3 CS: 2	PA: 34
PITCHER Pete Schourek, L (1, 1) ERA: 3.89	IP: 6.0 WLS: L BF: 25 H: 4 R: 3 ER: 3 SO: 8 BB: 2 IBB: 3 HBP: 0 BLK: 0 WP: 1 HR: 1 S: 66 P: 102 ERA: 0.00 WHIP: 1.000																	
PITCHER Alejandro Pena, R (7, 1) ERA: 2.7	IP: 2.0 WLS: L BF: 8 H: 2 R: 0 ER: 0 SO: 1 BB: 1 IBB: 1 HBP: 0 BLK: 0 WP: 0 HR: 0 S: 16 P: 35 ERA: 0.00 WHIP: 1.500																	

New York Mets @ Los Angeles Dodgers
Dodger Stadium, Los Angeles, CA
 Tue Jul 30 1991, 7:05 PM PDT
 Att: 44,559 - Cloudy - 78 F

AB 29
 R 3
 H 6
 RBI 3
 BB 4
 SO 9
 LOB 16



Batter	1	2	3	4	5	6	7	8	9	AB	R	H	RBI	BB	SO	LOB	TOP															
Daryl Boston, L (1, 8) OBP: 0.316, SLG: 0.360	0-0 G3-1	1-0 1B		4-2 2B BB		0-0 FC3-6 BB 1B		3-2 F7		4	1	2	0	1	0	0	New York Mets @ Los Angeles Dodgers Dodger Stadium, Los Angeles, CA Wed Jul 31 1991, 7:05 PM PDT Att: 47,204 - Cloudy - 74 F															
Dave Magadan, L (1, 3) OBP: 0.365, SLG: 0.356	0-1 BB FC4-6 2B	0-0 1-2 2-3 1B		0-1 1-H 2-H 2B		4-1 FC3-6 BB		2-1 1B		4	1	4	2	1	0	0																
Gregg Jefferies, S (1, 4) OBP: 0.344, SLG: 0.406	4-0 FC4-6 BB	0-1 FC6-4		0-0 F9		1-1 FC3-6		0-3 K		4	0	0	0	1	1	7																
Kevin McReynolds, R (1, 7) OBP: 0.338, SLG: 0.440	4-0 FC4-6 BB		2-1 G6-3		2-3 K		1-3 K		2-2 F8	4	0	0	0	1	2	2																
Howard Johnson, S (1, 5) OBP: 0.352, SLG: 0.525	3-2 FC4-6		1-0 G3		2-3 K		2-1 WP S 1B		1-3 K	5	0	1	1	0	2	2																
Hubie Brooks, R (1, 9) OBP: 0.339, SLG: 0.428	0-0 G6-3		2-2 G6-3		0-0 1B		1-3 K2-3 1B		0-0 FC6-4 1B	5	0	2	0	0	1	3																
Mackey Sasser, L (1, 2) OBP: 0.333, SLG: 0.510		0-0 FC1-6 1B		0-0 P6		2-2 1-2 1B		0-0 P5		5	0	2	0	0	0	2																
Kevin Elster, R (1, 6) OBP: 0.299, SLG: 0.342		0-3 K		1-2 SH2-4 2B 1B		1-3 K		0-3 K		3	1	1	0	0	2	3																
Doug Simons, L (5, 1) Jeff Innis, R (5, 1) Tom Herr, S (7, PH) Alejandro Pena, R (7, 1)										0	0	0	0	0	0	0																
Sid Fernandez, L (1, 1) Tim Burke, R (4, 1) Garry Templeton, S (5, 6) OBP: 0.237, SLG: 0.306	0-0 FC1-6 1B 1B		1-1 SH2-4		1-3 K		2-2 F7			1	0	0	0	0	0	1																
Inning Stats	R: 1 E: 0 K: 0 S: 9	H: 1 LOB: 2 BB: 2 P: 20	R: 0 E: 0 K: 1 S: 9	H: 3 LOB: 3 BB: 0 P: 10	R: 0 E: 0 K: 0 S: 6	H: 0 LOB: 0 BB: 0 P: 11	R: 2 E: 0 K: 0 S: 11	H: 2 LOB: 1 BB: 1 P: 17	R: 0 E: 0 K: 3 S: 13	H: 1 LOB: 2 BB: 1 P: 20	R: 0 E: 0 K: 2 S: 9	H: 1 LOB: 1 BB: 0 P: 12	R: 0 E: 0 K: 1 S: 12	H: 1 LOB: 1 BB: 0 P: 19	R: 0 E: 0 K: 1 S: 13	H: 1 LOB: 1 BB: 0 P: 17	1B: 10 2B: 2 3B: 0 HR: 0	SF: 0 SAC: 1 DP: 0 HBP: 0	WP: 1 PB: 0 SB: 1 CS: 0	PA: 43												
PITCHER	IP WLS BF H R ER SO BB IBB HBP BLK WP HR S P ERA WHIP																															
Orel Hershisier, R (1, 1) ERA: 4.19	4.0	21	6	3	3	1	3	0	0	0	0	0	0	35	58	6.75	2.250															
Kevin Gross, R (5, 1) ERA: 3.99	5.0	W 22	6	0	0	9	1	0	0	0	1	0	58	86	0.00	1.400																

AB	38
R	3
H	12
RBI	3
BB	4
SO	10
LOB	21



Batter	1	2	3	4	5	6	7	8	9	AB	R	H	RBI	BB	SO	LOB	BOTTOM														
Brett Butler, L (1, 8) OBP: 0.403, SLG: 0.339	0-1 SH1-3 1B		0-0 B1-3		2-2 FC5-4 S 1B		2-2 FC6-4		0-0 G6-3 1B	4	2	2	0	0	0	1	New York Mets @ Los Angeles Dodgers Dodger Stadium, Los Angeles, CA Wed Jul 31 1991, 7:05 PM PDT Att: 47,204 - Cloudy - 74 F														
Chris Gwynn, L (8, PH) OBP: 0.321, SLG: 0.454										1	0	1	0	0	0	0															
Juan Samuel, R (1, 4) OBP: 0.335, SLG: 0.417	1 SAFE SH1-3		1-1 F9		4-2 FC5-4 BB		0-1 S 1B		1-1 G6-3	3	1	1	0	1	0	2															
Eddie Murray, S (1, 3) OBP: 0.309, SLG: 0.370	1-0 G5-3		0-2 G1-3		0-1 FC5-6-4 1B		0-1 K		0-3 K	4	0	0	0	0	1	4															
Darryl Strawberry, L (1, 9) OBP: 0.356, SLG: 0.449	2-2 BB 1B			3-1 HR		1-2 FC4 1B		1-3 K		4	1	3	3	0	1	1															
Kal Daniels, L (1, 7) OBP: 0.343, SLG: 0.435	4-1 2H 1B			1-2 HR		1-2 FC4 1B		1-2 K		2	2	1	0	2	0	2															
Mitch Webster, S (8, 7) OBP: 0.258, SLG: 0.313				1-2 BB		0-2 FC4		4-0 E 1B		0	0	0	0	0	0	0															
Gary Carter, R (1, 2) OBP: 0.321, SLG: 0.399	1-1 L9			1-1 FC4-6 1B		1-1 FC6-4		0-1 E9		3	0	1	0	0	0	4															
Mike Scioscia, L (7, PH) OBP: 0.371, SLG: 0.396				1-3 1B		1-2 FC6-4		1-H 2-H 1B		1	0	1	1	0	0	0															
Mike Sharperson, R (1, 5) OBP: 0.362, SLG: 0.385		1-2 F8		0-0 FC4-6		0-1 G6-3		2-3 K		1	0	0	0	0	0	0															
Lenny Harris, L (4, PH) OBP: 0.348, SLG: 0.328				1-2 3-H						3	0	0	1	0	1	2															
Alfredo Griffin, S (1, 6) OBP: 0.286, SLG: 0.279		0-1 B1-3		2-2 P5		0-0 F7		0-0 P6		4	0	0	0	0	0	1															
Orel Hershisier, R (1, 1) OBP: 0.389, SLG: 0.375		0-1 F9		0-0 F9		0-1 FC6-4 1B		1-1 1B		1	0	0	0	0	0	0															
Dave Hansen, L (4, PH) OBP: 0.259, SLG: 0.500										1	0	0	0	0	0	1															
Kevin Gross, R (5, 1) OBP: 0.353, SLG: 0.375										2	0	2	0	0	0	0															
Inning Stats	R: 1 E: 0 K: 0 S: 11	H: 2 LOB: 2 BB: 1 P: 19	R: 0 E: 0 K: 0 S: 7	H: 0 LOB: 0 BB: 0 P: 8	R: 0 E: 0 K: 0 S: 8	H: 0 LOB: 0 BB: 0 P: 9	R: 2 E: 0 K: 0 S: 14	H: 3 LOB: 1 BB: 0 P: 21	R: 1 E: 0 K: 0 S: 18	H: 2 LOB: 2 BB: 1 P: 26	R: 0 E: 0 K: 0 S: 8	H: 1 LOB: 1 BB: 0 P: 10	R: 2 E: 1 K: 3 S: 15	H: 2 LOB: 1 BB: 1 P: 22	R: 0 E: 0 K: 0 S: 6	H: 2 LOB: 1 BB: 0 P: 8	1B: 11 2B: 0 3B: 0 HR: 1	SF: 0 SAC: 1 DP: 1 HBP: 0	WP: 1 PB: 0 SB: 2 CS: 0	PA: 38											
PITCHER	IP WLS BF H R ER SO BB IBB HBP BLK WP HR S P ERA WHIP																														
Sid Fernandez, L (1, 1) ERA: 4.2	3.0	12	2	1	1	0	1	0	0	0	1	1	23	36	20.25	3.750															
Tim Burke, R (4, 1) ERA: 4.02	1.1	L 9	4	3	3	0	0	0	0	0	0	0	7	8	0.00	3.000															
Doug Simons, L (5, 1) ERA: 5.5	0.1	2	1	0	0	0	0	0	0	0	0	0	10	13	0.00	0.750															
Jeff Innis, R (5, 1) ERA: 2.52	1.1	5	1	0	0	0	0	0	0	0	0	0	10	13	0.00	0.750															
Alejandro Pena, R (7, 1) ERA: 2.77	2.0	10	4	2	1	3	0	1	0	0	0	0	21	30	4.50	2.000															

AB	34
R	6
H	12
RBI	5
BB	3
SO	3
LOB	18



Batter	1	2	3	4	5	6	7	8	9	AB	R	H	RBI	BB	SO	LOB	TOP								
Brett Butler, L OBP: 0.400, SLG: 0.337 (1, 8)	F7		K				G4-3	F8	G3	6	1	1	0	0	1	8	Los Angeles Dodgers @ Houston Astros Astrodome, Houston, TX Fri Aug 02 1991, 8:05 PM EDT Att: 26,079 - Dome - 70 F								
Juan Samuel, R OBP: 0.342, SLG: 0.421 (1, 4)	G5-3		G1-3							3	1	1	3	2	0	2									
Eddie Murray, S OBP: 0.305, SLG: 0.365 (1, 3)	K						K	G3		5	0	0	1	0	2	5									
Darryl Strawberry, L OBP: 0.360, SLG: 0.466 (1, 9)		G6-3								5	2	3	2	0	0	0									
Kal Daniels, L OBP: 0.339, SLG: 0.429 Roger McDowell, R (7, 1)	G4-3									4	0	0	0	0	2	2									
Chris Gwynn, L OBP: 0.527, SLG: 0.459 (9, PH) (9, 7)	G4-3						F8		SH5-4	0	0	0	0	0	0	0									
Lenny Harris, L OBP: 0.351, SLG: 0.332 Mike Sharperson, R OBP: 0.378, SLG: 0.381 (8, PH) (8, 5)	F7								SH5-4	3	0	2	0	0	0	0									
Mike Scioscia, L OBP: 0.376, SLG: 0.392 (1, 2)							G4-6-3			2	1	0	0	3	1	1									
Alfredo Griffin, S OBP: 0.292, SLG: 0.285 (1, 6)							K			5	0	3	1	0	1	2									
Bob Ojeda, L OBP: 0.237, SLG: 0.171 Dave Hrbec, L OBP: 0.333, SLG: 0.200 Jim Gott, R OBP: 0.348, SLG: 1.000 Tim Crews, R OBP: 0.338, SLG: 0.435 Roger McDowell, R OBP: 0.378, SLG: 0.381 Jay Howell, R OBP: 0.310, SLG: 0.435	E4									8	0	0	0	0	0	1									
Inning Stats	R: 0 E: 0 K: 1 S: 7	H: 0 LOB: 0 BB: 0 P: 13	R: 0 E: 0 K: 0 S: 8	H: 0 LOB: 0 BB: 0 P: 14	R: 0 E: 1 K: 2 S: 12	H: 1 LOB: 2 BB: 0 P: 21	R: 1 E: 0 K: 1 S: 9	H: 2 LOB: 2 BB: 1 P: 16	R: 3 E: 0 K: 1 S: 12	H: 3 LOB: 0 BB: 0 P: 15	R: 0 E: 0 K: 1 S: 8	H: 1 LOB: 0 BB: 0 P: 12	R: 1 E: 0 K: 1 S: 15	H: 1 LOB: 2 BB: 2 P: 31	R: 1 E: 0 K: 0 S: 16	H: 1 LOB: 3 BB: 3 P: 37	R: 2 E: 0 K: 1 S: 11	H: 3 LOB: 2 BB: 1 P: 20	1B: 9 2B: 1 3B: 1 HR: 1	SF: 0 SAC: 1 DP: 1 HBP: 0	WP: 0 PB: 0 SB: 2 CS: 0	PA: 46			
PITCHER	IP	WLS	BF	H	R	ER	SO	BB	IBB	HBP	BLK	WP	HR	S	P	ERA	WHIP								
Jimmy Jones, R ERA: 4.2 (1, 1)	6.0		26	7	4	4	6	1	0	0	0	0	1	56	91	6.00	1.333								
Curt Schilling, R ERA: 5.09 (7, 1)	0.1		3	0	1	1	0	2	0	0	0	0	0	8	19	27.00	6.000								
Al Osuna, L ERA: 2.33 (7, 1)	1.1		9	2	1	1	1	3	0	0	0	0	0	20	45	6.75	3.750								
Dean Wilkins, R ERA: 10.38 (8, 1)	1.1	W	8	3	2	2	1	0	1	0	0	0	0	14	24	13.50	2.250								

Batter	1	2	3	4	5	6	7	8	9	AB	R	H	RBI	BB	SO	LOB	BOTTOM									
Craig Biggio, R OBP: 0.369, SLG: 0.374 (1, 2)	L8						G5-3			3	2	0	0	2	0	0	Los Angeles Dodgers @ Houston Astros Astrodome, Houston, TX Fri Aug 02 1991, 8:05 PM EDT Att: 26,079 - Dome - 70 F									
Steve Finley, L OBP: 0.353, SLG: 0.441 (8, 9) (8, 9)	K									4	0	2	2	0	1	0										
Rafael Ramirez, R OBP: 0.276, SLG: 0.314 (9, PH) (9, PH)	K						CS			1	0	1	2	0	0	0										
5 Jeff Bagwell, R OBP: 0.382, SLG: 0.445 (1, 3)	G6-3									4	0	0	0	0	1	2										
Ken Caminiti, S OBP: 0.305, SLG: 0.389 (1, 5)										3	1	1	0	1	1	0										
Mike Simms, R OBP: 0.303, SLG: 0.310 Gerald Young, S OBP: 0.287, SLG: 0.289 (8, 8) (8, 8)										2	1	1	0	1	0	0										
Mark Davidson, R OBP: 0.324, SLG: 0.351 (1, 7)										4	1	1	0	0	1	3										
Andujar Cedeno, R OBP: 0.320, SLG: 0.542 (1, 6)										4	2	2	4	0	1	0										
Casey Candaele, S OBP: 0.328, SLG: 0.395 (1, 4)										4	1	1	0	0	0	0										
Jimmy Jones, R OBP: 0.237, SLG: 0.171 Jose Gutierrez, L OBP: 0.333, SLG: 0.200 Curt Schilling, R OBP: 0.348, SLG: 1.000 Al Osuna, R OBP: 0.378, SLG: 0.381 Dean Wilkins, R OBP: 0.310, SLG: 0.435										2	0	0	0	0	1	2										
Inning Stats	R: 0 E: 0 K: 1 S: 11	H: 0 LOB: 0 BB: 0 P: 17	R: 5 E: 1 K: 0 S: 17	H: 4 LOB: 1 BB: 2 P: 32	R: 2 E: 0 K: 1 S: 10	H: 2 LOB: 0 BB: 0 P: 12	R: 0 E: 0 K: 1 S: 6	H: 0 LOB: 0 BB: 0 P: 10	R: 0 E: 0 K: 1 S: 9	H: 1 LOB: 1 BB: 0 P: 15	R: 0 E: 0 K: 1 S: 10	H: 0 LOB: 0 BB: 0 P: 18	R: 0 E: 0 K: 1 S: 11	H: 1 LOB: 1 BB: 1 P: 21	R: 0 E: 0 K: 0 S: 5	H: 0 LOB: 0 BB: 0 P: 9	R: 2 E: 0 K: 0 S: 13	H: 1 LOB: 1 BB: 2 P: 21	1B: 5 2B: 2 3B: 1 HR: 1	SF: 0 SAC: 0 DP: 0 HBP: 0	WP: 1 PB: 0 SB: 0 CS: 2	PA: 39				
PITCHER	IP	WLS	BF	H	R	ER	SO	BB	IBB	HBP	BLK	WP	HR	S	P	ERA	WHIP									
Bob Ojeda, L ERA: 3.67 (1, 1)	2.0		12	4	5	4	1	2	0	0	0	0	1	1	16	22	9.00	1.000								
Jim Gott, R ERA: 3.48 (3, 1)	2.0		8	2	2	2	2	0	0	0	0	0	0	0	0	0	0									
Tim Crews, R ERA: 3.38 (5, 1)	2.0		7	1	0	0	2	0	0	0	0	0	0	0	19	33	0.00	0.500								
Roger McDowell, R ERA: 3.1 (7, 1)	2.0		7	1	0	0	1	0	1	0	0	0	0	0	16	30	0.00	0.500								
Jay Howell, R ERA: 3.0 (9, 1)	0.1	L	3	0	2	2	0	2	0	0	0	0	0	11	19	54.00	6.000									

AB	38
R	8
H	12
RBI	8
BB	7
SO	8
LOB	23

AB	33
R	9
H	9
RBI	8
BB	5
SO	6
LOB	7



Batter	1	2	3	4	5	6	7	8	9	10	AB	R	H	RBI	BB	SO	LOB	TOP		
Brett Butler, L OBP: 0.404, SLG: 0.342	(1, 8) 2-1 1B 2B						(1, 1) F8			(4, 0) CS BB	3	0	2	0	2	0	0			
Juan Samuel, R OBP: 0.347, SLG: 0.423	(1, 4) 2-1 2B 1B									(4, 2) SAFE BB	3	1	2	0	2	0	1			
Eddie Murray, S OBP: 0.306, SLG: 0.368	(1, 3) 2-1 WP 2B									(1, 3) SAFE BB	5	0	2	1	0	1	3			
Darryl Strawberry, L OBP: 0.355, SLG: 0.460	(1, 9) 2-3 K									(1, 3) SAFE K	4	0	0	0	0	4	5			
Kal Daniels, L OBP: 0.338, SLG: 0.424	(1, 7) 4-1 WP BB									(3, 2) SAFE G4-3	3	0	0	0	1	1	3			
Lenny Harris, L OBP: 0.346, SLG: 0.327	(1, 5) 1-0 G5-3									(2, 0) F7	4	0	0	0	0	0	4			
Mike Scioscia, L OBP: 0.370, SLG: 0.385	(1, 2)									(1, 2) G3	4	0	0	0	0	0	0			
Alfredo Griffin, S OBP: 0.288, SLG: 0.281	(1, 6)									(2, 3) K	4	0	0	0	0	1	0			
Mike Morgan, R OBP: 0.078, SLG: 0.080	(1, 1)									(0, 1) G4-3	3	0	1	0	0	1	0			
Chris Gwynn, L OBP: 0.324, SLG: 0.455	(10, PH)										1	0	0	0	0	0	0			
Jay Howell, R OBP: 0.346, SLG: 0.327	(10, 1)										0	0	0	0	0	0	0			
John Candelaria, L OBP: 0.346, SLG: 0.327	(10, 1)										0	0	0	0	0	0	0			
Inning Stats	R: 1 E: 0 K: 1 S: 12	H: 3 LOB: 2 BB: 1 P: 25	R: 0 E: 0 K: 10 S: 10	H: 2 LOB: 2 BB: 0 P: 17	R: 0 E: 0 K: 1 S: 13	H: 2 LOB: 2 BB: 0 P: 11	R: 0 E: 0 K: 0 S: 7	H: 0 LOB: 0 BB: 0 P: 10	R: 0 E: 0 K: 1 S: 6	H: 0 LOB: 0 BB: 0 P: 11	R: 0 E: 0 K: 1 S: 10	H: 0 LOB: 0 BB: 0 P: 15	R: 0 E: 0 K: 1 S: 10	H: 0 LOB: 0 BB: 0 P: 15	R: 0 E: 0 K: 1 S: 12	H: 0 LOB: 1 BB: 2 P: 19	1B: 5 2B: 2 3B: 0 HR: 0	SF: 0 SAC: 0 DP: 0 HBP: 0	WP: 1 PB: 0 SB: 2 CS: 1	PA: 39
PITCHER	IP	WLS	BF	H	R	ER	SO	BB	IBB	HBP	BLK	WP	HR	S	P	ERA	WHIP			
Ryan Bowen, R ERA: 4.76	(1, 1)	7.0	28	7	1	1	5	2	0	0	0	1	0	65	114	1.29	1.286			
Curt Schilling, R ERA: 4.79	(8, 1)	2.0	7	0	0	0	2	1	0	0	0	0	0	24	37	0.00	0.500			
Dean Wilkins, R ERA: 6.44	(10, 1)	1.0	4	0	0	0	1	2	0	0	0	0	0	12	19	0.00	2.000			

Los Angeles Dodgers @ Houston Astros
Astrodome, Houston, TX
Sat/Aug 03 1991, 8:05 PM EDT
Alt. 29,085 - Dome - 70 F

livebaseballscorecards.com

AB 34
R 1
H 7
RBI 1
BB 5
SO 8
LOB 16




Batter	1	2	3	4	5	6	7	8	9	10	AB	R	H	RBI	BB	SO	LOB	BOTTOM				
Steve Finley, L OBP: 0.350, SLG: 0.436	(1, 8) 2-1 G3									(0, 0) SH 1B 5 DI	4	0	0	0	0	1	0					
Casey Candaele, S OBP: 0.326, SLG: 0.390	(1, 4) 0-1 G6-3									(0, 3) K	4	0	0	0	1	1	2					
Jeff Bagwell, R OBP: 0.365, SLG: 0.446	(1, 3) 0-0 1B									(4, 0) 1B IBB	4	0	2	0	1	0	0					
Luis Gonzalez, L OBP: 0.312, SLG: 0.439	(1, 7) 2-0 G6-3									(0, 1) 1B	4	0	2	0	0	1	3					
Rafael Ramirez, R OBP: 0.280, SLG: 0.318	(10, PH)									(1, 2) 2B 1B	1	0	1	1	0	0	0					
Ken Caminiti, S OBP: 0.304, SLG: 0.366	(1, 5)									(1, 3) K	3	0	0	0	1	1	3					
Mike Simms, R OBP: 0.308, SLG: 0.313	(1, 9)									(4, 0) FC6-4 IBB	3	1	1	0	0	1	2					
Gerald Young, S OBP: 0.284, SLG: 0.286	(7, 8)									(2, 1) F8	1	0	0	0	0	0	0					
Andujar Cedeno, R OBP: 0.310, SLG: 0.536	(1, 6)									(0, 3) K	4	0	1	0	0	2	2					
Scott Servais, R OBP: 0.368, SLG: 0.373	(1, 2)									(1, 2) G6-3	3	0	0	1	0	0	1					
Craig Biggio, R OBP: 0.368, SLG: 0.373	(8, 2)									(1, 2) G6-3	1	0	0	0	0	0	0					
Ryan Bowen, R OBP: 0.333, SLG: 0.200	(1, 1)									(0, 2) G1-3	2	0	0	0	0	0	1					
Javier Ortiz, R ERA: 3.22	(7, PH)										1	0	0	0	0	0	0					
Curt Schilling, R OBP: 1.000, SLG: 1.000	(8, 1)										0	0	0	0	0	0	0					
Dean Wilkins, R OBP: 0.429, SLG: 0.500	(10, 1)										0	0	0	0	0	0	0					
Jose Tolentino, L OBP: 0.429, SLG: 0.500	(10, PH)										1	1	1	0	0	0	0					
Inning Stats	R: 0 E: 0 K: 0 S: 6	H: 1 LOB: 1 BB: 0 P: 10	R: 1 E: 0 K: 10 S: 12	H: 2 LOB: 1 BB: 0 P: 19	R: 0 E: 1 K: 2 S: 9	H: 1 LOB: 2 BB: 1 P: 17	R: 0 E: 0 K: 1 S: 9	H: 0 LOB: 0 BB: 0 P: 15	R: 0 E: 0 K: 0 S: 6	H: 1 LOB: 2 BB: 0 P: 15	R: 0 E: 0 K: 1 S: 7	H: 0 LOB: 0 BB: 0 P: 7	R: 0 E: 0 K: 0 S: 7	H: 1 LOB: 1 BB: 0 P: 10	R: 0 E: 0 K: 1 S: 10	H: 0 LOB: 0 BB: 0 P: 13	R: 1 E: 1 K: 1 S: 9	H: 2 LOB: 3 BB: 1 P: 16	1B: 5 2B: 3 3B: 0 HR: 0	SF: 0 SAC: 1 DP: 0 HBP: 0	WP: 0 PB: 0 SB: 0 CS: 0	PA: 40
PITCHER	IP	WLS	BF	H	R	ER	SO	BB	IBB	HBP	BLK	WP	HR	S	P	ERA	WHIP					
Mike Morgan, R ERA: 2.44	(1, 1)	9.0	35	6	1	1	6	1	1	0	0	0	0	73	115	1.00	0.778					
Jay Howell, R ERA: 3.22	(10, 1)	0.1	4	1	1	1	1	0	1	0	0	0	0	7	14	27.00	3.000					
John Candelaria, L ERA: 2.45	(10, 1)	0.0	1	1	0	0	0	0	0	0	0	0	0	2	2	∞	∞					


Los Angeles Dodgers @ Houston Astros
Astrodome, Houston, TX
Sat/Aug 03 1991, 8:05 PM EDT
Alt. 29,085 - Dome - 70 F

livebaseballscorecards.com

AB 36
R 2
H 8
RBI 2
BB 3
SO 7
LOB 14



Batter	1	2	3	4	5	6	7	8	9	10	AB	R	H	RBI	BB	SO	LOB	TOP									
Brett Butler, L OBP: 0.403, SLG: 0.339 (1, 8)	G4-3 ①		K ③			K BB ④			K ②		3	0	0	0	1	2	0	Los Angeles Dodgers @ Houston Astros Astrodome, Houston, TX Sun Aug 04 1991, 4:33 AM EDT Att. 23,701 - Dome - 70 F AB 31 R 1 H 5 RBI 1 BB 1 SO 9 LOB 5 									
Juan Samuel, R OBP: 0.344, SLG: 0.419 (1, 4)	K ②			G3 ①		K ③			K ③		4	0	0	0	0	3	1										
Eddie Murray, S OBP: 0.306, SLG: 0.367 (1, 3)	S 1B ③			P4 ②					K ①		4	0	1	0	0	1	0										
Darryl Strawberry, L OBP: 0.394, SLG: 0.467 (1, 9)	P5 ③			HR ③					G4-3 ②		4	1	1	1	0	1	1										
Gary Carter, R OBP: 0.319, SLG: 0.395 (1, 2)				G5-3 ③					G6-3 ③		4	0	1	0	0	0	0										
Mike Sharperson, R OBP: 0.381, SLG: 0.384 Lenny Harris, L OBP: 0.345, SLG: 0.326 (8, PH) (8, 5)				G6-4-3 ③							2	0	1	0	0	0	1										
Stan Javier, S OBP: 0.261, SLG: 0.304 (1, 7)				P4 ③							1	0	0	0	0	0	0										
Alfredo Griffin, S OBP: 0.285, SLG: 0.278 (1, 6)				P2 ①							3	0	0	0	0	0	2										
Tim Belcher, R OBP: 0.156, SLG: 0.178 Chris Gwynn, L OBP: 0.324, SLG: 0.455 Mitch Webster, S OBP: 0.263, SLG: 0.309 Kevin Gross, R OBP: 0.353, SLG: 0.375 (1, 1) (9, PH) (9, PH) (9, 1)				G5-3 ②							2	0	0	0	0	1	0										
Inning Stats	R: 0 E: 0 K: 1 S: 13	H: 1 LOB: 1 BB: 0 P: 22	R: 0 E: 0 K: 0 S: 7	H: 1 LOB: 0 BB: 0 P: 13	R: 0 E: 0 K: 1 S: 7	H: 0 LOB: 0 BB: 0 P: 13	R: 1 E: 0 K: 0 S: 11	H: 1 LOB: 0 BB: 0 P: 19	R: 0 E: 0 K: 0 S: 6	H: 2 LOB: 0 BB: 0 P: 7	R: 0 E: 0 K: 2 S: 8	H: 0 LOB: 0 BB: 0 P: 16	R: 0 E: 0 K: 1 S: 9	H: 0 LOB: 0 BB: 0 P: 14	R: 0 E: 0 K: 1 S: 8	H: 0 LOB: 0 BB: 0 P: 13	R: 0 E: 0 K: 2 S: 8		H: 0 LOB: 0 BB: 0 P: 12	R: 0 E: 0 K: 1 S: 7	H: 0 LOB: 0 BB: 0 P: 12	1B: 4 2B: 0 3B: 1 HR: 1	SF: 0 SAC: 0 DP: 1 HBP: 0	WP: 0 PB: 0 SB: 1 CS: 0	PA: 32		
PITCHER	IP	WLS	BF	H	R	ER	SO	BB	IBB	HBP	BLK	WP	HR	S	P	ERA	WHIP										
Jim Deshaies, L ERA: 4.81 (1, 1)	7.0		23	5	1	1	5	1	0	0	0	0	0	61	104	1.29	0.857										
Jim Corsi, R ERA: 3.24 (8, 1)	1.0		3	0	0	0	1	0	0	0	0	0	0	8	13	0.00	0.000										
Al Osuna, L ERA: 2.25 (9, 1)	2.0	W	6	0	0	0	3	0	0	0	0	0	0	15	25	0.00	0.000										

Batter	1	2	3	4	5	6	7	8	9	10	AB	R	H	RBI	BB	SO	LOB	BOTTOM									
Steve Finley, L OBP: 0.350, SLG: 0.434 (1, 8) (8, 9)	K ①										4	0	1	0	1	2	2	Los Angeles Dodgers @ Houston Astros Astrodome, Houston, TX Sun Aug 04 1991, 4:33 AM EDT Att. 23,701 - Dome - 70 F AB 33 R 2 H 6 RBI 2 BB 5 SO 9 LOB 13 									
Craig Biggio, R OBP: 0.371, SLG: 0.378 (1, 2)	PB 2B ②										4	0	2	1	1	0	1										
5 Jeff Bagwell, R OBP: 0.364, SLG: 0.442 (1, 3)	G6-3 ②										3	0	0	0	1	0	2										
Luis Gonzalez, L OBP: 0.312, SLG: 0.435 Al Osuna, R (1, 7) (9, 1)	K ③										3	0	0	0	1	1	3										
Ken Caminiti, S OBP: 0.301, SLG: 0.382 (1, 5)											4	0	0	0	0	2	2										
Mike Simms, R OBP: 0.282, SLG: 0.286 Jim Corsi, R (1, 9) (8, 1)											3	0	0	0	0	0	1										
Mark Davidson, R OBP: 0.321, SLG: 0.347 (9, 7)											1	0	0	0	0	0	0										
Andujar Cedeno, R OBP: 0.303, SLG: 0.500 (1, 6)											4	0	1	0	0	1	0										
Casey Candaele, S OBP: 0.326, SLG: 0.392 (1, 4)											4	1	1	0	0	1	1										
Jim Deshaies, L OBP: 0.167, SLG: 0.091 Jose Tolentino, L OBP: 0.500, SLG: 0.571 Gerald Young, S OBP: 0.292, SLG: 0.286 (1, 1) (7, PH) (7, PR) (8, 8)											2	0	0	0	0	2	1										
Inning Stats	R: 0 E: 0 K: 2 S: 13	H: 1 LOB: 1 BB: 0 P: 19	R: 0 E: 0 K: 1 S: 7	H: 0 LOB: 0 BB: 0 P: 13	R: 0 E: 0 K: 1 S: 15	H: 0 LOB: 1 BB: 1 P: 23	R: 0 E: 0 K: 1 S: 9	H: 0 LOB: 1 BB: 1 P: 17	R: 0 E: 0 K: 0 S: 9	H: 0 LOB: 1 BB: 1 P: 13	R: 1 E: 0 K: 0 S: 11	H: 2 LOB: 1 BB: 0 P: 13	R: 0 E: 0 K: 0 S: 6	H: 0 LOB: 0 BB: 0 P: 13	R: 0 E: 0 K: 1 S: 7	H: 0 LOB: 0 BB: 0 P: 11	R: 1 E: 0 K: 1 S: 6	H: 2 LOB: 2 BB: 1 P: 11	1B: 4 2B: 2 3B: 0 HR: 0	SF: 0 SAC: 0 DP: 0 HBP: 0	WP: 0 PB: 1 SB: 1 CS: 1	PA: 39					
PITCHER	IP	WLS	BF	H	R	ER	SO	BB	IBB	HBP	BLK	WP	HR	S	P	ERA	WHIP										
Tim Belcher, R ERA: 2.93 (1, 1)	8.0		31	4	1	1	7	4	0	0	0	0	0	83	128	1.12	1.000										
Kevin Gross, R ERA: 3.65 (9, 1)	1.1	L	7	2	1	1	2	1	0	0	0	0	0	13	22	6.75	2.250										

Batter	1	2	3	4	5	6	7	8	9	AB	R	H	RBI	BB	SO	LOB	TOP				
Brett Butler, L OBP: 0.345, SLG: 0.343 (1, 8)										4	3	2	0	1	1	1	Los Angeles Dodgers @ Cincinnati Reds Riverfront Stadium, Cincinnati, OH Mon Aug 05 1991, 7:05 PM EDT Att: 34,997 - Sunny - 77 F				
Juan Samuel, R OBP: 0.344, SLG: 0.417 Mike Sharperson, R OBP: 0.383, SLG: 0.380 (1, 4) (6, 6)										2	1	0	0	1	0	2					
Kal Daniels, L OBP: 0.339, SLG: 0.424 (1, 7)										5	1	2	2	0	0	3					
Darryl Strawberry, L OBP: 0.360, SLG: 0.467 (1, 9)										2	0	1	0	2	0	1					
Eddie Murray, S OBP: 0.305, SLG: 0.365 (1, 3)										5	0	1	1	0	1	8					
Mike Scioscia, L OBP: 0.371, SLG: 0.382 (1, 2)										4	0	1	2	1	1	5					
Lenny Harris, L OBP: 0.347, SLG: 0.330 (6, 4)									3	0	2	1	0	1	0						
Alfredo Griffin, S OBP: 0.285, SLG: 0.276 Dave Hansen, L OBP: 0.222, SLG: 0.444 (1, 6) (6, 5)									2	0	0	0	1	0	2						
Ramon Martinez, R Starlin, S Jim Gott, R Tim Crews, R Mitch Webster, S Chris Gwynn, L Roger McDowell, R (1, 1) (6, PH) (6, 1) (7, 1) (8, PH) (8, PH) (8, 1)									2	0	0	0	0	0	1						
Inning Stats	R: 1 E: 0 K: 0 S: 15	H: 2 LOB: 2 BB: 0 P: 26	R: 0 E: 0 K: 0 S: 8	H: 1 LOB: 0 BB: 0 P: 12	R: 2 E: 0 K: 0 S: 4	H: 2 LOB: 2 BB: 2 P: 15	R: 0 E: 0 K: 0 S: 8	H: 1 LOB: 0 BB: 0 P: 9	R: 1 E: 0 K: 0 S: 10	H: 2 LOB: 1 BB: 1 P: 17	R: 2 E: 0 K: 2 S: 15	H: 1 LOB: 3 BB: 3 P: 30	R: 0 E: 0 K: 1 S: 8	H: 0 LOB: 0 BB: 0 P: 10	R: 0 E: 1 K: 1 S: 9	H: 0 LOB: 1 BB: 0 P: 12		1B: 8 2B: 2 3B: 0 HR: 0	SF: 1 SAC: 0 DP: 2 HBP: 1	WP: 0 PB: 1 SB: 1 CS: 0	PA: 42
PITCHER	IP	WLS	BF	H	R	ER	SO	BB	IBB	HBP	BLK	WP	HR	S	P	ERA	WHIP				
Jose Rijo, R ERA: 2.98 Gino Minutelli, L ERA: 4.39 Rob Dibble, R ERA: 2.22	(1, 1) (7, 1) (8, 1)	6.0 1.0 2.0	W 5 S	30 0 7	9 0 0	6 0 0	2 2 2	4 2 0	1 0 0	1 0 0	1 0 0	0 0 0	0 0 0	58 13 17	103 23 22	9.00 0.00 0.00	2.167 2.000 0.000				

AB	33
R	6
H	9
RBI	6
BB	7
SO	6
LOB	26



Batter	1	2	3	4	5	6	7	8	9	AB	R	H	RBI	BB	SO	LOB	BOTTOM				
Barry Larkin, R OBP: 0.385, SLG: 0.549 (1, 6)										5	2	2	0	0	0	0	Los Angeles Dodgers @ Cincinnati Reds Riverfront Stadium, Cincinnati, OH Mon Aug 05 1991, 7:05 PM EDT Att: 34,997 - Sunny - 77 F				
Billy Hatcher, R OBP: 0.322, SLG: 0.393 (1, 8) (8, 7)										5	1	3	2	0	1	0					
Hal Morris, L OBP: 0.375, SLG: 0.486 (1, 3)										5	1	2	1	0	0	1					
Chris Sabo, R OBP: 0.359, SLG: 0.501 (1, 5)									3	2	2	2	0	0	0						
Paul O'Neill, L OBP: 0.346, SLG: 0.477 (1, 9)									3	0	1	2	1	1	0						
Bill Doran, S OBP: 0.377, SLG: 0.397 (1, 4)									3	1	0	0	1	0	4						
Glenn Braggs, R OBP: 0.322, SLG: 0.445 Rob Dibble, L (1, 7) (8, 1)									4	2	2	3	0	0	4						
Jeff Reed, L OBP: 0.353, SLG: 0.374 (1, 2)									4	0	0	0	0	0	0						
Jose Rijo, R OBP: 0.268, SLG: 0.268 Gino Minutelli, L Herm Winningham, L OBP: 0.258, SLG: 0.301 (1, 1) (7, 1) (8, 8)									3	1	1	0	0	0	0						
Inning Stats	R: 0 E: 0 K: 1 S: 8	H: 0 LOB: 0 BB: 0 P: 14	R: 0 E: 0 K: 1 S: 11	H: 0 LOB: 0 BB: 0 P: 19	R: 6 E: 0 K: 0 S: 27	H: 7 LOB: 1 BB: 0 P: 46	R: 0 E: 0 K: 0 S: 7	H: 0 LOB: 0 BB: 0 P: 14	R: 1 E: 0 K: 0 S: 10	H: 1 LOB: 0 BB: 0 P: 16	R: 2 E: 0 K: 0 S: 10	H: 1 LOB: 1 BB: 1 P: 20	R: 0 E: 0 K: 0 S: 12	H: 2 LOB: 3 BB: 1 P: 20	R: 1 E: 0 K: 1 S: 20	H: 2 LOB: 1 BB: 0 P: 30		1B: 8 2B: 2 3B: 0 HR: 3	SF: 0 SAC: 1 DP: 0 HBP: 0	WP: 1 PB: 0 SB: 1 CS: 0	PA: 39
PITCHER	IP	WLS	BF	H	R	ER	SO	BB	IBB	HBP	BLK	WP	HR	S	P	ERA	WHIP				
Ramon Martinez, R ERA: 2.99 Jim Gott, R ERA: 3.83 Tim Crews, R ERA: 3.31 Roger McDowell, R ERA: 3.19	(1, 1) (6, 1) (7, 1) (8, 1)	5.0 1.0 1.0 1.0	L 7 4 5	23 3 0 2	7 2 0 1	7 2 0 1	2 2 0 1	0 1 0 0	0 0 0 0	0 0 0 0	0 0 0 0	0 0 0 1	0 1 5 20	63 17 10 30	109 30 10 30	12.60 18.00 0.00 9.00	1.600 4.000 0.000 2.000				



Batter	1	2	3	4	5	6	7	8	9	AB	R	H	RBI	BB	SO	LOB	TOP										
Brett Butler, L (1, 8) OBP: 0.409, SLG: 0.347	G4-3 S BB		X 0-0 1B		X 0-0 SH1-3		2-2 E 1B			2	1	2	0	1	0	0	Los Angeles Dodgers @ Cincinnati Reds Riverfront Stadium, Cincinnati, OH Tue Aug 06 1991, 7:05 PM EDT Att: 33,271 - Cloudy - 68 F										
Lenny Harris, L (1, 4) OBP: 0.349, SLG: 0.347	G4-3 1-3		X 0-0 F7		X 0-0 HR		1-0 E6 2B			4	1	2	3	0	0	2											
Kal Daniels, L (1, 7) OBP: 0.340, SLG: 0.423	G6-4-3 BB			2-2 HR 1B	1-2 F8		2-3 K			3	1	1	0	1	1	1											
Darryl Strawberry, L (1, 9) OBP: 0.359, SLG: 0.475	G6-4-3 1-2			1-1 HR 1B	3-3 K		2-3 K			4	1	1	2	0	2	2											
Eddie Murray, S (1, 3) OBP: 0.302, SLG: 0.361		2-3 K		0-0 L7		1-1 P2		0-0 L4		4	0	0	0	0	1	0											
Mike Scioscia, L (1, 2) OBP: 0.369, SLG: 0.380 Roger McDowell, R (8, 1)		2-2 L9		0-2 FC4-6 1B		1-0 F9		2-1 F9		4	0	1	0	0	0	0											
Mike Sharperson, R (1, 5) OBP: 0.370, SLG: 0.365		0-0 G5-3		3-2 FC4-6 1B		3-2 F8		1-2 G1-3		4	0	0	0	0	0	1											
Jose Offerman, S (1, 6) OBP: 0.302, SLG: 0.200			0-3 K	1-0 G1-3		1-1 F8		1-3 K		4	0	0	0	0	2	1											
Orel Hershiser, R (1, 1) OBP: 0.400, SLG: 0.389 Stan Javier, S (7, PH) OBP: 0.259, SLG: 0.300 Kevin Gross, R (7, 1) OBP: 0.353, SLG: 0.375 John Candelaria, L (8, 1) Gary Carter, R (8, 2) OBP: 0.317, SLG: 0.393			1-1 G5-3		0-2 SH1-3 HR 1B		0-0 G4-3		1-3 K	2	1	1	0	0	0	0											
Inning Stats	R: 0 E: 0 K: 0 S: 9	H: 0 LOB: 1 BB: 2 P: 20	R: 0 E: 0 K: 1 S: 8	H: 0 LOB: 0 BB: 0 P: 12	R: 0 E: 0 K: 1 S: 8	H: 1 LOB: 1 BB: 0 P: 9	R: 2 E: 0 K: 0 S: 15	H: 3 LOB: 1 BB: 0 P: 22	R: 2 E: 0 K: 1 S: 11	H: 2 LOB: 0 BB: 0 P: 15	R: 0 E: 0 K: 0 S: 6	H: 0 LOB: 0 BB: 0 P: 11	R: 1 E: 1 K: 1 S: 12	H: 2 LOB: 1 BB: 0 P: 18	R: 0 E: 0 K: 1 S: 6	H: 0 LOB: 0 BB: 0 P: 10		R: 0 E: 0 K: 2 S: 9	H: 0 LOB: 0 BB: 0 P: 12	1B: 5 2B: 1 3B: 0 HR: 2	SF: 0 SAC: 1 DP: 1 HBP: 0	WP: 0 PB: 0 SB: 1 CS: 0	PA: 36				
PITCHER	IP	WLS	BF	H	R	ER	SO	BB	IBB	HBP	BLK	WP	HR	S	P	ERA		WHIP									
Kip Gross, R (1, 1) ERA: 3.48	5.0	L	22	6	4	4	3	2	0	0	0	0	0	2	51	78		7.20	1.600								
Milt Hill, R (8, 1) ERA: 1.35	2.0		8	2	1	1	1	0	0	0	0	0	0	0	18	29		4.50	1.000								
Gino Minutelli, L (8, 1) ERA: 4.05	1.0		3	0	0	0	1	0	0	0	0	0	0	6	10	0.00		0.000									
Tim Layana, R (9, 1) ERA: 5.49	1.0		3	0	0	0	2	0	0	0	0	0	0	9	12	0.00		0.000									

Batter	1	2	3	4	5	6	7	8	9	AB	R	H	RBI	BB	SO	LOB	BOTTOM									
Barry Larkin, R (1, 6) OBP: 0.383, SLG: 0.545	P2		2-3 K		0-2 G6-4-3 1-2		2-1 1B			4	0	1	0	0	1	1	Los Angeles Dodgers @ Cincinnati Reds Riverfront Stadium, Cincinnati, OH Tue Aug 06 1991, 7:05 PM EDT Att: 33,271 - Cloudy - 68 F									
Billy Hatcher, R (1, 8) OBP: 0.321, SLG: 0.395	G3-1 2B		1-2 G4-3		0-1 F8		1-2 G5-3			4	0	1	0	0	0	1										
Hal Morris, L (1, 3) OBP: 0.374, SLG: 0.483 Chris Jones, R (8, PH) OBP: 0.607, SLG: 0.654	G3-1		0-0 G5-3		4-1 F8 1B BB		3-2 G6-3			2	0	0	0	1	0	1										
Chris Sabo, R (1, 5) OBP: 0.361, SLG: 0.504	G4-3			0-1 P4		0-0 1B		2-1 2B		4	0	2	0	0	0	1										
Paul O'Neill, L (1, 9) OBP: 0.345, SLG: 0.479 Carmelo Martinez, R (8, PH) OBP: 0.324, SLG: 0.353	L9			2-2 F8 2B		0-2 F8		1-0 G6-3		3	0	1	0	0	0	2										
Bill Doran, S (1, 4) OBP: 0.375, SLG: 0.399	WP E 2B		1-1 F8		3-2 F8		3-2 P4		1-0 G3-1	4	1	1	0	0	0	4										
Glenn Braggs, R (1, 7) OBP: 0.325, SLG: 0.462	E6		2-2 G5-3		0-1 G5-3		3-1 HR		1-0 G1-4-3 1B	4	1	2	2	0	0	1										
Joe Oliver, R (1, 2) OBP: 0.273, SLG: 0.370	F9		1-2 F9		1-2 P5		0-1 G6-3		0-0 G1-4-3	4	0	0	0	0	0	2										
Kip Gross, R (1, 1) ERA: 3.95 Herm Wilentz, L (5, PH) ERA: 3.73 Milt Hill, R (8, 1) ERA: 1.35 Mariano Duncan, R (7, PH) ERA: 2.42 Gino Minutelli, L (8, 1) Tim Layana, R (9, 1) Luis Quinones, S (9, PH) ERA: 3.11		2-3 K		0-0 G6-4-3 1B		3-3 K		1-3 K		1	0	0	0	0	1	1										
Inning Stats	R: 0 E: 0 K: 0 S: 14	H: 1 LOB: 1 BB: 0 P: 20	R: 1 E: 1 K: 1 S: 13	H: 1 LOB: 1 BB: 0 P: 20	R: 0 E: 0 K: 1 S: 8	H: 0 LOB: 0 BB: 0 P: 11	R: 0 E: 0 K: 0 S: 12	H: 1 LOB: 1 BB: 0 P: 17	R: 0 E: 0 K: 0 S: 7	H: 1 LOB: 0 BB: 0 P: 8	R: 0 E: 0 K: 0 S: 11	H: 1 LOB: 2 BB: 1 P: 18	R: 1 E: 1 K: 1 S: 15	H: 2 LOB: 1 BB: 0 P: 24	R: 0 E: 0 K: 0 S: 8	H: 1 LOB: 1 BB: 0 P: 15		R: 0 E: 0 K: 1 S: 5	H: 1 LOB: 0 BB: 0 P: 7	1B: 4 2B: 4 3B: 0 HR: 1	SF: 0 SAC: 0 DP: 2 HBP: 0	WP: 1 PB: 0 SB: 0 CS: 0	PA: 36			
PITCHER	IP	WLS	BF	H	R	ER	SO	BB	IBB	HBP	BLK	WP	HR	S	P	ERA		WHIP								
Orel Hershiser, R (1, 1) ERA: 3.95	6.0	W	24	5	1	1	2	1	0	0	0	0	0	65	94	1.50		1.000								
Kevin Gross, R (7, 1) ERA: 3.73	1.0		5	2	1	1	1	0	0	0	0	0	1	15	24	9.00		2.000								
John Candelaria, L (8, 1) ERA: 2.42	0.1		2	1	0	0	0	0	0	0	0	0	0	6	11	0.00		3.000								
Roger McDowell, R (8, 1) ERA: 3.11	1.2	S	5	1	0	0	1	0	0	0	0	0	0	7	11	0.00		0.600								

Batter	1	2	3	4	5	6	7	8	9	AB	R	H	RBI	BB	SO	LOB	TOP											
Brett Butler, L OBP: 0.409, SLG: 0.351 (1, 8)										5	0	1	0	0	2	1	Los Angeles Dodgers @ Cincinnati Reds Riverfront Stadium, Cincinnati, OH Thu Aug 08 1991, 3:33 AM EDT Att: 37,581 - Cloudy - 84 F											
Mike Sharperson, R OBP: 0.394, SLG: 0.372 (1, 5)										5	0	1	0	0	0	2												
Mitch Webster, S OBP: 0.269, SLG: 0.314 (1, 7)										4	0	2	1	0	0	0												
Darryl Strawberry, L OBP: 0.354, SLG: 0.469 (1, 9)										4	1	1	0	0	0	3												
Gary Carter, R OBP: 0.315, SLG: 0.392 (1, 3)										4	2	2	1	0	0	0												
Mike Scioscia, L OBP: 0.371, SLG: 0.379 (1, 2)										3	1	1	0	1	1	1												
Lenny Harris, L OBP: 0.360, SLG: 0.354 (1, 4)										4	1	2	0	0	0	1												
Jose Offerman, S OBP: 0.311, SLG: 0.212 (1, 6)										3	1	1	0	1	0	2												
Mike Morgan, R OBP: 0.075, SLG: 0.078 Tim Crews, R (7, 1)										1	0	0	1	0	0	1												
Chris Gwynn, L OBP: 0.316, SLG: 0.441 Jay Howell, R (9, 1)										0	0	0	0	0	0	0												
Inning Stats	R: 0 E: 0 K: 1 S: 7	H: 0 LOB: 0 BB: 0 P: 10	R: 2 E: 0 K: 0 S: 15	H: 4 LOB: 1 BB: 0 P: 22	R: 0 E: 0 K: 0 S: 7	H: 0 LOB: 0 BB: 0 P: 11	R: 0 E: 1 K: 1 S: 9	H: 0 LOB: 1 BB: 0 P: 15	R: 1 E: 0 K: 0 S: 16	H: 3 LOB: 2 BB: 0 P: 23	R: 3 E: 1 K: 0 S: 17	H: 3 LOB: 1 BB: 2 P: 31	R: 0 E: 0 K: 0 S: 7	H: 1 LOB: 0 BB: 0 P: 9	R: 0 E: 0 K: 0 S: 4	H: 0 LOB: 0 BB: 0 P: 7	R: 0 E: 0 K: 1 S: 9	H: 0 LOB: 0 BB: 0 P: 14	1B: 9 2B: 2 3B: 0 HR: 0	SF: 1 SAC: 1 DP: 2 HBP: 0	WP: 1 PB: 1 CS: 0 SB: 0	PA: 38						
PITCHER	IP	WLS	BF	H	R	ER	SO	BB	IBB	HBP	BLK	WP	HR	S	P	ERA	WHIP											
Tom Browning, L ERA: 4.23	(1, 1)	5.0	L	22	7	3	3	3	0	0	0	0	0	0	54	81	5.40	1.400										
Tim Layana, R ERA: 6.41	(6, 1)	0.0		2	1	2	2	0	1	0	0	0	0	0	5	10	∞	∞										
Gino Minutelli, L ERA: 4.73	(6, 1)	0.0		2	1	0	0	0	1	0	0	0	0	0	2	8	∞	∞										
Mitt Hill, R ERA: 1.04	(6, 1)	2.0		6	2	1	1	0	0	0	0	0	1	0	17	22	4.50	1.000										
Ted Power, R ERA: 3.1	(8, 1)	2.0		6	0	0	0	1	0	0	0	0	0	0	13	21	0.00	0.000										

AB	34
R	6
H	11
RBI	3
BB	2
SO	4
LOB	11



Batter	1	2	3	4	5	6	7	8	9	AB	R	H	RBI	BB	SO	LOB	BOTTOM										
Barry Larkin, R OBP: 0.377, SLG: 0.533 (1, 6)										4	0	0	0	0	0	1	Los Angeles Dodgers @ Cincinnati Reds Riverfront Stadium, Cincinnati, OH Thu Aug 08 1991, 3:33 AM EDT Att: 37,581 - Cloudy - 84 F										
Herm Winningham, L OBP: 0.282, SLG: 0.297 (1, 8)										3	0	0	0	1	1	1											
Hal Morris, L OBP: 0.370, SLG: 0.477 (1, 3)										4	0	0	0	0	0	2											
Chris Sabo, R OBP: 0.363, SLG: 0.509 (1, 5)										4	2	3	0	0	0	0											
Paul O'Neill, L OBP: 0.349, SLG: 0.499 (1, 9)										4	2	3	4	0	0	1											
Bill Doran, S OBP: 0.373, SLG: 0.394 (1, 4)										4	0	1	0	0	0	1											
Glenn Braggs, R OBP: 0.216, SLG: 0.455 Ted Power, R (8, 1)										2	0	1	0	0	1	0											
Carmelo Martinez, R OBP: 0.328, SLG: 0.333 (9, PH)										0	0	0	0	0	0	0											
Jeff Reed, L OBP: 0.348, SLG: 0.368 (1, 2)										3	0	0	0	0	0	3											
Tom Browning, L OBP: 0.216, SLG: 0.260 Tim Layana, R (6, 1)										1	0	0	0	0	0	0											
Billy Hatcher, R OBP: 0.216, SLG: 0.390 Mitt Hill, R (6, 1)										2	0	0	0	0	0	0											
Luis Quinones, S OBP: 0.298, SLG: 0.299 (7, PH)										1	0	0	0	0	0	2											
Inning Stats	R: 0 E: 0 K: 1 S: 7	H: 0 LOB: 0 BB: 0 P: 11	R: 0 E: 0 K: 0 S: 3	H: 1 LOB: 0 BB: 0 P: 5	R: 0 E: 0 K: 0 S: 7	H: 1 LOB: 0 BB: 0 P: 9	R: 0 E: 0 K: 0 S: 4	H: 0 LOB: 0 BB: 1 P: 11	R: 2 E: 0 K: 1 S: 11	H: 2 LOB: 0 BB: 0 P: 17	R: 0 E: 1 K: 0 S: 7	H: 0 LOB: 1 BB: 0 P: 13	R: 0 E: 0 K: 0 S: 12	H: 2 LOB: 2 BB: 0 P: 19	R: 0 E: 0 K: 1 S: 5	H: 0 LOB: 0 BB: 0 P: 8	R: 2 E: 0 K: 1 S: 13	H: 2 LOB: 0 BB: 0 P: 21	1B: 5 2B: 2 3B: 0 HR: 2	SF: 0 SAC: 0 DP: 3 HBP: 0	WP: 0 PB: 0 CS: 0 SB: 0	PA: 34					
PITCHER	IP	WLS	BF	H	R	ER	SO	BB	IBB	HBP	BLK	WP	HR	S	P	ERA	WHIP										
Mike Morgan, R ERA: 2.46	(1, 1)	6.1	W	24	6	2	2	2	1	0	0	0	0	46	77	2.84	1.105										
Tim Crews, R ERA: 3.21	(7, 1)	1.2		5	0	0	0	1	0	0	0	0	0	10	16	0.00	0.000										
Jay Howell, R ERA: 3.62	(9, 1)	1.0		5	2	2	2	1	0	0	0	0	1	13	21	18.00	2.000										



Batter	1	2	3	4	5	6	7	8	9	10	11	12	13	AB	R	H	RBI	BB	SO	LOB	TOP			
Brett Butler, L OBP: 0.408, SLG: 0.349 (1, 8)	G3		G6-3			G1-3		SH3-4 BB		B1-3			SH S 1B	5	0	1	0	1	0	0				
Juan Samuel, R OBP: 0.345, SLG: 0.416 (1, 4)	G4-3			1B BB		K		SH3-4					SH	3	0	1	0	1	1	0				
Kal Daniels, L OBP: 0.340, SLG: 0.425 Roger McDowell, R OBP: 0.255, SLG: 0.290 Jay Howell, R OBP: 0.255, SLG: 0.290 Stan Javier, S OBP: 0.255, SLG: 0.290 Kevin Gross, R OBP: 0.353, SLG: 0.375 (1, 7), (10, 1), (12, 1), (13, PH)	K			1B BB		1B		F8					K	5	0	2	0	0	1	2				
Darryl Strawberry, L OBP: 0.354, SLG: 0.463 (1, 9)		G4-3				K							K	1	0	0	0	0	1	2				
Eddie Murray, S OBP: 0.299, SLG: 0.357 (1, 3)		FC6 1B											1BB	4	0	0	0	2	2	3				
Gary Carter, R OBP: 0.310, SLG: 0.385 (1, 2)		L9												6	0	2	0	0	0	5				
Mike Sharperson, R OBP: 0.364, SLG: 0.371 Lenny Harris, L OBP: 0.357, SLG: 0.351 (1, 5), (9, PH)		FC6												6	0	1	0	0	1	6				
Jose Offerman, S OBP: 0.303, SLG: 0.211 (1, 6)														3	0	1	0	0	0	1				
Tim Belcher, R OBP: 0.256, SLG: 0.167 John Candelaria, L OBP: 0.255, SLG: 0.437 Chris Gwynn, L OBP: 0.297, SLG: 0.332 (1, 1), (9, 1), (10, PH), (10, 7), (10, 9)			G4-3			G5-3								2	0	0	0	0	0	0				
Jose Offerman, S OBP: 0.303, SLG: 0.211 (1, 6)														5	0	1	0	0	2	2				
Tim Belcher, R OBP: 0.256, SLG: 0.167 John Candelaria, L OBP: 0.255, SLG: 0.437 Chris Gwynn, L OBP: 0.297, SLG: 0.332 (1, 1), (9, 1), (10, PH), (10, 7), (10, 9)			G4-3			G6-4-3 1B								3	0	0	0	0	0	3				
Jose Offerman, S OBP: 0.303, SLG: 0.211 (1, 6)														1	0	0	0	0	0	1				
Tim Belcher, R OBP: 0.256, SLG: 0.167 John Candelaria, L OBP: 0.255, SLG: 0.437 Chris Gwynn, L OBP: 0.297, SLG: 0.332 (1, 1), (9, 1), (10, PH), (10, 7), (10, 9)														1	0	0	0	0	0	1				
Inning Stats	R: 0 E: 0 K: 1 S: 9	H: 0 LOB: 0 BB: 0 P: 15	R: 0 E: 0 K: 0 S: 7	H: 1 LOB: 1 BB: 0 P: 8	R: 0 E: 0 K: 1 S: 11	H: 0 LOB: 0 BB: 0 P: 16	R: 0 E: 0 K: 0 S: 5	H: 2 LOB: 2 BB: 1 P: 18	R: 0 E: 0 K: 0 S: 8	H: 1 LOB: 1 BB: 0 P: 16	R: 0 E: 0 K: 2 S: 12	H: 0 LOB: 2 BB: 2 P: 22	R: 0 E: 0 K: 1 S: 12	H: 0 LOB: 0 BB: 0 P: 17	R: 0 E: 0 K: 0 S: 6	H: 0 LOB: 0 BB: 0 P: 11	R: 0 E: 0 K: 1 S: 13	H: 0 LOB: 0 BB: 0 P: 15	R: 0 E: 0 K: 1 S: 18	H: 1 LOB: 3 BB: 1 P: 26	1B: 9 2B: 0 3B: 0 HR: 0	SF: 0 SAC: 2 DP: 1 HBP: 0	W/P: 0 P/B: 0 SB: 2 CS: 0	PA: 51
PITCHER	IP Trevor Wilson, L ERA: 3.99 Francisco Oliveras, R ERA: 2.44 Dave Righetti, L ERA: 3.38 Jeff Brantley, R ERA: 2.88	WLS 8.0 1.2 2.1 1.0	BF 32 6 7 6	H 7 1 0 1	R 0 0 0	ER 0 0 0	SO 5 1 2 1	BB 3 0 0 1	IBB 0 0 0 0	HBP 0 0 0 0	BLK 0 0 0 0	WP 0 0 0 0	HR 0 0 0 0	S 74 114 27 18	P 114 26 27 26	ERA 0.00 0.00 0.00 0.00	WHIP 1.250 0.600 0.000 1.000							

Los Angeles Dodgers @ San Francisco Giants
Candlestick Park, San Francisco, CA
Fri Aug 09 1991, 10:05 PM EDT
Att. 38,111 - Cloudy - 60 F

AB 45
R 0
H 9
RBI 0
BB 4
SO 9
LOB 24



Batter	1	2	3	4	5	6	7	8	9	10	11	12	13	AB	R	H	RBI	BB	SO	LOB	BOTTOM			
Darren Lewis, R OBP: 0.413, SLG: 0.447 (1, 8)	P6		P3			G6-3		G6-3		G1-3			SH HBP S	5	0	0	0	0	0	2				
Willie McGee, S OBP: 0.351, SLG: 0.424 (1, 9)	F7			F8		FC6-4 1B		G5-3		G3			K	6	0	1	0	0	1	3				
Will Clark, L OBP: 0.363, SLG: 0.534 (1, 3)				G1-3 2B		FC6-4 CS		L8		L8			HBP IBB	4	0	1	0	2	1	1				
Kevin Mitchell, R OBP: 0.370, SLG: 0.566 (1, 7)		K		G1-3 BB		CS		G4-3 2B		F9			HBP IBB	4	0	1	1	1	2	1				
Matt Williams, R OBP: 0.299, SLG: 0.496 (1, 5)		G5-3		G1-3		G6-3		G6-3		BB 1B			FC6-4	5	0	1	0	0	0	4				
Robby Thompson, R OBP: 0.345, SLG: 0.448 Dave Righetti, L OBP: 0.345, SLG: 0.448 Mike Felder, S OBP: 0.250, SLG: 0.340 Jeff Brantley, R OBP: 0.353, SLG: 0.375 (1, 4), (10, 1), (12, PH), (13, 1)		G6-3		G5-3		G4-3		G4-3		BB 1B			FC6-4	3	0	0	0	1	0	3				
Kirt Manwaring, R OBP: 0.297, SLG: 0.309 Kevin Bass, S OBP: 0.307, SLG: 0.376 Terry Kennedy, L OBP: 0.278, SLG: 0.356 (1, 2), (9, PH), (10, 2)				F7		G5-3		G3		L9			G3-1	3	0	0	0	1	0	3				
Jose Uribe, S OBP: 0.256, SLG: 0.273 (1, 6)				F7		F7				L9			P5	3	0	0	0	0	2					
Trevor Wilson, L OBP: 0.412, SLG: 0.414 Francisco Oliveras, R OBP: 0.250, SLG: 0.290 Greg Litton, R OBP: 0.243, SLG: 0.266 (1, 1), (9, 1), (10, 4)						K		SH2-4					K	5	0	0	0	0	3	0				
Trevor Wilson, L OBP: 0.412, SLG: 0.414 Francisco Oliveras, R OBP: 0.250, SLG: 0.290 Greg Litton, R OBP: 0.243, SLG: 0.266 (1, 1), (9, 1), (10, 4)													SH HBP 2B	2	0	1	0	0	1	0				
Inning Stats	R: 0 E: 0 K: 1 S: 6	H: 0 LOB: 0 BB: 0 P: 13	R: 0 E: 0 K: 1 S: 5	H: 0 LOB: 0 BB: 0 P: 10	R: 0 E: 0 K: 0 S: 9	H: 1 LOB: 1 BB: 0 P: 12	R: 0 E: 0 K: 0 S: 6	H: 1 LOB: 1 BB: 0 P: 11	R: 0 E: 0 K: 0 S: 8	H: 0 LOB: 1 BB: 0 P: 10	R: 0 E: 0 K: 1 S: 15	H: 0 LOB: 2 BB: 0 P: 23	R: 0 E: 0 K: 1 S: 6	H: 0 LOB: 1 BB: 0 P: 9	R: 0 E: 0 K: 1 S: 13	H: 0 LOB: 1 BB: 0 P: 20	R: 0 E: 0 K: 1 S: 9	H: 0 LOB: 0 BB: 0 P: 14	R: 0 E: 0 K: 1 S: 18	H: 1 LOB: 3 BB: 1 P: 17	1B: 3 2B: 3 3B: 0 HR: 0	SF: 0 SAC: 2 DP: 0 HBP: 1	W/P: 1 P/B: 0 SB: 1 CS: 1	PA: 50
PITCHER	IP Tim Belcher, R ERA: 2.76 John Candelaria, L ERA: 2.39 Roger McDowell, R ERA: 2.97 Jay Howell, R ERA: 3.52 Kevin Gross, R ERA: 3.61	WLS 8.2 0.1 2.0 1.0 0.1	BF 33 1 0 3 5	H 5 0 0 1	R 0 0 0	ER 0 0 0	SO 4 0 2 1	BB 0 0 0 1	IBB 0 0 0 0	HBP 0 0 0 0	BLK 0 0 0 0	WP 1 0 0 0	HR 0 2 3 8	S 80 2 19 9 8	P 118 3 29 14 17	ERA 0.00 0.000 0.000 0.000 0.000	WHIP 0.808 0.000 0.500 0.000 3.000							

Los Angeles Dodgers @ San Francisco Giants
Candlestick Park, San Francisco, CA
Fri Aug 09 1991, 10:05 PM EDT
Att. 38,111 - Cloudy - 60 F


AB 42
R 1
H 6
RBI 1
BB 4
SO 8
LOB 17



Batter	1	2	3	4	5	6	7	8	9	AB	R	H	RBI	BB	SO	LOB	TOP					
Brett Butler , L (1, 8) OBP: 0.406, SLG: 0.346	G4-3		G1-3			L6		L7	G6-3	4	0	0	0	1	0	3						
Juan Samuel , R (1, 4) OBP: 0.346, SLG: 0.421	K		1B			L6		G3	P2	5	1	2	0	0	1	1						
Kal Daniels , L (1, 7) OBP: 0.344, SLG: 0.419			F7			F8		G3	F8	4	0	0	0	1	0	2						
Darryl Strawberry , L (1, 9) OBP: 0.352, SLG: 0.458 Mitch Webster , S (7, 9) OBP: 0.287, SLG: 0.312	K		2-5					K	G1-3	3	0	0	0	1	2	2						
Eddie Murray , S (1, 3) OBP: 0.303, SLG: 0.359			P5			1B		1B	FC4	3	1	2	1	1	0	0						
Lenny Harris , L (1, 5) OBP: 0.359, SLG: 0.354			2-5			P5		BB	FC4	4	0	2	0	0	0	2						
Mike Scioscia , L (1, 2) OBP: 0.376, SLG: 0.396			P5			HR		FC4-2	G1-6-3	3	1	2	1	1	0	1						
Jose Offerman , S (1, 6) OBP: 0.314, SLG: 0.203			F7			F7		FC4-2	G1-6-3	2	0	0	1	2	0	1						
Ramon Martinez , R (1, 1) OBP: 0.119, SLG: 0.103 Roger McDowell , R (8, 1) John Candelaria , L (8, 1)	K		K			K		FC4-2	B1-3	4	0	0	0	0	2	5						
Inning Stats	R: 0 E: 0 K: 2 S: 11	H: 0 LOB: 1 BB: 1 P: 18	R: 0 E: 0 K: 1 S: 8	H: 1 LOB: 2 BB: 1 P: 14	R: 1 E: 0 K: 0 S: 8	H: 2 LOB: 2 BB: 1 P: 16	R: 1 E: 0 K: 1 S: 13	H: 1 LOB: 0 BB: 0 P: 18	R: 0 E: 0 K: 0 S: 5	H: 0 LOB: 0 BB: 1 P: 11	R: 1 E: 0 K: 1 S: 15	H: 2 LOB: 3 BB: 2 P: 21	R: 0 E: 0 K: 0 S: 6	H: 1 LOB: 2 BB: 1 P: 15	R: 0 E: 0 K: 0 S: 5	H: 1 LOB: 0 BB: 0 P: 7	R: 0 E: 0 K: 0 S: 4	H: 0 LOB: 0 BB: 0 P: 6	1B: 6 2B: 1 3B: 1 HR: 1	SF: 0 SAC: 0 DP: 2 HBP: 0	WP: 0 PB: 0 SB: 2 CS: 0	PA: 39
PITCHER	IP	WLS	BF	H	R	ER	SO	BB	IBB	HBP	BLK	WP	HR	S	P	ERA	WHIP					
Don Robinson , R (1, 1) ERA: 4.6	5.1		27	6	3	3	5	6	0	0	0	0	1	58	96	5.06	2.250					
Kelly Downs , R (8, 1) ERA: 3.4	2.2	W	10	2	0	0	0	0	1	0	0	0	0	13	24	0.00	0.750					
Francisco Oliveras , R (8, 1) ERA: 2.41	0.2		2	0	0	0	0	0	0	0	0	0	0	3	5	0.00	0.000					
Dave Righetti , L (8, 1) ERA: 3.35	0.1	S	1	0	0	0	0	0	0	0	0	0	0	1	1	0.00	0.000					

Los Angeles Dodgers @ San Francisco Giants
Candlestick Park, San Francisco, CA
Sat Aug 10 1991, 6:33 AM EDT
Att: 53,096 - Sunny - 87 F


AB 32
R 3
H 8
RBI 3
BB 7
SO 5
LOB 17



Batter	1	2	3	4	5	6	7	8	9	AB	R	H	RBI	BB	SO	LOB	BOTTOM					
Darren Lewis , R (1, 8) OBP: 0.412, SLG: 0.444	P3		G6-3			K		1B	1B	5	0	2	1	0	1	2						
Robby Thompson , R (1, 4) OBP: 0.343, SLG: 0.444	G4-3		F7			K		P3	1B	5	0	1	1	0	1	2						
Will Clark , L (1, 3) OBP: 0.365, SLG: 0.536			2B			1B		F6	F8	4	0	2	0	0	0	2						
Kevin Mitchell , R (1, 7) OBP: 0.369, SLG: 0.562	P6		G5-3			1B		L5		4	0	1	0	0	0	2						
Matt Williams , R (1, 5) OBP: 0.301, SLG: 0.506			HR			1B		P3	G5-3	4	2	2	1	0	0	2						
Kevin Bass , S (1, 9) OBP: 0.308, SLG: 0.378 Kelly Downs , R (8, 1) OBP: 0.087, SLG: 0.087 Dave Anderson , R (8, PH) OBP: 0.296, SLG: 0.318 Francisco Oliveras , R (8, 1) OBP: 0.250, SLG: 0.250 Dave Righetti , L (8, 1)	E6		F8			K2-3		P5	G4-3	3	0	1	0	0	1	3						
Terry Kennedy , L (1, 2) OBP: 0.279, SLG: 0.358 Kirt Manwaring , R (7, 2) OBP: 0.297, SLG: 0.309	K		K			1B		P5	SH3	3	0	1	1	0	1	1						
Jose Uribe , S (1, 6) OBP: 0.255, SLG: 0.273	F8		F8			1B		F8	G4-3	4	0	1	0	0	0	2						
Don Robinson , R (1, 1) OBP: 0.152, SLG: 0.156 Willie McGee , S (8, 9) OBP: 0.365, SLG: 0.424	L6		L6			K		1B	1B	2	0	0	0	0	1	3						
Inning Stats	R: 0 E: 0 K: 0 S: 11	H: 1 LOB: 0 BB: 0 P: 19	R: 1 E: 1 K: 1 S: 12	H: 2 LOB: 1 BB: 0 P: 20	R: 0 E: 0 K: 0 S: 5	H: 0 LOB: 1 BB: 0 P: 9	R: 1 E: 0 K: 3 S: 14	H: 3 LOB: 2 BB: 0 P: 20	R: 0 E: 0 K: 1 S: 9	H: 2 LOB: 2 BB: 0 P: 14	R: 0 E: 0 K: 0 S: 13	H: 1 LOB: 2 BB: 1 P: 21	R: 0 E: 0 K: 0 S: 5	H: 0 LOB: 0 BB: 0 P: 10	R: 2 E: 0 K: 0 S: 16	H: 3 LOB: 2 BB: 1 P: 28	1B: 9 2B: 2 3B: 0 HR: 1	SF: 0 SAC: 1 DP: 0 HBP: 1	WP: 0 PB: 0 SB: 0 CS: 0	PA: 39		
PITCHER	IP	WLS	BF	H	R	ER	SO	BB	IBB	HBP	BLK	WP	HR	S	P	ERA	WHIP					
Ramon Martinez , R (1, 1) ERA: 2.68	7.2	L	36	10	4	4	5	2	0	1	0	0	1	76	127	4.70	1.565					
Roger McDowell , R (8, 1) ERA: 2.97	0.0		2	2	0	0	0	0	0	0	0	0	0	8	12	∞	∞					
John Candelaria , L (8, 1) ERA: 2.36	0.1		1	0	0	0	0	0	0	0	0	0	0	1	2	0.00	0.000					

Los Angeles Dodgers @ San Francisco Giants
Candlestick Park, San Francisco, CA
Sat Aug 10 1991, 6:33 AM EDT
Att: 53,096 - Sunny - 87 F

AB 35
R 4
H 12
RBI 4
BB 2
SO 5
LOB 19



Batter	1	2	3	4	5	6	7	8	9	AB	R	H	RBI	BB	SO	LOB	TOP						
Brett Butler , L (1, 8) OBP: 0.344, SLG: 0.345	G4-3		CS 1B		F7			G4-3		4	0	1	0	0	0	1	Los Angeles Dodgers @ San Francisco Giants Candlestick Park, San Francisco, CA Sun Aug 11 1991, 6:33 AM EDT Att: 53,759 - Sunny - 72 F						
Juan Samuel , R (1, 4) OBP: 0.347, SLG: 0.422	K		K			CS 1B		1B S 1B		4	0	2	0	0	2	1							
Kal Daniels , L (1, 7) OBP: 0.343, SLG: 0.417	K		CS 1-2	K		CS 1B		CS 2-5 1B		4	0	1	0	0	3	1							
Eddie Murray , S (1, 3) OBP: 0.303, SLG: 0.365		HR		P5				FC3-2-5 1-2		4	1	1	1	0	1	3							
Chris Gwynn , L (1, 9) OBP: 0.319, SLG: 0.439	F7			1B		CS 1-2	2B 1B	P3		4	1	2	0	0	0	2							
Lenny Harris , L (1, 5) OBP: 0.384, SLG: 0.366 (7, 6)	1B			F7			1B 2B	G4-3 2B		4	1	3	1	0	0	1							
Mike Scioscia , L (1, 2) OBP: 0.371, SLG: 0.389	P3				F7			P4		4	0	0	0	0	0	3							
Jose Offerman , S (1, 6) OBP: 0.306, SLG: 0.197 (7, PH) Darryl Strawberry , L (7, PH) OBP: 0.354, SLG: 0.460 Mike Sharperson , R (7, 5) OBP: 0.361, SLG: 0.368	G3-4-3				G6-3			G4-3		2	0	0	0	0	0	1		AB 35 R 3 H 11 RBI 3 BB 1 SO 7 LOB 16					
Orel Hershiser , R (1, 1) OBP: 0.409, SLG: 0.368 Dave Hansen , L (7, PH) OBP: 0.211, SLG: 0.421 Kevin Gross , R (7, 1) OBP: 0.353, SLG: 0.375 Mitch Webster , S (8, PH) OBP: 0.266, SLG: 0.310								F9		1	0	0	0	1	1	0							
Inning Stats	R: 0 E: 0 K: 2 S: 11	H: 0 LOB: 0 BB: 0 P: 17	R: 1 E: 0 K: 0 S: 13	H: 2 LOB: 1 BB: 0 P: 17	R: 0 E: 0 K: 2 S: 11	H: 1 LOB: 1 BB: 0 P: 19	R: 0 E: 0 K: 1 S: 11	H: 1 LOB: 1 BB: 0 P: 17	R: 0 E: 0 K: 0 S: 6	H: 0 LOB: 1 BB: 1 P: 12	R: 0 E: 0 K: 2 S: 10	H: 1 LOB: 0 BB: 0 P: 14	R: 2 E: 0 K: 0 S: 11	H: 3 LOB: 2 BB: 0 P: 20	R: 0 E: 0 K: 0 S: 11	H: 2 LOB: 2 BB: 0 P: 16			R: 0 E: 0 K: 0 S: 6	H: 1 LOB: 1 BB: 0 P: 8	1B: 8 2B: 3 3B: 0 HR: 1	SF: 0 SAC: 0 DP: 1 HBP: 0	WP: 0 PB: 0 SB: 1 CS: 2
PITCHER	IP	WLS	BF	H	R	ER	SO	BB	IBB	HBP	BLK	WP	HR	S	P	ERA	WHIP						
Paul McClellan , R (1, 1) ERA: 3.76	6.1		25	7	3	3	7	1	0	0	0	0	1	67	107	4.26	1.263						
Kelly Downs , R (7, 1) ERA: 3.39	0.2	W	2	1	0	0	0	0	0	0	0	0	0	6	9	0.00	1.500						
Jeff Brantley , R (8, 1) ERA: 2.79	2.0	S	9	3	0	0	0	0	0	0	0	0	0	17	24	0.00	1.500						

Batter	1	2	3	4	5	6	7	8	9	AB	R	H	RBI	BB	SO	LOB	BOTTOM					
Darren Lewis , R (1, 8) OBP: 0.407, SLG: 0.437	F9				G6-3			1B		4	0	1	1	0	1	1	Los Angeles Dodgers @ San Francisco Giants Candlestick Park, San Francisco, CA Sun Aug 11 1991, 6:33 AM EDT Att: 53,759 - Sunny - 72 F					
Willie McGee , S (1, 9) OBP: 0.394, SLG: 0.421	HR 1B		K		G6-3		G1			4	1	1	0	0	1	3						
Will Clark , L (1, 3) OBP: 0.364, SLG: 0.541	HR 1B		G4-3			G4-3		F7		4	1	1	2	0	0	0						
Kevin Mitchell , R (1, 7) OBP: 0.364, SLG: 0.553	K		G6-3			G5-3		K		4	0	0	0	0	2	0						
Matt Williams , R (1, 5) OBP: 0.303, SLG: 0.507	1B 2B			K		P2		FC6-4 BB		3	1	1	0	1	1	0						
Robby Thompson , R (1, 4) OBP: 0.345, SLG: 0.444	1B			G5-3			1B SH1-3 BB	FC6-4		3	1	1	1	1	0	1						
Kirt Manwaring , R (1, 2) OBP: 0.289, SLG: 0.300	G1-3			G5-3			SH1-3			2	0	0	0	0	0	1						
Jose Uribe , S (1, 6) OBP: 0.263, SLG: 0.281			F7		G6-3 SH1-3 1B					3	0	2	0	0	0	0						
Paul McClellan , R (1, 1) OBP: 0.333, SLG: 0.250 Kelly Downs , R (7, 1) OBP: 0.087, SLG: 0.087 Mike Felder , S (7, PH) OBP: 0.327, SLG: 0.340 Trevor Wilson , L (7, FR) OBP: 0.412, SLG: 0.414 Jeff Brantley , R (8, 1)			K2-3		SH1-3		1B IBB			1	0	0	0	0	1	0		AB 28 R 4 H 7 RBI 4 BB 3 SO 6 LOB 6				
Inning Stats	R: 3 E: 0 K: 1 S: 15	H: 4 LOB: 1 BB: 0 P: 27	R: 0 E: 0 K: 2 S: 7	H: 0 LOB: 0 BB: 0 P: 10	R: 0 E: 0 K: 1 S: 6	H: 0 LOB: 0 BB: 0 P: 7	R: 0 E: 0 K: 1 S: 7	H: 0 LOB: 0 BB: 0 P: 11	R: 0 E: 0 K: 0 S: 6	H: 1 LOB: 1 BB: 0 P: 9	R: 0 E: 0 K: 0 S: 6	H: 0 LOB: 0 BB: 0 P: 11	R: 1 E: 0 K: 0 S: 8	H: 2 LOB: 2 BB: 2 P: 16	R: 0 E: 0 K: 1 S: 12	H: 0 LOB: 1 BB: 1 P: 19			1B: 5 2B: 1 3B: 0 HR: 1	SF: 0 SAC: 2 DP: 0 HBP: 0	WP: 0 PB: 0 SB: 0 CS: 0	PA: 33
PITCHER	IP	WLS	BF	H	R	ER	SO	BB	IBB	HBP	BLK	WP	HR	S	P	ERA	WHIP					
Orel Hershiser , R (1, 1) ERA: 4.0	6.0		23	5	3	3	5	0	0	0	0	0	1	47	75	4.50	0.833					
Kevin Gross , R (7, 1) ERA: 3.63	2.0	L	10	2	1	1	1	2	1	0	0	0	0	20	35	4.50	2.000					


Batter	1	2	3	4	5	6	7	8	9	AB	R	H	RBI	BB	SO	LOB	TOP								
Barry Larkin, R OBP: 0.372, SLG: 0.524 (1, 6)										3	0	0	0	1	1	0	Cincinnati Reds @ Los Angeles Dodgers Dodger Stadium, Los Angeles, CA Mon Aug 12 1991, 7:05 PM PDT Att: 42,056 - Cloudy - 75 F								
Billy Hatcher, R OBP: 0.316, SLG: 0.379 Rob Dibble, L (8, 1)										3	0	1	0	1	0	2									
Chris Sabo, R OBP: 0.355, SLG: 0.495 (1, 5)										4	0	0	0	0	0	4									
Carmelo Martinez, R OBP: 0.343, SLG: 0.357 Hai Morris, L OBP: 0.389, SLG: 0.474 (9, PR) (9, 3)										3	0	1	0	1	1	0									
Glenn Bragg, R OBP: 0.310, SLG: 0.429 (1, 7)									3	1	0	0	1	0	2										
Bill Doran, S OBP: 0.371, SLG: 0.399 (1, 4)										3	0	0	1	0	0	2									
Paul O'Neill, L OBP: 0.346, SLG: 0.487 (1, 9)										3	0	1	1	1	1	1									
Joe Oliver, R OBP: 0.263, SLG: 0.351 (1, 2)										3	0	0	0	0	1	0									
Randy Myers, L OBP: 0.287, SLG: 0.333 Ted Power, R (2, 1)										0	0	0	0	0	0	0									
Chris Jones, R OBP: 0.335, SLG: 0.587 Norm Charlton, L OBP: 0.345, SLG: 0.497 Luis Guinones, S OBP: 0.357, SLG: 0.289 Herm Winstingham, L OBP: 0.296, SLG: 0.290 (8, PH) (8, 1) (8, PH) (8, PH)										1	0	0	0	0	0	0									
Inning Stats	R: 0 E: 0 K: 1 S: 8	H: 0 LOB: 0 BB: 0 P: 13	R: 1 E: 1 K: 0 S: 8	H: 1 LOB: 1 BB: 0 P: 14	R: 0 E: 0 K: 2 S: 7	H: 0 LOB: 0 BB: 0 P: 11	R: 0 E: 0 K: 0 S: 5	H: 1 LOB: 1 BB: 1 P: 11	R: 0 E: 0 K: 0 S: 6	H: 0 LOB: 0 BB: 0 P: 12	R: 0 E: 0 K: 1 S: 9	H: 0 LOB: 1 BB: 1 P: 19	R: 0 E: 0 K: 2 S: 9	H: 0 LOB: 1 BB: 1 P: 16	R: 0 E: 0 K: 0 S: 7	H: 1 LOB: 2 BB: 1 P: 13	R: 1 E: 0 K: 0 S: 9	H: 1 LOB: 1 BB: 1 P: 20	1B: 4 2B: 0 3B: 0 HR: 0	SF: 1 SAC: 0 DP: 1 HBP: 0	WP: 0 PB: 0 SB: 2 CS: 1	PA: 35			
PITCHER	IP	WLS	BF	H	R	ER	SO	BB	IBB	HBP	BLK	WP	HR	S	P	ERA	WHIP								
Bob Ojeda, L ERA: 3.31	7.1		28	3	1	0	6	4	0	0	0	0	0	56	105	0.00	0.955								
Roger McDowell, R ERA: 3.03	1.2	W	6	1	1	1	0	1	0	0	0	0	0	12	24	5.40	1.200								

Batter	1	2	3	4	5	6	7	8	9	AB	R	H	RBI	BB	SO	LOB	BOTTOM								
Brett Butler, L OBP: 0.406, SLG: 0.343 (1, 8)										2	0	0	0	3	0	0	Cincinnati Reds @ Los Angeles Dodgers Dodger Stadium, Los Angeles, CA Mon Aug 12 1991, 7:05 PM PDT Att: 42,056 - Cloudy - 75 F								
Juan Samuel, R OBP: 0.346, SLG: 0.419 (1, 4)										5	1	1	1	0	1	5									
Kal Daniels, L OBP: 0.345, SLG: 0.416 (1, 7)										3	0	1	1	1	0	2									
Darryl Strawberry, L OBP: 0.353, SLG: 0.457 (1, 9)										4	0	1	0	0	2	1									
Eddie Murray, S OBP: 0.305, SLG: 0.373 (1, 3)										3	1	1	1	1	0	2									
Gary Carter, R OBP: 0.306, SLG: 0.378 Mike Scioscia, L OBP: 0.369, SLG: 0.388 (8, PH) (9, 2)										3	0	0	0	0	0	0									
Lenny Harris, L OBP: 0.366, SLG: 0.366 (8, 5) (9, 5)										3	1	1	0	1	2	0									
Mike Sharperson, R OBP: 0.353, SLG: 0.358 Jose Offerman, S OBP: 0.306, SLG: 0.197 (1, 5) (9, 6)										3	0	0	0	0	1	1									
Bob Ojeda, L OBP: 0.250, SLG: 0.275 Roger McDowell, R (8, 1)										2	0	1	0	1	0	0									
Chris Gwynn, L OBP: 0.317, SLG: 0.435 (9, PH)										1	0	0	0	0	1	1									
Inning Stats	R: 1 E: 1 K: 0 S: 17	H: 2 LOB: 2 BB: 0 P: 27	R: 0 E: 0 K: 0 S: 16	H: 1 LOB: 3 BB: 2 P: 32	R: 1 E: 0 K: 1 S: 10	H: 1 LOB: 0 BB: 0 P: 14	R: 0 E: 0 K: 2 S: 7	H: 0 LOB: 0 BB: 0 P: 11	R: 0 E: 0 K: 0 S: 12	H: 0 LOB: 1 BB: 1 P: 21	R: 0 E: 0 K: 1 S: 6	H: 0 LOB: 0 BB: 0 P: 10	R: 0 E: 0 K: 1 S: 8	H: 1 LOB: 2 BB: 1 P: 14	R: 0 E: 0 K: 1 S: 9	H: 0 LOB: 0 BB: 1 P: 16	R: 1 E: 0 K: 1 S: 11	H: 1 LOB: 2 BB: 2 P: 27	1B: 5 2B: 0 3B: 0 HR: 1	SF: 0 SAC: 1 DP: 0 HBP: 0	WP: 0 PB: 0 SB: 2 CS: 1	PA: 38			
PITCHER	IP	WLS	BF	H	R	ER	SO	BB	IBB	HBP	BLK	WP	HR	S	P	ERA	WHIP								
Randy Myers, L ERA: 3.81	1.2		10	3	1	0	0	2	0	0	0	0	0	30	53	0.00	3.000								
Ted Power, R ERA: 3.08	3.1		12	1	1	1	3	1	0	0	0	0	1	32	52	2.70	0.600								
Norm Charlton, L ERA: 3.81	2.0		8	1	0	0	2	1	0	0	0	0	0	14	24	0.00	1.000								
Rob Dibble, R ERA: 2.24	1.2	L	8	1	1	1	2	2	1	0	0	0	0	20	43	5.40	1.800								

AB 28
R 2
H 4
RBI 2
BB 5
SO 6
LOB 11



AB 30
R 3
H 6
RBI 3
BB 7
SO 7
LOB 13



Batter	1	2	3	4	5	6	7	8	9	10	AB	R	H	RBI	BB	SO	LOB	TOP							
Barry Larkin, R OBP: 0.372, SLG: 0.522 (1, 6)	2-2 FC6-4 1B	3-2 G4-3		1-3 K		0-0 FC6-4 1B			2-2 P6		5	1	2	0	0	1	5								
Billy Hatcher, R OBP: 0.315, SLG: 0.377 Norm Charlton, S OBP: 0.045, SLG: 0.091 Luis Quinones, S OBP: 0.285, SLG: 0.266 Rob Dibble, L (9, 1)	0-1 FC6-4 G3		1-2 G1-3		3-2 G6-3		2-0 FC6-4 1B		3-2 G3		4	0	1	0	0	0	1								
Bill Doran, S OBP: 0.368, SLG: 0.393 (1, 4)	3-1 G3		0-2 G6-3		4-1 FC5-4 BB		2-0 FC6-4			2-2 G1-3	4	0	0	1	1	0	2								
Paul O'Neill, L OBP: 0.346, SLG: 0.485 (1, 9)	4-2 BB		3-1 G3-1		0-1 L4		3-2 F7			1-2 2B FC4-6 1B	4	1	1	0	1	0	2								
Chris Sabo, R OBP: 0.353, SLG: 0.494 (1, 5)	3-2 P3			0-3 K		0-0 FC5-4			3-2 F8		5	0	1	0	0	1	3								
Carmelo Martinez, R OBP: 0.344, SLG: 0.371 (1, 3)		2-0 HR		0-3 K		0-1 L6			1-1 P3		4	1	1	1	1	1	0								
Glenn Braggs, R OBP: 0.312, SLG: 0.433 (1, 7)		1-1 S 1B		0-0 E 2B		2-2 G6-3			1-0 G6-3		5	1	2	1	0	0	2								
Joe Oliver, R OBP: 0.288, SLG: 0.350 Tim Layana, R (9, PR)		3-3 K 1B		4-0 E 2B		2-1 F7			1-1 SH3-4 1B		3	0	1	0	1	1	1								
Jeff Reed, L OBP: 0.346, SLG: 0.370 (9, 2)		1-2 K 1B		1-2 E IBB					1-0 FC5-4		0	0	0	0	0	0	0								
Tom Browning, L OBP: 0.208, SLG: 0.250 Herm Winningham, L OBP: 0.254, SLG: 0.287 (7, 8)		2-3 K		0-0 E IBB		1-2 2-H E6			3-3 K		2	0	0	0	0	1	2								
Inning Stats	R: 0 E: 0 K: 0 S: 13	H: 1 LOB: 2 BB: 1 P: 25	R: 1 E: 0 K: 2 S: 12	H: 2 LOB: 1 BB: 0 P: 23	R: 0 E: 0 K: 0 S: 8	H: 0 LOB: 0 BB: 0 P: 12	R: 1 E: 1 K: 3 S: 11	H: 1 LOB: 2 BB: 1 P: 16	R: 0 E: 0 K: 0 S: 7	H: 0 LOB: 0 BB: 0 P: 14	R: 0 E: 0 K: 0 S: 7	H: 0 LOB: 0 BB: 0 P: 11	R: 1 E: 0 K: 1 S: 9	H: 2 LOB: 1 BB: 0 P: 19	R: 0 E: 0 K: 0 S: 6	H: 0 LOB: 0 BB: 0 P: 11	R: 0 E: 0 K: 0 S: 11	H: 1 LOB: 2 BB: 0 P: 17	R: 1 E: 0 K: 0 S: 11	H: 2 LOB: 2 BB: 1 P: 19	1B: 6 2B: 2 3B: 0 HR: 1	SF: 0 SAC: 1 DP: 0 HBP: 0	WP: 0 PA: 44		
PITCHER	IP WLS BF H R ER SO ERA WHIP	IP WLS BF H R ER SO ERA WHIP	IP WLS BF H R ER SO ERA WHIP	IP WLS BF H R ER SO ERA WHIP	IP WLS BF H R ER SO ERA WHIP	IP WLS BF H R ER SO ERA WHIP	IP WLS BF H R ER SO ERA WHIP	IP WLS BF H R ER SO ERA WHIP	IP WLS BF H R ER SO ERA WHIP	IP WLS BF H R ER SO ERA WHIP	IP WLS BF H R ER SO ERA WHIP	IP WLS BF H R ER SO ERA WHIP	IP WLS BF H R ER SO ERA WHIP	IP WLS BF H R ER SO ERA WHIP	IP WLS BF H R ER SO ERA WHIP	IP WLS BF H R ER SO ERA WHIP	IP WLS BF H R ER SO ERA WHIP	IP WLS BF H R ER SO ERA WHIP	IP WLS BF H R ER SO ERA WHIP	IP WLS BF H R ER SO ERA WHIP	IP WLS BF H R ER SO ERA WHIP	IP WLS BF H R ER SO ERA WHIP	IP WLS BF H R ER SO ERA WHIP	IP WLS BF H R ER SO ERA WHIP	
Mike Morgan, R ERA: 2.43	6.0	2.0	1.0	1.0	1.0	1.0	1.0	1.0	1.0	1.0	1.0	1.0	1.0	1.0	1.0	1.0	1.0	1.0	1.0	1.0	1.0	1.0	1.0	1.0	1.0
Kevin Gross, R ERA: 3.86	7.1	2.0	1.0	1.0	1.0	1.0	1.0	1.0	1.0	1.0	1.0	1.0	1.0	1.0	1.0	1.0	1.0	1.0	1.0	1.0	1.0	1.0	1.0	1.0	1.0
Jay Howell, R ERA: 3.43	9.1	1.0	1.0	1.0	1.0	1.0	1.0	1.0	1.0	1.0	1.0	1.0	1.0	1.0	1.0	1.0	1.0	1.0	1.0	1.0	1.0	1.0	1.0	1.0	1.0
Roger McDowell, R ERA: 3.12	10.1	1.0	1.0	1.0	1.0	1.0	1.0	1.0	1.0	1.0	1.0	1.0	1.0	1.0	1.0	1.0	1.0	1.0	1.0	1.0	1.0	1.0	1.0	1.0	1.0

Cincinnati Reds @ Los Angeles Dodgers
 Dodger Stadium, Los Angeles, CA
 Tue Aug 13 1991, 7:05 PM PDT
 Att: 41,202 - Cloudy - 77 F

AB	39
R	4
H	9
RBI	3
BB	4
SO	6
LOB	22



Batter	1	2	3	4	5	6	7	8	9	10	AB	R	H	RBI	BB	SO	LOB	BOTTOM							
Brett Butler, L OBP: 0.408, SLG: 0.345 (1, 8)	2-0 CS 1B		3-2 BLK 1B		3-2 E4 1B HBP	4-2 BB		2-2 FC6-4			4	1	2	0	1	0	1								
Juan Samuel, R OBP: 0.344, SLG: 0.415 (1, 4)	2-1 G6-3		0-3 K		1-2 1B HBP	0-0 P3			1-3 K		4	0	0	0	0	2	5								
Kal Daniels, L OBP: 0.348, SLG: 0.417 Roger McDowell, R (10, 1)	4-0 2B BB		3-3 K		0-0 1B		0-0 WP 1B		2-2 G6-3		4	1	2	1	1	1	1								
Darryl Strawberry, L OBP: 0.394, SLG: 0.459 (1, 9)	0-0 2B		1-2 K		1-3 K		2-1 G3		1-3 K		5	0	2	1	0	2	2								
Eddie Murray, S OBP: 0.304, SLG: 0.371 (1, 3)	0-0 F9		3-1 F7		0-2 SH5-4 1B		0-1 FC1-6 1B			3-1 F9	5	1	1	0	0	0	3								
Gary Carter, R OBP: 0.310, SLG: 0.381 Chris Gwynn, L OBP: 0.314, SLG: 0.431 (10, PH)		2-1 G5-3		1-1 FC6-4 1B		1-1 1B SH5-4 1B		1-0 G4-6-3		1-0 P5	4	0	2	0	0	0	1								
Lenny Harris, L OBP: 0.361, SLG: 0.361 (9, 5)		1-0 F7		0-0 FC6-4		1-2 SH5-4		0-0 F8		0-0 G4-3	4	0	0	0	0	0	1								
Mike Sharperson, R OBP: 0.357, SLG: 0.358 Jay Howell, R (9, 1)		2-3 K		1-2 G4-3		0-1 BB 1B		4-0 FC6-4 BB			3	0	1	1	1	1	0								
Stan Javier, S OBP: 0.255, SLG: 0.296 (10, 7)											0	0	0	0	0	0	0								
Mike Morgan, R OBP: 0.073, SLG: 0.075 Mitch Webster, S OBP: 0.254, SLG: 0.308 Kevin Gross, R OBP: 0.353, SLG: 0.375 Jose Offerman, S OBP: 0.301, SLG: 0.194 (8, 6)			0-3 K		0-0 G6-3		0-0 F9		0-3 K		2	0	0	0	0	1	0								
Inning Stats	R: 0 E: 0 K: 0 S: 5	H: 2 LOB: 2 BB: 1 P: 13	R: 0 E: 0 K: 1 S: 6	H: 0 LOB: 0 BB: 0 P: 11	R: 0 E: 0 K: 3 S: 14	H: 1 LOB: 1 BB: 0 P: 20	R: 0 E: 0 K: 1 S: 9	H: 1 LOB: 1 BB: 0 P: 14	R: 1 E: 0 K: 0 S: 15	H: 3 LOB: 3 BB: 1 P: 24	R: 1 E: 0 K: 0 S: 6	H: 2 LOB: 0 BB: 0 P: 9	R: 0 E: 0 K: 1 S: 7	H: 0 LOB: 1 BB: 1 P: 13	R: 0 E: 0 K: 2 S: 11	H: 0 LOB: 0 BB: 0 P: 15	R: 0 E: 0 K: 0 S: 4	H: 0 LOB: 0 BB: 0 P: 8	R: 0 E: 0 K: 0 S: 4	H: 0 LOB: 0 BB: 0 P: 8	1B: 9 2B: 1 3B: 0 HR: 0	SF: 0 SAC: 1 DP: 1 HBP: 1	WP: 1 PA: 43		
PITCHER	IP WLS BF H R ER SO ERA WHIP	IP WLS BF H R ER SO ERA WHIP	IP WLS BF H R ER SO ERA WHIP	IP WLS BF H R ER SO ERA WHIP	IP WLS BF H R ER SO ERA WHIP	IP WLS BF H R ER SO ERA WHIP	IP WLS BF H R ER SO ERA WHIP	IP WLS BF H R ER SO ERA WHIP	IP WLS BF H R ER SO ERA WHIP	IP WLS BF H R ER SO ERA WHIP	IP WLS BF H R ER SO ERA WHIP	IP WLS BF H R ER SO ERA WHIP	IP WLS BF H R ER SO ERA WHIP	IP WLS BF H R ER SO ERA WHIP	IP WLS BF H R ER SO ERA WHIP	IP WLS BF H R ER SO ERA WHIP	IP WLS BF H R ER SO ERA WHIP	IP WLS BF H R ER SO ERA WHIP	IP WLS BF H R ER SO ERA WHIP	IP WLS BF H R ER SO ERA WHIP	IP WLS BF H R ER SO ERA WHIP	IP WLS BF H R ER SO ERA WHIP	IP WLS BF H R ER SO ERA WHIP	IP WLS BF H R ER SO ERA WHIP	
Tom Browning, L ERA: 4.13	6.0	2.0	1.0	1.0	1.0	1.0	1.0	1.0	1.0	1.0	1.0	1.0	1.0	1.0	1.0	1.0	1.0	1.0	1.0	1.0	1.0	1.0	1.0	1.0	1.0
Norm Charlton, L ERA: 3.82	7.1	2.0	1.0	1.0	1.0	1.0	1.0	1.0	1.0	1.0	1.0	1.0	1.0	1.0	1.0	1.0	1.0	1.0	1.0	1.0	1.0	1.0	1.0	1.0	1.0
Rob Dibble, R ERA: 2.16	9.1	2.0	1.0	1.0	1.0	1.0	1.0	1.0	1.0	1.0	1.0	1.0	1.0	1.0	1.0	1.0	1.0	1.0	1.0	1.0	1.0	1.0	1.0	1.0	1.0

Cincinnati Reds @ Los Angeles Dodgers
 Dodger Stadium, Los Angeles, CA
 Tue Aug 13 1991, 7:05 PM PDT
 Att: 41,202 - Cloudy - 77 F

AB	38
R	3
H	10
RBI	3
BB	3
SO	8
LOB	17



Batter	1	2	3	4	5	6	7	8	9	AB	R	H	RBI	BB	SO	LOB	TOP					
Barry Larkin, R OBP: 0.373, SLG: 0.519 (1, 6)	G5-3		FC6-4 BB		BB BB		F9			2	0	0	0	2	0	0	Cincinnati Reds @ Los Angeles Dodgers Dodger Stadium, Los Angeles, CA Wed Aug 14 1991, 7:05 PM PDT Att: 41,787 - Sunny - 76 F					
Herm Winningham, L OBP: 0.281, SLG: 0.288 (1, 8)	G4-3		FC6-4		BB BB			CS 1B		3	0	1	0	1	0	2						
Hal Morris, L OBP: 0.368, SLG: 0.472 (1, 3)	G1-3			K	K			CS 1B		4	0	1	0	0	2	3						
Paul O'Neill, L OBP: 0.346, SLG: 0.492 (8, PH)		K		HR		K		K		3	1	1	1	0	2	0						
Chris Jones, R OBP: 0.515, SLG: 0.548 (8, 9)								K		1	0	0	0	0	1	2						
Bill Doran, S OBP: 0.367, SLG: 0.391 (1, 4)	G5-3			K		1B		G3		4	0	1	0	0	1	1						
Carmelo Martinez, R OBP: 0.338, SLG: 0.363 (1, 7)	K			G6-3		F7			G5-3	4	0	0	0	0	1	1						
Luis Quiñones, S OBP: 0.284, SLG: 0.266 (1, 5)			FC1-6 1B		E5 BB SH2-3	F7		G6-3		4	0	1	0	0	0	1						
Joe Oliver, R OBP: 0.263, SLG: 0.343 (1, 2)			K		F9		P5	K		4	0	0	0	0	2	2						
Mo Sanford, R OBP: 0.314, SLG: 0.376 (7, PH)			FC1-6 BB		SH2-3		G5-3			1	0	0	0	0	0	1						
Billy Hatcher, R OBP: 0.314, SLG: 0.376 (7, PH)										1	0	0	0	0	0	0						
Milt Hill, R OBP: 0.311, SLG: 0.382 (7, 1)										0	0	0	0	0	0	0						
Inning Stats	R: 0 E: 0 K: 0 S: 11	H: 0 LOB: 0 BB: 0 P: 15	R: 0 E: 0 K: 2 S: 9	H: 0 LOB: 0 BB: 0 P: 15	R: 0 E: 0 K: 1 S: 12	H: 1 LOB: 2 BB: 1 P: 22	R: 1 E: 0 K: 2 S: 14	H: 1 LOB: 0 BB: 0 P: 19	R: 0 E: 1 K: 1 S: 12	H: 0 LOB: 3 BB: 2 P: 23	R: 0 E: 0 K: 0 S: 11	H: 1 LOB: 1 BB: 0 P: 18	R: 0 E: 0 K: 0 S: 7	H: 0 LOB: 0 BB: 0 P: 10	R: 0 E: 0 K: 1 S: 11	H: 2 LOB: 1 BB: 0 P: 14	R: 0 E: 0 K: 1 S: 9	H: 0 LOB: 0 BB: 0 P: 12	1B: 4 2B: 0 3B: 0 HR: 1	SF: 0 SAC: 1 DP: 0 HBP: 0	WP: 0 PB: 0 SB: 0 CS: 2	PA: 35
PITCHER	IP WLS BF H R ER SO BB IBB HBP BLK WP HR S P ERA WHIP																					
Tim Belcher, R ERA: 2.69 (1, 1)	7.0 W 30 5 1 1 7 3 0 0 0 0 0 1 80 128 1.29 1.143																					
John Candelaria, L ERA: 2.29 (8, 1)	1.0 2 0 0 0 1 0 0 0 0 0 0 0 7 8 0.00 0.000																					
Jay Howell, R ERA: 3.35 (9, 1)	1.0 S 3 0 0 0 1 0 0 0 0 0 0 0 9 12 0.00 0.000																					

Batter	1	2	3	4	5	6	7	8	9	AB	R	H	RBI	BB	SO	LOB	BOTTOM					
Brett Butler, L OBP: 0.409, SLG: 0.346 (1, 8)	K	E9 1B		L1			CS 1B			4	0	2	1	0	1	0	Cincinnati Reds @ Los Angeles Dodgers Dodger Stadium, Los Angeles, CA Wed Aug 14 1991, 7:05 PM PDT Att: 41,787 - Sunny - 76 F					
Juan Samuel, R OBP: 0.345, SLG: 0.413 (1, 4)	BB 1B			L7			K			2	1	0	0	2	1	1						
Kal Daniels, L OBP: 0.348, SLG: 0.414 (1, 7)	1B			F8			K			2	0	0	0	1	1	2						
Stan Javier, S OBP: 0.253, SLG: 0.294 (7, 7)	1B									1	0	0	0	0	1	0						
Darryl Strawberry, L OBP: 0.353, SLG: 0.457 (1, 9)	G4-6-3 1B		L8		G4-1			G4-3		4	0	1	1	0	0	0						
Eddie Murray, S OBP: 0.303, SLG: 0.369 (1, 3)	G4-6-3		1B G6-3 1B		F7			E4		4	0	1	0	0	0	2						
Lenny Harris, L OBP: 0.383, SLG: 0.366 (1, 5)		S WP 1B 1B	G6-3		G6-3			1B 2B		4	2	2	0	0	0	1						
Mike Scioscia, L OBP: 0.370, SLG: 0.389 (1, 2)		1B 1B								2	0	1	0	0	1	1						
Gary Carter, R OBP: 0.311, SLG: 0.382 (6, 2)	K			BB 1B		G1-3		1B		2	0	1	1	0	0	0						
Jose Offerman, S OBP: 0.312, SLG: 0.188 (1, 6)		1B E BB		1B BB		B5-3		L7		2	1	0	0	2	0	1						
Tim Belcher, R OBP: 0.137, SLG: 0.157 (1, 1)										3	0	0	0	0	2	5						
John Candelaria, L OBP: 0.311, SLG: 0.382 (8, 1)										0	0	0	0	0	0	0						
Jay Howell, R OBP: 0.311, SLG: 0.382 (9, 1)										0	0	0	0	0	0	0						
Inning Stats	R: 1 E: 0 K: 1 S: 12	H: 1 LOB: 1 BB: 2 P: 23	R: 2 E: 1 K: 3 S: 21	H: 2 LOB: 2 BB: 2 P: 34	R: 0 E: 0 K: 1 S: 13	H: 2 LOB: 3 BB: 1 P: 20	R: 0 E: 0 K: 0 S: 4	H: 0 LOB: 0 BB: 0 P: 11	R: 0 E: 0 K: 0 S: 8	H: 0 LOB: 0 BB: 0 P: 12	R: 0 E: 0 K: 0 S: 4	H: 0 LOB: 0 BB: 0 P: 7	R: 0 E: 0 K: 2 S: 10	H: 1 LOB: 0 BB: 0 P: 12	R: 1 E: 1 K: 0 S: 9	H: 2 LOB: 1 BB: 0 P: 11	R: 0 E: 0 K: 0 S: 9	H: 0 LOB: 0 BB: 0 P: 12	1B: 7 2B: 1 3B: 0 HR: 0	SF: 0 SAC: 0 DP: 1 HBP: 0	WP: 1 PB: 0 SB: 2 CS: 1	PA: 35
PITCHER	IP WLS BF H R ER SO BB IBB HBP BLK WP HR S P ERA WHIP																					
Mo Sanford, R ERA: 1.38 (1, 1)	6.0 L 27 5 3 2 5 5 0 0 0 0 0 0 62 107 3.00 1.667																					
Milt Hill, R ERA: 1.69 (7, 1)	2.0 8 3 1 1 2 0 0 0 0 0 0 0 19 23 4.50 1.500																					




Batter	1	2	3	4	5	6	7	8	9	10	AB	R	H	RBI	BB	SO	LOB								
Craig Biggio, R OBP: 0.358, SLG: 0.360 (1, 2)	G4-3	L9		P2 5 1B		K		F8		F8	6	1	1	2	0	1	3								
Steve Finley, L OBP: 0.337, SLG: 0.422 (7, 8) (9, 8)	F7		G4-3	P2		K		P2			5	0	0	0	0	1	1								
5 Jeff Bagwell, R OBP: 0.386, SLG: 0.429 (1, 3)			F8	FC6-4 1B		K		1B SF8		1B	4	1	2	1	1	1	0								
Ken Caminiti, S OBP: 0.300, SLG: 0.366 (1, 5)	K			FC6-4 1B		G4-3		1B		1B	5	0	2	0	0	1	2								
Mike Simms, R OBP: 0.317, SLG: 0.324 (7, 8)						G1-3		SF8			3	1	1	0	1	0	1								
Gerald Young, S OBP: 0.292, SLG: 0.264 (9, PH)			G6-3								0	0	0	0	0	0	0								
Rafael Ramirez, R OBP: 0.232, SLG: 0.312 (9, 4)				FC4-2 2B							0	0	0	1	0	0	0								
Javier Ortiz, R OBP: 0.420, SLG: 0.477 (7, 1)											4	2	3	1	0	0	1								
Rob Mallicoat, L OBP: 1.000, SLG: 1.000 (8, 1)											0	0	0	0	0	0	0								
Curt Schilling, R OBP: 0.321, SLG: 0.381 (9, 9)											4	1	2	0	1	1	0								
Casey Candaele, S OBP: 0.233, SLG: 0.349 (1, 6)											2	0	0	0	0	1	4								
Andujar Cedeno, R OBP: 0.333, SLG: 0.250 (5, 1)											0	0	0	0	0	0	0								
Ryan Bowen, R OBP: 0.244, SLG: 0.211 (7, 7)											1	0	0	0	0	0	0								
Jimmy Jones, R OBP: 0.310, SLG: 0.436 (7, 7)											1	0	0	0	0	0	0								
Luis Gonzalez, L OBP: 0.310, SLG: 0.436 (7, 7)											1	0	0	0	0	0	0								
Inning Stats	R: 0 E: 0 K: 1 S: 11	H: 0 LOB: 1 BB: 1 P: 19	R: 1 E: 0 K: 13 S: 13	H: 2 LOB: 1 BB: 1 P: 27	R: 0 E: 0 K: 0 S: 8	H: 1 LOB: 1 BB: 0 P: 11	R: 4 E: 1 K: 0 S: 17	H: 4 LOB: 1 BB: 0 P: 26	R: 0 E: 0 K: 0 S: 9	H: 1 LOB: 2 BB: 1 P: 15	R: 0 E: 0 K: 3 S: 9	H: 0 LOB: 0 BB: 0 P: 15	R: 1 E: 0 K: 0 S: 11	H: 1 LOB: 0 BB: 0 P: 17	R: 0 E: 0 K: 0 S: 3	H: 0 LOB: 0 BB: 0 P: 4	R: 1 E: 0 K: 1 S: 7	H: 2 LOB: 1 BB: 0 P: 13	R: 0 E: 0 K: 1 S: 7	H: 0 LOB: 1 BB: 0 P: 11	1B: 7 2B: 3 3B: 0 HR: 1	SF: 2 SAC: 1 DP: 0 HBP: 1	WP: 1 PB: 0 SB: 0 CS: 0	PA: 46	
PITCHER	IP	WLS	BF	H	R	ER	SO	BB	IBB	HBP	BLK	WP	HR	S	P	ERA	WHIP								
Bob Ojeda, L ERA: 3.42	3.2		21	7	5	3	2	2	0	0	0	0	0	47	81	7.36	2.455								
Tim Crews, R ERA: 3.02	0.1		1	0	0	0	0	0	0	0	0	0	0	2	2	0.00	0.000								
Jim Gott, R ERA: 3.49	2.0		8	1	0	0	3	0	1	0	0	1	0	18	30	0.00	0.500								
Roger McDowell, R ERA: 3.07	2.0		7	1	1	1	0	0	0	0	0	0	1	14	21	4.50	0.500								
John Candelaria, L ERA: 2.51	1.0		5	2	1	1	1	0	0	0	0	0	0	9	13	9.00	2.000								

TOP

Houston Astros @ Los Angeles Dodgers
Dodger Stadium, Los Angeles, CA
Sat Aug 17 1991, 7:05 PM PDT
Att. 46,001 - Overcast

AB 39
R 7
H 11
RBI 7
BB 3
SO 7
LOB 16




Batter	1	2	3	4	5	6	7	8	9	10	AB	R	H	RBI	BB	SO	LOB								
Brett Butler, L OBP: 0.412, SLG: 0.350 (1, 8)	G3 2B 1B		G4-3 WP 1B	SF7		G6-3		WP 1B BB			4	2	3	1	1	0	1								
Lenny Harris, L OBP: 0.359, SLG: 0.355 (1, 5) (8, 6)	G3 2B BB		G4-3	F8		G1-3		BB WP 1B		F7	5	1	1	0	1	0	5								
Kal Daniels, L OBP: 0.350, SLG: 0.406 (9, 1)											4	1	1	0	1	3	5								
John Candelaria, L OBP: 0.389, SLG: 0.412 (10, PH)											0	0	0	0	0	0	0								
Jay Howell, R OBP: 0.389, SLG: 0.412 (10, PH)											0	0	0	0	0	0	0								
Kevin Gross, R OBP: 0.389, SLG: 0.412 (10, PH)											1	1	1	0	0	0	0								
Darryl Strawberry, L OBP: 0.394, SLG: 0.466 (1, 9)	G3										3	1	1	2	3	1	4								
Eddie Murray, S OBP: 0.308, SLG: 0.375 (1, 3)											5	0	4	4	1	1	2								
Juan Samuel, R OBP: 0.340, SLG: 0.403 (1, 4)											5	0	0	0	0	3	7								
Mike Scioscia, L OBP: 0.370, SLG: 0.387 (7, PH)											3	1	1	0	0	1	1								
Gary Carter, R OBP: 0.312, SLG: 0.392 (8, 2)											2	1	1	1	0	0	2								
Jose Offerman, S OBP: 0.318, SLG: 0.216 (7, PH)											3	0	1	0	0	0	1								
Mitch Webster, S OBP: 0.267, SLG: 0.306 (8, 5)											1	0	0	0	0	0	2								
Mike Sharperson, R OBP: 0.352, SLG: 0.352 (8, 5)											1	0	0	0	0	0	0								
Bob Ojeda, L OBP: 0.314, SLG: 0.288 (4, PH)											1	0	0	0	0	0	0								
Tim Crews, R ERA: 4.24											0	0	0	0	0	0	0								
Dave Hansen, L OBP: 0.300, SLG: 0.429 (5, 1)											0	0	0	0	0	0	0								
Jim Gott, R ERA: 4.34											0	0	0	0	0	0	0								
Stan Javier, S OBP: 0.299, SLG: 0.299 (7, 1)											1	0	1	0	0	0	0								
Roger McDowell, R OBP: 0.318, SLG: 0.423 (8, PH)											0	0	0	0	0	0	0								
Chris Owen, L OBP: 0.318, SLG: 0.423 (8, PH)											2	0	0	0	0	0	1								
Inning Stats	R: 2 E: 0 K: 2 S: 12	H: 2 LOB: 1 BB: 1 P: 23	R: 0 E: 0 K: 5 S: 5	H: 0 LOB: 0 BB: 0 P: 8	R: 0 E: 0 K: 2 S: 13	H: 1 LOB: 1 BB: 1 P: 24	R: 1 E: 0 K: 1 S: 13	H: 2 LOB: 2 BB: 1 P: 24	R: 2 E: 0 K: 0 S: 14	H: 3 LOB: 1 BB: 0 P: 20	R: 0 E: 0 K: 1 S: 11	H: 1 LOB: 1 BB: 0 P: 16	R: 0 E: 0 K: 1 S: 8	H: 1 LOB: 2 BB: 1 P: 14	R: 1 E: 0 K: 1 S: 14	H: 1 LOB: 3 BB: 3 P: 33	R: 1 E: 0 K: 1 S: 12	H: 2 LOB: 1 BB: 0 P: 19	R: 1 E: 0 K: 0 S: 5	H: 2 LOB: 2 BB: 1 P: 10	1B: 11 2B: 2 3B: 0 HR: 2	SF: 1 SAC: 0 DP: 0 HBP: 0	WP: 3 PB: 0 SB: 1 CS: 0	PA: 50	
PITCHER	IP	WLS	BF	H	R	ER	SO	BB	IBB	HBP	BLK	WP	HR	S	P	ERA	WHIP								
Ryan Bowen, R ERA: 6.18	4.0		7	8	5	6	6	3	0	0	0	2	1	48	86	11.25	2.750								
Jimmy Jones, R ERA: 4.24	2.0		3	1	0	0	1	0	0	0	0	0	0	20	29	0.00	0.500								
Rob Mallicoat, L ERA: 4.34	0.1		3	1	0	0	1	1	0	0	0	0	0	6	10	0.00	6.000								
Curt Schilling, R ERA: 4.34	1.1		7	1	1	1	1	2	0	0	0	1	0	14	29	6.75	2.250								
Al Osuna, L ERA: 2.84	0.0		1	0	0	0	0	1	0	0	0	0	0	0	4	∞	∞								

BOTTOM

Houston Astros @ Los Angeles Dodgers
Dodger Stadium, Los Angeles, CA
Sat Aug 17 1991, 7:05 PM PDT
Att. 46,001 - Overcast

AB 41
R 8
H 15
RBI 8
BB 8
SO 10
LOB 30



Batter	1	2	3	4	5	6	7	8	9	AB	R	H	RBI	BB	SO	LOB	TOP								
Steve Finley, L (1, 8) OBP: 0.340, SLG: 0.429	1-1 G6-3	1-0		0-3 K2-3				0-1 5 SF7 3B		5	1	3	2	0	1	0									
Rafael Ramirez, R (1, 4) OBP: 0.283, SLG: 0.313	2-0 F8	0-3 K		1-2 SH5-4 1B				0-2 G6-3		3	0	1	0	0	1	2									
Jimmy Jones, R (6, 1) OBP: 0.244, SLG: 0.211				5 1B						0	0	0	0	0	0	0									
Rob Mallicoat, L (7, 1)										1	0	0	0	0	0	1									
Craig Biggio, R (7, 2) OBP: 0.357, SLG: 0.359										1	0	0	0	0	0	1									
5 Jeff Bagwell, R (1, 3) OBP: 0.361, SLG: 0.424	1-2 G4-3		1-0 G3	1-1 E5				0-2 SF7		4	0	0	2	0	0	2									
Luis Gonzalez, L (1, 7) OBP: 0.313, SLG: 0.445		0-0 G4-3	0-0 BB 1B	0-1 G3				3-H 4-1 HR		4	2	2	1	1	0	2									
Ken Caminiti, S (1, 5) OBP: 0.301, SLG: 0.364		4-2 1B FC5-4 BB	1-2 BB	2-2 F8				0-0 F8		3	1	0	0	2	0	2									
Mike Simms, R (1, 9) OBP: 0.326, SLG: 0.333		1-2 FC5-4 1B	0-0 1-2 2-H 1B	3-2 L5				1-2 F7		4	0	2	1	0	0	0									
Gerald Young, S (7, 8) OBP: 0.290, SLG: 0.261		1-3 1B	1-2 1B	2-3 K						1	0	0	0	0	0	0									
Andujar Cedeno, R (1, 6) OBP: 0.242, SLG: 0.352		1-1 FC5-4 1B S	0-2 L9	2-3 K				0-0 G4-3 1B		5	1	2	1	0	1	3									
Tony Eusebio, R (1, 2) OBP: 0.400, SLG: 0.286		4-2 1B 1B BB	1-3 K	0-0 FC 1B 2B				1-2 G4-3		3	2	1	0	1	1	3									
Mark Portugal, R (1, 1) OBP: 0.324, SLG: 0.281		0-0 1-2 2-H 1B		1-2 L6				2-2 FC SH5-4 5 G6-3 1B		2	0	1	1	0	0	0									
Casey Candaele, S (6, PH) OBP: 0.319, SLG: 0.378		1-2 1B						1-1 F7		3	1	0	0	0	0	3									
Inning Stats	R: 0 E: 0 K: 0 S: 6	H: 0 LOB: 0 BB: 0 P: 10	R: 3 E: 0 K: 1 S: 15	H: 3 LOB: 2 BB: 2 P: 26	R: 1 E: 0 K: 1 S: 9	H: 2 LOB: 2 BB: 1 P: 15	R: 0 E: 1 K: 1 S: 14	H: 1 LOB: 0 BB: 0 P: 17	R: 0 E: 0 K: 1 S: 10	H: 0 LOB: 0 BB: 0 P: 17	R: 2 E: 0 K: 0 S: 12	H: 2 LOB: 2 BB: 1 P: 20	R: 0 E: 0 K: 0 S: 7	H: 1 LOB: 1 BB: 0 P: 9	R: 2 E: 0 K: 0 S: 10	H: 2 LOB: 0 BB: 0 P: 10	R: 0 E: 0 K: 0 S: 11	H: 1 LOB: 1 BB: 0 P: 15	1B: 9 2B: 1 3B: 1 HR: 1	SF: 1 SAC: 1 DP: 0 HBP: 0	WP: 0 PB: 0 SB: 2 CS: 0	PA: 45			
PITCHER	IP	WLS	BF	H	R	ER	SO	BB	IBB	HBP	BLK	WP	HR	S	P	ERA	WHIP								
Mike Morgan, R (1, 1) ERA: 2.65	6.0	L	32	8	6	6	4	4	0	0	0	0	0	66	105	9.00	2.000								
Roger McDowell, R (7, 1) ERA: 3.23	2.0		9	3	2	2	0	0	0	0	0	0	1	17	19	9.00	1.500								
Tim Crews, R (9, 1) ERA: 2.97	1.0		4	1	0	0	0	0	0	0	0	0	0	11	15	0.00	1.000								

Houston Astros @ Los Angeles Dodgers
Dodger Stadium, Los Angeles, CA
Sun Aug 18, 1991, 3:33 AM PDT
Att: 43,122 - Sunny - 77 F

AB	39
R	8
H	12
RBI	8
BB	4
SO	4
LOB	19



Batter	1	2	3	4	5	6	7	8	9	AB	R	H	RBI	BB	SO	LOB	BOTTOM								
Brett Butler, L (1, 8) OBP: 0.416, SLG: 0.353	4-1 1B 1B BB	4-2 BB		0-2 2-H 1B				2-2 G5-3		3	1	2	1	2	0	0									
Lenny Harris, L (1, 5) OBP: 0.358, SLG: 0.354	0-2 1B 2B	2-1 G4-3		1-1 G6-3				4-1 L4-3 BB		4	1	1	0	0	0	5									
Mike Sharperson, R (9, PH) OBP: 0.357, SLG: 0.352	1-3 1B									0	0	0	0	1	0	0									
Kal Daniels, L (1, 7) OBP: 0.351, SLG: 0.404	0-0 2B 1B		1-2 F7		2-3 K			4-2 1B S BB		4	0	1	1	1	1	1									
Darryl Strawberry, L (1, 9) OBP: 0.352, SLG: 0.465	1-1 L4-6 2B		2-3 K		2-2 E8 WP			2-3 K		5	0	1	1	0	2	1									
Eddie Murray, S (1, 3) OBP: 0.306, SLG: 0.371	1-3 K		2-1 G1		2-2 P5			1-2 F8		4	0	0	0	0	1	4									
Juan Samuel, R (1, 4) OBP: 0.341, SLG: 0.404	1-2 L4-6			1-0 E BB WP 1B		2-3 K		2-3 1B		4	1	2	0	0	1	3									
Mike Scioscia, L (1, 2) OBP: 0.373, SLG: 0.388		1-3 K		4-1 E2 B5-6-4 WP BB		2-2 FC3-6 BB 1B		1-1 K		2	0	1	0	1	1	0									
Gary Carter, R (7, PH) OBP: 0.311, SLG: 0.390				1-3 BB						1	0	0	0	0	1	2									
Jose Offerman, S (1, 6) OBP: 0.326, SLG: 0.211		3-2 G4-3		4-1 B5-6-4 1B BB		4-1 FC3-6 1B BB		2-1 L9		2	1	0	0	2	0	0									
Mike Morgan, R (1, 1) OBP: 0.086, SLG: 0.089		1-2 BB		1-2 B5-6-4		0-1 FC3-6 1B		1-3 K		3	0	1	0	0	0	4									
Roger McDowell, R (7, 1)										0	0	0	0	0	0	0									
Mitch Webster, S (6, PH) OBP: 0.266, SLG: 0.304										1	0	0	0	0	1	0									
Tim Crews, R (9, 1)										0	0	0	0	0	0	0									
Inning Stats	R: 2 E: 0 K: 1 S: 13	H: 3 LOB: 1 BB: 1 P: 20	R: 0 E: 0 K: 1 S: 15	H: 1 LOB: 2 BB: 1 P: 26	R: 0 E: 0 K: 1 S: 8	H: 0 LOB: 0 BB: 0 P: 13	R: 2 E: 1 K: 0 S: 8	H: 2 LOB: 1 BB: 2 P: 17	R: 0 E: 0 K: 0 S: 9	H: 0 LOB: 1 BB: 1 P: 17	R: 0 E: 0 K: 2 S: 10	H: 1 LOB: 2 BB: 1 P: 17	R: 0 E: 0 K: 1 S: 8	H: 0 LOB: 0 BB: 0 P: 13	R: 0 E: 0 K: 0 S: 6	H: 0 LOB: 0 BB: 1 P: 12	1B: 8 2B: 3 3B: 0 HR: 0	SF: 0 SAC: 0 DP: 3 HBP: 0	WP: 2 PB: 0 SB: 1 CS: 0	PA: 40					
PITCHER	IP	WLS	BF	H	R	ER	SO	BB	IBB	HBP	BLK	WP	HR	S	P	ERA	WHIP								
Mark Portugal, R (1, 1) ERA: 4.47	5.0	W	24	4	4	4	5	4	0	0	0	0	0	58	98	7.20	2.000								
Jimmy Jones, R (6, 1) ERA: 4.21	1.0		6	2	0	0	0	2	0	0	0	0	0	11	23	0.00	4.000								
Rob Mallicoat, L (7, 1) ERA:	3.0	S	10	1	0	0	3	1	0	0	0	0	0	22	36	0.00	0.667								

Houston Astros @ Los Angeles Dodgers
Dodger Stadium, Los Angeles, CA
Sun Aug 18, 1991, 3:33 AM PDT
Att: 43,122 - Sunny - 77 F

AB	33
R	4
H	9
RBI	3
BB	7
SO	8
LOB	20



Batter	1	2	3	4	5	6	7	8	9	10	AB	R	H	RBI	BB	SO	LOB	TOP	
Darin Jackson, R OBP: 0.321, SLG: 0.490	(1, 8) F8																		
Paul Faries, R OBP: 0.269, SLG: 0.228	(1, 4) L8																		
Tony Gwynn, L OBP: 0.367, SLG: 0.452	(1, 9) 1B																		
Fred McGriff, L OBP: 0.394, SLG: 0.497	(1, 3) 1B																		
Benito Santiago, R OBP: 0.270, SLG: 0.376	(1, 2) K																		
Jack Howell, L OBP: 0.283, SLG: 0.348																			
Jerald Clark, R OBP: 0.314, SLG: 0.379	(1, 7) K																		
Craig Shipley, R OBP: 0.222, SLG: 0.259	(1, 6) K																		
Tony Fernandez, S OBP: 0.339, SLG: 0.370	(9, PH) K																		
Dennis Rasmussen, L OBP: 0.189, SLG: 0.171	(8, 1) G3-1																		
Craig Leferts, L OBP: 0.259, SLG: 0.350	(9, PH) K																		
Oscar Azocar, L OBP: 0.259, SLG: 0.350	(9, PH) K																		
Larry Andersen, R OBP: 0.259, SLG: 0.350	(9, 1) K																		
Inning Stats	R: 0 E: 0 K: 1 S: 17	H: 2 LOB: 2 BB: 0 P: 20	R: 1 E: 0 K: 2 S: 12	H: 1 LOB: 0 BB: 0 P: 15	R: 0 E: 0 K: 1 S: 10	H: 1 LOB: 1 BB: 0 P: 9	R: 0 E: 0 K: 1 S: 7	H: 0 LOB: 0 BB: 0 P: 13	R: 0 E: 0 K: 2 S: 9	H: 1 LOB: 1 BB: 0 P: 10	R: 0 E: 0 K: 1 S: 8	H: 1 LOB: 1 BB: 0 P: 14	R: 1 E: 0 K: 1 S: 8	H: 1 LOB: 0 BB: 0 P: 13	R: 0 E: 0 K: 2 S: 12	H: 1 LOB: 1 BB: 0 P: 17	1B: 8 2B: 0 3B: 0 HR: 2	SF: 0 SAC: 1 DP: 0 HBP: 0	WP: 0 PA: 40
PITCHER	IP WLS BF H R ER SO BB IBB HBP BLK WP HR S P ERA WHIP	IP WLS BF H R ER SO BB IBB HBP BLK WP HR S P ERA WHIP																	
Tim Belcher, R ERA: 2.61	(1, 1) 8.0	WLS 32	H 8	R 1	ER 1	SO 8	BB 0	IBB 0	HBP 0	BLK 0	WP 0	HR 1	S 79	P 106	ERA 1.12	WHIP 1.000			
Kevin Gross, R ERA: 3.5	(9, 1) 2.0	W 8	H 2	R 1	ER 1	SO 3	BB 0	IBB 0	HBP 0	BLK 0	WP 0	HR 1	S 20	P 30	ERA 4.50	WHIP 1.000			

San Diego Padres @ Los Angeles Dodgers
Dodger Stadium, Los Angeles, CA
Mon Aug 19 1991, 7:05 PM PDT
Alt. 31,360 - Sunny - 72 F

livebaseballscorecards.com

AB	39
R	2
H	10
RBI	2
BB	0
SO	11
LOB	10




Batter	1	2	3	4	5	6	7	8	9	10	AB	R	H	RBI	BB	SO	LOB	BOTTOM			
Brett Butler, L OBP: 0.415, SLG: 0.350	(1, 8) G1-3																				
Mike Sharperson, R OBP: 0.354, SLG: 0.349	(1, 5) 2B																				
Lenny Harris, L OBP: 0.358, SLG: 0.354	(10, PH) 1B																				
Kal Daniels, L OBP: 0.350, SLG: 0.402	(1, 7) K																				
Kevin Gross, R OBP: 0.389, SLG: 0.412	(9, 1) K																				
Chris Gwynn, L OBP: 0.312, SLG: 0.423	(10, PH) K																				
Darryl Strawberry, L OBP: 0.356, SLG: 0.472	(1, 9) 2B																				
Eddie Murray, S OBP: 0.303, SLG: 0.366	(1, 3) F9																				
Juan Samuel, R OBP: 0.338, SLG: 0.400	(1, 4) K																				
Mike Scioscia, L OBP: 0.367, SLG: 0.382	(1, 2) L4																				
Jose Offerman, S OBP: 0.323, SLG: 0.213	(1, 6) 1B																				
Tim Belcher, R OBP: 0.132, SLG: 0.151	(1, 1) G1-3																				
Mitch Webster, S OBP: 0.274, SLG: 0.315	(8, PH) G1-3																				
Inning Stats	R: 0 E: 0 K: 1 S: 16	H: 2 LOB: 2 BB: 0 P: 23	R: 0 E: 0 K: 1 S: 11	H: 1 LOB: 1 BB: 0 P: 17	R: 0 E: 0 K: 0 S: 9	H: 0 LOB: 0 BB: 0 P: 13	R: 0 E: 0 K: 0 S: 6	H: 1 LOB: 1 BB: 0 P: 10	R: 0 E: 0 K: 1 S: 7	H: 0 LOB: 0 BB: 1 P: 14	R: 0 E: 0 K: 0 S: 7	H: 0 LOB: 0 BB: 1 P: 11	R: 2 E: 0 K: 0 S: 13	H: 2 LOB: 1 BB: 1 P: 23	R: 0 E: 0 K: 0 S: 8	H: 0 LOB: 0 BB: 0 P: 10	R: 1 E: 0 K: 0 S: 6	H: 1 LOB: 1 BB: 1 P: 14	1B: 5 2B: 2 3B: 0 HR: 0	SF: 1 SAC: 2 DP: 0 HBP: 0	WP: 0 PA: 39
PITCHER	IP WLS BF H R ER SO BB IBB HBP BLK WP HR S P ERA WHIP	IP WLS BF H R ER SO BB IBB HBP BLK WP HR S P ERA WHIP																			
Dennis Rasmussen, L ERA: 3.24	(1, 1) 7.0	WLS 27	H 4	R 1	ER 1	SO 3	BB 2	IBB 0	HBP 0	BLK 0	WP 0	HR 0	S 66	P 103	ERA 1.29	WHIP 0.857					
Craig Leferts, L ERA: 4.8	(8, 1) 1.0	L 5	H 2	R 1	ER 1	SO 0	BB 0	IBB 0	HBP 0	BLK 0	WP 0	HR 0	S 11	P 17	ERA 9.00	WHIP 2.000					
Larry Andersen, R ERA: 2.58	(9, 1) 1.2	L 7	H 1	R 1	ER 1	SO 0	BB 0	IBB 1	HBP 0	BLK 0	WP 0	HR 0	S 14	P 24	ERA 5.40	WHIP 0.600					

San Diego Padres @ Los Angeles Dodgers
Dodger Stadium, Los Angeles, CA
Mon Aug 19 1991, 7:05 PM PDT
Alt. 31,360 - Sunny - 72 F

livebaseballscorecards.com

AB	33
R	3
H	7
RBI	3
BB	3
SO	3
LOB	10



Batter	1	2	3	4	5	6	7	8	9	AB	R	H	RBI	BB	SO	LOB	TOP										
Thomas Howard, S OBP: 0.309, SLG: 0.335	0-1 B1-3		0-3 K		2-2 2B		0-3 K		0-0 F7	5	0	1	0	0	2	1	San Diego Padres @ Los Angeles Dodgers Dodger Stadium, Los Angeles, CA Tue Aug 20 1991, 7:05 PM PDT Att: 35,227 - Sunny - 74 F livebaseballscorecards.com										
Tony Fernandez, S OBP: 0.337, SLG: 0.368	1-0 F7			1-0 G3-1	1-0 SF7		4-2 G6-3 BB		0-0 F7	3	0	0	1	1	0	0											
Tony Gwynn, L OBP: 0.368, SLG: 0.451 Kevin Ward, R OBP: 0.209, SLG: 0.220	1-1 G6-3			4-2 BB 1B	0-1 G5-3		1-0 G6-3			1	0	0	0	1	0	0											
Fred McGriff, L OBP: 0.395, SLG: 0.495		1-0 G4-3		4-2 BB 1B	1-3 K		4-0 IBB			2	1	0	0	2	1	1											
Benito Santiago, R OBP: 0.272, SLG: 0.379	1-0 F8			1-0 1B		0-0 S 1B SF9	2-3 K			4	1	2	1	0	1	2											
Jack Howell, L OBP: 0.282, SLG: 0.346	0-3 K			0-3 K		1-2 FC6-4 1B		3-2 G6-3		4	0	1	0	0	2	2											
Jerald Clark, R OBP: 0.317, SLG: 0.380			4-2 SH1-4 BB	0-0 FC5-4 1B	2-2 SF9		1-1 G5-3			2	0	1	2	1	0	0											
Paul Faries, R OBP: 0.259, SLG: 0.219			1-2 P2	1-2 FC5-4		0-1 FC6-4		0-0 G5-3		4	0	0	0	0	0	4											
Greg Harris, R OBP: 0.199, SLG: 0.105 Tim Lincecum, R OBP: 0.328, SLG: 0.341 Rich Rodriguez, L OBP: 0.298, SLG: 0.444 Jose Melendez, R OBP: 0.325, SLG: 0.287 Darrin Jackson, R OBP: 0.320, SLG: 0.488	0-0 SH1-4				4-2 2B SF7 BB		1-3 K		1-3 K	0	0	0	0	0	0	0											
Inning Stats	R: 0 E: 0 K: 0 S: 5	H: 0 LOB: 0 BB: 0 P: 7	R: 0 E: 0 K: 1 S: 5	H: 0 LOB: 0 BB: 0 P: 7	R: 0 E: 0 K: 1 S: 10	H: 0 LOB: 1 BB: 1 P: 15	R: 2 E: 0 K: 1 S: 14	H: 2 LOB: 2 BB: 2 P: 25	R: 1 E: 0 K: 1 S: 12	H: 1 LOB: 1 BB: 1 P: 20	R: 1 E: 0 K: 1 S: 13	H: 2 LOB: 1 BB: 0 P: 17	R: 0 E: 0 K: 2 S: 9	H: 0 LOB: 2 BB: 2 P: 20	R: 0 E: 0 K: 0 S: 6	H: 0 LOB: 0 BB: 0 P: 10		R: 0 E: 0 K: 1 S: 7	H: 0 LOB: 0 BB: 0 P: 8	1B: 4 2B: 1 3B: 0 HR: 0	SF: 2 SAC: 1 DP: 0 HBP: 0	WP: 0 PB: 0 SB: 1 CS: 0	PA: 38				
PITCHER	IP	WLS	BF	H	R	ER	SO	BB	IBB	HBP	BLK	WP	HR	S	P	ERA	WHIP										
Ramon Martinez, R ERA: 2.94	5.0	W	24	5	4	4	4	4	0	0	0	0	0	50	79	7.20	1.800										
Jim Gott, R ERA: 3.42	1.0		3	0	0	0	1	0	0	0	0	0	0	9	12	0.00	0.000										
Roger McDowell, R ERA: 3.14	2.0		8	0	0	0	2	1	1	0	0	0	0	15	30	0.00	0.500										
Jay Howell, R ERA: 3.05	1.0	S	3	0	0	0	1	0	0	0	0	0	0	7	8	0.00	0.000										

Batter	1	2	3	4	5	6	7	8	9	AB	R	H	RBI	BB	SO	LOB	BOTTOM										
Brett Butler, L OBP: 0.417, SLG: 0.352	0-0 G4-6-3 1B	4-0 BB		1-0 G6-3 1B			2-3 K			3	1	2	0	1	1	0	San Diego Padres @ Los Angeles Dodgers Dodger Stadium, Los Angeles, CA Tue Aug 20 1991, 7:05 PM PDT Att: 35,227 - Sunny - 74 F livebaseballscorecards.com										
Lenny Harris, L OBP: 0.356, SLG: 0.352	0-0 G4-6-3 1B	1-2 L7		1-0 G6-3			0-1 F9			4	0	1	0	0	0	3											
Kal Daniels, L OBP: 0.349, SLG: 0.410	0-0 G4-6-3		0-0 G1-3	2-0 G3-1			2-2 HR			4	1	1	1	0	0	3											
Darryl Strawberry, L OBP: 0.362, SLG: 0.484	1-2 HR		0-0 HR		0-3 K		3-1 BB			4	2	3	2	0	1	0											
Eddie Murray, S OBP: 0.307, SLG: 0.377	3-1 HR		0-2 1B	1-0 G5-3			4-2 BB			3	2	2	2	1	0	0											
Mike Scioscia, L OBP: 0.396, SLG: 0.380	2-3 K		1-1 CS	3-1 G4-3			0-2 G3			4	0	1	0	0	1	2											
Dave Hansen, L OBP: 0.269, SLG: 0.400 Mike Sharperson, R OBP: 0.354, SLG: 0.349		2-3 K	3-2 1B	0-0 P6			1-0 F7			4	0	1	1	0	1	0											
Jose Offerman, S OBP: 0.320, SLG: 0.205		4-1 SH2-4 BB	1-2 L9	1-3 K			0-0 G4-3			3	0	0	0	1	1	1											
Ramon Martinez, R ERA: 2.38 Jim Gott, R ERA: 3.16 Stan Javier, S ERA: 3.16 Roger McDowell, R ERA: 3.14 Chris Gwynn, L ERA: 3.42 Jay Howell, R ERA: 3.05		0-0 SH2-4	0-0 F8	0-1 G4-3			2-2 F9			1	0	0	0	0	0	0											
Inning Stats	R: 3 E: 0 K: 1 S: 12	H: 4 LOB: 0 BB: 0 P: 18	R: 0 E: 0 K: 1 S: 9	H: 0 LOB: 2 BB: 2 P: 20	R: 2 E: 0 K: 0 S: 16	H: 4 LOB: 1 BB: 0 P: 21	R: 0 E: 0 K: 0 S: 4	H: 1 LOB: 0 BB: 0 P: 8	R: 0 E: 0 K: 1 S: 6	H: 0 LOB: 0 BB: 0 P: 10	R: 0 E: 0 K: 1 S: 6	H: 0 LOB: 0 BB: 0 P: 7	R: 1 E: 0 K: 1 S: 18	H: 2 LOB: 2 BB: 1 P: 29	R: 0 E: 0 K: 0 S: 6	H: 0 LOB: 0 BB: 0 P: 9		1B: 8 2B: 0 3B: 0 HR: 3	SF: 0 SAC: 1 DP: 1 HBP: 0	WP: 0 PB: 0 SB: 0 CS: 1	PA: 36						
PITCHER	IP	WLS	BF	H	R	ER	SO	BB	IBB	HBP	BLK	WP	HR	S	P	ERA	WHIP										
Greg Harris, R ERA: 2.38	4.0	L	21	9	5	5	2	2	0	0	0	0	0	2	41	11.25	2.750										
Rich Rodriguez, L ERA: 3.16	1.0		3	0	0	0	1	0	0	0	0	0	0	6	10	0.00	0.000										
Jose Melendez, R ERA: 2.91	3.0		12	2	1	1	2	1	0	0	0	0	1	30	45	3.00	1.000										

Batter	1	2	3	4	5	6	7	8	9	AB	R	H	RBI	BB	SO	LOB	TOP										
Brett Butler, L OBP: 0.418, SLG: 0.353 (1, 8)	F7		2B 1B		F8			SH SF9 1B		4	1	2	0	0	0	1	Los Angeles Dodgers @ St. Louis Cardinals Busch Stadium, St. Louis, MO Fri Aug 23 1991, 7:05 PM CDT Att: 40,465 - Cloudy - 93 F										
Lenny Harris, L OBP: 0.361, SLG: 0.363 (1, 5) (8, 4)	P5		2B			WP 1B 1B		SH 1B 1B		3	0	2	0	0	0	0											
Kal Daniels, L OBP: 0.347, SLG: 0.408 (1, 7)			G4-3			P5		SF9		3	0	1	1	0	0	3											
Darryl Strawberry, L OBP: 0.360, SLG: 0.496 (1, 9)	P6				K			L6		4	0	0	0	0	0	1		3									
Eddie Murray, S OBP: 0.310, SLG: 0.376 (1, 3)		K			G3					4	0	2	0	0	1	0											
Juan Samuel, R OBP: 0.336, SLG: 0.397 (8, 1)		K			G5-3					4	0	1	0	0	1	2											
John Candelaria, L (8, 1)		K						F9		0	0	0	0	0	0	0											
Roger McDowell, R (8, 1)										0	0	0	0	0	0	0											
Mike Scioscia, L OBP: 0.359, SLG: 0.372 (1, 2)	P4				G3					4	0	0	0	0	0	0											
Jose Offerman, S OBP: 0.336, SLG: 0.216 (9, PH)										2	0	1	0	1	0	0											
Mitch Webster, S OBP: 0.276, SLG: 0.313 (9, PH)										0	0	0	0	0	1	0											
Bob Ojeda, L OBP: 0.239, SLG: 0.262 (7, PH)										1	0	0	0	0	0	1											
Stan Javier, S OBP: 0.253, SLG: 0.293 (7, 1)										1	0	0	0	0	0	0											
Tim Crews, R (7, 1)										0	0	0	0	0	0	0											
Dave Hansen, L OBP: 0.286, SLG: 0.407 (9, PH)										0	0	0	0	0	0	0											
Chris Gwynn, L OBP: 0.313, SLG: 0.421 (9, PH)										1	0	0	0	0	0	1											
Inning Stats	R: 0 E: 0 K: 0 S: 12	H: 1 LOB: 1 BB: 0 P: 19	R: 0 E: 0 K: 2 S: 9	H: 0 LOB: 0 BB: 0 P: 14	R: 0 E: 0 K: 0 S: 8	H: 2 LOB: 2 BB: 1 P: 17	R: 0 E: 0 K: 1 S: 8	H: 0 LOB: 0 BB: 0 P: 16	R: 0 E: 0 K: 0 S: 6	H: 1 LOB: 1 BB: 0 P: 9	R: 0 E: 0 K: 0 S: 16	H: 3 LOB: 3 BB: 0 P: 21	R: 0 E: 0 K: 0 S: 5	H: 0 LOB: 0 BB: 0 P: 8	R: 1 E: 1 K: 0 S: 10	H: 2 LOB: 2 BB: 0 P: 15	R: 0 E: 0 K: 0 S: 9	H: 0 LOB: 0 BB: 1 P: 13	1B: 7 2B: 2 3B: 0 HR: 0	SF: 1 SAC: 2 DP: 1 HBP: 0	WP: 1 PB: 0 SB: 0 CS: 1	PA: 36					
PITCHER	IP	WLS	BF	H	R	ER	SO	BB	IBB	HBP	BLK	WP	HR	S	P	ERA	WHIP										
Jose DeLeon, R ERA: 2.85 (1, 1)	6.0		24	7	0	0	3	1	0	0	0	1	0	59	96	0.00	1.333										
Scott Terry, R ERA: 2.01 (7, 1)	1.0		4	1	1	0	0	0	0	0	0	0	0	7	10	0.00	1.000										
Bob McClure, L ERA: 5.73 (8, 1)	0.2		4	1	0	0	0	0	0	0	0	0	0	7	11	0.00	1.500										
Cris Carpenter, R ERA: 4.28 (9, 1)	0.1	W	1	0	0	0	0	0	0	0	0	0	0	1	2	0.00	0.000										
Lee Smith, R ERA: 2.47 (9, 1)	1.0	S	3	0	0	0	0	1	0	0	0	0	0	9	13	0.00	1.000										
Batter	1	2	3	4	5	6	7	8	9	AB	R	H	RBI	BB	SO	LOB	BOTTOM										
Rex Hudler, R OBP: 0.268, SLG: 0.322 (1, 8)	G4-3 1B		G6-3			FC6-4 FC5 1-2f		K		3	1	1	0	0	0	1	Los Angeles Dodgers @ St. Louis Cardinals Busch Stadium, St. Louis, MO Fri Aug 23 1991, 7:05 PM CDT Att: 40,465 - Cloudy - 93 F										
Ray Lankford, L OBP: 0.289, SLG: 0.363 (8, 8)										1	0	0	0	0	1	1											
Ozzie Smith, S OBP: 0.394, SLG: 0.360 (1, 6)	G4-3		G6-3			FC5				3	0	0	0	0	0	2											
Todd Zeile, R OBP: 0.343, SLG: 0.406 (1, 5)	L6-3 1B		K					K		3	0	1	1	0	2	0											
Pedro Guerrero, R OBP: 0.340, SLG: 0.388 (1, 3)	L6-3		G5-3					K		3	0	0	0	0	1	1											
Felix Jose, S OBP: 0.375, SLG: 0.434 (1, 9)						F9		L9		2	0	0	0	1	0	0											
Milt Thompson, L OBP: 0.400, SLG: 0.469 (1, 7)						G1-3		G3 SF7 2B		3	1	1	0	0	1	1											
Tom Pagnozzi, R OBP: 0.304, SLG: 0.342 (1, 2)						G5-3		G3		3	0	0	0	0	0	2											
José Oquendo, S OBP: 0.387, SLG: 0.339 (1, 4)								SF7		2	0	0	1	0	1	0											
Jose DeLeon, R OBP: 0.244, SLG: 0.044 (5, PH)										1	0	0	0	0	0	0											
Luis Alcazar, S OBP: 0.170, SLG: 0.220 (7, 1)										0	0	0	0	0	0	0											
Scott Terry, L OBP: 0.143, SLG: 0.143 (8, 1)										0	0	0	0	0	0	0											
Bob McClure, R (8, 1)										0	0	0	0	0	0	0											
Cris Carpenter, R OBP: 0.339, SLG: 0.333 (8, PH)										1	0	0	0	0	0	0											
Craig Wilson, R OBP: 0.209, SLG: 0.234 (8, PH)										0	0	0	0	0	0	0											
Gerónimo Peña, S OBP: 0.269, SLG: 0.426 (8, PH)										0	0	0	0	0	0	0											
Lee Smith, R (8, 1)										0	0	0	0	0	0	0											
Inning Stats	R: 1 E: 0 K: 0 S: 8	H: 2 LOB: 0 BB: 0 P: 11	R: 0 E: 0 K: 1 S: 14	H: 0 LOB: 0 BB: 1 P: 25	R: 0 E: 0 K: 0 S: 6	H: 0 LOB: 0 BB: 0 P: 10	R: 0 E: 0 K: 1 S: 6	H: 0 LOB: 0 BB: 0 P: 11	R: 0 E: 0 K: 0 S: 10	H: 0 LOB: 0 BB: 0 P: 16	R: 0 E: 0 K: 1 S: 8	H: 0 LOB: 1 BB: 1 P: 16	R: 0 E: 0 K: 2 S: 8	H: 0 LOB: 0 BB: 0 P: 14	R: 1 E: 0 K: 1 S: 15	H: 2 LOB: 1 BB: 0 P: 22	R: 0 E: 0 K: 0 S: 9	H: 0 LOB: 0 BB: 0 P: 13	1B: 3 2B: 2 3B: 0 HR: 0	SF: 1 SAC: 0 DP: 1 HBP: 0	WP: 0 PB: 0 SB: 2 CS: 1	PA: 29					
PITCHER	IP	WLS	BF	H	R	ER	SO	BB	IBB	HBP	BLK	WP	HR	S	P	ERA	WHIP										
Bob Ojeda, L ERA: 3.34 (1, 1)	6.0		20	2	1	1	3	2	0	0	0	0	0	52	89	1.50	0.667										
Tim Crews, R ERA: 3.03 (7, 1)	1.1	L	5	1	1	1	2	0	0	0	0	0	0	13	21	6.75	0.750										
John Candelaria, L ERA: 2.76 (8, 1)	0.1		2	1	0	0	0	0	0	0	0	0	0	7	12	0.00	3.000										
Roger McDowell, R ERA: 3.13 (8, 1)	0.1		1	0	0	0	1	0	0	0	0	0	0	3	3	0.00	0.000										

Batter	1	2	3	4	5	6	7	8	9	AB	R	H	RBI	BB	SO	LOB	TOP					
Brett Butler, L OBP: 0.418, SLG: 0.354 (1, 8)										5	1	3	1	0	1	1	Los Angeles Dodgers @ St. Louis Cardinals Busch Stadium, St. Louis, MO Sun Aug 25 1991, 3:33 AM CDT Att: 35,640 - Cloudy - 94 F					
Mike Sharperson, R OBP: 0.342, SLG: 0.336 (1, 5)										4	0	0	0	0	0	3						
Mike Scioscia, L OBP: 0.363, SLG: 0.371 (9, PH)										1	0	1	0	0	0	0						
Mitch Webster, S OBP: 0.280, SLG: 0.315 (1, 7)										5	0	2	0	0	0	2						
Darryl Strawberry, L OBP: 0.363, SLG: 0.507 (1, 9)										4	0	2	1	0	0	1						
Eddie Murray, S OBP: 0.307, SLG: 0.372 (1, 3)										4	0	0	0	0	0	4						
Gary Carter, R OBP: 0.323, SLG: 0.409 (1, 2)										3	1	3	0	1	0	0						
Juan Samuel, R OBP: 0.333, SLG: 0.392 (1, 4)										2	0	0	0	1	1	2						
Kal Daniels, L OBP: 0.345, SLG: 0.404 (8, PH)										1	0	0	0	0	0	0						
Dave Hansen, L OBP: 0.310, SLG: 0.464 (8, 5)										0	0	0	0	0	0	0						
Jose Offerman, S OBP: 0.330, SLG: 0.215 (1, 6)										2	0	1	0	0	1	1						
Lenny Harris, L OBP: 0.356, SLG: 0.361 (7, PH)										2	0	0	0	0	1	2						
Tim Belcher, R OBP: 0.127, SLG: 0.145 (1, 1)										2	0	0	0	0	1	2						
Chris Gwynn, L OBP: 0.308, SLG: 0.414 (7, PH)										1	0	0	0	0	0	2						
Tim Crews, R OBP: 0.256, SLG: 0.291 (9, PH)										0	0	0	0	0	0	0						
Stan Javier, S OBP: 0.256, SLG: 0.291 (9, PH)										1	0	0	0	0	0	0						
Inning Stats	R: 1 E: 0 K: 0 S: 13	H: 2 LOB: 1 BB: 0 P: 17	R: 0 E: 0 K: 2 S: 9	H: 1 LOB: 1 BB: 0 P: 13	R: 0 E: 0 K: 1 S: 7	H: 0 LOB: 0 BB: 0 P: 9	R: 0 E: 0 K: 0 S: 8	H: 1 LOB: 1 BB: 0 P: 12	R: 0 E: 0 K: 0 S: 8	H: 1 LOB: 1 BB: 0 P: 7	R: 0 E: 0 K: 0 S: 8	H: 1 LOB: 1 BB: 0 P: 11	R: 1 E: 0 K: 1 S: 14	H: 2 LOB: 2 BB: 1 P: 22	R: 0 E: 0 K: 0 S: 7	H: 2 LOB: 2 BB: 1 P: 13	R: 0 E: 0 K: 0 S: 11	H: 2 LOB: 2 BB: 0 P: 14	1B: 10 2B: 2 3B: 0 HR: 0	SF: 0 SAC: 0 DP: 2 HBP: 0	WP: 0 PB: 0 SB: 0 CS: 0	PA: 39
PITCHER	IP WLS BF H R ER SO BB IBB HBP BLK WP HR S P ERA WHIP																					
Rheal Cormier, L ERA: 3.0	5.2 W 22 6 1 1 4 0 0 0 0 0 0 0 50 65 1.59 1.059																					
Willie Fraser, R ERA: 6.31	1.1 7 2 1 1 1 1 0 0 0 0 0 0 6 16 6.75 2.250																					
Bob McClure, L ERA: 5.63	0.2 4 2 0 0 0 1 0 0 0 0 0 0 6 12 0.00 4.500																					
Cris Carpenter, R ERA: 4.26	0.1 1 0 0 0 0 0 0 0 0 0 0 0 1 1 0.00 0.000																					
Lee Smith, R ERA: 2.43	1.0 S 5 2 0 0 0 0 0 0 0 0 0 0 11 14 0.00 2.000																					
Batter	1	2	3	4	5	6	7	8	9	AB	R	H	RBI	BB	SO	LOB	BOTTOM					
Ray Lankford, L OBP: 0.290, SLG: 0.368 (1, 8)										4	0	0	0	0	1	3	Los Angeles Dodgers @ St. Louis Cardinals Busch Stadium, St. Louis, MO Sun Aug 25 1991, 3:33 AM CDT Att: 35,640 - Cloudy - 94 F					
Ozzie Smith, S OBP: 0.398, SLG: 0.365 (1, 6)										4	1	3	1	0	0	1						
Todd Zeile, R OBP: 0.348, SLG: 0.413 (1, 5)										4	1	3	2	0	0	1						
Pedro Guerrero, R OBP: 0.332, SLG: 0.378 (1, 3)										4	0	0	0	0	1	4						
Milt Thompson, L OBP: 0.399, SLG: 0.476 (1, 7)										3	1	0	0	1	0	3						
Rex Hudler, R OBP: 0.274, SLG: 0.327 (1, 9)										4	0	2	1	0	0	0						
Tom Pagnozzi, R OBP: 0.304, SLG: 0.342 (1, 2)										2	0	0	1	1	0	1						
José Oquendo, S OBP: 0.382, SLG: 0.334 (1, 4)										3	0	0	0	0	0	2						
Rheal Cormier, L ERA: 3.0	5.2 W 22 6 1 1 4 0 0 0 0 0 0 0 50 65 1.59 1.059																					
Willie Fraser, R ERA: 6.31	1.1 7 2 1 1 1 1 0 0 0 0 0 0 6 16 6.75 2.250																					
Luis Alicea, S ERA: 5.63	0.2 4 2 0 0 0 1 0 0 0 0 0 0 6 12 0.00 4.500																					
Bob McClure, L ERA: 5.63	0.1 1 0 0 0 0 0 0 0 0 0 0 0 1 1 0.00 0.000																					
Cris Carpenter, R ERA: 4.26	1.0 S 5 2 0 0 0 0 0 0 0 0 0 0 11 14 0.00 2.000																					
Lee Smith, R ERA: 2.43	1.0 S 5 2 0 0 0 0 0 0 0 0 0 0 11 14 0.00 2.000																					
Inning Stats	R: 1 E: 1 K: 0 S: 9	H: 2 LOB: 1 BB: 0 P: 14	R: 0 E: 0 K: 0 S: 7	H: 0 LOB: 0 BB: 1 P: 13	R: 1 E: 0 K: 1 S: 16	H: 3 LOB: 2 BB: 0 P: 26	R: 0 E: 0 K: 0 S: 5	H: 0 LOB: 0 BB: 0 P: 9	R: 0 E: 0 K: 0 S: 7	H: 1 LOB: 0 BB: 0 P: 10	R: 2 E: 1 K: 0 S: 9	H: 2 LOB: 1 BB: 1 P: 18	R: 1 E: 0 K: 1 S: 10	H: 2 LOB: 0 BB: 0 P: 18	R: 0 E: 0 K: 0 S: 11	H: 1 LOB: 1 BB: 0 P: 14	1B: 8 2B: 3 3B: 0 HR: 0	SF: 0 SAC: 1 DP: 2 HBP: 0	WP: 0 PB: 0 SB: 0 CS: 0	PA: 34		
PITCHER	IP WLS BF H R ER SO BB IBB HBP BLK WP HR S P ERA WHIP																					
Tim Belcher, R ERA: 2.68	6.0 L 26 8 4 3 1 1 0 0 0 0 0 0 0 53 90 4.50 1.500																					
Tim Crews, R ERA: 3.09	2.0 8 3 1 1 1 0 0 0 0 0 0 0 21 32 4.50 1.500																					

Batter	1	2	3	4	5	6	7	8	9	AB	R	H	RBI	BB	SO	LOB	TOP										
Brett Butler, L OBP: 0.416, SLG: 0.355 (1, 8)	L3	G4-3			P6		P6		2B	5	1	1	1	0	0	1	Los Angeles Dodgers @ Chicago Cubs Wrigley Field, Chicago, IL Mon Aug 26 1991, 7:05 PM CDT Att: 31,149 - Cloudy - 80 F										
Juan Samuel, R OBP: 0.336, SLG: 0.395 (1, 4)	BB	1B	E6	1B	BB		G6-3		2B	4	0	2	2	1	0	0											
Kal Daniels, L OBP: 0.346, SLG: 0.403 Jay Howell, R (9, 1)	F8		1B	1B	BB			G3	K	5	0	2	0	0	1	2											
Darryl Strawberry, L OBP: 0.365, SLG: 0.503 (1, 9)	FC		L4-6	BB	BB			G4-6-3	K	3	0	0	0	2	1	4											
Eddie Murray, S OBP: 0.307, SLG: 0.369 (1, 3)			G6-3		BB			G4-6-3		3	0	0	0	1	1	5											
Mike Scioscia, L OBP: 0.382, SLG: 0.369 (1, 2)	F9			L9					G4-3	4	1	1	0	0	0	3											
Lenny Harris, L OBP: 0.354, SLG: 0.356 (9, 6)		G3-1		F8					E5	4	1	0	0	0	0	1											
Jose Offerman, S OBP: 0.330, SLG: 0.211 Dave Hansen, L OBP: 0.300, SLG: 0.448 Mike Sharperson, R OBP: 0.342, SLG: 0.336 (9, 5)				K					G4-3	2	0	0	0	1	2	0											
Orel Hershiser, R OBP: 0.367, SLG: 0.519 Tim Lincecum, R OBP: 0.356, SLG: 0.509 Stan Javier, S OBP: 0.356, SLG: 0.289 Jim Gott, R OBP: 0.356, SLG: 0.509 Chris Gwynn, L OBP: 0.342, SLG: 0.454 Mitch Webster, S OBP: 0.331, SLG: 0.320 (9, 7)		SH3			K				G4-3	1	0	0	0	0	1	0											
Inning Stats	R: 0 E: 0 K: 0 S: 11	H: 1 LOB: 3 BB: 1 P: 25	R: 0 E: 0 K: 0 S: 5	H: 0 LOB: 1 BB: 1 P: 10	R: 0 E: 1 K: 0 S: 7	H: 1 LOB: 1 BB: 0 P: 10	R: 0 E: 0 K: 1 S: 6	H: 0 LOB: 0 BB: 0 P: 8	R: 0 E: 0 K: 1 S: 16	H: 0 LOB: 0 BB: 0 P: 17	R: 0 E: 0 K: 0 S: 5	H: 0 LOB: 0 BB: 0 P: 8	R: 0 E: 0 K: 0 S: 6	H: 0 LOB: 0 BB: 0 P: 12	R: 4 E: 1 K: 2 S: 22	H: 4 LOB: 1 BB: 0 P: 33		1B: 5 2B: 3 3B: 0 HR: 0	SF: 0 SAC: 1 DP: 2 HBP: 0	WP: 0 PB: 0 SB: 0 CS: 0	PA: 40						
PITCHER	IP	WLS	BF	H	R	ER	SO	BB	IBB	HBP	BLK	WP	HR	S	P	ERA	WHIP										
Rick Sutcliffe, R ERA: 4.37 Chuck McElroy, L ERA: 1.84 Les Lancaster, R ERA: 3.78 Paul Assenmacher, L ERA: 3.15	(1, 1)	(9, 1)	(9, 1)	(9, 1)	(9, 1)	(9, 1)	(9, 1)	(9, 1)	(9, 1)	(9, 1)	(9, 1)	(9, 1)	(9, 1)	(9, 1)	(9, 1)	(9, 1)	(9, 1)										

Batter	1	2	3	4	5	6	7	8	9	AB	R	H	RBI	BB	SO	LOB	BOTTOM										
Chico Walker, S OBP: 0.326, SLG: 0.341 (1, 5)	G6-3	F8			FC1-5		F8			4	2	1	0	0	0	2	Los Angeles Dodgers @ Chicago Cubs Wrigley Field, Chicago, IL Mon Aug 26 1991, 7:05 PM CDT Att: 31,149 - Cloudy - 80 F										
Mark Grace, L OBP: 0.360, SLG: 0.396 (1, 3)	G6-3		F7		2B				23	4	1	2	0	0	0	1											
23 Ryne Sandberg, R OBP: 0.384, SLG: 0.488 (1, 4)	K		K		1B			G6-3		4	0	1	2	0	2	2											
Andre Dawson, R OBP: 0.309, SLG: 0.479 (1, 9)	1B		L5		P4			K		4	0	1	1	0	1	2											
George Bell, R OBP: 0.325, SLG: 0.466 Jerome Walton, R OBP: 0.288, SLG: 0.326 (9, 8)			G5-3		E3			K		4	0	1	0	0	1	1											
Dwight Smith, L OBP: 0.281, SLG: 0.398 (9, 7)	K		G5-4-3		F8			G6-3		4	0	1	0	0	1	3											
Shawon Dunston, R OBP: 0.300, SLG: 0.496 (1, 6)				G5-4-3		G4-6-3		G3-6		4	0	2	0	0	0	2											
Rick Wilkins, L OBP: 0.308, SLG: 0.352 (1, 2)		F9			FC1-5			G3-6		3	0	0	0	0	1	2											
Rick Sutcliffe, L OBP: 0.087, SLG: 0.091 Chuck McElroy, L OBP: 0.375, SLG: 0.500 Les Lancaster, R OBP: 0.185, SLG: 0.259 Paul Assenmacher, L OBP: 0.400, SLG: 0.250 Doug Dasenczo, S OBP: 0.371, SLG: 0.365 (9, 1)			K		K			G6-3		3	0	0	0	0	2	2											
Inning Stats	R: 1 E: 0 K: 2 S: 14	H: 3 LOB: 2 BB: 0 P: 22	R: 0 E: 0 K: 1 S: 12	H: 1 LOB: 0 BB: 0 P: 16	R: 0 E: 0 K: 1 S: 7	H: 0 LOB: 0 BB: 0 P: 10	R: 0 E: 0 K: 0 S: 7	H: 1 LOB: 0 BB: 0 P: 12	R: 2 E: 0 K: 1 S: 15	H: 2 LOB: 1 BB: 0 P: 20	R: 0 E: 1 K: 0 S: 8	H: 0 LOB: 0 BB: 0 P: 11	R: 0 E: 0 K: 1 S: 7	H: 0 LOB: 0 BB: 0 P: 10	R: 0 E: 0 K: 2 S: 10	H: 1 LOB: 1 BB: 0 P: 16		R: 0 E: 0 K: 0 S: 8	H: 1 LOB: 0 BB: 0 P: 10	1B: 8 2B: 1 3B: 0 HR: 0	SF: 0 SAC: 0 DP: 3 HBP: 1	WP: 0 PB: 0 SB: 0 CS: 0	PA: 35				
PITCHER	IP	WLS	BF	H	R	ER	SO	BB	IBB	HBP	BLK	WP	HR	S	P	ERA	WHIP										
Orel Hershiser, R ERA: 4.19 Tim Lincecum, R ERA: 3.03 Jim Gott, R ERA: 3.57 Jay Howell, R ERA: 2.91	(1, 1)	(6, 1)	(7, 1)	(9, 1)	(9, 1)	(9, 1)	(9, 1)	(9, 1)	(9, 1)	(9, 1)	(9, 1)	(9, 1)	(9, 1)	(9, 1)	(9, 1)	(9, 1)	(9, 1)										



Batter	1	2	3	4	5	6	7	8	9	AB	R	H	RBI	BB	SO	LOB	TOP			
Brett Butler, L OBP: 0.413, SLG: 0.352 (1, 8)	G5-3		B5-3			G4-3		L6		4	0	0	0	0	0	0	Los Angeles Dodgers @ Chicago Cubs Wrigley Field, Chicago, IL Tue Aug 27 1991, 3:33 AM CDT Att: 31,624 - Sunny - 82 F			
Juan Samuel, R OBP: 0.335, SLG: 0.394 (1, 4)	K					K		P6		4	0	1	0	0	2	0				
Kal Daniels, L OBP: 0.342, SLG: 0.399 (1, 7)	K		G4-3			F7		L4		4	0	0	0	0	1	1				
Darryl Strawberry, L OBP: 0.364, SLG: 0.499 (1, 9)		1B				G2-3		K		3	0	0	0	1	1	0				
Eddie Murray, S OBP: 0.309, SLG: 0.371 (1, 3)		1B				F9				3	1	2	0	0	0	0				
Mike Scioscia, L OBP: 0.382, SLG: 0.366 (1, 2)						G4-3		K		2	0	0	0	1	1	1				
Lenny Harris, L OBP: 0.351, SLG: 0.354 (8, 6)						K		F7		2	0	0	1	0	1	1				
Jose Offerman, S OBP: 0.325, SLG: 0.206 (8, PH)						G4-3		G6-3		2	0	0	0	0	1	1				
Stan Javier, S OBP: 0.253, SLG: 0.288 (8, PH)										1	0	0	0	0	0	0				
Mike Sharperson, R OBP: 0.342, SLG: 0.336 (8, 5)										0	0	0	0	0	0	0				
Ramon Martinez, R OBP: 0.111, SLG: 0.097 (1, 1)								G6-3		2	0	0	0	0	0	0				
Chris Gwynn, L OBP: 0.305, SLG: 0.410 (8, PH)								G6-3		1	0	0	0	0	0	0				
Roger McDowell, R (8, 1)										0	0	0	0	0	0	0				
Inning Stats	R: 0 E: 0 K: 2 S: 8	H: 0 LOB: 0 BB: 0 P: 13	R: 1 E: 0 K: 1 S: 10	H: 1 LOB: 1 BB: 2 P: 21	R: 0 E: 0 K: 0 S: 11	H: 1 LOB: 1 BB: 0 P: 16	R: 0 E: 0 K: 0 S: 7	H: 0 LOB: 0 BB: 0 P: 10	R: 0 E: 0 K: 1 S: 9	H: 0 LOB: 0 BB: 0 P: 11	R: 0 E: 0 K: 2 S: 10	H: 1 LOB: 1 BB: 0 P: 16	R: 0 E: 0 K: 0 S: 6	H: 0 LOB: 0 BB: 0 P: 11	R: 0 E: 0 K: 0 S: 9	H: 0 LOB: 0 BB: 0 P: 13	1B: 3 2B: 0 3B: 0 HR: 0	SF: 1 SAC: 0 DP: 0 HBP: 0	WP: 1 PB: 0 SB: 2 CS: 0	PA: 31
PITCHER Frank Castillo, R ERA: 3.18 (1, 1)	IP: 9.0 WLS: W BF: 31 H: 3 R: 1 ER: 1 SO: 7 BB: 2 IBB: 0 HBP: 0 BLK: 0 WP: 1 HR: 0 S: 78 P: 122 ERA: 1.00 WHIP: 0.556																			

Batter	1	2	3	4	5	6	7	8	9	AB	R	H	RBI	BB	SO	LOB	BOTTOM			
Chico Walker, S OBP: 0.325, SLG: 0.339 (1, 8)			FC6-4			P6		G4-3		4	0	1	0	0	0	1	Los Angeles Dodgers @ Chicago Cubs Wrigley Field, Chicago, IL Tue Aug 27 1991, 3:33 AM CDT Att: 31,624 - Sunny - 82 F			
Mark Grace, L OBP: 0.361, SLG: 0.397 (1, 3)	L8		G1-3			1B				4	0	2	0	0	0	2				
23 Ryne Sandberg, R OBP: 0.381, SLG: 0.484 (1, 4)	G1-3					K		K		4	0	0	0	0	2	3				
Andre Dawson, R OBP: 0.306, SLG: 0.475 (1, 9)	P3					P6		K		4	0	0	0	0	1	3				
Dwight Smith, L OBP: 0.283, SLG: 0.397 (1, 7)	G3-1					F9				3	0	1	0	0	0	0				
Luis Salazar, R OBP: 0.314, SLG: 0.465 (1, 5)	P3					HR		P3		3	1	1	0	0	0	2				
Shawon Dunston, R OBP: 0.300, SLG: 0.413 (1, 6)						HR		K		3	1	1	2	0	2	0				
Rick Wilkins, L OBP: 0.303, SLG: 0.346 (1, 2)						F9		G6-3		3	0	0	0	0	0	0				
Frank Castillo, R OBP: 0.208, SLG: 0.136 (1, 1)						K		G4-3		3	0	1	0	0	1	0				
Inning Stats	R: 0 E: 0 K: 0 S: 9	H: 1 LOB: 1 BB: 0 P: 16	R: 0 E: 0 K: 1 S: 9	H: 0 LOB: 0 BB: 0 P: 14	R: 0 E: 0 K: 0 S: 9	H: 1 LOB: 1 BB: 0 P: 13	R: 0 E: 0 K: 0 S: 8	H: 0 LOB: 0 BB: 0 P: 11	R: 2 E: 0 K: 1 S: 13	H: 2 LOB: 2 BB: 0 P: 16	R: 0 E: 0 K: 1 S: 8	H: 0 LOB: 0 BB: 0 P: 11	R: 0 E: 0 K: 2 S: 9	H: 1 LOB: 1 BB: 0 P: 13	R: 0 E: 0 K: 2 S: 9	H: 0 LOB: 0 BB: 0 P: 13		1B: 6 2B: 0 3B: 0 HR: 1	SF: 0 SAC: 0 DP: 0 HBP: 0	WP: 0 PB: 0 SB: 0 CS: 0
PITCHER Ramon Martinez, R ERA: 2.93 (8, 1)	IP: 7.0 WLS: L BF: 27 H: 6 R: 2 ER: 2 SO: 4 BB: 0 IBB: 0 HBP: 0 BLK: 0 WP: 0 HR: 1 S: 65 P: 95 ERA: 2.57 WHIP: 0.857																			
Roger McDowell, R ERA: 3.09 (8, 1)	IP: 1.0 WLS: L BF: 4 H: 1 R: 0 ER: 0 SO: 2 BB: 0 IBB: 0 HBP: 0 BLK: 0 WP: 0 HR: 0 S: 9 P: 13 ERA: 0.00 WHIP: 1.000																			



Batter	1	2	3	4	5	6	7	8	9	AB	R	H	RBI	BB	SO	LOB	TOP		
Gary Redus, R OBP: 0.327, SLG: 0.415 (1, 3)	G6-3		HR		SH2-3 BB		G6-3		BB SH3-4 SF7 1B	4	2	2	1	1	0	0	Pittsburgh Pirates @ Los Angeles Dodgers Dodger Stadium, Los Angeles, CA Wed Aug 28 1991, 7:05 PM PDT Att: 39,040 - Sunny - 74 F		
Jay Bell, R OBP: 0.326, SLG: 0.425 (1, 6)	G4-3 2B		1B SF8 1B		SH2-3		2-6 1B		SH3-4	3	1	3	0	0	0	0			
Andy Van Slyke, L OBP: 0.353, SLG: 0.448 (1, 8)	G4-3		1B		L9		2-6		BB IBB	4	0	1	0	1	1	2			
Bobby Bonilla, S OBP: 0.396, SLG: 0.520 (1, 9)	F8		SF8		IBB				2B 1B	2	1	1	2	2	0	1			
Barry Bonds, L OBP: 0.407, SLG: 0.525 (1, 7)		G5-3 2B	P4		G5-3				S 1-H 2B	4	1	2	2	0	0	3			
John Wehner, R OBP: 0.381, SLG: 0.406 (1, 5)		G5-3	G5-3				K		E6 2B	5	0	0	0	0	1	5			
Don Slaught, R OBP: 0.305, SLG: 0.327 (1, 2)					P4		F8		K	4	0	1	1	0	1	2			
Jose Lind, R OBP: 0.299, SLG: 0.337 (1, 4)					G4-3		G4-3		P4	4	0	0	0	0	1	3			
Doug Drabek, R OBP: 0.176, SLG: 0.191 (1, 1)										3	0	0	0	0	1	1			
Rosario Rodriguez, R OBP: 0.335, SLG: 0.404 (8, PH)									SH3-4 BB 1B	0	0	0	0	0	0	0			
Gary Varsho, L OBP: 0.335, SLG: 0.404 (9, PH)										1	1	1	0	0	0	0			
Stan Belinda, R OBP: 0.335, SLG: 0.404 (9, 1)										0	0	0	0	0	0	0			
Inning Stats	R: 0 E: 0 K: 0 S: 11	H: 1 LOB: 1 BB: 0 P: 18	R: 1 E: 0 K: 1 S: 13	H: 2 LOB: 1 BB: 0 P: 19	R: 2 E: 0 K: 1 S: 15	H: 3 LOB: 1 BB: 0 P: 28	R: 0 E: 0 K: 1 S: 7	H: 0 LOB: 0 BB: 0 P: 11	R: 0 E: 0 K: 1 S: 6	H: 0 LOB: 2 BB: 2 P: 17	R: 0 E: 0 K: 0 S: 9	H: 1 LOB: 1 BB: 0 P: 13	R: 1 E: 1 K: 2 S: 16	H: 2 LOB: 2 BB: 0 P: 23	R: 2 E: 0 K: 0 S: 14	H: 2 LOB: 2 BB: 2 P: 27	1B: 6 2B: 4 3B: 0 HR: 1	SF: 2 SAC: 2 DP: 0 HBP: 0	WP: 0 PB: 0 CS: 1 PA: 42
PITCHER	IP WLS BF H R ER SO BB IBB HBP BLK WP HR S P ERA WHIP	IP WLS BF H R ER SO BB IBB HBP BLK WP HR S P ERA WHIP	IP WLS BF H R ER SO BB IBB HBP BLK WP HR S P ERA WHIP	IP WLS BF H R ER SO BB IBB HBP BLK WP HR S P ERA WHIP	IP WLS BF H R ER SO BB IBB HBP BLK WP HR S P ERA WHIP	IP WLS BF H R ER SO BB IBB HBP BLK WP HR S P ERA WHIP	IP WLS BF H R ER SO BB IBB HBP BLK WP HR S P ERA WHIP	IP WLS BF H R ER SO BB IBB HBP BLK WP HR S P ERA WHIP	IP WLS BF H R ER SO BB IBB HBP BLK WP HR S P ERA WHIP	IP WLS BF H R ER SO BB IBB HBP BLK WP HR S P ERA WHIP	IP WLS BF H R ER SO BB IBB HBP BLK WP HR S P ERA WHIP	IP WLS BF H R ER SO BB IBB HBP BLK WP HR S P ERA WHIP	IP WLS BF H R ER SO BB IBB HBP BLK WP HR S P ERA WHIP	IP WLS BF H R ER SO BB IBB HBP BLK WP HR S P ERA WHIP	IP WLS BF H R ER SO BB IBB HBP BLK WP HR S P ERA WHIP	IP WLS BF H R ER SO BB IBB HBP BLK WP HR S P ERA WHIP	IP WLS BF H R ER SO BB IBB HBP BLK WP HR S P ERA WHIP		

AB 34
R 6
H 11
RBI 6
BB 4
SO 5
LOB 17



Batter	1	2	3	4	5	6	7	8	9	AB	R	H	RBI	BB	SO	LOB	BOTTOM				
Brett Butler, L OBP: 0.414, SLG: 0.359 (1, 8)	CS 1B		L6			L8		HR		4	1	2	3	0	0	0	Pittsburgh Pirates @ Los Angeles Dodgers Dodger Stadium, Los Angeles, CA Wed Aug 28 1991, 7:05 PM PDT Att: 39,040 - Sunny - 74 F				
Juan Samuel, R OBP: 0.333, SLG: 0.391 (1, 4)	K				G6-3	F4		G6-3		4	0	0	0	0	1	1					
Kal Daniels, L OBP: 0.341, SLG: 0.395 (1, 7)					F7					3	0	0	0	1	2	0					
Roger McDowell, R OBP: 0.333, SLG: 0.391 (9, 1)										0	0	0	0	0	0	0					
Jay Howell, R OBP: 0.333, SLG: 0.391 (9, 1)										0	0	0	0	0	0	0					
Darryl Strawberry, L OBP: 0.365, SLG: 0.499 (1, 9)	G6-3				G4-3					4	1	2	0	0	0	1					
Eddie Murray, S OBP: 0.308, SLG: 0.370 (1, 3)			F7			E3		F7		4	0	1	0	0	0	1					
Mike Scioscia, L OBP: 0.357, SLG: 0.361 (1, 2)			F8			G5-4-3				4	0	0	0	0	0	2					
Lenny Harris, L OBP: 0.350, SLG: 0.351 (1, 6)			F9							3	0	0	0	0	0	0					
Dave Hansen, L OBP: 0.324, SLG: 0.485 (1, 5)										4	1	2	0	0	1	0					
Bob Ojeda, L OBP: 0.234, SLG: 0.256 (1, 1)										1	0	0	0	0	0	0					
Mitch Webster, S OBP: 0.282, SLG: 0.318 (5, PH)										1	0	0	0	0	0	2					
Jim Gott, R OBP: 0.300, SLG: 0.300 (8, 1)										0	0	0	0	0	0	0					
John Candelaria, L OBP: 0.300, SLG: 0.300 (8, 1)										0	0	0	0	0	0	0					
Tim Crews, R OBP: 0.300, SLG: 0.300 (8, 1)										0	0	0	0	0	0	0					
Chris Gwynn, L OBP: 0.311, SLG: 0.415 (8, PH)										1	1	1	0	0	0	0					
Inning Stats	R: 0 E: 0 K: 1 S: 13	H: 1 LOB: 1 BB: 1 P: 21	R: 0 E: 0 K: 0 S: 4	H: 0 LOB: 0 BB: 0 P: 9	R: 0 E: 0 K: 1 S: 9	H: 0 LOB: 0 BB: 0 P: 12	R: 0 E: 0 K: 0 S: 8	H: 0 LOB: 0 BB: 0 P: 12	R: 0 E: 1 K: 1 S: 10	H: 1 LOB: 2 BB: 0 P: 17	R: 0 E: 0 K: 1 S: 8	H: 0 LOB: 0 BB: 0 P: 10	R: 1 E: 0 K: 0 S: 10	H: 2 LOB: 0 BB: 0 P: 15	R: 3 E: 0 K: 1 S: 15	H: 4 LOB: 1 BB: 0 P: 28	R: 0 E: 0 K: 0 S: 8	H: 0 LOB: 0 BB: 0 P: 10	1B: 6 2B: 1 3B: 0 HR: 1	SF: 0 SAC: 0 DP: 2 HBP: 1	WP: 0 PB: 0 CS: 1 PA: 35
PITCHER	IP WLS BF H R ER SO BB IBB HBP BLK WP HR S P ERA WHIP	IP WLS BF H R ER SO BB IBB HBP BLK WP HR S P ERA WHIP	IP WLS BF H R ER SO BB IBB HBP BLK WP HR S P ERA WHIP	IP WLS BF H R ER SO BB IBB HBP BLK WP HR S P ERA WHIP	IP WLS BF H R ER SO BB IBB HBP BLK WP HR S P ERA WHIP	IP WLS BF H R ER SO BB IBB HBP BLK WP HR S P ERA WHIP	IP WLS BF H R ER SO BB IBB HBP BLK WP HR S P ERA WHIP	IP WLS BF H R ER SO BB IBB HBP BLK WP HR S P ERA WHIP	IP WLS BF H R ER SO BB IBB HBP BLK WP HR S P ERA WHIP	IP WLS BF H R ER SO BB IBB HBP BLK WP HR S P ERA WHIP	IP WLS BF H R ER SO BB IBB HBP BLK WP HR S P ERA WHIP	IP WLS BF H R ER SO BB IBB HBP BLK WP HR S P ERA WHIP	IP WLS BF H R ER SO BB IBB HBP BLK WP HR S P ERA WHIP	IP WLS BF H R ER SO BB IBB HBP BLK WP HR S P ERA WHIP	IP WLS BF H R ER SO BB IBB HBP BLK WP HR S P ERA WHIP	IP WLS BF H R ER SO BB IBB HBP BLK WP HR S P ERA WHIP	IP WLS BF H R ER SO BB IBB HBP BLK WP HR S P ERA WHIP				

AB 33
R 4
H 8
RBI 3
BB 1
SO 4
LOB 7



Batter	1	2	3	4	5	6	7	8	9	AB	R	H	RBI	BB	SO	LOB	TOP										
Orlando Merced, S OBP: 0.386, SLG: 0.413	2-2 1B	3-2 1B			0-1 G4-3		1-2 FC5-4 1B		0-3 K	5	0	3	2	0	1	1	Pittsburgh Pirates @ Los Angeles Dodgers Dodger Stadium, Los Angeles, CA Thu Aug 29 1991, 7:05 PM PDT Att: 46,414 - Cloudy - 73 F										
Jay Bell, R OBP: 0.324, SLG: 0.423	0-0 F9	0-1 1B			1-2 F9		0-0 FC5-4 1B		3-2 G5-3	5	0	1	1	0	0	4											
Andy Van Slyke, L OBP: 0.352, SLG: 0.446	0-0 F8	3-H F7			2-1 F8		2-2 1B			4	0	1	1	0	0	3											
Bobby Bonilla, S OBP: 0.393, SLG: 0.515	2-1 F8			2-0 G3-1		0-0 F9			1-3 K	4	0	0	0	0	1	3											
Barry Bonds, L OBP: 0.405, SLG: 0.521		4-1 1B S 1B BB		2-3 K		1-0 G6-3		1-3 K		3	1	0	0	1	2	0											
Michael LaValliere, L OBP: 0.353, SLG: 0.358 Don Slaught, R OBP: 0.307, SLG: 0.329	1-1 G1-3	1-1 F7		0-0 F7		2-2 1B		1-3 K		2	0	0	0	0	0	1											
Curtis Wilkerson, S OBP: 0.292, SLG: 0.295 Bill Landrum, R	0-1 F8			0-0 F8		1-1 G4-3		1-3 K		4	0	0	0	0	1	2											
Jose Lind, R OBP: 0.299, SLG: 0.334	4-0 1B IBB			3-2 F8		2-2 G4-3		0-0 F9		3	1	0	0	1	0	0											
Bob Patterson, R OBP: 0.250, SLG: 0.250 Roger Mason, R Rosario Rodriguez, R Bob Kipper, R Cecil Espy, S OBP: 0.279, SLG: 0.390	1-1 1B 1B	1-1 1B 1B		0-0 P3		4-2 FC5-4 1B BB		4-2 WP S BB		2	1	1	0	0	0	0											
Inning Stats	R: 0 E: 0 K: 0 S: 7	H: 1 LOB: 1 BB: 0 P: 11	R: 3 E: 0 K: 0 S: 15	H: 3 LOB: 2 BB: 2 P: 30	R: 0 E: 0 K: 1 S: 6	H: 0 LOB: 0 BB: 0 P: 10	R: 0 E: 0 K: 0 S: 5	H: 0 LOB: 0 BB: 0 P: 8	R: 0 E: 0 K: 0 S: 7	H: 1 LOB: 1 BB: 0 P: 13	R: 1 E: 0 K: 1 S: 16	H: 2 LOB: 2 BB: 1 P: 26	R: 0 E: 0 K: 3 S: 9	H: 0 LOB: 0 BB: 1 P: 12	R: 0 E: 0 K: 1 S: 9	H: 0 LOB: 1 BB: 1 P: 16		1B: 7 2B: 0 3B: 0 HR: 0	SF: 0 SAC: 0 DP: 0 HBP: 0	WP: 1 PB: 0 CS: 2 S: 2	PA: 38						
PITCHER	IP	WLS	BF	H	R	ER	SO	BB	IBB	HBP	BLK	WP	HR	S	P	ERA	WHIP										
Mike Morgan, R ERA: 2.76	6.2	L	30	7	4	4	1	2	1	0	0	0	0	62	104	5.40	1.350										
John Candelaria, L ERA: 3.0	0.1		1	0	0	0	1	0	0	0	0	0	0	3	4	0.00	0.000										
Jim Gott, R ERA: 3.32	2.0		7	0	0	0	4	1	0	0	0	1	0	18	28	0.00	0.500										

Batter	1	2	3	4	5	6	7	8	9	AB	R	H	RBI	BB	SO	LOB	BOTTOM										
Brett Butler, L OBP: 0.413, SLG: 0.357	4-2 CS BB		1-1 F7		0-2 G3		3-3 K			3	0	0	0	1	1	3	Pittsburgh Pirates @ Los Angeles Dodgers Dodger Stadium, Los Angeles, CA Thu Aug 29 1991, 7:05 PM PDT Att: 46,414 - Cloudy - 73 F										
Juan Samuel, R OBP: 0.334, SLG: 0.392	1-2 F9		0-1 1B		3-3 K		1-0 BB 1B			4	0	2	1	0	1	1											
Mitch Webster, S OBP: 0.281, SLG: 0.312	1-3 K		2-2 F7		4-2 1B BB		0-0 L5			3	0	0	0	1	1	3											
Darryl Strawberry, L OBP: 0.367, SLG: 0.499	3-2 CS	0-3 K		2-2 F8		0-0 1B		3-2 BB 1B		4	0	2	0	0	1	0											
Eddie Murray, S OBP: 0.310, SLG: 0.370		2-2 G5-3		3-2 G5-3 1B		0-3 K		4-1 G6-3 BB		3	0	1	0	1	1	2											
Gary Carter, R OBP: 0.323, SLG: 0.408 Kal Daniels, L OBP: 0.341, SLG: 0.394 Mike Scioscia, L OBP: 0.357, SLG: 0.361	1-2 1B	1-2 1B		3-2 G5-3		1-2 P4		1-0 G6-3		3	0	1	0	0	0	3											
Mike Sharperson, R ERA: 4.63 Lenny Harris, L OBP: 0.349, SLG: 0.349	2-3 K		1-3 K		2-2 G6-3		1-1 L7			2	0	0	0	0	2	2											
Jose Offerman, S OBP: 0.333, SLG: 0.212 Dave Hansen, L OBP: 0.314, SLG: 0.471			3-2 SH1-4 1B		3-2 G4-3		4-1 CS BB BB		2-3 K	2	1	1	0	1	0	0											
Mike Morgan, R OBP: 0.082, SLG: 0.085 John Candelaria, L Stan Javier, S OBP: 0.257, SLG: 0.288 Jim Gott, R OBP: 0.500, SLG: 0.500 Chris Gwynn, L OBP: 0.308, SLG: 0.412	0-0 SH1-4	0-0 SH1-4		0-0 G6-3		4-1 SAFE		0-0 G1-3		1	0	0	0	0	0	0											
Inning Stats	R: 0 E: 0 K: 1 S: 13	H: 0 LOB: 0 BB: 1 P: 21	R: 0 E: 0 K: 2 S: 13	H: 1 LOB: 1 BB: 0 P: 18	R: 1 E: 0 K: 0 S: 11	H: 2 LOB: 1 BB: 0 P: 17	R: 0 E: 0 K: 1 S: 20	H: 1 LOB: 1 BB: 0 P: 29	R: 0 E: 0 K: 2 S: 8	H: 0 LOB: 2 BB: 1 P: 11	R: 0 E: 0 K: 1 S: 14	H: 1 LOB: 2 BB: 2 P: 22	R: 0 E: 0 K: 0 S: 10	H: 0 LOB: 2 BB: 2 P: 23	R: 0 E: 0 K: 0 S: 9	H: 2 LOB: 2 BB: 1 P: 18		R: 0 E: 0 K: 1 S: 6	H: 0 LOB: 0 BB: 0 P: 9	1B: 7 2B: 1 3B: 0 HR: 0	SF: 0 SAC: 1 DP: 2 HBP: 0	WP: 0 PB: 0 CS: 2	PA: 37				
PITCHER	IP	WLS	BF	H	R	ER	SO	BB	IBB	HBP	BLK	WP	HR	S	P	ERA	WHIP										
Bob Patterson, L ERA: 4.63 Roger Mason, R ERA: 0.66 Rosario Rodriguez, L ERA: 4.35 Bob Kipper, L ERA: 4.35 Bill Landrum, R ERA: 2.87	1.1		14	4	1	1	3	1	0	0	0	0	0	47	71	2.70	1.500										
Stan Javier, S OBP: 0.257, SLG: 0.288	1.0		4	0	0	0	1	2	0	0	0	0	0	10	23	0.00	2.000										
Bob Kipper, L ERA: 4.35	0.1		4	2	0	0	0	1	0	0	0	0	0	8	16	0.00	9.000										
Bill Landrum, R ERA: 2.87	1.2	S	4	0	0	0	1	0	0	0	0	0	0	7	11	0.00	0.000										

AB 34
R 4
H 7
RBI 4
BB 4
SO 6
LOB 14



AB 30
R 1
H 7
RBI 1
BB 5
SO 8
LOB 17



Batter	1	2	3	4	5	6	7	8	9	AB	R	H	RBI	BB	SO	LOB	TOP		
Chico Walker, S (1, 5) OBP: 0.327, SLG: 0.353	L7			G4-3		K		K		4	0	0	0	0	2	1	Chicago Cubs @ Los Angeles Dodgers Dodger Stadium, Los Angeles, CA Fri Aug 30 1991, 7:05 PM PDT Att: 39,666 - Sunny - 74 F		
Mark Grace, L (1, 3) OBP: 0.358, SLG: 0.391	L8			G6-3		G4-3			F8	4	0	0	0	0	0	0			
23 Ryne Sandberg, R (1, 4) OBP: 0.375, SLG: 0.474	K			K			K		F9	4	0	0	0	0	3	0			
Andre Dawson, R (1, 9) OBP: 0.304, SLG: 0.479		G5-3			F7		G4-3		K	4	0	0	0	0	1	0			
George Bell, R (1, 7) OBP: 0.329, SLG: 0.478		G6-3			FC4-6 1B		1B			3	0	2	0	0	0	0			
Dwight Smith, L (1, 8) OBP: 0.290, SLG: 0.399		G5-3			FC4-6 1B 1-2		F7			3	0	0	0	0	0	2			
Shawon Dunston, R (1, 6) OBP: 0.299, SLG: 0.413				K	SAFE 1-3 1B			E S 1B		3	0	2	0	0	1	0			
Hector Villanueva, R (1, 2) OBP: 0.328, SLG: 0.500		L8			F7			F7		3	0	0	0	0	0	3			
Danny Jackson, R (1, 1) OBP: 0.105, SLG: 0.105				K						2	0	0	0	0	2	0			
Les Lancaster, R (7, 1) OBP: 0.165, SLG: 0.259										0	0	0	0	0	0	0			
Rick Wilkins, L (6, PH) OBP: 0.306, SLG: 0.341										1	0	0	0	0	1	1			
Chuck McElroy, L (8, 1) OBP: 0.375, SLG: 0.500										0	0	0	0	0	0	0			
Inning Stats	R: 0 E: 0 K: 1 S: 7	H: 0 LOB: 0 BB: 0 P: 11	R: 0 E: 0 K: 0 S: 5	H: 0 LOB: 0 BB: 0 P: 7	R: 0 E: 0 K: 2 S: 10	H: 0 LOB: 0 BB: 0 P: 14	R: 0 E: 0 K: 1 S: 6	H: 0 LOB: 0 BB: 0 P: 9	R: 0 E: 0 K: 1 S: 7	H: 2 LOB: 2 BB: 0 P: 12	R: 0 E: 0 K: 1 S: 10	H: 1 LOB: 1 BB: 0 P: 12	R: 0 E: 0 K: 2 S: 12	H: 1 LOB: 1 BB: 0 P: 19	R: 0 E: 0 K: 1 S: 6	H: 0 LOB: 0 BB: 0 P: 8	1B: 4 2B: 0 3B: 0 HR: 0	SF: 0 SAC: 0 DP: 0 HBP: 0	WP: 0 PA: 31 PB: 0 SB: 1 CS: 0
PITCHER Tim Belcher, R (1, 1) ERA: 2.54	IP: 9.0 WLS: W BF: 31 H: 4 R: 0 ER: 0 SO: 10 BB: 0 IBB: 0 HBP: 0 BLK: 0 WP: 0 HR: 0 S: 70 P: 99 ERA: 0.00 WHIP: 0.444															PITCHER Tim Belcher, R (1, 1) ERA: 2.54			

AB	31
R	0
H	4
RBI	0
BB	0
SO	10
LOB	7



Batter	1	2	3	4	5	6	7	8	9	AB	R	H	RBI	BB	SO	LOB	BOTTOM		
Brett Butler, L (1, 8) OBP: 0.412, SLG: 0.360	G6-3	G4-3			L7					4	0	1	1	0	0	2	Chicago Cubs @ Los Angeles Dodgers Dodger Stadium, Los Angeles, CA Fri Aug 30 1991, 7:05 PM PDT Att: 39,666 - Sunny - 74 F		
Juan Samuel, R (1, 4) OBP: 0.331, SLG: 0.388	E5 L5-4 BLK		K2-3		F8		G4-3			4	0	0	0	0	1	1			
Kal Daniels, L (1, 7) OBP: 0.340, SLG: 0.391			G6-3		G4-3					3	0	0	0	1	0	0			
Stan Javier, S (9, 7) OBP: 0.257, SLG: 0.288								G1-3		0	0	0	0	0	0	0			
Darryl Strawberry, L (1, 9) OBP: 0.370, SLG: 0.497	L5-4			S		G5-4-3 BB		FC6-4 BB		1	0	0	0	3	0	2			
Eddie Murray, S (1, 3) OBP: 0.309, SLG: 0.369		FC6-4 1B 1B		F9		SAFE 1-2 SAFE 1-2	G5-4-3	F8		4	1	1	0	0	0	3			
Gary Carter, R (1, 2) OBP: 0.322, SLG: 0.405				L7		G5-3		FC6-4		4	0	1	0	0	0	1			
Mike Sharperson, R (1, 5) OBP: 0.344, SLG: 0.345		FC6-4 SH1-4 1B 1-2 2-3			2B			SH3 3B 1B		3	1	2	0	0	0	2			
Jose Offerman, S (1, 6) OBP: 0.333, SLG: 0.216				K				K		3	0	1	1	0	2	2			
Tim Belcher, R (1, 1) OBP: 0.125, SLG: 0.143		SH1-4			F8			SH3		1	0	0	0	0	0	1			
Inning Stats	R: 0 E: 1 K: 0 S: 15	H: 0 LOB: 1 BB: 1 P: 23	R: 1 E: 0 K: 0 S: 14	H: 3 LOB: 2 BB: 0 P: 16	R: 0 E: 0 K: 1 S: 7	H: 0 LOB: 1 BB: 1 P: 18	R: 0 E: 0 K: 1 S: 9	H: 1 LOB: 0 BB: 0 P: 13	R: 0 E: 0 K: 0 S: 11	H: 0 LOB: 0 BB: 0 P: 17	R: 0 E: 0 K: 0 S: 3	H: 0 LOB: 0 BB: 1 P: 10	R: 1 E: 0 K: 1 S: 12	H: 2 LOB: 1 BB: 0 P: 19	R: 0 E: 0 K: 0 S: 9	H: 0 LOB: 1 BB: 1 P: 20	1B: 4 2B: 2 3B: 1 HR: 0	SF: 0 SAC: 2 DP: 2 HBP: 0	WP: 0 PA: 33 PB: 0 SB: 1 CS: 0
PITCHER Danny Jackson, L (1, 1) ERA: 6.4	IP: 6.2 WLS: L BF: 28 H: 6 R: 2 ER: 2 SO: 3 BB: 3 IBB: 0 HBP: 0 BLK: 0 WP: 0 HR: 0 S: 67 P: 110 ERA: 2.70 WHIP: 1.350															PITCHER Les Lancaster, R (7, 1) ERA: 3.75			
Les Lancaster, R (7, 1) ERA: 3.75	IP: 0.1 WLS: L BF: 1 H: 0 R: 0 ER: 0 SO: 0 BB: 0 IBB: 0 HBP: 0 BLK: 0 WP: 0 HR: 0 S: 4 P: 6 ERA: 0.00 WHIP: 0.000															PITCHER Chuck McElroy, L (8, 1) ERA: 1.79			
Chuck McElroy, L (8, 1) ERA: 1.79	IP: 1.0 WLS: L BF: 4 H: 0 R: 0 ER: 0 SO: 0 BB: 1 IBB: 0 HBP: 0 BLK: 0 WP: 0 HR: 0 S: 9 P: 20 ERA: 0.00 WHIP: 1.000																		

AB	27
R	2
H	6
RBI	2
BB	4
SO	3
LOB	14



Batter	1	2	3	4	5	6	7	8	9	AB	R	H	RBI	BB	SO	LOB	TOP				
Chico Walker, S OBP: 0.328, SLG: 0.349 Paul Assenmacher, L OBP: 0.400, SLG: 0.250	G3-1		FC6-4 BB		B1		G4-3			3	0	0	0	1	0	1	Chicago Cubs @ Los Angeles Dodgers Dodger Stadium, Los Angeles, CA Sat Aug 31 1991, 7:05 PM PDT Att: 46,943 - Sunny - 77 F				
Shawon Dunston, R OBP: 0.298, SLG: 0.413 Jose Vizcaino, S OBP: 0.285, SLG: 0.300	F9		SF9					G6-3		3	0	1	1	0	0	0					
Mark Grace, L OBP: 0.357, SLG: 0.389			SF8		G4-3			G3		2	0	0	1	1	0	1					
Andre Dawson, R OBP: 0.301, SLG: 0.475	F9		FC6-4					K		4	0	0	0	0	1	2					
George Bell, R OBP: 0.327, SLG: 0.474			F9		G3			G6-3		4	0	0	0	0	0	0					
Dwight Smith, L OBP: 0.289, SLG: 0.394			1B		K			K		4	0	1	0	0	2	0					
Luis Salazar, R OBP: 0.316, SLG: 0.462 Ced Landrum, L OBP: 0.292, SLG: 0.261	L7							1B		4	0	3	0	0	0	0					
Rick Wilkins, L OBP: 0.311, SLG: 0.346			SF9 1B		G3			SH2-3 1B		3	1	2	0	0	0	1					
Rick Sutcliffe, L OBP: 0.120, SLG: 0.125 Chuck McElroy, L OBP: 0.375, SLG: 0.590 23 Ryne Sandberg, R OBP: 0.374, SLG: 0.472			SF9 BB 1B		G4-3			K		2	1	1	0	0	0	0					
Inning Stats	R: 0 E: 0 K: 0 S: 12	H: 0 LOB: 1 BB: 1 P: 20	R: 0 E: 0 K: 0 S: 7	H: 1 LOB: 0 BB: 0 P: 11	R: 2 E: 0 K: 0 S: 12	H: 2 LOB: 1 BB: 1 P: 22	R: 0 E: 0 K: 1 S: 11	H: 1 LOB: 1 BB: 0 P: 14	R: 0 E: 0 K: 0 S: 6	H: 0 LOB: 0 BB: 0 P: 12	R: 0 E: 0 K: 0 S: 8	H: 1 LOB: 1 BB: 0 P: 11	R: 0 E: 0 K: 1 S: 7	H: 0 LOB: 0 BB: 0 P: 10	R: 0 E: 0 K: 2 S: 14	H: 2 LOB: 2 BB: 0 P: 19		1B: 8 2B: 0 3B: 0 HR: 0	SF: 2 SAC: 1 DP: 0 HBP: 0	WP: 0 PB: 0 SB: 0 CS: 0	PA: 36
PITCHER	IP	WLS	BF	H	R	ER	SO	BB	IBB	HBP	BLK	WP	HR	S	P	ERA	WHIP				
Kevin Gross, R ERA: 3.56	6.0		24	5	2	2	1	2	0	0	0	0	0	55	86	3.00	1.167				
Roger McDowell, R ERA: 3.22	2.0	W	7	1	0	0	1	0	0	0	0	0	0	15	21	0.00	0.500				
Jay Howell, R ERA: 2.81	1.0	S	5	2	0	0	2	0	0	0	0	0	0	14	19	0.00	2.000				

Batter	1	2	3	4	5	6	7	8	9	AB	R	H	RBI	BB	SO	LOB	BOTTOM				
Brett Butler, L OBP: 0.414, SLG: 0.362	CS 1B		G6-3							3	1	2	0	1	0	1	Chicago Cubs @ Los Angeles Dodgers Dodger Stadium, Los Angeles, CA Sat Aug 31 1991, 7:05 PM PDT Att: 46,943 - Sunny - 77 F				
Lenny Harris, L OBP: 0.351, SLG: 0.355	G3-1 2B		G3							3	0	2	1	0	0	1					
Kal Daniels, L OBP: 0.339, SLG: 0.390	G3-1									4	0	1	1	0	1	2					
Darryl Strawberry, L OBP: 0.367, SLG: 0.492	L9									4	0	0	0	0	2	4					
Eddie Murray, S OBP: 0.311, SLG: 0.376	G4-3									4	1	2	1	0	0	0					
Mike Scioscia, L OBP: 0.356, SLG: 0.357	P4									3	0	0	0	1	1	1					
Juan Samuel, R OBP: 0.333, SLG: 0.388	K									3	0	1	0	1	1	1					
Dave Hansen, L OBP: 0.324, SLG: 0.457 Mike Sharperson, R OBP: 0.332, SLG: 0.357			SH2-4 BB							1	0	0	0	1	0	1					
Jose Offerman, S OBP: 0.333, SLG: 0.216			BB							0	0	0	0	0	0	0					
Kevin Gross, R OBP: 0.421, SLG: 0.412 Mitch Webster, S OBP: 0.290, SLG: 0.310 Roger McDowell, R	SH2-4									1	0	0	0	0	1	2					
Gary Carter, R OBP: 0.321, SLG: 0.403 Jay Howell, R										0	0	0	0	0	0	1					
Inning Stats	R: 0 E: 0 K: 0 S: 10	H: 2 LOB: 1 BB: 0 P: 17	R: 0 E: 0 K: 1 S: 7	H: 0 LOB: 0 BB: 0 P: 14	R: 0 E: 0 K: 0 S: 5	H: 0 LOB: 1 BB: 1 P: 13	R: 0 E: 0 K: 1 S: 9	H: 1 LOB: 1 BB: 0 P: 12	R: 2 E: 0 K: 1 S: 14	H: 2 LOB: 2 BB: 3 P: 33	R: 0 E: 0 K: 1 S: 8	H: 0 LOB: 2 BB: 2 P: 19	R: 0 E: 0 K: 1 S: 10	H: 1 LOB: 1 BB: 0 P: 14	R: 1 E: 0 K: 1 S: 12	H: 3 LOB: 1 BB: 0 P: 18	1B: 6 2B: 2 3B: 0 HR: 1	SF: 0 SAC: 2 DP: 1 HBP: 0	WP: 0 PB: 0 SB: 0 CS: 2	PA: 36	
PITCHER	IP	WLS	BF	H	R	ER	SO	BB	IBB	HBP	BLK	WP	HR	S	P	ERA	WHIP				
Rick Sutcliffe, R ERA: 4.34	4.2		21	5	2	2	2	4	0	0	0	0	0	42	84	3.86	1.929				
Chuck McElroy, L ERA: 1.76	1.1		6	0	0	0	2	2	0	0	0	0	0	11	24	0.00	1.500				
Paul Assenmacher, L ERA: 3.13	2.0	L	9	4	1	1	2	0	0	0	0	0	1	22	32	4.50	2.000				

AB	31
R	2
H	8
RBI	2
BB	2
SO	4
LOB	8



AB	28
R	3
H	9
RBI	3
BB	6
SO	6
LOB	14



Batter	1	2	3	4	5	6	7	8	9	AB	R	H	RBI	BB	SO	LOB	TOP						
Chico Walker, S OBP: 0.331, SLG: 0.350 (1, 8)										2	1	1	0	2	0	0	Chicago Cubs @ Los Angeles Dodgers Dodger Stadium, Los Angeles, CA Sun Sep 01 1991, 3:33 AM PDT Att: 38,742 - Sunny - 84 F						
Mark Grace, L OBP: 0.358, SLG: 0.390 (1, 3)										4	1	2	0	0	1	2							
23 Ryne Sandberg, R OBP: 0.375, SLG: 0.472 (1, 4)										4	0	2	0	0	0	3							
Andre Dawson, R OBP: 0.301, SLG: 0.479 Jerome Walton, R OBP: 0.297, SLG: 0.325 (8, 8)										4	1	1	3	0	0	4							
George Bell, R OBP: 0.326, SLG: 0.471 Dave Smith, R (8, 1)										3	0	0	0	1	0	1							
Luis Salazar, R OBP: 0.311, SLG: 0.455 (1, 5)										4	0	0	0	0	2	1							
Rick Wilkins, L OBP: 0.311, SLG: 0.346 Bob Scanlan, R OBP: 0.080, SLG: 0.042 Ced Landrum, L OBP: 0.286, SLG: 0.255 (6, 1)										3	0	1	0	0	0	0							
Jose Vizcaino, S OBP: 0.284, SLG: 0.299 (1, 6)										4	0	1	0	0	0	0							
Frank Castillo, R OBP: 0.208, SLG: 0.136 Shawn Boskie, R OBP: 0.250, SLG: 0.324 Joe Girardi, R OBP: 0.271, SLG: 0.214 (1, 1)										0	0	0	0	0	0	0							
Inning Stats	R: 0 E: 0 K: 1 S: 19	H: 1 LOB: 1 BB: 1 P: 28	R: 0 E: 0 K: 0 S: 9	H: 2 LOB: 0 BB: 0 P: 15	R: 3 E: 0 K: 1 S: 17	H: 3 LOB: 0 BB: 1 P: 31	R: 0 E: 0 K: 1 S: 8	H: 0 LOB: 1 BB: 1 P: 9	R: 0 E: 0 K: 0 S: 8	H: 0 LOB: 0 BB: 0 P: 15	R: 0 E: 0 K: 1 S: 17	H: 0 LOB: 0 BB: 0 P: 25	R: 0 E: 0 K: 1 S: 8	H: 0 LOB: 0 BB: 0 P: 10	R: 0 E: 0 K: 0 S: 12	H: 2 LOB: 1 BB: 0 P: 18		R: 0 E: 0 K: 1 S: 6	H: 0 LOB: 0 BB: 0 P: 8	1B: 7 2B: 0 3B: 0 HR: 1	SF: 0 SAC: 0 DP: 1 HBP: 0	WP: 1 PB: 0 SB: 1 CS: 1	PA: 35
PITCHER	IP WLS BF H R ER SO BB IBB HBP BLK WP HR S P ERA WHIP																						
Ramon Martinez, R ERA: 2.96 Jim Gott, R ERA: 3.29 Dennis Cook, L ERA: 1.04	(1, 1) 7.0 W 28 6 3 3 5 3 0 0 0 1 1 86 133 3.86 1.286	(8, 1) 1.0 4 2 0 0 0 0 0 0 0 0 0 12 18 0.00 2.000	(9, 1) 1.0 3 0 0 0 1 0 0 0 0 0 0 6 8 0.00 0.000																				

AB	32
R	3
H	8
RBI	3
BB	3
SO	6
LOB	13



Batter	1	2	3	4	5	6	7	8	9	AB	R	H	RBI	BB	SO	LOB	BOTTOM				
Brett Butler, L OBP: 0.413, SLG: 0.361 Tom Goodwin, L OBP: 1.000, SLG: 1.000 (8, 8)										4	1	1	0	0	2	2	Chicago Cubs @ Los Angeles Dodgers Dodger Stadium, Los Angeles, CA Sun Sep 01 1991, 3:33 AM PDT Att: 38,742 - Sunny - 84 F				
Lenny Harris, L OBP: 0.352, SLG: 0.355 (1, 5)										5	3	2	0	0	1						
Kal Daniels, L OBP: 0.343, SLG: 0.404 Chris Gwynn, L OBP: 0.313, SLG: 0.442 (7, 7)										4	2	3	3	0	1	0					
Darryl Strawberry, L OBP: 0.366, SLG: 0.488 Mitch Webster, S OBP: 0.279, SLG: 0.309 (7, 9)										3	1	0	0	1	0	1					
Eddie Murray, S OBP: 0.314, SLG: 0.386 Mike Sharperson, R OBP: 0.356, SLG: 0.357 Eric Karros, R (8, PR) (9, 3)										4	3	3	3	0	0	1					
Mike Stoccia, L OBP: 0.381, SLG: 0.364 Carlos Hernandez, R (7, PR) (8, 2)										3	0	2	1	1	0	0					
Juan Samuel, R OBP: 0.332, SLG: 0.389 (1, 4)										4	1	1	2	0	2	3					
Alfredo Griffin, S OBP: 0.285, SLG: 0.273 (1, 6)										3	0	0	0	1	0	1					
Ramon Martinez, R OBP: 0.121, SLG: 0.123 Dave Hansen, L OBP: 0.316, SLG: 0.444 Jim Gott, R OBP: 0.500, SLG: 0.500 Dennis Cook, L (9, 1)										3	0	1	1	0	0	0					
Inning Stats	R: 5 E: 0 K: 1 S: 23	H: 5 LOB: 2 BB: 3 P: 44	R: 0 E: 0 K: 1 S: 8	H: 0 LOB: 0 BB: 0 P: 10	R: 1 E: 0 K: 0 S: 7	H: 1 LOB: 0 BB: 0 P: 9	R: 0 E: 0 K: 1 S: 9	H: 0 LOB: 0 BB: 0 P: 12	R: 0 E: 0 K: 0 S: 8	H: 2 LOB: 2 BB: 0 P: 11	R: 3 E: 0 K: 0 S: 12	H: 3 LOB: 0 BB: 0 P: 20	R: 1 E: 0 K: 1 S: 14	H: 2 LOB: 2 BB: 0 P: 24	R: 2 E: 0 K: 1 S: 11	H: 2 LOB: 1 BB: 1 P: 18		1B: 8 2B: 4 3B: 0 HR: 3	SF: 0 SAC: 0 DP: 0 HBP: 0	WP: 1 PB: 0 SB: 0 CS: 0	PA: 42
PITCHER	IP WLS BF H R ER SO BB IBB HBP BLK WP HR S P ERA WHIP																				
Frank Castillo, R ERA: 3.75 Shawn Boskie, R ERA: 4.89 Bob Scanlan, R ERA: 4.23 Dave Smith, R ERA: 5.46	(1, 1) 0.2 L 9 5 5 0 0 0 0 0 0 0 2 46 64 7.20 1.200	(1, 1) 5.0 21 6 4 4 4 0 0 0 0 0 2 46 64 7.20 1.200	(6, 1) 1.1 6 2 1 1 1 0 0 0 0 1 0 15 26 6.75 1.500	(8, 1) 1.0 6 2 2 2 1 1 0 0 0 0 1 11 18 18.00 3.000																	

AB	38
R	12
H	15
RBI	12
BB	4
SO	6
LOB	12



Batter	1	2	3	4	5	6	7	8	9	10	11	AB	R	H	RBI	BB	SO	LOB	TOP							
Ray Lankford, L OBP: 0.288, SLG: 0.378	(1, 8) K	(2, 1) P5			(5, 0) WP G5-3 1B		(7, 2) K		(9, 0) HR		(11, 1) P6	6	1	2	1	0	2	5								
Ozzie Smith, S OBP: 0.363, SLG: 0.369	(1, 6) K				(5, 1) G5-3 1-2		(7, 0) P6		(9, 2) G3-1		(11, 3) L4	6	0	1	0	0	1	4								
Todd Zeile, R OBP: 0.347, SLG: 0.408	(1, 5) L7				(5, 2) G1-3 2-3				(9, 3) K		(11, 2) 1B	6	2	2	1	0	2	2								
Pedro Guerrero, R OBP: 0.330, SLG: 0.364		(2, 4) 2B BB			(5, 0) F9				(9, 2) G6-3 2-H 1B		(11, 0) K	3	1	1	1	1	0	2								
Rex Hudler, R OBP: 0.265, SLG: 0.325													0	0	0	0	0	0								
Rod Brewer, L OBP: 0.250, SLG: 0.250													2	0	1	1	0	1								
Felix Jose, S OBP: 0.373, SLG: 0.443		(2, 0) 2B 2B			(5, 4) 1B				(9, 2) G6-3 1-2 1B		(11, 2) G4-3	5	1	2	0	1	1	3								
Milt Thompson, L OBP: 0.450, SLG: 0.490					(5, 2) K				(9, 0) 1B			5	0	2	0	0	1	4								
Tom Pagnozzi, R OBP: 0.303, SLG: 0.341					(5, 3) K				(9, 0) 1B			5	0	2	2	0	2	2								
Willie Fraser, R OBP: 0.303, SLG: 0.341									(9, 2) 1B			0	0	0	0	0	0	0								
José Oquendo, S OBP: 0.373, SLG: 0.321		(2, 4) SH2-4 2B			(5, 2) G6-3				(9, 0) G5-3		(11, 4) 2B BB	3	0	0	0	2	0	2								
Gerónimo Peña, S OBP: 0.288, SLG: 0.397									(9, 2) G4-3			0	1	0	0	0	0	0								
Ken Hill, S ERA: 4.12					(5, 1) K				(9, 2) G5-3		(11, 0) SH2-4 1B	1	0	0	0	0	0	0								
Inning Stats	R: 0 E: 0 K: 2 S: 9	H: 0 LOB: 0 BB: 0 P: 13	R: 2 E: 0 K: 1 S: 13	H: 2 LOB: 2 BB: 2 P: 27	R: 0 E: 0 K: 1 S: 11	H: 1 LOB: 2 BB: 1 P: 24	R: 0 E: 0 K: 2 S: 17	H: 0 LOB: 0 BB: 0 P: 24	R: 0 E: 0 K: 0 S: 7	H: 1 LOB: 1 BB: 0 P: 11	R: 0 E: 0 K: 2 S: 11	H: 0 LOB: 0 BB: 0 P: 19	R: 0 E: 0 K: 1 S: 8	H: 1 LOB: 1 BB: 0 P: 12	R: 1 E: 0 K: 0 S: 15	H: 4 LOB: 2 BB: 0 P: 20	R: 1 E: 0 K: 1 S: 12	H: 1 LOB: 0 BB: 0 P: 16	R: 0 E: 0 K: 1 S: 10	H: 2 LOB: 1 BB: 0 P: 15	R: 3 E: 0 K: 0 S: 16	H: 3 LOB: 2 BB: 1 P: 28	1B: 8 2B: 7 3B: 0 HR: 1	SF: 0 SAC: 1 DP: 2 HBP: 0	WP: 1 PB: 0 SB: 0 CS: 0	PA: 50
PITCHER	IP ERA	WLS BF	H R	ER SO	BB IBB	HBP BLK	WP HR	S P	ERA WHIP	PITCHER	IP WLS	BF H	R ER	SO BB	IBB HBP	BLK WP	HR S	P ERA	WHIP							
Bob Ojeda, L ERA: 3.37	(1, 1) 7.0							130	2.57	1.000																
Roger McDowell, R ERA: 3.36	(8, 1) 2.0	10	5	2	1	0	0	1	27	36	9.00	2.500														
John Candelaria, L ERA: 2.97	(10, 1) 0.1	3	2	0	1	0	0	0	8	11	0.00	6.000														
Jay Howell, R ERA: 3.28	(10, 1) 1.1	L 6	2	3	3	0	1	0	14	26	20.25	2.250														
Dennis Cook, L ERA: 1.0	(11, 1) 0.1	2	1	0	0	0	0	0	4	6	0.00	3.000														

St. Louis Cardinals @ Los Angeles Dodgers
 Dodger Stadium, Los Angeles, CA
 Mon Sep 02 1991, 7:05 PM PDT
 Att: 37,794 - Sunny - 74 F

AB	45
R	7
H	15
RBI	7
BB	4
SO	11
LOB	24



Batter	1	2	3	4	5	6	7	8	9	10	11	AB	R	H	RBI	BB	SO	LOB	BOTTOM							
Brett Butler, L OBP: 0.409, SLG: 0.358	(1, 8) G6-3				(5, 2) G4-3				(9, 2) F7			5	0	0	0	0	0	3								
Lenny Harris, L OBP: 0.352, SLG: 0.356	(1, 5) F7				(5, 0) P5				(9, 2) 1B			5	1	2	1	0	0	0								
Kal Daniels, L OBP: 0.344, SLG: 0.402					(5, 2) K				(9, 3) F8			2	0	0	0	2	2	0								
Chris Gwynn, L OBP: 0.314, SLG: 0.438									(9, 0) F8			1	0	0	0	0	0	2								
John Candelaria, L ERA: 2.97												0	0	0	0	0	0	0								
Jay Howell, R ERA: 3.28												0	0	0	0	0	0	0								
Dennis Cook, L ERA: 1.0												0	0	0	0	0	0	0								
Darryl Strawberry, L OBP: 0.368, SLG: 0.491		(2, 4) 1B BB			(5, 2) G4-3				(9, 3) G6-4-3 1B		(11, 0) P6	4	1	2	1	1	0	0								
Eddie Murray, S OBP: 0.317, SLG: 0.387		(2, 1) E 1B			(5, 1) G4-3 1B				(9, 2) G6-4-3 1-2 1B		(11, 2) F7	4	0	2	0	1	0	1								
Gary Carter, R OBP: 0.319, SLG: 0.397					(5, 0) F8				(9, 4) G6-4-3 1-2 3-H 1B			3	0	0	1	1	0	5								
Tom Goodwin, L OBP: 0.300, SLG: 1.000									(9, 0) K			0	0	0	0	0	0	0								
Carlos Hernandez, R ERA: 4.15												1	0	0	0	0	1	0								
Juan Samuel, R OBP: 0.329, SLG: 0.385					(5, 3) K				(9, 3) K		(11, 1) G6-3	5	0	0	0	0	3	4								
Alfredo Griffin, S OBP: 0.285, SLG: 0.273									(9, 2) SH3 1B		(11, 3) K	3	0	1	0	0	0	2								
Dave Hansen, L OBP: 0.333, SLG: 0.486					(5, 0) P6				(9, 3) SH3 1B 2B			1	0	1	0	0	0	0								
Jose Offerman, S OBP: 0.331, SLG: 0.214									(9, 2) SH3 1B			1	1	0	0	0	1	0								
Bob Ojeda, L OBP: 0.224, SLG: 0.244					(5, 1) G4-3				(9, 2) SH3 2B			2	0	0	0	0	0	2								
Mike Scioscia, L OBP: 0.359, SLG: 0.363					(5, 1) G4-3				(9, 2) SH3			1	0	0	0	0	0	1								
Roger McDowell, R ERA: 3.36									(9, 3) SH3			0	0	0	0	0	0	0								
Mitch Webster, S OBP: 0.277, SLG: 0.307									(9, 2) SH3			1	0	0	0	0	0	0								
Inning Stats	R: 0 E: 0 K: 1 S: 10	H: 0 LOB: 0 BB: 0 P: 17	R: 1 E: 1 K: 1 S: 16	H: 1 LOB: 2 BB: 1 P: 24	R: 0 E: 0 K: 1 S: 9	H: 0 LOB: 0 BB: 0 P: 14	R: 0 E: 0 K: 0 S: 8	H: 1 LOB: 1 BB: 0 P: 15	R: 0 E: 0 K: 0 S: 11	H: 0 LOB: 0 BB: 0 P: 16	R: 0 E: 0 K: 0 S: 7	H: 1 LOB: 1 BB: 2 P: 19	R: 0 E: 0 K: 1 S: 8	H: 1 LOB: 1 BB: 0 P: 10	R: 2 E: 0 K: 1 S: 9	H: 2 LOB: 1 BB: 0 P: 21	R: 1 E: 0 K: 0 S: 15	H: 2 LOB: 2 BB: 0 P: 24	R: 0 E: 0 K: 1 S: 10	H: 0 LOB: 0 BB: 0 P: 18	R: 0 E: 0 K: 1 S: 8	H: 0 LOB: 0 BB: 0 P: 12	1B: 6 2B: 2 3B: 0 HR: 0	SF: 0 SAC: 1 DP: 2 HBP: 0	WP: 0 PB: 0 SB: 1 CS: 0	PA: 45
PITCHER	IP ERA	WLS BF	H R	ER SO	BB IBB	HBP BLK	WP HR	S P	ERA WHIP	PITCHER	IP WLS	BF H	R ER	SO BB	IBB HBP	BLK WP	HR S	P ERA	WHIP							
Ken Hill, R ERA: 4.12	(1, 1) 5.0							54	86	1.80	0.600															
Juan Agosto, L ERA: 4.95	(6, 1) 0.1	3	1	0	0	0	0	0	6	13	0.00	6.000														
Cris Carpenter, R ERA: 4.15	(6, 1) 0.2	2	0	0	0	0	0	0	1	6	0.00	0.000														
Scott Terry, R ERA: 2.24	(7, 1) 1.0	6	2	2	2	1	1	0	9	16	18.00	3.000														
Bob McClure, L ERA: 4.34	(8, 1) 1.0	4	1	0	0	1	1	0	8	15	0.00	2.000														

St. Louis Cardinals @ Los Angeles Dodgers
 Dodger Stadium, Los Angeles, CA
 Mon Sep 02 1991, 7:05 PM PDT
 Att: 37,794 - Sunny - 74 F

AB	39
R	4
H	8
RBI	3
BB	5
SO	7
LOB	20



Batter	1	2	3	4	5	6	7	8	9	AB	R	H	RBI	BB	SO	LOB	TOP					
Ray Lankford, L (1, 8) OBP: 0.290, SLG: 0.377										3	1	1	0	1	1	0	St. Louis Cardinals @ Los Angeles Dodgers Dodger Stadium, Los Angeles, CA Tue Sep 03 1991, 7:05 PM PDT Att: 26,793 - Sunny - 74 F					
Ozzie Smith, S (1, 6) OBP: 0.392, SLG: 0.366										3	0	0	0	1	1	3						
Todd Zeile, R (1, 5) OBP: 0.347, SLG: 0.409										4	1	1	2	0	0	2						
Pedro Guerrero, R (1, 3) OBP: 0.332, SLG: 0.366										4	0	2	1	0	1	1						
Gerónimo Peña, S (9, PR) OBP: 0.298, SLG: 0.397										0	1	0	0	0	0	0						
Felix Jose, S (1, 9) OBP: 0.372, SLG: 0.441										4	0	1	0	0	1	2						
Milt Thompson, L (1, 7) OBP: 0.398, SLG: 0.484										3	0	0	0	1	0	1						
Tom Pagnozzi, R (1, 2) OBP: 0.301, SLG: 0.338										3	0	0	0	0	1	1						
Gerald Perry, L (9, PH) OBP: 0.325, SLG: 0.425										0	0	0	0	1	0	0						
José Oquendo, S (1, 4) OBP: 0.371, SLG: 0.320										4	0	1	1	0	0	2						
Scott Terry, R (9, 1) OBP: 0.143, SLG: 0.143										0	0	0	0	0	0	0						
Omar Olivares, R (1, 1) OBP: 0.290, SLG: 0.282										2	1	0	0	0	0	1						
Juan Agosto, L (7, 1) OBP: 0.333, SLG: 0.333										0	0	0	0	0	0	0						
Luis Alvarado, S (9, PH) OBP: 0.320, SLG: 0.273										1	0	0	0	0	0	0						
Bob McClure, L (8, 1) OBP: 0.320, SLG: 0.273										0	0	0	0	0	0	0						
Bob McClure, L (8, 1) OBP: 0.320, SLG: 0.273										0	0	0	0	0	0	0						
Cris Carpenter, R (9, PH) OBP: 0.320, SLG: 0.333										0	0	0	0	0	0	0						
Rich Gedman, L (9, PH) OBP: 0.107, SLG: 0.294										1	0	0	0	0	0	2						
Inning Stats	R: 0 E: 0 K: 1 S: 6	H: 0 LOB: 0 BB: 0 P: 10	R: 0 E: 0 K: 0 S: 6	H: 1 LOB: 1 BB: 0 P: 12	R: 3 E: 0 K: 1 S: 17	H: 3 LOB: 1 BB: 1 P: 28	R: 0 E: 0 K: 0 S: 8	H: 0 LOB: 0 BB: 0 P: 11	R: 0 E: 0 K: 0 S: 3	H: 0 LOB: 0 BB: 0 P: 5	R: 0 E: 0 K: 1 S: 10	H: 0 LOB: 1 BB: 1 P: 19	R: 0 E: 0 K: 1 S: 7	H: 0 LOB: 0 BB: 0 P: 7	R: 0 E: 0 K: 0 S: 8	H: 1 LOB: 1 BB: 0 P: 11	R: 1 E: 0 K: 1 S: 8	H: 1 LOB: 2 BB: 2 P: 19	1B: 5 2B: 1 3B: 0 HR: 0	SF: 0 SAC: 0 DP: 0 HBP: 0	WP: 1 PB: 0 CS: 2	PA: 36
PITCHER	IP WLS BF H R ER SO BB IBB HBP BLK WP HR S P ERA WHIP																					
Mike Morgan, R (1, 1) ERA: 2.83	8.1	34	6	4	4	5	3	1	0	0	0	1	0	70	117	4.32	1.080					
Jay Howell, R (9, 1) ERA: 3.24	0.2	W	2	0	0	0	0	0	0	0	0	0	0	3	5	0.00	0.000					

Batter	1	2	3	4	5	6	7	8	9	AB	R	H	RBI	BB	SO	LOB	BOTTOM					
Brett Butler, L (1, 8) OBP: 0.410, SLG: 0.358										3	1	1	0	1	1	0	St. Louis Cardinals @ Los Angeles Dodgers Dodger Stadium, Los Angeles, CA Tue Sep 03 1991, 7:05 PM PDT Att: 26,793 - Sunny - 74 F					
Lenny Harris, L (1, 4) OBP: 0.356, SLG: 0.359										3	1	2	0	0	1	0						
Kal Daniels, L (1, 7) OBP: 0.343, SLG: 0.401										4	0	1	0	0	0	4						
Darryl Strawberry, L (1, 9) OBP: 0.367, SLG: 0.489										4	1	1	1	0	1	2						
Eddie Murray, S (1, 3) OBP: 0.318, SLG: 0.393										3	1	1	2	1	0	0						
Gary Carter, R (1, 2) OBP: 0.316, SLG: 0.392										3	0	0	0	1	0	3						
Mike Sharperson, R (1, 5) OBP: 0.350, SLG: 0.350										3	0	0	0	0	0	1						
Dave Hansen, L (9, PH) OBP: 0.350, SLG: 0.500										1	0	1	0	0	0	0						
Tom Goodwin, L (9, PR) OBP: 1.000, SLG: 1.000										0	1	0	0	0	0	0						
Alfredo Griffin, S (1, 6) OBP: 0.283, SLG: 0.271										3	0	0	0	0	0	0						
Mike Morgan, R (1, 1) OBP: 0.078, SLG: 0.081										3	0	0	0	0	1	0						
Jay Howell, R (9, 1) OBP: 0.308, SLG: 0.434										0	0	0	0	0	0	0						
Chris Gwynn, L (9, PH) OBP: 0.308, SLG: 0.434										1	0	0	0	0	0	1						
Inning Stats	R: 0 E: 1 K: 1 S: 13	H: 2 LOB: 3 BB: 1 P: 21	R: 0 E: 0 K: 0 S: 5	H: 0 LOB: 0 BB: 0 P: 9	R: 4 E: 0 K: 0 S: 13	H: 4 LOB: 0 BB: 0 P: 21	R: 0 E: 0 K: 0 S: 3	H: 0 LOB: 0 BB: 0 P: 3	R: 0 E: 0 K: 2 S: 7	H: 0 LOB: 0 BB: 0 P: 10	R: 0 E: 0 K: 0 S: 4	H: 0 LOB: 2 BB: 1 P: 10	R: 0 E: 0 K: 1 S: 10	H: 0 LOB: 1 BB: 1 P: 18	R: 0 E: 0 K: 0 S: 5	H: 0 LOB: 0 BB: 0 P: 6	R: 1 E: 1 K: 0 S: 5	H: 1 LOB: 1 BB: 0 P: 7	1B: 6 2B: 0 3B: 0 HR: 1	SF: 0 SAC: 1 DP: 0 HBP: 1	WP: 0 PB: 1 CS: 1	PA: 36
PITCHER	IP WLS BF H R ER SO BB IBB HBP BLK WP HR S P ERA WHIP																					
Omar Olivares, R (1, 1) ERA: 4.18	6.2	28	6	4	4	4	3	0	0	0	0	1	52	88	5.40	1.350						
Juan Agosto, L (7, 1) ERA: 4.93	0.1	2	0	0	0	0	0	0	1	0	0	0	3	4	0.00	0.000						
Bob McClure, L (8, 1) ERA: 4.82	0.2	2	0	0	0	0	0	0	0	0	0	0	4	4	0.00	0.000						
Cris Carpenter, R (8, 1) ERA: 4.11	0.1	1	0	0	0	0	0	0	0	0	0	0	1	2	0.00	0.000						
Scott Terry, R (9, 1) ERA: 2.53	0.1	L	3	1	1	0	0	0	0	0	0	0	5	7	0.00	3.000						

AB 32
R 4
H 6
RBI 4
BB 4
SO 5
LOB 15



AB 31
R 5
H 7
RBI 3
BB 3
SO 4
LOB 11



Batter	1	2	3	4	5	6	7	8	9	AB	R	H	RBI	BB	SO	LOB	TOP								
Brett Butler, L OBP: 0.408, SLG: 0.355 (1, 8)	G4-3		FC4-6 1B		FC5-4 1B		K		G3	5	1	1	0	0	1	2	Los Angeles Dodgers @ Pittsburgh Pirates Three Rivers Stadium, Pittsburgh, PA Fri Sep 06 1991, 7:05 PM EDT Sunny - 84 F								
Juan Samuel, R OBP: 0.327, SLG: 0.384 (1, 4)	G6-3		FC4-6 1B		FC4-6 1B		F9			4	0	1	1	0	0	1									
Mitch Webster, S OBP: 0.275, SLG: 0.315 (1, 7)	K		K		G6-3			P6		4	0	0	0	0	2	2									
Darryl Strawberry, L OBP: 0.365, SLG: 0.483 (1, 9)		1B BB	K					L8		3	1	0	0	1	2	1									
Gary Carter, R OBP: 0.325, SLG: 0.392 (8, PR)		1B BB			L4					2	1	1	0	2	0	0									
Tom Goodwin, L OBP: 1.000, SLG: 1.000 (8, PR)		1B BB								0	0	0	0	0	0	0									
John Candelaria, L OBP: 0.327, SLG: 0.384 (8, 1)		1B BB								0	0	0	0	0	0	0									
Roger McDowell, R OBP: 0.327, SLG: 0.384 (8, 1)		1B BB								0	0	0	0	0	0	0									
Mike Sharperson, R OBP: 0.385, SLG: 0.362 (8, 3)										2	0	2	1	1	0	0									
Dave Hansen, L OBP: 0.341, SLG: 0.487 (9, PH)										1	0	0	0	0	0	0									
Eric Karros, R OBP: 0.341, SLG: 0.487 (9, 3)										0	0	0	0	0	0	0									
Mike Scioscia, L OBP: 0.358, SLG: 0.372 (1, 2)	FC3-6 FC6-4				P7					4	1	1	1	0	1	5									
Alfredo Griffin, S OBP: 0.285, SLG: 0.273 (1, 6)	FC6-4									4	0	1	1	0	1	3									
Ramon Martinez, R OBP: 0.116, SLG: 0.118 (1, 1)										3	0	0	0	0	1	2									
Lenny Harris, L OBP: 0.360, SLG: 0.361 (8, 5)	G1-3									1	0	1	0	0	0	0									
Inning Stats	R: 0 E: 0 K: 1 S: 6	H: 0 LOB: 0 BB: 7	R: 2 E: 0 K: 0 S: 8	H: 2 LOB: 1 BB: 14	R: 0 E: 0 K: 2 S: 12	H: 1 LOB: 1 BB: 0	R: 0 E: 0 K: 1 S: 8	H: 0 LOB: 0 BB: 1	R: 1 E: 0 K: 1 S: 15	H: 2 LOB: 1 BB: 23	R: 0 E: 0 K: 2 S: 11	H: 1 LOB: 2 BB: 1	R: 0 E: 0 K: 1 S: 10	H: 0 LOB: 0 BB: 15	R: 0 E: 0 K: 0 S: 9	H: 0 LOB: 1 BB: 16	R: 1 E: 0 K: 0 S: 17	H: 2 LOB: 1 BB: 26	1B: 7 2B: 0 3B: 0 HR: 1	SF: 0 SAC: 0 DP: 0 HBP: 0	WP: 0 PB: 0 SB: 2 CS: 2	PA: 38			
PITCHER	IP	WLS	BF	H	R	ER	SO	BB	IBB	HBP	BLK	WP	HR	S	P	ERA	WHIP								
Randy Tomlin, L ERA: 2.77 (1, 1)	7.0		29	6	3	3	8	3	0	0	0	0	0	70	113	3.86	1.286								
Bob Kipper, L ERA: 4.39 (8, 1)	1.0		3	0	0	0	0	1	0	0	0	0	0	9	16	0.00	1.000								
Stan Belinda, R ERA: 3.69 (9, 1)	1.0	L	5	2	1	1	0	0	0	0	0	0	1	17	26	9.00	2.000								

Batter	1	2	3	4	5	6	7	8	9	AB	R	H	RBI	BB	SO	LOB	BOTTOM								
Orlando Merced, S OBP: 0.389, SLG: 0.411 (1, 3)	2B G3-1 BB									2	1	1	0	1	1	0	Los Angeles Dodgers @ Pittsburgh Pirates Three Rivers Stadium, Pittsburgh, PA Fri Sep 06 1991, 7:05 PM EDT Sunny - 84 F								
Gary Redus, R OBP: 0.330, SLG: 0.410 (8, PH)										1	0	1	0	1	0	0									
Jay Bell, R OBP: 0.324, SLG: 0.420 (1, 6)	K									4	1	0	0	1	2	4									
Andy Van Slyke, L OBP: 0.349, SLG: 0.448 (1, 8)	G3-1 2B									4	1	2	0	0	0	2									
Stan Belinda, R OBP: 0.330, SLG: 0.410 (9, 1)										0	0	0	0	0	0	0									
Bobby Bonilla, S OBP: 0.390, SLG: 0.505 (1, 9)	G3-1									4	0	1	3	0	2	3									
Barry Bonds, L OBP: 0.404, SLG: 0.510 (1, 7)	IBB									2	0	0	0	2	0	2									
Steve Buechele, R OBP: 0.333, SLG: 0.444 (1, 5)	G4-3									3	0	0	0	0	1	2									
Michael LaValliere, L OBP: 0.349, SLG: 0.353 (1, 2)										3	0	1	0	0	0	0									
Scott Bullett, L OBP: 0.320, SLG: 0.396 (7, PR)										0	0	0	0	0	0	0									
Bob Kipper, R OBP: 0.407, SLG: 0.500 (8, 1)										0	0	0	0	1	0	0									
Cecil Espy, S OBP: 0.311, SLG: 0.405 (9, 8)										0	0	0	0	0	0	0									
Jose Lind, R OBP: 0.300, SLG: 0.333 (1, 4)										3	0	0	0	0	1	1									
Randy Tomlin, L OBP: 0.217, SLG: 0.222 (1, 1)										2	0	0	0	0	1	0									
Gary Varsho, L OBP: 0.320, SLG: 0.396 (7, PH)										1	0	0	0	0	1	2									
Tom Prince, R OBP: 0.407, SLG: 0.500 (8, 2)										0	0	0	0	0	0	0									
Curtis Wilkerson, S OBP: 0.231, SLG: 0.245 (9, PH)										1	0	0	0	0	0	1									
Inning Stats	R: 1 E: 0 K: 1 S: 11	H: 1 LOB: 2 BB: 2	R: 0 E: 0 K: 2 S: 10	H: 0 LOB: 0 BB: 0	R: 0 E: 0 K: 1 S: 8	H: 0 LOB: 0 BB: 0	R: 0 E: 0 K: 1 S: 7	H: 0 LOB: 0 BB: 0	R: 0 E: 0 K: 1 S: 11	H: 1 LOB: 2 BB: 0	R: 0 E: 0 K: 1 S: 13	H: 3 LOB: 2 BB: 1	R: 0 E: 0 K: 0 S: 7	H: 0 LOB: 2 BB: 2	R: 0 E: 0 K: 0 S: 18	H: 0 LOB: 2 BB: 18	1B: 4 2B: 3 3B: 0 HR: 0	SF: 0 SAC: 1 DP: 1 HBP: 0	WP: 0 PB: 0 SB: 0 CS: 2	PA: 38					
PITCHER	IP	WLS	BF	H	R	ER	SO	BB	IBB	HBP	BLK	WP	HR	S	P	ERA	WHIP								
Ramon Martinez, R ERA: 2.9 (1, 1)	7.0		27	3	2	2	0	0	0	0	0	0	0	10	15	54.00	9.000								
John Candelaria, L ERA: 3.52 (8, 1)	0.1		4	3	2	2	0	0	0	0	0	0	0	10	15	54.00	9.000								
Roger McDowell, R ERA: 3.26 (8, 1)	1.2	W	6	0	0	0	1	2	1	0	0	0	0	10	28	0.00	1.200								

Batter	1	2	3	4	5	6	7	8	9	AB	R	H	RBI	BB	SO	LOB	TOP			
Brett Butler, L (1, 8) OBP: 0.405, SLG: 0.353	G6-3		G6-3		G1-3			K		4	0	0	0	0	1	0	Los Angeles Dodgers @ Pittsburgh Pirates Three Rivers Stadium, Pittsburgh, PA Fri Sep 06 1991, 7:05 PM EDT Att: 46,993 - Sunny - 84 F livebaseballscorecards.com			
Juan Samuel, R (1, 4) OBP: 0.327, SLG: 0.385	1B 2B		E5		G6-3			K		4	1	1	0	0	1	0				
Kal Daniels, L (1, 7) OBP: 0.342, SLG: 0.397	2H 1B		K		K			G6-3		4	0	1	1	0	2	1				
Darryl Strawberry, L (1, 9) OBP: 0.362, SLG: 0.478	K		G1-3		F8			K		4	0	0	0	0	2	2				
Gary Carter, R (1, 2) OBP: 0.329, SLG: 0.393 Tom Goodwin, L (7, PR) OBP: 1.000, SLG: 1.000 Carlos Hernandez, R (7, 2)	1-2 BB		G5-3		L4-3 1B					2	0	1	0	0	1	0				
Mike Sharperson, R (1, 3) OBP: 0.388, SLG: 0.355	G6-3		G4-3		L4-3 1-2					3	0	0	0	0	0	3				
Lenny Harris, L (1, 5) OBP: 0.357, SLG: 0.358		F8	G4-3		G6-3					3	0	0	0	0	0	1				
Alfredo Griffin, S (1, 6) OBP: 0.282, SLG: 0.271		G1-3		G4-3		L7				3	0	0	0	0	0	0				
Kevin Gross, R (1, 1) OBP: 0.381, SLG: 0.368 Mitch Webster, S (8, PH) OBP: 0.274, SLG: 0.313 Jim Gott, R (8, 1) OBP: 0.500, SLG: 0.500		K		K		P4				2	0	0	0	0	2	0				
Inning Stats	R: 1 E: 0 K: 1 S: 16	H: 2 LOB: 2 BB: 1 P: 23	R: 0 E: 0 K: 1 S: 9	H: 0 LOB: 0 BB: 0 P: 14	R: 0 E: 1 K: 1 S: 7	H: 0 LOB: 1 BB: 0 P: 10	R: 0 E: 0 K: 0 S: 6	H: 0 LOB: 0 BB: 0 P: 10	R: 0 E: 0 K: 1 S: 11	H: 0 LOB: 0 BB: 0 P: 17	R: 0 E: 0 K: 0 S: 4	H: 1 LOB: 1 BB: 0 P: 5	R: 0 E: 0 K: 1 S: 7	H: 0 LOB: 0 BB: 0 P: 11	R: 0 E: 0 K: 2 S: 10	H: 0 LOB: 0 BB: 0 P: 12		1B: 2 2B: 2 3B: 0 HR: 0	SF: 0 SAC: 0 DP: 1 HBP: 0	WP: 0 PB: 0 SB: 1 CS: 0
PITCHER Zane Smith, L (1, 1) ERA: 3.27	IP: 9.0 WLS: W BF: 31 H: 3 R: 1 ER: 1 SO: 8 BB: 1 IBB: 0 HBP: 0 BLK: 0 WP: 0 HR: 0 S: 76 P: 111 ERA: 1.00 WHIP: 0.444															PITCHER				

Batter	1	2	3	4	5	6	7	8	9	AB	R	H	RBI	BB	SO	LOB	BOTTOM			
Orlando Merced, S (1, 3) OBP: 0.385, SLG: 0.405	G3		G3-1		G4-3			K		5	0	0	1	0	1	4	Los Angeles Dodgers @ Pittsburgh Pirates Three Rivers Stadium, Pittsburgh, PA Fri Sep 06 1991, 7:05 PM EDT Att: 46,993 - Sunny - 84 F livebaseballscorecards.com			
Jay Bell, R (1, 6) OBP: 0.324, SLG: 0.425	K		F7		G4-3		HR			4	1	1	1	0	1	1				
Cecil Espy, S (1, 8) OBP: 0.327, SLG: 0.435	2B		BB 1B		G4-3		G3			4	0	2	0	0	0	0				
Barry Bonds, L (1, 7) OBP: 0.405, SLG: 0.508	F7		BB 1B		F9		BB			2	0	0	0	2	0	1				
Gary Varsho, L (1, 9) OBP: 0.318, SLG: 0.392		G6-4-3 1B	L8		G3-1		P5			4	0	1	0	0	0	3				
Steve Buechele, R (1, 5) OBP: 0.333, SLG: 0.443	G6-4-3 1-2		E5 1B 1B		FC1-5 1B		P4			4	1	1	0	0	0	2				
Don Slaught, R (1, 2) OBP: 0.328, SLG: 0.375	BB 1B		SH1-4 G4-3 1B		F8		K			4	1	2	0	0	1	1				
Jose Lind, R (1, 4) OBP: 0.306, SLG: 0.337	BB 1B		G4-3 SH1-4 1B		FC1-5 1B		SH1-4 1B			3	0	3	1	1	0	0				
Zane Smith, L (1, 1) OBP: 0.210, SLG: 0.224	G4-3		SH1-4		FC1-5		SH1-4			2	0	0	0	0	0	4				
Inning Stats	R: 0 E: 0 K: 1 S: 9	H: 1 LOB: 1 BB: 0 P: 12	R: 0 E: 0 K: 0 S: 8	H: 2 LOB: 2 BB: 1 P: 15	R: 0 E: 0 K: 0 S: 9	H: 1 LOB: 2 BB: 1 P: 16	R: 2 E: 1 K: 0 S: 9	H: 2 LOB: 1 BB: 0 P: 13	R: 0 E: 0 K: 0 S: 6	H: 0 LOB: 0 BB: 0 P: 8	R: 0 E: 0 K: 0 S: 8	H: 2 LOB: 2 BB: 0 P: 11	R: 1 E: 0 K: 0 S: 8	H: 1 LOB: 1 BB: 1 P: 14	R: 0 E: 0 K: 2 S: 10	H: 1 LOB: 1 BB: 0 P: 16		1B: 8 2B: 1 3B: 0 HR: 1	SF: 0 SAC: 2 DP: 1 HBP: 0	WP: 0 PB: 0 SB: 0 CS: 0
PITCHER Kevin Gross, R (1, 1) ERA: 3.4 Jim Gott, R (8, 1) ERA: 3.15	IP: 7.0 WLS: L BF: 33 H: 9 R: 3 ER: 3 SO: 3 BB: 3 IBB: 0 HBP: 0 BLK: 0 WP: 0 HR: 1 S: 57 P: 89 ERA: 1.29 WHIP: 1.714															PITCHER				

Batter	1	2	3	4	5	6	7	8	9	AB	R	H	RBI	BB	SO	LOB	TOP					
Brett Butler, L OBP: 0.408, SLG: 0.354	2-1 L5-3 1B		1 SAFE 1-2 1B				3-2 FC FC6-4	4-2 1B BB	4-2 1B S 1B BB	3	1	2	1	2	0	1						
Lenny Harris, L OBP: 0.358, SLG: 0.356	1-0 L5-3 1-2		0-0 F7				2-3 P5	2-2 1B	4-0 1B IBB	4	1	1	0	1	0	4						
Kal Daniels, L OBP: 0.341, SLG: 0.394	4-1			2-3 K			0-0 FC6-4	2-2 G1	1-0 1B	3	0	0	0	1	1	5						
Stan Javier, S OBP: 0.261, SLG: 0.291									1-1 1B	0	0	0	0	0	0	0						
Eddie Murray, S OBP: 0.321, SLG: 0.402									1-2 1B	1	0	1	1	0	0	0						
Mitch Webster, S OBP: 0.274, SLG: 0.313									1-2 2-3 3-H 1B	0	0	0	0	0	0	0						
Darryl Strawberry, L OBP: 0.360, SLG: 0.474	1-3 K			1-2 L3				2-3 K	1-1 F8	5	0	1	2	0	2	1						
Mike Scioscia, L OBP: 0.353, SLG: 0.365		1-2 G4-3		0-0 L8				0-0 F9	3-2 F9	5	0	0	0	0	0	2						
Juan Samuel, R OBP: 0.326, SLG: 0.388	2-1 G6-3						3-2 1B	3-3 K	0-2 G6-3	4	1	1	0	0	1	0						
Jim Gott, R OBP: 0.500, SLG: 0.500										0	0	0	0	0	0	0						
Gary Carter, R OBP: 0.341, SLG: 0.394	0-0 F7						0-0 2B FC 1B	4-1 1B SH1-4 BB	0-1 L4	2	1	1	1	1	0	0						
Tom Goodwin, L OBP: 1.000, SLG: 1.000										0	0	0	0	0	0	0						
Mike Sharperson, R OBP: 0.356, SLG: 0.353										1	0	0	0	0	0	0						
Alfredo Griffin, S OBP: 0.288, SLG: 0.278				4-2 CS BB			0-0 FC 2B	0-1 F7	0-1 S G3 1B	3	1	2	0	1	0	1						
Bob Ojeda, L OBP: 0.216, SLG: 0.234				2-2 SAFE P8			1-0 G3	0-0 SH1-4	1-0 G3	2	0	0	0	0	0	3						
Roger McDowell, R ERA: 3.12										0	0	0	0	0	0	0						
Steve Wilson, L ERA: 3.12										0	0	0	0	0	0	0						
Dave Hansen, L OBP: 0.333, SLG: 0.475										1	0	0	0	0	0	1						
Inning Stats	R: 0 E: 0 K: 1 S: 8	H: 1 LOB: 1 BB: 1 P: 16	R: 0 E: 0 K: 0 S: 9	H: 0 LOB: 0 BB: 0 P: 12	R: 0 E: 0 K: 0 S: 13	H: 1 LOB: 1 BB: 1 P: 20	R: 0 E: 0 K: 1 S: 9	H: 0 LOB: 0 BB: 0 P: 12	R: 2 E: 0 K: 0 S: 12	H: 3 LOB: 2 BB: 0 P: 19	R: 0 E: 0 K: 2 S: 8	H: 0 LOB: 0 BB: 0 P: 13	R: 0 E: 0 K: 0 S: 10	H: 1 LOB: 3 BB: 2 P: 25	R: 0 E: 0 K: 0 S: 10	H: 0 LOB: 0 BB: 0 P: 13	R: 3 E: 0 K: 0 S: 15	H: 3 LOB: 2 BB: 2 P: 28	1B: 7 2B: 2 3B: 1 HR: 0	SF: 0 SAC: 1 DP: 1 HBP: 0	WP: 0 PB: 0 SB: 2 CS: 1	PA: 41
PITCHER	IP	WLS	BF	H	R	ER	SO	BB	IBB	HBP	BLK	WP	HR	S	P	ERA	WHIP					
Doug Drabek, R ERA: 3.31	7.0	L	30	6	2	2	4	4	0	0	0	0	0	72	117	2.57	1.429					
Rosario Rodriguez, L ERA: 1.17	1.0		3	0	0	0	0	0	0	0	0	0	0	10	13	0.00	0.000					
Bill Landrum, R ERA: 3.12	0.2		6	2	3	3	0	1	1	0	0	0	0	11	21	40.50	4.500					
Bob Patterson, L ERA: 3.74	0.1		2	1	0	0	0	0	0	0	0	0	0	4	7	0.00	3.000					

Los Angeles Dodgers @ Pittsburgh Pirates
Three Rivers Stadium, Pittsburgh, PA
Sat Sep 07 1991, 7:05 PM EDT
Att: 37,416 - Sunny - 83 F

AB 34
R 5
H 9
RBI 5
BB 6
SO 4
LOB 18



Batter	1	2	3	4	5	6	7	8	9	AB	R	H	RBI	BB	SO	LOB	BOTTOM					
Gary Redus, R OBP: 0.336, SLG: 0.421	3-2 SH2-4 2B		4-2 CS BB		1-0 FC3-6 S		3-3 K		1-0 2B	4	0	2	0	1	1	3						
Jay Bell, R OBP: 0.323, SLG: 0.421	4-0 SH2-4 BB		1 SAFE 1-1 P3		3-2 G6-3		1-1 G6-3		1-3 K2-3	4	0	0	0	1	1	5						
Don Slaught, R OBP: 0.338, SLG: 0.388	0-1 SH2-4			4-2 BB			2-0 FC5 2B		1-0 1B	2	0	2	0	1	0	0						
Scott Bulett, L OBP: 0.377, SLG: 0.489										0	0	0	0	0	0	0						
Tom Prince, R OBP: 0.407, SLG: 0.500	1-2 2-3									0	0	0	0	0	0	0						
Bobby Bonilla, S OBP: 0.389, SLG: 0.503	3-2 G1-3			2-3 K			3-1 G6-3		0-0 FC4-6 1B	4	0	1	0	0	1	4						
Barry Bonds, L OBP: 0.402, SLG: 0.503	1-0 F7			2-0 F9			1-3 K		3-3 K	4	0	0	0	0	2	6						
Steve Buechele, R OBP: 0.330, SLG: 0.439				2-3 K			0-0 FC5		2-1 L6	4	0	0	0	0	2	4						
Lloyd McClendon, R OBP: 0.326, SLG: 0.248										3	0	1	0	0	0	0						
Cecil Espy, S OBP: 0.320, SLG: 0.426		0-1 G4-3					3-1 G5-3		1-2 SH1-4 1B	1	0	0	0	0	0	2						
Jose Lind, R OBP: 0.306, SLG: 0.337							0-1 SH1-4		1-0 F9	3	1	1	0	0	0	0						
Doug Drabek, R ERA: 3.29										2	0	1	1	0	0	0						
Curtis Wilkerson, S ERA: 3.29										0	0	0	0	0	0	0						
Rosario Rodriguez, R ERA: 3.29										0	0	0	0	0	0	0						
Bill Landrum, R ERA: 3.29										0	0	0	0	0	0	0						
Bob Patterson, R ERA: 3.29										0	0	0	0	0	0	0						
Gary Varsho, L ERA: 3.29										1	0	0	0	0	0	0						
Inning Stats	R: 0 E: 0 K: 0 S: 13	H: 1 LOB: 2 BB: 1 P: 24	R: 0 E: 0 K: 1 S: 6	H: 0 LOB: 0 BB: 0 P: 9	R: 0 E: 0 K: 0 S: 7	H: 0 LOB: 0 BB: 1 P: 12	R: 0 E: 0 K: 2 S: 9	H: 0 LOB: 1 BB: 1 P: 19	R: 1 E: 0 K: 0 S: 12	H: 2 LOB: 1 BB: 0 P: 22	R: 0 E: 0 K: 1 S: 7	H: 1 LOB: 1 BB: 0 P: 13	R: 0 E: 0 K: 1 S: 11	H: 1 LOB: 3 BB: 1 P: 20	R: 0 E: 0 K: 1 S: 9	H: 2 LOB: 2 BB: 0 P: 16	R: 0 E: 0 K: 1 S: 7	H: 1 LOB: 1 BB: 0 P: 12	1B: 5 2B: 3 3B: 0 HR: 0	SF: 0 SAC: 2 DP: 0 HBP: 0	WP: 0 PB: 0 SB: 3 CS: 1	PA: 38
PITCHER	IP	WLS	BF	H	R	ER	SO	BB	IBB	HBP	BLK	WP	HR	S	P	ERA	WHIP					
Bob Ojeda, L ERA: 3.29	6.1	W	27	5	1	1	4	4	0	0	1	0	0	60	110	1.42	1.421					
Roger McDowell, R ERA: 3.29	0.2		4	2	0	0	1	0	0	0	0	0	0	7	12	0.00	3.000					
Steve Wilson, L ERA: 4.26	0.1		1	0	0	0	1	0	0	0	0	0	0	4	7	0.00	0.000					
Jim Gott, R ERA: 3.06	1.2	S	6	1	0	0	1	0	0	0	0	0	0	10	18	0.00	0.600					

Los Angeles Dodgers @ Pittsburgh Pirates
Three Rivers Stadium, Pittsburgh, PA
Sat Sep 07 1991, 7:05 PM EDT
Att: 37,416 - Sunny - 83 F

AB 32
R 1
H 8
RBI 1
BB 4
SO 7
LOB 24



Batter	1	2	3	4	5	6	7	8	9	AB	R	H	RBI	BB	SO	LOB	TOP								
Brett Butler, L OBP: 0.406, SLG: 0.353 (1, 8)										5	0	1	0	0	2	2	Los Angeles Dodgers @ Pittsburgh Pirates Three Rivers Stadium, Pittsburgh, PA Sun Sep 08 1991, 3:33 AM EDT Att: 31,563 - Cloudy - 83 F								
Lenny Harris, L OBP: 0.353, SLG: 0.351 (1, 5)										5	1	0	0	0	1	1									
Darryl Strawberry, L OBP: 0.362, SLG: 0.475 Stan Javier, S OBP: 0.260, SLG: 0.289 (9, PH)										4	0	2	1	0	1	0									
Eddie Murray, S OBP: 0.318, SLG: 0.398 (1, 3)										5	0	0	0	0	2										
Chris Gwynn, L OBP: 0.319, SLG: 0.444 Mitch Webster, S OBP: 0.281, SLG: 0.322 (6, PH)										2	0	2	0	0	0	0									
Mike Scioscia, L OBP: 0.351, SLG: 0.364 (1, 2)										4	1	1	0	0	0	5									
Juan Samuel, R OBP: 0.327, SLG: 0.386 (1, 4)										2	1	0	0	1	0	0									
Alfredo Griffin, S OBP: 0.288, SLG: 0.278 Kal Daniels, L OBP: 0.342, SLG: 0.398 Jose Offerman, S OBP: 0.331, SLG: 0.214 (8, FR)										3	0	1	1	0	0	0									
Mike Morgan, R OBP: 0.090, SLG: 0.092 Steve Wilson, L (7, 1)										3	0	1	0	0	1	2									
Tim Crews, R (9, 1)										1	0	0	0	0	0	1									
Inning Stats	R: 1 E: 0 K: 0 S: 13	H: 3 LOB: 2 BB: 0 P: 19	R: 0 E: 0 K: 1 S: 10	H: 1 LOB: 1 BB: 0 P: 14	R: 0 E: 0 K: 1 S: 10	H: 2 LOB: 0 BB: 0 P: 13	R: 0 E: 0 K: 0 S: 5	H: 0 LOB: 0 BB: 0 P: 8	R: 0 E: 0 K: 1 S: 9	H: 0 LOB: 0 BB: 0 P: 12	R: 1 E: 0 K: 1 S: 8	H: 2 LOB: 2 BB: 1 P: 15	R: 0 E: 0 K: 0 S: 7	H: 0 LOB: 0 BB: 0 P: 13	R: 3 E: 0 K: 1 S: 15	H: 2 LOB: 1 BB: 1 P: 27	R: 0 E: 0 K: 0 S: 4	H: 0 LOB: 0 BB: 0 P: 7	1B: 8 2B: 2 3B: 0 HR: 0	SF: 0 SAC: 0 DP: 0 HBP: 1	WP: 0 PB: 0 SB: 1 CS: 1	PA: 40			
PITCHER	IP	WLS	BF	H	R	ER	SO	BB	IBB	HBP	BLK	WP	HR	S	P	ERA	WHIP								
Bob Walk, R ERA: 2.87 (1, 1)	5.0		21	6	1	1	3	0	0	0	0	0	0	47	66	1.80	1.200								
Bob Patterson, L ERA: 3.77 (6, 1)	2.0	L	9	2	1	1	1	1	0	0	0	0	0	15	28	4.50	1.500								
Roger Mason, R ERA: 2.57 (8, 1)	1.0		7	2	3	3	1	1	0	1	0	0	0	15	27	27.00	3.000								
Neal Heaton, L ERA: 3.84 (9, 1)	1.0		3	0	0	0	0	0	0	0	0	0	0	4	7	0.00	0.000								

Batter	1	2	3	4	5	6	7	8	9	AB	R	H	RBI	BB	SO	LOB	BOTTOM								
Orlando Merced, S OBP: 0.381, SLG: 0.400 (1, 3)										4	0	0	0	0	3	3	Los Angeles Dodgers @ Pittsburgh Pirates Three Rivers Stadium, Pittsburgh, PA Sun Sep 08 1991, 3:33 AM EDT Att: 31,563 - Cloudy - 83 F								
Jay Bell, R OBP: 0.326, SLG: 0.426 (1, 6)										4	0	3	0	0	0	1									
Cecil Espy, S OBP: 0.362, SLG: 0.400 Gary Redus, R OBP: 0.335, SLG: 0.419 (8, PH)										3	0	0	0	0	1	2									
Bobby Bonilla, S OBP: 0.388, SLG: 0.500 (1, 9)										3	0	0	0	1	1	1									
Barry Bonds, L OBP: 0.401, SLG: 0.501 (1, 7)										4	1	1	0	0	2	3									
Michael LaValliere, L OBP: 0.355, SLG: 0.360 Scott Bullett, L (7, PR)										3	0	3	0	0	0	0									
Neal Heaton, L OBP: 0.357, SLG: 0.385 Don Slaught, R OBP: 0.337, SLG: 0.385 (9, PH)										4	0	0	0	0	0	0									
Curtis Wilkerson, S OBP: 0.230, SLG: 0.238 (1, 5)										4	0	0	1	0	1	3									
Jose Lind, R OBP: 0.306, SLG: 0.337 (1, 4)										4	0	1	0	0	1	2									
Bob Walk, R OBP: 0.188, SLG: 0.200 Gary Varsho, L OBP: 0.320, SLG: 0.394 Bob Patterson, L OBP: 0.326, SLG: 0.250 Andy Van Sluys, L OBP: 0.276, SLG: 0.448 Lloyd McClendon, R OBP: 0.201, SLG: 0.500 (8, 2)										1	0	0	0	0	0	0									
Inning Stats	R: 0 E: 0 K: 2 S: 11	H: 1 LOB: 2 BB: 1 P: 22	R: 0 E: 0 K: 1 S: 7	H: 1 LOB: 0 BB: 0 P: 12	R: 0 E: 0 K: 2 S: 11	H: 1 LOB: 1 BB: 0 P: 15	R: 1 E: 0 K: 0 S: 10	H: 2 LOB: 1 BB: 0 P: 18	R: 0 E: 0 K: 1 S: 5	H: 1 LOB: 0 BB: 0 P: 6	R: 0 E: 0 K: 2 S: 9	H: 0 LOB: 0 BB: 0 P: 16	R: 0 E: 0 K: 0 S: 14	H: 2 LOB: 2 BB: 0 P: 21	R: 0 E: 0 K: 0 S: 11	H: 1 LOB: 0 BB: 0 P: 18	R: 0 E: 0 K: 1 S: 6	H: 0 LOB: 0 BB: 0 P: 8	1B: 8 2B: 1 3B: 0 HR: 0	SF: 0 SAC: 0 DP: 2 HBP: 0	WP: 0 PB: 0 SB: 1 CS: 0	PA: 35			
PITCHER	IP	WLS	BF	H	R	ER	SO	BB	IBB	HBP	BLK	WP	HR	S	P	ERA	WHIP								
Mike Morgan, R ERA: 2.79 (1, 1)	6.1		26	8	1	1	8	1	0	0	0	0	0	61	100	1.42	1.421								
Steve Wilson, L ERA: 3.77 (7, 1)	1.2		6	1	0	0	0	0	0	0	0	0	0	17	28	0.00	0.600								
Tim Crews, R ERA: 2.96 (9, 1)	1.0		3	0	0	0	1	0	0	0	0	0	0	6	8	0.00	0.000								

Batter	1	2	3	4	5	6	7	8	9	AB	R	H	RBI	BB	SO	LOB	TOP			
Brett Butler, L OBP: 0.405, SLG: 0.350 (1, 8)	1-2 F7		0-0 P6		1-3 K			0-3 K		4	0	0	0	0	2	0	Los Angeles Dodgers @ Cincinnati Reds Riverfront Stadium, Cincinnati, OH Tue Sep 10 1991, 7:05 PM EDT Att: 21,256 - Cloudy - 84 F			
Lenny Harris, L OBP: 0.354, SLG: 0.358 (1, 5)	0-0 BB		3-2 L4			0-0 G4-6-3		0-1 2B		4	0	3	0	0	0	0				
Darryl Strawberry, L OBP: 0.369, SLG: 0.475 (1, 9)	4-0 BB		4-2 BB			3-2 F8		2-2 L8		2	0	0	0	2	0	2				
Eddie Murray, S OBP: 0.318, SLG: 0.393 Eric Karros, R (8, 3)	2-3 K		1-0 P6			1-1 G4-6-3		1-3 K		4	0	0	0	0	2	5				
Kal Daniels, L OBP: 0.342, SLG: 0.395 (1, 7)	4-0 BB			1-2 P4			2-2 2B		2-0 F9	3	0	1	0	1	0	0				
Juan Samuel, R OBP: 0.325, SLG: 0.383 (1, 4)	0-0 G3			1-0 F7			0-3 K		3-2 G6-3	4	0	0	0	0	1	4				
Mike Scioscia, L OBP: 0.355, SLG: 0.369 (1, 2)		1-2 G4-3		1-1 F9			2-2 2B		3-2 P5	4	0	1	0	0	0	0				
Alfredo Griffin, S OBP: 0.288, SLG: 0.276 Chris Gwynn, L OBP: 0.317, SLG: 0.440 Jose Offerman, S OBP: 0.331, SLG: 0.214 (7, 6)	0-0 G3-1				0-0 G3		1-3 K			2	0	0	0	0	0	0				
Ramon Martinez, R OBP: 0.114, SLG: 0.116 Dennis Cook, L (4, 1)	2-0 F7				1-1 F8		1-2 F7			1	0	0	0	0	0	0				
Dave Hansen, L OBP: 0.341, SLG: 0.476 John Wetteland, R (5, 1)										1	0	0	0	0	0	0				
Stan Javier, S OBP: 0.359, SLG: 0.287 Mike Christopher, R (7, 1)										0	0	0	0	0	2	0				
Inning Stats	R: 0 E: 0 K: 1 S: 10	H: 1 LOB: 3 BB: 2 P: 21	R: 0 E: 0 K: 0 S: 5	H: 0 LOB: 0 BB: 0 P: 8	R: 0 E: 0 K: 0 S: 7	H: 0 LOB: 1 BB: 1 P: 15	R: 0 E: 0 K: 0 S: 6	H: 0 LOB: 0 BB: 0 P: 9	R: 0 E: 0 K: 1 S: 6	H: 0 LOB: 0 BB: 0 P: 8	R: 0 E: 0 K: 2 S: 18	H: 2 LOB: 2 BB: 0 P: 24	R: 0 E: 0 K: 2 S: 13	H: 1 LOB: 1 BB: 0 P: 16	R: 0 E: 0 K: 0 S: 9	H: 0 LOB: 0 BB: 0 P: 17	1B: 2 2B: 3 3B: 0 HR: 0	SF: 0 SAC: 0 DP: 1 HBP: 0	WP: 0 PB: 0 SB: 0 CS: 0	PA: 34
PITCHER	IP WLS BF H R ER SO BB IBB HBP BLK WP HR S P ERA WHIP	IP WLS BF H R ER SO BB IBB HBP BLK WP HR S P ERA WHIP																		
Jose Rijo, R ERA: 2.48 Ted Power, R ERA: 3.3	(1, 1) 6.0 W 22 2 0 0 2 3 0 0 0 0 0 0 43 74 0.00 0.833	(7, 1) 3.0 S 12 3 0 0 4 0 0 0 0 0 0 0 40 57 0.00 1.000																		

AB	31
R	0
H	5
RBI	0
BB	3
SO	6
LOB	15



Batter	1	2	3	4	5	6	7	8	9	AB	R	H	RBI	BB	SO	LOB	BOTTOM			
Billy Hatcher, R OBP: 0.308, SLG: 0.358 (1, 7)	1-1 F9		2-1 BB	3-2 2B		1-0 G4-3				3	1	1	2	0	0	1	Los Angeles Dodgers @ Cincinnati Reds Riverfront Stadium, Cincinnati, OH Tue Sep 10 1991, 7:05 PM EDT Att: 21,256 - Cloudy - 84 F			
Hal Morris, L OBP: 0.368, SLG: 0.473 (1, 3)	4-2 G4-6-3		4-2 2B	1-3 K			2-2 F8			2	0	0	0	2	1	1				
Paul O'Neill, L OBP: 0.348, SLG: 0.483 (1, 9)	0-2 G4-6-3		1-1 P5		2-2 1B		2-3 K			4	1	1	0	0	1	4				
Chris Sabo, R OBP: 0.362, SLG: 0.521 (1, 5)		2-2 G3	0-1 2B		1-0 F9		1-1 2B			4	0	2	2	0	0	1				
Eric Davis, R OBP: 0.358, SLG: 0.395 (1, 8)		0-3 K	1-3 2B	1-3 K		2-2 P2		0-3 K		4	0	0	0	0	3	4				
Mariano Duncan, R OBP: 0.281, SLG: 0.390 (1, 4)		1-0 HR		1-2 F7	1-1 E		0-0 F8			4	1	2	1	0	0	0				
Jeff Reed, L OBP: 0.330, SLG: 0.368 (1, 2)		2-2 F7		0-0 SH1-4	2-3 K		0-2 G1-3			4	1	1	0	0	1	1				
Freddie Benavides, R OBP: 0.294, SLG: 0.292 (1, 6)			0-0 F8	2-1 SH1-4		2-3 K		1-1 G4-3		4	1	1	0	0	1	0				
Jose Rijo, R OBP: 0.268, SLG: 0.241 Chris Jones, R OBP: 0.408, SLG: 0.426 Ted Power, R (7, 1)			4-2 BB	0-0 SH1-4		1-2 G4-3				0	1	0	0	1	0	0				
Inning Stats	R: 0 E: 0 K: 0 S: 7	H: 0 LOB: 0 BB: 1 P: 12	R: 1 E: 0 K: 1 S: 13	H: 1 LOB: 0 BB: 0 P: 18	R: 2 E: 0 K: 1 S: 13	H: 1 LOB: 2 BB: 2 P: 25	R: 2 E: 0 K: 1 S: 16	H: 3 LOB: 1 BB: 0 P: 23	R: 1 E: 1 K: 1 S: 14	H: 2 LOB: 1 BB: 0 P: 22	R: 0 E: 0 K: 1 S: 8	H: 1 LOB: 0 BB: 0 P: 12	R: 0 E: 0 K: 2 S: 13	H: 1 LOB: 1 BB: 0 P: 18	R: 0 E: 0 K: 0 S: 6	H: 0 LOB: 0 BB: 0 P: 7		1B: 4 2B: 4 3B: 0 HR: 1	SF: 0 SAC: 1 DP: 2 HBP: 1	WP: 0 PB: 0 SB: 0 CS: 0
PITCHER	IP WLS BF H R ER SO BB IBB HBP BLK WP HR S P ERA WHIP	IP WLS BF H R ER SO BB IBB HBP BLK WP HR S P ERA WHIP																		
Ramon Martinez, R ERA: 3.08 Dennis Cook, L ERA: 0.96 John Wetteland, R ERA: Mike Christopher, R ERA:	(1, 1) 3.2 L 19 5 5 5 2 3 0 0 0 0 0 0 6 7 0.00 0.000	(4, 1) 0.1 1 0 0 0 1 0 0 0 0 0 0 0 6 7 0.00 0.000	(5, 1) 2.0 8 3 1 0 2 0 0 0 0 0 0 0 22 34 0.00 1.500	(7, 1) 2.0 7 1 0 0 2 0 0 0 0 0 0 0 19 25 0.00 0.500																



Batter	1	2	3	4	5	6	7	8	9	AB	R	H	RBI	BB	SO	LOB	TOP										
Brett Butler, L OBP: 0.405, SLG: 0.349 Mitch Webster, S OBP: 0.286, SLG: 0.333	G4-3 SF7 BB	G3		G5-3		1B 2B		F8		2	1	0	0	1	0	1	Los Angeles Dodgers @ Houston Astros Astrodome, Houston, TX Wed Sep 11 1991, 8:05 PM EDT Att. 7,642 - Dome - 70 F										
Lenny Harris, L OBP: 0.356, SLG: 0.360 Dave Hansen, L OBP: 0.333, SLG: 0.465	G4-3		2B	L8		1B		K		4	1	2	2	0	0	1											
Daryl Strawberry, L OBP: 0.397, SLG: 0.479 Tom Goodwin, L OBP: 0.333, SLG: 0.333	SF7		1B	K		1B		F7		3	1	2	2	0	1	0											
Eddie Murray, S OBP: 0.319, SLG: 0.400 Eric Karros, R	HR		1B	FC3-2 1B		FC6 1B		K		4	1	2	2	0	0	1											
Kal Daniels, L OBP: 0.339, SLG: 0.391 Carlos Hernandez, R	F7		E6 FC3-2 1B	K		FC6 1B		K		4	1	0	0	0	1	1											
Mike Scioscia, L OBP: 0.359, SLG: 0.382 Jim Gott, R OBP: 0.500, SLG: 0.500 Chris Gwynn, L OBP: 0.314, SLG: 0.437 Roger McDowell, R	G3		G4-3 FC3-2 1B			HR		F8		3	1	2	1	1	0	0											
Juan Samuel, R OBP: 0.325, SLG: 0.382	1B 2B		FC3-2 G4-3 1B	K				P6		4	1	1	0	0	1	4											
Alfredo Griffin, S OBP: 0.294, SLG: 0.282 Jose Offerman, S OBP: 0.331, SLG: 0.214	1B		G4-3			FC3-6 1B		1B		4	0	3	1	0	0	2											
Orel Hershiser, R OBP: 0.357, SLG: 0.360 Stan Javier, S OBP: 0.257, SLG: 0.286	2B		G5-3			FC3-6 2B 1B		P2		3	1	1	1	0	0	3											
Inning Stats	R: 2 E: 0 K: 0 S: 11	H: 1 LOB: 0 BB: 1 P: 21	R: 1 E: 0 K: 0 S: 11	H: 3 LOB: 1 BB: 0 P: 14	R: 3 E: 1 K: 0 S: 15	H: 4 LOB: 2 BB: 0 P: 22	R: 0 E: 0 K: 1 S: 7	H: 0 LOB: 0 BB: 1 P: 10	R: 0 E: 0 K: 2 S: 8	H: 0 LOB: 1 BB: 0 P: 19	R: 2 E: 0 K: 0 S: 11	H: 4 LOB: 1 BB: 0 P: 16	R: 1 E: 0 K: 0 S: 9	H: 2 LOB: 1 BB: 0 P: 16	R: 0 E: 0 K: 1 S: 9	H: 0 LOB: 0 BB: 0 P: 12		R: 0 E: 0 K: 2 S: 9	H: 0 LOB: 0 BB: 0 P: 13	1B: 9 2B: 3 3B: 0 HR: 2	SF: 1 SAC: 0 DP: 0 HBP: 0	WP: 0 PB: 0 SB: 1 CS: 0	PA: 42				
PITCHER	IP	WLS	BF	H	R	ER	SO	BB	IBB	HBP	BLK	WP	HR	S	P	ERA	WHIP										
Pete Harnisch, R ERA: 2.7	2.0	L	13	7	6	5	0	1	0	0	0	0	1	28	44	22.50	4.000										
Jim Corsi, R ERA: 3.95	2.0		8	1	0	0	1	0	0	0	0	0	0	16	23	0.00	0.500										
Rob Mallicoat, L ERA: 3.95	2.0		10	4	2	2	1	0	0	0	0	0	0	19	35	9.00	2.500										
Dwayne Henry, R ERA: 3.11	3.0		11	2	1	1	3	0	0	0	0	0	1	27	41	3.00	0.667										


Batter	1	2	3	4	5	6	7	8	9	AB	R	H	RBI	BB	SO	LOB	BOTTOM										
Steve Finley, L OBP: 0.336, SLG: 0.424	G3-1		3B		F9		K		F8	5	0	1	0	0	1	2	Los Angeles Dodgers @ Houston Astros Astrodome, Houston, TX Wed Sep 11 1991, 8:05 PM EDT Att. 7,642 - Dome - 70 F										
Craig Biggio, R OBP: 0.370, SLG: 0.381	FC5-4 1B		P6		5 1B		K2-3			4	0	2	0	0	1	2											
5 Jeff Bagwell, R OBP: 0.385, SLG: 0.446	FC5-4 1-2		F7		1-2 2-3 1B		HBP			3	0	1	0	0	0	2											
Ken Caminiti, S OBP: 0.311, SLG: 0.382	G4-3			BLK 1B HBP		K		G3		3	1	0	0	0	1	6											
Mike Simms, R OBP: 0.301, SLG: 0.270			K		FC4-6 1B		K		K2-3	4	0	1	1	0	3	3											
Andujar Cedeno, R OBP: 0.287, SLG: 0.430	FC6-4 1B		FC4-6 FC1-6		FC4-6 1-2		F7		G6-3	4	0	1	0	0	0	1											
Andy Mota, R OBP: 0.179, SLG: 0.237	FC6-4 1-2		FC6-4 FC4-6		FC1-6 1-2		G4-3		F8	4	0	0	0	0	0	2											
Casey Candaele, S OBP: 0.318, SLG: 0.367 Rob Mallicoat, L	FC4-6		FC4-6				K		G4-3	1	0	0	0	0	0	1											
Mark Davidson, R OBP: 0.268, SLG: 0.281 Dwayne Henry, R	FC4-6						K			1	0	0	0	0	1	0											
Jose Tolentino, L OBP: 0.324, SLG: 0.486										1	0	0	0	0	0	0											
Pete Harnisch, S OBP: 0.169, SLG: 0.130 Jim Corsi, R			G4-3						F7	0	0	0	0	0	0	0											
Gerald Young, S OBP: 0.309, SLG: 0.279 Scott Servais, R					5 1B 1B					4	0	2	0	0	0	0											
Inning Stats	R: 0 E: 0 K: 0 S: 5	H: 1 LOB: 1 BB: 0 P: 13	R: 0 E: 0 K: 1 S: 9	H: 1 LOB: 0 BB: 0 P: 13	R: 0 E: 0 K: 0 S: 11	H: 1 LOB: 1 BB: 0 P: 16	R: 1 E: 0 K: 1 S: 10	H: 1 LOB: 1 BB: 0 P: 11	R: 0 E: 0 K: 2 S: 14	H: 3 LOB: 3 BB: 0 P: 21	R: 0 E: 0 K: 1 S: 8	H: 0 LOB: 0 BB: 0 P: 12	R: 0 E: 0 K: 2 S: 12	H: 1 LOB: 2 BB: 0 P: 19	R: 0 E: 0 K: 1 S: 6	H: 0 LOB: 0 BB: 0 P: 9	R: 0 E: 0 K: 0 S: 6	H: 0 LOB: 0 BB: 0 P: 10	1B: 7 2B: 0 3B: 1 HR: 0	SF: 0 SAC: 0 DP: 0 HBP: 2	WP: 0 PB: 0 SB: 1 CS: 0	PA: 37					
PITCHER	IP	WLS	BF	H	R	ER	SO	BB	IBB	HBP	BLK	WP	HR	S	P	ERA	WHIP										
Orel Hershiser, R ERA: 4.01	6.0	W	26	7	1	1	5	0	0	1	1	0	0	18	28	0.00	0.500										
Jim Gott, R ERA: 2.88	2.0		8	1	0	0	3	0	0	0	0	0	0	6	10	0.00	0.000										
Roger McDowell, R ERA: 3.19	1.0		3	0	0	0	0	0	0	0	0	0	0	0	0	0.00	0.000										



Batter	1	2	3	4	5	6	7	8	9	10	AB	R	H	RBI	BB	SO	LOB	TOP						
Brett Butler, L OBP: 0.405, SLG: 0.347 (1, 8)	4-0 L5-3 BB		2-0 G6-3		1-2 G6-3		0-0 F7			4-1 HR HBP BB	3	1	0	0	2	0	1							
Lenny Harris, L OBP: 0.356, SLG: 0.359 (1, 5) (9, 4)	0-1 L5-3		1-1 1B 2B 1B		0-1 G3		1-2 G4-3			2-1 HR HBP	4	2	1	0	0	0	1							
Darryl Strawberry, L OBP: 0.372, SLG: 0.467 (1, 9)	0-0 G4-3		1-1 1B 2B 1B		4-0 BB 1B BB		4-0 BB			0-0 HR 1-H 2-H	3	2	2	3	2	0	0							
Eddie Murray, S OBP: 0.320, SLG: 0.402 (1, 3)		0-2 P5	0-0 S 1-H 2-H 2B		1-0 BB 1B		1-2 F7			2-2 G5-3	5	0	2	2	2	0	1							
Kal Daniels, L OBP: 0.340, SLG: 0.398 (1, 7)	0-0 L9		0-3 K		4-0 BB 1B BB		4-0 F7			1-1 HR	4	1	1	1	1	1	2							
Stan Javier, S OBP: 0.257, SLG: 0.286 (10, 7)			0-2 L8		1-2 2-3 BB		2-0 F9			2-3 K	3	0	0	0	0	0	4							
Mike Scioscia, L OBP: 0.350, SLG: 0.378 (1, 2)	2-1 F7		2-0 G1-3 1B		0-0 L7					3-3 K	4	0	1	0	0	1	4							
Mitch Webster, S OBP: 0.285, SLG: 0.332 (9, PH)			1-3 K		0-3 K2-3					1-3 K	4	0	0	0	0	4	1							
Carlos Hernandez, R (9, 2)			0-2 G1-3		0-0 L6		0-0 F7			3-2 P3	2	0	0	0	0	0	1							
Juan Samuel, R OBP: 0.324, SLG: 0.381 (1, 4)			1-2 G1-3								1	0	0	0	0	0	0							
Roger McDowell, R (9, 1)											1	0	0	0	0	0	0							
Alfredo Griffin, S OBP: 0.290, SLG: 0.279 (1, 6)											1	0	0	0	0	0	0							
Bob Ojeda, L OBP: 0.208, SLG: 0.224 (1, 1)											1	0	0	0	0	0	0							
Dave Hansen, L OBP: 0.326, SLG: 0.455 (7, PH)											0	0	0	0	0	0	0							
Jim Gott, R OBP: 0.500, SLG: 0.500 (7, 1)											0	0	0	0	0	0	0							
Mike Sharperson, R OBP: 0.362, SLG: 0.351 (9, 5)											1	0	0	0	0	0	0							
Inning Stats	R: 0 E: 0 K: 0 S: 3	H: 0 LOB: 0 BB: 1 P: 7	R: 0 E: 0 K: 0 S: 6	H: 0 LOB: 0 BB: 0 P: 8	R: 0 E: 0 K: 1 S: 8	H: 1 LOB: 1 BB: 0 P: 13	R: 2 E: 0 K: 1 S: 13	H: 3 LOB: 1 BB: 0 P: 18	R: 0 E: 0 K: 1 S: 8	H: 0 LOB: 0 BB: 0 P: 9	R: 0 E: 0 K: 0 S: 5	H: 1 LOB: 3 BB: 2 P: 14	R: 0 E: 0 K: 1 S: 5	H: 0 LOB: 0 BB: 0 P: 5	R: 0 E: 0 K: 0 S: 7	H: 0 LOB: 1 BB: 1 P: 15	R: 0 E: 0 K: 3 S: 9	H: 0 LOB: 0 BB: 0 P: 16	R: 4 E: 0 K: 1 S: 16	H: 2 LOB: 0 BB: 1 P: 30	1B: 4 2B: 2 3B: 0 HR: 2	SF: 0 SAC: 0 DP: 1 HBP: 1	WP: 0 PB: 0 SB: 1 CS: 0	PA: 42
PITCHER	IP WLS BF H R ER SO BB IBB HBP BLK WP HR S P ERA WHIP	7.0 L 28 5 2 2 4 3 0 0 0 0 0 2 29 56 2.57 1.143	2.2 L 13 2 4 4 3 2 0 1 0 0 2 29 56 13.50 1.500	0.1 L 1 0 0 0 1 0 0 0 0 0 0 3 5 0.00 0.000																				

Los Angeles Dodgers @ Houston Astros
Astrodome, Houston, TX
Thu Sep 12 1991, 8:05 PM EDT
Att. 10,146 - Dome - 70 F


AB 36
R 6
H 7
RBI 6
BB 5
SO 8
LOB 15



Batter	1	2	3	4	5	6	7	8	9	10	AB	R	H	RBI	BB	SO	LOB	BOTTOM					
Craig Biggio, R OBP: 0.368, SLG: 0.383 (1, 2)	1-0 1B 3B		0-1 F8		0-1 P4		0-3 K2-3			2-2 G3	5	1	1	0	0	1	0						
Steve Finley, L OBP: 0.336, SLG: 0.422 (1, 9)	1-2 G1-3 FC 1B		1-3 K		3-1 L6		3-2 F8			0-1 G4-3	5	1	1	1	0	1	0						
Jeff Bagwell, R OBP: 0.364, SLG: 0.444 (1, 3)	2-0 G1-3		3-2 BB 1B		2-1 G6-3		1-1 G6-3			1-1 G6-3	4	0	1	0	0	0	1						
Ken Caminiti, S OBP: 0.312, SLG: 0.382 (1, 5)	0-0 FC K2		4-0 BB 1B		1-1 1B 1B		1-3 K			1-3 K	3	0	1	1	1	1	0						
Andujar Cedeno, R OBP: 0.290, SLG: 0.420 (1, 6)	3-3 K2		0-0 G5-3		3-1 F7		1-3 K			1-3 K	4	0	0	0	0	2	4						
Casey Candaele, S OBP: 0.319, SLG: 0.368 (1, 7)		0-1 G3-1		0-0 L6		3-1 1B				1-2 SH1-3 1B	4	0	2	0	0	0	0						
Gerald Young, S OBP: 0.309, SLG: 0.275 (1, 8)		1-3 K		4-2 CS BB		0-0 G5-3				0-0 SH1-3	2	0	0	0	1	1	2						
Andy Mota, R OBP: 0.186, SLG: 0.238 (1, 4)		0-0 1B		0-0 F4		0-3 K				1-1 L5	4	0	1	0	0	1	2						
Darryl Kile, R (1, 1)		1-3 K		1-2 B1-3		1-2 L5				0-3 K	2	0	0	0	0	1	1						
Rafael Ramirez, R OBP: 0.278, SLG: 0.297 (7, PH)											1	0	0	0	0	0	0						
Al Osuna, R (8, 1)											0	0	0	0	0	0	0						
Xavier Hernandez, L (10, 1)											0	0	0	0	0	0	0						
Jose Tolentino, L OBP: 0.316, SLG: 0.472 (10, PH)											1	0	0	0	0	1	0						
Inning Stats	R: 2 E: 0 K: 1 S: 11	H: 2 LOB: 1 BB: 0 P: 18	R: 0 E: 0 K: 2 S: 10	H: 1 LOB: 1 BB: 0 P: 12	R: 0 E: 0 K: 1 S: 9	H: 1 LOB: 2 BB: 1 P: 17	R: 0 E: 0 K: 0 S: 6	H: 0 LOB: 0 BB: 1 P: 10	R: 0 E: 0 K: 0 S: 7	H: 0 LOB: 0 BB: 0 P: 11	R: 0 E: 0 K: 2 S: 10	H: 2 LOB: 2 BB: 0 P: 18	R: 0 E: 0 K: 1 S: 8	H: 0 LOB: 0 BB: 0 P: 11	R: 0 E: 0 K: 1 S: 9	H: 1 LOB: 1 BB: 0 P: 12	R: 0 E: 0 K: 1 S: 9	H: 0 LOB: 0 BB: 0 P: 11	1B: 6 2B: 1 3B: 1 HR: 0	SF: 0 SAC: 1 DP: 1 HBP: 0	WP: 0 PB: 0 SB: 1 CS: 1	PA: 38	
PITCHER	IP WLS BF H R ER SO BB IBB HBP BLK WP HR S P ERA WHIP	6.0 L 25 6 2 2 4 2 0 0 0 0 0 0 18 24 0.00 0.000	2.0 W 7 1 0 0 2 0 0 0 0 0 0 18 23 0.00 0.500																				

Los Angeles Dodgers @ Houston Astros
Astrodome, Houston, TX
Thu Sep 12 1991, 8:05 PM EDT
Att. 10,146 - Dome - 70 F

AB 35
R 2
H 7
RBI 2
BB 2
SO 9
LOB 10



Batter	1	2	3	4	5	6	7	8	9	AB	R	H	RBI	BB	SO	LOB	TOP				
Brett Butler, L OBP: 0.403, SLG: 0.344 (1, 8)										4	1	0	0	1	0	1	Los Angeles Dodgers @ Atlanta Braves Atlanta-Fulton County Stadium, Atlanta, GA Fri Sep 13 1991, 7:05 PM EDT Att: 45,769 - Sunny - 91 F				
Mike Sharperson, R OBP: 0.395, SLG: 0.354 (1, 5)										4	1	1	0	0	1	1					
Lenny Harris, L OBP: 0.355, SLG: 0.358 (9, PH) (9, 5)										1	0	0	0	0	0	0					
Darryl Strawberry, L OBP: 0.370, SLG: 0.498 (1, 9)										5	2	4	2	0	0	0					
Eddie Murray, S OBP: 0.321, SLG: 0.402 (1, 3)										4	0	2	1	0	0	1					
Kal Daniels, L OBP: 0.343, SLG: 0.404 (1, 7)										3	0	2	1	1	0	2					
Stan Javier, S OBP: 0.257, SLG: 0.286 (7, 7)										0	0	0	0	0	0	0					
Gary Carter, R OBP: 0.325, SLG: 0.389 (1, 2)										3	0	0	0	0	0	3					
Mike Scioscia, L OBP: 0.356, SLG: 0.378 (8, 2)										0	0	0	0	0	0	0					
Juan Samuel, R OBP: 0.325, SLG: 0.386 (1, 4)										3	1	1	1	1	0	1					
Alfredo Griffin, S OBP: 0.290, SLG: 0.278 (1, 6)										4	0	1	0	0	0	4					
Mike Morgan, R OBP: 0.087, SLG: 0.090 (1, 1)										2	0	0	0	0	0	3					
Dave Hansen, L OBP: 0.319, SLG: 0.444 (8, PH)										1	0	0	0	0	0	0					
Roger McDowell, R (8, 1)										0	0	0	0	0	0	0					
Inning Stats	R: 1 E: 0 K: 0 S: 8	H: 2 LOB: 2 BB: 1 P: 15	R: 0 E: 0 K: 0 S: 7	H: 1 LOB: 1 BB: 0 P: 8	R: 0 E: 0 K: 1 S: 9	H: 0 LOB: 0 BB: 0 P: 13	R: 0 E: 0 K: 0 S: 10	H: 1 LOB: 1 BB: 0 P: 14	R: 0 E: 0 K: 0 S: 6	H: 0 LOB: 0 BB: 0 P: 8	R: 1 E: 0 K: 0 S: 9	H: 2 LOB: 3 BB: 2 P: 18	R: 2 E: 0 K: 0 S: 10	H: 3 LOB: 1 BB: 0 P: 15	R: 1 E: 0 K: 0 S: 9	H: 1 LOB: 0 BB: 0 P: 15	R: 0 E: 0 K: 0 S: 9	H: 1 LOB: 1 BB: 0 P: 12	1B: 6 2B: 3 3B: 0 HR: 2	SF: 1 SAC: 2 DP: 0 HBP: 0	WP: 0 PA: 40 PB: 0 SB: 1 CS: 0
PITCHER	IP WLS BF H R ER SO BB IBB HBP BLK WP HR S P ERA WHIP	7.1 L 34 10 5 5 1 2 1 0 0 0 2 63 99 6.14 1.636	0.2 2 0 0 0 0 0 0 0 0 0 0 5 7 0.00 0.000	1.0 4 1 0 0 0 0 0 0 0 0 0 9 12 0.00 1.000																	

Batter	1	2	3	4	5	6	7	8	9	AB	R	H	RBI	BB	SO	LOB	BOTTOM				
Otis Nixon, S OBP: 0.372, SLG: 0.327 (1, 7)										3	0	1	0	1	0	0	Los Angeles Dodgers @ Atlanta Braves Atlanta-Fulton County Stadium, Atlanta, GA Fri Sep 13 1991, 7:05 PM EDT Att: 45,769 - Sunny - 91 F				
Jeff Treadway, L OBP: 0.373, SLG: 0.429 (1, 4)										3	1	0	0	0	1	1					
Mark Lemke, S OBP: 0.302, SLG: 0.313 (7, 4)										1	0	0	0	0	1	1					
Terry Pendleton, S OBP: 0.355, SLG: 0.511 (1, 5)										4	0	1	0	0	1	1					
David Justice, L OBP: 0.364, SLG: 0.527 (1, 9)										3	1	1	2	0	0	0					
Ron Gant, R OBP: 0.333, SLG: 0.496 (1, 8)										4	0	0	0	0	1	1					
Sid Bream, L OBP: 0.322, SLG: 0.457 (1, 3)										3	0	1	0	0	0	0					
Brian Hunter, R OBP: 0.309, SLG: 0.471 (7, FR) (8, 3)										3	0	0	0	0	1	1					
Greg Olson, R OBP: 0.327, SLG: 0.359 (1, 2)										3	0	0	0	0	1	1					
Rafael Belliard, R OBP: 0.289, SLG: 0.282 (1, 6)										2	0	0	0	0	0	0					
Tommy Gregg, L OBP: 0.276, SLG: 0.323 (7, PH) (8, 6)										1	0	0	0	0	1	1					
Vinny Castilla, R (8, 6)										0	0	0	0	0	0	0					
Tom Glavine, L OBP: 0.292, SLG: 0.265 (1, 1)										2	0	0	0	0	1	1					
Mark Wohlers, R (8, 1)										0	0	0	0	0	0	0					
Lonnie Smith, R OBP: 0.390, SLG: 0.399 (8, PH)										1	0	0	0	0	0	0					
Randy St. Claire, R OBP: 0.500, SLG: 0.500 (9, 1)										0	0	0	0	0	0	0					
Inning Stats	R: 1 E: 0 K: 0 S: 10	H: 2 LOB: 1 BB: 0 P: 15	R: 0 E: 1 K: 0 S: 7	H: 0 LOB: 0 BB: 0 P: 11	R: 0 E: 0 K: 0 S: 4	H: 0 LOB: 0 BB: 0 P: 6	R: 1 E: 0 K: 0 S: 5	H: 1 LOB: 0 BB: 0 P: 13	R: 0 E: 0 K: 0 S: 6	H: 0 LOB: 0 BB: 0 P: 10	R: 0 E: 0 K: 0 S: 7	H: 0 LOB: 0 BB: 0 P: 10	R: 0 E: 0 K: 0 S: 8	H: 1 LOB: 1 BB: 0 P: 12	R: 0 E: 0 K: 0 S: 8	H: 0 LOB: 1 BB: 1 P: 17	R: 0 E: 0 K: 0 S: 6	H: 0 LOB: 0 BB: 0 P: 7	1B: 3 2B: 0 3B: 0 HR: 1	SF: 1 SAC: 0 DP: 0 HBP: 0	WP: 1 PA: 33 PB: 0 SB: 1 CS: 0
PITCHER	IP WLS BF H R ER SO BB IBB HBP BLK WP HR S P ERA WHIP	7.0 W 26 4 2 2 0 0 0 0 0 0 1 47 77 2.57 0.571	2.0 S 7 0 0 0 0 1 0 0 0 0 0 14 24 0.00 0.500																		

AB	34
R	5
H	11
RBI	5
BB	3
SO	1
LOB	16



AB	31
R	2
H	4
RBI	2
BB	1
SO	0
LOB	7



Batter	1	2	3	4	5	6	7	8	9	10	11	AB	R	H	RBI	BB	SO	LOB	TOP				
Brett Butler, L OBP: 0.405, SLG: 0.344 (1, 8)	4-1 BB 3B	4-0 BB		2-1 1B			2-2 G1-3			0-1 G3		3	1	1	0	2	0	0					
Lenny Harris, L OBP: 0.340, SLG: 0.355 (7, PH)	0-3 K	3-2 G6-3		1-0 G6-4-3			1-0 CS			1-2 L6		3	0	0	0	0	1	4					
Mike Sharperson, R OBP: 0.381, SLG: 0.356 (7, 5)				1-2			1-3 K			1-1 F7		5	0	0	0	0	1	2					
Daryl Strawberry, L OBP: 0.372, SLG: 0.492 (1, 9)	1-0 P6			0-0 P5			0-0 G4-3			0-0 CS		5	1	2	0	0	0	0					
Eddie Murray, S OBP: 0.322, SLG: 0.402 (1, 3)	0-1 3B			3-0 1B			0-1 F8			1-0 F8		5	1	2	0	0	0	0					
Kal Daniels, L OBP: 0.340, SLG: 0.410 (1, 7)	3-2 1B			0-3 1B			1-2 G6-3			1-2 G6-3		4	0	2	2	1	1	1					
Tom Goodwin, L OBP: 0.333, SLG: 0.333 (11, PR)												0	0	0	0	0	0	0					
Jeff Hamilton, R OBP: 0.253, SLG: 0.297 (11, 5)	1-H 3B											0	0	0	0	0	0	0					
Mike Scioscia, L OBP: 0.354, SLG: 0.375 (1, 2)	1-0 P5			1-1 1B			1-1 P5			3-1 G3-1		5	0	1	0	0	0	3					
Juan Samuel, R OBP: 0.328, SLG: 0.387 (1, 4)				0-0 G1			1-2 F7			1-0 G5-3		4	0	2	0	1	0	0					
Alfredo Griffin, S OBP: 0.288, SLG: 0.277 (1, 6)				0-1 SH5-3			1-1 G6-3			2-1 G3		2	0	0	0	0	0	3					
Stan Javier, S OBP: 0.255, SLG: 0.284 (9, PH)				0-1 SH5-3			0-1 FC6-4			0-0 F7		1	0	0	0	0	0	0					
Jose Offerman, S OBP: 0.331, SLG: 0.214 (9, 6)				1-2			1-2					1	0	0	0	0	0	0					
Mitch Webster, S OBP: 0.284, SLG: 0.330 (11, 7)				1-2			1-2					1	0	0	0	0	0	2					
Tim Lincecum, R OBP: 0.354, SLG: 0.375 (1, 2)				1-2 G1			3-2 G4-3			0-1 F8		1	0	0	0	0	0	0					
Greg Maddux, R OBP: 0.354, SLG: 0.375 (1, 2)				2-3								1	0	0	0	0	0	0					
Inning Stats	R: 2 E: 0 K: 1 S: 11	H: 2 LOB: 1 BB: 1 P: 20	R: 0 E: 0 K: 0 S: 9	H: 1 LOB: 2 BB: 1 P: 17	R: 0 E: 0 K: 1 S: 12	H: 3 LOB: 3 BB: 0 P: 17	R: 0 E: 0 K: 0 S: 7	H: 1 LOB: 0 BB: 0 P: 12	R: 0 E: 0 K: 0 S: 8	H: 1 LOB: 0 BB: 0 P: 10	R: 0 E: 0 K: 1 S: 7	H: 0 LOB: 0 BB: 0 P: 9	R: 0 E: 0 K: 0 S: 6	H: 0 LOB: 0 BB: 0 P: 11	R: 0 E: 0 K: 0 S: 5	H: 0 LOB: 0 BB: 0 P: 8	R: 0 E: 0 K: 0 S: 7	H: 0 LOB: 2 BB: 2 P: 16	1B: 8 2B: 0 3B: 1 HR: 0	SF: 0 SAC: 1 DP: 1 HBP: 0	WP: 0 PB: 0 SB: 0 CS: 1	PA: 45	
29 John Smoltz, R ERA: 4.19	IP: 6.0	WLS: 2	BF: 27	H: 8	R: 2	ER: 2	SO: 2	BB: 2	IBB: 0	HBP: 0	BLK: 0	WP: 0	HR: 0	S: 15	P: 24	ERA: 0.00	WHIP: 1.667						
Mike Stanton, L ERA: 2.67	IP: 7.1	WLS: 2	BF: 6	H: 1	R: 0	ER: 0	SO: 1	BB: 0	IBB: 0	HBP: 0	BLK: 0	WP: 0	HR: 0	S: 15	P: 24	ERA: 0.00	WHIP: 0.500						
Alejandro Pena, R ERA: 2.59	IP: 9.1	WLS: 3	BF: 0	H: 0	R: 0	ER: 0	SO: 0	BB: 0	IBB: 0	HBP: 0	BLK: 0	WP: 0	HR: 0	S: 5	P: 8	ERA: 0.00	WHIP: 0.000						
Jim Clancy, R ERA: 3.32	IP: 10.1	WLS: 8	BF: 0	H: 0	R: 0	ER: 0	SO: 0	BB: 1	IBB: 1	HBP: 0	BLK: 0	WP: 0	HR: 0	S: 13	P: 25	ERA: 0.00	WHIP: 0.500						

Los Angeles Dodgers @ Atlanta Braves
Atlanta-Fulton County Stadium, Atlanta, GA
Sat Sep 14 1991, 3:33 AM EDT
Att: 44,773 - Sunny - 95 F

AB 39
R 2
H 9
RBI 2
BB 4
SO 3
LOB 16



Batter	1	2	3	4	5	6	7	8	9	10	11	AB	R	H	RBI	BB	SO	LOB	BOTTOM					
Otis Nixon, S OBP: 0.374, SLG: 0.330 (1, 7)	2-3 K			2-1 P6			0-1 S			1-2 SH3-4		6	0	3	0	0	1	1						
Jeff Treadwell, L OBP: 0.375, SLG: 0.431 (1, 4)	0-2 1B			3-2 F9			4-2 1B			1-0 SH3-4		3	1	2	0	1	0	2						
Mike Stanton, L ERA: 2.67 (7, 1)				1-2 1B			1-2 BB			1-2 1B		0	0	0	0	0	0	0						
Lonnie Smith, R OBP: 0.340, SLG: 0.399 (9, PH)				1-2 2-3			1-2 1B			4-0 FC5-4		5	0	2	0	1	2	6						
Jerry Willard, L OBP: 0.357, SLG: 0.512 (1, 5)	1-3 K			3-3 K			2-1 F7			1-0 FC5-4		5	0	2	0	1	2	6						
Terry Pendleton, S OBP: 0.357, SLG: 0.512 (1, 5)				1-2 2-3			1-2 1B			1-2 1B		5	0	2	0	1	2	6						
David Justice, L OBP: 0.366, SLG: 0.524 (1, 9)	3-3 K			4-2 BB			0-0 1B			2-3 K		4	0	1	1	2	2	3						
Ron Gant, R OBP: 0.333, SLG: 0.493 (1, 8)				3-3 K			1-1 FC5-2-5			0-2 FC5-4		5	0	1	2	1	2	4						
Sid Bream, L OBP: 0.320, SLG: 0.455 (1, 3)				1-2 2-3			3-4 1B			1-2 1B		1	0	0	0	0	1	0						
Brian Hunter, R OBP: 0.305, SLG: 0.463 (3, PH)				1-0 P4			0-0 G5-4-3			0-0 F8		4	0	0	0	0	0	5						
Greg Olson, R OBP: 0.326, SLG: 0.355 (1, 2)				4-0 FC6-4			0-0 P2			2-2 G6-3		4	0	0	0	1	1	0						
Rafael Belliard, R OBP: 0.288, SLG: 0.281 (1, 6)	1-1 FC6-4			0-3 K			1-2 1B			1-3 K		5	0	1	0	0	2	1						
29 John Smoltz, R ERA: 4.19 (1, 1)				4-0 SH1-4			0-2 F9			0-1 G5-3		0	1	0	0	1	0	0						
Tommy Gregg, L OBP: 0.276, SLG: 0.319 (6, PH)				1-2 BB			1-2 1B					1	0	0	0	0	0	1						
Mark Lemke, S OBP: 0.259, SLG: 0.310 (7, 4)				WP BB			1-2					2	0	0	0	0	0	0						
Inning Stats	R: 0 E: 0 K: 3 S: 13	H: 1 LOB: 1 BB: 0 P: 19	R: 0 E: 0 K: 2 S: 8	H: 0 LOB: 1 BB: 1 P: 18	R: 1 E: 0 K: 1 S: 14	H: 1 LOB: 3 BB: 3 P: 35	R: 0 E: 0 K: 2 S: 9	H: 0 LOB: 1 BB: 0 P: 14	R: 1 E: 0 K: 0 S: 9	H: 3 LOB: 1 BB: 0 P: 15	R: 0 E: 0 K: 0 S: 13	H: 2 LOB: 3 BB: 1 P: 20	R: 0 E: 0 K: 1 S: 5	H: 0 LOB: 0 BB: 0 P: 11	R: 0 E: 0 K: 0 S: 10	H: 1 LOB: 2 BB: 1 P: 18	R: 0 E: 0 K: 0 S: 4	H: 0 LOB: 0 BB: 0 P: 7	R: 1 E: 0 K: 0 S: 9	H: 2 LOB: 3 BB: 2 P: 18	1B: 9 2B: 1 3B: 0 HR: 0	SF: 0 SAC: 2 DP: 1 HBP: 0	WP: 2 PB: 0 SB: 1 CS: 0	PA: 50
Tim Belcher, R ERA: 2.59	IP: 1.1	WLS: 0	BF: 14	H: 2	R: 1	ER: 1	SO: 0	BB: 4	IBB: 0	HBP: 0	BLK: 0	WP: 1	HR: 0	S: 34	P: 70	ERA: 3.38	WHIP: 2.250							
Steve Wilson, L ERA: 3.68	IP: 3.1	WLS: 1	BF: 1	H: 0	R: 0	ER: 0	SO: 0	BB: 0	IBB: 0	HBP: 0	BLK: 0	WP: 0	HR: 0	S: 1	P: 2	ERA: 0.00	WHIP: 0.000							
Kevin Gross, R ERA: 3.65	IP: 4.1	WLS: 2	BF: 14	H: 5	R: 1	ER: 1	SO: 2	BB: 1	IBB: 0	HBP: 0	BLK: 0	WP: 1	HR: 0	S: 29	P: 45	ERA: 3.38	WHIP: 2.250							
Tim Crews, R ERA: 2.78	IP: 6.1	WLS: 7	BF: 0	H: 0	R: 0	ER: 0	SO: 2	BB: 0	IBB: 0	HBP: 0	BLK: 0	WP: 0	HR: 0	S: 15	P: 21	ERA: 0.00	WHIP: 0.000							
Jim Gott, R ERA: 2.78	IP: 9.1	WLS: 2	BF: 1	H: 0	R: 0	ER: 0	SO: 0	BB: 0	IBB: 0	HBP: 0	BLK: 0	WP: 0	HR: 0	S: 4	P: 6	ERA: 0.00	WHIP: 3.000							
PITCHER	IP: 0.1	WLS: 0	BF: 2	H: 0	R: 0	ER: 0	SO: 1	BB: 0	IBB: 0	HBP: 0	BLK: 0	WP: 0	HR: 0	S: 3	P: 9	ERA: 0.00	WHIP: 0.000							
John Candelaria, L ERA: 3.48	IP: 9.1	WLS: 2	BF: 10	H: 2	R: 1	ER: 1	SO: 0	BB: 1	IBB: 1	HBP: 0	BLK: 0	WP: 0	HR: 0	S: 16	P: 28	ERA: 4.50	WHIP: 1.500							
Roger McDowell, R ERA: 3.09	IP: 9.1	WLS: 2	BF: 10	H: 2	R: 1	ER: 1	SO: 0	BB: 1	IBB: 0	HBP: 0	BLK: 0	WP: 0	HR: 0	S: 16	P: 28	ERA: 4.50	WHIP: 1.500							

Los Angeles Dodgers @ Atlanta Braves
Atlanta-Fulton County Stadium, Atlanta, GA
Sat Sep 14 1991, 3:33 AM EDT
Att: 44,773 - Sunny - 95 F


AB 40
R 3
H 10
RBI 3
BB 8
SO 11
LOB 23



Batter	1	2	3	4	5	6	7	8	9	AB	R	H	RBI	BB	SO	LOB	TOP		
Brett Butler, L OBP: 0.405, SLG: 0.345 Stan Javier, S OBP: 0.258, SLG: 0.287	2-1 G6-4-3 1B			2-3 K			3-2 G6-3		2-0 DI 1B	2	0	1	0	0	1	0	Los Angeles Dodgers @ Atlanta Braves Atlanta-Fulton County Stadium, Atlanta, GA Sun Sep 15 1991, 3:33 AM EDT Att: 45,541 - Cloudy - 94 F		
Mike Sharperson, R OBP: 0.353, SLG: 0.348	0-0 G6-4-3 1-2			3-2 F7			0-3 K		2-2 F8 1-2	4	0	0	0	0	1	2			
Daryl Strawberry, L OBP: 0.371, SLG: 0.490 Mitch Webster, S OBP: 0.286, SLG: 0.332	3-1 G3			0-0 F8			0-0 1B		1-3 K	2	0	0	0	0	0	0			
Eddie Murray, S OBP: 0.320, SLG: 0.400 Tom Goodwin, L OBP: 0.333, SLG: 0.333		0-1 G6-3			1-0 G5-3		0-2 G4-3			3	0	0	0	0	0	1			
Kal Daniels, L OBP: 0.345, SLG: 0.408 Eric Karros, R OBP: 0.306, SLG: 0.426		3-2 G6-3			2-2 F7			0-1 F7		2	0	0	0	0	0	0			
Juan Samuel, R OBP: 0.326, SLG: 0.385 Dave Hansen, L OBP: 0.306, SLG: 0.426		2-3 K			0-0 F9			3-3 K		2	0	0	0	0	1	0			
Gary Carter, R OBP: 0.337, SLG: 0.385 Dennis Cook, L OBP: 0.250, SLG: 0.293 Mike Christopher, R OBP: 0.167, SLG: 0.200			1-2 P2		1-0 F7			1-3 K		2	0	0	0	0	0	0			
Alfredo Griffin, S OBP: 0.287, SLG: 0.276 Jose Offerman, S OBP: 0.325, SLG: 0.210			1-1 G6-3		0-0 E9 G6-3			0-0 P3		1	0	0	0	0	0	0			
Ramon Martinez, R OBP: 0.113, SLG: 0.114 John Wetteland, R OBP: 0.167, SLG: 0.200			1-0 G3-1		1-2 G6-3 1-2			1-1 1B 2B		1	0	0	0	0	0	0			
Inning Stats	R: 0 E: 0 K: 0 S: 5	H: 1 LOB: 0 BB: 0 P: 10	R: 0 E: 0 K: 1 S: 9	H: 0 LOB: 0 BB: 0 P: 14	R: 0 E: 0 K: 0 S: 6	H: 0 LOB: 0 BB: 0 P: 9	R: 0 E: 0 K: 1 S: 7	H: 0 LOB: 0 BB: 0 P: 12	R: 0 E: 1 K: 0 S: 6	H: 0 LOB: 0 BB: 0 P: 8	R: 0 E: 0 K: 1 S: 10	H: 1 LOB: 1 BB: 0 P: 13	R: 0 E: 0 K: 2 S: 9	H: 0 LOB: 0 BB: 0 P: 13	R: 1 E: 0 K: 1 S: 10	H: 2 LOB: 1 BB: 0 P: 16		1B: 3 2B: 1 3B: 0 HR: 0	SF: 0 SAC: 0 DP: 2 HBP: 0
PITCHER Steve Avery, L ERA: 3.48	IP: 9.0 WLS: W BF: 30 H: 4 R: 1 ER: 1 SO: 6 BB: 0 IBB: 0 HBP: 0 BLK: 0 WP: 0 HR: 0 S: 67 P: 103 ERA: 1.00 WHIP: 0.444																		

Batter	1	2	3	4	5	6	7	8	9	AB	R	H	RBI	BB	SO	LOB	BOTTOM		
Otis Nixon, S OBP: 0.371, SLG: 0.327 Keith Mitchell, R OBP: 0.410, SLG: 0.464	2-1 P3		0-0 FC6-4 1-2			1-1 F8		1-1 1B		4	0	0	0	0	1	1	Los Angeles Dodgers @ Atlanta Braves Atlanta-Fulton County Stadium, Atlanta, GA Sun Sep 15 1991, 3:33 AM EDT Att: 45,541 - Cloudy - 94 F		
Mark Lemke, S OBP: 0.301, SLG: 0.314	4-1 1B BB	0-0 2B		1-2 L3		0-0 E6 E		0-1 F9		4	2	1	0	1	0	1			
Terry Pendleton, S OBP: 0.358, SLG: 0.511	3-2 HBP 1B 1-3	2-3 K		2-1 HBP		3-1 E8 1-H				3	1	1	0	0	1	1			
David Justice, L OBP: 0.368, SLG: 0.522	1-2 HBP HR 1-2 3-H 1B		4-2 PB SF8 BB	1-1 F8		0-0 G4-3				3	2	1	1	1	0	2			
Ron Gant, R OBP: 0.336, SLG: 0.492	2-0 HR HBP 1-2 2-3		4-2 PB E BB	1-3 K			4-1 G4-3 BB			1	2	0	0	2	1	1			
Sid Bream, L OBP: 0.319, SLG: 0.467	3-1 HR		1-2 SF8		0-3 K		2-0 G4-3 1-2			3	1	1	5	0	1	1			
Greg Olson, R OBP: 0.322, SLG: 0.351	2-2 F8		0-0 P3		2-1 L1		3-1 G6-3			4	0	0	0	0	0	1			
Rafael Belliard, R OBP: 0.287, SLG: 0.278	0-1 G1-3		2-2 E4 1B 2-H		1-0 G6-3			4-1 G4-6-3 BB		3	1	0	0	1	0	0			
Steve Avery, L OBP: 0.286, SLG: 0.288		2-2 G1-3	0-1 FC6-4 1B 2-H		1-1 F7			0-0 G4-6-3		4	0	1	1	0	0	1			
Inning Stats	R: 5 E: 0 K: 0 S: 16	H: 3 LOB: 0 BB: 1 P: 33	R: 0 E: 0 K: 2 S: 14	H: 1 LOB: 0 BB: 0 P: 21	R: 3 E: 1 K: 0 S: 16	H: 1 LOB: 1 BB: 2 P: 27	R: 0 E: 0 K: 1 S: 9	H: 0 LOB: 0 BB: 0 P: 14	R: 0 E: 0 K: 1 S: 6	H: 0 LOB: 0 BB: 0 P: 9	R: 1 E: 2 K: 0 S: 8	H: 0 LOB: 1 BB: 0 P: 13	R: 0 E: 0 K: 0 S: 4	H: 0 LOB: 0 BB: 1 P: 13	R: 0 E: 0 K: 0 S: 6	H: 1 LOB: 1 BB: 1 P: 11		1B: 4 2B: 1 3B: 0 HR: 1	SF: 1 SAC: 0 DP: 2 HBP: 2
PITCHER Ramon Martinez, R ERA: 3.27 John Wetteland, R ERA: 0.79 Dennis Cook, L ERA: 0.79 Mike Christopher, R ERA: 0.79	IP: 2.0 WLS: L BF: 14 H: 4 R: 7 ER: 5 SO: 2 BB: 3 IBB: 0 HBP: 1 BLK: 0 WP: 0 HR: 1 S: 35 P: 67 ERA: 22.50 WHIP: 3.500																		

AB 30
R 1
H 4
RBI 1
BB 0
SO 6
LOB 5



AB 30
R 9
H 6
RBI 7
BB 5
SO 4
LOB 9



Batter	1	2	3	4	5	6	7	8	9	AB	R	H	RBI	BB	SO	LOB	TOP			
Chris Jones, R OBP: 0.356, SLG: 0.421 (1, 7)	L6		G6-3		L9			K	K	5	0	0	0	0	2	1	Cincinnati Reds @ Los Angeles Dodgers Dodger Stadium, Los Angeles, CA Tue Sep 17 1991, 7:05 PM PDT Att: 33,114 - Overcast - 68 F			
Mariano Duncan, R OBP: 0.291, SLG: 0.438 (1, 6)	G6-3			G5-3		F8		G6-3		4	0	0	0	0	0					
Chris Sabo, R OBP: 0.354, SLG: 0.508 (1, 5)	P2			K		G6-3		HR		4	1	1	0	0	1					
Eric Davis, R OBP: 0.354, SLG: 0.401 (1, 8)		G6-3		1B BB		K		HR		4	1	2	2	0	1					
Carmelo Martinez, R OBP: 0.330, SLG: 0.368 (1, 3)	K			1B BB			P4	BB		3	0	1	0	1	1					
Paul O'Neill, L OBP: 0.355, SLG: 0.508 (1, 9)	K			BB		G6-3		BB		3	0	1	0	1	1					
Luis Quiñones, S OBP: 0.312, SLG: 0.346 (1, 4)			SH1		F8			F8		4	1	2	1	0	0	5				
Norm Charlton, S OBP: 0.043, SLG: 0.087 (8, 1)			1B					HR		0	0	0	0	0	0	0				
Donnie Scott, S OBP: 0.125, SLG: 0.125 (1, 2)			L7		F8			G4-3		4	0	1	0	0	0	1				
Tom Browning, L OBP: 0.209, SLG: 0.219 (1, 1)			SH1		G6-3			G6-3		1	0	0	0	0	0	0				
Joe Oliver, R OBP: 0.263, SLG: 0.355 (7, PH)										1	0	0	0	0	1	1				
Steve Foster, R (7, 1)										0	0	0	0	0	0	0				
Bill Doran, S OBP: 0.353, SLG: 0.369 (8, 4)										1	0	0	0	0	0	0				
Inning Stats	R: 0 E: 0 K: 0 S: 6	H: 0 LOB: 0 BB: 0 P: 13	R: 0 E: 0 K: 2 S: 7	H: 0 LOB: 0 BB: 0 P: 12	R: 0 E: 0 K: 0 S: 6	H: 1 LOB: 1 BB: 0 P: 8	R: 0 E: 0 K: 1 S: 11	H: 2 LOB: 3 BB: 1 P: 21	R: 0 E: 0 K: 1 S: 8	H: 0 LOB: 0 BB: 0 P: 13	R: 1 E: 0 K: 1 S: 11	H: 2 LOB: 1 BB: 0 P: 18	R: 2 E: 0 K: 1 S: 11	H: 3 LOB: 2 BB: 1 P: 25	R: 0 E: 0 K: 1 S: 8	H: 0 LOB: 0 BB: 0 P: 10	1B: 6 2B: 0 3B: 0 HR: 2	SF: 0 SAC: 1 DP: 0 HBP: 0	WP: 0 PB: 0 SB: 1 CS: 0	PA: 37
PITCHER	IP WLS BF H R ER SO BB IBB HBP BLK WP HR S P ERA WHIP																			
Bob Ojeda, L ERA: 3.29 (1, 1)	7.2 W 32 8 3 3 6 1 0 0 0 0 2 64 116 3.52 1.174																			
Steve Wilson, L ERA: 3.31 (8, 1)	1.1 S 5 0 0 0 1 1 0 0 0 0 0 10 17 0.00 0.750																			



AB 34
R 3
H 8
RBI 3
BB 2
SO 7
LOB 8

livebaseballscorecards.com

Batter	1	2	3	4	5	6	7	8	9	AB	R	H	RBI	BB	SO	LOB	BOTTOM			
Brett Butler, L OBP: 0.405, SLG: 0.345 (1, 8)	G3	G4-3			P4	G6-3				4	0	0	0	1	0	2	Cincinnati Reds @ Los Angeles Dodgers Dodger Stadium, Los Angeles, CA Tue Sep 17 1991, 7:05 PM PDT Att: 33,114 - Overcast - 68 F			
Mike Sharperson, R OBP: 0.385, SLG: 0.353 (1, 5)			L6							3	2	2	0	0	0	0				
Lenny Harris, L OBP: 0.350, SLG: 0.351 (7, PH)	HR				2B			G4-3		2	0	0	0	0	0	1				
Darryl Strawberry, L OBP: 0.360, SLG: 0.462 (1, 9)	HR		G4-3		F9			F8		3	1	0	0	1	0	1				
Eddie Murray, S OBP: 0.323, SLG: 0.413 (1, 3)	P6							HR		4	1	3	2	0	0	2				
Kal Daniels, L OBP: 0.347, SLG: 0.414 (7, PR)			F9		G6-3			BB		4	1	2	3	0	0	2				
Stan Javier, S OBP: 0.258, SLG: 0.287 (7, PR)								1B		0	0	0	0	0	0	0				
Juan Samuel, R OBP: 0.325, SLG: 0.387 (1, 4)					G5-3					3	0	1	0	1	0	0				
Steve Wilson, L (8, 1)								BB		0	0	0	0	0	0	0				
Gary Carter, R OBP: 0.328, SLG: 0.387 (1, 2)	G5-3				BB	SH1-4		K		3	0	1	0	0	1	3				
Alfredo Griffin, S OBP: 0.290, SLG: 0.275 (1, 6)		F8						G6-3		3	0	1	0	1	0	0				
Bob Ojeda, L OBP: 0.200, SLG: 0.216 (1, 1)										2	0	0	0	0	1	1				
Dave Hansen, L OBP: 0.314, SLG: 0.429 (8, 5)		L7			K			G4-3		1	0	0	0	0	0	0				
Inning Stats	R: 3 E: 0 K: 0 S: 16	H: 3 LOB: 1 BB: 1 P: 26	R: 0 E: 0 K: 0 S: 6	H: 0 LOB: 0 BB: 0 P: 7	R: 0 E: 0 K: 0 S: 7	H: 1 LOB: 1 BB: 0 P: 11	R: 0 E: 0 K: 1 S: 7	H: 1 LOB: 1 BB: 1 P: 15	R: 1 E: 0 K: 0 S: 9	H: 2 LOB: 1 BB: 0 P: 15	R: 0 E: 0 K: 0 S: 13	H: 1 LOB: 2 BB: 0 P: 19	R: 1 E: 0 K: 1 S: 14	H: 2 LOB: 2 BB: 1 P: 28	R: 0 E: 0 K: 0 S: 8	H: 0 LOB: 1 BB: 1 P: 15	1B: 6 2B: 2 3B: 0 HR: 2	SF: 0 SAC: 1 DP: 0 HBP: 1	WP: 0 PB: 0 SB: 1 CS: 0	PA: 38
PITCHER	IP WLS BF H R ER SO BB IBB HBP BLK WP HR S P ERA WHIP																			
Tom Browning, L ERA: 4.27 (1, 1)	6.0 L 28 8 4 4 1 2 0 0 0 0 0 1 58 93 6.00 1.667																			
Steve Foster, R ERA: 3.99 (7, 1)	1.0 6 2 1 1 1 1 0 0 0 0 0 1 14 28 9.00 3.000																			
Norm Charlton, L ERA: 3.2 (8, 1)	1.0 4 0 0 0 0 0 1 0 0 0 0 0 8 15 0.00 1.000																			



AB 32
R 5
H 10
RBI 5
BB 4
SO 2
LOB 12

livebaseballscorecards.com

Batter	1	2	3	4	5	6	7	8	9	AB	R	H	RBI	BB	SO	LOB	TOP					
Kenny Lofton, L (1, 8) OBP: 0.318, SLG: 0.300 Rafael Ramirez, R (9, PH) OBP: 0.276, SLG: 0.295	G1-3		K		G3		F7		G6-3	4	0	0	0	0	1	1						
Steve Finley, L (1, 9) OBP: 0.333, SLG: 0.418	1B 5 SF9		HR			F8		5 WP BB		3	2	2	1	1	0	0						
Craig Biggio, R (1, 2) OBP: 0.364, SLG: 0.378	1B		G5-3		G6-3			K		4	0	1	0	0	1	1						
5 Jeff Bagwell, R (1, 3) OBP: 0.383, SLG: 0.450	SF9		G5-3		1B			K		3	0	1	1	0	1	1						
Luis Gonzalez, L (1, 7) OBP: 0.307, SLG: 0.429	P6			G4-6-3 1B	P5			G4-3		4	0	1	0	0	0	3						
Ken Caminiti, S (1, 5)		K		F8			G5-3 SH1-3 1B		G6-3 1B	4	2	2	0	0	1	1						
Andujar Cedeno, R (1, 6) OBP: 0.281, SLG: 0.405		FC4-6 HBP		G4-6-3 1-2f			SH1-3		FC1-5 1B BB	1	0	0	0	1	0	1						
Andy Mota, R (1, 4) OBP: 0.203, SLG: 0.254 Casey Candaele, S (9, PH) OBP: 0.321, SLG: 0.388	F8				G5-3		G5-3		FC1-5 1B	3	0	0	0	0	0	2						
Darryl Kile, R (1, 1) Jose Tolentino, L (7, PH) OBP: 0.302, SLG: 0.439 Gerald Young, S (7, PR) OBP: 0.307, SLG: 0.273 Rob Mallicoat, L (7, 1) Mark Davidson, R (9, PH) OBP: 0.283, SLG: 0.275	FC4-6 1-2f				K				FC1-5 1B G6-3	2	0	0	0	0	1	1						
Inning Stats	R: 1 E: 0 K: 0 S: 13	H: 2 LOB: 1 BB: 0 P: 17	R: 0 E: 0 K: 1 S: 7	H: 0 LOB: 1 BB: 0 P: 12	R: 1 E: 0 K: 1 S: 10	H: 1 LOB: 0 BB: 0 P: 17	R: 0 E: 0 K: 0 S: 6	H: 1 LOB: 0 BB: 0 P: 8	R: 0 E: 0 K: 1 S: 6	H: 0 LOB: 0 BB: 0 P: 7	R: 0 E: 0 K: 0 S: 11	H: 1 LOB: 1 BB: 0 P: 15	R: 1 E: 0 K: 0 S: 11	H: 2 LOB: 1 BB: 0 P: 15	R: 0 E: 0 K: 2 S: 11	H: 0 LOB: 1 BB: 1 P: 18	R: 1 E: 0 K: 0 S: 8	H: 2 LOB: 1 BB: 1 P: 16	1B: 8 2B: 0 3B: 0 HR: 1	SF: 1 SAC: 1 DP: 2 HBP: 1	WP: 1 PB: 0 SB: 0 CS: 0	PA: 37
PITCHER	IP WLS BF H R ER SO BB IBB HBP BLK WP HR S P ERA WHIP																					
Mike Morgan, R (1, 1) ERA: 2.81	7.0 W 28 7 3 3 3 0 0 1 0 0 1 0 14 26 3.86 1.000																					
Jim Gott, R (8, 1) ERA: 2.96	1.0 6 1 1 1 2 2 0 0 0 0 1 0 14 26 9.00 3.000																					
Roger McDowell, R (9, 1) ERA: 3.06	0.1 2 1 0 0 0 0 0 0 0 0 0 0 3 5 0.00 3.000																					
Steve Wilson, L (9, 1) ERA: 3.18	0.2 S 1 0 0 0 0 0 0 0 0 0 0 0 2 3 0.00 0.000																					

Houston Astros @ Los Angeles Dodgers
Dodger Stadium, Los Angeles, CA
Wed Sep 18 1991, 7:05 PM PDT
Att: 28,345 - Cloudy - 70 F

AB	32
R	4
H	9
RBI	4
BB	2
SO	5
LOB	15



Batter	1	2	3	4	5	6	7	8	9	AB	R	H	RBI	BB	SO	LOB	BOTTOM			
Brett Butler, L (1, 8) OBP: 0.404, SLG: 0.344	P1		G5-3		G4-3		S 1B			4	1	1	0	0	0	0				
Lenny Harris, L (1, 5) OBP: 0.347, SLG: 0.348 Mike Sharperson, R (7, PH) OBP: 0.361, SLG: 0.357	K		G5-3		G3		E9 1B			3	0	0	0	0	1	0				
Darryl Strawberry, L (1, 9) OBP: 0.371, SLG: 0.499	2B			G4-3	HR 2B		CS 1B			4	1	3	1	0	0	0				
Eddie Murray, S (1, 3) OBP: 0.324, SLG: 0.419	K			1B E BB	2H HR		F9			3	2	1	2	1	1	2				
Kal Daniels, L (1, 7) OBP: 0.346, SLG: 0.413 Mitch Webster, S (9, 7) OBP: 0.288, SLG: 0.330	G4-3			E 1B	G4-3			K		4	0	1	0	0	1	0				
Mike Scioscia, L (1, 2) OBP: 0.356, SLG: 0.375	G4-3 BB			E 1B		G3		F8		3	0	1	0	1	0	0				
Juan Samuel, R (1, 4) OBP: 0.328, SLG: 0.385 Steve Wilson, L (9, 1)	G4-3			L9		K		BB		3	0	0	0	1	1	4				
Alfredo Griffin, S (1, 6) OBP: 0.287, SLG: 0.272	G3			E6		G4-3		F8		4	0	0	0	0	0	4				
Mike Morgan, R (1, 1) OBP: 0.085, SLG: 0.087 Stan Javier, S (7, PH) OBP: 0.257, SLG: 0.285 Jim Gott, R (8, 1) OBP: 0.500, SLG: 0.500 Roger McDowell, R (9, 1) Dave Hansen, L (9, 5) OBP: 0.314, SLG: 0.429	G6-3		G5-3				K			2	0	0	0	0	3					
Inning Stats	R: 0 E: 0 K: 2 S: 11	H: 1 LOB: 1 BB: 0 P: 14	R: 0 E: 0 K: 0 S: 8	H: 0 LOB: 1 BB: 1 P: 14	R: 0 E: 0 K: 0 S: 7	H: 0 LOB: 0 BB: 0 P: 12	R: 1 E: 1 K: 0 S: 18	H: 2 LOB: 3 BB: 1 P: 27	R: 2 E: 0 K: 0 S: 16	H: 2 LOB: 0 BB: 0 P: 25	R: 0 E: 0 K: 1 S: 5	H: 0 LOB: 0 BB: 0 P: 6	R: 2 E: 1 K: 1 S: 19	H: 3 LOB: 0 BB: 0 P: 29	R: 0 E: 0 K: 1 S: 8	H: 0 LOB: 1 BB: 1 P: 13	1B: 5 2B: 2 3B: 0 HR: 1	SF: 0 SAC: 0 DP: 0 HBP: 0	WP: 0 PB: 0 SB: 1 CS: 1	PA: 35
PITCHER	IP WLS BF H R ER SO BB IBB HBP BLK WP HR S P ERA WHIP																			
Darryl Kile, R (1, 1) ERA: 3.56	6.0 L 9 3 2 2 2 1 0 0 0 0 0 0 27 42 9.00 2.000																			
Rob Mallicoat, L (7, 1) ERA: 4.09	2.0 L 9 3 2 2 2 1 0 0 0 0 0 0 27 42 9.00 2.000																			

Houston Astros @ Los Angeles Dodgers
Dodger Stadium, Los Angeles, CA
Wed Sep 18 1991, 7:05 PM PDT
Att: 28,345 - Cloudy - 70 F

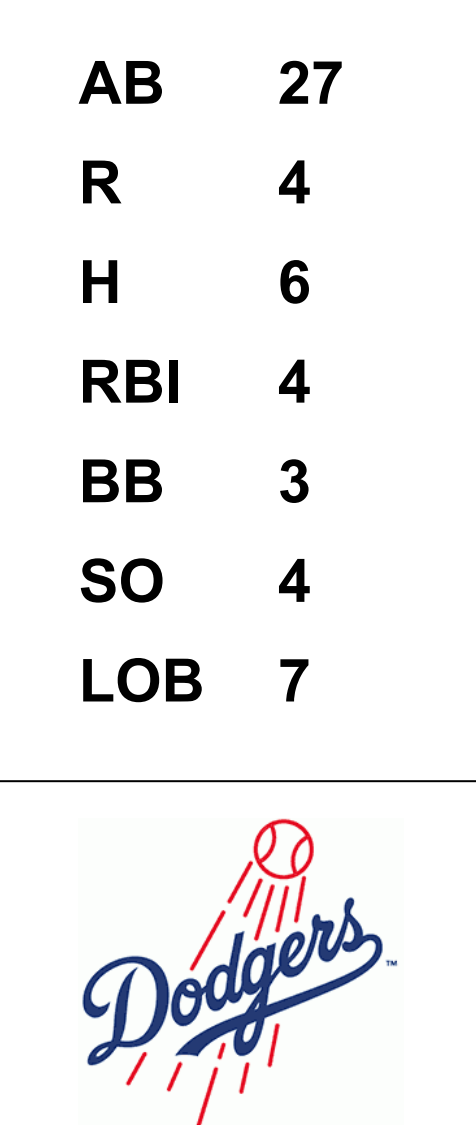
AB	32
R	5
H	8
RBI	4
BB	3
SO	5
LOB	13



Batter	1	2	3	4	5	6	7	8	9	AB	R	H	RBI	BB	SO	LOB	TOP					
Kenny Lofton, L OBP: 0.308, SLG: 0.292 (1, 8)	L8		B1-3			G4-3		2B 5 1B		4	1	1	0	0	0	0	Houston Astros @ Los Angeles Dodgers Dodger Stadium, Los Angeles, CA Thu Sep 19 1991, 3:33 AM PDT Att: 25,850 - Cloudy - 83 F					
Steve Finley, L OBP: 0.334, SLG: 0.420 (1, 9)	S BB		G6-3			G4-3		5 1B		3	0	1	1	1	0	0						
5 Jeff Bagwell, R OBP: 0.383, SLG: 0.451 (1, 3)	F8					G6-3		BB		4	0	2	1	0	0	1						
Luis Gonzalez, L OBP: 0.306, SLG: 0.426 Al Osuna, R (8, 1)	K							2-3 3-H		3	0	0	0	1	2	2						
Ken Caminiti, S OBP: 0.315, SLG: 0.384 (1, 5)								1-2		4	0	1	0	0	2	3						
Andujar Cedeno, R OBP: 0.280, SLG: 0.417 (1, 6)								BB		4	1	1	1	0	0	1						
Andy Mota, R Gerald Young, S OBP: 0.246, SLG: 0.271 (8, PH) (8, 7)								1B 2B BB		2	0	0	0	0	1	1						
Scott Servais, R Casey Candaele, S OBP: 0.319, SLG: 0.366 (8, PH) (8, 4)								BB		2	0	0	0	0	0	1						
Mark Portugal, R OBP: 0.275, SLG: 0.222 Jose Tolentino, L OBP: 0.295, SLG: 0.429 Tony Eusebio, R OBP: 0.320, SLG: 0.158 (1, 1) (8, PH) (8, 2)								F8		2	0	0	0	0	2	0						
Inning Stats	R: 0 E: 0 K: 1 S: 10	H: 0 LOB: 1 BB: 1 P: 17	R: 0 E: 0 K: 1 S: 11	H: 1 LOB: 1 BB: 0 P: 16	R: 0 E: 0 K: 1 S: 7	H: 0 LOB: 0 BB: 0 P: 7	R: 0 E: 0 K: 2 S: 13	H: 1 LOB: 0 BB: 0 P: 21	R: 1 E: 0 K: 1 S: 13	H: 1 LOB: 0 BB: 0 P: 17	R: 0 E: 0 K: 0 S: 5	H: 0 LOB: 0 BB: 0 P: 8	R: 0 E: 0 K: 0 S: 7	H: 0 LOB: 0 BB: 0 P: 10	R: 2 E: 0 K: 1 S: 19	H: 3 LOB: 3 BB: 2 P: 33		R: 0 E: 0 K: 0 S: 9	H: 0 LOB: 0 BB: 0 P: 12	1B: 4 2B: 2 3B: 0 HR: 1	SF: 0 SAC: 0 DP: 1 HBP: 0	WP: 0 PB: 0 SB: 1 CS: 1
PITCHER	IP	WLS	BF	H	R	ER	SO	BB	IBB	HBP	BLK	WP	HR	S	P	ERA	WHIP					
Kevin Gross, R ERA: 3.54 (1, 1)	7.0	W	25	3	2	2	6	2	0	0	0	0	1	66	100	2.57	0.714					
Tim Crews, R ERA: 3.07 (8, 1)	0.2		6	3	1	1	0	1	0	0	0	0	0	16	25	13.50	6.000					
Roger McDowell, R ERA: 3.02 (8, 1)	1.1	S	4	0	0	0	1	0	0	0	0	0	0	12	16	0.00	0.000					

Batter	1	2	3	4	5	6	7	8	9	AB	R	H	RBI	BB	SO	LOB	BOTTOM					
Brett Butler, L OBP: 0.403, SLG: 0.345 (1, 8)	G6-3		E1 HR					E6 G1-6-3		4	1	1	0	0	0	1	Houston Astros @ Los Angeles Dodgers Dodger Stadium, Los Angeles, CA Thu Sep 19 1991, 3:33 AM PDT Att: 25,850 - Cloudy - 83 F					
Lenny Harris, L OBP: 0.351, SLG: 0.358 (1, 5)	HR		HR					G1-6-3		3	2	2	2	1	0	1						
Darryl Strawberry, L OBP: 0.371, SLG: 0.494 (1, 9)	HR		FC6 BB					K		3	1	1	2	1	1	2						
Eddie Murray, S OBP: 0.324, SLG: 0.417 (1, 3)	F8		FC6 BB							2	0	0	0	1	0	0						
Kal Daniels, L OBP: 0.344, SLG: 0.410 (1, 7)	G4-3		FC6 CS							3	0	0	0	0	0	2						
Mike Scioscia, L OBP: 0.356, SLG: 0.375 (1, 2)			CS							3	0	1	0	0	0	0						
Juan Samuel, R OBP: 0.327, SLG: 0.383 (1, 4)										3	0	0	0	0	1	1						
Alfredo Griffin, S OBP: 0.285, SLG: 0.270 (1, 6)										3	0	0	0	0	2	0						
Kevin Gross, R OBP: 0.346, SLG: 0.333 Tim Crews, R Roger McDowell, R (1, 1) (8, 1) (8, 1)										3	0	1	0	0	0	0						
Inning Stats	R: 2 E: 0 K: 0 S: 10	H: 2 LOB: 0 BB: 0 P: 15	R: 0 E: 0 K: 0 S: 5	H: 1 LOB: 0 BB: 0 P: 7	R: 2 E: 1 K: 0 S: 14	H: 2 LOB: 1 BB: 2 P: 29	R: 0 E: 0 K: 2 S: 7	H: 0 LOB: 0 BB: 0 P: 9	R: 0 E: 0 K: 0 S: 10	H: 1 LOB: 1 BB: 1 P: 18	R: 0 E: 0 K: 0 S: 7	H: 0 LOB: 0 BB: 0 P: 8	R: 0 E: 0 K: 1 S: 6	H: 0 LOB: 0 BB: 0 P: 8	R: 0 E: 1 K: 1 S: 10	H: 0 LOB: 0 BB: 0 P: 14		1B: 3 2B: 1 3B: 0 HR: 2	SF: 0 SAC: 0 DP: 3 HBP: 0	WP: 0 PB: 0 SB: 0 CS: 1	PA: 31	
PITCHER	IP	WLS	BF	H	R	ER	SO	BB	IBB	HBP	BLK	WP	HR	S	P	ERA	WHIP					
Mark Portugal, R ERA: 4.12 (1, 1)	7.0	L	27	6	4	4	3	3	0	0	0	0	2	59	94	5.14	1.286					
Al Osuna, L ERA: 3.33 (8, 1)	1.0		3	0	0	0	1	0	0	0	0	0	0	10	14	0.00	0.000					

AB	32
R	3
H	6
RBI	3
BB	3
SO	7
LOB	11



Batter	1	2	3	4	5	6	7	8	9	AB	R	H	RBI	BB	SO	LOB	TOP					
Lonnie Smith, R OBP: 0.381, SLG: 0.402 Keith Mitchell, R OBP: 0.419, SLG: 0.464	L8		P3		G6-4-3		K		1B WP BB	4	0	0	0	0	1	3						
Mark Lemko, S OBP: 0.306, SLG: 0.324	G4-3			F9		G6-3	2B BB		F7	4	1	0	0	1	0	1						
Terry Pendleton, S OBP: 0.357, SLG: 0.504	K					G3	2B		G6-3 1B	4	0	2	1	1	1	0						
David Justice, L OBP: 0.372, SLG: 0.521		E1 G4-3		F5		HR 1B	BB		G6-3	4	1	1	0	1	0	3						
Ron Gant, R OBP: 0.333, SLG: 0.491	F7		P3			HR	K			4	1	1	2	0	1	4						
Sid Bream, L OBP: 0.327, SLG: 0.456	G4-3									1	0	0	0	3	0	1						
Greg Olson, R OBP: 0.326, SLG: 0.350	F8								FC1-4	2	0	0	0	2	0	2						
Rafael Belliard, R OBP: 0.287, SLG: 0.278			K						K	4	0	0	0	0	3	5						
Steve Avery, L OBP: 0.284, SLG: 0.286			K						G1-3	4	0	1	0	0	1	1						
Inning Stats	R: 0 E: 0 K: 1 S: 10	H: 0 LOB: 0 BB: 0 P: 14	R: 0 E: 1 K: 0 S: 13	H: 0 LOB: 1 BB: 0 P: 18	R: 0 E: 0 K: 2 S: 8	H: 0 LOB: 1 BB: 0 P: 16	R: 0 E: 0 K: 0 S: 7	H: 0 LOB: 1 BB: 1 P: 19	R: 0 E: 1 K: 0 S: 15	H: 1 LOB: 2 BB: 2 P: 24	R: 2 E: 0 K: 1 S: 13	H: 2 LOB: 2 BB: 2 P: 25	R: 1 E: 0 K: 2 S: 11	H: 1 LOB: 2 BB: 2 P: 23	R: 0 E: 0 K: 1 S: 12	H: 0 LOB: 1 BB: 1 P: 21	R: 0 E: 0 K: 0 S: 12	H: 1 LOB: 1 BB: 1 P: 19	1B: 3 2B: 1 3B: 0 HR: 1	SF: 0 SAC: 0 DP: 1 HBP: 0	WP: 1 PB: 0 SB: 0 CS: 0	PA: 40
PITCHER	IP	WLS	BF	H	R	ER	SO	BB	IBB	HBP	BLK	WP	HR	S	P	ERA	WHIP					
Tim Belcher, R ERA: 2.64	6.2	L	30	4	3	3	5	6	0	0	0	0	1	72	128	4.05	1.500					
Steve Wilson, L ERA: 3.18	0.0		1	0	0	0	0	1	0	0	0	0	0	2	6	∞	∞					
Tim Crews, R ERA: 3.05	0.1		1	0	0	0	1	0	0	0	0	0	0	3	5	0.00	0.000					
John Wetteland, R ERA: 3.05	1.1		7	1	0	0	1	2	0	0	0	1	0	21	36	0.00	2.250					
Dennis Cook, L ERA: 0.75	0.2		1	0	0	0	0	0	0	0	0	0	0	3	4	0.00	0.000					

Atlanta Braves @ Los Angeles Dodgers
Dodger Stadium, Los Angeles, CA
Fri Sep 20 1991, 7:05 PM PDT
Att: 51,067 - Cloudy - 70 F

AB 31
R 3
H 5
RBI 3
BB 9
SO 7
LOB 20



Batter	1	2	3	4	5	6	7	8	9	AB	R	H	RBI	BB	SO	LOB	BOTTOM					
Brett Butler, L OBP: 0.403, SLG: 0.346	F7 SH1-3 1B		G6-3			1B 1B	L7			4	0	2	0	0	0	1						
Mike Sharperson, R OBP: 0.381, SLG: 0.357	SH1-3		F9			1B			F9	3	0	1	0	0	0	0						
Daryl Strawberry, L OBP: 0.371, SLG: 0.491	FC5-4 BB		L4			K			G6-3	3	0	0	0	1	1	2						
Eddie Murray, S OBP: 0.322, SLG: 0.414	F7			G4-3		P3			G5-3	4	0	0	0	0	0	4						
Kal Daniels, L OBP: 0.343, SLG: 0.408	FC5-4			G6-3		1B			K	4	0	1	0	0	1	2						
Juan Samuel, R OBP: 0.325, SLG: 0.380		L8		G5-3		L9			L7	4	0	0	0	0	0	3						
Mike Scioscia, L OBP: 0.354, SLG: 0.372 Gary Carter, R OBP: 0.326, SLG: 0.384	G6-3				G4-3		F8		K	2	0	0	0	0	0	0						
Alfredo Griffin, S OBP: 0.288, SLG: 0.273					F9					3	0	2	0	0	0	0						
Tim Belcher, R Steve Wilson, L Tim Crews, R Eric Karros, R John Wetteland, R Dennis Cook, L	G5-3				K		K			2	0	0	0	0	0	0						
Inning Stats	R: 0 E: 0 K: 0 S: 10	H: 1 LOB: 2 BB: 1 P: 19	R: 0 E: 0 K: 0 S: 11	H: 1 LOB: 0 BB: 0 P: 13	R: 0 E: 0 K: 0 S: 5	H: 0 LOB: 0 BB: 0 P: 9	R: 0 E: 0 K: 0 S: 7	H: 0 LOB: 0 BB: 0 P: 9	R: 0 E: 0 K: 1 S: 7	H: 0 LOB: 0 BB: 0 P: 13	R: 0 E: 0 K: 1 S: 18	H: 3 LOB: 3 BB: 0 P: 28	R: 0 E: 0 K: 1 S: 11	H: 1 LOB: 1 BB: 0 P: 15	R: 0 E: 0 K: 0 S: 9	H: 0 LOB: 0 BB: 0 P: 11	R: 0 E: 0 K: 2 S: 11	H: 0 LOB: 0 BB: 0 P: 17	1B: 6 2B: 0 3B: 0 HR: 0	SF: 0 SAC: 1 DP: 0 HBP: 0	WP: 0 PB: 0 SB: 0 CS: 0	PA: 34
PITCHER	IP	WLS	BF	H	R	ER	SO	BB	IBB	HBP	BLK	WP	HR	S	P	ERA	WHIP					
Steve Avery, L ERA: 3.32	9.0	W	34	6	0	0	5	1	0	0	0	0	0	89	134	0.00	0.778					

Atlanta Braves @ Los Angeles Dodgers
Dodger Stadium, Los Angeles, CA
Fri Sep 20 1991, 7:05 PM PDT
Att: 51,067 - Cloudy - 70 F

AB 32
R 0
H 6
RBI 0
BB 1
SO 5
LOB 14



Batter	1	2	3	4	5	6	7	8	9	AB	R	H	RBI	BB	SO	LOB	TOP								
Lonnie Smith, R OBP: 0.380, SLG: 0.400 Keith Mitchell, R OBP: 0.419, SLG: 0.464	G3		1B		F7			F8		4	0	1	0	0	0	0									
Mark Lemke, S OBP: 0.301, SLG: 0.318	G4-3		L6			G6-3			G5-3	4	0	0	0	0	0	2									
Terry Pendleton, S OBP: 0.358, SLG: 0.509	K				G5-3		P6		FC5	4	1	2	0	0	1	0									
David Justice, L OBP: 0.371, SLG: 0.517			F7		G5-3		L8		FC5	3	0	0	1	1	0	0									
Ron Gant, R OBP: 0.333, SLG: 0.488			P6		F9				FC5	3	0	0	0	1	1	2									
Sid Bream, L OBP: 0.322, SLG: 0.448	G4-3				F9		G3-1		G6-3	4	0	0	0	0	0	3									
Greg Olson, R OBP: 0.324, SLG: 0.347			K		G5-3					3	0	0	0	0	2	1									
Rafael Belliard, R OBP: 0.287, SLG: 0.279			1B				F8		G4-3	3	0	1	0	0	0	0									
Charlie Leibrandt, R OBP: 0.087, SLG: 0.106 Mike Stanton, L OBP: 0.371, SLG: 0.667			K				K		K	3	0	0	0	0	3	1									
Inning Stats	R: 0 E: 0 K: 1 S: 6	H: 0 LOB: 0 BB: 0 P: 9	R: 0 E: 0 K: 0 S: 6	H: 0 LOB: 0 BB: 0 P: 8	R: 0 E: 0 K: 2 S: 12	H: 2 LOB: 2 BB: 0 P: 20	R: 1 E: 0 K: 0 S: 11	H: 1 LOB: 1 BB: 1 P: 20	R: 0 E: 0 K: 1 S: 7	H: 0 LOB: 0 BB: 0 P: 9	R: 0 E: 0 K: 2 S: 5	H: 0 LOB: 0 BB: 0 P: 10	R: 0 E: 0 K: 2 S: 8	H: 0 LOB: 0 BB: 0 P: 11	R: 0 E: 0 K: 1 S: 12	H: 0 LOB: 0 BB: 0 P: 18	R: 0 E: 0 K: 0 S: 9	H: 1 LOB: 2 BB: 1 P: 18	1B: 2 2B: 1 3B: 1 HR: 0	SF: 0 SAC: 0 DP: 0 HBP: 0	WP: 0 PB: 0 SB: 1 CS: 0	PA: 33			
PITCHER	IP	WLS	BF	H	R	ER	SO	BB	IBB	HBP	BLK	WP	HR	S	P	ERA	WHIP								
Orel Hershiser, R ERA: 3.69	(1, 1)	6.0	22	3	1	1	4	1	0	0	0	0	0	47	76	1.50	0.667								
Jim Gott, R ERA: 2.99	(7, 1)	2.0	6	0	0	0	3	0	0	0	0	0	0	20	29	0.00	0.000								
Roger McDowell, R ERA: 2.99	(9, 1)	1.0	W	5	1	0	0	0	1	0	0	0	0	9	18	0.00	1.000								

Atlanta Braves @ Los Angeles Dodgers
Dodger Stadium, Los Angeles, CA
Sat Sep 21 1991, 7:05 PM PDT
Att: 48,051 - Cloudy - 75 F

AB	31
R	1
H	4
RBI	1
BB	2
SO	7
LOB	9

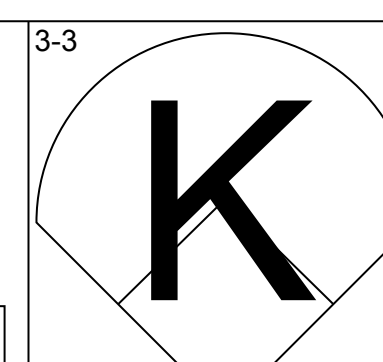
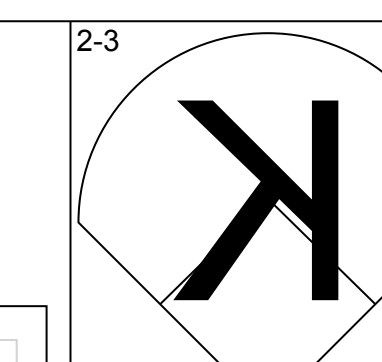
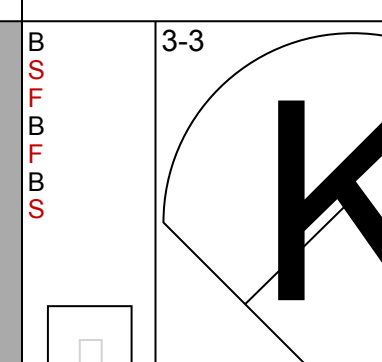
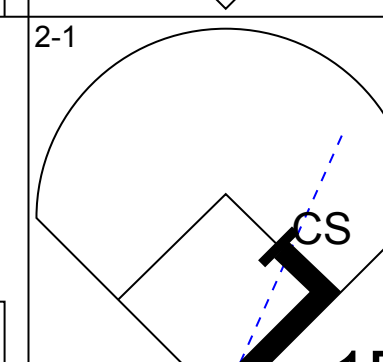
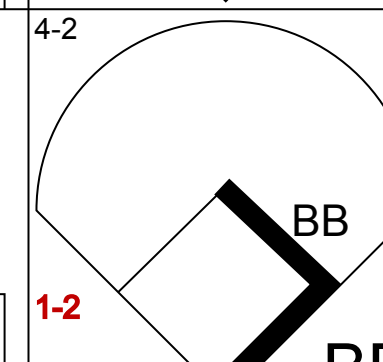
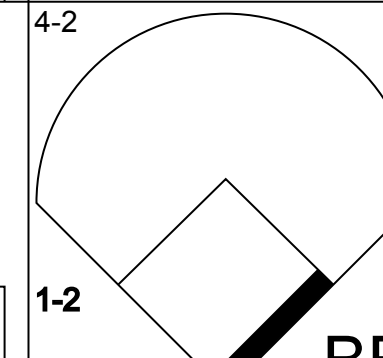
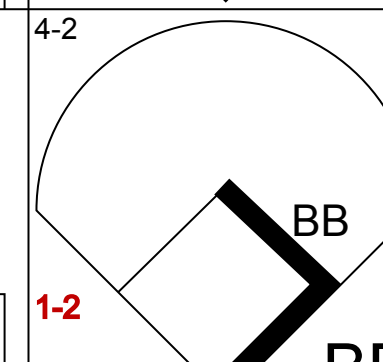

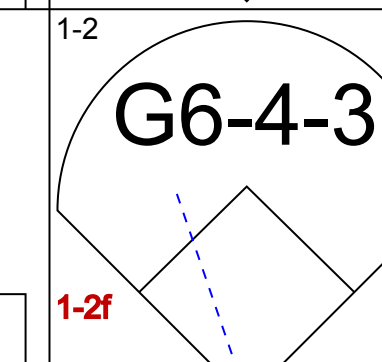
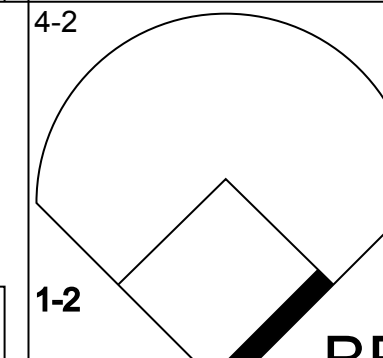


Batter	1	2	3	4	5	6	7	8	9	AB	R	H	RBI	BB	SO	LOB	BOTTOM								
Brett Butler, L OBP: 0.402, SLG: 0.346	L6		G6-3			F8		FC5-2		4	0	1	0	0	0	0									
Mike Sharperson, R OBP: 0.354, SLG: 0.349	G5-3				F9		G5-3	FC5-2		4	0	0	0	0	0	3									
Darryl Strawberry, L OBP: 0.370, SLG: 0.499	1B		G5-3			G3		K		4	0	1	0	0	1	3									
Eddie Murray, S OBP: 0.322, SLG: 0.413	K		G6-3			FC6-4		1B		4	0	1	0	0	1	1									
Kal Daniels, L OBP: 0.343, SLG: 0.407	G4-3				L3		FC6-4			4	1	1	0	0	0	1									
Juan Samuel, R OBP: 0.324, SLG: 0.382	K				G6-3			E5		4	1	1	1	0	1	0									
Mike Scioscia, L OBP: 0.355, SLG: 0.371	G3				CS			SH1-3		1	0	0	0	1	0	0									
Alfredo Griffin, S OBP: 0.285, SLG: 0.271			G6-3		CS		K	E6		3	0	0	0	0	1	1									
Orel Hershiser, R OBP: 0.313, SLG: 0.310 Stan Javier, S OBP: 0.255, SLG: 0.283 Jim Gott, R OBP: 0.500, SLG: 0.500 Mitch Webster, S OBP: 0.291, SLG: 0.333 Roger McDowell, R ERA: 2.99	(1, 1)	(6, PH)	(7, 1)	(8, PH)	(9, 1)					1	0	0	0	0	0	0									
Inning Stats	R: 0 E: 0 K: 1 S: 9	H: 1 LOB: 1 BB: 0 P: 14	R: 0 E: 0 K: 1 S: 10	H: 0 LOB: 0 BB: 0 P: 14	R: 0 E: 0 K: 0 S: 5	H: 0 LOB: 0 BB: 0 P: 8	R: 0 E: 0 K: 0 S: 7	H: 0 LOB: 0 BB: 0 P: 13	R: 0 E: 0 K: 2 S: 5	H: 0 LOB: 0 BB: 0 P: 12	R: 0 E: 0 K: 2 S: 11	H: 0 LOB: 0 BB: 0 P: 14	R: 0 E: 0 K: 0 S: 9	H: 1 LOB: 1 BB: 0 P: 15	R: 1 E: 2 K: 1 S: 11	H: 2 LOB: 3 BB: 0 P: 16	R: 1 E: 0 K: 0 S: 3	H: 2 LOB: 1 BB: 0 P: 5	1B: 5 2B: 0 3B: 1 HR: 0	SF: 0 SAC: 1 DP: 0 HBP: 0	WP: 0 PB: 0 SB: 0 CS: 1	PA: 34			
PITCHER	IP	WLS	BF	H	R	ER	SO	BB	IBB	HBP	BLK	WP	HR	S	P	ERA	WHIP								
Charlie Leibrandt, L ERA: 3.19	(1, 1)	7.2	29	4	1	0	4	1	0	0	0	0	0	64	102	0.00	0.652								
Mike Stanton, L ERA: 2.82	(8, 1)	0.2	L	4	2	1	1	0	0	0	0	0	0	6	9	13.50	3.000								

Atlanta Braves @ Los Angeles Dodgers
Dodger Stadium, Los Angeles, CA
Sat Sep 21 1991, 7:05 PM PDT
Att: 48,051 - Cloudy - 75 F

AB	31
R	2
H	6
RBI	2
BB	1
SO	5
LOB	9

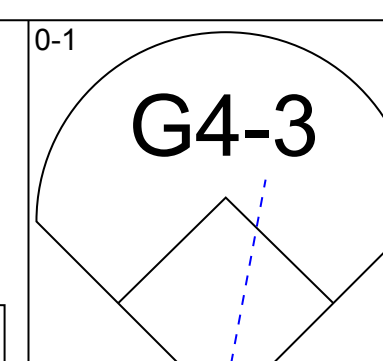
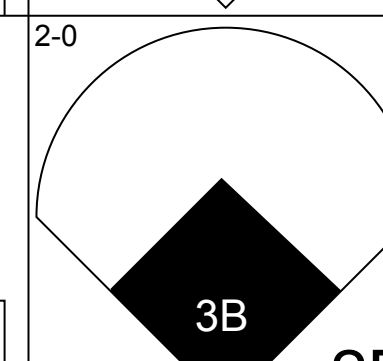
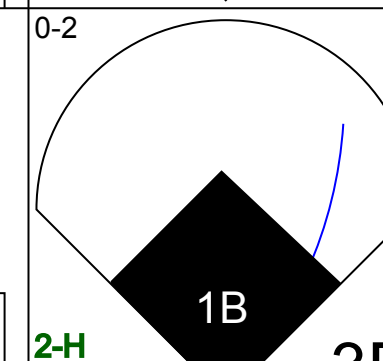
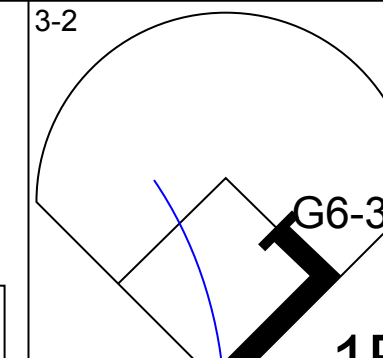
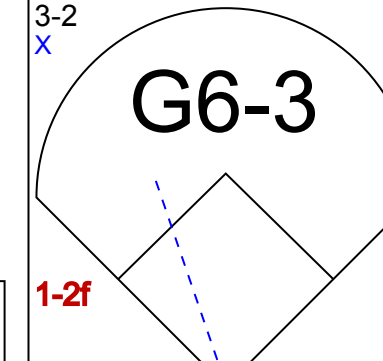



Batter	1	2	3	4	5	6	7	8	9	AB	R	H	RBI	BB	SO	LOB	TOP			
Lonnie Smith, R OBP: 0.375, SLG: 0.395										4	0	0	0	0	0	3	3			
Mark Lemke, S OBP: 0.302, SLG: 0.318										3	0	1	0	0	0	0	2			
Jeff Treadway, L OBP: 0.370, SLG: 0.421										0	0	0	0	0	0	0	0			
Keith Mitchell, R OBP: 0.429, SLG: 0.464										0	0	0	0	1	0	0	0			
Vinny Castilla, R OBP: 0.357, SLG: 0.458										0	0	0	0	0	0	0	0			
Terry Pendleton, S OBP: 0.359, SLG: 0.508										3	0	1	0	1	1	1	1			
David Justice, L OBP: 0.375, SLG: 0.515										1	0	0	0	3	0	1	1			
Ron Gant, R OBP: 0.331, SLG: 0.485										4	0	0	0	0	1	5	1			
Sid Bream, L OBP: 0.318, SLG: 0.442										3	0	0	0	0	0	2	2			
Brian Hunter, R OBP: 0.300, SLG: 0.458										1	0	1	0	0	0	0	0			
Greg Olson, R OBP: 0.320, SLG: 0.343										4	0	0	0	0	2	1	1			
Rafael Belliard, R OBP: 0.288, SLG: 0.278										1	0	0	0	1	0	0	0			
Jeff Blauser, R OBP: 0.337, SLG: 0.410										2	0	0	0	0	1	1	1			
Tom Glavine, L OBP: 0.285, SLG: 0.254										1	0	0	0	0	1	0	0			
Tommy Griggs, L OBP: 0.287, SLG: 0.316										0	0	0	0	0	1	0	0			
Kent Mercker, L OBP: 0.229, SLG: 0.111										0	0	0	0	0	0	0	0			
Jerry Williams, R OBP: 0.275, SLG: 0.111										0	0	0	0	1	0	0	0			
Rico Rossy, R OBP: 0.275, SLG: 0.111										0	0	0	0	0	0	0	0			
Mike Stanton, L OBP: 0.292, SLG: 0.462										0	0	0	0	0	0	0	0			
Francisco Cabrera, R OBP: 0.226, SLG: 0.458										1	0	0	0	0	0	1	1			
Inning Stats	R: 0 E: 0 K: 1 S: 13	H: 1 LOB: 2 BB: 2 P: 29	R: 0 E: 0 K: 0 S: 8	H: 0 LOB: 0 BB: 0 P: 12	R: 0 E: 0 K: 2 S: 8	H: 0 LOB: 0 BB: 0 P: 12	R: 0 E: 0 K: 2 S: 7	H: 0 LOB: 1 BB: 1 P: 11	R: 0 E: 0 K: 0 S: 6	H: 1 LOB: 1 BB: 0 P: 18	R: 0 E: 0 K: 3 S: 16	H: 0 LOB: 1 BB: 1 P: 28	R: 0 E: 0 K: 0 S: 6	H: 0 LOB: 1 BB: 2 P: 16	R: 0 E: 0 K: 1 S: 8	H: 1 LOB: 1 BB: 0 P: 14	1B: 2 2B: 1 3B: 0 HR: 0	SF: 0 SAC: 0 DP: 1 HBP: 0	WP: 0 PB: 0 SB: 0 CS: 1	PA: 36
PITCHER	IP WLS BF H R ER SO BB IBB HBP BLK WP HR S P ERA WHIP																			
Ramon Martinez, R ERA: 3.16	(1, 1) 7.0 W 28 2 0 0 8 6 0 0 0 0 0 0 69 127 0.00 1.143																			
Steve Wilson, L ERA: 3.0	(8, 1) 1.0 4 0 0 0 0 2 0 0 0 0 0 0 6 16 0.00 2.000																			
Roger McDowell, R ERA: 2.96	(9, 1) 1.0 S 4 1 0 0 1 0 0 0 0 0 0 0 8 14 0.00 1.000																			

Atlanta Braves @ Los Angeles Dodgers
Dodger Stadium, Los Angeles, CA
Sun Sep 22 1991, 3:33 AM PDT
Att: 49,105 - Cloudy - 85 F

AB 28
R 0
H 3
RBI 0
BB 8
SO 9
LOB 17



Batter	1	2	3	4	5	6	7	8	9	AB	R	H	RBI	BB	SO	LOB	BOTTOM	
Brett Butler, L OBP: 0.403, SLG: 0.345										3	0	1	0	1	0	0	0	
Mike Sharperson, R OBP: 0.351, SLG: 0.352										4	1	1	0	0	1	3	3	
Darryl Strawberry, L OBP: 0.371, SLG: 0.494										4	1	2	1	0	1	0	0	
Eddie Murray, S OBP: 0.321, SLG: 0.412										4	0	1	1	0	1	1	1	
Kal Daniels, L OBP: 0.340, SLG: 0.403										4	0	0	0	0	0	2	2	
Stan Javier, S OBP: 0.255, SLG: 0.283										0	0	0	0	0	0	0	0	
Juan Samuel, R OBP: 0.324, SLG: 0.380										3	0	0	0	1	1	0	0	
Roger McDowell, R OBP: 0.326, SLG: 0.383										0	0	0	0	0	0	0	0	
Gary Carter, R OBP: 0.326, SLG: 0.383										3	0	1	0	0	1	3	3	
Alfredo Griffin, S OBP: 0.286, SLG: 0.271										3	0	1	0	0	0	1	1	
Ramon Martinez, R OBP: 0.135, SLG: 0.178										3	1	2	1	0	0	1	1	
Steve Wilson, L ERA: 2.54										0	0	0	0	0	0	0	0	
Lenny Harris, L OBP: 0.351, SLG: 0.358										0	0	0	0	0	0	0	0	
Inning Stats	R: 2 E: 0 K: 0 S: 12	H: 3 LOB: 0 BB: 0 P: 20	R: 0 E: 0 K: 2 S: 17	H: 2 LOB: 3 BB: 1 P: 31	R: 0 E: 1 K: 0 S: 11	H: 1 LOB: 2 BB: 1 P: 20	R: 1 E: 0 K: 0 S: 7	H: 2 LOB: 0 BB: 0 P: 13	R: 0 E: 0 K: 1 S: 6	H: 1 LOB: 1 BB: 0 P: 10	R: 0 E: 0 K: 2 S: 9	H: 0 LOB: 0 BB: 0 P: 15	R: 0 E: 0 K: 0 S: 7	H: 0 LOB: 0 BB: 0 P: 8	1B: 6 2B: 1 3B: 1 HR: 1	SF: 0 SAC: 0 DP: 2 HBP: 0	WP: 0 PB: 0 SB: 0 CS: 0	PA: 33
PITCHER	IP WLS BF H R ER SO BB IBB HBP BLK WP HR S P ERA WHIP																	
Tom Glavine, L ERA: 2.59	(1, 1) 4.0 L 20 8 3 3 2 1 0 0 0 0 0 0 12 21 0.00 0.500																	
Kent Mercker, L ERA: 2.54	(5, 1) 2.0 7 1 0 0 1 0 0 0 0 0 0 0 12 21 0.00 0.500																	
Mike Stanton, L ERA: 2.74	(7, 1) 2.0 6 0 0 0 2 0 0 0 0 0 0 0 16 23 0.00 0.000																	

Atlanta Braves @ Los Angeles Dodgers
Dodger Stadium, Los Angeles, CA
Sun Sep 22 1991, 3:33 AM PDT
Att: 49,105 - Cloudy - 85 F

AB 31
R 3
H 9
RBI 3
BB 2
SO 5
LOB 11



Batter	1	2	3	4	5	6	7	8	9	AB	R	H	RBI	BB	SO	LOB	TOP							
Mike Felder, S OBP: 0.332, SLG: 0.338	F8		S BB			1B E 1B	G6-4-3 1B		P4	4	1	2	0	1	0	1								
Willie McGee, S OBP: 0.390, SLG: 0.412	E6 WP G6-3 1B		G4-3			K	G6-4-3			4	1	1	0	0	1	4								
Will Clark, L OBP: 0.357, SLG: 0.524	G6-3					E 1B 1B			G4-3 1B	4	0	3	1	0	0	0								
Matt Williams, R OBP: 0.299, SLG: 0.478	K					L9			G4-3	4	0	1	0	0	1	2								
Kevin Bass, S OBP: 0.309, SLG: 0.368		L3				K				4	0	1	1	0	1	3								
Robby Thompson, R OBP: 0.351, SLG: 0.455		G4-3 BB				K			K	3	0	0	0	1	3	5								
Kirt Manwaring, R OBP: 0.294, SLG: 0.290	G4-3					F9			K	2	0	0	0	0	0	1								
Tom Herr, S OBP: 0.337, SLG: 0.276						L6				1	0	0	0	0	0	3								
Terry Kennedy, L OBP: 0.280, SLG: 0.337										1	0	0	0	0	1	0								
Jose Uribe, S OBP: 0.284, SLG: 0.308						G4-3				1	0	0	0	0	0	0								
Dave Anderson, R OBP: 0.297, SLG: 0.320						K			G4-3 DI 1B	3	0	2	0	0	0	0								
Bud Black, L OBP: 0.196, SLG: 0.229						K			G4-3	2	0	0	0	0	2	0								
Kevin Mitchell, R OBP: 0.338, SLG: 0.519										1	0	0	0	0	1	1								
Francisco Oliveras, R OBP: 0.200, SLG: 0.200										0	0	0	0	0	0	0								
Mark Leonard, L OBP: 0.305, SLG: 0.376										1	0	0	0	0	0	1								
Inning Stats	R: 1 E: 1 K: 1 S: 10	H: 1 LOB: 0 BB: 0 P: 16	R: 0 E: 0 K: 0 S: 6	H: 0 LOB: 0 BB: 1 P: 13	R: 0 E: 0 K: 1 S: 8	H: 0 LOB: 1 BB: 1 P: 15	R: 0 E: 0 K: 2 S: 10	H: 1 LOB: 1 BB: 0 P: 12	R: 0 E: 0 K: 1 S: 6	H: 0 LOB: 0 BB: 0 P: 8	R: 1 E: 1 K: 2 S: 17	H: 3 LOB: 3 BB: 0 P: 22	R: 0 E: 0 K: 1 S: 8	H: 2 LOB: 1 BB: 0 P: 10	R: 0 E: 0 K: 1 S: 7	H: 2 LOB: 1 BB: 0 P: 9	R: 0 E: 0 K: 1 S: 11	H: 1 LOB: 1 BB: 0 P: 19	1B: 10 2B: 0 3B: 0 HR: 0	SF: 0 SAC: 0 DP: 3 HBP: 0	WP: 1 PB: 0 SB: 1 CS: 0	PA: 37		
PITCHER	IP WLS BF H R ER SO BB IBB HBP BLK WP HR S P ERA WHIP	8.0 W 33 9 2 1 9 2 0 0 0 1 0 72 105 1.12 1.375	1.0 4 1 0 0 1 0 0 0 0 0 0 0 11 19 0.00 1.000																					

San Francisco Giants @ Los Angeles Dodgers
Dodger Stadium, Los Angeles, CA
Fri Sep 27 1991, 7:05 PM PDT
Att: 48,085 - Sunny - 72 F

AB	35
R	2
H	10
RBI	2
BB	2
SO	10
LOB	21

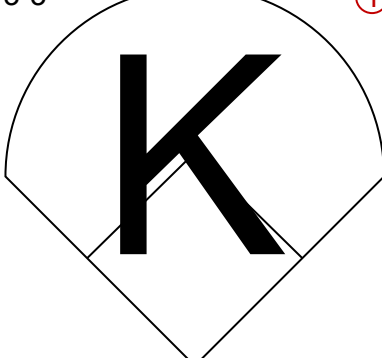
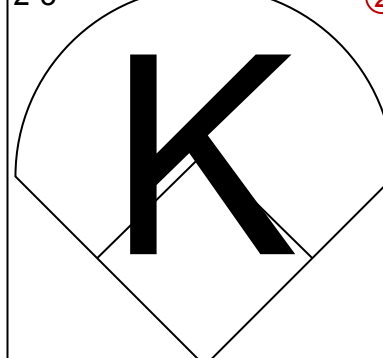
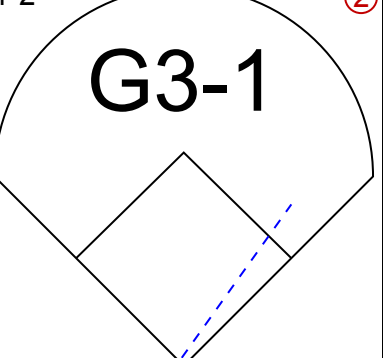
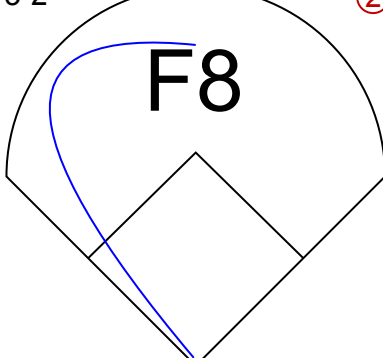
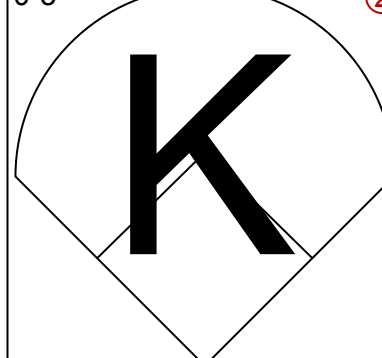
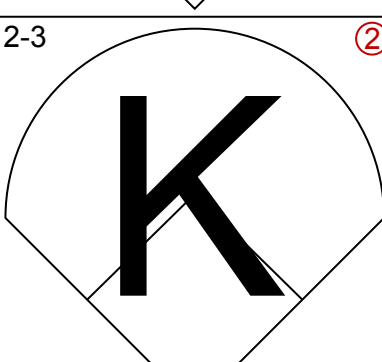
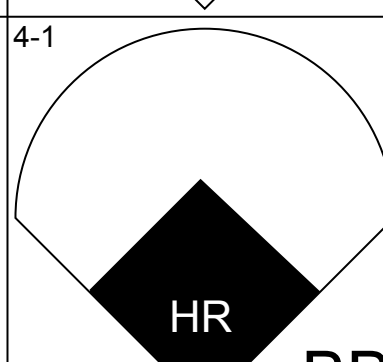
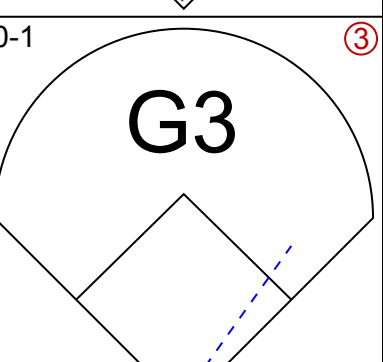
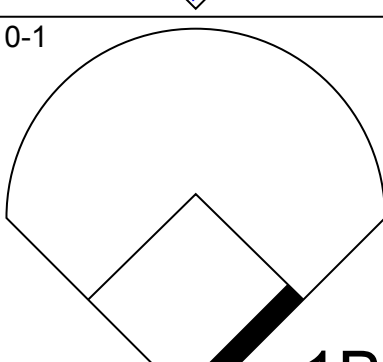
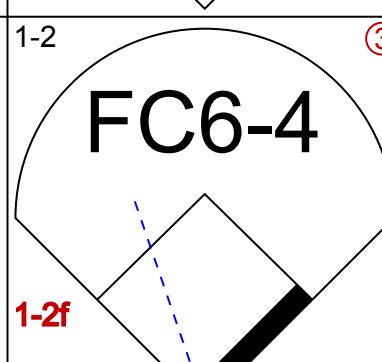
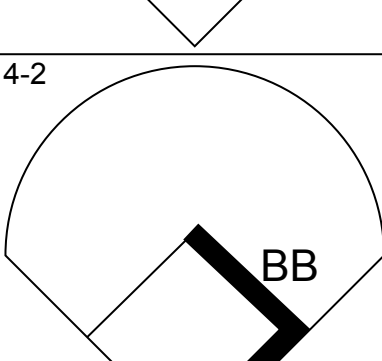
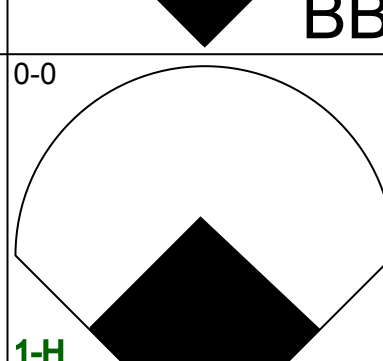
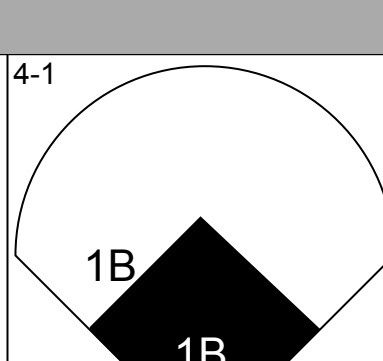
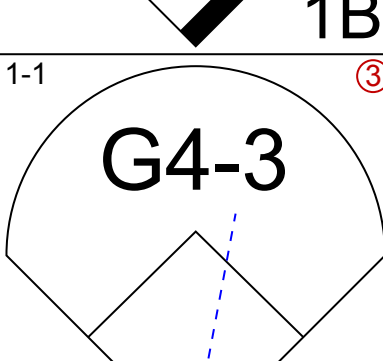
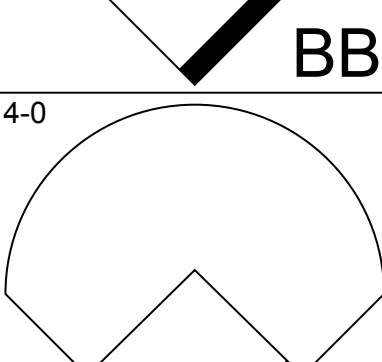
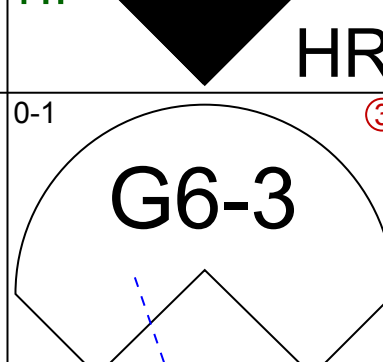
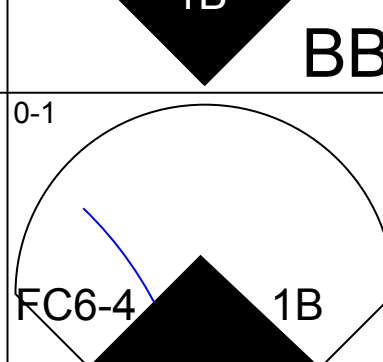
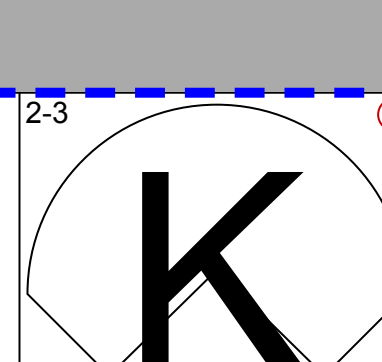
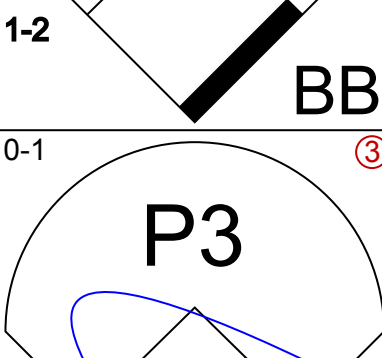
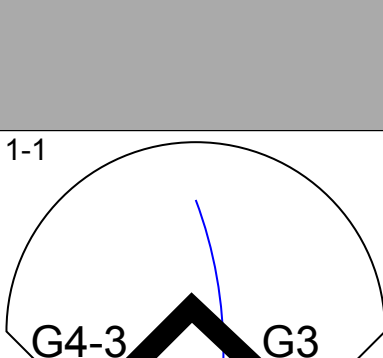
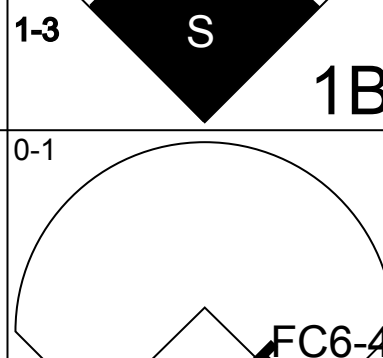
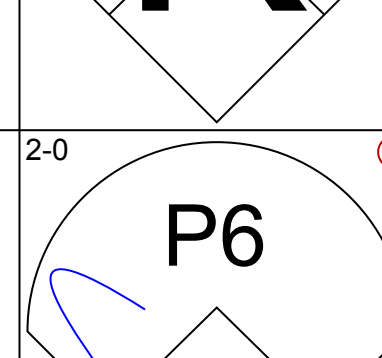
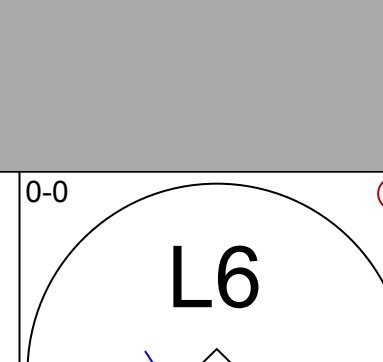
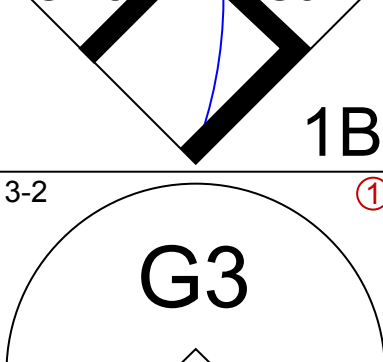
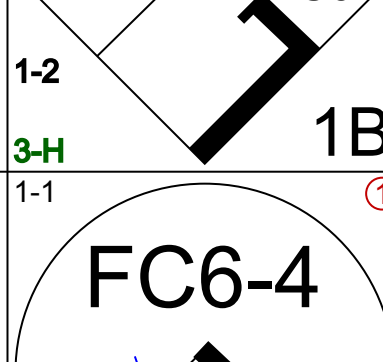
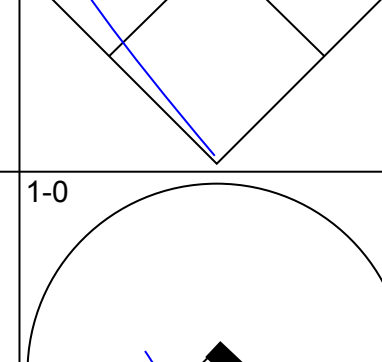
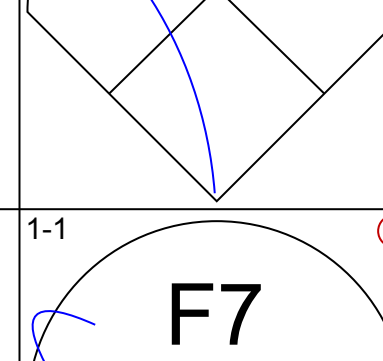
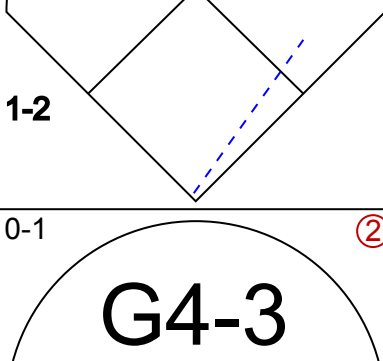
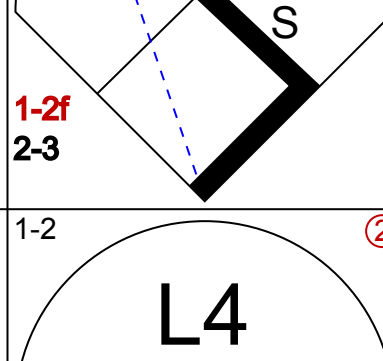
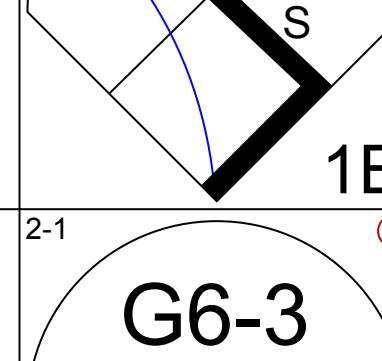
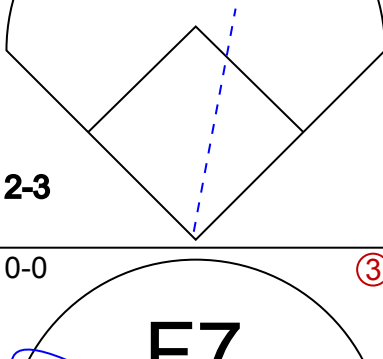
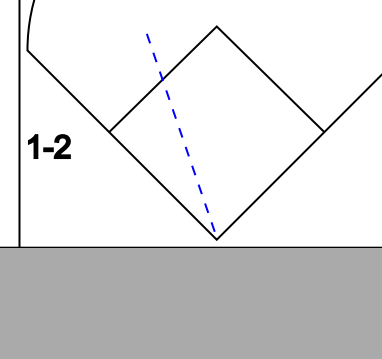
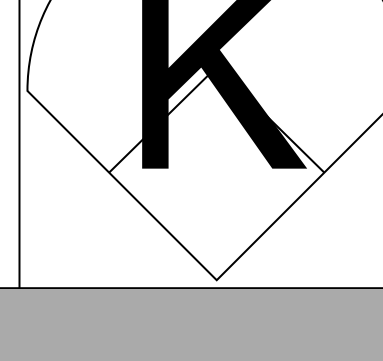
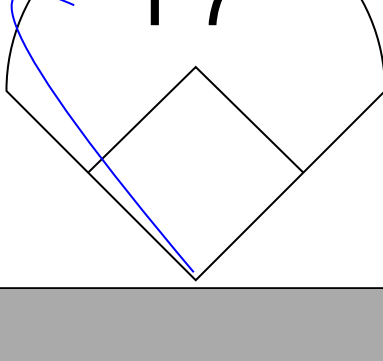
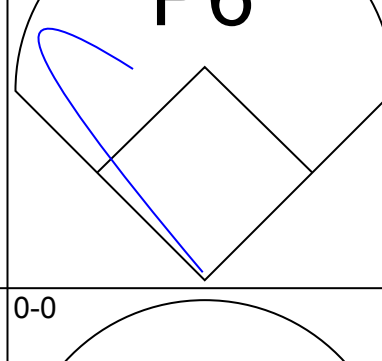
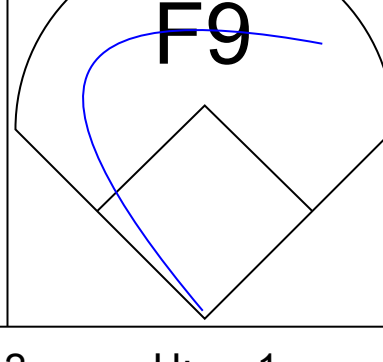
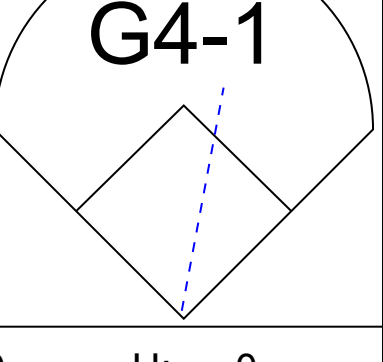
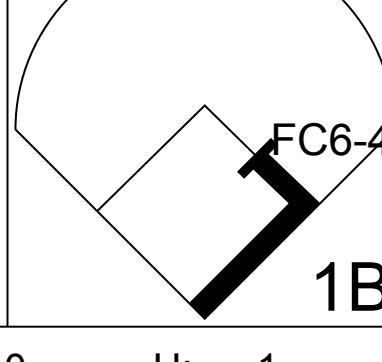
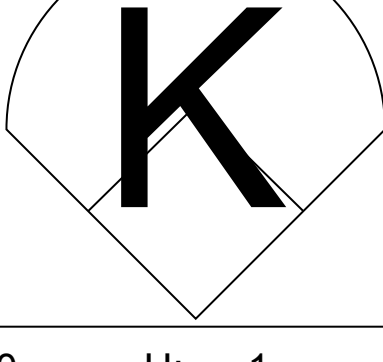


Batter	1	2	3	4	5	6	7	8	9	AB	R	H	RBI	BB	SO	LOB	BOTTOM						
Brett Butler, L OBP: 0.404, SLG: 0.346	1B	E BB		L5			F7			3	0	1	0	1	0	0							
Mike Sharperson, R OBP: 0.347, SLG: 0.368	F9	E6				K	G3			3	0	0	0	0	1	3							
Lenny Harris, L OBP: 0.347, SLG: 0.353										1	0	0	0	0	0	0							
Darryl Strawberry, L OBP: 0.360, SLG: 0.486	G6-4-3 1B	F7				P6			K	4	0	1	0	0	1	3							
Eddie Murray, S OBP: 0.323, SLG: 0.411	G6-4-3					G6-3			L8	3	1	0	0	1	0	2							
Kal Daniels, L OBP: 0.340, SLG: 0.405						G4-3			L8	4	2	2	2	0	1	0							
Roger McDowell, R		2B G6-3 1B				K			K	0	0	0	0	0	0	0							
Juan Samuel, R OBP: 0.326, SLG: 0.387		G5-3 E 2B				G1-3			G5-3	4	2	2	1	0	0	0							
Mike Scioscia, L OBP: 0.358, SLG: 0.387									P5	4	1	2	1	0	1	2							
Jose Offerman, S OBP: 0.333, SLG: 0.204										2	0	0	0	1	0	1							
Tim Belcher, R OBP: 0.123, SLG: 0.154										3	0	0	1	0	0	2							
Stan Javier, S OBP: 0.254, SLG: 0.282										0	0	0	0	0	0	0							
Inning Stats	R: 0 E: 0 K: 0 S: 8	H: 2 LOB: 1 BB: 0 P: 13	R: 2 E: 1 K: 0 S: 13	H: 2 LOB: 3 BB: 2 P: 22	R: 0 E: 0 K: 1 S: 9	H: 0 LOB: 0 BB: 0 P: 13	R: 1 E: 0 K: 0 S: 9	H: 1 LOB: 0 BB: 0 P: 13	R: 0 E: 0 K: 1 S: 7	H: 0 LOB: 0 BB: 0 P: 11	R: 1 E: 0 K: 0 S: 10	H: 2 LOB: 0 BB: 0 P: 16	R: 0 E: 0 K: 0 S: 12	H: 0 LOB: 0 BB: 0 P: 18	R: 2 E: 0 K: 2 S: 18	H: 1 LOB: 0 BB: 1 P: 29	1B: 4 2B: 1 3B: 0 HR: 3	SF: 0 SAC: 0 DP: 2 HBP: 0	WP: 0 PB: 0 SB: 0 CS: 0	PA: 34			
PITCHER	IP WLS BF H R ER SO BB IBB HBP BLK WP HR S P ERA WHIP	6.0 L 26 7 4 3 2 2 0 0 0 0 1 30 47 9.00 1.500	2.0 8 1 2 2 2 1 0 0 0 0 0 1 30 47 9.00 1.500																				

San Francisco Giants @ Los Angeles Dodgers
Dodger Stadium, Los Angeles, CA
Fri Sep 27 1991, 7:05 PM PDT
Att: 48,085 - Sunny - 72 F

AB	31
R	6
H	8
RBI	5
BB	3
SO	4
LOB	13

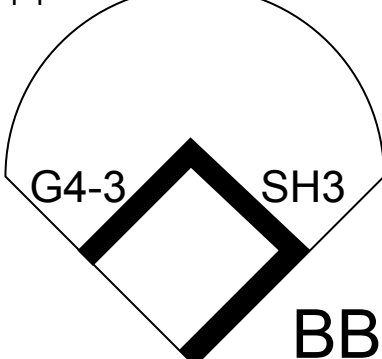
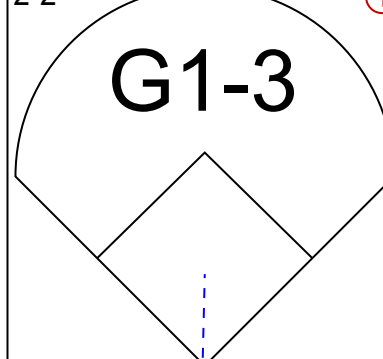
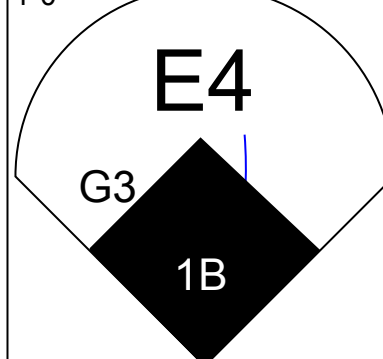
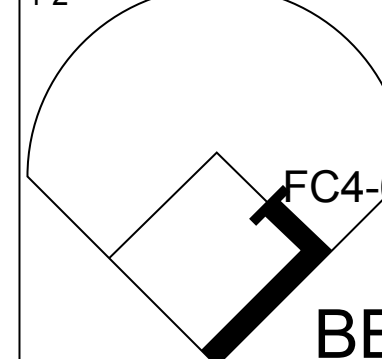
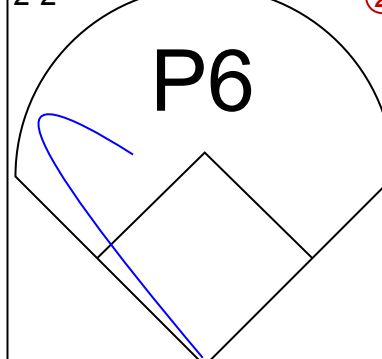
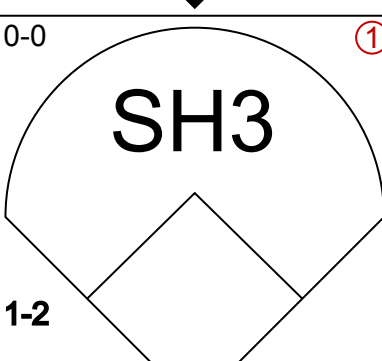
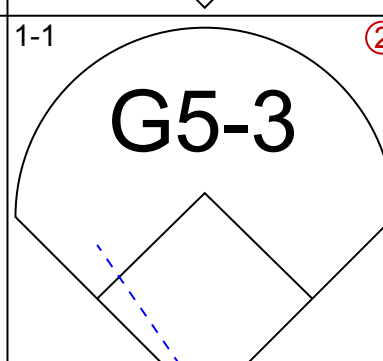
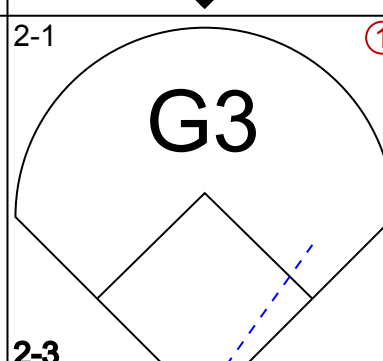
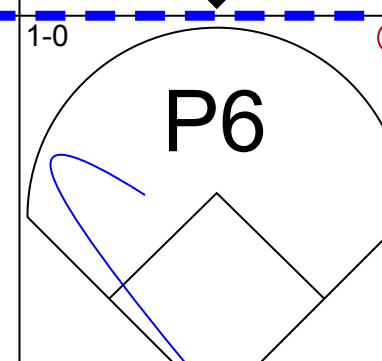
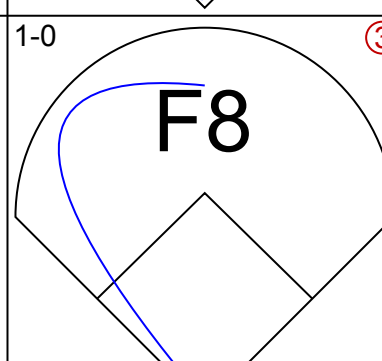
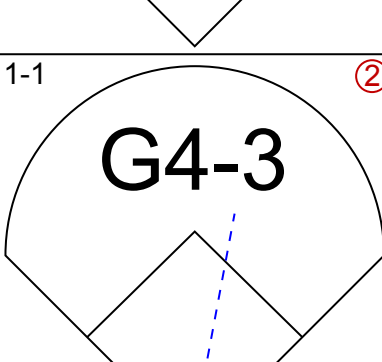
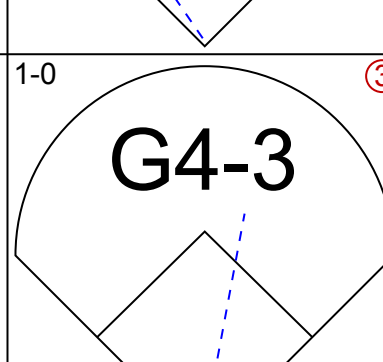
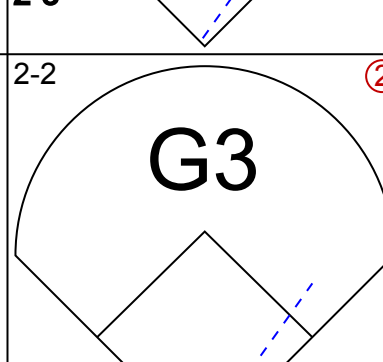
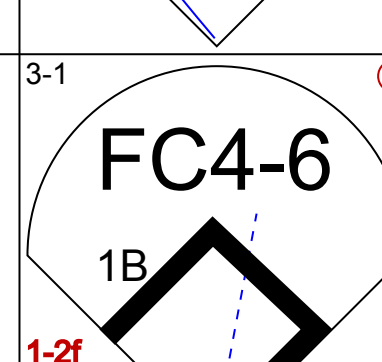
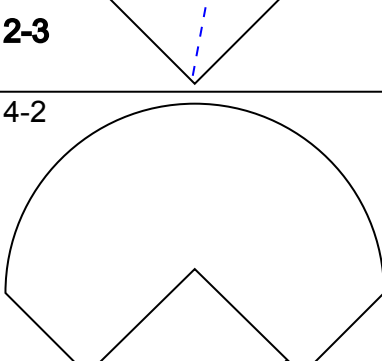
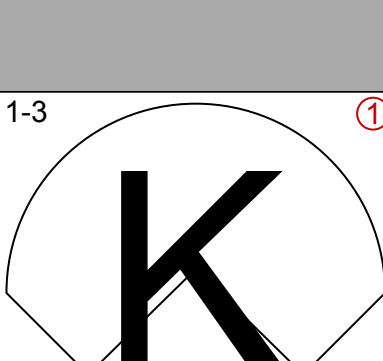
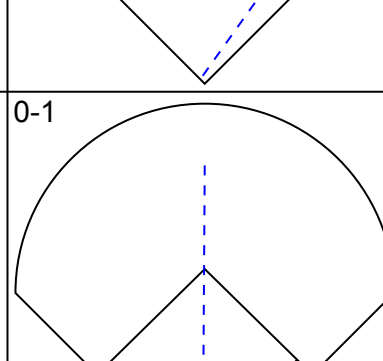
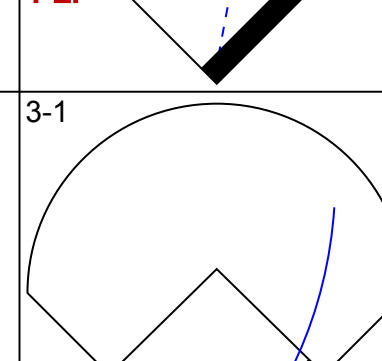

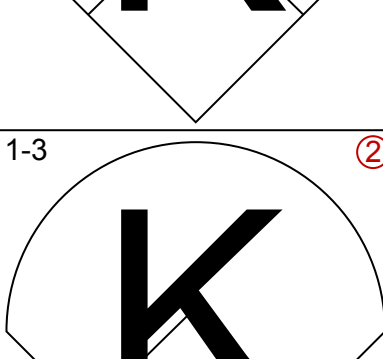
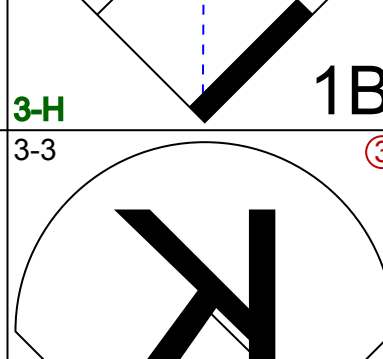
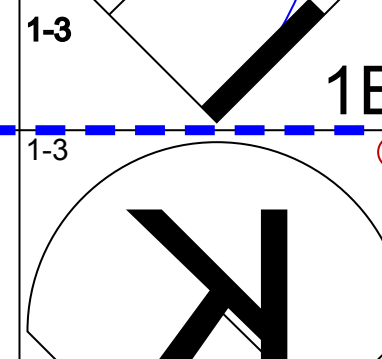
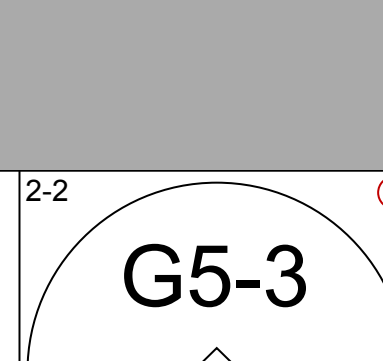
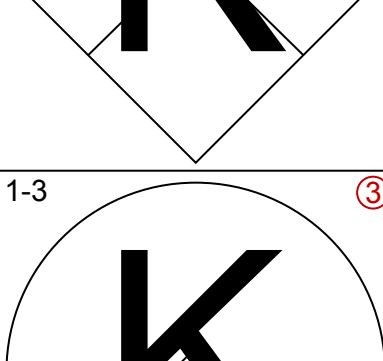
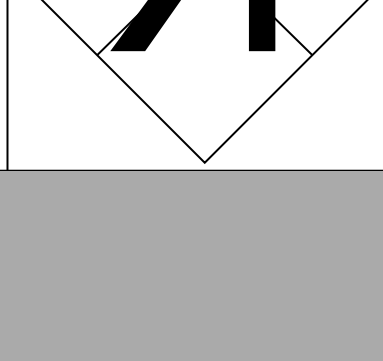
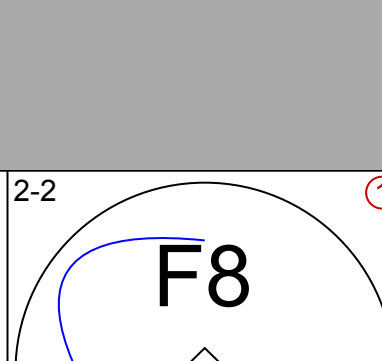
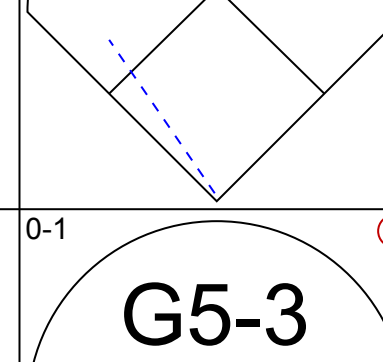
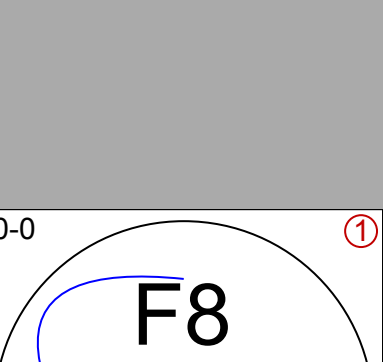

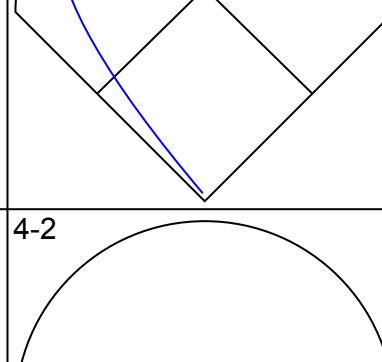
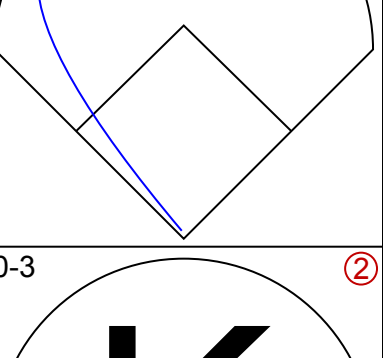

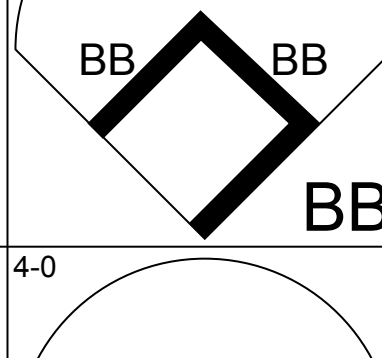
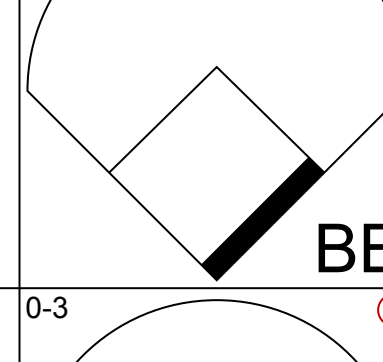
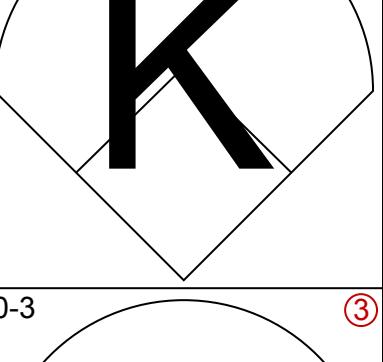

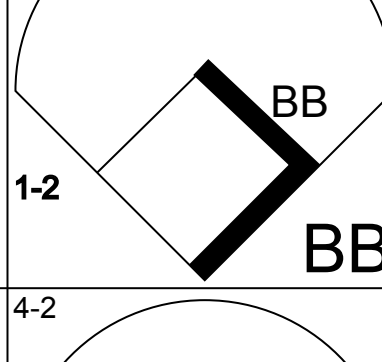


Batter	1	2	3	4	5	6	7	8	9	AB	R	H	RBI	BB	SO	LOB	TOP					
Mike Felder, S OBP: 0.328, SLG: 0.333 (1, 8)										5	0	0	0	0	3	1						
Willie McGee, S OBP: 0.391, SLG: 0.411 (1, 9)										4	1	1	0	1	1	1						
Will Clark, L OBP: 0.359, SLG: 0.530 (1, 3)										2	2	1	2	2	0	1						
Kevin Mitchell, R OBP: 0.340, SLG: 0.519 Darren Lewis, R OBP: 0.356, SLG: 0.314 (6, PR)										2	0	1	0	1	0	0						
Matt Williams, R OBP: 0.300, SLG: 0.478 (1, 5)										4	0	2	1	0	0	2						
Tom Herr, S OBP: 0.333, SLG: 0.272 Robby Thompson, R OBP: 0.352, SLG: 0.456 (6, PR)										3	0	0	0	0	0	3						
Kirt Manwaring, R OBP: 0.283 Dave Righetti, L (8, 1)										4	0	0	0	0	0	4	AB 34					
Don Robinson, R OBP: 0.171, SLG: 0.175 (9, 1)										0	0	0	0	0	0	0	R 4					
Mike Benjamin, R OBP: 0.195, SLG: 0.216 (1, 6)										4	0	0	0	0	1	2	H 7					
Trevor Wilson, L OBP: 0.321, SLG: 0.333 Jeff Brantley, R (8, 1)										3	0	0	0	0	1	0	RBI 3					
Terry Kennedy, L OBP: 0.284, SLG: 0.341 (8, 2)										1	0	1	0	0	0	0	BB 4					
Inning Stats	R: 0 E: 0 K: 2 S: 15	H: 0 LOB: 2 BB: 2 P: 28	R: 0 E: 0 K: 1 S: 6	H: 0 LOB: 0 BB: 0 P: 9	R: 2 E: 0 K: 1 S: 10	H: 1 LOB: 0 BB: 1 P: 16	R: 0 E: 0 K: 0 S: 9	H: 1 LOB: 1 BB: 0 P: 13	R: 0 E: 0 K: 0 S: 8	H: 0 LOB: 0 BB: 0 P: 11	R: 2 E: 0 K: 0 S: 14	H: 2 LOB: 2 BB: 1 P: 20	R: 0 E: 0 K: 1 S: 10	H: 1 LOB: 1 BB: 0 P: 16	R: 0 E: 0 K: 1 S: 8	H: 1 LOB: 1 BB: 0 P: 15	R: 0 E: 0 K: 1 S: 12	H: 1 LOB: 1 BB: 0 P: 14	1B: 6 2B: 0 3B: 0 HR: 1	SF: 0 SAC: 0 DP: 0 HBP: 0	WP: 0 PB: 0 SB: 3 CS: 0	PA: 38
PITCHER	IP	WLS	BF	H	R	ER	SO	BB	IBB	HBP	BLK	WP	HR	S	P	ERA	WHIP					
Ramon Martinez, R ERA: 3.22 Kevin Gross, R ERA: 3.42	7.0	L	30	5	4	4	5	4	0	0	0	0	1	72	113	5.14	1.286					
2.0	8	2	0	0	0	2	0	0	0	0	0	0	0	20	29	0.00	1.000					

San Francisco Giants @ Los Angeles Dodgers
 Dodger Stadium, Los Angeles, CA
 Sat Sep 28 1991, 3:33 AM PDT
 Att: 44,258 - Sunny - 78 F

AB	34
R	4
H	7
RBI	3
BB	4
SO	7
LOB	14



Batter	1	2	3	4	5	6	7	8	9	AB	R	H	RBI	BB	SO	LOB	BOTTOM				
Brett Butler, L OBP: 0.404, SLG: 0.345 (1, 8)										3	1	0	0	2	0	3					
Mike Sharperson, R OBP: 0.344, SLG: 0.365 Lenny Harris, L OBP: 0.346, SLG: 0.351 (8, PH)										2	0	0	0	0	0	1					
Darryl Strawberry, L OBP: 0.363, SLG: 0.482 (1, 9)										4	0	0	0	0	0	3					
Eddie Murray, S OBP: 0.326, SLG: 0.412 (1, 3)										3	0	2	1	1	1	0					
Kal Daniels, L OBP: 0.339, SLG: 0.404 Mitch Webster, S OBP: 0.286, SLG: 0.327 (2, 7)										1	0	0	0	0	1	2					
Juan Samuel, R OBP: 0.325, SLG: 0.386 (1, 4)										4	0	1	0	0	1	0					
Gary Carter, R OBP: 0.324, SLG: 0.173 Tom Goodwin, L OBP: 0.333, SLG: 0.333 (9, PR)										3	0	0	0	1	0	1	AB 30				
Jose Offerman, S OBP: 0.341, SLG: 0.209 Stan Javier, S OBP: 0.258, SLG: 0.282 (9, PH)										0	0	0	0	1	0	0	R 1				
Ramon Martinez, R OBP: 0.132, SLG: 0.173 Jeff Hamilton, R OBP: 0.295, SLG: 0.298 Kevin Gross, R OBP: 0.346, SLG: 0.333 Eric Karros, R OBP: 0.200, SLG: 0.222 Dave Hansen, L OBP: 0.308, SLG: 0.420 (9, PR)										2	0	0	0	0	2	1	RBI 1				
Inning Stats	R: 0 E: 0 K: 1 S: 10	H: 0 LOB: 1 BB: 1 P: 16	R: 0 E: 0 K: 0 S: 6	H: 0 LOB: 0 BB: 0 P: 10	R: 0 E: 0 K: 3 S: 9	H: 0 LOB: 0 BB: 0 P: 12	R: 0 E: 0 K: 2 S: 7	H: 0 LOB: 0 BB: 0 P: 7	R: 1 E: 0 K: 1 S: 12	H: 1 LOB: 1 BB: 0 P: 20	R: 0 E: 0 K: 0 S: 9	H: 2 LOB: 1 BB: 0 P: 14	R: 0 E: 0 K: 1 S: 10	H: 1 LOB: 2 BB: 1 P: 22	R: 0 E: 0 K: 0 S: 13	H: 0 LOB: 3 BB: 3 P: 30	1B: 4 2B: 0 3B: 0 HR: 0	SF: 0 SAC: 1 DP: 1 HBP: 0	WP: 0 PB: 0 SB: 0 CS: 0	PA: 38	
PITCHER	IP	WLS	BF	H	R	ER	SO	BB	IBB	HBP	BLK	WP	HR	S	P	ERA	WHIP				
Trevor Wilson, L ERA: 3.73 Jeff Brantley, R ERA: 2.43 Dave Righetti, L ERA: 3.18 Don Robinson, R ERA: 4.38	7.0	W	28	3	1	0	0	4	0	0	0	0	0	65	105	0.00	1.000				
0.2	3	1	0	0	0	0	0	0	0	0	0	0	0	5	12	0.00	1.500				
0.2	5	0	0	0	1	3	0	0	0	0	0	0	0	12	27	0.00	4.500				
0.2	S	2	0	0	0	0	0	0	0	0	0	0	0	4	7	0.00	0.000				


San Francisco Giants @ Los Angeles Dodgers
 Dodger Stadium, Los Angeles, CA
 Sat Sep 28 1991, 3:33 AM PDT
 Att: 44,258 - Sunny - 78 F

AB	30
R	1
H	4
RBI	1
BB	7
SO	9
LOB	19



Batter	1	2	3	4	5	6	7	8	9	AB	R	H	RBI	BB	SO	LOB	TOP										
Mike Felder, S OBP: 0.330, SLG: 0.335 (1, 8)	1-1 1B		0-0 G4-3		1-2 2B		2-1 G4-3			4	1	2	0	0	0	1	San Francisco Giants @ Los Angeles Dodgers Dodger Stadium, Los Angeles, CA Sun Sep 29 1991, 7:05 PM PDT Att: 47,533 - Sunny - 78 F										
Willie McGee, S OBP: 0.362, SLG: 0.413 (1, 9)	0-0 1B		2-3 K		0-0 2B		2-3 K			4	0	2	0	0	2	2											
Will Clark, L OBP: 0.360, SLG: 0.530 (1, 3)	0-0 1B		2-1 F7				2-1 G1-2-3 1B		0-3 K	4	0	2	1	0	1	0											
Matt Williams, R OBP: 0.301, SLG: 0.483 (1, 5)	3-3 K				0-0 HR		0-1 G1-2-3 1B		0-0 P3	4	1	2	1	0	1	2											
Kevin Bass, S OBP: 0.309, SLG: 0.365 Darren Lewis, R OBP: 0.358, SLG: 0.314 (1, 7) (8, 8)	3-3 K				2-2 G3-1		4-1 G1-2-3 BB		3-3 K	3	0	0	0	0	1	2											
Robby Thompson, R OBP: 0.349, SLG: 0.452 (1, 4)	0-0 G5-3				0-1 G3		2-1 G1-2-3			4	0	0	0	0	0	5											
Kirt Manwaring, R OBP: 0.272, SLG: 0.276 (1, 2)			0-0 L8		2-2 G4-3		1-2 2-3 3-H K		2-2 F7	4	0	0	0	0	1	2											
Mike Benjamin, R OBP: 0.188, SLG: 0.208 (1, 6)			0-1 G1-3				0-0 G5-3		1-2 G1-3	4	0	0	0	0	0	0											
Bryan Hickerson, L Mark Leonard, L Royce Clayton, R Jeff Brantley, R Dave Righetti, L (1, 1) (7, PH) (7, PR) (7, 1) (8, 1)	1-3 K				3-3 K		4-2 G4-3 BB		0-3 K	2	0	0	0	0	2	0											
Inning Stats	R: 1 E: 0 K: 2 S: 13	H: 3 LOB: 2 BB: 0 P: 20	R: 0 E: 0 K: 1 S: 7	H: 0 LOB: 0 BB: 0 P: 8	R: 0 E: 0 K: 1 S: 8	H: 0 LOB: 0 BB: 0 P: 12	R: 1 E: 0 K: 0 S: 9	H: 1 LOB: 0 BB: 0 P: 13	R: 0 E: 0 K: 1 S: 10	H: 2 LOB: 2 BB: 1 P: 19	R: 0 E: 0 K: 1 S: 12	H: 0 LOB: 2 BB: 1 P: 21	R: 0 E: 0 K: 2 S: 7	H: 0 LOB: 0 BB: 0 P: 10	R: 0 E: 1 K: 1 S: 8	H: 0 LOB: 1 BB: 0 P: 11		1B: 6 2B: 1 3B: 0 HR: 1	SF: 0 SAC: 0 DP: 1 HBP: 0	WP: 1 PB: 0 SB: 0 CS: 0	PA: 36						
PITCHER	IP	WLS	BF	H	R	ER	SO	BB	IBB	HBP	BLK	WP	HR	S	P	ERA	WHIP										
Mike Morgan, R ERA: 2.79 John Candelaria, L ERA: 3.69 Jim Gott, R ERA: 2.81 (1, 1) (8, 1) (8, 1)	7.0		29	8	2	2	7	2	0	0	0	1	1	68	106	2.57	1.429										

Batter	1	2	3	4	5	6	7	8	9	AB	R	H	RBI	BB	SO	LOB	BOTTOM										
Brett Butler, L OBP: 0.403, SLG: 0.343 (1, 8)	3-2 CS		0-2 G4-3		2-2 G5-4-3				3-2 L7	5	1	1	0	0	0	3	San Francisco Giants @ Los Angeles Dodgers Dodger Stadium, Los Angeles, CA Sun Sep 29 1991, 7:05 PM PDT Att: 47,533 - Sunny - 78 F										
Mike Sharperson, R OBP: 0.395, SLG: 0.374 (1, 5) (9, 6)	4-2 FC5-4 BB		0-0				2-1 G3-6 1B		4-2 1B	3	1	3	1	2	0	0											
Darryl Strawberry, L OBP: 0.362, SLG: 0.479 (1, 9)	1-2 F8		0-1 G3				1-0 G3-6		0-0 P4	5	0	1	1	0	0	4											
Eddie Murray, S OBP: 0.327, SLG: 0.413 Tom Goodwin, L OBP: 0.308, SLG: 0.333 Eric Karros, R OBP: 0.200, SLG: 0.222 (1, 3) (8, PR) (9, 3)	1-1 FC5-4				1-1 F9		1-0 1B		0-0 WP	4	0	2	0	0	0	1											
Kal Daniels, L OBP: 0.338, SLG: 0.403 (1, 7)			2-1 F8		0-1 G6-3		1-3 K		0-2 WP	4	0	1	1	0	1	1											
Juan Samuel, R OBP: 0.325, SLG: 0.386 (1, 4)			0-1 G6-3		1-2 2B		1-3 K		1-2 3-H K	4	0	1	0	0	2	2											
Lenny Harris, L OBP: 0.350, SLG: 0.350 Mitch Webster, S OBP: 0.284, SLG: 0.325 Dave Hansen, L OBP: 0.308, SLG: 0.420 (1, 6) (8, PH) (9, 5)	4-2 BB				1-0 G4-3				0-0 F8	2	0	0	0	1	0	1											
Mike Scioscia, L OBP: 0.359, SLG: 0.389 Jose Offerman, S OBP: 0.341, SLG: 0.209 (1, 2) (9, PR)	2-1 P3				1-2 G4-3		1-1 1B		0-1 1B	4	0	2	0	0	0	1											
Mike Morgan, R OBP: 0.104, SLG: 0.095 Chris Gwynn, L OBP: 0.308, SLG: 0.426 John Candelaria, L Jim Gott, R Stan Javier, S OBP: 0.500, SLG: 0.286 (1, 1) (7, PH) (8, 1) (9, PH)	0-1 G4-3				1-0 G5-4-3 1B		2-2 P5		3-2 FC4-2-5-1 1B	2	0	1	0	0	0	0											
Inning Stats	R: 0 E: 0 K: 0 S: 13	H: 1 LOB: 1 BB: 1 P: 21	R: 0 E: 0 K: 0 S: 8	H: 0 LOB: 1 BB: 1 P: 16	R: 0 E: 0 K: 0 S: 8	H: 1 LOB: 1 BB: 0 P: 8	R: 0 E: 0 K: 0 S: 8	H: 1 LOB: 0 BB: 0 P: 11	R: 0 E: 0 K: 1 S: 7	H: 2 LOB: 1 BB: 0 P: 12	R: 0 E: 0 K: 1 S: 12	H: 1 LOB: 1 BB: 0 P: 19	R: 1 E: 0 K: 1 S: 20	H: 2 LOB: 3 BB: 1 P: 29	R: 2 E: 0 K: 0 S: 12	H: 4 LOB: 2 BB: 0 P: 19		1B: 12 2B: 1 3B: 0 HR: 0	SF: 0 SAC: 0 DP: 2 HBP: 0	WP: 1 PB: 0 SB: 0 CS: 1	PA: 39						
PITCHER	IP	WLS	BF	H	R	ER	SO	BB	IBB	HBP	BLK	WP	HR	S	P	ERA	WHIP										
Bryan Hickerson, L ERA: 3.6 Jeff Brantley, R ERA: 2.49 Dave Righetti, L ERA: 3.39 (1, 1) (7, 1) (8, 1)	6.0		23	6	1	1	1	2	0	0	0	0	0	19	33	6.75	1.500										

Batter	1	2	3	4	5	6	7	8	9	AB	R	H	RBI	BB	SO	LOB	TOP										
Bip Roberts, S OBP: 0.341, SLG: 0.347 (1, 7)	F7		F8		FC6-4			FC4-6 HR		4	1	0	0	0	0	3	San Diego Padres @ Los Angeles Dodgers Dodger Stadium, Los Angeles, CA Mon Sep 30 1991, 7:05 PM PDT Att: 39,261 - Sunny - 74 F										
Jack Howell, L OBP: 0.295, SLG: 0.336 (1, 5)	G4-3		K			G6-3		HR		4	1	1	2	0	1	1											
Darrin Jackson, R OBP: 0.317, SLG: 0.478 (1, 8)	F9				BB	P3		F7		3	0	0	0	1	0	0											
Fred McGriff, L OBP: 0.398, SLG: 0.499 (1, 3)		K			F8			F7		4	0	0	0	0	1	1											
Benito Santiago, R OBP: 0.295, SLG: 0.397 (1, 2)	G5-3				F8			G5-3		3	0	0	0	1	0	1											
Tim Lincecum, R OBP: 0.318, SLG: 0.366 (1, 4)		1B			K			K		4	0	1	0	0	2	2											
Thomas Howard, S OBP: 0.300, SLG: 0.343 (1, 9)	G4-3				P7			K		3	0	0	0	0	1	1											
Craig Shipley, R OBP: 0.298, SLG: 0.346 (1, 6)					L9			FC4-6 1B		3	0	2	0	0	0	0											
Dennis Rasmussen, L OBP: 0.224, SLG: 0.159 (8, PH)					K			K		1	0	0	0	1	1												
Oscar Azocar, L OBP: 0.250, SLG: 0.251 (8, 1)								FC6-4 BB		1	0	0	0	0	1		1										
Pat Clements, R (8, 1)										0	0	0	0	0	0	0											
Inning Stats	R: 0 E: 0 K: 0 S: 6	H: 0 LOB: 0 BB: 0 P: 11	R: 0 E: 0 K: 1 S: 8	H: 1 LOB: 1 BB: 0 P: 14	R: 0 E: 0 K: 2 S: 13	H: 1 LOB: 1 BB: 0 P: 17	R: 0 E: 0 K: 1 S: 9	H: 0 LOB: 1 BB: 1 P: 17	R: 0 E: 0 K: 0 S: 10	H: 0 LOB: 0 BB: 0 P: 5	R: 0 E: 0 K: 2 S: 7	H: 0 LOB: 0 BB: 0 P: 7	R: 2 E: 0 K: 1 S: 17	H: 2 LOB: 0 BB: 0 P: 25	R: 0 E: 0 K: 0 S: 7	H: 0 LOB: 0 BB: 1 P: 12	1B: 3 2B: 0 3B: 0 HR: 1	SF: 0 SAC: 0 DP: 1 HBP: 0	WP: 0 PB: 0 SB: 1 CS: 0	PA: 33							
PITCHER	IP	WLS	BF	H	R	ER	SO	BB	IBB	HBP	BLK	WP	HR	S	P	ERA	WHIP										
Orel Hershiser, R ERA: 3.46 (1, 1)	7.0	W	25	2	0	0	6	2	0	0	0	0	0	57	88	0.00	0.571										
Jim Gott, R ERA: 3.91 (8, 1)	1.0		5	2	2	2	1	0	0	0	0	0	1	17	25	18.00	2.000										
John Candelaria, L ERA: 3.58 (9, 1)	1.0		3	0	0	0	0	1	0	0	0	0	0	7	12	0.00	1.000										

Batter	1	2	3	4	5	6	7	8	9	AB	R	H	RBI	BB	SO	LOB	BOTTOM										
Brett Butler, L OBP: 0.402, SLG: 0.343 (1, 8)	B5-3	P6		L7			P9			4	1	1	0	0	0	3	San Diego Padres @ Los Angeles Dodgers Dodger Stadium, Los Angeles, CA Mon Sep 30 1991, 7:05 PM PDT Att: 39,261 - Sunny - 74 F										
Mike Sharperson, R OBP: 0.357, SLG: 0.372 (1, 5)	L9		F7	F8			1B E 1B			4	0	1	0	0	0	0											
Darryl Strawberry, L OBP: 0.361, SLG: 0.464 (1, 9)	K			HR	G1-3		E7 1B			4	1	1	1	0	2	1											
Eddie Murray, S OBP: 0.326, SLG: 0.411 (1, 3)		F8		2B 1B	F9		K			4	1	1	0	0	0	0											
Kal Daniels, L OBP: 0.337, SLG: 0.401 (1, 7)		G3		K		G3-1		L9		2	0	0	0	0	1	1											
Stan Javier, S OBP: 0.269, SLG: 0.286 (4, 7)										0	1	0	0	2	0	0											
Juan Samuel, R OBP: 0.326, SLG: 0.391 (1, 4)		1B 1B		2B 2B		FC5-4 BB		1B BB		4	2	3	0	0	0	1											
Lenny Harris, L OBP: 0.345, SLG: 0.349 (1, 6)		1B 1B		WP		FC5-4 G4-3		2B 1B		5	1	1	1	0	1	4											
Mike Scioscia, L OBP: 0.361, SLG: 0.391 (1, 2)		1B BB			G4-3		G4-3	K		3	0	1	2	1	0	0											
Orel Hershiser, R ERA: 3.74 (1, 1)							G4-3			2	0	1	1	0	0	1											
Eric Karros, R OBP: 0.182, SLG: 0.200 (7, PH)										1	0	0	0	0	0	0											
Jim Gott, R OBP: 0.500, SLG: 0.500 (8, 1)										0	0	0	0	0	0	0											
John Candelaria, L (9, 1)										0	0	0	0	0	0	0											
Inning Stats	R: 0 E: 0 K: 1 S: 8	H: 0 LOB: 0 BB: 0 P: 11	R: 2 E: 0 K: 0 S: 16	H: 3 LOB: 2 BB: 1 P: 26	R: 2 E: 0 K: 1 S: 9	H: 3 LOB: 0 BB: 0 P: 15	R: 0 E: 1 K: 0 S: 7	H: 0 LOB: 1 BB: 0 P: 10	R: 0 E: 0 K: 0 S: 9	H: 0 LOB: 0 BB: 0 P: 13	R: 0 E: 0 K: 0 S: 7	H: 0 LOB: 0 BB: 1 P: 15	R: 1 E: 1 K: 1 S: 15	H: 2 LOB: 1 BB: 0 P: 22	R: 2 E: 0 K: 1 S: 12	H: 2 LOB: 1 BB: 1 P: 17	1B: 7 2B: 2 3B: 0 HR: 1	SF: 0 SAC: 0 DP: 1 HBP: 0	WP: 1 PB: 0 SB: 1 CS: 0	PA: 36							
PITCHER	IP	WLS	BF	H	R	ER	SO	BB	IBB	HBP	BLK	WP	HR	S	P	ERA	WHIP										
Dennis Rasmussen, L ERA: 3.29 (1, 1)	7.0	L	31	5	4	4	3	2	0	0	0	0	0	71	112	5.14	1.429										
Pat Clements, L ERA: 3.29 (8, 1)	1.0		5	2	2	2	1	1	0	0	0	0	0	12	17	18.00	3.000										



Batter	1	2	3	4	5	6	7	8	9	AB	R	H	RBI	BB	SO	LOB	TOP										
Darrin Jackson, R (1, 8) OBP: 0.316, SLG: 0.478	G5-3		K			F8		2B		4	0	1	1	0	1	2	San Diego Padres @ Los Angeles Dodgers Dodger Stadium, Los Angeles, CA Tue Oct 01 1991, 7:05 PM PDT Att: 42,827 - Sunny - 76 F										
Kevin Ward, R (1, 7) OBP: 0.313, SLG: 0.412	P3		F8			K		F7		3	0	0	0	0	1	2											
Oscar Azocar, L (8, PH) OBP: 0.245, SLG: 0.255										1	0	0	0	0	0	2											
Benito Santiago, R (1, 2) OBP: 0.293, SLG: 0.394	G6-3					K		G1-2-3		4	0	0	0	0	1	2											
Fred McGriff, L (1, 3) OBP: 0.397, SLG: 0.497		K				K				4	0	1	0	0	3	0											
Tim Teufel, R (1, 5) OBP: 0.317, SLG: 0.363										3	0	0	0	1	1	1											
Jerald Clark, R (1, 9) OBP: 0.301, SLG: 0.359										3	0	1	0	0	2	1											
Bip Roberts, S (9, PH) OBP: 0.340, SLG: 0.346										1	0	0	0	0	0	0											
Craig Shiple, R (1, 6) OBP: 0.299, SLG: 0.345						FC6-4		F7		3	0	1	0	0	0	1											
Paul Faries, R (1, 4) OBP: 0.261, SLG: 0.210										3	1	2	0	0	0	1											
Andy Benes, R (1, 1) OBP: 0.147, SLG: 0.083										2	0	0	0	0	1	3											
Jim Vatcher, R (8, PH) OBP: 0.350, SLG: 0.188										0	0	0	0	1	0	0											
Jeremy Hernandez, R (8, 1)										0	0	0	0	0	0	0											
Inning Stats	R: 0 E: 0 K: 0 S: 9	H: 0 LOB: 0 BB: 0 P: 14	R: 0 E: 0 K: 2 S: 7	H: 0 LOB: 1 BB: 1 P: 14	R: 0 E: 0 K: 2 S: 10	H: 2 LOB: 2 BB: 0 P: 16	R: 0 E: 0 K: 1 S: 6	H: 0 LOB: 0 BB: 0 P: 8	R: 0 E: 0 K: 0 S: 6	H: 1 LOB: 1 BB: 0 P: 9	R: 0 E: 0 K: 2 S: 9	H: 0 LOB: 0 BB: 0 P: 15	R: 0 E: 0 K: 1 S: 7	H: 1 LOB: 0 BB: 0 P: 14	R: 1 E: 0 K: 0 S: 10	H: 2 LOB: 2 BB: 1 P: 17	R: 0 E: 0 K: 2 S: 7	H: 0 LOB: 0 BB: 0 P: 8	1B: 5 2B: 2 3B: 0 HR: 0	SF: 0 SAC: 0 DP: 2 HBP: 0	WP: 0 PB: 0 SB: 0 CS: 1	PA: 33					
PITCHER	IP	WLS	BF	H	R	ER	SO	BB	IBB	HBP	BLK	WP	HR	S	P	ERA	WHIP										
Bob Ojeda, L (1, 1) ERA: 3.18	7.1	W	27	5	1	1	8	2	0	0	0	0	0	60	102	1.23	0.955										
Roger McDowell, R (8, 1) ERA: 2.97	1.1	S	5	1	0	0	1	0	0	0	0	0	0	8	10	0.00	0.750										
John Candelaria, L (9, 1) ERA: 3.55	0.1		1	0	0	0	1	0	0	0	0	0	0	3	3	0.00	0.000										
Roger McDowell, R (9, 1) ERA: 2.87	1.1	S	5	1	0	0	1	0	0	0	0	0	0	8	10	0.00	0.750										

Batter	1	2	3	4	5	6	7	8	9	AB	R	H	RBI	BB	SO	LOB	BOTTOM										
Brett Butler, L (1, 8) OBP: 0.402, SLG: 0.344	G4-3		1B							3	1	1	0	1	0	1	San Diego Padres @ Los Angeles Dodgers Dodger Stadium, Los Angeles, CA Tue Oct 01 1991, 7:05 PM PDT Att: 42,827 - Sunny - 76 F										
Lenny Harris, L (1, 6) OBP: 0.344, SLG: 0.348	G4-3		2B							4	0	1	1	0	0	1											
Daryl Strawberry, L (1, 9) OBP: 0.362, SLG: 0.490			1B							4	1	2	1	0	1	1											
Eddie Murray, S (1, 3) OBP: 0.324, SLG: 0.409	G3		G4-3							4	0	0	0	0	0	2											
Chris Gwynn, L (1, 7) OBP: 0.299, SLG: 0.414			L7							4	0	0	0	0	0	1											
John Candelaria, L (9, 1)			G4-3							0	0	0	0	0	0	0											
Stan Javier, S (9, 7) OBP: 0.269, SLG: 0.286										0	0	0	0	0	0	0											
Mike Scioscia, L (1, 2) OBP: 0.361, SLG: 0.399										3	1	1	1	0	0	0											
Juan Samuel, R (1, 4) OBP: 0.328, SLG: 0.390										3	0	1	0	0	2	0											
Mike Sharperson, R (1, 5) OBP: 0.361, SLG: 0.376										3	0	2	0	0	0	0											
Bob Ojeda, L (1, 1) OBP: 0.200, SLG: 0.214										3	0	0	0	0	0	3											
Roger McDowell, R (8, 1)										0	0	0	0	0	0	0											
										0	0	0	0	0	0	0											
Inning Stats	R: 0 E: 0 K: 1 S: 13	H: 0 LOB: 1 BB: 1 P: 19	R: 0 E: 0 K: 0 S: 9	H: 2 LOB: 2 BB: 0 P: 14	R: 2 E: 0 K: 0 S: 15	H: 3 LOB: 0 BB: 0 P: 21	R: 1 E: 0 K: 1 S: 15	H: 2 LOB: 1 BB: 0 P: 24	R: 0 E: 0 K: 0 S: 6	H: 0 LOB: 0 BB: 0 P: 11	R: 0 E: 0 K: 1 S: 7	H: 0 LOB: 0 BB: 0 P: 10	R: 0 E: 0 K: 0 S: 6	H: 0 LOB: 0 BB: 0 P: 10	R: 0 E: 0 K: 0 S: 6	H: 0 LOB: 0 BB: 0 P: 9	1B: 5 2B: 1 3B: 0 HR: 2	SF: 0 SAC: 0 DP: 0 HBP: 0	WP: 0 PB: 0 SB: 0 CS: 0	PA: 32							
PITCHER	IP	WLS	BF	H	R	ER	SO	BB	IBB	HBP	BLK	WP	HR	S	P	ERA	WHIP										
Andy Benes, R (1, 1) ERA: 3.06	7.0	L	29	8	3	3	3	1	0	0	0	0	0	6	109	3.86	1.286										
Jeremy Hernandez, R (8, 1) ERA:	1.0		3	0	0	0	0	0	0	0	0	0	0	6	9	0.00	0.000										



Batter	1	2	3	4	5	6	7	8	9	AB	R	H	RBI	BB	SO	LOB	TOP					
Bip Roberts, S OBP: 0.340, SLG: 0.347 (1, 7)	F7		G4-3							5	2	2	0	0	0	3	San Diego Padres @ Los Angeles Dodgers Dodger Stadium, Los Angeles, CA Wed Oct 02 1991, 7:05 PM PDT Att: 48,358 - Sunny - 78 F livebaseballscorecards.com					
Jack Howell, L OBP: 0.294, SLG: 0.333 (1, 5)	K			K		P6			G3-1	5	1	1	0	0	2	1						
Darrin Jackson, R OBP: 0.317, SLG: 0.477 (1, 8)	K			P5					K	5	1	2	1	0	2	0						
Fred McGriff, L OBP: 0.396, SLG: 0.494 (1, 3)		G4-3		F7					F8	5	1	1	1	0	0	2						
Bento Santiago, R OBP: 0.295, SLG: 0.400 (1, 2)		F7				L5				4	2	2	2	0	0	2						
Tim Tufel, R OBP: 0.314, SLG: 0.359 (1, 4)		K								4	0	0	0	0	1	3						
Thomas Howard, S OBP: 0.300, SLG: 0.342 (1, 9)										4	1	1	1	0	1	2						
Craig Shipley, R OBP: 0.297, SLG: 0.341 (1, 6)										4	0	1	1	0	0	1						
Greg Harris, R OBP: 0.132, SLG: 0.083 (8, PH)										2	0	1	1	0	0	0						
Oscar Azocar, L OBP: 0.275, SLG: 0.286 (8, PH)										2	1	2	1	0	0	0						
Larry Andersen, R (8, 1)										0	0	0	0	0	0	0						
Inning Stats	R: 0 E: 0 K: 2 S: 7	H: 0 LOB: 0 BB: 0 P: 10	R: 0 E: 0 K: 1 S: 6	H: 0 LOB: 0 BB: 0 P: 7	R: 0 E: 0 K: 0 S: 10	H: 2 LOB: 0 BB: 0 P: 16	R: 0 E: 0 K: 1 S: 6	H: 0 LOB: 0 BB: 0 P: 8	R: 1 E: 0 K: 1 S: 10	H: 1 LOB: 0 BB: 0 P: 18	R: 1 E: 0 K: 0 S: 13	H: 3 LOB: 2 BB: 0 P: 17	R: 0 E: 0 K: 0 S: 5	H: 0 LOB: 0 BB: 0 P: 6	R: 6 E: 1 K: 0 S: 21	H: 7 LOB: 2 BB: 0 P: 32	R: 0 E: 0 K: 1 S: 6	H: 0 LOB: 0 BB: 0 P: 9	1B: 12 2B: 0 3B: 0 HR: 1	SF: 0 SAC: 0 DP: 1 HBP: 0	WP: 0 PB: 0 SB: 1 CS: 0	PA: 40
PITCHER	IP	WLS	BF	H	R	ER	SO	BB	IBB	HBP	BLK	WP	HR	S	P	ERA	WHIP					
Tim Belcher, R ERA: 2.62 (1, 1)	7.0		26	6	3	3	5	0	0	0	0	0	1	57	82	3.86	0.857					
Kevin Gross, R ERA: 3.59 (8, 1)	0.0	L	4	4	4	3	0	0	0	0	0	0	0	7	10	∞	∞					
John Candelaria, L ERA: 3.55 (8, 1)	0.0		1	0	0	0	0	0	0	0	0	0	0	1	1	∞	∞					
Roger McDowell, R ERA: 2.93 (8, 1)	1.0		6	3	2	0	0	0	0	0	0	0	0	13	21	0.00	3.000					
Tim Crews, R ERA: 3.45 (9, 1)	1.0		3	0	0	0	1	0	0	0	0	0	0	6	9	0.00	0.000					

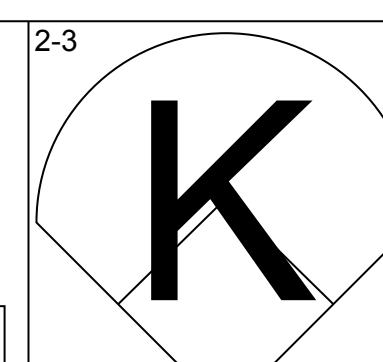
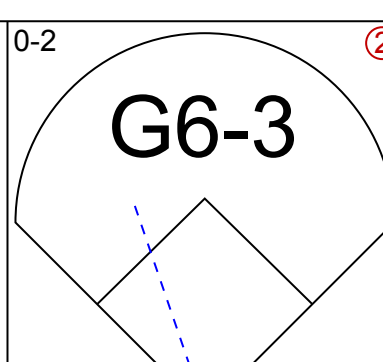
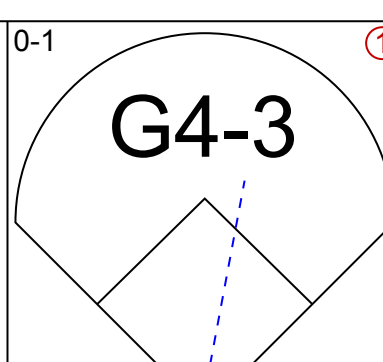
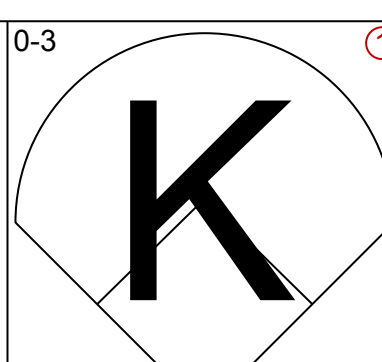
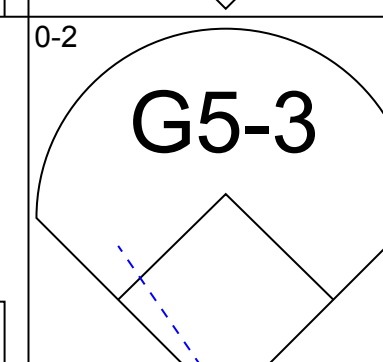
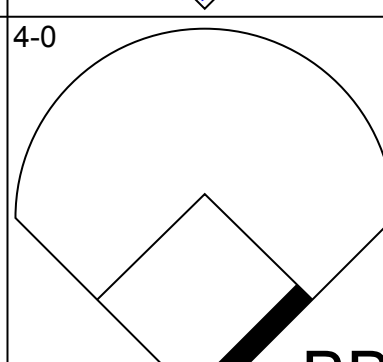
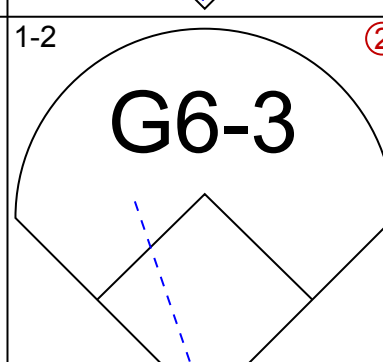
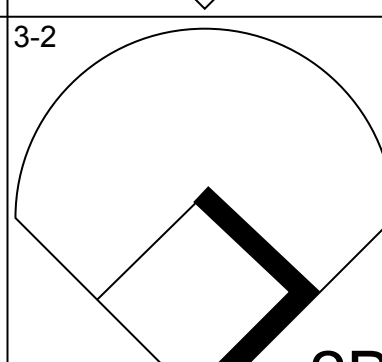
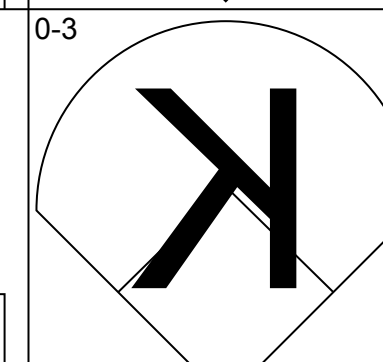
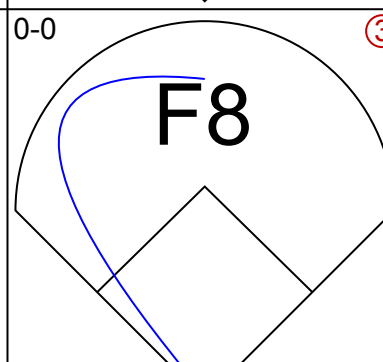
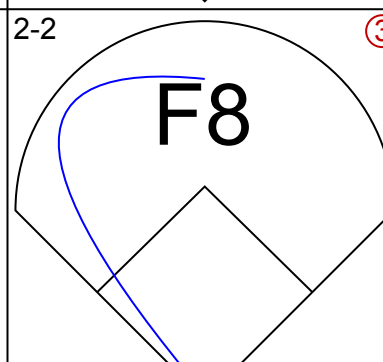
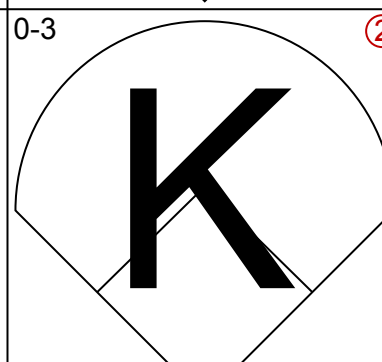
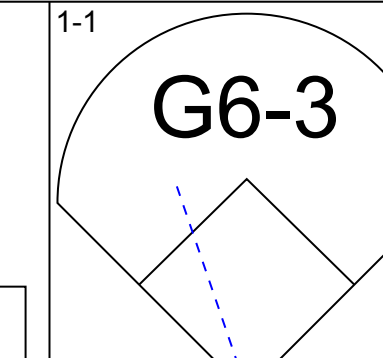
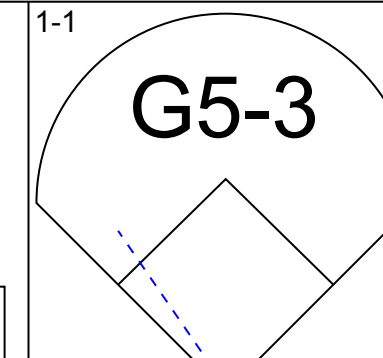
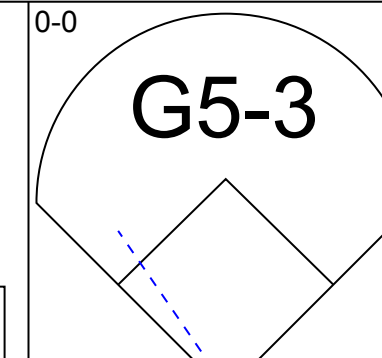
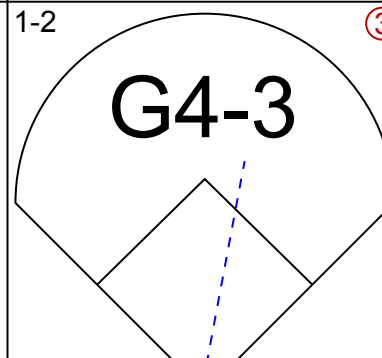
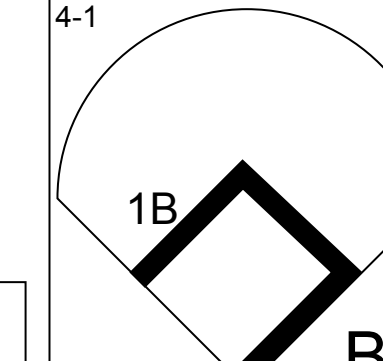
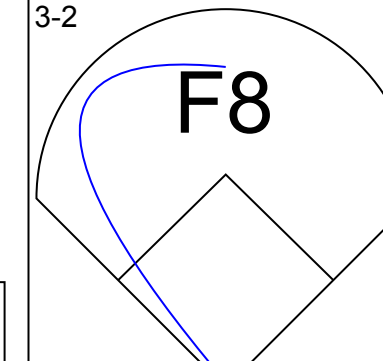
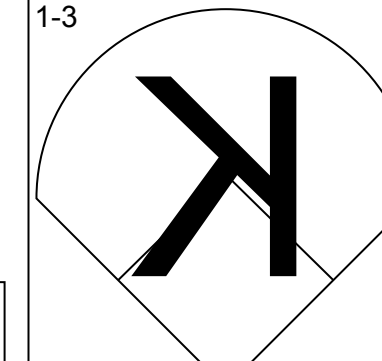
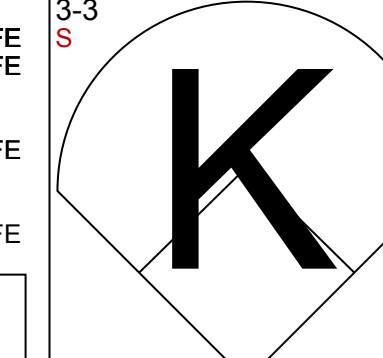
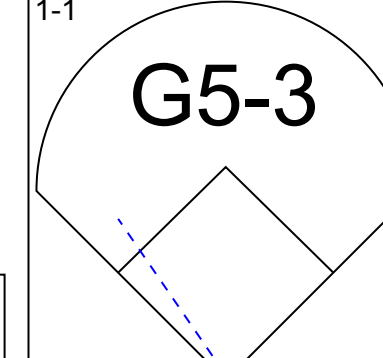
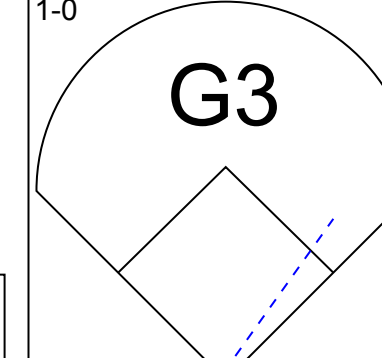
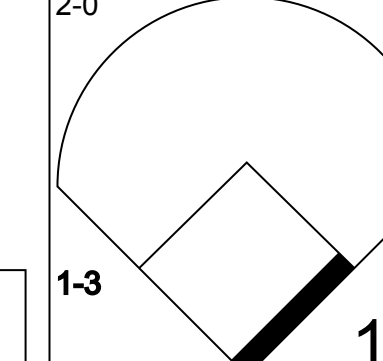
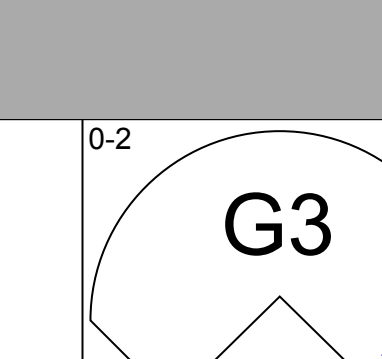
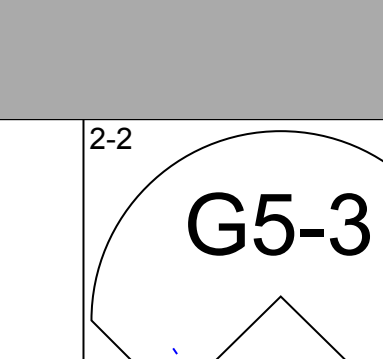
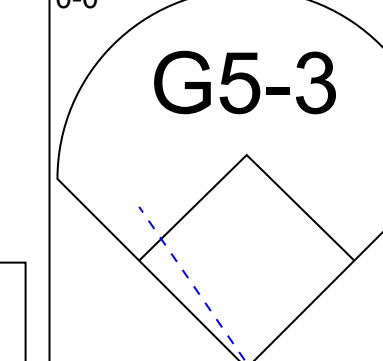
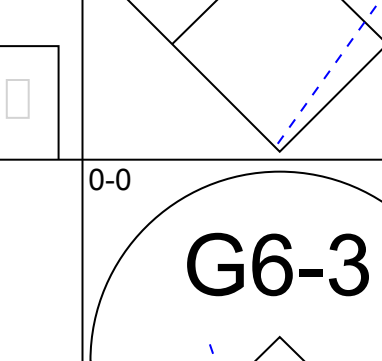
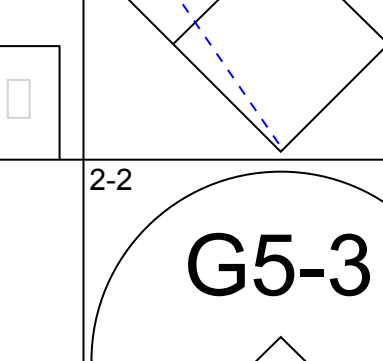
Batter	1	2	3	4	5	6	7	8	9	AB	R	H	RBI	BB	SO	LOB	BOTTOM					
Brett Butler, L OBP: 0.404, SLG: 0.347 (1, 8)			G4-3		G1-3					5	2	3	0	0	0	0	San Diego Padres @ Los Angeles Dodgers Dodger Stadium, Los Angeles, CA Wed Oct 02 1991, 7:05 PM PDT Att: 48,358 - Sunny - 78 F livebaseballscorecards.com					
Lenny Harris, L OBP: 0.347, SLG: 0.349 (1, 6)			P2		HR					4	1	2	0	1	0	1						
Darryl Strawberry, L OBP: 0.364, SLG: 0.497 (1, 9)			G4-3							5	1	3	3	0	0	2						
Eddie Murray, S OBP: 0.325, SLG: 0.408 (1, 3)		L4								5	0	2	1	0	2	3						
Kal Daniels, L OBP: 0.338, SLG: 0.400 (1, 7)										4	0	1	0	1	2	3						
Mike Scioscia, L OBP: 0.357, SLG: 0.395 (1, 2)			G4-3		G6-3					4	0	0	0	0	1	3						
Juan Samuel, R OBP: 0.329, SLG: 0.390 (1, 4)										3	0	1	0	0	1	1						
Mike Sharperson, R OBP: 0.355, SLG: 0.369 (1, 5)			B5-3		L6					4	0	0	0	0	1	5						
Tim Belcher, R OBP: 0.116, SLG: 0.149 (7, PH)										2	0	0	0	0	0	4						
Dave Hansen, L OBP: 0.302, SLG: 0.412 (8, 1)										1	0	0	0	0	0	0						
Kevin Gross, R OBP: 0.346, SLG: 0.333 (8, 1)										0	0	0	0	0	0	0						
John Candelaria, L OBP: 0.275, SLG: 0.286 (8, 1)										0	0	0	0	0	0	0						
Roger McDowell, R OBP: 0.314, SLG: 0.359 (8, 1)										0	0	0	0	0	0	0						
Tim Crews, R OBP: 0.297, SLG: 0.341 (8, PH)										1	0	0	0	0	0	0						
Chris Gwynn, L OBP: 0.290, SLG: 0.410 (8, PH)										1	0	0	0	0	0	0						
Inning Stats	R: 1 E: 0 K: 1 S: 9	H: 3 LOB: 1 BB: 0 P: 18	R: 0 E: 0 K: 0 S: 6	H: 1 LOB: 0 BB: 0 P: 6	R: 0 E: 0 K: 0 S: 6	H: 0 LOB: 0 BB: 0 P: 7	R: 0 E: 0 K: 0 S: 11	H: 1 LOB: 3 BB: 1 P: 18	R: 2 E: 0 K: 2 S: 14	H: 2 LOB: 0 BB: 0 P: 21	R: 0 E: 0 K: 1 S: 9	H: 0 LOB: 0 BB: 0 P: 12	R: 0 E: 0 K: 2 S: 15	H: 2 LOB: 2 BB: 0 P: 23	R: 0 E: 0 K: 2 S: 12	H: 1 LOB: 1 BB: 0 P: 14	R: 1 E: 0 K: 0 S: 11	H: 2 LOB: 2 BB: 1 P: 16	1B: 11 2B: 0 3B: 0 HR: 1	SF: 0 SAC: 0 DP: 0 HBP: 1	WP: 0 PB: 0 SB: 0 CS: 0	PA: 41
PITCHER	IP	WLS	BF	H	R	ER	SO	BB	IBB	HBP	BLK	WP	HR	S	P	ERA	WHIP					
Greg Harris, R ERA: 2.23 (1, 1)	7.0		31	9	3	3	6	1	0	1	0	0	0	70	105	3.86	1.429					
Larry Andersen, R ERA: 2.35 (8, 1)	2.0		10	3	1	1	2	1	0	0	0	0	0	23	30	4.50	2.000					

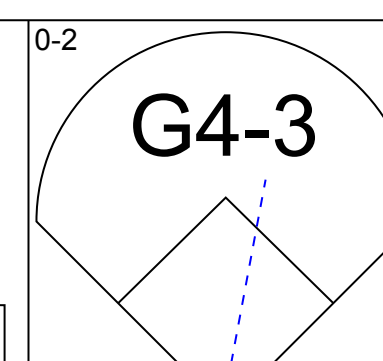
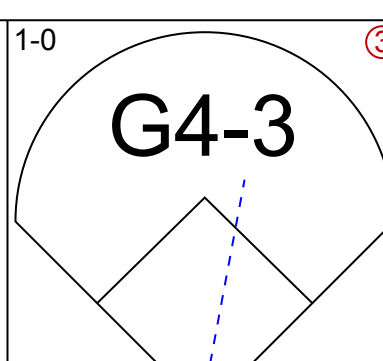
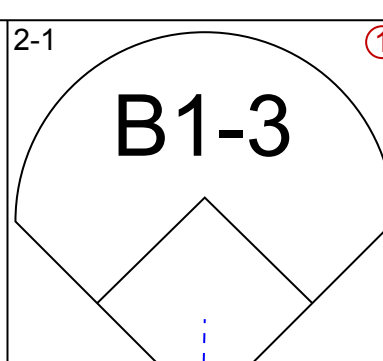
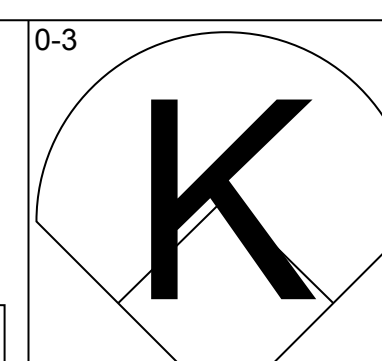
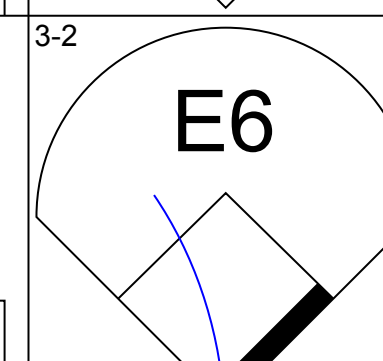
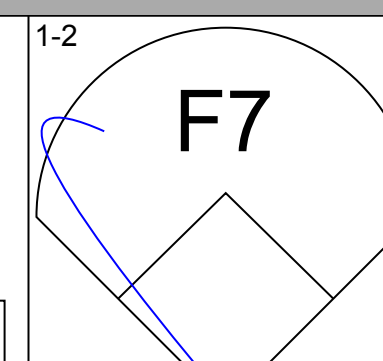
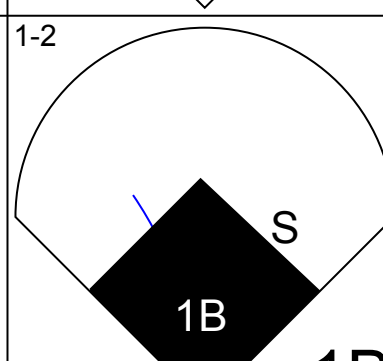
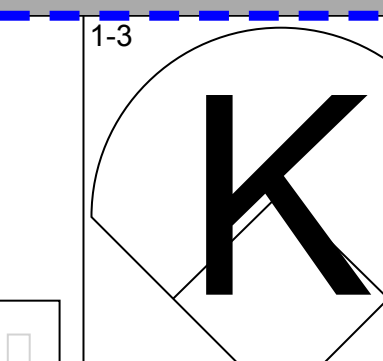
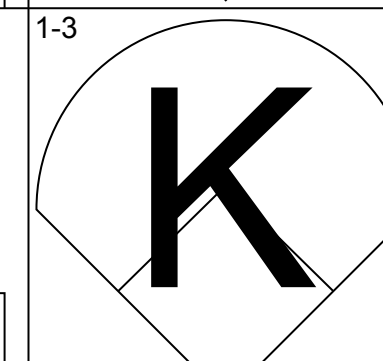
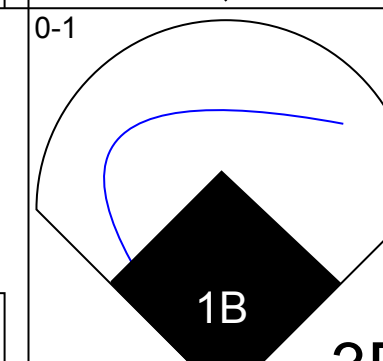
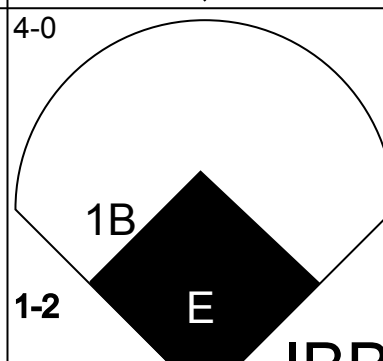

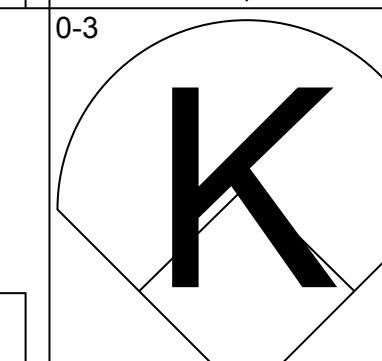
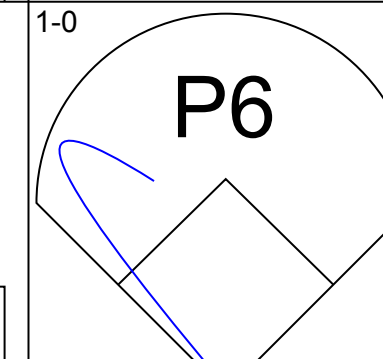
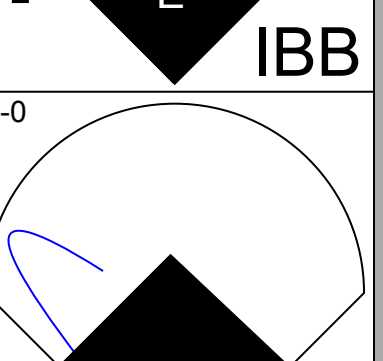
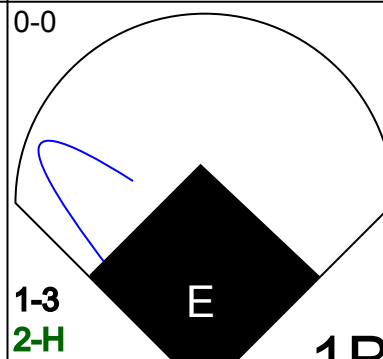
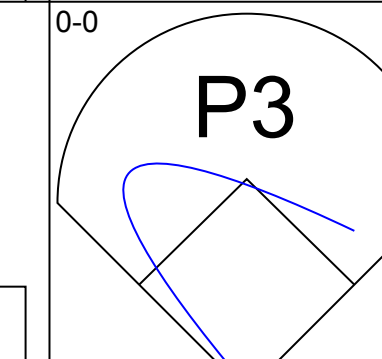
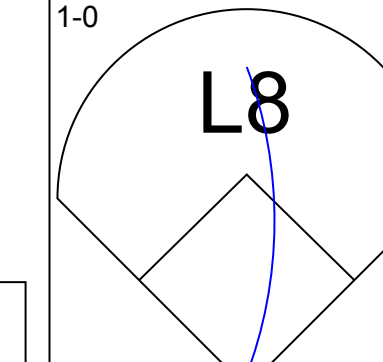
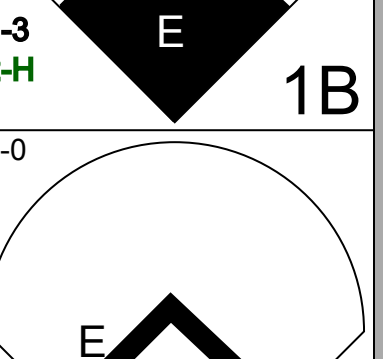
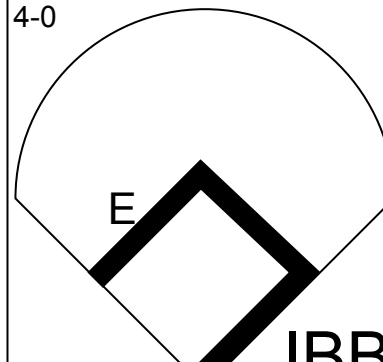
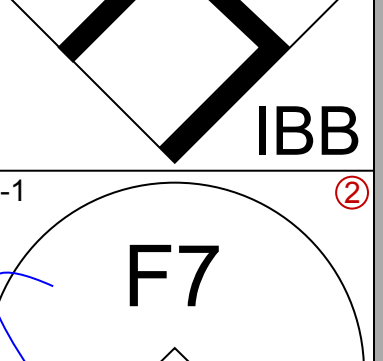
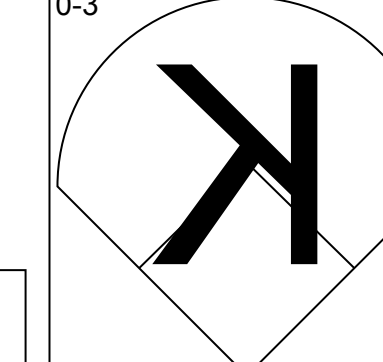

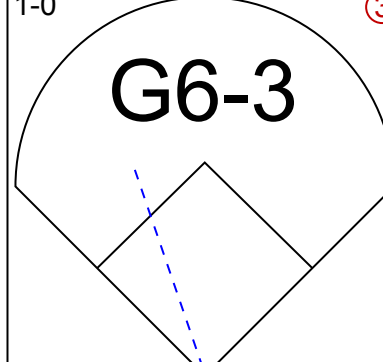

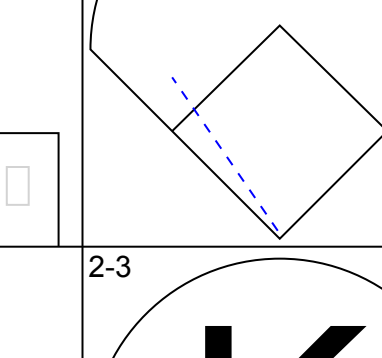
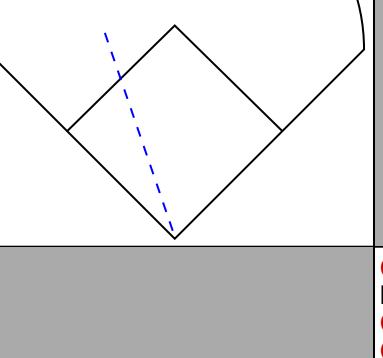
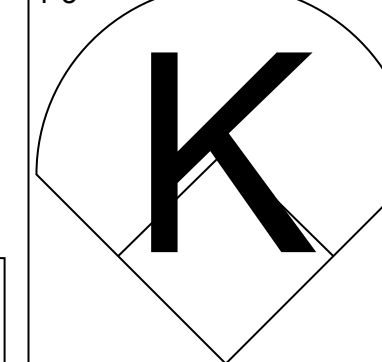
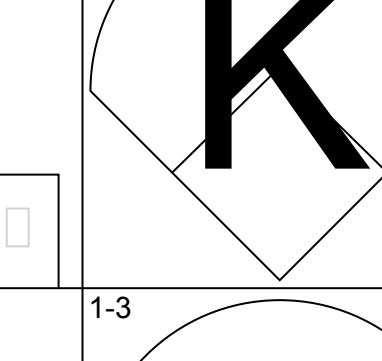
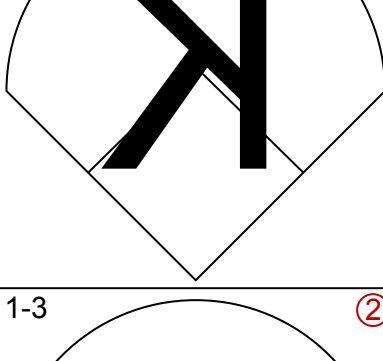

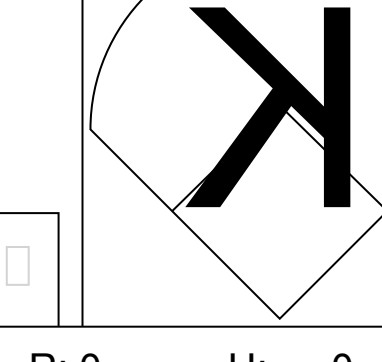
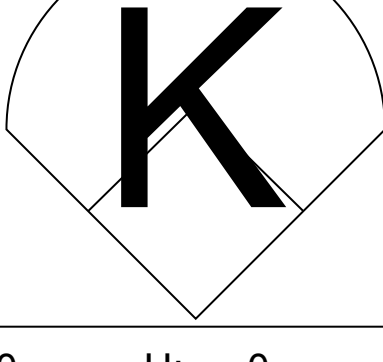


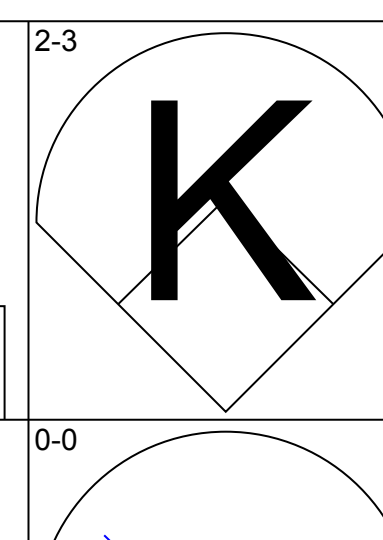
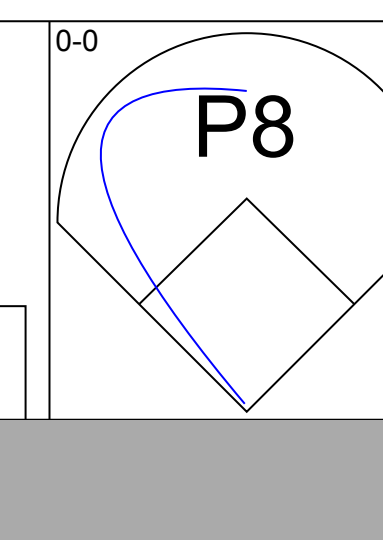
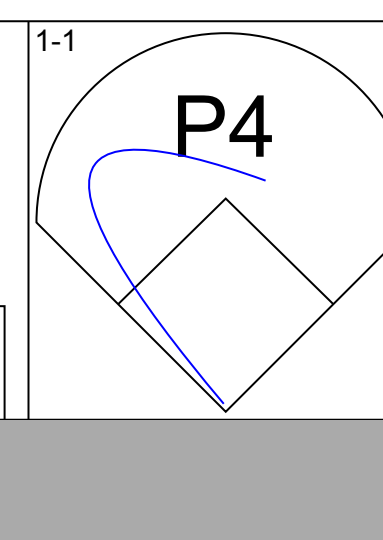
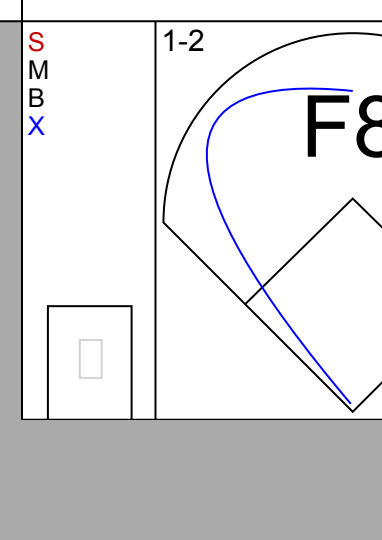
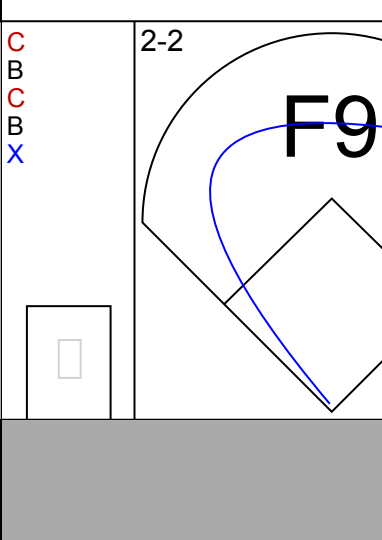
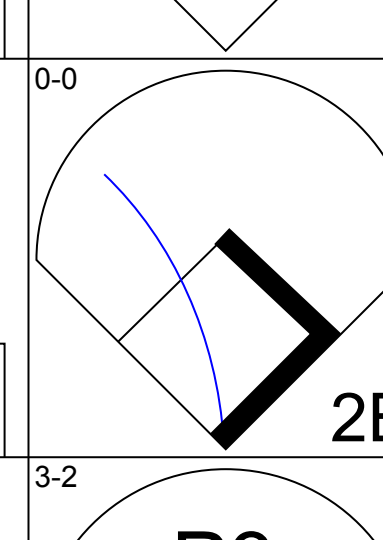
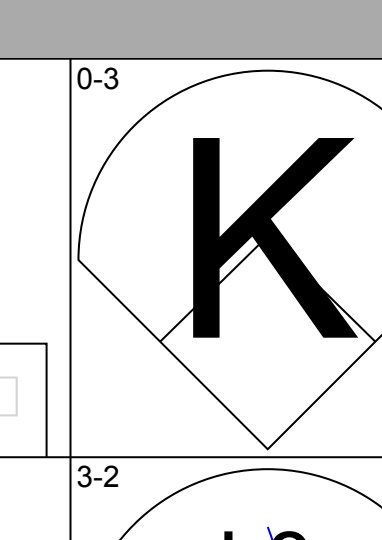
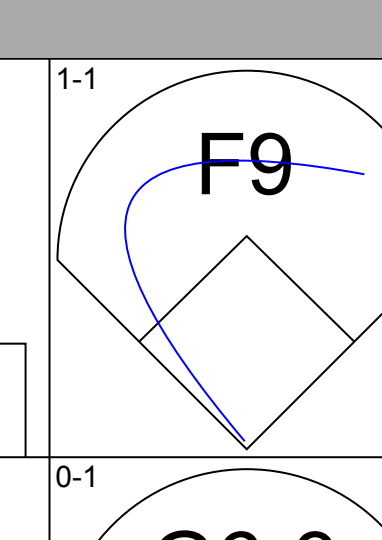
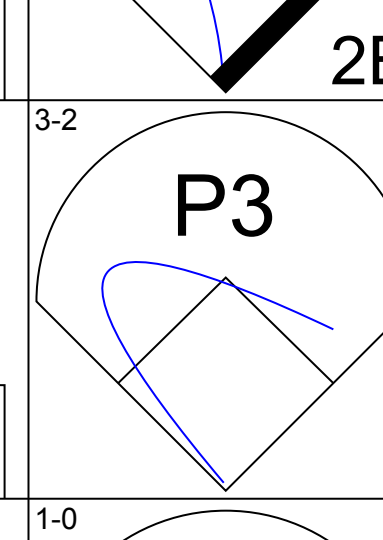
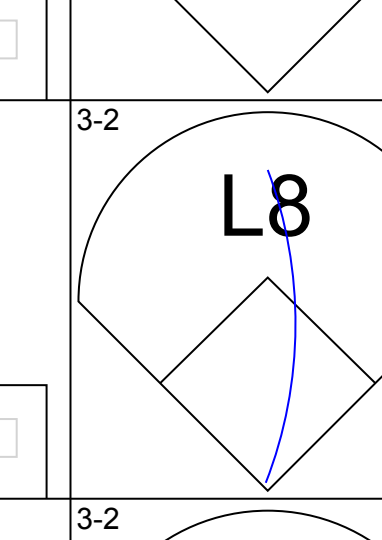
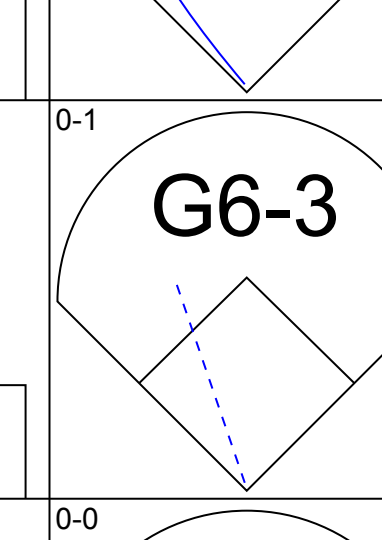
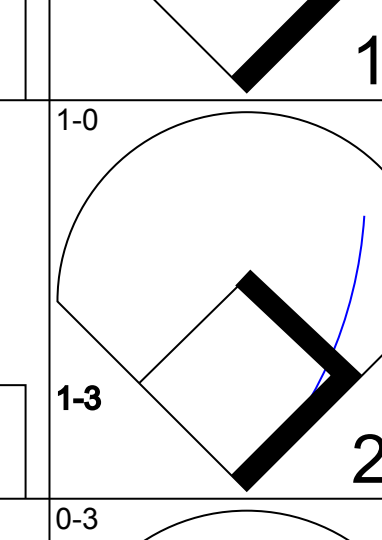
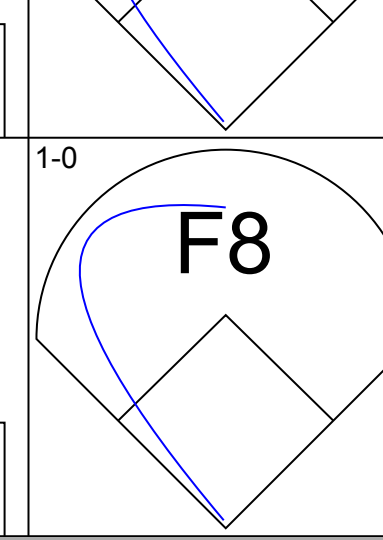
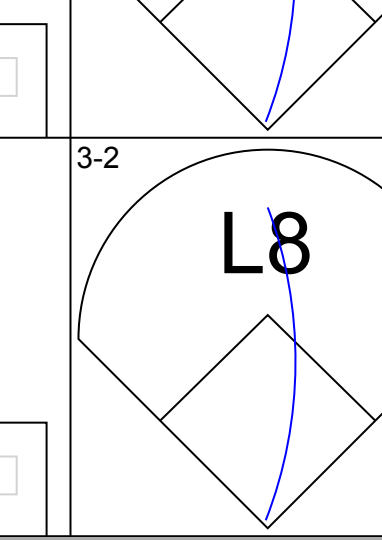
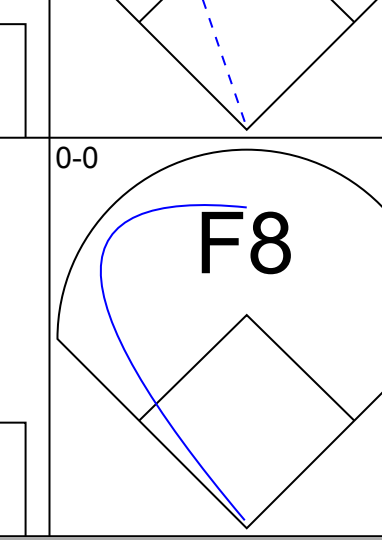
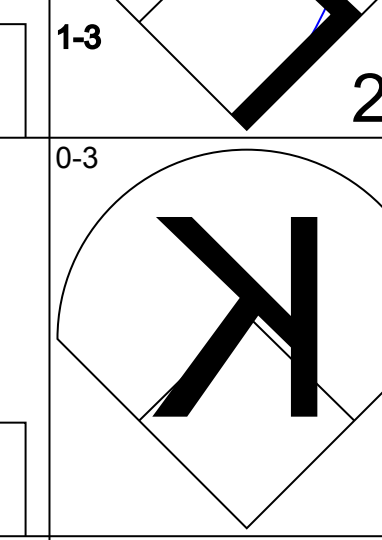
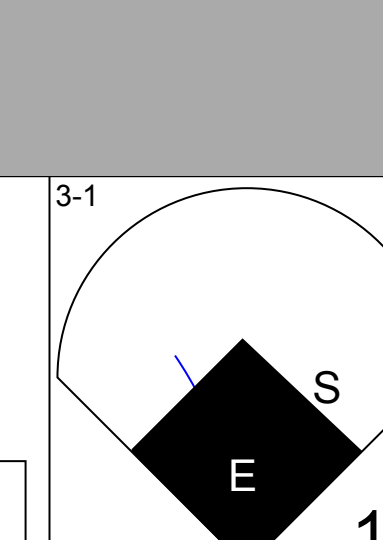
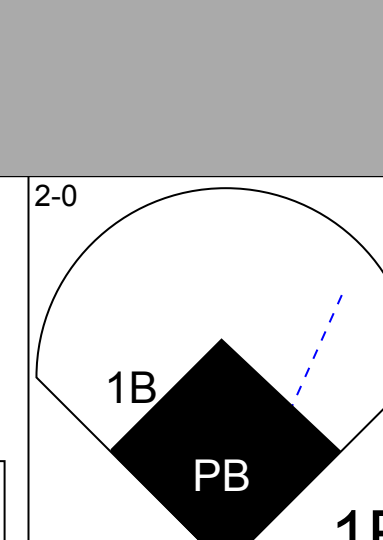
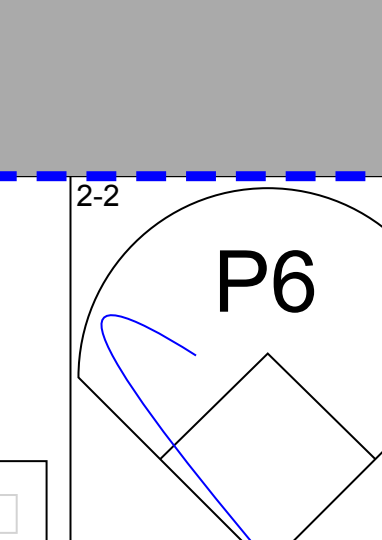
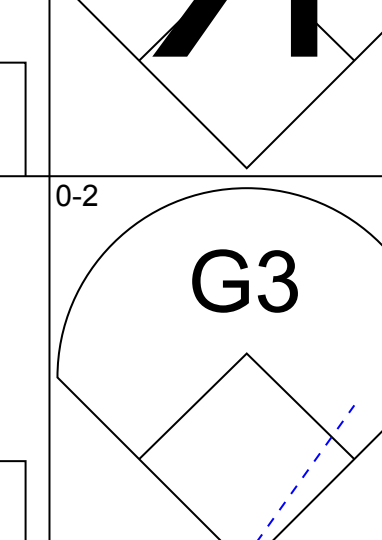
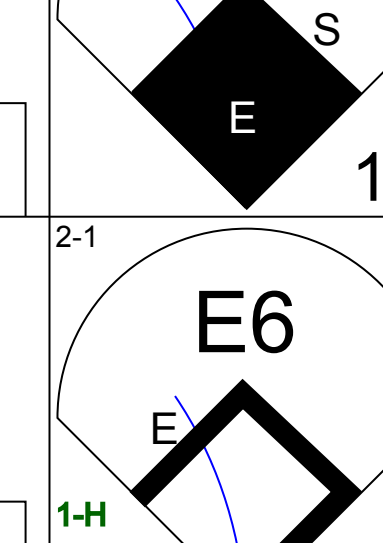
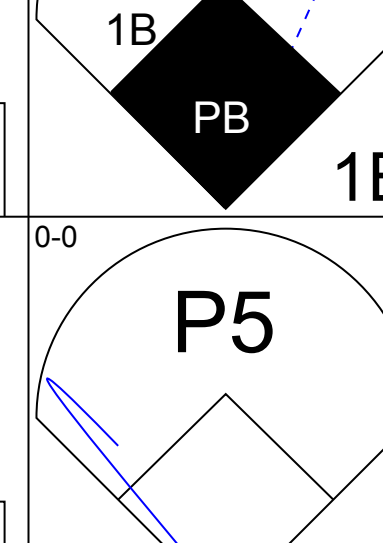
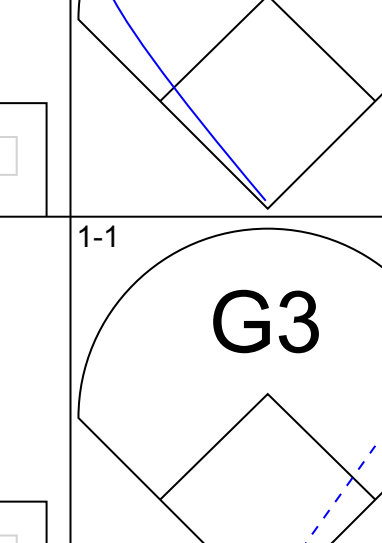
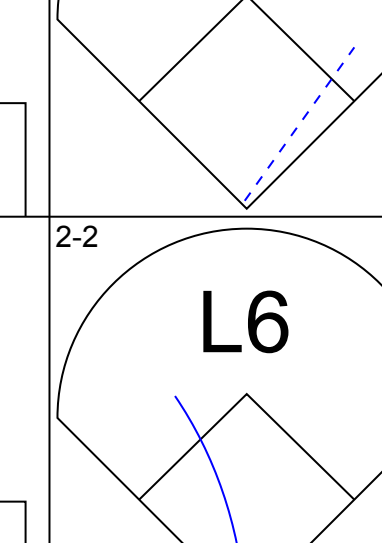
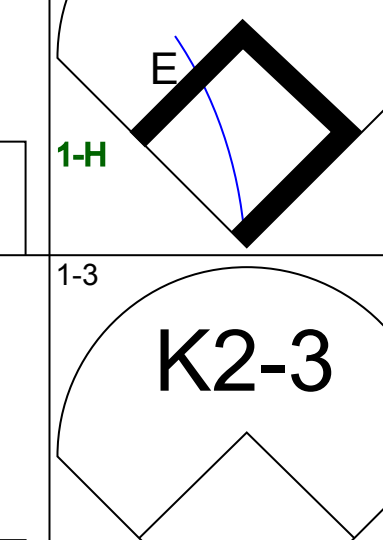
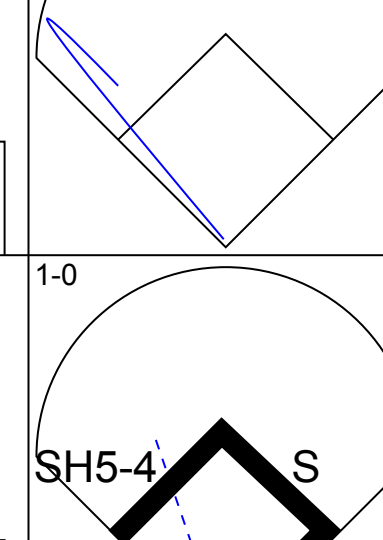
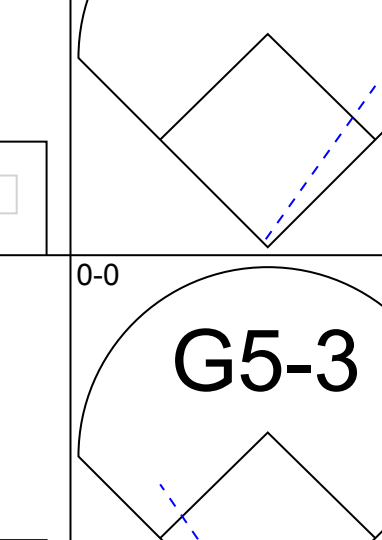
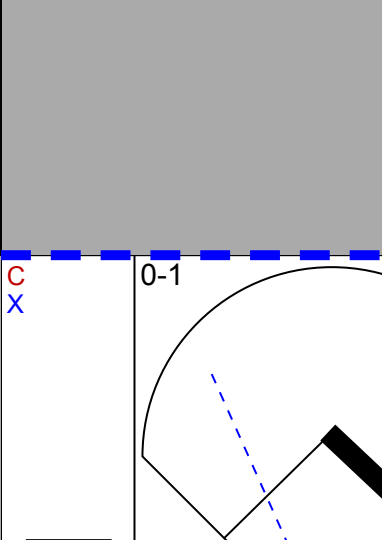
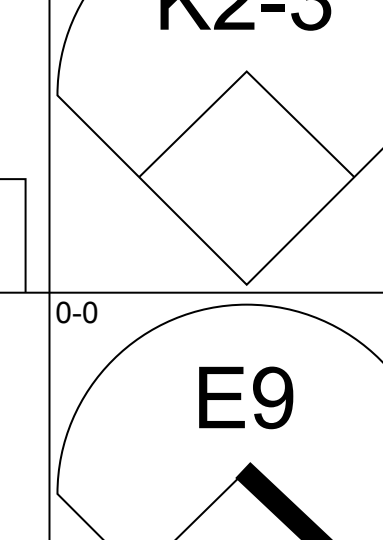
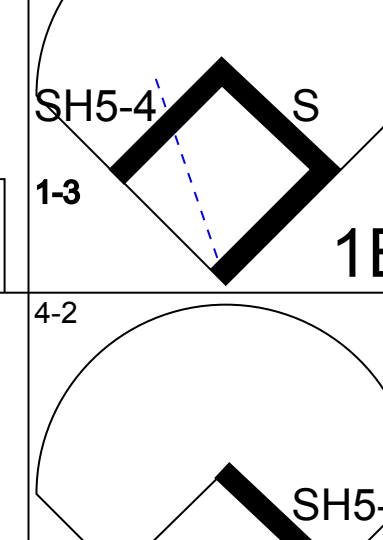
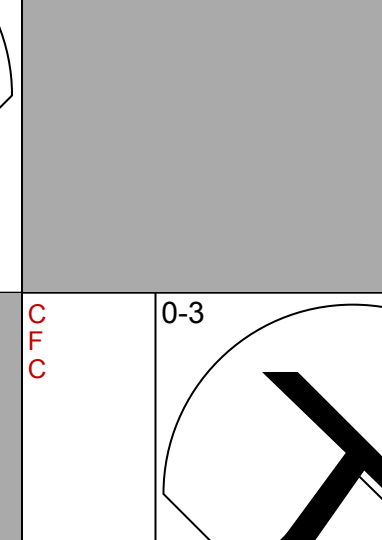
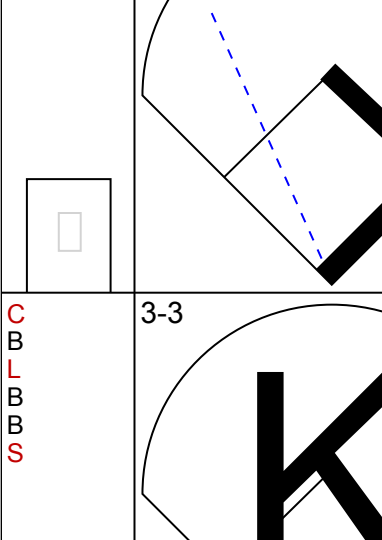
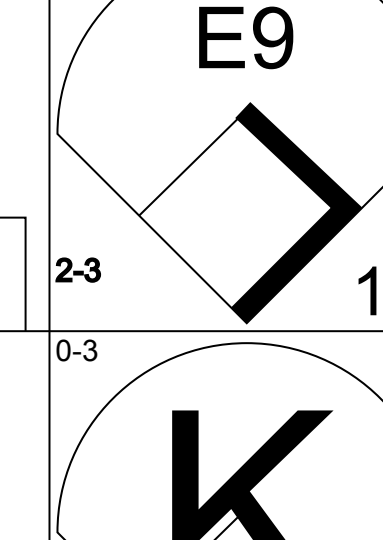
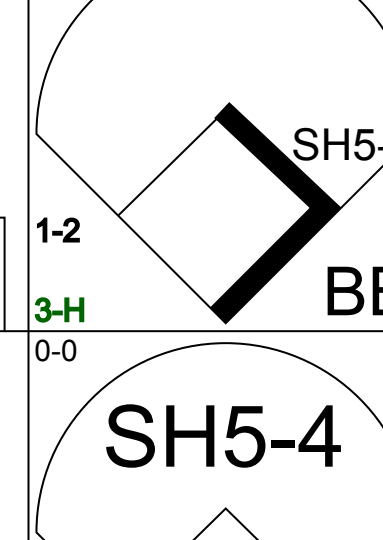

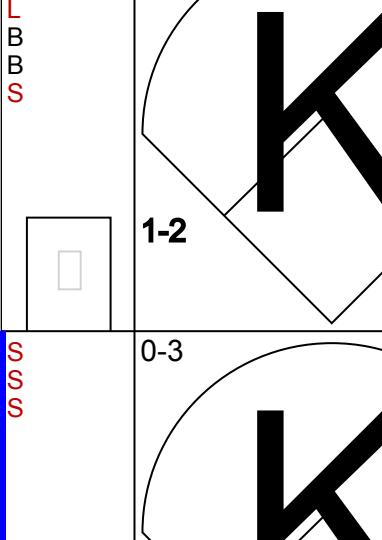
Batter	1	2	3	4	5	6	7	8	9	AB	R	H	RBI	BB	SO	LOB	TOP										
Brett Butler, L OBP: 0.404, SLG: 0.346 (1, 8)	P1		F9 1B		G6-3		BB		K	4	0	1	0	1	1	1	Los Angeles Dodgers @ San Francisco Giants Candlestick Park, San Francisco, CA Fri Oct 04 1991, 10:05 PM EDT Att: 32,362 - Cloudy - 61 F										
Mike Sharperson, R OBP: 0.350, SLG: 0.354 Chris Gwynn, L OBP: 0.295, SLG: 0.407 John Candelaria, L (7, 1) Jim Gott, R OBP: 0.500, SLG: 0.500 (7, 1)	L5		F8		F9		K			3	0	0	0	0	0	1											
Darryl Strawberry, L OBP: 0.363, SLG: 0.495 (1, 9)	1B		F9		F7		K			4	0	1	0	0	1	3											
Eddie Murray, S OBP: 0.323, SLG: 0.406 (1, 3)	P5		F8		G6-3				P5	4	0	0	0	0	0	2											
Kal Daniels, L OBP: 0.337, SLG: 0.399 (1, 7)			FC6-4 1B		G4-3		K		K	4	0	1	0	0	2	0											
Juan Samuel, R OBP: 0.330, SLG: 0.391 (1, 4)			FC6-4 G4-3 1B		1B BLK SF8 1B				K	4	1	2	0	0	1	1											
Lenny Harris, L OBP: 0.350, SLG: 0.351 (1, 6) (7, 5)			G4-3 1B		G4-3				DI BB	3	0	2	0	1	0	1											
Mike Scioscia, L OBP: 0.353, SLG: 0.391 (1, 2)			G4-3		SF8				F8	3	0	0	1	0	0	3											
Ramon Martinez, R OBP: 0.128, SLG: 0.159 Steve Wilson, L (6, 1) Dave Hansen, L OBP: 0.345, SLG: 0.423 Tom Gooden, R OBP: 0.333, SLG: 0.333 Jose Offerman, S OBP: 0.344, SLG: 0.239 Mitch Webster, S OBP: 0.293, SLG: 0.323 (6, 6)	K				K				K	2	0	0	0	0	2	3											
Inning Stats	R: 0 E: 0 K: 0 S: 5	H: 1 LOB: 1 BB: 0 P: 7	R: 0 E: 0 K: 1 S: 12	H: 2 LOB: 2 BB: 0 P: 17	R: 0 E: 0 K: 0 S: 12	H: 1 LOB: 1 BB: 0 P: 17	R: 1 E: 0 K: 1 S: 12	H: 2 LOB: 1 BB: 0 P: 18	R: 0 E: 0 K: 0 S: 8	H: 0 LOB: 0 BB: 0 P: 12	R: 0 E: 0 K: 1 S: 9	H: 1 LOB: 1 BB: 0 P: 11	R: 0 E: 0 K: 2 S: 15	H: 1 LOB: 2 BB: 1 P: 26	R: 0 E: 0 K: 2 S: 9	H: 0 LOB: 0 BB: 1 P: 14		R: 0 E: 0 K: 2 S: 13	H: 0 LOB: 1 BB: 1 P: 21	1B: 8 2B: 0 3B: 0 HR: 0	SF: 1 SAC: 0 DP: 0 HBP: 0	WP: 0 PB: 0 SB: 0 CS: 0	PA: 37				
PITCHER	IP	WLS	BF	H	R	ER	SO	BB	IBB	HBP	BLK	WP	HR	S	P	ERA	WHIP										
Bud Black, L ERA: 3.99 Jeff Brantley, R ERA: 2.45	(1, 1) (7, 1)	6.0 S	25 12	7 1	1 0	1 0	3 6	0 2	0 0	0 0	1 0	0 0	0 0	58 37	82 61	1.50 0.00	1.167 1.000										

Batter	1	2	3	4	5	6	7	8	9	AB	R	H	RBI	BB	SO	LOB	BOTTOM										
Mike Felder, S OBP: 0.329, SLG: 0.332 (1, 8) (9, 7)	G4-3		P7		G3 1B		F7			4	0	1	0	0	0	4	Los Angeles Dodgers @ San Francisco Giants Candlestick Park, San Francisco, CA Fri Oct 04 1991, 10:05 PM EDT Att: 32,362 - Cloudy - 61 F										
Willie McGee, S OBP: 0.358, SLG: 0.410 (1, 9)	HR 1B		F7		F7		K			4	1	1	0	0	1	1											
Will Clark, L OBP: 0.355, SLG: 0.530 (1, 3)	HR 1B		P5		G3		K			4	1	1	2	0	1	1											
Kevin Mitchell, R OBP: 0.338, SLG: 0.515 Kevin Bass, S OBP: 0.308, SLG: 0.369 Darren Lewis, R OBP: 0.359, SLG: 0.315 (9, 8)	K		L7		F8		HR			2	0	0	0	0	1	0											
Matt Williams, R OBP: 0.308, SLG: 0.497 (1, 5)	HR				SH5-3 2B		1B HBP		L4	3	1	2	1	0	0	0											
Robby Thompson, R OBP: 0.354, SLG: 0.450 (1, 4)	G5-3				SH5-3		K		P2	3	0	0	0	0	1	1											
Kirt Manwaring, R OBP: 0.275, SLG: 0.280 (1, 2)			SH1-4 1B		P3		1B		G4-3	4	0	2	0	0	0	1											
Jose Uribe, S OBP: 0.286, SLG: 0.307 (1, 6)	F9				IBB		1B		G5-3	3	0	1	0	1	0	1											
Bud Black, L OBP: 0.183, SLG: 0.225 Tom Herr, S OBP: 0.344, SLG: 0.270 Jeff Brantley, R (7, 1)	SH1-4				P5		K			1	0	0	0	0	0	2											
Inning Stats	R: 3 E: 0 K: 1 S: 15	H: 3 LOB: 0 BB: 0 P: 27	R: 0 E: 0 K: 0 S: 9	H: 1 LOB: 0 BB: 0 P: 14	R: 0 E: 0 K: 0 S: 5	H: 0 LOB: 0 BB: 0 P: 10	R: 0 E: 0 K: 0 S: 8	H: 1 LOB: 2 BB: 1 P: 15	R: 0 E: 0 K: 2 S: 16	H: 2 LOB: 3 BB: 0 P: 22	R: 1 E: 0 K: 2 S: 9	H: 1 LOB: 0 BB: 0 P: 13	R: 0 E: 0 K: 0 S: 5	H: 0 LOB: 0 BB: 0 P: 9	R: 0 E: 0 K: 0 S: 5	H: 0 LOB: 0 BB: 0 P: 9		1B: 5 2B: 1 3B: 0 HR: 3	SF: 0 SAC: 2 DP: 0 HBP: 1	WP: 0 PB: 0 SB: 0 CS: 0	PA: 35						
PITCHER	IP	WLS	BF	H	R	ER	SO	BB	IBB	HBP	BLK	WP	HR	S	P	ERA	WHIP										
Ramon Martinez, R ERA: 3.27 Steve Wilson, L ERA: 2.89 John Candelaria, L ERA: 3.74 Jim Gott, R ERA: 2.96	(1, 1) (6, 1) (7, 1) (7, 1)	5.1 0.2 0.2 1.1	L 2 3 4	26 0 1 0	8 0 1 0	3 0 1 0	3 1 2 0	2 0 0 0	0 0 0 0	1 0 0 0	0 0 0 0	0 0 1 0	0 0 7 7	5 7 11 11	9 7 11 11	5.06 0.00 13.50 0.00	1.500 0.000 1.500 0.000										



Batter	1	2	3	4	5	6	7	8	9	AB	R	H	RBI	BB	SO	LOB	TOP					
Brett Butler, L (1, 8) OBP: 0.341, SLG: 0.344										4	0	0	0	0	2	0	Los Angeles Dodgers @ San Francisco Giants Candlestick Park, San Francisco, CA Sat Oct 05 1991, 6:33 AM EDT Att: 42,712 - Cloudy - 64 F					
Mike Sharperson, R (1, 5) OBP: 0.353, SLG: 0.358										3	0	1	0	1	0	0						
Daryl Strawberry, L (1, 9) OBP: 0.361, SLG: 0.491										4	0	0	0	0	2	2						
Eddie Murray, S (1, 3) OBP: 0.321, SLG: 0.403										4	0	0	0	0	0	1						
Kal Daniels, L (1, 7) OBP: 0.337, SLG: 0.397										2	0	0	0	1	1	0						
Juan Samuel, R (1, 4) OBP: 0.326, SLG: 0.389										3	0	0	0	0	1	1						
Gary Carter, R (1, 2) OBP: 0.324, SLG: 0.377										3	0	1	0	0	0	0						
Lenny Harris, L (1, 6) OBP: 0.349, SLG: 0.350										2	0	0	0	0	0	2						
Stan Javier, S (8, PH) OBP: 0.268, SLG: 0.284										1	0	0	0	0	0	0						
Jose Offerman, S (8, 6) OBP: 0.341, SLG: 0.209										0	0	0	0	0	0	0						
Mike Morgan, R (1, 1) OBP: 0.101, SLG: 0.092										2	0	0	0	0	0	0						
Mitch Webster, S (8, PH) OBP: 0.282, SLG: 0.322										1	0	0	0	0	0	0						
Steve Wilson, L (8, 1)										0	0	0	0	0	0	0						
Inning Stats	R: 0 E: 0 K: 2 S: 11	H: 0 LOB: 0 BB: 0 P: 13	R: 0 E: 0 K: 1 S: 8	H: 1 LOB: 2 BB: 1 P: 18	R: 0 E: 0 K: 0 S: 6	H: 0 LOB: 1 BB: 1 P: 12	R: 0 E: 0 K: 0 S: 8	H: 0 LOB: 0 BB: 0 P: 13	R: 0 E: 0 K: 0 S: 6	H: 0 LOB: 0 BB: 0 P: 6	R: 0 E: 0 K: 0 S: 8	H: 0 LOB: 0 BB: 0 P: 11	R: 0 E: 0 K: 1 S: 5	H: 0 LOB: 0 BB: 0 P: 7	R: 0 E: 0 K: 0 S: 8	H: 0 LOB: 0 BB: 0 P: 13	R: 0 E: 0 K: 2 S: 14	H: 1 LOB: 1 BB: 0 P: 18	1B: 1 2B: 1 3B: 0 HR: 0	SF: 0 SAC: 0 DP: 0 HBP: 0	WP: 0 PB: 0 SB: 0 CS: 0	PA: 31
PITCHER Trevor Wilson, L (1, 1) ERA: 3.56	IP: 9.0 WLS: W BF: 31	H: 2 R: 0 ER: 0 SO: 6	BB: 2 IBB: 0 HBP: 0 BLK: 0	WP: 0 HR: 0 S: 74 P: 111	ERA: 0.00 WHIP: 0.444	PITCHER										IP: 9.0 WLS: W BF: 31	H: 2 R: 0 ER: 0 SO: 6	BB: 2 IBB: 0 HBP: 0 BLK: 0	WP: 0 HR: 0 S: 74 P: 111	ERA: 0.00 WHIP: 0.444		

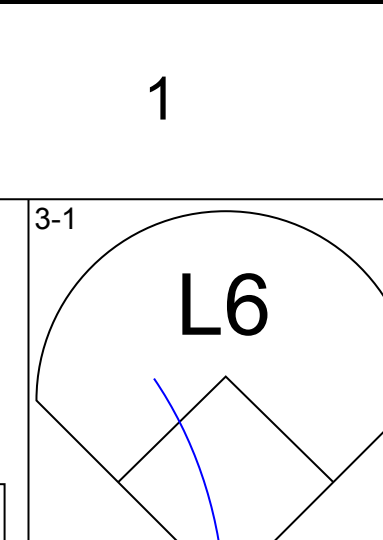
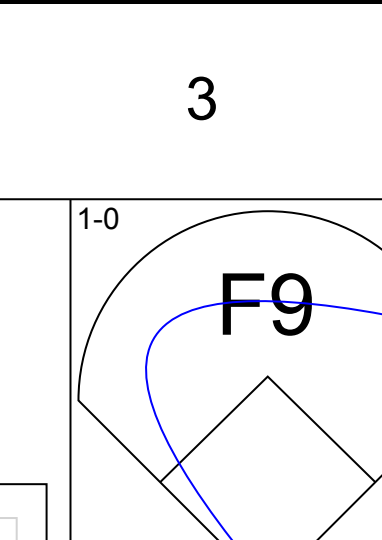
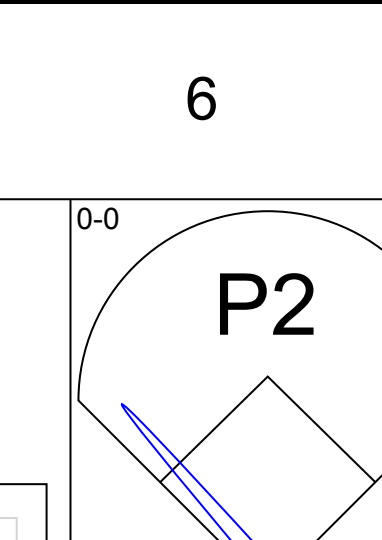
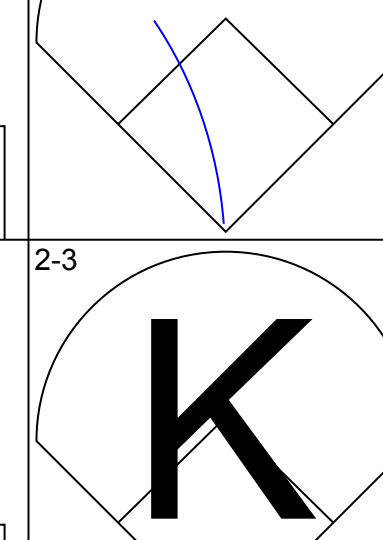
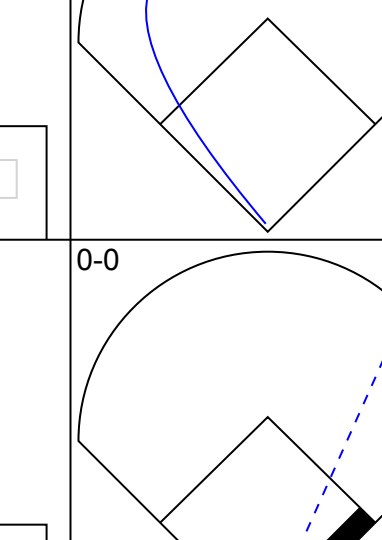
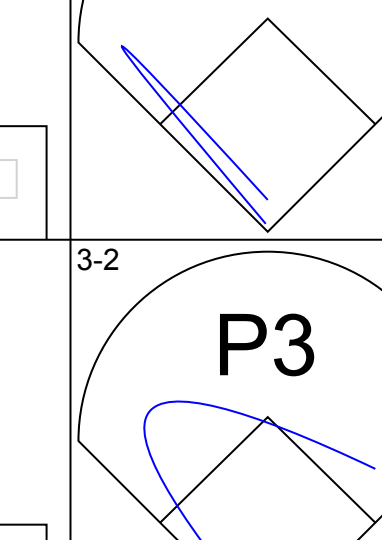
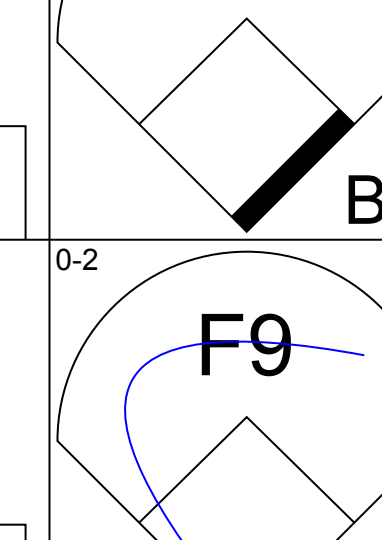
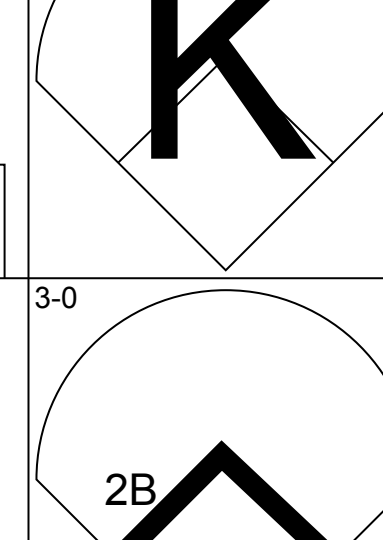
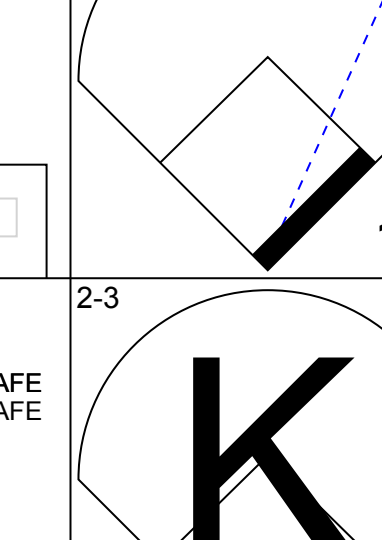
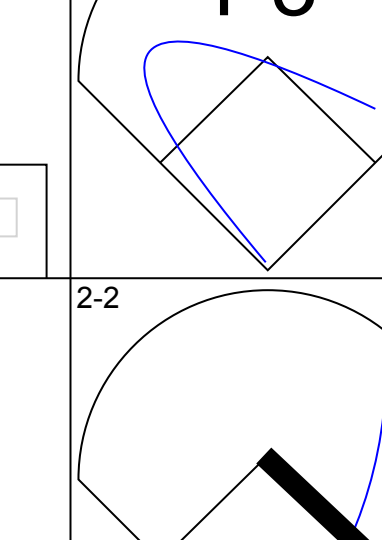
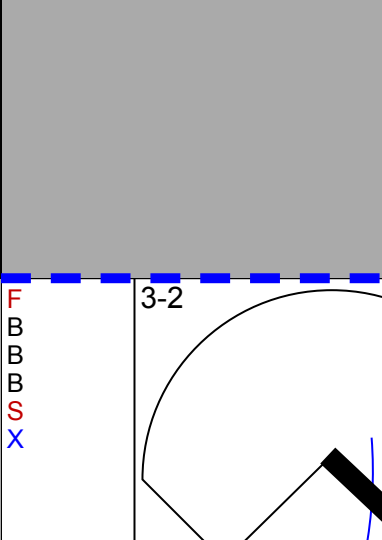
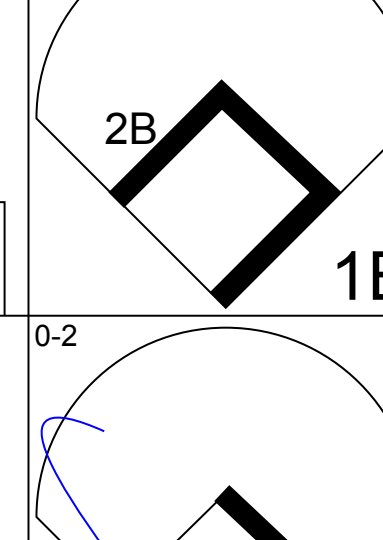
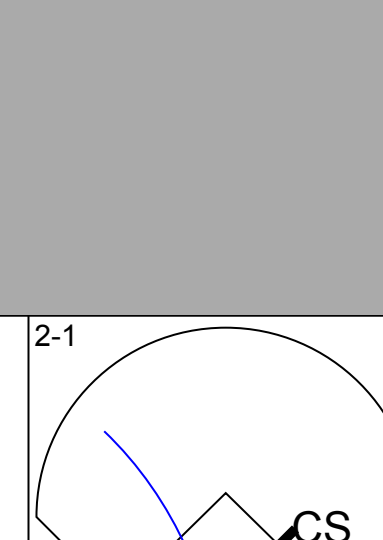
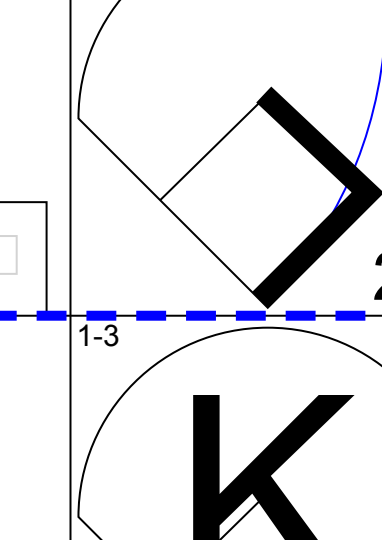
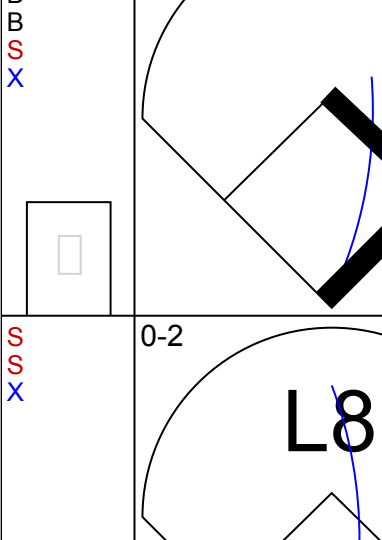
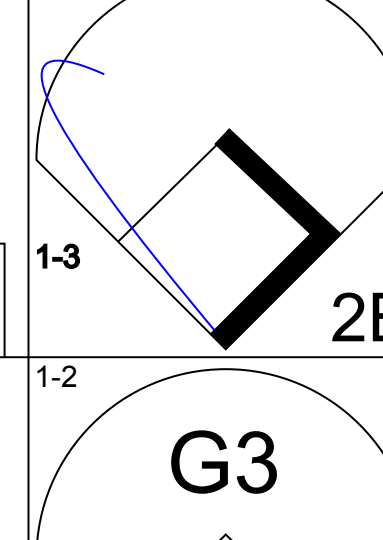
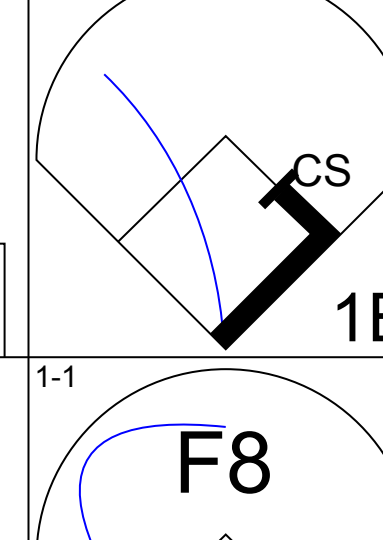
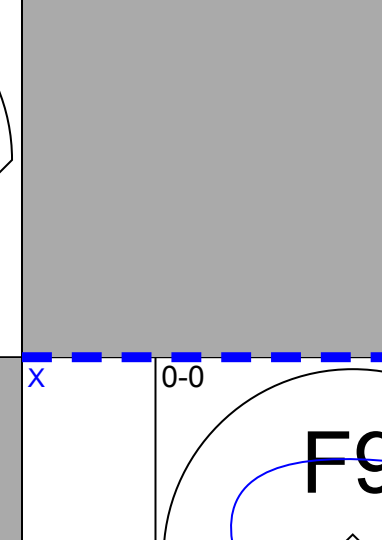
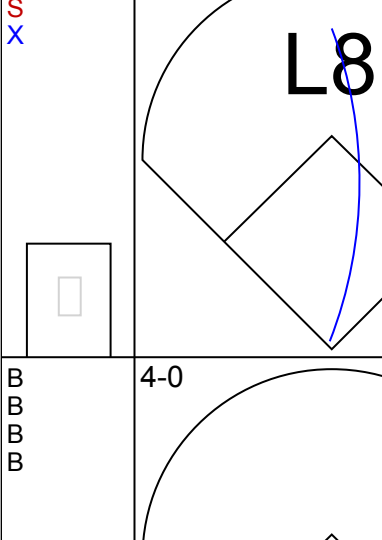
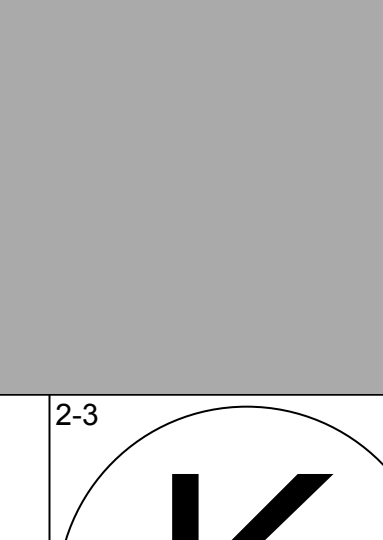
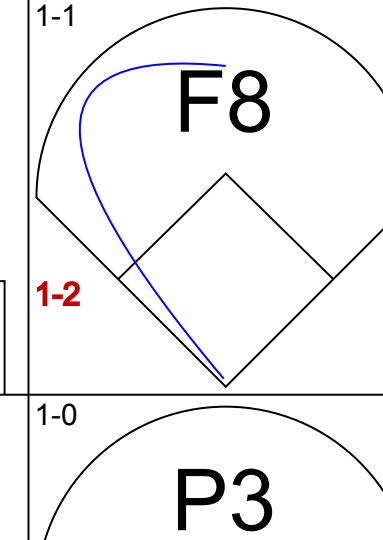
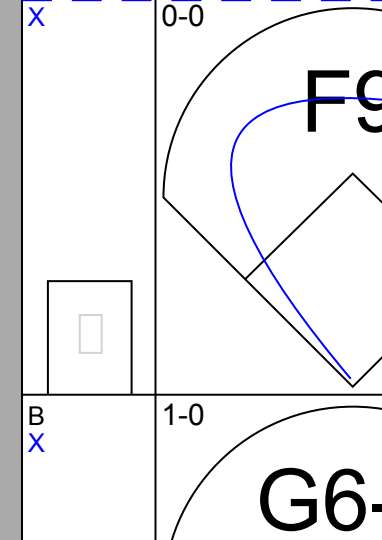
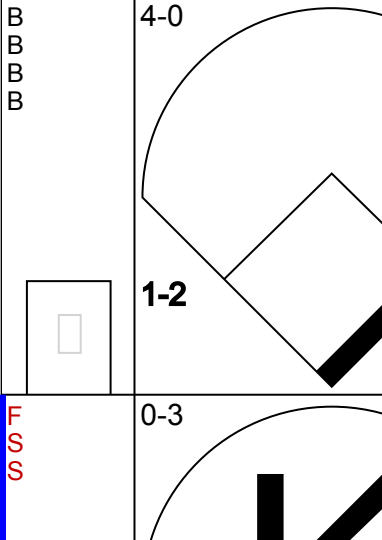
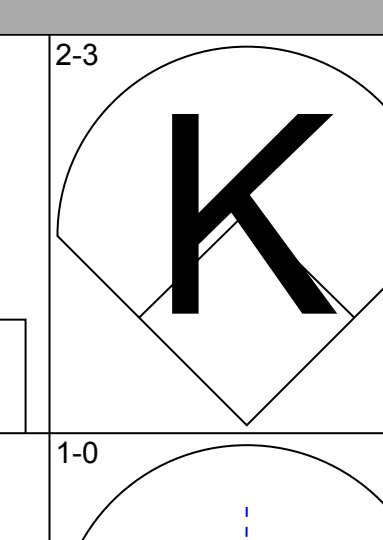

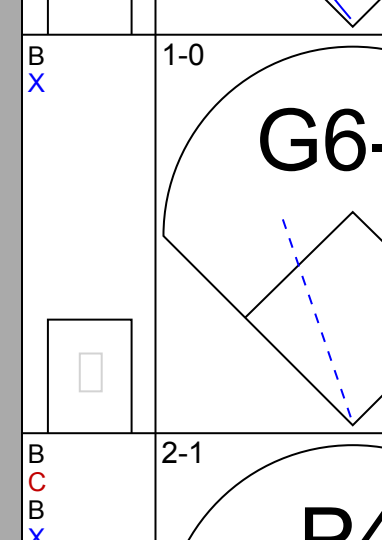
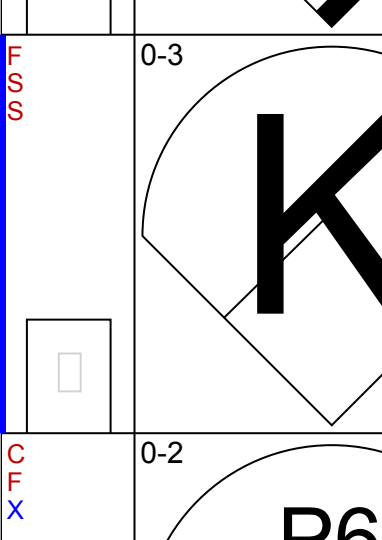
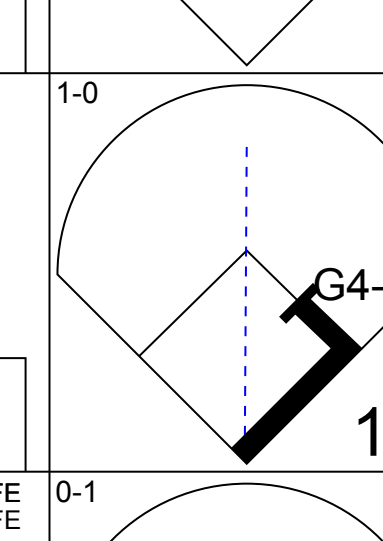
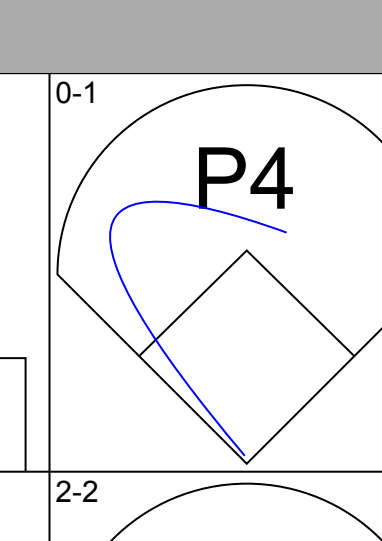

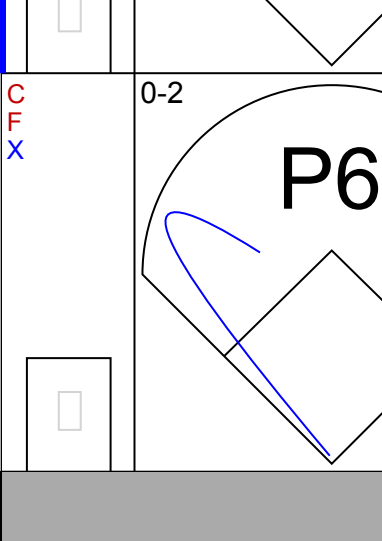
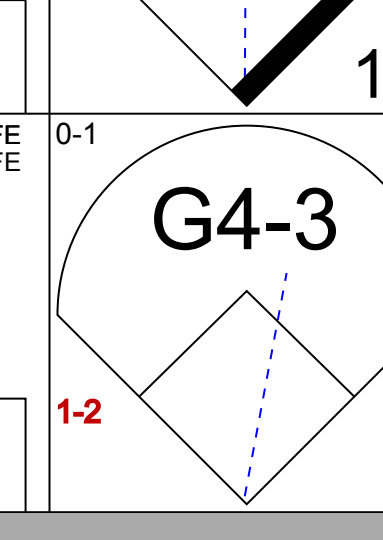
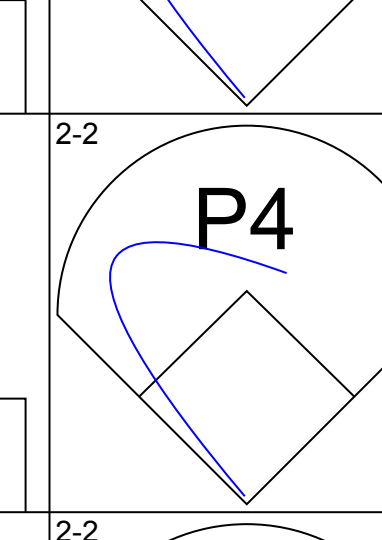
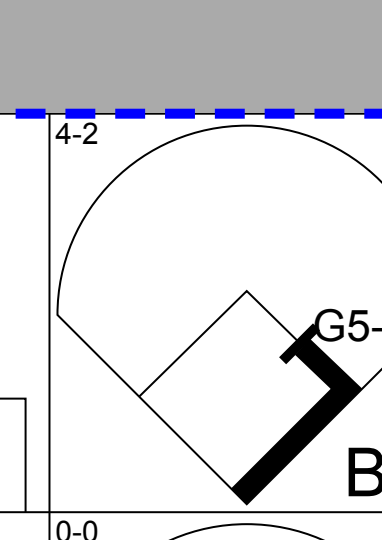
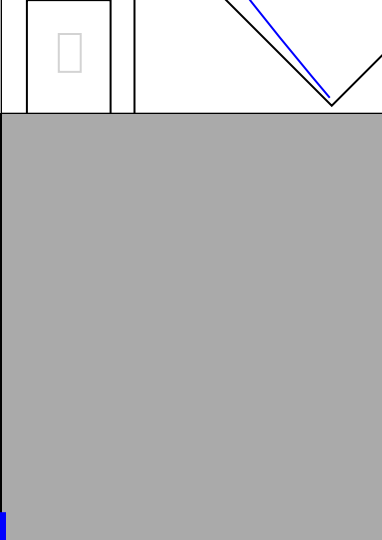
Batter	1	2	3	4	5	6	7	8	9	AB	R	H	RBI	BB	SO	LOB	BOTTOM			
Mike Felder, S (1, 8) OBP: 0.325, SLG: 0.329										4	0	0	0	0	1	0	Los Angeles Dodgers @ San Francisco Giants Candlestick Park, San Francisco, CA Sat Oct 05 1991, 6:33 AM EDT Att: 42,712 - Cloudy - 64 F			
Willie McGee, S (1, 9) OBP: 0.357, SLG: 0.408										4	1	1	0	0	1	0				
Will Clark, L (1, 3) OBP: 0.356, SLG: 0.533										3	2	1	0	1	2	1				
Matt Williams, R (1, 5) OBP: 0.309, SLG: 0.497										4	1	2	2	0	0	1				
Kevin Bass, S (1, 7) OBP: 0.308, SLG: 0.367										2	0	0	0	1	1	1				
Darren Lewis, R (8, 8) OBP: 0.359, SLG: 0.315										0	0	0	0	0	0	0				
Robby Thompson, R (1, 4) OBP: 0.352, SLG: 0.447										3	0	0	0	0	0	2				
Kirt Manwaring, R (1, 2) OBP: 0.271, SLG: 0.275										3	0	0	0	0	1	1				
Jose Uribe, S (1, 6) OBP: 0.283, SLG: 0.303										3	0	0	0	0	2	0				
Trevor Wilson, L (1, 1) OBP: 0.304, SLG: 0.314										3	0	0	0	0	3	0				
Inning Stats	R: 0 E: 1 K: 1 S: 10	H: 0 LOB: 0 BB: 0 P: 15	R: 0 E: 0 K: 1 S: 7	H: 0 LOB: 0 BB: 0 P: 9	R: 0 E: 0 K: 1 S: 7	H: 0 LOB: 0 BB: 0 P: 10	R: 1 E: 0 K: 1 S: 12	H: 2 LOB: 1 BB: 0 P: 16	R: 0 E: 0 K: 2 S: 8	H: 0 LOB: 0 BB: 0 P: 11	R: 3 E: 1 K: 0 S: 9	H: 2 LOB: 1 BB: 2 P: 22	R: 0 E: 0 K: 3 S: 9	H: 0 LOB: 0 BB: 0 P: 11	R: 0 E: 0 K: 2 S: 7	H: 0 LOB: 0 BB: 0 P: 8	1B: 3 2B: 0 3B: 1 HR: 0	SF: 0 SAC: 0 DP: 0 HBP: 0	WP: 0 PB: 0 SB: 2 CS: 0	PA: 31
PITCHER Mike Morgan, R (1, 1) ERA: 2.78	IP: 7.0 WLS: L BF: 28	H: 4 R: 4 ER: 2 SO: 9	BB: 0 IBB: 2 HBP: 0 BLK: 0	WP: 0 HR: 0 S: 62 P: 94	ERA: 2.57 WHIP: 0.571	PITCHER										IP: 7.0 WLS: L BF: 28	H: 4 R: 4 ER: 2 SO: 9	BB: 0 IBB: 2 HBP: 0 BLK: 0	WP: 0 HR: 0 S: 62 P: 94	ERA: 2.57 WHIP: 0.571
Steve Wilson, L (8, 1) ERA: 2.75	IP: 1.0 WLS: L BF: 3	H: 0 R: 0 ER: 0 SO: 2	BB: 0 IBB: 0 HBP: 0 BLK: 0	WP: 0 HR: 0 S: 7 P: 11	ERA: 0.00 WHIP: 0.000	PITCHER										IP: 1.0 WLS: L BF: 3	H: 0 R: 0 ER: 0 SO: 2	BB: 0 IBB: 0 HBP: 0 BLK: 0	WP: 0 HR: 0 S: 7 P: 11	ERA: 0.00 WHIP: 0.000

Batter	1	2	3	4	5	6	7	8	9	AB	R	H	RBI	BB	SO	LOB	TOP			
Brett Butler, L OBP: 0.401, SLG: 0.343 Tom Goodwin, L OBP: 0.143, SLG: 0.143										1	0	0	0	0	1	0				
Mike Sharperson, R OBP: 0.355, SLG: 0.375										4	0	2	0	0	1	0				
Mitch Webster, S OBP: 0.281, SLG: 0.325										4	0	1	0	0	0	1				
Eric Karros, R OBP: 0.133, SLG: 0.143										4	0	0	0	0	1	3				
Chris Gwynn, L OBP: 0.301, SLG: 0.410 Roger McDowell, R (9.7)										4	2	2	0	0	0	2				
Dave Hansen, L OBP: 0.293, SLG: 0.393										4	0	0	0	0	0	3				
Carlos Hernandez, R OBP: 0.250, SLG: 0.286										4	0	2	0	0	1	1				
Jose Offerman, S OBP: 0.345, SLG: 0.212										3	0	1	0	1	2	1				
Dennis Cook, L OBP: 0.152, SLG: 0.375 Tim Crews, R OBP: 0.143, SLG: 0.143 Gary Carter, R OBP: 0.143, SLG: 0.143 Steve Wilson, L OBP: 0.143, SLG: 0.143 Mike Christopher, R OBP: 0.143, SLG: 0.143 Kevin Gross, R OBP: 0.143, SLG: 0.143 Jay Howell, R OBP: 0.143, SLG: 0.143										1	0	0	0	0	1	2				
Inning Stats	R: 0 E: 0 K: 1 S: 8	H: 1 LOB: 1 BB: 0 P: 14	R: 1 E: 2 K: 2 S: 17	H: 2 LOB: 2 BB: 0 P: 23	R: 0 E: 0 K: 1 S: 11	H: 0 LOB: 0 BB: 0 P: 17	R: 1 E: 0 K: 0 S: 8	H: 2 LOB: 2 BB: 1 P: 16	R: 0 E: 0 K: 0 S: 5	H: 0 LOB: 0 BB: 0 P: 9	R: 0 E: 0 K: 0 S: 6	H: 0 LOB: 0 BB: 0 P: 8	R: 0 E: 0 K: 1 S: 12	H: 2 LOB: 2 BB: 0 P: 16	R: 0 E: 0 K: 1 S: 11	H: 1 LOB: 1 BB: 0 P: 16	1B: 6 2B: 2 3B: 0 HR: 0	SF: 0 SAC: 1 DP: 0 HBP: 0	WP: 1 PB: 1 SB: 2 CS: 0	PA: 37
PITCHER	IP	WLS	BF	H	R	ER	SO	BB	IBB	HBP	BLK	WP	HR	S	P	ERA	WHIP			
Bryan Hickerson, L ERA: 3.6	5.0	L	22	5	2	2	4	1	0	0	0	0	0	49	76	3.60	1.200			
Gil Heredia, R ERA: 3.92	2.0		6	0	0	0	1	0	0	0	0	0	0	13	17	0.00	0.000			
Rod Beck, R ERA: 3.78	1.0		5	2	0	0	1	0	0	0	0	0	0	12	16	0.00	2.000			
Paul McClellan, R ERA: 4.86	1.0		4	1	0	0	2	0	0	0	0	1	0	11	16	0.00	1.000			

Los Angeles Dodgers @ San Francisco Giants
Candlestick Park, San Francisco, CA
Sun Oct 06 1991, 6:33 AM EDT
Att: 38,202 - Cloudy - 63 F

AB 35
R 2
H 8
RBI 0
BB 1
SO 8
LOB 19



Batter	1	2	3	4	5	6	7	8	9	AB	R	H	RBI	BB	SO	LOB	BOTTOM			
Darren Lewis, R OBP: 0.358, SLG: 0.311										3	0	0	0	1	0	0				
Royce Clayton, R OBP: 0.146, SLG: 0.154										4	0	1	0	0	1	1				
Will Clark, L OBP: 0.359, SLG: 0.536										4	0	3	0	0	1	1				
Matt Williams, R OBP: 0.310, SLG: 0.499										4	0	2	0	0	1	2				
Mark Leonard, L OBP: 0.306, SLG: 0.357										3	0	0	0	1	0	3				
Dave Anderson, R OBP: 0.286, SLG: 0.314 Kevin Bass, S OBP: 0.307, SLG: 0.366										3	0	0	0	0	1	0				
Steve Decker, R OBP: 0.262, SLG: 0.309										4	0	1	0	0	0	2				
Ted Wood, L OBP: 0.185, SLG: 0.120										2	0	0	0	1	0	1				
Bryan Hickerson, L ERA: 0.91 Mike Felder, S OBP: 0.328, SLG: 0.328 Gil Heredia, R OBP: 0.305, SLG: 0.429 Rod Beck, R OBP: 0.302, SLG: 0.500 Terry Kennedy, L OBP: 0.302, SLG: 0.330 Paul McClellan, R OBP: 0.152, SLG: 0.143										1	0	0	0	0	0	0				
Inning Stats	R: 0 E: 0 K: 1 S: 13	H: 2 LOB: 2 BB: 0 P: 22	R: 0 E: 0 K: 1 S: 6	H: 1 LOB: 0 BB: 0 P: 9	R: 0 E: 0 K: 0 S: 5	H: 1 LOB: 1 BB: 0 P: 11	R: 0 E: 0 K: 0 S: 9	H: 0 LOB: 0 BB: 0 P: 13	R: 0 E: 0 K: 1 S: 11	H: 1 LOB: 1 BB: 0 P: 17	R: 0 E: 0 K: 0 S: 4	H: 0 LOB: 0 BB: 0 P: 7	R: 0 E: 0 K: 0 S: 7	H: 0 LOB: 1 BB: 2 P: 15	R: 0 E: 0 K: 1 S: 12	H: 1 LOB: 2 BB: 1 P: 19	1B: 5 2B: 2 3B: 0 HR: 0	SF: 0 SAC: 0 DP: 1 HBP: 0	WP: 0 PB: 0 SB: 0 CS: 1	PA: 34
PITCHER	IP	WLS	BF	H	R	ER	SO	BB	IBB	HBP	BLK	WP	HR	S	P	ERA	WHIP			
Dennis Cook, L ERA: 0.91	5.2	W	21	6	0	0	3	0	0	0	0	0	0	48	77	0.00	1.059			
Tim Crews, R ERA: 3.43	0.1		1	0	0	0	1	0	0	0	0	0	0	3	4	0.00	0.000			
Steve Wilson, L ERA: 2.61	1.0		3	0	0	0	0	0	0	0	0	0	0	4	7	0.00	0.000			
Mike Christopher, R ERA: 2.61	1.0		4	0	0	0	0	2	0	0	0	0	0	7	15	0.00	2.000			
Jay Howell, R ERA: 3.18	1.0	S	5	1	0	0	1	1	0	0	0	0	0	12	19	0.00	2.000			

Los Angeles Dodgers @ San Francisco Giants
Candlestick Park, San Francisco, CA
Sun Oct 06 1991, 6:33 AM EDT
Att: 38,202 - Cloudy - 63 F

AB 31
R 0
H 7
RBI 0
BB 3
SO 5
LOB 13

