

Los Angeles Dodgers - 1992

Batter	1	2	3	4	5	6	7	8	9	AB R H RBI BB SO LOB	TOP										
Darren Lewis, R OBP: 1.000, SLG: 1.000 (1, 8)	4-2 G3-1 1B BB	3-2 1B 1B	4-1 FC6 BB			4-2 SH1-4 2B BB	1-0 G4-3 1B		2-2 1B	3 2 3 0 3 0 0											
Mike Felder, S OBP: 0.500, SLG: 0.333 Chris James, R (9, PH) (9, 7)	1-1 G3-1 1B	4-0 1B BB	0-2 FC6			0-0 SH1-4	0-1 G4-3		1-3 K	3 0 1 0 1 0 4 1 0 0 0 0 1 1											
Will Clark, L OBP: 0.333, SLG: 0.200 (1, 3)	3-2 G3-1 1-2 2-3	1-0 1B				4-0 2B 1B IBB	2-3 K		2-3 K	5 1 1 1 1 3 4											
Matt Williams, R OBP: 0.400, SLG: 0.500 (1, 5)	2-2 HBP	2-1 G4-3				1-2 1B SF7 2B	1-1 G4-3			4 1 1 2 0 0 3											
Cory Snyder, R OBP: 0.600, SLG: 0.600 (1, 9)	0-3 K		1-1 1B 1B			3-2 1B 1B		3-2 1B 1B		5 2 3 1 0 1 3											
Robby Thompson, R OBP: 0.600, SLG: 1.000 John Patterson, S (8, PR) (8, 4)	2-2 G4-3		1-1 SH3 1B 1B			1-0 G5-3-6 2B	2-1 SF7	1-2 1B 1B	1-2 1B	4 0 3 1 0 0 3 0 0 0 0 0 0 0											
Royce Clayton, R OBP: 0.400, SLG: 0.400 (1, 6)		3-2 G4-3 G3 PB 1B	2-3 K			0-1 G5-3-6	1-2 1B 1B	1-3 K		5 1 2 1 0 2 5											
Kirt Manwaring, R OBP: 0.400, SLG: 0.400 Rod Beck, R (8, 1)		0-0 G3	1-2 SH3 1B			2-1 F8	0-2 1B	0-0 G4-6-3		5 0 2 1 0 0 3 0 0 0 0 0 0 0											
Bill Swift, R OBP: 0.333, SLG: 0.333 Craig Colbert, R (8, 2)		2-2 G4-3	0-1 SH3						0-3 K	3 1 1 0 0 0 3 1 0 0 0 0 1 0											
Inning Stats	R: 0 E: 0 K: 1 S: 19	H: 1 LOB: 3 BB: 1 P: 31	R: 2 E: 0 K: 0 S: 18	H: 3 LOB: 2 BB: 1 P: 33	R: 1 E: 0 K: 1 S: 17	H: 3 LOB: 3 BB: 1 P: 26	R: 0 E: 0 K: 1 S: 6	H: 0 LOB: 0 BB: 0 P: 7	R: 0 E: 0 K: 0 S: 5	H: 1 LOB: 0 BB: 0 P: 8	R: 5 E: 0 K: 0 S: 22	H: 5 LOB: 2 BB: 2 P: 37	R: 0 E: 0 K: 1 S: 8	H: 1 LOB: 1 BB: 0 P: 12	R: 0 E: 0 K: 1 S: 11	H: 2 LOB: 2 BB: 0 P: 16	R: 0 E: 0 K: 3 S: 12	H: 1 LOB: 1 BB: 0 P: 17	1B: 15 2B: 3 3B: 0 HR: 0	SF: 1 SAC: 2 DP: 2 HBP: 1	WP: 0 PA: 48 PB: 1 SB: 0 CS: 0
PITCHER	IP WLS BF H R ER SO BB IBB HBP BLK WP HR S P ERA WHIP											PITCHER	IP WLS BF H R ER SO BB IBB HBP BLK WP HR S P ERA WHIP								
Ramon Martinez, R ERA: 10.13 (1, 1)	2.2 L 19 7 3 3 2 3 0 1 0 0 0 51 87 10.12 3.750																				
John Candelaria, L ERA: (3, 1)	2.1 7 1 0 0 1 0 0 0 0 0 0 0 14 18 0.00 0.429																				
Tim Crews, R ERA: 67.5 (6, 1)	0.2 8 4 5 5 0 1 1 0 0 0 0 0 17 32 67.50 7.500																				
Jim Gott, R ERA: (6, 1)	2.1 10 4 0 0 2 0 0 0 0 0 0 0 24 33 0.00 1.714																				
Steve Wilson, L ERA: (9, 1)	1.0 4 1 0 0 3 0 0 0 0 0 0 0 12 17 0.00 1.000																				

San Francisco Giants @ Los Angeles Dodgers
 Dodger Stadium, Los Angeles, CA
 Mon Apr 06 1992, 3:33 AM PDT
 Att. 49,018 - Overcast - 74 F

AB	39
R	8
H	17
RBI	7
BB	5
SO	8
LOB	29



Batter	1	2	3	4	5	6	7	8	9	AB R H RBI BB SO LOB	TOP											
Darren Lewis, R OBP: 0.600, SLG: 0.429 (1, 8)	3-2 F9 ①		2-1 G6-3 ①		2-1 E9 ①		1-2 G5-3 ③			4 0 0 0 0 0 1	<p>San Francisco Giants @ Los Angeles Dodgers Dodger Stadium, Los Angeles, CA</p> <p>Tue Apr 07 1992, 7:05 PM PDT Att. 41,117 - Cloudy - 66 F</p>											
Mike Felder, S OBP: 0.500, SLG: 0.429 (1, 7) (8, 9)	2-2 FC5 BB 1B		2-2 F8 ②		1-2 F9 ②		3-2 FC5-4 1B			4 0 2 0 0 0 2												
Will Clark, L OBP: 0.500, SLG: 0.167 (1, 3)	4-2 SAFE 1-2 BB		4-0 BB		4-0 IBB		1-1 F7 ①			1 0 0 0 3 0 1												
Matt Williams, R OBP: 0.222, SLG: 0.250 (1, 5)	2-3 K ②		0-3 K ③		1-1 F9 ③		0-0 FC5-4 ② 1-2f			4 0 0 0 0 2 7												
Cory Snyder, R OBP: 0.375, SLG: 0.375 Willie McGee, S Dave Righetti, L Michael Jackson, R (1, 9) (8, PH) (8, 1) (8, 1)	1-1 FC5 ③ 2-3f			3-2 G5-3 ①		1-0 G6-3 ①		1-3 K ③		3 0 0 0 0 0 2 1 0 0 0 0 1 1 0 0 0 0 0 0 0 0 0 0 0 0 0 0												
Robby Thompson, R OBP: 0.333, SLG: 0.500 (1, 4)		1-1 E6 P3 G5-3		0-0 G5-3 ②		2-0 G5-3 ②		0-3 K ①		4 0 0 0 0 1 0												
Royce Clayton, R OBP: 0.250, SLG: 0.250 Jeff Brantley, R Mark Leonard, L (1, 6) (6, 1) (8, 7)		2-1 SAFE SAFE G5-3 ①		0-0 F9 ③		1-1 G5-3 ③		4-0 BB		3 0 0 0 0 0 1 0 0 0 0 0 0 0 0 0 0 0 1 0 0												
Kirt Manwaring, R OBP: 0.333, SLG: 0.333 (1, 2)		1-1 P3 ②			0-0 E SH1-4 1B		0-1 F7 ①		3-3 K ②	4 0 1 0 0 1 2												
Kelly Downs, R Bryan Hickerson, L Jose Uribe, S John Patterson, S (1, 1) (6, 1) (6, 6) (9, PH)		0-1 F8 ③			1-1 SAFE SH1-4 ①		2-2 P2 ②		1-3 K ③	1 0 0 0 0 0 1 0 0 0 0 0 0 0 1 0 0 0 0 0 0 1 0 0 0 0 1 1												
Inning Stats	R: 0 E: 0 K: 1 S: 16	H: 1 LOB: 2 BB: 1 P: 28	R: 0 E: 1 K: 0 S: 8	H: 0 LOB: 1 BB: 0 P: 12	R: 0 E: 0 K: 1 S: 8	H: 0 LOB: 1 BB: 1 P: 16	R: 0 E: 0 K: 0 S: 5	H: 0 LOB: 0 BB: 0 P: 8	R: 0 E: 1 K: 0 S: 10	H: 1 LOB: 3 BB: 1 P: 19		R: 0 E: 0 K: 0 S: 4	H: 0 LOB: 0 BB: 0 P: 8	R: 0 E: 0 K: 0 S: 8	H: 0 LOB: 0 BB: 0 P: 11	R: 0 E: 0 K: 1 S: 10	H: 1 LOB: 1 BB: 0 P: 15	R: 0 E: 0 K: 3 S: 10	H: 0 LOB: 1 BB: 1 P: 18	1B: 3 2B: 0 3B: 0 HR: 0	SF: 0 SAC: 1 DP: 0 HBP: 0	WP: 0 PB: 0 SB: 0 CS: 0
PITCHER	IP WLS BF H R ER SO BB IBB HBP BLK WP HR S P ERA WHIP																					
Orel Hershiser, R ERA: (1, 1)	7.0 W 29 3 0 0 2 2 1 0 0 0 0 62 108 0.00 0.714																					
Steve Wilson, L ERA: (8, 1)	0.1 1 0 0 0 0 0 0 0 0 0 0 2 3 0.00 0.000																					
Roger McDowell, R ERA: (8, 1)	1.2 S 6 0 0 0 4 1 0 0 0 0 0 15 24 0.00 0.600																					

livebaseballscorecards.com

AB	31
R	0
H	3
RBI	0
BB	4
SO	6
LOB	19



Batter	1	2	3	4	5	6	7	8	9	AB R H RBI BB SO LOB	TOP											
Brett Butler, L (1, 8) OBP: 0.385, SLG: 0.769	1-1 HR	0-2 1B			1-2 L7 1B	1-2 2-3 1B			2-2 L7	5 1 4 1 0 0 0												
Mike Sharperson, R (1, 5) OBP: 1.000, SLG: 1.000 Lenny Harris, L (6, PH) OBP: 0.400, SLG: 0.400	4-1 HR	1-1 1B			1-2 HBP 1B	0-0 G5-3			0-2 2B 1B	2 1 2 0 1 0 0 2 1 1 0 0 0 2												
Eric Karros, R (1, 3) OBP: 0.333, SLG: 1.333 Todd Benzinger, S (7, PH) OBP: 1.000, SLG: 1.500	0-1 HR	1-1 G6-4-3 1B			1-2 L7			1-1 CS 1B	1-2 1B 2B	3 1 1 2 0 0 4 2 0 2 1 0 0 0												
Darryl Strawberry, L (1, 9) OBP: 0.231, SLG: 0.417	0-1 G4-3				1-3 K			1-2 F8	1-0 F8	5 0 0 0 0 1 4												
Eric Davis, R (1, 7) OBP: 0.462, SLG: 0.364	2-2 E 1B S				2-2 HBP			3-3 K	1-1 HBP 1B	4 1 2 0 0 2 1												
Juan Samuel, R (1, 4) OBP: 0.308, SLG: 0.100	4-0 G1-3-5 1B BB				0-0 L9			1-2 F7	3-2 HBP	3 0 0 0 1 0 3												
Mike Scioscia, L (1, 2) OBP: 0.500, SLG: 0.667	1-0 G1-3-5 1B				4-1 G5-4-3 BB			2-2 HR	0-0 G3	4 1 2 2 1 1 3												
Jose Offerman, S (1, 6)	3-2 G1-3-5				2-1 G5-4-3			0-3 K		3 0 0 0 1 1 3												
Tom Candiotti, R (1, 1) Roger McDowell, R (8, 1) John Candelaria, L (8, 1) Jim Gott, R (8, 1)		1-2 L8			0-0 G5-3			1-0 P3		3 0												
Inning Stats	R: 4 E: 0 K: 0 S: 16	H: 4 LOB: 1 BB: 2 P: 31	R: 0 E: 0 K: 0 S: 10	H: 2 LOB: 1 BB: 0 P: 13	R: 0 E: 0 K: 1 S: 9	H: 0 LOB: 0 BB: 0 P: 15	R: 0 E: 0 K: 0 S: 4	H: 0 LOB: 0 BB: 1 P: 10	R: 0 E: 0 K: 1 S: 17	H: 2 LOB: 3 BB: 0 P: 22	R: 0 E: 0 K: 1 S: 10	H: 1 LOB: 2 BB: 1 P: 17	R: 0 E: 0 K: 1 S: 9	H: 1 LOB: 1 BB: 0 P: 14	R: 1 E: 0 K: 1 S: 11	H: 1 LOB: 0 BB: 0 P: 15	R: 1 E: 0 K: 0 S: 16	H: 3 LOB: 3 BB: 0 P: 24	1B: 10 2B: 3 3B: 0 HR: 3	SF: 0 SAC: 1 DP: 4 HBP: 2	WP: 0 PB: 0 SB: 1 CS: 1	PA: 43
PITCHER	IP WLS BF H R ER SO BB IBB HBP BLK WP HR S P ERA WHIP																					
Craig Lefferts, L (1, 1) ERA: 108.0	0.1 L 7 4 4 4 0 2 2 0 0 0 0 2 11 23 108.00 18.000																					
Rich Rodriguez, L (1, 1) ERA:	4.1 15 4 0 0 2 1 0 0 0 0 0 0 42 63 0.00 1.154																					
Jeremy Hernandez, R (5, 1) ERA:	1.1 7 1 0 0 1 1 0 1 0 0 0 0 13 22 0.00 1.500																					
Jose Melendez, R (7, 1) ERA: 3.0	2.0 7 2 1 1 2 0 0 0 0 0 0 1 20 29 4.50 1.000																					
Pat Clements, L (9, 1) ERA: 6.75	1.0 7 3 1 1 0 0 0 0 1 0 0 0 16 24 9.00 3.000																					

Los Angeles Dodgers @ San Diego Padres
Jack Murphy Stadium, San Diego, CA

AB	36
R	6
H	14
RBI	6
BB	4
SO	5
LOB	20



Thu Apr 09 1992, 10:05 PM EDT
 Att. 51,280 - Cloudy - 62 F

Batter	1	2	3	4	5	6	7	8	9	AB	R	H	RBI	BB	SO	LOB
Tony Fernandez, S OBP: 0.231, SLG: 0.417 (1, 6)	0-1 F7		2-3 K			4-0 S BB		0-0 HR		3	1	1	1	1	1	0
Tony Gwynn, L OBP: 0.438, SLG: 0.688 (1, 9)	1-1 G3			1-1 G3-1		1-3 K		0-0 1B 1B		4	0	1	0	0	1	1
Gary Sheffield, R OBP: 0.063, SLG: 0.067 Pat Clements, R (9, 1)	0-1 P4			0-0 G1-3		2-0 F8		0-0 F7		4	0	0	0	0	0	2
Fred McGriff, L OBP: 0.400, SLG: 1.000 (1, 3)		2-1 HR		4-0 BB		3-3 K		1-0 FC6-4 1B		3	1	2	1	1	1	0
Benito Santiago, R (1, 2)		0-1 F9		3-3 K		2-0 G6-3		0-0 FC6-4 1B		4	0	0	0	0	1	3
Jerald Clark, R OBP: 0.333, SLG: 0.357 (1, 7)		1-2 P3			1-1 G6-3		0-0 PB 1B 2B		3-2 1B	4	1	2	0	0	0	0
Darrin Jackson, R OBP: 0.200, SLG: 0.357 (1, 8)		2-3 K			1-3 K2-3		3-2 S 1B		2-3 K	4	0	1	1	0	3	1
Kurt Stillwell, S OBP: 0.438, SLG: 0.500 (1, 4)			1-0 B5-6-4 1B		0-1 G6-3		3-3 K		0-3 K	4	0	1	0	0	2	2
Craig Lefferts, L Rich Rodriguez, L Jeremy Hernandez, R Thomas Howard, S Jose Melendez, R Oscar Azocar, L Tim Teufel, R (1, 1) (1, 1) (5, 1) (6, PH) (7, 1) (8, PH) (9, 5)			0-1 B5-6-4			0-1 G1-3		1-0 P4		1-0 F9	0	0	0	0	0	0

Inning Stats	R: 0	H: 0	E: 0	K: 6	S: 6	R: 1	H: 1	E: 0	K: 10	S: 10	R: 0	H: 1	E: 0	K: 1	S: 6	R: 0	H: 0	E: 0	K: 1	S: 7	R: 0	H: 0	E: 0	K: 1	S: 6	R: 1	H: 2	E: 0	K: 2	S: 12	R: 1	H: 3	E: 0	K: 6	S: 6	R: 0	H: 1	E: 0	K: 2	S: 13	1B: 5	SF: 0	3B: 0	HR: 2	WP: 0	PA: 36											
PITCHER	IP	WLS	BF	H	R	ER	SO	BB	IBB	HBP	BLK	WP	HR	S	P	ERA	WHIP													IP	WLS	BF	H	R	ER	SO	BB	IBB	HBP	BLK	WP	HR	S	P	ERA	WHIP											
Tom Candiotti, R ERA: 3.68 (1, 1)	7.1		29	6	3	3	7	2	0	0	0	0	2	56	94	3.68	1.091																																								
Roger McDowell, R ERA: (8, 1)	0.1		1	0	0	0	0	0	0	0	0	0	0	1	1	0.00	0.000																																								
John Candelaria, L ERA: (8, 1)	0.0		1	1	0	0	0	0	0	0	0	0	0	1	2	∞	∞																																								
Jim Gott, R ERA: (8, 1)	1.1	S	5	1	0	0	2	0	0	0	0	0	0	14	20	0.00	0.750																																								


BOTTOM

Los Angeles Dodgers @ San Diego Padres
Jack Murphy Stadium, San Diego, CA

Thu Apr 09 1992, 10:05 PM EDT
 Att: 51,280 - Cloudy - 62 F

livebaseballscorecards.com

AB	34
R	3
H	8
RBI	3
BB	2
SO	9
LOB	11



Batter	1	2	3	4	5	6	7	8	9	AB R H RBI BB SO LOB	TOP																									
Brett Butler, L (1, 8) OBP: 0.333, SLG: 0.588	3-2 F7		2-2 G6-3		2-2 G1-3		2-3 K		4-0 BB	4 0 0 0 1 1 1																										
Lenny Harris, L (1, 5) OBP: 0.333, SLG: 0.333 Mike Sharperson, R (5, PH) OBP: 0.500, SLG: 0.400	3-3 K		1-0 G4-3		2-2 L4-6		2-1 F8		2-2 L8	2 0 0 0 0 1 0 3 0 0 0 0 0 3																										
Kal Daniels, L (1, 3) OBP: 0.333, SLG: 0.417	3-1 E6 2B		1-2 F7			0-2 E3 BB 1B		0-0 1B	1-2 P3	5 2 1 0 0 0 2																										
Darryl Strawberry, L (1, 9) OBP: 0.353, SLG: 0.600 Jim Gott, R (8, 1)	0-2 1-H 2B			2-2 G4-3 2B		4-2 1B BB BB		1-0 G5-3		3 0 2 1 1 0 0 0 0 0 0 0 0 0																										
Eric Davis, R (1, 7) OBP: 0.529, SLG: 0.643	4-1 BB			1-1 G4-3 1B		1-3 K		2-1 HR		3 1 2 1 1 1 2																										
Juan Samuel, R (1, 4) OBP: 0.294, SLG: 0.077	2-0 F8			1-3 K		4-1 1B BB		0-3 K		3 0 0 0 1 2 4																										
Mike Scioscia, L (1, 2) OBP: 0.438, SLG: 0.538			2-2 G1-3		3-2 G4-3		2-1 1B		2-2 P6	4 0 1 1 0 0 2																										
Jose Offerman, S (1, 6) Dave Hansen, L (6, PH) OBP: 0.333, SLG: 0.333			2-0 G4-3		2-3 K		3-3 K		0-1 L8	2 0 0 0 0 0 1 2 2 0 0 0 0 0 1 3																										
Bob Ojeda, L (1, 1) Stan Javier, S (5, PH) Steve Wilson, L (5, 1) Todd Benzinger, S (6, PH) Tim Crews, R (6, 1) John Candelaria, L (7, 1) Mitch Webster, S (8, 9)			1-1 G3-1			0-0 L4-6 G1-3 1B		0-3 K	0-1 BB 1B	1 0 0 0 0 0 0 0 1 0 1 0 0 0 0 0 0 0 0 0 0 0 0 0 1 0 0 0 0 0 1 3 0 0 0 0 0 0 0 0 0 0 0 0 0 0 0 0 1 0 1 0 0 0 0 0																										
Inning Stats	R: 1 E: 1 K: 1 S: 13	H: 1 LOB: 2 BB: 1 P: 28	R: 0 E: 0 K: 0 S: 7	H: 0 LOB: 0 BB: 0 P: 11	R: 0 E: 0 K: 2 S: 8	H: 0 LOB: 2 BB: 0 P: 12	R: 0 E: 0 K: 2 S: 17	H: 1 LOB: 0 BB: 0 P: 13	R: 1 E: 1 K: 3 S: 17	H: 1 LOB: 3 BB: 2 P: 31	R: 0 E: 0 K: 1 S: 6	H: 1 LOB: 1 BB: 0 P: 10	R: 1 E: 0 K: 1 S: 9	H: 1 LOB: 0 BB: 0 P: 14	R: 0 E: 0 K: 0 S: 10	H: 1 LOB: 2 BB: 1 P: 17	1B: 5 2B: 3 3B: 0 HR: 1	SF: 0 SAC: 0 DP: 1 HBP: 0	WP: 0 PB: 0 SB: 0 CS: 0	PA: 39																
PITCHER	IP WLS BF H R ER SO BB IBB HBP BLK WP HR S P ERA WHIP																																			
Dave Eiland, R (1, 1) ERA: 2.25	4.0		18	4	1	0	3	1	0	0	0	0	0	46	78	0.00	1.250																			
Pat Clements, L (5, 1) ERA: 3.86	1.0		4	0	1	0	0	1	0	0	0	0	0	13	21	0.00	1.000																			
Jose Melendez, R (6, 1) ERA: 1.8	2.0	W	8	2	0	0	4	1	0	0	0	0	0	18	32	0.00	1.500																			
Jeremy Hernandez, R (8, 1) ERA: 2.25	2.0		9	2	1	1	1	1	0	0	0	0	1	19	31	4.50	1.500																			

Los Angeles Dodgers @ San Diego Padres
Jack Murphy Stadium, San Diego, CA

Fri Apr 10 1992, 10:05 PM EDT
Att. 23,971 - Cloudy - 70 F

AB	35
R	3
H	8
RBI	3
BB	4
SO	8
LOB	22



Batter	1	2	3	4	5	6	7	8	9	AB	R	H	RBI	BB	SO	LOB				
Tony Fernandez, S OBP: 0.235, SLG: 0.438 (1, 6)	2-2 G1-3 3B 2B	0-0 G4-3			2-1 G4-3		0-0 SH1-3 1-2	1-2 G3		4	1	1	0	0	0	0				
Tony Gwynn, L OBP: 0.400, SLG: 0.579 (1, 9)	0-2 G1-3 2-3		0-0 G4-3		1-2 G6-3		4-0 HR IBB			3	1	0	0	1	0	1				
Gary Sheffield, R OBP: 0.200, SLG: 0.333 (1, 5)	3-2 3B 3-H		3-2 L7		1-0 2B		4-2 HR BB	1-2 2-3		3	1	2	1	1	0	0				
Fred McGriff, L OBP: 0.421, SLG: 1.059 (1, 3)	2-3 K		3-2 L9		4-2 BB		2-0 HR	1-H 2-H 3-H		3	1	1	4	1	1	1				
Benito Santiago, R (1, 2)	0-1 G6-3			2-0 F8	1-3 K		4-2 BB			3	0	0	0	1	1	3				
Jerald Clark, R OBP: 0.368, SLG: 0.529 (1, 7)		4-2 HR BB		0-1 HR		3-3 K	1-0 F8			3	2	1	1	1	1	1				
Darrin Jackson, R OBP: 0.211, SLG: 0.294 (1, 8)		3-2 P3		4-1 BB		2-1 F8	3-1 F7			3	0	0	0	1	0	2				
Kurt Stillwell, S OBP: 0.350, SLG: 0.400 (1, 4)		1-0 G4-3 1-2		3-3 K		3-1 G4-3		0-0 G4-3		4	0	0	0	0	1	2				
Dave Eiland, R OBP: 0.500, SLG: 2.000 Pat Clements, R Jose Melendez, R Thomas Howard, S OBP: 0.333, SLG: 0.333 Jeremy Hernandez, R (8, 1)		2-2 HR		3-3 K			1-0 HR SH1-3 1B	1-1 F9		2	1	1	2	0	1	1				
										0	0	0	0	0	0	0				
										0	0	0	0	0	0	0				
										1	1	1	0	0	0	0				
										1	0	0	0	0	0	0				
Inning Stats	R: 1 E: 0 K: 1 S: 16	H: 2 LOB: 1 BB: 0 P: 23	R: 2 E: 0 K: 0 S: 11	H: 1 LOB: 0 BB: 1 P: 21	R: 0 E: 0 K: 0 S: 8	H: 0 LOB: 0 BB: 0 P: 14	R: 1 E: 0 K: 2 S: 12	H: 1 LOB: 1 BB: 1 P: 23	R: 0 E: 0 K: 1 S: 12	H: 1 LOB: 2 BB: 1 P: 21	R: 0 E: 0 K: 1 S: 7	H: 0 LOB: 0 BB: 0 P: 15	R: 4 E: 0 K: 0 S: 11	H: 2 LOB: 1 BB: 3 P: 30	R: 0 E: 0 K: 0 S: 6	H: 0 LOB: 0 BB: 0 P: 8	1B: 1 2B: 2 3B: 1 HR: 3	SF: 0 SAC: 1 DP: 0 HBP: 0	WP: 0 PB: 0 SB: 1 CS: 0	PA: 37

BOTTOM

Los Angeles Dodgers @ San Diego Padres
Jack Murphy Stadium, San Diego, CA
Fri Apr 10 1992, 10:05 PM EDT
Att. 23,971 - Cloudy - 70 F

livebaseballscorecards.com

AB	30
R	8
H	7
RBI	8
BB	6
SO	5
LOB	11



PITCHER	IP	WLS	BF	H	R	ER	SO	BB	IBB	HBP	BLK	WP	HR	S	P	ERA	WHIP
Bob Ojeda, L ERA: 9.0 (1, 1)	4.0	L	18	4	4	4	3	2	0	0	0	0	2	47	81	9.00	1.500
Steve Wilson, L ERA: (5, 1)	1.0		5	1	0	0	1	1	0	0	0	0	0	12	21	0.00	2.000
Tim Crews, R ERA: 36.0 (6, 1)	1.1		7	1	3	3	1	1	1	0	0	0	0	11	28	20.25	1.500
John Candelaria, L ERA: 3.0 (7, 1)	0.2		4	1	1	1	0	1	0	0	0	0	1	7	17	13.50	3.000
Jim Gott, R ERA: (8, 1)	1.0		3	0	0	0	0	0	0	0	0	0	0	6	8	0.00	0.000

Batter	1	2	3	4	5	6	7	8	9	10	AB R H RBI BB SO LOB	TOP
Brett Butler, L (1, 8) OBP: 0.391, SLG: 0.571	1-2 CS 1B			3-2 FC6-4 1B		4-1 1B SH1-4 1B BB		1-2 G6-3	1-3 K		4 1 2 0 1 1 2	Los Angeles Dodgers @ San Diego Padres Jack Murphy Stadium, San Diego, CA Sat Apr 11 1992, 10:05 PM EDT Att: 31,155 - Cloudy - 72 F
Mike Sharperson, R (1, 5) OBP: 0.444, SLG: 0.375 Lenny Harris, L (10, PH) OBP: 0.308, SLG: 0.308	1-2 SAFE F7			2-2 SAFE FC6-4		1-1 SAFE SH1-4		1-1 FC1-6 1B		3-2 P5	3 0 1 0 0 0 2 1 0 0 0 0 0 0	
Eric Karros, R (1, 3) OBP: 0.286, SLG: 0.714 Stan Javier, S (8, PR) OBP: 0.500, SLG: 0.500 Todd Benzinger, S (8, 3) OBP: 0.600, SLG: 0.750	2-2 G6-3			3-3 K		0-0 1B 1B		0-1 FC1-6		0-1 F8	4 0 1 0 0 1 2 0 0 0 0 0 0 0 1 0 0 0 0 0 0	
Darryl Strawberry, L (1, 9) OBP: 0.318, SLG: 0.474				3-1 G3-4-1		0-3 K		4-1 1-2 BB		1-3 K	4 0 0 0 1 2 3	
Eric Davis, R (1, 7) OBP: 0.524, SLG: 0.778						1-0 HR		0-1 1-2 3-H 1B		2-2 F8	4 1 2 2 0 1 2	
Juan Samuel, R (1, 4) OBP: 0.286, SLG: 0.118				2-3 K		3-3 K		0-1 F8		1-0 SH1-4 1B	4 0 1 0 0 2 2	
Mike Scioscia, L (1, 2) OBP: 0.368, SLG: 0.438						1-1 G3-1		2-1 F8		1-0 SH1-4	3 0 0 0 0 0 0	
Jose Offerman, S (1, 6) OBP: 0.176, SLG: 0.067				1-2 L7		1-0 1B		2-3 K		2-3 K	4 0 1 0 0 2 1	
Kevin Gross, R (1, 1) Steve Wilson, L (8, 1) Jim Gott, R (8, 1) Mitch Webster, S (9, PH) OBP: 1.000, SLG: 1.000 Roger McDowell, R (9, 1)				0-0 L4		1-3 K		3-1 G4-3		4-2 BB	3 0 0 0 0 1 1 0 0 0 0 0 0 0 0 0 0 0 0 0 0 0 0 0 0 1 0 0 0 0 0 0 0 0 0	
Inning Stats	R: 0 H: 1 E: 0 LOB: 0 K: 0 BB: 0 S: 10 P: 14	R: 0 H: 0 E: 0 LOB: 0 K: 2 BB: 0 S: 10 P: 14	R: 0 H: 0 E: 0 LOB: 0 K: 0 BB: 0 S: 6 P: 7	R: 0 H: 1 E: 0 LOB: 1 K: 1 BB: 0 S: 13 P: 24	R: 1 H: 2 E: 0 LOB: 1 K: 2 BB: 0 S: 10 P: 17	R: 1 H: 2 E: 0 LOB: 2 K: 1 BB: 1 S: 11 P: 16	R: 0 H: 0 E: 0 LOB: 0 K: 1 BB: 0 S: 7 P: 14	R: 0 H: 1 E: 0 LOB: 2 K: 0 BB: 1 S: 11 P: 19	R: 0 H: 1 E: 0 LOB: 2 K: 2 BB: 1 S: 13 P: 22	R: 0 H: 0 E: 0 LOB: 0 K: 1 BB: 0 S: 10 P: 14	1B: 7 SF: 0 2B: 0 SAC: 2 3B: 0 DP: 0 HR: 1 HBP: 0	
PITCHER	IP WLS BF H R ER SO BB IBB HBP BLK WP HR S P ERA WHIP											
Bruce Hurst, L (1, 1) ERA: 3.21	7.0											
Randy Myers, L (8, 1) ERA:	2.0											
Jose Melendez, R (10, 1) ERA: 1.5	1.0											

AB	35
R	2
H	8
RBI	2
BB	3
SO	10
LOB	15




Batter	1	2	3	4	5	6	7	8	9	10	AB	R	H	RBI	BB	SO	LOB
Tony Fernandez, S OBP: 0.318, SLG: 0.450 (1, 6)	L4		F8			E7		G6-3		1B	4	2	2	0	1	0	1
Tony Gwynn, L OBP: 0.440, SLG: 0.565 (1, 9)	G6-3			F7		FC4-6		G6-3		1B	4	1	2	0	1	0	1
Gary Sheffield, R OBP: 0.200, SLG: 0.318 (1, 5)	G6-3			L8		E6		1B		SF8	4	0	1	2	0	0	2
Fred McGriff, L OBP: 0.435, SLG: 0.952 (1, 3)		K				FC4-6		1B			4	0	2	1	0	1	1
Benito Santiago, R OBP: 0.105, SLG: 0.056 (1, 2)		L1-3		G5-3		FC5-4		F9			4	0	1	0	0	0	4
Jerald Clark, R OBP: 0.348, SLG: 0.476 (1, 7)		L1-3								G6-3	4	0	1	0	0	1	1
Darrin Jackson, R OBP: 0.182, SLG: 0.250 (1, 8)			K			F8		G1			3	0	0	0	0	1	0
Tim Teufel, R (1, 4)			G6-3			F7		P3			3	0	0	0	1	0	1
Thomas Howard, S (9, PR)											0	0	0	0	0	0	0
Jose Melendez, R (10, 1)											0	0	0	0	0	0	0
Bruce Hurst, L (1, 1)											2	0	1	0	0	0	0
Oscar Azocar, L (7, PH)											1	0	0	0	0	0	1
Randy Myers, L (8, 1)											0	0	0	0	0	0	0
Kurt Stillwell, S (9, PH)											1	0	0	0	0	0	1
Roger McDowell, R (10, 4)											1	0	0	0	0	0	1

Inning Stats	R: 0	H: 0	E: 0	K: 0	S: 7	R: 0	H: 1	E: 0	K: 1	S: 6	R: 0	H: 1	E: 0	K: 1	S: 9	R: 0	H: 1	E: 0	K: 1	S: 5	R: 2	H: 2	E: 2	K: 0	S: 11	R: 0	H: 1	E: 0	K: 0	S: 7	R: 0	H: 3	E: 0	K: 0	S: 9	R: 0	H: 0	E: 0	K: 0	S: 7	R: 1	H: 1	E: 0	K: 0	S: 9	1B: 9	2B: 2	3B: 0	HR: 0	SF: 1	SAC: 1	DP: 3	HBP: 0	WP: 0	PA: 39
--------------	------	------	------	------	------	------	------	------	------	------	------	------	------	------	------	------	------	------	------	------	------	------	------	------	-------	------	------	------	------	------	------	------	------	------	------	------	------	------	------	------	------	------	------	------	------	-------	-------	-------	-------	-------	--------	-------	--------	-------	--------

PITCHER	IP	WLS	BF	H	R	ER	SO	BB	IBB	HBP	BLK	WP	HR	S	P	ERA	WHIP
Kevin Gross, R (1, 1)	7.2		30	8	2	0	3	1	0	0	0	0	0	65	92	0.00	1.174
Steve Wilson, L (8, 1)	0.0		1	1	0	0	0	0	0	0	0	0	0	3	3	∞	∞
Jim Gott, R (8, 1)	0.1		1	0	0	0	0	0	0	0	0	0	0	1	3	0.00	0.000
Roger McDowell, R (9, 1)	1.1	L	7	1	1	1	0	2	0	0	0	0	0	16	34	6.75	2.250

Los Angeles Dodgers @ San Diego Padres
Jack Murphy Stadium, San Diego, CA
 Sat Apr 11 1992, 10:05 PM EDT
 Att. 31,155 - Cloudy - 72 F

AB	34
R	3
H	10
RBI	3
BB	3
SO	3
LOB	13



Batter	1	2	3	4	5	6	7	8	9	AB R H RBI BB SO LOB	TOP																	
Brett Butler, L (1, 8) OBP: 0.357, SLG: 0.500	3-2 F7		1-0 PO	2-1 FC4-6 1B		2-3 K		0-1 G1-3	1-3 K	5 0 1 0 0 2 3	Los Angeles Dodgers @ San Diego Padres Jack Murphy Stadium, San Diego, CA Sun Apr 12 1992, 6:33 AM EDT Att. 27,623 - Sunny - 73 F																	
Lenny Harris, L (1, 4) Juan Samuel, R (9, PH) OBP: 0.318, SLG: 0.167	1-2 G6-3			1-0 F7		4-0 G2-3 FC BB		2-1 G4-3	0-0 FC6-4 1B	3 0 0 0 1 0 1 1 0 1 2 0 0 0																		
Todd Benzinger, S (1, 3) Roger McDowell, R (9, 1)	1-2 G4-3			0-0 FC4-6 BB		0-0 FC G2-3		1-1 G6-3	1-0 FC6-4 1-2f	5 0 0 0 0 0 4 0 0 0 0 0 0 0																		
Darryl Strawberry, L (1, 9) OBP: 0.346, SLG: 0.455		2-0 G4-3		4-0 FC6-4 BB		0-1 G2-3			2-1 BB E 1B	3 1 1 0 1 0 2																		
Eric Davis, R (1, 7) OBP: 0.480, SLG: 0.667		3-1 F8		0-2 FC6-4 1-2f		4-2 FC6-4 BB			0-2 E5 BB 1B	3 1 0 0 1 0 3																		
Dave Hansen, L (1, 5) Mike Sharperson, R (9, PH) OBP: 0.500, SLG: 0.375		1-1 G6-3			4-0 BB	0-1 FC6-4 1-2f			4-2 1B 1B 1B BB	2 0 0 0 1 0 3 0 1 0 0 1 0 0																		
Carlos Hernandez, R (1, 2) Mitch Webster, S (9, PH) Mike Scioscia, L (9, 2) OBP: 0.368, SLG: 0.438			2-3 K		0-0 P6		0-1 L8		0-0 1B 1B	3 0 0 0 0 1 1 1 1 1 2 0 0 0 0 0 0 0 0 0 0																		
Jose Offerman, S (1, 6) OBP: 0.238, SLG: 0.158			3-1 PO SH2-4 1B		0-0 L7		0-0 P5		3-2 1B 1B	4 0 2 0 0 0 1																		
Ramon Martinez, R (1, 1) Stan Javier, S (7, PH) Steve Wilson, L (7, 1) Tim Crews, R (7, 1) Eric Karros, R (9, PH) OBP: 0.250, SLG: 0.625			0-0 SH2-4		0-0 F7		2-1 P6		1-3 K	1 0 0 0 0 0 1 1 0 1 0 0 0 0 1 3																		
Inning Stats	R: 0 E: 0 K: 0 S: 9	H: 0 LOB: 0 BB: 0 P: 14	R: 0 E: 0 K: 0 S: 5	H: 0 LOB: 0 BB: 0 P: 11	R: 0 E: 0 K: 1 S: 7	H: 1 LOB: 0 BB: 0 P: 13	R: 0 E: 0 K: 0 S: 3	H: 0 LOB: 1 BB: 1 P: 7	R: 0 E: 0 K: 1 S: 10	H: 0 LOB: 3 BB: 2 P: 20	R: 0 E: 0 K: 0 S: 5	H: 0 LOB: 0 BB: 0 P: 7	R: 0 E: 0 K: 0 S: 6	H: 0 LOB: 0 BB: 0 P: 9	R: 4 E: 1 K: 2 S: 19	H: 4 LOB: 2 BB: 1 P: 31	1B: 6 2B: 0 3B: 0 HR: 0	SF: 0 SAC: 1 DP: 0 HBP: 0	WP: 0 PB: 0 SB: 0 CS: 0	PA: 40								
PITCHER	IP WLS BF H R ER SO BB IBB HBP BLK WP HR S P ERA WHIP																											
Greg Harris, R (1, 1) ERA: 2.77	8.0	32	3	2	2	2	4	0	0	0	0	0	0	57	102	2.25	0.875											
Randy Myers, L (9, 1) ERA: 3.0	1.0	W	7	3	2	1	2	1	0	0	0	0	0	14	24	9.00	4.000											

AB	33
R	4
H	6
RBI	4
BB	5
SO	4
LOB	22



BOTTOM

Los Angeles Dodgers @ San Diego Padres
Jack Murphy Stadium, San Diego, CA

livebaseballscorecards.com

AB 33
R 5
H 8
RBI 5
BB 4
SO 1
LOB 13



WP: 3 PA: 39
PB: 0
SB: 1
CS: 0

Sun Apr 12 1992, 6:33 AM EDT
Att: 27,623 - Sunny - 73 F

AB R H RBI BB SO LOB

5 2 1 0 0 0 2

4 1 1 0 1 0 3

4 1 3 5 1 0 2

2 0 0 0 2 1 2

4 0 0 0 0 0 4

4 0 0 0 0 0 0

4 0 0 0 0 0 0

4 1 2 0 0 0 0

2 0 1 0 0 0 0

0 0 0 0 0 0 0

0 0 0 0 0 0 0

1B: 7 SF: 0
2B: 0 SAC: 2
3B: 0 DP: 0
HR: 1 HBP: 0

Batter	1	2	3	4	5	6	7	8	9
Tony Fernandez, S OBP: 0.296, SLG: 0.400	1-0 L3		2-1 E6 1B		2-0 F7 FC1-5 1B		2-1 FC6-2 WP 1B HR		2-1 F7
Tony Gwynn, L OBP: 0.433, SLG: 0.519	2-0 L9		2-0 G5-3		0-0 FC1-5		0-0 WP HR 1B		4-0 IBB
Gary Sheffield, R OBP: 0.300, SLG: 0.500	4-1 BB BB		3-1 WP BB 1B		0-0 F7		2-1 1-H 2-H HR		2-1 1B
Fred McGriff, L OBP: 0.444, SLG: 0.870	4-0 1-2 BB		4-2 WP BB		3-2 F9		1-3 K		
Benito Santiago, R OBP: 0.087, SLG: 0.045	0-1 F9		1-1 P6			2-1 F7		2-2 P4	
Jerald Clark, R OBP: 0.296, SLG: 0.400		1-0 G5-3		2-1 P4		0-0 G4-3		0-0 G5-3	
Darrin Jackson, R OBP: 0.154, SLG: 0.208		2-1 F7		2-1 G4-3		1-1 F8		0-1 G6-3	
Kurt Stillwell, S OBP: 0.360, SLG: 0.400		1-0 F8		3-1 G4-3			1-1 WP SH2-4 FC6-2 1B		0-1 SH1-4 1B
Greg Harris, R OBP: 0.333, SLG: 0.333			0-2 G5-3		1-0 FC1-5 1B				0-0 SH1-4
Randy Myers, L									
Thomas Howard, S OBP: 0.333, SLG: 0.333									1-2

Inning Stats	R: 0	H: 0	E: 0	K: 0	S: 5	LOB: 2	BB: 2	P: 16
	R: 0	H: 0	E: 0	K: 0	S: 4	LOB: 0	BB: 0	P: 8
	R: 1	H: 1	E: 2	K: 0	S: 12	LOB: 2	BB: 1	P: 24
	R: 0	H: 0	E: 0	K: 0	S: 6	LOB: 0	BB: 0	P: 13
	R: 0	H: 2	E: 0	K: 0	S: 8	LOB: 2	BB: 0	P: 14
	R: 0	H: 0	E: 0	K: 0	S: 5	LOB: 0	BB: 0	P: 8
	R: 3	H: 3	E: 0	K: 1	S: 11	LOB: 0	BB: 0	P: 17
	R: 0	H: 0	E: 0	K: 0	S: 6	LOB: 0	BB: 0	P: 8
	R: 1	H: 2	E: 0	K: 0	S: 7	LOB: 2	BB: 1	P: 15

PITCHER	IP	WLS	BF	H	R	ER	SO	BB	IBB	HBP	BLK	WP	HR	S	P	ERA	WHIP
Ramon Martinez, R ERA: 3.12	(1, 1)	6.0	25	3	1	0	0	3	0	0	0	1	0	40	83	0.00	1.000
Steve Wilson, L ERA: 6.0	(7, 1)	0.2	4	2	2	2	0	0	0	0	0	1	0	6	9	27.00	3.000
Tim Crews, R ERA: 24.3	(7, 1)	1.1	5	1	1	1	1	0	0	0	0	1	1	11	16	6.75	0.750
Roger McDowell, R ERA: 4.5	(9, 1)	0.2	L 5	2	1	1	0	0	1	0	0	0	0	7	15	13.50	3.000


Batter	1	2	3	4	5	6	7	8	9	AB R H RBI BB SO LOB	TOP											
Brett Butler, L (1, 8) OBP: 0.394, SLG: 0.464	4-0 BB G3-6-3		4-1 BB		3-3 K		4-0 BB FC4-6 BB		0-3 K	2 0 0 0 3 2 1												
Lenny Harris, L (1, 4) OBP: 0.300, SLG: 0.222	2-1 F7		2-2 G4-3			4-2 BB	1-1 FC4-6 1B		0-0 FC4-6 1B	2 0 0 0 1 0 2 2 0 1 0 0 0 2												
Juan Samuel, R (7, PH) OBP: 0.333, SLG: 0.200							1-2 2-3															
Todd Benzinger, S (1, 3) OBP: 0.333, SLG: 0.429	1-1 G3-6-3 1-2f			0-0 G3 2B		1 SAFE 2-1 F7	1-1 1B		0-2 FC4-6 1-2f	5 0 2 1 0 0 3												
Darryl Strawberry, L (1, 9) OBP: 0.323, SLG: 0.385		4-2 BLK 1B BB		1-2 G3		0-3 K	3-2 G4-3		2-3 K	4 0 0 0 1 2 5												
Eric Davis, R (1, 7) OBP: 0.448, SLG: 0.583		3-3 K		0-3 K		1-0 P3		4-2 G1-3 BB		3 0 0 0 1 2 3												
Dave Hansen, L (1, 5) OBP: 0.333, SLG: 0.375		0-0 F9		0-0 F7			0-1 3B 2B	1-2 G1-3		3 1 1 0 0 0 2 1 0 0 0 0 0 1												
Mike Sharperson, R (8, PH) OBP: 0.455, SLG: 0.333								1-2														
Mike Scioscia, L (1, 2) OBP: 0.348, SLG: 0.400		0-1 1B 2-H				1-1 G4-3	1-0 P6	3-2 F8		4 0 1 0 0 0 2												
Jose Offerman, S (1, 6) OBP: 0.280, SLG: 0.273			1-2 P5		0-2 L8		0-1 1B 3B	4-1 BB		3 1 1 1 1 0 0												
Orel Hershiser, R (1, 1) OBP: 0.200, SLG: 0.400			0-1 G6-3		2-1 2B		1-1 FC4-6 1B 3-H	1-2 P7		2 0 1 0 0 0 0 1 1 1 1 0 0 0 0 0 0 0 0 0 0 1 0 0 0 0 0 2 0 0 0 0 0 0 0												
Stan Javier, S (7, PH) OBP: 0.500, SLG: 0.500																						
Steve Wilson, L (7, 1)																						
Mitch Webster, S (8, PH) OBP: 0.750, SLG: 0.667																						
Jim Gott, R (8, 1)																						
Inning Stats	R: 0 E: 0 K: 0 S: 5	H: 0 LOB: 0 BB: 1 P: 11	R: 0 E: 0 K: 1 S: 8	H: 1 LOB: 2 BB: 1 P: 15	R: 0 E: 0 K: 0 S: 9	H: 0 LOB: 1 BB: 1 P: 16	R: 0 E: 0 K: 1 S: 8	H: 1 LOB: 1 BB: 0 P: 9	R: 0 E: 0 K: 1 S: 12	H: 1 LOB: 1 BB: 0 P: 18	R: 0 E: 0 K: 1 S: 8	H: 0 LOB: 1 BB: 1 P: 15	R: 3 E: 0 K: 0 S: 16	H: 4 LOB: 2 BB: 1 P: 27	R: 0 E: 0 K: 0 S: 12	H: 0 LOB: 2 BB: 2 P: 25	R: 0 E: 0 K: 2 S: 10	H: 1 LOB: 1 BB: 0 P: 12	1B: 4 2B: 3 3B: 1 HR: 0	SF: 0 SAC: 0 DP: 1 HBP: 0	WP: 0 PB: 0 SB: 0 CS: 0	PA: 40
PITCHER	IP WLS BF H R ER SO BB IBB HBP BLK WP HR S P ERA WHIP																					
Darryl Kile, R (1, 1) ERA: 3.97	6.1 W 28 6 3 3 4 5 0 0 1 0 0 57 97 4.26 1.737																					
Al Osuna, L (7, 1) ERA:	1.1 7 1 0 0 0 2 0 0 0 0 0 18 35 0.00 2.250																					
Doug Jones, R (8, 1) ERA:	1.1 S 5 1 0 0 2 0 0 0 0 0 0 13 16 0.00 0.750																					

Los Angeles Dodgers @ Houston Astros
 Astrodome, Houston, TX
 Mon Apr 13 1992, 8:05 PM EDT
 Att. 8,771 - Dome - 70 F

AB	33
R	3
H	8
RBI	3
BB	7
SO	6
LOB	23



WP: 0	PA: 40
PB: 0	
SB: 0	
CS: 0	

Batter	1	2	3	4	5	6	7	8	9	AB R H RBI BB SO LOB	TOP											
Brett Butler, L (1, 8) OBP: 0.395, SLG: 0.419	1-1 G4-3		4-1 F7 1B HR BB	0-0 G6-3		4-2 FC4 BB		2-2 G6-3		3 1 0 1 2 0 2												
Mike Sharperson, R (1, 5) OBP: 0.500, SLG: 0.417 Lenny Harris, L (6, PH) OBP: 0.273, SLG: 0.200	2-2 G5-3		0-0 HR 1B		0-2 FC6-4 1B	1-0 FC4		1-2 3-H 2-1 F7		3 1 2 0 0 0 0 2 0 0 0 0 0 2												
Eric Karros, R (1, 3) OBP: 0.154, SLG: 0.385 Todd Benzing, S (8, 3) OBP: 0.333, SLG: 0.429	0-3 K		3-2 F7		0-1 FC6-4 2B 1-2f		2-3 K	0-1 G4-3		5 0 0 0 0 2 4 0 0 0 0 0 0 0												
Darryl Strawberry, L (1, 9) OBP: 0.333, SLG: 0.367		4-2 1B BB BB	2-0 F7		1-3 K		2-2 1B	1-1 E6 G6-3 PB		4 1 1 0 1 1 3												
Eric Davis, R (1, 7) OBP: 0.471, SLG: 0.714		4-1 1B 1-2 BB	1-1 HR		3-0 2B		1-3 K	1-1 G6-3		4 1 2 3 1 1 2												
Juan Samuel, R (1, 4) OBP: 0.310, SLG: 0.167		2-3 K	2-3 K		4-0 IBB		0-0 F9	0-3 K		4 0 0 0 1 3 4												
Mike Scioscia, L (1, 2) OBP: 0.321, SLG: 0.360		3-2 P2		3-2 G5-3		0-0 F7		2-2 2B 1B 1B	2-2 G1-3	5 1 1 0 0 0 5	AB 37 R 6 H 10 RBI 5 BB 5 SO 9 LOB 25											
Jose Offerman, S (1, 6) OBP: 0.345, SLG: 0.385		0-1 1-2 2-3 1B		0-0 SH3-4 1B		0-3 K2-3		1-1 1B G6-3 2B		4 1 3 0 0 1 0												
Tom Candiotti, R (1, 1) OBP: 0.167, SLG: 0.167		0-0 G1-3		0-0 SH3-4		2-3 K		0-1 G6-3 1B		3 0 1 1 0 1 3												
Inning Stats	R: 0 E: 0 K: 1 S: 10	H: 0 LOB: 0 BB: 0 P: 13	R: 0 E: 0 K: 1 S: 13	H: 1 LOB: 3 BB: 2 P: 26	R: 3 E: 0 K: 1 S: 16	H: 2 LOB: 0 BB: 1 P: 28	R: 0 E: 0 K: 0 S: 7	H: 1 LOB: 1 BB: 0 P: 10	R: 0 E: 0 K: 1 S: 10	H: 2 LOB: 3 BB: 1 P: 18	R: 0 E: 0 K: 2 S: 12	H: 0 LOB: 1 BB: 1 P: 18	R: 0 E: 0 K: 2 S: 10	H: 1 LOB: 1 BB: 0 P: 15	R: 2 E: 0 K: 0 S: 17	H: 3 LOB: 1 BB: 0 P: 24	R: 1 E: 1 K: 1 S: 12	H: 0 LOB: 0 BB: 0 P: 16	1B: 7 2B: 2 3B: 0 HR: 1	SF: 0 SAC: 1 DP: 0 HBP: 0	WP: 0 PB: 1 SB: 0 CS: 0	PA: 43
PITCHER	IP WLS BF H R ER SO BB IBB HBP BLK WP HR S P ERA WHIP																					
Butch Henry, L (1, 1) ERA: 6.75	5.0 L 25 6 3 3 4 3 1 0 0 0 1 56 95 5.40 1.800																					
Xavier Hernandez, R (6, 1) ERA:	2.0 8 1 0 0 4 1 0 0 0 0 0 22 33 0.00 1.000																					
Rob Murphy, L (8, 1) ERA: 4.5	1.0 7 3 3 2 0 0 0 0 0 0 0 19 27 18.00 3.000																					
Ryan Bowen, R (9, 1) ERA: 12.0	1.0 3 0 0 0 1 0 0 0 0 0 0 10 13 0.00 0.000																					

Los Angeles Dodgers @ Houston Astros
 Astrodome, Houston, TX
 Tue Apr 14 1992, 8:05 PM EDT
 Att. 13,773 - Dome - 70 F

livebaseballscorecards.com

Batter	1	2	3	4	5	6	7	8	9	AB	R	H	RBI	BB	SO	LOB
Craig Biggio, R OBP: 0.389, SLG: 0.500 (1, 4)	2-2 G5-3		4-2 5S 1B BB		1-0 G6-3			1-2 G3 3B		3	1	1	0	1	0	0
Steve Finley, L OBP: 0.314, SLG: 0.412 (1, 8)	2-1 B1-3		0-1 1 SAFE 1 SAFE 1 SAFE 5 BB 1B			2-3 K		1-0 G3		4	0	1	2	0	1	0
5 Jeff Bagwell, R OBP: 0.444, SLG: 0.548 (1, 3)	2-0 F9		4-2 1 SAFE 1 SAFE 1B BB			1-3 K		2-1 G6-3		3	0	0	0	1	1	0
Luis Gonzalez, L OBP: 0.182, SLG: 0.100 (1, 7)			1-2 G3-1			2-1 S 1B		1-0 L3		4	0	1	0	0	0	3
Pete Incaviglia, R OBP: 0.294, SLG: 0.424 (1, 9)		0-1 L7		0-3 K		1 SAFE 3-2 G6-3			0-2 G4-3	4	0	0	0	0	1	1
Ken Caminiti, S OBP: 0.324, SLG: 0.484 (1, 5)		3-2 G3		1-0 P5			2-2 G4-3 2B		1-2 BB 1B	4	0	2	0	0	0	0
Eddie Taubensee, L OBP: 0.400, SLG: 0.412 (1, 2)			1-1 SH5-3 1B 2B		2-3 K		0-1 G4-3		4-1 BB	3	1	1	0	1	1	1
Andujar Cedeno, R OBP: 0.174, SLG: 0.143 Rafael Ramirez, R OBP: 0.250, SLG: 0.143 (9, PH)			0-1 F7		1-3 K		1-3 K		3-2 P6	3	0	0	0	0	2	2
Butch Henry, L OBP: 0.250, SLG: 0.250 Eric Anthony, L OBP: 0.250, SLG: 0.250 Rob Murphy, L OBP: 0.250, SLG: 0.250 Ryan Bowen, R OBP: 0.250, SLG: 0.250 Casey Candaele, S OBP: 0.267, SLG: 0.214 (1, 1) (5, PH) (6, 1) (7, PH) (8, 1) (9, 1) (9, 7)			0-0 SH5-3		2-1 G3-1		1-0 G4-3		1-3 K	0	0	0	0	0	0	0

Inning Stats	R: 0	H: 0	R: 0	H: 0	R: 1	H: 2	R: 0	H: 0	R: 0	H: 1	R: 0	H: 1	R: 1	H: 1	R: 0	H: 1
	E: 0	LOB: 0	E: 0	LOB: 0	E: 0	LOB: 3	E: 0	LOB: 0	E: 0	LOB: 1	E: 0	LOB: 1	E: 0	LOB: 0	E: 0	LOB: 2
	K: 0	BB: 0	K: 0	BB: 0	K: 0	BB: 2	K: 2	BB: 0	K: 1	BB: 0	K: 1	BB: 0	K: 0	BB: 0	K: 1	BB: 1
	S: 6	P: 12	S: 7	P: 10	S: 17	P: 27	S: 7	P: 10	S: 6	P: 10	S: 12	P: 20	S: 8	P: 13	S: 13	P: 22

PITCHER	IP	WLS	BF	H	R	ER	SO	BB	IBB	HBP	BLK	WP	HR	S	P	ERA	WHIP
Tom Candiotti, R ERA: 2.76 (1, 1)	9.0	W	36	6	2	2	7	3	0	0	0	0	0	85	137	2.00	1.000

BOTTOM

Los Angeles Dodgers @ Houston Astros
Astrodome, Houston, TX

Tue Apr 14 1992, 8:05 PM EDT
Att: 13,773 - Dome - 70 F

AB	32
R	2
H	6
RBI	2
BB	3
SO	7
LOB	12



WP	PA	ERA	WHIP
0	36		

Batter	1	2	3	4	5	6	7	8	9	AB R H RBI BB SO LOB	TOP													
Brett Butler, L (1, 8) OBP: 0.381, SLG: 0.457	2-2 G4-3	1-0 1B 3B		2-1 G4-3			2-2 L6			4 1 1 0 0 0 0														
Lenny Harris, L (1, 4) OBP: 0.320, SLG: 0.227	4-2 2B 1B	0-0 3-H 1B			2-1 G3-1		0-1 G1-4-3			2 1 1 1 1 0 0 1 0 0 0 0 0 0														
Mike Sharperson, R (7, PH) OBP: 0.467, SLG: 0.385																								
Todd Benzinger, S (1, 3) OBP: 0.316, SLG: 0.444	0-0 1B 2B	1 SAFE 2-3			1-3 K			2-0 F7		4 1 1 0 0 2 1														
Darryl Strawberry, L (1, 9) OBP: 0.350, SLG: 0.364	4-0 1B 1B IBB			2-1 G3 1B		0-1 G3-1		0-3 K		3 1 1 0 1 1 0														
Eric Davis, R (1, 7) OBP: 0.474, SLG: 0.688	0-1 1B 1B			1-3 K		0-2 1B		0-3 K		4 0 2 2 0 2 1														
Dave Hansen, L (1, 5) OBP: 0.308, SLG: 0.333	0-1 1B			1-0 G3		3-2 G4-3			0-1 G3	4 0 1 1 0 0 2														
Mike Scioscia, L (1, 2) OBP: 0.281, SLG: 0.310	2-1 P2			3-1 F7		0-0 G3			0-1 F8	4 0 0 0 0 0 3														
Jose Offerman, S (1, 6) OBP: 0.313, SLG: 0.345				3-3 K		0-0 G3			0-3 K	3 0 0 0 0 0 1 1 1 0 0 0 0 0 1 0														
Kal Daniels, L (9, PH) OBP: 0.308, SLG: 0.385																								
Bob Ojeda, L (1, 1)				1-3 K			1-3 K			2 0 0 0 0 0 1 0 0 0 0 0 0 0 0 0 1 0 0 0 0 0 1 0 0 0 0 0 0 0 0 0														
Tim Crews, R (6, 1)																								
Stan Javier, S (7, PH) OBP: 0.400, SLG: 0.400																								
Jim Gott, R (7, 1)																								
Inning Stats	R: 3 E: 0 K: 0 S: 13	H: 3 LOB: 1 BB: 2 P: 25	R: 1 E: 0 K: 1 S: 11	H: 2 LOB: 1 BB: 0 P: 13	R: 0 E: 0 K: 1 S: 8	H: 1 LOB: 1 BB: 0 P: 15	R: 0 E: 0 K: 2 S: 9	H: 0 LOB: 0 BB: 0 P: 15	R: 0 E: 0 K: 1 S: 7	H: 0 LOB: 0 BB: 0 P: 10	R: 0 E: 1 K: 0 S: 9	H: 1 LOB: 1 BB: 0 P: 12	R: 0 E: 0 K: 1 S: 8	H: 0 LOB: 0 BB: 0 P: 11	R: 0 E: 0 K: 2 S: 7	H: 0 LOB: 0 BB: 0 P: 9	R: 0 E: 0 K: 1 S: 7	H: 0 LOB: 0 BB: 0 P: 7	R: 0 E: 0 K: 1 S: 7	H: 0 LOB: 0 BB: 0 P: 7	1B: 5 2B: 1 3B: 1 HR: 0	SF: 0 SAC: 0 DP: 0 HBP: 0	WP: 0 PB: 0 SB: 0 CS: 0	PA: 35
PITCHER	IP WLS BF H R ER SO BB IBB HBP BLK WP HR S P ERA WHIP																							
Mark Portugal, R (1, 1) ERA: 3.46	6.0 W 26 7 4 4 5 1 1 0 0 0 0 57 90 6.00 1.333																							
Al Osuna, L (7, 1) ERA:	1.2 5 0 0 0 2 0 0 0 0 0 0 12 17 0.00 0.000																							
Doug Jones, R (8, 1) ERA:	1.1 S 4 0 0 0 2 0 0 0 0 0 0 10 10 0.00 0.000																							

Los Angeles Dodgers @ Houston Astros
 Astrodome, Houston, TX
 Wed Apr 15 1992, 4:33 AM EDT
 Att. 8,526 - Dome - 70 F

AB	33
R	4
H	7
RBI	4
BB	2
SO	9
LOB	8



Batter	1	2	3	4	5	6	7	8	9	AB R H RBI BB SO LOB	TOP
Deion Sanders, L OBP: 0.469, SLG: 0.783 (1, 8) (9, 9)	0-0 CS 1B		4-1 SH5-4 HR BB		1-0 G6-3		0-0 G3		0-0 FC6 1-2f	4 1 1 0 1 0 4	
Mark Lemke, S OBP: 0.364, SLG: 0.381 (1, 4) (9, 9)	1-2 F7		2-1 SH5-4		2-3 K			2-2 G4-3		3 0 0 0 0 1 1	
Terry Pendleton, S OBP: 0.200, SLG: 0.256 (1, 5) (9, 9)	3-2 G1-6-3 1-2		0-3 K		1-1 G6-3			1-2 G3-1		4 0 0 0 0 1 3	
Ron Gant, R OBP: 0.378, SLG: 0.590 (1, 7) (9, 8)		0-0 2B 1B	0-0 HR		2-0 G1-3			2-3 K		4 2 2 3 0 1 0	
Sid Bream, L OBP: 0.207, SLG: 0.120 Lonnie Smith, R (9, PR) (9, 7)	0-0 F9		0-1 G4-3		0-0 G4-3			4-2 1B BB BB		3 0 0 0 1 0 1 0 0 0 0 0 0 0	
Brian Hunter, R OBP: 0.120, SLG: 0.333 (1, 9) (9, 3)		1-0 P3		3-3 K		3-1 F8		1-3 K		4 0 0 0 0 2 2	
Greg Olson, R OBP: 0.419, SLG: 0.320 (1, 2) (9, 9)		3-2 2B		0-0 G4-3		4-2 2B BB		4-1 1B BB		2 1 1 1 2 0 0	
Rafael Belliard, R OBP: 0.310, SLG: 0.259 Jeff Blauser, R OBP: 0.281, SLG: 0.433 (7, PH) (7, 6)		0-1 P3		0-1 G5-3		1-2 F9		1-3 K		2 0 0 0 0 0 1 2 0 0 0 0 1 3	
Tom Glavine, L OBP: 0.444, SLG: 0.444 Jerry Willard, L OBP: 0.200, SLG: 0.400 Steve Lyons, L OBP: 0.143, SLG: 0.429 Marvin Freeman, R Mike Stanton, L Juan Berenguer, R Damon Berryhill, S Alejandro Pena, R (7, PH) (7, PR) (7, 1) (7, 1) (9, PH) (9, 1)			3-2 SH5-4 HR BB 1B		3-2 G1-3		1-2 2B	1-2 FC6 1B 1-2 2-3		2 1 1 0 0 0 0 1 0 1 1 0 1 0 1 0 0 0 0 0 0 0 0 0 0 0	
Inning Stats	R: 0 H: 1 E: 0 LOB: 0 K: 0 BB: 0 S: 9 P: 12	R: 1 H: 2 E: 0 LOB: 1 K: 0 BB: 0 S: 10 P: 14	R: 3 H: 2 E: 0 LOB: 0 K: 1 BB: 1 S: 13 P: 22	R: 0 H: 0 E: 0 LOB: 0 K: 1 BB: 0 S: 7 P: 10	R: 0 H: 0 E: 0 LOB: 0 K: 1 BB: 0 S: 8 P: 14	R: 0 H: 0 E: 0 LOB: 0 K: 0 BB: 0 S: 4 P: 7	R: 1 H: 1 E: 0 LOB: 1 K: 0 BB: 1 S: 11 P: 20	R: 0 H: 0 E: 0 LOB: 0 K: 1 BB: 0 S: 11 P: 16	R: 0 H: 1 E: 0 LOB: 3 K: 2 BB: 2 S: 15 P: 26	1B: 4 SF: 0 2B: 2 SAC: 1 3B: 0 DP: 0 HR: 1 HBP: 0	WP: 0 PA: 37 PB: 0 SB: 1 CS: 1
PITCHER Ramon Martinez, R ERA: 4.32 Jim Gott, R ERA: 1.08 Roger McDowell, R ERA: 3.86	IP WLS BF H R ER SO BB IBB HBP BLK WP HR S P ERA WHIP	IP WLS BF H R ER SO BB IBB HBP BLK WP HR S P ERA WHIP	IP WLS BF H R ER SO BB IBB HBP BLK WP HR S P ERA WHIP	IP WLS BF H R ER SO BB IBB HBP BLK WP HR S P ERA WHIP	IP WLS BF H R ER SO BB IBB HBP BLK WP HR S P ERA WHIP	IP WLS BF H R ER SO BB IBB HBP BLK WP HR S P ERA WHIP	IP WLS BF H R ER SO BB IBB HBP BLK WP HR S P ERA WHIP	IP WLS BF H R ER SO BB IBB HBP BLK WP HR S P ERA WHIP	IP WLS BF H R ER SO BB IBB HBP BLK WP HR S P ERA WHIP	IP WLS BF H R ER SO BB IBB HBP BLK WP HR S P ERA WHIP	IP WLS BF H R ER SO BB IBB HBP BLK WP HR S P ERA WHIP

Atlanta Braves @ Los Angeles Dodgers
Dodger Stadium, Los Angeles, CA
Fri Apr 17 1992, 7:05 PM PDT
Att. 47,771 - Cloudy - 71 F

AB	32
R	5
H	7
RBI	5
BB	4
SO	6
LOB	15



Batter	1	2	3	4	5	6	7	8	9	AB	R	H	RBI	BB	SO	LOB
Brett Butler, L OBP: 0.392, SLG: 0.477 (1, 8)	1-0 2B E 1B		3-2 G6-3	2-2 CS 1B		0-0 P5		0-1 F7		5	1	2	1	0	0	1
Mike Sharperson, R OBP: 0.500, SLG: 0.467 (7, PH) Lenny Harris, L OBP: 0.323, SLG: 0.250 (8, 5)	0-0 E9 1-H 2B		4-0 E HR BB	2-1 G4-3 1-2			1-2 FC4-6 1B		0-0 HR 1B	2	1	1	0	1	0	1
Eric Karros, R OBP: 0.188, SLG: 0.438 Todd Benzinger, S OBP: 0.273, SLG: 0.381 (8, 3)	2-3 K		0-0 E3 HR		1-1 2B		0-0 FC4-6 1-2f		1-3 K	3	1	1	0	0	1	2
Darryl Strawberry, L OBP: 0.354, SLG: 0.500 (1, 9)	1-3 K		2-1 HR		0-0 F7		4-0 IBB		2-2 HR	4	2	2	5	1	1	2
Mitch Webster, S OBP: 0.375, SLG: 0.286 Kal Daniels, L OBP: 0.235, SLG: 0.294 Stan Javier, S OBP: 0.222, SLG: 0.222 (8, 7)	3-3 K		1-3 K		0-0 F9		1-1 L8			3	0	0	0	0	2	2
Juan Samuel, R OBP: 0.333, SLG: 0.185 (1, 4)		2-1 L5	0-0 1B		4-0 FC6-4 IBB		1-2 P3			3	0	1	0	1	0	2
Carlos Hernandez, R OBP: 0.143, SLG: 0.286 (1, 2)		1-2 FC6-5 2B	0-1 F9		0-0 FC6-4 1-2f		0-0 F9		0-0 F9	4	0	1	0	0	0	3
Jose Offerman, S OBP: 0.308, SLG: 0.361 (1, 6)		1-2 FC6-5 2-3		0-1 S 1B 2B		2-1 F9		1-2 BLK 1B		4	1	2	0	0	0	1
Ramon Martinez, R Dave Hansen, L Jim Gott, R Roger McDowell, R (8, PH) (9, 1) (9, 1)	0-0 B1-3		0-3 K		1-3 K		0-3 K		0-3 K	3	0	0	0	0	2	2

Inning Stats	R: 1	H: 2	E: 1	LOB: 1	K: 3	S: 13	R: 0	H: 1	E: 0	LOB: 1	K: 0	S: 9	R: 3	H: 2	E: 1	LOB: 1	K: 1	S: 13	R: 1	H: 2	E: 0	LOB: 0	K: 1	S: 12	R: 0	H: 1	E: 0	LOB: 2	K: 0	S: 5	R: 0	H: 0	E: 0	LOB: 0	K: 1	S: 6	R: 0	H: 1	E: 1	LOB: 2	K: 0	S: 9	R: 0	H: 1	E: 0	LOB: 1	K: 1	S: 9	R: 2	H: 2	E: 0	LOB: 0	K: 1	S: 7	1B: 6	SF: 0	2B: 4	SAC: 0	3B: 0	DP: 0	HR: 2	HBP: 0	WP: 0	PA: 40
--------------	------	------	------	--------	------	-------	------	------	------	--------	------	------	------	------	------	--------	------	-------	------	------	------	--------	------	-------	------	------	------	--------	------	------	------	------	------	--------	------	------	------	------	------	--------	------	------	------	------	------	--------	------	------	------	------	------	--------	------	------	-------	-------	-------	--------	-------	-------	-------	--------	-------	--------

PITCHER	IP	WLS	BF	H	R	ER	SO	BB	IBB	HBP	BLK	WP	HR	S	P	ERA	WHIP
Tom Glavine, L ERA: 1.54 (1, 1)	6.0		28	8	5	3	6	1	1	0	0	0	1	58	90	4.50	1.500
Marvin Freeman, R ERA: 2.25 (7, 1)	0.1		3	1	0	0	0	0	1	0	0	0	0	4	9	0.00	3.000
Mike Stanton, L ERA: (7, 1)	0.1		1	0	0	0	0	0	0	0	0	0	0	2	3	0.00	0.000
Juan Berenguer, R ERA: 4.05 (7, 1)	1.1		5	1	0	0	1	0	0	0	1	0	0	12	14	0.00	0.750
Alejandro Pena, R ERA: 6.0 (9, 1)	0.1	L	3	2	2	2	1	0	0	0	0	0	1	7	10	54.00	6.000

BOTTOM

Atlanta Braves @ Los Angeles Dodgers
Dodger Stadium, Los Angeles, CA

Fri Apr 17 1992, 7:05 PM PDT
Att: 47,771 - Cloudy - 71 F

livebaseballscores.com

AB	37
R	7
H	12
RBI	6
BB	3
SO	8
LOB	21



Batter	1	2	3	4	5	6	7	8	9	AB R H RBI BB SO LOB	TOP
--------	---	---	---	---	---	---	---	---	---	----------------------	-----

Deion Sanders, L <small>(1, 8)</small> <small>OBP: 0.472, SLG: 0.800</small>										4 0 2 0 0 1 1	
Mark Lemke, S <small>(1, 4)</small> <small>OBP: 0.385, SLG: 0.375</small> Mike Stanton, L <small>(8, 1)</small> Marvin Freeman, R <small>(8, 1)</small>										3 0 1 0 1 0 2 0 0 0 0 0 0 0 0 0 0 0 0 0 0	
Terry Pendleton, S <small>(1, 5)</small> <small>OBP: 0.204, SLG: 0.239</small>										3 0 0 0 1 0 3	
Ron Gant, R <small>(1, 7)</small> <small>OBP: 0.367, SLG: 0.558</small>										4 0 1 1 0 0 1	
Sid Bream, L <small>(1, 3)</small> <small>OBP: 0.212, SLG: 0.138</small>										4 0 1 0 0 2 0	
Brian Hunter, R <small>(1, 9)</small> <small>OBP: 0.103, SLG: 0.286</small>										4 0 0 0 0 1 1	
Greg Olson, R <small>(1, 2)</small> <small>OBP: 0.400, SLG: 0.345</small>										4 1 1 0 0 2 0	
Rafael Belliard, R <small>(1, 6)</small> <small>OBP: 0.290, SLG: 0.241</small> Damon Berryhill, S <small>(8, PH)</small> <small>OBP: 0.333, SLG: 0.400</small> Steve Lyons, L <small>(8, 4)</small> <small>OBP: 0.143, SLG: 0.429</small>										2 0 0 0 0 1 0 1 0 0 0 0 0 1 0 0 0 0 0 0 0	
29 John Smoltz, R <small>(1, 1)</small> <small>OBP: 0.167, SLG: 0.667</small> Jerry Willard, L <small>(8, PH)</small> <small>OBP: 0.333, SLG: 0.500</small> Jeff Blausler, R <small>(8, PR)</small> <small>OBP: 0.281, SLG: 0.433</small> <small>(8, 6)</small>										2 1 1 1 0 1 0 1 0 1 1 0 0 0 0 1 0 0 0 0 0	

Inning Stats	R: 0 E: 0 K: 0 S: 6	H: 1 LOB: 1 BB: 0 P: 8	R: 0 E: 0 K: 2 S: 9	H: 0 LOB: 0 BB: 0 P: 13	R: 1 E: 1 K: 0 S: 8	H: 2 LOB: 1 BB: 0 P: 14	R: 0 E: 0 K: 0 S: 4	H: 1 LOB: 0 BB: 0 P: 5	R: 0 E: 0 K: 2 S: 9	H: 0 LOB: 0 BB: 0 P: 13	R: 0 E: 0 K: 0 S: 5	H: 1 LOB: 0 BB: 0 P: 7	R: 0 E: 0 K: 1 S: 10	H: 0 LOB: 0 BB: 0 P: 17	R: 2 E: 0 K: 1 S: 14	H: 3 LOB: 2 BB: 2 P: 30	R: 0 E: 0 K: 2 S: 8	H: 0 LOB: 0 BB: 0 P: 11	1B: 5 2B: 2 3B: 1 HR: 1	SF: 0 SAC: 0 DP: 2 HBP: 0	WP: 0 PB: 0 SB: 1 CS: 0	PA: 34
--------------	------------------------------	---------------------------------	------------------------------	----------------------------------	------------------------------	----------------------------------	------------------------------	---------------------------------	------------------------------	----------------------------------	------------------------------	---------------------------------	-------------------------------	----------------------------------	-------------------------------	----------------------------------	------------------------------	----------------------------------	----------------------------------	------------------------------------	----------------------------------	--------

PITCHER	IP	WLS	BF	H	R	ER	SO	BB	IBB	HBP	BLK	WP	HR	S	P	ERA	WHIP
Orel Hershiser, R	(1, 1)	7.1	27	7	3	3	5	0	0	0	0	0	1	58	88	3.68	0.955
Steve Wilson, L	(8, 1)	0.1	2	0	0	0	1	1	0	0	0	0	0	4	11	0.00	3.000
Roger McDowell, R	(8, 1)	1.1	5	1	0	0	2	1	0	0	0	0	0	11	19	0.00	1.500

Atlanta Braves @ Los Angeles Dodgers
Dodger Stadium, Los Angeles, CA
 Sat Apr 18 1992, 7:05 PM PDT
 Att. 46,851 - Sunny - 72 F

AB	32
R	3
H	8
RBI	3
BB	2
SO	8
LOB	9



Batter	1	2	3	4	5	6	7	8	9	AB R H RBI BB SO LOB	TOP																				
Deion Sanders, L OBP: 0.456, SLG: 0.778 (1, 8) (7, 9)	1-3 K		2-0 G4-3		3-2 F8			2-2 SH2-3 2B		4 0 1 0 0 1 1																					
Jeff Blauser, R OBP: 0.257, SLG: 0.394 (1, 4) (7, 6)	0-0 G1-3		2-3 K		0-0 G6-3			0-0 SH2-3		3 0 0 1 0 1 0																					
Terry Pendleton, S OBP: 0.208, SLG: 0.240 (1, 5) (7, 5)	1-1 P3		0-0 BLK 1B		1-1 G4-3			2-1 P4		4 0 1 0 0 0 1																					
Ron Gant, R OBP: 0.358, SLG: 0.532 (1, 7) (7, 8)		1-2 S 1B	2-2 P6			3-3 K		2-1 F7		4 1 1 0 0 1 2																					
Sid Bream, L OBP: 0.243, SLG: 0.188 (1, 3) (7, 3)		4-0 SAFE G4-6-3 1B BB		0-1 2B		2-3 K		1-3 K		3 0 1 0 1 2 0																					
Damon Berryhill, S OBP: 0.316, SLG: 0.368 (1, 2) (7, 2)		1-2 G4-6-3 1B		1-1 F7		3-3 K		1-2 G3		4 0 1 1 0 1 1																					
Steve Lyons, L OBP: 0.091, SLG: 0.273 (1, 9) (7, 4)		0-2 G4-6-3		1-3 K2-3			1-1 F9	1-2 G6-3		4 0 0 0 0 1 3																					
Rafael Belliard, R OBP: 0.303, SLG: 0.258 Lonnie Smith, R (7, PH) (7, 7)		0-1 1B		1-1 P3			2-2 F9			2 0 1 0 0 0 1 1 0 0 0 0 0 0																					
Steve Avery, L OBP: 0.333, SLG: 0.833 Jerry Willard, L OBP: 0.286, SLG: 0.429 Juan Berenguer, R (7, 1)		0-2 F7			0-1 F8 G6-3 2B		3-3 K			2 1 1 0 0 0 2 1 0 0 0 0 1 0 0 0 0 0 0 0 0																					
Inning Stats	R: 0 E: 0 K: 1 S: 6	H: 0 LOB: 0 BB: 0 P: 8	R: 1 E: 0 K: 0 S: 15	H: 3 LOB: 2 BB: 1 P: 21	R: 0 E: 0 K: 1 S: 8	H: 1 LOB: 1 BB: 0 P: 14	R: 0 E: 0 K: 1 S: 9	H: 1 LOB: 1 BB: 0 P: 12	R: 1 E: 0 K: 0 S: 9	H: 1 LOB: 0 BB: 0 P: 13	R: 0 E: 0 K: 3 S: 12	H: 0 LOB: 0 BB: 0 P: 20	R: 0 E: 0 K: 1 S: 8	H: 0 LOB: 0 BB: 0 P: 14	R: 0 E: 0 K: 0 S: 8	H: 1 LOB: 1 BB: 0 P: 14	R: 0 E: 0 K: 1 S: 9	H: 0 LOB: 0 BB: 0 P: 12	1B: 4 2B: 3 3B: 0 HR: 0	SF: 0 SAC: 1 DP: 1 HBP: 0	WP: 0 PB: 0 SB: 1 CS: 0	PA: 34									
PITCHER Tom Candiotti, R ERA: 2.49 (1, 1)	IP 9.0	WLS W	BF 34	H 7	R 2	ER 2	SO 8	BB 1	IBB 0	HBP 0	BLK 1	WP 0	HR 0	S 84	P 128	ERA 2.00	WHIP 0.889														
											PITCHER	IP	WLS	BF	H	R	ER	SO	BB	IBB	HBP	BLK	WP	HR	S	P	ERA	WHIP			

Atlanta Braves @ Los Angeles Dodgers
Dodger Stadium, Los Angeles, CA
Sun Apr 19 1992, 7:05 PM PDT
Att. 37,145 - Cloudy - 78 F

livebaseballscorecards.com

AB 32
R 2
H 7
RBI 2
BB 1
SO 8
LOB 11



Batter	1	2	3	4	5	6	7	8	9	AB	R	H	RBI	BB	SO	LOB
Brett Butler, L (1, 8) OBP: 0.367, SLG: 0.462	1-2 F8		1-2 G6-3		1-2 G6-3		0-0 FC1-5-2-6 1B			4	0	0	0	0	0	1
Mike Sharperson, R (1, 5) OBP: 0.500, SLG: 0.474 Lenny Harris, L (7, PH) OBP: 0.371, SLG: 0.313 (8, 5)	1-1 G5-3			1-0 1B BB 1B	3-2 G5-3		3-2 3-H 2-3 1B			3	1	1	0	0	0	0
Eric Karros, R (1, 3) OBP: 0.211, SLG: 0.421 Todd Benzinger, S (7, PH) OBP: 0.292, SLG: 0.391 (8, 3)	3-2 F9			1-1 BB 1B 1-2 1B 1B	3-2 G3-1		0-0 F7			3	1	1	0	0	0	0
Darryl Strawberry, L (1, 9) OBP: 0.339, SLG: 0.447		1-2 G4-3		1-0 BB 1-2 1B 1B		0-0 F8		2-3 K		4	1	1	0	0	1	0
Eric Davis, R (1, 7) OBP: 0.452, SLG: 0.629 Mitch Webster, S (9, 7) OBP: 0.375, SLG: 0.286		1-1 L7		4-0 S 1B 1-2 SF7 BB		1-0 P6		2-1 G1-3		3	1	0	1	1	0	0
Juan Samuel, R (1, 4) OBP: 0.366, SLG: 0.286		1-0 E8		1-2 S 1-2 2-H 3-H 1B		3-1 2B		0-2 F9		4	0	2	2	0	0	0
Mike Scioscia, L (1, 2) OBP: 0.238, SLG: 0.289		1-1 G3-1		1-2 SF7 1-2 2-H		0-0 G4-3				2	0	0	1	0	0	2
Jose Offerman, S (1, 6) OBP: 0.348, SLG: 0.429			3-2 G1-6-3 1B		0-0 G5-3		1-0 FC1-5-2-6 3B			3	0	2	0	0	0	1
Tom Candiotti, R (1, 1) OBP: 0.111, SLG: 0.111			1 SAFE 1-2 G1-6-3 1-2		0-0 F9		0-0 G5-3			3	0	0	0	0	0	3

Inning Stats	R: 0	H: 0	E: 0	LOB: 0	K: 0	S: 9	P: 14	R: 0	H: 0	E: 1	LOB: 1	K: 0	S: 10	P: 14	R: 0	H: 1	E: 0	LOB: 0	K: 0	S: 11	R: 4	H: 4	E: 0	LOB: 1	K: 0	S: 15	R: 0	H: 0	E: 0	LOB: 0	K: 0	S: 9	R: 0	H: 1	E: 0	LOB: 1	K: 0	S: 5	R: 0	H: 2	E: 0	LOB: 2	K: 0	S: 7	R: 0	H: 0	E: 0	LOB: 0	K: 1	S: 8	P: 12
1B: 6	SF: 1	2B: 1	SAC: 0	3B: 1	DP: 1	HR: 0	HBP: 0	WP: 0	PA: 33	1B: 6	SF: 1	2B: 1	SAC: 0	3B: 1	DP: 1	HR: 0	HBP: 0	WP: 0	PA: 33	1B: 6	SF: 1	2B: 1	SAC: 0	3B: 1	DP: 1	HR: 0	HBP: 0	WP: 0	PA: 33																						

PITCHER	IP	WLS	BF	H	R	ER	SO	BB	IBB	HBP	BLK	WP	HR	S	P	ERA	WHIP
Steve Avery, L (1, 1) ERA: 4.67	6.0	L	25	6	4	4	0	1	0	0	0	0	0	59	93	6.00	1.167
Juan Berenguer, R (7, 1) ERA: 3.12	2.0		8	2	0	0	1	0	0	0	0	0	0	15	23	0.00	1.000

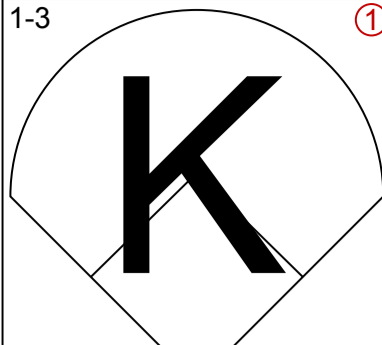
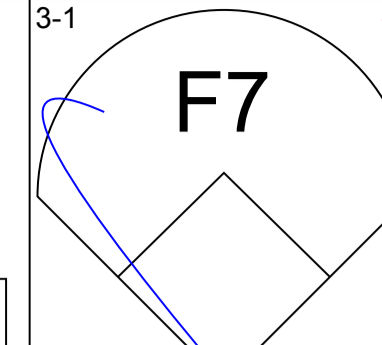
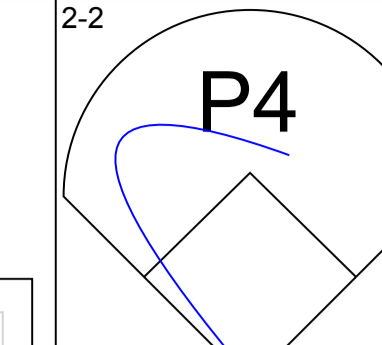
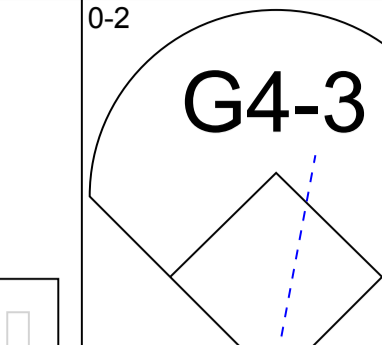
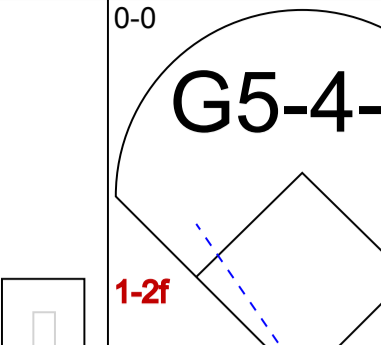
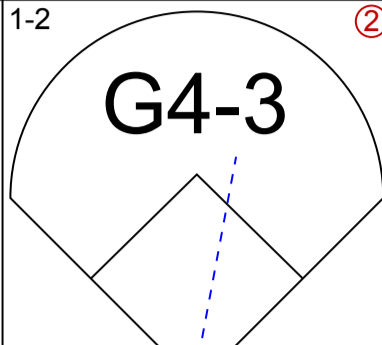
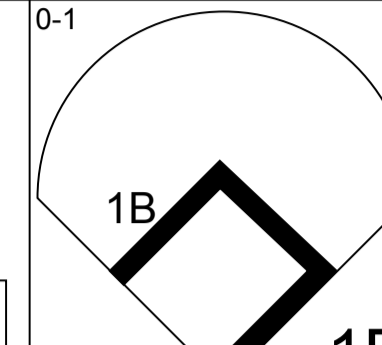
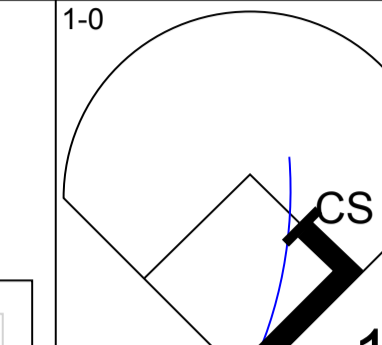
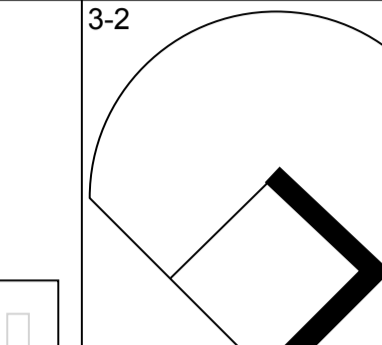
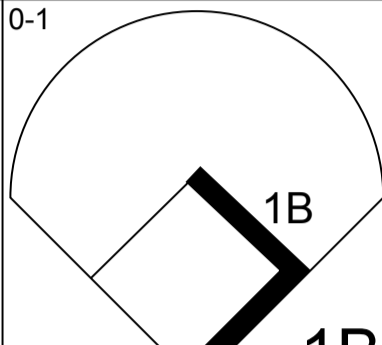
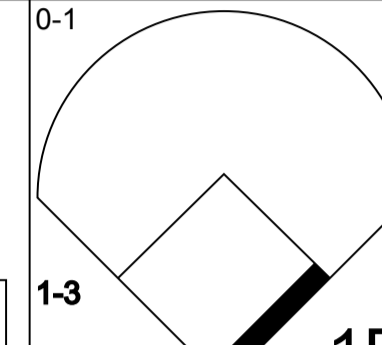
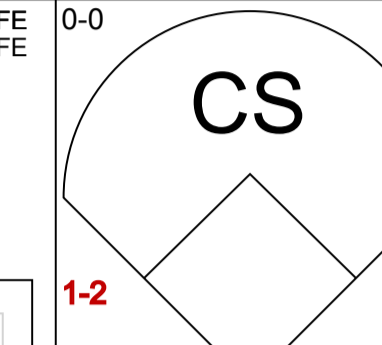
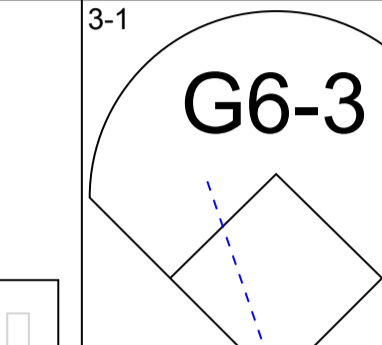
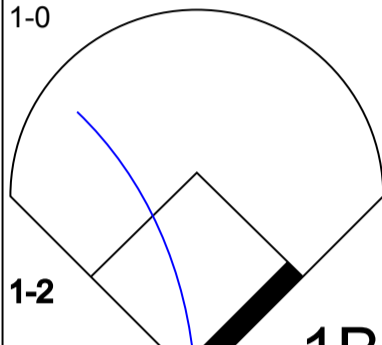
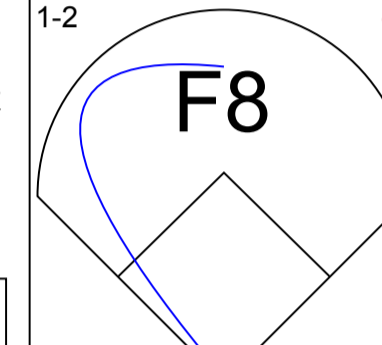


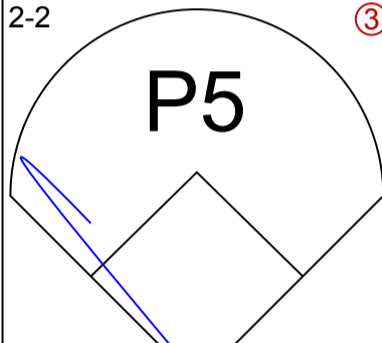
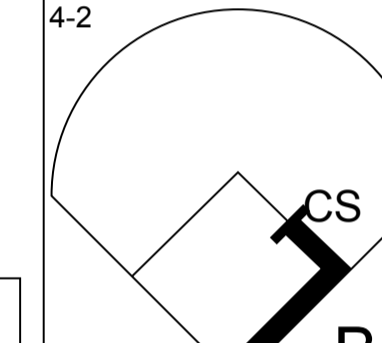
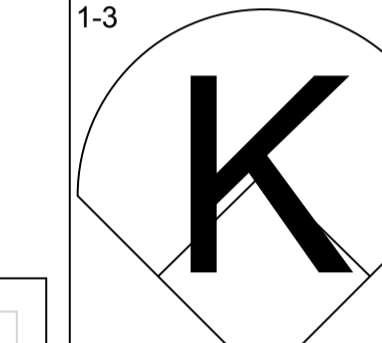
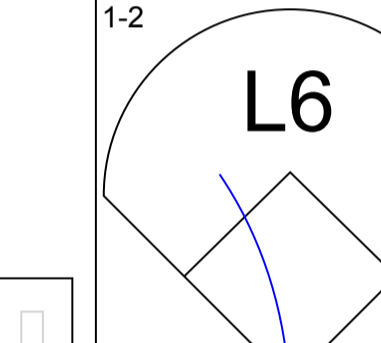
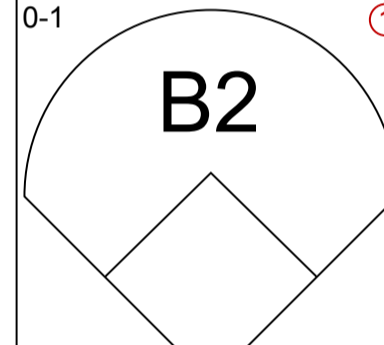
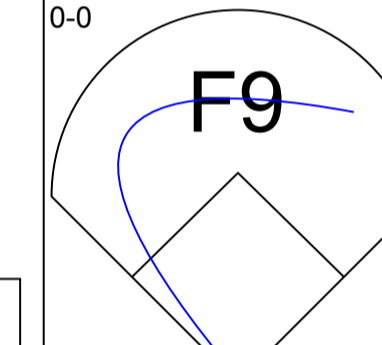
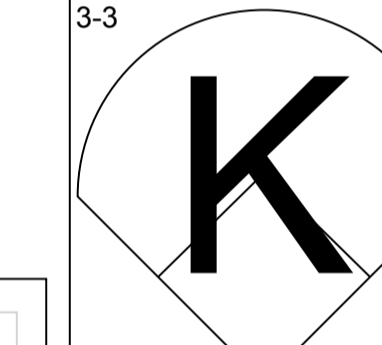
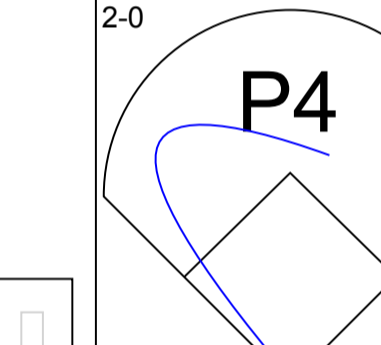
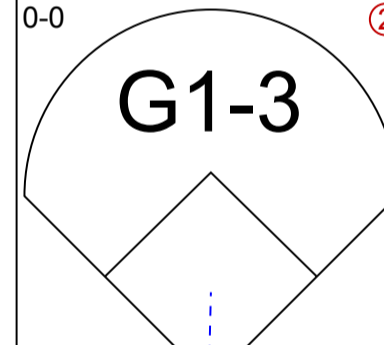
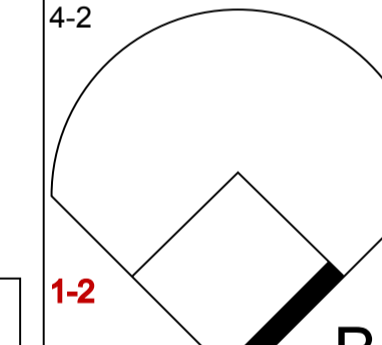
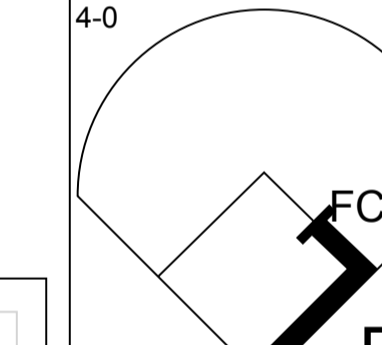
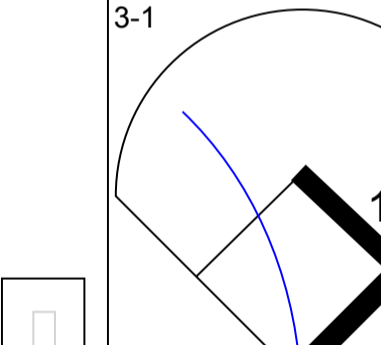
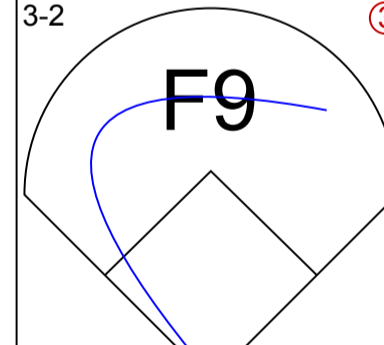
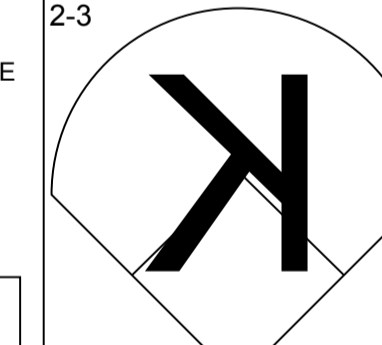
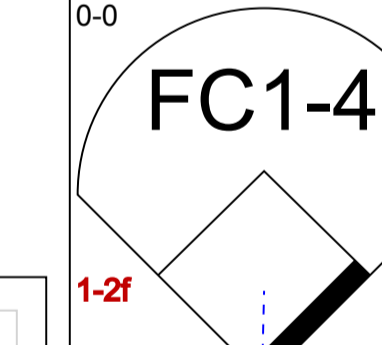
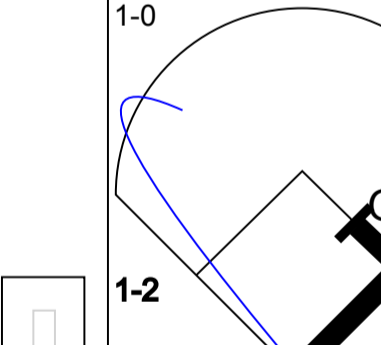
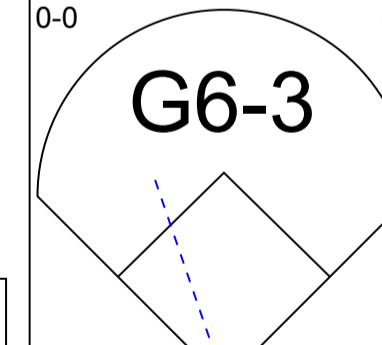
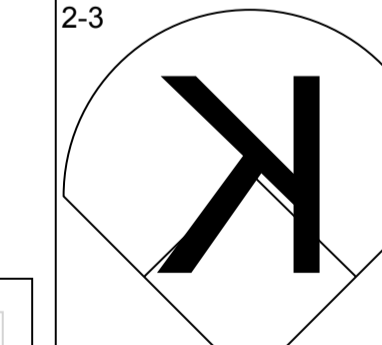
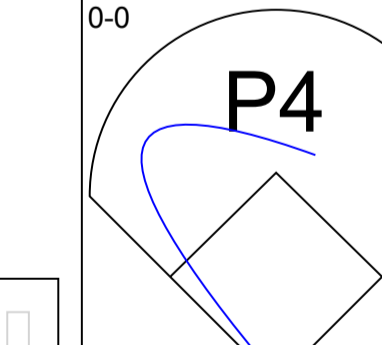
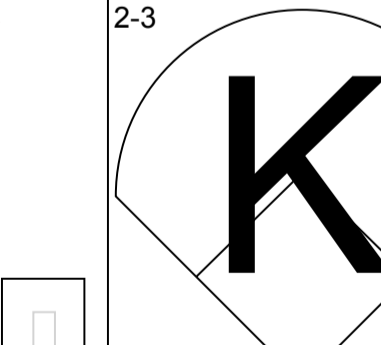
BOTTOM

Atlanta Braves @ Los Angeles Dodgers
 Dodger Stadium, Los Angeles, CA
 Sun Apr 19 1992, 7:05 PM PDT
 Att: 37,145 - Cloudy - 78 F

livebaseballscores.com

AB	31
R	4
H	8
RBI	4
BB	1
SO	1
LOB	9



Batter	1	2	3	4	5	6	7	8	9	AB R H RBI BB SO LOB	TOP																				
Bip Roberts, S (1, 5) OBP: 0.286, SLG: 0.236	1-3 		3-1 		2-2 		0-2 		0-0 	5 0 0 0 0 1 2																					
Dave Martinez, L (1, 3) OBP: 0.368, SLG: 0.371	1-2 		0-1 		1-0 		3-2 			4 0 3 0 0 0 0																					
Billy Hatcher, R (1, 7) OBP: 0.353, SLG: 0.375	0-1 		0-1 		0-0 		3-1 			3 0 2 0 1 0 1																					
Reggie Sanders, R (1, 8) OBP: 0.392, SLG: 0.522	1-0 		1-2 		2-1 		1-2 			4 0 2 0 0 0 2																					
Paul O'Neill, L (1, 9) OBP: 0.483, SLG: 0.477	2-2 			4-2 		1-3 		1-2 		3 0 0 0 1 1 4																					
Joe Oliver, R (1, 2) OBP: 0.300, SLG: 0.324		0-1 		0-0 		3-3 		2-0 		4 0 0 0 0 1 3																					
Scott Ruskin, R (8, 1)										0 0 0 0 0 0 0																					
Bill Doran, S (1, 4) OBP: 0.283, SLG: 0.325		0-0 		4-2 		4-0 			3-1 	2 0 1 0 2 0 0																					
Freddie Benavides, R (1, 6) OBP: 0.250, SLG: 0.400		3-2 		2-3 		0-0 			1-0 	4 0 1 0 0 1 4																					
Greg Swindell, L (1, 1)			0-0 		2-3 		0-0 		2-3 	2 0 0 0 0 0 1 0																					
Dwayne Henry, R (5, 1)										0 0 0 0 0 0 0 0																					
Gary Green, R (7, PH)										1 0 0 0 0 0 0 0																					
Rob Dibble, L (7, 1)										0 0 0 0 0 0 0 0																					
Rick Wrona, R (8, 2)										0 0 0 0 0 0 0 0																					
Jacob Brumfield, R (9, PH) OBP: 0.333, SLG: 0.333										1 0 0 0 0 0 1 2																					
Inning Stats	R: 0 E: 0 K: 1 S: 12	H: 2 LOB: 2 BB: 0 P: 17	R: 0 E: 0 K: 0 S: 9	H: 0 LOB: 0 BB: 0 P: 12	R: 0 E: 0 K: 0 S: 10	H: 2 LOB: 2 BB: 0 P: 14	R: 0 E: 0 K: 1 S: 10	H: 0 LOB: 1 BB: 2 P: 20	R: 0 E: 0 K: 1 S: 8	H: 1 LOB: 0 BB: 0 P: 13	R: 0 E: 0 K: 2 S: 14	H: 1 LOB: 3 BB: 2 P: 28	R: 0 E: 0 K: 0 S: 9	H: 1 LOB: 1 BB: 0 P: 15	R: 0 E: 0 K: 0 S: 7	H: 0 LOB: 0 BB: 0 P: 11	R: 0 E: 0 K: 1 S: 7	H: 2 LOB: 1 BB: 0 P: 13	1B: 7 2B: 2 3B: 0 HR: 0	SF: 0 SAC: 0 DP: 1 HBP: 0	WP: 0 PB: 0 SB: 0 CS: 2	PA: 38									
PITCHER Bob Ojeda, L (1, 1) ERA: 3.86	IP 9.0	WLS W	BF 37	H 9	R 0	ER 0	SO 6	BB 4	IBB 0	HBP 0	BLK 0	WP 0	HR 0	S 86	P 143	ERA 0.00	WHIP 1.444														
											PITCHER	IP	WLS	BF	H	R	ER	SO	BB	IBB	HBP	BLK	WP	HR	S	P	ERA	WHIP			

Cincinnati Reds @ Los Angeles Dodgers
Dodger Stadium, Los Angeles, CA
 Mon Apr 20 1992, 7:05 PM PDT
 Att. 31,068 - Cloudy - 75 F

AB	33
R	0
H	9
RBI	0
BB	4
SO	6
LOB	18



Batter	1	2	3	4	5	6	7	8	9	AB	R	H	RBI	BB	SO	LOB	BOTTOM			
Brett Butler, L (1, 8) OBP: 0.391, SLG: 0.509 Mitch Webster, S (7, PR) OBP: 0.375, SLG: 0.286 (8, 8)	2-1 SF9 3B	3-2 G6-3			0-1 G4-3 1B		4-2 L4-3 BB			3	2	2	0	1	0	0	Cincinnati Reds @ Los Angeles Dodgers			
Mike Sharperson, R (1, 5) OBP: 0.440, SLG: 0.409 Lenny Harris, L (7, PH) OBP: 0.361, SLG: 0.303 (8, 5)	0-3 K	2-3 K			1-2 G4-3 1-3		0-1 L4-3 1-2			3	0	0	0	0	2	2	Dodger Stadium, Los Angeles, CA			
Eric Karros, R (1, 3) OBP: 0.273, SLG: 0.450 Todd Benzinger, S (7, PH) OBP: 0.280, SLG: 0.375 (8, 3)	1-2 SF9				4-1 1B FC6-4 BB		1-1 G4-3			1	1	1	1	1	0	0	Mon Apr 20 1992, 7:05 PM PDT			
Darryl Strawberry, L (1, 9) OBP: 0.350, SLG: 0.451	1-2 2B BB 1B				3-2 1B FC6-4 1B		2-2 E7 1B SF9			4	3	2	1	0	1	0	Att: 31,068 - Cloudy - 75 F			
Eric Davis, R (1, 7) OBP: 0.489, SLG: 0.684 Stan Javier, S (8, 7) OBP: 0.286, SLG: 0.231	0-2 BB 1-3 2B				1-1 FC6-4 1-2 2-3 1B		2-2 1B			3	0	3	0	0	0	0	livebaseballscorecards.com			
Juan Samuel, R (1, 4) OBP: 0.356, SLG: 0.263	4-0 BB IBB				0-0 FC6-4 CS		0-0 F9			3	0	0	1	1	0	4	AB 29			
Mike Scioscia, L (1, 2) OBP: 0.239, SLG: 0.275	4-2 BB				1-1 CS		0-1 G1-3			2	0	0	2	1	1	0	R 6			
Jose Offerman, S (1, 6) OBP: 0.320, SLG: 0.391	0-0 P3				2-2 G1-3		1-0 F7			4	0	0	0	0	1	4	H 9			
Bob Ojeda, L (1, 1)					0-0 G4-3		0-1 G4-3			3	0	0	0	0	0	0	RBI 5			
																	BB 4			
																	SO 5			
																	LOB 12			
Inning Stats	R: 2 E: 0 K: 1 S: 20	H: 3 LOB: 3 BB: 2 P: 32	R: 0 E: 0 K: 1 S: 10	H: 0 LOB: 0 BB: 0 P: 15	R: 0 E: 0 K: 1 S: 9	H: 2 LOB: 1 BB: 0 P: 13	R: 0 E: 0 K: 1 S: 9	H: 0 LOB: 0 BB: 0 P: 11	R: 3 E: 0 K: 0 S: 16	H: 3 LOB: 0 BB: 1 P: 25	R: 0 E: 0 K: 0 S: 5	H: 0 LOB: 0 BB: 0 P: 6	R: 0 E: 0 K: 0 S: 9	H: 0 LOB: 1 BB: 1 P: 14	R: 1 E: 1 K: 1 S: 12	H: 1 LOB: 1 BB: 0 P: 20	1B: 7 2B: 2 3B: 1 HR: 0	SF: 2 SAC: 0 DP: 1 HBP: 0	WP: 0 PB: 0 SB: 0 CS: 1	PA: 36
PITCHER	IP WLS L	BF H R	H R ER	SO ER SO	BB IBB HBP	BLK WP HR	S P ERA	WHIP	PITCHER	IP WLS L	BF H R	H R ER	SO ER SO	BB IBB HBP	BLK WP HR	S P ERA	WHIP			
Greg Swindell, L (1, 1) ERA: 3.98	4.1	23	8	5	5	4	2	1	0	0	61	93	10.38	2.308						
Dwayne Henry, R (5, 1) ERA: 3.38	1.2	4	0	0	0	0	0	0	0	0	8	9	0.00	0.000						
Rob Dibble, R (7, 1) ERA:	1.0	3	0	0	0	0	1	0	0	0	9	14	0.00	1.000						
Scott Ruskin, L (8, 1) ERA: 2.45	1.0	5	1	1	0	1	0	0	0	0	12	20	0.00	1.000						

Cincinnati Reds @ Los Angeles Dodgers
Dodger Stadium, Los Angeles, CA
Mon Apr 20 1992, 7:05 PM PDT
Att: 31,068 - Cloudy - 75 F

AB 29
R 6
H 9
RBI 5
BB 4
SO 5
LOB 12



Batter	1	2	3	4	5	6	7	8	9	AB R H RBI BB SO LOB	TOP											
Bip Roberts, S (1, 5) OBP: 0.313, SLG: 0.305	1-2 FC4-6 1B		0-0 SH3-1 2-3		1-0 SF8 3B		0-2 G1-3 1B		2-3 K	4 2 3 1 0 1 0												
Billy Hatcher, R (1, 7) OBP: 0.381, SLG: 0.421	2-1 FC4-6 1B		0-0 G5-3 1B		2-2 SF8		2-0 G1-3 1-2			3 0 2 2 0 0 1												
Norm Charlton, S (7, 1)										0 0 0 0 0 0 0												
Rob Dibble, L (9, 1)										0 0 0 0 0 0 0												
Dave Martinez, L (1, 3) OBP: 0.357, SLG: 0.342	1-0 F7		2-1 G5-3 1-2		4-2 BB		2-3 K			3 0 0 0 1 1 4												
Paul O'Neill, L (1, 9) OBP: 0.468, SLG: 0.447	1-1 FC4-6 1-2f		4-1 FC6-4 IBB		1-0 L6		2-0 P6			3 0 0 1 1 0 3												
Reggie Sanders, R (1, 8) OBP: 0.364, SLG: 0.480	2-2 F8		0-0 FC6-4 1-2f		2-3 K			1-1 G5-3		4 0 0 0 0 1 4												
Bill Doran, S (1, 4) OBP: 0.285, SLG: 0.302		1-3 K		2-0 G5-3		1-0 G3-1		1-3 K		3 0 0 0 0 1 0												
Scott Ruskin, R (6, 1)										0 0 0 0 0 0 0												
Jacob Brumfield, R (7, 7) OBP: 0.286, SLG: 0.286										1 0 0 0 0 1 0												
Joe Oliver, R (1, 2) OBP: 0.295, SLG: 0.316		0-0 G6-3		3-1 G4-3 1B		0-2 G6-3		0-0 G1-3		4 0 1 0 0 0 0												
Freddie Benavides, R (1, 6) OBP: 0.208, SLG: 0.333		1-3 K		1-0 G4-3 1-2		0-3 K		2-2 L4		4 0 0 0 0 2 1												
Chris Hammond, L (1, 1) OBP: 0.429, SLG: 0.400			0-0 SH3-1 1B		2-3 K		0-2 1B 2B		0-3 K	2 1 1 0 0 1 1												
Scott Bankhead, R (6, 1) OBP: 0.500, SLG: 0.500										0 0 0 0 0 0 0												
Gary Green, R (6, 6) OBP: 0.333, SLG: 0.667										2 1 1 0 0 1 0												
Inning Stats	R: 1 E: 0 K: 0 S: 11	H: 2 LOB: 1 BB: 0 P: 18	R: 0 E: 0 K: 2 S: 7	H: 0 LOB: 0 BB: 0 P: 9	R: 1 E: 0 K: 0 S: 8	H: 2 LOB: 2 BB: 1 P: 13	R: 0 E: 0 K: 1 S: 7	H: 1 LOB: 1 BB: 0 P: 15	R: 1 E: 0 K: 1 S: 11	H: 1 LOB: 1 BB: 1 P: 21	R: 0 E: 0 K: 1 S: 7	H: 0 LOB: 0 BB: 0 P: 8	R: 1 E: 0 K: 1 S: 13	H: 2 LOB: 1 BB: 0 P: 19	R: 0 E: 0 K: 1 S: 6	H: 0 LOB: 0 BB: 0 P: 8	R: 0 E: 0 K: 2 S: 11	H: 0 LOB: 0 BB: 0 P: 15	1B: 5 2B: 2 3B: 1 HR: 0	SF: 1 SAC: 1 DP: 0 HBP: 0	WP: 0 PB: 0 SB: 1 CS: 0	PA: 37
PITCHER	IP WLS BF H R ER SO BB IBB HBP BLK WP HR S P ERA WHIP																					
Kevin Gross, R (1, 1) ERA: 2.75	6.0 L 28 8 4 4 5 1 1 0 0 0 0 58 91 6.00 1.500																					
Jim Gott, R (7, 1) ERA: 1.04	0.1 1 0 0 0 0 0 0 0 0 0 0 1 3 0.00 0.000																					
John Candelaria, L (7, 1) ERA: 2.45	0.2 2 0 0 0 1 0 0 0 0 0 0 5 9 0.00 0.000																					
Tim Crews, R (8, 1) ERA: 12.15	2.0 6 0 0 0 3 0 0 0 0 0 0 17 23 0.00 0.000																					

Cincinnati Reds @ Los Angeles Dodgers
Dodger Stadium, Los Angeles, CA
 Tue Apr 21 1992, 7:05 PM PDT
 Att. 34,545 - Sunny - 70 F

AB	33
R	4
H	8
RBI	4
BB	2
SO	9
LOB	14



BOTTOM

Cincinnati Reds @ Los Angeles Dodgers
Dodger Stadium, Los Angeles, CA
Tue Apr 21 1992, 7:05 PM PDT
Att. 34,545 - Sunny - 70 F

livebaseballscorecards.com

AB	33
R	3
H	8
RBI	3
BB	4
SO	6
LOB	14



WP:	0	PA:	39
PB:	0		
SB:	1		
CS:	0		

AB R H RBI BB SO LOB

4	1	2	0	1	0	2
4	1	0	0	1	1	3
3	1	0	0	1	0	1
1	0	0	0	0	0	2
3	0	2	1	0	1	0
0	0	0	0	0	0	0
3	0	0	1	0	1	2
4	0	2	1	0	1	0
4	0	0	0	0	0	4
3	0	1	0	0	1	0
1	0	0	0	0	0	0
2	0	1	0	0	1	0
0	0	0	0	0	0	0
0	0	0	0	0	0	0
1	0	0	0	0	0	0
0	0	0	0	0	0	0
0	0	0	0	1	0	0
0	0	0	0	0	0	0

Batter	1	2	3	4	5	6	7	8	9
Brett Butler, L OBP: 0.406, SLG: 0.508 (1, 8)	1-1 G6-3		2-2 G5-4-3			0-0 BB S 1B	1-2		4-1 BB
Mike Sharperson, R OBP: 0.400, SLG: 0.346 (1, 5)	1-2 G1-3			1-0 E4		4-0 BB SF9 BB	2-3 K		0-2 F9
Eric Karros, R OBP: 0.269, SLG: 0.391 Todd Benzinger, S OBP: 0.269, SLG: 0.360 (1, 3) (9, PH)	1-1 F9			1-0 G6-4-3		4-0 SF9 BB		0-1 F8	0-0 F7
Darryl Strawberry, L OBP: 0.375, SLG: 0.463 Lenny Harris, L OBP: 0.361, SLG: 0.303 (1, 9) (9, 9)				0-0 FC6-4 1B		1-2 BB 1B		1-0 FC5-4 HBP	
Eric Davis, R OBP: 0.449, SLG: 0.634 (1, 7)				3-1 FC6-4		2-2 SF9		0-1 FC5-4 1B	
Juan Samuel, R OBP: 0.367, SLG: 0.286 (1, 4)					1-2 F7	1-2 BB 1B		1-0 BB 1B	
Mike Scioscia, L OBP: 0.220, SLG: 0.250 (1, 2)					1-0 G4-3	0-0 F8		1-0 L8	
Jose Offerman, S OBP: 0.321, SLG: 0.388 Dave Hansen, L OBP: 0.222, SLG: 0.235 (1, 6) (9, PH)					1-1 BB 1B				1-0 F8
Kevin Gross, R OBP: 0.253, SLG: 0.200 Jim Gott, R John Candelaria, L Stan Javier, S OBP: 0.267, SLG: 0.214 Tim Crews, R Kal Daniels, L OBP: 0.286, SLG: 0.300 Mitch Webster, S OBP: 0.375, SLG: 0.286 (1, 1) (7, 1) (7, PH) (8, 1) (9, PH) (9, PR)					1-2 BB 1B				4-0 BB

Inning Stats	R: 0 H: 0 E: 0 K: 7 S: 7	H: 0 LOB: 0 BB: 0 P: 10	R: 0 H: 0 E: 0 K: 11 S: 11	H: 0 LOB: 0 BB: 0 P: 13	R: 0 H: 2 E: 0 K: 9 S: 9	H: 2 LOB: 1 BB: 0 P: 14	R: 0 H: 1 E: 1 K: 5 S: 5	H: 1 LOB: 1 BB: 0 P: 10	R: 0 H: 0 E: 0 K: 7 S: 7	H: 0 LOB: 0 BB: 0 P: 12	R: 3 H: 3 E: 0 K: 14 S: 14	H: 3 LOB: 2 BB: 2 P: 26	R: 0 H: 1 E: 0 K: 10 S: 10	H: 1 LOB: 1 BB: 0 P: 15	R: 0 H: 1 E: 0 K: 6 S: 6	H: 1 LOB: 2 BB: 0 P: 9	R: 0 H: 0 E: 1 K: 6 S: 6	H: 0 LOB: 2 BB: 2 P: 15	1B: 8 2B: 0 3B: 0 HR: 0	SF: 1 SAC: 0 DP: 2 HBP: 1
--------------	--------------------------	-------------------------	----------------------------	-------------------------	--------------------------	-------------------------	--------------------------	-------------------------	--------------------------	-------------------------	----------------------------	-------------------------	----------------------------	-------------------------	--------------------------	------------------------	--------------------------	-------------------------	-------------------------	---------------------------

PITCHER	IP	WLS	BF	H	R	ER	SO	BB	IBB	HBP	BLK	WP	HR	S	P	ERA	WHIP
Chris Hammond, L ERA: 3.26 (1, 1)	5.1		22	5	3	3	5	2	0	0	0	0	0	46	75	5.06	1.312
Scott Bankhead, R ERA: 3.86 (6, 1)	0.1		2	1	0	0	0	0	0	0	0	0	0	6	9	0.00	3.000
Scott Ruskin, L ERA: 2.35 (6, 1)	0.1	W	1	0	0	0	0	0	0	0	0	0	0	1	1	0.00	0.000
Norm Charlton, L ERA: 2.7 (7, 1)	2.0		9	2	0	0	1	0	0	1	0	0	0	16	24	0.00	1.000
Rob Dibble, R ERA: (9, 1)	1.0	S	5	0	0	0	0	2	0	0	0	0	0	6	15	0.00	2.000

Batter	1	2	3	4	5	6	7	8	9	AB R H RBI BB SO LOB	TOP														
Bip Roberts, S (1, 5) OBP: 0.347, SLG: 0.339	0-2 F8 S 1B		2-0 2B		4-0 CS BB		1-1 L9	4-0 FC5 IBB		3 0 2 0 2 0 1															
Billy Hatcher, R (1, 7) OBP: 0.346, SLG: 0.375	3-2 L8		0-0 F9		1-3 K		1-1 E BB 1B	0-0 FC5		5 0 1 0 0 1 6															
Norm Charlton, S (8, 1)	1-2							1-2f		0 0 0 0 0 0 0															
Dave Martinez, L (1, 3) OBP: 0.362, SLG: 0.317	3-2 F8		0-1 G6-3		3-0 CS	4-2 1B FC5-4 BB	4-2 E BB		2-0 G4-3	3 1 0 0 2 0 2															
Paul O'Neill, L (1, 9) OBP: 0.448, SLG: 0.423	1-0 F9			2-1 F9		3-2 FC5-4 1B	2-1 E5		2-3 K	5 0 1 0 0 1 3															
Reggie Sanders, R (1, 8) OBP: 0.367, SLG: 0.463		2-2 SH3-4 WP 1B		2-2 G5-3		1-0 FC5-4 FC3-6	2-0 P6		4-2 BB	4 1 1 1 1 0 4															
Bill Doran, S (1, 4) OBP: 0.288, SLG: 0.311		4-1 WP SH3-4 1-2 CS BB		1-1 2B 1B		0-0 FC3-6		1-2 2B 1B	1-0 F8	2 1 1 0 1 0 1															
Scott Bankhead, R (6, 1) OBP: 0.667, SLG: 0.667										1 0 1 0 0 0 0															
Jacob Brumfield, R (8, 7) OBP: 0.250, SLG: 0.250										1 0 0 0 0 0 1															
Joe Oliver, R (1, 2) OBP: 0.298, SLG: 0.341		0-1 SH3-4		1-1 WP 1-H 2B		0-0 G6-3		1-1 P1		3 0 1 1 0 0 2															
Freddie Benavides, R (1, 6) OBP: 0.214, SLG: 0.357		3-3 K		2-2 P6			2-2 F7	1-0 2B		4 0 1 0 0 1 2															
Tom Browning, L (1, 1) OBP: 0.286, SLG: 0.333			3-2 F8		0-0 F8		0-1 E5 1B E	1-1 G5-3		2 0 0 0 0 0 0															
Steve Foster, R (6, 1)										0 0 0 0 0 0 0															
Gary Green, R (6, 6) OBP: 0.200, SLG: 0.400										2 1 0 0 0 0 2															
Inning Stats	R: 0 E: 0 K: 0 S: 13	H: 1 LOB: 1 BB: 0 P: 20	R: 1 E: 0 K: 1 S: 9	H: 1 LOB: 0 BB: 1 P: 18	R: 0 E: 0 K: 0 S: 8	H: 1 LOB: 1 BB: 0 P: 13	R: 1 E: 0 K: 0 S: 13	H: 2 LOB: 1 BB: 0 P: 21	R: 0 E: 0 K: 1 S: 7	H: 0 LOB: 0 BB: 1 P: 13	R: 1 E: 0 K: 0 S: 10	H: 1 LOB: 1 BB: 1 P: 18	R: 1 E: 2 K: 0 S: 15	H: 1 LOB: 3 BB: 1 P: 27	R: 0 E: 0 K: 0 S: 9	H: 2 LOB: 3 BB: 1 P: 17	R: 0 E: 0 K: 1 S: 7	H: 0 LOB: 1 BB: 1 P: 16	1B: 6 2B: 3 3B: 0 HR: 0	SF: 0 SAC: 1 DP: 0 HBP: 0	WP: 2 PB: 0 SB: 2 CS: 2	PA: 43			
PITCHER	IP	WLS	BF	H	R	ER	SO	BB	IBB	HBP	BLK	WP	HR	S	P	ERA	WHIP								
Ramon Martinez, R (1, 1) ERA: 4.37	6.0		25	6	3	3	2	3	0	0	0	2	0	60	103	4.50	1.500								
Steve Wilson, L (7, 1) ERA: 2.57	0.2	L	6	1	1	0	0	1	0	0	0	0	0	14	24	0.00	3.000								
Tim Crews, R (7, 1) ERA: 10.13	1.1		7	2	0	0	0	0	1	0	0	0	0	10	20	0.00	1.500								
John Candelaria, L (9, 1) ERA: 1.93	1.0		4	0	0	0	1	1	0	0	0	0	0	7	16	0.00	1.000								

Cincinnati Reds @ Los Angeles Dodgers
Dodger Stadium, Los Angeles, CA

Wed Apr 22 1992, 7:05 PM PDT
Att. 34,924 - Cloudy - 70 F

AB	35
R	4
H	9
RBI	2
BB	6
SO	3
LOB	24



Batter	1	2	3	4	5	6	7	8	9	AB R H RBI BB SO LOB	TOP														
Brett Butler, L (1, 8) OBP: 0.392, SLG: 0.463	1-3 K		1-2 G1-3		2-1 P4		0-0 F9		4-0 CS BB	4 0 0 0 1 1 4															
Mike Sharperson, R (1, 5) OBP: 0.474, SLG: 0.419	4-2 FC6-4 BLK BB		3-1 G2-3 2-H 1B		2-0 SF9 3-H		2-1 FC6 1B		4-2 FC6-4 BB	2 0 2 2 2 0 0															
Eric Karros, R (1, 3) OBP: 0.303, SLG: 0.533 Todd Benzinger, S (9, PH) OBP: 0.259, SLG: 0.346	1-0 FC6-4 1-3		2-2 G2-3 1-2		1-1 HR 1-H		0-0 FC6 1-2f		0-0 FC6-4 1-2f	4 1 1 2 0 0 4 1 0 0 0 0 0 1															
Darryl Strawberry, L (1, 9) OBP: 0.356, SLG: 0.419	0-1 L6		1-0 F8		0-1 P5			0-0 E4 FC6-4		4 0 0 0 0 0 2															
Eric Davis, R (1, 7) OBP: 0.466, SLG: 0.694		2-2 HR		1-2 CS 1B		4-1 G3-6-3 BB		0-3 K		3 1 2 1 1 1 1															
Juan Samuel, R (1, 4) OBP: 0.351, SLG: 0.280 Roger McDowell, R (8, 1)		2-2 G3		0-0 P3		0-0 F8		1-0 FC6-4 1B 1-2f		4 0 0 0 0 0 3 0 0 0 0 0 0 0															
Mike Scioscia, L (1, 2) OBP: 0.218, SLG: 0.245		2-2 G3-1		3-1 P2		0-0 G3-6-3 1-2f		0-2 1B		4 0 1 0 0 0 2															
Jose Offerman, S (1, 6) OBP: 0.311, SLG: 0.345		0-1 G4-3		1-0 CS 1-2	4-2 1B SF9 BB		0-1 G4-3	0-2 G1-3		3 1 0 0 1 0 2															
Orel Hershiser, R (1, 1) OBP: 0.364, SLG: 0.600 Jim Gott, R (8, 1) Lenny Harris, L (8, 4) OBP: 0.333, SLG: 0.278			0-1 BLK 1B 2B		1-2 HR 1B		2-0 1B	0-1 F8		3 2 3 0 0 0 0 0 0 0 0 0 0 0 1 0 0 0 0 0 0															
Inning Stats	R: 0 E: 0 K: 1 S: 8	H: 0 LOB: 1 BB: 1 P: 14	R: 1 E: 0 K: 0 S: 11	H: 1 LOB: 0 BB: 0 P: 17	R: 1 E: 0 K: 0 S: 13	H: 2 LOB: 1 BB: 0 P: 20	R: 0 E: 0 K: 0 S: 7	H: 1 LOB: 0 BB: 0 P: 11	R: 3 E: 0 K: 0 S: 13	H: 2 LOB: 0 BB: 1 P: 22	R: 0 E: 0 K: 0 S: 3	H: 0 LOB: 0 BB: 1 P: 7	R: 0 E: 0 K: 0 S: 7	H: 2 LOB: 2 BB: 0 P: 11	R: 0 E: 1 K: 1 S: 11	H: 1 LOB: 2 BB: 0 P: 12	R: 0 E: 0 K: 0 S: 7	H: 0 LOB: 1 BB: 2 P: 13	1B: 6 2B: 1 3B: 0 HR: 2	SF: 1 SAC: 0 DP: 1 HBP: 0	WP: 0 PB: 0 SB: 0 CS: 2	PA: 40			
PITCHER	IP	WLS	BF	H	R	ER	SO	BB	IBB	HBP	BLK	WP	HR	S	P	ERA	WHIP								
Trevor Wilson, L (1, 1) ERA: 4.5	7.0	L	30	8	5	5	1	3	0	0	2	0	2	62	102	6.43	1.571								
Bryan Hickerson, L (8, 1) ERA: 1.5	1.0		5	1	0	0	1	0	0	0	0	0	0	11	12	0.00	1.000								
Gil Heredia, R (9, 1) ERA: 2.84	1.0		4	0	0	0	0	2	0	0	0	0	0	7	13	0.00	2.000								

Los Angeles Dodgers @ San Francisco Giants
Candlestick Park, San Francisco, CA

Fri Apr 24 1992, 10:05 PM EDT
Att. 27,429 - Cloudy - 69 F

livebaseballscorecards.com

AB 33
R 5
H 9
RBI 5
BB 5
SO 2
LOB 19



Batter	1	2	3	4	5	6	7	8	9	AB	R	H	RBI	BB	SO	LOB
Darren Lewis, R OBP: 0.365, SLG: 0.333 (1, 8)	2-1 G6-3		1-0 SH5-3		4-1 G6-3 BB		1-1 G1-3		0-1 G4-3	3	0	0	0	1	0	1
Willie McGee, S OBP: 0.355, SLG: 0.327 (1, 9)	0-0 1B		2-0 G4-3		1-2 G6-3			3-2 G5-3	0-1 L7	5	0	1	0	0	0	2
Will Clark, L OBP: 0.451, SLG: 0.525 (1, 3)	0-0 F8		2-0 BB 1B		3-1 G4-3			1-2 1B FC5-4 2B		4	1	2	1	0	0	1
Kevin Bass, S OBP: 0.500, SLG: 0.538 (1, 7)	1-0 FC6-4 1B		4-2 SAFE 1B		2-3 K			4-2 FC5-4 1B BB		2	1	1	0	2	1	0
Matt Williams, R OBP: 0.186, SLG: 0.345 (1, 5)	1-2 FC6-4		0-3 K		2-3 K			0-1 FC5-4 1B		4	0	1	0	0	2	4
Robby Thompson, R OBP: 0.412, SLG: 0.509 (1, 4)			0-1 K		1-2 F8			0-1 FC5-4 1B		4	0	0	1	0	1	2
Kirt Manwaring, R OBP: 0.310, SLG: 0.275 (1, 2)			3-2 K		0-0 G4-3			2-1 FC5-4 1B		3	0	0	0	0	1	0
Mike Felder, S OBP: 0.400, SLG: 0.379 (8, PH)			1-1 G6-3		0-1 E4 FC6-4			1-2 FC6-4 1B		1	0	1	1	0	0	0
Gil Heredia, R (9, 1)			1-1 G5-3		0-1 E4 FC6-4			3-2 G4-3		4	0	1	0	0	0	2
Royce Clayton, R OBP: 0.228, SLG: 0.283 (1, 6)			4-2 G4-3 SH5-3 1B BB		0-0 FC6-4			0-0 FC6-4		1	1	0	0	1	0	1
Trevor Wilson, L OBP: 0.500, SLG: 0.667 (1, 1)			0-0 FC6-4		0-0 FC6-4			1-1 G5-3		1	0	0	0	0	0	1
Cory Snyder, R OBP: 0.273, SLG: 0.286 (7, PH)										1	0	0	0	0	0	1
Bryan Hickerson, L (8, 1)										0	0	0	0	0	0	0
Jim McNamara, L OBP: 0.476, SLG: 0.579 (9, 2)										1	0	0	0	0	0	0

Inning Stats	R: 0	H: 2	E: 0	K: 0	S: 9	H: 0	LOB: 2	BB: 0	P: 13	R: 0	H: 0	E: 0	K: 1	S: 10	R: 0	H: 1	E: 0	K: 1	S: 10	R: 1	H: 1	E: 0	K: 1	S: 10	R: 0	H: 0	E: 1	K: 0	S: 6	R: 0	H: 0	E: 0	K: 2	S: 11	R: 0	H: 1	E: 0	K: 1	S: 11	R: 2	H: 3	E: 0	K: 0	S: 18	R: 0	H: 0	E: 0	K: 0	S: 6	R: 0	H: 0	E: 0	K: 0	S: 7	1B: 6	SF: 0	2B: 1	3B: 0	HR: 0	WP: 0	PB: 0	SB: 0	CS: 0	PA: 38
--------------	------	------	------	------	------	------	--------	-------	-------	------	------	------	------	-------	------	------	------	------	-------	------	------	------	------	-------	------	------	------	------	------	------	------	------	------	-------	------	------	------	------	-------	------	------	------	------	-------	------	------	------	------	------	------	------	------	------	------	-------	-------	-------	-------	-------	-------	-------	-------	-------	--------

PITCHER	IP	WLS	BF	H	R	ER	SO	BB	IBB	HBP	BLK	WP	HR	S	P	ERA	WHIP
Orel Hershiser, R ERA: 3.9 (1, 1)	7.1	W	31	5	3	3	5	4	0	0	0	0	0	72	120	3.68	1.227
Jim Gott, R ERA: 1.0 (8, 1)	0.1		3	2	0	0	0	0	0	0	0	0	0	6	8	0.00	6.000
Roger McDowell, R ERA: 2.45 (8, 1)	1.1	S	4	0	0	0	0	0	0	0	0	0	0	9	13	0.00	0.000

BOTTOM

Los Angeles Dodgers @ San Francisco Giants
Candlestick Park, San Francisco, CA

Fri Apr 24 1992, 10:05 PM EDT
Att. 27,429 - Cloudy - 69 F

livebaseballscorecards.com

AB	33
R	3
H	7
RBI	3
BB	4
SO	5
LOB	14



Batter	1	2	3	4	5	6	7	8	9	10	AB R H RBI BB SO LOB	TOP													
Brett Butler, L (1, 8) OBP: 0.407, SLG: 0.478 Stan Javier, S (3, 8) OBP: 0.263, SLG: 0.222 (10, 7)	2-2 S 1B		2-2 BB 1B 2B 1B	1-2 G3		3-2 1B			0-0 G4-3	2-2 FC6-4	2 1 2 0 0 0 0 4 0 1 0 0 0 3														
Lenny Harris, L (1, 4) OBP: 0.364, SLG: 0.317 (10, 6)	2-1 SAFE F8		0-0 BB 1B 2B 1B	1-2 1B		0-0 F7			0-0 1B		5 1 3 0 0 0 2														
Kal Daniels, L (1, 3) OBP: 0.320, SLG: 0.273 Todd Benzinger, S (6, 3) OBP: 0.241, SLG: 0.321	3-3 SAFE K		4-2 2B 1B BB	2-3 K		1-2 L7			3-3 SAFE K		2 1 0 0 1 2 2 2 0 0 0 0 1 1														
Darryl Strawberry, L (1, 9) OBP: 0.359, SLG: 0.424	1-3 K		1-0 1B 2B		1-3 K		0-1 F9			4-2 SH5-4 BB SF9 BB	4 2 1 2 1 2 1														
Eric Davis, R (1, 7) OBP: 0.460, SLG: 0.660 (10, 8)		2-3 K	1-1 HR 1B		3-3 K		1-3 K			4-1 BB SH5-4 BB	4 1 1 2 1 3 0														
Dave Hansen, L (1, 5) OBP: 0.217, SLG: 0.364		2-3 K	3-2 HR		0-0 E9			2-2 G4-3		0-1 SH5-4	4 1 1 2 0 1 0														
Mike Scioscia, L (1, 2) OBP: 0.233, SLG: 0.245		2-3 K	2-0 1B		2-2 G1-3			1-3 K		4-1 BB BB	4 0 1 0 1 2 1														
Jose Offerman, S (1, 6) OBP: 0.292, SLG: 0.322 Mitch Webster, S (10, PH) OBP: 0.300, SLG: 0.250 John Candelaria, L (10, 1) Jim Gott, R (10, 1)								0-1 F9		2-1 SF9	4 0 0 0 0 1 1 0 0 0 1 0 0 0 0 0 0 0 0 0 0 0 0 0 0 0 0 0														
Tom Candiotti, R (1, 1) OBP: 0.083, SLG: 0.083 Roger McDowell, R (8, 1) Mike Sharperson, R (8, 5) OBP: 0.475, SLG: 0.406 Juan Samuel, R (10, PH) OBP: 0.351, SLG: 0.280 (10, 4)			2-2 G4-3	0-0 P2				0-3 K		1-3 K	3 0 0 0 0 1 0 0 0 0 0 0 0 0 1 0 0 0 1 1 0 0 0 0 0 0 0 0														
Inning Stats	R: 0 E: 0 K: 2 S: 16	H: 1 LOB: 1 BB: 0 P: 24	R: 0 E: 0 K: 3 S: 10	H: 0 LOB: 0 BB: 0 P: 16	R: 6 E: 0 K: 1 S: 27	H: 6 LOB: 1 BB: 1 P: 47	R: 0 E: 0 K: 1 S: 10	H: 1 LOB: 1 BB: 0 P: 14	R: 0 E: 1 K: 2 S: 12	H: 0 LOB: 1 BB: 0 P: 18	R: 0 E: 0 K: 1 S: 9	H: 1 LOB: 1 BB: 0 P: 12	R: 0 E: 0 K: 1 S: 8	H: 0 LOB: 0 BB: 0 P: 10	R: 0 E: 0 K: 1 S: 11	H: 1 LOB: 1 BB: 0 P: 16	R: 0 E: 0 K: 2 S: 8	H: 1 LOB: 1 BB: 0 P: 12	R: 1 E: 0 K: 0 S: 18	H: 0 LOB: 3 BB: 4 P: 33	1B: 8 2B: 1 3B: 0 HR: 1	SF: 1 SAC: 1 DP: 0 HBP: 0	WP: 0 PB: 0 SB: 1 CS: 0	PA: 46	
PITCHER	IP WLS BF H R ER SO BB IBB HBP BLK WP HR S P ERA WHIP																								
John Burkett, R (1, 1) ERA: 6.0	2.2																								
Rod Beck, R (3, 1) ERA:	2.1																								
Bryan Hickerson, L (6, 1) ERA: 1.13	2.0																								
Michael Jackson, R (8, 1) ERA: 2.89	2.0																								
Dave Righetti, L (10, 1) ERA: 6.75	0.1	L																							
PITCHER	IP WLS BF H R ER SO BB IBB HBP BLK WP HR S P ERA WHIP																								
Jeff Brantley, R (10, 1) ERA: 2.57	0.2																								

Los Angeles Dodgers @ San Francisco Giants
 Candlestick Park, San Francisco, CA
 Sat Apr 25 1992, 6:33 AM EDT
 Att: 32,557 - Sunny - 87 F

livebaseballscorecards.com

AB	39
R	7
H	10
RBI	7
BB	5
SO	14
LOB	11




Batter	1	2	3	4	5	6	7	8	9	10	AB	R	H	RBI	BB	SO	LOB
Darren Lewis, R OBP: 0.354, SLG: 0.338 (1, 8)	F8		K		E		G4-3		K		5	0	1	0	0	2	1
Willie McGee, S OBP: 0.333, SLG: 0.305 (1, 9)	K2-3		K		E4		G1-3		L4		4	0	0	0	0	2	2
Michael Jackson, R OBP: 0.286, SLG: 0.278 (8, 1)											0	0	0	0	0	0	0
Chris James, R OBP: 0.286, SLG: 0.278 (9, PH)											1	0	0	0	0	0	0
Dave Righetti, L OBP: 0.286, SLG: 0.278 (10, 1)											0	0	0	0	0	0	0
Jeff Brantley, R OBP: 0.286, SLG: 0.278 (10, 1)											0	0	0	0	0	0	0
Will Clark, L OBP: 0.434, SLG: 0.516 (1, 3)	K		G4-3		K			1B HR		F7	5	1	1	0	0	2	2
Kevin Bass, S OBP: 0.524, SLG: 0.611 (1, 7)		FC6-4 1B		HR	K			1B HR		G6-3	5	2	3	0	0	1	2
Matt Williams, R OBP: 0.203, SLG: 0.387 (1, 5)		FC6-4 1B		K			CS BB	HR		E6	4	2	1	3	1	1	2
Robby Thompson, R OBP: 0.411, SLG: 0.541 (1, 4)		1B BB		HR			HR	G6-3		K	4	1	1	2	1	2	2
Kirt Manwaring, R OBP: 0.304, SLG: 0.273 (1, 2)		FC6-4 1B		G5-3			F9	G3			4	0	1	1	0	0	0
Royce Clayton, R OBP: 0.230, SLG: 0.281 (1, 6)		F8		P4			G4-3 G4-3 1B	G1-3			4	0	1	0	0	0	2
John Burkett, R Rod Beck, R Jose Uribe, S Bryan Hickerson, L Mike Felder, S OBP: 0.375, SLG: 0.355 (1, 1) (3, 1) (5, PH) (6, 1) (7, PH) (8, 9)		FC6-4		K			G4-3	G4-3		G4-3	1	0	0	0	0	0	2

Inning Stats	R: 0	H: 0	E: 0	K: 2	S: 8	H: 0	LOB: 0	BB: 0	P: 14	R: 1	H: 2	E: 0	K: 0	S: 10	H: 2	LOB: 2	BB: 1	P: 17	R: 0	H: 0	E: 0	K: 2	S: 7	H: 0	LOB: 0	BB: 0	P: 10	R: 2	H: 2	E: 0	K: 1	S: 10	H: 2	LOB: 0	BB: 0	P: 16	R: 0	H: 1	E: 1	K: 3	S: 16	H: 0	LOB: 2	BB: 0	P: 24	R: 0	H: 0	E: 0	K: 1	S: 8	H: 0	LOB: 0	BB: 1	P: 15	R: 0	H: 1	E: 0	K: 0	S: 9	H: 1	LOB: 1	BB: 0	P: 11	R: 3	H: 3	E: 0	K: 0	S: 15	H: 3	LOB: 0	BB: 0	P: 25	R: 0	H: 0	E: 0	K: 1	S: 7	H: 0	LOB: 0	BB: 0	P: 10	R: 0	H: 0	E: 1	K: 1	S: 8	H: 0	LOB: 1	BB: 0	P: 15	1B: 4	SF: 0	2B: 4	SAC: 0	3B: 0	DP: 1	HR: 2	HBP: 0	WP: 0	PA: 42
--------------	------	------	------	------	------	------	--------	-------	-------	------	------	------	------	-------	------	--------	-------	-------	------	------	------	------	------	------	--------	-------	-------	------	------	------	------	-------	------	--------	-------	-------	------	------	------	------	-------	------	--------	-------	-------	------	------	------	------	------	------	--------	-------	-------	------	------	------	------	------	------	--------	-------	-------	------	------	------	------	-------	------	--------	-------	-------	------	------	------	------	------	------	--------	-------	-------	------	------	------	------	------	------	--------	-------	-------	-------	-------	-------	--------	-------	-------	-------	--------	-------	--------

PITCHER	IP	WLS	BF	H	R	ER	SO	BB	IBB	HBP	BLK	WP	HR	S	P	ERA	WHIP
Tom Candiotti, R ERA: 3.62 (1, 1)	7.0		32	9	6	6	9	2	0	0	0	0	2	76	122	7.71	1.571
Roger McDowell, R ERA: 1.93 (8, 1)	2.0	W	6	0	0	0	1	0	0	0	0	0	0	14	20	0.00	0.000
John Candelaria, L ERA: 1.69 (10, 1)	0.2		2	0	0	0	0	0	0	0	0	0	0	2	4	0.00	0.000
Jim Gott, R ERA: 0.96 (10, 1)	0.1	S	2	0	0	0	1	0	0	0	0	0	0	6	11	0.00	0.000

Los Angeles Dodgers @ San Francisco Giants
Candlestick Park, San Francisco, CA
 Sat Apr 25 1992, 6:33 AM EDT
 Att: 32,557 - Sunny - 87 F

AB	40
R	6
H	9
RBI	6
BB	2
SO	11
LOB	16



Batter	1	2	3	4	5	6	7	8	9	10	11	AB R H RBI BB SO LOB	TOP				
Brett Butler, L (1, 8) OBP: 0.414, SLG: 0.480	2-2 G4-3		1-0 F7		1-0 G4-3			3-2 1B HR	1-2 1B		3-2 1B WP	6 1 3 0 0 0 0	Los Angeles Dodgers @ San Francisco Giants Candlestick Park, San Francisco, CA Sun Apr 26 1992, 6:33 AM EDT Att: 40,031 - Cloudy - 68 F				
Lenny Harris, L (1, 4) OBP: 0.375, SLG: 0.333 Mike Sharperson, R (9, PH) OBP: 0.476, SLG: 0.394	1-1 G3		2-1 G4-3-6 1B		1-2 G5-3			0-2 1B HR	4-1 1B		3-2 G6-3	4 1 2 0 0 0 0 1 0 0 0 1 0 1					
Kal Daniels, L (1, 3) OBP: 0.310, SLG: 0.240 Todd Benzinger, S (9, PH) OBP: 0.233, SLG: 0.310	4-1 1B BB		0-1 G4-3-6 1-2f		3-2 F7			1-3 K	0-3 K			3 0 0 0 1 1 3 1 0 0 0 0 1 3					
Darryl Strawberry, L (1, 9) OBP: 0.361, SLG: 0.465	1-0 1-2 1B				3-1 G6-3		1-2 G3-1	0-0 HR		1-2 G4-3		5 1 2 3 0 0 0					
Eric Davis, R (1, 7) OBP: 0.441, SLG: 0.614	0-1 G5-3				4-1 BB FC6-4 BB		3-3 K	1-2 G4-3		2-1 G5-3		4 1 0 0 1 1 2					
Dave Hansen, L (1, 5) OBP: 0.185, SLG: 0.308 Juan Samuel, R (10, PH) OBP: 0.362, SLG: 0.294			3-2 G3		0-1 FC FC6-4 BB 1-2		1-1 F7	1-1 F7		2-2 1B		4 0 0 0 0 0 1 1 0 1 0 0 0 0					
Mike Scioscia, L (1, 2) OBP: 0.246, SLG: 0.232			4-2 G1-3 BB		4-1 FC6-4 BB 1-2 2-3			2-1 G4-3		1-1 G5-3		3 0 0 0 2 1 1					
Jose Offerman, S (1, 6) OBP: 0.271, SLG: 0.297			2-1 G1-3 1-2		0-0 FC6-4 1-2f 2-3 3-H		2-1 F7	0-1 G5-3		0-3 K		5 0 0 1 0 0 3					
Bob Ojeda, L (1, 1) Stan Javier, S (7, PH) OBP: 0.250, SLG: 0.211 Tim Crews, R (7, 1) Mitch Webster, S (9, PH) OBP: 0.394, SLG: 0.333 John Candelaria, L (9, 1) Jim Gott, R (9, 1) Eric Karros, R (11, PH) OBP: 0.294, SLG: 0.516 Steve Wilson, L (11, 1)			0-0 G4-3		0-0 G4-3		2-1 G1-3	2-1 BB 1B			3-2 G6-3	2 0 0 0 0 0 3 1 0 0 0 0 0 0 0 0 0 0 0 0 0 1 0 1 0 0 0 0 0 0 0 0 0 0 0 0 0 0 0 0 0 0 1 0 0 0 0 0 0 0 0 0 0 0 0 0					
Inning Stats	R: 0 H: 1 E: 0 LOB: 2 K: 0 BB: 1 S: 9 P: 17	R: 0 H: 0 E: 0 LOB: 1 K: 0 BB: 1 S: 8 P: 17	R: 0 H: 1 E: 0 LOB: 0 K: 0 BB: 0 S: 5 P: 8	R: 1 H: 0 E: 1 LOB: 2 K: 0 BB: 2 S: 8 P: 19	R: 0 H: 0 E: 0 LOB: 0 K: 0 BB: 0 S: 7 P: 12	R: 0 H: 0 E: 0 LOB: 0 K: 1 BB: 0 S: 8 P: 13	R: 0 H: 0 E: 0 LOB: 0 K: 0 BB: 0 S: 6 P: 12	R: 3 H: 3 E: 0 LOB: 0 K: 1 BB: 0 S: 15 P: 21	R: 0 H: 2 E: 0 LOB: 3 K: 1 BB: 1 S: 15 P: 20	R: 0 H: 1 E: 0 LOB: 1 K: 1 BB: 0 S: 11 P: 16	R: 0 H: 1 E: 0 LOB: 1 K: 0 BB: 0 S: 14 P: 23	1B: 8 SF: 0 2B: 0 SAC: 0 3B: 0 DP: 1 HR: 1 HBP: 0		WP: 1 PA: 47 PB: 0 SB: 0 CS: 0			
PITCHER	IP WLS BF H R ER SO BB IBB HBP BLK WP HR S P ERA WHIP																
Bill Swift, R (1, 1) ERA: 1.55	8.0	33	5	4	3	2	4	0	0	0	0	0	1	66	119	3.38	1.125
Dave Righetti, L (9, 1) ERA: 4.91	2.0	10	3	0	0	2	1	0	0	0	0	0	0	26	36	0.00	2.000
Gil Heredia, R (11, 1) ERA: 2.45	1.0	W 4	1	0	0	0	0	0	0	0	1	0	14	23	0.00	1.000	

livebaseballscorecards.com

AB	42
R	4
H	9
RBI	4
BB	5
SO	4
LOB	17



Batter	1	2	3	4	5	6	7	8	9	10	11	AB R H RBI BB SO LOB	BOTTOM														
Darren Lewis, R OBP: 0.376, SLG: 0.355 (1, 8)	3-2 2B G4-3 1B	1-3 K		3-2 E3 1B		4-2 G4-3 BB		0-1 B1-3			2-2 CS 1B	5 1 3 1 1 1 2	Los Angeles Dodgers @ San Francisco Giants Candlestick Park, San Francisco, CA Sun Apr 26 1992, 6:33 AM EDT Att: 40,031 - Cloudy - 68 F														
Willie McGee, S OBP: 0.347, SLG: 0.328 (1, 9)	0-0 G4-3 G6-3 2B		4-1 FC4-6 BB	0-0 F8		0-0 G4-3			0-1 G1-3		1-2 1B 1B	5 2 2 0 1 0 3															
Will Clark, L OBP: 0.451, SLG: 0.522 (1, 3)	1-2 G4-3		2-2 FC4-6 S 1-2f		0-0 CS 1B	4-0 IBB			0-1 WP 1B		1-1 1B 1-2 1B	5 0 3 1 1 0 2															
Kevin Bass, S OBP: 0.444, SLG: 0.500 (1, 7)	2-0 G6-3		2-3 K		3-2 F7	1-1 L9			2-2 F9		1-0 1B 1-2 2-H	6 0 1 2 0 1 6															
Matt Williams, R OBP: 0.188, SLG: 0.358 (1, 5)	3-2 G5-3		3-2 F8		0-0 E6 1B 1-2			1-3 K			1-2 F9	5 0 0 0 0 1 3															
Robby Thompson, R OBP: 0.421, SLG: 0.540 Cory Snyder, R OBP: 0.250, SLG: 0.261 (7, PH) (8, 4)		0-2 G4-3		4-1 FC5-4 BB	1-0 1B	1-3 1B		3-3 K			1-2 G6-3	2 0 1 0 1 0 0 2 0 0 0 0 1 0															
Kirt Manwaring, R OBP: 0.294, SLG: 0.250 Jose Uribe, S Gil Heredia, R (10, PR) (11, 1)		1-0 G5-3		0-1 FC5-4 SH2-4 1B 1-2f	1-1 P4		0-0 G4-3			4-2 L3 BB		4 1 0 0 1 0 3 0 0 0 0 0 0 0 0 0 0 0 0 0 0															
Royce Clayton, R OBP: 0.258, SLG: 0.283 (1, 6)		4-2 1B BB		1-1 SH2-4 E 1B		4-2 G4-3 SH2-4 BB		1-0 G6-3		2-0 L3		3 1 1 0 2 0 1															
Bill Swift, R OBP: 0.267, SLG: 0.400 Mike Felder, S OBP: 0.364, SLG: 0.344 Dave Righetti, L Craig Colbert, R OBP: 0.214, SLG: 0.214 (1, 1) (8, PH) (9, 1) (11, 2)		3-2 1B		0-0 SH2-4		0-0 SH2-4		0-2 P6			2-2 F7	1 0 1 0 0 0 0 1 0 0 0 0 0 0 0 0 0 0 0 0 0 1 0 0 0 0 0 0															
Inning Stats	R: 2 E: 0 K: 0 S: 11	H: 2 LOB: 0 BB: 0 P: 20	R: 0 E: 0 K: 1 S: 13	H: 1 LOB: 2 BB: 1 P: 22	R: 0 E: 0 K: 1 S: 11	H: 0 LOB: 1 BB: 1 P: 22	R: 2 E: 1 K: 0 S: 11	H: 2 LOB: 1 BB: 1 P: 19	R: 0 E: 1 K: 0 S: 8	H: 2 LOB: 2 BB: 0 P: 13	R: 0 E: 0 K: 0 S: 9	H: 0 LOB: 3 BB: 3 P: 22		R: 0 E: 0 K: 2 S: 10	H: 0 LOB: 0 BB: 0 P: 14	R: 0 E: 0 K: 0 S: 6	H: 0 LOB: 0 BB: 0 P: 7	R: 0 E: 0 K: 0 S: 11	H: 1 LOB: 1 BB: 0 P: 14	R: 0 E: 0 K: 0 S: 6	H: 0 LOB: 1 BB: 1 P: 13	R: 1 E: 0 K: 0 S: 17	H: 4 LOB: 2 BB: 0 P: 24	1B: 11 2B: 2 3B: 0 HR: 0	SF: 0 SAC: 2 DP: 1 HBP: 0	WP: 1 PB: 0 SB: 1 CS: 2	PA: 49
PITCHER	IP WLS BF H R ER SO BB IBB HBP BLK WP HR S P ERA WHIP														IP WLS BF H R ER SO BB IBB HBP BLK WP HR S P ERA WHIP												
Bob Ojeda, L ERA: 4.01	(1, 1) 6.0 31 7 4 3 2 5 1 0 0 0 0 63 118 4.50 2.000																										
Tim Crews, R ERA: 8.1	(7, 1) 2.0 6 0 0 0 2 0 0 0 0 0 0 16 21 0.00 0.000																										
John Candelaria, L ERA: 1.5	(9, 1) 0.2 3 1 0 0 0 0 0 0 0 0 0 8 10 0.00 1.500																										
Jim Gott, R ERA: 0.84	(9, 1) 1.1 4 0 0 0 0 1 0 0 0 1 0 9 17 0.00 0.750																										
Steve Wilson, L ERA: 3.52	(11, 1) 0.2 L 5 4 1 1 0 0 0 0 0 0 0 17 24 13.50 6.000																										

AB	40
R	5
H	12
RBI	4
BB	7
SO	4
LOB	20



Batter	1	2	3	4	5	6	7	8	9	AB R H RBI BB SO LOB	TOP											
Ray Lankford, L (1, 8) OBP: 0.429, SLG: 0.440	3-2 SH3 1B		1-2 F8		2-0 1B	2-1 G1-3		2-2 G3-1		5 2 2 0 0 0 3												
Ozzie Smith, S (1, 6) OBP: 0.383, SLG: 0.321	0-0 SH3		1-2 G4-3		0-1 1B	4-0 IBB		0-0 G6-3		3 0 1 1 1 0 0												
Milt Thompson, L (1, 9) (9, 7) OBP: 0.275, SLG: 0.400	0-0 G4-6-3 1B			0-1 1B	0-0 1B	1-3 K		1-3 K2-3		5 0 3 2 0 2 3												
Todd Zeile, R (1, 5) OBP: 0.342, SLG: 0.459	0-0 G4-6-3			1-3 K	2-1 G5-3		2-2 G5-3		3-0 F9	5 0 0 0 0 1 4												
Pedro Guerrero, R (1, 3) OBP: 0.310, SLG: 0.344		1-1 G5-3 1B		0-0 F9		2-2 1B	4-1 G4-6-3 BB			3 1 2 0 1 0 1												
Brian Jordan, R (9, 9) OBP: 0.214, SLG: 0.294				1-3 F9		1B				0 0 0 0 0 0 0												
Bernard Gilkey, R (1, 7) OBP: 0.381, SLG: 0.385		1-0 G5-3		0-0 G5-3		1-2 1B	1 SAFE 2-1 G4-6-3			4 1 1 0 0 0 3												
Cris Carpenter, R (7, 1)		1-2				1-2 SF8 1B	1-2f			0 0 0 0 0 0 0												
Lee Smith, R (8, 1)										0 0 0 0 0 0 0												
Rex Hudler, R (1, 4) OBP: 0.214, SLG: 0.393		1-1 F8			2-3 K2-3	1-1 SF8 1B		1-1 G5-3		4 0 1 0 0 1 1												
Tom Pagnozzi, R (1, 2) OBP: 0.297, SLG: 0.406		1-2 G5-3			0-3 K2-3	0-1 G1-3 1B		0-1 WP 1B		4 0 2 1 0 1 1												
Donovan Osborne, S (1, 1) OBP: 0.167, SLG: 0.167			0-3 K		1-0 1B	3-2 SF8		1 SAFE 1-3 K		2 1 1 0 0 1 0												
Luis Alicea, S (6, PH) OBP: 0.167, SLG: 0.140										0 0 0 0 0 0 0												
Craig Wilson, R (6, PH) OBP: 0.690, SLG: 0.364										0 0 0 0 1 0 0 0												
Mike Perez, R (6, 1)										0 0 0 0 0 0 0 0												
Bob McClure, R (7, 1)										0 0 0 0 0 0 0 0												
Tim Jones, L (7, 4) OBP: 0.194, SLG: 0.171										1 0 0 0 0 0 1 1												
Inning Stats	R: 1 E: 0 K: 0 S: 7	H: 2 LOB: 0 BB: 0 P: 10	R: 0 E: 0 K: 0 S: 8	H: 1 LOB: 1 BB: 0 P: 12	R: 0 E: 0 K: 1 S: 12	H: 0 LOB: 0 BB: 0 P: 14	R: 0 E: 0 K: 1 S: 7	H: 1 LOB: 1 BB: 0 P: 8	R: 2 E: 0 K: 2 S: 13	H: 4 LOB: 2 BB: 0 P: 20	R: 2 E: 0 K: 1 S: 19	H: 4 LOB: 3 BB: 1 P: 33	R: 0 E: 0 K: 0 S: 6	H: 0 LOB: 0 BB: 1 P: 14	R: 0 E: 0 K: 1 S: 10	H: 1 LOB: 1 BB: 0 P: 14	R: 0 E: 0 K: 1 S: 5	H: 0 LOB: 0 BB: 0 P: 9	1B: 13 2B: 0 3B: 0 HR: 0	SF: 1 SAC: 1 DP: 2 HBP: 0	WP: 1 PB: 0 SB: 1 CS: 0	PA: 40
PITCHER	IP WLS BF H R ER SO BB IBB HBP BLK WP HR S P ERA WHIP												IP WLS BF H R ER SO BB IBB HBP BLK WP HR S P ERA WHIP									
Kevin Gross, R (1, 1) ERA: 4.01	5.0 L 24 10 5 5 4 0 0 0 0 0 0 0 54 74 9.00 2.000																					
Tim Crews, R (6, 1) ERA: 8.1	0.0 2 2 0 0 0 0 0 0 0 0 0 0 4 5 ∞ ∞																					
Steve Wilson, L (6, 1) ERA: 2.53	3.0 11 1 0 0 2 1 1 0 0 1 0 24 46 0.00 0.667																					
John Candelaria, L (9, 1) ERA: 1.29	1.0 3 0 0 0 1 0 0 0 0 0 0 5 9 0.00 0.000																					

St. Louis Cardinals @ Los Angeles Dodgers
 Dodger Stadium, Los Angeles, CA
 Mon Apr 27 1992, 7:05 PM PDT
 Att. 42,902 - Sunny - 78 F

AB	36
R	5
H	13
RBI	5
BB	2
SO	7
LOB	17



Batter	1	2	3	4	5	6	7	8	9	AB	R	H	RBI	BB	SO	LOB
Brett Butler, L (1, 8) OBP: 0.391, SLG: 0.450	3-2 F7	1-2 FC6-4 1B		1-1 F7		1-3 K		3-2 P4		5	0	0	0	0	1	6
Mike Sharperson, R (1, 5) OBP: 0.457, SLG: 0.378	1-0 E6 1B	1-2 SAFE		1-0 F8			3-3 K	1-2 P4		4	1	1	1	0	1	0
Dave Hansen, L (8, PH) OBP: 0.179, SLG: 0.296										1	0	0	0	0	0	3
Eric Karros, R (1, 3) OBP: 0.297, SLG: 0.500	2-2 F8 1B			1-0 G5-3			1-2 F8 1B		0-2 P4	3	0	1	0	0	0	2
Todd Benzinger, S (7, PH) OBP: 0.250, SLG: 0.323										2	0	1	0	0	0	0
Darryl Strawberry, L (1, 9) OBP: 0.364, SLG: 0.474	0-2 F8 1B		1-0 SH1-4 G6-3 2B		1-1 F7		2-3 K		2-2 F8	5	1	2	1	0	1	1
Eric Davis, R (1, 7) OBP: 0.425, SLG: 0.574	2-1 P6		4-2 SH1-4 1B BB		2-2 G5-3		3-3 K		1-2 F8	4	1	0	0	1	1	3
Juan Samuel, R (1, 4) OBP: 0.350, SLG: 0.283	3-3 K		0-1 SH1-4		1-0 G5-3			2-2 E6 SH2-4 1B		2	0	0	0	0	1	2
John Candelaria, L (9, 1)			1-2 2-3							0	0	0	0	0	0	0
Carlos Hernandez, R (1, 2) OBP: 0.385, SLG: 0.364		4-2 FC6-4 BB 1B BB	1-0 G6-3		1-2 F7		1-1 F8 SH2-4 1B		1-1 SH2-4 1B	2	1	0	1	1	0	1
Mike Scioscia, L (8, PH) OBP: 0.258, SLG: 0.246				3-H			2-3 K		1-2 1B	1	0	1	0	0	0	0
Jose Offerman, S (1, 6) OBP: 0.288, SLG: 0.303		4-1 FC6-4 BB 1B	3-2 SH2-4 1B		2-3 K		0-1 SH2-4		1-2 2-3	2	0	1	1	1	1	0
Kevin Gross, R (1, 1) OBP: 0.250, SLG: 0.143		0-0 P2	1-3 K		1-1 F8 1B		4-0 IBB			2	0	0	0	0	1	3
Tim Crews, R (6, 1)										0	0	0	0	0	0	0
Steve Wilson, L (6, 1)										0	0	0	0	0	0	0
Lenny Harris, L (6, 4) OBP: 0.400, SLG: 0.348										1	0	1	0	1	0	0
Stan Javier, S (8, PH) OBP: 0.238, SLG: 0.200										1	0	0	0	0	0	0

Inning Stats	R: 1	H: 2	E: 1	LOB: 2	K: 1	BB: 0	S: 17	R: 1	H: 1	E: 0	LOB: 2	K: 0	BB: 2	S: 12	R: 2	H: 2	E: 0	LOB: 1	K: 1	BB: 1	S: 15	R: 0	H: 0	E: 0	LOB: 0	K: 0	BB: 0	S: 4	R: 0	H: 1	E: 0	LOB: 1	K: 2	BB: 0	S: 14	R: 0	H: 1	E: 0	LOB: 1	K: 3	BB: 0	S: 13	R: 0	H: 1	E: 1	LOB: 3	K: 0	BB: 1	S: 18	R: 0	H: 0	E: 0	LOB: 0	K: 0	BB: 0	S: 10	1B: 7	2B: 1	3B: 0	HR: 0	SF: 0	SAC: 2	DP: 0	HBP: 0	WP: 0	PA: 41
--------------	------	------	------	--------	------	-------	-------	------	------	------	--------	------	-------	-------	------	------	------	--------	------	-------	-------	------	------	------	--------	------	-------	------	------	------	------	--------	------	-------	-------	------	------	------	--------	------	-------	-------	------	------	------	--------	------	-------	-------	------	------	------	--------	------	-------	-------	-------	-------	-------	-------	-------	--------	-------	--------	-------	--------

PITCHER	IP	WLS	BF	H	R	ER	SO	BB	IBB	HBP	BLK	WP	HR	S	P	ERA	WHIP
Donovan Osborne, L (1, 1) ERA: 1.71	5.0		24	5	4	3	2	3	3	0	0	0	0	55	93	5.40	1.600
Mike Perez, R (6, 1) ERA: 1.65	1.1		6	2	0	0	3	0	0	0	0	0	0	21	29	0.00	1.500
Bob McClure, L (7, 1) ERA: 4.5	0.1		1	0	0	0	1	0	0	0	0	0	0	3	5	0.00	0.000
Cris Carpenter, R (7, 1) ERA: 2.25	1.0		6	1	0	0	1	0	1	0	0	0	0	14	27	0.00	1.000
Lee Smith, R (8, 1) ERA: 2.89	1.1	S	4	0	0	0	0	0	0	0	0	0	0	17	21	0.00	0.000

BOTTOM

St. Louis Cardinals @ Los Angeles Dodgers
Dodger Stadium, Los Angeles, CA

Mon Apr 27 1992, 7:05 PM PDT
Att: 42,902 - Sunny - 78 F

AB	35
R	4
H	8
RBI	4
BB	4
SO	7
LOB	21



PITCHER	IP	WLS	BF	H	R	ER	SO	BB	IBB	HBP	BLK	WP	HR	S	P	ERA	WHIP
---------	----	-----	----	---	---	----	----	----	-----	-----	-----	----	----	---	---	-----	------

Batter	1	2	3	4	5	6	7	8	9	10	AB R H RBI BB SO LOB	TOP														
Ray Lankford, L OBP: 0.417, SLG: 0.425 (1, 8)	0-2 G4-3		3-2 F7		2-0 F8		1-2 1B		0-3 K		5 0 1 0 0 1 2	St. Louis Cardinals @ Los Angeles Dodgers Dodger Stadium, Los Angeles, CA Tue Apr 28 1992, 7:05 PM PDT Att: 26,940 - Overcast - 79 F														
Ozzie Smith, S OBP: 0.369, SLG: 0.298 (1, 6)	1-0 F7			3-3 K	0-0 F7		4-1 BB		3-1 L7		4 0 0 0 1 1 2															
Milt Thompson, L OBP: 0.304, SLG: 0.407 Lee Smith, R (10, 1)	0-0 WP 1B			0-0 F7	4-2 BB		0-1 F7		1-1 CS 1B		4 0 2 0 1 0 2 0 0 0 0 0 0 0															
Todd Zeile, R OBP: 0.346, SLG: 0.455 (1, 5)	3-2 G6-3			2-1 2B 1B	1-3 K		3-2 G6-3		2-1 CS	2-0 SH3-4 1B	5 2 2 0 0 1 6															
Pedro Guerrero, R OBP: 0.333, SLG: 0.348 Tim Jones, L OBP: 0.194, SLG: 0.171 (8, PR) (8, 4)		2-1 G5-3		1 SAFE 4-1 2B 1-2 BB		4-1 BB		2-2 G3 SH1-4 1B		1-0 SH3-4	2 0 1 0 2 0 0 0 0 0 0 0 0 0															
Bernard Gilkey, R OBP: 0.370, SLG: 0.395 (1, 7)		3-2 F9		1-0 2B		1-3 K		1 SAFE 1-0 SH1-4		0-3 K	4 0 1 1 0 2 2															
Rex Hudler, R OBP: 0.194, SLG: 0.355 Gerald Perry, L OBP: 0.333, SLG: 0.300 (8, PH) (8, 3)		1-1 G6-3		0-0 F8		2-3 K		4-0 G3 IBB		4-0 1B IBB	3 0 0 0 0 1 3 0 0 0 0 2 0 0															
Tom Pagnozzi, R OBP: 0.304, SLG: 0.406 (1, 2)			1-1 G5-3		0-2 SH 1B	2-3 K		0-1 G3		1-2 1B	5 0 2 1 0 1 3															
Bob Tewksbury, R OBP: 0.125, SLG: 0.125 Luis Alicea, S OBP: 0.163, SLG: 0.136 Juan Agosto, L (7, 1) Craig Wilson, R OBP: 0.471, SLG: 0.333 Todd Worrell, R (8, 1) Brian Jordan, R OBP: 0.211, SLG: 0.290 (10, PH) (10, 9)			0-0 F8		0-2 SH BB		1-0 F9	1-2 G6-3		2-3 K	1 0 0 0 0 0 0 1 0 0 0 0 0 0 0 0 0 0 0 0 0 1 0 0 0 0 0 3 0 0 0 0 0 0 0 1 0 0 0 0 0 1 2															
Inning Stats	R: 0 E: 0 K: 0 S: 8	H: 1 LOB: 1 BB: 0 P: 12	R: 0 E: 0 K: 0 S: 7	H: 0 LOB: 0 BB: 0 P: 13	R: 0 E: 0 K: 0 S: 8	H: 0 LOB: 0 BB: 0 P: 12	R: 1 E: 0 K: 1 S: 11	H: 2 LOB: 2 BB: 1 P: 21	R: 0 E: 1 K: 1 S: 15	H: 1 LOB: 3 BB: 1 P: 22	R: 0 E: 0 K: 3 S: 13		H: 0 LOB: 1 BB: 1 P: 21	R: 0 E: 0 K: 0 S: 14	H: 1 LOB: 2 BB: 1 P: 23	R: 0 E: 0 K: 0 S: 9	H: 1 LOB: 3 BB: 1 P: 17	R: 0 E: 0 K: 1 S: 8	H: 1 LOB: 0 BB: 0 P: 14	R: 1 E: 0 K: 2 S: 12	H: 2 LOB: 2 BB: 1 P: 22	1B: 8 2B: 1 3B: 0 HR: 0	SF: 0 SAC: 3 DP: 0 HBP: 0	WP: 1 PB: 0 SB: 3 CS: 1	PA: 46	
PITCHER	IP WLS BF H R ER SO BB IBB HBP BLK WP HR S P ERA WHIP												IP WLS BF H R ER SO BB IBB HBP BLK WP HR S P ERA WHIP													
Ramon Martinez, R ERA: 3.64 (1, 1)	7.0																									
Roger McDowell, R ERA: 1.59 (8, 1)	2.0																									
Jim Gott, R ERA: 1.54 (10, 1)	1.0	L																								

livebaseballscores.com

AB	36
R	2
H	9
RBI	2
BB	6
SO	8
LOB	25




Batter	1	2	3	4	5	6	7	8	9	10	AB	R	H	RBI	BB	SO	LOB
Brett Butler, L OBP: 0.375, SLG: 0.429 (1, 8)	K		SH1-3	F9			G1-3		P5		4	0	0	0	0	1	3
Lenny Harris, L OBP: 0.396, SLG: 0.347 (1, 4)	S		G4-3				L5		P6		3	0	1	0	0	0	1
Mike Sharperson, R OBP: 0.438, SLG: 0.359 (7, PH) (8, 4)	S 1B										2	0	0	0	0	0	1
Darryl Strawberry, L OBP: 0.355, SLG: 0.457 (1, 9)	F8						F8				5	0	1	1	0	0	1
Eric Davis, R OBP: 0.423, SLG: 0.561 (1, 7)	G5-3										5	0	2	0	0	0	1
Todd Benzing, S OBP: 0.216, SLG: 0.278 (1, 3)			F8	L6			L6		P5		5	0	0	0	0	1	3
Dave Hansen, L OBP: 0.188, SLG: 0.267 (1, 5)											3	0	0	0	1	0	0
Mike Scioscia, L OBP: 0.271, SLG: 0.262 (1, 2)											4	0	2	0	0	0	1
Jose Offerman, S OBP: 0.286, SLG: 0.314 (1, 6)											4	0	1	0	0	2	2
Ramon Martinez, R OBP: 0.222, SLG: 0.222 (1, 1)											3	1	2	0	0	0	2
Roger McDowell, R (8, 1)											0	0	0	0	0	0	0
Mitch Webster, S OBP: 0.417, SLG: 0.333 (9, PH)											0	0	0	0	1	0	0
Jim Gott, R (10, 1)											0	0	0	0	0	0	0


Inning Stats	R: 0	H: 1	R: 0	H: 1	R: 1	H: 3	R: 0	H: 1	R: 0	H: 2	R: 0	H: 0	R: 0	H: 0	R: 0	H: 0	R: 0	H: 0	R: 0	H: 0	R: 0	H: 0	R: 0	H: 0	R: 0	H: 0	R: 0	H: 0	R: 0	H: 0	R: 0	H: 0	1B: 8	SF: 0	WP: 0	PA: 41
	E: 0	LOB: 1	E: 0	LOB: 1	E: 0	LOB: 2	E: 1	LOB: 1	E: 0	LOB: 1	E: 0	LOB: 0	E: 0	LOB: 1	E: 0	LOB: 1	E: 0	LOB: 0	E: 0	LOB: 0	E: 0	LOB: 0	E: 0	LOB: 0	E: 0	LOB: 0	E: 0	LOB: 0	E: 0	LOB: 0	E: 0	LOB: 0	2B: 2 <td>SAC: 1 <td>FB: 0 <td></td> </td></td>	SAC: 1 <td>FB: 0 <td></td> </td>	FB: 0 <td></td>	
	K: 1	BB: 0	K: 0	BB: 0	K: 0	BB: 0	K: 1	BB: 0	K: 0	BB: 0	K: 0	BB: 0	K: 0	BB: 1	K: 0	BB: 1	K: 1	BB: 0	K: 0	BB: 0	K: 0	BB: 0	K: 0	BB: 0	K: 0	BB: 0	K: 0	BB: 0	K: 0	BB: 0	K: 0	BB: 0	3B: 0	DP: 1 <td>SB: 2 <td></td> </td>	SB: 2 <td></td>	
	S: 10	P: 13	S: 8	P: 16	S: 14	P: 17	S: 19	P: 26	S: 9	P: 11	S: 9	P: 12	S: 8	P: 13	S: 7	P: 14	S: 9	P: 18	S: 7	P: 10	S: 7	P: 10	S: 7	P: 10	S: 7	P: 10	S: 7	P: 10	S: 7	P: 10	S: 7	P: 10	HR: 0	HBP: 0	CS: 0	

PITCHER	IP	WLS	BF	H	R	ER	SO	BB	IBB	HBP	BLK	WP	HR	S	P	ERA	WHIP
Bob Tewksbury, R ERA: 1.61 (1, 1)	6.0		27	9	1	1	2	0	0	0	0	0	0	69	95	1.50	1.500
Juan Agosto, L ERA: 8.44 (7, 1)	1.0		3	0	0	0	0	0	0	0	0	0	0	8	13	0.00	0.000
Todd Worrell, R ERA: (8, 1)	2.0	W	8	0	0	0	1	2	0	0	0	0	0	16	32	0.00	1.000
Lee Smith, R ERA: 2.61 (10, 1)	1.0	S	3	0	0	0	1	0	0	0	0	0	0	7	10	0.00	0.000

St. Louis Cardinals @ Los Angeles Dodgers
Dodger Stadium, Los Angeles, CA
 Tue Apr 28 1992, 7:05 PM PDT
 Att: 26,940 - Overcast - 79 F

AB	38
R	1
H	9
RBI	1
BB	2
SO	4
LOB	15



Batter	1	2	3	4	5	6	7	8	9	AB R H RBI BB SO LOB	TOP														
Lenny Dykstra, L OBP: 0.273, SLG: 0.241 (1, 8) B F B B X	3-1 G1-6-3 1B		1-0 G5-3	0-0 F7		0-0 1-H 2B			1-0 G4-3	5 0 2 1 0 0 2	<p>Philadelphia Phillies @ Los Angeles Dodgers Dodger Stadium, Los Angeles, CA</p> <p>Wed Apr 29 1992, 7:05 PM PDT Att. 36,639 - Overcast - 75 F</p> <p>livebaseballscorecards.com</p> <table border="1"> <tr><td>AB</td><td>36</td></tr> <tr><td>R</td><td>7</td></tr> <tr><td>H</td><td>8</td></tr> <tr><td>RBI</td><td>6</td></tr> <tr><td>BB</td><td>3</td></tr> <tr><td>SO</td><td>5</td></tr> <tr><td>LOB</td><td>15</td></tr> </table> 	AB	36	R	7	H	8	RBI	6	BB	3	SO	5	LOB	15
AB	36																								
R	7																								
H	8																								
RBI	6																								
BB	3																								
SO	5																								
LOB	15																								
Mariano Duncan, R OBP: 0.344, SLG: 0.422 (1, 7) C X	0-2 G1-6-3 1-2f			0-0 2B K		1-0 F9			1-0 L9	5 1 1 0 0 1 4															
Dave Hollins, S OBP: 0.371, SLG: 0.367 (1, 5) C C H	1-2 HBP			0-0 1B BB E	1-1 G3				2-2 1B	4 1 1 0 0 0 1															
John Kruk, L OBP: 0.468, SLG: 0.469 (1, 9) (7, 3) B C B X	2-1 L3			4-0 1B E BB	1-1 L7				1-2 G1-3 WP 1B	4 2 1 0 1 0 2															
Dale Sveum, S OBP: 0.261, SLG: 0.200 Barry Jones, R Mitch Williams, L OBP: 1.000, SLG: 1.000 (1, 3) (7, 1) (9, 1)		2-2 G3		0-0 E E 1B	4-2 BB				2-2 F9 1-2	3 1 1 1 1 0 1 0 0 0 0 0 0 0 0 0 0 0 0 0 0															
Darren Daulton, L OBP: 0.333, SLG: 0.394 (1, 2) B C C X	1-2 G4-3			1-0 E8 E 1B	1-1 G4-3				3-1 G1-3 2-H 1B	4 1 2 3 0 0 1															
Mickey Morandini, L OBP: 0.400, SLG: 0.485 (1, 4) X	0-0 F7			4-1 E BB		0-0 G1-3			1-0 G1-3	3 0 0 0 1 0 0															
Kim Batiste, R OBP: 0.280, SLG: 0.313 (1, 6) C C C X	0-2 P3			0-2 E5 1-2 2-H 3-H		1-1 E6 2B			1-3 K	4 1 0 1 0 1 1															
Danny Cox, R OBP: 0.111, SLG: 0.111 Ruben Amaro Jr, S OBP: 0.273, SLG: 0.323 (1, 1) (7, 9) C C B B	2-3 K			0-3 K		1-3 K			0-0 G6-3	3 0 0 0 0 3 3 1 0 0 0 0 0 0															
Inning Stats	R: 0 E: 0 K: 0 S: 9 H: 1 LOB: 1 BB: 0 P: 15	R: 0 E: 0 K: 0 S: 7 H: 0 LOB: 0 BB: 0 P: 10	R: 0 E: 0 K: 1 S: 7 H: 0 LOB: 0 BB: 0 P: 10	R: 5 E: 3 K: 2 S: 19 H: 3 LOB: 2 BB: 2 P: 31	R: 0 E: 0 K: 0 S: 8 H: 0 LOB: 1 BB: 1 P: 15	R: 1 E: 1 K: 1 S: 8 H: 1 LOB: 1 BB: 0 P: 11	R: 1 E: 0 K: 0 S: 14 H: 2 LOB: 1 BB: 0 P: 23	R: 0 E: 0 K: 1 S: 5 H: 0 LOB: 0 BB: 0 P: 7	R: 0 E: 0 K: 0 S: 9 H: 1 LOB: 1 BB: 0 P: 14	1B: 6 2B: 2 3B: 0 HR: 0 SF: 0 SAC: 0 DP: 1 HBP: 1	WP: 1 PB: 0 SB: 0 CS: 0 PA: 40														
PITCHER	IP WLS BF H R ER SO BB IBB HBP BLK WP HR S P ERA WHIP																								
Orel Hershiser, R ERA: 4.13 (1, 1)	5.0 L 24 4 5 3 3 3 3 0 1 0 0 0 50 81 5.40 1.400																								
Tim Crews, R ERA: 7.5 (6, 1)	2.0 9 3 2 1 1 0 0 0 0 1 0 22 34 4.50 1.500																								
Jim Gott, R ERA: 1.32 (8, 1)	2.0 7 1 0 0 0 1 0 0 0 0 0 0 14 21 0.00 0.500																								

Batter	1	2	3	4	5	6	7	8	9	AB R H RBI BB SO LOB
Brett Butler, L (1, 8) OBP: 0.386, SLG: 0.432	2-2 F7		0-1 1B		2-3 K		2-2 1B		4-2 1B BB	4 0 2 1 1 1 1
Lenny Harris, L (1, 4) OBP: 0.386, SLG: 0.340 Eric Karros, R (9, PH) OBP: 0.316, SLG: 0.514	1-0 G3-1		1-0 FC6 1-3 1B			3-2 G1-3	0-1 G4-3		2-2 FC5-4 1-2 2-3 3-H 1B	4 0 1 0 0 0 1 1 0 1 1 0 0 0
Darryl Strawberry, L (1, 9) OBP: 0.357, SLG: 0.447	1-0 FC5-4 1B		1-1 FC6 1-2f			4-0 BB		0-1 F7	1-1 P2	4 0 1 0 1 0 5
Eric Davis, R (1, 7) OBP: 0.398, SLG: 0.521	1-2 FC5-4 1-2f			1-3 K		1-3 K		1-3 K	1-2 FC5-4 1-2f	5 0 0 0 0 3 5
Todd Benzing, S (1, 3) OBP: 0.220, SLG: 0.300		1-3 K		3-1 G6-3		2-3 K		0-1 BB		4 0 1 0 0 2 1
Dave Hansen, L (1, 5) OBP: 0.194, SLG: 0.265		2-0 G4-3		0-0 F7			0-1 G3-1 BB SF9 1B	1-2 G5-3		4 1 1 0 0 0 1
Mike Scioscia, L (1, 2) OBP: 0.297, SLG: 0.286		1-2 G5-3			2-1 2B		4-1 G3-1 1B BB		4-1 G1-3 1B BB	2 2 1 0 2 0 0
Jose Offerman, S (1, 6) OBP: 0.284, SLG: 0.311			3-2 F7		2-3 K		1-2 G3-1		3-2 1B G1-3 1B	4 0 1 0 0 1 3
Orel Hershiser, R (1, 1) OBP: 0.333, SLG: 0.545 Stan Javier, S (5, PH) OBP: 0.227, SLG: 0.190 Tim Crews, R (6, 1) Mitch Webster, S (7, PH) OBP: 0.386, SLG: 0.333 Jim Gott, R (8, 1) Mike Sharperson, R (9, PH) OBP: 0.429, SLG: 0.350			0-3 K		1-1 L7		1-1 SF9 3-H		2-2 G1-3 1-2 2-3	1 0 0 0 0 0 1 0 1 0 0 0 0 0 0 1 0 0 0 0 0 0 0 0 0 0 0 0 1 0 0 0 0 0 0 0 0 0 0 0 1 0 0 0 0 0 0 2

Inning Stats	R: 0 E: 0 K: 0 S: 9	H: 1 LOB: 1 BB: 0 P: 14	R: 0 E: 0 K: 1 S: 7	H: 0 LOB: 0 BB: 0 P: 11	R: 0 E: 0 K: 1 S: 11	H: 2 LOB: 2 BB: 0 P: 16	R: 0 E: 0 K: 1 S: 6	H: 0 LOB: 0 BB: 0 P: 10	R: 0 E: 0 K: 2 S: 10	H: 1 LOB: 1 BB: 0 P: 17	R: 0 E: 0 K: 2 S: 9	H: 0 LOB: 1 BB: 1 P: 19	R: 2 E: 0 K: 0 S: 14	H: 2 LOB: 1 BB: 1 P: 22	R: 0 E: 0 K: 1 S: 10	H: 1 LOB: 1 BB: 0 P: 12	R: 1 E: 0 K: 0 S: 18	H: 2 LOB: 3 BB: 2 P: 35	1B: 7 2B: 2 3B: 0 HR: 0	SF: 1 SAC: 0 DP: 0 HBP: 0
--------------	------------------------------	----------------------------------	------------------------------	----------------------------------	-------------------------------	----------------------------------	------------------------------	----------------------------------	-------------------------------	----------------------------------	------------------------------	----------------------------------	-------------------------------	----------------------------------	-------------------------------	----------------------------------	-------------------------------	----------------------------------	----------------------------------	------------------------------------

PITCHER	IP	WLS	BF	H	R	ER	SO	BB	IBB	HBP	BLK	WP	HR	S	P	ERA	WHIP
Danny Cox, R (1, 1) ERA: 4.68	6.2	W	28	6	2	2	7	2	0	0	0	0	0	64	107	2.70	1.200
Barry Jones, R (7, 1) ERA: 3.57	1.1		5	1	0	0	1	0	0	0	0	0	0	12	14	0.00	0.750
Mitch Williams, L (9, 1) ERA: 4.91	1.0		7	2	1	1	0	2	0	0	0	0	0	18	35	9.00	4.000

BOTTOM

Philadelphia Phillies @ Los Angeles Dodgers
 Dodger Stadium, Los Angeles, CA

Wed Apr 29 1992, 7:05 PM PDT
 Att. 36,639 - Overcast - 75 F

AB	35
R	3
H	9
RBI	3
BB	4
SO	8
LOB	20

livebaseballscores.com



WP	PA	ERA	WHIP
0	40		
0			
0			

Batter	1	2	3	4	5	6	7	8	9	AB R H RBI BB SO LOB	TOP																						
Brett Butler, L (1, 8) OBP: 0.390, SLG: 0.435	0-2 FC3-6 1B			3-2 BB 1B	0-0 G1-3			1-2 G4-3		4 0 2 0 0 0 4																							
Mike Sharperson, R (1, 4) OBP: 0.434, SLG: 0.349	1-0 FC3-6 FC6-4 1-2f			4-2 1B BB 1-2			2-3 K	1-2 G4-3 1B		3 0 1 1 1 1 1																							
Darryl Strawberry, L (1, 9) OBP: 0.353, SLG: 0.438	1-1 FC6-4 PO 1-2f			1-1 G5-4-3 1B			1-0 G4-3	0-1 G4-3		4 0 1 0 0 0 2																							
Eric Davis, R (1, 7) OBP: 0.379, SLG: 0.493	1 SAFE 0-0 PO 1-2	2-1 G5-3		2-2 G5-4-3 1-2f			3-3 K	1-0 F9		4 0 0 0 0 1 3																							
Eric Karros, R (1, 3) OBP: 0.333, SLG: 0.590		3-2 G5-3			2-2 BB E 1B		0-2 P4	0-0 HR		4 1 2 1 0 0 0																							
Dave Anderson, R (1, 5)		2-2 G6-3			2-3 K		0-0 G4-3	1-1 G1-3		4 0 0 0 0 1 1																							
Mike Scioscia, L (1, 2) OBP: 0.295, SLG: 0.284			2-1 G5-3		2-1 E4 BB		1-0 1B	2-2 L6		4 0 1 0 0 0 1																							
Jose Offerman, S (1, 6) OBP: 0.294, SLG: 0.325			2-2 G3		4-2 BB		1-0 F8	0-0 2B		3 0 1 0 1 0 1																							
Tom Candiotti, R (1, 1) OBP: 0.077, SLG: 0.077			1-0 G4-3		1-2 L5			4-1 G4-3 S 1B BB	2-2 F9	1 0 0 0 0 0 0 0 0 0 0 0 0 0 0 0 1 0 0 0 0 0 0 3 0 0 0 0 0 0 0 0 0 1 0 0 0 1 0 0 0 0 0 0 0 0 0 0 1 0 0 0 0 0 0 1																							
Steve Wilson, L (3, 1) OBP: 0.214, SLG: 0.293																																	
Todd Benzinger, S (5, PH) OBP: 0.281, SLG: 0.190																																	
Tim Crews, R (5, 1)																																	
Stan Javier, S (8, PH) OBP: 0.281, SLG: 0.190																																	
Jim Gott, R (8, 1)																																	
Mitch Webster, S (9, PH) OBP: 0.357, SLG: 0.300																																	
Inning Stats	R: 0 E: 0 K: 0 S: 6	H: 1 LOB: 0 BB: 0 P: 8	R: 0 E: 0 K: 0 S: 10	H: 0 LOB: 0 BB: 0 P: 17	R: 0 E: 0 K: 0 S: 6	H: 0 LOB: 0 BB: 0 P: 11	R: 0 E: 0 K: 0 S: 12	H: 2 LOB: 1 BB: 1 P: 22	R: 0 E: 1 K: 1 S: 16	H: 1 LOB: 3 BB: 1 P: 27	R: 0 E: 0 K: 2 S: 8	H: 0 LOB: 0 BB: 0 P: 14	R: 0 E: 0 K: 0 S: 6	H: 1 LOB: 1 BB: 0 P: 8	R: 1 E: 0 K: 0 S: 11	H: 1 LOB: 1 BB: 1 P: 18	R: 1 E: 0 K: 0 S: 10	H: 2 LOB: 1 BB: 0 P: 15	1B: 6 2B: 1 3B: 0 HR: 1	SF: 0 SAC: 0 DP: 1 HBP: 0	WP: 0 PB: 0 SB: 1 CS: 0	PA: 37											
PITCHER Terry Mulholland, L (1, 1) ERA: 6.05	IP 9.0	WLS W	BF 36	H 8	R 2	ER 2	SO 3	BB 3	IBB 0	HBP 0	BLK 0	WP 0	HR 1	S 85	P 140	ERA 2.00	WHIP 1.222																
											PITCHER	IP	WLS	BF	H	R	ER	SO	BB	IBB	HBP	BLK	WP	HR	S	P	ERA	WHIP					

Los Angeles Dodgers @ Philadelphia Phillies
Veterans Stadium, Philadelphia, PA

livebaseballscorecards.com

AB	33
R	2
H	8
RBI	2
BB	3
SO	3
LOB	17



Tue May 05 1992, 7:05 PM EDT
Att. 15,654 - Cloudy - 54 F

Batter	1	2	3	4	5	6	7	8	9	AB	R	H	RBI	BB	SO	LOB	BOTTOM			
Lenny Dykstra, L OBP: 0.255, SLG: 0.238 (1, 8)	2-3 K	2-1 G3		0-0 P4		0-2 P2		4-0 IBB		4	0	0	0	1	1	1	Los Angeles Dodgers @ Philadelphia Phillies Veterans Stadium, Philadelphia, PA Tue May 05 1992, 7:05 PM EDT Att. 15,654 - Cloudy - 54 F			
Mariano Duncan, R OBP: 0.355, SLG: 0.481 (1, 7)	1-1 F9		2-2 1B 1B	2-3 K			0-0 F9	1-1 G3-1		5	1	1	0	0	1	3				
Dave Hollins, S OBP: 0.391, SLG: 0.382 (1, 5)	4-1 WP 1B PB BB		1-1 1B 1B		1-0 G4-3 2B		1-0 F7			3	3	2	0	1	0	0				
John Kruk, L OBP: 0.458, SLG: 0.446 (1, 3)	4-2 1B WP BB		1-1 1B 1B	1-2 1B	2-1 G4-3		2-0 G1-3			3	1	1	1	1	0	1				
Dale Sveum, S OBP: 0.306, SLG: 0.290 (1, 6)	2-0 1B		1-1 1B	1-3 1B	2-1 G4-3			4-0 1B BB		3	1	1	3	1	1	2				
Darren Daulton, L OBP: 0.355, SLG: 0.408 (1, 2)	3-2 P6		1-1 1B	1-2 1B	4-2 FC5-4 BB			0-0 G3 1B 1B		3	0	2	1	1	0	1				
Mickey Morandini, L OBP: 0.403, SLG: 0.472 (1, 4)		3-2 P2	3-3 1B		1-0 FC5-4			1-2 G3 1B		4	0	1	1	0	1	3				
Ruben Amaro Jr, S OBP: 0.291, SLG: 0.342 (1, 9)		0-0 1B	1-3 1B			1-3 K		1-1 G3		4	0	1	0	0	2	4				
Terry Mulholland, R OBP: 0.133, SLG: 0.200 (1, 1)		1-3 K		3-3 K		0-2 G5-3		0-2 G5-3		4	0	0	0	0	2	3				
Inning Stats	R: 2 E: 0 K: 1 S: 13	H: 1 LOB: 1 BB: 2 P: 29	R: 0 E: 0 K: 1 S: 9	H: 1 LOB: 1 BB: 0 P: 15	R: 2 E: 0 K: 3 S: 20	H: 4 LOB: 2 BB: 0 P: 30	R: 0 E: 0 K: 2 S: 7	H: 0 LOB: 0 BB: 0 P: 12	R: 1 E: 0 K: 0 S: 8	H: 1 LOB: 1 BB: 1 P: 18	R: 0 E: 0 K: 1 S: 9	H: 0 LOB: 0 BB: 0 P: 10	R: 0 E: 0 K: 0 S: 3	H: 0 LOB: 0 BB: 0 P: 6	R: 1 E: 0 K: 0 S: 11	H: 2 LOB: 3 BB: 2 P: 22	1B: 7 2B: 2 3B: 0 HR: 0	SF: 0 SAC: 0 DP: 0 HBP: 0	WP: 1 PB: 1 SB: 0 CS: 0	PA: 38 ERA WHIP
PITCHER	IP WLS BF H R ER SO	IP WLS BF H R ER SO	IP WLS BF H R ER SO	IP WLS BF H R ER SO	IP WLS BF H R ER SO	IP WLS BF H R ER SO	IP WLS BF H R ER SO	IP WLS BF H R ER SO	IP WLS BF H R ER SO	IP WLS BF H R ER SO	IP WLS BF H R ER SO	IP WLS BF H R ER SO	IP WLS BF H R ER SO	IP WLS BF H R ER SO	IP WLS BF H R ER SO	IP WLS BF H R ER SO	ERA WHIP	ERA WHIP		
Tom Candiotti, R ERA: 4.46 (1, 1)	2.0 L																			
Steve Wilson, L ERA: 2.13 (3, 1)	2.0	7	1	0	0	5	0	0	0	0	0	0	0	0	20	31	0.00	0.500		
Tim Crews, R ERA: 6.6 (5, 1)	3.0	11	1	1	1	1	1	0	0	0	0	0	0	20	34	3.00	0.667			
Jim Gott, R ERA: 1.84 (8, 1)	1.0	7	2	1	1	0	1	1	0	0	0	0	0	11	22	9.00	3.000			

livebaseballscores.com

AB 33
R 6
H 9
RBI 6
BB 5
SO 8
LOB 18



Batter	1	2	3	4	5	6	7	8	9	AB	R	H	RBI	BB	SO	LOB	TOP										
Brett Butler, L OBP: 0.391, SLG: 0.433 (1, 8)	L6-3 1B	FC4-6			SH1-3 E 1B	K		K		5	1	2	0	0	2	6	Los Angeles Dodgers @ Philadelphia Phillies Veterans Stadium, Philadelphia, PA Wed May 06 1992, 7:05 PM EDT Att. 21,679 - Sunny - 58 F										
Lenny Harris, L OBP: 0.377, SLG: 0.333 (1, 4)	L6-3 1-2		L8		SH1-3 1-3	FC4-6 1-2f			CS 1B	4	0	1	0	0	0	2											
Darryl Strawberry, L OBP: 0.352, SLG: 0.446 Stan Javier, S OBP: 0.320, SLG: 0.227 (1, 9) (5, 9)	F8				E1 1B			G5-4-3 1B	WP BLK BB 1-2	3	1	1	1	0	0	0											
Eric Davis, R OBP: 0.370, SLG: 0.475 (1, 7)			F9	P3				G5-4-3 1-2f	2-3 K	5	0	1	1	0	1	3											
Eric Karros, R OBP: 0.326, SLG: 0.548 John Candelaria, L (7, 1) Dave Anderson, R (8, 6)			K					F9	0-1 P6	3	0	0	0	1	2	1											
Dave Hansen, L OBP: 0.225, SLG: 0.250 (1, 5)										0	0	0	0	0	0	0											
Mike Scioscia, L OBP: 0.304, SLG: 0.284 Carlos Hernandez, R OBP: 0.313, SLG: 0.286 (1, 2) (3, 2)										2	1	0	0	2	1	2											
Jose Offerman, S OBP: 0.315, SLG: 0.346 Roger McDowell, R (8, 1)										0	0	0	0	1	0	0											
Ramon Martinez, R OBP: 0.250, SLG: 0.250 Kevin Gross, R OBP: 0.250, SLG: 0.143 Todd Benzinger, S OBP: 0.233, SLG: 0.310 (1, 1) (7, 1) (7, 3)										3	0	0	0	0	0	0											
Inning Stats	R: 0 E: 0 K: 0 S: 8	H: 1 LOB: 0 BB: 0 P: 11	R: 1 E: 0 K: 1 S: 13	H: 2 LOB: 3 BB: 2 P: 25	R: 0 E: 0 K: 1 S: 11	H: 1 LOB: 2 BB: 1 P: 22	R: 0 E: 0 K: 0 S: 7	H: 0 LOB: 0 BB: 0 P: 10	R: 2 E: 1 K: 2 S: 17	H: 2 LOB: 2 BB: 1 P: 29	R: 0 E: 0 K: 1 S: 7	H: 1 LOB: 1 BB: 0 P: 8	R: 0 E: 0 K: 0 S: 4	H: 1 LOB: 0 BB: 0 P: 5	R: 0 E: 0 K: 2 S: 17	H: 2 LOB: 2 BB: 0 P: 26		R: 0 E: 0 K: 1 S: 15	H: 1 LOB: 1 BB: 1 P: 23	1B: 10 2B: 2 3B: 0 HR: 0	SF: 0 SAC: 1 DP: 2 HBP: 0	WP: 1 PB: 1 SB: 1 CS: 1	PA: 41				
PITCHER	IP	WLS	BF	H	R	ER	SO	BB	IBB	HBP	BLK	WP	HR	S	P	ERA	WHIP										
Danny Cox, R ERA: 4.5 (1, 1)	5.0	L	25	6	3	2	4	3	1	0	0	0	0	56	97	3.60	1.800										
Wally Ritchie, L ERA: 0.96 (6, 1)	2.0		7	2	0	0	1	0	0	0	0	0	0	11	13	0.00	1.000										
Barry Jones, R ERA: 3.38 (8, 1)	1.0		5	2	0	0	2	0	0	0	0	0	0	17	26	0.00	2.000										
Mitch Williams, L ERA: 4.5 (9, 1)	1.0		4	1	0	0	1	1	0	0	1	1	0	15	23	0.00	2.000										

livebaseballscorecards.com

AB	35
R	3
H	11
RBI	3
BB	5
SO	8
LOB	18



Batter	1	2	3	4	5	6	7	8	9	AB R H RBI BB SO LOB
Lenny Dykstra, L OBP: 0.250, SLG: 0.217 (1, 8)	2-2 G4-3 ①		X 0-0 G3 ①		B 3-2 P5 ②		B 4-0 G4-3 BB	X 0-0 G6-3 ②	4 0 0 0 1 0 0	
Mariano Duncan, R OBP: 0.357, SLG: 0.495 (1, 7) (9, 4)	2-2 2B		B 1-0 2B		C 2-3 K ③		B 1-0 G4-3 ② 1-2 2-3	C 2-1 G4-3 ③	5 0 2 0 0 1 2	
Dave Hollins, S OBP: 0.395, SLG: 0.374 (1, 5)	1-3 K ②		B 4-0 BB		B 2-2 G4-3 ①		C 4-1 BB		2 0 0 0 2 1 1	
John Kruk, L OBP: 0.450, SLG: 0.432 (1, 3)	B 1-0 F7 ③		F 2-3 K ②		C 4-1 BB		C 2-3 K ③		3 0 0 0 1 2 6	
Dale Sveum, S OBP: 0.325, SLG: 0.294 (1, 6)		B 3-2 BB 1B	B 1-3 K ③		B 1-3 K ②		B 4-2 BB		3 0 1 0 1 2 3	
Darren Daulton, L OBP: 0.361, SLG: 0.405 (1, 2)		B 4-0 SAFE 1-2 BB	X 0-0 G4-3 1B		F 1-1 P5 ③		B 3-2 P2 ①		3 0 1 0 1 0 2	
Mickey Morandini, L OBP: 0.400, SLG: 0.467 Wes Chamberlain, R OBP: 0.233, SLG: 0.381 (8, PH) (9, 7)		C 0-3 SAFE K ①	B 2-3 SAFE K ①		F 0-2 SAFE 2B 1B		B 3-3 SAFE K ②		3 1 1 0 0 2 3 1 0 0 0 0 1 1	
Ruben Amaro Jr, S OBP: 0.278, SLG: 0.325 Mitch Williams, L OBP: 1.000, SLG: 1.000 (1, 9) (9, 1)		C 1-1 SAFE L4 ②	B 2-1 SAFE G4-3 ③ 1-2f		B 3-2 SAFE P2 ①		F 1-3 SAFE K ③		4 0 0 0 0 1 5 0 0 0 0 0 0 0	
Danny Cox, R OBP: 0.100, SLG: 0.100 Jeff Grotewold, L OBP: 0.400, SLG: 0.333 Wally Ritchie, L Wally Backman, S OBP: 0.385, SLG: 0.417 Barry Jones, R Jim Lindeman, R OBP: 0.290, SLG: 0.333 (1, 1) (5, PH) (6, 1) (7, PH) (8, 1) (9, 9)		C 0-3 SAFE K ③		B 3-3 SAFE K ①		C 1-2 SAFE G4-3 1-H 2B	S 0-3 SAFE K ①		1 0 0 0 0 0 1 2 1 0 0 0 0 0 1 0 0 0 0 0 0 0 0 0 1 0 1 1 0 0 0 0 0 0 0 0 0 0 0 0 1 0 0 0 0 0 1 0	

Inning Stats	R: 0 E: 0 K: 1 S: 11	H: 1 LOB: 1 BB: 0 P: 17	R: 0 E: 0 K: 2 S: 16	H: 1 LOB: 2 BB: 1 P: 24	R: 0 E: 0 K: 1 S: 6	H: 1 LOB: 0 BB: 0 P: 10	R: 0 E: 0 K: 2 S: 12	H: 0 LOB: 0 BB: 0 P: 20	R: 0 E: 0 K: 1 S: 9	H: 0 LOB: 1 BB: 1 P: 17	R: 1 E: 0 K: 1 S: 16	H: 2 LOB: 3 BB: 2 P: 31	R: 0 E: 0 K: 2 S: 15	H: 0 LOB: 1 BB: 1 P: 26	R: 0 E: 0 K: 1 S: 6	H: 0 LOB: 0 BB: 0 P: 8	1B: 3 2B: 3 3B: 0 HR: 0	SF: 0 SAC: 0 DP: 1 HBP: 0
--------------	-------------------------------	----------------------------------	-------------------------------	----------------------------------	------------------------------	----------------------------------	-------------------------------	----------------------------------	------------------------------	----------------------------------	-------------------------------	----------------------------------	-------------------------------	----------------------------------	------------------------------	---------------------------------	----------------------------------	------------------------------------

PITCHER	IP	WLS	BF	H	R	ER	SO	BB	IBB	HBP	BLK	WP	HR	S	P	ERA	WHIP
Ramon Martinez, R ERA: 3.25 (1, 1)	6.1		28	6	1	1	9	4	0	0	0	0	0	73	123	1.42	1.579
Kevin Gross, R ERA: 3.96 (7, 1)	0.1		2	0	0	0	0	1	0	0	0	0	0	2	7	0.00	3.000
John Candelaria, L ERA: 1.17 (7, 1)	0.2		3	0	0	0	1	1	0	0	0	0	0	9	18	0.00	1.500
Roger McDowell, R ERA: 1.38 (8, 1)	1.2	S	5	0	0	0	3	0	0	0	0	0	0	15	21	0.00	0.000

BOTTOM

Los Angeles Dodgers @ Philadelphia Phillies
Veterans Stadium, Philadelphia, PA

Wed May 06 1992, 7:05 PM EDT
Att. 21,679 - Sunny - 58 F

AB	32
R	1
H	6
RBI	1
BB	6
SO	13
LOB	25



WP	PA	ERA	WHIP
0	38		

Batter	1	2	3	4	5	6	7	8	9	AB	R	H	RBI	BB	SO	LOB	TOP							
Brett Butler, L (1, 8) OBP: 0.391, SLG: 0.431	1-2 G1-3		3-2 F8			3-1 B5-3	1-2 FC4-6 1B		2-0 CS 1B	5	0	2	0	0	0	0								
Lenny Harris, L (1, 4) Mike Sharperson, R (7, PH) OBP: 0.375, SLG: 0.333 OBP: 0.426, SLG: 0.341	0-0 G4-3		0-1 G4-3			0-0 3B 1B	0-0 FC4-6	1-2 2-3 3-H	1-0 CS	3	1	1	0	0	0	0								
Mitch Webster, S (1, 9) Dave Anderson, R (8, 5)	2-3 K			0-3 K		1 SAFE 3-1 1 SAFE 1 SAFE 1 B F 1 B X	1 SAFE 3-1 1-H 3B	0-3 K		4	0	1	1	0	3	2								
Eric Davis, R (1, 7) OBP: 0.375, SLG: 0.470		3-1 S 1B 1B		3-3 K		4-2 BB		1-3 K		3	1	1	0	1	2	0								
Eric Karros, R (1, 3) Kevin Gross, R (6, 1) Steve Wilson, L (7, 1) Stan Javier, S (7, 9) Jim Gott, R (7, 1) John Candelaria, L (8, 1)		2-3 K		1-3 K		2-3 K		0-1 G1-3		3	0	0	0	0	3	3								
Dave Hansen, L (1, 5) Roger McDowell, R (8, 1) Tim Crews, R (9, 1)		0-0 G1-3			3-3 K2-3	2-2 G1-3		4-2 BB		3	0	0	0	1	1	3								
Carlos Hernandez, R (1, 2) OBP: 0.400, SLG: 0.353		2-1 2-H 1B		2-2 FC3-6 HBP		1-2 1B BB FC4-6 1B		0-0 G1-3		3	1	2	1	0	0	1								
Jose Offerman, S (1, 6) OBP: 0.301, SLG: 0.329		0-0 F8		3-1 FC3-6		3-3 K		3-2 G6-3		4	0	0	0	0	1	3								
Orel Hershiser, R (1, 1) Todd Benzing, S (6, 3) OBP: 0.286, SLG: 0.462 OBP: 0.244, SLG: 0.302			2-1 P2		0-3 K		4-0 FC4-6 1B BB		0-0 G4-3	2	0	0	0	0	1	1								
Inning Stats	R: 0 E: 0 K: 1 S: 7	H: 0 LOB: 0 BB: 0 P: 10	R: 1 E: 0 K: 1 S: 10	H: 2 LOB: 1 BB: 0 P: 17	R: 0 E: 0 K: 0 S: 9	H: 0 LOB: 0 BB: 0 P: 14	R: 0 E: 0 K: 3 S: 9	H: 0 LOB: 0 BB: 0 P: 13	R: 0 E: 0 K: 2 S: 11	H: 0 LOB: 1 BB: 0 P: 19	R: 1 E: 0 K: 1 S: 16	H: 2 LOB: 2 BB: 1 P: 29	R: 1 E: 0 K: 2 S: 13	H: 2 LOB: 2 BB: 1 P: 22	R: 0 E: 0 K: 1 S: 8	H: 0 LOB: 1 BB: 1 P: 13	R: 0 E: 0 K: 0 S: 5	H: 1 LOB: 0 BB: 0 P: 11	1B: 6 2B: 0 3B: 1 HR: 0	SF: 0 SAC: 0 DP: 0 HBP: 1	WP: 0 PB: 0 SB: 1 CS: 1	PA: 38		
PITCHER	IP	WLS	BF	H	R	ER	SO	BB	IBB	HBP	BLK	WP	HR	S	P	ERA	WHIP							
David Cone, R (1, 1) ERA: 2.1	6.1		28	6	3	3	9	2	0	1	0	0	0	71	120	4.26	1.263							
Paul Gibson, L (7, 1) ERA: 5.65	0.2		2	0	0	0	1	0	0	0	0	0	0	4	4	0.00	0.000							
Jeff Innis, R (8, 1) ERA: 2.93	2.0	W	7	1	0	0	1	1	0	0	0	0	0	13	24	0.00	1.000							

Los Angeles Dodgers @ New York Mets
Shea Stadium, Flushing, NY
 Fri May 08 1992, 7:05 PM EDT
 Att. 19,237 - Cloudy - 53 F

AB	33
R	3
H	7
RBI	3
BB	3
SO	11
LOB	15



WP	0	PA	38
PB	0		
SB	1		
CS	1		

Los Angeles Dodgers @ New York Mets
 Shea Stadium, Flushing, NY
 Sat May 09 1992, 3:33 AM EDT
 Att. 39,330 - Sunny - 68 F

AB	30
R	2
H	5
RBI	2
BB	3
SO	6
LOB	15



AB R H RBI BB SO LOB

4	1	0	0	0	0	1
4	0	1	0	0	0	1
2	1	1	2	1	1	1
4	0	0	0	0	2	2
3	0	1	0	0	1	1
0	0	0	0	1	0	0
4	0	0	0	0	0	2
0	0	0	0	0	0	0
4	0	1	0	0	0	2
2	0	1	0	1	1	1
2	0	0	0	0	1	2
1	0	0	0	0	0	2
0	0	0	0	0	0	0
0	0	0	0	0	0	0
0	0	0	0	0	0	0
0	0	0	0	0	0	0

Batter	1	2	3	4	5	6	7	8	9
Brett Butler, L (1, 8) OBP: 0.378, SLG: 0.415	2-2 G6-3		3-2 G4-3			2-2 E8 G3 SF7		0-0 G4-3	
Lenny Harris, L (1, 4) OBP: 0.368, SLG: 0.328	0-1 CS 1B			2-2 E5 CS BB		0-0 G3		1-0 G3-1	
Mitch Webster, S (1, 9) OBP: 0.364, SLG: 0.625	2-3 SAFE 1-2			4-1 SAFE 1-2 CS BB		3-2 SF7 3-H		3-2 HR	
Eric Davis, R (1, 7) OBP: 0.360, SLG: 0.448		0-0 G6-3		3-3 1-2 2-3 K		1-3 K		2-1 G6-3	
Eric Karros, R (1, 3) OBP: 0.308, SLG: 0.500		2-2 P3		1-3 K			1-0 G3 1B		4-1 FC1-6 BB
Todd Benzinger, S (9, PH) OBP: 0.261, SLG: 0.302									2-1 FC1-6 G4-6-3 1-2f
Dave Hansen, L (1, 5) OBP: 0.208, SLG: 0.209		0-0 G3			2-2 F9		0-2 G3		2-1 SAFE FC1-6 1-2f
Roger McDowell, R (9, 1)							1-2 G3		SAFE SAFE SAFE SAFE G4-6-3 1-2f
Carlos Hernandez, R (1, 2) OBP: 0.375, SLG: 0.333			1-1 G6-3		0-0 1B		1-1 L9		SAFE SAFE SAFE SAFE G4-6-3 1-2f
Jose Offerman, S (1, 6) OBP: 0.313, SLG: 0.333			1-1 G4-3 1B		2-3 K		4-0 IBB		
Bob Ojeda, L (1, 1)			1-2 G4-3		0-3 K		1-2 F8		
Stan Javier, S (7, PH) OBP: 0.296, SLG: 0.208									
Kevin Gross, R (7, 1) OBP: 0.250, SLG: 0.143									
John Candelaria, L (8, 1)									
Mike Sharperson, R (9, 5) OBP: 0.426, SLG: 0.341									

Inning Stats	R: 0	H: 1	R: 0	H: 0	R: 0	H: 1	R: 0	H: 1	R: 1	H: 0	R: 0	H: 1	R: 1	H: 1	R: 0	H: 0	
E: 0	LOB: 0	E: 0	LOB: 0	E: 0	LOB: 1	E: 0	LOB: 1	E: 0	LOB: 0	E: 0	LOB: 2	E: 0	LOB: 0	E: 0	LOB: 0	E: 0	LOB: 0
K: 1	BB: 0	K: 0	BB: 0	K: 2	BB: 1	K: 2	BB: 0	K: 0	BB: 1	K: 1	BB: 0	K: 0	BB: 1	K: 0	BB: 1	K: 0	BB: 1
S: 9	P: 13	S: 7	P: 9	S: 13	P: 19	S: 11	P: 21	S: 16	P: 20	S: 13	P: 19	S: 9	P: 16	S: 7	P: 13	S: 5	P: 12

PITCHER	IP	WLS	BF	H	R	ER	SO	BB	IBB	HBP	BLK	WP	HR	S	P	ERA	WHIP
Bret Saberhagen, R (1, 1) ERA: 4.02	8.0		31	5	2	1	6	1	1	0	0	0	1	85	130	1.12	0.750
Jeff Innis, R (9, 1) ERA: 2.93	0.0		1	0	0	0	0	1	0	0	0	0	0	1	5	∞	∞
John Franco, L (9, 1) ERA:	1.0	W	2	0	0	0	0	0	0	0	0	0	0	4	7	0.00	0.000

1B: 4	SF: 1
2B: 1	SAC: 0
3B: 0	DP: 2
HR: 1	HBP: 0

WP: 0	PA: 34
PB: 0	
SB: 0	
CS: 3	

Batter	1	2	3	4	5	6	7	8	9	AB R H RBI BB SO LOB
Willie Randolph, R OBP: 0.345, SLG: 0.316 (1, 4)	2-1 E6 BB FC5-4	1-0 G5-3			2-2 F8 SH2-3 1B		4-1 FC6-4 BB		3-3 K	4 1 1 0 1 1 1
Dick Schofield, R OBP: 0.361, SLG: 0.329 (1, 6)	4-0 FC5-4 BB BB	3-2 F9			0-0 SH2-3 1-2		1-1 FC6-4 FC1-4 1-2f 2-3		1-2 HR 1B	3 2 1 0 1 0 2
Dave Magadan, L OBP: 0.385, SLG: 0.385 (1, 3)	4-2 FC5-4 1-2 2-3 BB		3-3 K		1-1 F8 2-3		2-2 FC1-4 1-2f		2-0 HR 1-H 3-H	4 1 1 3 1 1 3
Bobby Bonilla, S OBP: 0.385, SLG: 0.336 Rodney McCray, R OBP: 1.000, SLG: 1.000 (1, 9) (8, PR) (9, 9)	2-0 FC5-4 BB BB 1-2f 2-3 3-H		0-0 F8		0-0 L4			4-0 S BB		3 0 0 1 1 0 3 0 0 0 0 0 0 0
Howard Johnson, S OBP: 0.295, SLG: 0.391 (1, 8)	3-3 K		2-2 FC5-4 1B		2-3 K		0-0 F8			4 0 1 0 0 2 3
D.J. Dozier, R OBP: 0.429, SLG: 0.200 Daryl Boston, L OBP: 0.372, SLG: 0.418 Chico Walker, S OBP: 0.212, SLG: 0.107 (1, 7) (8, PH) (8, PH) (9, 7)	4-2 SAFE BB BB 1-2 BB		2-1 SAFE SAFE SAFE SAFE SAFE SAFE SAFE SAFE FC5-4 1-2f		2-0 P6		1-1 SAFE F9			2 0 0 0 1 0 1 0 0 0 0 0 0 0 1 0 0 0 0 0 1
Charlie O'Brien, R OBP: 0.385, SLG: 0.429 (1, 2)	4-0 FC5-4 1-2 2-3 3-H BB			0-0 F8		0-0 G5-3		2-0 G5-3 1-2		3 0 0 1 1 0 1
Bill Pecota, R OBP: 0.280, SLG: 0.222 (1, 5)	0-2 FC5-4 1-2f			3-2 P3		0-0 FC6-4 SH3-4 1B		0-1 SH3 1B		4 1 2 0 0 0 3
Bret Saberhagen, R OBP: 0.067, SLG: 0.067 Jeff Innis, R John Franco, L Todd Hundley, S OBP: 0.263, SLG: 0.265 (1, 1) (9, 1) (9, 1) (9, 2)		1-3 K		1-1 B1-3		0-0 SH3-4 1-2		0-0 SH3 1-2		2 0 0 0 0 1 0

Inning Stats	R: 2	H: 0	E: 1	LOB: 3	K: 1	P: 15	R: 0	H: 0	E: 0	LOB: 0	K: 1	P: 15	R: 0	H: 1	E: 0	LOB: 1	K: 0	P: 11	R: 0	H: 0	E: 0	LOB: 0	K: 1	P: 11	R: 0	H: 1	E: 0	LOB: 2	K: 0	P: 15	R: 0	H: 0	E: 0	LOB: 2	K: 0	P: 11	R: 3	H: 3	E: 0	LOB: 0	K: 1	P: 16	1B: 5	SF: 0	2B: 0	SAC: 3	3B: 0	DP: 0	HR: 1	HBP: 0	WP: 0	PA: 39
--------------	------	------	------	--------	------	-------	------	------	------	--------	------	-------	------	------	------	--------	------	-------	------	------	------	--------	------	-------	------	------	------	--------	------	-------	------	------	------	--------	------	-------	------	------	------	--------	------	-------	-------	-------	-------	--------	-------	-------	-------	--------	-------	--------

PITCHER	IP	WLS	BF	H	R	ER	SO	BB	IBB	HBP	BLK	WP	HR	S	P	ERA	WHIP
Bob Ojeda, L ERA: 3.23 (1, 1)	6.0		25	2	2	0	4	4	0	0	0	0	0	53	99	0.00	1.000
Kevin Gross, R ERA: 3.95 (7, 1)	1.1		7	1	0	0	0	2	0	0	0	0	0	9	20	0.00	2.250
John Candelaria, L ERA: 1.04 (8, 1)	0.2		2	0	0	0	0	0	0	0	0	0	0	4	6	0.00	0.000
Roger McDowell, R ERA: 3.68 (9, 1)	0.2	L	5	3	3	3	1	0	0	0	0	0	1	10	16	40.50	4.500

BOTTOM

Los Angeles Dodgers @ New York Mets
Shea Stadium, Flushing, NY
Sat May 09 1992, 3:33 AM EDT
Att. 39,330 - Sunny - 68 F

AB 30
R 5
H 6
RBI 5
BB 6
SO 5
LOB 18



WP	HR	S	P	ERA	WHIP
0	0	0	0	0.00	1.000

Batter	1	2	3	4	5	6	7	8	9	AB R H RBI BB SO LOB	TOP																
Brett Butler, L (1, 8) OBP: 0.374, SLG: 0.404	1-3 			4-2 SH1-3 1B BB	2-1 F7			1-2 G6-3		3 0 0 0 1 1 2																	
Mike Sharperson, R (1, 4) OBP: 0.431, SLG: 0.375	3-3 			1-2 SH1-3 1B		0-1 F8		3-2 		4 0 2 0 0 1 0																	
Mitch Webster, S (1, 9) OBP: 0.320, SLG: 0.526	1-2 F8			1-1 SH1-3		1-3 		1-3 		3 0 0 0 0 2 1																	
Eric Davis, R (1, 7) OBP: 0.346, SLG: 0.429		0-2 G6-3		3-3 K		2-3 K		2-2 G6-3		4 0 0 0 0 2 3																	
Eric Karros, R (1, 3) OBP: 0.286, SLG: 0.462		3-3 		3-2 F9			0-1 F8		1-0 G6-3	4 0 0 0 0 1 2																	
Dave Anderson, R (1, 5) OBP: 0.111, SLG: 0.111		0-0 G5-3			3-2 FC2-5 F7 1B		2-3 K		1-1 G6-3	4 0 1 0 0 1 0																	
Carlos Hernandez, R (1, 2) OBP: 0.357, SLG: 0.320			0-1 G4		1-0 F7		0-2 1B 1B		2-3 K	4 0 1 0 0 1 1																	
Jose Offerman, S (1, 6) OBP: 0.323, SLG: 0.337			0-1 F7		4-2 FC2-5 BB		3-2 			2 0 1 0 1 0 0																	
Tom Candiotti, R (1, 1) OBP: 0.067, SLG: 0.067			1-2 F8		0-1 FC2-5		3-2 F8			2 0 0 0 0 0 2																	
Todd Benzing, S (7, PH) OBP: 0.255, SLG: 0.295					1-2 2-3f					1 0 0 0 0 0 2																	
Kip Gross, R (7, 1)										0 0 0 0 0 0 0																	
Inning Stats	R: 0 E: 0 K: 2 S: 10	H: 0 LOB: 0 BB: 0 P: 15	R: 0 E: 0 K: 1 S: 9	H: 0 LOB: 0 BB: 0 P: 12	R: 0 E: 0 K: 0 S: 7	H: 0 LOB: 0 BB: 0 P: 8	R: 0 E: 0 K: 1 S: 17	H: 1 LOB: 2 BB: 1 P: 29	R: 0 E: 0 K: 0 S: 10	H: 1 LOB: 2 BB: 1 P: 20	R: 0 E: 0 K: 2 S: 9	H: 0 LOB: 0 BB: 0 P: 12	R: 0 E: 0 K: 1 S: 16	H: 2 LOB: 2 BB: 0 P: 24	R: 0 E: 0 K: 1 S: 14	H: 1 LOB: 1 BB: 0 P: 21	R: 0 E: 0 K: 1 S: 7	H: 0 LOB: 0 BB: 0 P: 11	1B: 4 2B: 1 3B: 0 HR: 0	SF: 0 SAC: 1 DP: 0 HBP: 0	WP: 0 PB: 0 SB: 0 CS: 0	PA: 34					
PITCHER	IP	WLS	BF	H	R	ER	SO	BB	IBB	HBP	BLK	WP	HR	S	P	ERA	WHIP										
Sid Fernandez, L (1, 1) ERA: 3.92	7.0	W	27	4	0	0	7	2	0	0	0	0	0	78	120	0.00	0.857										
Paul Gibson, L (8, 1) ERA: 5.52	0.1		2	1	0	0	0	0	0	0	0	0	0	7	11	0.00	3.000										
Tim Burke, R (8, 1) ERA: 2.35	0.2		2	0	0	0	1	0	0	0	0	0	0	7	10	0.00	0.000										
John Franco, L (9, 1) ERA:	1.0	S	3	0	0	0	1	0	0	0	0	0	0	7	11	0.00	0.000										

Los Angeles Dodgers @ New York Mets
 Shea Stadium, Flushing, NY
 Sun May 10 1992, 3:33 AM EDT
 Att. 25,186 - Cloudy - 59 F

livebaseballscorecards.com

AB	31
R	0
H	5
RBI	0
BB	2
SO	9
LOB	13



BOTTOM

Los Angeles Dodgers @ New York Mets
Shea Stadium, Flushing, NY
Sun May 10 1992, 3:33 AM EDT
Att. 25,186 - Cloudy - 59 F

livebaseballscorecards.com

AB 30
R 3
H 9
RBI 3
BB 3
SO 5
LOB 13



WP: 0 PA: 34
PB: 0
SB: 1
CS: 1

AB	R	H	RBI	BB	SO	LOB
4	0	1	0	0	0	0
2	1	2	0	2	0	0
4	0	1	1	0	1	3
4	0	0	0	0	1	3
3	1	2	0	1	0	0
4	0	1	0	0	0	4
4	0	1	0	0	2	1
2	1	1	2	0	0	0
2	0	0	0	0	0	2
1	0	0	0	0	1	0
0	0	0	0	0	0	0
0	0	0	0	0	0	0
0	0	0	0	0	0	0
1B: 5	SF: 1	WP: 0	PA: 34			
2B: 2	SAC: 0	PB: 0				
3B: 1	DP: 2	SB: 1				
HR: 1	HBP: 0	CS: 1				

Batter	1	2	3	4	5	6	7	8	9
Willie Randolph, R (1, 4) OBP: 0.342, SLG: 0.313	1-1 P4		2-2 G1-3		2-0 F7		2-1 BB 1B		
Dave Magadan, L (1, 5) OBP: 0.407, SLG: 0.418	1-0 G3-1 3B		4-1 S BB			1-1 2B G1-2-3 1B	4-0 1-2 BB		
Bobby Bonilla, S (1, 9) OBP: 0.381, SLG: 0.342	3-2 G3-1		3-3 K			1 SAFE 2-0 1B 2B	0-0 G4-3		
Eddie Murray, S (1, 3) OBP: 0.354, SLG: 0.409	3-H 1-0 P4		1-2 K			B 1-0 P6	X 0-0 G1-3		
Howard Johnson, S (1, 8) OBP: 0.308, SLG: 0.398		0-1 1B SF 1B		2-2 G3		4-0 IBB	B 1-2 CS 1B		
Daryl Boston, L (1, 7) OBP: 0.366, SLG: 0.423		1 SAFE 0-0 F7		1-1 G4-3		F 0-1 G1-2-3	B 1 SAFE 2-2 1-2 2B		
Todd Hundley, S (1, 2) OBP: 0.262, SLG: 0.264		1 SAFE 3-2 B1-5-3 SF 1B		0-1 P5		3-H	0-0 K K		
Dick Schofield, R (1, 6) OBP: 0.360, SLG: 0.370		X 0-0 SF			2-1 G5-3		X 0-0 HR		
Sid Fernandez, L (1, 1) OBP: 0.071, SLG: 0.071		X 0-0 B1-5-3			F 0-1 P8		0-3 K		
D.J. Dozier, R (7, PH) OBP: 0.375, SLG: 0.167									
Paul Gibson, R (8, 1)									
Tim Burke, R (8, 1)									
John Franco, L (9, 1)									

Inning	R	H	E	K	S	IP	WLS	BF	H	R	ER	SO	BB	IBB	HBP	BLK	WP	HR	S	P	ERA	WHIP
1	1	1	0	0	7	6.0	L	24	5	2	2	2	1	1	0	0	0	0	43	76	3.00	1.000
2	0	2	1	2	10	2.0		10	4	1	1	3	1	0	0	0	0	1	21	33	4.50	2.500

PITCHER	IP	WLS	BF	H	R	ER	SO	BB	IBB	HBP	BLK	WP	HR	S	P	ERA	WHIP
Tom Candiotti, R (1, 1) ERA: 4.24	6.0	L	24	5	2	2	2	1	1	0	0	0	0	43	76	3.00	1.000
Kip Gross, R (7, 1) ERA: 4.5	2.0		10	4	1	1	3	1	0	0	0	0	1	21	33	4.50	2.500

TOP

Los Angeles Dodgers @ Montreal Expos
Olympic Stadium, Montreal, QB
Mon May 11 1992, 7:05 PM EDT
Att. 7,075 - Dome - 70 F

AB	36
R	5
H	9
RBI	3
BB	5
SO	6
LOB	15



AB R H RBI BB SO LOB

5	1	1	0	0	1	2
2	0	0	0	0	2	1
1	0	0	0	1	0	0
5	0	2	1	0	1	2
3	3	2	0	2	1	0
5	1	1	1	0	0	2
3	0	1	0	0	0	0
0	0	0	0	1	0	0
0	0	0	0	0	0	0
0	0	0	0	0	0	0
5	0	1	0	0	0	5
4	0	0	1	0	1	2
2	0	0	0	0	0	1
0	0	0	0	0	0	0
1	0	1	0	0	0	0

3	3	2	0	2	1	0
5	1	1	1	0	0	2
3	0	1	0	0	0	0
0	0	0	0	1	0	0
0	0	0	0	0	0	0
0	0	0	0	0	0	0
0	0	0	0	0	0	0
5	0	1	0	0	0	5
4	0	0	1	0	1	2
2	0	0	0	0	0	1
0	0	0	0	0	0	0
0	0	0	0	0	0	0
1	0	1	0	0	0	0

1B	5	SF	0
2B	3	SAC	1
3B	2	DP	2
HR	0	HBP	1

WP	0	PA	45
PB	0		
SB	1		
CS	2		

Batter	1	2	3	4	5	6	7	8	9	10
Brett Butler, L (1, 8) OBP: 0.367, SLG: 0.395	0-1 G3-1		1-1 BLK 2B 1B		3-2 G4-3		1-2 F7		1-3 K	
Stan Javier, S (1, 7) OBP: 0.300, SLG: 0.192	2-3 K		2-3 K		1-1 1B CS HBP			1-1 G5-3	4-0 IBB	
Mike Sharperson, R (8, PH) OBP: 0.433, SLG: 0.367										
Lenny Harris, L (1, 4) OBP: 0.370, SLG: 0.348	1-1 G3		1-0 2-H 2B		0-1 CS 1B			1-3 K	0-0 G1-3	
Mitch Webster, S (1, 9) OBP: 0.400, SLG: 0.727		1-0 1B 3B	4-2 G6-4-3 BB		2-2 CS 1-2 3-H	1-3 K		4-2 S E BB		1-2 E4 3B
Eric Karros, R (1, 3) OBP: 0.279, SLG: 0.439		2-1 G3 1B G5-3 1B	0-2 G6-4-3 1-2f			0-1 F8		2-2 E5 1-H		2-2 E3 L3-6 SH3
Dave Hansen, L (1, 5) OBP: 0.216, SLG: 0.217		0-0 G3 1B		1-0 F8		3-2 G6-3		4-0 IBB		0-1 SH3
Eric Davis, R (8, PH) OBP: 0.352, SLG: 0.429										
John Candelaria, L (8, 1)										
Roger McDowell, R (8, 1)										
Steve Wilson, L (10, 1)										
Mike Scioscia, L (1, 2) OBP: 0.298, SLG: 0.278		0-1 G3		0-0 FC3-6 1B			2-2 F7	1-1 G6-3		1-1 L3-6
Jose Offerman, S (1, 6) OBP: 0.311, SLG: 0.323		3-2 G5-3		2-0 FC3-6 PO			1-3 K		1-1 G1-4-3	
Ramon Martinez, R (1, 1) OBP: 0.214, SLG: 0.214		3-2 G5-3		1-2 PO			4-2 BB		2-1 2B	
Todd Benzinger, S (7, PH) OBP: 0.271, SLG: 0.295										
Tim Crews, R (7, 1)										
Dave Anderson, R (8, 5) OBP: 0.200, SLG: 0.300										

Inning Stats	R: 0 E: 0 K: 1 S: 8	H: 0 LOB: 0 BB: 0 P: 11	R: 2 E: 0 K: 0 S: 13	H: 3 LOB: 1 BB: 0 P: 19	R: 1 E: 0 K: 1 S: 15	H: 2 LOB: 1 BB: 1 P: 22	R: 0 E: 0 K: 0 S: 5	H: 1 LOB: 0 BB: 0 P: 9	R: 0 E: 0 K: 0 S: 11	H: 1 LOB: 1 BB: 0 P: 17	R: 0 E: 0 K: 1 S: 8	H: 0 LOB: 0 BB: 0 P: 12	R: 0 E: 0 K: 1 S: 14	H: 0 LOB: 1 BB: 1 P: 22	R: 1 E: 1 K: 1 S: 14	H: 0 LOB: 2 BB: 2 P: 27	R: 0 E: 0 K: 1 S: 8	H: 1 LOB: 2 BB: 1 P: 16	R: 1 E: 2 K: 0 S: 11	H: 1 LOB: 0 BB: 0 P: 15	1B: 5 2B: 3 3B: 2 HR: 0	SF: 0 SAC: 1 DP: 2 HBP: 1	WP: 0 PB: 0 SB: 1 CS: 2	PA: 45
--------------	------------------------------	----------------------------------	-------------------------------	----------------------------------	-------------------------------	----------------------------------	------------------------------	---------------------------------	-------------------------------	----------------------------------	------------------------------	----------------------------------	-------------------------------	----------------------------------	-------------------------------	----------------------------------	------------------------------	----------------------------------	-------------------------------	----------------------------------	----------------------------------	------------------------------------	----------------------------------	--------

PITCHER	IP	WLS	BF	H	R	ER	SO	BB	IBB	HBP	BLK	WP	HR	S	P	ERA	WHIP
Ken Hill, R (1, 1) ERA: 2.02	5.0		21	7	3	3	2	1	0	0	1	0	0	52	78	5.40	1.600
Mel Rojas, R (6, 1) ERA: 1.64	2.0		7	0	0	0	2	1	0	0	0	0	0	22	34	0.00	0.500
Jeff Fassero, L (8, 1) ERA: 4.09	3.0	W	15	2	2	1	2	1	2	0	0	0	0	33	58	3.00	1.000

BOTTOM

Los Angeles Dodgers @ Montreal Expos
Olympic Stadium, Montreal, QB

Mon May 11 1992, 7:05 PM EDT
Att. 7,075 - Dome - 70 F

livebaseballscorecards.com

AB	39
R	6
H	13
RBI	6
BB	9
SO	9
LOB	25



WP:	0	PA:	49
PB:	0		
SB:	3		
CS:	1		

AB R H RBI BB SO LOB

5	1	1	0	0	2	2
5	2	4	0	1	0	0
3	1	1	0	1	1	2
1	0	0	0	0	1	1
1	0	0	0	0	0	2
2	1	2	3	4	0	0
4	0	1	3	1	1	6
5	0	1	0	0	1	4
4	0	1	0	1	1	2
4	0	0	0	1	1	3
2	0	0	0	0	0	3
1	0	0	0	0	1	0
0	0	0	0	0	0	0
1	0	1	0	0	0	0
0	0	0	0	0	0	0
0	0	0	0	0	0	0
1	1	1	0	0	0	0

1B:	9	SF:	0
2B:	5	SAC:	1
3B:	0	DP:	2
HR:	0	HBP:	0

Batter	1	2	3	4	5	6	7	8	9	10
Marquis Grissom, R OBP: 0.302, SLG: 0.413	0-0 1B S 1B	3-3 K		3-2 G6-3		2-3 K	2-1 FC6-4			0-0 SH1-4
Delino DeShields, L OBP: 0.392, SLG: 0.405	3-2 1B BB 2B 1B	1-1 S		1-1 G4-3 2B		3-2 L8		1-1 E3 CS 1B		4-0 G4-3 1B BB
John Vander Wal, L OBP: 0.353, SLG: 0.386	4-1 1B	1-3 K		1-1 G4-3		0-1 2B		1-3 K		1-1 G4-3
Steve Lyons, L OBP: 0.118, SLG: 0.188										
Moises Alou, R OBP: 0.500, SLG: 0.706	1-2 2B BB	1-2 K		2-3 2B						1-2 2-3
Larry Walker, L OBP: 0.360, SLG: 0.505	0-0 2B 1B	4-2 BB		4-0 S IBB		4-0 IBB		4-1 BB SAFE BB		0-0 1B
Gary Carter, R OBP: 0.375, SLG: 0.458	1-2 F8 2B	3-2 P3		4-2 1-2 BB		2-1 G1-3		3-3 K		
Tim Wallach, R OBP: 0.301, SLG: 0.308	2-2 P1		3-1 2B	1-3 K			0-0 G4-3		2-2 F9	
Archi Cianfrocco, R OBP: 0.279, SLG: 0.450	1-1 F8		1-3 K		1-2 B3-4 1B		4-1 FC4-6 BB		0-1 G6-3	
Spike Owen, S OBP: 0.307, SLG: 0.378	4-0 IBB		2-3 K		2-2 B3-4 1-2f		0-0 FC4-6 1B		0-0 G6-3	
Ken Hill, R OBP: 0.250, SLG: 0.273	3-2 G6-3		1-2 G4-3		1-3 K		2-2 FC6-4 1B			2-2 G4-3 SH1-4 1B
Jerry Goff, L OBP: 0.245, SLG: 0.286										
Mel Rojas, R OBP: 0.333, SLG: 0.333										
Darrin Fletcher, L OBP: 0.351, SLG: 0.278										
Chris Haney, L										
Jeff Fassero, L										
Bret Barberie, S										

Inning Stats	R: 4	H: 4	E: 0	K: 0	S: 17	R: 0	H: 1	E: 0	K: 2	S: 14	R: 0	H: 1	E: 0	K: 2	S: 11	R: 0	H: 1	E: 0	K: 1	S: 12	R: 0	H: 1	E: 0	K: 1	S: 10	R: 0	H: 1	E: 0	K: 1	S: 10	R: 0	H: 1	E: 1	K: 2	S: 11	R: 0	H: 1	E: 0	K: 0	S: 8	R: 2	H: 2	E: 0	K: 0	S: 7
--------------	------	------	------	------	-------	------	------	------	------	-------	------	------	------	------	-------	------	------	------	------	-------	------	------	------	------	-------	------	------	------	------	-------	------	------	------	------	-------	------	------	------	------	------	------	------	------	------	------

PITCHER	IP	WLS	BF	H	R	ER	SO	BB	IBB	HBP	BLK	WP	HR	S	P	ERA	WHIP
Ramon Martinez, R ERA: 3.64	(1, 1)	6.0	32	9	4	4	7	3	3	0	0	0	0	74	140	6.00	2.000
Tim Crews, R ERA: 6.19	(7, 1)	1.0	5	1	0	0	0	1	0	0	0	0	0	10	18	0.00	2.000
John Candelaria, L ERA: 1.0	(8, 1)	0.1	3	1	0	0	1	1	0	0	0	0	0	6	12	0.00	6.000
Roger McDowell, R ERA: 3.78	(8, 1)	2.0	6	1	1	1	1	0	0	0	0	0	0	17	24	4.50	0.500
Steve Wilson, L ERA: 2.77	(10, 1)	0.1	L 3	1	1	1	0	1	0	0	0	0	0	3	8	27.00	6.000

Batter	1	2	3	4	5	6	7	8	9	AB R H RBI BB SO LOB	TOP											
Brett Butler, L (1, 8) OBP: 0.371, SLG: 0.388	2-1 WP HR HBP		2-1 G4-6-3 1-2f			1-1 B1-3		4-2 F9 1B BB		2 1 0 0 1 0 1												
Mike Sharperson, R (1, 4) OBP: 0.438, SLG: 0.377	0-1 F9		3-2 F7			2-1 1B		3-1 1-2 1B		4 0 2 0 0 0 1												
Darryl Strawberry, L (1, 9) OBP: 0.349, SLG: 0.469 Stan Javier, S (8, 9) OBP: 0.300, SLG: 0.192	3-1 1-H HR				1-3 K	2-3 K		1-0 F9		4 1 1 2 0 2 3 0 0 0 0 0 0 0												
Mitch Webster, S (1, 7) OBP: 0.382, SLG: 0.692	3-3 K				0-0 G4-3		0-0 G3 2B	2-3 K		4 0 1 0 0 2 2												
Eric Karros, R (1, 3) OBP: 0.270, SLG: 0.424 Todd Benzinger, S (7, PH) OBP: 0.260, SLG: 0.283	2-1 F8				1-2 G3		3-2 F8	3-3 K		2 0 0 0 0 0 0 2 0 0 0 0 1 1												
Dave Anderson, R (1, 5) OBP: 0.250, SLG: 0.333 Lenny Harris, L (7, PH) OBP: 0.373, SLG: 0.352			1-2 G4-6-3 1B		0-0 F8		0-0 G3	2-0 1B 1B		2 0 1 0 0 0 0 2 0 1 0 0 0 1												
Mike Scioscia, L (1, 2) OBP: 0.307, SLG: 0.280			2-2 G4-6-3 1-2f		2-0 G3-1		4-2 BB	0-1 G4-3 1B		3 0 1 0 1 0 1												
Jose Offerman, S (1, 6) OBP: 0.299, SLG: 0.309			1-2 G6-3		0-0 G6-3		3-3 K	1-0 G4-3		4 0 0 0 0 1 4												
Kevin Gross, R (1, 1) OBP: 0.250, SLG: 0.182			2-1 G4-6-3 1B			2-1 G6-3		3-2 P2	2-1 F7	4 0 1 0 0 0 2												
Inning Stats	R: 2 E: 0 K: 1 S: 10	H: 1 LOB: 0 BB: 0 P: 20	R: 0 E: 0 K: 0 S: 9	H: 1 LOB: 0 BB: 0 P: 13	R: 0 E: 0 K: 0 S: 7	H: 1 LOB: 0 BB: 0 P: 14	R: 0 E: 0 K: 1 S: 7	H: 0 LOB: 0 BB: 0 P: 9	R: 0 E: 0 K: 1 S: 3	H: 0 LOB: 0 BB: 0 P: 5	R: 0 E: 0 K: 1 S: 9	H: 1 LOB: 1 BB: 0 P: 16	R: 0 E: 0 K: 1 S: 12	H: 1 LOB: 2 BB: 1 P: 22	R: 0 E: 0 K: 1 S: 12	H: 1 LOB: 2 BB: 1 P: 25	R: 0 E: 0 K: 1 S: 9	H: 2 LOB: 2 BB: 0 P: 17	1B: 6 2B: 1 3B: 0 HR: 1	SF: 0 SAC: 0 DP: 2 HBP: 1	WP: 1 PB: 0 SB: 0 CS: 0	PA: 36
PITCHER	IP WLS BF H R ER SO BB IBB HBP BLK WP HR S P ERA WHIP																					
Chris Haney, L (1, 1) ERA: 4.15	6.0 L 21 4 2 2 3 0 0 1 0 1 1 45 77 3.00 0.667																					
Bill Sampen, R (7, 1) ERA: 4.67	1.1 8 2 0 0 1 2 0 0 0 0 0 19 39 0.00 3.000																					
Mel Rojas, R (8, 1) ERA: 1.54	0.2 2 0 0 0 1 0 0 0 0 0 0 5 8 0.00 0.000																					
Bill Landrum, R (9, 1) ERA: 6.11	1.0 5 2 0 0 1 0 0 0 0 0 0 9 17 0.00 2.000																					

Los Angeles Dodgers @ Montreal Expos
Olympic Stadium, Montreal, QB
 Tue May 12 1992, 7:05 PM EDT
 Att. 10,170 - Dome - 70 F

AB	33
R	2
H	8
RBI	2
BB	2
SO	6
LOB	16



WP: 1	PA: 36
PB: 0	
SB: 0	
CS: 0	

ERA	WHIP

Batter	1	2	3	4	5	6	7	8	9	AB R H RBI BB SO LOB
Marquis Grissom, R OBP: 0.293, SLG: 0.400 (1, 8)	3-2 G6-3 ①		2-3 K ③			1-2 F7 ②			2-2 G2-3 ①	4 0 0 0 0 1 1
Delino DeShields, L OBP: 0.341, SLG: 0.392 (1, 4)	2-3 K ②			2-3 K ①		1-3 K ③			3-3 K ②	4 0 0 0 0 4 0
John Vander Wal, L OBP: 0.327, SLG: 0.354 (1, 7)	3-2 F7 ③			2-3 K ②			0-3 K ①		0-2 G4-3 ③	4 0 0 0 0 2 0
Larry Walker, L OBP: 0.352, SLG: 0.491 (1, 9)		0-1 G4-1 ①		2-3 K ③			2-2 G6-3 ②			3 0 0 0 0 1 0
Gary Carter, R OBP: 0.373, SLG: 0.451 (1, 2)		1-0 G6-3 ②			0-3 K ①		3-2 1B ③			3 0 1 0 0 1 0
Archi Cianfrocco, R OBP: 0.283, SLG: 0.429 (1, 3)		2-1 F9 ③			3-0 1B G3-2 HBP ③		2-3 K ③			2 0 0 0 0 1 1
Bret Barberie, S OBP: 0.351, SLG: 0.280 (1, 5)			2-1 F8 ①		1-1 G3-2 1B ③		1-3 K ①			3 0 1 0 0 1 0
Tom Foley, L OBP: 0.241, SLG: 0.259 (1, 6)			0-0 2B ③		0-0 G3-2 1-2 3-HI ③		2-2 L8 ②			3 0 1 0 0 0 2
Chris Haney, L OBP: 0.286, SLG: 0.296 (6, PH)			1-2 F7 ②			0-3 K ①		0-3 K ③		1 0 0 0 0 0 1
Steve Lyons, L OBP: 0.111, SLG: 0.176 (7, 1)										1 0 0 0 0 0 1
Bill Sampen, R (8, 1)										0 0 0 0 0 0 0
Mel Rojas, R (8, 1)										0 0 0 0 0 0 0
Jerry Goff, L (8, PH)										1 0 0 0 0 1 0
Bill Landrum, R (9, 1)										0 0 0 0 0 0 0

Inning Stats	R: 0	H: 0	E: 0	LOB: 0	K: 1	S: 10	P: 18	R: 0	H: 0	E: 0	LOB: 0	K: 0	S: 5	P: 8	R: 0	H: 1	E: 0	LOB: 1	K: 1	S: 9	P: 14	R: 0	H: 0	E: 0	LOB: 0	K: 3	S: 9	P: 15	R: 0	H: 1	E: 0	LOB: 1	K: 1	S: 6	P: 10	R: 0	H: 0	E: 0	LOB: 0	K: 2	S: 12	P: 14	R: 0	H: 1	E: 0	LOB: 1	K: 2	S: 13	P: 20	R: 0	H: 0	E: 0	LOB: 0	K: 2	S: 10	P: 13	R: 0	H: 0	E: 0	LOB: 0	K: 1	S: 12	P: 17	1B: 2	SF: 0	2B: 2	SAC: 0	3B: 0	DP: 1	HR: 0	HBP: 1	WP: 0	PA: 30
PITCHER Kevin Gross, R ERA: 2.97 (1, 1)	IP	WLS	BF	H	R	ER	SO	BB	IBB	HBP	BLK	WP	HR	S	P	ERA	WHIP	IP	WLS	BF	H	R	ER	SO	BB	IBB	HBP	BLK	WP	HR	S	P	ERA	WHIP	IP	WLS	BF	H	R	ER	SO	BB	IBB	HBP	BLK	WP	HR	S	P	ERA	WHIP																						


BOTTOM

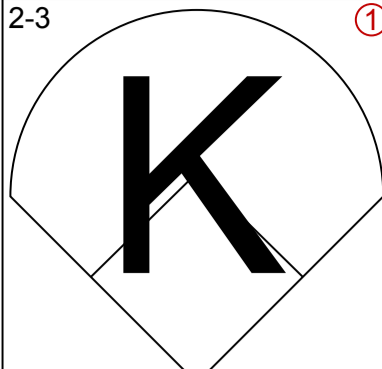
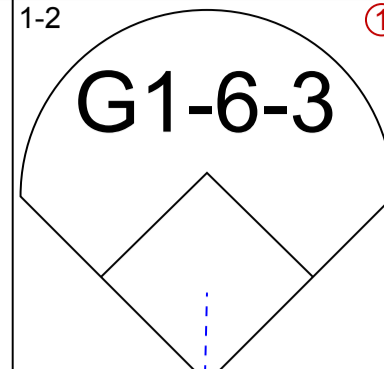
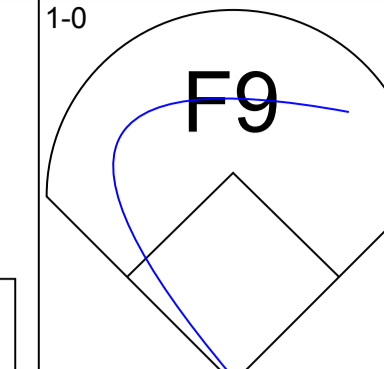
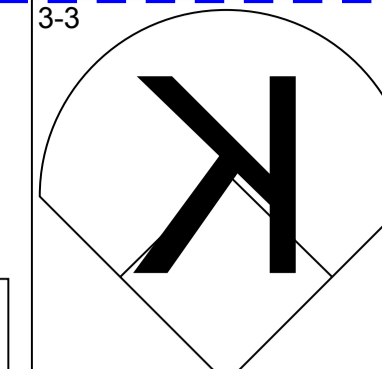
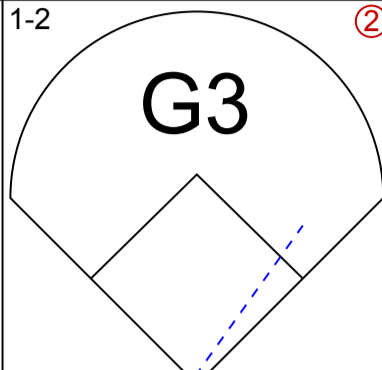
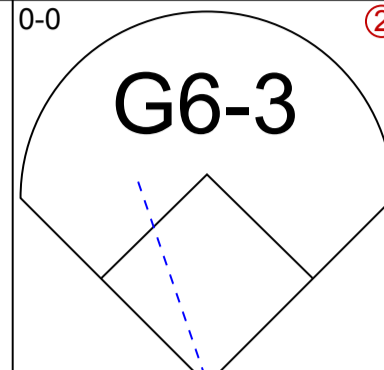
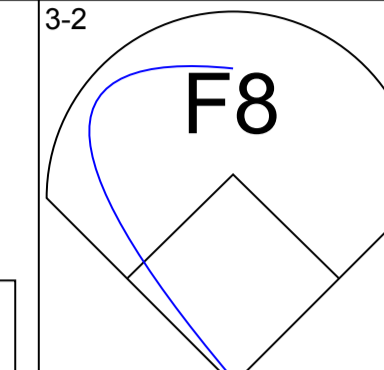
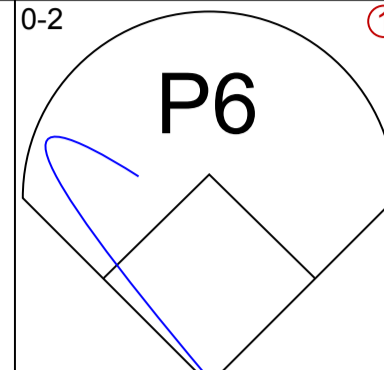
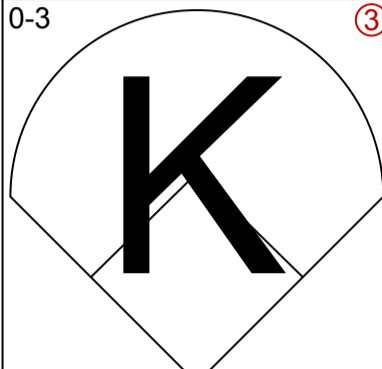
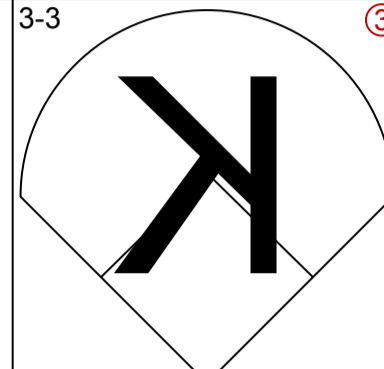
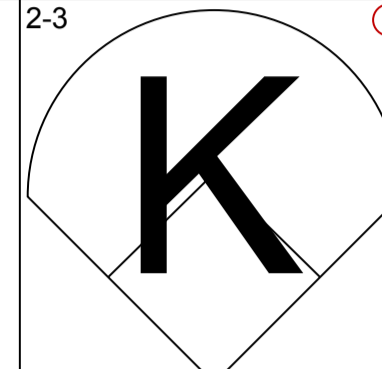
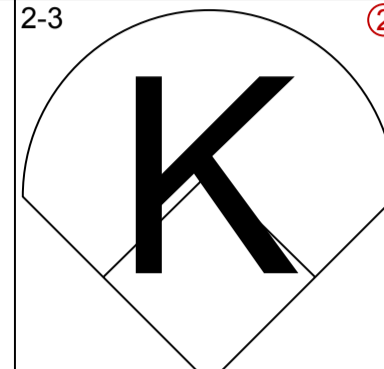
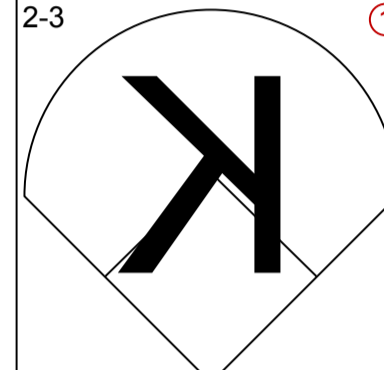
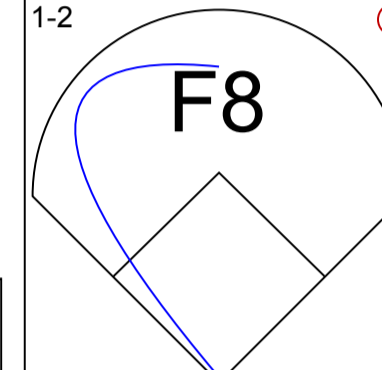
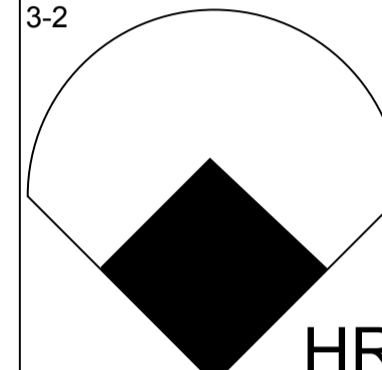
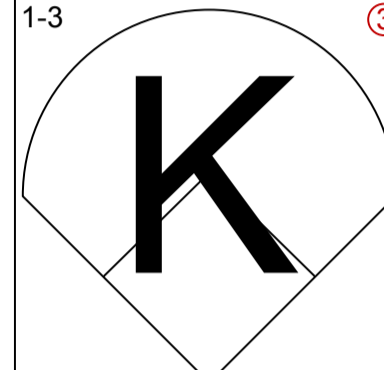
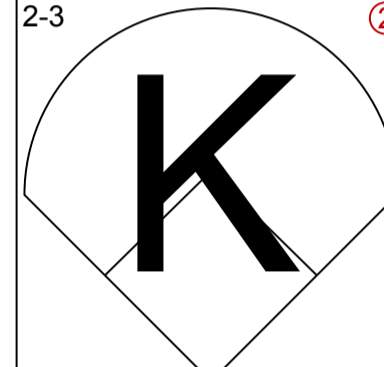
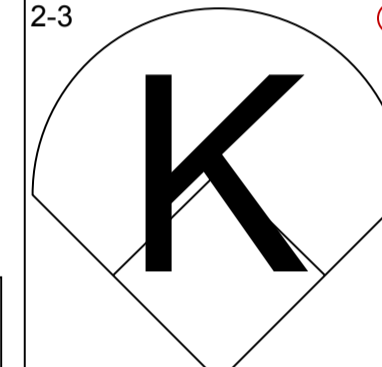
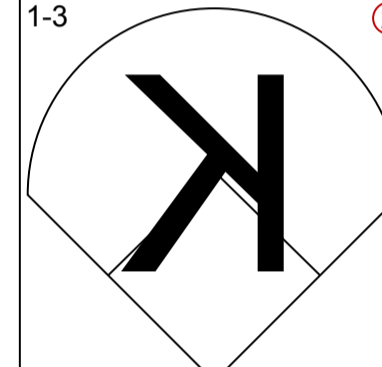
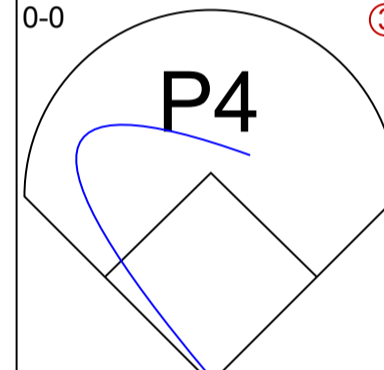
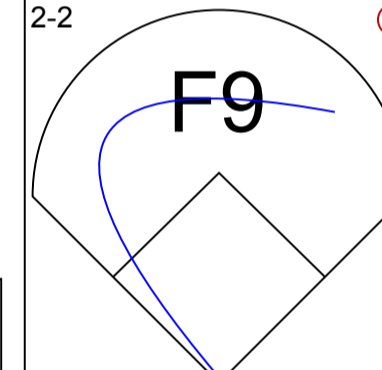
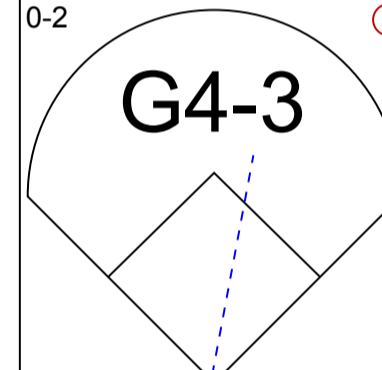
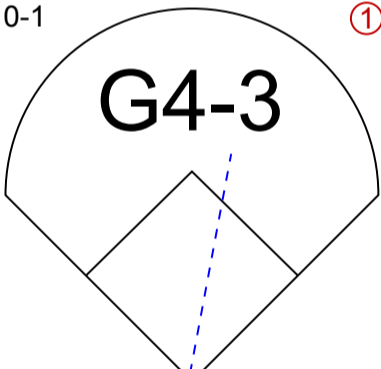
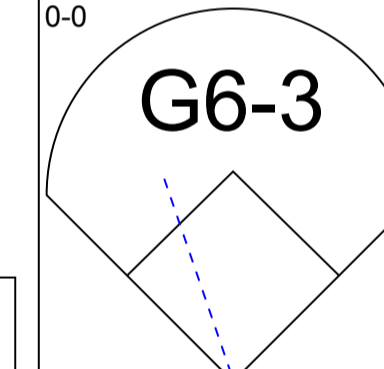
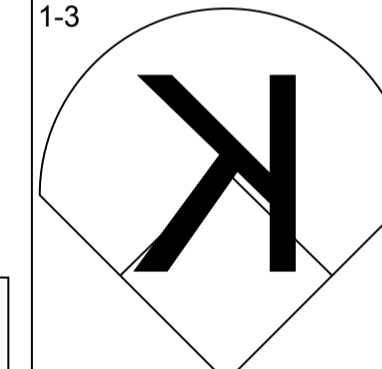
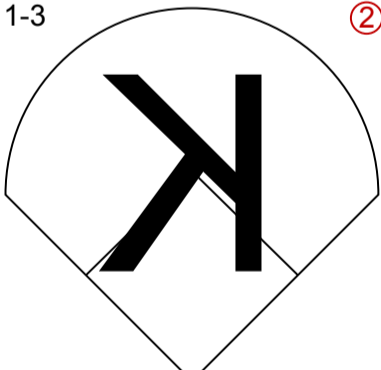
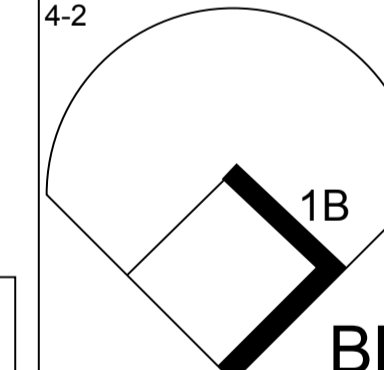
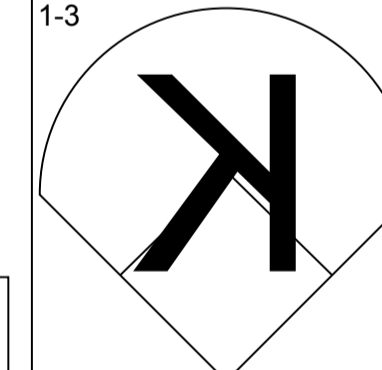
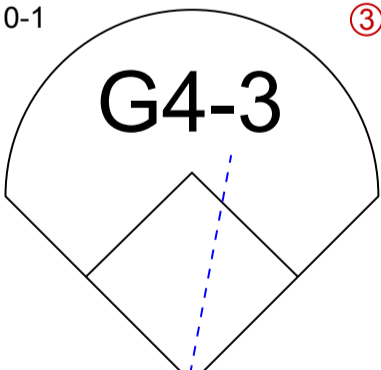
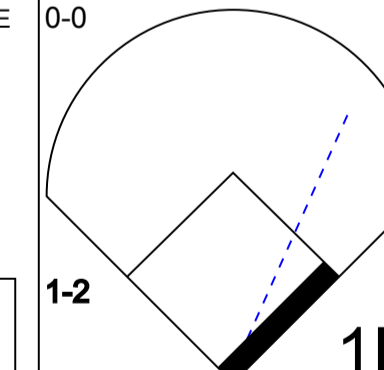
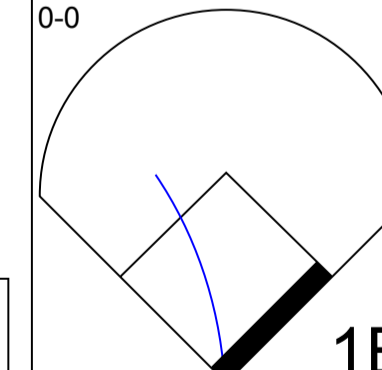
Los Angeles Dodgers @ Montreal Expos
Olympic Stadium, Montreal, QB

Tue May 12 1992, 7:05 PM EDT
Att. 10,170 - Dome - 70 F

livebaseballscorecards.com

AB	29
R	0
H	3
RBI	0
BB	0
SO	13
LOB	5



Batter	1	2	3	4	5	6	7	8	9	AB R H RBI BB SO LOB	TOP											
Brett Butler, L (1, 8) OBP: 0.360, SLG: 0.375	2-3 			1-2 		1-0 		3-3 		4 0 0 0 0 2 3	Los Angeles Dodgers @ Montreal Expos Olympic Stadium, Montreal, QB Wed May 13 1992, 7:05 PM EDT Att. 17,562 - Dome - 70 F											
Lenny Harris, L (1, 4) OBP: 0.354, SLG: 0.333	1-2 			0-0 		3-2 		0-2 	4 0 0 0 0 0 2													
Darryl Strawberry, L (1, 9) OBP: 0.336, SLG: 0.450	0-3 			3-3 			2-3 	2-3 	4 0 0 0 0 4 0													
Mitch Webster, S (1, 7) OBP: 0.368, SLG: 0.733			2-3 		1-2 		3-2 	1-3 	4 1 1 1 0 2 0													
Eric Karros, R (1, 3) OBP: 0.258, SLG: 0.403			2-3 		2-3 		1-3 		3 0 0 0 0 3 0													
Mike Scioscia, L (1, 2) OBP: 0.297, SLG: 0.269			0-0 		2-2 		0-2 		3 0 0 0 0 0 0													
Dave Hansen, L (1, 5) OBP: 0.204, SLG: 0.204				0-1 		0-0 		1-3 	3 0 0 0 0 1 0													
Jose Offerman, S (1, 6) OBP: 0.300, SLG: 0.303				1-3 		4-2 		1-3 	2 0 0 0 1 2 0													
Orel Hershisier, R (1, 1) OBP: 0.267, SLG: 0.429				0-1 		1 SAFE 		0-0 	1 0 0 0 0 0 0													
Stan Javier, S (8, PH) OBP: 0.323, SLG: 0.222									1 0 1 0 0 0 0													
Jim Gott, R (8, 1)									0 0 0 0 0 0 0													
Todd Benzinger, S (8, PH) OBP: 0.275, SLG: 0.298									1 0 1 0 0 0 0													
Tim Crews, R (8, 1)									0 0 0 0 0 0 0													
Steve Wilson, L (8, 1)									0 0 0 0 0 0 0													
Kip Gross, R (8, 1)									0 0 0 0 0 0 0													
Inning Stats	R: 0 E: 0 K: 2 S: 12	H: 0 LOB: 0 BB: 0 P: 15	R: 0 E: 0 K: 2 S: 9	H: 0 LOB: 0 BB: 0 P: 13	R: 0 E: 0 K: 1 S: 7	H: 0 LOB: 0 BB: 0 P: 8	R: 0 E: 0 K: 1 S: 8	H: 0 LOB: 0 BB: 0 P: 12	R: 0 E: 0 K: 1 S: 11	H: 0 LOB: 0 BB: 0 P: 16	R: 0 E: 0 K: 0 S: 9	H: 1 LOB: 2 BB: 1 P: 17	R: 1 E: 0 K: 2 S: 15	H: 1 LOB: 0 BB: 0 P: 21	R: 0 E: 0 K: 3 S: 13	H: 1 LOB: 1 BB: 0 P: 18	R: 0 E: 0 K: 2 S: 11	H: 0 LOB: 0 BB: 0 P: 14	1B: 2 2B: 0 3B: 0 HR: 1	SF: 0 SAC: 0 DP: 0 HBP: 0	WP: 0 PB: 0 SB: 0 CS: 0	PA: 31
PITCHER	IP WLS BF H R ER SO BB IBB HBP BLK WP HR S P ERA WHIP																					
Mark Gardner, R (1, 1) ERA: 3.02	7.2 W 27 3 1 1 11 1 0 0 0 0 1 79 112 1.17 0.522																					
John Wetteland, R (8, 1) ERA: 3.86	1.1 S 4 0 0 0 3 0 0 0 0 0 0 0 16 22 0.00 0.000																					

AB	30
R	1
H	3
RBI	1
BB	1
SO	14
LOB	5



WP: 0	PA: 31
PB: 0	
SB: 0	
CS: 0	

PITCHER	IP	WLS	BF	H	R	ER	SO	BB	IBB	HBP	BLK	WP	HR	S	P	ERA	WHIP
---------	----	-----	----	---	---	----	----	----	-----	-----	-----	----	----	---	---	-----	------

Batter	1	2	3	4	5	6	7	8	9
Marquis Grissom, R OBP: 0.307, SLG: 0.411 (1, 8)	2-3 		0-0 		0-1 			2-2 	
Delino DeShields, L OBP: 0.338, SLG: 0.395 (1, 4)	1-1 		1-1 		1-2 			1-0 	
Moises Alou, R OBP: 0.500, SLG: 0.700 (1, 7)	0-2 		2-0 		1-0 			4-2 	
Larry Walker, L OBP: 0.348, SLG: 0.478 (1, 9)		4-1 	0-0 		1-3 			1-3 	
Gary Carter, R OBP: 0.365, SLG: 0.436 (1, 2)		0-2 		3-3 		0-0 		0-0 	
Tim Wallach, R OBP: 0.299, SLG: 0.315 (1, 3)		2-0 		2-2 		1-3 		2-1 	
Bret Barberie, S OBP: 0.360, SLG: 0.294 (1, 5)		0-1 		0-3 			1-1 		
Tom Foley, L OBP: 0.219, SLG: 0.233 (1, 6)		1-1 			2-2 		2-2 		
Mark Gardner, R OBP: 0.214, SLG: 0.214 (1, 1)		0-1 			0-1 		0-3 		
John Wetteland, R (8, 1)									

Inning Stats	R: 0	H: 0	E: 0	K: 1	S: 8	IP: 11	WLS: 0	BF: 21	H: 6	R: 3	ER: 3	SO: 3	BB: 1	IBB: 0	HBP: 0	BLK: 0	WP: 0	HR: 0	S: 46	P: 68	ERA: 5.40	WHIP: 1.400	
Tom Foley, L	2	2	0	0	11	11	0	21	6	3	3	3	1	0	0	0	0	0	0	46	68	5.40	1.400
Mark Gardner, R	0	1	0	1	8	11	0	21	6	3	3	3	1	0	0	0	0	0	46	68	5.40	1.400	
John Wetteland, R	0	0	0	0	8	11	0	21	6	3	3	3	1	0	0	0	0	0	46	68	5.40	1.400	

PITCHER	IP	WLS	BF	H	R	ER	SO	BB	IBB	HBP	BLK	WP	HR	S	P	ERA	WHIP
Orel Hershiser, R ERA: 3.8	5.0	L	21	6	3	3	3	1	0	0	0	0	0	46	68	5.40	1.400
Jim Gott, R ERA: 2.55	2.0		6	1	0	0	3	0	0	0	0	0	0	18	23	0.00	0.500
Tim Crews, R ERA: 7.31	0.0		3	2	2	2	0	1	0	0	0	0	0	7	14	∞	∞
Steve Wilson, L ERA: 2.7	0.1		1	0	0	0	1	0	0	0	0	0	0	3	4	0.00	0.000
Kip Gross, R ERA: 3.38	0.2		2	1	0	0	0	0	0	0	0	0	0	3	5	0.00	1.500

AB	R	H	RBI	BB	SO	LOB
4	2	3	0	0	1	0
4	1	1	1	0	0	3
3	0	1	1	1	0	2
3	1	0	0	1	2	2
4	0	1	1	0	1	1
4	1	1	1	0	1	2
3	0	2	1	0	1	0
3	0	0	0	0	0	2
3	0	1	0	0	1	1
0	0	0	0	0	0	0

AB	31	R	5	H	10	RBI	5	BB	2	SO	7	LOB	13
WP: 0	PA: 33	PB: 0	SB: 2	CS: 1	SF: 0	SAC: 0	DP: 1	HBP: 0					



Los Angeles Dodgers @ Montreal Expos
 Olympic Stadium, Montreal, QB
 Wed May 13 1992, 7:05 PM EDT
 Att. 17,562 - Dome - 70 F

livebaseballscorecards.com

Batter	1	2	3	4	5	6	7	8	9	AB R H RBI BB SO LOB
Willie Randolph, R OBP: 0.344, SLG: 0.301	2-1 G6-3		4-1 BB			4-2 G6-4-3 2B BB	1-0 G4-3		2-2 1B	3 1 1 1 2 0 1
Dick Schofield, R OBP: 0.342, SLG: 0.326	1-0 G3		1-0 F7			4-2 G6-4-3 BB		4-2 S S BB	3-2 1B	3 0 1 0 2 0 1
Howard Johnson, S OBP: 0.320, SLG: 0.381	4-0 BB			0-0 G5-4-3 1B		2-2 G6-4-3 1-2f 2-3		2-2 G6-3	0-3 K	4 0 1 0 1 1 5
Eddie Murray, S OBP: 0.371, SLG: 0.426	1-1 G6-3			3-1 G5-4-3 1-2f		4-1 BB 2B BB		4-0 FC5-4 IBB		2 1 0 0 2 0 2
Bobby Bonilla, S OBP: 0.368, SLG: 0.320			3-1 P4		0-0 F8	4-0 2B BB		1-0 FC5-4 1-2f		3 1 0 0 1 0 2
Bill Pecota, R OBP: 0.281, SLG: 0.269		2-1 F8			1-0 G5-3	0-0 2B		2-1 G4-3		4 0 1 3 0 0 2
D.J. Dozier, R OBP: 0.250, SLG: 0.100			0-0 G4-3		0-2 G4-3	0-0 F9			1-0 F8	3 0 0 0 0 0 1
Daryl Boston, L OBP: 0.348, SLG: 0.397										1 0 0 0 0 0 0
Todd Hundley, S OBP: 0.268, SLG: 0.258			2-2 G5-3			2-1 FC6-4 HBP		0-0 G4-3 1B	0-0 F7	3 0 1 0 0 0 0
Bret Saberhagen, R OBP: 0.059, SLG: 0.059			1-0 L8			1-0 FC6-4 1-2f		0-3 K	2-2 1B	2 0 0 0 0 0 1
Wally Whitehurst, R										1 0 0 0 0 1 1
Chico Walker, S OBP: 0.268, SLG: 0.194										1 1 1 0 0 0 0
John Franco, L										0 0 0 0 0 0 0

TOP	
AB	30
R	4
H	6
RBI	4
BB	8
SO	2
LOB	16

Inning Stats	
R: 0	H: 0
E: 0	LOB: 1
K: 0	BB: 1
S: 5	P: 13
R: 0	H: 0
E: 0	LOB: 0
K: 0	BB: 0
S: 5	P: 10
R: 0	H: 1
E: 0	LOB: 0
K: 0	BB: 0
S: 4	P: 7
R: 0	H: 0
E: 0	LOB: 1
K: 0	BB: 0
S: 7	P: 11
R: 3	H: 1
E: 0	LOB: 1
K: 0	BB: 4
S: 11	P: 29
R: 0	H: 1
E: 0	LOB: 0
K: 1	BB: 0
S: 5	P: 6
R: 0	H: 0
E: 0	LOB: 2
K: 0	BB: 2
S: 9	P: 22
R: 1	H: 3
E: 0	LOB: 2
K: 1	BB: 0
S: 16	P: 24
1B: 5	SF: 0
2B: 1	SAC: 0
3B: 0	DP: 3
HR: 0	HBP: 1
WP: 0	PA: 39
PB: 0	
SB: 3	
CS: 0	

PITCHER		IP	WLS	BF	H	R	ER	SO	BB	IBB	HBP	BLK	WP	HR	S	P	ERA	WHIP
Bob Ojeda, L ERA: 3.26	(1, 1)	8.0	L	33	3	3	3	1	7	1	1	0	0	0	52	112	3.38	1.250
Tim Crews, R ERA: 7.56	(9, 1)	0.2		5	3	1	1	0	0	0	0	0	0	0	12	20	13.50	4.500
Steve Wilson, L ERA: 2.63	(9, 1)	0.1		1	0	0	0	1	0	0	0	0	0	4	4	0.00	0.000	

PITCHER		IP	WLS	BF	H	R	ER	SO	BB	IBB	HBP	BLK	WP	HR	S	P	ERA	WHIP

New York Mets @ Los Angeles Dodgers
 Dodger Stadium, Los Angeles, CA
 Fri May 15 1992, 7:05 PM PDT
 Att. 41,222 - Sunny - 70 F



Batter	1	2	3	4	5	6	7	8	9	AB R H RBI BB SO LOB
Brett Butler, L (1, 8) OBP: 0.357, SLG: 0.366	2-3 K		4-1 PO BB		3-2 F7			1-2 F8		3 0 0 0 1 1 1
Lenny Harris, L (1, 4) OBP: 0.354, SLG: 0.333 Mike Sharperson, R (9, PH) OBP: 0.446, SLG: 0.407	1-3 K		0-0 PO 1-2	1-1 1B		2-1 G4-3		1-1 2B	3 0 1 0 0 1 0 1 0 1 0 0 0 0	
Mitch Webster, S (1, 9) OBP: 0.333, SLG: 0.647	2-1 G1-3			1-3 K		3-2 G6-3		1-3 K	4 0 0 0 0 2 2	
Eric Davis, R (1, 7) OBP: 0.339, SLG: 0.411		2-3 K		2-3 K		2-3 K		1-0 E5	4 0 0 0 0 3 2	
Todd Benzinger, S (1, 3) OBP: 0.255, SLG: 0.275		0-0 G3		2-3 K			0-0 L6	1-1 P8	4 0 0 0 0 1 3	
Dave Hansen, L (1, 5) OBP: 0.228, SLG: 0.216 Eric Karros, R (9, PH) OBP: 0.254, SLG: 0.397		1-1 1B			4-1 3B BB		2-0 G4-3	2-3 K	2 1 1 0 1 0 0 1 0 0 0 0 1 2	
Mike Scioscia, L (1, 2) OBP: 0.287, SLG: 0.259		1-1 G1-3			0-1 F9		3-1 G3		3 0 0 0 0 0 2	
Jose Offerman, S (1, 6) OBP: 0.292, SLG: 0.294			1-3 K		0-0 F7		3-3 K		3 0 0 0 0 2 1	
Bob Ojeda, L (1, 1) OBP: 0.083, SLG: 0.250 Stan Javier, S (8, PH) OBP: 0.313, SLG: 0.214 Tim Crews, R (9, 1) Steve Wilson, L (9, 1)			1-3 K		2-2 3B		3-2 F7		2 0 1 1 0 1 0 1 0	

Inning Stats	R: 0	H: 0	E: 0	K: 2	S: 13	R: 0	H: 1	E: 0	K: 1	S: 8	R: 0	H: 0	E: 0	K: 2	S: 7	R: 0	H: 1	E: 0	K: 3	S: 15	R: 1	H: 1	E: 0	K: 0	S: 12	R: 0	H: 0	E: 0	K: 1	S: 9	R: 0	H: 0	E: 0	K: 0	S: 4	R: 0	H: 0	E: 0	K: 1	S: 10	R: 0	H: 1	E: 1	K: 2	S: 11	1B: 2	2B: 1	3B: 1	HR: 0	SF: 0	SAC: 0	DP: 0	HBP: 0	WP: 0	PA: 34
--------------	------	------	------	------	-------	------	------	------	------	------	------	------	------	------	------	------	------	------	------	-------	------	------	------	------	-------	------	------	------	------	------	------	------	------	------	------	------	------	------	------	-------	------	------	------	------	-------	-------	-------	-------	-------	-------	--------	-------	--------	-------	--------

PITCHER	IP	WLS	BF	H	R	ER	SO	BB	IBB	HBP	BLK	WP	HR	S	P	ERA	WHIP
Bret Saberhagen, R (1, 1) ERA: 3.81	5.0	W	19	3	1	1	8	2	0	0	0	0	0	55	83	1.80	1.000
Wally Whitehurst, R (6, 1) ERA: 2.33	3.0		9	0	0	0	2	0	0	0	0	0	0	23	42	0.00	0.000
John Franco, L (9, 1) ERA:	1.0	S	5	1	0	0	2	0	0	0	0	0	0	11	17	0.00	1.000

BOTTOM

New York Mets @ Los Angeles Dodgers
Dodger Stadium, Los Angeles, CA
 Fri May 15 1992, 7:05 PM PDT
 Att: 41,222 - Sunny - 70 F

livebaseballscorecards.com

AB 31
R 1
H 4
RBI 1
BB 2
SO 12
LOB 13



Batter	1	2	3	4	5	6	7	8	9	AB R H RBI BB SO LOB	TOP											
Willie Randolph, R (1, 4) OBP: 0.333, SLG: 0.291	1-0 L9		2-3 K		2-2 L4			0-1 G3		4 0 0 0 0 1 4	New York Mets @ Los Angeles Dodgers Dodger Stadium, Los Angeles, CA Sat May 16 1992, 7:05 PM PDT Att. 44,873 - Sunny - 72 F											
Dave Magadan, L (1, 5) OBP: 0.380, SLG: 0.375	2-1 G4-3		3-2 G3			0-0 G4-3		4-0 BB		3 0 0 0 1 0 2												
Howard Johnson, S (1, 8) OBP: 0.318, SLG: 0.377	2-1 F9					3-2 L4		2-2 BB		4 0 1 0 0 0 0												
Eddie Murray, S (1, 3)		1-0 F8				2-2 P6		1-2 BB		4 0 0 0 0 0 2												
Bobby Bonilla, S (1, 9) OBP: 0.358, SLG: 0.311		2-1 F7					2-2 F8		1-0 G4-3	4 0 0 0 0 0 0												
Daryl Boston, L (1, 7) OBP: 0.359, SLG: 0.407		2-2 G3					1-1 BB		1-3 K	3 0 2 0 0 0 0												
Jeff Innis, R (7, 1)										0 0 0 0 0 0 0												
Mackey Sasser, L (9, PH) OBP: 0.273, SLG: 0.290										1 0 0 0 0 1 0												
Todd Hundley, S (1, 2) OBP: 0.270, SLG: 0.262										3 0 1 0 0 0 0												
Dick Schofield, R (1, 6) OBP: 0.350, SLG: 0.337										3 0 2 0 0 0 2												
Sid Fernandez, L (1, 1) OBP: 0.071, SLG: 0.071										0 0 0 0 0 0 0												
Chico Walker, S (7, 7) OBP: 0.262, SLG: 0.189										1 0 0 0 0 1 0												
Inning Stats	R: 0 E: 0 K: 0 S: 5	H: 0 LOB: 0 BB: 0 P: 10	R: 0 E: 0 K: 0 S: 8	H: 0 LOB: 0 BB: 0 P: 13	R: 0 E: 0 K: 1 S: 13	H: 1 LOB: 2 BB: 0 P: 19	R: 0 E: 0 K: 0 S: 4	H: 0 LOB: 0 BB: 0 P: 6	R: 0 E: 0 K: 0 S: 9	H: 2 LOB: 2 BB: 0 P: 11	R: 0 E: 0 K: 0 S: 8	H: 0 LOB: 0 BB: 0 P: 13	R: 0 E: 0 K: 0 S: 12	H: 2 LOB: 1 BB: 0 P: 20	R: 0 E: 0 K: 1 S: 13	H: 1 LOB: 2 BB: 1 P: 22	R: 0 E: 0 K: 1 S: 6	H: 0 LOB: 0 BB: 0 P: 9	1B: 6 2B: 0 3B: 0 HR: 0	SF: 0 SAC: 3 DP: 0 HBP: 0	WP: 0 PB: 0 SB: 0 CS: 0	PA: 34
PITCHER Tom Candiotti, R (1, 1) ERA: 3.47	IP 9.0 WLS W BF 34 H 6 R 0 ER 0 SO 3 BB 1 IBB 0 HBP 0 BLK 0 WP 0 HR 0 S 78 P 123 ERA 0.00 WHIP 0.778											PITCHER	IP WLS BF H R ER SO BB IBB HBP BLK WP HR S P ERA WHIP									

livebaseballscorecards.com

AB	30
R	0
H	6
RBI	0
BB	1
SO	3
LOB	10



Batter	1	2	3	4	5	6	7	8	9	AB	R	H	RBI	BB	SO	LOB
Brett Butler, L OBP: 0.347, SLG: 0.354 (1, 8)	1-3 K	2-2 G4-3			3-3 K			2-2 G6-3		4	0	0	0	0	2	2
Mike Sharperson, R OBP: 0.435, SLG: 0.386 (1, 4)	1-0 F8		1-2 P4			1-2 F7		4-2 G4-3 BB		3	0	0	0	1	0	0
Mitch Webster, S OBP: 0.326, SLG: 0.605 (1, 9)	1-1 2B 1B		3-2 F8			0-1 G6-3		1-0 G4-3		4	1	1	0	0	0	1
Eric Davis, R OBP: 0.336, SLG: 0.414 (1, 7)	1-0 2B 1-H		2-2 P5			1-1 G6-3		1-0 G6-3		4	0	1	1	0	0	1
Todd Benzinger, S OBP: 0.241, SLG: 0.259 (1, 3)	0-1 P3			1-0 G5-3			0-0 F8			3	0	0	0	0	0	1
Dave Anderson, R OBP: 0.333, SLG: 0.357 (1, 5)		2-2 F9		4-2 CS BB			0-1 1B 1B			2	1	1	0	1	0	0
Carlos Hernandez, R OBP: 0.387, SLG: 0.357 (1, 2)		0-0 SH1-4 BB 1B		1-0 P4			1-0 2-6-2 1B 1-2 1B			3	0	2	0	0	0	1
Jose Offerman, S OBP: 0.302, SLG: 0.298 (1, 6)		4-2 SH1-4 BB		1-2 CS 1-2		1-2 F9		0-1 1-2 2-H 1B		2	0	1	1	1	0	0
Tom Candiotti, R OBP: 0.059, SLG: 0.059 (1, 1)		1-0 SH1-4 1-2 2-3			0-0 G4-3		1-3 K2-6-2 2-2			2	0	0	0	0	1	2

Inning Stats	R: 1	H: 2	E: 0	K: 1	S: 9	LOB: 1	BB: 0	P: 13	R: 0	H: 1	E: 0	K: 0	S: 13	LOB: 2	BB: 1	P: 22	R: 0	H: 0	E: 0	K: 0	S: 10	LOB: 0	BB: 0	P: 16	R: 0	H: 0	E: 0	K: 0	S: 6	LOB: 0	BB: 1	P: 13	R: 0	H: 0	E: 0	K: 1	S: 11	LOB: 0	BB: 0	P: 15	R: 1	H: 3	E: 0	K: 1	S: 9	LOB: 2	BB: 0	P: 11	R: 0	H: 0	E: 0	K: 0	S: 9	LOB: 1	BB: 1	P: 17
1B: 5	SF: 0	2B: 2	SAC: 1	3B: 0	DP: 1	HR: 0	HBP: 0	WP: 0	PA: 32																																															

PITCHER	IP	WLS	BF	H	R	ER	SO	BB	IBB	HBP	BLK	WP	HR	S	P	ERA	WHIP
Sid Fernandez, L ERA: 3.77 (1, 1)	6.1	L	25	5	2	2	2	2	2	0	0	0	0	60	93	2.84	1.105
Jeff Innis, R ERA: 2.33 (7, 1)	1.2		6	1	0	0	1	1	0	0	0	0	0	14	23	0.00	1.200

BOTTOM

New York Mets @ Los Angeles Dodgers
Dodger Stadium, Los Angeles, CA
 Sat May 16 1992, 7:05 PM PDT
 Att. 44,873 - Sunny - 72 F

livebaseballscorecards.com

AB	27
R	2
H	6
RBI	2
BB	3
SO	3
LOB	8



Batter	1	2	3	4	5	6	7	8	9	AB R H RBI BB SO LOB	TOP		
Chico Walker, S (1, 9) OBP: 0.277, SLG: 0.286	2-0 HR		3-2 P5		0-1 F8		2-2 P5		2-2 1B	5 1 2 1 0 0 3			
Daryl Boston, L (1, 7) OBP: 0.351, SLG: 0.388	1-2 G3		0-2 F8		1-1 F9		4-2 2B SF8 BB		1-3 K	4 1 0 0 1 1 2			
Howard Johnson, S (1, 8) OBP: 0.316, SLG: 0.381	0-1 F9		3-1 P6		3-2 G3		0-1 FC5 2B		1-3 2B	4 0 1 0 0 0 1			
Eddie Murray, S (1, 3) OBP: 0.364, SLG: 0.442	0-1 1B			1-3 K	0-0 HR		2-0 SF8		3-H	3 1 2 2 0 1 0			
Dave Magadan, L (1, 5) OBP: 0.376, SLG: 0.371	3-1 G3			2-1 1B	1-2 G1-3		1-1 E6 FC5			4 0 1 0 0 0 2			
Mackey Sasser, L (1, 2) OBP: 0.306, SLG: 0.324		0-0		1-3 K	0-0		0-0 FC5			3 0 2 0 0 1 1			
Willie Randolph, R (8, PH) OBP: 0.331, SLG: 0.288			G6-4-3 1B				1B 1B		1-2 2-3f	1 0 0 0 0 0 2			
Charlie O'Brien, R (8, 2) OBP: 0.382, SLG: 0.422										0 0 0 0 0 0 0			
Bill Pecota, R (1, 4) OBP: 0.262, SLG: 0.250		1-1 G6-4-3 1-2f		2-3 K	1-2 P6		1-2 FC4-6			4 0 0 0 0 1 5			
Dick Schofield, R (1, 6) OBP: 0.347, SLG: 0.333		0-3 K			2-3 K		0-1 1B			4 0 1 0 0 3 0			
Anthony Young, R (1, 1) OBP: 0.158, SLG: 0.111					0-1 P2		1-1 F8			1 0 0 0 1 0 0			
Paul Gibson, R (6, 1)										0 0 0 0 0 0 0			
Bobby Bonilla, S (7, PH) OBP: 0.356, SLG: 0.308										1 0 0 0 0 0 2			
Tim Burke, R (7, 1)										0 0 0 0 0 0 0			
Junior Noboa, R (9, PH) OBP: 0.278, SLG: 0.188										1 0 0 0 0 0 0			
Inning Stats	R: 1 H: 2 E: 0 LOB: 1 K: 0 BB: 0 S: 11 P: 17	R: 0 H: 1 E: 0 LOB: 0 K: 1 BB: 0 S: 6 P: 7	R: 0 H: 0 E: 0 LOB: 1 K: 0 BB: 1 S: 11 P: 21	R: 0 H: 1 E: 0 LOB: 1 K: 3 BB: 0 S: 14 P: 20	R: 0 H: 0 E: 0 LOB: 0 K: 1 BB: 0 S: 7 P: 9	R: 1 H: 1 E: 0 LOB: 0 K: 0 BB: 0 S: 9 P: 14	R: 0 H: 2 E: 0 LOB: 2 K: 0 BB: 0 S: 11 P: 15	R: 1 H: 1 E: 1 LOB: 2 K: 0 BB: 1 S: 12 P: 20	R: 0 H: 1 E: 0 LOB: 1 K: 2 BB: 0 S: 12 P: 16	1B: 6 SF: 1 2B: 1 SAC: 0 3B: 0 DP: 1 HR: 2 HBP: 0	WP: 0 PA: 38 PB: 0 SB: 0 CS: 0		
PITCHER	IP WLS BF H R ER SO BB IBB HBP BLK WP HR S P ERA WHIP											PITCHER	IP WLS BF H R ER SO BB IBB HBP BLK WP HR S P ERA WHIP
Ramon Martinez, R (1, 1) ERA: 3.67	7.0 W 30 8 3 3 5 2 0 0 0 0 0 2 74 112 3.86 1.429												
Steve Wilson, L (8, 1) ERA: 2.57	0.1 2 0 0 0 0 0 0 0 0 0 0 0 3 6 0.00 0.000												
Roger McDowell, R (8, 1) ERA: 3.44	1.2 S 6 1 0 0 2 0 0 0 0 0 0 0 16 21 0.00 0.600												

New York Mets @ Los Angeles Dodgers
Dodger Stadium, Los Angeles, CA

Sun May 17 1992, 3:33 AM PDT
Att. 37,187 - Sunny - 76 F

AB	35
R	3
H	9
RBI	3
BB	2
SO	7
LOB	18



Batter	1	2	3	4	5	6	7	8	9	AB	R	H	RBI	BB	SO	LOB
Brett Butler, L OBP: 0.338, SLG: 0.344 (1, 8)	2-3 K		3-3 K		3-3 K		0-0 F8			4	0	0	0	0	3	0
Lenny Harris, L OBP: 0.372, SLG: 0.338 (1, 4)	4-2 BLK 2B BB		4-2 SH5-3 BB			2-1 CS 1B	1-1 E3			2	1	1	0	2	0	0
Mitch Webster, S OBP: 0.306, SLG: 0.561 (1, 9) Roger McDowell, R (8, 1)	0-3 K		1-0 SH5-3			1-3 K	0-1 P6			3	0	0	0	0	2	3
Eric Davis, R OBP: 0.342, SLG: 0.437 (1, 7)	1-1 1-H 2B		3-2 F8			1-0 2B	1-3 K			4	1	2	1	0	1	2
Todd Benzinger, S OBP: 0.258, SLG: 0.293 (1, 3)	2-0 G4-3			1-1 F7		0-2 1B 2B		0-1 SH1-4 CI 1B		4	1	2	1	0	0	1
Dave Hansen, L OBP: 0.233, SLG: 0.222 (1, 5)		1-1 G4-3		2-0 G4-3		0-0 HR 1B		0-2 CI SH1-4		3	1	1	1	0	0	0
Mike Scioscia, L OBP: 0.299, SLG: 0.310 (1, 2)		0-0 3B 1B		3-1 G4-3		1-1 HR		0-0 SH1-4		3	2	2	2	0	0	0
Jose Offerman, S OBP: 0.308, SLG: 0.318 (1, 6)		0-0 CS 3B			1-3 K	4-2 BB		2-2 G4-3		3	0	1	1	1	1	2
Ramon Martinez, R OBP: 0.176, SLG: 0.176 (1, 1) Steve Wilson, L (8, 1) Stan Javier, S OBP: 0.303, SLG: 0.207 (8, 9)		0-3 K			0-3 K	0-3 K		1-3 K		3	0	0	0	0	3	2

Inning Stats	R: 1	H: 1	E: 0	K: 2	S: 17	H: 1	LOB: 1	BB: 1	P: 26	R: 1	H: 2	E: 0	K: 1	S: 7	H: 0	LOB: 0	BB: 0	P: 8	R: 0	H: 0	E: 0	K: 1	S: 11	H: 0	LOB: 1	BB: 1	P: 22	R: 0	H: 0	E: 0	K: 0	S: 5	R: 0	H: 0	E: 0	K: 3	S: 10	R: 4	H: 5	E: 0	K: 2	S: 18	R: 0	H: 0	E: 1	K: 1	S: 8	H: 0	LOB: 1	BB: 0	P: 10	R: 0	H: 1	E: 1	K: 1	S: 15	H: 1	LOB: 2	BB: 0	P: 18
--------------	------	------	------	------	-------	------	--------	-------	-------	------	------	------	------	------	------	--------	-------	------	------	------	------	------	-------	------	--------	-------	-------	------	------	------	------	------	------	------	------	------	-------	------	------	------	------	-------	------	------	------	------	------	------	--------	-------	-------	------	------	------	------	-------	------	--------	-------	-------

PITCHER	IP	WLS	BF	H	R	ER	SO	BB	IBB	HBP	BLK	WP	HR	S	P	ERA	WHIP
Anthony Young, R ERA: 4.69 (1, 1)	5.2	L	24	7	5	5	8	2	0	0	1	0	0	60	95	7.94	1.588
Paul Gibson, L ERA: 5.4 (6, 1)	0.1		3	1	1	1	1	1	0	0	0	0	1	8	13	27.00	6.000
Tim Burke, R ERA: 2.31 (7, 1)	2.0		9	1	0	0	2	0	0	0	0	0	0	23	28	0.00	0.500

BOTTOM

New York Mets @ Los Angeles Dodgers
Dodger Stadium, Los Angeles, CA

Sun May 17 1992, 3:33 AM PDT
Att: 37,187 - Sunny - 76 F

AB	30
R	6
H	9
RBI	6
BB	3
SO	11
LOB	12

1B: 4	SF: 0	WP: 0	PA: 36
2B: 3	SAC: 2	PB: 0	
3B: 1	DP: 0	SB: 0	
HR: 1	HBP: 0	CS: 2	

Batter	1	2	3	4	5	6	7	8	9	AB R H RBI BB SO LOB	TOP		
Sammy Sosa, R (1, 8) OBP: 0.297, SLG: 0.299	0-0 P4			2-2 3B 1B		2-0 FC3-6		0-1 P1		4 1 1 0 0 0 3	Chicago Cubs @ Los Angeles Dodgers Dodger Stadium, Los Angeles, CA Mon May 18 1992, 7:05 PM PDT Att. 28,700 - Cloudy - 72 F		
Dwight Smith, L (1, 7) OBP: 0.317, SLG: 0.357 Doug Dascenzo, S (8, 7) OBP: 0.313, SLG: 0.290	1-0 F8			1-3 K		3-3 K		0-3 K		4 0 0 0 0 3 4 0 0 0 0 0 0 0			
Mark Grace, L (1, 3) OBP: 0.411, SLG: 0.477	1-3 K			0-2 K		2-3 K		1-0 K		4 0 2 3 0 2 1			
23 Ryne Sandberg, R (1, 4) OBP: 0.351, SLG: 0.415			3-3 K	0-3 K			1-3 K	0-1 G6-3		4 0 0 0 0 3 2			
Andre Dawson, R (1, 9) OBP: 0.323, SLG: 0.524			2-2 G6-3	2-2 P4			0-0 F8		2-2 G6-4-3 1B	4 0 1 0 0 0 1			
Luis Salazar, R (1, 5) OBP: 0.259, SLG: 0.282			1-3 K		1-2 G6-3		4-2 FC6-4 BB		1-1 F9	3 0 0 0 1 1 1			
Joe Girardi, R (1, 2) OBP: 0.390, SLG: 0.366			1-3 K		1-3 K		1-2 FC6-4		2-2 G6-4-3	4 0 0 0 0 2 2			
Jose Vizcaino, S (1, 6) OBP: 0.122, SLG: 0.154			1-3 K		0-1 F7			1-1 E4		3 1 0 0 0 1 0			
Frank Castillo, R (1, 1) OBP: 0.071, SLG: 0.071 Paul Assenmacher, L (7, 1) OBP: 0.071, SLG: 0.071 Bob Scanlan, R (7, 1) OBP: 0.071, SLG: 0.071 Chuck McElroy, L (9, 1) OBP: 0.750, SLG: 1.500			1-3 K		0-1 FC3-6 1B			1-2 E2		2 0 1 0 0 1 0 0 0 0 0 0 0 0 1 1 0 0 0 0 1 0 0 0 0 0 0 0			
Inning Stats	R: 0 H: 0 E: 0 LOB: 0 K: 1 BB: 0 S: 5 P: 7	R: 0 H: 0 E: 0 LOB: 0 K: 2 BB: 0 S: 9 P: 15	R: 0 H: 0 E: 0 LOB: 0 K: 3 BB: 0 S: 9 P: 12	R: 1 H: 2 E: 0 LOB: 1 K: 2 BB: 0 S: 19 P: 24	R: 0 H: 0 E: 0 LOB: 0 K: 1 BB: 0 S: 8 P: 10	R: 0 H: 1 E: 1 LOB: 1 K: 2 BB: 0 S: 11 P: 17	R: 0 H: 0 E: 0 LOB: 1 K: 1 BB: 1 S: 11 P: 17	R: 2 H: 1 E: 2 LOB: 1 K: 1 BB: 0 S: 12 P: 14	R: 0 H: 1 E: 0 LOB: 0 K: 0 BB: 0 S: 9 P: 14	1B: 3 SF: 0 2B: 0 SAC: 0 3B: 2 DP: 1 HR: 0 HBP: 0	WP: 0 PA: 34 PB: 0 SB: 1 CS: 0		
PITCHER	IP WLS BF H R ER SO BB IBB HBP BLK WP HR S P ERA WHIP											PITCHER	IP WLS BF H R ER SO BB IBB HBP BLK WP HR S P ERA WHIP
Kevin Gross, R (1, 1) ERA: 2.7	7.0 L 25 3 1 1 12 1 0 0 0 0 0 0 72 102 1.29 0.571												
Jim Gott, R (8, 1) ERA: 2.45	0.2 4 0 2 0 1 0 0 0 0 0 0 0 9 10 0.00 0.000												
John Candelaria, L (8, 1) ERA: 1.0	0.0 1 1 0 0 0 0 0 0 0 0 0 0 1 2 ∞ ∞												
Tim Crews, R (8, 1) ERA: 7.0	1.1 4 1 0 0 0 0 0 0 0 0 0 0 0 11 16 0.00 0.750												

livebaseballscorecards.com

AB	33
R	3
H	5
RBI	3
BB	1
SO	13
LOB	15



Batter	1	2	3	4	5	6	7	8	9	AB	R	H	RBI	BB	SO	LOB	TOP						
Sammy Sosa, R (1, 8) OBP: 0.300, SLG: 0.303	2-2 G1-3	0-1 FC4-6 1B		1-0 G1-3		1-0 1B		1-0 G4-3		5	0	2	0	0	0	2							
Dwight Smith, L (1, 7) OBP: 0.297, SLG: 0.333	1-2 E4	0-0 FC4-6			2-1 G3	1-3 K			4-2 BB	4	0	0	0	0	1	5							
Ken Patterson, L (6, 1)	23 F8 1B	1-2f								0	0	0	0	0	0	0							
Jerome Walton, R (9, PH) OBP: 0.188, SLG: 0.143										0	0	0	0	1	0	0							
Mark Grace, L (1, 3) OBP: 0.411, SLG: 0.474	0-0 FC5-4 1B			1-1 HR 1B		1-0 G1-6-3			1-1 F9	5	1	2	0	0	1	1							
23 Ryne Sandberg, R (1, 4) OBP: 0.346, SLG: 0.403	1-0 F8			0-1 P3		4-2 1B BB		2-1 G6-3	1-0 G5-4-3	4	0	0	0	1	0	4							
Andre Dawson, R (1, 9) OBP: 0.328, SLG: 0.546	0-0 FC5-4			1-0 HR		0-1 1B		0-0 F9		4	1	2	2	0	0	2							
Luis Salazar, R (1, 5) OBP: 0.250, SLG: 0.272				0-1 F7		2-3 K			4-1 1B BB	3	0	0	0	0	1	2							
Doug Dascenzo, S (8, PH) OBP: 0.333, SLG: 0.290										0	0	0	0	1	0	0							
Joe Girardi, R (1, 2) OBP: 0.395, SLG: 0.365				0-0 G3-1		4-1 1B BB		0-0 1B	1-2 1B	3	0	1	0	1	0	0							
Jose Vizcaino, S (1, 6) OBP: 0.133, SLG: 0.163				0-2 G3-1		1 SAFE 0-0 F8		0-2 P4	0-2 1B	4	0	1	0	0	0	3							
Shawn Boskie, R (1, 1) OBP: 0.067, SLG: 0.067				1-2 G5-3		0-2 F2		0-3 K		3	0	1	0	0	0	1							
Derrick May, L (6, 7) OBP: 0.213, SLG: 0.182										0	0	0	0	0	0	0							
Hector Villanueva, R (8, PH) OBP: 0.188, SLG: 0.220										1	0	0	0	0	1	2							
Doug Strange, S (8, 5) OBP: 0.255, SLG: 0.156										0	0	0	0	0	0	0							
Inning Stats	R: 0 E: 1 K: 0 S: 9	H: 1 LOB: 2 BB: 0 P: 13	R: 0 E: 0 K: 0 S: 11	H: 3 LOB: 3 BB: 0 P: 15	R: 2 E: 0 K: 0 S: 8	H: 2 LOB: 0 BB: 0 P: 10	R: 0 E: 0 K: 0 S: 7	H: 0 LOB: 0 BB: 0 P: 9	R: 0 E: 0 K: 1 S: 12	H: 1 LOB: 2 BB: 1 P: 21	R: 0 E: 0 K: 1 S: 10	H: 1 LOB: 2 BB: 1 P: 16	R: 0 E: 0 K: 1 S: 6	H: 0 LOB: 0 BB: 0 P: 10	R: 0 E: 0 K: 1 S: 9	H: 1 LOB: 2 BB: 1 P: 14	R: 0 E: 0 K: 0 S: 5	H: 0 LOB: 0 BB: 1 P: 11	1B: 8 2B: 0 3B: 0 HR: 1	SF: 0 SAC: 0 DP: 1 HBP: 0	WP: 0 PB: 0 SB: 0 CS: 0	PA: 40	
PITCHER	IP	WLS	BF	H	R	ER	SO	BB	IBB	HBP	BLK	WP	HR	S	P	ERA	WHIP					ERA	WHIP
Orel Hershiser, R (1, 1) ERA: 3.62	7.0	W	34	9	2	2	3	3	0	0	0	0	1	65	100	2.57	1.714						
Steve Wilson, L (8, 1) ERA: 2.51	0.1		1	0	0	0	0	0	0	0	0	0	0	3	3	0.00	0.000						
Roger McDowell, R (8, 1) ERA: 3.15	1.2	S	5	0	0	0	1	1	0	0	0	0	0	9	16	0.00	0.600						

Chicago Cubs @ Los Angeles Dodgers
Dodger Stadium, Los Angeles, CA
Tue May 19 1992, 7:05 PM PDT
Att. 34,471 - Sunny - 70 F

livebaseballscorecards.com

AB 36
R 2
H 9
RBI 2
BB 4
SO 4
LOB 22



Batter	1	2	3	4	5	6	7	8	9	AB	R	H	RBI	BB	SO	LOB
Brett Butler, L OBP: 0.357, SLG: 0.356 (1, 8) BB CS BB	4-1 CS BB		4-1 BB		1-0 E SH1-3 SF8 1B	0-1 L7				2	1	1	0	2	0	1
Lenny Harris, L OBP: 0.363, SLG: 0.329 (1, 4) 1 SAFE 1 B 1 C 1 B 1 X	2-1 1-2 1B		1-2 F8		0-0 SH1-3 1-2		2-2 1B G4-6-3 1B			2	0	1	0	0	0	1
Mike Sharperson, R OBP: 0.444, SLG: 0.390 (7, PH) (8, 4)										1	1	1	0	0	0	0
Kal Daniels, L OBP: 0.270, SLG: 0.219 (1, 7) 1 SAFE 1 C 1 B 1 S	2-3 K		1-3 K		0-1 SF8 2-H		2-2 G4-6-3 BB 1-3 1B			3	0	1	1	0	2	2
Stan Javier, S OBP: 0.294, SLG: 0.200 (7, PR) (8, 7)										0	0	0	0	0	0	0
Eric Davis, R OBP: 0.352, SLG: 0.426 (1, 9) C B B 1 X	2-1 F9			2-1 F8	3-2 G5-3		4-0 G4-6-3 1-2 BB			3	0	0	0	1	0	1
Todd Benzinger, S OBP: 0.286, SLG: 0.323 (1, 3)		0-0 G3 2B		2-2 2B 1B		0-0 G4-3	1-1 G4-6-3			4	1	2	0	0	0	2
Mike Scioscia, L OBP: 0.276, SLG: 0.283 (1, 2) 1 B 1 F 1 X	1-1 F7		1-0 L3		1-2 F9		0-0 G3-1			4	0	0	0	0	0	4
Roger McDowell, R (8, 1)										0	0	0	0	0	0	0
Dave Hansen, L OBP: 0.250, SLG: 0.233 (1, 5) B B 1 X	2-0 G3 2-3		2-0 1B 2B		4-2 BB 2B BB		1-2 G4-3			3	1	1	0	1	0	1
Jose Offerman, S OBP: 0.305, SLG: 0.307 (1, 6) C B B 1 X	2-1 G6-3		1-0 1B		4-2 2B BB		1-0 F9			3	1	1	1	1	0	1
Orel Hershiser, R OBP: 0.278, SLG: 0.471 (1, 1) (8, 1) 1 F 1 X			0-2 G6-3		1-0 P3		0-0 1-H 2-H 2B		1-0 G5-3	3	0	1	2	0	0	2
Steve Wilson, L (8, 1)										0	0	0	0	0	0	0
Carlos Hernandez, R OBP: 0.375, SLG: 0.345 (8, 2)										1	0	0	0	0	0	0

Inning Stats	R: 0	H: 1	E: 0	LOB: 1	K: 1	S: 8	P: 18	R: 0	H: 1	E: 0	LOB: 1	K: 0	S: 6	P: 11	R: 0	H: 0	E: 0	LOB: 1	K: 1	S: 11	R: 1	H: 3	E: 0	LOB: 2	K: 0	S: 12	P: 21	R: 1	H: 1	E: 1	LOB: 0	K: 0	S: 7	P: 11	R: 2	H: 1	E: 0	LOB: 1	K: 0	S: 13	P: 22	R: 1	H: 2	E: 0	LOB: 2	K: 0	S: 12	P: 21	R: 0	H: 0	E: 0	LOB: 0	K: 0	S: 5	P: 8
PITCHER	IP	WLS	BF	H	R	ER	SO	BB	IBB	HBP	BLK	WP	HR	S	P	ERA	WHIP																																						
Shawn Boskie, R ERA: 4.89 (1, 1)	5.2	L	27	7	4	3	2	4	0	0	0	0	0	55	98	4.76	1.941																																						
Ken Patterson, L ERA: 3.68 (6, 1)	2.1		9	2	1	1	0	1	0	0	0	0	0	19	31	3.86	1.286																																						


BOTTOM

Chicago Cubs @ Los Angeles Dodgers
Dodger Stadium, Los Angeles, CA

Tue May 19 1992, 7:05 PM PDT
Att. 34,471 - Sunny - 70 F

AB	29
R	5
H	9
RBI	4
BB	5
SO	2
LOB	15

livebaseballscores.com



WP	PA	ERA	WHIP
0	36		
0			
0			
1			

Batter	1	2	3	4	5	6	7	8	9	AB R H RBI BB SO LOB	TOP		
Sammy Sosa, R (1, 8) OBP: 0.303, SLG: 0.306	0-0 P4	2-3 K		3-1 1B 1-3 2-H			2-3 K		0-1 1B	5 0 2 1 0 2 1			
Jerome Walton, R (1, 7) OBP: 0.194, SLG: 0.156 Derrick May, L (9, PH) OBP: 0.229, SLG: 0.200	1-0 1B 23 FC6-4		2-1 F9	3-2 G4-3			0-0 P2		0-0 1B	4 1 1 0 0 0 2 1 0 1 0 0 0 0			
Mark Grace, L (1, 3) OBP: 0.405, SLG: 0.464	3-2 1B 23 FC6-4		0-1 F9			1-1 G4-3	0-1 F9		1-3 K	5 0 1 0 0 1 2			
23 Ryne Sandberg, R (1, 4) OBP: 0.344, SLG: 0.394	2-1 FC6-4		3-2 F7			4-1 CS		1-2 G6-3		3 0 0 1 1 0 1			
Andre Dawson, R (1, 9) OBP: 0.333, SLG: 0.545	0-0 FC6-4			1-0 G5-3		0-0 L8		3-2 1B		4 0 2 0 0 0 1			
Luis Salazar, R (1, 5) OBP: 0.253, SLG: 0.286 Doug Strange, S (8, PH) OBP: 0.250, SLG: 0.152 (8, 5)	1-1 FC6-4			0-2 G1-6-3		1-0 CS	1-3 K	1-3 K		3 1 1 0 0 1 2 1 0 0 0 0 1 1			
Joe Girardi, R (1, 2) OBP: 0.378, SLG: 0.346		1-2 L5		3-2 G1-6-3		2-0 G5-3		0-0 G4-3		4 0 0 0 0 0 2			
Jose Vizcaino, S (1, 6) OBP: 0.184, SLG: 0.178		2-1 SH1-4		4-0 1B 1B IBB		4-2 BB		0-2 G5-3		2 1 1 0 2 0 0			
Danny Jackson, R (1, 1) OBP: 0.067, SLG: 0.067 Dwight Smith, L (6, PH) OBP: 0.292, SLG: 0.328 Jeff Robinson, R (6, 1) Chuck McElroy, L (7, 1) OBP: 0.750, SLG: 1.500 Doug Dascenzo, S (9, PH) OBP: 0.324, SLG: 0.281		0-0 SH1-4		0-0 1B		0-0 G4-3		0-0 F8		1 0 1 1 0 0 0 1 0 0 0 0 0 1 0 0 0 0 0 0 0 0 0 0 0 0 0 0 1 0 0 0 0 0 0			
Inning Stats	R: 1 H: 3 E: 0 LOB: 2 K: 0 BB: 0 S: 10 P: 17	R: 0 H: 1 E: 0 LOB: 1 K: 1 BB: 0 S: 9 P: 14	R: 0 H: 0 E: 0 LOB: 0 K: 0 BB: 0 S: 8 P: 13	R: 2 H: 3 E: 0 LOB: 2 K: 0 BB: 1 S: 13 P: 27	R: 0 H: 0 E: 0 LOB: 0 K: 0 BB: 1 S: 4 P: 10	R: 0 H: 0 E: 0 LOB: 1 K: 1 BB: 1 S: 7 P: 14	R: 0 H: 0 E: 0 LOB: 0 K: 1 BB: 0 S: 6 P: 8	R: 0 H: 1 E: 0 LOB: 1 K: 1 BB: 0 S: 10 P: 15	R: 0 H: 2 E: 0 LOB: 2 K: 1 BB: 0 S: 12 P: 13	1B: 9 SF: 0 2B: 1 SAC: 1 3B: 0 DP: 0 HR: 0 HBP: 0	WP: 0 PA: 40 PB: 0 SB: 0 CS: 1		
PITCHER	IP WLS BF H R ER SO BB IBB HBP BLK WP HR S P ERA WHIP											PITCHER	IP WLS BF H R ER SO BB IBB HBP BLK WP HR S P ERA WHIP
Bob Ojeda, L (1, 1) ERA: 3.5	5.0 W 23 7 3 3 1 1 1 0 0 0 0 0 44 81 5.40 1.600												
Tim Crews, R (6, 1) ERA: 6.63	1.0 4 0 0 0 1 1 0 0 0 0 0 0 7 14 0.00 1.000												
Jim Gott, R (7, 1) ERA: 2.21	2.0 7 1 0 0 2 0 0 0 0 0 0 0 16 23 0.00 0.500												
Roger McDowell, R (9, 1) ERA: 3.05	0.2 4 2 0 0 0 0 0 0 0 0 0 0 9 9 0.00 3.000												
John Candelaria, L (9, 1) ERA: 0.96	0.1 S 1 0 0 0 1 0 0 0 0 0 0 0 3 4 0.00 0.000												

Chicago Cubs @ Los Angeles Dodgers
 Dodger Stadium, Los Angeles, CA
 Wed May 20 1992, 7:05 PM PDT
 Att. 31,675 - Cloudy - 68 F

livebaseballscorecards.com

AB	35
R	3
H	10
RBI	3
BB	3
SO	5
LOB	13



Batter	1	2	3	4	5	6	7	8	9	AB R H RBI BB SO LOB	TOP												
Orlando Merced, S (1, 9) OBP: 0.380, SLG: 0.364	1-2 SH3-4 2B 1B		0-3 K	0-0 F7			2-0 F9		1-1 G4-3	5 1 1 0 0 1 3	Pittsburgh Pirates @ Los Angeles Dodgers Dodger Stadium, Los Angeles, CA Fri May 22 1992, 7:05 PM PDT Att. 33,888 - Cloudy - 74 F												
Jay Bell, R (1, 6) OBP: 0.343, SLG: 0.302	1-0 SH3-4 1-2		3-1 F9			2-2 L4	2-2 2B 1-H	0-0 E6 BB BB	4 0 1 1 0 0 0														
Andy Van Slyke, L (1, 8) OBP: 0.452, SLG: 0.524	0-3 K			1-1 1B 1B		2-0 P6		2-2 1B 2B	4 2 2 0 1 1 1														
Barry Bonds, L (1, 7) OBP: 0.404, SLG: 0.590	2-1 S 2-H 2B			1-1 P4		1-1 G3		2-2 1B G6-2-3 1B	4 0 2 1 1 0 1														
Jeff King, R (1, 3) OBP: 0.256, SLG: 0.325	2-3 K			2-2 1B E 1B		1-1 P4		0-1 G6-2-3 BB 1B	5 1 2 1 0 2 4														
Steve Buechele, R (1, 5) OBP: 0.348, SLG: 0.451		0-1 G4-6-3 1B		2-2 E9 1B 1B		1-1 F9		4-1 G6-2-3 BB	3 1 2 1 1 0 0														
Michael LaValliere, L (1, 2) OBP: 0.342, SLG: 0.324		3-1 SAFE G4-6-3		4-0 1B IBB		2-2 G4-3		2-1 G6-2-3	3 0 0 0 1 0 4														
Jose Lind, R (1, 4) OBP: 0.214, SLG: 0.235		2-1 G4-3		1-0 1B			0-0 G4-3	0-1 G1-3	4 0 1 1 0 0 2														
Randy Tomlin, L (1, 1) OBP: 0.188, SLG: 0.071			2-1 G4-3	0-3 K			0-0 2B 1B	0-3 K	3 1 1 0 0 1 2														
Roger Mason, R (7, 1)									0 0 0 0 0 0 0														
Gary Varsho, L (9, PH) OBP: 0.262, SLG: 0.425									1 0 0 0 0 1 0														
Stan Belinda, R (9, 1)									0 0 0 0 0 0 0														
Inning Stats	R: 1 E: 0 K: 2 S: 13	H: 2 LOB: 1 BB: 0 P: 19	R: 0 E: 0 K: 0 S: 6	H: 1 LOB: 0 BB: 0 P: 11	R: 0 E: 0 K: 1 S: 7	H: 0 LOB: 0 BB: 0 P: 12	R: 3 E: 1 K: 1 S: 16	H: 4 LOB: 2 BB: 1 P: 27	R: 0 E: 0 K: 0 S: 7	H: 0 LOB: 0 BB: 0 P: 11	R: 1 E: 0 K: 0 S: 6	H: 2 LOB: 1 BB: 0 P: 10	R: 1 E: 0 K: 0 S: 14	H: 3 LOB: 2 BB: 1 P: 24	R: 0 E: 1 K: 2 S: 11	H: 0 LOB: 3 BB: 2 P: 21	1B: 9 2B: 3 3B: 0 HR: 0	SF: 0 SAC: 1 DP: 2 HBP: 0	WP: 0 PB: 0 SB: 1 CS: 0	PA: 41			
PITCHER	IP WLS BF H R ER SO BB IBB HBP BLK WP HR S P ERA WHIP	IP WLS BF H R ER SO BB IBB HBP BLK WP HR S P ERA WHIP	IP WLS BF H R ER SO BB IBB HBP BLK WP HR S P ERA WHIP	IP WLS BF H R ER SO BB IBB HBP BLK WP HR S P ERA WHIP	IP WLS BF H R ER SO BB IBB HBP BLK WP HR S P ERA WHIP	IP WLS BF H R ER SO BB IBB HBP BLK WP HR S P ERA WHIP	IP WLS BF H R ER SO BB IBB HBP BLK WP HR S P ERA WHIP	IP WLS BF H R ER SO BB IBB HBP BLK WP HR S P ERA WHIP	IP WLS BF H R ER SO BB IBB HBP BLK WP HR S P ERA WHIP	IP WLS BF H R ER SO BB IBB HBP BLK WP HR S P ERA WHIP	IP WLS BF H R ER SO BB IBB HBP BLK WP HR S P ERA WHIP	IP WLS BF H R ER SO BB IBB HBP BLK WP HR S P ERA WHIP	IP WLS BF H R ER SO BB IBB HBP BLK WP HR S P ERA WHIP	IP WLS BF H R ER SO BB IBB HBP BLK WP HR S P ERA WHIP	IP WLS BF H R ER SO BB IBB HBP BLK WP HR S P ERA WHIP	IP WLS BF H R ER SO BB IBB HBP BLK WP HR S P ERA WHIP	IP WLS BF H R ER SO BB IBB HBP BLK WP HR S P ERA WHIP	IP WLS BF H R ER SO BB IBB HBP BLK WP HR S P ERA WHIP	IP WLS BF H R ER SO BB IBB HBP BLK WP HR S P ERA WHIP	IP WLS BF H R ER SO BB IBB HBP BLK WP HR S P ERA WHIP	IP WLS BF H R ER SO BB IBB HBP BLK WP HR S P ERA WHIP		
Tom Candiotti, R (1, 1) ERA: 3.81	5.0 L 22 7 4 4 4 0 0 0 0 0 0 48 80 7.20 1.400																						
Tim Crews, R (6, 1) ERA: 6.43	2.0 L 7 2 1 1 0 0 0 0 0 0 0 13 21 4.50 1.000																						
Steve Wilson, L (8, 1) ERA: 3.14	0.0 L 3 3 1 1 0 0 0 0 0 0 0 9 13 ∞ ∞																						
Jay Howell, R (8, 1) ERA:	2.0 L 9 0 0 0 2 3 0 0 0 0 0 16 32 0.00 1.500																						

livebaseballscorecards.com

AB	36
R	6
H	12
RBI	5
BB	4
SO	6
LOB	17



Batter	1	2	3	4	5	6	7	8	9	AB R H RBI BB SO LOB
Brett Butler, L OBP: 0.377, SLG: 0.364 (1, 8) B C X	1-1 G1-6-3 1B		2-2 G5-3		1-2 2B 1B			4-2 G4-3 G5-3 BB	0-1 1B	4 0 3 0 1 0 0
Mike Sharperson, R OBP: 0.444, SLG: 0.426 (1, 4) C B SAFE X	2-1 G1-6-3 1-2f		0-2 G3-6 1B		2-2 SAFE 1-3 2B			1-1 G5-3 1-2	0-1 G4-3	5 0 2 1 0 0 3
Kal Daniels, L OBP: 0.289, SLG: 0.275 (1, 7) C X	0-1 2B		0-0 G3-6 1-2f		1-1 G1-3			1-1 G4-3 2-3		4 0 1 0 0 0 4
Eric Davis, R OBP: 0.351, SLG: 0.416 (1, 9) Mitch Webster, S OBP: 0.309, SLG: 0.522 (6, 9) B C SAFE X	2-2 F8			4-2 F9-1-6 BB		0-0 F8		1-1 B1-3		1 0 0 0 1 0 1 2 0 0 0 0 0 1
Todd Benzinger, S OBP: 0.282, SLG: 0.329 (1, 3) B X		1-0 F8		1-1 F9-1-6 1-2		0-0 F8			0-0 HR 2B	4 1 1 0 0 0 1
Dave Anderson, R OBP: 0.238, SLG: 0.250 (1, 5) Lenny Harris, L OBP: 0.370, SLG: 0.329 (9, PH) C B SAFE X		2-2 G6-3		1-2 F8		1-0 L6			4-2 HR BB	3 0 0 0 0 0 0 0 1 0 0 1 0 0
Mike Scioscia, L OBP: 0.275, SLG: 0.274 (1, 2) C B SAFE X		4-1 S BB			2-1 F9		0-1 L9		2-2 F7	3 0 0 0 1 0 2
Jose Offerman, S OBP: 0.304, SLG: 0.300 (1, 6) B C SAFE X		4-1 BB			3-2 F8		1-0 F8		1-2 SAFE P6	3 0 0 0 1 0 2
Tom Candiotti, R OBP: 0.056, SLG: 0.056 (1, 1) Eric Karros, R OBP: 0.275, SLG: 0.431 (5, PH) Tim Crews, R OBP: 0.243, SLG: 0.226 (7, PH) Steve Wilson, L OBP: 0.243, SLG: 0.226 (8, 1) Jay Howell, R OBP: 0.314, SLG: 0.323 (8, 1) Stan Javier, S OBP: 0.314, SLG: 0.323 (9, PH) C B SAFE X		2-3 K			2-2 1B 2B 2B		1-2 G6-3		0-0 HR 1-H 2-H	1 0 0 0 0 0 1 2 1 1 1 0 0 0 0 0 0 0 0 0 0 0 0 0 1 0 1 1 1 3 0 0 0 0

Inning Stats	R: 0 E: 0 K: 9 S: 9	H: 2 LOB: 1 BB: 0 P: 14	R: 0 E: 0 K: 1 S: 10	H: 0 LOB: 2 BB: 2 P: 23	R: 0 E: 0 K: 0 S: 11	H: 1 LOB: 0 BB: 0 P: 13	R: 0 E: 0 K: 0 S: 8	H: 0 LOB: 0 BB: 1 P: 14	R: 1 E: 0 K: 0 S: 17	H: 3 LOB: 2 BB: 0 P: 28	R: 0 E: 0 K: 0 S: 3	H: 0 LOB: 0 BB: 0 P: 4	R: 0 E: 0 K: 0 S: 6	H: 0 LOB: 0 BB: 0 P: 8	R: 0 E: 0 K: 0 S: 10	H: 0 LOB: 1 BB: 1 P: 17	R: 3 E: 0 K: 0 S: 15	H: 3 LOB: 1 BB: 1 P: 22	1B: 4 2B: 5 3B: 0 HR: 1	SF: 0 SAC: 0 DP: 3 HBP: 0
--------------	------------------------------	----------------------------------	-------------------------------	----------------------------------	-------------------------------	----------------------------------	------------------------------	----------------------------------	-------------------------------	----------------------------------	------------------------------	---------------------------------	------------------------------	---------------------------------	-------------------------------	----------------------------------	-------------------------------	----------------------------------	----------------------------------	------------------------------------

PITCHER	IP	WLS	BF	H	R	ER	SO	BB	IBB	HBP	BLK	WP	HR	S	P	ERA	WHIP
Randy Tomlin, L ERA: 4.05 (1, 1)	6.1	W	25	6	1	1	1	3	0	0	0	0	0	60	98	1.42	1.421
Roger Mason, R ERA: 2.73 (7, 1)	1.2		6	0	0	0	0	1	0	0	0	0	0	14	23	0.00	0.600
Stan Belinda, R ERA: 3.06 (9, 1)	1.0		7	3	3	3	0	1	0	0	0	0	1	15	22	27.00	4.000

BOTTOM

Pittsburgh Pirates @ Los Angeles Dodgers
Dodger Stadium, Los Angeles, CA

Fri May 22 1992, 7:05 PM PDT
Att: 33,888 - Cloudy - 74 F

AB	33
R	4
H	9
RBI	4
BB	5
SO	1
LOB	16

WP: 0 PA: 38
PB: 0
SB: 1
CS: 0



PITCHER	IP	WLS	BF	H	R	ER	SO	BB	IBB	HBP	BLK	WP	HR	S	P	ERA	WHIP
---------	----	-----	----	---	---	----	----	----	-----	-----	-----	----	----	---	---	-----	------

Batter	1	2	3	4	5	6	7	8	9	AB R H RBI BB SO LOB	TOP						
Orlando Merced, S OBP: 0.372, SLG: 0.366 (1, 9) B C F B F X	2-2 G4-3 ①		0-0 1B 2B X	0-0 G6-3 ②		3-3 K ③			0-3 K2-3 ①	5 1 1 1 0 2 2							
Jay Bell, R OBP: 0.344, SLG: 0.305 (1, 6) C X	0-1 G6-3 ②		2-2 1B 1B 2-H X	1-3 K ③			1-0 F7 ①		1-2 BB 1B X	5 1 2 1 0 1 1							
Andy Van Slyke, L OBP: 0.462, SLG: 0.524 (1, 8) B B C B B	4-1 BB X		2-2 1B 2-H X		2-2 F8 ①		4-1 BB BB X		4-0 BB 1-2 BB 1 SAFE 1 SAFE X	2 0 1 1 3 0 0							
Barry Bonds, L OBP: 0.404, SLG: 0.580 (1, 7) X	0-0 G4-3 ③		0-1 L7 ②		0-0 1B 1B CS X		4-1 BB BB X		1-1 P5 ②	4 0 1 0 1 0 4							
Jeff King, R OBP: 0.254, SLG: 0.320 Stan Belinda, R (9, 1)		1-2 G3 ①	1-3 K ③		0-1 1B 1B FC5-4 X		1-3 K ②		2-2 F7 ③	5 0 1 0 0 2 5 0 0 0 0 0 0 0							
Steve Buechele, R OBP: 0.345, SLG: 0.441 (1, 5) B B X		2-0 P4 ②		4-2 BB 1B BB X	1-1 FC5-4 ② ③		1-3 K ③			3 1 0 0 1 1 4							
Don Slaught, R OBP: 0.455, SLG: 0.588 (1, 2) C X		0-1 2B X		4-1 SH3-4 1B 1-2 G6-3 BB X		1-0 FC1-5 2B X		1-3 K ①		3 1 2 0 1 1 0							
Jose Lind, R OBP: 0.215, SLG: 0.235 (1, 4) B B X		2-2 L3 ③		0-0 G6-3 SH3-4 1B 1-2 2-H X		0-0 G6-3 ①		1-3 K ②		4 0 1 1 0 1 2							
Vicente Palacios, R OBP: 0.111, SLG: 0.111 Zane Smith, L OBP: 0.125, SLG: 0.130 Bob Patterson, R OBP: 0.667, SLG: 0.500 Roger Mason, R Cecil Espy, S OBP: 0.405, SLG: 0.513 (8, PH) (8, 1) (8, 1) (9, 9)			2-3 K ①	0-0 SH3-4 ①		0-0 FC1-5 ②		1-3 K ③		2 0 0 0 0 1 1 1 0 0 0 0 1 0							
Inning Stats	R: 0 E: 0 K: 0 S: 8 H: 0 LOB: 1 BB: 1 P: 14	R: 0 E: 0 K: 0 S: 12 H: 1 LOB: 1 BB: 0 P: 17	R: 2 E: 0 K: 2 S: 17 H: 3 LOB: 1 BB: 0 P: 24	R: 2 E: 0 K: 1 S: 12 H: 1 LOB: 1 BB: 2 P: 21	R: 0 E: 0 K: 0 S: 9 H: 2 LOB: 1 BB: 0 P: 12	R: 0 E: 0 K: 1 S: 6 H: 1 LOB: 1 BB: 0 P: 10	R: 0 E: 0 K: 2 S: 9 H: 0 LOB: 2 BB: 2 P: 20	R: 0 E: 0 K: 3 S: 10 H: 0 LOB: 0 BB: 0 P: 13	R: 0 E: 0 K: 1 S: 14 H: 1 LOB: 2 BB: 1 P: 22	1B: 6 2B: 3 3B: 0 HR: 0 SF: 0 SAC: 1 DP: 0 HBP: 0	WP: 0 PB: 0 SB: 0 CS: 1 PA: 41						
PITCHER Ramon Martinez, R ERA: 3.86 Jim Gott, R ERA: 2.08 Steve Wilson, L ERA: 3.0	IP 7.0 WLS 5 0.2	WLS 1 W 3	BF 33 5	H 8 1 0	R 4 0 0	ER 4 0 0	SO 6 4 0	BB 5 0 1	IBB 0 0 0	HBP 0 0 0	BLK 0 0 0	WP 0 0 0	HR 0 0 0	S 73 16 8	P 118 20 15	ERA 5.14 0.00 0.00	WHIP 1.857 0.750 1.500

Pittsburgh Pirates @ Los Angeles Dodgers
Dodger Stadium, Los Angeles, CA
Sat May 23 1992, 7:05 PM PDT
Att. 39,910 - Cloudy - 72 F

AB	34
R	4
H	9
RBI	4
BB	6
SO	10
LOB	19



Batter	1	2	3	4	5	6	7	8	9	AB	R	H	RBI	BB	SO	LOB
Brett Butler, L (1, 8) OBP: 0.380, SLG: 0.368 C B X	1-1 G1-6-3 1B 1B		1-0 P1		0-1 G6-3			0-1 FC6-4 1B		4	0	2	0	0	0	0
Lenny Harris, L (1, 4) OBP: 0.379, SLG: 0.333 Mike Sharperson, R (8, PH) OBP: 0.439, SLG: 0.420 1 SAFE B X	1-0 G1-6-3 1B		4-1 S 1B BB		1-1 P3			0-2 F8		2	1	1	0	1	0	0
Kal Daniels, L (1, 7) OBP: 0.265, SLG: 0.250 F B X	2-2 G1-6-3 1-2f 2-3		2-3 K 1-2		0-0 F7			1-0 FC6-4 1-2f		4	0	0	0	0	1	4
Mitch Webster, S (1, 9) OBP: 0.305, SLG: 0.500 B X	1-0 B1-3		1-1 E 2-H 1B		1-3 K			3-1 F8		4	0	1	1	0	1	2
Todd Benzinger, S (1, 3) OBP: 0.280, SLG: 0.325 C B X		0-3 K	2-0 G4-3		2-1 F7			1-1 WP 1B 1B		4	1	1	0	0	1	1
Mike Scioscia, L (1, 2) OBP: 0.274, SLG: 0.273 Dave Anderson, R (9, PR) OBP: 0.238, SLG: 0.250 C B X		0-2 P6		2-2 G3		1-1 F7		2-2 SH3-4 1-H HR 1B		4	0	1	1	0	0	0
Dave Hansen, L (1, 5) OBP: 0.257, SLG: 0.231 B B X		3-2 1B 1B		3-1 G3		2-2 F8		4-1 SH3-4 1-2 HR BB		3	1	1	0	1	0	0
Jose Offerman, S (1, 6) OBP: 0.312, SLG: 0.309 X		0-0 1B		1-1 G3-1		2-1 1B		1-1 SH3-4		3	0	2	0	0	0	0
Ramon Martinez, R (1, 1) OBP: 0.158, SLG: 0.158 Stan Javier, S (7, PH) OBP: 0.306, SLG: 0.313 Jim Gott, R (8, 1) Steve Wilson, L (9, 1) Eric Karros, R (9, PH) OBP: 0.286, SLG: 0.485 X		0-0 F8		0-3 K		0-2 G3		3-2 HR		2	0	0	0	0	1	2

Inning Stats	R: 0	H: 2	E: 0	K: 0	S: 7	R: 0	H: 2	E: 0	K: 1	S: 12	R: 1	H: 1	E: 1	K: 1	S: 9	R: 0	H: 0	E: 0	K: 0	S: 7	R: 0	H: 0	E: 0	K: 1	S: 7	R: 0	H: 0	E: 0	K: 1	S: 7	R: 0	H: 1	E: 0	K: 0	S: 8	R: 4	H: 3	E: 0	K: 0	S: 15	1B: 9	2B: 0	3B: 0	HR: 1	SF: 0	SAC: 1	DP: 1	HBP: 0	WP: 1	PA: 36
--------------	------	------	------	------	------	------	------	------	------	-------	------	------	------	------	------	------	------	------	------	------	------	------	------	------	------	------	------	------	------	------	------	------	------	------	------	------	------	------	------	-------	-------	-------	-------	-------	-------	--------	-------	--------	-------	--------

PITCHER	IP	WLS	BF	H	R	ER	SO	BB	IBB	HBP	BLK	WP	HR	S	P	ERA	WHIP
Vicente Palacios, R (1, 1) ERA: 2.86	7.0		27	6	1	1	4	1	0	0	0	0	0	59	91	1.29	1.000
Bob Patterson, L (8, 1) ERA: 2.93	0.2		3	1	0	0	0	0	0	0	0	0	0	6	7	0.00	1.500
Roger Mason, R (8, 1) ERA: 3.67	0.2		5	2	3	3	0	1	0	0	0	1	0	12	23	40.50	4.500
Stan Belinda, R (9, 1) ERA: 3.57	0.0	L	1	1	1	1	0	0	0	0	0	0	1	5	8	∞	∞

BOTTOM

Pittsburgh Pirates @ Los Angeles Dodgers
Dodger Stadium, Los Angeles, CA
 Sat May 23 1992, 7:05 PM PDT
 Att: 39,910 - Cloudy - 72 F

AB	33
R	5
H	10
RBI	5
BB	2
SO	4
LOB	11



Batter	1	2	3	4	5	6	7	8	9	AB R H RBI BB SO LOB	TOP											
Orlando Merced, S OBP: 0.368, SLG: 0.361 (1, 3)	1-0 G6-3		1-1 CS 1B		2-3 K		0-2 G3			4 0 1 0 0 1 1	Pittsburgh Pirates @ Los Angeles Dodgers Dodger Stadium, Los Angeles, CA Sun May 24 1992, 3:33 AM PDT Att. 36,407 - Overcast - 75 F											
Jay Bell, R OBP: 0.337, SLG: 0.297 (1, 6)	1-3 K		3-3 K		2-1 F8		3-3 K			4 0 0 0 0 3 2												
Andy Van Slyke, L OBP: 0.458, SLG: 0.517 (1, 8)	2-2 G4-3			0-1 1B 2B 1B	0-2 L4			3-2 G4-3		4 1 1 0 0 0 0												
Barry Bonds, L OBP: 0.412, SLG: 0.579 (1, 7)		4-1 G3 1B BB		1-1 2B FC5-2 1B		4-0 S BB		1-2 F8		2 0 1 0 2 0 0												
Cecil Espy, S OBP: 0.391, SLG: 0.512 (1, 9)		1-3 K		0-0 FC5-2 1-3 WP 2B		1-3 K		1-2 G6-3		4 1 1 1 0 2 2												
Steve Buechele, R OBP: 0.343, SLG: 0.436 (1, 5)		0-2 G3 1-2 1B		1-3 K2-3		3-3 K		1-3 K		4 0 1 0 0 3 3												
Michael LaValliere, L OBP: 0.349, SLG: 0.324 (1, 2)		1-0 G3		4-0 WP FC5-2 IBB		3-1 F7		1-2 G4-3 1B		3 0 1 0 1 0 3												
Tom Prince, R OBP: 0.216, SLG: 0.133 (9, PR)		1-2 2-3		0-0 FC5-2 WP				2-2 G4-3		0 0 0 0 0 0 0												
Jose Lind, R OBP: 0.218, SLG: 0.238 (1, 4)		3-2 G4-3		1-2 2-3 3-H			0-1 G3 SH1-4 1B		3 0 1 0 0 0 5													
Gary Varsho, L OBP: 0.256, SLG: 0.415 (9, PH)				0-1 F8			1-0 SH1-4		1 0 0 0 0 0 1													
Doug Drabek, R OBP: 0.045, SLG: 0.045 (1, 1)			0-3 K		0-1 F8					2 0 0 0 0 1 2												
Inning Stats	R: 0 E: 0 K: 1 S: 8	H: 0 LOB: 0 BB: 0 P: 12	R: 0 E: 0 K: 1 S: 12	H: 1 LOB: 2 BB: 1 P: 21	R: 0 E: 0 K: 2 S: 8	H: 1 LOB: 0 BB: 0 P: 12	R: 2 E: 0 K: 1 S: 12	H: 3 LOB: 2 BB: 1 P: 18	R: 0 E: 0 K: 1 S: 9	H: 0 LOB: 0 BB: 0 P: 13	R: 0 E: 0 K: 2 S: 10	H: 0 LOB: 1 BB: 1 P: 21	R: 0 E: 0 K: 1 S: 9	H: 1 LOB: 1 BB: 0 P: 13	R: 0 E: 0 K: 0 S: 10	H: 0 LOB: 0 BB: 0 P: 15	R: 0 E: 0 K: 1 S: 11	H: 1 LOB: 1 BB: 0 P: 15	1B: 6 2B: 1 3B: 0 HR: 0	SF: 0 SAC: 1 DP: 1 HBP: 0	WP: 1 PB: 0 SB: 1 CS: 1	PA: 35
PITCHER	IP WLS BF H R ER SO BB IBB HBP BLK WP HR S P ERA WHIP																					
Kevin Gross, R ERA: 2.68 (1, 1)	7.0 W 29 6 2 2 9 2 1 0 0 1 0 68 110 2.57 1.143																					
John Candelaria, L ERA: 0.87 (8, 1)	1.0 3 0 0 0 0 0 0 0 0 0 0 10 15 0.00 0.000																					
Roger McDowell, R ERA: 2.91 (9, 1)	1.0 S 3 1 0 0 1 0 0 0 0 0 0 11 15 0.00 1.000																					

AB	31
R	2
H	7
RBI	1
BB	3
SO	10
LOB	19



Batter	1	2	3	4	5	6	7	8	9
Brett Butler, L OBP: 0.376, SLG: 0.361 (1, 8) B F B X	2-1 F8 ①			4-2 1B SF9 BB ①		2-2 G5-3 ①		3-2 G4-3 ②	
Lenny Harris, L OBP: 0.364, SLG: 0.319 (1, 4) (8, 6) (9, 4) X	0-0 G5-3 ②			1-3 K ①		0-0 G4-3 ②		2-2 G4-3 ③	
Kal Daniels, L OBP: 0.269, SLG: 0.255 Tom Goodwin, L (1, 7) (9, 7) B X	1-0 G4-3 ③			2-2 HR 1B ①		2-3 K ③			
Eric Karros, R OBP: 0.288, SLG: 0.485 (1, 3) B X		2-1 P3 ①		3-2 SF9 ②		3-0 1B E 1B			
Todd Benzinger, S OBP: 0.294, SLG: 0.375 (1, 9) B X		1-0 F8 ②		1-0 HR ①		1-2 E9 1B ①			
Mike Scioscia, L OBP: 0.267, SLG: 0.265 (1, 2) C C C C X		0-2 G1-3 ③		1-0 L7 ③		1-3 K ①			
Dave Hansen, L OBP: 0.247, SLG: 0.221 Jose Offerman, S OBP: 0.312, SLG: 0.309 (1, 5) (9, 6) C C C C X			2-2 F9 ①		3-2 G3-1 ①		2-0 G6-3 ②		
Dave Anderson, R OBP: 0.261, SLG: 0.273 Mike Sharperson, R OBP: 0.434, SLG: 0.414 (1, 6) (7, PH) (8, 4) (9, 5) S B F F F B X			3-2 L9 ②		0-1 CS 1B		1-2 F7 ③		
Kevin Gross, R OBP: 0.188, SLG: 0.133 John Candelaria, L (8, 1) S B X			1-1 F8 ③		2-1 P4 ② ③		2-2 F8 ①		
Stan Javier, S OBP: 0.297, SLG: 0.303 Roger McDowell, R (8, PH) (9, 1) C C C C X					1-2				

Inning Stats	R: 0	H: 0	E: 0	LOB: 0	K: 0	BB: 0	S: 4	P: 7
	R: 0	H: 0	E: 0	LOB: 0	K: 0	BB: 0	S: 9	P: 12
	R: 0	H: 0	E: 0	LOB: 0	K: 0	BB: 0	S: 11	P: 17
	R: 3	H: 2	E: 0	LOB: 0	K: 1	BB: 1	S: 16	P: 28
	R: 0	H: 1	E: 0	LOB: 0	K: 0	BB: 0	S: 8	P: 12
	R: 0	H: 0	E: 0	LOB: 0	K: 1	BB: 0	S: 7	P: 11
	R: 1	H: 2	E: 1	LOB: 1	K: 1	BB: 0	S: 12	P: 19
	R: 0	H: 0	E: 0	LOB: 0	K: 0	BB: 0	S: 10	P: 17

PITCHER	IP	WLS	BF	H	R	ER	SO	BB	IBB	HBP	BLK	WP	HR	S	P	ERA	WHIP
Doug Drabek, R ERA: 3.12 (1, 1)	8.0	L	29	5	4	3	3	1	0	0	0	0	1	77	123	3.38	0.750

BOTTOM

Pittsburgh Pirates @ Los Angeles Dodgers
Dodger Stadium, Los Angeles, CA

Sun May 24 1992, 3:33 AM PDT
Att. 36,407 - Overcast - 75 F

AB	R	H	RBI	BB	SO	LOB
3	1	0	0	1	0	0
4	0	0	0	0	1	1
3	1	1	0	0	1	0
0	0	0	0	0	0	0
2	1	1	1	0	0	0
3	1	2	2	0	0	0
3	0	0	0	0	1	1
3	0	0	0	0	0	1
0	0	0	0	0	0	0
2	0	1	0	0	0	0
1	0	0	0	0	0	1
2	0	0	0	0	0	1
0	0	0	0	0	0	0
1	0	0	0	0	0	0
0	0	0	0	0	0	0

AB	27
R	4
H	5
RBI	3
BB	1
SO	3
LOB	5

livebaseballscores.com



WP	PA
0	29
0	0
0	0
0	0

Batter	1	2	3	4	5	6	7	8	9	AB R H RBI BB SO LOB	TOP						
Brett Butler, L (1, 8) OBP: 0.377, SLG: 0.362	2-1 SH1-4 G5-3 1B		2-2 G1-3		0-1 B3-1			1-0 FC 3B 1B	2-3 K	5 2 2 0 0 1 0							
Mike Sharperson, R (1, 4) OBP: 0.443, SLG: 0.419	2-2 SH1-4 1-2 1B		1-1 G5-3			2-2 G5-3		0-0 FC 3B 1B	4-0 BB	4 1 2 0 1 0 0							
Mitch Webster, S (1, 7) OBP: 0.302, SLG: 0.481	1-1 SH1-4 1-2 2-3		1-1 1B			0-0 F9		0-0 FC 3B	0-0 F9	4 1 1 0 0 0 3							
Eric Karros, R (1, 3) OBP: 0.269, SLG: 0.452	1-1 G5-3 3-H		3-2 F7			1-0 F8		0-1 L5	2-1 L8	5 0 0 1 0 0 6							
Todd Benzinger, S (1, 9) OBP: 0.315, SLG: 0.410	4-2 FC6 BB			1-1 G3-1			0-1 F9 1B	3-2 1B 3B		3 0 2 3 1 0 0							
Tom Goodwin, L (8, PR) (8, 7)										0 1 0 0 0 0 0							
Dave Anderson, R (1, 5) OBP: 0.231, SLG: 0.240	0-1 FC6 1-2f			0-0 L5			1-0 F8	4-0 1B IBB		3 0 0 0 0 0 3							
Lenny Harris, L (8, PH) OBP: 0.370, SLG: 0.319										0 0 0 0 1 0 0							
Carlos Hernandez, R (1, 2) OBP: 0.400, SLG: 0.361				0-1 G5-3			0-0 1B	0-1 FC3-6 1B		4 0 2 1 0 0 0							
Jose Offerman, S (1, 6) OBP: 0.303, SLG: 0.299				1-0 G5-3			0-0 F9	2-3 K		4 0 0 0 0 1 5							
Orel Hershiser, R (1, 1) OBP: 0.250, SLG: 0.421										2 0 0 0 0 0 0							
Stan Javier, S (7, PH) OBP: 0.289, SLG: 0.294										1 0 0 0 0 0 1 2							
Steve Wilson, L (7, 1) OBP: 0.284, SLG: 0.250										0 0 0 0 0 0 0 0							
Kal Daniels, L (8, PH) OBP: 0.284, SLG: 0.250										1 0 0 0 0 0 0 3							
Roger McDowell, R (8, 1) OBP: 0.284, SLG: 0.250										0 0 0 0 0 0 0 0							
John Candelaria, L (8, 1) OBP: 0.284, SLG: 0.250										0 0 0 0 0 0 0 0							
Jay Howell, R (8, 1) OBP: 0.284, SLG: 0.250										0 0 0 0 0 0 0 0							
Inning Stats	R: 1 H: 2 E: 0 LOB: 2 K: 0 BB: 1 S: 13 P: 23	R: 0 H: 0 E: 0 LOB: 0 K: 0 BB: 0 S: 7 P: 9	R: 0 H: 1 E: 0 LOB: 1 K: 0 BB: 0 S: 10 P: 17	R: 0 H: 0 E: 0 LOB: 0 K: 0 BB: 0 S: 4 P: 6	R: 0 H: 0 E: 0 LOB: 0 K: 0 BB: 0 S: 6 P: 7	R: 0 H: 0 E: 0 LOB: 0 K: 0 BB: 0 S: 5 P: 8	R: 0 H: 2 E: 0 LOB: 2 K: 1 BB: 0 S: 9 P: 13	R: 4 H: 4 E: 0 LOB: 3 K: 1 BB: 1 S: 23 P: 31	R: 0 H: 0 E: 0 LOB: 1 K: 1 BB: 1 S: 6 P: 14	1B: 8 SF: 0 2B: 0 SAC: 1 3B: 1 DP: 0 HR: 0 HBP: 0	WP: 0 PA: 40 PB: 0 SB: 0 CS: 0						
PITCHER	IP WLS BF H R ER SO BB IBB HBP BLK WP HR S P ERA WHIP											PITCHER	IP WLS BF H R ER SO BB IBB HBP BLK WP HR S P ERA WHIP				
Rheal Cormier, L (1, 1) ERA: 5.44	7.0																
Lee Smith, R (8, 1) ERA: 2.61	0.2	5	2	1	1	1	0	1	0	0	0	0	0	18	24	13.50	3.000
Bob McClure, L (8, 1) ERA: 5.4	0.2	2	0	0	0	1	0	0	0	0	0	0	0	5	8	0.00	0.000
Todd Worrell, R (8, 1) ERA: 2.61	0.2	W	3	0	0	0	0	1	0	0	0	0	0	3	9	0.00	1.500

Los Angeles Dodgers @ St. Louis Cardinals
 Busch Stadium, St. Louis, MO
 Mon May 25 1992, 3:33 AM CDT
 Att. 40,837 - Cloudy - 65 F

AB	36
R	5
H	9
RBI	5
BB	3
SO	3
LOB	22



BOTTOM

Los Angeles Dodgers @ St. Louis Cardinals
Busch Stadium, St. Louis, MO
Mon May 25 1992, 3:33 AM CDT
Att. 40,837 - Cloudy - 65 F

livebaseballscorecards.com

AB	34
R	6
H	9
RBI	6
BB	3
SO	7
LOB	12



WP	1	PA	39
PB	0	SB	0
CS	0		

AB R H RBI BB SO LOB

5	0	1	2	0	3	2
3	0	1	0	2	0	0
5	0	1	1	0	2	3
4	1	1	0	0	1	1
4	1	0	0	0	1	3
3	2	2	1	0	0	0
1	0	1	2	0	0	0
4	0	0	0	0	0	2
3	2	2	0	1	0	0
1	0	0	0	0	0	0
0	0	0	0	0	0	0
0	0	0	0	0	0	0
1	0	0	0	0	0	1

1B WP IBB

1B	7	SF	0
2B	1	SAC	2
3B	0	DP	1
HR	1	HBP	0

R H ER SO BB IBB HBP BLK

R: 2	H: 2	ER: 1	SO: 23	BB: 1	IBB: 1	HBP: 1	BLK: 0
E: 1	LOB: 1	K: 1	P: 23	BB: 1			

R H ER SO BB IBB HBP BLK

R: 2	H: 1	ER: 0	SO: 7	BB: 1	IBB: 0	HBP: 0	BLK: 0
E: 0	LOB: 1	K: 1	P: 7	BB: 0			

R H ER SO BB IBB HBP BLK

R: 2	H: 2	ER: 0	SO: 30	BB: 2	IBB: 0	HBP: 0	BLK: 0
E: 0	LOB: 2	K: 1	P: 30	BB: 2			

R H ER SO BB IBB HBP BLK

R: 0	H: 0	ER: 0	SO: 12	BB: 0	IBB: 0	HBP: 0	BLK: 0
E: 0	LOB: 0	K: 1	P: 12	BB: 0			

R H ER SO BB IBB HBP BLK

R: 0	H: 1	ER: 0	SO: 16	BB: 0	IBB: 0	HBP: 0	BLK: 0
E: 0	LOB: 1	K: 1	P: 16	BB: 0			

R H ER SO BB IBB HBP BLK

R: 1	H: 1	ER: 1	SO: 14	BB: 0	IBB: 0	HBP: 0	BLK: 0
E: 1	LOB: 0	K: 0	P: 14	BB: 0			

R H ER SO BB IBB HBP BLK

R: 0	H: 0	ER: 0	SO: 4	BB: 0	IBB: 0	HBP: 0	BLK: 0
E: 0	LOB: 0	K: 0	P: 4	BB: 0			

R H ER SO BB IBB HBP BLK


R: 0	H: 0	ER: 0	SO: 10	BB: 0	IBB: 0	HBP: 0	BLK: 0
E: 0	LOB: 0	K: 6	P: 10	BB: 0			

Batter (1, 8) (1, 6) (1, 9) (1, 3) (1, 5) (1, 7) (8, 7) (1, 2) (1, 4) (1, 1) (8, 1) (8, 1) (9, 1) (9, PH)

Ray Lankford, L	OBP: 0.392, SLG: 0.439
Ozzie Smith, S	OBP: 0.382, SLG: 0.342
Felix Jose, S	OBP: 0.440, SLG: 0.592
Andres Galarraga, R	OBP: 0.290, SLG: 0.143
Todd Zeile, R	OBP: 0.337, SLG: 0.347
Milt Thompson, L	OBP: 0.307, SLG: 0.447
Bernard Gilkey, R	OBP: 0.365, SLG: 0.368
Tom Pagnozzi, R	OBP: 0.333, SLG: 0.405
Luis Alicea, S	OBP: 0.298, SLG: 0.396
Rheal Cormier, L	OBP: 0.154, SLG: 0.231
Lee Smith, R	
Bob McClure, R	
Todd Worrell, R	
Gerald Perry, L	OBP: 0.358, SLG: 0.390

Inning Stats

PITCHER	IP	WLS	BF	H	R	ER	SO	BB	IBB	HBP	BLK	WP	HR	S	P	ERA	WHIP
Orel Hershiser, R	6.0		24	4	3	3	4	2	0	0	0	0	0	63	94	4.50	1.000
Steve Wilson, L	1.0		4	1	0	0	1	0	0	0	0	0	0	7	7	0.00	1.000
Roger McDowell, R	1.0	L	7	3	3	1	1	0	0	0	0	0	0	17	27	9.00	3.000
John Candelaria, L	0.2		2	0	0	0	1	0	0	0	0	0	0	5	7	0.00	0.000
Jay Howell, R	0.0		2	1	0	0	0	0	1	0	0	1	0	3	9	∞	∞

Batter	1	2	3	4	5	6	7	8	9	AB R H RBI BB SO LOB	TOP											
Brett Butler, L (1, 8) OBP: 0.372, SLG: 0.353	2-2 CS HBP	2-1 P4		1-0 G1-3			1-3 K		2-2 F8 1-2 2-3	4 0 0 0 0 1 3												
Lenny Harris, L (1, 4) OBP: 0.365, SLG: 0.326	2-2 1-2 HR 2B		2-2 G4-3		2-0 G1-3			2-1 L6		4 1 1 0 0 0 0												
Kal Daniels, L (1, 7) OBP: 0.298, SLG: 0.353 Stan Javier, S (8, 7) OBP: 0.289, SLG: 0.294	3-1 2-H HR		1-0 1B SF8 2B		1-1 G5-4-3 HBP			1-3 K		3 2 2 2 0 1 0 0 0 0 0 0 0 0												
Eric Karros, R (1, 3) OBP: 0.280, SLG: 0.447 Mitch Webster, S (8, PR) OBP: 0.302, SLG: 0.481	1-1 P9		0-0 2-3 1B		3-1 G5-4-3 1-2f			4-1 BB		3 0 1 0 1 0 1 0 0 0 0 0 0 0												
Todd Benzinger, S (1, 9) OBP: 0.301, SLG: 0.395	1-1 P5		0-0 SF8		0-0 P6			1-2 G3-1		3 0 0 1 0 0 1												
Mike Scioscia, L (1, 2) OBP: 0.258, SLG: 0.255		1-1 G3	0-1 G3		0-1 P4			0-1 F7		4 0 0 0 0 0 1												
Dave Hansen, L (1, 5) OBP: 0.259, SLG: 0.278 Mike Sharperson, R (9, 4) OBP: 0.443, SLG: 0.419		2-1 HR		1-2 G6-3 1B		1-1 G1-3		0-1 G4-3		4 1 2 1 0 0 0 0 0 0 0 0 0 0	AB 33 R 5 H 9 RBI 5 BB 1 SO 4 LOB 8											
Dave Anderson, R (1, 6) OBP: 0.267, SLG: 0.379		1-2 HR		3-2 G6-3 1-2		2-2 G6-3		3-2 WP 1B 1B		4 1 2 1 0 0 1												
Bob Ojeda, L (1, 1) OBP: 0.118, SLG: 0.235 John Candelaria, L (9, 1)		2-2 F7		2-3 K		0-3 K		1-0 WP 1B		4 0 1 0 0 2 1 0 0 0 0 0 0 0												
Inning Stats	R: 2 E: 0 K: 0 S: 11	H: 2 LOB: 0 BB: 0 P: 20	R: 2 E: 0 K: 0 S: 13	H: 2 LOB: 0 BB: 0 P: 21	R: 1 E: 0 K: 0 S: 8	H: 2 LOB: 1 BB: 0 P: 11	R: 0 E: 0 K: 1 S: 10	H: 1 LOB: 1 BB: 0 P: 17	R: 0 E: 0 K: 0 S: 4	H: 0 LOB: 0 BB: 0 P: 10	R: 0 E: 0 K: 0 S: 5	H: 0 LOB: 0 BB: 0 P: 6	R: 0 E: 0 K: 2 S: 12	H: 0 LOB: 0 BB: 0 P: 15	R: 0 E: 0 K: 1 S: 10	H: 0 LOB: 1 BB: 1 P: 18	R: 0 E: 0 K: 0 S: 13	H: 2 LOB: 2 BB: 0 P: 19	1B: 4 2B: 2 3B: 0 HR: 3	SF: 1 SAC: 0 DP: 1 HBP: 2	WP: 1 PB: 0 SB: 0 CS: 1	PA: 37
PITCHER	IP WLS BF H R ER SO BB IBB HBP BLK WP HR S P ERA WHIP																					
Omar Olivares, R (1, 1) ERA: 4.89	2.0 L 10 4 4 4 0 0 0 1 0 0 3 24 41 18.00 2.000																					
Juan Agosto, L (3, 1) ERA: 5.11	3.0 12 3 1 1 1 0 0 1 0 0 0 22 38 3.00 1.000																					
Bob McClure, L (6, 1) ERA: 4.61	2.0 6 0 0 0 2 0 0 0 0 0 0 17 21 0.00 0.000																					
Mike Perez, R (8, 1) ERA: 1.21	2.0 9 2 0 0 1 1 0 0 0 1 0 23 37 0.00 1.500																					

Los Angeles Dodgers @ St. Louis Cardinals
Busch Stadium, St. Louis, MO
 Tue May 26 1992, 7:05 PM CDT
 Att. 22,494 - Cloudy - 61 F

livebaseballscorecards.com

Batter	1	2	3	4	5	6	7	8	9	AB R H RBI BB SO LOB
Ray Lankford, L (1, 8) OBP: 0.387, SLG: 0.433	0-0 G2-3		1-1 P4		0-1 1-2 3-H 1B		2-3 K		3-2 L7	5 0 1 1 0 1 4
Ozzie Smith, S (1, 6) OBP: 0.379, SLG: 0.353	1-1 G6-3			1-0 SF8 3B	0-0 L8			0-0 G4-3		4 1 1 0 0 0 2
Felix Jose, S (1, 9) OBP: 0.425, SLG: 0.574	2-2 G6-3			0-0 SF8		3-2 G5-3		3-3 K		3 0 0 1 0 1 0
Andres Galarraga, R (1, 3) OBP: 0.250, SLG: 0.160		1-0 G6-3		1-1 L1		1-0 G4-3		2-0 BB 1B		4 0 1 0 0 0 0
Todd Zeile, R (1, 5) OBP: 0.341, SLG: 0.347		1-2 G6-4-3 1B		0-0 G6-3		2-3 K		1 SAFE 4-1 BB		3 0 1 0 1 1 0
Bernard Gilkey, R (1, 7) OBP: 0.346, SLG: 0.347		0-1 G6-4-3 1-2f			1-1 G4-3		0-1 F9	1-0 F7		4 0 0 0 0 0 3
Tom Pagnozzi, R (1, 2) OBP: 0.331, SLG: 0.401			2-3 K		0-1 G4-3		0-0 E5 F8 1B		0-3 K	4 0 1 0 0 2 0
Luis Alicea, S (1, 4) OBP: 0.314, SLG: 0.423			1-0 FC1-6 1B		2-2 1B 3B		4-0 BB	2-3 K		3 1 2 0 1 1 0
Omar Olivares, R (1, 1) OBP: 0.350, SLG: 0.316 Juan Agosto, L (3, 1) Milt Thompson, L (5, PH) Bob McClure, R (8, 1) Craig Wilson, R (7, PH) Mike Perez, R (8, 1) Gerald Perry, L (9, PH) OBP: 0.368, SLG: 0.390			0-0 FC1-6 1-2f		4-1 1B BB		2-1 F8 2-3	4-2 BB		0 0 0 0 0 0 0 1 0 0 0 0 0 1 0 0 0 0 1 0 0 0 0 0 0 0 0 0 1 0 0 0 0 0 2 0 0 0 0 0 0 0 0 0 0 0 1 0 0

Inning Stats	R: 0 E: 0 K: 0 S: 6	H: 0 LOB: 0 BB: 0 P: 9	R: 0 E: 0 K: 0 S: 6	H: 1 LOB: 0 BB: 0 P: 8	R: 0 E: 0 K: 1 S: 8	H: 1 LOB: 1 BB: 0 P: 12	R: 1 E: 0 K: 0 S: 5	H: 1 LOB: 0 BB: 0 P: 7	R: 1 E: 0 K: 0 S: 12	H: 2 LOB: 2 BB: 1 P: 19	R: 0 E: 0 K: 1 S: 11	H: 0 LOB: 0 BB: 0 P: 17	R: 0 E: 1 K: 1 S: 8	H: 1 LOB: 2 BB: 1 P: 16	R: 0 E: 0 K: 1 S: 8	H: 1 LOB: 2 BB: 1 P: 18	R: 0 E: 0 K: 2 S: 16	H: 0 LOB: 1 BB: 1 P: 25	1B: 5 2B: 0 3B: 2 HR: 0	SF: 1 SAC: 0 DP: 1 HBP: 0
--------------	------------------------------	---------------------------------	------------------------------	---------------------------------	------------------------------	----------------------------------	------------------------------	---------------------------------	-------------------------------	----------------------------------	-------------------------------	----------------------------------	------------------------------	----------------------------------	------------------------------	----------------------------------	-------------------------------	----------------------------------	----------------------------------	------------------------------------

PITCHER	IP	WLS	BF	H	R	ER	SO	BB	IBB	HBP	BLK	WP	HR	S	P	ERA	WHIP
Bob Ojeda, L (1, 1) ERA: 3.27	8.2	W	36	7	2	2	6	4	0	0	0	0	0	76	124	2.08	1.269
John Candelaria, L (9, 1) ERA: 0.79	0.1	S	1	0	0	0	0	0	0	0	0	0	0	4	7	0.00	0.000

BOTTOM

Los Angeles Dodgers @ St. Louis Cardinals
 Busch Stadium, St. Louis, MO
 Tue May 26 1992, 7:05 PM CDT
 Att. 22,494 - Cloudy - 61 F

AB	32
R	2
H	7
RBI	2
BB	4
SO	6
LOB	12



WP: 0	PA: 37
PB: 0	
SB: 0	
CS: 0	

Batter	1	2	3	4	5	6	7	8	9	AB R H RBI BB SO LOB	TOP											
Brett Butler, L (1, 8) OBP: 0.373, SLG: 0.360	2-1 F7		0-0 FC2-6 FC 1B HR	1-0 2B			0-1 G5-3		0-0 FC4-6 1B	5 1 2 1 0 0 1												
Lenny Harris, L (1, 4) OBP: 0.358, SLG: 0.320	0-2 F7		0-0 FC HR 1B	1-0 G3-1			3-3 K		1-0 FC4-6 1B HR	5 2 1 0 0 1 3												
Kal Daniels, L (1, 7) OBP: 0.311, SLG: 0.364	1-2 1B		0-3 K		3-2 FC5-4 1B		1-1 G6-3		0-1 HR 1B	4 0 2 0 0 1 2 1 1 1 1 0 0 0												
Tom Goodwin, L (7, 7) OBP: 1.000, SLG: 1.000																						
Eric Karros, R (1, 3) OBP: 0.276, SLG: 0.469	1-3 K		2-2 FC HR		1-1 P2			0-0 F7	1-0 HR	5 2 1 3 0 1 4												
Todd Benzinger, S (1, 9) OBP: 0.302, SLG: 0.427		2-3 K	3-2 HR		3-3 K			2-1 P5	0-2 G5-3	3 1 1 4 0 2 1 2 0 0 0 0 0 0												
Stan Javier, S (7, 9) OBP: 0.275, SLG: 0.278																						
Mike Scioscia, L (1, 2) OBP: 0.256, SLG: 0.252		1-1 E3	1-1 F7		2-2 FC5-4			3-2 S 1B	0-0 G4-3	5 0 1 0 0 0 1												
Dave Hansen, L (1, 5) OBP: 0.271, SLG: 0.293		2-2 F7		0-2 F8		1-2 G4-3 CS 2B		4-2 BB		3 0 1 0 1 0 1 0 0 0 0 0 0 0												
Roger McDowell, R (9, 1)																						
Dave Anderson, R (1, 6) OBP: 0.265, SLG: 0.364		3-1 F8		2-1 SH3-4 2B 1B		0-1 G4-3		0-0 G4-3		4 1 1 0 0 0 4												
Tom Candiotti, R (1, 1) OBP: 0.100, SLG: 0.100			0-0 FC2-6 1B		1-0 SH3-4		2-1 L6		4-1 FC4-6 1B BB	2 0 1 0 0 0 1 0 1 0 0 1 0 0												
Mike Sharperson, R (9, PH) OBP: 0.449, SLG: 0.419																						
Inning Stats	R: 0 E: 0 K: 1 S: 13	H: 1 LOB: 1 BB: 0 P: 17	R: 0 E: 1 K: 1 S: 10	H: 0 LOB: 1 BB: 0 P: 18	R: 4 E: 0 K: 1 S: 14	H: 3 LOB: 0 BB: 0 P: 20	R: 1 E: 0 K: 0 S: 8	H: 2 LOB: 1 BB: 0 P: 13	R: 0 E: 0 K: 1 S: 11	H: 1 LOB: 1 BB: 0 P: 20	R: 0 E: 0 K: 0 S: 8	H: 1 LOB: 0 BB: 0 P: 10	R: 0 E: 0 K: 1 S: 7	H: 0 LOB: 0 BB: 0 P: 11	R: 0 E: 0 K: 0 S: 10	H: 1 LOB: 2 BB: 1 P: 19	R: 4 E: 0 K: 0 S: 11	H: 3 LOB: 0 BB: 1 P: 16	1B: 8 2B: 2 3B: 0 HR: 2	SF: 0 SAC: 1 DP: 0 HBP: 0	WP: 0 PB: 0 SB: 1 CS: 1	PA: 42
PITCHER	IP WLS BF H R ER SO BB IBB HBP BLK WP HR S P ERA WHIP																					
Jose DeLeon, R (1, 1) ERA: 4.55	4.1 L 22 7 5 5 3 0 0 0 0 0 0 1 50 77 10.38 1.615																					
Mike Perez, R (5, 1) ERA: 1.19	0.2 2 0 0 0 1 0 0 0 0 0 0 0 6 11 0.00 0.000																					
Bob McClure, L (6, 1) ERA: 3.86	2.2 10 2 0 0 1 1 0 0 0 0 0 0 24 39 0.00 1.125																					
Cris Carpenter, R (8, 1) ERA: 2.81	1.1 8 3 4 4 0 1 0 0 0 0 0 1 12 17 27.00 3.000																					

Los Angeles Dodgers @ St. Louis Cardinals
 Busch Stadium, St. Louis, MO
 Wed May 27 1992, 7:05 PM CDT
 Att. 28,165 - Cloudy - 63 F

AB	39
R	9
H	12
RBI	9
BB	2
SO	5
LOB	18



BOTTOM

Los Angeles Dodgers @ St. Louis Cardinals
 Busch Stadium, St. Louis, MO
 Wed May 27 1992, 7:05 PM CDT
 Att. 28,165 - Cloudy - 63 F

livebaseballscorecards.com

AB	32
R	2
H	5
RBI	2
BB	4
SO	7
LOB	14



WP: 0	PA: 36
PB: 0	
SB: 5	
CS: 0	

AB R H RBI BB SO LOB

4	1	1	0	0	1	2
3	0	0	1	1	0	2
3	0	1	0	1	2	1
3	0	0	1	1	0	2
4	0	0	0	0	1	3
4	0	0	0	0	1	0
4	0	1	0	0	1	0
2	0	1	0	1	0	0
0	0	0	0	0	0	0
1	0	0	0	0	0	1
0	0	0	0	0	0	0
1	0	0	0	0	0	1
0	0	0	0	0	0	0
2	1	1	0	0	0	1

Batter	1	2	3	4	5	6	7	8	9											
Ray Lankford, L OBP: 0.385, SLG: 0.429 (1, 8)	0-1 1B BLK G4-3 1B		2-3 K		1 SAFE 1 SAFE 3-2 G3-1 1-3			3-2 G4-3 1-3												
Ozzie Smith, S OBP: 0.376, SLG: 0.346 (1, 6)	3-2 P6 1-2		4-1 S BB		2-0 G4-3			2-2 G6-3 3-H												
Milt Thompson, L OBP: 0.323, SLG: 0.443 (1, 7)	0-0 G4-3 2-3 1B		1-3 K		3-3 K			4-2 S BB												
Felix Jose, S OBP: 0.419, SLG: 0.558 (1, 9)	1-1 G4-3 1-3 3-H		2-2 G5-3 1-2		0-0 L3			4-2 BB 1-2 BB												
Andres Galarraga, R OBP: 0.219, SLG: 0.138 (1, 3)	3-3 K		3-3 G1-3 1-2		1-1 G6-3			3-2 G5-3												
Todd Zeile, R OBP: 0.333, SLG: 0.338 (1, 5)		1-2 G5-3	1-1 G4-3		1-1 G5-3			0-3 K												
Tom Pagnozzi, R OBP: 0.329, SLG: 0.397 (1, 2)		0-0 G6-3	1-0 P2		0-3 K			1-1 G4-3 1B												
Luis Alicea, S OBP: 0.322, SLG: 0.425 Cris Carpenter, R OBP: 0.500, SLG: 0.500 Gerald Perry, L OBP: 0.362, SLG: 0.383 (9, PH)		2-2 1B			4-2 FC3-6 BB			1-1 G4-3 1-2												
Jose DeLeon, R Mike Perez, R Bernard Gilkey, R OBP: 0.342, SLG: 0.342 Bob McClure, R Geronimo Pena, S OBP: 0.500, SLG: 0.500 (8, 4)		0-3 K			2-2 FC3-6 G3-1 1-2			0-1 G4-3 G6-3 1B												
Inning Stats	R: 1 E: 0 K: 1 S: 14	H: 2 LOB: 1 BB: 0 P: 19	R: 0 E: 0 K: 1 S: 10	H: 1 LOB: 1 BB: 0 P: 13	R: 0 E: 0 K: 2 S: 13	H: 0 LOB: 1 BB: 1 P: 22	R: 0 E: 0 K: 0 S: 6	H: 0 LOB: 0 BB: 0 P: 9	R: 0 E: 0 K: 1 S: 10	H: 0 LOB: 1 BB: 1 P: 21	R: 0 E: 0 K: 1 S: 6	H: 0 LOB: 0 BB: 0 P: 10	R: 0 E: 0 K: 1 S: 6	H: 0 LOB: 0 BB: 0 P: 7	R: 1 E: 0 K: 0 S: 19	H: 1 LOB: 2 BB: 2 P: 34	R: 0 E: 0 K: 1 S: 11	H: 1 LOB: 1 BB: 0 P: 14	1B: 5 2B: 0 3B: 0 HR: 0	SF: 0 SAC: 0 DP: 0 HBP: 0

PITCHER	IP	WLS	BF	H	R	ER	SO	BB	IBB	HBP	BLK	WP	HR	S	P	ERA	WHIP
Tom Candiotti, R ERA: 3.61 (1, 1)	8.0	W	32	4	2	2	6	4	0	0	1	0	0	84	135	2.25	1.000
Roger McDowell, R ERA: 3.04 (9, 1)	1.0		4	1	0	0	1	0	0	0	0	0	0	11	14	0.00	1.000

PITCHER	IP	WLS	BF	H	R	ER	SO	BB	IBB	HBP	BLK	WP	HR	S	P	ERA	WHIP
Tom Candiotti, R ERA: 3.61 (1, 1)	8.0	W	32	4	2	2	6	4	0	0	1	0	0	84	135	2.25	1.000
Roger McDowell, R ERA: 3.04 (9, 1)	1.0		4	1	0	0	1	0	0	0	0	0	0	11	14	0.00	1.000

Batter	1	2	3	4	5	6	7	8	9	AB R H RBI BB SO LOB	TOP	
Brett Butler, L OBP: 0.370, SLG: 0.354 (1, 8) B C X	1-1 F7		4-1 FC6-4 BB		1-2 F7			2-1 B2-3		3 0 0 0 1 0 0		
Lenny Harris, L OBP: 0.354, SLG: 0.317 (1, 4) (9, 5) B F F F X	2-2 1B		0-2 FC6-4 CS 1-2f			1-3 K		2-3 K		4 0 1 0 0 2 1		
Kal Daniels, L OBP: 0.323, SLG: 0.362 (1, 7) Tom Goodwin, L OBP: 1.000, SLG: 1.000 (9, PR) (9, 7) B S 1 SAFE 1 SAFE F B 1 SAFE S	2-3 K		4-1 SAFE SAFE 1-2 BB			0-1 G1-3			0-0 2B SF8 1B	3 0 1 0 1 1 1 0 1 0 0 0 0 0		
Eric Karros, R OBP: 0.286, SLG: 0.482 (1, 3) 1 SAFE B 1 SAFE B B F X	3-1 1B		3-1 G4-3			0-3 K			0-0 1 SAFE 1 SAFE X SF8 1-3 2B	4 0 2 0 0 1 1		
Todd Benzinger, S OBP: 0.290, SLG: 0.413 (1, 9) Mitch Webster, S OBP: 0.302, SLG: 0.481 (9, 9) B S X	1-2 G4-3		1-3 K			0-0 G4-3			1-2 SF8 2-3 3-H 1-0	3 0 0 1 0 1 2 0 0 0 0 0 0 0		
Mike Scioscia, L OBP: 0.248, SLG: 0.243 (1, 2) B X		1-0 F7		0-1 F7		1-2 F7			1-0 G4-3	4 0 0 0 0 0 2		
Dave Hansen, L OBP: 0.273, SLG: 0.286 (1, 5) Mike Sharperson, R OBP: 0.456, SLG: 0.419 (9, PH) (9, 4) B B B C C X		3-3 K		0-2 P5		4-0 BB			4-2 BB BB	2 0 0 0 1 1 0 0 0 0 0 1 0 0		
Jose Offerman, S OBP: 0.308, SLG: 0.300 (1, 6) X		0-0 E1 1B		0-0 G6-3		1-0 L7			4-0 BB BB BB BB 1-2 FC6-4 BB	3 0 1 0 1 0 1		
Ramon Martinez, R OBP: 0.130, SLG: 0.130 (1, 1) S M S		0-3 K		0-0 F7				0-2 G6-3	0-0 FC6-4 1-2f	4 0 0 0 0 1 4		
Inning Stats	R: 0 E: 0 K: 1 S: 15 H: 2 LOB: 2 BB: 0 P: 24	R: 0 E: 1 K: 2 S: 8 H: 1 LOB: 1 BB: 0 P: 12	R: 0 E: 0 K: 0 S: 7 H: 0 LOB: 1 BB: 2 P: 18	R: 0 E: 0 K: 1 S: 10 H: 0 LOB: 0 BB: 0 P: 11	R: 0 E: 0 K: 0 S: 5 H: 0 LOB: 0 BB: 0 P: 6	R: 0 E: 0 K: 2 S: 8 H: 0 LOB: 0 BB: 0 P: 9	R: 0 E: 0 K: 0 S: 5 H: 0 LOB: 1 BB: 1 P: 11	R: 0 E: 0 K: 1 S: 9 H: 0 LOB: 0 BB: 0 P: 13	R: 1 E: 0 K: 0 S: 10 H: 2 LOB: 3 BB: 2 P: 19	1B: 4 2B: 1 3B: 0 HR: 0 SF: 1 SAC: 0 DP: 0 HBP: 0	WP: 0 PB: 0 SB: 0 CS: 1 PA: 36	
PITCHER Frank Castillo, R ERA: 2.73 (1, 1) Chuck McElroy, L ERA: 3.24 (9, 1)	IP 8.1 WLS L BF 32 H 5 R 1 ER 1 SO 7 BB 3 IBB 0 HBP 0 BLK 0 WP 0 HR 0 S 72 P 110 ERA 1.08 WHIP 0.960	IP 0.2 WLS L BF 4 H 0 R 0 ER 0 SO 0 BB 2 IBB 0 HBP 0 BLK 0 WP 0 HR 0 S 5 P 13 ERA 0.00 WHIP 3.000	PITCHER IP WLS BF H R ER SO BB IBB HBP BLK WP HR S P ERA WHIP									

Los Angeles Dodgers @ Chicago Cubs
Wrigley Field, Chicago, IL
Fri May 29 1992, 3:33 AM CDT
Att. 28,588 - Sunny - 65 F

livebaseballscorecards.com

AB	30
R	1
H	5
RBI	1
BB	5
SO	7
LOB	12



Batter	1	2	3	4	5	6	7	8	9	AB	R	H	RBI	BB	SO	LOB
Sammy Sosa, R (1, 8) OBP: 0.298, SLG: 0.292 Chuck McElroy, L (9, 1) OBP: 0.750, SLG: 1.500	2-3 K		1-0 P1			0-0 P5		1-2 L7		4	0	0	0	0	1	0
Jose Vizcaino, S (1, 6) OBP: 0.173, SLG: 0.157 Dwight Smith, L (9, PH) OBP: 0.275, SLG: 0.308	1-0 G1-3			1-2 G5-3		2-2 FC5-4 1B		1-1 P6		3	0	1	0	0	0	0
Mark Grace, L (1, 3) OBP: 0.406, SLG: 0.479	4-1 23 FC6-4 BB			1-1 L8		1-0 FC5-4 1-2f		1-2 G1-3		3	0	0	0	1	0	1
23 Ryne Sandberg, R (1, 4) OBP: 0.349, SLG: 0.452	0-1 FC6-4 1-2f			2-1 FC5-4 1B		1-0 F8		1-0 G4-3		4	0	1	0	0	0	2
Andre Dawson, R (1, 9) OBP: 0.323, SLG: 0.503		2-3 K		1-0 FC5-4 1-2f			2-2 E4 CS			3	0	0	0	0	1	1
Derrick May, L (1, 7) OBP: 0.246, SLG: 0.230			1-0 F8		1-2 L8		3-3 K 1-2			3	0	0	0	0	1	1
Joe Girardi, R (1, 2) OBP: 0.367, SLG: 0.326		0-0 G5-3			0-1 P9		1-1 G6-3			3	0	0	0	0	0	0
Doug Strange, S (1, 5) OBP: 0.265, SLG: 0.246			1-2 G3		3-1 2B			0-1 G4-3		3	0	1	0	0	0	0
Frank Castillo, R (1, 1) OBP: 0.053, SLG: 0.053 Doug Dascenzo, S (9, 8) OBP: 0.333, SLG: 0.297			2-3 K		1-2 L9			0-0 G4-3		3	0	0	0	0	1	1
										0	0	0	0	0	0	0

Inning Stats	R: 0 E: 0 K: 1 S: 8	H: 0 LOB: 1 BB: 1 P: 15	R: 0 E: 0 K: 1 S: 5	H: 0 LOB: 0 BB: 0 P: 8	R: 0 E: 0 K: 1 S: 8	H: 0 LOB: 0 BB: 0 P: 12	R: 0 E: 0 K: 0 S: 8	H: 1 LOB: 1 BB: 0 P: 13	R: 0 E: 0 K: 0 S: 12	H: 1 LOB: 1 BB: 0 P: 17	R: 0 E: 0 K: 0 S: 6	H: 1 LOB: 1 BB: 0 P: 10	R: 0 E: 1 K: 1 S: 8	H: 0 LOB: 0 BB: 0 P: 14	R: 0 E: 0 K: 0 S: 6	H: 0 LOB: 0 BB: 0 P: 7	R: 0 E: 0 K: 0 S: 7	H: 0 LOB: 0 BB: 0 P: 10	1B: 2 2B: 1 3B: 0 HR: 0	SF: 0 SAC: 0 DP: 0 HBP: 0	
PITCHER Ramon Martinez, R (1, 1) ERA: 3.32	IP: 9.0 WLS: W BF: 31 H: 3 R: 0 ER: 0 SO: 4 BB: 1 IBB: 0 HBP: 0 BLK: 0 WP: 0 HR: 0 S: 68 P: 106 ERA: 0.00 WHIP: 0.444																			PITCHER	IP: 0 WLS: 0 BF: 0 H: 0 R: 0 ER: 0 SO: 0 BB: 0 IBB: 0 HBP: 0 BLK: 0 WP: 0 HR: 0 S: 0 P: 0 ERA: 0 WHIP: 0

BOTTOM

Los Angeles Dodgers @ Chicago Cubs
Wrigley Field, Chicago, IL


Fri May 29 1992, 3:33 AM CDT
Att: 28,588 - Sunny - 65 F

livebaseballscorecards.com

AB	30
R	0
H	3
RBI	0
BB	1
SO	4
LOB	6



WP: 0 PA: 31
PB: 0
SB: 0
CS: 1

Batter	1	2	3	4	5	6	7	8	9	AB R H RBI BB SO LOB	TOP																
Brett Butler, L OBP: 0.366, SLG: 0.349 (1, 8)	2-2 F8	2-2 1B		0-0 P5		3-3 K			0-1 F8	5 0 1 0 0 1 3																	
Lenny Harris, L OBP: 0.339, SLG: 0.303 (1, 4) (8, 5)	3-2 G1-3		0-0 G1-3	1-1 G4-3		2-2 G1-3			1-0 G5-3	5 0 0 0 0 0 3																	
Kal Daniels, L OBP: 0.333, SLG: 0.403 Jim Gott, R Roger McDowell, R (1, 7) (7, 1) (9, 1)	3-1 2B		1-2 1B 2B		3-3 K		2-2 P2			4 0 2 0 0 1 0 0 0 0 0 0 0 0 0 0 0 0 0 0 0																	
Eric Karros, R OBP: 0.284, SLG: 0.506 (1, 3)	1-0 F9		0-2 P6		1-0 HR		3-2 G5-3			4 1 1 1 0 0 2																	
Todd Benzinger, S OBP: 0.288, SLG: 0.406 Stan Javier, S OBP: 0.275, SLG: 0.278 (1, 9) (9, 9)		0-3 K	2-0 1B		2-1 G6-3		1-2 G3			4 0 1 0 0 1 0 0 0 0 0 0 0 0																	
Mike Scioscia, L OBP: 0.248, SLG: 0.244 (1, 2)		1-1 2B 1B	3-2 G3-1		0-0 G4-3			1-1 F7		4 1 1 0 0 0 2																	
Dave Hansen, L OBP: 0.293, SLG: 0.358 Mike Sharperson, R OBP: 0.456, SLG: 0.419 (1, 5) (8, 4)		1-0 1B FC1-2 2B		1-0 HR		1-0 SH1-4 1B		1-0 G3		4 1 3 2 0 0 0 0 0 0 0 0 0 0	AB 36 R 3 H 12 RBI 3 BB 0 SO 4 LOB 12																
Jose Offerman, S OBP: 0.320, SLG: 0.313 (1, 6)		2-1 WP FC1-2 1B		1-2 SH3 1B		1-0 SH1-4 1B		2-2 G3		4 0 3 0 0 0 0																	
Orel Hershiser, R OBP: 0.238, SLG: 0.400 Steve Wilson, L Mitch Webster, S OBP: 0.297, SLG: 0.473 (1, 1) (6, 1) (7, 7)		1-0 FC1-2 1B		0-1 SH3		0-0 SH1-4			1-3 K	1 0 0 0 0 0 2 0 0 0 0 0 0 0 1 0 0 0 0 1 0																	
Inning Stats	R: 0 E: 0 K: 0 S: 9	H: 1 LOB: 1 BB: 0 P: 18	R: 1 E: 0 K: 1 S: 12	H: 4 LOB: 2 BB: 0 P: 19	R: 0 E: 0 K: 0 S: 12	H: 2 LOB: 2 BB: 0 P: 18	R: 1 E: 0 K: 0 S: 9	H: 2 LOB: 1 BB: 0 P: 12	R: 1 E: 0 K: 1 S: 7	H: 1 LOB: 0 BB: 0 P: 13	R: 0 E: 0 K: 1 S: 12	H: 2 LOB: 2 BB: 0 P: 19	R: 0 E: 0 K: 0 S: 13	H: 0 LOB: 0 BB: 0 P: 19	R: 0 E: 0 K: 0 S: 6	H: 0 LOB: 0 BB: 0 P: 10	R: 0 E: 0 K: 1 S: 6	H: 0 LOB: 0 BB: 0 P: 8	1B: 7 2B: 3 3B: 0 HR: 2	SF: 0 SAC: 2 DP: 0 HBP: 0	WP: 1 PB: 0 SB: 0 CS: 0	PA: 38					
PITCHER	IP WLS BF H R ER SO BB IBB HBP BLK WP HR S P ERA WHIP																										
Shawn Boskie, R ERA: 4.86 (1, 1)	4.0		20	9	2	2	1	0	0	0	0	1	1	42	67	4.50	2.250										
Ken Patterson, L ERA: 3.57 (5, 1)	0.2	L	3	1	1	1	1	0	0	0	0	0	1	6	12	13.50	1.500										
Jeff Robinson, R ERA: 2.57 (5, 1)	1.1		6	2	0	0	1	0	0	0	0	0	0	13	20	0.00	1.500										
Dave Smith, R ERA: 1.54 (7, 1)	2.0		6	0	0	0	0	0	0	0	0	0	0	19	29	0.00	0.000										
Chuck McElroy, L ERA: 3.12 (9, 1)	1.0		3	0	0	0	1	0	0	0	0	0	0	6	8	0.00	0.000										

Los Angeles Dodgers @ Chicago Cubs
Wrigley Field, Chicago, IL
 Sat May 30 1992, 3:33 AM CDT
 Att. 27,391 - Cloudy - 53 F

livebaseballscorecards.com



Batter	1	2	3	4	5	6	7	8	9	AB	R	H	RBI	BB	SO	LOB
Doug Dascenzo, S OBP: 0.295, SLG: 0.262 (1, 8)	K 1-3		G4-3 3-1	L1-4 1-2			B1-3 0-0		G1-3 1-0	5	0	0	0	0	1	2
Jose Vizcaino, S OBP: 0.190, SLG: 0.203 (1, 6)	FC E 23 1B 0-0		G4-3 0-0			3B 0-1	G3 1-1			4	1	2	0	0	0	0
Mark Grace, L OBP: 0.408, SLG: 0.476 (1, 3)	L7 1-2		23 2B BB 4-1			F7 1-0	23 WP 1B 1-0			3	1	1	0	1	0	2
23 Ryne Sandberg, R OBP: 0.352, SLG: 0.459 (1, 4)	E 1B 1-1		1-H 2B 0-1			G6-3 2-0	L4 1-2			4	0	2	1	0	0	2
Andre Dawson, R OBP: 0.327, SLG: 0.497 (1, 9)	FC 1-2 2-H		IBB 4-0			IBB 4-0		K 2-3		2	0	0	0	2	1	1
Derrick May, L OBP: 0.232, SLG: 0.215 Chuck McElroy, L OBP: 0.750, SLG: 1.500 (1, 7) (9, 1)	G1-3 0-2		G1-3 1-0			F8 1-0		G3-1 0-0		4	0	0	0	0	0	6
Joe Girardi, R OBP: 0.372, SLG: 0.333 (1, 2)								G1-3 1-0		0	0	0	0	0	0	0
Doug Strange, S OBP: 0.250, SLG: 0.231 (1, 5)								G1-3 1-0		4	0	2	0	0	1	0
Shawn Boskie, R OBP: 0.083, SLG: 0.063 Jerome Walton, R OBP: 0.250, SLG: 0.162 Ken Patterson, L (4, PH) Jeff Robinson, R (5, 1) Luis Salazar, R OBP: 0.230, SLG: 0.258 Dave Smith, R (7, 1) Dwight Smith, L OBP: 0.271, SLG: 0.303 (9, 7)																

Inning Stats	R	H	E	K	S	R	H	E	K	S	R	H	E	K	S	R	H	E	K	S	R	H	E	K	S	R	H	E	K	S	R	H	E	K	S			
	1	2	1	15	11	0	0	0	5	5	0	0	0	0	0	0	0	0	6	11	0	0	0	0	0	0	0	0	0	0	0	0	0	0	0	0	0	0

PITCHER	IP	WLS	BF	H	R	ER	SO	BB	IBB	HBP	BLK	WP	HR	S	P	ERA	WHIP
Orel Hershiser, R ERA: 3.56 (1, 1)	5.0	W	25	6	2	1	2	1	2	0	0	0	0	45	80	1.80	1.400
Steve Wilson, L ERA: 2.65 (6, 1)	1.0		2	0	0	0	0	0	0	0	0	0	0	8	13	0.00	0.000
Jim Gott, R ERA: 1.9 (7, 1)	2.0		7	1	0	0	1	0	0	0	0	1	0	13	20	0.00	0.500
Roger McDowell, R ERA: 2.92 (9, 1)	1.0	S	3	0	0	0	0	0	0	0	0	0	0	5	7	0.00	0.000

BOTTOM

Los Angeles Dodgers @ Chicago Cubs
 Wrigley Field, Chicago, IL
 Sat May 30 1992, 3:33 AM CDT
 Att. 27,391 - Cloudy - 53 F

livebaseballscores.com

AB	34
R	2
H	7
RBI	1
BB	3
SO	3
LOB	16



WP	1	PA	37
PB	0		
SB	0		
CS	0		

1B	5	SF	0
2B	2	SAC	0
3B	1	DP	2
HR	0	HBP	0

1B	5	SF	0
2B	2	SAC	0
3B	1	DP	2
HR	0	HBP	0

Batter	1	2	3	4	5	6	7	8	9	AB R H RBI BB SO LOB	TOP		
Brett Butler, L (1, 8) OBP: 0.359, SLG: 0.343	2-3 K	0-1 L6		0-1 E6		0-0 SF8		0-1 SH2-3		3 0 0 1 0 1 2			
Mike Sharperson, R (1, 4) OBP: 0.474, SLG: 0.429	4-2 BB SF8 BB		0-0 E7	4-2 BB		1-0 1B E 1B		2-0 CS 1B		3 1 2 1 2 0 0			
Kal Daniels, L (1, 7) OBP: 0.342, SLG: 0.391 Stan Javier, S (7, 7) OBP: 0.268, SLG: 0.270	4-0 BB E BB		4-2 G6-4-3 BB	3-2 F8		0-1 FC 1B		3-3 K		2 1 0 0 2 0 5 1 0 0 0 0 1 1			
Eric Karros, R (1, 3) OBP: 0.300, SLG: 0.516 Mitch Webster, S (9, 9) OBP: 0.297, SLG: 0.473	4-2 BB		1-0 L9		1-0 G3-1 2B	1-1 G4-6-3 1B			2-2 F8	4 0 2 1 1 0 2 0 0 0 0 0 0 0			
Todd Benzinger, S (1, 9) OBP: 0.275, SLG: 0.390	1-1 SF8		1-1 G6-4-3		0-1 G3-1	1-0 G4-6-3			1-0 G4-3	4 0 0 1 0 0 6			
Dave Anderson, R (1, 5) OBP: 0.282, SLG: 0.447	3-2 G6-3			0-1 HR	0-0 G1-3		0-1 F8		1-2 CS 1B	5 1 2 1 0 0 2			
Carlos Hernandez, R (1, 2) OBP: 0.364, SLG: 0.325		1-0 F9		0-0 G5-3	2-2 G1-3		2-2 F7		1-2 CS	4 0 0 0 0 0 1			
Jose Offerman, S (1, 6) OBP: 0.325, SLG: 0.319		0-3 K		0-1 E SH3 1B		0-1 E SF8 1B		1-1 G3-1		4 1 2 0 0 1 0			
Kevin Gross, R (1, 1) OBP: 0.222, SLG: 0.125 Dave Hansen, L (8, PH) OBP: 0.301, SLG: 0.366 Tom Goodwin, L (8, PR) OBP: 1.000, SLG: 1.000 Roger McDowell, R (8, 1)		4-1 BB		0-1 SH3		1-2 E 1B 1B		0-0 SH2-3 1B		1 1 0 0 1 0 1 1 0 1 0 0 0 0 0 1 0 0 0 0 0 0 0 0 0 0 0 0			
Inning Stats	R: 2 H: 0 E: 1 LOB: 1 K: 1 BB: 3 S: 12 P: 30	R: 0 H: 0 E: 0 LOB: 1 K: 1 BB: 1 S: 7 P: 12	R: 0 H: 0 E: 1 LOB: 1 K: 0 BB: 1 S: 6 P: 12	R: 1 H: 2 E: 1 LOB: 3 K: 0 BB: 1 S: 14 P: 21	R: 0 H: 1 E: 0 LOB: 1 K: 0 BB: 0 S: 7 P: 10	R: 2 H: 3 E: 2 LOB: 2 K: 0 BB: 0 S: 13 P: 17	R: 0 H: 0 E: 0 LOB: 0 K: 0 BB: 0 S: 7 P: 10	R: 1 H: 2 E: 0 LOB: 1 K: 1 BB: 0 S: 7 P: 12	R: 0 H: 1 E: 0 LOB: 0 K: 0 BB: 0 S: 13 P: 17	1B: 7 SF: 2 2B: 2 SAC: 2 3B: 0 DP: 3 HR: 1 HBP: 0	WP: 0 PA: 43 PB: 0 SB: 1 CS: 2		
PITCHER	IP WLS BF H R ER SO BB IBB HBP BLK WP HR S P ERA WHIP											PITCHER	IP WLS BF H R ER SO BB IBB HBP BLK WP HR S P ERA WHIP
Danny Jackson, L (1, 1) ERA: 4.92	5.1 L 28 4 5 3 2 6 0 0 0 0 0 1 53 93 5.06 1.875												
Jim Bullinger, R (6, 1) ERA: 11.25	2.0 10 4 1 1 0 0 0 0 0 0 0 0 17 25 4.50 2.000												
Chuck McElroy, L (8, 1) ERA: 3.04	0.2 1 0 0 0 0 1 0 0 0 0 0 0 3 6 0.00 0.000												
Jeff Robinson, R (9, 1) ERA: 2.25	1.0 3 1 0 0 0 0 0 0 0 0 0 0 0 13 17 0.00 1.000												

Los Angeles Dodgers @ Chicago Cubs
Wrigley Field, Chicago, IL
Sun May 31 1992, 3:33 AM CDT
Att. 32,050 - Sunny - 65 F

livebaseballscorecards.com

AB	32
R	6
H	9
RBI	5
BB	6
SO	3
LOB	20



BOTTOM

Los Angeles Dodgers @ Chicago Cubs
Wrigley Field, Chicago, IL
Sun May 31 1992, 3:33 AM CDT
Att. 32,050 - Sunny - 65 F

livebaseballscorecards.com

AB 34
R 2
H 8
RBI 2
BB 2
SO 6
LOB 14



WP: 0 PA: 36
PB: 0
SB: 0
CS: 0

AB	R	H	RBI	BB	SO	LOB
4	0	1	0	0	1	1
4	0	1	0	0	1	1
4	0	0	0	0	0	2
3	0	0	0	1	1	0
4	0	0	0	0	2	3
0	0	0	0	0	0	0
3	1	2	0	1	0	0
4	1	3	2	0	0	1
3	0	0	0	0	0	1
0	0	0	0	0	0	0
1	0	0	0	0	0	2
2	0	0	0	0	1	1
0	0	0	0	0	0	0
2	0	1	0	0	0	2

Batter	1	2	3	4	5	6	7	8	9
Jose Vizcaino, S OBP: 0.193, SLG: 0.205 (1, 5) (8, 6)	0-3 K		0-0 1B			2-1 G6-3		1-2 FC3-6 23 BB 1B	
Joe Girardi, R OBP: 0.368, SLG: 0.330 (1, 2)	2-2 G4-3		0-3 K			0-1 G5-3		3-2 23 BB 1B	
Mark Grace, L OBP: 0.400, SLG: 0.465 (1, 3)	1-1 G4-3				1-1 G4-3	0-0 G4-3		1-1 L8	
23 Ryne Sandberg, R OBP: 0.350, SLG: 0.451 (1, 4)		2-3 K			0-1 F9		2-1 G4-3	4-0 2-3 BB	
Andre Dawson, R OBP: 0.320, SLG: 0.485 Jeff Robinson, R (9, 1)		0-2 G6-3			0-3 K		2-3 K	0-1 G4-3	
Derrick May, L OBP: 0.260, SLG: 0.235 (1, 7)		4-2 BB			1-0 G3		3-1 HR 1B		0-1 1B 1B
Sammy Sosa, R OBP: 0.306, SLG: 0.317 (1, 8)		0-2 G3			0-0 FC6-4 1B		0-0 HR		1-2 G3-6-1 1B
Rey Sanchez, R OBP: 0.059, SLG: 0.188 Chuck McElroy, L OBP: 0.750, SLG: 1.500 Doug Dascenzo, S OBP: 0.289, SLG: 0.256 (1, 6) (8, 1) (9, 9)			0-0 G6-3		0-2 FC6-4 1-2f		0-0 L9		0-0 L7
Danny Jackson, R OBP: 0.105, SLG: 0.105 Jim Bullinger, R (6, 1) Doug Strange, S OBP: 0.257, SLG: 0.239 (8, 5)			1-3 K		1-0 L3			0-0 FC3-6 1B	2-1 G3-6-1 1-2f

Inning	R	H	E	K	S	H	LOB	BB	P
1	0	0	0	1	0	1	0	0	9
2	0	0	0	1	0	1	0	0	9
3	0	1	0	2	0	1	0	0	10
4	0	0	0	1	0	0	0	0	8
5	0	0	0	1	0	0	0	0	7
6	0	0	0	0	0	0	0	0	7
7	2	2	0	1	0	2	0	0	16
8	0	2	0	0	0	1	0	0	21
9	0	2	0	0	0	1	0	0	13

PITCHER	IP	WLS	BF	H	R	ER	SO	BB	IBB	HBP	BLK	WP	HR	S	P	ERA	WHIP
Kevin Gross, R ERA: 2.67 (1, 1)	7.0	W	26	4	2	2	6	1	0	0	0	0	1	58	80	2.57	0.714
Roger McDowell, R ERA: 2.7 (8, 1)	2.0		10	4	0	0	0	1	0	0	0	0	0	22	34	0.00	2.500

Los Angeles Dodgers @ Pittsburgh Pirates

Three Rivers Stadium, Pittsburgh, PA

Mon Jun 01 1992, 7:05 PM EDT
Att. 12,346 - Cloudy - 69 F

AB	36
R	8
H	13
RBI	7
BB	5
SO	12
LOB	13



WP:	1	PA:	43
PB:	0		
SB:	1		
CS:	3		

Batter	1	2	3	4	5	6	7	8	9	AB	R	H	RBI	BB	SO	LOB
Brett Butler, L (1, 8) OBP: 0.365, SLG: 0.343	G4-3	2B 1B		CS BB		CS BB			K	3	1	1	1	2	1	0
Lenny Harris, L (1, 4) OBP: 0.350, SLG: 0.319	E S 1B	2B		CS	G4-3	K			2B BB	4	1	2	2	1	1	1
Kal Daniels, L (1, 7) OBP: 0.321, SLG: 0.362	K	G4-3			G6-3	CS			F7	5	0	0	0	0	2	3
Jay Howell, R (9, 1)										0	0	0	0	0	0	0
John Candelaria, L (9, 1)										0	0	0	0	0	0	0
Eric Karros, R (1, 3) OBP: 0.314, SLG: 0.531	G5-3			CS 1B		1B			K	5	0	3	1	0	1	1
Tom Goodwin, L (9, PR) OBP: 1.000, SLG: 1.000									2B	0	0	0	0	0	0	0
Todd Benzing, S (1, 9) OBP: 0.263, SLG: 0.371		G4-3		1-2 K		F9			K	5	0	0	0	0	3	3
Mike Scioscia, L (1, 2) OBP: 0.263, SLG: 0.268		1B WP 1B		1B 2B					1B	4	1	3	0	0	0	0
Dave Hansen, L (1, 5) OBP: 0.316, SLG: 0.373		1B BB		1B		1B			L8	1	1	1	0	1	0	0
Mike Sharperson, R (6, PH) OBP: 0.474, SLG: 0.423		1-2 1B BB		1B		HR 1B BB				1	1	0	0	1	0	1
Jose Offerman, S (1, 6) OBP: 0.323, SLG: 0.317		K			G6-3	HR 1B			K	4	1	1	0	0	2	3
Bob Ojeda, L (1, 1) OBP: 0.156, SLG: 0.263		E2 1B				HR 1B			K	2	1	1	0	0	1	0
Tim Crews, R (4, 1)										0	0	0	0	0	0	0
Steve Wilson, L (4, 1)										0	0	0	0	0	0	0
Mitch Webster, S (6, PH) OBP: 0.398, SLG: 0.536		1-3 2B 1B								1	1	1	3	0	0	0
Jim Cott, R (6, 1)										1	0	0	0	0	1	1
Stan Javier, S (9, 9) OBP: 0.268, SLG: 0.270										0	0	0	0	0	0	0

Inning Stats	R: 0	H: 1	E: 0	K: 1	S: 11	P: 19	R: 4	H: 4	E: 1	K: 1	S: 18	P: 28	R: 0	H: 3	E: 0	K: 1	S: 12	P: 22	R: 0	H: 0	E: 0	K: 1	S: 7	P: 14	R: 0	H: 1	E: 0	K: 0	S: 10	P: 17	R: 3	H: 2	E: 0	K: 1	S: 13	P: 24	R: 0	H: 0	E: 0	K: 3	S: 9	P: 12	R: 0	H: 1	E: 0	K: 2	S: 13	P: 16	R: 1	H: 1	E: 0	K: 2	S: 12	P: 20	1B: 9	SF: 0	2B: 4	SAC: 0	3B: 0	DP: 1	HR: 1	HBP: 0	WP: 1	PA: 43
--------------	------	------	------	------	-------	-------	------	------	------	------	-------	-------	------	------	------	------	-------	-------	------	------	------	------	------	-------	------	------	------	------	-------	-------	------	------	------	------	-------	-------	------	------	------	------	------	-------	------	------	------	------	-------	-------	------	------	------	------	-------	-------	-------	-------	-------	--------	-------	-------	-------	--------	-------	--------

PITCHER	IP	WLS	BF	H	R	ER	SO	BB	IBB	HBP	BLK	WP	HR	S	P	ERA	WHIP
Bob Walk, R (1, 1) ERA: 4.08	2.2		14	6	4	0	3	1	0	0	0	1	0	35	59	0.00	2.625
Jerry Don Gleaton, L (3, 1) ERA: 5.23	1.1		5	2	0	0	1	1	0	0	0	0	0	13	24	0.00	2.250
Denny Neagle, L (5, 1) ERA: 3.53	4.0	L	17	4	3	3	6	2	0	0	0	0	1	45	69	6.75	1.500
Bob Patterson, L (9, 1) ERA: 3.32	0.2		3	0	1	1	1	1	0	0	0	0	0	7	15	13.50	1.500
Stan Belinda, R (9, 1) ERA: 4.43	0.1		2	1	0	0	1	0	0	0	0	0	0	5	5	0.00	3.000

Main scorecard table with columns for Batter (1-9), Inning (1-9), and Bottom. Batter names include Orlando Merced, Jay Bell, Andy Van Slyke, Jeff King, Barry Bonds, Steve Buechele, Don Slaught, Jose Lind, Bob Walk, Jerry Don Gleaton, Lloyd McClendon, Denny Neagle, Gary Varsho, Bob Patterson, and Stan Belinda. Inning stats and pitcher stats are also included.

BOTTOM

Los Angeles Dodgers @ Pittsburgh Pirates
Three Rivers Stadium, Pittsburgh, PA
Mon Jun 01 1992, 7:05 PM EDT
Att. 12,346 - Cloudy - 69 F

livebaseballscorecards.com

Summary statistics table: AB 35, R 6, H 8, RBI 6, BB 6, SO 7, LOB 19.



Pitcher statistics table with columns for Pitcher Name, Inning, IP, WLS, BF, H, R, ER, SO, BB, IBB, HBP, BLK, WP, HR, S, P, ERA, WHIP. Includes Bob Ojeda, Tim Crews, Steve Wilson, Jim Gott, Jay Howell, and John Candelaria.

Batter	1	2	3	4	5	6	7	8	9	AB R H RBI BB SO LOB	TOP											
Brett Butler, L (1, 8) OBP: 0.372, SLG: 0.352	0-2 FC4 1B			1-1 SH2-3 1B		1-1 G4-3		0-1 1B		4 0 3 0 0 0 0												
Mike Sharperson, R (1, 4) OBP: 0.465, SLG: 0.413	1-2 FC4			0-0 SH2-3		2-1 G6-3		1-0 G4-3		2 0 0 0 0 0 1												
Lenny Harris, L (8, PH) OBP: 0.347, SLG: 0.316	G5-4-3 1-2f			1-2						1 0 0 0 0 0 1												
Kal Daniels, L (1, 7) OBP: 0.305, SLG: 0.342	2-1 G5-4-3 1-2f			1-3 K		2-0 G4-3			0-0 F7	4 0 0 0 0 1 2												
Eric Karros, R (1, 3) OBP: 0.312, SLG: 0.520		0-2 G4-6-3 1B		1-2 F8			3-3 K		1-3 K	4 0 1 0 0 2 1												
Todd Benzinger, S (1, 9) OBP: 0.263, SLG: 0.367		1-0 G4-6-3 1-2f			1-0 G5-2-3 1B		0-0 G5-3		2-0 F9	4 0 1 0 0 0 1												
Dave Anderson, R (1, 5) OBP: 0.286, SLG: 0.463		2-3 K			1-0 E3		3-2			3 0 1 0 0 1 1												
Carlos Hernandez, R (1, 2) OBP: 0.340, SLG: 0.302					1-0 L3		0-0 G4-3			3 0 0 0 0 0 3												
Jose Offerman, S (1, 6) OBP: 0.323, SLG: 0.313					1-2 G6-3		4-0		0-2 F8	2 0 0 0 1 0 0												
Tom Candiotti, R (1, 1) OBP: 0.091, SLG: 0.091					2-1 F8		0-2 G5-2-3		0-0 F7	2 0 0 0 0 0 3												
Dave Hansen, L (8, PH) OBP: 0.313, SLG: 0.369										1 0 0 0 0 0 0												
Steve Wilson, L (8, 1)										0 0 0 0 0 0 0												
Tim Crews, R (8, 1)										0 0 0 0 0 0 0												
Inning Stats	R: 0 E: 0 K: 0 S: 8	H: 1 LOB: 0 BB: 0 P: 11	R: 0 E: 0 K: 1 S: 7	H: 1 LOB: 0 BB: 0 P: 10	R: 0 E: 0 K: 0 S: 6	H: 0 LOB: 0 BB: 0 P: 10	R: 0 E: 0 K: 1 S: 10	H: 1 LOB: 1 BB: 0 P: 13	R: 0 E: 1 K: 0 S: 6	H: 1 LOB: 2 BB: 1 P: 12	R: 0 E: 0 K: 0 S: 5	H: 0 LOB: 0 BB: 0 P: 10	R: 0 E: 0 K: 1 S: 9	H: 1 LOB: 1 BB: 0 P: 17	R: 0 E: 0 K: 0 S: 7	H: 1 LOB: 1 BB: 0 P: 8	R: 0 E: 0 K: 1 S: 5	H: 0 LOB: 0 BB: 0 P: 8	1B: 5 2B: 1 3B: 0 HR: 0	SF: 0 SAC: 1 DP: 3 HBP: 0	WP: 0 PB: 0 SB: 0 CS: 0	PA: 32
PITCHER	IP WLS BF H R ER SO BB IBB HBP BLK WP HR S P ERA WHIP																					
Randy Tomlin, L (1, 1) ERA: 3.77	7.0 W 25 5 0 0 3 0 1 0 0 0 0 0 51 83 0.00 0.714																					
Roger Mason, R (8, 1) ERA: 3.09	2.0 S 7 1 0 0 1 0 0 0 0 0 0 0 12 16 0.00 0.500																					

Los Angeles Dodgers @ Pittsburgh Pirates
Three Rivers Stadium, Pittsburgh, PA

AB	30
R	0
H	6
RBI	0
BB	1
SO	4
LOB	13



Tue Jun 02 1992, 7:05 PM EDT
Att. 18,644 - Cloudy - 71 F

Batter	1	2	3	4	5	6	7	8	9	AB	R	H	RBI	BB	SO	LOB	BOTTOM
--------	---	---	---	---	---	---	---	---	---	----	---	---	-----	----	----	-----	--------

Cecil Espy, S <small>OBP: 0.348, SLG: 0.439</small> <small>(1, 9)</small> 	<small>3-2</small> 		<small>0-1</small> 			<small>3-3</small> 	<small>1-2</small> 			4	0	1	0	0	1	4	Los Angeles Dodgers @ Pittsburgh Pirates Three Rivers Stadium, Pittsburgh, PA <small>Tue Jun 02 1992, 7:05 PM EDT</small> <small>Att. 18,644 - Cloudy - 71 F</small>
--	------------------------	--	------------------------	--	--	------------------------	------------------------	--	--	---	---	---	---	---	---	---	---

Jay Bell, R <small>OBP: 0.341, SLG: 0.314</small> <small>(1, 6)</small> 	<small>1-0</small> 			<small>2-1</small> 		<small>4-2</small> 		<small>2-1</small> 		3	0	2	0	1	0	1	
--	------------------------	--	--	------------------------	--	------------------------	--	------------------------	--	---	---	---	---	---	---	---	--

Andy Van Slyke, L <small>OBP: 0.448, SLG: 0.500</small> <small>(1, 8)</small> 	<small>3-2</small> 			<small>3-2</small> 		<small>0-0</small> 		<small>0-1</small> 		4	0	0	0	0	0	4	
--	------------------------	--	--	------------------------	--	------------------------	--	------------------------	--	---	---	---	---	---	---	---	--

Barry Bonds, L <small>OBP: 0.433, SLG: 0.614</small> <small>(1, 7)</small> 		<small>2-2</small> 		<small>0-1</small> 			<small>2-2</small> 	<small>2-2</small> 		4	1	3	0	0	0	1	
---	--	------------------------	--	------------------------	--	--	------------------------	------------------------	--	---	---	---	---	---	---	---	--

Jeff King, R <small>OBP: 0.247, SLG: 0.333</small> <small>(1, 3)</small> 	<small>1 SAFE</small> 	<small>2-1</small> 		<small>1-2</small> 	<small>0-1</small> 		<small>1-1</small> 	<small>2-3</small> 		3	0	0	0	0	1	2	
---	---------------------------	------------------------	--	------------------------	------------------------	--	------------------------	------------------------	--	---	---	---	---	---	---	---	--

Steve Buechele, R <small>OBP: 0.348, SLG: 0.437</small> <small>(1, 5)</small> 		<small>3-3</small> 			<small>3-3</small> 		<small>1-3</small> 		3	0	0	0	0	3	2		
--	--	------------------------	--	--	------------------------	--	------------------------	--	---	---	---	---	---	---	---	--	--

Michael LaValliere, L <small>OBP: 0.380, SLG: 0.317</small> <small>(1, 2)</small> 	<small>2-1</small> 				<small>0-0</small> 		<small>4-0</small> 		2	0	0	0	1	0	1		
--	------------------------	--	--	--	------------------------	--	------------------------	--	---	---	---	---	---	---	---	--	--

Jose Lind, R <small>OBP: 0.261, SLG: 0.294</small> <small>(1, 4)</small> 			<small>0-2</small> 			<small>2-2</small> 	<small>4-2</small> 		2	0	0	0	1	0	0		
---	--	--	------------------------	--	--	------------------------	------------------------	--	---	---	---	---	---	---	---	--	--

Randy Tomlin, L <small>OBP: 0.211, SLG: 0.118</small> <small>(1, 1)</small> Dave Clark, L <small>(7, PH)</small> Roger Mason, R <small>(8, 1)</small>			<small>2-2</small> 			<small>1-0</small> 	<small>4-1</small> 		2	0	1	0	0	0	0		
--	--	--	------------------------	--	--	------------------------	------------------------	--	---	---	---	---	---	---	---	--	--

Inning Stats	R: 0 E: 0 K: 8 S: 8	H: 1 LOB: 0 BB: 0 P: 15	R: 0 E: 0 K: 1 S: 10	H: 1 LOB: 1 BB: 0 P: 19	R: 0 E: 0 K: 8 S: 8	H: 0 LOB: 0 BB: 0 P: 10	R: 0 E: 0 K: 0 S: 9	H: 1 LOB: 0 BB: 0 P: 15	R: 0 E: 0 K: 1 S: 7	H: 0 LOB: 0 BB: 0 P: 10	R: 0 E: 0 K: 1 S: 10	H: 1 LOB: 2 BB: 1 P: 20	R: 1 E: 0 K: 1 S: 14	H: 1 LOB: 3 BB: 3 P: 31	R: 0 E: 0 K: 1 S: 11	H: 2 LOB: 1 BB: 0 P: 17	1B: 6 2B: 0 3B: 1 HR: 0	SF: 0 SAC: 1 DP: 2 HBP: 0	WP: 2 PB: 0 SB: 2 CS: 1	PA: 33
--------------	------------------------------	----------------------------------	-------------------------------	----------------------------------	------------------------------	----------------------------------	------------------------------	----------------------------------	------------------------------	----------------------------------	-------------------------------	----------------------------------	-------------------------------	----------------------------------	-------------------------------	----------------------------------	----------------------------------	------------------------------------	----------------------------------	--------

PITCHER	Tom Candiotti, R <small>ERA: 3.38</small> <small>(1, 1)</small>	Steve Wilson, L <small>ERA: 3.32</small> <small>(8, 1)</small>	Tim Crews, R <small>ERA: 6.23</small> <small>(8, 1)</small>	IP	WLS	BF	H	R	ER	SO	BB	IBB	HBP	BLK	WP	HR	S	P	ERA	WHIP
	7.0	0.2	0.1	28	5	3	1	0	1	4	3	1	0	0	2	0	66	120	1.29	1.143
																	8	12	0.00	3.000
																	3	5	0.00	0.000

AB	27
R	1
H	7
RBI	1
BB	4
SO	5
LOB	15



Los Angeles Dodgers @ Pittsburgh Pirates
 Three Rivers Stadium, Pittsburgh, PA

Wed Jun 03 1992, 3:33 AM EDT
 Att. 11,736 - Cloudy - 81 F

AB	34
R	5
H	9
RBI	4
BB	5
SO	3
LOB	16



WP:	0	PA:	39
PB:	0		
SB:	0		
CS:	1		

Batter	1	2	3	4	5	6	7	8	9	AB	R	H	RBI	BB	SO	LOB
Brett Butler, L (1, 8) OBP: 0.368, SLG: 0.348	0-1 P6	2-2 FC3-2			0-0 B4-3		0-3 K		0-2 FC5-4 1B	5	0	1	0	0	1	3
Lenny Harris, L (1, 4) OBP: 0.341, SLG: 0.310 Mike Sharperson, R (5, PH) OBP: 0.461, SLG: 0.422	3-2 G4-3	0-0 G4-3			3-2 F7		0-1 2B		0-0 FC5-4	2	0	0	0	0	0	3
Stan Javier, S (1, 7) OBP: 0.261, SLG: 0.244	0-0 G4-3		4-1 CS BB		3-2 G6-3		0-1 G3-1		1-3 K	4	0	0	0	1	1	2
Eric Karros, R (1, 3) OBP: 0.301, SLG: 0.500		2-2 G5-3	1-0 F9		0-0 G5-3		0-3 K			4	0	0	0	0	1	1
Todd Benzinger, S (1, 9) OBP: 0.279, SLG: 0.381		3-2 BB 1B BB 1B	2-1 1B		0-2 F8		1-2 1B			4	1	3	0	0	0	0
Mike Scioscia, L (1, 2) OBP: 0.264, SLG: 0.264 Carlos Hernandez, R (8, PH) OBP: 0.333, SLG: 0.295		4-1 SAFE 1B BB 1B BB	2-2 F9		1-0 G4-3		1-0 F8		1-0 F8	2	1	0	0	1	0	1
Dave Hansen, L (1, 5) OBP: 0.330, SLG: 0.372		4-2 1B FC3-2 BB	1-1 G4-6-3 1B		4-1 HR BB		0-0 F8			2	1	1	0	2	0	1
Jose Offerman, S (1, 6) OBP: 0.321, SLG: 0.311		1-0 FC3-2 1B 1B	3-2 F8		0-0 F8				2-2 G6-3	4	0	1	1	0	0	2
Ramon Martinez, R (1, 1) OBP: 0.167, SLG: 0.167 Kal Daniels, L (4, PH) OBP: 0.301, SLG: 0.338 Tim Crews, R (4, 1) Steve Wilson, L (5, 1) Dave Anderson, R (7, PH) OBP: 0.302, SLG: 0.548 Jay Howell, R (7, 1) Mitch Webster, S (9, PH) OBP: 0.318, SLG: 0.536		0-2 FC3-2 1B	2-2 G4-6-3		1-0 HR				4-0 1B E BB	1	0	1	1	0	0	0

Inning Stats	R: 0	H: 0	E: 0	K: 0	S: 8	P: 11	R: 2	H: 3	E: 0	K: 0	S: 19	P: 35	R: 0	H: 1	E: 0	K: 0	S: 9	P: 18	R: 0	H: 1	E: 0	K: 0	S: 8	P: 14	R: 0	H: 0	E: 0	K: 0	S: 13	P: 19	R: 0	H: 0	E: 0	K: 0	S: 5	P: 6	R: 2	H: 2	E: 0	K: 1	S: 10	P: 15	R: 0	H: 1	E: 0	K: 1	S: 9	P: 11	R: 1	H: 1	E: 0	K: 1	S: 12	P: 19	1B: 7	SF: 0	2B: 1	SAC: 0	3B: 0	DP: 1	HR: 1	HBP: 0	WP: 0	PA: 39
--------------	------	------	------	------	------	-------	------	------	------	------	-------	-------	------	------	------	------	------	-------	------	------	------	------	------	-------	------	------	------	------	-------	-------	------	------	------	------	------	------	------	------	------	------	-------	-------	------	------	------	------	------	-------	------	------	------	------	-------	-------	-------	-------	-------	--------	-------	-------	-------	--------	-------	--------

PITCHER	IP	WLS	BF	H	R	ER	SO	BB	IBB	HBP	BLK	WP	HR	S	P	ERA	WHIP
Vicente Palacios, R (1, 1) ERA: 3.02	4.0		18	5	2	2	0	3	0	0	0	0	0	44	78	4.50	2.000
Jerry Don Gleaton, L (5, 1) ERA: 5.54	2.2	W	10	1	2	2	1	1	0	0	0	0	1	24	36	6.75	0.750
Dennis Lamp, R (7, 1) ERA: 4.07	0.2		4	2	0	0	1	0	0	0	0	0	0	11	12	0.00	3.000
Bob Patterson, L (8, 1) ERA: 3.2	0.2		2	0	0	0	0	0	0	0	0	0	0	2	3	0.00	0.000
Stan Belinda, R (9, 1) ERA: 4.22	1.0	S	5	1	1	0	1	1	0	0	0	0	0	12	19	0.00	2.000

PITCHER	IP	WLS	BF	H	R	ER	SO	BB	IBB	HBP	BLK	WP	HR	S	P	ERA	WHIP
---------	----	-----	----	---	---	----	----	----	-----	-----	-----	----	----	---	---	-----	------

BOTTOM

Los Angeles Dodgers @ Pittsburgh Pirates
Three Rivers Stadium, Pittsburgh, PA

livebaseballscores.com

AB	31
R	6
H	8
RBI	6
BB	4
SO	7
LOB	15



WP:	0	PA:	37
PB:	0		
SB:	2		
CS:	0		

Wed Jun 03 1992, 3:33 AM EDT
Att: 11,736 - Cloudy - 81 F

AB R H RBI BB SO LOB

5	2	2	1	0	2	3
4	0	0	0	0	0	5
4	1	1	0	0	1	1
2	1	0	0	2	1	0
4	1	2	3	0	1	0
4	1	2	1	0	0	2
3	0	0	1	0	1	1
2	0	0	0	2	0	1
1	0	0	0	0	0	0
1	0	1	0	0	0	0
0	0	0	0	0	0	0
0	0	0	0	0	0	0
0	0	0	0	0	0	0
1	0	0	0	0	0	2
0	0	0	0	0	0	0
1B:	8	SF:	1			
2B:	0	SAC:	1			
3B:	0	DP:	0			
HR:	0	HBP:	0			

Batter	1	2	3	4	5	6	7	8	9										
Cecil Espy, S OBP: 0.351, SLG: 0.437 (1, 9)	2-0 S 1B		1-0 E6 BB 1B 1B	1-3 K		2-1 1B		1-3 K											
Carlos Garcia, R OBP: 0.200, SLG: 0.200 (1, 6)	0-0 P1		3-2 F8	2-2 G4-3		0-0 G4-3													
Andy Van Slyke, L OBP: 0.444, SLG: 0.494 (1, 8)	2-2 F7		3-2 BB 1B		1-1 F9		0-3 K												
Barry Bonds, L OBP: 0.434, SLG: 0.607 (1, 7)	4-0 1B IBB		4-1 1B BB		0-1 P5		1-3 K												
Jeff King, R OBP: 0.253, SLG: 0.338 (1, 3)	0-1 FC6-4 1B		0-0 1B SF8 1B		3-3 K		1-2 G5-3												
Steve Buechele, R OBP: 0.351, SLG: 0.438 (1, 5)	0-0 FC6-4		0-1 1B		1-1 SH1-4 BB 1B		3-1 F9												
Michael LaValiere, L OBP: 0.365, SLG: 0.306 (1, 2)		1-0 G4-3	1-1 SF8		2-3 K		1-2 E4 BB												
Jose Lind, R OBP: 0.267, SLG: 0.290 (1, 4)		0-1 G6-3	1-0 F9		4-2 1B SH1-4 BB		4-2 BB												
Vicente Palacios, R OBP: 0.083, SLG: 0.083 (4, PH)		1-3 K		1-2 G4-3 S 1B		0-1 SH1-4		0-2 P6											
Gary Varsho, L OBP: 0.294, SLG: 0.429 (5, 1)																			
Jerry Don Gleason, L (7, 1)																			
Dennis Lamp, R (8, 1)																			
Bob Patterson, R OBP: 0.160, SLG: 0.750 (8, PH)																			
Orlando Merced, S OBP: 0.384, SLG: 0.342 (9, 1)																			
Inning Stats	R: 1 E: 0 K: 0 S: 8	H: 2 LOB: 2 BB: 1 P: 16	R: 0 E: 0 K: 1 S: 8	H: 0 LOB: 0 BB: 0 P: 10	R: 4 E: 1 K: 0 S: 19	H: 3 LOB: 1 BB: 1 P: 31	R: 0 E: 0 K: 1 S: 10	H: 1 LOB: 1 BB: 0 P: 14	R: 0 E: 0 K: 1 S: 8	H: 0 LOB: 0 BB: 0 P: 12	R: 1 E: 0 K: 1 S: 13	H: 2 LOB: 2 BB: 1 P: 22	R: 0 E: 0 K: 2 S: 9	H: 0 LOB: 0 BB: 0 P: 11	R: 0 E: 1 K: 1 S: 16	H: 0 LOB: 2 BB: 1 P: 25	1B: 8 2B: 0 3B: 0 HR: 0	SF: 1 SAC: 1 DP: 0 HBP: 0	WP: 0 PA: 37 PB: 0 SB: 2 CS: 0
PITCHER	IP WLS L	WLS L	IP WLS L	IP WLS L	IP WLS L	IP WLS L	IP WLS L	IP WLS L	IP WLS L	IP WLS L	IP WLS L	IP WLS L	IP WLS L	IP WLS L	IP WLS L	IP WLS L	ERA WHIP	ERA WHIP	
Ramon Martinez, R ERA: 3.57 (1, 1)	3.0		3.0		3.0		3.0		3.0		3.0		3.0		3.0		9.00	2.000	
Tim Crews, R ERA: 5.96 (4, 1)	1.0		1.0		1.0		1.0		1.0		1.0		1.0		1.0		0.00	1.000	
Steve Wilson, L ERA: 3.43 (5, 1)	2.0		2.0		2.0		2.0		2.0		2.0		2.0		2.0		4.50	1.500	
Jay Howell, R ERA: (7, 1)	2.0		2.0		2.0		2.0		2.0		2.0		2.0		2.0		0.00	0.500	

Batter	1	2	3	4	5	6	7	8	9	AB R H RBI BB SO LOB	TOP		
Bip Roberts, S (1, 4) OBP: 0.380, SLG: 0.374	1-0 G3			0-2 G3-1		2-2 1B 2B	0-1 1B 1B		1-3 K	5 1 2 1 0 1 0			
Hal Morris, L (1, 3) OBP: 0.379, SLG: 0.390 Darnell Coles, R (7, PH) OBP: 0.359, SLG: 0.632	1-1 G1-3			0-0 1B FC5-4 1B		1-0 F7	1-2 SAFE 1B SAFE FC6-4 1B			3 1 1 0 0 0 1 1 0 1 1 0 0 0			
Barry Larkin, R (1, 6) OBP: 0.325, SLG: 0.375	0-0 G6-3			2-0 FC5-4 BB 1-3 1B		4-2 1B BB	1-3 K			3 0 1 0 0 1 1 2			
Paul O'Neill, L (1, 9) OBP: 0.423, SLG: 0.479				4-0 FC5-4 BB 1-2		1-1 1B S	2-2 FC6-4			3 0 1 1 1 0 2			
Chris Sabo, R (1, 5) OBP: 0.294, SLG: 0.380				1-2 FC5-4 1-2f 2-3 3-H		0-0 F8	3-2 G5-3			4 0 0 1 0 1 4			
Reggie Sanders, R (1, 7) OBP: 0.362, SLG: 0.444				2-1 F7		2-3 K2-3	2-3 K			4 0 0 0 0 2 4			
Dave Martinez, L (1, 8) OBP: 0.326, SLG: 0.303				2-1 F7		1-2				4 0 0 0 0 1 0			
Joe Oliver, R (1, 2) OBP: 0.305, SLG: 0.324 Scott Bradley, L (7, PH) OBP: 0.500, SLG: 0.250				1-1 F9		3-1 F8	1-3 K			4 0 0 0 0 1 0			
Tom Browning, L (1, 1) OBP: 0.217, SLG: 0.227 Bill Doran, S (7, PH) OBP: 0.333, SLG: 0.408 Dwayne Henry, R (7, 1) Scott Ruskin, R (8, 1) Billy Hatcher, R (9, PH) OBP: 0.300, SLG: 0.351				3-3 K		1-3 K	1-1 BB 1B 1B			2 0 0 0 0 2 0 2 1 1 0 0 0 0			
Inning Stats	R: 0 E: 0 K: 0 S: 4 H: 0 LOB: 0 BB: 0 P: 6	R: 0 E: 1 K: 1 S: 7 H: 0 LOB: 0 BB: 0 P: 12	R: 0 E: 0 K: 1 S: 6 H: 0 LOB: 0 BB: 0 P: 11	R: 1 E: 0 K: 0 S: 11 H: 2 LOB: 2 BB: 1 P: 20	R: 0 E: 0 K: 1 S: 6 H: 0 LOB: 0 BB: 0 P: 10	R: 1 E: 0 K: 1 S: 13 H: 2 LOB: 2 BB: 1 P: 23	R: 2 E: 0 K: 2 S: 16 H: 3 LOB: 2 BB: 1 P: 26	R: 0 E: 0 K: 1 S: 10 H: 0 LOB: 0 BB: 0 P: 17	R: 0 E: 0 K: 1 S: 7 H: 0 LOB: 0 BB: 0 P: 10	1B: 6 2B: 1 3B: 0 HR: 0 SF: 0 SAC: 0 DP: 0 HBP: 0	WP: 0 PB: 0 SB: 2 CS: 1 PA: 38		
PITCHER	IP WLS BF H R ER SO BB IBB HBP BLK WP HR S P ERA WHIP											PITCHER	IP WLS BF H R ER SO BB IBB HBP BLK WP HR S P ERA WHIP
Orel Hershiser, R (1, 1) ERA: 3.76	6.1 W 28 6 4 4 5 3 0 0 0 0 0 0 54 95 5.68 1.421												
John Candelaria, L (7, 1) ERA: 0.77	0.0 1 1 0 0 0 0 0 0 0 0 0 0 3 4 ∞ ∞												
Jim Gott, R (7, 1) ERA: 1.59	1.2 5 0 0 0 2 0 0 0 0 0 0 0 16 26 0.00 0.000												
Roger McDowell, R (9, 1) ERA: 2.6	1.0 S 3 0 0 0 1 0 0 0 0 0 0 0 7 10 0.00 0.000												

Cincinnati Reds @ Los Angeles Dodgers
Dodger Stadium, Los Angeles, CA
Thu Jun 04 1992, 7:05 PM PDT
Att. 30,183 - Sunny - 72 F

AB	34
R	4
H	7
RBI	4
BB	3
SO	8
LOB	13



WP: 0	PA: 38
PB: 0	
SB: 2	
CS: 1	

BOTTOM

Cincinnati Reds @ Los Angeles Dodgers
Dodger Stadium, Los Angeles, CA
Thu Jun 04 1992, 7:05 PM PDT
Att. 30,183 - Sunny - 72 F

livebaseballscorecards.com

AB 34
R 7
H 11
RBI 7
BB 4
SO 1
LOB 13



WP: 0 PA: 39
PB: 0
SB: 1
CS: 0

AB R H RBI BB SO LOB

5 2 3 0 0 0 0

5 1 2 2 0 0 2

4 1 1 0 1 0 2

3 1 1 1 1 0 0

0 0 0 0 0 0 0

3 1 2 1 1 0 2

3 0 0 1 0 0 4

4 0 1 2 0 0 1

4 0 1 0 0 0 1

3 0 0 0 0 0 1 1
0 0 0 0 0 0 0 0
0 0 0 0 0 0 0 0
0 0 0 0 1 0 0 0
0 1 0 0 0 0 0 0
0 0 0 0 0 0 0 0

1B: 6 SF: 1
2B: 3 SAC: 0
3B: 2 DP: 0
HR: 0 HBP: 0

Batter	1	2	3	4	5	6	7	8	9
Brett Butler, L OBP: 0.373, SLG: 0.360 (1, 8)	2-2 G6-3		3-2 G5-3			2-1 1B 2B	0-0 1B	1-1 2B	
Mike Sharperson, R OBP: 0.458, SLG: 0.443 (1, 4)	0-0 F9			1-1 F9	0-0 1B FC5-4 2B	2-1 F8		1-2 2B	
Mitch Webster, S OBP: 0.324, SLG: 0.517 (1, 7)	1-2 F9			0-1 E1 1B SF8 1B	4-0 FC5-4 1B IBB		0-0 F8	2-2 F9	
Eric Karros, R OBP: 0.308, SLG: 0.495 Stan Javier, S OBP: 0.261, SLG: 0.244 (1, 3) (8, 9)		1-2 F8		4-1 SF8 1B 3B BB	2-1 FC5-4 1B		2-0 F9		
Todd Benzinger, S OBP: 0.294, SLG: 0.388 (1, 9) (8, 3)		1-1 F7 BLK 1B		1-1 3B 1B	0-1 FC5-4		4-1 S BB		
Dave Anderson, R OBP: 0.277, SLG: 0.511 (1, 5)		1-2 F7		1-0 SF8	0-1 P3		2-0 G5-3		
Mike Scioscia, L OBP: 0.264, SLG: 0.279 (1, 2)		3-2 F7		3-0 3B		1-0 F8		2-2 F7	
Jose Offerman, S OBP: 0.320, SLG: 0.322 (1, 6)			0-0 F9	2-0 G6-3		0-1 FC1-2 3B		1-0 G4-3	
Orel Hershiser, R John Candelaria, L Jim Gott, R Dave Hansen, L Tom Goodwin, L Roger McDowell, R (1, 1) (7, 1) (7, 1) (8, PH) (8, PR) (9, 1)			0-0 P2		1-3 K	2-1 FC1-2 1B		4-0 2B 2B BB	

Inning Stats	R: 0	H: 0	E: 0	K: 8	S: 8	LOB: 0	BB: 0	P: 11	R: 0	H: 1	E: 0	K: 0	S: 14	LOB: 1	BB: 0	P: 20	R: 0	H: 0	E: 0	K: 0	S: 6	LOB: 0	BB: 0	P: 9	R: 3	H: 3	E: 1	K: 0	S: 10	LOB: 1	BB: 1	P: 22	R: 2	H: 3	E: 0	K: 1	S: 13	LOB: 2	BB: 1	P: 22	R: 0	H: 2	E: 0	K: 0	S: 9	LOB: 2	BB: 0	P: 13	R: 0	H: 0	E: 0	K: 0	S: 4	LOB: 1	BB: 1	P: 12	R: 2	H: 2	E: 0	K: 0	S: 12	LOB: 2	BB: 1	P: 23
--------------	------	------	------	------	------	--------	-------	-------	------	------	------	------	-------	--------	-------	-------	------	------	------	------	------	--------	-------	------	------	------	------	------	-------	--------	-------	-------	------	------	------	------	-------	--------	-------	-------	------	------	------	------	------	--------	-------	-------	------	------	------	------	------	--------	-------	-------	------	------	------	------	-------	--------	-------	-------

PITCHER	IP	WLS	BF	H	R	ER	SO	BB	IBB	HBP	BLK	WP	HR	S	P	ERA	WHIP
Tom Browning, L ERA: 5.97 (1, 1)	6.0	L	29	9	5	5	1	1	1	0	1	0	0	60	97	7.50	1.667
Dwayne Henry, R ERA: 2.7 (7, 1)	1.2		7	0	1	1	0	2	0	0	0	0	0	8	23	5.40	1.200
Scott Ruskin, L ERA: 8.27 (8, 1)	0.1		3	2	1	1	0	0	0	0	0	0	0	8	12	27.00	6.000

Batter	1	2	3	4	5	6	7	8	9	AB R H RBI BB SO LOB	TOP																
Bip Roberts, S (1, 4) OBP: 0.380, SLG: 0.375	2-1 G3		0-3 K		1-1 L9		1-0 G3-6-3 1B		0-1 1B 1B	5 0 2 0 0 1 0	Cincinnati Reds @ Los Angeles Dodgers Dodger Stadium, Los Angeles, CA Fri Jun 05 1992, 7:05 PM PDT Att. 39,176 - Cloudy - 68 F																
Dave Martinez, L (1, 8) OBP: 0.329, SLG: 0.304	2-2 1B 2B 1B		4-1 G6-3 S BB		2-3 K		0-2 G3-6-3 1-2f		0-0 SF8	3 1 1 1 1 1 1																	
Barry Larkin, R (1, 6) OBP: 0.333, SLG: 0.383	0-0 2B 1B		1-1 G6-3		3-3 K			1-2 G4-3 1B 1B	1-0 1B	5 1 3 0 0 1 1																	
Paul O'Neill, L (1, 9) OBP: 0.438, SLG: 0.512	1-2 F8 1B 2B		4-0 IBB		0-0 HR			0-0 G4-3 1B	4-0 IBB	3 2 3 3 2 0 0																	
Chris Sabo, R (1, 5) OBP: 0.291, SLG: 0.381	0-0 F8 2-3		1-0 F7		1-0 1B 2B			1-2 P6 1B	1-2 F8	5 1 1 0 0 0 8																	
Hal Morris, L (1, 3) OBP: 0.384, SLG: 0.388	2-2 CS 1B			4-2 G6-4-3 BB		3-2 G5-3		1-0 G4-3		3 0 1 1 1 0 3																	
Billy Hatcher, R (1, 7) OBP: 0.302, SLG: 0.350 Norm Charlton, S (7, 1) Rob Dibble, L (9, 1) OBP: 1.000, SLG: 1.000	0-1 CS 1-2	0-1 F7		0-0 G6-4-3 1-2f		1-1 1B 2-H		1-3 K		3 0 1 1 0 0 1 1 0 0 0 0 1 2 0 0 0 0 0 0 0																	
Joe Oliver, R (1, 2) OBP: 0.304, SLG: 0.321		0-2 G6-3		0-1 1B		1-0 G6-3			2-2 F7	4 0 1 0 0 0 0																	
Jose Rijo, R (1, 1) OBP: 0.211, SLG: 0.211 Reggie Sanders, R (7, PH) OBP: 0.364, SLG: 0.444		0-1 G6-3		1-3 K		0-0 G5-3			1-1 1B SF8 1B	2 0 0 0 0 1 1 2 1 1 0 0 0 0																	
Inning Stats	R: 3 E: 0 K: 0 S: 16	H: 4 LOB: 0 BB: 0 P: 23	R: 0 E: 0 K: 0 S: 7	H: 0 LOB: 0 BB: 0 P: 7	R: 0 E: 0 K: 1 S: 7	H: 0 LOB: 2 BB: 2 P: 17	R: 0 E: 0 K: 1 S: 9	H: 1 LOB: 1 BB: 1 P: 14	R: 0 E: 0 K: 2 S: 10	H: 0 LOB: 0 BB: 0 P: 16		R: 2 E: 0 K: 0 S: 9	H: 3 LOB: 0 BB: 0 P: 15	R: 0 E: 0 K: 0 S: 5	H: 1 LOB: 0 BB: 0 P: 6	R: 0 E: 0 K: 1 S: 11	H: 2 LOB: 2 BB: 0 P: 15	R: 1 E: 0 K: 0 S: 12	H: 3 LOB: 3 BB: 1 P: 21	1B: 11 2B: 2 3B: 0 HR: 1	SF: 1 SAC: 0 DP: 2 HBP: 0	WP: 0 PB: 0 SB: 1 CS: 1	PA: 42				
PITCHER	IP WLS BF H R ER SO BB IBB HBP BLK WP HR S P ERA WHIP	IP WLS BF H R ER SO BB IBB HBP BLK WP HR S P ERA WHIP	IP WLS BF H R ER SO BB IBB HBP BLK WP HR S P ERA WHIP	IP WLS BF H R ER SO BB IBB HBP BLK WP HR S P ERA WHIP	IP WLS BF H R ER SO BB IBB HBP BLK WP HR S P ERA WHIP	IP WLS BF H R ER SO BB IBB HBP BLK WP HR S P ERA WHIP	IP WLS BF H R ER SO BB IBB HBP BLK WP HR S P ERA WHIP	IP WLS BF H R ER SO BB IBB HBP BLK WP HR S P ERA WHIP	IP WLS BF H R ER SO BB IBB HBP BLK WP HR S P ERA WHIP	IP WLS BF H R ER SO BB IBB HBP BLK WP HR S P ERA WHIP	IP WLS BF H R ER SO BB IBB HBP BLK WP HR S P ERA WHIP	IP WLS BF H R ER SO BB IBB HBP BLK WP HR S P ERA WHIP	IP WLS BF H R ER SO BB IBB HBP BLK WP HR S P ERA WHIP	IP WLS BF H R ER SO BB IBB HBP BLK WP HR S P ERA WHIP	IP WLS BF H R ER SO BB IBB HBP BLK WP HR S P ERA WHIP	IP WLS BF H R ER SO BB IBB HBP BLK WP HR S P ERA WHIP	IP WLS BF H R ER SO BB IBB HBP BLK WP HR S P ERA WHIP	IP WLS BF H R ER SO BB IBB HBP BLK WP HR S P ERA WHIP	IP WLS BF H R ER SO BB IBB HBP BLK WP HR S P ERA WHIP	IP WLS BF H R ER SO BB IBB HBP BLK WP HR S P ERA WHIP	IP WLS BF H R ER SO BB IBB HBP BLK WP HR S P ERA WHIP	IP WLS BF H R ER SO BB IBB HBP BLK WP HR S P ERA WHIP	IP WLS BF H R ER SO BB IBB HBP BLK WP HR S P ERA WHIP	IP WLS BF H R ER SO BB IBB HBP BLK WP HR S P ERA WHIP	IP WLS BF H R ER SO BB IBB HBP BLK WP HR S P ERA WHIP	IP WLS BF H R ER SO BB IBB HBP BLK WP HR S P ERA WHIP	IP WLS BF H R ER SO BB IBB HBP BLK WP HR S P ERA WHIP

livebaseballscorecards.com

AB	36
R	6
H	14
RBI	6
BB	4
SO	5
LOB	17



Batter	1	2	3	4	5	6	7	8	9	AB	R	H	RBI	BB	SO	LOB
Brett Butler, L OBP: 0.374, SLG: 0.358 (1, 8)	0-1 G6-3		1-2 G3-1 1B		4-0 FC3-6 BB		0-3 K		1-2 FC4-6 2B	4	1	1	0	1	1	2
Lenny Harris, L OBP: 0.349, SLG: 0.319 (1, 4)	1-1 1B		2-2 G3-1 1B		2-1 FC3-6		2-1 G5-3		3-2 2B	3	0	2	0	0	0	1
Mike Sharperson, R OBP: 0.459, SLG: 0.456 (7, PH)	(8, 4)		1-2 1B		1-2f				1-H 3-H	2	0	1	2	0	0	0
Kal Daniels, L OBP: 0.318, SLG: 0.338 (1, 7)	1-1 1B		3-1 G3-1		2-3 K			4-1 FC6-4 BB	4-2 FC6-4 BB	3	0	1	0	2	1	3
Tom Goodwin, L OBP: 1.000, SLG: 1.000 (9, PR)	1-2 1B		1-2 2-3		3-3 K			1-3 K	1-1 FC6-4	0	0	0	0	0	0	0
Eric Karros, R OBP: 0.295, SLG: 0.474 (1, 3)	0-2 F7		2-3 K		1-2 K			1-3 K	1-1 FC6-4	5	0	0	0	0	3	8
Todd Benzinger, S OBP: 0.285, SLG: 0.375 (1, 9)	2-3 K				1-1 G4-3			2-2 FC6-4		4	0	0	0	0	1	3
Mike Scioscia, L OBP: 0.264, SLG: 0.278 (1, 2)		1-2 G4-3			2-2 G1-3			1-1 1B		4	0	1	0	0	0	1
Dave Hansen, L OBP: 0.343, SLG: 0.371 (1, 5)		0-0 G3-1			2-2 E5 2B			2-2 1B		3	1	1	0	1	0	0
Jose Offerman, S OBP: 0.324, SLG: 0.333 (1, 6)		3-3 K			1-1 1B			0-3 K	1-2 FC4-6 1B	4	0	2	0	0	2	1
Kevin Gross, R OBP: 0.200, SLG: 0.111 (1, 1)			1-3 K		1-3 K			2-2 L7	2-3 K	2	0	0	0	0	2	2
Stan Javier, S OBP: 0.255, SLG: 0.238 (7, PH)										1	0	0	0	0	0	0
Tim Crews, R (8, 1)										0	0	0	0	0	0	0
Mitch Webster, S OBP: 0.319, SLG: 0.508 (9, PH)										1	0	0	0	0	1	2

Inning Stats	R: 0	H: 2	E: 0	K: 1	S: 12	R: 0	H: 0	E: 0	K: 1	S: 9	R: 0	H: 2	E: 0	K: 2	S: 17	R: 0	H: 1	E: 1	K: 1	S: 13	R: 0	H: 0	E: 0	K: 2	S: 9	R: 0	H: 2	E: 0	K: 1	S: 10	R: 0	H: 0	E: 0	K: 1	S: 8	R: 0	H: 0	E: 0	K: 1	S: 8	R: 0	H: 0	E: 0	K: 1	S: 21	1B: 7	2B: 2	3B: 0	HR: 0	SF: 0	SAC: 0	DP: 0	HBP: 0	WP: 0	PB: 0	SB: 1	CS: 0	PA: 40
--------------	------	------	------	------	-------	------	------	------	------	------	------	------	------	------	-------	------	------	------	------	-------	------	------	------	------	------	------	------	------	------	-------	------	------	------	------	------	------	------	------	------	------	------	------	------	------	-------	-------	-------	-------	-------	-------	--------	-------	--------	-------	-------	-------	-------	--------

PITCHER	IP	WLS	BF	H	R	ER	SO	BB	IBB	HBP	BLK	WP	HR	S	P	ERA	WHIP
Jose Rijo, R ERA: 3.26 (1, 1)	6.0		26	7	0	0	8	1	0	0	0	0	0	70	108	0.00	1.333
Norm Charlton, L ERA: 2.27 (7, 1)	2.0		7	0	0	0	2	1	0	0	0	0	0	16	29	0.00	0.500
Rob Dibble, R ERA: 4.5 (9, 1)	1.0		7	2	2	2	1	2	0	0	0	0	0	21	37	18.00	4.000

BOTTOM

Cincinnati Reds @ Los Angeles Dodgers
Dodger Stadium, Los Angeles, CA

Fri Jun 05 1992, 7:05 PM PDT
 Att: 39,176 - Cloudy - 68 F

livebaseballscorecards.com

AB	36
R	2
H	9
RBI	2
BB	4
SO	11
LOB	23



Batter	1	2	3	4	5	6	7	8	9	AB R H RBI BB SO LOB	TOP																		
Reggie Sanders, R OBP: 0.379, SLG: 0.489 (1, 8) (7, 7)	0-2 2B 1B	0-1 2B		2-1 1B			2-1 HR		3-2 L5	5 2 4 1 0 0 0																			
Billy Hatcher, R OBP: 0.313, SLG: 0.365 Dave Martinez, L OBP: 0.326, SLG: 0.302 (1, 7) (7, PR) (7, 8)	2-1 2B 1-H	0-1 G5-3		1-1 P3			4-0 BB G4-6-3		1-3 K	3 1 1 1 1 0 2 1 0 0 0 0 1 0																			
Barry Larkin, R OBP: 0.329, SLG: 0.384 (1, 6)	2-1 G4-3 2-H 2B		0-2 G6-3			3-3 K	1-1 G4-6-3		0-3 K	5 1 1 1 0 2 1																			
Chris Sabo, R OBP: 0.296, SLG: 0.380 (1, 5)	2-2 G4-3		4-1 BB BB			1-0 1B	0-3 K			3 0 1 0 0 1 1 2																			
Damell Coles, R OBP: 0.326, SLG: 0.571 (1, 3)	0-0 FC		3-2 F8			1-1 F8		2-0 P4		4 0 0 0 0 0 2																			
Glenn Braggs, R OBP: 0.298, SLG: 0.253 (1, 9)	2-2 F8		4-1 BB			1-0 P4		0-2 2B 1B		3 1 1 0 1 0 2																			
Troy Afenir, R OBP: 0.375, SLG: 0.524 (1, 2)	0-1 G4-3		3-3 K			3-3 K		2-2 F8		4 0 0 0 0 2 4																			
Freddie Benavides, R OBP: 0.267, SLG: 0.337 Rob Dibble, L OBP: 1.000, SLG: 1.000 Norm Charlton, S (1, 4) (8, 1) (9, 1)		1-0 G6-3		2-1 F8		2-1 K2-3 1B		2-2 2B		4 0 2 1 0 0 0 0 0 0 0 0 0 0 0 0 0 0 0 0 0																			
Chris Hammond, L OBP: 0.381, SLG: 0.294 Scott Ruskin, R (1, 1) (7, 1) Scott Bankhead, R OBP: 0.333, SLG: 0.333 Bip Roberts, S OBP: 0.378, SLG: 0.373 (8, PH) (8, 4)		3-3 K		1-3 K		1-3 K2-3		2-3 K		3 0 0 0 0 3 1 0 0 0 0 0 0 0 0 0 0 0 0 0 0 1 0 0 0 0 1 1																			
Inning Stats	R: 3 E: 1 K: 0 S: 16	H: 3 LOB: 1 BB: 0 P: 24	R: 0 E: 0 K: 1 S: 9	H: 1 LOB: 1 BB: 0 P: 13	R: 0 E: 0 K: 1 S: 11	H: 0 LOB: 2 BB: 2 P: 25	R: 0 E: 0 K: 1 S: 9	H: 1 LOB: 1 BB: 0 P: 15	R: 0 E: 0 K: 2 S: 9	H: 1 LOB: 0 BB: 0 P: 15	R: 1 E: 0 K: 1 S: 7	H: 1 LOB: 1 BB: 1 P: 14	R: 1 E: 0 K: 1 S: 16	H: 2 LOB: 1 BB: 0 P: 24	R: 0 E: 0 K: 2 S: 13	H: 0 LOB: 0 BB: 0 P: 17	1B: 5 2B: 4 3B: 0 HR: 1	SF: 0 SAC: 0 DP: 1 HBP: 0	WP: 0 PB: 0 SB: 1 CS: 0	PA: 39									
PITCHER	IP WLS BF H R ER SO BB IBB HBP BLK WP HR S P ERA WHIP																												
Bob Ojeda, L ERA: 3.65 (1, 1)	6.0		29	8	4	3	6	3	0	0	0	0	0	1	63	113	4.50	1.833											
Steve Wilson, L ERA: 3.52 (7, 1)	2.0	L	7	2	1	1	2	0	0	0	0	0	0	0	21	30	4.50	1.000											
Jim Gott, R ERA: 1.53 (9, 1)	1.0		3	0	0	0	2	0	0	0	0	0	0	0	13	17	0.00	0.000											

Cincinnati Reds @ Los Angeles Dodgers
Dodger Stadium, Los Angeles, CA
Sat Jun 06 1992, 7:05 PM PDT
Att. 45,813 - Cloudy - 68 F

AB	36
R	5
H	10
RBI	4
BB	3
SO	10
LOB	15



WP	0	PA	39
PB	0		
SB	1		
CS	0		

BOTTOM

Cincinnati Reds @ Los Angeles Dodgers
Dodger Stadium, Los Angeles, CA
Sat Jun 06 1992, 7:05 PM PDT
Att. 45,813 - Cloudy - 68 F

livebaseballscorecards.com

AB 36
R 4
H 10
RBI 4
BB 2
SO 7
LOB 10



WP: 0 PA: 39
PB: 0
SB: 0
CS: 0

AB	R	H	RBI	BB	SO	LOB
4	0	0	0	0	1	0
4	0	1	0	1	1	0
4	0	2	2	0	0	0
0	0	0	0	0	0	0
0	0	0	0	0	0	0
1	0	0	0	0	1	1
4	1	2	1	0	0	2
4	0	0	0	0	1	4
2	1	1	0	1	0	0
1	0	0	0	0	0	0
3	0	1	0	0	0	1
0	0	0	0	0	0	0
4	1	2	1	0	1	0
2	0	0	0	0	1	2
0	0	0	0	0	0	0
2	1	1	0	0	0	0
1	0	0	0	0	1	0

Batter	1	2	3	4	5	6	7	8	9
Mitch Webster, S OBP: 0.303, SLG: 0.477 (1, 8)	0-0 G6-3 ①		0-3 K ①		2-2 P6 ②		0-0 SH5-4 ①		1-0 F7 ②
Mike Sharperson, R OBP: 0.456, SLG: 0.447 (1, 4)	0-3 K ②		0-0 G5-3 ②		1-1 F8 ③		4-1 E 1B BB ①		0-1 1B ③
Kal Daniels, L OBP: 0.326, SLG: 0.346 Tom Goodwin, L OBP: 1.000, SLG: 1.000 (7, PR) (8, 7)	2-1 G4-3 ③		1-2 1B 1B ③			2-2 G4-3 ①	0-2 E9 1B ①		3-3 SAFE K2-3 ③
Dave Hansen, L OBP: 0.343, SLG: 0.371 Stan Javier, S OBP: 0.250, SLG: 0.233 (9, PH) (9, PH)							1-3 2-H 3-H 1B ②		
Eric Karros, R OBP: 0.302, SLG: 0.500 (1, 3)		1-0 F8 ①	0-0 1B ①			1-0 HR ②	G1-3 ②		
Todd Benzinger, S OBP: 0.276, SLG: 0.363 (1, 9)		3-2 F8 ②	2-2 P6 ③			0-1 F9 ②	2-3 K ③		
Dave Anderson, R OBP: 0.300, SLG: 0.511 Lenny Harris, L OBP: 0.346, SLG: 0.317 (8, PH) (9, 5)		2-2 1B 1B ①		1-1 G6-3 ①		4-0 FC6-4 BB ③		2-1 F8 ①	
Carlos Hernandez, R OBP: 0.333, SLG: 0.298 Jim Gott, R (9, 1)		1-0 1B 1B ①		0-2 F8 ②		2-0 FC6-4 1-2f ③		2-3 K ②	
Jose Offerman, S OBP: 0.328, SLG: 0.338 (1, 6)		2-2 1B 1B ③		2-2 G3-1 ③			2-2 SH5-4 1B 1B ①	1-3 K ③	
Bob Ojeda, L OBP: 0.143, SLG: 0.238 Steve Wilson, L (7, 1)		1-3 K ③			0-2 F9 ①		SAFE 1-0 1B 1B ①		1-2 G6-3 ①
Mike Scioscia, L OBP: 0.267, SLG: 0.281 Brett Butler, L OBP: 0.372, SLG: 0.356 (8, PH)									

Inning Stats	R: 0	H: 0	E: 0	K: 1	S: 6	H: 0	LOB: 0	BB: 0	P: 8	R: 1	H: 3	E: 0	K: 1	S: 17	H: 2	LOB: 2	BB: 0	P: 27	R: 0	H: 0	E: 0	K: 0	S: 11	R: 0	H: 0	E: 0	K: 0	S: 9	R: 1	H: 1	E: 0	K: 0	S: 7	R: 0	H: 0	E: 0	K: 1	S: 8	R: 1	H: 1	E: 0	K: 0	S: 7	R: 2	H: 3	E: 1	K: 1	S: 15	R: 0	H: 0	E: 0	K: 2	S: 9	R: 0	H: 1	E: 0	K: 1	S: 9	1B: 9	SF: 0	2B: 0	SAC: 1	3B: 0	DP: 0	HR: 1	HBP: 0	WP: 0	PA: 39
--------------	------	------	------	------	------	------	--------	-------	------	------	------	------	------	-------	------	--------	-------	-------	------	------	------	------	-------	------	------	------	------	------	------	------	------	------	------	------	------	------	------	------	------	------	------	------	------	------	------	------	------	-------	------	------	------	------	------	------	------	------	------	------	-------	-------	-------	--------	-------	-------	-------	--------	-------	--------

PITCHER	IP	WLS	BF	H	R	ER	SO	BB	IBB	HBP	BLK	WP	HR	S	P	ERA	WHIP
Chris Hammond, L ERA: 3.21 (1, 1)	6.1		29	8	4	4	3	2	0	0	0	0	1	64	101	5.68	1.579
Scott Ruskin, L ERA: 8.27 (7, 1)	0.0		1	1	0	0	0	0	0	0	0	0	0	3	3	∞	∞
Scott Bankhead, R ERA: 2.13 (7, 1)	0.2	W	2	0	0	0	1	0	0	0	0	0	0	6	8	0.00	0.000
Rob Dibble, R ERA: 4.15 (8, 1)	1.2		6	1	0	0	2	0	0	0	0	0	0	15	22	0.00	0.600
Norm Charlton, L ERA: 2.25 (9, 1)	0.1	S	1	0	0	0	1	0	0	0	0	0	0	3	6	0.00	0.000

Batter	1	2	3	4	5	6	7	8	9	AB R H RBI BB SO LOB	TOP																			
Bip Roberts, S (1, 5) OBP: 0.376, SLG: 0.371	0-1 P1		1-0 G3		2-1 PO			0-0 F7		4 0 1 0 0 0 1																				
Dave Martinez, L (1, 8) OBP: 0.324, SLG: 0.300	2-1 FC5-4 1B		2-2 G6-3		2-0 PO	2-3 K		2-3 K		4 0 1 0 0 2 1																				
Barry Larkin, R (1, 6) OBP: 0.321, SLG: 0.373	0-1 FC5-4			1-1 F7		2-1 F7			2-2 G1-3	4 0 0 0 0 0 1																				
Paul O'Neill, L (1, 9) OBP: 0.429, SLG: 0.500	0-1 G5-3			2-2 G4-3		1-3 K			1-2 F8	4 0 0 0 0 1 1																				
Reggie Sanders, R (1, 7) OBP: 0.383, SLG: 0.489			1-1 F8		3-2 S 1B		3-3 K		3-1 1B	4 0 2 0 0 1 0																				
Hal Morris, L (1, 3) OBP: 0.388, SLG: 0.398			1-0 G4-3		4-2 BB		3-2 2B		2-2 F7	3 0 1 0 1 0 1																				
Bill Doran, S (1, 4) OBP: 0.328, SLG: 0.400			0-1 G4-3		0-2 L8		0-0 P6			3 0 0 0 0 0 3																				
Joe Oliver, R (1, 2) OBP: 0.300, SLG: 0.317			0-0 G6-3		2-2 P2		1-1 G6-3			2 0 0 0 0 0 0																				
Scott Bradley, L (7, PH) OBP: 0.429, SLG: 0.200										1 0 0 0 0 0 1																				
Tim Belcher, R (1, 1) OBP: 0.071, SLG: 0.179			0-2 PB G3 1B		1-2 F8			1-3 K		2 0 1 0 0 0 0																				
Glenn Braggs, R (8, PH) OBP: 0.295, SLG: 0.250										1 0 0 0 0 1 0																				
Scott Ruskin, R (8, 1)										0 0 0 0 0 0 0																				
Inning Stats	R: 0 E: 0 K: 0 S: 8	H: 1 LOB: 1 BB: 0 P: 10	R: 0 E: 0 K: 0 S: 5	H: 0 LOB: 0 BB: 0 P: 7	R: 0 E: 0 K: 0 S: 8	H: 1 LOB: 1 BB: 0 P: 11	R: 0 E: 0 K: 0 S: 17	H: 1 LOB: 2 BB: 1 P: 26	R: 0 E: 0 K: 2 S: 8	H: 0 LOB: 0 BB: 0 P: 13	R: 0 E: 0 K: 1 S: 10	H: 1 LOB: 1 BB: 0 P: 17	R: 0 E: 0 K: 2 S: 7	H: 0 LOB: 0 BB: 0 P: 10	R: 0 E: 0 K: 0 S: 11	H: 1 LOB: 1 BB: 0 P: 19	1B: 5 2B: 1 3B: 0 HR: 0	SF: 0 SAC: 0 DP: 0 HBP: 0	WP: 0 PB: 1 SB: 1 CS: 0	PA: 34										
PITCHER Tom Candiotti, R (1, 1) ERA: 2.99	IP 9.0	WLS W	BF 33	H 6	R 0	ER 0	SO 5	BB 1	IBB 0	HBP 0	BLK 0	WP 0	HR 0	S 84	P 130	ERA 0.00	WHIP 0.778													
											PITCHER	IP	WLS	BF	H	R	ER	SO	BB	IBB	HBP	BLK	WP	HR	S	P	ERA	WHIP		

Cincinnati Reds @ Los Angeles Dodgers
Dodger Stadium, Los Angeles, CA

Sun Jun 07 1992, 3:33 AM PDT
Att. 45,799 - Cloudy - 72 F

AB	32
R	0
H	6
RBI	0
BB	1
SO	5
LOB	9



Batter	1	2	3	4	5	6	7	8	9
Brett Butler, L (1, 8) OBP: 0.374, SLG: 0.355	4-2 1B BB		0-1 L6		0-0 1B F7-2			1-3 K	
Lenny Harris, L (1, 4) OBP: 0.353, SLG: 0.325 Mike Sharperson, R (8, PH) OBP: 0.452, SLG: 0.442	0-2 1B S		1-1 G6-3		0-0 1B F7-2			3-2 G4-3	
Kal Daniels, L (1, 7) OBP: 0.313, SLG: 0.329 Stan Javier, S (9, 7) OBP: 0.250, SLG: 0.233	1-1 L5		1-3 K		2-1 1B F7-2			0-3 K	
Eric Karros, R (1, 3) OBP: 0.295, SLG: 0.488 Mitch Webster, S (9, 9) OBP: 0.303, SLG: 0.477	2-3 1B K			2-2 G6-3			2-1 F9		
Todd Benzinger, S (1, 9) OBP: 0.270, SLG: 0.354	1-3 K			2-2 G4-3			2-2 F7		
Mike Scioscia, L (1, 2) OBP: 0.268, SLG: 0.277	1-2 G3-1			4-0 BB			0-0 G3-1		
Dave Hansen, L (1, 5) OBP: 0.333, SLG: 0.359 Dave Anderson, R (8, 5) OBP: 0.300, SLG: 0.511			3-1 G6-3		0-0 G4-3		0-1 F8		
Jose Offerman, S (1, 6) OBP: 0.322, SLG: 0.331			3-2 G1-3		1-1 E3 SH1 1B		0-0 F8		
Tom Candiotti, R (1, 1) OBP: 0.083, SLG: 0.083			0-0 G4-3		0-1 SH1		1-0 G4-3		

Inning Stats	R: 0 E: 0 K: 2 S: 23	H: 1 LOB: 3 BB: 1 P: 32	R: 0 E: 0 K: 0 S: 7	H: 0 LOB: 0 BB: 0 P: 13	R: 0 E: 0 K: 1 S: 7	H: 0 LOB: 0 BB: 0 P: 9	R: 0 E: 0 K: 0 S: 8	H: 0 LOB: 1 BB: 1 P: 16	R: 1 E: 1 K: 0 S: 8	H: 2 LOB: 1 BB: 0 P: 11	R: 0 E: 0 K: 0 S: 6	H: 0 LOB: 0 BB: 0 P: 10	R: 0 E: 0 K: 0 S: 4	H: 0 LOB: 0 BB: 0 P: 5	R: 0 E: 0 K: 2 S: 10	H: 0 LOB: 0 BB: 0 P: 14
--------------	-------------------------------	----------------------------------	------------------------------	----------------------------------	------------------------------	---------------------------------	------------------------------	----------------------------------	------------------------------	----------------------------------	------------------------------	----------------------------------	------------------------------	---------------------------------	-------------------------------	----------------------------------

PITCHER	IP	WLS	BF	H	R	ER	SO	BB	IBB	HBP	BLK	WP	HR	S	P	ERA	WHIP
Tim Belcher, R (1, 1) ERA: 3.19	7.0	L	27	3	1	0	3	2	0	0	0	0	0	63	96	0.00	0.714
Scott Ruskin, L (8, 1) ERA: 7.79	1.0		3	0	0	0	2	0	0	0	0	0	0	10	14	0.00	0.000

BOTTOM

AB	R	H	RBI	BB	SO	LOB
3	0	1	1	1	1	0
3	0	2	0	0	0	0
1	0	0	0	0	0	0
4	0	0	0	0	2	4
0	0	0	0	0	0	0
3	0	0	0	0	1	2
0	0	0	0	0	0	0
3	0	0	0	0	1	0
2	0	0	0	1	0	3
3	0	0	0	0	0	1
0	0	0	0	0	0	0
3	1	0	0	0	0	0
2	0	0	0	0	0	0

AB 27
R 1
H 3
RBI 1
BB 2
SO 5
LOB 12



WP	PA	ERA	WHIP
0	30		

Cincinnati Reds @ Los Angeles Dodgers
Dodger Stadium, Los Angeles, CA
 Sun Jun 07 1992, 3:33 AM PDT
 Att: 45,799 - Cloudy - 72 F

livebaseballscorecards.com

Batter	1	2	3	4	5	6	7	8	9	AB R H RBI BB SO LOB	TOP
Otis Nixon, S (1, 8) <small>OBP: 0.415, SLG: 0.404</small> 	2-3 		4-1 	2-2 			1-2 			3 1 0 0 1 1 2	
Terry Pendleton, S (1, 5) <small>OBP: 0.335, SLG: 0.511</small> 	0-0 		2-0 	1-0 			1-3 			4 0 0 0 0 1 3	
Ron Gant, R (1, 7) <small>OBP: 0.390, SLG: 0.505</small> 	1-0 		2-2 			1-2 		1-0 		4 1 1 0 0 0 1	
David Justice, L (1, 9) <small>OBP: 0.328, SLG: 0.373</small> 	0-2 		1-2 			2-2 		1-1 		4 1 2 3 0 0 0	
Sid Bream, L (1, 3) <small>OBP: 0.333, SLG: 0.375</small> 	0-3 		3-2 			3-1 		2-0 		4 0 0 0 0 1 1	
Greg Olson, R (1, 2) <small>OBP: 0.326, SLG: 0.316</small> 		1-0 		0-0 		2-2 		1-2 		4 1 2 0 0 0 0	
Mark Lemke, S (1, 4) <small>OBP: 0.262, SLG: 0.280</small> 		4-0 		2-2 		1-1 		0-1 		3 0 0 0 1 0 2	
Rafael Belliard, R (1, 6) <small>OBP: 0.274, SLG: 0.243</small> 		1-3 		0-1 		0-0 		0-0 		4 0 1 0 0 1 2	
Charlie Leibrandt, R (1, 1) <small>OBP: 0.143, SLG: 0.150</small> Kent Mercker, L (6, 1) Juan Berenguer, R (7, 1)		0-2 		0-0 		0-3 		0-3 		2 0 1 1 0 0 1 1 0 0 0 0 1 0 1 0 0 0 0 1 1	
Inning Stats	R: 1 H: 2 E: 0 LOB: 1 K: 2 BB: 0 S: 11 P: 14	R: 0 H: 0 E: 1 LOB: 1 K: 1 BB: 1 S: 8 P: 14	R: 2 H: 1 E: 0 LOB: 0 K: 0 BB: 1 S: 13 P: 25	R: 1 H: 3 E: 0 LOB: 2 K: 0 BB: 0 S: 12 P: 17	R: 0 H: 0 E: 0 LOB: 0 K: 0 BB: 0 S: 9 P: 15	R: 0 H: 0 E: 0 LOB: 0 K: 0 BB: 0 S: 6 P: 9	R: 0 H: 0 E: 0 LOB: 0 K: 2 BB: 0 S: 9 P: 11	R: 0 H: 0 E: 0 LOB: 0 K: 0 BB: 0 S: 4 P: 8	R: 0 H: 1 E: 0 LOB: 1 K: 1 BB: 0 S: 9 P: 10	1B: 5 SF: 0 2B: 1 SAC: 0 3B: 0 DP: 0 HR: 1 HBP: 0	WP: 0 PA: 36 PB: 0 SB: 1 CS: 0
PITCHER Ramon Martinez, R (1, 1) <small>ERA: 3.82</small> Tim Crews, R (6, 1) <small>ERA: 5.4</small> Jay Howell, R (8, 1) <small>ERA:</small>	IP WLS BF H R ER SO BB IBB HBP BLK WP HR S P ERA WHIP 5.0 L 23 6 4 4 3 2 0 0 0 0 0 1 53 85 7.20 1.600 2.0 6 0 0 0 2 0 0 0 0 0 0 0 15 20 0.00 0.000 2.0 7 1 0 0 1 0 0 0 0 0 0 0 13 18 0.00 0.500	PITCHER IP WLS BF H R ER SO BB IBB HBP BLK WP HR S P ERA WHIP									

Atlanta Braves @ Los Angeles Dodgers
Dodger Stadium, Los Angeles, CA
 Mon Jun 08 1992, 3:33 AM PDT
 Att. 29,799 - Sunny - 70 F

livebaseballscorecards.com

AB	34
R	4
H	7
RBI	4
BB	2
SO	6
LOB	13

Batter	1	2	3	4	5	6	7	8	9	AB	R	H	RBI	BB	SO	LOB
Brett Butler, L OBP: 0.377, SLG: 0.355 (1, 8)	0-0 CS 1B		3-2 F7		2-2 E5		4-2 G6-4-3 BB			3	0	1	0	1	0	0
Mike Sharperson, R OBP: 0.449, SLG: 0.439 (1, 4) Lenny Harris, L OBP: 0.351, SLG: 0.323 (7, PH) (8, 4)	1-1 FC1-6 1B		2-2 P3		2-2 G5-3		3-2 G6-4-3			3	0	1	0	0	0	1
Kal Daniels, L OBP: 0.300, SLG: 0.315 (1, 7)	1-1 FC1-6			1-2 F8		0-0 F7		0-1 F8		4	0	0	0	0	0	1
Eric Karros, R OBP: 0.293, SLG: 0.480 (1, 3)	3-2 G5-3			0-0 F9		0-2 1B		0-1 P4		4	0	1	0	0	0	1
Todd Benzing, S OBP: 0.270, SLG: 0.359 (1, 9)		2-2 F9		0-0 2B		2-0 F8		0-0 P7		4	0	1	0	0	0	1
Dave Anderson, R OBP: 0.302, SLG: 0.500 (1, 5) Tom Goodwin, L OBP: 0.500, SLG: 0.500 (9, PH)		1-1 1B		3-2 L4		2-3 K			1-2 P3	3	0	1	0	0	1	2
Carlos Hernandez, R OBP: 0.352, SLG: 0.320 (1, 2) Dave Hansen, L OBP: 0.339, SLG: 0.398 (9, PH)		0-3 K			1-0 WP E 1B		1-0 BB BB 1B		0-1 HR	3	1	2	0	0	1	1
Jose Offerman, S OBP: 0.315, SLG: 0.323 (1, 6)		2-3 K			1-0 G1-3		2-3 K		1-2 F7	4	0	0	0	0	2	3
Ramon Martinez, R OBP: 0.180, SLG: 0.160 (1, 1) Stan Javier, S OBP: 0.245, SLG: 0.227 (5, PH) Tim Crews, R (6, 1) Mitch Webster, S OBP: 0.312, SLG: 0.477 (7, PH) Jay Howell, R (8, 1) Mike Scioscia, L OBP: 0.266, SLG: 0.275 (9, PH)			2-2 G4-3		1-2 F9		4-1 BB BB		0-3 K	1	0	0	0	0	0	0

Inning Stats	R: 0	H: 2	E: 0	K: 0	S: 9	R: 0	H: 1	E: 0	K: 2	S: 12	R: 0	H: 0	E: 0	K: 0	S: 11	R: 0	H: 1	E: 0	K: 0	S: 9	R: 1	H: 1	E: 1	K: 0	S: 11	R: 0	H: 1	E: 0	K: 1	S: 8	R: 0	H: 1	E: 0	K: 1	S: 13	R: 0	H: 0	E: 0	K: 0	S: 5	R: 1	H: 1	E: 0	K: 1	S: 14	1B: 6	SF: 0	2B: 1	3B: 0	HR: 1	WP: 1	PA: 36
	LOB: 1	BB: 0	P: 13	ER: 0	LOB: 1	BB: 0	P: 17	LOB: 0	BB: 0	P: 18	LOB: 1	BB: 0	P: 18	LOB: 2	BB: 2	P: 27	LOB: 0	BB: 0	P: 5	LOB: 0	BB: 0	LOB: 0	BB: 0	P: 16	SF: 0	SAC: 0	DP: 1	HBP: 0	WP: 1 <td>PA: 36</td>	PA: 36																						

PITCHER	IP	WLS	BF	H	R	ER	SO	BB	IBB	HBP	BLK	WP	HR	S	P	ERA	WHIP
Charlie Leibrandt, L ERA: 3.92 (1, 1)	5.0	W	20	5	1	0	2	0	0	0	0	1	0	52	79	0.00	1.000
Kent Mercker, L ERA: 2.9 (6, 1)	1.1		8	2	0	0	2	2	0	0	0	0	0	18	33	0.00	3.000
Juan Berenguer, R ERA: 2.43 (7, 1)	2.2	S	8	1	1	1	1	0	0	0	0	0	1	22	27	3.38	0.375

BOTTOM

Atlanta Braves @ Los Angeles Dodgers
Dodger Stadium, Los Angeles, CA

Mon Jun 08 1992, 3:33 AM PDT
Att: 29,799 - Sunny - 70 F

AB	34
R	2
H	8
RBI	1
BB	2
SO	5
LOB	14



Batter	1	2	3	4	5	6	7	8	9	AB R H RBI BB SO LOB	TOP		
Deion Sanders, L (1, 8) OBP: 0.373, SLG: 0.519	2-1 G3-1 2B 1B		1-0 G5-3		2-0 P6			1-2 G1-3		4 1 1 0 0 0 1			
Terry Pendleton, S (1, 5) OBP: 0.337, SLG: 0.515	0-0 G3-1 1-3 PB 2B		1-2 G1-3			1-2 L4-6 WP 1B		0-0 G4-3		4 1 2 0 0 0 0			
Ron Gant, R (1, 7) OBP: 0.384, SLG: 0.495	0-1 G3-1 2-3 3-H		0-1 G1-3			2-1 L4-6 1-3		1-2 P2		4 0 0 1 0 0 2			
David Justice, L (1, 9) OBP: 0.326, SLG: 0.376	1-0 G3 3-H			2-0 F9		1-2 F8		3-1 G4-3 2B		4 0 1 0 0 0 0			
Sid Bream, L (1, 3) OBP: 0.331, SLG: 0.366	4-0 BB			2-0 G4-3			3-1 P5	1-1 G4-3 2-3		3 0 0 0 1 0 1			
Damon Berryhill, S (1, 2) OBP: 0.223, SLG: 0.376	2-3 K			0-0 F8			0-1 F8	1-2 P5		4 0 0 0 0 1 2			
Mark Lemke, S (1, 4) OBP: 0.269, SLG: 0.283		0-0 G3			2-1 FC6-4 1B		4-1 BB			2 0 1 0 1 0 0			
Rafael Belliard, R (1, 6) OBP: 0.268, SLG: 0.237		0-3 K2-3		0-2 FC6-4 1-2f			0-0 G1-3			3 0 0 0 0 1 2			
Mike Bielecki, R (1, 1) OBP: 0.125, SLG: 0.125		0-0 G4-3		1-3 K				2-2 G5-3		2 0 0 0 0 1 1			
Otis Nixon, S (8, PH) OBP: 0.411, SLG: 0.400										1 0 0 0 0 0 0			
Mike Stanton, L (8, 1) OBP: 0.500, SLG: 0.500										0 0 0 0 0 0 0			
Inning Stats	R: 2 H: 2 E: 0 LOB: 1 K: 1 BB: 1 S: 9 P: 18	R: 0 H: 0 E: 0 LOB: 0 K: 1 BB: 0 S: 5 P: 5	R: 0 H: 0 E: 0 LOB: 0 K: 0 BB: 0 S: 6 P: 8	R: 0 H: 0 E: 0 LOB: 0 K: 0 BB: 0 S: 3 P: 7	R: 0 H: 1 E: 0 LOB: 1 K: 1 BB: 0 S: 10 P: 15	R: 0 H: 1 E: 0 LOB: 0 K: 0 BB: 0 S: 8 P: 12	R: 0 H: 0 E: 0 LOB: 1 K: 0 BB: 1 S: 6 P: 13	R: 0 H: 0 E: 0 LOB: 0 K: 0 BB: 0 S: 8 P: 11	R: 0 H: 1 E: 0 LOB: 1 K: 0 BB: 0 S: 11 P: 17	1B: 3 SF: 0 2B: 3 SAC: 0 3B: 0 DP: 1 HR: 0 HBP: 0	WP: 1 PA: 33 PB: 1 SB: 0 CS: 0		
PITCHER	IP WLS BF H R ER SO BB IBB HBP BLK WP HR S P ERA WHIP											PITCHER	IP WLS BF H R ER SO BB IBB HBP BLK WP HR S P ERA WHIP
Orel Hershiser, R (1, 1) ERA: 3.58	8.1 W 30 4 2 2 3 2 0 0 0 1 0 58 93 2.16 0.720												
John Candelaria, L (9, 1) ERA: 0.77	0.0 1 1 0 0 0 0 0 0 0 0 0 2 5 ∞ ∞												
Roger McDowell, R (9, 1) ERA: 2.54	0.2 S 2 0 0 0 0 0 0 0 0 0 0 6 8 0.00 0.000												

Atlanta Braves @ Los Angeles Dodgers
Dodger Stadium, Los Angeles, CA
Tue Jun 09 1992, 7:05 PM PDT
Att. 33,387 - Sunny - 70 F

AB	31
R	2
H	5
RBI	1
BB	2
SO	3
LOB	9



livebaseballscorecards.com

Batter	1	2	3	4	5	6	7	8	9	AB	R	H	RBI	BB	SO	LOB
Brett Butler, L OBP: 0.383, SLG: 0.360 (1, 8)	1-2 FC1-6 WP 1B	1-2 S 1B			1-2 G4-3			4-2 P1-4 BB		3	1	2	1	1	0	0
Lenny Harris, L OBP: 0.348, SLG: 0.320 (1, 4)	1-0 FC1-6 1B	2-1 F7 1B			2-2 G4-3			1 SAFE 1 SAFE P1-4 1-2f		4	0	1	0	0	0	3
Kal Daniels, L OBP: 0.308, SLG: 0.355 (1, 7)	2-3 K				2-1 F8			1-2 HR		4	1	2	1	0	1	2
Tom Goodwin, L OBP: 0.500, SLG: 0.500 (9, 7)										0	0	0	0	0	0	0
Eric Karros, R OBP: 0.285, SLG: 0.465 (1, 3)	0-1 FC1-6 WP 1-2f 2-3				1-3 K			1-1 P3		4	0	0	0	0	1	3
Mitch Webster, S OBP: 0.313, SLG: 0.463 (1, 9)	1-0 P6 1-2 3-H				2-1 F8					2	0	0	0	1	0	1
Mike Scioscia, L OBP: 0.268, SLG: 0.277 (1, 2)					2-1 G4-3			0-1 G4-3		3	1	1	0	0	0	1
Dave Hansen, L OBP: 0.330, SLG: 0.385 (1, 5)										3	0	0	0	0	2	1
Dave Anderson, R OBP: 0.302, SLG: 0.500 (9, 5)					2-2 G3					0	0	0	0	0	0	0
Jose Offerman, S OBP: 0.310, SLG: 0.318 (1, 6)					3-2 G6-3					3	0	0	0	0	0	1
Orel Hershiser, R OBP: 0.192, SLG: 0.320 (1, 1)										2	0	0	0	0	0	0
John Candelaria, L (9, 1)										0	0	0	0	0	0	0
Roger McDowell, R (9, 1)					1-2 L4					0	0	0	0	0	0	0

Inning Stats	R: 1	H: 2	E: 0	K: 1	S: 11	LOB: 1	BB: 0	P: 16	R: 1	H: 2	E: 1	K: 1	S: 15	LOB: 2	BB: 0	P: 23	R: 0	H: 0	E: 0	K: 1	S: 7	LOB: 0	BB: 0	P: 12	R: 0	H: 0	E: 0	K: 0	S: 8	LOB: 0	BB: 0	P: 15	R: 0	H: 1	E: 0	K: 0	S: 6	LOB: 1	BB: 1	P: 12	R: 0	H: 0	E: 0	K: 1	S: 6	LOB: 0	BB: 0	P: 9	R: 1	H: 1	E: 0	K: 0	S: 11	LOB: 0	BB: 1	P: 17
--------------	------	------	------	------	-------	--------	-------	-------	------	------	------	------	-------	--------	-------	-------	------	------	------	------	------	--------	-------	-------	------	------	------	------	------	--------	-------	-------	------	------	------	------	------	--------	-------	-------	------	------	------	------	------	--------	-------	------	------	------	------	------	-------	--------	-------	-------

PITCHER	IP	WLS	BF	H	R	ER	SO	BB	IBB	HBP	BLK	WP	HR	S	P	ERA	WHIP
Mike Bielecki, R ERA: 2.72 (1, 1)	7.0		27	5	2	1	4	1	0	0	0	1	0	62	100	1.29	0.857
Mike Stanton, L ERA: 6.64 (8, 1)	1.0	L	4	1	1	1	0	1	0	0	0	0	1	11	17	9.00	2.000

BOTTOM

Atlanta Braves @ Los Angeles Dodgers
Dodger Stadium, Los Angeles, CA

Tue Jun 09 1992, 7:05 PM PDT
Att. 33,387 - Sunny - 70 F

AB	R	H	RBI	BB	SO	LOB
3	1	2	1	1	0	0
4	0	1	0	0	0	3
4	1	2	1	0	1	2
0	0	0	0	0	0	0
4	0	0	0	0	1	3
2	0	0	0	1	0	1
3	1	1	0	0	0	1
3	0	0	0	0	2	1
0	0	0	0	0	0	0
3	0	0	0	0	0	1
2	0	0	0	0	0	0
0	0	0	0	0	0	0
0	0	0	0	0	0	0

livebaseballscorecards.com

AB	28
R	3
H	6
RBI	2
BB	2
SO	4
LOB	12



WP	PA
1	31
PB	0
SB	1
CS	0

Batter	1	2	3	4	5	6	7	8	9	AB R H RBI BB SO LOB	TOP	
Otis Nixon, S (1, 8) <small>OBP: 0.406, SLG: 0.390</small>	1-1 		1-0 			4-2 	3-3 			3 1 0 0 1 1 2	Atlanta Braves @ Los Angeles Dodgers Dodger Stadium, Los Angeles, CA <small>Wed Jun 10 1992, 3:33 AM PDT</small> <small>Att. 28,241 - Overcast - 74 F</small>	
Terry Pendleton, S (1, 5) <small>OBP: 0.336, SLG: 0.510</small>	1-2 			0-1 		1-0 		0-0 		4 0 1 0 0 0 0		
Ron Gant, R (1, 7) <small>OBP: 0.382, SLG: 0.489</small>	0-0 			1-3 		1-0 		4-2 		3 0 0 0 1 1 2		
David Justice, L (1, 9) <small>OBP: 0.278, SLG: 0.375</small>		3-3 		3-2 		0-0 		1-2 		3 1 1 1 0 1 1		
Sid Bream, L (1, 3) <small>OBP: 0.335, SLG: 0.373</small>		0-0 		2-2 		4-0 		1-3 		3 0 1 1 1 1 0		
Jeff Blauser, R (1, 4) Mark Lemke, S (6, 4) <small>OBP: 0.278, SLG: 0.371</small> <small>OBP: 0.273, SLG: 0.287</small>		0-0 		0-1 		1-3 		0-0 		3 0 0 0 0 1 3 1 0 1 0 0 0 0		
Greg Olson, R (1, 2) <small>OBP: 0.316, SLG: 0.305</small>			2-3 		0-0 		2-0 		3-3 			4 0 0 0 0 2 1
Rafael Belliard, R (1, 6) <small>OBP: 0.268, SLG: 0.238</small>			0-0 		1-2 		0-3 		1-0 			4 0 1 0 0 1 1
Steve Avery, L (1, 1) Mike Stanton, L (9, 1) <small>OBP: 0.161, SLG: 0.233</small> <small>OBP: 0.500, SLG: 0.500</small>			0-1 		1-3 		1-0 			2 0 1 0 0 1 0 0 0 0 0 0 0 0		
Inning Stats	R: 0 E: 0 K: 0 S: 8 H: 0 LOB: 0 BB: 0 P: 10	R: 0 E: 0 K: 1 S: 8 H: 0 LOB: 0 BB: 0 P: 11	R: 0 E: 0 K: 1 S: 8 H: 1 LOB: 1 BB: 0 P: 11	R: 1 E: 0 K: 1 S: 14 H: 2 LOB: 1 BB: 0 P: 20	R: 0 E: 0 K: 1 S: 8 H: 0 LOB: 0 BB: 0 P: 10	R: 1 E: 0 K: 1 S: 8 H: 1 LOB: 2 BB: 2 P: 19	R: 0 E: 0 K: 2 S: 8 H: 1 LOB: 1 BB: 0 P: 14	R: 0 E: 0 K: 0 S: 6 H: 0 LOB: 0 BB: 1 P: 11	R: 0 E: 0 K: 2 S: 8 H: 1 LOB: 1 BB: 0 P: 13	1B: 5 2B: 1 3B: 0 HR: 0 SF: 1 SAC: 1 DP: 1 HBP: 0	WP: 0 PB: 0 SB: 1 CS: 0 PA: 35	
PITCHER Kevin Gross, R (1, 1) <small>ERA: 3.03</small> Jim Gott, R (8, 1) <small>ERA: 1.44</small>	IP: 7.0 WLS: L BF: 28 H: 5 R: 2 ER: 2 SO: 7 BB: 1 IBB: 1 HBP: 0 BLK: 0 WP: 0 HR: 0 S: 62 P: 95 ERA: 2.57 WHIP: 0.857	IP: 2.0 WLS: 7 BF: 7 H: 1 R: 0 ER: 0 SO: 2 BB: 1 IBB: 0 HBP: 0 BLK: 1 WP: 0 HR: 0 S: 14 P: 24 ERA: 0.00 WHIP: 1.000										

AB	30
R	2
H	6
RBI	2
BB	3
SO	9
LOB	10



Batter	1	2	3	4	5	6	7	8	9	AB R H RBI BB SO LOB
Brett Butler, L (1, 8) OBP: 0.379, SLG: 0.353	2-2 F8		0-2 E4 1B		2-1 G5-3		4-2 BB		1-3 K	4 0 0 0 1 1 2
Mike Sharperson, R (1, 4) OBP: 0.443, SLG: 0.461	2-1 HR		3-2 P4		1-0 F8		1-1 F8			4 1 1 1 0 0 2
Mitch Webster, S (1, 7) OBP: 0.321, SLG: 0.465	1-2 F9		0-0 1B			0-0 1B		3-2 G4-3		4 0 2 0 0 0 0
Eric Karros, R (1, 3) OBP: 0.284, SLG: 0.459	1-3 K		1-0 F8			1-0 F7		0-1 1B		4 0 1 0 0 1 3
Tom Goodwin, L (8, PR) OBP: 0.500, SLG: 0.500								CS		0 0 0 0 0 0 0
Todd Benzinger, S (1, 9) OBP: 0.269, SLG: 0.356		2-2 CS 1B		0-0 E4 FC3-6		0-0 P3		3-3 K		4 0 1 0 0 1 2
Dave Anderson, R (1, 5) OBP: 0.298, SLG: 0.472		3-3 K		2-3 K		4-0 BB		0-1 G6-3		3 0 0 0 1 2 2
Mike Scioscia, L (1, 2) OBP: 0.273, SLG: 0.273		4-2 BB		0-0 FC3-6 FC6-4		2-3 K		4-2 1B BB		2 0 0 0 2 1 3
Lenny Harris, L (9, PR) OBP: 0.348, SLG: 0.320				1-2f						0 0 0 0 0 0 0
Jose Offerman, S (1, 6) OBP: 0.309, SLG: 0.316		0-2 F8		0-0 FC6-4		2-1 P4		0-2 1B		4 0 1 0 0 0 2
Kevin Gross, R (1, 1) OBP: 0.182, SLG: 0.100			1-3 K		0-0 P3		1-2 G4-3		2-3 K	2 0 0 0 0 1 0
Stan Javier, S (7, PH) OBP: 0.240, SLG: 0.222										1 0 0 0 0 0 0
Jim Gott, R (8, 1)										0 0 0 0 0 0 0
Kal Daniels, L (9, PH) OBP: 0.305, SLG: 0.351										1 0 0 0 0 1 2

Inning Stats	R: 1 E: 0 K: 1 S: 11	H: 1 LOB: 0 BB: 0 P: 17	R: 0 E: 0 K: 1 S: 13	H: 1 LOB: 1 BB: 1 P: 22	R: 0 E: 1 K: 1 S: 14	H: 1 LOB: 2 BB: 0 P: 18	R: 0 E: 1 K: 1 S: 7	H: 0 LOB: 1 BB: 0 P: 9	R: 0 E: 0 K: 0 S: 4	H: 0 LOB: 0 BB: 0 P: 7	R: 0 E: 0 K: 1 S: 8	H: 1 LOB: 2 BB: 1 P: 14	R: 0 E: 0 K: 0 S: 10	H: 0 LOB: 1 BB: 1 P: 18	R: 0 E: 0 K: 1 S: 12	H: 1 LOB: 2 BB: 0 P: 18	R: 0 E: 0 K: 2 S: 15	H: 1 LOB: 2 BB: 1 P: 22	1B: 5 2B: 2 3B: 0 HR: 1	SF: 0 SAC: 0 DP: 2 HBP: 0	WP: 0 PB: 0 SB: 2 CS: 2	PA: 37
--------------	-------------------------------	----------------------------------	-------------------------------	----------------------------------	-------------------------------	----------------------------------	------------------------------	---------------------------------	------------------------------	---------------------------------	------------------------------	----------------------------------	-------------------------------	----------------------------------	-------------------------------	----------------------------------	-------------------------------	----------------------------------	----------------------------------	------------------------------------	----------------------------------	--------

PITCHER	IP	WLS	BF	H	R	ER	SO	BB	IBB	HBP	BLK	WP	HR	S	P	ERA	WHIP
Steve Avery, L (1, 1) ERA: 2.93	8.0	W	32	5	1	1	6	3	0	0	0	0	1	79	123	1.12	1.000
Mike Stanton, L (9, 1) ERA: 6.33	1.0	S	5	1	0	0	2	1	0	0	0	0	0	15	22	0.00	2.000

BOTTOM

Atlanta Braves @ Los Angeles Dodgers
Dodger Stadium, Los Angeles, CA
 Wed Jun 10 1992, 3:33 AM PDT
 Att. 28,241 - Overcast - 74 F

livebaseballscorecards.com

AB	33
R	1
H	6
RBI	1
BB	4
SO	8
LOB	18



Los Angeles Dodgers @ Cincinnati Reds
 Riverfront Stadium, Cincinnati, OH

livebaseballscorecards.com

AB	35
R	3
H	9
RBI	2
BB	4
SO	3
LOB	15



WP:	0	PA:	40
PB:	0		
SB:	4		
CS:	0		

Fri Jun 12 1992, 7:05 PM EDT
 Att. 44,703 - Sunny - 84 F

AB R H RBI BB SO LOB

4	1	1	0	1	0	0
4	0	1	0	1	0	1
5	1	3	1	0	0	3
3	0	0	0	1	0	2
0	0	0	0	0	0	0
4	1	1	1	0	0	1
4	0	2	0	0	1	1
0	0	0	0	0	0	0
4	0	0	0	0	0	3
3	0	1	0	1	0	0
1	0	0	0	0	0	2
2	0	0	0	0	2	2
0	0	0	0	0	0	0
0	0	0	0	0	0	0
0	0	0	0	0	0	0
1	0	0	0	0	0	0

1B:	9	SF:	0
2B:	0	SAC:	0
3B:	0	DP:	0
HR:	0	HBP:	0

Batter	1	2	3	4	5	6	7	8	9
Brett Butler, L OBP: 0.380, SLG: 0.351 (1, 8)	1-0 G4-3		1-2 G5-3		4-2 G1-3 E BB		0-0 G4-3		2-2 S 1B
Mike Sharperson, R OBP: 0.441, SLG: 0.453 (1, 5) (8, 4)	0-0 PO 1B		0-0 L8		1-0 G1-3		3-2 G6-3		4-2 SAFE 1-3 BB
Mitch Webster, S OBP: 0.337, SLG: 0.474 (1, 7) (7, 9)	0-1 P3		0-2 1B		1-1 E8 S FC1-4-5-6 1B		2-1 1B		2-1 F9
Eric Karros, R OBP: 0.283, SLG: 0.449 Stan Javier, S OBP: 0.240, SLG: 0.222 (1, 3) (7, 7)	1-0 PO 1-2	2-2 G4-3	2-1 G4-3		4-0 FC1-4-5-6 S BB		0-1 L7		
Todd Benzinger, S OBP: 0.268, SLG: 0.353 (1, 9) (7, 3)		1-1 1B E 1B 1B		1-2 G5-3	2-2 FC1-4-5-6 FC6-4 1-3 2-H		2-0 G3-1		
Juan Samuel, R OBP: 0.359, SLG: 0.298 John Candelaria, L (1, 4) (8, 1)		3-2 E 1-2 1B		0-0 G3 1B	1-2 FC6-4 1-2f		1-3 K		
Mike Scioscia, L OBP: 0.267, SLG: 0.265 (1, 2)		1-2 F8		3-1 G3 1-2		2-1 G3-1		1-1 F7	
Jose Offerman, S OBP: 0.313, SLG: 0.316 (1, 6)		0-1 E2 1-3 2-H 1B		4-0 IBB		1-0 G1-3		1-0 F8	
Bob Ojeda, L OBP: 0.136, SLG: 0.227 Steve Wilson, L (3, 1) Jim Gott, R (6, 1) Roger McDowell, R (8, 1) Lenny Harris, L OBP: 0.348, SLG: 0.320 Dave Anderson, R OBP: 0.293, SLG: 0.463 (9, PH)		1-2 P4		1-3 K		1-3 K		2-1 L6	

Inning Stats	1	2	3	4	5	6	7	8	9
R: 0	H: 1	R: 1	H: 3	R: 0	H: 1	R: 2	H: 1	R: 0	H: 1
E: 0	LOB: 0	E: 1	LOB: 2	E: 0	LOB: 1	E: 1	LOB: 1	E: 0	LOB: 2
K: 0	BB: 0	K: 0	BB: 0	K: 0	BB: 1	K: 0	BB: 0	K: 1	BB: 1
S: 4	P: 6	S: 16	P: 24	S: 10	P: 13	S: 11	P: 19	S: 6	P: 10

PITCHER	IP	WLS	BF	H	R	ER	SO	BB	IBB	HBP	BLK	WP	HR	S	P	ERA	WHIP
Chris Hammond, L ERA: 3.14 (1, 1)	7.0		31	8	3	2	2	2	1	0	0	0	0	68	111	2.57	1.429
Scott Bankhead, R ERA: 2.36 (8, 1)	1.0	W	3	0	0	0	1	0	0	0	0	0	0	7	11	0.00	0.000
Norm Charlton, L ERA: 2.06 (9, 1)	1.0	S	5	1	0	0	0	1	0	0	0	0	0	14	25	0.00	2.000

1B:	9	SF:	0
2B:	0	SAC:	0
3B:	0	DP:	0
HR:	0	HBP:	0

WP:	0	PA:	40
PB:	0		
SB:	4		
CS:	0		

Batter	1	2	3	4	5	6	7	8	9	AB	R	H	RBI	BB	SO	LOB
Bip Roberts, S OBP: 0.372, SLG: 0.366 (1, 7) (8, 4)	1-0 G6-3		1-2 G5-3													
Hal Morris, L OBP: 0.376, SLG: 0.396 Scott Bankhead, R OBP: 0.333, SLG: 0.333 Norm Charlton, S (1, 3) (8, 1) (9, 1)	3-3 K		3-2 1B													
Barry Larkin, R OBP: 0.326, SLG: 0.354 (1, 6)	3-2 F9		3-1 F8													
Chris Sabo, R OBP: 0.304, SLG: 0.397 (1, 5)		0-0 BB 2B	1-0 F8													
Reggie Sanders, R OBP: 0.366, SLG: 0.469 (1, 8) (8, 7) (9, 8)		1-3 K														
Bill Doran, S OBP: 0.344, SLG: 0.420 (1, 4) (8, 3)		4-1 BB BB														
Paul O'Neill, L OBP: 0.407, SLG: 0.464 (1, 9)		4-1 BB 1-2 2-3 BB														
Joe Oliver, R OBP: 0.294, SLG: 0.329 (1, 2)		2-3 K														
Chris Hammond, L OBP: 0.348, SLG: 0.263 Dave Martinez, L OBP: 0.333, SLG: 0.306 (1, 1) (7, PH) (8, 8)		1-3 K														
Glenn Braggs, R OBP: 0.293, SLG: 0.250 (8, PH) (9, 7)																

Inning Stats	R: 0	H: 0	E: 0	K: 1	S: 8	LOB: 0	BB: 0	P: 15	R: 0	H: 1	E: 0	K: 3	S: 12	LOB: 3	BB: 2	P: 24	R: 0	H: 1	E: 0	K: 0	S: 11	LOB: 1	BB: 0	P: 19	R: 2	H: 1	E: 0	K: 2	S: 12	LOB: 0	BB: 1	P: 20	R: 0	H: 0	E: 0	K: 1	S: 7	LOB: 1	BB: 1	P: 15	R: 0	H: 1	E: 0	K: 0	S: 10	LOB: 1	BB: 0	P: 16	R: 0	H: 0	E: 0	K: 0	S: 8	LOB: 0	BB: 0	P: 9	R: 2	H: 2	E: 0	K: 1	S: 12	LOB: 2	BB: 2	P: 26
--------------	------	------	------	------	------	--------	-------	-------	------	------	------	------	-------	--------	-------	-------	------	------	------	------	-------	--------	-------	-------	------	------	------	------	-------	--------	-------	-------	------	------	------	------	------	--------	-------	-------	------	------	------	------	-------	--------	-------	-------	------	------	------	------	------	--------	-------	------	------	------	------	------	-------	--------	-------	-------

PITCHER	IP	WLS	BF	H	R	ER	SO	BB	IBB	HBP	BLK	WP	HR	S	P	ERA	WHIP
Bob Ojeda, L ERA: 3.53 (1, 1)	2.0		9	1	0	0	4	2	0	0	0	0	0	20	39	0.00	1.500
Steve Wilson, L ERA: 3.71 (3, 1)	3.2		16	3	2	2	3	2	0	0	0	0	1	38	67	4.91	1.364
Jim Gott, R ERA: 1.65 (6, 1)	1.1		5	0	1	1	0	1	0	0	0	0	0	11	17	6.75	0.750
Roger McDowell, R ERA: 2.79 (8, 1)	0.2	L	5	2	1	1	0	0	1	0	0	0	0	8	17	13.50	3.000
John Candelaria, L ERA: 0.75 (8, 1)	0.1		1	0	0	0	1	0	0	0	0	0	0	3	4	0.00	0.000

BOTTOM																
4	0	0	0	0	0	1	0									
4	0	1	0	0	0	1	0									
0	0	0	0	0	0	0	0									
0	0	0	0	0	0	0	0									
2	1	0	0	2	0	1										
4	1	2	0	0	0	2										
4	0	1	0	0	1	3										
2	1	1	2	2	0	1										
2	0	0	0	2	1	2										
4	1	1	2	0	1	6										
2	0	0	0	0	2	3										
1	0	0	0	0	0	0										
1	0	0	0	0	1	2										

AB	30
R	4
H	6
RBI	4
BB	6
SO	8
LOB	20



Los Angeles Dodgers @ Cincinnati Reds
 Riverfront Stadium, Cincinnati, OH
 Fri Jun 12 1992, 7:05 PM EDT
 Att. 44,703 - Sunny - 84 F

WP	PA	ERA	WHIP
0	36		

Los Angeles Dodgers @ Cincinnati Reds

Riverfront Stadium, Cincinnati, OH

Sat Jun 13 1992, 7:05 PM EDT
Att. 41,461 - Cloudy - 75 F

AB	29
R	1
H	4
RBI	1
BB	4
SO	6
LOB	10



WP:	0	PA:	33
PB:	0		
SB:	0		
CS:	0		

Batter	1	2	3	4	5	6	7	8	9	AB	R	H	RBI	BB	SO	LOB
Brett Butler, L OBP: 0.378, SLG: 0.346 Jay Howell, R (8, 1)	4-0 G3-1 G5-3 BB		1-3 K		0-1 G5-3			1-2 G4-3		3	0	0	0	1	1	3
Lenny Harris, L OBP: 0.340, SLG: 0.313 Mike Sharperson, R OBP: 0.445, SLG: 0.453 (8, 5)	3-2 G5-3		3-3 K		1-0 F8			4-2 BB		3	0	0	0	0	1	1
Kal Daniels, L OBP: 0.303, SLG: 0.347 (1, 7)	0-0 G3-1		2-1 G1-6-3 1B		0-0 G3-1			1-2 G4-3		4	0	1	0	0	0	2
Eric Karros, R OBP: 0.282, SLG: 0.464 (1, 3)	2-2 G5-3		0-1 G1-6-3 1-2f		2-1 HR			0-2 F9		4	1	1	1	0	0	2
Todd Benzinger, S OBP: 0.261, SLG: 0.343 (1, 9)		1-2 G4-3		1-3 K		1-3 K		1-3 K		4	0	0	0	0	3	0
Juan Samuel, R OBP: 0.353, SLG: 0.295 (1, 4)		1-0 P6		0-0 BB BB 1B				1-2 F8		4	0	1	0	0	0	0
Mike Scioscia, L OBP: 0.268, SLG: 0.262 (1, 2)		2-1 F9		4-1 BB 1-2 BB				2-2 G4-3		2	0	0	0	1	0	0
Jose Offerman, S OBP: 0.313, SLG: 0.317 (1, 6)			0-0 G5-3		2-3 K			1-0 1B		3	0	1	0	0	1	2
Tom Candiotti, R OBP: 0.080, SLG: 0.080 Dave Hansen, L OBP: 0.336, SLG: 0.385 Tim Crews, R Stan Javier, S OBP: 0.235, SLG: 0.217 (8, 8)		0-2 G6-3		4-2 1-2 2-3 BB				1-1 G4-3		1	0	0	0	0	0	0

Inning Stats	R: 0	H: 0	E: 0	K: 0	S: 10	P: 19	R: 0	H: 0	E: 0	K: 0	S: 6	P: 10	R: 0	H: 0	E: 0	K: 1	S: 7	P: 8	R: 0	H: 1	E: 0	K: 1	S: 7	P: 12	R: 0	H: 1	E: 0	K: 2	S: 13	P: 24	R: 1	H: 1	E: 0	K: 1	S: 8	P: 12	R: 0	H: 1	E: 0	K: 0	S: 9	P: 13	R: 0	H: 0	E: 0	K: 0	S: 12	P: 19	R: 0	H: 0	E: 0	K: 1	S: 12	P: 16	1B: 3	2B: 0	3B: 0	HR: 1	SF: 0	SAC: 0	DP: 1	HBP: 0	WP: 0	PA: 33
--------------	------	------	------	------	-------	-------	------	------	------	------	------	-------	------	------	------	------	------	------	------	------	------	------	------	-------	------	------	------	------	-------	-------	------	------	------	------	------	-------	------	------	------	------	------	-------	------	------	------	------	-------	-------	------	------	------	------	-------	-------	-------	-------	-------	-------	-------	--------	-------	--------	-------	--------

PITCHER	IP	WLS	BF	H	R	ER	SO	BB	IBB	HBP	BLK	WP	HR	S	P	ERA	WHIP
Tim Belcher, R ERA: 3.04 (1, 1)	7.0	W	26	4	1	1	5	3	0	0	0	0	1	60	98	1.29	1.000
Scott Ruskin, L ERA: 7.36 (8, 1)	1.0		4	0	0	0	0	1	0	0	0	0	0	12	19	0.00	1.000
Dwayne Henry, R ERA: 2.55 (9, 1)	1.0		3	0	0	0	1	0	0	0	0	0	0	12	16	0.00	0.000

BOTTOM

Los Angeles Dodgers @ Cincinnati Reds
Riverfront Stadium, Cincinnati, OH

AB	38
R	11
H	14
RBI	9
BB	3
SO	4
LOB	18



WP	1	PA	42
PB	1	SB	0
CS	2		

Sat Jun 13 1992, 7:05 PM EDT
Att. 41,461 - Cloudy - 75 F

AB	R	H	RBI	BB	SO	LOB
5	2	2	1	0	0	3
5	2	1	2	0	0	2
4	0	2	3	0	0	1
1	0	0	0	0	0	0
4	1	1	0	1	1	2
5	2	2	0	0	1	2
2	2	1	0	2	1	0
4	0	1	0	0	0	2
4	1	1	1	0	0	5
3	1	2	1	0	1	1
1	0	1	1	0	0	0
0	0	0	0	0	0	0
0	0	0	0	0	0	0
1B:	10	SF:	0			
2B:	3	SAC:	0			
3B:	1	DP:	0			
HR:	0	HBP:	0			

Batter	1	2	3	4	5	6	7	8	9
Bip Roberts, S OBP: 0.372, SLG: 0.372 (1, 4)	2-1 E 2B 1B	3-1 F9		3-2 CS 1-2	2-0 G4-3	0-0 3B 2B	1-0 L4		
Dave Martinez, L OBP: 0.329, SLG: 0.317 (1, 8)	2-0 E6 2B	0-2 F7			0-2 L4	1-1 1B 3B		0-2 F8	
Barry Larkin, R OBP: 0.330, SLG: 0.364 Freddie Benavides, R OBP: 0.264, SLG: 0.333 (1, 6) (7, 6)	2-2 CS 2B	1-1 G2-3			2-1 P4	1-2 1B		2-2 G5-3	
Paul O'Neill, L OBP: 0.407, SLG: 0.460 (1, 9)	1-0 G3 2-3		2-3 K			1B G3		4-2 FC6-4 BB	
Reggie Sanders, R OBP: 0.367, SLG: 0.474 (1, 7)	0-1 PB E 2B		0-0 G5-3			1-3 K 1-2	1-2 F8 1B 1B	0-0 FC6-4 1-2f	
Hal Morris, L OBP: 0.388, SLG: 0.398 (1, 3)	4-2 PB E BB		3-3 K			4-0 FC6-4 1B 1B	0-0 1B 1B		
Chris Sabo, R OBP: 0.302, SLG: 0.394 (1, 5)	3-2 E4 1-H 2-H			0-0 F9		1-2 FC6-4 1B	1-0 F8		
Joe Oliver, R OBP: 0.293, SLG: 0.327 (1, 2)	1-0 F9			2-1 CS 1B		1-2 FC6-4 1B 1-2f 2-3 3-H	3-2 P6		
Tim Belcher, R OBP: 0.129, SLG: 0.226 Scott Bradley, L OBP: 0.500, SLG: 0.333 Scott Ruskin, R Dwayne Henry, R		2-2 1B		0-3 K		0-1 2B 3B 1B 1-2 3-H	2-2 1B		

Inning	R	H	E	K	S	L	BB	IBB	HBP	BLK	WP	HR	S	P	ERA	WHIP
1	4	3	2	0	15											
2	0	1	0	0	10											
3	0	0	0	2	7											
4	0	1	0	1	8											
5	0	0	0	0	7											
6	6	6	0	1	22											
7	1	3	0	0	12											
8	0	0	0	0	10											
9	0	0	0	0	10											

PITCHER	IP	WLS	BF	H	R	ER	SO	BB	IBB	HBP	BLK	WP	HR	S	P	ERA	WHIP
Tom Candiotti, R ERA: 2.95 (1, 1)	4.0	L	18	5	4	1	3	1	0	0	0	0	0	40	71	2.25	1.500
Tim Crews, R ERA: 6.98 (5, 1)	3.0		19	9	7	7	1	0	1	0	0	1	0	41	63	21.00	3.000
Jay Howell, R ERA: (8, 1)	1.0		4	0	0	0	0	1	0	0	0	0	0	10	16	0.00	1.000

Los Angeles Dodgers @ Cincinnati Reds

Riverfront Stadium, Cincinnati, OH

Sun Jun 14 1992, 7:05 PM EDT
Att. 33,617 - Cloudy - 75 F

AB	35
R	1
H	10
RBI	1
BB	0
SO	9
LOB	17



WP:	0	PA:	36
PB:	0		
SB:	0		
CS:	1		

AB R H RBI BB SO LOB

4	0	0	0	0	1	5
4	0	0	0	0	0	5
4	0	0	0	0	4	1
4	1	1	0	0	0	0
4	0	1	0	0	0	0
4	0	2	1	0	1	0
3	0	1	0	0	1	1
1	0	0	0	0	1	2
3	0	2	0	0	0	0
1	0	1	0	0	0	0
0	0	0	0	0	0	0
1	0	1	0	0	0	0
0	0	0	0	0	0	0
0	0	0	0	0	0	0
1	0	0	0	0	1	3

Batter	1	2	3	4	5	6	7	8	9
Brett Butler, L (1, 8) OBP: 0.372, SLG: 0.339	2-2 L7		1-3 K			1-2 G3		1-1 L8	
Mike Sharperson, R (1, 5) OBP: 0.432, SLG: 0.436	0-0 F8		1-0 G6-3			2-2 L5		1-0 F9	
Kal Daniels, L (1, 7) OBP: 0.292, SLG: 0.333	3-3 K			1-3 K		2-3 K			3-3 K
Eric Karros, R (1, 3) OBP: 0.281, SLG: 0.465		0-1 P4		1-1 G6-3			0-1 P9		0-0 1B 1B 2B
Todd Benzinger, S (1, 9) OBP: 0.261, SLG: 0.340		1-0 F8		0-1 G3			0-0 G4-3		1-2 1B 1B 1B 2-3
Juan Samuel, R (1, 4) OBP: 0.361, SLG: 0.308		0-3 K			0-0 CS 1B		0-0 G4-3		1-2 1B 1B 3-H
Carlos Hernandez, R (1, 2) OBP: 0.351, SLG: 0.321			1-1 SH5-4 1B 1B		2-3 K 1-2		1-1 F9		1-3 K
Mike Scioscia, L (9, PH) OBP: 0.266, SLG: 0.260					SAFE K				
Jose Offerman, S (1, 6) OBP: 0.318, SLG: 0.322			2-0 SH5-4 1B 1B		0-0 P3		3-1 1B 1B		1-2 1B 1B 1-2 2-3
Lenny Harris, L (9, PH) OBP: 0.345, SLG: 0.318			1-2 1B						
Ramon Martinez, R (1, 1) OBP: 0.160, SLG: 0.160			0-0 SH5-4			3-1 G3 2B		0-0 1B	
Stan Javier, S (8, PH) OBP: 0.250, SLG: 0.255									
Steve Wilson, L (6, 1)									
Mitch Webster, S (8, PH) OBP: 0.344, SLG: 0.481									
Jim Cott, R (8, 1)									
Dave Hansen, L (9, PH) OBP: 0.333, SLG: 0.381			1-2 2-3					1-2 1B	

Inning Stats	R: 0	H: 0	E: 0	K: 1	S: 13	P: 18	R: 0	H: 0	E: 0	K: 1	S: 7	P: 8	R: 0	H: 2	E: 0	K: 1	S: 9	P: 14	R: 0	H: 0	E: 0	K: 1	S: 5	P: 7	R: 0	H: 1	E: 0	K: 1	S: 11	P: 19	R: 0	H: 0	E: 0	K: 0	S: 4	P: 4	R: 0	H: 2	E: 0	K: 0	S: 8	P: 14	R: 1	H: 4	E: 0	K: 3	S: 22	P: 30	1B: 8	2B: 2	3B: 0	HR: 0	SF: 0	SAC: 1	DP: 0	HBP: 0	WP: 0	PA: 36
--------------	------	------	------	------	-------	-------	------	------	------	------	------	------	------	------	------	------	------	-------	------	------	------	------	------	------	------	------	------	------	-------	-------	------	------	------	------	------	------	------	------	------	------	------	-------	------	------	------	------	-------	-------	-------	-------	-------	-------	-------	--------	-------	--------	-------	--------

PITCHER	IP	WLS	BF	H	R	ER	SO	BB	IBB	HBP	BLK	WP	HR	S	P	ERA	WHIP
Greg Swindell, L (1, 1) ERA: 2.98	8.1	W	33	9	1	1	7	0	0	0	0	0	0	76	110	1.08	1.080
Rob Dibble, R (9, 1) ERA: 4.44	0.2	S	3	1	0	0	2	0	0	0	0	0	0	10	13	0.00	1.500

PITCHER	IP	WLS	BF	H	R	ER	SO	BB	IBB	HBP	BLK	WP	HR	S	P	ERA	WHIP
---------	----	-----	----	---	---	----	----	----	-----	-----	-----	----	----	---	---	-----	------

Batter	1	2	3	4	5	6	7	8	9	AB	R	H	RBI	BB	SO	LOB	BOTTOM			
Bip Roberts, S (1, 7) OBP: 0.367, SLG: 0.365	1-3 K	2-3 K		0-0 G3		0-0 F7				4	0	0	0	0	2	2	Los Angeles Dodgers @ Cincinnati Reds Riverfront Stadium, Cincinnati, OH Sun Jun 14 1992, 7:05 PM EDT Att: 33,617 - Cloudy - 75 F			
Dave Martinez, L (1, 8) OBP: 0.340, SLG: 0.343	2-1 E 2B	0-0 G3-1			1-0 WP 1B 2B		1-0 FC4-6 1B			4	2	3	0	0	0	1				
Barry Larkin, R (1, 6) OBP: 0.328, SLG: 0.361	1-1 E6 1B 2-H		0-1 G6-3		3-1 1B 2-H		2-2 FC4-6 WP 1-2f			4	2	1	1	0	0	1				
Paul O'Neill, L (1, 9) OBP: 0.410, SLG: 0.457 Glenn Braggs, R (7, PH) OBP: 0.300, SLG: 0.250 (8, 9)	4-1 1B 1-2 BB		1-0 1B HBP		3-1 F8		4-1 G6-4-3 BB 1-H			1	0	0	0	1	0	1				
Bill Doran, S (1, 4) OBP: 0.342, SLG: 0.416	3-2 F8		0-2 G4-6-3 1B		1-0 P5		1-0 G6-4-3 1-2f			4	0	1	0	0	0	4				
Hal Morris, L (1, 3) OBP: 0.384, SLG: 0.393	1-0 1B		2-2 G4-6-3		1-1 G6-3			2-1 G3-1		4	0	1	1	0	0	3				
Chris Sabo, R (1, 5) OBP: 0.301, SLG: 0.409	1-3 K			1-0 HR		1-1 P3		0-2 G1-3		4	1	1	1	0	1	2				
Joe Oliver, R (1, 2) OBP: 0.298, SLG: 0.331		1-0 E7 SH5-4		1-3 K		2-2 SH3-4 1B		1-1 1B		4	0	2	0	0	1	0				
Greg Swindell, L (1, 1) OBP: 0.194, SLG: 0.235 Rob Dibble, L (9, 1) OBP: 1.000, SLG: 1.000		0-0 SH5-4		0-1 G5-3		0-1 SH3-4		0-2 F9		2	0	0	0	0	0	1				
Inning Stats	R: 2 E: 1 K: 2 S: 16	H: 2 LOB: 2 BB: 1 P: 29	R: 0 E: 1 K: 1 S: 6	H: 0 LOB: 1 BB: 0 P: 9	R: 0 E: 0 K: 0 S: 8	H: 1 LOB: 1 BB: 0 P: 11	R: 1 E: 0 K: 1 S: 8	H: 1 LOB: 0 BB: 0 P: 10	R: 1 E: 0 K: 0 S: 8	H: 2 LOB: 1 BB: 0 P: 17	R: 0 E: 0 K: 0 S: 8	H: 1 LOB: 1 BB: 0 P: 11	R: 1 E: 0 K: 0 S: 6	H: 1 LOB: 0 BB: 1 P: 14	R: 0 E: 0 K: 0 S: 10	H: 1 LOB: 1 BB: 0 P: 13			1B: 6 2B: 2 3B: 0 HR: 1	SF: 0 SAC: 2 DP: 2 HBP: 1
PITCHER Ramon Martinez, R (1, 1) ERA: 3.81 Steve Wilson, L (6, 1) ERA: 3.77 Jim Gott, R (8, 1) ERA: 1.6	IP 5.0	WLS L	BF 24	H 6	R 4	ER 2	SO 4	BB 1	IBB 0	HBP 1	BLK 0	WP 1	HR 1	S 46	P 76	ERA 3.60	WHIP 1.400			
	2.0		8	2	1	1	0	1	0	0	0	1	0	14	25	4.50	1.500			
	1.0		4	1	0	0	0	0	0	0	0	0	0	10	13	0.00	1.000			

livebaseballscorecards.com

AB	31
R	5
H	9
RBI	3
BB	2
SO	4
LOB	15



Batter	1	2	3	4	5	6	7	8	9	AB R H RBI BB SO LOB	TOP											
Brett Butler, L (1, 8) OBP: 0.367, SLG: 0.335	0-1 G4-3		1-2 F8		1-2 FC6-4			0-0 SH2-3		3 0 0 0 0 0 2	Los Angeles Dodgers @ Atlanta Braves Atlanta-Fulton County Stadium, Atlanta, GA Mon Jun 15 1992, 7:05 PM EDT Att. 43,239 - Cloudy - 80 F											
Mike Sharperson, R (1, 5) OBP: 0.419, SLG: 0.421	3-1 F7		2-1 F9			1-2 G3-1		1-3 K		4 0 0 0 0 1 2												
Juan Samuel, R (1, 4) OBP: 0.355, SLG: 0.304	0-1 BB 1B		1-2 G3			0-0 G5-3		2-2 G5-3		4 0 1 0 0 0 2												
Eric Karros, R (1, 3) OBP: 0.287, SLG: 0.463	4-0 BB 1-2 BB			1-1 G6-3		1-0 BB 1B		2-1 F8		3 0 1 0 1 0 0												
Mitch Webster, S (1, 9) OBP: 0.330, SLG: 0.457	1-3 K		1-1 G5-3			1-3 SAFE K		0-1 G6-3		4 0 0 0 0 2 3												
Stan Javier, S (1, 7) OBP: 0.232, SLG: 0.235		1-2 F9		1-2 P4			0-0 G4-3		1-2 G4-3	4 0 0 0 0 0 0												
Mike Scioscia, L (1, 2) OBP: 0.262, SLG: 0.255		3-1 F8			0-1 F8		0-1 L4			3 0 0 0 0 0 0												
Jose Offerman, S (1, 6) OBP: 0.314, SLG: 0.317		0-0 F8			1-1 G6-3		2-1 L7			3 0 0 0 0 0 0												
Orel Hershiser, R (1, 1) OBP: 0.250, SLG: 0.370 Todd Benzing, S (8, PH) OBP: 0.266, SLG: 0.351 John Candelaria, L (8, 1)			0-2 BB 1B		1-1 FC6-4 1B			2-1 SH2-3 2B		2 0 2 0 0 0 0 1 0 1 0 0 0 0 0 0 0 0 0 0 0												
Inning Stats	R: 0 E: 0 K: 1 S: 12	H: 1 LOB: 2 BB: 1 P: 20	R: 0 E: 0 K: 0 S: 7	H: 0 LOB: 0 BB: 0 P: 11	R: 0 E: 0 K: 0 S: 12	H: 1 LOB: 1 BB: 0 P: 16	R: 0 E: 0 K: 0 S: 7	H: 0 LOB: 0 BB: 0 P: 10	R: 0 E: 0 K: 0 S: 9	H: 1 LOB: 1 BB: 0 P: 12	R: 0 E: 0 K: 1 S: 10	H: 1 LOB: 1 BB: 0 P: 13	R: 0 E: 0 K: 0 S: 5	H: 0 LOB: 0 BB: 0 P: 7	R: 0 E: 0 K: 1 S: 9	H: 1 LOB: 1 BB: 0 P: 14	R: 0 E: 0 K: 0 S: 8	H: 0 LOB: 0 BB: 0 P: 11	1B: 4 2B: 1 3B: 0 HR: 0	SF: 0 SAC: 1 DP: 0 HBP: 0	WP: 0 PB: 0 SB: 0 CS: 0	PA: 33
PITCHER Steve Avery, L (1, 1) ERA: 2.65	IP: 9.0 WLS: W BF: 33 H: 5 R: 0 ER: 0 SO: 3 BB: 1 IBB: 0 HBP: 0 BLK: 0 WP: 0 HR: 0 S: 79 P: 114 ERA: 0.00 WHIP: 0.667											PITCHER	IP: WLS: BF: H: R: ER: SO: BB: IBB: HBP: BLK: WP: HR: S: P: ERA: WHIP:									

AB	31
R	0
H	5
RBI	0
BB	1
SO	3
LOB	9



livebaseballscorecards.com

Batter	1	2	3	4	5	6	7	8	9
Deion Sanders, L OBP: 0.388, SLG: 0.558 (1, 8)	2-1 G5-3 1B		4-2 G4-3 HBP 1-2 BB	1-3 K			0-1 HR		
Terry Pendleton, S OBP: 0.333, SLG: 0.500 (1, 5)	0-0 F7		2-3 K		2-0 G3-1		0-0 P3		
Ron Gant, R OBP: 0.380, SLG: 0.496 (1, 7)	2-1 G5-3 1-2		1-0 G4-3 1-2 HBP 2-3		2-0 G5-3		0-2 L4		
David Justice, L OBP: 0.337, SLG: 0.376 (1, 9)	4-0 BB		0-0 G4-3 1-2 2-3 3-H		0-1 FC4-6 1B		2-1 F8		
Sid Bream, L OBP: 0.341, SLG: 0.364 (1, 3)	0-0 L7		4-0 IBB		1-0 FC4-6 1-2f		1-1 L8		
Jeff Blausler, R OBP: 0.271, SLG: 0.382 Rafael Belliard, R OBP: 0.269, SLG: 0.240 (1, 6) (7, 6)		3-2 G6-3	1-2 F8		1-1 P2		0-1 G6-3		
Greg Olson, R OBP: 0.310, SLG: 0.295 (1, 2)		1-3 K		4-2 FC4 BB		0-0 G6-3			
Mark Lemke, S OBP: 0.286, SLG: 0.309 (1, 4)		0-1 G4-3		0-0 FC4 SH3-4 1-2f		0-1 G6-3			
Steve Avery, L OBP: 0.182, SLG: 0.250 (1, 1)			2-2 HBP BB G4-3 1B		0-0 SH3-4 1-2		2-2 G3-1		

Inning Stats	R: 0	H: 1	E: 0	LOB: 2	K: 0	BB: 1	S: 6	P: 14
	R: 0	H: 0	E: 0	LOB: 0	K: 1	BB: 0	S: 8	P: 12
	R: 1	H: 1	E: 0	LOB: 3	K: 1	BB: 2	S: 15	P: 29
	R: 0	H: 0	E: 0	LOB: 1	K: 1	BB: 1	S: 8	P: 13
	R: 0	H: 1	E: 0	LOB: 1	K: 0	BB: 0	S: 5	P: 10
	R: 0	H: 0	E: 0	LOB: 0	K: 0	BB: 0	S: 5	P: 6
	R: 1	H: 1	E: 0	LOB: 0	K: 0	BB: 0	S: 9	P: 11
	R: 0	H: 0	E: 0	LOB: 0	K: 0	BB: 0	S: 6	P: 9

PITCHER	IP	WLS	BF	H	R	ER	SO	BB	IBB	HBP	BLK	WP	HR	S	P	ERA	WHIP
Orel Hershiser, R ERA: 3.5 (1, 1)	7.0	L	30	4	2	2	3	3	3	1	0	0	1	56	95	2.57	1.000
John Candelaria, L ERA: 0.69 (8, 1)	1.0		3	0	0	0	0	0	0	0	0	0	0	6	9	0.00	0.000

BOTTOM

Los Angeles Dodgers @ Atlanta Braves
Atlanta-Fulton County Stadium, Atlanta, GA

Mon Jun 15 1992, 7:05 PM EDT
Att: 43,239 - Cloudy - 80 F

AB	27
R	2
H	4
RBI	2
BB	4
SO	3
LOB	14

livebaseballscorecards.com

Braves

1B: 3	SF: 0	WP: 0	PA: 33
2B: 0	SAC: 1	PB: 0	
3B: 0	DP: 0	SB: 0	
HR: 1	HBP: 1	CS: 0	

Batter	1	2	3	4	5	6	7	8	9	AB R H RBI BB SO LOB	TOP																
Brett Butler, L (1, 8) OBP: 0.372, SLG: 0.344	4-1 BB		1-1 L7		4-2 BB		1-0 2B 3B		1-2 FC6-4 2B 1B	3 2 1 0 2 0 2																	
Lenny Harris, L (1, 5) OBP: 0.345, SLG: 0.319 Mike Sharperson, R (7, PH) OBP: 0.428, SLG: 0.448	2-1 G3		3-1 F7		0-0 1B		3-2 2B		1-1 1B 2B	3 0 1 0 0 0 1 2 1 2 2 0 0 0																	
Kal Daniels, L (1, 7) OBP: 0.302, SLG: 0.337 Mitch Webster, S (7, PH) OBP: 0.333, SLG: 0.458	4-2 G5-4-3		0-1 1B		0-0 F7		0-0 L4		0-0 HR 1B	2 0 1 0 1 0 2 2 1 1 2 0 0 1																	
Jay Howell, R (9, 1) John Candelaria, L (9, 1) Jim Gott, R (9, 1) Roger McDowell, R (9, 1)	1-1 BB		1-1 F9		2-3 K				1-0 F9	5 1 1 2 0 1 5																	
Eric Karros, R (1, 3) OBP: 0.284, SLG: 0.474	1-1 G5-4-3								0-0 HR																		
Todd Benzinger, S (1, 9) OBP: 0.276, SLG: 0.362		3-0 E9 SF9 2B		1-1 E7 SF9 1B		0-0 G3-1		0-0 F8	4-0 BB	4 2 2 0 1 0 0																	
Juan Samuel, R (1, 4) OBP: 0.333, SLG: 0.292		0-1 SF9		2-2 SF9		1-1 F8		1-0 F9	2-3 K	3 0 0 2 0 1 1																	
Mike Scioscia, L (1, 2) OBP: 0.267, SLG: 0.256		3-H 1-1 1B		2-1 G4-1		0-3 K			4-1 FC6-4 2B BB	3 1 1 0 1 1 0																	
Dave Anderson, R (1, 6) OBP: 0.283, SLG: 0.446 Steve Wilson, L (4, 1) Dave Hansen, L (7, PH) OBP: 0.330, SLG: 0.378 Tim Crews, R (7, 1) Stan Javier, S (9, PH) OBP: 0.228, SLG: 0.231		1-3 K		1-3 K		0-0 P5			1-3 K	2 0 0 0 0 0 2 1 0 0 0 0 0 0 0 0 1 0 0 0 0 0 0 0 0 0 0 0 0 0 0 0 1 0 0 0 0 0 1 1																	
Kevin Gross, R (1, 1) OBP: 0.174, SLG: 0.095 Jose Offerman, S (4, 6) OBP: 0.314, SLG: 0.314		1-3 K		0-0 B4-3		2-3 K			4-2 FC6-4 BB	1 0 0 0 0 0 1 1 2 0 0 0 0 1 1 0																	
Inning Stats	R: 0 H: 0 E: 0 LOB: 1 K: 0 BB: 2 S: 9 P: 19	R: 1 H: 2 E: 1 LOB: 1 K: 2 BB: 0 S: 11 P: 17	R: 0 H: 1 E: 0 LOB: 1 K: 0 BB: 0 S: 8 P: 13	R: 1 H: 1 E: 1 LOB: 0 K: 1 BB: 0 S: 10 P: 16	R: 0 H: 1 E: 0 LOB: 2 K: 1 BB: 1 S: 8 P: 14	R: 0 H: 0 E: 0 LOB: 0 K: 1 BB: 0 S: 6 P: 7	R: 1 H: 2 E: 0 LOB: 1 K: 1 BB: 0 S: 9 P: 15	R: 0 H: 0 E: 0 LOB: 0 K: 0 BB: 0 S: 3 P: 5	R: 5 H: 3 E: 0 LOB: 1 K: 2 BB: 3 S: 19 P: 36	1B: 5 SF: 2 2B: 3 SAC: 0 3B: 1 DP: 1 HR: 1 HBP: 0	WP: 0 PA: 42 PB: 0 SB: 0 CS: 0																
PITCHER	IP WLS BF H R ER SO BB IBB HBP BLK WP HR S P ERA WHIP											PITCHER	IP WLS BF H R ER SO BB IBB HBP BLK WP HR S P ERA WHIP														
Mike Bielecki, R (1, 1) ERA: 2.72	6.2	28	6	3	2	6	3	0	0	0	0	0	0	57	94	2.70	1.350										
Kent Mercker, L (7, 1) ERA: 2.78	1.1	5	1	0	0	0	0	0	0	0	0	0	0	7	12	0.00	0.750										
Mark Wohlers, R (9, 1) ERA: 5.79	0.1	3	0	2	2	1	2	0	0	0	0	0	0	8	17	54.00	6.000										
Mike Stanton, L (9, 1) ERA: 6.35	0.1	2	1	0	0	0	0	0	0	0	0	0	0	5	7	0.00	3.000										
Juan Berenguer, R (9, 1) ERA: 2.97	0.1	W 4	2	3	3	1	1	0	0	0	0	1	6	12	81.00	9.000											

Los Angeles Dodgers @ Atlanta Braves
Atlanta-Fulton County Stadium, Atlanta, GA

livebaseballscorecards.com

AB	34
R	8
H	10
RBI	8
BB	6
SO	8
LOB	15



Tue Jun 16 1992, 7:05 PM EDT
Att. 42,523 - Cloudy - 84 F

Batter	1	2	3	4	5	6	7	8	9	AB	R	H	RBI	BB	SO	LOB
Deion Sanders, L OBP: 0.393, SLG: 0.556 (1, 8)	3-2 E S SF7 1B	3-2 S 1B		4-2 3B BB		3-3 K 1		3-2 P5 3		4	2	2	0	1	1	1
Terry Pendleton, S OBP: 0.338, SLG: 0.508 (1, 5)	4-0 BB 2B BB	3-2 F7 1-2		1-2 3B 1-H 2-H		0-2 F8 2			0-2 WP 1B 1B	4	2	2	2	1	0	1
Ron Gant, R OBP: 0.376, SLG: 0.502 (1, 7)	0-0 F9 1		2-1 HR	0-3 K 2		2-1 G5-3 3			0-0 L3 1	5	1	1	1	0	1	4
David Justice, L OBP: 0.338, SLG: 0.392 (1, 9)	2-2 SF7 3-H		0-1 HR	0-0 F9 3			2-0 F9 1		4-2 BB 1B 1B BB	3	2	1	2	1	0	1
Sid Bream, L OBP: 0.351, SLG: 0.370 (1, 3)	4-0 2B BB		2-3 K 1		1-0 2B 1B		0-0 G6-4-3 1B		3-1 1B BB 1B	3	1	2	0	1	1	0
Jeff Blauser, R OBP: 0.271, SLG: 0.382 (9, PH)										0	0	0	0	0	0	0
Jerry Willard, L OBP: 0.348, SLG: 0.636 (9, PH)										1	0	1	1	0	0	0
Brian Hunter, R OBP: 0.257, SLG: 0.410 (9, PR)										0	0	0	0	0	0	0
Damon Berryhill, S OBP: 0.231, SLG: 0.389 (1, 2)	0-0 2B		2-3 K 2		3-2 2B		1-2 G6-4-3 2		0-3 K 2	5	0	2	2	0	2	3
Mark Lemke, S OBP: 0.284, SLG: 0.303 (1, 4)	1-1 G6-3 3		3-2 F8 3		2-1 F9 1			2-0 F8 1	4-2 1B BB	4	0	0	0	1	0	3
Rafael Belliard, R OBP: 0.267, SLG: 0.239 (1, 6)		0-0 G4-3 1		2-1 E6 SH2-4 3B 2		2-3 K 2		2-3 K 2	0-0 1B 1-2 2-3 3-H	5	1	1	1	0	2	2
Mike Bielecki, R OBP: 0.111, SLG: 0.111 (7, 1)		1-3 K 2		2-2 SH2-4 1		1-3 K 3		4-2 BB		2	0	0	0	0	2	2
Kent Mcker, L OBP: 0.239, SLG: 0.179 (8, PH)										0	0	0	0	0	0	0
Lonnie Smith, R OBP: 0.239, SLG: 0.179 (8, PH)										0	0	0	0	1	0	0
Mark Wohlers, R OBP: 0.600, SLG: 0.500 (9, 1)										0	0	0	0	0	0	0
Mike Stanton, L OBP: 0.600, SLG: 0.500 (9, 1)										0	0	0	0	0	0	0
Juan Berenguer, R OBP: 0.600, SLG: 0.500 (9, 1)										0	0	0	0	0	0	0

Inning Stats	R: 3	H: 2	E: 0	K: 0	S: 12	H: 2	LOB: 1	BB: 2	P: 26	R: 0	H: 1	E: 0	K: 1	S: 11	R: 2	H: 2	E: 0	K: 2	S: 13	R: 2	H: 1	E: 1	K: 1	S: 14	R: 0	H: 2	E: 0	K: 2	S: 12	R: 0	H: 1	E: 0	K: 0	S: 6	R: 0	H: 0	E: 0	K: 1	S: 8	R: 0	H: 1	E: 0	K: 0	S: 9	R: 0	H: 0	E: 0	K: 1	S: 12	R: 2	H: 3	E: 0	K: 1	S: 16	1B: 7	2B: 2	3B: 1	HR: 2	SF: 1	SAC: 1	DP: 1	HBP: 0	WP: 1	PB: 0	SB: 2	CS: 0	PA: 44
--------------	------	------	------	------	-------	------	--------	-------	-------	------	------	------	------	-------	------	------	------	------	-------	------	------	------	------	-------	------	------	------	------	-------	------	------	------	------	------	------	------	------	------	------	------	------	------	------	------	------	------	------	------	-------	------	------	------	------	-------	-------	-------	-------	-------	-------	--------	-------	--------	-------	-------	-------	-------	--------

PITCHER	IP	WLS	BF	H	R	ER	SO	BB	IBB	HBP	BLK	WP	HR	S	P	ERA	WHIP
Kevin Gross, R ERA: 3.6 (1, 1)	3.2		21	6	7	6	4	3	0	0	0	0	2	49	88	14.73	2.455
Steve Wilson, L ERA: 3.48 (4, 1)	2.1		9	2	0	0	3	0	0	0	0	0	0	21	35	0.00	0.857
Tim Crews, R ERA: 6.54 (7, 1)	2.0		7	1	0	0	1	1	0	0	0	0	0	18	32	0.00	1.000
Jay Howell, R ERA: 1.13 (9, 1)	0.1		2	1	1	1	0	0	0	0	0	0	0	5	5	27.00	3.000
John Candelaria, L ERA: 1.38 (9, 1)	0.0	L	1	0	0	0	0	1	0	0	0	1	0	3	7	∞	∞

Los Angeles Dodgers @ Atlanta Braves
Atlanta-Fulton County Stadium, Atlanta, GA

Tue Jun 16 1992, 7:05 PM EDT
Att: 42,523 - Cloudy - 84 F

AB	36
R	9
H	12
RBI	9
BB	6
SO	9
LOB	17

livebaseballscores.com



Batter	1	2	3	4	5	6	7	8	9	AB R H RBI BB SO LOB	TOP	
Brett Butler, L (1, 8) OBP: 0.370, SLG: 0.339	4-1 G6-3 2B BB	0-1 G4-3			2-2 FC6-4 1-2f			1-2 F8		3 1 0 0 1 0 2	Los Angeles Dodgers @ Atlanta Braves Atlanta-Fulton County Stadium, Atlanta, GA Wed Jun 17 1992, 7:05 PM EDT Att. 40,957 - Sunny - 82 F	
Mike Sharperson, R (1, 5) OBP: 0.423, SLG: 0.450	1-2 G6-3 1-3 2B SF9		1-2 F8		0-0 P4			3-2 G1-3		4 1 1 0 0 0 1		
Juan Samuel, R (1, 4) OBP: 0.329, SLG: 0.289	2-2 G6-3 2-3 3-H		0-0 G5-3			1-2 L1		0-2 FC4-6 1B		4 0 1 1 0 0 1		
Eric Karros, R (1, 3) OBP: 0.277, SLG: 0.465	0-1 SF9 3-H		1-3 K			0-0 P3		0-3 K		3 0 0 1 0 2 1		
Todd Benzinger, S (1, 9) OBP: 0.275, SLG: 0.359 Dave Anderson, R (9, PR) OBP: 0.283, SLG: 0.446	1-2 G6-3			2-1 CS 1B		3-2 G5-3		2-2 FC4-6 1-2f		4 0 1 0 0 0 1 0 0 0 0 0 0 0		
Mitch Webster, S (1, 7) OBP: 0.330, SLG: 0.442		4-1 1B 1B BB		0-0 P3		2-0 F8		1-0 F8		3 1 0 0 1 0 2		
Carlos Hernandez, R (1, 2) OBP: 0.350, SLG: 0.321		0-1 CS 1B 1B		3-2 G4-3 1-2		1-0 L4				3 0 1 0 0 0 1		
Jose Offerman, S (1, 6) OBP: 0.314, SLG: 0.314		0-2 SH2-3 CS 1B 1-2 3-H			2-0 P3		2-2 P3			3 0 1 1 0 0 0		
Bob Ojeda, L (1, 1) OBP: 0.174, SLG: 0.227 Tom Candiotti, R (5, 1) OBP: 0.080, SLG: 0.080 Jim Gott, R (6, 1) Stan Javier, S (8, PH) OBP: 0.224, SLG: 0.226 Jay Howell, R (8, 1)		1-0 SH2-3		4-2 FC6-4 BB				1-1 P2		0 0 0 0 1 0 0 0 0 0 0 0 0 0 0 0 0 0 0 0 0 1 0 0 0 0 0 0 0 0 0 0 0 0 0		
Inning Stats	R: 2 H: 1 E: 0 LOB: 0 K: 0 BB: 1 S: 13 P: 21	R: 1 H: 2 E: 0 LOB: 1 K: 0 BB: 1 S: 9 P: 14	R: 0 H: 0 E: 0 LOB: 0 K: 1 BB: 0 S: 8 P: 10	R: 0 H: 1 E: 0 LOB: 0 K: 0 BB: 0 S: 7 P: 12	R: 0 H: 0 E: 0 LOB: 1 K: 0 BB: 1 S: 10 P: 18	R: 0 H: 0 E: 0 LOB: 0 K: 0 BB: 0 S: 7 P: 11	R: 0 H: 0 E: 0 LOB: 0 K: 0 BB: 0 S: 5 P: 10	R: 0 H: 0 E: 0 LOB: 0 K: 0 BB: 0 S: 8 P: 13	R: 0 H: 1 E: 0 LOB: 1 K: 1 BB: 0 S: 10 P: 13	1B: 4 SF: 1 2B: 1 SAC: 1 3B: 0 DP: 0 HR: 0 HBP: 0		WP: 0 PA: 33 PB: 0 SB: 0 CS: 3
PITCHER Tom Glavine, L (1, 1) ERA: 2.91	IP WLS BF H R ER SO BB IBB HBP BLK WP HR S P ERA WHIP	9.0 W 33 5 3 3 2 3 0 0 0 0 0 0 77 122 3.00 0.889										

AB	28
R	3
H	5
RBI	3
BB	3
SO	2
LOB	9



WP: 0	PA: 33
PB: 0	
SB: 0	
CS: 3	

Batter	1	2	3	4	5	6	7	8	9	AB	R	H	RBI	BB	SO	LOB
Otis Nixon, S OBP: 0.418, SLG: 0.391 (1, 8) (4, 9)	0-3 		2-2 		4-2 	4-0 				2	1	0	0	2	1	0
Jeff Blausler, R OBP: 0.270, SLG: 0.378 Rafael Belliard, R OBP: 0.267, SLG: 0.239 (1, 6) (7, 6)	1-3 		1-0 		3-2 	1-0 				4	1	1	1	0	1	1
Terry Pendleton, S OBP: 0.337, SLG: 0.504 (1, 5)	0-1 			0-0 	2-2 		1-3 			4	0	1	1	0	1	0
David Justice, L OBP: 0.336, SLG: 0.390 Ron Gant, R OBP: 0.376, SLG: 0.500 (1, 9) (4, 8) (8, 7)		3-1 		2-1 	3-1 		2-2 			1	0	0	0	0	0	0
Lonnie Smith, R OBP: 0.260, SLG: 0.209 Deion Sanders, L OBP: 0.393, SLG: 0.556 (1, 7) (8, 8)		0-0 		0-0 	0-3 		1-0 			4	0	2	0	0	1	2
Greg Olson, R OBP: 0.315, SLG: 0.301 (1, 2)		2-2 		2-1 	3-1 		0-0 			4	0	2	0	0	0	1
Brian Hunter, R OBP: 0.256, SLG: 0.433 (1, 3)		0-0 		0-0 	1-2 		2-2 			4	1	1	1	0	0	5
Mark Lemke, S OBP: 0.279, SLG: 0.296 (1, 4)		2-1 		1-0 	2-1 		2-0 			4	0	0	0	0	0	2
Tom Glavine, L OBP: 0.325, SLG: 0.316 (1, 1)		0-1 		2-2 	1-0 					3	1	0	0	0	0	0

Inning Stats	R: 0	H: 0	E: 0	K: 2	S: 8	H: 0	LOB: 0	BB: 0	P: 9	R: 0	H: 2	E: 0	K: 0	S: 9	R: 0	H: 0	E: 0	K: 0	S: 6	R: 0	H: 1	E: 0	K: 0	S: 6	R: 4	H: 5	E: 1	K: 1	S: 27	R: 0	H: 0	E: 0	K: 0	S: 4	R: 0	H: 0	E: 0	K: 1	S: 7	R: 0	H: 0	E: 0	K: 0	S: 6	R: 0	H: 0	E: 0	K: 0	S: 6				

PITCHER	IP	WLS	BF	H	R	ER	SO	BB	IBB	HBP	BLK	WP	HR	S	P	ERA	WHIP
Bob Ojeda, L ERA: 3.71	(1, 1)	4.1	21	6	4	3	2	1	0	0	0	0	1	44	74	6.23	1.615
Tom Candiotti, R ERA: 2.93	(5, 1)	0.2	4	2	0	0	1	0	0	0	0	0	0	12	19	0.00	3.000
Jim Gott, R ERA: 1.5	(6, 1)	2.0	7	0	0	0	1	1	0	0	0	0	0	11	23	0.00	0.500
Jay Howell, R ERA: 1.0	(8, 1)	1.0	3	0	0	0	0	0	0	0	0	0	0	6	10	0.00	0.000

BOTTOM

Los Angeles Dodgers @ Atlanta Braves
 Atlanta-Fulton County Stadium, Atlanta, GA

Wed Jun 17 1992, 7:05 PM EDT
 Att. 40,957 - Sunny - 82 F

livebaseballscorecards.com

AB	33
R	4
H	8
RBI	4
BB	2
SO	4
LOB	11

Braves

1B: 7	SF: 0	WP: 0	PA: 35
2B: 0	SAC: 0	PB: 0	
3B: 0	DP: 0	SB: 0	
HR: 1	HBP: 0	CS: 0	

Batter	1	2	3	4	5	6	7	8	9	10	11	12	AB R H RBI BB SO LOB	TOP				
Brett Butler, L OBP: 0.378, SLG: 0.352 (1, 8)	4-2 F8 S BB		2-0 G6-4-3 1B			1-1 2B 3B		0-0 SH1-3 1-2		4-1 FC6-4 BB		0-2 FC6-4 1-2f	3 1 2 0 2 0 1					
Lenny Harris, L OBP: 0.345, SLG: 0.326 Mike Sharperson, R OBP: 0.417, SLG: 0.443 (8, PH)	1-2 F8		0-2 G6-4-3 1-2f			0-0 2B		0-0 G5-3		0-2 FC6-4 1-2f			3 0 1 1 0 0 3 2 0 0 0 0 0 2					
Mitch Webster, S OBP: 0.324, SLG: 0.422 (1, 9)	3-0 F8 2-3			2-2 F7		2-2 P5		4-1 BB		2-1 G3			4 0 0 0 1 0 3					
Eric Karros, R OBP: 0.275, SLG: 0.456 (1, 3)	1-1 L4			0-3 K		0-0 P8		1-0 F7			1-1 FC3-6 1B		5 0 1 0 0 1 4					
Todd Benzinger, S OBP: 0.271, SLG: 0.352 Stan Javier, S OBP: 0.220, SLG: 0.222 Orel Hershiser, R OBP: 0.241, SLG: 0.357 Jim Gott, R (11, 1)		2-3 K		1-1 P5			1-3 K		2-2 G4-3		0-1 FC3-6 G5-4-3 1-2f		3 0 0 0 0 2 0 1 0 0 0 0 0 0 1 0 0 0 0 0 1 0 0 0 0 0 0 0					
Mike Scioscia, L OBP: 0.272, SLG: 0.269 Dave Anderson, R OBP: 0.279, SLG: 0.439 (9, PR)		3-1 F8			0-1 F8		3-2 1B		2-2 2B		1-0 G5-4-3 1-2f		4 0 2 0 0 0 0 1 0 0 0 0 0 1					
Dave Hansen, L OBP: 0.322, SLG: 0.366 Carlos Hernandez, R OBP: 0.355, SLG: 0.328 (9, PH)		3-1 P5			0-0 G4-3		1-1 F8		1-1 G6-3		1-1 FC6-4 1B		3 0 0 0 0 0 1 2 0 1 0 0 0 1	AB 41 R 1 H 8 RBI 1 BB 4 SO 5 LOB 21				
Jose Offerman, S OBP: 0.307, SLG: 0.306 (1, 6)			1-3 K		1-2 L6		0-0 F7		1-1 L7			0-1 P2	5 0 0 0 0 1 3					
Tom Candiotti, R OBP: 0.111, SLG: 0.077 Juan Samuel, R OBP: 0.307, SLG: 0.299 Steve Wilson, L (8, 1) Roger McDowell, R (8, 1) John Candelaria, L (8, 1) Jay Howell, R (8, 1) Eric Davis, R OBP: 0.346, SLG: 0.409 (8, 7)			4-1 1B BB			0-0 P5		0-0 SH1-3 1B		2-3 K		2-2 F9	1 0 0 0 0 1 0 0 1 0 1 0 2 0 0 0 0 0 1 1					
Inning Stats	R: 0 H: 0 E: 0 LOB: 1 K: 0 BB: 1 S: 9 P: 18	R: 0 H: 0 E: 0 LOB: 0 K: 1 BB: 0 S: 8 P: 16	R: 0 H: 1 E: 0 LOB: 1 K: 1 BB: 1 S: 9 P: 16	R: 0 H: 0 E: 0 LOB: 0 K: 1 BB: 0 S: 8 P: 11	R: 0 H: 0 E: 0 LOB: 0 K: 0 BB: 0 S: 6 P: 7	R: 1 H: 2 E: 0 LOB: 1 K: 0 BB: 0 S: 8 P: 11	R: 0 H: 1 E: 0 LOB: 1 K: 1 BB: 0 S: 10 P: 15	R: 0 H: 1 E: 0 LOB: 2 K: 0 BB: 1 S: 5 P: 10	R: 0 H: 1 E: 0 LOB: 1 K: 0 BB: 0 S: 10 P: 16	R: 0 H: 0 E: 0 LOB: 1 K: 1 BB: 1 S: 9 P: 17	R: 0 H: 1 E: 0 LOB: 0 K: 0 BB: 0 S: 5 P: 7	R: 0 H: 1 E: 0 LOB: 1 K: 0 BB: 0 S: 11 P: 14	1B: 5 SF: 0 2B: 2 SAC: 1 3B: 1 DP: 2 HR: 0 HBP: 0	WP: 0 PA: 46 PB: 0 SB: 1 CS: 0				
PITCHER	IP WLS BF H R SO BB IBB HBP BLK WP HR S P ERA WHIP																	
Pete Harnisch, R ERA: 3.73 (1, 1)	7.0	0	26	4	1	1	4	2	0	0	0	0	0	0	0	0	1.29	0.857
Rob Murphy, L ERA: 3.92 (8, 1)	0.1	2	1	0	0	0	0	0	0	0	0	0	0	0	0	0	0.00	3.000
Xavier Hernandez, R ERA: 2.51 (8, 1)	1.0	5	1	0	0	0	0	1	0	0	0	0	0	0	0	0	0.00	2.000
Rob Maiticoat, L ERA: 5.31 (9, 1)	0.1	1	0	0	0	0	0	0	0	0	0	0	0	0	0	0	0.00	0.000
Doug Jones, R ERA: 2.17 (9, 1)	1.1	5	0	0	0	1	1	0	0	0	0	0	0	0	0	0	0.00	0.750
PITCHER	IP WLS BF H R ER SO BB IBB HBP BLK WP HR S P ERA WHIP																	
Joe Boever, R ERA: 2.26 (11, 1)	2.0	7	2	0	0	0	0	0	0	0	0	0	0	0	0	0	0.00	1.000

Los Angeles Dodgers @ Houston Astros
 Astrodome, Houston, TX
 Fri Jun 19 1992, 8:05 PM EDT
 Att. 18,406 - Dome - 70 F

livebaseballscorecards.com



Batter	1	2	3	4	5	6	7	8	9	10	11	12	AB	R	H	RBI	BB	SO	LOB
Craig Biggio, R OBP: 0.372, SLG: 0.399 (1, 4)	0-1 G6-3		1-2 P4		2-1 2B		1-1 G4-3		4-1 1B BB		1-2 G5-3		5	0	1	0	1	0	1
Steve Finley, L OBP: 0.326, SLG: 0.417 (1, 8)	3-2 G3-1			2-1 G3-1 1B	4-1 1B BB			0-1 G6-3	1-2 SAFE 5 DI 1B		4-0 1B IBB		4	0	2	0	2	0	0
5 Jeff Bagwell, R OBP: 0.340, SLG: 0.396 (1, 3)	4-2 BB			1 SAFE SAFE SAFE F2	3-1 F8			1-2 BB E 1B	1-2 G4-3		0-2 G5-3		5	0	1	0	1	0	7
Luis Gonzalez, L OBP: 0.234, SLG: 0.310 (1, 7)	2-3 K			1-1 SAFE SAFE SAFE G3-1 1B		3-1 F8		1-3 SAFE SAFE SAFE K		1-1 G4-3		1-2 HR	6	1	2	1	0	2	2
Ken Caminiti, S OBP: 0.354, SLG: 0.376 (1, 5)		0-2 G4-3		0-2 G3-1		3-2 G4-3		4-0 BB IBB		2-3 K			4	0	0	0	1	1	2
Pete Incaviglia, R OBP: 0.311, SLG: 0.392 (1, 9)	1-0 2B			4-0 IBB		3-3 K		4-2 BB		4-2 BB			2	0	1	0	2	1	0
Doug Jones, R (9, 1)													0	0	0	0	0	0	0
Chris Jones, R OBP: 0.298, SLG: 0.300 (10, PH)													0	0	0	0	1	0	0
Joe Boever, R (11, 1)													0	0	0	0	0	0	0
Scott Servais, R OBP: 0.271, SLG: 0.288 (1, 2)		1-1 P3		1-0 F8		2-1 F7		0-2 G3-1		2-2 F9			3	0	0	0	0	0	3
Casey Candaele, S OBP: 0.233, SLG: 0.223 (8, PH)													1	0	0	0	0	0	3
 Scooter Tucker, R OBP: 0.643, SLG: 0.444 (9, 2)													1	0	0	0	0	0	1
Rafael Ramirez, R OBP: 0.273, SLG: 0.302 (1, 6)			1-3 K		2-3 K		1-0 F7		0-1 F8		2-1 G4-3 1B		5	0	1	0	0	2	0
Pete Harnisch, S OBP: 0.161, SLG: 0.258 (1, 1)			0-2 G4-3		0-0 P6		1-1 HR		0-0 P6		1-2 SAFE G4-3		2	0	0	0	0	0	0
Eric Anthony, L OBP: 0.325, SLG: 0.453 (7, PH)													1	1	1	1	0	0	0
Rob Murphy, L (8, 1)													0	0	0	0	0	0	0
Xavier Hernandez, L (8, 1)													0	0	0	0	0	0	0
Rob Mallicoat, L (8, 1)													0	0	0	0	0	0	0
Benny Distefano, L OBP: 0.341, SLG: 0.325 (9, 9)													2	0	0	0	0	0	1

Inning Stats	R: 0	H: 0	E: 0	K: 1	S: 12	H: 0	LOB: 1	BB: 1	P: 21	R: 0	H: 1	E: 0	K: 0	S: 6	H: 1	LOB: 0	BB: 0	P: 8	R: 0	H: 0	E: 0	K: 1	S: 9	R: 0	H: 2	E: 0	K: 0	S: 11	R: 0	H: 1	E: 0	K: 1	S: 10	R: 0	H: 0	E: 0	K: 1	S: 9	R: 1	H: 1	E: 0	K: 0	S: 7	R: 0	H: 1	E: 1	K: 1	S: 16	R: 0	H: 1	E: 0	K: 0	S: 10	R: 0	H: 0	E: 0	K: 1	S: 12	R: 0	H: 1	E: 0	K: 0	S: 11	R: 1	H: 1	E: 0	K: 0	S: 3	1B: 5	2B: 2	3B: 0	HR: 2	SF: 0	DP: 0	HBP: 0	WP: 0	PA: 49
--------------	------	------	------	------	-------	------	--------	-------	-------	------	------	------	------	------	------	--------	-------	------	------	------	------	------	------	------	------	------	------	-------	------	------	------	------	-------	------	------	------	------	------	------	------	------	------	------	------	------	------	------	-------	------	------	------	------	-------	------	------	------	------	-------	------	------	------	------	-------	------	------	------	------	------	-------	-------	-------	-------	-------	-------	--------	-------	--------

PITCHER	IP	WLS	BF	H	R	ER	SO	BB	IBB	HBP	BLK	WP	HR	S	P	ERA	WHIP													
Tom Candiotti, R ERA: 2.8 (1, 1)	7.0		28	5	1	1	4	2	1	0	0	0	0	64	110	1.29	1.000													
Steve Wilson, L ERA: 3.41 (8, 1)	0.2		3	1	0	0	1	0	0	0	0	0	0	8	10	0.00	1.500													
Roger McDowell, R ERA: 2.7 (8, 1)	1.0		6	0	0	0	0	2	1	0	0	0	0	12	24	0.00	2.000													
John Candelaria, L ERA: 1.38 (9, 1)	0.0		1	1	0	0	0	0	0	0	0	0	0	3	4	∞	∞													
Jay Howell, R ERA: 0.87 (9, 1)	1.1		5	0	0	0	1	1	0	0	0	0	0	15	25	0.00	0.750													
PITCHER	IP	WLS	BF	H	R	ER	SO	BB	IBB	HBP	BLK	WP	HR	S	P	ERA	WHIP													
Jim Gott, R ERA: 1.7 (11, 1)	1.0	L	6	2	1	1	0	0	1	0	0	0	0	14	23	9.00	2.000													


BOTTOM

Los Angeles Dodgers @ Houston Astros
Astrodome, Houston, TX
Fri Jun 19 1992, 8:05 PM EDT
Att: 18,406 - Dome - 70 F

livebaseballscorecards.com

AB	41
R	2
H	9
RBI	2
BB	8
SO	6
LOB	20



Batter	1	2	3	4	5	6	7	8	9	AB R H RBI BB SO LOB	TOP															
Brett Butler, L (1, 8) OBP: 0.372, SLG: 0.346	2-2 G5-3		1-0 F9			0-1 B5-3			1-1 F9	4 0 0 0 0 0 0																
Lenny Harris, L (1, 4) OBP: 0.342, SLG: 0.324	1-3 K			2-1 F9		0-0 F7			1-2 FC3-6 1B	4 0 1 0 0 1 0																
Eric Davis, R (1, 7) OBP: 0.336, SLG: 0.395	0-1 G6-3			2-3 K			2-1 F7		1-0 FC3-6 1-2f	4 0 0 0 0 1 1																
Eric Karros, R (1, 3) OBP: 0.286, SLG: 0.463		1-0 G6-3 1B		1-2 1B			3-1 1B		0-2 P6	4 0 3 0 0 0 1																
Mitch Webster, S (1, 9) OBP: 0.324, SLG: 0.419		1-0 G6-3		1-0 1B			1-3 K			3 0 1 0 0 1 2																
Mike Scioscia, L (1, 2) OBP: 0.273, SLG: 0.270		1-2 L8		1-3 1B			3-1 F8			3 0 1 0 0 0 2																
Dave Hansen, L (1, 5) OBP: 0.314, SLG: 0.356		3-2 G4-3		2-1 L4-3 1B				3-1 G4-3		3 0 0 0 0 1 2	AB 31 R 0 H 7 RBI 0 BB 0 SO 5 LOB 10															
Jose Offerman, S (1, 6) OBP: 0.307, SLG: 0.307			1-2 P1-6 BLK 1B		0-0 L4-3			2-3 K		3 0 1 0 0 1 1																
Orel Hershiser, R (1, 1) Roger McDowell, R (9, 1)			1-0 P1-6 1-3f		0-0 G6-3			1-1 F9		3 0 0 0 0 0 1 0 0 0 0 0 0 0																
Inning Stats	R: 0 E: 0 K: 1 S: 8	H: 0 LOB: 0 BB: 0 P: 11	R: 0 E: 0 K: 0 S: 8	H: 1 LOB: 1 BB: 0 P: 14	R: 0 E: 0 K: 0 S: 5	H: 1 LOB: 0 BB: 0 P: 8	R: 0 E: 0 K: 1 S: 9	H: 2 LOB: 2 BB: 0 P: 15	R: 0 E: 0 K: 1 S: 8	H: 1 LOB: 0 BB: 0 P: 11	R: 0 E: 0 K: 0 S: 4	H: 0 LOB: 0 BB: 0 P: 4	R: 0 E: 0 K: 1 S: 9	H: 1 LOB: 1 BB: 0 P: 18	R: 0 E: 0 K: 1 S: 7	H: 0 LOB: 0 BB: 0 P: 13	R: 0 E: 0 K: 0 S: 9	H: 1 LOB: 1 BB: 0 P: 12	1B: 7 2B: 2 3B: 0 HR: 0	SF: 0 SAC: 0 DP: 2 HBP: 0	WP: 0 PB: 0 SB: 0 CS: 0	PA: 31				
PITCHER	IP WLS BF H R ER SO BB IBB HBP BLK WP HR S P ERA WHIP																									
Jimmy Jones, R (1, 1) ERA: 3.75	8.0	27	6	0	0	5	0	0	0	1	0	0	58	94	0.00	0.750										
Doug Jones, R (9, 1) ERA: 2.12	1.0	W	4	1	0	0	0	0	0	0	0	0	9	12	0.00	1.000										

Los Angeles Dodgers @ Houston Astros
 Astrodome, Houston, TX
 Sat Jun 20 1992, 4:33 AM EDT
 Att. 19,206 - Dome - 70 F

livebaseballscorecards.com

Batter	1	2	3	4	5	6	7	8	9	AB	R	H	RBI	BB	SO	LOB
Craig Biggio, R OBP: 0.367, SLG: 0.393 (1, 4)	2-1 G6-3		2-3 K			0-2 G6-3		1-3 K		4	0	0	0	0	2	2
Steve Finley, L OBP: 0.333, SLG: 0.418 (1, 8)	2-0 G6-4-3 1B			1-2 G3		4-1 WP S BB		4-0 IBB		2	0	1	0	2	0	0
Benny Distefano, L OBP: 0.313, SLG: 0.295 (1, 3) Doug Jones, R (9, 1)	0-1 G6-4-3 1-2f			0-3 K		1-1 P4 1-3		2-3 K		4	0	0	0	0	2	4
Luis Gonzalez, L OBP: 0.241, SLG: 0.316 (1, 7)				0-1 E6 WP			2-1 SH3-4 1B		0-0 BB 1B	4	1	2	0	0	0	0
Ken Caminiti, S OBP: 0.354, SLG: 0.371 (1, 5)				1-0 G6-3 1-2			1 SAFE SH3-4 1-2		4-0 BB 1B	2	0	0	0	1	0	1
Pete Incaviglia, R OBP: 0.311, SLG: 0.391 (1, 9) Eric Anthony, L OBP: 0.333, SLG: 0.456 (9, PH)				2-1 G4-3		0-2 G1-3		0-0 G5-4-3 1B		3	0	1	0	0	0	0
Scooter Tucker, R OBP: 0.529, SLG: 0.333 (1, 2)				2-3 K		3-2 G6-3		0-0 G5-4-3 1-2f		3	0	0	0	0	1	2
Casey Candaele, S OBP: 0.241, SLG: 0.245 (1, 6)				2-1 3B		0-0 G4-3		0-2 SH3-4 1B		3	0	2	0	0	0	0
Jimmy Jones, R OBP: 0.294, SLG: 0.250 (1, 1) 5 Jeff Bagwell, R OBP: 0.340, SLG: 0.396 (9, 3)				3-3 K		3-2 L5		1 SAFE SH3-4 1-2		2	0	0	0	0	1	1

Inning Stats	R: 0	H: 1	E: 0	LOB: 0	K: 0	S: 5	P: 9	R: 0	H: 0	E: 0	LOB: 0	K: 0	S: 7	R: 0	H: 1	E: 0	LOB: 1	K: 3	S: 14	R: 0	H: 0	E: 1	LOB: 1	K: 1	S: 9	R: 0	H: 0	E: 0	LOB: 0	K: 0	S: 8	R: 0	H: 2	E: 0	LOB: 1	K: 0	S: 6	R: 0	H: 1	E: 0	LOB: 2	K: 2	S: 13	R: 1	H: 2	E: 0	LOB: 2	K: 0	S: 2
	0	1	0	0	0	9		0	0	0	0	0	7	0	1	0	1	0	11	0	0	0	1	1	0	11	0	0	0	0	0	11	0	2	0	1	8	0	1	2	1	2	1	2	0	2	7		

PITCHER	IP	WLS	BF	H	R	ER	SO	BB	IBB	HBP	BLK	WP	HR	S	P	ERA	WHIP
Orel Hershiser, R ERA: 3.29 (1, 1)	8.0	L	32	6	1	1	6	2	1	0	0	2	0	75	118	1.12	1.000
Roger McDowell, R ERA: 2.7 (9, 1)	0.0		1	1	0	0	0	0	0	0	0	0	0	1	2	∞	∞

Los Angeles Dodgers @ Houston Astros
Astrodome, Houston, TX
Sat Jun 20 1992, 4:33 AM EDT
Att: 19,206 - Dome - 70 F

AB	28
R	1
H	7
RBI	1
BB	3
SO	6
LOB	10



WP	PA	3B	HR	S	P	ERA	WHIP
2	33	1	0	21			

Batter	1	2	3	4	5	6	7	8	9	AB R H RBI BB SO LOB	TOP															
Jose Offerman, S (1, 6) OBP: 0.306, SLG: 0.310	0-1 F7		2-1 S 2B		0-0 G6-3			0-2 G5-3		4 0 1 0 0 0 1	Los Angeles Dodgers @ Houston Astros Astrodome, Houston, TX Sun Jun 21 1992, 4:33 AM EDT Att. 20,308 - Dome - 70 F															
Brett Butler, L (1, 8) OBP: 0.371, SLG: 0.342	1-0 G4-3		1-1 G1-3			0-1 P2		4-2 FC5-4 BB		3 0 0 0 1 0 1																
Mike Sharperson, R (1, 5) OBP: 0.419, SLG: 0.444	2-1 1B		3-2 G6-3			2-0 CS 1B		1-0 P6		4 0 2 0 0 0 2																
Eric Davis, R (1, 7) OBP: 0.333, SLG: 0.385	2-2 F9			1-3 K		4-2 1-2 BB		1-0 FC5-4 1-2f		3 0 0 0 1 1 2																
Eric Karros, R (1, 3) OBP: 0.291, SLG: 0.464		1-1 WP 1B		0-0 G5-3		4-2 1-2 BB		2-1 1B		4 0 2 0 0 1 1																
Juan Samuel, R (1, 4) OBP: 0.322, SLG: 0.284		2-2 L4		1-3 K		0-3 K		0-3 K		4 0 0 0 0 2 2																
Mitch Webster, S (1, 9) OBP: 0.315, SLG: 0.406		0-1 F8			0-2 G3-1		1-0 P1		2-3 K	3 0 0 0 0 0 1																
Mike Scioscia, L (9, PH) OBP: 0.272, SLG: 0.268										1 0 0 0 0 1 1																
Carlos Hernandez, R (1, 2) OBP: 0.369, SLG: 0.344		0-1 F9			0-0 SH3-4 1B		1-1 1B		2-1 F8	3 0 2 0 0 0 1																
Dave Hansen, L (9, PH) OBP: 0.311, SLG: 0.352										1 0 0 0 0 0 1																
Kevin Gross, R (1, 1) OBP: 0.167, SLG: 0.091			1-3 K		0-2 SH3-4		2-3 SAFE K			1 0 0 0 0 1 0																
Todd Benzing, S (7, PH) OBP: 0.269, SLG: 0.350					1-2					1 0 0 0 0 1 1																
Jim Gott, R (7, 1)										0 0 0 0 0 0 0																
Inning Stats	R: 0 E: 0 K: 0 S: 8	H: 1 LOB: 1 BB: 0 P: 13	R: 0 E: 0 K: 0 S: 9	H: 1 LOB: 1 BB: 0 P: 12	R: 0 E: 0 K: 1 S: 11	H: 1 LOB: 1 BB: 0 P: 18	R: 0 E: 0 K: 2 S: 9	H: 0 LOB: 0 BB: 0 P: 11	R: 0 E: 0 K: 1 S: 8	H: 1 LOB: 1 BB: 0 P: 8	R: 0 E: 0 K: 1 S: 8	H: 1 LOB: 1 BB: 1 P: 14	R: 0 E: 0 K: 1 S: 9	H: 1 LOB: 1 BB: 0 P: 15	R: 0 E: 0 K: 0 S: 9	H: 0 LOB: 1 BB: 1 P: 15	R: 0 E: 0 K: 0 S: 11	H: 1 LOB: 1 BB: 0 P: 17	1B: 6 2B: 1 3B: 0 HR: 0	SF: 0 SAC: 1 DP: 0 HBP: 0	WP: 1 PB: 0 SB: 1 CS: 1	PA: 35				
PITCHER	IP WLS BF H R ER SO BB IBB HBP BLK WP HR S P ERA WHIP	IP WLS BF H R ER SO BB IBB HBP BLK WP HR S P ERA WHIP	IP WLS BF H R ER SO BB IBB HBP BLK WP HR S P ERA WHIP	IP WLS BF H R ER SO BB IBB HBP BLK WP HR S P ERA WHIP	IP WLS BF H R ER SO BB IBB HBP BLK WP HR S P ERA WHIP	IP WLS BF H R ER SO BB IBB HBP BLK WP HR S P ERA WHIP	IP WLS BF H R ER SO BB IBB HBP BLK WP HR S P ERA WHIP	IP WLS BF H R ER SO BB IBB HBP BLK WP HR S P ERA WHIP	IP WLS BF H R ER SO BB IBB HBP BLK WP HR S P ERA WHIP	IP WLS BF H R ER SO BB IBB HBP BLK WP HR S P ERA WHIP	IP WLS BF H R ER SO BB IBB HBP BLK WP HR S P ERA WHIP	IP WLS BF H R ER SO BB IBB HBP BLK WP HR S P ERA WHIP	IP WLS BF H R ER SO BB IBB HBP BLK WP HR S P ERA WHIP	IP WLS BF H R ER SO BB IBB HBP BLK WP HR S P ERA WHIP	IP WLS BF H R ER SO BB IBB HBP BLK WP HR S P ERA WHIP	IP WLS BF H R ER SO BB IBB HBP BLK WP HR S P ERA WHIP	IP WLS BF H R ER SO BB IBB HBP BLK WP HR S P ERA WHIP	IP WLS BF H R ER SO BB IBB HBP BLK WP HR S P ERA WHIP	IP WLS BF H R ER SO BB IBB HBP BLK WP HR S P ERA WHIP	IP WLS BF H R ER SO BB IBB HBP BLK WP HR S P ERA WHIP	IP WLS BF H R ER SO BB IBB HBP BLK WP HR S P ERA WHIP	IP WLS BF H R ER SO BB IBB HBP BLK WP HR S P ERA WHIP	IP WLS BF H R ER SO BB IBB HBP BLK WP HR S P ERA WHIP	IP WLS BF H R ER SO BB IBB HBP BLK WP HR S P ERA WHIP		
Butch Henry, L (1, 1) ERA: 5.04	7.2 W 30 6 0 0 5 2 0 0 0 1 0 70 104 0.00 1.043																									
Doug Jones, R (8, 1) ERA: 2.06	1.1 S 5 1 0 0 2 0 0 0 0 0 0 12 19 0.00 0.750																									

livebaseballscorecards.com

AB	32
R	0
H	7
RBI	0
BB	2
SO	7
LOB	14



Batter	1	2	3	4	5	6	7	8	9	AB	R	H	RBI	BB	SO	LOB
Casey Candaele, S OBP: 0.241, SLG: 0.240 Doug Jones, R (8, 1)	4-2 CS BB		0-1 E4 5 BB		0-1 L9		2-3 K			3	0	0	0	1	1	1
Steve Finley, L OBP: 0.332, SLG: 0.413 (1, 8)	0-2 F9 1-2		2-2 F9		0-0 B1		4-0 FC6-4 IBB			3	0	0	0	1	0	2
5 Jeff Bagwell, R OBP: 0.343, SLG: 0.395 (1, 3)	1-1 1B		4-1 BB			2-2 G5-3	1-0 FC6-4 1-2f			3	0	1	0	1	0	2
Luis Gonzalez, L OBP: 0.234, SLG: 0.307 (1, 7)	2-2 L4		0-0 F8			2-2 G4-3		1-3 K		4	0	0	0	0	1	3
Ken Caminiti, S OBP: 0.357, SLG: 0.374 (1, 5)		0-0 F8		1-0 F7		0-0 HR 1B		1-1 1B		4	1	2	0	0	0	0
Pete Incaviglia, R OBP: 0.320, SLG: 0.415 Chris Jones, R OBP: 0.298, SLG: 0.300 (1, 9) (9, 9)		2-1 FC5-4 1B		2-1 FC6-4 1B		0-1 HR		1-3 K		4	1	3	2	0	1	1
Scott Servais, R OBP: 0.258, SLG: 0.274 (1, 2)		2-3 K		0-0 FC6-4 1-2f		2-0 G6-3		0-3 K		4	0	0	0	0	2	3
Rafael Ramirez, R OBP: 0.274, SLG: 0.302 (1, 6)		0-2 FC5-4 1-2f		0-0 FC6-4 1-2f			0-1 SH1-4 1B			3	0	1	0	0	0	2
Butch Henry, L OBP: 0.136, SLG: 0.273 Craig Biggio, R OBP: 0.367, SLG: 0.393 (1, 1) (8, 4)			0-1 F8		1-3 K		1-1 SH1-4			2	0	0	0	0	1	0

Inning Stats	R: 0	H: 1	E: 0	LOB: 1	K: 0	S: 10	R: 0	H: 1	E: 0	LOB: 1	K: 1	S: 9	R: 0	H: 0	E: 1	LOB: 2	K: 0	S: 11	R: 0	H: 1	E: 0	LOB: 1	K: 0	S: 5	R: 0	H: 0	E: 0	LOB: 0	K: 1	S: 6	R: 2	H: 2	E: 0	LOB: 0	K: 0	S: 10	R: 0	H: 1	E: 0	LOB: 2	K: 1	S: 8	R: 0	H: 1	E: 0	LOB: 1	K: 3	S: 11	R: 0	H: 1	E: 0	LOB: 1	K: 0	S: 14
Kevin Gross, R ERA: 3.56 Jim Gott, R ERA: 1.62	IP: 6.0	WLS: L	BF: 25	H: 5	R: 2	ER: 2	SO: 2	BB: 2	IBB: 0	HBP: 0	BLK: 0	WP: 0	HR: 1	S: 51	P: 78	ERA: 3.00	WHIP: 1.167	IP: 2.0	WLS: L	BF: 9	H: 2	R: 0	ER: 0	SO: 4	BB: 0	IBB: 1	HBP: 0	BLK: 0	WP: 0	HR: 0	S: 19	P: 30	ERA: 0.00	WHIP: 1.000	IP: 6.0	WLS: L	BF: 25	H: 5	R: 2	ER: 2	SO: 2	BB: 2	IBB: 0	HBP: 0	BLK: 0	WP: 0	HR: 1	S: 51	P: 78	ERA: 3.00	WHIP: 1.167			

BOTTOM

Los Angeles Dodgers @ Houston Astros
Astrodome, Houston, TX
Sun Jun 21 1992, 4:33 AM EDT
Att: 20,308 - Dome - 70 F

livebaseballscorecards.com

AB	30
R	2
H	7
RBI	2
BB	3
SO	6
LOB	14



1B: 6	SF: 0	WP: 0	PA: 34
2B: 0	SAC: 1	PB: 0	
3B: 0	DP: 0	SB: 0	
HR: 1	HBP: 0	CS: 1	

Batter	1	2	3	4	5	6	7	8	9	AB R H RBI BB SO LOB	TOP																
Brett Butler, L (1, 8) OBP: 0.376, SLG: 0.350	2-3 K		2-2 2B		1-1 1B		4-1 BB		1-0 SH FC6-2 1B	3 1 2 1 1 1 0	Los Angeles Dodgers @ San Diego Padres Jack Murphy Stadium, San Diego, CA Mon Jun 22 1992, 10:05 PM EDT Att. 21,965 - Cloudy - 78 F																
Mike Sharperson, R (1, 4) OBP: 0.418, SLG: 0.438	2-2 F7		4-1 BB		0-3 K		1-0 1B	1-0 FC6-2 1B	4 1 1 1 1 1 3																		
Lenny Harris, L (1, 5) OBP: 0.344, SLG: 0.322	0-0 G6-3		1-1 L6			0-0 1B	1-0 G4-6-3 1B	1-3 1B IBB	4 0 1 0 1 0 4																		
Eric Davis, R (1, 7) OBP: 0.336, SLG: 0.386		3-1 G6-3 1B		2-3 K		1 SAFE K	1-0 L7	1-2 1B S	5 0 2 2 0 2 1																		
Eric Karros, R (1, 3) OBP: 0.293, SLG: 0.468		2-0 L8		1-1 L7		0-2 1B	1-2 2B	1-3 K	5 0 2 0 0 1 3																		
Todd Benzinger, S (1, 9) OBP: 0.283, SLG: 0.341		1 SAFE G6-3		2-1 P5		2-2 FC4-6 1B	2-2 F7	1-3 K	4 0 0 0 0 0 4																		
Roger McDowell, R (8, 1)		SAFE G6-3				1-2f 2-3			1 0 0 0 0 1 2																		
Mike Scioscia, L (1, 2) OBP: 0.271, SLG: 0.263		1-1 G4-3		1-2 L8		1-2 P5			3 0 0 0 1 0 3																		
Carlos Hernandez, R (9, 2) OBP: 0.369, SLG: 0.344									0 0 0 0 0 0 0																		
Jose Offerman, S (1, 6) OBP: 0.310, SLG: 0.314			1-3 K		2-1 SH5-4 1B		0-0 SH2-4 1B	4-0 F8	4 2 2 0 0 1 2																		
Bob Ojeda, L (1, 1) OBP: 0.167, SLG: 0.217			1-3 K		2-1 SH5-4		0-1 SH2-4		1 0 0 0 0 1 0																		
Mitch Webster, S (7, PH) OBP: 0.315, SLG: 0.406								2-2 SH FC6-2 2B	0 0 0 0 0 0 0																		
Jay Howell, R (7, 1)									0 0 0 0 0 0 0																		
Stan Javier, S (8, 9) OBP: 0.233, SLG: 0.255									1 0 1 0 0 0 0																		
Inning Stats	R: 0 E: 0 K: 1 S: 9	H: 0 LOB: 0 BB: 0 P: 13	R: 0 E: 0 K: 0 S: 8	H: 1 LOB: 1 BB: 0 P: 15	R: 0 E: 0 K: 2 S: 15	H: 1 LOB: 2 BB: 1 P: 24	R: 0 E: 0 K: 1 S: 7	H: 0 LOB: 0 BB: 0 P: 12	R: 1 E: 0 K: 1 S: 12	H: 2 LOB: 1 BB: 0 P: 18	R: 0 E: 0 K: 1 S: 14	H: 2 LOB: 2 BB: 0 P: 19	R: 1 E: 0 K: 0 S: 6	H: 2 LOB: 1 BB: 1 P: 12	R: 0 E: 0 K: 0 S: 9	H: 1 LOB: 2 BB: 1 P: 17	R: 2 E: 0 K: 2 S: 17	H: 2 LOB: 2 BB: 1 P: 28	1B: 8 2B: 3 3B: 0 HR: 0	SF: 0 SAC: 3 DP: 1 HBP: 0	WP: 0 PB: 0 SB: 2 CS: 0	PA: 42					
PITCHER	IP WLS BF H R ER SO BB IBB HBP BLK WP HR S P ERA WHIP												PITCHER	IP WLS BF H R ER SO BB IBB HBP BLK WP HR S P ERA WHIP													
Andy Benes, R (1, 1) ERA: 3.53	8.0	35	9	2	2	6	2	1	0	0	0	0	80	130	2.25	1.375											
Jose Melendez, R (9, 1) ERA: 3.59	1.0	L	7	2	2	2	0	1	0	0	0	0	17	28	18.00	2.000											

livebaseballscorecards.com

AB	35
R	4
H	11
RBI	4
BB	4
SO	8
LOB	22



Batter	1	2	3	4	5	6	7	8	9	AB	R	H	RBI	BB	SO	LOB
Tony Fernandez, S OBP: 0.362, SLG: 0.368 (1, 6)	0-3 K		1-1 F8			2-2 G3-1		0-0 2B		4	0	1	0	0	1	0
Tony Gwynn, L OBP: 0.391, SLG: 0.468 (1, 9)	0-1 HR			4-0 CS BB		3-1 G6-3		4-0 IBB		2	1	1	1	2	0	0
Gary Sheffield, R OBP: 0.374, SLG: 0.511 (1, 5)	0-2 F8			0-1 L8		3-3 K		4-0 BB		3	0	0	0	1	1	1
Darrin Jackson, R OBP: 0.291, SLG: 0.411 (1, 8)	3-1 F9			1 SAFE 1 SAFE 1-2 2B BB	4-2 S BB		3-1 G5-3	2-2 G4-3		3	1	0	0	1	0	3
Tim Teufel, R OBP: 0.333, SLG: 0.366 (1, 3)		1-0 L4 1B		1 SAFE 1 SAFE 1-1 2B	2-2 1-H 2B		3-3 K		0-0 G1-3	4	0	2	1	0	1	0
Dan Walters, R OBP: 0.303, SLG: 0.387 (1, 2)		2-1 L4 1-2		1 SAFE 1 SAFE 1-1 2B	3-2 F7		4-2 BB		1-1 2B	3	0	1	0	1	0	2
Jerald Clark, R OBP: 0.243, SLG: 0.294 (1, 7)		2-3 K			1-0 G3-1		2-2 F8		0-3 K	4	0	0	0	0	2	2
Kurt Stillwell, S OBP: 0.295, SLG: 0.313 (1, 4)			2-3 K		4-0 B2-6-4 BB			0-3 K	2-1 G1-3	3	0	0	0	1	2	1
Andy Benes, R OBP: 0.250, SLG: 0.214 Phil Stephenson, L (8, PH) Jose Melendez, R (9, 1)			2-2 G1-3		0-2 B2-6-4 1-2			2-0 F9		2	0	0	0	0	0	1
										1	0	0	0	0	0	0
										0	0	0	0	0	0	0

Inning Stats	R: 1	H: 1	E: 0	LOB: 0	K: 1	S: 10	R: 0	H: 1	E: 0	LOB: 0	K: 1	S: 6	R: 0	H: 0	E: 0	LOB: 0	K: 1	S: 9	R: 1	H: 1	E: 0	LOB: 1	K: 0	S: 11	R: 0	H: 0	E: 0	LOB: 0	K: 0	S: 4	R: 0	H: 0	E: 0	LOB: 0	K: 1	S: 10	R: 0	H: 0	E: 0	LOB: 1	K: 1	S: 11	R: 0	H: 1	E: 0	LOB: 3	K: 1	S: 11	R: 0	H: 1	E: 0	LOB: 1	K: 1	S: 9	1B: 1	SF: 0	2B: 4	SAC: 0	3B: 0	DP: 2	HR: 1	HBP: 0	WP: 0	PA: 35
PITCHER	IP	WLS	BF	H	R	ER	SO	BB	IBB	HBP	BLK	WP	HR	S	P	ERA	WHIP																																															
Bob Ojeda, L (1, 1) ERA: 3.65	6.0		21	3	2	2	4	3	0	0	0	0	0	50	89	3.00	1.000																																															
Jay Howell, R (7, 1) ERA: 0.75	1.2		9	1	0	0	2	2	1	0	0	0	0	16	38	0.00	1.800																																															
Roger McDowell, R (8, 1) ERA: 2.59	1.1	W	5	1	0	0	1	0	0	0	0	0	0	15	20	0.00	0.750																																															

BOTTOM

Los Angeles Dodgers @ San Diego Padres
Jack Murphy Stadium, San Diego, CA

Mon Jun 22 1992, 10:05 PM EDT
 Att: 21,965 - Cloudy - 78 F

livebaseballscorecards.com

AB	29
R	2
H	5
RBI	2
BB	6
SO	7
LOB	10



Batter	1	2	3	4	5	6	7	8	9	AB R H RBI BB SO LOB
Brett Butler, L (1, 8) OBP: 0.381, SLG: 0.358 Mitch Webster, S (9, PH) OBP: 0.313, SLG: 0.402	1-2 1B G4-6-3 1B		1-2 G4-3		2-2 2B		4-2 BB 1B BB		2-3 K	3 2 2 0 1 0 0 1 0 0 0 0 1 0
Mike Sharperson, R (1, 4) OBP: 0.437, SLG: 0.447	SAFE SAFE SAFE SAFE SAFE SAFE	2-2 SAFE SAFE SAFE SAFE SAFE	4-0 BB		4-2 FC5-4 BB		4-0 FC6-4 1B BB		1-2 1B	2 0 2 0 3 0 0
Lenny Harris, L (1, 5) OBP: 0.342, SLG: 0.320 Dave Anderson, R (9, PH) OBP: 0.274, SLG: 0.431	0-0 G4-6-3 1-2f 3-H		1-2 F8		1-2 FC5-4 1-2f		1-1 FC6-4 1B		0-1 F9	4 0 1 2 0 0 4 1 0 0 0 0 0 1
Eric Davis, R (1, 7) OBP: 0.333, SLG: 0.382	2-2 1B		0-0 F9		1-3 K		2-2 FC6-4 1-2f 2-3			4 0 1 0 0 1 2
Eric Karros, R (1, 3) OBP: 0.293, SLG: 0.463	0-0 L8		2-2 1B		1-1 F9		1-1 F8 1-2			4 0 1 0 0 0 3
Todd Benzinger, S (1, 9) OBP: 0.257, SLG: 0.333		2-2 G4-3		0-1 SAFE L7		2-0 G3-1		1-3 K		4 0 0 0 0 1 1
Carlos Hernandez, R (1, 2) OBP: 0.362, SLG: 0.338		2-1 F8		2-1 F7		0-0 FC4-6 1B		1-0 L6		4 0 1 0 0 0 1
Jose Offerman, S (1, 6) OBP: 0.309, SLG: 0.313		2-1 G6-3		1-0 CS 1B		2-2 FC4-6 2B		2-3 K		4 1 1 0 0 1 1
Tom Candiotti, R (1, 1) OBP: 0.103, SLG: 0.071 Dave Hansen, L (7, PH) OBP: 0.317, SLG: 0.368 Jim Gott, R (7, 1) Juan Samuel, R (9, PH) OBP: 0.319, SLG: 0.280			0-0 G6-3		1-0 G3-1 1-2		0-0 BB 1B 2B 1-H		0-0 G5-3	2 0 0 0 0 0 1 1 1 1 1 0 0 0 0 0 0 0 0 0 0 1 0 0 0 0 0 0

Inning Stats	R: 1		H: 3		R: 0		H: 0		R: 0		H: 0		R: 0		H: 2		R: 0		H: 0		R: 3		H: 3		R: 0		H: 0		R: 0		H: 1		1B: 8		SF: 0	
	E: 0	LOB: 1	E: 0	LOB: 0	E: 0	LOB: 1	E: 0	LOB: 1	E: 0	LOB: 1	E: 0	LOB: 2	E: 0	LOB: 0	E: 0	LOB: 0	E: 0	LOB: 0	E: 0	LOB: 0	E: 0	LOB: 0	E: 0	LOB: 0	E: 0	LOB: 0	E: 0	LOB: 0	E: 0	LOB: 1	2B: 2	SF: 0	3B: 0	DP: 1	HR: 0	HBP: 0
	K: 0	BB: 0	K: 0	BB: 0	K: 0	BB: 0	K: 0	BB: 0	K: 0	BB: 0	K: 1	BB: 2	K: 0	BB: 0	K: 0	BB: 2	K: 0	BB: 0	K: 0	BB: 0	K: 2	BB: 0	K: 1	BB: 0	K: 1	BB: 0	K: 0	BB: 1	K: 0	BB: 0	K: 0	BB: 0	HR: 0	HBP: 0	CS: 1	
	S: 15	P: 20	S: 8	P: 14	S: 8	P: 13	S: 8	P: 12	S: 10	P: 19	S: 6	P: 10	S: 16	P: 30	S: 7	P: 11	S: 12	P: 15	WP: 0	HR: 0	S: 6	P: 10	S: 16	P: 30	S: 7	P: 11	S: 12	P: 15	WP: 0	HR: 0	S: 6	P: 10	S: 16	P: 30	PA: 39	

TOP

Los Angeles Dodgers @ San Diego Padres

Jack Murphy Stadium, San Diego, CA

Tue Jun 23 1992, 6:33 AM EDT
Att. 22,915 - Cloudy - 80 F

livebaseballscorecards.com

AB	35
R	4
H	10
RBI	3
BB	4
SO	4
LOB	14

PITCHER	IP	WLS	BF	H	R	ER	SO	BB	IBB	HBP	BLK	WP	HR	S	P	ERA	WHIP
Frank Seminara, R (1, 1) ERA: 5.68	6.1	W	27	8	3	3	1	2	0	0	0	0	0	60	95	4.26	1.579
Mike Maddux, R (7, 1) ERA: 2.35	0.0		2	0	0	0	0	2	0	0	0	0	0	2	10	∞	∞
Larry Andersen, R (7, 1) ERA: 4.32	0.2		3	1	1	1	0	0	0	0	0	0	0	9	13	13.50	1.500
Randy Myers, L (8, 1) ERA: 5.82	2.0		7	1	0	0	3	0	0	0	0	0	0	19	26	0.00	0.500

BOTTOM

Los Angeles Dodgers @ San Diego Padres
Jack Murphy Stadium, San Diego, CA

livebaseballscorecards.com

AB	29
R	8
H	8
RBI	7
BB	2
SO	3
LOB	5



WP	2	PA	34
PB	0		
SB	0		
CS	0		

Tue Jun 23 1992, 6:33 AM EDT
Att. 22,915 - Cloudy - 80 F

Batter	1	2	3	4	5	6	7	8	9	AB	R	H	RBI	BB	SO	LOB											
Kurt Stillwell, S OBP: 0.289, SLG: 0.306 Randy Myers, L	B1-3	K2-3			L9		L6			4	0	0	0	0	1	1											
Tony Gwynn, L OBP: 0.393, SLG: 0.465	HR BB		P8		G1-3		WP 1B IBB			2	2	0	0	2	0	0											
Darrin Jackson, R OBP: 0.298, SLG: 0.428	HR 1B		G5-3			HR	1B			4	2	3	2	0	0	0											
Gary Sheffield, R OBP: 0.375, SLG: 0.526	HR		G1-3		G3 SF7 2B		L8			4	2	2	3	0	0	1											
Phil Stephenson, L OBP: 0.200, SLG: 0.600	G5-3			1B 3B		G3		G3-1		4	1	1	0	0	0	1											
Dan Walters, R OBP: 0.314, SLG: 0.391	HBP			G5-4-3 1B		SF7		G5-3		2	0	1	2	0	0	0											
Tim Teufel, R OBP: 0.322, SLG: 0.352	K			G5-4-3 1-2f		L7		G3		4	0	0	0	0	1	2											
Craig Shipley, R OBP: 0.244, SLG: 0.227		L9		K			WP SH3-4 WP 1B			3	1	1	0	0	1	0											
Frank Seminara, R Mike Maddux, L Larry Andersen, R Kevin Ward, R OBP: 0.319, SLG: 0.328		P6			G5-3		SH3-4			2	0	0	0	0	0	0											
										0	0	0	0	0	0	0											
										0	0	0	0	0	0	0											
										0	0	0	0	0	0	0											
Inning Stats	R: 3 E: 0 K: 1 S: 13	H: 2 LOB: 1 BB: 1 P: 25	R: 0 E: 0 K: 1 S: 7	H: 0 LOB: 0 BB: 0 P: 10	R: 0 E: 0 K: 0 S: 9	H: 0 LOB: 0 BB: 0 P: 15	R: 1 E: 0 K: 1 S: 9	H: 2 LOB: 0 BB: 0 P: 11	R: 0 E: 0 K: 0 S: 7	H: 0 LOB: 0 BB: 0 P: 8	R: 2 E: 0 K: 0 S: 11	H: 2 LOB: 0 BB: 0 P: 19	R: 2 E: 0 K: 0 S: 9	H: 2 LOB: 1 BB: 1 P: 20	R: 0 E: 0 K: 0 S: 7	H: 0 LOB: 0 BB: 0 P: 10	1B: 4 2B: 1 3B: 1 HR: 2	SF: 1 SAC: 1 DP: 1 HBP: 1	WP: 2 PB: 0 SB: 0 CS: 0	PA: 34							
PITCHER	IP	WLS	BF	H	R	ER	SO	BB	IBB	HBP	BLK	WP	HR	S	P	ERA	WHIP										
Tom Candiotti, R ERA: 3.19	(1, 1)	6.0	L	25	6	6	6	3	1	0	1	0	2	56	88	9.00	1.167										
Jim Gott, R ERA: 1.98	(7, 1)	2.0		9	2	2	0	0	1	0	0	2	0	16	30	9.00	1.000										

1B:	4	SF:	1
2B:	1	SAC:	1
3B:	1	DP:	1
HR:	2	HBP:	1

WP:	2	PA:	34
PB:	0		
SB:	0		
CS:	0		

Batter	1	2	3	4	5	6	7	8	9	AB R H RBI BB SO LOB	TOP		
Craig Biggio, R (1, 4) OBP: 0.375, SLG: 0.409	1-1 G6-3	3-3 K			1-0 P4		4-2 2B BB	0-2 1B		4 1 1 0 1 1 2			
Steve Finley, L (1, 8) OBP: 0.337, SLG: 0.431	0-1 G4-3		0-1 G3		4-1 FC3-6 5 1B BB		2-1 5 1B 1B 2B	1-2 SF8		3 1 1 2 1 0 0			
5 Jeff Bagwell, R (1, 3) OBP: 0.349, SLG: 0.392	3-2 1B		2-2 F9 2B 1B		0-1 FC3-6 1B		3-2 1B FC3-2 1B	2-2 G5-4-3		5 1 4 0 0 0 2			
Luis Gonzalez, L (1, 7) OBP: 0.253, SLG: 0.386	2-0 P4		0-0 F9		0-0 FC3-6		0-2 FC3-2 1B		2-2 G1-3	5 0 1 1 0 0 4			
Ken Caminiti, S (1, 5) OBP: 0.360, SLG: 0.430		0-1 P6	0-0 2B		0-0 G4-1		1-0 FC3-2		3-3 K	5 0 1 1 0 1 4			
Pete Incaviglia, R (1, 9) OBP: 0.310, SLG: 0.412		0-0 FC4-6 1B	1-3 K			3-1 F8	0-3 K		0-0 G6-3	5 0 1 0 0 2 3			
Scouter Tucker, R (1, 2) OBP: 0.375, SLG: 0.211		1-2 FC4-6 1B		0-3 K		0-2 P4	2-3 K			3 1 0 0 0 1 1			
Eric Anthony, L (7, PH) OBP: 0.331, SLG: 0.453										1 0 0 0 0 1 2			
Scott Servais, R (7, 2) OBP: 0.258, SLG: 0.264										0 0 0 0 0 0 0			
Casey Candaele, S (1, 6) OBP: 0.254, SLG: 0.255		2-1 BB 1B		1-0 F7		0-1 1B		1-2 1B BB SF8 1B		4 1 3 1 0 0 0			
Jimmy Jones, R (1, 1) OBP: 0.316, SLG: 0.235		4-2 1B		1-1 L4		3-3 K		4-0 SF8 1B BB		1 0 0 0 1 0 0			
Al Osuna, R (5, 1)										0 0 0 0 0 0 0			
Benny Distefano, L (6, PH) OBP: 0.396, SLG: 0.289										1 0 0 0 0 1 1			
Joe Boever, R (6, 1)										0 0 0 0 0 0 0			
Gerald Young, S (8, PH)										0 0 0 0 1 0 0			
Rob Murphy, L (8, 1)		1-2 BB								0 0 0 0 0 0 0			
Inning Stats	R: 0 H: 1 E: 0 LOB: 1 K: 0 BB: 0 S: 9 P: 15	R: 1 H: 2 E: 1 LOB: 2 K: 1 BB: 1 S: 16 P: 26	R: 1 H: 2 E: 0 LOB: 1 K: 1 BB: 0 S: 10 P: 13	R: 0 H: 0 E: 0 LOB: 0 K: 1 BB: 0 S: 7 P: 9	R: 0 H: 1 E: 0 LOB: 2 K: 0 BB: 1 S: 6 P: 11	R: 0 H: 1 E: 0 LOB: 1 K: 1 BB: 0 S: 10 P: 16	R: 2 H: 3 E: 0 LOB: 2 K: 2 BB: 1 S: 17 P: 29	R: 1 H: 2 E: 0 LOB: 1 K: 0 BB: 1 S: 14 P: 22	R: 0 H: 0 E: 0 LOB: 0 K: 1 BB: 0 S: 7 P: 12	1B: 10 SF: 1 2B: 2 SAC: 0 3B: 0 DP: 1 HR: 0 HBP: 0	WP: 0 PA: 42 PB: 0 SB: 0 CS: 0		
PITCHER	IP WLS BF H R ER SO BB IBB HBP BLK WP HR S P ERA WHIP											PITCHER	IP WLS BF H R ER SO BB IBB HBP BLK WP HR S P ERA WHIP
Ramon Martinez, R (1, 1) ERA: 3.75	6.0 W 29 8 4 2 4 3 0 0 0 0 0 0 62 100 3.00 1.833												
Jay Howell, R (7, 1) ERA: 0.71	0.2 4 2 0 0 1 0 0 0 0 0 0 0 10 14 0.00 3.000												
John Candelaria, L (7, 1) ERA: 1.35	0.1 1 0 0 0 1 0 0 0 0 0 0 0 3 5 0.00 0.000												
Roger McDowell, R (8, 1) ERA: 2.7	2.0 8 2 1 1 1 1 0 0 0 0 0 0 21 34 4.50 1.500												

Houston Astros @ Los Angeles Dodgers
Dodger Stadium, Los Angeles, CA

Thu Jun 25 1992, 7:05 PM PDT
Att. 31,632 - Sunny - 76 F

livebaseballscorecards.com

AB 37
R 5
H 12
RBI 5
BB 4
SO 7
LOB 19



Batter	1	2	3	4	5	6	7	8	9	AB	R	H	RBI	BB	SO	LOB
Brett Butler, L OBP: 0.381, SLG: 0.367 (1, 8)	1-1 E 1B	3-1 B1-3		1-0 F8	3-3 K		3-1 3B			5	1	2	2	0	1	2
Mike Sharperson, R OBP: 0.442, SLG: 0.460 (1, 4)	3-2 E7 2B	1-1 F9		3-2 2B		1-2 1B	0-1 G1-3			5	2	3	0	0	0	1
Lenny Harris, L OBP: 0.343, SLG: 0.335 (1, 9) (8, 5)	3-1 1B	0-2 G1-3		0-2 2B		0-0 P4		1-0 F8		5	1	2	2	0	0	1
Eric Davis, R OBP: 0.329, SLG: 0.375 (1, 7)	1-0 G6-3 1B		1-0 G5-3	2-3 K		0-1 F9		2-3 K		5	1	1	1	0	2	2
Eric Karros, R OBP: 0.295, SLG: 0.467 (1, 3)	2-2 G2-3		0-0 1B		0-1 G4-3 1B	1-3 K		0-1 G5-3		5	1	2	0	0	1	2
Dave Hansen, L OBP: 0.307, SLG: 0.355 Roger McDowell, R (8, 1)	2-1 G6-3		0-0 L8		1-1 G4-3		1-0 F7			4	0	0	0	0	0	3
Carlos Hernandez, R OBP: 0.384, SLG: 0.343 (1, 2)	1-1 1B HBP		2-2 1B		4-2 1B HBP		0-0 G6-3			2	0	1	0	0	0	0
Jose Offerman, S OBP: 0.316, SLG: 0.321 (1, 6)	0-1 1B		3-3 K		3-1 1B		0-1 3B			4	1	3	2	0	1	2
Ramon Martinez, R OBP: 0.143, SLG: 0.143 Jay Howell, R (7, 1) John Candelaria, L (7, 1) Mitch Webster, S OBP: 0.319, SLG: 0.402 (7, PH) (8, 9)	2-1 F7			0-1 F7	0-3 K		2-1 3B HBP			3	0	0	0	0	1	4

Inning Stats	R: 4	H: 5	E: 1	LOB: 2	K: 0	P: 34	R: 0	H: 0	E: 0	LOB: 0	K: 0	P: 11	R: 0	H: 2	E: 0	LOB: 2	K: 1	P: 15	R: 1	H: 2	E: 0	LOB: 1	K: 1	P: 19	R: 1	H: 2	E: 0	LOB: 2	K: 2	P: 31	R: 0	H: 1	E: 0	LOB: 1	K: 1	P: 12	R: 2	H: 2	E: 0	LOB: 1	K: 0	P: 15	R: 0	H: 0	E: 0	LOB: 0	K: 1	P: 10
	S: 20	BB: 0	S: 7	BB: 0	S: 9	BB: 0	S: 13	BB: 0	S: 20	BB: 0	S: 11	BB: 0	S: 9	BB: 0	S: 7	BB: 0	S: 10	BB: 0	S: 15	BB: 0	S: 15	BB: 0	S: 12	BB: 0	S: 9	BB: 0	S: 7	BB: 0	S: 10	BB: 0	S: 15	BB: 0	S: 12	BB: 0	S: 9	BB: 0	S: 15	BB: 0	S: 10	BB: 0	S: 7	BB: 0	S: 10					

PITCHER	IP	WLS	BF	H	R	ER	SO	BB	IBB	HBP	BLK	WP	HR	S	P	ERA	WHIP
Jimmy Jones, R ERA: 4.45 (1, 1)	4.1	L	26	11	6	6	2	0	0	0	0	0	0	61	99	12.46	2.538
Al Osuna, L ERA: 3.94 (5, 1)	0.2		2	0	0	0	2	0	0	0	0	0	0	8	11	0.00	0.000
Joe Boever, R ERA: 2.43 (6, 1)	2.0		10	3	2	2	1	0	0	1	0	0	0	20	27	9.00	1.500
Rob Murphy, L ERA: 3.68 (8, 1)	1.0		3	0	0	0	1	0	0	0	0	0	0	7	10	0.00	0.000


BOTTOM

Houston Astros @ Los Angeles Dodgers
Dodger Stadium, Los Angeles, CA

Thu Jun 25 1992, 7:05 PM PDT
Att: 31,632 - Sunny - 76 F

AB	38
R	8
H	14
RBI	7
BB	0
SO	6
LOB	17

livebaseballscorecards.com



WP: 0	PA: 41
PB: 0	
SB: 2	
CS: 0	

Houston Astros @ Los Angeles Dodgers
Dodger Stadium, Los Angeles, CA

Fri Jun 26 1992, 7:05 PM PDT
 Att. 33,380 - Sunny - 78 F

AB	35
R	5
H	9
RBI	5
BB	4
SO	3
LOB	23



WP:	0	PA:	42
PB:	1		
SB:	0		
CS:	0		

Batter	1	2	3	4	5	6	7	8	9	AB	R	H	RBI	BB	SO	LOB
Craig Biggio, R (1, 4) OBP: 0.376, SLG: 0.410	0-2 E6		2-1 SH1-3 5 SF9 2B	1-2 G1-3			4-2 PB 5 1B 1B BB	1-3 K		4	2	1	0	1	1	4
Steve Finley, L (1, 8) OBP: 0.332, SLG: 0.425	1-2 P5		1-1 SH1-3		1-2 G3		1-0 P5	3-2 G3		4	0	0	0	0	0	4
5 Jeff Bagwell, R (1, 3) OBP: 0.346, SLG: 0.390	1-1 E9		1-1 SF9		0-0 F9		0-1 PB 1B 1B		2-2 G5-3	4	1	1	1	0	0	1
Luis Gonzalez, L (1, 7) OBP: 0.251, SLG: 0.380	2-1 P3		3-H 2-2 G3		3-1 G3		2-1 BLK 1B		0-1 G4-3	5	0	1	2	0	0	2
Ken Caminiti, S (1, 5) OBP: 0.372, SLG: 0.452	2-0 G4-3			0-0 FC6-4 1B 1B		0-0 HR	4-1 SAFE SAFE SAFE 1B IBB		4-2 FC6-4 BB	3	2	2	1	2	0	2
Pete Incaviglia, R (1, 9) OBP: 0.318, SLG: 0.411		0-2 G5-3 1B		2-3 K		1-1 P4	1-2 P5		0-1 FC6-4	3	0	1	0	0	0	1
Xavier Hernandez, L (6, 1)										0	0	0	0	0	0	0
Gerald Young, S (7, PH)										1	0	0	0	0	0	2
Rob Murphy, L (7, 1)										0	0	0	0	0	0	0
Benny Distefano, L (8, 9) OBP: 0.300, SLG: 0.283									1-2f	1	0	0	0	0	0	1
Casey Candaele, S (1, 6) OBP: 0.260, SLG: 0.260		0-0 G5-3 1B		0-2 E5 FC6-4		1-2 F8		1-2 SH3-4 1B		4	0	2	0	0	0	1
Scooter Tucker, R (1, 2) OBP: 0.333, SLG: 0.182		1-0 G5-3		2-0 FC6-4 1B		0-0 F7		0-1 SH3-4		3	0	0	0	0	0	4
Butch Henry, L (1, 1) OBP: 0.167, SLG: 0.292		0-3 K		0-1 1B			1-1 P4	4-0 IBB		2	0	1	1	0	1	1
Eric Anthony, L (6, 9) OBP: 0.333, SLG: 0.450										1	0	0	0	1	0	0
Doug Jones, R (8, 1)										0	0	0	0	0	0	0

Inning Stats	R: 0	H: 0	R: 0	H: 2	R: 1	H: 1	R: 0	H: 0	R: 1	H: 1	R: 2	H: 2	R: 0	H: 1	R: 0	H: 0
	E: 2	LOB: 2	E: 0	LOB: 1	E: 0	LOB: 0	E: 0	LOB: 0	E: 1	LOB: 0	E: 0	LOB: 2	E: 0	LOB: 2	E: 0	LOB: 1
	K: 0	BB: 0	K: 1	BB: 0	K: 0	BB: 0	K: 0	BB: 0	K: 1	BB: 0	K: 0	BB: 2	K: 1	BB: 1	K: 0	BB: 1
	S: 11	P: 17	S: 10	P: 11	S: 10	P: 16	S: 6	P: 10	S: 13	P: 18	S: 13	P: 26	S: 11	P: 20	S: 9	P: 15

PITCHER	IP	WLS	BF	H	R	ER	SO	BB	IBB	HBP	BLK	WP	HR	S	P	ERA	WHIP
Orel Hershiser, R (1, 1) ERA: 3.27	6.0		26	6	3	2	2	0	0	0	0	0	1	58	82	3.00	1.000
Steve Wilson, L (7, 1) ERA: 3.62	0.2		5	2	2	1	0	1	0	0	0	0	0	9	17	13.50	4.500
Jim Gott, R (7, 1) ERA: 1.93	1.0		6	1	0	0	1	0	2	0	1	0	0	12	23	0.00	1.000
John Candelaria, L (8, 1) ERA: 1.32	0.1	W	1	0	0	0	0	0	0	0	0	0	0	3	6	0.00	0.000
Roger McDowell, R (9, 1) ERA: 2.62	1.0	S	4	0	0	0	0	1	0	0	0	0	0	9	15	0.00	1.000

Batter	1	2	3	4	5	6	7	8	9
Brett Butler, L (1, 8) OBP: 0.382, SLG: 0.365	1-1 G4-3		1-0 SH5-4 BLK 2-3 1B	0-0 FC 1B 1-2 2-H		4-1 1B WP BB		3-3 K	
Mike Sharperson, R (1, 4) OBP: 0.452, SLG: 0.468	3-2 FC1-6 1B		4-1 SH5-4 1-2 BB 3-H	1-2 1B 1-3 2-H		2-2 WP BB 1B 1-3 2-H		0-2 L5	
Juan Samuel, R (1, 9) OBP: 0.315, SLG: 0.277 Mitch Webster, S (4, 9) OBP: 0.328, SLG: 0.404	0-0 FC1-6 FC6-4 1-2f		0-0 SH5-4 1-2 2-3	1-0 G6-3		4-0 WP WP BB 1-2		0-2 2B 1B	
Eric Davis, R (1, 7) OBP: 0.338, SLG: 0.381	1-2 FC6-4 1-2f		4-0 FC6-4 IBB		2-0 G1-3	4-2 BB BB 1-2 2-3 3-H		3-2 2B	
Eric Karros, R (1, 3) OBP: 0.284, SLG: 0.459 Steve Wilson, L (7, 1) Jim Gott, R (7, 1) John Candelaria, L (8, 1) Dave Hansen, L (8, PH) OBP: 0.305, SLG: 0.351 Roger McDowell, R (9, 1)		2-3 K	2-2 P3		1-0 P4	4-2 BB 1-2 2-3 3-H		1-1 F7	
Carlos Hernandez, R (1, 2) OBP: 0.377, SLG: 0.329		4-0 G4-1 BB	0-0 FC6-4 1-2f		3-1 F8	0-1 P4			
Lenny Harris, L (1, 5) OBP: 0.335, SLG: 0.327		1-0 G4-1 1-2		0-1 G1-3		0-2 G6-3	0-0 G4-3		
Jose Offerman, S (1, 6) OBP: 0.319, SLG: 0.329		1-2 P4		0-2 FC 1B		2-2 1B 2B	2-3 K		
Orel Hershiser, R (1, 1) OBP: 0.229, SLG: 0.353 Todd Benzinger, S (7, 3) OBP: 0.256, SLG: 0.331			3-2 1B BLK 2B	0-0 FC 1B		0-0 L4	1-3 K		

Inning Stats	R: 0 E: 0 K: 9	H: 1 LOB: 1 BB: 0 P: 14	R: 0 E: 0 K: 9	H: 0 LOB: 1 BB: 1 P: 17	R: 1 E: 0 K: 10	H: 2 LOB: 3 BB: 2 P: 24	R: 1 E: 2 K: 12	H: 2 LOB: 2 BB: 0 P: 14	R: 0 E: 0 K: 4	H: 0 LOB: 0 BB: 0 P: 10	R: 3 E: 0 K: 19	H: 2 LOB: 3 BB: 4 P: 39	R: 0 E: 0 K: 8	H: 0 LOB: 0 BB: 0 P: 11	R: 1 E: 0 K: 20	H: 2 LOB: 1 BB: 0 P: 27
--------------	----------------------	----------------------------------	----------------------	----------------------------------	-----------------------	----------------------------------	-----------------------	----------------------------------	----------------------	----------------------------------	-----------------------	----------------------------------	----------------------	----------------------------------	-----------------------	----------------------------------

PITCHER	IP	WLS	BF	H	R	ER	SO	BB	IBB	HBP	BLK	WP	HR	S	P	ERA	WHIP
Butch Henry, L (1, 1) ERA: 5.02	5.2		28	6	4	3	1	3	1	0	1	0	0	53	94	4.76	1.588
Xavier Hernandez, R (6, 1) ERA: 2.5	0.1		5	1	1	1	0	3	0	0	0	2	0	10	24	27.00	12.000
Rob Murphy, L (7, 1) ERA: 3.47	1.1		4	0	0	0	3	0	0	0	0	0	0	13	19	0.00	0.000
Doug Jones, R (8, 1) ERA: 2.17	0.2	L	4	2	1	1	0	0	0	0	0	0	0	15	19	13.50	3.000

BOTTOM

Houston Astros @ Los Angeles Dodgers
Dodger Stadium, Los Angeles, CA

Fri Jun 26 1992, 7:05 PM PDT
Att: 33,380 - Sunny - 78 F

AB	R	H	RBI	BB	SO	LOB
4	1	1	1	1	1	1
4	1	3	1	1	0	0
1	0	0	0	0	0	1
2	1	1	0	1	0	2
3	0	1	1	2	0	1
3	0	0	0	1	1	3
0	0	0	0	0	0	0
0	0	0	0	0	0	0
0	0	0	0	0	0	0
1	0	0	0	0	0	1
0	0	0	0	0	0	0
3	0	0	0	1	0	6
4	0	0	0	0	0	1
4	2	2	0	0	1	1
3	1	1	0	0	0	2
1	0	0	0	0	1	0

AB	33
R	6
H	9
RBI	3
BB	7
SO	4
LOB	19

livebaseballscorecards.com



WP	PA
2	41
PB: 0	
SB: 1	
CS: 0	

Batter	1	2	3	4	5	6	7	8	9	AB R H RBI BB SO LOB	TOP											
Craig Biggio, R (1, 4) OBP: 0.379, SLG: 0.411	0-0 F8		2-2 G5-3			4-1 1B 5 SF9 BB		0-0 SH3 5 1B	0-2 1-2 2-H 1B	4 2 2 0 1 0 0												
Steve Finley, L (1, 8) OBP: 0.332, SLG: 0.424	1-3 K			2-0 F8		0-1 1B S		2-1 SH3		3 1 1 0 0 1 0												
5 Jeff Bagwell, R (1, 3) OBP: 0.351, SLG: 0.407	0-0 HR			1-1 2B 1B		2-2 SF9		1-1 1B		3 2 3 3 0 0 0												
Eric Anthony, L (1, 9) OBP: 0.326, SLG: 0.439 Gerald Young, S (8, 9) (9, 7)	1-3 K			0-0 F7		2-0 F7		1-3 K		4 0 0 0 0 2 3 0 0 0 0 0 0 0												
Ken Caminiti, S (1, 5) OBP: 0.374, SLG: 0.459		2-2 G4-3		1-0 1-H 2B		0-1 1B		1-1 F8		4 0 2 2 0 0 1												
Pete Incaviglia, R (1, 7) OBP: 0.309, SLG: 0.413 Chris Jones, R (9, PR) OBP: 0.290, SLG: 0.327 (9, 9)		2-0 G6-3		0-1 F9		1-2 G5-3			1-2 F8 FC6-2 2B	4 0 1 0 0 0 2 0 0 0 0 0 0 0												
Scouter Tucker, R (1, 2) OBP: 0.290, SLG: 0.154		1-2 P3			0-2 G6-3		3-1 F8		0-2 F8	4 0 0 0 0 0 1												
Casey Candaele, S (1, 6) OBP: 0.254, SLG: 0.254			0-0 P4		2-2 G4-3		0-2 G4-3		0-1 FC6-2 1B	4 0 0 0 0 0 2												
Brian Williams, R (1, 1) OBP: 0.143, SLG: 0.286 Luis Gonzalez, L (9, PH) OBP: 0.256, SLG: 0.380 Doug Jones, R (9, 1)			0-3 K		0-3 K		1-2 G6-3		3-H 4-0 1B IBB	3 0 0 0 0 2 0 0 0 0 0 1 0 0 0 0 0 0 0 0 0												
Inning Stats	R: 1 E: 0 K: 2 S: 8	H: 1 LOB: 0 BB: 0 P: 10	R: 0 E: 0 K: 0 S: 7	H: 0 LOB: 0 BB: 0 P: 12	R: 0 E: 0 K: 1 S: 8	H: 0 LOB: 0 BB: 0 P: 10	R: 1 E: 0 K: 0 S: 7	H: 2 LOB: 1 BB: 0 P: 11	R: 0 E: 0 K: 1 S: 12	H: 0 LOB: 0 BB: 0 P: 14	R: 2 E: 0 K: 0 S: 16	H: 2 LOB: 1 BB: 1 P: 24	R: 0 E: 0 K: 0 S: 8	H: 0 LOB: 0 BB: 0 P: 12	R: 1 E: 0 K: 1 S: 10	H: 2 LOB: 1 BB: 0 P: 15	R: 0 E: 0 K: 0 S: 14	H: 2 LOB: 3 BB: 1 P: 19	1B: 6 2B: 2 3B: 0 HR: 1	SF: 1 SAC: 1 DP: 0 HBP: 0	WP: 0 PB: 0 SB: 2 CS: 0	PA: 37
PITCHER	IP WLS BF H R ER SO BB IBB HBP BLK WP HR S P ERA WHIP																					
Kevin Gross, R (1, 1) ERA: 3.72	6.0 L 24 5 4 4 4 1 0 0 0 0 0 1 58 81 6.00 1.000																					
Tim Crews, R (7, 1) ERA: 6.42	2.0 8 2 1 1 1 0 0 0 0 0 0 0 18 27 4.50 1.000																					
Jim Gott, R (9, 1) ERA: 1.88	1.0 5 2 0 0 0 0 0 1 0 0 0 0 14 19 0.00 2.000																					

Houston Astros @ Los Angeles Dodgers
Dodger Stadium, Los Angeles, CA

Sat Jun 27 1992, 7:05 PM PDT
Att. 36,219 - Sunny - 79 F

livebaseballscorecards.com

AB 33
R 5
H 9
RBI 5
BB 2
SO 5
LOB 9



Batter	1	2	3	4	5	6	7	8	9	AB	R	H	RBI	BB	SO	LOB
Brett Butler, L (1, 8) OBP: 0.380, SLG: 0.367	2-2 G5-3			1-2 G5-3		0-1 2-H 2B			2-2 F9	4	0	1	1	0	0	0
Mike Sharperson, R (1, 4) OBP: 0.442, SLG: 0.455	1-1 F8			3-1 G5-3		1-1 F9			1-2 G4-3	4	0	0	0	0	0	1
Lenny Harris, L (1, 9) OBP: 0.333, SLG: 0.325	1-1 L4			1-0 G6-3				0-2 G4-3	3-2 1B	4	0	1	0	0	0	0
Eric Davis, R (1, 7) OBP: 0.329, SLG: 0.371			2-3 K		1-3 K			1-2 F9	2-2 G6-3	4	0	0	0	0	2	1
Eric Karros, R (1, 3) OBP: 0.295, SLG: 0.455			1-1 G1-3		4-0 BB			0-0 P3		2	0	0	0	1	0	0
Dave Hansen, L (1, 5) OBP: 0.298, SLG: 0.342			2-2 G4-3		0-1 G3-6-3-4 1-2f			2-0 G3-1		3	0	0	0	0	0	1
Carlos Hernandez, R (1, 2) OBP: 0.363, SLG: 0.315				0-0 F7		1-2 G4-3		2-0 F8		3	0	0	0	0	0	0
Jose Offerman, S (1, 6) OBP: 0.320, SLG: 0.326			2-2 G6-3		1-1 F8			4-2 BB		2	0	0	0	1	0	0
Kevin Gross, R (1, 1) OBP: 0.160, SLG: 0.087				0-0 G6-3		2-1 2B		0-1 F8		1	0	0	0	0	0	0
Stan Javier, S (6, PH) OBP: 0.246, SLG: 0.286										1	1	1	0	0	0	0
Tim Crews, R (7, 1)										0	0	0	0	0	0	0
Todd Benzinger, S (8, PH) OBP: 0.254, SLG: 0.329										1	0	0	0	0	0	1
Jim Gott, R (9, 1)										0	0	0	0	0	0	0

Inning Stats	R: 0	H: 0	E: 0	LOB: 0	K: 0	BB: 0	S: 7	P: 11	R: 0	H: 0	E: 0	LOB: 0	K: 1	BB: 0	S: 9	P: 14	R: 0	H: 0	E: 0	LOB: 0	K: 0	BB: 0	S: 5	P: 7	R: 0	H: 0	E: 0	LOB: 0	K: 0	BB: 0	S: 5	P: 12	R: 0	H: 0	E: 0	LOB: 0	K: 1	BB: 1	S: 5	P: 10	R: 1	H: 2	E: 0	LOB: 1	K: 0	BB: 0	S: 11	P: 16	R: 0	H: 0	E: 0	LOB: 0	K: 0	BB: 0	S: 7	P: 8	R: 0	H: 0	E: 0	LOB: 1	K: 0	BB: 1	S: 6	P: 14	R: 0	H: 1	E: 0	LOB: 1	K: 0	BB: 0	S: 15	P: 23	1B: 1	SF: 0	2B: 2	SAC: 0	3B: 0	DP: 1	HR: 0	HBP: 0	WP: 0	PA: 31	PB: 0	SB: 0	CS: 0
--------------	------	------	------	--------	------	-------	------	-------	------	------	------	--------	------	-------	------	-------	------	------	------	--------	------	-------	------	------	------	------	------	--------	------	-------	------	-------	------	------	------	--------	------	-------	------	-------	------	------	------	--------	------	-------	-------	-------	------	------	------	--------	------	-------	------	------	------	------	------	--------	------	-------	------	-------	------	------	------	--------	------	-------	-------	-------	-------	-------	-------	--------	-------	-------	-------	--------	-------	--------	-------	-------	-------

PITCHER	IP	WLS	BF	H	R	ER	SO	BB	IBB	HBP	BLK	WP	HR	S	P	ERA	WHIP
Brian Williams, R (1, 1) ERA: 1.29	8.0	W	27	2	1	1	2	2	0	0	0	0	0	57	92	1.12	0.500
Doug Jones, R (9, 1) ERA: 2.13	1.0		4	1	0	0	0	0	0	0	0	0	0	15	23	0.00	1.000

BOTTOM

Houston Astros @ Los Angeles Dodgers
Dodger Stadium, Los Angeles, CA

Sat Jun 27 1992, 7:05 PM PDT
Att. 36,219 - Sunny - 79 F

AB	29
R	1
H	3
RBI	1
BB	2
SO	2
LOB	4



PITCHER	IP	WLS	BF	H	R	ER	SO	BB	IBB	HBP	BLK	WP	HR	S	P	ERA	WHIP
---------	----	-----	----	---	---	----	----	----	-----	-----	-----	----	----	---	---	-----	------

Batter	1	2	3	4	5	6	7	8	9	AB R H RBI BB SO LOB	TOP											
Craig Biggio, R (1, 4) OBP: 0.380, SLG: 0.409	1-1 G4-3		2-1 F9		4-2 1B S 1B BB		2-2 1B 1B 1B		0-0 B5-3	4 1 1 0 1 0 1												
Steve Finley, L (1, 8) Joe Boever, R (7, 1) Luis Gonzalez, L (8, 7) OBP: 0.334, SLG: 0.425 OBP: 0.254, SLG: 0.377	0-0 B5-3			2-1 L8	3-1 1B 1B		2-2 1 SAFE 1 SAFE 1-2 1B 1B		0-0 G4-3	4 0 2 0 0 0 0 0 0 0 0 0 0 0 1 0 0 0 0 0 1												
Ken Caminiti, S (1, 5) OBP: 0.385, SLG: 0.469	3-1 1B			2-2 5 1B SF8 1B	0-0 5 FC5-4 1B		0-1 1-2 2-3 1B		0-1 F7	5 1 4 1 0 0 1												
5 Jeff Bagwell, R (1, 3) OBP: 0.350, SLG: 0.405	2-1 G4-3			1-1 BB 1-3 1B	1-0 FC5-4		3-0 F9			4 0 1 0 0 0 6												
Eric Anthony, L (1, 9) OBP: 0.318, SLG: 0.430		2-3 K		0-2 SF8		2-3 K		0-2 G3		3 0 0 1 0 2 0												
Pete Incaviglia, R (1, 7) Rob Murphy, L (8, 1) OBP: 0.313, SLG: 0.411		3-2 P3		4-1 3-H 1-2 BB		3-1 G4-6-3 1B		0-2 E5 FC4		3 0 1 0 1 0 0 0 0 0 0 0 0 0												
Scott Servais, R (1, 2) OBP: 0.248, SLG: 0.253		3-1 G6-3		1-2 F9		0-1 G4-6-3		2-2 FC4		4 0 0 0 0 0 4												
Casey Candaele, S (1, 6) OBP: 0.249, SLG: 0.249			1-0 F7		1-1 G5-3		1-1 G4-3		0-1 G1-3	4 0 0 0 0 0 1												
Willie Blair, R (1, 1) Al Osuna, R (4, 1) Juan Guerrero, R (5, PH) Xavier Hernandez, L (5, 1) Gerald Young, S (7, PH) (7, 8)			2-3 K		1-3 K		0-0 F8		4-1 G4-3 B5-3 BB	1 0 0 0 0 1 0 0 0 0 0 0 0 0 1 0 0 0 0 1 0 0 0 0 0 0 0 0 1 0 0 0 1 0 0												
Inning Stats	R: 0 E: 0 K: 0 S: 7	H: 1 LOB: 1 BB: 0 P: 13	R: 0 E: 0 K: 1 S: 8	H: 0 LOB: 0 BB: 0 P: 16	R: 0 E: 0 K: 1 S: 7	H: 0 LOB: 0 BB: 0 P: 12	R: 1 E: 0 K: 0 S: 17	H: 2 LOB: 2 BB: 1 P: 27	R: 1 E: 0 K: 1 S: 12	H: 2 LOB: 2 BB: 1 P: 22	R: 0 E: 0 K: 1 S: 7	H: 1 LOB: 0 BB: 0 P: 12	R: 0 E: 0 K: 0 S: 12	H: 3 LOB: 3 BB: 0 P: 20	R: 0 E: 1 K: 0 S: 11	H: 0 LOB: 1 BB: 0 P: 13	R: 0 E: 0 K: 0 S: 5	H: 0 LOB: 1 BB: 1 P: 9	1B: 9 2B: 0 3B: 0 HR: 0	SF: 1 SAC: 0 DP: 1 HBP: 0	WP: 0 PB: 0 SB: 1 CS: 0	PA: 39
PITCHER	IP WLS BF H R ER SO BB IBB HBP BLK WP HR S P ERA WHIP																					
Bob Ojeda, L (1, 1) ERA: 3.6	6.0 W 25 6 2 2 4 2 0 0 0 0 0 0 58 102 3.00 1.333																					
Jim Gott, R (7, 1) ERA: 1.85	0.2 4 2 0 0 0 0 0 0 0 0 0 0 9 14 0.00 3.000																					
Jay Howell, R (7, 1) ERA: 0.64	1.1 6 1 0 0 0 0 0 0 0 0 0 0 14 19 0.00 0.750																					
Roger McDowell, R (9, 1) ERA: 2.55	1.0 4 0 0 0 0 0 1 0 0 0 0 0 5 9 0.00 1.000																					

Houston Astros @ Los Angeles Dodgers
Dodger Stadium, Los Angeles, CA

Sun Jun 28 1992, 3:33 AM PDT
Att. 26,260 - Sunny - 78 F

livebaseballscorecards.com

AB	35
R	2
H	9
RBI	2
BB	3
SO	4
LOB	14



Houston Astros @ Los Angeles Dodgers

Dodger Stadium, Los Angeles, CA

Sun Jun 28 1992, 3:33 AM PDT
Att. 26,260 - Sunny - 78 F

AB	32
R	8
H	10
RBI	8
BB	4
SO	6
LOB	12



WP:	0	PA:	39
PB:	0	SB:	2
CS:	0		

AB	R	H	RBI	BB	SO	LOB
3	0	0	1	0	0	3
2	0	1	2	0	0	0
4	2	2	1	1	0	1
4	1	1	0	1	2	3
0	0	0	0	0	0	0
4	0	2	1	0	1	0
3	1	1	2	0	1	1
4	1	1	0	0	1	3
3	0	0	1	0	0	0
3	2	2	0	1	0	0
1	0	0	0	0	0	1
1	0	0	0	0	1	0
0	0	0	0	0	0	0
0	0	0	0	0	0	0
0	1	0	0	1	0	0
1B:	7	SF:	2			
2B:	2	SAC:	1			
3B:	1	DP:	0			
HR:	0	HBP:	0			

Batter	1	2	3	4	5	6	7	8	9							
Brett Butler, L (1, 8) OBP: 0.376, SLG: 0.363 Mitch Webster, S (5, 7) OBP: 0.331, SLG: 0.416	1-1 G1-3	1-2 F8		1-0 FC4-6 1B			3-1 B1-3	2-2 2B								
Mike Sharperson, R (1, 4) OBP: 0.446, SLG: 0.456	4-1 1B BB		1-2 F9	0-1 1B			1-1 1B BB SF8	2-1 F8								
Lenny Harris, L (1, 9) OBP: 0.335, SLG: 0.323 Roger McDowell, R (9, 1)	0-0 1B FC5-4 1B		0-3 K	1-3 K			4-0 SF8 1B BB	0-0 F9								
Eric Davis, R (1, 7) OBP: 0.333, SLG: 0.374	1-0 FC5-4 1B		3-3 K		1-0 P6		0-1 1B S									
Eric Karros, R (1, 3) OBP: 0.294, SLG: 0.458	2-0 FC5-4			1-1 1B SF8 2B	1-3 K		0-1 SF8									
Dave Hansen, L (1, 5) OBP: 0.296, SLG: 0.339	3-2 G6-3		0-0 SH FC4-6 1B		0-2 G4-3		2-3 K									
Carlos Hernandez, R (1, 2) OBP: 0.345, SLG: 0.303		2-2 G5-3		0-0 SF8		0-0 L5		1-1 F7								
Jose Offerman, S (1, 6) OBP: 0.327, SLG: 0.339		4-0 S BB		2-2 FC4-6 SH 1B 1B		2-2 G4-3		1-1 2B 3B								
Bob Ojeda, L (1, 1) OBP: 0.190, SLG: 0.208 Todd Bezinger, S (6, PH) OBP: 0.253, SLG: 0.327 Jim Gott, R (7, 1) Jay Howell, R (7, 1) Stan Javier, S (8, PH) OBP: 0.299, SLG: 0.296		1-2 F9		0-0 SH FC4-6		2-3 K		4-0 2B BB								
Inning Stats	R: 2 E: 0 K: 0 S: 9	H: 2 LOB: 1 BB: 1 P: 20	R: 0 E: 0 K: 0 S: 10	H: 0 LOB: 1 BB: 1 P: 18	R: 0 E: 0 K: 2 S: 10	H: 0 LOB: 0 BB: 0 P: 14	R: 3 E: 0 K: 1 S: 15	H: 4 LOB: 2 BB: 0 P: 20	R: 0 E: 0 K: 1 S: 7	H: 0 LOB: 0 BB: 0 P: 9	R: 0 E: 0 K: 1 S: 7	H: 0 LOB: 0 BB: 0 P: 11	R: 1 E: 0 K: 1 S: 11	H: 2 LOB: 2 BB: 1 P: 21	R: 2 E: 0 K: 0 S: 11	H: 2 LOB: 1 BB: 1 P: 21

PITCHER	IP	WLS	BF	H	R	ER	SO	BB	IBB	HBP	BLK	WP	HR	S	P	ERA	WHIP
Willie Blair, R (1, 1) ERA: 5.65	3.2	L	20	6	5	5	2	2	0	0	0	0	0	41	68	12.27	2.182
Al Osuna, L (4, 1) ERA: 3.9	0.1		1	0	0	0	1	0	0	0	0	0	0	3	4	0.00	0.000
Xavier Hernandez, R (5, 1) ERA: 2.41	2.0		6	0	0	0	2	0	0	0	0	0	0	14	20	0.00	0.000
Joe Boever, R (7, 1) ERA: 2.83	1.2		11	4	3	3	1	2	0	0	0	0	0	21	41	16.20	3.600
Rob Murphy, L (8, 1) ERA: 3.42	0.1		1	0	0	0	0	0	0	0	0	0	0	1	1	0.00	0.000

PITCHER	IP	WLS	BF	H	R	ER	SO	BB	IBB	HBP	BLK	WP	HR	S	P	ERA	WHIP
Willie Blair, R (1, 1) ERA: 5.65	3.2	L	20	6	5	5	2	2	0	0	0	0	0	41	68	12.27	2.182
Al Osuna, L (4, 1) ERA: 3.9	0.1		1	0	0	0	1	0	0	0	0	0	0	3	4	0.00	0.000
Xavier Hernandez, R (5, 1) ERA: 2.41	2.0		6	0	0	0	2	0	0	0	0	0	0	14	20	0.00	0.000
Joe Boever, R (7, 1) ERA: 2.83	1.2		11	4	3	3	1	2	0	0	0	0	0	21	41	16.20	3.600
Rob Murphy, L (8, 1) ERA: 3.42	0.1		1	0	0	0	0	0	0	0	0	0	0	1	1	0.00	0.000

Batter	1	2	3	4	5	6	7	8	9	10	11	AB R H RBI BB SO LOB	TOP					
Tony Fernandez, S (1, 6) OBP: 0.370, SLG: 0.388	1-0 2B		1-1 3B		2-2 1B		2-3 1-2			0-0 1B	2-1 1B	6 1 3 0 0 1 1						
Tony Gwynn, L (1, 9) OBP: 0.391, SLG: 0.454	2-0 1B		2-1 1B		0-0 1B		1-2 1B			0-2 1B	1-2 1B	5 0 0 2 0 0 3						
Darin Jackson, R (1, 8) OBP: 0.308, SLG: 0.435	3-1 1B		1-0 1B		0-0 1B			2-3 1B		0-1 1B	0-3 1B	6 1 1 0 0 2 2						
Fred McGriff, L (1, 3) OBP: 0.430, SLG: 0.584	4-2 1B		4-1 1B			3-3 1B		1-0 1B		4-2 1B		2 0 1 0 3 1 0						
Oscar Azocar, L (1, 7) OBP: 0.250, SLG: 0.225	0-1 1B		1-3 1B			2-2 1B		0-0 1B		3-1 1B		4 0 0 0 0 1 4						
Kevin Ward, R (10, PH) OBP: 0.289, SLG: 0.306												1 0 0 0 0 0 1						
Rich Rodriguez, L (11, 1)												0 0 0 0 0 0 0						
Pat Clements, R (11, 1)												0 0 0 0 0 0 0						
Dan Walters, R (1, 2) OBP: 0.319, SLG: 0.393		3-1 1B		2-2 2B		2-1 1B		1-1 1B		1-3 1B		5 1 2 0 0 1 3						
Tim Teufel, R (1, 4) OBP: 0.316, SLG: 0.342		1-1 1B		1-0 1B		2-1 1B			3-1 1B		0-1 1B	5 1 2 0 0 0 2						
Craig Shipley, R (1, 5) OBP: 0.226, SLG: 0.231		2-3 1B		1-3 1B		1-3 1B		1-3 1B		2-1 1B		5 0 0 0 0 3 2						
Dave Eiland, R (1, 1) OBP: 0.125, SLG: 0.500		1-2 1B		2-3 1B			0-0 1B		1-1 1B		1-1 1B	2 0 0 0 0 1 1						
Kurt Stillwell, S (7, PH) OBP: 0.291, SLG: 0.308												1 0 0 1 0 0 0 0						
Jose Melendez, R (7, 1) OBP: 0.291, SLG: 0.308												0 0 0 0 0 0 0 0						
Phil Stephenson, L (9, PH) OBP: 0.462, SLG: 0.583												1 0 0 0 0 0 0 0						
Larry Andersen, R (9, 1) OBP: 0.462, SLG: 0.583												0 0 0 0 0 0 0 0						
Randy Myers, L (10, 1) OBP: 0.462, SLG: 0.583												0 0 0 0 0 0 0 0						
Jerald Clark, R (11, PH) OBP: 0.244, SLG: 0.295												1 1 1 1 0 0 0						
Inning Stats	R: 0 H: 1 E: 0 LOB: 2 K: 0 BB: 1 S: 8 P: 18	R: 0 H: 1 E: 0 LOB: 1 K: 1 BB: 0 S: 12 P: 19	R: 1 H: 1 E: 0 LOB: 1 K: 1 BB: 1 S: 9 P: 18	R: 1 H: 1 E: 0 LOB: 0 K: 2 BB: 0 S: 12 P: 18	R: 0 H: 0 E: 0 LOB: 0 K: 0 BB: 0 S: 5 P: 7	R: 0 H: 1 E: 0 LOB: 1 K: 1 BB: 0 S: 10 P: 19	R: 0 H: 1 E: 0 LOB: 1 K: 2 BB: 0 S: 11 P: 15	R: 0 H: 1 E: 0 LOB: 1 K: 1 BB: 0 S: 8 P: 12	R: 0 H: 0 E: 0 LOB: 0 K: 0 BB: 0 S: 6 P: 12	R: 1 H: 1 E: 1 LOB: 2 K: 1 BB: 1 S: 13 P: 21	R: 2 H: 3 E: 1 LOB: 1 K: 1 BB: 0 S: 16 P: 20	1B: 8 SF: 1 2B: 2 SAC: 0 3B: 1 DP: 0 HR: 0 HBP: 0	WP: 0 PA: 48 PB: 1 SB: 4 CS: 0					
PITCHER	IP WLS BF H R ER SO BB IBB HBP BLK WP HR S P ERA WHIP																	
Tom Candiotti, R (1, 1) ERA: 3.0	9.0	4	1	1	0	0	0	0	0	0	0	0	0	0	81	138	1.00	1.000
John Candelaria, L (10, 1) ERA: 1.26	0.2		1	1	0	0	0	0	0	0	0	0	0	0	8	12	0.00	1.500
Roger McDowell, R (10, 1) ERA: 3.0	0.2	6	3	2	2	1	0	0	0	0	0	0	0	0	14	21	27.00	4.500
Steve Wilson, L (11, 1) ERA: 3.55	0.2	W 2	0	0	0	1	0	0	0	0	0	0	0	0	7	8	0.00	0.000

San Diego Padres @ Los Angeles Dodgers
Dodger Stadium, Los Angeles, CA
Mon Jun 29 1992, 7:05 PM PDT
Att: 39,264 - Sunny - 75 F

AB	44
R	5
H	11
RBI	3
BB	3
SO	10
LOB	19



Batter	1	2	3	4	5	6	7	8	9	10	11	AB R H RBI BB SO LOB	BOTTOM													
Brett Butler, L OBP: 0.373, SLG: 0.360 (1, 8)	G6-3			G4-3 1B		F8		P7		SH5-4	FC4-2 1B	5 0 1 0 0 0 4	San Diego Padres @ Los Angeles Dodgers Dodger Stadium, Los Angeles, CA Mon Jun 29 1992, 7:05 PM PDT Att. 39,264 - Sunny - 75 F livebaseballscorecards.com													
Mike Sharperson, R OBP: 0.443, SLG: 0.451 (1, 4) (11, 5)	G4-3			G4-3		BLK 1B BB		K		SF8	1B	4 1 1 2 1 1 1														
Lenny Harris, L OBP: 0.339, SLG: 0.327 (1, 9) (8, 5)	G4-3			F7		FC6-4 1B				L5		4 0 2 2 0 0 1														
Juan Samuel, R OBP: 0.312, SLG: 0.274 (10, PH) (11, 4)									G3 S 1B			1 0 0 0 0 0 1														
Eric Davis, R OBP: 0.329, SLG: 0.364 (1, 7)		G6-3		G6-3		FC6-4 1-2f			G3		1B BB	4 1 0 0 1 0 3														
Eric Karros, R OBP: 0.297, SLG: 0.456 (1, 3)		G5-3						K	G1-3		1B 1B	5 1 2 0 0 1 1														
Dave Hansen, L OBP: 0.297, SLG: 0.347 (1, 9) (7, PR)											1B SH1-4 FC4-2 1B	3 0 1 0 0 0 1														
Stan Javier, S OBP: 0.270, SLG: 0.286 (8, 9)		F9									2-H 3-H	0 0 0 0 0 1 0 0														
John Candelaria, L (10, 1)												0 0 0 0 0 0 0 0														
Roger McDowell, R (10, 1)												0 0 0 0 0 0 0 0														
Steve Wilson, L (11, 1)												0 0 0 0 0 0 0 0														
Todd Benzinger, S OBP: 0.257, SLG: 0.331 (11, PH)												1 0 1 2 0 0 0														
Carlos Hernandez, R OBP: 0.333, SLG: 0.291 (1, 2)				K								3 0 0 0 0 0 1 2														
Mike Scioscia, L OBP: 0.270, SLG: 0.262 (9, PH) (10, 2)						G6-4-3 1-2f		P4	G3		SH1-4	1 0 0 0 0 0 2														
Jose Offerman, S OBP: 0.332, SLG: 0.339 (1, 6)				G4-3		BLK 1B BB		G3-1		SH5-4 BB SF8 BB	FC4-2 1B 1B	3 3 1 0 2 0 1														
Tom Candiotti, R OBP: 0.094, SLG: 0.065 (1, 1)				G5-3						SH5-4 BB	1B FC4-2 IBB	3 0 0 0 0 1 1														
Mitch Webster, S OBP: 0.342, SLG: 0.416 (10, 9)						K						0 0 0 0 2 0 0														
Inning Stats	R: 0 E: 0 K: 0 S: 7	H: 0 LOB: 0 BB: 0 P: 11	R: 0 E: 0 K: 0 S: 4	H: 0 LOB: 0 BB: 0 P: 7	R: 0 E: 0 K: 1 S: 9	H: 0 LOB: 0 BB: 0 P: 13	R: 0 E: 0 K: 0 S: 6	H: 1 LOB: 1 BB: 0 P: 9	R: 0 E: 0 K: 0 S: 6	H: 1 LOB: 0 BB: 0 P: 10	R: 2 E: 0 K: 1 S: 14	H: 1 LOB: 1 BB: 2 P: 27	R: 0 E: 0 K: 1 S: 11	H: 1 LOB: 1 BB: 0 P: 13	R: 0 E: 0 K: 1 S: 14	H: 0 LOB: 0 BB: 0 P: 19	R: 0 E: 0 K: 0 S: 9	H: 1 LOB: 2 BB: 1 P: 17	R: 1 E: 0 K: 0 S: 6	H: 0 LOB: 1 BB: 2 P: 18	R: 3 E: 0 K: 0 S: 18	H: 4 LOB: 3 BB: 2 P: 30	1B: 8 2B: 1 3B: 0 HR: 0	SF: 1 SAC: 2 DP: 1 HBP: 0	WP: 0 PB: 0 SB: 2 CS: 0	PA: 47
PITCHER	IP	WLS	BF	H	R	ER	SO	BB	IBB	HBP	BLK	WP	HR	S	P	ERA	WHIP									
Dave Eiland, R ERA: 6.0 (1, 1)	6.0		22	3	2	2	2	2	0	0	1	0	0	46	77	3.00	0.833									
Jose Melendez, R ERA: 3.34 (7, 1)	2.0		7	1	0	0	2	0	0	0	0	0	0	25	32	0.00	0.500									
Larry Andersen, R ERA: 3.97 (9, 1)	1.0		6	1	1	1	0	1	1	0	0	0	0	10	22	9.00	2.000									
Randy Myers, L ERA: 6.0 (10, 1)	1.0		4	0	0	0	0	1	0	0	0	0	0	5	13	0.00	1.000									
Rich Rodriguez, L ERA: 2.19 (11, 1)	0.0		2	1	2	2	0	1	0	0	0	0	0	6	11	∞	∞									
PITCHER	IP	WLS	BF	H	R	ER	SO	BB	IBB	HBP	BLK	WP	HR	S	P	ERA	WHIP									
Pat Clements, L ERA: 2.66 (11, 1)	0.2		6	3	1	1	0	0	1	0	0	0	0	12	19	13.50	4.500									



Batter 1 2 3 4 5 6 7 8 9 AB R H RBI BB SO LOB TOP

Tony Fernandez, S (1, 6) OBP: 0.372, SLG: 0.395 G6-3 3B

Tony Gwynn, L (1, 9) OBP: 0.390, SLG: 0.451 G6-3

Darrin Jackson, R (1, 8) OBP: 0.304, SLG: 0.429 G1-3

Fred McGriff, L (1, 3) OBP: 0.431, SLG: 0.579 F7

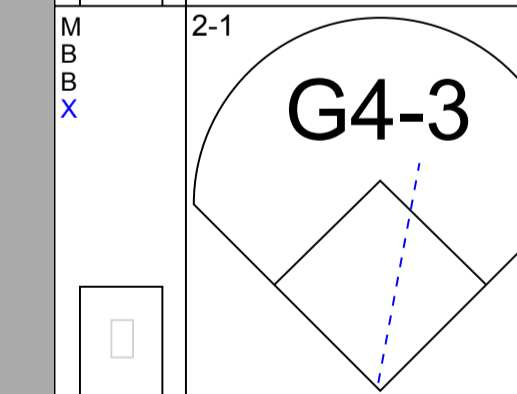
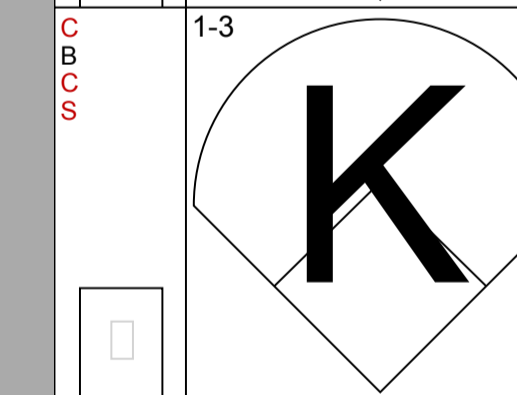
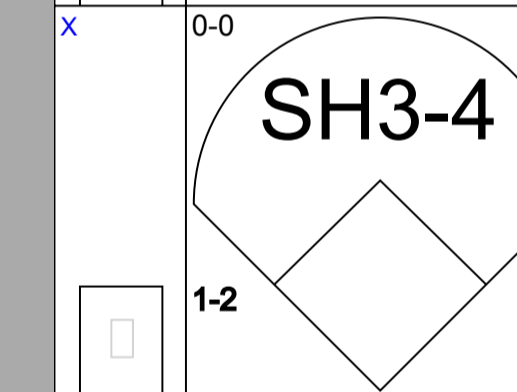
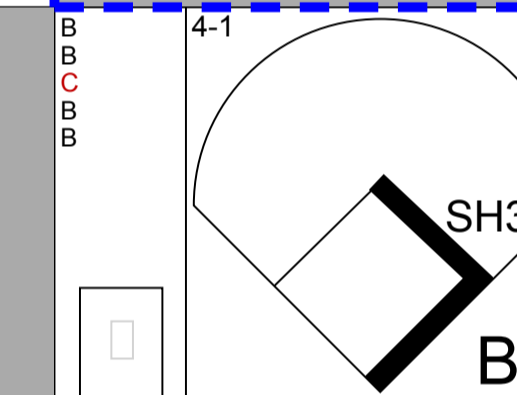

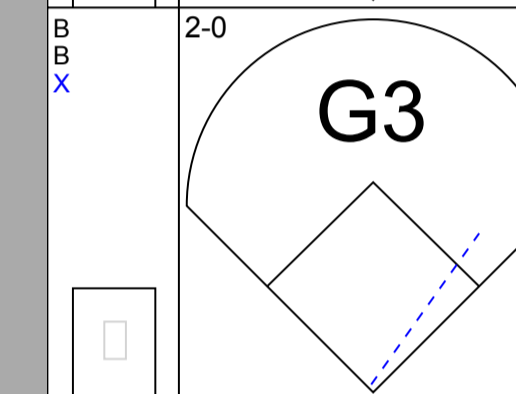
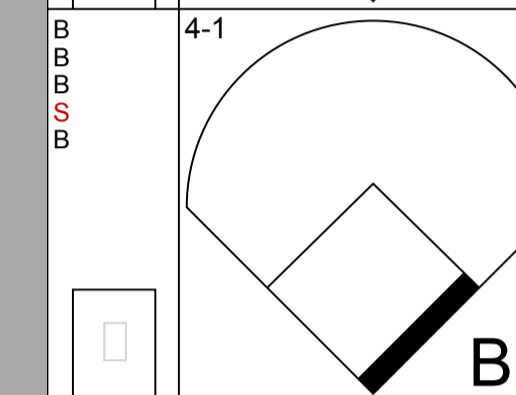
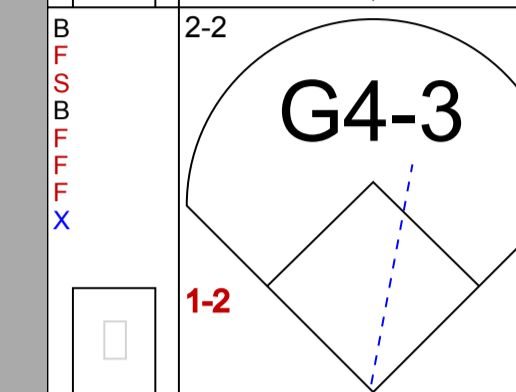
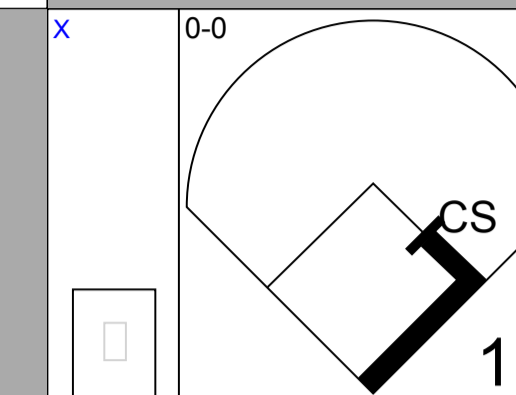

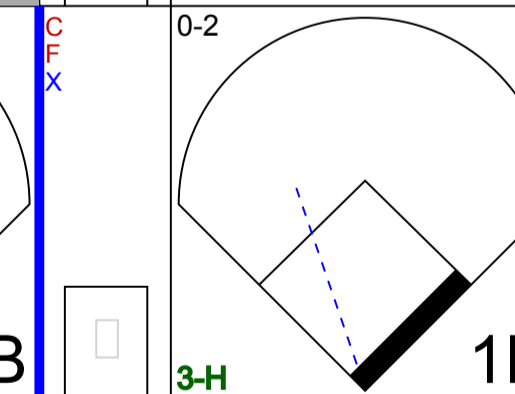
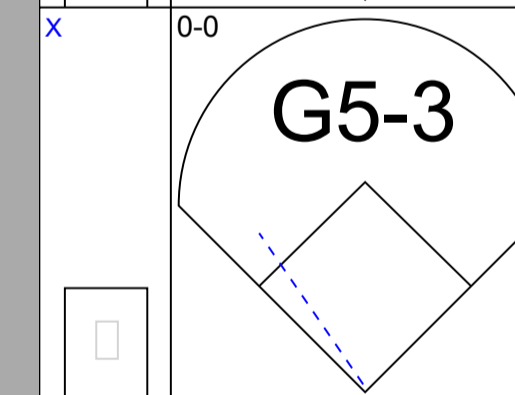
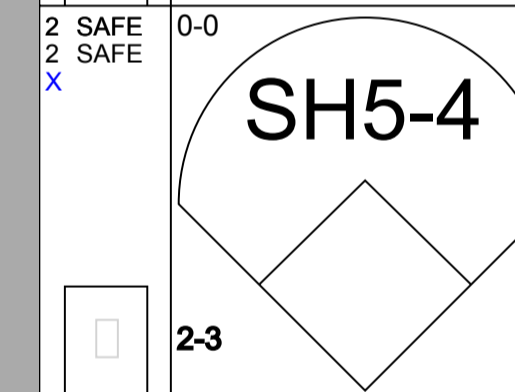
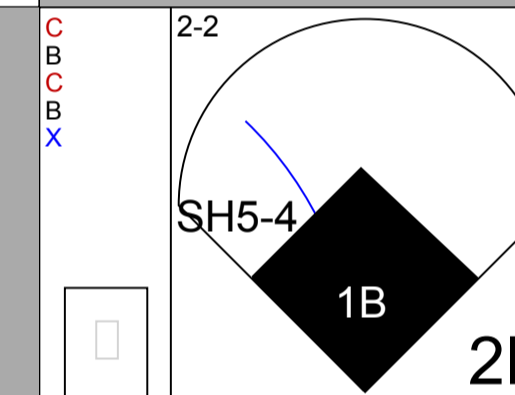
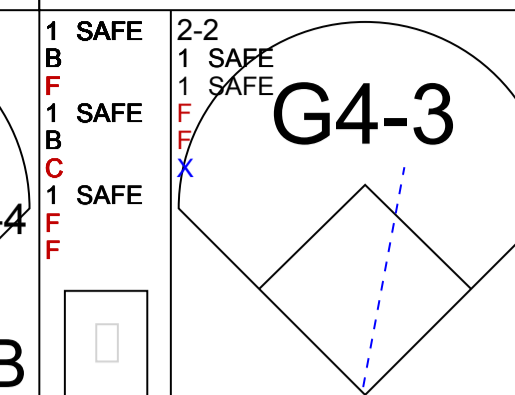
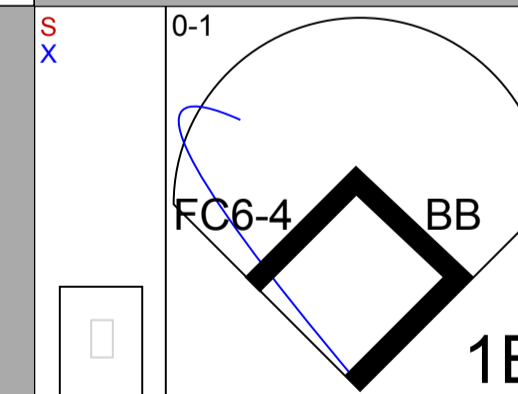

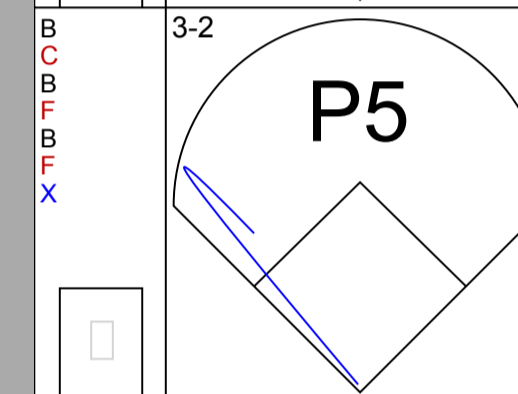
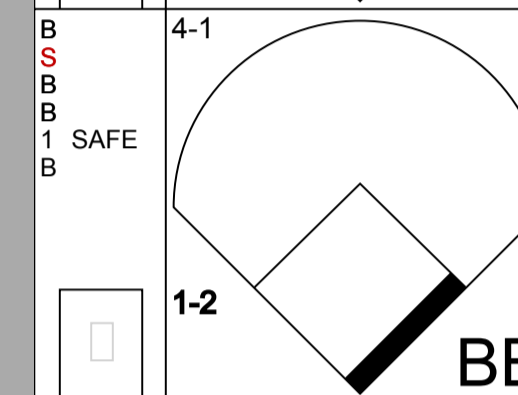
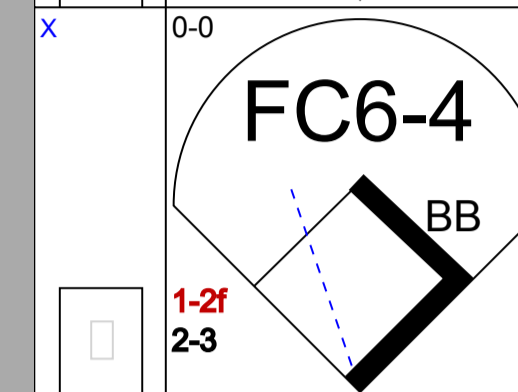
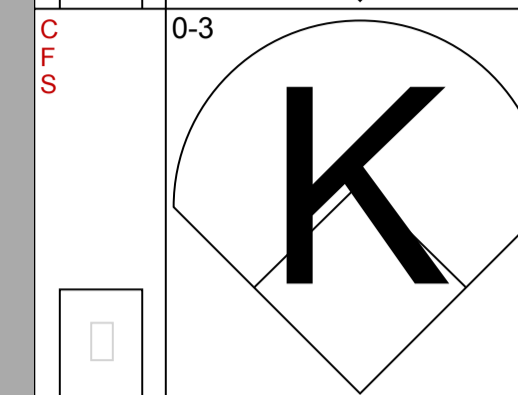
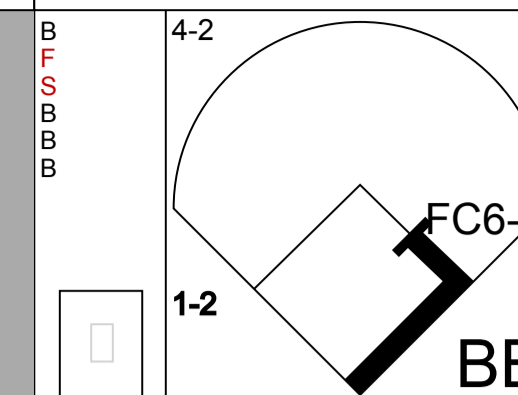

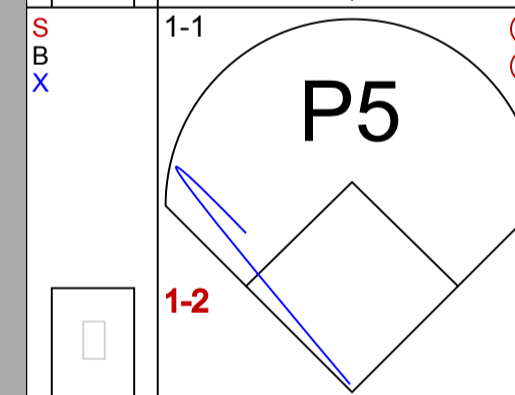
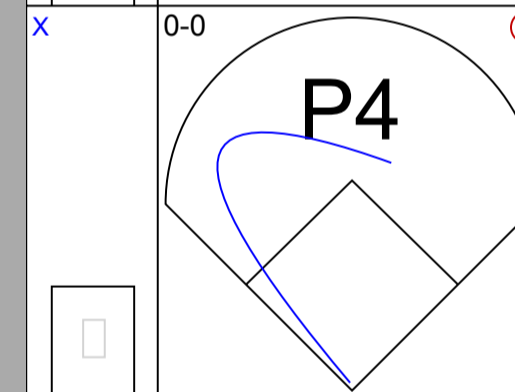
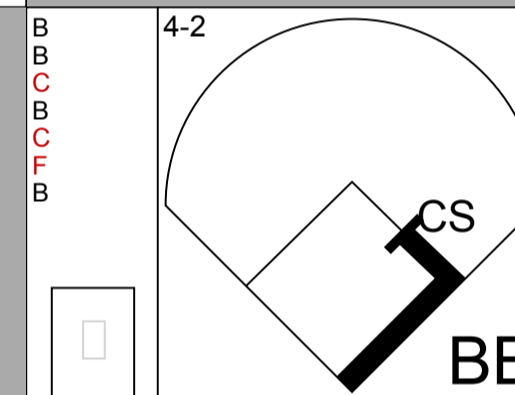

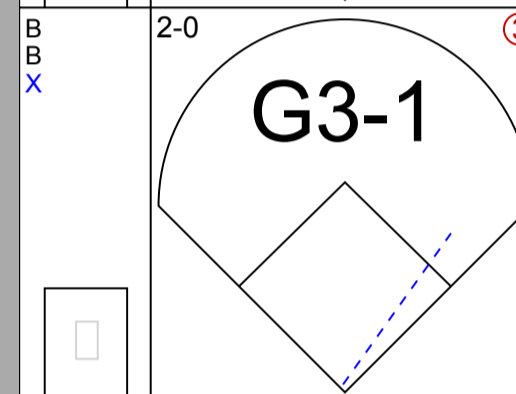
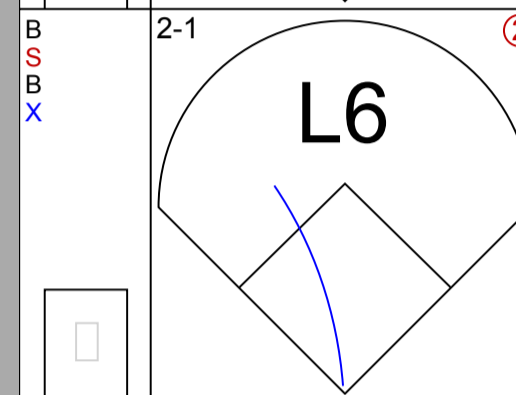
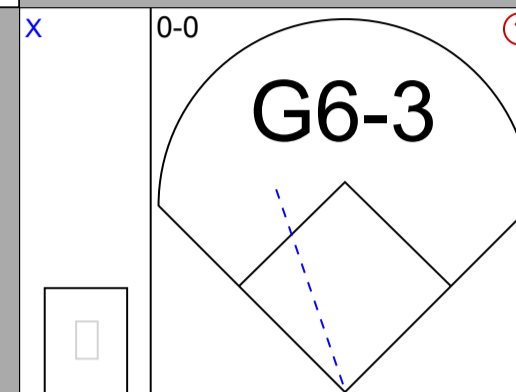

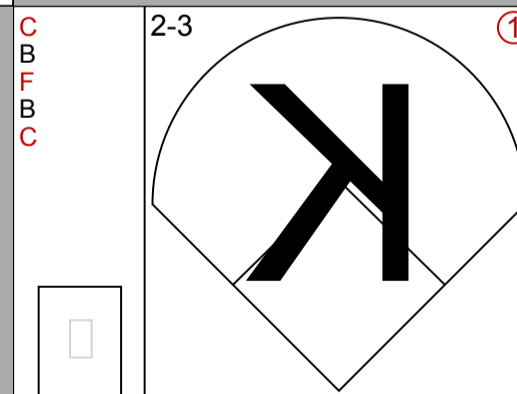
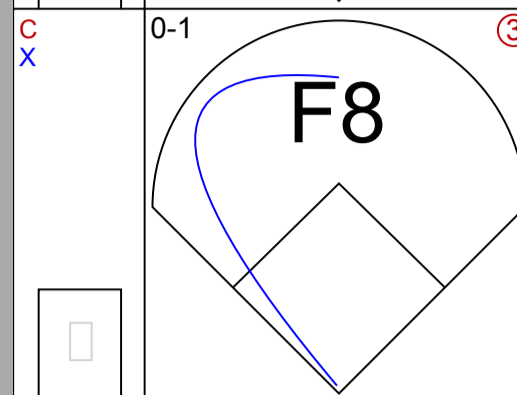
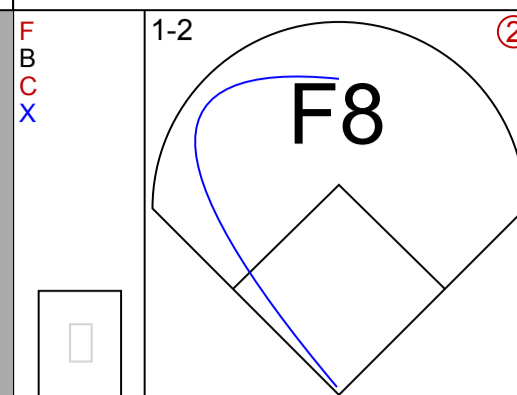

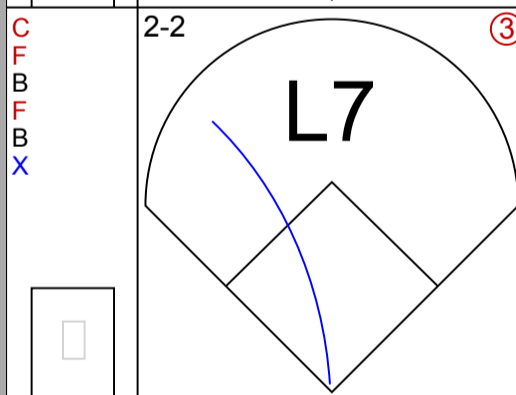
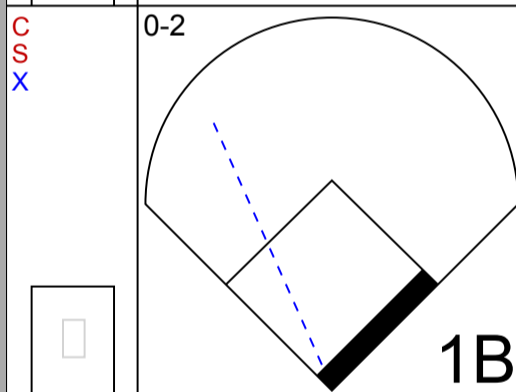
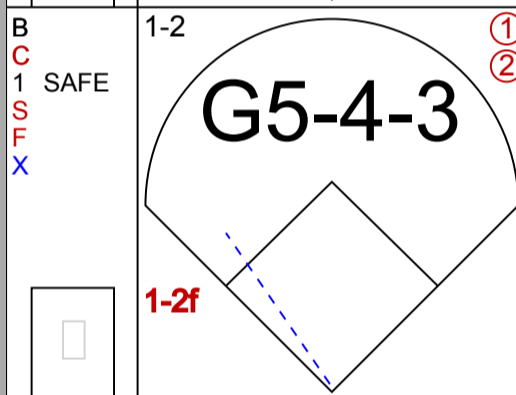
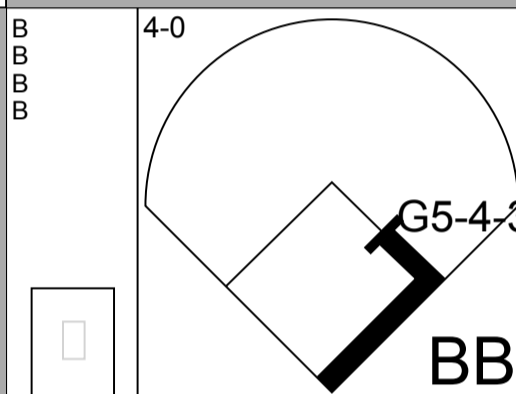

Phil Stephenson, L (1, 7) OBP: 0.412, SLG: 0.467 Jerald Clark, R (8, 7) OBP: 0.244, SLG: 0.295

Tim Teufel, R (1, 5) OBP: 0.328, SLG: 0.352 G5-4-3 1-2f

Dann Bilardello, R (1, 2) OBP: 0.219, SLG: 0.172 1B

Kurt Stillwell, S (1, 4) OBP: 0.286, SLG: 0.302 L7

Bruce Hurst, L (1, 1) OBP: 0.146, SLG: 0.154 Gary Sheffield, R (7, PH) OBP: 0.382, SLG: 0.534 Mike Maddux, L (7, 1)



3 1 1 0 1 0 1

4 0 1 1 0 1 2

4 0 0 0 0 0 3

2 0 0 0 2 0 0

3 0 0 0 1 0 4
0 0 0 0 0 0 0

2 1 1 0 2 0 1

2 0 1 0 0 0 1

4 0 0 0 0 1 4

2 0 1 0 0 1 0
1 0 1 1 0 0 0
1 0 0 0 0 0 1

1B: 4 SF: 0
2B: 1 SAC: 2
3B: 1 DP: 1
HR: 0 HBP: 0

WP: 0 PA: 36
PB: 0
SB: 0
CS: 2

San Diego Padres @ Los Angeles Dodgers
Dodger Stadium, Los Angeles, CA
Tue Jun 30 1992, 7:05 PM PDT
Att. 27,858 - Cloudy - 72 F

AB 28
R 2
H 6
RBI 2
BB 6
SO 3
LOB 17



Inning Stats R: 1 H: 1 E: 0 K: 0 S: 8 H: 1 LOB: 0 BB: 0 P: 16 R: 0 H: 1 E: 0 K: 0 S: 11 H: 1 LOB: 1 BB: 1 P: 18 R: 0 H: 0 E: 0 K: 1 S: 8 H: 0 LOB: 0 BB: 0 P: 11 R: 0 H: 0 E: 0 K: 0 S: 4 H: 0 LOB: 0 BB: 0 P: 8 R: 0 H: 0 E: 0 K: 0 S: 6 H: 0 LOB: 0 BB: 1 P: 11 R: 0 H: 1 E: 0 K: 1 S: 13 H: 1 LOB: 3 BB: 2 P: 24 R: 1 H: 2 E: 0 K: 0 S: 15 H: 2 LOB: 1 BB: 0 P: 19 R: 0 H: 1 E: 0 K: 0 S: 9 H: 1 LOB: 1 BB: 1 P: 17 R: 0 H: 0 E: 0 K: 1 S: 7 H: 0 LOB: 1 BB: 1 P: 14

PITCHER (1, 1) IP 8.0 WLS L BF 32 H 6 R 2 ER 2 SO 2 BB 5 IBB 0 HBP 0 BLK 0 WP 0 HR 0 S 74 P 124 ERA 2.25 WHIP 1.375 (9, 1) IP 1.0 WLS L BF 4 H 0 R 0 ER 0 SO 1 BB 1 IBB 0 HBP 0 BLK 0 WP 0 HR 0 S 7 P 14 ERA 0.00 WHIP 1.000

PITCHER IP WLS BF H R ER SO BB IBB HBP BLK WP HR S P ERA WHIP

ERA WHIP

Batter	1	2	3	4	5	6	7	8	9	AB	R	H	RBI	BB	SO	LOB
Brett Butler, L OBP: 0.371, SLG: 0.354 (1, 8)	1-2 G3		1-0 B5-3		4-1 BB		2-2 F8		0-1 F7	4	0	0	0	1	0	0
Mike Sharperson, R OBP: 0.436, SLG: 0.439 (1, 4)	0-1 P4		4-1 BB		2-1 F9		1-3 K		1-1 G1-3	4	0	0	0	1	1	1
Todd Benzinger, S OBP: 0.266, SLG: 0.350 (1, 9) Juan Samuel, R OBP: 0.312, SLG: 0.274 (9, PR)	3-2 2B		1-0 L9		0-1 P4		0-1 2B		2-2 1B 1B	5	0	3	0	0	0	1
Eric Davis, R OBP: 0.331, SLG: 0.365 (1, 7)	0-1 G6-3				1-2 1B		2-1 F7		3-2 G1-3	5	0	2	0	0	0	2
Eric Karros, R OBP: 0.304, SLG: 0.457 (1, 3)					2-2 F8		1-0 1B 1B		1-1 F9	4	1	2	0	1	0	1
Dave Anderson, R OBP: 0.277, SLG: 0.426 (1, 5) Dave Hansen, L OBP: 0.283, SLG: 0.341 (8, PH) (9, 5)					2-3 K		1-0 1B 1-2 1B		0-1 F8	3	0	1	0	0	1	2
Mike Scioscia, L OBP: 0.275, SLG: 0.267 (1, 2) Lenny Harris, L OBP: 0.339, SLG: 0.327 (8, PR) Carlos Hernandez, R OBP: 0.333, SLG: 0.291 (9, 2)					1-3 K		1-1 1-3 2-H 1B		1-2 E3 S BB	4	0	2	1	0	1	1
Jose Offerman, S OBP: 0.335, SLG: 0.336 (1, 6)							2-2 P4		4-0 FC4-6 IBB	2	0	0	0	2	0	1
Ramon Martinez, R OBP: 0.129, SLG: 0.129 (1, 1) Stan Javier, S OBP: 0.266, SLG: 0.281 (8, PH) Jay Howell, R (9, 1)					1-3 K		3-1 F8		3-3 FC4-6 1-2 2-3	3	0	0	0	0	1	3

Inning Stats	R: 0	H: 1	R: 0	H: 2	R: 0	H: 0	R: 0	H: 1	R: 1	H: 3	R: 0	H: 1	R: 0	H: 0	R: 0	H: 2	R: 0	H: 2
	E: 0	LOB: 1	E: 0	LOB: 1	E: 0	LOB: 1	E: 0	LOB: 1	E: 0	LOB: 3	E: 0	LOB: 1	E: 1	LOB: 3	E: 0	LOB: 3	E: 0	LOB: 3
	K: 0	BB: 0	K: 0	BB: 0	K: 1	BB: 1	K: 2	BB: 0	K: 0	BB: 1	K: 1	BB: 0	K: 1	BB: 0	K: 1	BB: 1	K: 1	BB: 1
	S: 11	P: 15	S: 6	P: 11	S: 7	P: 14	S: 12	P: 19	S: 9	P: 18	S: 11	P: 17	S: 13	P: 22	S: 16	P: 25	S: 16	P: 25

PITCHER	IP	WLS	BF	H	R	ER	SO	BB	IBB	HBP	BLK	WP	HR	S	P	ERA	WHIP
Bruce Hurst, L ERA: 3.01 (1, 1)	6.0	W	27	7	1	1	3	2	1	0	0	0	0	53	96	1.50	1.500
Mike Maddux, R ERA: 1.98 (7, 1)	3.0	S	15	3	0	0	3	2	0	0	0	0	0	40	64	0.00	1.667


BOTTOM

San Diego Padres @ Los Angeles Dodgers
Dodger Stadium, Los Angeles, CA

Tue Jun 30 1992, 7:05 PM PDT
Att: 27,858 - Cloudy - 72 F

AB	37
R	1
H	10
RBI	1
BB	5
SO	6
LOB	17

livebaseballscorecards.com



WP	PA	42
PB	0	
SB	6	
CS	0	

Batter	1	2	3	4	5	6	7	8	9	AB R H RBI BB SO LOB	TOP		
Tony Fernandez, S (1, 6) OBP: 0.370, SLG: 0.396	0-2 G1-3 SF8 2B	0-0 G3		0-0 F8		1-0 F8		3-1 SH5-4		4 1 1 0 0 0 2	San Diego Padres @ Los Angeles Dodgers Dodger Stadium, Los Angeles, CA Wed Jul 01 1992, 3:33 AM PDT Att. 22,324 - Cloudy - 76 F		
Tony Gwynn, L (1, 9) OBP: 0.393, SLG: 0.453	0-1 G1-3		0-1 G4-3 2B	4-0 1B BB		1-0 F9		4-0 BB BB IBB	3 1 1 0 2 0 1				
Gary Sheffield, R (1, 5) OBP: 0.379, SLG: 0.530	3-2 SF8		1-1 G5-3	1-1 1B			0-1 G3-1	0-0 P4	4 0 1 1 0 0 4				
Fred McGriff, L (1, 3) OBP: 0.431, SLG: 0.574	1-2 G3		0-0 G4-3	3-2 G6-3			1-2 G4-3 1B	4-0 BB BB	4 0 1 1 1 0 3				
Darrin Jackson, R (1, 8) OBP: 0.309, SLG: 0.434		1-0 L5	1-2 1B 2B		0-3 K		0-0 G4-3 1B	4-1 BB BB	4 1 2 2 1 1 0				
Dan Walters, R (1, 2) OBP: 0.323, SLG: 0.393		2-2 1B 1B	1-2 1B 1B		0-0 L1		2-1 G4-3	0-3 K	5 1 2 1 0 1 5				
Jerald Clark, R (1, 7) OBP: 0.251, SLG: 0.301		0-1 1B	2-1 1B 1B		0-2 1B		1-2 F8		5 0 3 0 0 0 2				
Kurt Stillwell, S (1, 4) OBP: 0.293, SLG: 0.305		1-1 1B	1-1 1B 1B		1-2 F8		4-1 SH5-4 BB BB	1-2 G5-3	4 1 2 1 1 0 1				
Craig Lefferts, L (1, 1) OBP: 0.063, SLG: 0.063 Larry Andersen, R (7, 1) Phil Stephenson, L (9, PH) Jose Melendez, R (9, 1)	0-3 K		0-1 G6-3		1-1 F8		4-0 BB SH5-4 BB	2-1 P5	3 0 0 0 0 1 2 0 1 0 0 1 0 0 1 0 0 0 0 0 0 0 0 0 0 0 0 0				
Inning Stats	R: 1 H: 1 E: 0 LOB: 0 K: 0 BB: 0 S: 12 P: 16	R: 1 H: 3 E: 0 LOB: 2 K: 1 BB: 0 S: 13 P: 17	R: 2 H: 5 E: 0 LOB: 2 K: 0 BB: 1 S: 15 P: 21	R: 0 H: 1 E: 0 LOB: 2 K: 0 BB: 1 S: 9 P: 17	R: 0 H: 1 E: 0 LOB: 1 K: 1 BB: 0 S: 12 P: 13	R: 0 H: 0 E: 0 LOB: 0 K: 0 BB: 0 S: 4 P: 7	R: 0 H: 2 E: 0 LOB: 2 K: 0 BB: 0 S: 12 P: 16	R: 2 H: 0 E: 0 LOB: 3 K: 1 BB: 5 S: 8 P: 31	R: 0 H: 0 E: 0 LOB: 0 K: 0 BB: 0 S: 8 P: 11	1B: 10 SF: 1 2B: 3 SAC: 1 3B: 0 DP: 0 HR: 0 HBP: 0	WP: 0 PA: 45 PB: 0 SB: 0 CS: 0		
PITCHER	IP WLS BF H R ER SO BB IBB HBP BLK WP HR S P ERA WHIP											PITCHER	IP WLS BF H R ER SO BB IBB HBP BLK WP HR S P ERA WHIP
Orel Hershiser, R (1, 1) ERA: 3.4	7.0 L 34 13 4 4 2 1 0 0 0 0 0 0 77 107 5.14 2.000												
Steve Wilson, L (8, 1) ERA: 4.09	0.0 2 0 2 2 0 2 0 0 0 0 0 0 1 9 ∞ ∞												
Tim Crews, R (8, 1) ERA: 6.29	0.2 3 0 0 0 0 0 0 1 0 0 0 0 3 10 0.00 0.000												
John Candelaria, L (8, 1) ERA: 1.23	0.1 3 0 0 0 1 2 0 0 0 0 0 0 4 12 0.00 6.000												
Jay Howell, R (9, 1) ERA: 0.56	1.0 3 0 0 0 0 0 0 0 0 0 0 0 8 11 0.00 0.000												

AB	37
R	6
H	13
RBI	6
BB	6
SO	3
LOB	20



BOTTOM

San Diego Padres @ Los Angeles Dodgers
Dodger Stadium, Los Angeles, CA

AB 34
R 2
H 7
RBI 2
BB 2
SO 10
LOB 14



Wed Jul 01 1992, 3:33 AM PDT
Att. 22,324 - Cloudy - 76 F

AB R H RBI BB SO LOB

4 1 3 0 0 1 0

4 1 1 2 0 1 4

3 0 1 0 1 0 4

3 0 0 0 1 0 3

4 0 1 0 0 2 2

3 0 0 0 0 0 1

1 0 0 0 0 1 0

3 0 0 0 0 2 0

1 0 0 0 0 0 0

1B: 6 SF: 0
2B: 0 SAC: 0
3B: 0 DP: 1
HR: 1 HBP: 0

WP: 0 PA: 36
PB: 0
SB: 0
CS: 0

ERA WHIP

Batter	1	2	3	4	5	6	7	8	9
Brett Butler, L OBP: 0.375, SLG: 0.360 (1, 8)	1-3 K (1)		0-0 FC6-4 1B		0-1 HR 1B		1-2 1B		
Mike Sharperson, R OBP: 0.432, SLG: 0.453 (1, 4)	1-1 F8		1-2 F9		0-0 HR		2-3 K		
Todd Benzinger, S OBP: 0.271, SLG: 0.350 (1, 9)	0-0 BB 1B		1-2 FC6-4		4-0 FC6-4 BB		1-2 G1-3		
Eric Davis, R OBP: 0.330, SLG: 0.358 (1, 7)	4-2 1-2 BB		1-1 F8		1-1 FC6-4		3-1 G6-3		
Eric Karros, R OBP: 0.303, SLG: 0.453 (1, 3)	1-1 F8			0-3 K		2-1 G6-4-3 1B		2-3 K	
Dave Anderson, R OBP: 0.265, SLG: 0.406 (1, 5)		0-0 G6-3		1-0 F8		2-0 G6-4-3		0-3 K	
Lenny Harris, L OBP: 0.337, SLG: 0.326 (8, PH) (9, 5)									
Carlos Hernandez, R OBP: 0.322, SLG: 0.280 (1, 2)		1-1 F7		0-3 K		0-3 K		1-0 G3	
Mike Scioscia, L OBP: 0.273, SLG: 0.266 (9, PH)									
Jose Offerman, S OBP: 0.329, SLG: 0.330 (1, 6)		1-1 F9			2-3 K		1-1 F7		2-3 K
Orel Hershiser, R OBP: 0.218, SLG: 0.333 (1, 1)			0-1 E3 FC6-4 1B		0-2 P2		0-0 1B		3-3 K
Stan Javier, S OBP: 0.277, SLG: 0.293 (7, PH)									
Steve Wilson, L (8, 1)									
Tim Crews, R (8, 1)									
John Candelaria, L (8, 1)									
Jay Howell, R (9, 1)									
Dave Hansen, L OBP: 0.291, SLG: 0.339 (9, PH)									

Inning Stats	R: 0 E: 0 K: 1 S: 10	H: 1 LOB: 2 BB: 1 P: 17	R: 0 E: 0 K: 0 S: 5	H: 0 LOB: 0 BB: 0 P: 7	R: 0 E: 1 K: 0 S: 11	H: 1 LOB: 2 BB: 0 P: 14	R: 0 E: 0 K: 2 S: 7	H: 0 LOB: 0 BB: 0 P: 8	R: 2 E: 0 K: 1 S: 12	H: 2 LOB: 1 BB: 1 P: 19	R: 0 E: 0 K: 1 S: 6	H: 1 LOB: 0 BB: 0 P: 10	R: 0 E: 0 K: 1 S: 13	H: 2 LOB: 2 BB: 0 P: 18	R: 0 E: 0 K: 2 S: 8	H: 0 LOB: 0 BB: 0 P: 13	R: 0 E: 0 K: 2 S: 9	H: 0 LOB: 0 BB: 0 P: 15
--------------	-------------------------------	----------------------------------	------------------------------	---------------------------------	-------------------------------	----------------------------------	------------------------------	---------------------------------	-------------------------------	----------------------------------	------------------------------	----------------------------------	-------------------------------	----------------------------------	------------------------------	----------------------------------	------------------------------	----------------------------------

PITCHER	IP	WLS	BF	H	R	ER	SO	BB	IBB	HBP	BLK	WP	HR	S	P	ERA	WHIP
Craig Lefferts, L ERA: 3.44 (1, 1)	6.1	W	28	7	2	2	5	2	0	0	0	0	1	58	84	2.84	1.421
Larry Andersen, R ERA: 3.46 (7, 1)	1.2		5	0	0	0	3	0	0	0	0	0	0	14	22	0.00	0.000
Jose Melendez, R ERA: 3.28 (9, 1)	1.0		3	0	0	0	2	0	0	0	0	0	0	9	15	0.00	0.000

Batter	1	2	3	4	5	6	7	8	9	AB R H RBI BB SO LOB	TOP	
Stan Javier, S (1, 8) OBP: 0.314, SLG: 0.323	4-1 		0-0 	0-2 		2-2 		0-0 		4 0 3 1 1 0 0	Philadelphia Phillies @ Los Angeles Dodgers Dodger Stadium, Los Angeles, CA Thu Jul 02 1992, 7:05 PM PDT Att. 46,026 - Cloudy - 76 F	
Mariano Duncan, R (1, 6) Ben Rivera, R (8, 1)	1-1 		1-3 	4-2 		0-3 		3-3 		4 0 0 0 1 3 4 0 0 0 0 0 0 0		
John Kruk, L (1, 3) OBP: 0.453, SLG: 0.506	4-2 		3-3 	1-3 		4-2 		1-1 		3 0 0 0 2 2 5		
Darren Daulton, L (1, 2) OBP: 0.404, SLG: 0.545	1-1 		1-0 		4-0 	1-1 		3-3 		4 0 1 0 1 1 3		
Dave Hollins, S (1, 5) OBP: 0.366, SLG: 0.427		0-0 		2-3 	0-2 	2-1 		1-3 		5 0 0 0 0 2 3		
Wes Chamberlain, R (1, 7) OBP: 0.272, SLG: 0.430		3-1 		1-1 	1-0 		2-3 	1-3 		5 1 1 0 0 2 0		
Ruben Amaro Jr, S (1, 9) OBP: 0.307, SLG: 0.306		0-2 		4-0 	3-2 		2-2 			3 1 1 0 1 0 2		
Mickey Morandini, L (1, 4) OBP: 0.319, SLG: 0.360	1 SAFE 		0-3 	3-2 	2-1 		0-0 			4 1 2 1 0 1 1		
Pat Combs, L (1, 1) Bob Ayrault, R (5, 1) Jeff Grotewold, L (8, PH) Dale Sveum, S (8, 6) OBP: 0.252, SLG: 0.181			4-1 	0-1 	2-0 		1-2 			2 1 1 2 1 0 2 0 0 0 0 0 0 0 1 0 0 0 0 0 0 0 0 0 0 0 0 0		
Inning Stats	R: 0 H: 0 E: 0 LOB: 1 K: 0 BB: 2 S: 8 P: 18	R: 0 H: 1 E: 0 LOB: 1 K: 1 BB: 0 S: 11 P: 14	R: 0 H: 1 E: 0 LOB: 2 K: 2 BB: 1 S: 10 P: 19	R: 3 H: 3 E: 0 LOB: 2 K: 2 BB: 2 S: 22 P: 37	R: 1 H: 2 E: 0 LOB: 2 K: 0 BB: 1 S: 10 P: 22	R: 0 H: 1 E: 0 LOB: 2 K: 1 BB: 1 S: 14 P: 23	R: 0 H: 0 E: 0 LOB: 0 K: 1 BB: 0 S: 7 P: 11	R: 0 H: 1 E: 0 LOB: 1 K: 3 BB: 0 S: 10 P: 15	R: 0 H: 0 E: 0 LOB: 0 K: 3 BB: 0 S: 9 P: 14	1B: 7 SF: 0 2B: 2 SAC: 0 3B: 0 DP: 1 HR: 0 HBP: 0	WP: 1 PA: 42 PB: 0 SB: 2 CS: 0	
PITCHER Kevin Gross, R (1, 1) ERA: 3.91 Tim Crews, R (6, 1) ERA: 5.79 Roger McDowell, R (9, 1) ERA: 2.92	IP WLS BF H R ER SO BB IBB HBP BLK WP HR S P ERA WHIP											PITCHER IP WLS BF H R ER SO BB IBB HBP BLK WP HR S P ERA WHIP

livebaseballscorecards.com

AB 35
R 4
H 9
RBI 4
BB 7
SO 11
LOB 20



Batter	1	2	3	4	5	6	7	8	9	AB R H RBI BB SO LOB	TOP											
Stan Javier, S (1, 8) OBP: 0.311, SLG: 0.318	2-1 F7			0-0 F9		2-1 G3		3-2 1B		4 0 1 0 0 0 1	Philadelphia Phillies @ Los Angeles Dodgers Dodger Stadium, Los Angeles, CA Fri Jul 03 1992, 3:33 AM PDT Cloudy - 80 F											
Mariano Duncan, R (1, 4) OBP: 0.303, SLG: 0.402	3-2 G4-3			1-1 G6-4-3 1B		1-2 FC5-4 2B		3-2 G5-3		4 1 2 0 0 0 2												
Dave Hollins, S (1, 5) OBP: 0.362, SLG: 0.421	3-3 K			2-2 G6-4-3 1-2f		2-0 G5-3		0-0 F8		4 0 0 0 0 1 2												
John Kruk, L (1, 3) OBP: 0.447, SLG: 0.498			0-0 G1-3		3-3 K		1-2 E5 FC5-4		0-1 F7			4 0 0 0 0 1 1										
Wes Chamberlain, R (1, 9) OBP: 0.278, SLG: 0.432			1-0 G3-6-3 1B		0-1 F9		0-0 FC5-4 1-2f		1-1 1B			4 0 2 1 0 0 1										
Darren Daulton, L (1, 2) OBP: 0.399, SLG: 0.536			2-2 G3-6-3 1-2f		3-2 F7		3-2 P5		2-1 P6			4 0 0 0 0 0 3										
Ricky Jordan, R (1, 7) OBP: 0.261, SLG: 0.340			0-1 G5-3		3-3 K				1-1 G6-3			3 0 0 0 0 1 0										
Dale Sveum, S (1, 6) OBP: 0.262, SLG: 0.194			0-3 K		1-1 WP 1B				0-1 FC4-6 1B			3 0 2 0 0 1 0										
Curt Schilling, R (1, 1) OBP: 0.115, SLG: 0.154 Ruben Amaro Jr, S (8, PH) OBP: 0.305, SLG: 0.304 Wally Ritchie, L (8, 1)			2-1 G1-3		0-0 F2				3-2 FC4-6 1B 1-2f			2 0 0 0 0 0 1 1 0 0 0 0 0 1 0 0 0 0 0 0 0										
Inning Stats	R: 0 E: 0 K: 1 S: 10	H: 0 LOB: 0 BB: 0 P: 18	R: 0 E: 0 K: 0 S: 5	H: 1 LOB: 0 BB: 0 P: 8	R: 0 E: 0 K: 1 S: 7	H: 0 LOB: 0 BB: 0 P: 9	R: 0 E: 0 K: 0 S: 7	H: 1 LOB: 0 BB: 0 P: 10	R: 0 E: 0 K: 1 S: 9	H: 0 LOB: 0 BB: 0 P: 15	R: 0 E: 0 K: 1 S: 10	H: 1 LOB: 1 BB: 0 P: 16	R: 1 E: 1 K: 0 S: 13	H: 1 LOB: 1 BB: 0 P: 20	R: 0 E: 0 K: 0 S: 15	H: 2 LOB: 2 BB: 0 P: 25	R: 0 E: 0 K: 0 S: 7	H: 1 LOB: 1 BB: 0 P: 10	1B: 6 2B: 1 3B: 0 HR: 0	SF: 0 SAC: 0 DP: 2 HBP: 0	WP: 1 PB: 0 SB: 0 CS: 0	PA: 33
PITCHER Bob Ojeda, L (1, 1) ERA: 3.24	IP: 9.0 WLS: W BF: 33 H: 7 R: 1 ER: 0 SO: 4 BB: 0 IBB: 0 HBP: 0 BLK: 0 WP: 1 HR: 0 S: 83 P: 131 ERA: 0.00 WHIP: 0.778											PITCHER	IP: WLS: BF: H: R: ER: SO: BB: IBB: HBP: BLK: WP: HR: S: P: ERA: WHIP:									

AB	33
R	1
H	7
RBI	1
BB	0
SO	4
LOB	12



Batter	1	2	3	4	5	6	7	8	9	AB	R	H	RBI	BB	SO	LOB
Brett Butler, L OBP: 0.378, SLG: 0.362 (1, 8)	4-2 FC1-5 1B BB		0-0 E 1B	3-1 P2			1-0 B2-3			3	1	1	0	1	0	1
Mike Sharperson, R OBP: 0.443, SLG: 0.458 (1, 4)	0-1 FC1-5 1B 1B		0-0 E5 G6-3 SF8 1B			0-1 G4-3 1B	1-1 P4			4	2	3	0	0	0	0
Lenny Harris, L OBP: 0.328, SLG: 0.316 (1, 9)	0-0 FC1-5 1B E 1-2 2-3f		0-1 G6-3			2-2 G4-3 1-2	1-1 G6-3			4	1	0	0	0	0	4
Eric Davis, R OBP: 0.321, SLG: 0.345 (1, 7)	0-3 K		0-1 SF8			2-3 K		1-0 G6-3		3	0	0	1	0	2	3
Eric Karros, R OBP: 0.301, SLG: 0.455 (1, 3)	0-1 E9 1B 1-H 2-H		2-0 F8			2-0 G3		1-1 P4		4	0	1	1	0	0	1
Dave Hansen, L OBP: 0.288, SLG: 0.333 (1, 5)	2-3 K			3-2 FC6-4 G6-3 1B			0-0 G3-1		2-1 F7	4	1	1	0	0	1	1
Dave Anderson, R OBP: 0.271, SLG: 0.424 (9, 5)										0	0	0	0	0	0	0
Mike Scioscia, L OBP: 0.284, SLG: 0.289 (1, 2)		2-3 K		0-0 FC6-4 1B			1-1 E6 G4-3			3	0	1	0	0	1	0
Jose Offerman, S OBP: 0.325, SLG: 0.329 (1, 6)		1-3 K		3-2 FC6-4 G6-3 1-2f 2-3			3-2 G4-3			3	0	0	0	0	1	3
Bob Ojeda, L OBP: 0.143, SLG: 0.185 (1, 1)		1-1 G5-3		0-2 G6-3 1-2 3-H			3-2 P8			3	0	0	1	0	0	2

Inning Stats	R: 2	H: 2	E: 1	LOB: 1	K: 2	P: 15	R: 0	H: 0	E: 0	LOB: 0	K: 2	P: 8	R: 2	H: 2	E: 1	LOB: 0	K: 0	P: 7	R: 1	H: 2	E: 0	LOB: 1	K: 0	P: 13	R: 0	H: 1	E: 0	LOB: 1	K: 1	P: 10	R: 0	H: 0	E: 1	LOB: 1	K: 0	P: 11	R: 0	H: 0	E: 0	LOB: 0	K: 0	P: 5	R: 0	H: 0	E: 0	LOB: 0	K: 0	P: 5	R: 0	H: 0	E: 0	LOB: 0	K: 0	P: 9
--------------	------	------	------	--------	------	-------	------	------	------	--------	------	------	------	------	------	--------	------	------	------	------	------	--------	------	-------	------	------	------	--------	------	-------	------	------	------	--------	------	-------	------	------	------	--------	------	------	------	------	------	--------	------	------	------	------	------	--------	------	------

PITCHER	IP	WLS	BF	H	R	ER	SO	BB	IBB	HBP	BLK	WP	HR	S	P	ERA	WHIP
Curt Schilling, R ERA: 2.65 (1, 1)	7.0	L	30	7	5	3	5	1	0	0	0	0	0	69	106	3.86	1.143
Wally Ritchie, L ERA: 2.9 (8, 1)	1.0		3	0	0	0	0	0	0	0	0	0	0	5	9	0.00	0.000

BOTTOM

Philadelphia Phillies @ Los Angeles Dodgers
 Dodger Stadium, Los Angeles, CA

Fri Jul 03 1992, 3:33 AM PDT
 Cloudy - 80 F

AB	31
R	5
H	7
RBI	3
BB	1
SO	5
LOB	15

WP: 0 PA: 33
 PB: 0
 SB: 0
 CS: 0



PITCHER	IP	WLS	BF	H	R	ER	SO	BB	IBB	HBP	BLK	WP	HR	S	P	ERA	WHIP
---------	----	-----	----	---	---	----	----	----	-----	-----	-----	----	----	---	---	-----	------

Batter	1	2	3	4	5	6	7	8	9	AB R H RBI BB SO LOB	TOP	
Stan Javier, S (1, 8) OBP: 0.333, SLG: 0.324 BB 	4-0 		1-1 G6-4-3 1-2f 			0-2 E 1B 		4-0 G4-3 BB 		2 0 1 0 2 0 1	Philadelphia Phillies @ Los Angeles Dodgers Dodger Stadium, Los Angeles, CA Fri Jul 03 1992, 7:05 PM PDT Att. 34,713 - Cloudy - 74 F	
Wally Backman, S (1, 4) OBP: 0.341, SLG: 0.297 C 	3-3 K 1-2 			1-0 G6-4-3 1B 		0-0 E6 BB 1-3 		2-2 G4-3 1-2f 		4 0 1 0 0 1 3		
Dave Hollins, S (1, 5) OBP: 0.358, SLG: 0.415 C 	1-3 K 			0-0 G6-4-3 1-2f 		1-0 P6 		3-2 P5 		4 0 0 0 0 1 4		
John Kruk, L (1, 3) OBP: 0.444, SLG: 0.492 B 	2-1 G4-3 			3-3 K 		4-1 			1-3 K 			3 0 0 0 1 2 1
Wes Chamberlain, R (1, 9) OBP: 0.276, SLG: 0.429 Ruben Amaro Jr, S (2, 9) OBP: 0.307, SLG: 0.303 Darren Daulton, L (9, PH) OBP: 0.397, SLG: 0.534 B 		2-1 P6 			4-2 G5-3 BB 		0-0 P3 		1-2 F8 			1 0 0 0 0 0 0 1 0 0 0 1 0 3 1 0 0 0 0 0 0
Mariano Duncan, R (1, 6) OBP: 0.299, SLG: 0.397 C 		0-2 L4 			1-2 G5-3 1-2 		3-2 E6 G6-4-3 		0-0 F9 			4 0 0 0 0 0 1
Ricky Jordan, R (1, 7) OBP: 0.254, SLG: 0.330 C 		1-3 K 			1-3 K 		1 SAFE G6-4-3 1-2f 					3 0 0 0 0 2 2
Steve Lake, R (1, 2) OBP: 0.310, SLG: 0.429 S 			1-3 K 		0-3 K 		1-1 E5 					3 0 0 0 0 2 1
Don Robinson, R (1, 1) OBP: 0.357, SLG: 0.500 Wally Ritchie, L (8, 1) Barry Jones, R (8, 1) B 			3-2 G6-4-3 1B 			2-3 K 		3-3 K 				3 0 1 0 0 2 1 0 0 0 0 0 0 0 0 0 0 0 0 0 0
Inning Stats R: 0 H: 0 E: 0 LOB: 1 K: 2 BB: 1 S: 8 P: 18	R: 0 H: 0 E: 0 LOB: 0 K: 1 BB: 0 S: 11 P: 14	R: 0 H: 1 E: 0 LOB: 0 K: 1 BB: 0 S: 8 P: 13	R: 0 H: 1 E: 0 LOB: 0 K: 1 BB: 0 S: 5 P: 9	R: 0 H: 0 E: 0 LOB: 1 K: 2 BB: 1 S: 13 P: 19	R: 0 H: 1 E: 1 LOB: 3 K: 1 BB: 1 S: 13 P: 20	R: 0 H: 0 E: 2 LOB: 1 K: 1 BB: 0 S: 17 P: 26	R: 0 H: 0 E: 0 LOB: 0 K: 0 BB: 1 S: 7 P: 16	R: 0 H: 0 E: 0 LOB: 0 K: 1 BB: 0 S: 7 P: 9	1B: 3 SF: 0 2B: 0 SAC: 0 3B: 0 DP: 4 HR: 0 HBP: 0	WP: 0 PA: 33 PB: 0 SB: 1 CS: 0		
PITCHER Pedro Astacio, R (1, 1) ERA:	IP WLS BF H R ER SO BB IBB HBP BLK WP HR S P ERA WHIP 9.0 W 33 3 0 0 10 4 0 0 0 0 0 0 89 144 0.00 0.778	PITCHER IP WLS BF H R ER SO BB IBB HBP BLK WP HR S P ERA WHIP										

AB	29
R	0
H	3
RBI	0
BB	4
SO	10
LOB	17



Batter	1	2	3	4	5	6	7	8	9
Brett Butler, L OBP: 0.377, SLG: 0.360 (1, 8)	0-0 SH5-4 G4-3 1B		0-0 G4-3		0-3 K			1-2 FC6-2	
Mike Sharperson, R OBP: 0.441, SLG: 0.453 (1, 4)	1-1 SH5-4 1-3		2-1 L5			4-0 FC5-4 BB		1-2 G5-3 3-H 2-0 2-3f	
Lenny Harris, L OBP: 0.323, SLG: 0.311 (1, 5)	0-0 G4-3 3-H			1-2 G1-3		0-2 FC5-4 G5-4-3 1-2f			
Eric Davis, R OBP: 0.316, SLG: 0.339 (1, 7)	2-3 K 2-3			0-1 G4-3		0-0 G5-4-3 1-2f			
Eric Karros, R OBP: 0.301, SLG: 0.458 (1, 3)		0-0 F9 SF8 2B		0-0 G4-3			1-0 G6-3		
Todd Benzinger, S OBP: 0.261, SLG: 0.337 (1, 9)		3-1 F9			0-2 G3		0-1 G4-3		
Mitch Webster, S OBP: 0.347, SLG: 0.422 (8, 9)		2-3							
Mike Scioscia, L OBP: 0.284, SLG: 0.291 (1, 2)		0-1 SF8			0-1 1B		0-1 G4-3		
Dave Anderson, R OBP: 0.288, SLG: 0.435 (1, 6)		3-H G6-3			1-1 SH1-4 1-3 1B			0-1 FC FC6-2 1B	
Pedro Astacio, R (1, 1)			0-0 G3		0-2 SH1-4			0-0 FC G5-3 FC6-2	

Inning Stats	R: 1 E: 0 K: 1 S: 8	H: 1 LOB: 0 BB: 0 P: 11	R: 1 E: 0 K: 0 S: 6	H: 1 LOB: 0 BB: 0 P: 9	R: 0 E: 0 K: 0 S: 4	H: 0 LOB: 0 BB: 0 P: 6	R: 0 E: 0 K: 0 S: 6	H: 0 LOB: 0 BB: 0 P: 7	R: 0 E: 0 K: 1 S: 13	H: 2 LOB: 2 BB: 0 P: 14	R: 0 E: 0 K: 0 S: 4	H: 0 LOB: 0 BB: 1 P: 8	R: 0 E: 0 K: 0 S: 5	H: 0 LOB: 0 BB: 0 P: 6	R: 0 E: 1 K: 0 S: 7	H: 1 LOB: 1 BB: 0 P: 10
--------------	------------------------------	----------------------------------	------------------------------	---------------------------------	------------------------------	---------------------------------	------------------------------	---------------------------------	-------------------------------	----------------------------------	------------------------------	---------------------------------	------------------------------	---------------------------------	------------------------------	----------------------------------

PITCHER	IP	WLS	BF	H	R	ER	SO	BB	IBB	HBP	BLK	WP	HR	S	P	ERA	WHIP
Don Robinson, R ERA: 4.01 (1, 1)	7.0	L	27	5	2	2	2	1	0	0	0	0	0	49	64	2.57	0.857
Wally Ritchie, L ERA: 2.87 (8, 1)	0.1		1	0	0	0	0	0	0	0	0	0	0	3	4	0.00	0.000
Barry Jones, R ERA: 3.89 (8, 1)	0.2		1	0	0	0	0	0	0	0	0	0	0	1	3	0.00	0.000

BOTTOM

Philadelphia Phillies @ Los Angeles Dodgers
Dodger Stadium, Los Angeles, CA

Fri Jul 03 1992, 7:05 PM PDT
Att: 34,713 - Cloudy - 74 F

livebaseballscorecards.com

AB	25
R	2
H	5
RBI	2
BB	1
SO	2
LOB	10



1B: 4	SF: 1	WP: 0	PA: 29
2B: 1	SAC: 2	PB: 0	
3B: 0	DP: 2	SB: 1	
HR: 0	HBP: 0	CS: 0	

PITCHER	IP	WLS	BF	H	R	ER	SO	BB	IBB	HBP	BLK	WP	HR	S	P	ERA	WHIP
---------	----	-----	----	---	---	----	----	----	-----	-----	-----	----	----	---	---	-----	------

Batter	1	2	3	4	5	6	7	8	9	AB R H RBI BB SO LOB	TOP
Stan Javier, S (1, 8) OBP: 0.329, SLG: 0.310	1-1 G6-3			2-3 K		4-2 BB G3 1B BB	1-0 F7			3 1 0 0 1 1 1	Philadelphia Phillies @ Los Angeles Dodgers Dodger Stadium, Los Angeles, CA Sat Jul 04 1992, 7:05 PM PDT Att. 44,418 - Sunny - 78 F
Ruben Amaro Jr, S (1, 9) OBP: 0.306, SLG: 0.302	2-2 P2			0-0 B1-3		0-3 K		0-0 SH2-4 1B	4 0 1 0 0 1 1		
Mariano Duncan, R (1, 6) OBP: 0.303, SLG: 0.399	2-1 P3			1-2 E HR 1B		0-0 G3 BB 1B		0-0 SH2-4	3 1 2 0 0 0 0		
John Kruk, L (1, 3) OBP: 0.445, SLG: 0.502			1-3 K	2-2 1-H HR		4-1 G3 BB		0-3 K	3 1 1 2 1 2 1		
Darren Daulton, L (1, 2) OBP: 0.395, SLG: 0.527			2-1 G4-3	2-0 F7		1-2 G3		4-0 IBB	3 0 0 1 1 0 2		
Ricky Jordan, R (1, 7) OBP: 0.246, SLG: 0.319			1-3 K		2-3 K	0-0 L7		0-1 P2	4 0 0 0 0 2 4		
Dale Sveum, S (1, 5) OBP: 0.254, SLG: 0.188			1-1 G4-3		3-2 P4		2-1 F8		3-2 G4-3	4 0 0 0 0 0 0	
Mickey Morandini, L (1, 4) OBP: 0.322, SLG: 0.363			3-3 K		2-2 K 1B		0-2 SH1-4 1B		1-1 F8	4 0 2 0 0 1 0	
Terry Mulholland, R (1, 1) OBP: 0.157, SLG: 0.143			1-3 K		1-3 K		0-0 SH1-4		1-3 K	3 0 0 0 0 3 1	
Inning Stats	R: 0 H: 0 E: 0 LOB: 0 K: 0 BB: 0 S: 7 P: 12	R: 0 H: 0 E: 0 LOB: 0 K: 2 BB: 0 S: 8 P: 12	R: 0 H: 0 E: 0 LOB: 0 K: 2 BB: 0 S: 12 P: 17	R: 2 H: 2 E: 1 LOB: 0 K: 1 BB: 0 S: 11 P: 18	R: 0 H: 1 E: 0 LOB: 1 K: 2 BB: 0 S: 16 P: 24	R: 1 H: 1 E: 0 LOB: 2 K: 1 BB: 2 S: 11 P: 20	R: 0 H: 1 E: 0 LOB: 1 K: 0 BB: 0 S: 7 P: 10	R: 0 H: 1 E: 0 LOB: 2 K: 1 BB: 1 S: 7 P: 11	R: 0 H: 0 E: 0 LOB: 0 K: 1 BB: 0 S: 9 P: 14	1B: 5 SF: 0 2B: 0 SAC: 2 3B: 0 DP: 0 HR: 1 HBP: 0	WP: 0 PA: 36 PB: 0 SB: 0 CS: 0
PITCHER	IP WLS BF H R ER SO BB IBB HBP BLK WP HR S P ERA WHIP										
Tom Candiotti, R (1, 1) ERA: 3.03	8.0 L 33 6 3 3 9 2 1 0 0 0 1 79 124 3.38 1.000										
Jay Howell, R (9, 1) ERA: 0.53	1.0 3 0 0 0 1 0 0 0 0 0 0 9 14 0.00 0.000										

livebaseballscorecards.com

AB	31
R	3
H	6
RBI	3
BB	3
SO	10
LOB	10



Batter	1	2	3	4	5	6	7	8	9	AB R H RBI BB SO LOB	TOP
Stan Javier, S (1, 8) OBP: 0.333, SLG: 0.307	4-1 	0-0 E9 		2-2 P4 		1-0 F9 		3-1 F9 		4 0 1 0 1 0 1	Philadelphia Phillies @ Los Angeles Dodgers Dodger Stadium, Los Angeles, CA Sun Jul 05 1992, 3:33 AM PDT Att. 31,024 - Sunny - 84 F
Ruben Amaro Jr, S (1, 9) OBP: 0.304, SLG: 0.299	3-2 G4-3 	2-1 FC1-2 			1-0 	1-0 G6-4-3 		1-1 G4-3 		5 1 1 0 0 0 3	
Mariano Duncan, R (1, 6) OBP: 0.304, SLG: 0.399	1-3 K 		2-2 G5-3 		0-1 		1-2 		1-1 G4-3 	5 1 2 0 0 1 1	
John Kruk, L (1, 3) OBP: 0.444, SLG: 0.504	0-0 F8 		3-2 		2-0 E4 		2-2 		2-3 	5 2 2 0 0 1 2	
Darren Daulton, L (1, 2) OBP: 0.395, SLG: 0.535		0-0 F9 	2-2 		4-1 		3-3 K 		1-3 K 	4 1 1 2 1 2 2	
Ricky Jordan, R (1, 7) OBP: 0.254, SLG: 0.325		0-0 	2-0 P6 		0-1 G6-3 		2-2 			4 1 2 0 0 0 2	
Dale Sveum, S (1, 5) OBP: 0.254, SLG: 0.216		3-2 F8 	1-2 P5 		3-1 		0-3 K 			4 1 1 2 0 1 4	
Mickey Morandini, L (1, 4) OBP: 0.321, SLG: 0.366		2-0 		0-0 G6-3 		2-3 K 		1-3 K 		4 1 1 1 0 2 3	
Mike Williams, R (1, 1) OBP: 0.400, SLG: 0.400		1-2 		1-3 		1-2 		1-3 		4 1 2 1 0 2 0	
Inning Stats	R: 0 H: 0 E: 0 LOB: 1 K: 1 BB: 1 S: 9 P: 17	R: 3 H: 4 E: 1 LOB: 1 K: 0 BB: 0 S: 12 P: 20	R: 2 H: 2 E: 0 LOB: 0 K: 0 BB: 0 S: 13 P: 23	R: 0 H: 0 E: 0 LOB: 0 K: 1 BB: 0 S: 7 P: 10	R: 4 H: 3 E: 1 LOB: 0 K: 1 BB: 1 S: 12 P: 24	R: 0 H: 1 E: 0 LOB: 0 K: 0 BB: 0 S: 5 P: 8	R: 0 H: 3 E: 0 LOB: 3 K: 3 BB: 0 S: 22 P: 31	R: 0 H: 0 E: 0 LOB: 0 K: 1 BB: 0 S: 7 P: 12	R: 0 H: 0 E: 0 LOB: 0 K: 2 BB: 0 S: 8 P: 12	1B: 9 SF: 0 2B: 2 SAC: 0 3B: 0 DP: 2 HR: 2 HBP: 0	WP: 0 PA: 41 PB: 0 SB: 2 CS: 0
PITCHER Ramon Martinez, R (1, 1) ERA: 3.8	IP: 5.0 WLS: L BF: 26 H: 9 R: 9 ER: 4 SO: 3 BB: 2 IBB: 0 HBP: 0 BLK: 0 WP: 0 HR: 2 S: 53 P: 94 ERA: 7.20 WHIP: 2.200										
Steve Wilson, L (6, 1) ERA: 3.75	IP: 3.0 WLS: L BF: 12 H: 4 R: 0 ER: 0 SO: 4 BB: 0 IBB: 0 HBP: 0 BLK: 0 WP: 0 HR: 0 S: 34 P: 51 ERA: 0.00 WHIP: 1.333										
Jim Gott, R (9, 1) ERA: 1.81	IP: 1.0 WLS: L BF: 3 H: 0 R: 0 ER: 0 SO: 2 BB: 0 IBB: 0 HBP: 0 BLK: 0 WP: 0 HR: 0 S: 8 P: 12 ERA: 0.00 WHIP: 0.000										

livebaseballscorecards.com

AB	39
R	9
H	13
RBI	6
BB	2
SO	9
LOB	18



Batter	1	2	3	4	5	6	7	8	9	AB	R	H	RBI	BB	SO	LOB
Brett Butler, L OBP: 0.373, SLG: 0.354 Steve Wilson, L (6, 1) Juan Samuel, R OBP: 0.317, SLG: 0.283 Jim Gott, R (9, 1)	1-2 E6		3-2 L5		3-2 L7			1-1 G5-3		3	0	0	0	0	0	1
Mike Sharperson, R OBP: 0.425, SLG: 0.433 (1, 4)	0-0 P3		1-1 G4-3			1-2 F8		1-2 G1-3		4	0	0	0	0	0	1
Lenny Harris, L OBP: 0.318, SLG: 0.306 Todd Benzinger, S OBP: 0.255, SLG: 0.328 (7, 9)	1-1 F7		1-1 F9			0-1 F7			0-1 F8	3	0	0	0	0	0	1
Eric Davis, R OBP: 0.317, SLG: 0.356 Mitch Webster, S OBP: 0.347, SLG: 0.419 (6, 8)	1-1 G4-3			1-2 F8		0-0 G1-3			0-0 P5	2	0	0	0	0	0	1
Eric Karros, R OBP: 0.295, SLG: 0.459 (1, 3)		0-1 E4 2B G3		3-2 F8			0-0 F7		2-2 HR	4	2	1	1	0	0	0
Mike Scioscia, L OBP: 0.284, SLG: 0.296 (1, 2)		1-2 G3 G4-3 2B		2-1 F8			1-0 G6-3		3-1 G4-3	4	1	1	0	0	0	0
Dave Hansen, L OBP: 0.289, SLG: 0.333 (1, 5)		0-0 G3			0-1 F7		1-2 1B			3	0	1	1	0	0	1
Jose Offerman, S OBP: 0.321, SLG: 0.322 (1, 6)		0-0 G4-3			4-1 BB		0-0 F8			2	0	0	1	1	0	1
Ramon Martinez, R OBP: 0.125, SLG: 0.125 Henry Rodriguez, L (5, PH) (6, 7)		1-3 K			0-1 F9			0-0 P6		1	0	0	0	0	1	0
										2	0	0	0	0	0	1

Inning Stats	R: 0 E: 1 K: 0 S: 9	H: 0 LOB: 1 BB: 0 P: 12	R: 2 E: 1 K: 1 S: 10	H: 1 LOB: 0 BB: 0 P: 12	R: 0 E: 0 K: 0 S: 7	H: 0 LOB: 0 BB: 0 P: 12	R: 0 E: 0 K: 0 S: 8	H: 0 LOB: 0 BB: 0 P: 14	R: 0 E: 0 K: 0 S: 10	H: 0 LOB: 1 BB: 1 P: 17	R: 0 E: 0 K: 0 S: 6	H: 0 LOB: 0 BB: 0 P: 7	R: 0 E: 0 K: 0 S: 6	H: 1 LOB: 1 BB: 0 P: 8	R: 0 E: 0 K: 0 S: 6	H: 0 LOB: 0 BB: 0 P: 8	R: 1 E: 0 K: 0 S: 8	H: 1 LOB: 0 BB: 0 P: 13	1B: 1 2B: 1 3B: 0 HR: 1	SF: 0 SAC: 0 DP: 0 HBP: 0	WP: 0 PB: 0 SB: 0 CS: 0	PA: 33
---------------------	------------------------------	----------------------------------	-------------------------------	----------------------------------	------------------------------	----------------------------------	------------------------------	----------------------------------	-------------------------------	----------------------------------	------------------------------	---------------------------------	------------------------------	---------------------------------	------------------------------	---------------------------------	------------------------------	----------------------------------	----------------------------------	------------------------------------	----------------------------------	--------

PITCHER Mike Williams, R ERA: 3.29 (1, 1)	IP 9.0	WLS W	BF 33	H 3	R 3	ER 1	SO 1	BB 1	IBB 0	HBP 0	BLK 0	WP 0	HR 1	S 70	P 103	ERA 1.00	WHIP 0.444	PITCHER	IP 9.0	WLS W	BF 33	H 3	R 3	ER 1	SO 1	BB 1	IBB 0	HBP 0	BLK 0	WP 0	HR 1	S 70	P 103	ERA 1.00	WHIP 0.444
---	-----------	----------	----------	--------	--------	---------	---------	---------	----------	----------	----------	---------	---------	---------	----------	-------------	---------------	----------------	-----------	----------	----------	--------	--------	---------	---------	---------	----------	----------	----------	---------	---------	---------	----------	-------------	---------------


BOTTOM

Philadelphia Phillies @ Los Angeles Dodgers
 Dodger Stadium, Los Angeles, CA

Sun Jul 05 1992, 3:33 AM PDT
 Att: 31,024 - Sunny - 84 F

livebaseballscores.com

AB	32
R	3
H	3
RBI	3
BB	1
SO	1
LOB	7



Batter	1	2	3	4	5	6	7	8	9	AB R H RBI BB SO LOB	TOP											
Delino DeShields, L OBP: 0.375, SLG: 0.389 (1, 4)	1-1 2B 1B	3-2 1B			3-2 G5-3 1-2		4-0 FC6-4 BB		1-0 1B 1B	4 1 3 0 1 0 1												
Marquis Grissom, R OBP: 0.336, SLG: 0.401 (1, 8)	1-1 G2-3 1-2	1-0 L8			2-1 G6-3		1-2 FC6-4 1-2f		1-3 K	5 0 0 0 0 1 5												
Moises Alou, R OBP: 0.364, SLG: 0.518 (1, 7)	3-1 1B 2B			0-0 G6-3	1-0 S 1B		1-0 F9		0-0 1B	5 1 3 1 0 0 1												
Larry Walker, L OBP: 0.335, SLG: 0.498 (1, 9)	2-0 BLK 1B			1-3 K	4-2 1B 1-2 BB		1-3 K		3-2 G4-3	4 1 1 1 1 2 3												
Bret Barberie, S OBP: 0.345, SLG: 0.244 Pete Young, R (5, 1) John Vander Wal, L OBP: 0.352, SLG: 0.360 Sergio Valdez, R (8, 1)	2-1 L3 2-3			3-3 K	2-3 K			4-2 G6-4-3 1B BB		3 0 0 0 0 2 4 0 0 0 0 0 0 0 0 0 0 0 1 0 0 0 0 0 0 0 0 0												
Tim Wallach, R OBP: 0.321, SLG: 0.349 (1, 3) (5, 5)	1-2 1B			1-0 G5-3		0-1 P2		2-1 G6-4-3 1B		4 0 2 1 0 0 0												
Gary Carter, R OBP: 0.308, SLG: 0.345 (1, 2)	1-1 F7			2-0 F8		1-0 P4		0-1 G6-4-3 1-2f 2-3		4 0 0 0 0 0 3												
Spike Owen, S OBP: 0.327, SLG: 0.397 (1, 6)		0-1 G1-4-3		0-1 G5-3		4-0 BB		1-0 G4-3		3 0 0 0 1 0 1												
Dennis Martinez, R OBP: 0.200, SLG: 0.200 Archi Cianfrocco, R OBP: 0.265, SLG: 0.384 (5, 3)		0-3 K			1-1 1B G5-3 1B		0-1 P4		2-3 K	2 0 1 0 0 1 0 2 0 0 0 0 1 1												
Inning Stats	R: 3 E: 0 K: 0 S: 14	H: 4 LOB: 1 BB: 0 P: 25	R: 0 E: 0 K: 1 S: 9	H: 1 LOB: 1 BB: 0 P: 13	R: 0 E: 0 K: 2 S: 7	H: 0 LOB: 0 BB: 0 P: 11	R: 0 E: 0 K: 0 S: 4	H: 0 LOB: 0 BB: 0 P: 7	R: 0 E: 0 K: 1 S: 14	H: 2 LOB: 3 BB: 1 P: 27	R: 0 E: 0 K: 0 S: 5	H: 0 LOB: 1 BB: 1 P: 10	R: 0 E: 0 K: 1 S: 7	H: 0 LOB: 1 BB: 1 P: 14	R: 0 E: 0 K: 0 S: 8	H: 1 LOB: 1 BB: 1 P: 15	R: 0 E: 0 K: 2 S: 15	H: 2 LOB: 2 BB: 0 P: 22	1B: 9 2B: 1 3B: 0 HR: 0	SF: 0 SAC: 0 DP: 1 HBP: 0	WP: 0 PB: 0 SB: 2 CS: 0	PA: 40
PITCHER	IP WLS BF H R ER SO BB IBB HBP BLK WP HR S P ERA WHIP																					
Kip Gross, R ERA: 4.15 (1, 1)	6.0 W 28 7 3 3 4 3 0 0 1 0 0 53 97 4.50 1.667																					
Jim Gott, R ERA: 1.74 (7, 1)	2.0 7 1 0 0 1 1 0 0 0 0 0 15 25 0.00 1.000																					
Roger McDowell, R ERA: 2.84 (9, 1)	1.0 5 2 0 0 2 0 0 0 0 0 0 15 22 0.00 2.000																					

Montreal Expos @ Los Angeles Dodgers
Dodger Stadium, Los Angeles, CA
 Mon Jul 06 1992, 3:33 AM PDT
 Cloudy - 90 F

livebaseballscorecards.com

AB	36
R	3
H	10
RBI	3
BB	4
SO	7
LOB	19



Batter	1	2	3	4	5	6	7	8	9	AB R H RBI BB SO LOB	BOTTOM										
Brett Butler, L OBP: 0.371, SLG: 0.349 (1, 8)	1-0 G4-3	0-0 FC1-2		4-0 2B 1-2 BB	1-3 K		0-0 G3			4 0 0 0 1 1 3	Montreal Expos @ Los Angeles Dodgers Dodger Stadium, Los Angeles, CA Mon Jul 06 1992, 3:33 AM PDT Cloudy - 90 F										
Mike Sharperson, R OBP: 0.429, SLG: 0.443 (1, 4)	3-2 BB 1B BB 1B	2-1 G5-3		2-0 1-3 2-H 2B		1-2 E4 F8 1B 1B	0-0 F9			5 2 3 1 0 0 2											
Eric Karros, R OBP: 0.298, SLG: 0.456 (1, 3)	0-0 BB BB 1-2 E 1B		0-0 E1 1B 1B G4-6-3	0-0 F8		3-0 1B HBP	0-2 G5-3			4 2 1 0 0 0 2											
Eric Davis, R OBP: 0.314, SLG: 0.352 (1, 7)	1-3 K		0-1 G4-6-3 1-2 1B 1B	1-0 G6-3		2-1 F8	1-3 K			5 0 1 0 0 2 6											
Todd Benzinger, S OBP: 0.260, SLG: 0.328 Mitch Webster, S OBP: 0.344, SLG: 0.415 (1, 9) (7, 9)	4-2 BB 1-2 E BB 2-3		0-0 G4-6-3 1-2 2-3 1B		1-0 G3	2-3 K	0-0 G4-3			3 1 1 0 1 1 2 1 0 0 0 0 0 0											
Mike Scioscia, L OBP: 0.292, SLG: 0.302 Roger McDowell, R (1, 2) (9, 1)	4-2 E BB 1-2 E4 BB 2-3 3-H		1-0 G4-6-3		0-0 1B 1B	3-1 1-3 3-H 1B				3 0 2 2 1 0 2 0 0 0 0 0 0 0											
Dave Hansen, L OBP: 0.288, SLG: 0.331 (1, 5)	1-0 E4 1-H 2-H 3-H		0-0 F8		2-2 1B 1B	3-2 G4-3				4 1 1 0 0 0 4											
Jose Offerman, S OBP: 0.327, SLG: 0.337 (1, 6)		1-2 SH5-4 FC1-2 2B		1-2 G4-3	0-1 E 1B 1B		2-1 G4-3 2B			4 1 3 0 0 0 0											
Kip Gross, R OBP: 1.000, SLG: 1.000 Jim Gott, R Carlos Hernandez, R OBP: 0.319, SLG: 0.279 (1, 1) (7, 1) (7, 2)		0-1 SH5-4		0-0 BB 2B 1B	0-1 E8 1-H 2-H 1B		3-2 G4-3			2 1 2 1 0 0 0 0 0 0 0 0 0 0 1 0 0 0 0 0 1											
Inning Stats	R: 3 E: 1 K: 1 S: 18	H: 2 LOB: 1 BB: 2 P: 32	R: 0 E: 0 K: 0 S: 8	H: 1 LOB: 1 BB: 0 P: 11	R: 1 E: 1 K: 0 S: 6	H: 2 LOB: 1 BB: 0 P: 7	R: 1 E: 0 K: 0 S: 7	H: 2 LOB: 2 BB: 1 P: 15	R: 2 E: 1 K: 1 S: 15	H: 4 LOB: 1 BB: 0 P: 19		R: 1 E: 1 K: 1 S: 14	H: 2 LOB: 2 BB: 0 P: 28	R: 0 E: 0 K: 0 S: 7	H: 1 LOB: 1 BB: 0 P: 12	R: 0 E: 0 K: 1 S: 7	H: 0 LOB: 0 BB: 0 P: 8	1B: 11 2B: 3 3B: 0 HR: 0	SF: 0 SAC: 1 DP: 1 HBP: 1	WP: 0 PB: 0 SB: 1 CS: 0	PA: 41
PITCHER	IP WLS BF H R ER SO	IP WLS BF H R ER SO	IP WLS BF H R ER SO	IP WLS BF H R ER SO	IP WLS BF H R ER SO	IP WLS BF H R ER SO	IP WLS BF H R ER SO	IP WLS BF H R ER SO	IP WLS BF H R ER SO	IP WLS BF H R ER SO	IP WLS BF H R ER SO	IP WLS BF H R ER SO	IP WLS BF H R ER SO	IP WLS BF H R ER SO	IP WLS BF H R ER SO	IP WLS BF H R ER SO	WP HR S P ERA WHIP	WP HR S P ERA WHIP	WP HR S P ERA WHIP	WP HR S P ERA WHIP	
Dennis Martinez, R ERA: 2.78 (1, 1)	4.2 L	27	11	7	3	1	1	2	0	0	0	0	0	0	0	0	0	5.79	3.000		
Pete Young, R ERA: 4.3 (5, 1)	2.1	11	3	1	1	2	0	0	0	0	1	0	0	0	0	0	0	3.86	1.286		
Sergio Valdez, R ERA: (8, 1)	1.0	3	0	0	0	1	0	0	0	0	0	0	0	0	0	0	0	0.00	0.000		

livebaseballscores.com

AB	36
R	8
H	14
RBI	4
BB	3
SO	4
LOB	22



Batter	1	2	3	4	5	6	7	8	9	AB R H RBI BB SO LOB	TOP	
Delino DeShields, L OBP: 0.376, SLG: 0.404 (1, 4) C B C X	1-2 L7 ①		2-3 K ③		1-2 F8 ③		1-1 HR ③			4 1 1 3 0 1 1	Montreal Expos @ Los Angeles Dodgers Dodger Stadium, Los Angeles, CA Tue Jul 07 1992, 3:33 AM PDT Cloudy - 89 F	
Marquis Grissom, R OBP: 0.336, SLG: 0.399 (1, 8) X	0-0 L9 ②			2-1 CS 1B ①		1-2 S 1B ①	0-1 P3 ③			4 0 2 0 0 0 0		
Bret Barberie, S OBP: 0.353, SLG: 0.248 (1, 5) Archi Cianfrocco, R OBP: 0.269, SLG: 0.388 (8, 3) F B B B	4-1 BB ③			1 SAFE B 1 SAFE SAFE 1-2 BB ①		1 SAFE 1 SAFE SAFE X 2-1 SAFE X P5 ①		1-2 G6-3 ①		2 0 0 0 2 0 1 0 0 0 0 0 0 0		
Larry Walker, L OBP: 0.331, SLG: 0.486 (1, 9) F B X	1-1 P2 ③			B B X 2-0 P2 ②		S S SAFE 0-3 K ②		2-3 K ②		4 0 0 0 0 2 3		
John Vander Wal, L OBP: 0.336, SLG: 0.371 (1, 7) C B B		1-3 K ①		S F X 0-2 F7 ③		1 SAFE P 1 SAFE SAFE X 2-2 G4-3 ③		0-3 K ③		4 0 0 0 0 2 2		
Tim Wallach, R OBP: 0.325, SLG: 0.352 (1, 3) (8, 5) X		0-0 G4-3 ②		B B B B 4-0 2B BB ①		F X 0-1 F8 HR 2B ①		1-0 P4 ①		3 2 1 0 1 0 0		
Darrin Fletcher, L OBP: 0.278, SLG: 0.281 (1, 2) C B X		0-2 G4-3 ③		B SAFE SAFE B C X 2-1 2B ①		B B B X 3-1 F8 ①		0-1 F8 ②		4 0 1 1 0 0 1		
Spike Owen, S OBP: 0.328, SLG: 0.395 (1, 6) C X			0-1 F7 ①		C B F X 1-2 F7 ①		I I SAFE 3 4-0 HR IBB ①		3-1 G5-3 ③			3 1 0 0 1 0 1
Mark Gardner, R OBP: 0.121, SLG: 0.188 (1, 1) Tom Foley, L OBP: 0.211, SLG: 0.197 (7, PH) Mel Rojas, R OBP: 0.200, SLG: 0.200 (7, 1) John Wetteland, R (9, 1) X			0-0 G6-3 ②		F B B X 2-2 G1-3 ②		C B C X 0-3 K ②			2 0 0 0 0 0 1 1 0 0 0 0 1 2 0 0 0 0 0 0 0 0 0 0 0 0 0 0		
Inning Stats	R: 0 E: 0 K: 0 S: 7 H: 0 LOB: 1 BB: 1 P: 13	R: 0 E: 0 K: 1 S: 7 H: 0 LOB: 0 BB: 0 P: 8	R: 0 E: 0 K: 1 S: 8 H: 0 LOB: 0 BB: 0 P: 10	R: 0 E: 0 K: 0 S: 7 H: 1 LOB: 1 BB: 1 P: 14	R: 1 E: 0 K: 0 S: 11 H: 1 LOB: 1 BB: 1 P: 21	R: 0 E: 0 K: 1 S: 14 H: 1 LOB: 1 BB: 0 P: 17	R: 3 E: 0 K: 1 S: 11 H: 2 LOB: 0 BB: 1 P: 19	R: 0 E: 0 K: 2 S: 9 H: 0 LOB: 0 BB: 0 P: 12	R: 0 E: 0 K: 0 S: 5 H: 0 LOB: 0 BB: 0 P: 9	1B: 2 2B: 2 3B: 0 HR: 1 SF: 0 SAC: 0 DP: 0 HBP: 0	WP: 0 PB: 0 SB: 1 CS: 1 PA: 35	
PITCHER Kevin Gross, R ERA: 4.0 (1, 1) Steve Wilson, L ERA: 3.55 (8, 1)	IP 7.0 WLS L BF 29 H 5 R 4 ER 4 SO 4 BB 3 IBB 1 HBP 0 BLK 0 WP 0 HR 1 S 65 P 102 ERA 5.14 WHIP 1.143	IP 2.0 WLS L BF 6 H 0 R 0 ER 0 SO 2 BB 0 IBB 0 HBP 0 BLK 0 WP 0 HR 0 S 14 P 21 ERA 0.00 WHIP 0.000										

livebaseballscorecards.com

AB	31
R	4
H	5
RBI	4
BB	4
SO	6
LOB	12



BOTTOM

Montreal Expos @ Los Angeles Dodgers
Dodger Stadium, Los Angeles, CA
Tue Jul 07 1992, 3:33 AM PDT
Cloudy - 89 F

livebaseballscorecards.com

AB 34
R 1
H 8
RBI 1
BB 3
SO 5
LOB 18



WP: 0 PA: 38
PB: 0
SB: 3
CS: 0

AB R H RBI BB SO LOB

4 0 2 0 1 0 2

2 0 1 0 0 0 1
3 0 0 0 0 1 3

4 0 1 0 0 0 3

3 0 0 0 1 1 2

4 1 1 0 0 1 3

4 0 0 0 0 0 1

4 0 2 1 0 0 0

3 0 1 0 1 1 1

1 0 0 0 0 1 1
1 0 0 0 0 0 0
0 0 0 0 0 0 0
1 0 0 0 0 0 1

1B: 7 SF: 0
2B: 1 SAC: 1
3B: 0 DP: 0
HR: 0 HBP: 0

Batter	1	2	3	4	5	6	7	8	9
Brett Butler, L OBP: 0.380, SLG: 0.352 (1, 8)	1-2 S G6-3 1B		2-1 L7	2-2 G4-3			1-2 FC4-6 1B		4-2 BB
Mike Sharperson, R OBP: 0.430, SLG: 0.447 Mitch Webster, S OBP: 0.341, SLG: 0.409 (1, 4) (4, 7)	1-0 G6-3 1-2		2-2 G5-3 1B		1-3 K		0-0 FC4-6 1-2f		1-1 P5
Lenny Harris, L OBP: 0.315, SLG: 0.303 (1, 7) (4, 4)	1-2 F8		1-0 G5-3 1-2		1-2 S 1B		0-0 L3		
Darryl Strawberry, L OBP: 0.331, SLG: 0.430 (1, 9)	4-1 S BB		2-3 K		2-0 F7			2-0 G3-1	
Eric Karros, R OBP: 0.296, SLG: 0.449 (1, 3)	3-1 F9 1-2 2-3			1-0 G2-3 2B 1B	1-3 K			3-2 L5	
Mike Scioscia, L OBP: 0.287, SLG: 0.295 (1, 2)		0-2 G6-3		1-2 G2-3		1-2 G6-3		1-2 G4-3	
Dave Hansen, L OBP: 0.289, SLG: 0.338 (1, 5)		2-2 SH2-4 1B		1-1 SH2-4 2B		0-0 G6-3		0-1 F7	
Jose Offerman, S OBP: 0.329, SLG: 0.333 (1, 6)		1-3 K 1B		4-2 SH2-4 BB		2-2 F7		1-0 E1 1B	
Kevin Gross, R OBP: 0.148, SLG: 0.080 Juan Samuel, R OBP: 0.308, SLG: 0.274 Steve Wilson, L Carlos Hernandez, R OBP: 0.313, SLG: 0.267 (1, 1) (7, PH) (8, 1) (9, PH)		3-3 K		1-1 SH2-4		0-1 F8		0-0 P4	

Inning Stats	R: 0	H: 1	E: 0	LOB: 2	K: 0	BB: 1	S: 10	R: 0	H: 1	E: 0	LOB: 1	K: 2	BB: 0	S: 14	R: 0	H: 1	E: 0	LOB: 1	K: 1	BB: 0	S: 9	R: 1	H: 2	E: 0	LOB: 2	K: 0	BB: 1	S: 20	R: 0	H: 1	E: 0	LOB: 1	K: 2	BB: 0	S: 11	R: 0	H: 0	E: 0	LOB: 0	K: 0	BB: 0	S: 7	R: 0	H: 1	E: 0	LOB: 1	K: 0	BB: 0	S: 7	R: 0	H: 0	E: 0	LOB: 0	K: 0	BB: 0	S: 8	R: 0	H: 0	E: 1	LOB: 2	K: 0	BB: 1	S: 9	1B: 7	SF: 0	2B: 1	SAC: 1	3B: 0	DP: 0	HR: 0	HBP: 0	WP: 0	PA: 38
--------------	------	------	------	--------	------	-------	-------	------	------	------	--------	------	-------	-------	------	------	------	--------	------	-------	------	------	------	------	--------	------	-------	-------	------	------	------	--------	------	-------	-------	------	------	------	--------	------	-------	------	------	------	------	--------	------	-------	------	------	------	------	--------	------	-------	------	------	------	------	--------	------	-------	------	-------	-------	-------	--------	-------	-------	-------	--------	-------	--------

PITCHER	IP	WLS	BF	H	R	ER	SO	BB	IBB	HBP	BLK	WP	HR	S	P	ERA	WHIP
Mark Gardner, R ERA: 3.56 (1, 1)	6.0	W	26	6	1	1	5	2	0	0	0	0	0	71	111	1.50	1.333
Mel Rojas, R ERA: 1.13 (7, 1)	2.1		9	2	0	0	0	0	0	0	0	0	0	18	26	0.00	0.857
John Wetteland, R ERA: 4.42 (9, 1)	0.2	S	3	0	0	0	0	1	0	0	0	0	0	6	11	0.00	1.500

Batter	1	2	3	4	5	6	7	8	9	AB R H RBI BB SO LOB	TOP
Delino DeShields, L (1, 4) OBP: 0.382, SLG: 0.408	0-1 F7		2-2 SF8 S 1B		1-2 CS 1B		4-0 FC6-4 IBB		1-2 S BLK 1B	4 1 3 0 1 0 0	
Marquis Grissom, R (1, 8) OBP: 0.334, SLG: 0.398	1-0 F9		0-1 SF8		3-2 CS 1B		0-0 FC6-4		1-2 SAFE P4	4 0 1 1 0 0 3	
John Vander Wal, L (1, 7) OBP: 0.347, SLG: 0.382	0-0 1B		1-0 L4		3-1 CS 1-2	2-2 L3		3-1 HR 1B	0-2 S 1B	5 1 3 1 0 0 1	
Larry Walker, L (1, 9) OBP: 0.332, SLG: 0.500	0-0 F8			0-0 F8		1-2 1B 2B		0-0 HR 1B	2-3 3-H K	5 1 2 2 0 1 2	
Tim Wallach, R (1, 5) OBP: 0.324, SLG: 0.351		0-2 G5-3		1-2 G6-3		1-0 1B		2-1 G1-3		4 0 1 0 0 0 0	
Arch Cianfrocco, R (1, 3) OBP: 0.268, SLG: 0.385		2-2 F7		2-1 1B 1B		0-3 K		0-1 G3		4 0 1 0 0 1 1	
Tom Foley, L (1, 6) OBP: 0.238, SLG: 0.216		0-2 P6		0-0 1-3 1B			1-0 S 1B	4-2 FC5-4 BB		3 0 2 0 1 0 0	
Rick Cerone, R (1, 2) OBP: 0.323, SLG: 0.407			1-0 1B SH1-4 SF8 HBP		1-1 F8		2-3 SAFE K2-3	2-1 SAFE FC5-4		3 1 0 0 0 1 4	
Jonathan Hurst, R (1, 1) John Wetteland, R (8, 1)			1-0 SH1-4		0-0 F8		0-3 K		1-3 K	2 0 0 0 0 1 1 1 0 0 0 0 1 0	
Inning Stats	R: 0 E: 0 K: 0 S: 5 H: 1 LOB: 1 BB: 0 P: 6	R: 0 E: 0 K: 0 S: 11 H: 0 LOB: 0 BB: 0 P: 13	R: 1 E: 0 K: 0 S: 7 H: 1 LOB: 1 BB: 0 P: 12	R: 0 E: 0 K: 0 S: 9 H: 2 LOB: 2 BB: 0 P: 13	R: 0 E: 0 K: 1 S: 10 H: 2 LOB: 1 BB: 0 P: 14	R: 0 E: 0 K: 2 S: 8 H: 1 LOB: 2 BB: 1 P: 15	R: 2 E: 0 K: 0 S: 12 H: 2 LOB: 1 BB: 1 P: 23	R: 1 E: 0 K: 2 S: 15 H: 2 LOB: 1 BB: 0 P: 20	1B: 11 2B: 1 3B: 0 HR: 1 SF: 1 SAC: 1 DP: 0 HBP: 1	WP: 0 PB: 0 SB: 4 CS: 2	PA: 41
PITCHER	IP WLS BF H R ER SO BB IBB HBP BLK WP HR S P ERA WHIP										
Tim Crews, R (1, 1) ERA: 5.19	6.0 L 24 8 1 1 1 1 0 0 1 0 0 0 51 73 1.50 1.333										
Jim Gott, R (7, 1) ERA: 2.02	2.0 11 3 2 2 2 1 1 0 0 0 1 20 38 9.00 2.000										
Jay Howell, R (9, 1) ERA: 1.42	1.0 5 2 1 1 2 0 0 0 0 1 0 0 15 20 9.00 2.000										

Montreal Expos @ Los Angeles Dodgers
Dodger Stadium, Los Angeles, CA
Tue Jul 07 1992, 7:05 PM PDT
Att. 26,511 - Cloudy - 83 F

AB	35
R	4
H	13
RBI	4
BB	2
SO	5
LOB	12



WP: 0	PA: 41
PB: 0	
SB: 4	
CS: 2	

livebaseballscorecards.com

Batter	1	2	3	4	5	6	7	8	9	AB	R	H	RBI	BB	SO	LOB
Brett Butler, L OBP: 0.381, SLG: 0.354 (1, 8)	1-2 		3-2 		3-2 			2-1 		4	0	2	0	0	0	0
Mitch Webster, S OBP: 0.338, SLG: 0.404 (1, 9)	2-1 		0-0 			1-2 		1-3 		4	0	1	0	0	1	2
Lenny Harris, L OBP: 0.314, SLG: 0.302 (1, 7)	3-1 		2-0 			1-0 		1-2 		4	0	1	0	0	0	2
Eric Karros, R OBP: 0.291, SLG: 0.441 (1, 3)		0-0 	0-1 			1-1 		2-2 		4	0	0	0	0	0	4
Juan Samuel, R OBP: 0.296, SLG: 0.263 (1, 4)		2-0 		1-2 			1-0 		3-2 	4	0	0	0	0	0	0
Dave Hansen, L OBP: 0.294, SLG: 0.342 (1, 5)		1-2 		1-2 			2-2 		1-2 	4	0	2	0	0	0	0
Carlos Hernandez, R OBP: 0.311, SLG: 0.258 (1, 2)		4-0 		1-2 			1-0 		2-3 	3	0	0	0	1	1	1
Jose Offerman, S OBP: 0.325, SLG: 0.329 (1, 6)		3-0 		0-0 			0-1 			3	0	0	0	0	0	3
Tim Crews, R (1, 1)			0-3 		0-3 			3-2 		2	0	0	0	0	2	0
Jim Gott, R (7, 1)										0	0	0	0	0	0	0
Mike Scioscia, L OBP: 0.286, SLG: 0.294 (8, PH)										1	0	0	0	0	0	0
Jay Howell, R (9, 1)										0	0	0	0	0	0	0

Inning Stats	R: 0	H: 1	E: 0	LOB: 0	K: 0	BB: 0	S: 7	R: 0	H: 1	E: 0	LOB: 2	K: 0	BB: 1	S: 7	R: 0	H: 1	E: 1	LOB: 2	K: 1	BB: 0	S: 10	R: 0	H: 0	E: 0	LOB: 0	K: 0	BB: 0	S: 10	R: 0	H: 0	E: 0	LOB: 0	K: 1	BB: 0	S: 7	R: 0	H: 0	E: 0	LOB: 0	K: 0	BB: 0	S: 6	R: 0	H: 1	E: 0	LOB: 1	K: 0	BB: 0	S: 7	R: 0	H: 2	E: 0	LOB: 2	K: 1	BB: 0	S: 19	R: 0	H: 0	E: 0	LOB: 0	K: 1	BB: 0	S: 9	1B: 6	SF: 0	2B: 0	SAC: 0	3B: 0	DP: 0	HR: 0	HBP: 0	WP: 0	PA: 34
--------------	------	------	------	--------	------	-------	------	------	------	------	--------	------	-------	------	------	------	------	--------	------	-------	-------	------	------	------	--------	------	-------	-------	------	------	------	--------	------	-------	------	------	------	------	--------	------	-------	------	------	------	------	--------	------	-------	------	------	------	------	--------	------	-------	-------	------	------	------	--------	------	-------	------	-------	-------	-------	--------	-------	-------	-------	--------	-------	--------

PITCHER	IP	WLS	BF	H	R	ER	SO	BB	IBB	HBP	BLK	WP	HR	S	P	ERA	WHIP
Jonathan Hurst, R ERA: 5.51 (1, 1)	7.1	W	28	5	0	0	2	1	0	0	0	0	0	61	100	0.00	0.818
John Wetteland, R ERA: 4.23 (8, 1)	1.2	S	6	1	0	0	2	0	0	0	0	0	0	21	31	0.00	0.600

BOTTOM

Montreal Expos @ Los Angeles Dodgers
Dodger Stadium, Los Angeles, CA
 Tue Jul 07 1992, 7:05 PM PDT
 Att: 26,511 - Cloudy - 83 F

livebaseballscorecards.com

AB	33
R	0
H	6
RBI	0
BB	1
SO	4
LOB	12



Batter	1	2	3	4	5	6	7	8	9	10	11	AB R H RBI BB SO LOB	TOP
Delino DeShields, L (1, 4) <small>OBP: 0.383, SLG: 0.408</small> Sergio Valdez, R (9, 1) Tom Foley, L (11, 6) <small>OBP: 0.238, SLG: 0.216</small>	3-2 		2-1 B1-3		1-2 F9		3-2 		0-0 G6-3			5 0 2 0 0 0 0	
Marquis Grissom, R (1, 8) <small>OBP: 0.332, SLG: 0.395</small>	1 SAFE 3-2 G6-3		3-2 P3		0-0 E5		3-1 		1-2 G4-3			5 0 1 0 0 0 1	
Archi Cianfrocco, R (1, 3) <small>OBP: 0.277, SLG: 0.387</small> (11, 7) (11, 3)	2-1 G3-1		0-0 		3-3 K		4-0 			0-1 		4 0 2 0 1 1 2	
Larry Walker, L (1, 9) <small>OBP: 0.327, SLG: 0.491</small>	1-2 G3-1		1-3 K		1-3 K		3-3 K			2-2 G1-3		5 0 0 0 0 3 7	
Tim Wallach, R (1, 5) <small>OBP: 0.325, SLG: 0.347</small>		2-2 F9		4-1 		1-2 F8		4-2 		1-2 G1-3		3 0 0 0 2 0 1	
Gary Carter, R (1, 2) <small>OBP: 0.307, SLG: 0.343</small> Jeff Fassero, L (8, 1) Bill Sampen, R (8, 1) Bret Barberie, S (9, 4) <small>OBP: 0.351, SLG: 0.246</small>		1-0 F8		0-0 F9		0-0 		0-1 SH1-4		2-3 K		3 0 1 0 0 0 1	
Spike Owen, S (1, 6) <small>OBP: 0.326, SLG: 0.390</small> Matt Maysey, R (11, 1)		1-2 		3-3 K		3-3 K		1-3 K		1-1 G3		5 0 1 0 0 3 3	
Darren Reed, R (1, 7) <small>OBP: 0.225, SLG: 0.333</small> John Vander Wal, L (8, PH) <small>OBP: 0.342, SLG: 0.375</small> (8, 7) (11, 3) (11, 7)		4-1 		4-0 		0-1 F8		1-3 K		0-3 K		1 0 0 0 2 0 0	
Brian Barnes, L (1, 1) <small>OBP: 0.286, SLG: 0.167</small> Darrin Fletcher, L (8, 2) <small>OBP: 0.273, SLG: 0.275</small>		2-3 K		3-3 K		1-0 			2-2 G1-3		1-1 F8	2 0 0 0 0 2 1	
Inning Stats	R: 0 H: 1 E: 0 LOB: 1 K: 0 BB: 0 S: 12 P: 21	R: 0 H: 1 E: 0 LOB: 2 K: 1 BB: 1 S: 12 P: 22	R: 0 H: 1 E: 0 LOB: 1 K: 1 BB: 0 S: 11 P: 17	R: 0 H: 0 E: 0 LOB: 2 K: 2 BB: 2 S: 8 P: 22	R: 0 H: 0 E: 1 LOB: 1 K: 2 BB: 0 S: 11 P: 16	R: 0 H: 1 E: 0 LOB: 1 K: 1 BB: 0 S: 10 P: 14	R: 0 H: 3 E: 0 LOB: 3 K: 1 BB: 1 S: 13 P: 27	R: 0 H: 0 E: 0 LOB: 1 K: 2 BB: 1 S: 13 P: 19	R: 0 H: 0 E: 0 LOB: 0 K: 0 BB: 0 S: 7 P: 10	R: 0 H: 1 E: 0 LOB: 1 K: 1 BB: 0 S: 12 P: 17	R: 0 H: 0 E: 0 LOB: 0 K: 1 BB: 0 S: 7 P: 9	1B: 8 SF: 0 2B: 1 SAC: 1 3B: 0 DP: 1 HR: 0 HBP: 0	WP: 0 PA: 45 PB: 1 SB: 2 CS: 1
PITCHER Bob Ojeda, L (1, 1) <small>ERA: 3.01</small> John Candelaria, L (7, 1) <small>ERA: 1.17</small> Roger McDowell, R (8, 1) <small>ERA: 2.61</small> Tom Candiotti, R (11, 1) <small>ERA: 3.0</small>	IP WLS BF H R ER SO BB IBB HBP BLK WP HR S P ERA WHIP 6.2 0 30 7 0 0 7 3 1 0 0 0 0 0 73 132 0.00 1.500 0.1 1 0 0 0 1 0 0 0 0 0 0 4 7 0.00 0.000 3.0 11 1 0 0 3 1 0 0 0 0 0 32 46 0.00 0.667 1.0 W 3 0 0 0 1 0 0 0 0 0 0 7 9 0.00 0.000	PITCHER IP WLS BF H R ER SO BB IBB HBP BLK WP HR S P ERA WHIP											

Montreal Expos @ Los Angeles Dodgers
Dodger Stadium, Los Angeles, CA
 Wed Jul 08 1992, 3:33 AM PDT
 Cloudy - 83 F

livebaseballscorecards.com

AB	39
R	0
H	8
RBI	0
BB	5
SO	12
LOB	21



Batter	1	2	3	4	5	6	7	8	9	10	11	AB	R	H	RBI	BB	SO	LOB	BOTTOM
--------	---	---	---	---	---	---	---	---	---	----	----	----	---	---	-----	----	----	-----	--------

Jose Offerman, S <small>(1, 6) OBP: 0.330, SLG: 0.332</small>												4	0	2	0	1	0	1	
Brett Butler, L <small>(1, 8) OBP: 0.390, SLG: 0.359</small>												2	0	2	0	3	0	0	
Mike Sharperson, R <small>(1, 5) OBP: 0.421, SLG: 0.435</small> Tom Candiotti, R <small>(11, 1) OBP: 0.118, SLG: 0.091</small>												5	0	0	0	0	1	7	
Eric Davis, R <small>(1, 7) OBP: 0.319, SLG: 0.353</small>												5	0	2	0	0	0	0	
Eric Karros, R <small>(1, 3) OBP: 0.293, SLG: 0.444</small>												5	0	2	0	0	0	1	
Mitch Webster, S <small>(1, 9) OBP: 0.338, SLG: 0.397</small> Darryl Strawberry, L <small>(9, PH) OBP: 0.333, SLG: 0.431</small> <small>(10, 9)</small>												2	0	0	0	1	0	2	
Juan Samuel, R <small>(1, 4) OBP: 0.297, SLG: 0.257</small> Lenny Harris, L <small>(9, PH) OBP: 0.316, SLG: 0.304</small> <small>(10, 4)</small>												2	0	0	0	1	0	1	
Carlos Hernandez, R <small>(1, 2) OBP: 0.311, SLG: 0.271</small> Mike Scioscia, L <small>(9, PH) OBP: 0.263, SLG: 0.291</small> <small>(10, 2)</small>												3	0	1	0	0	0	3	
Bob Ojeda, L <small>(1, 1) OBP: 0.133, SLG: 0.172</small> John Cantelero, L <small>(7, PH) OBP: 0.287, SLG: 0.325</small> Todd Benzinger, S <small>(8, 1) OBP: 0.287, SLG: 0.325</small> Roger McDowell, R <small>(10, PH) OBP: 0.297, SLG: 0.345</small> <small>(11, 5)</small>												2	0	0	0	0	0	1	

Inning Stats	R: 0 E: 0 K: 0 S: 10	H: 0 LOB: 0 BB: 1 P: 17	R: 0 E: 0 K: 0 S: 14	H: 2 LOB: 2 BB: 1 P: 20	R: 0 E: 0 K: 0 S: 8	H: 1 LOB: 1 BB: 1 P: 15	R: 0 E: 0 K: 0 S: 9	H: 0 LOB: 1 BB: 1 P: 15	R: 0 E: 0 K: 1 S: 10	H: 1 LOB: 2 BB: 1 P: 17	R: 0 E: 0 K: 0 S: 6	H: 0 LOB: 0 BB: 0 P: 7	R: 0 E: 0 K: 0 S: 13	H: 0 LOB: 0 BB: 0 P: 16	R: 0 E: 0 K: 0 S: 9	H: 2 LOB: 0 BB: 0 P: 16	R: 0 E: 0 K: 0 S: 11	H: 2 LOB: 2 BB: 0 P: 17	R: 0 E: 0 K: 0 S: 8	H: 1 LOB: 1 BB: 1 P: 16	R: 1 E: 1 K: 0 S: 11	H: 3 LOB: 3 BB: 0 P: 19	1B: 10 2B: 3 3B: 0 HR: 0	SF: 0 SAC: 0 DP: 3 HBP: 0	WP: 0 PB: 0 SB: 2 CS: 3	PA: 46
--------------	-------------------------------	----------------------------------	-------------------------------	----------------------------------	------------------------------	----------------------------------	------------------------------	----------------------------------	-------------------------------	----------------------------------	------------------------------	---------------------------------	-------------------------------	----------------------------------	------------------------------	----------------------------------	-------------------------------	----------------------------------	------------------------------	----------------------------------	-------------------------------	----------------------------------	-----------------------------------	------------------------------------	----------------------------------	--------

PITCHER	IP	WLS	BF	H	R	ER	SO	BB	IBB	HBP	BLK	WP	HR	S	P	ERA	WHIP
Brian Barnes, L <small>(1, 1) ERA: 2.63</small>	7.0		27	4	0	0	1	5	0	0	0	0	0	70	107	0.00	1.286
Jeff Fassero, L <small>(8, 1) ERA: 3.25</small>	0.1		2	2	0	0	0	0	0	0	0	0	0	6	11	0.00	6.000
Bill Sampen, R <small>(8, 1) ERA: 3.66</small>	1.1		5	2	0	0	0	0	0	0	0	0	0	10	15	0.00	1.500
Sergio Valdez, R <small>(9, 1) ERA:</small>	1.2	L	8	3	1	0	0	0	1	0	0	0	0	16	32	0.00	1.800
Matt Maysey, R <small>(11, 1) ERA:</small>	0.1		3	1	0	0	0	0	0	0	0	0	0	7	10	0.00	3.000

Montreal Expos @ Los Angeles Dodgers
 Dodger Stadium, Los Angeles, CA
 Wed Jul 08 1992, 3:33 AM PDT
 Cloudy - 83 F

AB	39
R	1
H	12
RBI	1
BB	6
SO	1
LOB	24



Batter	1	2	3	4	5	6	7	8	9	AB R H RBI BB SO LOB	TOP	
Delino DeShields, L (1, 4) OBP: 0.383, SLG: 0.416	1-1 G6-3		2-2 G4-3		2-1 G4-3		0-0 HR		4-0 F9 WP BB	4 1 1 1 1 0 0		
Marquis Grissom, R (1, 8) OBP: 0.331, SLG: 0.395	3-1 L6		0-0 1B FC1-2 2B		1-1 G6-3		1-2 E6 1B SF7		1-2 F9 1-3	5 1 1 0 0 0 1		
John Vander Wal, L (1, 7) OBP: 0.352, SLG: 0.385	1-1 F8		0-0 FC1-2 1B		0-0 2B 1B		0-1 S 1B		2-2 P5 1-3	5 1 3 0 0 0 1		
Larry Walker, L (1, 9) OBP: 0.328, SLG: 0.494		2-0 G5-3 1B 1B	1-1 FC1-2		1-1 1B 2B		2-2 SF7		1-3 K	5 1 3 0 0 0 1		
Tim Wallach, R (1, 5) OBP: 0.324, SLG: 0.346 (6, 3)		1-1 G5-3 1B	1-2 P3		0-0 F9		2-3 K			4 0 1 0 0 1 5		
Darrin Fletcher, L (1, 2) OBP: 0.272, SLG: 0.266		1-2 F7		2-1 F8		2-2 IBB 1B HBP		1-2 F7		3 0 0 0 0 0 3		
Archi Cianfrocco, R (1, 3) OBP: 0.274, SLG: 0.383 Bret Barberie, S (6, PH) OBP: 0.352, SLG: 0.250 (6, 5)		2-2 G5-3	1-3 K		1-1 IBB 1B			1-2 G4-3		2 0 0 0 0 1 2 2 0 1 2 0 0 0		
Tom Foley, L (1, 6) OBP: 0.250, SLG: 0.211		4-0 FC6-4 IBB	0-1 G1-3		4-0 IBB			0-0 G3		2 0 0 0 2 0 0		
Bill Risley, R (1, 1) Rick Cerone, R (6, PH) OBP: 0.317, SLG: 0.400 Bill Sampen, R (6, 1) Mel Rojas, R (9, 1) OBP: 0.200, SLG: 0.200		1-1 FC6-4		0-0 F8		2-2 P8		3-2 G6-3		2 0 0 0 0 0 3 1 0 0 0 0 0 2 1 0 0 0 0 0 0 0 0 0 0 0 0 0		
Inning Stats	R: 0 E: 0 K: 0 S: 6 H: 0 LOB: 0 BB: 0 P: 11	R: 0 E: 0 K: 0 S: 11 H: 2 LOB: 3 BB: 1 P: 22	R: 0 E: 0 K: 0 S: 12 H: 2 LOB: 2 BB: 0 P: 16	R: 0 E: 0 K: 1 S: 7 H: 0 LOB: 0 BB: 0 P: 10	R: 0 E: 0 K: 0 S: 5 H: 0 LOB: 0 BB: 0 P: 8	R: 2 E: 0 K: 0 S: 10 H: 3 LOB: 2 BB: 1 P: 19	R: 2 E: 1 K: 1 S: 15 H: 2 LOB: 1 BB: 0 P: 21	R: 0 E: 0 K: 0 S: 7 H: 0 LOB: 0 BB: 0 P: 11	R: 0 E: 0 K: 1 S: 9 H: 0 LOB: 1 BB: 1 P: 17	1B: 6 2B: 2 3B: 0 HR: 1 SF: 1 SAC: 0 DP: 0 HBP: 1	WP: 1 PA: 40 PB: 0 SB: 1 CS: 0	
PITCHER Pedro Astacio, R (1, 1) ERA: 1.69 Steve Wilson, L (8, 1) ERA: 3.38	IP WLS BF H R ER SO BB IBB HBP BLK WP HR S P ERA WHIP	7.0 L 33 9 4 3 2 0 2 1 0 0 0 1 66 107 3.86 1.286	2.0 7 0 0 0 1 1 0 0 0 1 0 16 28 0.00 0.500	PITCHER IP WLS BF H R ER SO BB IBB HBP BLK WP HR S P ERA WHIP								

Montreal Expos @ Los Angeles Dodgers
Dodger Stadium, Los Angeles, CA

Wed Jul 08 1992, 7:05 PM PDT
Att. 27,601 - Cloudy - 85 F

livebaseballscorecards.com

AB	35
R	4
H	9
RBI	4
BB	3
SO	3
LOB	20



BOTTOM

Montreal Expos @ Los Angeles Dodgers
Dodger Stadium, Los Angeles, CA
Wed Jul 08 1992, 7:05 PM PDT
Att: 27,601 - Cloudy - 85 F

livebaseballscorecards.com

AB	32
R	1
H	8
RBI	1
BB	1
SO	5
LOB	13



AB R H RBI BB SO LOB

4	0	0	0	0	0	3
4	1	1	0	0	0	0
4	0	1	0	0	1	1
0	0	0	0	0	0	0
4	0	2	0	0	1	1
4	0	1	1	0	1	3
4	0	0	0	0	0	2
2	0	0	0	0	1	1
1	0	1	0	0	0	0
1	0	0	0	0	0	0
2	0	1	0	1	0	1
1	0	0	0	0	1	1
0	0	0	0	0	0	0

Batter	1	2	3	4	5	6	7	8	9
Brett Butler, L OBP: 0.386, SLG: 0.354 (1, 8) BB F B F B X	3-2 G6-3 ①		1-1 P3 ③		1 SAFE 1 SAFE B X	1-0 G1-3 ③ 1-2		X 0-0 P7 ③	
Lenny Harris, L OBP: 0.314, SLG: 0.303 (1, 4) (9, 9) B C X	1-1 F8 ②			3-2 B B B B X		1-1 G1-3 ①		C B X	1-1 G4-3 ①
Darryl Strawberry, L OBP: 0.331, SLG: 0.434 (1, 9) Juan Samuel, R OBP: 0.297, SLG: 0.257 (9, 4) C S F B X	0-2 L5 ③			3-2 B B B B X		0-1 1B 2B		F B F B S	2-3 K ②
Eric Karros, R OBP: 0.297, SLG: 0.449 (1, 3) F X		0-1 F9 2B		1-0 P6 ② 1-2		1-2 G6-4-3 1B		B B T C S	2-3 K ③
Dave Hansen, L OBP: 0.296, SLG: 0.342 (1, 5) B X		1-0 F9 ① 2-3		2-0 1B ②-H		0-0 G6-4-3 ② ③ 1-2f		X	1-3 K ①
Mitch Webster, S OBP: 0.329, SLG: 0.383 (1, 7) B S B F X		1-2 P2 ②		3-1 F7 ③				C B X	2-2 G6-3 ①
Mike Scioscia, L OBP: 0.281, SLG: 0.288 (1, 2) Todd Benzinger, S OBP: 0.261, SLG: 0.328 (7, PH) Carlos Hernandez, R OBP: 0.308, SLG: 0.268 (8, 2) C X		0-1 G4-3 ③			2-3 K ①			B B B X	2-1 1B 1B
Jose Offerman, S OBP: 0.333, SLG: 0.333 (1, 6) B X			1-0 SH3-4 1B		4-2 S BB			M B X	1-1 L7 ②
Pedro Astacio, R (1, 1) Mike Sharperson, R OBP: 0.424, SLG: 0.438 (7, PH) Steve Wilson, L (8, 1) 1 SAFE 1 SAFE 1 SAFE L X		0-2 SH3-4 ① ② 1-3f			0-3 K ② 1 SAFE L M			C X	0-1 1B ① 1-2

Inning Stats	R: 0 H: 0 E: 0 K: 10 S: 10	R: 0 H: 1 E: 0 K: 8 S: 8	R: 0 H: 1 E: 0 K: 6 S: 6	R: 1 H: 2 E: 0 K: 11 S: 11	R: 0 H: 0 E: 0 K: 11 S: 11	R: 0 H: 2 E: 0 K: 10 S: 10	R: 0 H: 2 E: 0 K: 10 S: 10	R: 0 H: 0 E: 0 K: 9 S: 9	R: 0 H: 0 E: 0 K: 8 S: 8	R: 0 H: 0 E: 0 K: 2 S: 2	R: 0 H: 0 E: 0 K: 1 S: 1	R: 0 H: 0 E: 0 K: 0 S: 0	R: 0 H: 0 E: 0 K: 0 S: 0	R: 0 H: 0 E: 0 K: 0 S: 0	1B: 6 2B: 3 3B: 0 HR: 0	SF: 0 SAC: 1 DP: 2 HBP: 0	WP: 0 PB: 2 CS: 0	PA: 34
--------------	----------------------------	--------------------------	--------------------------	----------------------------	----------------------------	----------------------------	----------------------------	--------------------------	--------------------------	--------------------------	--------------------------	--------------------------	--------------------------	--------------------------	-------------------------	---------------------------	-------------------	--------

PITCHER	IP	WLS	BF	H	R	ER	SO	BB	IBB	HBP	BLK	WP	HR	S	P	ERA	WHIP
Bill Risley, R ERA: 1.8 (1, 1)	5.0	W	19	4	1	1	2	1	0	0	0	0	0	46	73	1.80	1.000
Bill Sampen, R ERA: 3.44 (6, 1)	3.0		12	4	0	0	2	0	0	0	0	0	0	29	41	0.00	1.333
Mel Rojas, R ERA: 1.1 (9, 1)	1.0	S	3	0	0	0	1	0	0	0	0	0	0	8	13	0.00	0.000

Batter	1	2	3	4	5	6	7	8	9	AB R H RBI BB SO LOB	TOP
Brian Jordan, R OBP: 0.246, SLG: 0.370 (1, 7) (8, 8) FCB X	1-2 F7 1			0-1 G4-3 1		2-2 G4-3 1		4-1 FC5-4 BB 1		3 0 0 0 1 0 0	St. Louis Cardinals @ Los Angeles Dodgers Dodger Stadium, Los Angeles, CA Thu Jul 09 1992, 7:05 PM PDT Att. 31,359 - Sunny - 90 F
Ozzie Smith, S OBP: 0.364, SLG: 0.329 (1, 6) BCFCB X	3-2 F8 2			1-3 K 2		4-1 BB 2		2-2 FC5-4 1B 1-2f 2		3 0 0 0 1 1 1	
Ray Lankford, L OBP: 0.371, SLG: 0.453 Jose DeLeon, R (1, 8) (8, 1) BCSCB C	2-3 K 3			4-0 WP S BB 3		2-3 SAFE K 3		1-0 FC6-4 1B 1-2 3		3 0 1 0 1 2 1 0 0 0 0 0 0 0	
Andres Galarraga, R OBP: 0.242, SLG: 0.292 (1, 3) BBFB X		2-1 G1-3 1		4-2 WP BB 1-2 2		2-3 K 3		2-2 FC6-4 1B 1-2f 3		3 0 0 0 1 1 3	
Todd Zeile, R OBP: 0.348, SLG: 0.372 (1, 5) BCFB X	2-2 F7 2			1-1 F9 1-2 2-3 3		1-1 L7 1		1-2 BLK 1B 1		4 1 1 0 0 0 2	
Felix Jose, S OBP: 0.356, SLG: 0.451 (1, 9) FBFB X	2-1 G4-3 3			1-0 G4-3 1		1-3 K 2		0-1 BLK 1-3 E6 1		4 0 0 0 0 1 1	
Tom Pagnozzi, R OBP: 0.323, SLG: 0.408 (1, 2) SCSBBB X			3-2 P2 1		1-0 L9 2		0-2 1B 3		0-0 F9 1	4 0 1 0 0 0 2	
Tim Jones, L OBP: 0.237, SLG: 0.229 Gerald Perry, L OBP: 0.313, SLG: 0.311 (1, 4) (9, PH) SCCB C			2-3 K 2		1-0 1B 3		2-3 K 3		3-3 K 2	3 0 1 0 0 2 1 1 0 0 0 0 1 1	
Bob Tewksbury, R OBP: 0.093, SLG: 0.071 Bob McClure, R Milt Thompson, L OBP: 0.351, SLG: 0.437 (1, 1) (7, 1) (8, PH) (8, 7) SBFB X			2-3 K 3		0-0 P6 3			1-2 G4-3 1	2-0 G5-3 3	2 0 0 0 0 1 1 0 0 0 0 0 0 0 2 0 0 0 0 0 1	
Inning Stats	R: 0 E: 0 K: 1 S: 12 H: 0 LOB: 0 BB: 0 P: 18	R: 0 E: 0 K: 0 S: 7 H: 0 LOB: 0 BB: 0 P: 13	R: 0 E: 0 K: 2 S: 10 H: 0 LOB: 0 BB: 0 P: 17	R: 0 E: 0 K: 1 S: 9 H: 0 LOB: 2 BB: 2 P: 19	R: 0 E: 0 K: 0 S: 4 H: 1 LOB: 1 BB: 0 P: 7	R: 0 E: 0 K: 2 S: 14 H: 0 LOB: 1 BB: 1 P: 24	R: 0 E: 0 K: 2 S: 11 H: 1 LOB: 1 BB: 0 P: 15	R: 0 E: 0 K: 0 S: 12 H: 1 LOB: 2 BB: 1 P: 22	R: 1 E: 1 K: 1 S: 11 H: 1 LOB: 1 BB: 0 P: 17	1B: 4 2B: 0 3B: 0 HR: 0 SF: 0 SAC: 0 DP: 0 HBP: 0	
PITCHER Ramon Martinez, R ERA: 3.51 Roger McDowell, R ERA: 2.55 (1, 1) (9, 1)	IP WLS BF H R ER SO BB IBB HBP BLK WP HR S P ERA WHIP 8.0 W 31 3 0 0 8 4 0 0 0 1 0 79 135 0.00 0.875 1.0 S 5 1 1 0 1 0 0 0 0 1 0 0 11 17 0.00 1.000	PITCHER IP WLS BF H R ER SO BB IBB HBP BLK WP HR S P ERA WHIP									

AB	32
R	1
H	4
RBI	0
BB	4
SO	9
LOB	14



livebaseballscores.com

Batter	1	2	3	4	5	6	7	8	9	AB	R	H	RBI	BB	SO	LOB	BOTTOM				
Brett Butler, L OBP: 0.384, SLG: 0.353 (1, 8)	0-1 B1-3		2-2 G6-3			0-1 1B 1B	1-1 B2-3			4	1	1	0	0	0	3	St. Louis Cardinals @ Los Angeles Dodgers Dodger Stadium, Los Angeles, CA Thu Jul 09 1992, 7:05 PM PDT Att. 31,359 - Sunny - 90 F				
Lenny Harris, L OBP: 0.318, SLG: 0.307 (1, 4)	3-1 F8			0-0 G4-6-3 1B		1-0 1B 1B	3-HF	1-2 F9		4	0	2	0	0	0	0					
Eric Davis, R OBP: 0.323, SLG: 0.356 (1, 7)	1-3 K			0-0 G4-6-3 1-2f		1-1 1B		0-0 1B		4	0	2	1	0	1	1					
Darryl Strawberry, L OBP: 0.328, SLG: 0.436 Roger McDowell, R (9, 1)		1-0 G4-3 2B		3-2 G3-1		1-2 P5		0-0 F7		4	0	1	0	0	0	3					
Eric Karros, R OBP: 0.292, SLG: 0.442 (1, 3)		0-0 G1-3			0-0 G5-3		0-1 G5-3	2-1 F7		4	0	0	0	0	0	2					
Dave Hansen, L OBP: 0.302, SLG: 0.348 (1, 5)		1-2 G4-3 2-3			0-0 CS 1B		3-1 E E 1B			3	1	2	0	0	0	1					
Mike Scioscia, L OBP: 0.281, SLG: 0.289 (1, 2)		0-0 G6-3			1-0 G6-3 1-2		1-1 E9 1B B2-3 1B			3	0	1	0	0	0	2					
Jose Offerman, S OBP: 0.333, SLG: 0.333 (1, 6)			2-3 K			2-2 F7	1-2 1B 1B			3	0	1	0	0	1	0					
Ramon Martinez, R OBP: 0.143, SLG: 0.143 Mitch Webster, S OBP: 0.329, SLG: 0.383 (9, 9)			1-2 G6-3			1-1 G4-3	0-0 1B			3	0	1	0	0	0	0					
										0	0	0	0	0	0	0					
Inning Stats	R: 0 E: 0 K: 1 S: 7	H: 0 LOB: 0 BB: 0 P: 11	R: 0 E: 0 K: 0 S: 6	H: 1 LOB: 1 BB: 0 P: 8	R: 0 E: 0 K: 1 S: 11	H: 0 LOB: 0 BB: 0 P: 16	R: 0 E: 0 K: 0 S: 6	H: 1 LOB: 0 BB: 0 P: 9	R: 0 E: 0 K: 0 S: 4	H: 1 LOB: 0 BB: 0 P: 4	R: 1 E: 0 K: 0 S: 13	H: 3 LOB: 2 BB: 0 P: 19	R: 1 E: 1 K: 0 S: 12	H: 4 LOB: 2 BB: 0 P: 18	R: 0 E: 0 K: 0 S: 7	H: 1 LOB: 1 BB: 0 P: 10	1B: 10 2B: 1 3B: 0 HR: 0	SF: 0 SAC: 0 DP: 2 HBP: 0	WP: 0 PB: 0 SB: 0 CS: 1	PA: 32	
PITCHER Bob Tewksbury, R ERA: 1.87 Bob McClure, L ERA: 3.21 Jose DeLeon, R ERA: 4.21	IP 6.1 0.2 1.0	WLS L	BF 27 1 4	H 10 0 1	R 2 0 0	ER 2 0 0	SO 2 0 0	BB 0 0 0	IBB 0 0 0	HBP 0 0 0	BLK 0 0 0	WP 0 0 0	HR 0 2 0	S 57 2 7	P 82 3 10	ERA 2.84 0.00 0.00	WHIP 1.579 0.000 1.000	1B: 10 2B: 1 3B: 0 HR: 0	SF: 0 SAC: 0 DP: 2 HBP: 0	WP: 0 PB: 0 SB: 0 CS: 1	PA: 32

livebaseballscorecards.com

AB	32
R	2
H	11
RBI	1
BB	0
SO	2
LOB	12



Batter	1	2	3	4	5	6	7	8	9	AB R H RBI BB SO LOB	TOP											
Milt Thompson, L (1, 7) OBP: 0.348, SLG: 0.454 Bernard Gilkey, R (7, 7) OBP: 0.362, SLG: 0.393	2-2 G4-3		0-1 HR		0-3 K		3-3 K			4 1 1 1 0 2 0 0 0 0 0 0 0 0	St. Louis Cardinals @ Los Angeles Dodgers Dodger Stadium, Los Angeles, CA Fri Jul 10 1992, 7:05 PM PDT Att. 32,036 - Sunny - 82 F											
Ozzie Smith, S (1, 6) OBP: 0.366, SLG: 0.332	0-0 G5-3		3-2 2B 1B		1-2 L6			3-2 S 1B		4 0 2 0 0 0 0												
Ray Lankford, L (1, 8) OBP: 0.373, SLG: 0.456	3-3 K		1-1 2B		2-2 HR 1B		0-2 P6			4 1 2 0 0 1 1												
Andres Galarraga, R (1, 3) OBP: 0.236, SLG: 0.284		3-3 K	0-0 P3		2-3 K		0-2 P6			4 0 0 0 0 2 4												
Todd Zeile, R (1, 5) OBP: 0.350, SLG: 0.388		3-2 2B		1-2 G6-3		1-1 HR	0-2 F7			4 1 2 2 0 0 1												
Brian Jordan, R (1, 9) OBP: 0.241, SLG: 0.362		0-1 P4		1-2 P8		0-3 K		0-3 K		4 0 0 0 0 2 1												
Tom Pagnozzi, R (1, 2) OBP: 0.322, SLG: 0.406		1-0 G5-3		3-2 S 1B		0-1 P8		2-2 G4-3		4 0 1 0 0 0 1												
Tim Jones, L (1, 4) OBP: 0.229, SLG: 0.221			1-2 G3		1-0 G4-3		1-1 G4-3			4 0 0 0 0 1 1												
Rheal Cormier, L (1, 1) OBP: 0.160, SLG: 0.240 Todd Worrell, R (8, 1) Lee Smith, R (9, 1)			1-1 G4-3		2-2 F7		1-2 G1-3			3 0												
Inning Stats	R: 0 E: 0 K: 1 S: 8	H: 0 LOB: 0 BB: 0 P: 13	R: 0 E: 0 K: 1 S: 9	H: 1 LOB: 1 BB: 0 P: 16	R: 1 E: 0 K: 0 S: 13	H: 3 LOB: 2 BB: 0 P: 19	R: 0 E: 0 K: 0 S: 11	H: 1 LOB: 1 BB: 0 P: 17	R: 0 E: 0 K: 1 S: 9	H: 0 LOB: 0 BB: 0 P: 12	R: 2 E: 0 K: 2 S: 13	H: 2 LOB: 0 BB: 0 P: 18	R: 0 E: 0 K: 1 S: 10	H: 0 LOB: 0 BB: 0 P: 15	R: 0 E: 0 K: 0 S: 13	H: 1 LOB: 1 BB: 0 P: 16	R: 0 E: 0 K: 2 S: 9	H: 0 LOB: 0 BB: 0 P: 14	1B: 4 2B: 2 3B: 0 HR: 2	SF: 0 SAC: 0 DP: 0 HBP: 0	WP: 0 PB: 0 SB: 3 CS: 0	PA: 35
PITCHER	IP WLS BF H R ER SO BB IBB HBP BLK WP HR S P ERA WHIP												IP WLS BF H R ER SO BB IBB HBP BLK WP HR S P ERA WHIP									
Tom Candiotti, R (1, 1) ERA: 3.05 Jim Gott, R (8, 1) ERA: 1.94	7.0 L 28 7 3 3 6 0 0 0 0 0 0 2 73 110 3.86 1.000												2.0 7 1 0 0 2 0 0 0 0 0 0 22 30 0.00 0.500									

livebaseballscores.com

AB	35
R	3
H	8
RBI	3
BB	0
SO	8
LOB	9



Batter	1	2	3	4	5	6	7	8	9	AB R H RBI BB SO LOB	TOP	
Milt Thompson, L (1, 7) OBP: 0.357, SLG: 0.459 Lee Smith, R (9, 1)	1-1 S 1B	1-1 E6			1-0 1B		2-2 G4-3		0-1 1B	5 1 3 0 0 0 0 0 0 0 0 0 0 0		
Ozzie Smith, S (1, 6) OBP: 0.366, SLG: 0.333	3-2 SAFE SAFE 1B 1B SAFE 1-H 1B	0-0 G6-3			2-0 S 1B		1-3 K		1-0 G3	5 0 2 1 0 1 2		
Ray Lankford, L (1, 8) OBP: 0.371, SLG: 0.454	1-2 G4-6-3 1-2f				2-1 G3		2-2 1B			4 0 1 0 0 0 3		
Andres Galarraga, R (1, 3) OBP: 0.230, SLG: 0.276	1-2 G4-3				1-0 F9		0-0 F9			4 0 0 0 0 1 3		
Todd Zeile, R (1, 5) OBP: 0.354, SLG: 0.391					2-1 G5-3		4-0 FC6-4 IBB		1-1 L6 1B	3 1 2 0 1 0 0		
Brian Jordan, R (1, 9) OBP: 0.246, SLG: 0.370					1-2 G1-3 2B		2-2 FC6-4 1-2f		1-1 P3	4 1 2 0 0 0 4		
Tom Pagnozzi, R (1, 2) OBP: 0.321, SLG: 0.407					1-0 G1-3		0-1 F9		1-1 L6	4 1 1 2 0 0 2		
Tim Jones, L (1, 4) OBP: 0.221, SLG: 0.214					0-1 P7		0-0 G3		0-0 G4-3	4 0 0 0 0 0 2		
Mark Clark, R (1, 1) OBP: 0.235, SLG: 0.235 Cris Carpenter, R (7, 1) OBP: 0.500, SLG: 0.500 Rex Hudler, R (9, PH) OBP: 0.233, SLG: 0.345 Bernard Gilkey, R (9, 7) OBP: 0.362, SLG: 0.393					2-3 P8		1-1 G1-3		2-2 F8	3 0 0 0 0 2 1 0 0 0 0 0 0 0 1 0 0 0 0 0 0 0 0 0 0 0 0 0		
Inning Stats	R: 1 H: 2 E: 0 LOB: 0 K: 0 BB: 0 S: 12 P: 18	R: 3 H: 3 E: 1 LOB: 1 K: 1 BB: 0 S: 16 P: 22	R: 0 H: 0 E: 0 LOB: 0 K: 1 BB: 0 S: 6 P: 10	R: 0 H: 1 E: 0 LOB: 1 K: 1 BB: 0 S: 10 P: 14	R: 0 H: 2 E: 0 LOB: 3 K: 0 BB: 1 S: 8 P: 20	R: 0 H: 0 E: 0 LOB: 0 K: 0 BB: 0 S: 5 P: 6	R: 0 H: 1 E: 0 LOB: 1 K: 1 BB: 0 S: 11 P: 16	R: 0 H: 1 E: 0 LOB: 0 K: 0 BB: 0 S: 6 P: 9	R: 0 H: 1 E: 0 LOB: 1 K: 0 BB: 0 S: 7 P: 10	1B: 9 SF: 0 2B: 3 SAC: 0 3B: 0 DP: 2 HR: 0 HBP: 0	WP: 0 PA: 38 PB: 1 SB: 2 CS: 1	
PITCHER	IP WLS BF H R ER SO BB IBB HBP BLK WP HR S P ERA WHIP											
Orel Hershiser, R (1, 1) ERA: 3.43	5.0 L 24 8 4 3 3 0 1 0 0 0 0 0 52 84 5.40 1.600											
Tim Crews, R (6, 1) ERA: 4.96	2.0 7 1 0 0 1 0 0 0 0 0 0 0 16 22 0.00 0.500											
Jay Howell, R (8, 1) ERA: 1.29	2.0 7 2 0 0 0 0 0 0 0 0 0 0 13 19 0.00 1.000											

St. Louis Cardinals @ Los Angeles Dodgers
Dodger Stadium, Los Angeles, CA
Sat Jul 11 1992, 3:33 AM PDT
Att. 34,816 - Overcast - 80 F

AB	37
R	4
H	11
RBI	3
BB	1
SO	4
LOB	17



Batter	1	2	3	4	5	6	7	8	9	AB	R	H	RBI	BB	SO	LOB
Jose Offerman, S OBP: 0.331, SLG: 0.331 (1, 6)	L5		F7		FC6-5-4		K			4	0	0	1	0	1	3
Tom Goodwin, L OBP: 0.200, SLG: 0.200 Mike Sharperson, R OBP: 0.419, SLG: 0.432 Jay Howell, R (8, 1)	E6			F9	G4-3		G6-3			3	0	0	0	0	0	1
Eric Davis, R OBP: 0.316, SLG: 0.347 (1, 7)	G4-3					G5-3		P4		4	0	1	0	0	0	1
Darryl Strawberry, L OBP: 0.324, SLG: 0.419 (1, 9)						F7		G3-1		3	0	1	0	1	0	0
Eric Karros, R OBP: 0.287, SLG: 0.430 (1, 3)								F8		3	0	0	0	1	1	3
Dave Hansen, L OBP: 0.311, SLG: 0.352 (1, 5)										3	0	1	0	1	1	2
Lenny Harris, L OBP: 0.315, SLG: 0.304 (1, 4)										4	1	1	0	0	0	4
Mike Scioscia, L OBP: 0.284, SLG: 0.291 (1, 2)										4	0	2	0	0	0	1
Orel Hershiser, R OBP: 0.200, SLG: 0.308 Todd Benzing, S OBP: 0.263, SLG: 0.330 Tim Crews, R (6, 1) Mitch Webster, S OBP: 0.326, SLG: 0.379 (8, 8)										1	0	0	0	0	0	0
										1	0	0	0	0	1	2
										0	0	0	0	0	0	0
										2	0	1	0	0	0	1

Inning Stats	R: 0	H: 0	R: 0	H: 1	R: 0	H: 0	R: 0	H: 2	R: 1	H: 1	R: 0	H: 0	R: 0	H: 0	R: 0	H: 1	R: 0	H: 0	R: 0	H: 1	1B: 7	SF: 0	WP: 0	PA: 36
	E: 1	LOB: 0	E: 0	LOB: 1	E: 0	LOB: 0	E: 0	LOB: 2	E: 1	LOB: 1	E: 0	LOB: 2	E: 0	LOB: 2	E: 0	LOB: 1	E: 0	LOB: 0	E: 0	LOB: 1	2B: 0	SAC: 0	PB: 0	
	K: 0	BB: 0	K: 1	BB: 1	K: 0	BB: 0	K: 1	BB: 0	K: 1	BB: 0	K: 0	BB: 2	K: 0	BB: 0	K: 0	BB: 0	K: 0	BB: 0	K: 1	BB: 0	3B: 0	DP: 2	SB: 2	
	S: 6	P: 11	S: 9	P: 16	S: 7	P: 11	S: 11	P: 13	S: 15	P: 20	S: 11	P: 20	S: 11	P: 16	S: 8	P: 11	S: 10	P: 13	S: 10	P: 13	HR: 0	HBP: 0	CS: 1	

PITCHER	IP	WLS	BF	H	R	ER	SO	BB	IBB	HBP	BLK	WP	HR	S	P	ERA	WHIP
Mark Clark, R ERA: 2.79 (1, 1)	6.0	W	27	6	1	0	3	3	0	0	0	0	0	62	96	0.00	1.500
Cris Carpenter, R ERA: 2.32 (7, 1)	2.0		5	0	0	0	1	0	0	0	0	0	0	16	22	0.00	0.000
Lee Smith, R ERA: 3.03 (9, 1)	1.0	S	4	1	0	0	0	0	0	0	0	0	0	10	13	0.00	1.000

BOTTOM

St. Louis Cardinals @ Los Angeles Dodgers
 Dodger Stadium, Los Angeles, CA
 Sat Jul 11 1992, 3:33 AM PDT
 Att. 34,816 - Overcast - 80 F

livebaseballscorecards.com

AB	33
R	1
H	7
RBI	1
BB	3
SO	4
LOB	20



Batter	1	2	3	4	5	6	7	8	9	AB R H RBI BB SO LOB	TOP	
Milt Thompson, L (1, 7) OBP: 0.354, SLG: 0.449 Omar Olivares, R (7, 1) OBP: 0.294, SLG: 0.303 Craig Wilson, R (8, 4) OBP: 0.366, SLG: 0.378	0-0 G6-3		4-2 G6-3 BB		2-2 FC4-6 1B 1-2f		0-0 G1-3		4-1 BB	3 0 0 0 1 0 2 0 0 0 0 0 0 0 0 0 0 0 1 0 0		
Ozzie Smith, S (1, 6) OBP: 0.372, SLG: 0.337 Bob McClure, R (8, 1) Gerald Perry, L (9, PH) OBP: 0.310, SLG: 0.308	2-1 CS 1B		0-0 G6-3		2-1 G4-3 1B 1-2			4-1 G3 BB	1-0 F9	3 0 2 0 1 0 1 0 0 0 0 0 0 0 1 0 0 0 0 0 3		
Ray Lankford, L (1, 8) OBP: 0.370, SLG: 0.454	3-1 1-2 2B		2-3		0-1 G4-3 1-2f			2-2 G3 1-2		4 0 1 0 0 1 4		
Felix Jose, S (1, 9) OBP: 0.351, SLG: 0.444	1-2 G1-3		0-3 K			0-0 P6		0-3 K		4 0 0 0 0 2 3		
Todd Zeile, R (1, 5) OBP: 0.353, SLG: 0.389				1-2 F8 G5-3 1B		1-2 F8		1-2 F7		4 0 1 0 0 0 1		
Andres Galarraga, R (1, 3) OBP: 0.230, SLG: 0.276		0-1 G4-3		1-2 G5-3 1-2		1-1 F8			1-0 1B 1B	4 0 1 0 0 0 1		
Tom Pagnozzi, R (1, 2) OBP: 0.321, SLG: 0.407 Rich Gedman, L (8, 2) OBP: 0.151, SLG: 0.157		0-0 1B 1B		1-1 F8 2-3			0-3 K		0-0 F7	3 0 1 0 0 1 1 1 0 0 0 0 0 1		
Tim Jones, L (1, 4) OBP: 0.238, SLG: 0.225		0-0 1-2 1B		2-3 K			4-1 PB BB		2-1 DI 1B 1-3	3 0 2 0 1 1 1		
Donovan Osborne, S (1, 1) OBP: 0.158, SLG: 0.211 Jose DeLeon, R (2, 1) Brian Jordan, R (5, PH) OBP: 0.250, SLG: 0.373 Mike Perez, R (5, 1) Rex Hudler, R (7, PH) OBP: 0.226, SLG: 0.333 (7, 7)		3-2 G6-3		1-0 FC4-6 1B			3-1 P3 1-2		0-1 F9	1 0 0 0 0 0 2 0 0 0 0 0 0 0 1 0 0 1 0 0 0 0 0 0 0 0 0 0 2 0 0 0 0 0 3		
Inning Stats	R: 0 H: 2 E: 0 LOB: 1 K: 0 BB: 0 S: 9 P: 14	R: 0 H: 2 E: 0 LOB: 2 K: 0 BB: 0 S: 8 P: 13	R: 0 H: 0 E: 0 LOB: 1 K: 2 BB: 1 S: 10 P: 16	R: 0 H: 1 E: 0 LOB: 1 K: 1 BB: 0 S: 11 P: 16	R: 0 H: 2 E: 0 LOB: 1 K: 0 BB: 0 S: 10 P: 15	R: 0 H: 0 E: 0 LOB: 0 K: 0 BB: 0 S: 7 P: 9	R: 0 H: 0 E: 0 LOB: 1 K: 1 BB: 1 S: 7 P: 14	R: 0 H: 0 E: 0 LOB: 1 K: 1 BB: 1 S: 10 P: 17	R: 0 H: 2 E: 0 LOB: 3 K: 0 BB: 1 S: 8 P: 16	1B: 8 SF: 0 2B: 1 SAC: 0 3B: 0 DP: 1 HR: 0 HBP: 0	WP: 0 PA: 38 PB: 1 SB: 0 CS: 1	
PITCHER Kevin Gross, R (1, 1) ERA: 3.67	IP WLS BF H R ER SO BB IBB HBP BLK WP HR S P ERA WHIP											PITCHER IP WLS BF H R ER SO BB IBB HBP BLK WP HR S P ERA WHIP

St. Louis Cardinals @ Los Angeles Dodgers
Dodger Stadium, Los Angeles, CA
Sun Jul 12 1992, 3:33 AM PDT
Att. 31,020 - Overcast - 76 F

AB	34
R	0
H	9
RBI	0
BB	4
SO	5
LOB	23



Batter	1	2	3	4	5	6	7	8	9
Jose Offerman, S OBP: 0.329, SLG: 0.326 (1, 6)	0-3 K	1-2 FC5-4 1B	1-1 F9			4-0 BB	2-1 G4-3		
Mike Sharperson, R OBP: 0.424, SLG: 0.433 Lenny Harris, L OBP: 0.314, SLG: 0.303 (1, 5) (7, 5)	1-1 BB 2B 1B	4-0 SAFE SAFE 1B BB		4-1 BB		3-1 SAFE P2		2-0 L8	
Eric Davis, R OBP: 0.316, SLG: 0.343 Tom Goodwin, L OBP: 0.143, SLG: 0.143 (1, 8) (6, PH) (7, 8)	4-2 2B 3B BB	2-3 K		1-2 F8		3-2 F9		0-3 K	
Mitch Webster, S OBP: 0.336, SLG: 0.403 (1, 9)	0-1 3B 2B	3-2 1B		2-0 F9		0-0 F8		2-0 1B 2B	
Eric Karros, R OBP: 0.289, SLG: 0.430 (1, 3)	1-2 F9	1-0 G1-3		1-2 F7		1-2 FC3-6 1B		0-1 1B	
Juan Samuel, R OBP: 0.314, SLG: 0.306 (1, 4)	3-2 1B 3B		2-0 2B SF8 1B		1-1 E5 SF7 1B		1-2 FC3-6 1B		
Todd Benzinger, S OBP: 0.272, SLG: 0.342 (1, 7)	3-2 1B		0-0 2B		2-0 SF7		4-0 1B BB		
Carlos Hernandez, R OBP: 0.316, SLG: 0.267 (1, 2)	2-1 F8		0-1 SF8		2-3 K		3-2 1B		
Kevin Gross, R OBP: 0.161, SLG: 0.103 (1, 1)		2-2 FC5-4 1B	1-3 K		3-3 K		0-3 K		

Inning Stats	R: 4	H: 4	E: 0	LOB: 1	K: 1	S: 24	P: 38	R: 1	H: 2	E: 0	LOB: 2	K: 1	S: 16	P: 29	R: 0	H: 0	E: 0	LOB: 1	K: 0	S: 9	R: 1	H: 1	E: 1	LOB: 0	K: 2	S: 13	P: 21	R: 0	H: 0	E: 0	LOB: 1	K: 0	S: 6	P: 16	R: 1	H: 2	E: 0	LOB: 2	K: 1	S: 15	P: 26	R: 1	H: 2	E: 0	LOB: 1	K: 1	S: 7	P: 11
--------------	------	------	------	--------	------	-------	-------	------	------	------	--------	------	-------	-------	------	------	------	--------	------	------	------	------	------	--------	------	-------	-------	------	------	------	--------	------	------	-------	------	------	------	--------	------	-------	-------	------	------	------	--------	------	------	-------

PITCHER	IP	WLS	BF	H	R	ER	SO	BB	IBB	HBP	BLK	WP	HR	S	P	ERA	WHIP
Donovan Osborne, L ERA: 3.19 (1, 1)	1.2	L	13	6	5	5	2	2	0	0	0	0	0	39	65	27.00	4.800
Jose DeLeon, R ERA: 4.2 (2, 1)	2.1		10	2	1	1	1	1	0	0	0	0	0	19	32	3.86	1.286
Mike Perez, R ERA: 1.59 (5, 1)	2.0		8	1	1	0	2	1	0	0	0	0	0	19	37	0.00	1.000
Omar Olivares, R ERA: 3.83 (7, 1)	1.0		6	2	1	1	1	1	0	0	0	0	0	15	26	9.00	3.000
Bob McClure, L ERA: 3.41 (8, 1)	1.0		4	2	1	1	1	0	0	0	0	0	0	7	11	9.00	2.000

BOTTOM


St. Louis Cardinals @ Los Angeles Dodgers
Dodger Stadium, Los Angeles, CA

Sun Jul 12 1992, 3:33 AM PDT
Att: 31,020 - Overcast - 76 F

AB	R	H	RBI	BB	SO	LOB
4	1	0	0	1	1	4
2	1	1	0	2	0	1
1	0	0	0	0	0	0
2	1	0	0	1	1	3
2	0	0	0	0	1	1
5	2	3	2	0	0	2
5	0	2	1	0	0	5
4	4	3	2	0	0	1
2	0	2	2	1	0	0
3	0	1	2	0	1	1
4	0	1	0	0	3	3

AB	34
R	9
H	13
RBI	9
BB	5
SO	7
LOB	21

WP: 0 PA: 41
PB: 0
SB: 1
CS: 0



Batter	1	2	3	4	5	6	7	8	9	AB R H RBI BB SO LOB	TOP											
Jose Offerman, S OBP: 0.333, SLG: 0.332 <i>(1, 6)</i>	2-2 F8			0-1 F9		1-1 1B 2B		2-1 HR 1B	4-1 1B 2B BB	4 3 2 0 1 0 0												
Brett Butler, L OBP: 0.382, SLG: 0.351 <i>(1, 8)</i>	2-1 F7			3-2 1B		1-3 K		0-3 K	2-0 2B 1B	5 0 2 2 0 2 2												
Mike Sharperson, R OBP: 0.428, SLG: 0.449 <i>(1, 5)</i>	1-2 F8			0-0 1B		4-0 1B BB		1-2 HR	0-3 K	4 1 2 2 1 1 2												
Darryl Strawberry, L OBP: 0.322, SLG: 0.414 Mitch Webster, S OBP: 0.340, SLG: 0.415 <i>(1, 9)</i> <i>(8, 9)</i>			0-0 G3-1	1-0 P2		0-0 1B		2-2 F8	3-0 2B	4 0 1 1 0 0 2 1 0 1 1 0 0 0												
Eric Davis, R OBP: 0.309, SLG: 0.335 Jim Gott, R <i>(1, 7)</i> <i>(9, 1)</i>			2-2 P4	3-2 G5-3		2-3 K		0-0 G5-3	1-3 K	5 0 0 0 0 2 6 0 0 0 0 0 0 0												
Eric Karros, R OBP: 0.289, SLG: 0.427 <i>(1, 3)</i>			0-0 PO 1B		0-3 K		0-1 F8		3-2 F7	4 0 1 0 0 1 0												
Juan Samuel, R OBP: 0.320, SLG: 0.321 Lenny Harris, L OBP: 0.314, SLG: 0.303 <i>(1, 4)</i> <i>(9, 4)</i>			0-0 PO	1-0 F8		1-2 G5-3		2-0 1B	0-2 1B 2B	4 1 2 0 0 0 0 0 0 0 0 0 0 0												
Carlos Hernandez, R OBP: 0.314, SLG: 0.267 <i>(1, 2)</i>				0-0 F8		1-0 L5		2-0 F7	0-1 2B 1B 1B	4 1 1 1 0 0 1												
Tom Candiotti, R OBP: 0.128, SLG: 0.105 Todd Benzing, S OBP: 0.275, SLG: 0.350 Roger McDowell, R <i>(1, 1)</i> <i>(9, PH)</i> <i>(9, 1)</i>				0-0 G3		1-1 G6-3		0-3 K	0-2 1B 2B	3 0 0 0 0 1 1 1 1 1 0												
John Candelaria, L Tom Goodwin, L OBP: 0.143, SLG: 0.143 <i>(9, 1)</i> <i>(9, 7)</i>																						
Inning Stats	R: 0 E: 0 K: 0 S: 9	H: 0 LOB: 0 BB: 0 P: 14	R: 0 E: 0 K: 0 S: 5	H: 1 LOB: 0 BB: 0 P: 7	R: 0 E: 0 K: 0 S: 3	H: 0 LOB: 0 BB: 0 P: 4	R: 0 E: 0 K: 0 S: 12	H: 2 LOB: 2 BB: 0 P: 19	R: 0 E: 0 K: 1 S: 7	H: 0 LOB: 0 BB: 0 P: 9	R: 1 E: 0 K: 2 S: 12	H: 2 LOB: 2 BB: 1 P: 21	R: 0 E: 0 K: 1 S: 7	H: 1 LOB: 1 BB: 0 P: 11	R: 2 E: 0 K: 1 S: 14	H: 2 LOB: 0 BB: 0 P: 19	R: 4 E: 0 K: 2 S: 20	H: 5 LOB: 2 BB: 1 P: 33	1B: 8 2B: 4 3B: 0 HR: 1	SF: 0 SAC: 0 DP: 0 HBP: 0	WP: 0 PB: 0 SB: 0 CS: 0	PA: 42
PITCHER	IP WLS BF H R ER SO BB IBB HBP BLK WP HR S P ERA WHIP																PITCHER	IP WLS BF H R ER SO BB IBB HBP BLK WP HR S P ERA WHIP				
Terry Mulholland, L ERA: 3.52 <i>(1, 1)</i>	8.0 L 32 8 3 3 5 1 0 0 0 0 1 69 104 3.38 1.125																					
Mitch Williams, L ERA: 3.27 <i>(9, 1)</i>	0.1 6 4 4 4 0 0 1 0 0 0 0 0 13 22 108.00 15.000																					
Mike Hartley, R ERA: 2.36 <i>(9, 1)</i>	0.2 3 1 0 0 0 2 0 0 0 0 0 0 7 11 0.00 1.500																					

Los Angeles Dodgers @ Philadelphia Phillies
Veterans Stadium, Philadelphia, PA
Thu Jul 16 1992, 3:33 AM EDT
Att. 34,566 - Cloudy - 81 F

livebaseballscorecards.com

AB	39
R	7
H	13
RBI	7
BB	2
SO	7
LOB	14



BOTTOM

Los Angeles Dodgers @ Philadelphia Phillies
Veterans Stadium, Philadelphia, PA
Thu Jul 16 1992, 3:33 AM EDT
Att. 34,566 - Cloudy - 81 F

livebaseballscorecards.com

AB	35
R	5
H	10
RBI	4
BB	4
SO	10
LOB	21



WP:	1	PA:	42
PB:	1		
SB:	0		
CS:	0		

AB R H RBI BB SO LOB

4	2	2	0	1	0	0
4	1	1	1	0	2	1
5	1	2	0	0	1	3
3	0	1	2	1	2	1
4	0	1	0	1	2	5
5	0	2	1	0	1	1
3	0	0	0	1	1	4
2	0	0	0	0	0	3
1	0	0	0	0	0	0
0	0	0	0	0	0	0
0	0	0	0	0	0	0
3	0	0	0	0	1	3
1	1	1	0	0	0	0

Batter	1	2	3	4	5	6	7	8	9
Lenny Dykstra, L OBP: 0.361, SLG: 0.377 (1, 8)	2-1 G4-3 ①		4-1 1B BB		2-2 F8 ②		2-1 PB SH1-4 SF9 1B		1-0 2B 1B 1B
Mariano Duncan, R OBP: 0.300, SLG: 0.411 (1, 7) (9, 6)	1-3 K ②		1-3 K ②		2-2 G6-3 ③		1-0 SH1-4 ①		0-2 1B E 2B
Dave Hollins, S OBP: 0.359, SLG: 0.419 (1, 5)	3-2 G4-3 ③		3-2 BB 1B			2-2 1B 2B	1-3 K		2-1 G5-3 ①
John Kruk, L OBP: 0.446, SLG: 0.492 (1, 3)		3-3 K ①	4-0 BB			2-3 K	0-1 SF9 ②		1-1 E4 1B
Darren Daulton, L OBP: 0.378, SLG: 0.491 (1, 2)		2-1 FC4-6 1B	1-3 K ③			4-1 WP 1B BB	1-2 F7 ③		0-3 K ②
Wes Chamberlain, R OBP: 0.276, SLG: 0.432 (1, 9)		0-1 FC4-6 1B		2-3 K ①		0-2 WP 1B		0-1 F7 ①	0-2 P4 ③
Mickey Morandini, L OBP: 0.318, SLG: 0.355 (1, 4)		1-2 FC4-6		4-2 BB		2-3 K		1-0 F8 ②	
Joe Milette, R (1, 6)		0-0 F7 ③		1-0 G6-4-3 ② ③		1-1 HBP		2-1 G4-3 ③	
Jeff Grotewold, L OBP: 0.344, SLG: 0.667 (8, PH)									
Mitch Williams, L OBP: 0.500, SLG: 0.500 (9, 1)									
Mike Hartley, R (9, 1)									
Terry Mulholland, R OBP: 0.161, SLG: 0.132 Stan Javier, S OBP: 0.328, SLG: 0.283 (1, 1) (9, 7)			0-1 P2 ①		1-2 P3 ①		0-3 K ③		2-1 1B 2B 1B

Inning Stats	R: 0 E: 0 K: 1 S: 9	H: 0 LOB: 0 BB: 0 P: 15	R: 0 E: 0 K: 1 S: 11	H: 2 LOB: 2 BB: 0 P: 17	R: 0 E: 0 K: 1 S: 15	H: 1 LOB: 3 BB: 2 P: 28	R: 0 E: 0 K: 1 S: 7	H: 0 LOB: 0 BB: 1 P: 14	R: 0 E: 0 K: 0 S: 10	H: 0 LOB: 0 BB: 0 P: 15	R: 1 E: 0 K: 3 S: 19	H: 2 LOB: 3 BB: 1 P: 30	R: 1 E: 0 K: 1 S: 11	H: 1 LOB: 1 BB: 0 P: 16	R: 0 E: 0 K: 0 S: 5	H: 0 LOB: 0 BB: 0 P: 8	R: 3 E: 1 K: 1 S: 21	H: 4 LOB: 1 BB: 0 P: 27	1B: 8 2B: 2 3B: 0 HR: 0	SF: 1 SAC: 1 DP: 1 HBP: 1
--------------	------------------------------	----------------------------------	-------------------------------	----------------------------------	-------------------------------	----------------------------------	------------------------------	----------------------------------	-------------------------------	----------------------------------	-------------------------------	----------------------------------	-------------------------------	----------------------------------	------------------------------	---------------------------------	-------------------------------	----------------------------------	----------------------------------	------------------------------------

PITCHER	IP	WLS	BF	H	R	ER	SO	BB	IBB	HBP	BLK	WP	HR	S	P	ERA	WHIP
Tom Candiotti, R ERA: 2.93 (1, 1)	8.0		35	6	2	1	9	4	0	1	0	1	0	87	143	1.12	1.250
Roger McDowell, R ERA: 2.95 (9, 1)	0.1		4	3	3	2	0	0	0	0	0	0	0	9	14	54.00	9.000
John Candelaria, L ERA: 1.15 (9, 1)	0.1		2	1	0	0	1	0	0	0	0	0	0	5	6	0.00	3.000
Jim Gott, R ERA: 1.93 (9, 1)	0.1	S	1	0	0	0	0	0	0	0	0	0	0	7	7	0.00	0.000

Batter	1	2	3	4	5	6	7	8	9	AB R H RBI BB SO LOB	TOP
Jose Offerman, S (1, 6) OBP: 0.334, SLG: 0.331	1-1 BB SH1-3 1B	1-3 K			4-2 G6-3 SH1-3 BB		0-0 F8		1-3 K	4 1 1 0 1 2 0	
Brett Butler, L (1, 8) OBP: 0.383, SLG: 0.352	0-1 SH1-3		0-1 E 1B		0-1 SH1-3		2-1 G4-3			2 1 1 0 0 0 0	
Mike Sharperson, R (1, 5) OBP: 0.427, SLG: 0.444	4-2 BB 1B		1-0 FC5-4 1B		1-2 G6-3			0-1 G4-3		2 1 0 0 1 0 2	
Dave Hansen, L (7, 5) OBP: 0.309, SLG: 0.350			1-2 1B		2-3 BB					1 0 0 0 0 0 0	
Darryl Strawberry, L (1, 9) OBP: 0.333, SLG: 0.420	2-3 K		3-2 FC5-4 1B		4-0 BB			0-0 1B 1B		3 0 2 1 1 1 2	
Tom Goodwin, L (8, PR) OBP: 0.143, SLG: 0.143			1-2 2-H 1B							0 0 0 0 0 0 0	
Eric Davis, R (1, 7) OBP: 0.308, SLG: 0.330	4-1 1B BB		3-1 FC5-4 G6-4-3 1B		0-0 L6			2-3 K		3 0 0 0 1 1 5	
Eric Karros, R (1, 3) OBP: 0.292, SLG: 0.428	0-1 1B		1-1 G6-4-3					2-2 1B		4 0 2 2 0 0 2	
Lenny Harris, L (1, 4) OBP: 0.309, SLG: 0.299	1-2 F8		1-1 G1-3		1-1 G6-3			0-2 G3		3 0 0 0 0 0 2	
Tim Crews, R (6, 1)										0 0 0 0 0 0 0	
Todd Benzinger, S (8, PH) OBP: 0.274, SLG: 0.348										1 0 0 0 0 0 2	
Jay Howell, R (8, 1)										0 0 0 0 0 0 0	
Mike Scioscia, L (1, 2) OBP: 0.279, SLG: 0.286		2-2 P5		0-1 G6-3		1-2 G5-3			1-1 G3-1	4 0 0 0 0 0 0	
Orel Hershiser, R (1, 1) OBP: 0.190, SLG: 0.293											
Steve Wilson, L (5, 1)											
Juan Samuel, R (6, 4) OBP: 0.315, SLG: 0.316		0-0 G6-3		0-2 G5-3			0-1 G1-4-3		1-2 G2-3	2 0 0 0 0 0 0	
										0 0 0 0 0 0 0	
										2 0 0 0 0 0 0	
Inning Stats	R: 2 H: 2 E: 0 LOB: 2 K: 1 BB: 2 S: 18 P: 30	R: 0 H: 0 E: 0 LOB: 0 K: 1 BB: 0 S: 8 P: 11	R: 1 H: 2 E: 1 LOB: 1 K: 0 BB: 0 S: 11 P: 19	R: 0 H: 0 E: 0 LOB: 0 K: 0 BB: 0 S: 7 P: 8	R: 0 H: 0 E: 0 LOB: 2 K: 0 BB: 2 S: 9 P: 18	R: 0 H: 0 E: 0 LOB: 0 K: 0 BB: 0 S: 10 P: 13	R: 0 H: 0 E: 0 LOB: 0 K: 0 BB: 0 S: 5 P: 7	R: 0 H: 2 E: 0 LOB: 2 K: 1 BB: 0 S: 13 P: 17	R: 0 H: 0 E: 0 LOB: 0 K: 1 BB: 0 S: 8 P: 11	1B: 6 SF: 0 2B: 0 SAC: 2 3B: 0 DP: 1 HR: 0 HBP: 0	WP: 0 PA: 37 PB: 0 SB: 0 CS: 0
PITCHER Curt Schilling, R (1, 1) ERA: 2.77	IP WLS BF H R ER SO BB IBB HBP BLK WP HR S P ERA WHIP										
	9.0 W 37 6 3 3 4 4 0 0 0 0 0 0 89 134 3.00 1.111										

Los Angeles Dodgers @ Philadelphia Phillies
Veterans Stadium, Philadelphia, PA
Fri Jul 17 1992, 7:05 PM EDT
Att. 50,606 - Cloudy - 82 F

livebaseballscorecards.com

AB	31
R	3
H	6
RBI	3
BB	4
SO	4
LOB	15



Batter	1	2	3	4	5	6	7	8	9
Lenny Dykstra, L (1, 8) OBP: 0.365, SLG: 0.379	0-0 G6-4-3 1B		4-1 S 1B BB	0-0 G3-1		2-1 F9	1-0 HR 1B		
Mariano Duncan, R (1, 7) OBP: 0.296, SLG: 0.406	2-1 G6-4-3 1-2f		0-0 F9		0-1 E6 1B 2B	3-2 E4 1-3 SF	1-3 K		
Dave Hollins, S (1, 5) OBP: 0.365, SLG: 0.432	1-1 L5		2-1 BB 1B 1-H		2-1 2B 1B 1-3	4-0 SF E IBB	3-1 HR 1-H		
John Kruk, L (1, 3) OBP: 0.446, SLG: 0.495			1-0 F9 1B 1B	1-0 F7		1-1 SF E IBB	2-1 F7		
Darren Daulton, L (1, 2) OBP: 0.384, SLG: 0.504			0-0 1B F9 1B 1-2	4-2 FC6-4 BB		4-0 1B WP IBB	0-2 HR		
Wes Chamberlain, R (1, 9) OBP: 0.285, SLG: 0.434			1-0 F9 1-2 2-3	0-0 FC6-4 1-2f		1-2 G5-4-3 1B 1-3 2-H	4-0 E IBB	2-1 FC6-4 1B	
Mickey Morandini, L (1, 4) OBP: 0.316, SLG: 0.351			1-0 2-3 3-H 1B		0-0 B2-3	2-3 K	1-2 E3 1-2 2-3 3-H	1-1 FC6-4 FC5-4	
Joe Millette, R (1, 6) OBP: 0.250, SLG: 0.143			1-3 K	1-2 SH1-4 1B	0-0 G5-4-3 1-2f	0-0 K	1-3 K	0-0 FC5-4	
Curt Schilling, R (1, 1) OBP: 0.129, SLG: 0.133			0-2 G4-3	1-0 SH1-4		4-2 E SF BB	0-3 K	1-3 K	

Inning Stats	R: 0	H: 1	E: 0	K: 0	S: 5	LOB: 0	BB: 0	P: 8
	R: 1	H: 3	E: 0	K: 1	S: 13	LOB: 2	BB: 0	P: 17
	R: 1	H: 1	E: 0	K: 0	S: 9	LOB: 2	BB: 2	P: 20
	R: 0	H: 1	E: 0	K: 0	S: 6	LOB: 1	BB: 0	P: 8
	R: 3	H: 3	E: 1	K: 1	S: 15	LOB: 1	BB: 1	P: 27
	R: 3	H: 0	E: 3	K: 2	S: 30	LOB: 3	BB: 3	P: 50
	R: 2	H: 2	E: 0	K: 2	S: 12	LOB: 0	BB: 0	P: 19
	R: 1	H: 2	E: 0	K: 1	S: 12	LOB: 1	BB: 0	P: 16

AB	R	H	RBI	BB	SO	LOB
4	2	2	0	1	0	2
5	2	0	0	0	1	4
4	3	3	3	1	0	0
4	2	2	3	0	0	1
3	1	2	1	2	1	2
4	0	2	1	1	0	4
5	0	1	1	0	1	5
5	0	1	0	0	2	8
3	1	0	0	1	2	3

WP	HR	S	P	ERA	WHIP
1	1	1	1	9.00	2.750
0	0	0	0	0.00	0.600
0	1	15	23	13.50	1.500
0	1	12	16	9.00	2.000

BOTTOM

Los Angeles Dodgers @ Philadelphia Phillies
Veterans Stadium, Philadelphia, PA
Fri Jul 17 1992, 7:05 PM EDT
Att: 50,606 - Cloudy - 82 F

livebaseballscores.com

AB	37
R	11
H	13
RBI	9
BB	6
SO	7
LOB	29



Batter	1	2	3	4	5	6	7	8	9	AB R H RBI BB SO LOB	TOP		
Jose Offerman, S (1, 6) OBP: 0.338, SLG: 0.333	3-2 F8		2-2 BB 1B		1-0 BB 1B	3-3 K			4-2 G4-6-3 BB	4 0 2 0 1 1 1			
Brett Butler, L (1, 8) Tom Goodwin, L (8, 8) OBP: 0.389, SLG: 0.356 OBP: 0.125, SLG: 0.125	1-1 CS 1B		4-1 BB		4-2 BB			0-1 F9 BB 1B	0-0 P5	2 0 2 0 2 0 0 1 0 0 0 0 0 1			
Mike Sharperson, R (1, 5) Dave Hansen, L (7, PH) OBP: 0.426, SLG: 0.443 OBP: 0.311, SLG: 0.348	3-2 1B		2-1 G5-3		2-1 F9			4-0 G6-4-3 BB	1-2 G4-6-3	3 0 1 0 0 0 5 1 0 0 0 1 0 1			
Darryl Strawberry, L (1, 9) Mitch Webster, S (4, 9) OBP: 0.329, SLG: 0.414 OBP: 0.336, SLG: 0.409	2-2 G4-3			1-3 K		1-1 G6-3		1-2 F9		2 0 0 0 0 1 1 2 0 0 0 0 0 2			
Eric Davis, R (1, 7) OBP: 0.307, SLG: 0.325				2-1 F9		4-2 HR BB		1-0 G6-4-3		3 1 0 0 1 1 2			
Eric Karros, R (1, 3) OBP: 0.295, SLG: 0.440				1-0 L5		2-0 HR				4 1 2 2 0 0 0			
Juan Samuel, R (1, 4) OBP: 0.305, SLG: 0.305										4 0 0 0 0 0 1			
Carlos Hernandez, R (1, 2) OBP: 0.311, SLG: 0.294										4 1 1 1 0 2 1			
Ramon Martinez, R (1, 1) Steve Wilson, L (3, 1) Todd Benzinger, S (6, PH) Tim Crews, R (6, 1) Jim Gott, R (7, 1) Lenny Harris, L (8, PH) Roger McDowell, R (8, 1)										1 0 0 0 0 0 0 1 0 1 0 0 0 0 1 0 1 0 0 0 0 0 0 0 0 0 0 0 0 0 0 0 0 0 0 1 0 0 0 0 1 1 0 0 0 0 0 0 0			
Inning Stats	R: 0 H: 2 E: 0 LOB: 1 K: 0 BB: 0 S: 11 P: 20	R: 0 H: 0 E: 0 LOB: 0 K: 1 BB: 0 S: 7 P: 12	R: 0 H: 1 E: 0 LOB: 2 K: 0 BB: 1 S: 11 P: 21	R: 0 H: 0 E: 0 LOB: 0 K: 1 BB: 0 S: 7 P: 11	R: 0 H: 2 E: 0 LOB: 3 K: 1 BB: 1 S: 11 P: 22	R: 3 H: 3 E: 0 LOB: 1 K: 1 BB: 1 S: 16 P: 28	R: 0 H: 1 E: 0 LOB: 1 K: 0 BB: 1 S: 6 P: 12	R: 0 H: 1 E: 0 LOB: 1 K: 2 BB: 0 S: 15 P: 22	R: 0 H: 0 E: 0 LOB: 0 K: 0 BB: 1 S: 7 P: 12	1B: 7 SF: 0 2B: 1 SAC: 0 3B: 0 DP: 2 HR: 2 HBP: 0	WP: 0 PA: 39 PB: 0 SB: 0 CS: 1		
PITCHER	IP WLS BF H R ER SO BB IBB HBP BLK WP HR S P ERA WHIP											PITCHER	IP WLS BF H R ER SO BB IBB HBP BLK WP HR S P ERA WHIP
Kyle Abbott, L (1, 1) ERA: 5.13	5.2 W 26 7 3 3 3 3 0 0 0 0 0 2 54 101 4.76 1.765												
Barry Jones, R (6, 1) ERA: 4.5	1.1 6 2 0 0 1 1 0 0 0 0 0 0 15 25 0.00 2.250												
Mike Hartley, R (8, 1) ERA: 2.26	1.0 4 1 0 0 2 0 0 0 0 0 0 0 15 22 0.00 1.000												
Wally Ritchie, L (9, 1) ERA: 2.7	1.0 3 0 0 0 0 1 0 0 0 0 0 0 7 12 0.00 1.000												

Los Angeles Dodgers @ Philadelphia Phillies
Veterans Stadium, Philadelphia, PA

Sat Jul 18 1992, 7:05 PM EDT
Att. 33,892 - Cloudy - 82 F

livebaseballscorecards.com

AB 34
R 3
H 10
RBI 3
BB 5
SO 6
LOB 16



Batter	1	2	3	4	5	6	7	8	9	AB R H RBI BB SO LOB	TOP																
Jose Offerman, S (1, 6) OBP: 0.339, SLG: 0.341	2-1 B1-3		0-0 1B	3-2 F8			1-0 G6-3		3-2 BB	5 1 2 0 0 0 0																	
Brett Butler, L (1, 8) OBP: 0.395, SLG: 0.362	0-1 E SF7		2-1 BB G6-3		4-2 E S G6-3		2-0 B3		4-2 BB	3 3 2 1 2 0 0																	
Eric Davis, R (1, 7) OBP: 0.309, SLG: 0.324	1-0 E6 FC6-4		1-1 G6-3 BB		0-1 E4 G6-3		1-1 L7		4-2 BB	4 1 1 0 1 0 2																	
Darryl Strawberry, L (1, 9) OBP: 0.325, SLG: 0.404	2-1 SF7		4-1 G6-3 BB		0-0 G6-3		2-2 F7		2-2 F9	3 0 0 1 1 0 4																	
Eric Karros, R (1, 3) OBP: 0.291, SLG: 0.434	1-1 FC6-4		1-2 G6-3		0-1 F7		0-3 K			4 0 0 0 0 1 3																	
Lenny Harris, L (1, 4) OBP: 0.316, SLG: 0.310		1-1 G1-3	1-0 2B		0-0 G1-3		0-0 S 1B			4 0 3 1 0 0 0																	
Dave Hansen, L (1, 5) OBP: 0.304, SLG: 0.339		3-2 P6	0-0 G6-3		0-0 P1		2-3 K			4 0 0 0 0 1 3																	
Mike Scioscia, L (1, 2) OBP: 0.284, SLG: 0.288 Mitch Webster, S (9, PH) OBP: 0.340, SLG: 0.409		4-0 FC6-4 BB		0-0 P2-4 1B		1-0 G1-3		4-1 1B BB		2 0 1 0 1 0 1 0 0 0 0 1 0 0																	
Bob Ojeda, L (1, 1) OBP: 0.125, SLG: 0.161 Todd Benzing, S (6, PH) OBP: 0.276, SLG: 0.354 Jay Howell, R (6, 1) Juan Samuel, R (9, PH) OBP: 0.302, SLG: 0.303		0-0 FC6-4		1-0 P2-4		1-2 P3		1-0 F8		2 0 0 0 0 0 2 1 0 0 0 0 0 1 0 0 0 0 0 0 0 1 0 0 0 0 0 1																	
Inning Stats	R: 1 E: 1 K: 0 S: 9	H: 1 LOB: 1 BB: 0 P: 15	R: 0 E: 0 K: 0 S: 6	H: 0 LOB: 1 BB: 1 P: 14	R: 3 E: 0 K: 0 S: 11	H: 4 LOB: 1 BB: 1 P: 20	R: 0 E: 0 K: 0 S: 6	H: 1 LOB: 0 BB: 0 P: 10	R: 1 E: 1 K: 0 S: 7	H: 0 LOB: 0 BB: 1 P: 11	R: 0 E: 0 K: 0 S: 6	H: 1 LOB: 1 BB: 0 P: 8	R: 0 E: 0 K: 2 S: 4	H: 0 LOB: 0 BB: 0 P: 8	R: 0 E: 0 K: 2 S: 11	H: 1 LOB: 1 BB: 0 P: 15	R: 0 E: 0 K: 0 S: 16	H: 1 LOB: 3 BB: 3 P: 34	1B: 6 2B: 3 3B: 1 HR: 0	SF: 1 SAC: 0 DP: 3 HBP: 0	WP: 0 PB: 0 SB: 2 CS: 0	PA: 40					
PITCHER	IP WLS BF H R ER SO BB IBB HBP BLK WP HR S P ERA WHIP																										
Mike Williams, R (1, 1) ERA: 4.94	5.0		23	6	5	4	0	3	0	0	0	0	0	39	70	7.20	1.800										
Wally Ritchie, L (6, 1) ERA: 2.63	1.0	W	4	1	0	0	0	0	0	0	0	0	0	6	8	0.00	1.000										
Mike Hartley, R (7, 1) ERA: 2.12	2.0		7	1	0	0	2	0	0	0	0	0	0	15	23	0.00	0.500										
Mitch Williams, L (9, 1) ERA: 3.2	1.0	S	6	1	0	0	0	3	0	0	0	0	0	16	34	0.00	4.000										

Los Angeles Dodgers @ Philadelphia Phillies
Veterans Stadium, Philadelphia, PA
Sun Jul 19 1992, 3:33 AM EDT
Att. 33,215 - Cloudy - 85 F

livebaseballscorecards.com

AB	33
R	5
H	9
RBI	3
BB	6
SO	2
LOB	17



Batter	1	2	3	4	5	6	7	8	9	AB	R	H	RBI	BB	SO	LOB
Lenny Dykstra, L (1, 8) OBP: 0.366, SLG: 0.382	2-1 G6-3		1-1 E 2B		4-1 2B BB	2-2 FC PB		0-0 G4-3		4	1	1	2	1	0	0
Stan Javier, S (1, 7) OBP: 0.323, SLG: 0.284	1-0 P8		0-0 E5		0-1 2B 2B	2-1 F7		1-1 F8		5	1	1	0	0	0	2
Dave Hollins, S (1, 5) OBP: 0.373, SLG: 0.447 Mitch Williams, L (9, 1) OBP: 0.500, SLG: 0.500	0-2 G5-3		1-0 F9		1-2 1B 2B	4-0 PB IBB		1-1 1B HBP		3	1	1	2	1	0	2
Ricky Jordan, R (1, 3) OBP: 0.254, SLG: 0.336 John Kruk, L (6, PH) OBP: 0.452, SLG: 0.497		0-1 F7		0-1 FC5-4 1B SF9 1B	0-0 F9	4-2 FC5-4 IBB		2-0 1B		3	1	1	0	0	0	1
Wes Chamberlain, R (1, 9) OBP: 0.291, SLG: 0.437		2-2 G6-3		2-0 FC5-4 1B	0-0 1B 2B	0-0 FC5-4		2-3 K		1	0	1	0	1	0	0
Mariano Duncan, R (1, 4) OBP: 0.295, SLG: 0.404		2-3 K		1-0 FC5-4 PB 1-2f 2-3	1-1 1B		1-3 K		4	0	1	0	0	2	2	
Steve Lake, R (1, 2) OBP: 0.280, SLG: 0.375			4-0 SH2-4 2B BB	0-0 SF9	0-1 F8		2-0 L6		2	1	0	1	1	0	2	
Joe Millette, R (1, 6) OBP: 0.412, SLG: 0.375			1-2 P4	1-0 L8		0-0 WP SH2-4 FC 1B	3-2 1B		4	1	2	0	0	0	2	
Mike Williams, R (1, 1) OBP: 0.500, SLG: 0.500 Ruben Amaro Jr., S (5, PH) OBP: 0.304, SLG: 0.315 Wally Ritchie, L (6, 1) Wally Backman, S (6, PH) OBP: 0.327, SLG: 0.289 Mike Hartley, R (7, 1) Dale Sveum, S (9, 5) OBP: 0.263, SLG: 0.254			1-0 SH2-4		1-0 P4	0-0 SH2-4	1-1 F9		0	0	0	0	0	0	0	0

Inning Stats	R: 0	H: 0	E: 0	K: 0	S: 6	R: 0	H: 0	E: 0	K: 1	S: 8	R: 1	H: 1	E: 1	K: 0	S: 8	R: 1	H: 2	E: 0	K: 0	S: 6	R: 3	H: 4	E: 0	K: 0	S: 15	R: 1	H: 1	E: 1	K: 0	S: 10	R: 0	H: 1	E: 0	K: 1	S: 9	R: 0	H: 1	E: 0	K: 1	S: 9	1B: 7	2B: 3	3B: 0	HR: 0	SF: 1	SAC: 2	DP: 0	HBP: 1	WP: 1	PA: 41					
PITCHER	IP	WLS	BF	H	R	ER	SO	BB	IBB	HBP	BLK	WP	HR	S	P	ERA	WHIP													IP	WLS	BF	H	R	ER	SO	BB	IBB	HBP	BLK	WP	HR	S	P	ERA	WHIP									
Bob Ojeda, L (1, 1) ERA: 3.31	5.0		25	7	5	5	1	2	0	0	0	0	0	43	69	9.00	1.800																																						
Jay Howell, R (6, 1) ERA: 1.8	3.0	L	16	3	1	1	2	0	2	1	0	1	0	28	53	3.00	1.000																																						

BOTTOM

Los Angeles Dodgers @ Philadelphia Phillies
Veterans Stadium, Philadelphia, PA
Sun Jul 19 1992, 3:33 AM EDT
Att: 33,215 - Cloudy - 85 F

livebaseballscorecards.com

AB	33
R	6
H	10
RBI	6
BB	4
SO	3
LOB	17



Batter	1	2	3	4	5	6	7	8	9	AB R H RBI BB SO LOB	TOP																								
Jose Offerman, S OBP: 0.343, SLG: 0.343 (1, 6)	1-3 K			2-1 S SH G6-3 1B		1-2 G5-3		3-1 SH5-4 3B 1B	4-2 3B BB	4 3 2 0 1 1 0																									
Brett Butler, L OBP: 0.397, SLG: 0.371 (1, 8)	2-1 G6-3			0-0 SH 1-2		1-2 2B 1B		1-0 SH5-4 1-2	0-0 1B 3B 1-H 2-H 3-H	3 2 2 3 0 0 0																									
Mike Sharperson, R OBP: 0.425, SLG: 0.447 (1, 5)	1-1 L6			3-1 G6-3 1-2 2-H		2-0 F9 1-H		3-2 G5-3	2-2 1B	5 0 2 3 0 0 2																									
Darryl Strawberry, L OBP: 0.323, SLG: 0.396 Roger McDowell, R (8, 1)			0-1 F8	2-1 F7		3-2 F9 2-3		4-0 3B IBB	1-3 K	3 1 0 0 1 0 2 1 0 0 0 0 1 1																									
Eric Karros, R OBP: 0.289, SLG: 0.431 Mitch Webster, S OBP: 0.340, SLG: 0.422 (6, PH) (6, 7) (8, 9)			0-0 F9	3-3 K		3-2 G4-3		1-0 WP 3B 1-H 2-H	1-3 K	2 0 0 0 0 1 1 3 1 1 2 0 1 2																									
Todd Benzinger, S OBP: 0.276, SLG: 0.352 (1, 7) (6, 3)			2-3 K				1-2 G1-3 1B	3-3 K		4 0 1 0 0 2 0																									
Lenny Harris, L OBP: 0.319, SLG: 0.314 (1, 4)				2-0 P5	1 SAFE P2		2-1 G6-3 1B		0-1 FC3-6 3B 1B	4 1 2 0 0 0 1																									
Mike Scioscia, L OBP: 0.283, SLG: 0.287 (1, 2)			3-3 K	3-2 F7	1 SAFE F7		1-0 G6-3 1-2		0-2 FC3-6 1B	4 0 1 0 0 1 2																									
Kevin Gross, R OBP: 0.152, SLG: 0.097 Jim Gott, R (5, 1) Dave Hansen, L OBP: 0.303, SLG: 0.337 John Candelaria, L (7, 1) Tom Goodwin, L OBP: 0.111, SLG: 0.111 (8, 7)			1-1 G4-3	0-1 F9	0-1 F9		0-3 K		0-2 FC3-6 3B 1-2f 2-3	2 0 0 0 0 0 1 0 0 0 0 0 0 0 1 0 0 0 0 1 1 0 0 0 0 0 0 0 1 1 0 0 0 0 2																									
Inning Stats	R: 0 E: 0 K: 1 S: 7	H: 0 LOB: 0 BB: 0 P: 11	R: 0 E: 0 K: 1 S: 6	H: 0 LOB: 0 BB: 0 P: 8	R: 0 E: 0 K: 1 S: 6	H: 0 LOB: 0 BB: 0 P: 12	R: 1 E: 1 K: 1 S: 12	H: 1 LOB: 1 BB: 0 P: 22	R: 0 E: 0 K: 0 S: 9	H: 1 LOB: 1 BB: 0 P: 12	R: 1 E: 0 K: 0 S: 15	H: 2 LOB: 1 BB: 0 P: 24	R: 0 E: 0 K: 1 S: 9	H: 1 LOB: 1 BB: 0 P: 13	R: 3 E: 0 K: 1 S: 10	H: 2 LOB: 0 BB: 1 P: 25	R: 4 E: 0 K: 2 S: 22	H: 4 LOB: 1 BB: 1 P: 29	1B: 8 2B: 1 3B: 2 HR: 0	SF: 0 SAC: 2 DP: 0 HBP: 0	WP: 1 PB: 0 SB: 3 CS: 0	PA: 41													
PITCHER	IP WLS BF H R ER SO BB IBB HBP BLK WP HR S P ERA WHIP																																		
Wally Whitehurst, R ERA: 2.85 Jeff Innis, R ERA: 3.12 Paul Gibson, L ERA: 5.57	(1, 1) (7, 1) (9, 1)	6.0 2.0 1.0	L	23 10 8	4 3 4	2 3 4	2 3 4	4 2 2	0 0 1	0 1 0	0 0 0	0 1 0	55 19 22	89 38 29	3.00 13.50 36.00	0.667 1.500 5.000																			

Los Angeles Dodgers @ New York Mets
Shea Stadium, Flushing, NY
Mon Jul 20 1992, 7:05 PM EDT
Att. 30,151 - Cloudy - 81 F

livebaseballscorecards.com

AB	37
R	9
H	11
RBI	8
BB	2
SO	8
LOB	15



BOTTOM

Los Angeles Dodgers @ New York Mets
Shea Stadium, Flushing, NY
Mon Jul 20 1992, 7:05 PM EDT
Att. 30,151 - Cloudy - 81 F

livebaseballscores.com

AB 35
R 2
H 9
RBI 0
BB 4
SO 5
LOB 16



WP: 4 PA: 39
PB: 0
SB: 0
CS: 1

AB R H RBI BB SO LOB
2 1 1 0 1 0 0
2 0 1 0 0 0 0

2 0 1 0 3 0 0

5 0 0 0 0 2 5

4 0 0 0 0 1 3

4 0 2 0 0 1 0

3 0 2 0 0 0 0
0 0 0 0 0 0 0
1 0 0 0 0 0 1

4 0 2 0 0 0 2

4 0 0 0 0 1 3

2 1 0 0 0 0 0
1 0 0 0 0 0 2
0 0 0 0 0 0 0
0 0 0 0 0 0 0
1 0 0 0 0 0 0

1B: 9 SF: 0
2B: 0 SAC: 0
3B: 0 DP: 1
HR: 0 HBP: 0

Batter	1	2	3	4	5	6	7	8	9
Daryl Boston, L (1, 7) OBP: 0.306, SLG: 0.413 Dave Gallagher, R (7, PH) OBP: 0.264, SLG: 0.325 (8, 7)	3-2 CS 1B		2-1 F7		4-1 WP BB		1-0 G6-3		0-0 WP 1B
Dave Magadan, L (1, 5) OBP: 0.403, SLG: 0.345	4-0 FC6-4 BB		1-2 1B		4-1 WP BB		2-2 G1-3		4-2 BB
Howard Johnson, S (1, 8) OBP: 0.333, SLG: 0.350	0-0 FC6-4		3-2 G4-3		1-3 K G3-6-3		1-3 K		1-2 F7
Eddie Murray, S (1, 3) OBP: 0.329, SLG: 0.412	0-2 F8			2-3 K	0-0 G3-6-3			1-2 F8	
Bobby Bonilla, S (1, 9) OBP: 0.372, SLG: 0.434		3-2 G4-3		0-0 1B 1B		2-3 K		0-0 FC6-4 1B	
Mackey Sasser, L (1, 2) OBP: 0.286, SLG: 0.333 Junior Noboa, R (6, PR) OBP: 0.212, SLG: 0.149 Todd Hundley, S (7, 2) OBP: 0.244, SLG: 0.324		3-1 G6-3		0-1 1B		0-1 1B 1B		3-2 P6	
Willie Randolph, R (1, 4) OBP: 0.339, SLG: 0.319		0-2 1B		2-2 G1-3		0-1 1B 1B		1-2 FC6-4	
Dick Schofield, R (1, 6) OBP: 0.305, SLG: 0.273		0-1 G4-3			1-3 K	0-1 P3		0-0 P9	
Wally Whitehurst, R (1, 1) OBP: 0.231, SLG: 0.250 Chico Walker, S (6, PH) OBP: 0.306, SLG: 0.375 Jeff Innis, R (7, 1) Paul Gibson, R (9, 1) Bill Pecota, R (9, PH) OBP: 0.296, SLG: 0.278			1-0 F9		2-2 E5 WP BB WP	1-2 G4-3		0-1 G1-3	

Inning Stats	R: 0 E: 0 K: 0 S: 7	H: 1 LOB: 1 BB: 1 P: 14	R: 0 E: 0 K: 0 S: 10	H: 1 LOB: 1 BB: 0 P: 16	R: 0 E: 0 K: 0 S: 12	H: 1 LOB: 1 BB: 0 P: 19	R: 0 E: 0 K: 1 S: 9	H: 2 LOB: 1 BB: 0 P: 13	R: 2 E: 1 K: 2 S: 14	H: 0 LOB: 1 BB: 2 P: 26	R: 0 E: 0 K: 1 S: 12	H: 2 LOB: 2 BB: 0 P: 15	R: 0 E: 0 K: 1 S: 9	H: 0 LOB: 0 BB: 0 P: 13	R: 0 E: 0 K: 0 S: 11	H: 1 LOB: 1 BB: 0 P: 16	R: 0 E: 0 K: 0 S: 10	H: 1 LOB: 2 BB: 1 P: 15
--------------	------------------------------	----------------------------------	-------------------------------	----------------------------------	-------------------------------	----------------------------------	------------------------------	----------------------------------	-------------------------------	----------------------------------	-------------------------------	----------------------------------	------------------------------	----------------------------------	-------------------------------	----------------------------------	-------------------------------	----------------------------------

PITCHER	IP	WLS	BF	H	R	ER	SO	BB	IBB	HBP	BLK	WP	HR	S	P	ERA	WHIP
Kevin Gross, R (1, 1) ERA: 3.61	4.1		20	5	2	1	2	3	0	0	0	1	0	47	82	2.08	1.846
Jim Gott, R (5, 1) ERA: 1.84	1.2		7	2	0	0	2	0	0	0	0	1	0	17	21	0.00	1.200
John Candelaria, L (7, 1) ERA: 1.04	1.2	W	6	1	0	0	1	0	0	0	0	0	0	17	25	0.00	0.600
Roger McDowell, R (8, 1) ERA: 2.8	1.1	S	6	1	0	0	0	1	0	0	0	1	0	13	19	0.00	1.500

Batter	1	2	3	4	5	6	7	8	9	AB R H RBI BB SO LOB	TOP																
Jose Offerman, S (1, 6) OBP: 0.344, SLG: 0.342	1-1 G6-3		2-3 K		4-2 2B BB		2-1 G5-3 1B		1-3 K	4 0 1 0 1 2 0																	
Brett Butler, L (1, 8) OBP: 0.399, SLG: 0.377	0-0 P1			2-1 FC1-5 1B	0-0 2B		1-0 G5-3		0-1 1B	5 0 3 1 0 0 1																	
Mike Sharperson, R (1, 5) OBP: 0.419, SLG: 0.438	1-0 G6-3			2-1 FC1-5 BB	1-2 G3		1-1 L4		1-1 L3	4 0 0 0 0 0 4																	
Dave Anderson, R (7, 5) OBP: 0.288, SLG: 0.435				1-3						0 0 0 0 0 0 0																	
Dave Hansen, L (9, PH) OBP: 0.301, SLG: 0.335										1 0 0 0 0 0 1																	
Todd Benzinger, S (1, 9) OBP: 0.271, SLG: 0.346		0-3 K		0-2 F8		1-1 G4-3	0-1 G6-3			4 0 0 0 0 1 2																	
Eric Davis, R (1, 7) OBP: 0.320, SLG: 0.338		0-2 HBP 1B		4-1 1-2 BB		0-1 2B 2B		0-0 1B 1B		3 1 3 0 1 0 0																	
Eric Karros, R (1, 3) OBP: 0.295, SLG: 0.437		2-1 HBP		1-2 G1-3		1-1 G4-3 2B		1-0 G4-3 1B		3 0 2 1 0 0 2																	
Mitch Webster, S (8, PR) OBP: 0.340, SLG: 0.422		1-2				2-H		1-3		0 0 0 0 0 0 0																	
Lenny Harris, L (1, 4) OBP: 0.314, SLG: 0.308		0-3 K			0-0 G3-1	2-2 G4-3		0-0 G4-3		4 0 0 0 0 1 3																	
Mike Scioscia, L (1, 2) OBP: 0.291, SLG: 0.292			0-1 B1-6-4 1B		1-0 SH3-4 2B 1B	4-0 IBB		3-1 P4		3 1 2 0 1 0 2																	
Tom Candiotti, R (1, 1) OBP: 0.122, SLG: 0.100			0-0 B1-6-4		0-0 SH3-4	1-1 P8			1-0 G6-3	2 0 0 0 0 0 3																	
Jim Gott, R (7, 1)										0 0 0 0 0 0 0																	
John Candelaria, L (8, 1)										0 0 0 0 0 0 0																	
Roger McDowell, R (8, 1)										0 0 0 0 0 0 0																	
Carlos Hernandez, R (8, 2) OBP: 0.309, SLG: 0.291			1-2							1 0 0 0 0 0 0																	
Inning Stats	R: 0 E: 0 K: 0 S: 4	H: 0 LOB: 0 BB: 0 P: 6	R: 0 E: 0 K: 2 S: 13	H: 1 LOB: 1 BB: 0 P: 15	R: 0 E: 0 K: 1 S: 6	H: 1 LOB: 0 BB: 0 P: 8	R: 0 E: 0 K: 0 S: 13	H: 1 LOB: 2 BB: 1 P: 22	R: 1 E: 0 K: 0 S: 10	H: 2 LOB: 2 BB: 1 P: 16	R: 1 E: 0 K: 0 S: 12	H: 2 LOB: 2 BB: 1 P: 21	R: 0 E: 0 K: 0 S: 7	H: 1 LOB: 1 BB: 0 P: 11	R: 0 E: 0 K: 0 S: 5	H: 2 LOB: 2 BB: 0 P: 9	R: 0 E: 0 K: 1 S: 8	H: 1 LOB: 1 BB: 0 P: 11	1B: 8 2B: 3 3B: 0 HR: 0	SF: 0 SAC: 1 DP: 1 HBP: 1	WP: 0 PB: 0 SB: 1 CS: 0	PA: 39					
PITCHER	IP	WLS	BF	H	R	ER	SO	BB	IBB	HBP	BLK	WP	HR	S	P	ERA	WHIP										
Bret Saberhagen, R (1, 1) ERA: 3.63	5.0		21	5	1	1	3	2	0	1	0	0	0	46	67	1.80	1.400										
Tom Filer, R (6, 1) ERA: 2.53	2.0		10	3	1	1	0	0	1	0	0	0	0	19	32	4.50	1.500										
Jeff Innis, R (8, 1) ERA: 3.1	0.1		2	2	0	0	0	0	0	0	0	0	0	2	3	0.00	6.000										
Lee Guetterman, L (8, 1) ERA: 6.23	0.2	W	2	0	0	0	0	0	0	0	0	0	0	3	6	0.00	0.000										
Anthony Young, R (9, 1) ERA: 4.43	1.0	S	4	1	0	0	1	0	0	0	0	0	0	8	11	0.00	1.000										

Los Angeles Dodgers @ New York Mets
 Shea Stadium, Flushing, NY
 Tue Jul 21 1992, 7:05 PM EDT
 Att. 33,262 - Cloudy - 80 F

livebaseballscorecards.com

AB	34
R	2
H	11
RBI	2
BB	3
SO	4
LOB	18



Batter	1	2	3	4	5	6	7	8	9
Pat Howell, S OBP: 0.231, SLG: 0.167 Dave Gallagher, R OBP: 0.261, SLG: 0.321 (1, 8) (8, PH) (9, 8)	0-1 G3			2-2 G3		2-3 K		1-1 G4-3	
Dave Magadan, L OBP: 0.404, SLG: 0.358 (1, 5)	2-1 G3			1-1 G3			2-1 HR	3-2 WP 2B 1B	
Howard Johnson, S OBP: 0.335, SLG: 0.348 (1, 7)	3-1 F9			1-0 F8			4-2 1B BB	4-2 WP 2B BB	
Eddie Murray, S OBP: 0.328, SLG: 0.413 (1, 3)		0-0 G4-3			1-1 P5		2-3 K	2-2 1B 2B	
Bobby Bonilla, S OBP: 0.373, SLG: 0.433 (1, 9)		0-0 G1-3			0-0 F8		0-2 1B	4-0 1B IBB	
Mackey Sasser, L OBP: 0.291, SLG: 0.337 Tom Flier, R Daryl Boston, L OBP: 0.306, SLG: 0.411 Jeff Innis, R Lee Guetterman, L Bill Pecota, R OBP: 0.300, SLG: 0.282 (1, 2) (8, 1) (7, PH) (8, 1) (8, 1) (8, PH) (9, 4)		1-1 G6-3			1-2 1B		3-3 K	0-2 1B	
Willie Randolph, R OBP: 0.340, SLG: 0.317 Chico Walker, S OBP: 0.302, SLG: 0.368 (7, PH) (8, 4)			4-2 G5-4-3 BB		1-1 G5-3		0-0 F7	2-3 K	
Anthony Young, R OBP: 0.148, SLG: 0.115 (9, 1)									
Dick Schofield, R OBP: 0.306, SLG: 0.274 (1, 6)			0-1 G5-4-3			1-1 G5-3		2-2 E6 SH1 1B 1B	
Bret Saberhagen, R OBP: 0.056, SLG: 0.056 Charlie O'Brien, R OBP: 0.299, SLG: 0.330 Todd Hundley, S OBP: 0.244, SLG: 0.324 (1, 1) (6, 2) (8, PH) (9, 2)			2-3 K			1-1 F8		0-1 SH1	

AB	R	H	RBI	BB	SO	LOB
3	0	0	0	0	1	0
1	0	0	0	0	0	1
4	2	2	2	0	0	0
2	1	0	0	2	0	0
4	1	1	2	0	1	1
3	0	1	0	1	0	0
2	0	1	0	0	0	0
0	0	0	0	0	0	0
1	0	1	1	0	0	0
1	0	0	0	1	0	1
2	0	0	0	0	1	4
0	0	0	0	0	0	0
3	1	1	0	0	0	1
1	0	0	0	0	1	0
1	0	0	0	0	0	0
0	0	0	0	0	0	0

WP	HR	S	P	ERA	WHIP
1	1	42	71	1.50	0.667
0	0	19	27	5.40	1.200
0	0	7	14	∞	∞
1	0	9	17	81.00	6.000

1B	2B	3B	HR	SF	SAC	DP	HBP
5	1	0	1	0	1	1	0
0	0	0	0	0	0	0	0
0	0	0	0	0	0	0	0

WP	PA
1	34

BOTTOM

Los Angeles Dodgers @ New York Mets
Shea Stadium, Flushing, NY
Tue Jul 21 1992, 7:05 PM EDT
Att: 33,262 - Cloudy - 80 F

livebaseballscorecards.com

AB	29
R	5
H	7
RBI	5
BB	4
SO	5
LOB	10



INNING STATS														
R	H	E	K	S	H	LOB	BB	P	R	H	E	K	S	P
0	0	0	6	11	0	0	0	0	0	0	0	0	6	10
0	0	0	4	5	0	0	0	0	0	0	0	0	7	13
0	0	0	1	7	0	0	0	0	0	0	0	0	8	11
0	0	0	0	5	0	0	0	0	0	0	0	0	7	11
1	2	0	2	14	2	2	1	25	4	4	1	2	25	43

PITCHER														
IP	WLS	BF	H	R	ER	SO	BB	IBB	HBP	BLK	WP	HR	S	P
6.0		21	2	1	1	2	2	0	0	0	0	1	42	71
1.2		7	2	1	1	2	0	0	0	0	0	0	19	27
0.0	L	2	1	0	0	0	1	0	0	0	0	0	7	14
0.1		4	2	3	3	1	0	1	0	0	1	0	9	17

Batter	1	2	3	4	5	6	7	8	9	AB R H RBI BB SO LOB	TOP											
Jose Offerman, S (1, 6) OBP: 0.342, SLG: 0.340	2-3 K		0-3 K		2-1 2B G5-3 1B	1-3 K			0-2 L7	5 1 1 0 0 3 2												
Brett Butler, L (1, 8) OBP: 0.405, SLG: 0.393	1-3 K		4-0 CS BB		2-1 2B			3-2 HR	0-1 1B	4 1 3 2 1 1 0												
Mike Sharperson, R (1, 5) OBP: 0.414, SLG: 0.438	2-1 P2		2-3 K		0-1 G5-3			3-2 2B	0-1 F9	5 0 1 1 0 1 3												
Todd Benzinger, S (1, 9) OBP: 0.274, SLG: 0.344		0-0 3B 1B		4-2 BB	2-2 G6-3			2-1 F8	3-2 G4-3	4 1 1 0 1 0 3												
Eric Davis, R (1, 7) OBP: 0.323, SLG: 0.347		2-2 3B		2-3 K		1-3 K		4-2 G6-4-3 BB		3 0 1 1 1 2 1												
Eric Karros, R (1, 3) OBP: 0.291, SLG: 0.431		1-3 K		3-3 K		2-2 L1		0-0 G6-4-3		4 0 0 0 0 2 4												
Lenny Harris, L (1, 4) OBP: 0.314, SLG: 0.308		2-2 P7		0-1 G3		1-2 E5 1B		2-2 G4-3 1B		3 1 1 0 0 0 2												
Juan Samuel, R (8, PH) OBP: 0.308, SLG: 0.308										1 0 1 0 0 0 0												
Mike Scioscia, L (1, 2) OBP: 0.296, SLG: 0.291		4-0 IBB			1-0 F9	4-0 1B IBB		0-2 G4-3		1 0 0 0 2 0 0												
Carlos Hernandez, R (8, PH) OBP: 0.306, SLG: 0.288								1-2f G4-3		1 0 0 0 0 0 1												
Orel Hershiser, R (1, 1) OBP: 0.222, SLG: 0.302		0-3 K			4-1 2B BB	0-0 1B		2-1 F9		2 1 1 1 1 1 2												
Steve Wilson, L (6, 1) OBP: 0.333, SLG: 0.333										0 0 0 0 0 0 0												
Jay Howell, R (7, 1)										0 0 0 0 0 0 0												
Mitch Webster, S (8, PH) OBP: 0.338, SLG: 0.419										1 0 0 0 0 0 0												
Tim Crews, R (8, 1)										0 0 0 0 0 0 0												
Inning Stats	R: 0 E: 0 K: 2 S: 8	H: 0 LOB: 0 BB: 0 P: 13	R: 1 E: 0 K: 2 S: 15	H: 2 LOB: 2 BB: 1 P: 24	R: 0 E: 0 K: 2 S: 8	H: 0 LOB: 1 BB: 1 P: 14	R: 0 E: 0 K: 2 S: 13	H: 0 LOB: 1 BB: 1 P: 22	R: 2 E: 0 K: 0 S: 11	H: 2 LOB: 1 BB: 1 P: 22	R: 1 E: 1 K: 2 S: 13	H: 2 LOB: 2 BB: 1 P: 22	R: 1 E: 0 K: 0 S: 14	H: 2 LOB: 1 BB: 1 P: 26	R: 0 E: 0 K: 0 S: 8	H: 1 LOB: 0 BB: 0 P: 12	R: 0 E: 0 K: 0 S: 11	H: 1 LOB: 1 BB: 0 P: 14	1B: 6 2B: 3 3B: 1 HR: 1	SF: 0 SAC: 0 DP: 3 HBP: 0	WP: 0 PB: 0 SB: 0 CS: 1	PA: 40
PITCHER	IP WLS BF H R ER SO BB IBB HBP BLK WP HR S P ERA WHIP																					
David Cone, R (1, 1) ERA: 2.6	6.0 W 30 8 5 5 10 3 2 0 0 0 1 77 132 7.50 1.833																					
Lee Guetterman, L (7, 1) ERA: 5.98	2.0 6 1 0 0 0 1 0 0 0 0 0 13 23 0.00 1.000																					
Anthony Young, R (9, 1) ERA: 4.38	1.0 S 4 1 0 0 0 0 0 0 0 0 0 0 11 14 0.00 1.000																					

Los Angeles Dodgers @ New York Mets
Shea Stadium, Flushing, NY
Wed Jul 22 1992, 3:33 AM EDT
Att. 39,174 - Cloudy - 79 F

livebaseballscorecards.com

AB	34
R	5
H	10
RBI	5
BB	6
SO	10
LOB	18



Los Angeles Dodgers @ New York Mets
 Shea Stadium, Flushing, NY
 Wed Jul 22 1992, 3:33 AM EDT
 Att. 39,174 - Cloudy - 79 F

livebaseballscorecards.com

AB	32
R	7
H	9
RBI	5
BB	3
SO	6
LOB	15



WP:	1	PA:	38
PB:	0		
SB:	1		
CS:	0		

AB	R	H	RBI	BB	SO	LOB
3	0	0	0	0	1	2
1	0	0	1	0	0	0
3	1	1	0	2	0	0
4	0	1	2	0	1	2
4	0	1	0	0	1	3
4	1	1	1	0	1	2
0	0	0	0	0	0	0
3	1	1	0	1	0	0
3	2	2	1	0	1	1
4	1	2	0	0	0	2
2	1	0	0	0	1	3
0	0	0	0	0	0	0
1	0	0	0	0	0	0
0	0	0	0	0	0	0
1B:	6	SF:	1			
2B:	2	SAC:	1			
3B:	0	DP:	0			
HR:	1	HBP:	1			

Batter	1	2	3	4	5	6	7	8	9
Pat Howell, S OBP: 0.207, SLG: 0.148 Daryl Boston, L OBP: 0.302, SLG: 0.408	2-2 G4-3	3-2 F7		1-3 K		1-0 SF8		1-0 G3-1	
Dave Magadan, L OBP: 0.407, SLG: 0.361	4-1 1B BB	4-2 E BB		3-2 G3-1		0-0 1B 2B		1-1 F8	
Howard Johnson, S OBP: 0.334, SLG: 0.347	1-0 P6	0-0 E3		1-3 K		0-2 1B			
Eddie Murray, S OBP: 0.327, SLG: 0.411	0-0 1B	1-3 K			0-0 P2	2-2 G5-3			
Bobby Bonilla, S OBP: 0.372, SLG: 0.440 Dave Gallagher, R OBP: 0.261, SLG: 0.321	1-3 K				3-1 F8		1-1 P5		
Bill Pecota, R OBP: 0.304, SLG: 0.283		0-0 2B 1B		0-0 G6-3		1-2 F8		4-1 S BB	
Dick Schofield, R OBP: 0.311, SLG: 0.282		0-1 1B E 2B		3-2 WP G3 HBP		3-2 1B SF8 1B		1-3 K	
Todd Hundley, S OBP: 0.249, SLG: 0.328		3-2 SH1-3 E 1B		0-0 G3		3-2 FC5-6 1B		3-2 F9	
David Cone, L OBP: 0.127, SLG: 0.096 Lee Guetterman, L OBP: 0.299, SLG: 0.365 Chico Walker, S OBP: 0.148, SLG: 0.115 Anthony Young, R	0-1 SH1-3	0-1 SH1-3		3-3 K		0-0 FC5-6 1B		2-2 F8	
Inning Stats	R: 0 H: 1 E: 0 LOB: 2 K: 1 BB: 1 S: 10 P: 18	R: 3 H: 3 E: 1 LOB: 2 K: 1 BB: 1 S: 18 P: 29	R: 1 H: 1 E: 0 LOB: 1 K: 1 BB: 0 S: 10 P: 16	R: 0 H: 0 E: 0 LOB: 0 K: 2 BB: 0 S: 10 P: 15	R: 0 H: 0 E: 0 LOB: 0 K: 0 BB: 0 S: 6 P: 10	R: 3 H: 4 E: 0 LOB: 1 K: 0 BB: 0 S: 16 P: 25	R: 0 H: 0 E: 0 LOB: 1 K: 1 BB: 1 S: 10 P: 19	R: 0 H: 0 E: 0 LOB: 0 K: 0 BB: 0 S: 6 P: 10	
PITCHER	IP WLS BF H R ER SO BB IBB HBP BLK WP HR S P ERA WHIP								
Orel Hershiser, R ERA: 3.82	(1, 1) 5.2 L 29 8 7 5 5 2 0 1 0 1 1 63 104 7.94 1.765								
Steve Wilson, L ERA: 3.43	(6, 1) 0.1 2 1 0 0 0 0 0 0 0 0 0 7 9 0.00 3.000								
Jay Howell, R ERA: 1.73	(7, 1) 1.0 4 0 0 0 1 1 0 0 0 0 0 10 19 0.00 1.000								
Tim Crews, R ERA: 6.06	(8, 1) 1.0 3 0 0 0 0 0 0 0 0 0 0 6 10 0.00 0.000								

AB	R	H	RBI	BB	SO	LOB
3	0	0	0	0	1	2
1	0	0	1	0	0	0
3	1	1	0	2	0	0
4	0	1	2	0	1	2
4	0	1	0	0	1	3
4	1	1	1	0	1	2
0	0	0	0	0	0	0
3	1	1	0	1	0	0
3	2	2	1	0	1	1
4	1	2	0	0	0	2
2	1	0	0	0	1	3
0	0	0	0	0	0	0
1	0	0	0	0	0	0
0	0	0	0	0	0	0

Batter	1	2	3	4	5	6	7	8	9	AB R H RBI BB SO LOB	TOP	
Jose Offerman, S (1, 6) OBP: 0.338, SLG: 0.335	1-3 K		2-2 G1-3			1-0 G6-3		1-0 G4-3		4 0 0 0 0 1 0		
Brett Butler, L (1, 8) OBP: 0.405, SLG: 0.395	1-0 G4-3			1-0 G1-3 1B		1-2 G5-3			3-2 F8 1B	4 2 2 0 0 0 0		
Mike Sharperson, R (1, 4) OBP: 0.412, SLG: 0.434	2-1 G5-3			2-2 G1-3		1-2 1B			1-2 F8	4 0 1 0 0 0 2		
Eric Davis, R (1, 7) OBP: 0.326, SLG: 0.350		2-3 K		0-2 1B		1-1 F9			1-1 1B	4 0 2 2 0 1 1		
Henry Rodriguez, L (1, 9) Todd Benzinger, S (9, PH) OBP: 0.272, SLG: 0.342		3-1 F9		2-3 K			2-1 P4		0-3 K	3 0 0 0 0 1 1 1 0 0 0 0 1 1		
Eric Karros, R (1, 3) OBP: 0.290, SLG: 0.438		2-1 HR		1-0 F7			3-3 K		2-2 G6-3	4 1 1 1 0 1 2		
Mike Scioscia, L (1, 2) OBP: 0.292, SLG: 0.287		1-1 G1-3			0-0 F8		0-1 G3			3 0 0 0 0 0 0		
Dave Hansen, L (1, 5) OBP: 0.296, SLG: 0.329			0-0 G5-3		2-2 L8			2-0 F7		3 0 0 0 0 0 0		
Ramon Martinez, R (1, 1) OBP: 0.132, SLG: 0.132 Lenny Harris, L (8, PH) OBP: 0.313, SLG: 0.307 Jim Gott, R (8, 1)			1-1 G6-3		2-1 G5-3			0-0 G1-3		2 0 0 0 0 0 0 1 0 0 0 0 0 0 0 0 0 0 0 0 0		
Inning Stats	R: 0 H: 0 E: 0 LOB: 0 K: 1 BB: 0 S: 6 P: 10	R: 1 H: 1 E: 0 LOB: 0 K: 1 BB: 0 S: 9 P: 17	R: 0 H: 0 E: 0 LOB: 0 K: 0 BB: 0 S: 6 P: 9	R: 1 H: 2 E: 0 LOB: 1 K: 1 BB: 0 S: 14 P: 20	R: 0 H: 0 E: 0 LOB: 0 K: 0 BB: 0 S: 6 P: 10	R: 0 H: 1 E: 0 LOB: 1 K: 0 BB: 0 S: 9 P: 13	R: 0 H: 0 E: 0 LOB: 0 K: 1 BB: 0 S: 7 P: 12	R: 0 H: 0 E: 0 LOB: 0 K: 0 BB: 0 S: 3 P: 6	R: 1 H: 2 E: 0 LOB: 1 K: 1 BB: 0 S: 14 P: 21	1B: 5 SF: 0 2B: 0 SAC: 0 3B: 0 DP: 0 HR: 1 HBP: 0	WP: 0 PA: 33 PB: 0 SB: 3 CS: 0	
PITCHER Dennis Martinez, R (1, 1) ERA: 2.91 John Wetteland, R (9, 1) ERA: 3.83	IP WLS BF H R ER SO BB IBB HBP BLK WP HR S P ERA WHIP	8.0 W 28 4 2 2 4 0 0 0 0 0 0 1 60 97 2.25 0.500	1.0 S 5 2 1 1 1 0 0 0 0 0 0 0 14 21 9.00 2.000	PITCHER IP WLS BF H R ER SO BB IBB HBP BLK WP HR S P ERA WHIP								

Los Angeles Dodgers @ Montreal Expos
Olympic Stadium, Montreal, QB
Fri Jul 24 1992, 7:05 PM EDT
Att. 25,180 - Dome - 70 F

livebaseballscorecards.com



Batter	1	2	3	4	5	6	7	8	9
Delino DeShields, L (1, 4) OBP: 0.376, SLG: 0.399	2-2 G1-3		1-1 G4-3		1-0 F8		2-1 G6-3		
Bret Barberie, S (1, 5) OBP: 0.359, SLG: 0.296	0-0 G4-3		2-1 1B		2-1 1B			1-1 1B 2B	
Marquis Grissom, R (1, 8) OBP: 0.323, SLG: 0.392	2-3 K		2-2 L6		1-2 F8			2-0 G3-1	
John Vander Wal, L (1, 9) (8, 7) OBP: 0.345, SLG: 0.362		2-2 G4-3		0-0 F8		2-0 G4-3		4-0 1B IBB	
Tim Wallach, R (1, 3) OBP: 0.309, SLG: 0.327		0-0 G5-3		1-3 K		1-3 K		2-2 1B	
Darrin Fletcher, L (1, 2) OBP: 0.274, SLG: 0.287		2-0 G4-3		2-0 3B		3-1 F8		0-3 K	
Archi Cianfrocco, R (1, 7) Darren Reed, R (8, 9) OBP: 0.282, SLG: 0.379 OBP: 0.227, SLG: 0.308			1-1 1B G4-3 1B		2-3 K		1-1 F7	1-2 L8	
Wil Cordero, R (1, 6) OBP: 0.667, SLG: 0.667			2-1 G4-3 SH1-4 1B		1-0 SH3-4 1B		1-3 K		
Dennis Martinez, R (1, 1) John Wetteland, R (9, 1) OBP: 0.222, SLG: 0.222			0-0 SH1-4		1-0 SH3-4		0-0 1B		

AB	R	H	RBI	BB	SO	LOB
4	0	0	1	0	0	3
4	1	3	2	0	0	0
4	0	0	0	0	1	3
3	0	0	0	1	0	0
4	0	1	1	0	2	0
4	0	1	0	0	1	2
3	1	1	0	0	1	1
1	0	0	0	0	0	2
3	2	2	0	0	1	0
1	0	1	0	0	0	0
0	0	0	0	0	0	0

WP	PA
0	34

Inning Stats	R: 0	H: 0	E: 0	K: 1	S: 8	LOB: 0	BB: 0	P: 12
Ramon Martinez, R (1, 1) ERA: 3.94	7.0	7	3	3	5	0	0	0
Jim Gott, R (8, 1) ERA: 2.08	1.0	2	1	1	1	0	1	0

AB	31
R	4
H	9
RBI	4
BB	1
SO	6
LOB	11



WP	PA
0	34

BOTTOM

Los Angeles Dodgers @ Montreal Expos
Olympic Stadium, Montreal, QB
Fri Jul 24 1992, 7:05 PM EDT
Att. 25,180 - Dome - 70 F

livebaseballscores.com

Batter	1	2	3	4	5	6	7	8	9	AB R H RBI BB SO LOB	TOP											
Jose Offerman, S (1, 6) OBP: 0.334, SLG: 0.331	0-0 E5 SH2-3		1-3 K			1-3 K		0-3 K		4 0 0 0 0 3 1												
Brett Butler, L (1, 8) OBP: 0.407, SLG: 0.395	0-1 SH2-3		1-2 L8			4-1 S BB		3-2 S 1B		2 0 1 0 1 0 0												
Mike Sharperson, R (1, 4) OBP: 0.413, SLG: 0.430	4-2 S BB			0-2 F7		1-0 F8		4-2 S BB		2 0 0 0 2 0 1												
Eric Davis, R (1, 7) OBP: 0.324, SLG: 0.348	3-3 K			1-2 1B		3-2 L3		0-0 G6-3		4 0 1 0 0 1 5												
Henry Rodriguez, L (1, 9) Jay Howell, R (7, 1) Steve Wilson, L (8, 1) Lenny Harris, L (9, PH) OBP: 0.333, SLG: 0.333 OBP: 0.311, SLG: 0.306	1-0 F8			0-0 F8			0-1 G4-3		2-2 G5-3	3 0 0 0 0 0 3 0 0 0 0 0 0 0 0 0 0 0 0 0 0 1 0 0 0 0 0 0												
Eric Karros, R (1, 3) OBP: 0.287, SLG: 0.432		2-3 K		1-3 K			1-0 G5-3		1-1 F8	4 0 0 0 0 2 1												
Mike Scioscia, L (1, 2) OBP: 0.287, SLG: 0.282		1-3 K			2-1 P4		0-1 F7		3-3 K	4 0 0 0 0 2 0												
Dave Hansen, L (1, 5) OBP: 0.297, SLG: 0.347		3-2 G5-3			1-2 G4-3			1-2 HR		3 1 1 1 0 0 0												
Bob Ojeda, L (1, 1) OBP: 0.118, SLG: 0.152 Mitch Webster, S (7, 9) OBP: 0.342, SLG: 0.423			0-2 G1-3		1-0 F7			0-1 CS 1B		2 0 0 0 0 0 0 1 0 1 0 0 0 0												
Inning Stats	R: 0 E: 1 K: 1 S: 9	H: 0 LOB: 2 BB: 1 P: 17	R: 0 E: 0 K: 2 S: 11	H: 0 LOB: 0 BB: 0 P: 17	R: 0 E: 0 K: 1 S: 9	H: 0 LOB: 0 BB: 0 P: 11	R: 0 E: 0 K: 1 S: 11	H: 1 LOB: 1 BB: 0 P: 12	R: 0 E: 0 K: 0 S: 6	H: 0 LOB: 0 BB: 0 P: 10	R: 0 E: 0 K: 1 S: 8	H: 0 LOB: 1 BB: 1 P: 17	R: 0 E: 0 K: 0 S: 5	H: 0 LOB: 0 BB: 0 P: 6	R: 1 E: 0 K: 1 S: 16	H: 3 LOB: 2 BB: 1 P: 24	R: 0 E: 0 K: 1 S: 9	H: 0 LOB: 0 BB: 0 P: 15	1B: 3 2B: 0 3B: 0 HR: 1	SF: 0 SAC: 1 DP: 0 HBP: 0	WP: 0 PB: 0 SB: 5 CS: 1	PA: 34
PITCHER	IP WLS BF H R ER SO BB IBB HBP BLK WP HR S P ERA WHIP																					
Mark Gardner, R (1, 1) ERA: 3.64	7.2 W 29 4 1 1 7 2 0 0 0 0 1 72 107 1.17 0.783																					
Mel Rojas, R (8, 1) ERA: 1.27	0.0 1 0 0 0 0 1 0 0 0 0 0 2 6 ∞ ∞																					
John Wetteland, R (8, 1) ERA: 3.72	1.1 S 4 0 0 0 1 0 0 0 0 0 0 0 10 16 0.00 0.000																					

Los Angeles Dodgers @ Montreal Expos
 Olympic Stadium, Montreal, QB
 Sat Jul 25 1992, 7:05 PM EDT
 Att: 41,935 - Dome - 70 F

AB	30
R	1
H	4
RBI	1
BB	3
SO	8
LOB	11



livebaseballscores.com

Batter	1	2	3	4	5	6	7	8	9
Delino DeShields, L OBP: 0.373, SLG: 0.397 (1, 4)	1-1 F7		0-1 FC		1-2 FC 1B	3-1 G4-3		2-2 FC6-4	
Wil Cordero, R OBP: 0.571, SLG: 0.571 (1, 6)	2-1 FC6-4 1B		2-2 P6		2-1 FC 1B		2-0 F9		
Marquis Grissom, R OBP: 0.322, SLG: 0.390 (1, 8)	2-0 L9		0-2 G3		0-0 FC 1B		0-1 G3 1B		
Tim Wallach, R OBP: 0.306, SLG: 0.324 (1, 5)	0-0 FC6-4		0-1 G6-3		3-3 K		1-0 G3		
Greg Colbrunn, R OBP: 0.333, SLG: 0.436 (1, 3)		1-0 F9		1-2 G6-3	2-2 FC 1B		0-0 P4		
Archi Cianfrocco, R OBP: 0.282, SLG: 0.379 (8, 3)					1-3 2-H 3-H 1B				
Gary Carter, R OBP: 0.293, SLG: 0.318 (1, 2)		2-2 G3		0-0 B1-3	1-1 F9			0-2 1B 1B	
John Vander Wal, L OBP: 0.337, SLG: 0.353 (1, 7)		1-0 F7		1-3 K		3-2 G4-3		1-2 F7	
Darren Reed, R OBP: 0.250, SLG: 0.395 (1, 9)			1-0 HR		0-1 G5-3	1-0 SH1-4 1B		3-2 F8	
Mark Gardner, R OBP: 0.184, SLG: 0.222 (1, 1)			0-0 E FC 1B		4-2 1B FC BB	0-0 SH1-4		0-0 FC6-4 1B	
Mel Rojas, R OBP: 0.125, SLG: 0.125 (8, 1)									
John Wetteland, R OBP: 0.200, SLG: 0.200 (8, 1)									

Inning Stats	R: 0	H: 1	E: 0	LOB: 1	K: 0	P: 11	R: 0	H: 0	E: 0	LOB: 0	K: 0	P: 9	R: 1	H: 2	E: 1	LOB: 2	K: 0	P: 13	R: 0	H: 0	E: 0	LOB: 0	K: 1	P: 9	R: 3	H: 3	E: 0	LOB: 2	K: 1	P: 34	R: 0	H: 1	E: 0	LOB: 1	K: 0	P: 16	R: 0	H: 1	E: 0	LOB: 1	K: 0	P: 8	R: 0	H: 2	E: 0	LOB: 2	K: 0	P: 24
	0	1	0	1	0	11	0	0	0	0	0	9	1	2	1	2	0	13	0	0	0	0	1	9	3	3	0	2	1	34	0	1	0	1	0	16	0	1	0	1	0	8	0	2	0	24		

PITCHER	IP	WLS	BF	H	R	ER	SO	BB	IBB	HBP	BLK	WP	HR	S	P	ERA	WHIP
Bob Ojeda, L ERA: 3.46 (1, 1)	6.0	L	28	7	4	4	2	1	0	0	0	0	1	61	95	6.00	1.333
Jay Howell, R ERA: 1.63 (7, 1)	1.2		8	3	0	0	0	0	0	0	0	0	0	20	27	0.00	1.800
Steve Wilson, L ERA: 3.4 (8, 1)	0.1		1	0	0	0	0	0	0	0	0	0	0	3	5	0.00	0.000

AB R H RBI BB SO LOB

5	1	1	0	0	0	4
4	1	2	0	0	0	2
4	0	1	1	0	0	5
4	0	0	0	0	1	7
4	0	1	2	0	0	1
0	0	0	0	0	0	0
4	0	1	0	0	0	2
4	0	0	0	0	1	1
4	1	2	1	0	0	1
1	1	1	0	1	0	0
0	0	0	0	0	0	0
1	0	1	0	0	0	0

WP	PA	1B	2B	3B	HR	SF	SAC	DP	HBP
0	37	9	0	0	1	0	0	0	0

AB	35
R	4
H	10
RBI	4
BB	1
SO	2
LOB	23



Los Angeles Dodgers @ Montreal Expos
Olympic Stadium, Montreal, QB
Sat Jul 25 1992, 7:05 PM EDT
Att. 41,935 - Dome - 70 F

livebaseballscorecards.com

BOTTOM

Los Angeles Dodgers @ Montreal Expos
Olympic Stadium, Montreal, QB

Sun Jul 26 1992, 3:33 AM EDT
Att. 46,620 - Dome - 70 F

AB	32
R	4
H	8
RBI	4
BB	4
SO	7
LOB	20



WP	0	PA	38
PB	0		
SB	1		
CS	0		

AB R H RBI BB SO LOB

5	1	3	2	0	0	0
3	0	1	1	2	1	2
3	1	0	0	1	1	2
4	0	1	0	0	0	3
3	0	0	1	0	1	5
4	1	1	0	0	0	3
3	1	1	0	1	1	1
3	0	1	0	0	1	1
0	0	0	0	0	0	0
1	0	0	0	0	0	2
0	0	0	0	0	0	0
0	0	0	0	0	0	0
1	0	0	0	0	1	1

1B	6	SF	1
2B	2	SAC	1
3B	0	DP	1
HR	0	HBP	0

Batter	1	2	3	4	5	6	7	8	9
Delino DeShields, L (1, 4) OBP: 0.376, SLG: 0.402	0-0 G4-3		2-0 G4-3			1-2 FC6-4 1B	1-1 FC6-4 1B		1-2 2B
Bret Barberie, S (1, 5) OBP: 0.365, SLG: 0.303	4-0 1B BB		0-3 K			4-2 FC6-4 BB	1-0 FC6-4		2-1 2B
Marquis Grissom, R (1, 8) OBP: 0.322, SLG: 0.387	4-1 1B BB		1-3 K			2-2 FC6-4 S		2-1 E6 SF9	
John Vander Wal, L (1, 7) OBP: 0.335, SLG: 0.350	0-2 FC6-4 1B			1-1 G4-3		0-0 P7		0-0 F7	
Darrin Fletcher, L (1, 2) OBP: 0.266, SLG: 0.280	1-3 K			3-1 G4-3		3-1 G1-3		1-1 SF9	
Tim Wallach, R (1, 3) OBP: 0.305, SLG: 0.323	3-1 FC6-4			0-1 F8			1-0 FC4-6 1B 1B	1-2 G6-3	
Wil Cordero, R (1, 6) OBP: 0.545, SLG: 0.500		3-1 G6-4-3 1B			1-1 G6-3		2-3 K		4-1 SH3-4 2B BB
Darren Reed, R (1, 9) OBP: 0.255, SLG: 0.391		0-2 G6-4-3			2-3 K		1-1 FC4-6 1B		2-1 SH3-4
Tom Foley, L (9, PH) OBP: 0.240, SLG: 0.226		1-2f					1-2		1-2
Brian Barnes, L (1, 1) OBP: 0.273, SLG: 0.200			1-0 G5-3				1-0 FC4-6 1B		0-3 K
Archi Cianfrocco, R (7, PH) OBP: 0.281, SLG: 0.377					0-3 K				
Jeff Fassero, L (8, 1) OBP: 0.281, SLG: 0.377									
Mel Rojas, R (8, 1) OBP: 0.125, SLG: 0.125									
Greg Colburn, R (9, PH) OBP: 0.325, SLG: 0.425									

Inning Stats	R: 0 H: 1 E: 0 K: 1 S: 11	H: 1 LOB: 3 BB: 2 P: 23	R: 0 H: 1 E: 0 K: 0 S: 6	L: 1 LOB: 0 BB: 0 P: 10	R: 0 H: 0 E: 0 K: 2 S: 7	H: 0 LOB: 0 BB: 0 P: 10	R: 0 H: 0 E: 0 K: 10 S: 10	H: 0 LOB: 0 BB: 0 P: 13	R: 0 H: 1 E: 0 K: 13 S: 13	H: 1 LOB: 2 BB: 1 P: 23	R: 1 H: 3 E: 0 K: 11 S: 11	H: 3 LOB: 2 BB: 0 P: 18	R: 1 H: 0 E: 1 K: 0 S: 8	H: 0 LOB: 0 BB: 0 P: 12	R: 2 H: 2 E: 0 K: 13 S: 13	H: 2 LOB: 1 BB: 1 P: 22	1B: 6 2B: 2 3B: 0 HR: 0	SF: 1 SAC: 1 DP: 1 HBP: 0	WP: 0 PB: 0 SB: 1 CS: 0	PA: 38
--------------	---------------------------	-------------------------	--------------------------	-------------------------	--------------------------	-------------------------	----------------------------	-------------------------	----------------------------	-------------------------	----------------------------	-------------------------	--------------------------	-------------------------	----------------------------	-------------------------	-------------------------	---------------------------	-------------------------	--------

PITCHER	IP	WLS	BF	H	R	ER	SO	BB	IBB	HBP	BLK	WP	HR	S	P	ERA	WHIP
Kevin Cross, R (1, 1) ERA: 3.49	6.1		26	5	1	1	6	3	0	0	0	0	0	60	100	1.42	1.263
Jim Gott, R (7, 1) ERA: 2.06	0.1		1	0	0	0	0	0	0	0	0	0	0	1	2	0.00	0.000
John Candelaria, L (7, 1) ERA: 2.04	0.1		2	1	0	0	0	0	0	0	0	0	0	3	5	0.00	3.000
Roger McDowell, R (8, 1) ERA: 3.06	1.2		7	0	2	1	1	1	0	0	0	0	0	14	24	5.40	0.600
Steve Wilson, L (9, 1) ERA: 3.6	0.0	L	2	2	1	1	0	0	0	0	0	0	0	7	10	∞	∞

Batter	1	2	3	4	5	6	7	8	9	AB R H RBI BB SO LOB	TOP																						
Jose Offerman, S (1, 6) OBP: 0.335, SLG: 0.335	1-1 G5-3		1-3 K			2-2 L4		1-3 K2-3		4 0 0 0 0 2 0																							
Brett Butler, L (1, 8) OBP: 0.410, SLG: 0.403	1-1 G4-3-6 3B		2-0 B1-3			4-2 FC5-4 BB		2-2 F7	3 1 1 0 1 0 0																								
Mike Sharperson, R (1, 4) OBP: 0.405, SLG: 0.419	4-2 G4-3-6 BB			1-1 F8		1-2 FC5-4 1-2f		2-2 F8	3 0 0 0 1 0 1																								
Eric Davis, R (1, 7) OBP: 0.322, SLG: 0.339	2-2 G4-3-6 1-2f 3-H			2-1 G1-3		2-1 F7		4-2 BB	3 0 0 0 1 0 2																								
Eric Karros, R (1, 3) OBP: 0.283, SLG: 0.434		0-0 F7		1-2 F8		1-0 F8		3-2 G5-3	4 0 0 0 0 0 1																								
Mitch Webster, S (1, 9) OBP: 0.345, SLG: 0.424		2-0 1B		3-1 F7		3-1 F8			3 0 1 0 0 0 0																								
Mike Scioscia, L (1, 2) OBP: 0.284, SLG: 0.278		0-3 K		0-0 F7		0-0 F7			3 0 0 0 0 1 1																								
Dave Hansen, L (1, 5) OBP: 0.291, SLG: 0.344		1 SAFE 1 SAFE 1 SAFE X	0-0 P5		2-1 2B		3-2 F7		3 0 1 0 0 0 1																								
Tom Candiotti, R (1, 1) OBP: 0.116, SLG: 0.095			0-0 P3		0-0 F7		2-1 G6-3		2 0 0 0 0 0 1																								
Juan Samuel, R (8, PH) OBP: 0.305, SLG: 0.306									1 0 0 0 0 0 0																								
Tim Crews, R (8, 1)									0 0 0 0 0 0 0																								
Inning Stats	R: 1 E: 0 K: 0 S: 10	H: 1 LOB: 0 BB: 1 P: 18	R: 0 E: 0 K: 1 S: 6	H: 1 LOB: 1 BB: 0 P: 8	R: 0 E: 0 K: 1 S: 6	H: 0 LOB: 0 BB: 0 P: 9	R: 0 E: 0 K: 0 S: 9	H: 0 LOB: 0 BB: 0 P: 13	R: 0 E: 0 K: 0 S: 6	H: 1 LOB: 1 BB: 0 P: 11	R: 0 E: 0 K: 0 S: 13	H: 0 LOB: 1 BB: 1 P: 22	R: 0 E: 0 K: 0 S: 4	H: 0 LOB: 0 BB: 0 P: 8	R: 0 E: 0 K: 1 S: 8	H: 0 LOB: 0 BB: 0 P: 14	R: 0 E: 0 K: 0 S: 13	H: 0 LOB: 1 BB: 1 P: 24	1B: 1 2B: 1 3B: 1 HR: 0	SF: 0 SAC: 0 DP: 1 HBP: 0	WP: 0 PB: 0 SB: 0 CS: 0	PA: 32											
PITCHER Bud Black, L (1, 1) ERA: 2.92	IP 9.0	WLS W	BF 32	H 3	R 1	ER 1	SO 3	BB 3	IBB 0	HBP 0	BLK 0	WP 0	HR 0	S 75	P 127	ERA 1.00	WHIP 0.667																
											PITCHER	IP	WLS	BF	H	R	ER	SO	BB	IBB	HBP	BLK	WP	HR	S	P	ERA	WHIP					

Los Angeles Dodgers @ San Francisco Giants
Candlestick Park, San Francisco, CA

Mon Jul 27 1992, 10:05 PM EDT
Att. 18,364 - Sunny - 61 F

livebaseballscorecards.com

AB	29
R	1
H	3
RBI	0
BB	3
SO	3
LOB	7



Batter	1	2	3	4	5	6	7	8	9
Willie McGee, S OBP: 0.339, SLG: 0.361 (1, 8)	3-3 S K	0-0 FC5			0-1 L5		0-0 P6		
Robby Thompson, R OBP: 0.349, SLG: 0.406 (1, 4) Greg Litton, R OBP: 0.269, SLG: 0.295 (9, 4)	2-1 FC5-4 HR		3-2 G6-4-3 1B		1-1 F7		1-3 K		
Kevin Bass, S OBP: 0.301, SLG: 0.388 (1, 9)	4-2 FC5-4 BB		1-0 G6-4-3 1-2f		2-3 K		1-1 1B		
Chris James, R OBP: 0.314, SLG: 0.406 (1, 7)	0-0 FC5-4 HR		1-1 P3		2-2 G5-3		2-0 F7		
Cory Snyder, R OBP: 0.322, SLG: 0.481 (1, 3)	3-2 1-H 3-H HR			2-3 K		1-0 E6 1B		0-0 F8	
Matt Williams, R OBP: 0.289, SLG: 0.386 (1, 5)	1-2 F9		4-2 BB		4-2 1B WP BB		1-2 1B		
Mark Bailey, S OBP: 0.429, SLG: 0.200 (1, 2)		4-1 FC5 SH2-4 BB		1-3 K		2-2 1-3 2-H 1B		0-0 F7	
Mike Benjamin, R OBP: 0.194, SLG: 0.333 (1, 6)		0-3 K		2-2 P4		2-3 1-2 3-H K		1-0 P4	
Bud Black, L OBP: 0.091, SLG: 0.063 (1, 1)		1-1 SH2-4			0-1 1B		2-3 K		

Inning Stats	R: 3	H: 2	E: 0	K: 1	S: 19	LOB: 0	BB: 1	P: 32	R: 0	H: 0	E: 0	K: 1	S: 7	LOB: 1	BB: 1	P: 12	R: 0	H: 1	E: 0	K: 0	S: 6	LOB: 0	BB: 0	P: 11	R: 0	H: 0	E: 0	K: 2	S: 14	LOB: 1	BB: 1	P: 23	R: 0	H: 1	E: 0	K: 1	S: 9	LOB: 1	BB: 0	P: 12	R: 2	H: 1	E: 1	K: 2	S: 18	LOB: 1	BB: 1	P: 31	R: 0	H: 1	E: 0	K: 1	S: 8	LOB: 1	BB: 0	P: 12	R: 0	H: 1	E: 0	K: 0	S: 6	LOB: 1	BB: 0	P: 8
Tom Candiotti, R ERA: 2.98 (1, 1)	IP	WLS	BF	H	R	ER	SO	BB	IBB	HBP	BLK	WP	HR	S	P	ERA	WHIP																																															
Tim Crews, R ERA: 5.94 (8, 1)	1.0	4	1	0	0	0	0	0	0	0	0	0	0	6	8	0.00	1.000																																															

AB	R	H	RBI	BB	SO	LOB
4	0	0	0	0	1	2
4	1	2	0	0	1	1
0	0	0	0	0	0	0
3	0	1	0	1	1	2
4	1	0	0	0	0	3
4	2	1	3	0	1	0
2	1	1	0	2	0	0
3	0	1	1	1	1	2
4	0	0	0	0	2	4
2	0	1	0	0	1	1

Los Angeles Dodgers @ San Francisco Giants
Candlestick Park, San Francisco, CA
 Mon Jul 27 1992, 10:05 PM EDT
 Att. 18,364 - Sunny - 61 F

AB	30
R	5
H	7
RBI	4
BB	4
SO	8
LOB	15

GIANTS

WP: 1	PA: 35
PB: 0	
SB: 1	
CS: 0	

Batter	1	2	3	4	5	6	7	8	9	AB R H RBI BB SO LOB	TOP														
Jose Offerman, S (1, 6) OBP: 0.334, SLG: 0.334	2-2 G3		2-0 L4-6			0-0 FC4-6		0-0 CS 1B		4 0 1 0 0 0 2	<p>Los Angeles Dodgers @ San Francisco Giants</p> <p>Candlestick Park, San Francisco, CA</p> <p>Tue Jul 28 1992, 10:05 PM EDT</p> <p>Att. 18,754 - Cloudy - 59 F</p>														
Brett Butler, L (1, 8) OBP: 0.409, SLG: 0.401	0-1 F8			3-2 G1-3		0-0 FC4-6		0-0 CS 1B		4 0 1 0 0 0 1															
Lenny Harris, L (1, 4) OBP: 0.316, SLG: 0.310	3-2 E5			3-1 G5-3			1-0 HR 1B	0-3 K		3 1 2 0 0 0 0															
Mike Sharperson, R (8, PH) OBP: 0.404, SLG: 0.418	1B									1 0 0 0 0 1 2															
Eric Karros, R (1, 3) OBP: 0.282, SLG: 0.442	0-3 K			2-3 K			0-2 HR 1B	1-3 K		4 1 1 2 0 3 3															
Todd Benzinger, S (1, 7) OBP: 0.272, SLG: 0.341		0-0 G6-3			1-0 F8		1-0 F8		1-1 E3 1B	4 1 1 0 0 0 0															
Henry Rodriguez, L (1, 9)		1-3 K			1-2 F9		1-1 G3-1		2-0 F7	4 0 0 0 0 1 1															
Mike Scioscia, L (1, 2) OBP: 0.287, SLG: 0.282		0-0 F9			0-0 G4-3		1-1 1B		0-0 FC3-6 1B	4 0 2 0 0 0 0															
Dave Anderson, R (9, PR) OBP: 0.288, SLG: 0.435									2-3 1B	0 0 0 0 0 0 0															
Carlos Hernandez, R (9, 2) OBP: 0.297, SLG: 0.278										0 0 0 0 0 0 0															
Dave Hansen, L (1, 5) OBP: 0.300, SLG: 0.353			2-0 L4-6 SH1-3 1B			1-1 FC4-6 1B	2-1 1B		1-2 FC3-6	4 0 3 1 0 0 1															
Orel Hershiser, R (1, 1) OBP: 0.217, SLG: 0.295			0-0 SH1-3			1-3 K	2-2 P3		1-3 K	1 0 0 0 0 1 1															
Mitch Webster, S (7, PH) OBP: 0.343, SLG: 0.421										1 0 0 0 0 0 2															
Jim Gott, R (7, 1)										0 0 0 0 0 0 0															
Juan Samuel, R (9, PH) OBP: 0.303, SLG: 0.303			1-2							1 0 0 0 0 1 1															
Roger McDowell, R (9, 1)										0 0 0 0 0 0 0															
Inning Stats	R: 0 E: 1 K: 1 S: 15	H: 1 LOB: 1 BB: 0 P: 20	R: 0 E: 0 K: 1 S: 5	H: 0 LOB: 0 BB: 0 P: 6	R: 0 E: 0 K: 0 S: 3	H: 1 LOB: 0 BB: 0 P: 7	R: 0 E: 0 K: 1 S: 10	H: 0 LOB: 0 BB: 0 P: 18	R: 0 E: 0 K: 0 S: 8	H: 0 LOB: 0 BB: 0 P: 10	R: 0 E: 0 K: 1 S: 7	H: 1 LOB: 1 BB: 0 P: 9	R: 2 E: 0 K: 0 S: 14	H: 4 LOB: 2 BB: 0 P: 22	R: 0 E: 0 K: 2 S: 8	H: 2 LOB: 1 BB: 0 P: 9	R: 1 E: 1 K: 1 S: 12	H: 2 LOB: 1 BB: 0 P: 17	1B: 10 2B: 1 3B: 0 HR: 1	SF: 0 SAC: 1 DP: 1 HBP: 0	WP: 0 PB: 0 SB: 0 CS: 2	PA: 36			
PITCHER	IP WLS BF H R ER SO BB IBB HBP BLK WP HR S P ERA WHIP																								
Bill Swift, R (1, 1) ERA: 2.32	6.2		25	6	2	2	4	0	0	0	0	0	1	57	83	2.70	0.900								
Jim Pena, L (7, 1) ERA: 3.09	0.1		2	1	0	0	0	0	0	0	0	0	0	5	9	0.00	3.000								
Bryan Hickerson, L (8, 1) ERA: 2.67	0.0		2	2	0	0	0	0	0	0	0	0	0	2	2	∞	∞								
Rod Beck, R (8, 1) ERA: 2.34	2.0	W	7	2	1	0	3	0	0	0	0	0	0	18	24	0.00	1.000								

livebaseballscorecards.com

AB	35
R	3
H	11
RBI	3
BB	0
SO	7
LOB	14



Batter	1	2	3	4	5	6	7	8	9	AB	R	H	RBI	BB	SO	LOB
Mike Felder, S OBP: 0.312, SLG: 0.368 (1, 8)	3-2 F8	0-0 G3			2-0 E S 1B		4-2 BB			3	1	1	0	1	0	1
Robby Thompson, R OBP: 0.348, SLG: 0.404 (1, 4)	3-2 1B		2-1 G6-3		2-2 E6 1B		1-2 G6-3			4	0	1	0	0	0	2
Mark Leonard, L OBP: 0.400, SLG: 0.600 (1, 9)	1-2 F9		2-0 G4-3		0-1 FC6-4 1B			4-1 G4-6-3 BB		3	0	1	1	1	0	1
Willie McGee, S OBP: 0.339, SLG: 0.361 (8, PR) (9, 9)					1-3 3-H 1B					0	0	0	0	0	0	0
Chris James, R OBP: 0.306, SLG: 0.394 (1, 7)	0-1 F9		0-1 G4-3		0-0 FC6-4 1-2f			1-2 F9		4	0	0	0	0	0	4
Cory Snyder, R OBP: 0.320, SLG: 0.490 (1, 3)		0-0 HR			1-2 F7			1-2 G4-6-3 1-2f		4	1	1	1	0	0	1
Matt Williams, R OBP: 0.286, SLG: 0.381 (1, 5)		1-2 F7			1-0 G6-3				0-0 G5-3	4	0	0	0	0	1	0
Mark Bailey, S OBP: 0.273, SLG: 0.111 (1, 2)		2-0 G6-3			0-0 G4-3				1-1 G3-1	4	0	0	0	0	0	0
Jose Uribe, S OBP: 0.316, SLG: 0.376 (1, 6)		1-1 1B 2B			0-0 F9				2-1 HR 1B	4	2	2	0	0	1	0
Bill Swift, R OBP: 0.271, SLG: 0.243 (1, 1)		0-1 1B			2-3 K				0-2 HR	2	0	1	1	0	1	0
Jim Pena, L OBP: 0.333, SLG: 0.333 (7, 1)										0	0	0	0	0	0	0
Kevin Bass, S OBP: 0.300, SLG: 0.386 (7, PH)										1	0	0	0	0	0	0
Bryan Hickerson, L OBP: 0.300, SLG: 0.386 (8, 1)										0	0	0	0	0	0	0
Rod Beck, R OBP: 0.389, SLG: 0.488 (8, 1)										0	0	0	0	0	0	0
Will Clark, L OBP: 0.389, SLG: 0.488 (9, PH)		2-H 1B								1	1	1	2	0	0	0


Inning Stats	R: 0	H: 1	E: 0	K: 0	S: 12	R: 2	H: 3	E: 0	K: 0	S: 10	R: 0	H: 0	E: 0	K: 0	S: 5	R: 0	H: 0	E: 0	K: 0	S: 5	R: 1	H: 2	E: 1	K: 1	S: 11	R: 0	H: 0	E: 0	K: 1	S: 9	R: 0	H: 0	E: 0	K: 1	S: 10	R: 0	H: 0	E: 0	K: 0	S: 9	R: 2	H: 2	E: 0	K: 0	S: 8	1B: 5	SF: 0	2B: 1	SAC: 0	3B: 0	DP: 1	HR: 2	HBP: 0	WP: 0	PA: 36
--------------	------	------	------	------	-------	------	------	------	------	-------	------	------	------	------	------	------	------	------	------	------	------	------	------	------	-------	------	------	------	------	------	------	------	------	------	-------	------	------	------	------	------	------	------	------	------	------	-------	-------	-------	--------	-------	-------	-------	--------	-------	--------

PITCHER	IP	WLS	BF	H	R	ER	SO	BB	IBB	HBP	BLK	WP	HR	S	P	ERA	WHIP
Orel Hershiser, R ERA: 3.78 (1, 1)	6.0		25	6	3	2	2	0	0	0	0	0	1	52	80	3.00	1.000
Jim Gott, R ERA: 1.99 (7, 1)	2.0		7	0	0	0	1	2	0	0	0	0	0	19	29	0.00	1.000
Roger McDowell, R ERA: 3.4 (9, 1)	0.2	L	4	2	2	2	0	0	0	0	0	0	1	8	11	27.00	3.000

Los Angeles Dodgers @ San Francisco Giants
Candlestick Park, San Francisco, CA

Tue Jul 28 1992, 10:05 PM EDT
Att: 18,754 - Cloudy - 59 F

AB	34
R	5
H	8
RBI	5
BB	2
SO	3
LOB	9



Batter	1	2	3	4	5	6	7	8	9	AB R H RBI BB SO LOB	TOP											
Jose Offerman, S (1, 6) OBP: 0.330, SLG: 0.329	1-2 G1-3			0-0 F9		0-2 G6-3	0-3 K		2-2 F7	5 0 0 0 0 1 1												
Brett Butler, L (1, 8) OBP: 0.411, SLG: 0.401	0-0 L4-3 1B			4-1 BB BB		4-2 1B HR BB	0-3 K		1-2 G3	3 1 1 0 2 1 1												
Mike Sharperson, R (1, 4) OBP: 0.400, SLG: 0.413	0-0 L4-3			1-2 P8		1-0 HR 1B	2-3 K		2-3 K	5 1 1 0 0 2 3												
Eric Karros, R (1, 3) Henry Rodriguez, L (8, 7)		3-2 F9		4-2 BB 1-2 BB		1-2 HR		0-1 P4		3 1 1 3 1 0 0 0 0 0 0 0 0 0												
Mitch Webster, S (1, 9) OBP: 0.347, SLG: 0.423		0-0 G6-3		0-0 P3		2-0 G4-3 HR 1B		3-1 E 1B SF7 1B		4 2 2 0 0 0 2												
Todd Benzinger, S (1, 7) (8, 3)		3-1 G6-3			0-1 G4-3	1-1 G4-3		1-0 E7 1B		4 0 1 0 0 0 1												
Carlos Hernandez, R (1, 2) OBP: 0.311, SLG: 0.314			0-2 G4-3		1-2 FC6-4 1B	1-1 HR		4-0 IBB		3 1 2 2 1 0 0												
Dave Hansen, L (1, 5) OBP: 0.285, SLG: 0.348			2-3 K		2-3 K	0-0 G4-3		1-0 SF7		3 0 0 1 0 2 1												
Ramon Martinez, R (1, 1) Jay Howell, R (8, 1)			0-3 K		0-1 FC6-4		1-2 K	1-2 L5		4 0 1 0 0 1 3 0												
John Candelaria, L (8, 1)																						
Roger McDowell, R (9, 1)																						
Inning Stats	R: 0 E: 0 K: 0 S: 5	H: 1 LOB: 0 BB: 0 P: 6	R: 0 E: 0 K: 0 S: 6	H: 0 LOB: 0 BB: 0 P: 12	R: 0 E: 0 K: 2 S: 9	H: 0 LOB: 0 BB: 0 P: 11	R: 0 E: 0 K: 0 S: 9	H: 0 LOB: 2 BB: 2 P: 17	R: 0 E: 0 K: 1 S: 12	H: 1 LOB: 1 BB: 0 P: 15	R: 5 E: 0 K: 0 S: 22	H: 4 LOB: 0 BB: 1 P: 32	R: 0 E: 0 K: 3 S: 15	H: 1 LOB: 1 BB: 0 P: 18	R: 1 E: 1 K: 0 S: 9	H: 2 LOB: 2 BB: 1 P: 19	R: 0 E: 0 K: 1 S: 11	H: 0 LOB: 0 BB: 0 P: 16	1B: 7 2B: 1 3B: 0 HR: 2	SF: 1 SAC: 0 DP: 1 HBP: 0	WP: 1 PB: 0 SB: 0 CS: 0	PA: 39
PITCHER	IP WLS BF H R ER SO BB IBB HBP BLK WP HR S P ERA WHIP												PITCHER	IP WLS BF H R ER SO BB IBB HBP BLK WP HR S P ERA WHIP								
Trevor Wilson, L (1, 1) ERA: 4.18	5.1 L 23 5 4 4 3 3 0 0 0 0 0 1 58 86 6.75 1.500																					
Bryan Hickerson, L (6, 1) ERA: 2.8	0.2 3 1 1 1 0 0 0 0 0 0 1 1 5 7 13.50 1.500																					
Michael Jackson, R (7, 1) ERA: 2.78	1.0 4 1 0 0 3 0 0 0 0 0 0 0 15 18 0.00 1.000																					
Dave Righetti, L (8, 1) ERA: 5.44	1.0 6 2 1 1 0 0 0 1 0 0 0 0 9 19 9.00 2.000																					
Jeff Brantley, R (9, 1) ERA: 3.52	1.0 3 0 0 0 1 0 0 0 0 0 0 0 0 11 16 0.00 0.000																					

Los Angeles Dodgers @ San Francisco Giants
 Candlestick Park, San Francisco, CA
 Wed Jul 29 1992, 6:33 AM EDT
 Att. 28,147 - Cloudy - 64 F

livebaseballscorecards.com

AB	34
R	6
H	9
RBI	6
BB	4
SO	7
LOB	12



Batter	1	2	3	4	5	6	7	8	9	AB	R	H	RBI	BB	SO	LOB
Willie McGee, S OBP: 0.336, SLG: 0.358 Michael Jackson, R Dave Righetti, L Mike Felder, S OBP: 0.311, SLG: 0.366 Jeff Brantley, R OBP: 0.667, SLG: 0.500	2-2 L5			1-1 G4-3		1-3 K		0-0 F9		3	0	0	0	0	1	1
Robby Thompson, R OBP: 0.343, SLG: 0.398	2-1 P5			1-0 F9				0-2 F9		4	0	0	0	0	1	2
Will Clark, L OBP: 0.397, SLG: 0.488	2-2 G6-3			0-0 F7				1-1 FC6		4	1	1	0	0	0	2
Chris James, R OBP: 0.304, SLG: 0.390			1-3 K		2-3 K			1-1 G4-3		4	0	1	1	0	2	0
Cory Snyder, R OBP: 0.319, SLG: 0.486			0-3 K		2-2 F7			0-3 K		4	0	1	0	0	2	0
Matt Williams, R OBP: 0.285, SLG: 0.382			1-0 P2		0-0 G6-3			1-0 K		4	0	1	0	0	1	2
Mark Bailey, S OBP: 0.333, SLG: 0.111 Craig Colbert, R OBP: 0.200, SLG: 0.179			4-2 G3-6-1 BB					0-1 F8		0	0	0	0	1	0	0
Jose Uribe, S OBP: 0.317, SLG: 0.370			0-0 L6					0-1 P6		2	0	0	0	1	0	1
Trevor Wilson, L OBP: 0.129, SLG: 0.071 Bryan Hickerson, L Mark Leonard, L OBP: 0.444, SLG: 0.619			3-2 G3-6-1					4-0 BB		1	0	0	0	0	0	1
			1-2f					2-1 FC6		0	0	0	0	0	0	0
								1-2		1	0	1	0	1	0	0

Inning Stats	R: 0	H: 0	E: 0	LOB: 0	K: 0	S: 8	R: 0	H: 0	E: 0	LOB: 0	K: 2	S: 8	R: 0	H: 0	E: 0	LOB: 0	K: 0	S: 7	R: 0	H: 0	E: 0	LOB: 0	K: 1	S: 7	R: 0	H: 0	E: 0	LOB: 1	K: 1	S: 7	R: 1	H: 3	E: 0	LOB: 2	K: 2	S: 15	R: 0	H: 1	E: 0	LOB: 2	K: 0	S: 8	R: 0	H: 1	E: 0	LOB: 1	K: 1	S: 8	1B: 3	2B: 2	3B: 0	HR: 0	SF: 0	SAC: 0	DP: 1	HBP: 0	WP: 0	PA: 34
PITCHER	IP	WLS	BF	H	R	ER	SO	BB	IBB	HBP	BLK	WP	HR	S	P	ERA	WHIP																																									
Ramon Martinez, R ERA: 3.78	(1, 1)	7.0		26	3	1	6	3	0	0	0	0	0	57	96	1.29	0.857																																									
Jay Howell, R ERA: 1.59	(8, 1)	0.2		3	1	0	0	0	0	0	0	0	0	6	8	0.00	1.500																																									
John Candelaria, L ERA: 2.0	(8, 1)	0.1		1	0	0	0	0	0	0	0	0	0	2	3	0.00	0.000																																									
Roger McDowell, R ERA: 3.33	(9, 1)	1.0		4	1	0	1	0	0	0	0	0	0	8	10	0.00	1.000																																									

BOTTOM

Los Angeles Dodgers @ San Francisco Giants
Candlestick Park, San Francisco, CA

livebaseballscores.com

AB	31
R	1
H	5
RBI	1
BB	3
SO	7
LOB	14



WP: 0	PA: 34
PB: 0	
SB: 0	
CS: 0	
ERA	WHIP

Wed Jul 29 1992, 6:33 AM EDT
Att. 28,147 - Cloudy - 64 F

Batter	1	2	3	4	5	6	7	8	9	10	AB R H RBI BB SO LOB	TOP												
Tony Fernandez, S OBP: 0.341, SLG: 0.359 (1, 6) B X	1-0 G6-3 ①		4-1 BB ②		3-2 F9 ③		1-2 G6-4-3 1B HR 1B		1-2 CS 1B		4 1 2 0 1 0 1	San Diego Padres @ Los Angeles Dodgers Dodger Stadium, Los Angeles, CA Thu Jul 30 1992, 7:05 PM PDT Att. 35,961 - Sunny - 78 F												
Tony Gwynn, L OBP: 0.377, SLG: 0.425 (1, 9) B C X	2-1 F7 ②		0-1 F7 ②			3-1 E 1B 1B	0-2 SAFE SAFE G6-4-3 1B		1-2 1-2 F8 ① ②		5 1 2 0 0 0 3													
Gary Sheffield, R OBP: 0.383, SLG: 0.553 (1, 5) S X	0-1 1B		2-0 F9 ③			1-0 L8 ①	0-0 G6-4-3 1-2f 2-3		1-0 F7 ③		5 0 1 0 0 0 5													
Fred McGriff, L OBP: 0.411, SLG: 0.564 (1, 3) X	0-0 G4-3 ③			4-1 G6-4-3 BB ①		0-0 F8 ②	3-1 HR ②			1-3 K ①	4 1 1 2 1 1 2													
Darrin Jackson, R OBP: 0.298, SLG: 0.429 (1, 8) X		0-0 G5-3 ①		3-1 F8 ①		0-0 E6 1B 1-2 3B	1-0 F7 ③			0-3 K ②	5 1 0 0 0 1 2													
Benito Santiago, R OBP: 0.304, SLG: 0.376 (1, 2) B C X		3-2 F8 ②		0-1 G6-4-3 1-2f ③		1-0 3B 1B 1-2 2-H		3-1 G1-3 2B		0-0 P3 ③	5 1 2 1 0 0 1													
Jerald Clark, R OBP: 0.291, SLG: 0.374 (1, 7) C X		0-1 F8 ③			1-0 F8 ①	0-1 3B 1-H 2-H		0-2 G1-3 ①			4 0 1 2 0 0 1													
Tim Teufel, R OBP: 0.331, SLG: 0.377 (1, 4) C B X			1-2 SH1-4 1B ①		1-3 K ②	4-0 IBB ③		3-2 G5-3 ②			3 0 1 0 1 1 1													
Craig Lefferts, L OBP: 0.070, SLG: 0.070 (1, 1) L X			0-1 SH1-4 ①		0-2 K ②	0-0 P2 ③		0-3 K2-3 ③			2 0 1 0 0 0 2													
Mike Maddux, L OBP: 0.400, SLG: 0.250 (6, 1)											0 0 0 0 0 0 0													
Larry Andersen, R (7, 1)											0 0 0 0 0 0 0													
Oscar Azocar, L OBP: 0.258, SLG: 0.250 (8, PH)											1 0 0 0 0 1 1													
Jose Melendez, R (8, 1)											0 0 0 0 0 0 0													
Inning Stats	R: 0 E: 0 K: 0 S: 6	H: 1 LOB: 1 BB: 0 P: 9	R: 0 E: 0 K: 0 S: 6	H: 0 LOB: 0 BB: 0 P: 9	R: 0 E: 0 K: 0 S: 9	H: 1 LOB: 2 BB: 1 P: 16	R: 0 E: 0 K: 1 S: 14	H: 0 LOB: 0 BB: 1 P: 19	R: 3 E: 1 K: 0 S: 9	H: 3 LOB: 2 BB: 1 P: 18	R: 2 E: 0 K: 0 S: 10	H: 3 LOB: 0 BB: 0 P: 15	R: 0 E: 0 K: 1 S: 13	H: 1 LOB: 1 BB: 0 P: 19	R: 0 E: 0 K: 0 S: 7	H: 1 LOB: 0 BB: 0 P: 10	R: 0 E: 0 K: 2 S: 7	H: 0 LOB: 0 BB: 0 P: 8	R: 0 E: 0 K: 2 S: 7	H: 0 LOB: 0 BB: 0 P: 8	1B: 8 2B: 1 3B: 1 HR: 1	SF: 0 SAC: 1 DP: 2 HBP: 0	WP: 0 PA: 42 PB: 0 SB: 0 CS: 1	
PITCHER	IP WLS BF H R ER SO BB IBB HBP BLK WP HR S P ERA WHIP																							
Bob Ojeda, L ERA: 3.28 (1, 1)	6.0	27	6	3	0	1	2	1	0	0	0	0	0	49	83	0.00	1.333							
Steve Wilson, L ERA: 3.91 (7, 1)	1.0	5	3	2	2	0	0	0	0	0	0	1	10	15	18.00	3.000								
Jim Gott, R ERA: 1.93 (8, 1)	2.0	7	2	0	0	1	0	0	0	0	0	0	20	29	0.00	1.000								
John Candelaria, L ERA: 1.96 (10, 1)	0.1	1	0	0	0	1	0	0	0	0	0	0	3	4	0.00	0.000								
Jay Howell, R ERA: 1.55 (10, 1)	0.2	W 2	0	0	0	1	0	0	0	0	0	0	4	4	0.00	0.000								

AB	38
R	5
H	11
RBI	5
BB	3
SO	4
LOB	19



Batter	1	2	3	4	5	6	7	8	9	AB R H RBI BB SO LOB	TOP											
Tony Fernandez, S (1, 6) OBP: 0.337, SLG: 0.354	1-0 F7		1-2 G3		1-3 K		2-2 P4		0-3 K	5 0 0 0 0 2 3	San Diego Padres @ Los Angeles Dodgers Dodger Stadium, Los Angeles, CA Fri Jul 31 1992, 7:05 PM PDT Att. 33,066 - Sunny - 78 F livebaseballscorecards.com											
Tony Gwynn, L (1, 9) OBP: 0.375, SLG: 0.420	4-2 E BB SF8-1-3 BB		0-1 F9		1-3 K		0-0 E3		0-1 P6	4 1 0 0 1 1 3												
Gary Sheffield, R (1, 5) OBP: 0.384, SLG: 0.553	4-2 E2 SF8-1-3 BB			1-0 G6-3		0-0 G3-1 1B 2B			1-1 F9	3 1 1 0 1 0 2												
Fred McGriff, L (1, 3) OBP: 0.410, SLG: 0.565	2-2 SF8-1-3			1-0 L4		3-2 G3-1			3-1 SH1-3 E 2B	3 1 1 1 0 0 1												
Darrin Jackson, R (1, 8) OBP: 0.299, SLG: 0.428				0-0 G6-3		3-2 G5-4-3 1B 3-H			0-0 SH1-3	3 0 1 1 0 0 0												
Benito Santiago, R (1, 2) OBP: 0.304, SLG: 0.371				0-0 G6-3		1-2 F9			4-1 BB	3 0 0 0 1 0 1												
Jerald Clark, R (1, 7) OBP: 0.293, SLG: 0.379				1-2 2B		2-2 E E 1B			1-0 F7	4 1 2 0 0 0 2												
Kurt Stillwell, S (1, 4) OBP: 0.278, SLG: 0.322				1-0 G4-3		2-2 E4 1B			2-3 K	4 0 1 0 0 1 3												
Larry Andersen, R (8, 1)						1-3 1B				0 0 0 0 0 0 0												
Randy Myers, L (9, 1)										0 0 0 0 0 0 0												
Bruce Hurst, L (1, 1) OBP: 0.130, SLG: 0.135				1-1 G4-3		0-1 1B			1-1 L4	2 0 1 1 0 0 0												
Tim Teufel, R (8, 4) OBP: 0.330, SLG: 0.374						2-3 3-H 1B				1 0 0 0 0 0 0												
Inning Stats	R: 1 E: 1 K: 0 S: 10	H: 0 LOB: 0 BB: 2 P: 21	R: 0 E: 0 K: 0 S: 6	H: 1 LOB: 1 BB: 0 P: 8	R: 0 E: 0 K: 0 S: 7	H: 0 LOB: 0 BB: 0 P: 9	R: 0 E: 0 K: 0 S: 3	H: 0 LOB: 0 BB: 0 P: 5	R: 1 E: 1 K: 2 S: 17	H: 2 LOB: 2 BB: 0 P: 24	R: 1 E: 0 K: 0 S: 12	H: 2 LOB: 1 BB: 0 P: 20	R: 0 E: 1 K: 0 S: 11	H: 1 LOB: 2 BB: 0 P: 17	R: 1 E: 1 K: 1 S: 10	H: 1 LOB: 1 BB: 1 P: 20	R: 0 E: 0 K: 1 S: 7	H: 0 LOB: 0 BB: 0 P: 8	1B: 4 2B: 4 3B: 0 HR: 0	SF: 1 SAC: 2 DP: 1 HBP: 0	WP: 0 PB: 0 SB: 0 CS: 0	PA: 38
PITCHER	IP WLS BF H R ER SO BB IBB HBP BLK WP HR S P ERA WHIP																					
Kevin Gross, R (1, 1) ERA: 3.44	7.0 L 31 7 4 2 2 2 2 0 0 0 0 0 0 68 109 2.57 1.286																					
Jay Howell, R (8, 1) ERA: 1.45	2.0 7 0 0 0 2 1 0 0 0 0 0 0 0 15 23 0.00 0.500																					

AB	32
R	4
H	7
RBI	3
BB	3
SO	4
LOB	15



Batter	1	2	3	4	5	6	7	8	9	AB	R	H	RBI	BB	SO	LOB
Jose Offerman, S OBP: 0.326, SLG: 0.326 (1, 6)	3-1 F8	2-1 G5-3							3-2 P3	5	1	1	0	0	0	0
Brett Butler, L OBP: 0.419, SLG: 0.405 (1, 8)	4-1 1B BB		3-2 F7				2-1 1B		1-1 1B	3	1	2	1	1	0	0
Eric Young Sr., R OBP: 0.333, SLG: 0.250 (1, 4)	1-3 K		1-1 F9				0-1 F8		0-0 F8	4	0	0	0	0	1	2
Eric Karros, R OBP: 0.295, SLG: 0.456 (1, 3)	0-0 1B 1B		1-2 1B				1-2 1B		3-2 F8	4	1	3	0	0	0	1
Eric Davis, R OBP: 0.325, SLG: 0.339 (1, 7)	1-0 1B 1B		1-3 K				4-2 FC5-4 BB		3-2 G1-3	3	0	1	1	1	1	1
Todd Benzinger, S OBP: 0.270, SLG: 0.336 (1, 9)	1-2 1B			0-1 P4			0-1 FC5-4		1-0 F7	4	0	1	1	0	0	2
Mike Scioscia, L OBP: 0.287, SLG: 0.282 (1, 2)	0-0 F8			1-2 P2			0-0 E5 G3 CS 1B		2-2 G4-3	4	0	1	0	0	0	2
Dave Hansen, L OBP: 0.291, SLG: 0.342 Mike Sharperson, R (9, PH) OBP: 0.399, SLG: 0.412 (1, 5)		2-3 K		0-0 1B			0-0 G3		0-0 F7	3	0	1	0	0	1	1
Kevin Gross, R OBP: 0.128, SLG: 0.081 Jay Howell, R (8, 1) Mitch Webster, S (9, PH) OBP: 0.335, SLG: 0.406 (1, 1)		2-2 G5-3		1 SAFE 2-3 K			2-3 K		2-0 F7	1	0	0	0	0	0	0
							3-H			1	0	0	0	0	0	0

Inning Stats	R: 2	H: 3	E: 0	K: 1	S: 13	LOB: 2	BB: 1	P: 23	R: 0	H: 0	E: 0	K: 1	S: 8	LOB: 0	BB: 0	P: 14	R: 0	H: 1	E: 0	K: 1	S: 13	LOB: 1	BB: 0	P: 19	R: 0	H: 1	E: 0	K: 1	S: 10	LOB: 1	BB: 0	P: 13	R: 1	H: 3	E: 1	K: 0	S: 12	LOB: 2	BB: 1	P: 19	R: 0	H: 0	E: 0	K: 0	S: 8	LOB: 0	BB: 0	P: 14	R: 0	H: 0	E: 0	K: 0	S: 6	LOB: 0	BB: 0	P: 11	R: 0	H: 0	E: 0	K: 0	S: 6	LOB: 0	BB: 0	P: 11	1B: 10	SF: 0	2B: 0	SAC: 0	3B: 0	DP: 0	HR: 0	HBP: 0	WP: 0	PA: 37
PITCHER	IP	WLS	BF	H	R	ER	SO	BB	IBB	HBP	BLK	WP	HR	S	P	ERA	WHIP																																																									
Bruce Hurst, L (1, 1) ERA: 3.34	7.0	W	31	10	3	3	5	2	0	0	1	0	0	72	113	3.86	1.714																																																									
Larry Andersen, R (8, 1) ERA: 4.09	1.0		3	0	0	0	0	0	0	0	0	0	0	8	14	0.00	0.000																																																									
Randy Myers, L (9, 1) ERA: 4.88	1.0	S	3	0	0	0	0	0	0	0	0	0	0	6	11	0.00	0.000																																																									


BOTTOM

San Diego Padres @ Los Angeles Dodgers
Dodger Stadium, Los Angeles, CA

Fri Jul 31 1992, 7:05 PM PDT
Att: 33,066 - Sunny - 78 F

livebaseballscorecards.com

AB	35
R	3
H	10
RBI	3
BB	2
SO	5
LOB	11



Batter	1	2	3	4	5	6	7	8	9	AB R H RBI BB SO LOB	TOP		
Tony Fernandez, S (1, 6) OBP: 0.336, SLG: 0.353 Craig Shipley, R (1, 6) OBP: 0.231, SLG: 0.250	1-3 		0-0 G5-3 			3-1 L8 		2-2 G6-3 		1 0 0 0 0 1 0 3 0 0 0 0 0 1	San Diego Padres @ Los Angeles Dodgers Dodger Stadium, Los Angeles, CA Sat Aug 01 1992, 7:05 PM PDT Att. 33,078 - Sunny - 80 F livebaseballscorecards.com		
Tony Gwynn, L (1, 9) OBP: 0.374, SLG: 0.419	0-0 G3-1 		2-1 L9 			0-1 FC6-4 1B 		2-1 F8 		4 0 1 0 0 0 1			
Gary Sheffield, R (1, 5) OBP: 0.385, SLG: 0.553	2-1 			2-3 		1-2 FC6-4 FC4-6 1-2f 		2-1 FC4-6 1B 		4 0 2 0 0 1 1			
Fred McGriff, L (1, 3) OBP: 0.408, SLG: 0.561	3-3 K 			1-0 		1-0 FC4-6 1-2f 		0-0 FC4-6 1B FC3-6 1-2f 		4 1 1 0 0 1 3			
Darrin Jackson, R (1, 8) OBP: 0.303, SLG: 0.431		0-1 		0-1 		0-0 G6-3 		1-1 FC3-6 1B E 1-2 		4 1 3 0 0 0 0			
Benito Santiago, R (1, 2) OBP: 0.303, SLG: 0.369		1-0 G5-4-3 1-2f 		0-1 G6-4-3 1-2f 		3-2 F8 		2-1 FC3-6 1B 1-2 2-3 		4 0 1 0 0 0 3			
Phil Stephenson, L (1, 7) OBP: 0.304, SLG: 0.333		4-1 		1-1 G4-3 		3-2 G4-3 		3-2 FC3-6 E 1-2f 2-3 3-H 		3 0 0 1 1 1 0 2			
Kurt Stillwell, S (1, 4) OBP: 0.277, SLG: 0.325		1-0 G4-3 		3-2 P8 		3-2 G4-3 		2-1 E6 1-2 3-H 		4 0 1 0 0 0 2			
Andy Benes, R (1, 1) OBP: 0.184, SLG: 0.178 Jose Melendez, R (5, 1) Oscar Azocar, L (8, PH) OBP: 0.255, SLG: 0.247 Tim Scott, R (8, 1) Kevin Ward, R (9, PH) OBP: 0.269, SLG: 0.263		2-2 P5 		1-2 G1-3 		2-1 F8 		3-3 K 		2 0 0 0 0 0 0 0 0 0 0 0 0 0 1 0 0 0 0 0 1 0 0 0 0 0 0 0 1 0 0 0 0 1 2			
Inning Stats	R: 0 H: 1 E: 0 LOB: 1 K: 2 BB: 0 S: 9 P: 15	R: 0 H: 1 E: 0 LOB: 1 K: 0 BB: 1 S: 5 P: 11	R: 0 H: 0 E: 0 LOB: 0 K: 0 BB: 0 S: 6 P: 10	R: 0 H: 2 E: 0 LOB: 1 K: 1 BB: 0 S: 8 P: 11	R: 0 H: 0 E: 0 LOB: 0 K: 0 BB: 0 S: 8 P: 13	R: 0 H: 1 E: 0 LOB: 1 K: 0 BB: 0 S: 10 P: 15	R: 0 H: 0 E: 0 LOB: 0 K: 0 BB: 0 S: 8 P: 14	R: 0 H: 1 E: 0 LOB: 1 K: 0 BB: 0 S: 10 P: 19	R: 2 H: 3 E: 1 LOB: 2 K: 1 BB: 0 S: 16 P: 29	1B: 8 SF: 0 2B: 1 SAC: 0 3B: 0 DP: 2 HR: 0 HBP: 0	WP: 0 PA: 36 PB: 0 SB: 0 CS: 0		
PITCHER	IP WLS BF H R ER SO BB IBB HBP BLK WP HR S P ERA WHIP											PITCHER	IP WLS BF H R ER SO BB IBB HBP BLK WP HR S P ERA WHIP
Tom Candiotti, R (1, 1) ERA: 2.88	5.0 W 18 4 0 0 3 1 0 0 0 0 0 0 36 60 0.00 1.000												
Jim Gott, R (6, 1) ERA: 1.87	2.0 7 1 0 0 0 0 0 0 0 0 0 0 18 29 0.00 0.500												
Tim Crews, R (8, 1) ERA: 5.82	1.0 4 1 0 0 0 0 0 0 0 0 0 0 10 19 0.00 1.000												
Roger McDowell, R (9, 1) ERA: 3.44	1.0 7 3 2 1 1 0 0 0 0 0 0 0 16 29 9.00 3.000												


San Diego Padres @ Los Angeles Dodgers
 Dodger Stadium, Los Angeles, CA
 Sat Aug 01 1992, 7:05 PM PDT
 Att. 33,078 - Sunny - 80 F

AB	35
R	2
H	9
RBI	1
BB	1
SO	4
LOB	16



Batter	1	2	3	4	5	6	7	8	9
Jose Offerman, S OBP: 0.332, SLG: 0.329 (1, 6)	0-1 SH 1B 1B		3-2 G1-3 1B	4-2 BB		4-2 1B BB	0-2 1B		
Brett Butler, L OBP: 0.421, SLG: 0.408 (1, 8)	2-2 SH 1-2 1B		1-1 E4 1B 1B	3-2 P8		0-0 1B SF7 1B	0-1 F8		
Eric Young Sr., R OBP: 0.385, SLG: 0.333 (1, 4)	0-0 SH 1-3 2-H		1-0 P8		2-2 2B 1B	0-2 1B		0-1 G6-3	
Eric Karros, R OBP: 0.297, SLG: 0.457 (1, 3)	2-0 P2		4-1 1B BB		0-1 1B 1B 2B	1-3 H		1-1 P3	
Eric Davis, R OBP: 0.327, SLG: 0.339 Mitch Webster, S OBP: 0.333, SLG: 0.404 (6, PR) (7, 7)	3-3 K		0-0 1B		2-1 G5-3	3-2 HBP		1-3 K	
Henry Rodriguez, L OBP: 0.059, SLG: 0.063 (1, 9)	0-3 K		0-3 K		0-0 1B 1B	2-2 SF7			
Mike Scioscia, L OBP: 0.290, SLG: 0.285 (1, 2)		0-1 G3-1		1-0 SH3 1B	1-1 1B 1B	0-1 G4-3			
Dave Hansen, L OBP: 0.290, SLG: 0.340 (1, 5)		0-0 F8		3-2 F9	2-1 1B 1B		1-2 F9		
Tom Candiotti, R OBP: 0.114, SLG: 0.093 Lenny Harris, L OBP: 0.312, SLG: 0.306 Jim Gott, R OBP: 0.289, SLG: 0.335 Todd Benzinger, S OBP: 0.289, SLG: 0.335 Tim Crews, R OBP: 0.289, SLG: 0.335 Roger McDowell, R OBP: 0.289, SLG: 0.335		1-0 G6-3		0-2 SH3	1-0 G4-6-3		0-0 P6		

AB	R	H	RBI	BB	SO	LOB
3	2	2	0	2	0	0
5	2	3	0	0	0	3
4	1	2	1	0	0	1
4	1	1	1	1	1	4
3	0	1	1	0	1	3
1	0	0	0	0	1	0
3	1	1	1	0	2	4
4	0	2	1	0	0	2
4	0	1	1	0	0	1
1	0	0	0	0	0	0
1	0	0	0	0	0	2
0	0	0	0	0	0	0
1	0	0	0	0	0	0
0	0	0	0	0	0	0
0	0	0	0	0	0	0

BOTTOM	
San Diego Padres @ Los Angeles Dodgers	AB 34
Dodger Stadium, Los Angeles, CA	R 7
Sat Aug 01 1992, 7:05 PM PDT	H 13
Att: 33,078 - Sunny - 80 F	RBI 6
	BB 3
	SO 5
	LOB 20
	
	WP: 0 PA: 41
	PB: 0
	SB: 0
	CS: 0

Inning Stats		R: 1	H: 2	R: 0	H: 0	R: 1	H: 2	R: 0	H: 1	R: 3	H: 5	R: 2	H: 2	R: 0	H: 1	R: 0	H: 0
		E: 1	LOB: 2	E: 0	LOB: 0	E: 1	LOB: 2	E: 0	LOB: 2	E: 0	LOB: 1	E: 0	LOB: 2	E: 0	LOB: 1	E: 0	LOB: 0
		K: 2	BB: 0	K: 0	BB: 0	K: 1	BB: 1	K: 0	BB: 1	K: 0	BB: 0	K: 1	BB: 1	K: 0	BB: 0	K: 1	BB: 0
		S: 14	P: 21	S: 4	P: 5	S: 11	P: 20	S: 15	P: 26	S: 13	P: 21	S: 20	P: 30	S: 10	P: 11	S: 7	P: 9

PITCHER		IP	WLS	BF	H	R	ER	SO	BB	IBB	HBP	BLK	WP	HR	S	P	ERA	WHIP
Andy Benes, R ERA: 3.66	(1, 1)	4.1	L	26	10	5	4	3	2	0	0	0	0	0	56	91	8.31	2.769
Jose Melendez, R ERA: 3.27	(5, 1)	2.2		12	3	2	2	1	1	0	1	0	0	0	31	43	6.75	1.500
Tim Scott, R ERA: 3.71	(8, 1)	1.0		3	0	0	0	1	0	0	0	0	0	0	7	9	0.00	0.000

Batter	1	2	3	4	5	6	7	8	9	AB R H RBI BB SO LOB	TOP	
Tony Fernandez, S OBP: 0.338, SLG: 0.355 (1, 6)	2-1 G3-1 1B		1-0 1B		2-2 FC4-6 1B			3-1 G3-1		4 0 2 1 0 0 0	San Diego Padres @ Los Angeles Dodgers Dodger Stadium, Los Angeles, CA Sun Aug 02 1992, 3:33 AM PDT Att. 34,584 - Sunny - 85 F	
Tony Gwynn, L OBP: 0.372, SLG: 0.417 (1, 9)	0-1 1B		2-3 K		0-0 FC4-6 1-2f			2-1 G3-1		4 0 1 0 0 1 2		
Gary Sheffield, R OBP: 0.381, SLG: 0.547 (1, 5)	0-1 P6			0-1 P2		2-3 K			0-0 F7	4 0 0 0 0 1 1		
Fred McGriff, L OBP: 0.404, SLG: 0.554 (1, 3)	3-3 K			3-2 G4-3		2-0 F9			1-0 P6	4 0 0 0 0 1 1		
Darrin Jackson, R OBP: 0.303, SLG: 0.429 (1, 8)				2-2 FC6-4 1B		1-1 F8			1-1 F7	4 0 1 0 0 0 0		
Benito Santiago, R OBP: 0.299, SLG: 0.364 (1, 2)				0-0 FC6-4 1-2f		1-0 G6-3				3 0 0 0 0 0 1		
Jerald Clark, R OBP: 0.294, SLG: 0.378 (1, 7)				2-2 G4-3		1-2 FC4-6 1B		0-1 L4		3 0 1 0 0 0 0		
Kurt Stillwell, S OBP: 0.275, SLG: 0.322 Mike Maddux, L OBP: 0.400, SLG: 0.250 (1, 4) (7, 1)			1-1 F7		0-0 FC4-6 SH1-4 1B		0-0 F7			3 1 0 0 0 0 1 0 0 0 0 0 0 0		
Jim Deshaies, L OBP: 0.328, SLG: 0.372 Tim Teufel, R (1, 1) (7, 4)			1-2 G6-3		0-1 SH1-4		1-1 F8			1 0 0 0 0 0 0 1 0 0 0 0 0 0		
Inning Stats	R: 0 H: 1 E: 0 LOB: 1 K: 1 BB: 0 S: 9 P: 14	R: 0 H: 0 E: 0 LOB: 0 K: 0 BB: 0 S: 7 P: 10	R: 0 H: 1 E: 0 LOB: 1 K: 1 BB: 0 S: 10 P: 15	R: 0 H: 1 E: 0 LOB: 1 K: 0 BB: 0 S: 10 P: 15	R: 1 H: 2 E: 0 LOB: 1 K: 0 BB: 0 S: 12 P: 15	R: 0 H: 0 E: 0 LOB: 0 K: 1 BB: 0 S: 6 P: 11	R: 0 H: 0 E: 0 LOB: 0 K: 0 BB: 0 S: 4 P: 5	R: 0 H: 0 E: 0 LOB: 0 K: 0 BB: 0 S: 6 P: 12	R: 0 H: 0 E: 0 LOB: 0 K: 0 BB: 0 S: 4 P: 6	1B: 5 SF: 0 2B: 0 SAC: 1 3B: 0 DP: 0 HR: 0 HBP: 0		WP: 0 PA: 32 PB: 0 SB: 0 CS: 0
PITCHER Orel Hershiser, R ERA: 3.6 (1, 1)	IP WLS BF H R ER SO BB IBB HBP BLK WP HR S P ERA WHIP											PITCHER IP WLS BF H R ER SO BB IBB HBP BLK WP HR S P ERA WHIP

livebaseballscorecards.com

AB	31
R	1
H	5
RBI	1
BB	0
SO	3
LOB	6



Batter	1	2	3	4	5	6	7	8	9	AB	R	H	RBI	BB	SO	LOB	BOTTOM	
Jose Offerman, S OBP: 0.332, SLG: 0.328 (1, 6)	1-1 P4		1-1 G3		3-2 L4			0-0 1B G5-3 2B 1B		4	1	1	0	0	0	0	San Diego Padres @ Los Angeles Dodgers Dodger Stadium, Los Angeles, CA Sun Aug 02 1992, 3:33 AM PDT Att. 34,584 - Sunny - 85 F	
Brett Butler, L OBP: 0.419, SLG: 0.406 (1, 8)	1-2 G4-3		3-3 K		2-2 G5-4-3 1B			0-0 G5-3 1-2		4	0	1	0	0	1	1		
Eric Young Sr., R OBP: 0.353, SLG: 0.313 (1, 4)	1-2 P4		1-1 F9		2-2 G5-4-3 1-2f			0-1 2B 1B		4	1	1	0	0	0	1		
Eric Karros, R OBP: 0.299, SLG: 0.458 (1, 3)		4-2 2B 1B BB		2-3 K		3-3 K		1-1 G3 2B 2-H 3-H		3	1	1	2	1	2	0		
Mitch Webster, S OBP: 0.337, SLG: 0.419 (1, 9)		0-0 1B 1B 2B		2-0 BB 2B		3-2 F9		2-1 G3		4	1	2	0	0	0	1		
Todd Benzinger, S OBP: 0.268, SLG: 0.333 (1, 7)		0-0 CS 1B 1B 2-3 3-H		2-2 F9		3-2 F9		1-3 K		4	0	1	1	0	1	2		
Carlos Hernandez, R OBP: 0.324, SLG: 0.317 (1, 2)		0-0 CS 1B 1-2 3-H		4-2 BB BB		1-0 G4-3				2	0	1	1	1	0	0		
Dave Hansen, L OBP: 0.291, SLG: 0.337 (1, 5)		3-3 K 1-2 2-3		4-1 BB BB		0-0 G1-3				2	0	0	0	1	1	2		
Orel Hershiser, R OBP: 0.204, SLG: 0.277 (1, 1)		2-3 K		0-0 F8		0-2 G4-3				3	0	0	0	0	1	4		
Inning Stats	R: 0 E: 0 K: 0 S: 8	H: 0 LOB: 0 BB: 0 P: 11	R: 2 E: 0 K: 2 S: 12	H: 3 LOB: 1 BB: 1 P: 21	R: 0 E: 0 K: 1 S: 8	H: 0 LOB: 0 BB: 0 P: 13	R: 0 E: 0 K: 1 S: 12	H: 1 LOB: 3 BB: 2 P: 26	R: 0 E: 0 K: 0 S: 10	H: 1 LOB: 0 BB: 0 P: 17	R: 0 E: 0 K: 1 S: 14	H: 0 LOB: 0 BB: 0 P: 23	R: 0 E: 0 K: 0 S: 5	H: 0 LOB: 0 BB: 0 P: 6	R: 2 E: 0 K: 1 S: 11	H: 3 LOB: 1 BB: 0 P: 15	1B: 5 SF: 0 2B: 3 SAC: 0 3B: 0 DP: 1 HR: 0 HBP: 0	WP: 0 PA: 33 PB: 0 SB: 0 CS: 2
PITCHER	IP	WLS	BF	H	R	ER	SO	BB	IBB	HBP	BLK	WP	HR	S	P	ERA	WHIP	
Jim Deshaies, L ERA: 2.1 (1, 1)	6.0	L	24	5	2	2	5	3	0	0	0	0	0	64	111	3.00	1.333	
Mike Maddux, R ERA: 2.42 (7, 1)	2.0		9	3	2	2	1	0	0	0	0	0	0	16	21	9.00	1.500	

livebaseballscorecards.com

AB 30
R 4
H 8
RBI 4
BB 3
SO 6
LOB 11



Batter	1	2	3	4	5	6	7	8	9	AB R H RBI BB SO LOB	TOP											
Craig Biggio, R (1, 4) OBP: 0.370, SLG: 0.376	3-2 G4-3		2-2 FC5-6			3-2 P3	2-1 FC6-4			4 0 0 0 0 0 2	Houston Astros @ Los Angeles Dodgers Dodger Stadium, Los Angeles, CA Tue Aug 04 1992, 7:05 PM PDT Att. 25,195 - Sunny - 76 F											
Steve Finley, L (1, 8) OBP: 0.324, SLG: 0.382	0-1 G4-3			1-1 B1-3		4-0 5 G4-3 BB		2-1 L8		3 0 0 0 1 0 0												
5 Jeff Bagwell, R (1, 3) OBP: 0.338, SLG: 0.406	2-1 F8			0-1 F8		2-1 G4-3		0-0 G3		4 0 0 0 0 0 1												
Eric Anthony, L (1, 9) OBP: 0.301, SLG: 0.436		1-2 F8		2-3 K		2-2 L3		1-3 K		4 0 0 0 0 2 1												
Ken Caminiti, S (1, 5) OBP: 0.371, SLG: 0.463		0-1 G6-3			0-0 HBP 1B		1-0 HR		3-1 L6	4 1 2 1 0 0 0												
Casey Candaele, S (1, 6) OBP: 0.252, SLG: 0.255		2-3 K			0-1 L8		1-1 G3 1B		2-3 K	4 1 1 0 0 2 1												
Eddie Taubensee, L (1, 2) OBP: 0.275, SLG: 0.291				1-0 G5-3		2-2 HBP		1-1 G3		3 0 0 0 0 1 1												
Gerald Young, S (1, 7) OBP: 0.270, SLG: 0.129				3-2 FC5-6 SH1-4 1B		3-3 K		1-0 G3		3 0 1 0 0 1 3												
Shane Reynolds, R (1, 1) Benny Distefano, L (5, PH) Willie Blair, R (5, 1) Juan Guerrero, R (7, PH) Xavier Hernandez, L (7, 1) Al Osuna, R (8, 1)				0-0 SH1-4		1-3 K		2-0 FC6-4 1B		0 0 0 0 0 0 0 1 0 0 0 0 1 2 0 0 0 0 0 0 0 1 0 1 1 0 0 0 0 0 0 0 0 0 0 0 0 0 0 0 0 0												
Inning Stats	R: 0 E: 0 K: 0 S: 7	H: 0 LOB: 0 BB: 0 P: 12	R: 0 E: 0 K: 1 S: 8	H: 0 LOB: 0 BB: 0 P: 11	R: 0 E: 0 K: 0 S: 10	H: 1 LOB: 1 BB: 0 P: 16	R: 0 E: 0 K: 1 S: 7	H: 0 LOB: 0 BB: 0 P: 10	R: 0 E: 0 K: 2 S: 18	H: 1 LOB: 2 BB: 0 P: 24	R: 0 E: 0 K: 0 S: 9	H: 0 LOB: 1 BB: 1 P: 20	R: 2 E: 0 K: 0 S: 9	H: 3 LOB: 1 BB: 0 P: 17	R: 0 E: 0 K: 1 S: 7	H: 0 LOB: 0 BB: 0 P: 10	R: 0 E: 0 K: 2 S: 9	H: 0 LOB: 0 BB: 0 P: 15	1B: 4 2B: 0 3B: 0 HR: 1	SF: 0 SAC: 1 DP: 0 HBP: 1	WP: 0 PB: 0 SB: 0 CS: 0	PA: 34
PITCHER	IP WLS BF H R ER SO BB IBB HBP BLK WP HR S P ERA WHIP																					
Ramon Martinez, R (1, 1) ERA: 3.72	7.0 W 28 5 2 2 4 1 0 1 0 0 0 1 68 110 2.57 0.857																					
Jim Gott, R (8, 1) ERA: 1.81	2.0 6 0 0 0 3 0 0 0 0 0 0 0 16 25 0.00 0.000																					

livebaseballscorecards.com

AB 31
R 2
H 5
RBI 2
BB 1
SO 7
LOB 11



Batter	1	2	3	4	5	6	7	8	9	AB	R	H	RBI	BB	SO	LOB
Jose Offerman, S (1, 6) OBP: 0.333, SLG: 0.332	0-0 G4-3 1B	1-1 1B WP 2B		1-3 K			0-3 K			4	1	2	1	0	2	0
Brett Butler, L (1, 8) OBP: 0.418, SLG: 0.404	0-2 G6-3 1-2	3-2 S E 1B			2-2 L7		3-2 E1 1B			4	2	1	0	0	0	1
Eric Young Sr., R (1, 4) OBP: 0.286, SLG: 0.250	0-0 G4-3 2-3	2-2 P3 1-H 3-H			1-0 B3		0-0 P1			4	0	0	0	0	0	2
Eric Karros, R (1, 3) OBP: 0.301, SLG: 0.468	2-1 G6-3		0-2 G6-3		1-1 HR		1-1 1B			4	1	2	2	0	0	1
Todd Benzinger, S (1, 7) OBP: 0.272, SLG: 0.331		4-0 2B 1B BB	4-0 G1-3 S BB		0-2 F7		0-3 K			2	1	0	0	2	1	1
Mike Scioscia, L (1, 2) OBP: 0.286, SLG: 0.280		1-0 F7	1-2 G1-3		0-0 G6-3		0-1 F8			4	0	0	0	0	0	2
Henry Rodriguez, L (1, 9) OBP: 0.143, SLG: 0.158		2-1 E 2B	0-1 G6-3		0-3 K		4-2 G6-3 BB			3	1	1	0	1	1	1
Dave Hansen, L (1, 5) OBP: 0.295, SLG: 0.337		0-0 E8 SH3-4 2B 1B		3-2 P6		4-2 BB	0-0 G6-3 1-2f			3	1	1	1	1	0	1
Ramon Martinez, R (1, 1) OBP: 0.136, SLG: 0.136		0-0 SH3-4		1-1 G4-3		1-2 G4-3				2	0	0	0	0	0	1
Jim Gott, R (8, 1)										0	0	0	0	0	0	0

Inning Stats	R: 0	H: 1	E: 0	LOB: 1	K: 0	BB: 0	S: 7	R: 5	H: 4	E: 1	LOB: 0	K: 0	BB: 1	S: 14	R: 0	H: 0	E: 0	LOB: 1	K: 0	BB: 1	S: 9	R: 0	H: 0	E: 0	LOB: 0	K: 1	BB: 0	S: 10	R: 1	H: 1	E: 0	LOB: 0	K: 0	BB: 0	S: 10	R: 0	H: 0	E: 0	LOB: 1	K: 1	BB: 1	S: 9	R: 1	H: 1	E: 1	LOB: 1	K: 2	BB: 0	S: 13	R: 0	H: 0	E: 0	LOB: 0	K: 0	BB: 1	S: 7	R: 0	H: 0	E: 0	LOB: 0	K: 0	BB: 1	S: 11
--------------	------	------	------	--------	------	-------	------	------	------	------	--------	------	-------	-------	------	------	------	--------	------	-------	------	------	------	------	--------	------	-------	-------	------	------	------	--------	------	-------	-------	------	------	------	--------	------	-------	------	------	------	------	--------	------	-------	-------	------	------	------	--------	------	-------	------	------	------	------	--------	------	-------	-------

PITCHER	IP	WLS	BF	H	R	ER	SO	BB	IBB	HBP	BLK	WP	HR	S	P	ERA	WHIP
Shane Reynolds, R (1, 1) ERA: 9.95	4.0	L	19	5	5	4	1	2	0	0	0	1	0	40	65	9.00	1.750
Willie Blair, R (5, 1) ERA: 4.19	2.0		8	1	1	1	1	1	0	0	0	0	1	19	28	4.50	1.000
Xavier Hernandez, R (7, 1) ERA: 2.1	1.0		5	1	1	0	2	0	0	0	0	0	0	13	17	0.00	1.000
Al Osuna, L (8, 1) ERA: 4.01	1.0		3	0	0	0	0	1	0	0	0	0	0	7	11	0.00	1.000

BOTTOM

Houston Astros @ Los Angeles Dodgers
Dodger Stadium, Los Angeles, CA

Tue Aug 04 1992, 7:05 PM PDT
Att: 25,195 - Sunny - 76 F

livebaseballscorecards.com

AB	30
R	7
H	7
RBI	4
BB	4
SO	4
LOB	10



PITCHER	IP	WLS	BF	H	R	ER	SO	BB	IBB	HBP	BLK	WP	HR	S	P	ERA	WHIP
Shane Reynolds, R (1, 1) ERA: 9.95	4.0	L	19	5	5	4	1	2	0	0	0	1	0	40	65	9.00	1.750
Willie Blair, R (5, 1) ERA: 4.19	2.0		8	1	1	1	1	1	0	0	0	0	1	19	28	4.50	1.000
Xavier Hernandez, R (7, 1) ERA: 2.1	1.0		5	1	1	0	2	0	0	0	0	0	0	13	17	0.00	1.000
Al Osuna, L (8, 1) ERA: 4.01	1.0		3	0	0	0	0	1	0	0	0	0	0	7	11	0.00	1.000

Batter	1	2	3	4	5	6	7	8	9	AB R H RBI BB SO LOB	TOP																									
Craig Biggio, R OBP: 0.371, SLG: 0.374 (1, 4)	3-2 P6		1-2 2B 1B		4-2 S 1B BB	1-2 FC4-6 1B		1-1 G4-3		4 2 1 0 1 0 1																										
Steve Finley, L OBP: 0.330, SLG: 0.389 (1, 8)	0-1 G1-3		2-1 1B E 2B		3-2 WP S 1B	1-2 FC4-6 1B		0-1 2B 1B		5 3 4 3 0 0 0																										
Ken Caminiti, S OBP: 0.374, SLG: 0.467 (1, 5)	0-0 F8		0-0 S 1B		4-2 PB S 1B BB	0-1 FC4-6		0-0 5 1B 2B		4 1 2 1 1 0 2																										
5 Jeff Bagwell, R OBP: 0.339, SLG: 0.406 (1, 3)		0-1 F9	3-2 P3		2-1 PB 1B	0-0 F9		2-2 SH2-4 1B		5 0 2 2 0 0 4																										
Eric Anthony, L OBP: 0.300, SLG: 0.431 (1, 9)		2-3 K	2-3 K		4-2 1-2 2-3 BB		1-1 F9	1-0 SH2-4		3 0 0 0 1 2 1 0 0 0 0 0 0 0																										
Gerald Young, S OBP: 0.270, SLG: 0.129 (9, PH) (9, 9)			1-2 3-H					1-2																												
Pete Incaviglia, R OBP: 0.320, SLG: 0.435 (1, 7)		2-0 1B			1-1 F7	0-3 K		2-2 F9	2-1 F9	3 0 1 0 0 1 3 1 0 0 0 0 0 0																										
Luis Gonzalez, L OBP: 0.285, SLG: 0.384 (7, PH) (7, 7)										1 0 0 0 0 0 0																										
Scott Servais, R OBP: 0.253, SLG: 0.238 (9, PH)										1 0 0 0 0 0 1																										
Benny Distefano, L OBP: 0.303, SLG: 0.300 (9, 7)										0 0 0 0 0 0 0																										
Casey Candaele, S OBP: 0.256, SLG: 0.259 (1, 6)		1-1			1-1 G4-6-3 1B	2-3 K		1-1 G1-6-3	4-0	3 0 2 0 0 1 3 1 0 0 0 0 0 0																										
Xavier Hernandez, L (5, 1)										0 0 0 0 0 0 0																										
Rob Murphy, L (7, 1)										0 0 0 0 1 0 0																										
Juan Guerrero, R OBP: 0.296, SLG: 0.333 (9, PH)		1-2 1B								0 0 0 0 0 0 0																										
Doug Jones, R (9, 1)										0 0 0 0 0 0 0																										
Eddie Taubensee, L OBP: 0.268, SLG: 0.283 (1, 2)		2-3 K			0-0 G4-6-3			2-3 K	0-1 F7	1-3 K	5 0 0 0 0 3 5																									
Butch Henry, L OBP: 0.132, SLG: 0.211 (1, 1)										2 0 0 0 0 0 0																										
Rafael Ramirez, R OBP: 0.278, SLG: 0.303 (5, 6)			2-2 G4-3			3-2 F7		2-2 E 1B	1-1 G5-3		2 1 1 0 0 0 0																									
Inning Stats	R: 0 E: 0 K: 0 S: 8	H: 0 LOB: 0 BB: 0 P: 11	R: 0 E: 0 K: 2 S: 11	H: 2 LOB: 2 BB: 0 P: 18	R: 2 E: 0 K: 1 S: 16	H: 3 LOB: 1 BB: 0 P: 26	R: 0 E: 0 K: 0 S: 5	H: 1 LOB: 0 BB: 0 P: 7	R: 2 E: 0 K: 2 S: 21	H: 2 LOB: 3 BB: 3 P: 43	R: 1 E: 1 K: 1 S: 17	H: 2 LOB: 2 BB: 0 P: 23	R: 0 E: 0 K: 0 S: 7	H: 0 LOB: 0 BB: 0 P: 11	R: 0 E: 0 K: 0 S: 6	H: 0 LOB: 0 BB: 0 P: 8	R: 2 E: 0 K: 1 S: 12	H: 3 LOB: 2 BB: 1 P: 22	1B: 11 2B: 2 3B: 0 HR: 0	SF: 0 SAC: 1 DP: 1 HBP: 0	WP: 1 PB: 1 SB: 3 CS: 0	PA: 44														
PITCHER	IP WLS BF H R ER SO BB IBB HBP BLK WP HR S P ERA WHIP																																			
Bob Ojeda, L ERA: 3.38 (1, 1)	4.1		23	8	4	3	3	3	0	0	0	1	0	55	97	6.23	2.538																			
Tim Crews, R ERA: 5.75 (5, 1)	0.2		2	0	0	0	2	0	0	0	0	0	0	6	8	0.00	0.000																			
Steve Wilson, L ERA: 4.08 (6, 1)	0.1		4	2	1	1	1	0	0	0	0	0	0	14	20	27.00	6.000																			
Jay Howell, R ERA: 1.38 (6, 1)	1.2		5	0	0	0	0	0	0	0	0	0	0	10	14	0.00	0.000																			
Roger McDowell, R ERA: 3.73 (8, 1)	1.0	L	6	3	2	2	0	0	0	0	0	0	0	12	16	18.00	3.000																			
PITCHER	IP WLS BF H R ER SO BB IBB HBP BLK WP HR S P ERA WHIP																																			
John Candelaria, L ERA: 1.86 (9, 1)	1.0		4	0	0	0	1	0	0	0	0	0	0	6	14	0.00	0.000																			

Houston Astros @ Los Angeles Dodgers
Dodger Stadium, Los Angeles, CA
Wed Aug 05 1992, 7:05 PM PDT
Att. 33,949 - Sunny - 77 F

AB	39
R	7
H	13
RBI	6
BB	4
SO	7
LOB	20



WP: 1	PA: 44
-------	--------

Batter	1	2	3	4	5	6	7	8	9	AB	R	H	RBI	BB	SO	LOB
Jose Offerman, S OBP: 0.332, SLG: 0.336 (1, 6)	2-2 L4		1-0 P1-3						1-0 B4-3	5	0	1	2	0	0	3
Brett Butler, L OBP: 0.418, SLG: 0.405 (1, 8)	1-1 CS 1B			2-2 G2-3	2-2 E7 1B				0-0 F7	4	0	2	2	0	0	2
Eric Young Sr., R OBP: 0.260, SLG: 0.217 Steve Wilson, L OBP: 0.333, SLG: 0.333 Jay Howell, R (6, 1) Dave Anderson, R OBP: 0.284, SLG: 0.429 Roger McDowell, R (8, 1) John Candelaria, L (9, 1) Henry Rodriguez, L OBP: 0.143, SLG: 0.158 (9, 7)	1-0 F8			2-2 G4-3	1-1 G6-3				1-0 G6-3	3	0	0	0	0	0	2
Eric Karros, R OBP: 0.298, SLG: 0.462 (1, 3)	0-1 CS 1-2	0-1 P4		2-2 F7					3-2 G6-3	4	0	0	0	0	0	0
Mitch Webster, S OBP: 0.335, SLG: 0.411 (1, 9)		2-2 F7			1-2 F8				3-1 F9	3	0	0	0	1	0	0
Todd Benzinger, S OBP: 0.273, SLG: 0.331 Mike Scioscia, L OBP: 0.288, SLG: 0.283 (8, 2)		0-0 FC5-4 1B			2-2 E1 HR				1-0 G3-1 FC6 1B	3	1	1	0	0	0	1
Carlos Hernandez, R OBP: 0.331, SLG: 0.344 Tom Goodwin, L OBP: 0.100, SLG: 0.100 (7, PR) (8, 7)		1-0 FC5-4 1-2f			2-1 HR				0-0 FC6	2	1	1	2	1	0	1
Dave Hansen, L OBP: 0.294, SLG: 0.335 (1, 5)			1-3 K		0-0 G6-3 E 1B				3-1 F7	4	1	1	0	0	1	1
Bob Ojeda, L OBP: 0.108, SLG: 0.139 Tim Crews, R (5, 1) Mike Sharperson, R OBP: 0.401, SLG: 0.410 (5, PH) (6, 4)			1-0 E6 P1-3		4-0 E G6-3 BB				1-2 F7	1	0	0	0	0	0	0

Inning Stats	R: 0	H: 1	R: 0	H: 1	R: 0	H: 0	R: 4	H: 3	R: 0	H: 0	R: 2	H: 1	R: 0	H: 1	R: 0	H: 0
	E: 0	LOB: 0	E: 0	LOB: 1	E: 1	LOB: 0	E: 2	LOB: 1	E: 0	LOB: 0	E: 0	LOB: 2	E: 0	LOB: 1	E: 0	LOB: 0
	K: 0	BB: 0	K: 0	BB: 0	K: 1	BB: 0	K: 0	BB: 1	K: 0	BB: 1	K: 0	BB: 2	K: 0	BB: 0	K: 0	BB: 0
	S: 7	P: 11	S: 8	P: 11	S: 5	P: 8	S: 10	P: 16	S: 7	P: 14	S: 10	P: 20	S: 7	P: 14	S: 7	P: 12

PITCHER	IP	WLS	BF	H	R	ER	SO	BB	IBB	HBP	BLK	WP	HR	S	P	ERA	WHIP
Butch Henry, L ERA: 4.28 (1, 1)	4.2		20	5	4	1	1	1	1	0	0	0	1	47	77	1.93	1.286
Xavier Hernandez, R ERA: 2.29 (5, 1)	1.2		8	1	2	2	0	3	0	0	0	0	0	17	34	10.80	2.400
Rob Murphy, L ERA: 3.69 (7, 1)	1.2	W	6	1	0	0	0	0	0	0	0	0	0	9	17	0.00	0.600
Doug Jones, R ERA: 2.13 (9, 1)	1.0	S	3	0	0	0	0	0	0	0	0	0	0	7	12	0.00	0.000

BOTTOM

Houston Astros @ Los Angeles Dodgers
Dodger Stadium, Los Angeles, CA

Wed Aug 05 1992, 7:05 PM PDT
Att: 33,949 - Sunny - 77 F

AB	R	H	RBI	BB	SO	LOB
33	6	7	6	4	1	13

livebaseballscorecards.com

WP	HR	S	P	ERA	WHIP
0	0	0	0	0	0

Batter	1	2	3	4	5	6	7	8	9	AB R H RBI BB SO LOB	TOP	
Jose Offerman, S (1, 6) OBP: 0.328, SLG: 0.332	0-1 G6-3		0-0 FC1-6 G6-3 BB 1-2f 2B		2-2 G6-3			3-2 G6-3		4 1 0 0 0 0 1		
Brett Butler, L (1, 8) OBP: 0.417, SLG: 0.402	1-1 B1-3		4-1 SAFE 1-2 2B BB		2-3 K			1-0 G4-3		3 1 0 0 1 1 0		
Eric Young Sr., R (1, 4) OBP: 0.286, SLG: 0.259	1-2 1B		1-0 G6-3 1-2 2-3		2-1 G5-3			2-1 1B		4 0 2 0 0 0 2		
Eric Karros, R (1, 3) OBP: 0.297, SLG: 0.463	2-3 K		3-1 2B 2-H 3-H		1-0 L8			2-2 F8		4 0 1 2 0 1 2		
Mitch Webster, S (1, 9) Steve Wilson, L (6, 1) Dave Anderson, R (9, PH) OBP: 0.335, SLG: 0.416 OBP: 0.333, SLG: 0.333 OBP: 0.280, SLG: 0.423			3-3 K S		0-1 F7			0-0 P4		3 0 1 0 0 0 1 1 0 0 0 0 0 0 0 1 0 0 0 0 0 0 1		
Todd Benzinger, S (1, 7) OBP: 0.269, SLG: 0.325			2-3 K 2-3		2-2 P2			2-1 G5-3		4 0 0 0 0 1 2		
Carlos Hernandez, R (1, 2) OBP: 0.331, SLG: 0.344			1-3 K		1-1 G6-3			0-1 G5-4-3 1B		3 0 1 0 0 1 1		
Dave Hansen, L (1, 5) OBP: 0.290, SLG: 0.330			2-1 G4-3		0-1 L8			2-1 G5-4-3 1-2f		3 0 0 0 0 0 2		
Kevin Gross, R (1, 1) Tim Crews, R (2, 1) Henry Rodriguez, L (6, 9) Mike Sharperson, R (8, PH) Tom Goodwin, L (8, 9) OBP: 0.128, SLG: 0.081 OBP: 0.250, SLG: 0.250 OBP: 0.143, SLG: 0.158 OBP: 0.400, SLG: 0.408 OBP: 0.100, SLG: 0.100			1-1 FC1-6 1B		0-3 K			3-2 G6-3		0 0 0 0 0 0 0 2 0 1 0 0 1 0 0 0 0 0 0 0 0 1 0 0 0 0 0 0 0 0 0 0 0 0 0		
Inning Stats	R: 0 H: 1 E: 0 LOB: 1 K: 1 BB: 0 S: 10 P: 14	R: 0 H: 1 E: 0 LOB: 1 K: 2 BB: 0 S: 12 P: 18	R: 2 H: 2 E: 0 LOB: 1 K: 1 BB: 1 S: 11 P: 23	R: 0 H: 0 E: 0 LOB: 0 K: 0 BB: 0 S: 7 P: 10	R: 0 H: 0 E: 0 LOB: 0 K: 2 BB: 0 S: 12 P: 16	R: 0 H: 0 E: 0 LOB: 0 K: 0 BB: 0 S: 5 P: 8	R: 0 H: 1 E: 0 LOB: 0 K: 0 BB: 0 S: 6 P: 8	R: 0 H: 0 E: 0 LOB: 0 K: 0 BB: 0 S: 8 P: 15	R: 0 H: 1 E: 0 LOB: 1 K: 0 BB: 0 S: 8 P: 14	1B: 4 SF: 0 2B: 2 SAC: 0 3B: 0 DP: 1 HR: 0 HBP: 0	WP: 0 PA: 33 PB: 0 SB: 1 CS: 0	
PITCHER Charlie Leibrandt, L (1, 1) ERA: 3.21	IP WLS BF H R ER SO BB IBB HBP BLK WP HR S P ERA WHIP	9.0 W 33 6 2 2 6 1 0 0 0 0 0 0 79 126 2.00 0.778										

Los Angeles Dodgers @ Atlanta Braves
Atlanta-Fulton County Stadium, Atlanta, GA

Fri Aug 07 1992, 7:05 PM EDT
Att. 43,822 - Cloudy - 78 F

AB	32
R	2
H	6
RBI	2
BB	1
SO	6
LOB	12



Batter	1	2	3	4	5	6	7	8	9
Otis Nixon, S <small>OBP: 0.368, SLG: 0.384</small> (1, 8)	4-2 	2-0 	1-0 		0-0 			1-1 	
Mark Lemke, S <small>OBP: 0.299, SLG: 0.320</small> (1, 4)	1-1 	4-1 	1-1 		0-0 			3-2 	
Terry Pendleton, S <small>OBP: 0.325, SLG: 0.467</small> (1, 5)	1-1 	2-1 	1-2 		1-2 			3-2 	
David Justice, L <small>OBP: 0.348, SLG: 0.388</small> (1, 9)	4-2 	3-1 	1-2 		1-2 			3-1 	
Ron Gant, R <small>OBP: 0.327, SLG: 0.411</small> (1, 7)	3-2 	4-2 		2-3 	0-1 			1-2 	
Sid Bream, L <small>OBP: 0.339, SLG: 0.396</small> Brian Hunter, R <small>OBP: 0.253, SLG: 0.455</small> (6, PH) (7, 3)	1-1 	2-2 		3-2 	2-2 				
Jeff Blauser, R <small>OBP: 0.289, SLG: 0.382</small> Rafael Belliard, R <small>OBP: 0.257, SLG: 0.234</small> (8, 6)	0-2 	0-1 		1-0 	0-1 				
Greg Olson, R <small>OBP: 0.332, SLG: 0.363</small> (1, 2)	4-1 		0-0 		2-0 			3-2 	
Charlie Leibrandt, R <small>OBP: 0.128, SLG: 0.132</small> (1, 1)	0-0 		2-2 		1-1 			0-3 	

Inning Stats	R: 3	H: 3	LOB: 3	K: 0	S: 19	R: 2	H: 1	LOB: 2	K: 0	S: 16	R: 0	H: 3	LOB: 3	K: 0	S: 14	R: 0	H: 0	LOB: 0	K: 1	S: 7	R: 0	H: 1	LOB: 1	K: 0	S: 5	R: 0	H: 1	LOB: 1	K: 0	S: 10	R: 0	H: 0	LOB: 0	K: 1	S: 11	R: 1	H: 1	LOB: 0	K: 0	S: 13
	0	3	3	0	37	1	1	2	0	33	0	3	3	0	20	0	0	0	1	13	0	1	0	0	8	0	0	0	1	14	0	0	0	14	0	1 <td>1 <td>0</td> <td>23</td> </td>	1 <td>0</td> <td>23</td>	0	23	

PITCHER	IP	WLS	BF	H	R	ER	SO	BB	IBB	HBP	BLK	WP	HR	S	P	ERA	WHIP
Kevin Gross, R <small>ERA: 3.61</small>	1.1	L	14	4	5	3	0	4	1	0	0	0	0	30	63	20.25	6.000
Tim Crews, R <small>ERA: 5.37</small>	3.2		15	4	0	0	1	0	0	0	0	0	0	31	48	0.00	1.091
Steve Wilson, L <small>ERA: 4.01</small>	3.0		11	2	1	1	1	0	0	0	0	0	1	34	51	3.00	0.667

BOTTOM

Los Angeles Dodgers @ Atlanta Braves
 Atlanta-Fulton County Stadium, Atlanta, GA

Fri Aug 07 1992, 7:05 PM EDT
 Att: 43,822 - Cloudy - 78 F

AB	R	H	RBI	BB	SO	LOB
4	2	1	0	1	0	1
4	3	3	1	1	0	1
5	1	2	3	0	0	3
4	0	1	0	1	0	5
3	0	0	0	1	1	3
3	0	1	2	0	0	2
1	0	0	0	0	0	1
4	0	0	0	0	0	4
0	0	0	0	0	0	0
3	0	1	0	1	0	0
3	0	1	0	0	1	3

AB	34
R	6
H	10
RBI	6
BB	5
SO	2
LOB	23

livebaseballscorecards.com

Braves

WP	0	PA	40
PB	0		
SB	2		
CS	0		

Los Angeles Dodgers @ Atlanta Braves
Atlanta-Fulton County Stadium, Atlanta, GA

Sat Aug 08 1992, 3:33 AM EDT
Att. 43,116 - Cloudy - 81 F

AB	35
R	2
H	9
RBI	2
BB	2
SO	3
LOB	15



WP:	0	PA:	37
PB:	0		
SB:	1		
CS:	0		

AB	R	H	RBI	BB	SO	LOB
5	0	0	0	0	1	2
4	0	2	0	0	0	0
0	0	0	0	0	0	0
4	0	0	0	0	0	3
4	0	1	0	0	0	1
4	1	2	0	0	0	1
2	1	1	1	2	0	1
4	0	1	1	0	1	3
2	0	0	0	0	0	3
1	0	0	0	0	0	1
0	0	0	0	0	0	0
1	0	1	0	0	0	0
1	0	0	0	0	1	0
0	0	0	0	0	0	0
2	0	1	0	0	0	0

Batter	1	2	3	4	5	6	7	8	9
Jose Offerman, S (1, 6) OBP: 0.324, SLG: 0.328	G4-3		FC4-6 L9-6 1B 1-2f		G1-3		K		G5-3
Brett Butler, L (1, 8) OBP: 0.418, SLG: 0.406	E7		2-1		F8		G6-3		
Tom Goodwin, L (8, 8) OBP: 0.100, SLG: 0.100	FC6-2 2B		1-2		1B				
Eric Young Sr., R (1, 4) OBP: 0.250, SLG: 0.226	FC6-2		L9-6		L8		G1-3		
Eric Karros, R (1, 3) OBP: 0.297, SLG: 0.460	P3		2-3		2-0		F9		
Henry Rodriguez, L (1, 9) OBP: 0.200, SLG: 0.261			G1-3		F7		2B		1B
Lenny Harris, L (1, 7) OBP: 0.319, SLG: 0.312			BB		4-0		1B		F8
Carlos Hernandez, R (1, 2) OBP: 0.329, SLG: 0.341			F8		2-3		K		G5-3
Dave Hansen, L (1, 5) OBP: 0.288, SLG: 0.327			F7		3-1		L7		G5-3
Mike Sharperson, R (6, PH) OBP: 0.399, SLG: 0.407							FC6		
Roger McDowell, R (6, 5)							1B		
Todd Benzinger, S (9, PH) OBP: 0.268, SLG: 0.324							1-2f		
Tom Candiotti, R (1, 1) OBP: 0.114, SLG: 0.093					1-3		K		P4
Jim Gott, R (1, 1) OBP: 0.500, SLG: 0.500									1B
Mitch Webster, S (5, PH) OBP: 0.333, SLG: 0.413									
Kevin Gross, R (5, 1) OBP: 0.128, SLG: 0.081									
Dave Anderson, R (6, 5) OBP: 0.286, SLG: 0.425									

Inning	R	H	E	K	S	H	LOB	BB	IBB	HBP	BLK	WP	HR	S	P	ERA	WHIP
1	0	1	1	0	8	0	1	0	0	0	0	0	0	53	94	3.18	1.588
2	0	0	0	0	8	0	0	0	0	0	0	0	0	11	13	0.00	0.000
3	0	0	0	0	8	0	0	0	0	0	0	0	0	5	8	0.00	0.000
4	0	0	0	0	8	0	0	0	0	0	0	0	0	15	22	0.00	1.500

PITCHER	IP	WLS	BF	H	R	ER	SO	BB	IBB	HBP	BLK	WP	HR	S	P	ERA	WHIP
Pete Smith, R (1, 1) ERA: 1.15	5.2	W	25	7	2	2	2	2	0	0	0	0	0	53	94	3.18	1.588
Mike Stanton, L (6, 1) ERA: 5.88	1.1		4	0	0	0	1	0	0	0	0	0	0	11	13	0.00	0.000
Marvin Freeman, R (8, 1) ERA: 4.0	0.2		2	0	0	0	0	0	0	0	0	0	0	5	8	0.00	0.000
Mark Davis, L (8, 1) ERA: 6.86	1.1		6	2	0	0	0	0	0	0	0	0	0	15	22	0.00	1.500

Batter	1	2	3	4	5	6	7	8	9	AB R H RBI BB SO LOB	TOP
Jose Offerman, S OBP: 0.324, SLG: 0.327 (1, 6)	1-3 K		1-1 CS 1B		1-0 F9			2-2 FC6-4 BB 1B 1-2f		4 1 1 0 0 1 2	
Brett Butler, L OBP: 0.416, SLG: 0.404 Tom Goodwin, L OBP: 0.167, SLG: 0.167 (6, PH) (6, 8)	2-1 G6-3		0-2 CS 1-2	3-3 K		2-2 F9		1-2 BB 1B		2 0 0 0 0 1 0 2 1 1 0 0 0 0	
Eric Young Sr., R OBP: 0.250, SLG: 0.206 (1, 4)	2-1 F8			2-3 K		1-2 G6-3		4-1 1B 1-2 2-3 BB		3 0 0 0 1 1 0	
Eric Karros, R OBP: 0.299, SLG: 0.464 (1, 3)		0-1 F7		3-1 2B		0-0 F9		3-2 1-3 2-H 3-H 1B		4 0 2 2 0 0 0	
Mitch Webster, S OBP: 0.328, SLG: 0.406 Henry Rodriguez, L OBP: 0.192, SLG: 0.250 (8, PH) (8, 9)		3-2 G5-3		1-0 G6-3		0-0 F8		1-3 K		3 0 0 0 0 0 1 1 0 0 0 0 1 2	
Todd Benzinger, S OBP: 0.272, SLG: 0.328 Lenny Harris, L OBP: 0.317, SLG: 0.311 (1, 7) (9, PH)		2-1 1B			1-1 F9 FC6-4 1B		2-2 F9		2-2 F7	3 1 2 0 0 0 0 1 0 0 0 0 0 0	
Carlos Hernandez, R OBP: 0.327, SLG: 0.338 (1, 2)		3-2 G5-3			1-2 FC6-4 1B		2-0 L9		1-2 P4	4 0 1 0 0 0 1	
Dave Hansen, L OBP: 0.283, SLG: 0.321 (1, 5)			2-1 F8		0-0 F9		2-2 G6-3		0-0 G6-3	4 0 0 0 0 0 2	
Orel Hershiser, R OBP: 0.196, SLG: 0.265 Steve Wilson, L OBP: 0.333, SLG: 0.333 Tim Crews, R OBP: 0.250, SLG: 0.250 Mike Sharperson, R OBP: 0.401, SLG: 0.407 Jay Howell, R (8, 1)			0-2 G5-3		0-2 FC6-4 1-2f 3-H		4-1 FC6-4 BB			2 0 0 1 0 0 1 0 0 0 0 0 0 0 0 0 0 0 0 0 0 0 0 0 0 1 0 0 0 0 0 0 0 0 0	

Inning Stats	R: 0 E: 0 K: 1 S: 8	H: 0 LOB: 0 BB: 0 P: 13	R: 0 E: 0 K: 0 S: 10	H: 1 LOB: 1 BB: 0 P: 18	R: 0 E: 0 K: 0 S: 9	H: 1 LOB: 0 BB: 0 P: 12	R: 0 E: 0 K: 2 S: 10	H: 1 LOB: 1 BB: 0 P: 19	R: 1 E: 0 K: 0 S: 11	H: 2 LOB: 1 BB: 0 P: 14	R: 0 E: 0 K: 0 S: 8	H: 0 LOB: 0 BB: 0 P: 11	R: 0 E: 0 K: 0 S: 5	H: 0 LOB: 0 BB: 0 P: 9	R: 2 E: 0 K: 1 S: 20	H: 2 LOB: 2 BB: 2 P: 37	R: 0 E: 0 K: 0 S: 8	H: 0 LOB: 0 BB: 0 P: 11	1B: 6 2B: 1 3B: 0 HR: 0	SF: 0 SAC: 0 DP: 0 HBP: 0	WP: 0 PB: 0 SB: 0 CS: 1	PA: 36
--------------	------------------------------	----------------------------------	-------------------------------	----------------------------------	------------------------------	----------------------------------	-------------------------------	----------------------------------	-------------------------------	----------------------------------	------------------------------	----------------------------------	------------------------------	---------------------------------	-------------------------------	----------------------------------	------------------------------	----------------------------------	----------------------------------	------------------------------------	----------------------------------	--------

PITCHER	IP	WLS	BF	H	R	ER	SO	BB	IBB	HBP	BLK	WP	HR	S	P	ERA	WHIP
Tom Glavine, L ERA: 2.6 (1, 1)	6.0	W	22	5	1	1	3	0	0	0	0	0	0	56	87	1.50	0.833
Kent Mercker, L ERA: 2.41 (7, 1)	2.0		10	2	2	2	1	2	0	0	0	0	0	25	46	9.00	2.000
Alejandro Pena, R ERA: 4.14 (9, 1)	1.0		3	0	0	0	0	0	0	0	0	0	0	8	11	0.00	0.000

Los Angeles Dodgers @ Atlanta Braves
Atlanta-Fulton County Stadium, Atlanta, GA
Sun Aug 09 1992, 3:33 AM EDT
Att. 43,659 - Cloudy - 88 F

AB	33
R	3
H	7
RBI	3
BB	2
SO	4
LOB	9



Batter	1		2		3		4		5		6		7		8		9		AB	R	H	RBI	BB	SO	LOB	TOP	
Eric Young Sr. R (1, 4) OBP: 0.244, SLG: 0.205 Jim Gott, R (8, 1) OBP: 0.500, SLG: 0.500	1-1 G6-3				2-1 G4-3				0-1 G1-3				3-2 F8		2-2 1B			5	0	1	1	0	0	2			
Brett Butler, L (1, 8) OBP: 0.413, SLG: 0.401	2-1 1B				1-2 G4-3				0-3 K				0-1 G4-3		0-1 F8			5	0	1	1	0	1	3			
Mike Sharperson, R (1, 5) OBP: 0.401, SLG: 0.408	2-2 F8				0-1 F9				4-0 BB				2-2 2B				1-1 G6-3	4	1	1	0	1	0	2			
Eric Karros, R (1, 3) OBP: 0.300, SLG: 0.466				3-2 F7				0-1 G6-3					2-2 2B				2-1 1B	5	0	2	1	0	0	1			
Mitch Webster, S (1, 9) OBP: 0.337, SLG: 0.414 John Candelaria, L (7, 1) Lenny Harris, L (8, 4) OBP: 0.316, SLG: 0.310				1-0 1B				0-1 1B				1-1 1B		0-0 F7			2-3 K	4	1	3	0	0	0	1			
Todd Benzinger, S (1, 7) OBP: 0.274, SLG: 0.329 Tom Goodwin, L (9, 7) OBP: 0.167, SLG: 0.167				1-1 1B				0-0 2B					0-3 K				0-0 FC6-4	5	1	2	0	0	1	2			
Carlos Hernandez, R (1, 2) OBP: 0.338, SLG: 0.357				1-1 1B				2-0 2B					1-0 1B				0-0 1B	4	1	3	1	0	0	2			
Dave Anderson, R (1, 6) OBP: 0.296, SLG: 0.427					4-2 G4-3			0-1 SF7					0-0 1B				2-1 L7	2	1	1	1	1	0	1			
Ramon Martinez, R (1, 1) OBP: 0.130, SLG: 0.130 Henry Rodriguez, L (7, 9) OBP: 0.222, SLG: 0.280					2-1 SH			0-3 K					0-3 K				1-2 1B	2	0	0	0	0	2	3			
Inning Stats	R: 0 E: 0 K: 0 S: 7	H: 1 LOB: 0 BB: 0 P: 12	R: 0 E: 0 K: 0 S: 9	H: 2 LOB: 1 BB: 0 P: 15	R: 1 E: 1 K: 0 S: 12	H: 0 LOB: 1 BB: 1 P: 21	R: 2 E: 0 K: 1 S: 11	H: 3 LOB: 1 BB: 0 P: 13	R: 0 E: 0 K: 1 S: 7	H: 0 LOB: 1 BB: 1 P: 11	R: 0 E: 1 K: 2 S: 11	H: 3 LOB: 2 BB: 0 P: 13	R: 1 E: 0 K: 0 S: 13	H: 2 LOB: 1 BB: 0 P: 20	R: 1 E: 0 K: 0 S: 13	H: 3 LOB: 2 BB: 0 P: 20	R: 0 E: 0 K: 1 S: 8	H: 1 LOB: 1 BB: 0 P: 13	1B: 12 2B: 3 3B: 0 HR: 0	SF: 1 SAC: 1 DP: 1 HBP: 0	WP: 0 PB: 0 SB: 0 CS: 2	PA: 42					
PITCHER	IP	WLS	BF	H	R	ER	SO	BB	IBB	HBP	BLK	WP	HR	S	P	ERA	WHIP										
Steve Avery, L (1, 1) ERA: 2.77	6.2	L	31	11	4	3	4	2	0	0	0	0	0	69	104	4.05	1.950										
Randy St. Claire, R (7, 1) ERA: 3.86	0.1		1	0	0	0	0	0	0	0	0	0	0	1	1	0.00	0.000										
Mike Stanton, L (8, 1) ERA: 5.8	2.0		10	4	1	1	1	0	0	0	0	0	0	21	33	4.50	2.000										

Los Angeles Dodgers @ Atlanta Braves
Atlanta-Fulton County Stadium, Atlanta, GA

Mon Aug 10 1992, 7:05 PM EDT
Att. 43,368 - Cloudy - 84 F

AB	38
R	5
H	15
RBI	5
BB	2
SO	5
LOB	18



Los Angeles Dodgers @ Cincinnati Reds
 Riverfront Stadium, Cincinnati, OH

Tue Aug 11 1992, 7:05 PM EDT
 Att. 31,413 - Cloudy - 78 F



Batter	1	2	3	4	5	6	7	8	9	AB	R	H	RBI	BB	SO	LOB						
Jose Offerman, S OBP: 0.329, SLG: 0.339 (1, 6)	4-2 1B 1B 2B BB	1-2 FC3-6 1B		0-0 1B 3B	2-2 2B		1-0 F8		1-3 K	5	2	3	0	1	1	3						
Brett Butler, L OBP: 0.415, SLG: 0.402 (1, 8)	0-0 1B 2B 1B	1-1 FC3-6 BB HBP		0-1 2B 1B	0-3 K			4-1 1B SH1-3 BB		4	2	2	1	1	1	2						
Lenny Harris, L OBP: 0.319, SLG: 0.310 (1, 4)	0-1 2B 1B	1-2 BB HBP		2-2 P5			3-1 F9	0-1 SH1-3		3	1	1	0	0	0	1						
Eric Karros, R OBP: 0.307, SLG: 0.475 (1, 3)	1-1 WP 2B	4-1 BB		0-0 1B 2B			1-1 G5-3	1-1 1B		4	2	3	4	1	0	0						
Henry Rodriguez, L OBP: 0.258, SLG: 0.286 (1, 9)	4-2 2B BB	0-3 K		1-2 1B			0-1 G3-1	0-0 P6		3	0	1	1	1	1	3						
Kip Gross, R OBP: 1.000, SLG: 1.000 (6, 1)										0	0	0	0	0	0	0						
Mike Sharperson, R OBP: 0.399, SLG: 0.406 (8, PH)										1	0	0	0	0	0	2						
Jay Howell, R (8, 1)										0	0	0	0	0	0	0						
Mitch Webster, S OBP: 0.333, SLG: 0.425 (1, 7)	2-0 L4			1-1 F8				0-2 G4-3	3-3 K	5	1	1	1	0	1	4						
Mike Scioscia, L OBP: 0.283, SLG: 0.278 (1, 2)	1-3 K			0-0 G6-3	1-2 G4-3			0-0 F7		5	0	0	0	0	1	2						
Dave Hansen, L OBP: 0.283, SLG: 0.333 (1, 5)	3-2 2B			2-2 1B				3-2 1B 1B		4	0	3	1	1	0	0						
Bob Ojeda, L OBP: 0.100, SLG: 0.128 (1, 1)				0-0 L6				0-0 G4-3		3	0	0	0	0	1	1						
Tom Goodwin, L OBP: 0.214, SLG: 0.214 (6, 7)								2-2 1B	3-2 FC4-6	2	0	1	0	0	0	1						
Inning Stats	R: 4 E: 0 K: 1 S: 17	H: 4 LOB: 2 BB: 2 P: 32	R: 0 E: 0 K: 2 S: 14	H: 1 LOB: 3 BB: 1 P: 22	R: 0 E: 0 K: 0 S: 7	H: 1 LOB: 1 BB: 0 P: 10	R: 4 E: 0 K: 0 S: 15	H: 5 LOB: 0 BB: 0 P: 19	R: 0 E: 0 K: 1 S: 9	H: 1 LOB: 1 BB: 0 P: 12	R: 0 E: 0 K: 0 S: 6	H: 0 LOB: 0 BB: 0 P: 10	R: 0 E: 0 K: 0 S: 11	H: 2 LOB: 2 BB: 0 P: 17	R: 0 E: 0 K: 1 S: 11	H: 1 LOB: 2 BB: 1 P: 19	R: 0 E: 0 K: 1 S: 8	H: 0 LOB: 1 BB: 1 P: 16	1B: 9 2B: 4 3B: 1 HR: 1	SF: 0 SAC: 1 DP: 0 HBP: 1	WP: 1 PB: 0 SB: 2 CS: 0	PA: 46
PITCHER	IP	WLS	BF	H	R	ER	SO	BB	IBB	HBP	BLK	WP	HR	S	P	ERA	WHIP					
Tim Belcher, R ERA: 4.08 (1, 1)	3.1	L	22	9	7	7	3	3	0	1	0	1	0	45	73	18.90	3.600					
Steve Foster, R ERA: 2.73 (4, 1)	3.2		15	5	1	1	1	0	0	0	0	0	1	34	49	2.46	1.364					
Dwayne Henry, R ERA: 2.77 (8, 1)	2.0		9	1	0	0	2	2	0	0	0	0	0	19	35	0.00	1.500					

AB	39
R	8
H	15
RBI	8
BB	5
SO	6
LOB	19

Batter	1	2	3	4	5	6	7	8	9	AB	R	H	RBI	BB	SO	LOB
Reggie Sanders, R (1, 8) OBP: 0.347, SLG: 0.462	1-1 G3		1-3 K		3-2 F9		4-1 G4-6-3 BB		2-2 L8	4	0	0	0	1	1	2
Dave Martinez, L (1, 3) OBP: 0.321, SLG: 0.328	1-2 G4-3		2-1 P2			2-0 F9	0-1 G4-6-3			4	0	0	0	0	0	2
Barry Larkin, R (1, 6) OBP: 0.364, SLG: 0.437	0-3 K		0-0 G6-3			0-0 BB 2B	3-2 G6-3			4	1	1	0	0	1	1
Glenn Braggs, R (1, 7) OBP: 0.336, SLG: 0.387			3-3 K		0-0 G6-3	4-1 BB 2B		1-1 P4		3	1	0	0	1	1	0
Darnell Coles, R (1, 5) OBP: 0.328, SLG: 0.513			3-2 1B 2B		2-2 L7	2-1 L9		2-2 F9		4	1	1	0	0	0	2
Paul O'Neill, L (1, 9) OBP: 0.367, SLG: 0.404			4-1 1B BB		1-3 K	4-2 BB 2B		1-1 F7		2	1	0	0	2	1	0
Joe Oliver, R (1, 2) OBP: 0.310, SLG: 0.372			2-1 F7			0-0 L6	2-1 2B		2-2 F9	4	0	1	3	0	0	2
Freddie Benavides, R (1, 4) OBP: 0.280, SLG: 0.331			0-0 FC1-4 1B		1-2 G1-3 2B	1-0 F9		2-2 1B		2	0	2	1	0	0	0
Bill Doran, S (6, PH) OBP: 0.322, SLG: 0.367			1-3 2-H							2	0	1	0	0	0	1
Tim Belcher, R (1, 1) OBP: 0.111, SLG: 0.167			1-2 FC1-4			0-1 G1-3		4-1 G4-6-3 BB		1	0	0	0	0	0	2
Steve Foster, R (4, 1) OBP: 0.250, SLG: 0.250										1	0	0	0	0	0	1
Jeff Branson, L (7, PH) OBP: 0.375, SLG: 0.442										0	0	0	0	1	0	0
Dwayne Henry, R (8, 1) OBP: 0.250, SLG: 0.250										0	0	0	0	0	0	0
Bip Roberts, S (9, PH) OBP: 0.384, SLG: 0.396										1	0	0	0	0	1	1

Inning Stats	R: 0	H: 0	E: 0	K: 1	S: 8	R: 1	H: 2	E: 0	K: 1	S: 15	R: 0	H: 0	E: 0	K: 1	S: 6	R: 0	H: 0	E: 0	K: 1	S: 9	R: 0	H: 1	E: 0	K: 0	S: 10	R: 3	H: 2	E: 0	K: 0	S: 11	R: 0	H: 0	E: 0	K: 0	S: 8	R: 0	H: 0	E: 0	K: 0	S: 7	R: 0	H: 1	E: 0	K: 1	S: 12	1B: 2	2B: 4	3B: 0	HR: 0	SF: 0	SAC: 0	DP: 1	HBP: 0	WP: 0	PB: 0	SB: 0	CS: 0	PA: 37
--------------	------	------	------	------	------	------	------	------	------	-------	------	------	------	------	------	------	------	------	------	------	------	------	------	------	-------	------	------	------	------	-------	------	------	------	------	------	------	------	------	------	------	------	------	------	------	-------	-------	-------	-------	-------	-------	--------	-------	--------	-------	-------	-------	-------	--------

PITCHER	IP	WLS	BF	H	R	ER	SO	BB	IBB	HBP	BLK	WP	HR	S	P	ERA	WHIP
Bob Ojeda, L (1, 1) ERA: 3.52	5.2	W	25	5	4	4	4	3	0	0	0	0	0	58	97	6.35	1.412
Kip Gross, R (6, 1) ERA: 3.6	1.1		5	0	0	0	0	2	0	0	0	0	0	9	21	0.00	1.500
Jay Howell, R (8, 1) ERA: 1.26	2.0		7	1	0	0	1	0	0	0	0	0	0	19	30	0.00	0.500

BOTTOM

Los Angeles Dodgers @ Cincinnati Reds
Riverfront Stadium, Cincinnati, OH

Tue Aug 11 1992, 7:05 PM EDT
Att: 31,413 - Cloudy - 78 F

livebaseballscorecards.com

AB	32
R	4
H	6
RBI	4
BB	5
SO	5
LOB	14



Batter	1	2	3	4	5	6	7	8	9	AB R H RBI BB SO LOB	TOP											
Jose Offerman, S (1, 6) OBP: 0.330, SLG: 0.339	2-2 G6-3			4-2 SH1-3 BB		3-2 G1-3			2-1 SH5-4 1B G3 1B	3 1 1 0 1 0 0												
Brett Butler, L (1, 8) OBP: 0.417, SLG: 0.404	2-2 G6-3			0-1 SH1-3 1-2			2-1 PB E 1B		0-1 G3 SH5-4 1B	3 1 2 0 0 0 0												
Eric Young Sr., R (1, 4) OBP: 0.250, SLG: 0.214	1-1 F9			0-2 F9			2-1 E4 L4-6 1-H 1B		0-1 SH5-4	3 0 1 0 0 0 1												
Eric Karros, R (1, 3) OBP: 0.306, SLG: 0.472		2-2 FC6-4 1B		0-3 K			0-0 L4-6 2-3		1-1 G3	4 0 1 1 0 1 3												
Mitch Webster, S (1, 9) OBP: 0.337, SLG: 0.423		1-1 FC6-4 CS 1-2f			0-0 G4-6-3 1B		4-1 BB		2-3 K	3 0 1 0 1 1 2												
Todd Benzinger, S (1, 7) OBP: 0.271, SLG: 0.326		1-2 F8 1-2			1-0 F8		0-3 K			3 0 0 0 0 1 3												
Carlos Hernandez, R (1, 2) OBP: 0.331, SLG: 0.350			0-2 G1-3		0-2 G4-6-3 1-2f			0-3 K		3 0 0 0 0 1 1												
Dave Hansen, L (1, 5) OBP: 0.291, SLG: 0.330			0-1 G4-3			3-1 P6		3-2 F8		2 0 0 0 0 0 0												
Mike Sharperson, R (8, PH) OBP: 0.398, SLG: 0.405 (8, 5)										1 0 0 0 0 0 0												
Kevin Gross, R (1, 1) OBP: 0.122, SLG: 0.077			2-0 P3			0-0 G5-3		0-0 F8		2 0 0 0 0 0 0												
Dave Anderson, R (8, PH) OBP: 0.293, SLG: 0.421										1 0 0 0 0 0 0												
Kip Gross, R (8, 1) OBP: 1.000, SLG: 1.000										0 0 0 0 0 0 0												
Inning Stats	R: 0 E: 0 K: 0 S: 8	H: 0 LOB: 0 BB: 0 P: 13	R: 0 E: 0 K: 0 S: 11	H: 1 LOB: 0 BB: 0 P: 15	R: 0 E: 0 K: 0 S: 6	H: 0 LOB: 0 BB: 0 P: 8	R: 0 E: 0 K: 1 S: 11	H: 0 LOB: 1 BB: 1 P: 15	R: 0 E: 0 K: 0 S: 5	H: 1 LOB: 0 BB: 0 P: 6	R: 0 E: 0 K: 0 S: 6	H: 0 LOB: 0 BB: 0 P: 12	R: 1 E: 1 K: 1 S: 9	H: 2 LOB: 1 BB: 1 P: 17	R: 0 E: 0 K: 1 S: 9	H: 0 LOB: 0 BB: 0 P: 12	R: 1 E: 0 K: 1 S: 11	H: 2 LOB: 1 BB: 0 P: 16	1B: 6 2B: 1 3B: 0 HR: 0	SF: 0 SAC: 2 DP: 2 HBP: 0	WP: 0 PB: 1 SB: 0 CS: 1	PA: 32
PITCHER	IP WLS BF H R ER SO BB IBB HBP BLK WP HR S P ERA WHIP																					
Greg Swindell, L (1, 1) ERA: 2.69	8.0 W 29 6 2 1 3 2 0 0 0 0 0 0 69 104 1.12 1.000																					
Rob Dibble, R (9, 1) ERA: 3.44	1.0 S 3 0 0 0 1 0 0 0 0 0 0 0 7 10 0.00 0.000																					

Los Angeles Dodgers @ Cincinnati Reds
Riverfront Stadium, Cincinnati, OH

Wed Aug 12 1992, 7:05 PM EDT
Att. 31,053 - Cloudy - 77 F

AB	28
R	2
H	6
RBI	1
BB	2
SO	4
LOB	10



BOTTOM

Los Angeles Dodgers @ Cincinnati Reds
Riverfront Stadium, Cincinnati, OH

Wed Aug 12 1992, 7:05 PM EDT
Att. 31,053 - Cloudy - 77 F

livebaseballscorecards.com

AB	27
R	3
H	4
RBI	3
BB	4
SO	5
LOB	9



WP:	0	PA:	31
PB:	0		
SB:	0		
CS:	0		

AB	R	H	RBI	BB	SO	LOB
4	0	0	0	0	0	0
3	0	0	0	1	1	0
2	0	0	0	2	1	1
3	0	0	0	1	1	3
3	0	0	0	0	1	2
3	1	1	0	0	0	1
3	1	2	0	0	1	0
3	1	1	3	0	0	1
3	0	0	0	0	0	1
0	0	0	0	0	0	0
1B:	3	SF:	0			
2B:	0	SAC:	0			
3B:	0	DP:	1			
HR:	1	HBP:	0			

Batter	1	2	3	4	5	6	7	8	9
Bip Roberts, S OBP: 0.380, SLG: 0.392 (1, 5)	2-2 X G6-3 ①			1-0 B X L8 ①	1-0 B X G6-3 ③			1-0 B X F7 ①	
Reggie Sanders, R OBP: 0.345, SLG: 0.456 (1, 8)	0-3 C C C K ②			4-2 F F F B B B G4-3 BB ②		0-0 X F7 ①		3-1 B C B B X G5-3 ②	
Barry Larkin, R OBP: 0.365, SLG: 0.434 (1, 6)	1-3 B F F F F F K ③			0-0 1 SAFE X G4-3 ②		4-0 B B B B BB ②		4-1 B B B C C B BB ②	
Paul O'Neill, L OBP: 0.365, SLG: 0.400 (1, 9)				0-1 C X G5-3 ③		0-1 C X F7 ②		1-3 C C B G B B K ③	
Glenn Braggs, R OBP: 0.332, SLG: 0.381 (1, 7)					1-3 B C C G S S K ①		1-1 B C X F9 ③		
Jeff Branson, L OBP: 0.373, SLG: 0.435 (1, 4)					2-2 C B C C B B X 1B HR 1B ①		2-1 F B B X L8 ①		
Dave Martinez, L OBP: 0.324, SLG: 0.331 (1, 3)					1-0 1 SAFE B X HR 1B ②		1-2 S C B B X 1B ②		
Joe Oliver, R OBP: 0.310, SLG: 0.381 (1, 2)					3-0 B B B B X HR ③		0-1 1 SAFE F X F7 ②		
Greg Swindell, L OBP: 0.134, SLG: 0.154 Rob Dibble, L OBP: 0.333, SLG: 0.333 (9, 1)					1-1 B F X G5-3 ②		1-1 F B X G4-3 ③		

Inning Stats	R:	H:	E:	K:	S:	H:	LOB:	BB:	P:
	0	0	0	2	14	0	0	0	17
	0	0	0	0	5	0	0	1	10
	0	0	0	1	10	0	0	0	15
	3	3	0	1	16	3	0	0	25
	0	0	0	0	5	0	1	1	10
	0	0	0	0	9	0	1	0	13
	0	0	0	1	7	0	1	1	16

PITCHER	IP	WLS	BF	H	R	ER	SO	BB	IBB	HBP	BLK	WP	HR	S	P	ERA	WHIP
Kevin Gross, R ERA: 3.59 (1, 1)	7.0	L	27	4	3	3	4	3	0	0	0	0	1	65	101	3.86	1.000
Kip Gross, R ERA: 3.27 (8, 1)	1.0		4	0	0	0	1	1	0	0	0	0	0	7	16	0.00	1.000

Inning Stats	R:	H:	E:	K:	S:	H:	LOB:	BB:	P:
	0	0	0	2	14	0	0	0	17
	0	0	0	0	5	0	0	1	10
	0	0	0	1	10	0	0	0	15
	3	3	0	1	16	3	0	0	25
	0	0	0	0	5	0	1	1	10
	0	0	0	0	9	0	1	0	13
	0	0	0	1	7	0	1	1	16

PITCHER	IP	WLS	BF	H	R	ER	SO	BB	IBB	HBP	BLK	WP	HR	S	P	ERA	WHIP
Kevin Gross, R ERA: 3.59 (1, 1)	7.0	L	27	4	3	3	4	3	0	0	0	0	1	65	101	3.86	1.000
Kip Gross, R ERA: 3.27 (8, 1)	1.0		4	0	0	0	1	1	0	0	0	0	0	7	16	0.00	1.000

Batter	1	2	3	4	5	6	7	8	9	AB R H RBI BB SO LOB	TOP																
Jose Offerman, S (1, 6) OBP: 0.329, SLG: 0.336	4-2 FC6-4 BB		1-1 L8			1-1 G5-3		3-3 K		3 0 0 0 1 1 1																	
Brett Butler, L (1, 8) OBP: 0.416, SLG: 0.405	1-0 FC6-4 F8 1-2f		3-2 F8			3-3 K			1-1 SH5-4 BB 2B	4 0 1 0 0 1 1																	
Eric Young Sr., R (1, 4) OBP: 0.234, SLG: 0.200	3-2 F8 1-2				1-0 L8		2-1 G4-3		2-1 SH5-4	3 0 0 0 0 0 1																	
Eric Karros, R (1, 3) OBP: 0.306, SLG: 0.468		3-2 E6 HR			0-0 G5-3		1-2 G3		4-2 2B BB	3 2 0 0 1 0 0																	
Henry Rodriguez, L (1, 9) OBP: 0.314, SLG: 0.452		3-1 HR			1-0 F9		4-1 G6-4-3 BB		1-0 2B	3 1 2 3 1 0 0																	
Lenny Harris, L (1, 7) OBP: 0.315, SLG: 0.306 Roger McDowell, R (7, 1) OBP: 0.397, SLG: 0.403 Mike Sharperson, R (9, PH) OBP: 0.500, SLG: 0.500 Jim Cotti, R (9, 1) OBP: 0.500, SLG: 0.500 Steve Wilson, L (9, 1) OBP: 0.333, SLG: 0.333 Jay Howell, R (9, 1)		0-2 G1-3			1-1 G6-3		1-1 G6-4-3		2-3 K	3 0 0 0 0 0 0 1 0 0 0 0 0 0 0 0 1 0 0 0 0 0 1 1 0																	
Mike Scioscia, L (1, 2) OBP: 0.287, SLG: 0.280 Tom Goodwin, L (8, PR) OBP: 0.214, SLG: 0.214 Carlos Hernandez, R (8, 2) OBP: 0.331, SLG: 0.350		0-1 L7			2-1 1B				4-1 S SH2-3 WP BB	2 0 1 0 1 0 0 0 1 0 0 0 0 0 0 0 0 0 0 0 0 0																	
Dave Hansen, L (1, 5) OBP: 0.289, SLG: 0.327 Dave Anderson, R (8, PH) OBP: 0.293, SLG: 0.421		2-3 K			1-2 F8				0-0 SH2-3	2 0 0 0 0 1 1 0 0 0 0 0 0 0 0																	
Pedro Astacio, R (1, 1) Mitch Webster, S (7, 7) OBP: 0.335, SLG: 0.421					1-3 K				2-3 K	2 0 0 0 0 2 1 1 0 0 0 0 1 1																	
Inning Stats	R: 0 H: 0 E: 0 LOB: 0 K: 0 BB: 1 S: 7 P: 15	R: 2 H: 1 E: 1 LOB: 0 K: 1 BB: 0 S: 14 P: 22	R: 0 H: 0 E: 0 LOB: 0 K: 1 BB: 0 S: 9 P: 14	R: 0 H: 0 E: 0 LOB: 0 K: 0 BB: 0 S: 3 P: 5	R: 0 H: 1 E: 0 LOB: 1 K: 1 BB: 0 S: 12 P: 17	R: 0 H: 0 E: 0 LOB: 0 K: 1 BB: 0 S: 8 P: 14	R: 0 H: 0 E: 0 LOB: 0 K: 0 BB: 1 S: 6 P: 12	R: 1 H: 0 E: 0 LOB: 1 K: 2 BB: 1 S: 9 P: 18	R: 1 H: 2 E: 0 LOB: 1 K: 1 BB: 1 S: 12 P: 22	1B: 1 SF: 0 2B: 2 SAC: 2 3B: 0 DP: 1 HR: 1 HBP: 0	WP: 1 PA: 33 PB: 0 SB: 1 CS: 0																
PITCHER	IP WLS BF H R ER SO BB IBB HBP BLK WP HR S P ERA WHIP											PITCHER	IP WLS BF H R ER SO BB IBB HBP BLK WP HR S P ERA WHIP														
Jose Rijo, R (1, 1) ERA: 3.0	6.0	21	2	2	1	4	1	0	0	0	0	0	1	53	87	1.50	0.500										
Scott Bankhead, R (7, 1) ERA: 2.68	1.0	4	0	1	1	0	2	0	0	0	0	0	0	7	17	9.00	2.000										
Norm Charlton, L (8, 1) ERA: 2.49	0.2	2	0	0	0	1	0	0	0	0	1	0	0	5	7	0.00	0.000										
Scott Ruskin, L (8, 1) ERA: 4.76	0.2	3	1	1	1	1	0	0	0	0	0	0	0	7	13	13.50	1.500										
Dwayne Henry, R (9, 1) ERA: 2.89	0.2	L 3	1	0	0	1	1	0	0	0	0	0	0	8	15	0.00	3.000										

Los Angeles Dodgers @ Cincinnati Reds
Riverfront Stadium, Cincinnati, OH

Thu Aug 13 1992, 3:33 AM EDT
Att. 32,514 - Cloudy - 72 F

AB	27
R	4
H	4
RBI	3
BB	4
SO	7
LOB	8



Batter	1	2	3	4	5	6	7	8	9	AB	R	H	RBI	BB	SO	LOB
Bip Roberts, S (1, 5) OBP: 0.383, SLG: 0.393	0-0 FC6-4 1B		2-3 K		2-2 G6-4-3 1B		0-0 G6-3		4-0 WP S BB	4	0	2	0	1	1	0
Reggie Sanders, R (1, 8) OBP: 0.339, SLG: 0.447	1-0 FC6-4 1B		0-0 P3		1-1 G6-4-3 1-2f		2-0 P4		2-3 K	5	1	0	0	0	1	3
Barry Larkin, R (1, 6) OBP: 0.368, SLG: 0.437	3-2 E9 1B		2-2 E 1B			3-2 E6 SH 1B G6-4-3	2-2 E4 1B		1-1 L4	5	1	3	1	0	0	1
Paul O'Neill, L (1, 9) OBP: 0.368, SLG: 0.399	1-2 P5		1-1 E4			0-0 G6-4-3 1B SH	4-0 IBB		4-0 IBB	3	1	1	0	2	0	2
Glenn Braggs, R (1, 7) OBP: 0.328, SLG: 0.375 Scott Ruskin, R (8, 1)	2-2 G6-3		0-3 K			0-0 SH 1B G6-4-3	3-2 G6-3		2-1 P4	3	0	0	0	0	1	5
Dwayne Henry, R (9, 1) OBP: 0.250, SLG: 0.250 Darnell Coles, R (9, PH) OBP: 0.325, SLG: 0.509						1-2 2-3				0	0	0	0	0	0	0
Jeff Branson, L (1, 4) OBP: 0.364, SLG: 0.420		2-2 E6 CS		1-0 G4-3		1-2 G6-4-3 1-2f 2-3 3-H		0-0 SH2-4 1B		4	0	1	0	0	0	2
Dave Martinez, L (1, 3) OBP: 0.327, SLG: 0.332		2-2 1B		1-0 G5-3		4-0 1B IBB		0-0 SH2-4 1B		2	0	1	0	1	0	0
Joe Oliver, R (1, 2) OBP: 0.309, SLG: 0.379		3-2 P5		0-3 K		1-2 SAFE 1B		0-1 G5-3		4	0	1	1	0	1	2
Jose Rijo, R (1, 1) OBP: 0.191, SLG: 0.234 Bill Doran, S (6, PH) OBP: 0.321, SLG: 0.366 Scott Bankhead, R (7, 1) OBP: 0.222, SLG: 0.222 Norm Charlton, S (8, 1) OBP: 0.250, SLG: 0.250 Cesar Hernandez, R (8, 7) OBP: 0.375, SLG: 0.500		2-3 K				2-3 K		1-3 K		2	0	0	0	0	2	1

BOTTOM															
Los Angeles Dodgers @ Cincinnati Reds Riverfront Stadium, Cincinnati, OH Thu Aug 13 1992, 3:33 AM EDT Att: 32,514 - Cloudy - 72 F															
<table border="0"> <tr> <td>AB</td> <td>35</td> </tr> <tr> <td>R</td> <td>3</td> </tr> <tr> <td>H</td> <td>9</td> </tr> <tr> <td>RBI</td> <td>2</td> </tr> <tr> <td>BB</td> <td>4</td> </tr> <tr> <td>SO</td> <td>8</td> </tr> <tr> <td>LOB</td> <td>21</td> </tr> </table>	AB	35	R	3	H	9	RBI	2	BB	4	SO	8	LOB	21	
AB	35														
R	3														
H	9														
RBI	2														
BB	4														
SO	8														
LOB	21														
<table border="0"> <tr> <td>WP: 1</td> <td>PA: 41</td> </tr> <tr> <td>PB: 0</td> <td></td> </tr> <tr> <td>SB: 1</td> <td></td> </tr> <tr> <td>CS: 1</td> <td></td> </tr> </table>	WP: 1	PA: 41	PB: 0		SB: 1		CS: 1								
WP: 1	PA: 41														
PB: 0															
SB: 1															
CS: 1															


Inning Stats	
R: 1 E: 2 K: 0 S: 11	H: 2 LOB: 1 BB: 0 P: 18
R: 0 E: 1 K: 1 S: 17	H: 1 LOB: 1 BB: 0 P: 26
R: 0 E: 1 K: 2 S: 13	H: 1 LOB: 2 BB: 0 P: 18
R: 0 E: 0 K: 1 S: 5	H: 0 LOB: 0 BB: 0 P: 7
R: 0 E: 0 K: 1 S: 13	H: 1 LOB: 0 BB: 0 P: 18
R: 2 E: 1 K: 1 S: 16	H: 2 LOB: 2 BB: 1 P: 25
R: 0 E: 1 K: 0 S: 9	H: 1 LOB: 2 BB: 1 P: 20
R: 0 E: 0 K: 1 S: 7	H: 1 LOB: 1 BB: 0 P: 8
R: 0 E: 0 K: 1 S: 7	H: 0 LOB: 2 BB: 2 P: 20

PITCHER																
IP	WLS	BF	H	R	ER	SO	BB	IBB	HBP	BLK	WP	HR	S	P	ERA	WHIP
Pedro Astacio, R (1, 1) ERA: 1.23	6.0		7	3	0	6	0	0	0	0	0	0	75	112	0.00	1.167
Roger McDowell, R (7, 1) ERA: 4.55	2.0	W	9	2	0	1	0	1	0	0	0	0	16	28	0.00	1.000
Jim Gott, R (9, 1) ERA: 1.78	0.2		3	0	0	1	1	0	0	0	0	0	5	12	0.00	1.500
Steve Wilson, L (9, 1) ERA: 3.91	0.0		1	0	0	0	0	1	0	0	1	0	0	4	∞	∞
Jay Howell, R (9, 1) ERA: 1.25	0.1	S	1	0	0	0	0	0	0	0	0	0	2	4	0.00	0.000



Batter	1	2	3	4	5	6	7	8	9	AB	R	H	RBI	BB	SO	LOB	TOP									
Mike Felder, S (1, 8) OBP: 0.321, SLG: 0.398 Cory Snyder, R (3, 8) OBP: 0.321, SLG: 0.470	2-1 G3		0-2 F8			0-0 F9		2-2 FC6-4 1B		2	0	0	0	0	0	0										
Robby Thompson, R (1, 4) OBP: 0.347, SLG: 0.421	0-0 G5-3		1-1 P3			3-3 K		0-0 FC6-4 1-2f		4	0	0	0	0	1	2										
Will Clark, L (1, 3) OBP: 0.398, SLG: 0.491	3-3 K			4-1 CS E BB		1-0 F7			4-2 BB S BB BB	2	1	0	0	2	1	0										
Mark Leonard, L (1, 7) OBP: 0.333, SLG: 0.463 Chris James, R (3, 7) OBP: 0.299, SLG: 0.380		0-1 HR 1B		0-0 E5 1-2			1-3 K2-3		0-3 K 1-2	1	1	1	0	0	0	0										
Matt Williams, R (1, 5) OBP: 0.285, SLG: 0.385		1-2 HR 1-H		1-3 K 1-2			1-1 G4-3		4-0 BB BB IBB	3	1	1	2	1	1	2										
Ted Wood, L (1, 9) OBP: 0.273, SLG: 0.200		3-2 G4-3		3-3 K 2-3			1-1 F7		4-2 BB BB 1-2 2-3	3	0	0	0	1	1	2										
Kirt Manwaring, R (1, 2) OBP: 0.311, SLG: 0.307		1-2 G1-6-3		2-1 G6-3				2-1 G4-3		3	0	0	1	1	0	0										
Mike Benjamin, R (1, 6) OBP: 0.234, SLG: 0.323		0-1 G5-3		1-1 G6-3				0-0 1B G5-3 1B	1-2 2-3 3-H BB	4	0	1	0	0	0	3										
Bill Swift, R (1, 1) OBP: 0.182, SLG: 0.209 Willie McGee, S (8, PH) OBP: 0.333, SLG: 0.354 Bryan Hickerson, L (8, 1) Mark Bailey, S (9, PH) OBP: 0.259, SLG: 0.208 Rod Beck, R (9, 1)			1-1 G1-3		0-3 K			2-2 SAFE SAFE G5-3 1-2	3-2 G3	2	0	0	0	0	1	0										
Inning Stats	R: 0 E: 0 K: 1 S: 6	H: 0 LOB: 0 BB: 0 P: 11	R: 2 E: 0 K: 0 S: 13	H: 2 LOB: 0 BB: 0 P: 18	R: 0 E: 0 K: 0 S: 7	H: 0 LOB: 0 BB: 0 P: 9	R: 0 E: 1 K: 2 S: 8	H: 0 LOB: 2 BB: 1 P: 16	R: 0 E: 0 K: 1 S: 7	H: 0 LOB: 0 BB: 0 P: 10	R: 0 E: 0 K: 1 S: 6	H: 0 LOB: 0 BB: 0 P: 10	R: 0 E: 0 K: 1 S: 8	H: 0 LOB: 0 BB: 0 P: 11	R: 0 E: 0 K: 0 S: 10	H: 2 LOB: 2 BB: 0 P: 16	R: 1 E: 0 K: 1 S: 15	H: 0 LOB: 3 BB: 4 P: 37	1B: 3 2B: 1 3B: 0 HR: 1	SF: 0 SAC: 0 DP: 1 HBP: 0	WP: 0 PB: 0 SB: 1 CS: 1	PA: 36				
PITCHER	IP WLS BF H R ER SO BB IBB HBP BLK WP HR S P ERA WHIP	IP WLS BF H R ER SO BB IBB HBP BLK WP HR S P ERA WHIP	IP WLS BF H R ER SO BB IBB HBP BLK WP HR S P ERA WHIP	IP WLS BF H R ER SO BB IBB HBP BLK WP HR S P ERA WHIP	IP WLS BF H R ER SO BB IBB HBP BLK WP HR S P ERA WHIP	IP WLS BF H R ER SO BB IBB HBP BLK WP HR S P ERA WHIP	IP WLS BF H R ER SO BB IBB HBP BLK WP HR S P ERA WHIP	IP WLS BF H R ER SO BB IBB HBP BLK WP HR S P ERA WHIP	IP WLS BF H R ER SO BB IBB HBP BLK WP HR S P ERA WHIP	IP WLS BF H R ER SO BB IBB HBP BLK WP HR S P ERA WHIP	IP WLS BF H R ER SO BB IBB HBP BLK WP HR S P ERA WHIP	IP WLS BF H R ER SO BB IBB HBP BLK WP HR S P ERA WHIP	IP WLS BF H R ER SO BB IBB HBP BLK WP HR S P ERA WHIP	IP WLS BF H R ER SO BB IBB HBP BLK WP HR S P ERA WHIP	IP WLS BF H R ER SO BB IBB HBP BLK WP HR S P ERA WHIP	IP WLS BF H R ER SO BB IBB HBP BLK WP HR S P ERA WHIP	IP WLS BF H R ER SO BB IBB HBP BLK WP HR S P ERA WHIP	IP WLS BF H R ER SO BB IBB HBP BLK WP HR S P ERA WHIP	IP WLS BF H R ER SO BB IBB HBP BLK WP HR S P ERA WHIP	IP WLS BF H R ER SO BB IBB HBP BLK WP HR S P ERA WHIP	IP WLS BF H R ER SO BB IBB HBP BLK WP HR S P ERA WHIP	IP WLS BF H R ER SO BB IBB HBP BLK WP HR S P ERA WHIP	IP WLS BF H R ER SO BB IBB HBP BLK WP HR S P ERA WHIP	IP WLS BF H R ER SO BB IBB HBP BLK WP HR S P ERA WHIP	IP WLS BF H R ER SO BB IBB HBP BLK WP HR S P ERA WHIP	IP WLS BF H R ER SO BB IBB HBP BLK WP HR S P ERA WHIP

San Francisco Giants @ Los Angeles Dodgers
Dodger Stadium, Los Angeles, CA
Fri Aug 14 1992, 7:05 PM PDT
Att. 33,706 - Cloudy - 84 F

AB	31
R	3
H	4
RBI	3
BB	5
SO	7
LOB	15
	

Batter	1	2	3	4	5	6	7	8	9	AB	R	H	RBI	BB	SO	LOB
Jose Offerman, S OBP: 0.330, SLG: 0.333 (1, 6)	4-1 BB CS BB		3-2 G4-3 2-3		4-2 B2-3 BB		1-1 F7		2-2 G1-3 1-2	3	0	0	0	2	0	2
Brett Butler, L OBP: 0.418, SLG: 0.411 (1, 8)	4-0 G6-4-3 1-2 BB		1-1 3B		3-1 B2-3 1-2		1-2 1B		2-2 F9 2-3	4	0	2	1	1	0	2
Eric Young Sr., R OBP: 0.212, SLG: 0.180 (1, 4)	0-2 G6-4-3 1-2f		2-1 G1-3		1-1 G4-3		2-2 F8		0-3 K2-3	5	0	0	0	0	1	5
Eric Karros, R OBP: 0.305, SLG: 0.466 (1, 3)		3-3 K		2-0 1B		1-0 G4-3		1-3 K		4	0	1	0	0	2	1
Henry Rodriguez, L OBP: 0.333, SLG: 0.486 (1, 9)		1-0 L7		1 SAFE F8		2-0 E 1B		0-0 1B		4	1	2	0	0	0	1
Mike Scioscia, L OBP: 0.290, SLG: 0.280 (1, 2)		1-0 1B		2-0 F9		4-0 1B BB		1-0 P2		3	0	1	0	1	0	2
Dave Hansen, L OBP: 0.292, SLG: 0.330 (9, 1)		0-0 F7		1-1 1B		1-0 1B		2-3 K		4	0	2	1	0	1	2
John Candelaria, L (9, 1)										0	0	0	0	0	0	0
Jim Gott, R OBP: 0.500, SLG: 0.500 (9, 1)										0	0	0	0	0	0	0
Tim Crews, R OBP: 0.250, SLG: 0.250 (9, 1)										0	0	0	0	0	0	0
Tom Goodwin, L OBP: 0.188, SLG: 0.188 (1, 7)			1-3 K		0-0 G4-3		3-2 F8		0-2 F8	2	0	0	0	0	1	2
Mitch Webster, S OBP: 0.332, SLG: 0.416 (6, PH) (7, 7)										2	0	0	0	0	0	3
Orel Hershiser, R OBP: 0.208, SLG: 0.294 (1, 1)			0-0 G4-3 3B		0-1 G6-3		0-3 K		1-2 F9 BLK 1B	2	1	1	0	0	0	0
Lenny Harris, L OBP: 0.314, SLG: 0.305 (6, PH)										1	0	0	0	0	1	2
Roger McDowell, R (7, 1)										0	0	0	0	0	0	0
Mike Sharperson, R OBP: 0.399, SLG: 0.406 (9, 5)										1	0	1	0	0	0	0

Inning Stats	R: 0 E: 0 K: 0 S: 4	H: 0 LOB: 0 BB: 2 P: 12	R: 0 E: 0 K: 1 S: 7	H: 1 LOB: 1 BB: 0 P: 12	R: 1 E: 0 K: 1 S: 15	H: 2 LOB: 1 BB: 0 P: 22	R: 0 E: 0 K: 0 S: 6	H: 2 LOB: 2 BB: 0 P: 11	R: 0 E: 0 K: 0 S: 9	H: 0 LOB: 1 BB: 1 P: 17	R: 1 E: 1 K: 1 S: 10	H: 2 LOB: 2 BB: 1 P: 21	R: 0 E: 0 K: 1 S: 12	H: 1 LOB: 1 BB: 0 P: 17	R: 0 E: 0 K: 1 S: 9	H: 1 LOB: 1 BB: 0 P: 12	R: 0 E: 0 K: 1 S: 18	H: 1 LOB: 1 BB: 0 P: 23	1B: 7 2B: 2 3B: 1 HR: 0	SF: 0 SAC: 0 DP: 1 HBP: 0	WP: 0 PB: 0 SB: 0 CS: 1	PA: 39
--------------	------------------------------	----------------------------------	------------------------------	----------------------------------	-------------------------------	----------------------------------	------------------------------	----------------------------------	------------------------------	----------------------------------	-------------------------------	----------------------------------	-------------------------------	----------------------------------	------------------------------	----------------------------------	-------------------------------	----------------------------------	----------------------------------	------------------------------------	----------------------------------	--------

PITCHER	IP	WLS	BF	H	R	ER	SO	BB	IBB	HBP	BLK	WP	HR	S	P	ERA	WHIP
Bill Swift, R ERA: 2.21 (1, 1)	7.0		31	8	2	2	4	4	0	0	0	0	0	63	112	2.57	1.714
Bryan Hickerson, L ERA: 2.92 (8, 1)	1.0	W	4	1	0	0	1	0	0	0	0	0	0	9	12	0.00	1.000
Rod Beck, R ERA: 2.3 (9, 1)	1.0	S	4	1	0	0	1	0	0	0	1	0	0	18	23	0.00	1.000

BOTTOM


San Francisco Giants @ Los Angeles Dodgers
Dodger Stadium, Los Angeles, CA

livebaseballscorecards.com

AB	R	H	RBI	BB	SO	LOB
35	2	10	2	4	6	22



Fri Aug 14 1992, 7:05 PM PDT
Att: 33,706 - Cloudy - 84 F

Batter	1	2	3	4	5	6	7	8	9	AB R H RBI BB SO LOB	TOP														
Willie McGee, S (1, 8) OBP: 0.332, SLG: 0.352	3-3 K		0-0 G3		3-2 1B			0-1 G5-3		4 0 1 2 0 1 0	<p>San Francisco Giants @ Los Angeles Dodgers Dodger Stadium, Los Angeles, CA</p> <p>Sat Aug 15 1992, 7:05 PM PDT Att. 35,557 - Sunny - 86 F</p> <p>livebaseballscorecards.com</p> <table border="1"> <tr><td>AB</td><td>32</td></tr> <tr><td>R</td><td>2</td></tr> <tr><td>H</td><td>4</td></tr> <tr><td>RBI</td><td>2</td></tr> <tr><td>BB</td><td>1</td></tr> <tr><td>SO</td><td>9</td></tr> <tr><td>LOB</td><td>8</td></tr> </table> 	AB	32	R	2	H	4	RBI	2	BB	1	SO	9	LOB	8
AB	32																								
R	2																								
H	4																								
RBI	2																								
BB	1																								
SO	9																								
LOB	8																								
Robby Thompson, R (1, 4) OBP: 0.343, SLG: 0.416	0-2 G6-3			0-1 G4-3	2-3 K			1-1 G3-1		4 0 0 0 0 1 2															
Will Clark, L (1, 3) OBP: 0.395, SLG: 0.486	0-1 G4-3			3-2 F7		0-3 K			0-0 G1-3	4 0 0 0 0 1 0															
Cory Snyder, R (1, 9) OBP: 0.317, SLG: 0.463		1-3 K		3-2 F7		2-3 K		2-1 E5 1B		4 0 0 0 0 2 0															
Matt Williams, R (1, 5) OBP: 0.284, SLG: 0.384		1-0 G5-3			1-0 G6-3	1-2 P4		2-0 G6-3 1B		4 0 1 0 0 0 0															
Ted Wood, L (1, 7) OBP: 0.269, SLG: 0.174		2-0 E5			4-2 1B 1B BB		2-3 K	1-1 SAFE G6-3 1-2f		3 1 0 0 1 1 2															
Kirt Manwaring, R (1, 2) OBP: 0.311, SLG: 0.308		2-1 G5-3			2-0 1B 1B		0-3 K			3 1 1 0 0 1 1															
Jose Uribe, S (1, 6) OBP: 0.313, SLG: 0.369			0-0 P7		2-2 1B 1B		1-3 K2-3			3 0 1 0 0 1 0															
Michael Jackson, R (7, 1)					1-2 2-3 1B					0 0 0 0 0 0 0															
Rod Beck, R (9, 1)										0 0 0 0 0 0 0															
Trevor Wilson, L (1, 1) OBP: 0.162, SLG: 0.118			3-2 G4-3		1-3 K			0-0 G1-3		2 0 0 0 0 1 3															
Mike Benjamin, R (7, 6) OBP: 0.231, SLG: 0.317										1 0 0 0 0 0 0															
Inning Stats	R: 0 E: 0 K: 1 S: 8	H: 0 LOB: 0 BB: 0 P: 11	R: 0 E: 1 K: 1 S: 7	H: 0 LOB: 1 BB: 0 P: 13	R: 0 E: 0 K: 0 S: 6	H: 0 LOB: 0 BB: 0 P: 9	R: 0 E: 0 K: 0 S: 8	H: 0 LOB: 0 BB: 0 P: 14	R: 2 E: 0 K: 2 S: 9	H: 3 LOB: 2 BB: 1 P: 12	R: 0 E: 0 K: 3 S: 10	H: 0 LOB: 0 BB: 0 P: 13	R: 0 E: 0 K: 0 S: 5	H: 0 LOB: 0 BB: 0 P: 6	R: 0 E: 1 K: 0 S: 6	H: 1 LOB: 1 BB: 0 P: 11	1B: 4 2B: 0 3B: 0 HR: 0	SF: 0 SAC: 0 DP: 1 HBP: 0	WP: 0 PB: 0 SB: 0 CS: 0	PA: 33					
PITCHER	IP WLS BF H R ER SO BB IBB HBP BLK WP HR S P ERA WHIP																								
Ramon Martinez, R (1, 1) ERA: 3.68	7.0 L 26 3 2 2 9 1 0 0 0 0 0 0 65 104 2.57 0.571																								
Roger McDowell, R (8, 1) ERA: 4.25	2.0 7 1 0 0 0 0 0 0 0 0 0 0 11 17 0.00 0.500																								

Batter	1	2	3	4	5	6	7	8	9	AB	R	H	RBI	BB	SO	LOB
--------	---	---	---	---	---	---	---	---	---	----	---	---	-----	----	----	-----

<p>Jose Offerman, S (1, 6) OBP: 0.331, SLG: 0.332</p>	<p>Brett Butler, L (1, 8) OBP: 0.417, SLG: 0.409</p>		<p>G4-3 (1)</p>		<p>SH2-3 BB</p>		<p>L4 (1)</p>		<p>G6-3 (3)</p>	4	1	1	0	1	0	0
			<p>SH2-3 BB</p>		<p>SH2-3 (1)</p>		<p>B4-3 (2)</p>			2	0	0	0	1	0	1
<p>Eric Young Sr., R (1, 4) OBP: 0.250, SLG: 0.222</p>			<p>G6-3 1B</p>		<p>G5-3 (2)</p>		<p>1B</p>			4	0	3	0	0	0	1
<p>Eric Karros, R (1, 3) OBP: 0.305, SLG: 0.462</p>			<p>G6-3 (2) (3)</p>		<p>K (3)</p>		<p>K (3)</p>			3	0	0	0	1	2	4
<p>Mitch Webster, S (1, 7) OBP: 0.325, SLG: 0.410</p>				<p>G1-3 (1)</p>		<p>G1-3 (1)</p>		<p>F7 (1)</p>		3	0	0	1	0	0	0
<p>Mike Sharperson, R (1, 5) OBP: 0.398, SLG: 0.402</p> <p>Lenny Harris, L (8, PH) OBP: 0.313, SLG: 0.304</p> <p>(9, 5)</p>			<p>G1-3 (2)</p>		<p>1B BB</p>		<p>G6-3 (2)</p>			2	0	0	0	1	0	2
				<p>G1-3 (2)</p>		<p>FC6-4 1B</p>		<p>K (3)</p>			1	0	0	0	0	0
<p>Carlos Hernandez, R (1, 2) OBP: 0.335, SLG: 0.354</p>				<p>1B 1B</p>		<p>P4 (2)</p>		<p>K (3)</p>		4	0	1	0	0	2	2
<p>Henry Rodriguez, L (1, 9) OBP: 0.326, SLG: 0.462</p>				<p>1B</p>		<p>G1-3 (3)</p>		<p>F7 (2)</p>								
				<p>G1-3 (3)</p>		<p>FC6-4 (3)</p>				3	0	0	0	0	0	4
<p>Ramon Martinez, R (1, 1) OBP: 0.122, SLG: 0.122</p> <p>Roger McDowell, R (8, 1)</p> <p>Dave Hansen, L (9, PH) OBP: 0.291, SLG: 0.329</p>									<p>F7 (2)</p>		0	0	0	0	0	0
										1	0	0	0	0	0	0
										1	0	0	0	0	0	0

Inning Stats	R: 1	H: 2	E: 0	K: 0	S: 12	R: 0	H: 0	E: 0	K: 1	S: 8	R: 0	H: 1	E: 0	K: 0	S: 10	R: 0	H: 2	E: 0	K: 1	S: 10	R: 0	H: 0	E: 0	K: 1	S: 10	R: 0	H: 1	E: 0	K: 0	S: 8	R: 0	H: 1	E: 0	K: 1	S: 10	R: 0	H: 0	E: 0	K: 1	S: 8	R: 0	H: 0	E: 0	K: 1	S: 8	R: 0	H: 0	E: 0	K: 1	S: 8	R: 0	H: 0	E: 0	K: 1	S: 7	R: 0	H: 0	E: 0	K: 1	S: 7	1B: 7	2B: 0	3B: 0	HR: 0	SF: 1	SAC: 1	DP: 1	HBP: 0	WP: 0	PB: 0	SB: 1	CS: 0	PA: 37
--------------	------	------	------	------	-------	------	------	------	------	------	------	------	------	------	-------	------	------	------	------	-------	------	------	------	------	-------	------	------	------	------	------	------	------	------	------	-------	------	------	------	------	------	------	------	------	------	------	------	------	------	------	------	------	------	------	------	------	------	------	------	------	------	-------	-------	-------	-------	-------	--------	-------	--------	-------	-------	-------	-------	--------

PITCHER	IP	WLS	BF	H	R	ER	SO	BB	IBB	HBP	BLK	WP	HR	S	P	ERA	WHIP
Trevor Wilson, L (1, 1) ERA: 4.12	6.2	W	30	7	1	1	2	3	1	0	0	0	0	65	103	1.35	1.500
Michael Jackson, R (7, 1) ERA: 2.8	1.1		4	0	0	0	2	0	0	0	0	0	0	11	20	0.00	0.000
Rod Beck, R (9, 1) ERA: 2.26	1.0	S	3	0	0	0	1	0	0	0	0	0	0	7	9	0.00	0.000

BOTTOM

San Francisco Giants @ Los Angeles Dodgers
Dodger Stadium, Los Angeles, CA
 Sat Aug 15 1992, 7:05 PM PDT
 Att: 35,557 - Sunny - 86 F

AB 31
R 1
H 7
RBI 1
BB 4
SO 5
LOB 14



Batter	1	2	3	4	5	6	7	8	9	AB R H RBI BB SO LOB	TOP																										
Willie McGee, S (1, 8) OBP: 0.334, SLG: 0.352	2-3 K		0-0 2-H 1B			2-0 G6-3		4-2 SH IBB		3 0 1 1 1 1 0	San Francisco Giants @ Los Angeles Dodgers Dodger Stadium, Los Angeles, CA Sun Aug 16 1992, 3:33 AM PDT Att. 27,477 - Cloudy - 90 F																										
Robby Thompson, R (1, 4) OBP: 0.341, SLG: 0.412	1-1 P5		1-0 G1-3			1-3 K		1-1 SH		3 0 0 1 0 1 1																											
Will Clark, L (1, 3) OBP: 0.391, SLG: 0.481	0-3 K				0-2 L9	1-3 K		1-3 K		4 0 0 0 0 3 3																											
Cory Snyder, R (1, 9) OBP: 0.316, SLG: 0.461		0-0 L5		0-0 CS 1B			1-2 F8	0-0 P3		4 0 1 0 0 0 3																											
Matt Williams, R (1, 5) OBP: 0.282, SLG: 0.380		2-3 K		3-1 G4-3 1-2			1-1 G5-3		0-0 L6	4 0 0 0 0 1 1																											
Ted Wood, L (1, 7) OBP: 0.233, SLG: 0.148		1-1 F7			0-0 F7		2-2 G6-3		2-1 F7	4 0 0 0 0 0 0																											
Kirt Manwaring, R (1, 2) OBP: 0.314, SLG: 0.311			1-2 F9		0-1 1B			0-0 F9	2-2 FC6-4 1B	4 0 2 0 0 0 0																											
Mike Benjamin, R (1, 6) OBP: 0.246, SLG: 0.308			4-2 SH1-4 1B BB		1-0 P5			4-2 1B SH BB	0-1 FC6-4 1-2f	2 2 0 0 2 0 2																											
John Burkett, R (1, 1) OBP: 0.109, SLG: 0.048			0-0 SH1-4		2-3 K			1-1 SH CS 1B		1 0 0 0 0 1 1																											
Mike Felder, S (8, PH) OBP: 0.324, SLG: 0.401										1 0 1 0 0 0 0																											
Bryan Hickerson, L (8, 1)										0 0 0 0 0 0 0																											
Michael Jackson, R (8, 1)										0 0 0 0 0 0 0																											
Rod Beck, R (9, 1)										0 0 0 0 0 0 0																											
Inning Stats	R: 0 E: 0 K: 2 S: 9	H: 0 LOB: 0 BB: 0 P: 12	R: 0 E: 0 K: 1 S: 6	H: 0 LOB: 0 BB: 0 P: 9	R: 1 E: 0 K: 0 S: 9	H: 1 LOB: 1 BB: 1 P: 15	R: 0 E: 0 K: 0 S: 6	H: 1 LOB: 0 BB: 0 P: 9	R: 0 E: 0 K: 1 S: 8	H: 1 LOB: 1 BB: 0 P: 11	R: 0 E: 0 K: 2 S: 7	H: 0 LOB: 0 BB: 0 P: 11	R: 0 E: 0 K: 0 S: 8	H: 0 LOB: 0 BB: 0 P: 12	R: 1 E: 0 K: 1 S: 13	H: 1 LOB: 3 BB: 2 P: 24	R: 0 E: 0 K: 0 S: 10	H: 1 LOB: 1 BB: 0 P: 14	1B: 5 2B: 0 3B: 0 HR: 0	SF: 0 SAC: 2 DP: 0 HBP: 0	WP: 0 PB: 0 SB: 0 CS: 2	PA: 35															
PITCHER	IP WLS BF H R ER SO BB IBB HBP BLK WP HR S P ERA WHIP																				IP WLS BF H R ER SO BB IBB HBP BLK WP HR S P ERA WHIP																
Bob Ojeda, L (1, 1) ERA: 3.4	7.0		24	3	1	1	6	1	0	0	0	0	0	0	53	79	1.29	0.571																			
Jay Howell, R (8, 1) ERA: 1.24	0.1	L	5	1	1	0	0	1	1	0	0	0	0	9	19	0.00	6.000																				
John Candelaria, L (8, 1) ERA: 2.21	0.2		2	0	0	0	1	0	0	0	0	0	0	4	5	0.00	0.000																				
Jim Gott, R (9, 1) ERA: 1.75	1.0		4	1	0	0	0	0	0	0	0	0	0	10	14	0.00	1.000																				

AB	30
R	2
H	5
RBI	2
BB	3
SO	7
LOB	11



BOTTOM

San Francisco Giants @ Los Angeles Dodgers
Dodger Stadium, Los Angeles, CA

Sun Aug 16 1992, 3:33 AM PDT
Att. 27,477 - Cloudy - 90 F

livebaseballscorecards.com

AB	29
R	1
H	5
RBI	1
BB	4
SO	6
LOB	14



WP:	0	PA:	35
PB:	1		
SB:	2		
CS:	0		

AB R H RBI BB SO LOB

4	0	1	0	0	1	0
2	0	0	0	2	1	0
3	0	0	0	1	0	3
0	0	0	0	0	0	0
4	0	1	0	0	2	2
4	0	1	0	0	0	2
3	1	1	0	1	0	2
3	0	0	0	0	1	3
2	0	1	1	0	0	0
0	0	0	0	0	0	0
0	0	0	0	0	0	0
1	0	0	0	0	1	1
2	0	0	0	0	0	1
1	0	0	0	0	0	0

1B:	5	SF:	1
2B:	0	SAC:	1
3B:	0	DP:	1
HR:	0	HBP:	0

IP	WLS	BF	H	R	ER	SO	BB	IBB	HBP	BLK	WP	HR	S	P	ERA	WHIP
7.0		27	5	1	0	3	2	0	0	0	0	0	60	93	0.00	1.000
0.2		3	0	0	0	0	1	0	0	0	0	0	5	13	0.00	1.500
0.1		1	0	0	0	1	0	0	0	0	0	0	3	3	0.00	0.000
1.0	S	4	0	0	0	2	1	0	0	0	0	0	13	24	0.00	1.000

Batter	1	2	3	4	5	6	7	8	9
Jose Offerman, S (1, 6) OBP: 0.330, SLG: 0.332	2-3 K (1)		1-0 BB 1B		1-1 P9 (3)			1-1 G4-3 (1)	
Brett Butler, L (1, 8) OBP: 0.418, SLG: 0.407	2-3 K (2)		4-2 F B 1-2 BB			2-2 F9 (1)		4-1 BB BB BB BB	
Eric Young Sr., R (1, 4) Jim Gott, R (9, 1) OBP: 0.250, SLG: 0.211 OBP: 0.500, SLG: 0.500	0-0 G6-3 (3)		1-2 F8 (3)			4-0 S BB BB		3-1 F9 (2)	
Eric Karros, R (1, 3) OBP: 0.304, SLG: 0.460		0-0 1B		2-1 G5-3 (1)		0-3 K (2)		0-3 K (3)	
Henry Rodriguez, L (1, 9) OBP: 0.319, SLG: 0.442		3-1 F8 (1)		2-2 1B		0-2 F7 (3)		1-1 F9 (1)	
Mitch Webster, S (1, 7) OBP: 0.329, SLG: 0.408		1-0 F7 (2)		0-0 F8 (2)			1-2 PB SH1-3 SF9 1B	4-2 S BB	
Mike Scioscia, L (1, 2) OBP: 0.287, SLG: 0.277		3-2 G4-3 (3)		1-1 L1 (3)		0-0 SH1-3 (1)		3-3 K (2)	
Dave Hansen, L (1, 5) Jay Howell, R (8, 1) John Candelaria, L (8, 1) Mike Sharperson, R (9, 4) OBP: 0.291, SLG: 0.330 OBP: 0.397, SLG: 0.401			3-2 G4-6-3 1B		0-0 F8 (1)		1-2 SF9 (2)	3-3 K (3)	
Bob Ojeda, L (1, 1) Lenny Harris, L (7, PH) OBP: 0.095, SLG: 0.122 OBP: 0.312, SLG: 0.302			0-0 G4-6-3 (1) 1-2f		0-0 G4-3 (2)		1-2 F7 (3)		

Inning Stats	R: 0	H: 0	E: 0	K: 2	S: 8	H: 0	LOB: 0	BB: 0	P: 12	R: 0	H: 1	E: 0	K: 0	S: 7	H: 1	LOB: 1	BB: 0	P: 14	R: 0	H: 2	E: 0	K: 0	S: 14	H: 0	LOB: 0	BB: 0	P: 5	R: 0	H: 0	E: 0	K: 1	S: 9	H: 0	LOB: 1	BB: 1	P: 15	R: 1	H: 1	E: 0	K: 0	S: 10	H: 1	LOB: 0	BB: 0	P: 13	R: 0	H: 0	E: 0	K: 1	S: 8	H: 0	LOB: 1	BB: 1	P: 16	R: 0	H: 0	E: 0	K: 2	S: 13	H: 0	LOB: 1	BB: 1	P: 24	1B: 5	2B: 0	3B: 0	HR: 0	SF: 1	SAC: 1	DP: 1	HBP: 0	WP: 0	PB: 1	SB: 2	CS: 0	PA: 35
--------------	------	------	------	------	------	------	--------	-------	-------	------	------	------	------	------	------	--------	-------	-------	------	------	------	------	-------	------	--------	-------	------	------	------	------	------	------	------	--------	-------	-------	------	------	------	------	-------	------	--------	-------	-------	------	------	------	------	------	------	--------	-------	-------	------	------	------	------	-------	------	--------	-------	-------	-------	-------	-------	-------	-------	--------	-------	--------	-------	-------	-------	-------	--------

PITCHER	IP	WLS	BF	H	R	ER	SO	BB	IBB	HBP	BLK	WP	HR	S	P	ERA	WHIP
John Burkett, R (1, 1) ERA: 3.43	7.0		27	5	1	0	3	2	0	0	0	0	0	60	93	0.00	1.000
Bryan Hickerson, L (8, 1) ERA: 2.89	0.2		3	0	0	0	0	1	0	0	0	0	0	5	13	0.00	1.500
Michael Jackson, R (8, 1) ERA: 2.78	0.1		1	0	0	0	1	0	0	0	0	0	0	3	3	0.00	0.000
Rod Beck, R (9, 1) ERA: 2.23	1.0	S	4	0	0	0	2	1	0	0	0	0	0	13	24	0.00	1.000

Batter	1	2	3	4	5	6	7	8	9	AB R H RBI BB SO LOB	TOP											
Mike Felder, S (1, 7) OBP: 0.319, SLG: 0.394	0-0 G6-3		0-1 G3			1-2 G4-3			1-2 F7	4 0 0 0 0 0 1	San Francisco Giants @ Los Angeles Dodgers Dodger Stadium, Los Angeles, CA Mon Aug 17 1992, 7:05 PM PDT Att. 25,561 - Sunny - 80 F											
Willie McGee, S (1, 8) OBP: 0.331, SLG: 0.349	1-1 G5-3			0-0 F8			0-0 G3		0-1 F7	4 0 0 0 0 0 1												
Will Clark, L (1, 3) OBP: 0.389, SLG: 0.477	1-1 G3-1			2-2 G3			2-2 P5			3 0 0 0 0 0 0												
Cory Snyder, R (1, 9) OBP: 0.316, SLG: 0.458		4-2 BB		0-1 F9			2-3 K			2 0 0 0 1 1 0												
Robby Thompson, R (1, 4) OBP: 0.338, SLG: 0.409		2-3 SAFE			1-3 K			1-0 L6		3 0 0 0 0 2 1												
Matt Williams, R (1, 5) OBP: 0.282, SLG: 0.378		4-2 SAFE			0-0 P4			1-3 K		2 0 0 0 1 1 0												
Kirt Manwaring, R (1, 2) OBP: 0.311, SLG: 0.307		0-2 G6-4-3			1-0 G5-3			0-0 G1-3		3 0 0 0 0 0 2												
Mike Benjamin, R (1, 6) OBP: 0.239, SLG: 0.299			1-3 K			1-0 G5-3			2-2 FC6-4 HBP	2 0 0 0 0 1 0												
Mark Leonard, L (9, PH) OBP: 0.347, SLG: 0.463				0-3 K		0-2 F9			0-2 FC6-4	0 0 0 0 0 0 0												
Bill Swift, R (9, PR) OBP: 0.182, SLG: 0.209									1-2f	0 0 0 0 0 0 0												
Francisco Oliveras, R (1, 1) OBP: 0.250, SLG: 0.143										1 0 0 0 0 1 0												
Ted Wood, L (6, PH) OBP: 0.226, SLG: 0.143										1 0 0 0 0 0 0												
Jeff Brantley, R (6, 1) OBP: 0.667, SLG: 0.500										0 0 0 0 0 0 0												
Dave Righetti, L (8, 1) OBP: 0.143, SLG: 0.143										0 0 0 0 0 0 0												
Greg Litton, R (9, PH) OBP: 0.270, SLG: 0.286										1 0 0 0 0 0 1												
Inning Stats	R: 0 E: 0 K: 0 S: 5	H: 0 LOB: 0 BB: 0 P: 7	R: 0 E: 0 K: 1 S: 11	H: 0 LOB: 1 BB: 2 P: 21	R: 0 E: 0 K: 2 S: 8	H: 0 LOB: 0 BB: 0 P: 9	R: 0 E: 0 K: 0 S: 9	H: 0 LOB: 0 BB: 0 P: 11	R: 0 E: 0 K: 1 S: 5	H: 0 LOB: 0 BB: 0 P: 7	R: 0 E: 0 K: 0 S: 7	H: 0 LOB: 0 BB: 0 P: 9	R: 0 E: 0 K: 1 S: 10	H: 0 LOB: 0 BB: 0 P: 14	R: 0 E: 0 K: 1 S: 5	H: 0 LOB: 0 BB: 0 P: 7	R: 0 E: 0 K: 0 S: 11	H: 0 LOB: 1 BB: 0 P: 14	1B: 0 2B: 0 3B: 0 HR: 0	SF: 0 SAC: 0 DP: 1 HBP: 1	WP: 0 PB: 0 SB: 0 CS: 0	PA: 29
PITCHER Kevin Gross, R (1, 1) ERA: 3.37	IP: 9.0 WLS: W BF: 29 H: 0 R: 0 ER: 0 SO: 6 BB: 2 IBB: 0 HBP: 1 BLK: 0 WP: 0 HR: 0 S: 71 P: 99 ERA: 0.00 WHIP: 0.222																					

livebaseballscorecards.com

AB	26
R	0
H	0
RBI	0
BB	2
SO	6
LOB	6



Batter	1	2	3	4	5	6	7	8	9
Jose Offerman, S OBP: 0.330, SLG: 0.331 (1, 6)	1-2 F7		3-1 L4			1-0 F7		0-1 BB 1B	
Brett Butler, L OBP: 0.420, SLG: 0.412 (1, 8)	3-2 CS 1B			1-0 1B 2B		1-2 1B 1B		0-0 F7	
Henry Rodriguez, L OBP: 0.333, SLG: 0.447 (1, 9)	1-1 G4-3 1-2			1-1 2-H 1B		0-0 G6-4-3 1B		0-3 K	
Eric Karros, R OBP: 0.308, SLG: 0.468 (1, 3)		3-1 HR		4-1 BB		1-1 G6-4-3 1-2f		4-0 BB	
Mitch Webster, S OBP: 0.323, SLG: 0.400 (1, 7)		0-0 F8		2-2 SAFE P5		2-2 G6-3		1-0 F7	
Mike Scioscia, L OBP: 0.288, SLG: 0.275 (1, 2)		4-2 G6-4-3 BB		0-0 F8		1-3 K			
Dave Hansen, L OBP: 0.292, SLG: 0.328 (1, 5)		3-2 SAFE G6-4-3 1-2f		2-3 K		1-0 HBP			
Eric Young Sr., R OBP: 0.238, SLG: 0.200 (1, 4)			2-1 G6-3		3-3 K		1-2 G6-3		
Kevin Gross, R OBP: 0.136, SLG: 0.095 (1, 1)			0-0 G2-3		0-1 P3		2-1 BB 1B 1B		

Inning Stats	R: 0	H: 1	E: 0	K: 0	S: 8	R: 1	H: 1	E: 0	K: 0	S: 9	R: 0	H: 0	E: 0	K: 0	S: 5	R: 1	H: 2	E: 0	K: 0	S: 8	R: 0	H: 0	E: 0	K: 2	S: 11	R: 0	H: 2	E: 0	K: 1	S: 11	R: 0	H: 0	E: 0	K: 1	S: 9	R: 0	H: 2	E: 0	K: 1	S: 9				
	0	1	0	0	13	1	1	0	0	19	0	0	0	0	10	1	2	0	0	16	0	0	0	2	16	0	2	0	1	16	0	0	0	1	16	0	0	0	0	0	2	3	1	16

PITCHER	IP	WLS	BF	H	R	ER	SO	BB	IBB	HBP	BLK	WP	HR	S	P	ERA	WHIP
Francisco Oliveras, R ERA: 2.5 (1, 1)	5.0	L	18	4	2	2	2	2	0	0	0	0	1	41	74	3.60	1.200
Jeff Brantley, R ERA: 3.72 (6, 1)	2.0		8	2	0	0	1	0	0	1	0	0	0	19	27	0.00	1.000
Dave Righetti, L ERA: 5.1 (8, 1)	1.0		6	2	0	0	1	1	0	0	0	0	0	9	16	0.00	3.000

BOTTOM

San Francisco Giants @ Los Angeles Dodgers
 Dodger Stadium, Los Angeles, CA

Mon Aug 17 1992, 7:05 PM PDT
 Att. 25,561 - Sunny - 80 F

AB	R	H	RBI	BB	SO	LOB
4	0	1	0	0	0	0
4	1	3	0	0	0	2
4	0	2	1	0	1	3
2	1	1	1	2	0	2
4	0	0	0	0	0	4
2	0	0	0	1	1	1
2	0	0	0	0	1	1
3	0	0	0	0	1	1
3	0	1	0	0	0	0

AB	28
R	2
H	8
RBI	2
BB	3
SO	4
LOB	14

livebaseballscorecards.com

AB 28
R 2
H 8
RBI 2
BB 3
SO 4
LOB 14



1B:	6	SF:	0	WP:	0	PA:	32
2B:	1	SAC:	0	PB:	0		
3B:	0	DP:	2	SB:	0		
HR:	1	HBP:	1	CS:	1		

Batter	1	2	3	4	5	6	7	8	9	AB R H RBI BB SO LOB	TOP											
Vince Coleman, S OBP: 0.383, SLG: 0.385 (1, 8)	3-2 G5-3 ①		4-1 G3 BB		3-1 FC 1-2		1-1 SAFE G1-3 ③			3 0 0 0 1 0 2												
Jeff McKnight, S OBP: 0.286, SLG: 0.250 (1, 4)	3-3 K ②		1-2 G3 ②		0-0 F9 ②			0-0 G4-3 ①		4 0 0 0 0 1 3												
Daryl Boston, L OBP: 0.315, SLG: 0.421 (1, 7)	1-2 1B		4-0 BB		0-2 P6 ③			0-1 1B		3 0 2 0 1 0 2												
Eddie Murray, S OBP: 0.314, SLG: 0.407 (1, 3)	0-0 F7 ③		1-2 P4 ③			0-1 G4-3 ①		0-0 P5 ②		4 0 0 0 0 0 4												
Kevin Bass, S OBP: 0.292, SLG: 0.384 (1, 9)		3-2 G3 ①		1-1 F8 ①		2-2 F7 ②		1-1 G3-1 ③		4 0 0 0 0 0 1												
Chris Donnels, L OBP: 0.268, SLG: 0.224 (1, 5)		2-1 G2-3 1B		1-0 P5 ②		2-2 F8 ③		0-0 F9 ①		4 0 1 0 0 0 0												
Todd Hundley, S OBP: 0.257, SLG: 0.332 (1, 2)		2-0 G2-3 ②		0-0 P7 ③			2-2 SH1-3 FC4-2 2B		0-0 F7 ②	4 0 1 0 0 0 1												
Dick Schofield, R OBP: 0.311, SLG: 0.272 Mackey Sasser, L OBP: 0.271, SLG: 0.308 (1, 6)		1-2 G5-3 ③			3-2 FC6-4 1B		0-0 SH1-3 ①		0-0 1B	2 0 1 0 0 0 1 1 0 1 0 0 0 0												
David Cone, L OBP: 0.121, SLG: 0.095 Chico Walker, S OBP: 0.333, SLG: 0.370 Barry Jones, R Lee Guetterman, L Jeff Innis, R Mark Dewey, R Dave Gallagher, R OBP: 0.265, SLG: 0.321 (7, PH) (7, 1) (7, 1) (7, 1) (8, 1) (9, PH)			0-0 L7 ①		1-0 FC6-4 E 1-2f		0-0 FC4-2 ②		1-3 K ③	2 0 0 0 0 0 1 1 0 0 0 0 0 1 0 1 0 0 0 0 1 1												
Inning Stats	R: 0 E: 0 K: 1 S: 11	H: 1 LOB: 1 BB: 0 P: 18	R: 0 E: 0 K: 0 S: 9	H: 1 LOB: 1 BB: 0 P: 17	R: 0 E: 0 K: 0 S: 9	H: 0 LOB: 2 BB: 2 P: 19	R: 0 E: 0 K: 0 S: 4	H: 0 LOB: 0 BB: 0 P: 6	R: 0 E: 1 K: 0 S: 11	H: 1 LOB: 2 BB: 0 P: 18	R: 0 E: 0 K: 0 S: 9	H: 0 LOB: 0 BB: 0 P: 13	R: 0 E: 0 K: 0 S: 10	H: 1 LOB: 1 BB: 0 P: 13	R: 0 E: 0 K: 0 S: 6	H: 1 LOB: 1 BB: 0 P: 7	R: 0 E: 0 K: 1 S: 6	H: 1 LOB: 1 BB: 0 P: 7	1B: 5 2B: 1 3B: 0 HR: 0	SF: 0 SAC: 1 DP: 0 HBP: 0	WP: 0 PB: 0 SB: 1 CS: 0	PA: 36
PITCHER Pedro Astacio, R ERA: 0.87 (1, 1)	IP 9.0 WLS W BF 36 H 6 R 0 ER 0 SO 2 BB 2 IBB 0 HBP 0 BLK 0 WP 0 HR 0 S 75 P 118 ERA 0.00 WHIP 0.889											PITCHER IP WLS BF H R ER SO BB IBB HBP BLK WP HR S P ERA WHIP										

New York Mets @ Los Angeles Dodgers
Dodger Stadium, Los Angeles, CA
 Tue Aug 18 1992, 7:05 PM PDT
 Att. 25,295 - Sunny - 82 F

livebaseballscorecards.com

AB	33
R	0
H	6
RBI	0
BB	2
SO	2
LOB	17



Batter	1	2	3	4	5	6	7	8	9
Jose Offerman, S OBP: 0.329, SLG: 0.328 (1, 6)	0-1 G4-3		1-0 G3		1-0 FC6-4		4-1 FC5-2 1B BB		
Brett Butler, L OBP: 0.423, SLG: 0.419 (1, 8)	1-2 S 2B HBP		1-1 CS 1B			1-0 1B 3B	1-2 FC5-2 1B S		
Lenny Harris, L OBP: 0.312, SLG: 0.307 Mike Sharperson, R OBP: 0.397, SLG: 0.401 Mitch Webster, S OBP: 0.326, SLG: 0.403 Eric Young Sr., R OBP: 0.238, SLG: 0.200 (1, 4) (7, PH) (7, PH) (8, 4)	1-1 G6-3 2B 1-H		3-1 P6 1-2			1-0 G3	0-1 S 1B 1-H 3-H		
Eric Karros, R OBP: 0.305, SLG: 0.463 (1, 3)	0-0 G6-3 2-3			1-0 G6-3		3-3 K	1-2 G5-3 1-2		
Henry Rodriguez, L OBP: 0.327, SLG: 0.431 (1, 9)	2-0 G3			0-0 P5		1-0 1B 1B 3-H		1-1 G3	
Mike Scioscia, L OBP: 0.287, SLG: 0.274 (1, 2)		1-1 G4-3		1-3 K		2-2 1B 1-2		3-1 G4-3	
Dave Hansen, L OBP: 0.287, SLG: 0.322 (1, 5)		0-0 P5			2-1 G4-3	1-0 F8		0-1 F9	
Tom Goodwin, L OBP: 0.316, SLG: 0.316 (1, 7)		0-1 1B			1-0 FC6-4 1B		0-1 S FC5-2 1B		
Pedro Astacio, R (1, 1)		1 SAFE 0-3 K			0-3 K		1-3 K		

Inning Stats	R: 1	H: 1	E: 0	LOB: 1	K: 0	S: 8	P: 12	R: 0	H: 1	E: 0	LOB: 1	K: 1	S: 8	P: 9	R: 0	H: 1	E: 0	LOB: 0	K: 0	S: 5	P: 10	R: 0	H: 0	E: 0	LOB: 0	K: 1	S: 5	P: 7	R: 0	H: 1	E: 0	LOB: 1	K: 1	S: 8	P: 11	R: 1	H: 3	E: 0	LOB: 2	K: 1	S: 13	P: 22	R: 2	H: 2	E: 0	LOB: 1	K: 1	S: 16	P: 21	R: 0	H: 0	E: 0	LOB: 0	K: 0	S: 6	P: 10
--------------	------	------	------	--------	------	------	-------	------	------	------	--------	------	------	------	------	------	------	--------	------	------	-------	------	------	------	--------	------	------	------	------	------	------	--------	------	------	-------	------	------	------	--------	------	-------	-------	------	------	------	--------	------	-------	-------	------	------	------	--------	------	------	-------

PITCHER	IP	WLS	BF	H	R	ER	SO	BB	IBB	HBP	BLK	WP	HR	S	P	ERA	WHIP
David Cone, R ERA: 2.89 (1, 1)	6.0	L	25	7	2	2	4	0	0	0	0	0	0	47	71	3.00	1.167
Barry Jones, R ERA: 4.94 (7, 1)	0.1		3	1	2	2	1	1	0	0	0	0	0	8	11	54.00	6.000
Lee Guetterman, L ERA: 6.87 (7, 1)	0.1		1	0	0	0	0	0	0	0	0	0	0	3	4	0.00	0.000
Jeff Innis, R ERA: 2.96 (7, 1)	0.1		2	1	0	0	0	0	0	0	0	0	0	5	6	0.00	3.000
Mark Dewey, R ERA: 4.34 (8, 1)	1.0		3	0	0	0	0	0	0	0	0	0	0	6	10	0.00	0.000

BOTTOM


New York Mets @ Los Angeles Dodgers
Dodger Stadium, Los Angeles, CA

Tue Aug 18 1992, 7:05 PM PDT
Att: 25,295 - Sunny - 82 F

AB	R	H	RBI	BB	SO	LOB
3	1	0	0	1	0	1
3	3	2	0	0	0	2
3	0	1	1	0	0	2
0	0	0	0	0	0	0
1	0	1	2	0	0	0
0	0	0	0	0	0	0
4	0	0	0	0	1	3
4	0	1	1	0	0	1
4	0	1	0	0	1	0
4	0	0	0	0	0	2
3	0	3	0	0	0	0
3	0	0	0	0	3	3

AB	32
R	4
H	9
RBI	4
BB	1
SO	5
LOB	14

WP: 0 PA: 34
PB: 0
SB: 6
CS: 1



PITCHER	IP	WLS	BF	H	R	ER	SO	BB	IBB	HBP	BLK	WP	HR	S	P	ERA	WHIP
---------	----	-----	----	---	---	----	----	----	-----	-----	-----	----	----	---	---	-----	------

Batter	1	2	3	4	5	6	7	8	9	AB R H RBI BB SO LOB	TOP											
Vince Coleman, S (1, 8) OBP: 0.386, SLG: 0.384	1-3 		0-0 FC6-4 1B		4-2 G4-3 BB		3-1 G4-3			3 0 1 0 1 1 1												
Chico Walker, S (1, 5) OBP: 0.325, SLG: 0.360	1-2 L9		0-2 FC6-4 1-2f		0-0 G4-3 1-2f			1-1 G1-3		4 0 0 0 0 0 3												
Daryl Boston, L (1, 7) OBP: 0.310, SLG: 0.413	1-1 F7		1-0 F8			1-1 G5-3		0-3 K		4 0 0 0 0 1 1												
Eddie Murray, S (1, 3) OBP: 0.315, SLG: 0.408		3-3 K		0-1 G4-6-3 1B		0-0 1B		0-1 G3-1		4 0 2 0 0 1 0												
Bobby Bonilla, S (1, 9) OBP: 0.363, SLG: 0.431		0-1 E6 G5-3 1B		1-0 G4-6-3 1-2f		1-2 F7		0-0 HR		4 1 1 1 0 0 2												
Chris Donnels, L (1, 4) OBP: 0.300, SLG: 0.235		1-0 G5-3 1-2 1B		4-0 BB		3-2 G3-1		4-1 FC4-6 BB		2 0 1 0 2 0 1												
Charlie O'Brien, R (1, 2) OBP: 0.287, SLG: 0.299		0-0 G5-3		0-0 P8		2-1 G5-3		0-3 K		2 0 0 0 0 0 3												
Kevin Bass, S (7, PH) OBP: 0.291, SLG: 0.382		1-2 2-3								1 0 0 0 0 0 0	AB 31											
Todd Hundley, S (7, 2) OBP: 0.256, SLG: 0.331										1 0 0 0 0 1 1	R 1											
Dick Schofield, R (1, 6) OBP: 0.313, SLG: 0.276		0-0 G3-1			4-0 SH2-4 BB		0-1 2B		0-0 FC4-6 1-2f	3 0 1 0 1 0 3	H 6											
Dwight Gooden, R (1, 1) OBP: 0.286, SLG: 0.306			1-3 K		0-0 SH2-4		0-0 P4		1-0 G1-3	1 0 0 0 0 1 0	RBI 1											
Mackey Sasser, L (7, PH) OBP: 0.269, SLG: 0.305										1 0 0 0 0 0 1	BB 4											
Lee Guetterman, L (7, 1)										0 0 0 0 0 0 0	SO 5											
Anthony Young, R (8, 1) OBP: 0.143, SLG: 0.111										0 0 0 0 0 0 0	LOB 17											
Jeff McKnight, S (9, PH) OBP: 0.273, SLG: 0.238										1 0 0 0 0 0 1												
Inning Stats	R: 0 E: 0 K: 1 S: 8	H: 0 LOB: 0 BB: 0 P: 11	R: 0 E: 1 K: 1 S: 8	H: 1 LOB: 2 BB: 0 P: 12	R: 0 E: 0 K: 1 S: 9	H: 1 LOB: 1 BB: 0 P: 11	R: 0 E: 0 K: 0 S: 4	H: 1 LOB: 1 BB: 1 P: 9	R: 0 E: 0 K: 0 S: 5	H: 0 LOB: 1 BB: 2 P: 13	R: 0 E: 0 K: 0 S: 11	H: 1 LOB: 1 BB: 0 P: 16	R: 0 E: 0 K: 0 S: 7	H: 1 LOB: 1 BB: 0 P: 12	R: 0 E: 0 K: 1 S: 8	H: 0 LOB: 0 BB: 0 P: 9	R: 1 E: 0 K: 1 S: 7	H: 1 LOB: 1 BB: 1 P: 12	1B: 4 2B: 1 3B: 0 HR: 1	SF: 0 SAC: 1 DP: 2 HBP: 0	WP: 0 PB: 0 SB: 0 CS: 0	PA: 36
PITCHER	IP WLS BF H R ER SO BB IBB HBP BLK WP HR S P ERA WHIP																					
Orel Hershiser, R (1, 1) ERA: 3.86	8.0 W 33 6 1 1 4 4 0 0 0 0 0 1 62 99 1.12 1.250																					
Jim Gott, R (9, 1) ERA: 1.73	1.0 S 3 0 0 0 1 0 0 0 0 0 0 0 5 6 0.00 0.000																					

New York Mets @ Los Angeles Dodgers
 Dodger Stadium, Los Angeles, CA

Wed Aug 19 1992, 7:05 PM PDT
 Att. 26,627 - Sunny - 80 F

livebaseballscorecards.com



Batter	1	2	3	4	5	6	7	8	9
Jose Offerman, S OBP: 0.330, SLG: 0.328 (1, 6)	3-3 K		4-2 CS BB		3-2 2-3 3-H 1B			0-2 F7	
Brett Butler, L OBP: 0.422, SLG: 0.416 (1, 8)	4-2 G1-3 S BB		1-2 L5		2-2 SAFE SAFE G4-3			2-2 G4-3	
Lenny Harris, L OBP: 0.311, SLG: 0.306 (1, 4)	1-1 SAFE G1-3			0-1 G5-3		1-1 S 1B		0-1 L8	
Eric Karros, R OBP: 0.303, SLG: 0.459 (1, 3)	2-3 K			2-3 K		3-2 F9			
Henry Rodriguez, L OBP: 0.328, SLG: 0.481 (1, 9)		1-2 L1		0-0 HR		1-3 K			
Mike Scioscia, L OBP: 0.284, SLG: 0.271 (1, 2)		1-0 G4-1		3-1 G6-3		1-2 G6-3			
Dave Hansen, L OBP: 0.292, SLG: 0.326 (1, 5)		1-1 FC4 1B			3-2 SH3 1B 1B		2-2 G5-3		
Tom Goodwin, L OBP: 0.364, SLG: 0.364 (1, 7)		1-1 FC4			0-1 1B SH3 1B		0-1 CS 1B		
Orel Hershiser, R OBP: 0.200, SLG: 0.283 (1, 1)			1-1 G1-6-3		3-2 SH3		0-2 SAFE G1		
Jim Gott, R OBP: 0.500, SLG: 0.500 (9, 1)									

Inning Stats	R: 0	H: 0	E: 0	K: 2	S: 11	LOB: 1	BB: 1	P: 21	R: 0	H: 1	E: 0	K: 0	S: 9	LOB: 1	BB: 0	P: 13	R: 0	H: 0	E: 0	K: 0	S: 7	LOB: 0	BB: 1	P: 13	R: 1	H: 1	E: 0	K: 1	S: 9	LOB: 0	BB: 0	P: 14	R: 1	H: 3	E: 0	K: 0	S: 17	LOB: 1	BB: 0	P: 27	R: 0	H: 1	E: 0	K: 1	S: 11	LOB: 1	BB: 0	P: 17	R: 0	H: 1	E: 0	K: 0	S: 10	LOB: 0	BB: 0	P: 12	R: 0	H: 0	E: 0	K: 0	S: 10	LOB: 0	BB: 0	P: 12
--------------	------	------	------	------	-------	--------	-------	-------	------	------	------	------	------	--------	-------	-------	------	------	------	------	------	--------	-------	-------	------	------	------	------	------	--------	-------	-------	------	------	------	------	-------	--------	-------	-------	------	------	------	------	-------	--------	-------	-------	------	------	------	------	-------	--------	-------	-------	------	------	------	------	-------	--------	-------	-------

PITCHER															IP	WLS	BF	H	R	ER	SO	BB	IBB	HBP	BLK	WP	HR	S	P	ERA	WHIP
Dwight Gooden, R ERA: 4.04 (1, 1)	6.0	L	24	6	2	2	4	2	0	0	0	0	0	64	105	3.00	1.333														
Lee Guetterman, L ERA: 6.75 (7, 1)	1.0		3	1	0	0	0	0	0	0	0	0	10	12	0.00	1.000															
Anthony Young, R ERA: 3.81 (8, 1)	1.0		3	0	0	0	0	0	0	0	0	0	10	12	0.00	0.000															

AB R H RBI BB SO LOB

3	0	1	1	1	1	0
3	0	0	0	1	0	3
4	0	1	0	0	0	1
3	0	0	0	0	2	2
3	1	1	1	0	1	1
3	0	0	0	0	0	1
3	1	2	0	0	0	0
3	0	2	0	0	0	1
2	0	0	0	0	0	1
0	0	0	0	0	0	0

AB	R	H	RBI	BB	SO	LOB
27	2	7	2	2	4	10

WP	PA	ERA	WHIP
30			



New York Mets @ Los Angeles Dodgers
 Dodger Stadium, Los Angeles, CA
 Wed Aug 19 1992, 7:05 PM PDT
 Att: 26,627 - Sunny - 80 F

livebaseballscorecards.com

New York Mets @ Los Angeles Dodgers
Dodger Stadium, Los Angeles, CA

Thu Aug 20 1992, 7:05 PM PDT
 Att. 25,916 - Sunny - 78 F

livebaseballscorecards.com



AB	39
R	11
H	12
RBI	11
BB	3
SO	5
LOB	10

WP:	2	PA:	43
PB:	0		
SB:	2		
CS:	0		

AB	R	H	RBI	BB	SO	LOB
5	1	1	0	0	0	2
4	2	1	1	0	0	1
4	2	2	3	1	1	0
0	0	0	0	0	0	0
3	2	1	1	2	0	2
4	1	1	3	0	0	1
0	0	0	0	0	0	0
1	1	1	2	0	0	0
3	1	1	1	0	0	1
2	0	1	0	0	1	0
5	0	1	0	0	0	2
0	0	0	0	0	0	0
4	0	0	0	0	2	1
3	1	2	0	0	1	0
0	0	0	0	0	0	0
1	0	0	0	0	0	0

1B:	5	SF:	0
2B:	1	SAC:	0
3B:	2	DP:	0
HR:	4	HBP:	1

Batter	1	2	3	4	5	6	7	8	9
Dave Gallagher, R (1, 8) OBP: 0.281, SLG: 0.316	1-1 P4		0-1 F8		2-1 F9		3-2 G5-3		1-1 3B
Dick Schofield, R (1, 6) OBP: 0.314, SLG: 0.282	3-2 F9		1-1 P3		2-1 F7		3-1 3B HBP		1-1 1B
Chico Walker, S (1, 5) OBP: 0.333, SLG: 0.377	3-3 K			4-1 WP HR BB	2-2 L6		1-1 3B		0-0 HR
Steve Springer, R (9, 5)							1-H 2-H		3-H
Eddie Murray, S (1, 3) OBP: 0.318, SLG: 0.414		2-1 HR		4-2 WP HR BB		4-2 FC5-4 BB	2-2 G4-3		0-0 F8
Bobby Bonilla, S (1, 9) OBP: 0.362, SLG: 0.438		0-0 F9		3-2 HR		1-1 FC5-4 WP		1-0 G6-3	2-0 HR
Anthony Young, R (8, 1) OBP: 0.143, SLG: 0.111				1-H 2-H		G3-1			1-H
Bill Pecota, R (9, PH) OBP: 0.300, SLG: 0.303						1-2f			
Mackey Sasser, L (1, 7) OBP: 0.270, SLG: 0.333		0-0 P4		3-2 HR		2-2 G3-1		1-3 K	0-2 1B
Daryl Boston, L (6, 7) OBP: 0.311, SLG: 0.414						1-3			
Chris Donnels, L (1, 4) OBP: 0.292, SLG: 0.232		2-0 F7		2-2 F7		0-1 F7		2-2 1B	3-2 F7
John Franco, L (9, 1)									
Charlie O'Brien, R (1, 2) OBP: 0.278, SLG: 0.288			1-1 F8		0-2 G5-3		0-3 K	2-3 K	
Sid Fernandez, L (1, 1) OBP: 0.254, SLG: 0.305			1-0		0-3 K		2-2		0-0 F8
Jeff Innis, R (7, 1)									
Kevin Bass, S (8, 9) OBP: 0.290, SLG: 0.381							2-2 G5-3 3B		

Inning Stats	R: 0	H: 0	E: 0	K: 1	S: 10	P: 17	R: 1	H: 1	E: 0	K: 0	S: 5	P: 9	R: 0	H: 1	E: 0	K: 0	S: 7	P: 10	R: 4	H: 2	E: 0	K: 1	S: 23	P: 39	R: 0	H: 0	E: 0	K: 0	S: 7	P: 13	R: 0	H: 0	E: 0	K: 0	S: 9	P: 16	R: 2	H: 2	E: 0	K: 1	S: 17	P: 28	R: 0	H: 1	E: 0	K: 2	S: 11	P: 17	R: 4	H: 5	E: 0	K: 0	S: 14	P: 21	1B: 5	SF: 0	2B: 1	SAC: 0	3B: 2	DP: 0	HR: 4	HBP: 1	WP: 2	PA: 43
--------------	------	------	------	------	-------	-------	------	------	------	------	------	------	------	------	------	------	------	-------	------	------	------	------	-------	-------	------	------	------	------	------	-------	------	------	------	------	------	-------	------	------	------	------	-------	-------	------	------	------	------	-------	-------	------	------	------	------	-------	-------	-------	-------	-------	--------	-------	-------	-------	--------	-------	--------

PITCHER	IP	WLS	BF	H	R	ER	SO	BB	IBB	HBP	BLK	WP	HR	S	P	ERA	WHIP
Ramon Martinez, R (1, 1) ERA: 3.93	6.2	L	29	5	7	7	3	3	0	1	0	2	3	73	124	9.45	1.200
Tim Crews, R (7, 1) ERA: 5.18	0.1		2	1	0	0	0	0	0	0	0	0	0	5	8	0.00	3.000
Steve Wilson, L (8, 1) ERA: 4.44	2.0		12	6	4	4	2	0	0	0	0	0	1	25	38	18.00	3.000

PITCHER	IP	WLS	BF	H	R	ER	SO	BB	IBB	HBP	BLK	WP	HR	S	P	ERA	WHIP
---------	----	-----	----	---	---	----	----	----	-----	-----	-----	----	----	---	---	-----	------

Batter	1	2	3	4	5	6	7	8	9	AB R H RBI BB SO LOB
Jose Offerman, S OBP: 0.333, SLG: 0.337 (1, 6)	0-1 CS 1B		4-2 G6-3 1B BB		0-1 L9		0-0 F9 2-3		1-1 HR	4 2 2 1 1 0 2
Brett Butler, L OBP: 0.420, SLG: 0.413 Lenny Harris, L OBP: 0.314, SLG: 0.306 (1, 8) (9, PH)	4-2 S 1-2 BB		3-2 G6-3 1-2 2-3		2-1 B5-3		1-2 F7		4-2 FC4-6 BB	3 0 0 0 1 0 4 0 0 0 0 1 0 0
Eric Young Sr., R OBP: 0.250, SLG: 0.203 (1, 4)	1-3 SAFE SAFE 1-2		4-2 1B BB		1-1 B1-3		1-1 1-3 1B		0-0 FC4-6 1-2f	4 0 1 1 1 1 2
Eric Karros, R OBP: 0.303, SLG: 0.457 (1, 3)	1-2 G6-3		0-2 1-3 2-H 3-H 1B		0-0 F8		1-1 SAFE F8			4 0 1 2 0 0 3
Mitch Webster, S OBP: 0.324, SLG: 0.397 (1, 7)		0-1 P3	1-1 F8		4-2 FC4-6 BB		1-2 F8			3 0 0 0 1 0 2
Carlos Hernandez, R OBP: 0.327, SLG: 0.344 (1, 2)		0-0 F9		2-2 P9		1-1 FC4-6 1-2f		1-1 G5-3		4 0 0 0 0 0 1
Mike Sharperson, R OBP: 0.396, SLG: 0.404 Dave Hansen, L OBP: 0.291, SLG: 0.325 (1, 5) (8, PH) (9, 5)		0-1 F8		2-1 2B		2-1 F9		1-3 K		3 0 1 0 0 0 1 1 0 0 0 0 1 0
Henry Rodriguez, L OBP: 0.339, SLG: 0.483 (1, 9)			0-1 G6-3 SH1-4 1B 1B		0-1 F8		0-2 F9 1B 1B		0-3 K	4 2 2 0 0 1 1
Ramon Martinez, R OBP: 0.120, SLG: 0.120 Tim Crews, R OBP: 0.250, SLG: 0.250 Dave Anderson, R OBP: 0.301, SLG: 0.429 Steve Wilson, L OBP: 0.333, SLG: 0.333 Todd Benzinger, S OBP: 0.270, SLG: 0.324 (1, 1) (7, 1) (7, PH) (8, 1) (9, PH)			0-1 SH1-4		1-2 P1		2-2 1B 1-2 1B		1-2 F7	1 0 0 0 0 0 1 0 0 0 0 0 0 0 1 0 1 0 0 0 0 0 0 0 0 0 0 0 1 0 0 0 0 0 0

Inning Stats	R: 0 E: 0 K: 1 S: 12	H: 1 LOB: 1 BB: 1 P: 18	R: 0 E: 0 K: 0 S: 5	H: 0 LOB: 0 BB: 0 P: 5	R: 2 E: 0 K: 0 S: 20	H: 2 LOB: 2 BB: 2 P: 32	R: 0 E: 0 K: 0 S: 12	H: 1 LOB: 1 BB: 0 P: 17	R: 0 E: 0 K: 0 S: 6	H: 0 LOB: 0 BB: 0 P: 9	R: 0 E: 0 K: 0 S: 7	H: 0 LOB: 1 BB: 1 P: 14	R: 1 E: 0 K: 0 S: 16	H: 3 LOB: 2 BB: 0 P: 21	R: 0 E: 0 K: 1 S: 9	H: 0 LOB: 0 BB: 0 P: 12	R: 1 E: 0 K: 1 S: 12	H: 1 LOB: 1 BB: 1 P: 18	1B: 6 2B: 1 3B: 0 HR: 1	SF: 0 SAC: 1 DP: 0 HBP: 0	WP: 0 PB: 0 SB: 1 CS: 1	PA: 39
--------------	-------------------------------	----------------------------------	------------------------------	---------------------------------	-------------------------------	----------------------------------	-------------------------------	----------------------------------	------------------------------	---------------------------------	------------------------------	----------------------------------	-------------------------------	----------------------------------	------------------------------	----------------------------------	-------------------------------	----------------------------------	----------------------------------	------------------------------------	----------------------------------	--------

PITCHER	IP	WLS	BF	H	R	ER	SO	BB	IBB	HBP	BLK	WP	HR	S	P	ERA	WHIP
Sid Fernandez, L ERA: 3.02 (1, 1)	6.2		30	7	3	3	1	4	0	0	0	0	0	2	3	4.05	1.650
Jeff Innis, R ERA: 2.94 (7, 1)	0.1		1	0	0	0	0	0	0	0	0	0	0	2	3	0.00	0.000
Anthony Young, R ERA: 3.77 (8, 1)	1.0		3	0	0	0	1	0	0	0	0	0	0	9	12	0.00	0.000
John Franco, L ERA: 1.74 (9, 1)	1.0		5	1	1	1	1	1	0	0	0	0	1	12	18	9.00	2.000

PITCHER	IP	WLS	BF	H	R	ER	SO	BB	IBB	HBP	BLK	WP	HR	S	P	ERA	WHIP

BOTTOM

New York Mets @ Los Angeles Dodgers
Dodger Stadium, Los Angeles, CA

Thu Aug 20 1992, 7:05 PM PDT
Att: 25,916 - Sunny - 78 F

AB	33
R	4
H	8
RBI	4
BB	5
SO	3
LOB	17

livebaseballscorecards.com



Batter	1	2	3	4	5	6	7	8	9	10	11	12	AB R H RBI BB SO LOB	TOP											
Doug Dascenzo, S OBP: 0.294, SLG: 0.308	1-1 L4	3-2 G1-3		1-1 CS 23 1B			0-1 G6-3		1-2 G4-3		2-1 1B 2-H		6 0 2 0 0 0 1	<p>Chicago Cubs @ Los Angeles Dodgers Dodger Stadium, Los Angeles, CA</p> <p>Fri Aug 21 1992, 7:05 PM PDT Att: 29,488 - Sunny - 77 F</p>											
23 Ryne Sandberg, R OBP: 0.371, SLG: 0.482	4-2 S 1B BB		4-1 1B BB	2-1 CS 1-2	2-2 G6-3		1-1 G6-3		1-2 F9		0-2 1B 1B		4 2 1 0 2 0 0												
Mark Grace, L OBP: 0.395, SLG: 0.436	2-2 S 1B		0-0 1B SF7 1B		0-2 G6-3		2-2 1B		1-1 F7		2-1 P6		6 1 3 0 0 0 1												
Andre Dawson, R OBP: 0.301, SLG: 0.426	3-3 K		2-1 1B	1-3 1B	0-0 F8		1-0 F8		2-2 G5-3		2-2 1B		6 0 2 1 0 1 3												
Steve Buechele, R OBP: 0.325, SLG: 0.376	4-0 1-2 2-3 IBB		2-0 SF7	3-H 1B	1-0 G4-3		1-2 G6-3		1-3 K		0-1 1B		4 0 1 2 1 1 0												
Luis Salazar, R Derrick May, L Jeff Robinson, R Kal Daniels, L Bob Scanlan, R	1-2 L6		2-2 G6-4-3 1B	1-2 1B	0-0 G5-3 1B		2-0 E4 1B G5-2-3		0-0 G3-1		2-3 K		2 0 1 0 0 0 3 3 0 1 0 0 0 0 0 0 0 0 0 0 0 1 0 0 0 0 1 2 0 0 0 0 0 0 0												
Joe Girardi, R Rick Wilkins, L		1-1 G4-3	2-2 G6-4-3	1-2 1B	1-0 G5-3		2-2 1B		1-3 K		1-1 P7		4 0 1 0 0 0 3 2 0 0 0 0 1 2												
Jose Vizcaino, S		0-0 G6-3		0-1 P6	4-0 IBB		0-0 1B		0-0 1B		0-0 1B		4 0 2 0 1 0 0												
Greg Maddux, R Chuck McElroy, L Dwight Smith, L	0-1 1B		1-2 G4-3	1-2 G4-3	1-2 G3		0-0 G5-2-3		2-3 K		2-3 K		4 0 1 0 0 0 5 0 0 0 0 0 0 0 1 0 0 0 0 1 1												
Inning Stats	R: 0 E: 0 K: 1 S: 18	H: 1 LOB: 3 BB: 2 P: 33	R: 0 E: 0 K: 0 S: 9	H: 1 LOB: 1 BB: 0 P: 13	R: 2 E: 0 K: 0 S: 13	H: 3 LOB: 1 BB: 1 P: 25	R: 0 E: 0 K: 0 S: 8	H: 1 LOB: 0 BB: 0 P: 12	R: 0 E: 0 K: 0 S: 7	H: 0 LOB: 0 BB: 0 P: 9	R: 0 E: 1 K: 0 S: 9	H: 2 LOB: 2 BB: 0 P: 14	R: 0 E: 0 K: 0 S: 8		H: 0 LOB: 0 BB: 0 P: 11	R: 0 E: 0 K: 1 S: 10	H: 0 LOB: 0 BB: 0 P: 13	R: 0 E: 0 K: 2 S: 10	H: 2 LOB: 1 BB: 0 P: 15	R: 0 E: 0 K: 1 S: 17	H: 3 LOB: 2 BB: 0 P: 23	1B: 15 2B: 0 3B: 0 HR: 0	SF: 1 SAC: 0 DP: 2 HBP: 0	WP: 0 PB: 0 SB: 3 CS: 1	PA: 53
PITCHER	IP WLS BF H R ER SO BB IBB HBP BLK WP HR S P ERA WHIP																								
Bob Ojeda, L	(1, 1) 5.0 22 6 2 2 1 2 0 0 0 0 0 0 0 0 3.60 1.600																								
Roger McDowell, R	(6, 1) 3.0 14 4 0 0 0 0 1 0 0 0 0 0 0 0.00 1.333																								
Jim Gott, R	(9, 1) 2.0 6 0 0 0 1 0 0 0 0 0 0 0 0 0.00 0.000																								
Jay Howell, R	(11, 1) 1.1 L 8 5 1 1 2 0 0 0 0 0 0 0 0 22 30 6.75 3.750																								
John Candelaria, L	(12, 1) 0.2 2 0 0 0 1 0 0 0 0 0 0 0 0 5 8 0.00 0.000																								

AB	47
R	3
H	15
RBI	3
BB	4
SO	5
LOB	21



WP: 0	PA: 53
-------	--------

ERA: 3.41	WHIP: 1.600
ERA: 4.04	WHIP: 1.333
ERA: 1.68	WHIP: 0.000
ERA: 1.43	WHIP: 3.750
ERA: 2.14	WHIP: 0.000

Batter	1	2	3	4	5	6	7	8	9	10	11	12	AB	R	H	RBI	BB	SO	LOB	BOTTOM									
Jose Offerman, S OBP: 0.335, SLG: 0.342 (1, 6)	2-3 K		0-2 G5-3		0-2 G3			0-2 1B SH1-3 3-H	1 SAFE 2-1 1B		2-2 S S 1B		6	0	3	2	0	1	2	Chicago Cubs @ Los Angeles Dodgers Dodger Stadium, Los Angeles, CA Fri Aug 21 1992, 7:05 PM PDT Att: 29,488 - Sunny - 77 F									
Brett Butler, L OBP: 0.418, SLG: 0.409 (1, 8)	0-2 G1-3		0-1 G3			2-1 G6-3		0-0 SH1-3 1-2	4-2 DI BB		2-3 K		4	0	0	0	1	1	1										
Lenny Harris, L OBP: 0.316, SLG: 0.309 Todd Benzinger, S OBP: 0.270, SLG: 0.323 Dave Anderson, R OBP: 0.298, SLG: 0.423 (1, 4) (9, PH) (10, 5)	2-0 1B			3-1 G3-1		0-1 G4-3		1-2 BB 1B	2-3 K		3-2 F9		4	0	2	0	0	0	0										
Eric Karros, R OBP: 0.303, SLG: 0.452 (1, 3)	1-0 G5-3			1-3 K		0-0 G6-3		4-1 1-2 BB		4-1 1B FC5-2 BB		0-0 L7	4	0	0	0	2	1	1										
Henry Rodriguez, L OBP: 0.309, SLG: 0.438 (1, 9)		2-2 F8		1-2 F8			2-2 P6	1-0 P5		1-3 K		1-1 F9	6	0	0	0	0	1	4										
Dave Hansen, L OBP: 0.300, SLG: 0.321 Jim Gott, R OBP: 0.300, SLG: 0.500 Mike Scioscia, L OBP: 0.309, SLG: 0.274 Ramon Martinez, R OBP: 0.170, SLG: 0.120 Jay Howell, R OBP: 0.120, SLG: 0.120 John Candelaria, L OBP: 0.214, SLG: 0.296 (1, 5) (9, 1) (10, PH) (10, PR) (11, 1) (12, 1) (12, PH)		3-3 K		4-1 FC1-5 1B BB		0-1 G4-3	1-3 K			1 SAFE 0-2 FC5-2 1B		0-2 FC6-4 1B	3	0	0	0	1	2	3										
Carlos Hernandez, R OBP: 0.333, SLG: 0.357 (1, 2)	1-1 PB 2B			0-1 FC4-6 FC1-5 1B		1-2 1B				1 SAFE 0-2 FC5-2		0-0 FC6-4	6	0	3	0	0	1	3										
Tom Goodwin, L OBP: 0.296, SLG: 0.296 (1, 7)	1-2 G5-3			1-1 FC1-5 FC4-6		1-1 G1-3		0-0 G1-3		0-0 B1-3		2-2 P5	5	0	0	0	0	0	6										
Bob Ojeda, L OBP: 0.288, SLG: 0.119 Mitch Webster, S OBP: 0.185, SLG: 0.295 Roger McDowell, R OBP: 0.400, SLG: 0.408 Mike Sharperson, R OBP: 0.400, SLG: 0.408 Eric Young Sr., R OBP: 0.246, SLG: 0.200 (1, 1) (5, PH) (6, 1) (8, PH) (8, 5) (9, PR) (10, 4)			0-0 G1-3		1-1 FC4-6		1-0 E5 1B	2-1 2B 1B				0-0 G4-3	1	0	0	0	0	0	0										
Inning Stats	R: 0 E: 0 K: 1 S: 8	H: 1 LOB: 1 BB: 0 P: 13	R: 0 E: 0 K: 1 S: 15	H: 1 LOB: 1 BB: 0 P: 22	R: 0 E: 0 K: 0 S: 6	H: 0 LOB: 0 BB: 0 P: 6	R: 0 E: 0 K: 1 S: 11	H: 0 LOB: 0 BB: 0 P: 16	R: 0 E: 0 K: 0 S: 10	H: 1 LOB: 2 BB: 1 P: 16	R: 0 E: 0 K: 0 S: 5	H: 0 LOB: 0 BB: 0 P: 7	R: 0 E: 0 K: 0 S: 13	H: 1 LOB: 1 BB: 0 P: 16	R: 1 E: 1 K: 1 S: 14	H: 3 LOB: 3 BB: 1 P: 22	R: 1 E: 0 K: 2 S: 14	H: 2 LOB: 3 BB: 1 P: 27	R: 0 E: 0 K: 1 S: 15		H: 1 LOB: 2 BB: 1 P: 23	R: 0 E: 0 K: 1 S: 10	H: 1 LOB: 1 BB: 0 P: 17	R: 0 E: 0 K: 0 S: 7	H: 1 LOB: 1 BB: 0 P: 8	1B: 10 2B: 2 3B: 0 HR: 0	SF: 0 SAC: 1 DP: 0 HBP: 0	WP: 0 PB: 1 SB: 2 CS: 0	PA: 52
PITCHER	IP	WLS	BF	H	R	ER	SO	BB	IBB	HBP	BLK	WP	HR	S	P	ERA	WHIP												
Greg Maddux, R ERA: 2.15 (1, 1)	8.2		37	9	2	2	5	2	0	0	0	0	0	91	134	2.08	1.269												
Chuck McElroy, L ERA: 3.08 (9, 1)	0.1		2	0	0	0	1	1	0	0	0	0	0	5	11	0.00	3.000												
Jeff Robinson, R ERA: 2.72 (10, 1)	2.0	W	9	2	0	0	2	1	0	0	0	0	0	25	40	0.00	1.500												
Bob Scanlan, R ERA: 1.91 (12, 1)	1.0	S	4	1	0	0	0	0	0	0	0	0	0	7	8	0.00	1.000												

livebaseballscorecards.com

AB	47
R	2
H	12
RBI	2
BB	4
SO	8
LOB	25



Batter	1	2	3	4	5	6	7	8	9	AB R H RBI BB SO LOB	TOP																
Jose Vizcaino, S (1, 6) OBP: 0.256, SLG: 0.296	0-3 K		0-0 P6		2-3 K		0-1 FC4-6		3-2 1B	5 0 1 1 0 2 2	<p>Chicago Cubs @ Los Angeles Dodgers Dodger Stadium, Los Angeles, CA</p> <p>Sat Aug 22 1992, 7:05 PM PDT Att. 42,091 - Sunny - 76 F</p>																
23 Ryne Sandberg, R (1, 4) OBP: 0.368, SLG: 0.477	0-0 F9		3-3 K		2-2 F8		2-1 L4	0-1 G1-3	5 0 0 0 0 1 1																		
Mark Grace, L (1, 3) OBP: 0.394, SLG: 0.434	1-1 G1		2-2 F8		0-0 G3		0-0 1B		4 0 1 0 0 0 0																		
Kal Daniels, L (1, 7) OBP: 0.314, SLG: 0.366		4-1 FC5-4 1B HBP BB		2-3 K		0-2 G1-3		1-0 F7	3 1 0 0 1 1 1																		
Steve Buechele, R (1, 5) OBP: 0.325, SLG: 0.373		2-1 FC5-4 1-2 HBP		0-1 G6-3		1-2 L6		2-2 F9	3 0 0 0 0 0 1																		
Derrick May, L (1, 9) OBP: 0.306, SLG: 0.355		1-0 FC5-4 1B		3-2 F7		1-2 L6		0-1 E6 PB 1B	3 0 1 0 0 0 2 1 1 1 0 0 0 0																		
Luis Salazar, R (9, PH) OBP: 0.240, SLG: 0.287		1-2 2-3				0-0 FC4-6 1B		1-0 E6 PB 1B																			
Dwight Smith, L (1, 8) OBP: 0.296, SLG: 0.378		1-2 1B				3-2 G3		1-0 SH1-4 1B	3 1 1 1 0 0 1 1 1 1 1 0 0 0																		
Doug Dascenzo, S (9, PH) OBP: 0.296, SLG: 0.310		1-2 3-H 1B				0-0 FC4-6 1B		0-0 SH1-4	3 1 2 1 0 0 2																		
Rick Wilkins, L (1, 2) OBP: 0.329, SLG: 0.414		1-2 P3				0-0 HR		1-2 SH1-4																			
Jim Bullinger, R (1, 1) OBP: 0.167, SLG: 0.667		0-3 K				1-3 K		1-0 G3-1 1B	2 0 0 0 0 2 2 1 0 1 1 0 0 0 0 0 0 0 0 0 0 1 0 0 0 0 0 1 0 0 0 0 0 0 0																		
Andre Dawson, R (7, PH) OBP: 0.303, SLG: 0.428																											
Ken Patterson, L (7, 1)																											
Rey Sanchez, R (9, PH) OBP: 0.283, SLG: 0.332																											
Bob Scanlan, R (9, 1)																											
Inning Stats	R: 0 E: 0 K: 1 S: 6	H: 0 LOB: 0 BB: 0 P: 7	R: 1 E: 0 K: 1 S: 12	H: 1 LOB: 2 BB: 1 P: 21	R: 0 E: 0 K: 1 S: 11	H: 0 LOB: 0 BB: 0 P: 16	R: 0 E: 0 K: 1 S: 8	H: 0 LOB: 0 BB: 0 P: 13	R: 1 E: 0 K: 2 S: 10	H: 1 LOB: 0 BB: 0 P: 16	R: 0 E: 0 K: 0 S: 7	H: 0 LOB: 0 BB: 0 P: 9	R: 1 E: 0 K: 0 S: 15	H: 3 LOB: 2 BB: 0 P: 18	R: 0 E: 0 K: 0 S: 7	H: 1 LOB: 1 BB: 0 P: 12	R: 2 E: 1 K: 0 S: 11	H: 3 LOB: 1 BB: 0 P: 16	1B: 8 2B: 0 3B: 0 HR: 1	SF: 0 SAC: 1 DP: 0 HBP: 1	WP: 0 PB: 1 SB: 0 CS: 0	PA: 38					
PITCHER	IP WLS BF H R ER SO BB IBB HBP BLK WP HR S P ERA WHIP																										
Kevin Gross, R (1, 1) ERA: 3.37	8.0		32	6	3	3	6	1	0	1	0	0	1	76	112	3.38	0.875										
John Candelaria, L (9, 1) ERA: 2.95	0.1	L	3	2	2	2	0	0	0	0	0	0	0	4	5	54.00	6.000										
Jim Gott, R (9, 1) ERA: 1.67	0.2		3	1	0	0	0	0	0	0	0	0	0	7	11	0.00	1.500										

livebaseballscorecards.com

AB	35
R	5
H	9
RBI	5
BB	1
SO	6
LOB	13



BOTTOM

Chicago Cubs @ Los Angeles Dodgers
Dodger Stadium, Los Angeles, CA

Sat Aug 22 1992, 7:05 PM PDT
Att: 42,091 - Sunny - 76 F

livebaseballscorecards.com

AB	32
R	4
H	7
RBI	4
BB	1
SO	2
LOB	6



WP:	0	PA:	34
PB:	0		
SB:	0		
CS:	1		

AB R H RBI BB SO LOB

4	1	1	0	0	0	0
4	1	1	2	0	0	0
4	0	1	0	0	0	0
4	1	2	0	0	0	0
0	0	0	0	0	0	0
4	1	1	2	0	0	1
3	0	0	0	1	0	2
3	0	1	0	0	0	1
3	0	0	0	0	1	1
3	0	0	0	0	1	1
0	0	0	0	0	0	0
0	0	0	0	0	0	0

Batter	1	2	3	4	5	6	7	8	9
Jose Offerman, S OBP: 0.335, SLG: 0.341 (1, 6) C X	0-1 G4-3 ①		3-2 F8 ①		2-2 HR 1B			0-1 G4-3 ①	
Brett Butler, L OBP: 0.417, SLG: 0.415 (1, 8) B X	1-0 B3 ②		2-1 G3 ②		2-1 HR 1-H			0-2 G6-3 ②	
Lenny Harris, L OBP: 0.315, SLG: 0.308 (1, 4) B F X	1-1 CS 1B		0-1 G1-3 ③		0-0 F8 ③			1-0 G4-3 ③	
Eric Karros, R OBP: 0.305, SLG: 0.453 Eric Young Sr., R OBP: 0.246, SLG: 0.200 (1, 3) (9, PR) B	1-0 CS 1-2	2-1 HR 1B		1-1 G6-3 ①		1-0 F7 ①		1-2 FC9-6 G4-3 1B	
Henry Rodriguez, L OBP: 0.306, SLG: 0.471 (1, 9)		2-0 HR 1-H		0-0 G3-1 ②		0-0 F9 ②		3-2 G4-3 1-2	
Dave Hansen, L OBP: 0.289, SLG: 0.317 (1, 5)		2-0 G3-1 ①		4-0 BB		3-1 G4-3 ③		2-0 FC9-6 2-3	
Mike Scioscia, L OBP: 0.287, SLG: 0.275 (1, 2)		1-1 FC4-6 1B		0-0 G3 ③		1-1 F9 ①			
Tom Goodwin, L OBP: 0.267, SLG: 0.267 (1, 7)		1-2 FC4-6 1-2f		1-3 K ①		0-1 G6-3 ②			
Kevin Gross, R OBP: 0.128, SLG: 0.089 John Candelaria, L OBP: 0.500, SLG: 0.500 (1, 1) (9, 1) (9, 1)		0-3 K ③		1-0 F7 ②		1-0 F8 ③			

Inning Stats	R: 0	H: 1	E: 0	LOB: 0	K: 0	P: 8	R: 2	H: 3	E: 0	LOB: 1	K: 1	P: 20	R: 0	H: 0	E: 0	LOB: 0	K: 0	P: 14	R: 0	H: 0	E: 0	LOB: 1	K: 0	P: 9	R: 2	H: 2	E: 0	LOB: 0	K: 1	P: 18	R: 0	H: 0	E: 0	LOB: 0	K: 0	P: 8	R: 0	H: 0	E: 0	LOB: 0	K: 0	P: 7	R: 0	H: 0	E: 0	LOB: 0	K: 0	P: 7	R: 0	H: 1	E: 0	LOB: 1	K: 0	P: 13	1B: 5	SF: 0	2B: 1	SAC: 0	3B: 0	DP: 1	HR: 2	HBP: 0	WP: 0	PA: 34
--------------	------	------	------	--------	------	------	------	------	------	--------	------	-------	------	------	------	--------	------	-------	------	------	------	--------	------	------	------	------	------	--------	------	-------	------	------	------	--------	------	------	------	------	------	--------	------	------	------	------	------	--------	------	------	------	------	------	--------	------	-------	-------	-------	-------	--------	-------	-------	-------	--------	-------	--------

PITCHER	IP	WLS	BF	H	R	ER	SO	BB	IBB	HBP	BLK	WP	HR	S	P	ERA	WHIP
Jim Bullinger, R ERA: 3.89 (1, 1)	6.0		24	6	4	4	2	1	0	0	0	0	2	46	77	6.00	1.167
Ken Patterson, L ERA: 2.3 (7, 1)	2.0	W	6	0	0	0	0	0	0	0	0	0	0	11	14	0.00	0.000
Bob Scanlan, R ERA: 1.88 (9, 1)	1.0	S	3	1	0	0	0	0	0	0	0	0	0	7	13	0.00	1.000

Batter	1	2	3	4	5	6	7	8	9	AB	R	H	RBI	BB	SO	LOB	TOP					
Jose Vizcaino, S (1, 6) <small>OBP: 0.255, SLG: 0.294</small>										5	0	1	1	0	0	1						
23 Ryne Sandberg, R (1, 4) <small>OBP: 0.366, SLG: 0.474</small>										5	0	1	0	0	0	2						
Mark Grace, L (1, 3) <small>OBP: 0.394, SLG: 0.434</small>										5	1	2	0	0	0	1						
Andre Dawson, R (1, 9) <small>OBP: 0.306, SLG: 0.432</small>										5	1	3	0	0	0	1						
Kal Daniels, L (1, 7) Doug Dasencho, S (8, 8) <small>OBP: 0.308, SLG: 0.358</small> <small>OBP: 0.295, SLG: 0.309</small>									4	0	0	0	0	0	5							
Steve Buechele, R (1, 5) <small>OBP: 0.326, SLG: 0.373</small>									3	2	1	2	0	1	1							
Dwight Smith, L (1, 8) Chuck McElroy, L (8, 1) <small>OBP: 0.302, SLG: 0.398</small> <small>OBP: 0.667, SLG: 1.333</small>									4	0	2	1	0	0	1							
Rick Wilkins, L (1, 2) <small>OBP: 0.333, SLG: 0.412</small>									0	0	0	0	0	0	0							
Mike Morgan, R (1, 1) Derrick May, L (8, PH) <small>OBP: 0.105, SLG: 0.091</small> <small>OBP: 0.309, SLG: 0.355</small>									2	0	0	0	0	0	2							
Inning Stats	R: 0 E: 0 K: 0 S: 8	H: 1 LOB: 1 BB: 0 P: 10	R: 0 E: 0 K: 0 S: 8	H: 1 LOB: 1 BB: 0 P: 12	R: 0 E: 0 K: 0 S: 8	H: 0 LOB: 0 BB: 0 P: 12	R: 0 E: 0 K: 1 S: 10	H: 1 LOB: 1 BB: 0 P: 15	R: 0 E: 0 K: 0 S: 8	H: 1 LOB: 1 BB: 0 P: 12	R: 3 E: 0 K: 0 S: 12	H: 4 LOB: 2 BB: 1 P: 19	R: 0 E: 0 K: 0 S: 9	H: 2 LOB: 2 BB: 0 P: 12	R: 1 E: 0 K: 1 S: 9	H: 1 LOB: 2 BB: 1 P: 18	R: 0 E: 0 K: 0 S: 10	H: 0 LOB: 0 BB: 0 P: 13	1B: 9 2B: 1 3B: 1 HR: 0	SF: 0 SAC: 1 DP: 0 HBP: 1	WP: 1 PB: 0 SB: 0 CS: 0	PA: 41
PITCHER	IP WLS BF H R ER SO BB IBB HBP BLK WP HR S P ERA WHIP															IP WLS BF H R ER SO BB IBB HBP BLK WP HR S P ERA WHIP						
Pedro Astacio, R (1, 1) <small>ERA: 1.42</small>	7.0 L 32 10 3 3 1 0 1 0 0 0 0 0 63 92 3.86 1.429															2.0 9 1 1 1 1 0 1 1 0 1 0 19 31 4.50 0.500						

Chicago Cubs @ Los Angeles Dodgers
 Dodger Stadium, Los Angeles, CA
 Sun Aug 23 1992, 3:33 AM PDT
 Att. 27,894 - Sunny - 80 F

livebaseballscorecards.com

AB	37
R	4
H	11
RBI	4
BB	2
SO	2
LOB	16



Batter	1	2	3	4	5	6	7	8	9	AB	R	H	RBI	BB	SO	LOB					
Jose Offerman, S OBP: 0.336, SLG: 0.343 (1, 6)	3-2 E 1B 2B 1B		3-2 SH3-4 1B 1B		1-0 G1-3			2-3 K		4	1	2	0	0	1	0					
Brett Butler, L OBP: 0.418, SLG: 0.415 (1, 8)	0-0 E1 2B 1B		0-0 SH3-4 1-2		2-2 L5			4-2 1B BB		2	1	1	0	1	0	0					
Lenny Harris, L OBP: 0.323, SLG: 0.320 Mike Sharperson, R OBP: 0.402, SLG: 0.411 (1, 4) (8, PH) (9, 4)	0-0 2B		2-2 1B		0-0 1B			0-1 1B		3	0	3	2	0	0	0					
Eric Karros, R OBP: 0.302, SLG: 0.448 (1, 3)	2-2 P3		1-2 G5-3		3-3 K			1-3 K		4	0	0	0	0	2	4					
Henry Rodriguez, L OBP: 0.289, SLG: 0.444 (1, 9)	3-3 K			0-0 F7				0-3 K		4	0	0	0	0	2	3					
Mike Scioscia, L OBP: 0.288, SLG: 0.275 Eric Young Sr., R OBP: 0.246, SLG: 0.200 Carlos Hernandez, R OBP: 0.331, SLG: 0.354 (1, 2) (7, PR) (8, 2)	1-1 G3-1			1-3 K2-3				0-0 G6-3 1B		3	0	1	0	0	1	1					
Dave Hansen, L OBP: 0.289, SLG: 0.313 (1, 5)		1-2 G3		4-1 BB				3-2 G6-3		3	0	0	0	1	0	1					
Tom Goodwin, L OBP: 0.242, SLG: 0.242 Todd Benzinger, S OBP: 0.269, SLG: 0.322 (1, 7) (9, PH)		1-2 F8		0-0 G4-3				2-1 F9		3	0	0	0	0	0	3					
Pedro Astacio, R OBP: 0.322, SLG: 0.393 Mitch Webster, S OBP: 0.250, SLG: 0.250 (1, 1) (7, PH) (8, 1)		1-3 K			0-1 G1-3			3-3 K		2	0	0	0	0	1	0					
Inning Stats	R: 2 E: 1 K: 1 S: 13	H: 3 LOB: 1 BB: 0 P: 22	R: 0 E: 0 K: 1 S: 9	H: 0 LOB: 0 BB: 0 P: 12	R: 0 E: 0 K: 1 S: 10	H: 2 LOB: 1 BB: 0 P: 16	R: 0 E: 0 K: 1 S: 6	H: 0 LOB: 1 BB: 1 P: 11	R: 0 E: 0 K: 1 S: 7	H: 1 LOB: 0 BB: 0 P: 12	R: 0 E: 0 K: 1 S: 10	H: 1 LOB: 2 BB: 1 P: 18	R: 0 E: 0 K: 3 S: 13	H: 1 LOB: 2 BB: 1 P: 20	R: 0 E: 0 K: 0 S: 6	H: 0 LOB: 0 BB: 0 P: 9	1B: 7 2B: 1 3B: 0 HR: 0	SF: 0 SAC: 1 DP: 0 HBP: 0	WP: 0 PB: 0 SB: 0 CS: 0	PA: 35	
PITCHER Mike Morgan, R ERA: 2.39 Chuck McElroy, L ERA: 2.98	IP 7.0 2.0	WLS W S	BF 27 8	H 7 1	R 2 0	ER 1 0	SO 5 3	BB 1 1	IBB 0 0	HBP 0 0	BLK 0 0	WP 0 0	HR 0 0	S 63 19	P 101 29	ERA 1.29 0.00	WHIP 1.143 1.000				

BOTTOM

Chicago Cubs @ Los Angeles Dodgers
Dodger Stadium, Los Angeles, CA

Sun Aug 23 1992, 3:33 AM PDT
 Att: 27,894 - Sunny - 80 F

AB	32
R	2
H	8
RBI	2
BB	2
SO	8
LOB	14



WP	0	PA	35
PB	0	ERA	
SB	0	WHIP	
CS	0		

Batter	1	2	3	4	5	6	7	8	9	AB R H RBI BB SO LOB	TOP																										
Alex Cole, L (1, 9) OBP: 0.330, SLG: 0.324	1-1 G4-1	2-2 1B			4-0 2B	1-1 F7		1-2 CS	1-1 G5-3 SF7 2B	4 2 2 0 1 0 1	Pittsburgh Pirates @ Los Angeles Dodgers Dodger Stadium, Los Angeles, CA Mon Aug 24 1992, 7:05 PM PDT Att. 21,991 - Sunny - 77 F																										
Jay Bell, R (1, 6) OBP: 0.324, SLG: 0.359	1-1 2B	3-1 F7			1-2 1B 2B		1-1 F7	1-1 G5-3	5 1 2 1 0 0 3																												
Andy Van Slyke, L (1, 8) OBP: 0.400, SLG: 0.509	0-0 F7		2-3 K		1-0 F7		1-2 S BB HBP	1-0 SF7	3 0 0 1 0 1 2																												
Barry Bonds, L (1, 7) OBP: 0.432, SLG: 0.558	4-1 BB		3-2 G4-3		4-0 1B IBB		4-2 SAFE BB	3-H 0-2 F7	2 0 0 0 3 0 0																												
Orlando Merced, S (1, 3) OBP: 0.318, SLG: 0.377	1-1 G1-3		2-3 K		0-1 1B G6-3		2-0 F7		4 0 1 1 0 1 4																												
John Wehner, R (1, 5) OBP: 0.260, SLG: 0.253		0-0 F8		0-0 G3-1 G6-3 1B	1-0 G6-3		2-3 K		4 0 1 0 0 1 4																												
Michael LaValliere, L (1, 2) OBP: 0.356, SLG: 0.351		2-2 2B		0-0 G6-3		1-1 L3 1B		1-2 F9	4 1 2 0 0 0 1																												
Jose Lind, R (1, 4) OBP: 0.271, SLG: 0.270		1-0 1B 2B		2-1 G3-1		0-0 L3		3-2 G4-3	4 0 1 1 0 0 2																												
Bob Walk, R (1, 1) OBP: 0.074, SLG: 0.074		1-3 K		1-3 K		0-0 1B		1-3 K CS	3 0 1 0 0 2 2																												
Gary Varsho, L (8, PH) OBP: 0.257, SLG: 0.336									1 0 0 0 0 1 0																												
Denny Neagle, L (8, 1)									0 0 0 0 0 0 0																												
Roger Mason, R (8, 1)									0 0 0 0 0 0 0																												
Inning Stats	R: 0 E: 0 K: 0 S: 8	H: 1 LOB: 2 BB: 1 P: 15	R: 1 E: 0 K: 1 S: 14	H: 3 LOB: 2 BB: 0 P: 23	R: 0 E: 0 K: 2 S: 11	H: 0 LOB: 0 BB: 0 P: 18	R: 0 E: 0 K: 1 S: 7	H: 1 LOB: 1 BB: 0 P: 10	R: 2 E: 0 K: 0 S: 7	H: 2 LOB: 1 BB: 2 P: 18	R: 0 E: 0 K: 0 S: 6	H: 2 LOB: 1 BB: 0 P: 8	R: 0 E: 0 K: 1 S: 10	H: 0 LOB: 2 BB: 1 P: 20	R: 0 E: 0 K: 1 S: 13	H: 0 LOB: 0 BB: 0 P: 19	R: 1 E: 0 K: 0 S: 8	H: 1 LOB: 0 BB: 0 P: 11	1B: 5 2B: 6 3B: 0 HR: 0	SF: 1 SAC: 0 DP: 2 HBP: 1	WP: 1 PB: 0 SB: 1 CS: 1	PA: 41															
PITCHER	IP WLS BF H R ER SO BB IBB HBP BLK WP HR S P ERA WHIP																																				
Orel Hershiser, R (1, 1) ERA: 3.86	7.0	33	9	3	3	5	3	1	1	0	0	0	0	63	112	3.86	1.714																				
Jim Gott, R (8, 1) ERA: 1.75	1.1	W	5	1	1	1	1	0	0	0	0	1	0	17	25	6.75	0.750																				
John Candelaria, L (9, 1) ERA: 2.86	0.2	S	2	0	0	0	0	0	0	0	0	0	0	4	5	0.00	0.000																				

livebaseballscorecards.com

AB	34
R	4
H	10
RBI	4
BB	4
SO	6
LOB	19



Batter	1	2	3	4	5	6	7	8	9	AB R H RBI BB SO LOB	TOP											
Alex Cole, L (1, 9) OBP: 0.340, SLG: 0.332	2-1 SH1-4 2B 1B	4-0 S 1B BB		2-2 CS 1B			1-3 K		1-0 1B 1B	4 3 3 0 1 1 0	Pittsburgh Pirates @ Los Angeles Dodgers Dodger Stadium, Los Angeles, CA Tue Aug 25 1992, 7:05 PM PDT Att. 24,170 - Sunny - 74 F											
Jay Bell, R (1, 6) OBP: 0.327, SLG: 0.361	0-1 SH1-4 1-2	3-2 1B 1B		3-0 CS 1-2	0-1 F9		4-2 HR BB	1-2 1B 1B FC6-4 1B	3 2 2 2 1 0 0													
Andy Van Slyke, L (1, 8) OBP: 0.402, SLG: 0.519	1-1 1B 2B	1-1 G3			2-3 K		2-0 1B HR	2-1 FC6-4 1B 1-2 2-H 1B	5 2 3 4 0 1 1													
Barry Bonds, L (1, 7) OBP: 0.431, SLG: 0.556	1-1 2-H 1B				1-3 K		0-2 F8	2-1 L8	5 1 2 1 0 1 2													
Orlando Merced, S (1, 3) OBP: 0.319, SLG: 0.376	1-2 F8			4-1 G4-6-3 BB		2-2 G1-3		1-1 E6 1B	1-1 FC6-4 1B	4 1 1 0 1 0 1												
Don Slaught, R (1, 2) OBP: 0.367, SLG: 0.442	1-0 F8			1-2 SF7		0-1 G1-3 1B		1-3 K	0-0 FC6-4 FC6-4	4 0 1 2 0 1 4												
John Wehner, R (1, 5) OBP: 0.248, SLG: 0.239				1-1 G4-6-3 1-2f		0-0 G1-3		2-3 K	0-1 FC6-4	5 1 0 0 0 1 5												
Jose Lind, R (1, 4) OBP: 0.270, SLG: 0.270				1-2 G5-3		1-0 G1-3		0-0 1B		4 0 1 1 0 0 2												
Danny Jackson, R (1, 1) OBP: 0.061, SLG: 0.061				0-3 K		0-3 K		3-2 F9	0-0 L8	2 0 0 0 0 2 1												
Danny Cox, R (5, 1) OBP: 0.077, SLG: 0.077										2 0 0 0 0 0 1												
Bob Patterson, R (9, 1) OBP: 0.429, SLG: 0.500										0 0 0 0 0 0 0												
Inning Stats	R: 2 E: 0 K: 0 S: 12	H: 3 LOB: 1 BB: 0 P: 18	R: 2 E: 1 K: 1 S: 12	H: 1 LOB: 1 BB: 1 P: 23	R: 1 E: 1 K: 0 S: 7	H: 1 LOB: 0 BB: 1 P: 14	R: 0 E: 0 K: 1 S: 10	H: 1 LOB: 0 BB: 0 P: 15	R: 0 E: 0 K: 2 S: 9	H: 0 LOB: 0 BB: 0 P: 12	R: 0 E: 0 K: 0 S: 8	H: 1 LOB: 1 BB: 0 P: 11	R: 2 E: 0 K: 1 S: 14	H: 1 LOB: 0 BB: 1 P: 24	R: 1 E: 1 K: 2 S: 12	H: 1 LOB: 1 BB: 0 P: 16	R: 2 E: 0 K: 0 S: 15	H: 4 LOB: 2 BB: 0 P: 22	1B: 11 2B: 1 3B: 0 HR: 1	SF: 1 SAC: 1 DP: 1 HBP: 0	WP: 0 PB: 0 SB: 2 CS: 1	PA: 44
PITCHER	IP WLS BF H R ER SO BB IBB HBP BLK WP HR S P ERA WHIP											PITCHER	IP WLS BF H R ER SO BB IBB HBP BLK WP HR S P ERA WHIP									
Ramon Martinez, R (1, 1) ERA: 4.0	2.0 L 14 5 5 2 1 2 0 0 0 0 0 26 48 9.00 3.500																					
Tim Crews, R (3, 1) ERA: 4.91	3.0 8 1 0 0 3 0 0 0 0 0 0 0 24 34 0.00 0.333																					
Steve Wilson, L (6, 1) ERA: 4.53	3.0 14 3 3 2 3 1 0 0 0 0 1 34 51 6.00 1.333																					
Roger McDowell, R (9, 1) ERA: 4.26	1.0 7 4 2 2 0 0 0 0 0 0 0 0 15 22 18.00 4.000																					

livebaseballscorecards.com

AB	38
R	10
H	13
RBI	10
BB	3
SO	7
LOB	17



Batter	1	2	3	4	5	6	7	8	9	AB R H RBI BB SO LOB
Jose Offerman, S OBP: 0.338, SLG: 0.347 (1, 6)	3-2 G4-3		2-1 G1-4-3 BB 1B		0-1 1B E G4-3 1B		1-0 L6-4 1B		1-3 K	5 1 3 0 0 1 1
Brett Butler, L OBP: 0.421, SLG: 0.414 (1, 8)	4-2 F8 PB BB		4-1 G1-4-3 BB		1-0 P6		0-1 1B		1-1 FC4 BB 1-2f	3 0 1 0 2 0 4
Eric Young Sr., R OBP: 0.236, SLG: 0.191 (1, 4)	1-1 F8		3-2 G1-4-3		0-1 E4 G4-3 1B		0-2 F8		4-2 BB	3 0 0 1 0 0 5
Lenny Harris, L OBP: 0.318, SLG: 0.315 (7, PH)	1-3		1-2 2-3		1-2 2-3 3-H		1-2 2-3		1-2 BB	1 0 0 0 0 0 2
Eric Davis, R OBP: 0.330, SLG: 0.339 (9, PH)	2-2 G4-3		1-2 G1-3		0-0 G4-3 1B		2-2 L6-4		0-0 G5-3	0 0 0 0 1 0 0
Eric Karros, R OBP: 0.303, SLG: 0.447 (1, 3)					1-2 2-3 3-H		2-3			5 0 1 1 0 0 7
Mitch Webster, S OBP: 0.319, SLG: 0.385 (1, 9)		0-0 G6-3		4-0 G4-6-3 BB	2-1 G4-3			1-0 F7		3 0 0 1 1 0 2
Mike Sharperson, R OBP: 0.400, SLG: 0.408 (1, 5)		0-1		2-2 G4-6-3	3-3 K2-3			3-2 FC4-6 1B		3 0 1 0 0 1 3
Steve Wilson, L OBP: 0.333, SLG: 0.333 (6, 1)				1-2f						0 0 0 0 0 0 0
Tom Goodwin, L OBP: 0.250, SLG: 0.250 (8, PH)										1 0 1 0 0 0 0
Roger McDowell, R (9, 1)										0 0 0 0 0 0 0
Todd Benzinger, S OBP: 0.267, SLG: 0.323 (1, 7)		0-1 F9		0-1 G5-3		1-1 G5-3		0-0 FC4-6 WP 1-2f		4 0 0 0 0 0 2
Carlos Hernandez, R OBP: 0.330, SLG: 0.352 (1, 2)		0-0 G5-3			0-1 1B BB E 1B	3-3 K		2-2 P4		4 1 1 0 0 1 2
Ramon Martinez, R OBP: 0.120, SLG: 0.120 (1, 1)			0-3 K		4-1 E 1B BB	1-1 G3-1			1-0 FC4 1B	0 0 0 0 0 0 0
Tim Crews, R OBP: 0.200, SLG: 0.200 (3, 1)					1-2 1B					1 0 0 0 0 1 0
Dave Hansen, L OBP: 0.290, SLG: 0.311 (5, PH)										2 1 1 0 1 0 0

Inning Stats	R: 0 E: 0 K: 14 S: 14	H: 0 LOB: 1 BB: 1 P: 24	R: 0 E: 0 K: 0 S: 6	H: 1 LOB: 1 BB: 0 P: 6	R: 0 E: 0 K: 1 S: 12	H: 1 LOB: 2 BB: 1 P: 22	R: 0 E: 0 K: 0 S: 5	H: 0 LOB: 0 BB: 1 P: 11	R: 3 E: 1 K: 1 S: 14	H: 3 LOB: 2 BB: 1 P: 24	R: 0 E: 0 K: 1 S: 8	H: 0 LOB: 0 BB: 0 P: 13	R: 0 E: 0 K: 0 S: 9	H: 2 LOB: 1 BB: 0 P: 12	R: 0 E: 0 K: 0 S: 9	H: 1 LOB: 1 BB: 0 P: 15	R: 0 E: 0 K: 1 S: 9	H: 1 LOB: 2 BB: 1 P: 16	1B: 9 2B: 1 3B: 0 HR: 0	SF: 0 SAC: 0 DP: 2 HBP: 0
--------------	--------------------------------	----------------------------------	------------------------------	---------------------------------	-------------------------------	----------------------------------	------------------------------	----------------------------------	-------------------------------	----------------------------------	------------------------------	----------------------------------	------------------------------	----------------------------------	------------------------------	----------------------------------	------------------------------	----------------------------------	----------------------------------	------------------------------------

PITCHER	IP	WLS	BF	H	R	ER	SO	BB	IBB	HBP	BLK	WP	HR	S	P	ERA	WHIP
Danny Jackson, L ERA: 3.94 (1, 1)	4.1		22	5	3	2	1	4	0	0	0	0	0	46	77	4.15	2.077
Danny Cox, R ERA: 4.7 (5, 1)	3.2	W	13	3	0	0	2	0	0	0	0	1	0	31	50	0.00	0.818
Bob Patterson, L ERA: 2.26 (9, 1)	1.0		5	1	0	0	1	1	0	0	0	0	0	9	16	0.00	2.000

BOTTOM

Pittsburgh Pirates @ Los Angeles Dodgers
Dodger Stadium, Los Angeles, CA

Tue Aug 25 1992, 7:05 PM PDT
Att. 24,170 - Sunny - 74 F

AB	35
R	3
H	9
RBI	3
BB	5
SO	4
LOB	28

WP: 1 PA: 40
PB: 1
SB: 0
CS: 0



Batter	1	2	3	4	5	6	7	8	9	AB R H RBI BB SO LOB	TOP											
Alex Cole, L (1, 9) OBP: 0.339, SLG: 0.330	2-2 F8		1-1 FC4-8 1B		1-0 G3		1-1 B5-3			4 0 1 0 0 0 1	Pittsburgh Pirates @ Los Angeles Dodgers Dodger Stadium, Los Angeles, CA Wed Aug 26 1992, 7:05 PM PDT Att. 25,006 - Sunny - 77 F											
Jay Bell, R (1, 6) OBP: 0.328, SLG: 0.364	0-0 1B 1B		1-2 FC4-6 G4-6-3 1-2f		0-0 2B		1-3 K			4 0 2 1 0 1 1												
Andy Van Slyke, L (1, 8) OBP: 0.398, SLG: 0.514	2-2 F8		2-0 G4-6-3 1-2f		2-1 L3		3-3 K			4 0 0 0 0 1 3												
Barry Bonds, L (1, 7) OBP: 0.430, SLG: 0.552	1-0 1B 1-2			1-3 K		2-3 K		2-3 K		4 0 1 0 0 3 0												
Orlando Merced, S (1, 3) OBP: 0.319, SLG: 0.372	1-3 K			1-1 P4		4-1 BB CS		0-3 K		3 0 0 0 1 2 2												
Michael LaValliere, L (1, 2) OBP: 0.358, SLG: 0.357		1-1 L4		2-1 FC5-4 1B		1 SAFE 3-1 1B 1-2 2B		1-0 F7		4 1 2 0 0 0 0												
John Wehner, R (1, 5) OBP: 0.248, SLG: 0.240		1-2 E6 G5-3		2-2 FC5-4 1-2f		1-1 1B 1B		1-3 K		4 0 1 0 0 1 1												
Jose Lind, R (1, 4) OBP: 0.273, SLG: 0.272		0-0 G5-3 1-2			0-2 G3 SH3-4 2B 1B		0-2 1B 1B		1-1 G1-3	4 1 2 1 0 0 1												
Tim Wakefield, R (1, 1) OBP: 0.059, SLG: 0.059		2-2 G6-3			0-0 SH3-4 1-2		1-3 K		1-3 K	3 0 0 0 0 2 3												
Inning Stats	R: 0 E: 0 K: 1 S: 13	H: 2 LOB: 2 BB: 0 P: 19	R: 0 E: 1 K: 0 S: 9	H: 0 LOB: 1 BB: 0 P: 13	R: 0 E: 0 K: 0 S: 6	H: 1 LOB: 0 BB: 0 P: 10	R: 0 E: 0 K: 1 S: 11	H: 1 LOB: 1 BB: 0 P: 17	R: 1 E: 0 K: 0 S: 8	H: 2 LOB: 1 BB: 0 P: 11	R: 1 E: 0 K: 2 S: 16	H: 3 LOB: 2 BB: 1 P: 26	R: 0 E: 0 K: 2 S: 9	H: 0 LOB: 0 BB: 0 P: 14	R: 0 E: 0 K: 2 S: 7	H: 0 LOB: 0 BB: 0 P: 10	R: 0 E: 0 K: 2 S: 9	H: 0 LOB: 0 BB: 0 P: 12	1B: 7 2B: 2 3B: 0 HR: 0	SF: 0 SAC: 1 DP: 1 HBP: 0	WP: 0 PB: 0 SB: 0 CS: 1	PA: 36
PITCHER	IP WLS BF H R ER SO BB IBB HBP BLK WP HR S P ERA WHIP																					
Tom Candiotti, R (1, 1) ERA: 3.1	6.0 L 27 9 2 2 4 1 0 0 0 0 0 0 63 96 3.00 1.667																					
Jim Gott, R (7, 1) ERA: 1.71	2.0 6 0 0 0 4 0 0 0 0 0 0 0 16 24 0.00 0.000																					
Jay Howell, R (9, 1) ERA: 1.4	1.0 3 0 0 0 2 0 0 0 0 0 0 0 9 12 0.00 0.000																					

livebaseballscorecards.com

AB	34
R	2
H	9
RBI	2
BB	1
SO	10
LOB	12



Batter	1	2	3	4	5	6	7	8	9	AB	R	H	RBI	BB	SO	LOB
Jose Offerman, S OBP: 0.340, SLG: 0.347 (1, 6)	2-2 BLK S 1B		2-3 K			4-1 1B BB		2-2 FC5-4 FC6-4 1-2f		3	0	1	0	1	1	1
Brett Butler, L OBP: 0.419, SLG: 0.411 (1, 8)	2-0 G3 1-3			4-1 K 1B BB		3-1 F7		2-2 FC6-4 CS 1-2f		3	0	0	0	1	0	3
Lenny Harris, L OBP: 0.321, SLG: 0.318 (1, 4)	1-1 L7			0-0 K 1-2 1B		1-0 1-2 1B		0-1 CS 1-2	1-1 G6-3	4	0	2	0	0	0	1
Eric Karros, R OBP: 0.300, SLG: 0.443 (1, 3)	0-0 F7			1-3 SAFE SAFE SAFE K 1-2 2-3		0-2 P3			2-2 F8	4	0	0	0	0	1	5
Henry Rodriguez, L OBP: 0.274, SLG: 0.413 (1, 9)		1-3 K			0-0 G4-3				1-0 F8	4	0	0	0	0	1	0
Mike Scioscia, L OBP: 0.291, SLG: 0.279 (1, 2)		2-2 G4-3			2-1 G4-3			0-2 G3		3	0	0	0	0	0	0
Dave Hansen, L OBP: 0.294, SLG: 0.315 (1, 5)		0-0 F8			1-2 1B			1-1 1B		3	0	2	0	0	0	0
Tom Goodwin, L OBP: 0.231, SLG: 0.231 (1, 7)			2-1 G4-3		1-0 G4-3			1-0 P2		3	0	0	0	0	0	2
Tom Candiotti, R OBP: 0.111, SLG: 0.091 (1, 1)			1-1 G1-3			1-0 F7		0-0 FC5-4 1B		1	0	0	0	0	0	0
Todd Benzinger, S OBP: 0.266, SLG: 0.322 (6, PH)										1	0	0	0	0	0	0
Jim Gott, R OBP: 0.500, SLG: 0.500 (7, 1)										0	0	0	0	0	0	0
Mitch Webster, S OBP: 0.322, SLG: 0.388 (8, PH)										1	0	1	0	0	0	0
Jay Howell, R (9, 1)										0	0	0	0	0	0	0

Inning Stats	R: 0	H: 1	E: 0	LOB: 1	K: 0	BB: 0	S: 8	R: 0	H: 0	E: 0	LOB: 0	K: 1	BB: 0	S: 7	R: 0	H: 0	E: 0	LOB: 0	K: 1	BB: 0	S: 8	R: 0	H: 1	E: 0	LOB: 0	K: 1	BB: 1	S: 6	R: 0	H: 1	E: 0	LOB: 1	K: 0	BB: 0	S: 7	R: 0	H: 1	E: 0	LOB: 2	K: 0	BB: 1	S: 9	R: 0	H: 1	E: 0	LOB: 1	K: 0	BB: 0	S: 7	R: 0	H: 1	E: 0	LOB: 0	K: 0	BB: 0	S: 8	R: 0	H: 0	E: 0	LOB: 0	K: 0	BB: 0	S: 6	R: 0	H: 0	E: 0	LOB: 0	K: 0	BB: 0	S: 6	1B: 6	SF: 0	2B: 0	SAC: 0	3B: 0	DP: 0	HR: 0	HBP: 0
--------------	------	------	------	--------	------	-------	------	------	------	------	--------	------	-------	------	------	------	------	--------	------	-------	------	------	------	------	--------	------	-------	------	------	------	------	--------	------	-------	------	------	------	------	--------	------	-------	------	------	------	------	--------	------	-------	------	------	------	------	--------	------	-------	------	------	------	------	--------	------	-------	------	------	------	------	--------	------	-------	------	-------	-------	-------	--------	-------	-------	-------	--------

PITCHER	IP	WLS	BF	H	R	ER	SO	BB	IBB	HBP	BLK	WP	HR	S	P	ERA	WHIP
Tim Wakefield, R ERA: 2.02 (1, 1)	9.0	W	32	6	0	0	3	2	0	0	1	0	0	66	107	0.00	0.889


BOTTOM

Pittsburgh Pirates @ Los Angeles Dodgers
Dodger Stadium, Los Angeles, CA

Wed Aug 26 1992, 7:05 PM PDT
Att: 25,006 - Sunny - 77 F

livebaseballscorecards.com

AB	30
R	0
H	6
RBI	0
BB	2
SO	3
LOB	12



WP: 0	PA: 33
PB: 0	
SB: 1	
CS: 1	

Batter	1	2	3	4	5	6	7	8	9	AB R H RBI BB SO LOB	TOP											
Jose Offerman, S (1, 6) OBP: 0.337, SLG: 0.344	1-3 K			2-3 K		0-0 G4-3		1-3 K		4 0 0 0 0 3 0	Los Angeles Dodgers @ St. Louis Cardinals Busch Stadium, St. Louis, MO Fri Aug 28 1992, 7:05 PM CDT Att. 28,254 - Sunny - 72 F											
Brett Butler, L (1, 8) OBP: 0.418, SLG: 0.410	1-3 K			0-0 F9		1-1 1B		2-1 P6	4 0 1 0 0 1 0													
Eric Davis, R (1, 7) OBP: 0.329, SLG: 0.337	0-3 K			1-1 G4-3		1-0 1B		1-3 K	4 0 1 0 0 2 0													
Eric Karros, R (1, 3) OBP: 0.300, SLG: 0.441		0-3 K		0-2 G1-3		3-1 G5-3		0-3 K	4 0 1 0 0 2 2													
Henry Rodriguez, L (1, 9) OBP: 0.264, SLG: 0.398		1-2 G1-3		1-2 F8		2-1 F7			3 0 0 0 0 0 1													
Lenny Harris, L (1, 4) OBP: 0.317, SLG: 0.314		2-0 G4-3		0-1 G1-3		0-0 G6-3			3 0 0 0 0 0 1													
Mike Scioscia, L (1, 2) OBP: 0.291, SLG: 0.277			3-2 G3		4-0 BB		0-1 G4-3		2 0 0 0 1 0 0													
Dave Hansen, L (1, 5) OBP: 0.291, SLG: 0.312			0-0 G4-3		0-0 F7		3-2 G6-3		3 0 0 0 0 0 2													
Bob Ojeda, L (1, 1) OBP: 0.089, SLG: 0.114			0-0 F8		2-0 G4-3		2-3 K		2 0 0 0 0 0 0													
Todd Benzing, S (8, PH) OBP: 0.266, SLG: 0.321									1 0 0 0 0 1 0													
Jim Gott, R (8, 1) OBP: 0.500, SLG: 0.500									0 0 0 0 0 0 0													
Inning Stats	R: 0 E: 0 K: 3 S: 9	H: 0 LOB: 0 BB: 0 P: 11	R: 0 E: 0 K: 1 S: 7	H: 0 LOB: 0 BB: 0 P: 10	R: 0 E: 0 K: 0 S: 6	H: 0 LOB: 0 BB: 0 P: 9	R: 0 E: 0 K: 1 S: 6	H: 0 LOB: 0 BB: 0 P: 9	R: 0 E: 0 K: 0 S: 9	H: 1 LOB: 2 BB: 1 P: 14	R: 0 E: 0 K: 0 S: 7	H: 2 LOB: 2 BB: 0 P: 14	R: 0 E: 0 K: 0 S: 5	H: 0 LOB: 0 BB: 0 P: 7	R: 0 E: 0 K: 2 S: 11	H: 0 LOB: 0 BB: 0 P: 17	R: 0 E: 0 K: 2 S: 9	H: 0 LOB: 0 BB: 0 P: 12	1B: 3 2B: 0 3B: 0 HR: 0	SF: 0 SAC: 0 DP: 0 HBP: 0	WP: 0 PB: 0 SB: 1 CS: 0	PA: 31
PITCHER	IP WLS BF H R ER SO BB IBB HBP BLK WP HR S P ERA WHIP																					
Mark Clark, R (1, 1) ERA: 3.74	7.0 W 25 3 0 0 5 1 0 0 0 0 0 0 49 74 0.00 0.571																					
Todd Worrell, R (8, 1) ERA: 2.63	1.0 3 0 0 0 2 0 0 0 0 0 0 0 11 17 0.00 0.000																					
Lee Smith, R (9, 1) ERA: 2.97	1.0 S 3 0 0 0 2 0 0 0 0 0 0 0 9 12 0.00 0.000																					

livebaseballscorecards.com

AB	30
R	0
H	3
RBI	0
BB	1
SO	9
LOB	6



Batter	1	2	3	4	5	6	7	8	9	AB	R	H	RBI	BB	SO	LOB	BOTTOM	
Bernard Gilkey, R (1, 7) <small>OBP: 0.350, SLG: 0.398</small>	1-0 		4-0 		3-1 			0-0 		3	1	1	0	1	0	1	Los Angeles Dodgers @ St. Louis Cardinals Busch Stadium, St. Louis, MO Fri Aug 28 1992, 7:05 PM CDT Att. 28,254 - Sunny - 72 F livebaseballscorecards.com	
Ozzie Smith, S (1, 6) <small>OBP: 0.365, SLG: 0.333</small>	0-0 		1-2 			3-2 		2-1 		4	0	0	0	0	0	2		
Felix Jose, S (1, 9) <small>OBP: 0.356, SLG: 0.442</small>	0-0 		1-1 			2-3 		1-3 		4	0	1	0	0	2	1		
Andres Galarraga, R (1, 3) <small>OBP: 0.270, SLG: 0.358</small>	0-0 			1-0 		0-1 				2	0	1	1	0	0	0		
Ray Lankford, L (1, 8) <small>OBP: 0.363, SLG: 0.459</small>	3-3 			0-1 		2-1 	2-3 			3	0	0	0	0	2	1		
Tracy Woodson, R (1, 5) <small>OBP: 0.328, SLG: 0.407</small>		2-1 		0-0 			4-0 			2	0	0	0	1	0	0		
Luis Alicea, S (1, 4) <small>OBP: 0.331, SLG: 0.392</small>		1-0 			1-1 		1-0 			3	0	0	0	0	0	1		
Tom Pagnozzi, R (1, 2) <small>OBP: 0.295, SLG: 0.373</small>		3-2 			1-0 		4-0 			2	0	1	0	1	0	0		
Mark Clark, R (1, 1) <small>OBP: 0.179, SLG: 0.179</small> Rex Hudler, R (7, PH) <small>OBP: 0.276, SLG: 0.389</small> Todd Worrell, R (8, 1) Lee Smith, R (9, 1)			2-3 		0-3 		1-2 			2	0	0	0	0	2	1		
Inning Stats	R: 1 H: 2 E: 0 LOB: 1 K: 1 BB: 0 S: 7 P: 11	R: 0 H: 0 E: 0 LOB: 0 K: 0 BB: 0 S: 6 P: 12	R: 0 H: 0 E: 0 LOB: 1 K: 1 BB: 1 S: 8 P: 16	R: 0 H: 0 E: 0 LOB: 0 K: 0 BB: 0 S: 4 P: 5	R: 0 H: 1 E: 0 LOB: 1 K: 1 BB: 0 S: 8 P: 13	R: 0 H: 1 E: 0 LOB: 0 K: 1 BB: 0 S: 10 P: 17	R: 0 H: 0 E: 0 LOB: 2 K: 1 BB: 2 S: 8 P: 20	R: 0 H: 0 E: 0 LOB: 0 K: 1 BB: 0 S: 7 P: 10	1B: 4 SF: 1 2B: 0 SAC: 0 3B: 0 DP: 0 HR: 0 HBP: 0	WP: 0 PA: 31 PB: 0 SB: 1 CS: 1								
PITCHER Bob Ojeda, L (1, 1) <small>ERA: 3.3</small> Jim Gott, R (8, 1) <small>ERA: 1.69</small>	IP: 7.0 WLS: L BF: 27 H: 4 R: 1 ER: 1 SO: 5		BB: 2 IBB: 1 HBP: 0 BLK: 0	WP: 0 HR: 0 S: 51 P: 94 ERA: 1.29 WHIP: 0.857	IP: 1.0 WLS: L BF: 3 H: 0 R: 0 ER: 0 SO: 1		BB: 0 IBB: 0 HBP: 0 BLK: 0	WP: 0 HR: 0 S: 7 P: 10 ERA: 0.00 WHIP: 0.000										

Batter	1	2	3	4	5	6	7	8	9	AB R H RBI BB SO LOB	TOP
Jose Offerman, S (1, 6) <small>OBP: 0.339, SLG: 0.347</small> Eric Young Sr., R (3, PR) <small>OBP: 0.230, SLG: 0.186</small> Todd Benzinger, S (9, PH) <small>OBP: 0.265, SLG: 0.320</small>	2-1 CS 1B		0-0 1B		0-1 F9		1-0 B1-3		2-3 K	2 0 2 0 0 0 0 2 0 0 0 0 0 0 1 0 0 0 0 1 3	
Brett Butler, L (1, 8) <small>OBP: 0.417, SLG: 0.407</small>	4-2 BB 1-2 BB		0-3 K		2-1 G4-3			2-2 G5-3		3 0 0 0 1 1 1	
Eric Davis, R (1, 7) <small>OBP: 0.331, SLG: 0.337</small>	4-2 FC5-4 BB 1-2		2-3 K		0-0 FC6-4 1B			1-3 K		3 0 1 0 1 2 1	
Eric Karros, R (1, 3) <small>OBP: 0.299, SLG: 0.446</small>	2-2 FC5-4 1-2f			0-2 HR		1-2 FC6-4 1B 1-2f		3-3 K		4 2 1 1 0 1 2	
Henry Rodriguez, L (1, 9) <small>OBP: 0.275, SLG: 0.395</small>		4-2 BB BB		0-0 G6-3		1-1 1B 1-2 1B			1-2 F9	3 0 1 0 1 0 0	
Lenny Harris, L (1, 4) <small>OBP: 0.323, SLG: 0.315</small> (3, 6)		4-0 G1-6-3 BB 1-2		1-2 G4-3		0-0 G4-6-3 1B 1-3 2-H		4-1 1B BB BB		2 0 1 1 2 0 0	
Mike Scioscia, L (1, 2) <small>OBP: 0.294, SLG: 0.278</small> Tom Goodwin, L (9, PR) <small>OBP: 0.231, SLG: 0.231</small>		1-3 K		2-1 FC6 1B		2-1 G4-6-3 1-2f		4-2 1B BB		3 0 1 0 1 1 4 0 0 0 0 0 0 0	
Dave Hansen, L (1, 5) <small>OBP: 0.287, SLG: 0.307</small>		1-2 G1-6-3 1-2f		1-0 FC6 1-2f			0-3 K		1-3 K	4 0 0 0 0 2 5	
Kevin Gross, R (1, 1) <small>OBP: 0.120, SLG: 0.083</small> Roger McDowell, R (8, 1) Mitch Webster, S (9, PH) <small>OBP: 0.325, SLG: 0.391</small>			0-1 F8		2-3 K		2-3 K		2-1 1B 1-2 2-3	3 0 0 0 0 2 0 0 0 0 0 0 0 0 1 0 1 0 0 0 0	
Inning Stats	R: 0 H: 1 E: 0 LOB: 1 K: 0 BB: 2 S: 10 P: 22	R: 0 H: 0 E: 0 LOB: 1 K: 1 BB: 2 S: 10 P: 20	R: 0 H: 1 E: 0 LOB: 1 K: 2 BB: 0 S: 9 P: 11	R: 1 H: 2 E: 0 LOB: 1 K: 0 BB: 0 S: 10 P: 14	R: 0 H: 0 E: 0 LOB: 0 K: 1 BB: 0 S: 7 P: 11	R: 1 H: 3 E: 0 LOB: 1 K: 0 BB: 0 S: 9 P: 13	R: 0 H: 0 E: 0 LOB: 0 K: 2 BB: 0 S: 7 P: 10	R: 0 H: 0 E: 0 LOB: 0 K: 2 BB: 0 S: 9 P: 15	R: 0 H: 1 E: 0 LOB: 3 K: 2 BB: 2 S: 14 P: 28	1B: 7 SF: 0 2B: 0 SAC: 0 3B: 0 DP: 2 HR: 1 HBP: 0	WP: 0 PA: 37 PB: 0 SB: 0 CS: 1
PITCHER Omar Olivares, R (1, 1) <small>ERA: 3.69</small> Todd Worrell, R (8, 1) <small>ERA: 2.57</small> Lee Smith, R (9, 1) <small>ERA: 2.91</small>	IP WLS BF H R ER SO BB IBB HBP BLK WP HR S P ERA WHIP 7.0 W 28 7 2 2 6 4 0 0 0 0 0 1 62 101 2.57 1.571 1.0 3 0 0 0 2 0 0 0 0 0 0 0 9 15 0.00 0.000 1.0 S 6 1 0 0 2 2 0 0 0 0 0 0 0 14 28 0.00 3.000					PITCHER IP WLS BF H R ER SO BB IBB HBP BLK WP HR S P ERA WHIP 7.0 W 28 7 2 2 6 4 0 0 0 0 0 1 62 101 2.57 1.571 1.0 3 0 0 0 2 0 0 0 0 0 0 0 9 15 0.00 0.000 1.0 S 6 1 0 0 2 2 0 0 0 0 0 0 0 14 28 0.00 3.000					

Los Angeles Dodgers @ St. Louis Cardinals
 Busch Stadium, St. Louis, MO
 Sat Aug 29 1992, 7:05 PM CDT
 Att. 39,479 - Sunny - 86 F

AB	31
R	2
H	8
RBI	2
BB	6
SO	10
LOB	16



Batter	1	2	3	4	5	6	7	8	9	AB R H RBI BB SO LOB	TOP											
Eric Young Sr., R (1, 4) OBP: 0.221, SLG: 0.178	1-1 G6-3		3-1 F8			1-1 SH1-4		0-0 F9		3 0 0 0 0 0 0	Los Angeles Dodgers @ St. Louis Cardinals Busch Stadium, St. Louis, MO Sun Aug 30 1992, 3:33 AM CDT Att. 26,925 - Cloudy - 73 F											
Brett Butler, L (1, 8) OBP: 0.416, SLG: 0.406	0-1 G6-3			0-0 B5-3		1-0 G5-3		0-0 FC6-4 1B		4 0 1 0 0 0 1												
Eric Davis, R (1, 7) OBP: 0.330, SLG: 0.336	3-1 P3			3-3 K		1-0 BB 1B		2-1 FC6-4 1-2f		4 0 1 0 0 1 1												
Eric Karros, R (1, 3) OBP: 0.299, SLG: 0.443		2-1 G5-3		0-1 F8		4-0 FC6 BB		1-0 F7		3 0 0 0 1 0 0												
Mitch Webster, S (1, 9) OBP: 0.328, SLG: 0.398		1-0 1B			0-1 SH1-3 2B	1-0 FC6 1-2f		3-3 K		4 0 2 0 0 1 3												
Mike Sharperson, R (1, 5) OBP: 0.401, SLG: 0.409		2-2 SAFE 1B			0-0 SH1-3		2-2 L4		2-1 F8	2 0 1 0 0 0 0												
Henry Rodriguez, L (9, PH) OBP: 0.272, SLG: 0.391		1-3 1B			2-3 SH1-3					1 0 0 0 0 0 0												
Carlos Hernandez, R (1, 2) OBP: 0.324, SLG: 0.345		1-1 G6-3 1-2f			0-1 P9		1-0 F7			3 0 0 0 0 0 3												
Lenny Harris, L (1, 6) OBP: 0.320, SLG: 0.312			1-2 G6-3		0-1 G4-3		2-2 G4-3			3 0 0 0 0 0 1												
Orel Hershiser, R (1, 1) OBP: 0.233, SLG: 0.310			0-1 G5-3			0-0 1B SH1-4 1B		2-1 F7		2 0 1 0 0 0 0												
Todd Benzing, S (8, PH) OBP: 0.264, SLG: 0.319										1 0 0 0 0 0 0												
Jim Gott, R (8, 1) OBP: 0.500, SLG: 0.500										0 0 0 0 0 0 0												
Steve Wilson, L (8, 1) OBP: 0.333, SLG: 0.333										0 0 0 0 0 0 0												
Inning Stats	R: 0 E: 0 K: 0 S: 6	H: 0 LOB: 0 BB: 0 P: 10	R: 0 E: 0 K: 0 S: 8	H: 2 LOB: 1 BB: 0 P: 14	R: 0 E: 0 K: 0 S: 8	H: 0 LOB: 0 BB: 0 P: 12	R: 0 E: 0 K: 1 S: 6	H: 0 LOB: 0 BB: 0 P: 9	R: 0 E: 0 K: 0 S: 7	H: 1 LOB: 1 BB: 0 P: 7	R: 0 E: 0 K: 0 S: 6	H: 2 LOB: 3 BB: 1 P: 14	R: 0 E: 0 K: 0 S: 9	H: 0 LOB: 0 BB: 0 P: 14	R: 0 E: 0 K: 0 S: 6	H: 1 LOB: 1 BB: 0 P: 10	R: 0 E: 0 K: 1 S: 6	H: 0 LOB: 0 BB: 0 P: 12	1B: 5 2B: 1 3B: 0 HR: 0	SF: 0 SAC: 2 DP: 1 HBP: 0	WP: 0 PB: 0 SB: 0 CS: 0	PA: 33
PITCHER	IP WLS BF H R ER SO BB IBB HBP BLK WP HR S P ERA WHIP																					
Rheal Cormier, L (1, 1) ERA: 4.05	7.2 W 29 6 0 0 1 1 0 0 0 0 0 0 54 86 0.00 0.913																					
Todd Worrell, R (8, 1) ERA: 2.55	0.1 1 0 0 0 0 0 0 0 0 0 0 0 2 4 0.00 0.000																					
Lee Smith, R (9, 1) ERA: 2.87	1.0 S 3 0 0 0 1 0 0 0 0 0 0 0 6 12 0.00 0.000																					

AB	30
R	0
H	6
RBI	0
BB	1
SO	2
LOB	9



Batter	1	2	3	4	5	6	7	8	9
Bernard Gilkey, R (1, 7) OBP: 0.346, SLG: 0.389	0-2 G6-3	1-1 F9			2-1 F9		0-0 E6 SH1-3 1B	4-2 BB	
Ozzie Smith, S (1, 6) OBP: 0.365, SLG: 0.333	2-0 E6 1B		2-2 FC6-4 1B		1-0 1B		0-0 SH1-3 2-3	3-2 F7	
Ray Lankford, L (1, 8) OBP: 0.365, SLG: 0.463	0-0 BB 2-3 1B		1-0 F8		0-1 F7		3-1 G4-6-3 1B		
Gerald Perry, L (1, 3) OBP: 0.297, SLG: 0.308 Andres Galarraga, R (8, 3) OBP: 0.270, SLG: 0.356	4-0 G4-6-3 1-2 BB		1-1 F8		1-3 K		0-2 G4-6-3 1-2f		
Milt Thompson, L (1, 9) OBP: 0.358, SLG: 0.420 Lee Smith, R (9, 1)	1-2 G4-6-3 1-2f		1-0 FC6-4 1-2f			1-0 2B		1-2 1B E 1B	
Tracy Woodson, R (1, 5) OBP: 0.333, SLG: 0.394		0-0 G5-3		0-1 F8		0-1 G6-3		1-0 E 1-3 1B	
Geronimo Pena, S (1, 4) OBP: 0.370, SLG: 0.477		4-2 2B BB		1-1 2B		2-3 K		1-0 FC1-5 BB 1-3 3-H	
Tom Pagnozzi, R (1, 2) OBP: 0.297, SLG: 0.375		0-1 1-H 2B		0-0 F7		4-0 IBB		1-3 K 1-2	
Rheal Cormier, L (1, 1) OBP: 0.119, SLG: 0.167 Todd Worrell, R (8, 1) Felix Jose, S (8, PH) OBP: 0.356, SLG: 0.442		1-0 F7		1-3 K2-3		0-2 G3-1		4-0 BB IBB	

AB	R	H	RBI	BB	SO	LOB
4	1	0	0	1	0	1
4	0	2	0	0	0	3
4	0	2	1	0	0	2
3	0	0	0	1	1	3
0	0	0	0	0	0	0
4	1	2	0	0	0	4
0	0	0	0	0	0	0
4	0	1	0	0	0	1
3	1	1	0	1	1	2
3	0	1	1	1	1	2
3	0	0	0	0	1	4
0	0	0	0	0	0	0
0	0	0	0	1	0	0

AB	R	H	RBI	BB	SO	LOB
32	3	9	2	5	4	22

Inning Stats		R: 0	H: 1	E: 1	LOB: 2	K: 0	BB: 1	S: 9	P: 16
Inning Stats		R: 1	H: 1	E: 0	LOB: 1	K: 0	BB: 1	S: 11	P: 17
Inning Stats		R: 0	H: 1	E: 0	LOB: 1	K: 0	BB: 0	S: 7	P: 12
Inning Stats		R: 0	H: 1	E: 0	LOB: 2	K: 1	BB: 1	S: 9	P: 16
Inning Stats		R: 1	H: 1	E: 1	LOB: 0	K: 0	BB: 0	S: 7	P: 10
Inning Stats		R: 1	H: 2	E: 1	LOB: 3	K: 1	BB: 2	S: 16	P: 31

WP	HR	S	P	ERA	WHIP
0	0	0	0	0.00	0.000
0	0	0	0	0.00	0.000
0	0	0	0	0.00	0.000

BOTTOM

Los Angeles Dodgers @ St. Louis Cardinals
 Busch Stadium, St. Louis, MO
 Sun Aug 30 1992, 3:33 AM CDT
 Att: 26,925 - Cloudy - 73 F

livebaseballscores.com



Batter	1	2	3	4	5	6	7	8	9	AB R H RBI BB SO LOB	TOP
Eric Young Sr. R (1, 4) OBP: 0.213, SLG: 0.171 Mitch Webster S (7, PH) OBP: 0.326, SLG: 0.396 Mike Sharperson R (7, 4) OBP: 0.401, SLG: 0.409	2-1 G1-3		1-2 G6-3		3-2 G6-3		2-3 K			3 0 0 0 0 0 1 1 0 0 0 0 0 1 3 0 0 0 0 0 0 0	Los Angeles Dodgers @ Chicago Cubs Wrigley Field, Chicago, IL Mon Aug 31 1992, 7:05 PM CDT Att. 29,005 - Sunny - 69 F
Brett Butler L (1, 8) OBP: 0.414, SLG: 0.404	1-0 FC5-4 1B		1-3 K		0-0 G3		2-1 G1-3		4 0 1 0 0 0 1 1		
Eric Davis R (1, 7) OBP: 0.325, SLG: 0.331	0-2 FC5-4 1-2f		1-3 K		1-1 F7		1-1 P3		4 0 0 0 0 0 0 1		
Eric Karros R (1, 3) OBP: 0.296, SLG: 0.439	1-1 FC5-4 1-2f		0-3 K		1-0 G6-3		1-0 G5-3		4 0 0 0 0 0 1 1		
Henry Rodriguez L (1, 9) OBP: 0.271, SLG: 0.385		0-3 K		1-1 1B 1B		1-0 G3-1		1-3 K	4 0 1 0 0 0 2 0		
Mike Scioscia L (1, 2) OBP: 0.296, SLG: 0.281		0-0 G4-3		1 SAFE 0-1 FC5 1-2 1B		0-2 1B 1B		0-1 F9	4 0 2 0 0 0 0 0		
Lenny Harris L (1, 6) OBP: 0.319, SLG: 0.311		3-2 G5-3		0-0 FC5 1-2f		1-1 SAFE 1-3 BB 1B		1-1 G2-3	4 0 1 0 0 0 0 2		
Dave Hansen L (1, 5) OBP: 0.287, SLG: 0.305			1-2 E1 G6-3 SH3-4		1-1 G1-3		4-0 1-2 BB		2 0 0 0 0 1 0 0		
Tom Candiotti R (1, 1) OBP: 0.106, SLG: 0.087			2-0 SH3-4 1-2		0-3 K		0-0 L4		2 0 0 0 0 0 1 3		
Inning Stats	R: 0 H: 1 E: 0 LOB: 1 K: 0 BB: 0 S: 8 P: 12	R: 0 H: 0 E: 0 LOB: 0 K: 1 BB: 0 S: 8 P: 11	R: 0 H: 0 E: 1 LOB: 1 K: 1 BB: 0 S: 12 P: 17	R: 0 H: 2 E: 0 LOB: 2 K: 1 BB: 0 S: 9 P: 11	R: 0 H: 0 E: 0 LOB: 0 K: 1 BB: 0 S: 9 P: 13	R: 0 H: 0 E: 0 LOB: 0 K: 0 BB: 0 S: 4 P: 6	R: 0 H: 2 E: 0 LOB: 3 K: 1 BB: 1 S: 10 P: 18	R: 0 H: 0 E: 0 LOB: 0 K: 0 BB: 0 S: 5 P: 9	R: 0 H: 0 E: 0 LOB: 0 K: 1 BB: 0 S: 8 P: 10	1B: 5 SF: 0 2B: 0 SAC: 1 3B: 0 DP: 0 HR: 0 HBP: 0	WP: 0 PA: 34 PB: 0 SB: 0 CS: 0
PITCHER Greg Maddux R (1, 1) ERA: 2.13	IP WLS BF H R ER SO BB IBB HBP BLK WP HR S P ERA WHIP										

livebaseballscorecards.com

AB	32
R	0
H	5
RBI	0
BB	1
SO	6
LOB	12



Batter	1	2	3	4	5	6	7	8	9
Rey Sanchez, R <small>OBP: 0.296, SLG: 0.355</small> (1, 6)	1-0 G6-3		2-3 K			0-3 K		1-3 K	
23 Ryne Sandberg, R <small>OBP: 0.358, SLG: 0.467</small> (1, 4)	0-2 G6-3		2-2 G5-3			0-1 G4-3		1-2 F8	
Mark Grace, L <small>OBP: 0.369, SLG: 0.437</small> (1, 3)	4-2 BB			0-2 F8			1-2 L8		
Kal Daniels, L <small>OBP: 0.306, SLG: 0.354</small> (1, 7)	3-2 G3-1			1-1 G3			2-3 K		
Doug Dascenzo, S <small>OBP: 0.297, SLG: 0.306</small> (8, 7)									
Steve Buechele, R <small>OBP: 0.331, SLG: 0.383</small> (1, 5)			3-3 K		2-3 K2-3		2-1 1B		
Derrick May, L <small>OBP: 0.308, SLG: 0.358</small> (1, 9)			0-1 F7		1-0 F8		2-2 E3 1B		
Dwight Smith, L <small>OBP: 0.296, SLG: 0.378</small> (1, 8)			1-3 K		3-1 G3		2-1 1B		
Rick Wilkins, L <small>OBP: 0.324, SLG: 0.389</small> (1, 2)			0-0 E4 SH2-4		1-0 F8		0-0 F8		
Greg Maddux, R <small>OBP: 0.147, SLG: 0.216</small> (1, 1)			0-0 SH2-4			0-0 G1-3		1-1 G5-3	

Inning Stats	R: 0	H: 0	E: 0	LOB: 1	K: 0	BB: 1	S: 10	P: 18
	R: 0	H: 0	E: 0	LOB: 0	K: 2	BB: 0	S: 8	P: 12
	R: 0	H: 0	E: 1	LOB: 1	K: 1	BB: 0	S: 8	P: 12
	R: 0	H: 0	E: 0	LOB: 0	K: 1	BB: 0	S: 8	P: 11
	R: 0	H: 0	E: 0	LOB: 0	K: 0	BB: 0	S: 4	P: 9
	R: 2	H: 2	E: 1	LOB: 1	K: 1	BB: 0	S: 15	P: 24
	R: 0	H: 0	E: 0	LOB: 0	K: 1	BB: 0	S: 9	P: 12


PITCHER	IP	WLS	BF	H	R	ER	SO	BB	IBB	HBP	BLK	WP	HR	S	P	ERA	WHIP
Tom Candiotti, R <small>ERA: 2.95</small> (1, 1)	8.0	L	29	2	2	0	7	1	0	0	0	0	0	68	104	0.00	0.375

BOTTOM

Los Angeles Dodgers @ Chicago Cubs
 Wrigley Field, Chicago, IL
 Mon Aug 31 1992, 7:05 PM CDT
 Att: 29,005 - Sunny - 69 F

AB	R	H	RBI	BB	SO	LOB
4	0	0	0	0	3	1
4	0	0	0	0	0	1
2	0	0	0	1	0	0
3	0	0	0	0	1	1
0	0	0	0	0	0	0
3	1	1	0	0	2	0
3	1	0	0	0	0	0
3	0	1	1	0	1	0
3	0	0	0	0	0	1
2	0	0	0	0	0	0

AB	27
R	2
H	2
RBI	1
BB	1
SO	7
LOB	4



WP	PA
0	29

Batter	1	2	3	4	5	6	7	8	9	10	11	12	13	AB R H RBI BB SO LOB	TOP																																
Brett Butler, L OBP: 0.415, SLG: 0.404 (1, 8)														5 0 2 0 1 1 0	Los Angeles Dodgers @ Chicago Cubs Wrigley Field, Chicago, IL Tue Sep 01 1992, 3:33 AM CDT Att: 14,981 - Sunny - 73 F																																
Lenny Harris, L OBP: 0.325, SLG: 0.316 (1, 4) (6, 6)														5 0 3 3 1 0 1																																	
Eric Davis, R OBP: 0.327, SLG: 0.327 (1, 7)														3 0 0 0 1 0 3																																	
Jim Gott, R OBP: 0.500, SLG: 0.500 (8, 1)														0 0 0 0 0 0 0																																	
Carlos Hernandez, R OBP: 0.322, SLG: 0.343 (10, PH)														1 0 0 0 0 0 1																																	
Roger McDowell, R (10, 1)														0 1 0 0 1 0 0																																	
John Candelaria, L (13, 1)														0 0 0 0 0 0 0																																	
Darryl Strawberry, L OBP: 0.315, SLG: 0.384 (1, 9)														7 0 1 0 0 3 5																																	
Eric Karros, R OBP: 0.300, SLG: 0.447 (1, 3)														6 1 3 1 1 2 3																																	
Mike Piazza, R OBP: 1.000, SLG: 1.333 (1, 2)														3 0 3 0 1 0 0																																	
Eric Young Sr., R OBP: 0.229, SLG: 0.179 (8, PR) (8, 4)														2 0 1 0 1 0 2																																	
Tom Goodwin, L OBP: 0.214, SLG: 0.214 (8, 7)														1 0 0 0 0 1 1																																	
Rafael Bournigal, R (1, 6)														3 0 0 0 0 0 6																																	
Henry Rodriguez, L OBP: 0.271, SLG: 0.285 (6, PH)														2 0 1 0 1 0 2																																	
Mike Sharperson, R OBP: 0.401, SLG: 0.407 (6, PH) (6, 4) (8, 5)														1 0 0 0 0 1 1																																	
Tim Crews, R OBP: 0.286, SLG: 0.286 (1, 1)														3 0 0 0 0 0 6																																	
Mitch Webster, P OBP: 0.325, SLG: 0.394 (7, PH)														2 0 0 0 0 0 4																																	
Steve Wilson, P OBP: 0.333, SLG: 0.333 (7, 1)														0 0 0 0 0 0 0																																	
Billy Ashley, R (8, PH)														4 1 1 1 1 0 5																																	
Mike Scioscia, L OBP: 0.293, SLG: 0.277 (8, PH) (8, 2)														4 0 0 0 0 0 5																																	
Inning Stats	R: 0 E: 0 K: 0 S: 7	H: 0 LOB: 0 BB: 0 P: 11	R: 0 E: 0 K: 0 S: 11	H: 1 LOB: 2 BB: 1 P: 23	R: 0 E: 0 K: 0 S: 12	H: 1 LOB: 1 BB: 0 P: 19	R: 0 E: 0 K: 1 S: 11	H: 1 LOB: 2 BB: 1 P: 18	R: 1 E: 0 K: 0 S: 12	H: 1 LOB: 1 BB: 1 P: 21	R: 0 E: 0 K: 0 S: 14	H: 2 LOB: 3 BB: 0 P: 20	R: 0 E: 0 K: 3 S: 18	H: 2 LOB: 1 BB: 0 P: 29	R: 2 E: 0 K: 1 S: 18	H: 3 LOB: 3 BB: 1 P: 31	R: 1 E: 0 K: 0 S: 10	H: 2 LOB: 1 BB: 0 P: 16	R: 0 E: 0 K: 1 S: 8	H: 0 LOB: 1 BB: 1 P: 17	R: 0 E: 0 K: 0 S: 9	H: 1 LOB: 2 BB: 1 P: 16	R: 0 E: 0 K: 0 S: 5	H: 1 LOB: 0 BB: 0 P: 10	R: 1 E: 0 K: 1 S: 14	H: 1 LOB: 3 BB: 3 P: 32	1B: 14 2B: 2 3B: 0 HR: 1	SF: 1 SAC: 1 DP: 2 HBP: 1	WP: 1 PB: 0 SB: 3 CS: 0	PA: 63																	
PITCHER	IP WLS BF H R ER SO BB IBB HBP BLK WP HR S P ERA WHIP															IP WLS BF H R ER SO BB IBB HBP BLK WP HR S P ERA WHIP																															
Mike Harkey, R ERA: 1.89 (1, 1)	5.1	25	6	1	1	2	3	0	0	0	0	1	0	0	63	106	1.69	1.688															10.0	6	1	0	0	1	1	1	24	0.00	3.000				
Chuck McElroy, L ERA: 3.01 (6, 1)	1.0	4	2	0	0	1	0	0	0	0	0	0	0	0	13	21	0.00	2.000															2.0	6	1	0	0	0	0	0	12	19	0.00	0.500			
Shawn Boskie, R ERA: 3.93 (7, 1)	0.0	1	0	0	0	0	0	0	1	0	0	0	0	0	2	4	∞	∞															1.0	L	7	1	1	1	1	3	0	0	0	14	32	9.00	4.000
Paul Assenmacher, L ERA: 3.48 (7, 1)	1.0	5	2	2	2	3	0	0	0	0	0	0	0	0	17	25	18.00	2.000																													
Bob Scanlan, R ERA: 1.88 (8, 1)	1.2	9	3	1	1	0	1	0	0	1	0	1	0	1	18	32	5.40	2.400																													

livebaseballscorecards.com

AB	51
R	5
H	16
RBI	5
BB	9
SO	8
LOB	38



Batter	1	2	3	4	5	6	7	8	9	10	11	12	13
Rey Sanchez, R OBP: 0.293, SLG: 0.351 <i>(1, 6)</i>	3-2 L8		2-0 1B		1-1 P6		2-0 G6-3		0-2 G4-3			0-1 G6-3	
23 Ryne Sandberg, R OBP: 0.360, SLG: 0.479 <i>(1, 4)</i>	1-1 G4-3		0-3 K		0-0 HR		1-0 HR			2-3 K		2-2 E1 1B	
Mark Grace, L OBP: 0.387, SLG: 0.432 <i>(1, 3)</i>	1-2 G4-3		0-0 F7		1-1 F8		2-2 L8		0-0 G4-3			4-0 G4-6-3 IBB	
Kal Daniels, L OBP: 0.306, SLG: 0.359 Doug Dascenzo, S OBP: 0.298, SLG: 0.307 Jeff Kunkel, R OBP: 0.091, SLG: 0.136 Heathcliff Slocumb, R <i>(13, 1)</i>		1-1 1B G4-3 2B	1-2 G4-3		2-1 G3-1		0-0 CS 1B		2-0 L6			3-1 G4-6-3 1-2f	
Steve Buechele, R OBP: 0.329, SLG: 0.380 <i>(1, 5)</i>		2-2 G4-3 G1-3 2-3 1B		1-2 F8		2-3 K		3-3 K 1-2			1-1 G1-3		2-3 K
Derrick May, L OBP: 0.305, SLG: 0.353 <i>(1, 9)</i>		1-1 G1-3		0-2 G4-3		1-0 G6-3			1-2 F9		0-1 G6-3		1-0 1B
Dwight Smith, L OBP: 0.299, SLG: 0.374 Hector Villanueva, R OBP: 0.229, SLG: 0.270 <i>(13, PH)</i>		0-0 G4-3		0-1 CS 1B		0-0 G4-3			0-0 G4-3		2-1 S HBP		1-3 K
Rick Wilkins, L OBP: 0.335, SLG: 0.388 <i>(1, 2)</i>		4-0 IBB		0-2 CS 1-2		0-0 G3 1B		2-2 1B BB	4-1 1B BB		4-1 1-2 IBB		0-3 K
Mike Haney, R Chuck McElroy, L Shawn Boskie, R Paul Assenmacher, L Bob Searles, R Joe Grand, R Ken Patterson, L Jeff Robinson, R Luiz Salazar, R		0-2 G5-3		2-1 23 HR 1B		0-3 K		2-1 K	2-1 1-3 1B		1-2 G5-3		

Inning Stats	R: 0	H: 0	E: 0	LOB: 0	K: 0	BB: 0	S: 8	P: 13	R: 1	H: 2	E: 0	LOB: 2	K: 0	BB: 1	S: 12	P: 20	R: 0	H: 1	E: 0	LOB: 1	K: 1	BB: 0	S: 8	P: 11	R: 0	H: 1	E: 0	LOB: 0	K: 0	BB: 0	S: 10	P: 11	R: 2	H: 2	E: 0	LOB: 0	K: 0	BB: 0	S: 8	P: 12	R: 0	H: 0	E: 0	LOB: 0	K: 1	BB: 0	S: 6	P: 11	R: 1	H: 2	E: 0	LOB: 0	K: 1	BB: 0	S: 9	P: 15	R: 0	H: 1	E: 0	LOB: 2	K: 0	BB: 1	S: 10	P: 17	R: 0	H: 0	E: 0	LOB: 0	K: 1	BB: 0	S: 5	P: 9	R: 0	H: 1	E: 0	LOB: 2	K: 0	BB: 1	S: 9	P: 17	R: 0	H: 1	E: 1	LOB: 1	K: 0	BB: 1	S: 8	P: 17	R: 0	H: 1	E: 0	LOB: 1	K: 3	BB: 0	S: 11	P: 15	R: 0	H: 1	E: 0	LOB: 1	K: 3	BB: 0	S: 11	P: 15	R: 0	H: 1	E: 0	LOB: 1	K: 3	BB: 0	S: 11	P: 15	R: 0	H: 1	E: 0	LOB: 1	K: 3	BB: 0	S: 11	P: 15	R: 0	H: 1	E: 0	LOB: 1	K: 3	BB: 0	S: 11	P: 15	R: 0	H: 1	E: 0	LOB: 1	K: 3	BB: 0	S: 11	P: 15	R: 0	H: 1	E: 0	LOB: 1	K: 3	BB: 0	S: 11	P: 15
--------------	------	------	------	--------	------	-------	------	-------	------	------	------	--------	------	-------	-------	-------	------	------	------	--------	------	-------	------	-------	------	------	------	--------	------	-------	-------	-------	------	------	------	--------	------	-------	------	-------	------	------	------	--------	------	-------	------	-------	------	------	------	--------	------	-------	------	-------	------	------	------	--------	------	-------	-------	-------	------	------	------	--------	------	-------	------	------	------	------	------	--------	------	-------	------	-------	------	------	------	--------	------	-------	------	-------	------	------	------	--------	------	-------	-------	-------	------	------	------	--------	------	-------	-------	-------	------	------	------	--------	------	-------	-------	-------	------	------	------	--------	------	-------	-------	-------	------	------	------	--------	------	-------	-------	-------	------	------	------	--------	------	-------	-------	-------	------	------	------	--------	------	-------	-------	-------

PITCHER	IP	WLS	BF	H	R	ER	SO	BB	IBB	HBP	BLK	WP	HR	S	P	ERA	WHIP
Tim Crews, R ERA: 4.87 <i>(1, 1)</i>	6.0		24	6	3	3	2	0	1	0	0	0	1	52	78	4.50	1.000
Steve Wilson, L ERA: 4.42 <i>(7, 1)</i>	1.0		4	1	0	0	1	0	0	0	0	0	0	8	12	0.00	1.000
Jim Gott, R ERA: 1.74 <i>(8, 1)</i>	2.0		9	3	1	1	1	1	0	0	0	0	1	19	32	4.50	2.000
Roger McDowell, R ERA: 3.99 <i>(10, 1)</i>	3.1	W	13	1	0	0	2	0	2	1	0	0	0	25	48	0.00	0.300
John Candelaria, L ERA: 2.78 <i>(13, 1)</i>	0.2	S	3	1	0	0	2	0	0	0	0	0	0	8	10	0.00	1.500

Los Angeles Dodgers @ Chicago Cubs
 Wrigley Field, Chicago, IL
 Tue Sep 01 1992, 3:33 AM CDT
 Att: 14,981 - Sunny - 73 F


AB	R	H	RBI	BB	SO	LOB
6	0	1	0	0	0	4
6	2	3	3	0	2	1
5	0	0	0	1	0	1
3	1	1	0	0	0	1
2	0	1	0	0	0	0
1	0	0	0	0	0	2
0	0	0	0	0	0	0
6	0	1	0	0	3	1
6	0	1	0	0	0	2
4	0	1	1	0	0	1
1	0	0	0	0	1	1
3	0	1	0	3	1	1
2	1	1	0	0	0	2
0	0	0	0	0	0	0
1	0	0	0	0	0	0
1	0	0	0	0	0	2

AB	48	R	4	H	12	RBI	4	BB	4	SO	8	LOB	20
----	----	---	---	---	----	-----	---	----	---	----	---	-----	----

WP: 0 PA: 54
 PB: 0
 SB: 1
 CS: 2



PITCHER	IP	WLS	BF	H	R	ER	SO	BB	IBB	HBP	BLK	WP	HR	S	P	ERA	WHIP
---------	----	-----	----	---	---	----	----	----	-----	-----	-----	----	----	---	---	-----	------

Batter	1	2	3	4	5	6	7	8	9	AB R H RBI BB SO LOB	TOP	
Brett Butler, L OBP: 0.414, SLG: 0.402 (1, 8) BB BB	4-0 G1-3 G5-3 BB		3-2 L3			1-2 F8			0-1 B2-3	3 0 0 0 1 0 1		
Lenny Harris, L OBP: 0.324, SLG: 0.315 (1, 4) (8, 6) SAFE P X	2-1 G5-3			1-2 G1-6-3 1B		1-1 F9			0-0 F7	4 0 1 0 0 0 2		
Henry Rodriguez, L OBP: 0.260, SLG: 0.368 (1, 9) X	0-0 G1-3			0-1 G1-6-3 1-2f		1-1 F8			1-2 G3-1	4 0 0 0 0 0 3		
Eric Karros, R OBP: 0.298, SLG: 0.443 (1, 3) SAFE C F C	0-3 K			0-1 G6-3		2-2 F9				3 0 0 0 0 1 1		
Billy Ashley, R (1, 7)		1-1 F7			3-1 F9		0-1 G5-3			3 0 0 0 0 0 0		
Dave Hansen, L OBP: 0.295, SLG: 0.307 (1, 5)		3-2 F8			4-2 G4-6-3 BB		2-1 G4-6-3 1B			2 0 1 0 1 0 0		
Mike Scioscia, L OBP: 0.290, SLG: 0.274 (1, 2)		0-0 G4-1			2-0 G4-6-3 1-2f		1-0 G4-6-3 1-2f			3 0 0 0 0 0 2		
Rafael Bournigal, R (1, 6) Mitch Webster, S OBP: 0.324, SLG: 0.393 (8, PH) Eric Young Sr., R OBP: 0.229, SLG: 0.179 (8, 4)			0-1 G4-3			0-2 G4-3		1-3 K		2 0 0 0 0 0 0 1 0 0 0 0 1 0 0 0 0 0 0 0 0		
Bob Ojeda, L OBP: 0.087, SLG: 0.111 (1, 1) Steve Wilson, L OBP: 0.333, SLG: 0.333 (5, 1) Todd Benzinger, S OBP: 0.265, SLG: 0.331 (6, PH) Kip Gross, R OBP: 1.000, SLG: 1.000 (6, 1) Tom Goodwin, L OBP: 0.233, SLG: 0.214 (9, PH)		2-1 G4-3				3-2 HR		4-2 F7 B2-3 BB		1 0 0 0 0 0 0 0 0 0 0 0 0 0 1 1 1 1 0 0 0 0 0 0 0 0 0 0 0 0 0 0 1 0 0		
Inning Stats	R: 0 H: 0 E: 0 LOB: 1 K: 1 BB: 1 S: 7 P: 12	R: 0 H: 0 E: 0 LOB: 0 K: 0 BB: 0 S: 6 P: 10	R: 0 H: 0 E: 0 LOB: 0 K: 0 BB: 0 S: 7 P: 12	R: 0 H: 1 E: 0 LOB: 0 K: 0 BB: 0 S: 7 P: 8	R: 0 H: 0 E: 0 LOB: 0 K: 0 BB: 1 S: 5 P: 14	R: 1 H: 1 E: 0 LOB: 0 K: 0 BB: 0 S: 11 P: 16	R: 0 H: 0 E: 0 LOB: 0 K: 0 BB: 0 S: 7 P: 10	R: 0 H: 1 E: 0 LOB: 0 K: 1 BB: 0 S: 6 P: 10	R: 0 H: 0 E: 0 LOB: 1 K: 0 BB: 1 S: 10 P: 15	1B: 2 SF: 0 2B: 0 SAC: 0 3B: 0 DP: 3 HR: 1 HBP: 0	WP: 0 PA: 30 PB: 0 SB: 0 CS: 0	
PITCHER Mike Morgan, R ERA: 2.32 (1, 1)	IP WLS BF H R ER SO BB IBB HBP BLK WP HR S P ERA WHIP	9.0 W 30 3 1 1 2 3 0 0 0 0 1 66 107 1.00 0.667										

Los Angeles Dodgers @ Chicago Cubs
Wrigley Field, Chicago, IL
Wed Sep 02 1992, 3:33 AM CDT
Att. 15,445 - Overcast - 72 F

AB	27
R	1
H	3
RBI	1
BB	3
SO	2
LOB	9



Batter	1	2	3	4	5	6	7	8	9	AB R H RBI BB SO LOB
Doug Dascenzo, S OBP: 0.299, SLG: 0.312 (1, 8) X	0-0 SH 23 1B 2B	1-0 G5-3		1-1 FC5-4 1-2f		0-2 G4-3		1-1 1B 1-3 2-H		5 1 2 0 0 0 2
Rey Sanchez, R OBP: 0.288, SLG: 0.345 (1, 6) X	0-0 SH 23 1B 2-3		0-0 P3		1-0 L7	0-1 G1-3		2-3 K		4 0 0 0 0 1 2
23 Ryne Sandberg, R OBP: 0.361, SLG: 0.479 (1, 4) B F X	1-1 BB 1-2 3-H 1B		1-3 K		1-0 1B 3B 1B	1-3 K				4 1 2 1 0 2 0
Steve Buechele, R OBP: 0.329, SLG: 0.379 (1, 5) X	0-0 P2		3-1 G4-3		1-0 3B 1B		2-1 G5-3			4 1 1 0 0 0 2
Luis Salazar, R OBP: 0.234, SLG: 0.289 (1, 7) B F X	2-1 L9			0-0 E7 1B	1-1 1B 3B		0-1 G1-3			4 2 1 2 0 0 2
Hector Villanueva, R OBP: 0.239, SLG: 0.265 (1, 3) B C F B B	4-2 1-2 2-3 BB		1-0 G4-3		4-0 1B IBB		1-2 G6-3			2 0 0 0 2 0 1
Derrick May, L OBP: 0.311, SLG: 0.359 (1, 9) S B X	1-1 F9		2-1 1B CS 1B		0-1 1-2 3-H 1B		0-1 FC1-5 1B 1B			4 0 3 2 0 0 3
Joe Girardi, R OBP: 0.330, SLG: 0.311 (1, 2) S B F B S		2-3 K	1-2 CS 1B		2-3 K		0-0 FC1-5 1B 1B			4 0 2 0 0 2 2
Mike Morgan, R OBP: 0.111, SLG: 0.083 (1, 1) B S S X		1-1 G6-3	4-1 FC5-4 BB		0-0 G5-3		0-0 FC1-5 1B 1-2 2-3f			3 0 0 0 1 0 4

Inning Stats	R: 1 E: 1 K: 0 S: 11	H: 2 LOB: 3 BB: 1 P: 19	R: 0 E: 0 K: 1 S: 6	H: 0 LOB: 0 BB: 0 P: 10	R: 0 E: 0 K: 1 S: 7	H: 0 LOB: 0 BB: 0 P: 11	R: 1 E: 1 K: 0 S: 10	H: 2 LOB: 2 BB: 1 P: 19	R: 3 E: 0 K: 1 S: 11	H: 4 LOB: 2 BB: 1 P: 21	R: 0 E: 0 K: 1 S: 9	H: 0 LOB: 0 BB: 0 P: 10	R: 0 E: 0 K: 0 S: 7	H: 0 LOB: 0 BB: 0 P: 10	R: 0 E: 0 K: 1 S: 9	H: 3 LOB: 2 BB: 0 P: 12
	1B: 9 2B: 1 3B: 1 HR: 0	SF: 0 SAC: 1 DP: 0 HBP: 0	WP: 0 PA: 38													

PITCHER	IP	WLS	BF	H	R	ER	SO	BB	IBB	HBP	BLK	WP	HR	S	P	ERA	WHIP
Bob Ojeda, L ERA: 3.45 (1, 1)	4.1	L	25	8	5	4	2	2	1	0	0	0	0	41	74	8.31	2.308
Steve Wilson, L ERA: 4.37 (5, 1)	0.2		2	0	0	0	1	0	0	0	0	0	0	4	6	0.00	0.000
Kip Gross, R ERA: 2.57 (6, 1)	3.0		11	3	0	0	2	0	0	0	0	0	0	25	32	0.00	1.000

BOTTOM

Los Angeles Dodgers @ Chicago Cubs

Wrigley Field, Chicago, IL

Wed Sep 02 1992, 3:33 AM CDT
Att. 15,445 - Overcast - 72 F

livebaseballscorecards.com

AB	34
R	5
H	11
RBI	5
BB	3
SO	5
LOB	18



Los Angeles Dodgers @ Pittsburgh Pirates
 Three Rivers Stadium, Pittsburgh, PA

AB	33
R	5
H	7
RBI	5
BB	3
SO	7
LOB	14



Fri Sep 04 1992, 7:05 PM EDT
 Att. 30,341 - Cloudy - 76 F

Batter	1	2	3	4	5	6	7	8	9	AB R H RBI BB SO LOB	TOP													
Eric Young Sr., R (1, 4) OBP: 0.241, SLG: 0.195	0-1 B5-3		1-1 FC4-6 1B		0-0 1B			1-2 G3		4 0 2 1 0 0 0														
Brett Butler, L (1, 8) OBP: 0.411, SLG: 0.398	0-3 K		0-0 FC4-6 FC6-4 1-2f 2-3		0-0 B2-3			3-2 G6-3		4 0 0 0 0 1 3														
Eric Davis, R (1, 7) OBP: 0.326, SLG: 0.323	4-1 S BB		0-0 FC6-4 1-2f				0-0 P9		0-2 F9	3 0 0 0 1 0 2														
Eric Karros, R (1, 3) OBP: 0.298, SLG: 0.440	3-2 F7						0-1 F9		4-0 1B BB HR BB	3 0 0 0 1 0 1														
Tom Goodwin, L (9, PR) OBP: 0.233, SLG: 0.214										0 1 0 0 0 0 0														
Dave Hansen, L (9, 5) OBP: 0.295, SLG: 0.307										0 0 0 0 0 0 0														
Mike Piazza, R (1, 2) OBP: 0.750, SLG: 0.833		3-2 G6-3 1B					1-2 G1-3		4-2 1B HR BB	3 0 1 0 1 1 0														
Lenny Harris, L (9, PR) OBP: 0.324, SLG: 0.315										0 1 0 0 0 0 0														
Billy Ashley, R (1, 9)		2-3 K							0-3 K	4 0 0 0 0 3 3														
Mike Sharperson, R (1, 5) OBP: 0.400, SLG: 0.406			1 SAFE 0-1 G6-3						2-2 HR 1B	3 1 1 0 0 0 1														
Darryl Strawberry, L (9, PH) OBP: 0.319, SLG: 0.388										1 1 1 0 0 0 0														
Steve Wilson, L (9, 1) OBP: 0.333, SLG: 0.333										0 0 0 0 0 0 0														
Jim Gott, R (9, 1) OBP: 0.500, SLG: 0.500										0 0 0 0 0 0 0														
Jay Howell, R (9, 1)										0 0 0 0 0 0 0														
Rafael Bournigal, R (1, 6) OBP: 0.143, SLG: 0.143																								
Todd Benzinger, S (9, PH) OBP: 0.268, SLG: 0.344										1 1 1 4 0 0 0														
Kevin Gross, R (1, 1) OBP: 0.115, SLG: 0.080																								
Mitch Webster, S (8, PH) OBP: 0.322, SLG: 0.391																								
Roger McDowell, R (8, 1) OBP: 0.321, SLG: 0.341																								
Carlos Hernandez, R (9, PH) OBP: 0.321, SLG: 0.341																								
Inning Stats	R: 0 E: 0 K: 1 S: 11	H: 0 LOB: 1 BB: 1 P: 18	R: 0 E: 0 K: 1 S: 9	H: 1 LOB: 0 BB: 0 P: 14	R: 0 E: 0 K: 1 S: 9	H: 2 LOB: 2 BB: 0 P: 12	R: 0 E: 0 K: 2 S: 7	H: 0 LOB: 0 BB: 0 P: 10	R: 1 E: 0 K: 0 S: 8	H: 2 LOB: 1 BB: 0 P: 10	R: 0 E: 0 K: 0 S: 6	H: 0 LOB: 0 BB: 0 P: 7	R: 0 E: 0 K: 1 S: 5	H: 0 LOB: 0 BB: 0 P: 5	R: 0 E: 0 K: 0 S: 12	H: 0 LOB: 0 BB: 0 P: 18	R: 4 E: 0 K: 1 S: 14	H: 2 LOB: 1 BB: 2 P: 24	1B: 6 2B: 0 3B: 0 HR: 1	SF: 0 SAC: 0 DP: 1 HBP: 0	WP: 0 PB: 1 SB: 1 CS: 0	PA: 36		
PITCHER	IP	WLS	BF	H	R	ER	SO	BB	IBB	HBP	BLK	WP	HR	S	P	ERA	WHIP							
Randy Tomlin, L (1, 1) ERA: 3.41	8.0		29	5	1	0	6	1	0	0	0	0	0	67	94	0.00	0.750							
Roger Mason, R (9, 1) ERA: 4.14	0.2		4	0	2	2	1	2	0	0	0	0	0	9	17	27.00	3.000							
Bob Patterson, L (9, 1) ERA: 2.53	0.1	W	3	2	2	2	0	0	0	0	0	0	1	5	7	54.00	6.000							

Batter	1	2	3	4	5	6	7	8	9	AB	R	H	RBI	BB	SO	LOB
Alex Cole, L OBP: 0.343, SLG: 0.351 (1, 9)	0-0 G4-3		3-2 G6-3		3-2 G4-3		3-1 G4-3	4-2 BB		4	0	0	0	1	0	1
Jay Bell, R OBP: 0.330, SLG: 0.375 (1, 6)	2-3 K		0-0 P7		0-0 HR		1-3 K	0-1 P4		5	1	1	2	0	2	2
Andy Van Slyke, L OBP: 0.400, SLG: 0.518 (1, 8)	2-1 2B		1-2 G4-3		2-1 2B		1-1 2B		2-2 F9	5	0	3	0	0	0	0
Barry Bonds, L OBP: 0.441, SLG: 0.580 (1, 7)	4-1 FC6-4 BB			1-1 F8	4-0 IBB		4-0 IBB		4-2 S 1B BB	1	1	0	0	4	0	0
Jeff King, R OBP: 0.265, SLG: 0.368 (1, 5)	0-0 FC6-4 1-2f			2-1 1B	2-2 G4-3		0-1 G4-3		2-2 1B FC 1B	5	1	2	1	0	0	6
Orlando Merced, S OBP: 0.323, SLG: 0.381 (1, 3)		0-0 F7		0-0 F8		4-1 BB		1-0 G4-3 G6-3 2B	1-1 FC 1B 1B	4	2	2	0	1	0	1
Michael LaValiere, L OBP: 0.351, SLG: 0.344 (1, 2)		2-1 G6-3		0-2 P6		1 SAFE 2-0 F9		0-0 G4-3	1-1 FC 1B	5	0	0	1	0	0	4
Carlos Garcia, R OBP: 0.267, SLG: 0.267 Cecil Espy, S OBP: 0.306, SLG: 0.335 (9, PH)		2-2 1B			0-1 G4-3 SH3-4 HR 1B		1-1 F9		0-3 K 3-H	4	1	2	1	0	0	1
Randy Tomlin, L OBP: 0.186, SLG: 0.143 Gary Varsho, L OBP: 0.265, SLG: 0.333 Roger Mason, R OBP: 0.429, SLG: 0.500 Don Slaught, R OBP: 0.379, SLG: 0.476 (9, PH)		1-0 G5-4-3			1-0 SH3-4		2-2 G3		0-0 S BB 1-2 2-H 1B	2	0	0	0	0	0	2

Inning Stats	R: 0	H: 1	E: 0	LOB: 2	K: 1	P: 16	R: 0	H: 1	E: 0	LOB: 1	K: 0	P: 13	R: 0	H: 0	E: 0	LOB: 0	K: 0	P: 13	R: 0	H: 1	E: 0	LOB: 1	K: 0	P: 12	R: 2	H: 3	E: 0	LOB: 2	K: 0	P: 24	R: 0	H: 0	E: 0	LOB: 1	K: 0	P: 17	R: 0	H: 1	E: 0	LOB: 2	K: 1	P: 18	R: 1	H: 1	E: 0	LOB: 2	K: 0	P: 20	R: 3	H: 3	E: 0	LOB: 2	K: 1	P: 26	1B: 6	SF: 0	2B: 4	SAC: 1	3B: 0	DP: 0	HR: 1	HBP: 0
--------------	------	------	------	--------	------	-------	------	------	------	--------	------	-------	------	------	------	--------	------	-------	------	------	------	--------	------	-------	------	------	------	--------	------	-------	------	------	------	--------	------	-------	------	------	------	--------	------	-------	------	------	------	--------	------	-------	------	------	------	--------	------	-------	-------	-------	-------	--------	-------	-------	-------	--------

PITCHER	IP	WLS	BF	H	R	ER	SO	BB	IBB	HBP	BLK	WP	HR	S	P	ERA	WHIP
Kevin Gross, R ERA: 3.35	(1, 1)	7.0	32	7	2	2	2	2	2	0	0	0	1	63	113	2.57	1.286
Roger McDowell, R ERA: 4.06	(8, 1)	1.0	6	1	1	1	0	2	0	0	0	0	0	12	20	9.00	3.000
Steve Wilson, L ERA: 4.5	(9, 1)	0.1	2	0	1	1	0	1	0	0	0	0	0	5	11	27.00	3.000
Jim Gott, R ERA: 1.96	(9, 1)	0.0	L	2	2	0	0	0	0	0	0	0	0	5	8	∞	∞
Jay Howell, R ERA: 1.38	(9, 1)	0.1	3	1	2	2	1	0	0	0	0	0	0	6	7	54.00	3.000

BOTTOM

Los Angeles Dodgers @ Pittsburgh Pirates
Three Rivers Stadium, Pittsburgh, PA

Fri Sep 04 1992, 7:05 PM EDT
Att: 30,341 - Cloudy - 76 F

livebaseballscorecards.com

AB	37
R	6
H	11
RBI	6
BB	7
SO	3
LOB	19



WP: 0	PA: 45
PB: 0	
SB: 2	
CS: 0	

Batter	1	2	3	4	5	6	7	8	9	AB R H RBI BB SO LOB	TOP									
Brett Butler, L (1, 8) OBP: 0.410, SLG: 0.396	0-1 F7		2-2 G3			0-0 P6			4-1 G4-6-3 BB	3 0 0 0 1 0 0										
Lenny Harris, L (1, 4) OBP: 0.323, SLG: 0.314	0-1 G6-4-3 1B			0-1 B1-3		0-1 G6-3			0-1 G4-6-3 1-2f	4 0 1 0 0 0 1										
Eric Davis, R (1, 7) OBP: 0.325, SLG: 0.322	2-0 G6-4-3 1-2f			2-2 L4		1-1 G4-3			2-2 1B	4 0 1 0 0 0 1										
Eric Karros, R (1, 3) OBP: 0.297, SLG: 0.441		1-1 F8		2-0 G6-3		1-1 2B			1-3 K	4 1 1 0 0 1 1										
Henry Rodriguez, L (1, 9) OBP: 0.262, SLG: 0.378		2-0 F7			3-3 K					3 0 1 1 0 1 0										
Mike Scioscia, L (1, 2) OBP: 0.290, SLG: 0.278		1-0 2B			0-1 F9					3 0 1 0 0 0 1										
Dave Hansen, L (1, 5) OBP: 0.295, SLG: 0.308		1-1 G4-3			1-1 G5-3				0-0 G6-3 1B	3 0 1 0 0 0 1										
Rafael Bourquigal, R (1, 6) OBP: 0.125, SLG: 0.125			1-1 G6-3			3-1 F8			1-1 G6-3 1-2f	1 0 0 0 0 0 0										
Todd Benzinger, S (6, PH) OBP: 0.267, SLG: 0.343										1 0 0 0 0 0 0										
Eric Young Sr., R (6, 4) OBP: 0.239, SLG: 0.193										1 0 0 0 0 0 1										
Orel Hershiser, R (1, 1) OBP: 0.230, SLG: 0.305			3-2 G6-3			3-2 P6			1-3 K	1 0 0 0 0 0 0										
Mitch Webster, S (6, PH) OBP: 0.321, SLG: 0.389										1 0 0 0 0 0 0										
Kip Gross, R (6, 1) OBP: 1.000, SLG: 1.000										0 0 0 0 0 0 0										
Billy Ashley, R (8, PH)										1 0 0 0 0 1 0										
Steve Wilson, L (8, 1) OBP: 0.333, SLG: 0.333										0 0 0 0 0 0 0										
Inning Stats	R: 0 E: 0 K: 0 S: 5	H: 1 LOB: 0 BB: 0 P: 7	R: 0 E: 0 K: 0 S: 6	H: 1 LOB: 1 BB: 0 P: 11	R: 0 E: 0 K: 0 S: 8	H: 0 LOB: 0 BB: 0 P: 14	R: 0 E: 0 K: 0 S: 8	H: 0 LOB: 0 BB: 0 P: 12	R: 0 E: 0 K: 1 S: 9	H: 0 LOB: 0 BB: 0 P: 13	R: 1 E: 0 K: 0 S: 10	H: 2 LOB: 1 BB: 0 P: 14	R: 0 E: 0 K: 1 S: 6	H: 1 LOB: 0 BB: 0 P: 8	R: 0 E: 0 K: 1 S: 12	H: 1 LOB: 1 BB: 1 P: 19	1B: 3 2B: 3 3B: 0 HR: 0	SF: 0 SAC: 0 DP: 3 HBP: 0	WP: 0 PB: 0 SB: 0 CS: 0	PA: 31
PITCHER Bob Walk, R (1, 1) ERA: 2.98	IP: 9.0 WLS: W BF: 31 H: 6 R: 1 ER: 1 SO: 3 BB: 1 IBB: 0 HBP: 0 BLK: 0 WP: 0 HR: 0 S: 70 P: 110 ERA: 1.00 WHIP: 0.778																			

Los Angeles Dodgers @ Pittsburgh Pirates
Three Rivers Stadium, Pittsburgh, PA
 Sat Sep 05 1992, 7:05 PM EDT
 Att. 41,420 - Cloudy - 75 F

livebaseballscorecards.com

AB	30
R	1
H	6
RBI	1
BB	1
SO	3
LOB	6



BOTTOM

Los Angeles Dodgers @ Pittsburgh Pirates
Three Rivers Stadium, Pittsburgh, PA

Sat Sep 05 1992 7:05 PM EDT
Att: 41,420 - Cloudy - 75 F

livebaseballscorecards.com

AB	30
R	6
H	10
RBI	6
BB	6
SO	4
LOB	13



WP:	0	PA:	38
PB:	0	SB:	2
CS:	1		

AB R H RBI BB SO LOB

3	1	1	0	2	0	2	
4	0	1	0	0	0	2	
4	1	0	0	0	1	2	
2	2	1	3	2	0	0	
4	2	3	1	0	0	1	
3	0	2	1	1	1	0	
3	0	0	0	1	0	3	
3	0	1	1	0	1	0	
4	0	1	0	0	1	3	
1B:	8	SF:	1	WP:	0	PA:	38
2B:	2	SAC:	0	PB:	0	SB:	2
3B:	0	DP:	3	CS:	1		
HR:	1	HBP:	0				

9

R: 2	H: 3	BB	IBB	HBP	BLK	WP	HR	S	P	ERA	WHIP
E: 1	LOB: 2										
K: 0	BB: 1										
S: 24	P: 34										

8

R: 0	H: 0	BB	IBB	HBP	BLK	WP	HR	S	P	ERA	WHIP
E: 0	LOB: 0										
K: 0	BB: 0										
S: 4	P: 4										

7

R: 0	H: 1	BB	IBB	HBP	BLK	WP	HR	S	P	ERA	WHIP
E: 0	LOB: 1										
K: 1	BB: 0										
S: 9	P: 9										

R: 0	H: 0	BB	IBB	HBP	BLK	WP	HR	S	P	ERA	WHIP
E: 0	LOB: 0										
K: 0	BB: 0										
S: 7	P: 14										

6

R: 0	H: 0	BB	IBB	HBP	BLK	WP	HR	S	P	ERA	WHIP
E: 0	LOB: 0										
K: 0	BB: 1										
S: 9	P: 16										

R: 0	H: 0	BB	IBB	HBP	BLK	WP	HR	S	P	ERA	WHIP
E: 0	LOB: 1										
K: 2	BB: 1										
S: 9	P: 16										

5

R: 0	H: 0	BB	IBB	HBP	BLK	WP	HR	S	P	ERA	WHIP
E: 0	LOB: 0										
K: 0	BB: 1										
S: 7	P: 14										

R: 0	H: 0	BB	IBB	HBP	BLK	WP	HR	S	P	ERA	WHIP
E: 0	LOB: 1										
K: 2	BB: 1										
S: 9	P: 16										

4

R: 0	H: 0	BB	IBB	HBP	BLK	WP	HR	S	P	ERA	WHIP
E: 0	LOB: 1										
K: 2	BB: 1										
S: 9	P: 16										

R: 3	H: 4	BB	IBB	HBP	BLK	WP	HR	S	P	ERA	WHIP
E: 0	LOB: 1										
K: 0	BB: 1										
S: 16	P: 23										

3

R: 1	H: 2	BB	IBB	HBP	BLK	WP	HR	S	P	ERA	WHIP
E: 0	LOB: 2										
K: 0	BB: 1										
S: 10	P: 16										

R: 0	H: 0	BB	IBB	HBP	BLK	WP	HR	S	P	ERA	WHIP
E: 0	LOB: 0										
K: 1	BB: 1										
S: 7	P: 13										

2

R: 0	H: 0	BB	IBB	HBP	BLK	WP	HR	S	P	ERA	WHIP
E: 0	LOB: 0										
K: 1	BB: 1										
S: 7	P: 13										

R: 0	H: 0	BB	IBB	HBP	BLK	WP	HR	S	P	ERA	WHIP
E: 0	LOB: 0										
K: 1	BB: 1										
S: 7	P: 13										

1

R: 0	H: 0	BB	IBB	HBP	BLK	WP	HR	S	P	ERA	WHIP
E: 0	LOB: 0										
K: 1	BB: 1										
S: 7	P: 13										

R: 0	H: 0	BB	IBB	HBP	BLK	WP	HR	S	P	ERA	WHIP
E: 0	LOB: 0										
K: 1	BB: 1										
S: 7	P: 13										

Batter

Alex Cole, L	(1, 9)	B F B B B	4-2	G4-6-3 BB	X	0-0	FC3-6 1B HR	C B B B B	4-2	BB
Jay Bell, R	(1, 6)	C X	0-1	G4-6-3 1-2f	B 1 SAFE X	1-0	FC3-6 1B	1 SAFE X	0-0	P6
Andy Van Slyke, L	(1, 8)	B C B C	2-3	K	X	0-0	FC3-6 1-2f HR	B C X	1-1	G4-3
Barry Bonds, L	(1, 7)				X	0-0	G4-3	C F B B F B	4-1	FC5-4 BB
Jeff King, R	(1, 5)	B C X	1-1	1B SF9	B C F X	0-2	S	B 1 SAFE 1 SAFE F X	2-1	FC5-4 CS
Orlando Merced, S	(1, 3)	X	0-0	SF9 BB	B 1 SAFE SAFE B B F B	4-2	G4-6-3	C C	0-2	CS
Michael LaValliere, L	(1, 2)	C B B F B	4-2	FC6-4 BB	C X	0-1	G4-6-3	X	0-0	G1-5-3
Carlos Garcia, R	(1, 4)	C X	0-1	SF9	B C X	1-3	K2-3	C S X	0-2	1B
Bob Walk, R	(1, 1)	B F X	1-1	FC6-4	B F X	2-3	K	S X	0-1	G1-3

Inning Stats

PITCHER	IP	WLS	BF	H	R	ER	SO	BB	IBB	HBP	BLK	WP	HR	S	P	ERA	WHIP	
Orel Hershiser, R	(1, 1)	5.0	L	23	6	4	4	3	5	0	0	0	0	1	49	82	7.20	2.200
Kip Gross, R	(6, 1)	2.0		7	1	0	0	1	0	0	0	0	0	13	13	0.00	0.500	
Steve Wilson, L	(8, 1)	1.0		7	3	2	2	0	1	0	0	0	0	24	34	18.00	4.000	

Los Angeles Dodgers @ Pittsburgh Pirates
 Three Rivers Stadium, Pittsburgh, PA

Sun Sep 06 1992, 3:33 AM EDT
 Att. 20,362 - Cloudy - 80 F

AB	37
R	7
H	13
RBI	7
BB	5
SO	2
LOB	23



WP:	0	PA:	44
PB:	0		
SB:	1		
CS:	0		

AB R H RBI BB SO LOB

3	1	2	0	0	0	0
2	1	1	1	0	0	0
4	2	2	0	1	0	3
3	1	1	2	1	0	2
5	0	3	3	0	1	3
5	0	0	0	0	1	6
3	0	2	0	1	0	0
0	0	0	0	1	0	0
5	0	1	1	0	0	6
4	1	0	0	1	0	3
2	1	1	0	0	0	0
1	0	0	0	0	0	0
0	0	0	0	0	0	0

Batter	1	2	3	4	5	6	7	8	9
Eric Young Sr. R (1, 4) OBP: 0.253, SLG: 0.209 Lenny Harris L (7, PH) OBP: 0.324, SLG: 0.316 (7, 4)	1-2 FC5-4 1B		0-1 F7		2-0 E 1B		3-2 2B 2B 1B	0-0 G4-3	
Mike Sharperson R (1, 5) OBP: 0.403, SLG: 0.411	0-0 FC5-4 1-2f 1B			2-1 FC4-6 1B	0-0 F9 1B		2-1 2B 2B	4-1 G6-3 SH 1B BB	
Mitch Webster S (1, 8) OBP: 0.324, SLG: 0.393 (8, 7)	1-0 G5-4-3 1-2f 1B			0-1 FC4-6 1B	1-1 E6 2B		4-1 2B BB	0-0 SH 1B G6-3	
Eric Karros R (1, 3) OBP: 0.301, SLG: 0.445		1-1 G4-6-3 1B		1-1 1B 1B	2-3 K		3-2 2B	0-1 F8	
Mike Piazza R (1, 2) OBP: 0.462, SLG: 0.455		2-0 G4-6-3 1-2f 1B		1-2 F9 1B		0-0 G5-3 K	1-3 K	0-1 G6-3 1-2 2-3	
Todd Benzinger S (1, 7) OBP: 0.273, SLG: 0.346 Brett Butler L (8, 8) OBP: 0.411, SLG: 0.396		0-1 1B		1-0 FC5-4 1B		0-1 F9	4-0 IBB	4-0 1B IBB	
Billy Ashley R (1, 9) OBP: 0.077, SLG: 0.077		0-0 F7		0-0 FC5-4 1-2f 1B		1-0 F9	1-2 F8	0-2 1B	
Rafael Bournigal R (1, 6) OBP: 0.154, SLG: 0.083			1-2 F8		1-0 G6-3		4-1 SH1-4 1B BB	0-0 F7	1-0 F8
Tom Candiotti R (1, 1) OBP: 0.122, SLG: 0.125 Carlos Hernandez R (8, PH) OBP: 0.319, SLG: 0.339 Jay Howell R (8, 1)			1-1 G6-3		0-1 1B E 2B		0-0 SH1-4 1-2	0-0 L5	

Inning Stats	R: 0 H: 1 E: 0 K: 0 S: 6	R: 0 H: 2 E: 0 K: 0 S: 6	R: 0 H: 0 E: 0 K: 0 S: 8	R: 1 H: 3 E: 0 K: 0 S: 12	R: 2 H: 3 E: 1 K: 1 S: 13	R: 0 H: 0 E: 0 K: 0 S: 4	R: 3 H: 3 E: 0 K: 1 S: 19	R: 0 H: 0 E: 0 K: 0 S: 3	R: 1 H: 1 E: 0 K: 0 S: 10	1B: 9 SF: 0 2B: 4 SAC: 2 3B: 0 DP: 2 HR: 0 HBP: 0
--------------	--------------------------	--------------------------	--------------------------	---------------------------	---------------------------	--------------------------	---------------------------	--------------------------	---------------------------	--

PITCHER	IP	WLS	BF	H	R	ER	SO	BB	IBB	HBP	BLK	WP	HR	S	P	ERA	WHIP
Danny Jackson L (1, 1) ERA: 3.89	6.1		27	9	4	4	1	1	0	0	0	0	0	51	74	5.68	1.579
Danny Cox R (7, 1) ERA: 5.21	0.0	L	4	3	2	2	0	1	0	0	0	0	0	11	22	∞	∞
Roger Mason R (7, 1) ERA: 4.11	0.2		3	0	0	0	1	0	1	0	0	0	0	6	12	0.00	0.000
Denny Neagle L (8, 1) ERA: 4.23	1.0		3	0	0	0	0	0	0	0	0	0	0	3	3	0.00	0.000
Stan Belinda R (9, 1) ERA: 2.93	1.0		7	1	1	1	0	1	1	0	0	0	0	10	19	9.00	2.000

PITCHER	IP	WLS	BF	H	R	ER	SO	BB	IBB	HBP	BLK	WP	HR	S	P	ERA	WHIP
---------	----	-----	----	---	---	----	----	----	-----	-----	-----	----	----	---	---	-----	------

BOTTOM

Los Angeles Dodgers @ Pittsburgh Pirates
Three Rivers Stadium, Pittsburgh, PA

Sun Sep 06 1992, 3:33 AM EDT
Att. 20,362 - Cloudy - 80 F

livebaseballscorecards.com

AB	31
R	5
H	9
RBI	5
BB	4
SO	5
LOB	15



WP:	1	PA:	41
PB:	1		
SB:	0		
CS:	0		

AB R H RBI BB SO LOB

5	1	2	1	0	1	2
4	1	1	0	0	0	2
4	0	1	1	0	0	1
2	2	2	1	3	0	0
3	0	1	2	0	0	1
2	0	0	0	1	0	3
4	0	0	0	0	1	6
3	1	1	0	0	1	0
1	0	0	0	0	1	0
0	0	0	0	0	0	0
2	0	1	0	0	1	0
0	0	0	0	0	0	0
0	0	0	0	0	0	0
0	0	0	0	0	0	0
1	0	0	0	0	0	0
0	0	0	0	0	0	0

Batter	1	2	3	4	5	6	7	8	9
Alex Cole, L OBP: 0.349, SLG: 0.352 (1, 9)	3-2 PB SH1-3 SF8 1B	0-0 G3		1-1 FC4-6 1-2f 3-H		3-1 1B		0-3 K	
Jay Bell, R OBP: 0.329, SLG: 0.375 (1, 6)	0-0 SH1-3 1-2		0-0 F9 SF8 2B	2-1 G6-4-3 1-2f		1 SAFE 0-0 F7		1-2 G5-3	
Andy Van Slyke, L OBP: 0.395, SLG: 0.512 (1, 8)	1-2 SF8 2-H		0-0 F9 2-3		1-0 G3-1		3-1 SH1-4 BB 1B	2-2 G4-3	
Barry Bonds, L OBP: 0.449, SLG: 0.597 (1, 7)	2-2 2B 1B		4-2 BB BB		4-1 CI BB		4-2 1 SAFE SH1-4 BB	3-2 HR	
Jeff King, R OBP: 0.269, SLG: 0.377 (1, 5) (9, 4)	2-2 WP 1-H 2B		0-1 SF8		1-1 F7		0-0 SH1-4	0-2 F8	
Orlando Merced, S OBP: 0.327, SLG: 0.381 (1, 3)	2-2 G3-1 2-3		4-1 1 SAFE BB		2-1 CI 1-2		2-1 L7		
Don Slaught, R OBP: 0.372, SLG: 0.467 (1, 2)		0-2 B2-3	2-1 F9		1-3 K		0-1 P9		
Carlos Garcia, R OBP: 0.273, SLG: 0.333 Gary Varsho, L OBP: 0.264, SLG: 0.331 Stan Belinda, R OBP: 0.500, SLG: 1.000 (1, 4) (8, PH) (9, 1)		3-3 K		2-2 SH FC4-6 2B		0-1 G5-3		2-3 K	
Danny Jackson, R OBP: 0.078, SLG: 0.075 Danny Cox, R OBP: 0.077, SLG: 0.077 Roger Mason, R Denny Neagle, L Cecil Espy, S OBP: 0.004, SLG: 0.333 John Wehner, R OBP: 0.273, SLG: 0.253 (1, 1) (7, 1) (7, 1) (8, 1) (8, PH) (9, 5)		0-2 1B		2-1 SH FC4-6 2-3		0-3 K		1-2 G3-1	

Inning Stats	R: 2 E: 0 K: 0 S: 19	H: 3 LOB: 1 BB: 0 P: 29	R: 0 E: 0 K: 1 S: 12	H: 1 LOB: 1 BB: 0 P: 15	R: 1 E: 0 K: 0 S: 9	H: 1 LOB: 2 BB: 2 P: 19	R: 1 E: 0 K: 0 S: 9	H: 1 LOB: 0 BB: 0 P: 16	R: 0 E: 1 K: 1 S: 9	H: 0 LOB: 2 BB: 1 P: 18	R: 0 E: 0 K: 1 S: 8	H: 1 LOB: 1 BB: 0 P: 11	R: 0 E: 0 K: 0 S: 10	H: 1 LOB: 2 BB: 1 P: 19	R: 0 E: 0 K: 2 S: 9	H: 0 LOB: 0 BB: 0 P: 12	R: 1 E: 0 K: 0 S: 12	H: 1 LOB: 0 BB: 0 P: 18	1B: 5 2B: 3 3B: 0 HR: 1	SF: 2 SAC: 3 DP: 1 HBP: 0
--------------	-------------------------------	----------------------------------	-------------------------------	----------------------------------	------------------------------	----------------------------------	------------------------------	----------------------------------	------------------------------	----------------------------------	------------------------------	----------------------------------	-------------------------------	----------------------------------	------------------------------	----------------------------------	-------------------------------	----------------------------------	----------------------------------	------------------------------------

PITCHER	IP	WLS	BF	H	R	ER	SO	BB	IBB	HBP	BLK	WP	HR	S	P	ERA	WHIP
Tom Candiotti, R ERA: 3.04 (1, 1)	7.0	W	34	8	4	4	3	4	0	0	0	1	0	76	127	5.14	1.714
Jay Howell, R ERA: 1.54 (8, 1)	2.0	S	7	1	1	1	2	0	0	0	0	0	1	21	30	4.50	0.500

Batter	1	2	3	4	5	6	7	8	9	AB R H RBI BB SO LOB	TOP									
Brett Butler, L (1, 8) OBP: 0.413, SLG: 0.395	4-0 S BB BB		4-2 F9 BB BB		3-2 1B		1-2 F8		1-2 G6-3	3 0 1 0 2 0 3										
Lenny Harris, L (1, 4) OBP: 0.330, SLG: 0.318	4-0 SAFE		4-1 1 SAFE 1 SAFE 1 SAFE		2-2 1B			1-1 L7		1 0 1 0 2 0 0										
Mike Sharperson, R (8, PH) OBP: 0.402, SLG: 0.409	1-2 S BB		1-2 BB		1-3 1B					1 0 0 0 0 0 0										
Darryl Strawberry, L (1, 9) OBP: 0.314, SLG: 0.380	3-3 K		1-1 F9		2-1 G4-3			1-2 2B		3 0 0 0 0 1 4										
Billy Ashley, R (8, PH) OBP: 0.143, SLG: 0.214			2-3							1 0 1 0 0 0 0										
Eric Karros, R (1, 3) OBP: 0.298, SLG: 0.441	1-3 K		0-0 P4		3-3 K			0-1 F9		4 0 0 0 0 2 5										
Henry Rodriguez, L (1, 7) OBP: 0.255, SLG: 0.366	2-3 K			2-3 K		2-2 G4-3		0-2 L9		3 0 0 0 0 2 2										
Mike Piazza, R (8, PH) OBP: 0.429, SLG: 0.417										1 0 0 0 0 0 1										
Tom Goodwin, L (8, 7) OBP: 0.233, SLG: 0.214										0 0 0 0 0 0 0										
Mike Scioscia, L (1, 2) OBP: 0.290, SLG: 0.275		3-3 K		2-2 F7		4-1 1B BB		3-2 F9		3 0 0 0 1 1 0										
Dave Hansen, L (1, 5) OBP: 0.294, SLG: 0.304		2-2 F9		1-3 K		2-3 K		4-2 PB 1B BB G3		3 1 0 0 1 2 1										
Rafael Bournigal, R (1, 6) OBP: 0.133, SLG: 0.071		0-1 G5-3			0-0 P5		2-1 1B	2-1 G3 PB		2 0 0 0 0 0 0										
Mitch Webster, S (7, PH) OBP: 0.327, SLG: 0.395							1-3 1B	1-2 1B		1 0 1 0 0 0 0										
Eric Young Sr., R (7, 4) OBP: 0.261, SLG: 0.218										1 0 1 0 0 0 0										
Pedro Astacio, R (1, 1) OBP: 0.286, SLG: 0.286			1-3 K		0-1 B1-3		1-2 P5	1-2 G3		2 0 0 0 0 1 0										
Tim Crews, R (6, 1) OBP: 0.286, SLG: 0.286										0 0 0 0 0 0 0										
Todd Benzinger, S (7, PH) OBP: 0.272, SLG: 0.345										1 0 0 0 0 0 2										
Kip Gross, R (7, 1) OBP: 1.000, SLG: 1.000										0 0 0 0 0 0 0										
Carlos Hernandez, R (9, PH) OBP: 0.317, SLG: 0.337										1 0 0 1 0 0 1										
Inning Stats	R: 0 E: 0 K: 3 S: 10	H: 0 LOB: 2 BB: 2 P: 24	R: 0 E: 0 K: 1 S: 9	H: 0 LOB: 0 BB: 0 P: 14	R: 0 E: 0 K: 1 S: 10	H: 0 LOB: 2 BB: 2 P: 20	R: 0 E: 0 K: 2 S: 9	H: 0 LOB: 0 BB: 0 P: 14	R: 0 E: 0 K: 1 S: 10	H: 2 LOB: 2 BB: 0 P: 15	R: 0 E: 0 K: 1 S: 12	H: 1 LOB: 2 BB: 1 P: 22	R: 0 E: 0 K: 1 S: 12	H: 1 LOB: 1 BB: 0 P: 14	R: 1 E: 0 K: 0 S: 17	H: 1 LOB: 1 BB: 1 P: 28	1B: 4 2B: 1 3B: 0 HR: 0	SF: 0 SAC: 0 DP: 0 HBP: 0	WP: 0 PB: 1 SB: 2 CS: 0	PA: 37
PITCHER	IP WLS BF H R ER SO BB IBB HBP BLK WP HR S P ERA WHIP																			
29 John Smoltz, R (1, 1) ERA: 2.85	7.0 W 28 3 0 0 9 5 0 0 0 0 0 0 70 126 0.00 1.143																			
Mike Stanton, L (8, 1) ERA: 4.83	1.0 4 1 0 0 0 0 0 0 0 0 0 0 12 14 0.00 1.000																			
Mark Wohlers, R (9, 1) ERA: 3.32	1.0 5 1 1 0 0 1 0 0 0 0 0 0 17 28 0.00 2.000																			

Los Angeles Dodgers @ Atlanta Braves
Atlanta-Fulton County Stadium, Atlanta, GA

AB	31
R	1
H	5
RBI	1
BB	6
SO	9
LOB	19



Mon Sep 07 1992, 3:33 AM EDT
Att. 40,322 - Cloudy - 79 F

WP: 0	PA: 37
-------	--------

Batter	1	2	3	4	5	6	7	8	9
Otis Nixon, S (1, 8) OBP: 0.367, SLG: 0.379 Ron Gant, R (8, 8) OBP: 0.320, SLG: 0.394	1-1 G4-3 1B		1-0 1B	0-0 G1-3		0-0 FC6-4 1-2f		2-0 FC5-4 1B	
Jeff Blausler, R (1, 6) OBP: 0.343, SLG: 0.436 Rafael Belliard, R (8, 6) OBP: 0.263, SLG: 0.249	2-3 K		2-2 1B		1-0 1B G4-3		1-2 2B 1B	0-0 FC5-4 BB 1B 1-2f	
Terry Pendleton, S (1, 5) OBP: 0.337, SLG: 0.474	0-1 G4-3		2-3 K		1-0 G4-3		0-0 1B 2B	2-1 F7	
David Justice, L (1, 9) OBP: 0.355, SLG: 0.414	0-1 G4-3			2-3 K		0-0 G6-4-3 1B	1-0 F8 1B 1B	2-0 BB 1B	
Sid Bream, L (1, 3) OBP: 0.342, SLG: 0.428		1-1 L9		0-1 L3		0-1 G6-4-3 1-2f	0-0 E6 FC4-6 1B	4-2 BB	
Lonnie Smith, R (1, 7) OBP: 0.336, SLG: 0.461		2-2 G6-3		1-0 1B 1B		4-1 S BB SF8 BB	0-1 F8	1-2 P6	
Damon Berryhill, S (1, 2) OBP: 0.259, SLG: 0.375		2-3 K		1-1 1B 29 1B		4-0 29 CS BB	2-0 FC4-6 1B		
Mark Lemke, S (1, 4) OBP: 0.311, SLG: 0.322			2-2 P7	3-1 29 E 1B		SAFE 1-2 SF8	2-1 FC4-6		
29 John Smoltz, R (1, 1) OBP: 0.243, SLG: 0.221 Melvin Nieves, S (7, PH) OBP: 0.400, SLG: 0.250 Mike Stanton, L (8, 1) OBP: 0.500, SLG: 0.500 Mark Wohlers, R (9, 1)			2-3 K	1-0 E4 1B		2-2 FC6-4 1B	2-0 G3		

AB	R	H	RBI	BB	SO	LOB
4	0	2	0	0	0	2
1	0	1	0	0	0	0
4	1	3	0	0	1	1
1	0	0	0	0	0	1
5	1	1	1	0	1	5
5	1	3	1	0	1	1
4	0	0	0	1	0	3
4	2	1	0	1	0	5
3	1	2	1	1	1	0
3	1	1	2	0	0	2
3	0	2	1	0	1	0
1	0	0	0	0	0	2
0	0	0	0	0	0	0
0	0	0	0	0	0	0

WP	PA
0	42

Los Angeles Dodgers @ Atlanta Braves
 Atlanta-Fulton County Stadium, Atlanta, GA

livebaseballscorecards.com

AB	38
R	7
H	16
RBI	6
BB	3
SO	5
LOB	22



Inning Stats		R: 0	H: 1	E: 0	K: 1	S: 9	R: 0	H: 0	E: 0	K: 1	S: 8	R: 0	H: 2	E: 0	K: 2	S: 14	R: 3	H: 4	E: 1	K: 1	S: 12	R: 0	H: 2	E: 0	K: 0	S: 5	R: 1	H: 1	E: 0	K: 0	S: 8	R: 3	H: 4	E: 1	K: 0	S: 12	R: 0	H: 2	E: 0	K: 0	S: 11											
Pitcher		IP	WLS	BF	H	R	ER	SO	BB	IBB	HBP	BLK	WP	HR	S	P	ERA	WHIP	Pitcher		IP	WLS	BF	H	R	ER	SO	BB	IBB	HBP	BLK	WP	HR	S	P	ERA	WHIP															
Pedro Astacio, R (1, 1) ERA: 1.88		5.0	L	25	9	4	3	5	2	0	0	0	0	0	49	84	5.40	2.200	Tim Lincecum, R (6, 1) ERA: 4.8		1.0		3	1	0	0	0	0	0	0	7	10	0.00	1.000	Kip Gross, R (7, 1) ERA: 3.0		2.0		14	6	3	2	0	1	0	0	0	0	23	42	9.00	3.500

Mon Sep 07 1992, 3:33 AM EDT
 Att: 40,322 - Cloudy - 79 F

Batter	1	2	3	4	5	6	7	8	9	AB R H RBI BB SO LOB	TOP															
Jose Offerman, S (1, 6) <small>OBP: 0.338, SLG: 0.345</small>	1-1 	0-0 		0-0 		3-3 		0-0 		5 1 1 1 0 1 1	Los Angeles Dodgers @ Atlanta Braves Atlanta-Fulton County Stadium, Atlanta, GA <small>Tue Sep 08 1992, 7:05 PM EDT Att. 36,970 - Cloudy - 87 F</small>															
Brett Butler, L (1, 8) <small>OBP: 0.416, SLG: 0.398</small>	1-0 	0-0 		1-0 			4-0 	0-2 	4 2 3 0 1 0 0																	
Mike Sharperson, R (1, 5) <small>OBP: 0.402, SLG: 0.409</small>	1-0 	0-1 			2-1 		1-2 	0-0 	5 0 2 1 0 0 2																	
Darryl Strawberry, L (1, 7) Henry Rodriguez, L (7, 7) <small>OBP: 0.255, SLG: 0.366</small>	3-1 	2-0 			1-1 		2-1 	2-1 	4 0 1 0 0 0 2 0 0 0 0 0 0 0																	
Eric Karros, R (1, 3) <small>OBP: 0.299, SLG: 0.441</small>	1-1 		0-1 		3-1 		0-0 	0-3 	5 0 2 1 0 1 3																	
Mike Piazza, R (1, 2) <small>OBP: 0.368, SLG: 0.353</small>	1-0 		3-2 		2-2 			1-3 	5 0 1 0 0 1 4																	
Billy Ashley, R (1, 9) <small>OBP: 0.222, SLG: 0.235</small>				4-0 		2-3 		1-0 	3 1 1 0 1 2 2																	
Eric Young Sr., R (1, 4) Lenny Harris, L (6, PH) <small>OBP: 0.328, SLG: 0.316</small>		1-2 	1-3 			0-2 		1-0 	2 1 1 0 0 1 1 2 0 0 0 0 0 1																	
<small>Bob Ojeda, L Kip Gross, R Dave Anderson, R Tim Crews, R Todd Benzinger, S Roger McDowell, R Dave Hansen, L Mitch Webster, S Jim Gott, R</small>		0-1 		1-1 		0-1 		0-0 	0 0 0 0 0 0 0 0 0 0 0 0 0 0 1 0 0 0 0 0 0 0 0 0 0 0 0 0 1 0 1 0 1 1 1 0 0 0 0 0 0 0 0 0 0																	
Inning Stats	R: 1 H: 3 E: 0 LOB: 2 K: 0 BB: 0 S: 10 P: 17	R: 3 H: 4 E: 0 LOB: 1 K: 1 BB: 0 S: 13 P: 17	R: 0 H: 0 E: 0 LOB: 1 K: 1 BB: 1 S: 8 P: 16	R: 0 H: 0 E: 0 LOB: 0 K: 0 BB: 0 S: 4 P: 6	R: 0 H: 2 E: 0 LOB: 2 K: 1 BB: 0 S: 13 P: 23	R: 0 H: 0 E: 0 LOB: 0 K: 1 BB: 0 S: 8 P: 11	R: 0 H: 0 E: 0 LOB: 1 K: 0 BB: 1 S: 6 P: 13	R: 1 H: 2 E: 0 LOB: 1 K: 1 BB: 0 S: 7 P: 10	R: 0 H: 2 E: 0 LOB: 2 K: 1 BB: 0 S: 10 P: 12	1B: 13 SF: 0 2B: 0 SAC: 2 3B: 0 DP: 0 HR: 0 HBP: 0	WP: 0 PA: 42 PB: 0 SB: 2 CS: 0															
PITCHER	IP WLS BF H R ER SO BB IBB HBP BLK WP HR S P ERA WHIP											PITCHER	IP WLS BF H R ER SO BB IBB HBP BLK WP HR S P ERA WHIP													
Charlie Leibrandt, L (1, 1) <small>ERA: 3.58</small>	4.2	24	9	4	4	2	1	0	0	0	0	0	45	74	7.71	2.143										
Marvin Freeman, R (5, 1) <small>ERA: 3.56</small>	2.1	W	8	0	0	0	2	1	0	0	0	0	17	29	0.00	0.429										
Alejandro Pena, R (8, 1) <small>ERA: 4.17</small>	0.2		3	1	1	1	1	0	0	0	0	0	5	8	13.50	1.500										
Mike Stanton, L (8, 1) <small>ERA: 4.8</small>	0.1		2	1	0	0	0	0	0	0	0	0	2	2	0.00	3.000										
Jeff Reardon, R (9, 1) <small>ERA: 3.83</small>	1.0	S	5	2	0	0	1	0	0	0	0	0	10	12	0.00	2.000										

AB	38
R	5
H	13
RBI	4
BB	2
SO	6
LOB	16



Batter	1	2	3	4	5	6	7	8	9	AB	R	H	RBI	BB	SO	LOB
Otis Nixon, S <small>(1, 9) OBP: 0.362, SLG: 0.374</small> <small>(9, 8)</small>	1-0 G4-3		2-1 B3	1-1 G5-3	0-0 F7		0-3 K			5	0	0	0	0	1	3
Jeff Blausler, R <small>(1, 6) OBP: 0.347, SLG: 0.444</small> Alejandro Pena, R <small>(8, 1)</small> Mike Stanton, L <small>(8, 1) OBP: 0.500, SLG: 0.500</small> Tommy Gregg, L <small>(9, 9) OBP: 0.500, SLG: 0.333</small>	1-2 S SF8		0-0 BB 1B	4-1 HR BB	0-0 F8		1-1 FC4-6			4	3	2	0	1	0	3
Terry Pendleton, S <small>(1, 5) OBP: 0.341, SLG: 0.479</small>	4-2 BB 2-3 BB		4-1 BB 1B	0-0 1-H HR		2-2 F7		4-1 FC5-4 BB		2	2	1	2	3	0	0
Lonnie Smith, R <small>(1, 7) OBP: 0.331, SLG: 0.454</small> Jeff Reardon, R <small>(9, 1)</small>	0-1 SF8		1-3 K	1-0 S 1B		1-3 K		1-3 K		4	1	1	1	0	3	3
Brian Hunter, R <small>(1, 3) OBP: 0.294, SLG: 0.507</small> Sid Bream, L <small>(8, PH) OBP: 0.341, SLG: 0.427</small> <small>(9, 3)</small>	4-1 1-2 BB		4-2 1B BB	0-2 1-H E 1B		2-2 1B		2-3 K		2	1	2	1	2	0	0
Ron Gant, R <small>(1, 8) OBP: 0.319, SLG: 0.392</small> <small>(9, 7)</small>	2-3 K		2-1 1B 1B	0-0 E1		1-1 F8		0-1 FC5-4		5	0	1	2	0	1	5
Greg Olson, R <small>(1, 2) OBP: 0.320, SLG: 0.330</small>		0-1 G6-3	3-1 1-3 2-H 1B	2-2 F8			0-0 SH5-3 1B			4	0	2	1	0	0	2
Mark Lemke, S <small>(1, 4) OBP: 0.308, SLG: 0.320</small>	2-0 F8		1-1 L7		2-3 K		0-0 SH5-3			3	0	0	0	0	1	2
Charlie Leibrandt, R <small>(1, 1) OBP: 0.102, SLG: 0.104</small> Marvin Freeman, R <small>(5, 1) OBP: 0.667, SLG: 0.667</small> David Justice, L <small>(7, PH) OBP: 0.356, SLG: 0.414</small> Rafael Belliard, R <small>(8, 6) OBP: 0.263, SLG: 0.249</small>	3-2 F9			0-1 F8	2-1 E9 1B		4-2 FC4-6 BB			2	0	0	0	0	0	0

Inning Stats	R: 1	H: 1	E: 0	K: 1	S: 14	R: 0	H: 0	E: 0	K: 0	S: 7	R: 3	H: 3	E: 0	K: 1	S: 15	R: 3	H: 3	E: 1	K: 1	S: 15	R: 0	H: 1	E: 1	K: 1	S: 7	R: 0	H: 1	E: 0	K: 1	S: 10	R: 0	H: 0	E: 0	K: 2	S: 10
	LOB: 2	BB: 2				LOB: 0	BB: 0				LOB: 2	BB: 2				LOB: 2	BB: 1				LOB: 1	BB: 0				LOB: 2	BB: 1				LOB: 1	BB: 1			
	P: 26					P: 12					P: 32					P: 23					P: 11					P: 15					P: 16				

PITCHER	IP	WLS	BF	H	R	ER	SO	BB	IBB	HBP	BLK	WP	HR	S	P	ERA	WHIP
Bob Ojeda, L <small>ERA: 3.63</small>	(1, 1)	2.2	16	4	4	4	2	4	0	0	0	0	0	34	67	13.50	3.000
Kip Gross, R <small>ERA: 2.95</small>	(3, 1)	0.1	1	0	0	0	0	0	0	0	0	0	0	2	3	0.00	0.000
Tim Crews, R <small>ERA: 5.05</small>	(4, 1)	2.0	L 12	4	3	3	1	1	0	0	0	0	1	22	34	13.50	2.500
Roger McDowell, R <small>ERA: 3.95</small>	(6, 1)	2.0	9	2	0	0	2	1	0	0	0	0	0	21	32	0.00	1.500
Jim Gott, R <small>ERA: 1.94</small>	(8, 1)	1.0	4	0	0	0	2	1	0	0	0	0	0	10	16	0.00	1.000

BOTTOM

Los Angeles Dodgers @ Atlanta Braves
 Atlanta-Fulton County Stadium, Atlanta, GA

Tue Sep 08 1992, 7:05 PM EDT
 Att: 36,970 - Cloudy - 87 F

AB	33
R	7
H	10
RBI	7
BB	7
SO	7
LOB	19

livebaseballscores.com

Braves

WP: 0	PA: 42
PB: 0	
SB: 2	
CS: 0	

Batter	1	2	3	4	5	6	7	8	9	AB R H RBI BB SO LOB	TOP											
Tony Fernandez, S (1, 6) OBP: 0.331, SLG: 0.348	1-1 P6		0-0 CS G1-3 1B		1-3 K			3-1 F7		4 0 1 0 0 1 1	San Diego Padres @ Los Angeles Dodgers Dodger Stadium, Los Angeles, CA Wed Sep 09 1992, 7:05 PM PDT Att. 22,067 - Sunny - 75 F											
Oscar Azocar, L (1, 7) OBP: 0.233, SLG: 0.228	1-1 G3		0-0 G1-3			0-1 G4-3		0-0 L3		4 0 0 0 0 0 1												
Gary Sheffield, R (1, 5) OBP: 0.383, SLG: 0.591	0-3 K		3-3 K			0-0 G5-3		1-0 G6-3		4 0 0 0 0 2 1												
Fred McGriff, L (1, 3) OBP: 0.391, SLG: 0.571		3-2 WP 3B 2B		0-1 L6 1B		1-2 G3		1-3 K		4 1 2 0 0 1 0												
Darrin Jackson, R (1, 8) OBP: 0.293, SLG: 0.416		1-0 B1-3		2-2 F8			3-2 G5-3		1-0 F8	4 0 0 0 0 0 2												
Dan Walters, R (1, 2) OBP: 0.318, SLG: 0.423		2-3 K		1-1 L6			4-2 G5-3 BB			2 0 0 0 1 1 2												
Jerald Clark, R (1, 9) OBP: 0.293, SLG: 0.399		3-2 3B			1-3 K		0-0 G5-3			3 0 1 1 0 1 1												
Tim Teufel, R (1, 4) OBP: 0.328, SLG: 0.359		3-H 4-0 FC6-4 IBB			2-3 K		0-0 F9			2 0 0 0 1 1 1												
Greg Harris, R (1, 1) OBP: 0.222, SLG: 0.167 Phil Stephenson, L (8, PH) OBP: 0.262, SLG: 0.255 Rich Rodriguez, L (8, 1)		1-2 FC6-4			4-2 BB			1-3 K		1 0 0 0 1 0 2 1 0 0 0 0 1 0 0 0 0 0 0 0 0												
Inning Stats	R: 0 E: 0 K: 1 S: 7	H: 0 LOB: 0 BB: 0 P: 9	R: 1 E: 0 K: 1 S: 14	H: 2 LOB: 2 BB: 1 P: 28	R: 0 E: 0 K: 1 S: 5	H: 1 LOB: 0 BB: 0 P: 8	R: 0 E: 0 K: 0 S: 7	H: 1 LOB: 0 BB: 0 P: 10	R: 0 E: 0 K: 0 S: 12	H: 0 LOB: 1 BB: 1 P: 20	R: 0 E: 0 K: 0 S: 6	H: 0 LOB: 0 BB: 0 P: 7	R: 0 E: 0 K: 0 S: 10	H: 0 LOB: 1 BB: 1 P: 17	R: 0 E: 0 K: 1 S: 6	H: 0 LOB: 0 BB: 0 P: 10	R: 0 E: 0 K: 1 S: 5	H: 0 LOB: 0 BB: 0 P: 8	1B: 2 2B: 2 3B: 1 HR: 0	SF: 0 SAC: 0 DP: 1 HBP: 0	WP: 1 PB: 0 SB: 0 CS: 1	PA: 32
PITCHER Kevin Gross, R (1, 1) ERA: 3.23	IP: 9.0 WLS: W BF: 32 H: 4 R: 1 ER: 1 SO: 8 BB: 2 IBB: 1 HBP: 0 BLK: 0 WP: 1 HR: 0 S: 72 P: 117 ERA: 1.00 WHIP: 0.667											PITCHER IP: WLS: BF: H: R: ER: SO: BB: IBB: HBP: BLK: WP: HR: S: P: ERA: WHIP										

AB	29
R	1
H	4
RBI	1
BB	3
SO	8
LOB	11



Batter	1	2	3	4	5	6	7	8	9	AB	R	H	RBI	BB	SO	LOB
Jose Offerman, S OBP: 0.339, SLG: 0.349 (1, 6)	1-0 SH1-3 1B		3-2 F9		2-1 SH1-4 G3-4 2B		2-2 G4-3			4	1	2	0	0	0	0
Brett Butler, L OBP: 0.416, SLG: 0.399 (1, 8)	0-0 SH1-3		1-2 G4-3 1B		0-0 SH1-4			3-2 G6-3		2	1	1	0	0	0	0
Lenny Harris, L OBP: 0.325, SLG: 0.313 Mike Sharperson, R OBP: 0.401, SLG: 0.408 Eric Young Sr., R OBP: 0.266, SLG: 0.225 (1, 4) (8, PH) (9, 4)	2-1 F7		0-0 G4-3		0-1 G3-4			3-2 F7		3	0	0	1	0	0	2
Darryl Strawberry, L OBP: 0.322, SLG: 0.385 Tom Goodwin, L OBP: 0.233, SLG: 0.214 (1, 7) (8, PR) (9, 7)	4-0 1B BB		1-2 E7 1B 2B		3-H G4-1			4-1 E S 1B BB		2	1	1	1	2	0	0
Eric Karros, R OBP: 0.305, SLG: 0.444 (1, 3)	3-2 1B		4-2 1B BB		1-0 CS 1B			2-2 1B		3	0	3	1	1	0	0
Henry Rodriguez, L OBP: 0.257, SLG: 0.365 Billy Ashley, R OBP: 0.211, SLG: 0.222 (1, 9) (8, PH) (9, 9)	3-1 P6		0-0 1B		1-2 F8			1-2 F8		3	0	1	1	0	0	4
Mike Scioscia, L OBP: 0.287, SLG: 0.273 (1, 2)		3-2 G1-3		0-0 F7		1-1 G4-3				3	0	0	0	0	0	1
Dave Hansen, L OBP: 0.292, SLG: 0.301 (1, 5)		2-2 F9		2-3 K			0-2 G4-3			3	0	0	0	0	1	0
Kevin Gross, R OBP: 0.109, SLG: 0.075 (1, 1)		1-3 K		2-3 K			1-3 K			3	0	0	0	0	3	0

Inning Stats	R: 0	H: 2	E: 0	LOB: 3	K: 0	S: 11	R: 0	H: 0	E: 0	LOB: 0	K: 1	S: 9	R: 2	H: 3	E: 1	LOB: 2	K: 0	S: 13	R: 0	H: 0	E: 0	LOB: 0	K: 2	S: 8	R: 1	H: 1	E: 0	LOB: 0	K: 0	S: 6	R: 0	H: 1	E: 0	LOB: 0	K: 1	S: 10	R: 1	H: 1	E: 0	LOB: 1	K: 0	S: 13	1B: 6	SF: 0	2B: 2	SAC: 2	3B: 0	DP: 0	HR: 0	HBP: 0	WP: 0	PA: 33
--------------	------	------	------	--------	------	-------	------	------	------	--------	------	------	------	------	------	--------	------	-------	------	------	------	--------	------	------	------	------	------	--------	------	------	------	------	------	--------	------	-------	------	------	------	--------	------	-------	-------	-------	-------	--------	-------	-------	-------	--------	-------	--------

PITCHER	IP	WLS	BF	H	R	ER	SO	BB	IBB	HBP	BLK	WP	HR	S	P	ERA	WHIP
Greg Harris, R ERA: 4.4 (1, 1)	7.0	L	28	7	3	3	4	2	0	0	0	0	0	65	105	3.86	1.286
Rich Rodriguez, L ERA: 2.49 (8, 1)	1.0		5	1	1	1	0	1	0	0	0	0	0	13	26	9.00	2.000

BOTTOM

San Diego Padres @ Los Angeles Dodgers
Dodger Stadium, Los Angeles, CA

Wed Sep 09 1992, 7:05 PM PDT
Att. 22,067 - Sunny - 75 F

livebaseballscores.com

AB	28
R	4
H	8
RBI	4
BB	3
SO	4
LOB	8



Batter	1	2	3	4	5	6	7	8	9	AB R H RBI BB SO LOB	TOP		
Tony Fernandez, S (1, 6) OBP: 0.330, SLG: 0.350	1-1 1B 2B		1-1 G3		2-1 G4-3			0-0 F7		4 1 1 0 0 0 0	San Diego Padres @ Los Angeles Dodgers Dodger Stadium, Los Angeles, CA Thu Sep 10 1992, 7:05 PM PDT Att. 17,377 - Sunny - 75 F		
Oscar Azocar, L (1, 7) OBP: 0.226, SLG: 0.220	1-3 K		0-1 G4-3			1-1 F7		0-1 P6		4 0 0 0 0 1 1			
Gary Sheffield, R (1, 5) OBP: 0.382, SLG: 0.588 Jeff Gardner, L (9, 4)	1-3 K		3-2 F7			0-0 G5-3		0-1 1B		4 0 1 0 0 1 1 0 0 0 0 0 0 0			
Fred McGriff, L (1, 3) OBP: 0.392, SLG: 0.569	4-0 1B BB			2-1 G4-3		2-0 FC5-4 1B		0-3 K		3 0 1 0 1 1 1			
Benito Santiago, R (1, 2) OBP: 0.289, SLG: 0.396	2-0 1-2 2-H 1B			2-1 F8		2-1 FC5-4 1-2f		4-2 WP SH3-4 SF9 BB		3 1 1 1 1 0 1			
Darrin Jackson, R (1, 8) OBP: 0.292, SLG: 0.414	0-2 F9			0-2 E5			0-3 K	1-1 SH3-4 1-2		3 0 0 0 0 1 2			
Jerald Clark, R (1, 9) OBP: 0.293, SLG: 0.398		2-3 K		1 SAFE 0-2 P4			0-2 E S 1B	1-1 SF9 2-H		3 1 1 1 0 1 1			
Tim Teufel, R (1, 4) OBP: 0.323, SLG: 0.353 (9, 5)		0-3 K			0-1 G1-3		1 SAFE 1-2 G6-3 1-3	2-3 K		4 0 0 0 0 2 1			
Jim Deshaies, L (1, 1) OBP: 0.208, SLG: 0.174 Randy Myers, L (9, 1) OBP: 0.200, SLG: 0.200		1-0 G1-3			1-2 G3		1-1 G4-3 3-H			3 0 0 0 0 0 0 0 0 0 0 0 0 0			
Inning Stats	R: 1 H: 2 E: 0 LOB: 2 K: 2 BB: 1 S: 12 P: 21	R: 0 H: 0 E: 0 LOB: 0 K: 2 BB: 0 S: 7 P: 10	R: 0 H: 0 E: 1 LOB: 1 K: 0 BB: 0 S: 7 P: 11	R: 0 H: 0 E: 1 LOB: 1 K: 0 BB: 0 S: 11 P: 15	R: 0 H: 0 E: 0 LOB: 0 K: 0 BB: 0 S: 7 P: 10	R: 0 H: 1 E: 0 LOB: 1 K: 0 BB: 0 S: 6 P: 11	R: 1 H: 1 E: 1 LOB: 0 K: 1 BB: 0 S: 13 P: 15	R: 0 H: 1 E: 0 LOB: 1 K: 1 BB: 0 S: 8 P: 8	R: 1 H: 0 E: 0 LOB: 0 K: 1 BB: 1 S: 10 P: 18	1B: 4 SF: 1 2B: 1 SAC: 1 3B: 0 DP: 0 HR: 0 HBP: 0	WP: 1 PA: 35 PB: 0 SB: 1 CS: 0		
PITCHER	IP WLS BF H R ER SO BB IBB HBP BLK WP HR S P ERA WHIP											PITCHER	IP WLS BF H R ER SO BB IBB HBP BLK WP HR S P ERA WHIP
Orel Hershiser, R (1, 1) ERA: 3.73	8.0 L 31 5 2 1 6 1 0 0 0 0 0 0 71 101 1.12 0.750												
Jay Howell, R (9, 1) ERA: 1.71	1.0 4 0 1 1 1 1 0 0 0 1 0 10 18 9.00 1.000												

AB	31
R	3
H	5
RBI	2
BB	2
SO	7
LOB	8



livebaseballscorecards.com

Batter	1	2	3	4	5	6	7	8	9	AB	R	H	RBI	BB	SO	LOB
Jose Offerman, S OBP: 0.339, SLG: 0.348 (1, 6) C B X	1-1 G6-3 ①		2-2 G3-1 ③			2-2 CS 1B			0-3 K ①	4	0	1	0	0	1	0
Brett Butler, L OBP: 0.415, SLG: 0.398 (1, 8) B C B C X	2-2 P5 ②			0-1 B1-3 ①		2-1 CS 1-2	0-0 P2		3-2 K 1B	4	0	1	0	0	0	0
Mike Sharperson, R OBP: 0.396, SLG: 0.402 (1, 5) S B B B X	3-2 F7 ③			3-1 F8 ②			1-2 G4-3 ②		1-3 K ②	4	0	0	0	0	1	1
Eric Karros, R OBP: 0.304, SLG: 0.445 (1, 3) X		0-0 P2 ①		0-0 L5 ③			3-2 K 2B		0-2 P4 ③	4	0	1	0	0	0	1
Mike Piazza, R OBP: 0.318, SLG: 0.300 (1, 2) B X		1-0 P3 ②			2-3 K ①		1-0 G5-3 ③			3	0	0	0	0	1	1
Todd Benzinger, S OBP: 0.269, SLG: 0.340 (1, 7) X		0-0 F9 ③			1-2 G5-3 ②			2-2 P4 ①		3	0	0	0	0	0	0
Billy Ashley, R OBP: 0.273, SLG: 0.429 (1, 9) Tom Goodwin, L OBP: 0.233, SLG: 0.214 (8, PR) Lenny Harris, L OBP: 0.325, SLG: 0.313 (9, 4)			1-1 HR ①		0-0 L8 ③			1-1 K 1B		3	1	2	1	0	0	0
Eric Young Sr., R OBP: 0.260, SLG: 0.220 (1, 4) Mitch Webster, S OBP: 0.332, SLG: 0.401 (8, PH) (9, 9)			2-1 G6-3 ①			1-0 F9 ①		1-1 G4-6-3 1B		2	0	0	0	0	0	0
Orel Hershiser, R OBP: 0.222, SLG: 0.295 (1, 1) Carlos Hernandez, R OBP: 0.316, SLG: 0.335 (8, PH) Jay Howell, R (9, 1)			0-1 P3 ②			1-2 F8 ②		1-2 G4-6-3 1-2f		2	0	0	0	0	0	2

Inning Stats	R: 0 E: 0 K: 0 S: 10	H: 0 LOB: 0 BB: 0 P: 16	R: 0 E: 0 K: 0 S: 3	H: 0 LOB: 0 BB: 0 P: 4	R: 1 E: 0 K: 0 S: 9	H: 1 LOB: 0 BB: 0 P: 14	R: 0 E: 0 K: 0 S: 5	H: 0 LOB: 0 BB: 0 P: 8	R: 0 E: 0 K: 1 S: 7	H: 0 LOB: 0 BB: 0 P: 10	R: 0 E: 0 K: 0 S: 9	H: 1 LOB: 0 BB: 0 P: 15	R: 0 E: 0 K: 0 S: 11	H: 1 LOB: 1 BB: 0 P: 16	R: 0 E: 0 K: 0 S: 10	H: 2 LOB: 2 BB: 0 P: 15	R: 0 E: 0 K: 2 S: 12	H: 1 LOB: 1 BB: 0 P: 16	1B: 4 2B: 1 3B: 0 HR: 1	SF: 0 SAC: 0 DP: 1 HBP: 0	WP: 0 PB: 0 SB: 0 CS: 1	PA: 32			
PITCHER	IP	WLS	BF	H	R	ER	SO	BB	IBB	HBP	BLK	WP	HR	S	P	ERA	WHIP								
Jim Deshaies, L ERA: 3.12 (1, 1)	8.0	W	27	5	1	1	1	0	0	0	0	0	1	64	98	1.12	0.625								
Randy Myers, L ERA: 4.19 (9, 1)	1.0	S	4	1	0	0	2	0	0	0	0	0	0	12	16	0.00	1.000								

BOTTOM

San Diego Padres @ Los Angeles Dodgers
Dodger Stadium, Los Angeles, CA

Thu Sep 10 1992, 7:05 PM PDT
 Att: 17,377 - Sunny - 75 F

livebaseballscorecards.com

AB	31
R	1
H	6
RBI	1
BB	0
SO	3
LOB	5



Batter	1	2	3	4	5	6	7	8	9	AB R H RBI BB SO LOB	TOP											
John Patterson, S (1, 4) OBP: 0.200, SLG: 0.229	2-2 G3	1-1 F8			2-2 SH2-4 1B	1-2 WP		2-2 F9		6 1 1 0 0 1 3												
Darren Lewis, R (1, 8) OBP: 0.296, SLG: 0.271	1-0 G6-3	1-1 P3			1-0 SH2-4		0-3 K		0-0 F8	4 1 2 0 0 0 2												
Chris James, R (1, 9) OBP: 0.295, SLG: 0.388	2-1 E6 1B				2-0 E7 1B		0-2 E8 1B		0-1 E9 2B	4 1 2 3 0 0 0 1 0 0 0 0 1 1												
Steve Hosey, R (7, PR) OBP: 0.200, SLG: 0.208					2-H 3-H 1B				2-3 K	4 0 2 1 1 1 1												
Cory Snyder, R (1, 3) OBP: 0.317, SLG: 0.453	1-1 1B				1-0 E9 1B		3-2 E8 1B		2-3 K	4 0 2 1 1 1 1												
Matt Williams, R (1, 5) OBP: 0.281, SLG: 0.373					1-3 K		1-3 K		4-0 BB	3 1 0 0 1 2 2 1 0 0 0 0 0 2												
Greg Litton, R (7, 5) OBP: 0.269, SLG: 0.309		4-1 1B BB FC6-4 BB			1-3 K		1-3 K		4-0 BB	3 1 0 0 1 2 2 1 0 0 0 0 0 2												
Mark Leonard, L (1, 7) OBP: 0.366, SLG: 0.436					0-1 F7		3-1 G6-4-3 1B		1-0 P3	3 2 1 0 1 0 0												
Steve Decker, R (1, 2) OBP: 0.273, SLG: 0.273					0-0 G5-3		0-1 G6-4-3 1B		0-0 F8	4 0 2 0 0 0 0 0 0 0 0 0 0 0 0 0 0 0 0 0 0												
Michael Jackson, R (8, 1)					1-1 FC6-4 1B		1-2 G6-4-3 1B															
Jim Pena, L (9, 1) OBP: 0.200, SLG: 0.200					1-2 2-3 1B																	
Royce Clayton, R (1, 6) OBP: 0.273, SLG: 0.301					3-3 K		0-0 G6-4-3		1-0 G6-3	4 0 1 1 0 1 3												
Larry Carter, R (1, 1) OBP: 0.500, SLG: 0.333					1-2f 2-H 3-H 1B		1-2f 2-3 1B															
Craig Colbert, R (8, PH) OBP: 0.255, SLG: 0.308					0-1 SH2-4 1B		0-0 E6 1B		3-1 1B	2 1 1 0 0 0 0 1 0 0 0 0 0 1												
Inning Stats	R: 1 E: 1 K: 0 S: 8	H: 1 LOB: 1 BB: 0 P: 14	R: 2 E: 1 K: 0 S: 13	H: 1 LOB: 2 BB: 2 P: 27	R: 0 E: 0 K: 1 S: 6	H: 0 LOB: 0 BB: 0 P: 7	R: 0 E: 0 K: 1 S: 6	H: 0 LOB: 0 BB: 0 P: 9	R: 2 E: 1 K: 1 S: 12	H: 4 LOB: 1 BB: 0 P: 19	R: 1 E: 1 K: 0 S: 8	H: 2 LOB: 0 BB: 0 P: 12	R: 1 E: 2 K: 2 S: 18	H: 2 LOB: 1 BB: 0 P: 23	R: 0 E: 0 K: 0 S: 7	H: 1 LOB: 1 BB: 0 P: 13	R: 0 E: 0 K: 1 S: 8	H: 1 LOB: 2 BB: 1 P: 15	1B: 11 2B: 1 3B: 0 HR: 0	SF: 0 SAC: 1 DP: 1 HBP: 1	WP: 1 PB: 0 SB: 0 CS: 0	PA: 42
PITCHER	IP WLS BF H R ER SO BB IBB HBP BLK WP HR S P ERA WHIP																					
Tom Candiotti, R (1, 1) ERA: 3.11	5.0 L 23 6 5 3 3 2 0 1 0 0 0 45 76 5.40 1.600																					
Kip Gross, R (6, 1) ERA: 2.66	2.0 10 4 2 0 2 0 0 0 0 1 0 26 35 0.00 2.000																					
Steve Wilson, L (8, 1) ERA: 4.57	2.0 9 2 0 0 1 1 0 0 0 0 0 15 28 0.00 1.500																					

San Francisco Giants @ Los Angeles Dodgers
Dodger Stadium, Los Angeles, CA
Fri Sep 11 1992, 7:05 PM PDT
Att. 23,865 - Sunny - 76 F

livebaseballscorecards.com

AB	37
R	7
H	12
RBI	5
BB	3
SO	6
LOB	15



Batter	1	2	3	4	5	6	7	8	9	AB	R	H	RBI	BB	SO	LOB
Jose Offerman, S (1, 6) OBP: 0.340, SLG: 0.352	0-2 G3-1			0-2 1B		1-1 F7		1-2 G6-4-3 2B		4	0	2	0	0	0	0
Mitch Webster, S (1, 8) OBP: 0.335, SLG: 0.409	3-3 K			0-0 F9		3-2 SF7 3B		4-1 G6-4-3 BB		3	1	1	0	1	1	1
Lenny Harris, L (1, 4) OBP: 0.321, SLG: 0.310	2-2 F8			0-2 L5		1-0 SF7		2-2 G6-4-3		3	0	0	1	0	0	3
Eric Karros, R (1, 3) OBP: 0.302, SLG: 0.441			1-0 F9		0-0 P4		1-3 K		2-3 K	4	0	0	0	0	2	2
Henry Rodriguez, L (1, 7) OBP: 0.257, SLG: 0.355			2-2 L6			0-0 F7		4-2 BB		3	0	0	0	1	0	0
Billy Ashley, R (1, 9) OBP: 0.308, SLG: 0.560			3-2 F9			0-0 F9 1B 1B		1-1 F8		4	1	2	1	0	0	1
Mike Scioscia, L (1, 2) OBP: 0.288, SLG: 0.273						3-2 P8		0-0 P8		3	0	1	0	0	0	1
Steve Wilson, L (8, 1) OBP: 0.333, SLG: 0.333						1-2 1B		1-2 1B		0	0	0	0	0	0	0
Mike Piazza, R (9, PH) OBP: 0.348, SLG: 0.333						2-1 F9		2-2 G4-3		1	0	1	0	0	0	0
Dave Hansen, L (1, 5) OBP: 0.289, SLG: 0.298						2-3 F8				3	0	0	0	0	0	3
Mike Sharperson, R (9, PH) OBP: 0.395, SLG: 0.401						2-0 F8				1	0	0	0	0	0	1
Tom Candiotti, R (1, 1) OBP: 0.120, SLG: 0.122								0-0 G6-4-3 1B		1	0	0	0	0	0	0
Todd Benzinger, S (5, PH) OBP: 0.268, SLG: 0.339										1	0	0	0	0	0	2
Kip Gross, R (6, 1) OBP: 1.000, SLG: 1.000										0	0	0	0	0	0	0
Carlos Hernandez, R (8, 2) OBP: 0.317, SLG: 0.337										2	1	1	0	0	0	1

Inning Stats	R: 0	H: 0	E: 0	K: 1	S: 9	R: 0	H: 0	E: 0	K: 0	S: 7	R: 0	H: 0	E: 0	K: 0	S: 9	R: 0	H: 2	E: 0	K: 0	S: 8	R: 1	H: 1	E: 0	K: 1	S: 12	R: 0	H: 0	E: 0	K: 0	S: 8	R: 1	H: 2	E: 0	K: 1	S: 11	R: 1	H: 2	E: 0	K: 0	S: 10	1B: 5	SF: 1	2B: 1	SAC: 0	3B: 1	DP: 1	HR: 1	HBP: 0	WP: 0	PA: 36
--------------	------	------	------	------	------	------	------	------	------	------	------	------	------	------	------	------	------	------	------	------	------	------	------	------	-------	------	------	------	------	------	------	------	------	------	-------	------	------	------	------	-------	-------	-------	-------	--------	-------	-------	-------	--------	-------	--------

PITCHER	IP	WLS	BF	H	R	ER	SO	BB	IBB	HBP	BLK	WP	HR	S	P	ERA	WHIP
Larry Carter, R (1, 1) ERA: 4.63	7.0		26	4	1	1	2	1	0	0	0	0	0	61	97	1.29	0.714
Michael Jackson, R (8, 1) ERA: 3.25	1.0		5	2	1	1	1	1	0	0	0	0	0	11	20	9.00	3.000
Jim Pena, L (9, 1) ERA: 3.22	1.0		5	2	1	1	0	0	0	0	0	0	1	10	14	9.00	2.000

BOTTOM

San Francisco Giants @ Los Angeles Dodgers
Dodger Stadium, Los Angeles, CA
 Fri Sep 11 1992, 7:05 PM PDT
 Att. 23,865 - Sunny - 76 F

AB	33
R	3
H	8
RBI	2
BB	2
SO	3
LOB	15



Batter	1	2	3	4	5	6	7	8	9	AB R H RBI BB SO LOB	TOP																				
John Patterson, S (1, 4) OBP: 0.204, SLG: 0.231	3-1 G6-3		0-0 FC4			1-2 FC6-4 1B		2-1 L8		4 0 1 0 0 0 1	San Francisco Giants @ Los Angeles Dodgers Dodger Stadium, Los Angeles, CA Sat Sep 12 1992, 7:05 PM PDT Att. 26,343 - Sunny - 75 F																				
Darren Lewis, R (1, 8) OBP: 0.296, SLG: 0.270	3-2 G4-3			0-0 F8		2-1 FC6-4 1B		1-2 L8		4 0 1 0 0 0 1																					
Chris James, R (1, 9) OBP: 0.295, SLG: 0.388	2-2 F8			1-0 FC4 1B		1-1 G5-3		1-1 P5		3 0 1 0 0 0 1																					
Francisco Oliveras, R (6, 1) OBP: 0.260, SLG: 0.143										0 0 0 0 0 0 0																					
Mike Felder, S (8, PH) OBP: 0.327, SLG: 0.392										1 0 0 0 0 0 1																					
Jim Pena, L (8, 1) OBP: 0.200, SLG: 0.200										0 0 0 0 0 0 0																					
Cory Snyder, R (1, 3) OBP: 0.314, SLG: 0.448		2-2 L6		1-3 K		0-2 G4-3		0-0 FC5-4		4 0 0 0 0 1 3																					
Mark Leonard, L (1, 7) OBP: 0.353, SLG: 0.418		1-0 F8		0-0 FC4			1-3 K		2-1 F7	4 0 0 0 0 1 1																					
Matt Williams, R (1, 5) OBP: 0.280, SLG: 0.371		2-3 K			0-0 F7		3-2 F8		1-2 L4	3 0 0 0 0 1 0																					
Craig Colbert, R (7, 5) OBP: 0.252, SLG: 0.305										1 0 0 0 0 0 0																					
Kirt Manwaring, R (1, 2) OBP: 0.315, SLG: 0.332			0-1 FC4 1B		1-1 HBP		0-2 1B 1B		2-2 F7	3 0 2 0 0 0 0																					
Royce Clayton, R (1, 6) OBP: 0.274, SLG: 0.302			1-2 L7		2-3 K		2-2 1B 1B			3 0 1 0 0 1 2																					
Bud Black, L (1, 1) OBP: 0.080, SLG: 0.082			2-1 P5		0-2 G1-3		0-1 G6-3			2 0 0 0 0 0 2																					
Steve Reed, R (5, 1) OBP: 0.192, SLG: 0.200										0 0 0 0 0 0 0																					
Steve Hosey, R (6, 9)										1 0 0 0 0 0 2																					
Inning Stats	R: 0 E: 0 K: 0 S: 9	H: 0 LOB: 0 BB: 0 P: 17	R: 0 E: 0 K: 1 S: 8	H: 0 LOB: 0 BB: 0 P: 13	R: 0 E: 0 K: 0 S: 9	H: 1 LOB: 1 BB: 0 P: 12	R: 0 E: 0 K: 1 S: 8	H: 1 LOB: 1 BB: 0 P: 10	R: 0 E: 0 K: 1 S: 9	H: 0 LOB: 1 BB: 0 P: 12	R: 0 E: 1 K: 0 S: 10	H: 1 LOB: 1 BB: 0 P: 14	R: 0 E: 0 K: 1 S: 17	H: 2 LOB: 2 BB: 0 P: 23	R: 0 E: 0 K: 0 S: 8	H: 1 LOB: 1 BB: 0 P: 12	R: 0 E: 0 K: 0 S: 9	H: 0 LOB: 0 BB: 0 P: 14	1B: 6 2B: 0 3B: 0 HR: 0	SF: 0 SAC: 0 DP: 0 HBP: 1	WP: 0 PB: 0 SB: 0 CS: 0	PA: 34									
PITCHER Pedro Astacio, R (1, 1) ERA: 1.56	IP 9.0	WLS W	BF 34	H 6	R 0	ER 0	SO 4	BB 0	IBB 0	HBP 1	BLK 0	WP 0	HR 0	S 87	P 127	ERA 0.00	WHIP 0.667														
											PITCHER	IP	WLS	BF	H	R	ER	SO	BB	IBB	HBP	BLK	WP	HR	S	P	ERA	WHIP			

livebaseballscorecards.com

AB	33
R	0
H	6
RBI	0
BB	0
SO	4
LOB	14



Batter	1	2	3	4	5	6	7	8	9
Jose Offerman, S OBP: 0.341, SLG: 0.354 (1, 6)	1-0 E 2B	2-3 K		3-2 G6-3		1-0 G4-3		0-2 SF7 1B	
Mike Sharperson, R OBP: 0.401, SLG: 0.407 (1, 5)	1-1 F9		0-0 F8 1B		2-0 1B PB 1B	0-0 1B		1-2 SF7 1B	
Mitch Webster, S OBP: 0.336, SLG: 0.408 (1, 8)	4-1 CS E BB		1-2 F8 1B		1-0 PB BB 1B	0-0 F7		0-0 SF7	
Eric Karros, R OBP: 0.301, SLG: 0.437 (1, 3)	0-1 E5 CS		3-2 F8		4-2 HR PB BB	3-1 G2-3		1-0 P3	
Mike Piazza, R OBP: 0.370, SLG: 0.458 (1, 2)	2-0 G1-3		4-2 BB		1-0 HR		0-1 G6-3		
Billy Ashley, R OBP: 0.267, SLG: 0.483 (1, 9)		2-2 F9	2-1 G3-1		1-1 L7		3-3 K		
Todd Benzinger, S OBP: 0.271, SLG: 0.348 (1, 7)		0-2 1B 3B		2-2 FC5-4 1B	2-3 K		1-1 G6-3		
Eric Young Sr., R OBP: 0.270, SLG: 0.232 (1, 4)		0-0 SH2-4 1B		2-2 FC5-4 SH1-3	0-0 1B		0-0 F9		
Pedro Astacio, R OBP: 0.071, SLG: 0.071 (1, 1)		0-0 SH2-4		1-1 SH1-3	0-1 G6-3		0-2 1B SF7 1B		

Inning Stats	R: 1	H: 1	E: 1	LOB: 1	K: 0	BB: 1	S: 7	P: 15
	R: 0	H: 2	E: 0	LOB: 1	K: 1	BB: 0	S: 11	P: 15
	R: 0	H: 1	E: 0	LOB: 2	K: 0	BB: 1	S: 11	P: 21
	R: 0	H: 1	E: 0	LOB: 1	K: 0	BB: 0	S: 11	P: 19
	R: 4	H: 4	E: 0	LOB: 1	K: 1	BB: 1	S: 16	P: 27
	R: 0	H: 1	E: 0	LOB: 1	K: 0	BB: 0	S: 5	P: 9
	R: 0	H: 0	E: 0	LOB: 0	K: 1	BB: 0	S: 7	P: 11
	R: 1	H: 3	E: 0	LOB: 2	K: 0	BB: 0	S: 12	P: 14

PITCHER	IP	WLS	BF	H	R	ER	SO	BB	IBB	HBP	BLK	WP	HR	S	P	ERA	WHIP
Bud Black, L ERA: 3.66 (1, 1)	4.0	L	22	7	5	4	1	3	0	0	0	0	0	45	82	9.00	2.500
Steve Reed, R ERA: 1.59 (5, 1)	1.0		5	2	1	1	1	0	0	0	0	0	1	11	15	9.00	2.000
Francisco Oliveras, R ERA: 3.92 (6, 1)	2.0		7	1	0	0	1	0	0	0	0	0	0	12	20	0.00	0.500
Jim Pena, L ERA: 3.38 (8, 1)	1.0		6	3	1	1	0	0	0	0	0	0	0	12	14	9.00	3.000

BOTTOM

San Francisco Giants @ Los Angeles Dodgers
Dodger Stadium, Los Angeles, CA

Sat Sep 12 1992, 7:05 PM PDT
Att. 26,343 - Sunny - 75 F

AB	R	H	RBI	BB	SO	LOB
5	1	2	0	0	1	2
5	1	4	0	0	0	1
3	1	1	1	1	0	2
4	1	0	0	1	0	5
3	1	1	3	1	0	2
4	0	0	0	0	1	2
4	1	2	0	0	1	0
4	0	2	1	0	0	1
2	1	1	0	0	0	1

AB	34
R	7
H	13
RBI	5
BB	3
SO	3
LOB	16

livebaseballscorecards.com



1B: 10	SF: 1	WP: 0	PA: 40
2B: 1	SAC: 2	PB: 1	
3B: 1	DP: 0	SB: 1	
HR: 1	HBP: 0	CS: 2	

Batter	1	2	3	4	5	6	7	8	9	AB R H RBI BB SO LOB	TOP											
John Patterson, S (1, 4) OBP: 0.220, SLG: 0.246	2-2 G5-3			1-0 SH1-3 1B	1-3 K		3-2 G6-3		3-2 HR 1B	5 1 2 0 0 1 1												
Darren Lewis, R (1, 8) OBP: 0.295, SLG: 0.270	3-3 K			0-0 SH1-3	2-0 G1-3			1-1 1B SF8 1B	0-0 P3	4 1 1 0 0 1 2												
Chris James, R (1, 7) OBP: 0.297, SLG: 0.397	0-1 F8			1-0 G5-3		0-0 F7-2 3B		2-0 SF8 1B 1B	0-0 F8	5 1 2 0 0 0 2												
Cory Snyder, R (1, 3) OBP: 0.315, SLG: 0.455				3-2 F9		1-3 K		1-0 BB 1B 1B	3-2 HR	5 1 2 2 0 2 2												
Matt Williams, R (1, 5) OBP: 0.282, SLG: 0.378				1-0 F8		3-2 HR		0-0 SF8	1-2 FC4-6 1B	2 1 1 1 1 0 0												
Mike Benjamin, R (7, 5) OBP: 0.218, SLG: 0.270						4-0 IBB				0 0 0 0 0 0 0												
Will Clark, L (8, PH) OBP: 0.391, SLG: 0.491										0 0 0 1 0 0 0												
Dave Righetti, L (8, 1) OBP: 0.143, SLG: 0.143										0 0 0 0 0 0 0												
Rod Beck, R (8, 1) OBP: 0.500, SLG: 0.500										1 0 1 0 0 0 0												
Steve Hoesey, R (1, 9) OBP: 0.214, SLG: 0.222				1-0 P4		3-2 FC1-5 1B		1-2 P4	0-0 FC4-6	2 0 1 0 0 0 0												
Willie McGee, S (6, PH) OBP: 0.335, SLG: 0.355						4-2 BB				0 0 0 0 1 0 0												
Kirt Manwaring, R (6, 2) OBP: 0.314, SLG: 0.330						1-2 BB			1-2 1B	2 0 0 0 0 0 3												
Steve Decker, R (1, 2) OBP: 0.308, SLG: 0.250				2-1 G5-3		4-2 FC1-5 2B BB		1-1 BB 1B		1 1 0 0 1 0 0												
Mike Felder, S (6, PH) OBP: 0.328, SLG: 0.393						1-2 BB		1-2 BB 1B		2 0 1 1 0 0 3												
Jose Uribe, S (1, 6) OBP: 0.311, SLG: 0.362				0-0 G6-3		0-0 FC1-5 2B		1-0 F7	4-1 FC5-4 BB	3 1 0 0 1 0 2												
Jeff Brantley, R (1, 1) OBP: 0.500, SLG: 0.333				2-2 G3		2-1 2B		1-2 G4-3	0-1 FC5-4	1 0 0 0 0 0 0												
Robby Thompson, R (5, PH) OBP: 0.342, SLG: 0.428										1 0 1 2 0 0 0												
Bill Swift, R (5, PR) OBP: 0.167, SLG: 0.191										1 0 0 0 0 0 0												
Craig Colbert, R (8, PH) OBP: 0.250, SLG: 0.302										1 0 0 0 0 0 3												
Inning Stats	R: 0 E: 0 K: 1 S: 8	H: 0 LOB: 0 BB: 0 P: 13	R: 0 E: 0 K: 1 S: 5	H: 0 LOB: 0 BB: 0 P: 8	R: 0 E: 0 K: 0 S: 6	H: 0 LOB: 0 BB: 0 P: 10	R: 0 E: 0 K: 0 S: 7	H: 1 LOB: 1 BB: 0 P: 12	R: 3 E: 0 K: 1 S: 15	H: 3 LOB: 1 BB: 1 P: 30	R: 0 E: 0 K: 1 S: 8	H: 1 LOB: 2 BB: 2 P: 18	R: 0 E: 0 K: 0 S: 7	H: 0 LOB: 0 BB: 0 P: 12	R: 2 E: 0 K: 0 S: 14	H: 4 LOB: 3 BB: 1 P: 23	R: 2 E: 0 K: 0 S: 12	H: 3 LOB: 1 BB: 0 P: 19	1B: 8 2B: 2 3B: 1 HR: 2	SF: 1 SAC: 1 DP: 1 HBP: 0	WP: 0 PB: 0 SB: 1 CS: 0	PA: 42
PITCHER	IP WLS BF H R ER SO BB IBB HBP BLK WP HR S P ERA WHIP																					
Bob Ojeda, L (1, 1) ERA: 3.69	5.0 L 20 4 3 3 3 1 0 0 0 0 1 41 73 5.40 1.000																					
Roger McDowell, R (6, 1) ERA: 3.84	2.0 8 1 0 0 1 1 1 0 0 0 0 15 30 0.00 1.000																					
Jim Gott, R (8, 1) ERA: 2.13	1.0 8 4 2 2 0 1 0 0 0 0 0 14 23 18.00 5.000																					
Tim Crews, R (9, 1) ERA: 5.23	1.0 6 3 2 2 0 0 0 0 0 0 0 1 12 19 18.00 3.000																					

San Francisco Giants @ Los Angeles Dodgers
Dodger Stadium, Los Angeles, CA
Sun Sep 13 1992, 3:33 AM PDT
Att. 23,265 - Sunny - 80 F

AB	36
R	7
H	12
RBI	7
BB	4
SO	4
LOB	18



WP: 0	PA: 42
PB: 0	
SB: 1	
CS: 0	

Batter	1	2	3	4	5	6	7	8	9	AB	R	H	RBI	BB	SO	LOB
Jose Offerman, S (1, 6) OBP: 0.341, SLG: 0.355	0-2 SH5-3 1B	1-3 K			2-0 S 1B		3-3 K		0-2 G6-3	5	1	2	0	0	2	3
Brett Butler, L (1, 8) OBP: 0.415, SLG: 0.397	0-0 SH5-3 1-2		0-2 G1-3		3-3 K SAFE			2-1 G6-4-3 1B		3	0	1	0	0	1	1
Lenny Harris, L (1, 4) OBP: 0.321, SLG: 0.308 Mike Sharperson, R (8, PH) OBP: 0.399, SLG: 0.406 (9, 4)	4-2 WP 1B BB		1-2 F9			1-0 G3		0-0 G6-4-3 1-2f		2	0	0	0	1	0	0
Eric Karros, R (1, 3) OBP: 0.305, SLG: 0.440	2-1 1-2 2-H 1B		2-0 F9			3-2 FC6-4 1B		2-1 HR 1B		4	1	3	1	0	0	0
Henry Rodriguez, L (1, 7) OBP: 0.250, SLG: 0.345 Mitch Webster, S (8, PH) OBP: 0.338, SLG: 0.424 (9, 7)	3-3 K 2-3			1-3 K		1-2 F7		1-0 HR 1-H		3	0	0	0	0	2	3
Billy Ashley, R (1, 9) OBP: 0.235, SLG: 0.424	2-3 K			1-3 K		2-1 FC6-4 1-2f		1-3 K		4	0	0	0	0	3	3
Mike Scioscia, L (1, 2) OBP: 0.284, SLG: 0.270		2-3 K		2-0 P2			1-0 F8		3-2 F8	4	0	0	0	0	1	0
Dave Hansen, L (1, 5) OBP: 0.288, SLG: 0.295		4-2 SH5-4 BB			2-3 K		0-0 F8		0-0 F7	3	0	0	0	1	1	0
Bob Ojeda, L (1, 1) OBP: 0.087, SLG: 0.111 Todd Betzinger, S (5, PH) OBP: 0.270, SLG: 0.347 Roger McDowell, R (6, 1) Tom Goodwin, L (7, PH) OBP: 0.250, SLG: 0.233 Jim Gott, R (8, 1) OBP: 0.500, SLG: 0.500 Tim Crews, R (9, 1) OBP: 0.286, SLG: 0.286 Mike Piazza, R (9, PH) OBP: 0.357, SLG: 0.440	1 SAFE	0-0 SH5-4 1-2		2-2 P5			0-0 1B		1-1 E1	0	0	0	0	0	0	0

Inning Stats	R: 1	H: 2	E: 0	K: 2	S: 14	H: 2	LOB: 2	BB: 1	P: 25	R: 0	H: 0	E: 0	K: 2	S: 13	H: 0	LOB: 1	BB: 1	P: 20	R: 0	H: 0	E: 0	K: 0	S: 12	R: 0	H: 0	E: 0	K: 2	S: 7	H: 0	LOB: 0	BB: 0	P: 15	R: 0	H: 1	E: 0	K: 2	S: 13	H: 1	LOB: 1	BB: 0	P: 22	R: 0	H: 1	E: 0	K: 1	S: 9	H: 1	LOB: 1	BB: 0	P: 16	R: 0	H: 1	E: 0	K: 1	S: 7	H: 1	LOB: 1	BB: 0	P: 11	R: 2	H: 3	E: 0	K: 1	S: 9	H: 3	LOB: 0	BB: 0	P: 15	R: 0	H: 0	E: 1	K: 0	S: 13	H: 0	LOB: 1	BB: 0	P: 17	1B: 7	SF: 0	2B: 0	SAC: 2	3B: 0	DP: 1	HR: 1	HBP: 0	WP: 1	PA: 37
--------------	------	------	------	------	-------	------	--------	-------	-------	------	------	------	------	-------	------	--------	-------	-------	------	------	------	------	-------	------	------	------	------	------	------	--------	-------	-------	------	------	------	------	-------	------	--------	-------	-------	------	------	------	------	------	------	--------	-------	-------	------	------	------	------	------	------	--------	-------	-------	------	------	------	------	------	------	--------	-------	-------	------	------	------	------	-------	------	--------	-------	-------	-------	-------	-------	--------	-------	-------	-------	--------	-------	--------

PITCHER	IP	WLS	BF	H	R	ER	SO	BB	IBB	HBP	BLK	WP	HR	S	P	ERA	WHIP
Jeff Brantley, R (1, 1) ERA: 3.6	4.0		16	2	1	1	6	2	0	0	0	1	0	46	71	2.25	1.000
Bill Swift, R (5, 1) ERA: 2.15	3.0	W	12	3	0	0	3	0	0	0	0	0	0	29	49	0.00	1.000
Dave Righetti, L (8, 1) ERA: 4.97	0.2		4	3	2	2	0	0	0	0	0	0	1	6	11	27.00	4.500
Rod Beck, R (8, 1) ERA: 1.89	1.1	S	5	0	0	0	1	0	0	0	0	0	0	16	21	0.00	0.000

BOTTOM

San Francisco Giants @ Los Angeles Dodgers
Dodger Stadium, Los Angeles, CA

Sun Sep 13 1992, 3:33 AM PDT
Att: 23,265 - Sunny - 80 F

livebaseballscorecards.com

AB	33
R	3
H	8
RBI	3
BB	2
SO	10
LOB	11



Batter	1	2	3	4	5	6	7	8	9	10	11	AB R H RBI BB SO LOB	TOP																			
Jose Offerman, S OBP: 0.342, SLG: 0.356 (1, 6)	1-2 SH1-3 1B G6-3 1B		0-1 F7 2			0-0 G4-3 1		1-1 CS SH1-4 1B		0-2 SH1-3 1-2 1		4 1 2 0 0 0 1																				
Brett Butler, L OBP: 0.416, SLG: 0.399 (1, 8)	1-0 SH1-3 1B 1-2		2-2 G4-3 3			0-0 SH1-3 2		1-0 SH1-4 1-2		0-1 SH1-3 2-3 1B 2		3 0 2 0 0 0 0																				
Lenny Harris, L OBP: 0.321, SLG: 0.307 (1, 4)	0-0 SH1-3 1-2 2-3 1			1-1 G3 1		0-0 G3 S 1B 2		2-1 L9 2		0-0 F7 3		4 0 1 1 0 0 2																				
Eric Karros, R OBP: 0.304, SLG: 0.438 Tom Goodwin, L OBP: 0.267, SLG: 0.233 (1, 3) (9, PR) (9, 7)	3-2 G6-3 3-H			2-1 G4-3 2		1-2 G5-3 1-2 3-H 1		0-1 CS 2-3 2	0-0 FC2-6 1B		4-0 1B BB	4 0 1 1 0 0 2 0 1 0 0 1 0 0																				
Henry Rodriguez, L OBP: 0.242, SLG: 0.333 Jim Gott, R OBP: 0.500, SLG: 0.500 Dave Anderson, R OBP: 0.302, SLG: 0.425 Eric Young Sr., R OBP: 0.270, SLG: 0.232 Jay Howell, R OBP: 0.270, SLG: 0.232 Roger McDowell, R (1, 7) (9, 1) (11, PH) (11, PR) (11, 1) (11, 1)	0-2 F8 3			2-1 L7 3			1-0 P5 1		1-0 FC2-6 BB 1-2f		0-2 FC6-4 1B 1-3 1B	4 0 0 0 0 0 2 0 0 0 0 0 0 0 1 0 0 1 0																				
Billy Ashley, R OBP: 0.251, SLG: 0.395 (1, 9)		1-3 K 1			0-1 G1-3 1		2-2 HR 1B		2-3 K 2		0-3 K 1	5 1 1 0 0 3 3																				
Mike Scioscia, L OBP: 0.289, SLG: 0.282 (1, 2)		2-1 F8 2			2-1 F8 2		1-0 HR 1-H		4-1 FC6-4 BB		0-0 FC6-4 1B 1-2 3-H 1B	4 1 2 3 1 0 0																				
Dave Hansen, L OBP: 0.284, SLG: 0.290 (1, 5)		1-3 K 3			0-0 F7 3		2-0 L9 2		1-2 FC6-4 1-2f		1-0 FC6-4 1-2f 2-3 1B	5 0 0 0 0 1 4																				
Kevin Gross, R OBP: 0.121, SLG: 0.107 Todd Benzinger, S OBP: 0.272, SLG: 0.348 (1, 1) (9, 3)			3-3 K 1			0-0 SH1-3 1B 2B		0-2 P7 3		1-2 1B SH1-3 1B		0-1 FC6-4 1-2f	3 1 1 0 0 1 0 2 0 1 0 0 0 3																			
Inning Stats	R: 1 E: 0 K: 0 S: 11	H: 2 LOB: 1 BB: 0 P: 16	R: 0 E: 0 K: 2 S: 8	H: 0 LOB: 0 BB: 0 P: 12	R: 0 E: 0 K: 1 S: 9	H: 0 LOB: 0 BB: 0 P: 14	R: 0 E: 0 K: 0 S: 6	H: 0 LOB: 0 BB: 0 P: 11	R: 0 E: 0 K: 0 S: 5	H: 0 LOB: 0 BB: 0 P: 7	R: 1 E: 0 K: 0 S: 8	H: 2 LOB: 1 BB: 0 P: 8	R: 2 E: 0 K: 0 S: 9	H: 2 LOB: 0 BB: 0 P: 15	R: 0 E: 0 K: 0 S: 6	H: 1 LOB: 0 BB: 0 P: 10	R: 0 E: 0 K: 1 S: 11	H: 1 LOB: 2 BB: 1 P: 19	R: 0 E: 0 K: 0 S: 12	H: 2 LOB: 1 BB: 0 P: 13	R: 1 E: 0 K: 1 S: 10	H: 2 LOB: 3 BB: 1 P: 15	1B: 10 2B: 1 3B: 0 HR: 1	SF: 0 SAC: 4 DP: 0 HBP: 0	WP: 0 PB: 0 SB: 1 CS: 1	PA: 46						
PITCHER	IP WLS BF H R ER SO BB IBB HBP BLK WP HR S P ERA WHIP															PITCHER	IP WLS BF H R ER SO BB IBB HBP BLK WP HR S P ERA WHIP															
Greg Harris, R ERA: 4.45 (1, 1)	7.0	27	6	4	4	3	0	0	0	0	0	0	0	1	56	83	5.14	0.857														
Mike Maddux, R ERA: 2.44 (8, 1)	2.0	8	2	0	0	1	1	0	0	0	0	0	0	0	17	29	0.00	1.500														
Jeremy Hernandez, R ERA: 3.31 (10, 1)	2.0	L	10	4	1	1	1	0	0	0	0	0	0	0	22	28	4.50	2.500														

Los Angeles Dodgers @ San Diego Padres
Jack Murphy Stadium, San Diego, CA
 Mon Sep 14 1992, 10:05 PM EDT
 Att. 8,690 - Sunny - 73 F

AB	39
R	5
H	12
RBI	5
BB	2
SO	5
LOB	17



WP: 0	PA: 46
PB: 0	
SB: 1	
CS: 1	

Batter	1	2	3	4	5	6	7	8	9	10	11	AB R H RBI BB SO LOB	BOTTOM	
Tony Fernandez, S (1, 6) <small>OBP: 0.329, SLG: 0.347</small> Paul Faries, R (10, 4)	2-2 E7 1B 2B	0-0 1-H 2B		4-2 BB 1-2 2-3			0-1 SH5-4 1-2		2-3 K			3 1 2 0 1 1 0 0 0 0 0 0 0 0	Los Angeles Dodgers @ San Diego Padres Jack Murphy Stadium, San Diego, CA Mon Sep 14 1992, 10:05 PM EDT Att: 8,690 - Sunny - 73 F	
Kurt Stillwell, S (1, 4) <small>OBP: 0.293, SLG: 0.318</small> Jeff Gardner, L (3, 4) Phil Stephenson, L (7, PH) <small>OBP: 0.291, SLG: 0.241</small> Mike Maddux, L (8, 1) <small>OBP: 0.291, SLG: 0.143</small> Guillermo Velasquez, L (8, PH) Jeremy Hernandez, R (10, 1)	2-2 2B K 1B 3-H		1-3 K	3-1 G3-1			2-2 G4-3 2-3		0-3 K2-3			1 0 1 1 0 0 0 2 0 0 0 0 0 1 1 0 0 0 0 0 1 0 0 0 0 0 0 0 1 0 0 0 0 0 1 0 0 0 0 0 0 0		
Gary Sheffield, R (1, 5) <small>OBP: 0.387, SLG: 0.591</small>	2-0 1B 1-3 2B		4-1 G3-6 BB				0-1 P3	1-2 BLK 1B 3-H		4-2 CS BB		3 1 2 1 2 0 0		
Fred McGriff, L (1, 3) <small>OBP: 0.388, SLG: 0.560</small>	3-3 K 3-H		0-1 G3-6 1-2f				3-3 K	4-0 IBB 1-2		2-3 K		4 0 0 0 1 3 4		
Benito Santiago, R (1, 2) <small>OBP: 0.289, SLG: 0.391</small>	1-2 1B 2-H			0-2 F7			1-1 F8	1-3 K		1-3 K		5 0 1 1 0 2 3		
Darin Jackson, R (1, 8) <small>OBP: 0.292, SLG: 0.410</small>	0-1 F8			0-2 S 1B			0-3 K		3-3 K	1-2 CS 1-2	3-2 1B 1B	5 1 2 0 0 2 1		
Jerald Clark, R (1, 9) <small>OBP: 0.293, SLG: 0.402</small>		1-1 F8		1-0 BB G6-4-3 1B 1-H			1-0 F7		3-1 L7		1 SAFE 1B 1 SAFE 1B	2-1 G6-4-3 1B 1-2		5 0 2 1 0 0 0
Kevin Ward, R (1, 7) <small>OBP: 0.272, SLG: 0.289</small>		0-1 G6-3		1-0 G6-4-3 1-2			3-3 K		1-2 L4		1 SAFE P3	0-1 P3		5 0 0 0 0 1 3
Greg Harris, R (1, 1) <small>OBP: 0.276, SLG: 0.167</small> Oscar Azocar, L (7, PH) <small>OBP: 0.219, SLG: 0.221</small> Craig Shipley, R (8, 4) <small>OBP: 0.237, SLG: 0.283</small> (10, 6)		4-2 2B BB		4-2 BB BB			0-0 E4 G4-3 SH5-4 1B		0-0 G4-3		0-1 G6-4-3 1-2f	0 0 0 0 2 0 0 1 1 0 0 0 0 0 2 0 0 0 0 0 2		
Inning Stats	R: 2 H: 4 E: 1 LOB: 1 K: 1 BB: 0 S: 17 P: 27	R: 0 H: 1 E: 0 LOB: 2 K: 0 BB: 1 S: 7 P: 12	R: 0 H: 0 E: 0 LOB: 0 K: 1 BB: 1 S: 7 P: 12	R: 1 H: 2 E: 0 LOB: 3 K: 0 BB: 2 S: 16 P: 29	R: 0 H: 0 E: 0 LOB: 0 K: 1 BB: 0 S: 7 P: 11	R: 0 H: 0 E: 0 LOB: 0 K: 2 BB: 0 S: 7 P: 11	R: 1 H: 1 E: 1 LOB: 2 K: 1 BB: 1 S: 12 P: 20	R: 0 H: 0 E: 0 LOB: 0 K: 1 BB: 0 S: 10 P: 17	R: 0 H: 0 E: 0 LOB: 0 K: 2 BB: 0 S: 8 P: 10	R: 0 H: 0 E: 0 LOB: 0 K: 2 BB: 1 S: 12 P: 20	R: 0 H: 2 E: 0 LOB: 1 K: 0 BB: 0 S: 11 P: 16	1B: 7 SF: 0 2B: 3 SAC: 1 3B: 0 DP: 2 HR: 0 HBP: 0		WP: 0 PA: 46 PB: 0 SB: 1 CS: 1
PITCHER	IP WLS BF H R ER SO BB IBB HBP BLK WP HR S P ERA WHIP													
Kevin Gross, R (1, 1) <small>ERA: 3.24</small>	8.0 W 35 8 4 3 7 4 1 0 1 0 0 83 139 3.38 1.500													
Jim Gott, R (9, 1) <small>ERA: 2.08</small>	2.0 W 6 0 0 0 4 1 0 0 0 0 0 20 30 0.00 0.500													
Jay Howell, R (11, 1) <small>ERA: 1.71</small>	0.0 S 2 2 0 0 0 0 0 0 0 0 0 7 12 ∞ ∞													
Roger McDowell, R (11, 1) <small>ERA: 3.79</small>	1.0 S 2 0 0 0 0 0 0 0 0 0 0 4 4 0.00 0.000													

livebaseballscores.com

AB	38
R	4
H	10
RBI	4
BB	6
SO	11
LOB	17



Batter	1	2	3	4	5	6	7	8	9	AB R H RBI BB SO LOB	TOP		
Jose Offerman, S (1, 6) OBP: 0.343, SLG: 0.357	0-1 L9		1-2 G5-3 1B		0-0 FC1-2-6 1B	1-0 SF7			0-0 S 2B 1B	4 1 2 1 0 0 1			
Brett Butler, L (1, 8) OBP: 0.419, SLG: 0.405	3-2 G6-3 1B		2-2 G5-3 1B		0-0 1B	2-0 P4			3-2 FC 1B 2B	5 1 4 1 0 0 1			
Mike Sharperson, R (1, 5) OBP: 0.394, SLG: 0.399	0-1 G6-3		1-1 G5-3		1-2 P3				1-2 FC 1B	5 0 0 0 0 1 6			
Eric Karros, R (1, 3) OBP: 0.309, SLG: 0.441	4-2 BB		0-0 G6-3			0-0 WP 1B			3-1 CS 1B	4 1 3 1 1 0 1			
Mike Piazza, R (1, 2) OBP: 0.333, SLG: 0.379 Jay Howell, R (9, 1)	0-1 F9				3-2 G1-3	4-0 WP 1B			0-2 L3	4 1 0 0 1 1 5 0 0 0 0 0 0 0			
Mitch Webster, S (1, 7) OBP: 0.336, SLG: 0.419					2-2 F9	2-2 E7 1B 2B			0-2 P6	5 1 1 1 0 0 2			
Billy Ashley, R (1, 9) OBP: 0.209, SLG: 0.357 John Candelaria, L (8, 1) Mike Scioscia, L (9, 2) OBP: 0.289, SLG: 0.282					0-0 F8	0-3 K			2-2 G5-3	4 0 0 0 0 1 1 0 0 0 0 0 0 0 0 0 0 0 0 0 0	AB 39 R 6 H 14 RBI 5 BB 2 SO 4 LOB 18		
Eric Young Sr., R (1, 4) OBP: 0.275, SLG: 0.237 Lenny Harris, L (6, PH) OBP: 0.322, SLG: 0.308						1-0 P5			1-1 F7	2 0 1 0 0 0 0 2 1 1 0 0 0 0			
Orel Hershiser, R (1, 1) OBP: 0.231, SLG: 0.302 Henry Rodriguez, L (6, PH) OBP: 0.242, SLG: 0.333 Dave Anderson, R (6, PH) OBP: 0.310, SLG: 0.444 Roger McDowell, R (6, 1) Tom Goodwin, L (8, 7) OBP: 0.281, SLG: 0.227						1-0 FC1-2-6 1B			3-3 K	2 0 1 0 0 0 1 0 0 0 0 0 0 0 1 0 1 1 0 0 0 0 0 0 0 0 0 0 1 0 0 0 0 1 0			
Inning Stats	R: 0 H: 1 E: 0 LOB: 2 K: 0 BB: 1 S: 16 P: 23	R: 0 H: 1 E: 0 LOB: 1 K: 0 BB: 0 S: 10 P: 15	R: 0 H: 2 E: 0 LOB: 1 K: 0 BB: 0 S: 9 P: 13	R: 0 H: 0 E: 0 LOB: 0 K: 0 BB: 0 S: 9 P: 14	R: 0 H: 2 E: 0 LOB: 2 K: 0 BB: 0 S: 7 P: 10	R: 4 H: 4 E: 1 LOB: 1 K: 1 BB: 1 S: 13 P: 26	R: 0 H: 1 E: 0 LOB: 1 K: 2 BB: 0 S: 9 P: 14	R: 0 H: 0 E: 0 LOB: 0 K: 0 BB: 0 S: 8 P: 11	R: 2 H: 3 E: 0 LOB: 2 K: 1 BB: 0 S: 22 P: 32	1B: 12 SF: 1 2B: 3 SAC: 0 3B: 0 DP: 2 HR: 0 HBP: 0	WP: 1 PA: 42 PB: 0 SB: 1 CS: 1		
PITCHER	IP WLS BF H R ER SO BB IBB HBP BLK WP HR S P ERA WHIP											PITCHER	IP WLS BF H R ER SO BB IBB HBP BLK WP HR S P ERA WHIP
Jim Deshaies, L (1, 1) ERA: 3.26	5.0 L 24 8 3 3 0 2 0 0 0 0 1 0 55 85 5.40 2.000											Tim Scott, R (9, 1) ERA: 5.06	1.0 7 3 2 2 1 0 0 0 0 0 0 9 14 18.00 3.000
Jose Melendez, R (6, 1) ERA: 3.12	0.1 2 1 0 0 1 0 0 0 0 0 0 0 5 6 0.00 3.000												
Rich Rodriguez, L (6, 1) ERA: 2.4	0.2 3 1 1 1 0 0 0 0 0 0 0 0 4 10 13.50 1.500												
Larry Andersen, R (7, 1) ERA: 3.52	1.0 3 1 0 0 2 0 0 0 0 0 0 0 9 14 0.00 1.000												
Gene Harris, R (8, 1) ERA: 5.09	1.0 3 0 0 0 0 0 0 0 0 0 0 0 8 11 0.00 0.000												

Los Angeles Dodgers @ San Diego Padres
 Jack Murphy Stadium, San Diego, CA
 Tue Sep 15 1992, 10:05 PM EDT
 Att: 9,997 - Sunny - 74 F

livebaseballscorecards.com



BOTTOM

Los Angeles Dodgers @ San Diego Padres
Jack Murphy Stadium, San Diego, CA

AB 38
R 3
H 13
RBI 3
BB 0
SO 4
LOB 22



WP: 0 PA: 41
PB: 0
SB: 0
CS: 0

ERA WHIP

Tue Sep 15 1992, 10:05 PM EDT
Att. 9,997 - Sunny - 74 F

livebaseballscorecards.com

AB R H RBI BB SO LOB

5	1	2	1	0	1	2
5	0	0	0	0	0	2
3	1	2	0	0	0	1
5	1	2	0	0	1	2
4	0	1	1	0	1	4
4	0	2	0	0	0	2
4	0	1	0	0	1	5
4	0	1	1	0	0	2
2	0	1	0	0	0	0
0	0	0	0	0	0	0
0	0	0	0	0	0	0
0	0	0	0	0	0	0
0	0	0	0	0	0	0
0	0	0	0	0	0	0
0	0	0	0	0	0	0
0	0	0	0	0	0	0
0	0	0	0	0	0	0
0	0	0	0	0	0	0
1	0	0	0	0	0	0
1	0	0	0	0	0	0

1B: 10 SF: 1
2B: 3 SAC: 0
3B: 0 DP: 1
HR: 1 HBP: 2

1B	10	SF	1
2B	3	SAC	0
3B	0	DP	1
HR	1	HBP	2

Batter	1	2	3	4	5	6	7	8	9
Tony Fernandez, S OBP: 0.330, SLG: 0.353	2-0 HR	2-2 G4-3		0-1 L9			3-1 FC5-4 1B		1-3 K
Oscar Azocar, L OBP: 0.212, SLG: 0.214	1-0 G3-1		0-0 F9		0-0 P4		0-2 FC5-4 1-2f 2-3	3-2 F8	
Gary Sheffield, R OBP: 0.390, SLG: 0.591	1-1 1B SF7 HBP		1-0 HBP		0-1 1B		0-0 G4-3	3-2 2B 1B	
Fred McGriff, L OBP: 0.388, SLG: 0.560	1-1 1B 1-3 1B		1-0 P6		0-3 K		1-0 E9 FC5-4 1B	1-0 1-3 2B	
Benito Santiago, R OBP: 0.288, SLG: 0.390	1-0 SF7		2-3 K		1-1 G6-3		1-1 FC5-4 1B	3-2 P6	
Darrin Jackson, R OBP: 0.293, SLG: 0.410	0-0 1-2 1B		0-2 G6-3		1-2 FC6-4 1B		0-0 FC5-4 1B 1-2f 2-3		
Jerald Clark, R OBP: 0.293, SLG: 0.403	1-3 K		1-0 L9 2B		0-0 FC6-4 L8-3		0-0 L6		
Craig Shipley, R OBP: 0.237, SLG: 0.281		0-0 L7		0-0 L9		0-0 L8-3		0-0 1-2 3-H 1B	
Jim Deshaies, L Jose Melendez, R Rich Rodriguez, L Larry Andersen, R Guillermo Velazquez, L Jeff Gardner, L Gene Harris, R Phil Stephenson, L Tim Lincecum, R Tim Scott, R		2-1 G1-3		0-2 1B		0-1 FC5-4 1B		0-0 G1-3	

R: 2 H: 3	R: 0 H: 0	R: 0 H: 0	R: 0 H: 1	R: 0 H: 2	R: 0 H: 1	R: 0 H: 1	R: 0 H: 2	R: 1 H: 2	R: 0 H: 2
E: 0 LOB: 2	E: 0 LOB: 0	E: 0 LOB: 0	E: 0 LOB: 1	E: 0 LOB: 2	E: 0 LOB: 1	E: 0 LOB: 0	E: 0 LOB: 1	E: 1 LOB: 2	E: 0 LOB: 2
K: 1 BB: 0	K: 0 BB: 0	K: 0 BB: 0	K: 1 BB: 0	K: 0 BB: 0	K: 1 BB: 0	K: 0 BB: 0	K: 0 BB: 0	K: 0 BB: 0	K: 1 BB: 0
S: 13 P: 20	S: 8 P: 12	S: 8 P: 12	S: 9 P: 13	S: 11 P: 12	S: 8 P: 9	S: 5 P: 6	S: 8 P: 11	S: 7 P: 9	S: 14 P: 25

PITCHER	IP	WLS	BF	H	R	ER	SO	BB	IBB	HBP	BLK	WP	HR	S	P	ERA	WHIP
Orel Hershiser, R ERA: 3.73	5.0	W	23	6	2	2	3	0	0	0	0	0	0	49	66	3.60	1.200
Roger McDowell, R ERA: 3.66	2.2		12	5	1	0	0	0	0	0	0	0	0	19	25	0.00	1.875
John Candelaria, L ERA: 2.74	0.1		1	0	0	0	0	0	0	0	0	0	0	1	1	0.00	0.000
Jay Howell, R ERA: 1.67	1.0	S	5	2	0	0	1	0	0	0	0	0	0	14	25	0.00	2.000

Batter	1	2	3	4	5	6	7	8	9	AB R H RBI BB SO LOB	TOP	
Jose Offerman, S (1, 6) OBP: 0.340, SLG: 0.354	1-0 F8		0-1 G3			1-0 B1-3		2-2 L1-3		4 0 0 0 0 0 1		
Brett Butler, L (1, 8) OBP: 0.418, SLG: 0.402	3-2 L8			4-1 G5-3 BB		0-1 B4-3		3-2 G4-3		3 0 0 0 1 0 0		
Lenny Harris, L (1, 4) OBP: 0.325, SLG: 0.312 Mike Sharperson, R (9, PH) OBP: 0.395, SLG: 0.405	1-1 1B			0-0 G5-3		0-0 1B			3-2 G3 G4-3 2B	3 0 2 0 0 0 1 1 1 1 0 0 0 0		
Eric Karros, R (1, 3) OBP: 0.308, SLG: 0.438	3-2 L9			2-3 K		4-2 1B BB			0-2 G3	3 0 0 0 1 1 3		
Henry Rodriguez, L (1, 7) OBP: 0.236, SLG: 0.325 Mike Piazza, R (9, PH) OBP: 0.324, SLG: 0.367				3-2 L9		2-1 G3			1-2 G4-3	3 0 0 0 0 0 3 1 0 0 1 0 0 0		
Billy Ashley, R (1, 9) OBP: 0.191, SLG: 0.326				0-3 K		0-3 K			1-3 K	4 0 0 0 0 4 0		
Mike Scioscia, L (1, 2) OBP: 0.287, SLG: 0.280				2-2 L7		0-1 G3			1-0 G3-1	3 0 0 0 0 0 0		
Dave Hansen, L (1, 5) OBP: 0.284, SLG: 0.290				1-0 F8		3-2 1B			1-2 P5	3 0 1 0 0 0 0		
Tom Candiotti, R (1, 1) OBP: 0.115, SLG: 0.118 Mitch Webster, S (8, PH) OBP: 0.338, SLG: 0.421 Jim Gott, R (8, 1) OBP: 0.500, SLG: 0.500				1-1 G6-3		0-0 P6			0-1 L1-3 1B	2 0 0 0 0 0 1 1 0 1 0 0 0 0 0 0 0 0 0 0 0		
Inning Stats	R: 0 H: 1 E: 0 LOB: 1 K: 0 BB: 0 S: 10 P: 18	R: 0 H: 0 E: 0 LOB: 0 K: 1 BB: 0 S: 8 P: 10	R: 0 H: 0 E: 0 LOB: 0 K: 0 BB: 0 S: 5 P: 7	R: 0 H: 0 E: 0 LOB: 1 K: 1 BB: 1 S: 11 P: 20	R: 0 H: 1 E: 0 LOB: 1 K: 1 BB: 0 S: 9 P: 12	R: 0 H: 1 E: 0 LOB: 2 K: 0 BB: 1 S: 8 P: 15	R: 0 H: 0 E: 0 LOB: 0 K: 1 BB: 0 S: 7 P: 10	R: 0 H: 1 E: 0 LOB: 0 K: 0 BB: 0 S: 10 P: 15	R: 1 H: 1 E: 0 LOB: 0 K: 1 BB: 0 S: 13 P: 18	1B: 4 SF: 0 2B: 2 SAC: 0 3B: 0 DP: 1 HR: 0 HBP: 0	WP: 0 PA: 33 PB: 0 SB: 2 CS: 0	
PITCHER	IP WLS BF H R ER SO BB IBB HBP BLK WP HR S P ERA WHIP											
Andy Benes, R (1, 1) ERA: 3.48	8.0 W 29 4 0 0 4 2 0 0 0 0 0 0 68 107 0.00 0.750											
Randy Myers, L (9, 1) ERA: 4.2	1.0 S 4 1 1 1 1 0 0 0 0 0 0 0 13 18 9.00 1.000											

Los Angeles Dodgers @ San Diego Padres
 Jack Murphy Stadium, San Diego, CA
 Wed Sep 16 1992, 10:05 PM EDT
 Att. 13,016 - Sunny - 77 F

livebaseballscorecards.com

AB	31
R	1
H	5
RBI	1
BB	2
SO	5
LOB	9



Batter	1	2	3	4	5	6	7	8	9
Tony Fernandez, S OBP: 0.329, SLG: 0.353 (1, 6)	3-2 1B		1-1 G6-3		1-0 G3			1-0 P6	
Tim Teufel, R OBP: 0.324, SLG: 0.348 (1, 4)	1-0 F7		1-2 F8			4-2 PB BB		4-2 1B BB	
Gary Sheffield, R OBP: 0.391, SLG: 0.596 (1, 5)	1-3 K			1-2 HR		3-2 F7		0-1 2B 1B	
Fred McGriff, L OBP: 0.388, SLG: 0.561 (1, 3)	3-2 F9			1-0 F7		4-1 BB		1-1 WP 2B	
Benito Santiago, R OBP: 0.290, SLG: 0.389 (1, 2)		4-2 1B BB		4-2 G5-4-3 BB		0-0 FC5-2-5-1		0-0 F9	
Craig Shipley, R OBP: 0.237, SLG: 0.281 (6, PR)						1-3 2-H			
Dan Walters, R OBP: 0.316, SLG: 0.418 (7, 2)									
Darrin Jackson, R OBP: 0.293, SLG: 0.409 (1, 8)		3-2 1 SAFE 1 SAFE 1 SAFE 1 SAFE 1-2 1B		0-1 G5-4-3		1-1 FC6-4		1-0 G5-3	
Jerald Clark, R OBP: 0.293, SLG: 0.402 (1, 9)		1 SAFE 2-1 G1-4-3			0-1 WP 1B				
Kevin Ward, R OBP: 0.266, SLG: 0.285 (1, 7)		2-1 G6-3			1-2 G5-3				
Jim Vatcher, R (7, 9)									
Andy Benes, R OBP: 0.212, SLG: 0.233 (1, 1)			3-2 G6-3		1-1 G5-3				
Randy Myers, L OBP: 0.200, SLG: 0.200 (9, 1)									

AB R H RBI BB SO LOB		BOTTOM						
4	0	1	0	0	0	1		
2	1	0	0	2	0	1		
4	2	2	1	0	1	2		
3	0	1	2	1	0	1		
1	0	0	0	2	0	2		
0	0	0	0	0	0	0		
1	0	0	0	0	0	1		
4	0	1	0	0	0	4		
3	0	1	0	0	0	2		
2	0	0	0	0	0	2		
1	0	0	0	0	1	0		
3	0	0	0	0	0	1		
0	0	0	0	0	0	0		
1B: 4	SF: 0	WP: 2	PA: 33					
2B: 1	SAC: 0	PB: 2						
3B: 0	DP: 2	SB: 1						
HR: 1	HBP: 0	CS: 0						
PITCHER		PITCHER						
IP	WLS	IP	WLS					
7.0	L	1.0						
Batter	BF	Batter	BF					
27		6						
H	R	H	R					
4	1	2	2					
ER	SO	ER	SO					
1	2	2	0					
BB	IBB	BB	IBB					
4	0	1	0					
HBP	BLK	HBP	BLK					
0	0	0	0					
WP	HR	WP	HR					
1	1	1	0					
S	P	S	P					
66	113	9	16					
ERA	WHIP	ERA	WHIP					
1.29	1.143	18.00	3.000					

Los Angeles Dodgers @ San Diego Padres
Jack Murphy Stadium, San Diego, CA
 Wed Sep 16 1992, 10:05 PM EDT
 Att. 13,016 - Sunny - 77 F

AB	28
R	3
H	6
RBI	3
BB	5
SO	2
LOB	17



WP: 2	PA: 33
PB: 2	
SB: 1	
CS: 0	

Batter	1	2	3	4	5	6	7	8	9	AB R H RBI BB SO LOB	TOP									
Jose Offerman, S (1, 6) OBP: 0.338, SLG: 0.351	0-0 F9		0-0 SF8		0-1 F8		2-3 K	1-0 G4-3	4-0 BB	4 0 0 2 1 1 1	Los Angeles Dodgers @ San Francisco Giants Candlestick Park, San Francisco, CA Fri Sep 18 1992, 10:05 PM EDT Att. 21,341 - Cloudy - 55 F									
Brett Butler, L (1, 8) Henry Rodriguez, L (9, PH) OBP: 0.420, SLG: 0.402 OBP: 0.234, SLG: 0.322	1-1 G6-3		1-1 1B WP 1B		4-2 G4-3 BB		2-2 E6		1-2 2B BB BB	3 2 1 1 2 0 0 1 0 0 0 0 1 3										
Mike Sharperson, R (1, 5) OBP: 0.396, SLG: 0.405	2-1 G6-3		3-2 1B 1-3 1B		1-1 G4-3		1-2 G4-3		0-0 2B 1B	5 1 2 0 0 0 2										
Eric Karros, R (1, 3) OBP: 0.311, SLG: 0.441		1-2 G6-3	1-1 FC4 1B		1-0 F8			4-0 2B HBP BB	1-1 1B 2B	4 2 2 3 1 0 1										
Mike Piazza, R (1, 2) OBP: 0.308, SLG: 0.324		0-1 G5-3	3-1 FC4			1-3 K		1-0 2B E HBP	1-1 G6-3	4 1 0 0 0 1 3										
Mitch Webster, S (1, 7) Tom Goodwin, L (7, 7) OBP: 0.338, SLG: 0.418 OBP: 0.292, SLG: 0.283		2-2 F8		3-2 F8		4-2 BB		1-1 E9 1B 2B	1-1 BB BB 1B	2 0 0 0 1 0 0 2 2 2 2 0 0 0										
Billy Ashley, R (1, 9) OBP: 0.212, SLG: 0.320			1-0 BLK SF8 1B 1B		2-0 G4-3		3-2 F7		3-1 L5	4 1 1 0 1 0 2										
Eric Young Sr., R (1, 4) OBP: 0.290, SLG: 0.284			1-1 BLK 1B 1B		0-0 HR		3-1 G1-3		2-2 1B	4-1 F8		5 2 3 2 0 0 3								
Pedro Astacio, R (1, 1) John Candelaria, L (7, 1) Roger McDowell, R (7, 1)			0-3 K		0-3 K		0-3 K		1-3 K	4-1 BB BB		3 0 0 0 0 3 2 0 0 0 0 0 0 0 1 0 0 0 1 1 1								
Inning Stats	R: 0 E: 0 K: 0 S: 5	H: 0 LOB: 0 BB: 0 P: 8	R: 0 E: 0 K: 0 S: 8	H: 0 LOB: 0 BB: 0 P: 11	R: 3 E: 0 K: 1 S: 17	H: 5 LOB: 2 BB: 0 P: 27	R: 1 E: 0 K: 1 S: 8	H: 1 LOB: 0 BB: 0 P: 13	R: 0 E: 0 K: 0 S: 8	H: 0 LOB: 1 BB: 1 P: 13	R: 0 E: 1 K: 2 S: 12	H: 0 LOB: 1 BB: 0 P: 17	R: 3 E: 1 K: 1 S: 11	H: 2 LOB: 1 BB: 1 P: 24	R: 4 E: 0 K: 1 S: 15	H: 3 LOB: 3 BB: 4 P: 37	1B: 8 2B: 2 3B: 0 HR: 1	SF: 1 SAC: 0 DP: 0 HBP: 1	WP: 1 PB: 0 SB: 0 CS: 0	PA: 47
PITCHER	IP WLS BF H R ER SO BB IBB HBP BLK WP HR S P ERA WHIP																			
Bud Black, L (1, 1) ERA: 3.72	7.0 L 30 6 4 4 5 2 0 0 0 1 1 1 70 112 5.14 1.143																			
Steve Reed, R (8, 1) ERA: 4.91	1.0 7 2 3 2 1 1 0 1 0 0 0 0 11 24 18.00 3.000																			
Michael Jackson, R (9, 1) ERA: 3.67	0.2 8 3 4 4 0 3 0 0 0 0 0 0 12 27 54.00 9.000																			
Dave Burba, R (9, 1) ERA: 5.46	0.1 2 0 0 0 0 1 1 0 0 0 0 0 3 10 0.00 3.000																			

livebaseballscorecards.com




Batter	1	2	3	4	5	6	7	8	9	AB	R	H	RBI	BB	SO	LOB
John Patterson, S OBP: 0.247, SLG: 0.225 (1, 8) BB BB C B	4-1 FC5-4 BB		2-2 G1-3		1-2 F7		0-0 G4-6-3 1B		0-0 G3-1	4	0	1	0	1	0	2
Willie McGee, S OBP: 0.335, SLG: 0.352 (1, 9) B C X	1-1 FC5-4 2B		2-0 F7		3-1 FC3-6 1-2f		2-0 G4-6-3 1-2f 2-3 3-H		4-2 2B BB	4	1	0	0	1	0	4
Will Clark, L OBP: 0.387, SLG: 0.485 (1, 3) B X	1-0 1B 2B 1-H		0-0 F7		1-0 F7		0-0 3-H 1B		0-0 1-3 2-H 2B	5	0	3	3	0	0	1
Mark Leonard, L OBP: 0.336, SLG: 0.400 Chris James, R OBP: 0.294, SLG: 0.391 Steve Reed, R (8, 1) Michael Jackson, R (9, 1) Dave Burba, R OBP: 0.133, SLG: 0.071 Cory Snyder, R OBP: 0.311, SLG: 0.449 (9, PH)	2-0 P2			1-1 L6		1-2 P6		1-2 F9	0-0 G4-3	3	0	0	0	0	0	1
Matt Williams, R OBP: 0.287, SLG: 0.385 (1, 5) B F B X	2-1 FC6-4 1B 2-3			0-2 G4-3		3-2 F8		1-0 G6-3		4	0	1	0	0	0	0
Robby Thompson, R OBP: 0.342, SLG: 0.426 (1, 4) C B X	1-1 FC6-4 1-2f			0-0 E 1B		1-1 1B		0-1 G5-3		4	0	2	0	0	0	2
Steve Decker, R OBP: 0.318, SLG: 0.211 (1, 2) C X			0-1 F7		1-2 E1 1-2		2-3 K		0-0 G4-3	4	0	0	0	0	1	2
Royce Clayton, R OBP: 0.269, SLG: 0.292 (1, 6) F F X			0-2 G3		0-1 P9		4-0 1B 1B G4-6-3 BB		0-0 G1-3	3	1	0	0	1	0	2
Bud Black, L OBP: 0.096, SLG: 0.080 Mike Felder, S OBP: 0.335, SLG: 0.396 (7, PH) (8, 7) C X			0-1 G6-3		4-0 FC3-6 BB		0-2 G4-6-3 1B 1-2 1B 1B		0-1 G3-1 2B 1B	1	0	0	0	1	0	0
										2	2	2	0	0	0	0

Inning Stats	R: 1	H: 2	E: 0	K: 0	S: 9	LOB: 2	BB: 1	P: 20	R: 0	H: 0	E: 0	K: 0	S: 7	LOB: 0	BB: 0	P: 7	R: 0	H: 0	E: 0	K: 0	S: 5	LOB: 0	BB: 0	P: 9	R: 0	H: 1	E: 1	K: 0	S: 11	LOB: 2	BB: 0	P: 13	R: 0	H: 0	E: 0	K: 0	S: 6	LOB: 1	BB: 1	P: 15	R: 0	H: 1	E: 0	K: 1	S: 11	LOB: 1	BB: 0	P: 18	R: 2	H: 3	E: 0	K: 0	S: 9	LOB: 1	BB: 1	P: 16	R: 0	H: 0	E: 0	K: 0	S: 4	LOB: 0	BB: 0	P: 5	R: 1	H: 2	E: 0	K: 0	S: 9	LOB: 2	BB: 1	P: 13	1B: 7	2B: 2	3B: 0	HR: 0	SF: 0	SAC: 0	DP: 1	HBP: 0	WP: 0	PB: 0	SB: 0	CS: 0	PA: 40
PITCHER	IP	WLS	BF	H	R	ER	SO	BB	IBB	HBP	BLK	WP	HR	S	P	ERA	WHIP																																																																				
Pedro Astacio, R ERA: 1.84 (1, 1)	6.2	W	29	6	3	3	1	3	0	0	0	0	0	54	93	4.05	1.350																																																																				
John Candelaria, L ERA: 2.74 (7, 1)	0.0		1	1	0	0	0	0	0	0	0	0	0	1	1	∞	∞																																																																				
Roger McDowell, R ERA: 3.66 (7, 1)	2.1	S	10	2	1	1	0	1	0	0	0	0	0	16	22	3.86	1.286																																																																				

Los Angeles Dodgers @ San Francisco Giants
Candlestick Park, San Francisco, CA
 Fri Sep 18 1992, 10:05 PM EDT
 Att: 21,341 - Cloudy - 55 F

AB	36
R	4
H	9
RBI	3
BB	4
SO	1
LOB	17

livebaseballscorecards.com



Batter	1	2	3	4	5	6	7	8	9	AB R H RBI BB SO LOB	TOP
Jose Offerman, S (1, 6) OBP: 0.338, SLG: 0.350	0-1 P6		1-1 FC4-6 BB 1-2f		3-2 G4-3			0-0 G1-3 1B		4 0 1 0 0 0 1	Los Angeles Dodgers @ San Francisco Giants Candlestick Park, San Francisco, CA Sat Sep 19 1992, 6:33 AM EDT Att. 31,932 - Sunny - 71 F
Brett Butler, L (1, 8) OBP: 0.420, SLG: 0.404	2-1 2B		4-2 SAFE 1-2 BB			1-3 K		1-0 G1-3 1-2		3 0 1 0 1 1 1	
Tom Goodwin, L (1, 7) OBP: 0.275, SLG: 0.265 Mitch Webster, S (8, PH) OBP: 0.337, SLG: 0.416 Kip Gross, R (8, 1) OBP: 1.000, SLG: 1.000	2-3 K		0-1 F8			1-3 K		1-0 L6		3 0 0 0 0 2 3 1 0 0 0 0 0 1 0 0 0 0 0 0 0	
Eric Karros, R (1, 3) OBP: 0.313, SLG: 0.443	3-1 F8			0-0 G3-1 2B		1-0 FC4-6 1B		0-1 G5-3		4 0 2 0 0 0 1	
Henry Rodriguez, L (1, 9) OBP: 0.227, SLG: 0.311		1-2 G4-3		0-0 G3-1 2-3		1-2 FC4-6 1-2f		1-1 G3-1		4 0 0 0 0 0 2	
Mike Scioscia, L (1, 2) OBP: 0.283, SLG: 0.276		3-2 F8		0-0 G3			1-2 G3	1-2 F7		4 0 0 0 0 0 1	
Lenny Harris, L (1, 4) OBP: 0.322, SLG: 0.309 (8, 7)		1-2 G3		1-1 P5			2-0 G3			3 0 0 0 0 0 1	
Dave Hansen, L (1, 5) OBP: 0.282, SLG: 0.287			2-3 K		0-0 G3		3-2 G5-3			3 0 0 0 0 1 0	
Bob Ojeda, L (1, 1) OBP: 0.104, SLG: 0.128 Mike Sharperson, R (8, PH) OBP: 0.394, SLG: 0.403 (8, 4)			0-2 FC4-6 1B		2-1 L6			2-3 K		2 0 1 0 0 0 0 1 0 0 0 0 1 0	
Inning Stats	R: 0 H: 1 E: 0 LOB: 1 K: 1 BB: 0 S: 9 P: 16	R: 0 H: 0 E: 0 LOB: 0 K: 0 BB: 0 S: 14 P: 19	R: 0 H: 1 E: 0 LOB: 2 K: 1 BB: 1 S: 16 P: 23	R: 0 H: 1 E: 0 LOB: 1 K: 0 BB: 0 S: 5 P: 6	R: 0 H: 0 E: 0 LOB: 0 K: 0 BB: 0 S: 8 P: 13	R: 0 H: 1 E: 0 LOB: 1 K: 2 BB: 0 S: 11 P: 15	R: 0 H: 0 E: 0 LOB: 0 K: 0 BB: 0 S: 7 P: 13	R: 0 H: 1 E: 0 LOB: 1 K: 1 BB: 0 S: 6 P: 10	R: 0 H: 0 E: 0 LOB: 0 K: 0 BB: 0 S: 7 P: 9	1B: 3 SF: 0 2B: 2 SAC: 0 3B: 0 DP: 0 HR: 0 HBP: 0	WP: 0 PA: 33 PB: 0 SB: 0 CS: 0
PITCHER Jeff Brantley, R (1, 1) ERA: 3.33 Bill Swift, R (7, 1) ERA: 2.08	IP WLS BF H R ER SO BB IBB HBP BLK WP HR S P ERA WHIP	6.0 W 23 4 0 0 4 1 0 0 0 0 0 0 63 92 0.00 0.833	3.0 S 10 1 0 0 1 0 0 0 0 0 0 0 20 32 0.00 0.333								

livebaseballscorecards.com

AB	32
R	0
H	5
RBI	0
BB	1
SO	5
LOB	11



Batter	1	2	3	4	5	6	7	8	9	AB R H RBI BB SO LOB
Mike Felder, S OBP: 0.335, SLG: 0.395 (1, 8) B C B X (9, 7)	2-1 SH5-3 BLK SF8 1B		0-2 G6-3		2-2 1-2 1B		1-3 K		1-1 G4-3	5 1 2 0 0 1 2
Willie McGee, S OBP: 0.337, SLG: 0.355 (1, 9) B X	1-0 SH5-3 1-3		2-0 1B		0-0 G4-3		1-1 G4-3		3-2 E5 1B 1B	4 1 2 1 0 0 3
Will Clark, L OBP: 0.388, SLG: 0.483 (1, 3) X	0-0 SF8 3-H		2-3 K					3-2 G5-3	4-0 1B E IBB	3 0 1 1 1 1 1
Mark Leonard, L OBP: 0.328, SLG: 0.389 Chris James, R OBP: 0.293, SLG: 0.388 Darren Lewis, R OBP: 0.299, SLG: 0.276 (1, 7) (8, PH) (8, PR) (9, 8) B B C X	2-1 G4-3		2-0 P6		1-2 P8		1-1 E3		0-0 E1 1B 1-2 2-3	3 0 0 0 0 0 1 1 0 0 0 0 0 0 1 0 0 0 0 0 2
Matt Williams, R OBP: 0.291, SLG: 0.387 (1, 5) B S X		1-1 1B		1-1 CS 1B		0-2 SAFE F8		1-1 E9	1-2 2-3 3-H 1B	5 0 3 1 0 0 2
Robby Thompson, R OBP: 0.341, SLG: 0.423 (1, 4) 1 SAFE B C B X		2-2 F8		2-3 K 1-2		4-2 BB		1-0 P3		3 0 0 0 1 1 4
Steve Decker, R OBP: 0.310, SLG: 0.200 John Patterson, S OBP: 0.232, SLG: 0.211 Rod Beck, R OBP: 0.500, SLG: 0.500 (1, 2) (8, PH) (9, 1) B C X		1-1 P6			4-2 1B BB		3-2 G5-3		1-3 K	2 0 0 0 1 0 3 1 0 0 0 0 1 2 0 0 0 0 0 0 0
Royce Clayton, R OBP: 0.276, SLG: 0.299 (1, 6) B X		1-0 F9			1-3 K				2-2 G4-3 SH1-4 E 1B	4 1 2 0 0 1 2
Kevin Rogers, L Mike Benjamin, R OBP: 0.218, SLG: 0.270 Steve Reed, R Kirt Manwaring, R OBP: 0.310, SLG: 0.324 (1, 1) (7, PH) (8, 1) (9, 2) B C B X			2-3 K		0-3 K		1-2 SH1-4 1B		0-1 SH1-4 1-2	2 0 0 0 0 2 1 0

Inning Stats	R: 1	H: 1	E: 0	LOB: 0	K: 0	BB: 0	S: 6	P: 11	R: 0	H: 1	E: 0	LOB: 1	K: 0	BB: 0	S: 8	P: 13	R: 0	H: 1	E: 0	LOB: 1	K: 2	BB: 0	S: 14	P: 20	R: 0	H: 1	E: 0	LOB: 0	K: 1	BB: 0	S: 6	P: 11	R: 0	H: 1	E: 0	LOB: 2	K: 2	BB: 1	S: 13	P: 20	R: 0	H: 1	E: 0	LOB: 2	K: 1	BB: 0	S: 10	P: 14	R: 0	H: 0	E: 2	LOB: 2	K: 1	BB: 0	S: 11	P: 18	R: 2	H: 3	E: 2	LOB: 3	K: 0	BB: 1	S: 14	P: 25	1B: 10	SF: 1	2B: 0	SAC: 3	3B: 0	DP: 0	HR: 0	HBP: 0
--------------	------	------	------	--------	------	-------	------	-------	------	------	------	--------	------	-------	------	-------	------	------	------	--------	------	-------	-------	-------	------	------	------	--------	------	-------	------	-------	------	------	------	--------	------	-------	-------	-------	------	------	------	--------	------	-------	-------	-------	------	------	------	--------	------	-------	-------	-------	------	------	------	--------	------	-------	-------	-------	--------	-------	-------	--------	-------	-------	-------	--------

PITCHER	IP	WLS	BF	H	R	ER	SO	BB	IBB	HBP	BLK	WP	HR	S	P	ERA	WHIP
Kevin Gross, R ERA: 3.17 (1, 1)	7.0		29	7	1	1	6	2	0	0	1	0	0	75	117	1.29	1.286
John Candelaria, L ERA: 2.7 (8, 1)	0.1		1	0	0	0	0	0	0	0	0	0	0	3	6	0.00	0.000
Roger McDowell, R ERA: 3.71 (8, 1)	1.1	L	11	3	2	1	1	0	1	0	0	0	0	22	37	6.75	2.250

BOTTOM

Los Angeles Dodgers @ San Francisco Giants
Candlestick Park, San Francisco, CA

Sun Sep 20 1992, 10:05 PM EDT
Att. 21,633 - Sunny - 58 F

AB	34
R	3
H	10
RBI	3
BB	3
SO	7
LOB	23

livebaseballscorecards.com



Batter	1	2	3	4	5	6	7	8	9	AB R H RBI BB SO LOB	TOP	
Otis Nixon, S (1, 8) OBP: 0.358, SLG: 0.362	3-1 G4-3		2-1 G4-3		2-3 K			1-1 G6-3		4 0 0 0 0 1 1		
Jeff Blauser, R (1, 6) OBP: 0.359, SLG: 0.461	0-0 F9		4-0 CS			0-3 K		3-1 G6-3		3 0 0 0 1 1 0		
Rafael Belliard, R (8, 6) OBP: 0.265, SLG: 0.248			3-H BB							0 0 0 0 0 0 0		
Terry Pendleton, S (1, 5) OBP: 0.343, SLG: 0.477	4-0 BB		1-2 CS		0-1 G4-3 WP		3-2 FC3-6 1B		2-2 HR	3 2 3 0 1 0 0		
David Justice, L (1, 9) OBP: 0.353, SLG: 0.435	0-1 G4-3				0-0 G4-3		3-1 FC3-6		0-0 HR	4 1 1 2 0 0 3		
Sid Bream, L (1, 3) OBP: 0.339, SLG: 0.425			2-3 K		3-3 K		1-3 K		0-0 1B	4 0 1 0 0 3 1		
Brian Hunter, R (9, PR) OBP: 0.293, SLG: 0.509					3-H 1-0 2B				1-1 P6	0 0 0 0 0 0 0		
Ron Gant, R (1, 7) OBP: 0.324, SLG: 0.418			1-2 G5-3		1-0 2B		1-1 CS 1B		1-1 F9	4 0 2 0 0 0 1		
Damon Berryhill, S (1, 2) OBP: 0.276, SLG: 0.404			1-0 G3		2-3 K		1 SAFE 0-0 F7		1 SAFE 0-1 F9	4 0 0 0 0 1 3		
Mark Lemke, S (1, 4) OBP: 0.309, SLG: 0.315			2-1 E6 G4-3 SH1-4 WP		0-0 F8		2-2 G3-1		0-1 F9	4 1 0 0 0 0 2		
Pete Smith, R (1, 1) Mike Stanton, L (8, 1) OBP: 0.500, SLG: 0.500			0-0 SH1-4		2-3 K		1-3 K			2 0 0 0 0 2 0		
			1-2							0 0 0 0 0 0 0		
Inning Stats	R: 0 H: 0 E: 0 LOB: 1 K: 0 BB: 1 S: 5 P: 12	R: 0 H: 0 E: 0 LOB: 0 K: 1 BB: 0 S: 7 P: 11	R: 1 H: 0 E: 1 LOB: 0 K: 0 BB: 1 S: 7 P: 16	R: 1 H: 2 E: 0 LOB: 1 K: 2 BB: 0 S: 12 P: 18	R: 0 H: 0 E: 0 LOB: 0 K: 2 BB: 0 S: 7 P: 11	R: 0 H: 1 E: 0 LOB: 1 K: 2 BB: 0 S: 11 P: 18	R: 0 H: 1 E: 0 LOB: 0 K: 0 BB: 0 S: 6 P: 9	R: 0 H: 0 E: 0 LOB: 0 K: 1 BB: 0 S: 7 P: 12	R: 2 H: 3 E: 0 LOB: 1 K: 0 BB: 0 S: 12 P: 15	1B: 4 SF: 0 2B: 2 SAC: 1 3B: 0 DP: 0 HR: 1 HBP: 0	WP: 2 PA: 36 PB: 0 SB: 0 CS: 2	
PITCHER	IP WLS BF H R ER SO BB IBB HBP BLK WP HR S P ERA WHIP											
Orel Hershiser, R (1, 1) ERA: 3.64	7.0 L 26 4 2 1 7 2 0 0 0 0 2 0 55 95 1.29 0.857											
Tim Crews, R (8, 1) ERA: 5.33	2.0 9 3 2 2 1 0 0 0 0 0 0 1 19 27 9.00 1.500											

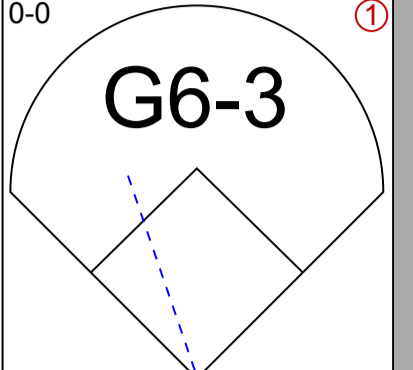
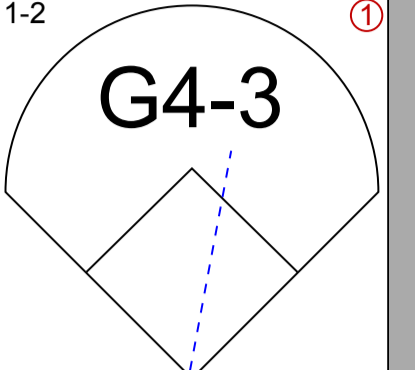
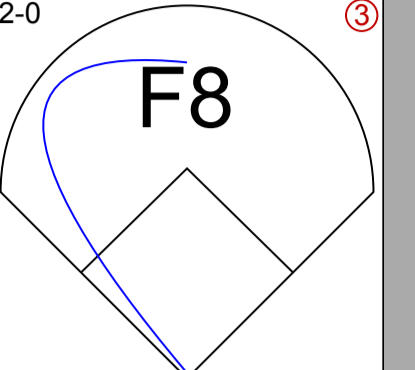
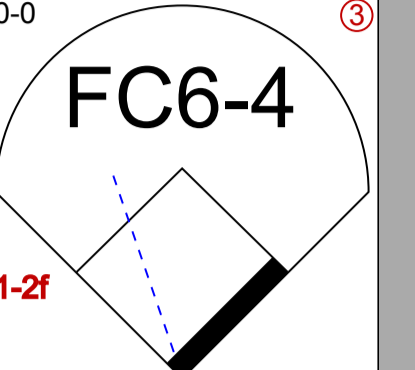
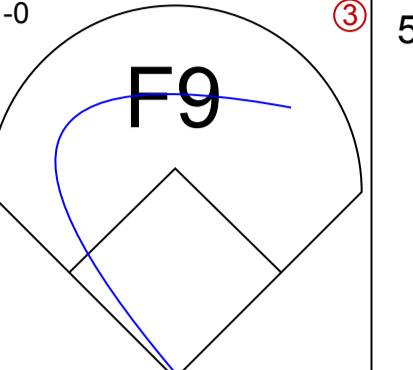
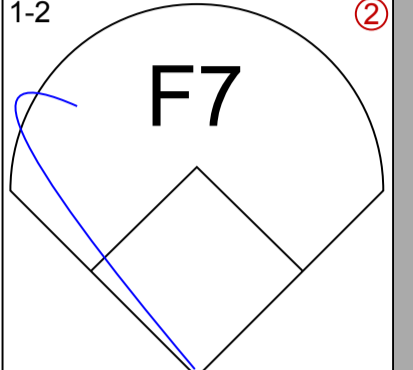
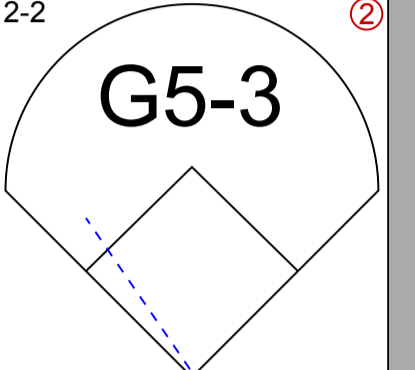
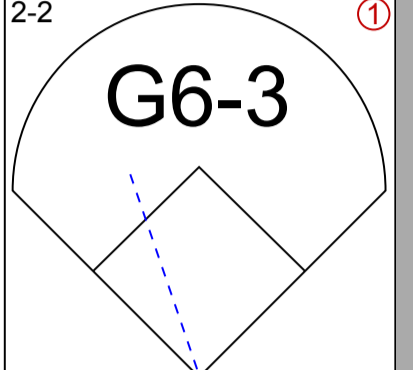
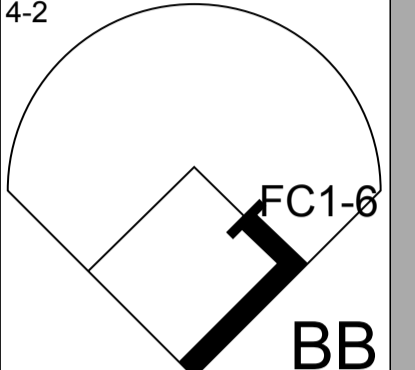
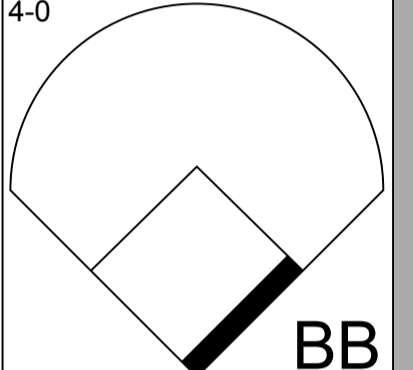
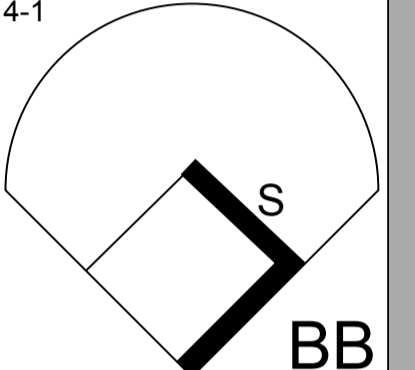
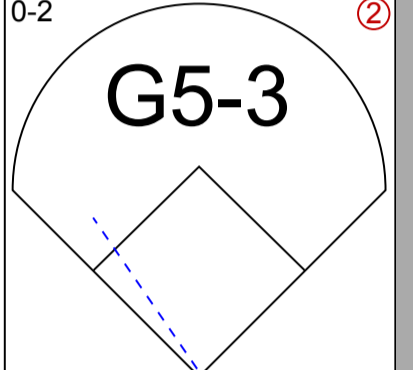
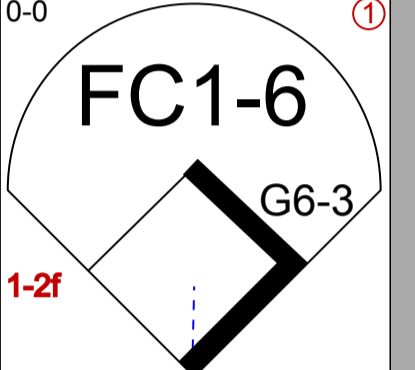
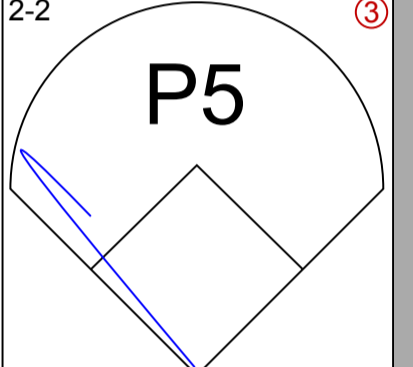
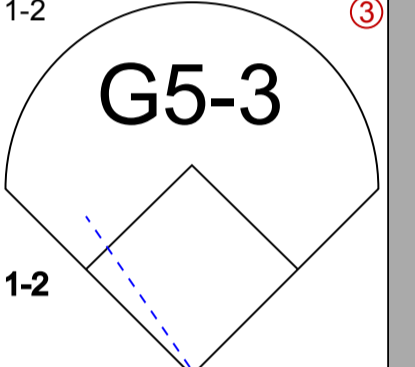
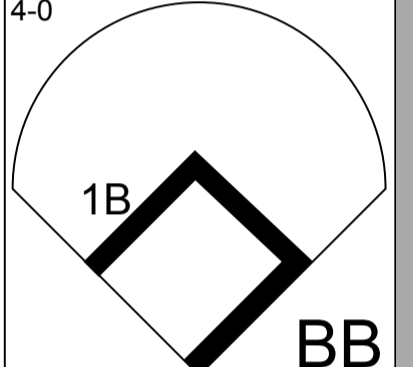
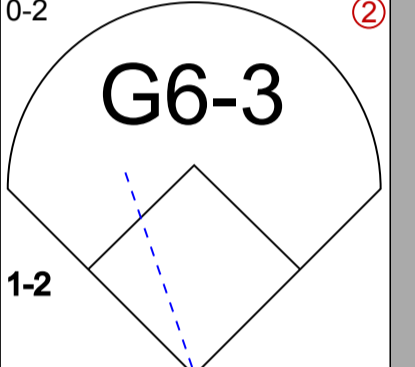
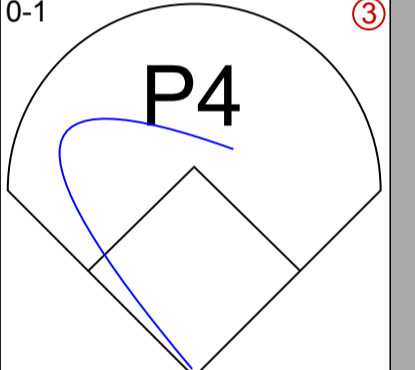
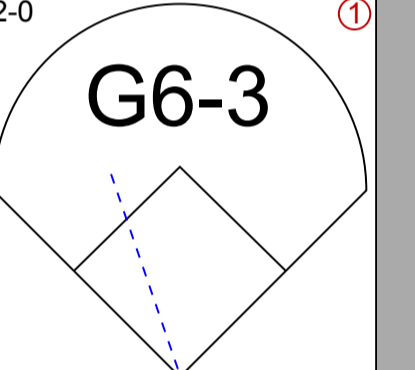
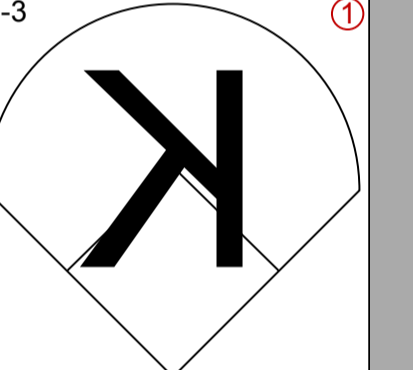
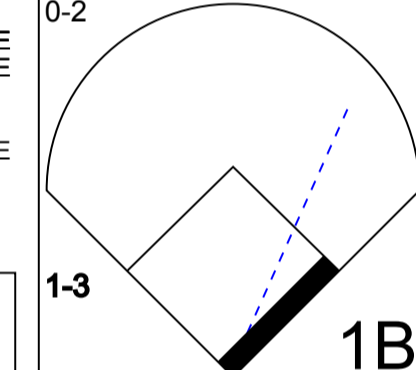
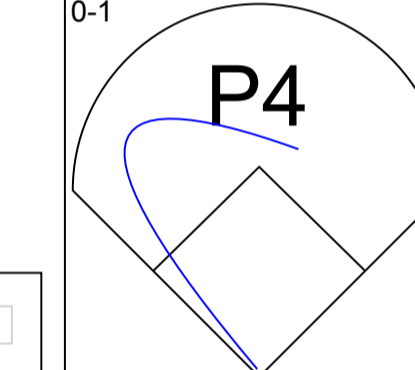
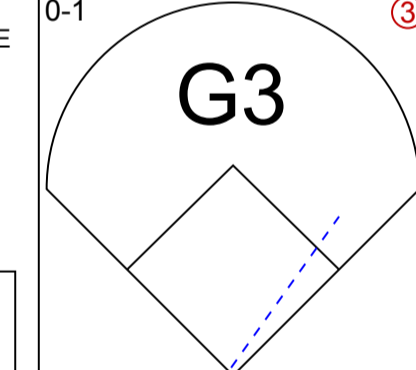
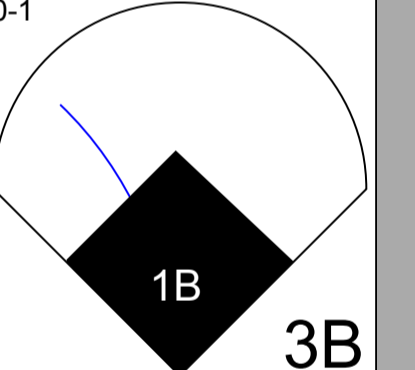
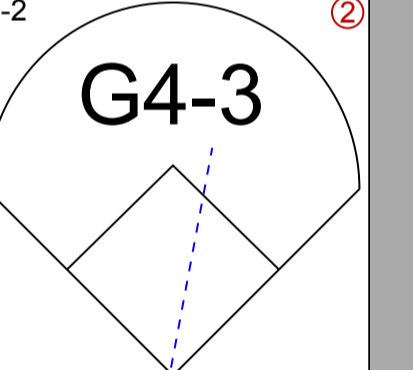
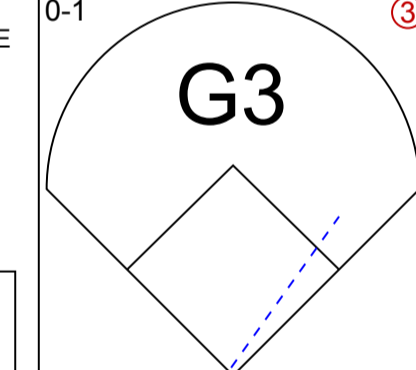
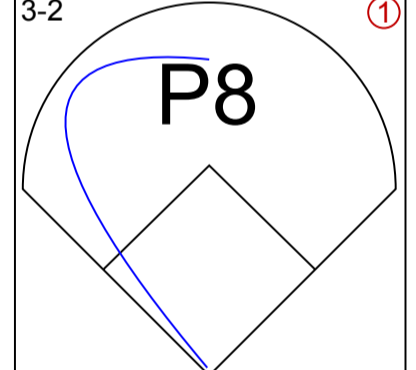
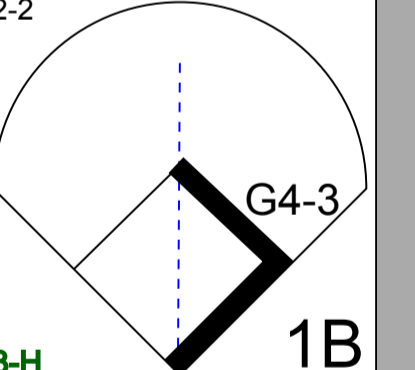
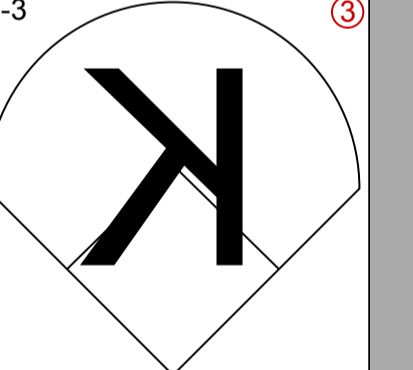
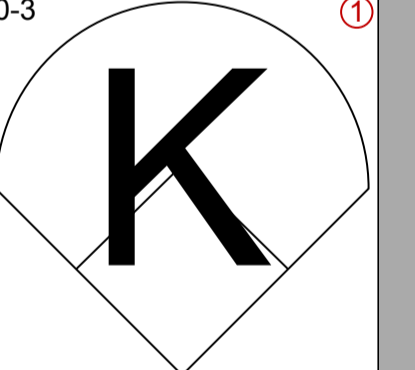
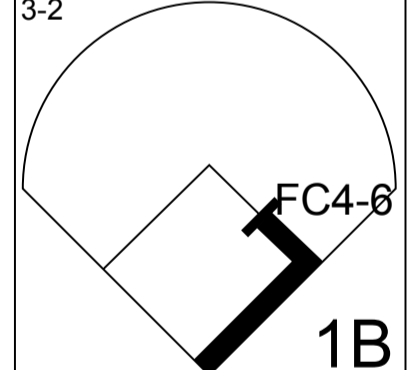
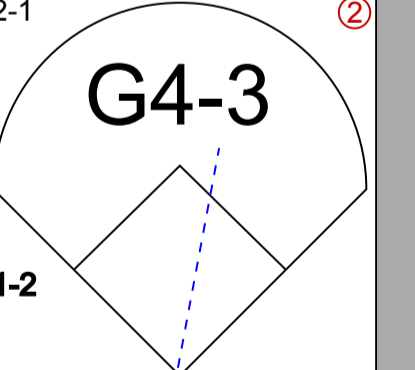
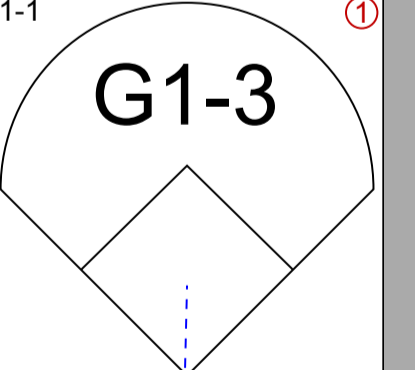
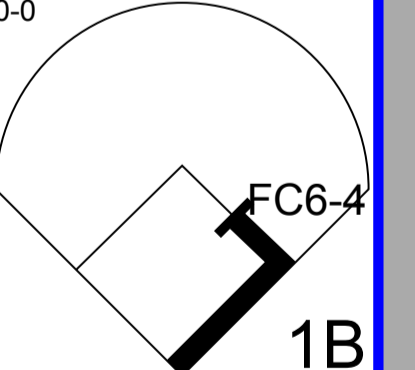
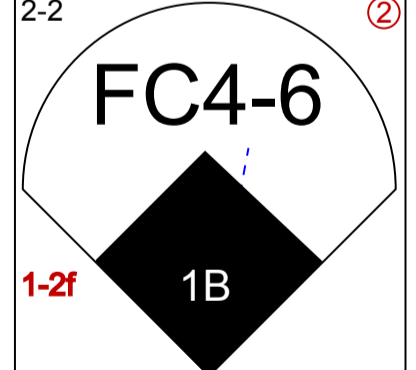
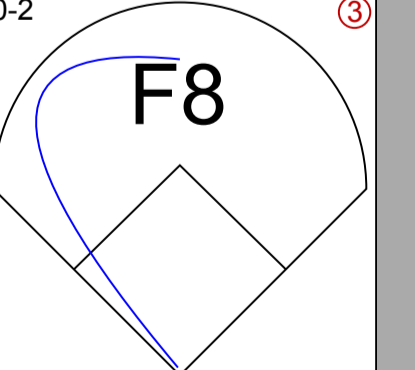
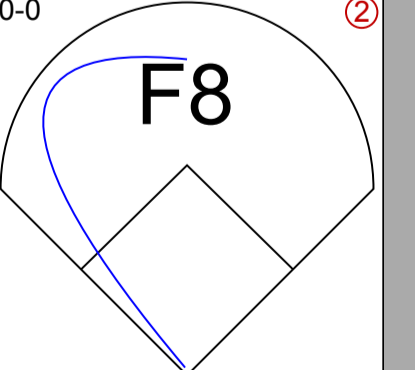
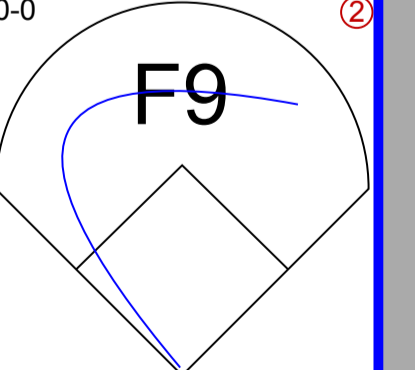
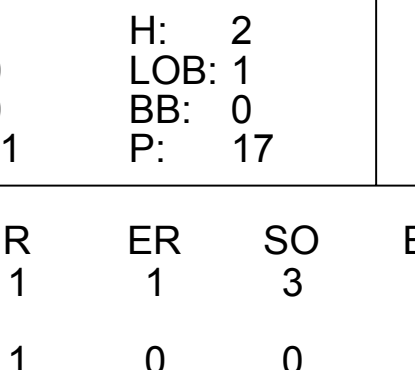
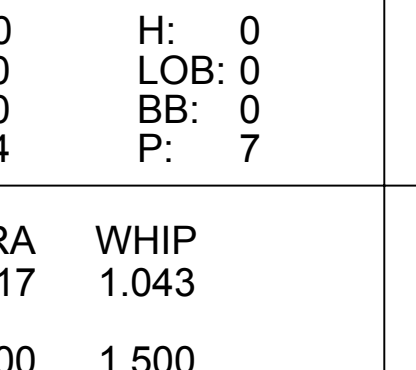
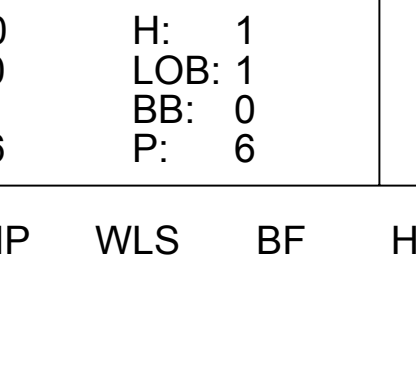
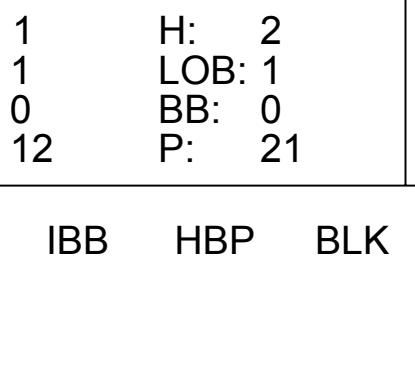
Atlanta Braves @ Los Angeles Dodgers
Dodger Stadium, Los Angeles, CA
Mon Sep 21 1992, 7:05 PM PDT
Att. 19,822 - Sunny - 77 F

livebaseballscorecards.com

AB	32
R	4
H	7
RBI	2
BB	2
SO	8
LOB	11



Batter	1	2	3	4	5	6	7	8	9	AB	R	H	RBI	BB	SO	LOB	BOTTOM
--------	---	---	---	---	---	---	---	---	---	----	---	---	-----	----	----	-----	--------

Jose Offerman, S <small>(1, 6)</small> <small>OBP: 0.334, SLG: 0.345</small>	0-0 G6-3 		1-2 G4-3 		2-0 F8 		0-0 FC6-4 		1-0 F9 	5	0	0	0	0	0	2
Brett Butler, L <small>(1, 8)</small> <small>OBP: 0.418, SLG: 0.400</small>	1-2 F7 		2-2 G5-3 			2-2 G6-3 		4-2 FC1-6 BB 		3	0	0	0	1	0	0
Lenny Harris, L <small>(1, 4)</small> <small>(9, 7)</small> <small>OBP: 0.324, SLG: 0.307</small>	4-0 BB 		4-1 S BB 			0-2 G5-3 		0-0 FC1-6 G6-3 1-2f 		2	0	0	0	2	0	1
Eric Karros, R <small>(1, 3)</small> <small>OBP: 0.310, SLG: 0.437</small>	2-2 P5 		1-2 G5-3 			4-0 1B BB 		0-2 G6-3 	1-2 	3	0	0	0	1	0	3
Henry Rodriguez, L <small>(1, 7)</small> <small>OBP: 0.229, SLG: 0.312</small>		2-0 G6-3 		0-3 K 		0-2 1B 		0-1 P4 		3	0	1	0	0	1	0
Mike Sharperson, R <small>(8, PH)</small> <small>(9, 4)</small> <small>OBP: 0.389, SLG: 0.397</small>						1-3 1B 				1	0	0	0	0	0	1
Mike Scioscia, L <small>(1, 2)</small> <small>OBP: 0.283, SLG: 0.282</small>		0-1 1B 3B 		1-2 G4-3 		0-1 G3 		3-2 P8 		4	1	1	0	0	0	2
Billy Ashley, R <small>(1, 9)</small> <small>OBP: 0.254, SLG: 0.351</small>		2-2 G4-3 1B 3-H 		1-3 K 		0-3 K 		3-2 FC4-6 1B 		4	0	2	1	0	2	0
Dave Hansen, L <small>(1, 5)</small> <small>OBP: 0.281, SLG: 0.287</small>		2-1 G4-3 		1-1 G1-3 		0-0 FC6-4 1B 		2-2 FC4-6 1B 		3	0	1	0	0	0	1
Tom Goodwin, L <small>(7, PR)</small> <small>OBP: 0.275, SLG: 0.265</small>		1-2 				0-0 F8 		0-0 F9 		1	1	0	0	0	0	0
Dave Anderson, R <small>(8, 5)</small> <small>OBP: 0.307, SLG: 0.439</small>		0-2 F8 				0-0 F8 		0-0 F9 	2-H 1B 	2	0	0	0	0	0	1
Orel Hershiser, R <small>(1, 1)</small> <small>OBP: 0.224, SLG: 0.292</small>										2	0	0	0	0	0	1
Mitch Webster, S <small>(7, PH)</small> <small>OBP: 0.336, SLG: 0.426</small>										1	0	0	0	0	0	1
Tim Crews, R <small>(8, 1)</small> <small>OBP: 0.286, SLG: 0.286</small>										0	0	0	0	0	0	0
Mike Piazza, R <small>(9, PH)</small> <small>OBP: 0.318, SLG: 0.359</small>										1	0	1	1	0	0	0
Eric Young Sr., R <small>(9, PR)</small> <small>OBP: 0.291, SLG: 0.286</small>										0	0	0	0	0	0	0

Inning Stats	R: 0	H: 0	E: 0	K: 0	S: 8	R: 1	H: 2	E: 0	K: 0	S: 11	R: 0	H: 0	E: 0	K: 2	S: 10	R: 0	H: 0	E: 0	K: 0	S: 4	R: 0	H: 1	E: 0	K: 1	S: 6	R: 0	H: 0	E: 0	K: 0	S: 9	R: 1	H: 2	E: 1	K: 0	S: 12	1B: 5	2B: 0	3B: 1	SF: 0	SAC: 0	DP: 0	HBP: 0	WP: 0	PA: 37
--------------	------	------	------	------	------	------	------	------	------	-------	------	------	------	------	-------	------	------	------	------	------	------	------	------	------	------	------	------	------	------	------	------	------	------	------	-------	-------	-------	-------	-------	--------	-------	--------	-------	--------

PITCHER	IP	WLS	BF	H	R	ER	SO	BB	IBB	HBP	BLK	WP	HR	S	P	ERA	WHIP
Pete Smith, R <small>(1, 1)</small> <small>ERA: 2.09</small>	7.2	W	31	4	1	1	3	4	0	0	0	0	0	69	104	1.17	1.043
Mike Stanton, L <small>(8, 1)</small> <small>ERA: 4.12</small>	1.1	S	6	2	1	0	0	0	0	0	0	0	0	14	23	0.00	1.500

Atlanta Braves @ Los Angeles Dodgers
Dodger Stadium, Los Angeles, CA
 Mon Sep 21 1992, 7:05 PM PDT
 Att: 19,822 - Sunny - 77 F

AB	33
R	2
H	6
RBI	2
BB	4
SO	3
LOB	13



livebaseballscorecards.com

Batter	1	2	3	4	5	6	7	8	9	AB R H RBI BB SO LOB	TOP
Otis Nixon, S (1, 8) <small>OBP: 0.357, SLG: 0.360</small>	4-2 	1-1 G4-3 			0-1 G6-3 		3-1 FC6-4 			3 1 0 0 1 0 2	
Jeff Blauser, R (1, 6) <small>OBP: 0.355, SLG: 0.455</small>	2-3 K 		2-3 K 		0-0 F7 		2-1 G5-3 			4 0 0 0 0 2 2	
Terry Pendleton, S (1, 5) <small>OBP: 0.344, SLG: 0.478</small>	2-1 G6-3 		1-2 		2-2 		2-1 G4-3 			4 0 2 0 0 0 2	
David Justice, L (1, 9) <small>OBP: 0.354, SLG: 0.433</small>	4-2 		0-1 F9 		4-1 		2-2 F9 			2 0 0 0 2 0 1	
Sid Bream, L (1, 3) <small>OBP: 0.338, SLG: 0.423</small>	1-2 		1-1 F7 		0-0 G3 		0-1 F7 			4 0 1 1 0 0 3	
Ron Gant, R (1, 7) <small>OBP: 0.322, SLG: 0.414</small>	1-3 			1-3 K 		0-0 F7 		1-0 F9 		4 0 0 0 0 2 2	
Damon Berryhill, S (1, 2) <small>OBP: 0.273, SLG: 0.399</small>		1-1 F8 		0-1 L3 		3-1 F8 		2-2 F8 		4 0 0 0 0 0 0	
Mark Lemke, S (1, 4) <small>OBP: 0.311, SLG: 0.316</small> Jeff Treadway, L (6, 4) <small>OBP: 0.291, SLG: 0.278</small>		4-0 		2-1 		1-1 G3-1 		3-2 P4 		2 0 1 0 1 0 0 1 0 0 0 0 0 0	AB 31 R 1 H 5 RBI 1 BB 4 SO 5 LOB 13
29 John Smoltz, R (1, 1) <small>OBP: 0.231, SLG: 0.208</small> Tommy Gregg, L (7, PH) <small>OBP: 0.500, SLG: 0.429</small> Marvin Freeman, R (7, 1) <small>OBP: 0.667, SLG: 0.667</small> Mark Wohlers, R (8, 1) Lonnie Smith, R (9, PH) <small>OBP: 0.320, SLG: 0.436</small>		0-1 SH3-4 		1-3 K 		0-0 		0-0 L8 		1 0 0 0 0 1 1 1 0 1 0 0 0 0 0 0 0 0 0 0 0 0 0 0 0 0 0 0 1 0 0 0 0 0 0	
Inning Stats	R: 1 H: 1 E: 0 LOB: 2 K: 2 BB: 2 S: 22 P: 35	R: 0 H: 0 E: 0 LOB: 1 K: 0 BB: 1 S: 6 P: 12	R: 0 H: 1 E: 0 LOB: 1 K: 1 BB: 0 S: 10 P: 14	R: 0 H: 1 E: 0 LOB: 1 K: 2 BB: 0 S: 11 P: 15	R: 0 H: 1 E: 0 LOB: 2 K: 0 BB: 1 S: 9 P: 15	R: 0 H: 0 E: 0 LOB: 0 K: 0 BB: 0 S: 5 P: 9	R: 0 H: 1 E: 0 LOB: 1 K: 0 BB: 0 S: 7 P: 14	R: 0 H: 0 E: 0 LOB: 0 K: 0 BB: 0 S: 7 P: 10	R: 0 H: 0 E: 0 LOB: 0 K: 0 BB: 0 S: 8 P: 13	1B: 5 SF: 0 2B: 0 SAC: 1 3B: 0 DP: 0 HR: 0 HBP: 0	WP: 0 PA: 36 PB: 1 SB: 1 CS: 0
PITCHER Tom Candiotti, R (1, 1) <small>ERA: 2.94</small>	IP 9.0 WLS W BF 36 H 5 R 1 ER 1 SO 5 BB 4 IBB 0 HBP 0 BLK 0 WP 0 HR 0 S 85 P 137 ERA 1.00 WHIP 1.000					PITCHER					IP WLS BF H R ER SO BB IBB HBP BLK WP HR S P ERA WHIP

Atlanta Braves @ Los Angeles Dodgers
 Dodger Stadium, Los Angeles, CA
 Tue Sep 22 1992, 7:05 PM PDT
 Att. 21,122 - Sunny - 76 F

livebaseballscorecards.com

Batter	1	2	3	4	5	6	7	8	9
Jose Offerman, S OBP: 0.332, SLG: 0.342 (1, 6)	1-0 P5		3-2 F8		1-0 E3 1-3 2B	3-1 L8			
Brett Butler, L OBP: 0.415, SLG: 0.397 (1, 8)	0-2 G6-3			2-3 K	1-0 G1-3		1-2 G6-3		
Lenny Harris, L OBP: 0.326, SLG: 0.312 (1, 4)	2-2 G3-1			1-2 WP HR 1B	3-1 S 2B		0-0 G6-3		
Eric Karros, R OBP: 0.311, SLG: 0.442 (1, 3)		1-0 G5-3		3-2 SAFE 1-H HR	4-2 2-3 BB		0-1 F8		
Henry Rodriguez, L OBP: 0.237, SLG: 0.313 (1, 7)		4-2 BB		0-1 1B	0-2 F9		3-2 L6		
Mike Scioscia, L OBP: 0.283, SLG: 0.281 (1, 2)		3-2 SAFE F7		1-0 SAFE F8		0-0 SH1-4 BB 1B	2-1 G6-3		
Billy Ashley, R OBP: 0.254, SLG: 0.333 (1, 9)		1-3 K		3-2 F9		4-2 SH1-4 BB	0-0 G3-1		
Dave Hansen, L OBP: 0.285, SLG: 0.290 (1, 5)			1-2 B1-6-4 1B		3-2 FC6-4 1B	0-3 K			
Tom Candiotti, R OBP: 0.111, SLG: 0.113 (1, 1)			0-1 B1-6-4 1-2f		1-2 SAFE SAFE SAFE FC6-4 2B	0-0 SH1-4			

Inning Stats	R: 0	H: 0	E: 0	K: 0	S: 8	R: 0	H: 0	E: 0	K: 1	S: 13	R: 0	H: 1	E: 0	K: 0	S: 16	R: 2	H: 3	E: 0	K: 1	S: 22	R: 2	H: 2	E: 1	K: 0	S: 17	R: 0	H: 1	E: 0	K: 1	S: 9	R: 0	H: 0	E: 0	K: 0	S: 6	R: 0	H: 0	E: 0	K: 0	S: 6	R: 0	H: 0	E: 0	K: 0	S: 6
	LOB: 0	BB: 0	P: 11	LOB: 1	BB: 1	P: 22	LOB: 0	BB: 0	P: 20	LOB: 1	BB: 1	LOB: 2	BB: 1	P: 30	LOB: 0	BB: 0	LOB: 0	BB: 0	P: 11	LOB: 0	BB: 0	LOB: 2	BB: 1	P: 16	LOB: 0	BB: 0	LOB: 0	BB: 0	P: 7	LOB: 0	BB: 0	LOB: 0	BB: 0	P: 11	LOB: 0	BB: 0	LOB: 0	BB: 0	P: 11	LOB: 0	BB: 0	LOB: 0	BB: 0	P: 11	

PITCHER	IP	WLS	BF	H	R	ER	SO	BB	IBB	HBP	BLK	WP	HR	S	P	ERA	WHIP
29 John Smoltz, R ERA: 2.94 (1, 1)	6.0	L	28	7	4	2	3	3	0	0	0	1	1	85	130	3.00	1.667
Marvin Freeman, R ERA: 3.41 (7, 1)	1.0		3	0	0	0	0	0	0	0	0	0	0	6	7	0.00	0.000
Mark Wohlers, R ERA: 2.4 (8, 1)	1.0		3	0	0	0	0	0	0	0	0	0	0	6	11	0.00	0.000

BOTTOM

AB R H RBI BB SO LOB

4 1 0 0 0 0 3

4 0 0 0 0 1 2

4 1 2 2 0 0 0

3 1 1 2 1 0 0

3 0 1 0 1 0 2

4 0 1 0 0 0 2

3 0 0 0 1 1 2

3 0 2 0 0 1 2

2 1 0 0 0 0 2

AB 30
R 4
H 7
RBI 4
BB 3
SO 3
LOB 15



WP: 2 PA: 34
PB: 0
SB: 1
CS: 0

livebaseballscorecards.com

Atlanta Braves @ Los Angeles Dodgers
Dodger Stadium, Los Angeles, CA

Tue Sep 22 1992, 7:05 PM PDT
Att. 21,122 - Sunny - 76 F

Batter	1	2	3	4	5	6	7	8	9	AB R H RBI BB SO LOB	TOP									
Bip Roberts, S (1, 7) OBP: 0.389, SLG: 0.424	2-2 G3 1B		4-1 CS G4-3 BB		0-0 G1-3		0-0 G4-6-3 1-2f		2-0 G3-1	4 1 1 0 1 0 3										
Willie Greene, L (1, 5) OBP: 0.276, SLG: 0.296	3-2 G3		0-0 G4-3			2-0 F8		0-1 G1-3		4 0 0 0 0 0 2										
Barry Larkin, R (1, 6) OBP: 0.384, SLG: 0.466	0-0 G1-6-3 1B		3-2 G5-3			2-1 F7		1-0 1B 1B		4 1 2 1 0 0 1										
Paul O'Neill, L (1, 9) OBP: 0.356, SLG: 0.382	2-2 G1-6-3 1-2f			0-0 1B 1B		3-3 K		0-0 1B 1-3 1B		4 0 2 0 0 1 1										
Hal Morris, L (1, 3) OBP: 0.351, SLG: 0.388		1-3 K		0-0 L8			0-0 1B SF8 1B	0-0 1-2 1B		3 0 1 0 0 1 1										
Tim Costo, R (7, PR) OBP: 0.400, SLG: 0.625										1 1 1 1 0 0 0										
Jeff Branson, L (1, 4) OBP: 0.320, SLG: 0.361		1-2 1B FC5-2 1B		0-2 G6-4-3 1-2 1B			1 SAFE 1B 1B 1B	0-0 2-1 P4		3 0 3 0 0 0 0										
Freddie Benavides, R (8, PH) OBP: 0.263, SLG: 0.300										1 0 0 0 0 0 2										
Joe Oliver, R (1, 2) OBP: 0.318, SLG: 0.393		0-1 FC5-2 1-3 1B		0-0 G6-4-3 1-2f			0-0 SF8	0-2 P4		3 0 1 1 0 0 4										
Dave Martinez, L (1, 8) OBP: 0.322, SLG: 0.340		0-2 FC5-2 1-2 3-H			1-1 G4-3		0-0 1B 1-2 1B		1-0 G4-3	4 0 1 0 0 0 2										
Tim Pugh, R (1, 1) OBP: 0.100, SLG: 0.100																				
Jeff Reed, L (9, PH) OBP: 0.208, SLG: 0.174		0-3 K			0-0 G4-3		1 SAFE 1-2 2-3 1B		1-3 K	3 0 1 0 0 1 2										
Rob Dibble, L (9, 1) OBP: 0.250, SLG: 0.250										1 0 0 0 0 1 0										
										0 0 0 0 0 0 0										
Inning Stats	R: 1 E: 0 K: 0 S: 11	H: 2 LOB: 0 BB: 0 P: 18	R: 0 E: 0 K: 2 S: 15	H: 2 LOB: 2 BB: 0 P: 17	R: 0 E: 0 K: 0 S: 6	H: 0 LOB: 0 BB: 1 P: 13	R: 0 E: 0 K: 0 S: 6	H: 2 LOB: 1 BB: 0 P: 6	R: 0 E: 0 K: 1 S: 6	H: 0 LOB: 0 BB: 0 P: 13	R: 1 E: 0 K: 0 S: 7	H: 4 LOB: 2 BB: 0 P: 7	R: 1 E: 0 K: 0 S: 10	H: 3 LOB: 2 BB: 0 P: 13	R: 0 E: 0 K: 1 S: 6	H: 0 LOB: 0 BB: 0 P: 10	1B: 13 2B: 0 3B: 0 HR: 0	SF: 1 SAC: 0 DP: 3 HBP: 0	WP: 0 PB: 0 SB: 1 CS: 1	PA: 37
PITCHER	IP WLS BF H R ER SO BB IBB HBP BLK WP HR S P ERA WHIP																			
Pedro Astacio, R (1, 1) ERA: 2.05	7.1 L 32 13 3 3 3 3 1 0 0 0 0 0 0 60 85 3.68 1.909																			
Steve Wilson, L (8, 1) ERA: 4.55	0.1 1 0 0 0 0 0 0 0 0 0 0 0 0 2 4 0.00 0.000																			
Kip Gross, R (8, 1) ERA: 2.91	0.1 1 0 0 0 0 0 0 0 0 0 0 0 0 3 3 0.00 0.000																			
Jay Howell, R (9, 1) ERA: 1.64	1.0 3 0 0 0 0 1 0 0 0 0 0 0 0 6 10 0.00 0.000																			

Cincinnati Reds @ Los Angeles Dodgers
 Dodger Stadium, Los Angeles, CA
 Wed Sep 23 1992, 7:05 PM PDT
 Att. 17,688 - Cloudy - 78 F

livebaseballscorecards.com

AB	35
R	3
H	13
RBI	3
BB	1
SO	4
LOB	18



Batter	1	2	3	4	5	6	7	8	9	AB	R	H	RBI	BB	SO	LOB
Jose Offerman, S OBP: 0.331, SLG: 0.340 (1, 6)	4-0 CS BB			1-0 G4-3		2-3 K		1-2 SAFE G4-3		3	0	0	0	1	1	3
Brett Butler, L OBP: 0.416, SLG: 0.398 (1, 8)	3-2 SAFE G1-3 1-2			1-2 G4-3			1-2 FC6-4 1B		1-2 G4-6-3 1B	4	0	2	0	0	0	1
Lenny Harris, L OBP: 0.322, SLG: 0.308 (1, 4)	2-2 L7			2-1 G3			0-0 FC6-4 1-2f		1-1 G4-6-3 1-2f	4	0	0	0	0	0	2
Eric Karros, R OBP: 0.311, SLG: 0.441 (1, 3)			3-2 G4-6-3 1B		2-2 G6-3		3-0 F8		1-3 K	4	0	1	0	0	1	1
Mike Scioscia, L OBP: 0.280, SLG: 0.279 (1, 2)			2-2 G4-6-3 1-2f		0-0 F7		0-0 G4-3			3	0	0	0	0	0	2
Billy Ashley, R OBP: 0.258, SLG: 0.349 (1, 9)			1-3 K		2-2 F9			1-2 FC6-4 2B		3	0	1	0	0	1	0
Dave Hansen, L OBP: 0.285, SLG: 0.291 (1, 5)			3-2 G6-3		0-0 1B			2-3 K		3	0	1	0	0	1	1
Tom Goodwin, L OBP: 0.278, SLG: 0.255 (1, 7)			1-0 G6-3		0-1 L8			4-1 FC6-4 BB		2	0	0	0	1	0	1
Pedro Astacio, R OBP: 0.053, SLG: 0.053 (1, 1)			0-0 G4-3		0-2 P3			0-1 FC6-4		2	0	0	0	0	0	1
Steve Wilson, L OBP: 0.333, SLG: 0.333 (8, 1)								1-2f 2-3		0	0	0	0	0	0	0
Kip Gross, R OBP: 1.000, SLG: 1.000 (8, 1)										0	0	0	0	0	0	0
Mitch Webster, S OBP: 0.335, SLG: 0.424 (8, PH)										1	0	0	0	0	0	2
Jay Howell, R (9, 1)										0	0	0	0	0	0	0

Inning Stats	R: 0	H: 0	R: 0	H: 1	R: 0	H: 0	R: 0	H: 0	R: 0	H: 1	R: 0	H: 1	R: 0	H: 1	R: 0	H: 1	1B: 4	SF: 0	WP: 0	PA: 31
	E: 0	LOB: 0	E: 0	LOB: 0	E: 0	LOB: 0	E: 0	LOB: 0	E: 0	LOB: 1	E: 0	LOB: 1	E: 0	LOB: 2	E: 0	LOB: 0	2B: 1	SAC: 0	PB: 0	
	K: 0	BB: 1	K: 1	BB: 0	K: 0	BB: 0	K: 0	BB: 0	K: 1	BB: 0	K: 0	BB: 0	K: 1	BB: 1	K: 1	BB: 0	3B: 0	DP: 2	SB: 0	
	S: 7	P: 15	S: 9	P: 15	S: 7	P: 11	S: 6	P: 10	S: 10	P: 12	S: 6	P: 10	S: 14	P: 22	S: 8	P: 11	HR: 0	HBP: 0	CS: 1	

PITCHER	IP	WLS	BF	H	R	ER	SO	BB	IBB	HBP	BLK	WP	HR	S	P	ERA	WHIP	PITCHER	IP	WLS	BF	H	R	ER	SO	BB	IBB	HBP	BLK	WP	HR	S	P	ERA	WHIP	
Tim Pugh, R ERA: 1.95 (1, 1)	8.0	W	28	4	0	0	3	2	0	0	0	0	0	66	106	0.00	0.750																			
Rob Dibble, R ERA: 3.06 (9, 1)	1.0	S	3	1	0	0	1	0	0	0	0	0	0	8	11	0.00	1.000																			

BOTTOM

Cincinnati Reds @ Los Angeles Dodgers
 Dodger Stadium, Los Angeles, CA
 Wed Sep 23 1992, 7:05 PM PDT
 Att: 17,688 - Cloudy - 78 F

AB	29
R	0
H	5
RBI	0
BB	2
SO	4
LOB	14



WP: 0	PA: 31
PB: 0	
SB: 0	
CS: 1	

BOTTOM

Cincinnati Reds @ Los Angeles Dodgers
Dodger Stadium, Los Angeles, CA

livebaseballscorecards.com

AB 32
R 4
H 9
RBI 3
BB 5
SO 6
LOB 14



WP: 1 PA: 39
PB: 0
SB: 0
CS: 1

Thu Sep 24 1992, 7:05 PM PDT
Att. 18,707 - Sunny - 78 F

AB R H RBI BB SO LOB

4	1	1	1	1	0	3
4	0	2	0	1	0	2
3	0	1	0	0	1	1
2	0	0	0	0	0	2
3	1	0	0	1	2	1
4	0	1	0	0	0	1
3	0	1	0	0	0	1
2	1	1	1	1	0	1
1	0	0	0	0	1	0
0	0	0	0	0	0	0
2	1	0	0	1	0	1
1	0	1	0	0	0	0
2	0	1	1	1	0	1
0	0	0	0	0	0	0
0	0	0	0	0	0	0
0	0	0	0	0	0	0
0	0	0	0	0	0	0
0	0	0	0	0	0	0
0	0	0	0	0	0	0
1	0	0	0	0	1	1

Batter	1	2	3	4	5	6	7	8	9
Jose Offerman, S (1, 6) OBP: 0.332, SLG: 0.341	1-1 G3		4-2 1B E BB	0-2 2B		3-1 G6-4-3			1-1 L5
Brett Butler, L (1, 8) OBP: 0.417, SLG: 0.398	4-2 CS BB		2-0 E2 1B	2-0 P4			2-1 G5-3		2-1 WP 1B
Lenny Harris, L (1, 4) OBP: 0.322, SLG: 0.309 Mike Sharperson, R (7, PH) (8, 4)	2-1 1B		0-3 K		0-2 F7		1-1 G5-3		3-2 P6
Eric Karros, R (1, 3) OBP: 0.310, SLG: 0.438	2-3 K			4-2 SH1-3 2B BB	2-3 K		1-1 F8		
Mike Piazza, R (1, 2) OBP: 0.313, SLG: 0.349		2-0 G4-3		1-1 F8	2-2 1B			1-0 G4-3	
Mitch Webster, S (1, 9) OBP: 0.335, SLG: 0.423		0-0 G6-3 1B		0-0 SH1-3	0-1 F9			1-1 F8	
Henry Rodriguez, L (1, 7) OBP: 0.246, SLG: 0.323 Carlos Hernandez, R (8, PH) Tom Goodwin, L (9, 7) OBP: 0.316, SLG: 0.335 OBP: 0.278, SLG: 0.255		1-0 G6-3		3-1 1B 2B		4-2 HBP BB		0-3 K	
Dave Hansen, L (1, 5) OBP: 0.286, SLG: 0.289 Dave Anderson, R (9, PH) OBP: 0.315, SLG: 0.446			0-0 G4-3	4-0 1B 2B IBB		2-2 F8		0-0 WP 1B 1B	
Bob Ojeda, L Kip Gross, R Mike Scapino, L Eric Young, S Roger McDowell, R Jim Gott, R Steve Wilson, L Pedro Martinez, R Rafael Bourquard, R			1-3 K	1-0 2B 1B		1-2 G6-4-3 HBP		0-3 K	

Inning Stats	R: 0	H: 1	E: 0	LOB: 1	K: 1	P: 19	R: 0	H: 1	E: 0	LOB: 0	K: 0	P: 6	R: 1	H: 1	E: 1	LOB: 1	K: 2	P: 17	R: 3	H: 3	E: 0	LOB: 2	K: 0	P: 29	R: 0	H: 1	E: 0	LOB: 1	K: 1	P: 17	R: 0	H: 0	E: 0	LOB: 2	K: 0	P: 22	R: 0	H: 0	E: 0	LOB: 0	K: 0	P: 10	R: 0	H: 0	E: 0	LOB: 0	K: 1	P: 8	R: 0	H: 2	E: 0	LOB: 2	K: 1	P: 17	1B: 7	SF: 0	2B: 2	SAC: 1	3B: 0	DP: 2	HR: 0	HBP: 1
--------------	------	------	------	--------	------	-------	------	------	------	--------	------	------	------	------	------	--------	------	-------	------	------	------	--------	------	-------	------	------	------	--------	------	-------	------	------	------	--------	------	-------	------	------	------	--------	------	-------	------	------	------	--------	------	------	------	------	------	--------	------	-------	-------	-------	-------	--------	-------	-------	-------	--------

PITCHER	IP	WLS	BF	H	R	ER	SO	BB	IBB	HBP	BLK	WP	HR	S	P	ERA	WHIP
Bobby Ayala, R (1, 1) ERA: 5.24	4.0		20	6	4	3	3	3	3	1	0	0	0	37	71	6.75	2.250
Dwayne Henry, R (5, 1) ERA: 3.61	1.1		7	1	0	0	1	1	0	1	0	0	0	23	34	0.00	1.500
Tom Bolton, L (6, 1) ERA: 4.54	0.2	W	1	0	0	0	0	0	0	0	0	0	0	2	5	0.00	0.000
Norm Charlton, L (7, 1) ERA: 2.99	3.0	S	11	2	0	0	2	0	0	0	0	1	0	23	35	0.00	0.667

Batter	1	2	3	4	5	6	7	8	9	AB R H RBI BB SO LOB	TOP																	
Craig Biggio, R (1, 4) OBP: 0.380, SLG: 0.368	1-1 B5-3			3-2 G4-3		1-3 K			0-2 1B 5 1B	4 1 1 0 0 1 0																		
Steve Finley, L (1, 8) OBP: 0.346, SLG: 0.392	2-2 G5-3			3-1 P3		0-3 K			0-0 SAFE 1 1-3 5 1B	4 1 1 0 0 1 0																		
Luis Gonzalez, L (1, 7) OBP: 0.302, SLG: 0.390 Mike Simms, R (9, PH) OBP: 0.313, SLG: 0.429	2-0 G6-3			2-0 G3		1-2 G5-3			1-3 SAFE 1 1-2 K	3 0 0 0 0 0 0 1 0 0 0 0 1 2																		
5 Jeff Bagwell, R (1, 3) OBP: 0.361, SLG: 0.432		0-0 F8			2-1 F8			2-2 G2-3	1-1 G4-1 1B 2-H 3-H	4 0 1 2 0 0 0																		
Eric Anthony, L (1, 9) OBP: 0.298, SLG: 0.398 Doug Jones, R (9, 1)		3-2 G3			1-1 2B 1B		0-1 F7		0-0 G4-1 1B	4 1 2 0 0 0 0 0 0 0 0 0 0 0																		
Ken Caminiti, S (1, 5) OBP: 0.352, SLG: 0.444		0-0 F8			3-2 1B 2B		0-0 G4-3		0-0 G4-1 1-2 2-3	4 1 1 1 0 0 2																		
Eddie Taubensee, L (1, 2) OBP: 0.292, SLG: 0.325			1-0 G3		1-1 F7			0-1 G3	0-1 G3	4 0 0 0 0 0 3																		
Andujar Cedeno, R (1, 6) OBP: 0.240, SLG: 0.286			3-3 K		1-1 2-H 1B			2-3 K		3 0 1 1 0 2 0																		
Ryan Bowen, R (1, 1) OBP: 0.125, SLG: 0.125 Casey Candaele, S (5, PH) OBP: 0.264, SLG: 0.259 Rich Scheid, L (5, 1) Ernest Riles, L (8, PH) OBP: 0.283, SLG: 0.353 Mark Portugal, R (8, 1) OBP: 0.115, SLG: 0.115 Gerald Young, S (9, 7) OBP: 0.280, SLG: 0.194			2-3 K		0-0 G3			1-1 G3		1 0 0 0 0 1 0 1 0 0 0 0 0 1 0 0 0 0 0 0 0 1 0																		
Inning Stats	R: 0 E: 0 K: 0 S: 9	H: 0 LOB: 0 BB: 0 P: 14	R: 0 E: 0 K: 0 S: 6	H: 0 LOB: 0 BB: 0 P: 9	R: 0 E: 0 K: 2 S: 7	H: 0 LOB: 0 BB: 0 P: 13	R: 0 E: 0 K: 0 S: 6	H: 0 LOB: 0 BB: 0 P: 14	R: 2 E: 0 K: 2 S: 11	H: 3 LOB: 1 BB: 0 P: 20	R: 0 E: 0 K: 0 S: 11	H: 0 LOB: 0 BB: 0 P: 13	R: 0 E: 0 K: 0 S: 6	H: 0 LOB: 0 BB: 0 P: 8	R: 0 E: 0 K: 1 S: 7	H: 0 LOB: 0 BB: 0 P: 10	R: 2 E: 0 K: 1 S: 13	H: 4 LOB: 2 BB: 0 P: 15	1B: 6 2B: 1 3B: 0 HR: 0	SF: 0 SAC: 0 DP: 0 HBP: 0	WP: 0 PB: 0 SB: 1 CS: 0	PA: 34						
PITCHER	IP WLS BF H R ER SO BB IBB HBP BLK WP HR S P ERA WHIP												PITCHER	IP WLS BF H R ER SO BB IBB HBP BLK WP HR S P ERA WHIP														
Kevin Gross, R (1, 1) ERA: 3.18	8.0		28	4	3	3	5	0	0	0	0	0	0	67	104	3.38	0.500											
John Candelaria, L (9, 1) ERA: 3.09	0.0	L	1	1	0	0	0	0	0	0	0	0	0	1	1	∞	∞											
Jay Howell, R (9, 1) ERA: 1.6	1.0		5	2	1	1	1	0	0	0	0	0	0	9	11	9.00	2.000											

Houston Astros @ Los Angeles Dodgers
Dodger Stadium, Los Angeles, CA

Fri Sep 25 1992, 7:05 PM PDT
Att. 25,551 - Sunny - 77 F

livebaseballscorecards.com

AB	34
R	4
H	7
RBI	4
BB	0
SO	6
LOB	8



BOTTOM

Houston Astros @ Los Angeles Dodgers
Dodger Stadium, Los Angeles, CA

livebaseballscorecards.com

AB 31
R 3
H 7
RBI 2
BB 8
SO 7
LOB 20



WP: 1 PA: 40
PB: 1
SB: 0
CS: 3

ERA WHIP

Fri Sep 25 1992, 7:05 PM PDT
Att. 25,551 - Sunny - 77 F

AB R H RBI BB SO LOB

4 1 0 0 1 1 3

4 0 1 0 1 0 1

3 0 0 0 1 2 3

4 1 1 1 1 1 3

1 1 1 0 1 0 0
1 0 0 0 1 0 1

4 0 2 1 0 0 4

4 0 1 0 0 1 2

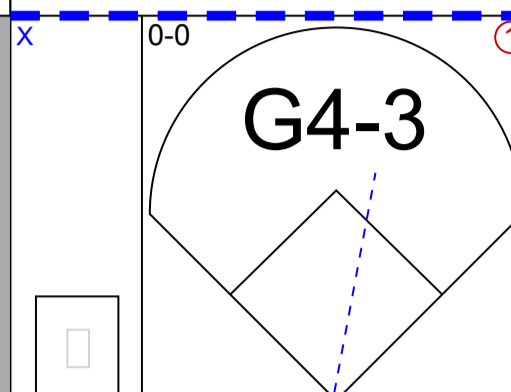
4 0 1 0 0 0 2

2 0 0 0 2 2 1
0 0 0 0 0 0 0
0 0 0 0 0 0 0

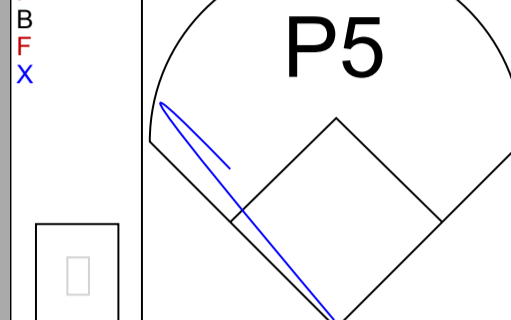
1B: 7 SF: 0
2B: 0 SAC: 1
3B: 0 DP: 2
HR: 0 HBP: 0

IP WLS BF H R ER SO BB IBB HBP BLK WP HR S P ERA WHIP

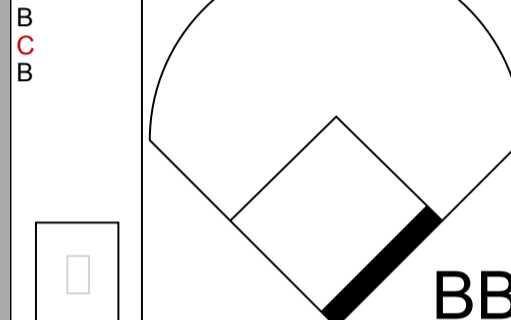
0-0



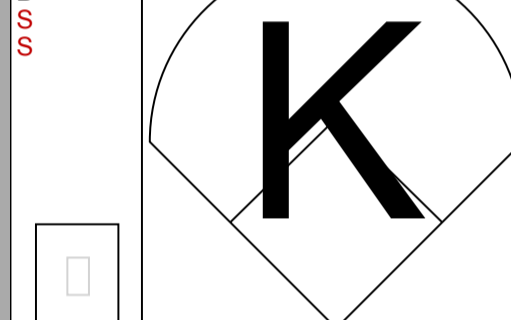
2-2




4-1



1-3



0-0



2-2



1-1



0-1




4-0



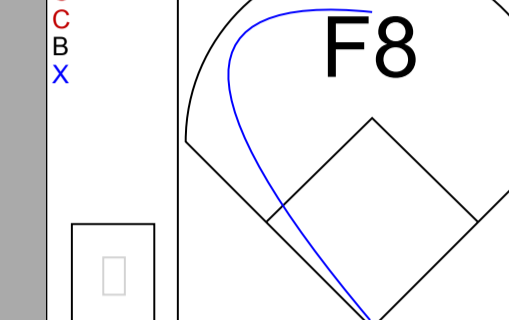
0-0



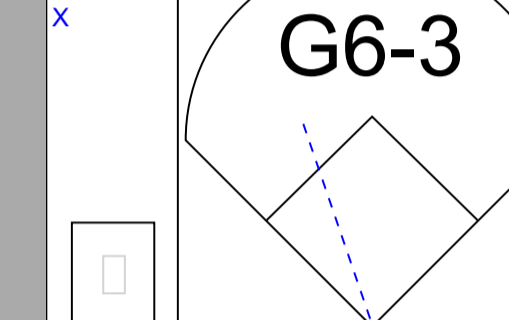
0-0



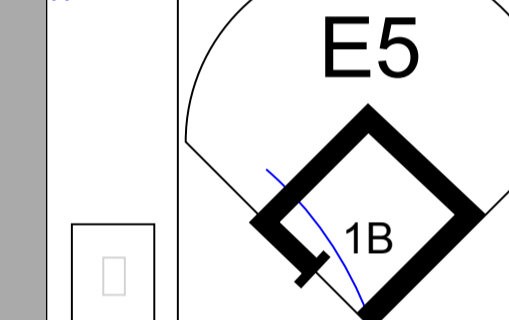
2-2



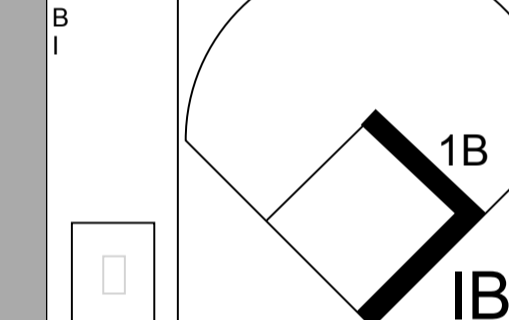
0-3



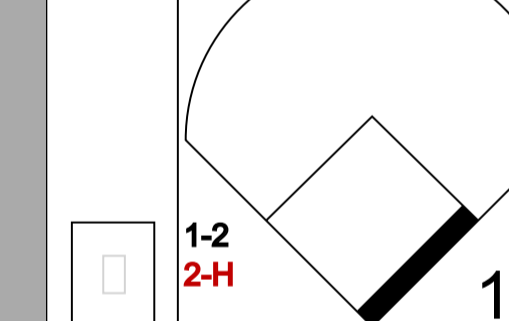
2-0



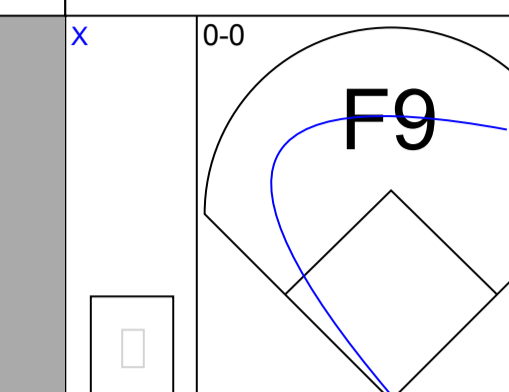
0-2



3-1



0-0



2-2



0-3



2-0



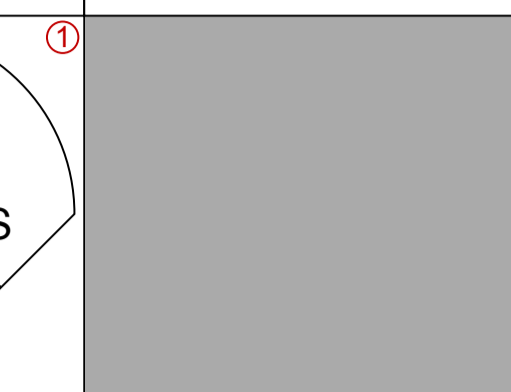
0-2



3-1



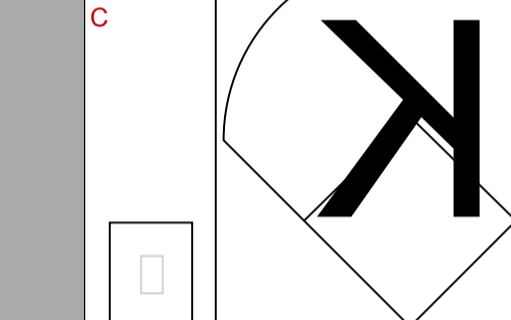
0-0



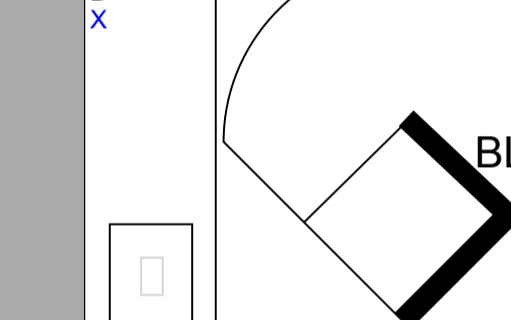
2-2



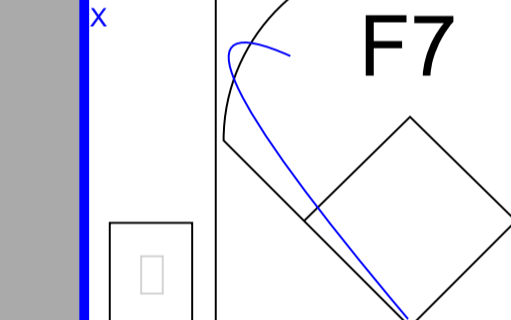
0-3



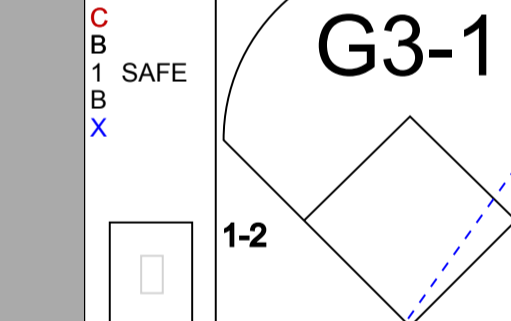
2-0



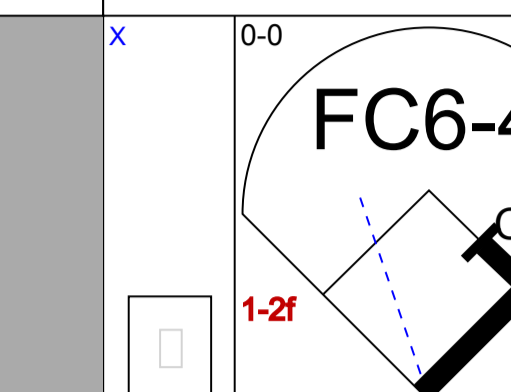
0-2



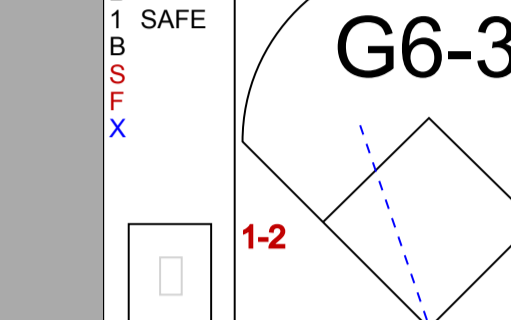
3-1



0-0




2-2




0-3




2-0



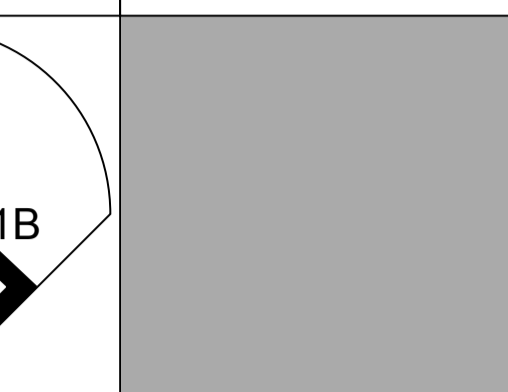
0-2




3-1




0-3



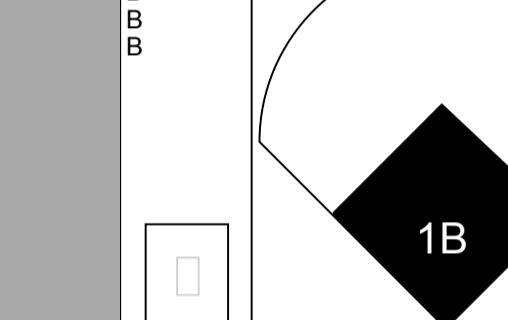
1-1



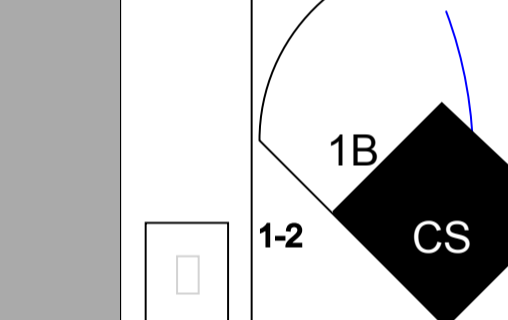
1-3



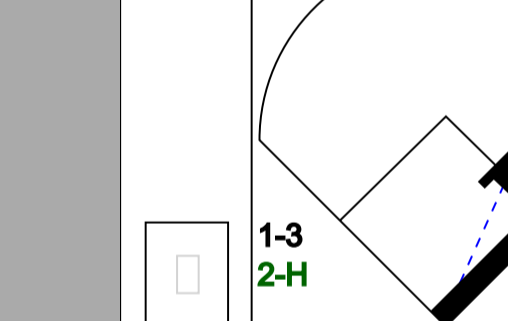
4-0



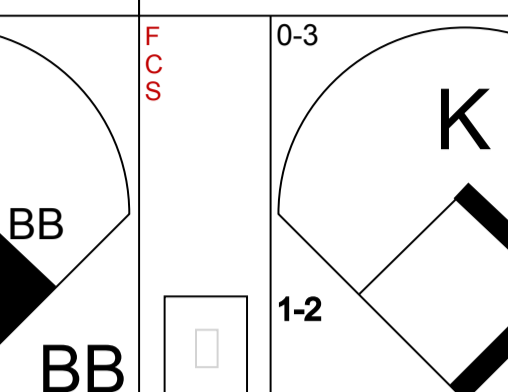
0-0



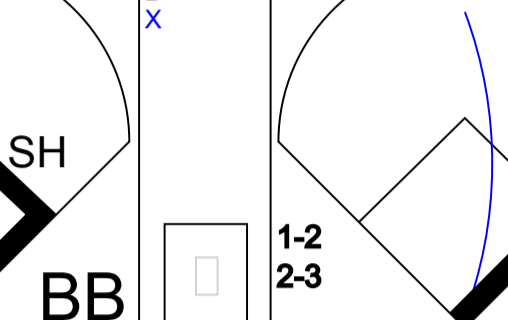
0-0



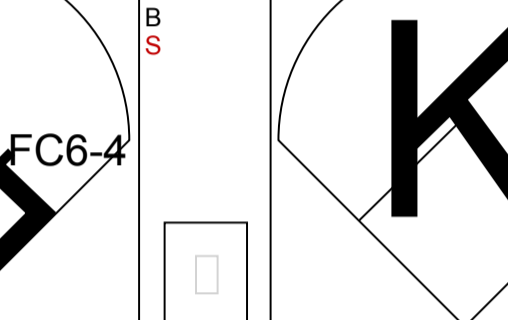
4-0



1-1



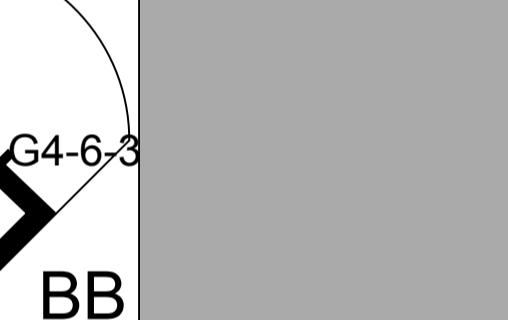
0-0



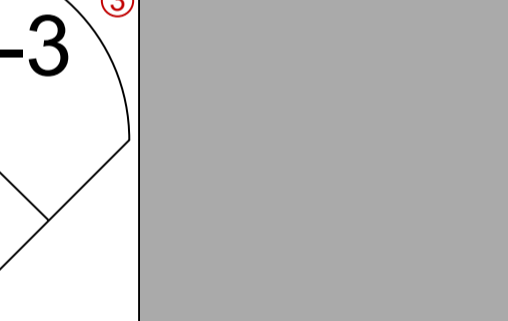
1-1



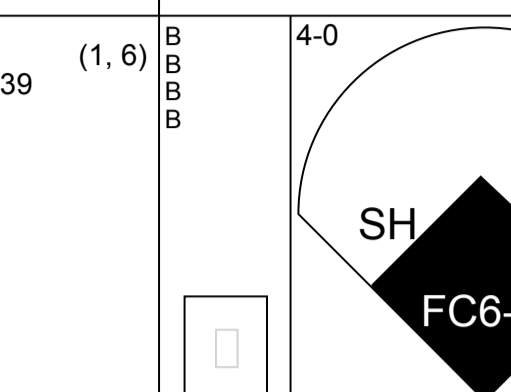
4-2



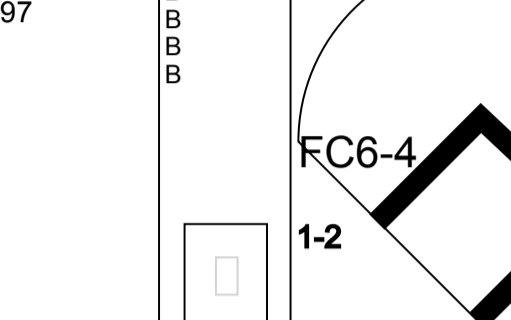
0-0



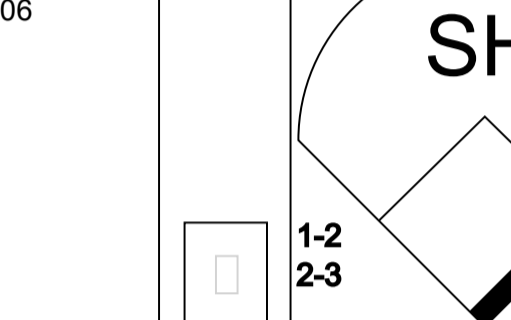
4-0



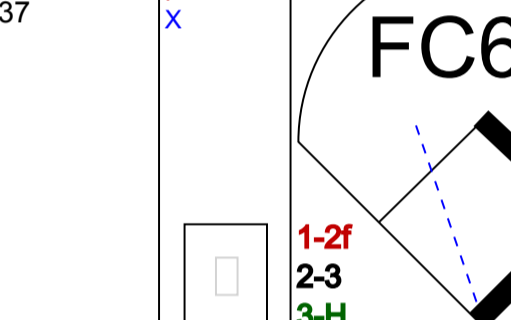
4-0



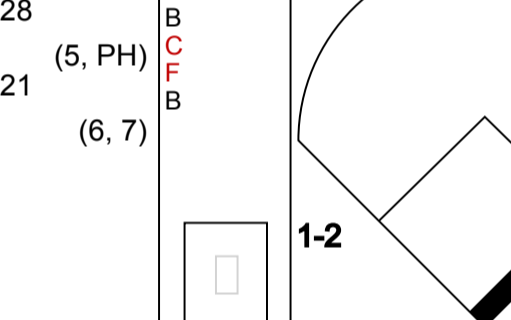
0-0



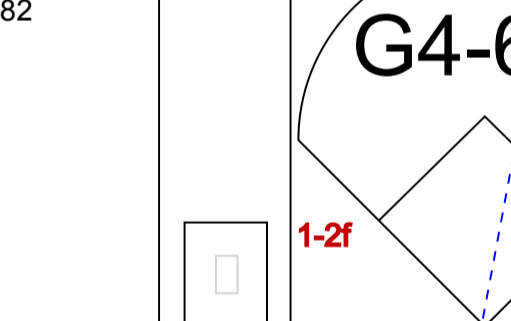
1-1



4-2



0-0



Batter

Jose Offerman, S (1, 6)
OBP: 0.330, SLG: 0.339

Brett Butler, L (1, 8)
OBP: 0.417, SLG: 0.397

Lenny Harris, L (1, 4)
OBP: 0.322, SLG: 0.306

Eric Karros, R (1, 3)
OBP: 0.311, SLG: 0.437

Henry Rodriguez, L (1, 7)
OBP: 0.257, SLG: 0.328
Mitch Webster, S (5, PH)
OBP: 0.336, SLG: 0.421

Mike Scioscia, L (1, 2)
OBP: 0.285, SLG: 0.282

Billy Ashley, R (1, 9)
OBP: 0.257, SLG: 0.343

Dave Hansen, L (1, 5)
OBP: 0.285, SLG: 0.288

Kevin Gross, R (1, 1)
OBP: 0.141, SLG: 0.100
John Candelaria, L (9, 1)
Jay Howell, R (9, 1)

Inning Stats

PITCHER
Ryan Bowen, R (1, 1)
ERA: 12.24
Rich Scheid, L (5, 1)
ERA: 6.75
Mark Portugal, R (8, 1)
ERA: 2.58
Doug Jones, R (9, 1)
ERA: 1.91

R: 1 H: 0
E: 0 LOB: 2
K: 0 BB: 3
S: 6 P: 19

R: 0 H: 2
E: 0 LOB: 3
K: 2 BB: 1
S: 17 P: 27

R: 2 H: 2
E: 0 LOB: 0
K: 1 BB: 1
S: 9 P: 15

R: 0 H: 0
E: 0 LOB: 0
K: 0 BB: 1
S: 6 P: 12

R: 0 H: 1
E: 0 LOB: 1
K: 1 BB: 0
S: 9 P: 14

R: 0 H: 1
E: 0 LOB: 1
K: 1 BB: 0
S: 9 P: 16

R: 0 H: 1
E: 1 LOB: 2
K: 0 BB: 1
S: 8 P: 15

R: 0 H: 0
E: 0 LOB: 0
K: 1 BB: 0
S: 8 P: 11

R: 0 H: 0
E: 0 LOB: 1
K: 1 BB: 1
S: 8 P: 15

1B: 7 SF: 0
2B: 0 SAC: 1
3B: 0 DP: 2
HR: 0 HBP: 0

IP WLS BF H R ER SO BB IBB HBP BLK WP HR S P ERA WHIP

4.0 0 20 4 3 3 3 6 0 0 0 1 0 0 26 45 0.00 1.000

1.0 W 3 0 0 0 1 0 0 0 0 0 0 0 8 11 0.00 0.000

1.0 S 4 0 0 0 1 1 0 0 0 0 0 0 8 15 0.00 1.000

IP WLS BF H R ER SO BB IBB HBP BLK WP HR S P ERA WHIP

3.0 0 13 3 0 0 2 0 1 0 1 0 0 26 45 0.00 1.000

1.0 W 3 0 0 0 1 0 0 0 0 0 0 0 8 11 0.00 0.000

1.0 S 4 0 0 0 1 1 0 0 0 0 0 0 8 15 0.00 1.000

IP WLS BF H R ER SO BB IBB HBP BLK WP HR S P ERA WHIP

4.0 0 20 4 3 3 3 6 0 0 0 1 0 0 26 45 0.00 1.000

IP WLS BF H R ER SO BB IBB HBP BLK WP HR S P ERA WHIP

Batter	1	2	3	4	5	6	7	8	9	AB R H RBI BB SO LOB	TOP																
Craig Biggio, R (1, 4) OBP: 0.378, SLG: 0.368	0-0 E 2B		2-3 K		1-1 FC5-4 1-2f		3-2 P2	1-1 F8		5 1 1 0 0 1 3																	
Steve Finley, L (1, 8) OBP: 0.348, SLG: 0.394	0-0 E4 5 WP 5 SF7 2-H 1B		1-1 1B		3-2 CS 1-2	1-2 F8	0-1 E6 1B		2-1 G4-3	5 1 3 0 0 0 0																	
Luis Gonzalez, L (1, 7) OBP: 0.300, SLG: 0.396	0-0 P1		0-0 F7			3-1 HR	1-0 F8		3-2 G4-3	5 1 1 1 0 0 3																	
5 Jeff Bagwell, R (1, 3) OBP: 0.362, SLG: 0.434	2-2 SF7 2-H			3-1 F9		2-2 FC5-4 1B		0-1 2B 1B	3-0 1B	4 1 3 1 0 0 0																	
Eric Anthony, L (1, 9) OBP: 0.298, SLG: 0.399	1-0 G4-3			1-1 1B 2B		0-2 FC5-4 BB 1-2f 1B		0-0 F7	3-2 SAFE G3-1	4 0 1 0 0 0 2 1 0 0 0 0 0 1																	
Gerald Young, S (8, 9) OBP: 0.277, SLG: 0.192																											
Ken Caminiti, S (1, 5) OBP: 0.353, SLG: 0.446		1-3 K		3-3 K		0-1 BB 1-2 1B		2-0 1B 2B		4 1 2 0 0 2 1																	
Eddie Taubensee, L (1, 2) OBP: 0.298, SLG: 0.329		2-3 K2-3		1-2 2-H 1B		4-1 BB 1-2 2-3 BB		1-1 F9 2B 1B		3 0 2 2 1 1 0																	
Andujar Cedeno, R (1, 6) OBP: 0.241, SLG: 0.286		1-3 K			2-2 L7	2-3 K		2-2 1B		4 0 1 0 0 2 3																	
Darryl Kile, R (1, 1) OBP: 0.226, SLG: 0.143			2-1 L9		2-2 FC5-4 1B		2-2 F9	1-1 F9		2 0 1 0 0 0 0 1 0 0 0 0 0 0 0 0 0 0 0 0 0 1 0 0 0 0 0 2 0 0 0 0 0 0 0																	
Casey Candaele, S (7, PH) OBP: 0.263, SLG: 0.258																											
Xavier Hernandez, L (7, 1)																											
Ernest Riles, L (8, PH) OBP: 0.278, SLG: 0.346																											
Doug Jones, R (8, 1)																											
Inning Stats	R: 2 E: 1 K: 0 S: 7	H: 2 LOB: 0 BB: 0 P: 10	R: 0 E: 0 K: 3 S: 10	H: 0 LOB: 0 BB: 0 P: 14	R: 0 E: 0 K: 1 S: 10	H: 1 LOB: 1 BB: 0 P: 15	R: 0 E: 0 K: 1 S: 11	H: 2 LOB: 1 BB: 0 P: 19	R: 0 E: 0 K: 0 S: 13	H: 1 LOB: 0 BB: 0 P: 19	R: 1 E: 0 K: 1 S: 19	H: 3 LOB: 3 BB: 1 P: 31	R: 0 E: 1 K: 0 S: 10	H: 1 LOB: 1 BB: 0 P: 16	R: 2 E: 0 K: 0 S: 13	H: 4 LOB: 2 BB: 0 P: 20	R: 0 E: 0 K: 0 S: 16	H: 1 LOB: 1 BB: 0 P: 27	1B: 11 2B: 3 3B: 0 HR: 1	SF: 1 SAC: 0 DP: 0 HBP: 0	WP: 1 PB: 0 SB: 0 CS: 1	PA: 42					
PITCHER	IP	WLS	BF	H	R	ER	SO	BB	IBB	HBP	BLK	WP	HR	S	P	ERA	WHIP										
Orel Hershiser, R (1, 1) ERA: 3.61	7.0		30	10	3	2	6	1	0	0	0	1	1	80	124	2.57	1.571										
Kip Gross, R (8, 1) ERA: 3.63	0.1	L	3	2	2	2	0	0	0	0	0	0	0	4	6	54.00	6.000										
Roger McDowell, R (8, 1) ERA: 4.08	1.2		8	3	0	0	0	0	0	0	0	0	0	25	41	0.00	1.800										

Houston Astros @ Los Angeles Dodgers
Dodger Stadium, Los Angeles, CA

Sat Sep 26 1992, 3:33 AM PDT
Att. 17,981 - Overcast - 82 F

livebaseballscorecards.com

AB	39
R	5
H	15
RBI	4
BB	1
SO	6
LOB	15



Houston Astros @ Los Angeles Dodgers
Dodger Stadium, Los Angeles, CA
 Sun Sep 27 1992, 3:33 AM PDT
 Att. 32,596 - Sunny - 82 F

AB	38
R	4
H	14
RBI	4
BB	0
SO	8
LOB	19



Batter	1	2	3	4	5	6	7	8	9	AB R H RBI BB SO LOB
Craig Biggio, R (1, 4) OBP: 0.379, SLG: 0.370	1-3 K		3-2 G5-3		0-1 2B		0-0 G6-3		0-1 1B	5 0 2 1 0 1 2
Steve Finley, L (1, 8) OBP: 0.345, SLG: 0.390	0-1 P5		3-3 K		1-1 F8		2-2 G6-3		1-3 K	5 0 0 1 0 2 4
Luis Gonzalez, L (1, 7) OBP: 0.296, SLG: 0.391	0-0 G4-3			3-2 F8	1-1 F8		2-1 L4		1-1 G4-3	5 0 0 0 0 0 3
5 Jeff Bagwell, R (1, 3) OBP: 0.363, SLG: 0.434		1-1 WP G4-3 1B		1-2 G1-3		2-3 K		2-2 G3 1B L5 1B		4 0 2 0 0 1 0
Eric Anthony, L (1, 9) OBP: 0.298, SLG: 0.398		1-3 K		3-2 G4-3		2-3 K		1-2 G3 1B		4 0 1 0 0 2 1
Gerald Young, S (8, PR) OBP: 0.277, SLG: 0.192								1-2 G3 1B		0 0 0 0 0 0 0
Ken Caminiti, S (1, 5) OBP: 0.355, SLG: 0.447		1 SAFE 1 SAFE G4-3			3-2 1B 2B 1B	2-2 1B 1B		2-1 G3		4 1 2 0 0 0 3
Scott Servais, R (1, 2) OBP: 0.292, SLG: 0.275					2-1 2B 1B	1-0 FC5-4 1B		2-1 L5		4 1 2 0 0 1 4
Andujar Cedeno, R (1, 6) OBP: 0.247, SLG: 0.296			0-0 SH2-4 1B		0-0 2B	1-2 FC5-4			1-3 K	3 0 2 2 0 0 2
Joe Boever, R (6, 1)					1-1 2B					0 0 0 0 0 0 0
Rob Murphy, L (6, 1)										0 0 0 0 0 0 0
Xavier Hernandez, L (7, 1)										0 0 0 0 0 0 0
Mike Simms, R (9, PH) OBP: 0.284, SLG: 0.400										1 0 0 0 0 1 0
Doug Jones, R (9, 1)										0 0 0 0 0 0 0
Shane Reynolds, R (1, 1) OBP: 0.500, SLG: 0.750			0-0 SH2-4		1-2 2B		2-2 G6-3 G6-3 2B		0-2 1B	1 1 1 0 0 0 0
Casey Candaele, S (6, 6) OBP: 0.267, SLG: 0.266										2 1 2 0 0 0 0

Inning Stats	R: 0	H: 0	E: 0	K: 1	S: 6	P: 7	R: 0	H: 1	E: 0	K: 2	S: 9	P: 14	R: 0	H: 1	E: 0	K: 1	S: 8	P: 14	R: 0	H: 0	E: 0	K: 0	S: 10	P: 17	R: 3	H: 5	E: 0	K: 0	S: 15	P: 23	R: 0	H: 2	E: 0	K: 2	S: 13	P: 21	R: 1	H: 1	E: 0	K: 0	S: 10	P: 16	R: 0	H: 2	E: 0	K: 0	S: 10	P: 17	R: 0	H: 2	E: 0	K: 2	S: 14	P: 17	1B: 10	SF: 0	2B: 5	SAC: 1	3B: 0	DP: 1	HR: 0	HBP: 0	WP: 1	PA: 39
--------------	------	------	------	------	------	------	------	------	------	------	------	-------	------	------	------	------	------	-------	------	------	------	------	-------	-------	------	------	------	------	-------	-------	------	------	------	------	-------	-------	------	------	------	------	-------	-------	------	------	------	------	-------	-------	------	------	------	------	-------	-------	--------	-------	-------	--------	-------	-------	-------	--------	-------	--------

PITCHER	IP	WLS	BF	H	R	ER	SO	BB	IBB	HBP	BLK	WP	HR	S	P	ERA	WHIP
Tom Candiotti, R (1, 1) ERA: 3.02	7.0	L	30	10	4	4	6	0	0	0	0	1	0	71	112	5.14	1.429
Tim Crews, R (8, 1) ERA: 5.26	1.0		4	2	0	0	0	0	0	0	0	0	0	10	17	0.00	2.000
Steve Wilson, L (9, 1) ERA: 4.43	1.0		5	2	0	0	2	0	0	0	0	0	0	14	17	0.00	2.000

Batter	1	2	3	4	5	6	7	8	9	AB	R	H	RBI	BB	SO	LOB				
Jose Offerman, S (1, 6) OBP: 0.331, SLG: 0.338	3-1 FC6-4 1B		3-2 G6-3 1B	1-0 G4-3		3-3 K		0-0 F7		5	1	2	0	0	1	7				
Brett Butler, L (1, 8) OBP: 0.417, SLG: 0.397	0-1 FC6-4 1B		0-0 G6-3		0-1 FC4-6 1B	0-0 F7		0-1 G4-3		5	0	1	0	0	0	7				
Henry Rodriguez, L (1, 7) OBP: 0.259, SLG: 0.326 Mitch Webster, S (7, PH) OBP: 0.339, SLG: 0.422 Dave Anderson, R (9, PR) OBP: 0.315, SLG: 0.446	0-0 E 1B		1-0 L8		0-2 FC4-6 G6-3 1B		2-1 FC6-4 1B		2-1 HBP	3	0	1	0	0	0	2				
Eric Karros, R (1, 3) OBP: 0.310, SLG: 0.435	2-3 K		1-0 FC6-4 1B		1-1 G6-3		2-3 K		2-2 F8	5	0	1	1	0	2	5				
Mike Piazza, R (1, 2) OBP: 0.302, SLG: 0.333	2-3 K		1-0 FC6-4		0-1 1B		0-0 FC6-4		1-3 K	5	0	1	0	0	2	5				
Billy Ashley, R (1, 9) OBP: 0.278, SLG: 0.360		2-2 1B 2B		1-1 G2-3		3-2 SH 1B 1B		0-3 K		0-1 G6-3	5	1	2	0	0	1	2			
Dave Hansen, L (1, 5) OBP: 0.285, SLG: 0.291		0-1 F7		2-0 E 2B		0-0 F8		1-2 1B 1B		4	0	2	0	0	0	2				
Eric Young Sr., R (1, 4) OBP: 0.307, SLG: 0.303		0-2 G5-6-3 1B		1-2 E6 SH1-3 2B		0-0 SH 1B		1-0 1B		4	0	3	1	0	0	1				
Tom Candiotti, R (1, 1) OBP: 0.109, SLG: 0.111 Tim Crews, R (8, 1) OBP: 0.286, SLG: 0.286 Lenny Harris, L (8, PH) OBP: 0.319, SLG: 0.303 Steve Wilson, L (9, 1) OBP: 0.333, SLG: 0.333	1-2 G5-6-3		0-0 SH1-3		0-0 SH		0-0 SH		1-3 K	1	0	0	0	0	0	1				
Inning Stats	R: 0 E: 1 K: 2 S: 11	H: 2 LOB: 2 BB: 0 P: 18	R: 1 E: 0 K: 0 S: 12	H: 2 LOB: 0 BB: 0 P: 15	R: 1 E: 0 K: 0 S: 11	H: 2 LOB: 1 BB: 0 P: 17	R: 0 E: 1 K: 0 S: 8	H: 1 LOB: 2 BB: 0 P: 13	R: 0 E: 0 K: 1 S: 12	H: 2 LOB: 3 BB: 0 P: 18	R: 0 E: 0 K: 2 S: 10	H: 1 LOB: 1 BB: 0 P: 14	R: 0 E: 0 K: 1 S: 11	H: 2 LOB: 2 BB: 0 P: 14	R: 0 E: 0 K: 1 S: 9	H: 0 LOB: 1 BB: 0 P: 14	1B: 12 2B: 2 3B: 0 HR: 0	SF: 0 SAC: 2 DP: 1 HBP: 1	WP: 0 PB: 0 SB: 0 CS: 0	PA: 42

BOTTOM

Houston Astros @ Los Angeles Dodgers
Dodger Stadium, Los Angeles, CA
 Sun Sep 27 1992, 3:33 AM PDT
 Att: 32,596 - Sunny - 82 F

livebaseballscores.com

AB 39
R 2
H 14
RBI 2
BB 0
SO 7
LOB 34



PITCHER																
IP	WLS	BF	H	R	ER	SO	BB	IBB	HBP	BLK	WP	HR	S	P	ERA	WHIP
Shane Reynolds, R (1, 1)	5.0	W	23	9	2	2	2	0	0	0	0	0	51	73	3.60	1.800
Joe Boever, R (6, 1)	0.2		5	2	0	0	1	0	0	0	0	0	11	17	0.00	3.000
Rob Murphy, L (6, 1)	0.1		1	0	0	0	0	0	0	0	0	0	1	1	0.00	0.000
Xavier Hernandez, R (7, 1)	2.0		9	3	0	0	3	0	0	0	0	0	21	28	0.00	1.500
Doug Jones, R (9, 1)	1.0	S	4	0	0	0	1	0	0	1	0	0	9	14	0.00	0.000

Batter	1	2	3	4	5	6	7	8	9	AB R H RBI BB SO LOB	TOP		
Jose Offerman, S (1, 6) OBP: 0.334, SLG: 0.338 Rafael Bourmigal, R (7, PR) OBP: 0.118, SLG: 0.063	4-2 BB	0-0 G6-3 1-2f			0-0 E4 G4-3 1-3 1B		4-2 BB		1-2 G5-3	2 1 1 0 2 0 1 1 0 0 0 0 0 1			
Brett Butler, L (1, 8) OBP: 0.416, SLG: 0.396	0-1 SF7 G4-3 1-2 1B		1-2 F8		0-2 G4-3 1-2f 3-H		1-3 K			4 1 1 0 0 1 2			
Eric Young Sr., R (1, 4) OBP: 0.314, SLG: 0.304	1-0 G4-3 1-2 2-3 1B		0-1 G4-3		2-1 F9			4-2 BB		3 0 1 0 1 0 0			
Eric Karros, R (1, 3) OBP: 0.309, SLG: 0.436	1-1 SF7 2-3 3-H		0-0 F8		0-0 1B G3-6-3 2B			2-3 K		3 1 1 1 0 1 1			
Mike Scioscia, L (1, 2) OBP: 0.287, SLG: 0.282	1-0 G4-3 1-2 3-H			2-2 F9		2-1 G3-6-3 1B		3-0 L6		4 0 1 1 0 0 2			
Henry Rodriguez, L (1, 9) OBP: 0.260, SLG: 0.326 Mitch Webster, S (8, PH) OBP: 0.338, SLG: 0.420	0-0 G6-3			3-2 1B		0-2 F7		3-2 F8		3 0 1 0 0 0 3 1 0 0 0 0 0 1			
Dave Hansen, L (1, 5) OBP: 0.284, SLG: 0.293		1-1 G4-3 1B 2B		0-1 F7		0-2 G3-6-3 1-2f 3-H		0-0 F7		4 1 1 0 0 0 2			
Tom Goodwin, L (1, 7) OBP: 0.279, SLG: 0.259 Billy Ashley, R (9, PH) OBP: 0.288, SLG: 0.368		2-2 G4-3 2-3		0-1 L7			2-2 F7		1-2 SH1-4 1B	3 0 0 0 0 0 2 1 0 1 0 0 0 0			
Pedro Astacio, R (1, 1) OBP: 0.136, SLG: 0.136		2-0 G6-3 3-H 1B		1-2 E 1B G4-3 1B			1-3 K		0-1 SH1-4	3 1 2 1 0 1 0			
Inning Stats	R: 2 H: 2 E: 0 LOB: 1 K: 0 BB: 1 S: 11 P: 18	R: 1 H: 2 E: 0 LOB: 0 K: 0 BB: 0 S: 9 P: 13	R: 0 H: 0 E: 0 LOB: 0 K: 0 BB: 0 S: 6 P: 7	R: 0 H: 1 E: 0 LOB: 1 K: 0 BB: 0 S: 13 P: 18	R: 1 H: 2 E: 1 LOB: 0 K: 0 BB: 0 S: 9 P: 12	R: 1 H: 2 E: 0 LOB: 0 K: 0 BB: 0 S: 9 P: 11	R: 0 H: 0 E: 0 LOB: 1 K: 2 BB: 1 S: 16 P: 24	R: 0 H: 0 E: 1 LOB: 1 K: 1 BB: 1 S: 11 P: 23	R: 0 H: 1 E: 0 LOB: 1 K: 0 BB: 0 S: 9 P: 11	1B: 8 SF: 1 2B: 2 SAC: 1 3B: 0 DP: 3 HR: 0 HBP: 0	WP: 0 PA: 37 PB: 0 SB: 1 CS: 0		
PITCHER	IP WLS BF H R ER SO BB IBB HBP BLK WP HR S P ERA WHIP											PITCHER	IP WLS BF H R ER SO BB IBB HBP BLK WP HR S P ERA WHIP
Tim Pugh, R (1, 1) ERA: 2.58	6.0 L 25 9 5 4 0 1 0 0 0 0 0 0 57 79 6.00 1.667												
Dwayne Henry, R (7, 1) ERA: 3.5	1.1 6 0 0 0 3 2 0 0 0 0 0 0 23 37 0.00 1.500												
Scott Ruskin, L (8, 1) ERA: 4.59	1.2 6 1 0 0 0 0 0 0 0 0 0 0 13 21 0.00 0.600												


Los Angeles Dodgers @ Cincinnati Reds
 Riverfront Stadium, Cincinnati, OH
 Tue Sep 29 1992, 7:05 PM EDT
 Att. 13,538 - Sunny - 56 F

AB	32
R	5
H	10
RBI	3
BB	3
SO	3
LOB	15



WP: 0	PA: 37
PB: 0	
SB: 1	
CS: 0	


ERA	WHIP
6.00	1.667
0.00	1.500
0.00	0.600

Batter	1	2	3	4	5	6	7	8	9	AB R H RBI BB SO LOB	TOP	
Jose Offerman, S (1, 6) OBP: 0.335, SLG: 0.338	4-2 FC4-6 BB		0-3 K		0-3 K		2-2 1-2 2-H 1B			3 0 1 1 1 2 3		
Brett Butler, L (1, 8) OBP: 0.415, SLG: 0.394	0-2 FC4-6 CS 1-2f		1-2 1B		3-2 G6-3		0-1 P6			4 0 1 0 0 0 5		
Eric Young Sr., R (1, 4) OBP: 0.320, SLG: 0.298	4-1 1-2 BB		2-2 G4-3			0-0 L7		4-2 G5-4-3 BB		2 0 0 0 2 0 2		
Eric Karros, R (1, 3) OBP: 0.307, SLG: 0.433	1-3 K			2-1 F7		1-0 F7		0-1 G5-4-3 1-2f		4 0 0 0 0 1 2		
Mike Piazza, R (1, 2) OBP: 0.281, SLG: 0.308		1-2 G6-3		3-1 F9		1-1 F9		1-1 F8		4 0 0 0 0 0 0		
Billy Ashley, R (1, 9) OBP: 0.274, SLG: 0.350		2-3 K		0-3 K			1-3 K		3-3 K	4 0 0 0 0 4 0		
Dave Hansen, L (1, 5) OBP: 0.287, SLG: 0.294		2-3 K			1-1 FC1-6 1B 1B		4-2 1B BB		0-3 K	3 1 1 0 1 2 0	AB 30 R 1 H 5 RBI 1 BB 5 SO 9 LOB 16	
Tom Goodwin, L (1, 7) OBP: 0.292, SLG: 0.262			4-1 FC1-6 BB		0-1 FC1-6 1B		0-0 F8		1-2 L1	3 0 1 0 1 0 1		
Pedro Martinez, R (1, 1) Mitch Webster, S (7, PH) Roger McDowell, R (7, 1) Steve Wilson, L (8, 1) OBP: 0.333, SLG: 0.333			0-0 FC1-6 1B		0-0 FC1-6		2-2 1B 1B			2 0 0 0 0 0 3 1 0 1 0 0 0 0 0 0 0 0 0 0 0 0 0 0 0 0 0 0		
Inning Stats	R: 0 E: 0 K: 1 S: 9 H: 0 LOB: 1 BB: 2 P: 18	R: 0 E: 0 K: 2 S: 10 H: 0 LOB: 0 BB: 0 P: 15	R: 0 E: 0 K: 1 S: 13 H: 1 LOB: 2 BB: 1 P: 20	R: 0 E: 0 K: 1 S: 7 H: 0 LOB: 0 BB: 0 P: 12	R: 0 E: 0 K: 1 S: 13 H: 2 LOB: 2 BB: 0 P: 17	R: 0 E: 0 K: 0 S: 4 H: 0 LOB: 0 BB: 0 P: 6	R: 1 E: 0 K: 1 S: 14 H: 2 LOB: 2 BB: 1 P: 23	R: 0 E: 0 K: 0 S: 8 H: 0 LOB: 0 BB: 1 P: 13	R: 0 E: 0 K: 2 S: 9 H: 0 LOB: 0 BB: 0 P: 13	1B: 5 2B: 0 3B: 0 HR: 0 SF: 0 SAC: 0 DP: 1 HBP: 0	WP: 0 PB: 0 SB: 0 CS: 1 PA: 35	
PITCHER	IP WLS BF H R ER SO BB IBB HBP BLK WP HR S P ERA WHIP											
Tim Belcher, R (1, 1) ERA: 3.91	7.0 W 29 5 1 1 7 4 0 0 0 0 0 0 70 111 1.29 1.286											
Steve Foster, R (8, 1) ERA: 3.0	1.0 3 0 0 0 0 1 0 0 0 0 0 0 8 13 0.00 1.000											
Rob Dibble, R (9, 1) ERA: 3.07	1.0 S 3 0 0 0 2 0 0 0 0 0 0 0 9 13 0.00 0.000											

Los Angeles Dodgers @ Cincinnati Reds
Riverfront Stadium, Cincinnati, OH

Wed Sep 30 1992, 7:05 PM EDT
Att. 12,596 - Cloudy - 60 F

livebaseballscorecards.com

Batter	1	2	3	4	5	6	7	8	9	AB R H RBI BB SO LOB	TOP	
Jose Offerman, S (1, 6) OBP: 0.333, SLG: 0.336	0-0 F8		1-0 F8		1-3 K		0-3 K			4 0 0 0 0 2 1		
Brett Butler, L (1, 8) OBP: 0.414, SLG: 0.392	0-1 G6-3		4-1 1B 1-2 1B BB		2-2 F8			2-2 G5-3		3 1 0 0 1 0 0		
Eric Young Sr., R (1, 4) OBP: 0.310, SLG: 0.288	1-2 P4		2-0 F9		1-0 F9			1-2 G6-3		4 0 0 0 0 0 2		
Eric Karros, R (1, 3) OBP: 0.307, SLG: 0.432		2-2 P2	0-1 1B 1-3 2-H 1B		0-2 F9			1-3 K		4 1 1 1 0 1 0		
Mike Piazza, R (1, 2) OBP: 0.311, SLG: 0.357		2-2 2B	1-2 1B 2-H 3-H 1B		3-3 K			1-0 2B 1B		4 1 3 2 0 1 0		
Mitch Webster, S (1, 7) OBP: 0.339, SLG: 0.424 (9, 9)		1-3 K	2-1 F9		0-0 2B			1-2 P5		4 0 1 0 0 1 3		
Billy Ashley, R (1, 9) OBP: 0.284, SLG: 0.381 Tom Goodwin, L (9, PR) OBP: 0.292, SLG: 0.262 (9, 7)		0-1 2B 2-H		1-1 G5-3		2-3 K		3-2 2B 1-3		4 0 2 1 0 1 1 0 0 0 0 0 0 0	AB 34 R 4 H 8 RBI 4 BB 2 SO 7 LOB 11	
Dave Hansen, L (1, 5) OBP: 0.286, SLG: 0.291		2-3 K		2-2 F7		2-1 F8		G6-4-3 IBB		3 0 0 0 1 1 1		
Kevin Gross, R (1, 1) OBP: 0.149, SLG: 0.111 John Candelaria, L (7, 1) Lenny Harris, L (9, PH) OBP: 0.319, SLG: 0.303 Dave Anderson, R (9, PH) OBP: 0.311, SLG: 0.440 Jay Howell, R (9, 1)			0-0 1B 1B	1-2 P3		1-2 L6		0-0 G6-4-3 1-2f		3 1 1 0 0 0 0 0 0 0 0 0 0 0 0 0 0 0 0 0 0 1 0 0 0 0 0 3 0 0 0 0 0 0 0		
Inning Stats	R: 0 E: 0 K: 0 S: 6 H: 0 LOB: 0 BB: 0 P: 7	R: 1 E: 0 K: 2 S: 15 H: 2 LOB: 1 BB: 0 P: 22	R: 3 E: 0 K: 0 S: 11 H: 3 LOB: 1 BB: 1 P: 21	R: 0 E: 0 K: 0 S: 8 H: 0 LOB: 0 BB: 0 P: 12	R: 0 E: 0 K: 1 S: 8 H: 0 LOB: 0 BB: 0 P: 12	R: 0 E: 0 K: 2 S: 11 H: 1 LOB: 1 BB: 0 P: 16	R: 0 E: 0 K: 1 S: 8 H: 0 LOB: 0 BB: 0 P: 11	R: 0 E: 0 K: 1 S: 10 H: 0 LOB: 0 BB: 0 P: 14	R: 0 E: 0 K: 0 S: 9 H: 2 LOB: 2 BB: 1 P: 18	1B: 4 2B: 4 3B: 0 HR: 0 SF: 0 SAC: 0 DP: 1 HBP: 0	WP: 0 PB: 0 SB: 0 CS: 0 PA: 36	
PITCHER	IP WLS BF H R ER SO BB IBB HBP BLK WP HR S P ERA WHIP											
Greg Swindell, L (1, 1) ERA: 2.7	7.0 L 28 6 4 4 6 1 0 0 0 0 0 0 67 101 5.14 1.000											
Milt Hill, R (8, 1) ERA: 3.15	1.1 7 2 0 0 1 0 1 0 0 0 0 0 18 31 0.00 1.500											
Scott Ruskin, L (9, 1) ERA: 4.53	0.2 1 0 0 0 0 0 0 0 0 0 0 0 1 1 0.00 0.000											

Los Angeles Dodgers @ Cincinnati Reds
Riverfront Stadium, Cincinnati, OH
Thu Oct 01 1992, 7:05 PM EDT
Att. 13,667 - Sunny - 63 F

livebaseballscorecards.com



Batter	1	2	3	4	5	6	7	8	9	AB	R	H	RBI	BB	SO	LOB
Bip Roberts, S OBP: 0.397, SLG: 0.436 (1, 7)	0-0 G6-3		3-2 G1-3			3-2 G4-3 1B	1-2 1B			4	1	2	0	0	0	0
Dave Martinez, L OBP: 0.321, SLG: 0.345 Reggie Sanders, R OBP: 0.350, SLG: 0.464 (7, PH) (8, 8)	1-0 F8			4-2 G6-3 FC1-2 1B BB		1-0 G4-3	0-0 P2			2	0	0	0	1	0	1
Willie Greene, L OBP: 0.315, SLG: 0.415 (1, 5)	3-1 HR			0-2 FC1-2 G6-3 1B		2-3 K	3-3 K			4	1	2	1	0	2	4
Paul O'Neill, L OBP: 0.350, SLG: 0.378 (1, 9)	0-0 G5-3			3-2 G6-3		1-0 1B		2-3 K		4	0	1	1	0	1	2
Bill Doran, S OBP: 0.339, SLG: 0.348 (1, 4)		0-0 G6-4-3 1B		0-0 FC1-2		0-0 FC5-4 1B		0-1 G5-3		4	0	2	0	0	0	2
Joe Oliver, R OBP: 0.317, SLG: 0.388 Dan Wilson, R OBP: 0.500, SLG: 0.538 (1, 2) (8, 2)		1-0 F7		1-3 K		1-2 FC5-4		0-0 G4-3		3	0	0	0	0	1	5
Tim Costo, R OBP: 0.333, SLG: 0.370 (1, 3)		0-1 G6-4-3								1	0	0	0	0	0	0
Freddie Benavides, R OBP: 0.269, SLG: 0.305 (1, 6)			2-0 G6-3			3-2 G5-3		2-1 P4		4	0	0	0	0	1	1
Greg Swindell, L OBP: 0.134, SLG: 0.150 Hal Morris, L OBP: 0.348, SLG: 0.386 Chris Hammond, L OBP: 0.235, SLG: 0.227 Milt Hill, R Scott Ruskin, R Jeff Reed, L OBP: 0.200, SLG: 0.167 (1, 1) (7, PH) (7, PR) (8, 1) (9, 1) (9, PH)			2-0 G5-3			2-1 G6-3		1-0 1B		2	0	0	0	0	0	0
								1-2 1B		0	0	0	0	0	0	0
										1	0	1	0	0	0	0
										0	0	0	0	0	0	0
										0	0	0	0	0	0	0
										0	0	0	0	0	0	0
										1	0	0	0	0	0	0


Inning Stats	R: 1	H: 1	R: 0	H: 1	R: 0	H: 0	R: 0	H: 1	R: 0	H: 0	R: 1	H: 3	R: 0	H: 3	R: 0	H: 0	R: 0	H: 0	R: 0	H: 0	1B: 7	SF: 0	WP: 0	PA: 36
	E: 0	LOB: 0	E: 0	LOB: 0	E: 0	LOB: 0	E: 0	LOB: 2	E: 0	LOB: 0	E: 0	LOB: 2	E: 0	LOB: 3	E: 0	LOB: 0	E: 0	LOB: 0	E: 0	LOB: 0	2B: 1 <td>SAC: 0 <td>PB: 0 <td></td> </td></td>	SAC: 0 <td>PB: 0 <td></td> </td>	PB: 0 <td></td>	
	K: 0	BB: 0	K: 0	BB: 0	K: 1	BB: 1	K: 1	BB: 0	K: 1	BB: 0	K: 1	BB: 0	K: 1	BB: 0	K: 1	BB: 0	K: 1	BB: 0	K: 1	BB: 0	3B: 0	DP: 1 <td>SB: 0</td> <td></td>	SB: 0	
	S: 5	P: 9	S: 4	P: 5	S: 5	P: 12	S: 13	P: 21	S: 6	P: 11	S: 12	P: 20	S: 12	P: 19	S: 10	P: 14	S: 6	P: 8	S: 10	P: 14	HR: 1	HBP: 0	CS: 0	

PITCHER	IP	WLS	BF	H	R	ER	SO	BB	IBB	HBP	BLK	WP	HR	S	P	ERA	WHIP
Kevin Gross, R ERA: 3.17 (1, 1)	6.1	W	28	9	2	2	2	1	0	0	0	0	1	53	90	2.84	1.579
John Candelaria, L ERA: 2.88 (7, 1)	1.2		5	0	0	0	2	0	0	0	0	0	0	10	15	0.00	0.000
Jay Howell, R ERA: 1.57 (9, 1)	1.0	S	3	0	0	0	1	0	0	0	0	0	0	10	14	0.00	0.000

Los Angeles Dodgers @ Cincinnati Reds
Riverfront Stadium, Cincinnati, OH
Thu Oct 01 1992, 7:05 PM EDT
Att. 13,667 - Sunny - 63 F

AB	35
R	2
H	9
RBI	2
BB	1
SO	5
LOB	19



Batter	1	2	3	4	5	6	7	8	9	AB R H RBI BB SO LOB	TOP											
Jose Offerman, S (1, 6) OBP: 0.332, SLG: 0.335	0-0 2B 1B	1-3 K			1-0 G5-3			2-3 K		4 1 1 0 0 2 2												
Eric Young Sr., R (1, 4) OBP: 0.308, SLG: 0.295	2-0 1-H 2B		2-0 G6-3			0-1 G6-3		1-0 G1-3		4 0 1 1 0 0 0												
Tom Goodwin, L (1, 8) OBP: 0.304, SLG: 0.254	1-1 L8		2-3 K			4-0 G3 1B BB		4-2 BB		2 0 0 0 2 1 1												
Eric Karros, R (1, 3) OBP: 0.306, SLG: 0.430	2-3 K		2-0 F8			0-1 G3 1-2 1B		0-0 F8		4 0 1 0 0 1 2												
Mike Piazza, R (1, 2) OBP: 0.308, SLG: 0.350	2-0 G3			2-3 K		0-0 G3 1-2 2-3			0-0 G6-4-3 1B	4 0 1 0 0 1 3												
Henry Rodriguez, L (1, 7) OBP: 0.255, SLG: 0.319		0-0 G4-3		1-3 K		2-3 K		2-3 K		3 0 0 0 0 2 2												
Mike Scioscia, L (9, PH) OBP: 0.286, SLG: 0.282										1 0 0 0 0 1 1												
Billy Ashley, R (1, 9) OBP: 0.283, SLG: 0.368					0-0 G4-3			2-3 K	1-1 G6-4-3 1-2	3 0 0 0 1 1 1	AB 31 R 1 H 5 RBI 1 BB 3 SO 11 LOB 13											
Dave Hansen, L (1, 5) OBP: 0.284, SLG: 0.288					1-0 F7			2-1 F8		3 0 0 0 0 0 1												
Orel Hershiser, R (1, 1) OBP: 0.229, SLG: 0.294						1-2 G3		0-3 K		2 0 1 0 0 1 0												
Mitch Webster, S (7, PH) OBP: 0.338, SLG: 0.422										1 0 0 0 0 1 0												
Kip Gross, R (7, 1) OBP: 1.000, SLG: 1.000										0 0 0 0 0 0 0												
Steve Wilson, L (7, 1) OBP: 0.333, SLG: 0.333										0 0 0 0 0 0 0												
Inning Stats	R: 1 E: 0 K: 1 S: 8	H: 2 LOB: 1 BB: 0 P: 15	R: 0 E: 0 K: 1 S: 8	H: 1 LOB: 2 BB: 1 P: 14	R: 0 E: 0 K: 1 S: 6	H: 0 LOB: 0 BB: 0 P: 12	R: 0 E: 0 K: 2 S: 7	H: 0 LOB: 0 BB: 0 P: 10	R: 0 E: 0 K: 1 S: 7	H: 0 LOB: 0 BB: 0 P: 10	R: 0 E: 0 K: 1 S: 8	H: 1 LOB: 2 BB: 1 P: 14	R: 0 E: 0 K: 2 S: 9	H: 0 LOB: 0 BB: 0 P: 13	R: 0 E: 0 K: 1 S: 7	H: 0 LOB: 1 BB: 1 P: 14	R: 0 E: 0 K: 1 S: 7	H: 1 LOB: 0 BB: 0 P: 10	1B: 4 2B: 1 3B: 0 HR: 0	SF: 0 SAC: 0 DP: 1 HBP: 0	WP: 0 PB: 0 SB: 0 CS: 0	PA: 34
PITCHER Darryl Kile, R (1, 1) ERA: 3.95	IP 9.0 WLS W BF 34 H 5 R 1 ER 1 SO 11 BB 3 IBB 0 HBP 0 BLK 0 WP 0 HR 0 S 67 P 112 ERA 1.00 WHIP 0.889											PITCHER	IP WLS BF H R ER SO BB IBB HBP BLK WP HR S P ERA WHIP									

Los Angeles Dodgers @ Houston Astros
 Astrodome, Houston, TX
 Fri Oct 02 1992, 8:05 PM EDT
 Att. 9,363 - Dome - 70 F

livebaseballscorecards.com

Batter	1	2	3	4	5	6	7	8	9	AB	R	H	RBI	BB	SO	LOB	
Craig Biggio, R OBP: 0.374, SLG: 0.365 (1, 4)	0-3 K		1-1 1B 2B		3-2 L7		0-3 K			4	1	1	0	0	2	1	
Steve Finley, L OBP: 0.352, SLG: 0.406 (1, 8)	2-1 5 5 1B G4-3		0-0 2B 1B		2-0 HR		2-1 1-H SF7 3B			4	4	4	2	0	0	0	
Luis Gonzalez, L OBP: 0.296, SLG: 0.395 (1, 7)	0-0 G4-3		3-2 5 1-H 3-H 2B		1-0 G4-3		0-0 SF7			3	0	1	3	0	0	1	
5 Jeff Bagwell, R OBP: 0.369, SLG: 0.443 (1, 3)	3-2 2-H 1B		1-1 G6-3		0-2 G1-6-3		1-0 L7			4	0	1	1	0	0	1	
Ken Caminiti, S OBP: 0.348, SLG: 0.441 (1, 5)	1-0 F8		1-0 G3		3-2 G1-3		2-2 P4			4	0	0	0	0	0	2	
Mike Simms, R OBP: 0.364, SLG: 0.474 (1, 9)		1-3 K		1-1 G6-3		4-1 1B BB		0-0 G4-3 2B		3	0	1	0	1	1	0	
Gerald Young, S OBP: 0.279, SLG: 0.224 (8, PR) (9, 9)										0	0	0	0	0	0	0	
Eddie Taubensee, L OBP: 0.300, SLG: 0.327 (1, 2)		0-0 G4-3		1-1 G1-3		2-2 1-2 1B		3-1 G4-3		4	0	1	0	0	0	1	
Andujar Cedeno, R OBP: 0.240, SLG: 0.288 (1, 6)		1-3 K		0-0 G5-3		2-2 L4		4-0 IBB		3	0	0	0	1	1	2	
Darryl Kile, R OBP: 0.229, SLG: 0.156 (1, 1)			2-3 K		2-3 K		0-1 3B 1B		1-0 P4		4	1	1	0	0	2	3

Inning Stats	R: 1	H: 2	E: 0	K: 1	S: 10	LOB: 1	BB: 0	P: 16	R: 0	H: 0	E: 0	K: 2	S: 7	LOB: 0	BB: 0	P: 9	R: 2	H: 3	E: 0	K: 1	S: 14	LOB: 1	BB: 0	P: 22	R: 0	H: 0	E: 0	K: 0	S: 5	LOB: 0	BB: 0	P: 7	R: 1	H: 1	E: 0	K: 1	S: 8	LOB: 0	BB: 0	P: 16	R: 0	H: 1	E: 0	K: 0	S: 18	LOB: 2	BB: 1	P: 29	R: 2	H: 2	E: 0	K: 1	S: 9	LOB: 0	BB: 0	P: 12	R: 0	H: 1	E: 0	K: 0	S: 7	LOB: 3	BB: 1	P: 17
1B: 5	SF: 1	2B: 3	SAC: 0	3B: 1	DP: 0	HR: 1	HBP: 0	WP: 0	PA: 36																																																							

PITCHER	IP	WLS	BF	H	R	ER	SO	BB	IBB	HBP	BLK	WP	HR	S	P	ERA	WHIP
Orel Hershiser, R ERA: 3.67 (1, 1)	6.0	L	26	7	4	4	5	1	0	0	0	0	1	62	99	6.00	1.333
Kip Gross, R ERA: 4.37 (7, 1)	0.1		3	2	2	2	1	0	0	0	0	0	0	7	9	54.00	6.000
Steve Wilson, L ERA: 4.25 (7, 1)	1.2		7	1	0	0	0	0	1	0	0	0	0	9	20	0.00	0.600

Los Angeles Dodgers @ Houston Astros
Astrodome, Houston, TX
Fri Oct 02 1992, 8:05 PM EDT
Att. 9,363 - Dome - 70 F

AB	33
R	6
H	10
RBI	6
BB	2
SO	6
LOB	11



Batter	1	2	3	4	5	6	7	8	9	10	11	12	13	AB R H RBI BB SO LOB
Steve Finley, L OBP: 0.354, SLG: 0.407 (1, 8)	G3-1		1B		G4-3				1B		F8		1B	6 0 3 1 1 0 1
Ernest Riles, L OBP: 0.267, SLG: 0.328 Xavier Hernandez, L (8, 1)			K			K	K		FC5-4		K		IBB	4 0 1 0 0 3 3
Gerald Young, S OBP: 0.279, SLG: 0.224 Rafael Ramirez, R OBP: 0.283, SLG: 0.301 Mike Simms, R OBP: 0.378, SLG: 0.476 (10, 9)	1B												1B	0 0 0 0 0 0 0 0 0 0 0 0 0 0 1 0 0 0 0 0 3 2 0 1 1 0 1 0
Luis Gonzalez, L OBP: 0.292, SLG: 0.389 (1, 7)	K		F8			G5-3		F7		L7		G6-3		6 0 0 0 0 1 2
5 Jeff Bagwell, R OBP: 0.368, SLG: 0.440 (1, 3)	G4-3				K	L9		G5-3		WP BB FC3-2		F9		6 0 1 0 0 1 1
Eric Anthony, L OBP: 0.268, SLG: 0.407 Doug Jones, R (8, 1) Eddie Taubensee, L OBP: 0.302, SLG: 0.327 Joe Soto, R (11, 1) Rob Murphy, L (11, 1) Juan Guerrero, R OBP: 0.261, SLG: 0.288 (11, 6)		K			G3-6-3		1B	F8		FC3-2	IBB	1B		4 1 2 0 0 1 0 0 0 0 0 0 0 0 0 0 0 0 1 0 0 0 0 0 0 0 0 0 0 0 0 0 0 0 0 1 0 1 0 0 0 0
Ken Caminiti, S OBP: 0.350, SLG: 0.441 (1, 5)	G3				G3-6-3		1B		1B	1B	FC3-2	IBB	G4-3	5 1 2 1 1 0 2
Scott Servais, R OBP: 0.294, SLG: 0.283 (1, 2)			FC4				SH1-4		SH1-4	P2	FC3-2		K	5 0 2 0 0 1 4
Andujar Cedeno, R OBP: 0.235, SLG: 0.281 Jimmy Jones, R OBP: 0.296, SLG: 0.194 Pete Inzaglia, R OBP: 0.318, SLG: 0.430 Ryan Bowen, R OBP: 0.111, SLG: 0.111 (13, PH)	FC4				G5-3				F9	FC1-2			CS	5 0 0 0 0 0 7 0 0 0 0 0 0 0 1 0 1 0 0 0 0 0 0 0 0 0 0 0
Mark Portugal, R OBP: 0.107, SLG: 0.107 Craig Biggio, R OBP: 0.376, SLG: 0.366 (7, PH) (8, 4)												G4-3	1B	2 0 0 0 0 1 1 3 1 2 0 1 0 0

Inning Stats	R: 0	H: 1	R: 0	H: 1	R: 0	H: 1	R: 0	H: 1	R: 0	H: 0	R: 2	H: 3	R: 0	H: 0	R: 0	H: 3	R: 0	H: 1	R: 0	H: 0	R: 1	H: 3	R: 0	H: 0	R: 0	H: 0	R: 0	H: 0	R: 1	H: 3	R: 1	H: 3	
E: 0	LOB: 1	E: 0	LOB: 1	E: 0	LOB: 1	E: 0	LOB: 0	E: 0	LOB: 0	E: 0	LOB: 2	E: 0	LOB: 3	E: 0	LOB: 3	E: 0	LOB: 3	E: 0	LOB: 0	E: 0	LOB: 0	E: 0	LOB: 0	E: 0	LOB: 0	E: 0	LOB: 0	E: 0	LOB: 2	E: 0	LOB: 2	E: 0	LOB: 0
K: 1	BB: 0	K: 1	BB: 0	K: 2	BB: 0	K: 1	BB: 0	K: 1	BB: 0	K: 0	BB: 1	K: 0	BB: 0	K: 0	BB: 2	K: 0	BB: 2	K: 1	BB: 0	K: 0	BB: 0	K: 1	BB: 0	K: 0	BB: 0	K: 0	BB: 0	K: 1	BB: 1	K: 1	BB: 1	K: 1	BB: 0
S: 15	P: 22	S: 11	P: 16	S: 13	P: 23	S: 10	P: 16	S: 5	P: 6	S: 8	P: 13	S: 12	P: 24	S: 5	P: 9	S: 12	P: 16	S: 6	P: 8	S: 8	P: 13	S: 10	P: 18	S: 15	P: 21	S: 8	P: 13	S: 10	P: 18	S: 15	P: 21	S: 3	P: 11

PITCHER	IP	WLS	BF	H	R	ER	SO	BB	IBB	HBP	BLK	WP	HR	S	P	ERA	WHIP
Tom Candiotti, R ERA: 3.0 (1, 1)	7.0		29	8	2	2	7	1	0	0	0	1	0	74	120	2.57	1.286
Steve Wilson, L ERA: 4.19 (8, 1)	1.0		3	0	0	0	0	0	0	0	0	0	0	5	9	0.00	0.000
Jay Howell, R ERA: 1.54 (9, 1)	0.2		4	2	0	0	0	0	0	0	0	0	0	8	11	0.00	3.000
John Candelaria, L ERA: 2.84 (9, 1)	0.1		2	1	0	0	0	0	0	0	0	0	0	4	5	0.00	3.000
Roger McDowell, R ERA: 4.09 (10, 1)	1.0		6	1	0	0	0	1	1	0	0	1	0	8	21	0.00	2.000
Tim Crews, R ERA: 5.19 (11, 1)	2.2		12	4	1	1	2	0	1	0	0	0	0	24	39	3.38	1.500

Los Angeles Dodgers @ Houston Astros
Astrodome, Houston, TX
Sat Oct 03 1992, 8:05 PM EDT
Att: 12,587 - Dome - 70 F

AB	51
R	3
H	16
RBI	3
BB	4
SO	9
LOB	24



WP: 2	PA: 56
PB: 0	
SB: 3	
CS: 1	

Batter	1	2	3	4	5	6	7	8	9	AB R H RBI BB SO LOB	TOP											
Brett Butler, L (1, 8) OBP: 0.413, SLG: 0.391	0-0 P2		2-2 F7		0-1 CS 1B			2-3 K		4 0 1 0 0 1 1												
Tom Goodwin, L (1, 7) OBP: 0.291, SLG: 0.274	1-1 3B		1-1 F8		2-0 CS 1-2	0-3 K		3-2 G6-3		4 0 1 0 0 1 1												
Eric Young Sr., R (1, 4) OBP: 0.300, SLG: 0.288	1-3 K		0-0 P4			2-3 K		0-1 L9		4 0 0 0 0 2 1												
Eric Karros, R (1, 3) OBP: 0.304, SLG: 0.426	1-3 K			1-1 G5-3		1-0 L4		0-3 K		4 0 0 0 0 2 1												
Mike Piazza, R (1, 2) OBP: 0.284, SLG: 0.319		0-1 G6-3		0-1 1B			0-2 G3		0-3 K	4 0 1 0 0 1 0												
Billy Ashley, R (1, 9) OBP: 0.260, SLG: 0.337		0-3 K		0-3 K			1-2 F9			3 0 0 0 0 2 1												
Dave Hansen, L (1, 5) OBP: 0.286, SLG: 0.299		1-0 HBP 1B		1-3 K			0-3 K			3 0 1 0 0 2 1												
Rafael Bourquigal, R (1, 6) OBP: 0.227, SLG: 0.200		2-2 1-2 HBP		1-2 G4-3			2-1 2B			2 0 1 0 0 0 0												
Pedro Astacio, R (1, 1) OBP: 0.125, SLG: 0.125		0-3 K		0-3 K			0-3 K			2 0 0 0 0 2 2												
Mitch Webster, S (8, PH) OBP: 0.334, SLG: 0.420										1 0 0 0 0 1 1												
Kip Gross, R (8, 1) OBP: 1.000, SLG: 1.000										0 0 0 0 0 0 0												
Inning Stats	R: 0 E: 0 K: 2 S: 11	H: 1 LOB: 1 BB: 0 P: 14	R: 0 E: 0 K: 2 S: 11	H: 1 LOB: 2 BB: 0 P: 14	R: 0 E: 0 K: 0 S: 8	H: 0 LOB: 0 BB: 0 P: 11	R: 0 E: 0 K: 2 S: 11	H: 1 LOB: 1 BB: 0 P: 13	R: 0 E: 0 K: 1 S: 8	H: 1 LOB: 0 BB: 0 P: 11	R: 0 E: 0 K: 2 S: 11	H: 0 LOB: 0 BB: 0 P: 14	R: 0 E: 0 K: 1 S: 10	H: 0 LOB: 0 BB: 0 P: 11	R: 0 E: 0 K: 2 S: 12	H: 1 LOB: 1 BB: 0 P: 19	R: 0 E: 0 K: 2 S: 8	H: 0 LOB: 0 BB: 0 P: 8	1B: 3 2B: 1 3B: 1 HR: 0	SF: 0 SAC: 0 DP: 0 HBP: 1	WP: 0 PB: 0 SB: 0 CS: 1	PA: 33
PITCHER	IP WLS BF H R ER SO BB IBB HBP BLK WP HR S P ERA WHIP																					
Pete Harnisch, R (1, 1) ERA: 3.7	8.0 W 29 5 0 0 12 0 0 1 0 0 0 82 107 0.00 0.625																					
Doug Jones, R (9, 1) ERA: 1.85	1.0 S 3 0 0 0 2 0 0 0 0 0 0 8 8 0.00 0.000																					

Los Angeles Dodgers @ Houston Astros
Astrodome, Houston, TX
Sun Oct 04 1992, 4:33 AM EDT
Att. 16,194 - Dome - 70 F

livebaseballscorecards.com

AB	31
R	0
H	5
RBI	0
BB	0
SO	14
LOB	9



Batter	1	2	3	4	5	6	7	8	9	AB	R	H	RBI	BB	SO	LOB
Craig Biggio, R OBP: 0.378, SLG: 0.369 (1, 4)	1-1 G3 5 2B 1B		0-0 G4-3		0-1 CS 1B		2-2 E9 1B			4	1	3	1	0	0	0
Steve Finley, L OBP: 0.355, SLG: 0.407 (1, 8)	0-0 G3 5 2B 1B		4-0 E S BB		0-1 CS 1-2	1-1 G6-3	3-3 K			3	1	1	0	1	1	1
Luis Gonzalez, L OBP: 0.289, SLG: 0.385 (1, 7)	0-0 G3		0-1 F8			0-0 L7		1-1 G4-3		4	0	0	0	0	0	3
5 Jeff Bagwell, R OBP: 0.368, SLG: 0.444 (1, 3)	1-0 L4-6 2B			0-1 G5-3		1-2 WP 2B		0-2 G4-3		4	0	2	2	0	0	0
Ernest Riles, L OBP: 0.281, SLG: 0.328 (1, 5)	0-2 L4-6			1-2 FC5-4 1B		4-2 WP BB		1-1 G6-3		3	0	1	0	1	0	1
Mike Simms, R OBP: 0.333, SLG: 0.417 (1, 9)		2-3 K		1-1 FC5-4		1-3 K				3	0	0	0	0	2	3
Gerald Young, S OBP: 0.279, SLG: 0.224 (9, 9)				1-2f		1-2 2-3				0	0	0	0	0	0	0
Eddie Taubensee, L OBP: 0.299, SLG: 0.323 (1, 2)		0-0 B1-3		2-3 K			3-3 K			3	0	0	0	0	2	1
Andujar Cedeno, R OBP: 0.232, SLG: 0.277 (1, 6)		0-3 K			2-3 K		0-0 L9			3	0	0	0	0	2	0
Pete Harnisch, S OBP: 0.188, SLG: 0.239 (1, 1)			0-1 G6-3			0-0 G3-1		1-2 E 2B		3	1	1	0	0	0	0
Doug Jones, R (9, 1)										0	0	0	0	0	0	0

Inning Stats	R: 2	H: 3	E: 0	K: 0	S: 8	H: 3	LOB: 0	BB: 0	P: 10	R: 0	H: 0	E: 0	K: 2	S: 9	H: 0	LOB: 0	BB: 0	P: 11	R: 0	H: 0	E: 0	K: 0	S: 5	H: 0	LOB: 1	BB: 1	P: 9	R: 0	H: 1	E: 0	K: 1	S: 10	H: 1	LOB: 1	BB: 0	P: 14	R: 0	H: 1	E: 0	K: 1	S: 7	H: 1	LOB: 0	BB: 0	P: 9	R: 0	H: 1	E: 0	K: 1	S: 17	H: 1	LOB: 2	BB: 1	P: 24	R: 1	H: 2	E: 1	K: 2	S: 17	H: 2	LOB: 1	BB: 0	P: 26	R: 0	H: 0	E: 0	K: 0	S: 8	H: 0	LOB: 0	BB: 0	P: 10
PITCHER	IP	WLS	BF	H	R	ER	SO	BB	IBB	HBP	BLK	WP	HR	S	P	ERA	WHIP																																																							
Pedro Astacio, R ERA: 1.98 (1, 1)	7.0	L	29	8	3	3	7	2	0	0	0	1	0	73	103	3.86	1.429																																																							
Kip Gross, R ERA: 4.18 (8, 1)	1.0		3	0	0	0	0	0	0	0	0	0	0	8	10	0.00	0.000																																																							

BOTTOM

Los Angeles Dodgers @ Houston Astros
Astrodome, Houston, TX

Sun Oct 04 1992, 4:33 AM EDT
Att. 16,194 - Dome - 70 F

AB	30
R	3
H	8
RBI	3
BB	2
SO	7
LOB	9

livebaseballscorecards.com



WP: 1	PA: 33
PB: 0	
SB: 1	
CS: 1	